

Colorado Rockies - 2015

Batter	1	2	3	4	5	6	7	8	9	AB	R	H	RBI	BB	SO	LOB	TOP					
59 Rosell Herrera, S Tyler Massey, L	G1-3		F9	G5-3			L8		G4-3	4	0	0	0	0	0	3						
23 Charlie Culberson, R 77 Trevor Story, R	G4-6-3 1B		2B		G5-3		K		1B	3	1	2	0	0	0	0						
33 Justin Morneau, L 10 Ben Paulsen, L	G4-6-3		F8		K		K		G1-3	2	0	0	0	0	0	3						
20 Wilin Rosario, R 12 Omar Quintanilla, L		G5-3	1B		K				G3-1	3	0	1	1	0	1	0						
8 Michael McKenry, R 50 Dustin Garneau, R	G5-3	G5-3	1B			P4		F8		2	0	1	1	0	0	0						
26 Roger Bernadina, L 7 Matt McBride, R	BB	BB	K			G1-3		2B		1	0	0	0	1	1	2						
16 Kyle Parker, R 72 Ryan Casteel, R	1B			P4		2B		G6-3		3	0	2	0	0	0	0						
43 Rafael Ynoa, S Pat Valaika, R	L4		65 G5-3 1B			K		G4-3		2	0	1	0	0	0	2						
65 Cristhian Adames, S 91 Joey Wong, L			23 2B 20 1B 1B	G5-3				G4-3 77 1B 2B		3	1	2	0	0	0	1						
Inning Stats	R: 0 E: 0 K: 0 S: 7	H: 1 LOB: 0 BB: 0 P: 11	R: 0 E: 0 K: 0 S: 10	H: 1 LOB: 2 BB: 1 P: 22	R: 2 E: 0 K: 1 S: 17	H: 4 LOB: 2 BB: 0 P: 21	R: 0 E: 0 K: 0 S: 7	H: 1 LOB: 0 BB: 0 P: 9	R: 0 E: 0 K: 2 S: 11	H: 0 LOB: 0 BB: 0 P: 13	R: 0 E: 0 K: 1 S: 9	H: 1 LOB: 1 BB: 0 P: 14	R: 0 E: 0 K: 2 S: 10	H: 1 LOB: 1 BB: 0 P: 15	R: 0 E: 0 K: 0 S: 9	H: 1 LOB: 1 BB: 0 P: 11	R: 1 E: 0 K: 0 S: 10	H: 2 LOB: 1 BB: 0 P: 13	1B: 7 2B: 5 3B: 0 HR: 0	SF: 0 SAC: 0 DP: 1 HBP: 0	WP: 0 PB: 0 SB: 0 CS: 0	PA: 39
PITCHER	IP	WLS	BF	H	R	ER	SO	BB	IBB	HBP	BLK	WP	HR	S	P	ERA	WHIP					
35 Trevor Cahill, R 54 Vidal Nuno, L 25 Archie Bradley, R 59 Oliver Pérez, L 56 JC Ramirez, R	2.0	W	11	5	2	2	1	0	0	0	0	0	0	24	30	9.00	2.500					
50 Evan Marshall, R	1.0	S	5	2	1	1	0	0	0	0	0	0	0	10	15	0.00	1.000					
50 Evan Marshall, R	1.0	S	5	2	1	1	0	0	0	0	0	0	0	9	11	0.00	1.000					

Colorado Rockies @ Arizona Diamondbacks
Salt River Fields at Talking Stick, Scottsdale, AZ

Thu Mar 05 2015, 5:51 PM - 5:59 PM EST
Att: 7,595 - Sunny - 70 F

livebaseballscorecards.com

AB 38
R 3
H 12
RBI 3
BB 1
SO 6
LOB 17



Batter	1	2	3	4	5	6	7	8	9	AB	R	H	RBI	BB	SO	LOB	BOTTOM				
5 Ender Inciarte, L 77 Nick Buss, L	F7			1B			G5-3	F7		2	0	1	0	0	0	0					
13 Nick Ahmed, R 76 Danny Worth, R	L7	HBP		L4			62 2B 1B			3	0	0	0	0	1	5					
2 Aaron Hill, R 62 Brandon Drury, R	K			P4		G6-3	2B			3	0	0	0	0	1	0					
15 Mark Trumbo, R 68 Sócrates Brito, L		24 L9 7 1B 2B	F8	K2-3		K2-3		K2-3		3	1	1	0	0	1	0					
24 Yasmany Tomás, R 31 Jordan Pacheco, R		L9	G6-3	G6-3		G6-3		G6-3		3	0	0	0	0	0	1					
7 Cody Ross, R 28 Nick Evans, R				L6-3			79 G4-3 2B	K		2	1	1	1	0	0	0					
72 Peter O'Brien, R 19 Jake Lamb, L		72 BB 18 1B 1B					F7	P6		1	1	1	0	1	0	0					
79 Danny Dorn, L 75 Jamie Romak, R		5 HBP 18 1B BB	F8				G4-3	9 1B BB		3	1	1	2	0	0	3					
18 Gerald Laird, R 9 Tuffy Gosewisch, R				HR			L1-3	1B		0	0	0	0	1	0	0					
Inning Stats	R: 0 E: 0 K: 1 S: 9	H: 0 LOB: 0 BB: 0 P: 13	R: 2 E: 0 K: 1 S: 18	H: 3 LOB: 3 BB: 1 P: 29	R: 0 E: 0 K: 0 S: 6	H: 0 LOB: 0 BB: 0 P: 9	R: 2 E: 0 K: 0 S: 10	H: 4 LOB: 2 BB: 0 P: 16	R: 0 E: 0 K: 1 S: 8	H: 0 LOB: 0 BB: 0 P: 13	R: 0 E: 0 K: 0 S: 11	H: 1 LOB: 1 BB: 0 P: 16	R: 0 E: 0 K: 1 S: 7	H: 2 LOB: 2 BB: 0 P: 7	R: 0 E: 0 K: 1 S: 13	H: 1 LOB: 2 BB: 1 P: 19	1B: 7 2B: 4 3B: 0 HR: 1	SF: 0 SAC: 0 DP: 1 HBP: 1	WP: 0 PB: 0 SB: 0 CS: 0	PA: 37	
PITCHER	IP	WLS	BF	H	R	ER	SO	BB	IBB	HBP	BLK	WP	HR	S	P	ERA	WHIP				
45 Jhoulys Chacin, R 76 Jason Gurka, L 31 Eddie Butler, R 41 Jair Jurrjens, R 62 Jorge Rondon, R	1.2		3	1	0	0	1	0	0	1	0	0	0	5	6	0.00	3.000				
51 Brooks Brown, R	1.0		5	1	0	0	1	0	0	0	0	0	0	19	29	0.00	0.500				
51 Brooks Brown, R	1.0		5	1	0	0	1	0	0	0	0	0	0	7	7	0.00	2.000				

Colorado Rockies @ Arizona Diamondbacks
Salt River Fields at Talking Stick, Scottsdale, AZ

Thu Mar 05 2015, 5:51 PM - 5:59 PM EST
Att: 7,595 - Sunny - 70 F

livebaseballscorecards.com

AB 34
R 4
H 11
RBI 4
BB 2
SO 5
LOB 17



Batter	1	2	3	4	5	6	7	8	9	AB	R	H	RBI	BB	SO	LOB	TOP								
3 Daniel Descalso, L (1,6) 23 Charlie Culberson, R (5,6)	4-0 F8 13 1B 28 F7-2 BB		0-0 F9		0-0 F7		0-0 F7		0-0 F7	2	0	0	0	1	0	2	Colorado Rockies @ Los Angeles Angels Tempe Diablo Stadium, Tempe, AZ Fri Mar 06 2015, 5:42 PM - 5:45 PM EST Att: 5,739 - Sunny - 75 F								
13 Drew Stubbs, R (1,8) 59 Rosell Herrera, S (6,8)	0-0 1B		0-3 K		0-1 CS	0-3 K		0-0 2B	3	0	1	0	0	2	1										
6 Corey Dickerson, L (1,7) 7 Matt McBride, R (6,7)	0-0 F8 2-3		4-0 1-2 BB		0-0 F7			0-0 F8	2	0	0	0	1	0	2										
28 Nolan Arenado, R (1,5) 43 Rafael Ynoa, S (6,5)	0-0 F7-2 3-H		0-0 G4-3		0-0 F9			0-0 G4-3	3	0	0	0	0	0	4										
10 Ben Paulsen, L (1,3) 72 Ryan Casteel, R (7,3)		0-0 G4-3		0-0 G1-3			0-0 G3-1		0-0 L1	3	0	0	0	0	0										
1 Brandon Barnes, R (1,9) 16 Kyle Parker, R (6,9)		0-0 4 WP 2B		0-0 L6			4-0 20 G4-3 BB		0-0 F9	2	0	1	0	0	0										
4 Nick Hundley, R (1,2) 20 Wilin Rosario, R (6,2)		1-0 P4 2-3		0-0 F9			0-0 G4-3 1-2			2	0	0	0	0	1										
70 Tom Murphy, R (1,10) 12 Omar Quintanilla, L (7,PH) (7,10)		0-0 G3-1		0-3 K			0-0 F8			2	0	0	0	0	1										
9 DJ LeMahieu, R (1,4) 65 Cristhian Adames, S (6,4)			0-0 E3 6 BB		0-0 13 CS 1B			0-3 K	2	0	1	0	0	0	0										
Inning Stats	R: 0 E: 0 K: 0 S: 3	H: 1 LOB: 1 BB: 1 P: 7	R: 0 E: 0 K: 0 S: 4	H: 1 LOB: 1 BB: 0 P: 5	R: 0 E: 1 K: 1 S: 6	H: 0 LOB: 2 BB: 1 P: 10	R: 0 E: 0 K: 0 S: 3	H: 0 LOB: 0 BB: 0 P: 3	R: 0 E: 0 K: 1 S: 6	H: 1 LOB: 1 BB: 0 P: 6	R: 0 E: 0 K: 0 S: 5	H: 0 LOB: 0 BB: 0 P: 5	R: 0 E: 0 K: 0 S: 3	H: 0 LOB: 1 BB: 1 P: 7	R: 0 E: 0 K: 1 S: 6	H: 1 LOB: 1 BB: 0 P: 6		R: 0 E: 0 K: 0 S: 3	H: 0 LOB: 0 BB: 0 P: 3	1B: 2 2B: 3 3B: 0 HR: 0	SF: 0 SAC: 0 DP: 1 HBP: 0	WP: 1 PB: 0 SB: 0 CS: 1	PA: 34		
PITCHER	IP WLS BF H R ER SO BB IBB HBP BLK WP HR S P ERA WHIP	36 Jered Weaver, R (1,1) ERA: 4.5	2.2 W 11 2 0 0 1 1 0 0 0 1 0 12 17 0.00 1.125	65 Danny Reynolds, R (3,1) ERA: 4.5	0.1 H 2 0 0 0 0 1 0 0 0 0 0 0 1 5 0.00 3.000	37 Cesar Ramos, L (4,1) ERA: 4.5	1.0 H 3 0 0 0 0 0 0 0 0 0 0 3 3 0.00 0.000	22 Matt Lindstrom, R (5,1) ERA: 4.5	1.0 H 3 1 0 0 1 0 0 0 0 0 0 6 6 0.00 1.000	51 Drew Rucinski, R (6,1) ERA: 4.5	2.0 H 7 0 0 0 1 1 0 0 0 0 0 0 8 12 0.00 0.500	PITCHER	IP WLS BF H R ER SO BB IBB HBP BLK WP HR S P ERA WHIP	41 Frank Herrmann, R (8,1) ERA: 4.5	1.0 H 4 1 0 0 1 0 0 0 0 0 0 0 3 6 0.00 1.000	47 Ryan Mattheus, R (9,1) ERA: 4.5	1.0 S 3 0 0 0 0 0 0 0 0 0 0 0 3 3 0.00 0.000								

Batter	1	2	3	4	5	6	7	8	9	AB	R	H	RBI	BB	SO	LOB	BOTTOM						
56 Kole Calhoun, L (1,9) 24 C.J. Cron, R (5,3)	0-0 5 1B 20 SF7 27 BB 1B		1-0 CS		4-0 27 G6-4-3 BB		0-0 F7		0-3 K	1	1	1	0	1	0	0	Colorado Rockies @ Los Angeles Angels Tempe Diablo Stadium, Tempe, AZ Fri Mar 06 2015, 5:42 PM - 5:45 PM EST Att: 5,739 - Sunny - 75 F						
27 Mike Trout, R (1,8) 44 Daniel Robertson, R (5,8)	4-0 5 1B BB		0-0 G6-4-3		0-0 2B		0-0 12 FC6-4 1B		0-0 FC6-4 81 G6-3	1	0	0	0	1	0								
5 Albert Pujols, R (1,3) 12 Johnny Giavotella, R (5,4)	0-0 1-2 2-3 1B		0-3 K		0-3 K		0-0 G6-3		0-0 G6-3	2	0	1	0	0	1								
20 Matt Joyce, L (1,10) 81 Alex Yarbrough, S (6,PH) (7,10)	0-0 SF7 3-H		0-0 G4-3		0-0 39 G3 8 SF7 2B		0-0 G3		0-0 G3	1	0	0	1	0	0								
2 Erick Aybar, S (1,6) 39 Marc Krauss, L (5,7) 80 Johnni Turbo, R (9,7)	0-0 F9		0-0 7 1B 3B		0-0 G3		0-0 SF7		0-0 SF7	2	1	1	0	0	2								
7 Collin Cowell, R (1,7) 8 Taylor Featherston, R (5,6)	0-2 K		0-0 3S 1B		0-0 SF7		0-0 G5-3		0-0 G5-3	2	0	1	1	0	1								
3 Drew Butera, R (1,2) 98 Jett Bandy, R (6,2)		0-0 G6-3		0-3 K		0-0 K		0-0 G3-1	2	0	0	0	0	1	1								
10 Grant Green, R (1,4) 54 Roger Kieschnick, L (5,9)		0-0 L9		0-3 K		0-0 K		0-0 G4-3	2	0	0	0	0	0	0								
75 Kyle Kubitz, L (1,5) 87 Sherman Johnson, L (6,5)		0-0 56 CS 1B		0-3 K		0-0 K		0-0 G4-3	2	0	1	0	0	1	0								
Inning Stats	R: 1 E: 0 K: 1 S: 7	H: 2 LOB: 2 BB: 1 P: 11	R: 0 E: 0 K: 0 S: 3	H: 1 LOB: 0 BB: 0 P: 4	R: 0 E: 0 K: 1 S: 4	H: 0 LOB: 1 BB: 1 P: 8	R: 1 E: 0 K: 2 S: 9	H: 2 LOB: 1 BB: 0 P: 9	R: 0 E: 0 K: 2 S: 8	H: 1 LOB: 1 BB: 0 P: 8	R: 1 E: 0 K: 0 S: 4	H: 1 LOB: 0 BB: 0 P: 4	R: 0 E: 0 K: 1 S: 5	H: 0 LOB: 0 BB: 0 P: 5	R: 0 E: 0 K: 0 S: 3	H: 1 LOB: 0 BB: 0 P: 3		1B: 5 2B: 2 3B: 1 HR: 0	SF: 2 SAC: 0 DP: 2 HBP: 0	WP: 0 PB: 0 SB: 1 CS: 1	PA: 32		
PITCHER	IP WLS BF H R ER SO BB IBB HBP BLK WP HR S P ERA WHIP	38 Kyle Kendrick, R (1,1) ERA: 4.5	2.0 L 9 3 1 1 1 1 1 0 0 0 0 0 13 17 4.50 2.000	61 David Hale, R (5,1) ERA: 4.5	2.0 8 2 1 1 2 0 0 0 0 0 0 0 12 12 4.50 1.000	71 Ken Roberts, L (7,1) ERA: 4.5	1.0 3 0 0 0 0 1 0 0 0 0 0 0 5 5 0.00 0.000	74 Jose Ortega, R (8,1) ERA: 4.5	1.0 3 1 0 0 0 0 0 0 0 0 0 0 3 3 0.00 1.000	PITCHER	IP WLS BF H R ER SO BB IBB HBP BLK WP HR S P ERA WHIP												

AB	30
R	0
H	4
RBI	0
BB	3
SO	4
LOB	14

AB	27
R	3
H	8
RBI	3
BB	2
SO	7
LOB	11



livebaseballscores.com


livebaseballscores.com

Batter	1	2	3	4	5	6	7	8	9	AB	R	H	RBI	BB	SO	LOB	TOP									
9 DJ LeMahieu, R OBP: 0.571, SLG: 0.600 77 Trevor Story, R OBP: 0.375, SLG: 0.625	4-0 6 F9 13 BB BB	2-0 SF9	1-0 G6-4-3			2-3 K		2-2 F9		1 0 0 1 1 0 2 2 0 0 0 0 1 0																
13 Drew Stubbs, R OBP: 0.500, SLG: 0.333 59 Rosell Herrera, S OBP: 0.333, SLG: 0.444	4-2 6 F9 BB	3-1 FC4-6 1B		1-2 P6		1-0 16 BB 7 1B 1B		0-1 16 FC6-4 1B		2 0 1 0 1 0 0 2 1 2 0 0 0 0																
6 Corey Dickerson, L 16 Kyle Parker, R OBP: 0.500, SLG: 0.600	1-2 F9	0-0 FC4-6		4-2 BB		4-2 7 1B BB		0-1 FC6-4		2 0 0 0 1 0 4 1 0 0 0 1 0 1																
7 Matt McBride, R OBP: 0.273, SLG: 0.400 96 Tim Wheeler, L	1-1 F8		3-2 G5-3	1-3 K		2-2 1B		3-3 K2-3		4 0 1 1 0 1 3 1 0 0 0 0 1 0																
10 Ben Paulsen, L OBP: 0.077, SLG: 0.154 72 Ryan Casteel, R OBP: 0.167, SLG: 0.333	1-3 K		1-0 4 2B 2B	0-0 L7		1-2 F8		1-2 30 WP 30 SF9 2B		3 1 1 0 0 1 3 2 1 1 0 0 0 2																
70 Tom Murphy, R OBP: 0.425, SLG: 0.200 30 Audry Pérez, R		3-2 4 4B 43 1B FC4 1B	4-1 4 2B BB		2-3 K		1-2 G5-3		1-2 SF9	3 2 1 0 1 1 0 0 0 0 1 0 0 0																
4 Nick Hundley, R 50 Dustin Garneau, R		2-2 FC4 23 FC6-4 9 SF9 1B	1-0 43 1B 23 1B 2B		2-0 G1-3		2-1 P5		1-0 F8	3 2 1 2 0 0 1 2 0 0 0 0 0 0																
43 Rafael Ynoa, S 65 Christian Adames, S OBP: 0.571, SLG: 0.714		2-2 23 FC6-4 1B	1-1 E3 23 1B		3-3 K		1-1 L3			3 0 1 1 0 1 1 1 0 0 0 0 0 0																
23 Charlie Culberson, R OBP: 0.384, SLG: 0.455 91 Joey Wong, L OBP: 0.500, SLG: 1.000		3-2 FC6-4 13 1B 13 S 1B	3-2 9 G6-4-3 1B			0-3 K		1-2 L7		3 0 1 1 0 1 2 1 0 0 0 0 0 0																
Inning Stats	R: 0 E: 0 K: 1 S: 16	H: 0 LOB: 2 BB: 2 P: 27	R: 2 E: 1 K: 0 S: 18	H: 3 LOB: 2 BB: 0 P: 33	R: 3 E: 1 K: 0 S: 15	H: 3 LOB: 1 BB: 1 P: 29	R: 0 E: 0 K: 1 S: 10	H: 0 LOB: 1 BB: 1 P: 16	R: 0 E: 0 K: 2 S: 7	H: 0 LOB: 0 BB: 0 P: 14	R: 1 E: 0 K: 2 S: 15	H: 2 LOB: 2 BB: 1 P: 25	R: 0 E: 0 K: 0 S: 7	H: 0 LOB: 0 BB: 0 P: 11	R: 0 E: 0 K: 0 S: 10	H: 1 LOB: 1 BB: 0 P: 13	R: 1 E: 0 K: 1 S: 16	H: 1 LOB: 0 BB: 0 P: 22	1B: 7 2B: 3 3B: 0 HR: 0	SF: 2 SAC: 0 DP: 1 HBP: 0	WP: 1 PB: 0 SB: 1 CS: 0	PA: 43				
PITCHER	IP WLS BF H R ER SO BB IBB HBP BLK WP HR S P ERA WHIP	38 Tyson Ross, R ERA: 9.0	45 Aaron Northcraft, R ERA: 9.0	44 Dale Thayer, R ERA: 9.0	53 Joaquin Benoit, R ERA: 9.0	54 Alex Torres, L ERA: 4.5	92 Brandon Alger, L ERA: 9.0	72 Justin Hancock, R ERA: 9.0	57 Leonel Campos, R ERA: 9.0	IP WLS BF H R ER SO BB IBB HBP BLK WP HR S P ERA WHIP	92 Brandon Alger, L ERA: 9.0	72 Justin Hancock, R ERA: 9.0	57 Leonel Campos, R ERA: 9.0	IP WLS BF H R ER SO BB IBB HBP BLK WP HR S P ERA WHIP	92 Brandon Alger, L ERA: 9.0	72 Justin Hancock, R ERA: 9.0	57 Leonel Campos, R ERA: 9.0	IP WLS BF H R ER SO BB IBB HBP BLK WP HR S P ERA WHIP	92 Brandon Alger, L ERA: 9.0	72 Justin Hancock, R ERA: 9.0	57 Leonel Campos, R ERA: 9.0	IP WLS BF H R ER SO BB IBB HBP BLK WP HR S P ERA WHIP	92 Brandon Alger, L ERA: 9.0	72 Justin Hancock, R ERA: 9.0	57 Leonel Campos, R ERA: 9.0	IP WLS BF H R ER SO BB IBB HBP BLK WP HR S P ERA WHIP

Colorado Rockies @ San Diego Padres
Peoria Stadium, Peoria, AZ
Sun Mar 08 2015, 4:07 PM - 7:37 PM EDT
Att: 7,099 - Sunny - 77 F

livebaseballscores.com

AB 36
R 7
H 10
RBI 7
BB 5
SO 7
LOB 19




Batter	1	2	3	4	5	6	7	8	9	AB	R	H	RBI	BB	SO	LOB	BOTTOM												
4 Wil Myers, R OBP: 0.364, SLG: 0.556 7 Tommy Medica, R OBP: 0.700, SLG: 0.778	3-3 K	0-0 F7		2-3 K		1-1 79 G4-3 2B		1-1 P6		3 0 0 0 0 2 0 2 0 1 1 0 0 1																			
24 Cameron Maybin, R OBP: 0.444, SLG: 0.286 79 Cody Decker, R OBP: 0.200, SLG: 0.200	4-0 18 1B BB	1-0 27 CS 1B		3-3 K		0-1 G4-3		0-3 K		2 1 1 0 1 1 0 2 0 0 0 0 1 2																			
27 Matt Kemp, R OBP: 0.444, SLG: 0.375 15 Cory Spangenberg, L OBP: 0.455, SLG: 0.444	0-2 9 1B 23 2B 1B	1 SAFE 4-1 9 WP 18 1B BB		1-1 F9		2-3 K		0-0 G5-3		2 1 1 0 1 0 0 2 0 0 0 0 1 2																			
18 Carlos Quentin, R OBP: 0.444, SLG: 0.286 16 Abraham Almonte, S OBP: 0.100, SLG: 0.100	3-2 9 1B 23 2B 1B	2-2 9 WP 1B		4-1 25 FC6-4 23 1B BB		1-0 G6-3		0-0 71 G6-4-3 66 1B 1B		2 1 2 1 1 0 0 2 0 1 0 0 0 1																			
9 Jedd Gyorko, R OBP: 0.222, SLG: 0.222 28 Rymer Liriano, R OBP: 0.300, SLG: 0.667	3-1 23 2B 1B	2-2 G6-3		0-0 F7		2-3 K		1-3 K		3 1 1 0 0 0 3 2 0 0 0 0 2 1																			
23 Yonder Alonso, L OBP: 0.333, SLG: 0.556 66 Ramiro Pena, S OBP: 0.429, SLG: 0.571 95 Trea Turner, R	1-0 26 G6-3 1B	0-1 12 G6-3 2B		0-0 F9		0-0 25 FC6-4 1B		3-2 25 FC4-6 1B		3 0 3 3 0 0 0 2 0 2 0 0 0 0 0 0 0 0 0 0 0																			
26 Yangelis Solarte, S OBP: 0.455, SLG: 0.600 25 Will Venable, L OBP: 0.333, SLG: 0.625 71 Hunter Renfroe, R	2-0 G6-3		0-0 F9		1-2 FC6-4		1-0 FC4-6		1-1 G6-4-3	2 0 0 0 0 0 2 2 0 0 0 0 0 3 1 0 0 0 0 0 2																			
12 Clint Barmes, R OBP: 0.286, SLG: 0.167 85 Diego Goris, R OBP: 0.500, SLG: 0.500	2-1 43 G1-3 HBP		0-1 G6-3		0-0 L5		0-0 P4			2 0 0 0 0 0 3 1 0 0 0 0 0 1																			
43 Wil Nieves, R 29 Tim Federowicz, R OBP: 0.400, SLG: 0.800 68 Rico Noel, R 83 Griff Erickson, S	1-0 G1-3		0-3 K			3-2 7 2B 2B		4-1 15 G5-3 BB		2 0 0 0 0 1 3 1 1 1 0 0 0 0 0 0 0 0 1 0 0 0 0 0 0 0 0 0																			
Inning Stats	R: 4 E: 0 K: 1 S: 15	H: 4 LOB: 2 BB: 1 P: 34	R: 0 E: 0 K: 0 S: 9	H: 2 LOB: 1 BB: 1 P: 18	R: 0 E: 0 K: 1 S: 8	H: 1 LOB: 1 BB: 0 P: 8	R: 0 E: 0 K: 2 S: 9	H: 0 LOB: 0 BB: 0 P: 15	R: 0 E: 0 K: 0 S: 8	H: 1 LOB: 2 BB: 1 P: 13	R: 1 E: 0 K: 1 S: 11	H: 2 LOB: 1 BB: 0 P: 18	R: 0 E: 0 K: 1 S: 9	H: 1 LOB: 1 BB: 0 P: 15	R: 0 E: 0 K: 1 S: 7	H: 0 LOB: 1 BB: 1 P: 12	R: 0 E: 0 K: 1 S: 7	H: 2 LOB: 2 BB: 0 P: 10	1B: 9 2B: 4 3B: 0 HR: 0	SF: 0 SAC: 0 DP: 1 HBP: 1	WP: 1 PB: 0 SB: 0 CS: 1	PA: 43							
PITCHER	IP WLS BF H R ER SO BB IBB HBP BLK WP HR S P ERA WHIP	15 Tyler Matzek, L ERA: 21.6	62 Jorge Rondon, R ERA: 9.0	55 Jon Gray, R ERA: 9.0	52 Chris Rusin, L ERA: 4.5	37 John Lannan, L ERA: 9.0	58 Yohan Flanede, L ERA: 9.0	IP WLS BF H R ER SO BB IBB HBP BLK WP HR S P ERA WHIP	15 Tyler Matzek, L ERA: 21.6	62 Jorge Rondon, R ERA: 9.0	55 Jon Gray, R ERA: 9.0	52 Chris Rusin, L ERA: 4.5	37 John Lannan, L ERA: 9.0	58 Yohan Flanede, L ERA: 9.0	IP WLS BF H R ER SO BB IBB HBP BLK WP HR S P ERA WHIP	15 Tyler Matzek, L ERA: 21.6	62 Jorge Rondon, R ERA: 9.0	55 Jon Gray, R ERA: 9.0	52 Chris Rusin, L ERA: 4.5	37 John Lannan, L ERA: 9.0	58 Yohan Flanede, L ERA: 9.0	IP WLS BF H R ER SO BB IBB HBP BLK WP HR S P ERA WHIP	15 Tyler Matzek, L ERA: 21.6	62 Jorge Rondon, R ERA: 9.0	55 Jon Gray, R ERA: 9.0	52 Chris Rusin, L ERA: 4.5	37 John Lannan, L ERA: 9.0	58 Yohan Flanede, L ERA: 9.0	IP WLS BF H R ER SO BB IBB HBP BLK WP HR S P ERA WHIP

Colorado Rockies @ San Diego Padres
Peoria Stadium, Peoria, AZ
Sun Mar 08 2015, 4:07 PM - 7:37 PM EDT
Att: 7,099 - Sunny - 77 F

livebaseballscores.com

AB 38
R 5
H 13
RBI 5
BB 4
SO 8
LOB 24



Batter	1	2	3	4	5	6	7	8	9	AB	R	H	RBI	BB	SO	LOB	TOP									
19 Charlie Blackmon, L (1.8) 59 Roseli Herrera, S (5.8) OBP: 0.366, SLG: 0.333	1-1 G6-3		3-3 K			0-1 G4-3		1-1 G6-3		2	0	0	0	0	1	0										
6 Cory Dickerson, L (1.7) Mike Tauchman, L (6.7)	1-3 K		0-1 G5-3			2-2 G4-3		1-2 E4 SH3-4 65 S 72 S 2B		3	0	0	0	0	1	0										
2 Troy Tulowitzki, R (1.6) 65 Cristhian Adames, S (5.6) OBP: 0.417, SLG: 1.333 OBP: 0.417, SLG: 0.500	2-0 HR			4-2 BB 20 G5-4-3		1-1 G5-3		1-1 SH3-4		1	1	1	1	1	0	0										
20 Wilin Rosario, R (1.2) 72 Ryan Casteel, R (6.2) OBP: 0.353, SLG: 0.750 OBP: 0.200, SLG: 0.333	0-0 1B			0-2 G5-4-3		2-2 G5-3		1-1 1B 2B		2	0	1	0	0	0	1										
10 Ben Paulsen, L (1.3) Will Swanner, R (7.3) OBP: 0.100, SLG: 0.105 OBP: 0.500, SLG: 0.500	0-2 G1-3			0-1 G6-3		4-2 BB		1-1 16 2B 1B		2	0	0	0	1	0	1										
7 Matt McBride, R (1.9) 16 Kyle Parker, R (7.9) OBP: 0.283, SLG: 0.389 OBP: 0.526, SLG: 0.688		1-0 G6-3			2-3 K	1-2 F7		2-2 2B		3	0	0	0	0	1	1										
9 DJ LeMahieu, R (1.4) 77 Trevor Story, R (6.4) OBP: 0.333, SLG: 0.333 OBP: 0.286, SLG: 0.429		2-2 G6-3			4-2 BB 30 CS	3-2 P6		1-1 L4		1	0	0	0	1	0	0										
30 Audry Pérez, R (1.10)		2-2 G1-3			4-0 BB			0-3 K	0-0 G6-3	3	0	0	0	1	1	1										
43 Rafael Ynoa, S (1.5) Dean Espy, R (7.5) OBP: 0.333, SLG: 0.286			0-1 G1-3		0-2 G1-3			0-1 G5-3		2	0	0	0	0	0	1										
Inning Stats	R: 1 E: 0 K: 1 S: 12	H: 2 LOB: 1 BB: 0 P: 16	R: 0 E: 0 K: 0 S: 9	H: 0 LOB: 0 BB: 0 P: 14	R: 0 E: 0 K: 1 S: 7	H: 0 LOB: 0 BB: 1 P: 10	R: 0 E: 0 K: 0 S: 8	H: 0 LOB: 1 BB: 2 P: 12	R: 0 E: 0 K: 1 S: 10	H: 0 LOB: 0 BB: 0 P: 20	R: 0 E: 0 K: 0 S: 18	H: 0 LOB: 1 BB: 1 P: 28	R: 0 E: 0 K: 1 S: 10	H: 0 LOB: 0 BB: 0 P: 11	R: 3 E: 1 K: 0 S: 15	H: 3 LOB: 1 BB: 0 P: 22	1B: 2 2B: 2 HR: 1	SF: 0 SAC: 1 HBP: 0	WP: 0 PB: 0 SB: 1 CS: 1	PA: 35						
PITCHER	IP ERA	WLS LOB	BF ER	H R	R ER	SO BB	BB IBB	HBP BLK	WP HR	S P	ERA WHIP	PITCHER	IP ERA	WLS LOB	BF ER	H R	R ER	SO BB	BB IBB	HBP BLK	WP HR	S P	ERA WHIP			
50 Erasmo Ramirez, R (1.1) 60 Danny Hultzen, L (4.1) 56 Fernando Rodney, R (5.1) 54 Tom Wilhelmson, R (6.1) 31 Yoervis Medina, R (7.1) ERA: 3.6 ERA: 1.0 ERA: 1.0 ERA: 1.0 ERA: 1.0	3.0 1.0 1.0 1.0 1.0	11 3 4 3 4	11 0 0 0 0	2 0 0 0 0	1 0 0 0 0	2 0 0 0 0	0 1 2 0 1	0 0 0 0 0	0 0 0 0 0	28 8 10 7 18	3.00 0.00 0.00 0.00 0.00	0.667 1.000 2.000 2.000 1.000	41 Charlie Furbush, L (8.1) 44 Lucas Luetge, L (9.1) ERA: 9.0 ERA: 9.0	1.0 1.0	L L	7 7	3 3	3 2	0 0	0 0	0 0	0 0	10 15	11 22	0.00 18.00	0.000 3.000

Colorado Rockies @ Seattle Mariners
Peoria Stadium, Peoria, AZ
Wed Mar 11 2015, 4:06 PM - 7:01 PM EDT
Att. 6,560 - Overcast - 78 F

AB 30
R 4
H 5
RBI 4
BB 4
SO 4
LOB 7



Batter	1	2	3	4	5	6	7	8	9	AB	R	H	RBI	BB	SO	LOB	BOTTOM								
12 Justin Ruggiano, R (1.8) 9 Endy Chavez, L (6.8) OBP: 0.250, SLG: 0.500 OBP: 0.444, SLG: 0.375	1-3 K		0-1 G5-3		2-1 15 G3 15 PB 1B		0-0 FC6-2 1B		0-1 1B	3	0	1	0	0	1	0									
7 Seth Smith, L (1.9) 69 Jordy Lara, R (6.9) OBP: 0.083, SLG: 0.182 OBP: 0.273, SLG: 0.500	1-1 2B		3-2 G6-3		0-2 K		0-0 FC6-2 55 HBP 2B		0-2 L9	3	0	1	0	0	1	1									
15 Kyle Seager, L (1.5) 55 Carlos Rivero, R (6.5) OBP: 0.267, SLG: 0.467 OBP: 0.182, SLG: 0.100	1-1 L6		1-1 HR		3-0 G3		3-2 HBP 1B		0-1 P3	3	1	1	1	0	0	2									
23 Nelson Cruz, R (1.10) 67 Patrick Kivilehan, R (7.10) OBP: 0.333, SLG: 0.583 OBP: 0.333, SLG: 0.667	1-2 F7		0-0 1B		2-3 K		0-2 G1-3			3	0	1	0	0	1	2									
25 Rickie Weeks Jr., R (1.7) 17 Stefan Romero, R (5.7) OBP: 0.300, SLG: 0.556 OBP: 0.450, SLG: 0.450		3-2 1B 1 WP	1-0 G5-3			2-3 K		0-0 72 FC6-2 3B		2	0	1	0	0	1	0									
20 Logan Morrison, L (1.3) 46 D.J. Peterson, R (7.3) OBP: 0.313, SLG: 0.375 OBP: 0.261, SLG: 0.429		0-1 F7		2-0 FC3-6 1B		1-0 G4-3		3-3 K		3	0	1	0	0	1	1									
5 Brad Miller, L (1.6) 72 Ketel Marte, S (7.6) OBP: 0.385, SLG: 0.500	1 SAFE F7		1-2 FC3-6 1B		1-0 FC3-6 1B		1-2 F7		0-0 FC6-2 3B	3	0	0	0	0	2	2									
1 Chris Taylor, R (1.4) 36 Shawn O'Malley, S (8.4) OBP: 0.353, SLG: 0.688 OBP: 0.200, SLG: 0.111		4-2 BB		2-2 K		1-2 F7		1-2 G6-3	3-H K2-3	2	0	0	0	1	1	1									
2 Jesús Sucre, R (1.2) 6 John Hicks, R (7.2) OBP: 0.091, SLG: 0.100 OBP: 0.500, SLG: 0.667		1-1 F8		0-2 F8			3-1 1B 69 FC6-2 1B		2-2 G6-3	2	0	0	0	0	3	0									
Inning Stats	R: 0 E: 0 K: 1 S: 10	H: 1 LOB: 1 BB: 0 P: 14	R: 0 E: 0 K: 0 S: 13	H: 1 LOB: 1 BB: 1 P: 22	R: 1 E: 0 K: 0 S: 9	H: 2 LOB: 1 BB: 0 P: 14	R: 0 E: 0 K: 1 S: 8	H: 1 LOB: 1 BB: 0 P: 13	R: 0 E: 0 K: 2 S: 9	H: 1 LOB: 1 BB: 0 P: 16	R: 0 E: 0 K: 1 S: 8	H: 0 LOB: 0 BB: 0 P: 12	R: 0 E: 0 K: 0 S: 15	H: 2 LOB: 3 BB: 0 P: 22	R: 0 E: 0 K: 2 S: 9	H: 1 LOB: 1 BB: 0 P: 14	R: 0 E: 0 K: 0 S: 10	H: 1 LOB: 1 BB: 0 P: 12	1B: 7 2B: 1 3B: 1 HR: 1	SF: 0 SAC: 0 DP: 0 HBP: 1	WP: 1 PB: 2 SB: 1 CS: 0	PA: 39			
PITCHER	IP ERA	WLS LOB	BF ER	H R	R ER	SO BB	BB IBB	HBP BLK	WP HR	S P	ERA WHIP	PITCHER	IP ERA	WLS LOB	BF ER	H R	R ER	SO BB	BB IBB	HBP BLK	WP HR	S P	ERA WHIP		
36 Christian Bergman, R (1.1) 75 Kraig Sinton, L (3.1) 61 David Hale, R (5.1) 48 Boone Logan, L (7.1) 0 Adam Ottavino, R (8.1) ERA: 3.86 ERA: 2.25 ERA: 4.5 ERA: 4.5	1.1 1.1 2.0 1.0 1.0	5 1 7 6 4	13 5 2 0 4	1 0 1 0 1	1 0 0 0 0	1 0 3 0 2	1 0 0 0 0	0 0 0 1 0	0 0 0 0 0	9 15 17 22 9	0.00 0.750 0.00 2.000 0.00	1.875 0.750 0.500 2.000 1.000	47 Jairo Diaz, R (9.1) ERA: 16.2	1.0	S	4	1	0	0	0	0	0	10 12	0.00 0.00	1.000

Colorado Rockies @ Seattle Mariners
Peoria Stadium, Peoria, AZ
Wed Mar 11 2015, 4:06 PM - 7:01 PM EDT
Att. 6,560 - Overcast - 78 F

AB 37
R 1
H 10
RBI 1
BB 1
SO 7
LOB 23



Batter	1	2	3	4	5	6	7	8	9	AB	R	H	RBI	BB	SO	LOB	TOP										
1 Brandon Barnes, R OBP: 0.375, SLG: 0.357 (1, 7)	G4-3		G5-3			K		G3		3	0	0	0	0	1	0	Colorado Rockies @ Milwaukee Brewers Maryvale Baseball Park, Phoenix, AZ Thu Mar 12 2015, 4:09 PM - 6:43 PM EDT Att: 4,541 - Sunny - 84 F										
93 Raimel Tapia, L (7, 8)	G4-3		G6-3			G4-3		K		1	0	0	0	0	0												
5 Carlos González, L OBP: 0.286, SLG: 0.167 Max White, L (1, 9) (6, 7)	G4-3		G6-3			G4-3		K		3	0	0	0	0	0												
28 Nolan Arenado, R OBP: 0.313, SLG: 0.571 91 Joey Wong, L OBP: 0.500, SLG: 0.750 (1, 5) (6, 5)	BB			G1-6-3		G4-3				2	0	0	0	1	0												
33 Justin Morneau, L OBP: 0.100, SLG: 0.200 10 Ben Paulsen, L OBP: 0.091, SLG: 0.095 (1, 3) (6, 3)	G4-3			K				K		2	0	0	0	1	1												
13 Drew Stubbs, R OBP: 0.462, SLG: 0.636 16 Kyle Parker, R OBP: 0.524, SLG: 0.647 (1, 8) (6, 9)		G6-3		HR						2	1	1	1	0	0												
3 Daniel Descalso, L OBP: 0.357, SLG: 0.462 77 Trevor Story, R OBP: 0.313, SLG: 0.625 (1, 6) (6, 6)	G4-3			G3						2	0	0	0	0	0												
50 Dustin Garneau, R OBP: 0.143, SLG: 0.143 Emerson Jimenez, L OBP: 0.500, SLG: 0.500 (1, 10) (9, PH)	E6					K		F9		3	0	1	0	0	1												
30 Audry Pérez, R (1, 2)	G5-3									2	0	0	0	0	1												
70 Tom Murphy, R OBP: 0.444, SLG: 0.286 (6, 2)						F9				1	0	1	0	0	0												
65 Cristhian Adames, S OBP: 0.357, SLG: 0.429 43 Rafael Ynoa, S OBP: 0.313, SLG: 0.267 (1, 4) (7, PH) (7, 4)	G4-3					G4-3		F9		2	0	0	0	0	0												
Inning Stats	R: 0 E: 0 K: 0 S: 3	H: 0 LOB: 1 BB: 1 P: 7	R: 0 E: 1 K: 0 S: 4	H: 1 LOB: 1 BB: 0 P: 4	R: 0 E: 0 K: 0 S: 3	H: 0 LOB: 0 BB: 0 P: 3	R: 1 E: 0 K: 1 S: 8	H: 1 LOB: 0 BB: 0 P: 11	R: 0 E: 0 K: 1 S: 5	H: 0 LOB: 0 BB: 0 P: 5	R: 0 E: 0 K: 1 S: 5	H: 0 LOB: 0 BB: 0 P: 5	R: 2 E: 0 K: 1 S: 7	H: 2 LOB: 1 BB: 1 P: 12	R: 0 E: 0 K: 2 S: 8	H: 1 LOB: 1 BB: 0 P: 8	R: 0 E: 0 K: 1 S: 5	H: 0 LOB: 0 BB: 0 P: 5	1B: 3 2B: 0 3B: 0 HR: 2	SF: 0 SAC: 0 DP: 0 HBP: 0	WP: 0 PB: 0 SB: 0 CS: 0	PA: 34					
PITCHER	IP	WLS	BF	H	R	ER	SO	BB	IBB	HBP	BLK	WP	HR	S	P	ERA	WHIP										
38 Wily Peralta, R ERA: 1.8 (1, 1)	3.0	W	11	1	0	0	0	1	0	0	0	0	0	10	14	0.00	0.667										
30 Tyler Thornburg, R ERA: 1.93 (6, 1)	2.0	H	7	1	1	1	2	0	0	0	0	0	1	13	16	4.50	0.500										
48 Neal Cotts, L ERA: 11.57 (6, 1)	1.0	H	3	0	0	0	1	0	0	0	0	0	0	5	5	0.00	0.000										
54 Michael Blazek, R ERA: 7.2 (7, 1)	1.0	H	6	2	2	2	1	1	0	0	0	0	1	7	12	18.00	3.000										
47 Rob Wooten, R ERA: (8, 1)	2.0	S	7	1	0	0	3	0	0	0	0	0	0	13	13	0.00	0.500										

Batter	1	2	3	4	5	6	7	8	9	AB	R	H	RBI	BB	SO	LOB	BOTTOM										
2 Scooter Gennett, L OBP: 0.267, SLG: 0.286 62 Luis Sardinas, S OBP: 0.077, SLG: 0.077 (1, 4) (6, 6)	K	G1-6-3				K2-3				3	0	1	0	0	1	1	Colorado Rockies @ Milwaukee Brewers Maryvale Baseball Park, Phoenix, AZ Thu Mar 12 2015, 4:09 PM - 6:43 PM EDT Att: 4,541 - Sunny - 84 F										
9 Jean Segura, R OBP: 0.333, SLG: 0.231 66 Juan Centeno, L OBP: 0.200, SLG: 0.200 (1, 6) (6, 2)			G6-3							3	1	1	0	0	2												
27 Carlos Gómez, R OBP: 0.375, SLG: 0.590 64 Shane Peterson, L OBP: 0.385, SLG: 0.727 (1, 8) (5, 8)	1B									2	1	1	0	0	1												
16 Aramis Ramirez, R OBP: 0.400, SLG: 0.375 3 Eilan Herrera, S OBP: 0.306, SLG: 0.250 (1, 5) (5, 5)	1B									1	0	1	2	1	0												
24 Adam Lind, L 67 Nevin Ashley, R OBP: 0.500, SLG: 0.500 (1, 10) (6, PR) (7, 10)	1B									2	0	0	0	1	2												
18 Khris Davis, R OBP: 0.364, SLG: 0.444 5 Héctor Gómez, R OBP: 0.188, SLG: 0.375 (1, 7) (6, 4)	2B									1	0	1	2	1	0												
28 Gerardo Parra, L OBP: 0.267, SLG: 0.214 7 Logan Schafer, L OBP: 0.308, SLG: 0.250 (1, 9) (6, 7)										2	0	0	0	0	0												
12 Martín Maldonado, R OBP: 0.467, SLG: 0.857 15 Jason Rogers, R OBP: 0.467, SLG: 0.385 (1, 2) (6, 3)										2	0	1	0	0	0												
14 Luis Jimenez, R OBP: 0.313, SLG: 0.438 61 Bryan Petersen, L OBP: 0.231, SLG: 0.250 (1, 3) (6, 9)										2	0	2	0	0	0												
Inning Stats	R: 2 E: 0 K: 1 S: 9	H: 3 LOB: 1 BB: 0 P: 9	R: 0 E: 0 K: 0 S: 4	H: 1 LOB: 1 BB: 0 P: 4	R: 0 E: 0 K: 1 S: 5	H: 0 LOB: 1 BB: 1 P: 9	R: 0 E: 0 K: 0 S: 3	H: 0 LOB: 0 BB: 0 P: 3	R: 0 E: 0 K: 1 S: 5	H: 2 LOB: 1 BB: 0 P: 5	R: 2 E: 0 K: 1 S: 7	H: 2 LOB: 2 BB: 2 P: 15	R: 1 E: 0 K: 1 S: 6	H: 1 LOB: 1 BB: 1 P: 11	R: 0 E: 0 K: 0 S: 3	H: 0 LOB: 0 BB: 0 P: 3		1B: 8 2B: 1 3B: 0 HR: 0	SF: 1 SAC: 0 DP: 0 HBP: 0	WP: 1 PB: 0 SB: 1 CS: 2	PA: 36						
PITCHER	IP	WLS	BF	H	R	ER	SO	BB	IBB	HBP	BLK	WP	HR	S	P	ERA	WHIP										
64 Gus Schlosser, R ERA: 9.0 (1, 1)	2.0	L	10	4	2	2	1	0	0	0	0	0	0	13	17	0.00	1.000										
46 Brett Marshall, R ERA: 3.6 (3, 1)	3.0		11	2	0	0	2	1	0	0	0	0	0	13	17	0.00	1.000										
74 Jose Ortega, R ERA: 6.0 (6, 1)	1.0		7	2	2	2	1	2	0	0	0	0	0	7	15	18.00	4.000										
49 Rex Brothers, L ERA: 4.5 (7, 1)	1.0		5	1	1	1	1	1	0	0	0	1	0	6	11	9.00	2.000										
60 Justin Miller, R ERA: 6.75 (8, 1)	1.0		3	0	0	0	0	0	0	0	0	0	0	3	3	0.00	0.000										

AB	32
R	3
H	5
RBI	3
BB	2
SO	7
LOB	4



Batter	1	2	3	4	5	6	7	8	9	AB	R	H	RBI	BB	SO	LOB	TOP					
1 Adam Eaton, L (1, 8) OBP: 0.474, SLG: 0.467 20 JB Shuck, L (5, 8) OBP: 0.316, SLG: 0.278										3	0	0	0	0	2	1	Chicago White Sox @ Colorado Rockies Salt River Fields at Talking Stick, Scottsdale, AZ Fri Mar 13 2015, 4:10 PM - 7:04 PM EDT Att: 11,009 - Sunny - 82 F livebaseballscorecards.com					
64 Emilio Bonifacio, S (1, 5) OBP: 0.159, SLG: 0.119 84 Dan Black, S (6, 3) OBP: 0.286, SLG: 0.167										3	1	1	0	0	0	0						
79 Jose Abreu, R (1, 3) OBP: 0.450, SLG: 0.690 22 Matt Davidson, R (6, PR) (6, 5)										3	0	2	0	0	1	0						
10 Alexei Ramirez, R (1, 6) OBP: 0.300, SLG: 0.389 85 Juan Diaz, L (6, 6) OBP: 0.400, SLG: 0.667										3	0	0	0	0	1	3						
26 Avisail Garcia, R (1, 10) OBP: 0.556, SLG: 0.625 36 Rob Brantly, L (8, PH) OBP: 0.250, SLG: 0.182										3	0	1	1	0	0	1						
88 Engel Beltré, L (1, 9) OBP: 0.428, SLG: 0.333 77 Jared Mitchell, L (6, 9)										3	0	1	1	0	0	2						
58 Geovany Soto, R (1, 2) OBP: 0.407, SLG: 0.538 44 George Kottaras, L (5, 2) OBP: 0.182, SLG: 0.400										1	0	0	0	1	0	0						
15 Gordon Beckham, R (1, 4) OBP: 0.143, SLG: 0.053 5 Yolmer Sanchez, S (7, 4) OBP: 0.276, SLG: 0.235										3	0	0	0	0	0	2						
86 Courtney Hawkins, R (1, 7) OBP: 0.444, SLG: 0.667 75 Travece Thompson, R (7, 7) OBP: 0.354, SLG: 0.333										3	0	1	0	0	1	1						
Inning Stats	R: 0 E: 0 K: 2 S: 8	H: 0 LOB: 0 BB: 0 P: 9	R: 0 E: 0 K: 0 S: 9	H: 1 LOB: 2 BB: 1 P: 18	R: 0 E: 0 K: 1 S: 8	H: 0 LOB: 0 BB: 0 P: 11	R: 0 E: 0 K: 0 S: 9	H: 1 LOB: 1 BB: 0 P: 15	R: 0 E: 0 K: 0 S: 8	H: 1 LOB: 1 BB: 0 P: 10	R: 2 E: 0 K: 1 S: 14	H: 3 LOB: 2 BB: 0 P: 20	R: 0 E: 1 K: 1 S: 6	H: 0 LOB: 1 BB: 0 P: 10	R: 0 E: 0 K: 1 S: 6	H: 1 LOB: 1 BB: 0 P: 8		R: 0 E: 0 K: 0 S: 6	H: 0 LOB: 1 BB: 0 P: 9	1B: 5 2B: 1 3B: 1 HR: 0	SF: 0 SAC: 0 DP: 0 HBP: 1	WP: 0 PB: 0 SB: 1 CS: 0
PITCHER	IP WLS BF H R ER SO BB IBB HBP BLK WP HR S P ERA WHIP																					
15 Tyler Matzek, L (1, 1) ERA: 7.71	3.0	11	1	0	0	3	1	0	0	0	0	0	0	25	38	0.00	0.667					
55 Jon Gray, R (4, 1) ERA: 6.75	2.0	8	2	0	0	0	0	0	0	0	0	0	0	17	25	0.00	1.000					
52 Chris Rusin, L (6, 1) ERA: 6.75	2.0	W	10	3	2	2	2	0	0	0	0	0	0	20	30	9.00	1.500					
53 Christian Friedrich, L (8, 1) ERA: 6.75	1.0	H	4	1	0	0	1	0	0	0	0	0	0	6	8	0.00	1.000					
51 Brooks Brown, R (9, 1) ERA: 6.75	1.0	S	4	0	0	0	0	0	0	1	0	0	0	6	9	0.00	0.000					

Batter	1	2	3	4	5	6	7	8	9	AB	R	H	RBI	BB	SO	LOB	BOTTOM			
19 Charlie Blackmon, L (1, 9) OBP: 0.200, SLG: 0.200 7 Matt McBride, R (6, 9) OBP: 0.286, SLG: 0.450										3	0	1	0	0	1	1	Chicago White Sox @ Colorado Rockies Salt River Fields at Talking Stick, Scottsdale, AZ Fri Mar 13 2015, 4:10 PM - 7:04 PM EDT Att: 11,009 - Sunny - 82 F livebaseballscorecards.com			
2 Troy Tulowitzki, R (1, 6) OBP: 0.333, SLG: 0.800 91 Joey Wong, L (5, 6) OBP: 0.500, SLG: 0.667										2	0	0	0	0	1	1				
6 Corey Dickerson, L (1, 7) OBP: 0.235, SLG: 0.143 84 Jordan Patterson, L (6, 7) OBP: 0.500, SLG: 1.500										2	1	0	0	1	1	1				
28 Nolan Arenado, R (1, 5) OBP: 0.316, SLG: 0.529 Dean Espy, R (6, 5)										3	1	1	0	0	0	1				
33 Justin Morneau, L (1, 3) OBP: 0.167, SLG: 0.250 20 Wilin Rosario, R (5, 3) OBP: 0.368, SLG: 0.722										2	0	1	1	0	1	0				
13 Drew Stubbs, R (1, 8) OBP: 0.500, SLG: 0.615 59 Rosell Herrera, S (7, 8) OBP: 0.286, SLG: 0.308										2	1	1	1	1	1	0				
4 Nick Hundley, R (1, 2) OBP: 0.167, SLG: 0.500 8 Michael McKenry, R (6, 2) OBP: 0.417, SLG: 0.455										2	0	0	0	0	1	2				
72 Ryan Casteel, R (1, 10) OBP: 0.211, SLG: 0.294										2	0	0	1	1	1	0				
9 DJ LeMahieu, R (1, 4) OBP: 0.467, SLG: 0.417 78 Juan Ciriaco, R (7, 4) OBP: 1.000, SLG: 1.000										3	1	2	1	0	0	3				
Inning Stats	R: 0 E: 0 K: 1 S: 11	H: 1 LOB: 0 BB: 0 P: 15	R: 0 E: 0 K: 2 S: 12	H: 0 LOB: 0 BB: 0 P: 19	R: 0 E: 0 K: 0 S: 13	H: 1 LOB: 1 BB: 0 P: 18	R: 2 E: 0 K: 1 S: 17	H: 3 LOB: 3 BB: 2 P: 31	R: 0 E: 0 K: 2 S: 12	H: 1 LOB: 1 BB: 0 P: 18	R: 3 E: 0 K: 0 S: 13	H: 3 LOB: 1 BB: 1 P: 25	R: 0 E: 0 K: 0 S: 11	H: 1 LOB: 1 BB: 0 P: 13	R: 0 E: 0 K: 1 S: 15	H: 1 LOB: 1 BB: 0 P: 22		1B: 9 2B: 1 3B: 1 HR: 0	SF: 1 SAC: 0 DP: 0 HBP: 0	WP: 1 PB: 1 SB: 0 CS: 0
PITCHER	IP WLS BF H R ER SO BB IBB HBP BLK WP HR S P ERA WHIP																			
62 Jose Quintana, L (1, 1) ERA: 1.35	2.2	8	1	0	0	3	1	0	0	0	0	0	0	22	38	13.50	4.500			
41 Javy Guerra, R (3, 1) ERA: 4.15	1.1	10	4	2	2	1	2	0	0	0	0	0	0	12	18	0.00	1.000			
73 Logan Kensing, R (5, 1) ERA: 2.45	1.0	4	1	0	0	2	0	0	0	0	0	0	0	12	24	40.50	6.000			
40 Daniel Webb, R (6, 1) ERA: 10.38	0.2	L	6	3	3	0	1	0	0	0	1	0	0	12	14	0.00	0.750			
63 Jairo Asencio, R (6, 1) ERA: 2.09	1.1	5	1	0	0	0	0	0	0	0	0	0	0	12	14	0.00	0.750			

Batter	1	2	3	4	5	6	7	8	9	AB	R	H	RBI	BB	SO	LOB	TOP								
19 Charlie Blackmon, L OBP: 0.125, SLG: 0.125 65 Cristhian Adames, S OBP: 0.400, SLG: 0.467	(1,8) X 0-0 P6		(3) X 0-0 L4		(3) X 0-0 F8		(2) X 0-0 1B			3	0	0	0	0	0	0	Colorado Rockies @ Cincinnati Reds Goodyear Ballpark, Goodyear, AZ Sat Mar 14 2015, 4:09 PM - 7:17 PM EDT Att: 6,081 - Sunny - 84 F								
1 Brandon Barnes, R OBP: 0.350, SLG: 0.294 50 Dustin Garneau, R OBP: 0.143, SLG: 0.143	(1,7) C 0-3 K			(1) X 0-0 L8		(4) B 4-0 5 1B BB	(3) X 0-0 G1-3			3	0	0	0	1	1	0									
5 Carlos González, L OBP: 0.400, SLG: 0.444 7 Matt McBride, R OBP: 0.273, SLG: 0.429	(1,9) X 0-0 2B			(2) X 0-0 G4-3		(1) X 0-0 8 1B 1-3		(1) X 0-0 G5-3		3	0	2	0	0	0	0									
20 Wilin Rosario, R OBP: 0.364, SLG: 0.667 10 Ben Paulsen, L OBP: 0.130, SLG: 0.182	(1,3) C 0-3 K			(3) X 0-0 3 3B 8 BB 1B		(2) X 0-0 F9		(2) X 0-0 2B		3	0	1	0	0	1	2									
8 Michael McKenry, R OBP: 0.467, SLG: 0.462 96 Tim Wheeler, L			(1) X 0-0 F9		(4) B 4-0 3 BB 1-2 BB		(1) X 0-0 1B		(4) B 4-0 16 G4-6-3 BB	2	0	1	0	1	0	0									
3 Daniel Descalso, L OBP: 0.353, SLG: 0.400 16 Kyle Parker, R OBP: 0.500, SLG: 0.611	(1,6) X 0-0 G4-3		(2) X 0-0 G4-3		(4) B 4-0 1-2 2-3 BB		(3) X 0-3 K		(2) X 0-0 G4-6-3	2	0	0	0	1	1	2									
4 Nick Hundley, R OBP: 0.200, SLG: 0.533 72 Ryan Casteel, R OBP: 0.200, SLG: 0.278	(1,10) X 0-0 P3		(3) X 0-0 K				(1) X 0-0 77 F8 BB 2B		(1) X 0-0 F9	3	1	1	0	0	1	3									
77 Trevor Story, R OBP: 0.263, SLG: 0.526 43 Rafael Ynoa, S OBP: 0.294, SLG: 0.250	(1,5) X 0-0 G4-3		(1) X 0-0 G4-3		(1) C 0-3 K		(1) X 0-0 F8		(2) X 0-0 G4-3	3	0	0	0	0	1	1									
9 DJ LeMahieu, R OBP: 0.389, SLG: 0.333 93 Jayson Langfels, R	(1,4) X 0-0 F8		(2) X 0-0 K				(2) X 0-0 E5 65 CS 3H		(3) X 0-3 K	3	0	0	0	0	1	0									
Inning Stats	R: 0 E: 0 K: 2 S: 8	H: 1 LOB: 1 BB: 0 P: 8	R: 0 E: 0 K: 0 S: 3	H: 0 LOB: 0 BB: 0 P: 3	R: 0 E: 0 K: 0 S: 3	H: 0 LOB: 0 BB: 0 P: 3	R: 0 E: 0 K: 1 S: 6	H: 1 LOB: 3 BB: 2 P: 14	R: 0 E: 0 K: 1 S: 7	H: 0 LOB: 0 BB: 0 P: 7	R: 0 E: 0 K: 1 S: 6	H: 2 LOB: 2 BB: 1 P: 10	R: 1 E: 1 K: 0 S: 5	H: 2 LOB: 1 BB: 0 P: 5	R: 0 E: 0 K: 0 S: 3	H: 1 LOB: 1 BB: 0 P: 7		R: 0 E: 0 K: 1 S: 5	H: 0 LOB: 0 BB: 0 P: 5	1B: 4 2B: 3 HR: 0	SF: 0 SAC: 0 DP: 1 HBP: 0	WP: 0 PB: 0 SB: 1 CS: 1	PA: 36		
PITCHER	IP WLS BF H R ER SO BB IBB HBP BLK WP HR S P ERA WHIP	IP WLS BF H R ER SO BB IBB HBP BLK WP HR S P ERA WHIP	IP WLS BF H R ER SO BB IBB HBP BLK WP HR S P ERA WHIP	IP WLS BF H R ER SO BB IBB HBP BLK WP HR S P ERA WHIP	IP WLS BF H R ER SO BB IBB HBP BLK WP HR S P ERA WHIP	IP WLS BF H R ER SO BB IBB HBP BLK WP HR S P ERA WHIP	IP WLS BF H R ER SO BB IBB HBP BLK WP HR S P ERA WHIP	IP WLS BF H R ER SO BB IBB HBP BLK WP HR S P ERA WHIP	IP WLS BF H R ER SO BB IBB HBP BLK WP HR S P ERA WHIP	IP WLS BF H R ER SO BB IBB HBP BLK WP HR S P ERA WHIP	IP WLS BF H R ER SO BB IBB HBP BLK WP HR S P ERA WHIP	IP WLS BF H R ER SO BB IBB HBP BLK WP HR S P ERA WHIP	IP WLS BF H R ER SO BB IBB HBP BLK WP HR S P ERA WHIP	IP WLS BF H R ER SO BB IBB HBP BLK WP HR S P ERA WHIP	IP WLS BF H R ER SO BB IBB HBP BLK WP HR S P ERA WHIP	IP WLS BF H R ER SO BB IBB HBP BLK WP HR S P ERA WHIP	IP WLS BF H R ER SO BB IBB HBP BLK WP HR S P ERA WHIP	IP WLS BF H R ER SO BB IBB HBP BLK WP HR S P ERA WHIP	IP WLS BF H R ER SO BB IBB HBP BLK WP HR S P ERA WHIP	IP WLS BF H R ER SO BB IBB HBP BLK WP HR S P ERA WHIP	IP WLS BF H R ER SO BB IBB HBP BLK WP HR S P ERA WHIP	IP WLS BF H R ER SO BB IBB HBP BLK WP HR S P ERA WHIP	IP WLS BF H R ER SO BB IBB HBP BLK WP HR S P ERA WHIP	IP WLS BF H R ER SO BB IBB HBP BLK WP HR S P ERA WHIP	IP WLS BF H R ER SO BB IBB HBP BLK WP HR S P ERA WHIP

AB	32
R	1
H	7
RBI	0
BB	4
SO	7
LOB	11



Batter	1	2	3	4	5	6	7	8	9	AB	R	H	RBI	BB	SO	LOB	BOTTOM								
30 Jason Bourgeois, R OBP: 0.350, SLG: 0.500 37 Beau Amaral, L	(1,8) C 0-3 K		(1) X 0-0 SH5		(2) C 0-3 K			(1) X 0-0 G6-3		1	0	0	0	0	1	0	Colorado Rockies @ Cincinnati Reds Goodyear Ballpark, Goodyear, AZ Sat Mar 14 2015, 4:09 PM - 7:17 PM EDT Att: 6,081 - Sunny - 84 F								
19 Joey Votto, L OBP: 0.444, SLG: 0.200 75 Kyle Waldrop, L OBP: 0.333, SLG: 0.632	(1,3) B 4-0 BB		(2) X 0-0 G4-3		(4) B 4-0 4 FC4-6 BB		(2) X 0-3 K		(2) X 0-3 K	1	0	0	0	2	0	1									
4 Brandon Phillips, R OBP: 0.300, SLG: 0.421 89 Chris Dominguez, R OBP: 0.240, SLG: 0.375	(1,4) C 0-3 K		(3) X 0-3 K		(3) X 0-0 FC4-6					3	0	0	0	0	2	3									
32 Jay Bruce, L OBP: 0.286, SLG: 0.692 86 Felix Perez, L OBP: 0.200, SLG: 0.154	(1,9) X 0-0 G4-3			(1) X 0-0 F8		(1) C 0-3 K			(1) X 0-0 F7	3	0	0	0	0	1	1									
29 Brayan Peña, S OBP: 0.158, SLG: 0.211 73 Kyle Skipworth, L OBP: 0.400, SLG: 0.643			(1) X 0-0 P3		(2) X 0-3 K2-3		(2) X 0-0 P5		(2) X 0-0 G4-1	3	0	0	0	0	1	0									
2 Zack Cozart, R OBP: 0.313, SLG: 0.375 23 Donald Lutz, L OBP: 0.316, SLG: 0.556	(1,6) X 0-0 F8		(2) X 0-0 F8		(3) X 0-0 66 1B		(3) X 0-0 F8		(3) X 0-3 K	3	0	1	0	0	0	0									
66 Josh Satin, R OBP: 0.222, SLG: 0.235 17 Kristopher Negrón, R OBP: 0.278, SLG: 0.188	(1,7) B 4-0 BB				(1) X 0-0 1B					1	0	1	0	1	0	0									
71 Irving Falu, S OBP: 0.438, SLG: 0.462 67 Iván De Jesus Jr., R OBP: 0.500, SLG: 0.667	(1,5) X 0-0 G4-3		(3) X 0-0 BB		(3) X 1-2 1B					2	0	0	0	0	1	3									
7 Eugenio Suárez, R OBP: 0.368, SLG: 0.667	(1,10) X 0-0 30 SH5 2B				(1) X 0-0 F7				(3) X 0-0 F9	3	0	1	0	0	0	0									
Inning Stats	R: 0 E: 0 K: 2 S: 7	H: 0 LOB: 1 BB: 1 P: 11	R: 0 E: 0 K: 0 S: 3	H: 0 LOB: 1 BB: 1 P: 7	R: 0 E: 0 K: 1 S: 6	H: 1 LOB: 0 BB: 0 P: 6	R: 0 E: 0 K: 2 S: 9	H: 2 LOB: 2 BB: 0 P: 9	R: 0 E: 0 K: 1 S: 5	H: 0 LOB: 0 BB: 1 P: 9	R: 0 E: 0 K: 1 S: 5	H: 0 LOB: 0 BB: 0 P: 5	R: 0 E: 0 K: 1 S: 5	H: 0 LOB: 0 BB: 0 P: 5	R: 0 E: 0 K: 2 S: 7	H: 0 LOB: 0 BB: 0 P: 7		R: 0 E: 0 K: 1 S: 5	H: 0 LOB: 0 BB: 0 P: 5	1B: 2 2B: 1 3B: 0 HR: 0	SF: 0 SAC: 1 DP: 0 HBP: 0	WP: 0 PB: 0 SB: 0 CS: 0	PA: 33		
PITCHER	IP WLS BF H R ER SO BB IBB HBP BLK WP HR S P ERA WHIP	IP WLS BF H R ER SO BB IBB HBP BLK WP HR S P ERA WHIP	IP WLS BF H R ER SO BB IBB HBP BLK WP HR S P ERA WHIP	IP WLS BF H R ER SO BB IBB HBP BLK WP HR S P ERA WHIP	IP WLS BF H R ER SO BB IBB HBP BLK WP HR S P ERA WHIP	IP WLS BF H R ER SO BB IBB HBP BLK WP HR S P ERA WHIP	IP WLS BF H R ER SO BB IBB HBP BLK WP HR S P ERA WHIP	IP WLS BF H R ER SO BB IBB HBP BLK WP HR S P ERA WHIP	IP WLS BF H R ER SO BB IBB HBP BLK WP HR S P ERA WHIP	IP WLS BF H R ER SO BB IBB HBP BLK WP HR S P ERA WHIP	IP WLS BF H R ER SO BB IBB HBP BLK WP HR S P ERA WHIP	IP WLS BF H R ER SO BB IBB HBP BLK WP HR S P ERA WHIP	IP WLS BF H R ER SO BB IBB HBP BLK WP HR S P ERA WHIP	IP WLS BF H R ER SO BB IBB HBP BLK WP HR S P ERA WHIP	IP WLS BF H R ER SO BB IBB HBP BLK WP HR S P ERA WHIP	IP WLS BF H R ER SO BB IBB HBP BLK WP HR S P ERA WHIP	IP WLS BF H R ER SO BB IBB HBP BLK WP HR S P ERA WHIP	IP WLS BF H R ER SO BB IBB HBP BLK WP HR S P ERA WHIP	IP WLS BF H R ER SO BB IBB HBP BLK WP HR S P ERA WHIP	IP WLS BF H R ER SO BB IBB HBP BLK WP HR S P ERA WHIP	IP WLS BF H R ER SO BB IBB HBP BLK WP HR S P ERA WHIP	IP WLS BF H R ER SO BB IBB HBP BLK WP HR S P ERA WHIP	IP WLS BF H R ER SO BB IBB HBP BLK WP HR S P ERA WHIP	IP WLS BF H R ER SO BB IBB HBP BLK WP HR S P ERA WHIP	IP WLS BF H R ER SO BB IBB HBP BLK WP HR S P ERA WHIP

AB	29
R	0
H	3
RBI	0
BB	3
SO	11
LOB	8



Batter	1	2	3	4	5	6	7	8	9	AB	R	H	RBI	BB	SO	LOB	TOP										
2 Alcides Escobar, R OBP: 0.364, SLG: 0.476 78 Gabriel Noriega, R OBP: 0.412, SLG: 0.333	G6-3	G4-3			G5-3		G6-3			3	0	0	0	0	0	1											
1 Jarrod Dyson, L OBP: 0.375, SLG: 0.478 16 Paulo Orlando, R OBP: 0.471, SLG: 0.824	1B				F8		K			3	0	2	0	0	0	0											
14 Omar Infante, R OBP: 0.254, SLG: 0.250 16 Orlando Calixte, R OBP: 0.417, SLG: 0.833	FC6-4				K					4	0	1	0	0	1	2											
19 Erik Kratz, R OBP: 0.350, SLG: 0.611 76 J.C. Boscan, R OBP: 0.250, SLG: 0.250	FC5-4				G4-3		FC4-6			3	0	0	0	0	0	2											
12 Ryan Roberts, R OBP: 0.421, SLG: 0.529 60 Hunter Dozier, R OBP: 0.182, SLG: 0.100		G5-3			K		G5-4-3			3	0	1	0	0	1	1											
68 Brett Eibner, R OBP: 0.688, SLG: 1.400 43 Moisés Sierra, R OBP: 0.421, SLG: 0.333		1B			G5-4-3		2B			3	1	3	0	0	0	0											
61 Cheslor Cuthbert, R OBP: 0.286, SLG: 0.444 66 Matt Fields, R OBP: 0.200, SLG: 0.429		F8			G5-4-3		L5			3	0	0	0	0	0	4											
7 Jorge Bonifacio, R OBP: 0.417, SLG: 0.583 45 Lane Adams, R OBP: 0.250, SLG: 0.250		1B			1B		P4			3	1	2	0	0	0	2											
24 Christian Colón, R OBP: 0.545, SLG: 0.471 75 Adalberto Mondesi, S OBP: 0.353, SLG: 0.458		1B			P4		L7			2	0	1	2	0	0	1											
Inning Stats	R: 0 E: 0 K: 0 S: 6	H: 1 LOB: 1 BB: 0 P: 7	R: 2 E: 0 K: 0 S: 13	H: 3 LOB: 1 BB: 0 P: 25	R: 0 E: 0 K: 1 S: 9	H: 1 LOB: 1 BB: 0 P: 11	R: 0 E: 0 K: 0 S: 6	H: 2 LOB: 1 BB: 0 P: 7	R: 0 E: 0 K: 1 S: 8	H: 0 LOB: 0 BB: 0 P: 12	R: 0 E: 0 K: 1 S: 7	H: 0 LOB: 0 BB: 0 P: 12	R: 0 E: 0 K: 0 S: 5	H: 1 LOB: 1 BB: 0 P: 7	R: 0 E: 0 K: 0 S: 9	H: 0 LOB: 0 BB: 0 P: 11	1B: 9 2B: 1 3B: 0 HR: 0	SF: 0 SAC: 0 DP: 2 HBP: 0	WP: 0 PB: 0 SB: 1 CS: 0	PA: 35							
PITCHER	IP	WLS	BF	H	R	ER	SO	BB	IBB	HBP	BLK	WP	HR	S	P	ERA	WHIP										
38 Kyle Kendrick, R ERA: 3.86	3.0	W	14	5	2	2	1	0	0	0	0	0	0	28	43	6.00	1.667										
45 Jhoulys Chacin, R ERA: 4.05	3.0	H	12	4	0	0	1	0	0	0	0	0	0	25	33	0.00	1.333										
34 Aaron Laffey, L ERA: 1.5	2.0	H	6	1	0	0	1	0	0	0	0	0	0	12	19	0.00	0.500										
71 Ken Roberts, L ERA:	1.0		3	0	0	0	0	0	0	0	0	0	0	9	11	0.00	0.000										

Kansas City Royals @ Colorado Rockies
Salt River Fields at Talking Stick, Scottsdale, AZ
Sun Mar 15 2015, 4:12 PM - 6:49 PM EDT
Att: 12,243 - Sunny - 82 F

AB	35
R	2
H	10
RBI	2
BB	0
SO	3
LOB	15



Batter	1	2	3	4	5	6	7	8	9	AB	R	H	RBI	BB	SO	LOB	BOTTOM										
6 Corey Dickerson, L OBP: 0.350, SLG: 0.353 David Dahl, L	2 HR			2-6-1-5	65 G4-3	L3		G4-3		3	2	3	1	0	0	0											
2 Troy Tulowitzki, R OBP: 0.375, SLG: 1.143 65 Cristhian Adames, S OBP: 0.353, SLG: 0.412	HR				G4-3		F8			2	1	1	2	0	1	1											
33 Justin Morneau, L OBP: 0.200, SLG: 0.467 7 Matt McBride, R OBP: 0.261, SLG: 0.409	HR			L8	G6-3		L8			3	1	1	1	0	0	1											
28 Nolan Arenado, R OBP: 0.318, SLG: 0.500 16 Kyle Parker, R OBP: 0.476, SLG: 0.579	K			G6-3	10 1B		K			3	0	1	1	0	1	0											
10 Ben Paulsen, L OBP: 0.148, SLG: 0.192	G5-3			K			L9			4	0	1	0	0	1	0											
13 Drew Stubbs, R OBP: 0.421, SLG: 0.500 77 Trevor Story, R OBP: 0.300, SLG: 0.550	K			G6-3	K		91 1B			3	0	0	0	0	2	2											
43 Rafael Ynoa, S OBP: 0.300, SLG: 0.263 Mike Tauchman, L		4 S		G5-3			G6-3			3	1	1	0	0	0	0											
4 Nick Hundley, R OBP: 0.222, SLG: 0.500 50 Dustin Garneau, R OBP: 0.125, SLG: 0.125	K			1 E	6 S		K			3	0	1	0	0	2	1											
1 Brandon Barnes, R OBP: 0.348, SLG: 0.263 91 Joey Wong, L OBP: 0.571, SLG: 0.714	F8			E3			BB			2	0	0	0	1	0	2											
Inning Stats	R: 3 E: 0 K: 2 S: 13	H: 3 LOB: 0 BB: 0 P: 21	R: 1 E: 0 K: 2 S: 14	H: 2 LOB: 1 BB: 0 P: 23	R: 0 E: 0 K: 1 S: 10	H: 0 LOB: 0 BB: 0 P: 15	R: 0 E: 1 K: 0 S: 11	H: 1 LOB: 2 BB: 0 P: 17	R: 1 E: 0 K: 1 S: 16	H: 3 LOB: 2 BB: 0 P: 25	R: 0 E: 0 K: 1 S: 9	H: 0 LOB: 1 BB: 1 P: 19	R: 0 E: 0 K: 0 S: 5	H: 2 LOB: 2 BB: 0 P: 11	R: 1 E: 1 K: 0 S: 8	H: 0 LOB: 0 BB: 0 P: 8	1B: 8 2B: 1 3B: 0 HR: 2	SF: 0 SAC: 0 DP: 0 HBP: 0	WP: 0 PB: 0 SB: 2 CS: 0	PA: 37							
PITCHER	IP	WLS	BF	H	R	ER	SO	BB	IBB	HBP	BLK	WP	HR	S	P	ERA	WHIP										
62 Aaron Brooks, R ERA: 9.0	2.0	L	11	5	4	4	4	0	0	0	0	0	0	10	15	0.00	0.000										
47 Joe Patterson, L ERA: 4.5	1.0		3	0	0	0	1	0	0	0	0	0	0	11	17	0.00	1.000										
54 Jason Frasor, R ERA:	1.0		5	1	0	0	0	0	0	0	0	0	0	16	25	9.00	3.000										
40 Kelvin Herrera, R ERA: 4.5	1.0		6	3	1	1	1	0	0	0	0	0	0	14	27	0.00	0.500										
67 Franklin Morales, L ERA:	2.0		7	0	0	0	2	1	0	0	0	0	0	14	27	0.00	0.500										

Kansas City Royals @ Colorado Rockies
Salt River Fields at Talking Stick, Scottsdale, AZ
Sun Mar 15 2015, 4:12 PM - 6:49 PM EDT
Att: 12,243 - Sunny - 82 F

AB	36
R	6
H	11
RBI	6
BB	1
SO	8
LOB	14



Batter	1	2	3	4	5	6	7	8	9	AB	R	H	RBI	BB	SO	LOB	TOP																			
19 Charlie Blackmon, L OBP: 0.350, SLG: 0.412 96 Tim Wheeler, L	B1-3		HR		1 WP 6 1B BB		E1		FC6-4	2	2	1	1	1	0	0	Colorado Rockies @ Cleveland Indians Goodyear Ballpark, Goodyear, AZ Sat Mar 21 2015, 4:09 PM - 7:00 PM EDT Att: 4,765 - Sunny - 81 F																			
1 Brandon Barnes, R OBP: 0.314, SLG: 0.233 Mike Tauchman, L	K		CS BB		P4		G6-3		G4-6-3	3	0	0	0	1	1	3																				
6 Corey Dickerson, L OBP: 0.313, SLG: 0.414 Jeremy Barfield, R OBP: 0.750, SLG: 2.000	2B		1-2		20 CS 1B				HR	3	0	2	2	0	1	1																				
20 Wilin Rosario, R OBP: 0.286, SLG: 0.519 50 Dustin Garneau, R OBP: 0.198, SLG: 0.250	F7				CS		P6		G6-3	3	0	0	0	0	1	1																				
10 Ben Paulsen, L OBP: 0.132, SLG: 0.162 Will Swanner, R OBP: 0.667, SLG: 1.667	L4				F9		F7		HR	3	0	0	0	0	0	0																				
72 Ryan Casteel, R OBP: 0.226, SLG: 0.296	G1-3				BB		BB		L8	2	0	0	0	2	0	0																				
43 Rafael Ynoa, S OBP: 0.281, SLG: 0.281 91 Joey Wong, L OBP: 0.545, SLG: 0.556	1B				K		F7		BB	3	0	1	0	0	1	2																				
9 DJ LeMahieu, R OBP: 0.296, SLG: 0.250 Jose Rivera, R	F8				K		G5-3		G4-3	3	0	0	0	0	1	1																				
65 Cristhian Adames, S OBP: 0.323, SLG: 0.367 Tim Smalling, R			K		E6 1 WP 6 1B BB		G4-3		96 FC6-4 BB	3	1	0	0	0	1	0																				
Inning Stats	R: 0 E: 0 K: 1 S: 6	H: 1 LOB: 1 BB: 0 P: 7	R: 0 E: 0 K: 0 S: 4	H: 1 LOB: 1 BB: 0 P: 4	R: 1 E: 0 K: 2 S: 8	H: 1 LOB: 1 BB: 1 P: 13	R: 0 E: 0 K: 2 S: 7	H: 0 LOB: 1 BB: 1 P: 11	R: 2 E: 1 K: 1 S: 7	H: 1 LOB: 0 BB: 1 P: 12	R: 0 E: 0 K: 0 S: 3	H: 0 LOB: 1 BB: 0 P: 7	R: 0 E: 1 K: 0 S: 4	H: 0 LOB: 1 BB: 0 P: 4	R: 2 E: 0 K: 0 S: 8	H: 2 LOB: 1 BB: 1 P: 17		R: 0 E: 0 K: 0 S: 2	H: 0 LOB: 0 BB: 1 P: 6	1B: 2 2B: 2 3B: 0 HR: 3	SF: 0 SAC: 0 DP: 2 HBP: 0	WP: 1 PB: 0 SB: 0 CS: 2	PA: 39													
PITCHER	IP	WLS	BF	H	R	ER	SO	BB	IBB	HBP	BLK	WP	HR	S	P	ERA	WHIP	PITCHER		IP	WLS	BF	H	R	ER	SO	BB	IBB	HBP	BLK	WP	HR	S	P	ERA	WHIP
31 Danny Salazar, R ERA: 4.7	4.0	W	16	3	1	1	5	2	0	0	0	0	1	25	35	2.25	1.250	56 Bryan Price, R ERA: 6.75		1.0		3	0	0	0	1	0	0	0	0	0	2	6	0.00	1.000	
39 Scott Downs, L ERA: 3.38	1.0	H	5	1	2	0	1	1	0	0	0	0	0	7	12	0.00	2.000																			
37 Cody Allen, R ERA:	1.0	H	4	0	0	0	0	1	0	0	0	0	0	3	7	0.00	1.000																			
35 Marc Rzepczynski, L ERA: 1.8	1.0		4	0	0	0	0	0	0	0	0	0	0	4	4	0.00	0.000																			
27 Bryan Shaw, R ERA: 11.57	1.0		6	2	2	2	0	1	0	0	0	0	2	8	17	18.00	3.000																			

Batter	1	2	3	4	5	6	7	8	9	AB	R	H	RBI	BB	SO	LOB	BOTTOM																			
11 José Ramírez, S OBP: 0.286, SLG: 0.371 1 Michael Martínez, S OBP: 0.376, SLG: 0.655	K	G4-3		G3		HR	K			3	0	0	0	0	1	3	Colorado Rockies @ Cleveland Indians Goodyear Ballpark, Goodyear, AZ Sat Mar 21 2015, 4:09 PM - 7:00 PM EDT Att: 4,765 - Sunny - 81 F																			
4 Mike Aviles, R OBP: 0.391, SLG: 0.381 79 Audy Ciriaco, R OBP: 0.235, SLG: 0.529	G5-3		36 2B 1B	G6-3		G5-3		F8		3	1	1	0	0	2																					
44 Brandon Moss, L OBP: 0.353, SLG: 0.941 23 Logan Vick, L OBP: 0.500, SLG: 1.000	K		F7		36 HR 2B	36 G4-3 61 1B 2B		G1-3		3	0	1	0	0	1	1																				
36 Jesús Aguilar, R OBP: 0.414, SLG: 0.630 22 Justin Toole, R		L7			HR	G4-3		G6-3		4	1	2	3	0	0	1																				
61 Jerry Sands, R OBP: 0.467, SLG: 0.423		62 1B 1B	F9		62 FC1-4 BB	3H 1B				3	1	2	1	1	0	1																				
55 Roberto Pérez, R OBP: 0.426, SLG: 0.588 54 Adam Moore, R OBP: 0.200, SLG: 0.111		FC6 76 2B 1B	G6-3		K	G1-3				3	1	0	0	0	1	4																				
62 Tyler Holt, R OBP: 0.375, SLG: 0.393 2 Bobby Ison, L		76 2B 1B			77 FC5-4 1B	77 WP 1B		K		4	1	2	1	0	1	2																				
77 Destin Hood, R OBP: 0.250, SLG: 0.304 1 Luigi Rodriguez, L		F3			FC5-4 11 G3 76 WP	K		G5-3		4	0	0	0	0	1	5																				
76 Ryan Rohlinger, R OBP: 0.320, SLG: 0.571		1H 2H 2B			11 G3 BB	1 HR 1B		HR		3	2	3	3	1	0	0																				
Inning Stats	R: 0 E: 0 K: 2 S: 7	H: 3 LOB: 1 BB: 0 P: 7	R: 3 E: 1 K: 0 S: 7	H: 3 LOB: 1 BB: 0 P: 7	R: 1 E: 0 K: 0 S: 5	H: 2 LOB: 1 BB: 0 P: 5	R: 0 E: 0 K: 0 S: 4	H: 1 LOB: 2 BB: 1 P: 8	R: 2 E: 0 K: 2 S: 10	H: 2 LOB: 2 BB: 1 P: 16	R: 3 E: 0 K: 0 S: 8	H: 4 LOB: 1 BB: 0 P: 10	R: 1 E: 0 K: 2 S: 8	H: 1 LOB: 0 BB: 0 P: 8	R: 0 E: 0 K: 0 S: 3	H: 0 LOB: 0 BB: 0 P: 3		1B: 6 2B: 4 3B: 0 HR: 3	SF: 0 SAC: 0 DP: 0 HBP: 0	WP: 3 PB: 0 SB: 0 CS: 0	PA: 40															
PITCHER	IP	WLS	BF	H	R	ER	SO	BB	IBB	HBP	BLK	WP	HR	S	P	ERA	WHIP	PITCHER		IP	WLS	BF	H	R	ER	SO	BB	IBB	HBP	BLK	WP	HR	S	P	ERA	WHIP
61 David Hale, R ERA: 5.79	2.1	L	13	5	4	1	2	0	0	0	0	0	0	2	2	0.00	0.000	51 Brooks Brown, R ERA: 1.69		1.0		3	0	0	0	0	0	0	0	0	3	3	0.00	0.000		
95 Ryan Arrowood, R ERA:	0.2		2	0	0	0	0	0	0	0	0	0	0	2	2	0.00	0.000																			
46 Brett Marshall, R ERA: 14.63	2.1		15	6	5	5	2	2	0	0	0	2	2	19	31	19.29	3.429																			
71 Ken Roberts, L ERA:	0.2		3	1	0	0	0	0	0	0	0	0	0	3	3	0.00	1.500																			
47 Jairo Diaz, R ERA: 7.71	1.0		4	1	1	1	2	0	0	0	0	0	1	8	8	9.00	1.000																			



Batter	1	2	3	4	5	6	7	8	9	AB	R	H	RBI	BB	SO	LOB	TOP										
19 Charlie Blackmon, L OBP: 0.357, SLG: 0.417 96 Tim Wheeler, L OBP: 0.300, SLG: 0.556	F9		K			K				4	1	1	0	0	2	0	Colorado Rockies @ Chicago White Sox Camelback Ranch, Glendale, AZ Tue Mar 24 2015, 4:10 PM - 6:47 PM EDT Att.: 4,815 - Sunny - 82 F										
13 Drew Stubbs, R OBP: 0.359, SLG: 0.424 David Dahl, L OBP: 0.125, SLG: 0.125	K			K					F8	2	0	0	0	2	2	0											
6 Corey Dickerson, L OBP: 0.300, SLG: 0.496 93 Randy Reyes, R	G4-3			G3		FC3-6			G5-4-3	4	1	0	1	0	0	3											
20 Wilin Rosario, R OBP: 0.316, SLG: 0.514 72 Ryan Casteel, R OBP: 0.212, SLG: 0.276	P3								P4	4	2	2	1	0	0	0											
7 Matt McBride, R OBP: 0.341, SLG: 0.472 Will Swanner, R OBP: 0.667, SLG: 1.667	E5								F7	3	1	1	1	1	0	0											
43 Rafael Ynoa, S OBP: 0.310, SLG: 0.300 78 Juan Ciriaco, R OBP: 1.000, SLG: 1.000	G4-3								F7	4	1	1	1	0	0	1											
9 DJ LeMahieu, R OBP: 0.300 91 Joey Wong, L OBP: 0.429, SLG: 0.417	G5-3			L1					F9	3	0	1	1	0	0	3											
65 Cristhian Adames, S OBP: 0.361, SLG: 0.400 82 Matt Wessinger, R	G4-3								P6	4	1	2	0	0	0	0											
24 Jordan Lyles, R OBP: 0.455, SLG: 0.459 47 Jairo Diaz, R OBP: 0.125, SLG: 0.125 36 Christian Bergman, R	K								K	1	0	0	0	0	1	0											
Inning Stats	R: 0 E: 0 K: 1 S: 5	H: 0 LOB: 0 BB: 0 P: 5	R: 0 E: 1 K: 0 S: 4	H: 0 LOB: 1 BB: 0 P: 4	R: 0 E: 0 K: 2 S: 7	H: 0 LOB: 0 BB: 0 P: 7	R: 1 E: 0 K: 1 S: 7	H: 2 LOB: 2 BB: 1 P: 11	R: 6 E: 2 K: 1 S: 12	H: 6 LOB: 2 BB: 1 P: 17	R: 0 E: 0 K: 1 S: 4	H: 0 LOB: 0 BB: 1 P: 8	R: 0 E: 0 K: 0 S: 3	H: 0 LOB: 0 BB: 0 P: 3	R: 0 E: 0 K: 1 S: 5	H: 1 LOB: 0 BB: 0 P: 4		1B: 9 2B: 0 3B: 0 HR: 0	SF: 0 SAC: 0 DP: 1 HBP: 0	WP: 0 PB: 0 SB: 1 CS: 1	PA: 39						
PITCHER	IP	WLS	BF	H	R	ER	SO	BB	IBB	HBP	BLK	WP	HR	S	P	ERA	WHIP										
50 John Danks, L ERA: 6.97	4.2		21	4	4	4	4	2	0	0	0	0	0	27	35	7.71	1.286										
34 Matt Albers, R ERA: 2.94	0.1	L	6	4	3	0	1	0	0	0	0	0	0	8	9	0.00	12.000										
33 Zach Duke, L ERA: 7.94	1.0		3	0	0	0	1	1	0	0	0	0	0	4	8	0.00	1.000										
39 Maikel Cleto, R ERA: 4.91	2.0		6	0	0	0	1	0	0	0	0	0	0	8	8	0.00	0.000										
57 Zach Putnam, R ERA: 15.43	1.0		3	1	0	0	0	0	0	0	0	0	0	3	4	0.00	1.000										

Batter	1	2	3	4	5	6	7	8	9	AB	R	H	RBI	BB	SO	LOB	BOTTOM										
1 Adam Eaton, L OBP: 0.378, SLG: 0.323 7 Micah Johnson, L OBP: 0.500, SLG: 0.618	G4-3		G4-3		K				G6-3	2	0	0	0	0	1	0	Colorado Rockies @ Chicago White Sox Camelback Ranch, Glendale, AZ Tue Mar 24 2015, 4:10 PM - 6:47 PM EDT Att.: 4,815 - Sunny - 82 F										
53 Melky Cabrera, S OBP: 0.390, SLG: 0.343	HBP									2	1	1	0	1	0	0											
79 José Abreu, R OBP: 0.475, SLG: 0.649	G5-3								P3	3	2	1	1	0	0	3											
25 Adam LaRoche, L OBP: 0.229, SLG: 0.394 58 Geovany Soto, R OBP: 0.435, SLG: 0.550	G4-3								K	3	1	0	0	0	0	2											
10 Alexei Ramirez, R OBP: 0.357, SLG: 0.500 86 Trey Michalczewski, S	G5-3								G5-3	4	0	1	0	0	0	3											
20 JB Shuck, L OBP: 0.425, SLG: 0.417									G6-3	3	0	0	0	1	1	3											
15 Gordon Beckham, R OBP: 0.262, SLG: 0.342	G4-6-3								P3	4	1	1	2	0	0	1											
21 Tyler Flowers, R OBP: 0.235, SLG: 0.267 36 Rob Brantly, L OBP: 0.250, SLG: 0.333	G6-3								F7	3	1	1	2	0	0	0											
64 Emilio Bonifacio, S OBP: 0.220, SLG: 0.171 95 Jacob May, S	G4-3								F7	3	0	0	0	0	0	0											
Inning Stats	R: 0 E: 0 K: 0 S: 2	H: 0 LOB: 1 BB: 1 P: 8	R: 0 E: 0 K: 0 S: 2	H: 0 LOB: 0 BB: 1 P: 6	R: 0 E: 0 K: 0 S: 3	H: 0 LOB: 0 BB: 0 P: 3	R: 5 E: 1 K: 1 S: 8	H: 2 LOB: 0 BB: 0 P: 11	R: 1 E: 0 K: 1 S: 6	H: 1 LOB: 0 BB: 0 P: 9	R: 0 E: 0 K: 0 S: 3	H: 1 LOB: 0 BB: 0 P: 3	R: 0 E: 0 K: 1 S: 6	H: 1 LOB: 1 BB: 0 P: 6	R: 0 E: 0 K: 0 S: 3	H: 0 LOB: 0 BB: 0 P: 3		1B: 1 2B: 2 3B: 0 HR: 2	SF: 0 SAC: 0 DP: 1 HBP: 3	WP: 0 PB: 0 SB: 1 CS: 1	PA: 35						
PITCHER	IP	WLS	BF	H	R	ER	SO	BB	IBB	HBP	BLK	WP	HR	S	P	ERA	WHIP										
24 Jordan Lyles, R ERA: 0.6	4.0	W	18	2	5	0	1	2	0	3	0	0	0	15	28	0.00	1.000										
47 Jairo Diaz, R ERA: 7.94	1.0	H	4	1	1	1	1	0	0	0	0	0	1	6	9	9.00	1.000										
36 Christian Bergman, R ERA: 2.31	4.0	S	13	2	0	0	1	0	0	0	0	0	0	15	15	0.00	0.500										




Batter	1	2	3	4	5	6	7	8	9	AB	R	H	RBI	BB	SO	LOB	TOP					
19 Charlie Blackmon, L OBP: 0.389, SLG: 0.419 90 Wilson Soriano, R (6, 8)	2-1 WP 5 G4-3 1B		1-1 1B		4-2 96 1B BB	1-2 SAFE L7			0-2 G4-3	3 2 2 0 1 0 1 1 0 0 0 0 0 0												
2 Troy Tulowitzki, R OBP: 0.393, SLG: 0.741 91 Joey Wong, L OBP: 0.333, SLG: 0.313	1-2 SAFE K		1-2 SAFE F8		0-0 96 1B 20 FC6-4 1B		2-1 G6-3		0-2 G5-3	3 1 1 0 0 1 2 2 0 0 0 0 0 0												
5 Carlos González, L OBP: 0.379, SLG: 0.444 96 Tim Wheeler, L OBP: 0.333, SLG: 0.545	2-2 G4-3			0-3 K	2-2 20 FC6-4 1B		3-3 K			2 0 0 1 0 1 0 2 0 1 2 0 1 0												
20 Wilin Rosario, R OBP: 0.304, SLG: 0.467 Max White, L (7, 7)	1-2 G5-3			2-1 E3 43 2B	0-0 FC6-4 1B		1-1 FC6-4 1B			4 1 1 1 0 0 1 0 0 0 0 0 0 0												
1 Brandon Barnes, R OBP: 0.333, SLG: 0.225 48 Boone Logan, R (7, 1)		1-2 P2		2-1 SAFE F8	0-0 43 S 1B		2-2 FC6-4			4 0 1 0 0 0 2 0 0 0 0 0 0 0 0 0 0 0 0 0 0												
72 Ryan Casteel, R OBP: 0.200, SLG: 0.258		1-2 F7		0-0 4 WP 2B	1-1 G6-3					3 0 1 1 0 0 2 0 0 0 0 0 0 0 0 0 0 0 0 0 0 1 0 0 0 0 0 0												
43 Rafael Ynoa, S OBP: 0.327, SLG: 0.362 47 Jairo Diaz, R (5, 1)				2-3 K	2-3 K		2-1 G6-3		1-0 F9	4 0 0 0 0 2 1 0 0 0 0 0 0 0												
71 Ken Roberts, L (6, 1)				3-2 P4			0-2 G5-3		2-2 K	2 0 0 0 0 0 0 2 0 0 0 0 2 0												
9 DJ LeMahieu, R OBP: 0.333, SLG: 0.333 90 Cesar Galvez, S OBP: 0.250, SLG: 0.250			0-3 K		2-1 2 1B 96 1B 2B		0-0 1B		1-2 L8	3 1 2 0 0 1 0 1 0 0 0 0 0 0												
Inning Stats	R: 1 E: 1 K: 1 S: 14	H: 1 LOB: 0 BB: 0 P: 20	R: 0 E: 0 K: 1 S: 13	H: 0 LOB: 0 BB: 0 P: 18	R: 0 E: 0 K: 1 S: 13	H: 1 LOB: 1 BB: 0 P: 18	R: 1 E: 1 K: 2 S: 14	H: 1 LOB: 1 BB: 0 P: 20	R: 3 E: 0 K: 0 S: 15	H: 4 LOB: 2 BB: 1 P: 24	R: 0 E: 0 K: 1 S: 9	H: 1 LOB: 1 BB: 0 P: 13	R: 0 E: 0 K: 1 S: 12	H: 1 LOB: 1 BB: 0 P: 20	R: 0 E: 0 K: 1 S: 7	H: 0 LOB: 0 BB: 0 P: 13	R: 0 E: 0 K: 0 S: 10	H: 0 LOB: 0 BB: 0 P: 11	1B: 7 2B: 2 3B: 0 HR: 0	SF: 0 SAC: 0 DP: 0 HBP: 0	WP: 2 PB: 0 SB: 1 CS: 0	PA: 38
PITCHER	IP WLS BF H R ER SO BB IBB HBP BLK WP HR S P ERA WHIP	33 James Shields, R ERA: 3.31 98 Zack Segovia, R ERA: 4.7 59 Kevin Quackenbush, R ERA: 4.7 60 Frank Garcés, L ERA: 2.0 56 Shawn Kelley, R ERA: 3.52	4.1 21 6 5 3 5 1 0 0 0 0 2 0 65 95 6.23 1.615	0.2 3 1 0 0 0 0 0 0 0 0 0 6 9 0.00 1.500	1.1 5 1 0 0 1 0 0 0 0 0 0 15 24 0.00 0.750	1.0 W 3 0 0 0 1 0 0 0 0 0 7 13 0.00 0.000	37 Brandon Maurer, R ERA: 1.8	1.0 S 3 0 0 0 0 0 0 0 0 0 10 11 0.00 0.000														

Colorado Rockies @ San Diego Padres
Peoria Stadium, Peoria, AZ
Fri Mar 27 2015, 10:06 PM - 1:34 AM EDT
Att: 6,827 - Clear - 87 F

livebaseballscores.com

AB 37
R 5
H 9
RBI 5
BB 1
SO 8
LOB 9




Batter	1	2	3	4	5	6	7	8	9	AB	R	H	RBI	BB	SO	LOB	BOTTOM					
24 Cameron Maybin, R OBP: 0.348, SLG: 0.419	2-1 P5	1-1 FC6-4		0-3 K		1-1 G5-3		0-2 25 2B 1B		5 1 1 0 0 1 3												
23 Yonder Alonso, L OBP: 0.383, SLG: 0.465 25 Will Venable, L OBP: 0.318, SLG: 0.385	0-0 27 2B 10 SF8 1B		0-2 27 2B 11 E 1B	1-0 2-6	4-2 10 1B BB	2-2 G5-3		0-0 26 1B 2B		2 3 2 0 1 0 0 2 1 1 2 0 0 0												
27 Matt Kemp, R OBP: 0.409, SLG: 0.690 26 Yangervis Solarte, S OBP: 0.333, SLG: 0.348	0-0 10 SF8 2B		2-2 11 E 2B		0-2 K	1-0 G5-3		3-2 16 FC4-6 1B		3 0 2 0 0 1 1 2 0 1 1 0 0 0												
10 Justin Upton, R OBP: 0.341, SLG: 0.675 16 Abraham Almonte, R OBP: 0.325, SLG: 0.343	1-2 SF8		0-1 L7		3-1 11 1B 9 WP 1B		0-0 P4	0-0 FC4-6 FC6-4		2 0 1 1 0 0 2 2 1 0 0 0 0 1												
18 Carlos Quentin, R OBP: 0.316, SLG: 0.429 7 Tommy Medica, R OBP: 0.528, SLG: 0.909	3-2 G3-1		4-1 BB		2-3 K		3-2 15 FC5-4 1B	1-1 FC6-4		2 0 0 0 1 1 3 2 0 1 0 0 0 1												
11 Will Middlebrooks, R OBP: 0.375, SLG: 0.511 15 Cory Spangenberg, L OBP: 0.399, SLG: 0.412		3-1 5 F8 3 1B	0-0 F9		2-2 9 WP 9 S 1B		1-1 FC5-4			3 0 2 1 0 0 2 1 0 0 0 0 0 1												
9 Jedd Gyorko, R OBP: 0.313, SLG: 0.372 66 Ramiro Pena, S OBP: 0.345, SLG: 0.333		2-2 F8	0-1 F7		4-2 3 HBP BB		3-3 K			2 0 0 0 1 0 3 1 0 0 0 0 1 1												
3 Derek Norris, R OBP: 0.262, SLG: 0.282 78 Rocky Gale, R OBP: 0.375, SLG: 0.286		2-2 24 FC6-4 1B		2-2 F9		3-1 HBP		0-2 G1-3		2 0 1 0 0 0 0 1 0 0 0 0 0 0												
5 Alexi Amarista, L OBP: 0.368, SLG: 0.395		1-0 F8		0-2 23 2-6 1B		1-2 HBP		3-2 24 1B 2B		4 1 2 0 0 0 5												
Inning Stats	R: 1 E: 0 K: 0 S: 11	H: 2 LOB: 1 BB: 0 P: 17	R: 0 E: 0 K: 0 S: 11	H: 2 LOB: 2 BB: 0 P: 20	R: 1 E: 1 K: 0 S: 12	H: 2 LOB: 2 BB: 1 P: 18	R: 0 E: 0 K: 1 S: 9	H: 1 LOB: 1 BB: 0 P: 12	R: 2 E: 0 K: 2 S: 21	H: 2 LOB: 3 BB: 2 P: 40	R: 0 E: 0 K: 0 S: 8	H: 0 LOB: 0 BB: 0 P: 12	R: 0 E: 0 K: 1 S: 11	H: 1 LOB: 1 BB: 0 P: 18	R: 3 E: 0 K: 0 S: 16	H: 4 LOB: 1 BB: 0 P: 23	R: 0 E: 0 K: 0 S: 10	H: 0 LOB: 0 BB: 0 P: 11	1B: 11 2B: 3 3B: 0 HR: 0	SF: 1 SAC: 0 DP: 0 HBP: 1	WP: 1 PB: 0 SB: 1 CS: 0	PA: 41
PITCHER	IP WLS BF H R ER SO BB IBB HBP BLK WP HR S P ERA WHIP	38 Kyle Kendrick, R ERA: 3.52 47 Jairo Diaz, R ERA: 7.11 71 Ken Roberts, L ERA: 1.42 48 Boone Logan, L ERA: 1.5 32 LaTroy Hawkins, R ERA: 6.75	4.1 5 1 0 0 1 1 0 0 0 0 1 0 14 26 0.00 3.000	1.0 3 0 0 0 0 0 0 0 0 0 0 8 12 0.00 0.000	1.0 4 1 0 0 1 0 0 0 0 0 0 11 18 0.00 1.000	1.0 L 7 4 3 3 0 0 0 0 0 0 16 23 27.00 4.000																

Colorado Rockies @ San Diego Padres
Peoria Stadium, Peoria, AZ
Fri Mar 27 2015, 10:06 PM - 1:34 AM EDT
Att: 6,827 - Clear - 87 F

livebaseballscores.com

AB 36
R 7
H 14
RBI 5
BB 3
SO 4
LOB 23



Batter	1	2	3	4	5	6	7	8	9	AB	R	H	RBI	BB	SO	LOB	TOP										
4 Cliff Pennington, S OBP: 0.207, SLG: 0.087 15 Garrett Weber, R	L9		K			G6-3		L9		2	0	0	0	1	1	0											
16 Chris Oquinos, R OBP: 0.235, SLG: 0.303 3 Raul Navarro, R	G5-3			F8		G6-3		K		3	0	0	0	0	0	1											
6 David Peralta, L OBP: 0.456, SLG: 0.468 11 Tom Belza, L OBP: 0.333, SLG: 0.333	L8		L8			G5-3			G4-3	3	0	1	0	0	0	0											
15 Mark Trumbo, R OBP: 0.404, SLG: 0.614 6 Evan Marzilli, L	G5-3		G5-3			L8		G5-3		2	0	0	0	0	0	1											
2 Aaron Hill, R OBP: 0.224, SLG: 0.196 Mark Thomas, R OBP: 0.286, SLG: 0.167	F9					L7				3	1	1	0	0	0	0											
24 Yasmany Tomás, R OBP: 0.317, SLG: 0.446 45 Matt Reynolds, L	K					F8			G5-3	3	0	1	0	0	1	0											
29 Brad Ziegler, R 43 Addison Reed, L 53 Steve McQuail, R (8,PH)	K									0	0	0	0	0	0	0											
18 Gerald Laird, R OBP: 0.185, SLG: 0.320 7 Ryan Gebhardt, R	G4-3					SF9				1	0	0	1	0	0	0											
77 Nick Buss, L OBP: 0.273, SLG: 0.300 52 Todd Glaesmann, R (8,PR)	L9		L9			G4-3				2	0	0	0	0	0	1											
41 Daniel Hudson, R 11 Seth Simmons, R 31 Stewart Ijames, L (5,PH) 12 Rubby De La Rosa, R 34 Rudy Flores, L OBP: 0.500, SLG: 0.333	K		K			K				1	0	0	0	0	1	0											
Inning Stats	R: 0 E: 0 K: 0 S: 9	H: 1 LOB: 1 BB: 0 P: 14	R: 0 E: 0 K: 1 S: 7	H: 0 LOB: 0 BB: 0 P: 9	R: 0 E: 0 K: 2 S: 9	H: 0 LOB: 0 BB: 0 P: 11	R: 0 E: 0 K: 0 S: 8	H: 0 LOB: 0 BB: 0 P: 10	R: 1 E: 0 K: 1 S: 9	H: 2 LOB: 1 BB: 0 P: 15	R: 0 E: 0 K: 0 S: 6	H: 0 LOB: 0 BB: 1 P: 13	R: 0 E: 0 K: 0 S: 10	H: 0 LOB: 2 BB: 1 P: 20	R: 0 E: 0 K: 0 S: 11	H: 0 LOB: 1 BB: 1 P: 20	1B: 2 2B: 1 3B: 0 HR: 0	SF: 1 SAC: 0 DP: 1 HBP: 1	WP: 1 PB: 0 SB: 0 CS: 0	PA: 33							
PITCHER	IP	WLS	BF	H	R	ER	SO	BB	IBB	HBP	BLK	WP	HR	S	P	ERA	WHIP										
24 Jordan Lyles, R ERA: 0.68	6.0		21	3	1	1	4	1	0	0	0	1	0	48	72	1.50	0.667										
63 Rafael Betancourt, R ERA: 1.17	1.0	W	3	0	0	0	0	0	0	0	0	0	0	8	11	0.00	0.000										
0 Adam Ottavino, R ERA: 1.00	1.0	H	5	0	0	0	2	1	0	1	0	0	0	10	20	0.00	1.000										
32 LaTroy Hawkins, R ERA: 5.4	1.0	S	4	0	0	0	0	1	0	0	0	0	0	11	20	0.00	1.000										

Arizona Diamondbacks @ Colorado Rockies
Salt River Fields at Talking Stick, Scottsdale, AZ

Sun Mar 29 2015, 4:12 PM - 6:42 PM EDT
Att: 11,225 - Partly Cloudy - 85 F

livebaseballscorecards.com

AB 28
R 1
H 3
RBI 1
BB 3
SO 6
LOB 11



Batter	1	2	3	4	5	6	7	8	9	AB	R	H	RBI	BB	SO	LOB	BOTTOM										
19 Charlie Blackmon, L OBP: 0.400, SLG: 0.412 93 Denzel Richardson, R	BB					K		K		3	0	1	0	1	2	2											
13 Drew Stubbs, R OBP: 0.313, SLG: 0.341 93 Raimel Tapia, L OBP: 0.400, SLG: 0.600	K		K			K				3	0	0	0	0	3	4											
2 Troy Tulowitzki, R OBP: 0.355, SLG: 0.667 90 Wilson Soriano, R	L9		G4-6-3			G5-3		SH5-3		3	0	0	0	0	0	3											
33 Justin Morneau, L OBP: 0.181, SLG: 0.400 63 Rafael Betancourt, R 8 Michael McKenry, R OBP: 0.263, SLG: 0.229	FC6-4			F8		HR		K		3	1	2	1	0	0	0											
28 Nolan Arenado, R OBP: 0.321, SLG: 0.627 Tim Smalling, R	FC6-4			G5-3		L8		K		3	0	0	0	0	2												
83 Noel Cuevas, R OBP: 0.500, SLG: 0.800	G5-3					K				3	0	1	0	0	1	0											
4 Nick Hundley, R ERA: 4.22 0 Adam Ottavino, S 32 LaTroy Hawkins, R (9,1)	K									3	0	0	0	0	2	1											
3 Daniel Descalso, L OBP: 0.391, SLG: 0.550 78 Zach Osborne, R	K									2	1	1	1	1	1	0											
24 Jordan Lyles, R Ryan Casteel, R OBP: 0.222, SLG: 0.281	SH1-4									0	0	0	0	1	0	0											
Inning Stats	R: 0 E: 0 K: 1 S: 13	H: 1 LOB: 2 BB: 1 P: 26	R: 0 E: 0 K: 2 S: 10	H: 0 LOB: 0 BB: 0 P: 14	R: 0 E: 0 K: 1 S: 11	H: 1 LOB: 1 BB: 1 P: 19	R: 0 E: 0 K: 1 S: 9	H: 1 LOB: 1 BB: 0 P: 18	R: 1 E: 0 K: 1 S: 11	H: 2 LOB: 0 BB: 0 P: 17	R: 1 E: 0 K: 1 S: 7	H: 2 LOB: 0 BB: 0 P: 10	R: 0 E: 0 K: 2 S: 9	H: 1 LOB: 1 BB: 0 P: 13	1B: 3 2B: 1 3B: 1 HR: 2	SF: 0 SAC: 2 DP: 1 HBP: 0	WP: 0 PB: 0 SB: 0 CS: 1	PA: 32									
PITCHER	IP	WLS	BF	H	R	ER	SO	BB	IBB	HBP	BLK	WP	HR	S	P	ERA	WHIP										
41 Daniel Hudson, R ERA: 7.71	3.2		15	3	0	0	4	2	0	0	0	0	0	40	72	0.00	1.364										
11 Seth Simmons, R ERA: 3.18	0.1		1	0	0	0	1	0	0	0	0	0	0	3	5	0.00	0.000										
12 Rubby De La Rosa, R ERA: 3.96	2.0		8	1	1	1	3	1	0	0	0	0	1	20	35	4.50	1.000										
45 Matt Reynolds, L ERA: 3.18	1.0	L	4	2	1	1	1	0	0	0	0	0	1	7	10	9.00	2.000										
29 Brad Ziegler, R ERA: 3.38	0.2		3	1	0	0	1	0	0	0	0	0	0	6	8	0.00	1.500										

Arizona Diamondbacks @ Colorado Rockies
Salt River Fields at Talking Stick, Scottsdale, AZ

Sun Mar 29 2015, 4:12 PM - 6:42 PM EDT
Att: 11,225 - Partly Cloudy - 85 F

livebaseballscorecards.com

AB 27
R 2
H 7
RBI 2
BB 3
SO 11
LOB 14




Batter	1	2	3	4	5	6	7	8	9	AB	R	H	RBI	BB	SO	LOB	TOP										
19 Charlie Blackmon, L (1, 8) OBP: 0.400, SLG: 0.381 13 Drew Stubbs, R (5, 8) OBP: 0.345, SLG: 0.333	2-2 G4-6-3 1B		4-2 1-2 BB		2-0 2 1B 5 1B 1B		1 SAFE 0-1 G5-3			2	1	2	1	1	0	0											
2 Troy Tulowitzki, R (1, 6) OBP: 0.395, SLG: 0.786 43 Rafael Ynoa, S (5, PR) OBP: 0.317, SLG: 0.344	2-0 G4-6-3 1-2		1-0 F8		2-0 1-2 2-H 5 1B 1B			0-1 G4-3		3	0	1	1	0	0	3											
5 Carlos González, L (1, 9) OBP: 0.349, SLG: 0.488 93 Randy Reyes, R (5, PR) (5, 9)	0-3 K			1-2 G1-3	0-0 2B 2-4 1B			1-3 K		3	0	1	1	0	1	0											
28 Nolan Arenado, R (1, 5) OBP: 0.273, SLG: 0.571 95 Joshua Fuentes, R (6, 5) OBP: 1.000, SLG: 2.000		2-2 G6-3		1-2 K	1-2 2-4	1-1 G5-3		0-0 3 1B 2B		3	0	0	0	0	1	0											
33 Justin Morneau, L (1, 3) OBP: 0.214, SLG: 0.400 3 Daniel Descalso, L (6, 3) OBP: 0.393, SLG: 0.520	1-2 20 G4-6-3 1B		1-3 K2-3		3-2 G5-3			1-0 2H 1B		3	0	1	0	0	1	0											
20 Wilin Rosario, R (1, 10) OBP: 0.288, SLG: 0.439	2-1 G4-6-3 1-2				1-1 F9	2-3 K		1-0 G5-3		4	0	0	0	0	1	2											
6 Corey Dickerson, L (1, 7) OBP: 0.340, SLG: 0.489 96 Terry McClure, R (5, 7)			2-2 G1-3		0-2 9 1B 19 1B 1B		2-3 K		1-0 G3-1	2	1	1	0	0	0	0											
4 Nick Hundley, R (1, 2) OBP: 0.240, SLG: 0.333 8 Michael McKenry, R (6, 2) OBP: 0.291, SLG: 0.256			4-2 19 BB BB		2-3 K		2-1 F9		0-3 K	1	0	0	0	1	1	1											
9 DJ LeMahieu, R (1, 4) OBP: 0.333, SLG: 0.354 90 Cesar Galvez, S (6, 4) OBP: 0.333, SLG: 0.200			2-3 K		0-0 2 1B 19 1B 1B		4-2 BB		0-3 K	2	1	1	0	0	1	1											
Inning Stats	R: 0 E: 0 K: 1 S: 7	H: 1 LOB: 0 BB: 0 P: 11	R: 0 E: 0 K: 0 S: 9	H: 1 LOB: 0 BB: 0 P: 14	R: 0 E: 0 K: 1 S: 12	H: 0 LOB: 2 BB: 2 P: 25	R: 0 E: 0 K: 2 S: 16	H: 0 LOB: 0 BB: 0 P: 19	R: 3 E: 0 K: 1 S: 18	H: 5 LOB: 2 BB: 0 P: 26	R: 0 E: 0 K: 1 S: 10	H: 0 LOB: 0 BB: 0 P: 16	R: 0 E: 0 K: 1 S: 9	H: 0 LOB: 1 BB: 1 P: 17	R: 1 E: 0 K: 1 S: 8	H: 2 LOB: 1 BB: 0 P: 11	R: 0 E: 0 K: 2 S: 7	H: 0 LOB: 0 BB: 0 P: 8	1B: 8 2B: 1 3B: 0 HR: 0	SF: 0 SAC: 0 DP: 2 HBP: 0	WP: 0 PB: 0 SB: 0 CS: 0	PA: 36					
PITCHER	IP	WLS	BF	H	R	ER	SO	BB	IBB	HBP	BLK	WP	HR	S	P	ERA	WHIP										
33 J.A. Happ, L (1, 1) ERA: 6.11	4.0	W	14	2	0	0	4	2	0	0	0	0	0	44	69	0.00	1.000										
54 Tom Wilhelmsen, R (5, 1) ERA: 9.35	0.2		6	4	3	3	1	0	0	0	0	0	0	13	20	40.50	6.000										
40 Danny Farquhar, R (5, 1) ERA: 4.63	1.1	H	5	1	0	0	1	0	0	0	0	0	0	15	22	0.00	0.750										
91 Grady Wood, R (7, 1) ERA: 4.5	2.0	H	9	2	1	1	2	1	0	0	0	0	0	17	28	4.50	1.500										
90 Paul Fry, L (9, 1) ERA:	1.0	S	3	0	0	0	2	0	0	0	0	0	0	7	8	0.00	0.000										

Colorado Rockies @ Seattle Mariners
Peoria Stadium, Peoria, AZ
Fri Apr 03 2015, 10:07 PM - 12:57 AM EDT
Att: 7,204 - Cloudy - 78 F

livebaseballscorecards.com

AB 33
R 4
H 9
RBI 4
BB 3
SO 10
LOB 8




Batter	1	2	3	4	5	6	7	8	9	AB	R	H	RBI	BB	SO	LOB	BOTTOM										
16 Austin Jackson, R (1, 8) OBP: 0.371, SLG: 0.483 12 Justin Ruggiano, R (4, 8) OBP: 0.300, SLG: 0.368 82 Ian Miller, L (5, 8) OBP: 0.500, SLG: 0.500	2-1 F9	1-1 SF8		1-2 L9		2-3 K				1	0	0	1	0	0	0											
7 Seth Smith, L (1, 9) OBP: 0.384, SLG: 0.425 84 Gabriel Guerrero, R (3, 9) OBP: 0.333, SLG: 1.167	3-1 23 WP 2B	4-2 22 1B BB		1-0 P4			2-1 HR			1	0	1	0	1	0	0											
22 Robinson Cano, L (1, 4) OBP: 0.370, SLG: 0.538 8 Willie Bloomquist, R (3, 4) OBP: 0.357, SLG: 0.425 85 Jabari Blash, R (6, 7) OBP: 0.250, SLG: 0.286	1-3 K	0-0 1B			1-3 K		1-3 K			2	0	1	0	0	1	1											
23 Nelson Cruz, R (1, 10) OBP: 0.391, SLG: 0.528 Steven Baron, R (7, PH) (8, 10)	4-0 BB	1-2 K			3-3 K		1-2 G4-3			2	0	0	0	1	2	2											
15 Kyle Seager, L (1, 5) OBP: 0.373, SLG: 0.491 86 Leury Bonilla, R (3, PR) OBP: 0.250, SLG: 0.143	3-2 G4-3		1-2 20 1B 2B		2-1 1B		3-3 K			2	0	1	0	0	0	2											
20 Logan Morrison, L (1, 3) OBP: 0.286, SLG: 0.390 Jordy Lara, R (3, PR) OBP: 0.316, SLG: 0.412		4-1 13 F9 3 BB 3B	0-0 13 G6-3 1B		3-3 K			1-3 K		1	1	1	1	1	0	0											
3 Mike Zunino, R (1, 2) OBP: 0.396, SLG: 0.865 2 Jesús Sucre, R (5, 2) OBP: 0.219, SLG: 0.143		4-2 5 3B BB	1-1 F7			0-1 1B		2-2 G5-3		1	1	0	0	1	0	2											
13 Dustin Ackley, L (1, 7) OBP: 0.396, SLG: 0.521 Patrick Kivlahan, R (4, 7) OBP: 0.280, SLG: 0.440		1-1 F9	2-2 G6-3		1-1 F9			0-0 G6-3		2	0	0	0	0	0	4											
5 Brad Miller, L (1, 6) OBP: 0.385, SLG: 0.636 25 Rickie Weeks Jr., R (4, PH) OBP: 0.259, SLG: 0.455 83 Jack Reinheimer, R (5, 6) OBP: 0.250, SLG: 0.250		2-0 1H 3H 3B		0-3 K		1-3 K				1	1	1	2	0	0	0											
Inning Stats	R: 0 E: 0 K: 1 S: 11	H: 1 LOB: 2 BB: 1 P: 24	R: 3 E: 0 K: 1 S: 14	H: 2 LOB: 3 BB: 3 P: 31	R: 1 E: 0 K: 0 S: 10	H: 2 LOB: 2 BB: 0 P: 14	R: 0 E: 0 K: 1 S: 7	H: 0 LOB: 0 BB: 0 P: 9	R: 0 E: 0 K: 3 S: 12	H: 1 LOB: 1 BB: 0 P: 21	R: 0 E: 0 K: 2 S: 11	H: 1 LOB: 0 BB: 0 P: 15	R: 1 E: 0 K: 2 S: 12	H: 1 LOB: 0 BB: 0 P: 19	R: 0 E: 0 K: 1 S: 7	H: 0 LOB: 0 BB: 0 P: 10	1B: 4 2B: 2 3B: 1 HR: 1	SF: 1 SAC: 0 DP: 1 HBP: 0	WP: 1 PB: 0 SB: 0 CS: 0	PA: 35							
PITCHER	IP	WLS	BF	H	R	ER	SO	BB	IBB	HBP	BLK	WP	HR	S	P	ERA	WHIP										
24 Jordan Lyles, R (1, 1) ERA: 2.01	1.1	L	9	2	3	3	1	3	0	0	0	0	0	17	41	20.25	3.750										
91 Richard Castillo, R (2, 1) ERA:	0.2		4	1	0	0	1	1	0	0	0	0	0	8	14	0.00	3.000										
36 Christian Bergman, R (3, 1) ERA: 5.4	2.0		7	2	1	1	1	0	0	0	0	0	0	17	23	4.50	1.000										
0 Adam Ottavino, R (5, 1) ERA:	1.0		4	1	0	0	3	0	0	0	0	0	0	12	21	0.00	1.000										
48 Boone Logan, L (6, 1) ERA: 1.04	1.0		4	1	0	0	2	0	0	0	0	0	0	11	15	0.00	1.000										
PITCHER	IP	WLS	BF	H	R	ER	SO	BB	IBB	HBP	BLK	WP	HR	S	P	ERA	WHIP										
32 LaTroy Hawkins, R (7, 1) ERA: 12.79	1.0		1	1	1	2	0	0	0	0	0	0	0	7	10	0.00	0.000										
92 Leuris Gomez, R (8, 1) ERA: 13.5	1.0		3	0	0	0	1	0	0	0	0	0	0	7	10	0.00	0.000										

Colorado Rockies @ Seattle Mariners
Peoria Stadium, Peoria, AZ
Fri Apr 03 2015, 10:07 PM - 12:57 AM EDT
Att: 7,204 - Cloudy - 78 F

livebaseballscorecards.com

AB 30
R 5
H 8
RBI 5
BB 4
SO 11
LOB 15



Batter	1	2	3	4	5	6	7	8	9	AB	R	H	RBI	BB	SO	LOB	TOP										
16 Austin Jackson, R OBP: 0.359, SLG: 0.467 12 Justin Ruggiano, R OBP: 0.393, SLG: 0.359 82 Ian Miller, L OBP: 0.400, SLG: 0.400	L9	G5-3			K		G4-3		G4-3	2	0	0	0	0	0	1	Seattle Mariners @ Colorado Rockies Salt River Fields at Talking Stick, Scottsdale, AZ Sat Apr 04 2015, 3:11 PM - 5:49 PM EDT Att: 6,738 - Cloudy - 82 F										
7 Seth Smith, L OBP: 0.340, SLG: 0.405 84 Gabriel Guerrero, R OBP: 0.290, SLG: 0.875	G6-3		G3-1		P6		K			2	0	0	0	0	0	0											
22 Robinson Cano, L OBP: 0.375, SLG: 0.527 86 Leury Bonilla, R OBP: 0.400, SLG: 0.667	K		E7						HR	2	0	1	0	0	1	0											
23 Nelson Cruz, R OBP: 0.394, SLG: 0.527 81 Marcus Littlewood, S OBP: 0.125, SLG: 0.125		L7			P4				K	2	0	1	0	0	0	0											
15 Kyle Seager, L OBP: 0.391, SLG: 0.545 Jordy Lara, R OBP: 0.333, SLG: 0.421						F8			WP	2	1	2	2	0	0	0											
20 Logan Morrison, L OBP: 0.297, SLG: 0.450 25 Rickie Weeks Jr., R OBP: 0.283, SLG: 0.415 Patrick Kivlehan, R OBP: 0.299, SLG: 0.407						L7			K	1	1	1	2	0	0	0											
3 Mike Zunino, R OBP: 0.407, SLG: 0.531 2 Jesus Sucre, R OBP: 0.242, SLG: 0.143 Steven Baron, R									F9	0	0	0	0	1	0	0											
13 Dustin Ackley, L OBP: 0.407, SLG: 0.531 8 Willie Bloomquist, R OBP: 0.349, SLG: 0.415 85 Jabari Blash, R OBP: 0.200, SLG: 0.222									K	1	1	1	0	0	0	0											
5 Brad Miller, L OBP: 0.370, SLG: 0.609 83 Jack Reinheimer, R OBP: 0.200, SLG: 0.200									F8	2	0	0	0	0	1	2											
Inning Stats	R: 0 E: 0 K: 1 S: 5	H: 0 LOB: 0 BB: 0 P: 5	R: 3 E: 0 K: 0 S: 7	H: 4 LOB: 1 BB: 7	R: 2 E: 1 K: 0 S: 5	H: 3 LOB: 3 BB: 0 P: 5	R: 0 E: 0 K: 1 S: 5	H: 0 LOB: 0 BB: 0 P: 5	R: 0 E: 0 K: 1 S: 6	H: 1 LOB: 1 BB: 0 P: 6	R: 0 E: 0 K: 1 S: 5	H: 0 LOB: 0 BB: 0 P: 9	R: 0 E: 0 K: 2 S: 7	H: 0 LOB: 0 BB: 0 P: 7	R: 1 E: 0 K: 2 S: 9	H: 2 LOB: 1 BB: 0 P: 10		R: 0 E: 0 K: 1 S: 5	H: 0 LOB: 0 BB: 0 P: 5	1B: 7 2B: 1 3B: 1 HR: 2	SF: 0 SAC: 0 DP: 1 HBP: 0	WP: 1 PB: 0 SB: 0 CS: 0	PA: 37				
PITCHER	IP	WLS	BF	H	R	ER	SO	BB	IBB	HBP	BLK	WP	HR	S	P	ERA	WHIP										
31 Eddie Butler, R ERA: 5.29 53 Christian Friedrich, L ERA: 0.84 51 Brooks Brown, R ERA: 1.48 63 Rafael Betancourt, R ERA: 0.93 66 John Axford, R ERA:	2.1	L	13	6	5	5	1	0	0	0	0	0	1	15	15	19.29	2.571										
95 Ryan Arrowood, R ERA: 3.86 98 Tyler Ybarra, L ERA:	1.0		5	2	1	1	2	0	0	0	0	0	0	0	1	0.00	0.600										
92 S 92 S	1.0		3	0	0	0	1	0	0	0	0	0	0	0	5	0.00	0.000										

AB 36
R 6
H 10
RBI 5
BB 1
SO 9
LOB 10



Batter	1	2	3	4	5	6	7	8	9	AB	R	H	RBI	BB	SO	LOB	BOTTOM										
19 Charlie Blackmon, L OBP: 0.392, SLG: 0.372 93 Denzel Richardson, R	G4-3		K		G5-3		G6-3			1	0	0	0	0	0	0	Seattle Mariners @ Colorado Rockies Salt River Fields at Talking Stick, Scottsdale, AZ Sat Apr 04 2015, 3:11 PM - 5:49 PM EDT Att: 6,738 - Cloudy - 82 F										
6 Corey Dickerson, L OBP: 0.333, SLG: 0.479 96 Terry McClure, R OBP: 0.600, SLG: 0.333	P2								1B	1	0	0	0	0	0	0											
2 Troy Tulowitzki, R OBP: 0.409, SLG: 0.786 3 Daniel Descalso, L OBP: 0.414, SLG: 0.538 Max George, R										0	0	0	0	1	0	0											
5 Carlos González, L OBP: 0.341, SLG: 0.476 92 Richard Frigatano, R	G6-3		L8							1	0	0	0	0	1	0											
43 Rafael Ynoa, S OBP: 0.308, SLG: 0.333 Jose Rivera, R										2	0	0	0	0	1	0											
33 Justin Morneau, L OBP: 0.233, SLG: 0.488 20 Wilin Rosario, R OBP: 0.283, SLG: 0.431 Jordan Rivera, L OBP: 0.333, SLG: 0.667										1	1	1	1	0	0	0											
13 Drew Stubbs, R OBP: 0.333, SLG: 0.320 Jairo Rosario, R										2	0	0	0	0	2	0											
4 Nick Hundley, R OBP: 0.235, SLG: 0.327 8 Michael McKenry, R OBP: 0.271, SLG: 0.250 Hamlet Marte, R										1	0	0	0	0	0	0											
9 DJ LeMahieu, R OBP: 0.327, SLG: 0.347 84 Wesley Jones, R										1	0	0	0	0	0	0											
Inning Stats	R: 0 E: 0 K: 0 S: 3	H: 0 LOB: 1 BB: 1 P: 7	R: 1 E: 0 K: 2 S: 10	H: 1 LOB: 0 BB: 0 P: 11	R: 0 E: 0 K: 1 S: 6	H: 1 LOB: 2 BB: 1 P: 10	R: 0 E: 0 K: 1 S: 5	H: 0 LOB: 0 BB: 0 P: 5	R: 0 E: 0 K: 2 S: 8	H: 1 LOB: 1 BB: 2 P: 16	R: 0 E: 0 K: 1 S: 5	H: 0 LOB: 0 BB: 0 P: 5	R: 0 E: 0 K: 1 S: 6	H: 1 LOB: 1 BB: 0 P: 6	R: 0 E: 0 K: 2 S: 7	H: 0 LOB: 0 BB: 0 P: 7		1B: 2 2B: 1 3B: 0 HR: 1	SF: 0 SAC: 0 DP: 1 HBP: 0	WP: 0 PB: 0 SB: 2 CS: 0	PA: 35						
PITCHER	IP	WLS	BF	H	R	ER	SO	BB	IBB	HBP	BLK	WP	HR	S	P	ERA	WHIP										
44 Tajuan Walker, R ERA: 0.67 56 Fernando Rodney, R ERA: 93 Trey Cochran-Gill, R ERA: 4.15 31 Yoervis Medina, R ERA: 0.69 41 Charlie Furbush, L ERA: 8.44	2.0	W	8	1	1	1	2	1	0	0	0	0	0	4	8	0.00	1.500										
92 Emilio Pagan, R ERA: 2.45 87 James Gilleheeny, L ERA:	1.2		6	1	0	0	2	0	0	0	0	0	0	7	7	0.00	0.750										
87 James Gilleheeny, L	2.0	S	7	1	0	0	3	0	0	0	0	0	0	2	6	0.00	1.000										
41 Charlie Furbush, L	0.1		3	0	2	2	1	2	0	0	0	0	0	3	11	54.00	6.000										

AB 30
R 3
H 4
RBI 3
BB 5
SO 10
LOB 12



Batter	1	2	3	4	5	6	7	8	9	10	AB	R	H	RBI	BB	SO	LOB	TOP						
19 Charlie Blackmon, L OBP: 0.200, SLG: 0.214	L8		G3			K		5 HR 2B		K	5	1	1	0	0	2	0	Colorado Rockies @ Milwaukee Brewers Miller Park, Milwaukee, WI Wed Apr 08, 2015, 7:12 PM - 10:26 PM CDT Att: 28,720 - Roof Closed - 64 F livebaseballscorecards.com AB 38 R 5 H 10 RBI 5 BB 0 SO 7 LOB 6						
5 Carlos González, L OBP: 0.357, SLG: 0.846				G1-3		L7		2-H HR		K	5	1	2	2	0	1	0							
2 Troy Tulowitzki, R OBP: 0.429, SLG: 0.714				G6-3				G6-3			4	0	1	0	0	0	1							
33 Justin Morneau, L OBP: 0.077, SLG: 0.154				L7		L8		K			4	0	0	0	0	1	2							
28 Nolan Arenado, R OBP: 0.200, SLG: 0.923		P4				6 9 1B 2B		F8		G4-3	4	1	1	0	0	0	0							
6 Corey Dickerson, L OBP: 0.452, SLG: 1.083				G3		G3		HR		K	4	1	2	1	0	1	1							
4 Nick Hundley, R OBP: 0.385, SLG: 0.462				G6-3		9 CS 1B		G5-3		L9	4	0	1	0	0	0	1							
9 DJ LeMahieu, R OBP: 0.385, SLG: 0.385				L9		1-2 1B		G1-3		F8	4	0	1	1	0	0	0							
31 Eddie Butler, R 53 Christian Friedrich, R 51 Brooks Brown, L 3 Daniel Descalso, L 0 Adam Ottavino, S 32 LaTroy Hawkins, R 20 Wilin Rosario, R 66 John Axford, R				G3		1-3 1B		K		HR	2	0	0	0	0	0	1							
Inning Stats	R: 0 E: 0 K: 0 S: 10	H: 1 LOB: 1 BB: 0 P: 18	R: 0 E: 0 K: 0 S: 8	H: 1 LOB: 0 BB: 0 P: 13	R: 0 E: 0 K: 0 S: 8	H: 0 LOB: 0 BB: 0 P: 11	R: 0 E: 0 K: 0 S: 4	H: 0 LOB: 0 BB: 0 P: 5	R: 1 E: 0 K: 1 S: 15	H: 3 LOB: 1 BB: 0 P: 23	R: 0 E: 0 K: 1 S: 7	H: 1 LOB: 1 BB: 0 P: 10	R: 1 E: 0 K: 0 S: 7	H: 1 LOB: 0 BB: 0 P: 8	R: 2 E: 0 K: 2 S: 9	H: 2 LOB: 0 BB: 0 P: 14	R: 0 E: 0 K: 1 S: 6	H: 0 LOB: 0 BB: 0 P: 7	R: 1 E: 0 K: 2 S: 15	H: 1 LOB: 0 BB: 0 P: 25	1B: 3 2B: 4 3B: 0 HR: 3	SF: 0 SAC: 0 DP: 0 HBP: 0	WP: 0 PB: 0 SB: 0 CS: 2	PA: 38
PITCHER	IP 7.0	WLS 26	BF 7	H 2	R 2	ER 2	SO 2	BB 0	IBB 0	HBP 0	BLK 0	WP 0	HR 0	S 1	P 9	ERA 2.57	WHIP 1.000							
38 Wily Peralta, R ERA: 2.57	1.0	5	2	2	2	0	0	0	0	0	0	0	1	9	14	18.00	2.000							
51 Jonathan Broxton, R ERA: 3.0	1.0	3	0	0	0	1	0	0	0	0	0	0	0	6	7	0.00	0.000							
21 Jeremy Jeffress, R ERA: 4.5	1.0	L	4	1	1	1	2	0	0	0	0	0	1	15	25	9.00	1.000							

Batter	1	2	3	4	5	6	7	8	9	10	AB	R	H	RBI	BB	SO	LOB	BOTTOM						
27 Carlos Gómez, R OBP: 0.231, SLG: 0.250	20 G6-4-3 BB		K			F8		G6-3			4	0	1	1	1	1	0	Colorado Rockies @ Milwaukee Brewers Miller Park, Milwaukee, WI Wed Apr 08, 2015, 7:12 PM - 10:26 PM CDT Att: 28,720 - Roof Closed - 64 F livebaseballscorecards.com AB 36 R 4 H 8 RBI 4 BB 5 SO 8 LOB 16						
20 Jonathan Lucroy, R	G6-4-3				P3		F8		1-2 2-H 1B	K	4	1	0	0	1	1	3							
24 Adam Lind, L OBP: 0.652, SLG: 1.100					24 HR BB						3	1	2	2	2	1	0							
16 Aramis Ramirez, R OBP: 0.250, SLG: 0.250					18 G1-4-3 1B BB						5	0	1	0	0	1	2							
18 Khris Davis, R OBP: 0.308, SLG: 0.250					9 G4-3 1B						4	0	1	0	1	0	2							
28 Gerardo Parra, L OBP: 0.200, SLG: 0.300					9 FC5-4 1B						4	1	1	0	0	1	3							
9 Jean Segura, R OBP: 0.400, SLG: 0.333					9 FC5-4 2S						4	1	1	0	0	0	2							
2 Scooter Gennett, L OBP: 0.182, SLG: 0.100					K						4	0	0	0	0	1	4							
38 Wily Peralta, R 14 Luis Jimenez, R 51 Jonathan Broxton, R 21 Jeremy Jeffress, R 8 Ryan Braun, R 57 Francisco Rodríguez, R					K						2	0	0	0	0	0	0							
Inning Stats	R: 0 E: 0 K: 0 S: 7	H: 1 LOB: 1 BB: 1 P: 14	R: 0 E: 0 K: 1 S: 9	H: 0 LOB: 1 BB: 1 P: 16	R: 2 E: 0 K: 2 S: 13	H: 1 LOB: 0 BB: 1 P: 20	R: 0 E: 0 K: 1 S: 7	H: 1 LOB: 1 BB: 0 P: 11	R: 0 E: 0 K: 1 S: 12	H: 0 LOB: 0 BB: 0 P: 14	R: 0 E: 0 K: 0 S: 11	H: 1 LOB: 1 BB: 0 P: 20	R: 0 E: 0 K: 0 S: 6	H: 0 LOB: 0 BB: 0 P: 9	R: 0 E: 0 K: 1 S: 8	H: 0 LOB: 1 BB: 1 P: 16	R: 2 E: 0 K: 1 S: 16	H: 4 LOB: 2 BB: 0 P: 24	R: 0 E: 0 K: 1 S: 10	H: 0 LOB: 0 BB: 0 P: 14	1B: 6 2B: 1 3B: 0 HR: 1	SF: 0 SAC: 0 DP: 2 HBP: 0	WP: 0 PB: 0 SB: 1 CS: 0	PA: 41
PITCHER	IP 5.2	WLS 23	BF 4	H 2	R 2	ER 2	SO 5	BB 4	IBB 0	HBP 0	BLK 0	WP 0	HR 0	S 1	P 6	ERA 3.18	WHIP 1.412							
31 Eddie Butler, R ERA: 3.18	0.1	0	0	0	0	0	0	0	0	0	0	0	0	3	6	0.00	0.000							
51 Brooks Brown, R ERA: 3.0	1.0	3	0	0	0	0	0	0	0	0	0	0	0	6	9	0.00	0.000							
0 Adam Ottavino, R ERA: 3.0	1.0	H	4	0	0	0	1	1	0	0	0	0	0	8	16	0.00	1.000							
32 LaTroy Hawkins, R ERA: 3.0	1.0	W	7	4	2	2	1	0	0	0	0	0	0	16	24	18.00	4.000							

Batter	1	2	3	4	5	6	7	8	9	AB	R	H	RBI	BB	SO	LOB	TOP			
24 Dexter Fowler, S OBP: 0.278, SLG: 0.500										3	2	2	2	2	0	1				
68 Jorge Soler, R OBP: 0.313, SLG: 0.429										4	1	2	2	0	1	1				
44 Anthony Rizzo, L OBP: 0.500, SLG: 0.200										4	0	0	1	0	0	4				
47 Miguel Montero, L										4	0	0	0	1	1	2				
13 Starlin Castro, R										5	1	3	2	0	1	2				
8 Chris Coghlan, L										4	1	1	1	0	1	3				
54 Neil Ramírez, R										0	0	0	0	0	0	0				
27 Phil Coke, L										0	0	0	0	0	0	0				
46 Pedro Strop, R										1	0	0	0	0	1	1				
3 David Ross, R										0	0	0	0	0	0	0				
56 Héctor Rondón, R										0	0	0	0	0	0	0				
20 Mike Ott, R										4	1	1	1	0	1	0				
19 Jonathan Herrera, S										0	0	0	0	0	0	0				
39 Jason Hammel, R										3	1	2	0	0	0	0				
41 Matt Szczur, R										2	0	1	0	0	1	1				
7 Arismendy Alcántara, S										2	2	0	0	2	1	2				
Inning Stats	R: 1 E: 0 K: 0 S: 11	H: 1 LOB: 2 BB: 1 P: 23	R: 2 E: 0 K: 0 S: 13	H: 2 LOB: 1 BB: 1 P: 21	R: 2 E: 0 K: 2 S: 12	H: 3 LOB: 1 BB: 0 P: 20	R: 0 E: 0 K: 0 S: 4	H: 1 LOB: 1 BB: 1 P: 11	R: 1 E: 0 K: 1 S: 9	H: 1 LOB: 0 BB: 0 P: 11	R: 3 E: 1 K: 2 S: 26	H: 2 LOB: 1 BB: 2 P: 40	R: 0 E: 0 K: 0 S: 9	H: 0 LOB: 0 BB: 0 P: 8	R: 0 E: 0 K: 2 S: 12	H: 1 LOB: 1 BB: 0 P: 19	1B: 6 2B: 1 3B: 2 HR: 3	SF: 1 SAC: 0 DP: 1 HBP: 2	WP: 0 PB: 0 SB: 0 CS: 1	PA: 44
PITCHER	IP WLS BF H R ER SO BB IBB HBP BLK WP HR S P ERA WHIP	IP WLS BF H R ER SO BB IBB HBP BLK WP HR S P ERA WHIP	IP WLS BF H R ER SO BB IBB HBP BLK WP HR S P ERA WHIP	IP WLS BF H R ER SO BB IBB HBP BLK WP HR S P ERA WHIP	IP WLS BF H R ER SO BB IBB HBP BLK WP HR S P ERA WHIP	IP WLS BF H R ER SO BB IBB HBP BLK WP HR S P ERA WHIP	IP WLS BF H R ER SO BB IBB HBP BLK WP HR S P ERA WHIP	IP WLS BF H R ER SO BB IBB HBP BLK WP HR S P ERA WHIP	IP WLS BF H R ER SO BB IBB HBP BLK WP HR S P ERA WHIP	IP WLS BF H R ER SO BB IBB HBP BLK WP HR S P ERA WHIP	IP WLS BF H R ER SO BB IBB HBP BLK WP HR S P ERA WHIP	IP WLS BF H R ER SO BB IBB HBP BLK WP HR S P ERA WHIP	IP WLS BF H R ER SO BB IBB HBP BLK WP HR S P ERA WHIP	IP WLS BF H R ER SO BB IBB HBP BLK WP HR S P ERA WHIP	IP WLS BF H R ER SO BB IBB HBP BLK WP HR S P ERA WHIP	IP WLS BF H R ER SO BB IBB HBP BLK WP HR S P ERA WHIP	IP WLS BF H R ER SO BB IBB HBP BLK WP HR S P ERA WHIP	IP WLS BF H R ER SO BB IBB HBP BLK WP HR S P ERA WHIP	IP WLS BF H R ER SO BB IBB HBP BLK WP HR S P ERA WHIP	IP WLS BF H R ER SO BB IBB HBP BLK WP HR S P ERA WHIP

Chicago Cubs @ Colorado Rockies
Coors Field, Denver, CO
Sat Apr 11 2015, 6:12 PM - 9:31 PM MDT
Att: 43,812 - Partly Cloudy - 67 F

AB 36
R 9
H 12
RBI 9
BB 5
SO 8
LOB 17



Batter	1	2	3	4	5	6	7	8	9	AB	R	H	RBI	BB	SO	LOB	BOTTOM			
19 Charlie Blackmon, L OBP: 0.261, SLG: 0.250										4	0	1	0	1	1	2				
5 Carlos González, L OBP: 0.261, SLG: 0.545										5	0	0	0	0	1	2				
2 Troy Tulowitzki, R OBP: 0.435, SLG: 0.682										4	2	1	0	1	2	2				
33 Justin Morneau, L OBP: 0.200, SLG: 0.400										5	1	2	1	0	0	2				
28 Nolan Arenado, R OBP: 0.500, SLG: 0.950										4	2	2	2	0	0	1				
6 Corey Dickerson, L OBP: 0.455, SLG: 0.800										4	0	2	2	0	1	0				
4 Nick Hundley, R OBP: 0.286, SLG: 0.333										4	0	0	0	0	2	2				
9 DJ LeMahieu, R OBP: 0.524, SLG: 0.524										4	0	3	0	0	0	0				
38 Kyle Kendrick, R										2	0	1	0	0	1	1				
53 Christian Friedrich, R										0	0	0	0	0	0	0				
43 Rafael Ynoa, S										1	0	0	0	0	1	0				
63 Rafael Betancourt, R										0	0	0	0	0	0	0				
20 Wilin Rosario, R										1	0	0	0	0	1	2				
0 Adam Ottavino, S										0	0	0	0	0	0	0				
Inning Stats	R: 0 E: 0 K: 1 S: 8	H: 0 LOB: 0 BB: 0 P: 12	R: 2 E: 0 K: 1 S: 14	H: 3 LOB: 1 BB: 0 P: 20	R: 1 E: 0 K: 2 S: 11	H: 2 LOB: 1 BB: 0 P: 16	R: 0 E: 0 K: 0 S: 14	H: 3 LOB: 1 BB: 0 P: 20	R: 0 E: 0 K: 0 S: 7	H: 0 LOB: 0 BB: 0 P: 11	R: 0 E: 0 K: 2 S: 9	H: 0 LOB: 0 BB: 0 P: 13	R: 0 E: 0 K: 1 S: 11	H: 0 LOB: 1 BB: 1 P: 18	R: 2 E: 0 K: 2 S: 14	H: 3 LOB: 2 BB: 1 P: 24	1B: 8 2B: 3 3B: 0 HR: 1	SF: 0 SAC: 0 DP: 2 HBP: 0	WP: 0 PB: 0 SB: 0 CS: 0	PA: 40
PITCHER	IP WLS BF H R ER SO BB IBB HBP BLK WP HR S P ERA WHIP	IP WLS BF H R ER SO BB IBB HBP BLK WP HR S P ERA WHIP	IP WLS BF H R ER SO BB IBB HBP BLK WP HR S P ERA WHIP	IP WLS BF H R ER SO BB IBB HBP BLK WP HR S P ERA WHIP	IP WLS BF H R ER SO BB IBB HBP BLK WP HR S P ERA WHIP	IP WLS BF H R ER SO BB IBB HBP BLK WP HR S P ERA WHIP	IP WLS BF H R ER SO BB IBB HBP BLK WP HR S P ERA WHIP	IP WLS BF H R ER SO BB IBB HBP BLK WP HR S P ERA WHIP	IP WLS BF H R ER SO BB IBB HBP BLK WP HR S P ERA WHIP	IP WLS BF H R ER SO BB IBB HBP BLK WP HR S P ERA WHIP	IP WLS BF H R ER SO BB IBB HBP BLK WP HR S P ERA WHIP	IP WLS BF H R ER SO BB IBB HBP BLK WP HR S P ERA WHIP	IP WLS BF H R ER SO BB IBB HBP BLK WP HR S P ERA WHIP	IP WLS BF H R ER SO BB IBB HBP BLK WP HR S P ERA WHIP	IP WLS BF H R ER SO BB IBB HBP BLK WP HR S P ERA WHIP	IP WLS BF H R ER SO BB IBB HBP BLK WP HR S P ERA WHIP	IP WLS BF H R ER SO BB IBB HBP BLK WP HR S P ERA WHIP	IP WLS BF H R ER SO BB IBB HBP BLK WP HR S P ERA WHIP	IP WLS BF H R ER SO BB IBB HBP BLK WP HR S P ERA WHIP	IP WLS BF H R ER SO BB IBB HBP BLK WP HR S P ERA WHIP

Chicago Cubs @ Colorado Rockies
Coors Field, Denver, CO
Sat Apr 11 2015, 6:12 PM - 9:31 PM MDT
Att: 43,812 - Partly Cloudy - 67 F

AB 38
R 5
H 12
RBI 5
SO 10
LOB 14



Batter	1	2	3	4	5	6	7	8	9	AB	R	H	RBI	BB	SO	LOB	TOP					
24 Dexter Fowler, S OBP: 0.304, SLG: 0.619	L8		FC3-6				E4		HR	5	1	2	2	0	0	1						
44 Anthony Rizzo, L OBP: 0.381, SLG: 0.143	K		F7				K		K	4	0	0	1	0	3	2						
68 Jorge Soler, R OBP: 0.250, SLG: 0.333	G5-3		K				L4-3		F7	4	0	0	0	0	1	3						
8 Chris Coghlan, L OBP: 0.357, SLG: 0.667																						
41 Matt Szczur, R OBP: 0.250, SLG: 0.333																						
13 Starlin Castro, R OBP: 0.300, SLG: 0.450																						
47 Miguel Montero, L OBP: 0.143, SLG: 0.167																						
7 Arismendy Alcántara, S																						
28 Kyle Hendricks, R																						
30 Jason Motte, R																						
37 Travis Wood, R																						
27 Phil Coke, L																						
54 Neil Ramírez, R																						
20 Mike Olt, R																						
19 Jonathan Herrera, S																						
5 Wellington Castillo, R																						
56 Héctor Rondón, R																						
Inning Stats	R: 0 E: 0 K: 1 S: 8	H: 0 LOB: 0 BB: 0 P: 12	R: 1 E: 0 K: 0 S: 8	H: 1 LOB: 1 BB: 1 P: 15	R: 0 E: 1 K: 1 S: 12	H: 0 LOB: 1 BB: 1 P: 21	R: 0 E: 0 K: 0 S: 7	H: 0 LOB: 0 BB: 1 P: 14	R: 2 E: 1 K: 0 S: 14	H: 3 LOB: 1 BB: 0 P: 24	R: 0 E: 0 K: 1 S: 8	H: 1 LOB: 1 BB: 0 P: 12	R: 0 E: 0 K: 2 S: 9	H: 0 LOB: 0 BB: 0 P: 14	R: 0 E: 0 K: 0 S: 8	H: 0 LOB: 0 BB: 0 P: 12	R: 3 E: 0 K: 3 S: 15	H: 2 LOB: 0 BB: 1 P: 27	1B: 4 2B: 3 HR: 1	SF: 1 SAC: 0 DP: 2 HBP: 0	WP: 1 PB: 0 SB: 3 CS: 0	PA: 38
PITCHER	IP WLS BF H R ER SO BB IBB HBP BLK WP HR S P ERA WHIP																					
24 Jordan Lyles, R ERA: 2.25	6.0	25	5	3	1	3	3	0	0	0	0	0	0	0	57	98	1.50	1.333				
0 Adam Ottavino, R ERA:	7.1	1.1	H	5	0	0	2	0	0	0	0	0	0	11	16	0.00	0.000					
48 Boone Logan, L ERA:	8.1	1.0	H	3	0	0	1	0	0	0	0	0	0	9	16	0.00	0.000					
32 LaTroy Hawkins, R ERA: 16.88	9.1	0.2	L	5	2	3	2	1	0	0	0	1	1	12	21	40.50	4.500					

Chicago Cubs @ Colorado Rockies
Coors Field, Denver, CO
Sun Apr 12 2015, 2:13 PM - 5:16 PM MDT
Att: 41,363 - Partly Cloudy - 65 F

AB 33
R 6
H 7
RBI 6
BB 4
SO 8
LOB 14



Batter	1	2	3	4	5	6	7	8	9	AB	R	H	RBI	BB	SO	LOB	BOTTOM					
19 Charlie Blackmon, L OBP: 0.357, SLG: 0.375	G3-1						K		2B	4	1	3	1	1	1	0						
5 Carlos González, L OBP: 0.250, SLG: 0.519	G3-1		G6-3				L7		P4	5	0	1	1	0	0	3						
28 Nolan Arenado, R OBP: 0.423, SLG: 0.792	L9		G6-3				F8		G6-3	4	0	0	0	0	0	1						
33 Justin Morneau, L OBP: 0.208, SLG: 0.375							P4		G3	4	0	1	0	0	0	1						
6 Corey Dickerson, L OBP: 0.462, SLG: 0.792							P5		P5	4	1	2	0	0	0	2						
8 Michael McKenry, R OBP: 0.250, SLG: 0.250																						
3 Daniel Descalso, L OBP: 0.143, SLG: 0.143																						
24 Jordan Lyles, R																						
20 Wilin Rosario, R																						
0 Adam Ottavino, S																						
48 Boone Logan, R																						
32 LaTroy Hawkins, R																						
2 Troy Tulowitzki, R																						
9 DJ LeMahieu, R OBP: 0.480, SLG: 0.560																						
Inning Stats	R: 0 E: 0 K: 0 S: 6	H: 1 LOB: 0 BB: 0 P: 11	R: 4 E: 0 K: 0 S: 28	H: 5 LOB: 1 BB: 0 P: 38	R: 0 E: 0 K: 1 S: 10	H: 1 LOB: 1 BB: 0 P: 11	R: 0 E: 0 K: 2 S: 8	H: 0 LOB: 0 BB: 0 P: 12	R: 1 E: 0 K: 0 S: 10	H: 1 LOB: 1 BB: 1 P: 16	R: 0 E: 0 K: 1 S: 9	H: 1 LOB: 1 BB: 0 P: 13	R: 0 E: 0 K: 1 S: 9	H: 0 LOB: 0 BB: 0 P: 14	R: 0 E: 0 K: 2 S: 12	H: 1 LOB: 1 BB: 0 P: 14	R: 0 E: 0 K: 1 S: 9	H: 1 LOB: 1 BB: 0 P: 13	1B: 6 2B: 4 3B: 1 HR: 0	SF: 0 SAC: 0 DP: 0 HBP: 0	WP: 1 PB: 0 SB: 1 CS: 0	PA: 38
PITCHER	IP WLS BF H R ER SO BB IBB HBP BLK WP HR S P ERA WHIP																					
28 Kyle Hendricks, R ERA: 10.38	4.1	21	8	1	0	5	3	1	0	0	0	0	0	0	58	84	10.38	2.077				
30 Jason Motte, R ERA:	5.1	1.2	6	1	0	0	1	0	0	0	0	0	0	13	17	0.00	0.600					
27 Phil Coke, L ERA: 3.38	7.1	1.1	5	1	0	0	1	0	0	0	0	0	0	15	20	0.00	0.750					
54 Neil Ramírez, R ERA: 3.0	8.1	0.2	W	2	0	0	2	0	0	0	0	1	0	6	8	0.00	0.000					
56 Héctor Rondón, R ERA:	9.1	1.0	S	4	1	0	1	0	0	0	0	0	0	9	13	0.00	1.000					

Chicago Cubs @ Colorado Rockies
Coors Field, Denver, CO
Sun Apr 12 2015, 2:13 PM - 5:16 PM MDT
Att: 41,363 - Partly Cloudy - 65 F

AB 37
R 5
H 11
RBI 5
BB 1
SO 8
LOB 14



Batter	1	2	3	4	5	6	7	8	9	AB	R	H	RBI	BB	SO	LOB	TOP										
19 Charlie Blackmon, L OBP: 0.375, SLG: 0.393 13 Drew Stubbs, R																											
5 Carlos González, L OBP: 0.273, SLG: 0.484																											
2 Troy Tulowitzki, R OBP: 0.393, SLG: 0.593																											
33 Justin Morneau, L OBP: 0.250, SLG: 0.429																											
28 Nolan Arenado, R OBP: 0.400, SLG: 0.704																											
6 Cory Dickerson, L OBP: 0.400, SLG: 0.679																											
4 Nick Hundley, R OBP: 0.360, SLG: 0.417																											
9 DJ LeMahieu, R OBP: 0.517, SLG: 0.586																											
31 Eddie Butler, R 51 Brooks Brown, L 43 Rafael Ynoa, S 53 Christian Friedrich, R 48 Boone Logan, R 3 Daniel Descalso, L 63 Rafael Betancourt, R																											
Inning Stats	R: 0 E: 0 K: 1 S: 6	H: 1 LOB: 0 BB: 0 P: 8	R: 0 E: 0 K: 1 S: 7	H: 0 LOB: 0 BB: 10 P: 10	R: 0 E: 0 K: 1 S: 9	H: 0 LOB: 0 BB: 1 P: 16	R: 1 E: 0 K: 0 S: 8	H: 3 LOB: 1 BB: 0 P: 10	R: 0 E: 0 K: 1 S: 12	H: 1 LOB: 1 BB: 0 P: 19	R: 0 E: 0 K: 1 S: 10	H: 0 LOB: 1 BB: 0 P: 15	R: 1 E: 0 K: 0 S: 10	H: 2 LOB: 1 BB: 0 P: 12	R: 0 E: 0 K: 0 S: 10	H: 2 LOB: 3 BB: 1 P: 15	R: 0 E: 0 K: 0 S: 12	H: 2 LOB: 2 BB: 0 P: 17	1B: 9 2B: 2 3B: 0 HR: 0	SF: 0 SAC: 0 DP: 2 HBP: 0	WP: 0 PB: 0 SB: 1 CS: 1	PA: 38					
PITCHER	IP	WLS	BF	H	R	ER	SO	BB	IBB	HBP	BLK	WP	HR	S	P	ERA	WHIP										
53 Chris Heston, R ERA: 0.69	7.0	L	27	7	2	1	5	2	0	0	0	0	0	60	90	1.29	1.286										
41 Jeremy Affeldt, L ERA: 3.38	1.0		6	2	0	0	0	0	1	0	0	0	0	10	15	0.00	2.000										
70 George Kontos, R ERA:	0.1		3	2	0	0	0	0	0	0	0	0	0	9	11	0.00	6.000										
49 Javier López, L ERA: 5.4	0.2		2	0	0	0	0	0	0	0	0	0	0	3	6	0.00	0.000										

Colorado Rockies @ San Francisco Giants
AT&T Park, San Francisco, CA
 Mon Apr 13 2015, 1:41 PM - 4:39 PM PDT
 Att: 42,019 - Partly Cloudy - 63 F

AB 35
R 2
H 11
RBI 1
BB 3
SO 5
LOB 19

Batter	1	2	3	4	5	6	7	8	9	AB	R	H	RBI	BB	SO	LOB	BOTTOM										
23 Norichika Aoki, L OBP: 0.474, SLG: 0.471																											
12 Joe Panik, L OBP: 0.323, SLG: 0.308																											
16 Ángel Pagán, S OBP: 0.364, SLG: 0.483																											
28 Buster Posey, R OBP: 0.353, SLG: 0.464																											
9 Brandon Belt, L OBP: 0.214, SLG: 0.154																											
7 Grégor Blanco, L OBP: 0.321, SLG: 0.375 43 Justin Maxwell, R OBP: 0.357, SLG: 0.333																											
50 Matt Duffy, R OBP: 0.250, SLG: 0.333																											
35 Brandon Crawford, L OBP: 0.258, SLG: 0.286																											
53 Chris Heston, R 41 Jeremy Affeldt, L 13 Joaquin Arias, R 70 George Kontos, R 49 Javier López, L																											
Inning Stats	R: 0 E: 0 K: 0 S: 8	H: 2 LOB: 3 BB: 0 P: 12	R: 0 E: 0 K: 0 S: 10	H: 1 LOB: 2 BB: 2 P: 23	R: 0 E: 0 K: 0 S: 8	H: 1 LOB: 1 BB: 1 P: 16	R: 0 E: 0 K: 0 S: 9	H: 1 LOB: 1 BB: 1 P: 18	R: 0 E: 0 K: 0 S: 9	H: 0 LOB: 1 BB: 1 P: 17	R: 0 E: 0 K: 0 S: 10	H: 0 LOB: 0 BB: 1 P: 10	R: 0 E: 0 K: 2 S: 8	H: 0 LOB: 0 BB: 0 P: 10	R: 0 E: 0 K: 1 S: 13	H: 0 LOB: 1 BB: 0 P: 19	R: 0 E: 0 K: 2 S: 10	H: 0 LOB: 0 BB: 0 P: 16	1B: 4 2B: 1 3B: 0 HR: 0	SF: 0 SAC: 0 DP: 1 HBP: 2	WP: 0 PB: 1 SB: 1 CS: 0	PA: 39					
PITCHER	IP	WLS	BF	H	R	ER	SO	BB	IBB	HBP	BLK	WP	HR	S	P	ERA	WHIP										
31 Eddie Butler, R ERA: 1.64	5.1	W	27	5	0	0	0	6	0	1	0	0	0	6	11	0.00	0.000										
51 Brooks Brown, R ERA:	0.2	H	2	0	0	0	0	0	0	0	0	0	0	6	11	0.00	0.000										
53 Christian Friedrich, L ERA:	1.0	H	3	0	0	0	2	0	0	0	0	0	0	8	10	0.00	0.000										
48 Boone Logan, L ERA:	1.0	H	4	0	0	0	1	0	0	1	0	0	0	13	19	0.00	0.000										
63 Rafael Betancourt, R ERA:	1.0	S	3	0	0	0	2	0	0	0	0	0	0	10	16	0.00	0.000										

Colorado Rockies @ San Francisco Giants
AT&T Park, San Francisco, CA
 Mon Apr 13 2015, 1:41 PM - 4:39 PM PDT
 Att: 42,019 - Partly Cloudy - 63 F

AB 31
R 0
H 5
RBI 0
BB 6
SO 6
LOB 20

Batter	1	2	3	4	5	6	7	8	9	AB	R	H	RBI	BB	SO	LOB	TOP			
19 Charlie Blackmon, L OBP: 0.366, SLG: 0.353										2	1	0	1	1	1	2	Colorado Rockies @ San Francisco Giants AT&T Park, San Francisco, CA Wed Apr 15 2015, 7:16 PM - 10:05 PM PDT Att: 41,188 - Clear - 64 F			
5 Carlos González, L OBP: 0.244, SLG: 0.410										4	0	0	0	0	2	2				
2 Troy Tulowitzki, R OBP: 0.361, SLG: 0.543										4	1	1	0	0	0	0				
33 Justin Morneau, L OBP: 0.222, SLG: 0.361										4	0	1	0	0	2	2				
28 Nolan Arenado, R OBP: 0.395, SLG: 0.735										4	1	1	3	0	1	1				
6 Corey Dickerson, L OBP: 0.395, SLG: 0.667 13 Drew Stubbs, R										4	0	0	0	0	2	0				
8 Michael McKenry, R OBP: 0.250, SLG: 0.250										4	1	1	0	0	1	0				
9 DJ LeMahieu, R OBP: 0.528, SLG: 0.571										4	0	2	0	0	0	0				
15 Tyler Matzek, L OBP: 0.500, SLG: 1.000 3 Daniel Descalso, L OBP: 0.111, SLG: 0.111 51 Brooks Brown, L 48 Boone Logan, R 0 Adam Ottavino, S										1	0	0	0	0	0	2				
Inning Stats	R: 3 H: 2 E: 0 K: 2 S: 19	WLS: 0 BF: 1 P: 28	H: 1 R: 1 ER: 1 SO: 11	H: 1 R: 1 LOB: 1 P: 15	R: 0 H: 0 E: 0 K: 0 S: 11	H: 0 R: 0 LOB: 0 P: 13	R: 0 H: 2 E: 0 K: 0 S: 12	H: 2 R: 0 LOB: 2 P: 19	R: 0 H: 1 E: 0 K: 1 S: 7	H: 0 R: 0 LOB: 0 P: 10	R: 0 H: 0 E: 0 K: 2 S: 7	H: 0 R: 0 LOB: 0 P: 9	R: 0 H: 0 E: 0 K: 2 S: 10	H: 0 R: 0 LOB: 0 P: 13	R: 0 H: 0 E: 0 K: 1 S: 9	H: 0 R: 0 LOB: 0 P: 15		1B: 5 2B: 0 3B: 0 HR: 1	SF: 1 SAC: 1 DP: 0 HBP: 0	WP: 0 PB: 0 SB: 1 CS: 0
PITCHER	IP: 5.0 WLS: L BF: 23	H: 6 R: 4 ER: 3 SO: 4	BB: 1 IBB: 0 HBP: 0 BLK: 0	WP: 0 HR: 1 S: 60 P: 88	ERA: 5.40 WHIP: 1.400	PITCHER										IP: 5.0 WLS: L BF: 23	H: 6 R: 4 ER: 3 SO: 4	BB: 1 IBB: 0 HBP: 0 BLK: 0	WP: 0 HR: 1 S: 60 P: 88	ERA: 5.40 WHIP: 1.400

AB	32
R	4
H	6
RBI	4
BB	1
SO	10
LOB	9



Batter	1	2	3	4	5	6	7	8	9	AB	R	H	RBI	BB	SO	LOB	BOTTOM					
23 Norichika Aoki, L OBP: 0.468, SLG: 0.425										3	1	0	0	0	1	2	Colorado Rockies @ San Francisco Giants AT&T Park, San Francisco, CA Wed Apr 15 2015, 7:16 PM - 10:05 PM PDT Att: 41,188 - Clear - 64 F					
50 Matt Duffy, R OBP: 0.357, SLG: 0.458										4	1	1	1	0	1	2						
16 Ángel Pagán, S OBP: 0.439, SLG: 0.541										4	0	3	1	0	0	0						
28 Buster Posey, R OBP: 0.333, SLG: 0.406										3	0	0	0	1	0	2						
43 Justin Maxwell, R OBP: 0.368, SLG: 0.313										3	0	1	0	1	2	2						
29 Héctor Sánchez, S OBP: 0.143, SLG: 0.190										4	0	0	0	0	0	5						
13 Joaquín Arias, R OBP: 0.154, SLG: 0.385										4	0	1	0	0	1	0						
12 Joe Panik, L OBP: 0.256, SLG: 0.235										4	0	0	0	0	0	1						
55 Tim Lincecum, L 7 Grégor Blanco, L 70 George Kontos, R 35 Brandon Crawford, L 52 Yusmeiro Petit, R 54 Sergio Romo, R 9 Brandon Belt, L										1	0	0	0	0	0	1						
Inning Stats	R: 1 H: 1 E: 0 K: 1 S: 14	WLS: W BF: 24 P: 27	H: 1 R: 1 ER: 1 SO: 17	H: 1 R: 1 LOB: 1 P: 17	R: 0 H: 0 E: 0 K: 0 S: 6	H: 0 R: 0 LOB: 0 P: 8	R: 0 H: 0 E: 0 K: 1 S: 6	H: 0 R: 0 LOB: 0 P: 12	R: 0 H: 1 E: 0 K: 0 S: 8	H: 1 R: 0 LOB: 1 P: 13	R: 0 H: 2 E: 0 K: 0 S: 10	H: 0 R: 0 LOB: 0 P: 15	R: 0 H: 0 E: 0 K: 0 S: 9	H: 0 R: 0 LOB: 0 P: 14	R: 1 H: 2 E: 0 K: 2 S: 13	H: 2 R: 0 LOB: 2 P: 21		R: 0 H: 0 E: 0 K: 2 S: 10	H: 0 R: 0 LOB: 0 P: 16	1B: 5 2B: 0 3B: 1 HR: 1	SF: 0 SAC: 0 DP: 1 HBP: 1	WP: 0 PB: 0 SB: 2 CS: 0
PITCHER	IP: 6.0 WLS: W BF: 24	H: 7 R: 1 ER: 1 SO: 4	BB: 1 IBB: 0 HBP: 0 BLK: 0	WP: 0 HR: 0 S: 53 P: 92	ERA: 1.50 WHIP: 1.000	PITCHER										IP: 6.0 WLS: W BF: 24	H: 7 R: 1 ER: 1 SO: 4	BB: 1 IBB: 0 HBP: 0 BLK: 0	WP: 0 HR: 0 S: 53 P: 92	ERA: 1.50 WHIP: 1.000		

AB	33
R	2
H	7
RBI	2
BB	2
SO	7
LOB	15



Batter	1	2	3	4	5	6	7	8	9	AB	R	H	RBI	BB	SO	LOB	TOP					
19 Charlie Blackmon, L OBP: 0.356, SLG: 0.421										4	1	1	2	0	1	0	Colorado Rockies @ Los Angeles Dodgers Dodger Stadium, Los Angeles, CA Fri Apr 17 2015, 7:12 PM - 10:29 PM PDT Att: 48,950 - Clear - 73 F					
2 Troy Tulowitzki, R OBP: 0.375, SLG: 0.615										4	1	2	1	0	1	0						
28 Nolan Arenado, R OBP: 0.381, SLG: 0.684										4	0	1	0	0	0	1						
20 Wilin Rosario, R OBP: 0.364, SLG: 0.818										4	0	2	0	0	1	2						
4 Nick Hundley, R OBP: 0.333, SLG: 0.355										3	0	0	0	1	3	2						
6 Corey Dickerson, L OBP: 0.381, SLG: 0.625										4	0	1	0	0	2	2						
13 Drew Stubbs, R										4	1	0	0	0	2	2						
38 Kyle Kendrick, R 45 Scott Oberg, R 43 Rafael Ynoa, S 53 Christian Friedrich, R 32 LaTroy Hawkins, R 8 Michael McKenry, R										2	0	0	0	0	2	1						
9 DJ LeMahieu, R OBP: 0.487, SLG: 0.526										3	0	0	0	0	2	1						
Inning Stats	R: 0 E: 0 K: 1 S: 9	H: 1 LOB: 1 BB: 0 P: 14	R: 0 E: 0 K: 3 S: 11	H: 0 LOB: 0 BB: 0 P: 16	R: 0 E: 0 K: 2 S: 8	H: 0 LOB: 0 BB: 0 P: 10	R: 1 E: 0 K: 1 S: 11	H: 3 LOB: 2 BB: 0 P: 20	R: 2 E: 0 K: 3 S: 16	H: 1 LOB: 0 BB: 0 P: 21	R: 0 E: 0 K: 2 S: 15	H: 1 LOB: 2 BB: 1 P: 23	R: 0 E: 0 K: 1 S: 12	H: 0 LOB: 0 BB: 0 P: 18	R: 0 E: 0 K: 2 S: 10	H: 1 LOB: 1 BB: 0 P: 12		R: 0 E: 0 K: 1 S: 9	H: 0 LOB: 0 BB: 0 P: 14	1B: 4 2B: 1 3B: 0 HR: 2	SF: 0 SAC: 0 DP: 0 HBP: 0	WP: 1 PB: 1 SB: 1 CS: 0
PITCHER	IP WLS BF H R ER SO BB IBB HBP BLK WP HR S P ERA WHIP																					
22 Clayton Kershaw, L ERA: 4.42	6.0 W 25 6 3 1 12 1 0 0 0 0 1 2 70 104 1.50 1.167																					
75 Paco Rodríguez, L ERA: 2.7	1.0 H 3 0 0 0 1 0 0 0 0 0 0 0 12 18 0.00 0.000																					
63 Yimi García, R ERA: 1.29	1.0 4 1 0 0 2 0 0 0 0 0 0 0 10 12 0.00 1.000																					
36 Adam Liberatore, L ERA:	1.0 3 0 0 0 1 0 0 0 0 0 0 0 9 14 0.00 0.000																					

Batter	1	2	3	4	5	6	7	8	9	AB	R	H	RBI	BB	SO	LOB	BOTTOM			
11 Jimmy Rollins, S OBP: 0.283, SLG: 0.415										4	1	0	0	1	3	2	Colorado Rockies @ Los Angeles Dodgers Dodger Stadium, Los Angeles, CA Fri Apr 17 2015, 7:12 PM - 10:29 PM PDT Att: 48,950 - Clear - 73 F			
3 Carl Crawford, L OBP: 0.281, SLG: 0.323										5	1	1	0	0	2					
23 Adrián González, L OBP: 0.609, SLG: 1.125										4	3	3	2	0	0	0				
47 Howie Kendrick, R OBP: 0.419, SLG: 0.579										4	1	2	3	0	1	1				
9 Yasmani Grandal, S OBP: 0.367, SLG: 0.333										3	1	1	0	1	1	1				
16 Andre Ethier, L OBP: 0.440, SLG: 0.650										2	0	1	1	1	1	0				
5 Juan Uribe, R OBP: 0.231, SLG: 0.200										4	0	1	0	0	0	3				
31 Joc Pederson, L OBP: 0.450, SLG: 0.484										2	0	0	0	2	1	3				
22 Clayton Kershaw, L 7 Aïeú Guerrero, R 75 Paco Rodríguez, L 63 Yimi García, R 10 Justin Turner, R 36 Adam Liberatore, L										2	0	1	0	0	1	1				
Inning Stats	R: 3 E: 0 K: 1 S: 15	H: 2 LOB: 1 BB: 1 P: 27	R: 0 E: 0 K: 1 S: 8	H: 1 LOB: 0 BB: 0 P: 15	R: 0 E: 0 K: 1 S: 11	H: 0 LOB: 0 BB: 0 P: 15	R: 1 E: 0 K: 1 S: 8	H: 1 LOB: 1 BB: 2 P: 21	R: 2 E: 0 K: 2 S: 19	H: 4 LOB: 3 BB: 1 P: 33	R: 0 E: 0 K: 1 S: 6	H: 0 LOB: 0 BB: 0 P: 8	R: 1 E: 0 K: 0 S: 10	H: 2 LOB: 1 BB: 0 P: 17	R: 0 E: 0 K: 2 S: 14	H: 0 LOB: 1 BB: 1 P: 18		1B: 5 2B: 4 3B: 0 HR: 1	SF: 1 SAC: 0 DP: 1 HBP: 0	WP: 1 PB: 0 SB: 1 CS: 0
PITCHER	IP WLS BF H R ER SO BB IBB HBP BLK WP HR S P ERA WHIP																			
38 Kyle Kendrick, R ERA: 7.56	4.2 L 24 7 6 6 0 3 1 0 0 0 0 0 0 10 15 0.00 0.750																			
45 Scott Oberg, R ERA:	1.1 5 1 0 0 1 0 0 0 0 0 0 0 10 15 0.00 0.750																			
53 Christian Friedrich, L ERA: 1.42	1.0 5 2 1 1 0 0 0 0 0 0 0 0 10 17 9.00 2.000																			
32 LaTroy Hawkins, R ERA: 9.64	1.0 4 0 0 0 2 1 0 0 0 0 0 0 0 14 18 0.00 1.000																			



Batter	1	2	3	4	5	6	7	8	9	AB	R	H	RBI	BB	SO	LOB	TOP
4 Wil Myers, R OBP: 0.306, SLG: 0.417	1-0 3 2B 1B	1-0 E6 3 1B 3 WP 1B	2-3 K		0-2 3 2B 1B		0-0 L8		1-3 K	6	3	2	1	0	2	2	
3 Derek Norris, R OBP: 0.340, SLG: 0.412	1-0 27 2B 2B	3-1 27 1B 1B	2-3 K		0-0 27 1B 2B		1-0 F7		1-3 K	5	3	3	1	0	1	1	
27 Matt Kemp, R OBP: 0.393, SLG: 0.561 15 Cory Spangenberg, L OBP: 0.100, SLG: 0.100	0-0 10 1B 2B	1-1 11 3B 1B	1-2 FC6-4		2-5 25 HR 1B					4	3	3	4	0	0	1	
10 Justin Upton, R OBP: 0.370, SLG: 0.612 25 Will Venable, L OBP: 0.297, SLG: 0.667	0-1 9 2B 1B	3-3 K		0-0 P4	1-0 HR			0-1 G1-3		3	1	1	0	0	1	2	
11 Will Middlebrooks, R OBP: 0.269, SLG: 0.500 26 Yangelis Solarte, S OBP: 0.387, SLG: 0.952	0-3 K	1-1 23 SF7 3B		2-2 L5	0-3 K			1-2 F7		4	1	1	2	0	2	2	
9 Jedd Gyorko, R OBP: 0.227, SLG: 0.220	0-1 23 1B 2B	4-2 BB		1-1 G1-3	2-3 K 23 G6-4-3			1-2 G4-3		4	1	1	1	1	1	0	
23 Yonder Alonso, L OBP: 0.453, SLG: 0.477 62 Chris Reareck, L	1-2 2B	3-1 SF7		0-1 G6-3	0-0 G6-4-3			0-2 1B		4	0	2	3	0	0	1	
12 Clint Barnes, R OBP: 0.333, SLG: 0.391	1-2 K	0-0 P4		1-2 G4-3	0-0 40 G4-3 4 1B 2B			2-2 F8		5	1	2	0	0	1	3	
40 Odrisamer Despaigne, R OBP: 0.111, SLG: 0.111 60 Frank Garces, L ERA: 1.28 7 Wil Nieves, R OBP: 0.250, SLG: 0.571	0-0 G4-3		0-2 FC6-4 1B		1-0 G4-3	3-2 G4-3			1-3 K	4	0	1	0	0	0	3	
Inning Stats	R: 5 E: 0 K: 2 S: 17	H: 6 LOB: 1 BB: 0 P: 21	R: 4 H: 3 LOB: 1 BB: 1 P: 32	R: 0 H: 1 LOB: 0 BB: 0 P: 22	R: 0 H: 0 LOB: 0 BB: 0 P: 9	R: 5 H: 5 LOB: 0 BB: 0 P: 28	R: 0 H: 1 LOB: 1 BB: 0 P: 14	R: 0 H: 0 LOB: 0 BB: 0 P: 8	R: 0 H: 0 LOB: 0 BB: 0 P: 10	R: 0 H: 1 LOB: 1 BB: 0 P: 17	1B: 10 SF: 1 2B: 5 3B: 1 HR: 1	SF: 1 SAC: 0 DP: 1 HBP: 0	WP: 2 PA: 46 PB: 0 SB: 0 CS: 0				
PITCHER	IP WLS BF H R ER SO BB IBB HBP BLK WP HR S P ERA WHIP	IP WLS BF H R ER SO BB IBB HBP BLK WP HR S P ERA WHIP	IP WLS BF H R ER SO BB IBB HBP BLK WP HR S P ERA WHIP	IP WLS BF H R ER SO BB IBB HBP BLK WP HR S P ERA WHIP	IP WLS BF H R ER SO BB IBB HBP BLK WP HR S P ERA WHIP	IP WLS BF H R ER SO BB IBB HBP BLK WP HR S P ERA WHIP	IP WLS BF H R ER SO BB IBB HBP BLK WP HR S P ERA WHIP	IP WLS BF H R ER SO BB IBB HBP BLK WP HR S P ERA WHIP	IP WLS BF H R ER SO BB IBB HBP BLK WP HR S P ERA WHIP	IP WLS BF H R ER SO BB IBB HBP BLK WP HR S P ERA WHIP	IP WLS BF H R ER SO BB IBB HBP BLK WP HR S P ERA WHIP	IP WLS BF H R ER SO BB IBB HBP BLK WP HR S P ERA WHIP	IP WLS BF H R ER SO BB IBB HBP BLK WP HR S P ERA WHIP	IP WLS BF H R ER SO BB IBB HBP BLK WP HR S P ERA WHIP	IP WLS BF H R ER SO BB IBB HBP BLK WP HR S P ERA WHIP	IP WLS BF H R ER SO BB IBB HBP BLK WP HR S P ERA WHIP	IP WLS BF H R ER SO BB IBB HBP BLK WP HR S P ERA WHIP

San Diego Padres @ Colorado Rockies
Coors Field, Denver, CO
Mon Apr 20 2015, 6:44 PM - 9:53 PM MDT
Att: 22,586 - Partly Cloudy - 52 F

AB 44
R 14
H 17
RBI 14
BB 1
SO 10
LOB 16



Batter	1	2	3	4	5	6	7	8	9	AB	R	H	RBI	BB	SO	LOB	BOTTOM
19 Charlie Blackmon, L OBP: 0.379, SLG: 0.469	1-3 K		4-1 BB		2-1 L6		3-1 G4-3		2-0 3B	4	0	1	1	1	1	1	
6 Corey Dickerson, L OBP: 0.314, SLG: 0.510 13 Drew Stubbs, R	0-3 K		0-2 G4-3		3-2 K			2-1 P4	2-1 G5-3	2	0	0	0	0	1	1	
2 Troy Tulowitzki, R OBP: 0.340, SLG: 0.531 20 Wilin Rosario, R OBP: 0.385, SLG: 0.846	1-1 G6-3			1-0 5 G6-3 3B 1B	2-1 F8			2-1 2B		3	1	1	0	0	0	0	
5 Carlos González, L OBP: 0.231, SLG: 0.347		1-2 G1-3		2-1 G6-3		3-3 K		2-3 K		4	0	0	0	0	2	2	
33 Justin Morneau, L OBP: 0.239, SLG: 0.333 63 Rafael Betancourt, R Adam Ottavino, S		1-2 G6-3		0-0 G6-3		0-0 G6-3		4-1 BB		3	1	1	1	0	0	0	
8 Michael McKenry, R OBP: 0.214, SLG: 0.154 48 Boone Logan, R				2H 43 1B 1B				2-3 BB		0	0	0	0	1	0	0	
9 DJ LeMahieu, R OBP: 0.488, SLG: 0.556		0-1 43 2-5 4 1B 1B		2-3 K	2-1 L8			0-0 F8		4	0	1	0	0	1	3	
4 Nick Hundley, R OBP: 0.341, SLG: 0.342		3-2 1B		4-2 43 1B BB				1-2 P4		3	0	2	0	1	0	0	
43 Rafael Ynoa, S OBP: 0.200, SLG: 0.111		1-1 2-5 1B		0-1 G6-3	2-2 G4-3			3-2 G6-3		4	0	1	1	0	0	1	
29 Jorge De La Rosa, L 53 Christian Friedrich, R 32 LaTroy Hawkins, R 51 Brooks Brown, L 3 Daniel Descalso, L OBP: 0.214, SLG: 0.154				1-1 G1-3	1-1 G4-3			0-1 1B		0	0	0	0	0	0	0	
Inning Stats	R: 0 E: 0 K: 2 S: 8	H: 0 LOB: 0 BB: 0 P: 10	R: 0 H: 2 LOB: 2 BB: 0 P: 20	R: 0 H: 0 LOB: 1 BB: 1 P: 16	R: 2 H: 3 LOB: 2 BB: 1 P: 25	R: 0 H: 0 LOB: 0 BB: 0 P: 14	R: 0 H: 0 LOB: 0 BB: 0 P: 13	R: 0 H: 1 LOB: 1 BB: 0 P: 17	R: 0 H: 1 LOB: 2 BB: 1 P: 20	R: 1 H: 2 LOB: 1 BB: 1 P: 16	1B: 7 SF: 0 2B: 1 3B: 1 HR: 0	SF: 0 SAC: 0 DP: 1 HBP: 0	WP: 0 PA: 38 PB: 1 SB: 0 CS: 0				
PITCHER	IP WLS BF H R ER SO BB IBB HBP BLK WP HR S P ERA WHIP	IP WLS BF H R ER SO BB IBB HBP BLK WP HR S P ERA WHIP	IP WLS BF H R ER SO BB IBB HBP BLK WP HR S P ERA WHIP	IP WLS BF H R ER SO BB IBB HBP BLK WP HR S P ERA WHIP	IP WLS BF H R ER SO BB IBB HBP BLK WP HR S P ERA WHIP	IP WLS BF H R ER SO BB IBB HBP BLK WP HR S P ERA WHIP	IP WLS BF H R ER SO BB IBB HBP BLK WP HR S P ERA WHIP	IP WLS BF H R ER SO BB IBB HBP BLK WP HR S P ERA WHIP	IP WLS BF H R ER SO BB IBB HBP BLK WP HR S P ERA WHIP	IP WLS BF H R ER SO BB IBB HBP BLK WP HR S P ERA WHIP	IP WLS BF H R ER SO BB IBB HBP BLK WP HR S P ERA WHIP	IP WLS BF H R ER SO BB IBB HBP BLK WP HR S P ERA WHIP	IP WLS BF H R ER SO BB IBB HBP BLK WP HR S P ERA WHIP	IP WLS BF H R ER SO BB IBB HBP BLK WP HR S P ERA WHIP	IP WLS BF H R ER SO BB IBB HBP BLK WP HR S P ERA WHIP	IP WLS BF H R ER SO BB IBB HBP BLK WP HR S P ERA WHIP	IP WLS BF H R ER SO BB IBB HBP BLK WP HR S P ERA WHIP

San Diego Padres @ Colorado Rockies
Coors Field, Denver, CO
Mon Apr 20 2015, 6:44 PM - 9:53 PM MDT
Att: 22,586 - Partly Cloudy - 52 F

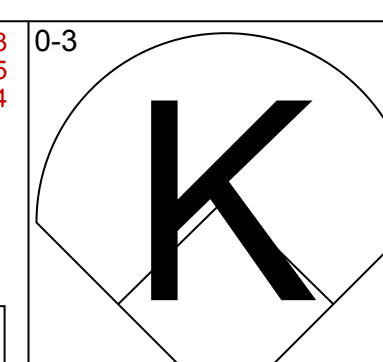
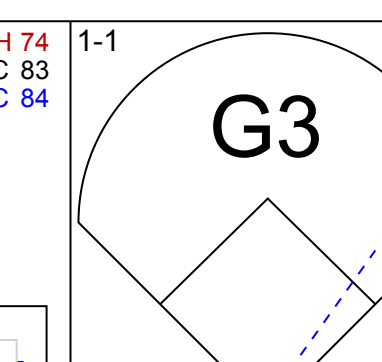
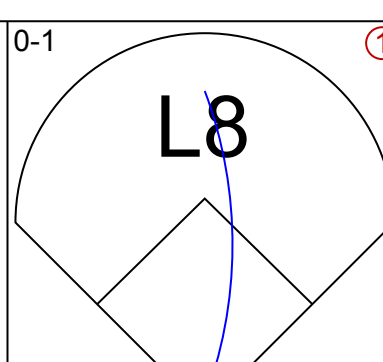
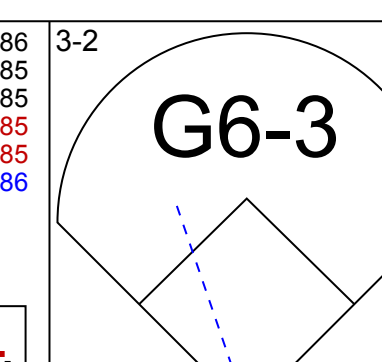
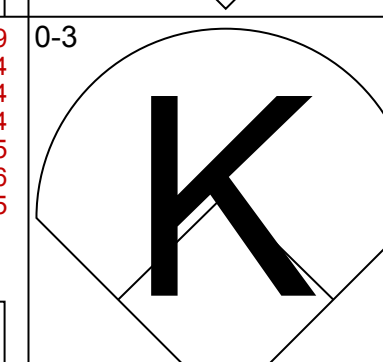
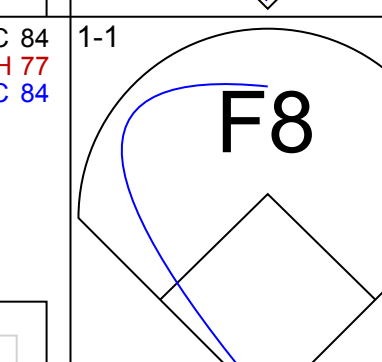
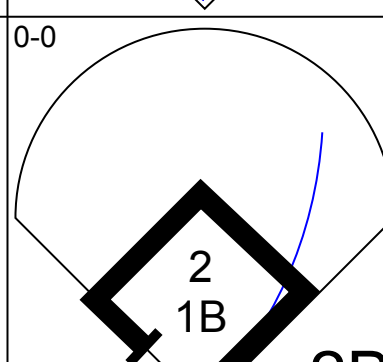

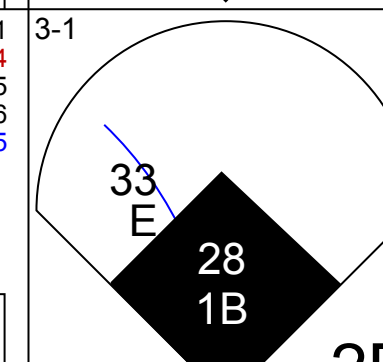
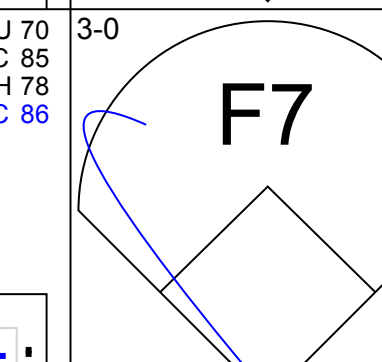
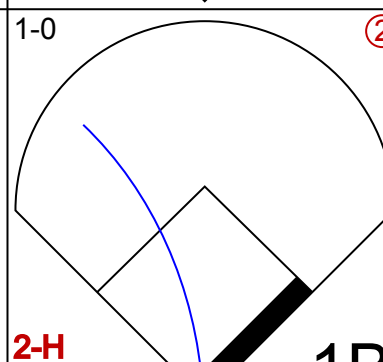

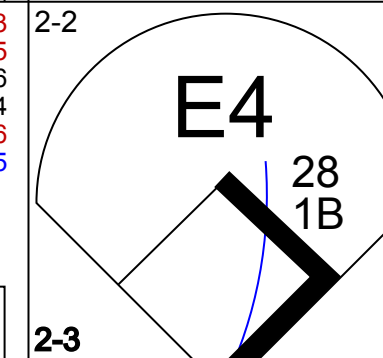
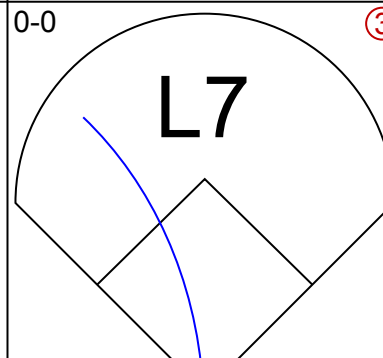

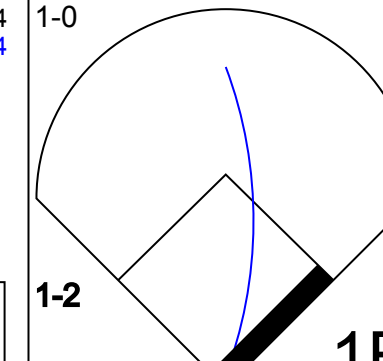
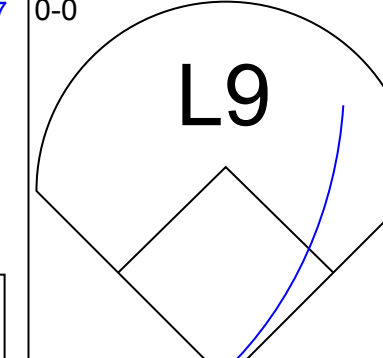
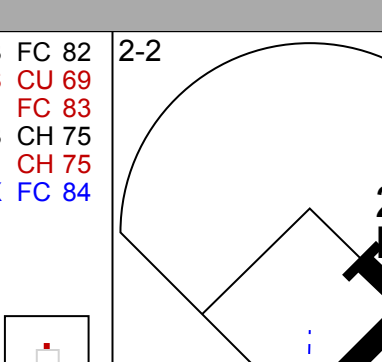
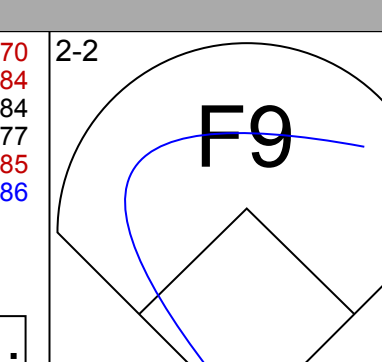
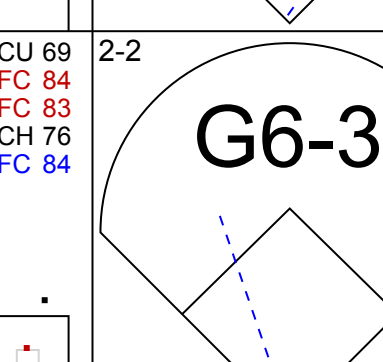
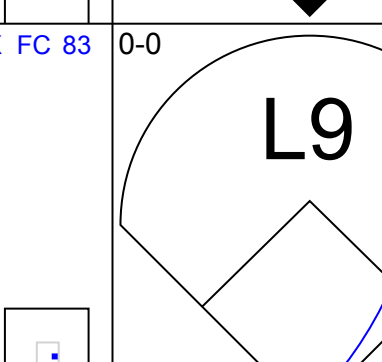
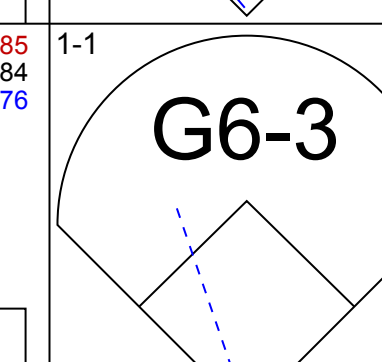
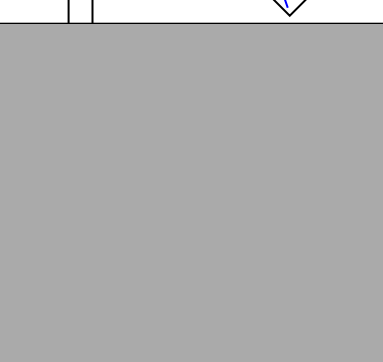
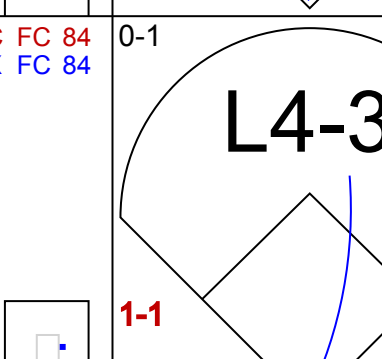
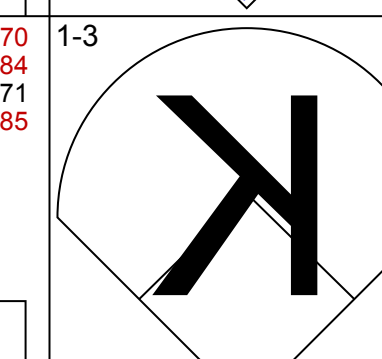

AB 34
R 3
H 9
RBI 3
BB 4
SO 6
LOB 11

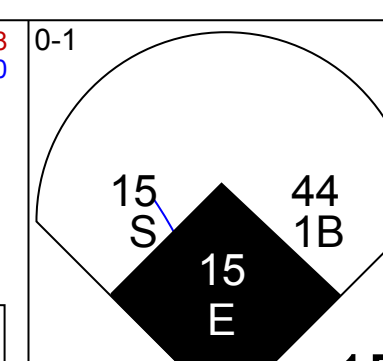
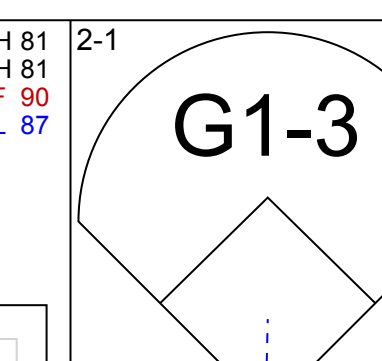
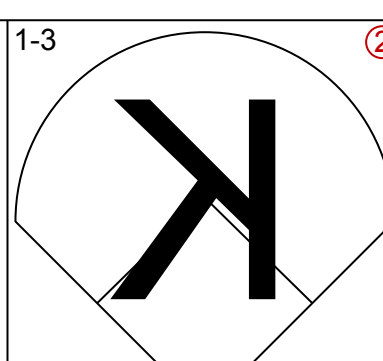
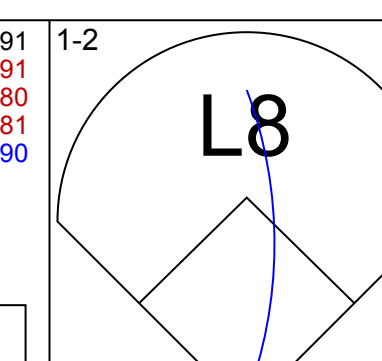
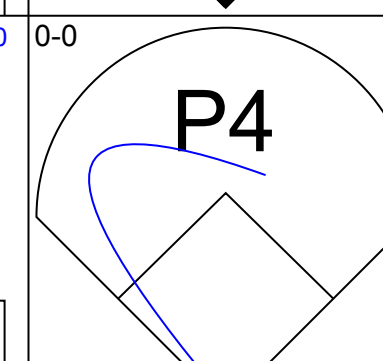
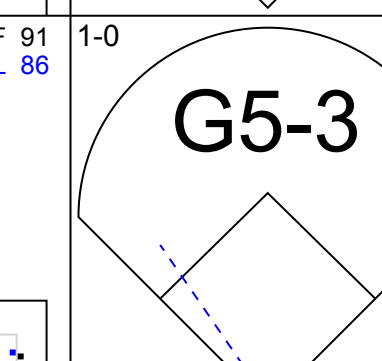
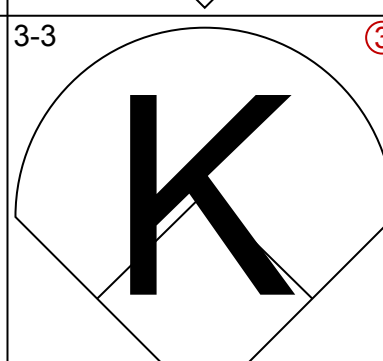
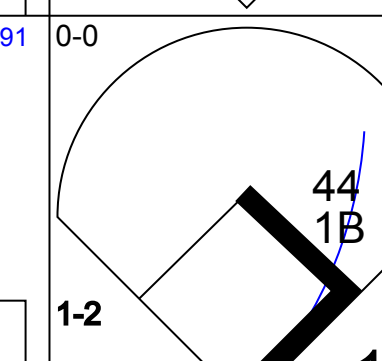
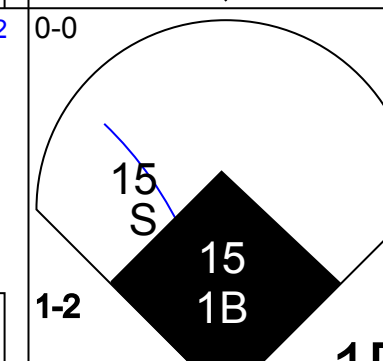
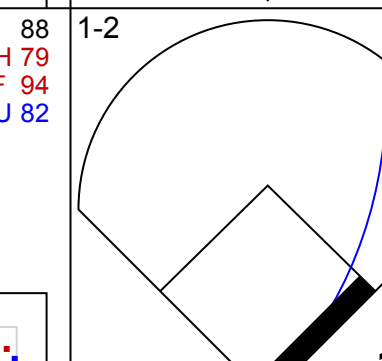

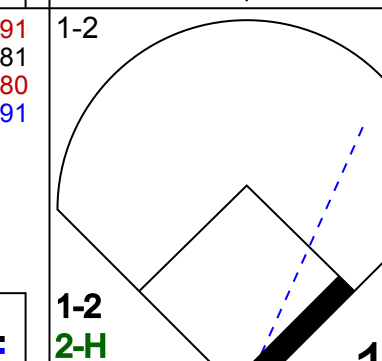
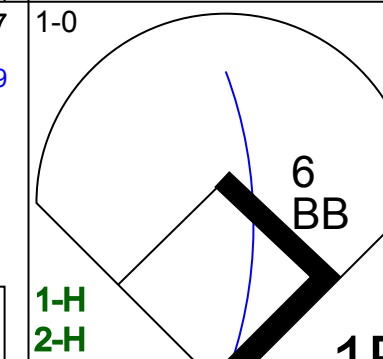
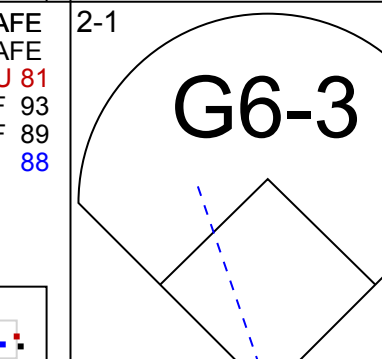

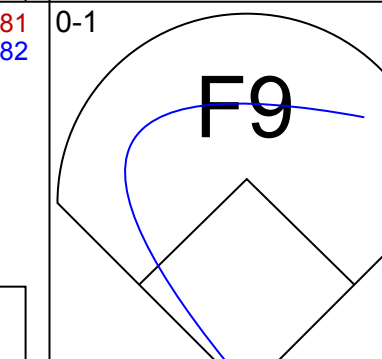
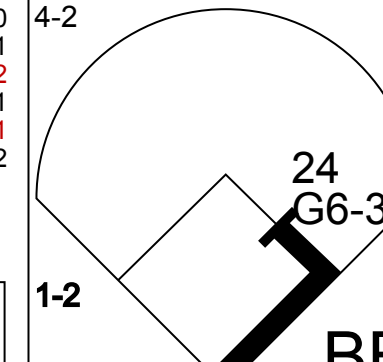



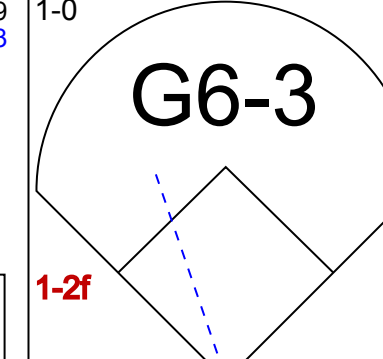



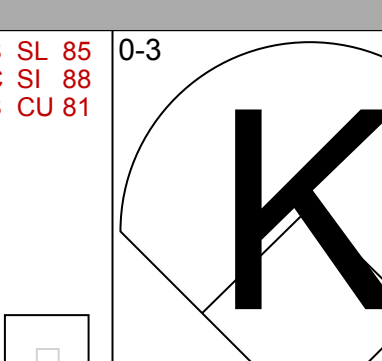
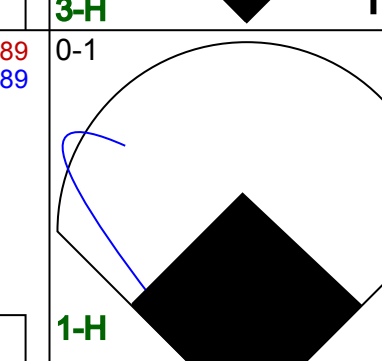
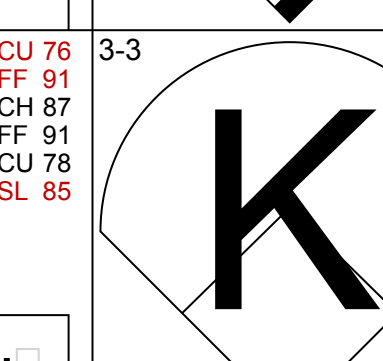
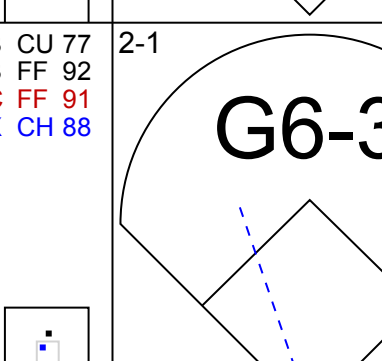
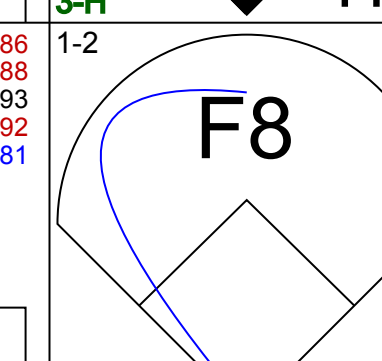

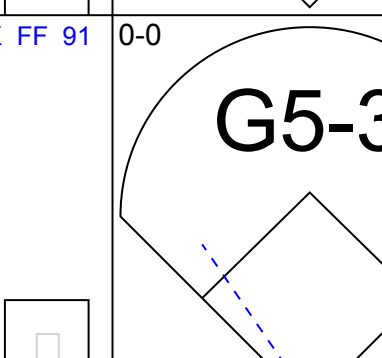




Batter	1	2	3	4	5	6	7	8	9	AB	R	H	RBI	BB	SO	LOB	TOP								
7 Grégor Blanco, L (1.7) OBP: 0.327, SLG: 0.391										5	1	2	0	0	1	3	San Francisco Giants @ Colorado Rockies Coors Field, Denver, CO Fri Apr 24 2015, 6:43 PM - 9:33 PM MDT Att: 31,453 - Overcast - 58 F								
12 Joe Panik, L (1.4) OBP: 0.351, SLG: 0.394										5	1	2	0	0	0	2									
16 Angel Pagan, S (1.8) OBP: 0.368, SLG: 0.414										4	0	2	1	0	1	2									
28 Buster Posey, R (1.2) OBP: 0.315, SLG: 0.328										4	0	0	0	0	0	4									
9 Brandon Belt, L (1.3) OBP: 0.347, SLG: 0.262										3	1	3	1	1	0	0									
43 Justin Maxwell, R (1.9) OBP: 0.436, SLG: 0.606										3	1	2	2	1	0	1									
14 Casey McGehee, R (1.5) OBP: 0.217, SLG: 0.256										4	0	0	0	0	0	4									
35 Brandon Crawford, L (1.6) OBP: 0.318, SLG: 0.421										3	0	0	0	1	1	1									
53 Chris Heston, R (1.1) OBP: 0.091, SLG: 0.091										3	0	1	0	0	1	0									
49 Javier López, L (6.1)										0	0	0	0	0	0	0									
52 Yusmeiro Petit, R (6.1)										0	0	0	0	0	0	0									
23 Norichika Aoki, L (9, PH)										1	0	0	0	0	1	0									
Inning Stats	R: 0 E: 0 K: 1 S: 8	H: 1 LOB: 1 BB: 0 P: 11	R: 2 E: 0 K: 0 S: 12	H: 1 LOB: 0 BB: 23 P: 23	R: 1 E: 0 K: 0 S: 5	H: 2 LOB: 0 BB: 0 P: 6	R: 0 E: 0 K: 0 S: 9	H: 3 LOB: 3 BB: 1 P: 17	R: 1 E: 0 K: 1 S: 13	H: 2 LOB: 1 BB: 0 P: 21	R: 0 E: 0 K: 0 S: 8	H: 0 LOB: 0 BB: 0 P: 13	R: 0 E: 0 K: 0 S: 8	H: 1 LOB: 1 BB: 0 P: 14	R: 0 E: 0 K: 1 S: 7	H: 1 LOB: 1 BB: 0 P: 12	R: 0 E: 0 K: 1 S: 8	H: 1 LOB: 0 BB: 0 P: 10	1B: 8 2B: 4 3B: 0 HR: 1	SF: 0 SAC: 0 DP: 4 HBP: 0	WP: 0 PB: 0 SB: 0 CS: 0	PA: 38			
PITCHER	IP WLS BF H R ER SO BB IBB HBP BLK WP HR S P ERA WHIP	IP WLS BF H R ER SO BB IBB HBP BLK WP HR S P ERA WHIP	IP WLS BF H R ER SO BB IBB HBP BLK WP HR S P ERA WHIP	IP WLS BF H R ER SO BB IBB HBP BLK WP HR S P ERA WHIP	IP WLS BF H R ER SO BB IBB HBP BLK WP HR S P ERA WHIP	IP WLS BF H R ER SO BB IBB HBP BLK WP HR S P ERA WHIP	IP WLS BF H R ER SO BB IBB HBP BLK WP HR S P ERA WHIP	IP WLS BF H R ER SO BB IBB HBP BLK WP HR S P ERA WHIP	IP WLS BF H R ER SO BB IBB HBP BLK WP HR S P ERA WHIP	IP WLS BF H R ER SO BB IBB HBP BLK WP HR S P ERA WHIP	IP WLS BF H R ER SO BB IBB HBP BLK WP HR S P ERA WHIP	IP WLS BF H R ER SO BB IBB HBP BLK WP HR S P ERA WHIP	IP WLS BF H R ER SO BB IBB HBP BLK WP HR S P ERA WHIP	IP WLS BF H R ER SO BB IBB HBP BLK WP HR S P ERA WHIP	IP WLS BF H R ER SO BB IBB HBP BLK WP HR S P ERA WHIP	IP WLS BF H R ER SO BB IBB HBP BLK WP HR S P ERA WHIP	IP WLS BF H R ER SO BB IBB HBP BLK WP HR S P ERA WHIP	IP WLS BF H R ER SO BB IBB HBP BLK WP HR S P ERA WHIP	IP WLS BF H R ER SO BB IBB HBP BLK WP HR S P ERA WHIP	IP WLS BF H R ER SO BB IBB HBP BLK WP HR S P ERA WHIP	IP WLS BF H R ER SO BB IBB HBP BLK WP HR S P ERA WHIP	IP WLS BF H R ER SO BB IBB HBP BLK WP HR S P ERA WHIP	IP WLS BF H R ER SO BB IBB HBP BLK WP HR S P ERA WHIP	IP WLS BF H R ER SO BB IBB HBP BLK WP HR S P ERA WHIP	IP WLS BF H R ER SO BB IBB HBP BLK WP HR S P ERA WHIP

Batter	1	2	3	4	5	6	7	8	9	AB	R	H	RBI	BB	SO	LOB	BOTTOM								
19 Charlie Blackmon, L (1.8) OBP: 0.327, SLG: 0.478										5	1	2	1	0	0	1	San Francisco Giants @ Colorado Rockies Coors Field, Denver, CO Fri Apr 24 2015, 6:43 PM - 9:33 PM MDT Att: 31,453 - Overcast - 58 F								
6 Corey Dickerson, L (1.7) OBP: 0.385, SLG: 0.667										4	0	2	1	1	0	1									
28 Nolan Arenado, R (1.5) OBP: 0.397, SLG: 0.638										5	0	2	0	0	0	2									
33 Justin Morneau, L (1.3) OBP: 0.288, SLG: 0.357										4	1	2	0	1	0	2									
4 Nick Hundley, R (1.2) OBP: 0.370, SLG: 0.480										5	1	1	1	1	0	2									
5 Carlos González, L (1.9) OBP: 0.231, SLG: 0.328										4	1	2	0	0	0	3									
9 DJ LeMahieu, R (1.4) OBP: 0.452, SLG: 0.552										4	1	3	2	0	0	0									
3 Daniel Descalso, L (1.6) OBP: 0.250, SLG: 0.143										3	0	0	0	1	1	2									
31 Eddie Butler, R (1.1) OBP: 0.091, SLG: 0.091										2	0	0	0	0	1	1									
43 Rafael Ynoa, S (6, PH)										1	1	1	0	0	0	0									
53 Christian Friedrich, R (7.1)										0	0	0	0	0	0	0									
51 Brooks Brown, L (7.1)										0	0	0	0	0	0	0									
2 Troy Tulowitzki, R (7, PH)										1	0	0	0	0	0	3									
48 Boone Logan, R (8.1)										0	0	0	0	0	0	0									
0 Adam Ottavino, S (9.1)										0	0	0	0	0	0	0									
Inning Stats	R: 0 E: 0 K: 0 S: 6	H: 1 LOB: 0 BB: 0 P: 6	R: 2 E: 0 K: 1 S: 13	H: 3 LOB: 1 BB: 0 P: 21	R: 1 E: 0 K: 1 S: 15	H: 3 LOB: 2 BB: 0 P: 18	R: 0 E: 0 K: 1 S: 7	H: 0 LOB: 0 BB: 0 P: 11	R: 0 E: 0 K: 1 S: 9	H: 1 LOB: 2 BB: 1 P: 20	R: 3 E: 0 K: 0 S: 14	H: 4 LOB: 1 BB: 0 P: 23	R: 0 E: 0 K: 0 S: 10	H: 2 LOB: 3 BB: 1 P: 18	R: 0 E: 0 K: 0 S: 11	H: 1 LOB: 2 BB: 1 P: 17	R: 0 E: 0 K: 0 S: 11	H: 1 LOB: 2 BB: 1 P: 17	1B: 7 2B: 7 3B: 0 HR: 1	SF: 0 SAC: 0 DP: 0 HBP: 0	WP: 1 PB: 0 SB: 0 CS: 1	PA: 41			
PITCHER	IP WLS BF H R ER SO BB IBB HBP BLK WP HR S P ERA WHIP	IP WLS BF H R ER SO BB IBB HBP BLK WP HR S P ERA WHIP	IP WLS BF H R ER SO BB IBB HBP BLK WP HR S P ERA WHIP	IP WLS BF H R ER SO BB IBB HBP BLK WP HR S P ERA WHIP	IP WLS BF H R ER SO BB IBB HBP BLK WP HR S P ERA WHIP	IP WLS BF H R ER SO BB IBB HBP BLK WP HR S P ERA WHIP	IP WLS BF H R ER SO BB IBB HBP BLK WP HR S P ERA WHIP	IP WLS BF H R ER SO BB IBB HBP BLK WP HR S P ERA WHIP	IP WLS BF H R ER SO BB IBB HBP BLK WP HR S P ERA WHIP	IP WLS BF H R ER SO BB IBB HBP BLK WP HR S P ERA WHIP	IP WLS BF H R ER SO BB IBB HBP BLK WP HR S P ERA WHIP	IP WLS BF H R ER SO BB IBB HBP BLK WP HR S P ERA WHIP	IP WLS BF H R ER SO BB IBB HBP BLK WP HR S P ERA WHIP	IP WLS BF H R ER SO BB IBB HBP BLK WP HR S P ERA WHIP	IP WLS BF H R ER SO BB IBB HBP BLK WP HR S P ERA WHIP	IP WLS BF H R ER SO BB IBB HBP BLK WP HR S P ERA WHIP	IP WLS BF H R ER SO BB IBB HBP BLK WP HR S P ERA WHIP	IP WLS BF H R ER SO BB IBB HBP BLK WP HR S P ERA WHIP	IP WLS BF H R ER SO BB IBB HBP BLK WP HR S P ERA WHIP	IP WLS BF H R ER SO BB IBB HBP BLK WP HR S P ERA WHIP	IP WLS BF H R ER SO BB IBB HBP BLK WP HR S P ERA WHIP	IP WLS BF H R ER SO BB IBB HBP BLK WP HR S P ERA WHIP	IP WLS BF H R ER SO BB IBB HBP BLK WP HR S P ERA WHIP	IP WLS BF H R ER SO BB IBB HBP BLK WP HR S P ERA WHIP	IP WLS BF H R ER SO BB IBB HBP BLK WP HR S P ERA WHIP



Batter	1	2	3	4	5	6	7	8	9	AB	R	H	RBI	BB	SO	LOB	TOP
19 Charlie Blackmon, L (1.8) OBP: 0.378, SLG: 0.465										4	0	0	0	0	1	0	Colorado Rockies @ Arizona Diamondbacks Chase Field, Phoenix, AZ Wed Apr 29 2015, 6:40 PM - 9:14 PM MST Att: 19,633 - Clear - 92 F
6 Corey Dickerson, L (1.7) OBP: 0.378, SLG: 0.605										4	0	1	0	0	1	0	
2 Troy Tulowitzki, R (1.6) OBP: 0.321, SLG: 0.526										4	1	2	0	0	0	0	
33 Justin Morneau, L (1.3) OBP: 0.338, SLG: 0.438										4	0	0	0	0	0	2	
28 Nolan Arenado, R (1.5) OBP: 0.338, SLG: 0.527										3	0	1	1	0	0	0	
5 Carlos González, L (1.9) OBP: 0.247, SLG: 0.347 53 Christian Friedrich, R (7.1) 48 Boone Logan, R (8.1)										3	0	0	0	0	1	2	
4 Nick Hundley, R (1.2) OBP: 0.369, SLG: 0.450										3	0	1	0	0	0	0	
3 Daniel Descalso, L (1.4) OBP: 0.214, SLG: 0.120										3	0	0	0	0	1	1	
24 Jordan Lyles, R (1.1) 45 Scott Oberg, R (6.1) 13 Drew Stubbs, R (7.9)										2	0	0	0	0	1	1	
										1	0	0	0	0	1	0	
Inning Stats	R: 1 H: 2 E: 1 K: 2 S: 18	H: 2 LOB: 2 BB: 0 P: 24	R: 0 H: 1 E: 0 K: 0 S: 7	H: 1 LOB: 0 BB: 0 P: 9	R: 0 H: 0 E: 0 K: 0 S: 5	H: 0 LOB: 0 BB: 0 P: 10	R: 0 H: 0 E: 0 K: 1 S: 7	H: 2 LOB: 1 BB: 0 P: 6	R: 0 H: 0 E: 0 K: 0 S: 5	H: 0 LOB: 0 BB: 0 P: 12	R: 0 H: 0 E: 0 K: 2 S: 12	H: 0 LOB: 0 BB: 0 P: 19	R: 0 H: 0 E: 0 K: 0 S: 6	H: 0 LOB: 0 BB: 0 P: 8	1B: 3 2B: 3 3B: 0 HR: 0	SF: 0 SAC: 0 DP: 1 HBP: 0	WP: 0 PA: 31 PB: 0 SB: 0 CS: 0
PITCHER	IP WLS BF H R ER SO BB IBB HBP BLK WP HR S P ERA WHIP	8.0 W 28 5 1 0 6 0 0 0 0 0 0 70 102 0.00 0.625	1.0 3 0 0 0 0 0 0 0 0 0 0 6 8 0.00 0.000														

Batter	1	2	3	4	5	6	7	8	9	AB	R	H	RBI	BB	SO	LOB	BOTTOM		
5 Ender Inciarte, L (1.8) OBP: 0.357, SLG: 0.405										4	2	1	0	1	1	1	Colorado Rockies @ Arizona Diamondbacks Chase Field, Phoenix, AZ Wed Apr 29 2015, 6:40 PM - 9:14 PM MST Att: 19,633 - Clear - 92 F		
16 Chris Owings, R (1.4) OBP: 0.247, SLG: 0.320										4	0	1	0	0	1	1			
44 Paul Goldschmidt, R (1.3) OBP: 0.440, SLG: 0.594										4	2	3	1	1	0	0			
15 Mark Trumbo, R (1.9) OBP: 0.338, SLG: 0.542 11 AJ Pollock, R (8.8) OBP: 0.373, SLG: 0.400										4	0	1	1	0	0	3			
6 David Peralta, L (1.7) OBP: 0.327, SLG: 0.545										1	2	1	0	3	0	0			
24 Yasenmy Tomás, R (1.5) OBP: 0.429, SLG: 0.375 4 Cliff Pennington, S (7. PR) OBP: 0.429, SLG: 0.267										4	1	2	3	0	0	3			
31 Jordan Pacheco, R (1.2) OBP: 0.348, SLG: 0.400										4	1	2	3	0	2	1			
13 Nick Ahmed, R (1.6) OBP: 0.234, SLG: 0.158										4	0	1	0	0	0	0			
55 Josh Collmenter, R (1.1) OBP: 0.250, SLG: 0.250 2 Aaron Hill, R (8. PH) 36 Enrique Burgos, R (9.1)										3	0	0	0	0	1	2			
										1	1	1	0	0	0	0			
Inning Stats	R: 2 H: 3 E: 0 K: 0 S: 8	H: 3 LOB: 1 BB: 1 P: 14	R: 0 H: 0 E: 0 K: 1 S: 6	H: 0 LOB: 0 BB: 0 P: 8	R: 0 H: 1 E: 0 K: 0 S: 8	H: 1 LOB: 1 BB: 0 P: 14	R: 0 H: 2 E: 0 K: 0 S: 11	H: 2 LOB: 2 BB: 1 P: 20	R: 5 H: 2 E: 0 K: 0 S: 15	H: 2 LOB: 0 BB: 3 P: 31	R: 0 H: 0 E: 0 K: 3 S: 9	H: 0 LOB: 0 BB: 0 P: 15	R: 1 H: 2 E: 0 K: 1 S: 11	H: 2 LOB: 1 BB: 0 P: 17	R: 1 H: 3 E: 0 K: 0 S: 13	H: 3 LOB: 2 BB: 0 P: 17	1B: 11 2B: 1 3B: 0 HR: 1	SF: 0 SAC: 1 DP: 2 HBP: 0	WP: 0 PA: 40 PB: 0 SB: 3 CS: 0
PITCHER	IP WLS BF H R ER SO BB IBB HBP BLK WP HR S P ERA WHIP	5.0 L 26 8 7 6 1 5 0 0 0 0 0 48 87 10.80 2.600	1.2 5 0 0 0 3 0 0 0 0 0 0 14 21 0.00 0.000	0.1 3 2 1 1 1 0 0 0 0 0 0 6 11 27.00 6.000	1.0 6 3 1 1 0 0 0 0 0 0 0 13 17 9.00 3.000														



Batter	1	2	3	4	5	6	7	8	9	AB	R	H	RBI	BB	SO	LOB	TOP
19 Charlie Blackmon, L (1.8) OBP: 0.354, SLG: 0.511	1-1 2B		1-0 HR		2-2 P6		2-3 K			4	1	2	1	0	1	0	
6 Cory Dickerson, L (1.7) OBP: 0.344, SLG: 0.548	3-2 L6		3-3 K		0-2 F8			3-2 L7		4	0	0	0	0	1	1	
2 Troy Tulowitzki, R (1.6) OBP: 0.315, SLG: 0.512	1-2 L8		1-0 2B		1-0 5 1B			1-2 G1-3		4	0	2	0	0	0	1	
33 Justin Morneau, L (1.3) OBP: 0.306, SLG: 0.395	1-2 F9		3-2 K		2-2 K			0-2 L7		4	0	0	0	0	2	3	
28 Nolan Arenado, R (1.5) OBP: 0.333, SLG: 0.543		0-0 G6-3	1-0 L8		0-1 L7			1-2 F8		4	0	0	0	0	0	2	
5 Carlos González, L (1.9) OBP: 0.298, SLG: 0.333	4-1 4 1B 9 G6-3 BB		1-0 G5-3		2-1 1B			1-3 K		3	1	1	0	1	1	0	
4 Nick Hundley, R (1.2) OBP: 0.384, SLG: 0.463	1-0 9 G6-3 1B		3-2 9 G5-4-3 1B		1-2 G4-3			1-3 K		4	0	2	0	0	1	2	
9 DJ LeMahieu, R (1.4) OBP: 0.444, SLG: 0.520	3-2 G6-3		0-0 G5-4-3		1-2 G3			1-2 G6-3		3	0	0	1	0	0	2	
29 Jorge De La Rosa, L (1.1) OBP: 0.250, SLG: 0.250	1-2 G4-3				1-3 K					2	0	0	0	0	1	1	
51 Brooks Brown, L (6.1)										0	0	0	0	0	0	0	
3 Daniel Descalso, L (7.7) OBP: 0.230, SLG: 0.111										0	0	0	0	0	0	0	
45 Scott Oberg, R (7.1)										0	0	0	0	0	0	0	
63 Rafael Betancourt, R (8.1)										0	0	0	0	0	0	0	
Inning Stats	R: 0 H: 1 E: 0 K: 0 S: 11	H: 1 LOB: 1 BB: 0 P: 17	R: 1 H: 1 E: 0 K: 0 S: 13	H: 1 LOB: 1 BB: 1 P: 22	R: 1 H: 2 E: 0 K: 2 S: 14	H: 0 LOB: 0 BB: 0 P: 9	R: 0 H: 1 E: 0 K: 1 S: 5	H: 2 LOB: 2 BB: 0 P: 17	R: 0 H: 0 E: 0 K: 1 S: 7	H: 0 LOB: 0 BB: 0 P: 10	R: 0 H: 0 E: 0 K: 2 S: 11	H: 0 LOB: 0 BB: 0 P: 14	H: 0 LOB: 0 BB: 0 P: 14	1B: 4 2B: 2 3B: 0 HR: 1	SF: 0 SAC: 0 DP: 1 HBP: 0	WP: 0 PA: 34 PB: 0 SB: 0 CS: 0	
PITCHER	IP WLS BF H R ER SO BB IBB HBP BLK WP HR S P ERA WHIP																
21 Brandon Morrow, R (1.1) ERA: 2.73	6.0 W 25 7 2 2 4 1 0 0 0 0 1 63 100 3.00 1.333																
37 Brandon Maurer, R (7.1) ERA: 3.75	2.0 H 6 0 0 0 1 0 0 0 0 0 0 16 23 0.00 0.000																
46 Craig Kimbrel, R (9.1) ERA: 4.66	1.0 S 3 0 0 0 2 0 0 0 0 0 0 11 14 0.00 0.000																

Colorado Rockies @ San Diego Padres
Petco Park, San Diego, CA
Sat May 02 2015, 5:43 PM - 8:39 PM PDT
Att: 28,058 - Partly Cloudy - 68 F

AB	33
R	2
H	7
RBI	2
BB	1
SO	7
LOB	12



Batter	1	2	3	4	5	6	7	8	9	AB	R	H	RBI	BB	SO	LOB	BOTTOM			
4 Wil Myers, R (1.8) OBP: 0.324, SLG: 0.462	4-1 3 1B 27 1B BB		3-2 G5-3		4-1 3 2B 10 1B BB		1-1 1B	0-2 G1-3		3	2	1	1	2	0	1				
3 Derek Norris, R (1.2) OBP: 0.352, SLG: 0.494	1-0 27 1B 1B		3-3 K		3-2 10 1B 2B		1-0 P4			4	1	2	0	0	1	2				
27 Matt Kemp, R (1.9) OBP: 0.355, SLG: 0.465	0-0 1B		1-3 K		3-3 K		1-0 G4-3			4	0	1	1	0	2	2				
10 Justin Upton, R (1.7) OBP: 0.323, SLG: 0.539	1-3 K		1-1 P4		1-1 1B		0-3 K			4	0	1	2	0	2	2				
26 Yangervis Solarte, S (1.3) OBP: 0.380, SLG: 0.477	1-2 P4		1-1 G5-3		3-3 K		2-2 9 HBP 1B			4	0	1	0	0	1	2				
23 Yonder Alonso, L (8.3) OBP: 0.411, SLG: 0.436										0	0	0	0	0	0	0				
9 Jedd Gyorko, R (1.4) OBP: 0.230, SLG: 0.200	1-0 L9		3-1 2B		3-2 G6-3		1-0 HBP			3	0	1	0	0	0	2				
11 Will Middlebrooks, R (1.5) OBP: 0.245, SLG: 0.364		1-3 K		3-3 K		2-1 G6-3		1-1 G3-1		4	0	0	0	0	2	3				
12 Clint Barmes, R (1.6) OBP: 0.364, SLG: 0.467		1-0 E5		4-0 IBB		0-1 25 BB 4 1B 1B		1-2 P4		3	1	1	0	1	0	0				
21 Brandon Morrow, R (1.1) ERA: 9.0		3-3 K		2-3 K		4-0 4 1B BB		3-3 K		2	0	0	0	0	2	3				
25 Will Venable, L (6.7) OBP: 0.312, SLG: 0.400										0	0	0	0	1	0	0				
37 Brandon Maurer, R (7.1)										0	0	0	0	0	0	0				
15 Cory Spangenberg, L (8.7) OBP: 0.240, SLG: 0.360										1	0	0	0	0	1	0				
46 Craig Kimbrel, R (9.1)										0	0	0	0	0	0	0				
Inning Stats	R: 1 H: 2 E: 0 K: 1 S: 10	H: 0 LOB: 2 BB: 1 P: 18	R: 0 H: 0 E: 0 K: 2 S: 10	H: 0 LOB: 0 BB: 0 P: 18	R: 0 H: 0 E: 0 K: 2 S: 9	H: 0 LOB: 0 BB: 0 P: 14	R: 0 H: 1 E: 0 K: 2 S: 10	H: 1 LOB: 2 BB: 1 P: 23	R: 2 H: 2 E: 0 K: 0 S: 14	H: 2 LOB: 0 BB: 1 P: 28	R: 1 H: 2 E: 0 K: 0 S: 10	H: 2 LOB: 2 BB: 1 P: 21	R: 0 H: 1 E: 0 K: 1 S: 9	H: 1 LOB: 0 BB: 0 P: 14	R: 0 H: 0 E: 0 K: 1 S: 10	H: 0 LOB: 0 BB: 0 P: 14	1B: 6 2B: 2 3B: 0 HR: 0	SF: 0 SAC: 0 DP: 0 HBP: 1	WP: 0 PA: 37 PB: 0 SB: 0 CS: 0	
PITCHER	IP WLS BF H R ER SO BB IBB HBP BLK WP HR S P ERA WHIP																			
29 Jorge De La Rosa, L (1.1) ERA: 9.0	5.0 L 23 3 3 3 9 2 1 0 0 0 0 53 101 5.40 1.400																			
51 Brooks Brown, R (6.1) ERA: 4.26	1.0 6 2 1 1 0 1 0 0 0 0 0 10 21 9.00 3.000																			
45 Scott Oberg, R (7.1) ERA: 4.43	1.0 5 1 0 0 1 0 0 0 1 0 0 9 14 0.00 1.000																			
63 Rafael Betancourt, R (8.1) ERA: 1.69	1.0 3 0 0 0 1 0 0 0 0 0 0 10 14 0.00 0.000																			

Colorado Rockies @ San Diego Padres
Petco Park, San Diego, CA
Sat May 02 2015, 5:43 PM - 8:39 PM PDT
Att: 28,058 - Partly Cloudy - 68 F

AB	32
R	4
H	8
RBI	4
BB	4
SO	11
LOB	17



Batter	1	2	3	4	5	6	7	8	9	AB	R	H	RBI	BB	SO	LOB	TOP	
19 Charlie Blackmon, L OBP: 0.365, SLG: 0.579										5	2	3	2	0	1	3	Colorado Rockies @ San Diego Padres Petco Park, San Diego, CA Sun May 03 2015, 1:13 PM - 4:24 PM PDT Att: 34,197 - Partly Cloudy - 67 F	
6 Corey Dickerson, L OBP: 0.337, SLG: 0.528										5	1	1	0	0	2	1		
28 Nolan Arenado, R OBP: 0.348, SLG: 0.616										5	2	3	3	0	1	1		
5 Carlos González, L OBP: 0.258, SLG: 0.329										4	1	1	0	0	3	2		
67 Ken Roberts, L										0	0	0	0	0	0	0		
8 Michael McKenry, R OBP: 0.296, SLG: 0.320										3	0	1	1	0	2	2		
9 DJ LeMahieu, R OBP: 0.335, SLG: 0.506										4	0	1	0	0	0	1		
43 Rafael Ynoa, S OBP: 0.261, SLG: 0.318										4	0	1	0	0	0	1		
3 Daniel Descalso, L OBP: 0.206, SLG: 0.100										3	0	0	0	1	1	1		
38 Kyle Kendrick, R OBP: 0.385, SLG: 0.500										2	0	0	0	0	1	0		
2 Troy Tulowitzki, R OBP: 0.371, SLG: 0.596										1	0	0	0	0	0	3		
53 Christian Friedrich, R										0	0	0	0	0	0	0		
51 Brooks Brown, L										0	0	0	0	0	0	0		
13 Drew Stubbs, R OBP: 0.077, SLG: 0.100										1	0	0	0	0	1	0		
Inning Stats	R: 1 H: 2 E: 0 K: 3 S: 14	H: 2 R: 0 ER: 0 LOB: 1 BB: 0 P: 19	R: 0 H: 0 E: 0 K: 0 S: 10	H: 0 R: 0 ER: 0 LOB: 0 BB: 0 P: 15	R: 2 H: 3 E: 0 K: 0 S: 9	H: 3 R: 0 ER: 0 LOB: 1 BB: 0 P: 15	R: 2 H: 2 E: 0 K: 2 S: 9	H: 2 R: 0 ER: 0 LOB: 3 BB: 1 P: 24	R: 0 H: 1 E: 0 K: 2 S: 15	H: 1 R: 0 ER: 0 LOB: 0 BB: 0 P: 21	R: 0 H: 0 E: 0 K: 1 S: 10	H: 0 R: 1 ER: 0 LOB: 0 BB: 0 P: 15	R: 1 H: 1 E: 0 K: 2 S: 11	H: 1 R: 0 ER: 0 LOB: 0 BB: 0 P: 15	1B: 6 2B: 1 3B: 0 HR: 4	SF: 0 SAC: 0 DP: 0 HBP: 1	WP: 0 PA: 39 PB: 0 SB: 0 CS: 1	
PITCHER	IP WLS BF H R ER SO BB IBB HBP BLK WP HR S P ERA WHIP	IP WLS BF H R ER SO BB IBB HBP BLK WP HR S P ERA WHIP	IP WLS BF H R ER SO BB IBB HBP BLK WP HR S P ERA WHIP	IP WLS BF H R ER SO BB IBB HBP BLK WP HR S P ERA WHIP	IP WLS BF H R ER SO BB IBB HBP BLK WP HR S P ERA WHIP	IP WLS BF H R ER SO BB IBB HBP BLK WP HR S P ERA WHIP	IP WLS BF H R ER SO BB IBB HBP BLK WP HR S P ERA WHIP	IP WLS BF H R ER SO BB IBB HBP BLK WP HR S P ERA WHIP	IP WLS BF H R ER SO BB IBB HBP BLK WP HR S P ERA WHIP	IP WLS BF H R ER SO BB IBB HBP BLK WP HR S P ERA WHIP	IP WLS BF H R ER SO BB IBB HBP BLK WP HR S P ERA WHIP	IP WLS BF H R ER SO BB IBB HBP BLK WP HR S P ERA WHIP	IP WLS BF H R ER SO BB IBB HBP BLK WP HR S P ERA WHIP	IP WLS BF H R ER SO BB IBB HBP BLK WP HR S P ERA WHIP	IP WLS BF H R ER SO BB IBB HBP BLK WP HR S P ERA WHIP	IP WLS BF H R ER SO BB IBB HBP BLK WP HR S P ERA WHIP	IP WLS BF H R ER SO BB IBB HBP BLK WP HR S P ERA WHIP	
33 James Shields, R ERA: 3.72	5.1 W 25 9 5 5 7 0 0 0 1 0 0 0 3 63 92 8.44 1.688	0.2 H 3 0 0 0 0 1 0 0 0 0 0 0 4 8 0.00 1.500	1.0 H 4 1 0 0 2 0 0 0 0 1 0 0 15 21 0.00 1.000	1.0 H 3 0 0 0 1 0 0 0 0 0 0 0 10 15 0.00 0.000	1.0 S 4 1 1 1 2 0 0 0 0 0 0 1 11 15 9.00 1.000													
44 Dale Thayer, R ERA: 1.5																		
59 Kevin Quackenbush, R ERA: 3.18																		
53 Joaquin Benoit, R ERA: 3.75																		
46 Craig Kimbrel, R ERA: 5.06																		

Batter	1	2	3	4	5	6	7	8	9	AB	R	H	RBI	BB	SO	LOB	BOTTOM	
4 Will Myers, R OBP: 0.313, SLG: 0.444										4	0	0	0	0	1	0	Colorado Rockies @ San Diego Padres Petco Park, San Diego, CA Sun May 03 2015, 1:13 PM - 4:24 PM PDT Att: 34,197 - Partly Cloudy - 67 F	
15 Cory Spangenberg, L OBP: 0.261, SLG: 0.345										4	1	1	0	0	0	0		
27 Matt Kemp, R OBP: 0.360, SLG: 0.456										2	2	0	0	0	0	1		
10 Justin Upton, R OBP: 0.340, SLG: 0.602										4	2	3	3	0	1	0		
26 Yangervis Solarte, S OBP: 0.360, SLG: 0.449										4	0	0	1	0	1	2		
3 Derek Norris, R OBP: 0.358, SLG: 0.522										3	2	1	2	1	0	0		
23 Yonder Alonso, L OBP: 0.413, SLG: 0.432										3	0	1	0	0	0	1		
11 Will Middlebrooks, R OBP: 0.245, SLG: 0.364										0	0	0	0	0	0	0		
5 Alexi Amarista, L OBP: 0.310, SLG: 0.283										4	0	0	0	0	1	3		
33 James Shields, R ERA: 3.72										2	0	0	0	0	0	1		
44 Dale Thayer, R ERA: 1.5										0	0	0	0	0	0	0		
59 Kevin Quackenbush, R ERA: 3.18										1	1	2	0	0	0	0		
53 Joaquin Benoit, R ERA: 3.75										0	0	0	0	0	0	0		
46 Craig Kimbrel, R ERA: 5.06										0	0	0	0	0	0	0		
Inning Stats	R: 2 H: 1 E: 0 K: 0 S: 10	H: 1 R: 0 ER: 0 LOB: 0 BB: 0 P: 17	R: 0 H: 0 E: 0 K: 0 S: 8	H: 0 R: 0 ER: 0 LOB: 0 BB: 0 P: 15	R: 0 H: 0 E: 0 K: 0 S: 8	H: 0 R: 3 ER: 0 LOB: 1 BB: 0 P: 12	R: 3 H: 3 E: 0 K: 0 S: 10	H: 3 R: 1 ER: 0 LOB: 1 BB: 0 P: 24	R: 1 H: 2 E: 0 K: 2 S: 13	H: 2 R: 0 ER: 0 LOB: 0 BB: 1 P: 22	R: 0 H: 0 E: 0 K: 1 S: 9	H: 0 R: 0 ER: 0 LOB: 0 BB: 0 P: 13	R: 0 H: 0 E: 0 K: 0 S: 8	H: 0 R: 1 ER: 0 LOB: 1 BB: 0 P: 14	1B: 2 2B: 2 3B: 0 HR: 3	SF: 0 SAC: 0 DP: 0 HBP: 3	WP: 0 PA: 35 PB: 0 SB: 1 CS: 0	
PITCHER	IP WLS BF H R ER SO BB IBB HBP BLK WP HR S P ERA WHIP	IP WLS BF H R ER SO BB IBB HBP BLK WP HR S P ERA WHIP	IP WLS BF H R ER SO BB IBB HBP BLK WP HR S P ERA WHIP	IP WLS BF H R ER SO BB IBB HBP BLK WP HR S P ERA WHIP	IP WLS BF H R ER SO BB IBB HBP BLK WP HR S P ERA WHIP	IP WLS BF H R ER SO BB IBB HBP BLK WP HR S P ERA WHIP	IP WLS BF H R ER SO BB IBB HBP BLK WP HR S P ERA WHIP	IP WLS BF H R ER SO BB IBB HBP BLK WP HR S P ERA WHIP	IP WLS BF H R ER SO BB IBB HBP BLK WP HR S P ERA WHIP	IP WLS BF H R ER SO BB IBB HBP BLK WP HR S P ERA WHIP	IP WLS BF H R ER SO BB IBB HBP BLK WP HR S P ERA WHIP	IP WLS BF H R ER SO BB IBB HBP BLK WP HR S P ERA WHIP	IP WLS BF H R ER SO BB IBB HBP BLK WP HR S P ERA WHIP	IP WLS BF H R ER SO BB IBB HBP BLK WP HR S P ERA WHIP	IP WLS BF H R ER SO BB IBB HBP BLK WP HR S P ERA WHIP	IP WLS BF H R ER SO BB IBB HBP BLK WP HR S P ERA WHIP	IP WLS BF H R ER SO BB IBB HBP BLK WP HR S P ERA WHIP	
38 Kyle Kendrick, R ERA: 8.73	5.0 L 23 6 6 6 2 0 0 0 0 0 0 0 2 49 87 10.80 1.200	0.2 3 0 1 1 1 1 0 0 0 0 0 0 7 15 13.50 1.500	1.1 5 1 1 1 1 0 0 0 0 0 1 13 20 6.75 0.750	1.0 4 0 0 0 0 0 0 0 1 0 0 8 14 0.00 0.000														
53 Christian Friedrich, L ERA: 4.38																		
51 Brooks Brown, R ERA: 4.5																		
67 Ken Roberts, L ERA:																		



Batter	1	2	3	4	5	6	7	8	9	AB	R	H	RBI	BB	SO	LOB	TOP	
31 Joc Pederson, L (1.8) OBP: 0.425, SLG: 0.632										2	1	0	0	1	1	1	Los Angeles Dodgers @ Colorado Rockies Coors Field, Denver, CO Fri May 08 2015, 7:46 PM - 9:22 PM MDT Att: 32,974 - Drizzlie - 51 F livebaseballscorecards.com	
11 Jimmy Rollins, S (1.6) OBP: 0.248, SLG: 0.306										3	0	1	0	0	2	1		
10 Justin Turner, R (1.4) OBP: 0.375, SLG: 0.627										1	1	0	0	1	0	1		
23 Adrián González, L (1.3) OBP: 0.398, SLG: 0.727										3	0	2	1	0	0	0		
9 Yasmani Grandal, S (1.2) OBP: 0.411, SLG: 0.533										2	0	1	1	0	0	0		
7 Alex Guerrero, R (1.7) OBP: 0.400, SLG: 0.850										3	0	1	0	0	0	3		
16 Andre Ethier, L (1.9) OBP: 0.398, SLG: 0.548										1	0	0	0	1	0	0		
5 Juan Uribe, R (1.5) OBP: 0.297, SLG: 0.333										2	0	0	0	0	0	1		
35 Brett Anderson, L (1.1)										1	0	0	0	1	0	0		
Inning Stats	R: 2 H: 2 K: 1 S: 12	H: 2 LOB: 2 BB: 2 P: 28	R: 0 H: 0 K: 0 S: 5	H: 0 LOB: 0 BB: 1 P: 12	R: 0 H: 1 K: 1 S: 7	H: 0 LOB: 0 BB: 0 P: 12	R: 0 H: 0 K: 0 S: 9	H: 0 LOB: 0 BB: 1 P: 11	R: 0 H: 2 K: 1 S: 9	H: 2 LOB: 3 BB: 0 P: 15						1B: 4 2B: 1 3B: 0 HR: 0		SF: 1 SAC: 0 DP: 1 HBP: 1
PITCHER 31 Eddie Butler, R (1.1) ERA: 3.73	IP: 5.1 WLS: L BF: 25	H: 5 R: 2 ER: 2 SO: 3	BB: 4 IBB: 0 HBP: 1 BLK: 0	WP: 0 HR: 0 S: 47 P: 90	ERA: 3.38 WHIP: 1.688	PITCHER					IP: WLS: BF: H: R: ER: SO: BB: IBB: HBP: BLK: WP: HR: S: P: ERA: WHIP							

Batter	1	2	3	4	5	6	7	8	9	AB	R	H	RBI	BB	SO	LOB	BOTTOM	
19 Charlie Blackmon, L (1.8) OBP: 0.371, SLG: 0.552										1	0	0	0	1	0	0	Los Angeles Dodgers @ Colorado Rockies Coors Field, Denver, CO Fri May 08 2015, 7:46 PM - 9:22 PM MDT Att: 32,974 - Drizzlie - 51 F livebaseballscorecards.com	
6 Corey Dickerson, L (1.7) OBP: 0.343, SLG: 0.542										3	0	2	0	0	0	1		
2 Troy Tulowitzki, R (1.6) OBP: 0.323, SLG: 0.510										2	1	2	0	0	0	0		
33 Justin Morneau, L (1.3) OBP: 0.313, SLG: 0.446										2	0	0	0	0	0	3		
28 Nolan Arenado, R (1.5) OBP: 0.330, SLG: 0.577										2	0	1	0	0	0	0		
5 Carlos González, L (1.9) OBP: 0.280, SLG: 0.319										2	0	0	0	0	0	1		
4 Nick Hundley, R (1.2) OBP: 0.392, SLG: 0.528										2	0	1	0	0	0	1		
9 DJ LeMahieu, R (1.4) OBP: 0.400, SLG: 0.461										2	0	0	0	0	0	1		
31 Eddie Butler, R (1.1)										2	0	0	0	0	1	0		
Inning Stats	R: 0 H: 2 K: 0 S: 8	H: 1 LOB: 1 BB: 0 P: 12	R: 0 H: 0 K: 0 S: 9	H: 1 LOB: 0 BB: 0 P: 11	R: 0 H: 0 K: 1 S: 7	H: 0 LOB: 0 BB: 0 P: 12	R: 1 H: 2 K: 1 S: 8	H: 2 LOB: 1 BB: 0 P: 12	R: 0 H: 1 K: 0 S: 8	H: 1 LOB: 2 BB: 1 P: 15						1B: 5 2B: 1 3B: 0 HR: 0		SF: 0 SAC: 0 DP: 2 HBP: 1
PITCHER 35 Brett Anderson, L (1.1) ERA: 3.52	IP: 5.0 WLS: W BF: 20	H: 6 R: 1 ER: 0 SO: 1	BB: 1 IBB: 0 HBP: 1 BLK: 0	WP: 0 HR: 0 S: 40 P: 62	ERA: 0.00 WHIP: 1.400	PITCHER					IP: WLS: BF: H: R: ER: SO: BB: IBB: HBP: BLK: WP: HR: S: P: ERA: WHIP							

Batter	1	2	3	4	5	6	7	8	9	AB	R	H	RBI	BB	SO	LOB	TOP									
19 Charlie Blackmon, L OBP: 0.291, SLG: 0.496										5	0	1	0	0	2	3	Colorado Rockies @ Los Angeles Dodgers Dodger Stadium, Los Angeles, CA Thu May 14 2015, 7:11 PM - 11:45 PM PDT Att: 42,650 - Overcast - 59 F									
5 Carlos González, L OBP: 0.291, SLG: 0.327										3	2	1	3	2	1	1										
2 Troy Tulowitzki, R OBP: 0.297, SLG: 0.456										5	0	0	0	0	3	3										
28 Nolan Arenado, R OBP: 0.325, SLG: 0.549										4	0	1	0	0	0	1										
20 Wilin Rosario, R OBP: 0.355, SLG: 0.633										4	1	2	2	0	0	1										
6 Corey Dickerson, L OBP: 0.354, SLG: 0.542										3	0	1	0	0	0	1										
67 Ken Roberts, L										0	0	0	0	0	0	0										
3 Daniel Descalso, L OBP: 0.179, SLG: 0.086										1	0	0	0	0	0	0										
63 Rafael Betancourt, R										0	0	0	0	0	0	0										
66 John Axford, R										0	0	0	0	0	0	0										
4 Nick Hundley, R OBP: 0.362, SLG: 0.471										4	1	1	0	0	3	3										
9 DJ LeMahieu, R OBP: 0.378, SLG: 0.412										4	0	1	0	0	2	4										
35 Chad Bettis, R										2	0	0	0	0	2	1										
13 Drew Stubbs, R OBP: 0.200, SLG: 0.297										2	1	1	0	0	1	0										
Inning Stats	R: 0 E: 0 K: 1 S: 9	H: 1 LOB: 1 BB: 0 P: 16	R: 1 E: 0 K: 1 S: 10	H: 1 LOB: 0 BB: 0 P: 14	R: 0 E: 0 K: 2 S: 9	H: 0 LOB: 0 BB: 0 P: 13	R: 0 E: 0 K: 1 S: 10	H: 1 LOB: 1 BB: 0 P: 17	R: 0 E: 0 K: 3 S: 10	H: 1 LOB: 3 BB: 0 P: 10	R: 1 E: 0 K: 2 S: 22	H: 2 LOB: 3 BB: 1 P: 33	R: 0 E: 0 K: 2 S: 10	H: 0 LOB: 1 BB: 1 P: 19	R: 0 E: 0 K: 0 S: 6	H: 0 LOB: 0 BB: 0 P: 7	R: 3 E: 0 K: 2 S: 14	H: 3 LOB: 0 BB: 0 P: 17	1B: 7 2B: 0 3B: 0 HR: 2	SF: 0 SAC: 0 DP: 0 HBP: 0	WP: 1 PB: 0 SB: 0 CS: 0	PA: 39				
PITCHER	IP WLS BF H R ER SO BB IBB HBP BLK WP HR S P ERA WHIP																									
35 Brett Anderson, L ERA: 3.5	5.1	22	5	2	2	8	1	0	0	0	1	1	58	88	3.38	1.125										
12 Juan Nicasio, R ERA: 1.06	1.2	8	1	0	0	4	1	0	0	0	0	0	22	34	0.00	1.200										
41 Chris Hatcher, R ERA: 6.0	1.0	3	0	0	0	0	0	0	0	0	0	0	6	7	0.00	0.000										
63 Yimi Garcia, R ERA: 3.38	1.0	6	3	3	3	2	0	0	0	0	0	1	14	17	27.00	3.000										

Batter	1	2	3	4	5	6	7	8	9	AB	R	H	RBI	BB	SO	LOB	BOTTOM									
31 Joc Pederson, L OBP: 0.401, SLG: 0.570										5	0	0	0	0	0	3	Colorado Rockies @ Los Angeles Dodgers Dodger Stadium, Los Angeles, CA Thu May 14 2015, 7:11 PM - 11:45 PM PDT Att: 42,650 - Overcast - 59 F									
11 Jimmy Rollins, S OBP: 0.261, SLG: 0.302										4	1	1	0	1	0	1										
47 Howie Kendrick, R OBP: 0.362, SLG: 0.488										5	1	1	0	0	1	3										
23 Adrián González, L OBP: 0.434, SLG: 0.711										3	1	2	2	2	1	0										
14 Enrique Hernández, R (P, PR) OBP: 0.320, SLG: 0.500										0	0	0	0	0	0	0										
33 Scott Van Slyke, R OBP: 0.391, SLG: 0.561										5	0	1	0	0	2	3										
9 Yasmani Grandal, S OBP: 0.421, SLG: 0.500										4	0	2	1	0	1	1										
16 Andre Ethier, L OBP: 0.429, SLG: 0.586										3	1	1	0	1	0	1										
5 Juan Uribe, R OBP: 0.282, SLG: 0.315										3	0	0	0	0	0	4										
12 Juan Nicasio, R										0	0	0	0	0	0	0										
41 Chris Hatcher, R										0	0	0	0	0	0	0										
7 Alex Guerrero, R ERA: 4.06										1	0	1	1	1	0	0										
63 Yimi Garcia, R										1	0	0	0	1	0	0										
35 Brett Anderson, L OBP: 0.333, SLG: 0.222										1	0	1	1	1	0	0										
10 Justin Turner, R OBP: 0.358, SLG: 0.600										1	0	0	0	1	0	0										
Inning Stats	R: 2 E: 0 K: 1 S: 13	H: 3 LOB: 1 BB: 0 P: 21	R: 1 E: 0 K: 0 S: 19	H: 2 LOB: 2 BB: 1 P: 30	R: 0 E: 0 K: 2 S: 10	H: 0 LOB: 0 BB: 0 P: 14	R: 0 E: 0 K: 0 S: 6	H: 0 LOB: 1 BB: 1 P: 13	R: 1 E: 0 K: 0 S: 15	H: 2 LOB: 3 BB: 2 P: 28	R: 0 E: 0 K: 1 S: 8	H: 0 LOB: 1 BB: 1 P: 16	R: 0 E: 0 K: 0 S: 10	H: 2 LOB: 1 BB: 0 P: 14	R: 0 E: 0 K: 0 S: 5	H: 0 LOB: 0 BB: 0 P: 7	R: 0 E: 0 K: 1 S: 8	H: 0 LOB: 1 BB: 1 P: 17	1B: 4 2B: 5 3B: 0 HR: 0	SF: 0 SAC: 0 DP: 0 HBP: 0	WP: 0 PB: 0 SB: 1 CS: 1	PA: 41				
PITCHER	IP WLS BF H R ER SO BB IBB HBP BLK WP HR S P ERA WHIP																									
35 Chad Bettis, R ERA: 7.2	5.0	26	7	4	4	3	4	0	0	0	0	0	63	106	7.20	2.200										
67 Ken Roberts, L ERA: 3.38	2.0	8	2	0	0	1	1	0	0	0	0	0	18	30	0.00	1.500										
63 Rafael Betancourt, R ERA: 4.06	1.0	3	0	0	0	0	0	0	0	0	0	5	7	0.00	0.000											
66 John Axford, R ERA: 1.29	1.0	4	0	0	0	1	1	0	0	0	0	8	17	0.00	1.000											



Batter	1	2	3	4	5	6	7	8	9	AB	R	H	RBI	BB	SO	LOB	TOP										
19 Charlie Blackmon, L (1,7) OBP: 0.336, SLG: 0.473 9 DJ LeMahieu, R (5,4) OBP: 0.372, SLG: 0.396										3	0	0	0	0	3	2	Colorado Rockies @ Los Angeles Dodgers Dodger Stadium, Los Angeles, CA Sun May 17 2015, 1:11 PM - 3:50 PM PDT Att: 44,990 - Cloudy - 66 F livebaseballscorecards.com										
43 Rafael Ynoa, S (1,4) OBP: 0.286, SLG: 0.333										3	0	0	0	1	1	0											
5 Carlos González, L (1,9) OBP: 0.258, SLG: 0.342										4	0	0	0	0	0	1											
28 Nolan Arenado, R (1,5) OBP: 0.323, SLG: 0.540										3	0	0	0	0	1	1											
20 Wilin Rosario, R (1,3) OBP: 0.295, SLG: 0.488										4	0	0	0	0	1	2											
4 Nick Hundley, R (1,2) OBP: 0.356, SLG: 0.452										2	0	1	0	1	1	0											
13 Drew Stubbs, R (1,8) OBP: 0.180, SLG: 0.239										3	0	0	0	0	1	2											
3 Daniel Descalso, L (1,6) OBP: 0.265, SLG: 0.289										3	0	2	0	0	1	0											
38 Kyle Kendrick, R (1,1) OBP: 0.333, SLG: 0.429 6 Corey Dickerson, L (8,PH) OBP: 0.345, SLG: 0.527 48 Boone Logan, R (8,1)										2	0	0	0	0	1	3											
										1	0	0	0	0	0	0											
										0	0	0	0	0	0	0											
Inning Stats	R: 0 E: 0 K: 1 S: 8	H: 0 LOB: 0 BB: 0 P: 12	R: 0 E: 0 K: 1 S: 8	H: 0 LOB: 1 BB: 1 P: 15	R: 0 E: 0 K: 1 S: 8	H: 1 LOB: 0 BB: 0 P: 12	R: 0 E: 0 K: 0 S: 6	H: 0 LOB: 1 BB: 0 P: 11	R: 0 E: 0 K: 2 S: 12	H: 2 LOB: 2 BB: 0 P: 18	R: 0 E: 0 K: 1 S: 10	H: 0 LOB: 0 BB: 1 P: 17	R: 0 E: 0 K: 2 S: 8	H: 0 LOB: 0 BB: 0 P: 9	R: 0 E: 0 K: 2 S: 14	H: 0 LOB: 0 BB: 0 P: 19	R: 0 E: 0 K: 1 S: 10	H: 0 LOB: 0 BB: 0 P: 12	1B: 3 2B: 0 3B: 0 HR: 0	SF: 0 SAC: 0 DP: 0 HBP: 1	WP: 0 PB: 0 SB: 0 CS: 1	PA: 32					
PITCHER	IP	WLS	BF	H	R	ER	SO	BB	IBB	HBP	BLK	WP	HR	S	P	ERA	WHIP										
46 Mike Bolsinger, R (1,1) ERA: 1.04	6.0	W	23	3	0	0	6	2	0	0	0	0	0	52	85	0.00	0.833										
63 Yimi García, R (7,1) ERA: 3.12	1.0	H	3	0	0	0	2	0	0	0	0	0	0	8	9	0.00	0.000										
41 Chris Hatcher, R (8,1) ERA: 5.54	1.0	H	3	0	0	0	2	0	0	0	0	0	0	14	19	0.00	0.000										
74 Kenley Jansen, R (9,1) ERA:	1.0	S	3	0	0	0	1	0	0	0	0	0	0	10	12	0.00	0.000										

Batter	1	2	3	4	5	6	7	8	9	AB	R	H	RBI	BB	SO	LOB	BOTTOM										
31 Joc Pederson, L (1,8) OBP: 0.388, SLG: 0.534										4	0	0	0	0	0	0	Colorado Rockies @ Los Angeles Dodgers Dodger Stadium, Los Angeles, CA Sun May 17 2015, 1:11 PM - 3:50 PM PDT Att: 44,990 - Cloudy - 66 F livebaseballscorecards.com										
11 Jimmy Rollins, S (1,6) OBP: 0.277, SLG: 0.348										3	0	0	0	1	0	0											
47 Howie Kendrick, R (1,4) OBP: 0.370, SLG: 0.479										3	0	0	0	1	1	1											
23 Adrián González, L (1,3) OBP: 0.429, SLG: 0.681										3	1	1	0	1	0	2											
10 Justin Turner, R (1,5) OBP: 0.392, SLG: 0.588										2	0	1	0	2	0	1											
9 Yasmani Grandal, S (1,2) OBP: 0.221, SLG: 0.484										2	0	1	1	1	0	1											
16 Andre Ethier, L (1,9) OBP: 0.416, SLG: 0.558										3	0	0	0	0	0	6											
7 Alex Guerrero, R (1,7) OBP: 0.353, SLG: 0.698 41 Chris Hatcher, R (8,1) 74 Kenley Jansen, S (9,1)										3	0	0	0	0	0	0											
										0	0	0	0	0	0	0											
										0	0	0	0	0	0	0											
Inning Stats	R: 0 E: 0 K: 0 S: 12	H: 0 LOB: 1 BB: 1 P: 22	R: 0 E: 0 K: 0 S: 11	H: 1 LOB: 0 BB: 0 P: 16	R: 0 E: 0 K: 0 S: 3	H: 0 LOB: 0 BB: 0 P: 4	R: 1 E: 0 K: 0 S: 11	H: 2 LOB: 2 BB: 1 P: 21	R: 0 E: 0 K: 0 S: 5	H: 0 LOB: 0 BB: 0 P: 6	R: 0 E: 0 K: 0 S: 8	H: 0 LOB: 3 BB: 3 P: 20	R: 0 E: 0 K: 1 S: 8	H: 0 LOB: 0 BB: 0 P: 9	R: 0 E: 0 K: 1 S: 11	H: 0 LOB: 1 BB: 1 P: 19	R: 0 E: 0 K: 1 S: 10	H: 0 LOB: 0 BB: 0 P: 12	1B: 3 2B: 0 3B: 0 HR: 0	SF: 0 SAC: 0 DP: 0 HBP: 0	WP: 0 PB: 0 SB: 0 CS: 1	PA: 32					
PITCHER	IP	WLS	BF	H	R	ER	SO	BB	IBB	HBP	BLK	WP	HR	S	P	ERA	WHIP										
38 Kyle Kendrick, R (1,1) ERA: 6.7	7.0	L	28	3	1	1	1	5	0	0	0	0	0	58	98	1.29	1.143										
48 Boone Logan, L (8,1) ERA: 4.61	1.0		4	0	0	0	1	1	0	0	0	0	0	11	19	0.00	1.000										



Batter	1	2	3	4	5	6	7	8	9	AB	R	H	RBI	BB	SO	LOB	TOP					
2 Ben Revere, L (1,7) OBP: 0.311, SLG: 0.351										5	0	1	0	0	0	2	Philadelphia Phillies @ Colorado Rockies Coors Field, Denver, CO Tue May 19 2015, 6:58 PM - 9:54 PM MDT Att: 21,249 - Overcast - 46 F					
13 Freddy Galvis, S (1,6) OBP: 0.399, SLG: 0.388										5	1	1	0	0	1	1						
24 Grady Sizemore, L (1,9) OBP: 0.301, SLG: 0.308										3	1	1	0	0	1	1						
3 Jeff Francoeur, R (8,PH) OBP: 0.288, SLG: 0.393										4	0	0	0	0	3	4						
6 Ryan Howard, L (1,3) OBP: 0.298, SLG: 0.473										4	1	3	3	0	0	0						
7 Maikel Franco, R (1,5) OBP: 0.381, SLG: 0.650										3	1	1	1	1	0	1						
26 Chase Utley, L (1,4) OBP: 0.230, SLG: 0.262										2	0	1	0	0	0	0						
37 Odúbel Herrera, L (1,8) OBP: 0.297, SLG: 0.380										4	0	1	1	0	0	4						
51 Carlos Ruiz, R (1,2) OBP: 0.330, SLG: 0.307										2	0	1	0	0	1	1						
34 Aaron Harang, R (1,1) OBP: 0.176, SLG: 0.188										1	0	0	0	0	0	0						
18 Darin Ruf, R (7,PH) OBP: 0.259, SLG: 0.372										0	0	0	0	0	0	0						
63 Jake Diekman, R (7,1) OBP: 0.259, SLG: 0.372										0	0	0	0	0	0	0						
30 Justin De Fratus, S (8,1) OBP: 0.288, SLG: 0.393										0	0	0	0	0	0	0						
16 César Hernández, S (8,PH) OBP: 0.380, SLG: 0.523										1	0	0	0	0	0	0						
Inning Stats	R: 0 E: 0 K: 1 S: 13	H: 1 LOB: 1 BB: 0 P: 19	R: 2 E: 0 K: 1 S: 9	H: 3 LOB: 1 BB: 0 P: 15	R: 1 E: 0 K: 2 S: 15	H: 2 LOB: 1 BB: 0 P: 20	R: 0 E: 0 K: 0 S: 9	H: 2 LOB: 1 BB: 0 P: 10	R: 0 E: 0 K: 1 S: 10	H: 0 LOB: 0 BB: 0 P: 12	R: 0 E: 0 K: 0 S: 8	H: 0 LOB: 0 BB: 0 P: 13	R: 0 E: 0 K: 0 S: 8	H: 0 LOB: 0 BB: 0 P: 12	R: 2 E: 0 K: 1 S: 17	H: 3 LOB: 2 BB: 1 P: 27	R: 0 E: 0 K: 0 S: 7	H: 0 LOB: 0 BB: 0 P: 11	1B: 6 2B: 5 3B: 0 HR: 0	SF: 0 SAC: 1 DP: 2 HBP: 1	WP: 1 PB: 0 SB: 1 CS: 0	PA: 38
PITCHER	IP WLS BF H R ER SO BB IBB HBP BLK WP HR S P ERA WHIP																					
35 Chad Bettis, R (1,1) ERA: 5.73	6.0	25	8	3	3	5	0	0	0	0	0	0	0	0	0	64	89	4.50	1.333			
63 Rafael Betancourt, R (7,1) ERA: 3.6	1.0	3	0	0	0	0	0	0	0	0	0	0	0	0	0	8	12	0.00	0.000			
48 Boone Logan, L (8,1) ERA: 5.73	0.1	B	6	3	2	2	1	0	0	0	0	0	0	0	16	25	54.00	12.000				
45 Scott Oberg, R (8,1) ERA: 6.0	0.2	W	1	0	0	0	0	0	0	0	0	0	0	0	1	2	0.00	0.000				
66 John Axford, R (9,1) ERA: 1.15	1.0	S	3	0	0	0	0	0	0	0	0	0	0	0	7	11	0.00	0.000				

Batter	1	2	3	4	5	6	7	8	9	AB	R	H	RBI	BB	SO	LOB	BOTTOM			
19 Charlie Blackmon, L (1,8) OBP: 0.329, SLG: 0.453										3	1	0	0	1	1	0	Philadelphia Phillies @ Colorado Rockies Coors Field, Denver, CO Tue May 19 2015, 6:58 PM - 9:54 PM MDT Att: 21,249 - Overcast - 46 F			
2 Troy Tulowitzki, R (1,6) OBP: 0.297, SLG: 0.447										3	1	1	2	1	0	0				
5 Carlos González, L (1,9) OBP: 0.272, SLG: 0.341										2	1	0	0	2	1	2				
28 Nolan Arenado, R (1,5) OBP: 0.317, SLG: 0.515										4	0	0	0	0	0	3				
20 Wilin Rosario, R (1,3) OBP: 0.308, SLG: 0.510										4	1	1	2	0	1	0				
66 John Axford, R (9,1) OBP: 0.349, SLG: 0.465										4	1	2	2	0	1	0				
43 Rafael Ynoa, S (1,7) OBP: 0.282, SLG: 0.324										3	0	1	0	0	2	1				
48 Boone Logan, R (8,1) OBP: 0.282, SLG: 0.324										0	0	0	0	0	0	0				
45 Scott Oberg, R (8,1) OBP: 0.282, SLG: 0.324										0	0	0	0	0	0	0				
10 Ben Paulsen, L (8,PH) OBP: 1.000, SLG: 2.000										1	0	1	0	0	0	0				
35 Chad Bettis, R (1,1) ERA: 5.73										2	0	0	0	0	1	1				
63 Rafael Betancourt, R (7,1) ERA: 3.6										0	0	0	0	0	0	0				
8 Michael McKenry, R (7,PH) OBP: 0.282, SLG: 0.324										1	0	0	0	1	0	0				
13 Drew Stubbs, R (8,8) OBP: 0.182, SLG: 0.255										1	0	0	0	1	1	1				
9 DJ LeMahieu, R (1,4) OBP: 0.375, SLG: 0.415										3	1	1	0	0	1	0				
Inning Stats	R: 3 E: 1 K: 2 S: 17	H: 2 LOB: 1 BB: 1 P: 31	R: 0 E: 0 K: 1 S: 9	H: 0 LOB: 0 BB: 0 P: 14	R: 0 E: 0 K: 0 S: 4	H: 0 LOB: 0 BB: 1 P: 8	R: 0 E: 0 K: 2 S: 12	H: 1 LOB: 0 BB: 0 P: 19	R: 0 E: 0 K: 1 S: 10	H: 0 LOB: 0 BB: 1 P: 18	R: 0 E: 0 K: 1 S: 7	H: 0 LOB: 0 BB: 0 P: 9	R: 2 E: 0 K: 2 S: 12	H: 2 LOB: 1 BB: 1 P: 23	R: 1 E: 0 K: 0 S: 14	H: 2 LOB: 1 BB: 0 P: 17	1B: 3 2B: 2 3B: 1 HR: 1	SF: 0 SAC: 0 DP: 1 HBP: 0	WP: 0 PB: 0 SB: 0 CS: 0	PA: 35
PITCHER	IP WLS BF H R ER SO BB IBB HBP BLK WP HR S P ERA WHIP																			
34 Aaron Harang, R (1,1) ERA: 1.82	6.0	24	3	3	0	7	3	0	0	0	0	0	0	0	59	99	0.00	1.000		
63 Jake Diekman, L (7,1) ERA: 7.53	1.0	6	2	2	2	2	1	0	0	0	0	0	0	12	23	18.00	3.000			
30 Justin De Fratus, R (8,1) ERA: 3.43	1.0	L	5	2	1	1	1	0	0	0	0	0	0	1	14	17	9.00	2.000		



Batter	1	2	3	4	5	6	7	8	9	AB	R	H	RBI	BB	SO	LOB	TOP					
2 Ben Revere, L OBP: 0.302, SLG: 0.340	G6-3	L7		G3		G3-1		G4-3		5	0	0	0	0	0	1						
13 Freddy Galvis, S OBP: 0.386, SLG: 0.374	L8	G6-3		B1-3		G4-3			L9	5	0	0	0	0	0	0						
26 Chase Utley, L OBP: 0.243, SLG: 0.270	1B			L8				G4-3		4	1	2	0	1	0	0						
6 Ryan Howard, L OBP: 0.308, SLG: 0.507	1B			G4-3					1B	5	2	3	1	0	1	2						
7 Maikel Franco, R OBP: 0.346, SLG: 0.542	E1			G6-3				G4-3		4	0	0	0	1	0	3						
3 Jeff Francoeur, R OBP: 0.277, SLG: 0.409	1B							G4-3		4	1	2	1	0	1	2						
37 Odúbel Herrera, L OBP: 0.303, SLG: 0.379										3	0	1	1	1	0	1						
51 Carlos Ruiz, R OBP: 0.317										3	0	1	0	1	1	4						
52 Severino González, R ERA: 4.38										2	0	0	0	0	1	2						
63 Jake Diekmann, L ERA: 3.38										1	0	0	0	0	0	0						
57 Luis García, R ERA: 2.15										0	0	0	0	0	0	0						
18 Darin Ruf, R ERA: 2.15										1	0	0	0	0	0	1						
53 Ken Giles, R ERA: 3.6										0	0	0	0	0	0	0						
58 Jonathan Papelbon, R ERA: 1.5										0	0	0	0	0	0	0						
Inning Stats	R: 2 E: 1 K: 1 S: 24	H: 3 LOB: 3 BB: 1 P: 43	R: 0 E: 0 K: 1 S: 10	H: 0 LOB: 0 BB: 0 P: 13	R: 2 E: 1 K: 0 S: 12	H: 3 LOB: 2 BB: 1 P: 21	R: 0 E: 0 K: 0 S: 7	H: 0 LOB: 1 BB: 1 P: 12	R: 0 E: 0 K: 1 S: 9	H: 0 LOB: 1 BB: 1 P: 15	R: 0 E: 0 K: 0 S: 13	H: 0 LOB: 1 BB: 0 P: 17	R: 0 E: 0 K: 0 S: 11	H: 1 LOB: 1 BB: 0 P: 19	R: 0 E: 0 K: 0 S: 6	H: 1 LOB: 1 BB: 0 P: 11	R: 0 E: 0 K: 1 S: 10	H: 1 LOB: 1 BB: 0 P: 17	1B: 5 2B: 3 3B: 0 HR: 1	SF: 0 SAC: 0 DP: 0 HBP: 0	WP: 0 PB: 0 SB: 0 CS: 0	PA: 41
PITCHER	IP WLS BF H R ER SO BB IBB HBP BLK WP HR S P ERA WHIP																					
31 Eddie Butler, R ERA: 4.38	(1, 1)	3.0 L 18 6 4 2 2 1 1 0 0 0 0 1 46 77 6.00 2.333																				
58 Yohan Flande, L ERA: 3.38	(4, 1)	2.0 8 0 0 0 1 2 0 0 0 0 0 0 16 27 0.00 1.000																				
67 Ken Roberts, L ERA: 2.15	(6, 1)	2.0 7 1 0 0 0 0 0 0 0 0 0 0 24 36 0.00 0.500																				
53 Christian Friedrich, L ERA: 3.6	(8, 1)	2.0 8 2 0 0 1 0 0 0 0 0 0 0 16 28 0.00 1.000																				

Philadelphia Phillies @ Colorado Rockies
Coors Field, Denver, CO
Wed May 20 2015, 6:44 PM - 9:32 PM MDT
Att. 21,714 - Rain - 40 F

livebaseballscores.com

AB 37
R 4
H 9
RBI 3
BB 4
SO 4
LOB 16




Batter	1	2	3	4	5	6	7	8	9	AB	R	H	RBI	BB	SO	LOB	BOTTOM					
19 Charlie Blackmon, L OBP: 0.333, SLG: 0.451	F9									3	1	1	0	0	0	1						
2 Troy Tulowitzki, R OBP: 0.288, SLG: 0.433	L8									4	0	0	0	0	0	3						
5 Carlos González, L OBP: 0.271, SLG: 0.339	G6-3									4	0	1	1	0	1	1						
28 Nolan Arenado, R OBP: 0.308, SLG: 0.500										4	0	0	0	0	2	2						
20 Wilin Rosario, R OBP: 0.321, SLG: 0.527										4	1	2	0	0	1	0						
10 Ben Paulsen, L OBP: 0.697, SLG: 1.000										2	0	1	0	0	0	0						
1 Brandon Barnes, R OBP: 0.339, SLG: 0.452										1	0	0	0	0	0	1						
4 Nick Hundley, R OBP: 0.339, SLG: 0.452										3	0	0	1	0	0	1						
9 DJ LeMahieu, R OBP: 0.374, SLG: 0.413										3	0	1	0	0	0	0						
53 Christian Friedrich, R ERA: 1.96										0	0	0	0	0	0	0						
31 Eddie Butler, R ERA: 7.11										0	0	0	0	0	0	0						
24 Jordan Lyles, R ERA: 7.63										1	0	0	0	0	0	0						
58 Yohan Flande, L ERA: 3.45										0	0	0	0	0	0	0						
3 Daniel Descalso, L ERA: 1.96										1	0	0	0	0	0	1						
67 Ken Roberts, L ERA: 3.38										0	0	0	0	0	0	0						
43 Rafael Ynoa, S ERA: 1.5										1	0	1	0	0	0	0						
Inning Stats	R: 0 E: 0 K: 0 S: 10	H: 0 LOB: 0 BB: 0 P: 14	R: 0 E: 0 K: 0 S: 8	H: 0 LOB: 0 BB: 0 P: 12	R: 0 E: 0 K: 0 S: 8	H: 0 LOB: 0 BB: 0 P: 11	R: 1 E: 0 K: 0 S: 11	H: 3 LOB: 2 BB: 0 P: 15	R: 0 E: 0 K: 2 S: 11	H: 2 LOB: 1 BB: 0 P: 13	R: 0 E: 0 K: 2 S: 11	H: 0 LOB: 1 BB: 0 P: 13	R: 1 E: 0 K: 0 S: 16	H: 1 LOB: 0 BB: 0 P: 22	R: 0 E: 0 K: 0 S: 8	H: 1 LOB: 0 BB: 0 P: 11	R: 0 E: 0 K: 2 S: 8	H: 0 LOB: 0 BB: 0 P: 10	1B: 6 2B: 2 3B: 0 HR: 0	SF: 0 SAC: 0 DP: 2 HBP: 1	WP: 0 PB: 0 SB: 1 CS: 0	PA: 32
PITCHER	IP WLS BF H R ER SO BB IBB HBP BLK WP HR S P ERA WHIP																					
52 Severino González, R ERA: 7.11	(1, 1)	5.0 W 18 5 1 1 1 2 0 0 0 0 0 0 19 24 9.00 1.000																				
63 Jake Diekmann, L ERA: 7.63	(6, 1)	1.0 H 5 1 1 1 2 0 0 0 0 0 0 0 8 11 0.00 0.000																				
57 Luis García, R ERA: 3.45	(7, 1)	1.0 H 3 0 0 0 0 0 0 0 0 0 0 0 8 11 0.00 0.000																				
53 Ken Giles, R ERA: 1.96	(8, 1)	1.0 H 3 1 0 0 0 0 0 0 0 0 0 0 8 11 0.00 1.000																				
58 Jonathan Papelbon, R ERA: 1.5	(9, 1)	1.0 S 3 0 0 0 2 0 0 0 0 0 0 0 8 10 0.00 0.000																				

Philadelphia Phillies @ Colorado Rockies
Coors Field, Denver, CO
Wed May 20 2015, 6:44 PM - 9:32 PM MDT
Att. 21,714 - Rain - 40 F

livebaseballscores.com

AB 31
R 2
H 7
RBI 2
BB 0
SO 4
LOB 10



Batter	1	2	3	4	5	6	7	8	9	AB	R	H	RBI	BB	SO	LOB	TOP		
7 Grégor Blanco, L OBP: 0.344, SLG: 0.447	K		L5			F9		G3-1		5	1	1	0	0	1	1			
12 Joe Panik, L OBP: 0.376, SLG: 0.421	L5									4	2	3	1	0	0	1			
16 Angel Pagan, S OBP: 0.343, SLG: 0.399	P6									5	1	1	0	0	0	6			
9 Brandon Belt, L OBP: 0.392, SLG: 0.523	K									5	1	2	2	0	2	4			
8 Hunter Pence, R OBP: 0.355, SLG: 0.483		G4-3								5	2	2	2	0	1	1			
35 Brandon Crawford, L OBP: 0.385, SLG: 0.514		G4-3								5	1	2	3	0	0	0			
5 Matt Duffy, R OBP: 0.330, SLG: 0.402										4	0	1	1	0	0	1			
60 Hunter Strickland, R ERA: 4.7										0	0	0	0	0	0	0			
54 Sergio Romo, R ERA: 4.7										0	0	0	0	0	0	0			
46 Santiago Casilla, R ERA: 4.7										0	0	0	0	0	0	0			
34 Andrew Susac, R OBP: 0.311, SLG: 0.333										4	1	1	0	0	1	1			
53 Chris Heston, R OBP: 0.118, SLG: 0.118										2	1	1	0	0	1	0			
49 Javier López, L ERA: 4.7										0	0	0	0	0	0	0			
13 Joaquin Arias, R OBP: 0.188, SLG: 0.281										1	0	0	0	0	0	0			
Inning Stats	R: 0 H: 0 E: 1 K: 2 S: 9	H: 0 LOB: 1 BB: 0 P: 11	R: 0 H: 0 E: 0 K: 0 S: 7	H: 0 LOB: 0 BB: 0 P: 10	R: 0 H: 0 E: 0 K: 2 S: 8	H: 0 LOB: 0 BB: 0 P: 11	R: 3 H: 5 E: 1 K: 0 S: 13	H: 5 LOB: 1 BB: 0 P: 25	R: 4 H: 4 E: 0 K: 0 S: 14	H: 4 LOB: 1 BB: 0 P: 22	R: 3 H: 4 E: 0 K: 1 S: 14	H: 4 LOB: 1 BB: 0 P: 22	R: 0 H: 0 E: 0 K: 0 S: 6	H: 1 LOB: 1 BB: 0 P: 12	R: 0 H: 0 E: 0 K: 1 S: 7	H: 0 LOB: 0 BB: 0 P: 10	1B: 10 2B: 3 3B: 1 HR: 0	SF: 0 SAC: 1 DP: 1 HBP: 1	WP: 0 PA: 42 PB: 0 SB: 0 CS: 0
PITCHER	IP WLS BF H R ER SO BB IBB HBP BLK WP HR S P ERA WHIP	IP WLS BF H R ER SO BB IBB HBP BLK WP HR S P ERA WHIP	IP WLS BF H R ER SO BB IBB HBP BLK WP HR S P ERA WHIP	IP WLS BF H R ER SO BB IBB HBP BLK WP HR S P ERA WHIP	IP WLS BF H R ER SO BB IBB HBP BLK WP HR S P ERA WHIP	IP WLS BF H R ER SO BB IBB HBP BLK WP HR S P ERA WHIP	IP WLS BF H R ER SO BB IBB HBP BLK WP HR S P ERA WHIP	IP WLS BF H R ER SO BB IBB HBP BLK WP HR S P ERA WHIP	IP WLS BF H R ER SO BB IBB HBP BLK WP HR S P ERA WHIP	IP WLS BF H R ER SO BB IBB HBP BLK WP HR S P ERA WHIP	IP WLS BF H R ER SO BB IBB HBP BLK WP HR S P ERA WHIP	IP WLS BF H R ER SO BB IBB HBP BLK WP HR S P ERA WHIP	IP WLS BF H R ER SO BB IBB HBP BLK WP HR S P ERA WHIP	IP WLS BF H R ER SO BB IBB HBP BLK WP HR S P ERA WHIP	IP WLS BF H R ER SO BB IBB HBP BLK WP HR S P ERA WHIP	IP WLS BF H R ER SO BB IBB HBP BLK WP HR S P ERA WHIP	IP WLS BF H R ER SO BB IBB HBP BLK WP HR S P ERA WHIP	IP WLS BF H R ER SO BB IBB HBP BLK WP HR S P ERA WHIP	IP WLS BF H R ER SO BB IBB HBP BLK WP HR S P ERA WHIP

San Francisco Giants @ Colorado Rockies
Coors Field, Denver, CO
Sat May 23 2015, 4:27 PM - 7:30 PM MDT
Att: 32,956 - Overcast - 49 F

AB	40
R	10
H	14
RBI	9
BB	0
SO	6
LOB	15



Batter	1	2	3	4	5	6	7	8	9	AB	R	H	RBI	BB	SO	LOB	BOTTOM				
19 Charlie Blackmon, L OBP: 0.335, SLG: 0.455	G6-3		L9			G4-3				5	2	2	2	0	0	1					
28 Nolan Arenado, R OBP: 0.301, SLG: 0.479	P3		G1-3			F8				5	1	1	1	0	0	0					
5 Carlos González, L OBP: 0.286, SLG: 0.328	2B		G3-1							3	0	1	0	2	0	0					
2 Troy Tulowitzki, R OBP: 0.293, SLG: 0.426										5	0	2	1	0	1	1					
1 Brandon Barnes, R OBP: 0.097, SLG: 0.033										0	0	0	0	0	0	0					
20 Wilin Rosario, R OBP: 0.328, SLG: 0.515	FC6									5	0	1	0	0	1	4					
10 Ben Paulsen, L OBP: 0.529, SLG: 0.800										4	2	2	1	0	1	1					
4 Nick Hundley, R OBP: 0.339, SLG: 0.469										4	1	1	1	0	1	2					
9 DJ LeMahieu, R OBP: 0.382, SLG: 0.436										4	2	2	1	0	1	0					
24 Jordan Lyles, R ERA: 4.33										1	0	0	0	0	1	0					
58 Yohan Flande, L ERA: 1.64										0	0	0	0	0	0	0					
43 Rafael López, S ERA: 4.3										1	0	1	1	0	0	0					
45 Scott Oberg, R ERA: 4.3										0	0	0	0	0	0	0					
53 Christian Friedrich, R ERA: 4.3										0	0	0	0	0	0	0					
3 Daniel Descalso, L OBP: 0.256, SLG: 0.298										1	0	0	0	0	0	0					
Inning Stats	R: 0 H: 1 E: 0 K: 0 S: 10	H: 1 LOB: 2 BB: 1 P: 20	R: 1 H: 1 E: 0 K: 1 S: 8	H: 1 LOB: 0 BB: 0 P: 13	R: 0 H: 0 E: 0 K: 0 S: 7	H: 0 LOB: 0 BB: 0 P: 11	R: 0 H: 0 E: 0 K: 1 S: 8	H: 0 LOB: 0 BB: 0 P: 11	R: 3 H: 3 E: 0 K: 0 S: 13	H: 3 LOB: 1 BB: 1 P: 20	R: 2 H: 3 E: 0 K: 0 S: 16	H: 3 LOB: 1 BB: 0 P: 26	R: 0 H: 0 E: 0 K: 1 S: 5	H: 0 LOB: 0 BB: 0 P: 7	R: 0 H: 1 E: 0 K: 2 S: 10	H: 1 LOB: 1 BB: 0 P: 17	R: 2 H: 4 E: 1 K: 1 S: 18	H: 4 LOB: 2 BB: 0 P: 25	1B: 9 2B: 2 3B: 0 HR: 3	SF: 0 SAC: 1 DP: 1 HBP: 0	WP: 1 PA: 41 PB: 0 SB: 0 CS: 1
PITCHER	IP WLS BF H R ER SO BB IBB HBP BLK WP HR S P ERA WHIP	IP WLS BF H R ER SO BB IBB HBP BLK WP HR S P ERA WHIP	IP WLS BF H R ER SO BB IBB HBP BLK WP HR S P ERA WHIP	IP WLS BF H R ER SO BB IBB HBP BLK WP HR S P ERA WHIP	IP WLS BF H R ER SO BB IBB HBP BLK WP HR S P ERA WHIP	IP WLS BF H R ER SO BB IBB HBP BLK WP HR S P ERA WHIP	IP WLS BF H R ER SO BB IBB HBP BLK WP HR S P ERA WHIP	IP WLS BF H R ER SO BB IBB HBP BLK WP HR S P ERA WHIP	IP WLS BF H R ER SO BB IBB HBP BLK WP HR S P ERA WHIP	IP WLS BF H R ER SO BB IBB HBP BLK WP HR S P ERA WHIP	IP WLS BF H R ER SO BB IBB HBP BLK WP HR S P ERA WHIP	IP WLS BF H R ER SO BB IBB HBP BLK WP HR S P ERA WHIP	IP WLS BF H R ER SO BB IBB HBP BLK WP HR S P ERA WHIP	IP WLS BF H R ER SO BB IBB HBP BLK WP HR S P ERA WHIP	IP WLS BF H R ER SO BB IBB HBP BLK WP HR S P ERA WHIP	IP WLS BF H R ER SO BB IBB HBP BLK WP HR S P ERA WHIP	IP WLS BF H R ER SO BB IBB HBP BLK WP HR S P ERA WHIP	IP WLS BF H R ER SO BB IBB HBP BLK WP HR S P ERA WHIP	IP WLS BF H R ER SO BB IBB HBP BLK WP HR S P ERA WHIP		

San Francisco Giants @ Colorado Rockies
Coors Field, Denver, CO
Sat May 23 2015, 4:27 PM - 7:30 PM MDT
Att: 32,956 - Overcast - 49 F

AB	38
R	8
H	13
RBI	8
BB	2
SO	6
LOB	9



Batter	1	2	3	4	5	6	7	8	9	AB	R	H	RBI	BB	SO	LOB	TOP										
19 Charlie Blackmon, L (1,8) OBP: 0.339, SLG: 0.429										3	0	0	0	1	2	0	<p>Colorado Rockies @ Cincinnati Reds Great American Ball Park, Cincinnati, OH Tue May 26 2015, 7:11 PM - 9:50 PM EDT Att: 22,523 - Cloudy - 72 F</p> <p>livebaseballscorecards.com</p> <p>AB 28 R 1 H 4 RBI 1 BB 4 SO 7 LOB 11</p>										
9 DJ LeMahieu, R (1,4) OBP: 0.382, SLG: 0.428										4	0	1	0	0	1	1											
5 Carlos González, L (1,9) OBP: 0.284, SLG: 0.319										3	0	0	0	1	0	1											
2 Troy Tulowitzki, R (1,6) OBP: 0.287, SLG: 0.411										4	0	1	0	0	1	2											
28 Nolan Arenado, R (1,5) OBP: 0.328, SLG: 0.531										3	0	0	0	1	1	3											
10 Ben Paulsen, L (1,3) OBP: 0.412, SLG: 0.500										2	0	0	0	1	1	0											
4 Nick Hundley, R (1,2) OBP: 0.356, SLG: 0.504										3	1	2	1	0	0	2											
1 Brandon Barnes, R (1,7) OBP: 0.429, SLG: 0.600									3	0	0	0	0	1	1												
52 Chris Rusin, L (1,1)									2	0	0	0	0	0	0	0											
43 Rafael Ynoa, S (8,PH) 51 Brooks Brown, L (8,1)										1	0	0	0	0	0	1											
										0	0	0	0	0	0	0											
Inning Stats	R: 0 E: 0 K: 1 S: 7	H: 0 LOB: 0 BB: 1 P: 13	R: 0 E: 0 K: 0 S: 7	H: 1 LOB: 1 BB: 1 P: 14	R: 0 E: 0 K: 0 S: 10	H: 0 LOB: 0 BB: 0 P: 13	R: 0 E: 0 K: 0 S: 7	H: 0 LOB: 0 BB: 0 P: 9	R: 1 E: 0 K: 1 S: 14	H: 1 LOB: 0 BB: 0 P: 18	R: 0 E: 0 K: 1 S: 8	H: 0 LOB: 0 BB: 1 P: 11	R: 0 E: 0 K: 0 S: 7	H: 0 LOB: 0 BB: 1 P: 12	R: 0 E: 0 K: 1 S: 10	H: 1 LOB: 1 BB: 0 P: 16	R: 0 E: 0 K: 3 S: 16	H: 1 LOB: 2 BB: 1 P: 27	1B: 3 2B: 0 3B: 0 HR: 1	SF: 0 SAC: 0 DP: 2 HBP: 0	WP: 2 PB: 0 SB: 0 CS: 1	PA: 33					
PITCHER	IP	WLS	BF	H	R	ER	SO	BB	IBB	HBP	BLK	WP	HR	S	P	ERA	WHIP										
50 Michael Lorenzen, R (1,1) ERA: 3.12	7.0		23	2	1	1	3	3	0	0	0	0	1	60	90	1.29	0.714										
70 Jumbo Diaz, R (8,1) ERA: 6.05	1.0		4	1	0	0	1	0	0	0	0	1	0	10	16	0.00	1.000										
54 Aroldis Chapman, L (9,1) ERA: 1.77	1.0	W	5	1	0	0	3	1	0	0	0	1	0	16	27	0.00	2.000										

Batter	1	2	3	4	5	6	7	8	9	AB	R	H	RBI	BB	SO	LOB	BOTTOM										
2 Zack Cozart, R (1,6) OBP: 0.327, SLG: 0.458										3	0	1	0	1	0	1	<p>Colorado Rockies @ Cincinnati Reds Great American Ball Park, Cincinnati, OH Tue May 26 2015, 7:11 PM - 9:50 PM EDT Att: 22,523 - Cloudy - 72 F</p> <p>livebaseballscorecards.com</p> <p>AB 28 R 2 H 5 RBI 2 BB 5 SO 5 LOB 12</p>										
19 Joey Votto, L (1,3) OBP: 0.376, SLG: 0.470										3	0	0	0	1	0	2											
21 Todd Frazier, R (1,5) OBP: 0.346, SLG: 0.542										3	0	0	0	1	2	1											
32 Jay Bruce, L (1,9) OBP: 0.318, SLG: 0.417										4	0	1	0	0	1	2											
29 Brayan Peña, S (1,2) OBP: 0.382, SLG: 0.355									3	0	0	0	1	0	2	0											
9 Marlon Byrd, R (1,7) OBP: 0.286, SLG: 0.460									3	2	1	0	1	0	1	1											
17 Kristopher Negrón, R (1,4) OBP: 0.261, SLG: 0.136										3	0	0	0	0	2	2											
50 Michael Lorenzen, R (1,1) ERA: 1.29									2	0	0	0	0	0	0	1											
70 Jumbo Diaz, R (8,1) ERA: 6.05									0	0	0	0	0	0	0	0											
54 Aroldis Chapman, L (9,1) ERA: 1.77									3	0	1	1	0	0	0	0											
6 Billy Hamilton, S (1,8) OBP: 0.257, SLG: 0.321										3	0	1	1	0	0	0											
Inning Stats	R: 0 E: 0 K: 1 S: 11	H: 1 LOB: 2 BB: 1 P: 17	R: 1 E: 0 K: 1 S: 8	H: 2 LOB: 1 BB: 0 P: 10	R: 0 E: 0 K: 0 S: 6	H: 0 LOB: 0 BB: 0 P: 6	R: 0 E: 0 K: 0 S: 7	H: 0 LOB: 1 BB: 1 P: 12	R: 0 E: 0 K: 1 S: 17	H: 1 LOB: 2 BB: 1 P: 24	R: 0 E: 0 K: 1 S: 7	H: 0 LOB: 0 BB: 0 P: 10	R: 0 E: 0 K: 0 S: 5	H: 0 LOB: 0 BB: 1 P: 11	R: 0 E: 0 K: 0 S: 9	H: 0 LOB: 0 BB: 0 P: 14	R: 1 E: 0 K: 0 S: 6	H: 1 LOB: 1 BB: 1 P: 11	1B: 3 2B: 2 3B: 0 HR: 0	SF: 0 SAC: 2 DP: 0 HBP: 0	WP: 1 PB: 0 SB: 0 CS: 0	PA: 35					
PITCHER	IP	WLS	BF	H	R	ER	SO	BB	IBB	HBP	BLK	WP	HR	S	P	ERA	WHIP										
52 Chris Rusin, L (1,1) ERA: 4.41	7.0		29	4	1	1	5	4	0	0	0	0	0	61	90	1.29	1.143										
51 Brooks Brown, R (8,1) ERA: 4.41	1.1	L	6	1	1	1	0	1	0	0	0	0	0	15	25	6.75	1.500										

Batter	1	2	3	4	5	6	7	8	9	AB	R	H	RBI	BB	SO	LOB	TOP		
19 Charlie Blackmon, L (1.8) OBP: 0.340, SLG: 0.442										4	1	2	1	1	1				
43 Rafael Ynoa, S (1.7) OBP: 0.321, SLG: 0.373 1 Brandon Barnes, R (7.7) OBP: 0.409, SLG: 0.571										4	0	1	0	0	1	1			
5 Carlos González, L (1.9) OBP: 0.287, SLG: 0.322										5	2	2	0	0	0	1			
2 Troy Tulowitzki, R (1.6) OBP: 0.286, SLG: 0.403										3	1	0	0	1	1				
28 Nolan Arenado, R (1.5) OBP: 0.331, SLG: 0.549										4	1	2	3	0	1	0			
10 Ben Paulsen, L (1.3) OBP: 0.421, SLG: 0.529										4	0	2	1	0	1	0			
8 Michael McKenry, R (1.2) OBP: 0.385, SLG: 0.395										4	0	0	0	0	0	3			
9 DJ LeMahieu, R (1.4) OBP: 0.391, SLG: 0.432										3	1	2	0	1	0	0			
38 Kyle Kendrick, R (1.1) OBP: 0.238, SLG: 0.300 48 Boone Logan, R (8.1) 63 Rafael Betancourt, R (8.1) 66 John Axford, R (9.1)										4	0	0	0	0	1	4			
Inning Stats	R: 3 H: 2 E: 0 K: 1 S: 16	H: 2 R: 2 ER: 0 LOB: 2 P: 29	R: 2 H: 3 E: 0 K: 1 S: 21	H: 3 R: 0 ER: 0 LOB: 1 P: 26	R: 0 H: 0 E: 0 K: 1 S: 7	H: 0 R: 0 ER: 0 LOB: 1 P: 11	R: 0 H: 1 E: 0 K: 0 S: 10	H: 3 R: 0 ER: 0 LOB: 2 P: 13	R: 0 H: 0 E: 0 K: 0 S: 7	H: 0 R: 0 ER: 0 LOB: 0 P: 8	R: 0 H: 0 E: 0 K: 1 S: 12	H: 1 R: 0 ER: 0 LOB: 2 P: 17	R: 0 H: 0 E: 0 K: 0 S: 9	H: 1 R: 0 ER: 0 LOB: 2 P: 17	R: 0 H: 0 E: 0 K: 2 S: 10	H: 0 R: 0 ER: 0 LOB: 0 P: 15	1B: 7 2B: 1 3B: 0 HR: 2	SF: 0 SAC: 0 DP: 0 HBP: 0	WP: 0 PA: 39 PB: 0 SB: 0 CS: 2
PITCHER	IP WLS BF H R ER SO BB IBB HBP BLK WP HR S P ERA WHIP	IP WLS BF H R ER SO BB IBB HBP BLK WP HR S P ERA WHIP	IP WLS BF H R ER SO BB IBB HBP BLK WP HR S P ERA WHIP	IP WLS BF H R ER SO BB IBB HBP BLK WP HR S P ERA WHIP	IP WLS BF H R ER SO BB IBB HBP BLK WP HR S P ERA WHIP	IP WLS BF H R ER SO BB IBB HBP BLK WP HR S P ERA WHIP	IP WLS BF H R ER SO BB IBB HBP BLK WP HR S P ERA WHIP	IP WLS BF H R ER SO BB IBB HBP BLK WP HR S P ERA WHIP	IP WLS BF H R ER SO BB IBB HBP BLK WP HR S P ERA WHIP	IP WLS BF H R ER SO BB IBB HBP BLK WP HR S P ERA WHIP	IP WLS BF H R ER SO BB IBB HBP BLK WP HR S P ERA WHIP	IP WLS BF H R ER SO BB IBB HBP BLK WP HR S P ERA WHIP	IP WLS BF H R ER SO BB IBB HBP BLK WP HR S P ERA WHIP	IP WLS BF H R ER SO BB IBB HBP BLK WP HR S P ERA WHIP	IP WLS BF H R ER SO BB IBB HBP BLK WP HR S P ERA WHIP	IP WLS BF H R ER SO BB IBB HBP BLK WP HR S P ERA WHIP	IP WLS BF H R ER SO BB IBB HBP BLK WP HR S P ERA WHIP	IP WLS BF H R ER SO BB IBB HBP BLK WP HR S P ERA WHIP	

Colorado Rockies @ Cincinnati Reds
Great American Ball Park, Cincinnati, OH
Wed May 27 2015, 12:37 PM - 3:21 PM EDT
Att: 23,917 - Cloudy - 78 F

AB 36
R 6
H 10
RBI 6
BB 3
SO 7
LOB 11

Batter	1	2	3	4	5	6	7	8	9	AB	R	H	RBI	BB	SO	LOB	BOTTOM		
55 Skip Schumaker, L (1.4) OBP: 0.255, SLG: 0.340										3	1	0	0	1	0	1			
19 Joey Votto, L (1.3) OBP: 0.373, SLG: 0.461										3	0	0	0	1	0	1			
21 Todd Frazier, R (1.5) OBP: 0.354, SLG: 0.568										3	1	2	2	1	0	0			
32 Jay Bruce, L (1.9) OBP: 0.316, SLG: 0.413										4	0	1	1	0	1	1			
9 Marlon Byrd, R (1.7) OBP: 0.279, SLG: 0.448										4	0	0	0	0	0	4			
2 Zack Cozart, R (1.6) OBP: 0.319, SLG: 0.445										4	0	0	0	0	0	4			
16 Tucker Barnhart, L (1.2) OBP: 0.300, SLG: 0.500										4	1	1	1	0	0	0			
44 Mike Leake, R (1.1) ERA: 4.66 27 Brennan Boesch, L (8.1) 43 Manny Parra, L (8.1) 25 Burke Badenhop, R (7.1) 29 Bryan Peña, S (8.1) 52 Tony Cingrani, L (9.1) 4 Brandon Phillips, R (9.1)										1	0	0	0	0	0	0			
6 Billy Hamilton, S (1.8) OBP: 0.263, SLG: 0.325										4	1	2	0	0	0	0			
Inning Stats	R: 1 H: 1 E: 0 K: 1 S: 10	H: 1 R: 0 ER: 0 LOB: 0 P: 16	R: 0 H: 0 E: 0 K: 0 S: 6	H: 0 R: 0 ER: 0 LOB: 0 P: 9	R: 0 H: 1 E: 0 K: 0 S: 7	H: 1 R: 0 ER: 0 LOB: 1 P: 8	R: 0 H: 1 E: 0 K: 0 S: 5	R: 0 H: 0 E: 0 K: 0 S: 4	R: 0 H: 0 E: 0 K: 0 S: 6	R: 0 H: 0 E: 0 K: 0 S: 6	R: 0 H: 0 E: 0 K: 0 S: 6	R: 0 H: 0 E: 0 K: 0 S: 9	R: 0 H: 3 E: 0 K: 0 S: 15	H: 3 R: 0 ER: 0 LOB: 3 P: 34	R: 0 H: 0 E: 0 K: 1 S: 7	H: 0 R: 0 ER: 0 LOB: 0 P: 12	1B: 3 2B: 1 3B: 0 HR: 2	SF: 0 SAC: 0 DP: 0 HBP: 0	WP: 0 PA: 36 PB: 0 SB: 1 CS: 0
PITCHER	IP WLS BF H R ER SO BB IBB HBP BLK WP HR S P ERA WHIP	IP WLS BF H R ER SO BB IBB HBP BLK WP HR S P ERA WHIP	IP WLS BF H R ER SO BB IBB HBP BLK WP HR S P ERA WHIP	IP WLS BF H R ER SO BB IBB HBP BLK WP HR S P ERA WHIP	IP WLS BF H R ER SO BB IBB HBP BLK WP HR S P ERA WHIP	IP WLS BF H R ER SO BB IBB HBP BLK WP HR S P ERA WHIP	IP WLS BF H R ER SO BB IBB HBP BLK WP HR S P ERA WHIP	IP WLS BF H R ER SO BB IBB HBP BLK WP HR S P ERA WHIP	IP WLS BF H R ER SO BB IBB HBP BLK WP HR S P ERA WHIP	IP WLS BF H R ER SO BB IBB HBP BLK WP HR S P ERA WHIP	IP WLS BF H R ER SO BB IBB HBP BLK WP HR S P ERA WHIP	IP WLS BF H R ER SO BB IBB HBP BLK WP HR S P ERA WHIP	IP WLS BF H R ER SO BB IBB HBP BLK WP HR S P ERA WHIP	IP WLS BF H R ER SO BB IBB HBP BLK WP HR S P ERA WHIP	IP WLS BF H R ER SO BB IBB HBP BLK WP HR S P ERA WHIP	IP WLS BF H R ER SO BB IBB HBP BLK WP HR S P ERA WHIP	IP WLS BF H R ER SO BB IBB HBP BLK WP HR S P ERA WHIP	IP WLS BF H R ER SO BB IBB HBP BLK WP HR S P ERA WHIP	

Colorado Rockies @ Cincinnati Reds
Great American Ball Park, Cincinnati, OH
Wed May 27 2015, 12:37 PM - 3:21 PM EDT
Att: 23,917 - Cloudy - 78 F

AB 33
R 4
H 6
RBI 4
BB 3
SO 2
LOB 11

Batter	1	2	3	4	5	6	7	8	9	AB	R	H	RBI	BB	SO	LOB	TOP													
1 Brandon Barnes, R OBP: 0.346, SLG: 0.480										4	0	0	0	0	2	1	Colorado Rockies @ Philadelphia Phillies Citizens Bank Park, Philadelphia, PA Fri May 29 2015, 7:08 PM - 9:38 PM EDT Att: 22,227 - Partly Cloudy - 86 F													
9 DJ LeMahieu, R OBP: 0.382, SLG: 0.421										4	0	0	0	0	0	1														
2 Troy Tulowitzki, R OBP: 0.303, SLG: 0.456										4	2	4	2	0	0	0														
5 Carlos González, L OBP: 0.292, SLG: 0.322										3	1	1	0	1	1	1														
28 Nolan Arenado, R OBP: 0.324, SLG: 0.536										4	0	0	0	0	2	3														
20 Wilin Rosario, R OBP: 0.293, SLG: 0.459										3	0	0	0	0	0	0														
10 Ben Paulsen, L OBP: 0.436, SLG: 0.629										1	1	1	2	0	0	0														
4 Nick Hundley, R OBP: 0.353, SLG: 0.496										4	0	1	0	0	1	0														
43 Rafael Ynoa, S OBP: 0.304, SLG: 0.352										3	0	0	0	0	1	1														
19 Charlie Blackmon, L OBP: 0.340, SLG: 0.442										0	0	0	0	0	0	0														
35 Chad Bettis, R OBP: 0.291, SLG: 0.506										2	0	0	0	1	2	1														
66 John Axford, R OBP: 0.271, SLG: 0.391										0	0	0	0	0	0	0														
Inning Stats	R: 1 H: 2 E: 0 K: 1 S: 10	H: 2 LOB: 1 BB: 0 P: 14	R: 0 H: 1 E: 0 K: 1 S: 13	H: 1 LOB: 1 BB: 0 P: 21	R: 1 H: 1 E: 0 K: 0 S: 9	H: 1 LOB: 0 BB: 0 P: 15	R: 0 H: 0 E: 0 K: 2 S: 9	H: 0 LOB: 0 BB: 0 P: 13	R: 0 H: 0 E: 0 K: 1 S: 12	H: 0 LOB: 1 BB: 1 P: 19	R: 0 H: 1 E: 0 K: 2 S: 8	H: 0 LOB: 0 BB: 0 P: 11	R: 0 H: 0 E: 0 K: 0 S: 9	H: 0 LOB: 0 BB: 0 P: 11	R: 0 H: 0 E: 0 K: 2 S: 10	H: 0 LOB: 0 BB: 0 P: 13	R: 2 H: 2 E: 0 K: 0 S: 12	H: 2 LOB: 1 BB: 1 P: 21	1B: 4 2B: 1 3B: 0 HR: 3	SF: 0 SAC: 0 DP: 1 HBP: 0	WP: 0 PB: 0 SB: 0 CS: 0	PA: 34								
PITCHER	IP: 8.0 WLS: L BF: 29	H: 5 R: 2 ER: 2 SO: 9	BB: 1 IBB: 0 HBP: 0 BLK: 0	WP: 0 HR: 2 S: 80 P: 117	ERA: 2.25 WHIP: 0.750	PITCHER										IP: 1.0 WLS: 5 BF: 2	H: 2 R: 2 ER: 2 SO: 0	BB: 1 IBB: 0 HBP: 0 BLK: 0	WP: 0 HR: 1 S: 12 P: 21	ERA: 18.00 WHIP: 3.000										

AB	32
R	4
H	7
RBI	4
BB	2
SO	9
LOB	8



Batter	1	2	3	4	5	6	7	8	9	AB	R	H	RBI	BB	SO	LOB	BOTTOM													
2 Ben Revere, L OBP: 0.303, SLG: 0.342										4	1	0	0	0	2	0	Colorado Rockies @ Philadelphia Phillies Citizens Bank Park, Philadelphia, PA Fri May 29 2015, 7:08 PM - 9:38 PM EDT Att: 22,227 - Partly Cloudy - 86 F													
13 Freddy Galvis, S OBP: 0.350, SLG: 0.343										4	0	0	0	0	2															
26 Chase Utley, L OBP: 0.266, SLG: 0.301										4	0	0	0	0	1	1														
6 Ryan Howard, L OBP: 0.291, SLG: 0.506										4	0	0	0	0	0	2														
7 Maikel Franco, R OBP: 0.259, SLG: 0.382										4	0	0	0	0	1	1														
25 Cody Asche, L OBP: 0.284, SLG: 0.349										3	0	1	0	0	0	0														
37 Odúbel Herrera, L OBP: 0.280, SLG: 0.347										3	0	0	0	0	1	1														
51 Carlos Ruiz, R OBP: 0.321, SLG: 0.303										3	0	1	0	0	0	0														
4 Andrés Blanco, S OBP: 0.289, SLG: 0.389										0	0	0	0	0	0	0														
29 Cameron Rupp, R OBP: 0.273, SLG: 0.286										0	0	0	0	0	0	0														
35 Cole Hamels, L OBP: 0.182, SLG: 0.182										2	0	0	0	0	2	0														
18 Darin Ruf, R OBP: 0.271, SLG: 0.391										1	0	0	0	0	1	2														
57 Luis García, R OBP: 0.271, SLG: 0.391										0	0	0	0	0	0	0														
Inning Stats	R: 0 H: 0 E: 0 K: 1 S: 11	H: 0 LOB: 0 BB: 0 P: 18	R: 0 H: 0 E: 0 K: 0 S: 5	H: 0 LOB: 0 BB: 0 P: 8	R: 0 H: 0 E: 0 K: 1 S: 9	H: 0 LOB: 0 BB: 0 P: 14	R: 0 H: 0 E: 0 K: 1 S: 6	H: 0 LOB: 0 BB: 0 P: 8	R: 0 H: 0 E: 0 K: 0 S: 7	H: 0 LOB: 0 BB: 0 P: 12	R: 0 H: 0 E: 0 K: 1 S: 7	H: 0 LOB: 0 BB: 0 P: 9	R: 0 H: 0 E: 0 K: 0 S: 8	H: 0 LOB: 1 BB: 0 P: 13	R: 0 H: 2 E: 0 K: 3 S: 13	H: 2 LOB: 2 BB: 0 P: 22	R: 1 H: 0 E: 1 K: 1 S: 13	H: 0 LOB: 1 BB: 0 P: 19	1B: 2 2B: 0 3B: 0 HR: 0	SF: 0 SAC: 0 DP: 0 HBP: 0	WP: 1 PB: 0 SB: 0 CS: 0	PA: 32								
PITCHER	IP: 8.0 WLS: W BF: 27	H: 2 R: 0 ER: 0 SO: 7	BB: 0 IBB: 0 HBP: 0 BLK: 0	WP: 0 HR: 0 S: 66 P: 104	ERA: 0.00 WHIP: 0.250	PITCHER										IP: 1.0 WLS: 5 BF: 0	H: 0 R: 1 ER: 0 SO: 0	BB: 0 IBB: 0 HBP: 0 BLK: 0	WP: 0 HR: 0 S: 13 P: 21	ERA: 0.00 WHIP: 0.000										

AB	32
R	1
H	2
RBI	0
BB	0
SO	8
LOB	9



Batter	1	2	3	4	5	6	7	8	9	AB	R	H	RBI	BB	SO	LOB	TOP				
19 Charlie Blackmon, L (1, 8) OBP: 0.375, SLG: 0.434	G3		L8			HBP	FC6-4		SH1-3	3	0	0	0	0	0	1					
9 DJ LeMahieu, R (1, 4) OBP: 0.376, SLG: 0.414	F8		1B			F8	G4-3		K	5	0	1	0	0	1	3					
2 Troy Tulowitzki, R (1, 6) OBP: 0.418, SLG: 0.457	K		G5-3			K			G1-3	4	1	1	0	0	2	2					
5 Carlos González, L (1, 9) OBP: 0.291, SLG: 0.321		F8		G4-3					G1-3	4	0	1	0	0	0	1					
28 Nolan Arenado, R (1, 5) OBP: 0.328, SLG: 0.552		HR		K		1B			P2	4	1	2	2	0	1	2					
10 Ben Paulsen, L (1, 3) OBP: 0.419, SLG: 0.667		P5		K			HR		K	4	1	1	1	0	2	1					
8 Michael McKenry, R (1, 2) 51 Brooks Brown, L (8, 1) 66 John Axford, R (9, 1)		HR		K					F9	4	1	1	1	0	2	1	AB 36 R 5 H 10 RBI 5 BB 0 SO 10 LOB 12				
1 Brandon Barnes, R (1, 7) 31 Eddie Butler, R (1, 1) 43 Rafael Ynoa, S (7, PH) 45 Scott Oberg, R (7, 1) 63 Rafael Betancourt, R (8, 1) 48 Boone Logan, R (8, 1) 4 Nick Hundley, R (8, 2)		P3		K					G1-3	2	0	0	0	0	2	0	WP: 0 PA: 38 PB: 0 SB: 0 CS: 0				
Inning Stats	R: 0 E: 0 K: 1 S: 9	H: 0 LOB: 0 BB: 0 P: 16	R: 2 E: 0 K: 0 S: 17	H: 2 LOB: 0 BB: 0 P: 24	R: 0 E: 0 K: 1 S: 11	H: 1 LOB: 1 BB: 0 P: 16	R: 0 E: 0 K: 2 S: 12	H: 0 LOB: 0 BB: 0 P: 15	R: 0 E: 0 K: 2 S: 9	H: 0 LOB: 0 BB: 0 P: 11	R: 0 E: 0 K: 1 S: 16	H: 1 LOB: 2 BB: 0 P: 27	R: 2 E: 0 K: 1 S: 12	H: 3 LOB: 1 BB: 0 P: 18	R: 1 E: 0 K: 1 S: 18	H: 2 LOB: 1 BB: 0 P: 25	R: 0 E: 0 K: 1 S: 6	H: 1 LOB: 1 BB: 0 P: 7	1B: 5 2B: 2 3B: 0 HR: 3	SF: 0 SAC: 1 DP: 0 HBP: 1	WP: 0 PA: 38 PB: 0 SB: 0 CS: 0
PITCHER	IP WLS BF H R ER SO BB IBB HBP BLK WP HR S P ERA WHIP	IP WLS BF H R ER SO BB IBB HBP BLK WP HR S P ERA WHIP	IP WLS BF H R ER SO BB IBB HBP BLK WP HR S P ERA WHIP	IP WLS BF H R ER SO BB IBB HBP BLK WP HR S P ERA WHIP	IP WLS BF H R ER SO BB IBB HBP BLK WP HR S P ERA WHIP	IP WLS BF H R ER SO BB IBB HBP BLK WP HR S P ERA WHIP	IP WLS BF H R ER SO BB IBB HBP BLK WP HR S P ERA WHIP	IP WLS BF H R ER SO BB IBB HBP BLK WP HR S P ERA WHIP	IP WLS BF H R ER SO BB IBB HBP BLK WP HR S P ERA WHIP	IP WLS BF H R ER SO BB IBB HBP BLK WP HR S P ERA WHIP	IP WLS BF H R ER SO BB IBB HBP BLK WP HR S P ERA WHIP	IP WLS BF H R ER SO BB IBB HBP BLK WP HR S P ERA WHIP	IP WLS BF H R ER SO BB IBB HBP BLK WP HR S P ERA WHIP	IP WLS BF H R ER SO BB IBB HBP BLK WP HR S P ERA WHIP	IP WLS BF H R ER SO BB IBB HBP BLK WP HR S P ERA WHIP	IP WLS BF H R ER SO BB IBB HBP BLK WP HR S P ERA WHIP	IP WLS BF H R ER SO BB IBB HBP BLK WP HR S P ERA WHIP	IP WLS BF H R ER SO BB IBB HBP BLK WP HR S P ERA WHIP	IP WLS BF H R ER SO BB IBB HBP BLK WP HR S P ERA WHIP	IP WLS BF H R ER SO BB IBB HBP BLK WP HR S P ERA WHIP	IP WLS BF H R ER SO BB IBB HBP BLK WP HR S P ERA WHIP

Colorado Rockies @ Philadelphia Phillies
Citizens Bank Park, Philadelphia, PA
Sat May 30 2015, 3:06 PM - 6:28 PM EDT
Att: 23,510 - Partly Cloudy - 86 F

AB 36
R 5
H 10
RBI 5
BB 0
SO 10
LOB 12



Batter	1	2	3	4	5	6	7	8	9	AB	R	H	RBI	BB	SO	LOB	BOTTOM				
2 Ben Revere, L (1, 8) OBP: 0.306, SLG: 0.340	L4		13 S 1B			G4-3			K	4	0	1	0	1	1	2					
13 Freddy Galvis, S (1, 6) OBP: 0.342, SLG: 0.335	G4-3		K			K			F9	4	0	0	0	0	2	2					
26 Chase Utley, L (1, 4) OBP: 0.271, SLG: 0.301	6 2B 1B		BB			G3			FC5 7 FC6-4	3	1	1	0	1	0	1					
6 Ryan Howard, L (1, 3) OBP: 0.291, SLG: 0.506	1H 2B		G6-3			G3-1			K	4	0	1	1	0	1	4					
7 Maikel Franco, R (1, 5) 46 Jeanmar Gómez, R (9, 1) OBP: 0.242, SLG: 0.356	G5-3		G5-3			P6			FC6-4	4	0	0	0	0	0	3					
25 Cody Asche, L (1, 7) OBP: 0.283, SLG: 0.345	F7		G3-1			G4-3			16 FC1-6 3 1B	4	0	1	0	0	0	0					
3 Jeff Francoeur, R (1, 9) OBP: 0.281, SLG: 0.406	G1-3		L9			L6			L9	4	0	2	0	0	0	0					
51 Carlos Ruiz, R (1, 2) OBP: 0.319, SLG: 0.302	K		K			L6			L9	4	0	1	0	0	1	3					
34 Aaron Harang, R (1, 1) 57 Luis García, R (7, 1) 63 Jake Diekman, R (7, 1) 30 Justin De Fratus, S (7, 1) 53 Ken Giles, R (8, 1) 16 César Hernández, S (8, PH) OBP: 0.308, SLG: 0.330	G4-3		B1-6-4 1B			B1-6-4 1B			FC1-6 2 DI	2	0	0	0	0	0	1	AB 35 R 2 H 8 RBI 2 BB 2 SO 5 LOB 18				
Inning Stats	R: 1 E: 0 K: 0 S: 14	H: 2 LOB: 1 BB: 0 P: 23	R: 0 E: 0 K: 1 S: 11	H: 0 LOB: 0 BB: 0 P: 15	R: 0 E: 0 K: 1 S: 11	H: 1 LOB: 2 BB: 1 P: 18	R: 0 E: 0 K: 0 S: 6	H: 0 LOB: 0 BB: 0 P: 9	R: 0 E: 0 K: 0 S: 5	H: 1 LOB: 1 BB: 0 P: 6	R: 0 E: 0 K: 1 S: 6	H: 0 LOB: 0 BB: 0 P: 7	R: 0 E: 0 K: 0 S: 14	H: 1 LOB: 1 BB: 0 P: 20	R: 1 E: 1 K: 1 S: 12	H: 1 LOB: 2 BB: 1 P: 25	R: 0 E: 0 K: 1 S: 13	H: 2 LOB: 2 BB: 0 P: 21	1B: 5 2B: 2 3B: 0 HR: 1	SF: 0 SAC: 0 DP: 1 HBP: 0	WP: 0 PA: 37 PB: 0 SB: 1 CS: 0
PITCHER	IP WLS BF H R ER SO BB IBB HBP BLK WP HR S P ERA WHIP	IP WLS BF H R ER SO BB IBB HBP BLK WP HR S P ERA WHIP	IP WLS BF H R ER SO BB IBB HBP BLK WP HR S P ERA WHIP	IP WLS BF H R ER SO BB IBB HBP BLK WP HR S P ERA WHIP	IP WLS BF H R ER SO BB IBB HBP BLK WP HR S P ERA WHIP	IP WLS BF H R ER SO BB IBB HBP BLK WP HR S P ERA WHIP	IP WLS BF H R ER SO BB IBB HBP BLK WP HR S P ERA WHIP	IP WLS BF H R ER SO BB IBB HBP BLK WP HR S P ERA WHIP	IP WLS BF H R ER SO BB IBB HBP BLK WP HR S P ERA WHIP	IP WLS BF H R ER SO BB IBB HBP BLK WP HR S P ERA WHIP	IP WLS BF H R ER SO BB IBB HBP BLK WP HR S P ERA WHIP	IP WLS BF H R ER SO BB IBB HBP BLK WP HR S P ERA WHIP	IP WLS BF H R ER SO BB IBB HBP BLK WP HR S P ERA WHIP	IP WLS BF H R ER SO BB IBB HBP BLK WP HR S P ERA WHIP	IP WLS BF H R ER SO BB IBB HBP BLK WP HR S P ERA WHIP	IP WLS BF H R ER SO BB IBB HBP BLK WP HR S P ERA WHIP	IP WLS BF H R ER SO BB IBB HBP BLK WP HR S P ERA WHIP	IP WLS BF H R ER SO BB IBB HBP BLK WP HR S P ERA WHIP	IP WLS BF H R ER SO BB IBB HBP BLK WP HR S P ERA WHIP	IP WLS BF H R ER SO BB IBB HBP BLK WP HR S P ERA WHIP	IP WLS BF H R ER SO BB IBB HBP BLK WP HR S P ERA WHIP

Colorado Rockies @ Philadelphia Phillies
Citizens Bank Park, Philadelphia, PA
Sat May 30 2015, 3:06 PM - 6:28 PM EDT
Att: 23,510 - Partly Cloudy - 86 F

AB 35
R 2
H 8
RBI 2
BB 2
SO 5
LOB 18



Batter	1	2	3	4	5	6	7	8	9	AB	R	H	RBI	BB	SO	LOB	TOP										
19 Charlie Blackmon, L OBP: 0.342, SLG: 0.429										2	1	0	0	1	1	0	Colorado Rockies @ Philadelphia Phillies Citizens Bank Park, Philadelphia, PA Sun May 31 2015, 1:39 PM - 4:36 PM EDT Att: 22,166 - Partly Cloudy - 86 F										
9 DJ LeMahieu, R OBP: 0.385, SLG: 0.441										4	2	3	2	0	0	1											
28 Nolan Arenado, R OBP: 0.326, SLG: 0.563										4	1	1	2	0	0	1											
5 Carlos González, L OBP: 0.296, SLG: 0.331										4	0	2	0	0	0	0											
20 Wilin Rosario, R OBP: 0.291, SLG: 0.449										4	0	1	0	0	1	1											
10 Ben Paulsen, L OBP: 0.409, SLG: 0.650										1	0	0	0	0	0	0											
1 Brandon Barnes, R OBP: 0.333, SLG: 0.469										3	0	0	0	0	2	2											
4 Nick Hundley, R OBP: 0.340, SLG: 0.477										4	0	0	0	0	3	2											
3 Daniel Descalso, L OBP: 0.282, SLG: 0.333										4	0	2	0	0	1	2											
24 Jordan Lyles, R 52 Chris Rusin, L 51 Brooks Brown, L 53 Christian Friedrich, R 43 Rafael Ynoa, S 45 Scott Oberg, R										2	0	0	0	0	0	1											
Inning Stats	R: 2 E: 0 K: 0 S: 8	H: 2 LOB: 0 BB: 0 P: 10	R: 0 E: 0 K: 2 S: 9	H: 1 LOB: 1 BB: 0 P: 13	R: 0 E: 0 K: 1 S: 8	H: 2 LOB: 2 BB: 0 P: 18	R: 2 E: 0 K: 0 S: 8	H: 2 LOB: 1 BB: 0 P: 11	R: 0 E: 0 K: 2 S: 7	H: 0 LOB: 0 BB: 0 P: 10	R: 0 E: 0 K: 0 S: 7	H: 0 LOB: 0 BB: 1 P: 14	R: 0 E: 0 K: 1 S: 7	H: 0 LOB: 0 BB: 0 P: 11	R: 0 E: 0 K: 2 S: 12	H: 1 LOB: 1 BB: 0 P: 16	1B: 6 2B: 1 3B: 0 HR: 2	SF: 0 SAC: 0 DP: 1 HBP: 1	WP: 0 PB: 0 SB: 0 CS: 1	PA: 36							
PITCHER	IP	WLS	BF	H	R	ER	SO	BB	IBB	HBP	BLK	WP	HR	S	P	ERA	WHIP										
31 Jerome Williams, R ERA: 5.49	5.0	L	23	8	4	4	4	0	0	1	0	0	2	47	65	7.20	1.600										
46 Jeanmar Gómez, R ERA: 2.7	2.0		6	0	0	0	2	1	0	0	0	0	0	14	24	0.00	0.500										
30 Justin De Fratus, R ERA: 4.07	1.0		3	0	0	0	1	0	0	0	0	0	0	7	11	0.00	0.000										
58 Jonathan Papelbon, R ERA: 1.35	1.0		4	1	0	0	2	0	0	0	0	0	0	12	16	0.00	1.000										

Batter	1	2	3	4	5	6	7	8	9	AB	R	H	RBI	BB	SO	LOB	BOTTOM										
2 Ben Revere, L OBP: 0.300, SLG: 0.333										4	0	0	0	0	2	4	Colorado Rockies @ Philadelphia Phillies Citizens Bank Park, Philadelphia, PA Sun May 31 2015, 1:39 PM - 4:36 PM EDT Att: 22,166 - Partly Cloudy - 86 F										
16 César Hernández, S OBP: 0.243, SLG: 0.333										4	0	0	0	0	0	0											
26 Chase Utley, L OBP: 0.271, SLG: 0.300										4	0	1	0	0	0	0											
6 Ryan Howard, L OBP: 0.284, SLG: 0.494										4	0	0	0	0	2	1											
7 Maikel Franco, R OBP: 0.242, SLG: 0.339										3	0	0	0	1	0	0											
25 Cody Asche, L OBP: 0.290, SLG: 0.350										4	1	2	0	0	1	0											
37 Odúbel Herrera, L OBP: 0.285, SLG: 0.350										4	0	2	0	0	1	1											
29 Cameron Rupp, R OBP: 0.276, SLG: 0.308										3	0	1	1	0	1	3											
51 Carlos Ruiz, R OBP: 0.317, SLG: 0.299										1	0	0	0	0	0	0											
31 Jerome Williams, R ERA: 5.14 4 Andrés Bello, S 46 Jeanmar Gómez, R 18 Darin Ruf, R 30 Justin De Fratus, S 58 Jonathan Papelbon, R										1	0	0	0	0	0	1											
Inning Stats	R: 0 E: 0 K: 2 S: 17	H: 1 LOB: 1 BB: 0 P: 26	R: 1 E: 0 K: 0 S: 18	H: 2 LOB: 1 BB: 0 P: 27	R: 0 E: 0 K: 0 S: 9	H: 0 LOB: 0 BB: 0 P: 13	R: 0 E: 0 K: 1 S: 9	H: 0 LOB: 0 BB: 0 P: 11	R: 0 E: 0 K: 1 S: 8	H: 1 LOB: 1 BB: 0 P: 11	R: 0 E: 0 K: 0 S: 8	H: 0 LOB: 0 BB: 0 P: 13	R: 0 E: 0 K: 3 S: 15	H: 2 LOB: 3 BB: 1 P: 23	R: 0 E: 0 K: 1 S: 5	H: 0 LOB: 0 BB: 0 P: 8	R: 0 E: 0 K: 0 S: 11	H: 1 LOB: 1 BB: 0 P: 15	1B: 5 2B: 2 3B: 0 HR: 0	SF: 0 SAC: 0 DP: 0 HBP: 0	WP: 0 PB: 1 SB: 0 CS: 0	PA: 35					
PITCHER	IP	WLS	BF	H	R	ER	SO	BB	IBB	HBP	BLK	WP	HR	S	P	ERA	WHIP										
24 Jordan Lyles, R ERA: 0.77	1.1		6	2	1	1	2	0	0	0	0	0	0	29	44	6.75	1.500										
51 Brooks Brown, R ERA: 4.08	1.0	H	3	0	0	0	3	0	0	0	0	0	0	9	11	0.00	0.000										
53 Christian Friedrich, L ERA: 3.18	1.0	H	3	0	0	0	1	0	0	0	0	0	0	5	8	0.00	0.000										
45 Scott Oberg, R ERA: 4.15	1.0	S	4	1	0	0	0	0	0	0	0	0	0	11	15	0.00	1.000										

AB	34
R	4
H	9
RBI	4
BB	1
SO	9
LOB	11

AB	34
R	1
H	7
RBI	1
BB	1
SO	8
LOB	14

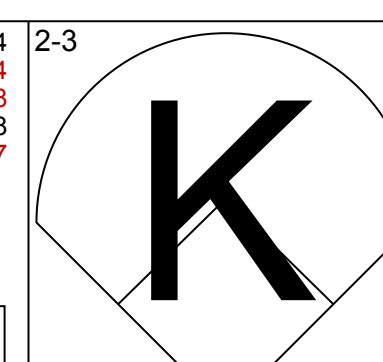
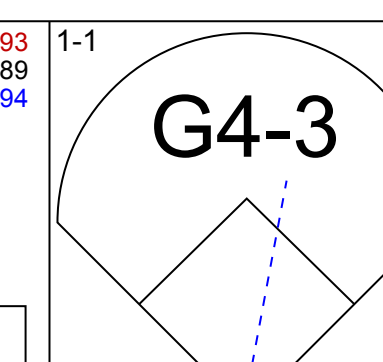
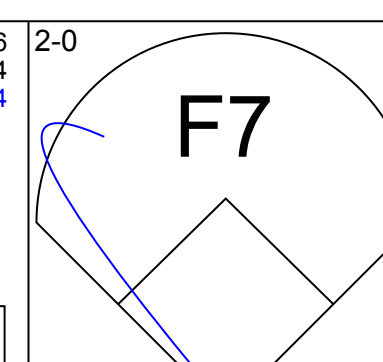
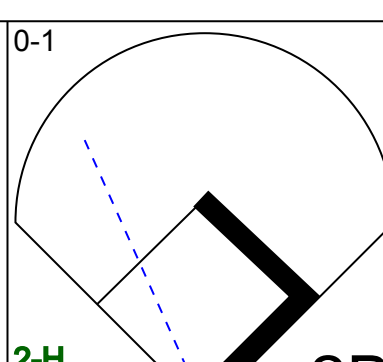
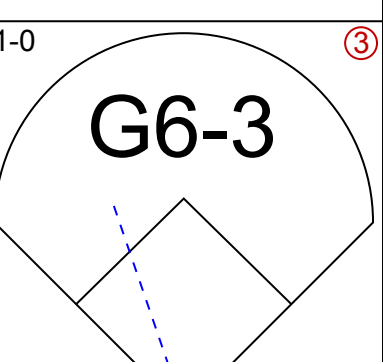
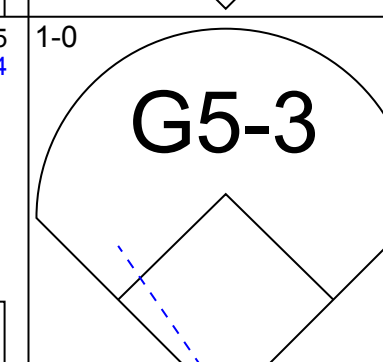
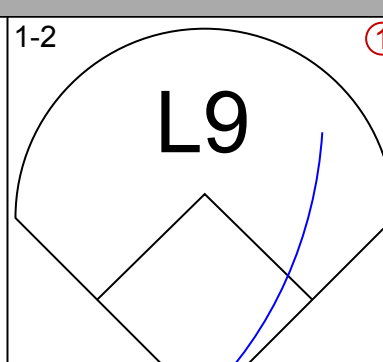
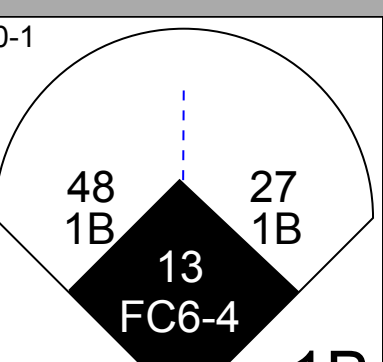
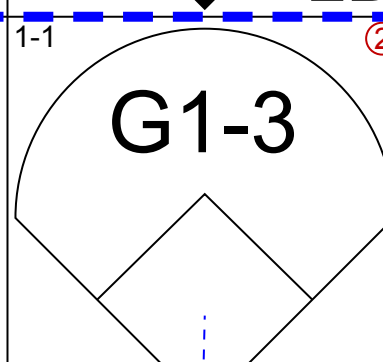
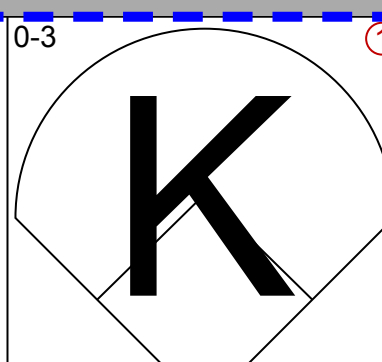
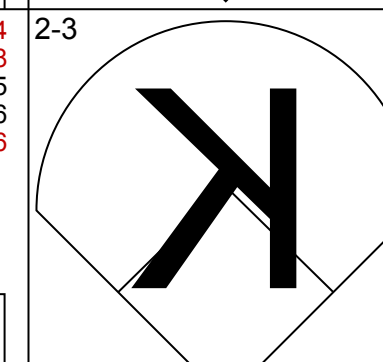
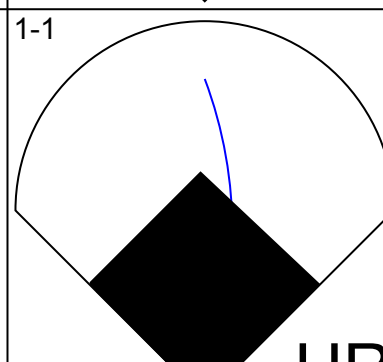
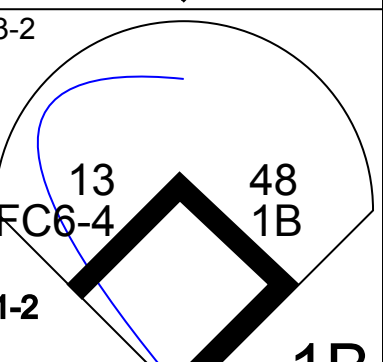
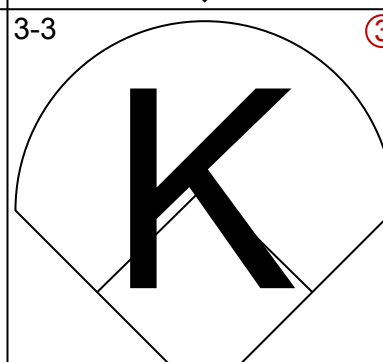
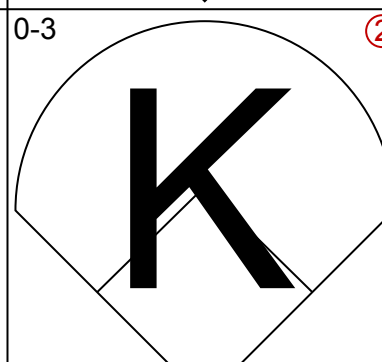
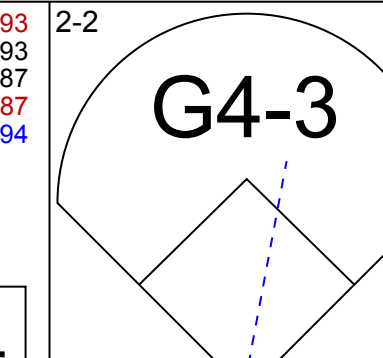
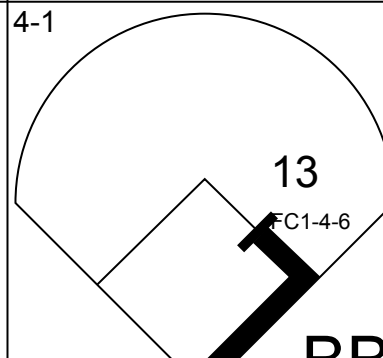
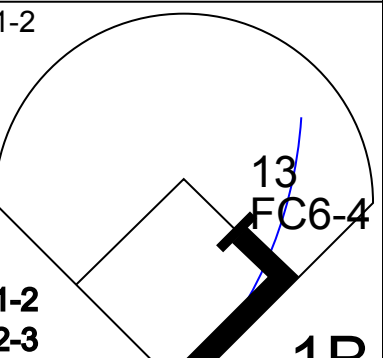
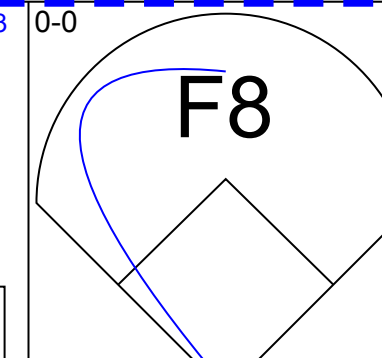
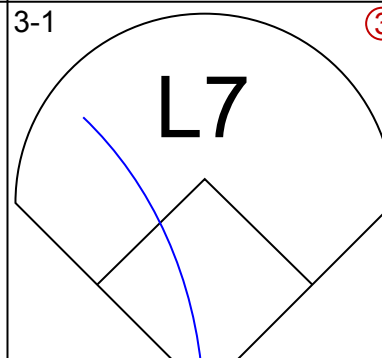
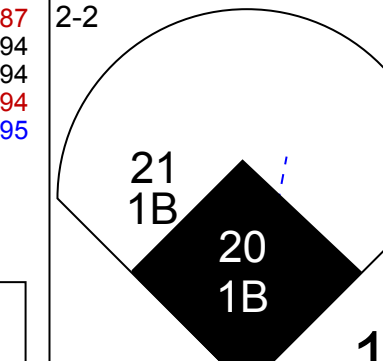
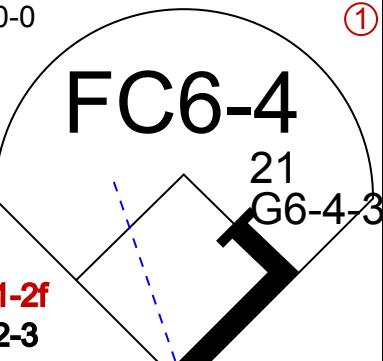
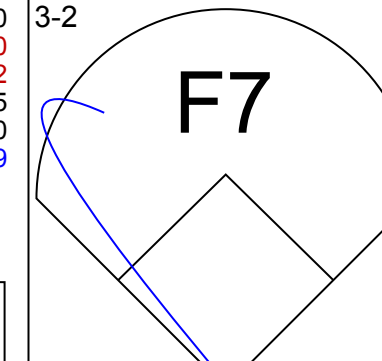
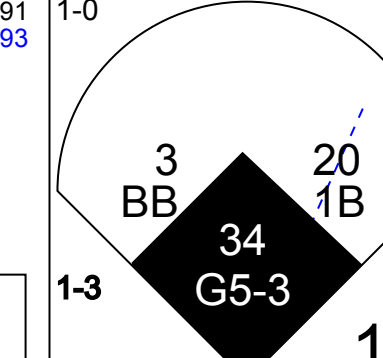
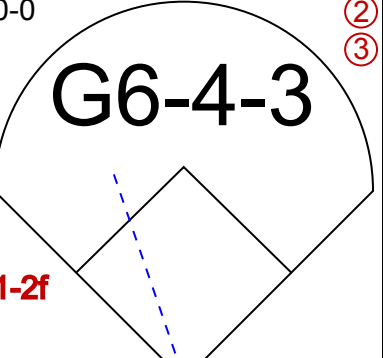
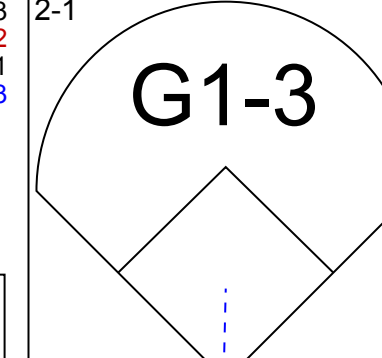
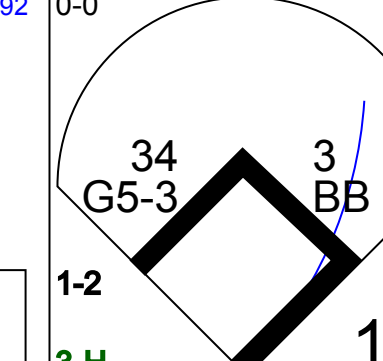
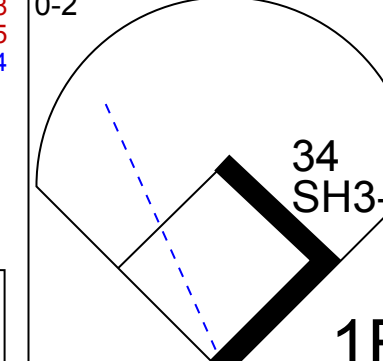
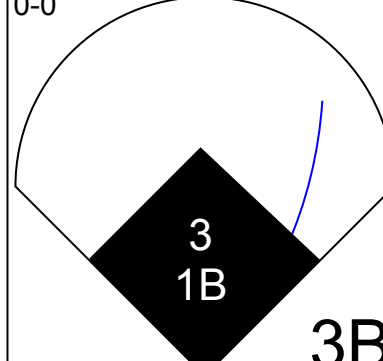
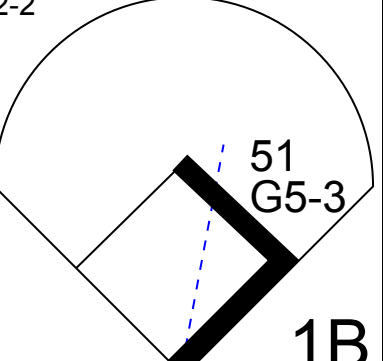
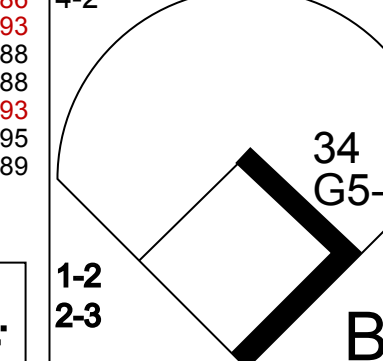
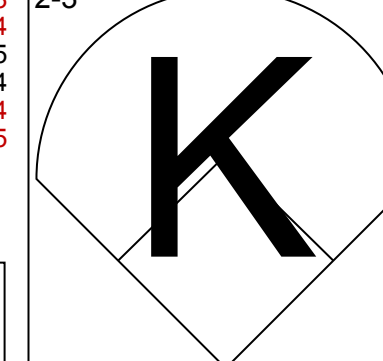
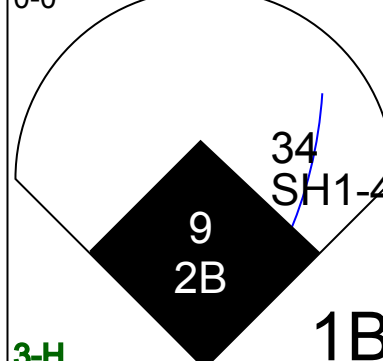
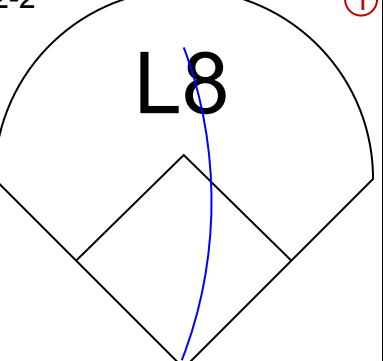
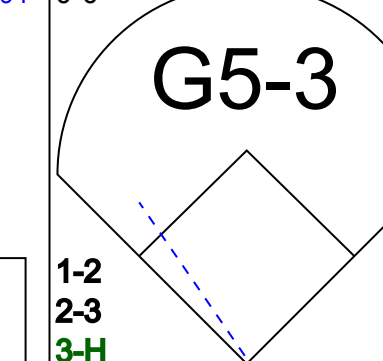
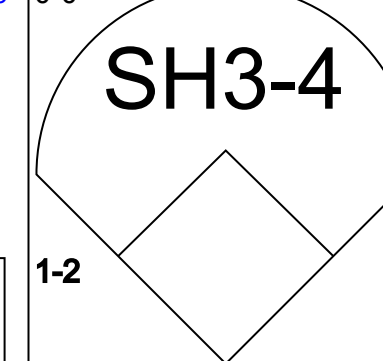
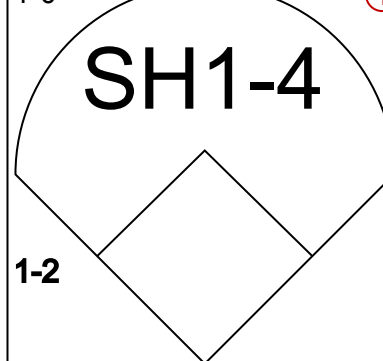
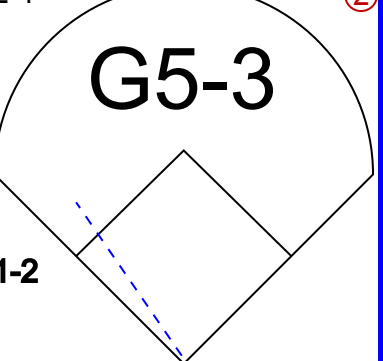


Batter	1	2	3	4	5	6	7	8	9	AB	R	H	RBI	BB	SO	LOB	TOP		
31 Joc Pederson, L (1,8) OBP: 0.383, SLG: 0.588	G4-3		HR		F9		3B		F7	5	1	2	2	0	0	3	Los Angeles Dodgers @ Colorado Rockies Coors Field, Denver, CO Tue Jun 02 2015, 6:42 PM - 10:05 PM MDT Att: 24,972 - Clear - 82 F livebaseballscorecards.com		
14 Enrique Hernández, R (1,4) 63 Yimi García, R (7,1) 36 Adam Liberatore, L (7,1) 7 Alex Guerrero, R (8,7) OBP: 0.327, SLG: 0.694	HR		23 HR		F8		F8		HR	4	2	2	1	0	0	1			
23 Adrián González, L (1,3) OBP: 0.411, SLG: 0.610	F7		HR		K				K	4	1	1	2	1	2	0			
9 Yasmani Grandal, S (1,2) OBP: 0.403, SLG: 0.470	K		G3-1						G4-3	5	0	2	0	0	1	0			
16 Andre Ethier, L (1,9) 71 Josh Ravin, R (8,1) 47 Howie Kendrick, R (9,PH) 74 Kenley Jansen, S (9,1)	L8		G3		G1-6-3				G6-3	4	0	0	0	0	0	1			
5 Alberto Callaspo, S (1,5) OBP: 0.391, SLG: 0.261	G4-3				G4-3				G4-3	5	1	2	0	0	0	3			
11 Jimmy Rollins, S (1,6) OBP: 0.284, SLG: 0.361					K					3	2	2	0	1	1	1			
28 Chris Heisey, R (1,7) OBP: 0.364, SLG: 0.176					K					4	1	1	0	0	1	3			
21 Zack Greinke, R (1,1) OBP: 0.167, SLG: 0.182					L8					2	0	0	0	0	1	1			
10 Justin Turner, R (7,PH) OBP: 0.376, SLG: 0.491					K				K	2	0	0	0	0	1	4			
Inning Stats	R: 1 E: 0 K: 1 S: 9	H: 1 LOB: 0 BB: 0 P: 15	R: 0 E: 0 K: 0 S: 8	H: 1 LOB: 1 BB: 0 P: 10	R: 3 E: 0 K: 0 S: 14	H: 3 LOB: 0 BB: 0 P: 20	R: 0 E: 0 K: 3 S: 14	H: 1 LOB: 1 BB: 0 P: 18	R: 0 E: 0 K: 0 S: 7	H: 1 LOB: 0 BB: 0 P: 12	R: 1 E: 0 K: 0 S: 15	H: 1 LOB: 1 BB: 1 P: 23	R: 0 E: 0 K: 1 S: 6	H: 0 LOB: 0 BB: 0 P: 9	R: 4 E: 0 K: 1 S: 26	H: 5 LOB: 3 BB: 2 P: 43	1B: 8 2B: 0 3B: 1 HR: 4	SF: 0 SAC: 0 DP: 1 HBP: 0	WP: 0 PA: 42 PB: 0 SB: 1 CS: 0
PITCHER	IP WLS BF H R ER SO	IP WLS BF H R ER SO	IP WLS BF H R ER SO	IP WLS BF H R ER SO	IP WLS BF H R ER SO	IP WLS BF H R ER SO	IP WLS BF H R ER SO	IP WLS BF H R ER SO	IP WLS BF H R ER SO	IP WLS BF H R ER SO	IP WLS BF H R ER SO	IP WLS BF H R ER SO	IP WLS BF H R ER SO	IP WLS BF H R ER SO	IP WLS BF H R ER SO	IP WLS BF H R ER SO	ERA WHIP	ERA WHIP	
61 David Hale, R (1,1) ERA: 4.26	6.0	24	7	4	4	5	0	0	0	0	0	0	0	0	0	0	6.00	1.167	
51 Brooks Brown, R (7,1) ERA: 4.34	1.0	5	1	1	1	0	1	0	0	0	0	0	0	0	0	0	9.00	2.000	
48 Boone Logan, L (8,1) ERA: 4.42	0.1	1	0	0	0	1	0	0	0	0	0	0	0	0	0	0	0.00	0.000	
45 Scott Oberg, R (8,1) ERA: 4.0	0.2	2	0	0	0	0	0	0	0	0	0	0	0	0	0	0	0.00	0.000	
63 Rafael Betancourt, R (9,1) ERA: 5.21	0.2	6	4	4	4	1	0	0	0	0	1	13	19	54.00	6.000				

Batter	1	2	3	4	5	6	7	8	9	AB	R	H	RBI	BB	SO	LOB	BOTTOM				
19 Charlie Blackmon, L (1,8) OBP: 0.329, SLG: 0.411	G4-3		SF8		G1-6-3		F8		L7	4	0	1	1	0	0	2	Los Angeles Dodgers @ Colorado Rockies Coors Field, Denver, CO Tue Jun 02 2015, 6:42 PM - 10:05 PM MDT Att: 24,972 - Clear - 82 F livebaseballscorecards.com				
9 DJ LeMahieu, R (1,4) OBP: 0.388, SLG: 0.437	G4-3				G1-6-3		2 HR		K	5	1	2	1	0	1	3					
2 Troy Tulowitzki, R (1,6) OBP: 0.303, SLG: 0.468	G5-3		F7		P4		HR		K	5	1	1	2	0	1	1					
5 Carlos González, L (1,9) OBP: 0.303, SLG: 0.339			28 G4-3		10 BB 4 FC4-6		G1-3		F7	5	1	3	0	0	0	0					
28 Nolan Arenado, R (1,5) OBP: 0.330, SLG: 0.571	G4-3				4 FC4-6 10 BB		G6-3		F9	5	0	1	0	0	0	2					
10 Ben Paulsen, L (1,3) OBP: 0.415, SLG: 0.688	K				4 FC4-6 BB				F8	4	1	1	0	1	2	1					
4 Nick Hundley, R (1,2) OBP: 0.342, SLG: 0.486			61 SH3-4 19 SF8		1-2-3 3-H		4 BB 1B			4	3	3	2	0	0	2					
1 Brandon Barnes, R (1,7) OBP: 0.400, SLG: 0.488			19 SF8 9 BB		K		3 FC6-4 1B			4	1	3	2	0	1	2					
61 David Hale, R (1,1) 3 Daniel Descalso, L (6,PH) 51 Brooks Brown, L (7,1) 48 Boone Logan, R (8,1) 45 Scott Oberg, R (8,1) 20 Wilin Rosario, R (8,PH) 63 Rafael Betancourt, R (9,1) 54 Tommy Kahnle, R (9,1)			61 SH3-4 19 SF8		SH3-4 FC4-6		FC6-4		IBB	1	0	0	0	0	0	2					
Inning Stats	R: 0 E: 0 K: 0 S: 6	H: 0 LOB: 0 BB: 0 P: 8	R: 0 E: 0 K: 1 S: 10	H: 1 LOB: 0 BB: 0 P: 15	R: 2 E: 0 K: 0 S: 8	H: 3 LOB: 1 BB: 0 P: 15	R: 1 E: 0 K: 1 S: 11	H: 2 LOB: 2 BB: 1 P: 19	R: 0 E: 0 K: 0 S: 6	H: 1 LOB: 0 BB: 0 P: 8	R: 2 E: 0 K: 0 S: 10	H: 3 LOB: 1 BB: 0 P: 16	R: 2 E: 0 K: 0 S: 17	H: 2 LOB: 0 BB: 0 P: 23	R: 1 E: 0 K: 1 S: 12	H: 2 LOB: 2 BB: 1 P: 23		R: 0 E: 0 K: 2 S: 12	H: 1 LOB: 1 BB: 0 P: 16	1B: 11 2B: 3 3B: 0 HR: 1	SF: 1 SAC: 1 DP: 2 HBP: 0
PITCHER	IP WLS BF H R ER SO	IP WLS BF H R ER SO	IP WLS BF H R ER SO	IP WLS BF H R ER SO	IP WLS BF H R ER SO	IP WLS BF H R ER SO	IP WLS BF H R ER SO	IP WLS BF H R ER SO	IP WLS BF H R ER SO	IP WLS BF H R ER SO	IP WLS BF H R ER SO	IP WLS BF H R ER SO	IP WLS BF H R ER SO	IP WLS BF H R ER SO	IP WLS BF H R ER SO	IP WLS BF H R ER SO	ERA WHIP	ERA WHIP			
21 Zack Greinke, R (1,1) ERA: 1.97	6.0	27	10	5	5	2	1	0	0	0	0	0	0	0	0	0	7.50	1.833			
63 Yimi García, R (7,1) ERA: 3.68	0.1	3	2	2	2	0	0	0	0	0	1	13	18	54.00	6.000						
36 Adam Liberatore, L (7,1) ERA: 1.76	1.1	7	2	1	1	0	0	1	0	0	0	13	23	6.75	1.500						
71 Josh Ravin, R (8,1) ERA	0.1	1	0	0	0	1	0	0	0	0	0	3	5	0.00	0.000						
74 Kenley Jansen, R (9,1) ERA	1.0	4	1	0	0	2	0	0	0	0	0	12	16	0.00	1.000						



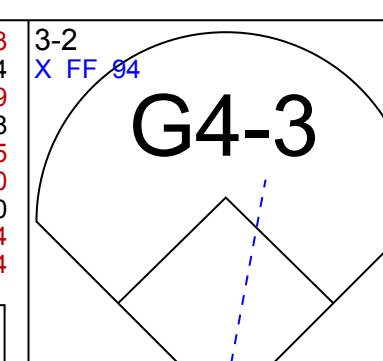
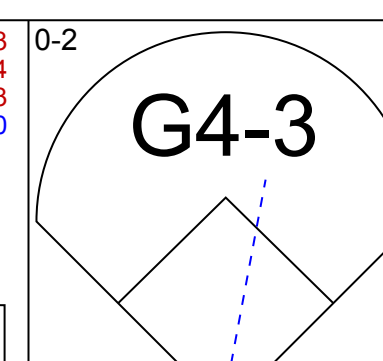
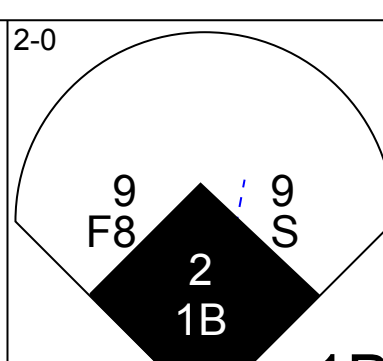

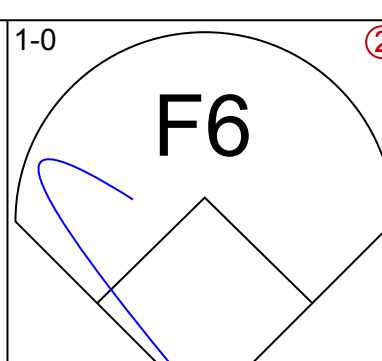
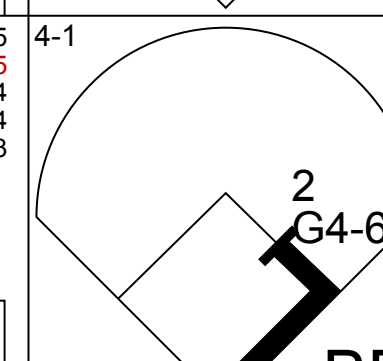
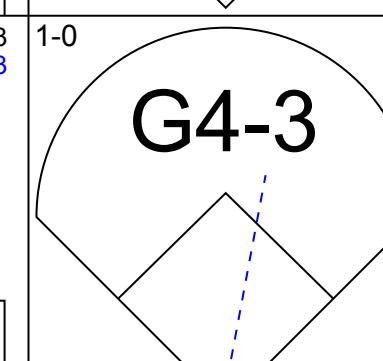
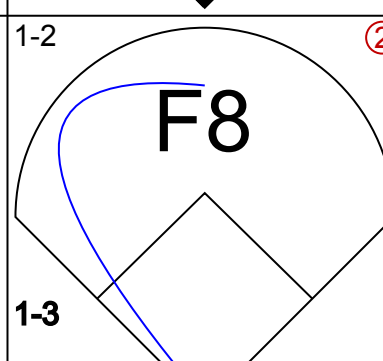
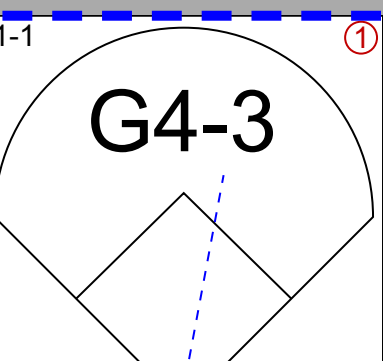
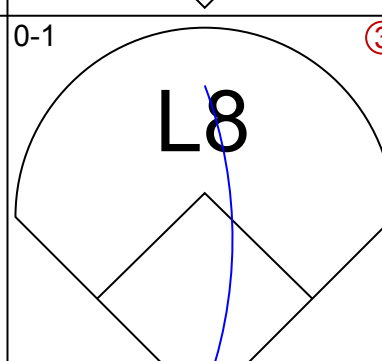
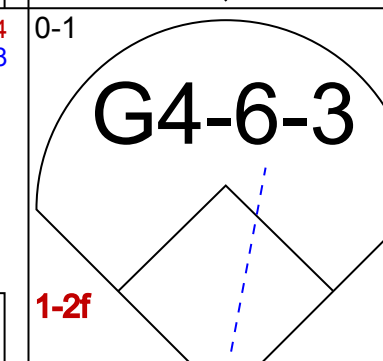
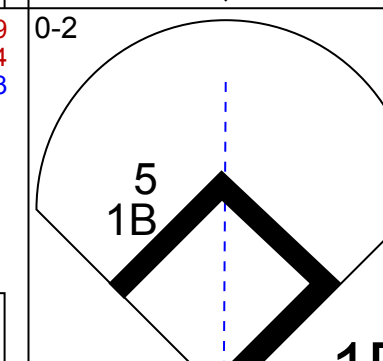
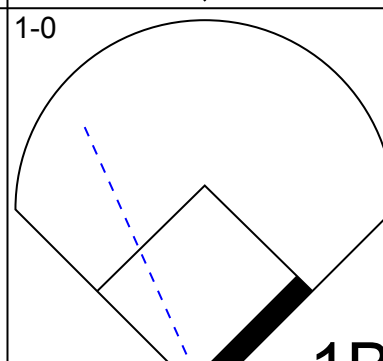
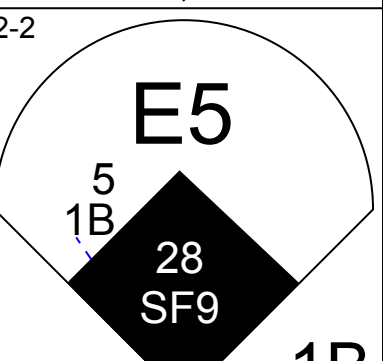
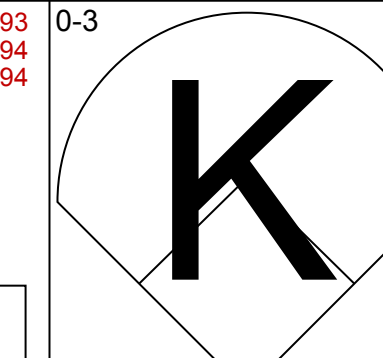
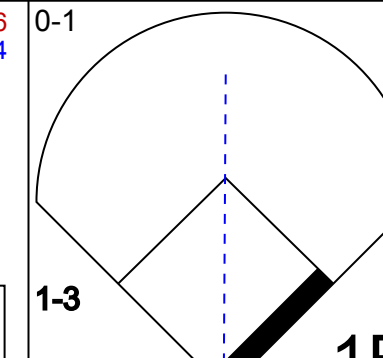
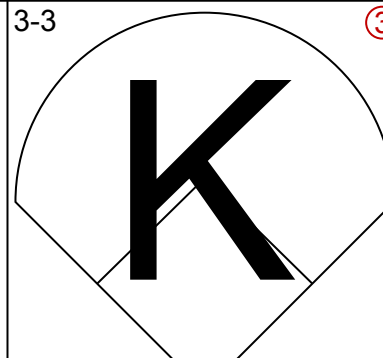
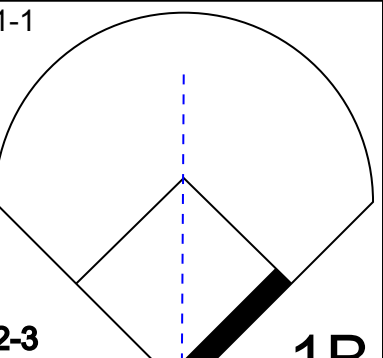
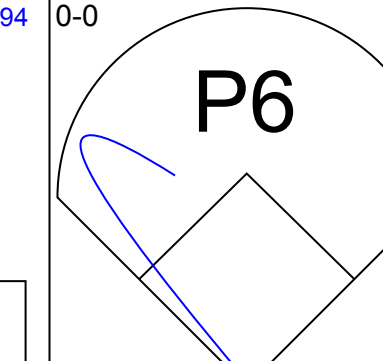
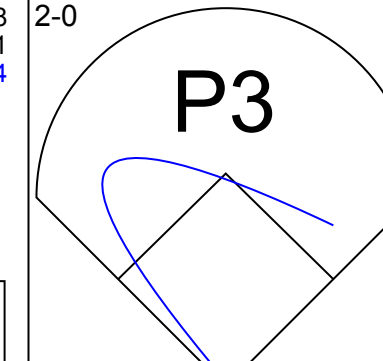
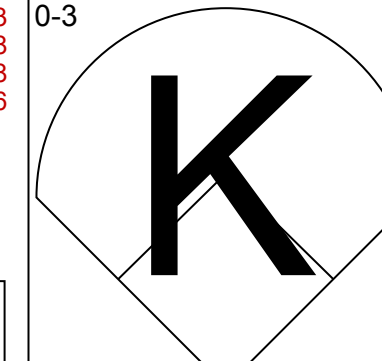
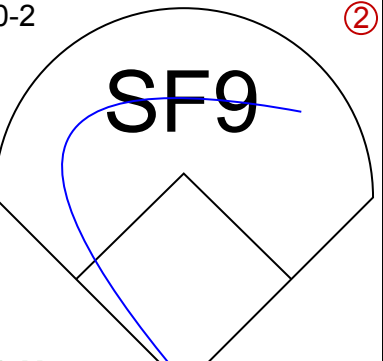
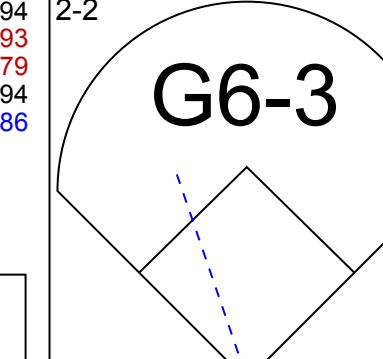
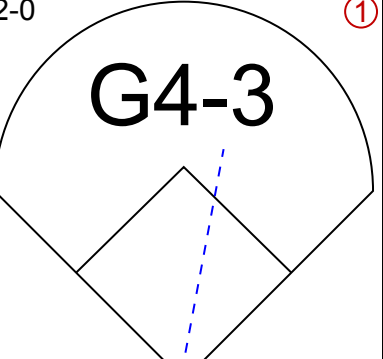
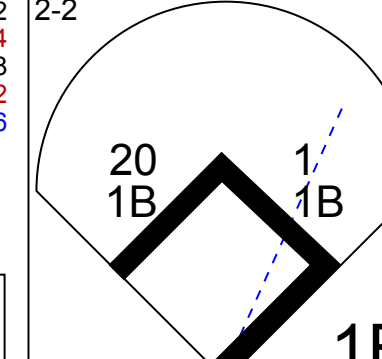
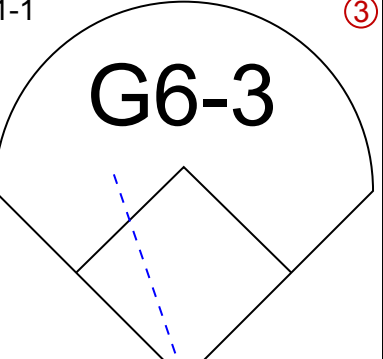
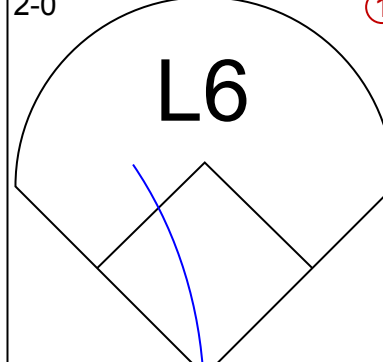
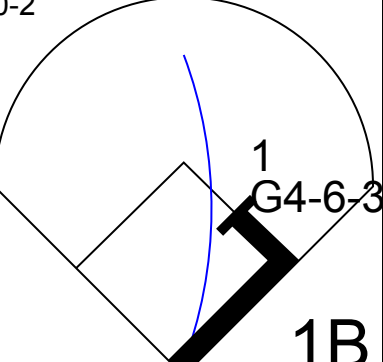
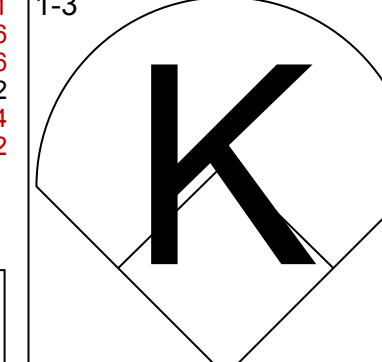
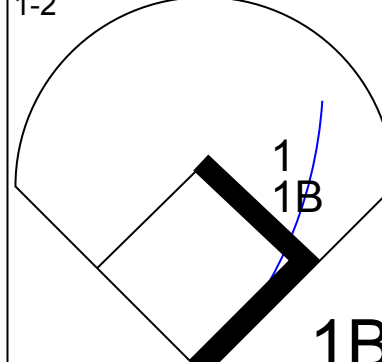
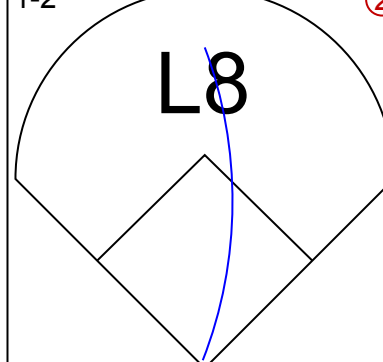
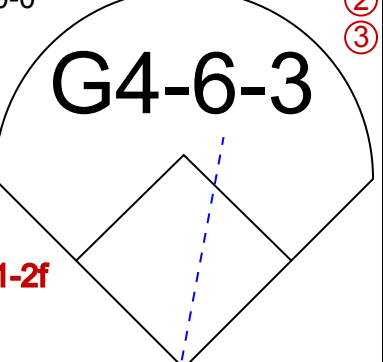
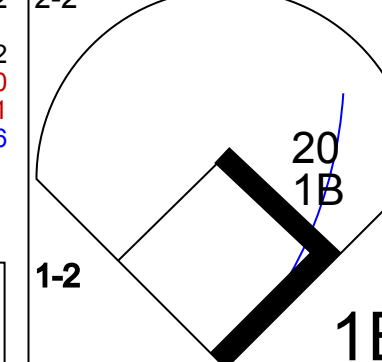
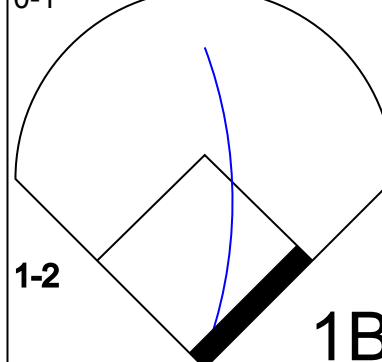

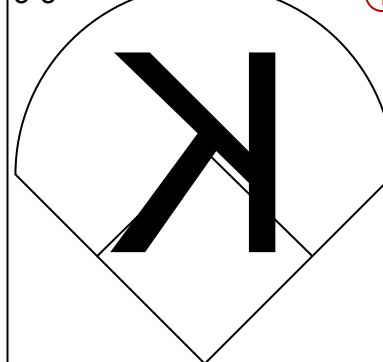
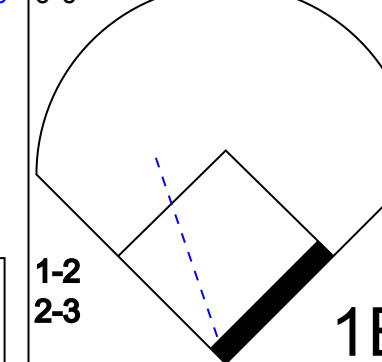

Batter	1	2	3	4	5	6	7	8	9	AB	R	H	RBI	BB	SO	LOB	TOP				
31 Joc Pederson, L OBP: 0.393, SLG: 0.606										3	3	2	1	1	1	0					
10 Justin Turner, R OBP: 0.377, SLG: 0.496										5	1	2	1	0	1	1					
23 Adrián González, L OBP: 0.411, SLG: 0.609										5	1	2	1	0	1	2					
47 Howie Kendrick, R OBP: 0.347, SLG: 0.430										4	1	1	0	1	1	2					
16 Andre Ethier, L OBP: 0.383, SLG: 0.524										4	0	1	2	1	0	2					
9 Yasmani Grandal, S OBP: 0.410, SLG: 0.471										4	0	2	0	1	0	1					
7 Alex Guerrero, R OBP: 0.333, SLG: 0.683										3	0	1	0	1	1	5					
28 Chris Heisey, R OBP: 0.364, SLG: 0.176										0	0	0	0	0	0	0					
11 Jimmy Rollins, S OBP: 0.396, SLG: 0.356										3	0	0	0	0	0	5					
71 Josh Ravin, R ERA: 5.01										0	0	0	0	0	0	0					
5 Alberto Callaspo, S ERA: 4.34										1	0	0	0	0	0	0					
36 Adam Liberatore, L ERA: 2.76										0	0	0	0	0	0	0					
63 Yimi García, R ERA: 4.09										0	0	0	0	0	0	0					
56 J.P. Howell, L ERA: 0.64										0	0	0	0	0	0	0					
41 Chris Hatcher, R ERA: 0.58										0	0	0	0	0	0	0					
46 Mike Bolsinger, R ERA: 1.98										2	0	0	0	0	1	0					
14 Enrique Hernández, R OBP: 0.256, SLG: 0.451										2	0	0	0	0	1	0					
Inning Stats	R: 0 E: 0 K: 2 S: 9	H: 0 LOB: 0 BB: 0 P: 13	R: 1 E: 1 K: 0 S: 9	H: 2 LOB: 1 BB: 1 P: 17	R: 0 E: 0 K: 2 S: 8	H: 0 LOB: 1 BB: 0 P: 13	R: 0 E: 0 K: 1 S: 11	H: 1 LOB: 2 BB: 1 P: 21	R: 1 E: 0 K: 0 S: 13	H: 1 LOB: 1 BB: 1 P: 22	R: 0 E: 0 K: 0 S: 10	H: 1 LOB: 1 BB: 0 P: 16	R: 3 E: 0 K: 1 S: 16	H: 4 LOB: 2 BB: 2 P: 32	R: 1 E: 0 K: 0 S: 12	H: 1 LOB: 0 BB: 0 P: 20	R: 0 E: 0 K: 1 S: 9	H: 1 LOB: 1 BB: 0 P: 16	1B: 7 2B: 3 3B: 0 HR: 1	SF: 0 SAC: 0 DP: 2 HBP: 1	WP: 0 PA: 42 PB: 0 SB: 0 CS: 0
PITCHER	IP WLS BF H R ER SO BB IBB HBP BLK WP HR S P ERA WHIP	IP WLS BF H R ER SO BB IBB HBP BLK WP HR S P ERA WHIP	IP WLS BF H R ER SO BB IBB HBP BLK WP HR S P ERA WHIP	IP WLS BF H R ER SO BB IBB HBP BLK WP HR S P ERA WHIP	IP WLS BF H R ER SO BB IBB HBP BLK WP HR S P ERA WHIP	IP WLS BF H R ER SO BB IBB HBP BLK WP HR S P ERA WHIP	IP WLS BF H R ER SO BB IBB HBP BLK WP HR S P ERA WHIP	IP WLS BF H R ER SO BB IBB HBP BLK WP HR S P ERA WHIP	IP WLS BF H R ER SO BB IBB HBP BLK WP HR S P ERA WHIP	IP WLS BF H R ER SO BB IBB HBP BLK WP HR S P ERA WHIP	IP WLS BF H R ER SO BB IBB HBP BLK WP HR S P ERA WHIP	IP WLS BF H R ER SO BB IBB HBP BLK WP HR S P ERA WHIP	IP WLS BF H R ER SO BB IBB HBP BLK WP HR S P ERA WHIP	IP WLS BF H R ER SO BB IBB HBP BLK WP HR S P ERA WHIP	IP WLS BF H R ER SO BB IBB HBP BLK WP HR S P ERA WHIP	IP WLS BF H R ER SO BB IBB HBP BLK WP HR S P ERA WHIP	IP WLS BF H R ER SO BB IBB HBP BLK WP HR S P ERA WHIP	IP WLS BF H R ER SO BB IBB HBP BLK WP HR S P ERA WHIP	IP WLS BF H R ER SO BB IBB HBP BLK WP HR S P ERA WHIP	IP WLS BF H R ER SO BB IBB HBP BLK WP HR S P ERA WHIP	
35 Chad Bettis, R ERA: 2.7	6.0 0.1 26 5	2 H 4 3	5 3 3 1	1 3 3 1	5 3 3 1	0 0 0 0	0 0 0 0	0 0 0 0	0 0 0 0	0 0 0 0	0 0 0 0	0 0 0 0	0 0 0 0	0 0 0 0	0 0 0 0	0 0 0 0	0 0 0 0	0 0 0 0	0 0 0 0	0 0 0 0	0 0 0 0
53 Christian Friedrich, L ERA: 5.01	0.1 0.0 3 1	H B 3 0	4 3 1 0	3 3 0 0	3 3 0 0	1 0 0 0	1 0 0 0	1 0 0 0	1 0 0 0	1 0 0 0	1 0 0 0	1 0 0 0	1 0 0 0	1 0 0 0	1 0 0 0	1 0 0 0	1 0 0 0	1 0 0 0	1 0 0 0	1 0 0 0	1 0 0 0
51 Brooks Brown, R ERA: 4.34	0.0 1.2 5 1	B 5 1 1	3 1 1 1	0 0 0 0	0 0 0 0	2 0 0 0	2 0 0 0	2 0 0 0	2 0 0 0	2 0 0 0	2 0 0 0	2 0 0 0	2 0 0 0	2 0 0 0	2 0 0 0	2 0 0 0	2 0 0 0	2 0 0 0	2 0 0 0	2 0 0 0	2 0 0 0
45 Scott Oberg, R ERA: 4.12	1.2 1.0 4 1	5 W 4 1	1 0 0 0	1 0 0 1	1 0 0 1	0 0 0 0	0 0 0 0	0 0 0 0	0 0 0 0	0 0 0 0	0 0 0 0	0 0 0 0	0 0 0 0	0 0 0 0	0 0 0 0	0 0 0 0	0 0 0 0	0 0 0 0	0 0 0 0	0 0 0 0	0 0 0 0
66 John Axford, R ERA: 0.58	1.0 0.1 4 1	W 0.1 4 1	4 3 3 1	0 0 0 1	0 0 0 1	0 0 0 0	0 0 0 0	0 0 0 0	0 0 0 0	0 0 0 0	0 0 0 0	0 0 0 0	0 0 0 0	0 0 0 0	0 0 0 0	0 0 0 0	0 0 0 0	0 0 0 0	0 0 0 0	0 0 0 0	0 0 0 0
Inning Stats	R: 1 E: 0 K: 0 S: 17	H: 3 LOB: 2 BB: 0 P: 23	R: 0 E: 0 K: 1 S: 5	H: 0 LOB: 0 BB: 0 P: 7	R: 0 E: 0 K: 1 S: 10	H: 0 LOB: 2 BB: 2 P: 23	R: 0 E: 0 K: 0 S: 7	H: 0 LOB: 1 BB: 1 P: 14	R: 3 E: 0 K: 1 S: 14	H: 3 LOB: 0 BB: 0 P: 22	R: 0 E: 0 K: 1 S: 17	H: 2 LOB: 2 BB: 0 P: 27	R: 0 E: 0 K: 0 S: 6	H: 0 LOB: 0 BB: 0 P: 7	R: 0 E: 0 K: 2 S: 8	H: 0 LOB: 0 BB: 0 P: 12	R: 0 E: 0 K: 0 S: 12	H: 0 LOB: 2 BB: 3 P: 29	1B: 7 2B: 2 3B: 0 HR: 1	SF: 1 SAC: 0 DP: 0 HBP: 0	WP: 0 PA: 41 PB: 1 SB: 2 CS: 0
PITCHER	IP WLS BF H R ER SO BB IBB HBP BLK WP HR S P ERA WHIP	IP WLS BF H R ER SO BB IBB HBP BLK WP HR S P ERA WHIP	IP WLS BF H R ER SO BB IBB HBP BLK WP HR S P ERA WHIP	IP WLS BF H R ER SO BB IBB HBP BLK WP HR S P ERA WHIP	IP WLS BF H R ER SO BB IBB HBP BLK WP HR S P ERA WHIP	IP WLS BF H R ER SO BB IBB HBP BLK WP HR S P ERA WHIP	IP WLS BF H R ER SO BB IBB HBP BLK WP HR S P ERA WHIP	IP WLS BF H R ER SO BB IBB HBP BLK WP HR S P ERA WHIP	IP WLS BF H R ER SO BB IBB HBP BLK WP HR S P ERA WHIP	IP WLS BF H R ER SO BB IBB HBP BLK WP HR S P ERA WHIP	IP WLS BF H R ER SO BB IBB HBP BLK WP HR S P ERA WHIP	IP WLS BF H R ER SO BB IBB HBP BLK WP HR S P ERA WHIP	IP WLS BF H R ER SO BB IBB HBP BLK WP HR S P ERA WHIP	IP WLS BF H R ER SO BB IBB HBP BLK WP HR S P ERA WHIP	IP WLS BF H R ER SO BB IBB HBP BLK WP HR S P ERA WHIP	IP WLS BF H R ER SO BB IBB HBP BLK WP HR S P ERA WHIP	IP WLS BF H R ER SO BB IBB HBP BLK WP HR S P ERA WHIP	IP WLS BF H R ER SO BB IBB HBP BLK WP HR S P ERA WHIP	IP WLS BF H R ER SO BB IBB HBP BLK WP HR S P ERA WHIP	IP WLS BF H R ER SO BB IBB HBP BLK WP HR S P ERA WHIP	
19 Charlie Blackmon, L OBP: 0.393, SLG: 0.431										5	3	4	0	0	0	0					
9 DJ LeMahieu, R OBP: 0.394, SLG: 0.435										3	2	1	0	2	0	3					
2 Troy Tulowitzki, R OBP: 0.317, SLG: 0.489										3	1	2	5	2	0	0					
5 Carlos González, L OBP: 0.306, SLG: 0.337										4	0	1	0	1	1	2					
28 Nolan Arenado, R OBP: 0.322, SLG: 0.560										4	0	0	1	0	1	4					
10 Ben Paulsen, L OBP: 0.393, SLG: 0.647										3	0	0	0	0	2						
20 Wilin Rosario, R OBP: 0.302, SLG: 0.440										1	0	0	0	1	0						
4 Nick Hundley, R OBP: 0.333, SLG: 0.472										4	0	0	0	0	2	0					
1 Brandon Barnes, R OBP: 0.388, SLG: 0.457										3	0	0	0	1	1	0					
35 Chad Bettis, R ERA: 1.98										2	0	0	0	0	1						
3 Daniel Descalso, L OBP: 0.296, SLG: 0.340										1	0	0	0	0	0						
53 Christian Friedrich, R ERA: 5.01										0	0	0	0	0	0						
51 Brooks Brown, L ERA: 4.34										0	0	0	0	0	0						
45 Scott Oberg, R ERA: 4.12										0	0	0	0	0	0						
86 John Axford, R ERA: 0.58										0											

Batter	1	2	3	4	5	6	7	8	9	AB	R	H	RBI	BB	SO	LOB	TOP						
9 Dee Strange-Gordon, L OBP: 0.391, SLG: 0.431										5	0	1	1	0	1	4							
14 Martin Prado, R OBP: 0.321, SLG: 0.367										5	1	1	0	0	1	1							
27 Giancarlo Stanton, R OBP: 0.326, SLG: 0.544										5	1	2	1	0	3	1							
48 Justin Bour, L OBP: 0.378, SLG: 0.566										4	0	1	0	1	0	0							
13 Marcell Ozuna, R OBP: 0.335, SLG: 0.379										4	1	1	1	0	0	3							
21 Christian Yelich, L OBP: 0.284, SLG: 0.267										4	1	1	0	0	0	3							
20 J.T. Realmuto, R OBP: 0.256, SLG: 0.368										4	1	4	1	0	0	0							
3 Adeiny Hechavarria, R OBP: 0.337, SLG: 0.405										3	1	1	1	1	1	2							
34 Tom Koehler, R OBP: 0.053, SLG: 0.053										1	0	0	1	0	0	2							
51 Ichiro Suzuki, L OBP: 0.336, SLG: 0.325										1	0	0	0	0	0	1							
56 Vin Mazzaro, R										0	0	0	0	0	0	0							
44 AJ Ramos, R										0	0	0	0	0	0	0							
Inning Stats	R: 0 E: 0 K: 2 S: 7	H: 0 LOB: 0 BB: 0 P: 12	R: 2 E: 0 K: 0 S: 14	H: 3 LOB: 2 BB: 1 P: 24	R: 1 E: 0 K: 0 S: 8	H: 1 LOB: 1 BB: 1 P: 15	R: 0 E: 0 K: 1 S: 9	H: 1 LOB: 1 BB: 0 P: 13	R: 1 E: 0 K: 1 S: 11	H: 3 LOB: 1 BB: 0 P: 15	R: 2 E: 0 K: 1 S: 10	H: 3 LOB: 0 BB: 0 P: 15	R: 0 E: 0 K: 0 S: 6	H: 0 LOB: 0 BB: 0 P: 11	R: 0 E: 0 K: 0 S: 9	H: 1 LOB: 0 BB: 0 P: 16	R: 0 E: 0 K: 2 S: 8	H: 0 LOB: 0 BB: 0 P: 11	1B: 9 2B: 1 3B: 1 HR: 1	SF: 0 SAC: 2 DP: 1 HBP: 0	WP: 0 PB: 0 SB: 0 CS: 0	PA: 40	
PITCHER	IP WLS BF H R ER SO BB IBB HBP BLK WP HR S P ERA WHIP	IP WLS BF H R ER SO BB IBB HBP BLK WP HR S P ERA WHIP	IP WLS BF H R ER SO BB IBB HBP BLK WP HR S P ERA WHIP	IP WLS BF H R ER SO BB IBB HBP BLK WP HR S P ERA WHIP	IP WLS BF H R ER SO BB IBB HBP BLK WP HR S P ERA WHIP	IP WLS BF H R ER SO BB IBB HBP BLK WP HR S P ERA WHIP	IP WLS BF H R ER SO BB IBB HBP BLK WP HR S P ERA WHIP	IP WLS BF H R ER SO BB IBB HBP BLK WP HR S P ERA WHIP	IP WLS BF H R ER SO BB IBB HBP BLK WP HR S P ERA WHIP	IP WLS BF H R ER SO BB IBB HBP BLK WP HR S P ERA WHIP	IP WLS BF H R ER SO BB IBB HBP BLK WP HR S P ERA WHIP	IP WLS BF H R ER SO BB IBB HBP BLK WP HR S P ERA WHIP	IP WLS BF H R ER SO BB IBB HBP BLK WP HR S P ERA WHIP	IP WLS BF H R ER SO BB IBB HBP BLK WP HR S P ERA WHIP	IP WLS BF H R ER SO BB IBB HBP BLK WP HR S P ERA WHIP	IP WLS BF H R ER SO BB IBB HBP BLK WP HR S P ERA WHIP	IP WLS BF H R ER SO BB IBB HBP BLK WP HR S P ERA WHIP	IP WLS BF H R ER SO BB IBB HBP BLK WP HR S P ERA WHIP	IP WLS BF H R ER SO BB IBB HBP BLK WP HR S P ERA WHIP	IP WLS BF H R ER SO BB IBB HBP BLK WP HR S P ERA WHIP	IP WLS BF H R ER SO BB IBB HBP BLK WP HR S P ERA WHIP	IP WLS BF H R ER SO BB IBB HBP BLK WP HR S P ERA WHIP	IP WLS BF H R ER SO BB IBB HBP BLK WP HR S P ERA WHIP

Miami Marlins @ Colorado Rockies
Coors Field, Denver, CO
Fri Jun 05 2015, 6:43 PM - 11:20 PM MDT
Att: 32,091 - Partly Cloudy - 67 F

AB	36
R	6
H	12
RBI	6
BB	2
SO	6
LOB	17



Batter	1	2	3	4	5	6	7	8	9	AB	R	H	RBI	BB	SO	LOB	BOTTOM							
19 Charlie Blackmon, L OBP: 0.336, SLG: 0.425										5	1	1	0	0	0	5								
9 DJ LeMahieu, R OBP: 0.389, SLG: 0.425										4	0	0	0	1	0	3								
2 Troy Tulowitzki, R OBP: 0.326, SLG: 0.494										4	1	3	1	0	0	1								
5 Carlos González, L OBP: 0.310, SLG: 0.341										4	0	2	0	0	2	1								
28 Nolan Arenado, R OBP: 0.316, SLG: 0.551										3	0	0	1	0	1	2								
10 Ben Paulsen, L OBP: 0.383, SLG: 0.618										4	0	1	0	0	0	1								
4 Nick Hundley, R OBP: 0.338, SLG: 0.473										4	0	2	0	0	1	1								
1 Brandon Barnes, R OBP: 0.396, SLG: 0.460										4	0	2	0	0	0	1								
31 Eddie Butler, R										1	0	0	0	0	1	0								
54 Tommy Kahnle, R										0	0	0	0	0	0	0								
3 Daniel Descalso, L										0	0	0	0	0	0	0								
36 Christian Bergman, R										0	0	0	0	0	0	0								
20 Wilin Rosario, R										0	0	0	0	0	0	0								
51 Brooks Brown, L										0	0	0	0	0	0	0								
53 Christian Friedrich, R										0	0	0	0	0	0	0								
8 Michael McKenry, R										0	0	0	0	0	0	0								
Inning Stats	R: 0 E: 0 K: 0 S: 10	H: 0 LOB: 0 BB: 1 P: 17	R: 0 E: 0 K: 1 S: 7	H: 0 LOB: 0 BB: 0 P: 9	R: 0 E: 0 K: 1 S: 7	H: 0 LOB: 0 BB: 0 P: 12	R: 0 E: 0 K: 0 S: 11	H: 2 LOB: 2 BB: 0 P: 14	R: 0 E: 0 K: 0 S: 5	H: 1 LOB: 0 BB: 0 P: 7	R: 1 E: 0 K: 2 S: 12	H: 2 LOB: 1 BB: 0 P: 22	R: 0 E: 0 K: 2 S: 18	H: 3 LOB: 3 BB: 0 P: 24	R: 1 E: 1 K: 0 S: 12	H: 2 LOB: 1 BB: 0 P: 17	R: 0 E: 0 K: 1 S: 11	H: 2 LOB: 2 BB: 0 P: 14	1B: 12 2B: 0 3B: 0 HR: 0	SF: 1 SAC: 0 DP: 2 HBP: 0	WP: 0 PB: 0 SB: 1 CS: 0	PA: 38		
PITCHER	IP WLS BF H R ER SO BB IBB HBP BLK WP HR S P ERA WHIP	IP WLS BF H R ER SO BB IBB HBP BLK WP HR S P ERA WHIP	IP WLS BF H R ER SO BB IBB HBP BLK WP HR S P ERA WHIP	IP WLS BF H R ER SO BB IBB HBP BLK WP HR S P ERA WHIP	IP WLS BF H R ER SO BB IBB HBP BLK WP HR S P ERA WHIP	IP WLS BF H R ER SO BB IBB HBP BLK WP HR S P ERA WHIP	IP WLS BF H R ER SO BB IBB HBP BLK WP HR S P ERA WHIP	IP WLS BF H R ER SO BB IBB HBP BLK WP HR S P ERA WHIP	IP WLS BF H R ER SO BB IBB HBP BLK WP HR S P ERA WHIP	IP WLS BF H R ER SO BB IBB HBP BLK WP HR S P ERA WHIP	IP WLS BF H R ER SO BB IBB HBP BLK WP HR S P ERA WHIP	IP WLS BF H R ER SO BB IBB HBP BLK WP HR S P ERA WHIP	IP WLS BF H R ER SO BB IBB HBP BLK WP HR S P ERA WHIP	IP WLS BF H R ER SO BB IBB HBP BLK WP HR S P ERA WHIP	IP WLS BF H R ER SO BB IBB HBP BLK WP HR S P ERA WHIP	IP WLS BF H R ER SO BB IBB HBP BLK WP HR S P ERA WHIP	IP WLS BF H R ER SO BB IBB HBP BLK WP HR S P ERA WHIP	IP WLS BF H R ER SO BB IBB HBP BLK WP HR S P ERA WHIP	IP WLS BF H R ER SO BB IBB HBP BLK WP HR S P ERA WHIP	IP WLS BF H R ER SO BB IBB HBP BLK WP HR S P ERA WHIP	IP WLS BF H R ER SO BB IBB HBP BLK WP HR S P ERA WHIP	IP WLS BF H R ER SO BB IBB HBP BLK WP HR S P ERA WHIP	IP WLS BF H R ER SO BB IBB HBP BLK WP HR S P ERA WHIP	IP WLS BF H R ER SO BB IBB HBP BLK WP HR S P ERA WHIP

Miami Marlins @ Colorado Rockies
Coors Field, Denver, CO
Fri Jun 05 2015, 6:43 PM - 11:20 PM MDT
Att: 32,091 - Partly Cloudy - 67 F

AB	36
R	2
H	12
RBI	2
BB	1
SO	7
LOB	17



Batter	1	2	3	4	5	6	7	8	9	AB	R	H	RBI	BB	SO	LOB	TOP							
9 Dee Strange-Gordon, L (1,4) OBP: 0.391, SLG: 0.435										5	1	2	0	0	2	0								
14 Martín Prado, R (1,5) OBP: 0.322, SLG: 0.373										4	0	1	0	1	0	1								
27 Giancarlo Stanton, R (1,9) OBP: 0.324, SLG: 0.541										5	1	1	0	0	4	2								
10 Jeff Baker, R (1,3) OBP: 0.378, SLG: 0.487										5	0	2	2	0	1	1								
13 Marcell Ozuna, R (1,8) OBP: 0.341, SLG: 0.389										5	1	3	0	0	0	1								
21 Christian Yelich, L (1,7) OBP: 0.288, SLG: 0.286										4	1	1	0	1	0	4								
6 Jeff Mathis, R (1,2) OBP: 0.200, SLG: 0.111										4	0	1	1	0	0	3								
3 Adeiny Hechavarria, R (1,6) OBP: 0.340, SLG: 0.418										4	1	2	1	0	0	3								
41 David Phelps, R (1,1) 24 André Rienzo, R (4,1) 17 Dgovan Solano, R (6,PH) 57 Bryan Morris, L (6,1) 63 Kendry Flores, R (6,1) 51 Ichiro Suzuki, L (6,PH) OBP: 0.333, SLG: 0.322										1	0	0	0	0	1	2								
Inning Stats	R: 0 E: 0 K: 1 S: 6	H: 1 LOB: 0 BB: 0 P: 9	R: 1 E: 0 K: 2 S: 12	H: 3 LOB: 2 BB: 0 P: 15	R: 0 E: 0 K: 2 S: 12	H: 1 LOB: 1 BB: 0 P: 19	R: 1 E: 0 K: 0 S: 9	H: 1 LOB: 0 BB: 0 P: 13	R: 0 E: 0 K: 2 S: 9	H: 0 LOB: 1 BB: 1 P: 13	R: 0 E: 0 K: 1 S: 13	H: 1 LOB: 3 BB: 1 P: 22	R: 0 E: 0 K: 1 S: 6	H: 0 LOB: 0 BB: 0 P: 8	R: 0 E: 0 K: 0 S: 9	H: 1 LOB: 1 BB: 0 P: 14	R: 3 E: 0 K: 0 S: 22	H: 5 LOB: 2 BB: 0 P: 26	1B: 8 2B: 3 3B: 2 HR: 0	SF: 0 SAC: 0 DP: 0 HBP: 0	WP: 0 PB: 0 SB: 0 CS: 0	PA: 42		
PITCHER	IP WLS BF H R ER SO BB IBB HBP BLK WP HR S P ERA WHIP	IP WLS BF H R ER SO BB IBB HBP BLK WP HR S P ERA WHIP	IP WLS BF H R ER SO BB IBB HBP BLK WP HR S P ERA WHIP	IP WLS BF H R ER SO BB IBB HBP BLK WP HR S P ERA WHIP	IP WLS BF H R ER SO BB IBB HBP BLK WP HR S P ERA WHIP	IP WLS BF H R ER SO BB IBB HBP BLK WP HR S P ERA WHIP	IP WLS BF H R ER SO BB IBB HBP BLK WP HR S P ERA WHIP	IP WLS BF H R ER SO BB IBB HBP BLK WP HR S P ERA WHIP	IP WLS BF H R ER SO BB IBB HBP BLK WP HR S P ERA WHIP	IP WLS BF H R ER SO BB IBB HBP BLK WP HR S P ERA WHIP	IP WLS BF H R ER SO BB IBB HBP BLK WP HR S P ERA WHIP	IP WLS BF H R ER SO BB IBB HBP BLK WP HR S P ERA WHIP	IP WLS BF H R ER SO BB IBB HBP BLK WP HR S P ERA WHIP	IP WLS BF H R ER SO BB IBB HBP BLK WP HR S P ERA WHIP	IP WLS BF H R ER SO BB IBB HBP BLK WP HR S P ERA WHIP	IP WLS BF H R ER SO BB IBB HBP BLK WP HR S P ERA WHIP	IP WLS BF H R ER SO BB IBB HBP BLK WP HR S P ERA WHIP	IP WLS BF H R ER SO BB IBB HBP BLK WP HR S P ERA WHIP	IP WLS BF H R ER SO BB IBB HBP BLK WP HR S P ERA WHIP	IP WLS BF H R ER SO BB IBB HBP BLK WP HR S P ERA WHIP	IP WLS BF H R ER SO BB IBB HBP BLK WP HR S P ERA WHIP	IP WLS BF H R ER SO BB IBB HBP BLK WP HR S P ERA WHIP	IP WLS BF H R ER SO BB IBB HBP BLK WP HR S P ERA WHIP	IP WLS BF H R ER SO BB IBB HBP BLK WP HR S P ERA WHIP

Miami Marlins @ Colorado Rockies
Coors Field, Denver, CO
Sat Jun 06 2015, 3:22 PM - 6:20 PM MDT
Att: 30,373 - Partly Cloudy - 72 F

AB	40
R	5
H	13
RBI	5
BB	2
SO	8
LOB	20



Batter	1	2	3	4	5	6	7	8	9	AB	R	H	RBI	BB	SO	LOB	BOTTOM							
19 Charlie Blackmon, L (1,8) OBP: 0.346, SLG: 0.431										4	2	3	0	1	0	0								
9 DJ LeMahieu, R (1,4) OBP: 0.394, SLG: 0.435										5	2	3	1	0	0	4								
28 Nolan Arenado, R (1,5) 54 Tommy Kahnle, R (8,1)										4	1	1	2	0	1	3								
10 Ben Paulsen, L (8,PH) 63 Rafael Betancourt, R (9,1)										4	1	2	3	1	1									
5 Carlos González, L (1,9) OBP: 0.317, SLG: 0.361										4	1	2	3	1	1									
20 Wilin Rosario, R (1,3) OBP: 0.326, SLG: 0.522										5	3	3	3	0	1	2								
8 Michael McKenry, R (1,2) OBP: 0.382, SLG: 0.542										5	0	2	1	0	2	1								
3 Daniel Descalso, L (1,6) OBP: 0.289, SLG: 0.333										4	0	1	0	0	0	3								
1 Brandon Barnes, R (1,7) OBP: 0.368, SLG: 0.426										4	0	0	0	0	0	2								
52 Chris Rusin, L (1,1) 43 Rafael Ynoa, S (7,PH) OBP: 0.143, SLG: 0.143 OBP: 0.297, SLG: 0.339										3	1	1	0	0	0	1								
Inning Stats	R: 4 E: 1 K: 1 S: 21	H: 5 LOB: 1 BB: 0 P: 32	R: 0 E: 0 K: 1 S: 8	H: 1 LOB: 1 BB: 0 P: 11	R: 1 E: 0 K: 1 S: 7	H: 1 LOB: 0 BB: 0 P: 10	R: 5 E: 0 K: 1 S: 18	H: 5 LOB: 0 BB: 0 P: 25	R: 0 E: 0 K: 0 S: 9	H: 2 LOB: 2 BB: 1 P: 17	R: 0 E: 0 K: 1 S: 9	H: 2 LOB: 0 BB: 0 P: 16	R: 0 E: 0 K: 0 S: 9	H: 2 LOB: 1 BB: 0 P: 14	R: 0 E: 0 K: 0 S: 10	H: 0 LOB: 1 BB: 1 P: 18	1B: 11 2B: 1 3B: 2 HR: 3	SF: 0 SAC: 0 DP: 1 HBP: 0	WP: 0 PB: 0 SB: 0 CS: 0	PA: 42				
PITCHER	IP WLS BF H R ER SO BB IBB HBP BLK WP HR S P ERA WHIP	IP WLS BF H R ER SO BB IBB HBP BLK WP HR S P ERA WHIP	IP WLS BF H R ER SO BB IBB HBP BLK WP HR S P ERA WHIP	IP WLS BF H R ER SO BB IBB HBP BLK WP HR S P ERA WHIP	IP WLS BF H R ER SO BB IBB HBP BLK WP HR S P ERA WHIP	IP WLS BF H R ER SO BB IBB HBP BLK WP HR S P ERA WHIP	IP WLS BF H R ER SO BB IBB HBP BLK WP HR S P ERA WHIP	IP WLS BF H R ER SO BB IBB HBP BLK WP HR S P ERA WHIP	IP WLS BF H R ER SO BB IBB HBP BLK WP HR S P ERA WHIP	IP WLS BF H R ER SO BB IBB HBP BLK WP HR S P ERA WHIP	IP WLS BF H R ER SO BB IBB HBP BLK WP HR S P ERA WHIP	IP WLS BF H R ER SO BB IBB HBP BLK WP HR S P ERA WHIP	IP WLS BF H R ER SO BB IBB HBP BLK WP HR S P ERA WHIP	IP WLS BF H R ER SO BB IBB HBP BLK WP HR S P ERA WHIP	IP WLS BF H R ER SO BB IBB HBP BLK WP HR S P ERA WHIP	IP WLS BF H R ER SO BB IBB HBP BLK WP HR S P ERA WHIP	IP WLS BF H R ER SO BB IBB HBP BLK WP HR S P ERA WHIP	IP WLS BF H R ER SO BB IBB HBP BLK WP HR S P ERA WHIP	IP WLS BF H R ER SO BB IBB HBP BLK WP HR S P ERA WHIP	IP WLS BF H R ER SO BB IBB HBP BLK WP HR S P ERA WHIP	IP WLS BF H R ER SO BB IBB HBP BLK WP HR S P ERA WHIP	IP WLS BF H R ER SO BB IBB HBP BLK WP HR S P ERA WHIP	IP WLS BF H R ER SO BB IBB HBP BLK WP HR S P ERA WHIP	IP WLS BF H R ER SO BB IBB HBP BLK WP HR S P ERA WHIP

Miami Marlins @ Colorado Rockies
Coors Field, Denver, CO
Sat Jun 06 2015, 3:22 PM - 6:20 PM MDT
Att: 30,373 - Partly Cloudy - 72 F

AB	40
R	10
H	17
RBI	10
BB	2
SO	5
LOB	17



Batter	1	2	3	4	5	6	7	8	9	AB	R	H	RBI	BB	SO	LOB	TOP		
16 Koltan Wong, L (1.4) OBP: 0.357, SLG: 0.474	F9			HR	K			G6-3		4	1	1	1	0	1	1	St. Louis Cardinals @ Colorado Rockies Coors Field, Denver, CO Mon Jun 08 2015, 6:43 PM - 9:22 PM MDT Att: 32,043 - Clear - 78 F		
13 Matt Carpenter, L (1.5) OBP: 0.391, SLG: 0.520 48 Tony Cruz, R (7.5) OBP: 0.275, SLG: 0.289	L8			G6-3		F7			1B	3	0	0	0	0	0	0			
7 Matt Holliday, R (1.7) OBP: 0.417, SLG: 0.421 19 Jon Jay, L (2.8) OBP: 0.312, SLG: 0.272	G6-3			27 WP HBP			HR	L7		1	0	0	0	0	0	0			
27 Jhonny Peralta, R (1.6) OBP: 0.377, SLG: 0.516 40 Mitch Harris, R (7.1) OBP: 0.292, SLG: 0.377	K			K		G5-3		K		3	0	0	0	0	2	1			
12 Mark Reynolds, R (1.3) OBP: 0.320, SLG: 0.377	K			G5-3		15 PB 1B		1B		4	0	2	0	0	1	1			
15 Randal Grichuk, R (1.8) OBP: 0.287, SLG: 0.488	K			L7		K		F9		4	0	0	0	0	2	2			
4 Yadier Molina, R (1.2) OBP: 0.330, SLG: 0.333 33 Carlos Villanueva, R (5.1) OBP: 0.275, SLG: 0.289 38 Pete Kozma, R (7.7) OBP: 0.157, SLG: 0.104	G5-3			22 1B 23 SF9 2B		F9		F8		2	1	1	0	0	0	0			
22 Jason Heyward, L (1.9) OBP: 0.297, SLG: 0.381	K			23 G6-4-3 1B		1B		G4-3		4	0	2	0	0	1	1			
41 John Lackey, R (1.1) OBP: 0.150, SLG: 0.111 23 Ed Easley, R (5.7) OBP: 0.275, SLG: 0.289	F8			SF9		G6-4-3				1	0	0	0	0	0	0			
										1	0	0	1	0	0	1			
Inning Stats	R: 0 H: 0 E: 0 K: 0 S: 5	H: 0 LOB: 0 BB: 0 P: 8	R: 0 H: 0 E: 0 K: 3 S: 9	H: 0 LOB: 0 BB: 0 P: 13	R: 0 H: 0 E: 0 K: 1 S: 6	H: 0 LOB: 0 BB: 0 P: 10	R: 1 H: 1 E: 0 K: 1 S: 11	H: 1 LOB: 1 BB: 0 P: 15	R: 1 H: 2 E: 0 K: 1 S: 12	H: 2 LOB: 1 BB: 0 P: 15	R: 0 H: 1 E: 0 K: 1 S: 9	H: 1 LOB: 1 BB: 0 P: 16	R: 0 H: 1 E: 0 K: 0 S: 7	H: 1 LOB: 1 BB: 0 P: 12	1B: 5 2B: 1 3B: 0 HR: 2	SF: 1 SAC: 0 DP: 1 HBP: 1	WP: 1 PB: 1 SB: 0 CS: 0	PA: 35	
PITCHER	IP WLS BF H R ER SO BB IBB HBP BLK WP HR S P ERA WHIP	IP WLS BF H R ER SO BB IBB HBP BLK WP HR S P ERA WHIP	IP WLS BF H R ER SO BB IBB HBP BLK WP HR S P ERA WHIP	IP WLS BF H R ER SO BB IBB HBP BLK WP HR S P ERA WHIP	IP WLS BF H R ER SO BB IBB HBP BLK WP HR S P ERA WHIP	IP WLS BF H R ER SO BB IBB HBP BLK WP HR S P ERA WHIP	IP WLS BF H R ER SO BB IBB HBP BLK WP HR S P ERA WHIP	IP WLS BF H R ER SO BB IBB HBP BLK WP HR S P ERA WHIP	IP WLS BF H R ER SO BB IBB HBP BLK WP HR S P ERA WHIP	IP WLS BF H R ER SO BB IBB HBP BLK WP HR S P ERA WHIP	IP WLS BF H R ER SO BB IBB HBP BLK WP HR S P ERA WHIP	IP WLS BF H R ER SO BB IBB HBP BLK WP HR S P ERA WHIP	IP WLS BF H R ER SO BB IBB HBP BLK WP HR S P ERA WHIP	IP WLS BF H R ER SO BB IBB HBP BLK WP HR S P ERA WHIP	IP WLS BF H R ER SO BB IBB HBP BLK WP HR S P ERA WHIP	IP WLS BF H R ER SO BB IBB HBP BLK WP HR S P ERA WHIP	IP WLS BF H R ER SO BB IBB HBP BLK WP HR S P ERA WHIP	IP WLS BF H R ER SO BB IBB HBP BLK WP HR S P ERA WHIP	IP WLS BF H R ER SO BB IBB HBP BLK WP HR S P ERA WHIP
61 David Hale, R (1.1) ERA: 4.12	7.0 W 27 6 3 3 7 0 0 1 0 1 2 59 90 3.86 0.857																		
53 Christian Friedrich, L (8.1) ERA: 4.62	1.0 4 1 0 0 1 0 0 0 0 0 0 9 16 0.00 1.000																		
51 Brooks Brown, R (9.1) ERA: 3.92	1.0 4 1 0 0 0 0 0 0 0 0 0 7 12 0.00 1.000																		

Batter	1	2	3	4	5	6	7	8	9	AB	R	H	RBI	BB	SO	LOB	BOTTOM		
19 Charlie Blackmon, L (1.8) OBP: 0.340, SLG: 0.421	E4 P6			9 2B 1B	F8			F8		5	2	1	0	0	0	2	St. Louis Cardinals @ Colorado Rockies Coors Field, Denver, CO Mon Jun 08 2015, 6:43 PM - 9:22 PM MDT Att: 32,043 - Clear - 78 F		
9 DJ LeMahieu, R (1.4) OBP: 0.394, SLG: 0.439	SAFE 2 HR 1B	L8		2 1B 5 SF9 2B			G3			5	2	3	1	0	0	0			
2 Troy Tulowitzki, R (1.6) OBP: 0.335, SLG: 0.513 53 Christian Friedrich, R (8.1) ERA: 4.62 51 Brooks Brown, L (9.1) ERA: 3.92	F9 HR 1B	F9		28 HR 1B	F8					4	2	2	3	1	0	1			
5 Carlos González, L (1.9) OBP: 0.322, SLG: 0.385	10 1B 4 1B 1B			SF9			L5		P6	4	1	2	1	0	0	1			
28 Nolan Arenado, R (1.5) OBP: 0.311, SLG: 0.556	P4 P5			HR			K		G5-3	5	1	1	2	0	1	2			
10 Ben Paulsen, L (1.3) OBP: 0.388, SLG: 0.645	4 1B 1B			K2-3			4 1B 2B		L9	5	3	3	0	0	1	0			
4 Nick Hundley, R (1.2) OBP: 0.337, SLG: 0.462	1B 1B			K			E5 FC6-4 1B		K	5	0	2	2	0	2	0			
1 Brandon Barnes, R (1.7) OBP: 0.385, SLG: 0.433	1B 1B			K			FC6-4			4	0	2	1	0	1	1			
61 David Hale, R (1.1) ERA: 3.74 43 Rafael Ynoa, S (8.6) OBP: 0.292, SLG: 0.333	K			K			K		G6-3	4	0	0	0	0	3	4			
										0	0	0	0	0	0	0			
Inning Stats	R: 5 H: 6 E: 1 K: 1 S: 19	H: 6 LOB: 2 BB: 0 P: 29	R: 0 H: 1 E: 0 K: 0 S: 8	H: 1 LOB: 1 BB: 0 P: 13	R: 0 H: 0 E: 0 K: 3 S: 13	H: 0 LOB: 0 BB: 0 P: 16	R: 5 H: 5 E: 1 K: 1 S: 20	H: 5 LOB: 1 BB: 0 P: 24	R: 0 H: 1 E: 0 K: 1 S: 12	H: 1 LOB: 1 BB: 0 P: 18	R: 1 H: 3 E: 0 K: 0 S: 13	H: 3 LOB: 2 BB: 1 P: 19	R: 0 H: 0 E: 0 K: 1 S: 6	H: 0 LOB: 0 BB: 0 P: 8	1B: 9 2B: 4 3B: 1 HR: 2	SF: 1 SAC: 0 DP: 0 HBP: 0	WP: 0 PB: 0 SB: 1 CS: 0	PA: 43	
PITCHER	IP WLS BF H R ER SO BB IBB HBP BLK WP HR S P ERA WHIP	IP WLS BF H R ER SO BB IBB HBP BLK WP HR S P ERA WHIP	IP WLS BF H R ER SO BB IBB HBP BLK WP HR S P ERA WHIP	IP WLS BF H R ER SO BB IBB HBP BLK WP HR S P ERA WHIP	IP WLS BF H R ER SO BB IBB HBP BLK WP HR S P ERA WHIP	IP WLS BF H R ER SO BB IBB HBP BLK WP HR S P ERA WHIP	IP WLS BF H R ER SO BB IBB HBP BLK WP HR S P ERA WHIP	IP WLS BF H R ER SO BB IBB HBP BLK WP HR S P ERA WHIP	IP WLS BF H R ER SO BB IBB HBP BLK WP HR S P ERA WHIP	IP WLS BF H R ER SO BB IBB HBP BLK WP HR S P ERA WHIP	IP WLS BF H R ER SO BB IBB HBP BLK WP HR S P ERA WHIP	IP WLS BF H R ER SO BB IBB HBP BLK WP HR S P ERA WHIP	IP WLS BF H R ER SO BB IBB HBP BLK WP HR S P ERA WHIP	IP WLS BF H R ER SO BB IBB HBP BLK WP HR S P ERA WHIP	IP WLS BF H R ER SO BB IBB HBP BLK WP HR S P ERA WHIP	IP WLS BF H R ER SO BB IBB HBP BLK WP HR S P ERA WHIP	IP WLS BF H R ER SO BB IBB HBP BLK WP HR S P ERA WHIP	IP WLS BF H R ER SO BB IBB HBP BLK WP HR S P ERA WHIP	
41 John Lackey, R (1.1) ERA: 3.74	4.0 L 26 12 10 8 5 0 0 0 0 0 0 2 60 82 4.50 2.000																		
33 Carlos Villanueva, R (5.1) ERA: 0.75	2.0 10 4 1 1 2 0 0 0 0 0 0 25 37 0.00 0.500																		
40 Mitch Harris, R (7.1) ERA: 3.63	2.0 7 0 0 0 1 1 0 0 0 0 0 16 27 0.00 0.500																		

AB 33
R 3
H 8
RBI 3
BB 0
SO 8
LOB 10



AB 41
R 11
H 16
RBI 10
BB 1
SO 8
LOB 11




Batter	1	2	3	4	5	6	7	8	9	AB	R	H	RBI	BB	SO	LOB	TOP										
19 Charlie Blackmon, L (1,8) OBP: 0.336, SLG: 0.409	G6-3		K			K		HBP		3	0	0	0	0	2	0	Colorado Rockies @ Miami Marlins Marlins Park, Miami, FL Thu Jun 11 2015, 7:12 PM - 9:52 PM EDT Att: 18,003 - Roof Closed - 73 F										
9 DJ LeMahieu, R (1,4) OBP: 0.400, SLG: 0.452 32 LaTroy Hawkins, R (8,1)	1B			G4-3		L8		1B		4	0	2	0	0	0	0											
2 Troy Tulowitzki, R (1,6) OBP: 0.337, SLG: 0.505	F9			1B		G6-3		F7		4	0	1	0	0	0	3											
5 Carlos González, L (1,9) OBP: 0.318, SLG: 0.382	K			F8			L9		K	4	0	0	0	0	2	2											
28 Nolan Arenado, R (1,5) OBP: 0.308, SLG: 0.553	L7			G6-3		G4-3		L6		4	0	0	0	0	0	1											
6 Corey Dickerson, L (1,7) OBP: 0.347, SLG: 0.530	G6-3									4	0	2	0	0	1	0											
20 Wilin Rosario, R (1,3) OBP: 0.306, SLG: 0.475 10 Ben Paulsen, L (9,PH)	K									3	0	0	0	0	1	1											
4 Nick Hundley, R (1,2) OBP: 0.335, SLG: 0.451				G1-6-3				P3		2	0	0	0	1	0	0											
52 Chris Rusin, L (1,1) OBP: 0.111, SLG: 0.111 54 Tommy Kahnle, R (6,1)	G4-3									2	0	0	0	0	0	1											
3 Daniel Descalso, L (8,PH) OBP: 0.284, SLG: 0.317 (8,4)								K		1	0	0	0	0	1	0											
Inning Stats	R: 0 E: 0 K: 1 S: 11	H: 1 LOB: 1 BB: 0 P: 14	R: 0 E: 0 K: 1 S: 8	H: 0 LOB: 0 BB: 0 P: 13	R: 0 E: 0 K: 1 S: 6	H: 0 LOB: 0 BB: 0 P: 9	R: 0 E: 0 K: 0 S: 9	H: 1 LOB: 1 BB: 0 P: 14	R: 0 E: 0 K: 1 S: 12	H: 0 LOB: 1 BB: 1 P: 21	R: 0 E: 0 K: 1 S: 9	H: 0 LOB: 0 BB: 0 P: 12	R: 0 E: 0 K: 0 S: 7	H: 1 LOB: 1 BB: 0 P: 7	R: 0 E: 0 K: 1 S: 13	H: 1 LOB: 2 BB: 0 P: 21	R: 0 E: 0 K: 2 S: 10	H: 1 LOB: 1 BB: 0 P: 12	1B: 4 2B: 1 3B: 0 HR: 0	SF: 0 SAC: 0 DP: 0 HBP: 1	WP: 0 PB: 0 SB: 0 CS: 0	PA: 34					
PITCHER	IP	WLS	BF	H	R	ER	SO	BB	IBB	HBP	BLK	WP	HR	S	P	ERA	WHIP										
41 David Phelps, R (1,1) ERA: 4.11	8.0	W	30	4	0	0	6	1	0	1	0	0	0	75	111	0.00	0.625										
22 Carter Capps, R (9,1) ERA: 1.39	1.0		4	1	0	0	2	0	0	0	0	0	0	10	12	0.00	1.000										

Batter	1	2	3	4	5	6	7	8	9	AB	R	H	RBI	BB	SO	LOB	BOTTOM										
3 Adeiny Hechavarria, R (1,6) OBP: 0.338, SLG: 0.423	G4-3		G6-3							5	1	3	0	0	0	1	Colorado Rockies @ Miami Marlins Marlins Park, Miami, FL Thu Jun 11 2015, 7:12 PM - 9:52 PM EDT Att: 18,003 - Roof Closed - 73 F										
14 Martín Prado, R (1,5) OBP: 0.310, SLG: 0.364	2B	G4-3		L9		P4		L9		5	1	1	0	0	0	4											
21 Christian Yelich, L (1,7) OBP: 0.287, SLG: 0.319	2B	3B		G4-3						4	2	2	1	1	1	2											
27 Giancarlo Stanton, R (1,9) OBP: 0.332, SLG: 0.590	HR	1B		K				F8		5	1	2	4	0	2	4											
13 Marcell Ozuna, R (1,8) OBP: 0.342, SLG: 0.396	BB	1B		L9		K				3	0	1	0	1	1	2											
10 Jeff Baker, R (1,3) OBP: 0.327, SLG: 0.469	FC6-4	FC6-4		HR				K		4	1	1	1	0	1	3											
20 J.T. Realmuto, R (1,2) OBP: 0.273, SLG: 0.377	1B			G4-3				BB		3	0	2	0	1	0	0											
17 Donovan Solano, R (1,4) OBP: 0.213, SLG: 0.267	G6-3			E9		F9		G5-4-3		4	0	0	0	0	0	4											
41 David Phelps, R (1,1) OBP: 0.100, SLG: 0.053 51 Ichiro Suzuki, L (8,PH) ERA: 1.5 22 Carter Capps, R (9,1) OBP: 0.500, SLG: 0.500	G4-3		G1-3		G4-3			1B		3	0	0	0	0	0	0											
Inning Stats	R: 3 E: 0 K: 0 S: 15	H: 3 LOB: 2 BB: 2 P: 32	R: 2 E: 0 K: 0 S: 16	H: 4 LOB: 2 BB: 0 P: 22	R: 0 E: 1 K: 0 S: 8	H: 0 LOB: 1 BB: 0 P: 9	R: 0 E: 0 K: 1 S: 7	H: 0 LOB: 0 BB: 0 P: 13	R: 1 E: 0 K: 0 S: 16	H: 2 LOB: 1 BB: 0 P: 18	R: 0 E: 0 K: 2 S: 12	H: 2 LOB: 2 BB: 0 P: 18	R: 0 E: 0 K: 1 S: 5	H: 0 LOB: 0 BB: 1 P: 11	R: 0 E: 0 K: 1 S: 8	H: 2 LOB: 2 BB: 0 P: 10		1B: 8 2B: 2 3B: 1 HR: 2	SF: 0 SAC: 0 DP: 1 HBP: 0	WP: 0 PB: 0 SB: 1 CS: 0	PA: 40						
PITCHER	IP	WLS	BF	H	R	ER	SO	BB	IBB	HBP	BLK	WP	HR	S	P	ERA	WHIP										
52 Chris Rusin, L (1,1) ERA: 3.38	5.1	L	30	11	6	6	1	2	0	0	0	0	0	2	68	10.12	2.438										
54 Tommy Kahnle, R (6,1) ERA: 1.5	1.2		5	0	0	0	3	1	0	0	0	0	0	11	18	0.00	0.600										
32 LaTroy Hawkins, R (8,1) ERA: 9.0	1.0		5	2	0	0	1	0	0	0	0	0	0	8	10	0.00	2.000										


livebaseballscorecards.com

AB 32
R 0
H 5
RBI 0
BB 1
SO 8
LOB 9



livebaseballscorecards.com


AB 37
R 6
H 13
RBI 6
BB 3
SO 5
LOB 22



Batter	1	2	3	4	5	6	7	8	9	AB	R	H	RBI	BB	SO	LOB	TOP										
19 Charlie Blackmon, L (1.8) OBP: 0.335, SLG: 0.406	F8		1B			L8		P6		4	0	1	0	0	0	2											
9 DJ LeMahieu, R (1.4) OBP: 0.397, SLG: 0.448	G5-4-3			G6-3		G5-4-3			K	4	0	1	0	0	1	1											
2 Troy Tulowitzki, R (1.6) OBP: 0.335, SLG: 0.500	G5-4-3							G5-3		4	0	1	0	0	0	1											
5 Carlos González, L (1.9) OBP: 0.317, SLG: 0.394		G4-3			F9				F8	4	1	1	1	0	0	1											
28 Nolan Arenado, R (1.5) OBP: 0.304, SLG: 0.545		G5-3			FC6-4			G5-3		3	0	0	0	0	0	1											
6 Cory Dickerson, L (1.7) OBP: 0.347, SLG: 0.534						G4-3				3	0	1	0	0	1	0											
10 Ben Paulsen, L (1.3) OBP: 0.284, SLG: 0.317										3	0	1	0	0	0	1											
3 Daniel Descalso, L (8. PR) OBP: 0.284, SLG: 0.317						F9				0	0	0	0	0	0	0											
4 Nick Hundley, R (1.2) OBP: 0.330, SLG: 0.442										3	0	0	0	0	2	1											
38 Kyle Kendrick, R (1.1) OBP: 0.222, SLG: 0.269										2	0	1	0	0	0	0											
53 Christian Friedrich, R (7.1) ERA: 4.5										0	0	0	0	0	0	0											
43 Rafael Ynoa, S (8. PH) OBP: 0.324, SLG: 0.323										1	0	0	0	0	1	1											
45 Scott Oberg, R (8.1) ERA: 4.34										0	0	0	0	0	0	0											
Inning Stats	R: 0 E: 0 K: 0 S: 8	H: 1 LOB: 0 BB: 0 P: 14	R: 0 E: 0 K: 0 S: 7	H: 1 LOB: 1 BB: 0 P: 10	R: 0 E: 0 K: 0 S: 6	H: 1 LOB: 1 BB: 0 P: 7	R: 0 E: 0 K: 0 S: 8	H: 1 LOB: 1 BB: 0 P: 13	R: 0 E: 0 K: 1 S: 9	H: 0 LOB: 0 BB: 0 P: 14	R: 0 E: 0 K: 0 S: 9	H: 1 LOB: 0 BB: 0 P: 14	R: 1 E: 0 K: 1 S: 10	H: 1 LOB: 0 BB: 0 P: 13	R: 0 E: 0 K: 2 S: 10	H: 1 LOB: 1 BB: 0 P: 15	R: 0 E: 0 K: 1 S: 6	H: 0 LOB: 0 BB: 0 P: 9	1B: 4 2B: 2 3B: 0 HR: 1	SF: 0 SAC: 0 DP: 2 HBP: 0	WP: 0 PB: 0 SB: 0 CS: 0	PA: 31					
PITCHER	IP	WLS	BF	H	R	ER	SO	BB	IBB	HBP	BLK	WP	HR	S	P	ERA	WHIP										
62 José Ureña, R (1.1) ERA: 4.44	6.2	W	23	6	1	1	1	0	0	0	0	0	1	53	81	1.35	0.900										
40 Mike Dunn, L (7.1) ERA: 4.5	0.1	H	1	0	0	0	1	0	0	0	0	0	0	4	4	0.00	0.000										
22 Carter Capps, R (8.1) ERA: 1.29	1.0	H	4	1	0	0	2	0	0	0	0	0	0	10	15	0.00	1.000										
44 AJ Ramos, R (9.1) ERA: 1.52	1.0		3	0	0	0	1	0	0	0	0	0	0	6	9	0.00	0.000										

Colorado Rockies @ Miami Marlins
Marlins Park, Miami, FL
Fri Jun 12 2015, 7:14 PM - 9:59 PM EDT
Att: 20,355 - Roof Closed - 76 F


AB 31
R 1
H 7
RBI 1
BB 0
SO 5
LOB 9

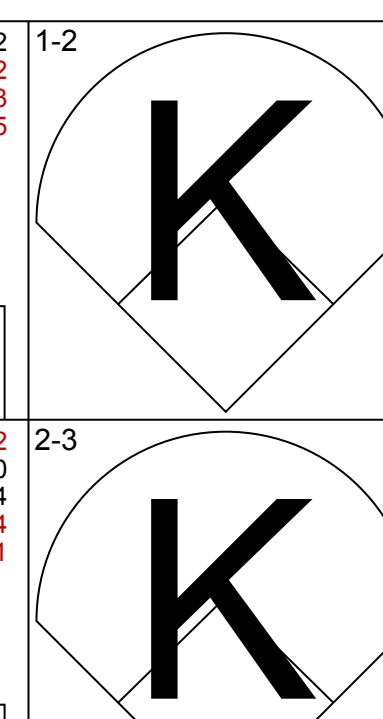
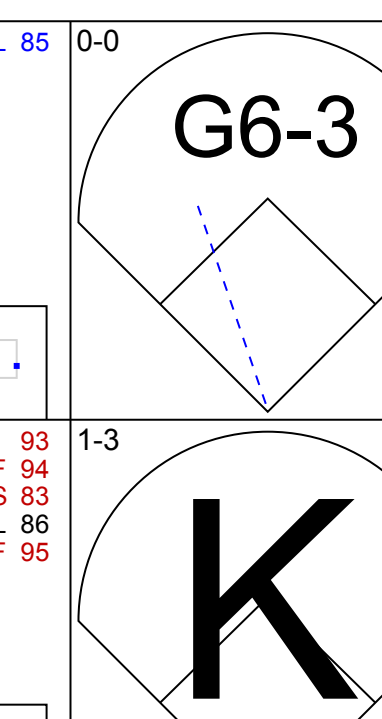
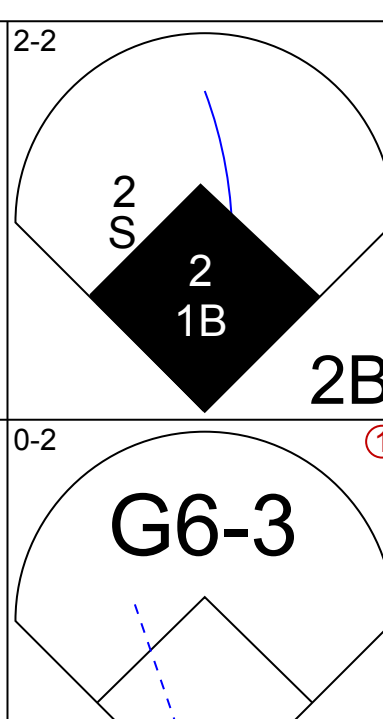
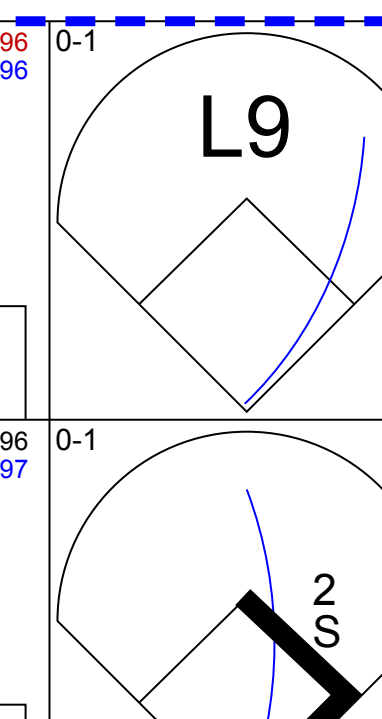
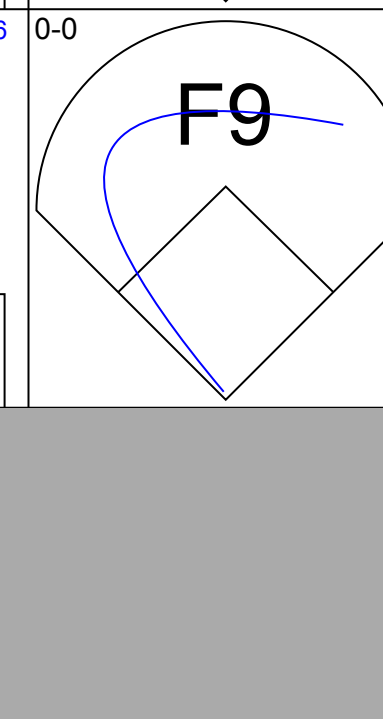

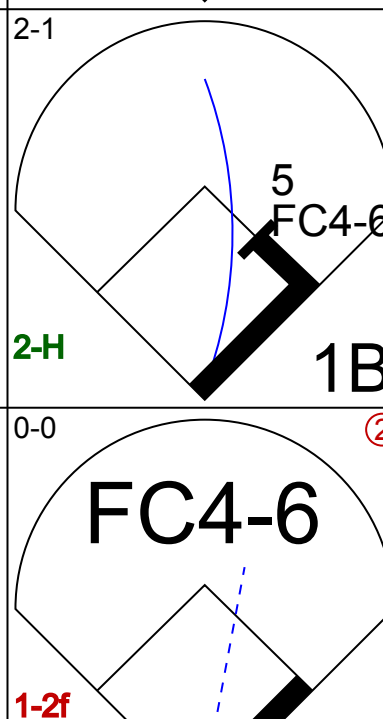
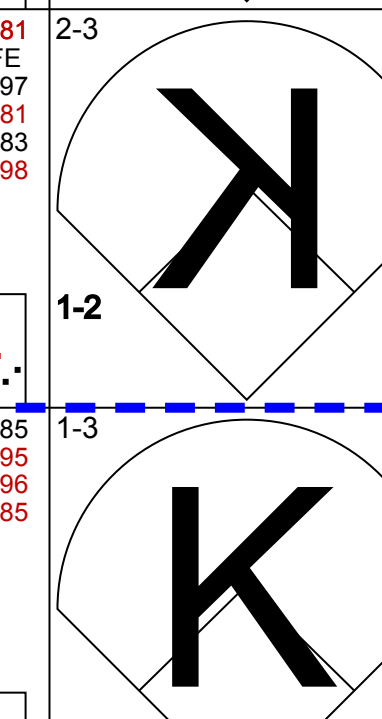

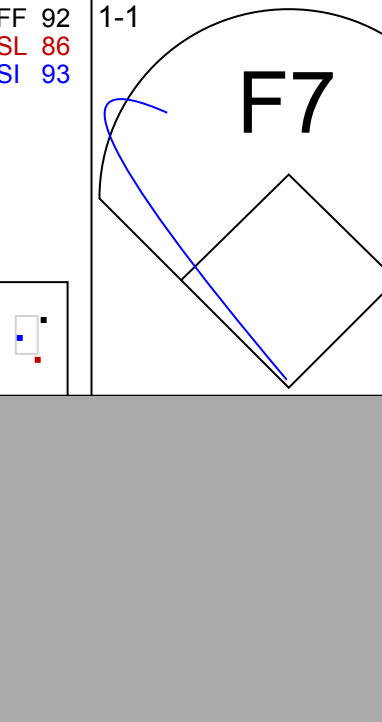
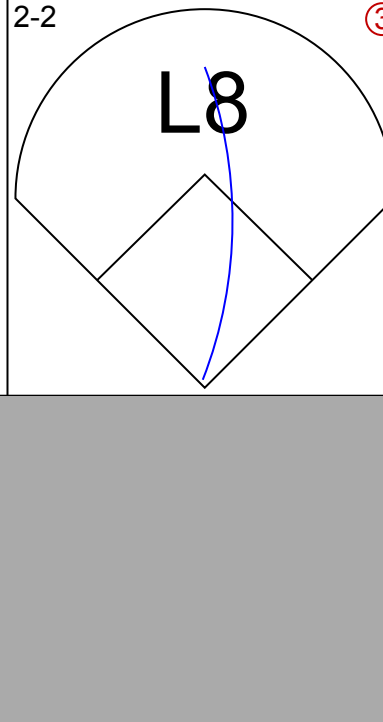

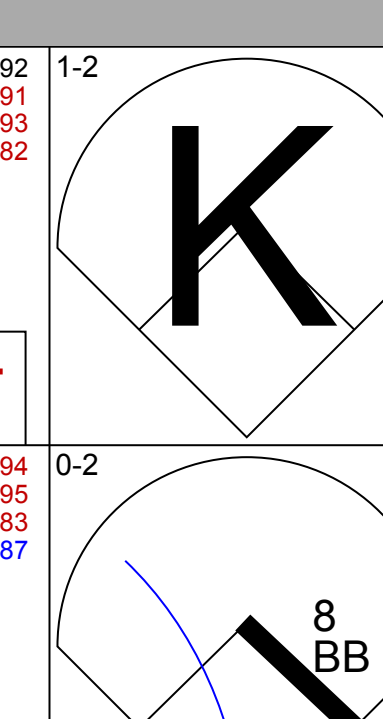
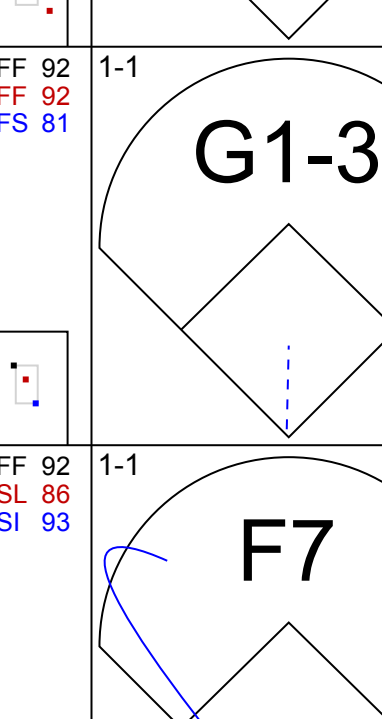
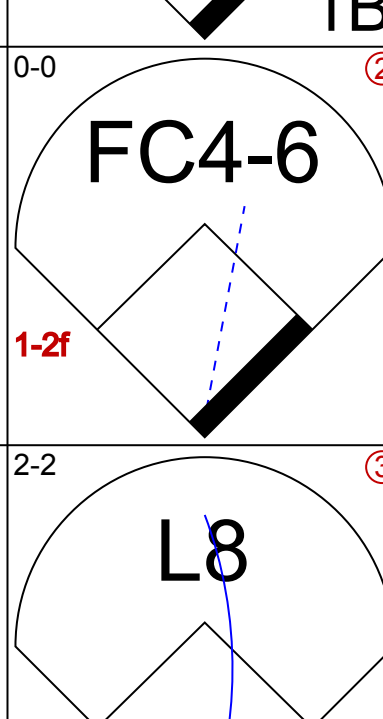
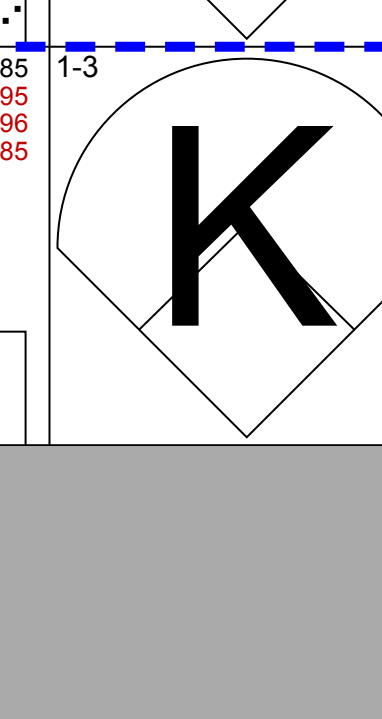
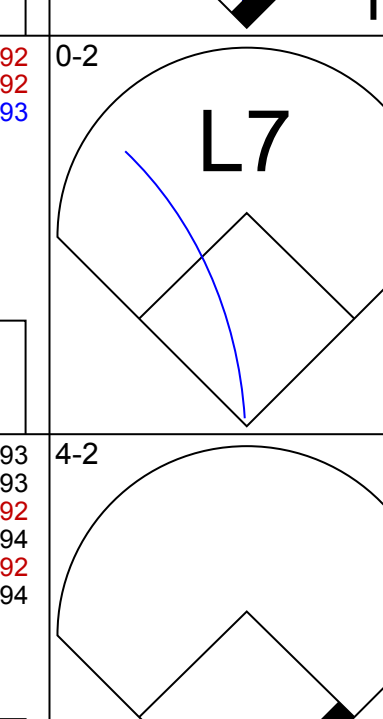


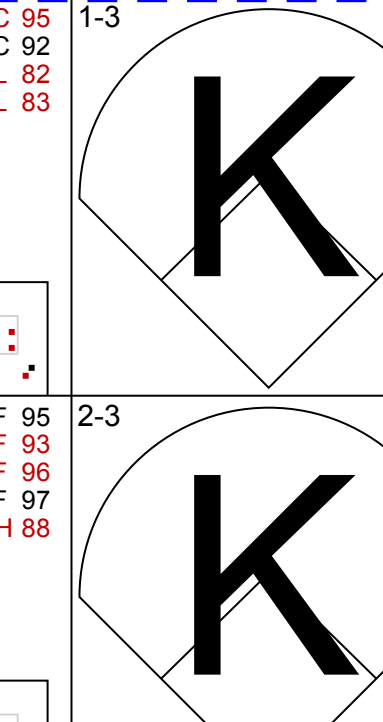
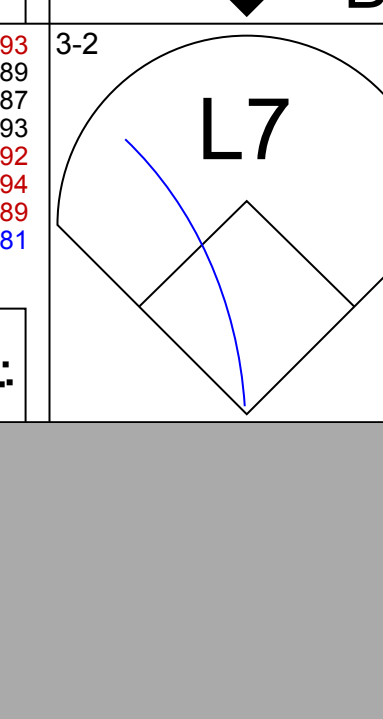
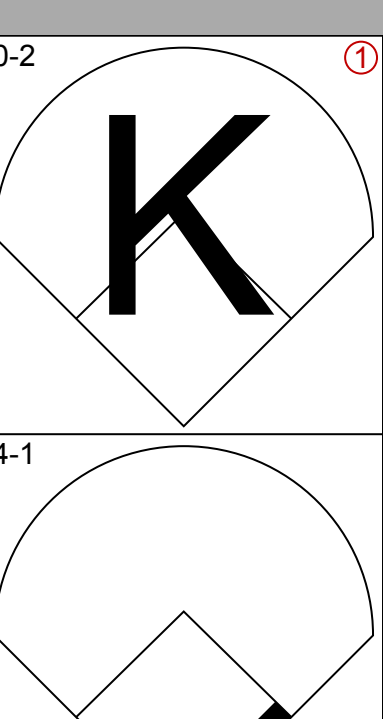
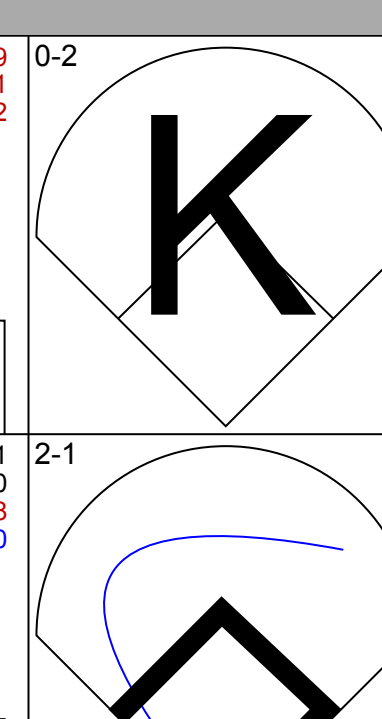
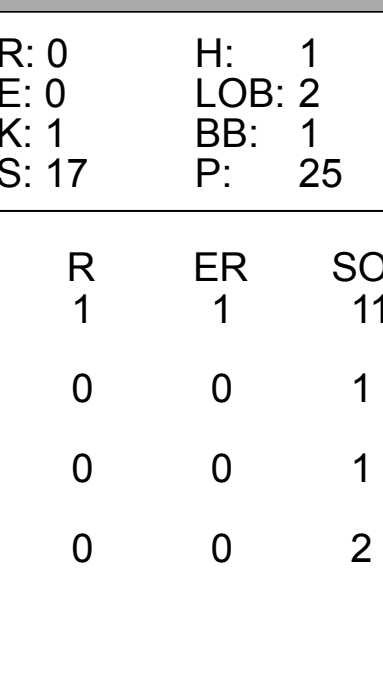
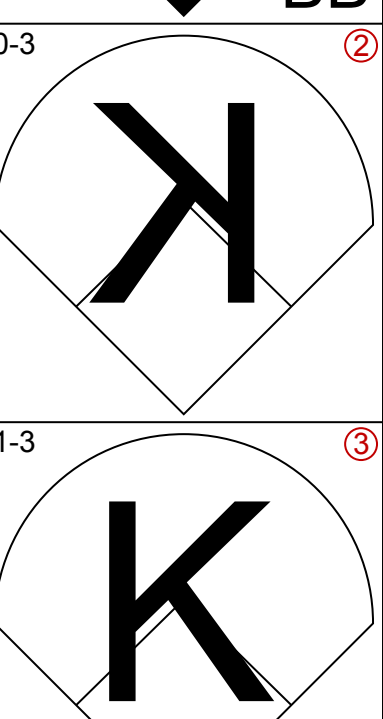

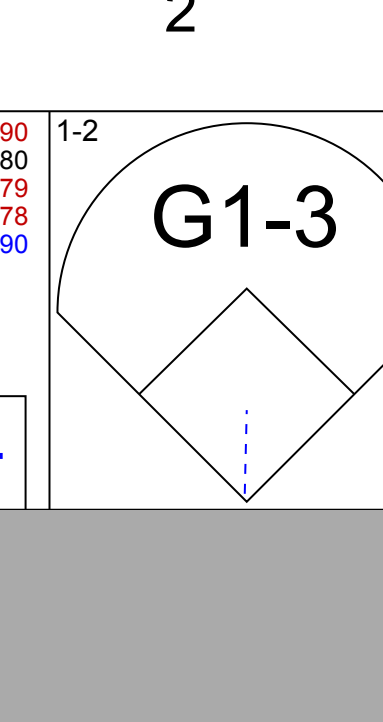
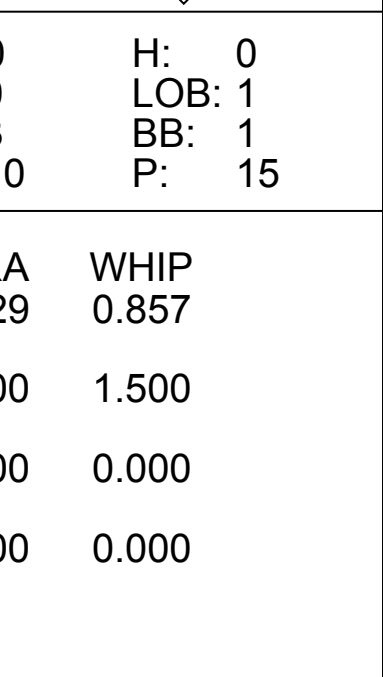
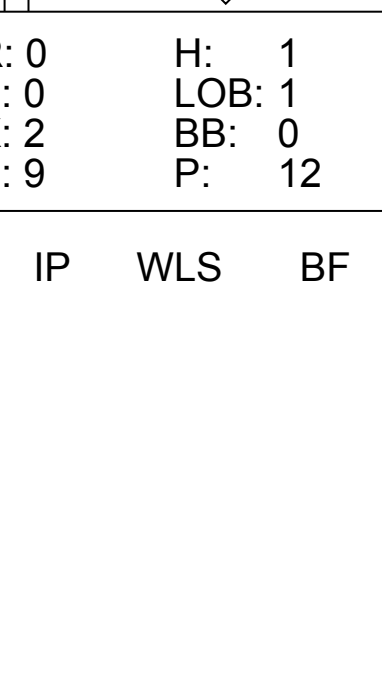
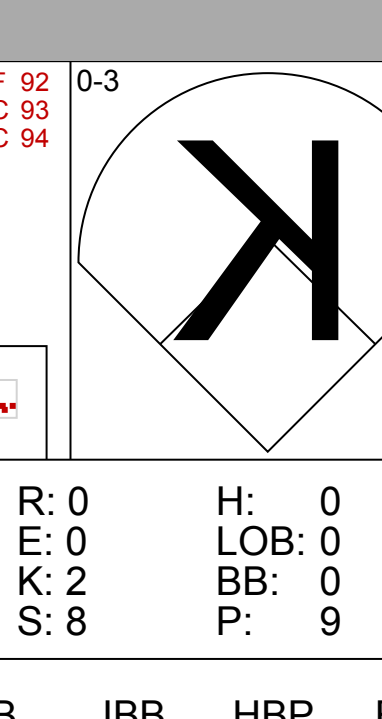
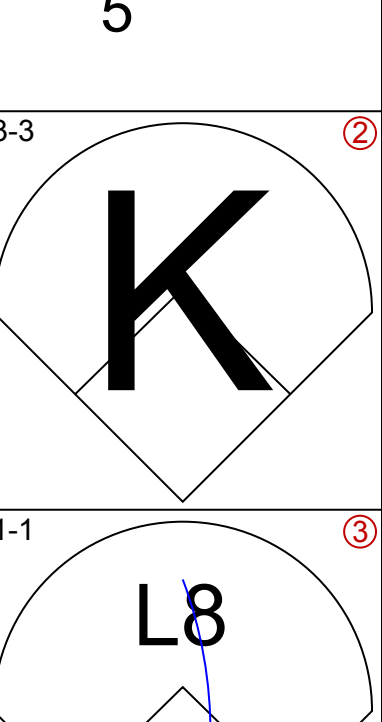
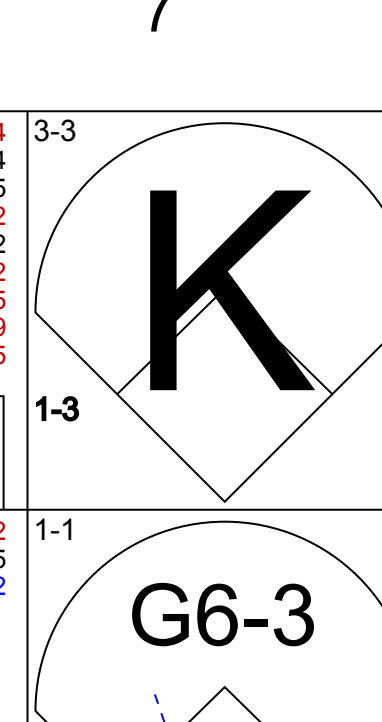


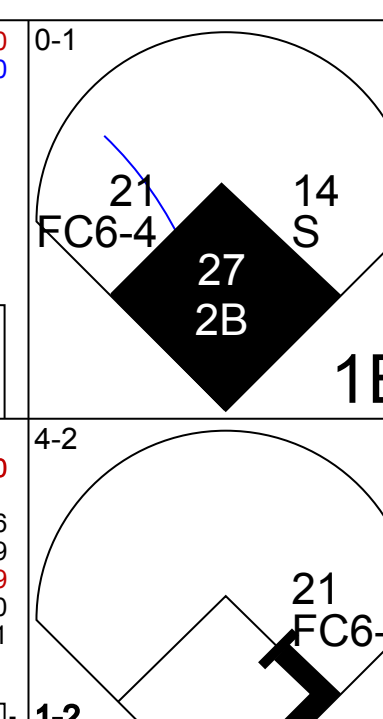
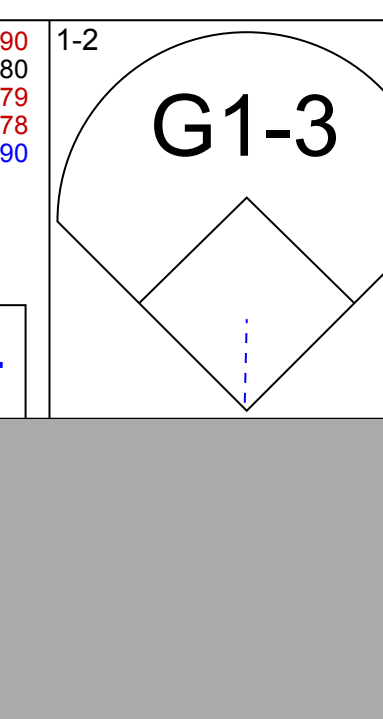
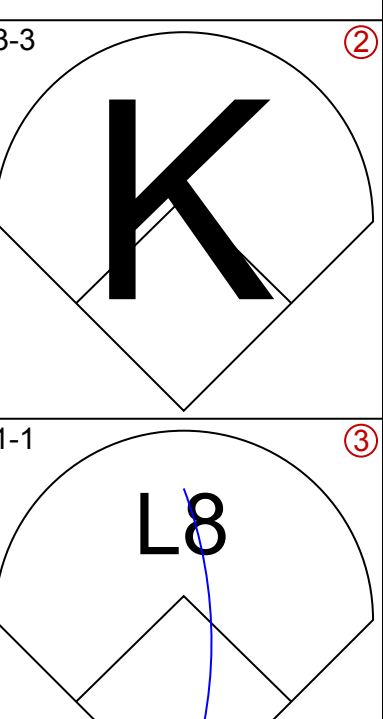
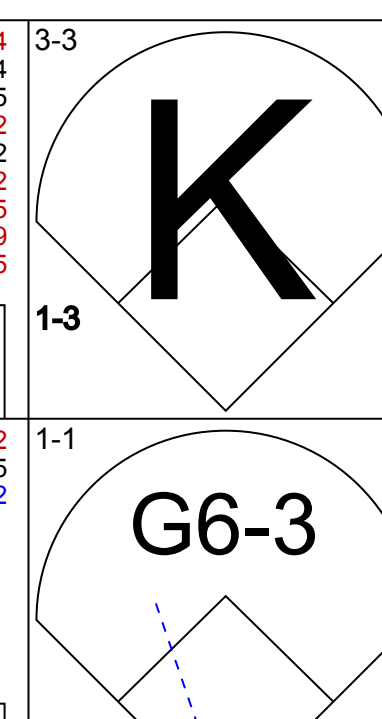
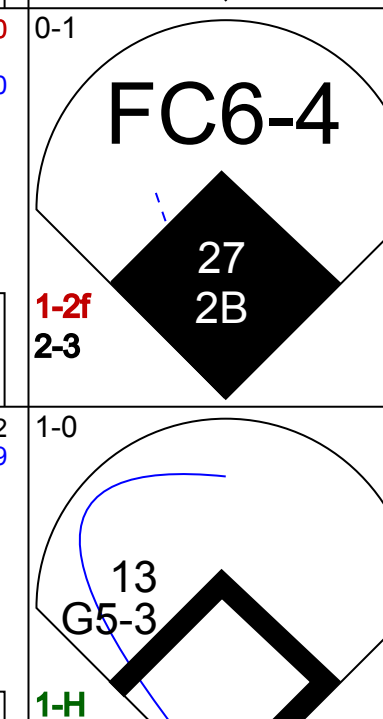
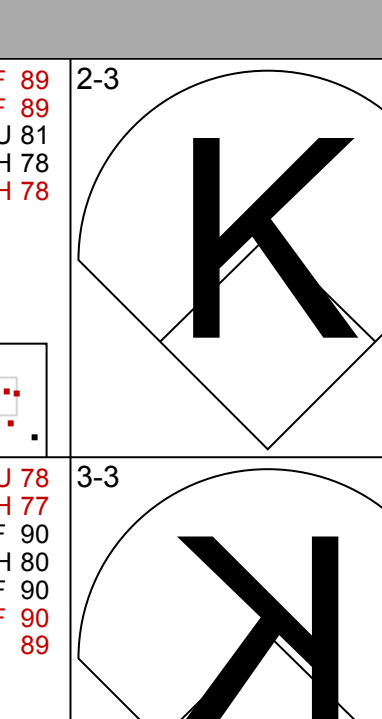


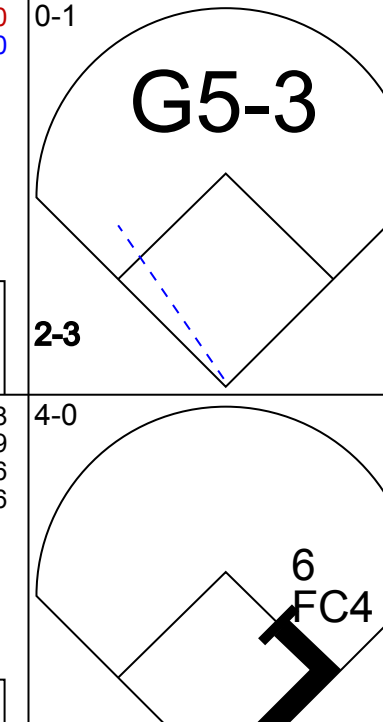
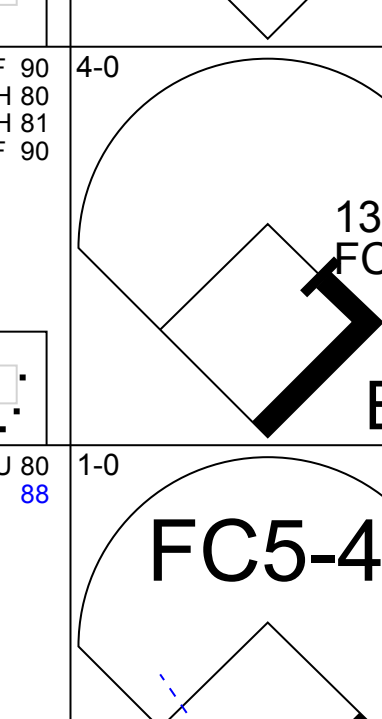
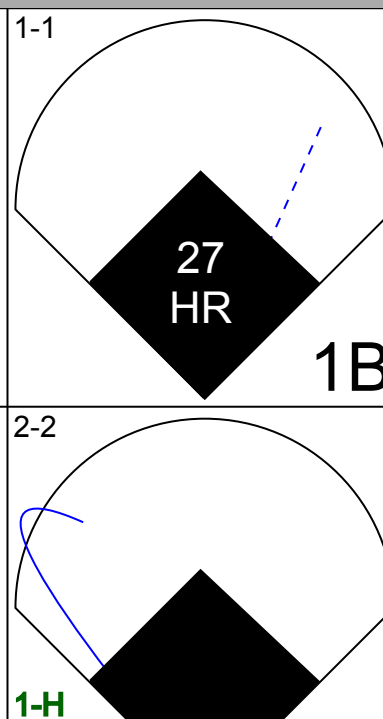
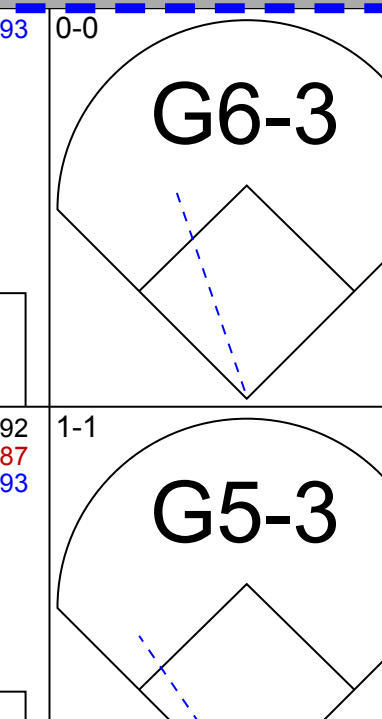
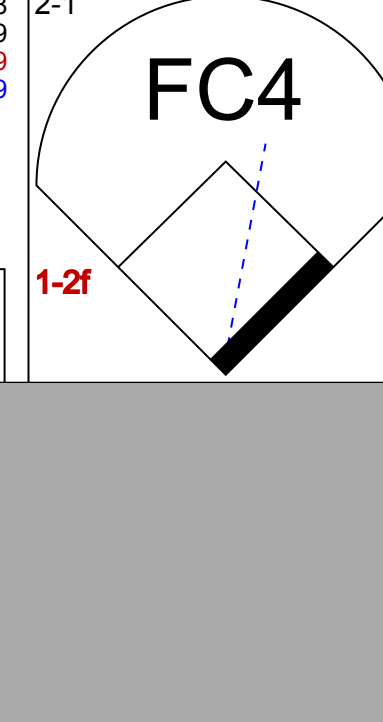

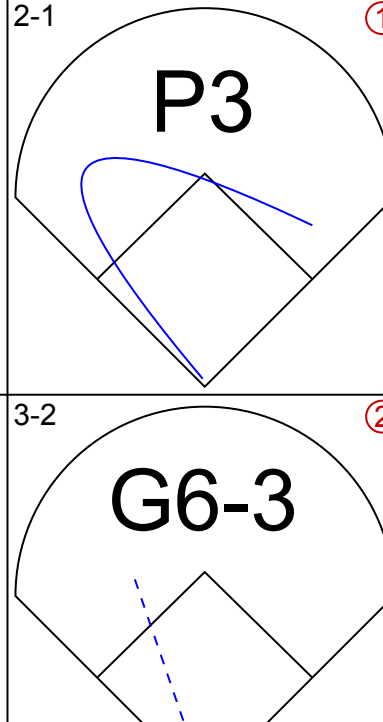
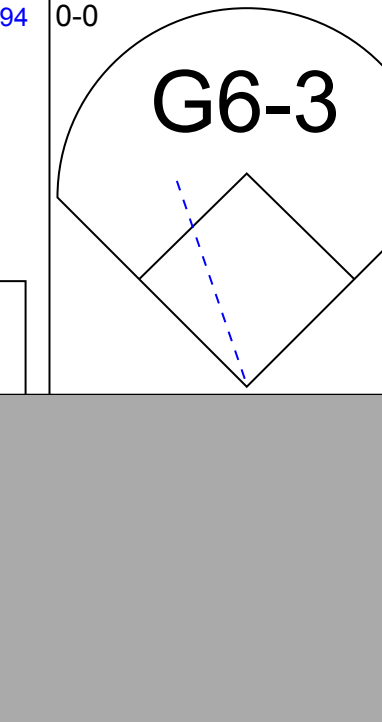


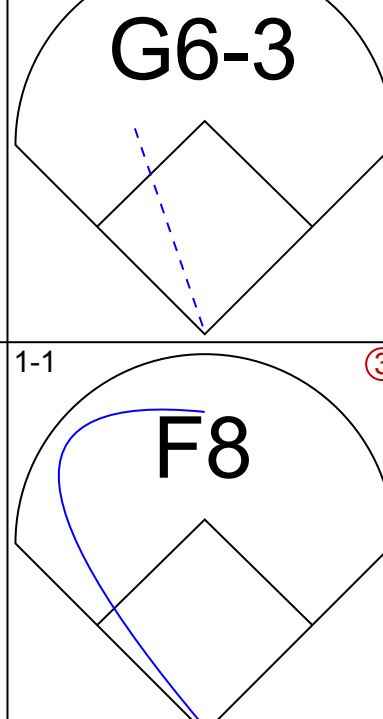


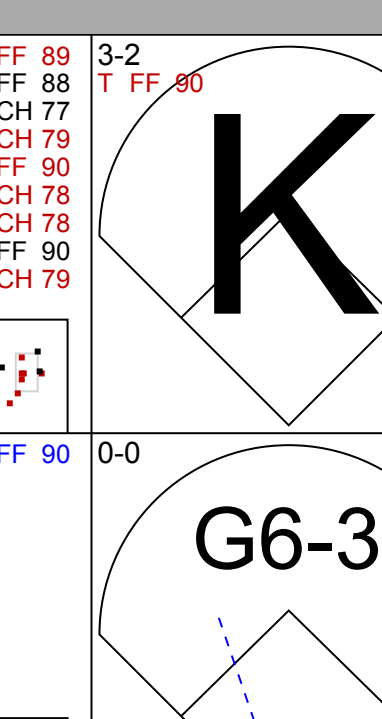
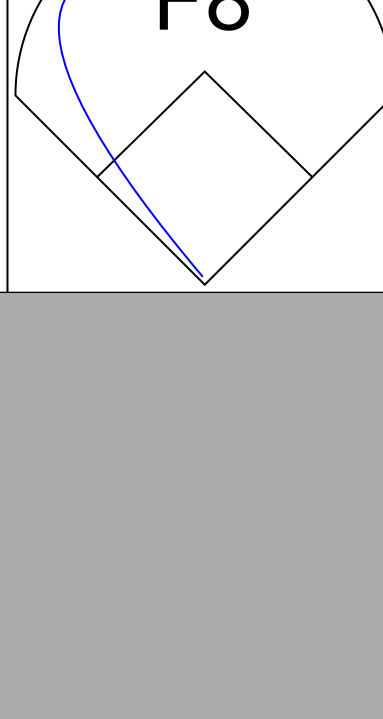

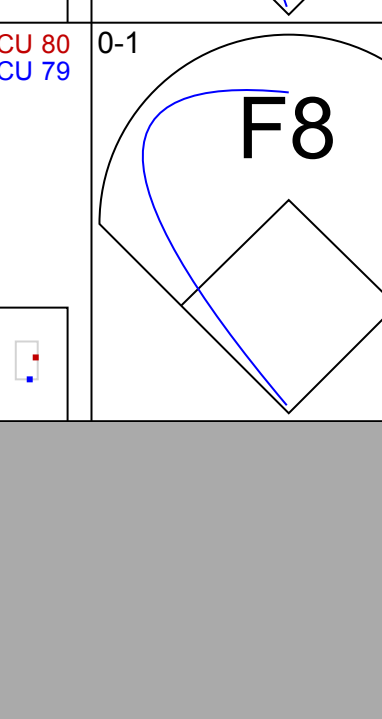
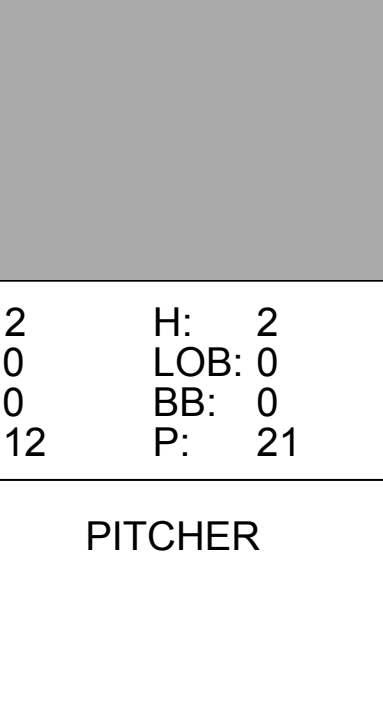
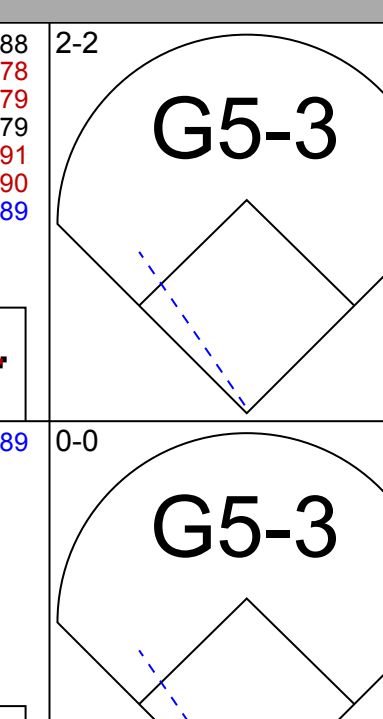
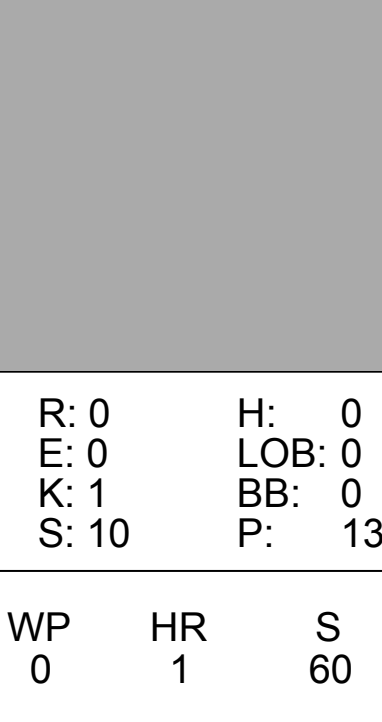
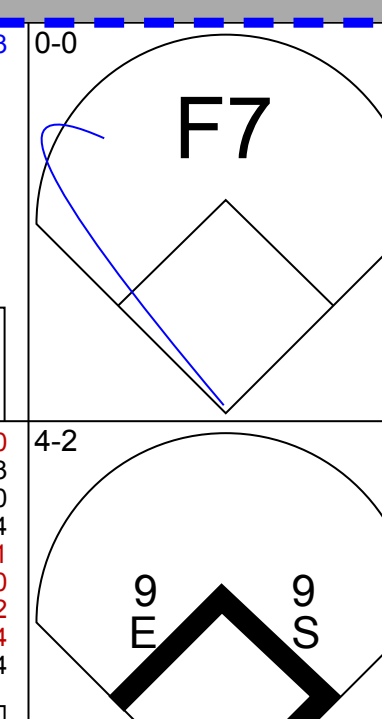
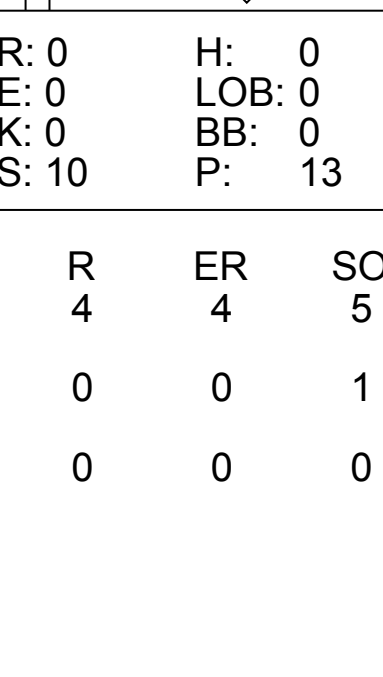
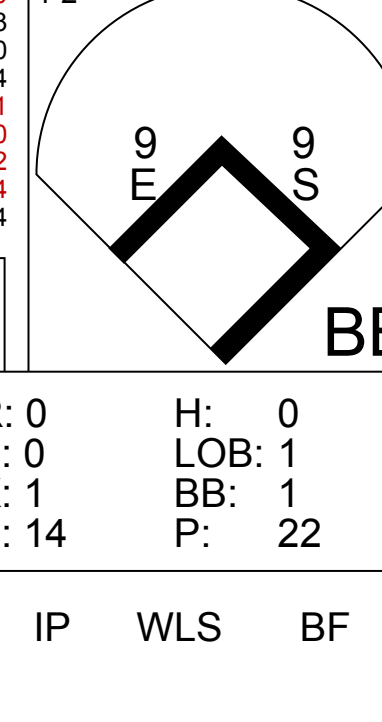
Batter	1	2	3	4	5	6	7	8	9	AB	R	H	RBI	BB	SO	LOB	BOTTOM										
9 Dee Strange-Gordon, L (1.4) OBP: 0.379, SLG: 0.418	L7		G3-1			F7				4	0	1	0	0	0	0											
14 Martín Prado, R (1.5) OBP: 0.313, SLG: 0.376	F7									3	1	1	1	1	0	0											
21 Christian Yelich, L (1.7) OBP: 0.292, SLG: 0.319										3	1	1	0	1	1	2											
27 Giancarlo Stanton, R (1.9) OBP: 0.338, SLG: 0.595										3	1	2	0	1	0	1											
13 Marcell Ozuna, R (1.8) OBP: 0.344, SLG: 0.396										3	0	1	1	0	0	3											
48 Justin Bour, L (1.3) OBP: 0.351, SLG: 0.494										3	1	1	0	1	0	4											
20 J.T. Realmuto, R (1.2) OBP: 0.272, SLG: 0.392										4	1	1	3	0	0	5											
3 Adeiny Hechavarria, R (1.6) OBP: 0.332, SLG: 0.415										4	0	0	0	0	0	0											
62 José Ureña, R (1.1) ERA: 4.44										2	0	0	0	0	2	0											
40 Mike Dunn, L (7.1) ERA: 4.5										0	0	0	0	0	0	0											
32 Derek Dietrich, L (7. PH) OBP: 0.324, SLG: 0.323										1	0	0	0	0	1	0											
22 Carter Capps, R (8.1) ERA: 1.29										0	0	0	0	0	0	0											
51 Ichiro Suzuki, L (8. PH) OBP: 0.324, SLG: 0.323										1	0	0	0	0	0	0											
44 AJ Ramos, R (9.1) ERA: 1.52										0	0	0	0	0	0	0											
Inning Stats	R: 0 E: 0 K: 1 S: 8	H: 0 LOB: 0 BB: 0 P: 12	R: 0 E: 0 K: 0 S: 8	H: 1 LOB: 1 BB: 0 P: 15	R: 0 E: 0 K: 1 S: 6	H: 0 LOB: 0 BB: 0 P: 8	R: 1 E: 0 K: 0 S: 17	H: 3 LOB: 2 BB: 0 P: 26	R: 0 E: 0 K: 1 S: 8	H: 0 LOB: 0 BB: 0 P: 11	R: 1 E: 0 K: 0 S: 10	H: 2 LOB: 2 BB: 1 P: 19	R: 0 E: 0 K: 1 S: 10	H: 1 LOB: 2 BB: 1 P: 19	R: 3 E: 0 K: 0 S: 14	H: 1 LOB: 0 BB: 2 P: 26	R: 0 E: 0 K: 0 S: 6	H: 0 LOB: 0 BB: 0 P: 9	1B: 5 2B: 1 3B: 0 HR: 2	SF: 0 SAC: 0 DP: 1 HBP: 1	WP: 0 PB: 0 SB: 2 CS: 0	PA: 36					
PITCHER	IP	WLS	BF	H	R	ER	SO	BB	IBB	HBP	BLK	WP	HR	S	P	ERA	WHIP										
38 Kyle Kendrick, R (1.1) ERA: 4.34	6.2	L	29	7	2	2	4	2	0	1	0	0	0	64	104	2.70	1.350										
53 Christian Friedrich, L (7.1) ERA: 4.5	0.1		1	0	0	0	0	0	0	0	0	0	0	3	6	0.00	0.000										
45 Scott Oberg, R (8.1) ERA: 4.34	1.0		6	1	3	3	0	2	0	0	0	0	1	14	26	27.00	3.000										

Colorado Rockies @ Miami Marlins
Marlins Park, Miami, FL
Fri Jun 12 2015, 7:14 PM - 9:59 PM EDT
Att: 20,355 - Roof Closed - 76 F

AB 31
R 5
H 8
RBI 5
BB 4
SO 4
LOB 15



Batter	1	2	3	4	5	6	7	8	9	AB	R	H	RBI	BB	SO	LOB	TOP					
9 DJ LeMahieu, R OBP: 0.395, SLG: 0.449										4	1	1	0	0	1	0	Colorado Rockies @ Miami Marlins Marlins Park, Miami, FL Sat Jun 13 2015, 4:12 PM - 6:54 PM EDT Att: 26,647 - Roof Closed - 71 F					
6 Corey Dickerson, L OBP: 0.339, SLG: 0.521 19 Charlie Blackmon, L OBP: 0.337, SLG: 0.409										3	0	0	0	0	2	1						
2 Troy Tulowitzki, R OBP: 0.333, SLG: 0.495										4	0	1	1	0	2	1						
5 Carlos González, L OBP: 0.312, SLG: 0.386										4	0	0	0	0	2	2						
28 Nolan Arenado, R OBP: 0.303, SLG: 0.540										4	0	1	0	0	1	1						
10 Ben Paulsen, L OBP: 0.363, SLG: 0.622										4	0	0	0	0	3	1						
8 Michael McKenry, R OBP: 0.382, SLG: 0.538										2	0	1	0	2	0	0						
1 Brandon Barnes, R OBP: 0.351, SLG: 0.391										3	0	0	0	0	1	4						
61 David Hale, R										2	0	0	0	0	2	1						
43 Rafael Ynoa, S OBP: 0.279, SLG: 0.318 51 Brooks Brown, L OBP: 0.329, SLG: 0.328 32 LaTroy Hawkins, R										1	0	0	0	0	1	1						
										0	0	0	0	0	0	0						
										0	0	0	0	0	0	0						
Inning Stats	R: 0 E: 0 K: 2 S: 7	H: 0 LOB: 0 BB: 0 P: 10	R: 0 E: 0 K: 1 S: 17	H: 1 LOB: 2 BB: 1 P: 25	R: 0 E: 0 K: 2 S: 8	H: 0 LOB: 0 BB: 0 P: 9	R: 0 E: 0 K: 1 S: 7	H: 0 LOB: 0 BB: 0 P: 9	R: 0 E: 0 K: 3 S: 10	H: 0 LOB: 1 BB: 1 P: 15	R: 1 E: 0 K: 0 S: 16	H: 2 LOB: 1 BB: 0 P: 21	R: 0 E: 0 K: 2 S: 9	H: 1 LOB: 1 BB: 0 P: 12	R: 0 E: 0 K: 2 S: 10	H: 1 LOB: 1 BB: 0 P: 13	R: 0 E: 0 K: 2 S: 9	H: 0 LOB: 0 BB: 0 P: 15	1B: 3 2B: 1 3B: 1 HR: 0	SF: 0 SAC: 0 DP: 0 HBP: 0	WP: 0 PB: 0 SB: 2 CS: 0	PA: 34
PITCHER	IP	WLS	BF	H	R	ER	SO	BB	IBB	HBP	BLK	WP	HR	S	P	ERA	WHIP					
35 Mat Latos, R ERA: 5.44	7.0	W	27	4	1	1	11	2	0	0	0	0	0	74	101	1.29	0.857					
36 Sam Dyson, R ERA: 3.03	0.2	H	3	1	0	0	1	0	0	0	0	0	0	7	9	0.00	1.500					
40 Mike Dunn, L ERA: 4.43	0.1	H	1	0	0	0	1	0	0	0	0	0	0	3	4	0.00	0.000					
44 AJ Ramos, R ERA: 1.47	1.0	S	3	0	0	0	2	0	0	0	0	0	0	9	15	0.00	0.000					

Batter	1	2	3	4	5	6	7	8	9	AB	R	H	RBI	BB	SO	LOB	BOTTOM				
9 Dee Strange-Gordon, L OBP: 0.377, SLG: 0.416										4	1	1	0	0	2	1	Colorado Rockies @ Miami Marlins Marlins Park, Miami, FL Sat Jun 13 2015, 4:12 PM - 6:54 PM EDT Att: 26,647 - Roof Closed - 71 F				
14 Martín Prado, R OBP: 0.312, SLG: 0.372									3	0	0	0	1	1	1						
21 Christian Yelich, L OBP: 0.291, SLG: 0.317										4	2	1	0	0	1	2					
27 Giancarlo Stanton, R OBP: 0.344, SLG: 0.613									3	1	2	4	1	0	0						
13 Marcell Ozuna, R OBP: 0.339, SLG: 0.389										4	0	0	0	0	2						
48 Justin Bour, L OBP: 0.350, SLG: 0.484											2	0	0	0	1	0					
6 Jeff Mathis, R OBP: 0.235, SLG: 0.250									3	0	0	0	0	0	2						
3 Adeiny Hechavarria, R OBP: 0.328, SLG: 0.409										3	0	0	0	0	0	0					
35 Mat Latos, R OBP: 0.364, SLG: 0.364 51 Ichiro Suzuki, L OBP: 0.329, SLG: 0.328 36 Sam Dyson, R										2	0	0	0	0	1	0					
40 Mike Dunn, L ERA: 4.56 51 Brooks Brown, R ERA: 3.03 32 LaTroy Hawkins, R ERA: 7.88										0	0	0	0	0	0	0					
										0	0	0	0	0	0	0					
										0	0	0	0	0	0	0					
Inning Stats	R: 2 E: 0 K: 0 S: 12	H: 2 LOB: 2 BB: 2 P: 22	R: 0 E: 0 K: 0 S: 10	H: 0 LOB: 0 BB: 0 P: 13	R: 0 E: 0 K: 2 S: 8	H: 0 LOB: 1 BB: 1 P: 18	R: 0 E: 0 K: 1 S: 10	H: 0 LOB: 0 BB: 0 P: 13	R: 2 E: 0 K: 0 S: 12	H: 2 LOB: 0 BB: 0 P: 21	R: 0 E: 0 K: 1 S: 14	H: 0 LOB: 1 BB: 1 P: 22	R: 0 E: 0 K: 0 S: 4	H: 0 LOB: 0 BB: 0 P: 5	R: 0 E: 0 K: 0 S: 4	H: 0 LOB: 0 BB: 0 P: 5	1B: 2 2B: 1 3B: 0 HR: 1	SF: 0 SAC: 0 DP: 0 HBP: 0	WP: 0 PB: 0 SB: 2 CS: 0	PA: 32	
PITCHER	IP	WLS	BF	H	R	ER	SO	BB	IBB	HBP	BLK	WP	HR	S	P	ERA	WHIP				
61 David Hale, R ERA: 4.56	6.0	L	25	4	4	4	5	2	1	0	0	0	0	60	100	6.00	1.000				
51 Brooks Brown, R ERA: 3.03	1.0		4	0	0	0	1	1	0	0	0	0	0	14	22	0.00	1.000				
32 LaTroy Hawkins, R ERA: 7.88	1.0		3	0	0	0	0	0	0	0	0	0	0	4	5	0.00	0.000				

AB	32
R	1
H	5
RBI	1
BB	2
SO	15
LOB	12



Batter	1	2	3	4	5	6	7	8	9	AB R H RBI BB SO LOB	TOP					
19 Charlie Blackmon, L (1.8) OBP: 0.338, SLG: 0.419										4 1 1 1 1 1 2	Colorado Rockies @ Miami Marlins Marlins Park, Miami, FL Sun Jun 14 2015, 1:13 PM - 4:19 PM EDT Att: 20,879 - Roof Closed - 74 F					
9 DJ LeMahieu, R (1.4) OBP: 0.387, SLG: 0.439										5 0 0 1 0 2 3						
2 Troy Tulowitzki, R (1.6) OBP: 0.336, SLG: 0.490										2 1 0 0 2 1 0						
5 Carlos González, L (1.9) OBP: 0.311, SLG: 0.389										4 0 1 0 0 1 4						
28 Nolan Arenado, R (1.5) OBP: 0.306, SLG: 0.550										3 1 1 2 1 0 1						
10 Ben Paulsen, L (1.3) OBP: 0.345, SLG: 0.590										4 0 0 0 0 1 2						
4 Nick Hundley, R (1.2) OBP: 0.333, SLG: 0.437										2 1 0 0 1 1 1						
1 Brandon Barnes, R (1.7) OBP: 0.359, SLG: 0.397										4 0 2 0 0 0 2						
29 Jorge De La Rosa, L (1.1) OBP: 0.118, SLG: 0.118										3 0 0 0 0 1 3						
48 Boone Logan, R (8.1)										0 0 0 0 0 0 0						
54 Tommy Kahnle, R (8.1)										0 0 0 0 0 0 0						
20 Wilin Rosario, R (9. PH)										1 0 0 0 0 1 1						
66 John Axford, R (9.1)										0 0 0 0 0 0 0						
Inning Stats	R: 3 H: 2 E: 0 K: 0 S: 22	H: 2 R: 1 ER: 1 LOB: 1 P: 37	R: 0 H: 0 E: 0 K: 0 S: 8	H: 0 R: 0 ER: 0 LOB: 1 P: 9	R: 0 H: 0 E: 0 K: 1 S: 10	H: 0 R: 0 ER: 0 LOB: 1 P: 15	R: 0 H: 0 E: 0 K: 3 S: 9	H: 1 R: 0 ER: 0 LOB: 1 P: 11	R: 1 H: 1 E: 0 K: 1 S: 14	H: 3 R: 0 ER: 0 LOB: 0 P: 32	R: 0 H: 0 E: 0 K: 2 S: 10	H: 1 R: 0 ER: 0 LOB: 1 P: 13	1B: 2 2B: 1 3B: 0 HR: 2	SF: 0 SAC: 0 DP: 0 HBP: 1	WP: 0 PB: 0 SB: 1 CS: 0	PA: 38
PITCHER	IP WLS BF H R ER SO BB IBB HBP BLK WP HR S P ERA WHIP											IP WLS BF H R ER SO BB IBB HBP BLK WP HR S P ERA WHIP				
15 Dan Haren, R (1.1) ERA: 3.22	6.0 L 24 3 3 3 5 2 0 1 0 0 2 66 102 4.50 0.833															
56 Vin Mazzaro, R (7.1) ERA: 5.19	0.1 4 1 1 1 0 1 1 0 0 0 0 7 19 27.00 6.000															
31 Steve Cishek, R (7.1) ERA: 6.75	0.2 3 0 0 0 1 1 0 0 0 0 0 7 13 0.00 1.500															
52 Brad Hand, L (8.1) ERA: 5.4	2.0 7 1 0 0 3 0 0 0 0 0 0 16 24 0.00 0.500															

Batter	1	2	3	4	5	6	7	8	9	AB R H RBI BB SO LOB	BOTTOM											
9 Dee Strange-Gordon, L (1.4) OBP: 0.377, SLG: 0.415										5 0 2 0 0 2 2	Colorado Rockies @ Miami Marlins Marlins Park, Miami, FL Sun Jun 14 2015, 1:13 PM - 4:19 PM EDT Att: 20,879 - Roof Closed - 74 F											
14 Martín Prado, R (1.5) OBP: 0.311, SLG: 0.370										1 0 0 0 0 0 1												
17 Donovan Solano, R (1. FR)										3 0 0 0 0 0 3												
21 Christian Yelich, L (1.7) OBP: 0.290, SLG: 0.312										3 0 0 0 1 0 1												
27 Giancarlo Stanton, R (1.9) OBP: 0.347, SLG: 0.609										3 0 1 0 1 0 3												
13 Marcell Ozuna, R (1.8) OBP: 0.333, SLG: 0.382										4 0 0 0 0 3 4												
10 Jeff Baker, R (1.3) OBP: 0.345, SLG: 0.490										2 0 1 0 1 1 0												
48 Justin Bour, L (8. PH)										1 0 0 0 0 0 1												
20 J.T. Realmuto, R (1.2) OBP: 0.272, SLG: 0.385										3 1 0 0 1 0 2												
3 Adeiny Hechavarria, R (1.6) OBP: 0.326, SLG: 0.404										3 0 0 0 1 1 3												
15 Dan Haren, R (1.1) ERA: 4.91	7.0 W 29 4 1 1 4 4 0 0 0 0 0 67 109 1.29 1.143																					
48 Boone Logan, L (8.1) ERA: 4.95	0.1 H 1 0 0 0 0 0 0 0 0 0 0 1 2 0.00 0.000																					
54 Tommy Kahnle, R (8.1) ERA: 1.35	0.2 H 3 1 0 0 1 0 0 0 0 0 0 9 16 0.00 1.500																					
66 John Axford, R (9.1) ERA: 0.47	1.0 S 4 0 0 0 3 1 0 0 0 0 0 0 12 20 0.00 1.000																					
Inning Stats	R: 0 H: 1 E: 1 K: 1 S: 11	H: 1 R: 0 ER: 0 LOB: 2 P: 19	R: 0 H: 1 E: 0 K: 0 S: 9	H: 1 R: 0 ER: 0 LOB: 0 P: 15	R: 0 H: 0 E: 1 K: 1 S: 10	H: 0 R: 0 ER: 0 LOB: 1 P: 11	R: 0 H: 0 E: 0 K: 2 S: 11	H: 0 R: 0 ER: 0 LOB: 0 P: 17	R: 0 H: 0 E: 0 K: 0 S: 6	H: 0 R: 0 ER: 0 LOB: 1 P: 14	R: 0 H: 0 E: 0 K: 0 S: 6	H: 0 R: 0 ER: 0 LOB: 0 P: 12	R: 1 H: 2 E: 0 K: 0 S: 14	H: 2 R: 0 ER: 0 LOB: 2 P: 21	R: 0 H: 1 E: 0 K: 1 S: 10	H: 1 R: 0 ER: 0 LOB: 0 P: 18	R: 0 H: 0 E: 0 K: 3 S: 12	H: 0 R: 0 ER: 0 LOB: 1 P: 20	1B: 4 2B: 1 3B: 0 HR: 0	SF: 0 SAC: 1 DP: 1 HBP: 0	WP: 0 PB: 0 SB: 1 CS: 1	PA: 37
PITCHER	IP WLS BF H R ER SO BB IBB HBP BLK WP HR S P ERA WHIP											IP WLS BF H R ER SO BB IBB HBP BLK WP HR S P ERA WHIP										
29 Jorge De La Rosa, L (1.1) ERA: 4.91	7.0 W 29 4 1 1 4 4 0 0 0 0 0 67 109 1.29 1.143																					
48 Boone Logan, L (8.1) ERA: 4.95	0.1 H 1 0 0 0 0 0 0 0 0 0 0 1 2 0.00 0.000																					
54 Tommy Kahnle, R (8.1) ERA: 1.35	0.2 H 3 1 0 0 1 0 0 0 0 0 0 9 16 0.00 1.500																					
66 John Axford, R (9.1) ERA: 0.47	1.0 S 4 0 0 0 3 1 0 0 0 0 0 0 12 20 0.00 1.000																					

AB	32
R	4
H	5
RBI	4
BB	5
SO	9
LOB	19



AB	31
R	1
H	5
RBI	1
BB	5
SO	8
LOB	22



Batter	1	2	3	4	5	6	7	8	9	AB	R	H	RBI	BB	SO	LOB	TOP			
9 Jean Segura, R OBP: 0.303, SLG: 0.373	G4-3	FC5		28 1B	G5-3					5	1	2	1	0	0	4	Milwaukee Brewers @ Colorado Rockies Coors Field, Denver, CO Fri Jun 19 2015, 6:43 PM - 9:58 PM MDT Att: 35,841 - Clear - 86 F			
28 Gerardo Parra, L OBP: 0.316, SLG: 0.438	8 HR	G6-4-3				F8	K			5	1	2	0	0	1	3				
8 Ryan Braun, R OBP: 0.319, SLG: 0.472	2H HR		K			P3		G4-3		4	1	1	2	0	1	0				
20 Jonathan Lucroy, R OBP: 0.278, SLG: 0.302	G6-3		16 1B	35 BB	SF9	F8		16 G5-4-3 BB		3	1	1	1	1	0	0				
16 Aramis Ramirez, R OBP: 0.256, SLG: 0.405			35 BB	15 BB	G5-3			15 3B	G5-4-3	5	2	3	1	0	0	2				
13 Will Smith, R										0	0	0	0	0	0	0				
51 Jonathan Broxton, R										0	0	0	0	0	0	0				
15 Jason Rogers, R OBP: 0.319, SLG: 0.400	K					K		35 1B	G5-3	4	1	1	1	1	2	0				
35 Shane Peterson, L OBP: 0.378, SLG: 0.390			14 2B	26 FC4-6		26 1B	5 1B	14 1B	K	4	2	3	2	1	1	0				
14 Hernán Pérez, R OBP: 0.177, SLG: 0.183					F9			5 G5-4-3 1B	F9	5	0	2	1	0	1	4				
26 Taylor Jungmann, R OBP: 0.333, SLG: 0.200										2	0	1	0	1	0	3				
5 Héctor Gómez, R OBP: 0.237, SLG: 0.387										1	0	0	0	0	0	2				
46 Corey Knebel, R										0	0	0	0	0	0	0				
2 Scooter Gennett, L OBP: 0.242, SLG: 0.319										0	0	0	0	0	0	0				
Inning Stats	R: 3 E: 0 K: 1 S: 16	H: 3 LOB: 0 BB: 0 P: 22	R: 1 E: 0 K: 0 S: 12	H: 2 LOB: 1 BB: 1 P: 18	R: 1 E: 0 K: 2 S: 14	H: 2 LOB: 3 BB: 2 P: 28	R: 1 E: 0 K: 0 S: 10	H: 2 LOB: 1 BB: 0 P: 15	R: 0 E: 0 K: 0 S: 7	H: 0 LOB: 0 BB: 0 P: 9	R: 3 E: 0 K: 1 S: 17	H: 5 LOB: 1 BB: 0 P: 25	R: 0 E: 0 K: 0 S: 3	H: 0 LOB: 0 BB: 0 P: 9	R: 0 E: 0 K: 1 S: 9	H: 0 LOB: 0 BB: 0 P: 14	1B: 10 2B: 3 3B: 1 HR: 2	SF: 1 SAC: 0 DP: 3 HBP: 1	WP: 0 PB: 0 SB: 1 CS: 0	PA: 44
PITCHER	IP WLS BF H R ER SO BB IBB HBP BLK WP HR S P ERA WHIP	IP WLS BF H R ER SO BB IBB HBP BLK WP HR S P ERA WHIP	IP WLS BF H R ER SO BB IBB HBP BLK WP HR S P ERA WHIP	IP WLS BF H R ER SO BB IBB HBP BLK WP HR S P ERA WHIP	IP WLS BF H R ER SO BB IBB HBP BLK WP HR S P ERA WHIP	IP WLS BF H R ER SO BB IBB HBP BLK WP HR S P ERA WHIP	IP WLS BF H R ER SO BB IBB HBP BLK WP HR S P ERA WHIP	IP WLS BF H R ER SO BB IBB HBP BLK WP HR S P ERA WHIP	IP WLS BF H R ER SO BB IBB HBP BLK WP HR S P ERA WHIP	IP WLS BF H R ER SO BB IBB HBP BLK WP HR S P ERA WHIP	IP WLS BF H R ER SO BB IBB HBP BLK WP HR S P ERA WHIP	IP WLS BF H R ER SO BB IBB HBP BLK WP HR S P ERA WHIP	IP WLS BF H R ER SO BB IBB HBP BLK WP HR S P ERA WHIP	IP WLS BF H R ER SO BB IBB HBP BLK WP HR S P ERA WHIP	IP WLS BF H R ER SO BB IBB HBP BLK WP HR S P ERA WHIP	IP WLS BF H R ER SO BB IBB HBP BLK WP HR S P ERA WHIP	IP WLS BF H R ER SO BB IBB HBP BLK WP HR S P ERA WHIP			
29 Jorge De La Rosa, L ERA: 5.47	5.0	L	28	11	6	6	4	3	0	1	0	0	0	2	64	101	10.80	2.800		
36 Christian Bergman, R ERA: 4.72	1.0		7	4	3	3	0	0	0	0	0	0	0	16	24	27.00	4.000			
32 LaTroy Hawkins, R ERA: 6.55	1.0		3	1	0	0	1	0	0	0	0	0	0	8	10	0.00	1.000			
45 Scott Oberg, R ERA: 5.13	2.0		6	0	0	0	1	1	0	0	0	0	0	12	23	0.00	0.500			


Batter	1	2	3	4	5	6	7	8	9	AB	R	H	RBI	BB	SO	LOB	BOTTOM					
19 Charlie Blackmon, L OBP: 0.340, SLG: 0.429	G3-1		G3-1							4	0	2	1	1	0	0	Milwaukee Brewers @ Colorado Rockies Coors Field, Denver, CO Fri Jun 19 2015, 6:43 PM - 9:58 PM MDT Att: 35,841 - Clear - 86 F					
9 DJ LeMahieu, R OBP: 0.369, SLG: 0.417	G5-3			28 3B	F7					5	1	1	0	0	1	3						
2 Troy Tulowitzki, R OBP: 0.335, SLG: 0.478	L8			28 3B						4	1	1	0	0	1	2						
5 Carlos González, L OBP: 0.306, SLG: 0.416		G4-3		L7		K		G4-3		4	0	0	0	0	1	2						
28 Nolan Arenado, R OBP: 0.313, SLG: 0.558		G6-3		10 2B	3B	10 3B	1B	G5-3		4	2	2	2	0	0	0						
10 Ben Paulsen, L OBP: 0.361, SLG: 0.596				4 G3	2B		3B	K2-3		4	0	3	2	0	1	0						
4 Nick Hundley, R OBP: 0.330, SLG: 0.433		FC6-4		G3					G3	4	0	0	0	0	1	3						
1 Brandon Barnes, R OBP: 0.365, SLG: 0.379				K2-3	G5-3		F9			4	1	1	0	0	1	2						
29 Jorge De La Rosa, L ERA: 5.47	6.0	W	26	8	4	4	4	1	0	0	0	0	0	0	0	0						
36 Christian Bergman, R ERA: 3.0	1.0		4	1	0	0	0	0	0	0	0	0	0	0	0	0						
32 LaTroy Hawkins, R ERA: 1.42	1.0		3	0	0	0	1	0	0	0	0	0	0	0	0	0						
43 Rafael Ynoa, S ERA: 1.42	1.0		5	2	1	1	1	0	0	0	0	0	0	0	0	0						
45 Scott Oberg, R ERA: 7.27	1.0		5	2	1	1	1	0	0	0	0	0	0	0	0	0						
20 Wilin Rosario, R OBP: 0.266, SLG: 0.441										1	0	0	0	0	0	0						
Inning Stats	R: 0 E: 0 K: 0 S: 7	H: 0 LOB: 0 BB: 0 P: 11	R: 0 E: 0 K: 0 S: 9	H: 1 LOB: 1 BB: 0 P: 14	R: 0 E: 0 K: 1 S: 10	H: 0 LOB: 0 BB: 0 P: 13	R: 3 E: 0 K: 0 S: 16	H: 4 LOB: 1 BB: 0 P: 23	R: 0 E: 0 K: 1 S: 9	H: 1 LOB: 1 BB: 1 P: 16	R: 1 E: 0 K: 2 S: 14	H: 2 LOB: 1 BB: 0 P: 23	R: 0 E: 0 K: 0 S: 12	H: 1 LOB: 1 BB: 0 P: 16	R: 0 E: 0 K: 1 S: 7	H: 0 LOB: 0 BB: 0 P: 8	R: 1 E: 0 K: 1 S: 14	H: 2 LOB: 1 BB: 0 P: 18	1B: 5 2B: 3 3B: 3 HR: 0	SF: 0 SAC: 0 DP: 0 HBP: 0	WP: 0 PB: 0 SB: 2 CS: 1	PA: 38
PITCHER	IP WLS BF H R ER SO BB IBB HBP BLK WP HR S P ERA WHIP	IP WLS BF H R ER SO BB IBB HBP BLK WP HR S P ERA WHIP	IP WLS BF H R ER SO BB IBB HBP BLK WP HR S P ERA WHIP	IP WLS BF H R ER SO BB IBB HBP BLK WP HR S P ERA WHIP	IP WLS BF H R ER SO BB IBB HBP BLK WP HR S P ERA WHIP	IP WLS BF H R ER SO BB IBB HBP BLK WP HR S P ERA WHIP	IP WLS BF H R ER SO BB IBB HBP BLK WP HR S P ERA WHIP	IP WLS BF H R ER SO BB IBB HBP BLK WP HR S P ERA WHIP	IP WLS BF H R ER SO BB IBB HBP BLK WP HR S P ERA WHIP	IP WLS BF H R ER SO BB IBB HBP BLK WP HR S P ERA WHIP	IP WLS BF H R ER SO BB IBB HBP BLK WP HR S P ERA WHIP	IP WLS BF H R ER SO BB IBB HBP BLK WP HR S P ERA WHIP	IP WLS BF H R ER SO BB IBB HBP BLK WP HR S P ERA WHIP	IP WLS BF H R ER SO BB IBB HBP BLK WP HR S P ERA WHIP	IP WLS BF H R ER SO BB IBB HBP BLK WP HR S P ERA WHIP	IP WLS BF H R ER SO BB IBB HBP BLK WP HR S P ERA WHIP	IP WLS BF H R ER SO BB IBB HBP BLK WP HR S P ERA WHIP					
26 Taylor Jungmann, R ERA: 3.5	6.0	W	26	8	4	4	4	1	0	0	0	0	0	0	0	0						
46 Corey Knebel, R ERA: 3.0	1.0		4	1	0	0	0	0	0	0	0	0	0	0	0	0						
13 Will Smith, L ERA: 1.42	1.0		3	0	0	0	1	0	0	0	0	0	0	0	0	0						
51 Jonathan Broxton, R ERA: 7.27	1.0		5	2	1	1	1	0	0	0	0	0	0	0	0	0						



Batter	1	2	3	4	5	6	7	8	9	AB	R	H	RBI	BB	SO	LOB	TOP										
11 AJ Pollock, R (1,8) OBP: 0.351, SLG: 0.478	L7		L3		HR		P3		L7								5 1 3 1 0 0 0										
19 Jake Lamb, L (1,5) OBP: 0.354, SLG: 0.403	K		L3		1B		L7		K								5 0 1 0 0 2 3										
44 Paul Goldschmidt, R (1,3) OBP: 0.472, SLG: 0.649	L8		L3		1B		L9		G4-3								4 1 1 0 1 0 3										
6 David Peralta, L (1,7) OBP: 0.322, SLG: 0.428		HR			G4-3		G4-3		BB								4 1 3 0 0 0 1										
2 Aaron Hill, R (1,4) OBP: 0.293, SLG: 0.329	L9		P5				K		FC6								4 0 0 1 0 1 4										
26 Danny Dorn, L (1,9) OBP: 0.280, SLG: 0.261	F7				G1-3		F8		G4-1								4 0 0 0 0 0 2										
7 Wellington Castillo, R (1,2) OBP: 0.259, SLG: 0.390	HR				G6-3				K								3 1 1 2 1 1 1										
13 Nick Ahmed, R (1,6) OBP: 0.305, SLG: 0.333	HR				G6-3		G5-3		G4-3								4 1 1 1 0 0 1										
57 Chase Anderson, R (1,1) ERA: 5.96	G4-3				K		G6-3		G4-3								2 0 0 0 0 0 1 0										
48 Randall Delgado, R (5,1) ERA: 4.54																	0 0 0 0 0 0 0 0										
16 Chris Owings, R (7,PH) ERA: 3.12																	1 0 0 0 0 0 0 0										
30 David Hernandez, R (7,1) ERA: 2.08																	0 0 0 0 0 0 0 0										
55 Josh Collmenter, R (8,1) ERA: 5.23																	0 0 0 0 0 0 0 0										
4 Cliff Pennington, S (8,PH) ERA: 5.23																	1 0 1 0 0 0 0 0										
Inning Stats	R: 0 E: 0 K: 1 S: 10	H: 0 LOB: 0 BB: 0 P: 14	R: 3 E: 0 K: 0 S: 12	H: 3 LOB: 0 BB: 0 P: 20	R: 0 E: 0 K: 0 S: 11	H: 3 LOB: 2 BB: 0 P: 19	R: 0 E: 0 K: 0 S: 4	H: 0 LOB: 0 BB: 0 P: 4	R: 1 E: 0 K: 1 S: 7	H: 2 LOB: 1 BB: 0 P: 9	R: 0 E: 0 K: 1 S: 9	H: 0 LOB: 1 BB: 1 P: 16	R: 0 E: 0 K: 0 S: 7	H: 0 LOB: 0 BB: 0 P: 12	R: 1 E: 0 K: 1 S: 13	H: 1 LOB: 1 BB: 1 P: 20	R: 0 E: 0 K: 1 S: 11	H: 2 LOB: 2 BB: 0 P: 16	1B: 8 2B: 1 3B: 0 HR: 3	SF: 0 SAC: 0 DP: 1 HBP: 0	WP: 1 PB: 0 SB: 0 CS: 0	PA: 39					
PITCHER	IP	WLS	BF	H	R	ER	SO	BB	IBB	HBP	BLK	WP	HR	S	P	ERA	WHIP										
38 Kyle Kendrick, R (1,1) ERA: 5.96	6.0	W	26	8	4	4	3	1	0	0	0	1	3	53	82	6.00	1.500										
45 Scott Oberg, R (7,1) ERA: 4.54	1.0		3	0	0	0	0	0	0	0	0	0	0	7	12	0.00	0.000										
54 Tommy Kahnle, R (8,1) ERA: 1.59	1.0		5	1	1	1	1	1	0	0	0	0	0	13	20	9.00	2.000										
32 LaTroy Hawkins, R (9,1) ERA: 6.0	1.0		5	2	0	0	1	0	0	0	0	0	0	11	16	0.00	2.000										

Arizona Diamondbacks @ Colorado Rockies
Coors Field, Denver, CO
Tue Jun 23 2015, 6:42 PM - 10:10 PM MDT
Att: 30,079 - Cloudy - 83 F


AB 37
R 5
H 11
RBI 5
BB 2
SO 5
LOB 15



Batter	1	2	3	4	5	6	7	8	9	AB	R	H	RBI	BB	SO	LOB	BOTTOM										
19 Charlie Blackmon, L (1,8) OBP: 0.352, SLG: 0.447	BB		G6-4-3		2B		G3										2 1 1 1 2 0 0										
9 DJ LeMahieu, R (1,4) OBP: 0.366, SLG: 0.419	K		L7		2B		HR										3 2 1 1 1 1 2										
2 Troy Tulowitzki, R (1,6) OBP: 0.340, SLG: 0.479	K		G6-4-3		1B		HR		1B								4 1 2 1 0 1 2										
28 Nolan Arenado, R (1,5) OBP: 0.318, SLG: 0.590	F8				HR		HR		G4-6-3								4 2 2 4 0 0 2										
10 Ben Paulsen, L (1,7) OBP: 0.349, SLG: 0.561		G3-1			G5-3		L8		G3								4 0 0 0 0 0 0										
20 Wilin Rosario, R (1,3) OBP: 0.296, SLG: 0.475					G2-3		HR										3 2 2 1 0 0 0										
43 Rafael Ynoa, S (8,7) OBP: 0.284, SLG: 0.308		2B					HR		F7								1 0 0 0 0 0 0										
4 Nick Hundley, R (1,2) OBP: 0.342, SLG: 0.452		1B			P3		F7		L8								4 0 1 1 0 0 0										
1 Brandon Barnes, R (1,9) OBP: 0.381, SLG: 0.415		G1-3					K		HR								4 2 2 1 0 1 1										
38 Kyle Kendrick, R (1,1) ERA: 5.96					SH3-4		K		HR								2 0 0 0 0 2 1										
45 Scott Oberg, R (7,1) ERA: 4.54					SH3-4		K2-3		P6								0 0 0 0 0 0 0										
54 Tommy Kahnle, R (8,1) ERA: 1.59																	0 0 0 0 0 0 0										
3 Daniel Descalso, L (8,PH) OBP: 0.280, SLG: 0.310																	1 0 0 0 0 0 0										
32 LaTroy Hawkins, R (9,1) ERA: 6.0																	0 0 0 0 0 0 0										
Inning Stats	R: 0 E: 0 K: 2 S: 9	H: 0 LOB: 1 BB: 1 P: 17	R: 1 E: 0 K: 1 S: 11	H: 2 LOB: 1 BB: 0 P: 13	R: 0 E: 0 K: 0 S: 6	H: 0 LOB: 0 BB: 1 P: 10	R: 1 E: 0 K: 0 S: 7	H: 1 LOB: 0 BB: 0 P: 10	R: 6 E: 0 K: 0 S: 26	H: 5 LOB: 0 BB: 1 P: 39	R: 0 E: 0 K: 2 S: 7	H: 0 LOB: 0 BB: 0 P: 11	R: 1 E: 0 K: 0 S: 10	H: 2 LOB: 0 BB: 0 P: 12	R: 1 E: 0 K: 0 S: 7	H: 1 LOB: 0 BB: 0 P: 11	1B: 4 2B: 2 3B: 0 HR: 5	SF: 0 SAC: 1 DP: 2 HBP: 0	WP: 0 PB: 0 SB: 0 CS: 0	PA: 36							
PITCHER	IP	WLS	BF	H	R	ER	SO	BB	IBB	HBP	BLK	WP	HR	S	P	ERA	WHIP										
57 Chase Anderson, R (1,1) ERA: 3.54	4.2	L	24	8	8	8	3	3	0	0	0	0	0	11	18	0.00	0.000										
48 Randall Delgado, R (5,1) ERA: 3.12	1.1		4	0	0	0	2	0	0	0	0	0	0	1	10	9.00	2.000										
30 David Hernandez, R (7,1) ERA: 2.08	1.0		4	2	1	1	0	0	0	0	0	0	0	7	11	9.00	1.000										
55 Josh Collmenter, R (8,1) ERA: 5.23	1.0		4	1	1	1	0	0	0	0	0	0	0	1	7	9.00	1.000										

Arizona Diamondbacks @ Colorado Rockies
Coors Field, Denver, CO
Tue Jun 23 2015, 6:42 PM - 10:10 PM MDT
Att: 30,079 - Cloudy - 83 F

AB 32
R 10
H 11
RBI 10
BB 3
SO 5
LOB 8



Batter	1	2	3	4	5	6	7	8	9	AB	R	H	RBI	BB	SO	LOB	TOP								
13 Nick Ahmed, R (1,6) OBP: 0.308, SLG: 0.342 26 Danny Dorn, L (9,PH) OBP: 0.259, SLG: 0.240	F8		L8		G6-3		2B		G3	4	1	1	0	0	0	2	Arizona Diamondbacks @ Colorado Rockies Coors Field, Denver, CO Thu Jun 25 2015, 1:12 PM - 4:41 PM MDT Att: 30,568 - Sunny - 80 F livebaseballscorecards.com								
11 AJ Pollock, R (1,8) OBP: 0.349, SLG: 0.473	K		G5-3			BB	2B		BB	4	1	2	1	1	1	0									
44 Paul Goldschmidt, R (1,3) OBP: 0.473, SLG: 0.654	1B				G6-3				SF7	2	0	1	1	2	0	0									
24 Yasmany Tomás, R (1,9) OBP: 0.353, SLG: 0.433	G6-3				G5-3		L5		K	5	0	0	0	0	1	6									
2 Aaron Hill, R (1,5) OBP: 0.285, SLG: 0.321	L6		G5-3			L8			K	4	0	0	0	0	1	2									
7 Wellington Castillo, R (1,2) OBP: 0.287, SLG: 0.389	K				BB	1B			F7	3	0	1	1	1	1	0									
16 Chris Owings, R (1,4) OBP: 0.254, SLG: 0.331	1B				G5-4-3	P2			F7	4	0	1	0	0	0	3									
6 David Peralta, L (1,7) 4 Cliff Pennington, S (9,PH) OBP: 0.324, SLG: 0.422 OBP: 0.313, SLG: 0.232	G6-3				1B				BB	3	0	1	0	0	1	1									
12 Rubby De La Rosa, R (1,1) OBP: 0.086, SLG: 0.086 41 Daniel Hudson, R (8,1) 59 Oliver Pérez, L (8,1) 8 Jarrod Saltalamacchia, 3B (PH) OBP: 0.284, SLG: 0.284	K								1B	3	0	1	0	0	2	0									
									1B	0	0	0	0	0	0	0									
									1B	1	1	1	0	0	0	0									
Inning Stats	R: 0 H: 1 E: 0 K: 1 S: 11	H: 1 LOB: 1 BB: 0 P: 16	R: 0 H: 1 E: 0 K: 1 S: 12	H: 1 LOB: 1 BB: 0 P: 15	R: 0 H: 0 E: 0 K: 1 S: 7	H: 0 LOB: 0 BB: 0 P: 10	R: 0 H: 0 E: 0 K: 0 S: 5	H: 0 LOB: 0 BB: 0 P: 7	R: 0 H: 2 E: 0 K: 0 S: 13	H: 2 LOB: 2 BB: 1 P: 20	R: 1 H: 1 E: 0 K: 0 S: 15	H: 1 LOB: 2 BB: 2 P: 27	R: 1 H: 2 E: 0 K: 2 S: 12	H: 2 LOB: 2 BB: 1 P: 23	R: 0 H: 0 E: 0 K: 1 S: 9	H: 0 LOB: 0 BB: 0 P: 11	R: 2 H: 2 E: 0 K: 1 S: 22	H: 2 LOB: 1 BB: 1 P: 32	1B: 7 2B: 2 3B: 0 HR: 0	SF: 1 DP: 1 HBP: 0	WP: 0 PB: 0 SB: 2 CS: 0	PA: 40			
PITCHER	IP	WLS	BF	H	R	ER	SO	BB	IBB	HBP	BLK	WP	HR	S	P	ERA	WHIP								
29 Jorge De La Rosa, L (1,1) ERA: 9.15	5.0		21	4	1	1	3	3	0	0	0	0	0	54	82	1.80	1.400								
36 Christian Bergman, R (8,1) ERA: 4.66	2.0	10	3	1	1	2	0	1	0	0	0	0	0	21	36	4.50	1.500								
60 Justin Miller, R (8,1) ERA: 2.08	1.0	W	3	0	0	0	1	0	0	0	0	0	0	9	11	0.00	0.000								
48 Boone Logan, L (9,1) ERA: 5.32	0.0		2	1	2	2	0	1	0	0	0	0	0	3	7	=	=								
66 John Axford, R (9,1) ERA: 2.42	1.0	S	4	1	0	0	1	0	0	0	0	0	0	19	25	0.00	1.000								

Batter	1	2	3	4	5	6	7	8	9	AB	R	H	RBI	BB	SO	LOB	BOTTOM								
19 Charlie Blackmon, L (1,8) OBP: 0.354, SLG: 0.443	K					G3			K	4	1	1	0	1	2	3	Arizona Diamondbacks @ Colorado Rockies Coors Field, Denver, CO Thu Jun 25 2015, 1:12 PM - 4:41 PM MDT Att: 30,568 - Sunny - 80 F livebaseballscorecards.com								
43 Rafael Ynoa, S (1,4) OBP: 0.274, SLG: 0.296	G1-3				FC4-6	G6-3			SH1-3	3	0	0	0	0	0	1									
28 Nolan Arenado, R (1,5) OBP: 0.319, SLG: 0.593	P3				F8				HR	3	2	1	1	1	0	1									
10 Ben Paulsen, L (1,7) OBP: 0.342, SLG: 0.529	G6-3				G5-3				G4-1	4	0	0	1	0	0	2									
20 Wilin Rosario, R (1,3) OBP: 0.318, SLG: 0.484 5 Carlos González, L (9,9) OBP: 0.302, SLG: 0.409	P6								G4-1	4	1	3	1	0	0	0									
8 Michael McKenry, R (1,2) OBP: 0.347, SLG: 0.463 48 Boone Logan, R (9,1) 66 John Axford, R (9,1)	G5-3								1B	3	1	0	0	1	2	2									
									BB	0	0	0	0	0	0	0									
									BB	0	0	0	0	0	0	0									
									BB	0	0	0	0	0	0	0									
									BB	0	0	0	0	0	0	0									
Inning Stats	R: 0 H: 0 E: 0 K: 1 S: 5	H: 0 LOB: 0 BB: 0 P: 8	R: 0 H: 0 E: 0 K: 0 S: 8	H: 0 LOB: 0 BB: 0 P: 13	R: 0 H: 0 E: 0 K: 1 S: 9	H: 0 LOB: 0 BB: 0 P: 12	R: 0 H: 1 E: 0 K: 0 S: 7	H: 1 LOB: 1 BB: 0 P: 9	R: 0 H: 2 E: 0 K: 1 S: 14	H: 2 LOB: 2 BB: 1 P: 22	R: 1 H: 1 E: 0 K: 0 S: 9	H: 1 LOB: 0 BB: 0 P: 12	R: 0 H: 1 E: 0 K: 1 S: 11	H: 1 LOB: 1 BB: 0 P: 16	R: 5 H: 2 E: 1 K: 1 S: 20	H: 2 LOB: 3 BB: 5 P: 45	1B: 5 2B: 0 3B: 0 HR: 2	SF: 0 DP: 1 HBP: 0	WP: 0 PB: 0 SB: 2 CS: 0	PA: 37					
PITCHER	IP	WLS	BF	H	R	ER	SO	BB	IBB	HBP	BLK	WP	HR	S	P	ERA	WHIP								
12 Rubby De La Rosa, R (1,1) ERA: 4.88	7.0		26	5	1	1	4	1	0	0	0	0	0	63	92	1.29	0.857								
41 Daniel Hudson, R (8,1) ERA: 3.82	0.2	L	7	2	5	3	0	2	1	0	0	0	1	12	29	40.50	6.000								
59 Oliver Pérez, L (8,1) ERA: 4.74	0.1		4	0	0	0	1	1	1	0	0	0	0	8	16	0.00	3.000								

Batter	1	2	3	4	5	6	7	8	9	AB	R	H	RBI	BB	SO	LOB	TOP					
19 Charlie Blackmon, L OBP: 0.351, SLG: 0.439	G4-3		K		G4-3		G4-6-3			5	1	1	0	0	1	1	Colorado Rockies @ San Francisco Giants AT&T Park, San Francisco, CA Fri Jun 26 2015, 7:15 PM - 10:45 PM PDT Att: 41,887 - Partly Cloudy - 64 F					
9 DJ LeMahieu, R OBP: 0.357, SLG: 0.407	G6-3		F9		G5-3		L9		L9	5	0	0	0	0	0	1						
2 Troy Tulowitzki, R OBP: 0.351, SLG: 0.490	K		1B		1B		1B		F7	4	2	2	0	1	1	0						
5 Carlos González, L OBP: 0.316, SLG: 0.435			1B		1B		1B		2B	5	3	5	1	0	0	0						
28 Nolan Arenado, R OBP: 0.324, SLG: 0.614	K		G5-3		1B		1B		3B	4	2	2	4	1	1	3						
10 Ben Paulsen, L OBP: 0.353, SLG: 0.532			1B		G3-1		G3-1		1B	5	0	3	2	0	0	0						
4 Nick Hundley, R OBP: 0.349, SLG: 0.464	K		P4		1B		F7		1B	5	0	2	0	0	1	4						
1 Brandon Barnes, R OBP: 0.373, SLG: 0.396			G6-3		G6-3		G6-3		L7	5	0	2	0	0	0	3						
35 Chad Bettis, R 3 Daniel Descalso, L 63 Rafael Betancourt, R 20 Wilin Rosario, R 45 Scott Oberg, R 48 Boone Logan, R 54 Tommy Kahnle, R	K		K		K		L4		FC6-4	2	0	0	0	0	0	2						
Inning Stats	R: 0 E: 0 K: 1 S: 9	H: 0 LOB: 0 BB: 0 P: 13	R: 0 E: 0 K: 3 S: 14	H: 3 LOB: 3 BB: 0 P: 18	R: 0 E: 0 K: 1 S: 11	H: 2 LOB: 2 BB: 0 P: 14	R: 0 E: 0 K: 0 S: 7	H: 0 LOB: 0 BB: 0 P: 10	R: 3 E: 0 K: 0 S: 12	H: 4 LOB: 2 BB: 2 P: 14	R: 3 E: 0 K: 0 S: 18	H: 3 LOB: 2 BB: 2 P: 33	R: 0 E: 0 K: 0 S: 10	H: 1 LOB: 0 BB: 0 P: 11	R: 2 E: 0 K: 0 S: 17	H: 4 LOB: 2 BB: 0 P: 19		1B: 13 2B: 1 3B: 1 HR: 2	SF: 0 SAC: 0 DP: 1 HBP: 0	WP: 0 PB: 1 SB: 0 CS: 1	PA: 44	
PITCHER	IP WLS BF H R ER SO BB IBB HBP BLK WP HR S P ERA WHIP	IP WLS BF H R ER SO BB IBB HBP BLK WP HR S P ERA WHIP	IP WLS BF H R ER SO BB IBB HBP BLK WP HR S P ERA WHIP	IP WLS BF H R ER SO BB IBB HBP BLK WP HR S P ERA WHIP	IP WLS BF H R ER SO BB IBB HBP BLK WP HR S P ERA WHIP	IP WLS BF H R ER SO BB IBB HBP BLK WP HR S P ERA WHIP	IP WLS BF H R ER SO BB IBB HBP BLK WP HR S P ERA WHIP	IP WLS BF H R ER SO BB IBB HBP BLK WP HR S P ERA WHIP	IP WLS BF H R ER SO BB IBB HBP BLK WP HR S P ERA WHIP	IP WLS BF H R ER SO BB IBB HBP BLK WP HR S P ERA WHIP	IP WLS BF H R ER SO BB IBB HBP BLK WP HR S P ERA WHIP	IP WLS BF H R ER SO BB IBB HBP BLK WP HR S P ERA WHIP	IP WLS BF H R ER SO BB IBB HBP BLK WP HR S P ERA WHIP	IP WLS BF H R ER SO BB IBB HBP BLK WP HR S P ERA WHIP	IP WLS BF H R ER SO BB IBB HBP BLK WP HR S P ERA WHIP	IP WLS BF H R ER SO BB IBB HBP BLK WP HR S P ERA WHIP	IP WLS BF H R ER SO BB IBB HBP BLK WP HR S P ERA WHIP	IP WLS BF H R ER SO BB IBB HBP BLK WP HR S P ERA WHIP	IP WLS BF H R ER SO BB IBB HBP BLK WP HR S P ERA WHIP	IP WLS BF H R ER SO BB IBB HBP BLK WP HR S P ERA WHIP	IP WLS BF H R ER SO BB IBB HBP BLK WP HR S P ERA WHIP	
7 Grégor Blanco, L OBP: 0.369, SLG: 0.420	L7		G3-1				F8		K	5	0	1	1	0	1	0	Colorado Rockies @ San Francisco Giants AT&T Park, San Francisco, CA Fri Jun 26 2015, 7:15 PM - 10:45 PM PDT Att: 41,887 - Partly Cloudy - 64 F					
12 Joe Panik, L OBP: 0.386, SLG: 0.471					5		G4-3		FC6-4	4	0	3	1	1	0	0						
5 Matt Duffy, R OBP: 0.335, SLG: 0.433					G6-4-3		1B		1B	5	1	1	0	0	2	5						
28 Buster Posey, R OBP: 0.369, SLG: 0.465					G6-3		1B		F8	4	1	1	0	1	1	4						
9 Brandon Belt, L OBP: 0.343, SLG: 0.479					G3-1		K		G3	4	0	1	1	0	1	2						
35 Brandon Crawford, L OBP: 0.353, SLG: 0.467					G5-3		G4-3		1B	3	1	1	1	1	0	0						
34 Andrew Susac, R OBP: 0.360, SLG: 0.447					K		HR		P3	4	1	1	1	0	1	3						
43 Justin Maxwell, R OBP: 0.263, SLG: 0.361					G5-3		G4-3		K	3	1	0	0	1	1	0						
17 Tim Hudson, R 49 Javier López, L 70 George Kontos, R 14 Casey McGehee, R 57 Mike Broadway, R 63 Jean Machi, R 45 Travis Ishikawa, L					F9		G4-3		F9	2	0	0	0	0	0	0						
Inning Stats	R: 0 E: 0 K: 1 S: 9	H: 1 LOB: 1 BB: 0 P: 16	R: 0 E: 0 K: 1 S: 9	H: 0 LOB: 0 BB: 0 P: 17	R: 0 E: 0 K: 0 S: 7	H: 0 LOB: 0 BB: 0 P: 12	R: 0 E: 0 K: 1 S: 9	H: 0 LOB: 1 BB: 2 P: 22	R: 1 E: 0 K: 0 S: 6	H: 1 LOB: 0 BB: 0 P: 9	R: 2 E: 0 K: 0 S: 11	H: 4 LOB: 2 BB: 0 P: 18	R: 0 E: 0 K: 2 S: 10	H: 0 LOB: 0 BB: 0 P: 15	R: 0 E: 0 K: 0 S: 9	H: 1 LOB: 1 BB: 0 P: 17		R: 3 E: 0 K: 2 S: 18	H: 2 LOB: 2 BB: 3 P: 37	1B: 7 2B: 1 3B: 0 HR: 1	SF: 0 SAC: 0 DP: 1 HBP: 0	WP: 1 PB: 1 SB: 0 CS: 0
PITCHER	IP WLS BF H R ER SO BB IBB HBP BLK WP HR S P ERA WHIP	IP WLS BF H R ER SO BB IBB HBP BLK WP HR S P ERA WHIP	IP WLS BF H R ER SO BB IBB HBP BLK WP HR S P ERA WHIP	IP WLS BF H R ER SO BB IBB HBP BLK WP HR S P ERA WHIP	IP WLS BF H R ER SO BB IBB HBP BLK WP HR S P ERA WHIP	IP WLS BF H R ER SO BB IBB HBP BLK WP HR S P ERA WHIP	IP WLS BF H R ER SO BB IBB HBP BLK WP HR S P ERA WHIP	IP WLS BF H R ER SO BB IBB HBP BLK WP HR S P ERA WHIP	IP WLS BF H R ER SO BB IBB HBP BLK WP HR S P ERA WHIP	IP WLS BF H R ER SO BB IBB HBP BLK WP HR S P ERA WHIP	IP WLS BF H R ER SO BB IBB HBP BLK WP HR S P ERA WHIP	IP WLS BF H R ER SO BB IBB HBP BLK WP HR S P ERA WHIP	IP WLS BF H R ER SO BB IBB HBP BLK WP HR S P ERA WHIP	IP WLS BF H R ER SO BB IBB HBP BLK WP HR S P ERA WHIP	IP WLS BF H R ER SO BB IBB HBP BLK WP HR S P ERA WHIP	IP WLS BF H R ER SO BB IBB HBP BLK WP HR S P ERA WHIP	IP WLS BF H R ER SO BB IBB HBP BLK WP HR S P ERA WHIP	IP WLS BF H R ER SO BB IBB HBP BLK WP HR S P ERA WHIP	IP WLS BF H R ER SO BB IBB HBP BLK WP HR S P ERA WHIP	IP WLS BF H R ER SO BB IBB HBP BLK WP HR S P ERA WHIP	IP WLS BF H R ER SO BB IBB HBP BLK WP HR S P ERA WHIP	



Batter	1	2	3	4	5	6	7	8	9	AB	R	H	RBI	BB	SO	LOB	TOP			
19 Charlie Blackmon, L (1.8)	G5-3	3-2 2B		SF7		F8			BB	3	0	1	1	1	0	0	Colorado Rockies @ San Francisco Giants AT&T Park, San Francisco, CA Sat Jun 27 2015, 1:06 PM - 4:31 PM PDT Att: 41,746 - Partly Cloudy - 69 F			
9 DJ LeMahieu, R (1.4)	2 1B	FC1-3-2 2 FC5-4		L9			5 G4-3 1B		F9	4	1	1	0	1	0	4				
2 Troy Tulowitzki, R (1.6)	28 2B	FC5-4		F7			P2		L6	5	1	1	1	0	0	5				
5 Carlos González, L (1.9)	F9			G3-1			G4-3		G6-3	5	0	0	0	0	0	3				
28 Nolan Arenado, R (1.5)	20 1B			G6-3			G1-3		G1-3	4	1	1	1	0	0	1				
20 Wilin Rosario, R (1.3)				F9						3	0	2	1	0	0	0				
10 Ben Paulsen, L (8.3)									L7	1	0	0	0	0	0	0				
8 Michael McKenry, R (1.2)									K	4	1	1	0	0	2	2				
1 Brandon Barnes, R (1.7)										1	1	0	0	3	0	0				
52 Chris Rusin, L (1.1)										3	0	1	1	0	0	1				
63 Rafael Betancourt, R (7.1)										0	0	0	0	0	0	0				
48 Boone Logan, R (7.1)										0	0	0	0	0	0	0				
43 Rafael Ynoa, S (8.3)										1	0	0	0	0	0	1				
53 Christian Friedrich, R (8.1)										0	0	0	0	0	0	0				
Inning Stats	R: 3 E: 0 K: 1 S: 17	H: 3 LOB: 1 BB: 1 P: 28	R: 0 E: 0 K: 0 S: 9	H: 1 LOB: 2 BB: 1 P: 17	R: 0 E: 0 K: 0 S: 3	H: 0 LOB: 0 BB: 0 P: 6	R: 2 E: 0 K: 0 S: 17	H: 2 LOB: 1 BB: 1 P: 27	R: 0 E: 0 K: 0 S: 6	H: 0 LOB: 0 BB: 0 P: 10	R: 0 E: 0 K: 0 S: 7	H: 1 LOB: 0 BB: 0 P: 12	R: 0 E: 0 K: 1 S: 13	H: 0 LOB: 1 BB: 1 P: 21	R: 0 E: 0 K: 0 S: 9	H: 0 LOB: 1 BB: 1 P: 21	1B: 4 2B: 4 3B: 0 HR: 0	SF: 1 SAC: 0 DP: 0 HBP: 0	WP: 1 PB: 0 SB: 2 CS: 0	PA: 40
PITCHER	IP WLS BF H R ER SO BB IBB HBP BLK WP HR S P ERA WHIP	IP WLS BF H R ER SO BB IBB HBP BLK WP HR S P ERA WHIP	IP WLS BF H R ER SO BB IBB HBP BLK WP HR S P ERA WHIP	IP WLS BF H R ER SO BB IBB HBP BLK WP HR S P ERA WHIP	IP WLS BF H R ER SO BB IBB HBP BLK WP HR S P ERA WHIP	IP WLS BF H R ER SO BB IBB HBP BLK WP HR S P ERA WHIP	IP WLS BF H R ER SO BB IBB HBP BLK WP HR S P ERA WHIP	IP WLS BF H R ER SO BB IBB HBP BLK WP HR S P ERA WHIP	IP WLS BF H R ER SO BB IBB HBP BLK WP HR S P ERA WHIP	IP WLS BF H R ER SO BB IBB HBP BLK WP HR S P ERA WHIP	IP WLS BF H R ER SO BB IBB HBP BLK WP HR S P ERA WHIP	IP WLS BF H R ER SO BB IBB HBP BLK WP HR S P ERA WHIP	IP WLS BF H R ER SO BB IBB HBP BLK WP HR S P ERA WHIP	IP WLS BF H R ER SO BB IBB HBP BLK WP HR S P ERA WHIP	IP WLS BF H R ER SO BB IBB HBP BLK WP HR S P ERA WHIP	IP WLS BF H R ER SO BB IBB HBP BLK WP HR S P ERA WHIP	IP WLS BF H R ER SO BB IBB HBP BLK WP HR S P ERA WHIP			
55 Tim Lincecum, R (1.1)	1.2	11	4	3	3	1	2	0	0	0	0	1	0	23	41	16.20	3.600			
52 Yusmeiro Petit, R (2.1)	4.1	17	3	2	2	0	1	0	0	0	0	0	0	40	61	4.15	0.923			
70 George Kontos, R (7.1)	1.0	W	4	1	0	0	0	0	0	0	0	0	0	7	12	0.00	1.000			
54 Sergio Romo, R (8.1)	1.0	H	4	0	0	0	1	0	0	0	0	0	0	13	21	0.00	1.000			
46 Santiago Casilla, R (9.1)	1.0	S	4	0	0	0	0	0	0	0	0	0	0	9	21	0.00	1.000			
Batter	1	2	3	4	5	6	7	8	9	AB	R	H	RBI	BB	SO	LOB	BOTTOM			
16 Angel Pagán, S (1.8)	K		FC6-4 5 12 E 2B		P4		12 FC3-6 BB		G4-3	4	1	1	0	1	1	0	Colorado Rockies @ San Francisco Giants AT&T Park, San Francisco, CA Sat Jun 27 2015, 1:06 PM - 4:31 PM PDT Att: 41,746 - Partly Cloudy - 69 F			
12 Joe Panik, L (1.4)	K		FC3 5 FC6-4		G4-3		FC3-6 5 2B 34 2B		P6	5	1	0	0	0	1	3				
5 Matt Duffy, R (1.5)			FC6-4 28 2B				34 2B			4	3	3	2	0	0	2				
28 Buster Posey, R (1.3)	L6									3	1	2	2	1	0	1				
34 Andrew Susac, R (1.2)										4	0	2	3	0	0	2				
35 Brandon Crawford, L (1.6)										3	0	1	0	1	0	1				
43 Justin Maxwell, R (1.9)										4	0	1	0	0	2	3				
7 Gregor Blanco, L (1.7)										4	0	2	0	0	0	3				
55 Tim Lincecum, L (1.1)										0	0	0	0	0	0	0				
52 Yusmeiro Petit, R (2.1)										2	1	0	0	0	0	2				
14 Casey McGehee, R (6.3)										0	0	0	0	0	0	0				
70 George Kontos, R (7.1)										0	0	0	0	0	0	0				
54 Sergio Romo, R (8.1)										0	0	0	0	0	0	0				
13 Joaquin Arias, R (8.3)										1	0	0	0	0	1	0				
46 Santiago Casilla, R (9.1)										0	0	0	0	0	0	0				
Inning Stats	R: 0 E: 0 K: 2 S: 11	H: 1 LOB: 0 BB: 0 P: 17	R: 0 E: 0 K: 1 S: 7	H: 1 LOB: 0 BB: 0 P: 12	R: 3 E: 1 K: 0 S: 17	H: 3 LOB: 1 BB: 0 P: 23	R: 0 E: 0 K: 1 S: 10	H: 1 LOB: 1 BB: 0 P: 15	R: 1 E: 0 K: 0 S: 10	H: 2 LOB: 1 BB: 0 P: 15	R: 0 E: 0 K: 0 S: 5	H: 2 LOB: 1 BB: 0 P: 7	R: 3 E: 0 K: 0 S: 15	H: 2 LOB: 2 BB: 3 P: 32	R: 0 E: 0 K: 1 S: 11	H: 0 LOB: 0 BB: 0 P: 14	1B: 7 2B: 4 3B: 0 HR: 1	SF: 0 SAC: 0 DP: 2 HBP: 0	WP: 0 PB: 0 SB: 0 CS: 0	PA: 38
PITCHER	IP WLS BF H R ER SO BB IBB HBP BLK WP HR S P ERA WHIP	IP WLS BF H R ER SO BB IBB HBP BLK WP HR S P ERA WHIP	IP WLS BF H R ER SO BB IBB HBP BLK WP HR S P ERA WHIP	IP WLS BF H R ER SO BB IBB HBP BLK WP HR S P ERA WHIP	IP WLS BF H R ER SO BB IBB HBP BLK WP HR S P ERA WHIP	IP WLS BF H R ER SO BB IBB HBP BLK WP HR S P ERA WHIP	IP WLS BF H R ER SO BB IBB HBP BLK WP HR S P ERA WHIP	IP WLS BF H R ER SO BB IBB HBP BLK WP HR S P ERA WHIP	IP WLS BF H R ER SO BB IBB HBP BLK WP HR S P ERA WHIP	IP WLS BF H R ER SO BB IBB HBP BLK WP HR S P ERA WHIP	IP WLS BF H R ER SO BB IBB HBP BLK WP HR S P ERA WHIP	IP WLS BF H R ER SO BB IBB HBP BLK WP HR S P ERA WHIP	IP WLS BF H R ER SO BB IBB HBP BLK WP HR S P ERA WHIP	IP WLS BF H R ER SO BB IBB HBP BLK WP HR S P ERA WHIP	IP WLS BF H R ER SO BB IBB HBP BLK WP HR S P ERA WHIP	IP WLS BF H R ER SO BB IBB HBP BLK WP HR S P ERA WHIP	IP WLS BF H R ER SO BB IBB HBP BLK WP HR S P ERA WHIP			
52 Chris Rusin, L (1.1)	6.1	29	10	5	2	4	1	0	0	0	0	0	0	0	0	0	2.84	1.737		
63 Rafael Betancourt, R (7.1)	0.1	L	5	2	2	0	0	2	0	0	0	0	0	8	19	54.00	6.000			
48 Boone Logan, L (7.1)	0.1		1	0	0	0	0	0	0	0	0	0	0	3	4	0.00	0.000			
53 Christian Friedrich, L (8.1)	1.0		3	0	0	0	0	0	0	0	0	0	0	11	14	0.00	0.000			

Batter	1	2	3	4	5	6	7	8	9	AB	R	H	RBI	BB	SO	LOB	TOP			
9 DJ LeMahieu, R OBP: 0.363, SLG: 0.405										2	1	1	0	2	0	0	Colorado Rockies @ San Francisco Giants AT&T Park, San Francisco, CA Sun Jun 28 2015, 1:06 PM - 4:00 PM PDT Att: 41,795 - Partly Cloudy - 69 F			
2 Troy Tulowitzki, R OBP: 0.347, SLG: 0.480										4	0	1	0	0	1	2				
28 Nolan Arenado, R OBP: 0.326, SLG: 0.632										4	2	2	3	0	0	2				
5 Carlos González, L OBP: 0.309, SLG: 0.423										4	0	1	0	0	1	2				
20 Wilin Rosario, R OBP: 0.328, SLG: 0.493										4	0	2	0	0	0	1				
4 Nick Hundley, R OBP: 0.343, SLG: 0.455											4	0	0	0	0	1		2		
1 Brandon Barnes, R 36 Christian Bergman, R										3	0	0	0	0	2	1				
38 Kyle Kendrick, R 32 LaTroy Hawkins, R										2	0	0	0	0	0	0				
19 Charlie Blackmon, L										1	0	0	0	0	1	0				
43 Rafael Ynoa, S										3	0	0	0	0	1	0				
Inning Stats	R: 2 E: 0 K: 0 S: 9	H: 3 LOB: 0 BB: 0 P: 12	R: 0 E: 0 K: 2 S: 7	H: 0 LOB: 0 BB: 0 P: 10	R: 0 E: 0 K: 2 S: 15	H: 1 LOB: 2 BB: 1 P: 22	R: 0 E: 0 K: 0 S: 4	H: 1 LOB: 0 BB: 0 P: 6	R: 0 E: 0 K: 1 S: 8	H: 0 LOB: 0 BB: 0 P: 13	R: 0 E: 0 K: 1 S: 8	H: 0 LOB: 0 BB: 0 P: 15	R: 0 E: 0 K: 1 S: 10	H: 0 LOB: 1 BB: 1 P: 18	R: 1 E: 0 K: 0 S: 9	H: 2 LOB: 0 BB: 0 P: 13	1B: 5 2B: 2 3B: 0 HR: 2	SF: 0 SAC: 0 DP: 3 HBP: 0	WP: 0 PB: 0 SB: 0 CS: 0	PA: 33
PITCHER	IP WLS BF H R ER SO BB IBB HBP BLK WP HR S P ERA WHIP																			
40 Madison Bumgarner, L ERA: 2.99	(1, 1) 7.2 W 28 5 2 2 8 2 0 0 0 0 0 1 67 100 2.35 0.913																			
54 Sergio Romo, R ERA: 4.32	(8, 1) 0.1 H 1 0 0 0 0 0 0 0 0 0 0 1 6 10 27.00 3.000																			
49 Javier López, L ERA: 1.66	(9, 1) 0.1 H 1 0 0 0 0 0 0 0 0 0 0 0 2 2 0.00 0.000																			
46 Santiago Casilla, R ERA: 2.12	(9, 1) 0.2 2 1 0 0 0 0 0 0 0 0 0 0 4 7 0.00 1.500																			

Batter	1	2	3	4	5	6	7	8	9	AB	R	H	RBI	BB	SO	LOB	BOTTOM			
16 Ángel Pagán, S OBP: 0.302, SLG: 0.324										4	0	0	0	0	0	1	Colorado Rockies @ San Francisco Giants AT&T Park, San Francisco, CA Sun Jun 28 2015, 1:06 PM - 4:00 PM PDT Att: 41,795 - Partly Cloudy - 69 F			
12 Joe Panik, L OBP: 0.378, SLG: 0.459										4	0	1	0	0	1	1				
5 Matt Duffy, R OBP: 0.349, SLG: 0.491										4	3	3	1	0	0	1				
28 Buster Posey, R OBP: 0.376, SLG: 0.472										4	0	2	3	0	0	0				
9 Brandon Belt, L OBP: 0.338, SLG: 0.472										4	0	0	0	0	1	2				
35 Brandon Crawford, L OBP: 0.354, SLG: 0.477										4	1	1	1	0	2	0				
7 Gregor Blanco, L OBP: 0.372, SLG: 0.428										3	0	1	0	0	0	0				
43 Justin Maxwell, R OBP: 0.258, SLG: 0.353										3	0	0	0	0	2	1				
40 Madison Bumgarner, R 54 Sergio Romo, R 49 Javier López, L 46 Santiago Casilla, R										3	2	2	1	0	0	0				
Inning Stats	R: 1 E: 0 K: 0 S: 12	H: 2 LOB: 1 BB: 0 P: 19	R: 0 E: 0 K: 1 S: 6	H: 0 LOB: 0 BB: 0 P: 12	R: 2 E: 0 K: 0 S: 11	H: 3 LOB: 1 BB: 0 P: 18	R: 0 E: 0 K: 2 S: 9	H: 0 LOB: 0 BB: 0 P: 17	R: 0 E: 0 K: 1 S: 11	H: 0 LOB: 0 BB: 0 P: 17	R: 2 E: 0 K: 1 S: 12	H: 3 LOB: 1 BB: 0 P: 21	R: 1 E: 0 K: 0 S: 10	H: 2 LOB: 0 BB: 0 P: 13	R: 0 E: 0 K: 1 S: 10	H: 0 LOB: 0 BB: 0 P: 16		1B: 4 2B: 2 3B: 1 HR: 3	SF: 0 SAC: 0 DP: 1 HBP: 0	WP: 0 PB: 0 SB: 0 CS: 0
PITCHER	IP WLS BF H R ER SO BB IBB HBP BLK WP HR S P ERA WHIP																			
38 Kyle Kendrick, R ERA: 6.07	(1, 1) 5.2 L 25 5 5 4 0 0 0 0 0 0 0 1 20 29 4.50 1.000																			
32 LaTroy Hawkins, R ERA: 5.68	(6, 1) 0.1 1 0 0 0 1 0 0 0 0 0 0 0 3 5 0.00 0.000																			
36 Christian Bergman, R ERA: 4.66	(7, 1) 2.0 7 2 1 1 1 0 0 0 0 0 0 1 20 29 4.50 1.000																			

AB	31
R	3
H	7
RBI	3
BB	2
SO	8
LOB	10




Batter	1	2	3	4	5	6	7	8	9	AB	R	H	RBI	BB	SO	LOB	TOP										
19 Charlie Blackmon, L OBP: 0.349, SLG: 0.446										5	1	1	1	0	1	2	Colorado Rockies @ Oakland Athletics O.co Coliseum, Oakland, CA Mon Jun 29 2015, 10:08 PM - 12:48 AM EDT Att: 12,125 - Partly Cloudy - 66 F										
9 DJ LeMahieu, R OBP: 0.358, SLG: 0.399										4	0	0	0	0	1	0											
2 Troy Tulowitzki, R OBP: 0.357, SLG: 0.486										3	0	3	0	1	0	0											
28 Nolan Arenado, R OBP: 0.325, SLG: 0.627										4	0	1	0	0	0	3											
5 Carlos González, L OBP: 0.308, SLG: 0.418										3	0	0	0	1	1	3											
20 Wilin Rosario, R OBP: 0.326, SLG: 0.482										3	0	0	0	1	2	1											
10 Ben Paulsen, L OBP: 0.355, SLG: 0.522										3	0	1	0	1	0	1											
4 Nick Hundley, R OBP: 0.341, SLG: 0.450										4	0	1	0	0	0	3											
1 Brandon Barnes, R OBP: 0.364, SLG: 0.368										4	0	0	0	0	1	4											
Inning Stats	R: 0 E: 0 K: 1 S: 12	H: 0 LOB: 1 BB: 1 P: 19	R: 0 E: 0 K: 0 S: 11	H: 1 LOB: 1 BB: 0 P: 19	R: 0 E: 0 K: 0 S: 8	H: 0 LOB: 0 BB: 0 P: 12	R: 0 E: 0 K: 1 S: 9	H: 1 LOB: 1 BB: 1 P: 14	R: 0 E: 0 K: 0 S: 6	H: 0 LOB: 0 BB: 1 P: 11	R: 0 E: 0 K: 0 S: 15	H: 2 LOB: 2 BB: 0 P: 24	R: 0 E: 0 K: 1 S: 10	H: 1 LOB: 1 BB: 0 P: 12	R: 1 E: 0 K: 2 S: 13	H: 2 LOB: 1 BB: 0 P: 19		R: 0 E: 1 K: 1 S: 15	H: 0 LOB: 2 BB: 1 P: 23	1B: 6 2B: 1 3B: 0 HR: 1	SF: 0 DP: 2 HBP: 0	WP: 0 PB: 0 SB: 0 CS: 0	PA: 37				
PITCHER	IP	WLS	BF	H	R	ER	SO	BB	IBB	HBP	BLK	WP	HR	S	P	ERA	WHIP										
31 Kendall Graveman, R ERA: 3.47	7.0	W	27	5	0	0	3	3	0	0	0	0	0	71	111	0.00	1.143										
58 Evan Scribner, R ERA: 3.15	0.2		4	2	1	1	1	0	0	0	0	0	1	10	15	13.50	3.000										
13 Drew Pomeranz, L ERA: 3.68	0.1		1	0	0	0	1	0	0	0	0	0	0	3	4	0.00	0.000										
36 Tyler Clippard, R ERA: 2.78	1.0		5	0	0	0	1	1	0	0	0	0	0	15	23	0.00	1.000										

Batter	1	2	3	4	5	6	7	8	9	AB	R	H	RBI	BB	SO	LOB	BOTTOM										
1 Billy Burns, S OBP: 0.357, SLG: 0.418										4	0	0	0	0	0	1	Colorado Rockies @ Oakland Athletics O.co Coliseum, Oakland, CA Mon Jun 29 2015, 10:08 PM - 12:48 AM EDT Att: 12,125 - Partly Cloudy - 66 F										
21 Stephen Vogt, L OBP: 0.341, SLG: 0.532										4	1	2	0	0	0	1											
18 Ben Zobrist, S OBP: 0.341, SLG: 0.438										4	0	0	0	0	2	2											
23 Sam Fuld, L OBP: 0.292, SLG: 0.310										0	0	0	0	0	0	0											
22 Josh Reddick, L OBP: 0.347, SLG: 0.474										3	2	1	2	1	1	0											
16 Billy Butler, R OBP: 0.315, SLG: 0.366										4	3	3	2	0	0	0											
17 Ike Davis, L OBP: 0.331, SLG: 0.429										4	1	2	2	0	0	1											
15 Brett Lawrie, R OBP: 0.323, SLG: 0.427										4	0	1	1	0	0	1											
28 Eric Sogard, L OBP: 0.301, SLG: 0.295										3	0	1	0	1	0	0											
10 Marcus Semien, R OBP: 0.313, SLG: 0.397										4	0	1	0	0	0	3											
Inning Stats	R: 4 E: 0 K: 1 S: 14	H: 4 LOB: 0 BB: 0 P: 18	R: 0 E: 0 K: 0 S: 6	H: 1 LOB: 0 BB: 0 P: 7	R: 0 E: 0 K: 1 S: 8	H: 0 LOB: 0 BB: 0 P: 14	R: 1 E: 0 K: 0 S: 10	H: 1 LOB: 1 BB: 0 P: 20	R: 0 E: 0 K: 0 S: 11	H: 1 LOB: 1 BB: 0 P: 18	R: 0 E: 0 K: 0 S: 5	H: 1 LOB: 1 BB: 0 P: 11	R: 0 E: 0 K: 0 S: 11	H: 1 LOB: 1 BB: 0 P: 12	R: 2 E: 1 K: 1 S: 17	H: 2 LOB: 2 BB: 2 P: 30	R: 2 E: 1 K: 1 S: 17	H: 2 LOB: 2 BB: 2 P: 30	1B: 5 2B: 2 3B: 1 HR: 3	SF: 0 DP: 1 HBP: 0	WP: 0 PB: 0 SB: 0 CS: 0	PA: 36					
PITCHER	IP	WLS	BF	H	R	ER	SO	BB	IBB	HBP	BLK	WP	HR	S	P	ERA	WHIP										
61 David Hale, R ERA: 5.98	7.0	L	29	9	5	5	2	0	0	0	0	0	0	3	65	6.43	1.286										
53 Christian Friedrich, L ERA: 4.68	1.0		7	2	2	2	1	2	0	0	0	0	0	17	30	18.00	4.000										

AB 33
R 1
H 7
RBI 1
BB 4
SO 6
LOB 17

AB 34
R 7
H 11
RBI 7
BB 2
SO 3
LOB 9



Batter	1	2	3	4	5	6	7	8	9	AB	R	H	RBI	BB	SO	LOB	TOP								
19 Charlie Blackmon, L (1, 8) OBP: 0.348, SLG: 0.443	L4			F7				G1-3		4	0	1	1	0	0	0	Colorado Rockies @ Oakland Athletics O.co Coliseum, Oakland, CA Tue Jun 30 2015, 10:09 PM - 1:05 AM EDT Att: 19,206 - Partly Cloudy - 79 F								
2 Troy Tulowitzki, R (1, 6) OBP: 0.355, SLG: 0.483	G5-3				CS			G5-3		4	0	1	0	0	1	0									
28 Nolan Arenado, R (1, 5) OBP: 0.324, SLG: 0.622	F9							L8		4	0	1	0	0	1	0									
5 Carlos González, L (1, 9) OBP: 0.304, SLG: 0.411		L8			F7					4	0	0	0	0	2	2									
20 Wilin Rosario, R (1, 10) OBP: 0.324, SLG: 0.475		G4-3								4	1	1	0	0	1	2									
10 Ben Paulsen, L (1, 3) OBP: 0.352, SLG: 0.513										4	1	1	0	0	3	1									
8 Michael McKenry, R (1, 2) OBP: 0.343, SLG: 0.461				G6-3						3	0	1	0	0	0	1									
1 Brandon Barnes, R (1, 7) OBP: 0.364, SLG: 0.368				G5-3						3	0	1	0	0	0	2									
9 DJ LeMahieu, R (1, 4) OBP: 0.355, SLG: 0.395				G4-3						3	0	0	0	0	2	3									
Inning Stats	R: 0 E: 0 K: 0 S: 6	H: 0 LOB: 0 BB: 0 P: 10	R: 0 E: 0 K: 1 S: 9	H: 0 LOB: 0 BB: 0 P: 13	R: 0 E: 0 K: 1 S: 9	H: 0 LOB: 0 BB: 0 P: 14	R: 0 E: 0 K: 1 S: 14	H: 2 LOB: 2 BB: 0 P: 19	R: 1 E: 0 K: 1 S: 20	H: 3 LOB: 1 BB: 0 P: 28	R: 0 E: 0 K: 3 S: 13	H: 0 LOB: 0 BB: 0 P: 16	R: 1 E: 0 K: 2 S: 15	H: 2 LOB: 1 BB: 0 P: 21	R: 0 E: 0 K: 0 S: 6	H: 0 LOB: 0 BB: 0 P: 9	R: 0 E: 0 K: 2 S: 12	H: 0 LOB: 0 BB: 0 P: 15	1B: 7 2B: 0 3B: 0 HR: 0	SF: 0 SAC: 0 DP: 0 HBP: 0	WP: 1 PB: 0 SB: 0 CS: 1	PA: 34			
PITCHER	IP	WLS	BF	H	R	ER	SO	BB	IBB	HBP	BLK	WP	HR	S	P	ERA	WHIP								
40 Chris Bassitt, R (1, 1) ERA: 2.87	5.0	L	19	5	1	1	3	0	0	0	0	0	0	58	84	1.80	1.000								
33 Fernando Rodriguez Jr., R (6, 1) ERA: 4.15	2.0		8	2	1	1	5	0	0	0	0	1	0	28	37	4.50	1.000								
39 Eric O'Flaherty, L (8, 1) ERA: 7.43	1.1		4	0	0	0	1	0	0	0	0	0	0	9	13	0.00	0.000								
49 Edward Mujica, R (9, 1) ERA: 3.97	0.2		2	0	0	0	1	0	0	0	0	0	0	9	11	0.00	0.000								

Batter	1	2	3	4	5	6	7	8	9	AB	R	H	RBI	BB	SO	LOB	BOTTOM								
1 Billy Burns, S (1, 8) OBP: 0.356, SLG: 0.415	F7							G6-3		4	0	1	0	0	0	1	Colorado Rockies @ Oakland Athletics O.co Coliseum, Oakland, CA Tue Jun 30 2015, 10:09 PM - 1:05 AM EDT Att: 19,206 - Partly Cloudy - 79 F								
21 Stephen Vogt, L (1, 3) OBP: 0.392, SLG: 0.525	L7							K		3	0	0	0	1	1	1									
18 Ben Zobrist, S (1, 4) OBP: 0.349, SLG: 0.448										3	1	2	0	1	0	2									
16 Billy Butler, R (1, 10) OBP: 0.317, SLG: 0.366										3	0	1	1	1	1	2									
28 Eric Sogard, L (8, PR) OBP: 0.301, SLG: 0.295										0	0	0	0	0	0	0									
19 Josh Phegley, R (1, 2) OBP: 0.336, SLG: 0.524										4	0	0	0	0	2	5									
15 Brett Lawrie, R (1, 5) OBP: 0.323, SLG: 0.426										3	0	1	0	0	1	3									
22 Josh Reddick, L (8, PH) OBP: 0.346, SLG: 0.472										1	0	0	0	0	0	0									
20 Mark Canha, R (1, 7) OBP: 0.302, SLG: 0.401										4	0	0	0	0	0	1									
10 Marcus Semien, R (1, 6) OBP: 0.312, SLG: 0.398										4	0	1	0	0	1	0									
23 Sam Fuld, L (1, 9) OBP: 0.293, SLG: 0.307										2	0	0	0	1	0	1									
Inning Stats	R: 0 E: 0 K: 1 S: 7	H: 0 LOB: 1 BB: 1 P: 12	R: 0 E: 0 K: 1 S: 9	H: 0 LOB: 0 BB: 0 P: 14	R: 0 E: 0 K: 1 S: 11	H: 0 LOB: 1 BB: 1 P: 18	R: 0 E: 0 K: 0 S: 7	H: 1 LOB: 0 BB: 0 P: 12	R: 0 E: 0 K: 1 S: 8	H: 2 LOB: 1 BB: 0 P: 15	R: 0 E: 0 K: 1 S: 13	H: 1 LOB: 3 BB: 2 P: 24	R: 0 E: 0 K: 0 S: 6	H: 0 LOB: 0 BB: 0 P: 9	R: 1 E: 0 K: 2 S: 11	H: 2 LOB: 1 BB: 0 P: 16	R: 0 E: 0 K: 0 S: 9	H: 0 LOB: 0 BB: 0 P: 14	1B: 4 2B: 2 3B: 0 HR: 0	SF: 0 SAC: 0 DP: 2 HBP: 0	WP: 1 PB: 1 SB: 1 CS: 0	PA: 35			
PITCHER	IP	WLS	BF	H	R	ER	SO	BB	IBB	HBP	BLK	WP	HR	S	P	ERA	WHIP								
29 Jorge De La Rosa, L (1, 1) ERA: 4.55	7.0	W	27	4	0	0	4	3	1	0	0	0	0	61	104	0.00	1.000								
54 Tommy Kahnle, R (8, 1) ERA: 3.77	1.0	H	5	2	1	1	2	0	0	0	0	0	0	11	16	9.00	2.000								
32 LaTroy Hawkins, R (9, 1) ERA: 5.27	1.0	S	3	0	0	0	0	0	0	0	0	0	0	9	14	0.00	0.000								

AB	33
R	2
H	7
RBI	1
BB	0
SO	10
LOB	11



Batter	1	2	3	4	5	6	7	8	9	AB	R	H	RBI	BB	SO	LOB	TOP							
19 Charlie Blackmon, L (1,8) OBP: 0.349, SLG: 0.440										2	0	0	0	2	1	1	Colorado Rockies @ Oakland Athletics O.co Coliseum, Oakland, CA Wed Jul 01 2015, 3:39 PM - 6:51 PM EDT Att: 17,655 - Cloudy - 73 F							
9 DJ LeMahieu, R (1,4) OBP: 0.350, SLG: 0.389										4	0	0	0	0	2	4								
28 Nolan Arenado, R (1,5) OBP: 0.319, SLG: 0.613										4	0	0	0	0	0	1								
5 Carlos González, L (1,9) OBP: 0.306, SLG: 0.416										4	0	2	0	0	0	0								
20 Wilin Rosario, R (1,10) OBP: 0.322, SLG: 0.469										4	0	1	0	0	1	2								
10 Ben Paulsen, L (1,3) OBP: 0.351, SLG: 0.517										3	1	1	0	0	0	2								
8 Michael McKenry, R (8, PH) OBP: 0.340, SLG: 0.456										1	0	0	0	0	1									
1 Brandon Barnes, R (8,7) OBP: 0.364, SLG: 0.388										0	0	0	0	0	0									
4 Nick Hundley, R (1,2) OBP: 0.344, SLG: 0.454										3	0	1	1	1	2	0								
3 Daniel Descalso, L (1,6) OBP: 0.275, SLG: 0.287										3	0	0	0	1	2	3								
43 Rafael Ynoa, S (1,7) OBP: 0.250, SLG: 0.270										4	0	0	0	0	1	1								
Inning Stats	R: 0 E: 0 K: 0 S: 9	H: 0 LOB: 0 BB: 1 P: 16	R: 0 E: 0 K: 1 S: 12	H: 1 LOB: 2 BB: 1 P: 19	R: 0 E: 1 K: 2 S: 11	H: 0 LOB: 1 BB: 0 P: 14	R: 1 E: 0 K: 1 S: 12	H: 2 LOB: 1 BB: 0 P: 17	R: 0 E: 0 K: 1 S: 15	H: 1 LOB: 1 BB: 2 P: 21	R: 0 E: 0 K: 2 S: 9	H: 0 LOB: 2 BB: 2 P: 18	R: 0 E: 0 K: 1 S: 9	H: 1 LOB: 1 BB: 0 P: 12	R: 0 E: 0 K: 1 S: 10	H: 0 LOB: 0 BB: 0 P: 14	1B: 2 2B: 3 3B: 0 HR: 0	SF: 0 SAC: 0 DP: 1 HBP: 0	WP: 1 PB: 0 SB: 0 CS: 0	PA: 36				
PITCHER	IP: 6.0 WLS: W BF: 24 ERA: 3.35	IP: 1.2 WLS: H BF: 8 ERA: 3.74	IP: 1.1 WLS: S BF: 4 ERA: 2.67	IP: 6.0 WLS: W BF: 24 ERA: 3.35	IP: 1.2 WLS: H BF: 8 ERA: 3.74	IP: 1.1 WLS: S BF: 4 ERA: 2.67	IP: 6.0 WLS: W BF: 24 ERA: 3.35	IP: 1.2 WLS: H BF: 8 ERA: 3.74	IP: 1.1 WLS: S BF: 4 ERA: 2.67	IP: 6.0 WLS: W BF: 24 ERA: 3.35	IP: 1.2 WLS: H BF: 8 ERA: 3.74	IP: 1.1 WLS: S BF: 4 ERA: 2.67	IP: 6.0 WLS: W BF: 24 ERA: 3.35	IP: 1.2 WLS: H BF: 8 ERA: 3.74	IP: 1.1 WLS: S BF: 4 ERA: 2.67	IP: 6.0 WLS: W BF: 24 ERA: 3.35	IP: 1.2 WLS: H BF: 8 ERA: 3.74	IP: 1.1 WLS: S BF: 4 ERA: 2.67	IP: 6.0 WLS: W BF: 24 ERA: 3.35	IP: 1.2 WLS: H BF: 8 ERA: 3.74	IP: 1.1 WLS: S BF: 4 ERA: 2.67	IP: 6.0 WLS: W BF: 24 ERA: 3.35	IP: 1.2 WLS: H BF: 8 ERA: 3.74	IP: 1.1 WLS: S BF: 4 ERA: 2.67

AB	32
R	1
H	5
RBI	1
BB	4
SO	10
LOB	15



Batter	1	2	3	4	5	6	7	8	9	AB	R	H	RBI	BB	SO	LOB	BOTTOM							
1 Billy Burns, S (1,8) OBP: 0.361, SLG: 0.430										4	2	2	0	1	1	0	Colorado Rockies @ Oakland Athletics O.co Coliseum, Oakland, CA Wed Jul 01 2015, 3:39 PM - 6:51 PM EDT Att: 17,655 - Cloudy - 73 F							
21 Stephen Vogt, L (1,2) OBP: 0.387, SLG: 0.516										4	0	0	0	0	0	4								
18 Ben Zobrist, S (1,7) OBP: 0.358, SLG: 0.458										3	1	2	0	1	0	1								
23 Sam Fuld, L (9,7) OBP: 0.293, SLG: 0.307										3	0	1	1	1	0	2								
22 Josh Reddick, L (1,9) OBP: 0.348, SLG: 0.471										3	0	1	1	1	0	2								
16 Billy Butler, R (1,10) OBP: 0.323, SLG: 0.376										3	1	2	1	1	1	1								
17 Ike Davis, L (1,3) OBP: 0.325, SLG: 0.419										3	0	0	0	0	0	4								
20 Mark Canha, R (7, PH) OBP: 0.300, SLG: 0.399										3	0	1	0	1	1	1								
15 Brett Lawrie, R (1,5) OBP: 0.326, SLG: 0.425										3	0	0	1	0	1	1								
28 Eric Sogard, L (1,4) OBP: 0.296, SLG: 0.291										4	0	0	0	0	1	2								
Inning Stats	R: 0 E: 0 K: 0 S: 15	H: 1 LOB: 1 BB: 0 P: 24	R: 1 E: 0 K: 0 S: 6	H: 1 LOB: 1 BB: 1 P: 11	R: 1 E: 0 K: 1 S: 12	H: 2 LOB: 1 BB: 0 P: 18	R: 0 E: 0 K: 1 S: 9	H: 0 LOB: 0 BB: 0 P: 14	R: 1 E: 0 K: 0 S: 13	H: 2 LOB: 3 BB: 2 P: 27	R: 0 E: 0 K: 2 S: 10	H: 1 LOB: 2 BB: 1 P: 19	R: 1 E: 1 K: 0 S: 9	H: 1 LOB: 1 BB: 1 P: 18	R: 0 E: 0 K: 1 S: 7	H: 0 LOB: 0 BB: 0 P: 8	1B: 4 2B: 2 3B: 2 HR: 0	SF: 1 SAC: 0 DP: 0 HBP: 0	WP: 1 PB: 0 SB: 0 CS: 0	PA: 37				
PITCHER	IP: 5.2 WLS: L BF: 28 ERA: 3.87	IP: 0.2 WLS: 4 BF: 1 ERA: 4.59	IP: 1.2 WLS: 5 BF: 0 ERA: 1.5	IP: 5.2 WLS: L BF: 28 ERA: 3.87	IP: 0.2 WLS: 4 BF: 1 ERA: 4.59	IP: 1.2 WLS: 5 BF: 0 ERA: 1.5	IP: 5.2 WLS: L BF: 28 ERA: 3.87	IP: 0.2 WLS: 4 BF: 1 ERA: 4.59	IP: 1.2 WLS: 5 BF: 0 ERA: 1.5	IP: 5.2 WLS: L BF: 28 ERA: 3.87	IP: 0.2 WLS: 4 BF: 1 ERA: 4.59	IP: 1.2 WLS: 5 BF: 0 ERA: 1.5	IP: 5.2 WLS: L BF: 28 ERA: 3.87	IP: 0.2 WLS: 4 BF: 1 ERA: 4.59	IP: 1.2 WLS: 5 BF: 0 ERA: 1.5	IP: 5.2 WLS: L BF: 28 ERA: 3.87	IP: 0.2 WLS: 4 BF: 1 ERA: 4.59	IP: 1.2 WLS: 5 BF: 0 ERA: 1.5	IP: 5.2 WLS: L BF: 28 ERA: 3.87	IP: 0.2 WLS: 4 BF: 1 ERA: 4.59	IP: 1.2 WLS: 5 BF: 0 ERA: 1.5	IP: 5.2 WLS: L BF: 28 ERA: 3.87	IP: 0.2 WLS: 4 BF: 1 ERA: 4.59	IP: 1.2 WLS: 5 BF: 0 ERA: 1.5

AB	31
R	4
H	8
RBI	4
BB	5
SO	5
LOB	17



Batter	1	2	3	4	5	6	7	8	9	AB	R	H	RBI	BB	SO	LOB	TOP								
19 Charlie Blackmon, L OBP: 0.344, SLG: 0.434										4	0	0	0	0	0	1	Colorado Rockies @ Arizona Diamondbacks Chase Field, Phoenix, AZ Thu Jul 02 2015, 6:42 PM - 9:42 PM MST Att: 16,861 - Roof Closed - 81 F livebaseballscorecards.com								
2 Troy Tulowitzki, R OBP: 0.354, SLG: 0.479										4	0	1	0	0	2	0									
5 Carlos González, L OBP: 0.302, SLG: 0.410										4	0	0	0	0	1	1									
28 Nolan Arenado, R OBP: 0.319, SLG: 0.611										4	0	1	0	0	1	0									
10 Ben Paulsen, L OBP: 0.343, SLG: 0.504										3	0	0	0	0	1	1									
4 Nick Hundley, R OBP: 0.344, SLG: 0.457										3	1	1	0	0	0	1									
3 Daniel Descalso, L OBP: 0.267, SLG: 0.278										3	0	0	0	0	2	2									
52 Chris Rusin, L ERA: 0.200, SLG: 0.200										2	0	1	1	0	0	0									
45 Scott Oberg, R ERA: 6.43										0	0	0	0	0	0	0									
60 Justin Miller, R ERA: 1.35										0	0	0	0	0	0	0									
13 Drew Stubbs, R OBP: 0.179, SLG: 0.250										1	0	0	0	0	0	0									
63 Rafael Betancourt, R ERA: 6.45										0	0	0	0	0	0	0									
1 Brandon Barnes, R OBP: 0.363, SLG: 0.367										3	0	1	0	0	0	1									
Inning Stats	R: 0 E: 0 K: 1 S: 8	H: 0 LOB: 0 BB: 0 P: 12	R: 0 E: 0 K: 2 S: 10	H: 1 LOB: 1 BB: 0 P: 16	R: 0 E: 0 K: 0 S: 5	H: 0 LOB: 0 BB: 0 P: 9	R: 0 E: 0 K: 2 S: 11	H: 0 LOB: 0 BB: 0 P: 18	R: 1 E: 0 K: 0 S: 10	H: 2 LOB: 1 BB: 0 P: 14	R: 0 E: 0 K: 1 S: 7	H: 0 LOB: 0 BB: 0 P: 12	R: 0 E: 0 K: 0 S: 4	H: 0 LOB: 0 BB: 0 P: 6	R: 0 E: 0 K: 1 S: 11	H: 1 LOB: 0 BB: 0 P: 16	R: 0 E: 0 K: 0 S: 11	H: 1 LOB: 0 BB: 0 P: 13	1B: 3 2B: 3 3B: 0 HR: 0	SF: 0 SAC: 0 DP: 1 HBP: 0	WP: 0 PB: 0 SB: 0 CS: 0	PA: 31			
PITCHER	IP	WLS	BF	H	R	ER	SO	BB	IBB	HBP	BLK	WP	HR	S	P	ERA	WHIP								
58 Jeremy Hellickson, R ERA: 5.28	7.0	W	24	3	1	1	6	0	0	0	0	0	0	55	87	1.29	0.429								
30 David Hernandez, R ERA: 6.43	1.0		4	1	0	0	1	0	0	0	0	0	0	11	16	0.00	1.000								
37 Matt Stites, R ERA:	1.0		3	1	0	0	0	0	0	0	0	0	0	11	13	0.00	1.000								

Batter	1	2	3	4	5	6	7	8	9	AB	R	H	RBI	BB	SO	LOB	BOTTOM								
13 Nick Ahmed, R OBP: 0.302, SLG: 0.357										5	0	1	0	0	0	3	Colorado Rockies @ Arizona Diamondbacks Chase Field, Phoenix, AZ Thu Jul 02 2015, 6:42 PM - 9:42 PM MST Att: 16,861 - Roof Closed - 81 F livebaseballscorecards.com								
11 AJ Pollock, R OBP: 0.347, SLG: 0.464										5	2	2	1	0	1	1									
44 Paul Goldschmidt, R OBP: 0.469, SLG: 0.630										4	1	2	0	1	0	1									
24 Yasmany Tomás, R OBP: 0.359, SLG: 0.441										4	1	1	2	0	0	2									
7 Wellington Castillo, R OBP: 0.271, SLG: 0.397										2	2	0	0	2	1	1									
2 Aaron Hill, R OBP: 0.283, SLG: 0.337										4	1	1	2	0	1	1									
6 David Peralta, L OBP: 0.342, SLG: 0.464										4	0	2	2	0	1	1									
16 Chris Owings, R OBP: 0.253, SLG: 0.324										3	1	1	0	1	2	1									
58 Jeremy Hellickson, R OBP: 0.241, SLG: 0.192										2	0	0	0	0	1	2									
30 David Hernandez, R ERA: 5.76										0	0	0	0	0	0	0									
26 Danny Dorn, L OBP: 0.230, SLG: 0.207										1	0	0	0	0	0	1									
37 Matt Stites, L ERA:										0	0	0	0	0	0	0									
Inning Stats	R: 0 E: 0 K: 0 S: 9	H: 2 LOB: 1 BB: 0 P: 14	R: 0 E: 0 K: 1 S: 6	H: 0 LOB: 0 BB: 0 P: 8	R: 0 E: 0 K: 1 S: 11	H: 0 LOB: 0 BB: 0 P: 15	R: 0 E: 0 K: 2 S: 10	H: 1 LOB: 1 BB: 0 P: 14	R: 0 E: 0 K: 1 S: 13	H: 1 LOB: 2 BB: 0 P: 18	R: 3 E: 1 K: 1 S: 15	H: 2 LOB: 2 BB: 2 P: 32	R: 4 E: 0 K: 1 S: 12	H: 3 LOB: 1 BB: 2 P: 28	R: 1 E: 1 K: 0 S: 12	H: 1 LOB: 1 BB: 0 P: 18	R: 1 E: 1 K: 0 S: 12	H: 1 LOB: 1 BB: 0 P: 18	1B: 5 2B: 3 3B: 1 HR: 1	SF: 0 SAC: 0 DP: 0 HBP: 1	WP: 1 PB: 0 SB: 0 CS: 1	PA: 39			
PITCHER	IP	WLS	BF	H	R	ER	SO	BB	IBB	HBP	BLK	WP	HR	S	P	ERA	WHIP								
52 Chris Rusin, L ERA: 4.27	6.0	L	27	6	3	1	6	1	1	1	0	0	0	64	101	1.50	1.167								
45 Scott Oberg, R ERA: 5.76	0.1		6	3	4	4	0	2	0	0	0	0	0	9	24	108.00	15.000								
60 Justin Miller, R ERA: 1.35	0.2		1	0	0	0	1	0	0	0	0	0	0	3	4	0.00	0.000								
63 Rafael Betancourt, R ERA: 6.45	1.0		5	1	1	0	0	0	0	0	0	0	0	12	18	0.00	1.000								



Batter	1	2	3	4	5	6	7	8	9	AB	R	H	RBI	BB	SO	LOB	TOP		
12 Johnny Giavotella, R OBP: 0.318, SLG: 0.358	G4-3	56 1B 27 HR 1B	G4-3			G5-3			P4	5	1	1	1	0	0	0			
56 Kole Calhoun, L OBP: 0.322, SLG: 0.406	5 HR 2B	27 HR 1B				L8			K	5	2	2	0	0	2	0			
27 Mike Trout, R OBP: 0.396, SLG: 0.584	5 HR HBP	1-H HR				G5-3			G5-3	4	2	2	3	0	0	0			
5 Albert Pujols, R OBP: 0.335, SLG: 0.561	1-H 2-H HR	G6-3				G6-3			F9	5	1	1	3	0	0	1			
2 Erick Aybar, S OBP: 0.315, SLG: 0.345	K	G3				G1-3			G5-3	4	0	0	0	0	1	0			
6 David Freese, R OBP: 0.315, SLG: 0.405	K					20 G6-3 BB			44 1B	3	1	2	0	1	1	0			
20 Matt Joyce, L OBP: 0.255, SLG: 0.327						17 HR			1B	3	1	1	1	0	0	2			
44 Daniel Robertson, R OBP: 0.314, SLG: 0.294						L8			G6-3	1	0	1	0	0	0	0			
17 Chris Iannetta, R OBP: 0.314, SLG: 0.292						28 SH3-4 1B			HR	3	2	1	2	1	0	2			
28 Andrew Heaney, L OBP: 0.315, SLG: 0.591						12 1B BB			1-H HR	3	2	1	2	1	0	2			
59 Fernando Salas, R OBP: 0.315, SLG: 0.412						SH3-4			G1-3	3	0	0	0	0	2	2			
64 Mike Morin, R OBP: 0.335, SLG: 0.450						G1-3			K	0	0	0	0	0	0	0			
Inning Stats	R: 3 H: 2 E: 0 K: 2 S: 15	H: 2 LOB: 0 BB: 0 P: 23	R: 5 H: 4 E: 0 K: 0 S: 13	H: 4 LOB: 0 BB: 1 P: 20	R: 2 H: 2 E: 0 K: 0 S: 14	H: 2 LOB: 0 BB: 0 P: 20	R: 0 H: 0 E: 0 K: 1 S: 9	H: 0 LOB: 0 BB: 0 P: 11	R: 0 H: 0 E: 0 K: 0 S: 8	H: 0 LOB: 0 BB: 1 P: 16	R: 0 H: 0 E: 0 K: 1 S: 7	H: 0 LOB: 0 BB: 0 P: 10	R: 0 H: 2 E: 0 K: 1 S: 12	H: 2 LOB: 2 BB: 0 P: 18	R: 0 H: 1 E: 0 K: 1 S: 7	H: 1 LOB: 1 BB: 0 P: 10	1B: 6 2B: 1 3B: 0 HR: 4	SF: 0 SAC: 1 DP: 1 HBP: 1	WP: 0 PA: 40 PB: 0 SB: 0 CS: 0
PITCHER	IP WLS BF H R ER SO BB IBB HBP BLK WP HR S P ERA WHIP	IP WLS BF H R ER SO BB IBB HBP BLK WP HR S P ERA WHIP	IP WLS BF H R ER SO BB IBB HBP BLK WP HR S P ERA WHIP	IP WLS BF H R ER SO BB IBB HBP BLK WP HR S P ERA WHIP	IP WLS BF H R ER SO BB IBB HBP BLK WP HR S P ERA WHIP	IP WLS BF H R ER SO BB IBB HBP BLK WP HR S P ERA WHIP	IP WLS BF H R ER SO BB IBB HBP BLK WP HR S P ERA WHIP	IP WLS BF H R ER SO BB IBB HBP BLK WP HR S P ERA WHIP	IP WLS BF H R ER SO BB IBB HBP BLK WP HR S P ERA WHIP	IP WLS BF H R ER SO BB IBB HBP BLK WP HR S P ERA WHIP	IP WLS BF H R ER SO BB IBB HBP BLK WP HR S P ERA WHIP	IP WLS BF H R ER SO BB IBB HBP BLK WP HR S P ERA WHIP	IP WLS BF H R ER SO BB IBB HBP BLK WP HR S P ERA WHIP	IP WLS BF H R ER SO BB IBB HBP BLK WP HR S P ERA WHIP	IP WLS BF H R ER SO BB IBB HBP BLK WP HR S P ERA WHIP	IP WLS BF H R ER SO BB IBB HBP BLK WP HR S P ERA WHIP	IP WLS BF H R ER SO BB IBB HBP BLK WP HR S P ERA WHIP	IP WLS BF H R ER SO BB IBB HBP BLK WP HR S P ERA WHIP	IP WLS BF H R ER SO BB IBB HBP BLK WP HR S P ERA WHIP

Los Angeles Angels @ Colorado Rockies
Coors Field, Denver, CO
Tue Jul 07 2015, 6:43 PM - 9:12 PM MDT
Att: 26,232 - Cloudy - 65 F

AB	36
R	10
H	11
RBI	10
BB	2
SO	6
LOB	7

Batter	1	2	3	4	5	6	7	8	9	AB	R	H	RBI	BB	SO	LOB	BOTTOM				
19 Charlie Blackmon, L OBP: 0.351, SLG: 0.452	G6-3					9 1B 2 1B			9 1B	4	1	3	0	0	0	0					
9 DJ LeMahieu, R OBP: 0.356, SLG: 0.392	2 G5-4-3 1B					28 L9 2 1B			1B	4	0	3	0	0	1	1					
2 Troy Tulowitzki, R OBP: 0.357, SLG: 0.486	G5-4-3					P4			K	4	0	1	1	0	1	3					
28 Nolan Arenado, R OBP: 0.310, SLG: 0.591						P4			L9	4	0	0	0	0	4						
5 Carlos González, L OBP: 0.299, SLG: 0.412						G4-3			F9	4	0	0	0	0	4						
20 Wilin Rosario, R OBP: 0.315, SLG: 0.459						G4-3			K	4	0	1	0	0	1	0					
4 Nick Hundley, R OBP: 0.335, SLG: 0.450						G6-3			2B	4	0	1	0	0	1	0					
13 Drew Stubbs, R OBP: 0.182, SLG: 0.279						F9			F9	4	0	0	0	0	1						
35 Chad Bettis, R ERA: 4.95						L7			K	3	1	1	1	1	1	0					
58 Yohan Flande, L ERA: 4.73						HR			BB	1	0	0	0	0	0	0					
53 Christian Friedrich, L ERA: 4.33						G5-3			K	1	0	0	0	0	2						
10 Ben Paulsen, L OBP: 0.338, SLG: 0.492						K			K2-3	0	0	0	0	0	0	0					
Inning Stats	R: 0 H: 1 E: 0 K: 0 S: 7	H: 0 LOB: 0 BB: 0 P: 11	R: 0 H: 0 E: 0 K: 1 S: 7	H: 0 LOB: 0 BB: 0 P: 9	R: 1 H: 2 E: 0 K: 1 S: 12	H: 2 LOB: 1 BB: 0 P: 18	R: 0 H: 0 E: 0 K: 0 S: 6	H: 0 LOB: 0 BB: 0 P: 8	R: 0 H: 0 E: 0 K: 0 S: 8	H: 0 LOB: 0 BB: 0 P: 15	R: 1 H: 3 E: 0 K: 1 S: 10	H: 3 LOB: 2 BB: 0 P: 13	R: 0 H: 0 E: 0 K: 1 S: 7	H: 0 LOB: 0 BB: 0 P: 7	R: 0 H: 2 E: 0 K: 2 S: 14	H: 2 LOB: 2 BB: 0 P: 21	R: 0 H: 1 E: 0 K: 2 S: 14	H: 1 LOB: 2 BB: 1 P: 24	1B: 7 2B: 1 3B: 0 HR: 1	SF: 0 SAC: 0 DP: 1 HBP: 0	WP: 0 PA: 36 PB: 0 SB: 0 CS: 0
PITCHER	IP WLS BF H R ER SO BB IBB HBP BLK WP HR S P ERA WHIP	IP WLS BF H R ER SO BB IBB HBP BLK WP HR S P ERA WHIP	IP WLS BF H R ER SO BB IBB HBP BLK WP HR S P ERA WHIP	IP WLS BF H R ER SO BB IBB HBP BLK WP HR S P ERA WHIP	IP WLS BF H R ER SO BB IBB HBP BLK WP HR S P ERA WHIP	IP WLS BF H R ER SO BB IBB HBP BLK WP HR S P ERA WHIP	IP WLS BF H R ER SO BB IBB HBP BLK WP HR S P ERA WHIP	IP WLS BF H R ER SO BB IBB HBP BLK WP HR S P ERA WHIP	IP WLS BF H R ER SO BB IBB HBP BLK WP HR S P ERA WHIP	IP WLS BF H R ER SO BB IBB HBP BLK WP HR S P ERA WHIP	IP WLS BF H R ER SO BB IBB HBP BLK WP HR S P ERA WHIP	IP WLS BF H R ER SO BB IBB HBP BLK WP HR S P ERA WHIP	IP WLS BF H R ER SO BB IBB HBP BLK WP HR S P ERA WHIP	IP WLS BF H R ER SO BB IBB HBP BLK WP HR S P ERA WHIP	IP WLS BF H R ER SO BB IBB HBP BLK WP HR S P ERA WHIP	IP WLS BF H R ER SO BB IBB HBP BLK WP HR S P ERA WHIP	IP WLS BF H R ER SO BB IBB HBP BLK WP HR S P ERA WHIP	IP WLS BF H R ER SO BB IBB HBP BLK WP HR S P ERA WHIP	IP WLS BF H R ER SO BB IBB HBP BLK WP HR S P ERA WHIP		

Los Angeles Angels @ Colorado Rockies
Coors Field, Denver, CO
Tue Jul 07 2015, 6:43 PM - 9:12 PM MDT
Att: 26,232 - Cloudy - 65 F

AB	35
R	2
H	9
RBI	2
BB	1
SO	8
LOB	13

Batter	1	2	3	4	5	6	7	8	9	AB	R	H	RBI	BB	SO	LOB	TOP											
12 Johnny Giavotella, R OBP: 0.319, SLG: 0.356	G6-3		G6-3				G5-3			4	0	1	1	1	0	1	Los Angeles Angels @ Colorado Rockies Coors Field, Denver, CO Wed Jul 08 2015, 8:48 PM - 12:14 AM MDT Att: 24,660 - Cloudy - 58 F											
56 Kole Calhoun, L OBP: 0.317, SLG: 0.400	K		K				G4-3		G4-3	5	0	0	0	0	3	5												
27 Mike Trout, R OBP: 0.400, SLG: 0.604	HR		G3				HR		BB	3	2	2	2	1	0	0												
5 Albert Pujols, R OBP: 0.334, SLG: 0.557	P3		1B				L8		L7-3	4	0	1	0	0	0	1												
2 Erick Aybar, S OBP: 0.317, SLG: 0.347	1B		1B				G4-3		G4-3	4	0	2	0	0	0	0												
6 David Freese, R OBP: 0.315, SLG: 0.403	G6-4-3		G1-3				G6-3		12B	4	0	1	0	0	0	3												
8 Taylor Featherston, R OBP: 0.161, SLG: 0.267	1-2		G6-4-3				G6-3		12B	0	1	0	0	0	0	0												
17 Chris Iannetta, R OBP: 0.311, SLG: 0.297	G4-3		G4-3				F8		2B	4	0	1	0	0	1	0												
44 Daniel Robertson, R OBP: 0.333, SLG: 0.297			G5-3				G3		12B	3	0	1	0	1	0	0												
52 Matt Shoemaker, R 37 Cesar Ramos, L 20 Matt Joyce, L 62 Trevor Gott, R 38 Joe Smith, R 19 Ethen Navarro, L 16 Huston Street, R	G1-3		G1-3				12BB		K	1	0	0	0	1	0	0												
Inning Stats	R: 1 H: 1 E: 0 K: 1 S: 10	H: 1 LOB: 0 BB: 0 P: 16	R: 0 H: 1 E: 0 K: 0 S: 6	H: 1 LOB: 0 BB: 0 P: 8	R: 0 H: 0 E: 0 K: 0 S: 6	H: 0 LOB: 0 BB: 0 P: 10	R: 0 H: 2 E: 0 K: 1 S: 15	H: 2 LOB: 2 BB: 0 P: 19	R: 0 H: 0 E: 0 K: 0 S: 9	H: 0 LOB: 0 BB: 2 P: 21	R: 1 H: 1 E: 0 K: 0 S: 12	H: 1 LOB: 1 BB: 0 P: 21	R: 0 H: 1 E: 0 K: 1 S: 8	H: 1 LOB: 1 BB: 0 P: 13	R: 0 H: 0 E: 0 K: 1 S: 13	H: 0 LOB: 0 BB: 1 P: 11	R: 1 H: 3 E: 0 K: 1 S: 16	H: 3 LOB: 3 BB: 1 P: 31	1B: 6 2B: 2 3B: 0 HR: 2	SF: 0 SAC: 0 DP: 2 HBP: 0	WP: 0 PB: 0 SB: 0 CS: 0	PA: 38						
PITCHER	IP	WLS	BF	H	R	ER	SO	BB	IBB	HBP	BLK	WP	HR	S	P	ERA	WHIP											
52 Chris Rusin, L	(1.1)	6.0		24	5	2	2	2	2	0	0	0	0	2	58	95	3.00	1.167										
32 LaTroy Hawkins, R	(7.1)	1.0		4	1	0	0	1	0	0	0	0	0	0	8	13	0.00	1.000										
48 Boone Logan, L	(8.1)	0.1		1	0	0	0	1	0	0	0	0	0	0	3	5	0.00	0.000										
54 Tommy Kahnle, R	(8.1)	0.2		2	0	0	0	0	1	0	0	0	0	10	17	0.00	1.500											
66 John Axford, R	(9.1)	1.0	L	7	3	1	1	1	0	1	0	0	0	0	16	31	9.00	3.000										
Batter	1	2	3	4	5	6	7	8	9	AB	R	H	RBI	BB	SO	LOB	BOTTOM											
19 Charlie Blackmon, L OBP: 0.346, SLG: 0.445	L7		G4-3				L6		F7	5	0	0	0	0	0	4	Los Angeles Angels @ Colorado Rockies Coors Field, Denver, CO Wed Jul 08 2015, 8:48 PM - 12:14 AM MDT Att: 24,660 - Cloudy - 58 F											
9 DJ LeMahieu, R OBP: 0.357, SLG: 0.390	2B		K				G4-3		1B	4	0	1	0	1	2	0												
2 Troy Tulowitzki, R OBP: 0.354, SLG: 0.481	1B		G5-3				L9		L7	5	0	1	0	0	1	1												
5 Carlos González, L OBP: 0.304, SLG: 0.419	F9		G4-3				E6		K	5	1	3	0	0	1	2												
28 Nolan Arenado, R OBP: 0.320, SLG: 0.598	1B		10B				10B		10B	3	1	3	0	2	0	0												
10 Ben Paulsen, L OBP: 0.340, SLG: 0.489	1B		10B				FC5-4		10B	5	0	2	1	0	0	6												
4 Nick Hundley, R OBP: 0.342, SLG: 0.460	F6		L9				FC5-4		FC6-4	4	0	3	1	0	0	2												
1 Brandon Barnes, R OBP: 0.347, SLG: 0.343	FC6-4		L9				L9		FC2-6	3	0	0	0	0	0	5												
52 Chris Rusin, L 20 Matt Joyce, L 32 LaTroy Hawkins, R 48 Boone Logan, R 54 Tommy Kahnle, R 3 Daniel Descalso, L 66 John Axford, R	G1-3		K				SH1-4		FC4-6	2	0	0	0	0	1	4												
Inning Stats	R: 0 H: 1 E: 0 K: 0 S: 8	H: 2 LOB: 2 BB: 0 P: 12	R: 0 H: 0 E: 0 K: 1 S: 13	H: 0 LOB: 0 BB: 0 P: 21	R: 2 H: 4 E: 0 K: 1 S: 15	H: 4 LOB: 2 BB: 0 P: 22	R: 0 H: 1 E: 0 K: 0 S: 9	H: 1 LOB: 1 BB: 0 P: 15	R: 0 H: 2 E: 0 K: 2 S: 16	H: 2 LOB: 2 BB: 0 P: 19	R: 0 H: 1 E: 0 K: 0 S: 5	H: 1 LOB: 1 BB: 0 P: 8	R: 0 H: 1 E: 0 K: 1 S: 10	H: 1 LOB: 2 BB: 1 P: 17	1B: 10 2B: 3 3B: 0 HR: 0	SF: 0 SAC: 1 DP: 0 HBP: 0		WP: 1 PB: 0 SB: 1 CS: 0	PA: 42									
PITCHER	IP	WLS	BF	H	R	ER	SO	BB	IBB	HBP	BLK	WP	HR	S	P	ERA	WHIP											
52 Matt Shoemaker, R	(1.1)	5.2		27	9	2	2	2	1	0	0	0	0	2	2	0.00	0.000											
37 Cesar Ramos, L	(6.1)	0.1		1	0	0	0	0	0	0	0	0	0	2	2	0.00	0.000											
62 Trevor Gott, R	(7.1)	1.0		5	2	0	0	2	0	0	0	0	0	16	19	0.00	2.000											
38 Joe Smith, R	(8.1)	1.0	W	4	1	0	0	0	0	0	0	0	0	5	8	0.00	1.000											
16 Huston Street, R	(9.1)	1.0	S	5	1	0	0	1	0	1	0	0	1	0	10	17	0.00	1.000										

Batter	1	2	3	4	5	6	7	8	9	AB	R	H	RBI	BB	SO	LOB	TOP						
8 Jace Peterson, L (1.4) OBP: 0.334, SLG: 0.355										4	0	1	0	0	1	1							
25 Cameron Maybin, R (1.8) OBP: 0.359, SLG: 0.425										4	1	1	0	0	1	1							
22 Nick Markakis, L (1.9) OBP: 0.381, SLG: 0.357										3	1	1	0	0	0	0							
24 Kelly Johnson, L (1.3) OBP: 0.320, SLG: 0.464										4	1	2	3	0	1	0							
23 Chris Johnson, R (1.5) OBP: 0.296, SLG: 0.336										4	0	1	0	0	1	2							
15 A.J. Pierzynski, L (1.2) OBP: 0.316, SLG: 0.443										4	0	1	0	0	0	1							
7 Jonny Gomes, R (1.7) OBP: 0.307, SLG: 0.336										3	0	1	0	1	0	0							
19 Andrelton Simmons, R (1.6) OBP: 0.307, SLG: 0.338										4	0	0	0	0	1	3							
17 Shelby Miller, R (1.1) OBP: 0.094, SLG: 0.067										1	0	0	0	1	0	2							
60 Manny Bañuelos, R (6.1)										0	0	0	0	0	0	0							
2 Juan Uribe, R (7, PH) OBP: 0.328, SLG: 0.408										1	0	0	0	0	0	0							
38 Arodys Vizcaino, R (7.1)										0	0	0	0	0	0	0							
57 David Carpenter, R (8.1)										0	0	0	0	0	0	0							
Inning Stats	R: 0 E: 0 K: 0 S: 6	H: 1 LOB: 0 BB: 0 P: 7	R: 0 E: 0 K: 1 S: 7	H: 0 LOB: 0 BB: 0 P: 11	R: 0 E: 0 K: 0 S: 9	H: 0 LOB: 1 BB: 1 P: 16	R: 0 E: 0 K: 0 S: 4	H: 0 LOB: 2 BB: 1 P: 8	R: 0 E: 0 K: 1 S: 8	H: 1 LOB: 2 BB: 1 P: 15	R: 3 E: 0 K: 0 S: 10	H: 3 LOB: 0 BB: 0 P: 16	R: 0 E: 0 K: 1 S: 9	H: 1 LOB: 0 BB: 0 P: 14	R: 0 E: 0 K: 3 S: 13	H: 2 LOB: 2 BB: 0 P: 23	R: 0 E: 0 K: 0 S: 5	H: 0 LOB: 0 BB: 0 P: 8	1B: 7 2B: 1 3B: 0 HR: 1	SF: 0 SAC: 0 DP: 3 HBP: 1	WP: 0 PB: 0 SB: 0 CS: 1	PA: 35	
PITCHER	IP	WLS	BF	H	R	ER	SO	BB	IBB	HBP	BLK	WP	HR	S	P	ERA	WHIP					ERA	WHIP
62 Gonzalez Germen, R (1.1) ERA: 5.0	3.0		10	1	0	0	1	1	0	0	0	0	0	22	34	0.00	0.667					0.00	0.000
34 Aaron Laffey, L (4.1) ERA: 11.57	2.1	W	13	4	3	3	0	1	0	1	0	0	1	21	38	11.57	2.143						
32 LaTroy Hawkins, R (6.1) ERA: 3.93	1.2	H	4	1	0	0	1	0	0	0	0	0	0	10	15	0.00	0.600						
48 Boone Logan, L (8.1) ERA: 4.74	0.2	H	4	2	0	0	2	0	0	0	0	0	0	10	18	0.00	3.000						
54 Tommy Kahnle, R (8.1) ERA: 3.44	0.1	H	1	0	0	0	1	0	0	0	0	0	0	3	5	0.00	0.000						
Batter	1	2	3	4	5	6	7	8	9	AB	R	H	RBI	BB	SO	LOB	BOTTOM						
19 Charlie Blackmon, L (1.8) OBP: 0.351, SLG: 0.451										4	1	2	0	1	1	0							
9 DJ LeMahieu, R (1.4) OBP: 0.363, SLG: 0.397										3	1	2	1	1	0	1							
28 Nolan Arenado, R (1.5) OBP: 0.324, SLG: 0.600										4	0	1	1	0	1	3							
5 Carlos González, L (1.9) OBP: 0.309, SLG: 0.443										4	1	1	1	0	2	3							
10 Ben Paulsen, L (1.3) OBP: 0.342, SLG: 0.482										3	0	1	0	1	0	3							
4 Nick Hundley, R (1.2) OBP: 0.347, SLG: 0.466										4	1	2	0	0	1	1							
3 Daniel Descalso, L (1.6) OBP: 0.254, SLG: 0.283										4	1	1	1	0	1	3							
1 Brandon Barnes, R (1.7) OBP: 0.348, SLG: 0.353										4	0	2	1	0	0	0							
62 Gonzalez Germen, R (1.1) ERA: 2.38	5.0	L	25	11	5	5	7	1	0	0	0	0	0	11	16	0.00	1.000						
60 Manny Bañuelos, L (6.1) ERA: 0.75	1.0		4	0	0	0	1	1	0	0	0	0	0	11	17	0.00	2.000						
38 Arodys Vizcaino, R (7.1) ERA:	1.0		5	1	0	0	0	1	0	0	0	0	0	11	17	0.00	2.000						
57 David Carpenter, R (8.1) ERA:	1.0		3	0	0	0	1	0	0	0	0	0	0	7	11	0.00	0.000						
Inning Stats	R: 1 E: 0 K: 1 S: 11	H: 2 LOB: 1 BB: 0 P: 18	R: 0 E: 0 K: 1 S: 11	H: 1 LOB: 0 BB: 0 P: 14	R: 0 E: 0 K: 2 S: 12	H: 1 LOB: 2 BB: 1 P: 22	R: 3 E: 0 K: 1 S: 16	H: 5 LOB: 1 BB: 0 P: 27	R: 1 E: 0 K: 2 S: 10	H: 2 LOB: 1 BB: 0 P: 15	R: 0 E: 0 K: 1 S: 11	H: 0 LOB: 1 BB: 1 P: 16	R: 0 E: 0 K: 0 S: 11	H: 1 LOB: 2 BB: 1 P: 17	R: 0 E: 0 K: 1 S: 7	H: 0 LOB: 0 BB: 0 P: 11	1B: 6 2B: 4 3B: 2 HR: 1	SF: 0 SAC: 0 DP: 1 HBP: 0	WP: 1 PB: 0 SB: 2 CS: 2	PA: 37			
PITCHER	IP	WLS	BF	H	R	ER	SO	BB	IBB	HBP	BLK	WP	HR	S	P	ERA	WHIP					ERA	WHIP
17 Shelby Miller, R (1.1) ERA: 2.38	5.0		25	11	5	5	7	1	0	0	0	0	0	11	16	0.00	1.000						
60 Manny Bañuelos, L (6.1) ERA: 0.75	1.0		4	0	0	0	1	1	0	0	0	0	0	11	17	0.00	2.000						
38 Arodys Vizcaino, R (7.1) ERA:	1.0		5	1	0	0	0	1	0	0	0	0	0	11	17	0.00	2.000						
57 David Carpenter, R (8.1) ERA:	1.0		3	0	0	0	1	0	0	0	0	0	0	7	11	0.00	0.000						

Atlanta Braves @ Colorado Rockies
Coors Field, Denver, CO
Fri Jul 10 2015, 6:12 PM - 8:58 PM MDT
Att: 48,254 - Partly Cloudy - 85 F

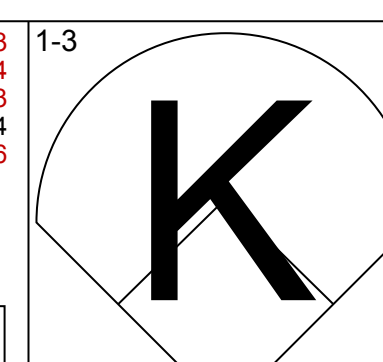
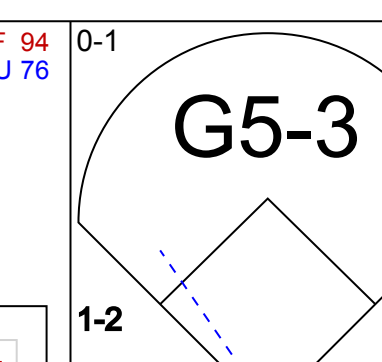
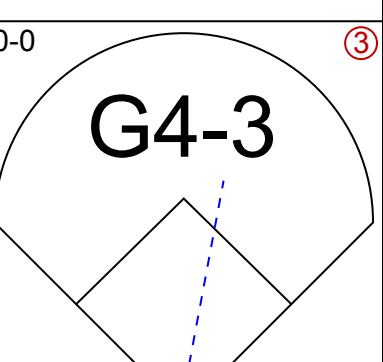
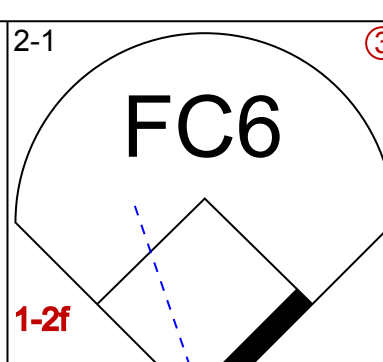
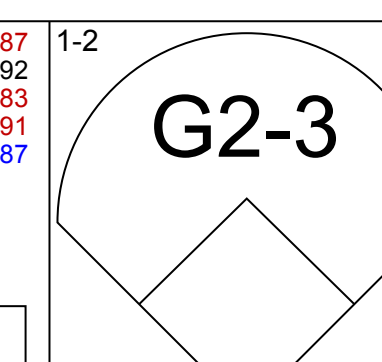
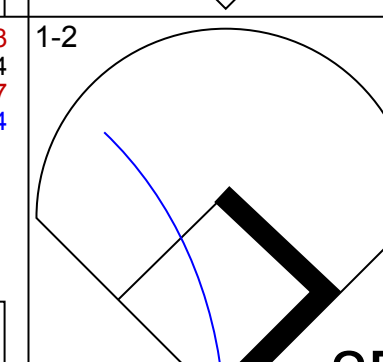
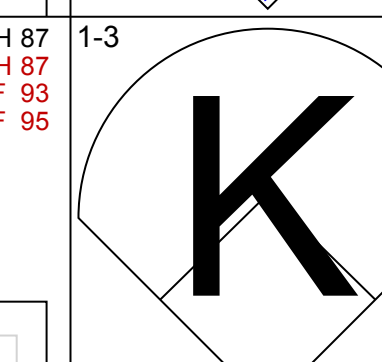
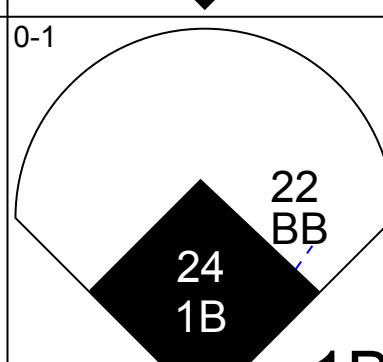
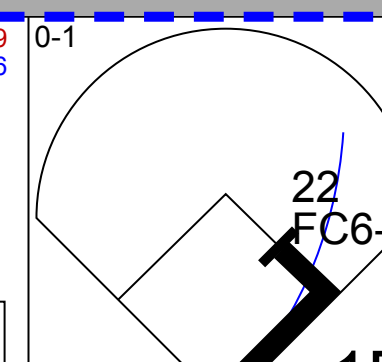
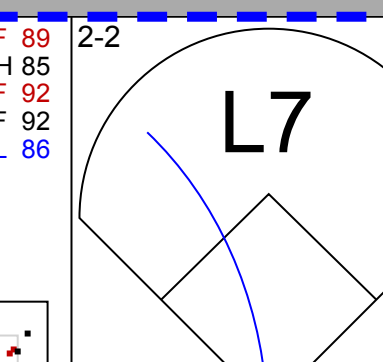
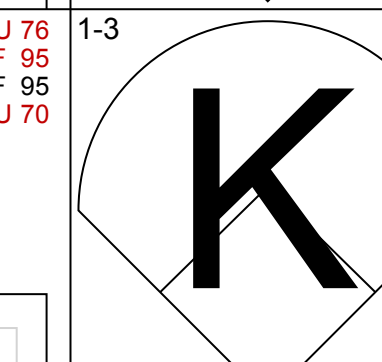
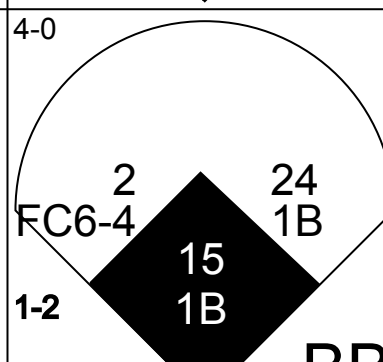
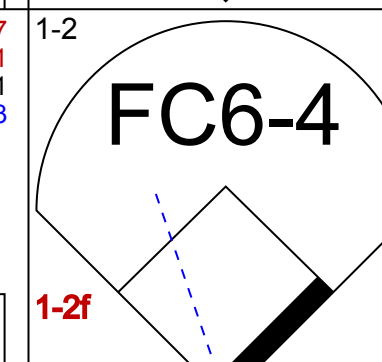
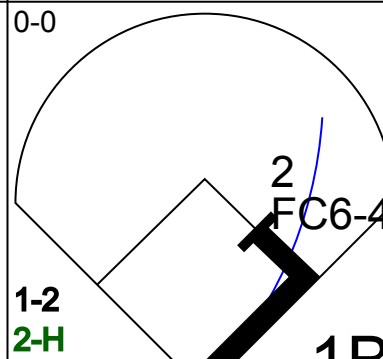
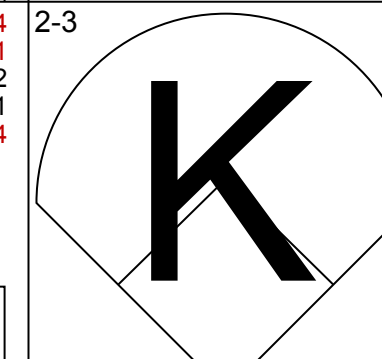
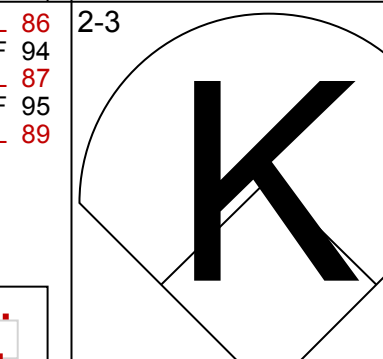
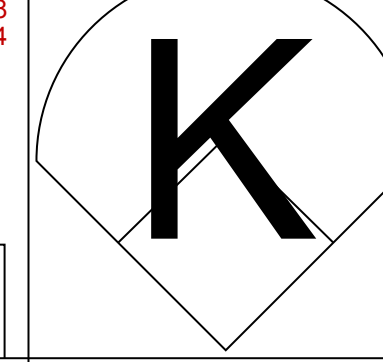
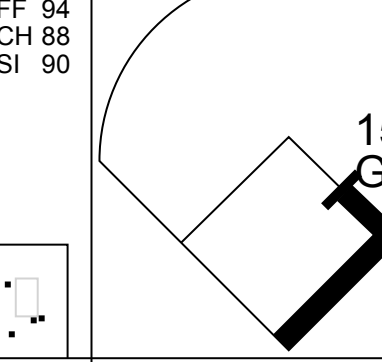

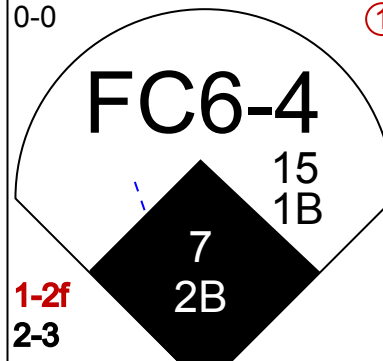
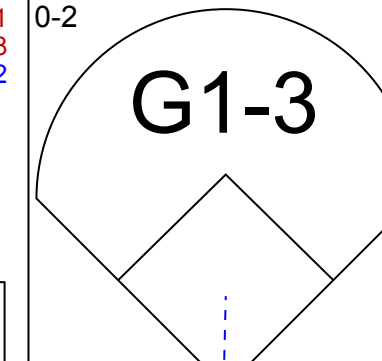
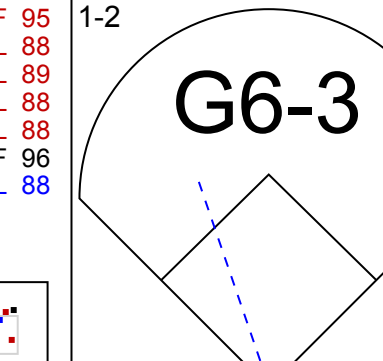

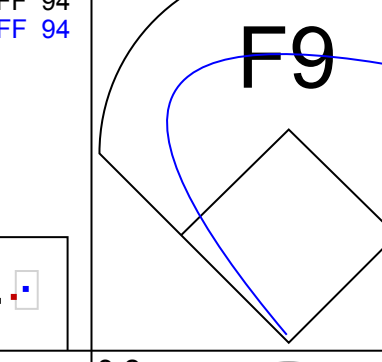
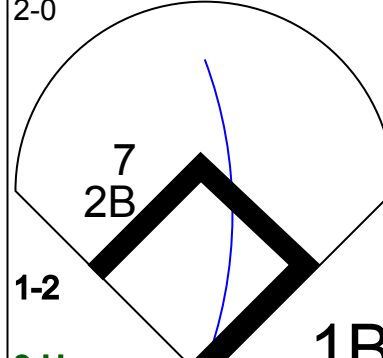


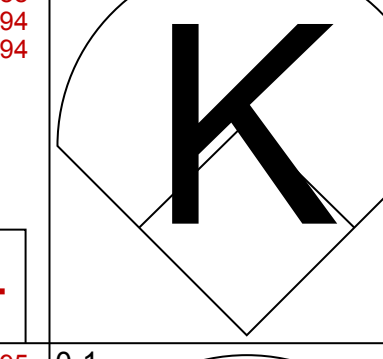
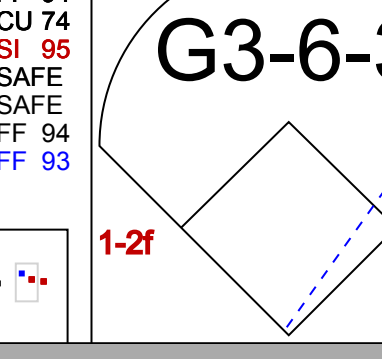
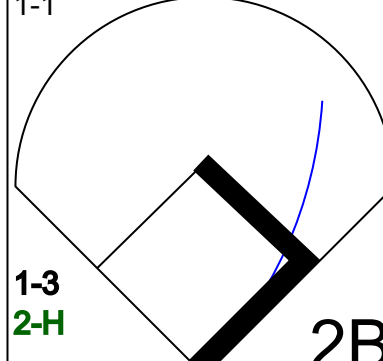
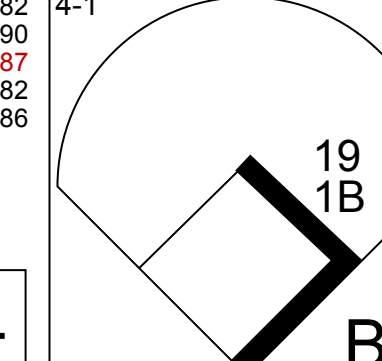
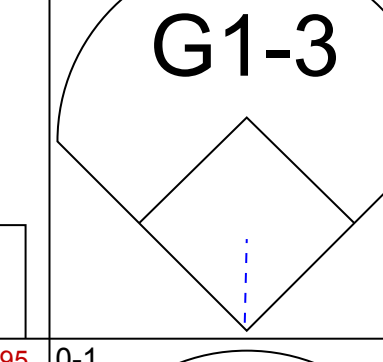
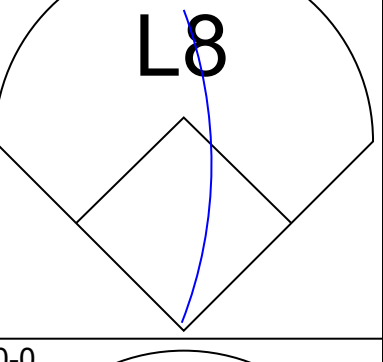
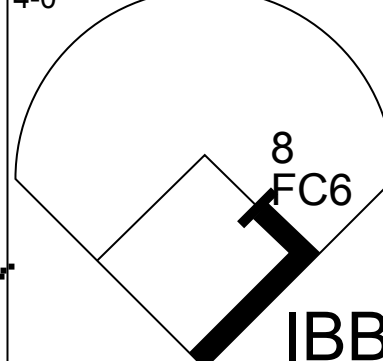
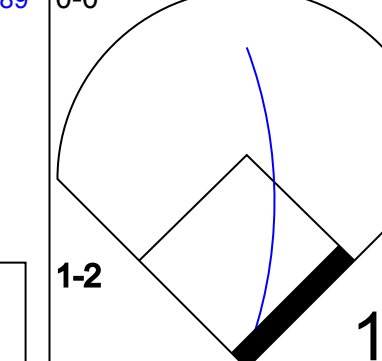
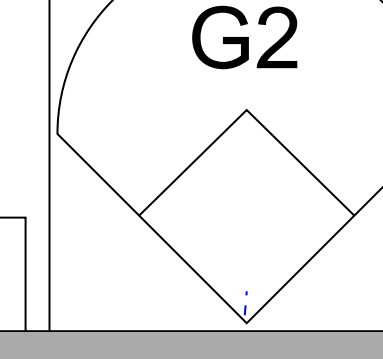
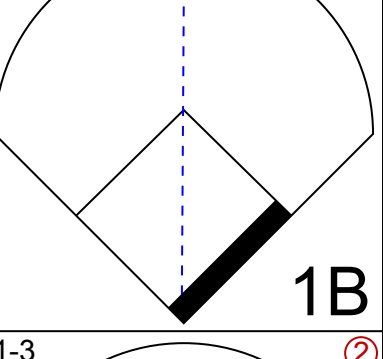
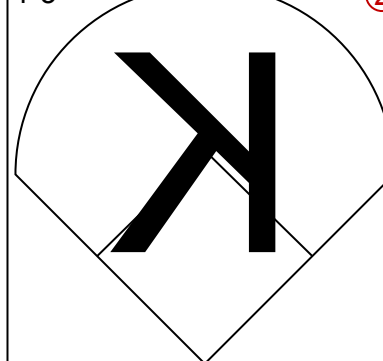
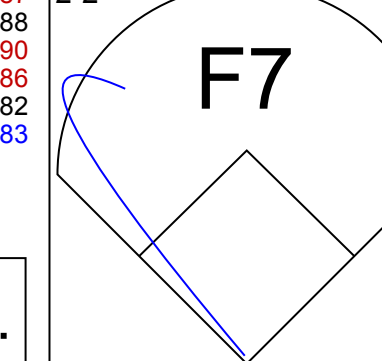
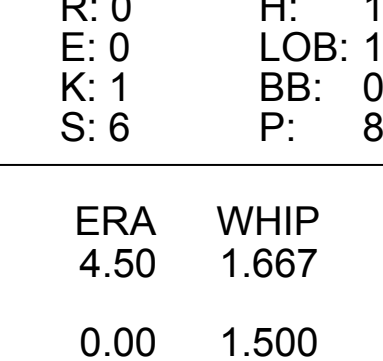
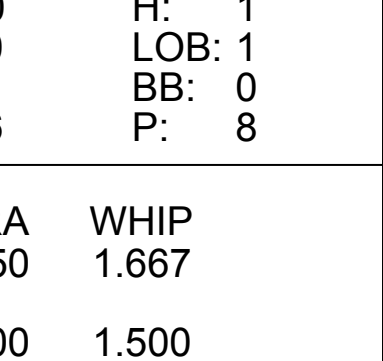
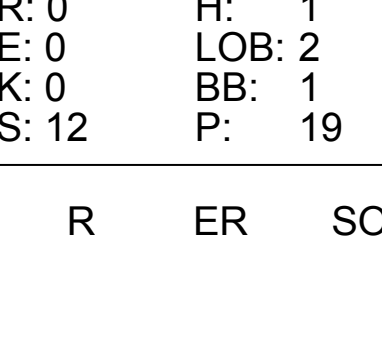
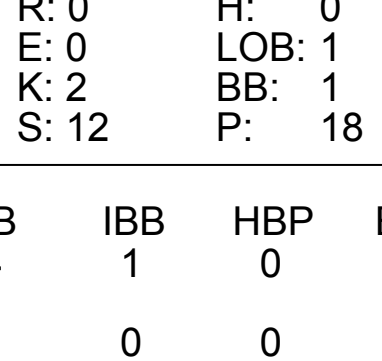
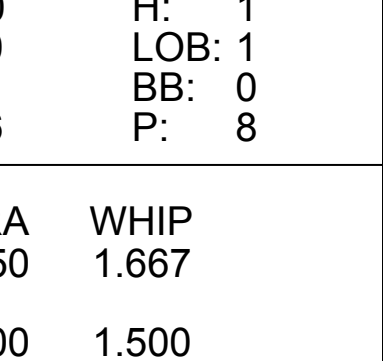
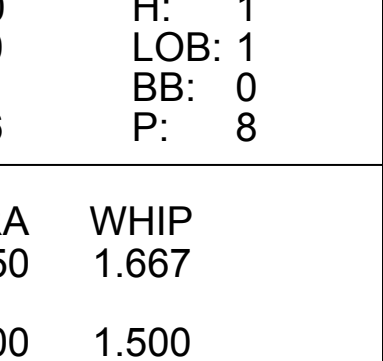
AB 32
R 3
H 8
RBI 3
BB 2
SO 5
LOB 10



Atlanta Braves @ Colorado Rockies
Coors Field, Denver, CO
Fri Jul 10 2015, 6:12 PM - 8:58 PM MDT
Att: 48,254 - Partly Cloudy - 85 F

AB 34
R 5
H 12
RBI 5
SO 9
LOB 16

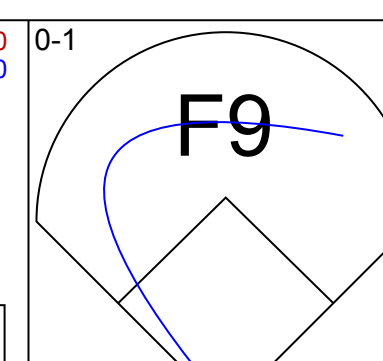

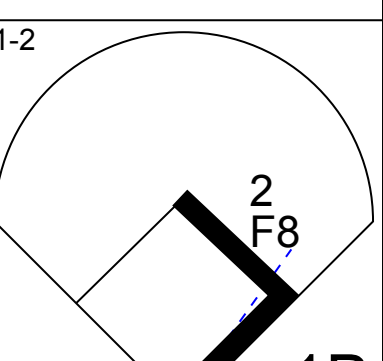
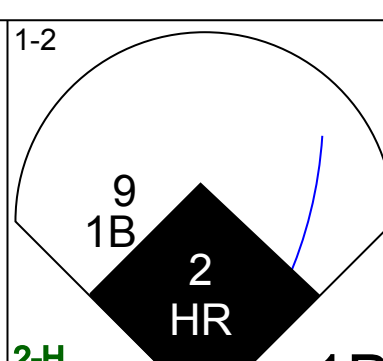
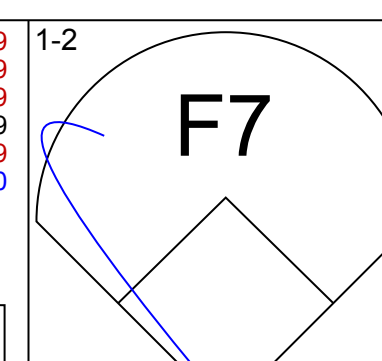
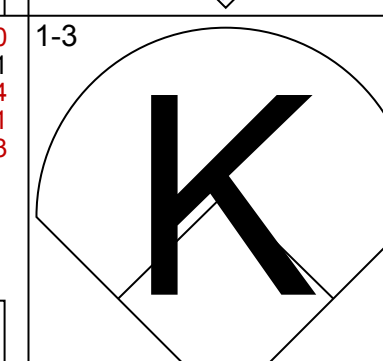
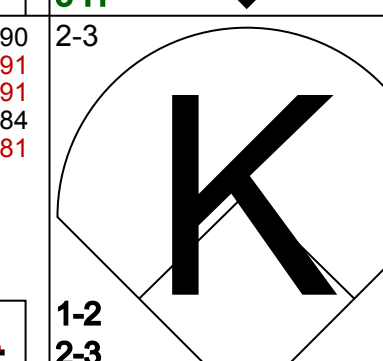

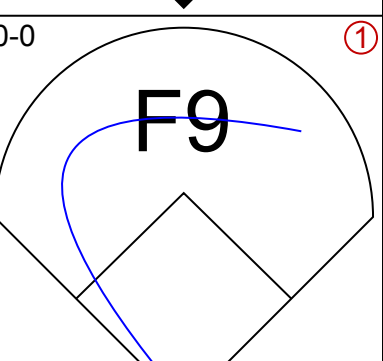
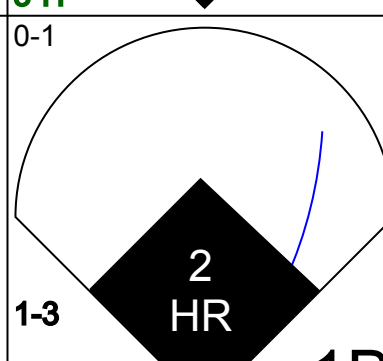
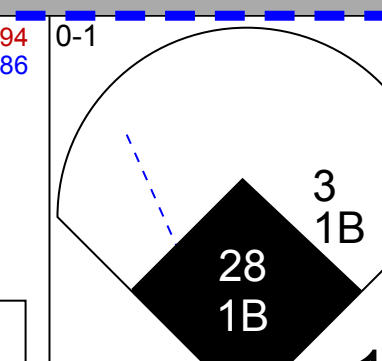
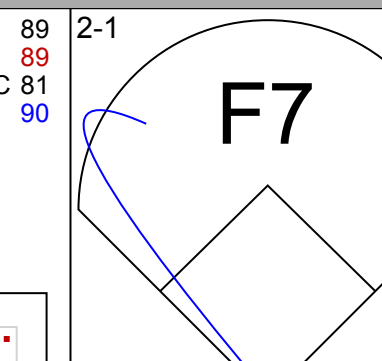
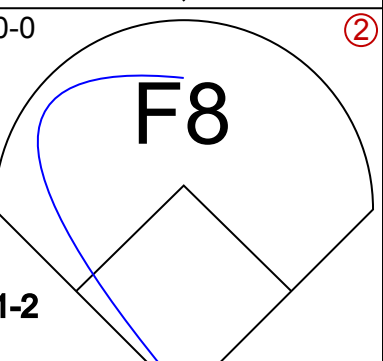
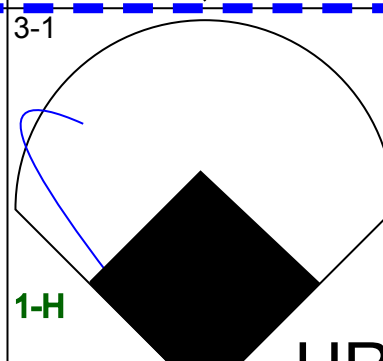
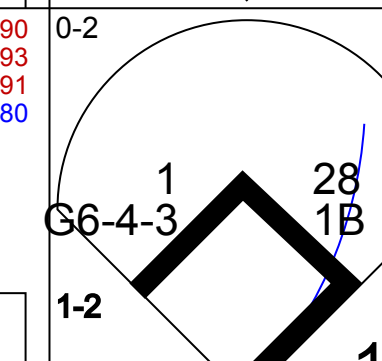
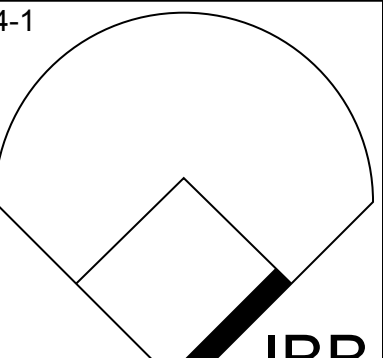
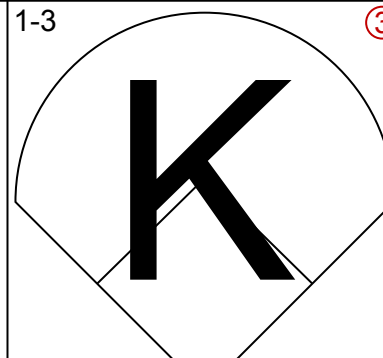
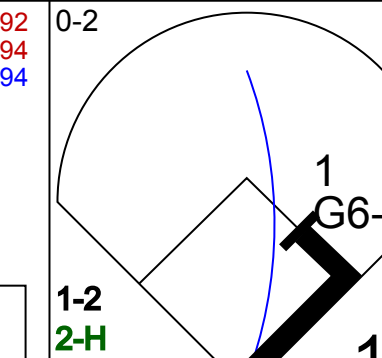
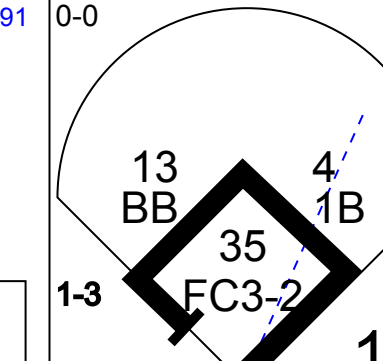
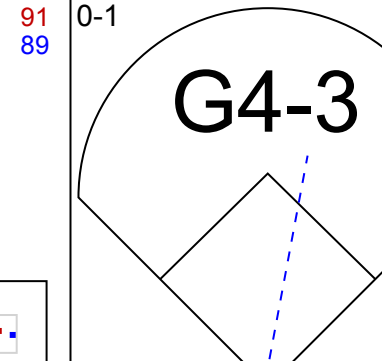
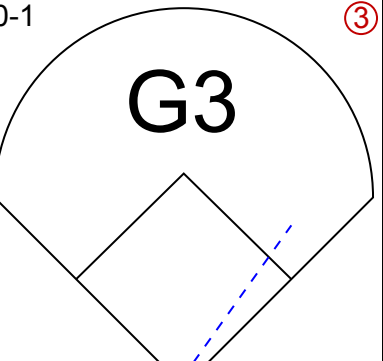

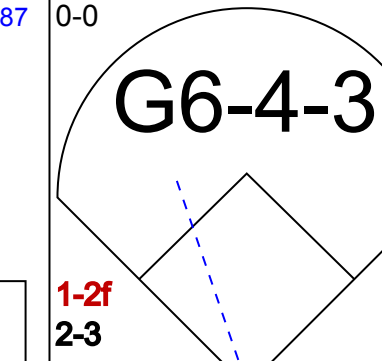
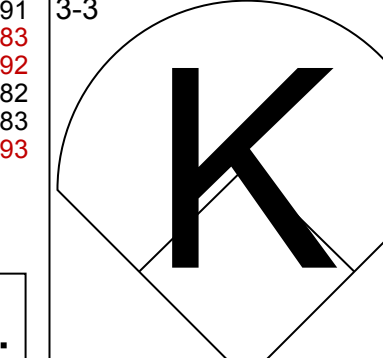


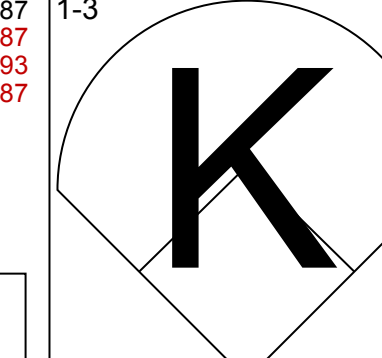
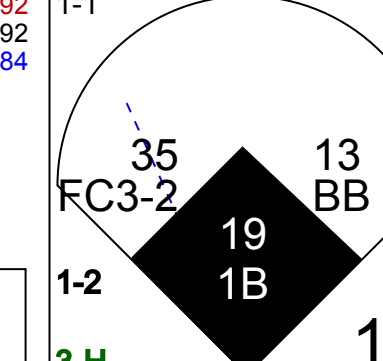


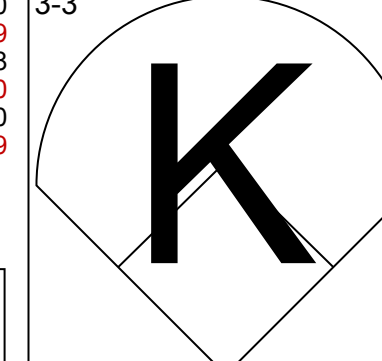
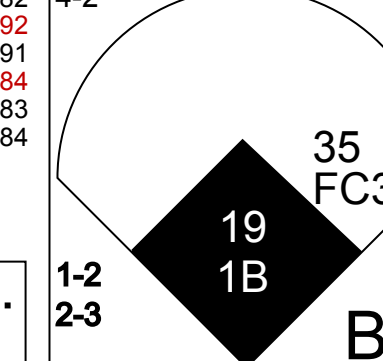
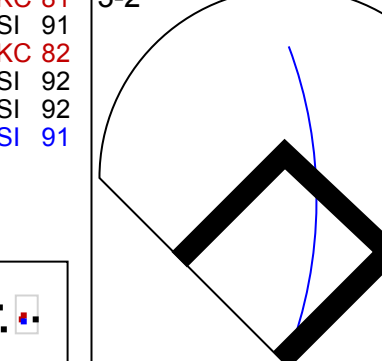
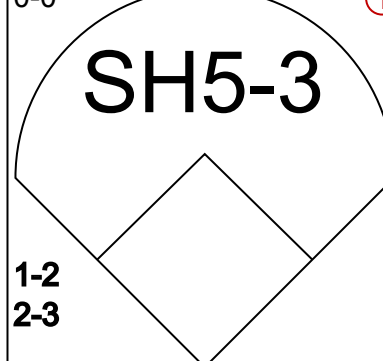
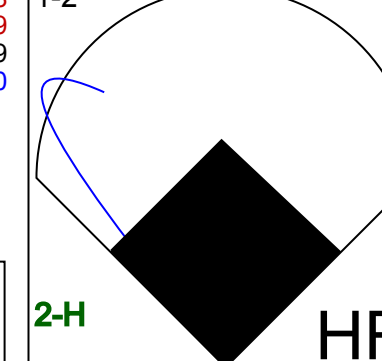

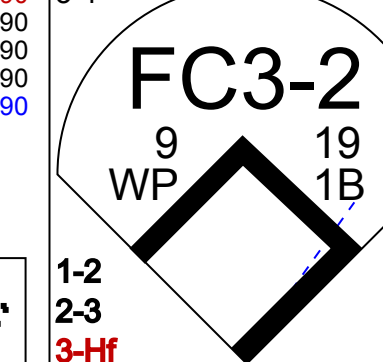

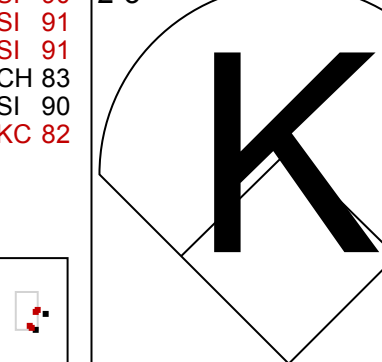

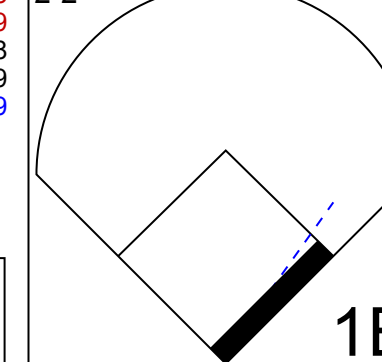
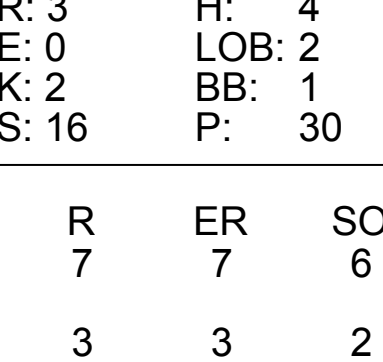
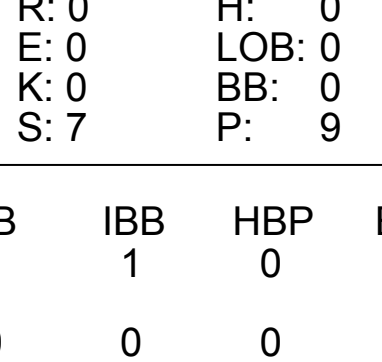
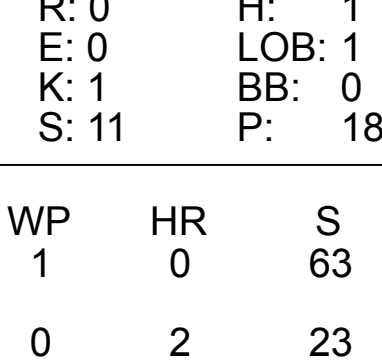
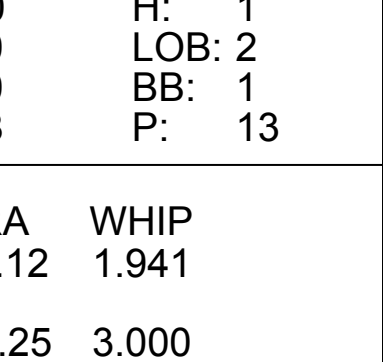
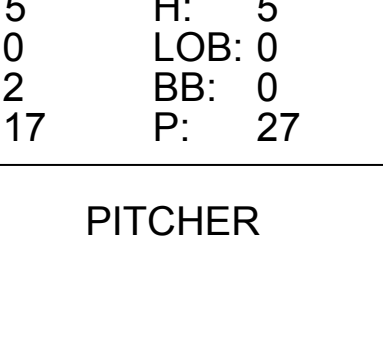


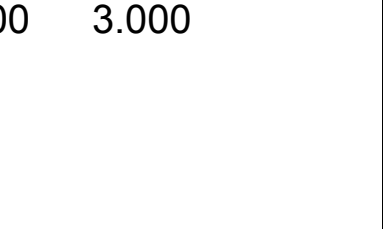



Batter	1	2	3	4	5	6	7	8	9	AB	R	H	RBI	BB	SO	LOB	TOP		
8 Jace Peterson, L (1,4) OBP: 0.328, SLG: 0.348										5	0	0	0	0	1	7			
14 Eury Pérez, R (1,8) OBP: 0.344, SLG: 0.321										5	1	3	0	0	1	1			
22 Nick Markakis, L (1,9) OBP: 0.381, SLG: 0.353										2	1	0	0	2	1	2			
25 Cameron Maybin, R (9,PH) OBP: 0.356, SLG: 0.418										0	0	0	0	1	0	0			
24 Kelly Johnson, L (1,3) OBP: 0.321, SLG: 0.456										4	0	1	1	1	3	4			
2 Juan Uribe, R (1,5) OBP: 0.315, SLG: 0.416										5	1	0	0	0	1	7			
15 A.J. Pierzynski, L (1,2) OBP: 0.315, SLG: 0.439										4	0	1	1	0	1	1			
7 Jonny Gomes, R (1,7) OBP: 0.312, SLG: 0.338										3	0	1	1	1	0	0			
19 Andrelton Simmons, R (1,6) OBP: 0.311, SLG: 0.337										3	0	2	0	1	0	0			
40 Alex Wood, R (1,1) OBP: 0.212, SLG: 0.194										2	0	0	0	1	2	4			
57 David Carpenter, R (6,1)										0	0	0	0	0	0	0			
13 Pedro Ciriaco, R (8,PH) OBP: 0.288, SLG: 0.390										1	0	0	0	0	0	2			
63 Jake Brigham, R (8,1)										0	0	0	0	0	0	0			
Inning Stats	R: 0 H: 1 E: 0 K: 3 S: 14	H: 1 LOB: 2 BB: 1 P: 21	R: 0 H: 0 E: 0 K: 1 S: 7	H: 0 LOB: 2 BB: 0 P: 8	R: 0 H: 0 E: 0 K: 2 S: 12	H: 0 LOB: 1 BB: 1 P: 18	R: 0 H: 1 E: 0 K: 1 S: 6	H: 1 LOB: 1 BB: 0 P: 8	R: 3 H: 4 E: 0 K: 1 S: 12	H: 3 LOB: 2 BB: 2 P: 26	R: 0 H: 1 E: 0 K: 1 S: 11	H: 1 LOB: 1 BB: 0 P: 14	R: 0 H: 1 E: 0 K: 0 S: 12	H: 1 LOB: 2 BB: 1 P: 19	R: 0 H: 0 E: 0 K: 1 S: 12	H: 0 LOB: 1 BB: 1 P: 21	1B: 6 2B: 2 3B: 0 HR: 0	SF: 0 SAC: 0 DP: 1 HBP: 0	WP: 0 PA: 41 PB: 0 SB: 0 CS: 0
PITCHER	IP WLS BF H R ER SO BB IBB HBP BLK WP HR S P ERA WHIP	IP WLS BF H R ER SO BB IBB HBP BLK WP HR S P ERA WHIP	IP WLS BF H R ER SO BB IBB HBP BLK WP HR S P ERA WHIP	IP WLS BF H R ER SO BB IBB HBP BLK WP HR S P ERA WHIP	IP WLS BF H R ER SO BB IBB HBP BLK WP HR S P ERA WHIP	IP WLS BF H R ER SO BB IBB HBP BLK WP HR S P ERA WHIP	IP WLS BF H R ER SO BB IBB HBP BLK WP HR S P ERA WHIP	IP WLS BF H R ER SO BB IBB HBP BLK WP HR S P ERA WHIP	IP WLS BF H R ER SO BB IBB HBP BLK WP HR S P ERA WHIP	IP WLS BF H R ER SO BB IBB HBP BLK WP HR S P ERA WHIP	IP WLS BF H R ER SO BB IBB HBP BLK WP HR S P ERA WHIP	IP WLS BF H R ER SO BB IBB HBP BLK WP HR S P ERA WHIP	IP WLS BF H R ER SO BB IBB HBP BLK WP HR S P ERA WHIP	IP WLS BF H R ER SO BB IBB HBP BLK WP HR S P ERA WHIP	IP WLS BF H R ER SO BB IBB HBP BLK WP HR S P ERA WHIP	IP WLS BF H R ER SO BB IBB HBP BLK WP HR S P ERA WHIP	IP WLS BF H R ER SO BB IBB HBP BLK WP HR S P ERA WHIP	IP WLS BF H R ER SO BB IBB HBP BLK WP HR S P ERA WHIP	
35 Chad Bettis, R (1,1) ERA: 4.91	6.0	W	28	6	3	3	8	4	1	0	0	0	0	0	56	94	4.50	1.667	
Chris Rusin, L (7,1) ERA: 3.98	2.0		9	2	0	0	1	1	0	0	0	0	0	23	33	0.00	1.500		
49 Rex Brothers, L (9,1) ERA:	1.0		4	0	0	0	1	1	0	0	0	0	0	12	21	0.00	1.000		

Atlanta Braves @ Colorado Rockies
Coors Field, Denver, CO
Sun Jul 12 2015, 2:13 PM - 5:20 PM MDT
Att: 37,047 - Sunny - 88 F

AB 34
R 3
H 8
RBI 3
BB 7
SO 10
LOB 28



Batter	1	2	3	4	5	6	7	8	9	AB	R	H	RBI	BB	SO	LOB	BOTTOM		
19 Charlie Blackmon, L (1,8) OBP: 0.360, SLG: 0.463										5	1	3	4	0	0	1			
9 DJ LeMahieu, R (1,4) OBP: 0.365, SLG: 0.397										5	2	2	0	0	2	3			
2 Troy Tulowitzki, R (1,6) OBP: 0.351, SLG: 0.480										4	1	1	3	0	1	1			
3 Daniel Descalso, L (8,PH) OBP: 0.261, SLG: 0.290										1	0	1	0	0	0	0			
28 Nolan Arenado, R (1,5) OBP: 0.329, SLG: 0.598										4	1	2	1	1	1	0			
5 Carlos González, L (1,9) OBP: 0.314, SLG: 0.452										3	0	1	0	0	0	2			
1 Brandon Barnes, R (7,9) OBP: 0.350, SLG: 0.368										2	1	1	0	0	0	2			
20 Wilin Rosario, R (1,3) OBP: 0.303, SLG: 0.441										5	1	1	0	0	2	4			
4 Nick Hundley, R (1,2) OBP: 0.349, SLG: 0.466										4	2	2	1	0	1	1			
13 Drew Stubbs, R (1,7) OBP: 0.240, SLG: 0.426										2	2	2	2	1	0	0			
35 Chad Bettis, R (1,1)										2	0	0	0	0	1	4			
8 Michael McKenry, R (6,PH) Chris Rusin, L (7,1) 49 Rex Brothers, L (9,1)										1	0	0	0	0	1	2			
Inning Stats	R: 0 H: 0 E: 0 K: 2 S: 9	H: 4 LOB: 2 BB: 1 P: 30	R: 3 H: 0 E: 0 K: 2 S: 16	H: 0 LOB: 0 BB: 1 P: 8	R: 0 H: 1 E: 0 K: 1 S: 11	H: 1 LOB: 1 BB: 0 P: 18	R: 0 H: 1 E: 0 K: 0 S: 8	H: 1 LOB: 2 BB: 1 P: 13	R: 5 H: 5 E: 0 K: 2 S: 17	H: 5 LOB: 0 BB: 0 P: 27	R: 2 H: 3 E: 0 K: 1 S: 18	H: 3 LOB: 1 BB: 0 P: 26	R: 1 H: 3 E: 0 K: 1 S: 13	H: 3 LOB: 1 BB: 0 P: 14	R: 0 H: 0 E: 0 K: 1 S: 12	H: 0 LOB: 1 BB: 1 P: 21	1B: 13 2B: 1 3B: 1 HR: 2	SF: 0 SAC: 1 DP: 1 HBP: 0	WP: 1 PA: 42 PB: 0 SB: 0 CS: 0
PITCHER	IP WLS BF H R ER SO BB IBB HBP BLK WP HR S P ERA WHIP	IP WLS BF H R ER SO BB IBB HBP BLK WP HR S P ERA WHIP	IP WLS BF H R ER SO BB IBB HBP BLK WP HR S P ERA WHIP	IP WLS BF H R ER SO BB IBB HBP BLK WP HR S P ERA WHIP	IP WLS BF H R ER SO BB IBB HBP BLK WP HR S P ERA WHIP	IP WLS BF H R ER SO BB IBB HBP BLK WP HR S P ERA WHIP	IP WLS BF H R ER SO BB IBB HBP BLK WP HR S P ERA WHIP	IP WLS BF H R ER SO BB IBB HBP BLK WP HR S P ERA WHIP	IP WLS BF H R ER SO BB IBB HBP BLK WP HR S P ERA WHIP	IP WLS BF H R ER SO BB IBB HBP BLK WP HR S P ERA WHIP	IP WLS BF H R ER SO BB IBB HBP BLK WP HR S P ERA WHIP	IP WLS BF H R ER SO BB IBB HBP BLK WP HR S P ERA WHIP	IP WLS BF H R ER SO BB IBB HBP BLK WP HR S P ERA WHIP	IP WLS BF H R ER SO BB IBB HBP BLK WP HR S P ERA WHIP	IP WLS BF H R ER SO BB IBB HBP BLK WP HR S P ERA WHIP	IP WLS BF H R ER SO BB IBB HBP BLK WP HR S P ERA WHIP	IP WLS BF H R ER SO BB IBB HBP BLK WP HR S P ERA WHIP	IP WLS BF H R ER SO BB IBB HBP BLK WP HR S P ERA WHIP	
40 Alex Wood, L (1,1) ERA: 3.76	5.2	L	29	10	7	7	6	1	1	0	0	0	0	0	63	100	11.12	1.941	
57 David Carpenter, R (6,1) ERA: 7.36	1.1		8	4	3	3	2	0	0	2	23	35	20.25	3.000					
63 Jake Brigham, R (8,1) ERA: 5.59	1.0		5	3	1	1	1	0	0	0	13	14	9.00	3.000					

Atlanta Braves @ Colorado Rockies
Coors Field, Denver, CO
Sun Jul 12 2015, 2:13 PM - 5:20 PM MDT
Att: 37,047 - Sunny - 88 F

AB 39
R 11
H 17
RBI 11
BB 2
SO 9
LOB 20

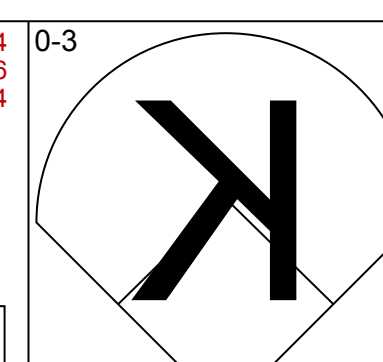
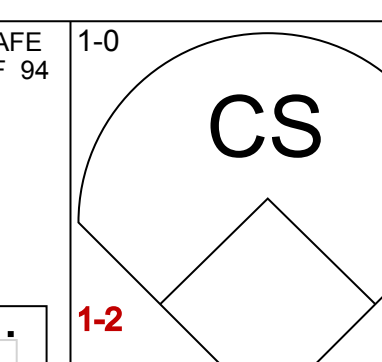
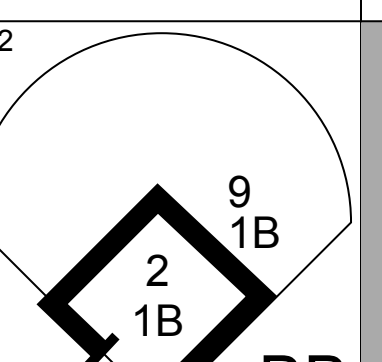
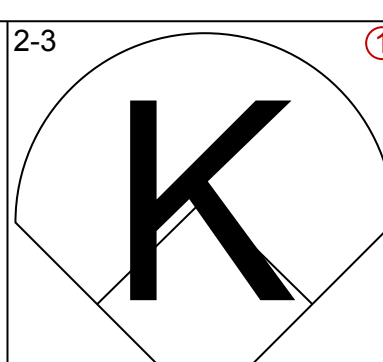
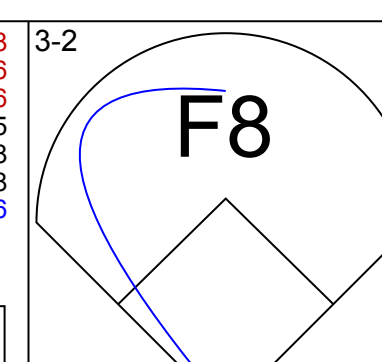
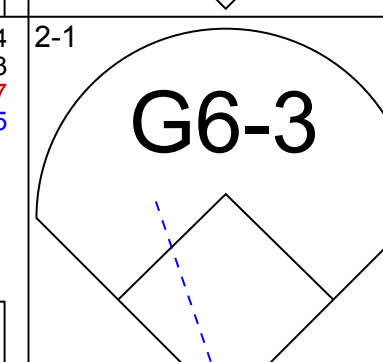
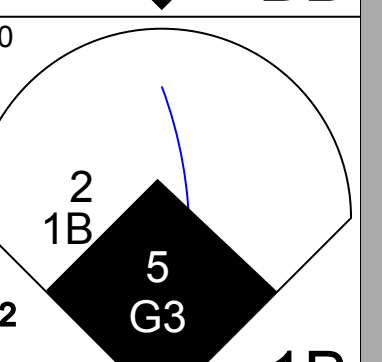
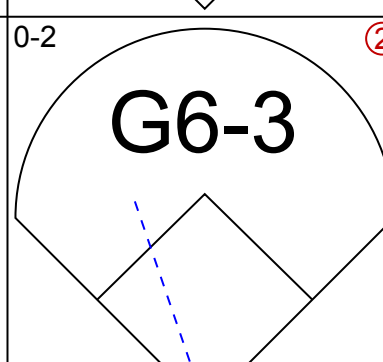
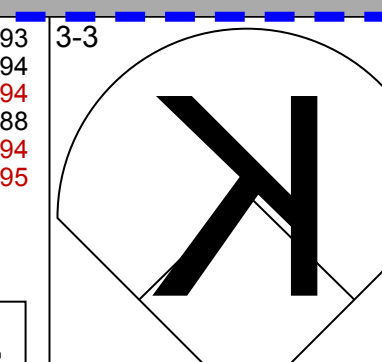
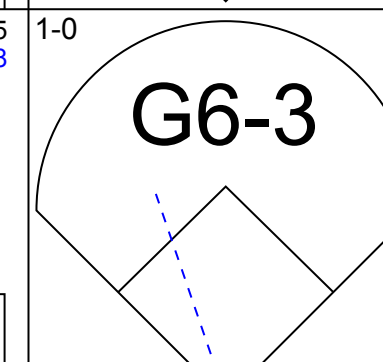
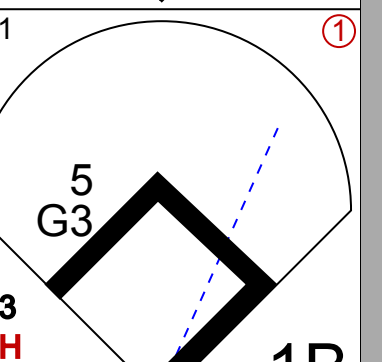
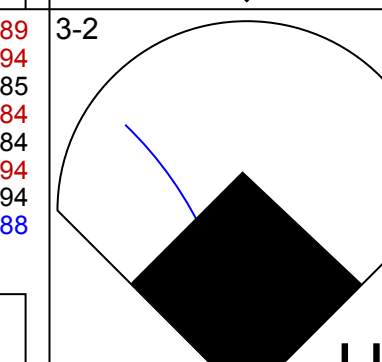
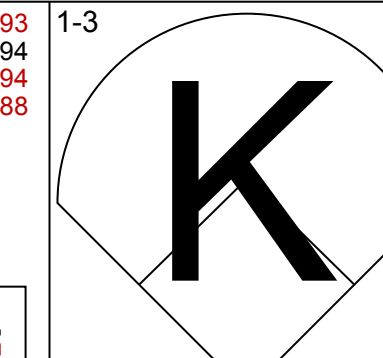
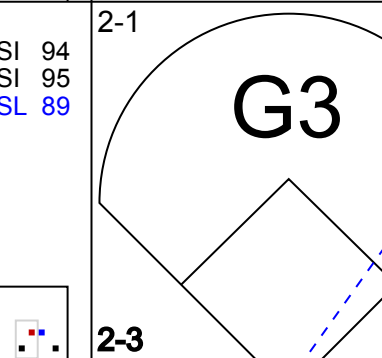
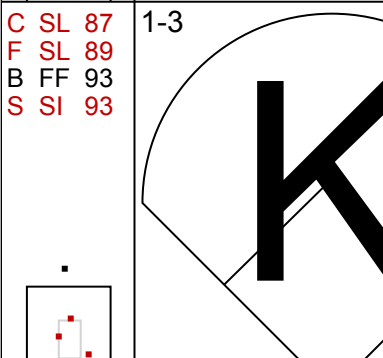
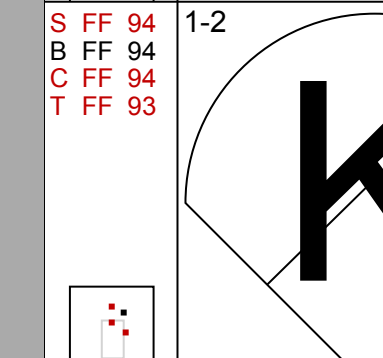
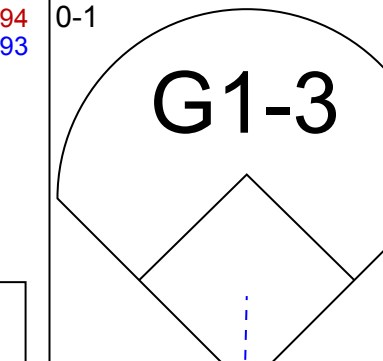
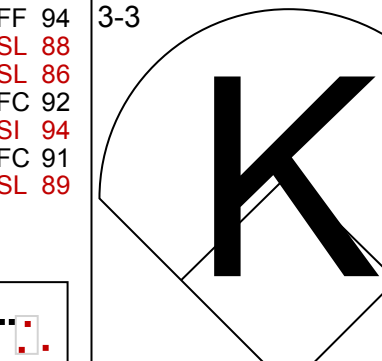
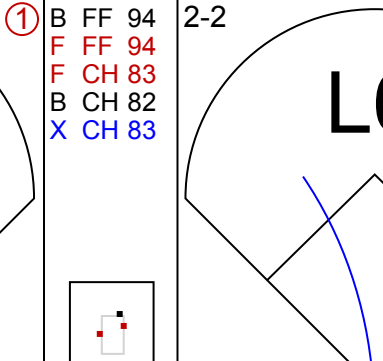
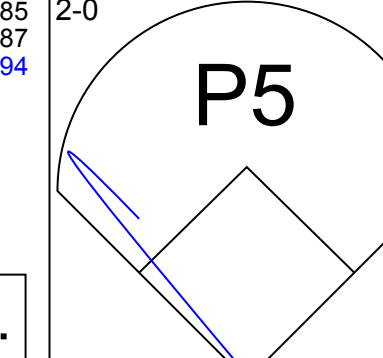
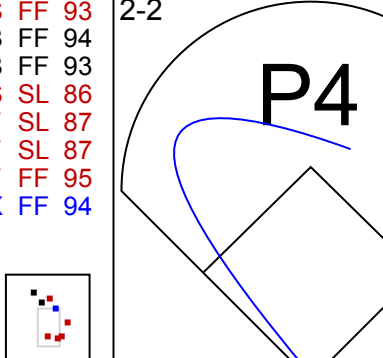
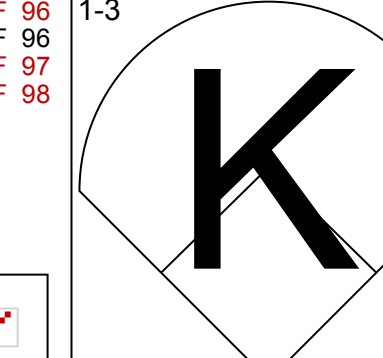
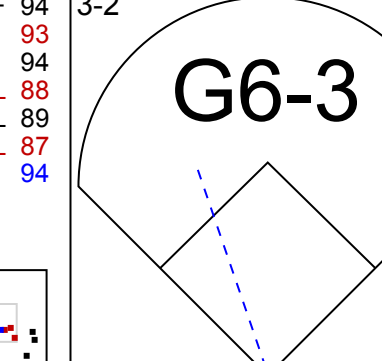
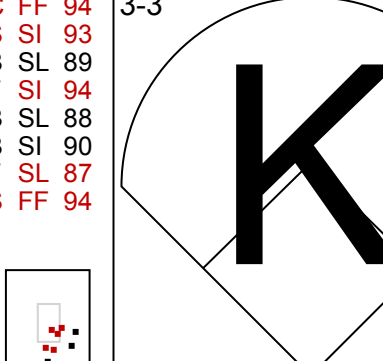
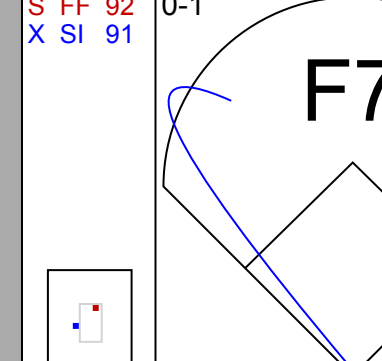
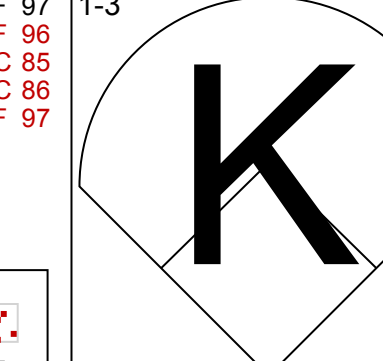
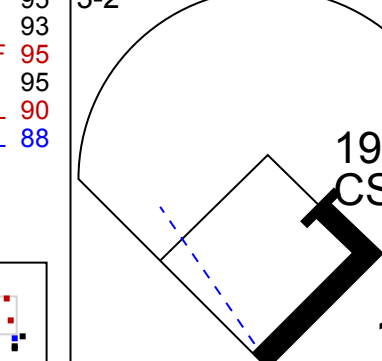
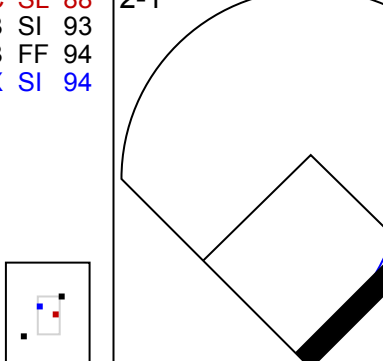
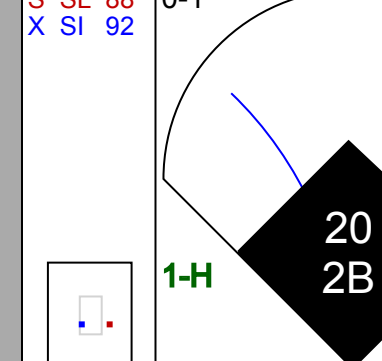
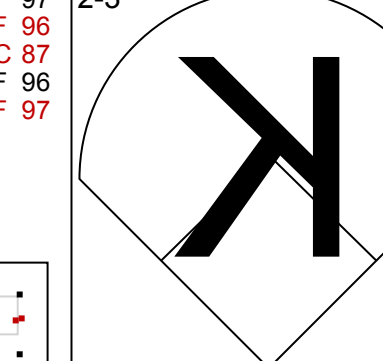
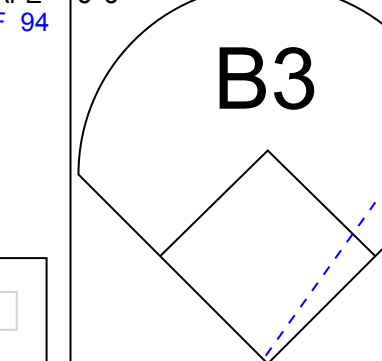
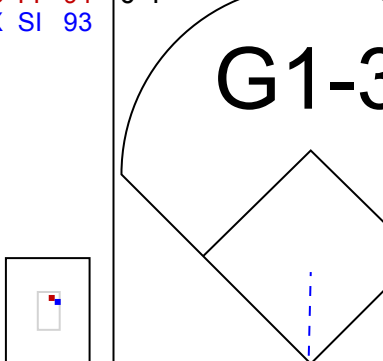
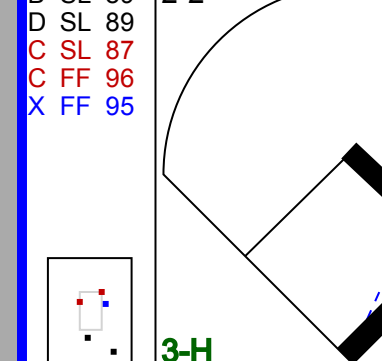
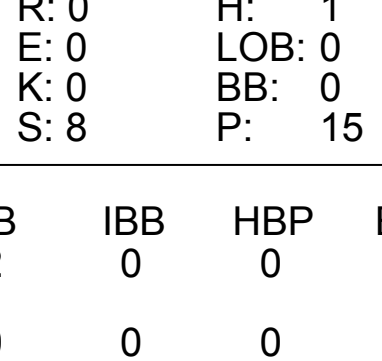
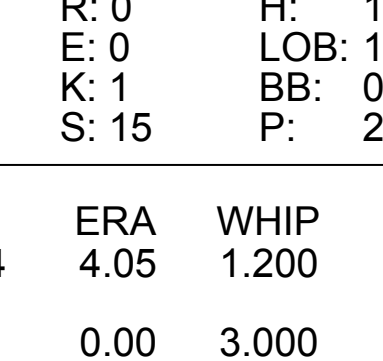
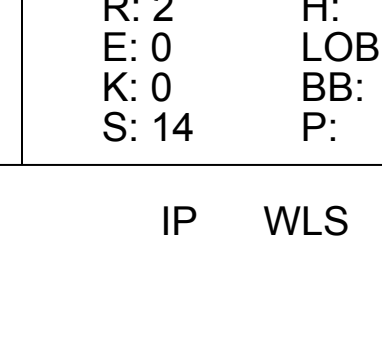


Batter	1	2	3	4	5	6	7	8	9	AB	R	H	RBI	BB	SO	LOB	TOP										
19 Charlie Blackmon, L (1.8) OBP: 0.360, SLG: 0.471	G3		K		HR		1B		G4-3	5	1	2	1	0	1	0	Colorado Rockies @ San Diego Padres Petco Park, San Diego, CA Fri Jul 17 2015, 7:12 PM - 10:23 PM PDT Att: 31,025 - Clear - 74 F										
5 Carlos González, L (1.9) OBP: 0.316, SLG: 0.455	2B		BB		K		K			3	0	1	0	1	2	2											
2 Troy Tulowitzki, R (1.6) OBP: 0.356, SLG: 0.480	FC6-5		BB		1B		BB			2	0	1	0	2	0	1											
28 Nolan Arenado, R (1.5) OBP: 0.328, SLG: 0.593	1B		K		K		G6-4-3			4	0	1	0	0	2	5											
10 Ben Paulsen, L (1.3) OBP: 0.344, SLG: 0.479	FC4-6		L7		1B		G5-3			4	0	1	0	0	0	4											
9 DJ LeMahieu, R (1.4) OBP: 0.367, SLG: 0.401	2B		1B		CS		G4-3			4	0	2	0	0	1	0											
8 Michael McKenry, R (1.2) OBP: 0.325, SLG: 0.412	F9		G5-4-3		1B		K			4	0	0	0	0	2	2											
13 Drew Stubbs, R (1.7) OBP: 0.256, SLG: 0.420							F9			1	0	0	0	2	0	0											
62 Gonzalez Gernem, R (6.1)										0	0	0	0	0	0	0											
63 Rafael Betancourt, R (8.1)										0	0	0	0	0	0	0											
20 Wilin Rosario, R (9. PH) OBP: 0.301, SLG: 0.439	BB		BB							1	0	0	0	0	1	0											
29 Jorge De La Rosa, L (1.1) OBP: 0.074, SLG: 0.074	K									2	0	0	0	0	2	3											
1 Brandon Barnes, R (6.7) OBP: 0.352, SLG: 0.370	K									2	1	1	0	0	0	0											
Inning Stats	R: 0 H: 2 E: 0 K: 0 S: 10	H: 2 LOB: 0 BB: 0 P: 16	R: 0 H: 1 E: 0 K: 1 S: 12	H: 1 LOB: 1 BB: 1 P: 19	R: 0 H: 0 E: 0 K: 2 S: 11	H: 0 LOB: 2 BB: 2 P: 21	R: 0 H: 1 E: 0 K: 1 S: 9	H: 1 LOB: 1 BB: 1 P: 18	R: 1 H: 3 E: 0 K: 2 S: 14	H: 3 LOB: 1 BB: 0 P: 26	R: 0 H: 0 E: 0 K: 1 S: 7	H: 0 LOB: 0 BB: 0 P: 10	R: 1 H: 2 E: 0 K: 1 S: 11	H: 2 LOB: 1 BB: 1 P: 19	R: 0 H: 0 E: 0 K: 2 S: 9	H: 0 LOB: 0 BB: 0 P: 13	R: 0 H: 0 E: 0 K: 1 S: 10	H: 0 LOB: 0 BB: 0 P: 16	1B: 6 2B: 2 3B: 0 HR: 1	SF: 0 SAC: 0 DP: 2 HBP: 0	WP: 0 PB: 0 SB: 3 CS: 1	PA: 38					
PITCHER	IP	WLS	BF	H	R	ER	SO	BB	IBB	HBP	BLK	WP	HR	S	P	ERA	WHIP										
33 James Shields, R (1.1) ERA: 3.92	5.0	W	23	7	1	1	6	4	0	0	0	0	1	56	100	1.80	2.200										
54 Marcos Mateo, R (6.1) ERA: 3.27	1.0	H	3	0	0	0	1	0	0	0	0	0	0	7	10	0.00	0.000										
37 Brandon Maurer, R (7.1) ERA: 2.06	1.0	H	5	2	1	0	1	1	0	0	0	0	0	11	19	0.00	3.000										
53 Joaquin Benoit, R (8.1) ERA: 2.33	1.0	H	3	0	0	0	2	0	0	0	0	0	0	9	13	0.00	0.000										
46 Craig Kimbrel, R (9.1) ERA: 3.15	1.0	S	3	0	0	0	1	0	0	0	0	0	0	10	16	0.00	0.000										

Batter	1	2	3	4	5	6	7	8	9	AB	R	H	RBI	BB	SO	LOB	BOTTOM										
26 Yangervis Solarte, S (1.5) OBP: 0.300, SLG: 0.380	G6-3		F9		G5-3		K			4	0	0	0	0	1	0	Colorado Rockies @ San Diego Padres Petco Park, San Diego, CA Fri Jul 17 2015, 7:12 PM - 10:23 PM PDT Att: 31,025 - Clear - 74 F										
3 Derek Norris, R (1.2) OBP: 0.275, SLG: 0.405	K		1B		G6-3		K			4	0	1	0	0	2	0											
27 Matt Kemp, R (1.9) OBP: 0.296, SLG: 0.396	HR		BB		2B					3	1	2	1	1	0	0											
10 Justin Upton, R (1.7) OBP: 0.332, SLG: 0.430	CI		G6-4-3		K		HR			3	2	1	1	0	1	3											
9 Jedd Gyorko, R (1.4) OBP: 0.298, SLG: 0.345	HR		BB				K			3	1	1	2	1	2	0											
23 Yonder Alonso, L (1.3) OBP: 0.378, SLG: 0.364	P5		1B				K			3	0	1	0	0	1	0											
2 B.J. Upton, R (1.8) OBP: 0.282, SLG: 0.344	K		G6-4-3		F9					3	0	0	0	0	1	2											
11 Will Middlebrooks, R (1.6) OBP: 0.243, SLG: 0.364	G5-3		BB				K			2	0	0	0	1	1	0											
33 James Shields, R (1.1) OBP: 0.317, SLG: 0.395	K						F8			2	0	0	0	0	2	2											
54 Marcos Mateo, R (6.1)										0	0	0	0	0	0	0											
37 Brandon Maurer, R (7.1)										0	0	0	0	0	0	0											
25 Will Venable, L (7. PH)										1	0	0	0	0	0	0											
53 Joaquin Benoit, R (8.1)										0	0	0	0	0	0	0											
46 Craig Kimbrel, R (9.1)										0	0	0	0	0	0	0											
Inning Stats	R: 3 H: 2 E: 1 K: 1 S: 17	H: 2 LOB: 0 BB: 0 P: 22	R: 0 H: 0 E: 0 K: 2 S: 9	H: 0 LOB: 0 BB: 0 P: 13	R: 0 H: 1 E: 0 K: 0 S: 8	H: 1 LOB: 1 BB: 1 P: 15	R: 0 H: 1 E: 0 K: 1 S: 14	H: 1 LOB: 2 BB: 2 P: 24	R: 0 H: 1 E: 0 K: 1 S: 16	H: 1 LOB: 1 BB: 0 P: 21	R: 0 H: 0 E: 0 K: 2 S: 7	H: 0 LOB: 0 BB: 0 P: 10	R: 0 H: 0 E: 0 K: 2 S: 10	H: 0 LOB: 0 BB: 0 P: 19	R: 1 H: 1 E: 0 K: 2 S: 19	H: 1 LOB: 0 BB: 0 P: 27	R: 0 H: 0 E: 0 K: 2 S: 10	H: 0 LOB: 0 BB: 0 P: 16	1B: 2 2B: 1 3B: 0 HR: 3	SF: 0 SAC: 0 DP: 2 HBP: 0	WP: 0 PB: 0 SB: 1 CS: 0	PA: 32					
PITCHER	IP	WLS	BF	H	R	ER	SO	BB	IBB	HBP	BLK	WP	HR	S	P	ERA	WHIP										
29 Jorge De La Rosa, L (1.1) ERA: 4.3	5.0	L	22	5	3	2	5	3	0	0	0	0	2	64	95	3.60	1.600										
62 Gonzalez Gernem, R (6.1) ERA: 4.09	2.0		6	0	0	0	4	0	0	0	0	0	0	17	29	0.00	0.000										
63 Rafael Betancourt, R (8.1) ERA: 5.74	1.0		4	1	1	1	2	0	0	0	0	0	1	19	27	9.00	1.000										

AB	32
R	2
H	9
RBI	1
BB	5
SO	11
LOB	17

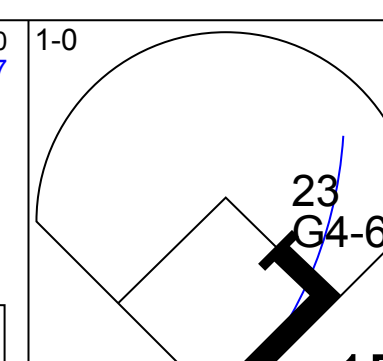
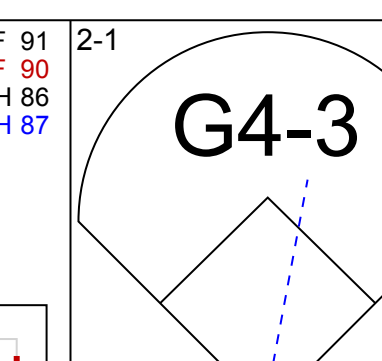
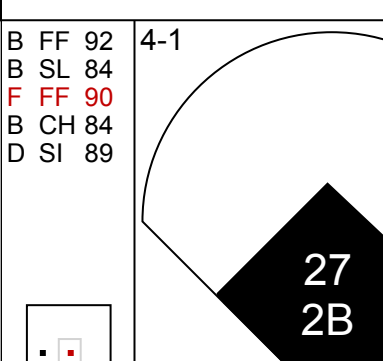
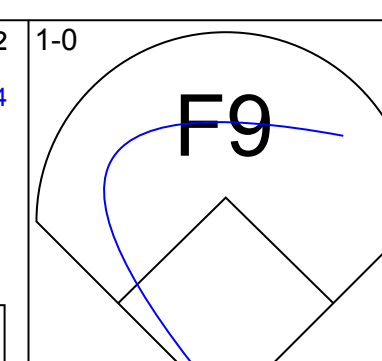
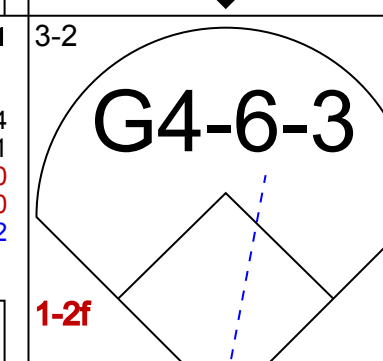
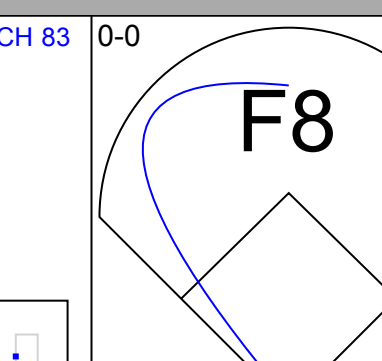
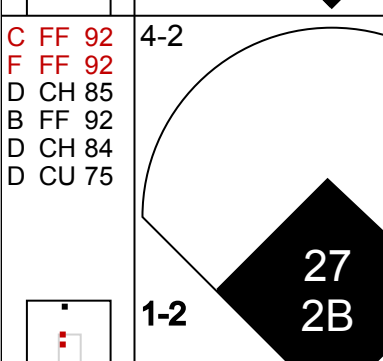
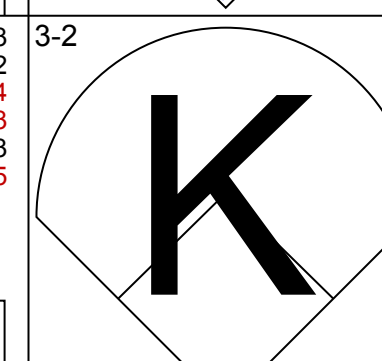
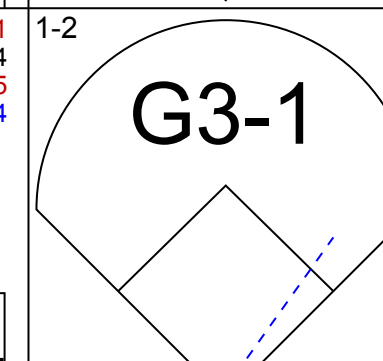
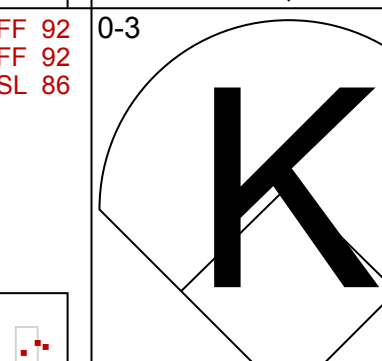
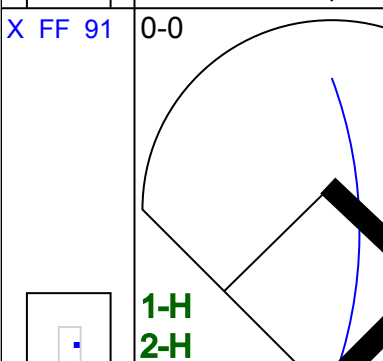

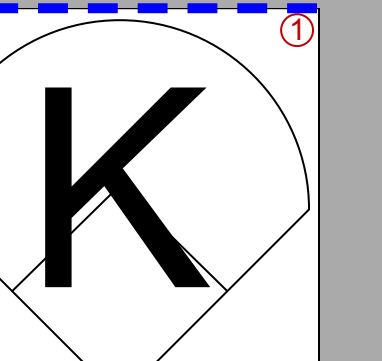
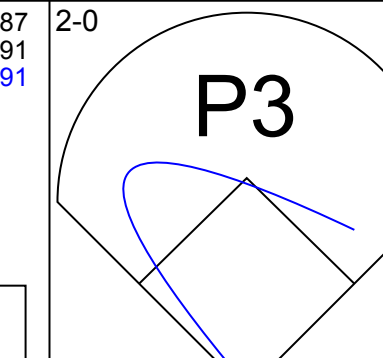
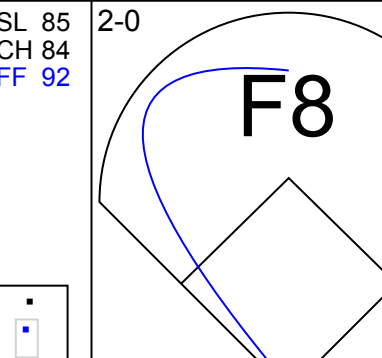
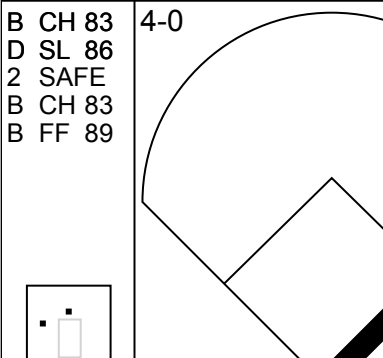

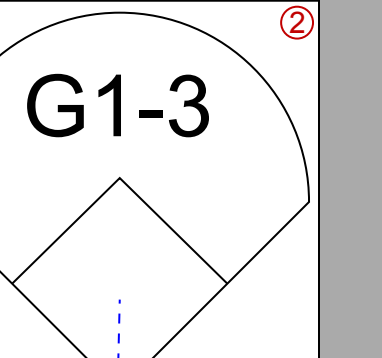
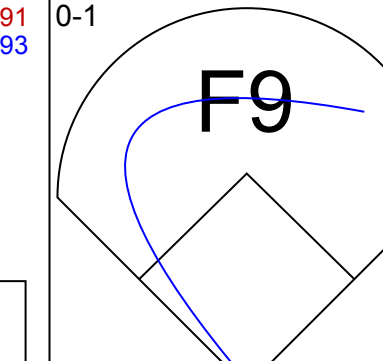
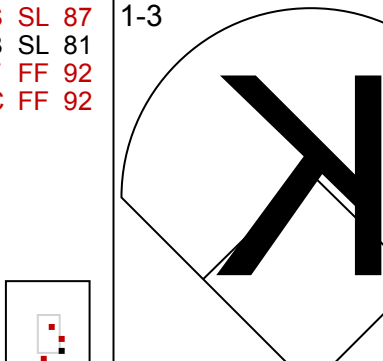
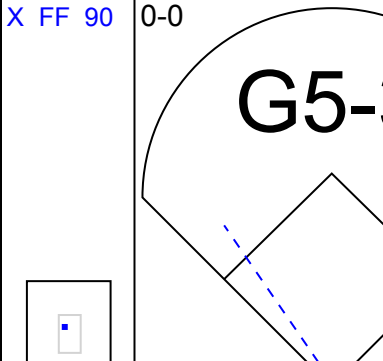
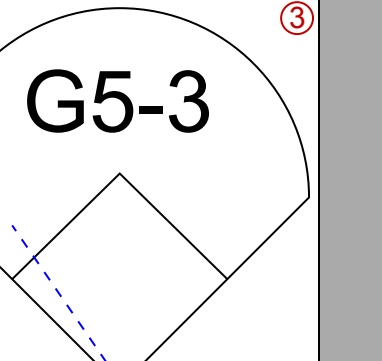
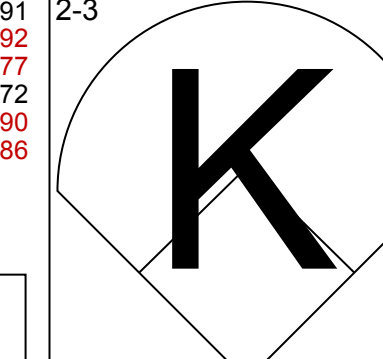
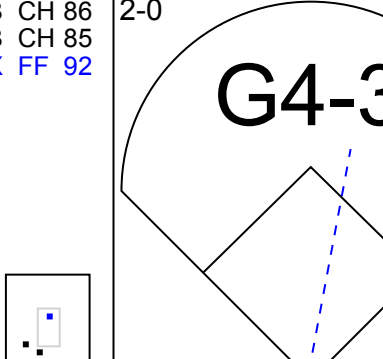
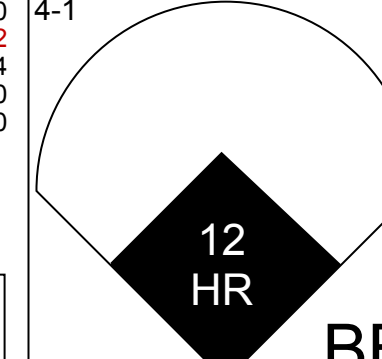
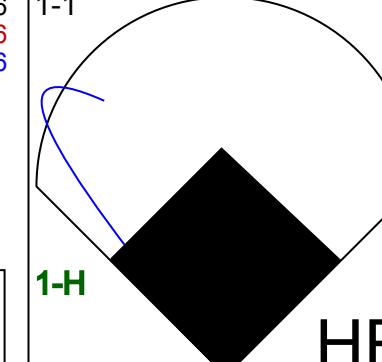
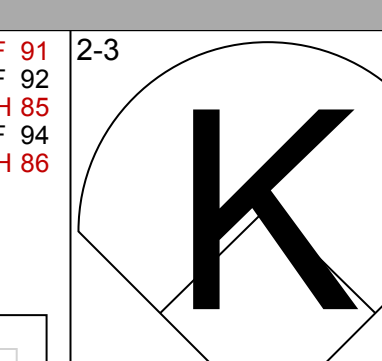
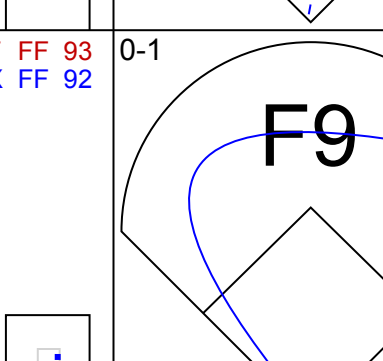
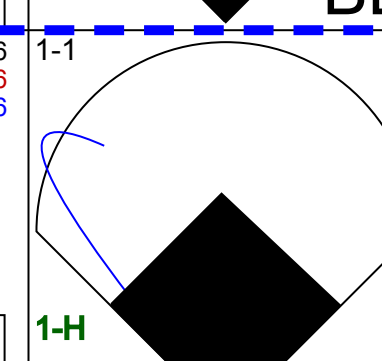
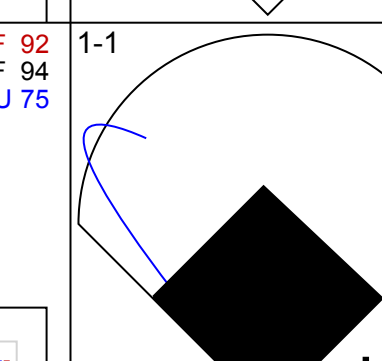
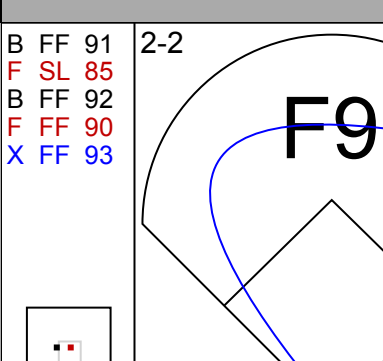
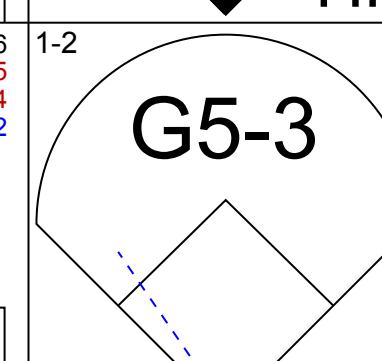
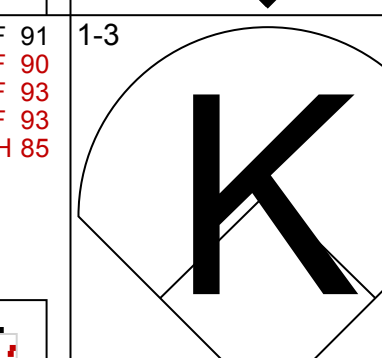

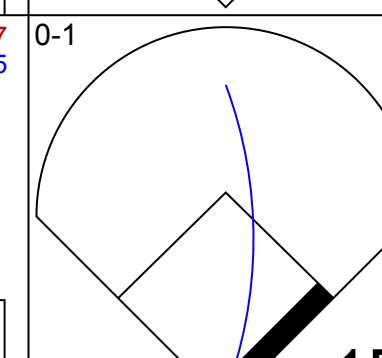
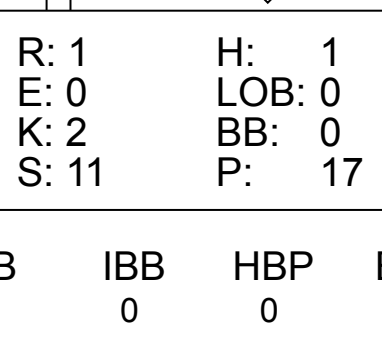
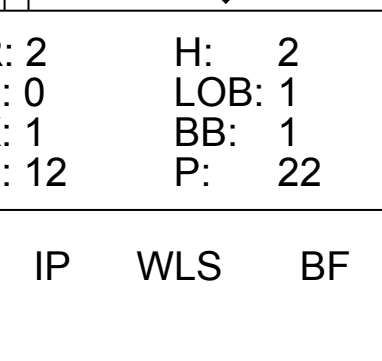


Batter	1	2	3	4	5	6	7	8	9	AB	R	H	RBI	BB	SO	LOB	TOP		
19 Charlie Blackmon, L (1.8) OBP: 0.359, SLG: 0.467										3	0	0	0	1	2	1			
9 DJ LeMahieu, R (1.4) OBP: 0.366, SLG: 0.399										4	1	1	0	0	1	0			
2 Troy Tulowitzki, R (1.6) OBP: 0.361, SLG: 0.492										3	1	2	1	1	0	0			
5 Carlos González, L (1.9) OBP: 0.312, SLG: 0.449										4	0	0	1	0	3	2			
28 Nolan Arenado, R (1.5) OBP: 0.324, SLG: 0.586										4	0	0	0	0	1	1			
10 Ben Paulsen, L (1.3) OBP: 0.342, SLG: 0.473										4	1	1	0	0	1	0			
4 Nick Hundley, R (1.2) OBP: 0.344, SLG: 0.458										4	0	0	0	0	2	1			
1 Brandon Barnes, R (1.7) OBP: 0.361, SLG: 0.393										4	1	3	1	0	1	0			
35 Chad Bettis, R (1.1)										2	0	0	0	0	0	2			
20 Wilin Rosario, R (7. PH) OBP: 0.356, SLG: 0.448										1	0	1	0	0	0	0			
53 Christian Friedrich, R (7.1)										0	0	0	0	0	0	0			
54 Tommy Kahnle, R (7.1)										0	0	0	0	0	0	0			
32 LaTroy Hawkins, R (8.1)										0	0	0	0	0	0	0			
Inning Stats	R: 0 E: 0 K: 1 S: 6	H: 0 LOB: 0 BB: 0 P: 9	R: 0 E: 0 K: 1 S: 6	H: 0 LOB: 0 BB: 0 P: 9	R: 0 E: 0 K: 0 S: 8	H: 1 LOB: 0 BB: 0 P: 15	R: 1 E: 0 K: 1 S: 11	H: 2 LOB: 1 BB: 1 P: 20	R: 0 E: 0 K: 2 S: 12	H: 0 LOB: 1 BB: 1 P: 19	R: 2 E: 0 K: 0 S: 14	H: 3 LOB: 1 BB: 0 P: 22	R: 1 E: 0 K: 2 S: 14	H: 1 LOB: 0 BB: 0 P: 23	R: 0 E: 0 K: 3 S: 10	H: 0 LOB: 0 BB: 0 P: 14	1B: 5 2B: 1 3B: 1 HR: 1	SF: 0 SAC: 0 DP: 0 HBP: 0	WP: 0 PA: 36 PB: 0 SB: 0 CS: 1
PITCHER	IP WLS BF H R ER SO BB IBB HBP BLK WP HR S P ERA WHIP	IP WLS BF H R ER SO BB IBB HBP BLK WP HR S P ERA WHIP	IP WLS BF H R ER SO BB IBB HBP BLK WP HR S P ERA WHIP	IP WLS BF H R ER SO BB IBB HBP BLK WP HR S P ERA WHIP	IP WLS BF H R ER SO BB IBB HBP BLK WP HR S P ERA WHIP	IP WLS BF H R ER SO BB IBB HBP BLK WP HR S P ERA WHIP	IP WLS BF H R ER SO BB IBB HBP BLK WP HR S P ERA WHIP	IP WLS BF H R ER SO BB IBB HBP BLK WP HR S P ERA WHIP	IP WLS BF H R ER SO BB IBB HBP BLK WP HR S P ERA WHIP	IP WLS BF H R ER SO BB IBB HBP BLK WP HR S P ERA WHIP	IP WLS BF H R ER SO BB IBB HBP BLK WP HR S P ERA WHIP	IP WLS BF H R ER SO BB IBB HBP BLK WP HR S P ERA WHIP	IP WLS BF H R ER SO BB IBB HBP BLK WP HR S P ERA WHIP	IP WLS BF H R ER SO BB IBB HBP BLK WP HR S P ERA WHIP	IP WLS BF H R ER SO BB IBB HBP BLK WP HR S P ERA WHIP	IP WLS BF H R ER SO BB IBB HBP BLK WP HR S P ERA WHIP	IP WLS BF H R ER SO BB IBB HBP BLK WP HR S P ERA WHIP		

Colorado Rockies @ San Diego Padres
Petco Park, San Diego, CA
Sat Jul 18 2015, 5:59 PM - 8:21 PM PDT
Att: 32,245 - Overcast - 78 F

AB 33
R 4
H 8
RBI 4
BB 2
SO 11
LOB 7

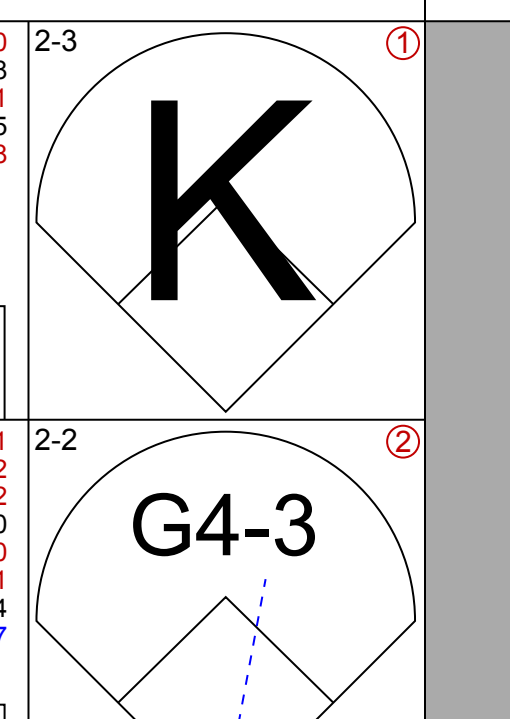
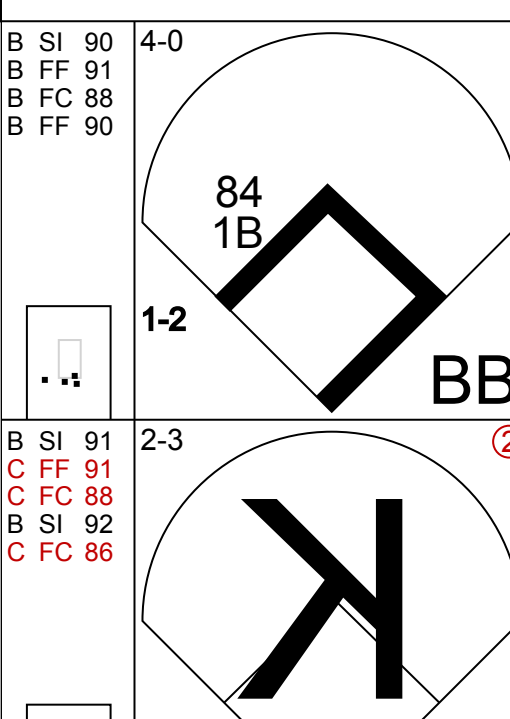
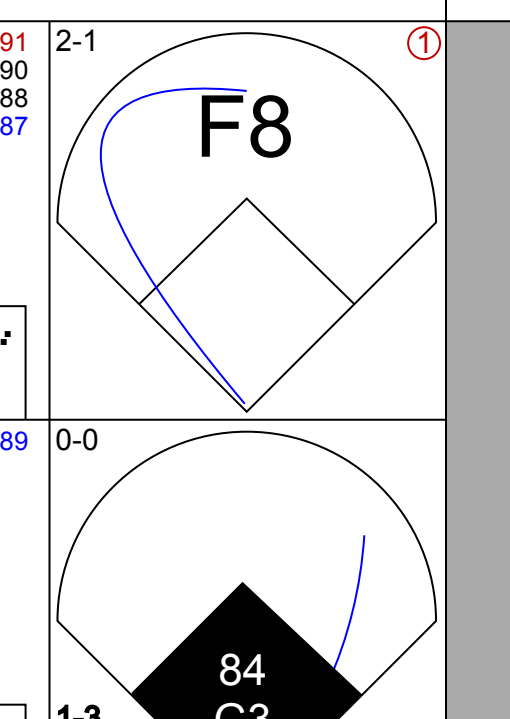
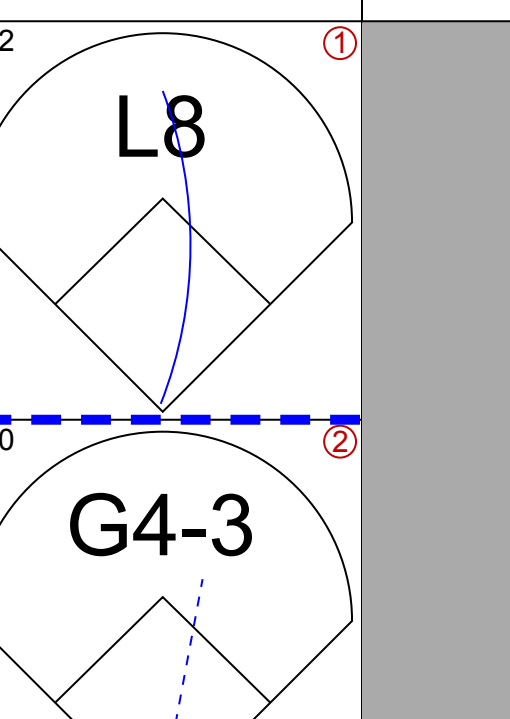
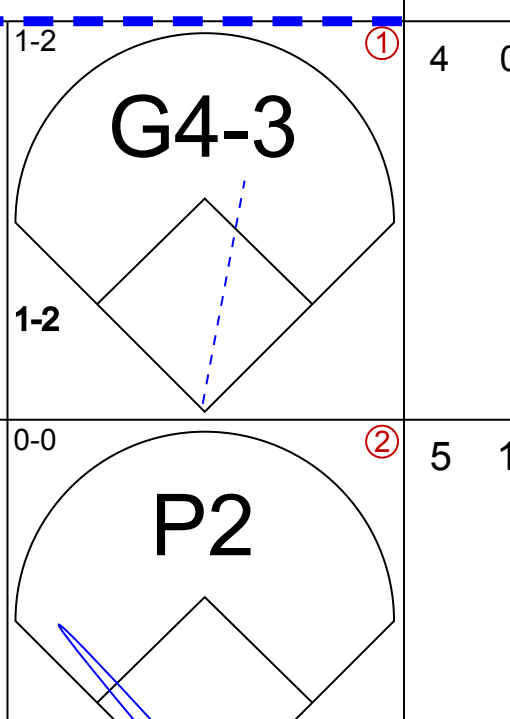
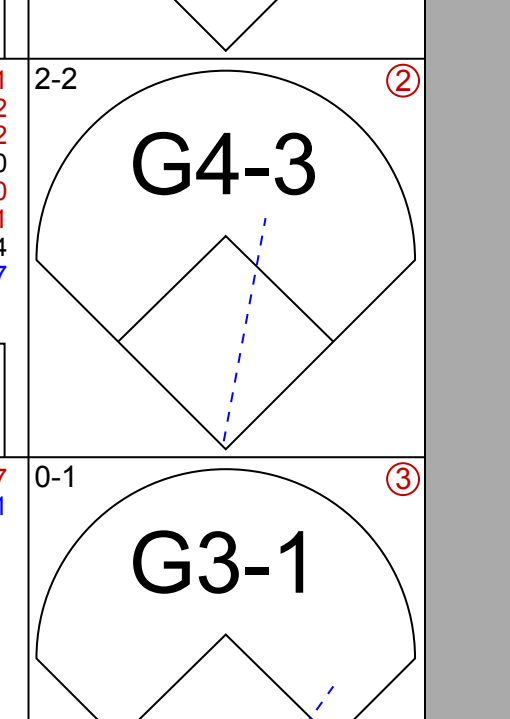
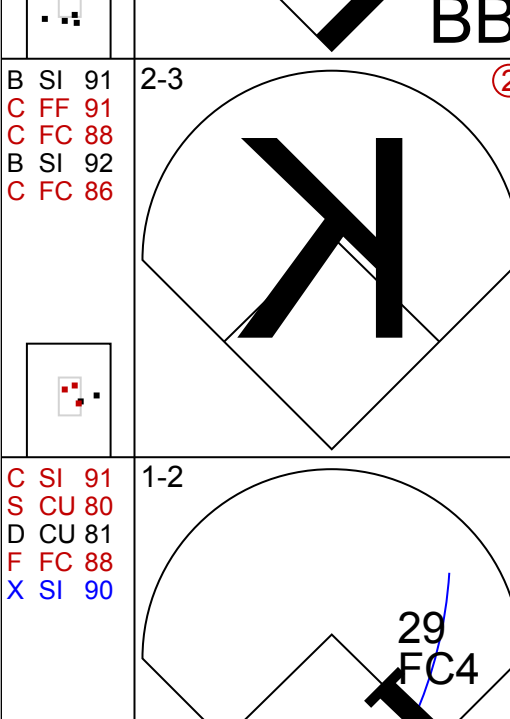
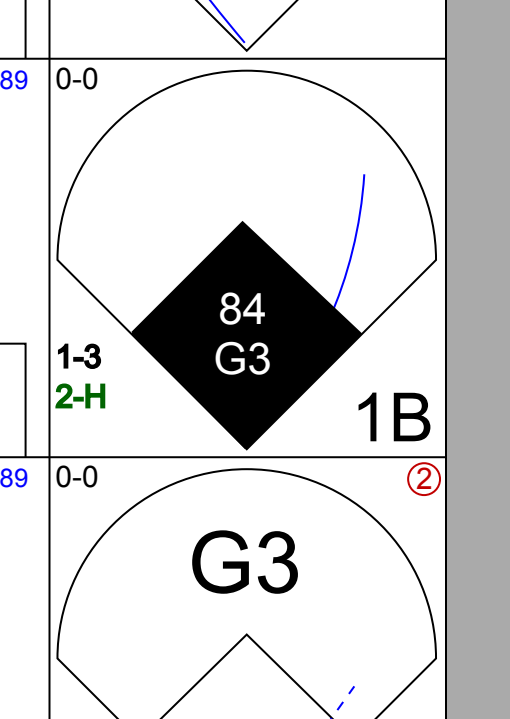
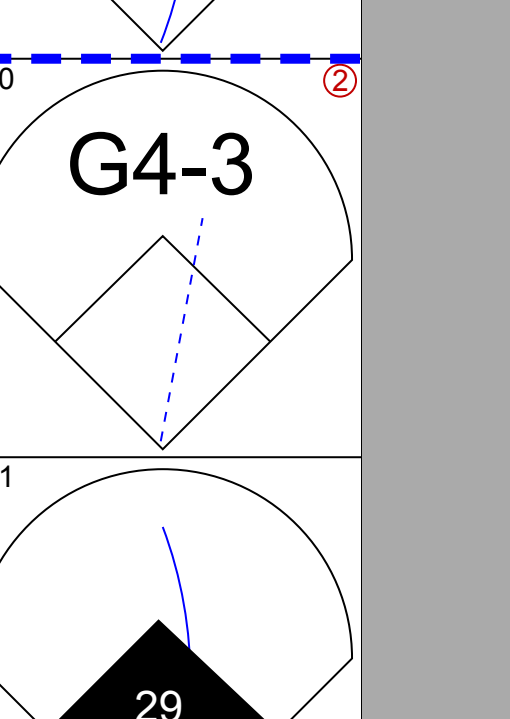
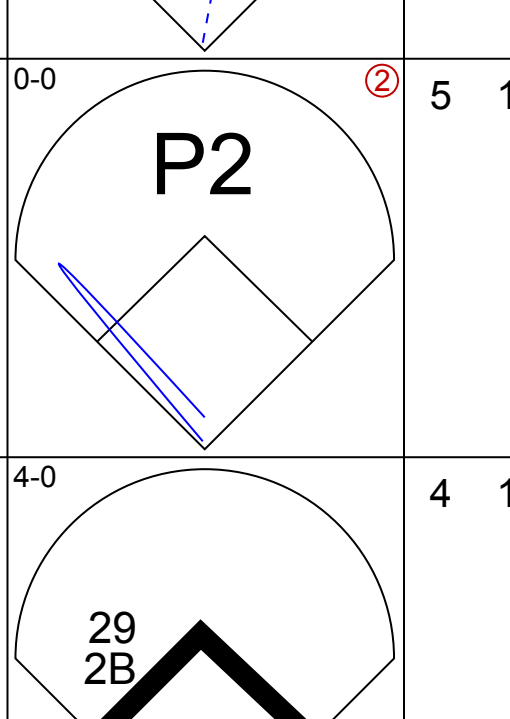
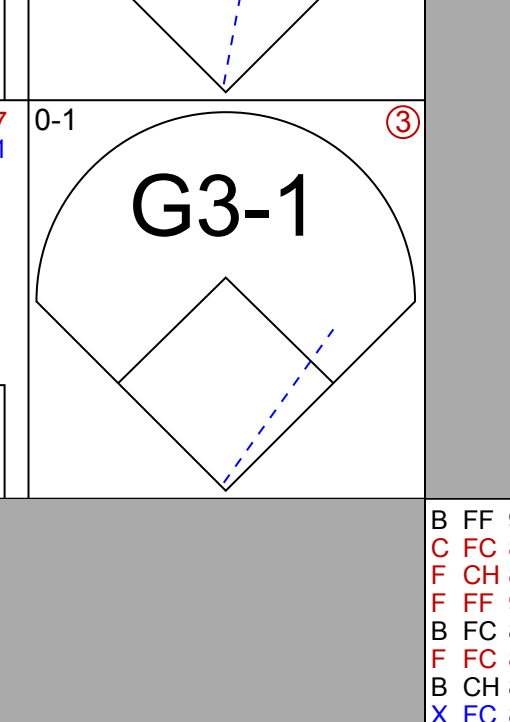
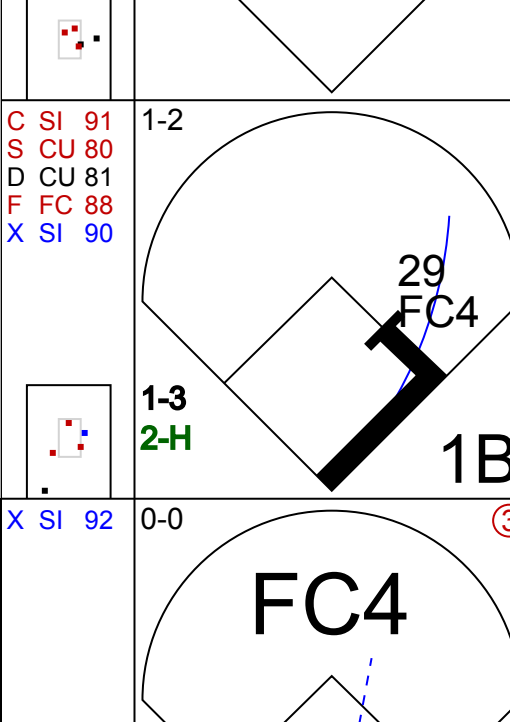
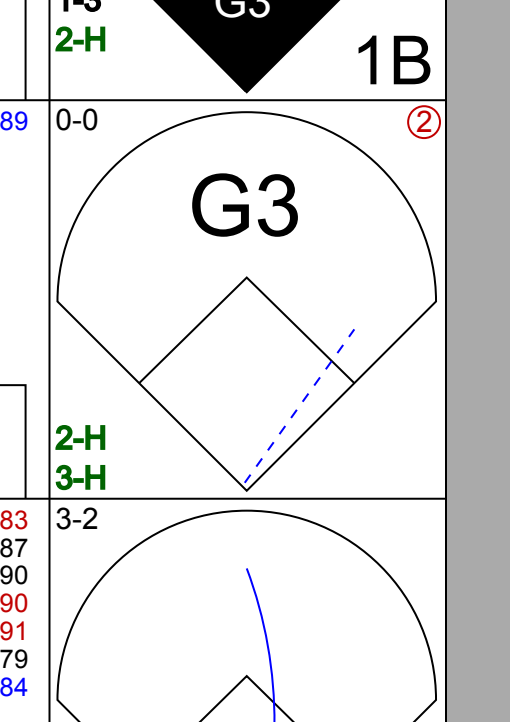
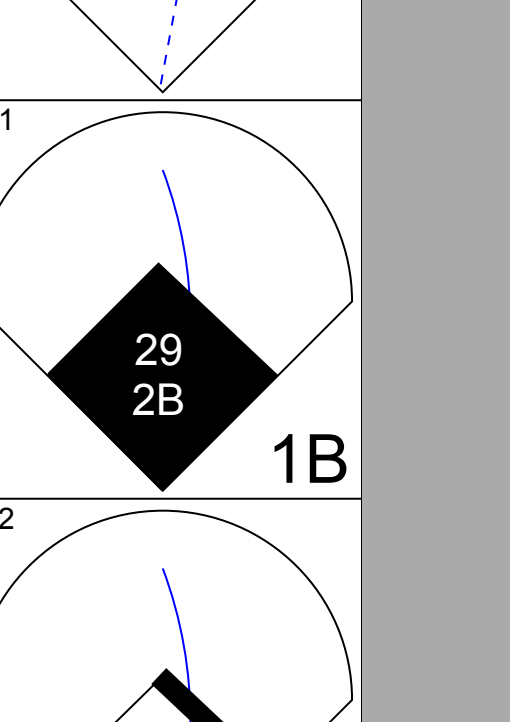
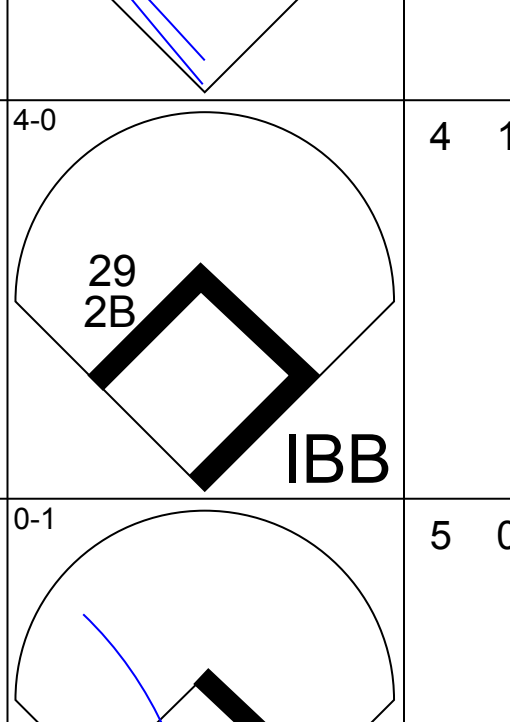
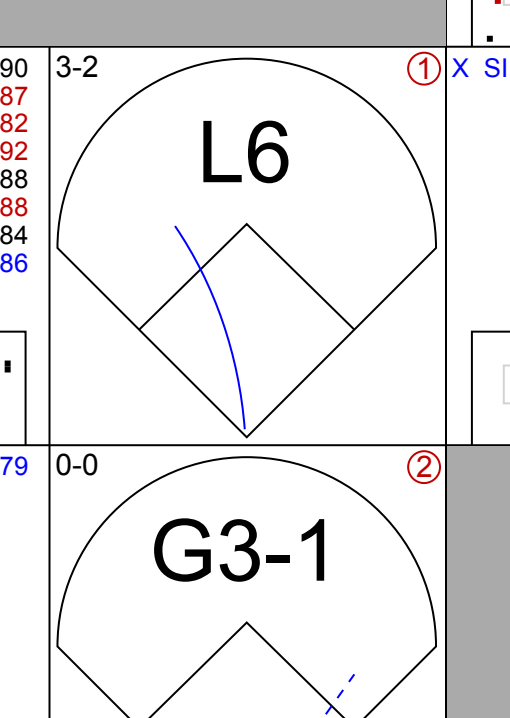
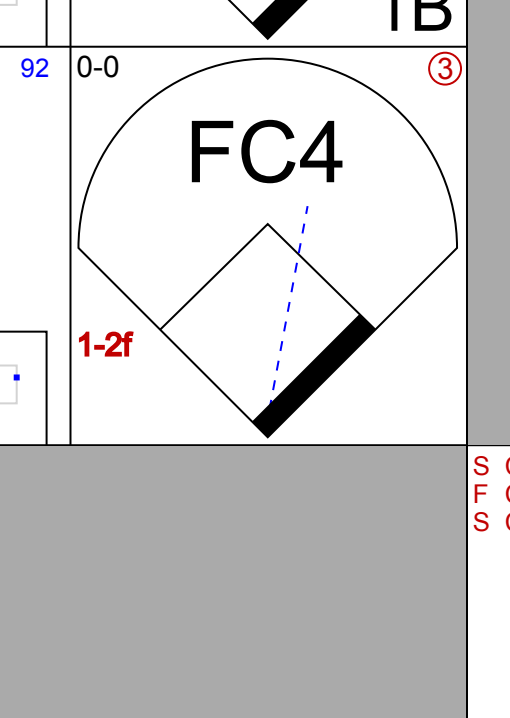
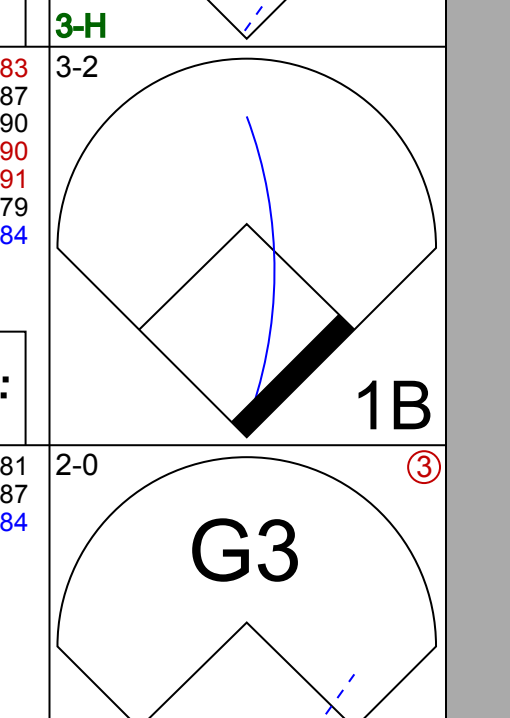
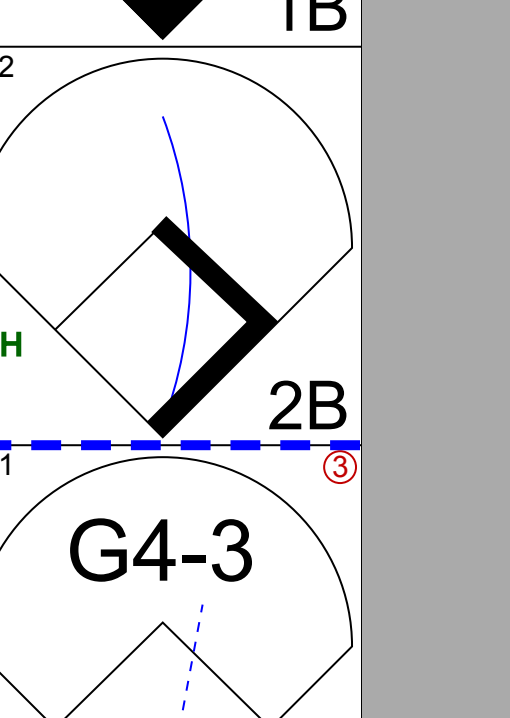
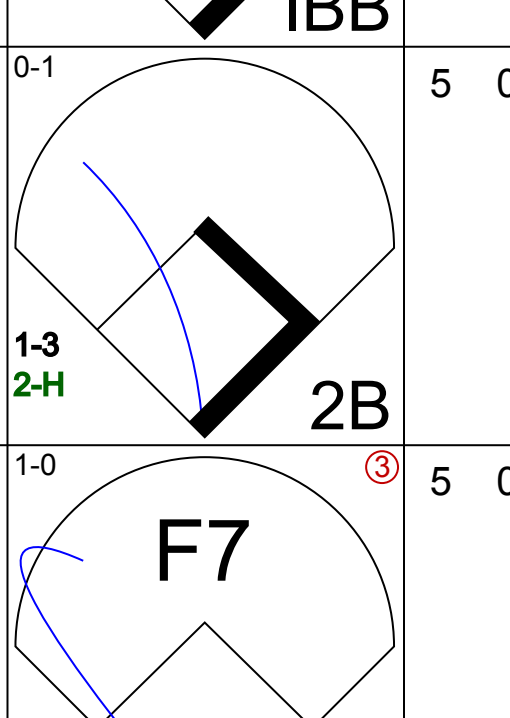
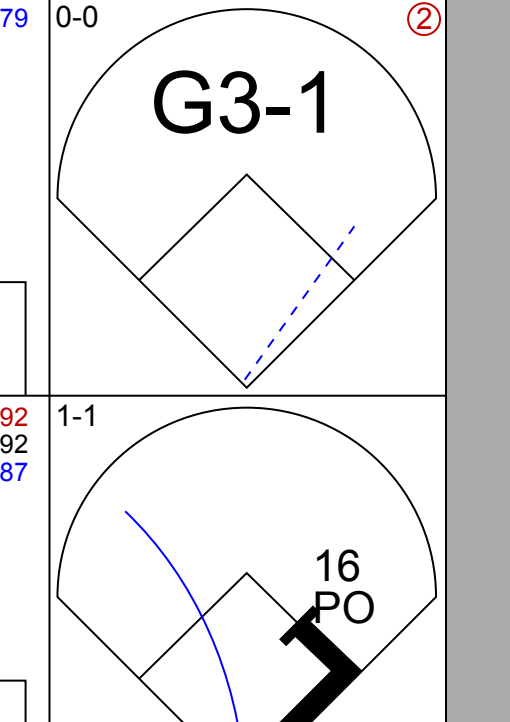
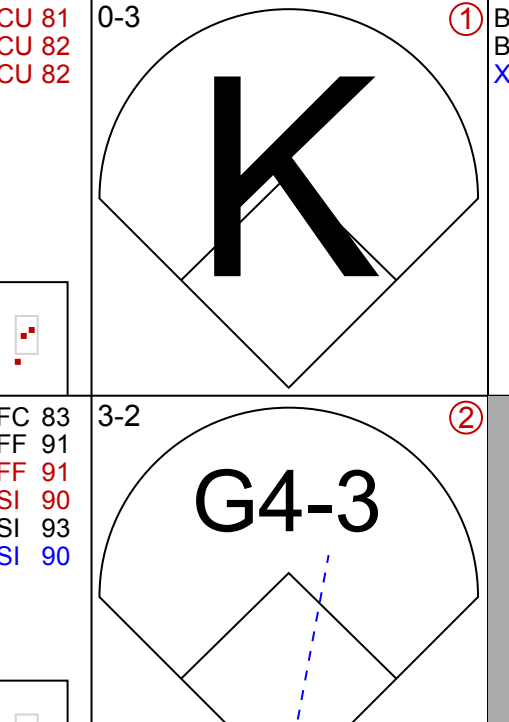
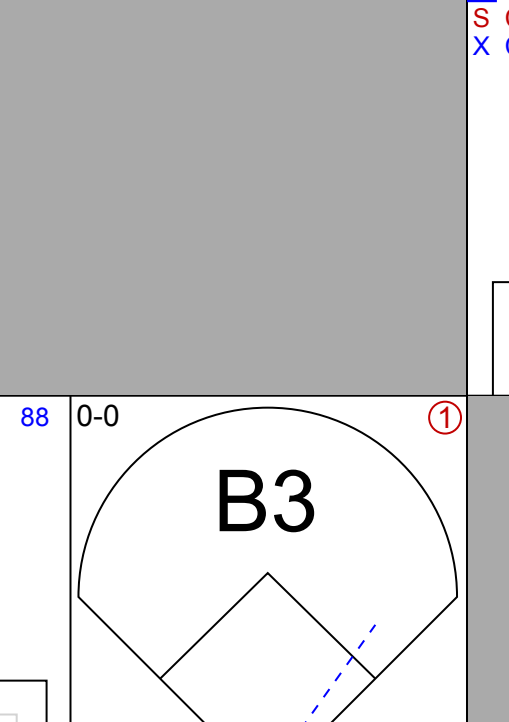
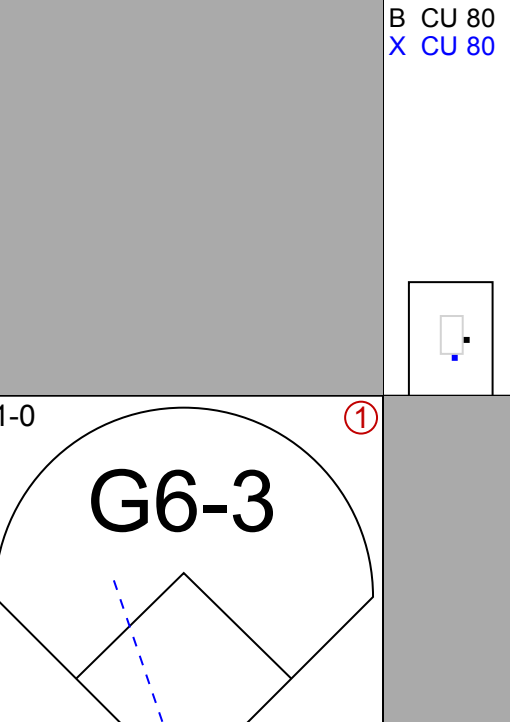
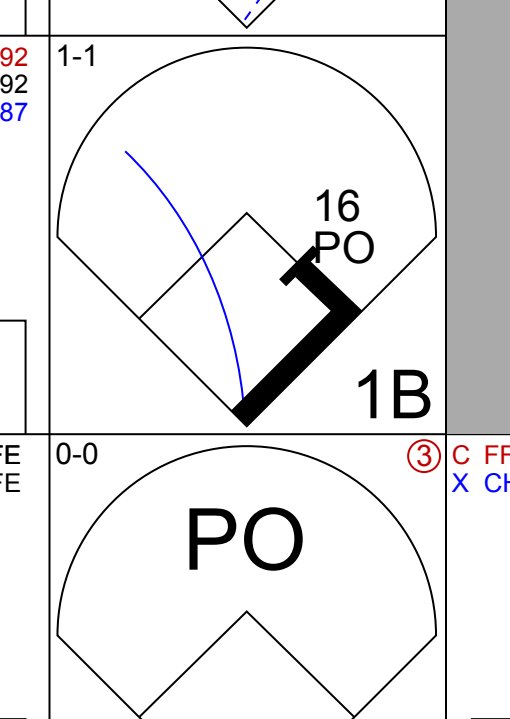
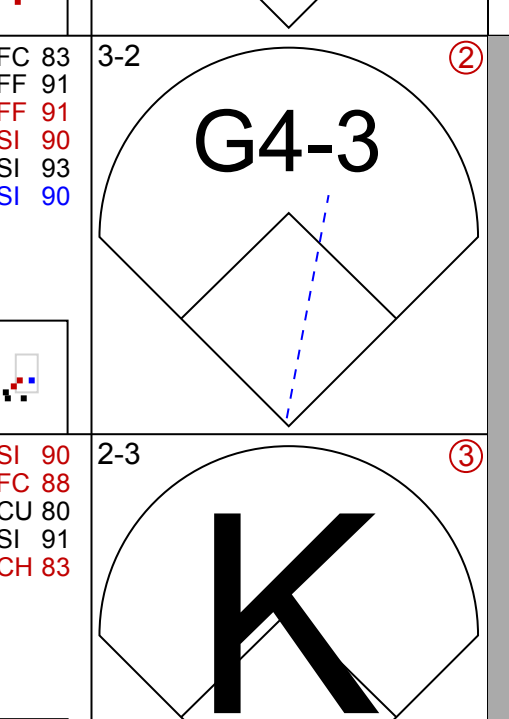
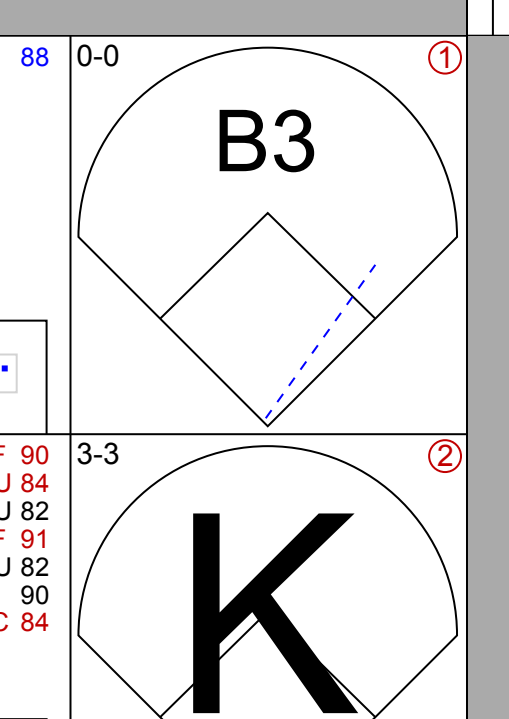
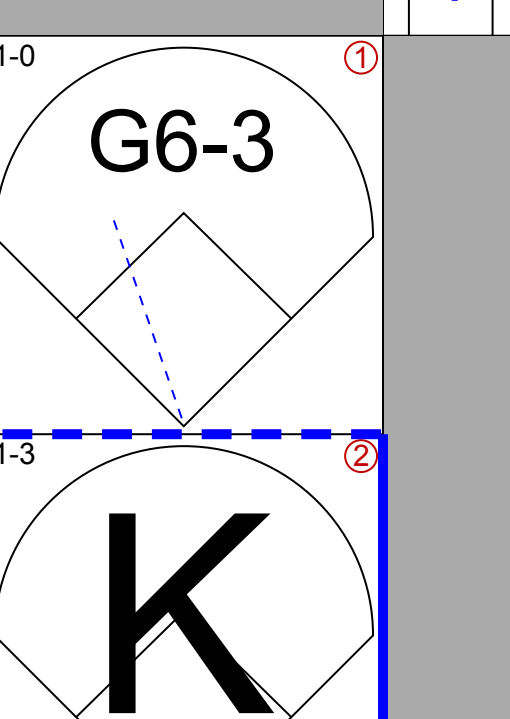
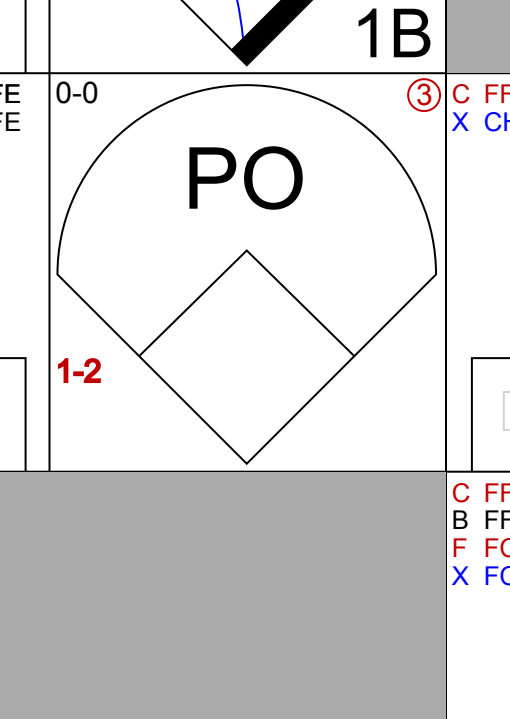
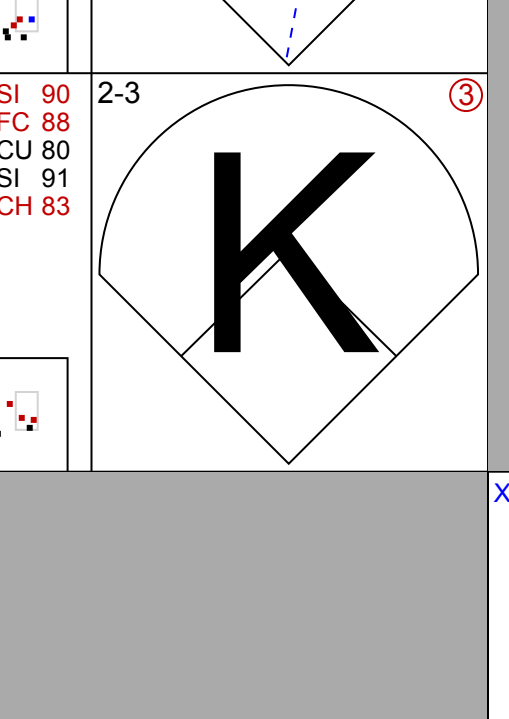
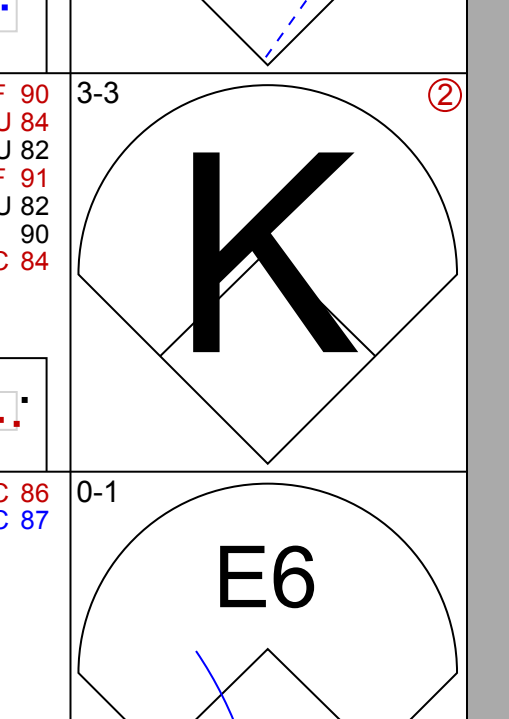
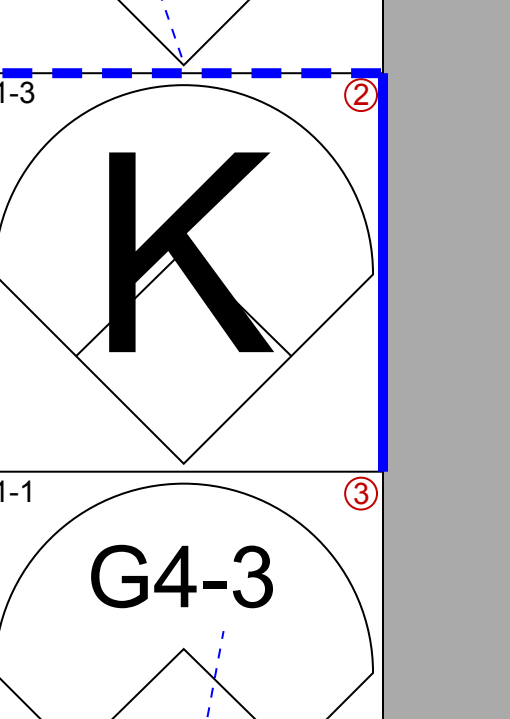
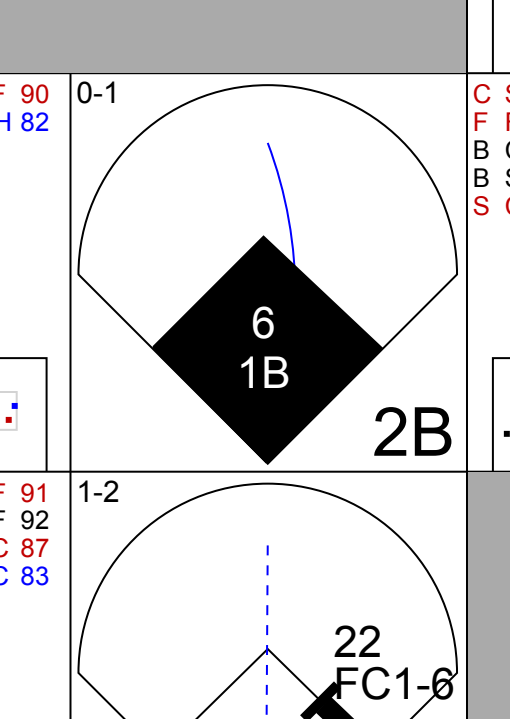
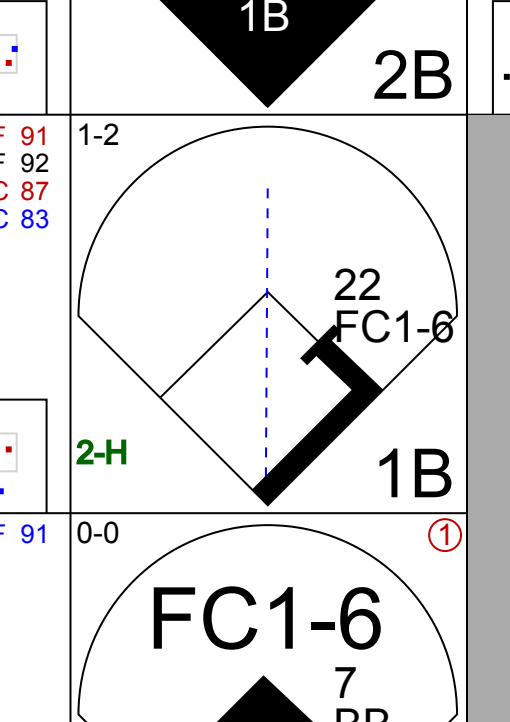
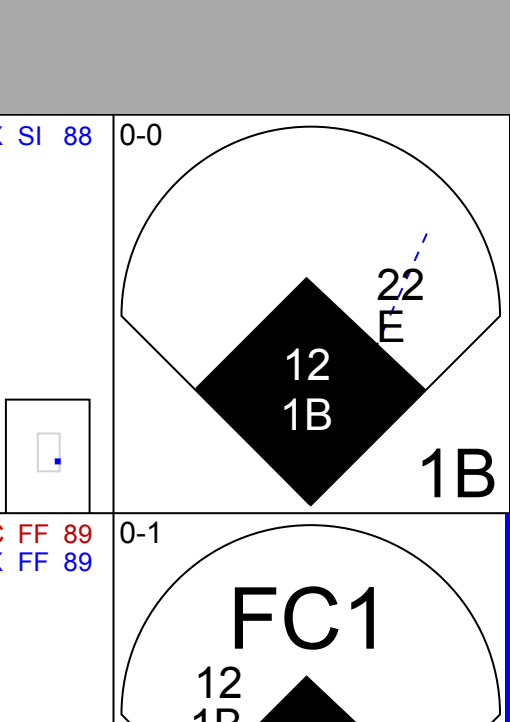

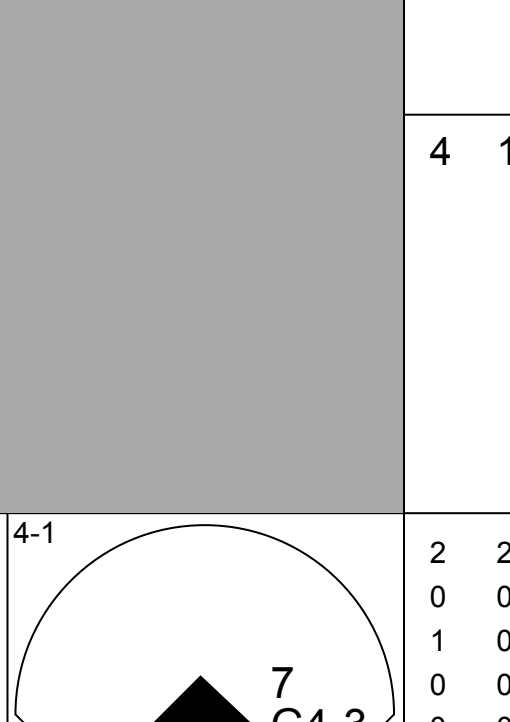
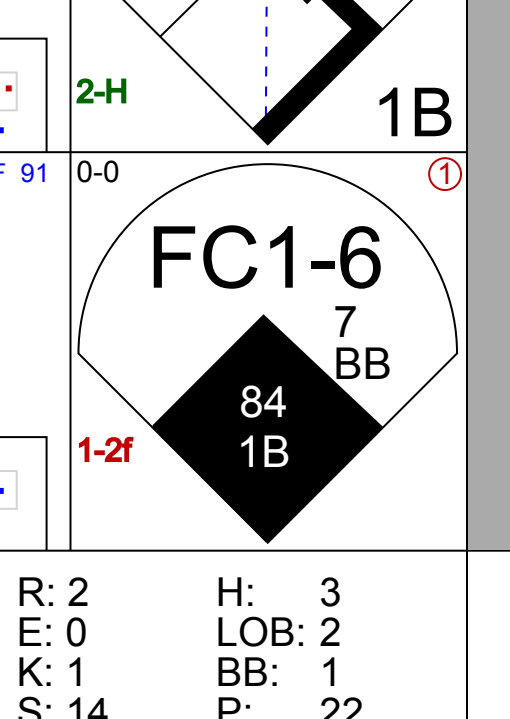
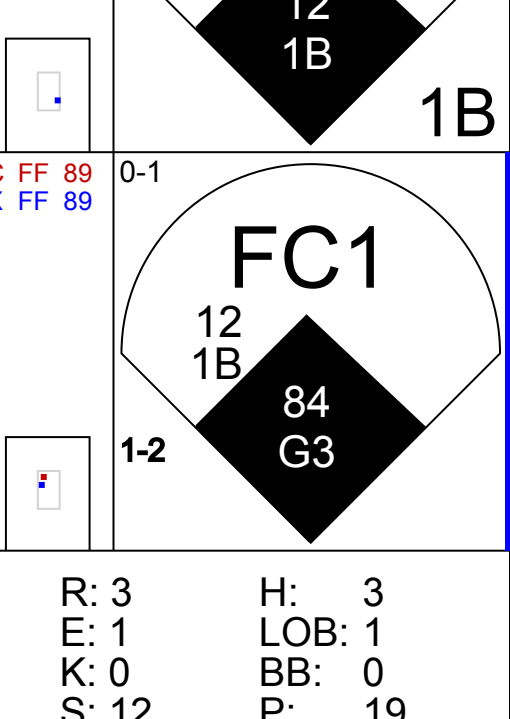
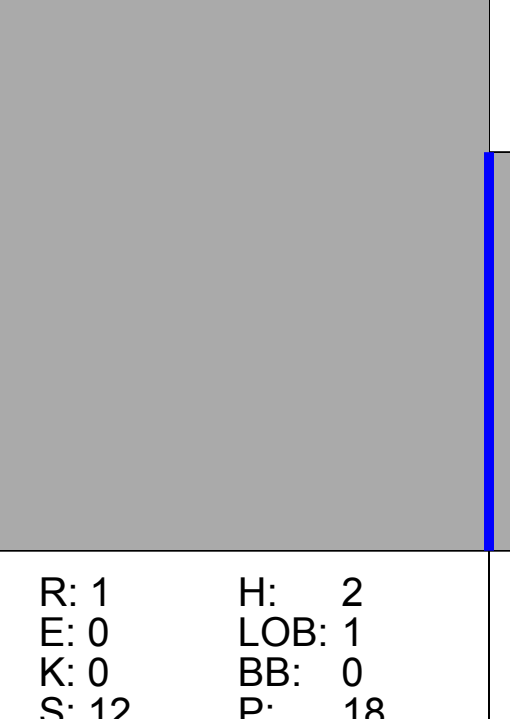
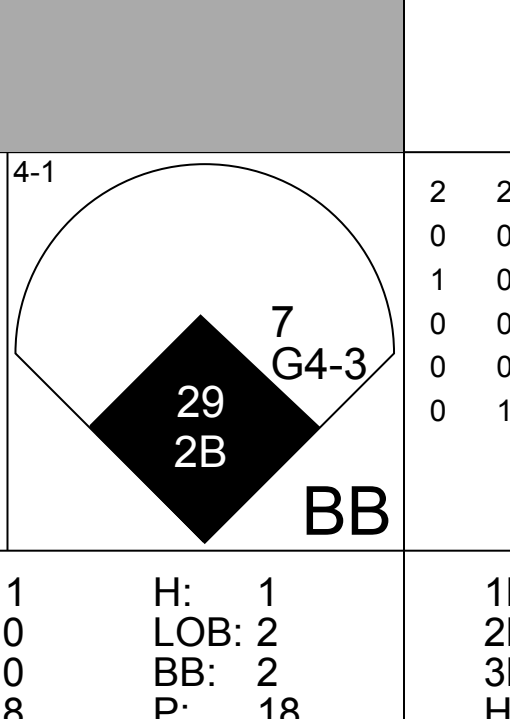


Batter	1	2	3	4	5	6	7	8	9	AB	R	H	RBI	BB	SO	LOB	BOTTOM		
26 Yangervis Solarte, S (1.5) OBP: 0.302, SLG: 0.379										3	1	1	0	1	0	1			
23 Yonder Alonso, L (1.3) OBP: 0.376, SLG: 0.359										3	1	0	0	1	1	2			
27 Matt Kemp, R (1.9) OBP: 0.296, SLG: 0.397										4	0	1	2	0	2	0			
10 Justin Upton, R (1.7) OBP: 0.331, SLG: 0.426										3	0	0	0	1	0	0			
9 Jedd Gyorko, R (1.4) OBP: 0.292, SLG: 0.337										4	0	0	0	0	1	2			
25 Will Venable, L (1.8) OBP: 0.325, SLG: 0.405										2	0	0	0	0	1	0			
2 B.J. Upton, R (7. PH) OBP: 0.292, SLG: 0.344										0	1	0	0	1	0	0			
12 Clint Barmes, R (1.6) OBP: 0.324, SLG: 0.440										3	1	1	2	0	1	0			
18 Austin Hedges, R (1.2) OBP: 0.167, SLG: 0.288										3	1	1	1	0	0	0			
38 Tyson Ross, R (1.1) OBP: 0.188, SLG: 0.344										2	0	0	0	0	1	0			
37 Brandon Maurer, R (7.1)										0	0	0	0	0	0	0			
39 Brett Wallace, L (7. PH) OBP: 0.364, SLG: 0.350										1	0	1	0	0	0	0			
53 Joaquin Benoit, R (8.1)										0	0	0	0	0	0	0			
46 Craig Kimbrel, R (9.1)										0	0	0	0	0	0	0			
Inning Stats	R: 0 E: 0 K: 0 S: 7	H: 1 LOB: 0 BB: 0 P: 12	R: 0 E: 0 K: 1 S: 7	H: 0 LOB: 0 BB: 0 P: 11	R: 1 E: 0 K: 2 S: 11	H: 1 LOB: 0 BB: 0 P: 17	R: 0 E: 0 K: 1 S: 5	H: 0 LOB: 0 BB: 0 P: 7	R: 0 E: 0 K: 1 S: 6	H: 0 LOB: 0 BB: 0 P: 9	R: 2 E: 0 K: 0 S: 10	H: 1 LOB: 2 BB: 3 P: 24	R: 2 E: 0 K: 1 S: 12	H: 2 LOB: 1 BB: 1 P: 22	R: 0 E: 0 K: 1 S: 7	H: 0 LOB: 0 BB: 0 P: 8	1B: 2 2B: 1 3B: 0 HR: 2	SF: 0 SAC: 0 DP: 1 HBP: 0	WP: 0 PA: 32 PB: 0 SB: 0 CS: 0
PITCHER	IP WLS BF H R ER SO BB IBB HBP BLK WP HR S P ERA WHIP	IP WLS BF H R ER SO BB IBB HBP BLK WP HR S P ERA WHIP	IP WLS BF H R ER SO BB IBB HBP BLK WP HR S P ERA WHIP	IP WLS BF H R ER SO BB IBB HBP BLK WP HR S P ERA WHIP	IP WLS BF H R ER SO BB IBB HBP BLK WP HR S P ERA WHIP	IP WLS BF H R ER SO BB IBB HBP BLK WP HR S P ERA WHIP	IP WLS BF H R ER SO BB IBB HBP BLK WP HR S P ERA WHIP	IP WLS BF H R ER SO BB IBB HBP BLK WP HR S P ERA WHIP	IP WLS BF H R ER SO BB IBB HBP BLK WP HR S P ERA WHIP	IP WLS BF H R ER SO BB IBB HBP BLK WP HR S P ERA WHIP	IP WLS BF H R ER SO BB IBB HBP BLK WP HR S P ERA WHIP	IP WLS BF H R ER SO BB IBB HBP BLK WP HR S P ERA WHIP	IP WLS BF H R ER SO BB IBB HBP BLK WP HR S P ERA WHIP	IP WLS BF H R ER SO BB IBB HBP BLK WP HR S P ERA WHIP	IP WLS BF H R ER SO BB IBB HBP BLK WP HR S P ERA WHIP	IP WLS BF H R ER SO BB IBB HBP BLK WP HR S P ERA WHIP	IP WLS BF H R ER SO BB IBB HBP BLK WP HR S P ERA WHIP		

Colorado Rockies @ San Diego Padres
Petco Park, San Diego, CA
Sat Jul 18 2015, 5:59 PM - 8:21 PM PDT
Att: 32,245 - Overcast - 78 F

AB 28
R 5
H 5
RBI 5
BB 4
SO 7
LOB 5

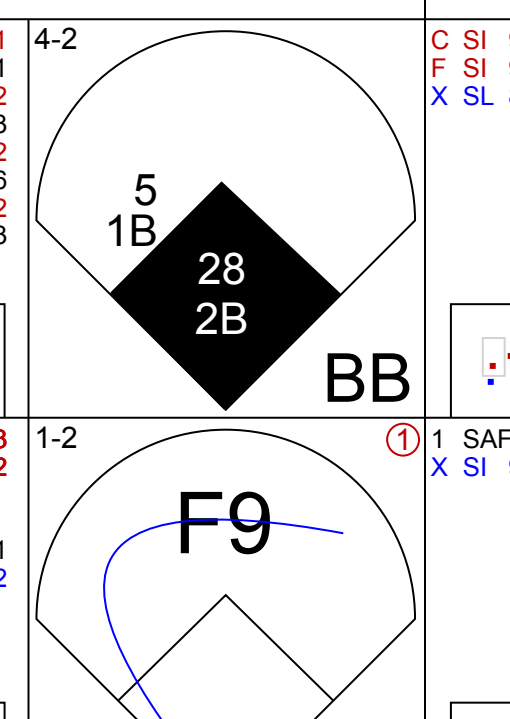

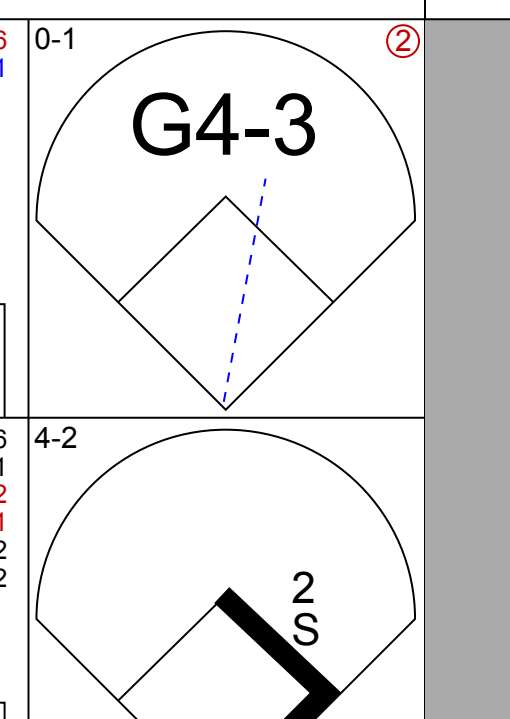
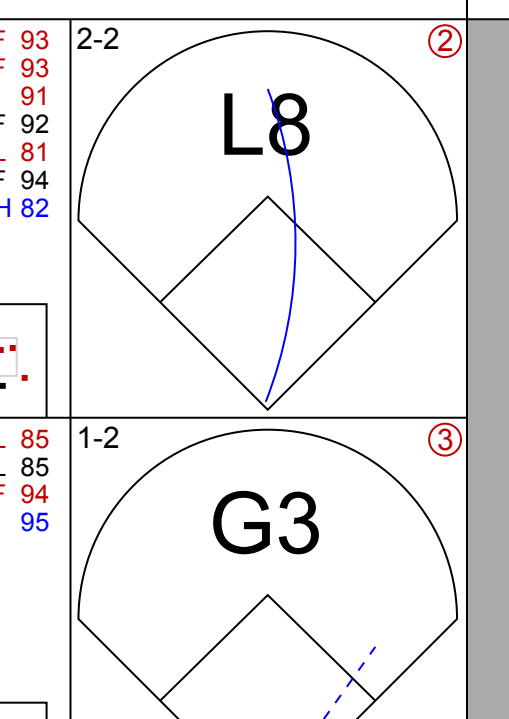
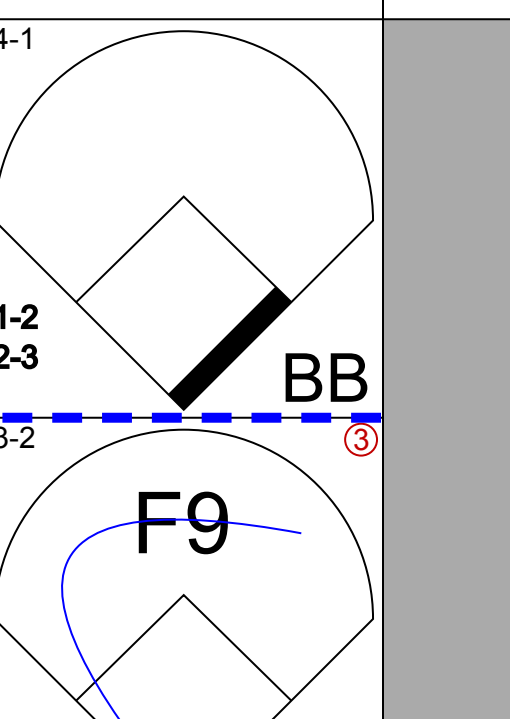
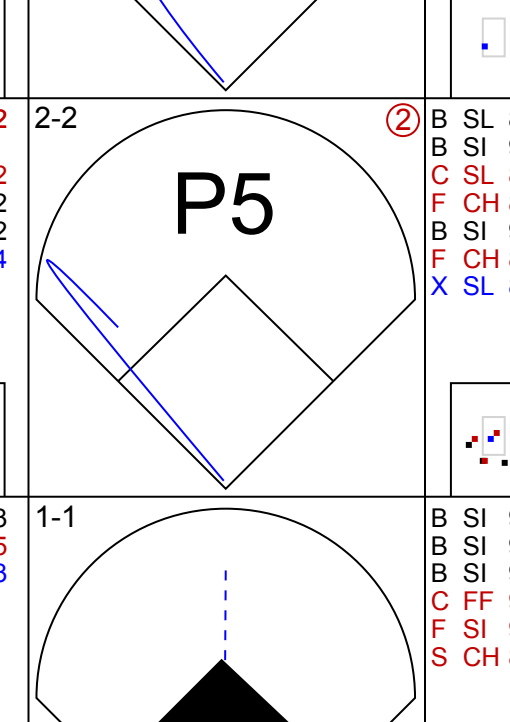


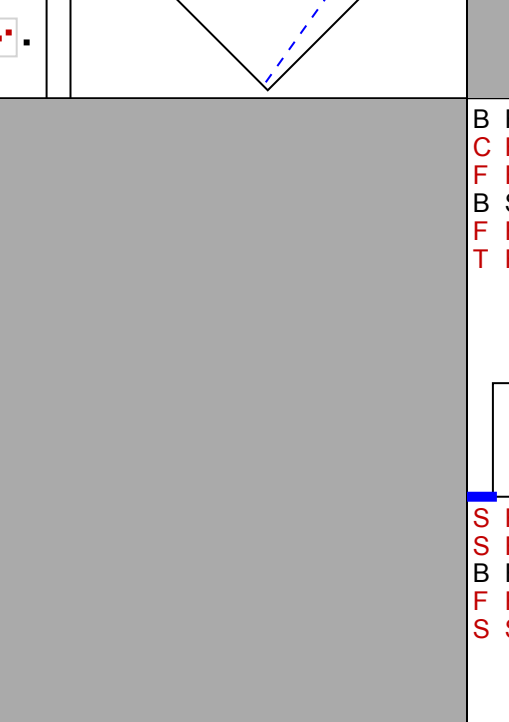
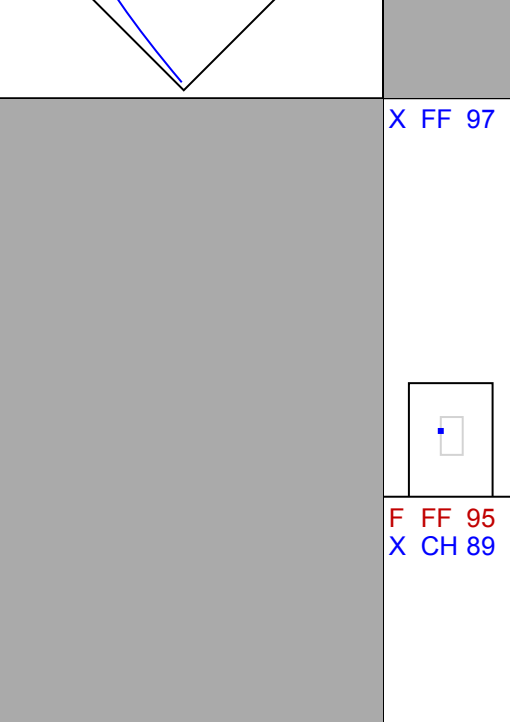
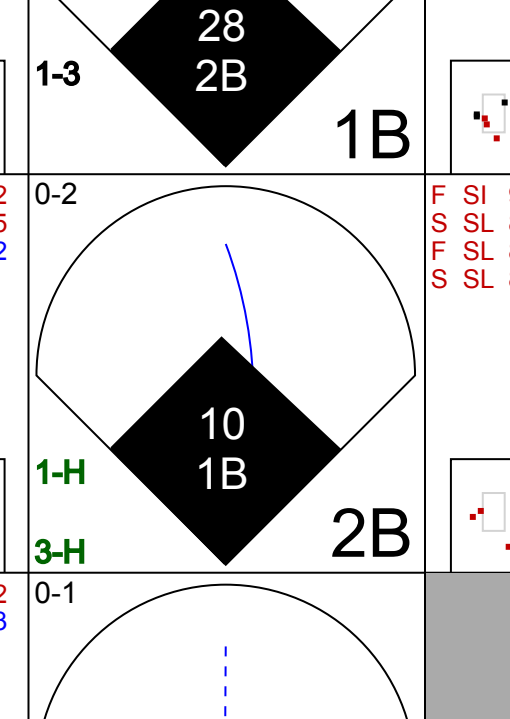
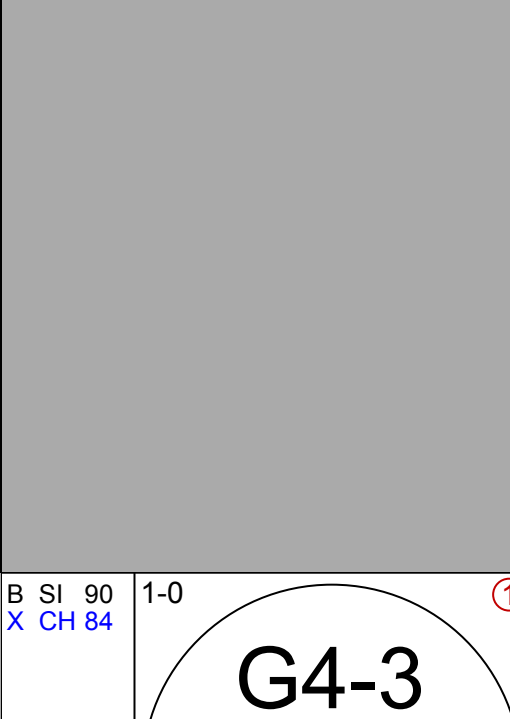
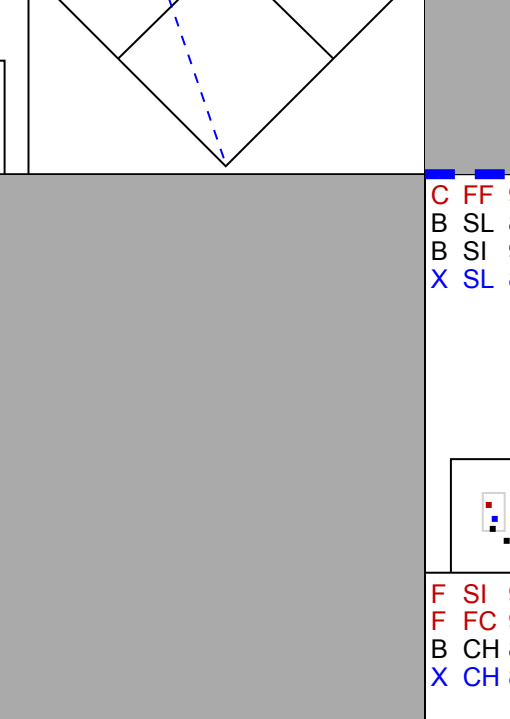
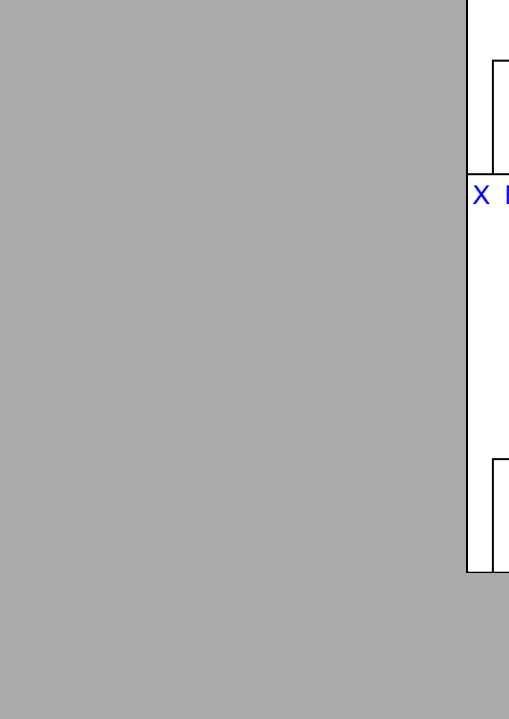
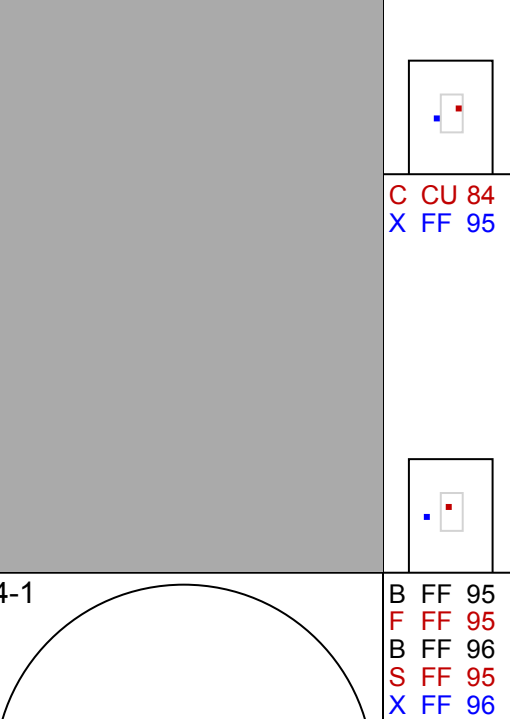
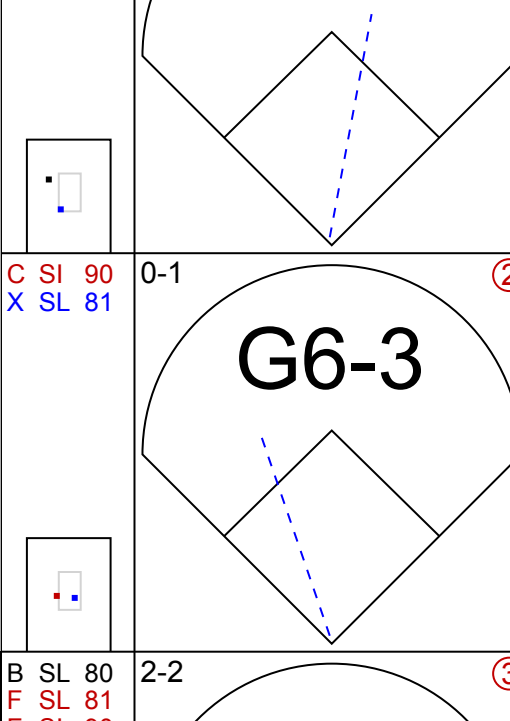
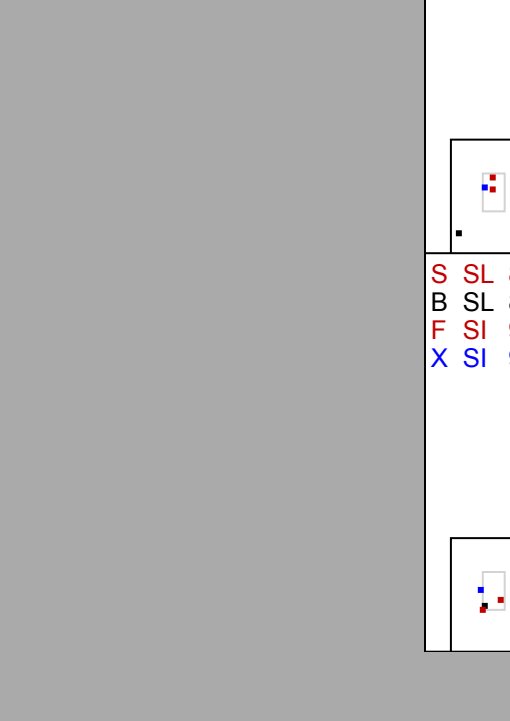

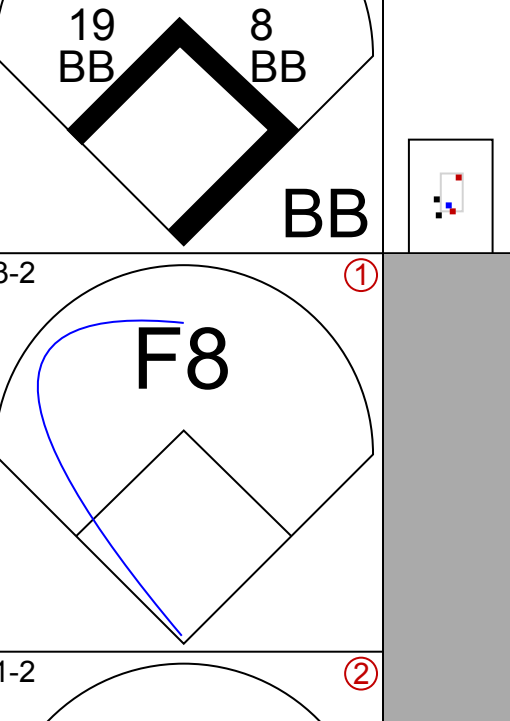
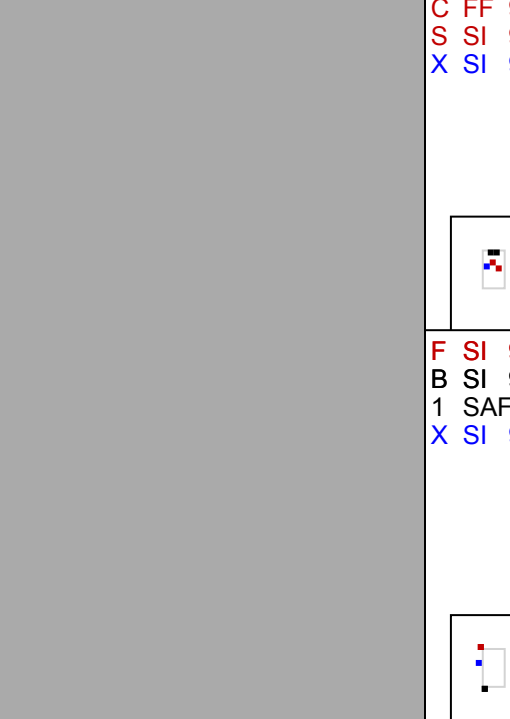
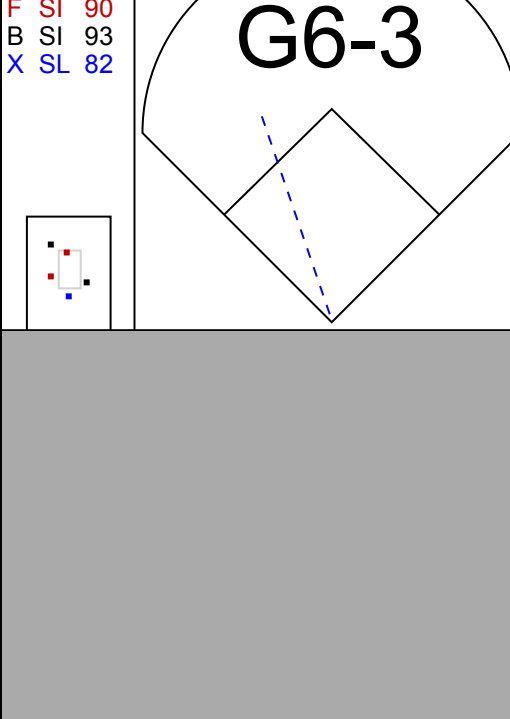
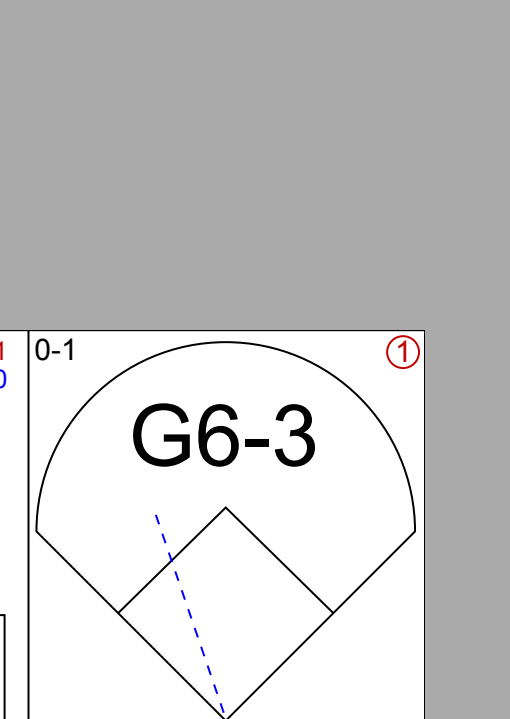
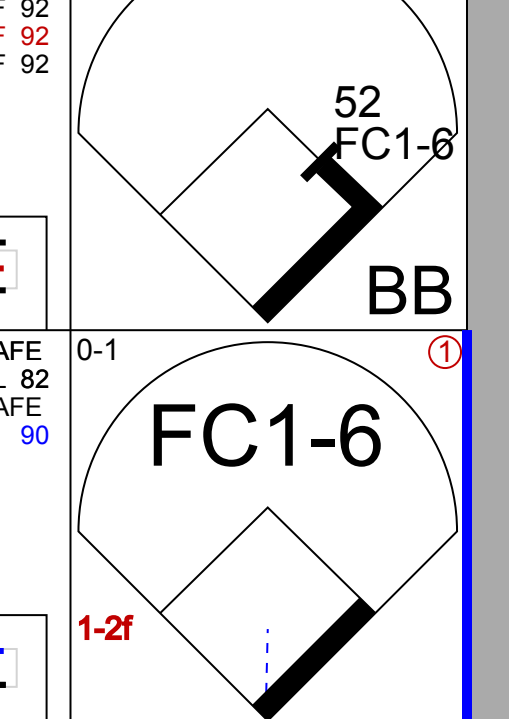
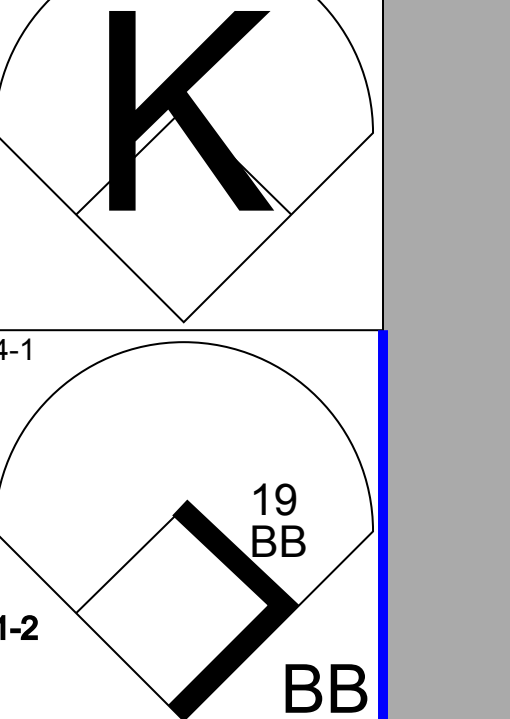
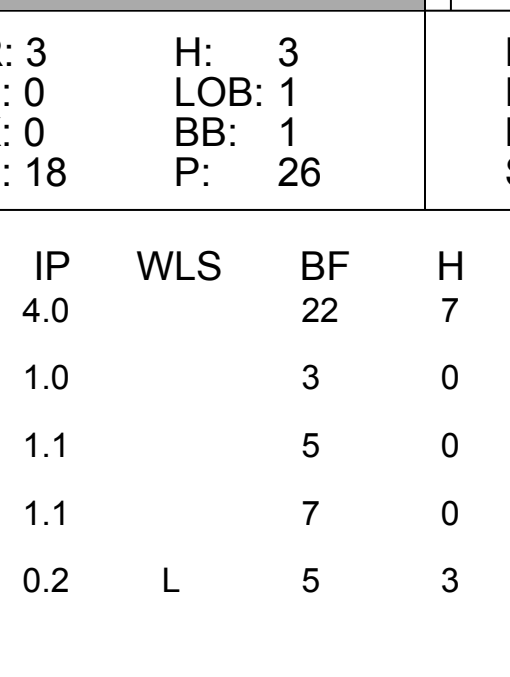
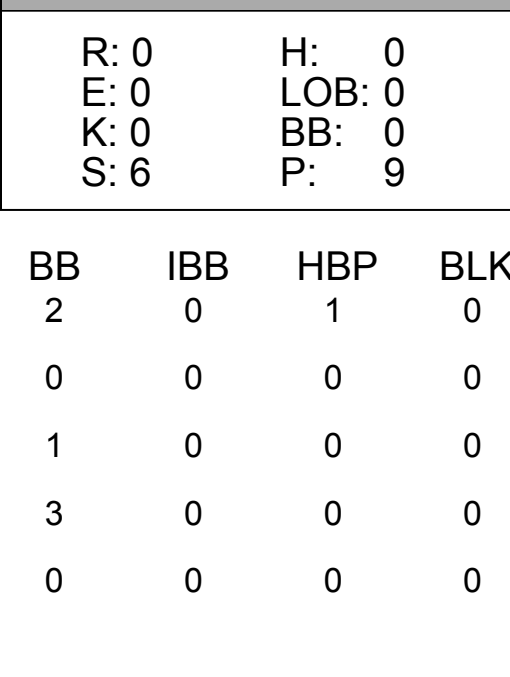
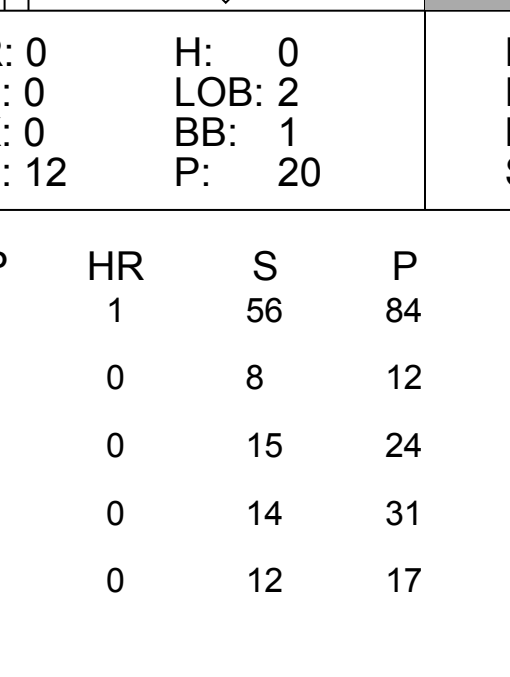
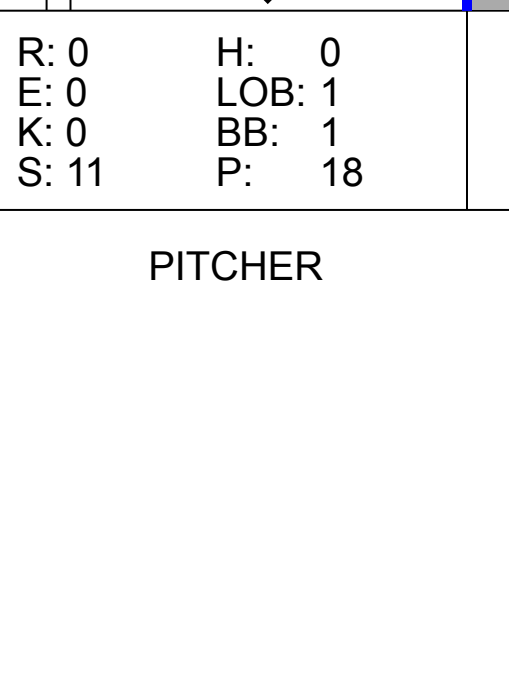
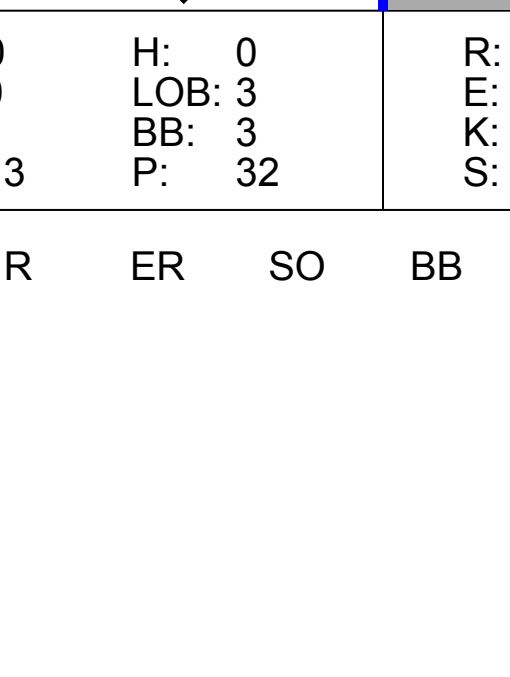


Batter	1	2	3	4	5	6	7	8	9	AB	R	H	RBI	BB	SO	LOB	TOP						
7 Delino DeShields, R OBP: 0.359, SLG: 0.385										4	0	0	0	1	1	3							
12 Rounched Odor, L OBP: 0.325, SLG: 0.418										5	1	1	1	0	1	3							
84 Prince Fielder, L OBP: 0.402, SLG: 0.514										4	1	2	3	1	0	0							
29 Adrian Beltré, R OBP: 0.293, SLG: 0.400										5	0	3	2	0	0	2							
32 Josh Hamilton, L OBP: 0.292, SLG: 0.463										5	0	0	0	0	1	4							
1 Elvis Andrus, R OBP: 0.299, SLG: 0.323										4	0	1	0	0	0	0							
16 Ryan Rua, R OBP: 0.307, SLG: 0.377										3	1	1	0	0	2	0	AB 38						
17 Shin-Soo Choo, L OBP: 0.307, SLG: 0.387										1	0	0	0	0	1	0	R 7						
52 Tanner Scheppers, R OBP: 0.299, SLG: 0.323										0	0	0	0	0	0	0	H 10						
6 Tomás Telis, S OBP: 0.333, SLG: 0.333										4	1	2	1	0	0	0	RBI 7						
22 Nick Martínez, L OBP: 0.299, SLG: 0.323										2	2	0	0	0	0	2	BB 3						
63 Anthony Bass, R OBP: 0.299, SLG: 0.323										0	0	0	0	0	0	0	SO 6						
9 Adam Rosales, R OBP: 0.299, SLG: 0.323										1	0	0	0	0	0	0	LOB 15						
44 Spencer Patton, R OBP: 0.299, SLG: 0.323										2	0	0	0	0	0	0							
71 Sam Freeman, R OBP: 0.299, SLG: 0.323										0	0	0	0	0	0	0							
2 Leonys Martín, L OBP: 0.299, SLG: 0.323										0	1	0	0	0	0	0							
Inning Stats	R: 0 E: 0 K: 1 S: 11	H: 0 LOB: 0 BB: 0 P: 15	R: 0 E: 0 K: 0 S: 8	H: 1 LOB: 2 BB: 1 P: 12	R: 2 E: 0 K: 1 S: 14	H: 3 LOB: 2 BB: 1 P: 22	R: 0 E: 0 K: 2 S: 9	H: 0 LOB: 2 BB: 0 P: 14	R: 3 E: 1 K: 0 S: 12	H: 3 LOB: 1 BB: 0 P: 19	R: 0 E: 0 K: 1 S: 8	H: 0 LOB: 1 BB: 0 P: 12	R: 1 E: 0 K: 0 S: 12	H: 2 LOB: 1 BB: 0 P: 18	R: 0 E: 0 K: 1 S: 6	H: 0 LOB: 0 BB: 0 P: 9	R: 1 E: 0 K: 0 S: 8	H: 1 LOB: 2 BB: 2 P: 18	1B: 7 2B: 3 3B: 0 HR: 0	SF: 0 SAC: 0 DP: 0 HBP: 0	WP: 0 PB: 0 SB: 0 CS: 0	PA: 42	
PITCHER	IP WLS BF H R ER SO BB IBB HBP BLK WP HR S P ERA WHIP	IP WLS BF H R ER SO BB IBB HBP BLK WP HR S P ERA WHIP	IP WLS BF H R ER SO BB IBB HBP BLK WP HR S P ERA WHIP	IP WLS BF H R ER SO BB IBB HBP BLK WP HR S P ERA WHIP	IP WLS BF H R ER SO BB IBB HBP BLK WP HR S P ERA WHIP	IP WLS BF H R ER SO BB IBB HBP BLK WP HR S P ERA WHIP	IP WLS BF H R ER SO BB IBB HBP BLK WP HR S P ERA WHIP	IP WLS BF H R ER SO BB IBB HBP BLK WP HR S P ERA WHIP	IP WLS BF H R ER SO BB IBB HBP BLK WP HR S P ERA WHIP	IP WLS BF H R ER SO BB IBB HBP BLK WP HR S P ERA WHIP	IP WLS BF H R ER SO BB IBB HBP BLK WP HR S P ERA WHIP	IP WLS BF H R ER SO BB IBB HBP BLK WP HR S P ERA WHIP	IP WLS BF H R ER SO BB IBB HBP BLK WP HR S P ERA WHIP	IP WLS BF H R ER SO BB IBB HBP BLK WP HR S P ERA WHIP	IP WLS BF H R ER SO BB IBB HBP BLK WP HR S P ERA WHIP	IP WLS BF H R ER SO BB IBB HBP BLK WP HR S P ERA WHIP	IP WLS BF H R ER SO BB IBB HBP BLK WP HR S P ERA WHIP	IP WLS BF H R ER SO BB IBB HBP BLK WP HR S P ERA WHIP	IP WLS BF H R ER SO BB IBB HBP BLK WP HR S P ERA WHIP	IP WLS BF H R ER SO BB IBB HBP BLK WP HR S P ERA WHIP	IP WLS BF H R ER SO BB IBB HBP BLK WP HR S P ERA WHIP	IP WLS BF H R ER SO BB IBB HBP BLK WP HR S P ERA WHIP	IP WLS BF H R ER SO BB IBB HBP BLK WP HR S P ERA WHIP

Texas Rangers @ Colorado Rockies
Coors Field, Denver, CO
Mon Jul 20 2015, 6:45 PM - 10:15 PM MDT
Att: 35,027 - Cloudy - 73 F

AB	38
R	7
H	10
RBI	7
BB	3
SO	6
LOB	15



Batter	1	2	3	4	5	6	7	8	9	AB	R	H	RBI	BB	SO	LOB	BOTTOM							
19 Charlie Blackmon, L OBP: 0.362, SLG: 0.466										3	2	1	1	2	0	1								
9 DJ LeMahieu, R OBP: 0.366, SLG: 0.404										4	1	1	1	1	0	5								
2 Troy Tulowitzki, R OBP: 0.366, SLG: 0.502										4	1	2	2	0	1	1								
13 Drew Stubbs, R OBP: 0.256, SLG: 0.420										5	1	2	0	0	2	2								
5 Carlos González, L OBP: 0.313, SLG: 0.448										5	1	1	2	0	1	2								
28 Nolan Arenado, R OBP: 0.322, SLG: 0.584										5	1	1	2	0	1	2								
10 Ben Paulsen, L OBP: 0.349, SLG: 0.474										4	0	2	2	1	0	0								
4 Nick Hundley, R OBP: 0.338, SLG: 0.451										4	0	0	0	0	0	2								
1 Brandon Barnes, R OBP: 0.365, SLG: 0.392										3	1	1	0	1	1	1								
52 Chris Rusin, L OBP: 0.260, SLG: 0.260										2	0	0	0	0	0	1								
48 Boone Logan, R OBP: 0.260, SLG: 0.260										0	0	0	0	0	0	0								
54 Tommy Kahnle, R OBP: 0.260, SLG: 0.260										0	0	0	0	0	0	0								
32 LaTroy Hawkins, R OBP: 0.260, SLG: 0.260										0	0	0	0	0	0	0								
8 Michael McKenry, R OBP: 0.260, SLG: 0.260										0	0	0	0	0	0	0								
66 John Axford, R OBP: 0.260, SLG: 0.260										0	0	0	0	0	0	0								
Inning Stats	R: 3 E: 0 K: 0 S: 18	H: 3 LOB: 1 BB: 1 P: 26	R: 4 E: 0 K: 2 S: 20	H: 4 LOB: 0 BB: 0 P: 29	R: 0 E: 0 K: 0 S: 6	H: 0 LOB: 0 BB: 0 P: 9	R: 0 E: 0 K: 0 S: 12	H: 0 LOB: 2 BB: 1 P: 20	R: 0 E: 0 K: 0 S: 8	H: 0 LOB: 0 BB: 0 P: 12	R: 0 E: 0 K: 0 S: 11	H: 0 LOB: 1 BB: 1 P: 18	R: 0 E: 0 K: 2 S: 9	H: 0 LOB: 0 BB: 0 P: 12	R: 0 E: 0 K: 1 S: 13	H: 0 LOB: 3 BB: 3 P: 32	R: 1 E: 0 K: 0 S: 8	H: 3 LOB: 2 BB: 0 P: 10	1B: 7 2B: 1 3B: 1 HR: 1	SF: 0 SAC: 1 DP: 0 HBP: 1	WP: 0 PB: 0 SB: 1 CS: 0	PA: 42		
PITCHER	IP WLS BF H R ER SO BB IBB HBP BLK WP HR S P ERA WHIP	IP WLS BF H R ER SO BB IBB HBP BLK WP HR S P ERA WHIP	IP WLS BF H R ER SO BB IBB HBP BLK WP HR S P ERA WHIP	IP WLS BF H R ER SO BB IBB HBP BLK WP HR S P ERA WHIP	IP WLS BF H R ER SO BB IBB HBP BLK WP HR S P ERA WHIP	IP WLS BF H R ER SO BB IBB HBP BLK WP HR S P ERA WHIP	IP WLS BF H R ER SO BB IBB HBP BLK WP HR S P ERA WHIP	IP WLS BF H R ER SO BB IBB HBP BLK WP HR S P ERA WHIP	IP WLS BF H R ER SO BB IBB HBP BLK WP HR S P ERA WHIP	IP WLS BF H R ER SO BB IBB HBP BLK WP HR S P ERA WHIP	IP WLS BF H R ER SO BB IBB HBP BLK WP HR S P ERA WHIP	IP WLS BF H R ER SO BB IBB HBP BLK WP HR S P ERA WHIP	IP WLS BF H R ER SO BB IBB HBP BLK WP HR S P ERA WHIP	IP WLS BF H R ER SO BB IBB HBP BLK WP HR S P ERA WHIP	IP WLS BF H R ER SO BB IBB HBP BLK WP HR S P ERA WHIP	IP WLS BF H R ER SO BB IBB HBP BLK WP HR S P ERA WHIP	IP WLS BF H R ER SO BB IBB HBP BLK WP HR S P ERA WHIP	IP WLS BF H R ER SO BB IBB HBP BLK WP HR S P ERA WHIP	IP WLS BF H R ER SO BB IBB HBP BLK WP HR S P ERA WHIP	IP WLS BF H R ER SO BB IBB HBP BLK WP HR S P ERA WHIP	IP WLS BF H R ER SO BB IBB HBP BLK WP HR S P ERA WHIP	IP WLS BF H R ER SO BB IBB HBP BLK WP HR S P ERA WHIP	IP WLS BF H R ER SO BB IBB HBP BLK WP HR S P ERA WHIP	IP WLS BF H R ER SO BB IBB HBP BLK WP HR S P ERA WHIP

Texas Rangers @ Colorado Rockies
Coors Field, Denver, CO
Mon Jul 20 2015, 6:45 PM - 10:15 PM MDT
Att: 35,027 - Cloudy - 73 F

AB	34
R	8
H	10
RBI	8
BB	6
SO	5
LOB	15



Batter	1	2	3	4	5	6	7	8	9	AB	R	H	RBI	BB	SO	LOB	TOP			
7 Delino DeShields, R OBP: 0.364, SLG: 0.410										6	1	4	2	0	2	3	Texas Rangers @ Colorado Rockies Coors Field, Denver, CO Tue Jul 21 2015, 6:43 PM - 9:50 PM MDT Att: 43,012 - Partly Cloudy - 79 F			
12 Rougned Odor, L OBP: 0.326, SLG: 0.428										5	0	2	1	0	0	2				
84 Prince Fielder, L OBP: 0.312, SLG: 0.357										4	1	2	1	1	1	3				
9 Adam Rosales, R										0	0	0	0	0	0	0				
29 Adrian Beltre, R OBP: 0.292, SLG: 0.395										4	0	0	0	1	0	2				
32 Josh Hamilton, L OBP: 0.286, SLG: 0.444										5	1	1	0	0	0	4				
50 Keone Kela, R										0	0	0	0	0	0	0				
37 Shawn Tolleson, R										0	0	0	0	0	0	0				
1 Elvis Andrus, R OBP: 0.301, SLG: 0.325										5	2	2	0	0	0	2				
17 Shin-Soo Choo, L OBP: 0.314, SLG: 0.413										5	3	4	3	0	0	0				
61 Robinson Chirinos, R OBP: 0.310, SLG: 0.430										4	1	2	1	1	1	2				
54 Matt Harrison, L										2	0	0	0	0	1	1				
16 Ryan Rua, R OBP: 0.190, SLG: 0.371										1	0	0	0	0	0	1				
44 Spencer Patton, R										0	0	0	0	0	0	0				
2 Leonys Martin, L OBP: 0.263, SLG: 0.317										1	0	0	0	0	0	1				
Inning Stats	R: 0 E: 0 K: 0 S: 13	H: 1 LOB: 2 BB: 1 P: 19	R: 3 E: 0 K: 1 S: 17	H: 4 LOB: 1 BB: 1 P: 28	R: 0 E: 0 K: 0 S: 6	H: 0 LOB: 0 BB: 0 P: 8	R: 1 E: 0 K: 1 S: 14	H: 3 LOB: 2 BB: 0 P: 21	R: 2 E: 1 K: 2 S: 13	H: 3 LOB: 2 BB: 0 P: 17	R: 1 E: 0 K: 0 S: 7	H: 1 LOB: 1 BB: 0 P: 10	R: 1 E: 0 K: 0 S: 10	H: 2 LOB: 2 BB: 1 P: 18	R: 1 E: 0 K: 1 S: 12	H: 2 LOB: 1 BB: 0 P: 21	1B: 9 2B: 4 3B: 2 HR: 2	SF: 1 SAC: 1 DP: 0 HBP: 0	WP: 1 PB: 0 SB: 1 CS: 1	PA: 47
PITCHER	IP WLS BF H R ER SO	IP WLS BF H R ER SO	IP WLS BF H R ER SO	IP WLS BF H R ER SO	IP WLS BF H R ER SO	IP WLS BF H R ER SO	IP WLS BF H R ER SO	IP WLS BF H R ER SO	IP WLS BF H R ER SO	IP WLS BF H R ER SO	IP WLS BF H R ER SO	IP WLS BF H R ER SO	IP WLS BF H R ER SO	IP WLS BF H R ER SO	IP WLS BF H R ER SO	IP WLS BF H R ER SO	ERA WHIP	ERA WHIP	ERA WHIP	
38 Kyle Kendrick, R ERA: 6.12	2.1 4.1 12 3 1 5 2	2.2 12 10 6 1 5 2	1-1 3 1 1 2 0	1-0 1 1 53 80	1-1 1 1 24 35	1-1 1 1 3.38 1.125	0-3 0 1 26 29	0-3 0 1 13.50 3.750	0-3 0 1 0.00 0.000	0-3 0 1 0.00 0.000	0-3 0 1 0.00 0.000	0-3 0 1 0.00 0.000	0-3 0 1 0.00 0.000	0-3 0 1 0.00 0.000	0-3 0 1 0.00 0.000	0-3 0 1 0.00 0.000				
58 Yohan Flande, L ERA: 4.5	1.1 9 4 2 2 0	1.1 9 4 2 2 0	1-1 3 1 1 2 0	1-0 1 1 16 29	1-0 1 1 16 29	1-0 1 1 13.50 3.750	0-3 0 1 0.00 0.000	0-3 0 1 0.00 0.000	0-3 0 1 0.00 0.000	0-3 0 1 0.00 0.000	0-3 0 1 0.00 0.000	0-3 0 1 0.00 0.000	0-3 0 1 0.00 0.000	0-3 0 1 0.00 0.000	0-3 0 1 0.00 0.000	0-3 0 1 0.00 0.000				
49 Rex Brothers, L ERA: 6.75	0.2 2 0 0 0 1	0.2 2 0 0 0 1	1-1 3 1 1 2 0	1-0 1 1 16 29	1-0 1 1 16 29	1-0 1 1 13.50 3.750	0-3 0 1 0.00 0.000	0-3 0 1 0.00 0.000	0-3 0 1 0.00 0.000	0-3 0 1 0.00 0.000	0-3 0 1 0.00 0.000	0-3 0 1 0.00 0.000	0-3 0 1 0.00 0.000	0-3 0 1 0.00 0.000	0-3 0 1 0.00 0.000	0-3 0 1 0.00 0.000				
63 Rafael Betancourt, R ERA: 5.6	0.2 2 0 0 0 1	0.2 2 0 0 0 1	1-1 3 1 1 2 0	1-0 1 1 16 29	1-0 1 1 16 29	1-0 1 1 13.50 3.750	0-3 0 1 0.00 0.000	0-3 0 1 0.00 0.000	0-3 0 1 0.00 0.000	0-3 0 1 0.00 0.000	0-3 0 1 0.00 0.000	0-3 0 1 0.00 0.000	0-3 0 1 0.00 0.000	0-3 0 1 0.00 0.000	0-3 0 1 0.00 0.000	0-3 0 1 0.00 0.000				
19 Charlie Blackmon, L OBP: 0.364, SLG: 0.466										4	0	2	0	0	1	1	Texas Rangers @ Colorado Rockies Coors Field, Denver, CO Tue Jul 21 2015, 6:43 PM - 9:50 PM MDT Att: 43,012 - Partly Cloudy - 79 F			
9 DJ LeMahieu, R OBP: 0.365, SLG: 0.402										4	0	1	0	0	0	1				
2 Troy Tulowitzki, R OBP: 0.360, SLG: 0.495										4	0	0	0	0	1	4				
3 Daniel Descalso, L OBP: 0.261, SLG: 0.290										0	0	0	0	0	0	0				
28 Nolan Arenado, R OBP: 0.327, SLG: 0.587										3	0	2	0	1	1	0				
20 Wilin Rosario, R OBP: 0.298, SLG: 0.438										4	0	0	0	0	1	4				
13 Drew Stubbs, R OBP: 0.256, SLG: 0.411										4	0	1	0	0	0	1				
4 Nick Hundley, R OBP: 0.341, SLG: 0.449										3	0	1	0	1	0	2				
1 Brandon Barnes, R OBP: 0.364, SLG: 0.391										3	0	1	0	0	0	1				
38 Kyle Kendrick, R OBP: 0.171, SLG: 0.206										1	0	0	0	0	0	1				
58 Yohan Flande, L ERA: 6.59										1	0	0	0	0	0	0				
10 Ben Paulsen, L OBP: 0.347, SLG: 0.471										1	0	0	0	0	0	2				
49 Rex Brothers, L										0	0	0	0	0	0	0				
63 Rafael Betancourt, R										0	0	0	0	0	0	0				
Inning Stats	R: 0 E: 0 K: 0 S: 16	H: 1 LOB: 2 BB: 1 P: 28	R: 0 E: 0 K: 0 S: 13	H: 1 LOB: 1 BB: 0 P: 21	R: 0 E: 0 K: 1 S: 6	H: 0 LOB: 0 BB: 0 P: 8	R: 0 E: 0 K: 0 S: 4	H: 2 LOB: 1 BB: 0 P: 4	R: 0 E: 0 K: 0 S: 12	H: 2 LOB: 2 BB: 0 P: 20	R: 0 E: 0 K: 1 S: 8	H: 1 LOB: 0 BB: 0 P: 10	R: 0 E: 0 K: 1 S: 9	H: 0 LOB: 0 BB: 0 P: 16	R: 0 E: 0 K: 0 S: 7	H: 0 LOB: 0 BB: 0 P: 13	1B: 7 2B: 1 3B: 0 HR: 0	SF: 0 SAC: 0 DP: 4 HBP: 0	WP: 0 PB: 0 SB: 0 CS: 0	PA: 34
PITCHER	IP WLS BF H R ER SO	IP WLS BF H R ER SO	IP WLS BF H R ER SO	IP WLS BF H R ER SO	IP WLS BF H R ER SO	IP WLS BF H R ER SO	IP WLS BF H R ER SO	IP WLS BF H R ER SO	IP WLS BF H R ER SO	IP WLS BF H R ER SO	IP WLS BF H R ER SO	IP WLS BF H R ER SO	IP WLS BF H R ER SO	IP WLS BF H R ER SO	IP WLS BF H R ER SO	IP WLS BF H R ER SO	ERA WHIP	ERA WHIP	ERA WHIP	
54 Matt Harrison, L ERA: 5.4	6.0 4 1 0 0 1	6.0 4 1 0 0 1	1-1 3 1 1 2 0	1-0 1 1 16 29	1-0 1 1 16 29	1-0 1 1 13.50 3.750	0-3 0 1 0.00 0.000	0-3 0 1 0.00 0.000	0-3 0 1 0.00 0.000	0-3 0 1 0.00 0.000	0-3 0 1 0.00 0.000	0-3 0 1 0.00 0.000	0-3 0 1 0.00 0.000	0-3 0 1 0.00 0.000	0-3 0 1 0.00 0.000	0-3 0 1 0.00 0.000				
44 Spencer Patton, R	1.0 4 1 0 0 1	1.0 4 1 0 0 1	1-1 3 1 1 2 0	1-0 1 1 16 29	1-0 1 1 16 29	1-0 1 1 13.50 3.750	0-3 0 1 0.00 0.000	0-3 0 1 0.00 0.000	0-3 0 1 0.00 0.000	0-3 0 1 0.00 0.000	0-3 0 1 0.00 0.000	0-3 0 1 0.00 0.000	0-3 0 1 0.00 0.000	0-3 0 1 0.00 0.000	0-3 0 1 0.00 0.000	0-3 0 1 0.00 0.000				
50 Keone Kela, R ERA: 2.95	1.0 3 0 0 0 1	1.0 3 0 0 0 1	1-1 3 1 1 2 0	1-0 1 1 16 29	1-0 1 1 16 29	1-0 1 1 13.50 3.750	0-3 0 1 0.00 0.000	0-3 0 1 0.00 0.000	0-3 0 1 0.00 0.000	0-3 0 1 0.00 0.000	0-3 0 1 0.00 0.000	0-3 0 1 0.00 0.000	0-3 0 1 0.00 0.000	0-3 0 1 0.00 0.000	0-3 0 1 0.00 0.000	0-3 0 1 0.00 0.000				
37 Shawn Tolleson, R ERA: 3.43	1.0 3 0 0 0 0	1.0 3 0 0 0 0	1-1 3 1 1 2 0	1-0 1 1 16 29	1-0 1 1 16 29	1-0 1 1 13.50 3.750	0-3 0 1 0.00 0.000	0-3 0 1 0.00 0.000	0-3 0 1 0.00 0.000	0-3 0 1 0.00 0.000	0-3 0 1 0.00 0.000	0-3 0 1 0.00 0.000	0-3 0 1 0.00 0.000	0-3 0 1 0.00 0.000	0-3 0 1 0.00 0.000	0-3 0 1 0.00 0.000				

Batter	1	2	3	4	5	6	7	8	9	AB	R	H	RBI	BB	SO	LOB	TOP											
4 Brandon Phillips, R OBP: 0.315, SLG: 0.364	G3			21 2B	G6-3		K		G4-3	5	1	1	0	0	1	0	Cincinnati Reds @ Colorado Rockies Coors Field, Denver, CO Fri Jul 24 2015, 6:43 PM - 9:46 PM MDT Att: 37,184 - Overcast - 78 F											
19 Joey Votto, L OBP: 0.416, SLG: 0.522	G4-3			F8			21 BB		HR	5	1	3	1	0	0	1												
21 Todd Frazier, R OBP: 0.333, SLG: 0.571	F9			3 2B	G5-3				K	4	1	1	1	1	1	1												
32 Jay Bruce, L OBP: 0.336, SLG: 0.470	G3-1			F7			G6-3		K	5	0	1	0	0	1	3												
9 Marlon Byrd, R OBP: 0.302, SLG: 0.471	G4-3			3 2B			G6-3		55 2B	3	2	1	0	1	0	1												
3 Ivan De Jesus Jr., R OBP: 0.330, SLG: 0.418	G6-3				L4				G1-3	4	0	1	2	0	0	2												
16 Tucker Barnhart, L OBP: 0.344, SLG: 0.380									55 2B	1	0	1	0	3	0	0												
28 Anthony DeSclafani, R OBP: 0.243, SLG: 0.235									6 CS	3	0	0	0	0	3	5												
55 Skip Schumaker, L OBP: 0.308, SLG: 0.308									6 CS	1	0	1	1	0	0	0												
60 J.J. Hoover, R									3-H	0	0	0	0	0	0	0												
41 Ryan Mattheus, R									3-H	0	0	0	0	0	0	0												
6 Billy Hamilton, S OBP: 0.269, SLG: 0.290	G6-3				G6-3		K		G6-3	4	0	0	0	0	1	3												
Inning Stats	R: 0 E: 0 K: 0 S: 9	H: 0 LOB: 0 BB: 0 P: 12	R: 0 E: 0 K: 0 S: 5	H: 0 LOB: 0 BB: 0 P: 9	R: 0 E: 0 K: 1 S: 5	H: 1 LOB: 0 BB: 0 P: 5	R: 3 E: 0 K: 1 S: 15	H: 3 LOB: 2 BB: 2 P: 30	R: 0 E: 0 K: 0 S: 13	H: 1 LOB: 1 BB: 0 P: 15	R: 0 E: 0 K: 1 S: 10	H: 1 LOB: 2 BB: 1 P: 17	R: 0 E: 0 K: 2 S: 14	H: 1 LOB: 2 BB: 1 P: 23	R: 1 E: 0 K: 2 S: 10	H: 1 LOB: 0 BB: 0 P: 18	1B: 3 2B: 5 3B: 1 HR: 1	SF: 0 SAC: 0 DP: 1 HBP: 0	WP: 0 PB: 0 SB: 1 CS: 2	PA: 40								
PITCHER	IP	WLS	BF	H	R	ER	SO	BB	IBB	HBP	BLK	WP	HR	S	P	ERA	WHIP											
31 Eddie Butler, R ERA: 4.77	6.0		26	6	3	3	3	1	2	0	0	0	0	0	57	88	4.50	1.167										
54 Tommy Kahnle, R ERA: 3.48	0.2		4	1	0	0	2	1	0	0	0	0	0	12	21	0.00	3.000											
48 Boone Logan, L ERA: 4.85	0.1		1	0	0	0	0	0	0	0	0	0	0	2	2	0.00	0.000											
32 LaTroy Hawkins, R ERA: 3.63	1.0	W	5	2	1	1	0	0	1	0	0	0	0	10	19	9.00	2.000											
66 John Axford, R ERA: 3.39	1.0		4	1	1	1	2	0	0	0	0	0	1	10	18	9.00	1.000											
Batter	1	2	3	4	5	6	7	8	9	AB	R	H	RBI	BB	SO	LOB	BOTTOM											
19 Charlie Blackmon, L OBP: 0.366, SLG: 0.466	G4-3		P5		9 1B				G4-3	5	1	3	1	0	0	0	Cincinnati Reds @ Colorado Rockies Coors Field, Denver, CO Fri Jul 24 2015, 6:43 PM - 9:46 PM MDT Att: 37,184 - Overcast - 78 F											
9 DJ LeMahieu, R OBP: 0.369, SLG: 0.401	5 FC5-6 BB		K		3-H		G4-3		9 2 WP	4	0	1	0	1	1	2												
2 Troy Tulowitzki, R OBP: 0.357, SLG: 0.484	F8				G5-3		P3		K	5	0	0	0	0	1	3												
5 Carlos González, L OBP: 0.317, SLG: 0.475	FC5-6				K		HR		HR	4	2	2	2	0	1	1												
28 Nolan Arenado, R OBP: 0.322, SLG: 0.581	F8				G5-3		L6		10 SF9	4	1	1	0	0	0	0												
6 Corey Dickerson, L OBP: 0.343, SLG: 0.515							F7			3	0	2	0	1	0	0												
1 Brandon Barnes, R OBP: 0.367, SLG: 0.386							10 FC4-6 1B		F7	0	0	0	0	0	0	0												
10 Ben Paulsen, L OBP: 0.337, SLG: 0.459	K						F7		SF9	3	1	0	1	0	1	2												
4 Nick Hundley, R OBP: 0.346, SLG: 0.471	K2-3						L9		K	4	1	1	1	0	2	2												
31 Eddie Butler, R OBP: 0.268, SLG: 0.295							F9		G4-3	2	0	1	0	0	1	0												
54 Tommy Kahnle, R										0	0	0	0	0	0	0												
48 Boone Logan, R										0	0	0	0	0	0	0												
13 Drew Stubbs, R OBP: 0.291, SLG: 0.344										0	0	0	0	0	0	0												
32 LaTroy Hawkins, R										0	0	0	0	0	0	0												
66 John Axford, R										0	0	0	0	0	0	0												
3 Daniel Descalso, L OBP: 0.256, SLG: 0.281										0	0	0	0	0	0	0												
Inning Stats	R: 0 E: 0 K: 0 S: 8	H: 0 LOB: 1 BB: 1 P: 14	R: 0 E: 0 K: 2 S: 10	H: 0 LOB: 1 BB: 1 P: 14	R: 0 E: 0 K: 2 S: 12	H: 0 LOB: 0 BB: 0 P: 15	R: 0 E: 0 K: 1 S: 7	H: 0 LOB: 0 BB: 0 P: 12	R: 2 E: 0 K: 0 S: 19	H: 5 LOB: 2 BB: 0 P: 24	R: 1 E: 0 K: 0 S: 5	H: 1 LOB: 1 BB: 0 P: 5	R: 0 E: 0 K: 0 S: 10	H: 1 LOB: 1 BB: 0 P: 16	R: 2 E: 0 K: 2 S: 14	H: 3 LOB: 1 BB: 0 P: 21	R: 1 E: 0 K: 0 S: 6	H: 1 LOB: 0 BB: 0 P: 9	1B: 7 2B: 7 3B: 2 HR: 2	SF: 1 SAC: 0 DP: 0 HBP: 0	WP: 1 PB: 0 SB: 1 CS: 0	PA: 39						
PITCHER	IP	WLS	BF	H	R	ER	SO	BB	IBB	HBP	BLK	WP	HR	S	P	ERA	WHIP											
28 Anthony DeSclafani, R ERA: 3.86	7.0		29	7	3	3	5	2	0	0	0	0	1	71	100	3.86	1.286											
60 J.J. Hoover, R ERA: 2.08	1.0	B	6	3	2	2	2	0	0	0	0	0	1	14	21	18.00	3.000											
41 Ryan Mattheus, R ERA: 4.13	0.2	L	4	1	1	1	0	0	0	0	0	1	0	6	9	13.50	1.500											

Batter	1	2	3	4	5	6	7	8	9	AB	R	H	RBI	BB	SO	LOB	TOP										
4 Brandon Phillips, R OBP: 0.313, SLG: 0.361	G6-3		1-2 1-3 21 HR 1B	K		F7			F8	5	1	1	0	0	1	2											
19 Joey Votto, L OBP: 0.416, SLG: 0.522	G4-3		1-2 1-3 21 HR 1B	G6-3					21 G5-4-3 1B	4	1	2	2	0	0	0											
21 Todd Frazier, R OBP: 0.332, SLG: 0.576	G6-3		1-2 1-3 21 HR 1B	K					G5-4-3 1-2 1B	4	1	1	3	0	1	1											
32 Jay Bruce, L OBP: 0.338, SLG: 0.470		F7	1-2 1-3 29 CS 1B						G3-1	4	0	2	0	0	0	0											
29 Brayan Peña, S OBP: 0.340, SLG: 0.310			1-2 1-3 7 E 1B	K					B1-6-3 1-2 1B	4	0	1	0	0	2	2											
9 Marlon Byrd, R OBP: 0.301, SLG: 0.468			1-2 1-3 7 E 1B	K					G5-3	4	0	1	0	0	1	1											
7 Eugenio Suárez, R OBP: 0.341, SLG: 0.480			1-2 1-3 7 E 1B	E4					G6-3	4	0	1	0	0	1	1											
Johnny Cueto, R OBP: 0.184, SLG: 0.162			1-2 1-3 7 E 1B	G5-3					G1-3	3	0	0	0	0	1	4											
55 Skip Schumaker, L OBP: 0.266, SLG: 0.205			1-2 1-3 7 E 1B	K					K	1	0	0	0	0	0	0											
70 Jumbo Diaz, R			1-2 1-3 7 E 1B	K					K	0	0	0	0	0	0	0											
54 Aroldis Chapman, L			1-2 1-3 7 E 1B	K					K	0	0	0	0	0	0	0											
6 Billy Hamilton, S OBP: 0.275, SLG: 0.296			1-2 1-3 7 E 1B	4 1B 19 1B					K	4	2	3	0	0	1	0											
Inning Stats	R: 0 H: 0 E: 0 K: 0 S: 9	H: 0 LOB: 0 BB: 0 P: 15	R: 0 H: 1 E: 1 K: 1 S: 12	H: 1 LOB: 2 BB: 0 P: 18	R: 4 H: 7 E: 0 K: 2 S: 21	H: 7 LOB: 2 BB: 0 P: 32	R: 1 H: 1 E: 0 K: 2 S: 16	H: 1 LOB: 0 BB: 0 P: 19	R: 0 H: 1 E: 0 K: 0 S: 10	H: 1 LOB: 0 BB: 0 P: 17	R: 0 H: 1 E: 0 K: 0 S: 10	H: 0 LOB: 0 BB: 0 P: 3	R: 0 H: 0 E: 0 K: 2 S: 10	H: 0 LOB: 0 BB: 0 P: 18	R: 0 H: 0 E: 0 K: 2 S: 9	H: 0 LOB: 0 BB: 0 P: 12	1B: 11 2B: 0 3B: 0 HR: 1	SF: 0 SAC: 0 DP: 2 HBP: 0	WP: 0 PB: 0 SB: 1 CS: 1	PA: 37							
PITCHER	IP	WLS	BF	H	R	ER	SO	BB	IBB	HBP	BLK	WP	HR	S	P	ERA	WHIP										
52 Chris Rusin, L ERA: 4.13	5.0	L	24	10	5	4	5	0	0	0	0	0	1	64	92	7.20	2.000										
62 Gonzalez Germen, R ERA: 5.11	1.0		4	1	0	0	0	0	0	0	0	0	0	10	17	0.00	1.000										
53 Christian Friedrich, L ERA: 4.73	1.0		3	1	0	0	0	0	0	0	0	0	0	3	3	0.00	1.000										
58 Yohan Flande, L ERA: 4.24	1.0		3	0	0	0	2	0	0	0	0	0	0	10	18	0.00	0.000										
63 Rafael Betancourt, R ERA: 5.4	1.0		3	0	0	0	2	0	0	0	0	0	0	9	12	0.00	0.000										

Cincinnati Reds @ Colorado Rockies
Coors Field, Denver, CO
Sat Jul 25 2015, 6:12 PM - 8:59 PM MDT
Att: 41,998 - Clear - 90 F

AB	37
R	5
H	12
RBI	5
BB	0
SO	9
LOB	11



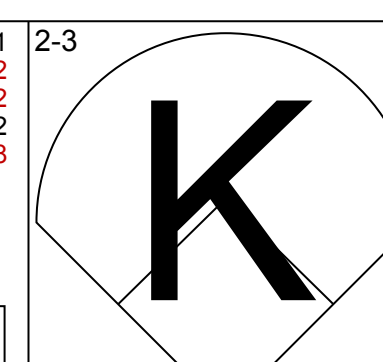
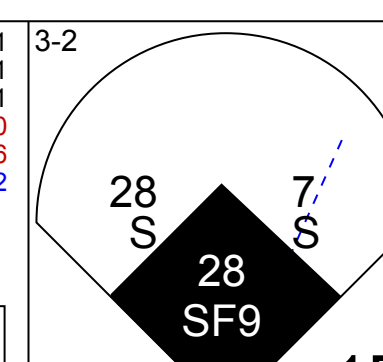
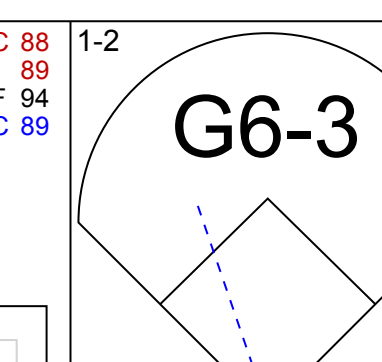
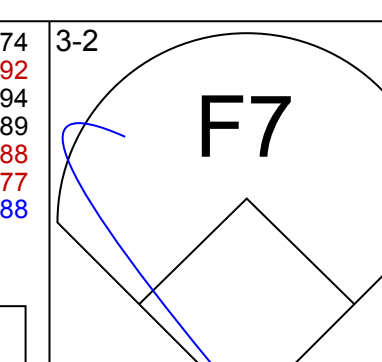
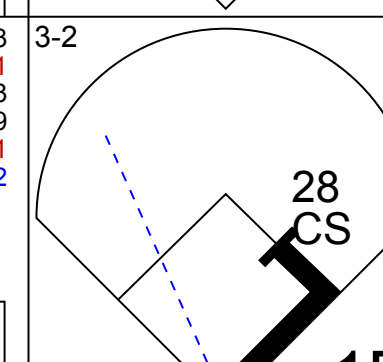
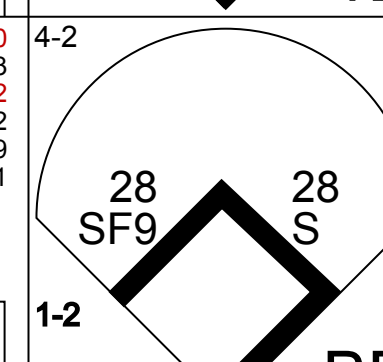
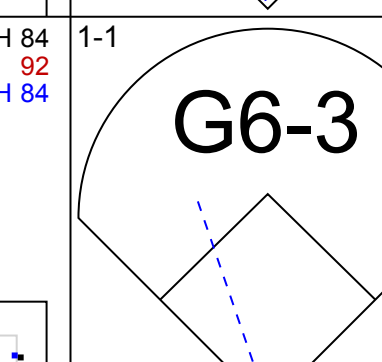
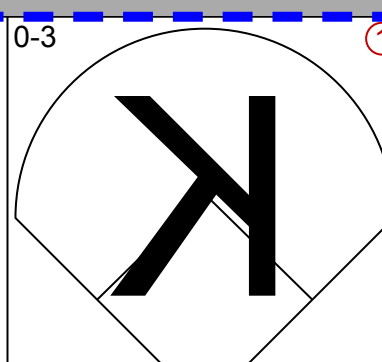
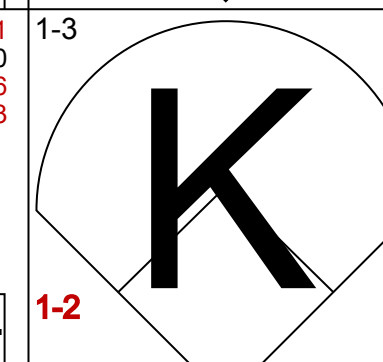
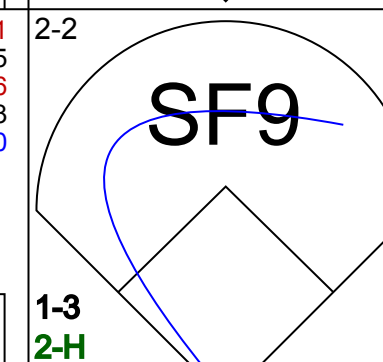
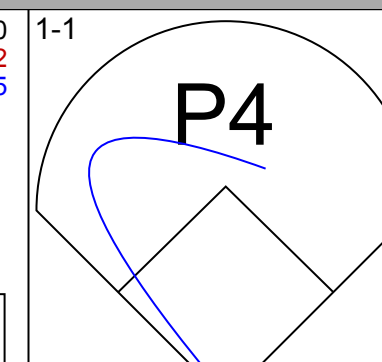
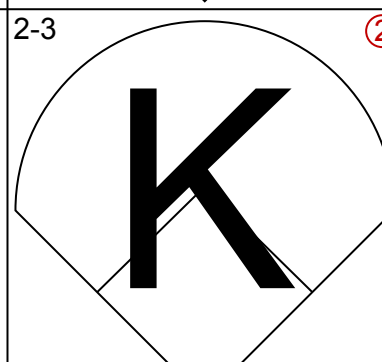
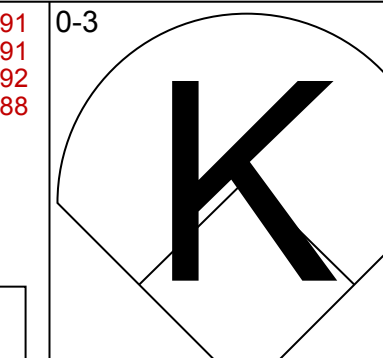
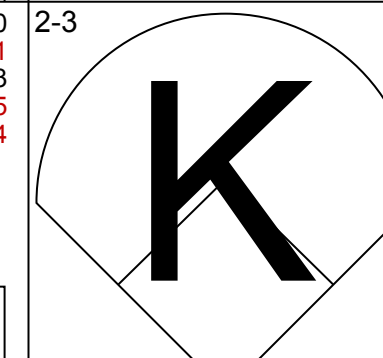
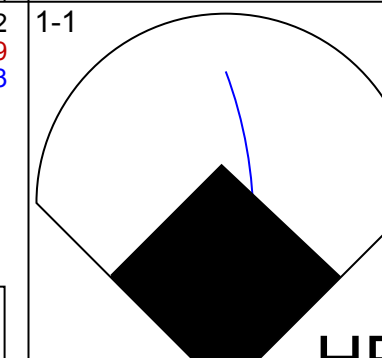
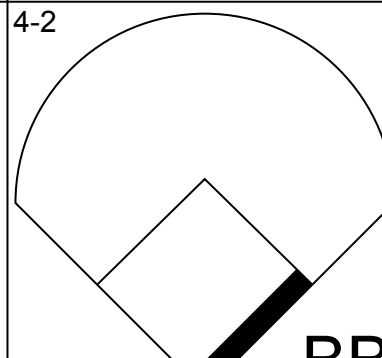
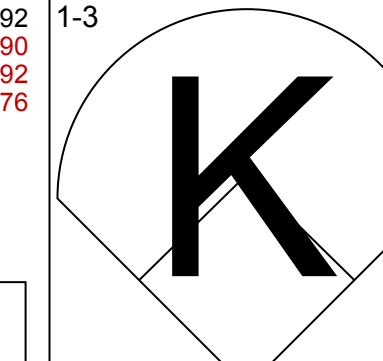
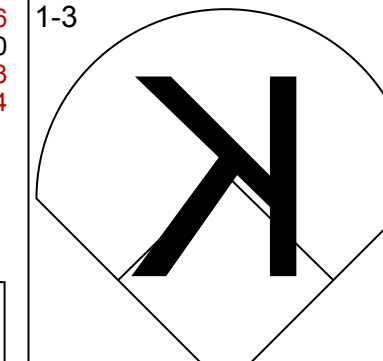
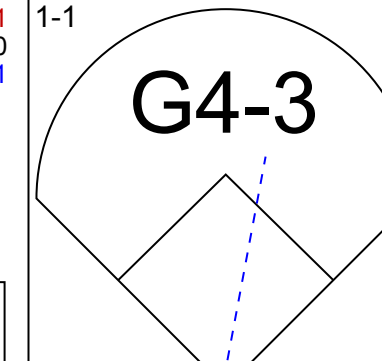
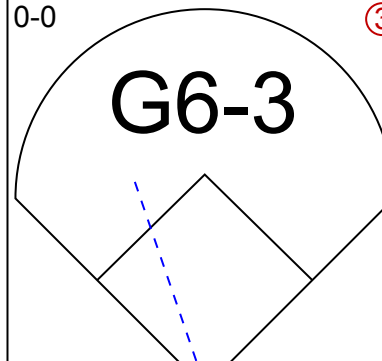
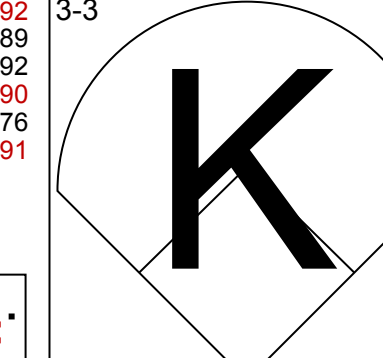
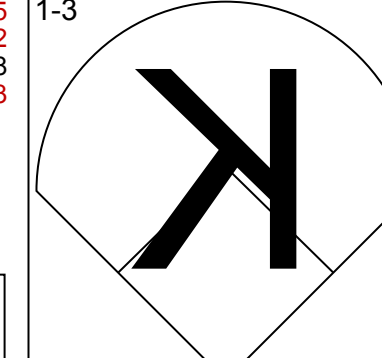
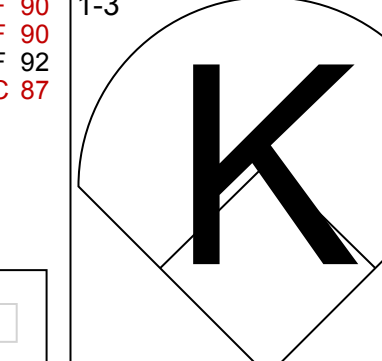
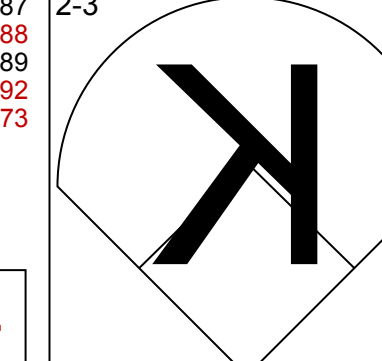
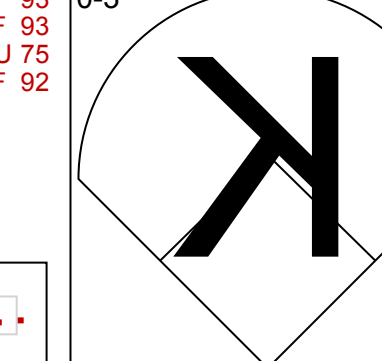
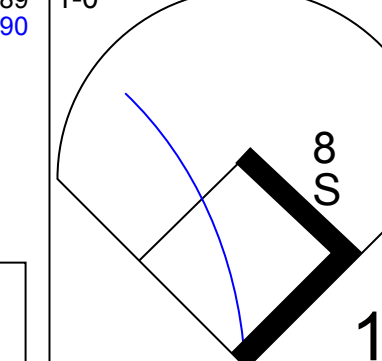
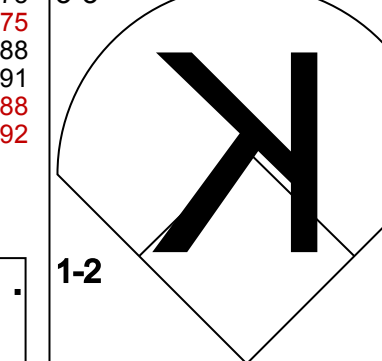
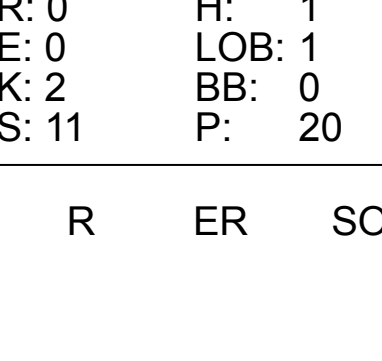


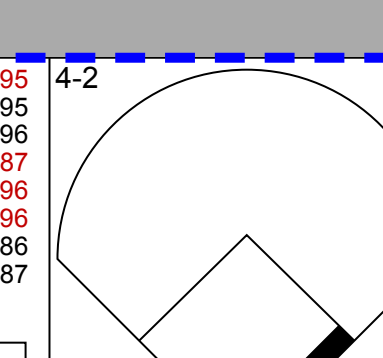
Batter	1	2	3	4	5	6	7	8	9	AB	R	H	RBI	BB	SO	LOB	BOTTOM										
19 Charlie Blackmon, L OBP: 0.362, SLG: 0.461	G3		K			L9			K	4	0	0	0	0	2	1											
9 DJ LeMahieu, R OBP: 0.367, SLG: 0.399	G1-4-3					L8			F9	4	1	1	0	0	0	0											
2 Troy Tulowitzki, R OBP: 0.353, SLG: 0.478	G6-3					G5-3			F7	4	0	0	0	0	1	1											
5 Carlos González, L OBP: 0.319, SLG: 0.475		L7				G5-3			G5-3	4	1	2	0	0	0	0											
28 Nolan Arenado, R OBP: 0.325, SLG: 0.580						L8			G1	2	0	1	0	0	0	1											
3 Daniel Descalso, L OBP: 0.256, SLG: 0.284						L8			G1	1	0	0	1	0	0	1											
6 Corey Dickerson, L OBP: 0.340, SLG: 0.507		P6				G3-6-1			K	4	0	1	0	0	1	2											
10 Ben Paulsen, L OBP: 0.337, SLG: 0.453						G3-6-1			G3-1	2	0	0	0	1	0	2											
8 Michael McKenry, R OBP: 0.325, SLG: 0.404						G3-6-1			G3-1	1	0	0	0	0	0	1											
4 Nick Hundley, R OBP: 0.342, SLG: 0.465						F9			K	3	0	0	0	0	1	1											
52 Chris Rusin, L ERA: 4.13	8.0	W	28	4	0	0	0	1	0	0	0	0	0	68	100	0.00	0.625										
70 Jumbo Diaz, R ERA: 5.79	0.2		5	2	2	1	1	0	0	0	1	0	0	13	15	13.50	3.000										
54 Aroldis Chapman, L ERA: 1.73	0.1	S	1	0	0	0	0	0	0	0	0	0	0	2	3	0.00	0.000										
Inning Stats	R: 0 H: 0 E: 0 K: 0 S: 9	H: 1 LOB: 1 BB: 0 P: 14	R: 0 H: 1 E: 0 K: 0 S: 8	H: 1 LOB: 0 BB: 0 P: 10	R: 0 H: 0 E: 0 K: 2 S: 9	H: 0 LOB: 0 BB: 0 P: 11	R: 0 H: 1 E: 0 K: 0 S: 8	H: 1 LOB: 0 BB: 0 P: 11	R: 0 H: 1 E: 0 K: 0 S: 10	H: 1 LOB: 0 BB: 0 P: 9	R: 0 H: 0 E: 0 K: 1 S: 9	H: 0 LOB: 1 BB: 0 P: 16	R: 0 H: 0 E: 0 K: 2 S: 10	H: 0 LOB: 1 BB: 1 P: 16	R: 2 H: 2 E: 1 K: 1 S: 15	H: 2 LOB: 1 BB: 0 P: 18	1B: 6 2B: 0 3B: 0 HR: 0	SF: 0 SAC: 0 DP: 1 HBP: 1	WP: 0 PB: 0 SB: 0 CS: 0	PA: 34							
PITCHER	IP	WLS	BF	H	R	ER	SO	BB	IBB	HBP	BLK	WP	HR	S	P	ERA	WHIP										
Johnny Cueto, R ERA: 2.62	1.1		5	2	2	1	1	0	0	0	0	0	0	13	15	13.50	3.000										
54 Aroldis Chapman, L ERA: 1.73	0.1	S	1	0	0	0	0	0	0	0	0	0	0	2	3	0.00	0.000										

Cincinnati Reds @ Colorado Rockies
Coors Field, Denver, CO
Sat Jul 25 2015, 6:12 PM - 8:59 PM MDT
Att: 41,998 - Clear - 90 F

AB	32
R	2
H	6
RBI	1
BB	1
SO	6
LOB	11

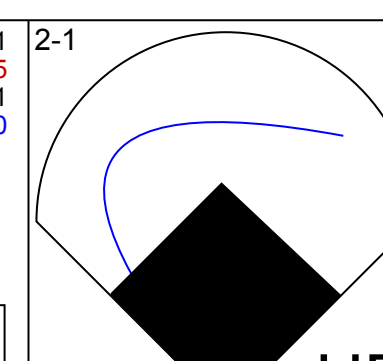
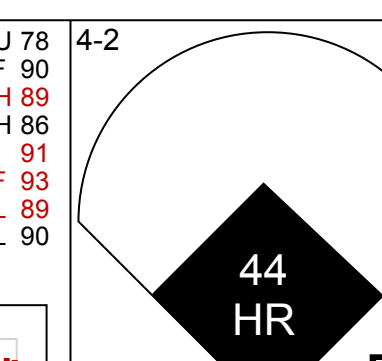
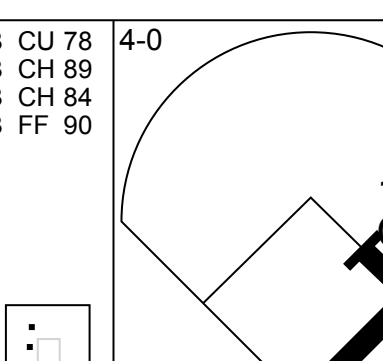
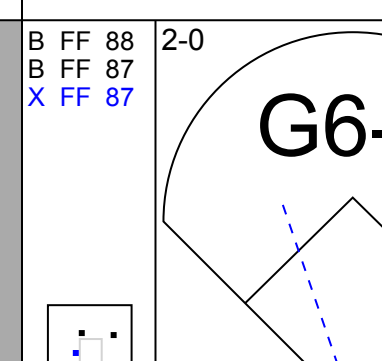
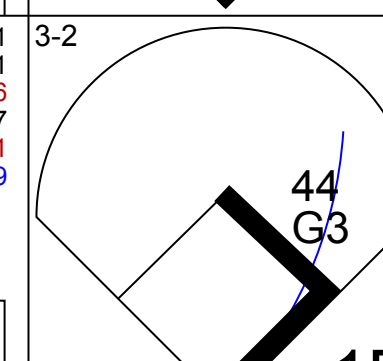
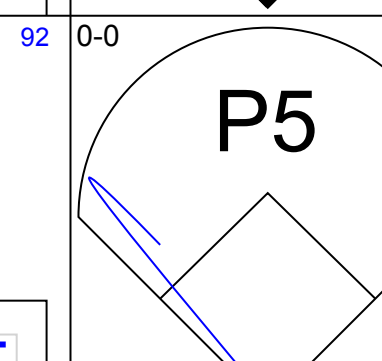
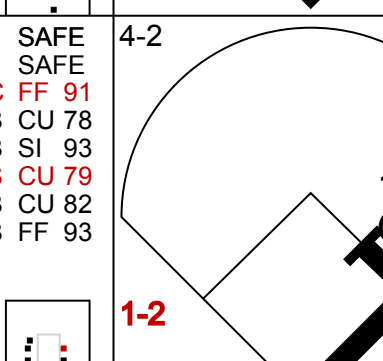
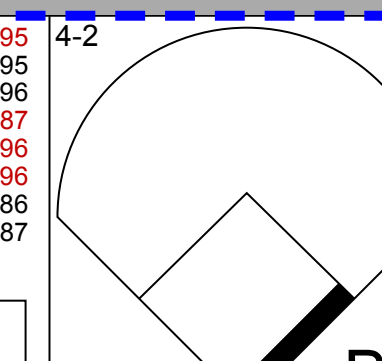
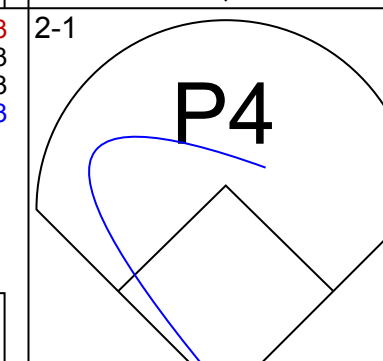
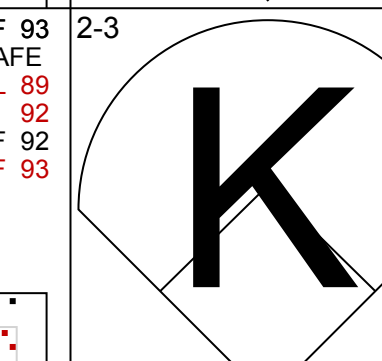
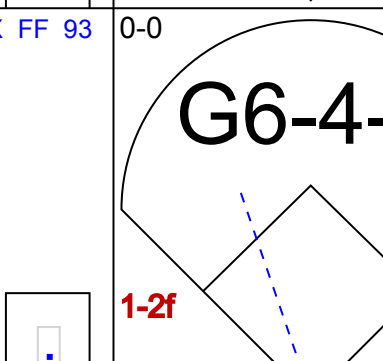
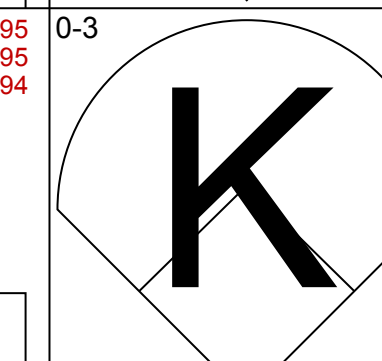
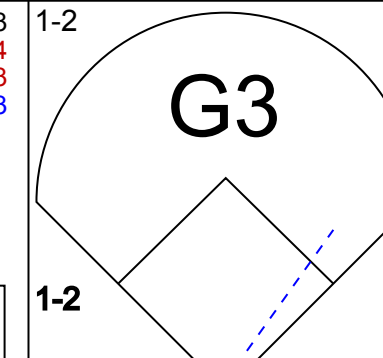
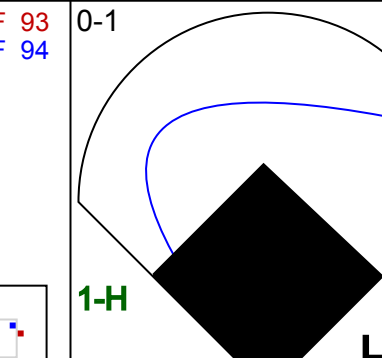

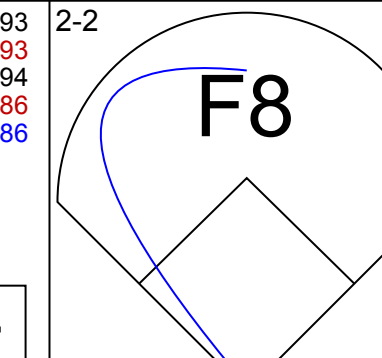
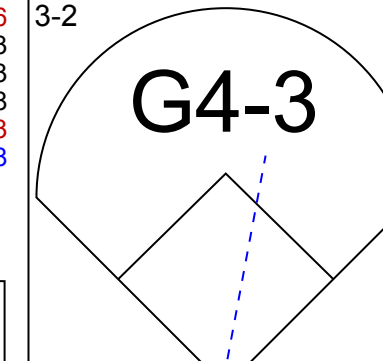
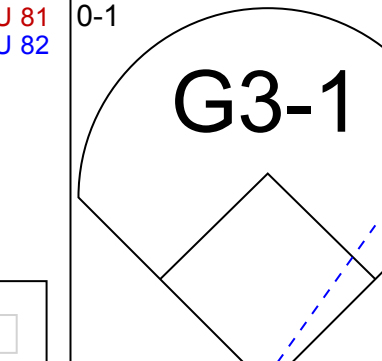

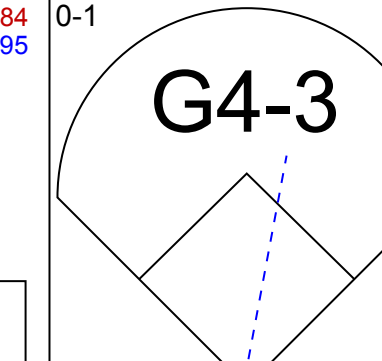




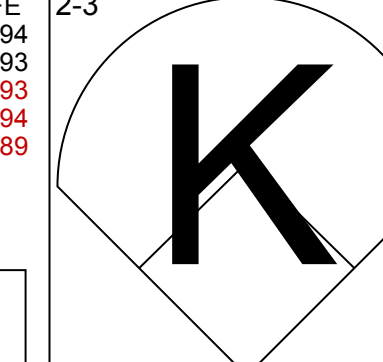
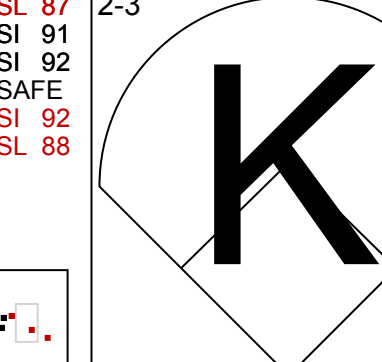






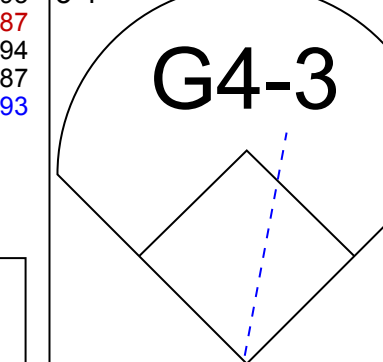
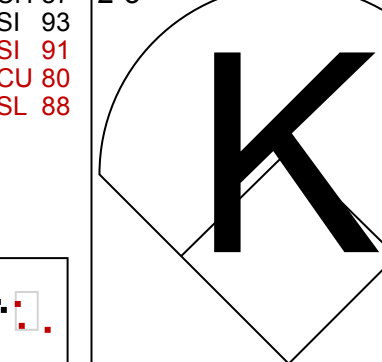


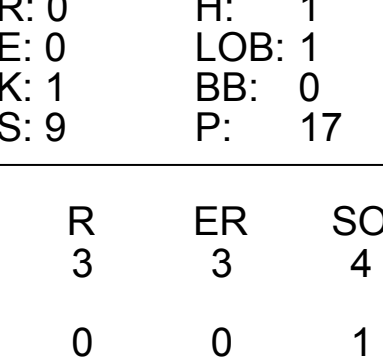
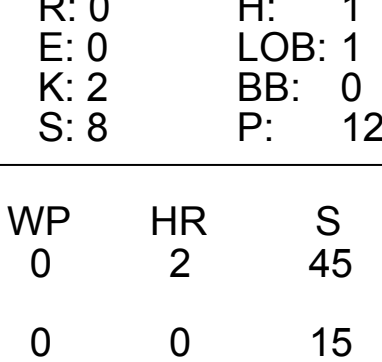
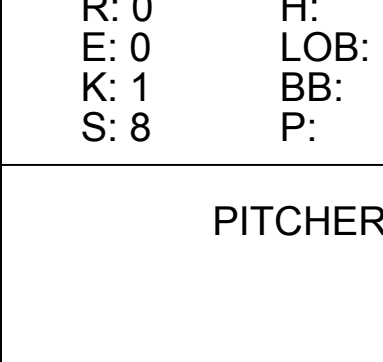
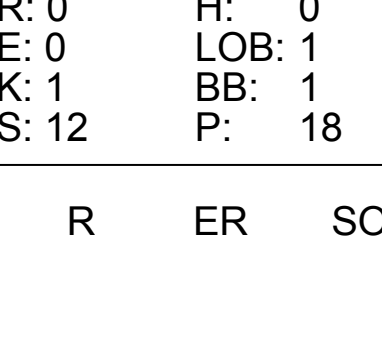

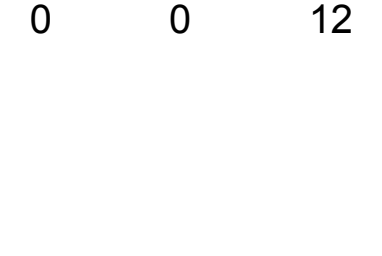




Batter	1	2	3	4	5	6	7	8	9	AB	R	H	RBI	BB	SO	LOB	TOP			
4 Brandon Phillips, R OBP: 0.312, SLG: 0.359 41 Ryan Mattheus, R (8, 1)										5	0	1	0	0	2	2	Cincinnati Reds @ Colorado Rockies Coors Field, Denver, CO Sun Jul 26 2015, 2:12 PM - 5:41 PM MDT Att: 46,828 - Partly Cloudy - 90 F			
19 Joey Votto, L OBP: 0.420, SLG: 0.520 25 Burke Badenhop, R (7, 1) 3 Iván De Jesús Jr., R OBP: 0.337, SLG: 0.425 (8, 5)										1	2	0	0	3	0	0				
21 Todd Frazier, R OBP: 0.331, SLG: 0.571 55 Skip Schumaker, L OBP: 0.304, SLG: 0.303 (8, 4)										3	1	0	0	1	0	3				
32 Jay Bruce, L OBP: 0.341, SLG: 0.484 (1, 9)										5	2	3	4	0	0	0				
9 Marlon Byrd, R OBP: 0.298, SLG: 0.463 (1, 7)										3	0	0	0	0	0	1				
7 Eugenio Suárez, R OBP: 0.350, SLG: 0.485 (1, 6)										5	1	3	1	0	0	2				
16 Tucker Barnhart, L OBP: 0.354, SLG: 0.384 (1, 2)										4	0	2	0	1	1	2				
50 Michael Lorenzen, R ERA: 6.33 40 Dylan Axelrod, R ERA: 19.64 58 Nate Adcock, R ERA: 4.56 30 Jason Bourgeois, R ERA: 4.46 29 Brayton Peña, S ERA: 3.99 (1, 1)										1	0	1	1	0	0	0				
6 Billy Hamilton, S OBP: 0.271, SLG: 0.291 (1, 8)										5	0	0	0	0	1	6				
Inning Stats	R: 0 E: 0 K: 1 S: 10	H: 0 LOB: 0 BB: 0 P: 16	R: 1 E: 0 K: 0 S: 13	H: 3 LOB: 2 BB: 0 P: 18	R: 3 E: 0 K: 0 S: 19	H: 1 LOB: 0 BB: 2 P: 32	R: 0 E: 0 K: 1 S: 9	H: 1 LOB: 1 BB: 0 P: 12	R: 2 E: 0 K: 1 S: 16	H: 2 LOB: 1 BB: 1 P: 24	R: 0 E: 0 K: 1 S: 12	H: 1 LOB: 2 BB: 0 P: 23	R: 0 E: 0 K: 1 S: 13	H: 2 LOB: 2 BB: 1 P: 18	R: 1 E: 0 K: 0 S: 10	H: 2 LOB: 2 BB: 1 P: 16		1B: 12 2B: 1 3B: 0 HR: 1	SF: 0 SAC: 1 DP: 1 HBP: 0	WP: 0 PB: 0 SB: 0 CS: 0
PITCHER	IP WLS BF H R ER SO	IP WLS BF H R ER SO	IP WLS BF H R ER SO	IP WLS BF H R ER SO	IP WLS BF H R ER SO	IP WLS BF H R ER SO	IP WLS BF H R ER SO	IP WLS BF H R ER SO	IP WLS BF H R ER SO	IP WLS BF H R ER SO	IP WLS BF H R ER SO	IP WLS BF H R ER SO	IP WLS BF H R ER SO	IP WLS BF H R ER SO	IP WLS BF H R ER SO	IP WLS BF H R ER SO	ERA WHIP	ERA WHIP		
38 Kyle Kendrick, R ERA: 6.33 62 Gonzalez Germen, R ERA: 4.73 53 Christian Friedrich, L ERA: 4.51 63 Rafael Betancourt, R ERA: 5.22 48 Boone Logan, L ERA: 5.0 (1, 1)	5.0 W 25 7 6 6 3	1.0 W 5 1 0 0 1	1.0 W 4 2 0 0 0	1.0 W 5 2 0 0 1	1.0 W 6 2 1 1 0	1.0 W 5 1 0 0 0	1.0 W 4 2 0 0 0	1.0 W 5 2 0 0 1	1.0 W 6 2 1 1 0	1.0 W 5 1 0 0 0	1.0 W 4 2 0 0 0	1.0 W 5 2 0 0 1	1.0 W 6 2 1 1 0	1.0 W 5 1 0 0 0	1.0 W 4 2 0 0 0	1.0 W 5 2 0 0 1	10.80 2.000	10.80 2.000		
Batter	1	2	3	4	5	6	7	8	9	AB	R	H	RBI	BB	SO	LOB	BOTTOM			
19 Charlie Blackmon, L OBP: 0.363, SLG: 0.463 53 Christian Friedrich, R (7, 1) 20 Wilin Rosario, R OBP: 0.234, SLG: 0.429 (8, 3)										3	2	1	1	1	0	2	Cincinnati Reds @ Colorado Rockies Coors Field, Denver, CO Sun Jul 26 2015, 2:12 PM - 5:41 PM MDT Att: 46,828 - Partly Cloudy - 90 F			
9 DJ LeMahieu, R OBP: 0.370, SLG: 0.403 (1, 4)										4	3	2	2	1	0	1				
5 Carlos González, L OBP: 0.329, SLG: 0.497 63 Rafael Betancourt, R (8, 1) 48 Boone Logan, R (9, 1)										4	4	3	6	1	0	0				
28 Nolan Arenado, R OBP: 0.323, SLG: 0.583 (1, 5)										5	1	1	2	0	2	2				
10 Ben Paulsen, L OBP: 0.350, SLG: 0.512 (1, 3) (8, 7)										5	2	4	4	0	1	0				
4 Nick Hundley, R OBP: 0.346, SLG: 0.464 (1, 2)										3	1	1	0	2	0	1				
3 Daniel Descalso, L OBP: 0.254, SLG: 0.298 (1, 6)										5	1	1	1	0	0	3				
1 Brandon Barnes, R OBP: 0.363, SLG: 0.377 (8, 9)										4	1	0	0	1	2	3				
38 Kyle Kendrick, R OBP: 0.162, SLG: 0.194 62 Gonzalez Germen, R (6, 1) 13 Drew Stubbs, R OBP: 0.286, SLG: 0.451 (7, 8)										2	1	0	1	0	1	1				
Inning Stats	R: 2 E: 0 K: 1 S: 7	H: 1 LOB: 1 BB: 2 P: 18	R: 0 E: 0 K: 0 S: 13	H: 0 LOB: 0 BB: 0 P: 19	R: 10 E: 0 K: 0 S: 24	H: 8 LOB: 0 BB: 1 P: 45	R: 1 E: 0 K: 2 S: 12	H: 1 LOB: 1 BB: 1 P: 20	R: 3 E: 0 K: 1 S: 19	H: 3 LOB: 2 BB: 2 P: 34	R: 1 E: 0 K: 0 S: 11	H: 1 LOB: 0 BB: 0 P: 15	R: 0 E: 0 K: 1 S: 8	H: 0 LOB: 0 BB: 0 P: 13	R: 0 E: 0 K: 1 S: 11	H: 1 LOB: 1 BB: 0 P: 17		1B: 5 2B: 2 3B: 3 HR: 5	SF: 1 SAC: 1 DP: 0 HBP: 0	WP: 0 PB: 0 SB: 0 CS: 0
PITCHER	IP WLS BF H R ER SO	IP WLS BF H R ER SO	IP WLS BF H R ER SO	IP WLS BF H R ER SO	IP WLS BF H R ER SO	IP WLS BF H R ER SO	IP WLS BF H R ER SO	IP WLS BF H R ER SO	IP WLS BF H R ER SO	IP WLS BF H R ER SO	IP WLS BF H R ER SO	IP WLS BF H R ER SO	IP WLS BF H R ER SO	IP WLS BF H R ER SO	IP WLS BF H R ER SO	IP WLS BF H R ER SO	ERA WHIP	ERA WHIP		
50 Michael Lorenzen, R ERA: 4.56 40 Dylan Axelrod, R ERA: 19.64 58 Nate Adcock, R ERA: 4.56 25 Burke Badenhop, R ERA: 4.46 41 Ryan Mattheus, R ERA: 3.99 (1, 1)	2.1 L 16 5 8 8 1	1.2 L 14 3 0 0 1	1.0 L 9 2 1 1 1	1.0 L 3 0 0 0 1	1.0 L 4 1 0 0 1	1.0 L 5 1 0 0 0	1.0 L 4 2 0 0 0	1.0 L 5 2 0 0 1	1.0 L 6 2 1 1 0	1.0 L 5 1 0 0 0	1.0 L 4 2 0 0 0	1.0 L 5 2 0 0 1	1.0 L 6 2 1 1 0	1.0 L 5 1 0 0 0	1.0 L 4 2 0 0 0	1.0 L 5 2 0 0 1	30.857 3.857	30.857 3.857		
Batter	1	2	3	4	5	6	7	8	9	AB	R	H	RBI	BB	SO	LOB	ROCKIES			
50 Michael Lorenzen, R ERA: 4.56 40 Dylan Axelrod, R ERA: 19.64 58 Nate Adcock, R ERA: 4.56 25 Burke Badenhop, R ERA: 4.46 41 Ryan Mattheus, R ERA: 3.99 (8, 1)										2	1	0	1	0	1	1	Colorado Rockies Coors Field, Denver, CO Sun Jul 26 2015, 2:12 PM - 5:41 PM MDT Att: 46,828 - Partly Cloudy - 90 F			
19 Charlie Blackmon, L OBP: 0.363, SLG: 0.463 53 Christian Friedrich, R (7, 1) 20 Wilin Rosario, R OBP: 0.234, SLG: 0.429 (8, 3)										3	2	1	1	1	0	2				
9 DJ LeMahieu, R OBP: 0.370, SLG: 0.403 (1, 4)										4	3	2	2	1	0	1				
5 Carlos González, L OBP: 0.329, SLG: 0.497 63 Rafael Betancourt, R (8, 1) 48 Boone Logan, R (9, 1)										4	4	3	6	1	0	0				
28 Nolan Arenado, R OBP: 0.323, SLG: 0.583 (1, 5)										5	1	1	2	0	2	2				
10 Ben Paulsen, L OBP: 0.350, SLG: 0.512 (1, 3) (8, 7)										5	2	4	4	0	1	0				
4 Nick Hundley, R OBP: 0.346, SLG: 0.464 (1, 2)										3	1	1	0	2	0	1				
3 Daniel Descalso, L OBP: 0.254, SLG: 0.298 (1, 6)										5	1	1	1	0	0	3				
1 Brandon Barnes, R OBP: 0.363, SLG: 0.377 (8, 9)										4	1	0	0	1	2	3				
38 Kyle Kendrick, R OBP: 0.162, SLG: 0.194 62 Gonzalez Germen, R (6, 1) 13 Drew Stubbs, R OBP: 0.286, SLG: 0.451 (7, 8)										2	1	0	1	0	1	1				
Inning Stats	R: 2 E: 0 K: 1 S: 7	H: 1 LOB: 1 BB: 2 P: 18	R: 0 E: 0 K: 0 S: 13	H: 0 LOB: 0 BB: 0 P: 19	R: 10 E: 0 K: 0 S: 24	H: 8 LOB: 0 BB: 1 P: 45	R: 1 E: 0 K: 2 S: 12	H: 1 LOB: 1 BB: 1 P: 20	R: 3 E: 0 K: 1 S: 19	H: 3 LOB: 2 BB: 2 P: 34	R: 1 E: 0 K: 0 S: 11	H: 1 LOB: 0 BB: 0 P: 15	R: 0 E: 0 K: 1 S: 8	H: 0 LOB: 0 BB: 0 P: 13	R: 0 E: 0 K: 1 S: 11	H: 1 LOB: 1 BB: 0 P: 17	1B: 5 2B: 2 3B: 3 HR: 5	SF: 1 SAC: 1 DP: 0 HBP: 0	WP: 0 PB: 0 SB: 0 CS: 0	PA: 46
PITCHER	IP WLS BF H R ER SO	IP WLS BF H R ER SO	IP WLS BF H R ER SO	IP WLS BF H R ER SO	IP WLS BF H R ER SO	IP WLS BF H R ER SO	IP WLS BF H R ER SO	IP WLS BF H R ER SO	IP WLS BF H R ER SO	IP WLS BF H R ER SO	IP WLS BF H R ER SO	IP WLS BF H R ER SO	IP WLS BF H R ER SO	IP WLS BF H R ER SO	IP WLS BF H R ER SO	IP WLS BF H R ER SO	ERA WHIP	ERA WHIP		
50 Michael Lorenzen, R ERA: 4.56 40 Dylan Axelrod, R ERA: 19.64 58 Nate Adcock, R ERA: 4.56 25 Burke Badenhop, R ERA: 4.46 41 Ryan Mattheus, R ERA: 3.99 (8, 1)	2.1 L 16 5 8 8 1	1.2 L 14 3 0 0 1	1.0 L 9 2 1 1 1	1.0 L 3 0 0 0 1	1.0 L 4 1 0 0 1	1.0 L 5 1 0 0 0	1.0 L 4 2 0 0 0	1.0 L 5 2 0 0 1	1.0 L 6 2 1 1 0	1.0 L 5 1 0 0 0	1.0 L 4 2 0 0 0	1.0 L 5 2 0 0 1	1.0 L 6 2 1 1 0	1.0 L 5 1 0 0 0	1.0 L 4 2 0 0 0	1.0 L 5 2 0 0 1	30.857 3.857	30.857 3.857		

Batter	1	2	3	4	5	6	7	8	9	AB R H RBI BB SO LOB	TOP												
19 Charlie Blackmon, L (1.8) OBP: 0.360, SLG: 0.458										4 1 1 0 0 1 1	Colorado Rockies @ Chicago Cubs Wrigley Field, Chicago, IL Wed Jul 29 2015, 1:23 PM - 3:59 PM CDT Att: 38,874 - Partly Cloudy - 86 F												
7 José Reyes, S (1.6) OBP: 0.325, SLG: 0.385										3 0 1 0 1 1 0													
28 Nolan Arenado, R (1.5) OBP: 0.319, SLG: 0.571										3 0 0 1 0 2 1													
5 Carlos González, L (1.9) OBP: 0.332, SLG: 0.521										3 1 1 1 1 2 1													
9 DJ LeMahieu, R (1.4) OBP: 0.378, SLG: 0.418										4 0 0 0 0 2 2													
13 Drew Stubbs, R (1.7) OBP: 0.274, SLG: 0.430										3 0 0 0 0 3 0													
10 Ben Paulsen, L (1.3) OBP: 0.346, SLG: 0.497										3 0 1 0 0 2 0													
4 Nick Hundley, R (1.2) OBP: 0.345, SLG: 0.459										3 0 1 0 0 1 1													
31 Eddie Butler, R (1.1) OBP: 0.053, SLG: 0.053										1 0 0 0 0 0 0													
1 Brandon Barnes, R (6, PH) OBP: 0.359, SLG: 0.372										1 0 0 0 0 1 0													
34 Aaron Laffey, L (6, PH)										0 0 0 0 0 0 0													
8 Michael McKenry, R (8, PH)										1 0 0 0 0 1 1													
54 Tommy Kahnle, R (8, 1)										0 0 0 0 0 0 0													
Inning Stats	R: 0 E: 0 K: 2 S: 9	H: 1 LOB: 0 BB: 0 P: 15	R: 0 E: 0 K: 3 S: 10	H: 0 LOB: 0 BB: 0 P: 14	R: 0 E: 0 K: 2 S: 9	H: 0 LOB: 0 BB: 0 P: 10	R: 1 E: 0 K: 2 S: 14	H: 1 LOB: 1 BB: 1 P: 26	R: 0 E: 0 K: 1 S: 7	H: 0 LOB: 0 BB: 0 P: 8	R: 0 E: 0 K: 1 S: 8	H: 0 LOB: 0 BB: 0 P: 11	R: 1 E: 0 K: 1 S: 9	H: 1 LOB: 0 BB: 0 P: 13	R: 0 E: 0 K: 2 S: 11	H: 1 LOB: 1 BB: 0 P: 20	R: 0 E: 0 K: 2 S: 9	H: 0 LOB: 1 BB: 1 P: 15	1B: 4 2B: 0 3B: 0 HR: 1	SF: 1 SAC: 0 DP: 1 HBP: 0	WP: 0 PB: 0 SB: 4 CS: 1	PA: 32	
PITCHER	IP WLS BF H R ER SO BB IBB HBP BLK WP HR S P ERA WHIP											IP WLS BF H R ER SO BB IBB HBP BLK WP HR S P ERA WHIP											
34 Jon Lester, L (1, 1) ERA: 3.26	8.0 W 28 5 2 2 14 1 0 0 0 0 1 77 117 2.25 0.750											56 Héctor Rondón, R (9, 1) ERA: 1.8	1.0 S 4 0 0 0 2 1 0 0 0 0 0 9 15 0.00 1.000										

AB	29
R	2
H	5
RBI	2
BB	2
SO	16
LOB	7



Batter	1	2	3	4	5	6	7	8	9	AB R H RBI BB SO LOB	BOTTOM												
24 Dexter Fowler, S (1.8) OBP: 0.336, SLG: 0.388										2 2 1 1 2 0 1	Colorado Rockies @ Chicago Cubs Wrigley Field, Chicago, IL Wed Jul 29 2015, 1:23 PM - 3:59 PM CDT Att: 38,874 - Partly Cloudy - 86 F												
12 Kyle Schwarber, L (1.7) OBP: 0.446, SLG: 0.589										2 0 1 0 2 0 1													
56 Héctor Rondón, R (9, 1)										0 0 0 0 0 0 0													
17 Kris Bryant, R (1.5) OBP: 0.353, SLG: 0.444										4 0 0 0 0 2 4													
44 Anthony Rizzo, L (1.3) OBP: 0.393, SLG: 0.500										4 1 1 2 0 1 2													
8 Chris Coghlan, L (1.9) OBP: 0.344, SLG: 0.434										3 0 0 0 1 0 2													
22 Addison Russell, R (1.6) OBP: 0.305, SLG: 0.364										3 0 2 0 0 0 1													
3 David Ross, R (1.2) OBP: 0.291, SLG: 0.292										3 0 1 0 0 2 2													
34 Jon Lester, L (1, 1) OBP: 0.026, SLG: 0.026										0 0 0 0 0 0 0													
15 Chris Denorfia, R (9, 7) OBP: 0.324, SLG: 0.387										0 0 0 0 0 0 0													
19 Jonathan Herrera, S (1.4) OBP: 0.257, SLG: 0.320										3 0 0 0 0 1 3													
Inning Stats	R: 1 E: 0 K: 0 S: 13	H: 2 LOB: 1 BB: 0 P: 24	R: 0 E: 0 K: 1 S: 9	H: 1 LOB: 1 BB: 0 P: 17	R: 2 E: 0 K: 1 S: 12	H: 1 LOB: 0 BB: 1 P: 18	R: 0 E: 0 K: 2 S: 8	H: 1 LOB: 1 BB: 0 P: 12	R: 0 E: 0 K: 0 S: 3	H: 0 LOB: 0 BB: 2 P: 11	R: 0 E: 0 K: 1 S: 8	H: 0 LOB: 0 BB: 1 P: 17	R: 0 E: 0 K: 0 S: 7	H: 1 LOB: 1 BB: 0 P: 13	R: 0 E: 0 K: 1 S: 12	H: 0 LOB: 1 BB: 1 P: 18	1B: 4 2B: 0 3B: 0 HR: 2	SF: 0 SAC: 3 DP: 1 HBP: 0	WP: 0 PB: 0 SB: 0 CS: 2	PA: 32			
PITCHER	IP WLS BF H R ER SO BB IBB HBP BLK WP HR S P ERA WHIP											IP WLS BF H R ER SO BB IBB HBP BLK WP HR S P ERA WHIP											
31 Eddie Butler, R (1, 1) ERA: 4.82	5.0 L 21 5 3 3 4 3 0 0 0 0 0 45 82 5.40 1.600											34 Aaron Laffey, L (6, 1) ERA: 6.23	2.0 7 1 0 0 1 1 0 0 0 0 0 15 30 0.00 1.000										
54 Tommy Kahnle, R (8, 1) ERA: 3.04	1.0 4 0 0 0 1 1 0 0 0 0 0 0 12 18 0.00 1.000																						

AB	24
R	3
H	6
RBI	3
BB	5
SO	6
LOB	16



Batter	1	2	3	4	5	6	7	8	9	AB	R	H	RBI	BB	SO	LOB	TOP		
19 Charlie Blackmon, L OBP: 0.361, SLG: 0.464	2-2 5 SF9 3B		1-2 2B	2-3 K			2-1 F9		3-2 9 1B 28 HBP	4	1	2	0	0	1	3	Colorado Rockies @ St. Louis Cardinals Busch Stadium, St. Louis, MO Sat Aug 01 2015, 6:17 PM - 9:16 PM CDT Att. 45,216 - Clear - 90 F		
9 DJ LeMahieu, R OBP: 0.383, SLG: 0.420	1-1 G3		1-0 L9		2-3 K		0-1 28 1B 2B		2-0 28 5 FC3 1B	5	1	2	0	0	1	2			
5 Carlos González, L OBP: 0.336, SLG: 0.517	1-1 SF9			4-1 28 HR BB	2-3 K		0-0 F7		0-0 28 FC3	3	1	0	1	1	1	3			
28 Nolan Arenado, R OBP: 0.316, SLG: 0.569	0-2 P3			1-1 HR	2-2 P2		0-0 10 2B 1B		1-1 FC4-2-5 10 FC6-4	5	2	2	2	0	0	3			
10 Ben Paulsen, L OBP: 0.346, SLG: 0.503		2-2 G4-3		2-3 K		0-0 HR	1-0 2B		0-0 FC6-4	5	1	2	3	0	1	2			
8 Michael McKenry, R OBP: 0.326, SLG: 0.402		3-2 L1		3-2 29 1B 2B		4-2 3 13 G6-3 1B BB	0-0 F8			3	0	1	0	1	0	1			
13 Drew Stubbs, R OBP: 0.277, SLG: 0.424			3-3 K	2-2 G5-3		0-0 3 13 G6-3 1B		1-3 K		4	0	1	0	0	2	1			
3 Daniel Descalso, L OBP: 0.271, SLG: 0.333			0-1 G3	4-0 29 1B IBB		0-0 G6-3		1-1 G4-3		3	0	0	0	1	0	2			
29 Jorge De La Rosa, L OBP: 0.088, SLG: 0.088			0-2 G2-3	0-0 1-2 2-3 1B		0-3 K		0-0 L8		3	0	1	0	0	1	1			
63 Rafael Betancourt, R ERA: 3.85										0	0	0	0	0	0	0			
16 Kyle Parker, R OBP: 0.300, SLG: 0.500										0	0	0	0	0	0	0			
48 Boone Logan, R ERA: 5.73										0	0	0	0	0	0	0			
54 Tommy Kahnle, R ERA: 4.11										0	0	0	0	0	0	0			
Inning Stats	R: 1 E: 0 K: 0 S: 10	H: 1 LOB: 0 BB: 0 P: 14	R: 0 E: 0 K: 1 S: 9	H: 0 LOB: 0 BB: 0 P: 17	R: 0 E: 0 K: 0 S: 10	H: 1 LOB: 1 BB: 0 P: 12	R: 2 E: 0 K: 2 S: 16	H: 3 LOB: 3 BB: 2 P: 34	R: 0 E: 0 K: 1 S: 9	H: 2 LOB: 1 BB: 1 P: 13	R: 2 E: 0 K: 0 S: 8	H: 3 LOB: 1 BB: 0 P: 11	R: 0 E: 0 K: 1 S: 6	H: 0 LOB: 2 BB: 0 P: 8	R: 0 E: 0 K: 0 S: 8	H: 1 LOB: 2 BB: 0 P: 14	1B: 5 2B: 3 3B: 1 HR: 2	SF: 1 SAC: 0 DP: 2 HBP: 1	WP: 0 PA: 41 PB: 0 SB: 0 CS: 0
PITCHER	IP WLS BF H R ER SO BB IBB HBP BLK WP HR S P ERA WHIP																		
31 Lance Lynn, R ERA: 2.89	5.0 L 25 7 4 4 5 2 1 0 0 0 0 2 62 104 7.20 1.800																		
36 Randy Choate, L ERA: 4.03	1.2 5 1 1 1 1 0 0 0 0 0 0 0 9 11 5.40 0.600																		
43 Seth Maness, R ERA: 3.85	0.1 3 2 1 1 0 0 0 0 0 0 0 0 3 4 27.00 6.000																		
30 Jonathan Broxton, R ERA: 5.73	1.0 3 0 0 0 1 0 0 0 0 0 0 0 6 8 0.00 0.000																		
28 Steve Cishek, R ERA: 4.11	1.0 5 1 0 0 0 0 0 0 1 0 0 0 8 14 0.00 1.000																		

AB	36
R	6
H	11
RBI	6
BB	3
SO	7
LOB	18



Batter	1	2	3	4	5	6	7	8	9	AB	R	H	RBI	BB	SO	LOB	BOTTOM				
13 Matt Carpenter, L OBP: 0.365, SLG: 0.450	3-3 K		2-2 L9		0-1 F7			0-0 15 FC5-4 1B		4	0	1	0	0	1	2	Colorado Rockies @ St. Louis Cardinals Busch Stadium, St. Louis, MO Sat Aug 01 2015, 6:17 PM - 9:16 PM CDT Att. 45,216 - Clear - 90 F				
15 Randal Grichuk, R OBP: 0.336, SLG: 0.552	0-0 1B			1-1 G6-3		1-0 G5-3		2-2 FC5-4 27 FC6-4		4	0	1	0	0	0	1					
16 Kolten Wong, L OBP: 0.333, SLG: 0.422	1-2 F7			2-2 G4-3		0-0 G6-3		1-3 K		4	0	0	0	0	1	2					
27 Jhonny Peralta, R OBP: 0.344, SLG: 0.468	3-2 G5-3			3-2 HR		0-1 F8		1-1 FC6-4		4	1	1	1	0	0	2					
22 Jason Heyward, L OBP: 0.340, SLG: 0.434		2-1 G6-3		1-0 L5			1-1 37 55 F8 1B 2B		2-3 K	4	1	1	0	0	1	0					
4 Yadier Molina, R OBP: 0.325, SLG: 0.360		2-2 37 33-5-3 1B			0-1 L8		1-3 K		1-0 G6-3	4	0	1	0	0	1	1					
37 Brandon Moss, L OBP: 0.283, SLG: 0.398		0-0 G3-5-3 1-2			2-1 55 1B 1B		0-0 F8		2-2 G4-3	4	0	1	0	0	0	2					
55 Stephen Piscotty, R OBP: 0.417, SLG: 0.469			3-2 G5-3		1-1 1B		0-0 1B			3	0	2	1	0	0	0					
31 Lance Lynn, S ERA: 4.87					0-3 K					2	0	0	0	0	2	2					
36 Randy Choate, L ERA: 4.83										0	0	0	0	0	0	0					
43 Seth Maness, R ERA: 3.85										0	0	0	0	0	0	0					
12 Mark Reynolds, R OBP: 0.300, SLG: 0.500										0	0	0	0	0	0	0					
30 Jonathan Broxton, R ERA: 5.73										0	0	0	0	0	0	0					
28 Steve Cishek, R ERA: 4.11										0	0	0	0	0	0	0					
Inning Stats	R: 0 E: 0 K: 1 S: 14	H: 1 LOB: 1 BB: 0 P: 21	R: 0 E: 0 K: 0 S: 8	H: 1 LOB: 0 BB: 0 P: 12	R: 0 E: 0 K: 1 S: 10	H: 0 LOB: 0 BB: 0 P: 15	R: 1 E: 0 K: 0 S: 13	H: 1 LOB: 0 BB: 0 P: 20	R: 0 E: 0 K: 1 S: 11	H: 2 LOB: 2 BB: 0 P: 14	R: 0 E: 0 K: 0 S: 4	H: 0 LOB: 0 BB: 0 P: 5	R: 1 E: 0 K: 1 S: 10	H: 2 LOB: 1 BB: 0 P: 12	R: 0 E: 0 K: 1 S: 10	H: 1 LOB: 1 BB: 0 P: 14	R: 0 E: 0 K: 1 S: 8	H: 0 LOB: 0 BB: 0 P: 13	1B: 6 2B: 1 3B: 0 HR: 1	SF: 0 SAC: 0 DP: 1 HBP: 0	WP: 0 PA: 34 PB: 0 SB: 0 CS: 0
PITCHER	IP WLS BF H R ER SO BB IBB HBP BLK WP HR S P ERA WHIP																				
29 Jorge De La Rosa, L ERA: 4.87	6.2 W 26 7 2 2 4 0 0 0 0 0 0 1 67 96 2.70 1.050																				
63 Rafael Betancourt, R ERA: 4.83	0.1 1 0 0 0 0 0 0 0 0 0 0 0 3 3 0.00 0.000																				
48 Boone Logan, L ERA: 5.02	0.2 3 1 0 0 1 0 0 0 0 0 0 0 8 11 0.00 1.500																				
54 Tommy Kahnle, R ERA: 2.81	1.1 4 0 0 0 1 0 0 0 0 0 0 0 10 16 0.00 0.000																				

AB	34
R	2
H	8
RBI	2
BB	0
SO	6
LOB	13



Batter	1	2	3	4	5	6	7	8	9	AB	R	H	RBI	BB	SO	LOB	TOP	
19 Charlie Blackmon, L (1, 8) OBP: 0.362, SLG: 0.463	G3		G BB		3-2 7 S 1B		2-3 K			3	0	1	0	1	1	0	Colorado Rockies @ St. Louis Cardinals Busch Stadium, St. Louis, MO Sun Aug 02 2015, 1:16 PM - 4:32 PM CDT Att: 44,743 - Partly Cloudy - 93 F	
7 José Reyes, S (1, 6) OBP: 0.315, SLG: 0.373	G5-3		F8		3-1 F9		1-0 P4			4	0	0	0	0	0	2		
9 DJ LeMahieu, R (1, 4) OBP: 0.384, SLG: 0.420	2B BB		G6-3			1-1 10 2B 1B		0-1 G6-3		3	1	1	0	1	0	1		
28 Nolan Arenado, R (1, 5) OBP: 0.317, SLG: 0.567	BB			1-0 L6		2-0 10 2B 1 WP 1B		1-3 K		3	1	1	0	1	1	0		
16 Kyle Parker, R (1, 7) OBP: 0.333, SLG: 0.200 45 Scott Oberg, R (8, 1)	G4-3			4-1 10 FC4-6 BB		1-2 F8		1-1 G1-3		3	0	0	0	1	0	4		
10 Ben Paulsen, L (1, 3) OBP: 0.344, SLG: 0.503		2-3 K		0-0 FC4-6		0-1 1 WP 2B		0-0 G3		4	0	1	1	0	1	1		
4 Nick Hundley, R (1, 2) OBP: 0.337, SLG: 0.459		0-3 K		1-2 F9		2-2 G5-3		0-2 G5-3		4	0	0	0	0	1	3		
1 Brandon Barnes, R (1, 9) OBP: 0.351, SLG: 0.362 60 Justin Miller, R (7, 1) 63 Rafael Betancourt, R (7, 1) 5 Carlos González, L (8, 9) OBP: 0.338, SLG: 0.522		3-2 G1-4-3		1-3 K		3-2 F9		3-1 2B		3	0	0	0	0	1	1		
58 Yohan Flande, L (1, 1) 13 Drew Stubbs, R (6, 9) OBP: 0.272, SLG: 0.415			0-3 K2-3		1-1 G5-3		2-2 P4		2-3 K	2	0	0	0	0	1	0		
		R: 0 H: 0 E: 0 LOB: 2 K: 0 BB: 2 S: 13 P: 26	R: 0 H: 0 E: 0 LOB: 0 K: 2 BB: 0 S: 9 P: 14	R: 0 H: 0 E: 0 LOB: 1 K: 1 BB: 1 S: 8 P: 14	R: 0 H: 0 E: 0 LOB: 0 K: 0 BB: 0 S: 6 P: 12	R: 0 H: 1 E: 0 LOB: 1 K: 1 BB: 0 S: 11 P: 19	R: 2 H: 3 E: 0 LOB: 1 K: 0 BB: 0 S: 14 P: 23	R: 0 H: 0 E: 0 LOB: 0 K: 1 BB: 0 S: 7 P: 12	R: 0 H: 0 E: 0 LOB: 1 K: 1 BB: 0 S: 9 P: 14	1B: 3 SF: 0 2B: 2 SAC: 0 3B: 0 DP: 0 HR: 0 HBP: 0	WP: 1 PA: 36 PB: 0 SB: 2 CS: 0							
PITCHER	IP	WLS	BF	H	R	ER	SO	BB	IBB	HBP	BLK	WP	HR	S	P	ERA	WHIP	
54 Jaime Garcia, L (1, 1) ERA: 1.88	5.0		21	2	1	1	4	4	0	0	0	0	0	49	28	1.80	1.200	
28 Steve Cieshek, R (6, 1) ERA: 4.25	1.0	B	5	2	1	1	0	0	0	0	0	1	0	12	20	9.00	2.000	
46 Kevin Siegrist, L (7, 1) ERA: 1.48	1.0		3	0	0	0	1	0	0	0	0	0	0	7	12	0.00	0.000	
30 Jonathan Broxton, R (8, 1) ERA: 5.59	1.0		3	0	0	0	1	0	0	0	0	0	0	7	9	0.00	0.000	
44 Trevor Rosenthal, R (9, 1) ERA: 1.88	1.0	W	4	1	0	0	1	0	0	0	0	0	0	9	14	0.00	1.000	

Batter	1	2	3	4	5	6	7	8	9	AB	R	H	RBI	BB	SO	LOB	BOTTOM	
13 Matt Carpenter, L (1, 5) OBP: 0.362, SLG: 0.445	F7		F8			2-3 K		2-2 F9		4	0	0	0	0	1	1	Colorado Rockies @ St. Louis Cardinals Busch Stadium, St. Louis, MO Sun Aug 02 2015, 1:16 PM - 4:32 PM CDT Att: 44,743 - Partly Cloudy - 93 F	
55 Stephen Piscotty, R (1, 7) OBP: 0.501, SLG: 0.514	G3			1-1 16 FC4-6 1B		3-2 16 G4-3 2B		4-1 16 G1-6-3 BB		3	0	2	0	1	0	0		
16 Kolten Wong, L (1, 4) OBP: 0.333, SLG: 0.419		2-1 HBP		3-1 FC4-6 27 G5-4-3 1B		2-2 G4-3		0-2 G1-6-3		3	0	0	0	0	0	4		
27 Jhonny Peralta, R (1, 6) OBP: 0.341, SLG: 0.463	L8			1-0 G5-4-3		1-3 K		2-2 G5-3		4	0	0	0	0	1	3		
22 Jason Heyward, L (1, 9) OBP: 0.344, SLG: 0.439		3-3 K		2-1 15 HR 1B		4-2 15 S BB		0-0 15 1B 37 1B 2B		3	2	2	0	1	1	0		
15 Randal Grichuk, R (1, 8) OBP: 0.338, SLG: 0.564		2-3 K		1-0 HR		1-2 K		3-2 37 1B 1B		4	1	2	2	0	2	1		
12 Mark Reynolds, R (1, 3) OBP: 0.305, SLG: 0.394 37 Brandon Moss, L (9, PH) OBP: 0.285, SLG: 0.399		0-0 G5-3		2-1 48 G6-4-3 1B		2-2 F8		2-1 1B		3	0	1	0	0	0	1		
48 Tony Cruz, R (1, 2) OBP: 0.208, SLG: 0.203 4 Yadier Molina, R (7, PH) OBP: 0.324, SLG: 0.359			0-1 G4-3		0-0 G6-4-3		2-3 K		1-2 1B	2	0	0	0	0	0	1		
54 Jaime Garcia, L (1, 1) ERA: 3.87 28 Steve Cieshek, R (6, 1) ERA: 0.82 46 Kevin Siegrist, L (7, 1) ERA: 1.48 30 Jonathan Broxton, R (8, 1) ERA: 5.59 35 Greg Garcia, L (9, PH) OBP: 0.329, SLG: 0.335 8 Peter Bourjos, R (8, PH) OBP: 0.321, SLG: 0.335 44 Trevor Rosenthal, R (9, 1) ERA: 6.0		2-2 L8		2-2 K		2-3 13 F9 13 WP 1B		2-2 1B		2	0	0	0	0	1	0		
		R: 0 H: 0 E: 0 LOB: 1 K: 0 BB: 0 S: 12 P: 21	R: 0 H: 0 E: 0 LOB: 0 K: 2 BB: 0 S: 8 P: 13	R: 0 H: 0 E: 0 LOB: 0 K: 0 BB: 0 S: 8 P: 11	R: 0 H: 1 E: 0 LOB: 0 K: 0 BB: 0 S: 5 P: 10	R: 2 H: 3 E: 0 LOB: 0 K: 1 BB: 0 S: 10 P: 17	R: 0 H: 1 E: 0 LOB: 1 K: 2 BB: 0 S: 14 P: 22	R: 0 H: 0 E: 0 LOB: 1 K: 2 BB: 1 S: 14 P: 25	R: 0 H: 1 E: 0 LOB: 1 K: 0 BB: 0 S: 11 P: 19	R: 1 H: 3 E: 0 LOB: 2 K: 0 BB: 0 S: 10 P: 17	1B: 6 SF: 0 2B: 2 SAC: 0 3B: 0 DP: 3 HR: 1 HBP: 1	WP: 1 PA: 34 PB: 0 SB: 1 CS: 0						
PITCHER	IP	WLS	BF	H	R	ER	SO	BB	IBB	HBP	BLK	WP	HR	S	P	ERA	WHIP	
58 Yohan Flande, L (1, 1) ERA: 3.87	5.0		18	4	2	2	3	0	0	1	0	0	1	43	72	3.60	0.800	
60 Justin Miller, R (6, 1) ERA: 0.82	1.0		4	1	0	0	2	0	0	0	0	0	0	14	22	0.00	1.000	
63 Rafael Betancourt, R (7, 1) ERA: 4.68	1.0		4	0	0	0	2	1	0	0	0	0	0	14	25	0.00	1.000	
45 Scott Oberg, R (8, 1) ERA: 6.0	1.1	L	8	4	1	1	0	1	0	0	0	1	0	21	36	6.75	3.750	

AB	32
R	2
H	5
RBI	1
BB	4
SO	7
LOB	13



Batter	1	2	3	4	5	6	7	8	9	AB	R	H	RBI	BB	SO	LOB	TOP										
4 Ketel Marte, S OBP: 0.333, SLG: 0.250 16 Austin Jackson, R OBP: 0.298, SLG: 0.361	G4-3	G3		G4-3			K		G6-3	4	0	0	0	0	1	0											
15 Kyle Seager, L OBP: 0.329, SLG: 0.447	22 1B	HR		G4-3			23 WP 23 S 22 2B		23 1B	4	3	3	1	1	0	0											
23 Nelson Cruz, R OBP: 0.385, SLG: 0.590	G5-3	HR			7 G6-5-3		22 2B		1B	4	1	3	1	1	0	1											
22 Robinson Canó, L OBP: 0.306, SLG: 0.410	63 2B	F7			F8				K	5	1	2	2	0	1	2											
7 Seth Smith, L OBP: 0.328, SLG: 0.448	63 2B			K	G6-5-3				K	3	1	0	0	1	2	3											
63 Jesus Montero, R OBP: 0.440, SLG: 0.636 54 Tom Wilhelmson, R 50 Rob Rasmussen, R 39 Carson Smith, R	5 1B			P6			G5-3		K	4	1	1	2	0	1	0											
5 Brad Miller, L OBP: 0.320, SLG: 0.396	2H						K2-3		1B	4	1	3	2	0	1	0											
3 Mike Zunino, R OBP: 0.234, SLG: 0.313	F7			F8			F7		F9	4	0	0	0	0	0	2											
34 Félix Hernández, R 97 Joe Beigel, L 20 Logan Morrison, L	K			G2-3			G4-3		G3-4-3	3	0	0	0	0	1	0											
Inning Stats	R: 4 H: 4 E: 0 K: 0 S: 16	L: 4 LOB: 1 BB: 1 P: 30	R: 2 H: 2 E: 0 K: 1 S: 11	R: 2 H: 2 E: 0 LOB: 0 BB: 0 P: 21	R: 1 H: 1 E: 0 K: 1 S: 7	LOB: 1 BB: 0 P: 9	R: 0 H: 0 E: 0 K: 0 S: 5	H: 0 LOB: 0 BB: 0 P: 7	R: 0 H: 1 E: 0 K: 0 S: 10	H: 0 LOB: 0 BB: 0 P: 13	R: 0 H: 0 E: 0 K: 1 S: 12	H: 0 LOB: 0 BB: 0 P: 17	R: 1 H: 1 E: 0 K: 2 S: 15	H: 1 LOB: 2 BB: 2 P: 29	R: 0 H: 1 E: 0 K: 1 S: 9	H: 1 LOB: 1 BB: 0 P: 14	R: 0 H: 2 E: 0 K: 1 S: 12	H: 2 LOB: 1 BB: 0 P: 18	1B: 6 2B: 3 3B: 0 HR: 3	SF: 0 SAC: 0 DP: 1 HBP: 0	WP: 1 PB: 0 SB: 1 CS: 0	PA: 40					
PITCHER	IP	WLS	BF	H	R	ER	SO	BB	IBB	HBP	BLK	WP	HR	S	P	ERA	WHIP										
31 Eddie Butler, R ERA: 9.45 36 Christian Bergman, R ERA: 4.57 62 Gonzalez Geremen, R ERA: 5.6 66 John Axford, R ERA: 4.18	4.0	L	20	7	7	7	2	1	0	0	0	0	3	39	67	15.75	2.000										

Seattle Mariners @ Colorado Rockies
Coors Field, Denver, CO
Mon Aug 03 2015, 6:42 PM - 10:01 PM MDT
Att: 33,107 - Partly Cloudy - 76 F

AB 37
R 8
H 12
RBI 8
BB 3
SO 7
LOB 9



Batter	1	2	3	4	5	6	7	8	9	AB	R	H	RBI	BB	SO	LOB	BOTTOM										
19 Charlie Blackmon, L OBP: 0.366, SLG: 0.471	7 1B			FC3-6					F8	6	1	4	1	0	0	4											
7 José Reyes, S OBP: 0.316, SLG: 0.373				G4-6-3			P6		K	5	0	2	2	0	1	4											
28 Nolan Arenado, R OBP: 0.318, SLG: 0.564	F9			G1-3			G5-3		5 1B	4	1	1	0	1	0	3											
5 Carlos González, L OBP: 0.341, SLG: 0.521	F8						K		10 2B	4	1	2	0	0	1	1											
9 DJ LeMahieu, R OBP: 0.379, SLG: 0.414	K			K			HBP		10 2B	5	0	0	0	0	5	6											
10 Ben Paulsen, L OBP: 0.346, SLG: 0.505				K			G1-3		4 1B	5	1	2	2	0	1	1											
4 Nick Hundley, R 1 Brandon Barnes, R	F8			16 1B 13 1B			19 S 19 2B		G6-3	5	2	3	1	0	0	1											
16 Kyle Parker, R OBP: 0.364, SLG: 0.300	K			19 FC3-6 7 1B 13 1B			K		L9	5	1	2	0	0	2	2											
31 Eddie Butler, R 13 Drew Stubbs, R 36 Christian Bergman, R 62 Gonzalez Geremen, R 3 Daniel Descalso, L 66 John Axford, R 8 Michael McKenry, R	G2-3			19 FC3-6 7 1B 13 1B			K		K	1	0	0	0	0	0	1											
Inning Stats	R: 1 H: 2 E: 0 K: 1 S: 14	H: 1 LOB: 1 BB: 0 P: 18	R: 0 H: 1 E: 0 K: 1 S: 8	H: 1 LOB: 1 BB: 0 P: 10	R: 0 H: 2 E: 0 K: 1 S: 10	H: 2 LOB: 2 BB: 1 P: 18	R: 2 H: 4 E: 0 K: 1 S: 11	H: 4 LOB: 2 BB: 0 P: 17	R: 0 H: 0 E: 0 K: 2 S: 10	H: 0 LOB: 0 BB: 0 P: 15	R: 1 H: 2 E: 0 K: 2 S: 19	H: 2 LOB: 1 BB: 0 P: 22	R: 0 H: 0 E: 0 K: 1 S: 9	H: 0 LOB: 1 BB: 0 P: 12	R: 0 H: 2 E: 0 K: 1 S: 12	H: 2 LOB: 2 BB: 0 P: 17	R: 3 H: 5 E: 0 K: 2 S: 18	H: 5 LOB: 2 BB: 0 P: 26	1B: 15 2B: 3 3B: 0 HR: 0	SF: 0 SAC: 0 DP: 1 HBP: 1	WP: 0 PB: 0 SB: 2 CS: 0	PA: 46					
PITCHER	IP	WLS	BF	H	R	ER	SO	BB	IBB	HBP	BLK	WP	HR	S	P	ERA	WHIP										
34 Félix Hernández, R ERA: 3.13 97 Joe Beigel, L ERA: 2.7 54 Tom Wilhelmson, R ERA: 4.21 50 Rob Rasmussen, L ERA: 9.0 39 Carson Smith, R ERA: 2.93	6.2	W	32	11	4	4	9	1	0	1	0	0	0	1	1	0.00	0.000										

Seattle Mariners @ Colorado Rockies
Coors Field, Denver, CO
Mon Aug 03 2015, 6:42 PM - 10:01 PM MDT
Att: 33,107 - Partly Cloudy - 76 F

AB 44
R 7
H 18
RBI 7
BB 1
SO 12
LOB 26



Batter	1	2	3	4	5	6	7	8	9	AB	R	H	RBI	BB	SO	LOB	TOP										
19 Charlie Blackmon, L OBP: 0.316, SLG: 0.464	F8		G3			F9		F8	F8	5	0	0	0	0	0	3	Colorado Rockies @ Washington Nationals Nationals Park, Washington, DC Fri Aug 07 2015, 7:07 PM - 10:24 PM EDT Att: 33,622 - Cloudy - 81 F										
7 José Reyes, S OBP: 0.315, SLG: 0.371	G4-3			G4-3		P6				4	1	1	0	0	0	0											
28 Nolan Arenado, R OBP: 0.318, SLG: 0.557				G5-3						4	2	3	0	0	0	0											
5 Carlos González, L OBP: 0.340, SLG: 0.533	K									4	1	2	4	0	1	2											
9 DJ LeMahieu, R OBP: 0.379, SLG: 0.409		G4-3								4	0	0	0	0	2	2											
10 Ben Paulsen, L OBP: 0.351, SLG: 0.507		L7								4	0	1	1	0	1	0											
4 Nick Hundley, R OBP: 0.342, SLG: 0.473		G1-3								4	0	1	0	0	1	1											
16 Kyle Parker, R OBP: 0.261, SLG: 0.364										3	0	0	0	0	1	0											
1 Brandon Barnes, R OBP: 0.347, SLG: 0.354										1	0	0	0	0	1	1											
29 Jorge De La Rosa, L ERA: 3.44										2	0	0	0	0	0	2											
45 Scott Oberg, R ERA: 5.75										0	0	0	0	0	0	0											
66 John Axford, R ERA: 4.46										0	0	0	0	0	0	0											
13 Drew Stubbs, R OBP: 0.299, SLG: 0.452										0	0	0	0	0	1	0											
54 Tommy Kahnle, R ERA: 2.92										0	0	0	0	0	0	0											
Inning Stats	R: 0 H: 1 E: 0 K: 1 S: 13	H: 1 LOB: 1 BB: 0 P: 21	R: 0 H: 0 E: 0 K: 0 S: 9	H: 0 LOB: 0 BB: 0 P: 10	R: 0 H: 0 E: 0 K: 2 S: 11	H: 0 LOB: 0 BB: 0 P: 16	R: 0 H: 1 E: 0 K: 0 S: 7	H: 1 LOB: 1 BB: 0 P: 12	R: 0 H: 0 E: 0 K: 1 S: 10	H: 0 LOB: 0 BB: 0 P: 14	R: 0 H: 0 E: 0 K: 1 S: 11	H: 0 LOB: 0 BB: 0 P: 16	R: 1 H: 2 E: 0 K: 1 S: 14	H: 2 LOB: 1 BB: 0 P: 18	R: 4 H: 3 E: 0 K: 1 S: 13	H: 3 LOB: 0 BB: 1 P: 23	R: 0 H: 1 E: 0 K: 2 S: 13	H: 1 LOB: 2 BB: 1 P: 21	1B: 5 2B: 2 3B: 0 HR: 1	SF: 0 SAC: 0 DP: 0 HBP: 0	WP: 0 PB: 0 SB: 0 CS: 0	PA: 37					
PITCHER	IP	WLS	BF	H	R	ER	SO	BB	IBB	HBP	BLK	WP	HR	S	P	ERA	WHIP										
27 Jordan Zimmermann, R ERA: 3.44	6.2		24	4	1	1	6	0	0	0	0	0	0	74	106	1.35	0.600										
44 Casey Janssen, R ERA: 3.28	0.1	H	1	0	0	0	0	0	0	0	0	0	0	1	1	0.00	0.000										
22 Drew Storen, R ERA: 2.34	1.0	L	7	3	4	4	1	1	0	0	0	0	1	13	23	36.00	4.000										
73 Felipe Vázquez, L ERA: 2.92	1.0	S	5	1	0	0	2	1	0	0	0	0	0	13	21	0.00	2.000										



AB 35
R 5
H 8
RBI 5
BB 2
SO 9
LOB 9

livebaseballscorecards.com

Batter	1	2	3	4	5	6	7	8	9	AB	R	H	RBI	BB	SO	LOB	BOTTOM										
5 Yuliel Escobar, R OBP: 0.363, SLG: 0.420	G5-3		G6-4-3		G5-3					3	0	0	0	2	0	1	Colorado Rockies @ Washington Nationals Nationals Park, Washington, DC Fri Aug 07 2015, 7:07 PM - 10:24 PM EDT Att: 33,622 - Cloudy - 81 F										
8 Danny Espinosa, S OBP: 0.321, SLG: 0.410	E7		L9							4	2	2	0	0	0	1											
34 Bryce Harper, L OBP: 0.463, SLG: 0.663	G4-3									3	2	1	1	2	1	1											
11 Ryan Zimmerman, R OBP: 0.275, SLG: 0.372										3	0	1	1	1	0	5											
28 Jayson Werth, R OBP: 0.258, SLG: 0.261	P2									3	0	0	1	0	0	2											
20 Ian Desmond, R OBP: 0.287, SLG: 0.368										3	0	1	1	1	0	1											
40 Wilson Ramos, R OBP: 0.265, SLG: 0.361										4	0	0	0	0	1	3											
3 Michael Taylor, R OBP: 0.286, SLG: 0.377										4	0	0	0	0	2	1											
27 Jordan Zimmermann, R ERA: 3.44										2	0	1	0	0	0	0											
44 Casey Janssen, R ERA: 3.28										0	0	0	0	0	0	0											
66 John Axford, R ERA: 4.46										0	0	0	0	0	0	0											
13 Drew Stubbs, R OBP: 0.299, SLG: 0.452										0	0	0	0	0	0	0											
54 Tommy Kahnle, R ERA: 2.92										0	0	0	0	0	0	0											
Inning Stats	R: 1 H: 1 E: 0 K: 0 S: 11	H: 1 LOB: 1 BB: 1 P: 19	R: 0 H: 0 E: 0 K: 1 S: 11	H: 0 LOB: 0 BB: 0 P: 15	R: 0 H: 1 E: 0 K: 0 S: 5	H: 1 LOB: 0 BB: 0 P: 8	R: 1 H: 2 E: 0 K: 0 S: 8	H: 2 LOB: 1 BB: 0 P: 12	R: 0 H: 0 E: 0 K: 2 S: 18	H: 0 LOB: 3 BB: 2 P: 32	R: 0 H: 0 E: 0 K: 1 S: 12	H: 0 LOB: 1 BB: 1 P: 24	R: 0 H: 0 E: 0 K: 2 S: 9	H: 0 LOB: 1 BB: 1 P: 14	1B: 3 2B: 3 3B: 0 HR: 0	SF: 1 SAC: 0 DP: 1 HBP: 1	WP: 0 PB: 0 SB: 1 CS: 0	PA: 39									
PITCHER	IP	WLS	BF	H	R	ER	SO	BB	IBB	HBP	BLK	WP	HR	S	P	ERA	WHIP										
29 Jorge De La Rosa, L ERA: 4.85	6.0		25	6	4	3	1	2	0	0	0	0	0	18	32	0.00	2.000										
45 Scott Oberg, R ERA: 5.75	1.0	W	6	0	0	0	2	2	0	1	0	0	0	12	24	0.00	1.000										
66 John Axford, R ERA: 4.46	1.0	H	4	0	0	0	1	1	0	0	0	0	0	9	14	0.00	1.000										
54 Tommy Kahnle, R ERA: 2.92	1.0	S	4	0	0	0	2	1	0	0	0	0	0	9	14	0.00	1.000										



AB 31
R 4
H 6
RBI 4
BB 6
SO 6
LOB 15

livebaseballscorecards.com

Batter	1	2	3	4	5	6	7	8	9	AB	R	H	RBI	BB	SO	LOB	TOP										
19 Charlie Blackmon, L (1, 8) 13 Drew Stubbs, R (9, PH) OBP: 0.358, SLG: 0.470 OBP: 0.296, SLG: 0.449										3	0	2	0	0	1	0	Colorado Rockies @ Washington Nationals Nationals Park, Washington, DC Sat Aug 08 2015, 7:07 PM - 9:44 PM EDT Att: 37,115 - Partly Cloudy - 86 F livebaseballscorecards.com										
7 José Reyes, S (1, 6) OBP: 0.312, SLG: 0.367										3	0	0	0	0	1	1											
5 Carlos González, L (1, 9) 16 Kyle Parker, R (9, PH) OBP: 0.337, SLG: 0.529 OBP: 0.250, SLG: 0.348										3	0	0	0	0	1	1											
28 Nolan Arenado, R (1, 5) OBP: 0.318, SLG: 0.563										3	1	1	1	0	1	1											
10 Ben Paulsen, L (1, 3) OBP: 0.346, SLG: 0.500										3	0	0	0	0	3	0											
9 DJ LeMahieu, R (1, 4) 60 Justin Miller, R (7, 1) OBP: 0.377, SLG: 0.406										3	0	0	0	0	3	0											
4 Nick Hundley, R (1, 2) OBP: 0.339, SLG: 0.468										3	0	0	0	0	1	0											
1 Brandon Barnes, R (1, 7) OBP: 0.342, SLG: 0.348										3	0	0	0	0	1	0											
31 Eddie Butler, R (1, 1) 53 Christian Friedrich, R (7, 1) 3 Daniel Descalso, L (7, 4) OBP: 0.045, SLG: 0.045 OBP: 0.285, SLG: 0.336										2	0	0	0	0	1	0											
Inning Stats	R: 0 H: 1 E: 0 K: 1 S: 9	H: 1 LOB: 0 BB: 0 P: 12	R: 0 H: 0 E: 0 K: 2 S: 7	H: 0 LOB: 0 BB: 0 P: 10	R: 0 H: 1 E: 0 K: 2 S: 9	H: 1 LOB: 1 BB: 0 P: 13	R: 1 H: 1 E: 0 K: 3 S: 12	H: 1 LOB: 0 BB: 0 P: 16	R: 0 H: 0 E: 0 K: 1 S: 11	H: 0 LOB: 0 BB: 0 P: 15	R: 0 H: 0 E: 0 K: 1 S: 7	H: 0 LOB: 0 BB: 0 P: 10	R: 0 H: 0 E: 0 K: 2 S: 10	H: 0 LOB: 0 BB: 0 P: 15	R: 0 H: 0 E: 0 K: 1 S: 6	H: 0 LOB: 0 BB: 0 P: 7		R: 0 H: 0 E: 0 K: 2 S: 9	H: 0 LOB: 0 BB: 0 P: 12	1B: 0 2B: 2 3B: 0 HR: 1	SF: 0 SAC: 1 DP: 0 HBP: 0	WP: 0 PB: 0 CS: 0	PA: 30				
PITCHER	IP	WLS	BF	H	R	ER	SO	BB	IBB	HBP	BLK	WP	HR	S	P	ERA	WHIP										
37 Stephen Strasburg, R (1, 1) ERA: 4.76	7.0	W	24	3	1	1	12	0	0	0	0	0	1	65	91	1.29	0.429										
45 Blake Treinen, R (8, 1) ERA: 4.19	1.0		3	0	0	0	1	0	0	0	0	0	0	6	7	0.00	0.000										
46 Matt Thornton, L (9, 1) ERA: 2.96	1.0		3	0	0	0	2	0	0	0	0	0	0	9	12	0.00	0.000										

Batter	1	2	3	4	5	6	7	8	9	AB	R	H	RBI	BB	SO	LOB	BOTTOM										
6 Anthony Rendon, R (1, 5) OBP: 0.356, SLG: 0.353										5	0	0	0	0	1	4	Colorado Rockies @ Washington Nationals Nationals Park, Washington, DC Sat Aug 08 2015, 7:07 PM - 9:44 PM EDT Att: 37,115 - Partly Cloudy - 86 F livebaseballscorecards.com										
8 Danny Espinosa, S (1, 4) OBP: 0.322, SLG: 0.406										3	2	0	0	2	1	0											
34 Bryce Harper, L (1, 9) OBP: 0.466, SLG: 0.663										3	2	2	0	1	0	1											
11 Ryan Zimmerman, R (1, 3) OBP: 0.279, SLG: 0.378										4	0	2	2	0	0	2											
25 Clint Robinson, L (1, 7) OBP: 0.347, SLG: 0.410										3	1	1	0	1	0	2											
20 Ian Desmond, R (1, 6) OBP: 0.272, SLG: 0.370										3	1	2	1	1	0	1											
40 Wilson Ramos, R (1, 2) OBP: 0.268, SLG: 0.363										3	0	1	2	1	0	2											
3 Michael Taylor, R (1, 8) OBP: 0.282, SLG: 0.372										4	0	0	0	0	1	3											
37 Stephen Strasburg, R (1, 1) ERA: 9.5 45 Blake Treinen, R (8, 1) 12 Tyler Moore, R (8, PH) 46 Matt Thornton, L (9, 1) OBP: 0.158, SLG: 0.158 OBP: 0.253, SLG: 0.336										3	0	3	0	0	0	0											
Inning Stats	R: 0 H: 0 E: 1 K: 0 S: 6	H: 3 LOB: 2 BB: 1 P: 9	R: 2 H: 3 E: 0 K: 1 S: 15	H: 3 LOB: 1 BB: 1 P: 25	R: 1 H: 2 E: 0 K: 0 S: 11	H: 2 LOB: 2 BB: 2 P: 22	R: 0 H: 1 E: 0 K: 0 S: 5	H: 1 LOB: 0 BB: 0 P: 8	R: 1 H: 1 E: 0 K: 0 S: 9	H: 1 LOB: 1 BB: 1 P: 16	R: 0 H: 1 E: 0 K: 1 S: 13	H: 1 LOB: 0 BB: 0 P: 16	R: 2 H: 3 E: 0 K: 0 S: 18	H: 3 LOB: 2 BB: 2 P: 33	R: 0 H: 0 E: 0 K: 2 S: 9	H: 0 LOB: 0 BB: 0 P: 15		R: 0 H: 0 E: 0 K: 2 S: 9	H: 0 LOB: 0 BB: 0 P: 15	1B: 9 2B: 2 3B: 0 HR: 0	SF: 0 SAC: 0 DP: 4 HBP: 0	WP: 1 PB: 0 CS: 0	PA: 38				
PITCHER	IP	WLS	BF	H	R	ER	SO	BB	IBB	HBP	BLK	WP	HR	S	P	ERA	WHIP										
31 Eddie Butler, R (1, 1) ERA: 5.01	6.0	L	28	8	4	4	2	4	0	0	0	0	0	59	96	6.00	2.000										
53 Christian Friedrich, L (7, 1) ERA: 5.01	0.2		5	3	2	2	0	1	0	0	0	0	0	12	21	27.00	6.000										
60 Justin Miller, R (7, 1) ERA: 1.26	1.1		5	0	0	0	2	1	0	0	0	1	0	15	27	0.00	0.750										



Batter	1	2	3	4	5	6	7	8	9	AB	R	H	RBI	BB	SO	LOB	TOP					
19 Charlie Blackmon, L OBP: 0.332, SLG: 0.467	P5		7 SH5-3 1B		P4		F8	K		5	0	1	0	0	1	1	Colorado Rockies @ Washington Nationals Nationals Park, Washington, DC Sun Aug 09 2015, 1:37 PM - 5:01 PM EDT Att: 33,157 - Partly Cloudy - 84 F					
7 José Reyes, S OBP: 0.312, SLG: 0.370 66 John Axford, R	G4-3		SH5-3		K				L7	3	0	1	0	0	1	0						
13 Drew Stubbs, R OBP: 0.294, SLG: 0.444										1	0	0	0	0	0	0						
5 Carlos González, L OBP: 0.338, SLG: 0.543	HR		K		CS				K	5	2	2	2	0	2	3						
28 Nolan Arenado, R OBP: 0.317, SLG: 0.558			K						P3	5	0	1	0	0	2	3						
10 Ben Paulsen, L OBP: 0.349, SLG: 0.505	K				F7					4	1	2	0	0	1	1						
8 Michael McKenry, R OBP: 0.322, SLG: 0.405		G5-3			F8					3	1	0	0	0	1	1						
3 Daniel Descalso, L OBP: 0.250, SLG: 0.362			K							2	1	1	1	1	1	0						
16 Kyle Parker, R OBP: 0.250, SLG: 0.333 54 Tommy Kahnle, R			K							4	1	1	1	0	2	2						
56 Yohan Flande, L OBP: 0.106, SLG: 0.100 45 Scott Oberg, R 1 Brandon Barnes, R 63 Rafael Betancourt, R 48 Boone Logan, R 9 DJ LeMahieu, R										2	0	1	0	0	0	0						
Inning Stats	R: 1 E: 0 K: 1 S: 13	H: 2 LOB: 1 BB: 0 P: 16	R: 0 E: 0 K: 2 S: 7	H: 0 LOB: 0 BB: 0 P: 9	R: 0 E: 0 K: 2 S: 11	H: 2 LOB: 2 BB: 0 P: 12	R: 1 E: 0 K: 1 S: 8	H: 1 LOB: 0 BB: 0 P: 11	R: 0 E: 0 K: 1 S: 8	H: 0 LOB: 0 BB: 0 P: 14	R: 2 E: 0 K: 3 S: 16	H: 3 LOB: 2 BB: 1 P: 22	R: 0 E: 0 K: 0 S: 8	H: 1 LOB: 1 BB: 0 P: 12	R: 2 E: 0 K: 1 S: 13	H: 2 LOB: 1 BB: 0 P: 20	R: 0 E: 0 K: 1 S: 11	H: 0 LOB: 0 BB: 0 P: 14	1B: 6 2B: 2 3B: 0 HR: 3	SF: 0 SAC: 2 DP: 0 HBP: 1	WP: 1 PB: 0 SB: 0 CS: 1	PA: 41
PITCHER	IP WLS BF H R ER SO BB IBB HBP BLK WP HR S P ERA WHIP																					
31 Max Scherzer, R ERA: 2.44	6.0	27	8	4	4	10	0	1	0	0	1	3	63	84	6.00	1.333						
73 Felipe Vázquez, L ERA: 2.84	0.2	3	1	0	0	0	0	0	0	0	0	0	6	9	0.00	1.500						
44 Casey Janssen, R ERA: 3.24	0.1	1	0	0	0	0	0	0	0	0	0	2	3	0.00	0.000							
22 Drew Storen, R ERA: 2.7	1.0	L	6	2	2	2	1	0	0	1	0	0	13	22	18.00	2.000						
58 Jonathan Papelbon, R ERA: 1.68	1.0		3	0	0	0	1	0	0	0	0	0	11	14	0.00	0.000						

AB	36
R	6
H	11
RBI	6
BB	1
SO	12
LOB	13



Batter	1	2	3	4	5	6	7	8	9	AB	R	H	RBI	BB	SO	LOB	BOTTOM			
5 Yonel Escobar, R OBP: 0.359, SLG: 0.415	G6-3		FC6-4		G1-3				E5	5	0	0	0	0	1	4	Colorado Rockies @ Washington Nationals Nationals Park, Washington, DC Sun Aug 09 2015, 1:37 PM - 5:01 PM EDT Att: 33,157 - Partly Cloudy - 84 F			
6 Anthony Rendon, R OBP: 0.357, SLG: 0.358	G5-3		G5-3		G6-3					4	0	1	0	1	0	0				
34 Bryce Harper, L OBP: 0.463, SLG: 0.656	G6-3		L4							5	0	1	0	0	1	3				
11 Ryan Zimmerman, R OBP: 0.288, SLG: 0.408			HR		G5-3					4	2	3	2	1	0	1				
28 Jayson Werth, R OBP: 0.268, SLG: 0.289			HR							4	2	2	1	1	1	4				
20 Ian Desmond, R OBP: 0.269, SLG: 0.366										5	0	0	0	0	1	5				
40 Wilson Ramos, R OBP: 0.267, SLG: 0.362			G5-3		G5-3					4	0	1	0	0	0	1				
3 Michael Taylor, R OBP: 0.282, SLG: 0.371			K		G5-3					4	0	1	1	0	1	2				
31 Max Scherzer, R ERA: 3.88 25 Clint Robinson, L OBP: 0.295, SLG: 0.420 73 Felipe Vázquez, L 44 Casey Janssen, R 22 Drew Storen, S 8 Danny Espinosa, S 58 Jonathan Papelbon, R										2	0	1	0	0	1	0				
Inning Stats	R: 0 E: 0 K: 0 S: 5	H: 0 LOB: 0 BB: 0 P: 8	R: 2 E: 1 K: 1 S: 13	H: 3 LOB: 2 BB: 0 P: 19	R: 1 E: 0 K: 0 S: 11	H: 2 LOB: 1 BB: 0 P: 22	R: 0 E: 0 K: 1 S: 10	H: 0 LOB: 0 BB: 0 P: 16	R: 0 E: 0 K: 3 S: 19	H: 1 LOB: 1 BB: 1 P: 32	R: 1 E: 0 K: 1 S: 11	H: 2 LOB: 1 BB: 0 P: 16	R: 0 E: 0 K: 1 S: 9	H: 1 LOB: 1 BB: 0 P: 13	R: 0 E: 1 K: 1 S: 12	H: 0 LOB: 3 BB: 2 P: 24		1B: 6 2B: 1 3B: 0 HR: 3	SF: 0 SAC: 0 DP: 0 HBP: 0	WP: 0 PB: 0 SB: 1 CS: 0
PITCHER	IP WLS BF H R ER SO BB IBB HBP BLK WP HR S P ERA WHIP																			
58 Yohan Flande, L ERA: 5.7	4.2	21	6	3	3	2	0	0	0	0	0	0	1	1	0.00	0.000				
63 Rafael Betancourt, R ERA: 5.45	1.0	B	6	1	1	1	3	1	0	0	0	0	19	32	9.00	2.000				
48 Boone Logan, L ERA: 4.85	0.1	2	1	0	0	0	1	0	0	0	0	6	8	0.00	3.000					
66 John Axford, R ERA: 4.25	1.2	W	6	2	0	0	1	0	0	0	0	14	21	0.00	1.200					

AB	39
R	4
H	10
RBI	4
BB	3
SO	8
LOB	23



Batter	1	2	3	4	5	6	7	8	9	AB	R	H	RBI	BB	SO	LOB	TOP										
7 José Reyes, S OBP: 0.312, SLG: 0.369										4	0	1	0	0	0	0	Colorado Rockies @ New York Mets Citi Field, Flushing, NY Mon Aug 10 2015, 7:12 PM - 9:39 PM EDT Att: 27,194 - Cloudy - 75 F										
9 DJ LeMahieu, R OBP: 0.377, SLG: 0.406										4	1	1	0	0	0	1											
5 Carlos González, L OBP: 0.337, SLG: 0.548										4	1	1	2	0	0	0											
28 Nolan Arenado, R OBP: 0.316, SLG: 0.555										4	0	1	0	0	0	1											
16 Kyle Parker, R OBP: 0.226, SLG: 0.300										3	0	0	0	0	0	1											
10 Ben Paulsen, L OBP: 0.348, SLG: 0.502										1	0	0	0	0	0	1											
4 Nick Hundley, R OBP: 0.342, SLG: 0.470										3	0	2	0	0	0	0											
13 Drew Stubbs, R OBP: 0.286, SLG: 0.431										3	0	0	0	0	0	2											
48 Boone Logan, R										0	0	0	0	0	0	0											
45 Scott Oberg, R										0	0	0	0	0	0	0											
1 Brandon Barnes, R OBP: 0.335, SLG: 0.341										3	0	0	0	0	0	1											
55 Jon Gray, R										2	0	0	0	0	0	1											
60 Justin Miller, R										0	0	0	0	0	0	0											
19 Charlie Blackmon, L OBP: 0.356, SLG: 0.468										1	0	0	0	0	0	0											
Inning Stats	R: 0 E: 0 K: 0 S: 5	H: 1 LOB: 0 BB: 0 P: 7	R: 0 E: 0 K: 1 S: 10	H: 1 LOB: 1 BB: 0 P: 12	R: 0 E: 0 K: 1 S: 10	H: 0 LOB: 0 BB: 0 P: 16	R: 2 E: 0 K: 1 S: 17	H: 4 LOB: 2 BB: 0 P: 26	R: 0 E: 0 K: 1 S: 8	H: 0 LOB: 0 BB: 0 P: 11	R: 0 E: 0 K: 0 S: 6	H: 0 LOB: 0 BB: 0 P: 8	R: 0 E: 0 K: 1 S: 10	H: 0 LOB: 0 BB: 0 P: 15	R: 0 E: 0 K: 0 S: 6	H: 0 LOB: 0 BB: 0 P: 10	R: 0 E: 0 K: 2 S: 7	H: 0 LOB: 0 BB: 0 P: 11	1B: 5 2B: 0 3B: 0 HR: 1	SF: 0 SAC: 0 DP: 0 HBP: 0	WP: 0 PB: 0 SB: 0 CS: 1	PA: 32					
PITCHER	IP	WLS	BF	H	R	ER	SO	BB	IBB	HBP	BLK	WP	HR	S	P	ERA	WHIP										
49 Jonathon Niese, L ERA: 3.46	(1, 1)	7.0	W	26	6	2	2	5	0	0	0	0	1	66	95	2.57	0.857										
46 Tyler Clippard, R ERA: 2.59	(8, 1)	1.0	H	3	0	0	0	0	0	0	0	0	0	6	10	0.00	0.000										
27 Jeury Familia, R ERA: 1.98	(9, 1)	1.0	S	3	0	0	0	2	0	0	0	0	0	7	11	0.00	0.000										

AB	32
R	2
H	6
RBI	2
BB	0
SO	7
LOB	7



Batter	1	2	3	4	5	6	7	8	9	AB	R	H	RBI	BB	SO	LOB	BOTTOM										
3 Curtis Granderson, L OBP: 0.349, SLG: 0.448										3	0	0	1	0	1	3	Colorado Rockies @ New York Mets Citi Field, Flushing, NY Mon Aug 10 2015, 7:12 PM - 9:39 PM EDT Att: 27,194 - Cloudy - 75 F										
28 Daniel Murphy, L OBP: 0.330, SLG: 0.417										4	0	1	2	0	0	1											
52 Yoanis Céspedes, R OBP: 0.322, SLG: 0.494										4	0	0	0	0	1	2											
21 Lucas Duda, L OBP: 0.346, SLG: 0.476										4	0	1	0	0	1	0											
55 Kelly Johnson, L OBP: 0.301, SLG: 0.418										4	0	0	0	0	0	1											
7 Travis d'Arnaud, R OBP: 0.327, SLG: 0.500										4	2	2	1	0	0	1											
30 Michael Conforto, L OBP: 0.319, SLG: 0.359										3	1	0	0	0	1	2											
27 Jeury Familia, R										0	0	0	0	0	0	0											
49 Jonathon Niese, L OBP: 0.256, SLG: 0.205	(1, 1)	6.0	L	22	1	1	1	5	2	0	0	0	0	0	0	1											
2 Juan Uribe, R OBP: 0.220, SLG: 0.410	(7, PH)	0.2	L	5	1	3	3	0	2	0	0	0	0	0	0	2											
46 Tyler Clippard, R	(8, 1)	0.1	B	3	1	0	0	0	0	0	1	0	0	0	0	0											
12 Juan Lagares, R OBP: 0.282, SLG: 0.335	(9, 8)	1.0		4	1	0	0	1	0	0	0	0	0	0	0	0											
11 Rubén Tejada, R OBP: 0.330, SLG: 0.350	(1, 6)	0.2	L	5	1	3	3	0	2	0	0	0	0	0	0	2											
Inning Stats	R: 0 E: 0 K: 1 S: 7	H: 0 LOB: 0 BB: 0 P: 9	R: 1 E: 0 K: 1 S: 6	H: 1 LOB: 0 BB: 0 P: 6	R: 0 E: 0 K: 1 S: 7	H: 0 LOB: 1 BB: 1 P: 12	R: 0 E: 0 K: 0 S: 5	H: 0 LOB: 0 BB: 0 P: 8	R: 0 E: 0 K: 1 S: 15	H: 0 LOB: 2 BB: 1 P: 27	R: 0 E: 0 K: 1 S: 8	H: 0 LOB: 0 BB: 0 P: 13	R: 3 E: 0 K: 0 S: 18	H: 2 LOB: 2 BB: 2 P: 37	R: 0 E: 0 K: 1 S: 10	H: 1 LOB: 1 BB: 0 P: 10	1B: 3 2B: 0 3B: 0 HR: 1	SF: 0 SAC: 0 DP: 0 HBP: 1	WP: 2 PB: 0 SB: 0 CS: 0	PA: 34							
PITCHER	IP	WLS	BF	H	R	ER	SO	BB	IBB	HBP	BLK	WP	HR	S	P	ERA	WHIP										
55 Jon Gray, R ERA: 2.7	(1, 1)	6.0	L	22	1	1	1	5	2	0	0	0	1	48	75	1.50	0.500										
60 Justin Miller, R ERA: 3.0	(7, 1)	0.2	L	5	1	3	3	0	2	0	0	0	1	13	26	40.50	4.500										
48 Boone Logan, L ERA: 4.8	(7, 1)	0.1	B	3	1	0	0	0	0	0	1	0	0	5	11	0.00	3.000										
45 Scott Oberg, R ERA: 5.54	(8, 1)	1.0		4	1	0	0	1	0	0	0	0	0	10	10	0.00	1.000										


AB	29
R	4
H	4
RBI	4
BB	4
SO	6
LOB	12



Batter	1	2	3	4	5	6	7	8	9	AB	R	H	RBI	BB	SO	LOB	TOP										
19 Charlie Blackmon, L (1,8) OBP: 0.311, SLG: 0.461	F7		G3			G4-3			G4-3	4	0	0	0	0	0	0	Colorado Rockies @ New York Mets Citi Field, Flushing, NY Tue Aug 11 2015, 7:12 PM - 9:58 PM EDT Att: 25,611 - Cloudy - 78 F										
7 José Reyes, S (1,6) OBP: 0.311, SLG: 0.370	G4-3			L8		L9			G4-3 2B	4	0	1	0	0	0	0											
5 Carlos González, L (1,9) OBP: 0.334, SLG: 0.542	G4-3			K		F7			G4-3	4	0	0	0	0	1	1											
28 Nolan Arenado, R (1,5) OBP: 0.316, SLG: 0.552		L7			1B				F7	4	0	1	0	0	0	1											
10 Ben Paulsen, L (1,3) OBP: 0.347, SLG: 0.505		K			L7					3	0	1	0	0	1	1											
9 DJ LeMahieu, R (1,4) OBP: 0.377, SLG: 0.405										3	0	1	0	0	1	1											
4 Nick Hundley, R (1,2) OBP: 0.339, SLG: 0.465										3	0	0	0	0	1	1											
16 Kyle Parker, R (1,7) OBP: 0.235, SLG: 0.303										3	0	1	0	0	0	0											
52 Chris Rusin, L (1,1) OBP: 0.231, SLG: 0.346										2	0	0	0	0	0	1											
63 Rafael Betancourt, R (7,1) OBP: 0.291, SLG: 0.359										0	0	0	0	0	0	0											
3 Daniel Descalso, L (8,PH) OBP: 0.291, SLG: 0.359										0	0	0	0	0	0	0											
66 John Axford, R (8,1)										0	0	0	0	0	0	0											
48 Boone Logan, R (8,1)										0	0	0	0	0	0	0											
Inning Stats	R: 0 E: 0 K: 0 S: 6	H: 0 LOB: 0 BB: 0 P: 10	R: 0 E: 0 K: 1 S: 12	H: 1 LOB: 1 BB: 0 P: 16	R: 0 E: 0 K: 1 S: 12	H: 0 LOB: 0 BB: 0 P: 11	R: 0 E: 0 K: 1 S: 12	H: 1 LOB: 1 BB: 0 P: 19	R: 0 E: 0 K: 2 S: 12	H: 1 LOB: 1 BB: 0 P: 17	R: 0 E: 0 K: 0 S: 4	H: 0 LOB: 0 BB: 0 P: 6	R: 0 E: 0 K: 0 S: 6	H: 1 LOB: 1 BB: 0 P: 8	R: 0 E: 0 K: 0 S: 6	H: 0 LOB: 0 BB: 0 P: 10	R: 0 E: 0 K: 0 S: 8	H: 1 LOB: 1 BB: 0 P: 13	1B: 3 2B: 3 3B: 0 HR: 0	SF: 0 SAC: 0 DP: 1 HBP: 0	WP: 0 PB: 0 SB: 1 CS: 0	PA: 31					
PITCHER	IP	WLS	BF	H	R	ER	SO	BB	IBB	HBP	BLK	WP	HR	S	P	ERA	WHIP										
33 Matt Harvey, R (1,1) ERA: 2.61	8.0	W	27	4	0	0	4	0	0	0	0	0	0	66	97	0.00	0.500										
44 Eric O'Flaherty, L (9,1) ERA: 6.85	1.0		4	1	0	0	0	0	0	0	0	0	0	8	13	0.00	1.000										

Batter	1	2	3	4	5	6	7	8	9	AB	R	H	RBI	BB	SO	LOB	BOTTOM										
12 Juan Lagares, R (1,8) OBP: 0.286, SLG: 0.344										5	0	3	2	0	1	0	Colorado Rockies @ New York Mets Citi Field, Flushing, NY Tue Aug 11 2015, 7:12 PM - 9:58 PM EDT Att: 25,611 - Cloudy - 78 F										
28 Daniel Murphy, L (1,3) OBP: 0.331, SLG: 0.417										5	0	2	0	0	0	1											
52 Yoenis Cespedes, R (1,7) OBP: 0.319, SLG: 0.490										4	0	0	0	0	1	3											
2 Juan Uribe, R (1,5) OBP: 0.316, SLG: 0.404										4	0	0	0	0	1	3											
23 Michael Cuddyer, R (1,9) OBP: 0.305, SLG: 0.382										4	2	2	0	0	0	0											
44 Eric O'Flaherty, L (9,1)										0	0	0	0	0	0	0											
4 Wilmer Flores, R (1,4) OBP: 0.286, SLG: 0.392										4	0	2	0	0	0	2											
7 Travis d'Arnaud, R (1,2) OBP: 0.333, SLG: 0.495										3	1	1	0	1	0	2											
11 Rubén Tejada, R (1,6) OBP: 0.336, SLG: 0.351										2	1	1	1	2	0	1											
33 Matt Harvey, R (1,1) ERA: 4.43	6.0	L	27	8	1	1	5	0	1	0	0	0	0	64	96	1.50		1.333									
3 Curtis Granderson, L (8,PH) OBP: 0.330, SLG: 0.445	0.1		3	2	0	0	0	1	0	0	0	0	0	8	16	0.00	9.000										
PITCHER	IP	WLS	BF	H	R	ER	SO	BB	IBB	HBP	BLK	WP	HR	S	P	ERA	WHIP										
52 Chris Rusin, L (1,1) ERA: 4.43	6.0	L	27	8	1	1	5	0	1	0	0	0	0	64	96	1.50	1.333										
63 Rafael Betancourt, R (7,1) ERA: 5.3	1.0		3	0	0	0	0	0	0	0	0	0	0	7	9	0.00	0.000										
66 John Axford, R (8,1) ERA: 4.91	0.2		5	1	3	3	0	2	0	0	0	0	0	10	22	40.50	4.500										
48 Boone Logan, L (8,1) ERA: 4.75	0.1		3	2	0	0	0	1	0	0	0	0	0	8	16	0.00	9.000										
Inning Stats	R: 0 E: 0 K: 0 S: 8	H: 1 LOB: 1 BB: 0 P: 13	R: 0 E: 0 K: 0 S: 9	H: 1 LOB: 1 BB: 0 P: 15	R: 0 E: 0 K: 1 S: 12	H: 2 LOB: 2 BB: 0 P: 15	R: 0 E: 0 K: 1 S: 10	H: 1 LOB: 2 BB: 1 P: 18	R: 0 E: 0 K: 1 S: 7	H: 0 LOB: 0 BB: 0 P: 10	R: 1 E: 0 K: 2 S: 18	H: 3 LOB: 2 BB: 0 P: 25	R: 0 E: 0 K: 0 S: 7	H: 0 LOB: 0 BB: 0 P: 9	R: 0 E: 0 K: 0 S: 18	H: 3 LOB: 3 BB: 3 P: 38	R: 3 E: 0 K: 0 S: 18	H: 3 LOB: 3 BB: 3 P: 38	1B: 8 2B: 3 3B: 0 HR: 0	SF: 0 SAC: 0 DP: 0 HBP: 0	WP: 0 PB: 0 SB: 1 CS: 0	PA: 38					

AB	31
R	0
H	5
RBI	0
BB	0
SO	4
LOB	6



Batter	1	2	3	4	5	6	7	8	9	AB	R	H	RBI	BB	SO	LOB	TOP					
19 Charlie Blackmon, L (1,8) OBP: 0.350, SLG: 0.457	G4-3		G3-1		K			F7		4	0	0	0	0	1	2	Colorado Rockies @ New York Mets Citi Field, Flushing, NY Wed Aug 12 2015, 7:11 PM - 9:45 PM EDT Att: 37,175 - Partly Cloudy - 79 F					
7 José Reyes, S (1,6) OBP: 0.310, SLG: 0.369	1B		G1-3			G4-3		P5		4	0	1	0	0	0	0						
5 Carlos González, L (1,9) OBP: 0.333, SLG: 0.538	K			F8		BB		F9		3	0	0	0	1	1							
28 Nolan Arenado, R (1,5) OBP: 0.313, SLG: 0.547	L6			K		FC5-4		F7		4	0	0	0	0	1	2						
10 Ben Paulsen, L (1,3) OBP: 0.346, SLG: 0.498	P6			K				K		3	0	0	0	1	2	0						
9 DJ LeMahieu, R (1,4) OBP: 0.378, SLG: 0.408	K				2B			K		4	0	2	0	0	2	2						
8 Michael McKenry, R (1,2) OBP: 0.327, SLG: 0.398					BB			1B		2	0	0	0	2	1	1						
1 Brandon Barnes, R (1,7) OBP: 0.330, SLG: 0.335					K			B1-3		3	0	0	0	0	2	3						
29 Jorge De La Rosa, L (1,1) OBP: 0.081, SLG: 0.081								K2-3		1	0	0	0	0	1	0						
12 Matt McBride, R (7,PH) 36 Christian Bergman, R (7,1)										1	0	0	0	0	1	0						
										0	0	0	0	0	0	0						
Inning Stats	R: 0 E: 0 K: 1 S: 13	H: 1 LOB: 1 BB: 0 P: 15	R: 0 E: 0 K: 2 S: 8	H: 0 LOB: 1 BB: 1 P: 15	R: 0 E: 0 K: 1 S: 8	H: 0 LOB: 0 BB: 0 P: 9	R: 0 E: 0 K: 2 S: 10	H: 0 LOB: 0 BB: 0 P: 12	R: 0 E: 0 K: 1 S: 9	H: 1 LOB: 2 BB: 1 P: 16	R: 0 E: 0 K: 1 S: 15	H: 0 LOB: 0 BB: 0 P: 27	R: 0 E: 0 K: 1 S: 6	H: 0 LOB: 0 BB: 0 P: 9	R: 0 E: 0 K: 0 S: 5	H: 0 LOB: 1 BB: 0 P: 8	R: 0 E: 0 K: 2 S: 12	H: 1 LOB: 1 BB: 0 P: 17	1B: 2 2B: 1 3B: 0 HR: 0	SF: 0 SAC: 1 DP: 0 HBP: 0	WP: 0 PB: 0 SB: 1 CS: 0	PA: 34
PITCHER	IP WLS BF H R ER SO BB IBB HBP BLK WP HR S P ERA WHIP	7.0 W 27 2 0 0 10 4 0 0 0 0 0 69 103 0.00 0.857	1.0 H 3 0 0 0 0 0 0 0 0 0 5 8 0.00 0.000	1.0 S 4 1 0 0 2 0 0 0 0 0 12 17 0.00 1.000	PITCHER										IP WLS BF H R ER SO BB IBB HBP BLK WP HR S P ERA WHIP							

AB	29
R	0
H	3
RBI	0
BB	4
SO	12
LOB	11



Batter	1	2	3	4	5	6	7	8	9	AB	R	H	RBI	BB	SO	LOB	BOTTOM			
12 Juan Lagares, R (1,8) OBP: 0.285, SLG: 0.343	F9			2B	K			F9		4	1	1	0	0	1	0	Colorado Rockies @ New York Mets Citi Field, Flushing, NY Wed Aug 12 2015, 7:11 PM - 9:45 PM EDT Att: 37,175 - Partly Cloudy - 79 F			
3 Curtis Granderson, L (1,9) OBP: 0.347, SLG: 0.444	G6-3			G3		K		K		4	0	0	0	0	2	1				
52 Yoanis Céspedes, R (1,7) OBP: 0.319, SLG: 0.494	K			G5-3		G5-3		HR		4	1	1	1	0	1	1				
2 Juan Uribe, R (1,5) OBP: 0.321, SLG: 0.410				2B	2B	1B		BB		3	1	2	1	1	1	0				
23 Michael Cuddyer, R (1,3) OBP: 0.304, SLG: 0.380	G4-3			1B		FC6-4		P6		4	0	1	1	0	0	2				
4 Wilmer Flores, R (1,4) OBP: 0.287, SLG: 0.390	G5-3			1B						2	0	0	0	1	0	0				
7 Travis d'Aarud, R (1,2) OBP: 0.342, SLG: 0.495				BB				1B		2	0	1	0	1	0	2				
11 Rubén Tejada, R (1,6) OBP: 0.332, SLG: 0.347				BB				F8		3	0	0	0	0	1	2				
48 Jacob deGrom, L (1,1) ERA: 4.75										2	0	0	0	0	2	0				
30 Michael Conforto, L (7,PH) 46 Tyler Clippard, R (8,1) 27 Jeirys Familia, R (9,1)								P6		1	0	0	0	0	0	1				
										0	0	0	0	0	0	0				
										0	0	0	0	0	0	0				
Inning Stats	R: 0 E: 0 K: 1 S: 8	H: 0 LOB: 0 BB: 0 P: 9	R: 0 E: 0 K: 1 S: 10	H: 0 LOB: 0 BB: 0 P: 15	R: 0 E: 0 K: 1 S: 6	H: 0 LOB: 1 BB: 1 P: 13	R: 2 E: 0 K: 0 S: 15	H: 3 LOB: 2 BB: 1 P: 23	R: 0 E: 0 K: 3 S: 9	H: 0 LOB: 0 BB: 0 P: 13	R: 0 E: 0 K: 1 S: 11	H: 1 LOB: 1 BB: 0 P: 19	R: 0 E: 0 K: 0 S: 12	H: 1 LOB: 0 BB: 0 P: 18	R: 1 E: 0 K: 1 S: 12	H: 1 LOB: 1 BB: 1 P: 21	1B: 4 2B: 1 3B: 0 HR: 1	SF: 0 SAC: 0 DP: 1 HBP: 0	WP: 1 PB: 0 SB: 0 CS: 0	PA: 32
PITCHER	IP WLS BF H R ER SO BB IBB HBP BLK WP HR S P ERA WHIP	6.0 L 23 4 2 2 7 2 0 0 0 0 1 0 59 92 3.00 1.000	2.0 9 2 1 1 1 1 0 0 0 0 0 1 24 39 4.50 1.500	PITCHER										IP WLS BF H R ER SO BB IBB HBP BLK WP HR S P ERA WHIP						



Batter	1	2	3	4	5	6	7	8	9	AB	R	H	RBI	BB	SO	LOB	TOP							
19 Charlie Blackmon, L (1.8) OBP: 0.349, SLG: 0.454 54 Tommy Kahnle, R (8.1) 60 Justin Miller, R (8.1)										3	1	0	0	1	1	1								
9 DJ LeMahieu, R (1.4) OBP: 0.331, SLG: 0.415										3	1	1	1	1	0	1								
5 Carlos González, L (1.9) OBP: 0.331, SLG: 0.534 10 Ben Paulsen, L (8.3)										3	0	0	1	0	1	1								
28 Nolan Arenado, R (1.5) 8 Michael McKenry, R (9, PH) OBP: 0.331, SLG: 0.398										3	1	1	1	0	1	0								
12 Matt McBride, R (1.3) (8.9)										4	0	0	0	0	0	1								
3 Daniel Descalso, L (1.6) OBP: 0.292, SLG: 0.359										3	0	1	0	0	0	0								
4 Nick Hundley, R (1.2) OBP: 0.335, SLG: 0.461										3	0	0	0	0	0	1								
16 Kyle Parker, R (1.7) OBP: 0.270, SLG: 0.314										2	0	1	0	1	1	0								
31 Eddie Butler, R (11.1) Chris Robles, R (5, PH) 45 Scott Oberg, R (5.1) 53 Christian Friedrich, R (8.1) 66 John Axford, R (7.1) 1 Brandon Barnes, R (8.8) OBP: 0.328, SLG: 0.333										1	0	0	0	0	1	1								
Inning Stats	R: 2 E: 0 K: 2 S: 12	H: 2 LOB: 0 BB: 0 P: 17	R: 0 E: 0 K: 1 S: 11	H: 2 LOB: 1 BB: 0 P: 15	R: 1 E: 0 K: 1 S: 10	H: 0 LOB: 0 BB: 1 P: 17	R: 0 E: 0 K: 0 S: 7	H: 0 LOB: 0 BB: 0 P: 13	R: 0 E: 0 K: 1 S: 9	H: 0 LOB: 0 BB: 0 P: 17	R: 0 E: 0 K: 0 S: 5	H: 0 LOB: 0 BB: 0 P: 10	R: 0 E: 0 K: 0 S: 4	H: 0 LOB: 0 BB: 0 P: 5	R: 0 E: 0 K: 1 S: 6	H: 0 LOB: 0 BB: 1 P: 12	R: 0 E: 0 K: 0 S: 8	H: 0 LOB: 1 BB: 1 P: 14	1B: 2 2B: 0 3B: 0 HR: 2	SF: 0 SAC: 0 DP: 3 HBP: 0	WP: 0 PB: 0 SB: 1 CS: 0	PA: 32		
PITCHER	IP WLS BF H R ER SO BB IBB HBP BLK WP HR S P ERA WHIP	IP WLS BF H R ER SO BB IBB HBP BLK WP HR S P ERA WHIP	IP WLS BF H R ER SO BB IBB HBP BLK WP HR S P ERA WHIP	IP WLS BF H R ER SO BB IBB HBP BLK WP HR S P ERA WHIP	IP WLS BF H R ER SO BB IBB HBP BLK WP HR S P ERA WHIP	IP WLS BF H R ER SO BB IBB HBP BLK WP HR S P ERA WHIP	IP WLS BF H R ER SO BB IBB HBP BLK WP HR S P ERA WHIP	IP WLS BF H R ER SO BB IBB HBP BLK WP HR S P ERA WHIP	IP WLS BF H R ER SO BB IBB HBP BLK WP HR S P ERA WHIP	IP WLS BF H R ER SO BB IBB HBP BLK WP HR S P ERA WHIP	IP WLS BF H R ER SO BB IBB HBP BLK WP HR S P ERA WHIP	IP WLS BF H R ER SO BB IBB HBP BLK WP HR S P ERA WHIP	IP WLS BF H R ER SO BB IBB HBP BLK WP HR S P ERA WHIP	IP WLS BF H R ER SO BB IBB HBP BLK WP HR S P ERA WHIP	IP WLS BF H R ER SO BB IBB HBP BLK WP HR S P ERA WHIP	IP WLS BF H R ER SO BB IBB HBP BLK WP HR S P ERA WHIP	IP WLS BF H R ER SO BB IBB HBP BLK WP HR S P ERA WHIP	IP WLS BF H R ER SO BB IBB HBP BLK WP HR S P ERA WHIP	IP WLS BF H R ER SO BB IBB HBP BLK WP HR S P ERA WHIP	IP WLS BF H R ER SO BB IBB HBP BLK WP HR S P ERA WHIP	IP WLS BF H R ER SO BB IBB HBP BLK WP HR S P ERA WHIP	IP WLS BF H R ER SO BB IBB HBP BLK WP HR S P ERA WHIP	IP WLS BF H R ER SO BB IBB HBP BLK WP HR S P ERA WHIP	IP WLS BF H R ER SO BB IBB HBP BLK WP HR S P ERA WHIP

Colorado Rockies @ New York Mets
 Citi Field, Flushing, NY
 Thu Aug 13 2015, 12:13 PM - 3:06 PM EDT
 Att: 36,573 - Sunny - 78 F

AB	28
R	3
H	4
RBI	3
BB	4
SO	6
LOB	7



Batter	1	2	3	4	5	6	7	8	9	AB	R	H	RBI	BB	SO	LOB	BOTTOM							
3 Curtis Granderson, L (1.9) OBP: 0.348, SLG: 0.450										3	2	1	3	1	0	0								
52 Yoenis Cespedes, R (1.8) OBP: 0.319, SLG: 0.496 11 Rubén Tejada, R (9.6) OBP: 0.332, SLG: 0.347										5	1	2	1	0	2	1								
28 Daniel Murphy, L (1.3) OBP: 0.329, SLG: 0.417 39 Bobby Parnell, R (9.1)										5	1	1	1	0	0	2								
2 Juan Uribe, R (1.5) OBP: 0.320, SLG: 0.411										4	1	1	1	0	1	1								
55 Kelly Johnson, L (1.4) OBP: 0.308, SLG: 0.446										4	1	3	3	0	1	0								
7 Travis d'Arnaud, R (1.2) OBP: 0.331, SLG: 0.477										4	0	0	0	0	1	2								
30 Michael Conforto, L (1.7) OBP: 0.346, SLG: 0.395										3	3	2	0	1	1	1								
4 Wilmer Flores, R (1.6) OBP: 0.289, SLG: 0.390										3	2	1	0	1	0	1								
34 Noah Syndergaard, L (1.1) OBP: 0.161, SLG: 0.258 47 Hansel Robles, R (8.1) 12 Juan Lagares, R (8, PH) OBP: 0.287, SLG: 0.353										2	0	0	0	0	1	1								
Inning Stats	R: 3 E: 0 K: 2 S: 18	H: 3 LOB: 1 BB: 1 P: 30	R: 0 E: 0 K: 0 S: 10	H: 0 LOB: 0 BB: 0 P: 13	R: 1 E: 0 K: 1 S: 19	H: 2 LOB: 1 BB: 0 P: 25	R: 2 E: 0 K: 1 S: 13	H: 2 LOB: 0 BB: 0 P: 20	R: 1 E: 0 K: 1 S: 11	H: 1 LOB: 0 BB: 0 P: 18	R: 2 E: 0 K: 0 S: 9	H: 1 LOB: 1 BB: 2 P: 19	R: 0 E: 0 K: 1 S: 8	H: 0 LOB: 0 BB: 0 P: 13	R: 3 E: 0 K: 1 S: 20	H: 3 LOB: 0 BB: 0 P: 28	R: 0 E: 0 K: 0 S: 0	H: 0 LOB: 0 BB: 0 P: 0	1B: 3 2B: 6 3B: 0 HR: 3	SF: 1 SAC: 1 DP: 0 HBP: 0	WP: 0 PB: 0 SB: 0 CS: 0	PA: 39		
PITCHER	IP WLS BF H R ER SO BB IBB HBP BLK WP HR S P ERA WHIP	IP WLS BF H R ER SO BB IBB HBP BLK WP HR S P ERA WHIP	IP WLS BF H R ER SO BB IBB HBP BLK WP HR S P ERA WHIP	IP WLS BF H R ER SO BB IBB HBP BLK WP HR S P ERA WHIP	IP WLS BF H R ER SO BB IBB HBP BLK WP HR S P ERA WHIP	IP WLS BF H R ER SO BB IBB HBP BLK WP HR S P ERA WHIP	IP WLS BF H R ER SO BB IBB HBP BLK WP HR S P ERA WHIP	IP WLS BF H R ER SO BB IBB HBP BLK WP HR S P ERA WHIP	IP WLS BF H R ER SO BB IBB HBP BLK WP HR S P ERA WHIP	IP WLS BF H R ER SO BB IBB HBP BLK WP HR S P ERA WHIP	IP WLS BF H R ER SO BB IBB HBP BLK WP HR S P ERA WHIP	IP WLS BF H R ER SO BB IBB HBP BLK WP HR S P ERA WHIP	IP WLS BF H R ER SO BB IBB HBP BLK WP HR S P ERA WHIP	IP WLS BF H R ER SO BB IBB HBP BLK WP HR S P ERA WHIP	IP WLS BF H R ER SO BB IBB HBP BLK WP HR S P ERA WHIP	IP WLS BF H R ER SO BB IBB HBP BLK WP HR S P ERA WHIP	IP WLS BF H R ER SO BB IBB HBP BLK WP HR S P ERA WHIP	IP WLS BF H R ER SO BB IBB HBP BLK WP HR S P ERA WHIP	IP WLS BF H R ER SO BB IBB HBP BLK WP HR S P ERA WHIP	IP WLS BF H R ER SO BB IBB HBP BLK WP HR S P ERA WHIP	IP WLS BF H R ER SO BB IBB HBP BLK WP HR S P ERA WHIP	IP WLS BF H R ER SO BB IBB HBP BLK WP HR S P ERA WHIP	IP WLS BF H R ER SO BB IBB HBP BLK WP HR S P ERA WHIP	IP WLS BF H R ER SO BB IBB HBP BLK WP HR S P ERA WHIP

Colorado Rockies @ New York Mets
 Citi Field, Flushing, NY
 Thu Aug 13 2015, 12:13 PM - 3:06 PM EDT
 Att: 36,573 - Sunny - 78 F

AB	34
R	12
H	12
RBI	12
BB	3
SO	7
LOB	9



Batter	1	2	3	4	5	6	7	8	9	AB	R	H	RBI	BB	SO	LOB	TOP			
26 Yangelis Solarte, S OBP: 0.321, SLG: 0.406	G1-3	FC4-6		K			FC1-6 27 2B		27 3B BB	4	2	0	0	1	1	3				
3 Derek Norris, R OBP: 0.288, SLG: 0.408	27 HR	K					K		K	5	2	2	1	0	3	3				
27 Matt Kemp, R OBP: 0.309, SLG: 0.415	HR					G6-3	9 HR		9 2-1 3B	5	2	4	4	0	0	0				
10 Justin Upton, R OBP: 0.336, SLG: 0.446	9 2B					G5-3	9 HR		K	3	2	1	0	2	1	1				
9 Jedd Gyorko, R OBP: 0.299, SLG: 0.373						G6-4-3			2-1	4	1	2	4	0	0	2				
12 Clint Barmes, R OBP: 0.297, SLG: 0.379	F9					L7			2-1	4	0	0	0	0	0	2				
18 Austin Hedges, R OBP: 0.235, SLG: 0.282	L7								G4-3	3	0	0	0	0	2	1				
23 Yonder Alonso, L OBP: 0.351, SLG: 0.363										1	0	0	0	0	0	0				
2 B.J. Upton, R OBP: 0.293, SLG: 0.357		G6-3							P2	4	0	1	0	0	0	0				
36 Tyson Ross, R ERA: 4.18										1	0	1	0	0	0	0				
20 Bud Norris, R ERA: 6.85										0	0	0	0	0	0	0				
25 Will Venable, L ERA: 4.01										0	0	0	0	0	0	0				
45 Marc Rzepczynski, L ERA: 4.01										0	0	0	0	0	0	0				
56 Shawn Kelley, R ERA: 2.79										0	0	0	0	0	0	0				
15 Cory Spangenberg, L ERA: 2.17										0	0	0	0	0	0	0				
53 Joaquin Benoit, R ERA: 2.17										0	0	0	0	0	0	0				
46 Craig Kimbrel, R ERA: 2.17										0	0	0	0	0	0	0				
Inning Stats	R: 3 E: 0 K: 0 S: 17	H: 4 LOB: 1 BB: 0 P: 22	R: 0 E: 0 K: 1 S: 10	H: 1 LOB: 1 BB: 0 P: 14	R: 0 E: 0 K: 0 S: 10	H: 1 LOB: 1 BB: 1 P: 17	R: 0 E: 0 K: 2 S: 12	H: 1 LOB: 0 BB: 0 P: 10	R: 0 E: 0 K: 1 S: 7	H: 0 LOB: 0 BB: 0 P: 9	R: 4 E: 0 K: 1 S: 20	H: 3 LOB: 0 BB: 1 P: 30	R: 0 E: 0 K: 0 S: 4	H: 0 LOB: 0 BB: 0 P: 5	R: 1 E: 0 K: 2 S: 10	H: 1 LOB: 1 BB: 1 P: 18	1B: 6 2B: 2 HR: 3	SF: 0 SAC: 1 HBP: 0	WP: 1 PB: 0 SB: 0 CS: 0	PA: 40
PITCHER	IP WLS BF H R ER SO BB IBB HBP BLK WP HR S P ERA WHIP																			
58 Yohan Flande, L ERA: 5.79	(1, 1)	6.0	26	8	4	4	4	1	0	0	0	0	1	2	64	86	6.00	1.500		
67 Ken Roberts, L ERA: 5.79	(7, 1)	0.1	L	2	1	1	1	0	0	0	0	0	0	0	3	4	27.00	3.000		
63 Rafael Betancourt, R ERA: 5.94	(7, 1)	0.2		5	2	3	3	1	0	1	0	0	0	1	17	26	40.50	3.000		
62 Gonzalez Germen, R ERA: 5.3	(8, 1)	1.0		3	0	0	0	0	0	0	0	0	0	4	5	0.00	0.000			
60 Justin Miller, R ERA: 3.31	(9, 1)	1.0		5	1	1	1	2	1	0	0	0	0	10	18	9.00	2.000			

San Diego Padres @ Colorado Rockies
Coors Field, Denver, CO
Fri Aug 14 2015, 6:43 PM - 9:52 PM MDT
Att: 33,697 - Partly Cloudy - 80 F


AB	36
R	9
H	12
RBI	9
BB	3
SO	7
LOB	12



Batter	1	2	3	4	5	6	7	8	9	AB	R	H	RBI	BB	SO	LOB	BOTTOM					
19 Charlie Blackmon, L OBP: 0.350, SLG: 0.452	5 E1					L3			G4-3	4	0	1	0	1	0	2						
7 José Reyes, S OBP: 0.305, SLG: 0.366	L8					G4-3			L7	5	0	1	0	0	0	2						
5 Carlos González, L OBP: 0.329, SLG: 0.530	E1								P6	5	2	1	0	0	1	2						
28 Nolan Arenado, R OBP: 0.318, SLG: 0.561	HR								E5	4	1	3	2	1	1	0						
10 Ben Paulsen, L OBP: 0.341, SLG: 0.487	G6-3								K	4	0	0	0	1	2	2						
9 DJ LeMahieu, R OBP: 0.380, SLG: 0.421									L5	4	1	2	0	0	0	4						
4 Nick Hundley, R OBP: 0.334, SLG: 0.465	G6-3								F8	4	1	1	0	0	0	2						
1 Brandon Barnes, R OBP: 0.332, SLG: 0.349	K								3	3	0	2	2	0	1	1						
58 Yohan Flande, L ERA: 5.79										2	0	0	0	0	2	1						
12 Matt McIntyre, R ERA: 6.85										1	0	0	0	0	0	1						
67 Ken Roberts, L ERA: 5.79										0	0	0	0	0	0	0						
63 Rafael Betancourt, R ERA: 5.94										0	0	0	0	0	0	0						
62 Gonzalez Germen, R ERA: 5.3										0	0	0	0	0	0	0						
3 Daniel Descalso, L ERA: 2.79										1	0	0	0	0	1	1						
60 Justin Miller, R ERA: 3.31										0	0	0	0	0	0	0						
Inning Stats	R: 2 E: 1 K: 0 S: 14	H: 1 LOB: 0 BB: 1 P: 26	R: 0 E: 0 K: 2 S: 10	H: 1 LOB: 1 BB: 0 P: 14	R: 0 E: 0 K: 0 S: 14	H: 1 LOB: 3 BB: 2 P: 26	R: 1 E: 0 K: 1 S: 14	H: 2 LOB: 1 BB: 0 P: 20	R: 0 E: 0 K: 2 S: 10	H: 0 LOB: 0 BB: 0 P: 14	R: 1 E: 0 K: 0 S: 10	H: 2 LOB: 1 BB: 0 P: 12	R: 1 E: 0 K: 1 S: 14	H: 2 LOB: 1 BB: 0 P: 19	R: 0 E: 0 K: 1 S: 10	H: 1 LOB: 1 BB: 0 P: 14	R: 0 E: 0 K: 1 S: 9	H: 1 LOB: 1 BB: 0 P: 13	1B: 6 2B: 2 HR: 1	SF: 1 SAC: 0 HBP: 0	WP: 0 PB: 0 SB: 4 CS: 0	PA: 41
PITCHER	IP WLS BF H R ER SO BB IBB HBP BLK WP HR S P ERA WHIP																					
38 Tyson Ross, R ERA: 3.4	(1, 1)	5.0		6	4	2	5	3	0	0	0	0	0	9	11	0.00	1.000					
20 Bud Norris, R ERA: 6.85	(6, 1)	1.0	W	4	1	0	0	0	0	0	0	0	0	6	9	0.00	3.000					
45 Marc Rzepczynski, L ERA: 4.01	(7, 1)	0.1		2	1	1	0	0	0	0	0	0	0	8	9	0.00	3.000					
56 Shawn Kelley, R ERA: 2.79	(7, 1)	0.2		3	1	0	0	1	0	0	0	0	0	8	10	0.00	1.500					
53 Joaquin Benoit, R ERA: 2.17	(8, 1)	1.0	H	4	1	0	0	1	0	0	0	0	0	10	14	0.00	1.000					

San Diego Padres @ Colorado Rockies
Coors Field, Denver, CO
Fri Aug 14 2015, 6:43 PM - 9:52 PM MDT
Att: 33,697 - Partly Cloudy - 80 F

AB	37
R	5
H	11
RBI	4
BB	3
SO	8
LOB	18



Batter	1	2	3	4	5	6	7	8	9	AB	R	H	RBI	BB	SO	LOB	TOP										
26 Yanqun Solaris, S OBP: 0.322, SLG: 0.405										3	1	1	1	1	0	0	San Diego Padres @ Colorado Rockies Coors Field, Denver, CO Sat Aug 15 2015, 6:13 PM - 9:26 PM MDT Att: 37,554 - Cloudy - 91 F										
23 Yonder Alonso, L OBP: 0.362, SLG: 0.363 18 Austin Hedges, R OBP: 0.233, SLG: 0.278										3	1	1	0	1	0	1											
27 Matt Kemp, R OBP: 0.310, SLG: 0.415										3	1	1	1	1	2	0											
10 Justin Upton, R OBP: 0.337, SLG: 0.448										5	1	2	1	0	1	3											
9 Jedd Gyorko, R OBP: 0.298, SLG: 0.375										4	0	1	2	0	0	2											
3 Derek Norris, R OBP: 0.290, SLG: 0.412										4	1	2	0	0	1	1											
5 Alexi Amarista, L OBP: 0.259, SLG: 0.297 15 Cory Spangenberg, L OBP: 0.306, SLG: 0.358 12 Clint Barmes, R OBP: 0.297, SLG: 0.379										3	0	0	0	0	0	1											
2 B.J. Upton, R OBP: 0.291, SLG: 0.362										4	1	1	0	0	1	1											
34 Andrew Cashner, R ERA: 3.36, SLG: 0.111 45 Marc Rzepczynski, L ERA: 3.96 20 Bud Norris, R ERA: 6.78 25 Will Venable, L ERA: 4.05 59 Kevin Quackenbush, R ERA: 4.05 39 Brett Wallace, L ERA: 2.53 46 Craig Kimbrel, R ERA: 2.53										2	0	0	0	0	0	2											
Inning Stats	R: 1 H: 2 E: 0 K: 0 S: 8	H: 2 LOB: 1 BB: 0 P: 12	R: 0 H: 1 E: 0 K: 1 S: 10	H: 1 LOB: 1 BB: 0 P: 14	R: 0 H: 0 E: 0 K: 1 S: 6	H: 0 LOB: 0 BB: 0 P: 7	R: 0 H: 1 E: 0 K: 1 S: 14	H: 1 LOB: 0 BB: 0 P: 19	R: 0 H: 0 E: 0 K: 2 S: 12	H: 0 LOB: 0 BB: 0 P: 17	R: 3 H: 3 E: 0 K: 1 S: 20	H: 3 LOB: 1 BB: 1 P: 32	R: 0 H: 0 E: 0 K: 1 S: 10	H: 1 LOB: 0 BB: 0 P: 13	R: 3 H: 3 E: 1 K: 0 S: 12	H: 3 LOB: 2 BB: 1 P: 19		1B: 7 2B: 4 3B: 0 HR: 0	SF: 2 SAC: 0 DP: 0 HBP: 0	WP: 1 PB: 0 SB: 1 CS: 0	PA: 41						
PITCHER	IP	WLS	BF	H	R	ER	SO	BB	IBB	HBP	BLK	WP	HR	S	P	ERA	WHIP										
55 Jon Gray, R ERA: 2.4	5.0		18	4	1	1	5	0	0	0	0	0	0	50	69	1.80	0.800										
62 Gonzalez Germen, R ERA: 6.41	1.0	B	7	3	3	3	1	1	0	0	0	1	0	20	32	27.00	4.000										
45 Scott Oberg, R ERA: 5.9	1.0	H	4	0	0	0	1	1	0	0	0	0	0	10	17	0.00	1.000										
66 John Axford, R ERA: 4.66	1.0	H	3	1	0	0	1	0	0	0	0	0	0	9	13	0.00	1.000										
54 Tommy Kahnle, R ERA: 3.66	1.0	L	8	3	3	2	0	1	0	0	0	0	0	12	19	18.00	4.000										

Batter	1	2	3	4	5	6	7	8	9	AB	R	H	RBI	BB	SO	LOB	BOTTOM										
19 Charlie Blackmon, L OBP: 0.353, SLG: 0.457										4	1	3	0	0	1	1	San Diego Padres @ Colorado Rockies Coors Field, Denver, CO Sat Aug 15 2015, 6:13 PM - 9:26 PM MDT Att: 37,554 - Cloudy - 91 F										
7 José Reyes, S OBP: 0.305, SLG: 0.366										3	1	1	0	0	0	2											
5 Carlos González, L OBP: 0.329, SLG: 0.526										3	1	0	1	1	0	2											
28 Nolan Arenado, R OBP: 0.320, SLG: 0.561										4	0	2	2	0	0	0											
10 Ben Paulsen, L OBP: 0.336, SLG: 0.480										3	0	0	1	0	1	1											
9 DJ LeMahieu, R OBP: 0.379, SLG: 0.419										4	1	1	0	0	1	0											
4 Nick Hundley, R OBP: 0.339, SLG: 0.468										4	0	3	1	0	0	0											
16 Kyle Parker, R OBP: 0.250, SLG: 0.289 45 Scott Oberg, R ERA: 5.9 66 John Axford, R ERA: 4.66 54 Tommy Kahnle, R ERA: 3.66 3 Daniel Descalso, L OBP: 0.288, SLG: 0.353										3	0	0	0	0	2	3											
55 Jon Gray, R ERA: 2.4 12 Matt McBride, R ERA: 3.96 62 Gonzalez Germen, R ERA: 6.41 1 Brandon Barnes, R OBP: 0.329, SLG: 0.345										0	1	0	0	1	0	0											
Inning Stats	R: 1 H: 1 E: 0 K: 0 S: 9	H: 1 LOB: 1 BB: 0 P: 11	R: 0 H: 1 E: 0 K: 0 S: 9	H: 1 LOB: 1 BB: 0 P: 14	R: 2 H: 2 E: 0 K: 1 S: 18	H: 2 LOB: 1 BB: 1 P: 27	R: 0 H: 1 E: 0 K: 1 S: 9	H: 1 LOB: 0 BB: 0 P: 14	R: 0 H: 0 E: 0 K: 1 S: 9	H: 0 LOB: 0 BB: 0 P: 13	R: 2 H: 3 E: 0 K: 1 S: 16	H: 3 LOB: 1 BB: 1 P: 25	R: 0 H: 1 E: 0 K: 0 S: 6	H: 1 LOB: 0 BB: 0 P: 8	R: 0 H: 0 E: 0 K: 1 S: 10	H: 0 LOB: 0 BB: 0 P: 14		R: 0 H: 0 E: 1 K: 1 S: 9	H: 0 LOB: 1 BB: 0 P: 12	1B: 9 2B: 2 3B: 0 HR: 0	SF: 1 SAC: 1 DP: 1 HBP: 0	WP: 1 PB: 0 SB: 1 CS: 3	PA: 37				
PITCHER	IP	WLS	BF	H	R	ER	SO	BB	IBB	HBP	BLK	WP	HR	S	P	ERA	WHIP										
34 Andrew Cashner, R ERA: 4.2	5.0		22	7	5	4	2	2	0	0	0	0	0	59	89	7.20	1.800										
45 Marc Rzepczynski, L ERA: 3.96	0.1	B	1	0	0	0	0	0	0	0	0	1	0	3	6	0.00	0.000										
20 Bud Norris, R ERA: 6.78	0.2		3	2	0	0	1	0	0	0	0	0	0	8	9	0.00	3.000										
59 Kevin Quackenbush, R ERA: 4.05	2.0	W	6	1	0	0	1	0	0	0	0	0	0	16	22	0.00	0.500										
46 Craig Kimbrel, R ERA: 2.53	1.0	S	4	0	0	0	1	0	0	0	0	0	0	9	12	0.00	0.000										

livebaseballscorecards.com

AB 35
R 7
H 11
RBI 6
BB 3
SO 8
LOB 11

livebaseballscorecards.com


AB 32
R 5
H 10
RBI 5
BB 2
SO 5
LOB 10

Batter	1	2	3	4	5	6	7	8	9	AB	R	H	RBI	BB	SO	LOB	TOP			
15 Cory Spangenberg, L (1.5) OBP: 0.305, SLG: 0.355	G1-3			1B		L6		F8		4	0	1	0	0	0	0	San Diego Padres @ Colorado Rockies Coors Field, Denver, CO Sun Aug 16 2015, 2:12 PM - 4:42 PM MDT Att: 28,927 - Partly Cloudy - 85 F			
3 Derek Norris, R (1.3) OBP: 0.289, SLG: 0.410	G4-3			L8		10 BB 27 1B		G6-3		4	0	1	0	0	0	1				
27 Matt Kemp, R (1.9) OBP: 0.310, SLG: 0.413	F9			F9		10 BB		F9		4	0	1	0	0	0	1				
10 Justin Upton, R (1.7) OBP: 0.336, SLG: 0.444	F8			G5-3		BB		K		3	0	0	0	1	1					
9 Jedd Gyorko, R (1.4) OBP: 0.294, SLG: 0.369	G4-3			L7		G5-3		K		4	0	0	0	0	1	3				
12 Clint Barmes, R (1.6) OBP: 0.297, SLG: 0.378	P6			1B		G4-3		G4-3		3	0	1	0	0	0	0				
18 Austin Hedges, R (1.2) OBP: 0.225, SLG: 0.268				F7		G5-3		G5-3		3	0	0	0	0	0	1				
2 B.J. Upton, R (1.8) OBP: 0.292, SLG: 0.361				K		G5-3		G5-3		3	0	1	0	0	1	1				
22 Ian Kennedy, R (1.1) OBP: 0.125, SLG: 0.219				1B				G4-3		2	0	0	0	0	1	1				
56 Shawn Kelley, R (7.1) OBP: 0.322, SLG: 0.464				B1-6-4						0	0	0	0	0	0	0				
26 Yaneervis Solarte, S (8. PH) OBP: 0.297, SLG: 0.378										0	0	0	0	0	0	0				
59 Kevin Quackenbush, R (8.1) OBP: 0.297, SLG: 0.378										0	0	0	0	0	0	0				
Inning Stats	R: 0 E: 0 K: 0 S: 7	H: 0 LOB: 0 BB: 0 P: 11	R: 0 E: 0 K: 0 S: 8	H: 0 LOB: 0 BB: 0 P: 11	R: 0 E: 0 K: 0 S: 5	H: 1 LOB: 0 BB: 0 P: 6	R: 0 E: 0 K: 0 S: 9	H: 1 LOB: 1 BB: 0 P: 15	R: 0 E: 0 K: 1 S: 9	H: 1 LOB: 1 BB: 0 P: 13	R: 0 E: 0 K: 1 S: 14	H: 2 LOB: 3 BB: 1 P: 22	R: 0 E: 0 K: 0 S: 5	H: 0 LOB: 0 BB: 0 P: 6	R: 0 E: 0 K: 2 S: 9	H: 0 LOB: 0 BB: 0 P: 12	1B: 5 2B: 0 3B: 0 HR: 0	SF: 0 SAC: 0 DP: 1 HBP: 0	WP: 0 PB: 0 SB: 0 CS: 0	PA: 32
PITCHER 52 Chris Rusin, L (1.1) ERA: 3.99	IP: 9.0 WLS: W BF: 32 H: 5 R: 0 ER: 0 SO: 4 BB: 1 IBB: 0 HBP: 0 BLK: 0 WP: 0 HR: 0 S: 71 P: 106 ERA: 0.00 WHIP: 0.667																			

Batter	1	2	3	4	5	6	7	8	9	AB	R	H	RBI	BB	SO	LOB	BOTTOM			
19 Charlie Blackmon, L (1.8) OBP: 0.352, SLG: 0.455	P4			K		G6-3		G4-6-3 5 7 1B		4	0	1	0	0	1	0	San Diego Padres @ Colorado Rockies Coors Field, Denver, CO Sun Aug 16 2015, 2:12 PM - 4:42 PM MDT Att: 28,927 - Partly Cloudy - 85 F			
7 José Reyes, S (1.6) OBP: 0.306, SLG: 0.365	K			K		G6-3		G4-6-3 5 1B		4	0	1	1	0	2	0				
5 Carlos González, L (1.9) OBP: 0.328, SLG: 0.530	F8			HR		F8		G4-6-3 1-2 2-3		4	1	1	1	0	0	2				
28 Nolan Arenado, R (1.5) OBP: 0.317, SLG: 0.556	K			L7		E3 10 2B 8 2B		K		4	1	0	0	0	2	1				
10 Ben Paulsen, L (1.3) OBP: 0.340, SLG: 0.487	K			G6-4-3 9 1B		8 2B 2B		8 2B 2B		3	1	2	0	0	1	0				
9 DJ LeMahieu, R (1.4) OBP: 0.379, SLG: 0.417	K			G6-4-3 1-2		8 2B IBB		8 2B IBB		2	1	0	0	1	1	1				
8 Michael McKenry, R (1.2) OBP: 0.331, SLG: 0.405	G5-3			K		1H 2H 3H		2B		3	0	1	3	0	1	0				
12 Matt McBride, R (1.7) OBP: 0.329, SLG: 0.345	L4			G5-3		G5-3		K		3	0	0	0	0	1	1				
1 Brandon Barnes, R (8.7) OBP: 0.297, SLG: 0.378	F7			K		K		K		0	0	0	0	0	0	0				
52 Chris Rusin, L (1.1) ERA: 4.17								19 1B 7 1B		3	1	1	0	0	1	0				
Inning Stats	R: 0 E: 0 K: 1 S: 10	H: 0 LOB: 0 BB: 0 P: 12	R: 0 E: 0 K: 3 S: 12	H: 0 LOB: 0 BB: 0 P: 17	R: 0 E: 0 K: 0 S: 6	H: 0 LOB: 0 BB: 0 P: 10	R: 1 E: 0 K: 2 S: 12	H: 1 LOB: 0 BB: 0 P: 18	R: 0 E: 0 K: 1 S: 7	H: 1 LOB: 0 BB: 0 P: 10	R: 0 E: 0 K: 1 S: 8	H: 0 LOB: 0 BB: 0 P: 9	R: 3 E: 1 K: 1 S: 11	H: 2 LOB: 1 BB: 1 P: 22	R: 1 E: 0 K: 1 S: 8	H: 3 LOB: 1 BB: 0 P: 15	1B: 4 2B: 2 3B: 0 HR: 1	SF: 0 SAC: 0 DP: 2 HBP: 0	WP: 0 PB: 0 SB: 0 CS: 0	PA: 31
PITCHER 22 Ian Kennedy, R (1.1) ERA: 4.2	IP: 6.2 WLS: L BF: 25 H: 4 R: 4 ER: 4 SO: 8 BB: 0 IBB: 0 HBP: 0 BLK: 0 WP: 0 HR: 1 S: 63 P: 92 ERA: 1.35 WHIP: 0.600																			
56 Shawn Kelley, R (7.1) ERA: 2.76	IP: 0.1 WLS: 1 BF: 0 H: 0 R: 0 ER: 0 SO: 1 BB: 0 IBB: 0 HBP: 0 BLK: 0 WP: 0 HR: 0 S: 3 P: 6 ERA: 0.00 WHIP: 0.000																			
59 Kevin Quackenbush, R (8.1) ERA: 4.17	IP: 1.0 WLS: 5 BF: 3 H: 3 R: 1 ER: 1 SO: 1 BB: 0 IBB: 0 HBP: 0 BLK: 0 WP: 0 HR: 0 S: 8 P: 15 ERA: 9.00 WHIP: 3.000																			


livebaseballscorecards.com

AB 31
R 0
H 5
RBI 0
BB 1
SO 4
LOB 9



livebaseballscorecards.com

AB 30
R 5
H 7
RBI 5
BB 1
SO 10
LOB 5



Batter	1	2	3	4	5	6	7	8	9	AB	R	H	RBI	BB	SO	LOB	TOP																
28 Javson Werth, R OBP: 0.268, SLG: 0.280	F9		F9	8 2B		K		SF8 5 WP	34 BB 8 1B	5	3	2	0	1	1	0																	
8 Danny Espinosa, S OBP: 0.322, SLG: 0.429	K		5 1B	2B	1-H	G5-3		SF8	5 1B 34 BB	5	2	3	2	0	1	0																	
34 Bryce Harper, L OBP: 0.455, SLG: 0.634	5 HR		5 1B 20 1B	2B				P6	20 BLK 5 WP	2	4	0	0	4	1	1																	
5 Yonel Escobar, R OBP: 0.358, SLG: 0.421	HR		20 1B			G4-3		11 BB	20 G4-3 11 BLK	4	4	3	4	2	0	0																	
20 Ian Desmond, R OBP: 0.278, SLG: 0.389	F7		3 1B 11 WP	40 WP				G4-3	11 SF9	6	1	3	4	0	1	2																	
11 Ryan Zimmerman, R OBP: 0.283, SLG: 0.399	3 L9		K	40 WP				3 1B	3 1B	3	0	2	2	2	1	2																	
57 Tanner Roark, R OBP: 0.200, SLG: 0.300			K					3 1B	SF9	0	0	0	0	0	0	0																	
3 Michael Taylor, R OBP: 0.285, SLG: 0.375	L9		K	F9				1-2 2-H	G6-3	6	0	2	1	0	1	6																	
40 Wilson Ramos, R OBP: 0.262, SLG: 0.349	G5-3		L9	G4-3				G2-3	G4-3	5	0	0	0	0	0	6																	
27 Jordan Zimmermann, R OBP: 0.199, SLG: 0.192	G5-3		G5-3	G5-3				G5-3		3	0	0	0	0	0	1																	
73 Felipe Vázquez, L ERA: 3.25										0	0	0	0	0	0	0																	
44 Casey Janssen, R ERA: 3.25										0	0	0	0	0	0	0																	
25 Clint Robinson, L OBP: 0.265, SLG: 0.374										0	0	0	0	0	0	0																	
22 Drew Storen, S ERA: 3.33										0	0	0	0	0	0	0																	
12 Tyler Moore, R OBP: 0.253, SLG: 0.347										0	0	0	0	0	0	0																	
Inning Stats	R: 2 H: 1 E: 0 K: 1 S: 15	H: 1 LOB: 1 BB: 1 P: 27	R: 0 H: 1 E: 0 K: 0 S: 5	H: 1 LOB: 0 BB: 0 P: 6	R: 2 H: 3 E: 0 K: 2 S: 13	LOB: 3 BB: 2 P: 25	R: 1 H: 2 E: 0 K: 1 S: 16	H: 2 LOB: 1 BB: 0 P: 26	R: 1 H: 0 E: 0 K: 1 S: 7	H: 0 LOB: 0 BB: 0 P: 7	R: 1 H: 1 E: 0 K: 1 S: 11	H: 1 LOB: 2 BB: 2 P: 23	R: 4 H: 3 E: 0 K: 0 S: 21	H: 3 LOB: 2 BB: 3 P: 40	R: 4 H: 3 E: 0 K: 0 S: 12	H: 3 LOB: 1 BB: 2 P: 28	1B: 9 2B: 5 3B: 0 HR: 1	SF: 2 SAC: 0 DP: 0 HBP: 0	WP: 3 PA: 52 PB: 0 CS: 0 SB: 0														
PITCHER	IP WLS BF H R ER SO BB IBB HBP BLK WP HR S P ERA WHIP																																
61 David Hale, R ERA: 6.17	5.0	26	8	6	6	4	3	0	0	0	0	2	1	62	105	10.80	2.200																
62 Gonzalez Gemen, R ERA: 6.1	1.0	3	0	0	0	1	0	0	0	0	0	0	0	7	7	0.00	0.000																
60 Justin Miller, R ERA: 3.63	1.0	L	6	1	1	1	2	0	0	0	0	0	0	11	23	9.00	3.000																
54 Tommy Kahnle, R ERA: 4.99	0.1	5	1	4	4	0	2	1	0	0	1	0	8	21	108.00	9.000																	
45 Scott Oberg, R ERA: 5.89	1.0	6	2	1	1	0	1	0	0	1	0	0	16	26	9.00	3.000																	

Washington Nationals @ Colorado Rockies
Coors Field, Denver, CO
Tue Aug 18 2015, 6:43 PM - 10:27 PM MDT
Att: 24,320 - Cloudy - 67 F

AB	40
R	15
H	15
RBI	13
BB	10
SO	6
LOB	18



Batter	1	2	3	4	5	6	7	8	9	AB	R	H	RBI	BB	SO	LOB	BOTTOM															
7 José Reyes, S OBP: 0.315, SLG: 0.382	5 HR					F8				5	2	4	1	0	0	1																
9 DJ LeMahieu, R OBP: 0.377, SLG: 0.415	F9		G4-3			E9		F9		5	1	1	0	0	0	4																
5 Carlos González, L OBP: 0.339, SLG: 0.536	HR									3	1	1	2	0	2	1																
19 Charlie Blackmon, L OBP: 0.353, SLG: 0.458	HR									2	0	1	0	0	0	0																
28 Nolan Arenado, R OBP: 0.320, SLG: 0.561	10 G6-3									5	1	3	1	0	2	1																
10 Ben Paulsen, L OBP: 0.339, SLG: 0.481	G6-3									3	0	0	0	0	1	2																
45 Scott Oberg, R ERA: 5.89										0	0	0	0	0	0	0																
53 Christian Friedrich, L ERA: 5.89										0	0	0	0	0	0	0																
8 Michael McKenry, R OBP: 0.329, SLG: 0.402										1	0	0	0	0	0	1																
4 Nick Hundley, R OBP: 0.334, SLG: 0.461	E6									5	0	0	0	0	2	4																
16 Kyle Parker, R OBP: 0.295, SLG: 0.390	K									3	1	2	1	1	1	1																
1 Brandon Barnes, R OBP: 0.323, SLG: 0.338	F8									4	0	0	0	0	0	2																
61 David Hale, R ERA: 6.17										2	0	0	0	0	0	1																
62 Gonzalez Gemen, R ERA: 6.1										0	0	0	0	0	0	0																
12 Matt McBride, R OBP: 0.265, SLG: 0.374										1	0	1	0	0	0	0																
60 Justin Miller, R ERA: 3.63										0	0	0	0	0	0	0																
54 Tommy Kahnle, R ERA: 4.99										0	0	0	0	0	0	0																
3 Daniel Descalso, L OBP: 0.256, SLG: 0.351										1	0	0	0	0	1	1																
Inning Stats	R: 3 H: 3 E: 2 K: 1 S: 17	H: 3 LOB: 1 BB: 0 P: 24	R: 1 H: 1 E: 0 K: 0 S: 10	H: 1 LOB: 0 BB: 0 P: 15	R: 0 H: 0 E: 0 K: 3 S: 13	H: 0 LOB: 0 BB: 0 P: 18	R: 0 H: 0 E: 0 K: 0 S: 7	H: 0 LOB: 1 BB: 1 P: 11	R: 1 H: 3 E: 1 K: 2 S: 16	H: 3 LOB: 2 BB: 0 P: 21	R: 1 H: 2 E: 0 K: 0 S: 8	H: 2 LOB: 1 BB: 0 P: 11	R: 0 H: 1 E: 0 K: 1 S: 12	H: 1 LOB: 0 BB: 0 P: 14	R: 0 H: 2 E: 0 K: 1 S: 15	H: 2 LOB: 2 BB: 0 P: 22	R: 0 H: 1 E: 0 K: 2 S: 10	H: 1 LOB: 1 BB: 0 P: 14	1B: 6 2B: 4 3B: 0 HR: 3	SF: 0 SAC: 0 DP: 0 HBP: 1	WP: 0 PA: 42 PB: 0 CS: 0 SB: 0											
PITCHER	IP WLS BF H R ER SO BB IBB HBP BLK WP HR S P ERA WHIP																															
27 Jordan Zimmermann, R ERA: 3.44	6.0	W	29	6	4	6	1	0	1	0	0	3	71	100	6.00	1.667																
73 Felipe Vázquez, L ERA: 3.07	0.1	H	1	0	0	0	0	0	0	0	0	0	4	5	0.00	0.000																
44 Casey Janssen, R ERA: 3.25	0.2	H	3	1	0	0	0	0	0	0	0	0	8	9	0.00	1.500																
22 Drew Storen, R ERA: 3.33	1.0	5	2	0	0	1	0	0	0	0	0	15	22	0.00	2.000																	
57 Tanner Roark, R ERA: 4.64	1.0	4	1	0	0	2	0	0	0	0	0	10	14	0.00	1.000																	

Washington Nationals @ Colorado Rockies
Coors Field, Denver, CO
Tue Aug 18 2015, 6:43 PM - 10:27 PM MDT
Att: 24,320 - Cloudy - 67 F

AB	40
R	6
H	13
RBI	5
BB	1
SO	9
LOB	19



Batter	1	2	3	4	5	6	7	8	9	AB	R	H	RBI	BB	SO	LOB	TOP			
28 Jayson Werth, R OBP: 0.271, SLG: 0.301										5	0	2	2	0	2	0	Washington Nationals @ Colorado Rockies Coors Field, Denver, CO Wed Aug 19 2015, 6:44 PM - 9:40 PM MDT Att: 24,863 - Clear - 68 F			
8 Danny Espinosa, S OBP: 0.318, SLG: 0.422										5	0	0	0	0	3	2				
34 Bryce Harper, L OBP: 0.454, SLG: 0.634										5	1	2	0	0	1	1				
5 Ynel Escobar, R OBP: 0.363, SLG: 0.423										3	1	2	0	2	1	0				
20 Ian Desmond, R OBP: 0.279, SLG: 0.390										4	0	1	0	1	0	3				
11 Ryan Zimmerman, R (1,3) OBP: 0.288, SLG: 0.395										4	0	1	1	2	2	4				
3 Michael Taylor, R OBP: 0.286, SLG: 0.372										3	0	0	0	2	1	2				
40 Wilson Ramos, R OBP: 0.264, SLG: 0.349										3	1	1	0	1	0	5				
37 Stephen Strasburg, R (1,1) OBP: 0.125, SLG: 0.125										3	0	0	0	0	1	4				
25 Clint Robinson, L (8,PH) OBP: 0.339, SLG: 0.412										0	1	0	0	1	0	0				
44 Casey Janssen, R (8,1) OBP: 0.271, SLG: 0.301										0	0	0	0	0	0	0				
58 Jonathan Papelbon, R (9,1) OBP: 0.271, SLG: 0.301										0	0	0	0	0	0	0				
Inning Stats	R: 0 E: 0 K: 2 S: 13	H: 2 LOB: 2 BB: 0 P: 21	R: 0 E: 0 K: 0 S: 10	H: 0 LOB: 1 BB: 2 P: 19	R: 0 E: 0 K: 0 S: 7	H: 0 LOB: 0 BB: 0 P: 10	R: 0 E: 0 K: 1 S: 9	H: 0 LOB: 2 BB: 2 P: 21	R: 0 E: 0 K: 2 S: 10	H: 1 LOB: 3 BB: 2 P: 21	R: 1 E: 0 K: 2 S: 9	H: 1 LOB: 1 BB: 2 P: 23	R: 2 E: 0 K: 2 S: 15	H: 2 LOB: 1 BB: 1 P: 23	R: 1 E: 0 K: 1 S: 12	H: 2 LOB: 1 BB: 0 P: 17	1B: 5 2B: 3 3B: 1 HR: 0	SF: 0 SAC: 0 DP: 1 HBP: 0	WP: 1 PB: 0 SB: 1 CS: 0	PA: 44
PITCHER	IP WLS BF H R ER SO BB IBB HBP BLK WP HR S P ERA WHIP																			
29 Jorge De La Rosa, L (1,1) ERA: 4.5	6.0	27	4	0	0	6	5	1	0	0	0	0	0	0	60	110	0.00	1.500		
62 Gonzalez Germen, R (7,1) ERA: 6.23	1.0	6	1	1	1	2	2	0	0	0	0	1	0	9	23	9.00	3.000			
63 Rafael Betancourt, R (8,1) ERA: 0.27	1.0	6	2	2	2	2	1	0	0	0	0	0	0	15	23	18.00	3.000			
66 John Axford, R (9,1) ERA: 4.76	1.0	5	2	1	1	1	0	0	0	0	0	0	0	12	17	9.00	2.000			

Batter	1	2	3	4	5	6	7	8	9	AB	R	H	RBI	BB	SO	LOB	BOTTOM					
19 Charlie Blackmon, L OBP: 0.326, SLG: 0.456										4	0	1	0	0	0	0	Washington Nationals @ Colorado Rockies Coors Field, Denver, CO Wed Aug 19 2015, 6:44 PM - 9:40 PM MDT Att: 24,863 - Clear - 68 F					
7 José Reyes, S (1,6) OBP: 0.312, SLG: 0.378										4	0	0	0	0	1	1						
5 Carlos González, L (1,9) OBP: 0.326, SLG: 0.532										3	0	0	0	0	1	0						
28 Nolan Arenado, R (1,5) OBP: 0.320, SLG: 0.559										3	0	1	0	0	1	0						
10 Ben Paulsen, L (1,3) OBP: 0.335, SLG: 0.475										3	1	0	0	0	0	1						
9 DJ LeMahieu, R (1,4) OBP: 0.374, SLG: 0.412										3	0	0	0	0	0	1						
4 Nick Hundley, R (1,2) OBP: 0.331, SLG: 0.457										3	0	0	0	0	1	0						
16 Kyle Parker, R (1,7) OBP: 0.283, SLG: 0.372										2	0	0	0	0	1	0						
62 Gonzalez Germen, R (7,1) ERA: 6.23										0	0	0	0	0	0	0						
63 Rafael Betancourt, R (8,1) ERA: 0.27										0	0	0	0	0	0	0						
12 Matt McBride, R (8,PH) OBP: 0.083, SLG: 0.083										1	0	0	0	0	0	0						
66 John Axford, R (9,1) ERA: 4.76										0	0	0	0	0	0	0						
29 Jorge De La Rosa, L (1,1) OBP: 0.079, SLG: 0.079										1	0	0	0	0	0	0						
1 Brandon Barnes, R (6,PH) OBP: 0.320, SLG: 0.335										2	0	0	0	0	1	0						
Inning Stats	R: 0 E: 0 K: 1 S: 13	H: 1 LOB: 0 BB: 0 P: 19	R: 1 E: 1 K: 0 S: 14	H: 0 LOB: 0 BB: 0 P: 22	R: 0 E: 0 K: 1 S: 8	H: 0 LOB: 0 BB: 0 P: 11	R: 0 E: 0 K: 0 S: 14	H: 1 LOB: 1 BB: 0 P: 17	R: 0 E: 0 K: 1 S: 7	H: 0 LOB: 0 BB: 0 P: 8	R: 0 E: 0 K: 1 S: 6	H: 0 LOB: 0 BB: 0 P: 6	R: 0 E: 0 K: 1 S: 6	H: 0 LOB: 0 BB: 0 P: 10	R: 0 E: 0 K: 0 S: 4	H: 0 LOB: 0 BB: 0 P: 7	R: 0 E: 0 K: 0 S: 8	H: 0 LOB: 0 BB: 0 P: 9	1B: 2 2B: 0 3B: 0 HR: 0	SF: 0 SAC: 0 DP: 0 HBP: 0	WP: 1 PB: 0 SB: 0 CS: 1	PA: 29
PITCHER	IP WLS BF H R ER SO BB IBB HBP BLK WP HR S P ERA WHIP																					
37 Stephen Strasburg, R (1,1) ERA: 4.22	7.0	23	2	1	0	5	0	0	0	0	0	0	0	0	68	93	0.00	0.286				
44 Casey Janssen, R (8,1) ERA: 3.14	1.0	3	0	0	0	0	0	0	0	0	0	0	0	4	7	0.00	0.000					
58 Jonathan Papelbon, R (9,1) ERA: 1.77	1.0	3	0	0	0	0	0	0	0	0	0	0	0	8	9	0.00	0.000					

AB	35
R	4
H	9
RBI	3
BB	9
SO	11
LOB	21



AB	29
R	1
H	2
RBI	0
BB	0
SO	5
LOB	3



Batter	1	2	3	4	5	6	7	8	9	AB	R	H	RBI	BB	SO	LOB	TOP			
28 Jayson Werth, R (1,7) OBP: 0.266, SLG: 0.294										4	0	0	0	0	1	0	Washington Nationals @ Colorado Rockies Coors Field, Denver, CO Thu Aug 20 2015, 6:41 PM - 9:28 PM MDT Att: 25,211 - Clear - 83 F			
6 Anthony Rendon, R (1,4) OBP: 0.327, SLG: 0.320										4	0	1	0	0	0	0				
34 Bryce Harper, L (1,9) OBP: 0.456, SLG: 0.637										3	0	2	0	1	0	1				
5 Yunel Escobar, R (1,5) OBP: 0.359, SLG: 0.419										4	0	0	0	0	1	3				
20 Ian Desmond, R (1,6) OBP: 0.277, SLG: 0.386										4	0	0	0	0	2	2				
11 Ryan Zimmerman, R (1,3) OBP: 0.294, SLG: 0.395										1	1	0	0	3	1	0				
3 Michael Taylor, R (1,8) OBP: 0.286, SLG: 0.378										4	1	1	2	0	2	3				
40 Wilson Ramos, R (1,2) OBP: 0.262, SLG: 0.346										3	0	0	0	0	1	1				
31 Max Scherzer, R (1,1) OBP: 0.216, SLG: 0.200										2	0	0	0	0	0	0				
73 Felipe Vázquez, L (7,1)										0	0	0	0	0	0	0				
45 Blake Treinen, R (7,1)										0	0	0	0	0	0	0				
25 Clint Robinson, L (8,PH)										1	0	0	0	0	0	0				
46 Matt Thornton, L (8,1)										0	0	0	0	0	0	0				
Inning Stats	R: 0 E: 0 K: 1 S: 10	H: 1 LOB: 1 BB: 0 P: 13	R: 0 E: 0 K: 1 S: 7	H: 0 LOB: 0 BB: 0 P: 13	R: 0 E: 0 K: 1 S: 7	H: 0 LOB: 0 BB: 0 P: 10	R: 0 E: 0 K: 0 S: 7	H: 0 LOB: 1 BB: 1 P: 14	R: 0 E: 0 K: 1 S: 8	H: 1 LOB: 1 BB: 0 P: 9	R: 2 E: 0 K: 1 S: 10	H: 1 LOB: 0 BB: 1 P: 15	R: 0 E: 0 K: 0 S: 10	H: 0 LOB: 0 BB: 0 P: 17	R: 0 E: 0 K: 3 S: 15	H: 1 LOB: 2 BB: 1 P: 26	1B: 2 2B: 1 3B: 0 HR: 1	SF: 0 SAC: 0 DP: 1 HBP: 0	WP: 0 PB: 0 SB: 0 CS: 0	PA: 34
PITCHER	IP WLS BF H R ER SO BB IBB HBP BLK WP HR S P ERA WHIP																			
58 Yohan Flande, L (1,1) ERA: 3.94	7.0 W 26 3 2 2 5 3 0 0 0 0 0 1 55 89 2.57 0.857																			
45 Scott Oberg, R (8,1) ERA: 5.83	1.0 H 3 0 0 0 0 0 0 0 0 0 0 0 10 17 0.00 0.000																			
66 John Axford, R (9,1) ERA: 4.65	1.0 S 5 1 0 0 3 1 0 0 0 0 0 0 0 15 26 0.00 2.000																			

Batter	1	2	3	4	5	6	7	8	9	AB	R	H	RBI	BB	SO	LOB	BOTTOM			
19 Charlie Blackmon, L (1,8) OBP: 0.351, SLG: 0.454										4	0	1	0	0	1	1	Washington Nationals @ Colorado Rockies Coors Field, Denver, CO Thu Aug 20 2015, 6:41 PM - 9:28 PM MDT Att: 25,211 - Clear - 83 F			
7 José Reyes, S (1,6) OBP: 0.316, SLG: 0.385										4	1	3	1	0	0	0				
5 Carlos González, L (1,9) OBP: 0.330, SLG: 0.532										2	0	1	0	2	1	1				
28 Nolan Arenado, R (1,5) OBP: 0.318, SLG: 0.554										4	0	0	0	0	2	7				
10 Ben Paulsen, L (1,3) OBP: 0.333, SLG: 0.471										4	0	1	1	0	2	3				
12 Matt McBride, R (1,7) OBP: 0.125, SLG: 0.125										4	1	1	0	0	0	2				
1 Brandon Barnes, R (8,7) OBP: 0.320, SLG: 0.335										0	0	0	0	0	0	0				
3 Daniel Descalso, L (1,4) OBP: 0.285, SLG: 0.343										3	0	0	0	1	1	1				
50 Dustin Garneau, R (1,2) OBP: 0.250, SLG: 0.500										4	0	1	0	0	0	1				
58 Yohan Flande, L (1,1) OBP: 0.200, SLG: 0.200										3	1	2	1	0	1	2				
45 Scott Oberg, R (8,1)										0	0	0	0	0	0	0				
16 Kyle Parker, R (8,PH)										1	0	0	0	0	0	0				
66 John Axford, R (9,1)										0	0	0	0	0	0	0				
Inning Stats	R: 0 E: 0 K: 0 S: 8	H: 0 LOB: 1 BB: 1 P: 17	R: 0 E: 0 K: 1 S: 10	H: 1 LOB: 2 BB: 1 P: 16	R: 0 E: 0 K: 2 S: 10	H: 1 LOB: 0 BB: 0 P: 13	R: 0 E: 0 K: 2 S: 9	H: 0 LOB: 0 BB: 0 P: 12	R: 1 E: 0 K: 2 S: 18	H: 3 LOB: 3 BB: 1 P: 24	R: 1 E: 0 K: 0 S: 18	H: 2 LOB: 1 BB: 0 P: 13	R: 0 E: 0 K: 1 S: 18	H: 3 LOB: 2 BB: 0 P: 27	R: 0 E: 0 K: 0 S: 6	H: 0 LOB: 0 BB: 0 P: 7	1B: 8 2B: 2 3B: 0 HR: 0	SF: 0 SAC: 0 DP: 0 HBP: 0	WP: 0 PB: 0 SB: 0 CS: 0	PA: 36
PITCHER	IP WLS BF H R ER SO BB IBB HBP BLK WP HR S P ERA WHIP																			
31 Max Scherzer, R (1,1) ERA: 2.79	6.0 L 29 8 3 3 7 2 1 0 0 0 0 0 0 69 103 4.50 1.667																			
73 Felipe Vázquez, L (7,1) ERA: 3.07	0.0 1 1 0 0 0 0 0 0 0 0 0 0 2 3 ∞ ∞																			
45 Blake Treinen, R (7,1) ERA: 3.67	1.0 4 1 0 0 1 0 0 0 0 0 0 0 10 16 0.00 1.000																			
46 Matt Thornton, L (8,1) ERA: 2.97	1.0 3 0 0 0 0 0 0 0 0 0 0 0 6 7 0.00 0.000																			



Batter	1	2	3	4	5	6	7	8	9	AB	R	H	RBI	BB	SO	LOB	TOP			
19 Charlie Blackmon, L (1,8) OBP: 0.349, SLG: 0.457	L9		FC3-6		G1-3		K		L4	5	0	0	1	0	1	2				
7 José Reyes, S (1,6) OBP: 0.312, SLG: 0.392	F9		F9		F7			L7		4	0	0	0	0	0	1				
5 Carlos González, L (1,9) OBP: 0.331, SLG: 0.541	G5-3		P1					G6-3		4	0	1	0	0	0	1				
28 Nolan Arenado, R (1,5)	F9		P4		F9			L7		4	0	1	0	0	0	1				
9 DJ LeMahieu, R (1,4) OBP: 0.370, SLG: 0.402	K				FC6			L7		3	0	0	0	1	1	2				
10 Ben Paulsen, L (1,3) OBP: 0.325, SLG: 0.474	FC6-4				FC6-4					4	1	2	0	0	1	3				
4 Nick Hundley, R (1,2) OBP: 0.336, SLG: 0.470	FC6-4				G5-3					4	1	2	2	0	0	3				
1 Brandon Barnes, R (1,7) OBP: 0.325, SLG: 0.362			G5-3				F7			4	1	2	0	0	0	2				
52 Chris Rusin, L (1,1) OBP: 0.235, SLG: 0.324			FC3-6		G4-3		G1-3		P4	2	0	1	0	0	0	0				
12 Matt McBride, R (7,PH) OBP: 0.206, SLG: 0.162										1	0	0	0	0	0	0				
65 Jason Gurka, L (7,1)										0	0	0	0	0	0	0				
62 Gonzalez Germen, R (7,1)										0	0	0	0	0	0	0				
3 Daniel Descalso, L (9,PH) OBP: 0.294, SLG: 0.347										1	0	0	0	0	0	1				
Inning Stats	R: 0 E: 0 K: 0 S: 11	H: 0 LOB: 0 BB: 0 P: 13	R: 0 E: 0 K: 1 S: 11	H: 1 LOB: 1 BB: 0 P: 13	R: 1 E: 0 K: 0 S: 13	H: 2 LOB: 1 BB: 0 P: 20	R: 0 E: 0 K: 1 S: 13	H: 1 LOB: 2 BB: 1 P: 22	R: 0 E: 0 K: 0 S: 8	H: 0 LOB: 0 BB: 0 P: 11	R: 0 E: 0 K: 0 S: 7	H: 0 LOB: 0 BB: 0 P: 15	R: 0 E: 0 K: 0 S: 14	H: 1 LOB: 1 BB: 0 P: 21	R: 2 E: 0 K: 0 S: 9	H: 3 LOB: 0 BB: 0 P: 16	1B: 7 2B: 2 3B: 0 HR: 1	SF: 0 SAC: 0 DP: 1 HBP: 0	WP: 0 PA: 37 PB: 0 SB: 1 CS: 0	
PITCHER	IP WLS BF H R ER SO BB IBB HBP BLK WP HR S P ERA WHIP	IP WLS BF H R ER SO BB IBB HBP BLK WP HR S P ERA WHIP	IP WLS BF H R ER SO BB IBB HBP BLK WP HR S P ERA WHIP	IP WLS BF H R ER SO BB IBB HBP BLK WP HR S P ERA WHIP	IP WLS BF H R ER SO BB IBB HBP BLK WP HR S P ERA WHIP	IP WLS BF H R ER SO BB IBB HBP BLK WP HR S P ERA WHIP	IP WLS BF H R ER SO BB IBB HBP BLK WP HR S P ERA WHIP	IP WLS BF H R ER SO BB IBB HBP BLK WP HR S P ERA WHIP	IP WLS BF H R ER SO BB IBB HBP BLK WP HR S P ERA WHIP	IP WLS BF H R ER SO BB IBB HBP BLK WP HR S P ERA WHIP	IP WLS BF H R ER SO BB IBB HBP BLK WP HR S P ERA WHIP	IP WLS BF H R ER SO BB IBB HBP BLK WP HR S P ERA WHIP	IP WLS BF H R ER SO BB IBB HBP BLK WP HR S P ERA WHIP	IP WLS BF H R ER SO BB IBB HBP BLK WP HR S P ERA WHIP	IP WLS BF H R ER SO BB IBB HBP BLK WP HR S P ERA WHIP	IP WLS BF H R ER SO BB IBB HBP BLK WP HR S P ERA WHIP	IP WLS BF H R ER SO BB IBB HBP BLK WP HR S P ERA WHIP	IP WLS BF H R ER SO BB IBB HBP BLK WP HR S P ERA WHIP	IP WLS BF H R ER SO BB IBB HBP BLK WP HR S P ERA WHIP	IP WLS BF H R ER SO BB IBB HBP BLK WP HR S P ERA WHIP

Colorado Rockies @ Pittsburgh Pirates
PNC Park, Pittsburgh, PA
Sat Aug 29 2015, 7:08 PM - 10:17 PM EDT
Att: 35,838 - Clear - 84 F

AB 36
R 3
H 9
RBI 3
BB 1
SO 3
LOB 16



Batter	1	2	3	4	5	6	7	8	9	AB	R	H	RBI	BB	SO	LOB	BOTTOM			
25 Gregory Polanco, L (1,9) OBP: 0.335, SLG: 0.397	F8		G6-3		G4-3		FC4-6			4	0	0	1	0	0	1				
5 Josh Harrison, R (1,7) OBP: 0.317, SLG: 0.378	22 1B		K		22 CS		FC4-6			4	1	2	0	0	1	1				
22 Andrew McCutchen, R (1,8) OBP: 0.406, SLG: 0.522	17 HR				P3		F9			4	1	2	0	0	0	2				
17 Aramis Ramirez, R (1,5) OBP: 0.295, SLG: 0.410			P4					G5-3		4	1	1	3	0	0	1				
35 Mark Melancon, R (9,1)	HR									0	0	0	0	0	0	0				
27 Jung Ho Kang, R (1,6) OBP: 0.362, SLG: 0.455	K				L6		G6-3		G6-3	4	0	0	0	0	1	0				
29 Francisco Cervelli, R (1,2) OBP: 0.379, SLG: 0.426	G6-3				24 BB					1	0	0	0	3	0	0				
24 Pedro Alvarez, L (1,3) OBP: 0.303, SLG: 0.462					G3		L8			3	0	0	0	0	0	2				
3 Sean Rodriguez, R (7,3) OBP: 0.266, SLG: 0.328	G3-1									1	0	1	0	0	0	0				
18 Neil Walker, S (1,4) OBP: 0.326, SLG: 0.425	F8							G6-3		2	0	1	0	1	0	0				
6 Starling Marte, R (7,PR) OBP: 0.333, SLG: 0.442							38 1B			1	1	0	0	0	0	2				
32 J.A. Happ, L (1,1) ERA: 4.94	G3-1									2	0	0	0	0	1	2				
37 Arquimedes Caminero, R (6,1)										0	0	0	0	0	0	0				
38 Michael Morse, R (7,PH) OBP: 0.270, SLG: 0.355										1	0	1	0	0	0	0				
44 Tony Watson, L (8,1)										0	0	0	0	0	0	0				
10 Jordy Mercer, R (9,6) OBP: 0.290, SLG: 0.313										0	0	0	0	0	0	0				
Inning Stats	R: 3 E: 0 K: 1 S: 15	H: 3 LOB: 0 BB: 0 P: 23	R: 0 E: 0 K: 0 S: 10	H: 0 LOB: 0 BB: 0 P: 13	R: 0 E: 0 K: 1 S: 11	H: 1 LOB: 1 BB: 0 P: 19	R: 0 E: 0 K: 1 S: 12	H: 0 LOB: 2 BB: 2 P: 24	R: 0 E: 0 K: 0 S: 6	H: 1 LOB: 0 BB: 0 P: 11	R: 0 E: 0 K: 0 S: 12	H: 0 LOB: 1 BB: 1 P: 23	R: 1 E: 0 K: 0 S: 13	H: 2 LOB: 1 BB: 0 P: 15	R: 0 E: 0 K: 0 S: 17	H: 1 LOB: 2 BB: 1 P: 26	1B: 7 2B: 0 3B: 0 HR: 1	SF: 0 SAC: 0 DP: 0 HBP: 0	WP: 0 PA: 35 PB: 0 SB: 0 CS: 1	
PITCHER	IP WLS BF H R ER SO BB IBB HBP BLK WP HR S P ERA WHIP	IP WLS BF H R ER SO BB IBB HBP BLK WP HR S P ERA WHIP	IP WLS BF H R ER SO BB IBB HBP BLK WP HR S P ERA WHIP	IP WLS BF H R ER SO BB IBB HBP BLK WP HR S P ERA WHIP	IP WLS BF H R ER SO BB IBB HBP BLK WP HR S P ERA WHIP	IP WLS BF H R ER SO BB IBB HBP BLK WP HR S P ERA WHIP	IP WLS BF H R ER SO BB IBB HBP BLK WP HR S P ERA WHIP	IP WLS BF H R ER SO BB IBB HBP BLK WP HR S P ERA WHIP	IP WLS BF H R ER SO BB IBB HBP BLK WP HR S P ERA WHIP	IP WLS BF H R ER SO BB IBB HBP BLK WP HR S P ERA WHIP	IP WLS BF H R ER SO BB IBB HBP BLK WP HR S P ERA WHIP	IP WLS BF H R ER SO BB IBB HBP BLK WP HR S P ERA WHIP	IP WLS BF H R ER SO BB IBB HBP BLK WP HR S P ERA WHIP	IP WLS BF H R ER SO BB IBB HBP BLK WP HR S P ERA WHIP	IP WLS BF H R ER SO BB IBB HBP BLK WP HR S P ERA WHIP	IP WLS BF H R ER SO BB IBB HBP BLK WP HR S P ERA WHIP	IP WLS BF H R ER SO BB IBB HBP BLK WP HR S P ERA WHIP	IP WLS BF H R ER SO BB IBB HBP BLK WP HR S P ERA WHIP	IP WLS BF H R ER SO BB IBB HBP BLK WP HR S P ERA WHIP	IP WLS BF H R ER SO BB IBB HBP BLK WP HR S P ERA WHIP

Colorado Rockies @ Pittsburgh Pirates
PNC Park, Pittsburgh, PA
Sat Aug 29 2015, 7:08 PM - 10:17 PM EDT
Att: 35,838 - Clear - 84 F

AB 31
R 4
H 8
RBI 4
BB 4
SO 3
LOB 11



Batter	1	2	3	4	5	6	7	8	9	AB	R	H	RBI	BB	SO	LOB	TOP															
19 Charlie Blackmon, L (1.8) OBP: 0.350, SLG: 0.456	P5		F8														5	0	2	0	0	0	1									
9 DJ LeMahieu, R (1.4) OBP: 0.388, SLG: 0.400	G4-3																								5	1	1	0	0	2	2	
5 Carlos González, L (1.9) OBP: 0.330, SLG: 0.538	K																									4	1	1	0	0	2	2
28 Nolan Arenado, R (1.5) OBP: 0.313, SLG: 0.545		G4-3																								4	1	1	1	0	1	1
10 Ben Paulsen, L (1.3) OBP: 0.331, SLG: 0.483		G3-1																								3	1	2	2	1	0	0
16 Kyle Parker, R (1.7) OBP: 0.246, SLG: 0.328																										3	0	0	0	0	1	2
1 Brandon Barnes, R (6.7) OBP: 0.324, SLG: 0.361																										1	0	0	0	0	1	1
3 Daniel Descalso, L (1.6) OBP: 0.293, SLG: 0.340																										3	1	0	0	1	1	2
50 Dustin Garneau, R (1.2) OBP: 0.286, SLG: 0.333																										3	0	0	0	1	1	1
29 Jorge De La Rosa, L (1.1) OBP: 0.276, SLG: 0.370																										3	0	0	0	0	2	3
45 Scott Oberg, R (7.1) ERA: 4.22																										0	0	0	0	0	0	0
53 Christian Friedrich, R (8.1) ERA: 5.37																										0	0	0	0	0	0	0
47 Jairo Diaz, R (8.1) ERA: 5.37																										0	0	0	0	0	0	0
12 Matt McBride, R (6.7) OBP: 0.299, SLG: 0.376																										1	0	0	0	0	0	0
66 John Axford, R (9.1) ERA: 4.33																										0	0	0	0	0	0	0
Inning Stats	R: 0 H: 0 E: 0 K: 1 S: 8	H: 0 LOB: 0 BB: 0 P: 13	R: 0 H: 0 E: 0 K: 0 S: 6	H: 0 LOB: 0 BB: 0 P: 7	R: 0 H: 0 E: 1 K: 1 S: 9	H: 0 LOB: 1 BB: 0 P: 12	R: 3 H: 4 E: 0 K: 1 S: 11	H: 4 LOB: 2 BB: 1 P: 19	R: 0 H: 1 E: 0 K: 2 S: 16	H: 1 LOB: 1 BB: 1 P: 23	R: 0 H: 1 E: 0 K: 3 S: 15	H: 1 LOB: 1 BB: 0 P: 21	R: 0 H: 0 E: 0 K: 2 S: 8	H: 0 LOB: 1 BB: 1 P: 15	R: 0 H: 0 E: 0 K: 0 S: 6	H: 0 LOB: 0 BB: 0 P: 8	1B: 5 2B: 1 3B: 1 HR: 0	SF: 0 SAC: 0 DP: 1 HBP: 0	WP: 1 PB: 0 SB: 1 CS: 0	PA: 38												
PITCHER	IP	WLS	BF	H	R	ER	SO	BB	IBB	HBP	BLK	WP	HR	S	P	ERA	WHIP															
50 Charlie Morton, R (1.1) ERA: 4.22	6.0	L	27	6	5	3	6	0	2	0	0	1	0	58	85	4.50	1.000															
59 Antonio Bastardo, L (7.1) ERA: 3.27	2.0		8	1	0	0	5	1	0	0	0	0	0	23	36	0.00	1.000															
55 Joe Blanton, R (9.1) ERA: 2.85	1.0		3	0	0	0	0	0	0	0	0	0	0	6	8	0.00	0.000															

Colorado Rockies @ Pittsburgh Pirates
PNC Park, Pittsburgh, PA
Sun Aug 30 2015, 1:39 PM - 4:35 PM EDT
Att: 36,271 - Partly Cloudy - 83 F

AB 35
R 5
H 7
RBI 3
BB 3
SO 11
LOB 15



Batter	1	2	3	4	5	6	7	8	9	AB	R	H	RBI	BB	SO	LOB	BOTTOM															
25 Gregory Polanco, L (1.9) OBP: 0.332, SLG: 0.393	K																4	0	0	0	0	2	1									
6 Starling Marte, R (1.7) OBP: 0.331, SLG: 0.438	G5-3																								4	0	0	0	0	1		
55 Joe Blanton, R (9.1)																									0	0	0	0	0	0		
22 Andrew McCutchen, R (1.8) OBP: 0.405, SLG: 0.520																										4	0	1	0	0	1	1
17 Aramis Ramirez, R (1.5) OBP: 0.294, SLG: 0.411	F7																									4	0	1	0	0	0	1
29 Francisco Cervelli, R (1.2) OBP: 0.378, SLG: 0.422																										3	0	0	0	1	2	0
38 Michael Morse, R (1.3) OBP: 0.297, SLG: 0.321																										2	0	0	0	0	1	0
24 Pedro Alvarez, L (7.7) OBP: 0.306, SLG: 0.459																										2	0	0	0	0	2	2
5 Josh Harrison, R (1.4) OBP: 0.314, SLG: 0.374																										3	0	0	0	0	1	2
10 Jordy Mercer, R (1.6) OBP: 0.294, SLG: 0.316																										3	0	2	0	0	1	2
50 Charlie Morton, R (1.1) ERA: 4.4																										2	0	0	0	0	2	
59 Antonio Bastardo, R (7.1) ERA: 5.55																										0	0	0	0	0	0	
18 Neil Walker, S (8.7) OBP: 0.325, SLG: 0.424																										1	0	0	0	0	0	
Inning Stats	R: 0 H: 1 E: 0 K: 1 S: 13	H: 1 LOB: 1 BB: 0 P: 19	R: 0 H: 0 E: 0 K: 2 S: 10	H: 0 LOB: 0 BB: 0 P: 13	R: 0 H: 1 E: 0 K: 1 S: 14	H: 1 LOB: 1 BB: 0 P: 18	R: 0 H: 0 E: 0 K: 1 S: 8	H: 0 LOB: 0 BB: 0 P: 16	R: 0 H: 1 E: 0 K: 1 S: 9	H: 1 LOB: 1 BB: 0 P: 11	R: 0 H: 0 E: 0 K: 1 S: 7	H: 0 LOB: 0 BB: 0 P: 11	R: 0 H: 1 E: 0 K: 2 S: 10	H: 1 LOB: 1 BB: 1 P: 18	R: 0 H: 0 E: 0 K: 0 S: 10	H: 0 LOB: 0 BB: 0 P: 15	R: 0 H: 0 E: 0 K: 1 S: 7	H: 0 LOB: 0 BB: 0 P: 9	1B: 3 2B: 1 3B: 0 HR: 0	SF: 0 SAC: 0 DP: 0 HBP: 0	WP: 0 PB: 0 SB: 0 CS: 0	PA: 33										
PITCHER	IP	WLS	BF	H	R	ER	SO	BB	IBB	HBP	BLK	WP	HR	S	P	ERA	WHIP															
29 Jorge De La Rosa, L (1.1) ERA: 4.4	6.0	W	23	4	0	0	7	1	0	0	0	0	0	62	93	0.00	0.833															
45 Scott Oberg, R (7.1) ERA: 5.55	1.0		3	0	0	0	2	0	0	0	0	0	0	9	13	0.00	0.000															
53 Christian Friedrich, L (8.1) ERA: 5.37	0.2		3	0	0	0	0	0	0	0	0	0	0	8	10	0.00	0.000															
47 Jairo Diaz, R (8.1) ERA: 5.37	0.1		1	0	0	0	0	0	0	0	0	0	0	2	5	0.00	0.000															
66 John Axford, R (9.1) ERA: 4.33	1.0		3	0	0	0	1	0	0	0	0	0	0	7	9	0.00	0.000															

Colorado Rockies @ Pittsburgh Pirates
PNC Park, Pittsburgh, PA
Sun Aug 30 2015, 1:39 PM - 4:35 PM EDT
Att: 36,271 - Partly Cloudy - 83 F

AB 32
R 0
H 4
RBI 0
BB 1
SO 10
LOB 12



Batter	1	2	3	4	5	6	7	8	9	AB	R	H	RBI	BB	SO	LOB	TOP
16 Angel Pagán, S OBP: 0.293, SLG: 0.309	L3			L4-3 1B		HBP 1B		F7		4	0	2	1	0	0	0	San Francisco Giants @ Colorado Rockies Coors Field, Denver, CO Fri Sep 04 2015, 6:44 PM - 9:35 PM MDT Att: 29,196 - Cloudy - 79 F
5 Matt Duffy, R OBP: 0.336, SLG: 0.438	F9		L4-3	L4-3		HBP 1B		1B		4	0	2	0	0	0	1	
9 Brandon Belt, L OBP: 0.354, SLG: 0.476	K		G6-3	G6-3		K		L4		4	0	0	0	0	2	3	
28 Buster Posey, R OBP: 0.380, SLG: 0.475		P4						G3-1		3	0	1	0	0	0	0	
6 Marlon Byrd, R OBP: 0.284, SLG: 0.453		G5-3								4	0	1	0	0	1	4	
35 Brandon Crawford, L OBP: 0.322, SLG: 0.473		K								4	0	0	0	0	3	2	
37 Kelby Tomlinson, R OBP: 0.381, SLG: 0.434			L4		P4					3	0	1	0	0	0	1	
2 Juan Carlos Perez, R OBP: 0.385, SLG: 0.440			L9							3	1	1	0	0	0	1	
61 Josh Osich, L										0	0	0	0	0	0	0	
54 Sergio Romo, R										0	0	0	0	0	0	0	
53 Chris Heston, R OBP: 0.217, SLG: 0.261			K							1	0	0	0	0	1	0	
60 Hunter Strickland, R										0	0	0	0	0	0	0	
7 Grégor Blanco, L OBP: 0.371, SLG: 0.401						SH3		L8		1	0	0	0	0	0	0	
Inning Stats	R: 0 H: 0 E: 0 K: 1 S: 8	H: 0 R: 0 ER: 0 SO: 13	R: 0 H: 0 E: 0 K: 1 S: 9	H: 0 R: 0 ER: 0 SO: 11	R: 0 H: 0 E: 0 K: 1 S: 9	H: 0 R: 0 ER: 0 SO: 14	R: 0 H: 1 E: 0 K: 0 S: 7	H: 1 R: 0 ER: 0 SO: 13	R: 0 H: 1 E: 0 K: 1 S: 7	H: 1 R: 0 ER: 0 SO: 16	R: 0 H: 1 E: 0 K: 0 S: 10	H: 1 R: 0 ER: 0 SO: 10	1B: 7 2B: 2 3B: 0 HR: 0	SF: 0 SAC: 1 DP: 3 HBP: 1	WP: 0 PB: 0 SB: 0 CS: 0	PA: 33	
PITCHER	IP WLS BF H R ER SO BB IBB HBP BLK WP HR S P ERA WHIP																
29 Jorge De La Rosa, L ERA: 4.24	7.0 0 26 6 1 1 7 0 0 1 0 0 0 0 70 103 1.29 0.857																
47 Jairo Diaz, R ERA: 1.35	0.2 0 3 1 0 0 0 0 0 0 0 0 0 0 8 13 0.00 1.500																
48 Boone Logan, L ERA: 4.5	0.1 0 1 0 0 0 0 0 0 0 0 0 0 0 2 3 0.00 0.000																
66 John Axford, R ERA: 4.17	1.0 0 3 1 0 0 0 0 0 0 0 0 0 0 6 10 0.00 1.000																

Batter	1	2	3	4	5	6	7	8	9	AB	R	H	RBI	BB	SO	LOB	BOTTOM
19 Charlie Blackmon, L OBP: 0.352, SLG: 0.463	G4-3		K		G4-3		F7			4	0	0	0	0	1	0	San Francisco Giants @ Colorado Rockies Coors Field, Denver, CO Fri Sep 04 2015, 6:44 PM - 9:35 PM MDT Att: 29,196 - Cloudy - 79 F
7 José Reyes, S OBP: 0.317, SLG: 0.395	G4-3		G3-1		G4-3		P3			4	0	0	0	0	0	0	
5 Carlos González, L OBP: 0.332, SLG: 0.587	HR		G6-3		K		K			4	1	1	1	0	2	0	
28 Nolan Arenado, R OBP: 0.324, SLG: 0.576	HR				4 BB 9 G5-3 1B		9 FC6-4 1B		P3	4	1	3	1	0	0	0	
33 Justin Morneau, L OBP: 0.315, SLG: 0.442	1B		F7		F7		L4		L7	4	0	1	0	0	0	2	
9 DJ LeMahieu, R OBP: 0.373, SLG: 0.412	K		G5-3		G5-3		FC6-4 10 1B			3	0	0	0	0	1	3	
10 Ben Paulsen, L ERA: 3.54										2	0	2	0	1	0	0	
1 Brandon Barnes, R OBP: 0.325, SLG: 0.356										0	0	0	0	0	0	0	
4 Nick Hundley, R OBP: 0.341, SLG: 0.470			G6-4-3		4 BB		1B			2	0	0	0	1	1	3	
29 Jorge De La Rosa, L OBP: 0.067, SLG: 0.067										2	0	0	0	0	1	3	
18 Christian Adames, S OBP: 0.571, SLG: 0.967			G5-3							1	0	0	0	0	0	0	
47 Jairo Diaz, R										0	0	0	0	0	0	0	
48 Boone Logan, R										0	0	0	0	0	0	0	
66 John Axford, R										0	0	0	0	0	0	0	
Inning Stats	R: 2 H: 3 E: 0 K: 1 S: 14	H: 3 R: 2 ER: 2 SO: 10	R: 0 H: 0 E: 0 K: 1 S: 11	H: 0 R: 0 ER: 0 SO: 15	R: 0 H: 1 E: 0 K: 1 S: 11	H: 1 R: 0 ER: 0 SO: 23	R: 0 H: 2 E: 0 K: 1 S: 10	H: 2 R: 0 ER: 0 SO: 16	R: 0 H: 0 E: 0 K: 1 S: 8	H: 0 R: 0 ER: 0 SO: 10	R: 0 H: 0 E: 0 K: 1 S: 10	H: 0 R: 0 ER: 0 SO: 11	1B: 5 2B: 0 3B: 0 HR: 2	SF: 0 SAC: 0 DP: 1 HBP: 0	WP: 0 PB: 0 SB: 0 CS: 0	PA: 32	
PITCHER	IP WLS BF H R ER SO BB IBB HBP BLK WP HR S P ERA WHIP																
53 Chris Heston, R	5.2 0 25 7 2 2 4 2 0 0 0 0 0 0 6 7 0.00 0.000																
60 Hunter Strickland, R ERA: 1.91	0.2 0 2 0 0 0 1 0 0 0 0 0 0 0 6 7 0.00 0.000																
61 Josh Osich, L ERA: 1.47	1.0 0 3 0 0 0 1 0 0 0 0 0 0 0 13 15 0.00 0.000																
54 Sergio Romo, R ERA: 3.15	0.2 0 2 0 0 0 0 0 0 0 0 0 0 0 4 5 0.00 0.000																



Batter	1	2	3	4	5	6	7	8	9	AB	R	H	RBI	BB	SO	LOB	TOP						
16 Angel Pagán, S OBP: 0.294, SLG: 0.320										5	1	2	1	0	0	2							
7 Grégor Blanco, L OBP: 0.374, SLG: 0.412										4	2	2	1	1	0	1							
5 Matt Duffy, R OBP: 0.342, SLG: 0.442										5	0	3	2	0	0	0							
45 Alejandro De Aza, L OBP: 0.316, SLG: 0.429										5	1	2	0	0	0	3							
35 Brandon Crawford, L OBP: 0.320, SLG: 0.470										5	0	1	0	0	0	2							
37 Kelly Tomlinson, R OBP: 0.371, SLG: 0.413										4	0	0	0	1	1	2							
29 Héctor Sánchez, S OBP: 0.207, SLG: 0.304										1	1	1	0	0	0	0							
28 Buster Posey, R OBP: 0.382, SLG: 0.476										4	1	1	2	1	0	3							
21 Nick Noonan, L OBP: 0.400, SLG: 0.500										3	1	2	1	0	1	1							
22 Jake Peavy, R OBP: 0.222, SLG: 0.289										0	0	0	0	0	0	0							
49 Javier López, L ERA: 4.15																							
64 Simon Castro, R ERA: 1.5																							
65 Jason Gurka, L ERA: 16.2																							
45 Scott Oberg, R ERA: 6.64																							
Inning Stats	R: 0 H: 2 E: 0 K: 0 S: 15	H: 2 LOB: 1 BB: 0 P: 23	R: 1 H: 2 E: 0 K: 1 S: 12	H: 2 LOB: 1 BB: 0 P: 20	R: 1 H: 1 E: 0 K: 0 S: 11	H: 1 LOB: 0 BB: 0 P: 19	R: 0 H: 0 E: 1 K: 0 S: 6	H: 0 LOB: 1 BB: 0 P: 8	R: 2 H: 3 E: 0 K: 0 S: 8	H: 3 LOB: 1 BB: 1 P: 14	R: 1 H: 2 E: 0 K: 0 S: 12	H: 2 LOB: 3 BB: 2 P: 21	R: 2 H: 3 E: 0 K: 2 S: 17	H: 3 LOB: 3 BB: 2 P: 30	R: 0 H: 2 E: 0 K: 0 S: 4	H: 2 LOB: 1 BB: 1 P: 6	R: 0 H: 0 E: 0 K: 0 S: 6	H: 0 LOB: 1 BB: 1 P: 13	1B: 7 2B: 7 3B: 0 HR: 2	SF: 0 DP: 3 HBP: 0	WP: 1 PB: 0 SB: 0 CS: 0	PA: 44	
PITCHER	IP WLS BF H R ER SO BB IBB HBP BLK WP HR S P ERA WHIP	IP WLS BF H R ER SO BB IBB HBP BLK WP HR S P ERA WHIP	IP WLS BF H R ER SO BB IBB HBP BLK WP HR S P ERA WHIP	IP WLS BF H R ER SO BB IBB HBP BLK WP HR S P ERA WHIP	IP WLS BF H R ER SO BB IBB HBP BLK WP HR S P ERA WHIP	IP WLS BF H R ER SO BB IBB HBP BLK WP HR S P ERA WHIP	IP WLS BF H R ER SO BB IBB HBP BLK WP HR S P ERA WHIP	IP WLS BF H R ER SO BB IBB HBP BLK WP HR S P ERA WHIP	IP WLS BF H R ER SO BB IBB HBP BLK WP HR S P ERA WHIP	IP WLS BF H R ER SO BB IBB HBP BLK WP HR S P ERA WHIP	IP WLS BF H R ER SO BB IBB HBP BLK WP HR S P ERA WHIP	IP WLS BF H R ER SO BB IBB HBP BLK WP HR S P ERA WHIP	IP WLS BF H R ER SO BB IBB HBP BLK WP HR S P ERA WHIP	IP WLS BF H R ER SO BB IBB HBP BLK WP HR S P ERA WHIP	IP WLS BF H R ER SO BB IBB HBP BLK WP HR S P ERA WHIP	IP WLS BF H R ER SO BB IBB HBP BLK WP HR S P ERA WHIP	IP WLS BF H R ER SO BB IBB HBP BLK WP HR S P ERA WHIP	IP WLS BF H R ER SO BB IBB HBP BLK WP HR S P ERA WHIP	IP WLS BF H R ER SO BB IBB HBP BLK WP HR S P ERA WHIP	IP WLS BF H R ER SO BB IBB HBP BLK WP HR S P ERA WHIP	IP WLS BF H R ER SO BB IBB HBP BLK WP HR S P ERA WHIP	IP WLS BF H R ER SO BB IBB HBP BLK WP HR S P ERA WHIP	IP WLS BF H R ER SO BB IBB HBP BLK WP HR S P ERA WHIP
19 Charlie Blackmon, L OBP: 0.349, SLG: 0.460										4	0	0	0	0	0	1							
7 José Reyes, S OBP: 0.318, SLG: 0.400										4	1	2	1	0	0	0							
5 Carlos González, L OBP: 0.331, SLG: 0.583										3	0	0	0	1	1	2							
28 Nolan Arenado, R OBP: 0.323, SLG: 0.580										4	1	1	2	0	2	1							
33 Justin Morneau, L OBP: 0.304, SLG: 0.426										4	0	0	0	0	0	0							
9 DJ LeMahieu, R OBP: 0.372, SLG: 0.409										3	0	0	0	1	0	0							
10 Ben Paulsen, L OBP: 0.331, SLG: 0.476										4	0	1	0	0	1	1							
50 Dustin Garneau, R OBP: 0.200, SLG: 0.222										3	0	0	0	0	0	1							
35 Chad Bettis, R ERA: 4.95																							
49 Rex Brothers, L ERA: 1.5																							
64 Simon Castro, R ERA: 1.5																							
65 Jason Gurka, L ERA: 16.2																							
45 Scott Oberg, R ERA: 6.64																							
Inning Stats	R: 0 H: 0 E: 0 K: 1 S: 11	H: 0 LOB: 1 BB: 1 P: 21	R: 0 H: 0 E: 0 K: 0 S: 7	H: 0 LOB: 0 BB: 0 P: 8	R: 1 H: 2 E: 0 K: 0 S: 14	H: 2 LOB: 1 BB: 0 P: 21	R: 0 H: 0 E: 0 K: 1 S: 6	H: 0 LOB: 0 BB: 0 P: 9	R: 0 H: 0 E: 0 K: 2 S: 8	H: 0 LOB: 0 BB: 0 P: 12	R: 2 H: 2 E: 1 K: 1 S: 13	H: 2 LOB: 0 BB: 0 P: 19	R: 0 H: 1 E: 0 K: 0 S: 13	H: 1 LOB: 1 BB: 0 P: 16	R: 0 H: 0 E: 0 K: 0 S: 7	H: 0 LOB: 0 BB: 0 P: 13	R: 0 H: 0 E: 0 K: 0 S: 8	H: 0 LOB: 1 BB: 1 P: 14	1B: 2 2B: 1 3B: 1 HR: 1	SF: 0 DP: 0 HBP: 0	WP: 2 PB: 0 SB: 0 CS: 0	PA: 34	
PITCHER	IP WLS BF H R ER SO BB IBB HBP BLK WP HR S P ERA WHIP	IP WLS BF H R ER SO BB IBB HBP BLK WP HR S P ERA WHIP	IP WLS BF H R ER SO BB IBB HBP BLK WP HR S P ERA WHIP	IP WLS BF H R ER SO BB IBB HBP BLK WP HR S P ERA WHIP	IP WLS BF H R ER SO BB IBB HBP BLK WP HR S P ERA WHIP	IP WLS BF H R ER SO BB IBB HBP BLK WP HR S P ERA WHIP	IP WLS BF H R ER SO BB IBB HBP BLK WP HR S P ERA WHIP	IP WLS BF H R ER SO BB IBB HBP BLK WP HR S P ERA WHIP	IP WLS BF H R ER SO BB IBB HBP BLK WP HR S P ERA WHIP	IP WLS BF H R ER SO BB IBB HBP BLK WP HR S P ERA WHIP	IP WLS BF H R ER SO BB IBB HBP BLK WP HR S P ERA WHIP	IP WLS BF H R ER SO BB IBB HBP BLK WP HR S P ERA WHIP	IP WLS BF H R ER SO BB IBB HBP BLK WP HR S P ERA WHIP	IP WLS BF H R ER SO BB IBB HBP BLK WP HR S P ERA WHIP	IP WLS BF H R ER SO BB IBB HBP BLK WP HR S P ERA WHIP	IP WLS BF H R ER SO BB IBB HBP BLK WP HR S P ERA WHIP	IP WLS BF H R ER SO BB IBB HBP BLK WP HR S P ERA WHIP	IP WLS BF H R ER SO BB IBB HBP BLK WP HR S P ERA WHIP	IP WLS BF H R ER SO BB IBB HBP BLK WP HR S P ERA WHIP	IP WLS BF H R ER SO BB IBB HBP BLK WP HR S P ERA WHIP	IP WLS BF H R ER SO BB IBB HBP BLK WP HR S P ERA WHIP	IP WLS BF H R ER SO BB IBB HBP BLK WP HR S P ERA WHIP	IP WLS BF H R ER SO BB IBB HBP BLK WP HR S P ERA WHIP

San Francisco Giants @ Colorado Rockies
Coors Field, Denver, CO
Sat Sep 05 2015, 6:12 PM - 9:19 PM MDT
Att: 37,672 - Partly Cloudy - 83 F

AB 39
R 7
H 15
RBI 7
BB 4
SO 3
LOB 18



San Francisco Giants @ Colorado Rockies
Coors Field, Denver, CO
Sat Sep 05 2015, 6:12 PM - 9:19 PM MDT
Att: 37,672 - Partly Cloudy - 83 F

AB 32
R 3
H 5
RBI 3
SO 5
LOB 7



Batter	1	2	3	4	5	6	7	8	9	AB	R	H	RBI	BB	SO	LOB	TOP						
7 Grégor Blanco, L OBP: 0.372, SLG: 0.409	G3-1		G4-3			P4		FC2-6		5	1	1	0	0	0	2							
37 Kelby Tomlinson, R OBP: 0.372, SLG: 0.424	F8					L9		K		5	1	2	0	0	1	2							
5 Matt Duffy, R OBP: 0.341, SLG: 0.443	G5-3		L9			G4-3			L9	5	1	1	2	0	0	2							
28 Buster Posey, R OBP: 0.384, SLG: 0.484									L9	4	3	2	1	1	1	0							
6 Marlon Byrd, R OBP: 0.289, SLG: 0.459									K	5	1	4	1	0	0	0							
9 Brandon Belt, L OBP: 0.356, SLG: 0.476									L7	4	0	2	1	1	0	2							
35 Brandon Crawford, L OBP: 0.319, SLG: 0.469									L9	5	0	1	2	0	0	5							
2 Juan Carlos Perez, R OBP: 0.345, SLG: 0.393									L7	3	0	0	0	0	1	3							
45 Alejandro De Aza, L OBP: 0.315, SLG: 0.427									L7	1	0	0	0	0	0	0							
40 Madison Bumgarner, R OBP: 0.279, SLG: 0.595									L7	3	0	1	0	0	1	0							
60 Hunter Strickland, R ERA: 4.01									L7	0	0	0	0	0	0	0							
16 Angel Pagán, S ERA: 3.86									L7	0	0	0	0	0	0	0							
49 Javier López, L ERA: 6.02									L7	0	0	0	0	0	0	0							
54 Sergio Romo, R ERA: 4.09									L7	0	0	0	0	0	0	0							
46 Santiago Casilla, R									L7	0	0	0	0	0	0	0							
Inning Stats	R: 0 E: 0 K: 0 S: 7	H: 0 LOB: 0 BB: 0 P: 14	R: 1 E: 0 K: 0 S: 14	H: 2 LOB: 1 BB: 0 P: 18	R: 0 E: 0 K: 1 S: 13	H: 1 LOB: 1 BB: 0 P: 21	R: 1 E: 0 K: 1 S: 13	H: 2 LOB: 1 BB: 0 P: 17	R: 5 E: 0 K: 0 S: 22	H: 5 LOB: 1 BB: 2 P: 34	R: 0 E: 0 K: 0 S: 11	H: 1 LOB: 1 BB: 0 P: 15	R: 0 E: 0 K: 0 S: 9	H: 1 LOB: 1 BB: 0 P: 14	R: 0 E: 0 K: 1 S: 9	H: 0 LOB: 1 BB: 1 P: 15	R: 0 E: 0 K: 1 S: 14	H: 2 LOB: 2 BB: 0 P: 18	1B: 7 2B: 5 3B: 1 HR: 1	SF: 0 SAC: 0 DP: 0 HBP: 0	WP: 0 PB: 0 SB: 0 CS: 0	PA: 43	
PITCHER	IP WLS BF H R ER SO BB IBB HBP BLK WP HR S P ERA WHIP	4.1 L 22 8 6 6 2 0 1 0 0 0 1 58 88 12.46 1.846	5.1 0 1 1 0 0 0 0 0 0 0 0 0 3 3 ∞ ∞	5.1 0.1 2 1 1 0 0 1 0 0 0 0 0 4 8 27.00 6.000	5.1 1.1 5 1 0 0 0 0 0 0 0 0 0 15 20 0.00 0.750	7.1 0.2 2 0 0 0 0 0 0 0 0 0 0 5 7 0.00 0.000	PITCHER	IP WLS BF H R ER SO BB IBB HBP BLK WP HR S P ERA WHIP	0.1 2 1 0 0 0 0 0 0 0 0 0 0 1 1 1 1 9.28 3.000	1.0 4 0 0 0 1 1 0 0 0 0 0 0 9 15 0.00 1.000	1.0 5 2 0 0 1 1 0 0 0 0 0 0 14 18 0.00 2.000												
58 Yohan Flande, L ERA: 4.65																							
51 Brooks Brown, R ERA: 4.01																							
49 Rex Brothers, L ERA: 3.86																							
61 David Hale, R ERA: 6.02																							
60 Justin Miller, R ERA: 4.09																							
7 José Reyes, S OBP: 0.320, SLG: 0.401			L8			G6-3				4	1	2	0	0	0	0							
18 Christian Adames, S OBP: 0.540, SLG: 0.660			K2-3			P5				4	1	2	2	0	1	0							
28 Nolan Arenado, R OBP: 0.323, SLG: 0.576			L7			L9				3	0	0	0	1	0	2							
5 Carlos González, L OBP: 0.331, SLG: 0.563										4	0	1	1	0	0	3							
20 Wilin Rosario, R OBP: 0.289, SLG: 0.419										1	0	0	1	0	0	0							
19 Charlie Blackmon, L OBP: 0.349, SLG: 0.459										1	0	0	0	0	0	0							
47 Jairo Díaz, R										0	0	0	0	0	0	0							
4 Nick Hundley, R OBP: 0.339, SLG: 0.467										2	0	0	0	0	0	2							
50 Dustin Garneau, R OBP: 0.227, SLG: 0.250										2	0	1	0	0	0	0							
16 Kyle Parker, R OBP: 0.295, SLG: 0.333										2	0	0	0	0	1	1							
61 David Hale, R ERA: 3.05										0	0	0	0	0	0	0							
3 Daniel Descalso, L ERA: 1.5										1	0	0	0	0	0	1							
40 Justin Miller, R ERA: 3.11										0	0	0	0	0	0	0							
62 Christian Friedrich, R ERA: 5.4										0	0	0	0	0	0	0							
62 Gonzalez Germen, R ERA: 5.4										0	0	0	0	0	0	0							
10 Ben Paulsen, L OBP: 0.330, SLG: 0.475										1	0	0	0	0	1	0							
1 Brandon Barnes, R OBP: 0.329, SLG: 0.360										3	1	2	0	0	0	0							
33 Justin Morneau, L OBP: 0.301, SLG: 0.422										1	0	0	0	0	1	0							
58 Yohan Flande, L OBP: 0.158, SLG: 0.158										1	0	0	0	0	1	0							
51 Brooks Brown, L ERA: 1.83										0	0	0	0	0	0	0							
49 Rex Brothers, L ERA: 1.5										0	0	0	0	0	0	0							
43 Rafael Ynoa, S OBP: 0.250, SLG: 0.269										3	1	1	0	0	0	2							
Inning Stats	R: 2 E: 0 K: 0 S: 14	H: 2 LOB: 1 BB: 1 P: 22	R: 0 E: 0 K: 2 S: 10	H: 0 LOB: 0 BB: 0 P: 15	R: 0 E: 0 K: 1 S: 9	H: 0 LOB: 0 BB: 0 P: 13	R: 0 E: 0 K: 0 S: 9	H: 1 LOB: 1 BB: 0 P: 15	R: 2 E: 0 K: 0 S: 16	H: 4 LOB: 1 BB: 0 P: 23	R: 0 E: 0 K: 0 S: 9	H: 2 LOB: 2 BB: 0 P: 12	R: 0 E: 0 K: 0 S: 6	H: 0 LOB: 0 BB: 0 P: 8	R: 0 E: 0 K: 0 S: 9	H: 0 LOB: 0 BB: 0 P: 12	R: 0 E: 0 K: 2 S: 10	H: 0 LOB: 0 BB: 0 P: 16	1B: 8 2B: 1 3B: 0 HR: 0	SF: 1 SAC: 1 DP: 1 HBP: 0	WP: 0 PB: 0 SB: 0 CS: 0	PA: 36	
PITCHER	IP WLS BF H R ER SO BB IBB HBP BLK WP HR S P ERA WHIP	6.0 W 27 9 4 4 3 1 0 0 0 0 0 6 7 0.00 1.667	1.0 H 3 0 0 0 0 0 0 0 0 0 0 6 8 0.00 0.000	0.1 H 1 0 0 0 0 0 0 0 0 0 0 3 3 0.00 0.000	0.2 H 2 0 0 0 0 0 0 0 0 0 0 6 9 0.00 0.000	1.0 S 3 0 0 0 0 2 0 0 0 0 0 10 16 0.00 0.000																	

San Francisco Giants @ Colorado Rockies
Coors Field, Denver, CO
Sun Sep 06 2015, 2:11 PM - 5:29 PM MDT
Att: 36,649 - Partly Cloudy - 83 F

AB	40
R	7
H	14
RBI	7
BB	3
SO	4
LOB	16



San Francisco Giants @ Colorado Rockies
Coors Field, Denver, CO
Sun Sep 06 2015, 2:11 PM - 5:29 PM MDT
Att: 36,649 - Partly Cloudy - 83 F

AB	33
R	4
H	9
RBI	4
BB	1
SO	5
LOB	11



Batter	1	2	3	4	5	6	7	8	9	AB	R	H	RBI	BB	SO	LOB	TOP		
19 Charlie Blackmon, L (1.8) OBP: 0.348, SLG: 0.459	F8		F7		F8			G6-3		4	0	0	0	0	0	0	Colorado Rockies @ San Diego Padres Petco Park, San Diego, CA Tue Sep 08 2015, 7:12 PM - 9:50 PM PDT Att: 19,112 - Partly Cloudy - 85 F		
7 José Reyes, S (1.6) OBP: 0.317, SLG: 0.398	K		B1-3		K			G3		4	0	0	0	0	2	0			
5 Carlos González, L (1.9) OBP: 0.330, SLG: 0.559	F7		F7		P6			K		3	0	0	0	1	1	0			
28 Nolan Arenado, R (1.5) OBP: 0.323, SLG: 0.580	L8		FC5-4		F7			HR		4	1	1	1	0	0	1			
33 Justin Morneau, L (1.3) OBP: 0.306, SLG: 0.414	50 BB 9 1B		10 G6-3 1B		G5-3			K		3	0	1	0	1	1	0			
9 DJ LeMahieu, R (1.4) OBP: 0.327, SLG: 0.414	50 BB 1B		L7		L7			G6-3		3	0	1	0	0	0	1			
10 Ben Paulsen, L (1.7) OBP: 0.327, SLG: 0.470	K		G6-3		L8			L8		3	0	0	0	0	1	3			
50 Dustin Garneau, R (1.2) OBP: 0.207, SLG: 0.192	1-2 2-3 BB		F8		F8			P3		2	0	0	0	1	0	0			
55 Jon Gray, R (1.1) 62 Gonzalez Germen, R (6.1) 49 Rex Brothers, L (7.1) 6 Corey Dickerson, L (8. PH) 46 Miguel Castro, R (8.1) 48 Boone Logan, R (9.1)	2-3 K		G6-3		G6-3			L4		2	0	0	0	0	1	3			
Inning Stats	R: 0 E: 0 K: 1 S: 8	H: 0 LOB: 0 BB: 0 P: 13	R: 0 E: 0 K: 2 S: 11	H: 1 LOB: 3 BB: 2 P: 25	R: 0 E: 0 K: 0 S: 5	H: 0 LOB: 1 BB: 1 P: 12	R: 0 E: 0 K: 0 S: 6	H: 1 LOB: 0 BB: 0 P: 11	R: 0 E: 0 K: 1 S: 7	H: 0 LOB: 0 BB: 0 P: 14	R: 0 E: 0 K: 0 S: 6	H: 0 LOB: 0 BB: 0 P: 12	R: 0 E: 0 K: 0 S: 5	H: 0 LOB: 0 BB: 0 P: 7	R: 1 E: 0 K: 2 S: 10	H: 1 LOB: 0 BB: 0 P: 16		1B: 2 2B: 0 3B: 0 HR: 1	SF: 0 SAC: 0 DP: 1 HBP: 0
PITCHER	IP WLS BF H R ER SO BB IBB HBP BLK WP HR S P ERA WHIP	IP WLS BF H R ER SO BB IBB HBP BLK WP HR S P ERA WHIP	IP WLS BF H R ER SO BB IBB HBP BLK WP HR S P ERA WHIP	IP WLS BF H R ER SO BB IBB HBP BLK WP HR S P ERA WHIP	IP WLS BF H R ER SO BB IBB HBP BLK WP HR S P ERA WHIP	IP WLS BF H R ER SO BB IBB HBP BLK WP HR S P ERA WHIP	IP WLS BF H R ER SO BB IBB HBP BLK WP HR S P ERA WHIP	IP WLS BF H R ER SO BB IBB HBP BLK WP HR S P ERA WHIP	IP WLS BF H R ER SO BB IBB HBP BLK WP HR S P ERA WHIP	IP WLS BF H R ER SO BB IBB HBP BLK WP HR S P ERA WHIP	IP WLS BF H R ER SO BB IBB HBP BLK WP HR S P ERA WHIP	IP WLS BF H R ER SO BB IBB HBP BLK WP HR S P ERA WHIP	IP WLS BF H R ER SO BB IBB HBP BLK WP HR S P ERA WHIP	IP WLS BF H R ER SO BB IBB HBP BLK WP HR S P ERA WHIP	IP WLS BF H R ER SO BB IBB HBP BLK WP HR S P ERA WHIP	IP WLS BF H R ER SO BB IBB HBP BLK WP HR S P ERA WHIP	IP WLS BF H R ER SO BB IBB HBP BLK WP HR S P ERA WHIP		

Batter	1	2	3	4	5	6	7	8	9	AB	R	H	RBI	BB	SO	LOB	BOTTOM				
4 WJ Myers, R (1.3) OBP: 0.322, SLG: 0.452	G6-3		G5-4-3		HR			K		4	1	1	1	0	1	1	Colorado Rockies @ San Diego Padres Petco Park, San Diego, CA Tue Sep 08 2015, 7:12 PM - 9:50 PM PDT Att: 19,112 - Partly Cloudy - 85 F				
26 Yanoris Solarte, S (1.5) OBP: 0.327, SLG: 0.433	L8		2B		L4			9 BB 2B		4	0	2	0	0	0	0					
27 Matt Kemp, R (1.9) OBP: 0.315, SLG: 0.438	F8		P4		10 1B 1B			K		4	0	1	0	0	1	2					
10 Justin Upton, R (1.7) OBP: 0.339, SLG: 0.456	K		K		1B			9 BB BB		3	0	1	0	1	2	1					
9 Jedd Gyorko, R (1.6) OBP: 0.299, SLG: 0.399	1B		G6-3		1B			BB		3	0	1	0	1	0	3					
3 Derek Norris, R (1.2) OBP: 0.292, SLG: 0.403	K		K		29 SH1-4 BB			L8		3	0	0	0	1	1	6					
15 Cory Spangenberg, L (1.4) OBP: 0.313, SLG: 0.369	K		K		B5-4			12 SH5-4 39 FC6 2B		4	1	1	0	0	2	2					
29 Colin Rea, R (1.1) ERA: 5.17	K		SH1-4		L3			SH5-4		1	0	0	0	0	1	0					
2 B.J. Upton, R (7. PH) OBP: 0.301, SLG: 0.405	K		L8		L3			FC6		1	0	0	0	0	0	0					
59 Kevin Quackenbush, R (8.1) 46 Craig Kimbrel, R (9.1) 12 Clint Barmes, R (8. PH) 16 Travis Jankowski, L (1.8) 39 Brett Wallace, L (8. PH)	K		4 G5-4-3 BB		L8			G4-3		2	0	0	0	1	0	1					
Inning Stats	R: 0 E: 0 K: 0 S: 5	H: 0 LOB: 0 BB: 0 P: 9	R: 0 E: 0 K: 3 S: 14	H: 1 LOB: 1 BB: 0 P: 22	R: 0 E: 0 K: 1 S: 6	H: 0 LOB: 0 BB: 1 P: 11	R: 0 E: 0 K: 1 S: 10	H: 1 LOB: 1 BB: 0 P: 16	R: 0 E: 0 K: 1 S: 8	H: 0 LOB: 1 BB: 1 P: 17	R: 1 E: 0 K: 0 S: 15	H: 3 LOB: 2 BB: 0 P: 24	R: 0 E: 0 K: 0 S: 6	H: 0 LOB: 0 BB: 0 P: 10	R: 0 E: 0 K: 2 S: 13	H: 1 LOB: 3 BB: 2 P: 25	R: 1 E: 0 K: 0 S: 4	H: 1 LOB: 1 BB: 0 P: 5	1B: 3 2B: 3 3B: 0 HR: 1	SF: 0 SAC: 2 DP: 1 HBP: 0	WP: 0 PA: 36 PB: 0 SB: 0 CS: 0
PITCHER	IP WLS BF H R ER SO BB IBB HBP BLK WP HR S P ERA WHIP	IP WLS BF H R ER SO BB IBB HBP BLK WP HR S P ERA WHIP	IP WLS BF H R ER SO BB IBB HBP BLK WP HR S P ERA WHIP	IP WLS BF H R ER SO BB IBB HBP BLK WP HR S P ERA WHIP	IP WLS BF H R ER SO BB IBB HBP BLK WP HR S P ERA WHIP	IP WLS BF H R ER SO BB IBB HBP BLK WP HR S P ERA WHIP	IP WLS BF H R ER SO BB IBB HBP BLK WP HR S P ERA WHIP	IP WLS BF H R ER SO BB IBB HBP BLK WP HR S P ERA WHIP	IP WLS BF H R ER SO BB IBB HBP BLK WP HR S P ERA WHIP	IP WLS BF H R ER SO BB IBB HBP BLK WP HR S P ERA WHIP	IP WLS BF H R ER SO BB IBB HBP BLK WP HR S P ERA WHIP	IP WLS BF H R ER SO BB IBB HBP BLK WP HR S P ERA WHIP	IP WLS BF H R ER SO BB IBB HBP BLK WP HR S P ERA WHIP	IP WLS BF H R ER SO BB IBB HBP BLK WP HR S P ERA WHIP	IP WLS BF H R ER SO BB IBB HBP BLK WP HR S P ERA WHIP	IP WLS BF H R ER SO BB IBB HBP BLK WP HR S P ERA WHIP	IP WLS BF H R ER SO BB IBB HBP BLK WP HR S P ERA WHIP				

AB	29
R	1
H	3
RBI	1
BB	3
SO	6
LOB	8

AB	30
R	2
H	7
RBI	2
BB	4
SO	8
LOB	16



Batter	1	2	3	4	5	6	7	8	9	AB	R	H	RBI	BB	SO	LOB	TOP										
19 Charlie Blackmon, L OBP: 0.346, SLG: 0.454										4	0	0	0	0	1	0	Colorado Rockies @ San Diego Padres Petco Park, San Diego, CA Thu Sep 10 2015, 12:41 PM - 3:28 PM PDT Att: 21,922 - Partly Cloudy - 93 F										
6 Corey Dickerson, L OBP: 0.340, SLG: 0.506 47 Jairo Diaz, R 66 John Axford, R										4	1	1	1	0	2	0											
28 Nolan Arenado, R OBP: 0.324, SLG: 0.583										4	1	1	1	0	0	0											
5 Carlos González, L OBP: 0.329, SLG: 0.560										4	1	1	1	0	1	0											
20 Wilin Rosario, R OBP: 0.284, SLG: 0.410										4	0	0	0	0	2	0											
10 Ben Paulsen, L OBP: 0.323, SLG: 0.464										3	0	0	0	0	1	0											
18 Cristhian Adames, S OBP: 0.500, SLG: 0.533										3	0	1	0	0	0	0											
3 Daniel Descalso, L OBP: 0.287, SLG: 0.348										3	1	1	1	0	1	1											
29 Jorge De La Rosa, L 43 Rafael Ynoa, S 45 Scott Oberg, R 60 Justin Miller, R 1 Brandon Bames, R										1	0	0	0	0	0	0											
Inning Stats	R: 1 H: 1 E: 0 K: 0 S: 7	H: 1 LOB: 0 BB: 0 P: 11	R: 0 H: 0 E: 0 K: 2 S: 9	H: 1 LOB: 1 BB: 0 P: 12	R: 0 H: 0 E: 0 K: 2 S: 8	H: 0 LOB: 0 BB: 0 P: 11	R: 0 H: 0 E: 0 K: 1 S: 7	H: 0 LOB: 0 BB: 0 P: 14	R: 0 H: 0 E: 0 K: 1 S: 7	H: 0 LOB: 0 BB: 0 P: 12	R: 1 H: 1 E: 0 K: 1 S: 7	H: 1 LOB: 0 BB: 0 P: 9	R: 1 H: 1 E: 0 K: 0 S: 8	H: 1 LOB: 0 BB: 0 P: 12	R: 1 H: 1 E: 0 K: 1 S: 12	H: 1 LOB: 0 BB: 0 P: 18		R: 0 H: 0 E: 0 K: 2 S: 12	H: 0 LOB: 0 BB: 0 P: 14	1B: 1 2B: 0 3B: 0 HR: 4	SF: 0 SAC: 0 DP: 0 HBP: 0	WP: 0 PA: 32 PB: 0 SB: 0 CS: 0					
PITCHER	IP	WLS	BF	H	R	ER	SO	BB	IBB	HBP	BLK	WP	HR	S	P	ERA	WHIP										
38 Tyson Ross, R ERA: 3.24	7.0		25	4	3	3	6	0	0	0	0	0	3	53	81	3.86	0.571										
53 Joaquin Benoit, R ERA: 2.41	1.0	L	4	1	1	1	1	0	0	0	0	0	1	12	18	9.00	1.000										
59 Kevin Quackenbush, R ERA: 3.29	1.0		3	0	0	0	2	0	0	0	0	0	0	12	14	0.00	0.000										

Batter	1	2	3	4	5	6	7	8	9	AB	R	H	RBI	BB	SO	LOB	BOTTOM										
4 Wil Myers, R OBP: 0.333, SLG: 0.454										3	1	1	0	1	2	0	Colorado Rockies @ San Diego Padres Petco Park, San Diego, CA Thu Sep 10 2015, 12:41 PM - 3:28 PM PDT Att: 21,922 - Partly Cloudy - 93 F										
9 Jedd Gortok, R OBP: 0.300, SLG: 0.410										4	0	1	0	0	2	1											
27 Matt Kemp, R OBP: 0.318, SLG: 0.450										3	1	2	1	1	1	0											
3 Derek Norris, R OBP: 0.293, SLG: 0.405										3	1	1	1	0	0	2											
26 Yangervis Solarte, S OBP: 0.329, SLG: 0.433										4	0	1	0	0	0	5											
2 B.J. Upton, R OBP: 0.304, SLG: 0.412										3	0	0	0	1	3	0											
12 Clint Barmes, R ERA: 4.28 39 Brett Wallace, L OBP: 0.403, SLG: 0.585										3	0	0	0	0	1	3											
38 Tyson Ross, R OBP: 0.245, SLG: 0.353 53 Joaquin Benoit, R 59 Kevin Quackenbush, R 10 Justin Upton, R OBP: 0.338, SLG: 0.452										2	0	0	1	0	2	0											
18 Austin Hedges, R OBP: 0.220, SLG: 0.241 5 Alexi Amarista, L OBP: 0.267, SLG: 0.309										2	0	0	0	0	1	2											
Inning Stats	R: 0 H: 1 E: 0 K: 0 S: 10	H: 0 LOB: 2 BB: 1 P: 18	R: 0 H: 0 E: 0 K: 2 S: 11	H: 0 LOB: 0 BB: 0 P: 14	R: 0 H: 0 E: 0 K: 2 S: 9	H: 0 LOB: 0 BB: 0 P: 12	R: 2 H: 3 E: 0 K: 2 S: 20	H: 3 LOB: 1 BB: 1 P: 32	R: 1 H: 2 E: 0 K: 0 S: 6	H: 2 LOB: 1 BB: 1 P: 14	R: 0 H: 0 E: 0 K: 2 S: 8	H: 0 LOB: 0 BB: 0 P: 11	R: 0 H: 0 E: 0 K: 3 S: 16	H: 0 LOB: 0 BB: 0 P: 20	R: 0 H: 0 E: 0 K: 1 S: 8	H: 0 LOB: 0 BB: 0 P: 15		R: 0 H: 0 E: 0 K: 2 S: 7	H: 0 LOB: 0 BB: 0 P: 13	1B: 5 2B: 1 3B: 0 HR: 1	SF: 2 SAC: 0 DP: 2 HBP: 0	WP: 0 PA: 35 PB: 0 SB: 0 CS: 0					
PITCHER	IP	WLS	BF	H	R	ER	SO	BB	IBB	HBP	BLK	WP	HR	S	P	ERA	WHIP										
29 Jorge De La Rosa, L ERA: 4.28	5.0		23	6	3	3	6	3	0	0	0	0	1	56	90	5.40	1.800										
45 Scott Oberg, R ERA: 5.8	1.0		3	0	0	0	2	0	0	0	0	0	0	8	11	0.00	0.000										
60 Justin Miller, R ERA: 3.7	1.0	W	3	0	0	0	3	0	0	0	0	0	0	16	20	0.00	0.000										
47 Jairo Diaz, R ERA: 1.0	1.0	H	3	0	0	0	1	0	0	0	0	0	0	8	15	0.00	0.000										
66 John Axford, R ERA: 3.99	1.0	S	3	0	0	0	2	0	0	0	0	0	0	7	13	0.00	0.000										

AB	32
R	4
H	5
RBI	4
BB	0
SO	9
LOB	1

AB	30
R	3
H	6
RBI	3
BB	3
SO	14
LOB	13




Batter	1	2	3	4	5	6	7	8	9	AB	R	H	RBI	BB	SO	LOB	TOP										
19 Charlie Blackmon, L (1.8) OBP: 0.347, SLG: 0.453	P5		G4-3			L4	1B		28 WP 1S	5	0	2	0	0	0	0											
6 Corey Dickerson, L (1.7) OBP: 0.343, SLG: 0.513 1 Brandon Barnes, R (7.7) OBP: 0.324, SLG: 0.357	5 FC5-6 1B					K	F7		K	4	0	2	0	0	1	2											
28 Nolan Arenado, R (1.5) OBP: 0.323, SLG: 0.579	P4					G1-3	1B		K	5	0	1	0	0	2	5											
5 Carlos González, L (1.9) OBP: 0.328, SLG: 0.556	FC5-6					G5-3			F7	3	0	0	0	1	0	2											
9 DJ LeMahieu, R (1.4) OBP: 0.371, SLG: 0.410		G6-3				K	G5-3		F7	4	0	0	0	0	1	2											
33 Justin Morneau, L (1.10) OBP: 0.316, SLG: 0.415		K2-3				G6-3				4	1	2	0	0	1	2											
10 Ben Paulsen, L (1.3) OBP: 0.322, SLG: 0.461						K			G4-3	4	1	1	0	0	2	1											
50 Dustin Garneau, R (1.2) OBP: 0.216, SLG: 0.382						G5-3	P2		P3	4	1	1	3	0	0	0											
3 Daniel Descalso, L (1.6) OBP: 0.291, SLG: 0.352			K2-3			P4			19 WP 1B	4	1	2	0	0	1	0											
Inning Stats	R: 0 H: 1 E: 0 K: 0 S: 9	H: 1 LOB: 1 BB: 0 P: 11	R: 0 H: 0 E: 0 K: 2 S: 10	H: 0 LOB: 0 BB: 0 P: 13	R: 0 H: 0 E: 0 K: 1 S: 7	H: 0 LOB: 0 BB: 0 P: 12	R: 0 H: 1 E: 0 K: 1 S: 10	H: 1 LOB: 2 BB: 1 P: 17	R: 0 H: 0 E: 0 K: 1 S: 11	H: 0 LOB: 0 BB: 0 P: 15	R: 0 H: 1 E: 0 K: 1 S: 12	H: 1 LOB: 1 BB: 0 P: 16	R: 3 H: 5 E: 0 K: 1 S: 15	H: 5 LOB: 2 BB: 0 P: 20	R: 0 H: 1 E: 0 K: 0 S: 10	H: 1 LOB: 1 BB: 0 P: 15	R: 1 H: 2 E: 0 K: 2 S: 17	H: 2 LOB: 1 BB: 0 P: 22	1B: 9 2B: 1 3B: 0 HR: 1	SF: 0 SAC: 0 DP: 0 HBP: 0	WP: 1 PB: 0 SB: 1 CS: 0	PA: 39					
PITCHER	IP	WLS	BF	H	R	ER	SO	BB	IBB	HBP	BLK	WP	HR	S	P	ERA	WHIP										
18 Hisashi Iwakuma, R (1.1) ERA: 4.05	6.1	L	28	8	3	3	6	0	1	0	0	0	1	69	97	4.26	1.263										
40 Danny Farquhar, R (7.1) ERA: 5.35	0.2		2	0	0	0	1	0	0	0	0	0	0	5	7	0.00	0.000										
97 Joe Beimel, L (8.1) ERA: 4.5	1.0		4	1	0	0	0	0	0	0	0	0	0	10	15	0.00	1.000										
55 Tony Zych, R (9.1) ERA: 7.71	1.0		5	2	1	1	2	0	0	0	0	1	0	17	22	9.00	2.000										

Colorado Rockies @ Seattle Mariners
Safeco Field, Seattle, WA
Fri Sep 11 2015, 7:11 PM - 10:22 PM PDT
Att: 19,876 - Partly Cloudy - 76 F

livebaseballscorecards.com

AB 38
R 4
H 11
RBI 3
BB 1
SO 9
LOB 16




Batter	1	2	3	4	5	6	7	8	9	AB	R	H	RBI	BB	SO	LOB	BOTTOM										
99 James Jones, L (1.8) OBP: 0.235, SLG: 0.200 36 Shawn O'Malley, S (8.8) OBP: 0.615, SLG: 0.688	K					G6-4-3 15 BB 1B			15 HR BB	3	0	2	0	0	1	0											
15 Kyle Seager, L (1.5) OBP: 0.333, SLG: 0.463	F7					F7	23 G6-4-3 BB		K	4	1	1	2	1	1	3											
23 Nelson Cruz, R (1.10) OBP: 0.378, SLG: 0.588	G5-3					K	G6-4-3		K	4	0	0	0	0	2	3											
22 Robinson Canó, L (1.4) OBP: 0.324, SLG: 0.423		E5 20 1B				F7			G3	3	0	0	0	1	0	0											
35 Mark Trumbo, R (1.7) OBP: 0.307, SLG: 0.460 4 Ketel Marte, S (8.6) OBP: 0.335, SLG: 0.343		K				G4-3			K	3	0	0	0	1	2	3											
7 Seth Smith, L (1.9) OBP: 0.327, SLG: 0.449		L7				G3-1			BB	4	0	0	0	0	2	2											
20 Logan Morrison, L (1.3) OBP: 0.300, SLG: 0.388						P4			K	3	0	1	0	1	1	0											
5 Brad Miller, L (1.6) OBP: 0.328, SLG: 0.393						G6-3			F8	4	0	1	0	0	0	3											
6 John Hicks, R (1.2) OBP: 0.118, SLG: 0.063 30 Franklin Gutierrez, R (7.7) OBP: 0.351, SLG: 0.635 2 Jesús Sucre, R (8.2) OBP: 0.174, SLG: 0.207 17 Stefan Romero, R (9.7) OBP: 0.278, SLG: 0.375						F9			K	2	0	0	0	0	0	0											
Inning Stats	R: 0 H: 0 E: 0 K: 1 S: 8	H: 1 LOB: 0 BB: 0 P: 14	R: 0 H: 1 E: 1 K: 1 S: 10	H: 1 LOB: 0 BB: 0 P: 16	R: 0 H: 1 E: 0 K: 1 S: 9	H: 1 LOB: 1 BB: 0 P: 14	R: 0 H: 0 E: 0 K: 0 S: 4	H: 0 LOB: 0 BB: 0 P: 6	R: 0 H: 0 E: 0 K: 0 S: 7	H: 0 LOB: 0 BB: 0 P: 8	R: 0 H: 1 E: 0 K: 1 S: 10	H: 1 LOB: 2 BB: 1 P: 23	R: 0 H: 0 E: 0 K: 2 S: 8	H: 0 LOB: 1 BB: 1 P: 17	R: 2 H: 1 E: 0 K: 2 S: 9	H: 1 LOB: 2 BB: 2 P: 19	R: 0 H: 1 E: 0 K: 3 S: 14	H: 1 LOB: 2 BB: 1 P: 27	1B: 3 2B: 1 3B: 0 HR: 1	SF: 0 SAC: 0 DP: 1 HBP: 0	WP: 0 PB: 0 SB: 0 CS: 0	PA: 38					
PITCHER	IP	WLS	BF	H	R	ER	SO	BB	IBB	HBP	BLK	WP	HR	S	P	ERA	WHIP										
35 Chad Bettis, R (1.1) ERA: 4.55	7.0	W	27	3	0	0	6	2	1	0	0	0	0	56	98	0.00	0.714										
53 Christian Friedrich, L (8.1) ERA: 5.57	0.0		2	1	2	2	0	1	0	0	0	0	1	2	6	"	"										
60 Justin Miller, R (8.1) ERA: 3.65	0.1	H	1	0	0	0	1	0	0	0	0	0	0	3	3	0.00	0.000										
48 Boone Logan, L (8.1) ERA: 4.68	0.1	H	1	0	0	0	0	0	0	0	0	0	0	1	2	0.00	0.000										
47 Jairo Diaz, R (8.1) ERA: 0.96	0.1	H	2	0	0	0	1	1	0	0	0	0	0	3	8	0.00	3.000										
PITCHER	IP	WLS	BF	H	R	ER	SO	BB	IBB	HBP	BLK	WP	HR	S	P	ERA	WHIP										
66 John Axford, R (9.1) ERA: 3.91	1.0	S	5	1	0	0	3	1	0	0	0	0	0	14	27	0.00	2.000										

Colorado Rockies @ Seattle Mariners
Safeco Field, Seattle, WA
Fri Sep 11 2015, 7:11 PM - 10:22 PM PDT
Att: 19,876 - Partly Cloudy - 76 F

livebaseballscorecards.com

AB 32
R 2
H 5
RBI 2
BB 6
SO 11
LOB 16



Batter	1	2	3	4	5	6	7	8	9	AB	R	H	RBI	BB	SO	LOB	TOP										
18 Cristhian Adames, S OBP: 0.500, SLG: 0.500										3	0	1	0	1	1	0	Colorado Rockies @ Seattle Mariners Safeco Field, Seattle, WA Sat Sep 12 2015, 6:11 PM - 8:47 PM PDT Att: 24,743 - Clear - 73 F										
9 Dj LeMahieu, R OBP: 0.370, SLG: 0.409										4	0	1	1	0	0	3											
28 Nolan Arenado, R OBP: 0.321, SLG: 0.576										3	0	0	1	0	2	1	livebaseballscores.com										
43 Rafael Ynoa, S OBP: 0.260, SLG: 0.278										0	0	0	0	0	0	0											
5 Carlos González, L OBP: 0.326, SLG: 0.552										4	0	0	0	0	1	1	livebaseballscores.com										
20 Wilin Rosario, R OBP: 0.288, SLG: 0.414										3	0	1	0	1	2	0											
6 Corey Dickerson, L OBP: 0.341, SLG: 0.512										4	0	1	0	0	2	2	livebaseballscores.com										
16 Kyle Parker, R OBP: 0.213, SLG: 0.301										4	0	0	0	0	2	3											
30 Tom Murphy, R (1, 2)										3	1	0	0	0	2	1	livebaseballscores.com										
1 Brandon Barnes, R OBP: 0.354										2	1	0	0	1	2	0											
Inning Stats	R: 0 E: 0 K: 2 S: 8	H: 0 LOB: 0 BB: 0 P: 10	R: 0 E: 0 K: 2 S: 7	H: 0 LOB: 0 BB: 0 P: 12	R: 0 E: 0 K: 3 S: 11	H: 0 LOB: 0 BB: 0 P: 14	R: 0 E: 0 K: 0 S: 5	H: 1 LOB: 1 BB: 0 P: 7	R: 0 E: 0 K: 1 S: 9	H: 0 LOB: 1 BB: 1 P: 15	R: 2 E: 1 K: 0 S: 8	H: 0 LOB: 1 BB: 2 P: 20	R: 0 E: 0 K: 3 S: 13	H: 1 LOB: 1 BB: 0 P: 18	R: 0 E: 0 K: 2 S: 10	H: 1 LOB: 1 BB: 0 P: 16	R: 0 E: 0 K: 1 S: 8	H: 1 LOB: 1 BB: 0 P: 10	1B: 2 2B: 2 3B: 0 HR: 0	SF: 1 SAC: 0 DP: 1 HBP: 0	WP: 0 PB: 0 SB: 1 CS: 0	PA: 34					
PITCHER	IP	WLS	BF	H	R	ER	SO	BB	IBB	HBP	BLK	WP	HR	S	P	ERA	WHIP										
29 Roenis Elias, L ERA: 4.07	5.1	W	20	1	2	0	8	3	0	0	0	0	0	43	69	0.00	0.750										
27 Logan Kensing, R ERA: 6.23	0.1	H	1	0	0	0	0	0	0	0	0	0	0	2	5	0.00	0.000										
59 David Rollins, L ERA: 8.06	0.1	H	1	0	0	0	0	0	0	0	0	0	0	3	4	0.00	0.000										
40 Danny Farquhar, R ERA: 5.22	1.0	H	4	1	0	0	3	0	0	0	0	0	0	13	18	0.00	1.000										
39 Carson Smith, R ERA: 2.61	1.0		4	1	0	0	2	0	0	0	0	0	0	10	16	0.00	1.000										
PITCHER	IP	WLS	BF	H	R	ER	SO	BB	IBB	HBP	BLK	WP	HR	S	P	ERA	WHIP										
97 Joe Beimel, L ERA: 4.39	1.0		4	1	0	0	1	0	0	0	0	0	0	8	10	0.00	1.000										

Batter	1	2	3	4	5	6	7	8	9	AB	R	H	RBI	BB	SO	LOB	BOTTOM										
4 Ketel Marte, S OBP: 0.331, SLG: 0.338										5	0	1	0	0	2	0	Colorado Rockies @ Seattle Mariners Safeco Field, Seattle, WA Sat Sep 12 2015, 6:11 PM - 8:47 PM PDT Att: 24,743 - Clear - 73 F										
15 Kyle Seager, L OBP: 0.334, SLG: 0.465										4	2	2	0	0	0	2											
23 Nelson Cruz, R OBP: 0.379, SLG: 0.593										4	1	2	3	0	1	2	livebaseballscores.com										
22 Robinson Canó, L OBP: 0.325, SLG: 0.428										3	1	1	1	1	0	0											
30 Franklin Gutierrez, R OBP: 0.358, SLG: 0.647										4	1	1	1	0	1	2	livebaseballscores.com										
17 Stefan Romero, R OBP: 0.279, SLG: 0.375										0	0	0	0	0	0	0											
35 Mark Trumbo, R OBP: 0.306, SLG: 0.457										3	0	0	0	1	1	0	livebaseballscores.com										
99 James Jones, L OBP: 0.235, SLG: 0.200										0	0	0	0	0	0	0											
10 Jesus Montero, R OBP: 0.250, SLG: 0.375										2	1	1	1	1	0	0	livebaseballscores.com										
20 Logan Morrison, L OBP: 0.300, SLG: 0.387										1	0	0	0	0	0	1											
36 Shawn O'Malley, S OBP: 0.567, SLG: 0.600										4	1	1	0	0	2	1	livebaseballscores.com										
6 John Hicks, R OBP: 0.100, SLG: 0.053										3	0	0	1	0	1	0											
Inning Stats	R: 0 E: 0 K: 1 S: 7	H: 0 LOB: 0 BB: 0 P: 15	R: 1 E: 0 K: 2 S: 11	H: 1 LOB: 1 BB: 1 P: 18	R: 1 E: 0 K: 0 S: 11	H: 2 LOB: 2 BB: 1 P: 21	R: 2 E: 1 K: 0 S: 16	H: 3 LOB: 2 BB: 0 P: 24	R: 1 E: 0 K: 0 S: 7	H: 1 LOB: 0 BB: 0 P: 11	R: 0 E: 0 K: 3 S: 10	H: 0 LOB: 0 BB: 0 P: 18	R: 2 E: 0 K: 0 S: 12	H: 2 LOB: 1 BB: 1 P: 26	R: 0 E: 0 K: 2 S: 8	H: 0 LOB: 0 BB: 0 P: 11	1B: 4 2B: 1 3B: 0 HR: 4	SF: 0 SAC: 1 DP: 0 HBP: 0	WP: 0 PB: 0 SB: 0 CS: 0	PA: 37							
PITCHER	IP	WLS	BF	H	R	ER	SO	BB	IBB	HBP	BLK	WP	HR	S	P	ERA	WHIP										
58 Yohan Flande, L ERA: 4.95	3.2	L	20	6	4	4	3	2	0	0	0	0	2	43	74	9.82	2.182										
61 David Hale, R ERA: 6.16	3.0		13	3	3	3	3	1	0	0	0	0	2	30	56	9.00	1.333										
49 Rex Brothers, L ERA: 3.0	0.1		1	0	0	0	0	0	0	0	0	0	0	1	3	0.00	0.000										
46 Miguel Castro, R ERA: 5.4	1.0		3	0	0	0	2	0	0	0	0	0	0	8	11	0.00	0.000										

Colorado Rockies @ Seattle Mariners
Safeco Field, Seattle, WA
Sat Sep 12 2015, 6:11 PM - 8:47 PM PDT
Att: 24,743 - Clear - 73 F

AB 30
R 2
H 4
RBI 2
BB 3
SO 14
LOB 11



Colorado Rockies @ Seattle Mariners
Safeco Field, Seattle, WA
Sat Sep 12 2015, 6:11 PM - 8:47 PM PDT
Att: 24,743 - Clear - 73 F

AB 33
R 7
H 9
RBI 7
BB 3
SO 8
LOB 8



Batter	1	2	3	4	5	6	7	8	9	AB	R	H	RBI	BB	SO	LOB	TOP					
19 Charlie Blackmon, L (1, 8) OBP: 0.346, SLG: 0.447	G3		G4-3			K			K	4	0	1	0	0	1	0	Colorado Rockies @ Los Angeles Dodgers Dodger Stadium, Los Angeles, CA Wed Sep 16 2015, 7:11 PM - 9:18 PM PDT Att: 45,906 - Clear - 73 F livebaseballscorecards.com					
7 José Reyes, S (1, 6) OBP: 0.312, SLG: 0.388	L7			G6-3			F9		K	3	0	0	0	0	0	0						
5 Carlos González, L (9, PH) OBP: 0.322, SLG: 0.540					G1-3		F9			1	0	0	0	0	1	1						
28 Nolan Arenado, R (1, 5) OBP: 0.317, SLG: 0.572	K									3	0	0	0	0	1	0						
20 Wilin Rosario, R (1, 2) OBP: 0.276, SLG: 0.400		G6-3			L9					3	0	0	0	0	0	0						
18 Cristhian Adames, S (1, 4) OBP: 0.393, SLG: 0.385		G1-3				G6-3			G4-3	3	0	0	0	0	0	0						
16 Kyle Parker, R (1, 7) OBP: 0.215, SLG: 0.299						G6-3			G6-3	3	0	1	0	0	0	0						
10 Ben Paulsen, L (1, 3) OBP: 0.318, SLG: 0.453									G4-3	3	0	0	0	0	1	1						
1 Brandon Barnes, R (1, 9) OBP: 0.317, SLG: 0.346										2	0	0	0	0	2	0						
3 Daniel Descalso, L (9, PH) OBP: 0.230, SLG: 0.349										1	0	0	0	0	1	0						
29 Jorge De La Rosa, L (1, 1) OBP: 0.063, SLG: 0.063										2	0	0	0	0	0	0						
6 Corey Dickerson, L (9, PH) OBP: 0.331, SLG: 0.494										1	0	0	0	0	0	0						
Inning Stats	R: 0 E: 0 K: 1 S: 7	H: 0 LOB: 0 BB: 0 P: 10	R: 0 E: 0 K: 0 S: 7	H: 1 LOB: 1 BB: 0 P: 10	R: 0 E: 0 K: 1 S: 10	H: 0 LOB: 0 BB: 0 P: 13	R: 0 E: 0 K: 0 S: 5	H: 0 LOB: 0 BB: 0 P: 7	R: 0 E: 0 K: 1 S: 6	H: 0 LOB: 0 BB: 0 P: 13	R: 0 E: 0 K: 2 S: 8	H: 0 LOB: 0 BB: 0 P: 10	R: 0 E: 0 K: 0 S: 4	H: 0 LOB: 0 BB: 0 P: 9	R: 0 E: 0 K: 0 S: 5	H: 1 LOB: 1 BB: 0 P: 6	R: 0 E: 0 K: 2 S: 10	H: 1 LOB: 1 BB: 0 P: 14	1B: 2 2B: 0 3B: 0 HR: 0	SF: 0 SAC: 0 DP: 0 HBP: 0	WP: 0 PB: 0 SB: 0 CS: 0	PA: 29
PITCHER	IP WLS BF H R ER SO BB IBB HBP BLK WP HR S P ERA WHIP																					
57 Alex Wood, L (1, 1) ERA: 3.63	8.0 W 25 1 0 0 5 0 0 0 0 0 0 0 0 0 0.00 0.125																					
74 Kenley Jansen, R (9, 1) ERA: 2.51	1.0 S 4 1 0 0 2 0 0 0 0 0 0 0 0 0 0.00 1.000																					

Batter	1	2	3	4	5	6	7	8	9	AB	R	H	RBI	BB	SO	LOB	BOTTOM			
65 Austin Barnes, R (1, 4) OBP: 0.370, SLG: 0.348	G4-3		G1-3			26 G3 5 1B 2B		G5-3		3	1	1	0	0	0	0	Colorado Rockies @ Los Angeles Dodgers Dodger Stadium, Los Angeles, CA Wed Sep 16 2015, 7:11 PM - 9:18 PM PDT Att: 45,906 - Clear - 73 F livebaseballscorecards.com			
59 Ronald Torreyes, R (7, 4) (8, 5)							G3	L4		4	0	0	0	0	0	1				
26 Chase Utley, L (1, 3) OBP: 0.289, SLG: 0.347	G3-1		G3				G1-3	E6		4	0	1	0	0	0	1				
27 Justin Ruggiano, R (1, 7) OBP: 0.336, SLG: 0.500					G6-3					4	0	1	0	0	0	1				
5 Corey Seager, L (1, 6) OBP: 0.526, SLG: 0.617	K									4	0	2	1	0	2	2				
17 A.J. Ellis, R (1, 2) OBP: 0.352, SLG: 0.391										2	1	1	1	1	0	1				
7 Alex Guerrero, R (1, 5) OBP: 0.256, SLG: 0.443										3	0	0	0	0	0	2				
23 Adrián González, L (8, 3) OBP: 0.356, SLG: 0.493	F7									0	0	0	0	0	0	0				
28 Chris Heisey, R (1, 9) OBP: 0.327, SLG: 0.214										3	0	1	0	0	0	0				
31 Joc Pederson, L (1, 8) OBP: 0.355, SLG: 0.433										3	0	0	0	0	1	1				
57 Alex Wood, R (1, 1) OBP: 0.212, SLG: 0.167										3	0	0	0	0	2	1				
74 Kenley Jansen, S (9, 1) ERA: 2.51										0	0	0	0	0	0	0				
Inning Stats	R: 0 E: 0 K: 1 S: 10	H: 1 LOB: 1 BB: 0 P: 17	R: 1 E: 0 K: 0 S: 11	H: 1 LOB: 0 BB: 0 P: 19	R: 0 E: 0 K: 0 S: 9	H: 0 LOB: 0 BB: 0 P: 11	R: 0 E: 0 K: 0 S: 6	H: 1 LOB: 1 BB: 1 P: 10	R: 0 E: 0 K: 2 S: 7	H: 0 LOB: 0 BB: 0 P: 8	R: 1 E: 0 K: 0 S: 7	H: 2 LOB: 1 BB: 0 P: 10	R: 0 E: 0 K: 1 S: 9	H: 1 LOB: 1 BB: 0 P: 15	R: 0 E: 1 K: 1 S: 8	H: 0 LOB: 1 BB: 0 P: 13	1B: 2 2B: 2 3B: 1 HR: 1	SF: 0 SAC: 0 DP: 1 HBP: 0	WP: 0 PB: 0 SB: 0 CS: 0	PA: 31
PITCHER	IP WLS BF H R ER SO BB IBB HBP BLK WP HR S P ERA WHIP																			
29 Jorge De La Rosa, L (1, 1) ERA: 4.17	8.0 L 31 6 2 2 5 1 0 0 0 0 0 1 67 103 2.25 0.875																			

AB 29
R 0
H 2
RBI 0
BB 0
SO 7
LOB 2

AB 30
R 2
H 6
RBI 2
BB 1
SO 5
LOB 9



Batter	1	2	3	4	5	6	7	8	9	AB	R	H	RBI	BB	SO	LOB	TOP					
4 WJ Myers, R OBP: 0.335, SLG: 0.462										5	2	2	1	0	0	2						
26 Yanovets Solarte, S OBP: 0.324, SLG: 0.427										5	0	1	0	0	0	0						
27 Matt Kemp, R OBP: 0.312, SLG: 0.440										4	0	0	0	1	2	2						
10 Justin Upton, R OBP: 0.340, SLG: 0.464										4	1	1	1	1	1	2						
9 Jedd Gyorko, R OBP: 0.290, SLG: 0.390										4	0	0	0	0	1	3						
2 B.J. Upton, R OBP: 0.316, SLG: 0.426										4	1	3	0	0	0	1						
3 Derek Norris, R OBP: 0.395										3	0	0	0	0	2	5						
15 Cory Spangenberg, L OBP: 0.322, SLG: 0.380										3	0	1	1	1	2	3						
22 Ian Kennedy, R OBP: 0.100, SLG: 0.175										1	0	0	0	0	1	3						
1 Alexi Amarista, L OBP: 0.275, SLG: 0.370										1	0	0	0	0	0	0						
43 Jon Edwards, R										0	0	0	0	0	0	0						
Inning Stats	R: 0 E: 0 K: 0 S: 6	H: 0 LOB: 0 BB: 0 P: 13	R: 0 E: 1 K: 3 S: 17	H: 1 LOB: 3 BB: 1 P: 29	R: 1 E: 0 K: 1 S: 15	H: 2 LOB: 1 BB: 0 P: 23	R: 0 E: 0 K: 1 S: 9	H: 1 LOB: 2 BB: 0 P: 17	R: 0 E: 0 K: 1 S: 9	H: 0 LOB: 0 BB: 0 P: 14	R: 0 E: 0 K: 1 S: 7	H: 1 LOB: 1 BB: 0 P: 11	R: 1 E: 0 K: 2 S: 13	H: 1 LOB: 0 BB: 0 P: 16	R: 2 E: 1 K: 1 S: 10	H: 2 LOB: 1 BB: 1 P: 15	R: 0 E: 0 K: 0 S: 10	H: 0 LOB: 1 BB: 1 P: 17	1B: 4 2B: 3 3B: 0 HR: 1	SF: 0 SAC: 1 DP: 0 HBP: 1	WP: 0 PB: 0 SB: 0 CS: 0	PA: 40
PITCHER	IP WLS BF H R ER SO BB IBB HBP BLK WP HR S P ERA WHIP																					
35 Chad Bettis, R ERA: 4.46	5.0 W 22 4 1 1 6 1 0 1 0 0 0 56 96 1.80 1.000																					
45 Scott Oberg, R ERA: 5.5	1.0 H 4 1 0 0 1 0 0 0 0 0 0 7 11 0.00 1.000																					
60 Justin Miller, R ERA: 3.62	1.0 H 4 1 1 1 2 0 0 0 0 0 0 1 13 16 9.00 1.000																					
47 Jairo Diaz, R ERA: 1.46	1.0 S 4 0 0 0 0 1 0 0 0 0 0 0 10 15 9.00 3.000																					
66 John Axford, R ERA: 3.85	1.0 S 4 0 0 0 0 1 0 0 0 0 0 0 10 17 0.00 1.000																					

San Diego Padres @ Colorado Rockies
Coors Field, Denver, CO
Fri Sep 18 2015, 6:42 PM - 9:53 PM MDT
Att: 27,303 - Cloudy - 65 F

AB 35
R 4
H 8
RBI 3
BB 3
SO 10
LOB 22



Batter	1	2	3	4	5	6	7	8	9	AB	R	H	RBI	BB	SO	LOB	BOTTOM			
19 Charlie Blackmon, L OBP: 0.345, SLG: 0.445										3	1	0	0	1	1	1				
7 José Reyes, S OBP: 0.311, SLG: 0.387										4	0	1	2	0	0	0				
5 Carlos González, L OBP: 0.319, SLG: 0.536										4	0	0	0	0	0	2				
28 Nolan Arenado, R OBP: 0.320, SLG: 0.573										4	2	3	1	0	0	0				
33 Justin Morneau, L OBP: 0.338, SLG: 0.451										3	0	2	0	1	1	1				
9 DJ LeMahieu, R OBP: 0.370, SLG: 0.401										3	1	0	0	1	1	4				
6 Corey Dickerson, L ERA: 4.25										3	1	1	1	0	1	1				
1 Brandon Barnes, R OBP: 0.316, SLG: 0.344										1	0	0	0	0	1	0				
50 Dustin Garneau, R OBP: 0.245, SLG: 0.378										4	1	2	2	0	1	0				
35 Chad Bettis, R ERA: 4.25	6.0 L 25 6 4 3 5 1 0 0 0 0 0 0 70 110 4.50 1.167																			
25 Jay Jackson, R ERA: 40.5	0.0 1 1 1 1 0 0 0 0 0 0 0 2 3 - - -																			
45 Marc Rzepczynski, L ERA: 0.06	0.2 4 1 1 1 0 1 0 0 0 0 0 8 16 13.50 3.000																			
50 Nick Vincent, R ERA: 2.45	0.1 3 1 1 1 0 1 0 0 0 0 0 12 20 27.00 6.000																			
43 Jon Edwards, R ERA: 3.97	1.0 3 0 0 0 3 0 0 0 0 0 0 9 14 0.00 0.000																			
Inning Stats	R: 0 E: 0 K: 1 S: 10	H: 0 LOB: 0 BB: 0 P: 13	R: 3 E: 0 K: 1 S: 20	H: 3 LOB: 1 BB: 1 P: 31	R: 1 E: 1 K: 0 S: 13	H: 2 LOB: 0 BB: 0 P: 20	R: 0 E: 0 K: 2 S: 8	H: 0 LOB: 0 BB: 0 P: 13	R: 0 E: 0 K: 0 S: 7	H: 0 LOB: 0 BB: 0 P: 13	R: 0 E: 0 K: 1 S: 12	H: 1 LOB: 1 BB: 0 P: 20	R: 3 E: 0 K: 0 S: 22	H: 3 LOB: 2 BB: 2 P: 39	R: 0 E: 0 K: 3 S: 9	H: 0 LOB: 0 BB: 0 P: 14	1B: 6 2B: 2 3B: 1 HR: 0	SF: 0 SAC: 1 DP: 1 HBP: 0	WP: 0 PB: 0 SB: 1 CS: 0	PA: 36
PITCHER	IP WLS BF H R ER SO BB IBB HBP BLK WP HR S P ERA WHIP																			
22 Ian Kennedy, R	6.0 L 25 6 4 3 5 1 0 0 0 0 0 0 70 110 4.50 1.167																			
25 Jay Jackson, R	0.0 1 1 1 1 0 0 0 0 0 0 0 2 3 - - -																			
45 Marc Rzepczynski, L	0.2 4 1 1 1 0 1 0 0 0 0 0 8 16 13.50 3.000																			
50 Nick Vincent, R	0.1 3 1 1 1 0 1 0 0 0 0 0 12 20 27.00 6.000																			
43 Jon Edwards, R	1.0 3 0 0 0 3 0 0 0 0 0 0 9 14 0.00 0.000																			

San Diego Padres @ Colorado Rockies
Coors Field, Denver, CO
Fri Sep 18 2015, 6:42 PM - 9:53 PM MDT
Att: 27,303 - Cloudy - 65 F

AB 32
R 7
H 9
RBI 6
BB 3
SO 8
LOB 10



Batter	1	2	3	4	5	6	7	8	9	AB	R	H	RBI	BB	SO	LOB	TOP								
4 Wil Myers, R OBP: 0.342, SLG: 0.470	L7		F8		G6-4-3		BB			3	1	2	0	1	0	0	San Diego Padres @ Colorado Rockies Coors Field, Denver, CO Sat Sep 19 2015, 6:12 PM - 9:17 PM MDT Att: 30,875 - Partly Cloudy - 77 F								
26 Yanervis Solarte, S 49 Casey Kelly, R	G5-3		L7		L8		K			4	0	0	0	0	1	3									
27 Matt Kemp, R 16 Travis Jankowski, L			F8		G6-4-3			K		2	0	0	0	1	0	2									
10 Justin Upton, R 58 Rocky Gale, R	G5-3						K		K	3	0	1	1	0	1	1									
9 Jedd Gyorko, R		P4					K		K	4	1	2	1	0	1	0									
3 Derek Norris, R 25 Jay Jackson, R			F8				K		L8	3	0	1	0	0	1	2									
39 Brett Wallace, L							K			0	0	0	0	0	0	0									
2 B.J. Upton, R	G5-3						K		K	4	0	1	0	0	2	1									
15 Cory Spangenberg, L 28 Cody Decker, R					G4-6-3		K		F8	2	0	0	0	1	1	1									
41 Robbie Erlin, R 40 Odrisamer Despaigne, R 45 Marc Rzepczynski, L 54 Marcos Mateo, R 1 Alex Dickerson, L					G3		K			2	0	0	0	0	0	2									
Inning Stats	R: 0 E: 0 K: 0 S: 8	H: 0 LOB: 1 BB: 1 P: 17	R: 0 E: 0 K: 0 S: 13	H: 1 LOB: 2 BB: 1 P: 23	R: 1 E: 0 K: 0 S: 16	H: 3 LOB: 2 BB: 0 P: 25	R: 0 E: 0 K: 0 S: 8	H: 1 LOB: 0 BB: 0 P: 11	R: 0 E: 0 K: 3 S: 14	H: 1 LOB: 0 BB: 0 P: 9	R: 1 E: 0 K: 3 S: 14	H: 1 LOB: 0 BB: 0 P: 22	R: 0 E: 0 K: 3 S: 12	H: 0 LOB: 1 BB: 1 P: 18	R: 0 E: 0 K: 3 S: 10	H: 0 LOB: 0 BB: 0 P: 17	R: 0 E: 0 K: 1 S: 7	H: 0 LOB: 0 BB: 0 P: 7	1B: 4 2B: 2 3B: 0 HR: 1	SF: 0 SAC: 0 DP: 2 HBP: 0	WP: 0 PB: 0 SB: 0 CS: 0	PA: 35			
PITCHER	IP	WLS	BF	H	R	ER	SO	BB	IBB	HBP	BLK	WP	HR	S	P	ERA	WHIP								
58 Yohan Flande, L 36 Christian Bergman, R 62 Gonzalez Germen, R 64 Simon Castro, R 65 Jason Gurka, L	2.2	1	14	4	1	1	0	2	0	0	0	0	0	34	60	3.38	2.250								

Batter	1	2	3	4	5	6	7	8	9	AB	R	H	RBI	BB	SO	LOB	BOTTOM								
19 Charlie Blackmon, L 7 José Reyes, S 18 Cristhian Adames, S							L9			4	3	3	1	1	0	1	San Diego Padres @ Colorado Rockies Coors Field, Denver, CO Sat Sep 19 2015, 6:12 PM - 9:17 PM MDT Att: 30,875 - Partly Cloudy - 77 F								
28 Nolan Arenado, R 64 Simon Castro, R 65 Jason Gurka, L										4	1	1	0	0	1	5									
5 Carlos González, L 10 Ben Paulsen, L										4	1	2	2	1	2	4									
20 Wilin Rosario, R 1 Brandon Barnes, R										0	0	0	0	0	0	0									
9 DJ LeMahieu, R										5	0	1	1	0	0	6									
30 Tom Murphy, R										5	1	3	2	0	0	1									
16 Kyle Parker, R										5	1	1	0	0	2	3									
58 Yohan Flande, L 36 Christian Bergman, R 62 Gonzalez Germen, R 43 Rafael Ynoa, S										1	0	0	0	0	1	0									
										1	1	1	0	1	0	0									
										2	0	1	0	0	0	2									
Inning Stats	R: 4 E: 1 K: 0 S: 13	H: 5 LOB: 1 BB: 1 P: 19	R: 1 E: 0 K: 2 S: 11	H: 2 LOB: 0 BB: 0 P: 15	R: 0 E: 0 K: 0 S: 9	H: 0 LOB: 0 BB: 0 P: 12	R: 3 E: 0 K: 0 S: 19	H: 4 LOB: 2 BB: 1 P: 27	R: 1 E: 0 K: 3 S: 20	H: 1 LOB: 2 BB: 2 P: 32	R: 0 E: 0 K: 0 S: 12	H: 1 LOB: 1 BB: 1 P: 19	R: 0 E: 0 K: 1 S: 14	H: 2 LOB: 2 BB: 0 P: 17	R: 1 E: 0 K: 2 S: 18	H: 3 LOB: 2 BB: 0 P: 25	1B: 14 2B: 3 3B: 0 HR: 1	SF: 1 SAC: 0 DP: 2 HBP: 0	WP: 2 PB: 0 SB: 0 CS: 0	PA: 45					
PITCHER	IP	WLS	BF	H	R	ER	SO	BB	IBB	HBP	BLK	WP	HR	S	P	ERA	WHIP								
41 Robbie Erlin, L 40 Odrisamer Despaigne, R 45 Marc Rzepczynski, L 54 Marcos Mateo, R 25 Jay Jackson, R	3.0	1	18	9	7	7	2	1	0	0	0	0	0	5	11	0.00	6.000								
49 Casey Kelly, R	2.0	0	11	5	1	1	3	0	0	0	0	0	0	24	37	13.50	3.000								



Batter	1	2	3	4	5	6	7	8	9	AB	R	H	RBI	BB	SO	LOB	TOP																			
25 Gregory Polanco, L (1, 9) OBP: 0.318, SLG: 0.380	F7	G5-3		F7		F7		F8		5	0	1	1	0	0	2																				
6 Starling Marte, R (1, 7) OBP: 0.333, SLG: 0.447	HR		F8	1B		2B			1B	5	2	4	2	2	0	0																				
22 Andrew McCutchen, R (1, 8) OBP: 0.403, SLG: 0.502	G6-3		BB	K		BB			BB	2	1	0	0	3	1	2																				
17 Aramis Ramirez, R (1, 5) OBP: 0.298, SLG: 0.430 60 Keon Broxton, R (9, PR)	HR		K			FC6-4				5	1	2	2	0	1	3																				
39 Bobby LaFromboise, L (9, 1) 37 Arquimedes Caminero, R (9, 1)	HR		K			FC6-4				0	1	0	0	0	0	0																				
18 Neil Walker, S (1, 4) OBP: 0.330, SLG: 0.424	P6		K						1B	5	0	1	1	0	2	2																				
29 Francisco Cervelli, R (1, 2) OBP: 0.377, SLG: 0.404		1B		K					1B	5	2	3	0	0	1	1																				
24 Pedro Alvarez, L (1, 3) OBP: 0.313, SLG: 0.467 38 Michael Morse, R (7, PH) 3 Sean Rodriguez, R (7, 3) OBP: 0.308, SLG: 0.349 OBP: 0.281, SLG: 0.355	K		F7			K		G5-3	K	3	0	0	0	0	2	3																				
10 Jordy Mercer, R (1, 6) OBP: 0.296, SLG: 0.314		2B							1B	5	2	4	2	0	0	0																				
34 A.J. Burnett, R (1, 1) 59 Antonio Bastardo, R (9, 1) 38 Joakim Soria, R (7, 1) 23 Travis Snider, L (9, PH) 44 Tony Watson, L (9, 1) 5 Josh Harrison, R (9, 5) OBP: 0.318, SLG: 0.370	G6-3		G4-3			SH2-4		F8	F9	2	0	0	0	0	0	2																				
Inning Stats	R: 2 E: 0 K: 0 S: 8	H: 2 LOB: 0 BB: 0 P: 11	R: 1 E: 0 K: 1 S: 11	H: 2 LOB: 1 BB: 0 P: 15	R: 0 E: 0 K: 2 S: 11	H: 0 LOB: 1 BB: 1 P: 19	R: 2 E: 0 K: 1 S: 15	H: 4 LOB: 2 BB: 0 P: 24	R: 0 E: 0 K: 2 S: 12	H: 1 LOB: 1 BB: 0 P: 15	R: 1 E: 0 K: 0 S: 10	H: 2 LOB: 2 BB: 1 P: 19	R: 0 E: 0 K: 1 S: 6	H: 0 LOB: 0 BB: 0 P: 10	R: 0 E: 0 K: 0 S: 9	H: 0 LOB: 0 BB: 0 P: 13	R: 3 E: 0 K: 1 S: 15	H: 4 LOB: 2 BB: 1 P: 24	1B: 10 2B: 3 3B: 0 HR: 2	SF: 0 SAC: 1 DP: 0 HBP: 0	WP: 1 PB: 0 SB: 3 CS: 0	PA: 45														
PITCHER	IP	WLS	BF	H	R	ER	SO	BB	IBB	HBP	BLK	WP	HR	S	P	ERA	WHIP	PITCHER	IP	WLS	BF	H	R	ER	SO	BB	IBB	HBP	BLK	WP	HR	S	P	ERA	WHIP	
55 Jon Gray, R (1, 1) ERA: 5.53	4.2	L	24	9	5	5	5	1	0	0	0	0	2	54	81	9.64	2.143	65 Jason Gurka, L (7, 1) ERA: 7.94	2.0		6	0	0	0	1	0	0	0	0	0	15	23	0.00	0.000		
53 Christian Friedrich, L (6, 1) ERA: 5.37	0.1		1	0	0	0	1	0	0	0	0	0	0	3	3	0.00	0.000	51 Brooks Brown, R (9, 1) ERA: 4.4	1.0		8	4	3	3	1	1	0	0	0	0	15	24	27.00	5.000		
64 Simon Castro, R (6, 1) ERA: 5.4	0.1		2	1	1	1	0	0	0	0	0	0	0	5	7	27.00	3.000																			
49 Rex Brothers, L (6, 1) ERA: 2.7	0.1		1	0	0	0	0	0	0	0	0	0	0	1	3	0.00	0.000																			
45 Scott Oberg, R (6, 1) ERA: 5.47	0.1		3	1	0	0	0	1	0	0	0	1	0	4	9	0.00	6.000																			

Pittsburgh Pirates @ Colorado Rockies
Coors Field, Denver, CO
Mon Sep 21 2015, 6:42 PM - 10:06 PM MDT
Att: 23,187 - Partly Cloudy - 83 F

AB 41
R 9
H 15
RBI 8
BB 3
SO 8
LOB 18



Batter	1	2	3	4	5	6	7	8	9	AB	R	H	RBI	BB	SO	LOB	BOTTOM																		
19 Charlie Blackmon, L (1, 8) OBP: 0.349, SLG: 0.451	G4-3			K		L9			1B	4	0	1	0	0	1	3																			
7 José Reyes, S (1, 6) OBP: 0.312, SLG: 0.384	G1-3			FC4-6	BB			F8	P3	4	0	1	0	1	0	1																			
5 Carlos González, L (1, 9) OBP: 0.320, SLG: 0.530	G3			FC4-6	BB				K	4	0	1	0	1	1	2																			
28 Nolan Arenado, R (1, 5) OBP: 0.318, SLG: 0.563			K	K	K	K	K		F8	5	0	0	0	0	4	6																			
33 Justin Morneau, L (1, 3) OBP: 0.349, SLG: 0.464						F7				4	0	3	0	0	0	0																			
9 DJ LeMahieu, R (1, 4) OBP: 0.386, SLG: 0.398	G6-3				FC6	L9	L4			4	1	0	0	0	0	4																			
6 Corey Dickerson, L (1, 7) OBP: 0.339, SLG: 0.492					L9	BB			BB	3	1	2	0	1	0	0																			
30 Tom Murphy, R (1, 2) OBP: 0.294, SLG: 0.625					G5-3				L7	3	1	1	3	1	0	1																			
55 Jon Gray, R (1, 1) ERA: 5.53 53 Christian Friedrich, L (6, 1) ERA: 5.37 64 Simon Castro, R (6, 1) ERA: 5.4 49 Rex Brothers, L (6, 1) ERA: 2.7 45 Scott Oberg, R (6, 1) ERA: 5.47	G1-3								G6-4-3	1	0	0	0	0	0	0																			
Inning Stats	R: 0 E: 0 K: 0 S: 5	H: 0 LOB: 0 BB: 0 P: 8	R: 0 E: 0 K: 1 S: 12	H: 1 LOB: 0 BB: 0 P: 18	R: 0 E: 0 K: 0 S: 7	H: 0 LOB: 0 BB: 0 P: 10	R: 0 E: 0 K: 2 S: 8	H: 1 LOB: 1 BB: 0 P: 11	R: 3 E: 1 K: 2 S: 15	H: 3 LOB: 3 BB: 2 P: 30	R: 0 E: 0 K: 0 S: 10	H: 1 LOB: 2 BB: 2 P: 26	R: 0 E: 0 K: 1 S: 12	H: 2 LOB: 0 BB: 0 P: 17	R: 0 E: 0 K: 0 S: 5	H: 0 LOB: 0 BB: 1 P: 10	R: 0 E: 0 K: 1 S: 11	H: 1 LOB: 1 BB: 0 P: 16	1B: 7 2B: 1 3B: 0 HR: 1	SF: 0 SAC: 0 DP: 2 HBP: 1	WP: 1 PB: 0 SB: 2 CS: 0	PA: 40													
PITCHER	IP	WLS	BF	H	R	ER	SO	BB	IBB	HBP	BLK	WP	HR	S	P	ERA	WHIP	PITCHER	IP	WLS	BF	H	R	ER	SO	BB	IBB	HBP	BLK	WP	HR	S	P	ERA	WHIP
34 A.J. Burnett, R (1, 1) ERA: 3.15	5.2	W	27	6	3	2	5	4	0	1	0	0	0	3	5	0.00	0.000	37 Arquimedes Caminero, R (9, 1) ERA: 3.58	0.1		1	0	0	0	0	0	0	0	0	2	5	0.00	0.000		
59 Antonio Bastardo, L (6, 1) ERA: 2.94	0.1	H	1	0	0	0	0	0	0	0	0	0	0	0	0	0.00	0.000																		
38 Joakim Soria, R (7, 1) ERA: 2.77	1.0	H	5	2	0	0	1	0	0	0	0	0	0	12	17	0.00	2.000																		
44 Tony Watson, L (8, 1) ERA: 2.05	1.0	H	3	0	0	0	0	1	0	0	0	0	0	5	10	0.00	1.000																		
39 Bobby LaFromboise, L (9, 1) ERA:	0.2		3	1	0	0	1	0	0	0	0	0	0	9	11	0.00	1.500																		

Pittsburgh Pirates @ Colorado Rockies
Coors Field, Denver, CO
Mon Sep 21 2015, 6:42 PM - 10:06 PM MDT
Att: 23,187 - Partly Cloudy - 83 F

AB 34
R 3
H 9
RBI 3
BB 5
SO 7
LOB 18



Batter	1	2	3	4	5	6	7	8	9	AB	R	H	RBI	BB	SO	LOB	TOP			
5 Josh Harrison, R OBP: 0.321, SLG: 0.374 (1, 4)										4	1	2	1	1	0	1				
25 Gregory Polanco, L OBP: 0.319, SLG: 0.379 (1, 9)										4	2	1	1	1	0	2				
22 Andrew McCutchen, R OBP: 0.403, SLG: 0.499 (1, 8)										3	0	0	0	2	0	2				
17 Aramis Ramirez, R OBP: 0.299, SLG: 0.434 (6, PH)										3	1	1	1	0	0	2				
18 Neil Walker, S OBP: 0.329, SLG: 0.423 (6, 4)										2	0	0	0	0	1	2				
6 Starling Marte, R OBP: 0.335, SLG: 0.449 (1, 7)										4	0	2	2	1	0	0				
29 Francisco Cervelli, R OBP: 0.379, SLG: 0.404 (1, 2)										5	1	2	0	0	1	6				
38 Michael Morse, R OBP: 0.315, SLG: 0.350 (7, PR)										2	0	1	1	1	1	0				
3 Sean Rodriguez, R OBP: 0.279, SLG: 0.353 (7, 3)										4	1	1	0	1	1	2				
10 Jordy Mercer, R OBP: 0.297, SLG: 0.314 (1, 6)										2	0	0	0	0	1	2				
32 J.A. Happ, L OBP: 0.107, SLG: 0.099 (6, 1)										0	0	0	0	0	0	0				
48 Jared Hughes, R ERA: 4.75 (7, PH)										0	0	0	0	0	0	0				
59 Antonio Bastardo, R ERA: 2.95 (7, 1)										0	0	0	0	0	0	0				
38 Joakim Soria, R ERA: 2.73 (8, 1)										0	0	0	0	0	0	0				
30 Travis Ishikawa, L OBP: 0.298, SLG: 0.392 (8, PH)										0	0	0	0	0	0	0				
35 Mark Melancon, R ERA: 1.88 (9, 1)										0	0	0	0	0	0	0				
Inning Stats	R: 1 E: 0 K: 1 S: 13	H: 2 LOB: 2 BB: 1 P: 23	R: 2 E: 0 K: 0 S: 10	H: 2 LOB: 1 BB: 1 P: 17	R: 1 E: 0 K: 1 S: 16	H: 2 LOB: 2 BB: 1 P: 25	R: 2 E: 0 K: 0 S: 14	H: 2 LOB: 1 BB: 1 P: 27	R: 0 E: 0 K: 1 S: 8	H: 0 LOB: 3 BB: 3 P: 15	R: 0 E: 0 K: 1 S: 10	H: 1 LOB: 1 BB: 0 P: 17	R: 0 E: 0 K: 1 S: 10	H: 0 LOB: 2 BB: 0 P: 11	R: 0 E: 1 K: 0 S: 9	H: 2 LOB: 2 BB: 0 P: 13	1B: 8 2B: 2 3B: 1 HR: 0	SF: 0 SAC: 1 DP: 0 HBP: 1	WP: 0 PB: 0 SB: 1 CS: 1	PA: 45
PITCHER	IP: 4.0 WLS: L BF: 24 ERA: 5.39	H: 8 R: 6 ER: 6 SO: 2	B: 4 BB: 0 HBP: 0 BLK: 1	WP: 0 HR: 0 S: 53 P: 92	ERA: 13.50 WHIP: 3.000	IP: 1.0 WLS: 5 BF: 5 ERA: 1.35	H: 2 R: 0 ER: 0 SO: 0	B: 0 BB: 0 HBP: 0 BLK: 0	WP: 0 HR: 0 S: 15 P: 38	ERA: 0.00 WHIP: 1.800	IP: 6.1 WLS: 1 BF: 5 ERA: 5.33	H: 1 R: 0 ER: 0 SO: 0	B: 0 BB: 0 HBP: 0 BLK: 0	WP: 0 HR: 0 S: 3 P: 3	ERA: 0.00 WHIP: 0.000	IP: 8.1 WLS: 2 BF: 2 ERA: 3.54	H: 0 R: 0 ER: 0 SO: 1	B: 0 BB: 0 HBP: 0 BLK: 0	WP: 0 HR: 0 S: 7 P: 8	ERA: 0.00 WHIP: 0.000
52 Chris Rusin, L ERA: 3.88 (1, 1)																				
62 Gonzalez Gemen, R ERA: 4.75 (6, 1)																				
45 Scott Oberg, R ERA: 5.33 (8, 1)																				
48 Boone Logan, L ERA: 4.59 (8, 1)																				
60 Justin Miller, R ERA: 3.54 (8, 1)																				
19 Charlie Blackmon, L OBP: 0.350, SLG: 0.452 (1, 8)											4	1	2	1	0	1	0			
18 Christian Adames, S OBP: 0.368, SLG: 0.543 (1, 6)											4	0	1	0	0	2	2			
28 Nolan Arenado, R OBP: 0.317, SLG: 0.551 (1, 5)											4	0	1	1	0	1	2			
3 Daniel Descalso, L OBP: 0.289, SLG: 0.343 (9, 5)											4	0	0	0	0	2	2			
5 Carlos González, L OBP: 0.317, SLG: 0.526 (1, 9)											4	0	0	0	0	2	2			
20 Wilin Rosario, R OBP: 0.292, SLG: 0.419 (1, 3)											3	1	2	1	1	0	0			
9 DJ LeMahieu, R OBP: 0.385, SLG: 0.397 (1, 4)											4	0	1	0	0	2	1			
50 Dustin Garneau, R OBP: 0.250, SLG: 0.353 (1, 2)											3	0	0	0	0	1	2			
6 Corey Dickerson, L OBP: 0.337, SLG: 0.489 (9, PH)											1	0	0	0	0	0	0			
1 Brandon Barnes, R OBP: 0.318, SLG: 0.345 (1, 7)											3	1	1	0	0	2	2			
52 Chris Rusin, L ERA: 3.88 (1, 1)																				
16 Kyle Farnsworth, R ERA: 2.38 (4, PH)																				
62 Gonzalez Gemen, R ERA: 4.75 (6, 1)																				
45 Scott Oberg, R ERA: 5.33 (8, 1)																				
43 Rafael Ynoa, S ERA: 2.95 (8, 1)																				
48 Boone Logan, R ERA: 4.59 (8, 1)																				
60 Justin Miller, R ERA: 3.54 (8, 1)																				
47 Jairo Diaz, R ERA: 1.35 (9, 1)																				
Inning Stats	R: 0 E: 0 K: 1 S: 7	H: 0 LOB: 0 BB: 0 P: 9	R: 1 E: 0 K: 2 S: 10	H: 1 LOB: 0 BB: 0 P: 14	R: 2 E: 0 K: 1 S: 13	H: 3 LOB: 1 BB: 0 P: 20	R: 0 E: 0 K: 2 S: 12	H: 2 LOB: 2 BB: 0 P: 18	R: 0 E: 0 K: 1 S: 6	H: 1 LOB: 0 BB: 0 P: 9	R: 0 E: 0 K: 1 S: 8	H: 0 LOB: 0 BB: 1 P: 14	R: 0 E: 0 K: 3 S: 13	H: 0 LOB: 1 BB: 0 P: 17	R: 0 E: 0 K: 1 S: 7	H: 0 LOB: 0 BB: 0 P: 10	1B: 7 2B: 0 3B: 0 HR: 1	SF: 0 SAC: 0 DP: 2 HBP: 0	WP: 0 PB: 0 SB: 2 CS: 0	PA: 34
PITCHER	IP: 5.1 WLS: W BF: 23 ERA: 3.88	H: 7 R: 3 ER: 3 SO: 8	B: 1 BB: 0 HBP: 0 BLK: 0	WP: 0 HR: 0 S: 54 P: 82	ERA: 5.06 WHIP: 1.500	IP: 1.0 WLS: 5 BF: 5 ERA: 1.35	H: 2 R: 0 ER: 0 SO: 0	B: 0 BB: 0 HBP: 0 BLK: 0	WP: 0 HR: 0 S: 13 P: 18	ERA: 0.00 WHIP: 0.000	IP: 6.1 WLS: 1 BF: 5 ERA: 5.33	H: 1 R: 0 ER: 0 SO: 0	B: 0 BB: 0 HBP: 0 BLK: 0	WP: 0 HR: 0 S: 3 P: 3	ERA: 0.00 WHIP: 0.000	IP: 8.1 WLS: 2 BF: 2 ERA: 3.54	H: 0 R: 0 ER: 0 SO: 1	B: 0 BB: 0 HBP: 0 BLK: 0	WP: 0 HR: 0 S: 7 P: 8	ERA: 0.00 WHIP: 0.000
32 J.A. Happ, L OBP: 0.107, SLG: 0.099 (6, 1)																				
48 Jared Hughes, R ERA: 4.75 (7, PH)																				
59 Antonio Bastardo, L ERA: 2.95 (7, 1)																				
38 Joakim Soria, R ERA: 2.73 (8, 1)																				
30 Travis Ishikawa, L OBP: 0.298, SLG: 0.392 (8, PH)																				
35 Mark Melancon, R ERA: 1.88 (9, 1)																				

Pittsburgh Pirates @ Colorado Rockies
Coors Field, Denver, CO
Tue Sep 22 2015, 6:41 PM - 10:03 PM MDT
Att: 23,433 - Partly Cloudy - 73 F

AB 36
R 6
H 11
RBI 6
BB 7
SO 5
LOB 22



Pittsburgh Pirates @ Colorado Rockies
Coors Field, Denver, CO
Tue Sep 22 2015, 6:41 PM - 10:03 PM MDT
Att: 23,433 - Partly Cloudy - 73 F

AB 33
R 3
H 8
RBI 3
BB 1
SO 13
LOB 14



Batter	1	2	3	4	5	6	7	8	9	AB	R	H	RBI	BB	SO	LOB	TOP									
3 Carl Crawford, L (1, 7) OBP: 0.304, SLG: 0.414										3	0	1	0	1	0	1										
5 Corey Seager, L (1, 6) OBP: 0.447, SLG: 0.611										4	1	1	0	0	0	2										
26 Chase Utley, L (1, 4) OBP: 0.292, SLG: 0.351										4	1	1	1	0	0	2										
10 Justin Turner, R (1, 5) OBP: 0.371, SLG: 0.491										3	2	2	1	1	0	0										
16 Andre Ethier, L (1, 9) OBP: 0.366, SLG: 0.484										4	1	2	3	0	0	1										
9 Yasmani Grandal, S (1, 3) OBP: 0.360, SLG: 0.419										3	0	0	0	1	0	1										
63 Yimi Garcia, R (8, 1)										0	0	0	0	0	0	0										
17 A.J. Ellis, R (1, 2) OBP: 0.354, SLG: 0.395										4	1	1	0	0	1	2										
31 Joc Pederson, L (1, 8) OBP: 0.345, SLG: 0.416										4	0	0	0	0	2	3										
35 Brett Anderson, L (1, 1) OBP: 0.163, SLG: 0.291										1	0	0	0	0	1	0										
7 Alex Guerrero, R (5, PH) OBP: 0.290, SLG: 0.490										1	0	1	1	0	0	0										
36 Adam Liberatore, L (8, PH) OBP: 0.286, SLG: 0.354										0	0	0	0	0	0	0										
11 Jimmy Rollins, S (7, PH) OBP: 0.326, SLG: 0.354										1	0	0	0	0	0	0										
52 Pedro Báez, R (7, 1)										0	0	0	0	0	0	0										
43 Luis Avilán, L (7, 1)										0	0	0	0	0	0	0										
33 Scott Van Slyke, R (8, 3) OBP: 0.324, SLG: 0.330										1	0	0	0	0	1	0										
Inning Stats	R: 0 E: 0 K: 0 S: 7	H: 0 LOB: 0 BB: 1 P: 15	R: 2 E: 0 K: 1 S: 8	H: 1 LOB: 0 BB: 2 P: 18	R: 0 E: 0 K: 1 S: 6	H: 0 LOB: 0 BB: 0 P: 7	R: 0 E: 0 K: 0 S: 8	H: 1 LOB: 0 BB: 0 P: 13	R: 1 E: 0 K: 0 S: 9	H: 2 LOB: 1 BB: 0 P: 12	R: 3 E: 0 K: 1 S: 14	H: 4 LOB: 1 BB: 0 P: 22	R: 0 E: 0 K: 0 S: 12	H: 1 LOB: 0 BB: 0 P: 17	R: 0 E: 0 K: 0 S: 8	H: 0 LOB: 0 BB: 0 P: 10	R: 0 E: 0 K: 2 S: 9	H: 0 LOB: 0 BB: 0 P: 16	1B: 4 2B: 3 HR: 1	SF: 0 SAC: 0 DP: 2 HBP: 0	WP: 0 PB: 0 SB: 0 CS: 1	PA: 36				
PITCHER	IP	WLS	BF	H	R	ER	SO	BB	IBB	HBP	BLK	WP	HR	S	P	ERA	WHIP									
38 Kyle Kendrick, R (1, 1) ERA: 6.54	5.0		22	7	6	6	2	3	0	0	0	0	0	1	42	69	10.80	2.000								
51 Brooks Brown, R (6, 1) ERA: 4.78	1.0	B	4	1	0	0	1	0	0	0	0	0	0	0	10	18	0.00	1.000								
49 Rex Brothers, L (7, 1) ERA: 2.08	1.0		4	1	0	0	0	0	0	0	0	0	0	0	12	17	0.00	1.000								
62 Gonzalez Gemen, R (8, 1) ERA: 4.63	1.0		3	0	0	0	0	0	0	0	0	0	0	8	10	0.00	0.000									
60 Justin Miller, R (9, 1) ERA: 3.19	1.0	W	3	0	0	0	2	0	0	0	0	0	0	9	16	0.00	0.000									

Los Angeles Dodgers @ Colorado Rockies
Coors Field, Denver, CO
Sat Sep 26 2015, 6:13 PM - 9:10 PM MDT
Att. 40,322 - Clear - 82 F

AB 33
R 6
H 9
RBI 6
BB 3
SO 5
LOB 12



Batter	1	2	3	4	5	6	7	8	9	AB	R	H	RBI	BB	SO	LOB	BOTTOM									
19 Charlie Blackmon, L (1, 8) OBP: 0.350, SLG: 0.458										5	2	2	0	0	1	2										
9 DJ LeMahieu, R (1, 4) OBP: 0.394, SLG: 0.395										5	2	3	1	0	2	0										
5 Carlos González, L (1, 9) OBP: 0.323, SLG: 0.539										5	2	3	2	0	0	1										
28 Nolan Arenado, R (1, 5) OBP: 0.317, SLG: 0.563										4	1	1	4	0	1	1										
6 Corey Dickerson, L (1, 7) OBP: 0.351, SLG: 0.535										4	1	2	0	0	1	1										
33 Justin Morneau, L (1, 3) OBP: 0.386, SLG: 0.474										4	0	4	1	0	0	0										
10 Ben Paulsen, L (8, PR) OBP: 0.319, SLG: 0.450										0	0	0	0	0	0	0										
18 Cristhian Adames, S (1, 6) OBP: 0.333, SLG: 0.340										2	0	0	0	1	0	3										
50 Dustin Garneau, R (1, 2) OBP: 0.234, SLG: 0.322										4	0	1	0	0	0	6										
38 Kyle Kendrick, R (1, 1) OBP: 0.229, SLG: 0.290										2	0	0	0	0	0	2										
51 Brooks Brown, L (6, PH) ERA: 4.34										0	0	0	0	0	0	1										
16 Kyle Parker, R (8, PH) OBP: 0.286, SLG: 0.354										0	0	0	0	0	0	0										
49 Rex Brothers, L (7, 1) ERA: 3.35										0	0	0	0	0	0	0										
62 Gonzalez Gemen, R (8, PH) OBP: 0.287, SLG: 0.412										0	0	0	0	0	0	0										
20 Wilin Rosario, R (8, PH) OBP: 0.287, SLG: 0.412										1	0	0	0	0	1	2										
60 Justin Miller, R (9, 1) ERA: 3.25										0	0	0	0	0	0	0										
Inning Stats	R: 4 E: 0 K: 0 S: 17	H: 6 LOB: 1 BB: 0 P: 22	R: 1 E: 0 K: 0 S: 8	H: 2 LOB: 0 BB: 0 P: 11	R: 1 E: 0 K: 0 S: 11	H: 2 LOB: 2 BB: 1 P: 22	R: 0 E: 0 K: 1 S: 9	H: 0 LOB: 0 BB: 0 P: 15	R: 0 E: 0 K: 1 S: 9	H: 1 LOB: 0 BB: 0 P: 12	R: 0 E: 0 K: 1 S: 8	H: 1 LOB: 1 BB: 0 P: 12	R: 0 E: 0 K: 2 S: 10	H: 1 LOB: 0 BB: 0 P: 16	R: 0 E: 1 K: 1 S: 8	H: 1 LOB: 2 BB: 0 P: 10	R: 2 E: 0 K: 0 S: 3	H: 2 LOB: 0 BB: 0 P: 6	1B: 10 2B: 3 HR: 2	SF: 0 SAC: 1 DP: 3 HBP: 0	WP: 0 PB: 0 SB: 0 CS: 0	PA: 39				
PITCHER	IP	WLS	BF	H	R	ER	SO	BB	IBB	HBP	BLK	WP	HR	S	P	ERA	WHIP									
35 Brett Anderson, L (1, 1) ERA: 3.75	4.0		21	10	6	6	1	6	0	0	0	0	0	1	45	70	13.50	2.500								
36 Adam Liberatore, L (5, 1) ERA: 4.34	2.0		7	2	0	0	2	0	0	0	0	0	0	0	17	24	0.00	1.000								
52 Pedro Báez, R (7, 1) ERA: 3.35	0.2		3	1	0	0	2	0	0	0	0	0	0	8	14	0.00	1.500									
43 Luis Avilán, L (7, 1) ERA: 3.96	0.2		4	1	0	0	0	0	0	0	0	0	0	5	5	0.00	1.500									
63 Yimi Garcia, R (8, 1) ERA: 3.25	0.0	L	4	2	2	2	1	0	0	0	0	0	0	1	8	13	27.00	3.000								

Los Angeles Dodgers @ Colorado Rockies
Coors Field, Denver, CO
Sat Sep 26 2015, 6:13 PM - 9:10 PM MDT
Att. 40,322 - Clear - 82 F

AB 37
R 8
H 16
RBI 8
BB 1
SO 6
LOB 19



Batter	1	2	3	4	5	6	7	8	9	AB	R	H	RBI	BB	SO	LOB	TOP						
27 Justin Ruggiano, R OBP: 0.344, SLG: 0.474 16 Andre Ethier, L OBP: 0.367, SLG: 0.484	L9		47 1B 33 1B 11 1B BB	G6-3		47 1B	G6-3	G6-3		2	1	0	0	1	0	1							
11 Jimmy Rollins, S OBP: 0.286, SLG: 0.361	G4-3		33 1B 47 1B 17 G5-3	G6-3		F7	G1-3	G1-3		5	1	2	0	0	0	3							
47 Howie Kendrick, R OBP: 0.335, SLG: 0.407	G4-3		17 G5-3 33 1B 7 G4-3	G6-3			G6-3	G6-3		5	1	2	0	0	0	2							
33 Scott Van Slyke, R OBP: 0.324, SLG: 0.392 26 Chase Utley, L OBP: 0.293, SLG: 0.355	K		7 G4-3 17 G5-3	G5-3		F8				3	0	1	1	0	1	1							
17 A.J. Ellis, R OBP: 0.345, SLG: 0.384	G6-3		7 G4-3 17 G5-3	G5-3		K	G6-3	K		5	0	0	1	0	2	3							
7 Alex Guerrero, R OBP: 0.285, SLG: 0.442 5 Corey Seager, L OBP: 0.437, SLG: 0.595	28 F8 57 E		28 F8 57 E	G4-3			K	K		3	1	2	1	0	0	1							
28 Chris Heisey, R OBP: 0.338, SLG: 0.259	F8		28 F8 57 E	P3						2	0	0	0	1	0	2							
3 Carl Crawford, L OBP: 0.312, SLG: 0.427	F8									2	0	2	1	0	0	0							
31 Joc Pederson, L OBP: 0.346, SLG: 0.414	57 E5 57 E			K		G1-3		G3		4	0	1	0	1	1	3							
57 Alex Wood, R OBP: 0.293, SLG: 0.212 52 Pedro Báez, R OBP: 0.262, SLG: 0.311 56 J.P. Howell, L OBP: 0.147, SLG: 0.147 10 Justin Turner, R OBP: 0.376, SLG: 0.544 58 Ian Thomas, R OBP: 0.286, SLG: 0.361 54 Jim Johnson, R OBP: 0.286, SLG: 0.361	E5					16 1B	L4			3	0	2	0	0	0	1							
Inning Stats	R: 0 E: 0 K: 1 S: 8	H: 1 LOB: 0 BB: 0 P: 10	R: 1 E: 1 K: 0 S: 12	H: 1 LOB: 2 BB: 1 P: 21	R: 3 E: 0 K: 1 S: 17	H: 3 LOB: 2 BB: 2 P: 31	R: 0 E: 0 K: 0 S: 13	H: 1 LOB: 1 BB: 0 P: 18	R: 0 E: 0 K: 1 S: 9	H: 3 LOB: 1 BB: 0 P: 14	R: 0 E: 0 K: 0 S: 12	H: 2 LOB: 2 BB: 0 P: 22	R: 0 E: 0 K: 0 S: 8	H: 0 LOB: 0 BB: 0 P: 9	R: 1 E: 0 K: 2 S: 12	H: 2 LOB: 1 BB: 0 P: 19	1B: 10 2B: 4 3B: 0 HR: 0	SF: 0 SAC: 0 DP: 0 HBP: 0	WP: 0 PB: 0 SB: 1 CS: 1	PA: 44			
PITCHER	IP WLS BF H R ER SO BB IBB HBP BLK WP HR S P ERA WHIP	IP WLS BF H R ER SO BB IBB HBP BLK WP HR S P ERA WHIP	IP WLS BF H R ER SO BB IBB HBP BLK WP HR S P ERA WHIP	IP WLS BF H R ER SO BB IBB HBP BLK WP HR S P ERA WHIP	IP WLS BF H R ER SO BB IBB HBP BLK WP HR S P ERA WHIP	IP WLS BF H R ER SO BB IBB HBP BLK WP HR S P ERA WHIP	IP WLS BF H R ER SO BB IBB HBP BLK WP HR S P ERA WHIP	IP WLS BF H R ER SO BB IBB HBP BLK WP HR S P ERA WHIP	IP WLS BF H R ER SO BB IBB HBP BLK WP HR S P ERA WHIP	IP WLS BF H R ER SO BB IBB HBP BLK WP HR S P ERA WHIP	IP WLS BF H R ER SO BB IBB HBP BLK WP HR S P ERA WHIP	IP WLS BF H R ER SO BB IBB HBP BLK WP HR S P ERA WHIP	IP WLS BF H R ER SO BB IBB HBP BLK WP HR S P ERA WHIP	IP WLS BF H R ER SO BB IBB HBP BLK WP HR S P ERA WHIP	IP WLS BF H R ER SO BB IBB HBP BLK WP HR S P ERA WHIP	IP WLS BF H R ER SO BB IBB HBP BLK WP HR S P ERA WHIP	IP WLS BF H R ER SO BB IBB HBP BLK WP HR S P ERA WHIP	IP WLS BF H R ER SO BB IBB HBP BLK WP HR S P ERA WHIP	IP WLS BF H R ER SO BB IBB HBP BLK WP HR S P ERA WHIP	IP WLS BF H R ER SO BB IBB HBP BLK WP HR S P ERA WHIP	IP WLS BF H R ER SO BB IBB HBP BLK WP HR S P ERA WHIP	IP WLS BF H R ER SO BB IBB HBP BLK WP HR S P ERA WHIP	IP WLS BF H R ER SO BB IBB HBP BLK WP HR S P ERA WHIP

Los Angeles Dodgers @ Colorado Rockies
Coors Field, Denver, CO
Sun Sep 27 2015, 2:11 PM - 5:32 PM MDT
Att: 32,870 - Sunny - 87 F

AB	41
R	5
H	14
RBI	4
BB	3
SO	6
LOB	23



Batter	1	2	3	4	5	6	7	8	9	AB	R	H	RBI	BB	SO	LOB	BOTTOM						
19 Charlie Blackmon, L OBP: 0.351, SLG: 0.458	F7		L9	9 FC5-4		SH3-4		5 1B 28 1B BB		3	1	1	0	1	0	0							
9 DJ LeMahieu, R OBP: 0.363, SLG: 0.394	G4-3		28 BB 20 1B	FC5-4		SH		K		4	3	1	2	0	1	4							
28 Nolan Arenado, R OBP: 0.319, SLG: 0.569	G6-3		20 1B	HR		SF7		5 1B 16 1B		3	2	2	5	1	0	0							
5 Carlos González, L OBP: 0.324, SLG: 0.537	G6-3		F2	G6-3				6 FC3-6 16 1B		5	0	2	1	0	0	2							
20 Wilin Rosario, R OBP: 0.262, SLG: 0.415 62 González Germen, R OBP: 0.262, SLG: 0.415 33 Justin Morneau, L OBP: 0.262, SLG: 0.415 45 Scott Oberg, R OBP: 0.262, SLG: 0.415 48 Boone Logan, R OBP: 0.262, SLG: 0.415 47 Jairo Diaz, R OBP: 0.262, SLG: 0.415 16 Kyle Parker, R OBP: 0.262, SLG: 0.415 65 Jason Gurka, L OBP: 0.262, SLG: 0.415	G4-3					G4-3		6 FC3-6		3	0	2	1	0	0	0							
6 Corey Dickerson, L OBP: 0.347, SLG: 0.532	G4-3		K	G4-6-3		K		FC3-6		5	1	1	0	0	2	5							
18 Cristhian Adames, S OBP: 0.222, SLG: 0.289 43 Rafael Ynoa, S OBP: 0.262, SLG: 0.311			43 2B	K		G6-3		K		0	0	0	0	0	0	0							
30 Tom Murphy, R OBP: 0.345, SLG: 0.630				F8				19 SH3-4 10 1B		3	1	1	0	1	1	1							
52 Chris Rusin, L OBP: 0.222, SLG: 0.289 10 Ben Paulsen, L OBP: 0.323, SLG: 0.451	G4-3		43 2B	FC5-4		9 SH 19 SH3-4		19 BB 28 1B		2	1	1	0	0	0	2							
Inning Stats	R: 0 E: 0 K: 0 S: 10	H: 0 LOB: 0 BB: 0 P: 14	R: 1 E: 0 K: 0 S: 8	H: 2 LOB: 1 BB: 1 P: 14	R: 1 E: 0 K: 1 S: 12	H: 2 LOB: 1 BB: 1 P: 22	R: 4 E: 0 K: 0 S: 15	H: 4 LOB: 0 BB: 0 P: 21	R: 0 E: 0 K: 0 S: 5	H: 1 LOB: 0 BB: 0 P: 5	R: 3 E: 0 K: 0 S: 14	H: 3 LOB: 1 BB: 0 P: 19	R: 0 E: 0 K: 2 S: 9	H: 0 LOB: 0 BB: 0 P: 11	R: 3 E: 0 K: 2 S: 17	H: 3 LOB: 2 BB: 2 P: 28	1B: 12 2B: 2 3B: 0 HR: 1	SF: 1 SAC: 2 DP: 1 HBP: 0	WP: 0 PB: 0 SB: 0 CS: 0	PA: 43			
PITCHER	IP WLS BF H R ER SO BB IBB HBP BLK WP HR S P ERA WHIP	IP WLS BF H R ER SO BB IBB HBP BLK WP HR S P ERA WHIP	IP WLS BF H R ER SO BB IBB HBP BLK WP HR S P ERA WHIP	IP WLS BF H R ER SO BB IBB HBP BLK WP HR S P ERA WHIP	IP WLS BF H R ER SO BB IBB HBP BLK WP HR S P ERA WHIP	IP WLS BF H R ER SO BB IBB HBP BLK WP HR S P ERA WHIP	IP WLS BF H R ER SO BB IBB HBP BLK WP HR S P ERA WHIP	IP WLS BF H R ER SO BB IBB HBP BLK WP HR S P ERA WHIP	IP WLS BF H R ER SO BB IBB HBP BLK WP HR S P ERA WHIP	IP WLS BF H R ER SO BB IBB HBP BLK WP HR S P ERA WHIP	IP WLS BF H R ER SO BB IBB HBP BLK WP HR S P ERA WHIP	IP WLS BF H R ER SO BB IBB HBP BLK WP HR S P ERA WHIP	IP WLS BF H R ER SO BB IBB HBP BLK WP HR S P ERA WHIP	IP WLS BF H R ER SO BB IBB HBP BLK WP HR S P ERA WHIP	IP WLS BF H R ER SO BB IBB HBP BLK WP HR S P ERA WHIP	IP WLS BF H R ER SO BB IBB HBP BLK WP HR S P ERA WHIP	IP WLS BF H R ER SO BB IBB HBP BLK WP HR S P ERA WHIP	IP WLS BF H R ER SO BB IBB HBP BLK WP HR S P ERA WHIP	IP WLS BF H R ER SO BB IBB HBP BLK WP HR S P ERA WHIP	IP WLS BF H R ER SO BB IBB HBP BLK WP HR S P ERA WHIP	IP WLS BF H R ER SO BB IBB HBP BLK WP HR S P ERA WHIP	IP WLS BF H R ER SO BB IBB HBP BLK WP HR S P ERA WHIP	IP WLS BF H R ER SO BB IBB HBP BLK WP HR S P ERA WHIP

Los Angeles Dodgers @ Colorado Rockies
Coors Field, Denver, CO
Sun Sep 27 2015, 2:11 PM - 5:32 PM MDT
Att: 32,870 - Sunny - 87 F

AB	36
R	12
H	15
RBI	12
BB	4
SO	5
LOB	17



Batter	1	2	3	4	5	6	7	8	9	10	11	AB	R	H	RBI	BB	SO	LOB	TOP	
19 Charlie Blackmon, L OBP: 0.362, SLG: 0.497			G4-3		E9 7S		F8		K			5	1	2	0	0	1	0		
7 José Reyes, S OBP: 0.312, SLG: 0.382				P6		P6			P4			5	1	3	0	0	0	1		
5 Carlos González, L OBP: 0.324, SLG: 0.542					K		F8			K		5	1	2	2	0	2	2		
28 Nolan Arenado, R OBP: 0.320, SLG: 0.570				P6						K		3	0	1	1	1	1	0		
6 Corey Dickerson, L OBP: 0.339, SLG: 0.519				G1-3		P5			G4-3 9 CS			5	0	0	0	0	1	4		
33 Justin Morneau, L OBP: 0.361, SLG: 0.459				G5-3						K		4	0	0	0	1	1	1		
9 DJ LeMahieu, R OBP: 0.362, SLG: 0.392						P6			L7			5	0	1	0	0	0	2		
30 Tom Murphy, R OBP: 0.333, SLG: 0.567						F8			F7			3	0	0	0	1	1	0		
36 Chagas, R 45 Nolasco, R 43 Nolan, S 40 Nolasco, R 47 Jairo Diaz, R 42 Nolasco, R 51 Brooks Brown, L 53 Christian Friedrich, R									K			2	0	0	0	0	0	1	2	
Inning Stats	R: 2 E: 1 K: 0 S: 14	H: 3 LOB: 1 BB: 0 P: 20	R: 0 E: 0 K: 1 S: 8	H: 0 LOB: 0 BB: 0 P: 10	R: 1 E: 0 K: 1 S: 9	H: 2 LOB: 0 BB: 0 P: 13	R: 0 E: 0 K: 1 S: 17	H: 1 LOB: 2 BB: 1 P: 27	R: 0 E: 0 K: 1 S: 11	H: 1 LOB: 2 BB: 1 P: 21	R: 0 E: 0 K: 2 S: 6	H: 0 LOB: 0 BB: 0 P: 12	R: 0 E: 0 K: 2 S: 10	H: 0 LOB: 0 BB: 0 P: 14	R: 0 E: 0 K: 2 S: 10	H: 0 LOB: 0 BB: 0 P: 13	1B: 7 2B: 1 3B: 0 HR: 1	SF: 1 SAC: 0 DP: 0 HBP: 0	WP: 0 PB: 0 SB: 1 CS: 2	PA: 43
PITCHER	38 Robbie Ray, L ERA: 3.5	IP: 6.0 WLS: 1.0 BF: 4	H: 1 R: 0 ER: 0 SO: 3	BB: 0 IBB: 0 HBP: 0 BLK: 0	WP: 0 HR: 0 S: 8 P: 98	ERA: 0.00 WHIP: 1.000	48 Randall Delgado, R ERA: 3.25	IP: 1.0 WLS: 1.0 BF: 3	H: 0 R: 0 ER: 0 SO: 2	BB: 0 IBB: 0 HBP: 0 BLK: 0	WP: 0 HR: 0 S: 10 P: 13	ERA: 0.00 WHIP: 0.000								

Colorado Rockies @ Arizona Diamondbacks
Chase Field, Phoenix, AZ
Tue Sep 29 2015, 6:41 PM - 10:11 PM MST
Att. 21,526 - Clear - 98 F

livebaseballscorecards.com

AB 39
R 3
H 9
RBI 3
BB 3
SO 9
LOB 12

Batter	1	2	3	4	5	6	7	8	9	10	11	AB	R	H	RBI	BB	SO	LOB	BOTTOM						
5 Ender Inciarte, L OBP: 0.338, SLG: 0.408					G5-3		G1-3					4	1	1	0	1	0	1							
62 Brandon Drury, R OBP: 0.279, SLG: 0.412				G6-3		L5			K2-3			5	0	0	1	0	2	1							
11 AJ Pollock, R OBP: 0.389, SLG: 0.499					F8				G5-3			3	1	1	0	2	0	0							
44 Paul Goldschmidt, R OBP: 0.431, SLG: 0.556						K			G6-3			4	1	1	1	1	1	1							
6 David Peralta, L OBP: 0.367, SLG: 0.516												3	1	1	0	2	1	1							
7 Wellington Castillo, R OBP: 0.294, SLG: 0.456					G6-3		G4-6-3					5	0	0	0	0	1	5							
19 Jake Lamb, L OBP: 0.336, SLG: 0.398												3	0	0	1	0	2	0							
15 Phil Gosselin, R OBP: 0.357, SLG: 0.438												1	0	1	1	0	0	0							
16 Chris Owings, R OBP: 0.267, SLG: 0.329												4	0	1	0	0	1	0							
38 Robbie Ray, L ERA: 3.5	IP: 5.0 WLS: 1.0 BF: 3	H: 2 LOB: 1 BB: 0 P: 21	R: 0 E: 0 K: 1 S: 6	H: 0 LOB: 0 BB: 0 P: 7	R: 1 E: 0 K: 1 S: 9	H: 1 LOB: 1 BB: 1 P: 17	R: 1 E: 0 K: 1 S: 14	H: 2 LOB: 1 BB: 0 P: 20	R: 0 E: 0 K: 1 S: 7	H: 0 LOB: 0 BB: 0 P: 11	R: 0 E: 0 K: 1 S: 6	H: 0 LOB: 0 BB: 0 P: 14	R: 0 E: 0 K: 1 S: 10	H: 1 LOB: 1 BB: 0 P: 14	R: 0 E: 0 K: 1 S: 5	H: 0 LOB: 0 BB: 0 P: 7	R: 0 E: 0 K: 2 S: 9	H: 0 LOB: 1 BB: 1 P: 17	1B: 3 2B: 2 3B: 2 HR: 0	SF: 1 SAC: 0 DP: 1 HBP: 0	WP: 0 PB: 0 SB: 0 CS: 0	PA: 43			
PITCHER	48 Boone Logan, L ERA: 4.37	IP: 1.0 WLS: 1.0 BF: 4	H: 0 R: 0 ER: 0 SO: 3	BB: 0 IBB: 0 HBP: 0 BLK: 0	WP: 0 HR: 0 S: 6 P: 14	ERA: 0.00 WHIP: 1.000	62 Gonzalez Gerren, R ERA: 4.42	IP: 1.0 WLS: 1.0 BF: 3	H: 0 R: 0 ER: 0 SO: 2	BB: 0 IBB: 0 HBP: 0 BLK: 0	WP: 0 HR: 0 S: 10 P: 14	ERA: 0.00 WHIP: 1.000	51 Brooks Brown, R ERA: 5.06	IP: 0.0 WLS: 0.0 BF: 1	H: 1 R: 1 ER: 1 SO: 0	BB: 0 IBB: 0 HBP: 0 BLK: 0	WP: 0 HR: 0 S: 6 P: 10	ERA: 0.00 WHIP: 3.000	53 Christian Friedrich, L ERA: 5.31	IP: 0.1 WLS: 0.1 BF: 2	H: 0 R: 0 ER: 0 SO: 0	BB: 0 IBB: 0 HBP: 0 BLK: 0	WP: 0 HR: 0 S: 10 P: 10	ERA: 0.00 WHIP: 0.000	

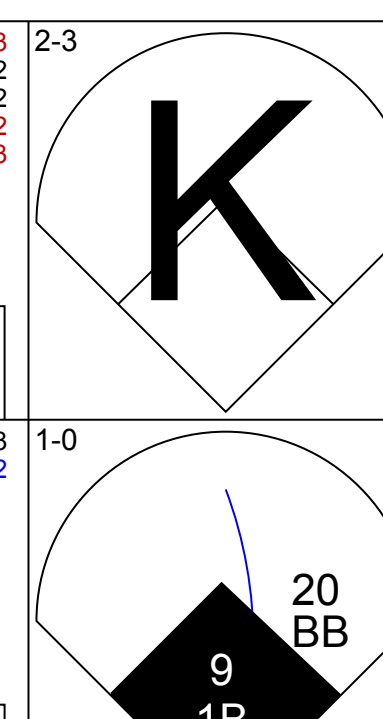
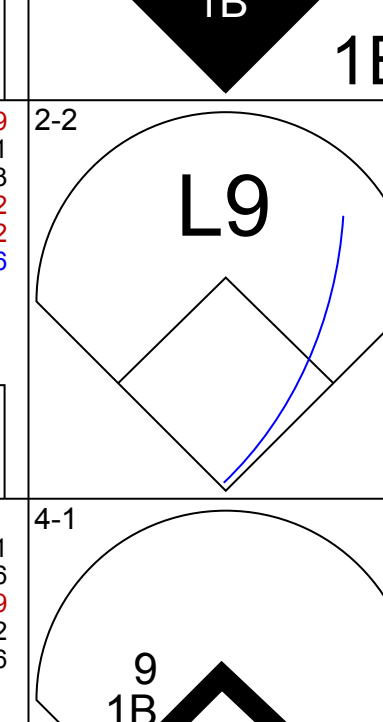
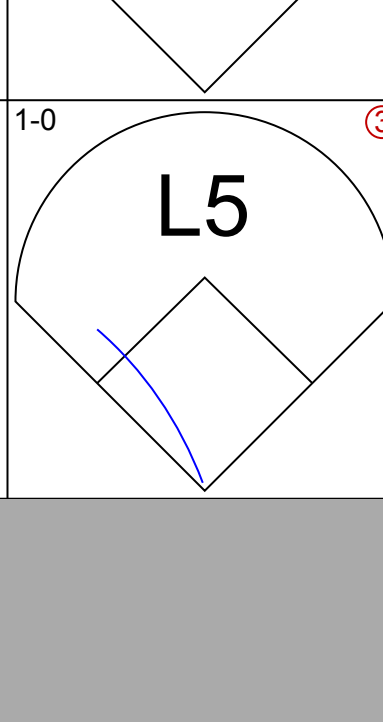
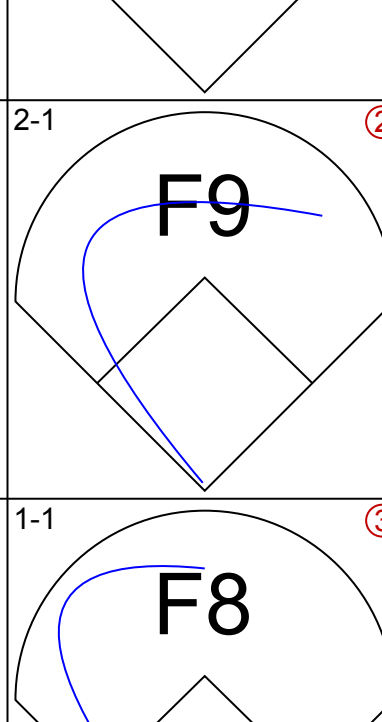
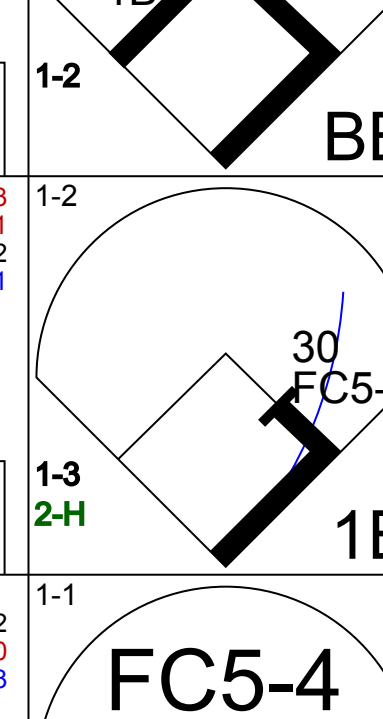
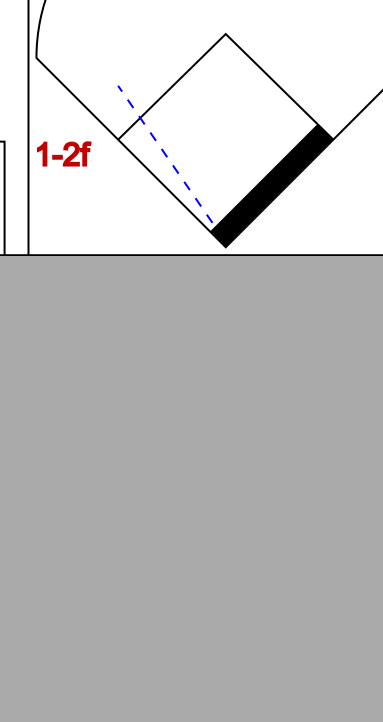

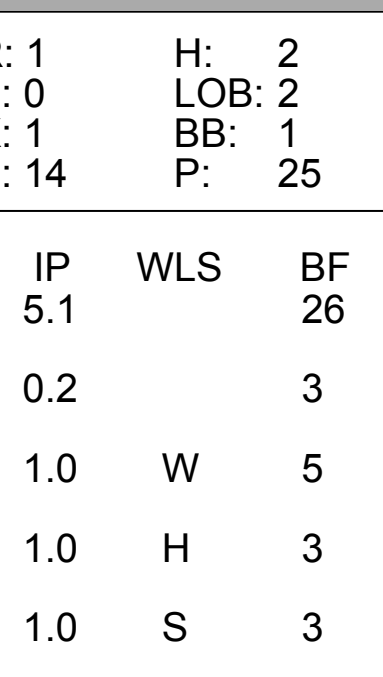
Colorado Rockies @ Arizona Diamondbacks
Chase Field, Phoenix, AZ
Tue Sep 29 2015, 6:41 PM - 10:11 PM MST
Att. 21,526 - Clear - 98 F

livebaseballscorecards.com

AB 36
R 4
H 7
RBI 4
BB 6
SO 11
LOB 10

Batter	1	2	3	4	5	6	7	8	9	AB	R	H	RBI	BB	SO	LOB	TOP						
19 Charlie Blackmon, L (1.8) C SI 90 B FF 92 S CH 82 X CH 83 OBP: 0.349, SLG: 0.454	F8		P4		F7		G6-3			4	0	0	0	0	0	0	Colorado Rockies @ Arizona Diamondbacks Chase Field, Phoenix, AZ Wed Sep 30 2015, 6:42 PM - 9:39 PM MST Att: 18,529 - Clear - 105 F						
7 José Reyes, S (1.6) B SI 90 C FF 91 M CH 82 S CH 82 OBP: 0.311, SLG: 0.380	K				G4-3			G5-3		3	0	0	0	1	1	0							
5 Carlos González, L (1.9) C FF 93 X FF 89 OBP: 0.324, SLG: 0.540								L7		4	0	1	0	0	1	1							
28 Nolan Arenado, R (1.5) C FF 92 X CH 82 OBP: 0.323, SLG: 0.572	F7									3	0	2	0	1	0	1							
6 Corey Dickerson, L (1.7) X SI 90 OBP: 0.333, SLG: 0.509	F7									4	0	0	0	0	2	3							
33 Justin Morneau, L (1.3) C FF 90 B CH 81 F FF 91 F FF 91 X CH 77 OBP: 0.364, SLG: 0.469										3	1	1	0	1	1	1							
9 DJ LeMahieu, R (1.4) B FF 92 B CH 82 X CH 81 OBP: 0.360, SLG: 0.390	SF8									3	0	0	1	0	1	3							
50 Dustin Garneau, R (1.2) B FF 92 B FF 90 X CH 82 OBP: 0.239, SLG: 0.311	F7									2	0	0	0	1	1	0							
10 Ben Paulsen, L (9. PH) C FF 91 X CH 82 OBP: 0.325, SLG: 0.453										1	0	1	0	0	0	0							
35 Chad Bettis, R (1.1) C SI 90 B FF 92 S CH 82 X CH 83 OBP: 0.142, SLG: 0.099										2	0	0	0	0	1	3							
3 Daniel Descalso, L (7. PH) C FF 92 B FF 92 S CH 82 X CH 83 OBP: 0.297, SLG: 0.336										1	0	0	0	0	1	0							
49 Rex Brothers, L (7.1) C FF 92 B FF 92 S CH 82 X CH 83 OBP: 0.297, SLG: 0.336										0	0	0	0	0	0	0							
45 Scott Oberg, R (7.1) C FF 92 B FF 92 S CH 82 X CH 83 OBP: 0.297, SLG: 0.336										0	0	0	0	0	0	0							
53 Christian Friedrich, R (7.1) C FF 92 B FF 92 S CH 82 X CH 83 OBP: 0.297, SLG: 0.336										0	0	0	0	0	0	0							
64 Simon Castro, R (8.1) C FF 92 B FF 92 S CH 82 X CH 83 OBP: 0.297, SLG: 0.336										0	0	0	0	0	0	0							
20 Wilin Rosario, R (9. PH) C FF 92 B FF 92 S CH 82 X CH 83 OBP: 0.297, SLG: 0.336										1	0	0	0	0	0	1							
Inning Stats	R: 0 E: 0 K: 1 S: 12	H: 1 LOB: 1 BB: 0 P: 16	R: 1 E: 0 K: 0 S: 10	H: 1 LOB: 0 BB: 0 P: 16	R: 0 E: 0 K: 0 S: 7	H: 0 LOB: 1 BB: 1 P: 13	R: 0 E: 0 K: 1 S: 13	H: 1 LOB: 3 BB: 2 P: 28	R: 0 E: 0 K: 1 S: 8	H: 0 LOB: 0 BB: 0 P: 11	R: 0 E: 0 K: 2 S: 11	H: 1 LOB: 1 BB: 0 P: 16	R: 0 E: 0 K: 2 S: 12	H: 0 LOB: 0 BB: 0 P: 17	R: 0 E: 0 K: 1 S: 7	H: 1 LOB: 1 BB: 0 P: 19	1B: 3 2B: 1 3B: 1 HR: 0	SF: 1 SAC: 0 DP: 0 HBP: 0	WP: 0 PB: 0 SB: 0 CS: 0	PA: 36			
PITCHER	IP WLS BF H R ER SO BB IBB HBP BLK WP HR S P ERA WHIP																						
57 Chase Anderson, R (1.1) ERA: 4.3	5.1		23	4	1	1	4	2	1	0	0	0	0	0	0	0	0	0	0	55	92	1.69	1.125
56 Keith Hessler, L (6.1) ERA: 5.0	0.1		1	0	0	0	1	0	0	0	0	0	0	0	0	0	0	0	0	3	4	0.00	0.000
48 Randall Delgado, R (6.1) ERA: 3.25	0.1	W	1	0	0	0	0	0	0	0	0	0	0	0	0	0	0	0	0	3	4	0.00	0.000
30 David Hernandez, R (7.1) ERA: 4.36	1.2	H	6	0	0	0	2	1	0	0	0	0	0	0	0	0	0	0	0	16	25	0.00	0.600
45 Matt Reynolds, L (8.1) ERA: 3.95	0.1	H	1	0	0	0	1	0	0	0	0	0	0	0	0	0	0	0	0	3	3	0.00	0.000
41 Daniel Hudson, R (9.1) ERA: 3.76	1.0	S	4	1	0	0	1	0	0	0	0	0	0	0	0	0	0	0	0	14	19	0.00	1.000

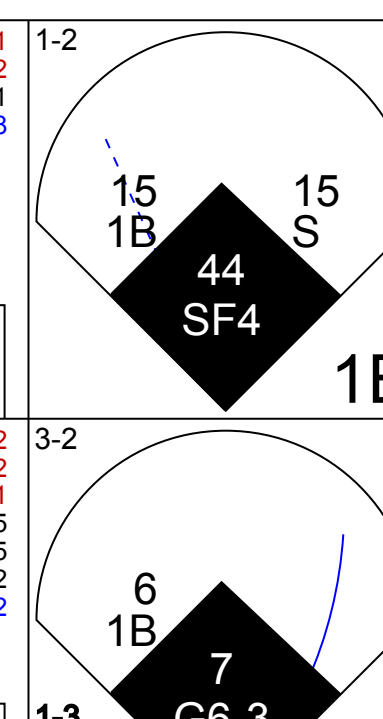
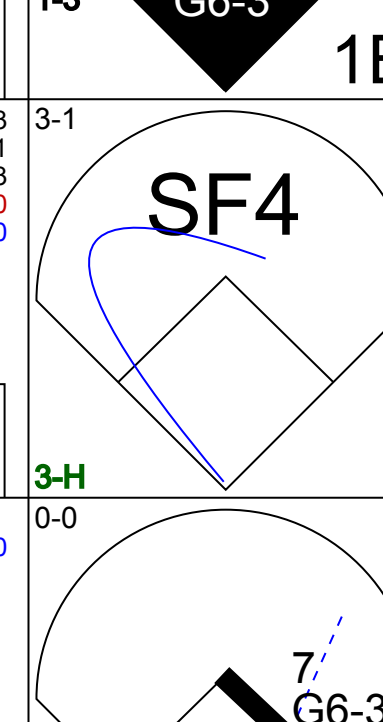
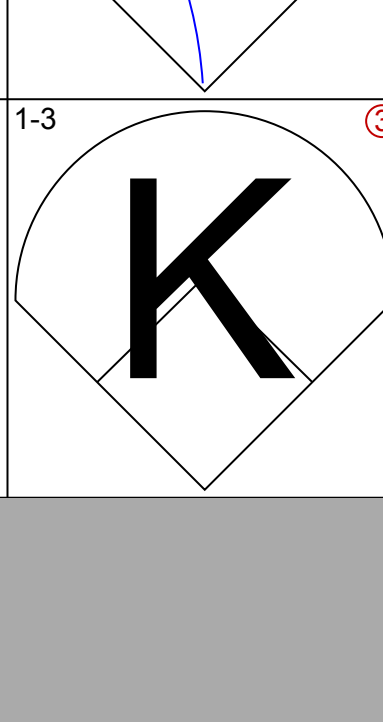
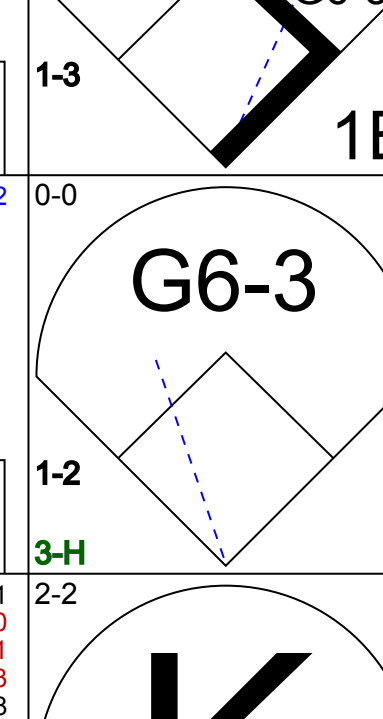
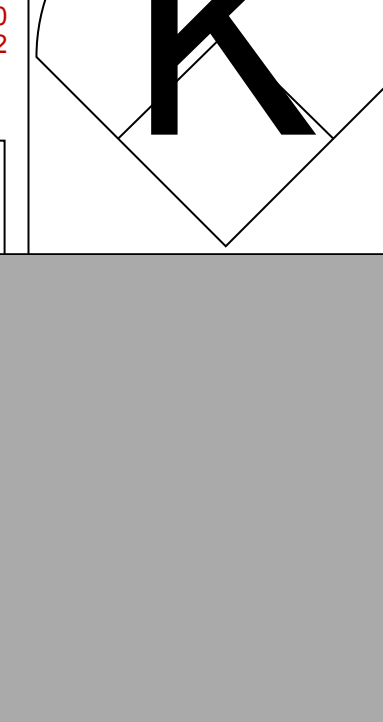

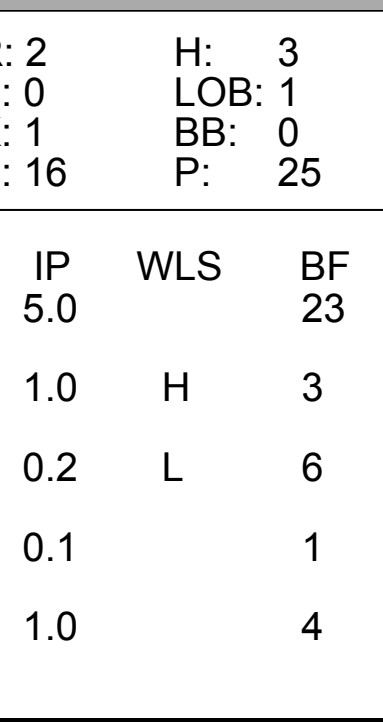
Batter	1	2	3	4	5	6	7	8	9	AB	R	H	RBI	BB	SO	LOB	BOTTOM						
68 Sócrates Brito, L (1.9) C FF 93 B FF 92 X FF 92 OBP: 0.333, SLG: 0.444	G5-3		K				G4-3			5	1	1	0	0	2	1	Colorado Rockies @ Arizona Diamondbacks Chase Field, Phoenix, AZ Wed Sep 30 2015, 6:42 PM - 9:39 PM MST Att: 18,529 - Clear - 105 F						
15 Phil Gosselin, R (1.4) B SI 94 C FF 92 X FF 92 OBP: 0.359, SLG: 0.462	G6-3						SF8			4	1	2	1	0	0	1							
11 AJ Pollock, R (1.8) C FF 94 B FF 94 B FF 93 X FF 94 OBP: 0.369, SLG: 0.497	G6-3									3	0	0	0	1	1	1							
44 Paul Goldschmidt, R (1.3) C FF 94 B FF 94 X SL 86 OBP: 0.432, SLG: 0.557	G4-3									3	1	1	0	1	1	1							
6 David Peralta, L (1.7) X FF 93 OBP: 0.370, SLG: 0.521										2	0	2	1	1	0	0							
8 Jarrod Saltalamacchia, S (1.2) B CU 72 C FF 92 S CH 82 X FF 92 OBP: 0.369, SLG: 0.428	L4									3	0	1	1	1	1	2							
19 Jake Lamb, L (1.5) C SI 91 B SL 87 B CH 83 B CH 81 B FF 93 OBP: 0.335, SLG: 0.395										3	0	0	0	1	1	6							
16 Chris Owings, R (1.6) B FF 93 B SL 87 S SL 87 B FF 88 OBP: 0.267, SLG: 0.327										3	0	0	0	1	1	3							
57 Chase Anderson, R (1.1) C SI 90 B FF 92 S CH 82 X CH 83 OBP: 0.142, SLG: 0.099										2	0	0	0	0	0	3							
56 Keith Hessler, L (6.1) C FF 92 B FF 92 S CH 82 X CH 83 OBP: 0.297, SLG: 0.336										0	0	0	0	0	0	0							
48 Randall Delgado, R (6.1) ERA: 1.93										0	0	0	0	0	0	0							
2 Aaron Hill, R (6. PH) C SI 91 B SL 87 B CH 83 B CH 81 B FF 93 OBP: 0.297, SLG: 0.336										1	0	0	0	0	0	2							
30 David Hernandez, R (7.1) ERA: 5.15										0	0	0	0	0	0	0							
45 Matt Reynolds, L (8.1) C FF 92 B FF 92 S CH 82 X CH 83 OBP: 0.297, SLG: 0.336										0	0	0	0	0	0	0							
4 Jamie Romak, R (8. PH) C FF 92 B FF 92 S CH 82 X CH 83 OBP: 0.297, SLG: 0.336										1	0	1	0	0	0	0							
41 Daniel Hudson, R (9.1) C FF 92 B FF 92 S CH 82 X CH 83 OBP: 0.297, SLG: 0.336										0	0	0	0	0	0	0							
Inning Stats	R: 0 E: 0 K: 0 S: 8	H: 0 LOB: 0 BB: 0 P: 12	R: 0 E: 0 K: 0 S: 11	H: 1 LOB: 3 BB: 2 P: 23	R: 0 E: 0 K: 3 S: 11	H: 1 LOB: 1 BB: 0 P: 18	R: 0 E: 0 K: 1 S: 8	H: 1 LOB: 1 BB: 0 P: 11	R: 1 E: 0 K: 0 S: 9	H: 1 LOB: 0 BB: 0 P: 15	R: 1 E: 0 K: 2 S: 12	H: 2 LOB: 2 BB: 1 P: 22	R: 1 E: 0 K: 0 S: 12	H: 1 LOB: 3 BB: 3 P: 30	R: 0 E: 1 K: 1 S: 7	H: 1 LOB: 1 BB: 0 P: 12	1B: 4 2B: 3 3B: 1 HR: 0	SF: 2 SAC: 0 DP: 0 HBP: 0	WP: 0 PB: 1 SB: 0 CS: 0	PA: 38			
PITCHER	IP WLS BF H R ER SO BB IBB HBP BLK WP HR S P ERA WHIP																						
35 Chad Bettis, R (1.1) ERA: 4.23	6.0	L	27	6	2	1	6	3	0	0	0	0	0	0	0	0	0	0	0	59	101	1.50	1.500
49 Rex Brothers, L (7.1) ERA: 1.93	0.1		1	0	0	0	0	0	0	0	0	0	0	0	0	0	0	0	0	2	3	0.00	0.000
45 Scott Oberg, R (7.1) ERA: 5.15	0.0		3	1	0	0	0	2	0	0	0	0	0	0	0	0	0	0	0	5	15	∞	∞
53 Christian Friedrich, L (7.1) ERA: 5.25	0.2		3	0	1	1	0	1	0	0	0	0	0	0	0	0	0	0	0	5	12	13.50	1.500
64 Simon Castro, R (8.1) ERA: 4.66	1.0		4	1	0	0	1	0	0	0	0	0	0	0	0	0	0	0	0	7	12	0.00	1.000

Batter	1	2	3	4	5	6	7	8	9	AB	R	H	RBI	BB	SO	LOB	TOP				
19 Charlie Blackmon, L OBP: 0.312, SLG: 0.453			B1-3					G5-3		4	1	1	0	1	1	0					
7 José Reyes, S OBP: 0.312, SLG: 0.380								G1-3		5	1	2	0	0	2	2					
28 Nolan Arenado, R OBP: 0.322, SLG: 0.570	L9		L5						F9	5	1	1	0	0	0	3					
20 Wilin Rosario, R OBP: 0.298, SLG: 0.421																					
10 Ben Paulsen, L OBP: 0.324, SLG: 0.452									F8	3	1	2	1	1	1	1					
9 DJ LeMahieu, R OBP: 0.359, SLG: 0.389										4	0	1	1	0	1	3					
30 Tom Murphy, R OBP: 0.324, SLG: 0.559	FC5-4									4	0	1	1	0	1	3					
16 Kyle Parker, R OBP: 0.225, SLG: 0.314										4	2	2	0	0	1	1					
43 Rafael Ynoa, S OBP: 0.268, SLG: 0.331	F8									4	0	2	2	0	0	0					
61 David Hale, R OBP: 0.287, SLG: 0.385	L4									2	0	0	0	0	1	1					
18 Christian Anderson, S OBP: 0.327, SLG: 0.333										1	0	0	0	0	0	1					
62 Gonzalez Germen, R OBP: 0.287, SLG: 0.333										0	0	0	0	0	0	0					
60 Justin Miller, R OBP: 0.287, SLG: 0.333										0	0	0	0	0	0	0					
48 Boone Logan, R OBP: 0.287, SLG: 0.333										0	0	0	0	0	0	0					
3 Daniel Descalso, L OBP: 0.287, SLG: 0.333										1	0	0	0	0	0	0					
47 Jairo Diaz, R OBP: 0.287, SLG: 0.333										0	0	0	0	0	0	0					
Inning Stats	R: 1 H: 2 E: 0 K: 1 S: 14	H: 2 R: 1 BB: 1 P: 25	R: 0 H: 0 E: 0 K: 1 S: 8	H: 0 R: 0 LOB: 0 BB: 10	R: 0 H: 0 E: 0 K: 1 S: 5	H: 0 R: 0 LOB: 1 BB: 0 P: 7	R: 2 H: 3 E: 0 K: 1 S: 15	H: 3 R: 1 LOB: 1 BB: 0 P: 20	R: 1 H: 3 E: 0 K: 0 S: 10	H: 3 R: 1 LOB: 2 BB: 1 P: 18	R: 1 H: 2 E: 0 K: 2 S: 12	H: 2 R: 1 LOB: 0 BB: 0 P: 18	R: 0 H: 0 E: 0 K: 0 S: 5	H: 0 R: 0 LOB: 0 BB: 0 P: 13	R: 0 H: 0 E: 0 K: 1 S: 9	H: 0 R: 0 LOB: 0 BB: 0 P: 13	1B: 6 2B: 6 3B: 0 HR: 0	SF: 0 SAC: 0 DP: 0 HBP: 0	WP: 3 PB: 0 SB: 0 CS: 0	PA: 40	
PITCHER	IP WLS BF H R ER SO BB IBB HBP BLK WP HR S P ERA WHIP	IP WLS BF H R ER SO BB IBB HBP BLK WP HR S P ERA WHIP	IP WLS BF H R ER SO BB IBB HBP BLK WP HR S P ERA WHIP	IP WLS BF H R ER SO BB IBB HBP BLK WP HR S P ERA WHIP	IP WLS BF H R ER SO BB IBB HBP BLK WP HR S P ERA WHIP	IP WLS BF H R ER SO BB IBB HBP BLK WP HR S P ERA WHIP	IP WLS BF H R ER SO BB IBB HBP BLK WP HR S P ERA WHIP	IP WLS BF H R ER SO BB IBB HBP BLK WP HR S P ERA WHIP	IP WLS BF H R ER SO BB IBB HBP BLK WP HR S P ERA WHIP	IP WLS BF H R ER SO BB IBB HBP BLK WP HR S P ERA WHIP	IP WLS BF H R ER SO BB IBB HBP BLK WP HR S P ERA WHIP	IP WLS BF H R ER SO BB IBB HBP BLK WP HR S P ERA WHIP	IP WLS BF H R ER SO BB IBB HBP BLK WP HR S P ERA WHIP	IP WLS BF H R ER SO BB IBB HBP BLK WP HR S P ERA WHIP	IP WLS BF H R ER SO BB IBB HBP BLK WP HR S P ERA WHIP	IP WLS BF H R ER SO BB IBB HBP BLK WP HR S P ERA WHIP	IP WLS BF H R ER SO BB IBB HBP BLK WP HR S P ERA WHIP	IP WLS BF H R ER SO BB IBB HBP BLK WP HR S P ERA WHIP	IP WLS BF H R ER SO BB IBB HBP BLK WP HR S P ERA WHIP	IP WLS BF H R ER SO BB IBB HBP BLK WP HR S P ERA WHIP	IP WLS BF H R ER SO BB IBB HBP BLK WP HR S P ERA WHIP

Colorado Rockies @ Arizona Diamondbacks
Chase Field, Phoenix, AZ
Thu Oct 01 2015, 6:41 PM - 9:50 PM MST
Att: 20,826 - Clear - 104 F

AB 38
R 6
H 12
RBI 5
BB 2
SO 8
LOB 15

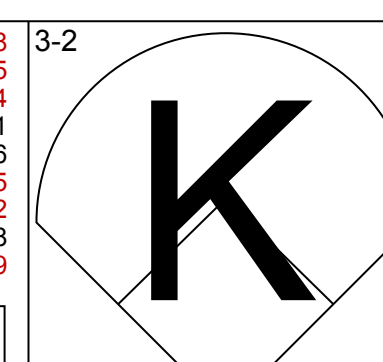
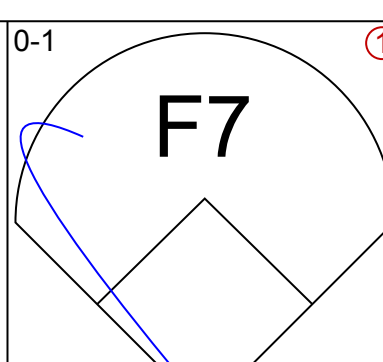
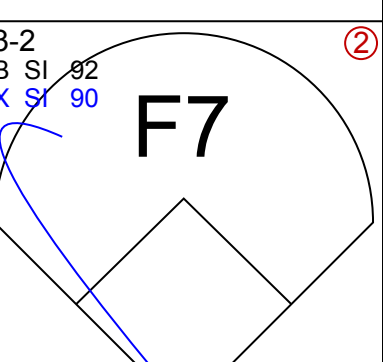
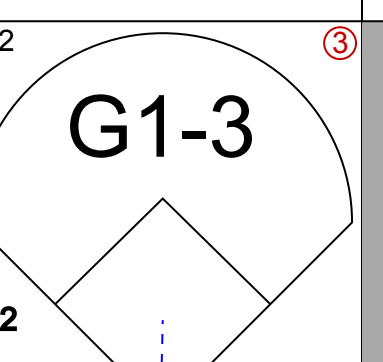
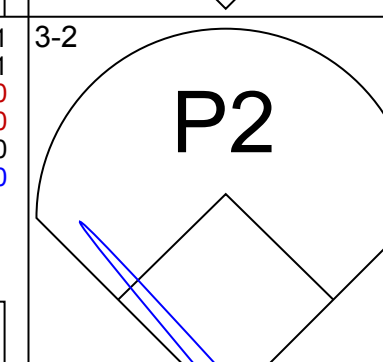
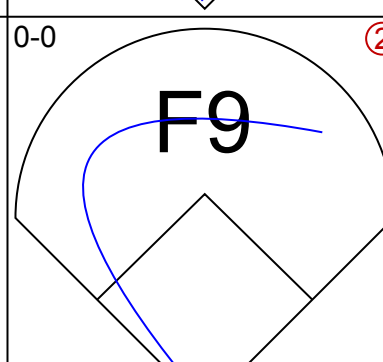
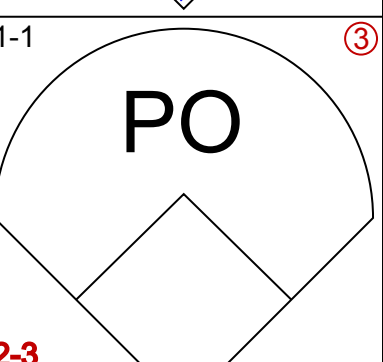
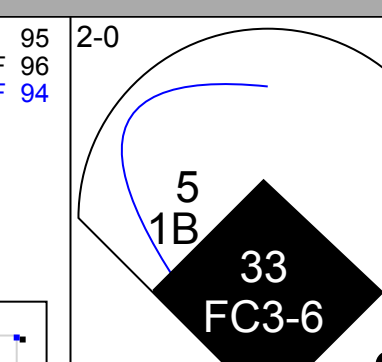
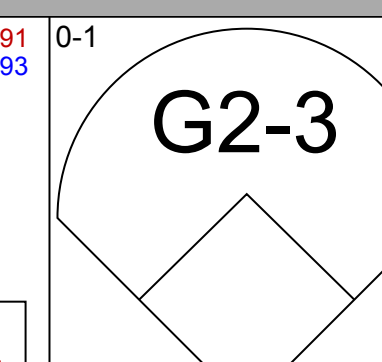
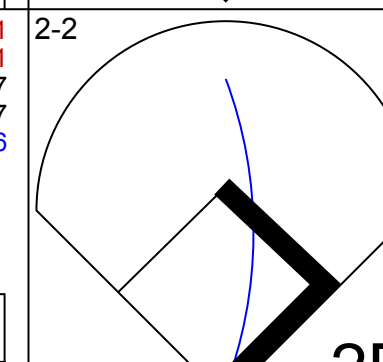
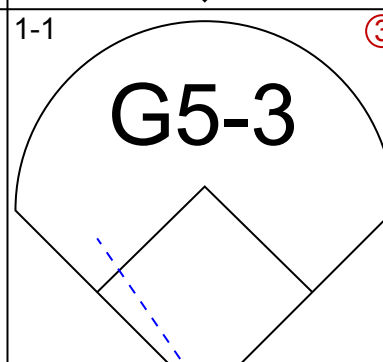
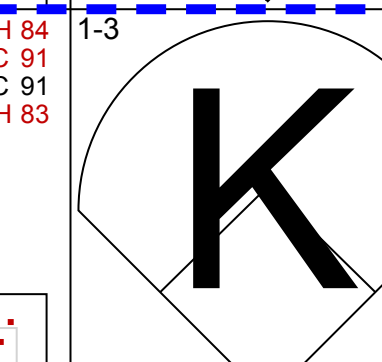
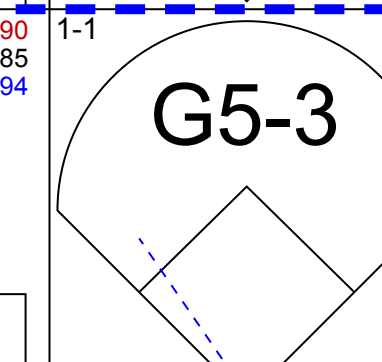
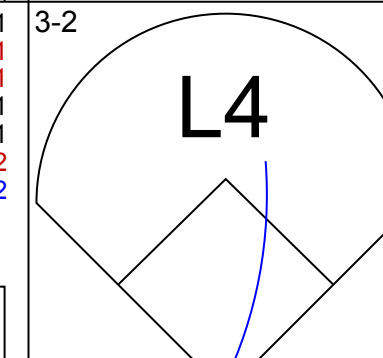
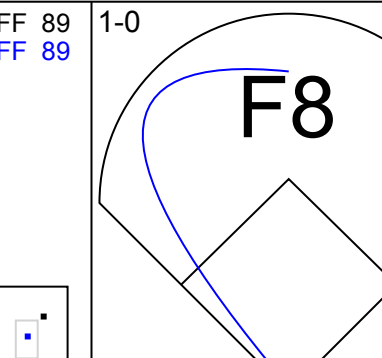
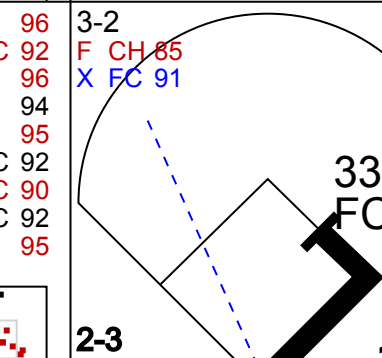
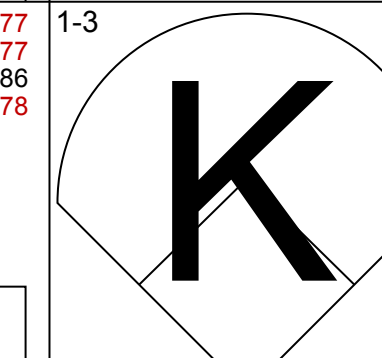
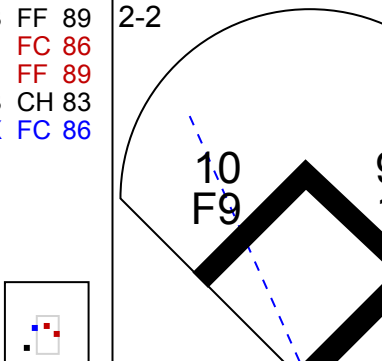
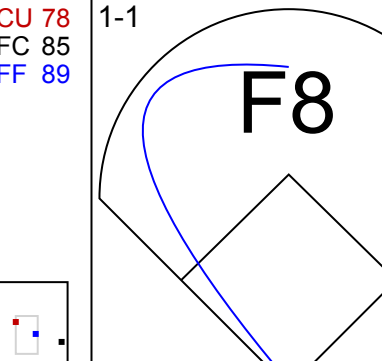
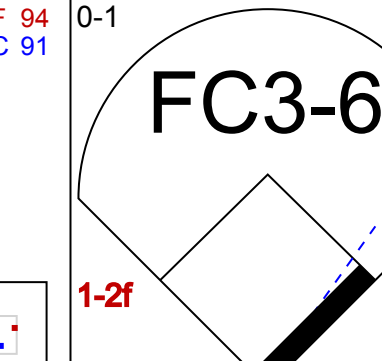
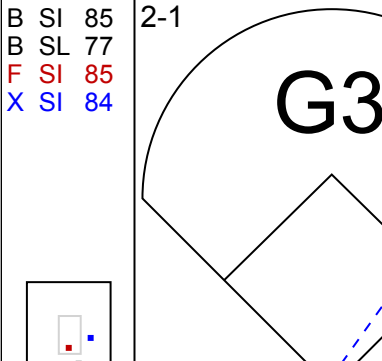


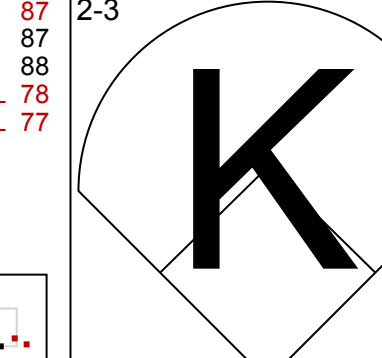
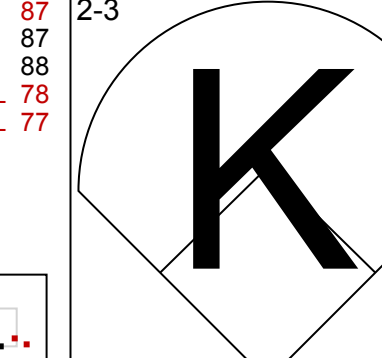
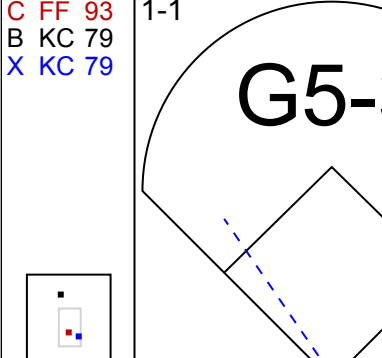

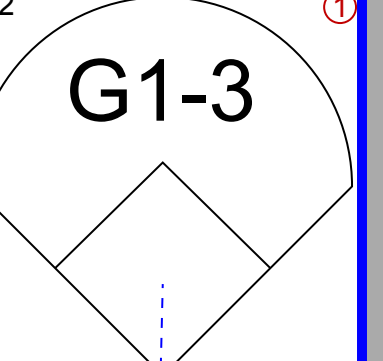
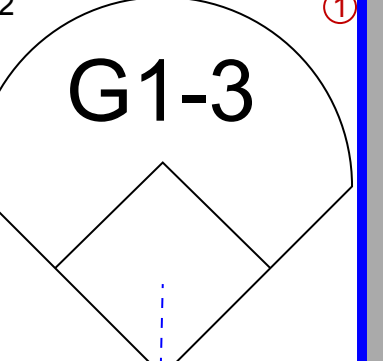
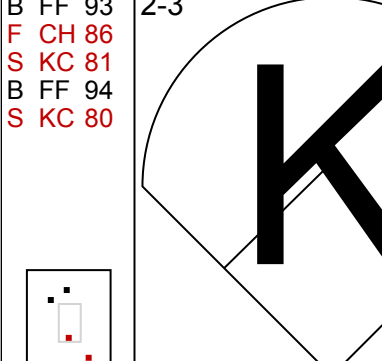




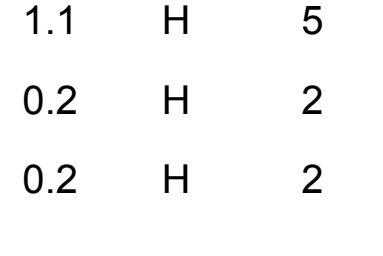
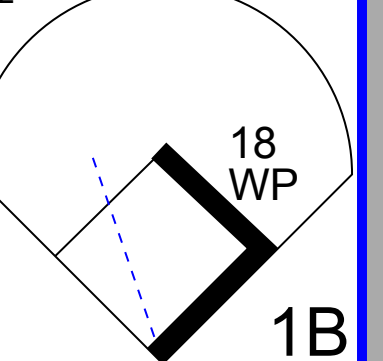



Batter	1	2	3	4	5	6	7	8	9	AB	R	H	RBI	BB	SO	LOB	BOTTOM				
11 AJ Pollock, R OBP: 0.367, SLG: 0.494			L5							5	1	1	0	0	1	1					
15 Phil Gosselin, R OBP: 0.354, SLG: 0.495			L7							4	2	2	1	0	0	0					
44 Paul Goldschmidt, R OBP: 0.432, SLG: 0.559	SF4									3	2	2	1	0	1	0					
6 David Peralta, L OBP: 0.371, SLG: 0.522										1	0	1	0	0	0	0					
68 Sócrates Brito, L OBP: 0.429, SLG: 0.619										3	2	3	1	0	0	0					
7 Wellington Castillo, R OBP: 0.296, SLG: 0.458	G6-3									3	1	1	3	1	0	2					
19 Jake Lamb, L OBP: 0.334, SLG: 0.393										4	0	1	0	0	1	3					
24 Yasmany Tomás, R OBP: 0.305, SLG: 0.401										4	0	0	1	0	1	2					
16 Chris Owings, R OBP: 0.268, SLG: 0.329	F8									3	0	1	0	1	0	0					
46 Patrick Corbin, L ERA: 6.09										2	0	0	0	0	1	2					
62 Gonzalez Germen, R ERA: 4.3										0	0	0	0	0	0	0					
60 Justin Miller, R ERA: 4.18										1	0	0	0	0	0	0					
48 Boone Logan, L ERA: 4.33										0	0	0	0	0	0	0					
47 Jairo Diaz, R ERA: 2.5										0	0	0	0	0	1	0					
Inning Stats	R: 2 H: 3 E: 0 K: 1 S: 16	H: 3 R: 1 LOB: 0 BB: 0 P: 25	R: 0 H: 0 E: 0 K: 1 S: 6	H: 0 R: 0 LOB: 0 BB: 0 P: 8	R: 0 H: 0 E: 0 K: 1 S: 6	H: 0 R: 0 LOB: 0 BB: 0 P: 9	R: 1 H: 1 E: 0 K: 0 S: 11	H: 1 R: 0 LOB: 2 BB: 2 P: 23	R: 1 H: 2 E: 0 K: 0 S: 12	H: 2 R: 1 LOB: 1 BB: 0 P: 19	R: 0 H: 1 E: 0 K: 0 S: 7	H: 1 R: 0 LOB: 0 BB: 0 P: 14	R: 4 H: 4 E: 0 K: 0 S: 21	H: 4 R: 0 LOB: 0 BB: 0 P: 27	R: 0 H: 1 E: 0 K: 2 S: 10	H: 1 R: 0 LOB: 1 BB: 0 P: 14	1B: 7 2B: 3 3B: 1 HR: 1	SF: 1 SAC: 0 DP: 1 HBP: 0	WP: 2 PB: 0 SB: 2 CS: 0	PA: 37	
PITCHER	IP WLS BF H R ER SO BB IBB HBP BLK WP HR S P ERA WHIP	IP WLS BF H R ER SO BB IBB HBP BLK WP HR S P ERA WHIP	IP WLS BF H R ER SO BB IBB HBP BLK WP HR S P ERA WHIP	IP WLS BF H R ER SO BB IBB HBP BLK WP HR S P ERA WHIP	IP WLS BF H R ER SO BB IBB HBP BLK WP HR S P ERA WHIP	IP WLS BF H R ER SO BB IBB HBP BLK WP HR S P ERA WHIP	IP WLS BF H R ER SO BB IBB HBP BLK WP HR S P ERA WHIP	IP WLS BF H R ER SO BB IBB HBP BLK WP HR S P ERA WHIP	IP WLS BF H R ER SO BB IBB HBP BLK WP HR S P ERA WHIP	IP WLS BF H R ER SO BB IBB HBP BLK WP HR S P ERA WHIP	IP WLS BF H R ER SO BB IBB HBP BLK WP HR S P ERA WHIP	IP WLS BF H R ER SO BB IBB HBP BLK WP HR S P ERA WHIP	IP WLS BF H R ER SO BB IBB HBP BLK WP HR S P ERA WHIP	IP WLS BF H R ER SO BB IBB HBP BLK WP HR S P ERA WHIP	IP WLS BF H R ER SO BB IBB HBP BLK WP HR S P ERA WHIP	IP WLS BF H R ER SO BB IBB HBP BLK WP HR S P ERA WHIP	IP WLS BF H R ER SO BB IBB HBP BLK WP HR S P ERA WHIP	IP WLS BF H R ER SO BB IBB HBP BLK WP HR S P ERA WHIP	IP WLS BF H R ER SO BB IBB HBP BLK WP HR S P ERA WHIP	IP WLS BF H R ER SO BB IBB HBP BLK WP HR S P ERA WHIP	IP WLS BF H R ER SO BB IBB HBP BLK WP HR S P ERA WHIP

Colorado Rockies @ Arizona Diamondbacks
Chase Field, Phoenix, AZ
Thu Oct 01 2015, 6:41 PM - 9:50 PM MST
Att: 20,826 - Clear - 104 F

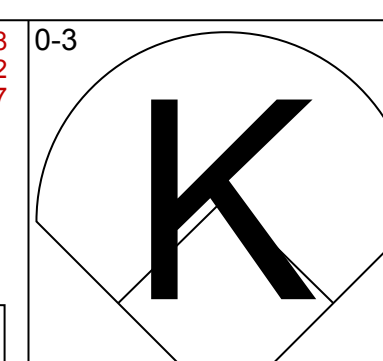
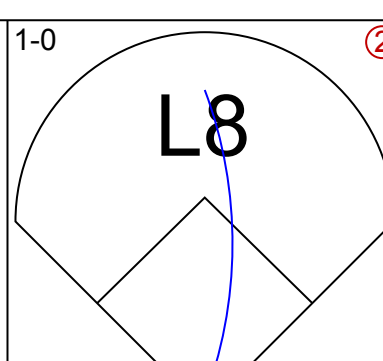
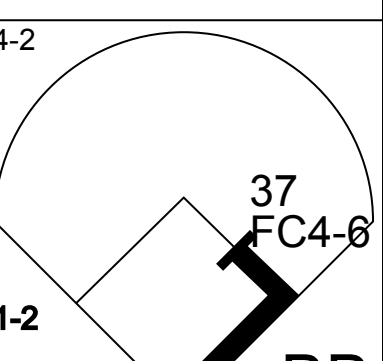
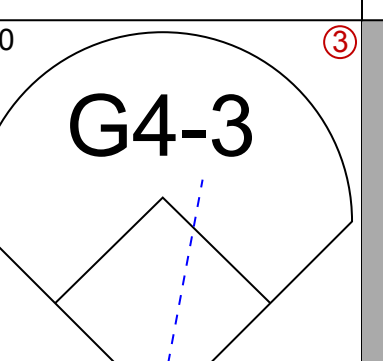
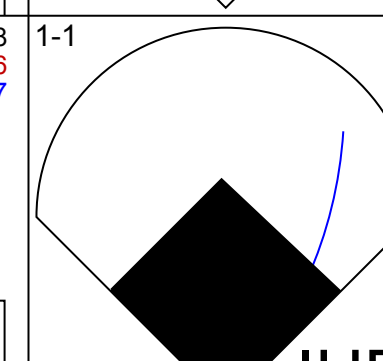
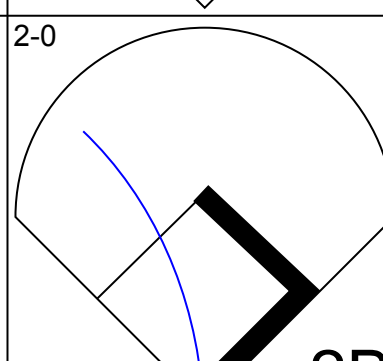
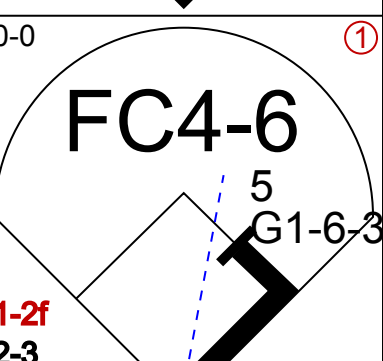
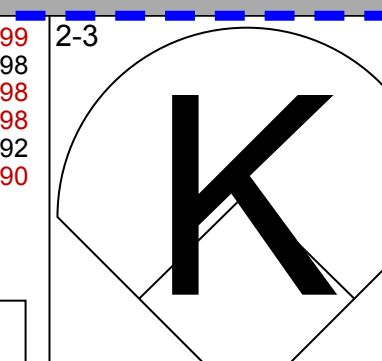
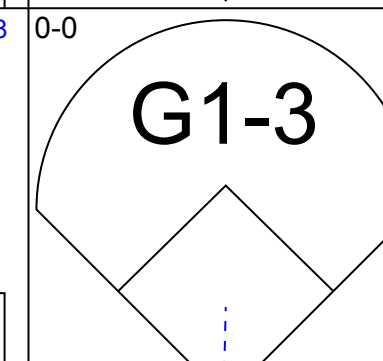
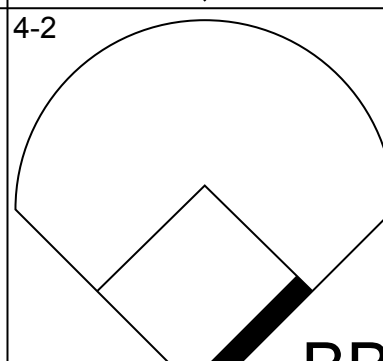
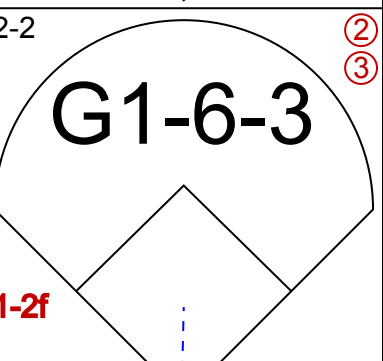
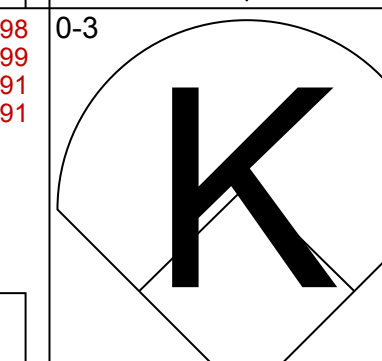
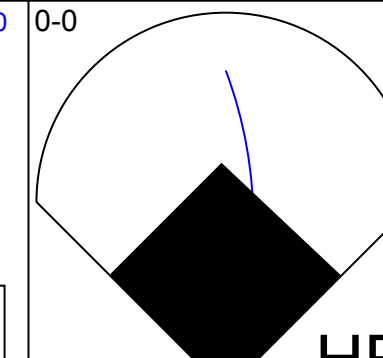
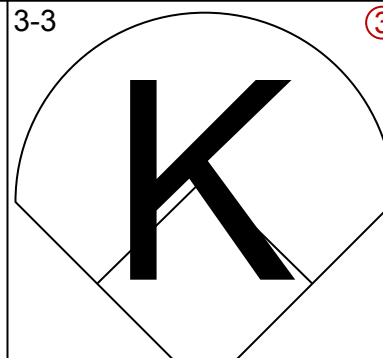
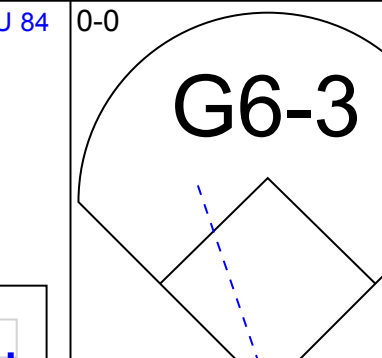
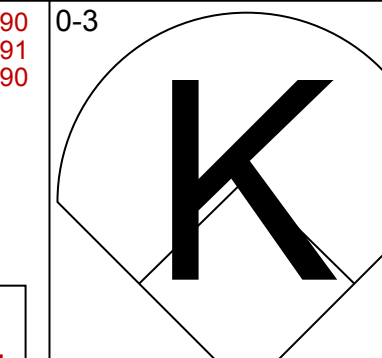
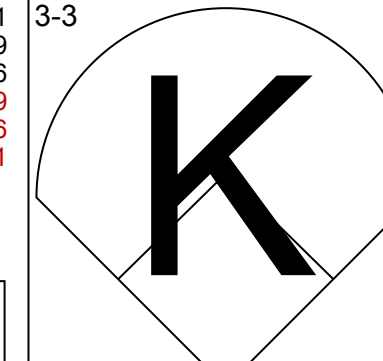
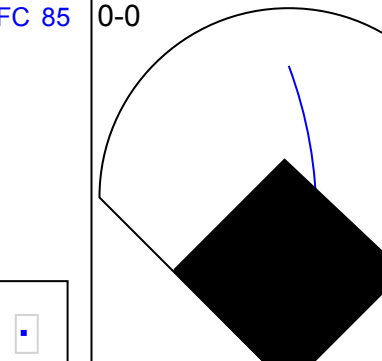
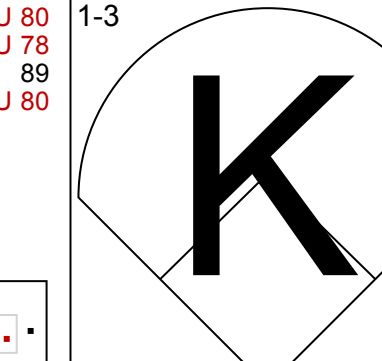
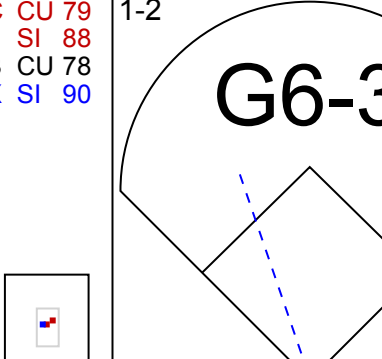
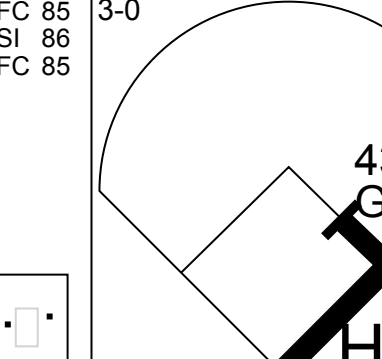
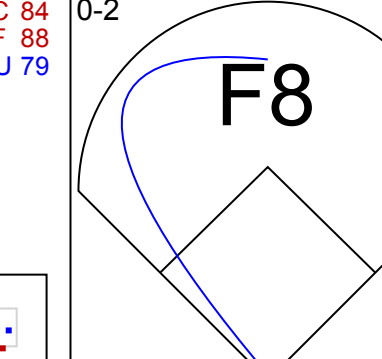
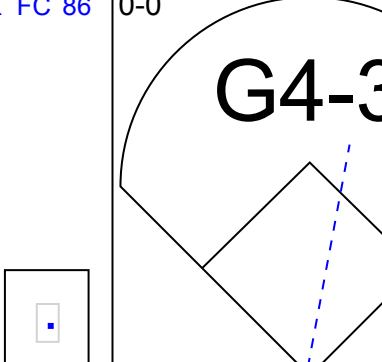
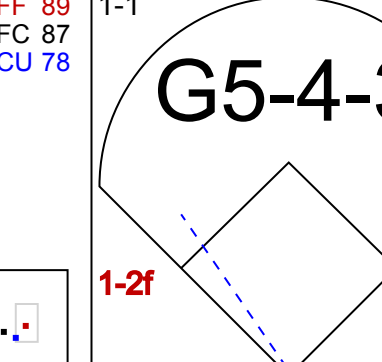

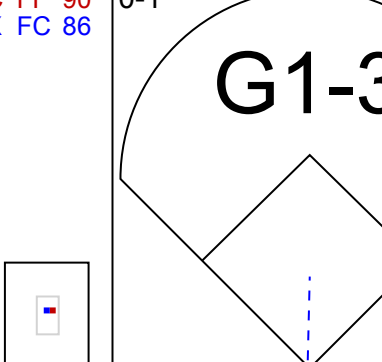
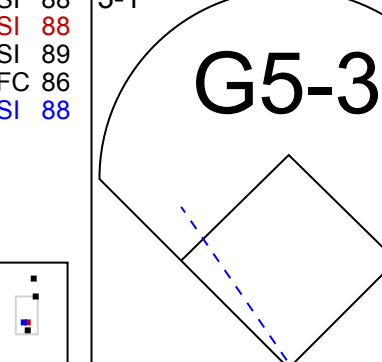
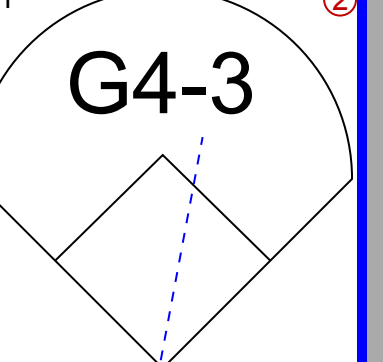
AB 34
R 8
H 12
RBI 7
BB 2
SO 5
LOB 11



Batter	1	2	3	4	5	6	7	8	9	AB	R	H	RBI	BB	SO	LOB	TOP						
18 Cristhian Adames, S OBP: 0.304, SLG: 0.308										4	0	0	0	0	1	2	Colorado Rockies @ San Francisco Giants AT&T Park, San Francisco, CA Sat Oct 03 2015, 1:35 PM - 4:22 PM PDT Att: 41,398 - Sunny - 68 F						
6 Corey Dickerson, L OBP: 0.335, SLG: 0.527										4	1	1	0	0	0	0							
28 Nolan Arenado, R OBP: 0.322, SLG: 0.576										4	0	1	0	0	1	1							
5 Carlos González, L OBP: 0.323, SLG: 0.535										4	0	1	0	0	1	1							
33 Justin Morneau, L OBP: 0.359, SLG: 0.455										4	0	1	1	0	0	1							
9 DJ LeMahieu, R OBP: 0.358, SLG: 0.388										4	0	1	0	0	1	1							
10 Ben Paulsen, L OBP: 0.348, SLG: 0.460										3	1	1	1	0	0	2							
19 Charlie Blackmon, L OBP: 0.348, SLG: 0.452										1	0	0	0	1	1	2							
30 Tom Murphy, R OBP: 0.333, SLG: 0.543										1	0	0	0	1	1	2							
50 Dustin Garneau, R OBP: 0.222, SLG: 0.288										1	0	0	0	0	1	0							
52 Chris Rusin, L OBP: 0.217, SLG: 0.283										1	0	0	0	0	0	2							
43 Rafael Ynoa, S OBP: 0.273, SLG: 0.336										1	0	1	0	0	0	0							
45 Scott Oberg, R OBP: 0.273, SLG: 0.336										0	0	0	0	0	0	0							
47 Jairo Diaz, R OBP: 0.273, SLG: 0.336										0	0	0	0	0	0	0							
Inning Stats	R: 0 H: 1 E: 0 K: 1 S: 16	H: 1 LOB: 0 BB: 0 P: 27	R: 0 H: 2 E: 0 K: 1 S: 17	H: 2 LOB: 2 BB: 0 P: 27	R: 0 H: 0 E: 0 K: 0 S: 5	H: 0 LOB: 0 BB: 0 P: 6	R: 0 H: 0 E: 0 K: 0 S: 4	H: 0 LOB: 0 BB: 0 P: 7	R: 1 H: 1 E: 0 K: 0 S: 12	H: 1 LOB: 0 BB: 1 P: 20	R: 1 H: 2 E: 0 K: 2 S: 17	H: 2 LOB: 1 BB: 0 P: 25	R: 0 H: 1 E: 0 K: 1 S: 13	H: 1 LOB: 1 BB: 0 P: 18	R: 0 H: 0 E: 0 K: 1 S: 7	H: 0 LOB: 0 BB: 0 P: 9	R: 0 H: 0 E: 0 K: 1 S: 7	H: 0 LOB: 0 BB: 0 P: 12	1B: 4 2B: 2 3B: 0 HR: 1	SF: 0 SAC: 1 DP: 0 HBP: 0	WP: 1 PA: 35 PB: 0 SB: 0 CS: 0		
PITCHER	IP WLS BF H R ER SO BB IBB HBP BLK WP HR S P ERA WHIP	5.0 W 19 4 1 1 2 1 0 0 0 0 0 14 20 1.80 1.000	0.2 H 4 2 1 1 1 0 0 0 0 0 0 14 20 13.50 3.000	1.1 H 5 1 0 0 2 0 0 0 0 0 1 0 16 23 0.00 0.750	0.2 H 2 0 0 0 0 0 0 0 0 0 0 4 5 0.00 0.000	0.2 H 2 0 0 0 1 0 0 0 0 0 0 5 8 0.00 0.000																	
22 Jake Peavy, R ERA: 3.58																							
61 Josh Osich, L ERA: 2.22																							
54 Sergio Romo, R ERA: 3.02																							
70 George Kontos, R ERA: 1.96																							
49 Javier López, L ERA: 1.39																							
46 Santiago Casilla, R ERA: 2.79																							

AB	32
R	2
H	7
RBI	2
BB	1
SO	7
LOB	12



Batter	1	2	3	4	5	6	7	8	9	AB	R	H	RBI	BB	SO	LOB	BOTTOM					
16 Angel Pagán, S OBP: 0.303, SLG: 0.332										3	0	0	0	1	1	1	Colorado Rockies @ San Francisco Giants AT&T Park, San Francisco, CA Sat Oct 03 2015, 1:35 PM - 4:22 PM PDT Att: 41,398 - Sunny - 68 F					
37 Kelly Tomlinson, R OBP: 0.351, SLG: 0.402									4	1	2	1	0	1	2							
5 Matt Duffy, R OBP: 0.336, SLG: 0.430									3	0	0	0	1	1	2							
6 Marlon Byrd, R OBP: 0.289, SLG: 0.450										4	1	1	1	0	2	2						
35 Brandon Crawford, L OBP: 0.321, SLG: 0.462										3	1	1	1	0	2	0						
51 Mac Williamson, R OBP: 0.233, SLG: 0.286										2	0	0	0	0	0	0						
43 Kevin Frandsen, R OBP: 0.250, SLG: 0.182										3	0	0	0	0	1	1						
56 Trevor Brown, R OBP: 0.279, SLG: 0.308										2	0	0	0	0	0	0						
45 Alejandro De Azza, L OBP: 0.328, SLG: 0.420										1	0	0	0	0	0	0						
70 George Kontos, R OBP: 0.273, SLG: 0.336										0	0	0	0	0	0	0						
49 Javier López, L OBP: 0.273, SLG: 0.336										0	0	0	0	0	0	0						
46 Santiago Casilla, R OBP: 0.273, SLG: 0.336										0	0	0	0	0	0	0						
22 Jake Peavy, R ERA: 3.58																						
40 Madison Bumgarner, R ERA: 2.22																						
13 Miguel Cabrera, L OBP: 0.318, SLG: 0.248																						
61 Josh Osich, L ERA: 2.22																						
54 Sergio Romo, R ERA: 3.02																						
14 Jackson Williams, R OBP: 0.200, SLG: 0.333																						
Inning Stats	R: 2 H: 2 E: 0 K: 2 S: 10	H: 2 LOB: 0 BB: 0 P: 14	R: 0 H: 0 E: 0 K: 0 S: 6	H: 0 LOB: 0 BB: 0 P: 7	R: 0 H: 1 E: 0 K: 1 S: 10	H: 1 LOB: 2 BB: 1 P: 22	R: 1 H: 1 E: 0 K: 0 S: 5	H: 1 LOB: 0 BB: 0 P: 12	R: 0 H: 1 E: 0 K: 0 S: 10	H: 1 LOB: 1 BB: 1 P: 17	R: 0 H: 0 E: 0 K: 1 S: 7	H: 0 LOB: 0 BB: 0 P: 8	R: 0 H: 0 E: 0 K: 1 S: 10	H: 0 LOB: 1 BB: 1 P: 18	R: 0 H: 0 E: 0 K: 3 S: 11	H: 0 LOB: 0 BB: 0 P: 13	1B: 1 2B: 1 3B: 0 HR: 3	SF: 0 SAC: 0 DP: 2 HBP: 1	WP: 0 PA: 31 PB: 0 SB: 0 CS: 0			
PITCHER	IP WLS BF H R ER SO BB IBB HBP BLK WP HR S P ERA WHIP	6.0 L 24 5 3 3 3 2 0 0 0 0 0 10 18 4.50 1.167	1.0 4 0 0 0 1 1 0 0 0 0 0 10 18 0.00 1.000	1.0 3 0 0 0 3 0 0 0 0 0 0 11 13 0.00 0.000																		
52 Chris Rusin, L ERA: 5.33																						
45 Scott Oberg, R ERA: 5.09																						
47 Jairo Diaz, R ERA: 2.37																						

AB	27
R	3
H	5
RBI	3
BB	3
SO	8
LOB	8



Batter	1	2	3	4	5	6	7	8	9	AB	R	H	RBI	BB	SO	LOB	TOP		
19 Charlie Blackmon, L (1.8) OBP: 0.310, SLG: 0.450	F9		L6		L9			F7	G3-1 7 S 1B	5	0	1	2	0	0	0			
7 José Reyes, S (1.6) OBP: 0.310, SLG: 0.378	F8		E4 5 1B			P5			F8 2H 3H 1B	5	0	0	0	0	0	1			
5 Carlos González, L (1.9) OBP: 0.325, SLG: 0.540										3	0	2	0	0	0	0			
43 Rafael Ynoa, S (9. PH) OBP: 0.277, SLG: 0.339										2	1	1	0	0	0	1			
66 John Axford, R (9.1)										0	0	0	0	0	0	0			
28 Nolan Arenado, R (1.5) OBP: 0.323, SLG: 0.575										3	1	1	0	1	1	2			
6 Corey Dickerson, L (1.7) OBP: 0.333, SLG: 0.536										4	1	1	3	0	0	2			
20 Wilin Rosario, R (1.3) OBP: 0.295, SLG: 0.416										3	0	0	0	0	0	0			
10 Ben Paulsen, L (9. PH) OBP: 0.326, SLG: 0.462										1	1	1	0	0	0	0			
3 Daniel Descalso, L (1.4) OBP: 0.283, SLG: 0.324										3	1	0	0	1	0	0			
50 Dustin Garneau, R (1.2) OBP: 0.283, SLG: 0.286										4	1	1	0	0	0	0			
36 Christian Bergman, R (1.1) ERA: 3.19										1	0	0	0	0	0	1			
58 Yohan Flande, L (4.1) ERA: 4.74										1	0	0	0	0	0	0			
62 Gonzalez Geremen, R (6.1) ERA: 4.42										0	0	0	0	0	0	0			
60 Justin Miller, R (7.1) ERA: 4.05										0	0	0	0	0	0	0			
18 Crishian Adames, S (8. PH) ERA: 4.05										0	0	0	0	0	0	0			
49 Rex Brothers, L (8.1) ERA: 1.74										1	1	2	0	0	0	0			
33 Justin Morneau, L (9. PH) ERA: 1.74										1	1	2	0	0	0	0			
16 Kyle Parker, R (9.9) ERA: 1.74										0	0	0	0	0	0	0			
Inning Stats	R: 0 E: 0 K: 0 S: 17	H: 1 LOB: 2 BB: 1 P: 28	R: 0 E: 0 K: 0 S: 5	H: 0 LOB: 0 BB: 0 P: 7	R: 0 E: 1 K: 1 S: 10	H: 1 LOB: 2 BB: 0 P: 14	R: 0 E: 0 K: 0 S: 5	H: 0 LOB: 0 BB: 0 P: 8	R: 0 E: 0 K: 1 S: 6	H: 0 LOB: 0 BB: 0 P: 8	R: 0 E: 0 K: 0 S: 6	H: 0 LOB: 0 BB: 0 P: 8	R: 0 E: 0 K: 0 S: 9	H: 0 LOB: 0 BB: 0 P: 11	R: 7 E: 0 K: 0 S: 20	H: 7 LOB: 1 BB: 1 P: 38	1B: 7 2B: 0 3B: 1 HR: 1	SF: 0 SAC: 0 DP: 0 HBP: 0	WP: 0 PA: 39 PB: 0 SB: 1 CS: 0
PITCHER	IP WLS BF H R ER SO BB IBB HBP BLK WP HR S P ERA WHIP																		
18 Matt Cain, R (1.1) ERA: 3.19	5.0	19	2	0	0	1	1	0	0	0	0	0	0	43	65	0.00	0.600		
41 Jeremy Affeldt, L (8.1) ERA: 3.98	0.2	H	2	0	0	0	0	0	0	0	0	0	0	3	4	0.00	0.000		
62 Cory Gearrin, R (8.1) ERA: 4.31	0.1	H	1	0	0	0	0	0	0	0	0	0	0	3	6	0.00	0.000		
64 Sergio Romo, R (7.1) ERA: 2.98	0.2	H	2	0	0	0	0	0	0	0	0	0	0	4	5	0.00	0.000		
38 Brent Brantly, R (7.1) ERA: 3.19	0.1	H	1	0	0	0	0	0	0	0	0	0	0	2	3	0.00	0.000		
57 Mike Brodway, R (8.1) ERA: 3.19	0.2	H	2	0	0	0	0	0	0	0	0	0	0	7	9	0.00	0.000		
61 Josh Cloish, L (8.1) ERA: 2.2	0.1	H	1	0	0	0	0	0	0	0	0	0	0	2	2	0.00	0.000		
49 Javier Lopez, L (9.1) ERA: 1.0	0.1	H	2	1	1	1	0	0	0	0	0	0	0	2	3	27.00	3.000		
70 George Kontos, R (9.1) ERA: 3.07	0.0	L	3	3	2	2	0	0	0	0	0	0	0	1	5	7	-		
59 Cody Hall, R (9.1) ERA: 4.41	0.0	L	3	2	2	2	0	1	0	0	0	0	0	0	6	13	-		
52 Yusmeiro Petit, R (9.1) ERA: 3.07	0.2	H	3	1	2	2	0	0	0	0	0	0	0	0	7	15	27.00	1.500	

Batter	1	2	3	4	5	6	7	8	9	AB	R	H	RBI	BB	SO	LOB	BOTTOM				
18 Angel Pagan, S (1.1) ERA: 3.19																					
42 Cory Gearrin, R (8.1) ERA: 4.31																					
32 Brandon Crawford, L (8.1) ERA: 3.19																					
84 Sergio Romo, R (7.1) ERA: 2.98																					
38 Brent Brantly, R (7.1) ERA: 3.19																					
57 Mike Brodway, R (8.1) ERA: 3.19																					
61 Josh Cloish, L (8.1) ERA: 2.2																					
49 Javier Lopez, L (9.1) ERA: 1.0																					
37 Kelly Tomlinson, R (1.4) OBP: 0.334, SLG: 0.404																					
5 Matt Duffy, R (1.5) OBP: 0.334, SLG: 0.428																					
28 Buster Posey, R (1.3) OBP: 0.379, SLG: 0.470																					
47 Jarrett Parker, L (1.9) OBP: 0.407, SLG: 0.755																					
51 Mac Williamson, R (1.7) OBP: 0.235, SLG: 0.281																					
52 Yusmeiro Petit, R (9.1) ERA: 3.07																					
21 Nick Noonan, L (1.6) OBP: 0.167, SLG: 0.273																					
14 Jackson Williams, R (1.2) OBP: 0.429, SLG: 0.300																					
18 Matt Cain, R (1.1) ERA: 3.19																					
45 Alejandro De Aza, L (6. PH) OBP: 0.333, SLG: 0.422																					
Inning Stats	R: 2 E: 0 K: 0 S: 14	H: 4 LOB: 1 BB: 0 P: 22	R: 0 E: 0 K: 0 S: 8	H: 0 LOB: 1 BB: 1 P: 12	R: 0 E: 0 K: 0 S: 9	H: 2 LOB: 1 BB: 0 P: 11	R: 0 E: 0 K: 1 S: 6	H: 0 LOB: 0 BB: 0 P: 9	R: 0 E: 0 K: 0 S: 5	H: 1 LOB: 1 BB: 0 P: 7	R: 1 E: 0 K: 0 S: 18	H: 3 LOB: 3 BB: 1 P: 32	R: 0 E: 0 K: 0 S: 7	H: 0 LOB: 0 BB: 0 P: 9	R: 0 E: 0 K: 1 S: 8	H: 1 LOB: 0 BB: 0 P: 9	R: 0 E: 0 K: 1 S: 13	H: 1 LOB: 3 BB: 2 P: 25	1B: 11 2B: 1 3B: 0 HR: 0	SF: 0 SAC: 1 DP: 2 HBP: 0	WP: 0 PA: 40 PB: 0 SB: 0 CS: 1
PITCHER	IP WLS BF H R ER SO BB IBB HBP BLK WP HR S P ERA WHIP																				
36 Christian Bergman, R (1.1) ERA: 4.74	3.0	14	6	2	2	0	1	0	0	0	0	0	0	0	11	16	0.00	0.500			
58 Yohan Flande, L (4.1) ERA: 4.74	2.0	7	1	0	0	1	0	0	0	0	0	0	0	0	7	9	0.00	0.000			
62 Gonzalez Geremen, R (6.1) ERA: 4.42	1.0	7	3	1	1	0	1	0	0	0	0	0	0	18	32	9.00	4.000				
60 Justin Miller, R (7.1) ERA: 4.05	1.0	3	0	0	0	0	0	0	0	0	0	0	0	7	9	0.00	0.000				
49 Rex Brothers, L (8.1) ERA: 1.74	1.0	W	3	1	0	0	1	0	0	0	0	0	0	8	9	0.00	1.000				
66 John Axford, R (9.1) ERA: 4.2	1.0	L	6	1	0	0	0	0	0	0	0	0	0	0	0	0	0.00	3.000			

Colorado Rockies @ San Francisco Giants
 AT&T Park, San Francisco, CA
 Sun Oct 04 2015, 12:24 PM - 3:26 PM PDT
 Att: 41,399 - Partly Cloudy - 71 F

Colorado Rockies @ San Francisco Giants
 AT&T Park, San Francisco, CA
 Sun Oct 04 2015, 12:24 PM - 3:26 PM PDT
 Att: 41,399 - Partly Cloudy - 71 F

AB	37
R	7
H	9
RBI	7
BB	2
SO	2
LOB	6

AB	35
R	3
H	12
RBI	3
BB	4
SO	3
LOB	24

