

# Colorado Rockies - 2018



Batter	1	2	3	4	5	6	7	8	9	10	AB	R	H	RBI	BB	SO	LOB	TOP																	
41 Jeremy Hazelbaker, L OBP: 0.333, SLG: 1.333 4 Kevin Medrano, L OBP: 1.000, SLG: 1.500	G4-3		HR		F7		78 E 1B		78 S 2B	76 FC5-4 BB	3	1	1	1	0	0	0	TOP																	
16 Chris Owings, R 78 Jamie Westbrook, R, PH (6, 10)	G6-4-3 BB		FC4-6 BB		K		E6		76 S BB	F7	0	0	0	0	2	0	0	TOP																	
4 Ketel Marte, S 76 Jack Reinheimer, R (5, 5)	G6-4-3		FC4-6		F9		F8		K	FC5-4	2	0	0	0	0	0	2	TOP																	
53 Christian Walker, R 68 Kevin Cron, R		F9		G6-3		K		P4	P3		2	0	0	0	0	0	0	TOP																	
10 Chris Herrmann, L 14 Rey Fuentes, L OBP: 0.667, SLG: 0.500		K		G4-3						K	2	0	0	0	0	1	0	TOP																	
24 Yasmany Tomás, R 71 César Puello, R OBP: 0.667, SLG: 0.500 4 Jay Gonzalez, L																		TOP																	
70 Ramón Flores, L 75 Michael Pérez, L OBP: 0.667, SLG: 2.000																		TOP																	
45 Kristopher Negrón, R 80 Galli Cribbs Jr., L OBP: 0.667, SLG: 1.333			E6		K													TOP																	
15 Ildemaro Vargas, S 7 Daniel Robertson, R OBP: 0.333, SLG: 0.500			G4-6-3		G6-3													TOP																	
Inning Stats	R: 0 E: 0 K: 0 S: 8	H: 0 LOB: 0 BB: 1 P: 14	R: 0 E: 0 K: 1 S: 12	H: 0 LOB: 1 BB: 1 P: 19	R: 1 E: 1 K: 0 S: 12	H: 1 LOB: 1 BB: 1 P: 19	R: 0 E: 0 K: 1 S: 8	H: 1 LOB: 0 BB: 0 P: 10	R: 0 E: 0 K: 2 S: 9	H: 0 LOB: 0 BB: 0 P: 13	R: 3 E: 1 K: 1 S: 19	H: 3 LOB: 2 BB: 0 P: 31	R: 0 E: 0 K: 0 S: 12	H: 1 LOB: 1 BB: 0 P: 17	R: 1 E: 0 K: 1 S: 13	H: 2 LOB: 3 BB: 2 P: 33	1B: 6 2B: 1 3B: 1 HR: 2	SF: 1 SAC: 0 DP: 2 HBP: 2	WP: 1 PB: 0 SB: 2 CS: 0	PA: 48															
PITCHER	IP	WLS	BF	H	R	ER	SO	BB	IBB	HBP	BLK	WP	HR	S	P	ERA	WHIP	PITCHER	IP	WLS	BF	H	R	ER	SO	BB	IBB	HBP	BLK	WP	HR	S	P	ERA	WHIP
34 Jeff Hoffman, R ERA: 4.5	2.0		7	0	0	0	1	2	0	0	0	0	0	0	20	33	0.00	1.000	54 Carlos Estévez, R ERA: 9.0	1.0		4	1	0	0	0	0	0	0	0	0	12	17	0.00	1.000
46 Zach Jemilia, R ERA: 4.5	2.0	H	9	2	1	1	0	1	0	0	0	0	1	20	31	4.50	1.500	70 Shane Broyles, R ERA: 54.0	1.0		6	2	1	1	1	1	0	0	0	0	0	13	22	9.00	3.000
0 Adam Ottavino, R ERA: 16.2	1.0	H	3	0	0	0	1	0	0	0	0	0	0	7	10	0.00	0.000	98 Matt Pierpont, R ERA: 16.2	0.1	L	6	2	2	2	1	2	0	1	0	1	0	13	27	54.00	12.000
74 Jesus Tinoco, R ERA: 16.2	1.2	B	9	3	3	3	0	0	0	1	0	0	1	24	39	16.20	1.800	94 Chris Jensen, R ERA: 0.0	0.2		2	0	0	0	0	0	0	0	0	0	3	6	0.00	0.000	
95 Scott McGough, R ERA: 16.2	0.1		2	0	0	0	0	0	0	0	0	0	0	4	5	0.00	0.000																		
Batter	1	2	3	4	5	6	7	8	9	10	AB	R	H	RBI	BB	SO	LOB	BOTTOM																	
15 Raimel Tapia, L 72 Yonathan Daza, R	G3-1		HR		K		P6		F8		3	1	1	1	0	1	1	BOTTOM																	
9 DJ LeMahieu, R 65 Brendan Rodgers, R OBP: 0.333, SLG: 1.333	G6-4-3 1B		K		G5-3		G6-3		PO		2	0	1	0	0	1	0	BOTTOM																	
28 Nolan Arenado, R 73 Shawn O'Malley, S OBP: 0.333, SLG: 0.333	G6-4-3		K		F9													BOTTOM																	
27 Trevor Story, R 6 Daniel Castro, R 92 Colton Welker, R																		BOTTOM																	
42 Chris Iannetta, R 25 Jordan Patterson, L OBP: 0.333, SLG: 0.333																		BOTTOM																	
26 David Dahl, L 14 Tony Wolters, L 76 Jan Vázquez, S 68 Garrett Hampson, R 37 Chris Rabago, R 81 Anthony Bemboom, L OBP: 1.500, SLG: 1.500																		BOTTOM																	
4 Pat Valaika, R 84 Dom Nuñez, L OBP: 0.333, SLG: 0.333																		BOTTOM																	
24 Ryan McMahon, L 77 Brian Mundell, R OBP: 0.500, SLG: 0.500																		BOTTOM																	
3 Mike Tauchman, L 67 Sam Hilliard, L																		BOTTOM																	
Inning Stats	R: 0 E: 0 K: 0 S: 6	H: 1 LOB: 0 BB: 0 P: 11	R: 2 E: 1 K: 1 S: 21	H: 2 LOB: 1 BB: 1 P: 37	R: 1 E: 0 K: 2 S: 10	H: 1 LOB: 1 BB: 1 P: 15	R: 0 E: 0 K: 0 S: 9	H: 0 LOB: 0 BB: 0 P: 13	R: 1 E: 0 K: 1 S: 10	H: 1 LOB: 0 BB: 0 P: 16	R: 0 E: 0 K: 1 S: 7	H: 0 LOB: 1 BB: 1 P: 13	R: 0 E: 0 K: 0 S: 6	H: 1 LOB: 1 BB: 0 P: 12	R: 1 E: 0 K: 0 S: 11	H: 2 LOB: 2 BB: 0 P: 20	1B: 7 2B: 1 3B: 1 HR: 2	SF: 0 SAC: 0 DP: 1 HBP: 1	WP: 0 PB: 0 SB: 0 CS: 0	PA: 44															
PITCHER	IP	WLS	BF	H	R	ER	SO	BB	IBB	HBP	BLK	WP	HR	S	P	ERA	WHIP	PITCHER	IP	WLS	BF	H	R	ER	SO	BB	IBB	HBP	BLK	WP	HR	S	P	ERA	WHIP
55 Matt Koch, R ERA: 5.4	1.2		2	2	1	0	0	1	0	0	0	0	0	0	7	13	0.00	1.000	31 Brad Boxberger, R ERA: 7.1	1.0		3	0	0	0	0	0	0	0	0	6	10	0.00	0.000	
87 Anthony Vasquez, L 61 Silvino Bracho, R ERA: 9.0	0.1		0	0	0	1	0	0	0	0	0	0	0	0	0	0	0.00	0.000	49 Michael Blazek, R ERA: 8.1	1.0		3	0	0	0	0	0	0	0	0	6	12	0.00	1.000	
57 Fernando Salas, R ERA: 9.0	1.0		3	0	0	0	0	0	0	0	0	0	0	9	13	0.00	0.000	89 Sam Lewis, R ERA: 9.0	1.0	W	5	2	1	1	0	0	0	1	0	11	20	9.00	2.000		
40 Andrew Chafin, L ERA: 9.0	1.0		4	1	1	1	1	0	0	0	0	0	0	10	16	9.00	1.000	86 Joel Payamps, R ERA: 9.0	1.0	S	6	3	1	1	2	0	0	0	0	1	17	24	9.00	3.000	
																		BOTTOM																	

Arizona Diamondbacks @ Colorado Rockies  
Salt River Fields at Talking Stick, Scottsdale, AZ  
Fri Feb 23 2018, 3:13 PM - 6:57 PM EST  
Att: 7,682 - Partly Cloudy - 60 F

livebaseballscorecards.com

AB 39  
R 7  
H 10  
RBI 7  
BB 6  
SO 7  
LOB 20



Arizona Diamondbacks @ Colorado Rockies  
Salt River Fields at Talking Stick, Scottsdale, AZ  
Fri Feb 23 2018, 3:13 PM - 6:57 PM EST  
Att: 7,682 - Partly Cloudy - 60 F

livebaseballscorecards.com

AB 39  
R 6  
H 11  
RBI 5  
BB 3  
SO 7  
LOB 17





Batter	1	2	3	4	5	6	7	8	9	AB	R	H	RBI	BB	SO	LOB	TOP								
15 Raimel Tapia, L (1,8) OBP: 0.333, SLG: 1.000 3 Mike Tauchman, L (5,8) OBP: 0.500, SLG: 1.250			B2-3			G3				3	0	1	1	0	1	0	<b>Colorado Rockies @ Cincinnati Reds</b> Goodyear Ballpark, Goodyear, AZ Sat Feb 24 2018, 3:08 PM - 5:55 PM EST Att: 2,936 - Sunny - 56 F								
26 David Dahl, L (1,7) 65 Brendan Rodgers, R, PH (6,4) OBP: 0.200, SLG: 0.800			G6-3	G6-3			G6-3			3	0	0	0	0	0	1									
28 Nolan Arenado, R (1,5) 6 Daniel Castro, R (4,5) OBP: 0.500, SLG: 0.667 90 Anthony Phillips, R (8,5)										2	1	1	1	0	0	0									
4 Pat Valaika, R (1,6) 68 Garrett Hampson, R (5,6) OBP: 0.500, SLG: 0.500										3	0	0	0	0	1	1									
24 Ryan McMahon, L (1,3) OBP: 0.667, SLG: 0.600 79 Austin House, R (7,1) 89 Wes Rogers, R (8, PH) 63 James Farris, R (8,1) 83 Jerry Vasto, L (9,1)										3	2	2	2	1	0	0									
25 Jordan Patterson, L (1,9) OBP: 0.667, SLG: 1.000 81 Anthony Bemboom, L (6,2) OBP: 0.667, SLG: 0.900										3	2	3	0	0	0	0									
23 Tom Murphy, R (1,2) 67 Sam Hilliard, L (6,9) OBP: 0.250, SLG: 0.250										3	0	0	0	0	2	4									
77 Brian Mundell, R (1,10) OBP: 0.714, SLG: 0.667									4	0	3	2	1	0	2										
73 Shawn O'Malley, S (1,4) OBP: 0.167, SLG: 0.167 72 Yonathan Daza, R (6,7) (8,8)										3	1	0	0	0	1	3									
<b>Inning Stats</b>	R: 0 E: 0 K: 1 S: 5	H: 0 LOB: 0 BB: 0 P: 6	R: 1 E: 1 K: 2 S: 10	H: 2 LOB: 2 BB: 0 P: 10	R: 1 E: 0 K: 1 S: 8	H: 1 LOB: 0 BB: 0 P: 8	R: 3 E: 0 K: 1 S: 9	H: 4 LOB: 1 BB: 0 P: 10	R: 1 E: 1 K: 0 S: 4	H: 1 LOB: 2 BB: 2 P: 12	R: 0 E: 0 K: 1 S: 5	H: 0 LOB: 0 BB: 0 P: 5	R: 5 E: 2 K: 0 S: 7	H: 1 LOB: 1 BB: 2 P: 16	R: 0 E: 0 K: 2 S: 7	H: 0 LOB: 0 BB: 0 P: 7		R: 0 E: 0 K: 2 S: 8	H: 1 LOB: 1 BB: 0 P: 8	1B: 8 2B: 5 3B: 0 HR: 1	SF: 0 SAC: 0 DP: 1 HBP: 0	WP: 1 PB: 0 SB: 2 CS: 0	PA: 45		
<b>PITCHER</b>	IP WLS BF H R ER SO BB IBB HBP BLK WP HR S P ERA WHIP	2.0 2.0 L 11 5 4 4 2 0 0 0 0 0 1 0 15 16 4.50 1.000	2.0 L 11 5 4 4 2 0 0 0 0 0 0 1 0 17 18 18.00 2.500	1.0 6 1 1 1 0 2 0 0 0 0 0 0 0 4 12 9.00 3.000	1.0 9 4 5 5 1 2 0 0 0 0 0 0 0 9 18 45.00 6.000	2.0 6 1 0 0 2 0 0 0 0 0 0 0 0 10 10 0.00 0.500	1.0 1.0 4 1 0 0 2 0 0 0 0 0 0 0 1 4 1 0.00 1.000	9.1 1.0 4 1 0 0 2 0 0 0 0 0 0 0 8 8 0.00 1.000	IP WLS BF H R ER SO BB IBB HBP BLK WP HR S P ERA WHIP	2.0 2.0 L 11 5 4 4 2 0 0 0 0 0 1 0 15 16 4.50 1.000	2.0 L 11 5 4 4 2 0 0 0 0 0 0 1 0 17 18 18.00 2.500	1.0 6 1 1 1 0 2 0 0 0 0 0 0 0 4 12 9.00 3.000	1.0 9 4 5 5 1 2 0 0 0 0 0 0 0 9 18 45.00 6.000	2.0 6 1 0 0 2 0 0 0 0 0 0 0 0 10 10 0.00 0.500	1.0 1.0 4 1 0 0 2 0 0 0 0 0 0 0 1 4 1 0.00 1.000	9.1 1.0 4 1 0 0 2 0 0 0 0 0 0 0 8 8 0.00 1.000		IP WLS BF H R ER SO BB IBB HBP BLK WP HR S P ERA WHIP	2.0 2.0 L 11 5 4 4 2 0 0 0 0 0 1 0 15 16 4.50 1.000	2.0 L 11 5 4 4 2 0 0 0 0 0 0 1 0 17 18 18.00 2.500	1.0 6 1 1 1 0 2 0 0 0 0 0 0 0 4 12 9.00 3.000	1.0 9 4 5 5 1 2 0 0 0 0 0 0 0 9 18 45.00 6.000	2.0 6 1 0 0 2 0 0 0 0 0 0 0 0 10 10 0.00 0.500	1.0 1.0 4 1 0 0 2 0 0 0 0 0 0 0 1 4 1 0.00 1.000	9.1 1.0 4 1 0 0 2 0 0 0 0 0 0 0 8 8 0.00 1.000

AB	41
R	11
H	14
RBI	8
BB	4
SO	10
LOB	15



Batter	1	2	3	4	5	6	7	8	9	AB	R	H	RBI	BB	SO	LOB	BOTTOM					
6 Billy Hamilton, S (1,10) 75 Shed Long Jr., L (5, PH) (6,10)										2	0	0	0	0	0	0	<b>Colorado Rockies @ Cincinnati Reds</b> Goodyear Ballpark, Goodyear, AZ Sat Feb 24 2018, 3:08 PM - 5:55 PM EST Att: 2,936 - Sunny - 56 F					
15 Dilson Herrera, R (1,4) OBP: 0.400, SLG: 0.250 76 Darnell Sweeney, S (6,4)										2	1	1	0	0	1	0						
33 Jesse Winker, L (1,7) OBP: 0.667, SLG: 1.000 55 Narciso Crook, R (6,7)										2	0	1	0	1	0	0						
39 Devin Mesoraco, R (1,2) 60 Tony Cruz, R (5,2) 82 Chadwick Tromp, R (9,2)										1	0	0	1	0	1	2						
27 Phillip Ervin, R (1,8) 6 Blake Trahan, R (6,6)										2	0	0	0	0	1	0						
17 Patrick Kivlehan, R (1,3) 78 Brandon Dixon, R (6,3) OBP: 0.250, SLG: 1.000										2	0	0	0	0	0	0						
46 Phil Gosselin, R (1,6) OBP: 0.750, SLG: 0.750 66 Alex Blandino, R (6,5) OBP: 0.250, SLG: 0.500										2	0	1	0	0	1	0						
84 Aristides Aquino, R (1,9) 69 Sebastián Elizalde, L (6,9) OBP: 0.500, SLG: 0.500										1	0	0	0	1	1	0						
4 Cliff Pennington, S (1,5) 81 Rosell Herrera, S (6,8) OBP: 0.500, SLG: 2.000										2	0	0	0	0	1	2						
<b>Inning Stats</b>	R: 1 E: 0 K: 0 S: 5	H: 2 LOB: 1 BB: 0 P: 5	R: 0 E: 0 K: 2 S: 7	H: 0 LOB: 0 BB: 0 P: 7	R: 0 E: 0 K: 1 S: 5	H: 0 LOB: 1 BB: 1 P: 10	R: 0 E: 0 K: 1 S: 6	H: 1 LOB: 2 BB: 1 P: 10	R: 0 E: 0 K: 2 S: 7	H: 0 LOB: 0 BB: 0 P: 7	R: 0 E: 0 K: 2 S: 7	H: 0 LOB: 1 BB: 1 P: 9	R: 2 E: 1 K: 1 S: 7	H: 1 LOB: 0 BB: 0 P: 7	1B: 3 2B: 2 3B: 0 HR: 1	SF: 1 SAC: 0 DP: 0 HBP: 1		WP: 0 PB: 0 SB: 0 CS: 0	PA: 38			
<b>PITCHER</b>	IP WLS BF H R ER SO BB IBB HBP BLK WP HR S P ERA WHIP	2.0 2.0 W 10 1 0 0 2 2 0 1 0 0 0 11 20 0.00 1.500	1.0 3 0 0 0 2 0 0 0 0 0 0 0 7 7 0.00 0.000	1.0 3 0 0 0 2 0 0 0 0 0 0 0 7 7 0.00 0.000	1.0 5 2 1 1 0 1 0 0 0 0 0 0 4 8 9.00 3.000	1.0 1.0 4 1 0 0 2 0 0 0 0 0 0 1 4 1 0.00 1.000	9.1 1.0 4 1 0 0 2 0 0 0 0 0 0 0 8 8 0.00 1.000	IP WLS BF H R ER SO BB IBB HBP BLK WP HR S P ERA WHIP	2.0 2.0 W 10 1 0 0 2 2 0 1 0 0 0 11 20 0.00 1.500	1.0 3 0 0 0 2 0 0 0 0 0 0 0 7 7 0.00 0.000	1.0 3 0 0 0 2 0 0 0 0 0 0 0 7 7 0.00 0.000	1.0 5 2 1 1 0 1 0 0 0 0 0 0 4 8 9.00 3.000	1.0 1.0 4 1 0 0 2 0 0 0 0 0 0 1 4 1 0.00 1.000	9.1 1.0 4 1 0 0 2 0 0 0 0 0 0 0 8 8 0.00 1.000	IP WLS BF H R ER SO BB IBB HBP BLK WP HR S P ERA WHIP	2.0 2.0 W 10 1 0 0 2 2 0 1 0 0 0 11 20 0.00 1.500		1.0 3 0 0 0 2 0 0 0 0 0 0 0 7 7 0.00 0.000	1.0 3 0 0 0 2 0 0 0 0 0 0 0 7 7 0.00 0.000	1.0 5 2 1 1 0 1 0 0 0 0 0 0 4 8 9.00 3.000	1.0 1.0 4 1 0 0 2 0 0 0 0 0 0 1 4 1 0.00 1.000	9.1 1.0 4 1 0 0 2 0 0 0 0 0 0 0 8 8 0.00 1.000

AB	32
R	4
H	6
RBI	4
BB	4
SO	10
LOB	8





















Batter	1	2	3	4	5	6	7	8	9	AB	R	H	RBI	BB	SO	LOB	TOP					
15 Raimel Tapia, L (1,7) OBP: 0.278, SLG: 0.556 67 Sam Hilliard, L (6,7) OBP: 0.364, SLG: 0.727																	3 0 0 0 0 2 0 1 1 1 2 0 0 0					
9 DJ LeMahieu, R (1,4) OBP: 0.444, SLG: 0.556 73 Shawn O'Malley, S (6, PR) OBP: 0.286, SLG: 0.286																	3 0 2 0 0 0 0 1 0 0 0 0 0 0					
28 Nolan Arenado, R (1,5) OBP: 0.273, SLG: 0.800 6 Daniel Castro, R (6, PR) OBP: 0.444, SLG: 0.500																	2 0 0 0 1 2 1 1 0 0 0 0 1 0					
27 Trevor Story, R (1,6) OBP: 0.444, SLG: 0.714 84 Dom Nunez, L (6,2) OBP: 0.429, SLG: 0.333																	3 0 0 0 0 1 3 1 0 0 0 0 0 0					
3 Mike Tauchman, L (1,9) OBP: 0.444, SLG: 0.800 63 James Farris, R (7,1) 83 Jerry Vasto, L (8,1) 68 Garrett Hampson, R (6, PH) OBP: 0.364, SLG: 0.300 70 Shane Broyles, R (9,1)																	2 0 1 0 1 1 1 0 0 0 0 0 0 0 0 0 0 0 0 0 0 1 0 0 0 0 0 0 0 0 0 0 0 0 0					
24 Ryan McMahon, L (1,3) OBP: 0.500, SLG: 0.647 89 Wes Rogers, R (7, PR) 72 Yonathan Daza, R (7, PR) OBP: 0.417, SLG: 0.667																	3 0 1 0 0 0 1 0 0 0 0 0 0 0 1 0 1 0 0 0 0					
26 David Dahl, L (1,8) 65 Brendan Rodgers, R (6,6) OBP: 0.214, SLG: 0.429																	2 0 0 0 0 2 1 2 0 0 0 0 1 2					
25 Jordan Patterson, L (1,10) OBP: 0.333, SLG: 0.600 77 Brian Mundell, R (7, PH) OBP: 0.533, SLG: 0.455																	2 0 0 0 0 2 0 2 0 0 0 0 1 2					
14 Tony Wolters, L (1,2) OBP: 0.286, SLG: 0.167 56 Noel Cuevas, R (6,8) OBP: 0.667, SLG: 0.667																	2 0 0 0 0 0 0 1 1 1 0 0 0 0					
<b>Inning Stats</b>	R: 0 E: 0 K: 2 S: 8	H: 0 LOB: 0 BB: 0 P: 8	R: 0 E: 0 K: 1 S: 5	H: 0 LOB: 1 BB: 1 P: 9	R: 0 E: 0 K: 2 S: 7	H: 0 LOB: 0 BB: 0 P: 7	R: 0 E: 0 K: 2 S: 8	H: 1 LOB: 1 BB: 0 P: 8	R: 0 E: 0 K: 1 S: 7	H: 0 LOB: 0 BB: 0 P: 7	R: 0 E: 0 K: 1 S: 6	H: 1 LOB: 3 BB: 1 P: 12	R: 0 E: 0 K: 0 S: 6	H: 2 LOB: 1 BB: 0 P: 6	R: 2 E: 0 K: 1 S: 9	H: 2 LOB: 0 BB: 0 P: 12	R: 0 E: 0 K: 2 S: 8	H: 1 LOB: 1 BB: 0 P: 8	1B: 5 2B: 0 3B: 1 HR: 1	SF: 0 SAC: 0 DP: 0 HBP: 0	WP: 1 PA: 35 PB: 0 SB: 1 CS: 1	
<b>PITCHER</b>	IP WLS BF H R ER SO BB IBB HBP BLK WP HR S P ERA WHIP	2.0 7 0 0 0 3 1 0 0 0 0 0 0 13 17 0.00 0.500	3.1 1.0 3 0 0 0 2 0 0 0 0 0 0 7 7 0.00 0.000	4.1 1.0 H 4 1 0 0 2 0 0 0 0 0 0 8 8 0.00 1.000	5.1 1.0 H 3 0 0 0 2 0 0 0 0 0 0 7 7 0.00 0.000	6.1 1.0 H 5 1 0 0 1 1 0 0 0 1 0 6 12 0.00 2.000	7.1 1.0 H 4 2 0 0 0 0 0 0 0 0 0 6 6 0.00 2.000	8.1 1.0 B 5 2 2 2 1 0 0 0 0 0 1 9 12 18.00 2.000	9.1 1.0 4 1 0 0 2 0 0 0 0 0 0 8 8 0.00 1.000													

Colorado Rockies @ Chicago Cubs  
Sloan Park, Mesa, AZ  
Thu Mar 01 2018, 3:08 PM - 5:25 PM EST  
Att: 10,167 - Cloudy - 66 F

AB 33  
R 2  
H 7  
RBI 2  
BB 2  
SO 13  
LOB 11



Batter	1	2	3	4	5	6	7	8	9	AB	R	H	RBI	BB	SO	LOB	BOTTOM				
8 Ian Happ, S (1,8) OBP: 0.500, SLG: 1.500 75 Jacob Hannemann, L (7,8)																	3 1 1 2 0 1 0 1 0 0 0 0 0 0				
12 Kyle Schwarber, L (1,7) OBP: 0.455, SLG: 0.250 54 Charcer Burks, R (7,7) OBP: 0.300, SLG: 0.250																	3 0 0 0 0 2 0 1 0 0 0 0 1 0				
40 Wilson Contreras, R (1,2) OBP: 0.429, SLG: 1.000 43 Taylor Davis, R (6,2) OBP: 0.300, SLG: 0.600																	2 0 1 0 0 0 0 2 0 0 0 0 0 0				
2 Tommy La Stella, L (1,5) OBP: 0.273, SLG: 0.200 66 Ryan Court, R (8,3) OBP: 0.600, SLG: 1.000 39 Wynton Bernard, R (8, PR)																	3 0 0 0 0 0 1 1 0 1 0 0 0 0 0 0 0 0 0 0 0				
7 Victor Caratini, S (1,10) OBP: 0.231, SLG: 0.231 64 Ali Solis, R (7, PR) (8,10)																	3 0 1 0 0 0 0 1 0 0 0 0 0 1				
61 Efrén Navarro, L (1,3) OBP: 0.428, SLG: 0.455 86 Jason Vosler, L (8,5) OBP: 0.111, SLG: 0.111																	2 0 0 0 1 2 1 0 0 0 0 0 0 0				
20 Mark Zagunis, R (1,9) OBP: 0.357, SLG: 0.385 83 Bijan Rademacher, L (8,9) OBP: 0.455, SLG: 0.400																	3 0 0 0 0 3 2 0 0 0 0 0 0 0				
4 Mike Freeman, L (1,4) OBP: 0.571, SLG: 0.833 98 Stephen Bruno, R (9,4) OBP: 0.500, SLG: 1.000																	2 1 0 0 1 1 0 0 0 0 0 0 0 0				
85 Chesny Young, R (1,6) OBP: 0.176, SLG: 0.125 85 Yasiel Balaguert, R (9,3) OBP: 0.500, SLG: 0.333																	3 0 0 0 0 0 1 0 0 0 0 0 0 0				
<b>Inning Stats</b>	R: 0 E: 0 K: 1 S: 6	H: 1 LOB: 1 BB: 0 P: 6	R: 0 E: 0 K: 1 S: 4	H: 0 LOB: 1 BB: 1 P: 8	R: 2 E: 0 K: 0 S: 4	H: 1 LOB: 0 BB: 1 P: 8	R: 0 E: 0 K: 1 S: 5	H: 0 LOB: 0 BB: 0 P: 5	R: 0 E: 0 K: 1 S: 7	H: 0 LOB: 0 BB: 0 P: 7	R: 0 E: 0 K: 2 S: 8	H: 1 LOB: 1 BB: 0 P: 8	R: 0 E: 0 K: 1 S: 5	H: 0 LOB: 0 BB: 0 P: 5	R: 0 E: 0 K: 1 S: 6	H: 1 LOB: 1 BB: 0 P: 6	1B: 3 2B: 0 3B: 0 HR: 1	SF: 0 SAC: 0 DP: 0 HBP: 0	WP: 0 PA: 32 PB: 0 SB: 0 CS: 1		
<b>PITCHER</b>	IP WLS BF H R ER SO BB IBB HBP BLK WP HR S P ERA WHIP	2.0 7 1 0 0 2 1 0 0 0 0 0 1 9 13 9.00 1.000	3.1 2.0 8 1 2 2 1 1 0 0 0 0 0 7 7 0.00 0.000	4.5 1.0 3 0 0 0 1 0 0 0 0 0 0 5 5 0.00 0.000	6.1 1.0 3 0 0 0 2 0 0 0 0 0 0 7 7 0.00 0.000	7.1 1.0 4 1 0 0 2 0 0 0 0 0 0 8 8 0.00 1.000	8.1 1.0 4 1 0 0 1 0 0 0 0 0 0 6 6 0.00 1.000	9.1 1.0 4 1 0 0 1 0 0 0 0 0 0 6 6 0.00 1.000													

Colorado Rockies @ Chicago Cubs  
Sloan Park, Mesa, AZ  
Thu Mar 01 2018, 3:08 PM - 5:25 PM EST  
Att: 10,167 - Cloudy - 66 F

AB 30  
R 2  
H 4  
RBI 2  
BB 2  
SO 10  
LOB 6














Batter	1	2	3	4	5	6	7	8	9	AB	R	H	RBI	BB	SO	LOB	TOP										
3 Mike Tauchman, L (1,9) OBP: 0.491, SLG: 0.682 56 Noel Cuevas, R (6,7) OBP: 0.600, SLG: 0.556	4-0 BB 20 G6-4-3	0-3 K		0-0 L9			4-0 BB 24 CS		0-0 1B	2	0	0	0	1	1	0											
20 Ian Desmond, R (1,3) OBP: 0.100, SLG: 0.100 24 Ryan McMahon, L (5,5) OBP: 0.435, SLG: 0.682	0-0 G6-4-3 1-2		0-0 G6-3		0-3 K		0-3 K		0-0 F7	3	0	0	0	0	1	1											
19 Charlie Blackmon, L (1,8) OBP: 0.500, SLG: 0.500 15 Raimel Tapia, L (5, PR) (5, 8)	0-0 1B		1-0 28 1B 26 1B HBP		4-0 BB				0-0 G5-3	1	1	1	0	1	0	0											
28 Nolan Arenado, R (1,5) OBP: 0.313, SLG: 0.667 77 Brian Mundell, R (5,3) OBP: 0.429, SLG: 0.375	0-0 SAFE SAFE F9		0-0 SAFE SAFE 23 L9 14 S 26 1B 1B		0-3 K				0-0 G6-3	3	1	1	0	0	1	2											
26 David Dahl, L (1,7) OBP: 0.200, SLG: 0.417 72 Yonathan Daza, R (6,9) OBP: 0.471, SLG: 0.688		0-0 G1-3	0-0 14 S 1B		0-0 G4-3				0-0 67 1B 2B	3	0	1	1	0	0	1											
23 Tom Murphy, R (1,10) OBP: 0.125, SLG: 0.313 67 Sam Hilliard, L (8, PH) (8, 10)		0-0 G6-3	0-0 L9 2-3		0-0 P3				0-0 2H 1B	3	0	0	0	0	0	2											
14 Tony Wolters, L (1,2) OBP: 0.300, SLG: 0.222 76 Jan Vázquez, S (6,2) OBP: 0.571, SLG: 0.250		0-0 65 WP 65 HR 1B	0-0 P6 1-2 3-H		0-0 G3				0-0 G4-3	3	1	1	0	0	0	1											
65 Brendan Rodgers, R (1,4) OBP: 0.273, SLG: 0.545 6 Daniel Castro, R (7,6) OBP: 0.353, SLG: 0.333		3-1 1-H HR		0-3 K		0-3 K			0-0 G6-3	3	1	1	2	0	2	0											
68 Garrett Hampson, R (1,6) OBP: 0.444, SLG: 0.563 90 Anthony Phillips, R (7,4) OBP: 0.750, SLG: 1.667		0-2 HR		0-0 L4					0-3 K	3	1	1	1	0	1	0											
<b>Inning Stats</b>	R: 0 E: 0 K: 0 S: 3	H: 1 LOB: 1 BB: 1 P: 7	R: 3 E: 0 K: 1 S: 11	H: 3 LOB: 0 BB: 0 P: 14	R: 2 E: 0 K: 0 S: 5	H: 2 LOB: 1 BB: 0 P: 7	R: 0 E: 0 K: 1 S: 5	H: 0 LOB: 0 BB: 0 P: 5	R: 0 E: 0 K: 1 S: 7	H: 0 LOB: 1 BB: 1 P: 11	R: 0 E: 0 K: 2 S: 6	H: 0 LOB: 1 BB: 1 P: 10	R: 1 E: 0 K: 0 S: 5	H: 2 LOB: 1 BB: 0 P: 5	R: 0 E: 0 K: 1 S: 6	H: 1 LOB: 1 BB: 0 P: 6	1B: 6 2B: 1 3B: 0 HR: 2	SF: 0 SAC: 0 DP: 1 HBP: 1	WP: 1 PB: 0 SB: 2 CS: 1	PA: 38							
<b>PITCHER</b>	IP	WLS	BF	H	R	ER	SO	BB	IBB	HBP	BLK	WP	HR	S	P	ERA	WHIP										
52 Matt Shoemaker, R (1,1) ERA: 7.71	2.1		11	4	3	3	1	1	0	0	0	1	2	15	22	11.57	2.143										
47 Ian Krol, L (3,1) ERA: 8.1	0.2		5	2	2	2	0	0	0	1	0	0	0	4	6	27.00	3.000										
48 Jose Alvarez, L (4,1) ERA: 8.1	1.0		3	0	0	0	1	0	0	0	0	0	0	5	5	0.00	0.000										
72 Jaime Barria, R (5,1) ERA: 7.36	2.0	W	7	0	0	0	3	1	0	0	0	0	0	12	16	0.00	0.500										
89 Osmer Morales, R (7,1) ERA: 8.44	2.0	H	8	2	1	1	2	1	0	0	0	0	0	11	15	4.50	1.500										

**Colorado Rockies @ Los Angeles Angels**  
**Tempe Diablo Stadium, Tempe, AZ**  
Sun Mar 04 2018, 3:13 PM - 6:03 PM EST  
Att: 7,243 - Partly Cloudy - 65 F

livebaseballscorecards.com

AB 34  
R 6  
H 9  
RBI 5  
BB 3  
SO 8  
LOB 10




Batter	1	2	3	4	5	6	7	8	9	AB	R	H	RBI	BB	SO	LOB	BOTTOM										
3 Ian Kinsler, R (1,4) OBP: 0.375, SLG: 0.167 87 Jahmai Jones, R (6,8) OBP: 0.133, SLG: 0.267	0-0 FC6-4 1B		0-0 G4-3		0-0 P4	0-0 L8		0-0 L9		3	0	1	0	0	0	2											
27 Mike Trout, R (1,8) SAFE 54 Jabari Blash, R (6,7) OBP: 0.154, SLG: 0.333	0-0 SAFE F9		0-0 E6 8 2B		0-0 F8		1-1 HR			3	1	0	1	0	0	2											
8 Justin Upton, R (1,7) SAFE 9 Jordan Zimmerman, R (6,4)	1-0 SAFE F7		0-0 3-H 2B		1-1 HR		0-0 F8			3	1	2	3	0	0	1											
5 Albert Pujols, R (1,10) 95 José Briceno, R (7, PH) (8, 10)	0-0 FC6-4 1-2		0-0 F7		0-0 L9		0-3 K			3	0	0	0	0	0	2											
56 Kole Calhoun, L (1,9) OBP: 0.714, SLG: 0.667 51 Sherman Johnson, L (6, PR) OBP: 0.400, SLG: 0.250		0-2 K	0-3 K		4-0 2 BB 3B BB		0-0 1B			2	0	0	0	1	2	1											
7 Zack Cozart, R (1,5) OBP: 0.429, SLG: 0.500 85 Matt Thaiss, L (7,3) OBP: 0.368, SLG: 0.706		0-0 2 G6-3 2B		0-0 L9		0-0 F8		0-3 K		3	0	1	0	0	0	1											
2 Andrelton Simmons, R (1,6) 9 Zach Gibbons, R (6, PR) OBP: 0.333, SLG: 0.667		0-0 G6-3		0-0 G6-3		4-0 44 3B BB		0-0 F7		2	0	0	0	1	0	1											
44 René Rivera, R (1,2) OBP: 0.500, SLG: 0.923 2 Connor Justus, R (6, PR) OBP: 0.250, SLG: 0.250		0-0 F9		0-3 K		0-0 BB		0-3 K		3	0	1	2	0	1	1											
31 Chris Carter, R (1,3) OBP: 0.444, SLG: 0.714 58 Carlos Pérez, R (7,2) OBP: 0.417, SLG: 0.667			0-0 3 G4-3 27 E 2B		0-0 8 HR 1B		0-0 P4			3	2	2	0	0	0	2											
<b>Inning Stats</b>	R: 0 E: 0 K: 0 S: 4	H: 1 LOB: 1 BB: 0 P: 5	R: 0 E: 0 K: 1 S: 6	H: 1 LOB: 0 BB: 0 P: 6	R: 2 E: 1 K: 1 S: 8	H: 2 LOB: 1 BB: 0 P: 8	R: 0 E: 0 K: 1 S: 5	H: 0 LOB: 0 BB: 0 P: 5	R: 2 E: 0 K: 0 S: 4	H: 2 LOB: 2 BB: 2 P: 12	R: 1 E: 0 K: 2 S: 10	H: 2 LOB: 1 BB: 0 P: 11	R: 0 E: 0 K: 1 S: 6	H: 1 LOB: 1 BB: 0 P: 6	1B: 3 2B: 4 3B: 1 HR: 2	SF: 0 SAC: 0 DP: 0 HBP: 0	WP: 0 PB: 0 SB: 0 CS: 0	PA: 37									
<b>PITCHER</b>	IP	WLS	BF	H	R	ER	SO	BB	IBB	HBP	BLK	WP	HR	S	P	ERA	WHIP										
55 Jon Gray, R (1,1) ERA: 5.4	3.0		14	4	2	1	2	0	0	0	0	0	0	5	5	0.00	0.000										
52 Chris Rusin, L (4,1) ERA: 6.0	1.0		3	0	0	0	1	0	0	0	0	0	0	5	5	0.00	0.000										
45 Scott Oberg, R (5,1) ERA: 6.0	1.0		5	2	2	2	0	0	0	0	0	0	1	6	7	18.00	2.000										
60 Zac Rosscup, L (6,1) ERA: 9.0	1.0	L	6	1	2	2	0	2	0	0	0	0	0	4	12	18.00	3.000										
63 James Farris, R (7,1) ERA: 3.0	1.0		5	2	1	1	2	0	0	0	0	0	1	10	11	9.00	2.000										

**Colorado Rockies @ Los Angeles Angels**  
**Tempe Diablo Stadium, Tempe, AZ**  
Sun Mar 04 2018, 3:13 PM - 6:03 PM EST  
Att: 7,243 - Partly Cloudy - 65 F

livebaseballscorecards.com

AB 35  
R 7  
H 10  
RBI 7  
BB 2  
SO 6  
LOB 17





Batter	1	2	3	4	5	6	7	8	9	AB	R	H	RBI	BB	SO	LOB	TOP	
<b>8 Ian Happ, S</b> (1, 8) OBP: 0.500, SLG: 1.294 <b>85 Chesny Young, R</b> (6, 6) OBP: 0.174, SLG: 0.182																		
<b>17 Kris Bryant, R</b> (1, 5) OBP: 0.556, SLG: 0.625 <b>76 David Bote, R</b> (4, 5) OBP: 0.308, SLG: 0.333																		
<b>44 Anthony Rizzo, L</b> (1, 3) OBP: 0.333, SLG: 1.000 <b>83 Brian Rademacher, L</b> (3, 3) OBP: 0.389, SLG: 0.313																		
<b>27 Addison Russell, R</b> (1, 10) OBP: 0.333, SLG: 0.231 <b>86 Jason Vosler, L</b> (4, PR) OBP: 0.198, SLG: 0.143																		
<b>12 Kyle Schwarber, L</b> (1, 7) OBP: 0.421, SLG: 0.333 <b>54 Charcer Burks, R</b> (6, 7) OBP: 0.250, SLG: 0.200																		
<b>7 Victor Caratini, S</b> (1, 2) OBP: 0.384, SLG: 0.222 <b>64 Ali Solis, R</b> (7, 2) OBP: 0.143, SLG: 0.571																		
<b>2 Tommy La Stella, L</b> (1, 4) OBP: 0.333, SLG: 0.412 <b>66 Ryan Court, R</b> (6, PR) OBP: 0.563, SLG: 1.077																		
<b>20 Mark Zagunis, R</b> (1, 9) OBP: 0.435, SLG: 0.400 <b>39 Wynton Bernard, R</b> (6, 9) OBP: 0.143, SLG: 0.200																		
<b>4 Mike Freeman, L</b> (1, 6) OBP: 0.591, SLG: 0.750 <b>75 Jacob Hannemann, L</b> (6, 8)																		
<b>Inning Stats</b>	R: 1 H: 2 E: 0 K: 0 S: 15	R: 0 H: 0 E: 0 K: 0 S: 10	R: 1 H: 2 E: 0 K: 3 S: 17	R: 1 H: 2 E: 0 K: 1 S: 16	R: 1 H: 4 E: 0 K: 1 S: 15	R: 0 H: 2 E: 0 K: 0 S: 12	R: 0 H: 0 E: 0 K: 0 S: 5	R: 0 H: 0 E: 0 K: 1 S: 7	R: 1 H: 1 E: 0 K: 0 S: 10	1B: 8 2B: 2 HR: 3	SF: 0 SAC: 0 DP: 1 HBP: 1	WP: 1 PA: 47 PB: 0 SB: 1 CS: 0	<b>AB 39</b> <b>R 5</b> <b>H 13</b> <b>RBI 5</b> <b>BB 7</b> <b>SO 6</b> <b>LOB 27</b>					
<b>PITCHER</b>	IP: 2.0 WLS: 12 BF: 3 H: 2 R: 2 ER: 2 SO: 3 BB: 3 IBB: 0 HBP: 0 BLK: 0 WP: 0 HR: 1 S: 28 P: 52 ERA: 9.00 WHIP: 3.000		IP: 2.1 WLS: 10 BF: 1 H: 1 R: 1 ER: 1 SO: 1 BB: 2 IBB: 0 HBP: 0 BLK: 0 WP: 1 HR: 1 S: 19 P: 31 ERA: 3.86 WHIP: 1.286	IP: 1.0 WLS: 5 BF: 1 H: 0 R: 0 ER: 0 SO: 3 BB: 0 IBB: 0 HBP: 0 BLK: 0 WP: 0 HR: 0 S: 14 P: 22 ERA: 0.00 WHIP: 1.000	IP: 1.0 WLS: 6 BF: 2 H: 1 R: 1 ER: 1 SO: 1 BB: 1 IBB: 0 HBP: 0 BLK: 0 WP: 1 HR: 0 S: 16 P: 30 ERA: 9.00 WHIP: 3.000	IP: 1.0 WLS: 7 BF: 4 H: 1 R: 1 ER: 1 SO: 1 BB: 0 IBB: 0 HBP: 0 BLK: 0 WP: 0 HR: 0 S: 15 P: 20 ERA: 9.00 WHIP: 4.000	IP: 1.0 WLS: 5 BF: 2 H: 0 R: 0 ER: 0 SO: 1 BB: 0 IBB: 0 HBP: 0 BLK: 0 WP: 0 HR: 0 S: 12 P: 18 ERA: 0.00 WHIP: 3.000	<b>62 Yency Almonte, R</b> (7, 1) ERA: 2.45 <b>79 Austin House, R</b> (9, 1) ERA: 2.45	IP: 2.1 WLS: 10 BF: 1 H: 1 R: 1 ER: 1 SO: 1 BB: 2 IBB: 0 HBP: 0 BLK: 0 WP: 0 HR: 0 S: 19 P: 31 ERA: 3.86 WHIP: 1.286	IP: 0.2 WLS: 2 BF: 0 H: 0 R: 0 ER: 0 SO: 0 BB: 0 IBB: 0 HBP: 0 BLK: 0 WP: 0 HR: 0 S: 3 P: 4 ERA: 0.00 WHIP: 0.000								
<b>Batter</b>	1	2	3	4	5	6	7	8	9	AB	R	H	RBI	BB	SO	LOB	BOTTOM	
<b>20 Ian Desmond, R</b> (1, 10) OBP: 0.077, SLG: 0.077 <b>88 Derrick Gibson, R</b> (7, PH) OBP: 0.143, SLG: 0.143																		
<b>9 DJ LeMahieu, R</b> (1, 4) OBP: 0.400, SLG: 0.467 <b>68 Garrett Hampson, R</b> (6, PR) OBP: 0.474, SLG: 0.588																		
<b>19 Charlie Blackmon, L</b> (1, 8) OBP: 0.503, SLG: 0.900 <b>56 Noel Cuevas, R</b> (6, 8) OBP: 0.583, SLG: 0.636																		
<b>28 Nolan Arenado, R</b> (1, 5) OBP: 0.263, SLG: 0.556 <b>77 Brian Mundell, R</b> (7, 3) OBP: 0.409, SLG: 0.333																		
<b>27 Trevor Story, R</b> (1, 6) OBP: 0.533, SLG: 1.083 <b>65 Brendan Rodgers, R</b> (6, PR) OBP: 0.304, SLG: 0.545																		
<b>42 Chris Iannetta, R</b> (1, 2) OBP: 0.417, SLG: 0.889 <b>81 Anthony Bemboom, L</b> (6, 2) OBP: 0.600, SLG: 1.250																		
<b>24 Ryan McMahon, L</b> (1, 3) OBP: 0.423, SLG: 0.640 <b>6 Daniel Castro, R</b> (7, 5) OBP: 0.333, SLG: 0.313																		
<b>25 Jordan Patterson, L</b> (1, 9) OBP: 0.370, SLG: 0.462 <b>67 Sam Hilliard, L</b> (5, PR) OBP: 0.333, SLG: 0.611																		
<b>15 Raimel Tapia, L</b> (1, 7) OBP: 0.286, SLG: 0.444 <b>72 Yonathan Daza, R</b> (8, 7) OBP: 0.471, SLG: 0.688																		
<b>Inning Stats</b>	R: 2 H: 2 E: 0 K: 2 S: 17	R: 0 H: 1 E: 0 K: 0 S: 9	R: 0 H: 0 E: 0 K: 2 S: 7	R: 0 H: 1 E: 0 K: 0 S: 6	R: 0 H: 1 E: 0 K: 0 S: 5	R: 2 H: 3 E: 0 K: 1 S: 11	R: 0 H: 0 E: 0 K: 0 S: 10	R: 0 H: 0 E: 0 K: 0 S: 7	R: 0 H: 1 E: 0 K: 2 S: 16	1B: 5 2B: 4 HR: 1	SF: 0 SAC: 0 DP: 1 HBP: 0	WP: 0 PA: 35 PB: 0 SB: 0 CS: 1	<b>AB 34</b> <b>R 4</b> <b>H 9</b> <b>RBI 4</b> <b>BB 1</b> <b>SO 7</b> <b>LOB 17</b>					
<b>PITCHER</b>	IP: 3.0 WLS: 12 BF: 3 H: 2 R: 2 ER: 2 SO: 4 BB: 0 IBB: 0 HBP: 0 BLK: 0 WP: 0 HR: 1 S: 33 P: 48 ERA: 6.00 WHIP: 1.000		IP: 1.0 WLS: 3 BF: 1 H: 0 R: 0 ER: 0 SO: 1 BB: 0 IBB: 0 HBP: 0 BLK: 0 WP: 0 HR: 0 S: 7 P: 11 ERA: 0.00 WHIP: 1.000	IP: 1.0 WLS: 4 BF: 1 H: 0 R: 0 ER: 0 SO: 0 BB: 0 IBB: 0 HBP: 0 BLK: 0 WP: 0 HR: 0 S: 5 P: 7 ERA: 0.00 WHIP: 1.000	IP: 1.0 WLS: 6 BF: 3 H: 2 R: 2 ER: 2 SO: 1 BB: 0 IBB: 0 HBP: 0 BLK: 0 WP: 0 HR: 1 S: 11 P: 17 ERA: 18.00 WHIP: 3.000	IP: 1.0 WLS: 5 BF: 2 H: 0 R: 0 ER: 0 SO: 1 BB: 0 IBB: 0 HBP: 0 BLK: 0 WP: 0 HR: 0 S: 10 P: 15 ERA: 0.00 WHIP: 1.000	<b>80 Justin Hancock, R</b> (8, 1) ERA: 6.00 <b>71 Oscar De La Cruz, R</b> (9, 1) ERA: 6.00	IP: 1.0 WLS: 3 BF: 1 H: 0 R: 0 ER: 0 SO: 2 BB: 0 IBB: 0 HBP: 0 BLK: 0 WP: 0 HR: 0 S: 7 P: 9 ERA: 0.00 WHIP: 1.000	IP: 1.0 WLS: 4 BF: 0 H: 0 R: 0 ER: 0 SO: 2 BB: 0 IBB: 0 HBP: 0 BLK: 0 WP: 0 HR: 0 S: 16 P: 26 ERA: 0.00 WHIP: 1.000									



Batter	1	2	3	4	5	6	7	8	9	AB	R	H	RBI	BB	SO	LOB	TOP				
3 Mike Tauchman, L OBP: 0.467, SLG: 0.720 56 Noel Cuevas, R OBP: 0.538, SLG: 0.583 (7, 7)	G4-3		E9		L7		K			3	1	1	1	0	0	1	<b>Colorado Rockies @ Seattle Mariners</b> Peoria Stadium, Peoria, AZ Tue Mar 06 2018, 8:40 PM - 11:07 PM EST Att: 5,086 - Clear - 76 F				
15 Raimel Tapia, L OBP: 0.288, SLG: 0.400 67 Sam Hilliard, L OBP: 0.316, SLG: 0.579 (7, 9)	F7		F7		K		K			3	0	0	0	0	1	1					
26 David Dahl, L OBP: 0.179, SLG: 0.370 77 Brian Mundell, R OBP: 0.391, SLG: 0.333 (7, 3)	G5-3		K		K			K		3	0	0	0	0	2	1					
25 Jordan Patterson, L OBP: 0.385, SLG: 0.414 72 Yonathan Daza, R OBP: 0.444, SLG: 0.647 (7, 8)	G3		K		K			G5-3		3	0	0	0	0	2	0					
24 Ryan McMahon, L OBP: 0.414, SLG: 0.607 88 Derrick Gibson, R (7, 5)	G4-3				K					3	0	1	0	0	1	0					
23 Tom Murphy, R OBP: 0.158, SLG: 0.474 76 Jan Vázquez, S OBP: 0.500, SLG: 0.200 46 Zach Jemiola, L (8, 1)	FC1-4				HR					3	1	1	1	0	0	1					
14 Tony Wolters, L OBP: 0.333, SLG: 0.333 68 Garrett Hampson, R OBP: 0.450, SLG: 0.556 (7, 6)	G4-3									3	0	2	0	0	0	0					
65 Brendan Rodgers, R OBP: 0.289, SLG: 0.480 90 Anthony Phillips, R (7, 4)	F8				G5-3					3	0	0	0	0	1	3					
6 Daniel Castro, R OBP: 0.429, SLG: 0.421 61 Sam Howard, R (7, 1)										3	1	3	0	0	0	0					
37 Chris Rabago, R (8, 2)										0	0	0	0	0	0	0					
<b>Inning Stats</b>	R: 0 E: 0 K: 0 S: 3	H: 0 LOB: 0 BB: 0 P: 3	R: 0 E: 0 K: 0 S: 5	H: 2 LOB: 2 BB: 0 P: 5	R: 2 E: 1 K: 2 S: 9	H: 2 LOB: 0 BB: 0 P: 9	R: 1 E: 0 K: 0 S: 4	H: 1 LOB: 0 BB: 0 P: 6	R: 0 E: 0 K: 2 S: 7	H: 0 LOB: 0 BB: 0 P: 7	R: 0 E: 0 K: 3 S: 11	H: 2 LOB: 2 BB: 0 P: 11	R: 0 E: 0 K: 2 S: 7	H: 0 LOB: 1 BB: 0 P: 11	R: 0 E: 0 K: 3 S: 9	H: 0 LOB: 0 BB: 0 P: 9	1B: 6 2B: 0 3B: 1 HR: 1	SF: 0 SAC: 0 DP: 0 HBP: 0	WP: 1 PB: 0 SB: 0 CS: 0	PA: 36	
<b>PITCHER</b>	IP	WLS	BF	H	R	ER	SO	BB	IBB	HBP	BLK	WP	HR	S	P	ERA	WHIP			ERA	WHIP
8 Mike Leake, R ERA: 3.0	4.0	L	17	5	3	3	2	0	0	0	0	0	1	0	23	6.75	1.250			0.00	1.000
47 James Pazos, L ERA: 7.39	1.0		4	1	0	0	2	0	0	0	0	1	0	8	9	0.00	1.000			0.00	0.000
53 Dan Altavilla, R ERA:	1.0		3	0	0	0	2	0	0	0	0	0	0	7	7	0.00	0.000			0.00	2.000
75 Art Warren, R ERA:	1.0		5	2	0	0	3	0	0	0	0	0	0	11	11	0.00	2.000			0.00	1.000
60 Chasen Bradford, R ERA: 2.25	1.0		4	0	0	0	2	1	0	0	0	0	0	7	11	0.00	1.000			0.00	1.000

Batter	1	2	3	4	5	6	7	8	9	AB	R	H	RBI	BB	SO	LOB	BOTTOM				
9 Dee Strange-Gordon, L OBP: 0.412, SLG: 0.765 73 Braden Bishop, R OBP: 0.500, SLG: 0.688 (8, 8)	G4-3				G6-3					3	1	1	0	0	0	2	<b>Colorado Rockies @ Seattle Mariners</b> Peoria Stadium, Peoria, AZ Tue Mar 06 2018, 8:40 PM - 11:07 PM EST Att: 5,086 - Clear - 76 F				
2 Jean Segura, R OBP: 0.412, SLG: 0.769 21 Taylor Motter, R OBP: 0.273, SLG: 0.500 (8, 6)	G3		K2-3		K					3	0	0	0	0	2	1					
22 Robinson Cano, L OBP: 0.429, SLG: 0.333 71 Zach Vincei, R OBP: 0.167, SLG: 0.167 (7, 4)	G1-3		G1-3		G6-3					3	0	1	1	0	0	0					
23 Nelson Cruz, R OBP: 0.667, SLG: 0.667 (8, 9)	1B		G5-3		K					3	0	0	0	0	2	1					
5 Guillermo Heredia, R OBP: 0.667, SLG: 0.667 (8, 9)	K				K					1	0	0	0	0	0	1					
15 Kyle Seager, L OBP: 0.412, SLG: 0.471 7 Andrew Romine, S OBP: 0.450, SLG: 0.611 (8, 5)	K				K					3	0	0	0	0	3	1					
3 Mike Zunino, R OBP: 0.294, SLG: 0.400 4 Tuffy Gosewisch, R OBP: 0.091, SLG: 0.364 (7, 2)	L8									2	1	1	1	0	0	0					
6 Mike Ford, L OBP: 0.353, SLG: 0.368 59 Matt Hague, R OBP: 0.267, SLG: 0.429 (8, 3)	G3				G4-1					3	0	0	0	0	0	0					
26 Cameron Perkins, R OBP: 0.320, SLG: 0.292 86 Anthony Jimenez, R OBP: 0.167, SLG: 0.167 (8, 9)	K				F8					3	0	1	0	0	1	0					
57 John Andreoli, R OBP: 0.350, SLG: 0.188 83 Luis Liberato, L (8, 7)										3	0	1	0	0	1	1					
<b>Inning Stats</b>	R: 1 E: 0 K: 2 S: 9	H: 2 LOB: 1 BB: 0 P: 10	R: 0 E: 0 K: 1 S: 7	H: 1 LOB: 2 BB: 0 P: 7	R: 0 E: 0 K: 1 S: 5	H: 0 LOB: 0 BB: 0 P: 5	R: 1 E: 0 K: 1 S: 7	H: 1 LOB: 0 BB: 0 P: 9	R: 0 E: 0 K: 2 S: 7	H: 0 LOB: 0 BB: 0 P: 7	R: 0 E: 0 K: 0 S: 4	H: 1 LOB: 1 BB: 0 P: 4	R: 0 E: 0 K: 1 S: 6	H: 1 LOB: 1 BB: 0 P: 6	R: 0 E: 0 K: 1 S: 5	H: 0 LOB: 1 BB: 1 P: 10	1B: 5 2B: 0 3B: 0 HR: 1	SF: 0 SAC: 0 DP: 0 HBP: 0	WP: 2 PB: 0 SB: 1 CS: 0	PA: 35	
<b>PITCHER</b>	IP	WLS	BF	H	R	ER	SO	BB	IBB	HBP	BLK	WP	HR	S	P	ERA	WHIP			ERA	WHIP
48 Germán Márquez, R ERA: 1.8	3.0	W	13	3	1	1	4	0	0	0	0	0	1	7	9	9.00	1.000			0.00	1.000
52 Chris Rusin, L ERA: 3.0	1.0	H	4	1	1	1	1	0	0	0	0	0	0	7	7	0.00	0.000			0.00	0.500
97 Jairo Diaz, R ERA:	1.0	H	3	0	0	0	2	0	0	0	0	0	0	11	11	0.00	0.500			0.00	0.500
61 Sam Howard, L ERA: 3.0	2.0	H	7	1	0	0	2	0	0	0	0	0	0	11	11	0.00	0.500			0.00	0.500
61 Sam Howard, L ERA: 3.0	2.0	H	7	1	0	0	2	0	0	0	0	0	0	11	11	0.00	0.500			0.00	0.500

AB	35
R	3
H	8
RBI	2
BB	1
SO	14
LOB	12





























Batter	1	2	3	4	5	6	7	8	9	AB	R	H	RBI	BB	SO	LOB	TOP										
9 Dee Strange-Gordon, L OBP: 0.353, SLG: 0.706 83 Luis Liberato, L OBP: 0.250, SLG: 0.250										4	1	1	0	0	0	2											
17 Mitch Haniger, R OBP: 0.100, SLG: 0.100 57 John Andreoli, R OBP: 0.357, SLG: 0.217										4	0	1	0	0	0	2											
15 Kyle Seager, L OBP: 0.500, SLG: 0.633 7 Andrew Romine, S OBP: 0.324, SLG: 0.406 85 Danny Muno, S OBP: 0.412, SLG: 0.500										3	1	1	0	0	0	2											
23 Nelson Cruz, R OBP: 0.364, SLG: 0.353 20 Daniel Vogelbach, L OBP: 0.564, SLG: 0.800										1	0	1	1	0	0	0											
6 Mike Ford, L OBP: 0.279, SLG: 0.351 84 Evan White, R OBP: 0.250, SLG: 0.167										4	0	1	2	0	0	2											
5 Guillermo Heredia, R OBP: 0.444, SLG: 0.250 86 Chuck Taylor, S OBP: 0.371, SLG: 0.571										2	0	0	0	1	0	0											
1 Gordon Beckham, R OBP: 0.278, SLG: 0.400 81 Yonathan Mendoza, S OBP: 0.375, SLG: 0.500										4	1	2	0	0	1	1											
21 Taylor Motter, R OBP: 0.278, SLG: 0.400 71 Zach Vincej, R OBP: 0.154, SLG: 0.154										4	0	2	1	0	0	1											
36 David Freitas, R OBP: 0.222, SLG: 0.222 4 Tuffy Gosewisch, R OBP: 0.056, SLG: 0.222										3	0	1	1	0	1	1											
<b>Inning Stats</b>	R: 1 E: 0 K: 1 S: 12	H: 3 LOB: 1 BB: 0 P: 16	R: 1 E: 0 K: 0 S: 10	H: 2 LOB: 1 BB: 0 P: 11	R: 0 E: 0 K: 2 S: 7	H: 0 LOB: 0 BB: 0 P: 9	R: 0 E: 0 K: 1 S: 11	H: 0 LOB: 0 BB: 0 P: 19	R: 0 E: 0 K: 2 S: 10	H: 1 LOB: 1 BB: 0 P: 17	R: 1 E: 0 K: 0 S: 13	H: 2 LOB: 1 BB: 0 P: 21	R: 0 E: 0 K: 0 S: 6	H: 0 LOB: 0 BB: 0 P: 8	R: 4 E: 1 K: 1 S: 19	H: 4 LOB: 1 BB: 1 P: 31	R: 0 E: 0 K: 2 S: 11	H: 2 LOB: 0 BB: 0 P: 17	1B: 11 2B: 4 3B: 0 HR: 0	SF: 0 SAC: 0 DP: 2 HBP: 0	WP: 0 PB: 0 SB: 2 CS: 2	PA: 40					
<b>PITCHER</b>	IP	WLS	BF	H	R	ER	SO	BB	IBB	HBP	BLK	WP	HR	S	P	ERA	WHIP										
21 Kyle Freeland, L ERA: 5.68	4.2		19	6	2	2	5	0	0	0	0	0	0	47	66	3.86	1.286										
0 Adam Ottavino, R ERA: 1.69	1.1		6	2	1	1	1	1	0	0	0	0	0	16	27	6.75	2.250										
38 Mike Dunn, L ERA: 2.25	1.0		3	0	0	0	0	0	0	0	0	0	6	8	0.00	0.000											
86 Ryan Castellani, R ERA: 21.0	0.1		7	4	4	3	1	1	0	0	0	0	0	16	25	81.00	15.000										
70 Shane Broyles, R ERA: 1.8	0.2		1	0	0	0	0	0	0	0	0	0	0	3	6	0.00	0.000										
29 Bryan Shaw, R ERA: 4.5	1.0		4	2	0	2	0	0	0	0	0	0	0	11	17	0.00	2.000										

Seattle Mariners @ Colorado Rockies  
Salt River Fields at Talking Stick, Scottsdale, AZ  
Tue Mar 13 2018, 4:11 PM - 7:18 PM EDT  
Att: 9,645 - Partly Cloudy - 82 F

AB 38  
R 7  
H 14  
RBI 7  
BB 2  
SO 9  
LOB 15



Batter	1	2	3	4	5	6	7	8	9	AB	R	H	RBI	BB	SO	LOB	BOTTOM										
19 Charlie Blackmon, L OBP: 0.333, SLG: 0.636 25 Jordan Patterson, L OBP: 0.318, SLG: 0.459 92 Steven Lankous, L										3	0	1	0	0	2	0											
9 DJ LeMahieu, R OBP: 0.481, SLG: 0.577 68 Garrett Hampson, R OBP: 0.452, SLG: 0.462										2	0	2	0	1	0	0											
28 Nolan Arenado, R OBP: 0.353, SLG: 0.516 15 Raimel Tapia, L OBP: 0.292, SLG: 0.400										3	0	1	0	0	0	3											
20 Ian Desmond, R OBP: 0.071, SLG: 0.107 23 Tom Murphy, R OBP: 0.233, SLG: 0.429 91 Alan Trejo, R										3	0	0	0	0	3	3											
26 David Dahl, L OBP: 0.271, SLG: 0.523 88 Derrick Gibson, R OBP: 0.364, SLG: 0.444										2	1	1	2	1	0	2											
42 Chris Iannetta, R OBP: 0.485, SLG: 0.813 56 Noel Cuevas, R OBP: 0.407, SLG: 0.480										3	0	0	0	0	2	3											
3 Mike Tauchman, L OBP: 0.368, SLG: 0.585 77 Brian Mundell, R OBP: 0.290, SLG: 0.231										3	0	0	0	0	1	1											
24 Ryan McMahon, L OBP: 0.367, SLG: 0.542 86 Ryan Castellani, R OBP: 0.375, SLG: 0.500 70 Shane Broyles, R OBP: 0.341, SLG: 0.474										3	0	1	0	0	2	0											
14 Tony Wolters, L OBP: 0.389 29 Bryan Shaw, S OBP: 0.341, SLG: 0.474										1	0	0	0	0	0	0											
6 Daniel Castro, R OBP: 0.303, SLG: 0.290 65 Brendan Rodgers, R OBP: 0.341, SLG: 0.474										2	0	0	0	0	0	0											
<b>Inning Stats</b>	R: 0 E: 0 K: 2 S: 13	H: 1 LOB: 1 BB: 0 P: 21	R: 1 E: 0 K: 2 S: 8	H: 1 LOB: 0 BB: 0 P: 13	R: 0 E: 0 K: 0 S: 7	H: 1 LOB: 1 BB: 1 P: 11	R: 0 E: 0 K: 3 S: 10	H: 0 LOB: 1 BB: 1 P: 18	R: 0 E: 0 K: 2 S: 9	H: 0 LOB: 0 BB: 0 P: 11	R: 1 E: 0 K: 1 S: 13	H: 2 LOB: 2 BB: 0 P: 19	R: 0 E: 0 K: 0 S: 7	H: 1 LOB: 1 BB: 1 P: 14	R: 4 E: 1 K: 0 S: 11	H: 2 LOB: 0 BB: 1 P: 19	R: 2 E: 0 K: 1 S: 14	H: 2 LOB: 2 BB: 1 P: 22	1B: 4 2B: 4 3B: 1 HR: 1	SF: 2 SAC: 0 DP: 2 HBP: 0	WP: 1 PB: 0 SB: 2 CS: 0	PA: 41					
<b>PITCHER</b>	IP	WLS	BF	H	R	ER	SO	BB	IBB	HBP	BLK	WP	HR	S	P	ERA	WHIP										
63 Rob Whalen, R ERA: 1.38	5.0		19	3	1	1	9	2	0	0	0	0	1	47	74	1.80	1.000										
60 Chasen Bradford, R ERA: 3.0	0.1		3	2	1	1	1	0	0	0	0	0	0	8	12	27.00	6.000										
47 James Pazos, L ERA: 4.26	1.2		6	1	0	0	0	1	0	0	0	1	0	12	21	0.00	1.200										
75 Art Warren, R ERA: 9.0	1.0		7	2	4	3	0	1	0	0	0	0	0	11	19	27.00	3.000										
53 Dan Altavilla, R ERA: 3.18	0.2		6	2	2	2	1	1	0	0	0	0	0	14	22	27.00	4.500										

Seattle Mariners @ Colorado Rockies  
Salt River Fields at Talking Stick, Scottsdale, AZ  
Tue Mar 13 2018, 4:11 PM - 7:18 PM EDT  
Att: 9,645 - Partly Cloudy - 82 F

AB 34  
R 8  
H 10  
RBI 8  
BB 5  
SO 11  
LOB 16













Batter	1	2	3	4	5	6	7	8	9	AB	R	H	RBI	BB	SO	LOB	TOP					
19 Charlie Blackmon, L (1, 8) OBP: 0.387, SLG: 0.643 24 Ryan McMahon, L (6, PH) OBP: 0.357, SLG: 0.491	4-0 28 1B BB	0-0 28 HR 1B	0-3 K	0-0 F7		0-0 G4-3		4-0 65 BB HR		3	1	1	2	1	1	2	<b>Colorado Rockies @ Los Angeles Angels</b> Tempe Diablo Stadium, Tempe, AZ Fri Mar 16 2018, 4:12 PM - 7:48 PM EDT Att: 9,616 - Cloudy - 72 F					
9 DJ LeMahieu, R (1, 4) OBP: 0.471, SLG: 0.636 56 Noel Cuevas, R (6, 7) OBP: 0.375, SLG: 0.448	0-3 K	0-0 28 HR 1B	0-0 G6-3				0-0 L6	0-0 SF7		4	2	2	1	0	1	1						
28 Nolan Arenado, R (1, 5) OBP: 0.390, SLG: 0.595 65 Brendan Rodgers, R (6, 6) OBP: 0.362, SLG: 0.524	0-0 1B	3-2 28 HR 1B	0-3 K				1-0 HBP	4-0 HR		4	2	3	3	0	1	0						
27 Trevor Story, R (1, 6) OBP: 0.514, SLG: 0.879 Sam Hilliard, L (6, 9) OBP: 0.417, SLG: 0.792	0-3 K	0-3 K		0-0 8 HR 1B	0-0 20 WP 2B		0-3 K	0-0 HR		4	1	2	2	0	2	2						
8 Gerardo Parra, L (1, 7) OBP: 0.583, SLG: 0.875 14 Tony Wolters, L (6, 2) OBP: 0.360, SLG: 0.364	0-0 G3-4-3	0-0 F7		3-0 HR	0-0 F7		0-0 G3	4-0 BB		4	1	1	2	0	0	3						
20 Ian Desmond, R (1, 3) OBP: 0.143, SLG: 0.343 68 Garrett Hampson, R (6, 4) OBP: 0.432, SLG: 0.452		0-0 HR		0-3 K	1-0 G1-3			0-0 2B		4	2	2	2	0	1	1						
42 Chris Iannetta, R (1, 2) OBP: 0.336, SLG: 0.778 Yonathan Daza, R (6, 8) OBP: 0.381, SLG: 0.550		0-0 HBP		4-0 3 WP BB	0-3 K			0-0 G5-3	0-0 F7	1	1	0	0	2	1	1						
3 Mike Tauchman, L (1, 9) OBP: 0.404, SLG: 0.571 6 Daniel Castro, R (6, 5) OBP: 0.308, SLG: 0.297		0-0 1B		1-3 K			0-0 G6-3	0-0 L3		4	1	2	0	0	1	1						
25 Jordan Patterson, L (1, 10) OBP: 0.346, SLG: 0.429 88 Derrick Gibson, R (8, PH) OBP: 0.429, SLG: 0.667 91 Ben Johnson, R (9, PH) OBP: 0.308, SLG: 0.297		0-0 1B		4-0 BB	0-3 K			0-0 HR	0-3 K	3	1	1	0	1	1	2						
<b>Inning Stats</b>	R: 0 E: 0 K: 2 S: 8	H: 1 LOB: 2 BB: 1 P: 12	R: 8 E: 0 K: 1 S: 15	H: 8 LOB: 2 BB: 1 P: 26	R: 0 E: 0 K: 2 S: 7	H: 0 LOB: 0 BB: 0 P: 7	R: 2 E: 0 K: 1 S: 9	H: 2 LOB: 2 BB: 2 P: 21	R: 2 E: 0 K: 1 S: 8	H: 3 LOB: 1 BB: 0 P: 9	R: 0 E: 0 K: 1 S: 5	H: 0 LOB: 0 BB: 0 P: 5	R: 0 E: 0 K: 1 S: 5	H: 0 LOB: 1 BB: 0 P: 6	R: 6 E: 0 K: 0 S: 7	H: 4 LOB: 1 BB: 3 P: 19		R: 0 E: 0 K: 1 S: 5	H: 0 LOB: 0 BB: 0 P: 5	1B: 10 2B: 2 3B: 1 HR: 5	SF: 1 SAC: 0 DP: 0 HBP: 2	WP: 2 PA: 54 PB: 0 SB: 0 CS: 0
<b>PITCHER</b>	IP WLS BF H R ER SO BB IBB HBP BLK WP HR S P ERA WHIP	1.1 L 13 7 7 7 3 1 0 1 0 0 2 19 29 47.25 6.000	1.2 8 2 1 1 2 1 0 0 0 0 1 1 8 20 5.40 1.800	0.2 6 2 2 2 2 2 0 0 0 0 1 0 9 10 27.00 6.000	1.1 7 3 2 2 1 0 0 0 0 0 1 0 9 10 13.50 2.250	2.0 7 0 0 0 2 0 0 1 0 0 0 0 10 11 0.00 0.000	0.2 7 3 5 5 0 2 0 0 0 0 0 0 5 13 67.50 7.500	1.1 6 1 1 1 1 1 1 0 0 0 0 0 1 7 11 6.75 1.500														

Batter	1	2	3	4	5	6	7	8	9	AB	R	H	RBI	BB	SO	LOB	BOTTOM					
3 Ian Kinsler, R (1, 4) OBP: 0.472, SLG: 0.500 19 Jefry Marte, R (6, 5) OBP: 0.565, SLG: 0.833	0-0 56 HR 1B	4-0 27 1B BB		4-0 BB		4-0 HBP 37 BB BB	0-0 G6-3			1	1	1	0	2	0	0	<b>Colorado Rockies @ Los Angeles Angels</b> Tempe Diablo Stadium, Tempe, AZ Fri Mar 16 2018, 4:12 PM - 7:48 PM EDT Att: 9,616 - Cloudy - 72 F					
27 Mike Trout, R (1, 8) OBP: 0.400, SLG: 0.552 31 Chris Carter, R (6, 3) OBP: 0.314, SLG: 0.600	0-0 F8	0-0 1B		0-0 L8		0-0 F8		0-0 G4-3		3	0	1	0	0	0	2						
8 Justin Upton, R (1, 7) OBP: 0.286, SLG: 0.563 37 Rymer Lirio, R (6, 8) OBP: 0.308, SLG: 0.265	0-3 K	0-3 K			0-1 HR	4-0 HBP BB		0-3 K		3	1	1	1	0	2	3						
56 Kole Calhoun, L (1, 9) OBP: 0.455, SLG: 0.633 9 Eric Young Jr., S (6, PR) OBP: 0.375, SLG: 0.541	2-1 HR		0-3 K		0-0 2 WP 7 2B 1B	0-3 K		0-0 G4-3		3	1	2	2	0	1	0						
2 Andrelton Simmons, R (1, 6) OBP: 0.222, SLG: 0.313 Jabari Blash, R (6, 9) OBP: 0.208, SLG: 0.381	0-0 7 WP BLK 2B		0-0 G6-3		1-0 P2	1-0 FC6-4 HBP		0-3 K		3	1	1	0	0	0	1						
7 Zack Cozart, R (1, 5) OBP: 0.384, SLG: 0.467 51 Colin Walsh, S (5, FR) OBP: 0.353, SLG: 0.581	4-0 BB		0-0 1B		0-0 2B	0-0 FC6-4		0-3 K		2	0	2	1	1	0	0						
18 Luis Valbuena, L (1, 3) OBP: 0.270, SLG: 0.486 58 Carlos Pérez, R (6, 2) OBP: 0.250, SLG: 0.375	0-3 K		0-0 F8		0-3 K		0-0 L6		0-0 F8	3	0	0	0	0	2	4						
24 Chris Young, R (1, 10) OBP: 0.167, SLG: 0.167 95 José Briceño, R (7, PH) OBP: 0.167, SLG: 0.167			0-0 P3		0-0 F7	0-0 P5		0-0 F7		3	0	0	0	0	0	2						
12 Martín Maldonado, R (1, 2) OBP: 0.286, SLG: 0.485 86 David Fletcher, R (6, 6) OBP: 0.429, SLG: 0.667		0-3 K		0-0 F8		0-0 37 BB 19 WP HBP 1B		0-0 2B		2	0	0	0	0	0	0						
<b>Inning Stats</b>	R: 3 E: 0 K: 2 S: 11	H: 3 LOB: 1 BB: 1 P: 17	R: 0 E: 0 K: 2 S: 8	H: 1 LOB: 2 BB: 1 P: 12	R: 0 E: 0 K: 1 S: 6	H: 1 LOB: 1 BB: 0 P: 6	R: 0 E: 0 K: 0 S: 3	H: 0 LOB: 1 BB: 1 P: 7	R: 2 E: 0 K: 1 S: 9	H: 3 LOB: 2 BB: 0 P: 10	R: 1 E: 0 K: 1 S: 6	H: 1 LOB: 3 BB: 2 P: 15	R: 0 E: 0 K: 0 S: 4	H: 1 LOB: 1 BB: 0 P: 4	R: 0 E: 0 K: 1 S: 5	H: 0 LOB: 0 BB: 0 P: 5		R: 0 E: 0 K: 2 S: 7	H: 0 LOB: 0 BB: 0 P: 7	1B: 5 2B: 3 3B: 0 HR: 2	SF: 0 SAC: 0 DP: 0 HBP: 1	WP: 3 PA: 43 PB: 0 SB: 0 CS: 0
<b>PITCHER</b>	IP WLS BF H R ER SO BB IBB HBP BLK WP HR S P ERA WHIP	3.1 W 17 5 3 3 5 2 0 0 0 1 1 26 36 8.10 2.100	1.2 9 3 2 2 1 1 0 0 0 0 1 1 11 16 10.80 2.400	1.0 7 1 1 1 1 2 0 1 0 0 1 0 6 15 9.00 3.000	1.0 4 1 0 0 0 0 0 0 0 0 0 0 4 4 0.00 1.000	2.0 6 0 0 0 3 0 0 0 0 0 0 0 12 12 0.00 0.000																

AB	44
R	18
H	18
RBI	18
BB	7
SO	11
LOB	17






















Batter	1	2	3	4	5	6	7	8	9	AB	R	H	RBI	BB	SO	LOB	TOP								
19 Charlie Blackmon, L (1,8) OBP: 0.357, SLG: 0.641 23 Tom Murphy, R (7,2) OBP: 0.297, SLG: 0.406	1-1 HR		L9		F7		L3-5			4	1	1	1	0	0	3									
9 DJ LeMahieu, R (1,4) OBP: 0.378, SLG: 0.500 26 David Dahl, L (8,9) OBP: 0.297, SLG: 0.567	0-0 L8		G6-3		F9			K		4	0	0	0	0	1	1									
28 Nolan Arenado, R (1,5) OBP: 0.365, SLG: 0.522 88 Derik Gibson, R (6,PR) OBP: 0.333, SLG: 0.500	0-0 F8			K		G6-3 2B		G6-3 BB		3	0	1	0	1	1	0									
5 Carlos González, L (1,9) OBP: 0.235, SLG: 0.250 6 Daniel Castro, R (8,4) OBP: 0.299, SLG: 0.279	0-0 G4-3					G6-3 2B		F7		4	0	1	0	0	0	2									
27 Trevor Story, R (1,6) OBP: 0.438, SLG: 0.721 71 Wade Davis, R (8,1) 79 Austin House, R (9,1)	0-0 E6 20 1B			K				K		4	1	0	0	0	3	4									
20 Ian Desmond, R (1,3) OBP: 0.209, SLG: 0.357 24 Ryan McMahon, L (7,3) OBP: 0.385, SLG: 0.574	1-0 G6-3 1B			L7				K		3	0	1	1	0	1	2									
8 Gerardo Parra, L (1,7) OBP: 0.299, SLG: 0.471 0 Adam Ottavino, S (7,1) 4 Pat Valaika, R (8,6) OBP: 0.333, SLG: 0.385	0-0 G6-3				G4-3			42 2B 1B		3	1	1	0	0	0	1									
42 Chris Iannetta, R (1,2) OBP: 0.559, SLG: 0.909 15 Raimel Tapia, L (7,PR) OBP: 0.379, SLG: 0.379	0-0 G6-3							G6-3 19 L3-5 2B		3	1	2	2	0	0	0									
35 Chad Bettis, R (1,1) OBP: 0.500, SLG: 0.500 52 Chris Rusin, L (6,1) 3 Mike Tauchman, L (7,PH) OBP: 0.422, SLG: 0.607	0-0 K							G1-3 1B		2	0	1	0	0	1	0									
<b>Inning Stats</b>	R: 1 E: 0 K: 0 S: 5	H: 1 LOB: 0 BB: 0 P: 6	R: 1 E: 1 K: 0 S: 4	H: 1 LOB: 0 BB: 0 P: 5	R: 0 E: 0 K: 1 S: 5	H: 0 LOB: 0 BB: 0 P: 5	R: 0 E: 0 K: 2 S: 8	H: 1 LOB: 1 BB: 0 P: 8	R: 1 E: 0 K: 0 S: 6	H: 2 LOB: 1 BB: 0 P: 8	R: 0 E: 0 K: 2 S: 8	H: 1 LOB: 1 BB: 0 P: 8	R: 1 E: 0 K: 0 S: 4	H: 2 LOB: 1 BB: 0 P: 4	R: 0 E: 1 K: 2 S: 7	H: 0 LOB: 2 BB: 1 P: 11	R: 0 E: 0 K: 1 S: 5	H: 0 LOB: 1 BB: 1 P: 10	1B: 3 2B: 4 3B: 0 HR: 2	SF: 0 SAC: 0 DP: 2 HBP: 0	WP: 1 PB: 0 SB: 1 CS: 0	PA: 36			
<b>PITCHER</b>	IP	WLS	BF	H	R	ER	SO	BB	IBB	HBP	BLK	WP	HR	S	P	ERA	WHIP								
60 Andrew Triggs, R (1,1) ERA: 4.35	5.1	L	22	6	3	2	3	0	0	0	0	0	2	30	34	3.38	1.125								
15 Emilio Pagan, R (6,1) ERA: 3.52	0.2		2	0	0	0	2	0	0	0	0	0	0	6	6	0.00	0.000								
47 Frankie Montas, R (7,1) ERA: 8.44	1.0		4	2	1	1	0	0	0	0	0	0	0	4	4	9.00	2.000								
53 Trevor Cahill, R (8,1) ERA:	2.0		8	0	0	0	3	2	0	0	0	1	0	12	21	0.00	1.000								

**Colorado Rockies @ Oakland Athletics**  
Hohokam Stadium, Mesa, AZ  
Thu Mar 22 2018, 4:07 PM - 7:07 PM EDT  
Att: 7,356 - Cloudy - 84 F


AB 34  
R 4  
H 8  
RBI 4  
BB 2  
SO 8  
LOB 16



Batter	1	2	3	4	5	6	7	8	9	AB	R	H	RBI	BB	SO	LOB	BOTTOM								
10 Marcus Semien, R (1,6) OBP: 0.333, SLG: 0.396	0-0 2B		G1-3		HR			F8		4	1	2	1	0	0	0									
23 Matt Joyce, L (1,10) OBP: 0.325, SLG: 0.500 5 Jake Smolinski, R (8,PH) OBP: 0.327, SLG: 0.488	4-0 BB				K			F7		1	0	0	0	2	1	0									
8 Jed Lowrie, S (1,4) OBP: 0.259, SLG: 0.441 1 Franklin Barreto, R (6,PR) OBP: 0.345, SLG: 0.580	0-3 K		F7					P4		3	0	1	0	0	1	3									
2 Khris Davis, R (1,7) OBP: 0.174, SLG: 0.372 20 Mark Canha, R (7,3) OBP: 0.370, SLG: 0.561	0-0 F8			K				G5-4-3 1B		3	0	0	0	0	1	3									
28 Matt Olson, L (1,3) OBP: 0.321, SLG: 0.532 68 Luke Persico, R (7,7)	0-0 G3-1				F8			G4-3		3	0	0	0	0	0	3									
25 Stephen Piscotty, R (1,9) OBP: 0.349, SLG: 0.525	0-3 K				G5-3			P3		4	0	1	0	0	1	0									
26 Matt Chapman, R (1,5) OBP: 0.250, SLG: 0.364 73 Sheldon Neuse, R (8,5) OBP: 0.386, SLG: 0.667	0-0 L8							K		3	1	1	0	0	1	0									
21 Jonathan Lucroy, R (1,2) 13 Bruce Maxwell, L (7,2) OBP: 0.371, SLG: 0.545	0-0 F9							G6-3		2	0	0	0	0	0	1									
3 Boog Powell, L (1,8) OBP: 0.348, SLG: 0.333	0-0 G4-3							SF9		2	0	0	1	0	1	1									
<b>Inning Stats</b>	R: 0 E: 0 K: 1 S: 6	H: 1 LOB: 2 BB: 1 P: 10	R: 0 E: 0 K: 1 S: 5	H: 0 LOB: 0 BB: 0 P: 5	R: 0 E: 0 K: 0 S: 3	H: 0 LOB: 0 BB: 1 P: 7	R: 0 E: 0 K: 1 S: 5	H: 0 LOB: 0 BB: 0 P: 5	R: 2 E: 0 K: 1 S: 7	H: 2 LOB: 0 BB: 0 P: 7	R: 0 E: 0 K: 0 S: 3	H: 1 LOB: 1 BB: 0 P: 3	R: 0 E: 0 K: 2 S: 8	H: 1 LOB: 1 BB: 0 P: 8	R: 0 E: 0 K: 0 S: 3	H: 0 LOB: 0 BB: 0 P: 3	R: 0 E: 0 K: 0 S: 4	H: 1 LOB: 1 BB: 0 P: 5	1B: 2 2B: 3 3B: 0 HR: 1	SF: 1 SAC: 0 DP: 1 HBP: 0	WP: 0 PB: 0 SB: 0 CS: 0	PA: 34			
<b>PITCHER</b>	IP	WLS	BF	H	R	ER	SO	BB	IBB	HBP	BLK	WP	HR	S	P	ERA	WHIP								
35 Chad Bettis, R (1,1) ERA: 4.8	5.2	W	22	4	2	2	4	0	0	0	0	0	0	1	1	0.00	0.000								
52 Chris Rusin, L (6,1) ERA: 1.13	0.1	H	1	0	0	0	0	0	0	0	0	0	0	1	1	0.00	0.000								
0 Adam Ottavino, R (7,1) ERA: 1.23	1.0	H	4	1	0	0	2	0	0	0	0	0	0	8	8	0.00	1.000								
71 Wade Davis, R (8,1) ERA: 5.4	1.0	H	3	0	0	0	0	0	0	0	0	0	0	3	3	0.00	0.000								
79 Austin House, R (9,1) ERA: 7.04	1.0	S	4	1	0	0	0	0	0	0	0	0	0	4	5	0.00	1.000								

**Colorado Rockies @ Oakland Athletics**  
Hohokam Stadium, Mesa, AZ  
Thu Mar 22 2018, 4:07 PM - 7:07 PM EDT  
Att: 7,356 - Cloudy - 84 F

AB 31  
R 2  
H 6  
RBI 2  
BB 2  
SO 6  
LOB 12





Batter	1	2	3	4	5	6	7	8	9	AB	R	H	RBI	BB	SO	LOB	TOP		
6 Billy Hamilton, S (1.8) OBP: 0.300, SLG: 0.302										4	1	2	1	0	1	0			
33 Jesse Winker, L (1.7) OBP: 0.408, SLG: 0.535										3	0	1	1	0	1	1			
46 Phil Gosselin, R (6.7)										1	0	0	0	0	1	0			
7 Eugenio Suárez, R (1.5) OBP: 0.333, SLG: 0.523										4	0	0	0	0	1	2			
23 Adam Duvali, R (1.3) OBP: 0.353, SLG: 0.545										3	0	0	0	1	1				
39 Devin Mesoraco, R (1.2) OBP: 0.390, SLG: 0.514										3	0	1	0	0	0	1			
60 Tony Cruz, R (7.2) OBP: 0.385, SLG: 0.429										1	0	0	0	0	1	0			
43 Scott Schebler, L (1.9) OBP: 0.479, SLG: 0.805										4	0	0	0	0	1	2			
9 José Peraza, R (1.6) OBP: 0.320, SLG: 0.396										3	0	0	0	0	1	3			
66 Alex Blandino, R (6.6) OBP: 0.421, SLG: 0.441										1	0	0	0	0	0	0			
78 Brandon Dixon, R (1.4) OBP: 0.379, SLG: 0.643										2	0	1	0	0	1	1			
4 Cliff Pennington, S (6.4) OBP: 0.310, SLG: 0.324										1	0	0	0	0	0	0			
34 Homer Bailey, R (1.1) OBP: 0.500, SLG: 1.000										2	1	1	0	0	0	2			
69 Sebastián Elzalde, L (7. PH) OBP: 0.250, SLG: 0.251										1	0	0	0	0	0	0			
49 Zack Weiss, R (7.1)										0	0	0	0	0	0	0			
36 Evan Mitchell, R (7.1)										0	0	0	0	0	0	0			
61 Kevin Quackenbush, R (8.1)										0	0	0	0	0	0	0			
<b>Inning Stats</b>	R: 1 E: 0 K: 0 S: 8	H: 2 LOB: 0 BB: 0 P: 9	R: 0 E: 0 K: 2 S: 10	H: 1 LOB: 1 BB: 0 P: 13	R: 1 E: 0 K: 0 S: 9	H: 2 LOB: 1 BB: 0 P: 11	R: 0 E: 1 K: 0 S: 11	H: 0 LOB: 2 BB: 0 P: 17	R: 0 E: 0 K: 1 S: 8	H: 0 LOB: 1 BB: 0 P: 11	R: 0 E: 0 K: 0 S: 9	H: 0 LOB: 1 BB: 0 P: 15	R: 0 E: 0 K: 3 S: 9	H: 0 LOB: 0 BB: 0 P: 12	R: 0 E: 0 K: 2 S: 10	H: 0 LOB: 0 BB: 0 P: 18	1B: 3 2B: 2 3B: 1 HR: 0	SF: 0 SAC: 0 DP: 1 HBP: 0	WP: 0 PA: 34 PB: 0 SB: 2 CS: 0
<b>PITCHER</b>	IP WLS BF H R ER SO BB IBB HBP BLK WP HR S P ERA WHIP																		
21 Kyle Freeland, L (1.1) ERA: 4.82	6.0 W 25 6 2 2 3 1 0 0 0 0 0 0 55 76 3.00 1.167																		
45 Scott Oberg, R (7.1) ERA: 4.7	0.2 H 2 0 0 0 0 0 0 0 0 0 0 0 4 7 0.00 0.000																		
38 Mike Dunn, L (7.1) ERA: 1.35	0.1 H 1 0 0 0 1 0 0 0 0 0 0 0 6 8 0.00 0.000																		
29 Bryan Shaw, R (8.1) ERA: 9.53	1.0 H 3 0 0 0 3 0 0 0 0 0 0 0 9 12 0.00 0.000																		
51 Jake McGee, L (9.1) ERA: 2.45	1.0 3 0 0 0 2 0 0 0 0 0 0 0 10 18 0.00 0.000																		

Cincinnati Reds @ Colorado Rockies  
Salt River Fields at Talking Stick, Scottsdale, AZ

AB 33  
R 2  
H 6  
RBI 2  
BB 1  
SO 9  
LOB 13



WP: 0 PA: 34  
PB: 0  
SB: 2  
CS: 0

Batter	1	2	3	4	5	6	7	8	9	AB	R	H	RBI	BB	SO	LOB	BOTTOM		
19 Charlie Blackmon, L (1.8) OBP: 0.333, SLG: 0.595										3	0	0	0	0	0	2			
26 David Dahl, L (8.9) OBP: 0.319, SLG: 0.597										2	2	2	1	0	0	0			
9 DJ LeMahieu, R (1.4) OBP: 0.417, SLG: 0.522										2	1	2	0	1	0	0			
4 Pat Valaika, R (7. PH) OBP: 0.353, SLG: 0.385										0	0	0	1	1	0	0			
28 Nolan Arenado, R (1.5) OBP: 0.364, SLG: 0.571										3	1	1	2	0	0	3			
24 Ryan McMahon, L (7. PH) OBP: 0.403, SLG: 0.581										1	0	1	0	0	0	0			
5 Carlos González, L (1.9) OBP: 0.250, SLG: 0.421										3	1	1	1	0	0	0			
14 Tony Wolters, L (7. PH) OBP: 0.392, SLG: 0.345										2	0	1	1	0	0	3			
27 Trevor Story, R (1.6) OBP: 0.431, SLG: 0.696										3	0	1	0	0	1	0			
Noel Cuevas, R (7. PH) OBP: 0.395, SLG: 0.424										1	0	0	1	1	0	2			
20 Ian Desmond, R (1.3) OBP: 0.239, SLG: 0.378										3	0	2	0	0	0	0			
6 Daniel Castro, R (7. PH) OBP: 0.283, SLG: 0.273										1	0	0	0	0	0	3			
8 Gerardo Parra, L (1.7) OBP: 0.375, SLG: 0.500										3	0	1	0	0	0	2			
88 Derrick Gibson, R (8.5) OBP: 0.368, SLG: 0.588										1	1	1	0	0	0	0			
42 Chris Iannetta, R (1.2) OBP: 0.568, SLG: 0.875										2	0	1	0	0	0	1			
15 Raimel Tapia, L (7. PR) OBP: 0.286, SLG: 0.373										1	1	0	0	0	0	1			
21 Kyle Freeland, L (1.1) ERA: 4.7										2	0	0	0	0	1	2			
45 Scott Oberg, R (7.1) ERA: 4.7										0	0	0	0	0	0	0			
38 Mike Dunn, L (7.1) ERA: 1.35										0	0	0	0	0	0	0			
3 Mike Tauchman, L (7. PH) OBP: 0.271, SLG: 0.379										1	0	0	0	0	0	1			
29 Bryan Shaw, S (8.1) ERA: 9.53										0	0	0	0	0	0	0			
81 Anthony Bamboom, L (8. PH) OBP: 0.271, SLG: 0.379										1	0	1	0	0	0	0			
88 Elliot Soto, R (8. PH) ERA: 2.45										0	1	0	0	0	0	0			
51 Jake McGee, L (9.1) ERA: 2.45										0	0	0	0	0	0	0			
<b>Inning Stats</b>	R: 0 E: 0 K: 0 S: 8	H: 1 LOB: 0 BB: 0 P: 10	R: 0 E: 0 K: 1 S: 7	H: 0 LOB: 0 BB: 0 P: 10	R: 0 E: 0 K: 0 S: 7	H: 1 LOB: 1 BB: 0 P: 7	R: 3 E: 0 K: 0 S: 9	H: 5 LOB: 0 BB: 0 P: 15	R: 0 E: 0 K: 1 S: 15	H: 1 LOB: 2 BB: 1 P: 26	R: 0 E: 0 K: 0 S: 11	H: 1 LOB: 1 BB: 0 P: 15	R: 2 E: 0 K: 0 S: 15	H: 1 LOB: 3 BB: 2 P: 29	R: 3 E: 0 K: 0 S: 22	H: 5 LOB: 2 BB: 0 P: 30	1B: 10 2B: 3 3B: 0 HR: 2	SF: 1 SAC: 0 DP: 1 HBP: 2	WP: 0 PA: 41 PB: 0 SB: 1 CS: 1
<b>PITCHER</b>	IP WLS BF H R ER SO BB IBB HBP BLK WP HR S P ERA WHIP																		
34 Homer Bailey, R (1.1) ERA: 7.5	6.0 L 25 9 3 3 2 1 0 0 0 0 0 0 2 57 83 4.50 1.667																		
49 Zack Weiss, R (7.1) ERA: 4.7	0.2 7 1 2 2 0 2 0 2 0 0 0 0 14 28 27.00 4.500																		
36 Evan Mitchell, R (7.1) ERA: 4.7	0.1 1 0 0 0 0 0 0 0 0 0 0 0 1 1 0.00 0.000																		
61 Kevin Quackenbush, R (8.1) ERA: 3.0	1.0 8 5 3 3 0 0 0 0 0 0 0 0 22 30 27.00 5.000																		

Cincinnati Reds @ Colorado Rockies  
Salt River Fields at Talking Stick, Scottsdale, AZ

AB 35  
R 8  
H 15  
RBI 8  
BB 3  
SO 2  
LOB 20



WP: 0 PA: 41  
PB: 0  
SB: 1  
CS: 1







Batter	1	2	3	4	5	6	7	8	9	AB	R	H	RBI	BB	SO	LOB	TOP																			
51 Ichiro Suzuki, L (1,7) 84 Jorge Solano, R (8,7)										3	0	0	0	1	1	0																				
2 Jean Segura, R (1,6) Zach Vincej, R (5,6) OBP: 0.285, SLG: 0.643 OBP: 0.237, SLG: 0.405										3	0	0	0	0	1	2																				
17 Mitch Haniger, R (1,9) 86 Billy Cooke, R (6,PR) (6,9) (7,8)										3	0	2	0	0	0	0																				
27 Ryon Healy, R (1,3) 82 Logan Taylor, R (6,5) OBP: 0.250, SLG: 0.375										2	0	0	1	0	1	1																				
20 Daniel Vogelbach, L (1,10) OBP: 0.529, SLG: 0.926										4	2	2	3	0	1	2																				
5 Guillermo Heredia, R (1,8) 85 Dimas Ojeda, L (7,9)										1	0	1	0	1	0	0																				
10 Mike Marjama, R (1,2) Tuffy Gosewisch, R (5,2) OBP: 0.178, SLG: 0.296										2	0	1	1	0	0	0																				
7 Andrew Romine, S (1,4) 83 Jhombeyker Morales, R (7,4)										3	0	1	0	0	0	2																				
21 Taylor Motter, R (1,5) OBP: 0.324, SLG: 0.531 (6,3)										4	0	0	0	0	2	1																				
<b>Inning Stats</b>	R: 0 E: 0 K: 2 S: 7	H: 0 LOB: 0 BB: 0 P: 7	R: 1 E: 0 K: 0 S: 4	H: 2 LOB: 1 BB: 1 P: 8	R: 0 E: 0 K: 0 S: 3	H: 0 LOB: 0 BB: 0 P: 3	R: 0 E: 0 K: 1 S: 5	H: 1 LOB: 1 BB: 0 P: 7	R: 0 E: 0 K: 1 S: 6	H: 1 LOB: 2 BB: 0 P: 10	R: 1 E: 0 K: 2 S: 9	H: 2 LOB: 2 BB: 0 P: 10	R: 0 E: 0 K: 1 S: 5	H: 0 LOB: 0 BB: 0 P: 5	R: 3 E: 0 K: 0 S: 5	H: 2 LOB: 1 BB: 2 P: 16	R: 0 E: 0 K: 1 S: 5	H: 0 LOB: 0 BB: 0 P: 5	1B: 4 2B: 3 3B: 0 HR: 1	SF: 1 SAC: 0 DP: 1 HBP: 1	WP: 1 PB: 0 SB: 1 CS: 1	PA: 38														
<b>PITCHER</b>	IP	WLS	BF	H	R	ER	SO	BB	IBB	HBP	BLK	WP	HR	S	P	ERA	WHIP	<b>PITCHER</b>	IP	WLS	BF	H	R	ER	SO	BB	IBB	HBP	BLK	WP	HR	S	P	ERA	WHIP	
35 Chad Bettis, R (1,1) ERA: 4.5	3.0		11	2	1	1	2	1	0	0	0	0	0	14	18	3.00	1.000	29 Bryan Shaw, R (6,1) ERA: 9.0	0.1		2	1	0	0	1	0	0	0	0	0	0	4	4	0.00	3.000	
59 Harrison Musgrave, L (4,1) ERA: 7.2	1.0		4	1	0	0	1	0	0	1	0	0	0	5	7	0.00	1.000	52 Chris Rusin, L (7,1) ERA: 1.04	0.2		2	0	0	0	1	0	0	0	0	0	0	4	4	0.00	0.000	
45 Scott Oberg, R (5,1) ERA: 4.32	0.2		3	1	0	0	1	0	0	0	0	0	0	5	5	0.00	1.500	98 Matt Pierpont, R (7,1) ERA: 33.75	1.0	L	7	2	3	3	0	0	0	0	0	1	6	16	27.00	4.000		
51 Jake McGee, L (5,1) ERA: 3.6	0.1		2	0	0	0	0	1	0	0	0	0	0	1	5	0.00	3.000	97 Jason Garcia, R (8,1) ERA: 3.19	0.1		1	0	0	0	0	0	0	0	0	0	0	1	0	0	0.00	0.000
38 Mike Dunn, L (6,1) ERA: 2.45	0.2	B	3	1	1	1	1	0	0	0	0	1	0	5	6	13.50	1.500	95 Scott McGough, R (9,1)	1.0		3	0	0	0	1	0	0	0	0	0	0	0	5	5	0.00	0.000

Seattle Mariners @ Colorado Rockies  
Salt River Fields at Talking Stick, Scottsdale, AZ  
Tue Mar 27 2018, 3:11 PM - 6:11 PM EDT  
Att: 13,825 - Partly Cloudy - 70 F

AB	31
R	5
H	8
RBI	5
BB	4
SO	8
LOB	12



Batter	1	2	3	4	5	6	7	8	9	AB	R	H	RBI	BB	SO	LOB	BOTTOM																		
19 Charlie Blackmon, L (1,8) 24 Ryan McMahon, L (6,3) OBP: 0.315, SLG: 0.569 OBP: 0.360, SLG: 0.522										3	1	1	0	0	1	1																			
9 DJ LeMahieu, R (1,4) 90 Anthony Phillips, R (5,PR) OBP: 0.464, SLG: 0.519 OBP: 0.200, SLG: 0.200										3	0	2	1	0	0	0																			
28 Nolan Arenado, R (1,5) 38 Mike Dunn, L (6,1) 29 Bryan Shaw, S (6,1)										3	0	0	0	0	0	3																			
14 Tony Wolters, L (7,2) 93 Kyle Cunningham, R (9,2)										3	0	2	1	0	1	0																			
27 Trevor Story, R (1,6) 92 Carlos Herrera, L (5,PR) (6,4)										3	0	1	0	0	0	1																			
5 Carlos González, L (1,9) 94 Tyler Bugner, L (5,PR) (6,9) (7,7)										1	0	0	0	0	0	0																			
20 Ian Desmond, R (1,3) 91 Danny Edgeworth, L (6,5) OBP: 0.231, SLG: 0.340 OBP: 1.000, SLG: 1.000										3	0	0	0	0	0	3																			
8 Gerardo Parra, L (1,7) 89 Cole Anderson, R (7,9)										3	0	1	0	0	1	0																			
42 Chris Iannetta, R (1,2) 52 Chris Rusin, L (7,1) 98 Matt Pierpont, R (7,1) 97 Jason Garcia, R (8,1) 88 Joey Bartoscic, R (8,PR) 95 Scott McGough, R (9,1)										2	0	0	0	0	0	0																			
35 Chad Bettis, R (1,1) 59 Harrison Musgrave, L (4,1) 4 Pat Valaika, R (4,PR) 45 Scott Oberg, R (5,1) 51 Jake McGee, L (5,1) 3 Mike Tauchman, L (6,8) OBP: 0.267, SLG: 0.590 OBP: 0.364, SLG: 0.484 OBP: 0.307, SLG: 0.595										0	0	0	0	1	0	0																			
<b>Inning Stats</b>	R: 1 E: 0 K: 1 S: 6	H: 1 LOB: 0 BB: 0 P: 6	R: 0 E: 0 K: 1 S: 5	H: 0 LOB: 0 BB: 0 P: 5	R: 0 E: 0 K: 1 S: 6	H: 1 LOB: 2 BB: 1 P: 10	R: 0 E: 0 K: 0 S: 5	H: 2 LOB: 3 BB: 1 P: 9	R: 1 E: 0 K: 0 S: 6	H: 3 LOB: 2 BB: 0 P: 6	R: 0 E: 0 K: 1 S: 6	H: 1 LOB: 1 BB: 0 P: 6	R: 0 E: 0 K: 0 S: 5	H: 2 LOB: 1 BB: 0 P: 5	R: 0 E: 0 K: 1 S: 5	H: 0 LOB: 0 BB: 0 P: 5	1B: 7 2B: 2 3B: 1 HR: 0	SF: 0 SAC: 0 DP: 0 HBP: 0	WP: 0 PB: 0 SB: 0 CS: 0	PA: 39															
<b>PITCHER</b>	IP	WLS	BF	H	R	ER	SO	BB	IBB	HBP	BLK	WP	HR	S	P	ERA	WHIP	<b>PITCHER</b>	IP	WLS	BF	H	R	ER	SO	BB	IBB	HBP	BLK	WP	HR	S	P	ERA	WHIP
32 Marco Gonzales, L (1,1) ERA: 2.08	4.2		23	7	2	2	3	2	0	0	0	0	0	27	35	3.86	1.929	80 Scott Kuzminsky, R (9,1) ERA: 3.19	1.0		3	0	0	0	1	0	0	0	0	5	5	0.00	0.000		
39 Edwin Diaz, R (5,1) ERA: 3.0	0.1		1	0	0	0	0	0	0	0	0	0	0	1	1	0.00	0.000																		
53 Dan Altavilla, R (6,1) ERA: 1.69	0.2		2	0	0	0	0	0	0	0	0	0	0	2	2	0.00	0.000																		
88 Michael Koval, R (6,1) ERA: 1.69	1.1	W	5	1	0	0	1	0	0	0	0	0	0	7	7	0.00	0.750																		
90 Matt Walker, R (8,1) ERA: 6.75	1.0	H	5	2	1	1	0	0	0	0	0	0	0	5	5	9.00	2.000																		

Seattle Mariners @ Colorado Rockies  
Salt River Fields at Talking Stick, Scottsdale, AZ  
Tue Mar 27 2018, 3:11 PM - 6:11 PM EDT  
Att: 13,825 - Partly Cloudy - 70 F

AB	37
R	3
H	10
RBI	3
BB	2
SO	5
LOB	14









Batter	1	2	3	4	5	6	7	8	9	AB	R	H	RBI	BB	SO	LOB	TOP				
19 Charlie Blackmon, L OBP: 0.333, SLG: 0.571	F7		K	HR		G4-3-6		G3-1		5	1	1	3	0	1	2					
9 DJ LeMahieu, R OBP: 0.444, SLG: 0.667	27 WP 28 WP BB		BB	HR			F9	BB		2	0	0	0	3	1	0					
28 Nolan Arenado, R OBP: 0.444, SLG: 0.889	K		F8	1B			5 1B	P3		5	1	2	0	0	1	3					
27 Trevor Story, R OBP: 0.111, SLG: 0.111	K		K2-3	F8			K	K		5	0	0	0	0	4	5					
5 Carlos González, L OBP: 0.333, SLG: 0.250		20 HR BB		G4-3		20 G4-6-3	1B			4	1	2	1	1	1	1					
20 Ian Desmond, R OBP: 0.375, SLG: 0.750	HR			G4-6-3		8 HR	1B	FC4		4	2	2	2	0	0	2					
8 Gerardo Parra, L OBP: 0.250, SLG: 0.625	P6			HR			K	G4-3		4	1	1	2	0	1	0					
42 Chris Iannetta, R OBP: 0.750, SLG: 0.714	K			HR		49 E 19 HR FC2	1B			3	1	2	0	1	1	0					
44 Tyler Anderson, L 49 Antonio Senzateña, R 4 Pat Valaika, R 0 Adam Ottavino, S 1 Jake McGee, L 3 Mike Tauchman, L 29 Bryan Shaw, S	K			FC2			F7	FC6-4		1	0	0	0	0	1	0					
<b>Inning Stats</b>	R: 0 E: 0 K: 2 S: 8	H: 0 LOB: 1 BB: 1 P: 16	R: 2 E: 0 K: 2 S: 13	H: 1 LOB: 0 BB: 1 P: 18	R: 0 E: 0 K: 2 S: 7	H: 0 LOB: 1 BB: 1 P: 14	R: 5 E: 1 K: 1 S: 17	H: 5 LOB: 1 BB: 0 P: 26	R: 0 E: 0 K: 0 S: 9	H: 0 LOB: 0 BB: 1 P: 18	R: 1 E: 0 K: 1 S: 14	H: 2 LOB: 1 BB: 0 P: 15	R: 0 E: 0 K: 0 S: 12	H: 1 LOB: 1 BB: 0 P: 19	R: 0 E: 0 K: 2 S: 12	H: 0 LOB: 1 BB: 1 P: 20	1B: 6 2B: 1 3B: 0 HR: 3	SF: 0 SAC: 0 DP: 2 HBP: 0	WP: 3 PB: 0 SB: 1 CS: 0	PA: 41	
<b>PITCHER</b>	IP WLS BF H R ER SO BB IBB HBP BLK WP HR S P ERA WHIP	IP WLS BF H R ER SO BB IBB HBP BLK WP HR S P ERA WHIP	IP WLS BF H R ER SO BB IBB HBP BLK WP HR S P ERA WHIP	IP WLS BF H R ER SO BB IBB HBP BLK WP HR S P ERA WHIP	IP WLS BF H R ER SO BB IBB HBP BLK WP HR S P ERA WHIP	IP WLS BF H R ER SO BB IBB HBP BLK WP HR S P ERA WHIP	IP WLS BF H R ER SO BB IBB HBP BLK WP HR S P ERA WHIP	IP WLS BF H R ER SO BB IBB HBP BLK WP HR S P ERA WHIP	IP WLS BF H R ER SO BB IBB HBP BLK WP HR S P ERA WHIP	IP WLS BF H R ER SO BB IBB HBP BLK WP HR S P ERA WHIP	IP WLS BF H R ER SO BB IBB HBP BLK WP HR S P ERA WHIP	IP WLS BF H R ER SO BB IBB HBP BLK WP HR S P ERA WHIP	IP WLS BF H R ER SO BB IBB HBP BLK WP HR S P ERA WHIP	IP WLS BF H R ER SO BB IBB HBP BLK WP HR S P ERA WHIP	IP WLS BF H R ER SO BB IBB HBP BLK WP HR S P ERA WHIP	IP WLS BF H R ER SO BB IBB HBP BLK WP HR S P ERA WHIP	IP WLS BF H R ER SO BB IBB HBP BLK WP HR S P ERA WHIP	IP WLS BF H R ER SO BB IBB HBP BLK WP HR S P ERA WHIP	IP WLS BF H R ER SO BB IBB HBP BLK WP HR S P ERA WHIP	IP WLS BF H R ER SO BB IBB HBP BLK WP HR S P ERA WHIP	IP WLS BF H R ER SO BB IBB HBP BLK WP HR S P ERA WHIP

**Colorado Rockies @ Arizona Diamondbacks**  
Chase Field, Phoenix, AZ  
Fri Mar 30 2018, 6:40 PM - 10:02 PM MST  
Att: 23,937 - Partly Cloudy - 86 F

AB 36  
R 8  
H 10  
RBI 8  
BB 5  
SO 11  
LOB 16



Batter	1	2	3	4	5	6	7	8	9	AB	R	H	RBI	BB	SO	LOB	BOTTOM				
6 David Peralta, L OBP: 0.500, SLG: 0.375	11 2B 44 BB BB		K	G6-3		G6-3				3	1	0	0	2	1	1					
4 Kotel Marte, S 25 Archie Bradley, R 66 Yoshihisa Hirano, R 5 Alex Avila, L 31 Brad Boxberger, R	F9		L8	K		K		K		4	0	0	0	0	0	0					
44 Paul Goldschmidt, R	11 2B BB		K	HBP		K		K		2	1	0	0	1	2	0					
11 AJ Pollock, R OBP: 0.444, SLG: 0.750	16 S 13 HR 2B		16 1B 3B	F9		K		K		4	2	2	2	0	1	1					
16 Chris Owings, R OBP: 0.600, SLG: 0.500	13 HR BB		22 WP 13 1B 1B	22 1B 13 1B 1B		22 1B 13 1B 1B		K		3	3	2	1	1	1	0					
22 Jake Lamb, L OBP: 0.444, SLG: 0.500	K		13 1B BB	13 1B 36 G5-3 1B		13 1B 36 G5-3 1B		G3		3	1	1	0	1	1	2					
13 Nick Ahmed, R OBP: 0.625, SLG: 1.143	HR		1 1B 1B	36 G5-3 1B		36 G5-3 1B		F8		4	1	3	5	0	0	0					
36 John Ryan Murphy, R	F9		P2	G5-3		G5-3		F7		4	0	0	1	0	0	3					
38 Robbie Ray, L 3 Daniel Descalso, L 29 Jorge De La Rosa, L 10 Deven Marrero, R	L8		G5-3	F7		F7		B1-3		2	0	0	0	0	0	2					
<b>Inning Stats</b>	R: 5 E: 0 K: 1 S: 20	H: 2 LOB: 3 BB: 3 P: 36	R: 0 E: 0 K: 1 S: 7	H: 0 LOB: 0 BB: 0 P: 7	R: 2 E: 0 K: 1 S: 18	H: 3 LOB: 2 BB: 1 P: 33	R: 0 E: 0 K: 1 S: 9	H: 0 LOB: 1 BB: 0 P: 13	R: 2 E: 0 K: 0 S: 17	H: 3 LOB: 1 BB: 0 P: 28	R: 0 E: 0 K: 3 S: 11	H: 0 LOB: 0 BB: 0 P: 14	R: 0 E: 0 K: 1 S: 9	H: 0 LOB: 0 BB: 0 P: 11	R: 0 E: 0 K: 1 S: 5	H: 0 LOB: 1 BB: 1 P: 13	1B: 5 2B: 1 3B: 1 HR: 1	SF: 0 SAC: 0 DP: 0 HBP: 1	WP: 2 PB: 0 SB: 1 CS: 0	PA: 38	
<b>PITCHER</b>	IP WLS BF H R ER SO BB IBB HBP BLK WP HR S P ERA WHIP	IP WLS BF H R ER SO BB IBB HBP BLK WP HR S P ERA WHIP	IP WLS BF H R ER SO BB IBB HBP BLK WP HR S P ERA WHIP	IP WLS BF H R ER SO BB IBB HBP BLK WP HR S P ERA WHIP	IP WLS BF H R ER SO BB IBB HBP BLK WP HR S P ERA WHIP	IP WLS BF H R ER SO BB IBB HBP BLK WP HR S P ERA WHIP	IP WLS BF H R ER SO BB IBB HBP BLK WP HR S P ERA WHIP	IP WLS BF H R ER SO BB IBB HBP BLK WP HR S P ERA WHIP	IP WLS BF H R ER SO BB IBB HBP BLK WP HR S P ERA WHIP	IP WLS BF H R ER SO BB IBB HBP BLK WP HR S P ERA WHIP	IP WLS BF H R ER SO BB IBB HBP BLK WP HR S P ERA WHIP	IP WLS BF H R ER SO BB IBB HBP BLK WP HR S P ERA WHIP	IP WLS BF H R ER SO BB IBB HBP BLK WP HR S P ERA WHIP	IP WLS BF H R ER SO BB IBB HBP BLK WP HR S P ERA WHIP	IP WLS BF H R ER SO BB IBB HBP BLK WP HR S P ERA WHIP	IP WLS BF H R ER SO BB IBB HBP BLK WP HR S P ERA WHIP	IP WLS BF H R ER SO BB IBB HBP BLK WP HR S P ERA WHIP	IP WLS BF H R ER SO BB IBB HBP BLK WP HR S P ERA WHIP	IP WLS BF H R ER SO BB IBB HBP BLK WP HR S P ERA WHIP	IP WLS BF H R ER SO BB IBB HBP BLK WP HR S P ERA WHIP	IP WLS BF H R ER SO BB IBB HBP BLK WP HR S P ERA WHIP

**Colorado Rockies @ Arizona Diamondbacks**  
Chase Field, Phoenix, AZ  
Fri Mar 30 2018, 6:40 PM - 10:02 PM MST  
Att: 23,937 - Partly Cloudy - 86 F

AB 32  
R 9  
H 8  
RBI 9  
BB 5  
SO 9  
LOB 12









Batter	1	2	3	4	5	6	7	8	9	AB	R	H	RBI	BB	SO	LOB	TOP						
19 Charlie Blackmon, L (1.8) OBP: 0.444, SLG: 1.250	2-1 9 1B 28 SF7 2B	L6		1-1 2B		L8			1-2 HR	5	2	3	1	0	0	2							
9 DJ LeMahieu, R (1.4) OBP: 0.444, SLG: 0.786	0-0 5 FC3-5 1B		4-0 28 G4-3 5 2B BB	1-1 G6-3			0-0 P4		1-0 HR	4	2	2	1	1	0	2							
28 Nolan Arenado, R (1.5) OBP: 0.333, SLG: 0.533	2-0 SF7		3-2 G4-3	1-3 20 HR BB		4-1 20 HR BB	1-3 K		4-1 27 BB 8 BB BB	2	1	0	1	2	1	1							
5 Carlos González, L (1.9) OBP: 0.333, SLG: 0.353	1-0 FC3-5		1-1 20 2B	1-1 20 2B		3-1 F8	2-2 1B		0-1 P2	5	1	2	1	0	0	3							
20 Ian Desmond, R (1.3) OBP: 0.400, SLG: 0.867	1-0 G3-1		3-H 27 2-5 2B	1-2 2H 2B		2-1 HR	2-3 K		1-0 P4	5	1	2	3	0	1	3							
8 Gerardo Parra, L (1.7) OBP: 0.235, SLG: 0.375		0-2 G4-3	1-0 L4			1-0 G4-3		3-1 1B	4-2 27 BB BB	4	0	1	0	1	0	1							
27 Trevor Story, R (1.6) OBP: 0.176, SLG: 0.125		1-2 35 FC3-5 42 S 1B	3-2 2-5	2-1 L6		2-2 L9		0-0 F8	1-2 BB	4	0	1	0	1	0	1							
42 Chris Iannetta, R (1.2) OBP: 0.538, SLG: 0.455		4-2 35 FC3-5 BB		2-1 G6-3		1-3 K		0-0 P6	0-0 G1-3	4	0	0	0	1	1	4							
35 Chad Bettis, R (1.1) 24 Ryan McMahon, L (6. PH) 0 Adam Ottavino, S (6.1) 29 Bryan Shaw, S (7.1) 3 Mike Tauchman, L (8. PH) 51 Jake McGee, L (8.1) 52 Chris Rusin, L (9.1) 71 Wade Davis, R (9.1)		0-0 FC3-5		3-1 19 2B 1B		2-2 L5		2-0 F9		2	0	1	0	0	0	2							
<b>Inning Stats</b>	R: 1 E: 0 K: 0 S: 6	H: 2 LOB: 1 BB: 0 P: 12	R: 0 E: 0 K: 0 S: 11	H: 1 LOB: 2 BB: 1 P: 16	R: 2 E: 1 K: 0 S: 13	H: 2 LOB: 1 BB: 1 P: 26	R: 0 E: 0 K: 0 S: 10	H: 2 LOB: 0 BB: 0 P: 19	R: 2 E: 0 K: 1 S: 9	H: 1 LOB: 0 BB: 0 P: 21	R: 0 E: 0 K: 2 S: 12	H: 1 LOB: 1 BB: 0 P: 17	R: 0 E: 0 K: 0 S: 5	H: 1 LOB: 1 BB: 0 P: 10	R: 2 E: 0 K: 0 S: 17	H: 2 LOB: 3 BB: 3 P: 32	1B: 5 2B: 4 3B: 0 HR: 3	SF: 1 SAC: 0 DP: 0 HBP: 0	WP: 0 PB: 0 SB: 1 CS: 0	PA: 44			
<b>PITCHER</b>	IP WLS BF H R ER SO BB IBB HBP BLK WP HR S P ERA WHIP	5.0 L 26 8 5 5 0 3 0 0 0 0 1 49 94 9.00 2.200	3.0 11 2 0 0 3 0 0 0 0 0 0 2 26 39 0.00 0.667	0.2 6 2 2 2 0 2 0 0 0 0 2 12 23 27.00 6.000	0.1 2 0 0 0 0 1 0 0 0 0 0 5 9 0.00 3.000																		

Batter	1	2	3	4	5	6	7	8	9	AB	R	H	RBI	BB	SO	LOB	BOTTOM						
7 Manuel Margot, R (1.8) OBP: 0.263, SLG: 0.125	1-0 G6-3	4-1 BB		2-3 K		2-2 L5			3-2 G4-3	4	0	0	0	1	1	0							
4 Wil Myers, R (1.9) OBP: 0.250, SLG: 0.500	0-0 HR	0-1 F8		0-0 P4			2-2 P3		4-2 30 G4-3 2 BB	3	1	1	1	0	0	3							
10 Hunter Renfroe, R (6.9) OBP: 0.375, SLG: 0.500								2-0 F7	0-0 G4-3	4	1	2	0	1	0	1							
30 Eric Hosmer, L (1.3) OBP: 0.474, SLG: 0.625	4-2 2 FC6-4 BB		3-2 2 G5-3 20 2B	0-0 F7			2-0 F9		1-2 G4-3	5	0	1	1	0	1	3							
2 José Pirela, R (1.7) OBP: 0.263, SLG: 0.421	2-1 FC6-4 20 WP		0-0 G5-3		3-3 K		1-1 F9		1-2 3B	5	0	1	1	0	1	3							
20 Carlos Asuaje, L (1.4) OBP: 0.353, SLG: 0.400	1-1 G4-3		1-1 12 WP 2B	1-2 1B			0-0 G6-3		1-2 L7	5	0	2	1	0	0	3							
12 Chase Headley, S (1.5) 27 Jordan Lyles, R (6.1) 23 Matt Szczur, R (8. PH) 44 Kyle McGrath, L (9.1) 90 Adam Cimber, R (9.1)		1-2 G5-3	2-2 K		2-3 K		2-3 K		2-3 K	3	0	0	0	0	2	2							
13 Freddy Galvis, S (1.6) OBP: 0.471, SLG: 0.571		4-2 7 BB 50 1B BB	4-1 17 HBP BB		2-2 P4		0-0 G5-3			2	0	0	0	2	0	1							
17 A.J. Ellis, R (1.2) OBP: 0.375, SLG: 1.147		0-0 L9		1-1 HBP		1-3 K		2-3 K		3	0	0	0	0	2	1							
50 Bryan Mitchell, L (1.1) OBP: 0.500, SLG: 0.500		0-1 7 BB 1B		0-1 G1-3		2-3 K			1-1 HR	2	0	1	0	0	0	3							
15 Cory Spangenberg, L (6.5)										2	1	1	1	0	1	0							
<b>Inning Stats</b>	R: 1 E: 0 K: 0 S: 8	H: 1 LOB: 1 BB: 1 P: 16	R: 0 E: 0 K: 0 S: 11	H: 1 LOB: 3 BB: 2 P: 20	R: 1 E: 0 K: 1 S: 16	H: 2 LOB: 3 BB: 1 P: 27	R: 0 E: 0 K: 1 S: 5	H: 0 LOB: 0 BB: 0 P: 7	R: 0 E: 0 K: 2 S: 11	H: 1 LOB: 1 BB: 0 P: 18	R: 0 E: 0 K: 2 S: 9	H: 1 LOB: 1 BB: 0 P: 15	R: 0 E: 0 K: 2 S: 10	H: 0 LOB: 0 BB: 0 P: 14	R: 2 E: 0 K: 0 S: 15	H: 2 LOB: 1 BB: 1 P: 25	1B: 2 2B: 3 3B: 1 HR: 2	SF: 0 SAC: 0 DP: 0 HBP: 1	WP: 2 PB: 0 SB: 0 CS: 0	PA: 41			
<b>PITCHER</b>	IP WLS BF H R ER SO BB IBB HBP BLK WP HR S P ERA WHIP	5.0 H 3 0 0 0 2 4 0 0 0 0 0 9 14 0.00 0.000	1.0 H 4 1 0 0 0 0 0 0 0 0 0 9 15 0.00 1.000	1.0 H 3 0 0 0 2 0 0 0 0 0 0 10 14 0.00 0.000	0.2 5 2 2 2 0 0 1 0 0 0 0 1 12 21 27.00 4.500																		

Colorado Rockies @ San Diego Padres  
 Petco Park, San Diego, CA  
 Mon Apr 02 2018, 7:11 PM - 10:22 PM PDT  
 Att: 16,899 - Cloudy - 61 F

AB 37  
 R 7  
 H 12  
 RBI 7  
 BB 6  
 SO 3  
 LOB 20



Colorado Rockies @ San Diego Padres  
 Petco Park, San Diego, CA  
 Mon Apr 02 2018, 7:11 PM - 10:22 PM PDT  
 Att: 16,899 - Cloudy - 61 F


AB 35  
 R 4  
 H 8  
 RBI 4  
 BB 5  
 SO 8  
 LOB 17






Batter	1	2	3	4	5	6	7	8	9	AB	R	H	RBI	BB	SO	LOB	TOP										
19 Charlie Blackmon, L OBP: 0.409, SLG: 1.053	F9		9 BB 28 2B		G3-1			P4		3	1	0	0	1	0	0	<b>Colorado Rockies @ San Diego Padres</b> Petco Park, San Diego, CA Tue Apr 03 2018, 7:11 PM - 9:57 PM PDT Att: 19,283 - Partly Cloudy - 67 F										
9 DJ LeMahieu, R OBP: 0.455, SLG: 0.688	BB		28 2B		G1-6-3			G6-3		2	0	0	0	2	0	0											
28 Nolan Arenado, R OBP: 0.318, SLG: 0.526	L9		2B		F9			K		4	0	1	2	0	1	1											
5 Carlos González, L OBP: 0.273, SLG: 0.286	G4-3		L7		K			K		4	0	0	0	0	2	2											
8 Gerardo Parra, L OBP: 0.286, SLG: 0.421	G4-3		27 1B 42 1B		G3-1			42 DI 42 1B		3	2	1	0	1	0	0											
27 Trevor Story, R OBP: 0.190, SLG: 0.150	L8		42 1B		F8			F8		4	0	1	0	0	0	1											
42 Chris Iannetta, R OBP: 0.529, SLG: 0.467	G4-3		1B		G6-3			24 BB 1B		4	0	2	2	0	0	0											
24 Ryan McMahon, L	G5-3		K		G3			1B		3	0	0	0	1	1	1											
21 Kyle Freeland, L 45 Scott Oberg, R 3 Mike Tauchman, L 49 Antonio Senzateña, R 38 Mike Dunn, L 4 Pat Valaika, R	G2-3		9 BB 28 2B		G1-3			K		2	1	1	0	0	0	1											
<b>Inning Stats</b>	R: 0 E: 0 K: 0 S: 6	H: 0 LOB: 1 BB: 1 P: 15	R: 0 E: 0 K: 0 S: 8	H: 0 LOB: 0 BB: 0 P: 12	R: 2 E: 0 K: 0 S: 7	H: 2 LOB: 1 BB: 2 P: 18	R: 1 E: 0 K: 1 S: 15	H: 3 LOB: 1 BB: 0 P: 20	R: 0 E: 0 K: 1 S: 7	H: 0 LOB: 0 BB: 0 P: 11	R: 0 E: 0 K: 0 S: 9	H: 0 LOB: 0 BB: 0 P: 11	R: 0 E: 0 K: 1 S: 8	H: 0 LOB: 0 BB: 0 P: 16	R: 1 E: 0 K: 2 S: 14	H: 1 LOB: 2 BB: 2 P: 25		1B: 4 2B: 2 3B: 0 HR: 0	SF: 0 SAC: 0 DP: 0 HBP: 0	WP: 0 PB: 0 SB: 0 CS: 0	PA: 36						
<b>PITCHER</b>	IP	WLS	BF	H	R	ER	SO	BB	IBB	HBP	BLK	WP	HR	S	P	ERA	WHIP										
38 Tyson Ross, R ERA: 4.5	6.0	W	24	5	3	3	2	3	0	0	0	0	0	47	81	4.50	1.333										
34 Craig Stammen, R ERA:	1.0	H	3	0	0	0	0	0	0	0	0	0	0	9	11	0.00	0.000										
39 Kirby Yates, R ERA:	1.0		3	0	0	0	1	0	0	0	0	0	0	8	16	0.00	0.000										
53 Kazuhisa Makita, R ERA: 4.5	0.2	S	5	1	1	1	1	2	0	0	0	0	0	11	21	13.50	4.500										
52 Brad Hand, L ERA: 5.4	0.1	S	1	0	0	0	1	0	0	0	0	0	0	3	4	0.00	0.000										

AB 31  
R 4  
H 6  
RBI 4  
BB 5  
SO 5  
LOB 8



Batter	1	2	3	4	5	6	7	8	9	AB	R	H	RBI	BB	SO	LOB	BOTTOM											
7 Manuel Margot, R OBP: 0.217, SLG: 0.100	G4-3		G5-3		K			P3		4	0	0	0	0	1	1	<b>Colorado Rockies @ San Diego Padres</b> Petco Park, San Diego, CA Tue Apr 03 2018, 7:11 PM - 9:57 PM PDT Att: 19,283 - Partly Cloudy - 67 F											
2 José Pireta, R OBP: 0.394, SLG: 0.435 53 Kazuhisa Makita, R 52 Brad Hand, L	G1-3		G5-3		10 2B 13 1B		10 S 22 HR	1B		4	2	2	0	0	0	0												
30 Eric Hosmer, L OBP: 0.435, SLG: 0.526	G5-3		10 BB G6-4-3		K		K	K		3	0	0	0	1	2	2												
10 Hunter Renfroe, R OBP: 0.417, SLG: 0.556	K		G6-4-3		13 1B 20 FC1		22 HR BB	BB		3	2	1	0	1	1	1												
22 Christian Villanueva, R OBP: 0.500, SLG: 1.714	HR		HR		13 1B 20 FC1		1-H 2-H	HR		3	4	3	5	0	0	0												
13 Freddy Galvis, S OBP: 0.429, SLG: 0.500	K		G6-3		17 L9 20 FC1		F7			4	0	1	2	0	1	0												
20 Carlos Asuaje, L OBP: 0.333, SLG: 0.333	BB		K		FC1		G1-3			3	0	0	1	1	1	1												
17 A.J. Ellis, R OBP: 0.375, SLG: 0.167	P6		K		L9		BB			3	0	1	0	1	0	3												
38 Tyson Ross, R 15 Cory Spangenberg, L 34 Craig Stammen, R 39 Kirby Yates, L 23 Matt Szczur, R	K		K		FC2-6		L8			2	0	0	0	0	1	1												
<b>Inning Stats</b>	R: 0 E: 0 K: 0 S: 8	H: 0 LOB: 0 BB: 0 P: 12	R: 1 E: 0 K: 2 S: 13	H: 1 LOB: 1 BB: 1 P: 25	R: 0 E: 0 K: 1 S: 6	H: 0 LOB: 0 BB: 0 P: 11	R: 1 E: 0 K: 0 S: 7	H: 1 LOB: 0 BB: 1 P: 14	R: 0 E: 0 K: 2 S: 9	H: 1 LOB: 1 BB: 0 P: 15	R: 3 E: 0 K: 1 S: 22	H: 3 LOB: 2 BB: 0 P: 33	R: 3 E: 0 K: 1 S: 17	H: 2 LOB: 0 BB: 1 P: 26	R: 0 E: 0 K: 0 S: 7	H: 0 LOB: 0 BB: 1 P: 13		1B: 4 2B: 1 3B: 0 HR: 3	SF: 0 SAC: 0 DP: 2 HBP: 1	WP: 0 PB: 0 SB: 1 CS: 0	PA: 36							
<b>PITCHER</b>	IP	WLS	BF	H	R	ER	SO	BB	IBB	HBP	BLK	WP	HR	S	P	ERA	WHIP											
21 Kyle Freeland, L ERA: 6.75	5.1	L	22	5	4	4	6	2	0	0	0	0	0	15	23	6.75	1.500											
45 Scott Oberg, R ERA: 6.75	0.2	B	5	1	1	1	0	0	0	1	0	0	0	1	17	26	27.00	3.000										
49 Antonio Senzateña, R ERA: 12.27	1.0		6	2	3	3	1	1	0	0	0	0	0	7	13	0.00	1.000											
38 Mike Dunn, L ERA: 9.0	1.0		3	0	0	0	0	1	0	0	0	0	0	0	0	0	0											

AB 31  
R 8  
H 8  
RBI 8  
BB 4  
SO 7  
LOB 12





Batter	1	2	3	4	5	6	7	8	9	AB	R	H	RBI	BB	SO	LOB	TOP				
19 Charlie Blackmon, L (1,8) OBP: 0.407, SLG: 0.917										5	2	2	0	0	1	0	<b>Colorado Rockies @ San Diego Padres</b> Petco Park, San Diego, CA Wed Apr 04 2018, 7:10 PM - 9:51 PM PDT Att: 19,698 - Partly Cloudy - 59 F				
9 DJ LeMahieu, R (1,4) OBP: 0.444, SLG: 0.619										5	2	2	0	0	0	0					
28 Nolan Arenado, R (1,5) OBP: 0.385, SLG: 0.571										2	1	1	1	2	0	0					
20 Ian Desmond, R (1,7) OBP: 0.421, SLG: 0.789										4	0	2	2	0	2	3					
27 Trevor Story, R (1,6) OBP: 0.240, SLG: 0.217										3	0	1	2	1	1	1					
5 Carlos González, L (1,9) OBP: 0.269, SLG: 0.280										4	0	1	0	0	1	3					
4 Pat Valaika, R (1,3)										4	0	0	0	0	2	4					
51 Jake McGee, L (8,1)										0	0	0	0	0	0	0					
29 Bryan Shaw, S (8,1)										0	0	0	0	0	0	0					
71 Wade Davis, R (9,1)										0	0	0	0	0	0	0					
14 Tony Wolters, L (1,2)										4	0	0	0	0	3	1					
55 Jon Gray, R (1,1)										3	0	0	0	0	0	0					
24 Ryan McMahon, L (8,3)										1	0	0	0	0	1	0					
<b>Inning Stats</b>	R: 3 E: 0 K: 1 S: 17	H: 4 LOB: 1 BB: 0 P: 27	R: 2 E: 0 K: 0 S: 12	H: 3 LOB: 2 BB: 1 P: 16	R: 0 E: 0 K: 2 S: 9	H: 1 LOB: 1 BB: 0 P: 16	R: 0 E: 0 K: 1 S: 10	H: 0 LOB: 0 BB: 2 P: 14	R: 0 E: 0 K: 1 S: 7	H: 0 LOB: 2 BB: 2 P: 11	R: 0 E: 0 K: 1 S: 12	H: 1 LOB: 1 BB: 0 P: 19	R: 0 E: 0 K: 2 S: 9	H: 0 LOB: 0 BB: 0 P: 14	R: 0 E: 0 K: 1 S: 11	H: 0 LOB: 0 BB: 0 P: 14	1B: 7 2B: 2 3B: 0 HR: 0	SF: 0 SAC: 0 DP: 0 HBP: 0	WP: 1 PB: 0 SB: 0 CS: 0	PA: 38	
<b>PITCHER</b>	IP	WLS	BF	H	R	ER	SO	BB	IBB	HBP	BLK	WP	HR	S	P	ERA	WHIP				
3 Clayton Richard, L (1,1) ERA: 4.5	5.0	L	25	8	5	5	6	2	1	0	0	1	0	60	99	9.00	2.000				
90 Adam Cimber, R (6,1) ERA: 3.35	1.0		3	0	0	0	1	0	0	0	0	0	0	7	11	0.00	0.000				
41 Robbie Erlin, L (7,1) ERA: 3.18	2.0		7	1	0	0	3	0	0	0	0	0	0	21	33	0.00	0.500				
53 Kazuhisa Makita, R (9,1) ERA: 3.0	1.0		3	0	0	0	1	0	0	0	0	0	0	11	14	0.00	0.000				

Batter	1	2	3	4	5	6	7	8	9	AB	R	H	RBI	BB	SO	LOB	BOTTOM					
2 José Pirela, R (1,9) OBP: 0.333, SLG: 0.400										2	1	0	0	1	0	0	<b>Colorado Rockies @ San Diego Padres</b> Petco Park, San Diego, CA Wed Apr 04 2018, 7:10 PM - 9:51 PM PDT Att: 19,698 - Partly Cloudy - 59 F					
20 Carlos Asuaje, L (1,4) OBP: 0.360, SLG: 0.364										4	0	2	0	0	1	0						
30 Eric Hosmer, L (1,3) OBP: 0.370, SLG: 0.435										4	1	0	0	0	2	3						
22 Christian Villanueva, R (1,5) OBP: 0.364, SLG: 1.200										3	0	0	0	0	1	2						
41 Robbie Erlin, R (7,1) OBP: 1.000, SLG: 1.000										0	0	0	0	0	0	0						
10 Hunter Renfro, R (8,PH) OBP: 0.462, SLG: 0.600										1	0	1	1	0	0	0						
15 Cory Spangenberg, L (1,7) OBP: 0.385, SLG: 0.917										4	0	2	0	0	1	1						
53 Kazuhisa Makita, R (9,1)										0	0	0	0	0	0	0						
13 Freddy Galvis, S (1,6) OBP: 0.400, SLG: 0.429										3	0	0	0	1	1	2						
23 Matt Szczur, R (1,8) OBP: 0.286, SLG: 0.286										4	0	1	0	0	0	3						
18 Austin Hedges, R (1,2) OBP: 0.125, SLG: 0.267										4	0	0	0	0	0	3						
3 Clayton Richard, L (1,1)										1	0	0	0	0	0	0						
90 Adam Cimber, R (6,1)										0	0	0	0	0	0	0						
12 Chase Headley, S (6,PH) (7,5)										2	0	0	0	0	1	0						
<b>Inning Stats</b>	R: 0 E: 0 K: 1 S: 8	H: 0 LOB: 0 BB: 0 P: 11	R: 0 E: 0 K: 1 S: 10	H: 1 LOB: 1 BB: 0 P: 14	R: 0 E: 0 K: 0 S: 11	H: 0 LOB: 0 BB: 0 P: 17	R: 0 E: 0 K: 1 S: 5	H: 0 LOB: 0 BB: 0 P: 9	R: 0 E: 0 K: 2 S: 10	H: 1 LOB: 1 BB: 0 P: 13	R: 0 E: 0 K: 2 S: 9	H: 1 LOB: 2 BB: 0 P: 16	R: 0 E: 0 K: 2 S: 10	H: 1 LOB: 1 BB: 0 P: 13	R: 2 E: 1 K: 0 S: 11	H: 2 LOB: 1 BB: 1 P: 16	R: 0 E: 0 K: 0 S: 9	H: 0 LOB: 0 BB: 1 P: 15	1B: 5 2B: 1 3B: 0 HR: 0	SF: 0 SAC: 0 DP: 1 HBP: 1	WP: 0 PB: 0 SB: 0 CS: 0	PA: 35
<b>PITCHER</b>	IP	WLS	BF	H	R	ER	SO	BB	IBB	HBP	BLK	WP	HR	S	P	ERA	WHIP					
55 Jon Gray, R (1,1) ERA: 2.45	7.0	W	26	4	0	0	7	1	0	0	0	0	0	63	93	0.00	0.571					
51 Jake McGee, L (8,1) ERA: 2.45	0.2		4	1	2	1	0	1	0	0	0	0	0	8	13	13.50	3.000					
29 Bryan Shaw, R (8,1) ERA:	0.1		2	1	0	0	0	0	0	0	0	0	0	3	3	0.00	3.000					
71 Wade Davis, R (9,1) ERA:	1.0	S	3	0	0	0	0	1	0	0	0	0	0	9	15	0.00	1.000					

AB	35
R	5
H	9
RBI	5
BB	3
SO	11
LOB	12





Batter	1	2	3	4	5	6	7	8	9	AB	R	H	RBI	BB	SO	LOB	TOP											
19 Charlie Blackmon, L (1,8) OBP: 0.406, SLG: 0.828										5	0	2	0	0	1	3	<b>Colorado Rockies @ San Diego Padres</b> Petco Park, San Diego, CA Thu Apr 05 2018, 12:42 PM - 3:38 PM PDT Att: 20,509 - Partly Cloudy - 65 F											
9 DJ LeMahieu, R (1,4) OBP: 0.469, SLG: 0.600										4	0	2	2	1	1													
28 Nolan Arenado, R (1,5) OBP: 0.355, SLG: 0.480										4	0	0	0	1	0	4												
20 Ian Desmond, R (1,7) OBP: 0.348, SLG: 0.652										4	0	0	0	0	2	5												
27 Trevor Story, R (1,6) OBP: 0.241, SLG: 0.192										3	1	0	0	1	2	2												
42 Chris Iannetta, R (1,2) OBP: 0.476, SLG: 0.389										3	1	0	0	1	1	0												
8 Gerardo Parra, L (1,9) OBP: 0.292, SLG: 0.381										2	1	0	0	1	1	0												
4 Pat Valaika, R (1,3)										2	0	0	0	1	0	0												
71 Wade Davis, R (9,1)										0	0	0	0	0	0	0												
44 Tyler Anderson, L (1,1)										2	0	0	0	0	2	2												
24 Ryan McMahon, L (7,3)										1	0	0	1	1	0	0												
0 Adam Ottavino, S (7,1)										0	0	0	0	0	0	0												
5 Carlos González, L (9,PH) OBP: 0.269, SLG: 0.269										1	0	0	0	0	1	3												
<b>Inning Stats</b>	R: 0 E: 0 K: 0 S: 9	H: 1 LOB: 1 BB: 1 P: 15	R: 0 E: 0 K: 2 S: 16	H: 0 LOB: 2 BB: 2 P: 30	R: 0 E: 0 K: 1 S: 9	H: 0 LOB: 0 BB: 0 P: 13	R: 0 E: 0 K: 2 S: 9	H: 0 LOB: 0 BB: 0 P: 15	R: 0 E: 0 K: 2 S: 8	H: 0 LOB: 0 BB: 0 P: 11	R: 0 E: 0 K: 1 S: 11	H: 1 LOB: 2 BB: 0 P: 14	R: 0 E: 0 K: 1 S: 6	H: 0 LOB: 0 BB: 0 P: 8	R: 0 E: 0 K: 0 S: 6	H: 1 LOB: 2 BB: 1 P: 14	R: 3 E: 1 K: 2 S: 18	H: 1 LOB: 2 BB: 3 P: 34	1B: 4 2B: 0 3B: 0 HR: 0	SF: 0 DP: 0 HBP: 0	WP: 0 PA: 39 PB: 0 SB: 1 CS: 1							
<b>PITCHER</b>	IP	WLS	BF	H	R	ER	SO	BB	IBB	HBP	BLK	WP	HR	S	P	ERA	WHIP											
37 Joey Lucchesi, L (1,1) ERA: 2.79	5.0		18	1	0	0	7	3	0	0	0	0	0	51	84	0.00	0.800											
88 Phil Maton, R (6,1) ERA:	1.0		5	1	0	0	1	0	0	0	0	0	0	11	14	0.00	1.000											
34 Craig Stammen, R (7,1) ERA:	2.0		8	1	0	0	1	0	1	0	0	0	0	12	22	0.00	0.500											
52 Brad Hand, L (9,1) ERA: 4.5	0.2	L	7	1	3	0	2	3	0	0	0	0	0	16	31	0.00	6.000											
27 Jordan Lyles, R (9,1) ERA:	0.1		1	0	0	0	0	0	0	0	0	0	0	2	3	0.00	0.000											
<b>Batter</b>	<b>1</b>	<b>2</b>	<b>3</b>	<b>4</b>	<b>5</b>	<b>6</b>	<b>7</b>	<b>8</b>	<b>9</b>	<b>AB</b>	<b>R</b>	<b>H</b>	<b>RBI</b>	<b>BB</b>	<b>SO</b>	<b>LOB</b>	<b>BOTTOM</b>											
7 Manuel Margot, R (1,8) OBP: 0.222, SLG: 0.250										4	1	1	1	0	1	0	<b>Colorado Rockies @ San Diego Padres</b> Petco Park, San Diego, CA Thu Apr 05 2018, 12:42 PM - 3:38 PM PDT Att: 20,509 - Partly Cloudy - 65 F											
2 José Pireta, R (1,7) OBP: 0.290, SLG: 0.345										4	0	0	0	0	0	0												
30 Eric Hosmer, L (1,3) OBP: 0.355, SLG: 0.407										4	0	1	0	0	1	0												
10 Hunter Renfroe, R (1,9) OBP: 0.412, SLG: 0.500										4	0	1	0	0	1	1												
22 Christian Villanueva, R (1,5) OBP: 0.286, SLG: 0.923										3	0	0	0	0	2	1												
13 Freddy Galvis, S (1,6) OBP: 0.429, SLG: 0.458										3	0	2	0	0	0	0												
20 Carlos Asuaje, L (1,4) OBP: 0.357, SLG: 0.360										3	0	1	0	0	0	0												
18 Austin Hedges, R (1,2) OBP: 0.105, SLG: 0.222										3	0	0	0	0	2	2												
37 Joey Lucchesi, L (1,1) ERA: 2.79	6.0		22	4	0	0	4	0	0	0	0	0	0	62	84	0.00		0.667										
88 Phil Maton, R (6,1) ERA:	2.0	W	5	1	0	0	2	0	0	0	0	0	0	15	22	0.00		0.500										
34 Craig Stammen, R (7,1) ERA:	1.0	S	4	1	1	1	2	0	0	0	0	0	0	1	11	17	9.00	1.000										
15 Cory Spangenberg, L (8,PH) OBP: 0.377, SLG: 0.046										1	0	0	0	0	0	0	0											
52 Brad Hand, L (9,1) ERA: 4.5										1	0	0	0	0	0	0	0											
27 Jordan Lyles, R (9,1) ERA:										1	0	0	0	0	0	0	0											
<b>Inning Stats</b>	R: 0 E: 0 K: 1 S: 7	H: 0 LOB: 0 BB: 0 P: 8	R: 0 E: 0 K: 1 S: 6	H: 0 LOB: 0 BB: 0 P: 8	R: 0 E: 0 K: 1 S: 9	H: 0 LOB: 0 BB: 0 P: 14	R: 0 E: 0 K: 2 S: 8	H: 1 LOB: 1 BB: 0 P: 12	R: 0 E: 0 K: 2 S: 18	H: 2 LOB: 2 BB: 0 P: 23	R: 0 E: 0 K: 0 S: 11	H: 0 LOB: 0 BB: 0 P: 16	R: 0 E: 0 K: 1 S: 9	H: 2 LOB: 0 BB: 0 P: 12	R: 0 E: 0 K: 1 S: 9	H: 0 LOB: 0 BB: 0 P: 13	R: 1 E: 0 K: 2 S: 11	H: 1 LOB: 0 BB: 0 P: 17	1B: 5 2B: 0 3B: 0 HR: 1	SF: 0 DP: 0 HBP: 0	WP: 0 PA: 32 PB: 0 SB: 0 CS: 1							
<b>PITCHER</b>	IP	WLS	BF	H	R	ER	SO	BB	IBB	HBP	BLK	WP	HR	S	P	ERA	WHIP											
44 Tyler Anderson, L (1,1) ERA: 7.56	6.0		22	4	0	0	4	0	0	0	0	0	0	62	84	0.00	0.667											
0 Adam Ottavino, R (7,1) ERA:	2.0	W	5	1	0	0	2	0	0	0	0	0	0	15	22	0.00	0.500											
71 Wade Davis, R (9,1) ERA: 2.7	1.0	S	4	1	1	1	2	0	0	0	0	0	0	1	11	17	9.00	1.000										

AB	31
R	3
H	4
RBI	3
BB	7
SO	11
LOB	20



AB	31
R	1
H	6
RBI	1
BB	0
SO	8
LOB	6





Batter	1	2	3	4	5	6	7	8	9	AB	R	H	RBI	BB	SO	LOB	TOP					
11 Ender Inciarte, L (1, 8) OBP: 0.265, SLG: 0.258	G1-3	L7		F7	L7			G3-6-3 1B		5	0	1	0	0	0	1	<b>Atlanta Braves @ Colorado Rockies</b> Coors Field, Denver, CO Fri Apr 06 2018, 3:12 PM - 6:07 PM MDT Att: 48,216 - Snow - 27 F					
1 Ozzie Albies, S (1, 4) OBP: 0.205, SLG: 0.500	HR	L9		P6		5 1B		G3-6-3 1-2		5	2	2	1	0	0	1						
5 Freddie Freeman, L (1, 3) OBP: 0.618, SLG: 0.818	24 1B 20 SF8 BB	G6-3		G3		22 G3-1 1B		24 FC5 22 1B BB		3	1	1	1	2	0	0						
22 Nick Markakis, L (1, 9) OBP: 0.412, SLG: 0.483	24 1B 7 3B BB		G5-3		F8	G3-1		24 FC5 1B		4	1	1	0	1	0	1						
24 Kurt Suzuki, R (1, 2) OBP: 0.455, SLG: 0.250	7 3B 1B		F8		F9	G5-3		FC5		5	1	1	0	0	0	3						
20 Preston Tucker, L (1, 7) OBP: 0.482, SLG: 0.783 30 Peter Moylan, R (7, 1)	SF8									2	1	1	1	1	0	1						
52 José Ramirez, R (7, 1)				27 BB 7 1B						0	0	0	0	0	0	0						
18 Lane Adams, R (9, PH) OBP: 0.571, SLG: 1.000 51 Shane Carle, R (9, 1)					7 2B BB					1	0	0	0	0	0	0						
7 Dansby Swanson, R (1, 6) OBP: 0.370, SLG: 0.556										0	0	0	0	0	0	0						
27 Ryan Flaherty, L (1, 5)										2	1	0	0	3	0	0						
32 Brandon McCarthy, R (1, 1) OBP: 0.250, SLG: 0.500 12 Peter Bourjos, R (7, 7)	K									3	0	1	2	0	2	5						
<b>Inning Stats</b>	R: 4 H: 3 E: 0 K: 1 S: 15	H: 3 LOB: 2 BB: 3 P: 28	R: 0 H: 0 E: 0 K: 0 S: 7	H: 0 LOB: 0 BB: 10 P: 10	R: 0 H: 2 E: 0 K: 1 S: 12	H: 2 LOB: 3 BB: 1 P: 24	R: 0 H: 0 E: 0 K: 0 S: 6	H: 0 LOB: 0 BB: 11 P: 11	R: 3 H: 2 E: 0 K: 0 S: 15	H: 2 LOB: 1 BB: 2 P: 23	R: 1 H: 2 E: 0 K: 0 S: 17	H: 2 LOB: 1 BB: 0 P: 23	R: 0 H: 0 E: 0 K: 0 S: 3	H: 0 LOB: 0 BB: 5 P: 5	R: 0 H: 2 E: 0 K: 0 S: 9	H: 2 LOB: 2 BB: 1 P: 18	R: 0 H: 0 E: 0 K: 0 S: 6	H: 0 LOB: 0 BB: 10 P: 10	1B: 6 2B: 3 3B: 1 HR: 1	SF: 1 SAC: 0 DP: 1 HBP: 0	WP: 0 PB: 0 SB: 1 CS: 0	PA: 44
<b>PITCHER</b>	IP WLS BF H R ER SO BB IBB HBP BLK WP HR S P ERA WHIP	4.2 L 27 7 7 7 2 4 2 0 0 0 1 53 93 13.50 2.357	5.1 0 1 0 0 0 0 0 0 0 0 0 0 2 3 0.00 0.000	6.1 2 8 2 1 1 0 0 0 0 0 0 0 20 28 4.50 1.000	8.1 2 8 2 0 0 0 1 0 0 0 0 0 15 28 0.00 1.500	<b>PITCHER</b>										IP WLS BF H R ER SO BB IBB HBP BLK WP HR S P ERA WHIP						

AB	36
R	8
H	11
RBI	8
BB	7
SO	2
LOB	12



Batter	1	2	3	4	5	6	7	8	9	AB	R	H	RBI	BB	SO	LOB	BOTTOM					
19 Charlie Blackmon, L (1, 8) OBP: 0.389, SLG: 0.750	28 FC5-4 BB		F9		G3			F7		3	0	0	0	1	0	1	<b>Atlanta Braves @ Colorado Rockies</b> Coors Field, Denver, CO Fri Apr 06 2018, 3:12 PM - 6:07 PM MDT Att: 48,216 - Snow - 27 F					
9 DJ LeMahieu, R (1, 4) OBP: 0.417, SLG: 0.517	K		G5-3		G6-3			L9		4	0	0	0	0	1	1						
28 Nolan Arenado, R (1, 5) OBP: 0.371, SLG: 0.483	FC5-4 5 3B		F7					1B		4	1	2	0	0	0	1						
5 Carlos González, L (1, 9) OBP: 0.290, SLG: 0.467	1H 3B							1B		4	1	2	2	0	1	2						
20 Ian Desmond, R (1, 3) OBP: 0.296, SLG: 0.556	L4							1B		4	0	0	0	0	1	3						
8 Gerardo Parra, L (1, 7) OBP: 0.250, SLG: 0.320			G3		F7			K		4	0	0	0	0	1	1						
27 Trevor Story, R (1, 6) OBP: 0.242, SLG: 0.300										4	1	1	1	1	0	2						
42 Chris Iannetta, R (1, 2) OBP: 0.480, SLG: 0.500										4	0	2	0	0	1	0						
48 Germán Márquez, R (1, 1) ERA: 3.97 38 Mikey Duffel, L (5, 1) 24 Ryan McMahon, L (5, PH) 52 Chris Rusin, L (8, 1) 3 Mike Tauchman, L (7, PH) 45 Scott Oberg, R (8, 1) 4 Pat Valaika, R (9, PH)										1	0	0	0	0	0	1						
<b>Inning Stats</b>	R: 1 H: 1 E: 0 K: 1 S: 12	H: 1 LOB: 1 BB: 0 P: 21	R: 0 H: 1 E: 0 K: 0 S: 11	H: 1 LOB: 0 BB: 0 P: 16	R: 0 H: 0 E: 0 K: 0 S: 8	H: 0 LOB: 0 BB: 0 P: 9	R: 2 H: 2 E: 0 K: 0 S: 12	H: 2 LOB: 0 BB: 0 P: 17	R: 0 H: 0 E: 0 K: 0 S: 6	H: 0 LOB: 0 BB: 0 P: 9	R: 0 H: 1 E: 0 K: 3 S: 11	H: 1 LOB: 1 BB: 0 P: 16	R: 0 H: 0 E: 0 K: 2 S: 12	H: 0 LOB: 1 BB: 1 P: 23	R: 0 H: 1 E: 0 K: 0 S: 13	H: 1 LOB: 1 BB: 0 P: 22		R: 0 H: 1 E: 0 K: 2 S: 10	H: 1 LOB: 1 BB: 0 P: 14	1B: 2 2B: 2 3B: 1 HR: 2	SF: 0 SAC: 0 DP: 0 HBP: 0	WP: 0 PB: 0 SB: 1 CS: 0
<b>PITCHER</b>	IP WLS BF H R ER SO BB IBB HBP BLK WP HR S P ERA WHIP	6.0 W 24 5 3 3 4 1 0 0 0 0 2 60 88 4.50 1.000	0.2 3 0 0 0 2 1 0 0 0 0 0 0 10 20 0.00 1.500	1.1 5 1 0 0 0 0 0 0 0 0 0 0 15 25 0.00 0.750	1.0 4 1 0 0 2 0 0 0 0 0 0 0 10 14 0.00 1.000	<b>PITCHER</b>										IP WLS BF H R ER SO BB IBB HBP BLK WP HR S P ERA WHIP						









Batter	1	2	3	4	5	6	7	8	9	AB	R	H	RBI	BB	SO	LOB	TOP			
11 Ender Inciarte, L (1,8) OBP: 0.279, SLG: 0.282										3	1	1	0	1	1	0	<b>Atlanta Braves @ Colorado Rockies</b> Coors Field, Denver, CO Sun Apr 08 2018, 1:11 PM - 3:36 PM MDT Att: 42,031 - Partly Cloudy - 59 F			
1 Ozzie Albies, S (1,4) OBP: 0.292, SLG: 0.585										4	1	2	2	0	0	1				
5 Freddie Freeman, L (1,3) OBP: 0.558, SLG: 0.733										3	0	1	0	1	0	1				
24 Kurt Suzuki, R (1,2) OBP: 0.375, SLG: 0.167										4	0	0	0	0	0	2				
22 Nick Markakis, L (1,9) OBP: 0.419, SLG: 0.541										4	1	2	1	0	1	0				
7 Dansby Swanson, R (1,6) OBP: 0.400, SLG: 0.618										4	1	2	1	0	1	0				
8 Charlie Culberson, R (1,5) OBP: 0.273, SLG: 0.290										4	0	0	0	0	1	2				
12 Peter Bourjos, R (1,7)										4	0	0	0	0	1	2				
15 Sean Newcomb, L (1,1)										3	0	0	0	0	3	2				
51 Shane Carle, R (7,1)										0	0	0	0	0	0	0				
39 Sam Freeman, R (8,1)										0	0	0	0	0	0	0				
20 Preston Tucker, L (8,PH) OBP: 0.400, SLG: 0.667										1	0	0	0	0	1	0				
38 Arodys Vizcaino, R (9,1)										0	0	0	0	0	0	0				
<b>Inning Stats</b>	R: 0 E: 0 K: 1 S: 7	H: 1 LOB: 1 BB: 0 P: 8	R: 0 E: 0 K: 1 S: 9	H: 2 LOB: 2 BB: 0 P: 12	R: 0 E: 0 K: 0 S: 6	H: 1 LOB: 1 BB: 1 P: 14	R: 0 E: 0 K: 2 S: 10	H: 0 LOB: 0 BB: 0 P: 14	R: 1 E: 0 K: 1 S: 13	H: 1 LOB: 1 BB: 1 P: 22	R: 2 E: 0 K: 0 S: 13	H: 2 LOB: 0 BB: 0 P: 24	R: 1 E: 0 K: 1 S: 6	H: 1 LOB: 0 BB: 0 P: 8	R: 0 E: 0 K: 1 S: 9	H: 0 LOB: 0 BB: 0 P: 11	1B: 3 2B: 2 3B: 0 HR: 3	SF: 0 SAC: 0 DP: 1 HBP: 0	WP: 0 PB: 0 SB: 1 CS: 0	PA: 36
<b>PITCHER</b>	IP WLS BF H R ER SO BB IBB HBP BLK WP HR S P ERA WHIP	IP WLS BF H R ER SO BB IBB HBP BLK WP HR S P ERA WHIP	IP WLS BF H R ER SO BB IBB HBP BLK WP HR S P ERA WHIP	IP WLS BF H R ER SO BB IBB HBP BLK WP HR S P ERA WHIP	IP WLS BF H R ER SO BB IBB HBP BLK WP HR S P ERA WHIP	IP WLS BF H R ER SO BB IBB HBP BLK WP HR S P ERA WHIP	IP WLS BF H R ER SO BB IBB HBP BLK WP HR S P ERA WHIP	IP WLS BF H R ER SO BB IBB HBP BLK WP HR S P ERA WHIP	IP WLS BF H R ER SO BB IBB HBP BLK WP HR S P ERA WHIP	IP WLS BF H R ER SO BB IBB HBP BLK WP HR S P ERA WHIP	IP WLS BF H R ER SO BB IBB HBP BLK WP HR S P ERA WHIP	IP WLS BF H R ER SO BB IBB HBP BLK WP HR S P ERA WHIP	IP WLS BF H R ER SO BB IBB HBP BLK WP HR S P ERA WHIP	IP WLS BF H R ER SO BB IBB HBP BLK WP HR S P ERA WHIP	IP WLS BF H R ER SO BB IBB HBP BLK WP HR S P ERA WHIP	IP WLS BF H R ER SO BB IBB HBP BLK WP HR S P ERA WHIP	IP WLS BF H R ER SO BB IBB HBP BLK WP HR S P ERA WHIP			

AB	34
R	4
H	8
RBI	4
BB	2
SO	9
LOB	10



Batter	1	2	3	4	5	6	7	8	9	AB	R	H	RBI	BB	SO	LOB	BOTTOM					
9 DJ LeMahieu, R (1,4) OBP: 0.400, SLG: 0.500										4	0	1	0	0	1	1	<b>Atlanta Braves @ Colorado Rockies</b> Coors Field, Denver, CO Sun Apr 08 2018, 1:11 PM - 3:36 PM MDT Att: 42,031 - Partly Cloudy - 59 F					
42 Chris Iannetta, R (1,2) OBP: 0.433, SLG: 0.423										4	0	0	0	0	2	1						
28 Nolan Arenado, R (1,5) OBP: 0.409, SLG: 0.486										4	0	2	0	0	0	0						
27 Trevor Story, R (1,6) OBP: 0.286, SLG: 0.395										4	0	2	0	0	1	0						
20 Ian Desmond, R (1,7) OBP: 0.229, SLG: 0.429										3	0	0	0	0	2	4						
8 Gerardo Parra, L (1,9) OBP: 0.276, SLG: 0.313										3	0	0	0	0	0	1						
4 Pat Valaika, R (1,3) OBP: 0.133, SLG: 0.143										3	0	1	0	0	1	0						
3 Mike Tauchman, L (1,8)										3	0	0	0	0	1	1						
21 Kyle Freeland, L (1,1) OBP: 0.333, SLG: 0.333										1	0	0	0	0	1	0						
24 Ryan McMahon, L (6,PH) ERA: 1.17										1	0	0	0	0	1	0						
52 Chris Rusin, L (7,1)										0	0	0	0	0	0	0						
5 Carlos González, L (8,PH) OBP: 0.270, SLG: 0.444										1	0	0	0	0	1	0						
45 Scott Oberg, R (9,1)										0	0	0	0	0	0	0						
<b>Inning Stats</b>	R: 0 E: 0 K: 1 S: 11	H: 3 LOB: 2 BB: 0 P: 16	R: 0 E: 0 K: 2 S: 9	H: 0 LOB: 0 BB: 0 P: 14	R: 0 E: 0 K: 2 S: 8	H: 0 LOB: 0 BB: 0 P: 16	R: 0 E: 0 K: 1 S: 8	H: 0 LOB: 0 BB: 0 P: 11	R: 0 E: 0 K: 0 S: 4	H: 0 LOB: 0 BB: 0 P: 7	R: 0 E: 0 K: 3 S: 9	H: 0 LOB: 0 BB: 0 P: 15	R: 0 E: 0 K: 0 S: 9	H: 2 LOB: 1 BB: 0 P: 14	R: 0 E: 0 K: 0 S: 6	H: 1 LOB: 1 BB: 0 P: 11	R: 0 E: 0 K: 1 S: 6	H: 0 LOB: 0 BB: 0 P: 9	1B: 5 2B: 1 3B: 0 HR: 0	SF: 0 SAC: 0 DP: 2 HBP: 0	WP: 0 PB: 0 SB: 0 CS: 0	PA: 31
<b>PITCHER</b>	IP WLS BF H R ER SO BB IBB HBP BLK WP HR S P ERA WHIP	IP WLS BF H R ER SO BB IBB HBP BLK WP HR S P ERA WHIP	IP WLS BF H R ER SO BB IBB HBP BLK WP HR S P ERA WHIP	IP WLS BF H R ER SO BB IBB HBP BLK WP HR S P ERA WHIP	IP WLS BF H R ER SO BB IBB HBP BLK WP HR S P ERA WHIP	IP WLS BF H R ER SO BB IBB HBP BLK WP HR S P ERA WHIP	IP WLS BF H R ER SO BB IBB HBP BLK WP HR S P ERA WHIP	IP WLS BF H R ER SO BB IBB HBP BLK WP HR S P ERA WHIP	IP WLS BF H R ER SO BB IBB HBP BLK WP HR S P ERA WHIP	IP WLS BF H R ER SO BB IBB HBP BLK WP HR S P ERA WHIP	IP WLS BF H R ER SO BB IBB HBP BLK WP HR S P ERA WHIP	IP WLS BF H R ER SO BB IBB HBP BLK WP HR S P ERA WHIP	IP WLS BF H R ER SO BB IBB HBP BLK WP HR S P ERA WHIP	IP WLS BF H R ER SO BB IBB HBP BLK WP HR S P ERA WHIP	IP WLS BF H R ER SO BB IBB HBP BLK WP HR S P ERA WHIP	IP WLS BF H R ER SO BB IBB HBP BLK WP HR S P ERA WHIP	IP WLS BF H R ER SO BB IBB HBP BLK WP HR S P ERA WHIP					













Batter	1	2	3	4	5	6	7	8	9	AB	R	H	RBI	BB	SO	LOB	TOP										
33 Franchy Cordero, L (1, 8) OBP: 0.250, SLG: 1.000	G4-3		K			HR	K			4	1	1	1	0	2	1											
13 Freddy Galvis, S (1, 6) OBP: 0.423, SLG: 0.455	K		K2-3			B3		K		4	0	0	0	0	3	1											
30 Eric Hosmer, L (1, 3) OBP: 0.414, SLG: 0.529	G6-3				K	1B	10 FC5-4	HR		4	2	2	1	0	1	0											
2 José Pirela, R (1, 7) OBP: 0.339, SLG: 0.421	G1-3				10 FC4-6	2B	10 FC5-4	P4		4	1	2	0	0	0	0											
20 Carlos Asuaje, L (1, 4) OBP: 0.296, SLG: 0.313	G4-3		K		1B	1B	10 FC5-4	F7		3	0	0	0	1	1	1											
10 Hunter Renfroe, R (1, 9) OBP: 0.256, SLG: 0.343	15 FC4-6		FC4-6		FC4-6	FC5-4	FC5-4	F9		3	0	0	1	0	0	3											
15 Cory Spangenberg, L (1, 5) 88 Phil Maton, R (6, 1) OBP: 0.253, SLG: 0.453	FC4-6		FC4-6		G3-1	K	K	K		3	0	0	0	0	1	2											
22 Christian Villanueva, R (9, PH) OBP: 0.281, SLG: 0.600	FC4-6		K2-3		F9	F9	G6-3	K		1	0	0	0	0	1	0											
17 A.J. Ellis, R (1, 2) 18 Austin Hedges, R (3, 2) OBP: 0.333, SLG: 0.200 OBP: 0.216, SLG: 0.400			K2-3		F9	G6-3	G6-3	K		1	0	0	0	0	1	0											
61 Luis Perdomo, R (1, 1) 77 Buddy Baumann, L (3, 1) 90 Adam Cimber, R (3, 1) 12 Chase Headley, S (6, 5) OBP: 0.500, SLG: 0.500 OBP: 0.174, SLG: 0.050					K	K	K			1	0	1	0	0	0	0											
<b>Inning Stats</b>	R: 0 E: 0 K: 1 S: 10	H: 0 LOB: 0 BB: 0 P: 13	R: 0 E: 0 K: 0 S: 11	H: 0 LOB: 1 BB: 0 P: 15	R: 0 E: 0 K: 3 S: 10	H: 1 LOB: 1 BB: 0 P: 11	R: 0 E: 0 K: 2 S: 10	H: 1 LOB: 1 BB: 0 P: 15	R: 0 E: 0 K: 1 S: 7	H: 0 LOB: 0 BB: 0 P: 10	R: 3 E: 0 K: 1 S: 16	H: 3 LOB: 1 BB: 1 P: 26	R: 0 E: 0 K: 2 S: 10	H: 0 LOB: 0 BB: 0 P: 14	R: 1 E: 0 K: 1 S: 9	H: 1 LOB: 0 BB: 0 P: 13	R: 0 E: 0 K: 2 S: 7	H: 0 LOB: 0 BB: 0 P: 8	1B: 3 2B: 1 3B: 0 HR: 2	SF: 0 SAC: 0 DP: 0 HBP: 1	WP: 0 PB: 1 SB: 0 CS: 0	PA: 35					
<b>PITCHER</b>	IP	WLS	BF	H	R	ER	SO	BB	IBB	HBP	BLK	WP	HR	S	P	ERA	WHIP										
48 Germán Márquez, R (1, 1) ERA: 4.97	3.0		11	1	0	0	4	0	0	1	0	0	0	31	39	0.00	0.333										
49 Antonio Senzateña, R (4, 1) ERA: 8.22	3.0	W	14	4	3	2	4	1	0	0	0	0	1	33	51	6.00	1.667										
0 Adam Ottavino, R (7, 1) ERA:	1.0	H	3	0	0	0	2	0	0	0	0	0	0	10	14	0.00	0.000										
51 Jake McGee, L (8, 1) ERA: 3.18	1.0	H	4	1	1	1	1	0	0	0	0	0	1	9	13	9.00	1.000										
71 Wade Davis, R (9, 1) ERA: 3.38	1.0	S	3	0	0	0	2	0	0	0	0	0	0	7	8	0.00	0.000										

San Diego Padres @ Colorado Rockies  
Coors Field, Denver, CO  
Wed Apr 11 2018, 1:13 PM - 4:06 PM MDT  
Att: 21,248 - Sunny - 75 F

AB 33  
R 4  
H 6  
RBI 3  
BB 1  
SO 13  
LOB 8



Batter	1	2	3	4	5	6	7	8	9	AB	R	H	RBI	BB	SO	LOB	BOTTOM										
9 DJ LeMahieu, R (1, 4) OBP: 0.390, SLG: 0.481	FC4-6		FC4-6			SH3-4		K		5	1	3	0	0	1	1											
8 Gerardo Parra, L (1, 7) 44 Tyler Skovlin, L (3, 1) 49 Antonio Senzateña, R (4, 1) 0 Adam Ottavino, S (7, 1) 51 Jake McGee, L (8, 1) 71 Wade Davis, R (9, 1) OBP: 0.310, SLG: 0.310 OBP: 0.250, SLG: 0.310 OBP: 0.250, SLG: 0.310 OBP: 0.250, SLG: 0.310 OBP: 0.250, SLG: 0.310 OBP: 0.250, SLG: 0.310	FC4-6		K			SH3-4				2	0	1	0	0	0	2											
28 Nolan Arenado, R (1, 5) OBP: 0.396, SLG: 0.489	K		E5		K	SF8				1	0	0	0	0	1	2											
20 Ian Desmond, R (3, PH) OBP: 0.222, SLG: 0.442	K		5 1B		K	SF8				2	1	0	1	0	1	0											
5 Carlos González, L (1, 9) OBP: 0.283, SLG: 0.477	FC4-6		SH5-4		BB	K				3	1	1	1	1	1	2											
27 Trevor Story, R (1, 6) OBP: 0.315, SLG: 0.447	HBP		3 SH5-4		L9	K				2	1	0	0	1	1	1											
3 Mike Tauchman, L (1, 8)	K		SH5-4		K	L9				3	0	0	0	0	2	4											
24 Ryan McMahon, L (1, 3) OBP: 0.211, SLG: 0.063	G6-4-3		14 1B		K	K				3	1	1	0	1	2	0											
14 Tony Wolters, L (1, 2) OBP: 0.313, SLG: 0.214	G6-4-3		E8		G6-3	G6-3		G4-3		4	1	1	2	0	0	1											
48 Germán Márquez, R (1, 1) OBP: 0.500, SLG: 0.500 4 Pat Valaika, R (3, PH) OBP: 0.120, SLG: 0.125	G6-3		9 1B		G6-3	G6-3		K		1	0	1	0	0	0	0											
<b>Inning Stats</b>	R: 0 E: 0 K: 2 S: 16	H: 2 LOB: 3 BB: 0 P: 26	R: 0 E: 0 K: 0 S: 8	H: 3 LOB: 2 BB: 0 P: 12	R: 5 E: 2 K: 1 S: 24	H: 3 LOB: 1 BB: 2 P: 40	R: 0 E: 0 K: 2 S: 12	H: 0 LOB: 1 BB: 1 P: 17	R: 0 E: 0 K: 1 S: 8	H: 0 LOB: 0 BB: 0 P: 10	R: 1 E: 0 K: 1 S: 11	H: 1 LOB: 0 BB: 0 P: 16	R: 0 E: 0 K: 2 S: 8	H: 0 LOB: 0 BB: 0 P: 11	R: 0 E: 0 K: 2 S: 9	H: 0 LOB: 0 BB: 0 P: 15	1B: 8 2B: 1 3B: 0 HR: 0	SF: 1 SAC: 2 DP: 1 HBP: 1	WP: 0 PB: 0 SB: 1 CS: 0	PA: 37							
<b>PITCHER</b>	IP	WLS	BF	H	R	ER	SO	BB	IBB	HBP	BLK	WP	HR	S	P	ERA	WHIP										
61 Luis Perdomo, R (1, 1) ERA: 4.91	2.0		11	5	2	0	0	2	0	0	0	0	0	15	29	54.00	12.000										
77 Buddy Baumann, L (3, 1) ERA: 54.0	0.1	L	6	2	5	2	0	2	0	0	0	0	0	15	29	54.00	12.000										
90 Adam Cimber, R (3, 1) ERA: 2.25	3.0		12	2	1	1	4	1	0	0	0	0	0	32	41	3.00	1.000										
88 Phil Maton, R (6, 1) ERA:	2.2		8	0	0	0	5	0	0	0	0	0	0	25	39	0.00	0.000										

San Diego Padres @ Colorado Rockies  
Coors Field, Denver, CO  
Wed Apr 11 2018, 1:13 PM - 4:06 PM MDT  
Att: 21,248 - Sunny - 75 F

AB 30  
R 6  
H 9  
RBI 5  
BB 3  
SO 11  
LOB 14






Batter	1	2	3	4	5	6	7	8	9	AB	R	H	RBI	BB	SO	LOB	TOP			
9 DJ LeMahieu, R OBP: 0.422, SLG: 0.649	1-1 C SI 89 B SI 88 X FF 83	2-2 C SI 88 B SI 89 X FF 83		0-2 C CU 76 X CH 84		0-0 X SI 90			3-2 C FF 81 B SL 80 B SL 78 C FF 83 X FF 83	5	2	4	4	0	0	0				
42 Chris Iannetta, R OBP: 0.442, SLG: 0.472	4-2 C CU 76 B SI 90 S CH 84 C CU 75 B SI 91 B CH 84	3-2 B CH 82 C CU 75 X FF 90			4-2 B CU 76 B CH 85 C SI 89 B SI 89	3-1 C SL 82 B SI 90 X SI 91			0-0 X SL 81	3	1	1	0	2	0	2				
28 Nolan Arenado, R OBP: 0.397, SLG: 0.490	1-1 C CH 82 B SI 90 X SI 90				4-2 B CH 82 F FF 90 B SI 90 F FF 90 B CH 85 B CU 77	1-2 C CU 75 B CU 76 X CH 83			2-2 F FF 84 B FF 84 T FF 84 X FF 84	4	0	1	0	1	0	3				
27 Trevor Story, R OBP: 0.288, SLG: 0.404	1-3 F CU 76 B SI 90 F FF 89 F SI 89 S FF 91				2-3 B FF 90 C CH 84 F FF 90 B SI 89 C CH 82				2-3 B SI 83 B FF 83 T FF 83 S FF 83	5	0	0	0	0	4	5				
20 Ian Desmond, R OBP: 0.224, SLG: 0.426	1-1 B CH 82 B SI 90 X FF 89				0-0 X SI 89					4	0	1	0	0	1	2				
5 Carlos González, L OBP: 0.260, SLG: 0.438	3-0 D CU 75 B SI 90 X SI 88				1-3 C SI 89 B SI 89 F SI 90 S FF 90					4	0	0	0	0	1	5				
4 Pat Valaika, R OBP: 0.103, SLG: 0.107										4	0	0	0	0	1	2				
29 Bryan Shaw, S OBP: 0.260, SLG: 0.059										0	0	0	0	0	0	0				
51 Jake McGee, L										0	0	0	0	0	0	0				
8 Gerardo Parra, L OBP: 0.304, SLG: 0.333										4	2	2	0	0	0	0				
35 Chad Bettis, R OBP: 0.143, SLG: 0.143										3	0	0	0	0	3	2				
24 Ryan McMahon, L OBP: 0.200, SLG: 0.059										1	0	0	0	0	0	0				
<b>Inning Stats</b>	R: 2 E: 1 K: 1 S: 15	H: 1 LOB: 1 BB: 1 P: 26	R: 1 E: 0 K: 2 S: 13	H: 2 LOB: 1 BB: 0 P: 21	R: 0 E: 0 K: 2 S: 18	H: 1 LOB: 2 BB: 1 P: 26	R: 0 E: 0 K: 1 S: 9	H: 0 LOB: 0 BB: 0 P: 11	R: 0 E: 0 K: 1 S: 14	H: 1 LOB: 2 BB: 1 P: 22	R: 0 E: 0 K: 1 S: 6	H: 0 LOB: 0 BB: 0 P: 9	R: 0 E: 0 K: 0 S: 7	H: 0 LOB: 0 BB: 0 P: 10	R: 0 E: 0 K: 1 S: 12	H: 1 LOB: 1 BB: 0 P: 19	1B: 4 2B: 3 3B: 0 HR: 2	SF: 0 SAC: 0 DP: 0 HBP: 0	WP: 1 PB: 0 CS: 0	PA: 40
<b>PITCHER</b>	IP WLS BF H R ER SO BB IBB HBP BLK WP HR S P ERA WHIP																			
47 Gio González, L ERA: 2.2	5.0 L 24 5 3 2 7 3 0 0 0 0 1 1 69 106 3.60 1.600																			
33 Matt Grace, L ERA: 3.99	1.0 6 3 2 2 1 0 0 0 0 0 0 1 13 19 18.00 3.000																			
26 Trevor Gott, R ERA: 6.23	2.0 6 0 0 0 1 0 0 0 0 0 0 0 13 19 0.00 0.000																			
27 Shawn Kelley, R ERA: 1.8	1.0 4 1 0 0 1 0 0 0 0 0 0 0 12 19 0.00 1.000																			

**Colorado Rockies @ Washington Nationals**  
 Nationals Park, Washington, DC  
 Thu Apr 12 2018, 7:07 PM - 9:49 PM EDT  
 Att: 24,213 - Partly Cloudy - 74 F

livebaseballscorecards.com

AB 37  
 R 5  
 H 9  
 RBI 4  
 BB 3  
 SO 10  
 LOB 21




Batter	1	2	3	4	5	6	7	8	9	AB	R	H	RBI	BB	SO	LOB	BOTTOM					
7 Trea Turner, R OBP: 0.322, SLG: 0.260	1-2 B FF 90 C FC 84 T CH 85									4	0	0	0	0	1	1						
6 Anthony Rendon, R OBP: 0.322, SLG: 0.400	2-2 B FF 80 C FC 84 B CH 86 X FF 90									4	0	0	0	0	0	0						
34 Bryce Harper, L OBP: 0.467, SLG: 0.714	3-2 B FF 80 C FC 84 B CH 88 X FC 86									4	0	0	0	0	3	0						
11 Ryan Zimmerman, R OBP: 0.186, SLG: 0.231										3	0	0	0	1	0	0						
15 Matt Adams, L OBP: 0.393, SLG: 0.591										3	0	1	0	0	1	1						
12 Howie Kendrick, R OBP: 0.376, SLG: 0.558										3	1	1	1	0	0	2						
32 Matt Wieters, S OBP: 0.333, SLG: 0.111										2	0	0	0	1	0	0						
47 Gio González, R OBP: 0.260, SLG: 0.300										1	0	0	0	0	1	0						
49 Moisés Sierra, R OBP: 0.143, SLG: 0.143										1	0	0	0	0	0	0						
33 Matt Grace, L										0	0	0	0	0	0	0						
26 Trevor Gott, R										0	0	0	0	0	0	0						
1 Wilmer Difo, S OBP: 0.260, SLG: 0.260										1	0	0	0	0	1	0						
27 Shawn Kelley, R										0	0	0	0	0	0	0						
3 Michael Taylor, R OBP: 0.208, SLG: 0.196										3	0	1	0	0	0	2						
<b>Inning Stats</b>	R: 0 E: 0 K: 1 S: 9	H: 0 LOB: 0 BB: 0 P: 15	R: 0 E: 0 K: 0 S: 6	H: 1 LOB: 0 BB: 0 P: 10	R: 0 E: 0 K: 1 S: 7	H: 0 LOB: 0 BB: 0 P: 9	R: 0 E: 0 K: 1 S: 6	H: 0 LOB: 0 BB: 0 P: 10	R: 0 E: 0 K: 1 S: 8	H: 2 LOB: 2 BB: 1 P: 15	R: 0 E: 0 K: 1 S: 8	H: 0 LOB: 0 BB: 0 P: 12	R: 0 E: 0 K: 1 S: 14	H: 0 LOB: 0 BB: 1 P: 23	R: 0 E: 0 K: 1 S: 11	H: 1 LOB: 1 BB: 0 P: 20	R: 0 E: 0 K: 1 S: 8	H: 0 LOB: 0 BB: 0 P: 11	1B: 2 2B: 1 3B: 0 HR: 1	SF: 0 SAC: 0 DP: 2 HBP: 0	WP: 0 PB: 0 CS: 0	PA: 31
<b>PITCHER</b>	IP WLS BF H R ER SO BB IBB HBP BLK WP HR S P ERA WHIP																					
35 Chad Bettis, R ERA: 2.04	7.0 W 24 7 0 0 0 2 0 0 0 0 0 0 1 58 94 1.29 0.714																					
29 Bryan Shaw, R ERA: 3.52	1.0 4 1 0 0 1 0 0 0 0 0 0 0 11 20 0.00 1.000																					
51 Jake McGee, L ERA: 2.7	1.0 3 0 0 0 1 0 0 0 0 0 0 0 8 11 0.00 0.000																					

**Colorado Rockies @ Washington Nationals**  
 Nationals Park, Washington, DC  
 Thu Apr 12 2018, 7:07 PM - 9:49 PM EDT  
 Att: 24,213 - Partly Cloudy - 74 F

livebaseballscorecards.com

AB 29  
 R 1  
 H 4  
 RBI 1  
 BB 2  
 SO 7  
 LOB 6





Batter	1	2	3	4	5	6	7	8	9	AB	R	H	RBI	BB	SO	LOB	TOP								
9 DJ LeMahieu, R OBP: 0.397, SLG: 0.607	F8		L7			E6		K		4	1	0	0	0	1	0									
8 Gerardo Parra, L OBP: 0.320, SLG: 0.348	F7			L9			1B		1B	4	0	2	0	0	0	0									
28 Nolan Arenado, R OBP: 0.387, SLG: 0.462		BB		G6-3		P3		K		3	0	0	0	1	1	3									
5 Carlos González, L OBP: 0.278, SLG: 0.510	P6			HR		SF9				3	1	2	2	0	0	1									
42 Chris Iannetta, R OBP: 0.404, SLG: 0.425		K		L7		CS		K		4	0	0	0	0	3	2									
20 Ian Desmond, R OBP: 0.208, SLG: 0.392		P4				K		K		4	0	0	0	0	2	2									
27 Trevor Story, R OBP: 0.290, SLG: 0.400		P6				1B		G5-3		3	0	1	0	0	0	0									
24 Ryan McMahon, L OBP: 0.174, SLG: 0.050			G4-3		F7			K		3	0	0	0	0	1	1									
21 Kyle Freeland, L ERA: 3.5					G1-3			L4		2	0	0	0	0	0	1									
45 Scott Oberg, R ERA: 10.5										0	0	0	0	0	0	0									
29 Bryan Shaw, S ERA: 4.26										0	0	0	0	0	0	0									
4 Pat Valaika, R ERA: 3.86										0	0	0	0	0	0	0									
38 Mike Dunn, L ERA: 3.86										0	0	0	0	0	0	0									
0 Adam Ottavino, S ERA: 5.4										0	0	0	0	0	0	0									
71 Wade Davis, R ERA: 5.4										0	0	0	0	0	0	0									
<b>Inning Stats</b>	R: 0 H: 0 E: 0 K: 0 S: 12	H: 0 R: 0 ER: 0 LOB: 1 BB: 1 P: 19	R: 0 H: 0 E: 0 K: 1 S: 8	H: 0 R: 0 ER: 0 LOB: 0 BB: 0 P: 11	R: 0 H: 0 E: 0 K: 1 S: 7	H: 0 R: 0 ER: 0 LOB: 0 BB: 0 P: 10	R: 1 H: 1 E: 0 K: 0 S: 16	H: 1 R: 0 ER: 0 LOB: 0 BB: 0 P: 24	R: 0 H: 1 E: 0 K: 1 S: 8	H: 1 R: 0 ER: 0 LOB: 1 BB: 0 P: 13	R: 1 H: 1 E: 0 K: 0 S: 12	H: 0 R: 0 ER: 0 LOB: 0 BB: 0 P: 19	R: 0 H: 0 E: 0 K: 2 S: 9	H: 0 R: 0 ER: 0 LOB: 0 BB: 0 P: 14	R: 0 H: 0 E: 0 K: 2 S: 8	H: 0 R: 0 ER: 0 LOB: 0 BB: 0 P: 10	R: 0 H: 2 E: 0 K: 2 S: 10	H: 2 R: 0 ER: 0 LOB: 2 BB: 0 P: 16	1B: 4 2B: 0 3B: 0 HR: 1	SF: 1 SAC: 0 DP: 0 HBP: 0	WP: 0 PB: 0 CS: 1	PA: 34			
<b>PITCHER</b>	IP WLS BF H R ER SO BB IBB HBP BLK WP HR S P ERA WHIP	IP WLS BF H R ER SO BB IBB HBP BLK WP HR S P ERA WHIP	IP WLS BF H R ER SO BB IBB HBP BLK WP HR S P ERA WHIP	IP WLS BF H R ER SO BB IBB HBP BLK WP HR S P ERA WHIP	IP WLS BF H R ER SO BB IBB HBP BLK WP HR S P ERA WHIP	IP WLS BF H R ER SO BB IBB HBP BLK WP HR S P ERA WHIP	IP WLS BF H R ER SO BB IBB HBP BLK WP HR S P ERA WHIP	IP WLS BF H R ER SO BB IBB HBP BLK WP HR S P ERA WHIP	IP WLS BF H R ER SO BB IBB HBP BLK WP HR S P ERA WHIP	IP WLS BF H R ER SO BB IBB HBP BLK WP HR S P ERA WHIP	IP WLS BF H R ER SO BB IBB HBP BLK WP HR S P ERA WHIP	IP WLS BF H R ER SO BB IBB HBP BLK WP HR S P ERA WHIP	IP WLS BF H R ER SO BB IBB HBP BLK WP HR S P ERA WHIP	IP WLS BF H R ER SO BB IBB HBP BLK WP HR S P ERA WHIP	IP WLS BF H R ER SO BB IBB HBP BLK WP HR S P ERA WHIP	IP WLS BF H R ER SO BB IBB HBP BLK WP HR S P ERA WHIP	IP WLS BF H R ER SO BB IBB HBP BLK WP HR S P ERA WHIP	IP WLS BF H R ER SO BB IBB HBP BLK WP HR S P ERA WHIP	IP WLS BF H R ER SO BB IBB HBP BLK WP HR S P ERA WHIP	IP WLS BF H R ER SO BB IBB HBP BLK WP HR S P ERA WHIP	IP WLS BF H R ER SO BB IBB HBP BLK WP HR S P ERA WHIP	IP WLS BF H R ER SO BB IBB HBP BLK WP HR S P ERA WHIP	IP WLS BF H R ER SO BB IBB HBP BLK WP HR S P ERA WHIP	IP WLS BF H R ER SO BB IBB HBP BLK WP HR S P ERA WHIP	IP WLS BF H R ER SO BB IBB HBP BLK WP HR S P ERA WHIP

Colorado Rockies @ Washington Nationals  
 Nationals Park, Washington, DC  
 Fri Apr 13 2018, 7:06 PM - 10:09 PM EDT  
 Att: 32,702 - Clear - 81 F

AB	31
R	2
H	5
RBI	2
BB	1
SO	9
LOB	10



Batter	1	2	3	4	5	6	7	8	9	AB	R	H	RBI	BB	SO	LOB	BOTTOM								
7 Trea Turner, R OBP: 0.333, SLG: 0.283	L7		2B			BB		K		3	0	1	0	1	1	0									
6 Anthony Rendon, R OBP: 0.385, SLG: 0.411		BB						G6-3		1	0	1	0	2	0	0									
49 Moisés Sierra, R OBP: 0.200, SLG: 0.400		BB				BB				1	0	0	0	0	0	0									
34 Bryce Harper, L OBP: 0.438, SLG: 0.667	P6		F9		SF7			G6-3		3	0	0	1	0	0	3									
11 Ryan Zimmerman, R OBP: 0.191, SLG: 0.233		1B		F8		G6-3		K		4	0	1	0	0	1	4									
12 Howie Kendrick, R OBP: 0.347, SLG: 0.511	K			G6-3		L4		K		4	0	0	0	0	2	2									
3 Michael Taylor, R OBP: 0.192, SLG: 0.180		K		G5-3		L7		K		4	0	0	0	0	2	0									
1 Wilmer Difo, S OBP: 0.379, SLG: 0.375		K		F9				BB		3	0	0	0	1	1	0									
29 Pedro Severino, R OBP: 0.455, SLG: 0.385						G6-3		G5-3		3	0	0	0	0	1	1									
32 Matt Wieters, S OBP: 0.338, SLG: 0.100								K		1	0	0	0	0	1	0									
57 Tanner Roark, R OBP: 0.125, SLG: 0.125										2	1	1	0	0	0	0									
21 Brandon Kintzler, R ERA: 1.35										0	0	0	0	0	0	0									
15 Matt Adams, L OBP: 0.379, SLG: 0.585										1	0	0	0	0	1	0									
36 Sammy Solis, R ERA: 3.86										0	0	0	0	0	0	0									
26 Trevor Gott, R ERA: 5.4										0	0	0	0	0	0	0									
<b>Inning Stats</b>	R: 0 H: 1 E: 0 K: 1 S: 14	H: 0 R: 0 ER: 0 LOB: 0 BB: 0 P: 16	R: 0 H: 1 E: 0 K: 0 S: 13	H: 1 R: 0 ER: 0 LOB: 2 BB: 1 P: 24	R: 0 H: 0 E: 0 K: 0 S: 10	H: 0 R: 0 ER: 0 LOB: 0 BB: 0 P: 15	R: 1 H: 2 E: 0 K: 0 S: 16	H: 2 R: 0 ER: 0 LOB: 2 BB: 1 P: 24	R: 0 H: 0 E: 0 K: 2 S: 11	H: 0 R: 0 ER: 0 LOB: 0 BB: 0 P: 16	R: 0 H: 0 E: 0 K: 2 S: 10	H: 0 R: 0 ER: 0 LOB: 0 BB: 0 P: 14	R: 0 H: 0 E: 0 K: 2 S: 10	H: 0 R: 0 ER: 0 LOB: 0 BB: 0 P: 14	R: 0 H: 0 E: 0 K: 2 S: 12	H: 0 R: 0 ER: 0 LOB: 0 BB: 0 P: 20	1B: 3 2B: 1 3B: 0 HR: 0	SF: 1 SAC: 0 DP: 0 HBP: 0	WP: 0 PB: 0 CS: 0	PA: 35					
<b>PITCHER</b>	IP WLS BF H R ER SO BB IBB HBP BLK WP HR S P ERA WHIP	IP WLS BF H R ER SO BB IBB HBP BLK WP HR S P ERA WHIP	IP WLS BF H R ER SO BB IBB HBP BLK WP HR S P ERA WHIP	IP WLS BF H R ER SO BB IBB HBP BLK WP HR S P ERA WHIP	IP WLS BF H R ER SO BB IBB HBP BLK WP HR S P ERA WHIP	IP WLS BF H R ER SO BB IBB HBP BLK WP HR S P ERA WHIP	IP WLS BF H R ER SO BB IBB HBP BLK WP HR S P ERA WHIP	IP WLS BF H R ER SO BB IBB HBP BLK WP HR S P ERA WHIP	IP WLS BF H R ER SO BB IBB HBP BLK WP HR S P ERA WHIP	IP WLS BF H R ER SO BB IBB HBP BLK WP HR S P ERA WHIP	IP WLS BF H R ER SO BB IBB HBP BLK WP HR S P ERA WHIP	IP WLS BF H R ER SO BB IBB HBP BLK WP HR S P ERA WHIP	IP WLS BF H R ER SO BB IBB HBP BLK WP HR S P ERA WHIP	IP WLS BF H R ER SO BB IBB HBP BLK WP HR S P ERA WHIP	IP WLS BF H R ER SO BB IBB HBP BLK WP HR S P ERA WHIP	IP WLS BF H R ER SO BB IBB HBP BLK WP HR S P ERA WHIP	IP WLS BF H R ER SO BB IBB HBP BLK WP HR S P ERA WHIP	IP WLS BF H R ER SO BB IBB HBP BLK WP HR S P ERA WHIP	IP WLS BF H R ER SO BB IBB HBP BLK WP HR S P ERA WHIP	IP WLS BF H R ER SO BB IBB HBP BLK WP HR S P ERA WHIP	IP WLS BF H R ER SO BB IBB HBP BLK WP HR S P ERA WHIP	IP WLS BF H R ER SO BB IBB HBP BLK WP HR S P ERA WHIP	IP WLS BF H R ER SO BB IBB HBP BLK WP HR S P ERA WHIP	IP WLS BF H R ER SO BB IBB HBP BLK WP HR S P ERA WHIP	IP WLS BF H R ER SO BB IBB HBP BLK WP HR S P ERA WHIP

Colorado Rockies @ Washington Nationals  
 Nationals Park, Washington, DC  
 Fri Apr 13 2018, 7:06 PM - 10:09 PM EDT  
 Att: 32,702 - Clear - 81 F

AB	30
R	1
H	4
RBI	1
BB	4
SO	10
LOB	10













Batter	1	2	3	4	5	6	7	8	9	AB	R	H	RBI	BB	SO	LOB	TOP					
9 DJ LeMahieu, R (1,4) OBP: 0.375, SLG: 0.577										3	1	0	0	1	0	1	<b>Colorado Rockies @ Pittsburgh Pirates</b> PNC Park, Pittsburgh, PA Mon Apr 16 2018, 7:09 PM - 9:41 PM EDT Att: 8,958 - Cloudy - 36 F					
42 Chris Iannetta, R (1,2) OBP: 0.394, SLG: 0.396										4	1	1	1	0	0	1						
19 Charlie Blackmon, L (1,8) OBP: 0.397, SLG: 0.784										4	1	2	2	0	0	0						
20 Ian Desmond, R (1,3) OBP: 0.203, SLG: 0.393										3	1	0	0	1	1	1						
5 Carlos González, L (1,9) OBP: 0.258, SLG: 0.444										4	1	1	0	0	0	1						
27 Trevor Story, R (1,6) OBP: 0.288, SLG: 0.415										3	1	2	3	1	0	0						
4 Pat Valaika, R (1,5) OBP: 0.111, SLG: 0.088										3	0	0	0	1	0	1						
8 Gerardo Parra, L (1,7) OBP: 0.279, SLG: 0.286										4	0	0	0	0	0	3						
48 Germán Márquez, R (1,1) OBP: 0.500, SLG: 0.500										2	0	1	0	0	1	0						
3 Mike Tauchman, L (7,PH) OBP: 0.118, SLG: 0.063										1	0	0	0	0	1	0						
52 Chris Rusin, L (7,1) OBP: 0.167, SLG: 0.074										0	0	0	0	0	0	0						
24 Ryan McMahon, L (8,PH) OBP: 0.167, SLG: 0.074										1	0	0	0	0	1	2						
0 Adam Ottavino, S (9,1) OBP: 0.167, SLG: 0.074										0	0	0	0	0	0	0						
<b>Inning Stats</b>	R: 2 E: 0 K: 0 S: 9	H: 1 LOB: 0 BB: 1 P: 18	R: 0 E: 0 K: 0 S: 9	H: 0 LOB: 0 BB: 0 P: 15	R: 0 E: 0 K: 1 S: 7	H: 0 LOB: 0 BB: 0 P: 9	R: 3 E: 0 K: 0 S: 17	H: 2 LOB: 0 BB: 1 P: 28	R: 0 E: 0 K: 0 S: 6	H: 1 LOB: 0 BB: 0 P: 7	R: 0 E: 0 K: 0 S: 6	H: 1 LOB: 0 BB: 0 P: 9	R: 0 E: 0 K: 0 S: 8	H: 0 LOB: 1 BB: 1 P: 16	R: 1 E: 0 K: 1 S: 14	H: 1 LOB: 0 BB: 0 P: 22	R: 0 E: 0 K: 1 S: 9	H: 1 LOB: 2 BB: 1 P: 19	1B: 4 2B: 2 3B: 0 HR: 2	SF: 0 SAC: 0 DP: 2 HBP: 0	WP: 2 PB: 0 SB: 2 CS: 0	PA: 36
<b>PITCHER</b>	IP WLS BF H R ER SO BB IBB HBP BLK WP HR S P ERA WHIP																					
43 Steven Brault, L (1,1) ERA: 4.74	6.0 L 23 5 5 5 1 2 0 0 0 0 1 1 54 86 7.50 1.167																					
24 Tyler Glasnow, R (7,1) ERA: 6.23	2.0 8 1 1 1 1 1 0 0 0 0 1 1 22 38 4.50 1.000																					
30 Kyle Crick, R (9,1) ERA:	1.0 5 1 0 0 1 1 0 0 0 0 0 0 9 19 0.00 2.000																					

Batter	1	2	3	4	5	6	7	8	9	AB	R	H	RBI	BB	SO	LOB	BOTTOM			
26 Adam Frazier, L (1,4) OBP: 0.265, SLG: 0.344										4	0	0	0	0	1	1	<b>Colorado Rockies @ Pittsburgh Pirates</b> PNC Park, Pittsburgh, PA Mon Apr 16 2018, 7:09 PM - 9:41 PM EDT Att: 8,958 - Cloudy - 36 F			
25 Gregory Polanco, L (1,9) OBP: 0.318, SLG: 0.534										3	1	0	0	1	0	1				
6 Starling Marte, R (1,8) OBP: 0.394, SLG: 0.581										3	0	1	1	1	2	0				
55 Josh Bell, S (1,3) OBP: 0.352, SLG: 0.397										4	0	0	0	0	3	2				
12 Corey Dickerson, L (1,7) OBP: 0.377, SLG: 0.561										4	0	1	0	0	0	0				
29 Francisco Cervelli, R (1,2) OBP: 0.379, SLG: 0.551										3	1	1	0	0	0	1				
19 Colin Moran, L (1,5) OBP: 0.360, SLG: 0.409										2	0	0	1	0	1	1				
10 Jordy Mercer, R (1,6) OBP: 0.327, SLG: 0.319										3	0	1	0	0	1	0				
43 Steven Brault, L (1,1) OBP: 0.286, SLG: 0.286										1	0	0	0	0	0	0				
38 Max Moroff, S (6,PH) ERA: 5.73										1	0	0	0	0	1	0				
24 Tyler Glasnow, L (7,1) OBP: 0.318, SLG: 0.550										0	0	0	0	0	0	0				
23 David Freese, R (8,PH) OBP: 0.318, SLG: 0.550										1	0	0	0	0	1	1				
30 Kyle Crick, L (9,1) ERA: 0.84										0	0	0	0	0	0	0				
<b>Inning Stats</b>	R: 0 E: 0 K: 1 S: 11	H: 0 LOB: 1 BB: 1 P: 18	R: 0 E: 0 K: 1 S: 9	H: 0 LOB: 0 BB: 0 P: 14	R: 0 E: 0 K: 1 S: 13	H: 0 LOB: 0 BB: 0 P: 18	R: 0 E: 0 K: 1 S: 9	H: 0 LOB: 0 BB: 0 P: 13	R: 1 E: 0 K: 2 S: 13	H: 1 LOB: 1 BB: 1 P: 20	R: 0 E: 0 K: 0 S: 4	H: 1 LOB: 0 BB: 0 P: 5	R: 0 E: 0 K: 2 S: 11	H: 1 LOB: 1 BB: 0 P: 14	R: 0 E: 0 K: 2 S: 12	H: 0 LOB: 0 BB: 0 P: 14	1B: 2 2B: 0 3B: 2 HR: 0	SF: 1 SAC: 0 DP: 1 HBP: 0	WP: 0 PB: 0 SB: 1 CS: 0	PA: 32
<b>PITCHER</b>	IP WLS BF H R ER SO BB IBB HBP BLK WP HR S P ERA WHIP																			
48 Germán Márquez, R (1,1) ERA: 4.34	6.0 W 22 2 2 2 0 2 0 0 0 0 0 0 64 97 3.00 0.667																			
52 Chris Rusin, L (7,1) ERA: 5.73	2.0 H 7 2 0 0 2 0 0 0 0 0 0 0 15 19 0.00 1.000																			
0 Adam Ottavino, R (9,1) ERA: 0.84	1.0 3 0 0 0 2 0 0 0 0 0 0 0 12 14 0.00 0.000																			

AB 32  
R 6  
H 7  
RBI 6  
BB 4  
SO 3  
LOB 11

AB 29  
R 2  
H 4  
RBI 2  
BB 2  
SO 10  
LOB 7













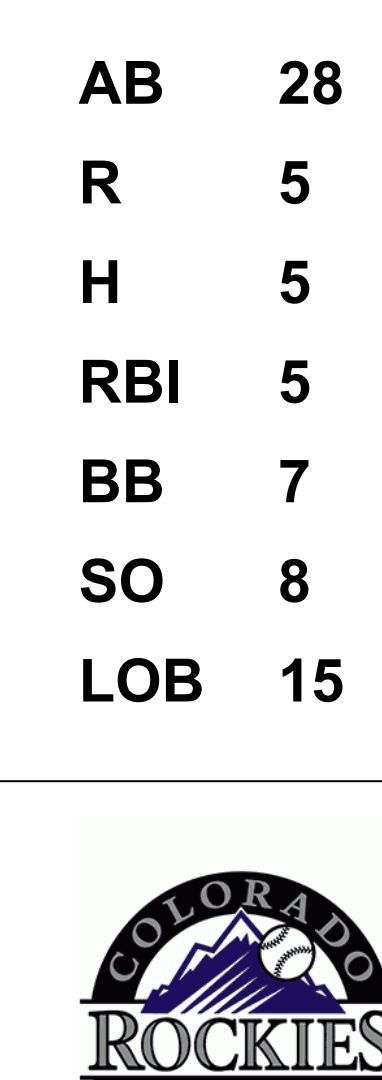




Batter	1	2	3	4	5	6	7	8	9	AB	R	H	RBI	BB	SO	LOB	TOP			
5 Albert Almora Jr., R OBP: 0.404, SLG: 0.558										3	1	2	0	1	0	0	Chicago Cubs @ Colorado Rockies Coors Field, Denver, CO Sat Apr 21 2018, 6:13 PM - 9:15 PM MDT Att. 40,107 - Overcast - 41 F			
9 Javier Báez, R OBP: 0.365, SLG: 0.712										4	1	1	0	0	0	2				
17 Kris Bryant, R OBP: 0.461, SLG: 0.536										3	0	0	0	1	1	2				
44 Anthony Rizzo, L OBP: 0.269, SLG: 0.205										4	0	0	0	0	1	4				
40 Willson Contreras, R OBP: 0.351, SLG: 0.406										4	0	1	2	0	0	2				
8 Ian Happ, S OBP: 0.288, SLG: 0.365										3	0	1	0	0	0	1				
37 Justin Wilson, L										0	0	0	0	0	0	0				
59 Luke Farrell, L										0	0	0	0	0	0	0				
2 Tommy La Stella, L OBP: 0.360, SLG: 0.364										1	0	0	0	0	0	0				
27 Addison Russell, R OBP: 0.333, SLG: 0.290										3	0	0	0	0	1	1				
13 David Bote, R OBP: 0.333, SLG: 0.667										3	0	1	0	0	2	1				
11 Yu Darvish, R										2	0	0	0	0	2	2				
32 Brian Duensing, L										0	0	0	0	0	0	0				
12 Kyle Schwarber, L OBP: 0.400, SLG: 0.556										1	0	0	0	0	0	0				
46 Pedro Strop, R										0	0	0	0	0	0	0				
<b>Inning Stats</b>	R: 2 E: 0 K: 1 S: 16	H: 3 LOB: 1 BB: 0 P: 20	R: 0 E: 0 K: 2 S: 9	H: 1 LOB: 1 BB: 0 P: 15	R: 0 E: 0 K: 0 S: 10	H: 0 LOB: 2 BB: 2 P: 19	R: 0 E: 0 K: 2 S: 8	H: 1 LOB: 1 BB: 0 P: 12	R: 0 E: 0 K: 1 S: 6	H: 0 LOB: 0 BB: 0 P: 7	R: 0 E: 0 K: 0 S: 10	H: 0 LOB: 0 BB: 0 P: 16	R: 0 E: 0 K: 1 S: 8	H: 0 LOB: 0 BB: 0 P: 12	R: 0 E: 0 K: 0 S: 9	H: 0 LOB: 0 BB: 0 P: 7	1B: 3 2B: 5 3B: 0 HR: 0	SF: 0 SAC: 0 DP: 2 HBP: 0	WP: 0 PB: 1 SB: 0 CS: 1	PA: 33
<b>PITCHER</b>	IP WLS BF H R ER SO BB IBB HBP BLK WP HR S P ERA WHIP																ERA WHIP			
44 Tyler Anderson, L ERA: 4.32	6.0 W 24 6 2 2 6 2 0 0 0 0 0 0 8 89 3.00 1.333																			
51 Jake McGee, L ERA: 1.53	1.0 H 3 0 0 0 1 0 0 0 0 0 0 0 8 12 0.00 0.000																			
0 Adam Ottavino, R ERA: 0.77	1.0 H 3 0 0 0 0 0 0 0 0 0 0 9 12 0.00 0.000																			
71 Wade Davis, R ERA: 1.93	1.0 S 3 0 0 0 0 0 0 0 0 0 0 5 7 0.00 0.000																			

Batter	1	2	3	4	5	6	7	8	9	AB	R	H	RBI	BB	SO	LOB	BOTTOM			
9 DJ LeMahieu, R OBP: 0.384, SLG: 0.552										5	1	1	1	0	0	3	Chicago Cubs @ Colorado Rockies Coors Field, Denver, CO Sat Apr 21 2018, 6:13 PM - 9:15 PM MDT Att. 40,107 - Overcast - 41 F			
8 Gerardo Parra, L OBP: 0.280, SLG: 0.290										4	1	1	2	0	1	2				
19 Charlie Blackmon, L OBP: 0.370, SLG: 0.656										2	1	0	0	2	2	0				
28 Nolan Arenado, R OBP: 0.414, SLG: 0.533										4	0	2	1	0	0	1				
27 Trevor Story, R OBP: 0.315, SLG: 0.423										4	0	1	1	0	2	2				
24 Ryan McMahon, L OBP: 0.239, SLG: 0.171										3	0	0	0	1	0	2				
3 Mike Tauchman, L OBP: 0.154, SLG: 0.043										2	1	0	0	2	1	2				
14 Tony Wolters, L OBP: 0.300, SLG: 0.125										2	0	0	0	1	1	1				
44 Tyler Anderson, L ERA: 6.86										0	1	0	0	1	0	0				
4 Pat Valaika, R OBP: 0.128, SLG: 0.135										1	0	0	0	0	0	2				
51 Jake McGee, L ERA: 1.53										0	0	0	0	0	0	0				
0 Adam Ottavino, S ERA: 0.77										0	0	0	0	0	0	0				
20 Ian Desmond, R OBP: 0.152, SLG: 0.206										1	0	0	0	0	1	0				
71 Wade Davis, R ERA: 1.93										0	0	0	0	0	0	0				
<b>Inning Stats</b>	R: 0 E: 0 K: 1 S: 11	H: 0 LOB: 0 BB: 0 P: 15	R: 0 E: 0 K: 1 S: 15	H: 0 LOB: 0 BB: 0 P: 20	R: 0 E: 0 K: 0 S: 8	H: 0 LOB: 1 BB: 1 P: 16	R: 0 E: 0 K: 2 S: 11	H: 1 LOB: 1 BB: 0 P: 13	R: 5 E: 0 K: 0 S: 17	H: 4 LOB: 2 BB: 3 P: 35	R: 0 E: 0 K: 1 S: 12	H: 0 LOB: 2 BB: 1 P: 21	R: 0 E: 0 K: 1 S: 11	H: 0 LOB: 2 BB: 2 P: 26	R: 0 E: 0 K: 2 S: 9	H: 0 LOB: 0 BB: 0 P: 11	1B: 3 2B: 2 3B: 0 HR: 0	SF: 0 SAC: 1 DP: 0 HBP: 1	WP: 0 PB: 0 SB: 2 CS: 0	PA: 37
<b>PITCHER</b>	IP WLS BF H R ER SO BB IBB HBP BLK WP HR S P ERA WHIP																ERA WHIP			
11 Yu Darvish, R ERA: 6.86	4.2 L 23 5 5 5 4 4 0 0 0 0 0 0 8 94 9.64 1.929																			
32 Brian Duensing, L ERA: 3.0	0.1 3 0 0 0 0 1 0 0 1 0 0 0 8 16 0.00 3.000																			
46 Pedro Strop, R ERA: 3.0	1.2 6 0 0 0 1 1 0 0 0 0 0 0 14 26 0.00 0.600																			
37 Justin Wilson, L ERA: 5.19	0.1 2 0 0 0 1 1 0 0 0 0 0 0 4 10 0.00 3.000																			
59 Luke Farrell, R ERA: 1.93	1.0 3 0 0 0 2 0 0 0 0 0 0 0 9 11 0.00 0.000																			

AB	31
R	2
H	6
RBI	2
BB	2
SO	7
LOB	15









Batter	1	2	3	4	5	6	7	8	9	AB	R	H	RBI	BB	SO	LOB	TOP															
33 Franchy Cordero, L OBP: 0.289, SLG: 0.558										6	1	2	2	0	2	0	<b>San Diego Padres @ Colorado Rockies</b> Coors Field, Denver, CO Mon Apr 23 2018, 6:42 PM - 10:06 PM MDT Att: 24,419 - Cloudy - 69 F															
4 Wil Myers, R OBP: 0.364, SLG: 0.538										6	1	4	2	0	0	0																
30 Eric Hosmer, L OBP: 0.364, SLG: 0.412										2	2	2	0	4	0	0																
2 José Pirela, R OBP: 0.294, SLG: 0.365										5	2	2	0	0	0	6																
34 Craig Stammen, R										0	0	0	0	0	0	0																
27 Jordan Lyles, R										1	0	0	0	0	1	2																
20 Carlos Asuaje, L OBP: 0.301, SLG: 0.345										5	2	2	4	0	1	2																
13 Freddy Galvis, S OBP: 0.343, SLG: 0.314										4	1	1	0	1	2	2																
15 Cory Spangenberg, L OBP: 0.255, SLG: 0.385										5	1	1	2	0	0	1																
17 A.J. Ellis, R OBP: 0.292, SLG: 0.150										4	1	0	0	1	3	1																
50 Bryan Mitchell, L OBP: 0.200, SLG: 0.200										2	0	0	0	0	0	0																
41 Robbie Erlin, R OBP: 0.500, SLG: 0.500										0	0	0	0	0	0	0																
23 Matt Szczer, R OBP: 0.333, SLG: 0.348										3	2	2	2	0	0	0																
<b>Inning Stats</b>	R: 4 E: 0 K: 2 S: 19	H: 4 LOB: 0 BB: 0 P: 34	R: 0 E: 0 K: 1 S: 8	H: 0 LOB: 0 BB: 0 P: 9	R: 0 E: 0 K: 1 S: 11	H: 1 LOB: 2 BB: 1 P: 20	R: 0 E: 0 K: 0 S: 6	H: 0 LOB: 0 BB: 0 P: 7	R: 0 E: 0 K: 1 S: 16	H: 0 LOB: 1 BB: 1 P: 24	R: 0 E: 0 K: 1 S: 8	H: 8 LOB: 3 BB: 4 P: 66	R: 0 E: 0 K: 1 S: 11	H: 1 LOB: 1 BB: 0 P: 15	R: 0 E: 0 K: 1 S: 13	H: 2 LOB: 2 BB: 0 P: 23	1B: 11 2B: 3 3B: 0 HR: 2	SF: 0 SAC: 0 DP: 0 HBP: 0	WP: 0 PB: 0 SB: 2 CS: 0	PA: 49												
<b>PITCHER</b>	IP WLS BF H R ER SO BB IBB HBP BLK WP HR S P ERA WHIP																															
35 Chad Bettis, R ERA: 2.4	5.0	22	5	4	4	5	2	0	0	1	0	1	60	94	7.20	1.400																
59 Harrison Musgrave, L ERA: 5.08	1.0	5	3	0	0	1	0	0	0	0	0	0	8	10	0.00	0.000																
51 Jake McGee, L ERA: 6.55	0.1	5	3	4	4	1	1	0	0	0	0	1	7	17	108.00	12.000																
45 Scott Oberg, R ERA: 6.55	0.1	6	3	3	3	0	2	0	0	0	0	0	17	30	81.00	15.000																
49 Antonio Senzateła, R ERA: 7.9	2.1	13	5	2	2	2	1	0	0	0	0	0	33	57	7.71	2.571																

AB	43
R	13
H	16
RBI	12
BB	6
SO	9
LOB	14



Batter	1	2	3	4	5	6	7	8	9	AB	R	H	RBI	BB	SO	LOB	BOTTOM															
9 DJ LeMahieu, R OBP: 0.370, SLG: 0.521										4	1	2	0	0	0	1	<b>San Diego Padres @ Colorado Rockies</b> Coors Field, Denver, CO Mon Apr 23 2018, 6:42 PM - 10:06 PM MDT Att: 24,419 - Cloudy - 69 F															
19 Charlie Blackmon, L OBP: 0.373, SLG: 0.688										4	0	0	0	0	2	2																
28 Nolan Arenado, R OBP: 0.430, SLG: 0.618										4	1	2	2	0	0	1																
26 David Dahl, L OBP: 0.444, SLG: 0.375										4	1	2	0	0	1	0																
27 Trevor Story, R OBP: 0.347, SLG: 0.494										3	2	1	2	1	0	2																
20 Ian Desmond, R OBP: 0.212, SLG: 0.363										4	0	1	1	0	0	0																
24 Ryan McMahon, L OBP: 0.235, SLG: 0.156										2	0	0	0	1	1	1																
45 Scott Oberg, R										0	0	0	0	0	0	0																
49 Antonio Senzateła, R										0	0	0	0	0	0	0																
56 Noel Cuevas, R										1	0	0	0	0	1	0																
14 Tony Wolters, L OBP: 0.250, SLG: 0.100										4	0	0	0	0	1	1																
35 Chad Bettis, R OBP: 0.583, SLG: 0.083										2	0	0	0	0	0	0																
59 Harrison Musgrave, L ERA: 4.8										0	0	0	0	0	0	0																
51 Jake McGee, L OBP: 0.143, SLG: 0.150										0	0	0	0	0	0	0																
4 Pat Valaika, R										2	0	1	0	0	0	0																
<b>Inning Stats</b>	R: 4 E: 0 K: 1 S: 15	H: 4 LOB: 1 BB: 1 P: 29	R: 0 E: 0 K: 1 S: 9	H: 0 LOB: 0 BB: 0 P: 14	R: 1 E: 0 K: 0 S: 9	H: 1 LOB: 1 BB: 1 P: 18	R: 0 E: 0 K: 0 S: 7	H: 1 LOB: 0 BB: 0 P: 13	R: 0 E: 0 K: 0 S: 8	H: 2 LOB: 1 BB: 0 P: 14	R: 0 E: 0 K: 2 S: 9	H: 0 LOB: 0 BB: 0 P: 11	R: 0 E: 0 K: 0 S: 13	H: 1 LOB: 1 BB: 0 P: 20	R: 0 E: 0 K: 1 S: 8	H: 0 LOB: 0 BB: 0 P: 14	R: 0 E: 0 K: 1 S: 9	H: 0 LOB: 0 BB: 0 P: 11	1B: 6 2B: 1 3B: 0 HR: 2	SF: 0 SAC: 0 DP: 1 HBP: 0	WP: 0 PB: 0 SB: 2 CS: 1	PA: 37										
<b>PITCHER</b>	IP WLS BF H R ER SO BB IBB HBP BLK WP HR S P ERA WHIP																															
50 Bryan Mitchell, R ERA: 5.78	5.1	24	5	0	0	2	2	0	0	0	0	0	7	8	0.00	0.000																
41 Robbie Erlin, L ERA: 4.8	0.2	2	0	0	0	2	0	0	0	0	0	0	7	8	0.00	0.000																
34 Craig Stammen, R ERA: 2.03	1.0	4	1	0	0	0	0	0	0	0	0	0	13	20	0.00	1.000																
27 Jordan Lyles, R ERA: 2.35	2.0	6	0	0	0	2	0	0	0	0	0	0	17	25	0.00	0.000																

AB	34
R	5
H	9
RBI	5
BB	2
SO	6
LOB	8



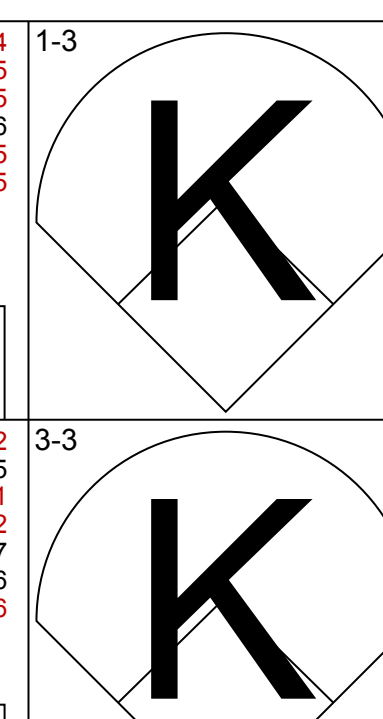
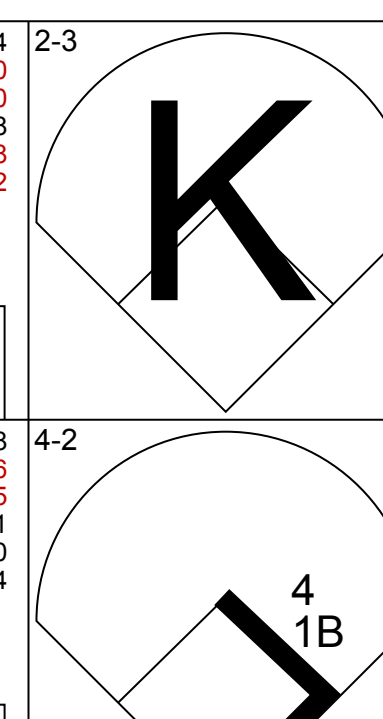
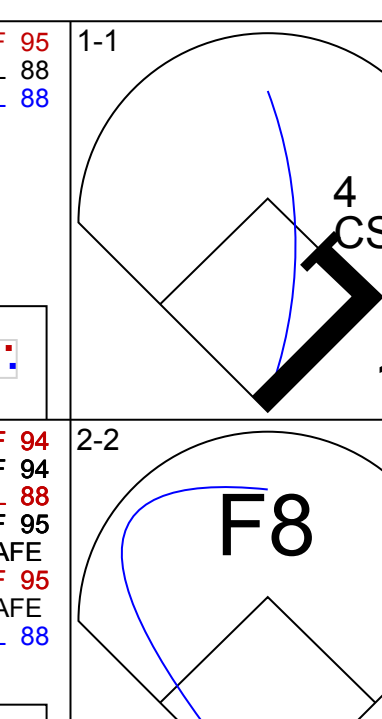
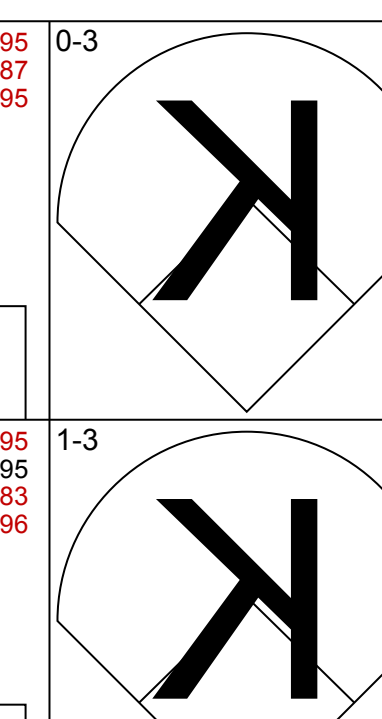
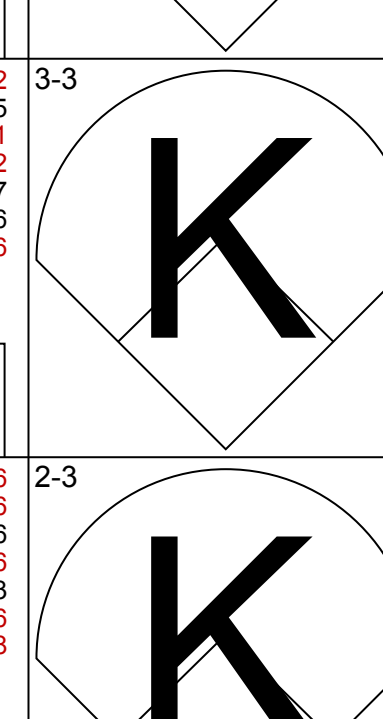
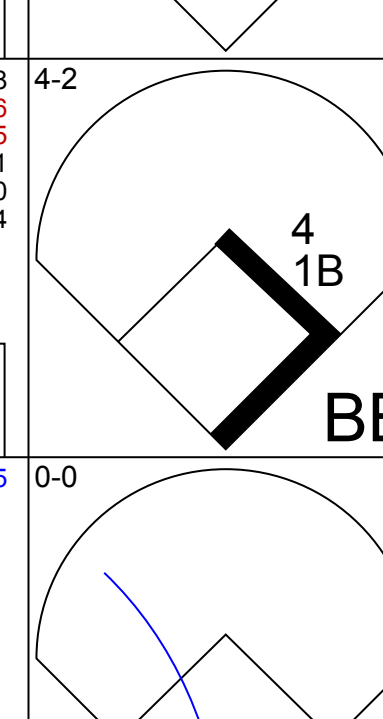
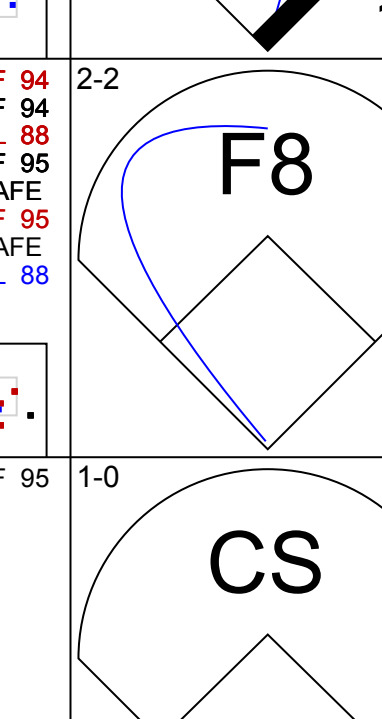
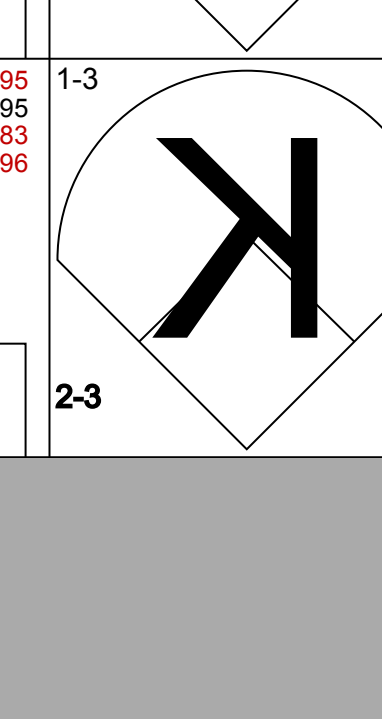
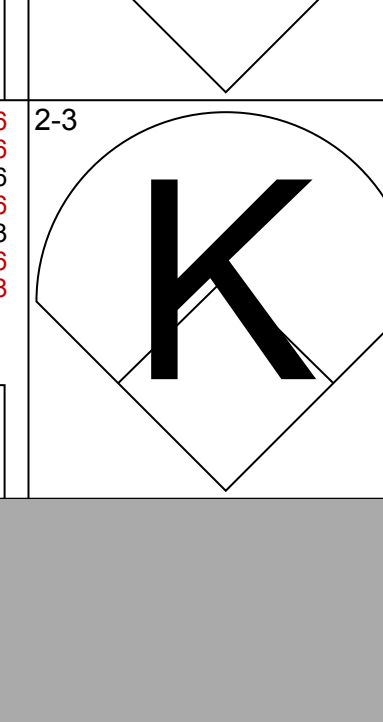
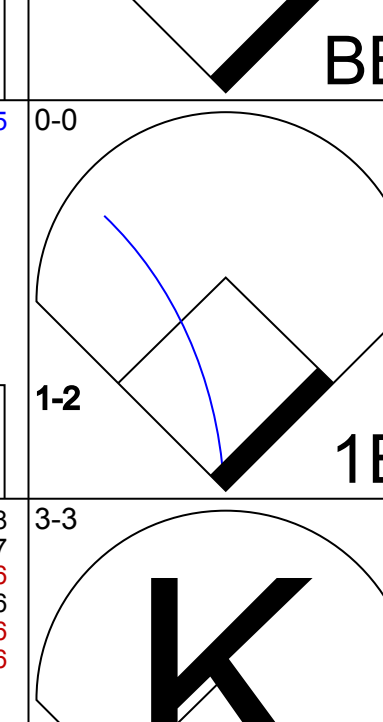
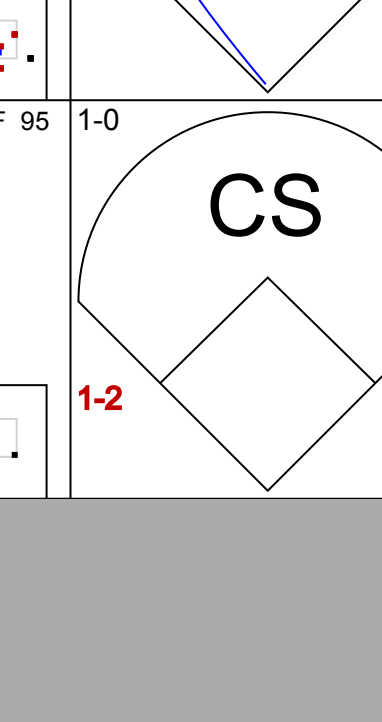

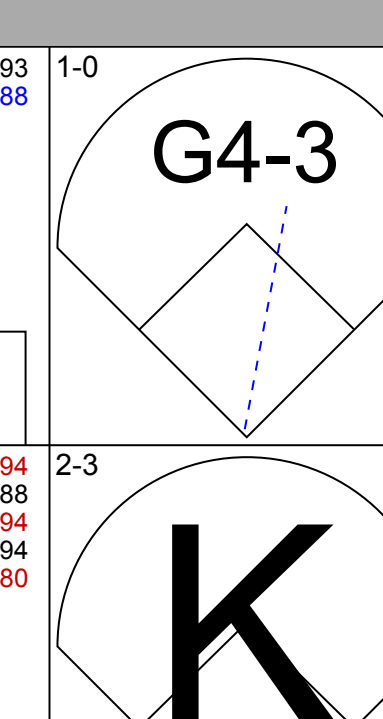
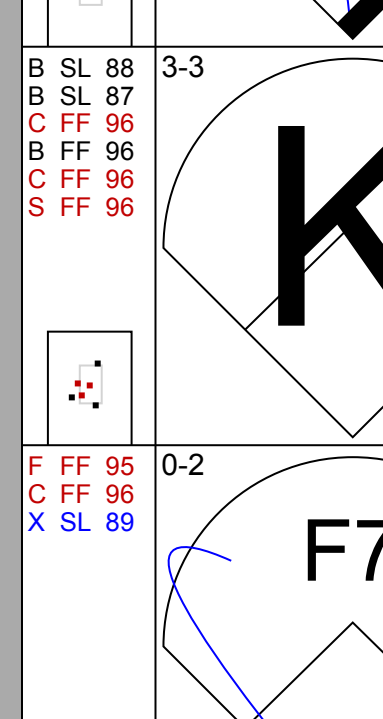
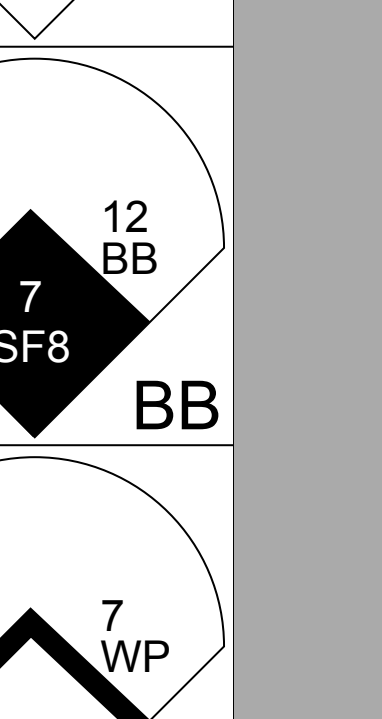

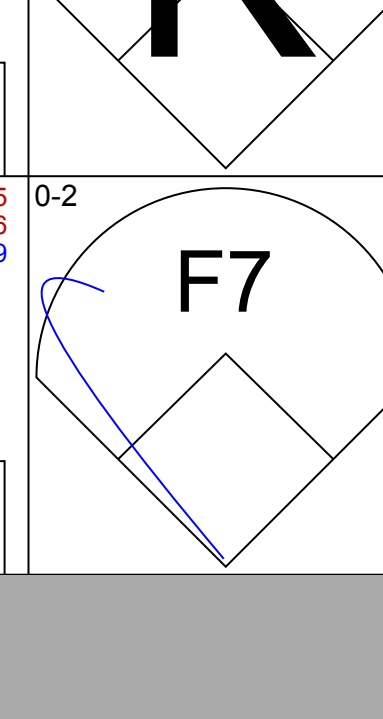


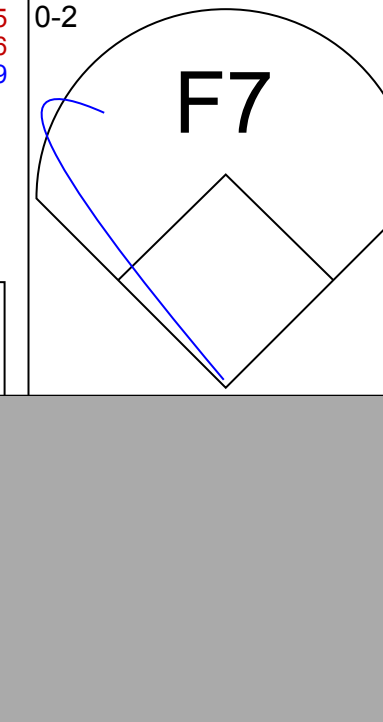


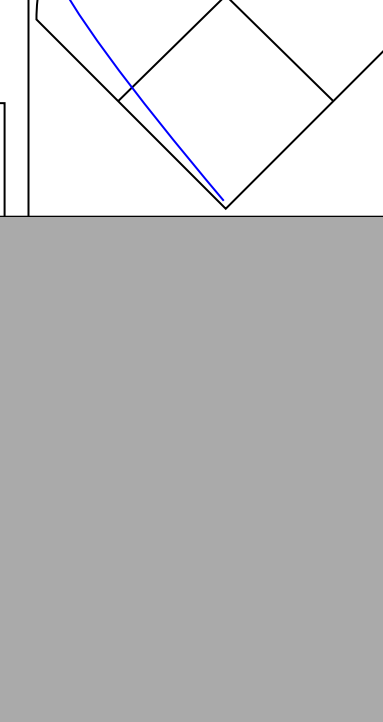






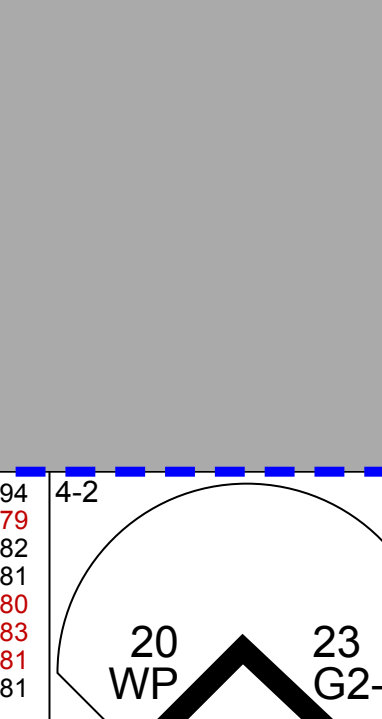

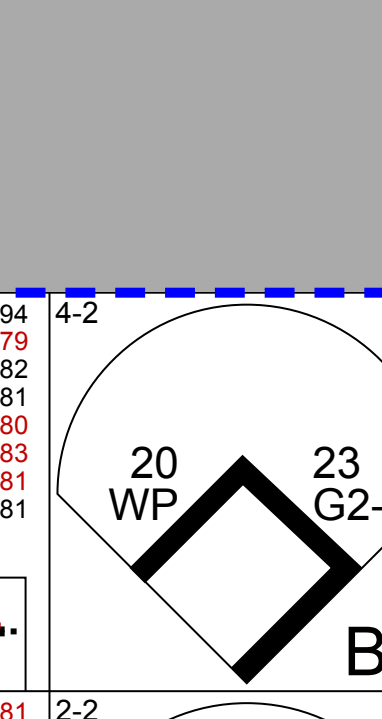

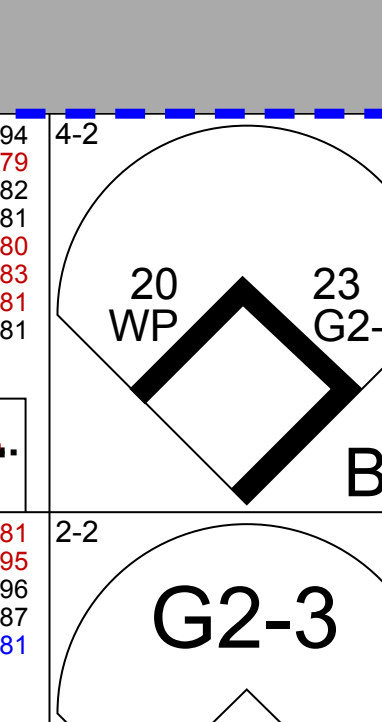

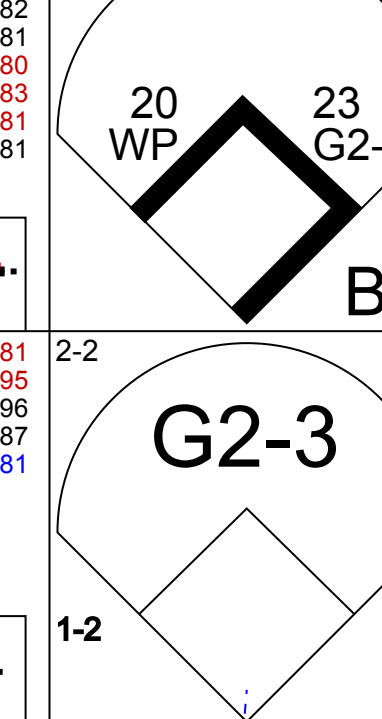

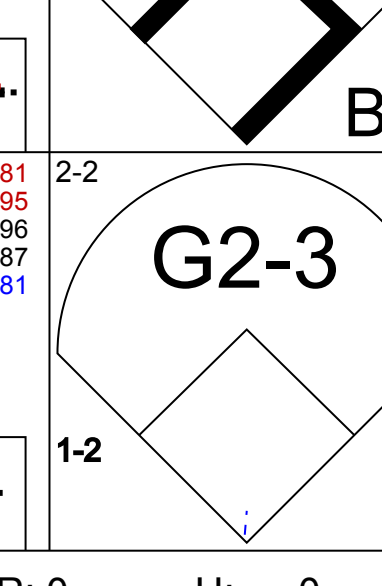

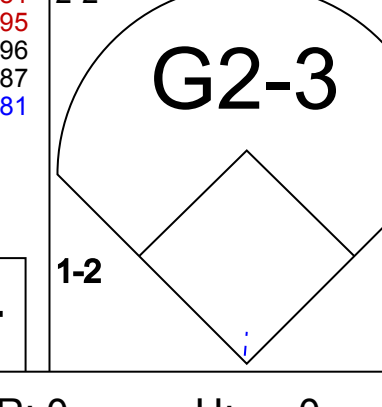


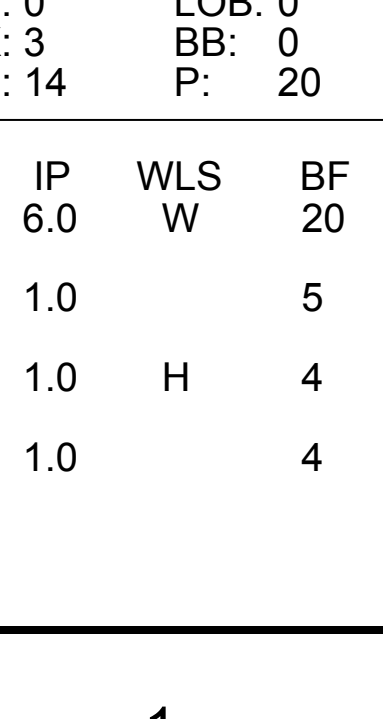
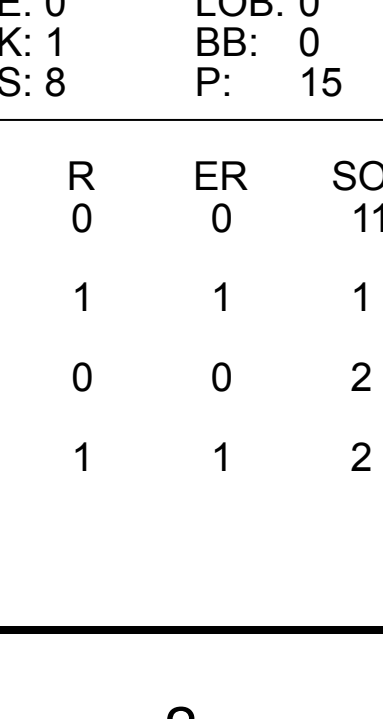
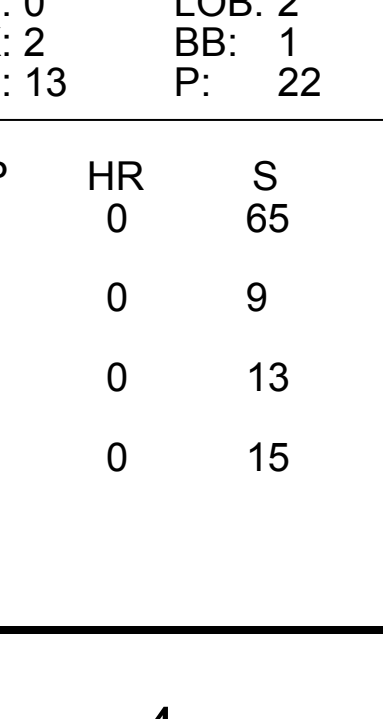


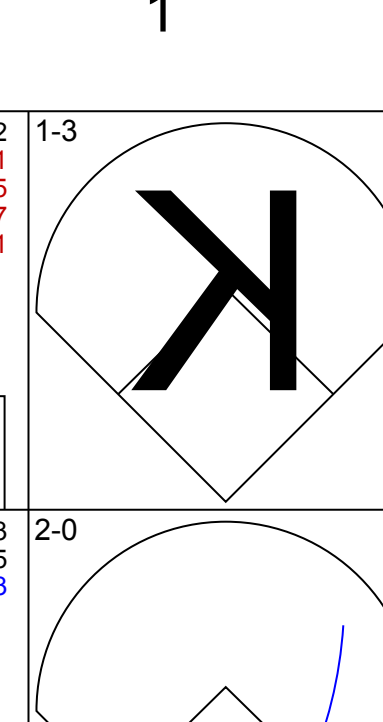
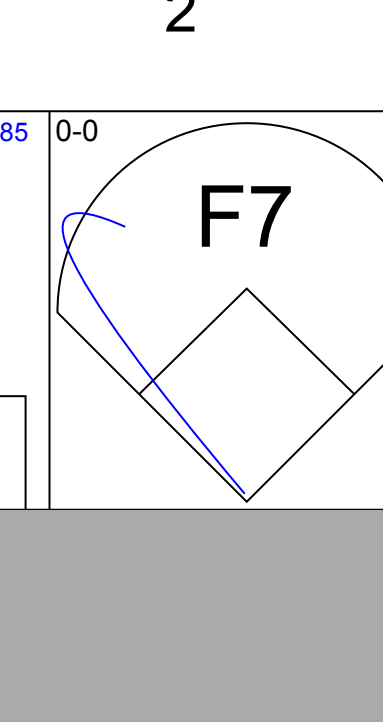
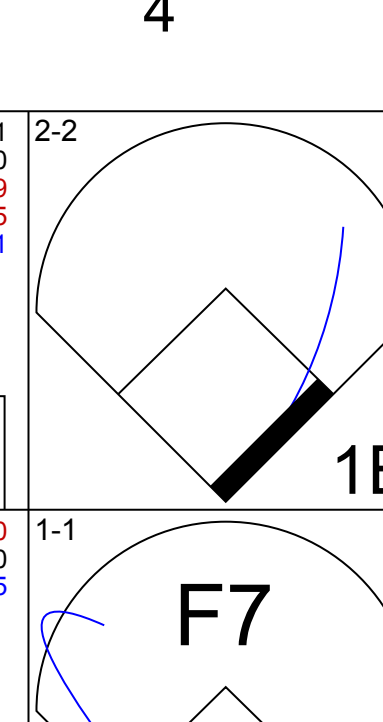
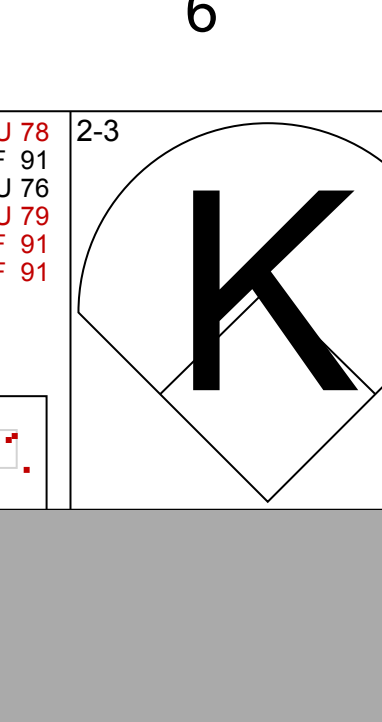
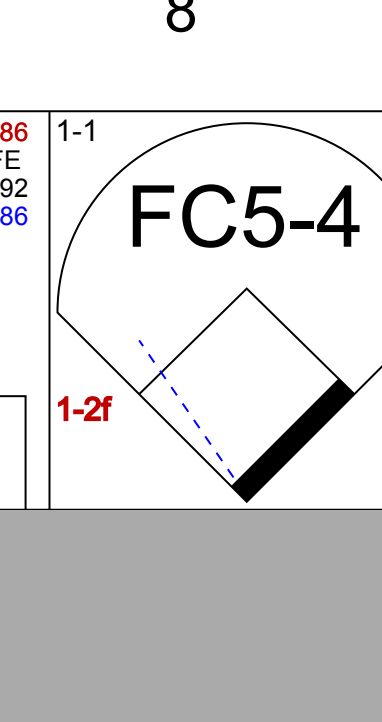
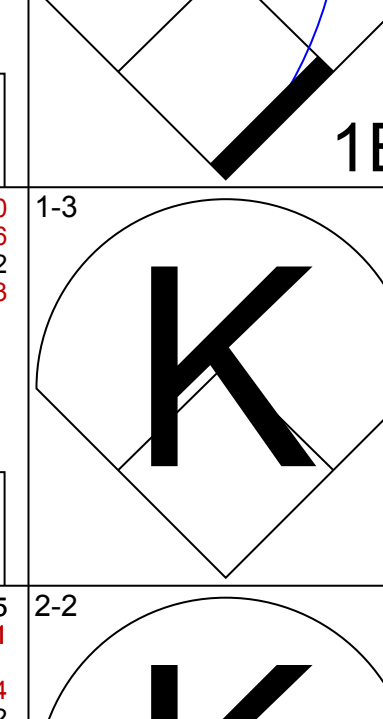

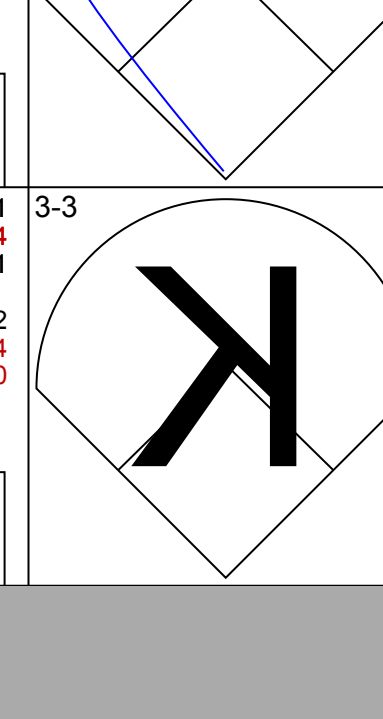


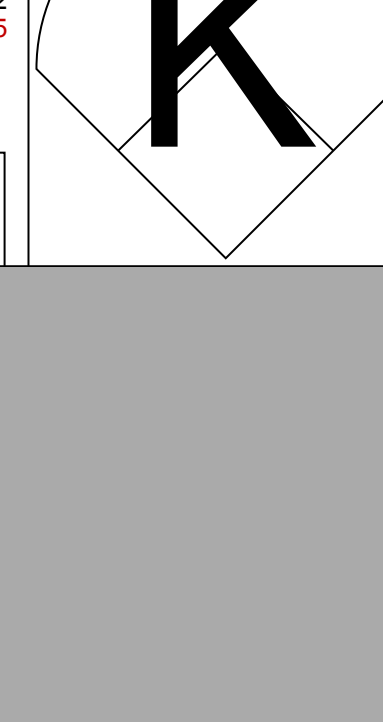
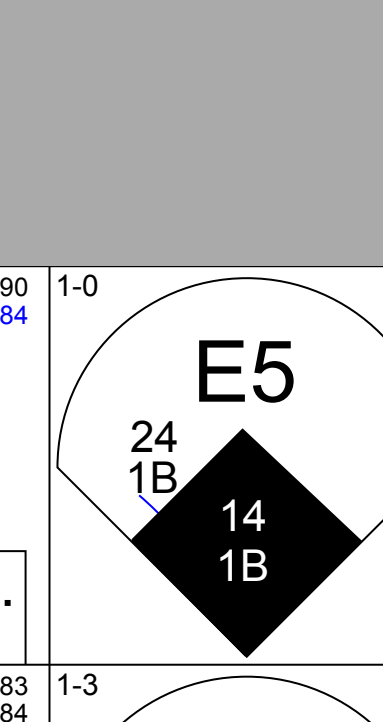




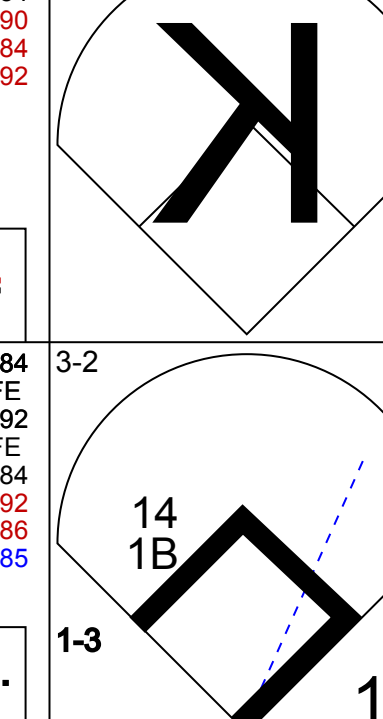

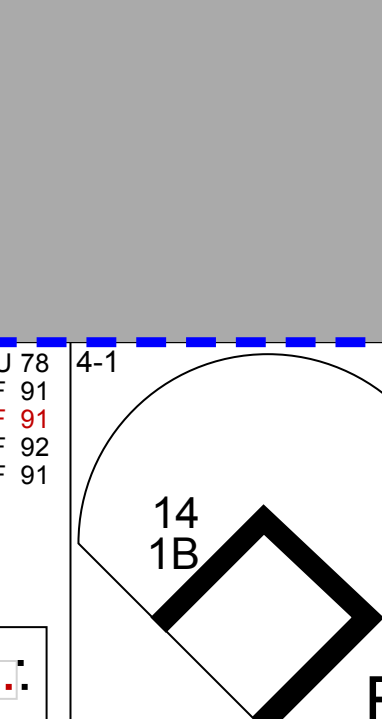
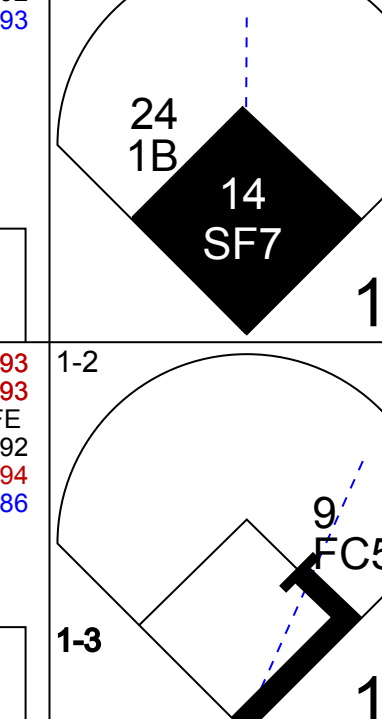

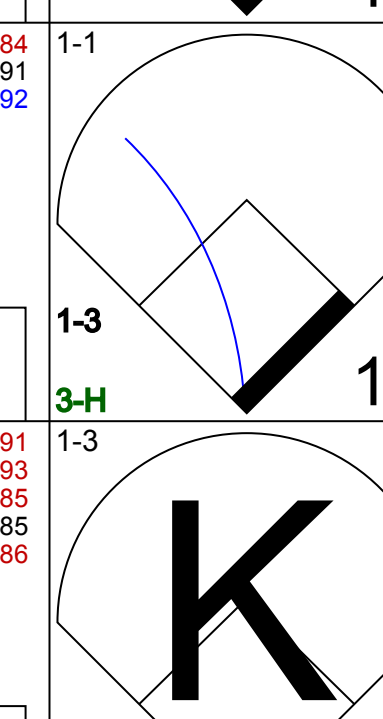
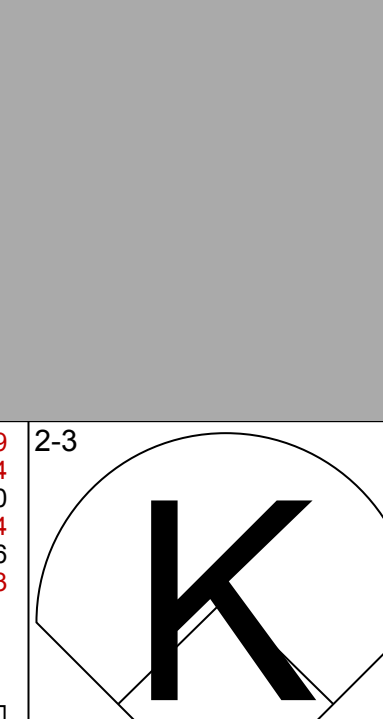
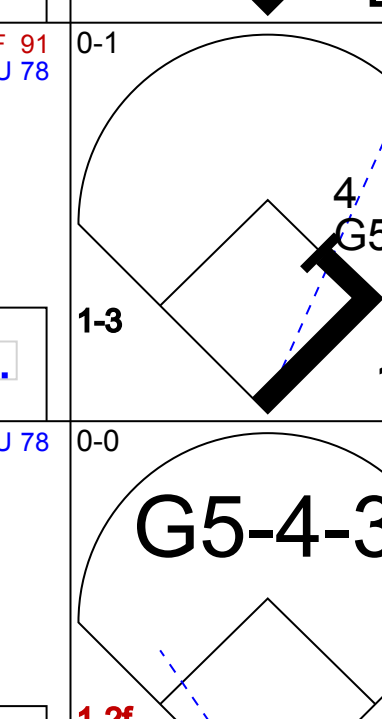
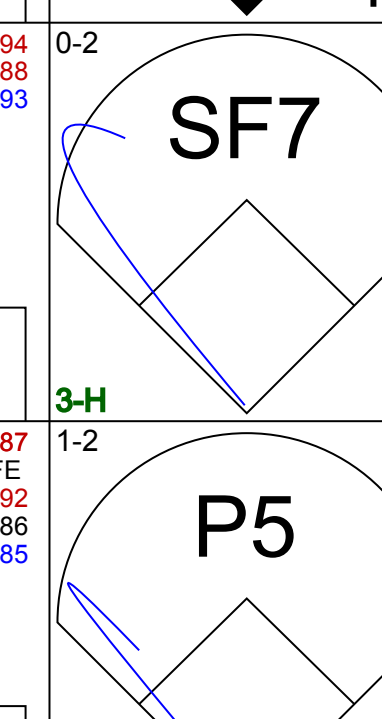
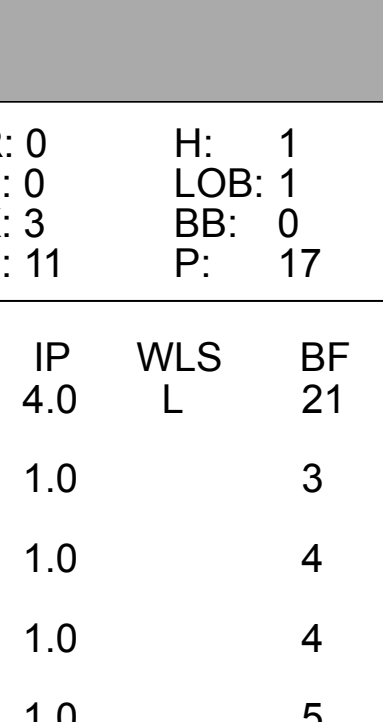
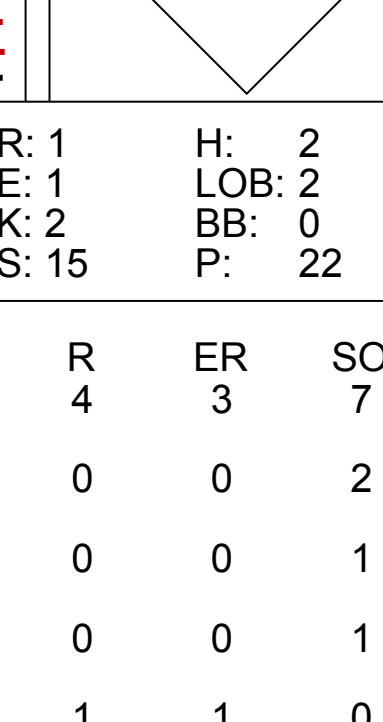
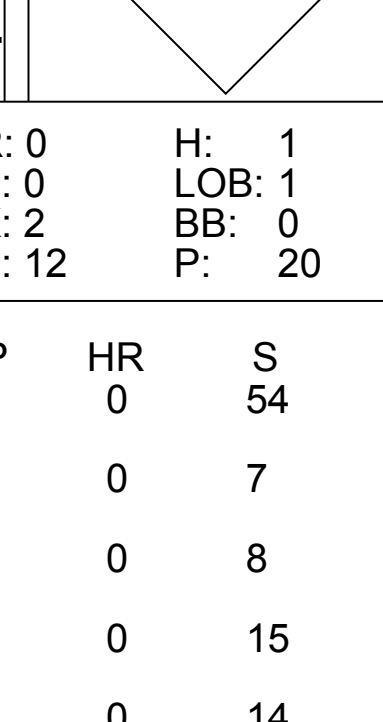
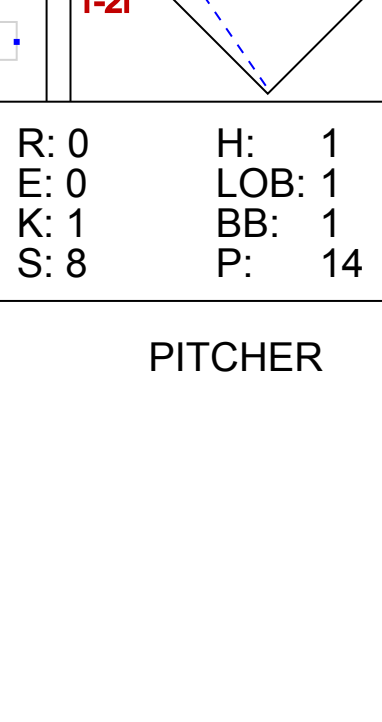
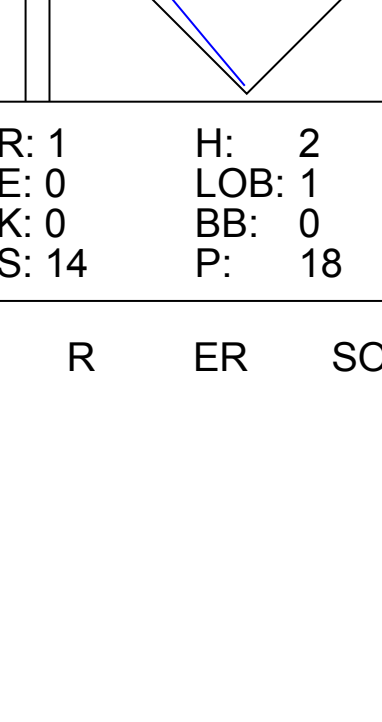







Batter	1	2	3	4	5	6	7	8	9	AB	R	H	RBI	BB	SO	LOB	TOP										
7 Manuel Margot, R OBP: 0.213, SLG: 0.232										4	0	1	0	0	1	2	<b>San Diego Padres @ Colorado Rockies</b> Coors Field, Denver, CO Tue Apr 24 2018, 7:27 PM - 9:50 PM MDT Att: 23,727 - Overcast - 37 F										
33 Franchy Cordero, L OBP: 0.265, SLG: 0.511										4	0	0	0	0	4	4											
4 Wil Myers, R OBP: 0.310, SLG: 0.483 53 Kazuhisa Makita, R (6, 1) 88 Phil Maton, R (8, 1) 20 Carlos Asuaje, L OBP: 0.298, SLG: 0.341										3	0	0	0	0	1	0											
2 José Pirela, R OBP: 0.301, SLG: 0.364										3	0	1	0	1	0	0											
12 Chase Headley, S OBP: 0.225, SLG: 0.118										4	0	0	0	0	2	2											
13 Freddy Galvis, S OBP: 0.263, SLG: 0.303										3	0	0	0	0	1	1											
15 Cory Spangenberg, L OBP: 0.241, SLG: 0.364										3	0	0	0	0	2	0											
18 Austin Hedges, R OBP: 0.200, SLG: 0.273 17 A.J. Ellis, R OBP: 0.292, SLG: 0.150										2	0	1	0	1	1	0											
46 Eric Lauer, R OBP: 1.000, SLG: 1.000 90 Adam Cimber, R (4, 1) 23 Matt Szczur, R OBP: 0.320, SLG: 0.333										1	0	1	0	0	0	0											
										1	0	0	0	1	1	1											
<b>Inning Stats</b>	R: 0 E: 0 K: 1 S: 6	H: 0 LOB: 0 BB: 0 P: 6	R: 0 E: 0 K: 0 S: 6	H: 0 LOB: 0 BB: 0 P: 11	R: 0 E: 0 K: 2 S: 11	H: 2 LOB: 2 BB: 0 P: 15	R: 0 E: 0 K: 1 S: 8	H: 0 LOB: 1 BB: 1 P: 17	R: 0 E: 0 K: 2 S: 11	H: 1 LOB: 2 BB: 1 P: 20	R: 0 E: 0 K: 0 S: 7	H: 0 LOB: 0 BB: 0 P: 10	R: 0 E: 0 K: 2 S: 8	H: 0 LOB: 0 BB: 0 P: 11	R: 0 E: 0 K: 3 S: 10	H: 0 LOB: 0 BB: 0 P: 13	R: 0 E: 0 K: 1 S: 7	H: 1 LOB: 0 BB: 0 P: 10	1B: 3 2B: 1 3B: 0 HR: 0	SF: 0 SAC: 0 DP: 1 HBP: 0	WP: 0 PB: 0 SB: 0 CS: 0	PA: 32					
<b>PITCHER</b>	IP	WLS	BF	H	R	ER	SO	BB	IBB	HBP	BLK	WP	HR	S	P	ERA	WHIP										
21 Kyle Freeland, L ERA: 4.33	7.0	W	26	3	0	0	8	2	0	0	0	0	0	57	90	0.00	0.714										
29 Bryan Shaw, R ERA: 9.94	1.0		3	0	0	0	3	0	0	0	0	0	0	10	13	0.00	0.000										
50 Brooks Pounders, R ERA:	1.0		3	1	0	0	1	0	0	0	0	0	0	7	10	0.00	1.000										

Batter	1	2	3	4	5	6	7	8	9	AB	R	H	RBI	BB	SO	LOB	BOTTOM										
9 DJ LeMahieu, R OBP: 0.372, SLG: 0.510										4	1	1	1	1	0	2	<b>San Diego Padres @ Colorado Rockies</b> Coors Field, Denver, CO Tue Apr 24 2018, 7:27 PM - 9:50 PM MDT Att: 23,727 - Overcast - 37 F										
19 Charlie Blackmon, L OBP: 0.379, SLG: 0.649										4	2	2	0	0	1	1											
28 Nolan Arenado, R OBP: 0.434, SLG: 0.600										2	2	0	0	2	0	1											
27 Trevor Story, R OBP: 0.353, SLG: 0.523										3	1	1	4	1	1	0											
42 Chris Iannetta, R OBP: 0.306, SLG: 0.369										4	0	1	1	0	1	1											
26 David Dahl, L OBP: 0.385, SLG: 0.500										4	1	1	0	0	2	2											
20 Ian Desmond, R OBP: 0.213, SLG: 0.357										4	0	1	1	0	2	0											
56 Noel Cuevas, R OBP: 0.250, SLG: 0.250										4	1	2	0	0	1	1											
21 Kyle Freeland, L OBP: 0.111, SLG: 0.111 29 Bryan Shaw, S (8, 1) 24 Ryan McMahon, L OBP: 0.250, SLG: 0.156 50 Brooks Pounders, R (9, 1)										2	0	0	0	0	2	0											
										0	0	0	0	0	0	0											
<b>Inning Stats</b>	R: 2 E: 1 K: 1 S: 16	H: 1 LOB: 1 BB: 2 P: 30	R: 5 E: 0 K: 0 S: 18	H: 5 LOB: 1 BB: 1 P: 28	R: 0 E: 0 K: 2 S: 8	H: 0 LOB: 0 BB: 0 P: 10	R: 0 E: 0 K: 1 S: 7	H: 0 LOB: 0 BB: 1 P: 13	R: 1 E: 0 K: 2 S: 11	H: 2 LOB: 1 BB: 0 P: 14	R: 0 E: 0 K: 1 S: 7	H: 0 LOB: 0 BB: 0 P: 12	R: 0 E: 0 K: 1 S: 6	H: 0 LOB: 0 BB: 0 P: 9	R: 0 E: 0 K: 2 S: 11	H: 1 LOB: 2 BB: 1 P: 22	R: 0 E: 0 K: 2 S: 11	H: 1 LOB: 1 BB: 1 P: 22	1B: 7 2B: 0 3B: 1 HR: 1	SF: 0 SAC: 1 DP: 1 HBP: 0	WP: 0 PB: 0 SB: 0 CS: 0	PA: 37					
<b>PITCHER</b>	IP	WLS	BF	H	R	ER	SO	BB	IBB	HBP	BLK	WP	HR	S	P	ERA	WHIP										
46 Eric Lauer, L ERA: 18.0	3.0	L	19	6	7	6	3	4	0	0	0	0	0	44	74	18.00	3.333										
90 Adam Cimber, R ERA: 2.65	2.0		7	2	1	1	3	0	0	0	0	0	0	16	21	4.50	1.000										
53 Kazuhisa Makita, R ERA: 4.5	2.0		6	0	0	0	2	0	0	0	0	0	0	13	21	0.00	0.000										
88 Phil Maton, R ERA:	1.0		5	1	0	0	2	1	0	0	0	0	0	11	22	0.00	2.000										






Batter	1	2	3	4	5	6	7	8	9	AB	R	H	RBI	BB	SO	LOB	TOP							
2 José Pirela, R OBP: 0.299, SLG: 0.360										4	0	1	0	0	3	1	<b>San Diego Padres @ Colorado Rockies</b> Coors Field, Denver, CO Wed Apr 25 2018, 1:11 PM - 4:16 PM MDT Att: 32,989 - Sunny - 59 F							
20 Carlos Asuaje, L OBP: 0.296, SLG: 0.330										3	0	0	0	1	2	2								
4 Wil Myers, R OBP: 0.333, SLG: 0.515										4	1	2	0	0	2	0								
33 Franchy Cordero, L OBP: 0.264, SLG: 0.480										3	1	0	0	1	2	3								
12 Chase Headley, S OBP: 0.227, SLG: 0.108										3	0	0	1	1	1	2								
7 Manuel Margot, R OBP: 0.215, SLG: 0.237										3	0	1	1	0	1	0								
13 Freddy Galvis, S OBP: 0.324, SLG: 0.293										3	0	0	0	0	1	1								
18 Austin Hedges, R OBP: 0.205, SLG: 0.265										2	0	0	0	1	2	0								
36 Tyson Ross, R ERA: 5.79										1	0	0	0	0	1	0								
41 Robbie Erlin, R ERA: 4.5										0	0	0	0	0	0	0								
15 Cody Simpson, L ERA: 4.5										0	0	0	0	0	0	0								
88 Phil Maton, R ERA: 1.46										0	0	0	0	0	0	0								
52 Brad Hand, L ERA: 1.46										0	0	0	0	0	0	0								
23 Matt Szczur, R ERA: 1.59										0	0	0	0	0	0	0								
39 Kirby Yates, L ERA: 1.59										0	0	0	0	0	0	0								
<b>Inning Stats</b>	R: 0 E: 0 K: 3 S: 14	H: 0 LOB: 0 BB: 0 P: 20	R: 0 E: 0 K: 1 S: 8	H: 1 LOB: 0 BB: 0 P: 15	R: 0 E: 0 K: 3 S: 9	H: 0 LOB: 0 BB: 0 P: 11	R: 0 E: 0 K: 2 S: 13	H: 1 LOB: 2 BB: 1 P: 22	R: 0 E: 0 K: 1 S: 12	H: 0 LOB: 0 BB: 0 P: 18	R: 0 E: 0 K: 1 S: 9	H: 1 LOB: 0 BB: 0 P: 15	R: 1 E: 0 K: 1 S: 9	H: 0 LOB: 1 BB: 2 P: 20	R: 0 E: 0 K: 2 S: 13	H: 0 LOB: 1 BB: 1 P: 20	R: 1 E: 0 K: 2 S: 15	H: 1 LOB: 0 BB: 0 P: 24	1B: 3 2B: 1 3B: 0 HR: 0	SF: 1 DP: 0 HBP: 0	WP: 3 PB: 0 SB: 0 CS: 2	PA: 35		
<b>PITCHER</b>	IP WLS BF H R ER SO BB IBB HBP BLK WP HR S P ERA WHIP	IP WLS BF H R ER SO BB IBB HBP BLK WP HR S P ERA WHIP	IP WLS BF H R ER SO BB IBB HBP BLK WP HR S P ERA WHIP	IP WLS BF H R ER SO BB IBB HBP BLK WP HR S P ERA WHIP	IP WLS BF H R ER SO BB IBB HBP BLK WP HR S P ERA WHIP	IP WLS BF H R ER SO BB IBB HBP BLK WP HR S P ERA WHIP	IP WLS BF H R ER SO BB IBB HBP BLK WP HR S P ERA WHIP	IP WLS BF H R ER SO BB IBB HBP BLK WP HR S P ERA WHIP	IP WLS BF H R ER SO BB IBB HBP BLK WP HR S P ERA WHIP	IP WLS BF H R ER SO BB IBB HBP BLK WP HR S P ERA WHIP	IP WLS BF H R ER SO BB IBB HBP BLK WP HR S P ERA WHIP	IP WLS BF H R ER SO BB IBB HBP BLK WP HR S P ERA WHIP	IP WLS BF H R ER SO BB IBB HBP BLK WP HR S P ERA WHIP	IP WLS BF H R ER SO BB IBB HBP BLK WP HR S P ERA WHIP	IP WLS BF H R ER SO BB IBB HBP BLK WP HR S P ERA WHIP	IP WLS BF H R ER SO BB IBB HBP BLK WP HR S P ERA WHIP	IP WLS BF H R ER SO BB IBB HBP BLK WP HR S P ERA WHIP	IP WLS BF H R ER SO BB IBB HBP BLK WP HR S P ERA WHIP	IP WLS BF H R ER SO BB IBB HBP BLK WP HR S P ERA WHIP	IP WLS BF H R ER SO BB IBB HBP BLK WP HR S P ERA WHIP	IP WLS BF H R ER SO BB IBB HBP BLK WP HR S P ERA WHIP	IP WLS BF H R ER SO BB IBB HBP BLK WP HR S P ERA WHIP	IP WLS BF H R ER SO BB IBB HBP BLK WP HR S P ERA WHIP	IP WLS BF H R ER SO BB IBB HBP BLK WP HR S P ERA WHIP

Batter	1	2	3	4	5	6	7	8	9	AB	R	H	RBI	BB	SO	LOB	BOTTOM							
9 DJ LeMahieu, R OBP: 0.364, SLG: 0.495										5	0	1	0	0	2	4	<b>San Diego Padres @ Colorado Rockies</b> Coors Field, Denver, CO Wed Apr 25 2018, 1:11 PM - 4:16 PM MDT Att: 32,989 - Sunny - 59 F							
19 Charlie Blackmon, L OBP: 0.365, SLG: 0.638										3	1	1	0	1	0	1								
28 Nolan Arenado, R OBP: 0.437, SLG: 0.589										3	1	1	0	1	2	2								
26 David Dahl, L OBP: 0.353, SLG: 0.563										4	1	1	2	0	2	2								
27 Trevor Story, R OBP: 0.340, SLG: 0.505										3	1	0	1	0	2	1								
20 Ian Desmond, R OBP: 0.215, SLG: 0.352										4	1	1	0	0	1	1								
24 Ryan McMahon, L OBP: 0.304, SLG: 0.191										2	0	2	0	2	0	0								
14 Tony Wolters, L OBP: 0.275, SLG: 0.152										3	0	2	2	0	0	1								
55 Jon Gray, R ERA: 5.79										2	0	0	0	0	2	2								
4 Pat Valdesca, R ERA: 4.5										1	0	0	0	0	0	2								
29 Bryan Shaw, S ERA: 4.5										0	0	0	0	0	0	0								
0 Adam Ottavino, S ERA: 0.66										0	0	0	0	0	0	0								
56 Noel Cuevas, R ERA: 1.46										1	0	0	0	0	0	1								
71 Wade Davis, R ERA: 2.61										0	0	0	0	0	0	0								
<b>Inning Stats</b>	R: 0 E: 0 K: 3 S: 11	H: 1 LOB: 1 BB: 0 P: 17	R: 1 E: 1 K: 2 S: 15	H: 2 LOB: 2 BB: 0 P: 22	R: 3 E: 0 K: 0 S: 16	H: 1 LOB: 1 BB: 3 P: 35	R: 0 E: 0 K: 2 S: 12	H: 1 LOB: 1 BB: 0 P: 20	R: 0 E: 0 K: 1 S: 8	H: 1 LOB: 1 BB: 1 P: 14	R: 0 E: 0 K: 1 S: 15	H: 1 LOB: 0 BB: 0 P: 19	R: 0 E: 0 K: 0 S: 14	H: 2 LOB: 1 BB: 0 P: 18	R: 1 E: 0 K: 0 S: 14	H: 2 LOB: 1 BB: 0 P: 18	1B: 8 2B: 0 3B: 1 HR: 0	SF: 2 DP: 1 HBP: 0	WP: 0 PB: 0 SB: 0 CS: 0	PA: 37				
<b>PITCHER</b>	IP WLS BF H R ER SO BB IBB HBP BLK WP HR S P ERA WHIP	IP WLS BF H R ER SO BB IBB HBP BLK WP HR S P ERA WHIP	IP WLS BF H R ER SO BB IBB HBP BLK WP HR S P ERA WHIP	IP WLS BF H R ER SO BB IBB HBP BLK WP HR S P ERA WHIP	IP WLS BF H R ER SO BB IBB HBP BLK WP HR S P ERA WHIP	IP WLS BF H R ER SO BB IBB HBP BLK WP HR S P ERA WHIP	IP WLS BF H R ER SO BB IBB HBP BLK WP HR S P ERA WHIP	IP WLS BF H R ER SO BB IBB HBP BLK WP HR S P ERA WHIP	IP WLS BF H R ER SO BB IBB HBP BLK WP HR S P ERA WHIP	IP WLS BF H R ER SO BB IBB HBP BLK WP HR S P ERA WHIP	IP WLS BF H R ER SO BB IBB HBP BLK WP HR S P ERA WHIP	IP WLS BF H R ER SO BB IBB HBP BLK WP HR S P ERA WHIP	IP WLS BF H R ER SO BB IBB HBP BLK WP HR S P ERA WHIP	IP WLS BF H R ER SO BB IBB HBP BLK WP HR S P ERA WHIP	IP WLS BF H R ER SO BB IBB HBP BLK WP HR S P ERA WHIP	IP WLS BF H R ER SO BB IBB HBP BLK WP HR S P ERA WHIP	IP WLS BF H R ER SO BB IBB HBP BLK WP HR S P ERA WHIP	IP WLS BF H R ER SO BB IBB HBP BLK WP HR S P ERA WHIP	IP WLS BF H R ER SO BB IBB HBP BLK WP HR S P ERA WHIP	IP WLS BF H R ER SO BB IBB HBP BLK WP HR S P ERA WHIP	IP WLS BF H R ER SO BB IBB HBP BLK WP HR S P ERA WHIP	IP WLS BF H R ER SO BB IBB HBP BLK WP HR S P ERA WHIP	IP WLS BF H R ER SO BB IBB HBP BLK WP HR S P ERA WHIP	IP WLS BF H R ER SO BB IBB HBP BLK WP HR S P ERA WHIP

AB 28  
R 2  
H 4  
RBI 2  
BB 4  
SO 16  
LOB 10



AB 31  
R 5  
H 9  
RBI 5  
BB 4  
SO 11  
LOB 17

















Batter	1	2	3	4	5	6	7	8	9	AB	R	H	RBI	BB	SO	LOB	TOP				
20 Ian Desmond, R OBP: 0.229, SLG: 0.337	G5-3		L5		L8	FC5			FC1-6 19 BB	5	0	0	0	0	0	5	<b>Colorado Rockies @ Chicago Cubs</b> Wrigley Field, Chicago, IL Mon Apr 30 2018, 6:07 PM - 9:03 PM CDT Att: 35,922 - Clear - 80 F				
19 Charlie Blackmon, L OBP: 0.367, SLG: 0.584	HBP		G4-3		28 BB 1B				BB	3	0	1	1	1	1	0					
28 Nolan Arenado, R OBP: 0.413, SLG: 0.529	BB		K		2B				K	4	0	1	1	1	2	2					
27 Trevor Story, R OBP: 0.320, SLG: 0.453	F8				L8				K	3	0	0	0	1	1	2					
42 Chris Iannetta, R OBP: 0.301, SLG: 0.338	G4-3				G6-3				8 G3-6 1B	4	0	1	0	0	1	5					
8 Gerardo Parra, L OBP: 0.284, SLG: 0.296			K		K				G3-6	4	0	0	0	0	1	1					
56 Noel Cuevas, R OBP: 0.316, SLG: 0.278									G5-3	4	0	3	0	0	0	0					
4 Pat Valaika, R OBP: 0.145, SLG: 0.154			F9							2	1	0	0	1	0	2					
26 David Dahl, L OBP: 0.346, SLG: 0.435					19 BB 1B				K	1	0	0	0	0	1	0					
21 Kyle Freeland, L OBP: 0.091, SLG: 0.091			K		FC 19 BB 1B				20 FC1-6 1B	3	1	0	0	0	2	5					
0 Adam Ottavino, S										0	0	0	0	0	0	0					
5 Carlos González, L OBP: 0.274, SLG: 0.435										1	0	1	0	0	0	0					
24 Ryan McMahon, L OBP: 0.317, SLG: 0.200										0	0	0	0	0	0	0					
<b>Inning Stats</b>	R: 0 H: 0 E: 0 K: 0 S: 7	H: 0 LOB: 2 BB: 1 P: 16	R: 0 H: 1 E: 0 K: 1 S: 8	H: 1 LOB: 1 BB: 0 P: 14	R: 0 H: 0 E: 0 K: 1 S: 9	H: 0 LOB: 0 BB: 0 P: 13	R: 0 H: 0 E: 0 K: 1 S: 9	H: 0 LOB: 0 BB: 0 P: 14	R: 2 H: 3 E: 1 K: 1 S: 19	H: 3 LOB: 3 BB: 2 P: 37	R: 0 H: 1 E: 1 K: 1 S: 10	H: 1 LOB: 2 BB: 0 P: 15	R: 0 H: 0 E: 0 K: 2 S: 9	H: 0 LOB: 0 BB: 0 P: 16	R: 0 H: 1 E: 0 K: 0 S: 4	H: 1 LOB: 0 BB: 0 P: 7	R: 0 H: 1 E: 0 K: 2 S: 14	H: 1 LOB: 2 BB: 1 P: 23	1B: 6 2B: 1 3B: 0 HR: 0	SF: 0 SAC: 1 DP: 1 HBP: 1	WP: 0 PA: 39 PB: 0 SB: 0 CS: 0
<b>PITCHER</b>	IP WLS BF H R ER SO BB IBB HBP BLK WP HR S P ERA WHIP	IP WLS BF H R ER SO BB IBB HBP BLK WP HR S P ERA WHIP	IP WLS BF H R ER SO BB IBB HBP BLK WP HR S P ERA WHIP	IP WLS BF H R ER SO BB IBB HBP BLK WP HR S P ERA WHIP	IP WLS BF H R ER SO BB IBB HBP BLK WP HR S P ERA WHIP	IP WLS BF H R ER SO BB IBB HBP BLK WP HR S P ERA WHIP	IP WLS BF H R ER SO BB IBB HBP BLK WP HR S P ERA WHIP	IP WLS BF H R ER SO BB IBB HBP BLK WP HR S P ERA WHIP	IP WLS BF H R ER SO BB IBB HBP BLK WP HR S P ERA WHIP	IP WLS BF H R ER SO BB IBB HBP BLK WP HR S P ERA WHIP	IP WLS BF H R ER SO BB IBB HBP BLK WP HR S P ERA WHIP	IP WLS BF H R ER SO BB IBB HBP BLK WP HR S P ERA WHIP	IP WLS BF H R ER SO BB IBB HBP BLK WP HR S P ERA WHIP	IP WLS BF H R ER SO BB IBB HBP BLK WP HR S P ERA WHIP	IP WLS BF H R ER SO BB IBB HBP BLK WP HR S P ERA WHIP	IP WLS BF H R ER SO BB IBB HBP BLK WP HR S P ERA WHIP	IP WLS BF H R ER SO BB IBB HBP BLK WP HR S P ERA WHIP				

Batter	1	2	3	4	5	6	7	8	9	AB	R	H	RBI	BB	SO	LOB	BOTTOM		
5 Albert Almora Jr., R OBP: 0.341, SLG: 0.421	E6		F8		G5-4-3 1B				K	4	0	1	1	0	1	0	<b>Colorado Rockies @ Chicago Cubs</b> Wrigley Field, Chicago, IL Mon Apr 30 2018, 6:07 PM - 9:03 PM CDT Att: 35,922 - Clear - 80 F		
9 Javier Báez, R OBP: 0.333, SLG: 0.630	L7		K		G5-4-3				K	4	0	0	0	0	2	3			
17 Kris Bryant, R OBP: 0.441, SLG: 0.506	P4				G6-3				BB	3	1	1	0	1	0	1			
44 Anthony Rizzo, L OBP: 0.259, SLG: 0.189	K				G4-3				L7	4	0	0	1	0	1	2			
40 Wilson Contreras, R OBP: 0.350, SLG: 0.418										2	0	0	0	1	1	0			
18 Ben Zobrist, S OBP: 0.400, SLG: 0.469					G5-3				L9	3	1	1	0	0	0	1			
27 Addison Russell, R OBP: 0.326, SLG: 0.333										3	1	2	1	0	0	0			
8 Ian Happ, S OBP: 0.297, SLG: 0.406										3	0	1	0	0	1	1			
34 Jon Lester, L OBP: 0.091, SLG: 0.091										2	0	0	0	0	1	2			
12 Kyle Schwarber, L OBP: 0.385, SLG: 0.654										0	0	0	0	0	0	0			
46 Pedro Strop, R OBP: 0.000, SLG: 0.000										0	0	0	0	0	0	0			
32 Brian Duensing, L OBP: 0.000, SLG: 0.000										0	0	0	0	0	0	0			
41 Steve Cishek, R OBP: 0.000, SLG: 0.000										0	0	0	0	0	0	0			
<b>Inning Stats</b>	R: 0 H: 0 E: 1 K: 1 S: 10	H: 2 LOB: 0 BB: 0 P: 15	R: 0 H: 0 E: 0 K: 2 S: 9	H: 0 LOB: 0 BB: 0 P: 13	R: 0 H: 0 E: 0 K: 0 S: 8	H: 0 LOB: 1 BB: 1 P: 14	R: 1 H: 3 E: 0 K: 0 S: 10	H: 3 LOB: 1 BB: 0 P: 18	R: 1 H: 1 E: 0 K: 0 S: 7	H: 1 LOB: 0 BB: 0 P: 11	R: 0 H: 0 E: 0 K: 1 S: 7	H: 0 LOB: 0 BB: 0 P: 12	R: 0 H: 0 E: 0 K: 2 S: 11	H: 0 LOB: 1 BB: 1 P: 18	R: 0 H: 0 E: 0 K: 2 S: 11	H: 0 LOB: 1 BB: 1 P: 18	1B: 4 2B: 1 3B: 1 HR: 0	SF: 0 SAC: 0 DP: 2 HBP: 0	WP: 0 PA: 31 PB: 0 SB: 0 CS: 0
<b>PITCHER</b>	IP WLS BF H R ER SO BB IBB HBP BLK WP HR S P ERA WHIP	IP WLS BF H R ER SO BB IBB HBP BLK WP HR S P ERA WHIP	IP WLS BF H R ER SO BB IBB HBP BLK WP HR S P ERA WHIP	IP WLS BF H R ER SO BB IBB HBP BLK WP HR S P ERA WHIP	IP WLS BF H R ER SO BB IBB HBP BLK WP HR S P ERA WHIP	IP WLS BF H R ER SO BB IBB HBP BLK WP HR S P ERA WHIP	IP WLS BF H R ER SO BB IBB HBP BLK WP HR S P ERA WHIP	IP WLS BF H R ER SO BB IBB HBP BLK WP HR S P ERA WHIP	IP WLS BF H R ER SO BB IBB HBP BLK WP HR S P ERA WHIP	IP WLS BF H R ER SO BB IBB HBP BLK WP HR S P ERA WHIP	IP WLS BF H R ER SO BB IBB HBP BLK WP HR S P ERA WHIP	IP WLS BF H R ER SO BB IBB HBP BLK WP HR S P ERA WHIP	IP WLS BF H R ER SO BB IBB HBP BLK WP HR S P ERA WHIP	IP WLS BF H R ER SO BB IBB HBP BLK WP HR S P ERA WHIP	IP WLS BF H R ER SO BB IBB HBP BLK WP HR S P ERA WHIP	IP WLS BF H R ER SO BB IBB HBP BLK WP HR S P ERA WHIP			





Batter	1	2	3	4	5	6	7	8	9	AB	R	H	RBI	BB	SO	LOB	TOP			
19 Charlie Blackmon, L OBP: 0.381, SLG: 0.622			G1-6-3							2	1	1	1	2	0	1	<b>Colorado Rockies @ Chicago Cubs</b> Wrigley Field, Chicago, IL Tue May 01 2018, 7:08 PM - 9:30 PM CDT Att: 40,077 - Partly Cloudy - 84 F			
26 David Dahl, L OBP: 0.333, SLG: 0.519			G4-3							4	1	1	1	0	2	2				
28 Nolan Arenado, R OBP: 0.407, SLG: 0.549										4	1	1	1	0	1	1				
5 Carlos González, L OBP: 0.260, SLG: 0.411										4	0	0	0	0	0	1				
27 Trevor Story, R OBP: 0.310, SLG: 0.436										4	0	0	0	0	1	0				
20 Ian Desmond, R OBP: 0.223, SLG: 0.327										3	0	0	0	0	0	0				
6 Daniel Castro, R OBP: 0.239, SLG: 0.128										3	0	0	0	0	0	0				
14 Tony Wolters, L OBP: 0.239, SLG: 0.128										3	0	0	0	0	2	0				
55 Jon Gray, R OBP: 0.231, SLG: 0.308										2	0	1	0	0	1	0				
8 Gerardo Parra, L OBP: 0.281, SLG: 0.293										1	0	0	0	0	0	0				
0 Adam Ottavino, S ERA: 4.91										0	0	0	0	0	0	0				
71 Wade Davis, R ERA: 2.19										0	0	0	0	0	0	0				
<b>Inning Stats</b>	R: 2 H: 2 E: 0 K: 1 S: 13	H: 2 LOB: 0 BB: 0 P: 22	R: 0 H: 0 E: 0 K: 1 S: 8	H: 0 LOB: 0 BB: 0 P: 13	R: 0 H: 1 E: 0 K: 0 S: 7	H: 1 LOB: 0 BB: 0 P: 10	R: 1 H: 1 E: 0 K: 0 S: 9	H: 1 LOB: 0 BB: 0 P: 12	R: 0 H: 0 E: 0 K: 1 S: 8	H: 0 LOB: 1 BB: 1 P: 15	R: 0 H: 0 E: 0 K: 0 S: 5	H: 0 LOB: 0 BB: 0 P: 8	R: 0 H: 0 E: 0 K: 2 S: 8	H: 0 LOB: 1 BB: 1 P: 15	R: 0 H: 0 E: 0 K: 1 S: 8	H: 0 LOB: 0 BB: 0 P: 12	1B: 1 2B: 0 3B: 0 HR: 3	SF: 0 SAC: 0 DP: 1 HBP: 0	WP: 0 PA: 32 PB: 0 SB: 1 CS: 0	
<b>PITCHER</b>	IP: 7.2 WLS: L BF: 28	H: 4 R: 3 ER: 3 SO: 5	BB: 2 IBB: 0 HBP: 0 BLK: 0	WP: 0 HR: 3 S: 63 P: 104	ERA: 3.52 WHIP: 0.783											IP: 1.1 WLS: 4 BF: 4	H: 0 R: 0 ER: 0 SO: 2	BB: 0 IBB: 0 HBP: 0 BLK: 0	WP: 0 HR: 0 S: 11 P: 15	ERA: 0.00 WHIP: 0.000

Batter	1	2	3	4	5	6	7	8	9	AB	R	H	RBI	BB	SO	LOB	BOTTOM				
44 Anthony Rizzo, L OBP: 0.258, SLG: 0.231			G4-3							4	1	1	1	0	0	0	<b>Colorado Rockies @ Chicago Cubs</b> Wrigley Field, Chicago, IL Tue May 01 2018, 7:08 PM - 9:30 PM CDT Att: 40,077 - Partly Cloudy - 84 F				
17 Kris Bryant, R OBP: 0.434, SLG: 0.494										4	0	1	0	0	2	0					
18 Ben Zobrist, S OBP: 0.407, SLG: 0.451										2	0	0	0	2	0	0					
27 Addison Russell, R OBP: 0.313, SLG: 0.318										4	0	0	0	0	1	3					
12 Kyle Schwarber, L OBP: 0.379, SLG: 0.593										4	0	1	0	0	1	3					
7 Victor Caratini, S OBP: 0.326, SLG: 0.350										3	0	0	0	0	1	3					
22 Jason Heyward, L OBP: 0.333, SLG: 0.375										3	0	0	0	0	1	1					
37 Justin Wilson, L ERA: 4.91										0	0	0	0	0	0	0					
8 Ian Happ, S OBP: 0.286, SLG: 0.389										3	0	0	0	0	2	0					
28 Kyle Hendricks, R OBP: 0.083, SLG: 0.083										2	0	0	0	0	1	0					
2 Tommy La Stella, L OBP: 0.317, SLG: 0.316										1	0	0	0	0	0	0					
<b>Inning Stats</b>	R: 1 H: 1 E: 0 K: 0 S: 7	H: 1 LOB: 0 BB: 0 P: 10	R: 0 H: 0 E: 0 K: 0 S: 10	H: 0 LOB: 0 BB: 0 P: 14	R: 0 H: 0 E: 0 K: 0 S: 9	H: 0 LOB: 0 BB: 0 P: 11	R: 0 H: 1 E: 0 K: 0 S: 11	H: 1 LOB: 2 BB: 1 P: 18	R: 0 H: 0 E: 0 K: 3 S: 11	H: 0 LOB: 0 BB: 0 P: 15	R: 0 H: 0 E: 0 K: 1 S: 9	H: 0 LOB: 0 BB: 0 P: 12	R: 0 H: 1 E: 0 K: 2 S: 10	H: 1 LOB: 1 BB: 0 P: 16	R: 0 H: 0 E: 0 K: 1 S: 11	H: 0 LOB: 0 BB: 0 P: 17	R: 0 H: 0 E: 0 K: 2 S: 7	H: 0 LOB: 1 BB: 1 P: 15	1B: 1 2B: 0 3B: 0 HR: 1	SF: 0 SAC: 0 DP: 0 HBP: 0	WP: 0 PA: 32 PB: 0 SB: 0 CS: 0
<b>PITCHER</b>	IP: 7.0 WLS: W BF: 25	H: 3 R: 1 ER: 1 SO: 6	BB: 1 IBB: 0 HBP: 0 BLK: 0	WP: 0 HR: 1 S: 67 P: 96	ERA: 1.29 WHIP: 0.571											IP: 1.0 WLS: H BF: 3	H: 0 R: 0 ER: 0 SO: 1	BB: 0 IBB: 0 HBP: 0 BLK: 0	WP: 0 HR: 0 S: 11 P: 17	ERA: 0.00 WHIP: 0.000	
55 Jon Gray, R ERA: 4.99																					
0 Adam Ottavino, R ERA: 0.53																					
71 Wade Davis, R ERA: 2.19																					

AB	30
R	3
H	4
RBI	3
BB	2
SO	7
LOB	5

AB	30
R	1
H	3
RBI	1
BB	2
SO	9
LOB	10





Batter	1	2	3	4	5	6	7	8	9	AB	R	H	RBI	BB	SO	LOB	TOP				
19 Charlie Blackmon, L OBP: 0.387, SLG: 0.608										4	2	1	1	2	1	1					
26 David Dahl, L OBP: 0.333, SLG: 0.485										6	0	2	0	0	2	5					
28 Nolan Arenado, R OBP: 0.412, SLG: 0.619										6	2	3	5	0	2	5					
27 Trevor Story, R OBP: 0.313, SLG: 0.461										5	2	2	1	0	2	1					
8 Gerardo Parra, L OBP: 0.298, SLG: 0.333 51 Jake McGee, L 59 Harrison Musgrave, L										5	2	3	0	0	1	0					
42 Chris Iannetta, R OBP: 0.307, SLG: 0.372										4	1	1	2	1	0	1					
6 Daniel Castro, R OBP: 0.125, SLG: 0.125										5	0	1	1	0	0	1					
4 Pat Valaika, R OBP: 0.167, SLG: 0.145										3	1	0	0	2	1	2					
44 Tyler Anderson, L 56 Noel Cuevas, R OBP: 0.381, SLG: 0.350										3	0	0	0	0	2	2					
										2	1	2	0	0	0	0					
<b>Inning Stats</b>	R: 2 H: 2 E: 0 K: 2 S: 11	H: 2 LOB: 1 BB: 1 P: 18	R: 1 H: 1 E: 1 K: 2 S: 12	H: 1 LOB: 2 BB: 1 P: 18	R: 1 H: 1 E: 0 K: 1 S: 11	H: 1 LOB: 1 BB: 1 P: 22	R: 0 H: 1 E: 0 K: 3 S: 14	H: 1 LOB: 1 BB: 0 P: 18	R: 2 H: 2 E: 0 K: 1 S: 12	H: 2 LOB: 1 BB: 1 P: 22	R: 0 H: 1 E: 0 K: 1 S: 12	H: 1 LOB: 1 BB: 0 P: 16	R: 0 H: 1 E: 0 K: 1 S: 13	H: 1 LOB: 0 BB: 0 P: 19	R: 5 H: 4 E: 1 K: 0 S: 16	H: 4 LOB: 0 BB: 1 P: 29	R: 0 H: 2 E: 0 K: 0 S: 16	H: 2 LOB: 2 BB: 0 P: 21	1B: 8 2B: 3 3B: 0 HR: 4	SF: 0 SAC: 0 DP: 0 HBP: 0	WP: 0 PA: 48 PB: 0 SB: 1 CS: 0
<b>PITCHER</b>	IP WLS BF H R ER SO BB IBB HBP BLK WP HR S P ERA WHIP																				
11 Yu Darvish, R ERA: 6.0	4.1 L 24 7 6 5 8 3 0 0 0 0 0 3 54 86 10.38 2.308																				
32 Brian Duensing, L ERA:	0.2 3 0 0 0 1 1 0 0 0 0 0 0 6 12 0.00 1.500																				
38 Mike Montgomery, L ERA: 5.84	2.1 11 3 2 2 2 1 0 0 0 0 0 0 27 41 7.71 1.714																				
59 Luke Farrell, R ERA: 1.8	1.2 10 5 3 1 0 0 0 0 0 0 0 1 30 44 5.40 3.000																				

Colorado Rockies @ Chicago Cubs  
Wrigley Field, Chicago, IL  
Wed May 02 2018, 1:21 PM - 4:25 PM CDT  
Att: 32,909 - Partly Cloudy - 84 F

AB 43  
R 11  
H 15  
RBI 10  
BB 5  
SO 11  
LOB 18



Batter	1	2	3	4	5	6	7	8	9	AB	R	H	RBI	BB	SO	LOB	BOTTOM				
5 Albert Almora Jr., R OBP: 0.326, SLG: 0.400										4	0	0	0	0	0	0					
9 Javier Báez, R OBP: 0.330, SLG: 0.625										4	0	1	0	0	1	0					
17 Kris Bryant, R OBP: 0.427, SLG: 0.517										4	1	1	1	0	1	2					
44 Anthony Rizzo, L OBP: 0.269, SLG: 0.280										4	1	2	1	0	1	1					
40 Wilson Contreras, R OBP: 0.355, SLG: 0.409										2	0	0	0	2	0	2					
18 Ben Zobrist, S OBP: 0.381, SLG: 0.418										4	0	0	0	0	1	3					
27 Addison Russell, R 59 Luke Farrell, L										3	0	0	0	0	2	0					
22 Jason Heyward, L OBP: 0.323, SLG: 0.361										3	0	0	0	0	3	0					
11 Yu Darvish, R OBP: 0.125, SLG: 0.250 32 Brian Duensing, L										1	0	0	0	0	0	0					
8 Ian Happ, S OBP: 0.282, SLG: 0.384 38 Mike Montgomery, L										1	0	0	0	0	1	0					
7 Victor Caratini, S OBP: 0.318, SLG: 0.341										1	0	0	0	0	0	0					
<b>Inning Stats</b>	R: 0 H: 1 E: 1 K: 0 S: 13	H: 0 LOB: 0 BB: 0 P: 13	R: 0 H: 0 E: 0 K: 3 S: 10	H: 0 LOB: 0 BB: 0 P: 13	R: 0 H: 0 E: 0 K: 0 S: 7	H: 0 LOB: 0 BB: 0 P: 10	R: 1 H: 1 E: 0 K: 1 S: 13	H: 1 LOB: 0 BB: 1 P: 21	R: 0 H: 0 E: 0 K: 2 S: 9	H: 0 LOB: 0 BB: 0 P: 12	R: 1 H: 1 E: 0 K: 2 S: 9	H: 1 LOB: 0 BB: 0 P: 13	R: 0 H: 0 E: 0 K: 1 S: 10	H: 0 LOB: 0 BB: 0 P: 12	R: 0 H: 0 E: 0 K: 1 S: 6	H: 0 LOB: 0 BB: 0 P: 8	R: 0 H: 1 E: 0 K: 0 S: 8	H: 1 LOB: 2 BB: 1 P: 14	1B: 1 2B: 1 3B: 0 HR: 2	SF: 0 SAC: 0 DP: 1 HBP: 0	WP: 0 PA: 33 PB: 0 SB: 0 CS: 0
<b>PITCHER</b>	IP WLS BF H R ER SO BB IBB HBP BLK WP HR S P ERA WHIP																				
44 Tyler Anderson, L ERA: 3.78	7.0 W 25 3 2 2 9 1 0 0 0 0 0 2 71 100 2.57 0.571																				
51 Jake McGee, L ERA: 4.38	1.0 3 0 0 0 1 0 0 0 0 0 0 0 6 8 0.00 0.000																				
59 Harrison Musgrave, L ERA:	1.0 5 1 0 0 0 0 0 0 0 0 0 0 8 14 0.00 2.000																				

Colorado Rockies @ Chicago Cubs  
Wrigley Field, Chicago, IL  
Wed May 02 2018, 1:21 PM - 4:25 PM CDT  
Att: 32,909 - Partly Cloudy - 84 F

AB 31  
R 2  
H 4  
RBI 2  
BB 2  
SO 10  
LOB 8





Batter	1	2	3	4	5	6	7	8	9	AB	R	H	RBI	BB	SO	LOB	TOP				
19 Charlie Blackmon, L (1,8) OBP: 0.395, SLG: 0.632										4	2	2	1	1	0	0					
8 Gerardo Parra, L (1,7) OBP: 0.313, SLG: 0.341										4	1	2	0	1	0	0					
28 Nolan Arenado, R (1,5) OBP: 0.412, SLG: 0.608										5	2	2	1	0	2	3					
5 Carlos González, L (1,9) OBP: 0.256, SLG: 0.395										3	0	0	1	1	0	2					
27 Trevor Story, R (1,6) OBP: 0.316, SLG: 0.462											4	1	1	1	1	2					
20 Ian Desmond, R (1,3) OBP: 0.231, SLG: 0.339											5	1	2	1	0	2	1				
6 Daniel Castro, R (1,4) OBP: 0.167, SLG: 0.167										4	0	1	2	0	0	3					
14 Tony Wolters, L (1,2) OBP: 0.240, SLG: 0.209										4	1	1	1	0	0	4					
48 Germán Márquez, R (1,1) OBP: 0.333, SLG: 0.333										3	0	0	0	0	1	1					
29 Bryan Shaw, S (7,1) ERA: 5.79																	WP: 0 PA: 42				
67 Seth Lugo, R (7,1) ERA: 2.79																	FB: 0 SB: 1 CS: 0				
<b>Inning Stats</b>	R: 5 E: 0 K: 0 S: 22	H: 6 LOB: 1 BB: 0 P: 29	R: 1 E: 0 K: 1 S: 11	H: 1 LOB: 0 BB: 20 P: 20	R: 0 E: 0 K: 1 S: 11	H: 0 LOB: 1 BB: 1 P: 17	R: 0 E: 0 K: 0 S: 8	H: 1 LOB: 2 BB: 1 P: 14	R: 0 E: 0 K: 0 S: 4	H: 0 LOB: 0 BB: 0 P: 6	R: 1 E: 0 K: 1 S: 7	H: 1 LOB: 0 BB: 0 P: 9	R: 1 E: 0 K: 1 S: 13	H: 2 LOB: 2 BB: 1 P: 21	R: 0 E: 0 K: 1 S: 12	H: 0 LOB: 1 BB: 1 P: 19	R: 0 E: 0 K: 1 S: 6	H: 0 LOB: 0 BB: 0 P: 8	1B: 7 2B: 2 3B: 0 HR: 2	SF: 1 SAC: 0 DP: 0 HBP: 0	WP: 0 PA: 42 FB: 0 SB: 1 CS: 0
<b>PITCHER</b>	IP WLS BF H R ER SO BB IBB HBP BLK WP HR S P ERA WHIP																				
45 Zack Wheeler, R (1,1) ERA: 5.79	6.0 L 31 10 8 8 3 3 0 0 0 0 2 64 100 12.00 2.167																				
67 Seth Lugo, R (7,1) ERA: 2.79	3.0 11 1 0 0 3 1 0 0 0 0 0 30 43 0.00 0.667																				

Colorado Rockies @ New York Mets  
Citi Field, Flushing, NY  
Fri May 04 2018, 7:12 PM - 10:24 PM EDT  
Att: 34,030 - Partly Cloudy - 74 F

livebaseballscores.com

AB 37  
R 8  
H 11  
RBI 8  
BB 4  
SO 6  
LOB 16

Batter	1	2	3	4	5	6	7	8	9	AB	R	H	RBI	BB	SO	LOB	BOTTOM				
9 Brandon Nimmo, L (1,9) OBP: 0.471, SLG: 0.500											4	1	1	0	1	1	2				
13 Adriel Cabrera, S (1,4) OBP: 0.363, SLG: 0.561											5	2	2	3	0	2	2				
52 Yoanis Céspedes, R (1,7) OBP: 0.310, SLG: 0.462											4	1	1	0	1	1	1				
19 Jay Bruce, L (1,3) OBP: 0.310, SLG: 0.373											4	0	1	0	1	1	1				
7 José Reyes, S (9, PR) OBP: 0.194, SLG: 0.222											5	1	2	3	0	1	2				
21 Todd Frazier, R (1,5) OBP: 0.386, SLG: 0.456											5	0	0	0	0	4	4				
30 Michael Conforto, L (1,8) OBP: 0.347, SLG: 0.297										4	0	1	0	0	0	0					
59 Jose Lobaton, S (1,2) OBP: 0.262, SLG: 0.222											2	0	1	0	0	1	1				
45 Zack Wheeler, L (1,1) OBP: 0.333, SLG: 0.333											1	0	0	0	1	0	0				
67 Seth Lugo, R (7,1) ERA: 6.32											4	1	2	1	0	0	2				
4 Wilmer Flores, R (9, PH) OBP: 0.281, SLG: 0.379										4	1	2	1	0	0	2					
1 Amed Rosario, R (1,6) OBP: 0.273, SLG: 0.309											4	0	1	0	0	0	0				
<b>Inning Stats</b>	R: 2 E: 0 K: 0 S: 11	H: 2 LOB: 0 BB: 0 P: 20	R: 0 E: 0 K: 2 S: 11	H: 1 LOB: 1 BB: 0 P: 16	R: 0 E: 0 K: 2 S: 10	H: 0 LOB: 0 BB: 0 P: 15	R: 0 E: 0 K: 3 S: 12	H: 0 LOB: 0 BB: 0 P: 19	R: 0 E: 0 K: 0 S: 16	H: 1 LOB: 1 BB: 0 P: 22	R: 0 E: 1 K: 1 S: 9	H: 2 LOB: 2 BB: 0 P: 13	R: 0 E: 0 K: 2 S: 14	H: 1 LOB: 2 BB: 1 P: 23	R: 2 E: 0 K: 0 S: 9	H: 1 LOB: 0 BB: 1 P: 15	R: 3 E: 0 K: 2 S: 21	H: 4 LOB: 3 BB: 1 P: 36	1B: 8 2B: 1 3B: 1 HR: 2	SF: 0 SAC: 0 DP: 0 HBP: 0	WP: 0 PA: 42 FB: 0 SB: 1 CS: 0
<b>PITCHER</b>	IP WLS BF H R ER SO BB IBB HBP BLK WP HR S P ERA WHIP																				
48 Germán Márquez, R (1,1) ERA: 4.76	6.0 W 24 6 2 2 8 0 0 0 0 0 1 69 105 3.00 1.000																				
29 Bryan Shaw, R (7,1) ERA: 6.32	1.0 5 1 0 0 2 1 0 0 0 0 0 14 23 0.00 2.000																				
52 Chris Rusin, L (8,1) ERA: 5.93	1.0 5 1 2 2 0 1 0 0 0 0 0 1 9 15 18.00 2.000																				
51 Jake McGee, L (9,1) ERA: 5.94	0.0 2 2 2 2 0 0 0 0 0 0 0 6 7 ∞ ∞																				
71 Wade Davis, R (9,1) ERA: 2.7	1.0 S 6 2 1 1 2 1 0 0 0 0 0 0 15 29 9.00 3.000																				

Colorado Rockies @ New York Mets  
Citi Field, Flushing, NY  
Fri May 04 2018, 7:12 PM - 10:24 PM EDT  
Att: 34,030 - Partly Cloudy - 74 F

livebaseballscores.com

AB 39  
R 7  
H 12  
RBI 7  
BB 3  
SO 12  
LOB 15



Batter	1	2	3	4	5	6	7	8	9	AB	R	H	RBI	BB	SO	LOB	TOP								
19 Charlie Blackmon, L (1,8) OBP: 0.398, SLG: 0.624	F7		G4-3			L8-5 20 S 1B		IBB		3	0	1	0	1	0	0	<b>Colorado Rockies @ New York Mets</b> Citi Field, Flushing, NY Sat May 05 2018, 7:10 PM - 9:38 PM EDT Att: 37,550 - Cloudy - 67 F								
20 Ian Desmond, R (1,3) OBP: 0.223, SLG: 0.327	F8		G5-3			L8-5 1-3		K		4	0	0	0	0	1	3									
28 Nolan Arenado, R (1,5) OBP: 0.407, SLG: 0.623	HR				F9			K		4	1	1	1	0	2	0									
27 Trevor Story, R (1,6) OBP: 0.314, SLG: 0.451	K				BB			K		3	0	0	0	1	2	0									
42 Chris Iannetta, R (1,2) OBP: 0.315, SLG: 0.370		1B			F7			F9		3	1	1	0	0	0	1									
56 Noel Cueva, R (1,7) OBP: 0.360, SLG: 0.333	L9				F7			G5-3		4	0	1	0	0	0	2									
5 Carlos González, L (1,9) OBP: 0.256, SLG: 0.380								K		3	0	0	0	1	2	1									
4 Pat Valaika, R (1,4) OBP: 0.175, SLG: 0.155								K		3	0	1	0	0	1	1									
26 David Dahl, L (9,PH) OBP: 0.242, SLG: 0.486	G5-3							K		1	0	1	1	0	0	0									
71 Wade Davis, R (9,1)								K		0	0	0	0	0	0	0									
35 Chad Bettis, R (1,1) OBP: 0.063, SLG: 0.063								F8		2	0	0	0	0	1	0									
8 Gerardo Parra, L (8,PH) OBP: 0.310, SLG: 0.337										1	0	0	0	0	0	1									
0 Adam Ottavino, S (8,1)										0	0	0	0	0	0	0									
6 Daniel Castro, R (9,4) OBP: 0.167, SLG: 0.167										0	0	0	0	0	0	0									
<b>Inning Stats</b>	R: 1 E: 0 K: 1 S: 9	H: 1 LOB: 0 BB: 0 P: 13	R: 0 E: 0 K: 1 S: 10	H: 1 LOB: 1 BB: 0 P: 16	R: 0 E: 0 K: 0 S: 8	H: 0 LOB: 0 BB: 0 P: 13	R: 0 E: 0 K: 0 S: 8	H: 0 LOB: 1 BB: 0 P: 17	R: 0 E: 0 K: 2 S: 9	H: 1 LOB: 0 BB: 0 P: 16	R: 0 E: 0 K: 1 S: 7	H: 0 LOB: 0 BB: 0 P: 9	R: 0 E: 0 K: 2 S: 10	H: 1 LOB: 2 BB: 1 P: 12	R: 1 E: 0 K: 1 S: 11	H: 2 LOB: 2 BB: 1 P: 18	1B: 5 2B: 1 3B: 0 HR: 1	SF: 0 SAC: 0 DP: 1 HBP: 1	WP: 1 PB: 1 SB: 2 CS: 0	PA: 35					
<b>PITCHER</b>	IP WLS BF H R ER SO BB IBB HBP BLK WP HR S P ERA WHIP	6.0 L 21 3 1 1 5 1 0 0 0 0 1 52 88 1.50 0.667	1.0 3 0 0 0 1 0 0 0 0 0 0 7 9 0.00 0.000	2.0 11 3 1 1 3 0 2 1 0 1 0 21 30 4.50 1.500											IP WLS BF H R ER SO BB IBB HBP BLK WP HR S P ERA WHIP										

AB	31
R	2
H	6
RBI	2
BB	3
SO	9
LOB	9



Batter	1	2	3	4	5	6	7	8	9	AB	R	H	RBI	BB	SO	LOB	BOTTOM								
9 Brandon Nimmo, L (1,8) OBP: 0.455, SLG: 0.463	G4-3		K					BB		3	0	0	0	1	1	1	<b>Colorado Rockies @ New York Mets</b> Citi Field, Flushing, NY Sat May 05 2018, 7:10 PM - 9:38 PM EDT Att: 37,550 - Cloudy - 67 F								
52 Yoenis Cespedes, R (1,7) OBP: 0.301, SLG: 0.446	F9				P3			FC5-4 13 S		4	0	0	0	0	0	1									
13 Asdrubal Cabrera, S (1,4) OBP: 0.386, SLG: 0.586					L3			K		4	0	2	0	0	1	1									
19 Jay Bruce, L (1,9) OBP: 0.316, SLG: 0.387	G1-3				2B			F7		4	0	2	0	0	0	2									
21 Todd Frazier, R (1,5) OBP: 0.382, SLG: 0.443	K				BB			G5-3		3	0	0	0	1	1	2									
23 Adrián González, L (1,3) OBP: 0.303, SLG: 0.384	G4-3				G6-3			F7		4	0	0	0	0	0	2									
3 Tomás Nido, R (1,2) OBP: 0.200, SLG: 0.182								G5-3		3	0	0	0	0	0	0									
12 Juan Lagares, R (9,PH) OBP: 0.375, SLG: 0.349	F8				L5			G4-3		1	0	0	0	0	0	0									
32 Steven Matz, R (1,1) OBP: 0.111, SLG: 0.111					F9			G3		2	0	0	0	0	0	0									
51 Paul Sewald, R (7,1)								FC6		1	0	1	0	0	0	0									
4 Wilmer Flores, R (7,PH) OBP: 0.292, SLG: 0.390								1B		0	0	0	0	0	0	0									
65 Robert Gsellman, R (8,1)										0	0	0	0	0	0	0									
1 Amed Rosario, R (1,6) OBP: 0.275, SLG: 0.309					L8			FC6		3	0	1	0	0	0	1									
<b>Inning Stats</b>	R: 0 E: 0 K: 0 S: 10	H: 1 LOB: 1 BB: 0 P: 17	R: 0 E: 0 K: 1 S: 7	H: 0 LOB: 0 BB: 0 P: 8	R: 0 E: 0 K: 1 S: 8	H: 0 LOB: 0 BB: 0 P: 13	R: 0 E: 0 K: 0 S: 10	H: 1 LOB: 2 BB: 1 P: 17	R: 0 E: 0 K: 0 S: 8	H: 2 LOB: 1 BB: 0 P: 15	R: 0 E: 0 K: 0 S: 8	H: 1 LOB: 1 BB: 0 P: 9	R: 0 E: 0 K: 1 S: 10	H: 0 LOB: 1 BB: 1 P: 18	R: 0 E: 0 K: 0 S: 8	H: 0 LOB: 0 BB: 0 P: 13	1B: 5 2B: 2 3B: 0 HR: 0	SF: 0 SAC: 0 DP: 1 HBP: 0	WP: 0 PB: 0 SB: 1 CS: 0	PA: 34					
<b>PITCHER</b>	IP WLS BF H R ER SO BB IBB HBP BLK WP HR S P ERA WHIP	7.0 W 27 6 0 0 2 1 0 0 0 0 0 61 94 0.00 1.000	1.0 H 4 0 0 0 1 1 0 0 0 0 0 10 18 0.00 1.000	1.0 S 3 0 0 0 0 0 0 0 0 0 0 8 13 0.00 0.000											IP WLS BF H R ER SO BB IBB HBP BLK WP HR S P ERA WHIP										

AB	32
R	0
H	6
RBI	0
BB	2
SO	3
LOB	10





Batter	1	2	3	4	5	6	7	8	9	AB	R	H	RBI	BB	SO	LOB	TOP								
19 Charlie Blackmon, L (1, 8) OBP: 0.391, SLG: 0.605										5	1	1	0	0	2	2	<b>Colorado Rockies @ New York Mets</b> Citi Field, Flushing, NY Sun May 06 2018, 1:13 PM - 4:13 PM EDT Att: 33,580 - Cloudy - 62 F								
26 David Dahl, L (1, 9) OBP: 0.348, SLG: 0.500										5	0	2	0	0	0	1									
28 Nolan Arenado, R (1, 5) OBP: 0.409, SLG: 0.611										2	0	0	0	2	1	1									
8 Gerardo Parra, L (1, 7) OBP: 0.327, SLG: 0.358										3	0	2	1	1	0	1									
27 Trevor Story, R (1, 6) OBP: 0.306, SLG: 0.437										4	0	0	0	0	2	4									
20 Ian Desmond, R (1, 3) OBP: 0.232, SLG: 0.385										4	2	2	2	0	1	3									
6 Daniel Castro, R (1, 4) OBP: 0.188, SLG: 0.188										4	0	1	0	0	0	0									
14 Tony Wolters, L (1, 2) OBP: 0.278, SLG: 0.205										1	0	0	0	2	0	1									
21 Kyle Freeland, L (1, 1) OBP: 0.071, SLG: 0.071										3	0	0	0	0	2	3									
29 Bryan Shaw, S (8, 1)										0	0	0	0	0	0	0									
51 Jake McGee, L (8, 1)										0	0	0	0	0	0	0									
5 Carlos González, L (9, PH) OBP: 0.253, SLG: 0.375										1	0	0	0	0	1	1									
0 Adam Ottavino, S (9, 1)										0	0	0	0	0	0	0									
<b>Inning Stats</b>	R: 0 H: 0 E: 0 K: 1 S: 9	H: 0 LOB: 1 BB: 1 P: 15	R: 1 H: 1 E: 0 K: 0 S: 6	H: 1 LOB: 1 BB: 1 P: 15	R: 1 H: 2 E: 0 K: 1 S: 14	H: 2 LOB: 2 BB: 2 P: 24	R: 0 H: 1 E: 1 K: 1 S: 11	H: 1 LOB: 1 BB: 0 P: 14	R: 0 H: 2 E: 0 K: 0 S: 8	H: 2 LOB: 1 BB: 0 P: 12	R: 0 H: 0 E: 0 K: 2 S: 9	H: 0 LOB: 1 BB: 0 P: 15	R: 0 H: 0 E: 0 K: 2 S: 11	H: 0 LOB: 0 BB: 0 P: 17	R: 1 H: 2 E: 0 K: 1 S: 9	H: 2 LOB: 2 BB: 1 P: 11	R: 0 H: 0 E: 0 K: 1 S: 11	H: 0 LOB: 1 BB: 1 P: 16	1B: 4 2B: 2 3B: 0 HR: 2	SF: 0 SAC: 0 DP: 1 HBP: 1	WP: 0 PB: 0 SB: 2 CS: 0	PA: 38			
<b>PITCHER</b>	IP	WLS	BF	H	R	ER	SO	BB	IBB	HBP	BLK	WP	HR	S	P	ERA	WHIP								
34 Noah Syndergaard, R (1, 1) ERA: 3.05	6.0		27	6	2	2	5	4	0	1	0	0	1	57	95	3.00	1.667								
39 Jerry Blevins, L (7, 1) ERA: 5.87	0.2		2	0	0	0	1	0	0	0	0	0	0	7	12	0.00	0.000								
44 AJ Ramos, R (7, 1) ERA: 3.0	0.1		1	0	0	0	1	0	0	0	0	0	0	4	5	0.00	0.000								
47 Hansel Robles, R (8, 1) ERA: 3.6	2.0	L	8	2	1	1	2	1	0	0	0	0	1	20	27	4.50	1.500								

Batter	1	2	3	4	5	6	7	8	9	AB	R	H	RBI	BB	SO	LOB	BOTTOM								
12 Juan Lagares, R (1, 8) OBP: 0.365, SLG: 0.340										4	1	1	0	0	1	1	<b>Colorado Rockies @ New York Mets</b> Citi Field, Flushing, NY Sun May 06 2018, 1:13 PM - 4:13 PM EDT Att: 33,580 - Cloudy - 62 F								
52 Yoenis Cespedes, R (1, 7) OBP: 0.306, SLG: 0.451										1	1	1	0	0	0	0									
9 Brandon Nimmo, L (2, 7) OBP: 0.448, SLG: 0.442										2	0	0	0	1	2	0									
13 Asdrubal Cabrera, S (1, 4) OBP: 0.382, SLG: 0.577										4	0	1	1	0	1	1									
21 Todd Frazier, R (1, 5) OBP: 0.370, SLG: 0.431										3	0	0	1	0	1	0									
4 Wilmer Flores, R (1, 3) OBP: 0.304, SLG: 0.377										2	0	0	0	2	0	1									
7 José Reyes, S (9, PR) OBP: 0.184, SLG: 0.222										0	0	0	0	0	0	0									
19 Jay Bruce, L (1, 9) OBP: 0.306, SLG: 0.373										4	0	0	0	0	2	3									
59 Jose Lobaton, S (1, 2) OBP: 0.267, SLG: 0.231										3	0	1	0	0	1	1									
23 Adrián González, L (9, PH) OBP: 0.311, SLG: 0.372										1	0	1	0	0	0	0									
34 Noah Syndergaard, L (1, 1) ERA: 3.05										2	0	0	0	0	2	2									
39 Jerry Blevins, L (7, 1) ERA: 5.87										0	0	0	0	0	0	0									
44 AJ Ramos, R (7, 1) ERA: 3.0										0	0	0	0	0	0	0									
30 Michael Conforto, L (7, PH) OBP: 0.344, SLG: 0.395										1	0	0	0	0	1	0									
47 Hansel Robles, R (8, 1) ERA: 3.6										1	0	0	0	0	0	0									
3 Tomás Nido, R (9, PH) OBP: 0.196, SLG: 0.176										1	0	0	0	0	1	2									
1 Amed Rosario, R (1, 6) OBP: 0.267, SLG: 0.300										3	0	0	0	0	1	1									
<b>Inning Stats</b>	R: 2 H: 3 E: 0 K: 0 S: 12	H: 3 LOB: 1 BB: 0 P: 19	R: 0 H: 1 E: 0 K: 1 S: 11	H: 1 LOB: 0 BB: 0 P: 20	R: 0 H: 0 E: 0 K: 2 S: 7	H: 0 LOB: 0 BB: 1 P: 13	R: 0 H: 0 E: 0 K: 2 S: 9	H: 0 LOB: 0 BB: 1 P: 15	R: 0 H: 0 E: 0 K: 1 S: 10	H: 0 LOB: 0 BB: 0 P: 16	R: 0 H: 0 E: 0 K: 0 S: 7	H: 0 LOB: 0 BB: 0 P: 8	R: 0 H: 0 E: 0 K: 2 S: 8	H: 0 LOB: 0 BB: 0 P: 12	R: 0 H: 0 E: 0 K: 2 S: 9	H: 0 LOB: 1 BB: 1 P: 18	R: 0 H: 1 E: 0 K: 3 S: 15	H: 1 LOB: 2 BB: 1 P: 21	1B: 5 2B: 0 3B: 0 HR: 0	SF: 1 SAC: 0 DP: 0 HBP: 0	WP: 0 PB: 0 SB: 0 CS: 0	PA: 35			
<b>PITCHER</b>	IP	WLS	BF	H	R	ER	SO	BB	IBB	HBP	BLK	WP	HR	S	P	ERA	WHIP								
21 Kyle Freeland, L (1, 1) ERA: 3.95	7.0		26	4	2	2	8	1	0	0	0	0	0	64	103	2.57	0.714								
29 Bryan Shaw, R (8, 1) ERA: 6.06	0.2	H	2	0	0	0	2	0	0	0	0	0	0	6	10	0.00	0.000								
51 Jake McGee, L (8, 1) ERA: 5.88	0.1	H	2	0	0	0	0	1	0	0	0	0	0	3	8	0.00	3.000								
0 Adam Ottavino, R (9, 1) ERA: 0.47	1.0	S	5	1	0	0	3	1	0	0	0	0	0	15	21	0.00	2.000								

livebaseballscorecards.com





Batter	1	2	3	4	5	6	7	8	9	AB	R	H	RBI	BB	SO	LOB	TOP			
3 Ian Kinsler, R OBP: 0.260, SLG: 0.256	G4-3		G6-3		P4			G1		4	0	0	0	0	0	1	<b>Los Angeles Angels @ Colorado Rockies</b> Coors Field, Denver, CO Tue May 08 2018, 6:41 PM - 9:23 PM MDT Att: 33,144 - Clear - 76 F			
27 Mike Trout, R OBP: 0.453, SLG: 0.703	G6-3		G6-3			G5-3		8 HR		3	1	0	0	1	0	0				
8 Justin Upton, R OBP: 0.306, SLG: 0.432	1B		K			K		HR		4	1	2	2	0	2	0				
5 Albert Pujols, R OBP: 0.285, SLG: 0.438	1B		K			K		G5-3		4	0	1	0	0	2	0				
2 Andrelton Simmons, R OBP: 0.407, SLG: 0.512	BB		G4-3			G4-3		G6-3		3	0	1	0	1	0	0				
7 Zack Cozart, R OBP: 0.293, SLG: 0.434	K		G5-3			G5-3		56 G4-5-3		4	0	1	0	0	1	4				
54 Jaban Blash, R OBP: 0.286, SLG: 0.187	K		G4-3			G3		G4-5-3		2	0	0	0	0	1	0				
17 Shohai Ohtani, L OBP: 0.385, SLG: 0.617	K		G6-3			F7				1	0	0	0	0	0	1				
24 Chris Young, R OBP: 0.250, SLG: 0.361	K		1B							0	0	0	0	0	0	0				
56 Kole Calhoun, L OBP: 0.193, SLG: 0.209	K		K							1	0	0	0	0	0	1				
12 Martin Maldonado, R OBP: 0.307, SLG: 0.308	G6-3									3	0	1	0	0	0	1				
28 Andrew Heaney, L OBP: 0.311, SLG: 0.404	K							P5		2	0	0	0	0	2	1				
25 Noé Ramirez, R										0	0	0	0	0	0	0				
18 Luis Valbuena, L										1	0	0	0	0	0	0				
53 Blake Parker, R										0	0	0	0	0	0	0				
<b>Inning Stats</b>	R: 0 H: 2 E: 0 K: 1 S: 14	H: 0 LOB: 3 BB: 1 P: 28	R: 0 H: 0 E: 0 K: 2 S: 7	H: 0 LOB: 0 BB: 0 P: 10	R: 0 H: 0 E: 0 K: 1 S: 6	H: 0 LOB: 0 BB: 0 P: 10	R: 0 H: 1 E: 0 K: 1 S: 9	H: 0 LOB: 1 BB: 0 P: 12	R: 0 H: 0 E: 0 K: 2 S: 10	H: 0 LOB: 0 BB: 0 P: 15	R: 0 H: 1 E: 0 K: 0 S: 8	H: 1 LOB: 1 BB: 0 P: 14	R: 2 H: 1 E: 0 K: 0 S: 8	H: 1 LOB: 0 BB: 1 P: 18	R: 0 H: 1 E: 0 K: 0 S: 8	H: 1 LOB: 0 BB: 0 P: 12	1B: 5 2B: 0 3B: 0 HR: 1	SF: 0 SAC: 0 DP: 1 HBP: 0	WP: 0 PB: 0 SB: 1 CS: 0	PA: 34
<b>PITCHER</b>	IP WLS BF H R ER SO BB IBB HBP BLK WP HR S P ERA WHIP																			
55 Jon Gray, R ERA: 4.24	(1, 1) 7.0 W 26 4 0 0 8 1 0 0 0 0 0 0 61 99 0.00 0.714																			
0 Adam Ottavino, R ERA: 1.35	(8, 1) 1.0 5 1 2 2 0 1 0 0 0 0 0 1 8 18 18.00 2.000																			
71 Wade Davis, R ERA: 2.35	(9, 1) 1.0 S 3 1 0 0 0 0 0 0 0 0 0 0 8 12 0.00 1.000																			

Batter	1	2	3	4	5	6	7	8	9	AB	R	H	RBI	BB	SO	LOB	BOTTOM			
9 DJ LeMahieu, R OBP: 0.363, SLG: 0.495	L4		28 BB		G1-3			G6-3		4	0	1	1	0	0	0	<b>Los Angeles Angels @ Colorado Rockies</b> Coors Field, Denver, CO Tue May 08 2018, 6:41 PM - 9:23 PM MDT Att: 33,144 - Clear - 76 F			
19 Charlie Blackmon, L OBP: 0.394, SLG: 0.595	F8		F7					27 BB		2	1	0	0	2	0	1				
28 Nolan Arenado, R OBP: 0.412, SLG: 0.604	G5-3		27 FC6-4		K			27 BB		3	1	1	0	1	1	1				
27 Trevor Story, R OBP: 0.318, SLG: 0.465	BB		FC6-4					8 1B		3	1	2	2	1	0	2				
20 Ian Desmond, R OBP: 0.225, SLG: 0.372	K		G3-1					3B		4	0	0	0	0	3	3				
8 Gerardo Parra, L OBP: 0.324, SLG: 0.354	K		G1					14 L8-4		4	0	1	1	0	2	1				
56 Noel Cuevas, R OBP: 0.379, SLG: 0.333	G1-3		55 SH3-4					56 HBP		3	0	1	0	0	0	1				
14 Tony Wolters, L OBP: 0.276, SLG: 0.208			9 1B					L8-4		4	1	1	0	0	0	3				
55 Jon Gray, R ERA: 4.78	(1, 1) 6.0 L 26 5 2 2 2 0 3 0 1 0 0 0 0 0 54 3.00 1.333																			
26 David Dahl, L ERA: 3.95	(7, PH) 1.0 6 2 2 2 1 1 0 0 0 0 0 0 13 22 18.00 3.000																			
0 Adam Ottavino, S	(8, 1) 1.0 3 0 0 0 0 1 0 0 0 0 0 0 8 15 0.00 0.000																			
71 Wade Davis, R	(9, 1) 1.0 3 0 0 0 0 1 0 0 0 0 0 0 8 15 0.00 0.000																			
<b>Inning Stats</b>	R: 0 H: 0 E: 0 K: 0 S: 8	H: 0 LOB: 0 BB: 0 P: 8	R: 0 H: 0 E: 0 K: 2 S: 12	H: 0 LOB: 1 BB: 1 P: 18	R: 1 H: 2 E: 0 K: 0 S: 9	H: 2 LOB: 2 BB: 1 P: 15	R: 0 H: 1 E: 0 K: 0 S: 8	H: 1 LOB: 1 BB: 0 P: 14	R: 0 H: 0 E: 0 K: 2 S: 8	H: 0 LOB: 1 BB: 1 P: 15	R: 1 H: 2 E: 0 K: 1 S: 9	H: 2 LOB: 1 BB: 1 P: 16	R: 2 H: 2 E: 0 K: 1 S: 13	H: 2 LOB: 1 BB: 1 P: 22	R: 0 H: 0 E: 0 K: 1 S: 8	H: 0 LOB: 0 BB: 0 P: 15	1B: 5 2B: 2 3B: 1 HR: 0	SF: 0 SAC: 1 DP: 1 HBP: 1	WP: 0 PB: 0 SB: 0 CS: 0	PA: 35
<b>PITCHER</b>	IP WLS BF H R ER SO BB IBB HBP BLK WP HR S P ERA WHIP																			
28 Andrew Heaney, L	(1, 1) 6.0 L 26 5 2 2 2 0 3 0 1 0 0 0 0 0 54 3.00 1.333																			
25 Noé Ramirez, R	(7, 1) 1.0 6 2 2 2 1 1 0 0 0 0 0 0 13 22 18.00 3.000																			
53 Blake Parker, R	(8, 1) 1.0 3 0 0 0 0 1 0 0 0 0 0 0 8 15 0.00 0.000																			



Batter	1	2	3	4	5	6	7	8	9	AB	R	H	RBI	BB	SO	LOB	TOP			
7 Zack Cozart, R OBP: 0.304, SLG: 0.468										4	2	2	1	1	1	0	<b>Los Angeles Angels @ Colorado Rockies</b> Coors Field, Denver, CO Wed May 09 2018, 1:12 PM - 4:21 PM MDT Att: 33,689 - Partly Cloudy - 72 F			
27 Mike Trout, R OBP: 0.415, SLG: 0.692										5	2	2	1	0	0	1				
8 Justin Upton, R OBP: 0.315, SLG: 0.465										5	2	3	2	0	1	1				
5 Albert Pujols, R OBP: 0.284, SLG: 0.440										4	0	1	1	0	1	1				
19 Jefry Marte, R OBP: 0.393, SLG: 0.569										0	1	0	0	1	0	0				
2 Andrelton Simmons, R OBP: 0.400, SLG: 0.496										4	0	0	1	1	0	2				
3 Ian Kinsler, R OBP: 0.267, SLG: 0.255										4	0	1	1	1	0	3				
54 Jaban Blash, R OBP: 0.300, SLG: 0.222										3	0	1	0	0	1	1				
38 Justin Anderson, L										0	0	0	0	0	0	0				
17 Shohel Ohtani, L OBP: 0.394, SLG: 0.623										0	0	0	0	0	0	0				
48 Jose Alvarez, L										3	1	1	1	1	0	2				
58 Akeel Morris, R										2	0	0	0	0	0	2				
44 René Rivera, R OBP: 0.340, SLG: 0.478										2	0	0	0	0	0	0				
51 Jaime Barria, R										2	0	0	0	0	0	2				
24 Chris Young, R OBP: 0.238, SLG: 0.342										2	0	0	0	0	0	0				
<b>Inning Stats</b>	R: 1 E: 0 K: 2 S: 14	H: 2 LOB: 1 BB: 0 P: 20	R: 0 E: 0 K: 1 S: 12	H: 0 LOB: 0 BB: 0 P: 15	R: 3 E: 0 K: 0 S: 11	H: 3 LOB: 0 BB: 0 P: 18	R: 0 E: 0 K: 0 S: 10	H: 1 LOB: 1 BB: 1 P: 17	R: 0 E: 0 K: 0 S: 8	H: 0 LOB: 0 BB: 0 P: 10	R: 1 E: 0 K: 1 S: 11	H: 1 LOB: 0 BB: 0 P: 17	R: 2 E: 0 K: 0 S: 18	H: 4 LOB: 1 BB: 0 P: 27	R: 1 E: 0 K: 0 S: 9	H: 1 LOB: 3 BB: 3 P: 24	1B: 6 2B: 3 3B: 0 HR: 3	SF: 0 SAC: 0 DP: 2 HBP: 0	WP: 0 PB: 0 SB: 0 CS: 0	PA: 42
<b>PITCHER</b>	IP WLS BF H R ER SO BB IBB HBP BLK WP HR S P ERA WHIP																			
44 Tyler Anderson, L ERA: 4.23	5.0 L 21 6 4 4 3 1 0 0 0 0 0 2 55 80 7.20 1.400																			
52 Chris Rusin, L ERA: 5.74	2.0 8 1 1 1 1 1 0 0 0 0 0 1 18 33 4.50 1.000																			
50 Brooks Pounders, R ERA: 6.0	1.0 6 4 2 2 0 0 0 0 0 0 0 0 18 27 18.00 4.000																			
38 Mike Dunn, L ERA: 10.38	1.0 7 1 1 1 0 3 0 0 0 0 0 0 9 24 9.00 4.000																			

Batter	1	2	3	4	5	6	7	8	9	AB	R	H	RBI	BB	SO	LOB	BOTTOM			
19 Charlie Blackmon, L OBP: 0.387, SLG: 0.579										5	0	1	0	0	2	1	<b>Los Angeles Angels @ Colorado Rockies</b> Coors Field, Denver, CO Wed May 09 2018, 1:12 PM - 4:21 PM MDT Att: 33,689 - Partly Cloudy - 72 F			
26 David Dahl, L OBP: 0.347, SLG: 0.500										5	0	2	0	0	3					
28 Nolan Arenado, R OBP: 0.415, SLG: 0.609										4	0	2	0	0	1					
5 Carlos González, L OBP: 0.264, SLG: 0.393										4	0	2	0	0	2	3				
27 Trevor Story, R OBP: 0.316, SLG: 0.455										3	0	0	0	0	2	4				
42 Chris Iannetta, R OBP: 0.323, SLG: 0.361										2	0	0	0	1	2	4				
20 Ian Desmond, R OBP: 0.218, SLG: 0.360										4	0	0	0	0	4	6				
6 Daniel Castro, R OBP: 0.150, SLG: 0.150										4	0	0	0	0	1	4				
44 Tyler Anderson, L ERA: 2.45	5.1 W 22 5 0 0 0 7 1 0 0 0 0 0 14 22 0.00 0.000																			
38 Justin Anderson, R ERA: 3.38	1.2 6 0 0 0 3 0 0 0 1 0 0 0 14 22 0.00 0.000																			
48 Jose Alvarez, L ERA: 1.04	1.0 5 2 0 0 3 0 0 0 0 0 0 0 13 19 0.00 2.000																			
58 Akeel Morris, R ERA: 4.26	1.0 5 1 0 0 1 1 0 0 0 0 0 0 13 20 0.00 2.000																			
<b>Inning Stats</b>	R: 0 E: 0 K: 0 S: 7	H: 0 LOB: 0 BB: 0 P: 10	R: 0 E: 0 K: 2 S: 16	H: 1 LOB: 2 BB: 1 P: 26	R: 0 E: 0 K: 1 S: 10	H: 1 LOB: 1 BB: 0 P: 16	R: 0 E: 0 K: 2 S: 11	H: 1 LOB: 2 BB: 0 P: 13	R: 0 E: 0 K: 3 S: 13	H: 1 LOB: 0 BB: 0 P: 19	R: 0 E: 0 K: 1 S: 7	H: 0 LOB: 0 BB: 0 P: 11	R: 0 E: 0 K: 3 S: 13	H: 2 LOB: 2 BB: 0 P: 19	R: 0 E: 0 K: 1 S: 13	H: 1 LOB: 2 BB: 1 P: 20	1B: 5 2B: 4 3B: 0 HR: 0	SF: 0 SAC: 0 DP: 1 HBP: 2	WP: 0 PB: 0 SB: 0 CS: 0	PA: 38
<b>PITCHER</b>	IP WLS BF H R ER SO BB IBB HBP BLK WP HR S P ERA WHIP																			
51 Jaime Barria, R ERA: 2.45	5.1 W 22 5 0 0 0 7 1 0 0 0 0 0 14 22 0.00 0.000																			
38 Justin Anderson, R ERA: 3.38	1.2 6 0 0 0 3 0 0 0 1 0 0 0 14 22 0.00 0.000																			
48 Jose Alvarez, L ERA: 1.04	1.0 5 2 0 0 3 0 0 0 0 0 0 0 13 19 0.00 2.000																			
58 Akeel Morris, R ERA: 4.26	1.0 5 1 0 0 1 1 0 0 0 0 0 0 13 20 0.00 2.000																			







Batter	1	2	3	4	5	6	7	8	9	10	AB	R	H	RBI	BB	SO	LOB	TOP																	
6 Lorenzo Cain, R OBP: 0.399, SLG: 0.474	(1, 8) B FF 91 1-0 X FF 91 22 1B 8 SF9 1B	(3, 2) C CU 77 3-2 B FF 90 B CH 88 B FC 86 X CH 88	(1, 9) C CU 77 3-2 B FF 90 B CH 88 B FC 86 X CH 88	(1, 8) C FF 91 0-3 S CH 89 K FF 91 0-0 1-H 22 G3-1 2B	(1, 3) C FF 91 0-3 S CH 89 K FF 91 0-0 1-H 22 G3-1 2B	(1, 3) C FF 91 0-3 S CH 89 K FF 91 0-0 1-H 22 G3-1 2B	(1, 3) C FF 91 0-3 S CH 89 K FF 91 0-0 1-H 22 G3-1 2B	(1, 3) C FF 91 0-3 S CH 89 K FF 91 0-0 1-H 22 G3-1 2B	(1, 3) C FF 91 0-3 S CH 89 K FF 91 0-0 1-H 22 G3-1 2B	(1, 3) C FF 91 0-3 S CH 89 K FF 91 0-0 1-H 22 G3-1 2B	(1, 3) C FF 91 0-3 S CH 89 K FF 91 0-0 1-H 22 G3-1 2B	6	3	3	1	0	2	3																	
22 Christian Yelich, L OBP: 0.367, SLG: 0.434	(1, 9) C FF 90 0-2 F CH 86 1 SAFE X FF 91	(6, 7) C FF 90 0-2 F CH 86 1 SAFE X FF 91	(1, 9) C FF 90 0-2 F CH 86 1 SAFE X FF 91	(1, 9) C FF 90 0-2 F CH 86 1 SAFE X FF 91	(1, 9) C FF 90 0-2 F CH 86 1 SAFE X FF 91	(1, 9) C FF 90 0-2 F CH 86 1 SAFE X FF 91	(1, 9) C FF 90 0-2 F CH 86 1 SAFE X FF 91	(1, 9) C FF 90 0-2 F CH 86 1 SAFE X FF 91	(1, 9) C FF 90 0-2 F CH 86 1 SAFE X FF 91	(1, 9) C FF 90 0-2 F CH 86 1 SAFE X FF 91	(1, 9) C FF 90 0-2 F CH 86 1 SAFE X FF 91	5	0	1	1	1	1	1																	
8 Ryan Braun, R OBP: 0.441, SLG: 0.641 38 Dan Jennings, L OBP: 0.327, SLG: 0.327 5 Jonathan Villar, S OBP: 0.327, SLG: 0.327 32 Jeremy Jeffress, R OBP: 0.327, SLG: 0.327 13 Tyler Saladino, R OBP: 0.327, SLG: 0.327 71 Josh Hader, L OBP: 0.327, SLG: 0.327	(1, 7) X FC 88 0-0 1-H SF9 1B	(1, 7) X FC 88 0-0 1-H SF9 1B	(1, 7) X FC 88 0-0 1-H SF9 1B	(1, 7) X FC 88 0-0 1-H SF9 1B	(1, 7) X FC 88 0-0 1-H SF9 1B	(1, 7) X FC 88 0-0 1-H SF9 1B	(1, 7) X FC 88 0-0 1-H SF9 1B	(1, 7) X FC 88 0-0 1-H SF9 1B	(1, 7) X FC 88 0-0 1-H SF9 1B	(1, 7) X FC 88 0-0 1-H SF9 1B	(1, 7) X FC 88 0-0 1-H SF9 1B	2	1	1	1	1	0	0																	
21 Travis Shaw, L OBP: 0.325, SLG: 0.489	(1, 5) 1 SAFE FC 85 X FF 91	(1, 5) 1 SAFE FC 85 X FF 91	(1, 5) 1 SAFE FC 85 X FF 91	(1, 5) 1 SAFE FC 85 X FF 91	(1, 5) 1 SAFE FC 85 X FF 91	(1, 5) 1 SAFE FC 85 X FF 91	(1, 5) 1 SAFE FC 85 X FF 91	(1, 5) 1 SAFE FC 85 X FF 91	(1, 5) 1 SAFE FC 85 X FF 91	(1, 5) 1 SAFE FC 85 X FF 91	(1, 5) 1 SAFE FC 85 X FF 91	6	1	3	3	0	1	2																	
24 Jesús Aguilar, R OBP: 0.429, SLG: 0.522	(1, 3) C FF 91 4-1 B CH 88 B FC 86 B FC 87	(1, 3) C FF 91 4-1 B CH 88 B FC 86 B FC 87	(1, 3) C FF 91 4-1 B CH 88 B FC 86 B FC 87	(1, 3) C FF 91 4-1 B CH 88 B FC 86 B FC 87	(1, 3) C FF 91 4-1 B CH 88 B FC 86 B FC 87	(1, 3) C FF 91 4-1 B CH 88 B FC 86 B FC 87	(1, 3) C FF 91 4-1 B CH 88 B FC 86 B FC 87	(1, 3) C FF 91 4-1 B CH 88 B FC 86 B FC 87	(1, 3) C FF 91 4-1 B CH 88 B FC 86 B FC 87	(1, 3) C FF 91 4-1 B CH 88 B FC 86 B FC 87	(1, 3) C FF 91 4-1 B CH 88 B FC 86 B FC 87	4	1	1	0	2	1	3																	
14 Hernán Pérez, R OBP: 0.273, SLG: 0.387	(1, 4) C FF 91 0-1 X FC 87	(1, 4) C FF 91 0-1 X FC 87	(1, 4) C FF 91 0-1 X FC 87	(1, 4) C FF 91 0-1 X FC 87	(1, 4) C FF 91 0-1 X FC 87	(1, 4) C FF 91 0-1 X FC 87	(1, 4) C FF 91 0-1 X FC 87	(1, 4) C FF 91 0-1 X FC 87	(1, 4) C FF 91 0-1 X FC 87	(1, 4) C FF 91 0-1 X FC 87	(1, 4) C FF 91 0-1 X FC 87	5	2	3	0	0	2																		
9 Manny Piña, R OBP: 0.250, SLG: 0.363	(1, 2) X FC 87 0-0 1-H FC3-6 FC3-5 3 1B	(1, 2) X FC 87 0-0 1-H FC3-6 FC3-5 3 1B	(1, 2) X FC 87 0-0 1-H FC3-6 FC3-5 3 1B	(1, 2) X FC 87 0-0 1-H FC3-6 FC3-5 3 1B	(1, 2) X FC 87 0-0 1-H FC3-6 FC3-5 3 1B	(1, 2) X FC 87 0-0 1-H FC3-6 FC3-5 3 1B	(1, 2) X FC 87 0-0 1-H FC3-6 FC3-5 3 1B	(1, 2) X FC 87 0-0 1-H FC3-6 FC3-5 3 1B	(1, 2) X FC 87 0-0 1-H FC3-6 FC3-5 3 1B	(1, 2) X FC 87 0-0 1-H FC3-6 FC3-5 3 1B	(1, 2) X FC 87 0-0 1-H FC3-6 FC3-5 3 1B	5	2	2	3	0	1	3																	
3 Orlando Arcia, R OBP: 0.271, SLG: 0.306	(1, 6) B CU 77 1-0 X FC 87	(1, 6) B CU 77 1-0 X FC 87	(1, 6) B CU 77 1-0 X FC 87	(1, 6) B CU 77 1-0 X FC 87	(1, 6) B CU 77 1-0 X FC 87	(1, 6) B CU 77 1-0 X FC 87	(1, 6) B CU 77 1-0 X FC 87	(1, 6) B CU 77 1-0 X FC 87	(1, 6) B CU 77 1-0 X FC 87	(1, 6) B CU 77 1-0 X FC 87	(1, 6) B CU 77 1-0 X FC 87	3	1	2	2	2	0	0																	
53 Brandon Woodruff, L OBP: 0.338, SLG: 0.316	(1, 1) B FF 89 1-0 X FC 88	(1, 1) B FF 89 1-0 X FC 88	(1, 1) B FF 89 1-0 X FC 88	(1, 1) B FF 89 1-0 X FC 88	(1, 1) B FF 89 1-0 X FC 88	(1, 1) B FF 89 1-0 X FC 88	(1, 1) B FF 89 1-0 X FC 88	(1, 1) B FF 89 1-0 X FC 88	(1, 1) B FF 89 1-0 X FC 88	(1, 1) B FF 89 1-0 X FC 88	(1, 1) B FF 89 1-0 X FC 88	2	0	0	0	0	0	3																	
50 Jacob Barnes, R OBP: 0.338, SLG: 0.316	(4, 1) B FF 89 1-0 X FC 88	(4, 1) B FF 89 1-0 X FC 88	(4, 1) B FF 89 1-0 X FC 88	(4, 1) B FF 89 1-0 X FC 88	(4, 1) B FF 89 1-0 X FC 88	(4, 1) B FF 89 1-0 X FC 88	(4, 1) B FF 89 1-0 X FC 88	(4, 1) B FF 89 1-0 X FC 88	(4, 1) B FF 89 1-0 X FC 88	(4, 1) B FF 89 1-0 X FC 88	(4, 1) B FF 89 1-0 X FC 88	0	0	0	0	0	0	0																	
54 Taylor Williams, S OBP: 0.338, SLG: 0.316	(5, 1) B FF 89 1-0 X FC 88	(5, 1) B FF 89 1-0 X FC 88	(5, 1) B FF 89 1-0 X FC 88	(5, 1) B FF 89 1-0 X FC 88	(5, 1) B FF 89 1-0 X FC 88	(5, 1) B FF 89 1-0 X FC 88	(5, 1) B FF 89 1-0 X FC 88	(5, 1) B FF 89 1-0 X FC 88	(5, 1) B FF 89 1-0 X FC 88	(5, 1) B FF 89 1-0 X FC 88	(5, 1) B FF 89 1-0 X FC 88	1	0	0	0	0	1	1																	
16 Domingo Santana, R OBP: 0.338, SLG: 0.316	(6, 9) B FF 89 1-0 X FC 88	(6, 9) B FF 89 1-0 X FC 88	(6, 9) B FF 89 1-0 X FC 88	(6, 9) B FF 89 1-0 X FC 88	(6, 9) B FF 89 1-0 X FC 88	(6, 9) B FF 89 1-0 X FC 88	(6, 9) B FF 89 1-0 X FC 88	(6, 9) B FF 89 1-0 X FC 88	(6, 9) B FF 89 1-0 X FC 88	(6, 9) B FF 89 1-0 X FC 88	(6, 9) B FF 89 1-0 X FC 88	2	0	0	0	0	0	1																	
<b>Inning Stats</b>	R: 1 E: 0 K: 0 S: 7	H: 2 LOB: 0 BB: 0 P: 9	R: 1 E: 0 K: 0 S: 9	H: 2 LOB: 2 BB: 1 P: 18	R: 1 E: 0 K: 0 S: 11	H: 1 LOB: 1 BB: 1 P: 22	R: 0 E: 0 K: 1 S: 9	H: 0 LOB: 0 BB: 1 P: 14	R: 1 E: 0 K: 2 S: 12	H: 2 LOB: 1 BB: 0 P: 15	R: 4 E: 0 K: 1 S: 15	H: 4 LOB: 1 BB: 1 P: 27	R: 0 E: 0 K: 0 S: 6	H: 1 LOB: 0 BB: 0 P: 11	R: 0 E: 0 K: 1 S: 14	H: 0 LOB: 2 BB: 2 P: 25	R: 2 E: 0 K: 1 S: 10	H: 2 LOB: 0 BB: 0 P: 19	R: 1 E: 0 K: 1 S: 16	H: 3 LOB: 2 BB: 0 P: 23	1B: 11 2B: 5 3B: 0 HR: 2	SF: 1 SAC: 0 DP: 3 HBP: 0	WP: 0 PB: 0 SB: 2 CS: 0	PA: 50											
<b>PITCHER</b>	IP 5.0	WLS 26	BF 10	H 7	R 7	ER 3	SO 3	BB 3	IBB 0	HBP 0	BLK 0	WP 0	HR 1	S 53	P 85	ERA 12.60	WHIP 2.600	<b>PITCHER</b>	IP 10.1	WLS 6	BF 3	H 1	R 1	ER 1	SO 1	BB 0	IBB 0	HBP 0	BLK 0	WP 0	HR 0	S 16	P 23	ERA 9.00	WHIP 3.000
35 Chad Bettis, R ERA: 3.12	(1, 1) 1.0 H: 5 R: 1 ER: 1 SO: 3	(6, 1) 1.0 H: 5 R: 1 ER: 1 SO: 3	(7, 1) 1.0 H: 3 R: 1 ER: 0 SO: 0	(8, 1) 1.0 H: 5 R: 0 ER: 0 SO: 0	(9, 1) 1.0 B: 5 R: 2 ER: 2 SO: 1	(1, 1) 1.0 WLS: 26 BF: 10 H: 7 R: 7 ER: 3 SO: 3 BB: 3 IBB: 0 HBP: 0 BLK: 0 WP: 0 HR: 1 S: 53 P: 85 ERA: 12.60 WHIP: 2.600	(10, 1) 1.0 WLS: 6 BF: 3 H: 1 R: 1 ER: 1 SO: 1 BB: 0 IBB: 0 HBP: 0 BLK: 0 WP: 0 HR: 0 S: 16 P: 23 ERA: 9.00 WHIP: 3.000																												
52 Chris Rusin, L ERA: 5.94	(6, 1) 1.0 H: 5 R: 1 ER: 1 SO: 3	(7, 1) 1.0 H: 3 R: 1 ER: 0 SO: 0	(8, 1) 1.0 H: 5 R: 0 ER: 0 SO: 0	(9, 1) 1.0 B: 5 R: 2 ER: 2 SO: 1	(1, 1) 1.0 WLS: 26 BF: 10 H: 7 R: 7 ER: 3 SO: 3 BB: 3 IBB: 0 HBP: 0 BLK: 0 WP: 0 HR: 1 S: 53 P: 85 ERA: 12.60 WHIP: 2.600	(10, 1) 1.0 WLS: 6 BF: 3 H: 1 R: 1 ER: 1 SO: 1 BB: 0 IBB: 0 HBP: 0 BLK: 0 WP: 0 HR: 0 S: 16 P: 23 ERA: 9.00 WHIP: 3.000																													
29 Bryan Shaw, R ERA: 5.4	(7, 1) 1.0 H: 3 R: 1 ER: 0 SO: 0	(8, 1) 1.0 H: 5 R: 0 ER: 0 SO: 0	(9, 1) 1.0 B: 5 R: 2 ER: 2 SO: 1	(1, 1) 1.0 WLS: 26 BF: 10 H: 7 R: 7 ER: 3 SO: 3 BB: 3 IBB: 0 HBP: 0 BLK: 0 WP: 0 HR: 1 S: 53 P: 85 ERA: 12.60 WHIP: 2.600	(10, 1) 1.0 WLS: 6 BF: 3 H: 1 R: 1 ER: 1 SO: 1 BB: 0 IBB: 0 HBP: 0 BLK: 0 WP: 0 HR: 0 S: 16 P: 23 ERA: 9.00 WHIP: 3.000																														
0 Adam Ottavino, R ERA: 1.29	(8, 1) 1.0 H: 5 R: 0 ER: 0 SO: 0	(9, 1) 1.0 B: 5 R: 2 ER: 2 SO: 1	(1, 1) 1.0 WLS: 26 BF: 10 H: 7 R: 7 ER: 3 SO: 3 BB: 3 IBB: 0 HBP: 0 BLK: 0 WP: 0 HR: 1 S: 53 P: 85 ERA: 12.60 WHIP: 2.600	(10, 1) 1.0 WLS: 6 BF: 3 H: 1 R: 1 ER: 1 SO: 1 BB: 0 IBB: 0 HBP: 0 BLK: 0 WP: 0 HR: 0 S: 16 P: 23 ERA: 9.00 WHIP: 3.000																															
71 Wade Davis, R ERA: 3.31	(9, 1) 1.0 B: 5 R: 2 ER: 2 SO: 1	(1, 1) 1.0 WLS: 26 BF: 10 H: 7 R: 7 ER: 3 SO: 3 BB: 3 IBB: 0 HBP: 0 BLK: 0 WP: 0 HR: 1 S: 53 P: 85 ERA: 12.60 WHIP: 2.600	(10, 1) 1.0 WLS: 6 BF: 3 H: 1 R: 1 ER: 1 SO: 1 BB: 0 IBB: 0 HBP: 0 BLK: 0 WP: 0 HR: 0 S: 16 P: 23 ERA: 9.00 WHIP: 3.000																																

Milwaukee Brewers @ Colorado Rockies  
Coors Field, Denver, CO  
Fri May 11 2018, 6:41 PM - 11:01 PM MDT  
Att: 36,199 - Cloudy - 65 F

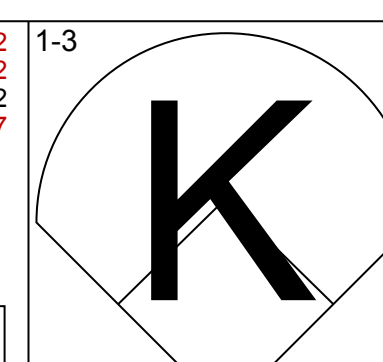
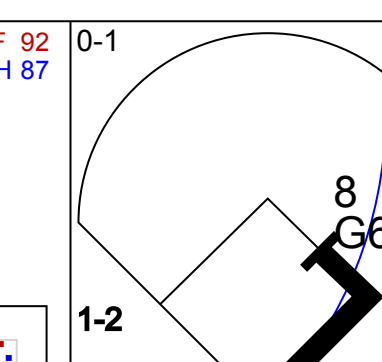
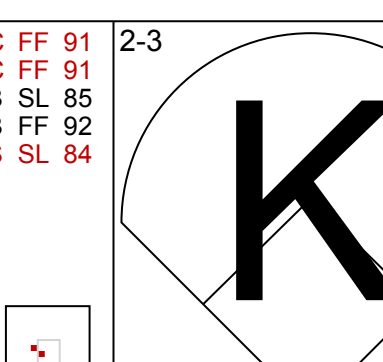
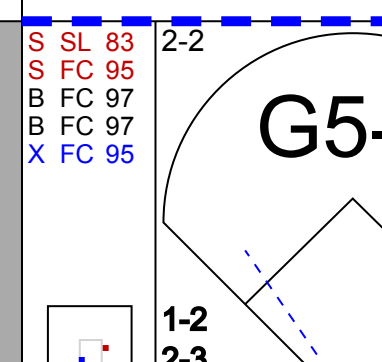
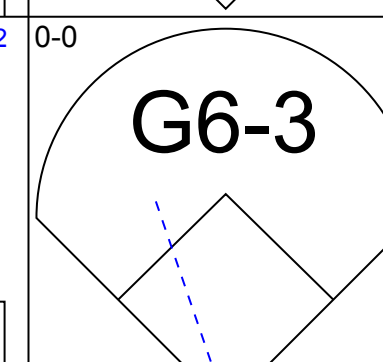
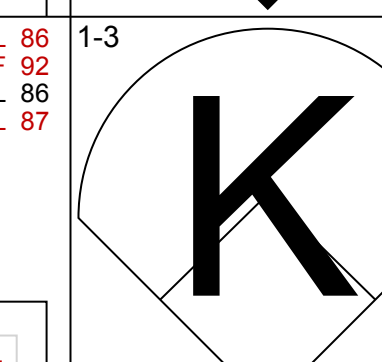
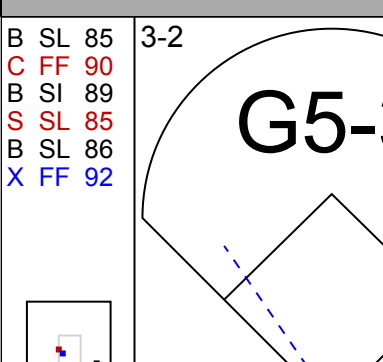
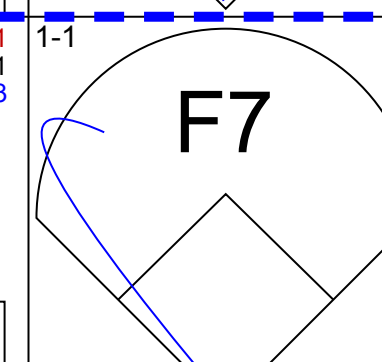
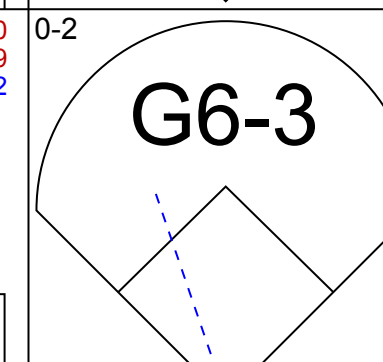
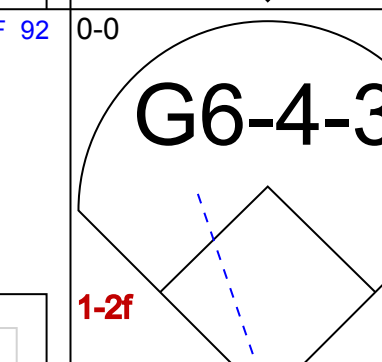
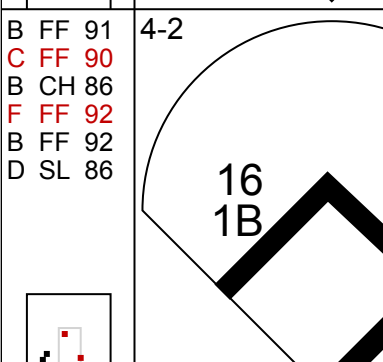
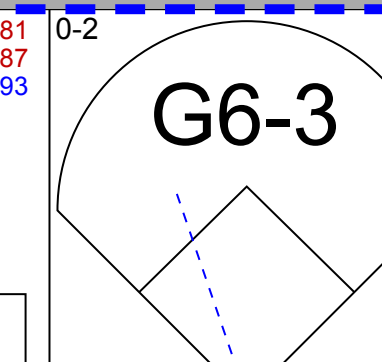
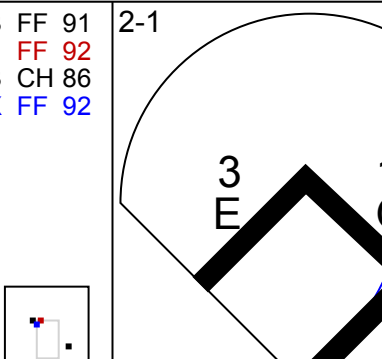
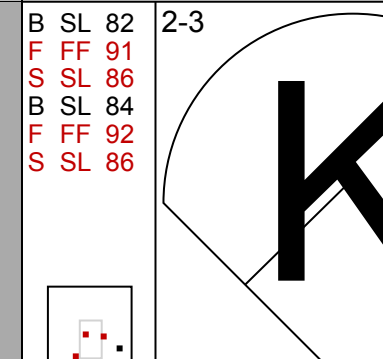
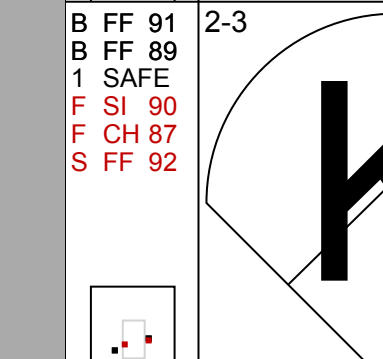
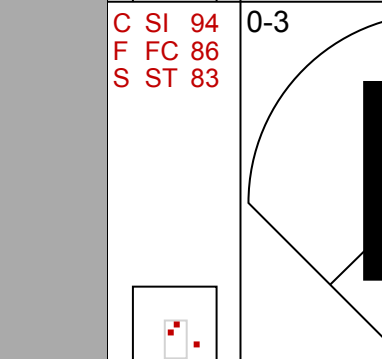
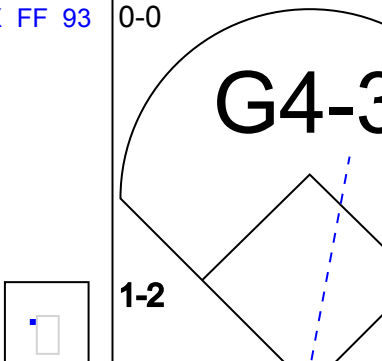
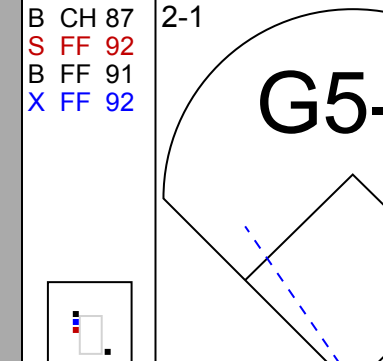
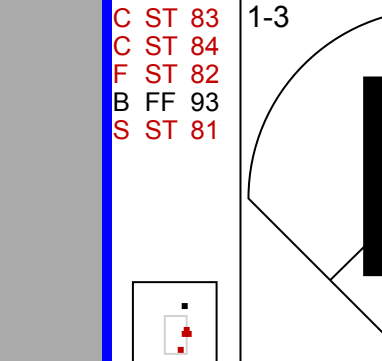

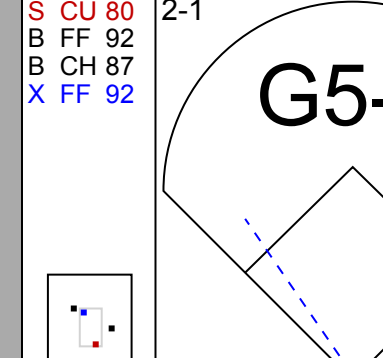
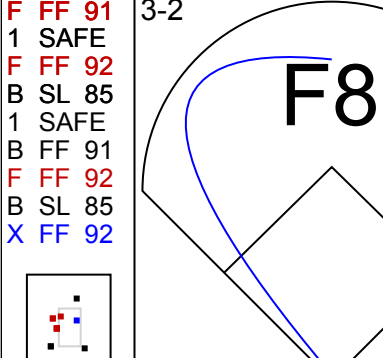


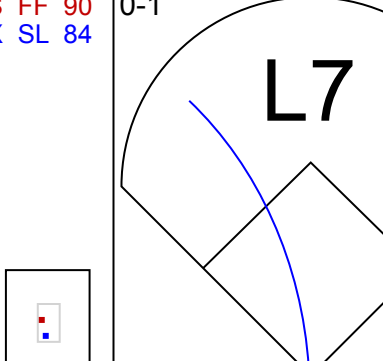


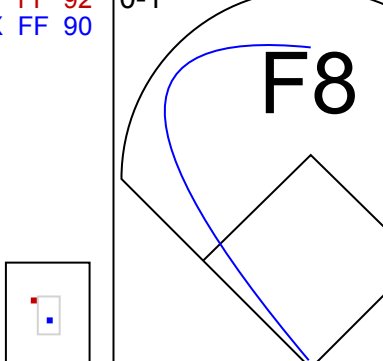

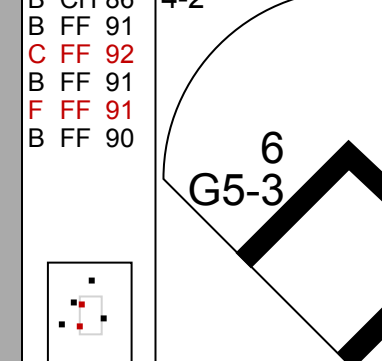


livebaseballscorecards.com

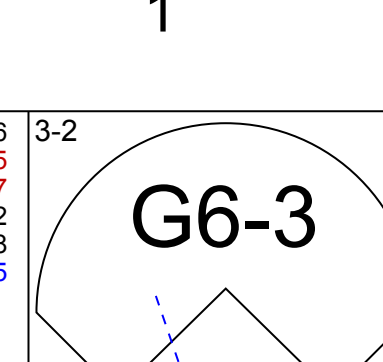
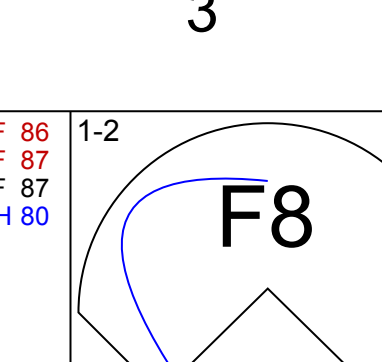


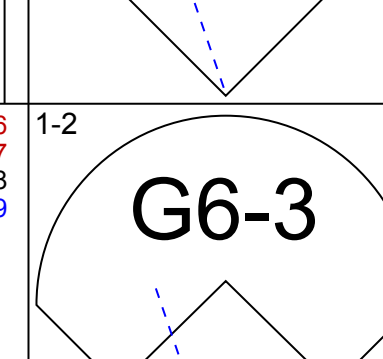
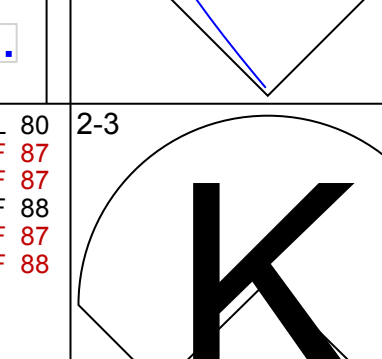
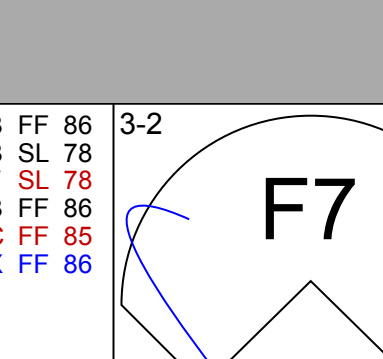
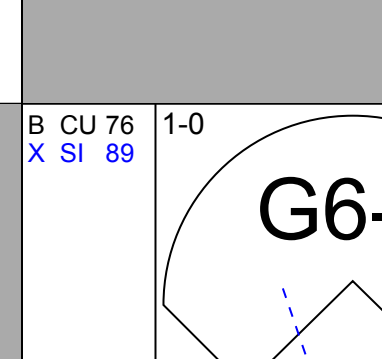
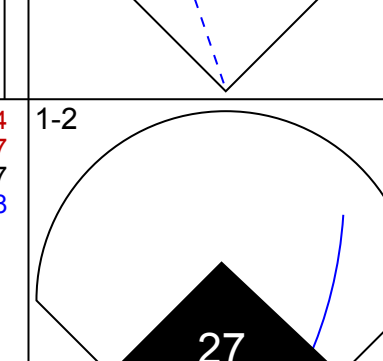
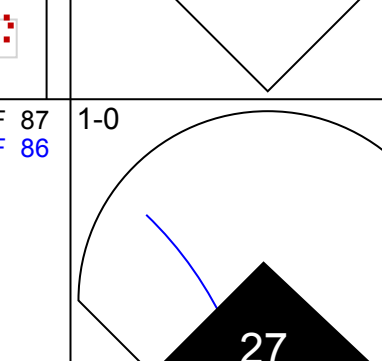
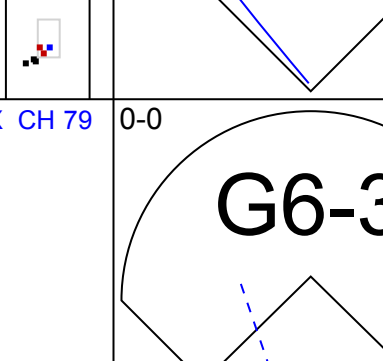
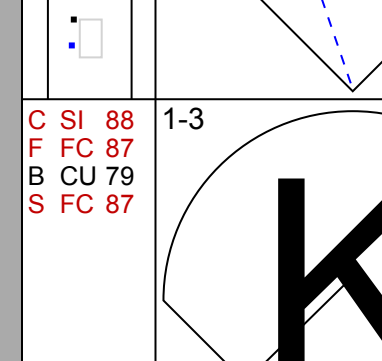
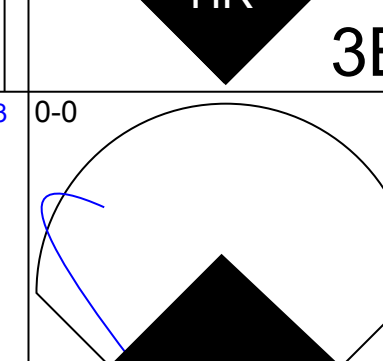
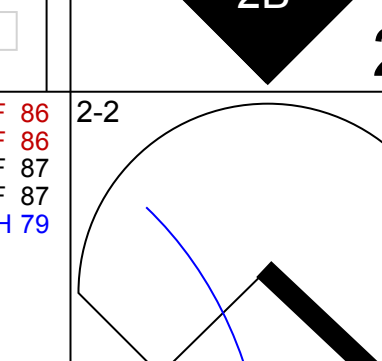
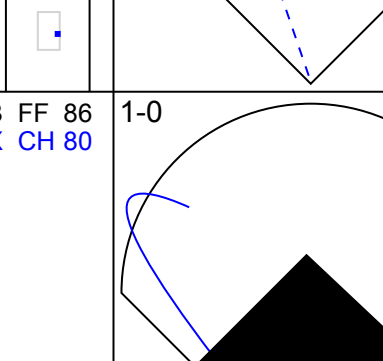
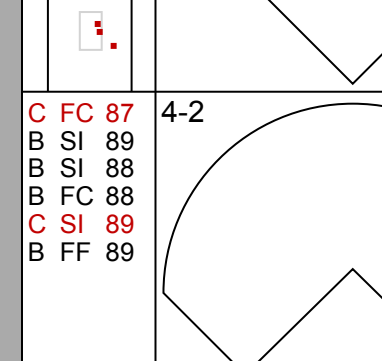
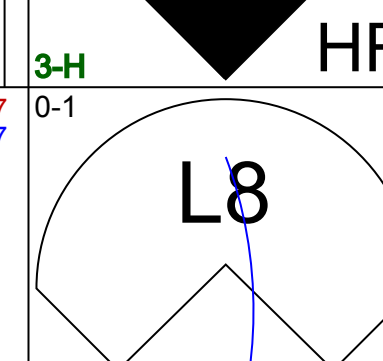
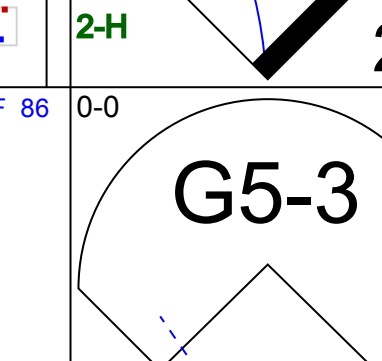
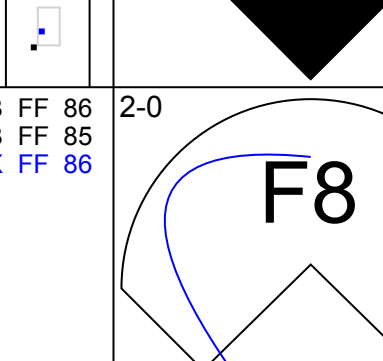
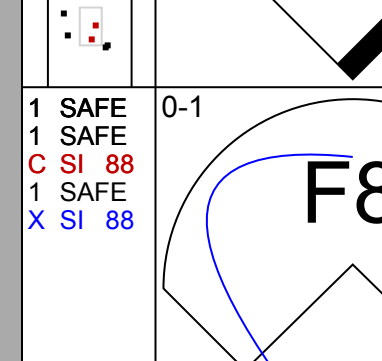
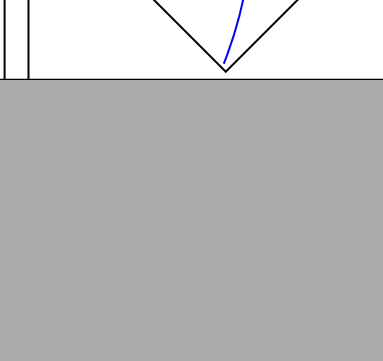
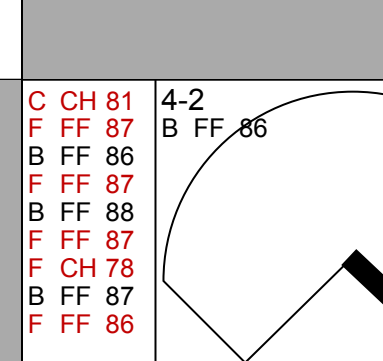
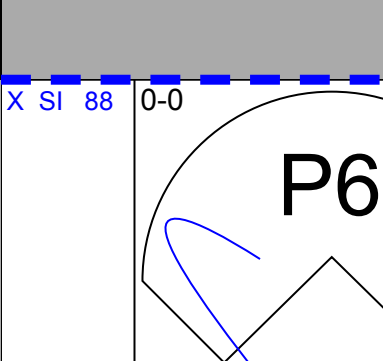
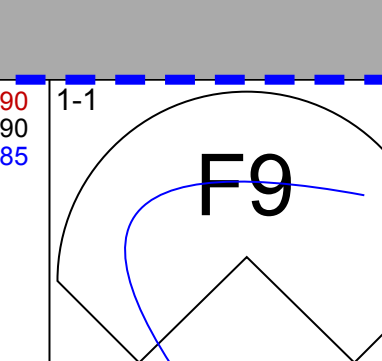

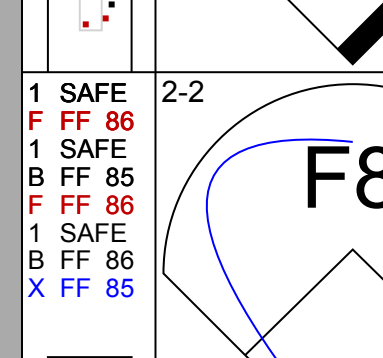
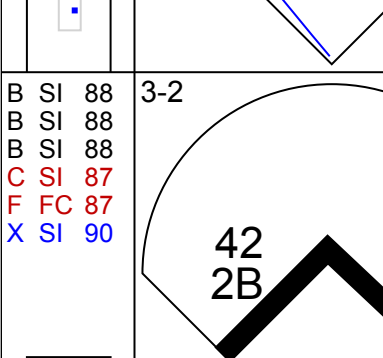
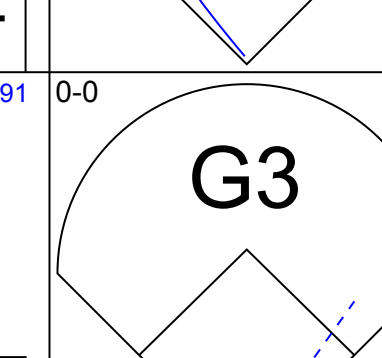
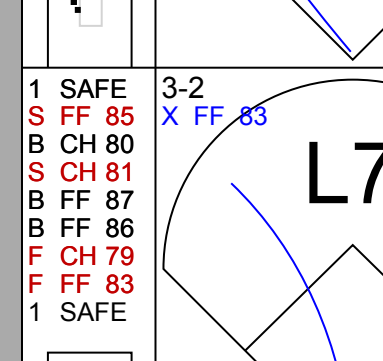
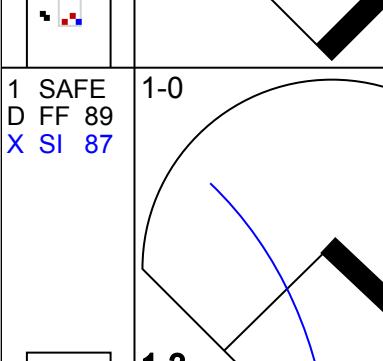
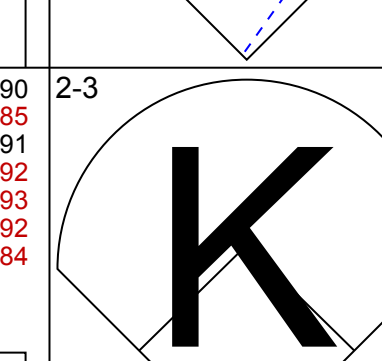
AB 43  
R 11  
H 17  
RBI 11  
BB 6  
SO 7  
LOB 21

WP: 0 PA: 50  
PB: 0  
SB: 2  
CS: 0

Batter	1	2	3	4	5	6	7	8	9	10	AB	R	H	RBI	BB	SO	LOB	BOTTOM	
9 DJ LeMahieu, R OBP: 0.366, SLG: 0.483	(1, 4) B FF 95 2-2 C FF 95 X SL 89	(1, 4) B FF 95 2-2 C FF 95 X SL 89	(1, 4) B FF 95 2-2 C FF 95 X SL 89	(1, 4) B FF 95 2-2 C FF 95 X SL 89	(1, 4) B FF 95 2-2 C FF 95 X SL 89	(1, 4) B FF 95 2-2 C FF 95 X SL 89	(1, 4) B FF 95 2-2 C FF 95 X SL 89	(1, 4) B FF 95 2-2 C FF 95 X SL 89	(1, 4) B FF 95 2-2 C FF 95 X SL 89	(1, 4) B FF 95 2-2 C FF 95 X SL 89	(1, 4) B FF 95 2-2 C FF 95 X SL 89	5	2	1	0	1	0	2	
19 Charlie Blackmon, L OBP: 0.388, SLG: 0.585	(1, 8) B FF 96 2-2 F SL 90 B FF 97 F FF 96 X SL 88	(1, 8) B FF 96 2-2 F SL 90 B FF 97 F FF 96 X SL 88	(1, 8) B FF 96 2-2 F SL 90 B FF 97 F FF 96 X SL 88	(1, 8) B FF 96 2-2 F SL 90 B FF 97 F FF 96 X SL 88	(1, 8) B FF 96 2-2 F SL 90 B FF 97 F FF 96 X SL 88	(1, 8) B FF 96 2-2 F SL 90 B FF 97 F FF 96 X SL 88	(1, 8) B FF 96 2-2 F SL 90 B FF 97 F FF 96 X SL 88	(1, 8) B FF 96 2-2 F SL 90 B FF 97 F FF 96 X SL 88	(1, 8) B FF 96 2-2 F SL 90 B FF 97 F FF 96 X SL 88	(1, 8) B FF 96 2-2 F SL 90 B FF 97 F FF 96 X SL 88	(1, 8) B FF 96 2-2 F SL 90 B FF 97 F FF 96 X SL 88	(1, 8) B FF 96 2-2 F SL 90 B FF 97 F FF 96 X SL 88	6	2	3	1	0	1	0
28 Nolan Arenado, R OBP: 0.407, SLG: 0.577	(1, 5) B FF 97 2-2 F FF 96 B SL 89 X FF 97	(1, 5) B FF 97 2-2 F FF 96 B SL 89 X FF 97	(1, 5) B FF 97 2-2 F FF 96 B SL 89 X FF 97	(1, 5) B FF 97 2-2 F FF 96 B SL 89 X FF 97	(1, 5) B FF 97 2-2 F FF 96 B SL 89 X FF 97	(1, 5) B FF 97 2-2 F FF 96 B SL 89 X FF 97	(1, 5) B FF 97 2-2 F FF 96 B SL 89 X FF 97	(1, 5) B FF 97 2-2 F FF 96 B SL 89 X FF 97	(1, 5) B FF 97 2-2 F FF 96 B SL 89 X FF 97	(1, 5) B FF 97 2-2 F FF 96 B SL 89 X FF 97	(1, 5) B FF 97 2-2 F FF 96 B SL 89 X FF 97	(1, 5) B FF 97 2-2 F FF 96 B SL 89 X FF 97	6	1	1	1	0	1	4
5 Carlos González, L OBP: 0.278, SLG: 0.427	(1, 9) B FF 94 1-1 B CH 87 X FF 95	(1, 9) B FF 94 1-1 B CH 87 X FF 95	(1, 9) B FF 94 1-1 B CH 87 X FF 95	(1, 9) B FF 94 1-1 B CH 87 X FF 95	(1, 9) B FF 94 1-1 B CH 87 X FF 95	(1, 9) B FF 94 1-1 B CH 87 X FF 95	(1, 9) B FF 94 1-1 B CH 87 X FF 95	(1, 9) B FF 94 1-1 B CH 87 X FF 95	(1, 9) B FF 94 1-1 B CH 87 X FF 95	(1, 9) B FF 94 1-1 B CH 87 X FF 95	(1, 9) B FF 94 1-1 B CH 87 X FF 95	(1, 9) B FF 94 1-1 B CH 87 X FF 95	5	1	2	1	1	2	3
27 Trevor Story, R OBP: 0.317, SLG: 0.482	(1, 6) B FF 97 2-1 B SL 88 X SL 87	(1, 6) B FF 97 2-1 B SL 88 X SL 87	(1, 6) B FF 97 2-1 B SL 88 X SL 87	(1, 6) B FF 97 2-1 B SL 88 X SL 87	(1, 6) B FF 97 2-1 B SL 88 X SL 87	(1, 6) B FF 97 2-1 B SL 88 X SL 87	(1, 6) B FF 97 2-1 B SL 88 X SL 87	(1, 6) B FF 97 2-1 B SL 88 X SL 87	(1, 6) B FF 97 2-1 B SL 88 X SL 87	(1, 6) B FF 97 2-1 B SL 88 X SL 87	(1, 6) B FF 97 2-1 B SL 88 X SL 87	(1, 6) B FF 97 2-1 B SL 88 X SL 87	4	1	1	4	0	1	2
8 Gerardo Parra, L OBP: 0.331, SLG: 0.358	(1, 7) C FF 97 0-1 X FF 96	(1, 7) C FF 97 0-1 X FF 96	(1, 7) C FF 97 0-1 X FF 96	(1, 7) C FF 97 0-1 X FF 96	(1, 7) C FF 97 0-1 X FF 96	(1, 7) C FF 97 0-1 X FF 96	(1, 7) C FF 97 0-1 X FF 96	(1, 7) C FF 97 0-1 X FF 96	(1, 7) C FF 97 0-1 X FF 96	(1, 7) C FF 97 0-1 X FF 96	(1, 7) C FF 97 0-1 X FF 96	(1, 7) C FF 97 0-1 X FF 96	5	1	4	1	0	2	
20 Ian Desmond, R OBP: 0.225, SLG: 0																			



Batter	1	2	3	4	5	6	7	8	9	AB	R	H	RBI	BB	SO	LOB	TOP										
6 Lorenzo Cain, R OBP: 0.395, SLG: 0.467										4	0	1	0	0	2	3	<b>Milwaukee Brewers @ Colorado Rockies</b> Coors Field, Denver, CO Sat May 12 2018, 6:12 PM - 8:58 PM MDT Att: 35,408 - Overcast - 58 F										
22 Christian Yelich, L OBP: 0.355, SLG: 0.418										4	0	0	0	0	1	4											
8 Ryan Braun, R OBP: 0.278, SLG: 0.430										3	0	0	0	1	0	2											
24 Jesús Aguilar, R OBP: 0.420, SLG: 0.507										4	0	1	0	0	3	1											
16 Domingo Santana, R OBP: 0.338, SLG: 0.316										3	0	1	0	0	0	1											
49 Alec Asher, R										0	0	0	0	0	0	0											
13 Tyler Saladino, R OBP: 0.273, SLG: 0.364										1	0	0	0	0	1	0											
43 Matt Albers, L										0	0	0	0	0	0	0											
14 Hernán Pérez, R OBP: 0.272, SLG: 0.350										4	0	1	0	0	1	3											
3 Orlando Arcia, R OBP: 0.262, SLG: 0.296										4	0	0	0	0	1	2											
47 Jett Bandy, R OBP: 0.271, SLG: 0.283										2	0	0	0	1	0	2											
21 Travis Shaw, L OBP: 0.323, SLG: 0.486										1	0	0	0	0	1	1											
35 Brent Suter, L OBP: 0.385, SLG: 0.636										1	0	1	0	1	0	0											
5 Jonathan Villar, S OBP: 0.312, SLG: 0.324										1	0	0	0	1	1	1											
<b>Inning Stats</b>	R: 0 E: 0 K: 1 S: 7	H: 0 LOB: 0 BB: 0 P: 8	R: 0 E: 1 K: 1 S: 9	H: 1 LOB: 2 BB: 0 P: 13	R: 0 E: 0 K: 1 S: 8	H: 1 LOB: 1 BB: 1 P: 13	R: 0 E: 0 K: 1 S: 8	H: 0 LOB: 0 BB: 0 P: 14	R: 0 E: 0 K: 1 S: 8	H: 1 LOB: 1 BB: 0 P: 11	R: 0 E: 0 K: 1 S: 13	H: 1 LOB: 2 BB: 1 P: 25	R: 0 E: 0 K: 0 S: 9	H: 0 LOB: 2 BB: 2 P: 20	R: 0 E: 0 K: 2 S: 10	H: 0 LOB: 0 BB: 0 P: 11	R: 0 E: 0 K: 2 S: 11	H: 1 LOB: 1 BB: 0 P: 16	1B: 4 2B: 1 3B: 0 HR: 0	SF: 0 SAC: 0 DP: 1 HBP: 0	WP: 0 PB: 0 SB: 0 CS: 0	PA: 36					
<b>PITCHER</b>	IP	WLS	BF	H	R	ER	SO	BB	IBB	HBP	BLK	WP	HR	S	P	ERA	WHIP										
21 Kyle Freeland, L ERA: 3.42	6.1	W	27	4	0	0	6	4	0	0	0	0	0	57	96	0.00	1.263										
29 Bryan Shaw, R ERA: 5.3	0.1	H	1	0	0	0	0	0	0	0	0	0	0	3	5	0.00	0.000										
38 Mike Dunn, L ERA: 9.64	0.1	H	1	0	0	0	0	0	0	0	0	0	0	2	3	0.00	0.000										
0 Adam Ottavino, R ERA: 1.23	1.0		3	0	0	0	2	0	0	0	0	0	0	10	11	0.00	0.000										
71 Wade Davis, R ERA: 3.12	1.0		4	1	0	0	2	0	0	0	0	0	0	11	16	0.00	1.000										

Batter	1	2	3	4	5	6	7	8	9	AB	R	H	RBI	BB	SO	LOB	BOTTOM										
9 DJ LeMahieu, R OBP: 0.355, SLG: 0.468										4	0	0	0	0	1	4	<b>Milwaukee Brewers @ Colorado Rockies</b> Coors Field, Denver, CO Sat May 12 2018, 6:12 PM - 8:58 PM MDT Att: 35,408 - Overcast - 58 F										
19 Charlie Blackmon, L OBP: 0.379, SLG: 0.567										4	0	0	0	0	1	0											
28 Nolan Arenado, R OBP: 0.409, SLG: 0.598										4	2	2	0	0	1	0											
27 Trevor Story, R OBP: 0.333, SLG: 0.542										3	2	3	4	1	0	0											
20 Ian Desmond, R OBP: 0.219, SLG: 0.365										4	0	0	0	0	0	2											
56 Noel Cuevas, R OBP: 0.389, SLG: 0.333										3	0	0	0	1	0	0											
8 Gerardo Parra, L OBP: 0.328, SLG: 0.354										4	0	1	0	0	0	1											
42 Chris Iannetta, R OBP: 0.324, SLG: 0.402										4	0	2	0	0	1	1											
21 Kyle Freeland, L OBP: 0.118, SLG: 0.118										3	0	1	0	0	1	3											
29 Bryan Shaw, S										0	0	0	0	0	0	0											
38 Mike Dunn, L										0	0	0	0	0	0	0											
0 Adam Ottavino, S										0	0	0	0	0	0	0											
71 Wade Davis, R										0	0	0	0	0	0	0											
<b>Inning Stats</b>	R: 2 E: 0 K: 0 S: 12	H: 2 LOB: 0 BB: 0 P: 17	R: 0 E: 0 K: 0 S: 5	H: 1 LOB: 1 BB: 0 P: 7	R: 1 E: 0 K: 1 S: 12	H: 2 LOB: 1 BB: 0 P: 18	R: 0 E: 0 K: 1 S: 18	H: 1 LOB: 2 BB: 1 P: 28	R: 1 E: 0 K: 0 S: 6	H: 1 LOB: 0 BB: 0 P: 12	R: 0 E: 0 K: 1 S: 9	H: 2 LOB: 2 BB: 0 P: 13	R: 0 E: 0 K: 1 S: 8	H: 0 LOB: 1 BB: 1 P: 14	R: 0 E: 0 K: 1 S: 8	H: 0 LOB: 0 BB: 0 P: 11	1B: 3 2B: 3 3B: 1 HR: 2	SF: 0 SAC: 0 DP: 0 HBP: 0	WP: 0 PB: 0 SB: 0 CS: 0	PA: 35							
<b>PITCHER</b>	IP	WLS	BF	H	R	ER	SO	BB	IBB	HBP	BLK	WP	HR	S	P	ERA	WHIP										
35 Brent Suter, L ERA: 5.14	5.0	L	23	7	4	4	2	1	0	0	0	0	0	17	27	0.00	1.500										
49 Alec Asher, R ERA:	2.0		9	2	0	0	2	1	0	0	0	0	0	8	11	0.00	0.000										
43 Matt Albers, R ERA: 0.96	1.0		3	0	0	0	1	0	0	0	0	0	0	8	11	0.00	0.000										







Batter	1	2	3	4	5	6	7	8	9	AB	R	H	RBI	BB	SO	LOB	TOP				
19 Charlie Blackmon, L (1.8) OBP: 0.376, SLG: 0.549	G6-3		28 1B		G6-4-3		28 S		K	4	0	1	0	1	1	2	<b>Colorado Rockies @ San Diego Padres</b> Petco Park, San Diego, CA Mon May 14 2018, 7:14 PM - 10:06 PM PDT Att: 17,245 - Partly Cloudy - 64 F				
56 Noel Cuevas, R (1.9) OBP: 0.357, SLG: 0.385	G5-3		F3		HR		P4		P3	5	1	1	1	0	0	4					
28 Nolan Arenado, R (1.5) OBP: 0.418, SLG: 0.593	1B		1B		G2		IBB		27 FC6-4	4	0	3	1	1	0	0					
27 Trevor Story, R (1.6) OBP: 0.322, SLG: 0.513	F9		L8				B1-3		F6	5	0	0	0	0	0	7					
20 Ian Desmond, R (1.3) OBP: 0.214, SLG: 0.352	K				K		42 1B		K	4	1	1	0	0	3	2					
42 Chris Iannetta, R (1.2) OBP: 0.321, SLG: 0.396	L9				F7		8 HR		G5-3	4	1	1	0	0	0	0					
8 Gerardo Parra, L (1.7) OBP: 0.323, SLG: 0.373	G4-3				G1-3		1B		G5-3	4	1	1	3	0	0	0					
6 Daniel Castro, R (1.4) OBP: 0.160, SLG: 0.280			G5-3		HR		F8		L4	4	1	1	1	0	0	0					
44 Tyler Anderson, L (1.1) OBP: 0.214, SLG: 0.083					HR																
29 Bryan Shaw, S (6.1)																					
0 Adam Ottavino, S (8.1)																					
4 Pat Valaika, R (9. PH) OBP: 0.188, SLG: 0.169			28 1B																		
71 Wade Davis, R (9.1)																					
<b>Inning Stats</b>	R: 0 E: 0 K: 0 S: 13	H: 1 LOB: 1 BB: 0 P: 17	R: 0 E: 0 K: 1 S: 6	H: 0 LOB: 0 BB: 0 P: 9	R: 1 E: 0 K: 0 S: 13	H: 2 LOB: 2 BB: 1 P: 25	R: 0 E: 0 K: 1 S: 7	H: 0 LOB: 0 BB: 0 P: 8	R: 2 E: 0 K: 0 S: 10	H: 3 LOB: 0 BB: 0 P: 12	R: 3 E: 0 K: 1 S: 13	H: 3 LOB: 0 BB: 0 P: 17	R: 0 E: 0 K: 1 S: 10	H: 0 LOB: 0 BB: 0 P: 19	R: 0 E: 0 K: 0 S: 10	H: 0 LOB: 0 BB: 0 P: 11	R: 0 E: 0 K: 1 S: 13	H: 2 LOB: 2 BB: 0 P: 20	1B: 8 2B: 0 3B: 0 HR: 3	SF: 0 SAC: 0 DP: 1 HBP: 0	WP: 0 PA: 40 PB: 0 SB: 1 CS: 0
<b>PITCHER</b>	IP WLS BF H R ER SO BB IBB HBP BLK WP HR S P ERA WHIP	5.0 L 6 3 3 3 2 1 0 0 0 0 2 49 71 5.40 1.400	1.0 L 6 3 3 3 1 0 0 0 0 1 13 17 27.00 3.000	2.0 L 8 0 0 0 1 1 1 0 0 0 0 20 30 0.00 0.500	1.0 L 5 2 0 0 1 0 0 0 0 0 0 13 20 0.00 2.000	<b>PITCHER</b>										IP WLS BF H R ER SO BB IBB HBP BLK WP HR S P ERA WHIP	5.0 L 6 3 3 3 2 1 0 0 0 0 2 49 71 5.40 1.400				
37 Joey Lucchesi, L (1.1) ERA: 3.23																					
53 Kazuhisa Makita, R (6.1) ERA: 7.94																					
55 Matt Strahm, L (7.1) ERA: 5.4																					
41 Robbie Erlin, L (9.1) ERA: 3.6																					
<b>Batter</b>	<b>1</b>	<b>2</b>	<b>3</b>	<b>4</b>	<b>5</b>	<b>6</b>	<b>7</b>	<b>8</b>	<b>9</b>	<b>AB</b>	<b>R</b>	<b>H</b>	<b>RBI</b>	<b>BB</b>	<b>SO</b>	<b>LOB</b>	<b>BOTTOM</b>				
7 Manuel Margot, R (1.8) OBP: 0.244, SLG: 0.311	G4-3		30 G3		L7		K		G1-3	5	0	1	1	0	1	2	<b>Colorado Rockies @ San Diego Padres</b> Petco Park, San Diego, CA Mon May 14 2018, 7:14 PM - 10:06 PM PDT Att: 17,245 - Partly Cloudy - 64 F				
30 Eric Hosmer, L (1.3) OBP: 0.366, SLG: 0.466	G3		G3		2B		2B		2B	3	0	1	1	1	0	2					
2 José Pirela, R (1.4) OBP: 0.324, SLG: 0.347	G5-3		2-1		K		F9		G6-4-3	4	0	0	0	0	1	2					
22 Christian Villanueva, R (1.5) OBP: 0.308, SLG: 0.496	G5-3		3H		P6				K	4	0	1	0	0	1	1					
33 Franchy Cordero, L (1.7) OBP: 0.339, SLG: 0.468	K		FC3-6		32 BLK		G5-3		K	4	1	0	0	0	2	1					
32 Franmil Reyes, R (1.9)	K		E6		13 1B		G6-3		K	4	0	0	0	0	2	0					
13 Freddy Galvis, S (1.6) OBP: 0.306, SLG: 0.309			17 G4-3		7 1B		17 FC6-4		B3-1	4	2	3	0	0	0	0					
17 A.J. Ellis, R (1.2) OBP: 0.404, SLG: 0.357	G4-3		G4-3		FC6-4		1B		F8	4	0	1	1	0	0	3					
37 Joey Lucchesi, L (1.1) ERA: 3.23																					
23 Matt Szczur, R (5. PH) OBP: 0.333, SLG: 0.395																					
53 Kazuhisa Makita, R (6.1) ERA: 4.95																					
15 Cory Spangenberg, L (6. PH) OBP: 0.227, SLG: 0.233																					
55 Matt Strahm, R (7.1) ERA: 1.17																					
41 Robbie Erlin, R (9.1) OBP: 0.205, SLG: 0.209																					
16 Travis Jankowski, L (9. PH) OBP: 0.440, SLG: 0.532																					
<b>Inning Stats</b>	R: 0 E: 0 K: 0 S: 9	H: 0 LOB: 0 BB: 0 P: 13	R: 0 E: 0 K: 2 S: 9	H: 0 LOB: 0 BB: 0 P: 11	R: 1 E: 0 K: 0 S: 13	H: 2 LOB: 2 BB: 1 P: 21	R: 1 E: 1 K: 1 S: 16	H: 2 LOB: 2 BB: 0 P: 23	R: 1 E: 0 K: 0 S: 12	H: 2 LOB: 1 BB: 0 P: 21	R: 1 E: 0 K: 1 S: 14	H: 2 LOB: 1 BB: 0 P: 18	R: 0 E: 0 K: 1 S: 8	H: 0 LOB: 0 BB: 1 P: 16	R: 0 E: 0 K: 3 S: 9	H: 0 LOB: 0 BB: 0 P: 11	R: 0 E: 0 K: 0 S: 5	H: 0 LOB: 1 BB: 1 P: 11	1B: 4 2B: 3 3B: 1 HR: 0	SF: 0 SAC: 0 DP: 1 HBP: 0	WP: 0 PA: 37 PB: 0 SB: 1 CS: 0
<b>PITCHER</b>	IP WLS BF H R ER SO BB IBB HBP BLK WP HR S P ERA WHIP	5.2 W 26 4 4 3 3 1 0 0 0 0 0 15 24 4.76 1.412	1.1 H 5 1 0 0 2 1 0 0 0 0 0 15 24 0.00 1.500	1.0 H 3 0 0 0 3 0 0 0 0 0 9 11 0.00 0.000	1.0 S 4 0 0 0 0 1 0 0 0 0 0 5 11 0.00 1.000	<b>PITCHER</b>										IP WLS BF H R ER SO BB IBB HBP BLK WP HR S P ERA WHIP	5.2 W 26 4 4 3 3 1 0 0 0 0 0 15 24 4.76 1.412				
44 Tyler Anderson, L (1.1) ERA: 4.3																					
29 Bryan Shaw, R (6.1) ERA: 4.95																					
0 Adam Ottavino, R (8.1) ERA: 1.17																					
71 Wade Davis, R (9.1) ERA: 2.95																					



Batter	1	2	3	4	5	6	7	8	9	AB	R	H	RBI	BB	SO	LOB	TOP		
26 David Dahl, L (1,8) OBP: 0.355, SLG: 0.509	K2-3			F8			K2-3		L8	4	0	0	0	0	2	0	<b>Colorado Rockies @ San Diego Padres</b> Petco Park, San Diego, CA Tue May 15 2018, 12:40 PM - 3:04 PM PDT Att: 19,598 - Sunny - 69 F		
8 Gerardo Parra, L (1,7) OBP: 0.313, SLG: 0.361	P6			G6-3			F7		K	4	0	0	0	0	1	0			
28 Nolan Arenado, R (1,5) OBP: 0.407, SLG: 0.576	K			G5-3			G5-3		K	4	0	0	0	0	2	0			
5 Carlos González, L (1,9) OBP: 0.260, SLG: 0.396		G3			K				K	3	0	0	0	0	2	0			
27 Trevor Story, R (1,6) OBP: 0.322, SLG: 0.510		K			K				1B	3	0	1	0	0	2	0			
4 Pat Valaika, R (1,3) (8,4)		G5-3			G5-3				BB	2	0	0	0	1	0	0			
14 Tony Wolters, L (1,2) OBP: 0.261, SLG: 0.241				P6			G4-3		K	3	0	0	0	0	1	2			
6 Daniel Castro, R (1,4) OBP: 0.148, SLG: 0.259				K			K			2	0	0	0	0	2	0			
19 Charlie Blackmon, L (8,PH) OBP: 0.380, SLG: 0.549				K			K			0	0	0	0	1	0	0			
38 Mike Dunn, L (8,1)				K					BB	0	0	0	0	0	0	0			
48 Germán Márquez, R (1,1) OBP: 0.286, SLG: 0.286				K			G4-3		L8	1	0	0	0	0	1	0			
56 Noel Cuevas, R (6,PH) OBP: 0.349, SLG: 0.375										1	0	0	0	0	0	0			
52 Chris Rusin, L (6,1)										0	0	0	0	0	0	0			
20 Ian Desmond, R (8,PH) OBP: 0.213, SLG: 0.349										1	0	0	0	0	0	3			
<b>Inning Stats</b>	R: 0 K: 2 S: 7	H: 0 BB: 0 P: 9	R: 0 K: 1 S: 7	H: 0 BB: 0 P: 12	R: 0 K: 2 S: 10	H: 0 BB: 0 P: 10	R: 0 K: 0 S: 6	H: 0 BB: 0 P: 6	R: 0 K: 1 S: 12	H: 0 BB: 0 P: 18	R: 0 K: 1 S: 9	H: 0 BB: 0 P: 10	R: 0 K: 2 S: 14	H: 1 BB: 2 P: 27	R: 0 K: 2 S: 10	H: 0 BB: 0 P: 14	1B: 1 2B: 0 3B: 0 HR: 0	SF: 0 SAC: 0 DP: 0 HBP: 0	WP: 0 PA: 30 ERA: 0.00 WHIP: 0.273
<b>PITCHER</b>	IP WLS BF H R ER SO BB IBB HBP BLK WP HR S P ERA WHIP																		
27 Jordan Lyles, R (1,1) ERA: 2.53	7.1 W 24 1 0 0 10 1 0 0 0 0 0 0 64 85 0.00 0.273																		
39 Kirby Yates, R (8,1) ERA: 0.71	0.1 H 1 0 0 0 1 0 0 0 0 0 0 0 3 5 0.00 0.000																		
52 Brad Hand, L (8,1) ERA: 2.45	1.1 S 5 0 0 0 2 1 0 0 0 0 0 0 0 14 23 0.00 0.750																		

Batter	1	2	3	4	5	6	7	8	9	AB	R	H	RBI	BB	SO	LOB	BOTTOM		
16 Travis Jankowski, L (1,8) OBP: 0.463, SLG: 0.522	30 HR			30 1B			G3			3	1	2	0	1	0	0	<b>Colorado Rockies @ San Diego Padres</b> Petco Park, San Diego, CA Tue May 15 2018, 12:40 PM - 3:04 PM PDT Att: 19,598 - Sunny - 69 F		
30 Eric Hosmer, L (1,3) OBP: 0.369, SLG: 0.487	HR			32 S			G4-3		K	4	1	2	2	0	1	1			
2 José Pirela, R (1,4) OBP: 0.323, SLG: 0.341	G6-3			P4			K			3	0	0	0	0	1	3			
20 Carlos Asuaje, L (9,4) OBP: 0.263, SLG: 0.292									BB	0	0	0	0	0	0	0			
33 Franchy Cordero, L (1,7) OBP: 0.328, SLG: 0.452	G3-1			K			K		P5	4	0	0	0	0	2	3			
32 Franmil Reyes, R (1,9) OBP: 0.143, SLG: 0.143	G6-3			K					F7	3	0	1	0	0	1	2			
7 Manuel Margot, R (6,PR) OBP: 0.242, SLG: 0.308							22 HR			1	1	0	0	0	0	1			
0 Raffy Lopez, L (1,2) OBP: 0.333, SLG: 0.429		27 1B		F7			F7			3	0	1	0	0	0	1			
22 Christian Villanueva, R (1,5) OBP: 0.316, SLG: 0.535				K					HR	3	1	2	2	0	1	0			
13 Freddy Galvis, S (1,6) OBP: 0.301, SLG: 0.303		L7		L7			L5			3	0	0	0	0	0	3			
27 Jordan Lyles, R (1,1) 39 Kirby Yates, L (8,1) 52 Brad Hand, L (8,1)		B2-5-3					G6-3			3	0	0	0	0	1	2			
<b>Inning Stats</b>	R: 2 K: 0 S: 14	H: 2 LOB: 0 BB: 0 P: 21	R: 0 K: 0 S: 9	H: 2 LOB: 1 BB: 0 P: 15	R: 0 K: 2 S: 12	H: 1 LOB: 2 BB: 1 P: 21	R: 0 K: 1 S: 11	H: 0 LOB: 0 BB: 0 P: 15	R: 0 K: 1 S: 11	H: 1 LOB: 1 BB: 0 P: 15	R: 2 K: 1 S: 7	H: 2 LOB: 0 BB: 0 P: 11	R: 0 K: 0 S: 5	H: 0 LOB: 0 BB: 1 P: 10	R: 0 K: 0 S: 5	H: 0 LOB: 0 BB: 1 P: 10	1B: 6 2B: 0 3B: 0 HR: 2	SF: 0 SAC: 0 DP: 1 HBP: 0	WP: 0 PA: 32 ERA: 9.00 WHIP: 1.000
<b>PITCHER</b>	IP WLS BF H R ER SO BB IBB HBP BLK WP HR S P ERA WHIP																		
48 Germán Márquez, R (1,1) ERA: 5.15	5.0 L 21 6 2 2 2 2 0 0 0 0 0 0 1 57 87 9.00 1.400																		
52 Chris Rusin, L (6,1) ERA: 6.27	2.0 8 2 2 2 2 0 0 0 0 0 0 1 19 30 9.00 1.000																		
38 Mike Dunn, L (8,1) ERA: 8.71	1.0 3 0 0 0 0 0 1 0 0 0 0 0 0 5 10 0.00 1.000																		



Batter	1	2	3	4	5	6	7	8	9	10	11	12	AB	R	H	RBI	BB	SO	LOB	TOP		
19 Charlie Blackmon, L OBP: 0.378, SLG: 0.534	G3	K			G3		BB			G6-3		5 BB	4	1	0	0	2	1	1			
8 Gerardo Parra, L OBP: 0.314, SLG: 0.359	K		G3-1				G6-3					F7	6	0	2	0	0	1	3			
28 Nolan Arenado, R OBP: 0.411, SLG: 0.569	G6-3				F8				E5 27 G4-3			5 BB	5	0	2	0	1	0	1			
5 Carlos González, L 71 Wade Davis, R		F7			P5				K			1B	5	0	1	2	1	1	4			
27 Trevor Story, R OBP: 0.322, SLG: 0.503									G4-3			20 BB	6	1	2	0	0	2	5			
20 Ian Desmond, R OBP: 0.213, SLG: 0.340									G6-3			6 BB	4	1	0	0	1	0	3			
14 Tony Wolters, L OBP: 0.243, SLG: 0.222									G6-3			6 BB	5	0	0	0	0	1	2			
6 Daniel Castro, R OBP: 0.161, SLG: 0.290									G4-3			2B	4	1	1	2	0	1	0			
26 David Dahl, L OBP: 0.349, SLG: 0.500									K			1B	1	0	0	0	0	0	0			
35 Chad Bettis, R OBP: 0.295, SLG: 0.343									P3			2B	2	0	1	1	0	0	0			
29 Bryan Shaw, S OBP: 0.151, SLG: 0.151												1B	0	0	0	0	0	0	0			
4 Pat Valaska, R 51 Jake McGee, L 42 Chris Iannetta, R												1B	0	0	0	0	0	0	0			
<b>Inning Stats</b>	R: 0 E: 0 K: 1 S: 7	H: 0 LOB: 0 P: 13	R: 3 E: 0 K: 1 S: 16	H: 3 LOB: 1 BB: 1 P: 29	R: 0 E: 0 K: 1 S: 12	H: 1 LOB: 2 BB: 1 P: 19	R: 0 E: 0 K: 0 S: 9	H: 0 LOB: 0 BB: 0 P: 11	R: 0 E: 0 K: 0 S: 5	H: 0 LOB: 1 BB: 1 P: 9	R: 0 E: 1 K: 1 S: 7	H: 0 LOB: 0 BB: 0 P: 12	R: 0 E: 0 K: 1 S: 12	H: 2 LOB: 2 BB: 0 P: 14	R: 0 E: 0 K: 1 S: 9	H: 1 LOB: 0 BB: 3 P: 15	R: 2 E: 0 K: 1 S: 16	H: 1 LOB: 2 BB: 3 P: 32	1B: 8 2B: 1 3B: 0 HR: 0	SF: 0 SAC: 0 DP: 2 HBP: 0	WP: 0 PB: 0 SB: 0 CS: 0	PA: 50
<b>PITCHER</b>	IP WLS BF H R ER SO BB IBB HBP BLK WP HR S P ERA WHIP	29 Jeff Samardzija, R ERA: 3.3	13 Will Smith, L ERA: 4.3	49 Sam Dyson, R ERA: 2.79	60 Hunter Strickland, R ERA: 2.29	56 Tony Watson, L ERA: 2.37	<b>PITCHER</b>	IP WLS BF H R ER SO BB IBB HBP BLK WP HR S P ERA WHIP	58 Pierce Johnson, R ERA: 5.32	26 Cory Gearin, R ERA: 3.93												

**Colorado Rockies @ San Francisco Giants**  
 AT&T Park, San Francisco, CA  
 Thu May 17 2018, 7:16 PM - 11:15 PM PDT  
 Att. 37,224 - Partly Cloudy - 58 F

livebaseballscorecards.com

AB	44
R	5
H	9
RBI	5
BB	6
SO	8
LOB	19




Batter	1	2	3	4	5	6	7	8	9	10	11	12	AB	R	H	RBI	BB	SO	LOB	BOTTOM		
7 Gorkys Hernández, R 1 Gregor Blanco, L			SF8			G5-3		K		P6		F9	2	0	1	1	0	0	0			
22 Andrew McCutchen, R OBP: 0.357, SLG: 0.385						K		K				L6	5	0	0	0	0	4	2			
28 Buster Posey, R OBP: 0.369, SLG: 0.421						F9		F8				P3	4	1	0	0	1	0	0			
9 Brandon Belt, L OBP: 0.404, SLG: 0.583						L9		9 HR				2B	5	1	2	2	0	2	0			
10 Evan Longoria, R 26 Cory Gearin, R						G1-3		G5-3				G5-3	4	0	0	0	1	0	1			
35 Brandon Crawford, L OBP: 0.325, SLG: 0.424						F7		G1-3					5	0	1	0	0	1	1			
16 Austin Jackson, R OBP: 0.317, SLG: 0.292													4	1	2	0	1	1	1			
37 Kelby Tomlinson, R OBP: 0.309, SLG: 0.297													5	0	0	0	0	1	3			
29 Jeff Samardzija, R 13 Will Smith, L 49 Sam Dyson, R 60 Hunter Strickland, R 56 Tony Watson, L													2	0	1	0	0	0	0			
<b>Inning Stats</b>	R: 0 E: 0 K: 1 S: 10	H: 1 LOB: 0 BB: 0 P: 16	R: 0 E: 0 K: 1 S: 6	H: 0 LOB: 0 BB: 0 P: 9	R: 1 E: 0 K: 1 S: 12	H: 2 LOB: 1 BB: 1 P: 19	R: 0 E: 0 K: 1 S: 6	H: 0 LOB: 0 BB: 0 P: 9	R: 0 E: 0 K: 3 S: 11	H: 0 LOB: 0 BB: 0 P: 15	R: 0 E: 0 K: 1 S: 8	H: 0 LOB: 1 BB: 0 P: 26	R: 0 E: 0 K: 1 S: 6	H: 0 LOB: 0 BB: 0 P: 8	R: 0 E: 0 K: 1 S: 12	H: 1 LOB: 1 BB: 0 P: 15	R: 0 E: 0 K: 1 S: 7	H: 0 LOB: 2 BB: 2 P: 18	1B: 3 2B: 4 3B: 0 HR: 1	SF: 1 SAC: 0 DP: 1 HBP: 0	WP: 0 PB: 0 SB: 1 CS: 1	PA: 46
<b>PITCHER</b>	IP WLS BF H R ER SO BB IBB HBP BLK WP HR S P ERA WHIP	35 Chad Bettis, R ERA: 3.27	29 Bryan Shaw, R ERA: 4.71	0 Adam Ottavino, R ERA: 1.08	51 Jake McGee, L ERA: 4.86	71 Wade Davis, R ERA: 2.79	<b>PITCHER</b>	IP WLS BF H R ER SO BB IBB HBP BLK WP HR S P ERA WHIP														

**Colorado Rockies @ San Francisco Giants**  
 AT&T Park, San Francisco, CA  
 Thu May 17 2018, 7:16 PM - 11:15 PM PDT  
 Att. 37,224 - Partly Cloudy - 58 F

livebaseballscorecards.com

AB	41
R	3
H	7
RBI	3
BB	4
SO	13
LOB	11





Batter	1	2	3	4	5	6	7	8	9	AB R H RBI BB SO LOB	TOP										
19 Charlie Blackmon, L (1,8) OBP: 0.373, SLG: 0.543	L8		F8		G3-1		K		HR	5 1 1 2 0 1 1	<b>Colorado Rockies @ San Francisco Giants</b> AT&T Park, San Francisco, CA Fri May 18 2018, 7:17 PM - 10:15 PM PDT Att: 40,970 - Cloudy - 56 F										
42 Chris Iannetta, R (1,2) OBP: 0.322, SLG: 0.350	K		G3-1		K			G6-3	BB	4 0 0 0 1 2 1											
28 Nolan Arenado, R (1,5) OBP: 0.416, SLG: 0.574	G6-3							G4-3	1B	4 2 2 0 1 0 0											
27 Trevor Story, R (1,6) OBP: 0.330, SLG: 0.509										4 1 2 0 1 0 3											
56 Noel Cuevas, R (1,9) OBP: 0.333, SLG: 0.356	L9									4 0 1 0 0 1 4											
20 Ian Desmond, R (1,3) OBP: 0.220, SLG: 0.370	FC5-2									4 1 2 4 0 0 3											
26 David Dahl, L (1,7) OBP: 0.328, SLG: 0.468	F8									4 0 0 0 0 0 2											
6 Daniel Castro, R (1,4) OBP: 0.171, SLG: 0.286										4 0 1 0 0 0 0											
21 Kyle Freeland, L (1,1) OBP: 0.100, SLG: 0.100										3 0 0 0 0 1 1											
29 Bryan Shaw, S (7,1)										0 0 0 0 0 0 0											
8 Gerardo Parra, L (9,PH) OBP: 0.319, SLG: 0.364										1 1 1 0 0 0 0											
38 Mike Dunn, L (9,1)										0 0 0 0 0 0 0											
<b>Inning Stats</b>	R: 0 E: 0 K: 1 S: 19	H: 0 LOB: 0 BB: 0 P: 26	R: 0 E: 0 K: 0 S: 7	H: 1 LOB: 1 BB: 0 P: 8	R: 0 E: 0 K: 0 S: 12	H: 1 LOB: 1 BB: 0 P: 20	R: 3 E: 0 K: 1 S: 16	H: 2 LOB: 0 BB: 1 P: 29	R: 0 E: 0 K: 1 S: 9	H: 0 LOB: 0 BB: 0 P: 16	R: 1 E: 0 K: 0 S: 9	H: 2 LOB: 1 BB: 0 P: 13	R: 0 E: 0 K: 2 S: 11	H: 0 LOB: 0 BB: 0 P: 14	R: 0 E: 0 K: 0 S: 12	H: 1 LOB: 2 BB: 1 P: 20	R: 2 E: 0 K: 0 S: 18	H: 3 LOB: 2 BB: 1 P: 28	1B: 5 2B: 3 HR: 2	SF: 0 SAC: 0 DP: 0 HBP: 0	WP: 0 PA: 40 PB: 0 SB: 1 CS: 0
<b>PITCHER</b>	IP WLS BF H R ER SO BB IBB HBP BLK WP HR S P ERA WHIP											<b>PITCHER</b>	IP WLS BF H R ER SO BB IBB HBP BLK WP HR S P ERA WHIP								
45 Derek Holland, L (1,1) ERA: 4.94	6.0 L 25 6 4 4 3 1 0 0 0 0 1 72 112 6.00 1.167																				
54 Reyes Moronta, R (7,1) ERA: 1.29	2.0 8 1 0 0 2 1 0 0 0 0 0 23 34 0.00 1.000																				
66 José Vázquez, R (9,1) ERA: 12.6	1.0 7 3 2 2 0 1 0 0 0 0 1 18 28 18.00 4.000																				
<b>Batter</b>	<b>1</b>	<b>2</b>	<b>3</b>	<b>4</b>	<b>5</b>	<b>6</b>	<b>7</b>	<b>8</b>	<b>9</b>	<b>AB R H RBI BB SO LOB</b>	<b>BOTTOM</b>										
7 Gorkys Hernández, R (1,7) OBP: 0.305, SLG: 0.390	HR									3 1 1 1 1 2 0	<b>Colorado Rockies @ San Francisco Giants</b> AT&T Park, San Francisco, CA Fri May 18 2018, 7:17 PM - 10:15 PM PDT Att: 40,970 - Cloudy - 56 F										
22 Andrew McCutchen, R (1,9) OBP: 0.349, SLG: 0.515	P2									4 0 0 0 0 2 2											
28 Buster Posey, R (1,3) OBP: 0.373, SLG: 0.419										3 0 1 0 1 0 0											
10 Evan Longoria, R (1,5) OBP: 0.276, SLG: 0.470										4 0 1 0 0 1 2											
5 Nick Hundley, R (1,2) OBP: 0.307, SLG: 0.493										4 0 0 0 0 0 2											
35 Brandon Crawford, L (1,6) OBP: 0.325, SLG: 0.422										3 0 1 0 0 0 0											
16 Austin Jackson, R (1,8) OBP: 0.311, SLG: 0.287										2 0 0 0 0 2 0											
9 Brandon Belt, L (7,PH) OBP: 0.402, SLG: 0.579										1 0 0 0 0 1 2											
37 Kelby Tomlinson, R (1,4) OBP: 0.298, SLG: 0.286										3 0 0 0 0 0 0											
45 Derek Holland, S (1,1) OBP: 0.071, SLG: 0.071										1 0 1 0 0 0 0											
52 Miguel Gómez, S (6,PH) ERA: 4.43										1 0 0 0 0 1 0											
54 Reyes Moronta, R (7,1)										0 0 0 0 0 0 0											
1 Gregor Blanco, L (8,PH) OBP: 0.304, SLG: 0.361										1 0 0 0 0 0 0											
66 José Vázquez, R (9,1)										0 0 0 0 0 0 0											
<b>Inning Stats</b>	R: 1 E: 0 K: 0 S: 8	H: 2 LOB: 0 BB: 0 P: 14	R: 0 E: 0 K: 1 S: 10	H: 0 LOB: 0 BB: 0 P: 14	R: 0 E: 0 K: 0 S: 8	H: 1 LOB: 1 BB: 1 P: 18	R: 0 E: 0 K: 0 S: 9	H: 0 LOB: 0 BB: 0 P: 16	R: 0 E: 0 K: 3 S: 10	H: 0 LOB: 0 BB: 0 P: 12	R: 0 E: 0 K: 1 S: 14	H: 2 LOB: 2 BB: 0 P: 20	R: 0 E: 0 K: 1 S: 9	H: 0 LOB: 0 BB: 0 P: 12	R: 0 E: 0 K: 2 S: 9	H: 0 LOB: 1 BB: 1 P: 16	1B: 4 2B: 0 HR: 1	SF: 0 SAC: 0 DP: 2 HBP: 0	WP: 0 PA: 32 PB: 0 SB: 0 CS: 0		
<b>PITCHER</b>	IP WLS BF H R ER SO BB IBB HBP BLK WP HR S P ERA WHIP											<b>PITCHER</b>	IP WLS BF H R ER SO BB IBB HBP BLK WP HR S P ERA WHIP								
21 Kyle Freeland, L (1,1) ERA: 3.17	6.2 W 24 5 1 1 5 1 0 0 0 0 0 63 97 1.35 0.900																				
29 Bryan Shaw, R (7,1) ERA: 4.43	1.1 H 4 0 0 0 2 0 0 0 0 0 0 13 19 0.00 0.000																				
38 Mike Dunn, L (9,1) ERA: 7.94	1.0 4 0 0 0 2 1 0 0 0 0 0 9 16 0.00 1.000																				



Batter	1	2	3	4	5	6	7	8	9	AB	R	H	RBI	BB	SO	LOB	TOP					
19 Charlie Blackmon, L (1.8) OBP: 0.374, SLG: 0.538										5	2	2	0	0	1	1	<b>Colorado Rockies @ San Francisco Giants</b> AT&T Park, San Francisco, CA Sat May 19 2018, 1:06 PM - 4:10 PM PDT Att: 39,195 - Partly Cloudy - 61 F <a href="http://livebaseballscorecards.com">livebaseballscorecards.com</a>					
26 David Dahl, L (1.9) OBP: 0.324, SLG: 0.455										4	0	1	0	0	0	2						
28 Nolan Arenado, R (1.5) OBP: 0.412, SLG: 0.566										4	0	1	1	0	0	2						
8 Gerardo Parra, L (1.7) OBP: 0.324, SLG: 0.376										4	0	2	0	0	0	1						
27 Trevor Story, R (1.6) OBP: 0.328, SLG: 0.503										4	0	1	1	0	1	2						
20 Ian Desmond, R (1.3) OBP: 0.232, SLG: 0.372										2	2	1	0	2	0	0						
14 Tony Wolters, L (1.2) OBP: 0.244, SLG: 0.224										4	0	1	0	0	1	2						
6 Daniel Castro, R (1.4) OBP: 0.156, SLG: 0.263										3	0	0	0	0	1	2						
50 Brooks Pounders, R (6.1)										0	0	0	0	0	0	0						
56 Noel Cuevas, R (9. PH) OBP: 0.327, SLG: 0.348										1	0	0	0	0	1	0						
55 Jon Gray, R (1.1) OBP: 0.278, SLG: 0.250										0	0	0	0	0	0	0						
52 Chris Rusin, L (4.1) OBP: 0.186, SLG: 0.156										2	0	0	0	0	1	0						
<b>Inning Stats</b>	R: 1 E: 0 K: 0 S: 13	H: 2 LOB: 1 BB: 0 P: 19	R: 1 E: 1 K: 0 S: 11	H: 0 LOB: 1 BB: 2 P: 22	R: 0 E: 0 K: 0 S: 8	H: 1 LOB: 1 BB: 0 P: 13	R: 1 E: 0 K: 1 S: 9	H: 2 LOB: 0 BB: 0 P: 14	R: 1 E: 0 K: 0 S: 10	H: 3 LOB: 2 BB: 0 P: 12	R: 0 E: 0 K: 1 S: 6	H: 0 LOB: 0 BB: 0 P: 9	R: 0 E: 0 K: 2 S: 13	H: 0 LOB: 1 BB: 0 P: 17	R: 0 E: 0 K: 2 S: 13	H: 0 LOB: 1 BB: 0 P: 18	R: 0 E: 0 K: 0 S: 8	H: 0 LOB: 0 BB: 0 P: 9	1B: 8 2B: 1 3B: 0 HR: 0	SF: 0 SAC: 0 DP: 2 HBP: 0	WP: 0 PB: 0 CS: 1	PA: 37
<b>PITCHER</b>	IP WLS BF H R ER SO BB IBB HBP BLK WP HR S P ERA WHIP																					
34 Chris Stratton, R (1.1) ERA: 4.92	5.0 W 23 8 4 3 1 2 0 0 0 0 0 0 51 80 5.40 2.000																					
13 Will Smith, L (6.1) ERA:	1.0 H 3 0 0 0 1 0 0 0 0 0 0 6 9 0.00 0.000																					
58 Pierce Johnson, R (7.1) ERA: 5.09	1.0 4 1 0 0 2 0 0 0 0 0 0 13 17 0.00 1.000																					
49 Sam Dyson, R (8.1) ERA: 2.66	1.0 4 0 0 0 2 1 0 0 0 0 0 13 18 0.00 1.000																					
56 Tony Watson, L (9.1) ERA: 2.25	1.0 3 0 0 0 0 0 0 0 0 0 0 8 9 0.00 0.000																					

Batter	1	2	3	4	5	6	7	8	9	AB	R	H	RBI	BB	SO	LOB	BOTTOM			
1 Grégor Blanco, L (1.7) OBP: 0.300, SLG: 0.372										5	1	1	0	0	4	3	<b>Colorado Rockies @ San Francisco Giants</b> AT&T Park, San Francisco, CA Sat May 19 2018, 1:06 PM - 4:10 PM PDT Att: 39,195 - Partly Cloudy - 61 F <a href="http://livebaseballscorecards.com">livebaseballscorecards.com</a>			
22 Andrew McCutchen, R (1.9) OBP: 0.356, SLG: 0.394										5	1	3	2	0	0	1				
49 Sam Dyson, R (8.1) ERA: 2.66										0	0	0	0	0	0	0				
56 Tony Watson, L (9.1) ERA: 2.25										0	0	0	0	0	0	0				
28 Buster Posey, R (1.2) OBP: 0.380, SLG: 0.421										4	1	2	0	1	0	2				
9 Brandon Belt, L (1.3) OBP: 0.408, SLG: 0.577										4	1	2	1	1	2	3				
10 Evan Longoria, R (1.5) OBP: 0.279, SLG: 0.468										5	1	2	0	0	1	5				
35 Brandon Crawford, L (1.6) OBP: 0.333, SLG: 0.453										5	1	3	4	0	1	2				
52 Miguel Gómez, S (1.4) ERA: 6.75										4	2	2	1	0	0	1				
58 Pierce Johnson, R (7.1) ERA: 5.09										0	0	0	0	0	0	0				
48 Pablo Sandoval, S (8.3) OBP: 0.324, SLG: 0.422										1	0	0	0	0	1	0				
7 Gorkys Hernández, R (1.8) OBP: 0.302, SLG: 0.395										4	0	1	0	0	2	3				
34 Chris Stratton, R (1.1) ERA: 4.92										2	0	0	1	0	0	3				
16 Austin Jackson, R (5. PH) OBP: 0.317, SLG: 0.294										1	1	1	0	0	0	0				
13 Will Smith, L (6.1) ERA:										0	0	0	0	0	0	0				
37 Kelby Tomlinson, R (6. PH) OBP: 0.294, SLG: 0.282										1	0	0	0	0	1	0				
<b>Inning Stats</b>	R: 0 E: 0 K: 2 S: 18	H: 2 LOB: 2 BB: 0 P: 28	R: 1 E: 0 K: 1 S: 11	H: 2 LOB: 1 BB: 0 P: 16	R: 3 E: 0 K: 1 S: 17	H: 4 LOB: 2 BB: 1 P: 25	R: 1 E: 0 K: 0 S: 11	H: 3 LOB: 2 BB: 0 P: 18	R: 2 E: 0 K: 2 S: 19	H: 3 LOB: 1 BB: 1 P: 29	R: 2 E: 0 K: 2 S: 11	H: 2 LOB: 0 BB: 0 P: 16	R: 0 E: 0 K: 2 S: 9	H: 1 LOB: 1 BB: 0 P: 15	R: 0 E: 0 K: 2 S: 7	H: 0 LOB: 0 BB: 0 P: 10	1B: 11 2B: 4 3B: 1 HR: 1	SF: 0 SAC: 0 DP: 0 HBP: 0	WP: 0 PB: 0 CS: 0	PA: 43
<b>PITCHER</b>	IP WLS BF H R ER SO BB IBB HBP BLK WP HR S P ERA WHIP																			
55 Jon Gray, R (1.1) ERA: 5.34	3.2 L 21 9 5 5 4 1 0 0 0 0 0 0 24 38 12.27 4.500																			
52 Chris Rusin, L (4.1) ERA: 6.75	1.1 5 2 2 2 1 0 0 0 0 0 0 24 38 13.50 4.500																			
50 Brooks Pounders, R (6.1) ERA: 4.5	3.0 12 3 2 2 6 0 0 0 0 0 0 1 27 41 6.00 1.000																			

**Colorado Rockies @ San Francisco Giants**  
 AT&T Park, San Francisco, CA  
 Sat May 19 2018, 1:06 PM - 4:10 PM PDT  
 Att: 39,195 - Partly Cloudy - 61 F

**Colorado Rockies @ San Francisco Giants**  
 AT&T Park, San Francisco, CA  
 Sat May 19 2018, 1:06 PM - 4:10 PM PDT  
 Att: 39,195 - Partly Cloudy - 61 F

AB 34  
 R 4  
 H 9  
 RBI 2  
 BB 3  
 SO 6  
 LOB 12

AB 41  
 R 9  
 H 17  
 RBI 9  
 SO 12  
 LOB 23









Batter	1	2	3	4	5	6	7	8	9	AB	R	H	RBI	BB	SO	LOB	TOP					
19 Charlie Blackmon, L (1,8) OBP: 0.366, SLG: 0.518	G4-3			K		G2-3		P5		4	0	0	0	0	1	2	<b>Colorado Rockies @ Los Angeles Dodgers</b> Dodger Stadium, Los Angeles, CA Mon May 21, 2018, 7:12 PM - 9:45 PM PDT Att: 42,805 - Overcast - 63 F					
26 David Dahl, L (1,9) OBP: 0.307, SLG: 0.429	G6-3			G6-3		K		G4-3		3	0	0	0	0	1	1						
56 Noel Cuevas, R (9,PH) OBP: 0.352, SLG: 0.360	G6-3			K				G4-3		1	0	0	0	0	0	0						
28 Nolan Arenado, R (1,5) OBP: 0.414, SLG: 0.556	G6-3			K				G5-3	BB	3	0	0	0	1	2	0						
8 Gerardo Parra, L (1,7) OBP: 0.322, SLG: 0.394		K			HR			E4		4	1	1	1	0	1	1						
27 Trevor Story, R (1,6) OBP: 0.328, SLG: 0.500		G5-3			L1-3			G5-3		4	0	0	0	0	2							
20 Ian Desmond, R (1,3) OBP: 0.227, SLG: 0.356		G5-3			G6-3			P3		3	0	0	0	0	0	0						
14 Tony Wolters, L (1,2) OBP: 0.247, SLG: 0.217			L7		L9			G4-3		2	1	0	0	1	0	0						
4 Pat Valaika, R (1,4) OBP: 0.195, SLG: 0.183			K			P4		K		3	0	0	0	0	2	1						
48 Germán Márquez, R (1,1) OBP: 0.313, SLG: 0.313			G5-3					E4		2	0	1	0	0	0	0						
5 Carlos González, L (8,PH) OBP: 0.270, SLG: 0.387										1	0	1	1	0	0	0						
0 Adam Ottavino, S (8,1)										0	0	0	0	0	0	0						
71 Wade Davis, R (9,1)										0	0	0	0	0	0	0						
<b>Inning Stats</b>	R: 0 E: 0 K: 0 S: 9	H: 0 LOB: 0 BB: 0 P: 15	R: 0 E: 0 K: 1 S: 10	H: 0 LOB: 0 BB: 0 P: 15	R: 0 E: 0 K: 1 S: 7	H: 0 LOB: 0 BB: 0 P: 12	R: 0 E: 0 K: 2 S: 7	H: 0 LOB: 0 BB: 0 P: 8	R: 1 E: 0 K: 1 S: 13	H: 1 LOB: 0 BB: 0 P: 18	R: 0 E: 0 K: 1 S: 8	H: 1 LOB: 1 BB: 0 P: 11	R: 0 E: 0 K: 1 S: 7	H: 0 LOB: 0 BB: 0 P: 11	R: 1 E: 1 K: 1 S: 12	H: 1 LOB: 1 BB: 1 P: 24	R: 0 E: 1 K: 0 S: 8	H: 0 LOB: 1 BB: 1 P: 14	1B: 2 2B: 0 3B: 0 HR: 1	SF: 0 SAC: 0 DP: 1 HBP: 0	WP: 0 PB: 0 SB: 1 CS: 0	PA: 32
<b>PITCHER</b>	IP WLS BF H R ER SO BB IBB HBP BLK WP HR S P ERA WHIP	IP WLS BF H R ER SO BB IBB HBP BLK WP HR S P ERA WHIP	IP WLS BF H R ER SO BB IBB HBP BLK WP HR S P ERA WHIP	IP WLS BF H R ER SO BB IBB HBP BLK WP HR S P ERA WHIP	IP WLS BF H R ER SO BB IBB HBP BLK WP HR S P ERA WHIP	IP WLS BF H R ER SO BB IBB HBP BLK WP HR S P ERA WHIP	IP WLS BF H R ER SO BB IBB HBP BLK WP HR S P ERA WHIP	IP WLS BF H R ER SO BB IBB HBP BLK WP HR S P ERA WHIP	IP WLS BF H R ER SO BB IBB HBP BLK WP HR S P ERA WHIP	IP WLS BF H R ER SO BB IBB HBP BLK WP HR S P ERA WHIP	IP WLS BF H R ER SO BB IBB HBP BLK WP HR S P ERA WHIP	IP WLS BF H R ER SO BB IBB HBP BLK WP HR S P ERA WHIP	IP WLS BF H R ER SO BB IBB HBP BLK WP HR S P ERA WHIP	IP WLS BF H R ER SO BB IBB HBP BLK WP HR S P ERA WHIP	IP WLS BF H R ER SO BB IBB HBP BLK WP HR S P ERA WHIP	IP WLS BF H R ER SO BB IBB HBP BLK WP HR S P ERA WHIP	IP WLS BF H R ER SO BB IBB HBP BLK WP HR S P ERA WHIP					
21 Walker Buehler, R (1,1) ERA: 2.38	7.0	23	2	1	1	6	0	0	0	0	0	0	0	0	0	0	1.29	0.286				
52 Pedro Báez, R (8,1) ERA: 3.53	0.2	L 3	0	1	0	1	1	0	0	0	0	0	0	0	0	0	0.00	1.500				
75 Scott Alexander, L (8,1) ERA: 4.41	0.1	2	1	0	0	0	0	0	0	0	0	0	0	0	0	0	0.00	3.000				
41 Daniel Hudson, R (9,1) ERA: 5.65	1.0	4	0	0	0	0	1	0	0	0	0	0	0	0	0	0	0.00	1.000				

Batter	1	2	3	4	5	6	7	8	9	AB	R	H	RBI	BB	SO	LOB	BOTTOM					
31 Joc Pederson, L (1,7) OBP: 0.344, SLG: 0.384	P5		P5		L7			K		4	0	0	0	0	1	2	<b>Colorado Rockies @ Los Angeles Dodgers</b> Dodger Stadium, Los Angeles, CA Mon May 21, 2018, 7:12 PM - 9:45 PM PDT Att: 42,805 - Overcast - 63 F					
13 Max Muncy, L (1,3) OBP: 0.372, SLG: 0.535	F7			HR		BB		G6-4-3		2	1	1	1	2	0	0						
10 Justin Turner, R (1,5) OBP: 0.333, SLG: 0.360	G4-3			G5-3		F7		G6-4-3		4	0	0	0	0	0	2						
9 Yasmani Grandal, S (1,2) OBP: 0.361, SLG: 0.496		L7		F9		K		K		4	0	0	0	0	2	1						
35 Cody Bellinger, L (1,8) OBP: 0.307, SLG: 0.444		G1-3		G6-3		K		F8		4	0	0	0	0	1	1						
27 Matt Kemp, R (1,9) OBP: 0.394, SLG: 0.518		2B		K		F8		1B		4	0	2	0	0	1	0						
3 Chris Taylor, R (1,6) OBP: 0.319, SLG: 0.417		G3			HR					1	0	0	0	1	0	1						
26 Chase Utley, L (1,4) OBP: 0.319, SLG: 0.346		G4-3			FC6			F7		3	0	0	0	0	0	2						
21 Walker Buehler, R (1,1) OBP: 0.077, SLG: 0.077				K				G4-3		2	0	0	0	0	2	2						
15 Austin Barnes, R (7,PH) OBP: 0.404, SLG: 0.306				K						1	0	0	0	0	0	1						
52 Pedro Báez, R (8,1)										0	0	0	0	0	0	0						
75 Scott Alexander, L (8,1)										0	0	0	0	0	0	0						
41 Daniel Hudson, R (9,1) ERA: 2.66										0	0	0	0	0	0	0						
<b>Inning Stats</b>	R: 0 E: 0 K: 0 S: 7	H: 0 LOB: 0 BB: 0 P: 13	R: 0 E: 0 K: 0 S: 10	H: 1 LOB: 1 BB: 0 P: 16	R: 0 E: 0 K: 1 S: 8	H: 0 LOB: 0 BB: 0 P: 15	R: 1 E: 0 K: 0 S: 10	H: 1 LOB: 0 BB: 0 P: 11	R: 0 E: 1 K: 2 S: 10	H: 0 LOB: 2 BB: 0 P: 12	R: 0 E: 0 K: 2 S: 9	H: 0 LOB: 1 BB: 1 P: 15	R: 0 E: 0 K: 0 S: 8	H: 0 LOB: 1 BB: 1 P: 12	R: 0 E: 0 K: 1 S: 5	H: 0 LOB: 0 BB: 1 P: 10	R: 0 E: 0 K: 1 S: 8	H: 1 LOB: 1 BB: 0 P: 13	1B: 1 2B: 1 3B: 0 HR: 1	SF: 0 SAC: 0 DP: 1 HBP: 1	WP: 0 PB: 0 SB: 0 CS: 0	PA: 33
<b>PITCHER</b>	IP WLS BF H R ER SO BB IBB HBP BLK WP HR S P ERA WHIP	IP WLS BF H R ER SO BB IBB HBP BLK WP HR S P ERA WHIP	IP WLS BF H R ER SO BB IBB HBP BLK WP HR S P ERA WHIP	IP WLS BF H R ER SO BB IBB HBP BLK WP HR S P ERA WHIP	IP WLS BF H R ER SO BB IBB HBP BLK WP HR S P ERA WHIP	IP WLS BF H R ER SO BB IBB HBP BLK WP HR S P ERA WHIP	IP WLS BF H R ER SO BB IBB HBP BLK WP HR S P ERA WHIP	IP WLS BF H R ER SO BB IBB HBP BLK WP HR S P ERA WHIP	IP WLS BF H R ER SO BB IBB HBP BLK WP HR S P ERA WHIP	IP WLS BF H R ER SO BB IBB HBP BLK WP HR S P ERA WHIP	IP WLS BF H R ER SO BB IBB HBP BLK WP HR S P ERA WHIP	IP WLS BF H R ER SO BB IBB HBP BLK WP HR S P ERA WHIP	IP WLS BF H R ER SO BB IBB HBP BLK WP HR S P ERA WHIP	IP WLS BF H R ER SO BB IBB HBP BLK WP HR S P ERA WHIP	IP WLS BF H R ER SO BB IBB HBP BLK WP HR S P ERA WHIP	IP WLS BF H R ER SO BB IBB HBP BLK WP HR S P ERA WHIP						
48 Germán Márquez, R (1,1) ERA: 4.62	7.0	W 27	2	1	1	5	2	0	0	0	0	0	0	0	0	0	1.29	0.571				
0 Adam Ottavino, R (8,1) ERA: 1.04	1.0	H 3	0	0	0	1	1	0	0	0	0	0	0	0	0	0	0.00	1.000				
71 Wade Davis, R (9,1) ERA: 2.66	1.0	S 3	1	0	0	1	0	0	0	0	0	0	0	0	0	0	0.00	1.000				









Batter	1	2	3	4	5	6	7	8	9	AB	R	H	RBI	BB	SO	LOB	TOP	
19 Charlie Blackmon, L (1.8) OBP: 0.367, SLG: 0.509	L8		G5-4-3			26 1B BB		26 G6-3 1B		3	0	1	0	1	0	1	<b>Colorado Rockies @ Los Angeles Dodgers</b> Dodger Stadium, Los Angeles, CA Wed May 23 2018, 7:11 PM - 9:49 PM PDT Att: 45,884 - Clear - 64 F	
26 David Dahl, L (1.9) OBP: 0.300, SLG: 0.413	K					1B		G6-3		4	0	1	0	0	2	1		
28 Nolan Arenado, R (1.5) OBP: 0.407, SLG: 0.539						1B				3	0	0	0	1	3	2		
8 Gerardo Parra, L (1.7) OBP: 0.318, SLG: 0.386	G3									4	0	0	0	0	3	3		
27 Trevor Story, R (1.6) OBP: 0.325, SLG: 0.486	F7									4	0	1	0	0	2	0		
20 Ian Desmond, R (1.3) OBP: 0.234, SLG: 0.374	G5-3									4	0	1	0	0	2	1		
42 Chris Iannetta, R (1.2) OBP: 0.315, SLG: 0.364										2	0	0	0	1	2	1		
6 Daniel Castro, R (1.4) OBP: 0.163, SLG: 0.238										2	0	0	0	0	0	1		
5 Carlos González, L (7, PH) OBP: 0.256, SLG: 0.359										1	0	0	0	0	0	1		
4 Pat Valaika, R (7.4) OBP: 0.192, SLG: 0.181										0	0	0	0	0	0	0		
21 Kyle Freeland, L (1.1) OBP: 0.136, SLG: 0.095										1	0	0	0	1	1	0		
0 Adam Ottavino, S (7.1)										0	0	0	0	0	0	0		
56 Noel Cuevas, R (8, PH) OBP: 0.339, SLG: 0.346										1	0	0	0	0	0	0		
50 Brooks Pounders, R (8.1) OBP: 0.318, SLG: 0.386										0	0	0	0	0	0	0		
<b>Inning Stats</b>	R: 0 H: 0 E: 0 K: 1 S: 9	H: 0 LOB: 1 BB: 1 P: 16	R: 0 H: 0 E: 0 K: 1 S: 10	H: 0 LOB: 0 BB: 0 P: 13	R: 0 H: 0 E: 0 K: 0 S: 11	H: 0 LOB: 0 BB: 1 P: 17	R: 0 H: 0 E: 0 K: 3 S: 11	H: 1 LOB: 2 BB: 0 P: 16	R: 0 H: 1 E: 0 K: 3 S: 14	H: 1 LOB: 2 BB: 1 P: 17	R: 0 H: 0 E: 0 K: 2 S: 11	H: 1 LOB: 0 BB: 0 P: 7	R: 0 H: 1 E: 0 K: 3 S: 12	H: 1 LOB: 1 BB: 0 P: 15	1B: 4 2B: 0 3B: 0 HR: 0	SF: 0 SAC: 0 DP: 2 HBP: 0	WP: 0 PB: 0 SB: 0 CS: 0	PA: 33
<b>PITCHER</b>	IP WLS BF H R ER SO BB IBB HBP BLK WP HR S P ERA WHIP	IP WLS BF H R ER SO BB IBB HBP BLK WP HR S P ERA WHIP	IP WLS BF H R ER SO BB IBB HBP BLK WP HR S P ERA WHIP	IP WLS BF H R ER SO BB IBB HBP BLK WP HR S P ERA WHIP	IP WLS BF H R ER SO BB IBB HBP BLK WP HR S P ERA WHIP	IP WLS BF H R ER SO BB IBB HBP BLK WP HR S P ERA WHIP	IP WLS BF H R ER SO BB IBB HBP BLK WP HR S P ERA WHIP	IP WLS BF H R ER SO BB IBB HBP BLK WP HR S P ERA WHIP	IP WLS BF H R ER SO BB IBB HBP BLK WP HR S P ERA WHIP	IP WLS BF H R ER SO BB IBB HBP BLK WP HR S P ERA WHIP	IP WLS BF H R ER SO BB IBB HBP BLK WP HR S P ERA WHIP	IP WLS BF H R ER SO BB IBB HBP BLK WP HR S P ERA WHIP	IP WLS BF H R ER SO BB IBB HBP BLK WP HR S P ERA WHIP	IP WLS BF H R ER SO BB IBB HBP BLK WP HR S P ERA WHIP	IP WLS BF H R ER SO BB IBB HBP BLK WP HR S P ERA WHIP	IP WLS BF H R ER SO BB IBB HBP BLK WP HR S P ERA WHIP	IP WLS BF H R ER SO BB IBB HBP BLK WP HR S P ERA WHIP	
18 Kenta Maeda, R (1.1) ERA: 3.38	6.2	W	25	2	0	0	12	4	0	0	0	0	0	0	0	0	0.00	0.900
52 Pedro Báez, R (7.1) ERA: 3.57	0.1	H	1	0	0	0	0	0	0	0	0	0	0	0	0	0	0.00	0.000
75 Scott Alexander, L (8.1) ERA: 4.15	1.0	H	3	1	0	0	0	0	0	0	0	0	0	0	0	0	0.00	1.000
74 Kenley Jansen, R (9.1) ERA: 2.91	1.0	S	4	1	0	0	3	0	0	0	0	0	0	0	0	0	0.00	1.000

Batter	1	2	3	4	5	6	7	8	9	AB	R	H	RBI	BB	SO	LOB	BOTTOM			
3 Chris Taylor, R (1.6) OBP: 0.330, SLG: 0.429	G6-3									1	0	0	0	2	0	0	<b>Colorado Rockies @ Los Angeles Dodgers</b> Dodger Stadium, Los Angeles, CA Wed May 23 2018, 7:11 PM - 9:49 PM PDT Att: 45,884 - Clear - 64 F			
15 Austin Barnes, R (1.2) OBP: 0.388, SLG: 0.289	G1-3									4	1	0	0	0	5					
10 Justin Turner, R (1.5) OBP: 0.343, SLG: 0.394	K									4	1	2	0	0	1	0				
27 Matt Kemp, R (1.7) OBP: 0.361, SLG: 0.510	K									2	0	0	1	0	1	1				
35 Cody Bellinger, L (8.3) OBP: 0.304, SLG: 0.443										1	0	0	0	0	0	0				
14 Enrique Hernández, R (1.8) OBP: 0.294, SLG: 0.418	F7									4	1	1	0	0	0	0				
11 Logan Forsythe, R (1.4) OBP: 0.243, SLG: 0.304	G6-3									3	0	1	1	0	0	0				
66 Yasiel Puig, R (1.9) OBP: 0.295, SLG: 0.392										3	0	1	1	0	0	1				
13 Max Muncy, L (1.3) OBP: 0.355, SLG: 0.494										2	0	0	0	1	0	1				
75 Scott Alexander, L (8.1) ERA: 1.01										0	0	0	0	0	0	0				
74 Kenley Jansen, S (9.1) ERA: 2.91										0	0	0	0	0	0	0				
18 Kenta Maeda, R (1.1) OBP: 0.125, SLG: 0.125										1	0	0	0	0	1	2				
52 Pedro Báez, R (7.1) ERA: 3.57										0	0	0	0	0	0	0				
31 Joc Pederson, L (7, PH) OBP: 0.348, SLG: 0.398										1	0	1	0	0	0	0				
<b>Inning Stats</b>	R: 0 H: 0 E: 0 K: 1 S: 10	H: 0 LOB: 0 BB: 0 P: 17	R: 0 H: 0 E: 0 K: 1 S: 7	H: 0 LOB: 0 BB: 0 P: 8	R: 0 H: 1 E: 0 K: 0 S: 7	H: 1 LOB: 2 BB: 0 P: 9	R: 2 H: 3 E: 0 K: 1 S: 14	H: 3 LOB: 1 BB: 1 P: 20	R: 1 H: 1 E: 0 K: 0 S: 7	H: 1 LOB: 0 BB: 1 P: 11	R: 0 H: 0 E: 0 K: 0 S: 11	H: 0 LOB: 0 BB: 0 P: 16	R: 0 H: 1 E: 0 K: 0 S: 6	H: 1 LOB: 1 BB: 1 P: 16	R: 0 H: 0 E: 0 K: 0 S: 7	H: 0 LOB: 0 BB: 0 P: 11	1B: 4 2B: 3 3B: 0 HR: 0	SF: 1 SAC: 1 DP: 2 HBP: 1	WP: 0 PB: 0 SB: 0 CS: 0	PA: 32
<b>PITCHER</b>	IP WLS BF H R ER SO BB IBB HBP BLK WP HR S P ERA WHIP	IP WLS BF H R ER SO BB IBB HBP BLK WP HR S P ERA WHIP	IP WLS BF H R ER SO BB IBB HBP BLK WP HR S P ERA WHIP	IP WLS BF H R ER SO BB IBB HBP BLK WP HR S P ERA WHIP	IP WLS BF H R ER SO BB IBB HBP BLK WP HR S P ERA WHIP	IP WLS BF H R ER SO BB IBB HBP BLK WP HR S P ERA WHIP	IP WLS BF H R ER SO BB IBB HBP BLK WP HR S P ERA WHIP	IP WLS BF H R ER SO BB IBB HBP BLK WP HR S P ERA WHIP	IP WLS BF H R ER SO BB IBB HBP BLK WP HR S P ERA WHIP	IP WLS BF H R ER SO BB IBB HBP BLK WP HR S P ERA WHIP	IP WLS BF H R ER SO BB IBB HBP BLK WP HR S P ERA WHIP	IP WLS BF H R ER SO BB IBB HBP BLK WP HR S P ERA WHIP	IP WLS BF H R ER SO BB IBB HBP BLK WP HR S P ERA WHIP	IP WLS BF H R ER SO BB IBB HBP BLK WP HR S P ERA WHIP	IP WLS BF H R ER SO BB IBB HBP BLK WP HR S P ERA WHIP	IP WLS BF H R ER SO BB IBB HBP BLK WP HR S P ERA WHIP				
21 Kyle Freeland, L (1.1) ERA: 3.28	6.1	L	28	6	3	3	3	2	1	1	0	0	0	0	0	0	4.26	1.263		
0 Adam Ottavino, R (7.1) ERA: 1.01	0.2		1	0	0	0	0	0	0	0	0	0	0	0	0	0	0.00	0.000		
50 Brooks Pounders, R (8.1) ERA: 4.0	1.0		3	0	0	0	0	0	0	0	0	0	0	0	0	0	0.00	0.000		





Batter	1	2	3	4	5	6	7	8	9	AB	R	H	RBI	BB	SO	LOB	TOP			
33 Jesse Winker, L OBP: 0.355, SLG: 0.333	G6-3					P4			K	3	0	0	0	2	1	0				
16 Tucker Barnhart, L OBP: 0.352, SLG: 0.417	1B	G6-3				P4			K	5	1	2	0	0	1	3				
19 Joey Votto, L OBP: 0.401, SLG: 0.425	1B					P4			G6-4-3	4	2	2	0	0	0	3				
3 Scooter Gennett, L OBP: 0.358, SLG: 0.527	1B								K	4	0	1	1	1	0	3				
7 Eugenio Suárez, R OBP: 0.367, SLG: 0.594	HBP								K	3	1	2	2	0	1	0				
43 Scott Schebler, L OBP: 0.321, SLG: 0.417	FC6-4								G6-3	3	0	0	1	1	0	3				
21 Michael Lorenzen, R									BB	0	0	0	0	0	0	0				
9 José Peraza, R OBP: 0.279, SLG: 0.317	F9								FC5-4	4	0	0	0	0	0	4				
47 Sal Romano, L OBP: 0.059, SLG: 0.118									F8	3	0	0	0	0	3	0				
53 Wandy Peralta, L OBP: 0.275, SLG: 0.396									F8	0	0	0	0	0	0	0				
23 Adam Duvall, R									F8	1	0	0	0	0	0	1				
6 Billy Hamilton, S OBP: 0.287, SLG: 0.290	K2-3								F8	4	0	1	0	0	2	0				
<b>Inning Stats</b>	R: 2 H: 3 E: 0 K: 0 S: 14	H: 3 LOB: 2 BB: 0 P: 23	R: 0 H: 0 E: 0 K: 2 S: 9	H: 0 LOB: 1 BB: 1 P: 16	R: 2 H: 2 E: 0 K: 1 S: 12	H: 2 LOB: 0 BB: 0 P: 15	R: 0 H: 1 E: 0 K: 1 S: 10	H: 2 LOB: 1 BB: 1 P: 21	R: 0 H: 0 E: 0 K: 2 S: 9	H: 0 LOB: 1 BB: 0 P: 16	R: 0 H: 1 E: 0 K: 1 S: 10	H: 1 LOB: 0 BB: 0 P: 18	R: 0 H: 1 E: 0 K: 0 S: 9	H: 1 LOB: 1 BB: 0 P: 14	R: 0 H: 0 E: 0 K: 2 S: 9	H: 0 LOB: 0 BB: 1 P: 13	1B: 6 2B: 1 3B: 0 HR: 1	SF: 0 SAC: 0 DP: 1 HBP: 1	WP: 0 PB: 0 SB: 1 CS: 0	PA: 38
<b>PITCHER</b>	IP WLS BF H R ER SO BB IBB HBP BLK WP HR S P ERA WHIP																			
55 Jon Gray, R ERA: 5.4	6.0 W 28 6 4 4 8 3 0 1 0 0 0 1 61 100 6.00 1.500																			
38 Mike Dunn, L ERA: 6.75	1.0 H 3 1 0 0 1 0 0 0 0 0 0 0 10 18 0.00 1.000																			
0 Adam Ottavino, R ERA: 0.98	1.0 H 4 1 0 0 0 0 0 0 0 0 0 0 9 14 0.00 1.000																			
71 Wade Davis, R ERA: 2.53	1.0 S 3 0 0 0 2 0 0 0 0 0 0 0 9 13 0.00 0.000																			

Cincinnati Reds @ Colorado Rockies  
Coors Field, Denver, CO  
Fri May 25 2018, 6:43 PM - 9:26 PM MDT  
Att: 33,193 - Clear - 88 F

AB	34
R	4
H	8
RBI	4
BB	3
SO	11
LOB	15



Batter	1	2	3	4	5	6	7	8	9	AB	R	H	RBI	BB	SO	LOB	BOTTOM			
19 Charlie Blackmon, L OBP: 0.369, SLG: 0.514	P5					P6				4	1	2	0	0	0	1				
26 David Dahl, L OBP: 0.310, SLG: 0.418	G6-3					F8				4	1	2	0	0	0	1				
28 Nolan Arenado, R OBP: 0.414, SLG: 0.556	HR									2	1	1	1	2	0	2				
8 Gerardo Parra, L OBP: 0.316, SLG: 0.383	K					G4-3				4	1	1	2	0	1	1				
27 Trevor Story, R OBP: 0.324, SLG: 0.478	F9									3	0	0	0	1	1	1				
20 Ian Desmond, R OBP: 0.229, SLG: 0.366						G6-3				4	0	0	0	0	1	3				
14 Tony Wolters, L OBP: 0.271, SLG: 0.225	1B									2	1	1	1	2	0	0				
4 Pat Valaika, R OBP: 0.185, SLG: 0.173	1B									3	0	0	0	0	0	5				
5 Carlos González, L OBP: 0.351, SLG: 0.396	FC6-4					G4-3				1	0	0	0	0	1	0				
71 Wade Davis, R										0	0	0	0	0	0	0				
55 Jon Gray, R OBP: 0.250, SLG: 0.222										2	0	0	0	0	2	0				
56 Noel Cuevas, R ERA: 13.5										1	0	1	1	0	0	0				
38 Mike Dunn, L										0	0	0	0	0	0	0				
0 Adam Ottavino, S										0	0	0	0	0	0	0				
6 Daniel Castro, R OBP: 0.183, SLG: 0.238										0	0	0	0	0	0	0				
<b>Inning Stats</b>	R: 1 H: 1 E: 0 K: 1 S: 9	H: 1 LOB: 0 BB: 0 P: 12	R: 0 H: 1 E: 0 K: 1 S: 6	H: 1 LOB: 0 BB: 0 P: 10	R: 3 H: 3 E: 0 K: 1 S: 13	H: 3 LOB: 3 BB: 3 P: 30	R: 0 H: 2 E: 0 K: 1 S: 7	H: 2 LOB: 1 BB: 0 P: 10	R: 0 H: 0 E: 0 K: 0 S: 5	H: 0 LOB: 0 BB: 0 P: 9	R: 1 H: 1 E: 0 K: 0 S: 7	H: 1 LOB: 1 BB: 1 P: 13	R: 0 H: 0 E: 0 K: 0 S: 8	H: 0 LOB: 0 BB: 1 P: 16	R: 0 H: 0 E: 0 K: 1 S: 8	H: 0 LOB: 0 BB: 0 P: 15	1B: 5 2B: 1 3B: 1 HR: 1	SF: 0 SAC: 0 DP: 2 HBP: 0	WP: 0 PB: 0 SB: 0 CS: 0	PA: 35
<b>PITCHER</b>	IP WLS BF H R ER SO BB IBB HBP BLK WP HR S P ERA WHIP																			
47 Sal Romano, R ERA: 5.69	5.1 L 27 8 5 5 5 3 1 0 0 0 0 0 43 78 8.44 2.062																			
53 Wandy Peralta, L ERA: 3.33	1.0 4 0 0 0 0 1 0 0 0 0 0 0 9 16 0.00 1.000																			
44 Tanner Rainey, R ERA: 13.5	0.2 1 0 0 0 0 0 0 0 0 0 0 0 3 6 0.00 0.000																			
21 Michael Lorenzen, R ERA: 13.5	1.0 3 0 0 0 0 1 0 0 0 0 0 0 8 15 0.00 0.000																			

Cincinnati Reds @ Colorado Rockies  
Coors Field, Denver, CO  
Fri May 25 2018, 6:43 PM - 9:26 PM MDT  
Att: 33,193 - Clear - 88 F

AB	30
R	5
H	8
RBI	5
BB	5
SO	6
LOB	14





Batter	1	2	3	4	5	6	7	8	9	AB	R	H	RBI	BB	SO	LOB	TOP										
9 José Peraza, R OBP: 0.282, SLG: 0.316	G1-3		L8						G5-3	4	1	1	1	1	0	0	<b>Cincinnati Reds @ Colorado Rockies</b> Coors Field, Denver, CO Sat May 26 2018, 7:13 PM - 10:12 PM MDT Att: 42,844 - Partly Cloudy - 85 F										
3 Scooter Gennett, L OBP: 0.374, SLG: 0.554	HR			CS					1B	5	1	5	1	0	0												
19 Joey Votto, L OBP: 0.401, SLG: 0.421	1B								G4-3	4	0	1	0	1	0	3											
7 Eugenio Suárez, R OBP: 0.357, SLG: 0.576	L8								G6-3	4	0	0	0	0	0	5											
23 Adam Duvall, R OBP: 0.269, SLG: 0.387	F7								K	4	0	0	0	0	1	4											
4 Brandon Dixon, R OBP: 0.249, SLG: 0.450	G4-3								F7	2	1	0	0	1	0	0											
21 Michael Lorenzen, R ERA: 4.72									K	4	1	2	2	0	1	0											
50 Amir Garrett, R ERA: 7.29	1B								G4-3	2	0	0	0	0	1	1											
2 Alex Blandino, R OBP: 0.125, SLG: 0.067	L8								F7	2	1	1	0	0	0	0											
43 Scott Schebler, L OBP: 0.324, SLG: 0.418	K								K	2	1	1	0	0	0	0											
6 Billy Hamilton, S OBP: 0.287, SLG: 0.302	P6								K	4	1	1	1	0	1	1											
<b>Inning Stats</b>	R: 1 E: 0 K: 0 S: 11	H: 2 LOB: 1 BB: 0 P: 14	R: 0 E: 0 K: 0 S: 12	H: 1 LOB: 1 BB: 0 P: 15	R: 0 E: 0 K: 0 S: 12	H: 1 LOB: 2 BB: 1 P: 20	R: 2 E: 0 K: 1 S: 10	H: 1 LOB: 0 BB: 0 P: 24	R: 0 E: 0 K: 1 S: 9	H: 0 LOB: 0 BB: 0 P: 15	R: 0 E: 0 K: 1 S: 9	H: 0 LOB: 0 BB: 0 P: 15	R: 3 E: 0 K: 1 S: 16	H: 4 LOB: 1 BB: 0 P: 26	R: 0 E: 0 K: 0 S: 4	H: 0 LOB: 0 BB: 0 P: 6	R: 0 E: 0 K: 1 S: 12	H: 1 LOB: 1 BB: 0 P: 15	1B: 8 2B: 0 3B: 1 HR: 2	SF: 0 SAC: 0 DP: 1 HBP: 0	WP: 2 PB: 0 SB: 0 CS: 1	PA: 40					
<b>PITCHER</b>	IP	WLS	BF	H	R	ER	SO	BB	IBB	HBP	BLK	WP	HR	S	P	ERA	WHIP										
44 Tyler Anderson, L ERA: 4.72	6.0		25	6	3	3	2	3	0	0	0	1	2	63	101	4.50	1.500										
52 Chris Rusin, L ERA: 7.29	0.0	L	2	2	2	2	0	0	0	0	0	0	0	5	8	∞	∞										
29 Bryan Shaw, R ERA: 6.04	1.0		5	2	1	1	1	0	0	0	0	1	0	11	18	9.00	2.000										
51 Jake McGee, L ERA: 5.21	2.0		7	1	0	0	1	0	0	0	0	0	0	16	21	0.00	0.500										

Batter	1	2	3	4	5	6	7	8	9	AB	R	H	RBI	BB	SO	LOB	BOTTOM										
19 Charlie Blackmon, L OBP: 0.375, SLG: 0.525	G4-6-3								FC3-2	4	2	2	1	1	0	4	<b>Cincinnati Reds @ Colorado Rockies</b> Coors Field, Denver, CO Sat May 26 2018, 7:13 PM - 10:12 PM MDT Att: 42,844 - Partly Cloudy - 85 F										
26 David Dahl, L OBP: 0.303, SLG: 0.422	G4-6-3								L4-6	4	0	1	3	0	1	4											
28 Nolan Arenado, R OBP: 0.416, SLG: 0.558	L8								K	3	1	1	0	1	1	1											
8 Gerardo Parra, L OBP: 0.321, SLG: 0.382	G6-4-3								G3-1	3	0	1	1	1	0	1											
27 Trevor Story, R OBP: 0.323, SLG: 0.474	G4-3								L8	4	0	1	0	0	1	2											
20 Ian Desmond, R OBP: 0.224, SLG: 0.358	G6-4-3								K	4	0	0	0	0	2	2											
24 Ryan McMahon, L OBP: 0.328, SLG: 0.222	G5-3								K	4	0	2	0	0	1	1											
42 Chris Iannetta, R OBP: 0.328, SLG: 0.381	FC3-6								FC3-2	3	0	2	0	1	0	1											
14 Tony Wolters, L OBP: 0.271, SLG: 0.225	BB								FC3-2	0	0	0	0	0	0	0											
44 Tyler Anderson, L ERA: 4.72	FC3-6								BB	2	2	0	0	0	0	2											
52 Chris Rusin, L ERA: 7.29										0	0	0	0	0	0	0											
29 Bryan Shaw, S ERA: 6.04										1	0	1	0	0	0	0											
56 Noel Cuevas, R OBP: 0.125, SLG: 0.067										0	0	0	0	0	0	0											
51 Jake McCoe, L OBP: 0.324, SLG: 0.418										0	0	0	0	0	0	0											
5 Carlos González, L OBP: 0.287, SLG: 0.302										0	0	0	0	1	0	0											
<b>Inning Stats</b>	R: 0 E: 0 K: 0 S: 11	H: 1 LOB: 0 BB: 0 P: 14	R: 0 E: 0 K: 0 S: 8	H: 2 LOB: 1 BB: 0 P: 13	R: 2 E: 0 K: 1 S: 12	H: 1 LOB: 2 BB: 2 P: 26	R: 0 E: 0 K: 2 S: 14	H: 0 LOB: 0 BB: 0 P: 22	R: 2 E: 0 K: 1 S: 13	H: 2 LOB: 2 BB: 2 P: 27	R: 0 E: 0 K: 0 S: 6	H: 1 LOB: 0 BB: 0 P: 9	R: 0 E: 0 K: 1 S: 6	H: 1 LOB: 0 BB: 0 P: 10	R: 1 E: 0 K: 1 S: 10	H: 1 LOB: 0 BB: 0 P: 16	R: 0 E: 0 K: 0 S: 6	H: 2 LOB: 3 BB: 1 P: 11	1B: 7 2B: 4 3B: 1 HR: 0	SF: 1 SAC: 0 DP: 5 HBP: 0	WP: 1 PB: 0 SB: 0 CS: 0	PA: 38					
<b>PITCHER</b>	IP	WLS	BF	H	R	ER	SO	BB	IBB	HBP	BLK	WP	HR	S	P	ERA	WHIP										
30 Tyler Mahle, R ERA: 4.72	5.0		23	6	4	4	4	4	0	0	0	0	0	7	11	0.00	2.000										
21 Michael Lorenzen, R ERA: 7.29	1.0	W	4	2	0	0	0	0	0	0	0	0	0	5	8	0.00	0.000										
50 Amir Garrett, L ERA: 6.04	1.0	H	2	0	0	0	1	0	0	0	0	0	0	5	8	0.00	0.000										
37 David Hernandez, R ERA: 2.81	1.0	H	4	1	1	1	1	0	0	0	0	1	0	10	16	9.00	1.000										
48 Jared Hughes, R ERA: 1.15	1.0	S	5	2	0	0	0	1	0	0	0	0	0	6	11	0.00	3.000										



Batter	1	2	3	4	5	6	7	8	9	AB	R	H	RBI	BB	SO	LOB	TOP			
33 Jesse Winker, L OBP: 0.356, SLG: 0.327	F7		G3		G4-6-3			BB		3	0	0	0	2	0	1	<b>Cincinnati Reds @ Colorado Rockies</b> Coors Field, Denver, CO Sun May 27 2018, 1:11 PM - 4:04 PM MDT Att: 36,387 - Partly Cloudy - 77 F			
16 Tucker Barnhart, L OBP: 0.347, SLG: 0.409	G5-3		G3		F7			BB		5	0	1	0	0	0	3				
19 Joey Votto, L OBP: 0.407, SLG: 0.430										3	1	2	0	1	0	0				
4 Brandon Dixon, R OBP: 0.364, SLG: 0.400										0	0	0	0	0	0	0				
3 Scooter Gennett, L OBP: 0.376, SLG: 0.558										4	0	2	1	0	2	3				
7 Eugenio Suárez, R OBP: 0.354, SLG: 0.563										3	0	0	0	1	1	5				
43 Scott Schebler, L OBP: 0.314, SLG: 0.405										4	0	0	0	0	1	2				
9 José Peraza, R OBP: 0.286, SLG: 0.319										4	1	2	0	0	0	0				
32 Matt Harvey, R OBP: 0.369, SLG: 0.333										2	0	0	0	0	0	1				
53 Wandy Peralta, L ERA: 3.65										0	0	0	0	0	0	0				
44 Tanner Rainey, R ERA: 14.4										1	0	0	0	0	0	1				
2 Alex Blandino, R ERA: 2.57										0	0	0	0	0	0	0				
63 Dylan Floro, L ERA: 3.75										0	0	0	0	0	0	0				
62 Jackson Stephens, R ERA: 3.75										1	0	1	0	0	0	0				
6 Billy Hamilton, S OBP: 0.291, SLG: 0.302										3	0	1	0	1	1	1				
<b>Inning Stats</b>	R: 1 E: 0 K: 0 S: 8	H: 2 LOB: 2 BB: 1 P: 18	R: 0 E: 0 K: 2 S: 8	H: 0 LOB: 0 BB: 1 P: 11	R: 0 E: 0 K: 1 S: 10	H: 2 LOB: 2 BB: 0 P: 17	R: 0 E: 0 K: 1 S: 11	H: 0 LOB: 0 BB: 1 P: 16	R: 0 E: 0 K: 1 S: 10	H: 0 LOB: 0 BB: 0 P: 16	R: 0 E: 0 K: 1 S: 11	H: 1 LOB: 1 BB: 0 P: 17	R: 0 E: 0 K: 1 S: 11	H: 1 LOB: 2 BB: 1 P: 22	R: 1 E: 0 K: 0 S: 10	H: 3 LOB: 2 BB: 1 P: 15	1B: 7 2B: 3 3B: 0 HR: 0	SF: 0 SAC: 0 DP: 3 HBP: 0	WP: 2 PB: 0 SB: 0 CS: 0	PA: 38
<b>PITCHER</b>	IP WLS BF H R ER SO BB IBB HBP BLK WP HR S P ERA WHIP																			
48 Germán Márquez, R ERA: 4.21	7.0 W 27 5 1 1 6 2 0 0 0 0 0 0 62 105 1.29 1.000																			
38 Mike Dunn, L ERA: 6.59	0.1 4 1 0 0 1 2 0 0 0 0 1 0 9 18 0.00 9.000																			
0 Adam Ottavino, R ERA: 0.95	0.2 1 0 0 0 0 0 0 0 0 0 0 2 4 0.00 0.000																			
50 Brooks Pounders, R ERA: 4.82	0.1 5 3 1 1 0 1 0 0 0 0 1 0 9 14 27.00 12.000																			
71 Wade Davis, R ERA: 2.45	0.2 1 0 0 0 0 0 0 0 0 0 0 0 1 1 0.00 0.000																			

Batter	1	2	3	4	5	6	7	8	9	AB	R	H	RBI	BB	SO	LOB	BOTTOM			
19 Charlie Blackmon, L OBP: 0.376, SLG: 0.522	P5									5	1	2	1	0	1	2	<b>Cincinnati Reds @ Colorado Rockies</b> Coors Field, Denver, CO Sun May 27 2018, 1:11 PM - 4:04 PM MDT Att: 36,387 - Partly Cloudy - 77 F			
26 David Dahl, L OBP: 0.298, SLG: 0.443										5	1	1	1	0	1	3				
28 Nolan Arenado, R OBP: 0.417, SLG: 0.534										4	2	2	2	0	1	0				
38 Mike Dunn, L ERA: 6.59										0	0	0	0	0	0	0				
0 Adam Ottavino, S ERA: 0.95										1	0	0	0	0	0	0				
50 Brooks Pounders, R ERA: 4.82										0	0	0	0	0	0	0				
71 Wade Davis, R ERA: 2.45										0	0	0	0	0	0	0				
27 Trevor Story, R OBP: 0.320, SLG: 0.467										5	0	1	0	0	1	1				
5 Carlos González, L OBP: 0.286, SLG: 0.414										4	2	4	2	0	0	0				
20 Ian Desmond, R OBP: 0.230, SLG: 0.374										3	1	1	2	1	1	1				
24 Ryan McMahon, L OBP: 0.324, SLG: 0.241										4	0	1	0	0	0	3				
14 Tony Wolters, L OBP: 0.292, SLG: 0.243										3	1	2	0	1	0	1				
48 Germán Márquez, R OBP: 0.278, SLG: 0.278										2	0	0	0	0	1	2				
6 Daniel Castro, R OBP: 0.159, SLG: 0.233										1	0	0	0	0	1	1				
<b>Inning Stats</b>	R: 3 E: 0 K: 1 S: 11	H: 3 LOB: 0 BB: 0 P: 17	R: 0 E: 0 K: 1 S: 11	H: 1 LOB: 1 BB: 1 P: 20	R: 0 E: 0 K: 0 S: 9	H: 1 LOB: 1 BB: 0 P: 14	R: 0 E: 0 K: 1 S: 10	H: 1 LOB: 1 BB: 0 P: 15	R: 0 E: 0 K: 1 S: 10	H: 2 LOB: 3 BB: 1 P: 17	R: 3 E: 0 K: 1 S: 12	H: 3 LOB: 0 BB: 0 P: 13	R: 2 E: 0 K: 1 S: 9	H: 3 LOB: 1 BB: 0 P: 16	R: 0 E: 0 K: 2 S: 13	H: 0 LOB: 0 BB: 0 P: 19	1B: 9 2B: 1 3B: 0 HR: 4	SF: 0 SAC: 1 DP: 0 HBP: 0	WP: 0 PB: 0 SB: 0 CS: 0	PA: 40
<b>PITCHER</b>	IP WLS BF H R ER SO BB IBB HBP BLK WP HR S P ERA WHIP																			
32 Matt Harvey, R ERA: 5.63	5.1 L 27 9 4 4 4 2 0 0 0 0 0 0 7 8 6.75 2.062																			
53 Wandy Peralta, L ERA: 3.65	0.1 2 1 0 0 1 0 0 0 0 0 0 0 7 8 0.00 3.000																			
44 Tanner Rainey, R ERA: 14.4	0.1 2 1 2 2 0 0 0 0 0 0 1 3 3 54.00 3.000																			
63 Dylan Floro, R ERA: 2.57	1.0 6 3 2 2 1 0 0 0 0 0 1 9 16 18.00 3.000																			
62 Jackson Stephens, R ERA: 3.75	1.0 3 0 0 0 2 0 0 0 0 0 0 0 13 19 0.00 0.000																			









Batter	1	2	3	4	5	6	7	8	9	AB	R	H	RBI	BB	SO	LOB	TOP				
7 Gorkys Hernández, R (1.8) OBP: 0.341, SLG: 0.599	G4-3		P6		G6-3		G6-4-3		G6-4-3	4	0	0	0	1	0	2					
28 Buster Posey, R (1.2) OBP: 0.364, SLG: 0.429	K			G5-3		HR	F8			4	1	1	1	0	1	2					
22 Andrew McCutchen, R (1.9) OBP: 0.356, SLG: 0.374	1B			G4-3		K	G6-4-3			4	0	2	0	0	1	2					
10 Evan Longoria, R (1.5) OBP: 0.293, SLG: 0.488	G1-3			G4-3		HR			HR	4	2	2	2	0	0	2					
9 Brandon Belt, L (1.3) OBP: 0.409, SLG: 0.561		G4-3		P6		HR			K	4	0	2	0	0	1	1					
51 Mac Williamson, R (1.7) OBP: 0.300, SLG: 0.553	G4-3					2B			G2-3	4	1	2	0	0	0	1					
35 Brandon Crawford, L (1.6) OBP: 0.349, SLG: 0.471	L7					F9	L5		K	4	0	0	0	0	1	3					
37 Kelby Tomlinson, R (1.4) OBP: 0.268, SLG: 0.276			F7			F9	G3-1			3	0	0	0	0	0	3					
1 Gregor Blanco, L (9. PH) OBP: 0.234, SLG: 0.356									L7	1	0	0	0	0	0	0					
29 Jeff Samardzija, R (1.1) OBP: 0.113, SLG: 0.111										0	0	0	0	0	0	0					
57 Dereck Rodríguez, R (2.1) OBP: 0.206, SLG: 1.000										2	0	1	1	0	1	0					
13 Will Smith, L (7.1) ERA: 5.06										0	0	0	0	0	0	0					
16 Austin Jackson, R (7. PH) ERA: 5.06										1	0	1	0	0	0	0					
26 Cory Gearrin, R (7.1) ERA: 5.06										0	0	0	0	0	0	0					
50 Ty Blach, R (8.1) ERA: 5.06										0	0	0	0	0	0	0					
48 Pablo Sandoval, S (9. PH) ERA: 5.06										1	0	1	0	0	0	0					
<b>Inning Stats</b>	R: 0 H: 1 E: 0 K: 1 S: 11	H: 1 LOB: 1 BB: 0 P: 18	R: 0 H: 1 E: 0 K: 0 S: 7	H: 1 LOB: 0 BB: 0 P: 11	R: 0 H: 0 E: 0 K: 1 S: 12	H: 0 LOB: 0 BB: 0 P: 19	R: 0 H: 1 E: 0 K: 0 S: 7	H: 1 LOB: 1 BB: 0 P: 8	R: 1 H: 2 E: 0 K: 0 S: 11	H: 2 LOB: 1 BB: 0 P: 13	R: 2 H: 4 E: 0 K: 1 S: 22	H: 4 LOB: 2 BB: 0 P: 36	R: 0 H: 1 E: 0 K: 0 S: 7	H: 1 LOB: 1 BB: 1 P: 16	R: 1 H: 1 E: 0 K: 2 S: 12	H: 1 LOB: 0 BB: 0 P: 23	R: 0 H: 1 E: 0 K: 0 S: 6	H: 1 LOB: 0 BB: 0 P: 8	1B: 6 2B: 3 3B: 0 HR: 3	SF: 0 SAC: 0 DP: 3 HBP: 0	WP: 0 PA: 37 PB: 0 SB: 1 CS: 0
<b>PITCHER</b>	IP WLS BF H R ER SO BB IBB HBP BLK WP HR S P ERA WHIP																				
21 Kyle Freeland, L (1.1) ERA: 3.43	5.1 W 23 8 3 3 3 0 0 0 0 0 2 61 89 5.06 1.500																				
45 Scott Oberg, R (6.1) ERA: 6.17	0.2 H 3 1 0 0 0 0 0 0 0 0 0 9 16 0.00 1.500																				
38 Mike Dunn, L (7.1) ERA: 6.14	1.0 H 4 1 0 0 0 1 0 0 0 0 0 7 16 0.00 2.000																				
29 Bryan Shaw, R (8.1) ERA: 5.93	1.0 4 1 1 1 2 0 0 0 0 0 1 12 23 9.00 1.000																				
50 Brooks Pounders, R (9.1) ERA: 4.35	1.0 3 1 0 0 0 0 0 0 0 0 0 6 8 0.00 1.000																				

San Francisco Giants @ Colorado Rockies  
Coors Field, Denver, CO  
Tue May 29 2018, 6:44 PM - 9:57 PM MDT  
Att: 27,348 - Partly Cloudy - 73 F

AB 36  
R 4  
H 12  
RBI 4  
BB 1  
SO 5  
LOB 16



Batter	1	2	3	4	5	6	7	8	9	AB	R	H	RBI	BB	SO	LOB	BOTTOM				
19 Charlie Blackmon, L (1.8) OBP: 0.368, SLG: 0.510	G4-3			E4		K	F7			5	2	1	0	0	1	1					
8 Gerardo Parra, L (1.7) OBP: 0.417, SLG: 0.386	G6-3		P6		G4-3				K	5	2	2	1	0	1	0					
28 Nolan Arenado, R (1.5) OBP: 0.417, SLG: 0.571	G6-3		E4		P3				5B	5	1	2	2	0	0	1					
5 Carlos González, L (1.9) OBP: 0.301, SLG: 0.416	K		P5		G3-1				20B	5	1	2	1	0	1	3					
27 Trevor Story, R (1.6) OBP: 0.323, SLG: 0.485	3B				P6		F8		FC4	4	0	1	1	1	0	2					
20 Ian Desmond, R (1.3) OBP: 0.243, SLG: 0.384	G4-3								FC6-4	5	2	2	1	0	1	5					
24 Ryan McMahon, L (1.4) OBP: 0.312, SLG: 0.254	L7								G4-3	5	0	1	0	0	1	3					
42 Chris Iannetta, R (1.2) OBP: 0.329, SLG: 0.388	2B									3	1	2	2	0	1	0					
21 Kyle Freeland, L (1.1) ERA: 3.43										3	1	1	0	0	1	2					
45 Scott Oberg, R (6.1) ERA: 6.17										0	0	0	0	0	0	0					
38 Mike Dunn, L (7.1) ERA: 6.14										0	0	0	0	0	0	0					
26 David Dahl, L (7. PH) ERA: 5.93										1	1	2	0	0	0	0					
29 Bryan Shaw, S (8.1) ERA: 5.93										0	0	0	0	0	0	0					
50 Brooks Pounders, R (9.1) ERA: 4.35										0	0	0	0	0	0	0					
<b>Inning Stats</b>	R: 2 H: 3 E: 0 K: 1 S: 15	H: 3 LOB: 1 BB: 0 P: 23	R: 0 H: 1 E: 0 K: 1 S: 14	H: 1 LOB: 0 BB: 0 P: 20	R: 0 H: 0 E: 1 K: 1 S: 12	H: 0 LOB: 2 BB: 1 P: 21	R: 3 H: 3 E: 1 K: 2 S: 16	H: 3 LOB: 1 BB: 0 P: 26	R: 1 H: 2 E: 0 K: 0 S: 7	H: 2 LOB: 1 BB: 0 P: 8	R: 0 H: 0 E: 0 K: 1 S: 10	H: 0 LOB: 0 BB: 0 P: 13	R: 4 H: 4 E: 0 K: 0 S: 15	H: 4 LOB: 0 BB: 0 P: 22	R: 1 H: 2 E: 1 K: 1 S: 13	H: 2 LOB: 2 BB: 0 P: 19	R: 1 H: 2 E: 1 K: 1 S: 13	H: 2 LOB: 2 BB: 0 P: 19	1B: 5 2B: 8 3B: 1 HR: 1	SF: 1 SAC: 0 DP: 0 HBP: 0	WP: 0 PA: 43 PB: 0 SB: 1 CS: 0
<b>PITCHER</b>	IP WLS BF H R ER SO BB IBB HBP BLK WP HR S P ERA WHIP																				
29 Jeff Samardzija, R (1.1) ERA: 6.56	1.0 L 6 3 2 2 1 1 0 0 0 0 0 0 15 23 18.00 3.000																				
57 Dereck Rodríguez, R (2.1) ERA: 2.7	3.1 18 5 4 1 4 1 0 0 0 0 0 0 44 69 2.70 1.800																				
13 Will Smith, L (5.1) ERA: 1.5	1.2 6 1 0 0 1 0 0 0 0 0 0 15 19 0.00 0.600																				
26 Cory Gearrin, R (7.1) ERA: 4.76	1.0 7 4 4 4 0 0 0 0 0 0 1 15 22 36.00 4.000																				
50 Ty Blach, L (8.1) ERA: 4.96	1.0 6 2 1 1 1 0 0 0 0 0 0 0 13 19 9.00 2.000																				

San Francisco Giants @ Colorado Rockies  
Coors Field, Denver, CO  
Tue May 29 2018, 6:44 PM - 9:57 PM MDT  
Att: 27,348 - Partly Cloudy - 73 F

AB 41  
R 11  
H 15  
RBI 10  
BB 1  
SO 7  
LOB 17





Batter	1	2	3	4	5	6	7	8	9	AB	R	H	RBI	BB	SO	LOB	TOP								
7 Gorkys Hernández, R OBP: 0.336, SLG: 0.492										4	0	0	1	1	1	2									
28 Buster Posey, R OBP: 0.370, SLG: 0.431										4	0	2	2	2	1	0									
22 Andrew McCutchen, R OBP: 0.397, SLG: 0.379										5	0	2	0	0	1	5									
9 Brandon Belt, L OBP: 0.404, SLG: 0.550										4	1	0	0	0	0	3									
10 Evan Longoria, R OBP: 0.291, SLG: 0.490										5	1	1	1	0	4	1									
35 Brandon Crawford, L OBP: 0.349, SLG: 0.469										5	1	2	1	0	1	0									
51 Mac Williamson, R 56 Tony Watson, L 49 Sam Dyson, R 60 Hunter Strickland, R										4	2	2	0	0	0	1	AB 36 R 7 H 11 RBI 6 BB 3 SO 10 LOB 15								
48 Pablo Sandoval, S 37 Kety Tomlinson, R										2	1	1	1	1	0	1									
45 Derek Holland, S 54 Reyes Moronta, R 1 Grégor Blanco, L										2	0	0	0	0	2	2									
<b>Inning Stats</b>	R: 0 H: 1 E: 0 K: 2 S: 18	H: 1 LOB: 1 BB: 0 P: 27	R: 2 H: 3 E: 0 K: 2 S: 16	H: 3 LOB: 1 BB: 0 P: 23	R: 0 H: 1 E: 0 K: 1 S: 12	H: 1 LOB: 1 BB: 0 P: 18	R: 2 H: 1 E: 0 K: 0 S: 12	H: 1 LOB: 2 BB: 3 P: 25	R: 2 H: 2 E: 0 K: 1 S: 12	H: 2 LOB: 1 BB: 0 P: 21	R: 0 H: 1 E: 0 K: 0 S: 8	H: 1 LOB: 1 BB: 0 P: 12	R: 0 H: 0 E: 0 K: 1 S: 9	H: 0 LOB: 0 BB: 0 P: 11	R: 1 H: 2 E: 0 K: 1 S: 10	H: 2 LOB: 1 BB: 0 P: 16	R: 0 H: 0 E: 0 K: 2 S: 8	H: 0 LOB: 0 BB: 0 P: 9	1B: 8 2B: 2 3B: 1 HR: 0	SF: 0 SAC: 2 DP: 1 HBP: 1	WP: 3 PB: 0 SB: 0 CS: 0	PA: 42			
<b>PITCHER</b>	IP WLS BF H R ER SO BB IBB HBP BLK WP HR S P ERA WHIP	IP WLS BF H R ER SO BB IBB HBP BLK WP HR S P ERA WHIP	IP WLS BF H R ER SO BB IBB HBP BLK WP HR S P ERA WHIP	IP WLS BF H R ER SO BB IBB HBP BLK WP HR S P ERA WHIP	IP WLS BF H R ER SO BB IBB HBP BLK WP HR S P ERA WHIP	IP WLS BF H R ER SO BB IBB HBP BLK WP HR S P ERA WHIP	IP WLS BF H R ER SO BB IBB HBP BLK WP HR S P ERA WHIP	IP WLS BF H R ER SO BB IBB HBP BLK WP HR S P ERA WHIP	IP WLS BF H R ER SO BB IBB HBP BLK WP HR S P ERA WHIP	IP WLS BF H R ER SO BB IBB HBP BLK WP HR S P ERA WHIP	IP WLS BF H R ER SO BB IBB HBP BLK WP HR S P ERA WHIP	IP WLS BF H R ER SO BB IBB HBP BLK WP HR S P ERA WHIP	IP WLS BF H R ER SO BB IBB HBP BLK WP HR S P ERA WHIP	IP WLS BF H R ER SO BB IBB HBP BLK WP HR S P ERA WHIP	IP WLS BF H R ER SO BB IBB HBP BLK WP HR S P ERA WHIP	IP WLS BF H R ER SO BB IBB HBP BLK WP HR S P ERA WHIP	IP WLS BF H R ER SO BB IBB HBP BLK WP HR S P ERA WHIP	IP WLS BF H R ER SO BB IBB HBP BLK WP HR S P ERA WHIP	IP WLS BF H R ER SO BB IBB HBP BLK WP HR S P ERA WHIP	IP WLS BF H R ER SO BB IBB HBP BLK WP HR S P ERA WHIP	IP WLS BF H R ER SO BB IBB HBP BLK WP HR S P ERA WHIP	IP WLS BF H R ER SO BB IBB HBP BLK WP HR S P ERA WHIP	IP WLS BF H R ER SO BB IBB HBP BLK WP HR S P ERA WHIP	IP WLS BF H R ER SO BB IBB HBP BLK WP HR S P ERA WHIP	IP WLS BF H R ER SO BB IBB HBP BLK WP HR S P ERA WHIP

San Francisco Giants @ Colorado Rockies  
Coors Field, Denver, CO  
Wed May 30 2018, 6:43 PM - 9:51 PM MDT  
Att: 29,400 - Partly Cloudy - 70 F


livebaseballscorecards.com



Batter	1	2	3	4	5	6	7	8	9	AB	R	H	RBI	BB	SO	LOB	BOTTOM								
19 Charlie Blackmon, L OBP: 0.369, SLG: 0.508										5	1	2	1	0	1	1									
56 Noel Cuevas, R 51 Jake McGee, L 24 Ryan McMahon, L										4	1	1	0	0	0	1									
28 Nolan Arenado, R 27 Trevor Story, R										3	0	1	0	1	0	0									
5 Carlos González, L 20 Ian Desmond, R										4	0	1	0	0	0	3									
6 Daniel Castro, R 26 David Dahl, L 52 Chris Rusin, L										3	0	2	0	0	0	0	AB 36 R 4 H 11 RBI 4 BB 2 SO 4 LOB 12								
14 Tony Wolters, L 55 Jon Gray, R 59 Harrison Musgrave, L 45 Scott Oberg, R 8 Gerardo Parra, L										4	1	0	0	0	0	2									
<b>Inning Stats</b>	R: 3 H: 5 E: 0 K: 0 S: 14	H: 5 LOB: 0 BB: 0 P: 23	R: 1 H: 2 E: 0 K: 0 S: 9	H: 2 LOB: 1 BB: 0 P: 11	R: 0 H: 0 E: 0 K: 0 S: 6	H: 0 LOB: 0 BB: 0 P: 9	R: 0 H: 1 E: 0 K: 0 S: 8	H: 1 LOB: 1 BB: 0 P: 13	R: 0 H: 0 E: 0 K: 0 S: 9	H: 0 LOB: 2 BB: 2 P: 20	R: 0 H: 0 E: 0 K: 1 S: 7	H: 0 LOB: 0 BB: 0 P: 7	R: 0 H: 0 E: 0 K: 2 S: 7	H: 0 LOB: 0 BB: 0 P: 12	R: 0 H: 2 E: 0 K: 0 S: 11	H: 2 LOB: 2 BB: 0 P: 16	R: 0 H: 1 E: 0 K: 1 S: 12	H: 1 LOB: 2 BB: 0 P: 20	1B: 8 2B: 2 3B: 0 HR: 1	SF: 0 SAC: 1 DP: 1 HBP: 0	WP: 2 PB: 0 SB: 0 CS: 1	PA: 40			
<b>PITCHER</b>	IP WLS BF H R ER SO BB IBB HBP BLK WP HR S P ERA WHIP	IP WLS BF H R ER SO BB IBB HBP BLK WP HR S P ERA WHIP	IP WLS BF H R ER SO BB IBB HBP BLK WP HR S P ERA WHIP	IP WLS BF H R ER SO BB IBB HBP BLK WP HR S P ERA WHIP	IP WLS BF H R ER SO BB IBB HBP BLK WP HR S P ERA WHIP	IP WLS BF H R ER SO BB IBB HBP BLK WP HR S P ERA WHIP	IP WLS BF H R ER SO BB IBB HBP BLK WP HR S P ERA WHIP	IP WLS BF H R ER SO BB IBB HBP BLK WP HR S P ERA WHIP	IP WLS BF H R ER SO BB IBB HBP BLK WP HR S P ERA WHIP	IP WLS BF H R ER SO BB IBB HBP BLK WP HR S P ERA WHIP	IP WLS BF H R ER SO BB IBB HBP BLK WP HR S P ERA WHIP	IP WLS BF H R ER SO BB IBB HBP BLK WP HR S P ERA WHIP	IP WLS BF H R ER SO BB IBB HBP BLK WP HR S P ERA WHIP	IP WLS BF H R ER SO BB IBB HBP BLK WP HR S P ERA WHIP	IP WLS BF H R ER SO BB IBB HBP BLK WP HR S P ERA WHIP	IP WLS BF H R ER SO BB IBB HBP BLK WP HR S P ERA WHIP	IP WLS BF H R ER SO BB IBB HBP BLK WP HR S P ERA WHIP	IP WLS BF H R ER SO BB IBB HBP BLK WP HR S P ERA WHIP	IP WLS BF H R ER SO BB IBB HBP BLK WP HR S P ERA WHIP	IP WLS BF H R ER SO BB IBB HBP BLK WP HR S P ERA WHIP	IP WLS BF H R ER SO BB IBB HBP BLK WP HR S P ERA WHIP	IP WLS BF H R ER SO BB IBB HBP BLK WP HR S P ERA WHIP	IP WLS BF H R ER SO BB IBB HBP BLK WP HR S P ERA WHIP	IP WLS BF H R ER SO BB IBB HBP BLK WP HR S P ERA WHIP	IP WLS BF H R ER SO BB IBB HBP BLK WP HR S P ERA WHIP

San Francisco Giants @ Colorado Rockies  
Coors Field, Denver, CO  
Wed May 30 2018, 6:43 PM - 9:51 PM MDT  
Att: 29,400 - Partly Cloudy - 70 F

livebaseballscorecards.com



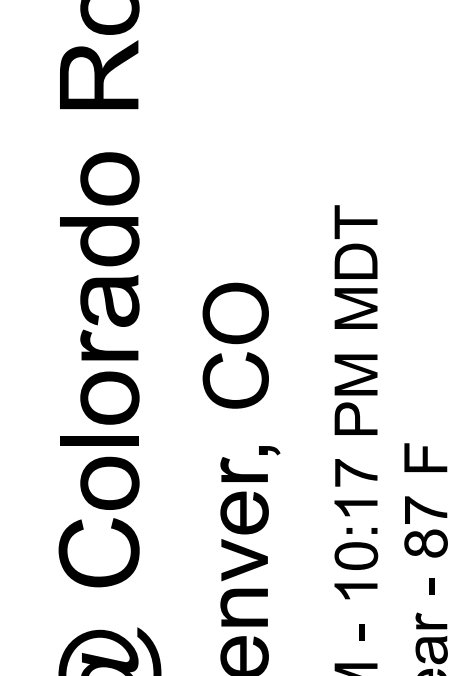


Batter	1	2	3	4	5	6	7	8	9	AB	R	H	RBI	BB	SO	LOB	TOP						
3 Chris Taylor, R OBP: 0.328, SLG: 0.459											4	2	2	4	0	1	0						
10 Justin Turner, R OBP: 0.371, SLG: 0.561										3	1	2	1	1	0	0	0						
27 Matt Kemp, R OBP: 0.371, SLG: 0.561										4	1	1	1	0	0	1	3						
54 Tony Cingrani, L										0	0	0	0	0	0	0	0						
74 Kenley Jansen, S										0	0	0	0	0	0	0	0						
14 Enrique Hernández, R OBP: 0.292, SLG: 0.417										4	0	0	0	0	1	0	3						
13 Max Muncy, L OBP: 0.347, SLG: 0.500										4	0	0	0	0	1	0	1						
11 Logan Forsythe, R OBP: 0.263, SLG: 0.297										3	1	1	1	1	0	1	0						
15 Austin Barnes, R OBP: 0.369, SLG: 0.273										4	2	1	0	1	1	3	0						
66 Yasiel Puig, R OBP: 0.311, SLG: 0.425										5	3	4	2	0	1	0	0						
75 Scott Alexander, L										1	0	0	0	0	0	1	0						
77 Dennis Santana, R										1	0	1	2	0	0	0	0						
33 Bryan Reynolds, R										0	1	0	0	0	0	0	0						
62 Erik Goeddel, R										0	0	0	0	0	0	0	0						
31 Joc Pederson, L										1	0	0	0	0	0	0	1						
63 Yimi García, R										0	0	0	0	0	0	0	0						
35 Cody Bellinger, L										1	0	0	0	0	0	1	0						
<b>Inning Stats</b>	R: 2 H: 2 E: 0 K: 0 S: 14	H: 2 LOB: 1 BB: 1 P: 25	R: 0 H: 0 E: 0 K: 3 S: 9	H: 0 LOB: 0 BB: 0 P: 13	R: 0 H: 1 E: 0 K: 1 S: 14	H: 1 LOB: 1 BB: 0 P: 21	R: 3 H: 4 E: 0 K: 0 S: 17	H: 4 LOB: 2 BB: 1 P: 30	R: 0 H: 0 E: 0 K: 0 S: 6	H: 0 LOB: 1 BB: 1 P: 11	R: 4 H: 3 E: 0 K: 0 S: 24	H: 3 LOB: 2 BB: 2 P: 43	R: 0 H: 1 E: 0 K: 1 S: 8	H: 1 LOB: 0 BB: 0 P: 10	R: 0 H: 0 E: 0 K: 0 S: 6	H: 0 LOB: 0 BB: 0 P: 9	R: 2 H: 1 E: 0 K: 1 S: 11	H: 1 LOB: 1 BB: 1 P: 22	1B: 5 2B: 4 3B: 1 HR: 3	SF: 3 SAC: 0 DP: 1 HBP: 1	WP: 0 PB: 0 SB: 0 CS: 0	PA: 45	
<b>PITCHER</b>	IP: 5.0 WLS: L BF: 25 ERA: 5.07	H: 7 R: 5 ER: 5 SO: 4	BB: 3 IBB: 0 HBP: 0 BLK: 0	WP: 0 HR: 1 S: 60 P: 100	ERA: 9.00 WHIP: 2.000	IP: 1.0 WLS: S BF: 5 ERA: 7.43	H: 1 R: 2 ER: 2 SO: 1	BB: 1 IBB: 0 HBP: 0 BLK: 0	WP: 0 HR: 1 S: 11 P: 22	ERA: 18.00 WHIP: 2.000													
44 Tyler Anderson, L	5.0	L	25	7	5	5	4	3	0	0	0	0	0	0	0	0	0	0	1	60	100	9.00	2.000
50 Brooks Pounders, R	0.0	L	4	3	4	4	0	1	0	0	0	0	0	0	0	0	0	0	1	11	20	∞	∞
45 Scott Oberg, R	1.0	S	5	0	0	0	0	1	0	1	0	0	0	0	0	0	0	0	0	13	23	0.00	1.000
38 Mike Dunn, L	1.0	S	3	1	0	0	1	0	0	0	0	0	0	0	0	0	0	0	0	8	10	0.00	1.000
29 Bryan Shaw, R	1.0	S	3	0	0	0	0	0	0	0	0	0	0	0	0	0	0	0	0	6	9	0.00	0.000
<b>Batter</b>	<b>1</b>	<b>2</b>	<b>3</b>	<b>4</b>	<b>5</b>	<b>6</b>	<b>7</b>	<b>8</b>	<b>9</b>	<b>AB</b>	<b>R</b>	<b>H</b>	<b>RBI</b>	<b>BB</b>	<b>SO</b>	<b>LOB</b>	<b>BOTTOM</b>						
9 DJ LeMahieu, R OBP: 0.365, SLG: 0.470										5	2	4	2	0	0	1	0						
19 Charlie Blackmon, L OBP: 0.369, SLG: 0.515										5	1	2	2	0	1	3	0						
28 Nolan Arenado, R OBP: 0.416, SLG: 0.591										5	2	2	1	0	0	3	0						
5 Carlos González, L OBP: 0.303, SLG: 0.433										5	0	2	2	0	2	1	0						
27 Trevor Story, R OBP: 0.324, SLG: 0.474										4	0	0	0	1	1	2	0						
8 Gerardo Parra, L OBP: 0.314, SLG: 0.376										5	0	1	1	0	0	2	0						
20 Ian Desmond, R OBP: 0.242, SLG: 0.377										5	0	0	0	0	2	3	0						
42 Chris Iannetta, R OBP: 0.333, SLG: 0.395										3	2	1	0	1	0	0	0						
44 Tyler Anderson, L										0	1	0	0	0	0	0	0						
50 Brooks Pounders, R										0	0	0	0	0	0	0	0						
45 Scott Oberg, R										1	0	0	0	0	0	0	0						
24 Ryan McMahon, L										0	0	0	0	0	0	0	0						
38 Mike Dunn, L										0	0	0	0	0	0	0	0						
29 Bryan Shaw, S										1	0	0	0	0	0	0	0						
56 Noel Cueva, R										0	1	0	0	0	0	0	0						
52 Chris Rusin, L										0	0	0	0	0	0	0	0						
<b>Inning Stats</b>	R: 1 H: 2 E: 0 K: 1 S: 10	H: 3 LOB: 3 BB: 0 P: 17	R: 3 H: 3 E: 0 K: 0 S: 13	H: 3 LOB: 1 BB: 0 P: 24	R: 0 H: 0 E: 0 K: 1 S: 7	H: 0 LOB: 0 BB: 0 P: 10	R: 1 H: 1 E: 0 K: 0 S: 12	H: 1 LOB: 1 BB: 1 P: 19	R: 1 H: 2 E: 0 K: 3 S: 14	H: 2 LOB: 1 BB: 0 P: 19	R: 0 H: 1 E: 0 K: 0 S: 9	H: 1 LOB: 1 BB: 0 P: 14	R: 1 H: 1 E: 0 K: 0 S: 9	H: 1 LOB: 0 BB: 0 P: 14	R: 0 H: 1 E: 0 K: 1 S: 11	H: 1 LOB: 0 BB: 0 P: 20	R: 1 H: 2 E: 0 K: 0 S: 11	H: 2 LOB: 2 BB: 1 P: 18	1B: 9 2B: 1 3B: 2 HR: 1	SF: 0 SAC: 1 DP: 0 HBP: 1	WP: 1 PB: 0 SB: 0 CS: 0	PA: 43	
<b>PITCHER</b>	IP: 1.1 WLS: W BF: 19 ERA: 4.22	H: 6 R: 5 ER: 5 SO: 4	BB: 0 IBB: 0 HBP: 0 BLK: 0	WP: 0 HR: 0 S: 45 P: 70	ERA: 6.75 WHIP: 1.909	IP: 1.1 WLS: S BF: 8 ERA: 2.77	H: 3 R: 1 ER: 1 SO: 0	BB: 1 IBB: 0 HBP: 0 BLK: 0	WP: 0 HR: 0 S: 14 P: 24	ERA: 6.75 WHIP: 3.000													
75 Scott Alexander, L	1.1	W	19	6	5	5	4	0	0	0	0	0	0	0	0	0	0						
77 Dennis Santana, R	3.2	W	19	6	5	5	4	0	0	1	0	45	70	12.27	1.909								
62 Erik Goeddel, R	1.0	H	4	1	0	0	0	0	0	0	0	9	14	0.00	1.000								
63 Yimi García, R	1.0	H	4	1	1	1	0	0	0	0	1	9	14	9.00	1.000								
54 Tony Cingrani, L	0.2	H	2	0	0	0	1	0	0	0	0	8	14	0.00	0.000								

Los Angeles Dodgers @ Colorado Rockies  
Coors Field, Denver, CO  
Fri Jun 01 2018, 6:42 PM - 10:17 PM MDT  
Att: 42,711 - Clear - 87 F

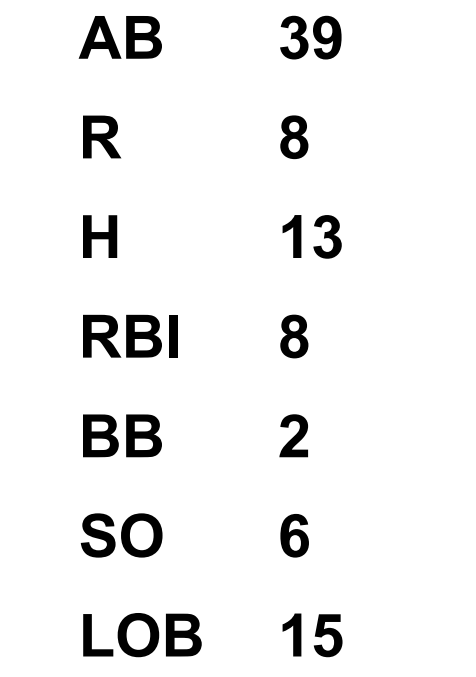
livebaseballscores.com

AB 35  
R 11  
H 12  
RBI 11  
BB 6  
SO 6  
LOB 12



WP: 0  
PB: 0  
SB: 0  
CS: 0

AB 39  
R 8  
H 13  
RBI 8  
BB 2  
SO 6  
LOB 15



WP: 1  
PB: 0  
SB: 0  
CS: 0



Batter	1	2	3	4	5	6	7	8	9	AB	R	H	RBI	BB	SO	LOB	TOP							
3 Chris Taylor, R OBP: 0.337, SLG: 0.471										3	1	2	2	2	1	0								
10 Justin Turner, R OBP: 0.329, SLG: 0.381										5	0	1	0	0	0	3								
15 Austin Barnes, R OBP: 0.369, SLG: 0.273										0	0	0	0	0	0	0								
9 Yasmani Grandal, S OBP: 0.357, SLG: 0.452										5	1	1	1	0	2	3								
27 Matt Kemp, R OBP: 0.379, SLG: 0.580										3	2	2	2	1	1	1								
75 Scott Alexander, L										1	0	0	0	0	1	0								
41 Daniel Hudson, R										0	0	0	0	0	0	0								
35 Cody Bellinger, L OBP: 0.300, SLG: 0.415										4	1	0	0	1	2	3								
31 Joc Pederson, L OBP: 0.346, SLG: 0.449										5	4	4	2	0	0	0								
66 Yasiel Puig, R OBP: 0.313, SLG: 0.420										4	1	1	1	1	0	1								
33 Breyvic Valera, S OBP: 0.300, SLG: 0.176										5	1	2	3	0	0	1								
21 Walker Buehler, R OBP: 0.118, SLG: 0.118										2	0	0	0	0	2	2								
11 Logan Forsythe, R OBP: 0.260, SLG: 0.293										1	0	0	0	0	1	0								
52 Pedro Báez, R										0	0	0	0	0	0	0								
14 Enrique Hernández, R OBP: 0.295, SLG: 0.414										1	1	0	0	1	0	0								
<b>Inning Stats</b>	R: 0 E: 0 K: 2 S: 9	H: 0 LOB: 0 BB: 0 P: 11	R: 2 E: 0 K: 1 S: 10	H: 3 LOB: 1 BB: 0 P: 15	R: 0 E: 0 K: 1 S: 9	H: 1 LOB: 1 BB: 1 P: 16	R: 1 E: 0 K: 1 S: 15	H: 2 LOB: 1 BB: 0 P: 24	R: 0 E: 0 K: 2 S: 18	H: 0 LOB: 2 BB: 2 P: 31	R: 1 E: 0 K: 1 S: 10	H: 1 LOB: 0 BB: 0 P: 17	R: 8 E: 0 K: 0 S: 33	H: 6 LOB: 3 BB: 3 P: 61	R: 0 E: 0 K: 2 S: 8	H: 0 LOB: 0 BB: 0 P: 14	R: 0 E: 0 K: 0 S: 5	H: 0 LOB: 0 BB: 0 P: 8	1B: 8 2B: 1 3B: 1 HR: 3	SF: 0 SAC: 0 DP: 1 HBP: 0	WP: 3 PB: 0 SB: 0 CS: 0	PA: 45		
<b>PITCHER</b>	IP WLS BF H R ER SO BB IBB HBP BLK WP HR S P ERA WHIP	IP WLS BF H R ER SO BB IBB HBP BLK WP HR S P ERA WHIP	IP WLS BF H R ER SO BB IBB HBP BLK WP HR S P ERA WHIP	IP WLS BF H R ER SO BB IBB HBP BLK WP HR S P ERA WHIP	IP WLS BF H R ER SO BB IBB HBP BLK WP HR S P ERA WHIP	IP WLS BF H R ER SO BB IBB HBP BLK WP HR S P ERA WHIP	IP WLS BF H R ER SO BB IBB HBP BLK WP HR S P ERA WHIP	IP WLS BF H R ER SO BB IBB HBP BLK WP HR S P ERA WHIP	IP WLS BF H R ER SO BB IBB HBP BLK WP HR S P ERA WHIP	IP WLS BF H R ER SO BB IBB HBP BLK WP HR S P ERA WHIP	IP WLS BF H R ER SO BB IBB HBP BLK WP HR S P ERA WHIP	IP WLS BF H R ER SO BB IBB HBP BLK WP HR S P ERA WHIP	IP WLS BF H R ER SO BB IBB HBP BLK WP HR S P ERA WHIP	IP WLS BF H R ER SO BB IBB HBP BLK WP HR S P ERA WHIP	IP WLS BF H R ER SO BB IBB HBP BLK WP HR S P ERA WHIP	IP WLS BF H R ER SO BB IBB HBP BLK WP HR S P ERA WHIP	IP WLS BF H R ER SO BB IBB HBP BLK WP HR S P ERA WHIP	IP WLS BF H R ER SO BB IBB HBP BLK WP HR S P ERA WHIP	IP WLS BF H R ER SO BB IBB HBP BLK WP HR S P ERA WHIP	IP WLS BF H R ER SO BB IBB HBP BLK WP HR S P ERA WHIP	IP WLS BF H R ER SO BB IBB HBP BLK WP HR S P ERA WHIP	IP WLS BF H R ER SO BB IBB HBP BLK WP HR S P ERA WHIP	IP WLS BF H R ER SO BB IBB HBP BLK WP HR S P ERA WHIP	IP WLS BF H R ER SO BB IBB HBP BLK WP HR S P ERA WHIP

Los Angeles Dodgers @ Colorado Rockies  
Coors Field, Denver, CO  
Sat Jun 02 2018, 5:17 PM - 8:41 PM MDT  
Att. 47,703 - Clear - 80 F

livebaseballscores.com

AB 39  
R 12  
H 13  
RBI 11  
BB 6  
SO 10  
LOB 14

Batter	1	2	3	4	5	6	7	8	9	AB	R	H	RBI	BB	SO	LOB	BOTTOM							
9 DJ LeMahieu, R OBP: 0.359, SLG: 0.468										5	1	1	2	0	0	2								
19 Charlie Blackmon, L OBP: 0.376, SLG: 0.517										3	0	2	1	1	0	0								
56 Noel Cuevas, R OBP: 0.343, SLG: 0.379										1	0	0	0	0	0	0								
28 Nolan Arenado, R OBP: 0.417, SLG: 0.589										4	0	2	0	0	0	1								
5 Carlos González, L OBP: 0.295, SLG: 0.420										4	0	0	0	0	2	4								
27 Trevor Story, R OBP: 0.331, SLG: 0.484										4	1	3	0	0	1	0								
6 Daniel Castro, R OBP: 0.191, SLG: 0.261										0	0	0	0	0	0	0								
8 Gerardo Parra, L OBP: 0.307, SLG: 0.367										4	0	0	0	0	1	3								
20 Ian Desmond, R OBP: 0.251, SLG: 0.375										1	1	0	0	2	1	1								
14 Tony Wolters, L OBP: 0.278, SLG: 0.232										4	1	1	1	0	0	4								
48 Germán Márquez, R ERA: 2.74										2	0	0	0	0	0	2								
24 Ryan Merritt, R OBP: 0.229, SLG: 0.286										1	0	0	0	0	0	0								
29 Bryan Shaw, S ERA: 3.39										0	0	0	0	0	0	0								
38 Mike Dunn, L ERA: 5.88										0	0	0	0	0	0	0								
59 Harrison Musgrave, L ERA: 5.88										0	0	0	0	0	0	0								
<b>Inning Stats</b>	R: 0 E: 0 K: 0 S: 8	H: 2 LOB: 1 BB: 0 P: 11	R: 4 E: 0 K: 1 S: 20	H: 5 LOB: 2 BB: 1 P: 33	R: 0 E: 0 K: 0 S: 6	H: 1 LOB: 0 BB: 0 P: 8	R: 0 E: 0 K: 0 S: 12	H: 0 LOB: 1 BB: 1 P: 19	R: 0 E: 0 K: 1 S: 8	H: 0 LOB: 0 BB: 0 P: 13	R: 0 E: 0 K: 0 S: 6	H: 1 LOB: 1 BB: 1 P: 12	R: 0 E: 0 K: 1 S: 5	H: 0 LOB: 0 BB: 0 P: 9	R: 0 E: 0 K: 2 S: 11	H: 1 LOB: 1 BB: 0 P: 17	R: 0 E: 0 K: 0 S: 10	H: 0 LOB: 0 BB: 0 P: 14	1B: 8 2B: 3 3B: 0 HR: 0	SF: 0 SAC: 0 DP: 3 HBP: 1	WP: 0 PB: 0 SB: 0 CS: 0	PA: 38		
<b>PITCHER</b>	IP WLS BF H R ER SO BB IBB HBP BLK WP HR S P ERA WHIP	IP WLS BF H R ER SO BB IBB HBP BLK WP HR S P ERA WHIP	IP WLS BF H R ER SO BB IBB HBP BLK WP HR S P ERA WHIP	IP WLS BF H R ER SO BB IBB HBP BLK WP HR S P ERA WHIP	IP WLS BF H R ER SO BB IBB HBP BLK WP HR S P ERA WHIP	IP WLS BF H R ER SO BB IBB HBP BLK WP HR S P ERA WHIP	IP WLS BF H R ER SO BB IBB HBP BLK WP HR S P ERA WHIP	IP WLS BF H R ER SO BB IBB HBP BLK WP HR S P ERA WHIP	IP WLS BF H R ER SO BB IBB HBP BLK WP HR S P ERA WHIP	IP WLS BF H R ER SO BB IBB HBP BLK WP HR S P ERA WHIP	IP WLS BF H R ER SO BB IBB HBP BLK WP HR S P ERA WHIP	IP WLS BF H R ER SO BB IBB HBP BLK WP HR S P ERA WHIP	IP WLS BF H R ER SO BB IBB HBP BLK WP HR S P ERA WHIP	IP WLS BF H R ER SO BB IBB HBP BLK WP HR S P ERA WHIP	IP WLS BF H R ER SO BB IBB HBP BLK WP HR S P ERA WHIP	IP WLS BF H R ER SO BB IBB HBP BLK WP HR S P ERA WHIP	IP WLS BF H R ER SO BB IBB HBP BLK WP HR S P ERA WHIP	IP WLS BF H R ER SO BB IBB HBP BLK WP HR S P ERA WHIP	IP WLS BF H R ER SO BB IBB HBP BLK WP HR S P ERA WHIP	IP WLS BF H R ER SO BB IBB HBP BLK WP HR S P ERA WHIP	IP WLS BF H R ER SO BB IBB HBP BLK WP HR S P ERA WHIP	IP WLS BF H R ER SO BB IBB HBP BLK WP HR S P ERA WHIP	IP WLS BF H R ER SO BB IBB HBP BLK WP HR S P ERA WHIP	IP WLS BF H R ER SO BB IBB HBP BLK WP HR S P ERA WHIP

Los Angeles Dodgers @ Colorado Rockies  
Coors Field, Denver, CO  
Sat Jun 02 2018, 5:17 PM - 8:41 PM MDT  
Att. 47,703 - Clear - 80 F

livebaseballscores.com

AB 34  
R 4  
H 10  
RBI 4  
BB 3  
SO 5  
LOB 17



Batter	1	2	3	4	5	6	7	8	9	AB	R	H	RBI	BB	SO	LOB	TOP					
3 Chris Taylor, R OBP: 0.342, SLG: 0.471										4	2	2	0	1	1	1						
10 Justin Turner, R OBP: 0.307, SLG: 0.353										5	0	0	1	0	0	3						
9 Yasmani Grandal, S OBP: 0.353, SLG: 0.462										5	1	1	2	0	0	2						
27 Matt Kemp, R OBP: 0.376, SLG: 0.572										4	1	1	0	0	1	1						
54 Tony Cingrani, L										0	0	0	0	0	0	0						
15 Austin Barnes, R OBP: 0.375, SLG: 0.292										1	0	1	0	0	0	0						
74 Kenley Jansen, S										0	0	0	0	0	0	0						
13 Max Muncy, L OBP: 0.349, SLG: 0.551										5	2	2	4	0	1	1						
66 Yasiel Puig, R OBP: 0.318, SLG: 0.429										4	1	2	0	0	2	0						
31 Joc Pederson, L OBP: 0.342, SLG: 0.442										2	0	0	0	0	0	1						
14 Enrique Hernández, R OBP: 0.297, SLG: 0.411										1	1	0	0	1	0	0						
11 Logan Forsythe, R OBP: 0.269, SLG: 0.313										4	2	2	1	0	1	1						
57 Alex Wood, R										1	0	0	0	0	0	1						
62 Erik Goeddel, R										0	0	0	0	0	0	0						
77 Dennis Santana, R										0	0	0	0	0	0	0						
63 Yimi García, R										0	0	0	0	0	0	0						
46 Josh Fields, R										0	0	0	0	0	0	0						
33 Breyvic Valera, S										0	0	0	0	0	0	0						
48 Brock Stewart, L										0	0	0	0	0	0	0						
35 Cody Bellinger, L										1	0	0	0	0	0	1						
<b>Inning Stats</b>	R: 0 E: 0 K: 1 S: 10	H: 1 LOB: 1 BB: 0 P: 15	R: 1 E: 0 K: 1 S: 13	H: 2 LOB: 1 BB: 0 P: 19	R: 3 E: 0 K: 1 S: 22	H: 3 LOB: 0 BB: 0 P: 32	R: 0 E: 0 K: 1 S: 5	H: 0 LOB: 0 BB: 0 P: 6	R: 0 E: 0 K: 0 S: 6	H: 0 LOB: 0 BB: 0 P: 8	R: 0 E: 0 K: 1 S: 17	H: 2 LOB: 1 BB: 1 P: 29	R: 0 E: 0 K: 0 S: 3	H: 0 LOB: 0 BB: 0 P: 5	R: 0 E: 0 K: 1 S: 6	H: 0 LOB: 0 BB: 0 P: 12	R: 3 E: 0 K: 1 S: 23	H: 3 LOB: 1 BB: 1 P: 38	1B: 5 2B: 3 3B: 0 HR: 3	SF: 0 SAC: 0 DP: 0 HBP: 0	WP: 2 PB: 0 CS: 1	PA: 41
<b>PITCHER</b>	IP WLS BF H R ER SO BB IBB HBP BLK WP HR S P ERA WHIP																					
35 Chad Bettis, R ERA: 4.02	(1, 1) 5.2 24 7 5 5 6 0 0 0 0 0 0 2 62 89 7.94 1.235																					
52 Chris Rusin, L ERA: 7.43	(6, 1) 0.0 1 0 0 0 0 1 0 0 0 0 0 0 3 7 ∞ ∞																					
45 Scott Oberg, R ERA: 4.5	(6, 1) 1.1 B 6 1 2 0 0 0 0 0 0 0 0 0 11 18 0.00 0.750																					
51 Jake McGee, L ERA: 5.14	(8, 1) 1.0 3 0 0 0 1 0 0 0 0 0 0 6 12 0.00 0.000																					
71 Wade Davis, R ERA: 3.39	(9, 1) 1.0 L 7 3 3 3 1 1 0 0 0 0 2 1 23 38 27.00 4.000																					

**Los Angeles Dodgers @ Colorado Rockies**  
Coors Field, Denver, CO  
Sun Jun 03 2018, 1:11 PM - 4:54 PM MDT  
Att: 41,851 - Partly Cloudy - 72 F

livebaseballscorecards.com

**AB 39**  
**R 10**  
**H 11**  
**RBI 8**  
**BB 2**  
**SO 8**  
**LOB 12**

Batter	1	2	3	4	5	6	7	8	9	AB	R	H	RBI	BB	SO	LOB	BOTTOM					
9 DJ LeMahieu, R OBP: 0.361, SLG: 0.462										4	2	1	0	1	0	1						
19 Charlie Blackmon, L OBP: 0.376, SLG: 0.514										5	1	2	0	0	1	0						
28 Nolan Arenado, R OBP: 0.417, SLG: 0.584										5	2	2	1	0	3	3						
27 Trevor Story, R OBP: 0.333, SLG: 0.488										2	0	1	2	0	1	1						
20 Ian Desmond, R OBP: 0.256, SLG: 0.389										3	1	1	3	1	0	1						
56 Noel Cuevas, R OBP: 0.248, SLG: 0.332										3	0	0	0	0	0	4						
52 Chris Rusin, L ERA: 7.43										0	0	0	0	0	0	0						
45 Scott Oberg, R ERA: 4.5										0	0	0	0	0	0	0						
5 Carlos González, L OBP: 0.229, SLG: 0.417										0	0	0	0	0	0	0						
51 Jake McGee, L ERA: 5.14										0	0	0	0	0	0	0						
71 Wade Davis, R ERA: 3.39										0	0	0	0	0	0	0						
42 Chris Iannetta, R OBP: 0.322, SLG: 0.390										4	0	0	0	0	2	0						
14 Tony Wolters, L OBP: 0.278, SLG: 0.232										0	0	0	0	0	0	0						
24 Ryan McMahon, L OBP: 0.310, SLG: 0.270										4	0	0	0	0	2	0						
35 Chad Bettis, R OBP: 0.154, SLG: 0.120										1	1	0	0	1	1	0						
8 Gerardo Parra, L OBP: 0.309, SLG: 0.368										2	0	1	0	0	1	0						
<b>Inning Stats</b>	R: 4 E: 0 K: 1 S: 15	H: 4 LOB: 0 BB: 0 P: 24	R: 2 E: 0 K: 1 S: 18	H: 1 LOB: 3 BB: 3 P: 37	R: 0 E: 0 K: 3 S: 10	H: 0 LOB: 0 BB: 0 P: 16	R: 0 E: 0 K: 1 S: 6	H: 0 LOB: 0 BB: 0 P: 10	R: 0 E: 0 K: 0 S: 11	H: 1 LOB: 1 BB: 0 P: 17	R: 0 E: 0 K: 1 S: 11	H: 1 LOB: 1 BB: 0 P: 19	R: 1 E: 0 K: 3 S: 17	H: 1 LOB: 1 BB: 0 P: 27	R: 0 E: 0 K: 1 S: 8	H: 0 LOB: 0 BB: 0 P: 14	R: 0 E: 0 K: 1 S: 6	H: 0 LOB: 0 BB: 0 P: 8	1B: 6 2B: 1 3B: 0 HR: 1	SF: 1 SAC: 0 DP: 0 HBP: 1	WP: 0 PB: 0 SB: 0 CS: 0	PA: 40
<b>PITCHER</b>	IP WLS BF H R ER SO BB IBB HBP BLK WP HR S P ERA WHIP																					
57 Alex Wood, L ERA: 4.48	(1, 1) 2.0 15 6 6 6 2 3 0 0 0 0 0 0 10 16 0.00 0.000																					
62 Erik Goeddel, R ERA: 0.0	(3, 1) 1.0 3 0 0 0 3 0 0 0 0 0 0 0 10 16 0.00 0.000																					
63 Yimi García, R ERA: 4.35	(4, 1) 1.2 6 1 0 0 1 0 0 0 0 0 0 0 17 26 0.00 0.600																					
46 Josh Fields, R ERA: 2.33	(5, 1) 0.1 0 0 0 0 0 0 0 0 0 0 0 0 1 0.00 0.000																					
48 Brock Stewart, R ERA: 4.11	(6, 1) 1.2 B 8 2 1 0 3 0 0 0 0 0 0 0 25 41 0.00 1.200																					
54 Tony Cingrani, L ERA: 4.84	(7, 1) 1.1 W 4 0 0 0 0 0 0 0 0 0 0 0 6 8 0.00 0.000																					
74 Kenley Jansen, R ERA: 2.67	(9, 1) 1.0 S 3 0 0 0 1 0 0 0 0 0 0 0 6 8 0.00 0.000																					

**Los Angeles Dodgers @ Colorado Rockies**  
Coors Field, Denver, CO  
Sun Jun 03 2018, 1:11 PM - 4:54 PM MDT  
Att: 41,851 - Partly Cloudy - 72 F

livebaseballscorecards.com

**AB 34**  
**R 7**  
**H 8**  
**RBI 6**  
**BB 3**  
**SO 12**  
**LOB 11**



Batter	1	2	3	4	5	6	7	8	9	AB	R	H	RBI	BB	SO	LOB	TOP							
9 DJ LeMahieu, R OBP: 0.356, SLG: 0.453										5	1	1	0	0	1	4								
19 Charlie Blackmon, L OBP: 0.381, SLG: 0.525										5	2	3	1	0	1	0								
28 Nolan Arenado, R OBP: 0.421, SLG: 0.580										3	2	1	0	2	1	1								
5 Carlos González, L OBP: 0.303, SLG: 0.444										5	2	3	4	0	1	1								
27 Trevor Story, R OBP: 0.327, SLG: 0.477										5	0	0	0	0	2	5								
8 Gerardo Parra, L OBP: 0.314, SLG: 0.371										4	0	2	1	0	1	2								
20 Ian Desmond, R OBP: 0.256, SLG: 0.386										4	1	1	0	0	0	3								
42 Chris Iannetta, R OBP: 0.327, SLG: 0.402										3	1	1	2	1	0	0								
21 Kyle Freeland, L 38 Mike Dunn, L 3 Mike Tauchman, L 51 Jake McGee, L 29 Bryan Shaw, S 71 Wade Davis, R										2	0	0	1	1	1	0								
<b>Inning Stats</b>	R: 2 E: 0 K: 0 S: 13	H: 3 LOB: 1 BB: 1 P: 22	R: 2 E: 0 K: 1 S: 14	H: 2 LOB: 0 BB: 0 P: 22	R: 0 E: 0 K: 2 S: 11	H: 0 LOB: 0 BB: 0 P: 17	R: 0 E: 0 K: 2 S: 9	H: 1 LOB: 1 BB: 2 P: 12	R: 0 E: 0 K: 2 S: 9	H: 0 LOB: 0 BB: 0 P: 18	R: 2 E: 0 K: 0 S: 19	H: 3 LOB: 3 BB: 2 P: 29	R: 3 E: 0 K: 1 S: 14	H: 2 LOB: 0 BB: 1 P: 23	R: 0 E: 0 K: 0 S: 6	H: 0 LOB: 0 BB: 1 P: 10	R: 0 E: 0 K: 2 S: 13	H: 1 LOB: 1 BB: 0 P: 17	1B: 9 2B: 1 3B: 1 HR: 2	SF: 0 SAC: 0 DP: 2 HBP: 0	WP: 0 PA: 41 PB: 0 SB: 0 CS: 1			
<b>PITCHER</b>	IP WLS BF H R ER SO BB IBB HBP BLK WP HR S P ERA WHIP	28 Anthony DeSclafani, R ERA: 7.2	40 Austin Brice, R ERA: 5.19	53 Wandy Peralta, L ERA: 4.94	63 Dylan Floro, R ERA: 3.52	50 Amir Garrett, L ERA: 1.83	IP WLS BF H R ER SO BB IBB HBP BLK WP HR S P ERA WHIP	28 Anthony DeSclafani, R ERA: 7.2	40 Austin Brice, R ERA: 5.19	53 Wandy Peralta, L ERA: 4.94	63 Dylan Floro, R ERA: 3.52	50 Amir Garrett, L ERA: 1.83	IP WLS BF H R ER SO BB IBB HBP BLK WP HR S P ERA WHIP	28 Anthony DeSclafani, R ERA: 7.2	40 Austin Brice, R ERA: 5.19	53 Wandy Peralta, L ERA: 4.94	63 Dylan Floro, R ERA: 3.52	50 Amir Garrett, L ERA: 1.83	IP WLS BF H R ER SO BB IBB HBP BLK WP HR S P ERA WHIP	28 Anthony DeSclafani, R ERA: 7.2	40 Austin Brice, R ERA: 5.19	53 Wandy Peralta, L ERA: 4.94	63 Dylan Floro, R ERA: 3.52	50 Amir Garrett, L ERA: 1.83

Colorado Rockies @ Cincinnati Reds  
Great American Ball Park, Cincinnati, OH  
Tue Jun 05 2018, 7:12 PM - 10:26 PM EDT  
Att: 21,944 - Cloudy - 82 F

livebaseballscorecards.com

AB 36  
R 9  
H 12  
RBI 9  
BB 5  
SO 8  
LOB 16

Batter	1	2	3	4	5	6	7	8	9	AB	R	H	RBI	BB	SO	LOB	BOTTOM							
33 Jesse Winker, L OBP: 0.352, SLG: 0.317										4	0	1	1	1	2	0								
16 Tucker Barnhart, L OBP: 0.347, SLG: 0.389										5	1	3	2	0	0	1								
19 Joey Votto, L OBP: 0.417, SLG: 0.440										5	1	3	0	0	0	0								
7 Eugenio Suárez, R OBP: 0.379, SLG: 0.583										5	0	2	0	0	1	4								
3 Scooter Gennett, L OBP: 0.378, SLG: 0.567										5	0	2	1	0	2	3								
23 Adam Duvall, R OBP: 0.266, SLG: 0.387										5	0	2	1	0	1	2								
43 Scott Schebler, L OBP: 0.341, SLG: 0.459										5	2	2	1	0	2	5								
9 José Peraza, R OBP: 0.297, SLG: 0.336										4	1	1	0	0	0	2								
28 Anthony DeSclafani, R 4 Brandon Dixon, R 40 Austin Brice, R 53 Wandy Peralta, L 2 Alex Blandino, R 63 Dylan Floro, L 50 Amir Garrett, R 38 Curt Casali, R										1	0	0	0	0	0	0								
<b>Inning Stats</b>	R: 0 E: 0 K: 1 S: 7	H: 0 LOB: 0 BB: 0 P: 9	R: 0 E: 0 K: 0 S: 9	H: 1 LOB: 1 BB: 0 P: 16	R: 0 E: 0 K: 1 S: 7	H: 0 LOB: 0 BB: 0 P: 10	R: 0 E: 0 K: 1 S: 11	H: 2 LOB: 1 BB: 0 P: 16	R: 1 E: 0 K: 1 S: 10	H: 1 LOB: 0 BB: 0 P: 16	R: 0 E: 0 K: 2 S: 11	H: 2 LOB: 2 BB: 0 P: 17	R: 2 E: 0 K: 1 S: 13	H: 4 LOB: 2 BB: 1 P: 26	R: 0 E: 0 K: 2 S: 12	H: 2 LOB: 2 BB: 0 P: 20	R: 3 E: 0 K: 1 S: 17	H: 5 LOB: 2 BB: 0 P: 20	1B: 15 2B: 1 3B: 0 HR: 1	SF: 0 SAC: 0 DP: 0 HBP: 0	WP: 1 PA: 43 PB: 0 SB: 0 CS: 0			
<b>PITCHER</b>	IP WLS BF H R ER SO BB IBB HBP BLK WP HR S P ERA WHIP	21 Kyle Freeland, L ERA: 3.48	38 Mike Dunn, L ERA: 7.88	51 Jake McGee, L ERA: 4.91	29 Bryan Shaw, R ERA: 7.36	71 Wade Davis, R ERA: 3.33	IP WLS BF H R ER SO BB IBB HBP BLK WP HR S P ERA WHIP	21 Kyle Freeland, L ERA: 3.48	38 Mike Dunn, L ERA: 7.88	51 Jake McGee, L ERA: 4.91	29 Bryan Shaw, R ERA: 7.36	71 Wade Davis, R ERA: 3.33	IP WLS BF H R ER SO BB IBB HBP BLK WP HR S P ERA WHIP	21 Kyle Freeland, L ERA: 3.48	38 Mike Dunn, L ERA: 7.88	51 Jake McGee, L ERA: 4.91	29 Bryan Shaw, R ERA: 7.36	71 Wade Davis, R ERA: 3.33	IP WLS BF H R ER SO BB IBB HBP BLK WP HR S P ERA WHIP	21 Kyle Freeland, L ERA: 3.48	38 Mike Dunn, L ERA: 7.88	51 Jake McGee, L ERA: 4.91	29 Bryan Shaw, R ERA: 7.36	71 Wade Davis, R ERA: 3.33

Colorado Rockies @ Cincinnati Reds  
Great American Ball Park, Cincinnati, OH  
Tue Jun 05 2018, 7:12 PM - 10:26 PM EDT  
Att: 21,944 - Cloudy - 82 F

livebaseballscorecards.com

AB 42  
R 6  
H 17  
RBI 6  
BB 1  
SO 10  
LOB 19



Batter	1	2	3	4	5	6	7	8	9	AB	R	H	RBI	BB	SO	LOB	TOP					
9 DJ LeMahieu, R OBP: 0.345, SLG: 0.438	G5-3		L7		K		F8		G5-3	5	0	0	0	0	1	0	<b>Colorado Rockies @ Cincinnati Reds</b> Great American Ball Park, Cincinnati, OH Wed Jun 06 2018, 7:13 PM - 10:38 PM EDT Att: 19,762 - Partly Cloudy - 77 F					
19 Charlie Blackmon, L OBP: 0.373, SLG: 0.514	K		G4-3		P4		K		G3-1	5	0	0	0	0	2	0						
28 Nolan Arenado, R OBP: 0.418, SLG: 0.579	2B		F8		G5-3		F9			4	0	1	0	0	0	0						
5 Carlos González, L OBP: 0.302, SLG: 0.446	G3-1				F7		E8			4	2	1	0	0	0	1						
27 Trevor Story, R OBP: 0.329, SLG: 0.480					8 1B		K			3	1	1	0	1	2	1						
8 Gerardo Parra, L OBP: 0.317, SLG: 0.374	K				20 HR		F8		BB	4	1	2	2	0	1	1						
20 Ian Desmond, R OBP: 0.264, SLG: 0.402					14 2B		14 1B		1B	2	2	1	2	2	1	1						
14 Tony Wolters, L OBP: 0.287, SLG: 0.256					HR				K	4	0	2	2	0	1	1						
55 Jon Gray, R OBP: 0.227, SLG: 0.320										2	0	0	0	0	1	1						
3 Mike Tauchman, L OBP: 0.179, SLG: 0.260										1	0	0	0	0	0	2						
59 Harrison Musgrave, L OBP: 0.179, SLG: 0.260										0	0	0	0	0	0	0						
45 Scott Oberg, R OBP: 0.179, SLG: 0.260										0	0	0	0	0	0	0						
51 Jake McGee, L OBP: 0.179, SLG: 0.260										0	0	0	0	0	0	0						
24 Ryan McMahon, L OBP: 0.179, SLG: 0.260										1	0	0	0	0	0	0						
71 Wade Davis, R OBP: 0.179, SLG: 0.260										0	0	0	0	0	0	0						
<b>Inning Stats</b>	R: 0 H: 1 E: 0 K: 1 S: 11	H: 1 LOB: 1 BB: 0 P: 14	R: 1 H: 1 E: 0 K: 3 S: 16	H: 1 LOB: 1 BB: 22 P: 21	R: 0 H: 0 E: 0 K: 0 S: 7	H: 0 LOB: 0 BB: 0 P: 11	R: 3 H: 3 E: 0 K: 1 S: 15	H: 3 LOB: 0 BB: 0 P: 25	R: 0 H: 0 E: 0 K: 1 S: 8	H: 0 LOB: 0 BB: 0 P: 13	R: 1 H: 2 E: 0 K: 1 S: 15	H: 2 LOB: 2 BB: 1 P: 25	R: 0 H: 0 E: 0 K: 1 S: 7	H: 0 LOB: 0 BB: 0 P: 9	R: 1 H: 1 E: 1 K: 1 S: 12	H: 1 LOB: 1 BB: 1 P: 20	R: 0 H: 0 E: 0 K: 0 S: 5	H: 0 LOB: 0 BB: 0 P: 9	1B: 3 2B: 4 3B: 0 HR: 1	SF: 0 SAC: 0 DP: 0 HBP: 0	WP: 1 PB: 0 SB: 0 CS: 0	PA: 38
<b>PITCHER</b>	IP WLS BF H R ER SO BB IBB HBP BLK WP HR S P ERA WHIP																					
47 Sal Romano, R ERA: 9.23	5.0 L 22 6 5 5 6 1 0 0 0 0 0 1 62 93 9.00 1.400																					
21 Michael Lorenzen, R ERA: 1.64	2.0 8 1 0 0 2 1 0 0 0 0 0 0 17 26 0.00 1.000																					
37 David Hernandez, R ERA: 2.33	1.0 5 1 1 0 1 1 0 0 0 0 1 0 12 20 0.00 2.000																					
26 Raisel Iglesias, R ERA: 2.16	1.0 3 0 0 0 0 0 0 0 0 0 0 0 5 9 0.00 0.000																					

Batter	1	2	3	4	5	6	7	8	9	AB	R	H	RBI	BB	SO	LOB	BOTTOM					
33 Jesse Winker, L OBP: 0.359, SLG: 0.327	F9		19 1B		F8					4	1	2	0	1	0	2	<b>Colorado Rockies @ Cincinnati Reds</b> Great American Ball Park, Cincinnati, OH Wed Jun 06 2018, 7:13 PM - 10:38 PM EDT Att: 19,762 - Partly Cloudy - 77 F					
16 Tucker Barnhart, L OBP: 0.343, SLG: 0.383	P5									5	0	1	0	0	3	3						
26 Raisel Iglesias, R										0	0	0	0	0	0	0						
19 Joey Votto, L OBP: 0.417, SLG: 0.443	K									5	1	2	0	0	2	4						
3 Scooter Gennett, L OBP: 0.379, SLG: 0.568										3	1	1	2	1	0	0						
7 Eugenio Suárez, R OBP: 0.385, SLG: 0.581										4	0	2	0	1	0	1						
43 Scott Schebler, L OBP: 0.343, SLG: 0.458										5	0	2	0	0	2	5						
9 José Peraza, R OBP: 0.298, SLG: 0.336										3	0	1	1	0	0	3						
37 David Hernandez, R										0	0	0	0	0	0	0						
38 Curt Casali, R OBP: 0.667, SLG: 1.400										1	0	0	0	0	0	1						
47 Sal Romano, L ERA: 9.66										2	0	0	0	0	1	3						
2 Alex Blandino, R OBP: 0.330, SLG: 0.309										1	0	0	0	1	1	0						
21 Michael Lorenzen, R										0	0	0	0	0	0	0						
23 Adam Duvall, R OBP: 0.265, SLG: 0.385										1	0	0	0	0	1	1						
6 Billy Hamilton, S OBP: 0.287, SLG: 0.285										3	0	0	0	1	2	3						
<b>Inning Stats</b>	R: 0 H: 0 E: 0 K: 1 S: 6	H: 2 LOB: 2 BB: 0 P: 11	R: 1 H: 2 E: 0 K: 1 S: 14	H: 2 LOB: 1 BB: 1 P: 22	R: 1 H: 2 E: 0 K: 1 S: 16	H: 2 LOB: 0 BB: 0 P: 22	R: 0 H: 1 E: 0 K: 1 S: 11	H: 1 LOB: 2 BB: 1 P: 18	R: 1 H: 2 E: 0 K: 1 S: 16	H: 2 LOB: 2 BB: 1 P: 28	R: 0 H: 0 E: 0 K: 3 S: 14	H: 0 LOB: 2 BB: 2 P: 27	R: 0 H: 1 E: 0 K: 1 S: 7	H: 1 LOB: 1 BB: 0 P: 10	R: 0 H: 2 E: 0 K: 2 S: 16	H: 2 LOB: 2 BB: 0 P: 21	R: 0 H: 1 E: 1 K: 1 S: 7	H: 1 LOB: 1 BB: 0 P: 13	1B: 8 2B: 3 3B: 0 HR: 0	SF: 1 SAC: 0 DP: 0 HBP: 0	WP: 0 PB: 0 SB: 0 CS: 0	PA: 43
<b>PITCHER</b>	IP WLS BF H R ER SO BB IBB HBP BLK WP HR S P ERA WHIP																					
55 Jon Gray, R ERA: 5.66	5.0 W 25 7 3 3 3 3 0 0 0 0 0 0 63 101 5.40 2.000																					
59 Harrison Musgrave, L ERA: 2.4	1.2 H 8 1 0 0 3 2 0 0 0 0 0 0 17 31 0.00 1.800																					
45 Scott Oberg, R ERA: 4.32	0.2 H 2 0 0 0 2 0 0 0 0 0 0 0 9 11 0.00 0.000																					
51 Jake McGee, L ERA: 4.76	0.2 H 4 2 0 0 1 1 0 0 0 0 0 0 11 16 0.00 3.000																					
71 Wade Davis, R ERA: 3.2	1.0 S 4 1 0 0 1 0 0 0 0 0 0 0 7 13 0.00 1.000																					

AB	35
R	6
H	8
RBI	6
BB	3
SO	9
LOB	8

AB	37
R	3
H	11
RBI	3
BB	5
SO	12
LOB	26





Batter	1	2	3	4	5	6	7	8	9	10	11	12	13	AB	R	H	RBI	BB	SO	LOB	TOP							
9 <b>DJ LeMahieu, R</b> OBP: 0.339, SLG: 0.437														5	2	1	1	0	1	2								
19 <b>Charlie Blackmon, L</b> OBP: 0.372, SLG: 0.569														6	0	2	0	0	1	3								
28 <b>Nolan Arenado, R</b> OBP: 0.420, SLG: 0.575														5	0	2	0	1	1	3								
5 <b>Carlos González, L</b> OBP: 0.309, SLG: 0.451														5	0	2	1	1	0	3								
27 <b>Trevor Story, R</b> OBP: 0.326, SLG: 0.472														6	0	1	0	0	2	4								
3 <b>Mike Tauchman, L</b> OBP: 0.212, SLG: 0.138														5	2	2	0	0	3	1								
29 <b>Bryan Shaw, S</b>														0	0	0	0	0	0	0								
20 <b>Ian Desmond, R</b> OBP: 0.265, SLG: 0.400														1	0	0	0	0	1	0								
52 <b>Chris Rusin, L</b>														0	0	0	0	0	0	0								
24 <b>Ryan McMahon, L</b> OBP: 0.297, SLG: 0.284														6	1	1	1	0	2	1								
14 <b>Tony Wolters, L</b> OBP: 0.299, SLG: 0.247														3	0	0	0	1	0	0								
44 <b>Tyler Anderson, L</b> ERA: 4.33														2	0	0	1	0	1	2								
56 <b>Nolan Arenado, R</b> ERA: 2.34														0	0	0	0	0	0	0								
38 <b>Mike Dunn, L</b> ERA: 9.0														0	0	0	0	0	0	0								
Scott Oberg, R ERA: 4.08														0	0	0	0	0	0	0								
71 <b>Wade Davis, R</b> ERA: 3.42														2	0	2	0	0	0	0								
8 <b>Gerardo Parra, L</b> OBP: 0.328, SLG: 0.381														0	0	0	0	0	0	0								
<b>Inning Stats</b>	R: 1 E: 1 K: 0 S: 13	H: 1 LOB: 1 BB: 1 P: 20	R: 0 E: 0 K: 2 S: 13	H: 0 LOB: 1 BB: 1 P: 21	R: 1 E: 0 K: 2 S: 15	H: 2 LOB: 1 BB: 0 P: 23	R: 1 E: 0 K: 1 S: 10	H: 1 LOB: 1 BB: 0 P: 15	R: 0 E: 0 K: 0 S: 6	H: 0 LOB: 0 BB: 0 P: 12	R: 0 E: 0 K: 0 S: 6	H: 1 LOB: 1 BB: 0 P: 13	R: 0 E: 0 K: 0 S: 7	H: 1 LOB: 1 BB: 1 P: 13	R: 0 E: 0 K: 1 S: 11	H: 1 LOB: 1 BB: 0 P: 14	R: 0 E: 0 K: 0 S: 7	H: 1 LOB: 1 BB: 1 P: 13	R: 0 E: 0 K: 1 S: 11	H: 1 LOB: 1 BB: 0 P: 14	1B: 9 2B: 4 3B: 1 HR: 0	SF: 1 SAC: 2 DP: 3 HBP: 2	WP: 0 PB: 0 SB: 0 CS: 0	PA: 55				
<b>PITCHER</b>	IP: 5.0 WLS: 3 BF: 23 H: 6 ER: 3 LOB: 2 P: 17	WLS: 3 BF: 23 H: 6 ER: 3 LOB: 2 P: 17	WLS: 3 BF: 23 H: 6 ER: 3 LOB: 2 P: 17	WLS: 3 BF: 23 H: 6 ER: 3 LOB: 2 P: 17	WLS: 3 BF: 23 H: 6 ER: 3 LOB: 2 P: 17	WLS: 3 BF: 23 H: 6 ER: 3 LOB: 2 P: 17	WLS: 3 BF: 23 H: 6 ER: 3 LOB: 2 P: 17	WLS: 3 BF: 23 H: 6 ER: 3 LOB: 2 P: 17	WLS: 3 BF: 23 H: 6 ER: 3 LOB: 2 P: 17	WLS: 3 BF: 23 H: 6 ER: 3 LOB: 2 P: 17	WLS: 3 BF: 23 H: 6 ER: 3 LOB: 2 P: 17	WLS: 3 BF: 23 H: 6 ER: 3 LOB: 2 P: 17	WLS: 3 BF: 23 H: 6 ER: 3 LOB: 2 P: 17	WLS: 3 BF: 23 H: 6 ER: 3 LOB: 2 P: 17	IP: 3.0 WLS: 1 BF: 12 H: 3 ER: 0 LOB: 1 P: 12	WLS: 1 BF: 12 H: 3 ER: 0 LOB: 1 P: 12	WLS: 1 BF: 12 H: 3 ER: 0 LOB: 1 P: 12	WLS: 1 BF: 12 H: 3 ER: 0 LOB: 1 P: 12	WLS: 1 BF: 12 H: 3 ER: 0 LOB: 1 P: 12	WLS: 1 BF: 12 H: 3 ER: 0 LOB: 1 P: 12	WLS: 1 BF: 12 H: 3 ER: 0 LOB: 1 P: 12	WLS: 1 BF: 12 H: 3 ER: 0 LOB: 1 P: 12	WLS: 1 BF: 12 H: 3 ER: 0 LOB: 1 P: 12	WLS: 1 BF: 12 H: 3 ER: 0 LOB: 1 P: 12	IP: 3.0 WLS: 1 BF: 12 H: 3 ER: 0 LOB: 1 P: 12	WLS: 1 BF: 12 H: 3 ER: 0 LOB: 1 P: 12	IP: 3.0 WLS: 1 BF: 12 H: 3 ER: 0 LOB: 1 P: 12	ERA: 3.60 WHIP: 1.600

Colorado Rockies @ Cincinnati Reds  
Great American Ball Park, Cincinnati, OH  
Thu Jun 07 2018, 12:37 PM - 4:51 PM EDT  
Att. 15,957 - Partly Cloudy - 78 F

AB	47
R	5
H	13
RBI	4
BB	3
SO	11
LOB	20



Batter	1	2	3	4	5	6	7	8	9	10	11	12	13	AB	R	H	RBI	BB	SO	LOB	BOTTOM			
43 <b>Scott Schebler, L</b> OBP: 0.345, SLG: 0.465														6	1	3	1	0	2	1				
2 <b>Alex Blandino, R</b> ERA: 4.33														3	0	0	0	0	0	2				
50 <b>Amir Garrett, L</b> ERA: 2.34														0	0	0	0	0	0	0				
53 <b>Wandy Peralta, L</b> ERA: 4.76														0	0	0	0	0	0	0				
48 <b>Jared Hughes, R</b> ERA: 1.08														0	0	0	0	0	0	0				
26 <b>Raisel Iglesias, R</b> ERA: 2.08														0	0	0	0	0	0	0				
19 <b>Joey Votto, L</b> OBP: 0.419, SLG: 0.438														3	1	0	1	2	1	2				
7 <b>Eugenio Suárez, R</b> OBP: 0.373, SLG: 0.561														6	0	0	1	0	1	4				
23 <b>Adam Duvall, R</b> OBP: 0.296, SLG: 0.385														3	1	1	0	0	1	1				
33 <b>Jesse Winker, L</b> OBP: 0.368, SLG: 0.357														3	1	3	2	0	0	0				
38 <b>Curt Casali, R</b> OBP: 0.600, SLG: 1.125														3	1	1	1	0	0	1				
4 <b>Brandon Dixon, R</b> OBP: 0.316, SLG: 0.294														4	0	0	0	1	2	2				
30 <b>Tyler Mahle, R</b> OBP: 0.190, SLG: 0.198														1	0	0	0	0	0	1				
21 <b>Michael Lorenzen, R</b> OBP: 0.333, SLG: 0.333														1	0	1	0	0	0	0				
9 <b>Jose Peralta, R</b> OBP: 0.296, SLG: 0.336														3	0	1	0	0	0	2				
6 <b>Billy Hamilton, S</b> OBP: 0.285, SLG: 0.279														4	2	0	0	1	2	3				
<b>Inning Stats</b>	R: 0 E: 0 K: 0 S: 8	H: 1 LOB: 0 BB: 0 P: 11	R: 1 E: 0 K: 0 S: 11	H: 2 LOB: 0 BB: 0 P: 16	R: 0 E: 0 K: 1 S: 12	H: 0 LOB: 0 BB: 0 P: 6	R: 1 E: 0 K: 1 S: 16	H: 2 LOB: 1 BB: 0 P: 21	R: 0 E: 0 K: 0 S: 6	H: 0 LOB: 0 BB: 0 P: 12	R: 0 E: 0 K: 0 S: 6	H: 0 LOB: 0 BB: 0 P: 11	R: 0 E: 0 K: 0 S: 6	H: 0 LOB: 0 BB: 0 P: 9	R: 2 E: 0 K: 0 S: 4	H: 1 LOB: 0 BB: 0 P: 7	R: 0 E: 0 K: 1 S: 6	H: 0 LOB: 0 BB: 0 P: 9	R: 2 E: 0 K: 0 S: 4	H: 1 LOB: 0 BB: 0 P: 7	1B: 7 2B: 2 3B: 0 HR: 1	SF: 0 SAC: 1 DP: 3 HBP: 2	WP: 2 PB: 0 SB: 0 CS: 0	PA: 50
<b>PITCHER</b>	IP: 7.0 WLS: 5 BF: 26 H: 5 ER: 2 LOB: 2 P: 21	WLS: 5 BF: 26 H: 5 ER: 2 LOB: 2 P: 21	WLS: 5 BF: 26 H: 5 ER: 2 LOB: 2 P: 21	WLS: 5 BF: 26 H: 5 ER: 2 LOB: 2 P: 21	WLS: 5 BF: 26 H: 5 ER: 2 LOB: 2																			



Batter	1	2	3	4	5	6	7	8	9	AB	R	H	RBI	BB	SO	LOB	TOP						
9 Jon Jay, L OBP: 0.360, SLG: 0.368 (1, 9)										4	1	0	0	1	3	2							
44 Paul Goldschmidt, R OBP: 0.349, SLG: 0.464 (1, 3)										5	3	3	3	0	0	0							
22 Jake Lamb, L OBP: 0.356, SLG: 0.423 (1, 5)										5	1	1	1	0	1	1							
3 Daniel Descalso, L OBP: 0.355, SLG: 0.516 30 T.J. McFarland, L (9, 1)										5	0	2	1	0	1	0							
6 David Peralta, L OBP: 0.329, SLG: 0.464 (1, 7)										5	1	3	1	0	0	1							
4 Ketel Marte, S OBP: 0.288, SLG: 0.380 (9, 4)										4	2	1	0	1	1	3							
1 Jarrod Dyson, L OBP: 0.299, SLG: 0.292 (1, 8)										3	0	0	0	0	0	1							
2 Jeff Mathis, R OBP: 0.324, SLG: 0.241 (1, 2)										3	1	1	1	1	0	0							
21 Zack Greinke, R OBP: 0.320, SLG: 0.318 40 Andrew Chafin, R (6, 1)										3	0	1	1	0	1	0							
16 Chris Owings, R OBP: 0.254, SLG: 0.290 66 Yoshitaka Hirano, R (8, 1)										0	0	0	1	0	0	0							
13 Nick Ahmed, R OBP: 0.283, SLG: 0.397 (9, 6)										0	0	0	0	0	0	0							
										0	0	0	0	0	0	0							
<b>Inning Stats</b>	R: 1 E: 0 K: 2 S: 13	H: 3 LOB: 2 BB: 0 P: 20	R: 0 E: 0 K: 0 S: 7	H: 0 LOB: 0 BB: 11 P: 11	R: 4 E: 0 K: 1 S: 15	H: 3 LOB: 0 BB: 1 P: 25	R: 0 E: 0 K: 1 S: 9	H: 0 LOB: 0 BB: 0 P: 13	R: 0 E: 0 K: 0 S: 8	H: 0 LOB: 0 BB: 0 P: 11	R: 1 E: 0 K: 1 S: 11	H: 2 LOB: 2 BB: 1 P: 18	R: 0 E: 0 K: 0 S: 8	H: 1 LOB: 0 BB: 0 P: 9	R: 2 E: 0 K: 1 S: 9	H: 1 LOB: 0 BB: 1 P: 17	R: 1 E: 0 K: 1 S: 18	H: 2 LOB: 0 BB: 0 P: 25	1B: 3 2B: 4 3B: 1 HR: 4	SF: 1 SAC: 1 DP: 0 HBP: 0	WP: 1 PA: 42 PB: 0 CS: 0		
<b>PITCHER</b>	IP WLS BF H R ER SO BB IBB HBP BLK WP HR S P ERA WHIP	IP WLS BF H R ER SO BB IBB HBP BLK WP HR S P ERA WHIP	IP WLS BF H R ER SO BB IBB HBP BLK WP HR S P ERA WHIP	IP WLS BF H R ER SO BB IBB HBP BLK WP HR S P ERA WHIP	IP WLS BF H R ER SO BB IBB HBP BLK WP HR S P ERA WHIP	IP WLS BF H R ER SO BB IBB HBP BLK WP HR S P ERA WHIP	IP WLS BF H R ER SO BB IBB HBP BLK WP HR S P ERA WHIP	IP WLS BF H R ER SO BB IBB HBP BLK WP HR S P ERA WHIP	IP WLS BF H R ER SO BB IBB HBP BLK WP HR S P ERA WHIP	IP WLS BF H R ER SO BB IBB HBP BLK WP HR S P ERA WHIP	IP WLS BF H R ER SO BB IBB HBP BLK WP HR S P ERA WHIP	IP WLS BF H R ER SO BB IBB HBP BLK WP HR S P ERA WHIP	IP WLS BF H R ER SO BB IBB HBP BLK WP HR S P ERA WHIP	IP WLS BF H R ER SO BB IBB HBP BLK WP HR S P ERA WHIP	IP WLS BF H R ER SO BB IBB HBP BLK WP HR S P ERA WHIP	IP WLS BF H R ER SO BB IBB HBP BLK WP HR S P ERA WHIP	IP WLS BF H R ER SO BB IBB HBP BLK WP HR S P ERA WHIP	IP WLS BF H R ER SO BB IBB HBP BLK WP HR S P ERA WHIP	IP WLS BF H R ER SO BB IBB HBP BLK WP HR S P ERA WHIP	IP WLS BF H R ER SO BB IBB HBP BLK WP HR S P ERA WHIP	IP WLS BF H R ER SO BB IBB HBP BLK WP HR S P ERA WHIP		
48 Germán Márquez, R ERA: 4.79 59 Harrison Musgrave, L ERA: 2.65 52 Chris Rusin, L ERA: 7.85 50 Brooks Pounders, R ERA: 7.94	4.0 L 19 6 5 5 4	2.0 9 2 1 1 1	2.0 9 2 2 2 1	1.0 5 2 1 1 1	4.0 L 19 6 5 5 4	2.0 9 2 1 1 1	2.0 9 2 2 2 1	1.0 5 2 1 1 1	1.0 5 2 1 1 1	4.0 L 19 6 5 5 4	2.0 9 2 1 1 1	2.0 9 2 2 2 1	1.0 5 2 1 1 1	1.0 5 2 1 1 1	1.0 5 2 1 1 1	1.0 5 2 1 1 1	1.0 5 2 1 1 1	1.0 5 2 1 1 1	1.0 5 2 1 1 1	1.0 5 2 1 1 1	1.0 5 2 1 1 1	1.0 5 2 1 1 1	
<b>Batter</b>	<b>1</b>	<b>2</b>	<b>3</b>	<b>4</b>	<b>5</b>	<b>6</b>	<b>7</b>	<b>8</b>	<b>9</b>	<b>AB</b>	<b>R</b>	<b>H</b>	<b>RBI</b>	<b>BB</b>	<b>SO</b>	<b>LOB</b>	<b>BOTTOM</b>						
9 DJ LeMahieu, R OBP: 0.341, SLG: 0.442 (1, 4)										5	0	2	0	0	0	2							
19 Charlie Blackmon, L OBP: 0.369, SLG: 0.515 (1, 8)										5	1	1	1	0	1	1							
28 Nolan Arenado, R OBP: 0.416, SLG: 0.566 (1, 5)									5	0	1	0	0	1	1								
5 Carlos González, L OBP: 0.308, SLG: 0.446 (1, 9)									4	1	1	0	0	1	1								
27 Trevor Story, R OBP: 0.328, SLG: 0.489 (1, 6)									4	1	2	2	0	1	0								
8 Gerardo Parra, L OBP: 0.328, SLG: 0.389 (1, 7)									4	1	2	0	0	1	1								
20 Ian Desmond, R OBP: 0.263, SLG: 0.394 (1, 3)									3	0	0	0	1	0	3								
42 Chris Iannetta, R OBP: 0.331, SLG: 0.396 (1, 2)									2	0	0	0	2	1	2								
48 Germán Márquez, R ERA: 4.79 3 Mike Trout, L OBP: 0.309, SLG: 0.523 59 Harrison Musgrave, L ERA: 2.65 56 Noel Cuvillas, R OBP: 0.286, SLG: 0.382 52 Chris Rusin, L ERA: 7.85 50 Brooks Pounders, R ERA: 7.94 24 Ryan McMahon, L OBP: 0.265, SLG: 0.326 (9, 1)	0.0 L 3 0 0 0 1	0.0 L 3 0 0 0 1	0.0 L 3 0 0 0 1	0.0 L 3 0 0 0 1	0.0 L 3 0 0 0 1	0.0 L 3 0 0 0 1	0.0 L 3 0 0 0 1	0.0 L 3 0 0 0 1	0.0 L 3 0 0 0 1	0.0 L 3 0 0 0 1	0.0 L 3 0 0 0 1	0.0 L 3 0 0 0 1	0.0 L 3 0 0 0 1	0.0 L 3 0 0 0 1	0.0 L 3 0 0 0 1	0.0 L 3 0 0 0 1	0.0 L 3 0 0 0 1	0.0 L 3 0 0 0 1	0.0 L 3 0 0 0 1	0.0 L 3 0 0 0 1	0.0 L 3 0 0 0 1	0.0 L 3 0 0 0 1	
<b>Inning Stats</b>	R: 0 E: 0 K: 0 S: 9	H: 1 LOB: 1 BB: 0 P: 16	R: 1 E: 1 K: 0 S: 10	H: 1 LOB: 2 BB: 1 P: 11	R: 0 E: 0 K: 2 S: 9	H: 0 LOB: 0 BB: 0 P: 14	R: 0 E: 0 K: 1 S: 13	H: 1 LOB: 2 BB: 1 P: 23	R: 3 E: 0 K: 0 S: 13	H: 4 LOB: 1 BB: 0 P: 22	R: 0 E: 0 K: 2 S: 11	H: 1 LOB: 0 BB: 0 P: 14	R: 0 E: 0 K: 1 S: 5	H: 0 LOB: 0 BB: 0 P: 7	R: 0 E: 0 K: 1 S: 10	H: 1 LOB: 1 BB: 1 P: 16	R: 0 E: 0 K: 0 S: 9	H: 1 LOB: 1 BB: 0 P: 12	1B: 5 2B: 3 3B: 0 HR: 2	SF: 0 SAC: 0 DP: 1 HBP: 0	WP: 0 PA: 40 PB: 0 CS: 1		
<b>PITCHER</b>	IP WLS BF H R ER SO BB IBB HBP BLK WP HR S P ERA WHIP	IP WLS BF H R ER SO BB IBB HBP BLK WP HR S P ERA WHIP	IP WLS BF H R ER SO BB IBB HBP BLK WP HR S P ERA WHIP	IP WLS BF H R ER SO BB IBB HBP BLK WP HR S P ERA WHIP	IP WLS BF H R ER SO BB IBB HBP BLK WP HR S P ERA WHIP	IP WLS BF H R ER SO BB IBB HBP BLK WP HR S P ERA WHIP	IP WLS BF H R ER SO BB IBB HBP BLK WP HR S P ERA WHIP	IP WLS BF H R ER SO BB IBB HBP BLK WP HR S P ERA WHIP	IP WLS BF H R ER SO BB IBB HBP BLK WP HR S P ERA WHIP	IP WLS BF H R ER SO BB IBB HBP BLK WP HR S P ERA WHIP	IP WLS BF H R ER SO BB IBB HBP BLK WP HR S P ERA WHIP	IP WLS BF H R ER SO BB IBB HBP BLK WP HR S P ERA WHIP	IP WLS BF H R ER SO BB IBB HBP BLK WP HR S P ERA WHIP	IP WLS BF H R ER SO BB IBB HBP BLK WP HR S P ERA WHIP	IP WLS BF H R ER SO BB IBB HBP BLK WP HR S P ERA WHIP	IP WLS BF H R ER SO BB IBB HBP BLK WP HR S P ERA WHIP	IP WLS BF H R ER SO BB IBB HBP BLK WP HR S P ERA WHIP	IP WLS BF H R ER SO BB IBB HBP BLK WP HR S P ERA WHIP	IP WLS BF H R ER SO BB IBB HBP BLK WP HR S P ERA WHIP	IP WLS BF H R ER SO BB IBB HBP BLK WP HR S P ERA WHIP	IP WLS BF H R ER SO BB IBB HBP BLK WP HR S P ERA WHIP	IP WLS BF H R ER SO BB IBB HBP BLK WP HR S P ERA WHIP	
21 Zack Greinke, R ERA: 3.53 40 Andrew Chafin, L ERA: 2.05 66 Yoshitaka Hirano, R ERA: 1.63 30 T.J. McFarland, L ERA: 2.31	5.2 H 1.1 4 1	2.8 0 0 0 1	2.8 0 0 0 1	2.8 0 0 0 1	5.2 H 1.1 4 1	2.8 0 0 0 1	2.8 0 0 0 1	2.8 0 0 0 1	2.8 0 0 0 1	5.2 H 1.1 4 1	2.8 0 0 0 1	2.8 0 0 0 1	2.8 0 0 0 1	2.8 0 0 0 1	2.8 0 0 0 1	2.8 0 0 0 1	2.8 0 0 0 1	2.8 0 0 0 1	2.8 0 0 0 1	2.8 0 0 0 1	2.8 0 0 0 1	2.8 0 0 0 1	2.8 0 0 0 1

Arizona Diamondbacks @ Colorado Rockies  
Coors Field, Denver, CO  
Fri Jun 08 2018, 6:43 PM - 9:33 PM MDT  
Att: 38,917 - Partly Cloudy - 91 F

AB 37  
R 9  
H 12  
RBI 9  
BB 3  
SO 7  
LOB 8

Arizona Diamondbacks @ Colorado Rockies  
Coors Field, Denver, CO  
Fri Jun 08 2018, 6:43 PM - 9:33 PM MDT  
Att: 38,917 - Partly Cloudy - 91 F

AB 36  
R 4  
H 10  
RBI 4  
BB 3  
SO 7  
LOB 13











Batter	1	2	3	4	5	6	7	8	9	AB	R	H	RBI	BB	SO	LOB	TOP			
9 DJ LeMahieu, R OBP: 0.337, SLG: 0.449	E5 G4-3 1B		G6-3			G1-3		G6-3	SF7	4	0	1	1	0	0	1				
19 Charlie Blackmon, L OBP: 0.366, SLG: 0.510	G4-3		K			K		K	L9	5	0	1	0	0	2	4				
28 Nolan Arenado, R OBP: 0.399, SLG: 0.537	G6-3				F8	G4-3		F7	K	5	0	0	0	0	1	4				
5 Carlos González, L OBP: 0.301, SLG: 0.435	G4-3				G6-3			K	K	4	0	0	0	0	2	2				
27 Trevor Story, R OBP: 0.339, SLG: 0.518		K			K					4	2	2	0	0	2	0				
8 Gerardo Parra, L OBP: 0.333, SLG: 0.385		K				HBP				3	1	2	0	0	1	0				
20 Ian Desmond, R OBP: 0.266, SLG: 0.388		K			L4					4	1	1	0	0	2	3				
23 Tom Murphy, R OBP: 0.750, SLG: 1.000					F9					4	0	3	2	0	0	1				
55 Jon Gray, R ERA: 2.27					G6-3					2	0	0	0	0	2	2				
24 Ryan Meriandy, L ERA: 4.08					K					2	0	0	0	0	0	0				
52 Chris Rusin, L ERA: 7.53										0	0	0	0	0	0	0				
29 Bryan Shaw, S ERA: 7.09										0	0	0	0	0	0	0				
42 Chris Iannetta, R ERA: 4.74										1	0	1	1	0	0	0				
56 Noel Cuevas, R ERA: 1.42										0	0	0	0	0	0	0				
<b>Inning Stats</b>	R: 0 H: 1 E: 1 K: 0 S: 11	H: 1 LOB: 1 BB: 0 P: 15	R: 0 H: 0 E: 0 K: 3 S: 13	H: 0 LOB: 0 BB: 0 P: 16	R: 0 H: 1 E: 0 K: 2 S: 12	H: 1 LOB: 1 BB: 0 P: 15	R: 0 H: 0 E: 0 K: 1 S: 10	H: 0 LOB: 0 BB: 0 P: 16	R: 0 H: 0 E: 0 K: 1 S: 8	H: 0 LOB: 0 BB: 0 P: 13	R: 1 H: 3 E: 0 K: 3 S: 15	H: 3 LOB: 2 BB: 0 P: 21	R: 0 H: 1 E: 0 K: 1 S: 14	H: 1 LOB: 1 BB: 0 P: 20	R: 3 H: 5 E: 0 K: 1 S: 18	H: 5 LOB: 2 BB: 0 P: 23	1B: 9 2B: 2 3B: 0 HR: 0	SF: 1 SAC: 0 DP: 0 HBP: 1	WP: 0 PA: 39 PB: 0 SB: 1 CS: 0	
<b>PITCHER</b>	IP WLS BF H R ER SO BB IBB HBP BLK WP HR S P ERA WHIP	IP WLS BF H R ER SO BB IBB HBP BLK WP HR S P ERA WHIP	IP WLS BF H R ER SO BB IBB HBP BLK WP HR S P ERA WHIP	IP WLS BF H R ER SO BB IBB HBP BLK WP HR S P ERA WHIP	IP WLS BF H R ER SO BB IBB HBP BLK WP HR S P ERA WHIP	IP WLS BF H R ER SO BB IBB HBP BLK WP HR S P ERA WHIP	IP WLS BF H R ER SO BB IBB HBP BLK WP HR S P ERA WHIP	IP WLS BF H R ER SO BB IBB HBP BLK WP HR S P ERA WHIP	IP WLS BF H R ER SO BB IBB HBP BLK WP HR S P ERA WHIP	IP WLS BF H R ER SO BB IBB HBP BLK WP HR S P ERA WHIP	IP WLS BF H R ER SO BB IBB HBP BLK WP HR S P ERA WHIP	IP WLS BF H R ER SO BB IBB HBP BLK WP HR S P ERA WHIP	IP WLS BF H R ER SO BB IBB HBP BLK WP HR S P ERA WHIP	IP WLS BF H R ER SO BB IBB HBP BLK WP HR S P ERA WHIP	IP WLS BF H R ER SO BB IBB HBP BLK WP HR S P ERA WHIP	IP WLS BF H R ER SO BB IBB HBP BLK WP HR S P ERA WHIP	IP WLS BF H R ER SO BB IBB HBP BLK WP HR S P ERA WHIP	IP WLS BF H R ER SO BB IBB HBP BLK WP HR S P ERA WHIP	IP WLS BF H R ER SO BB IBB HBP BLK WP HR S P ERA WHIP	IP WLS BF H R ER SO BB IBB HBP BLK WP HR S P ERA WHIP

Colorado Rockies @ Philadelphia Phillies  
Citizens Bank Park, Philadelphia, PA  
Tue Jun 12 2018, 7:10 PM - 10:16 PM EDT  
Att: 19,556 - Clear - 73 F

livebaseballscorecards.com

AB 37  
R 4  
H 11  
RBI 4  
BB 0  
SO 13  
LOB 19



Batter	1	2	3	4	5	6	7	8	9	AB	R	H	RBI	BB	SO	LOB	BOTTOM			
16 César Hernández, S OBP: 0.376, SLG: 0.397	G6-3		SF8 4 37 G3 17 BB	K		G5-3				4	1	1	0	0	1	1				
17 Rhys Hoskins, R OBP: 0.361, SLG: 0.422	41 BB 4 HR		37 G3 BB			K		G5-3		2	1	0	0	2	1	0				
37 Odúbel Herrera, L OBP: 0.345, SLG: 0.429	L9		G3			K2-3		K	4 S 9 1B	4	1	0	0	0	2	3				
41 Carlos Santana, S OBP: 0.344, SLG: 0.429	4 HR BB		BB			K		P5		2	1	0	0	2	1	1				
4 Scott Kingery, R OBP: 0.274, SLG: 0.335	SF8 HR		SF8			G5-3		9 1B	BB	2	1	1	4	1	0	0				
5 Nick Williams, L OBP: 0.228, SLG: 0.403	K		G1-3			K				3	0	0	0	0	2	2				
61 Edubray Ramos, R ERA: 7.53										0	0	0	0	0	0	0				
40 Tommy Hunter, R ERA: 7.53										0	0	0	0	0	0	0				
9 Jesmuel Valentin, S OBP: 0.217, SLG: 0.217										1	0	1	0	0	0	0				
57 Luis García, R ERA: 4.74										0	0	0	0	0	0	0				
58 Seranthony Domínguez, R ERA: 1.42										0	0	0	0	0	0	0				
38 Jorge Alfaro, R OBP: 0.297, SLG: 0.379	K		G6-3			K				3	0	0	0	0	2	0				
2 J.P. Crawford, L OBP: 0.276, SLG: 0.329	K		16 F 16 S 1B			K				3	0	1	0	0	2	0				
27 Aaron Nola, R OBP: 0.074, SLG: 0.038	K		B2			G5-3				2	0	0	0	0	1	1				
23 Aaron Altherr, R OBP: 0.313, SLG: 0.338										1	0	0	0	0	0	0				
<b>Inning Stats</b>	R: 3 H: 1 E: 0 K: 1 S: 15	H: 1 LOB: 2 BB: 2 P: 29	R: 0 H: 0 E: 0 K: 3 S: 10	H: 0 LOB: 0 BB: 0 P: 12	R: 1 H: 1 E: 0 K: 0 S: 12	H: 1 LOB: 2 BB: 2 P: 27	R: 0 H: 1 E: 0 K: 1 S: 8	H: 1 LOB: 1 BB: 0 P: 14	R: 0 H: 0 E: 0 K: 3 S: 9	H: 0 LOB: 0 BB: 0 P: 15	R: 0 H: 0 E: 0 K: 2 S: 8	H: 0 LOB: 0 BB: 0 P: 11	R: 0 H: 0 E: 0 K: 1 S: 5	H: 0 LOB: 0 BB: 0 P: 6	R: 1 H: 1 E: 0 K: 1 S: 12	H: 1 LOB: 2 BB: 1 P: 20	1B: 3 2B: 0 3B: 0 HR: 1	SF: 1 SAC: 0 DP: 0 HBP: 0	WP: 1 PA: 33 PB: 0 SB: 2 CS: 0	
<b>PITCHER</b>	IP WLS BF H R ER SO BB IBB HBP BLK WP HR S P ERA WHIP	IP WLS BF H R ER SO BB IBB HBP BLK WP HR S P ERA WHIP	IP WLS BF H R ER SO BB IBB HBP BLK WP HR S P ERA WHIP	IP WLS BF H R ER SO BB IBB HBP BLK WP HR S P ERA WHIP	IP WLS BF H R ER SO BB IBB HBP BLK WP HR S P ERA WHIP	IP WLS BF H R ER SO BB IBB HBP BLK WP HR S P ERA WHIP	IP WLS BF H R ER SO BB IBB HBP BLK WP HR S P ERA WHIP	IP WLS BF H R ER SO BB IBB HBP BLK WP HR S P ERA WHIP	IP WLS BF H R ER SO BB IBB HBP BLK WP HR S P ERA WHIP	IP WLS BF H R ER SO BB IBB HBP BLK WP HR S P ERA WHIP	IP WLS BF H R ER SO BB IBB HBP BLK WP HR S P ERA WHIP	IP WLS BF H R ER SO BB IBB HBP BLK WP HR S P ERA WHIP	IP WLS BF H R ER SO BB IBB HBP BLK WP HR S P ERA WHIP	IP WLS BF H R ER SO BB IBB HBP BLK WP HR S P ERA WHIP	IP WLS BF H R ER SO BB IBB HBP BLK WP HR S P ERA WHIP	IP WLS BF H R ER SO BB IBB HBP BLK WP HR S P ERA WHIP	IP WLS BF H R ER SO BB IBB HBP BLK WP HR S P ERA WHIP	IP WLS BF H R ER SO BB IBB HBP BLK WP HR S P ERA WHIP	IP WLS BF H R ER SO BB IBB HBP BLK WP HR S P ERA WHIP	IP WLS BF H R ER SO BB IBB HBP BLK WP HR S P ERA WHIP

Colorado Rockies @ Philadelphia Phillies  
Citizens Bank Park, Philadelphia, PA  
Tue Jun 12 2018, 7:10 PM - 10:16 PM EDT  
Att: 19,556 - Clear - 73 F

livebaseballscorecards.com

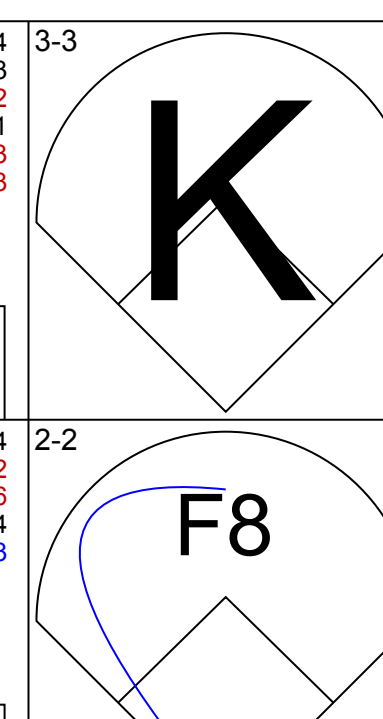
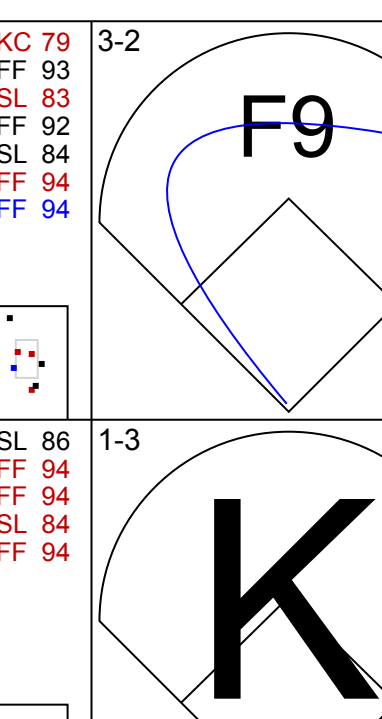
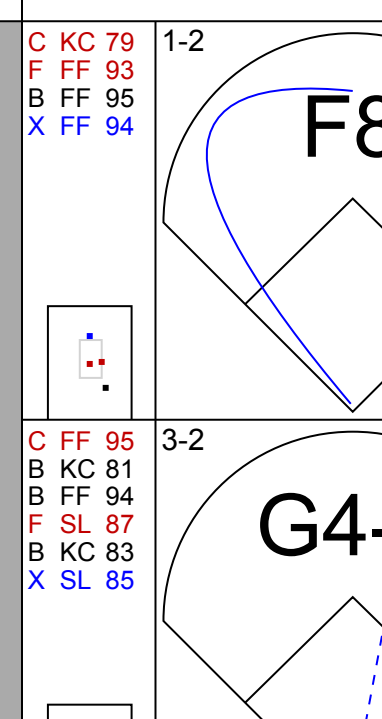
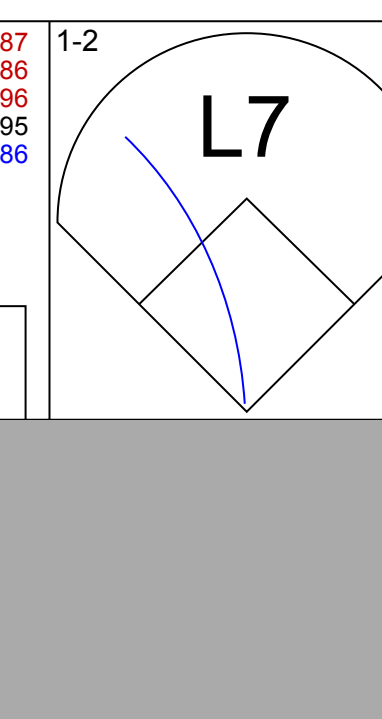

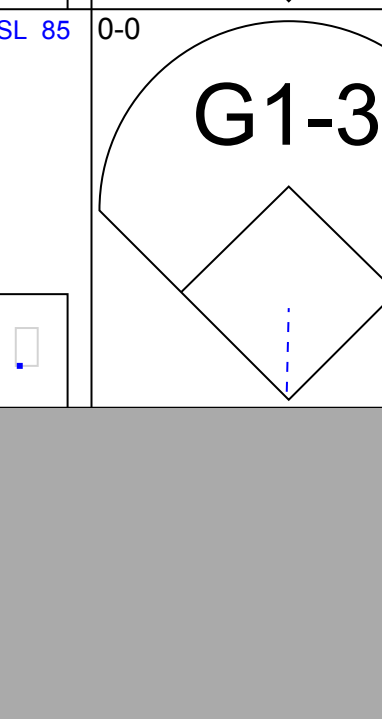
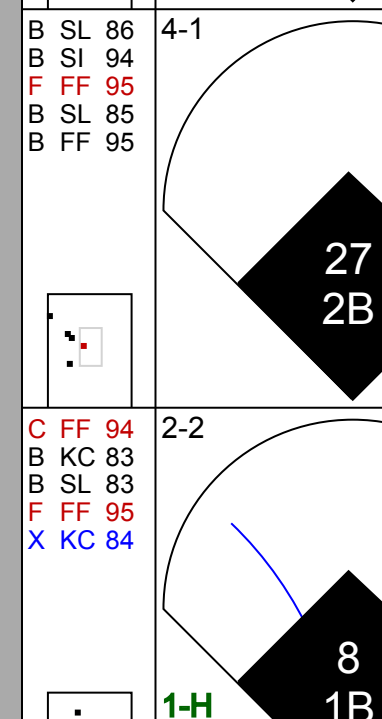
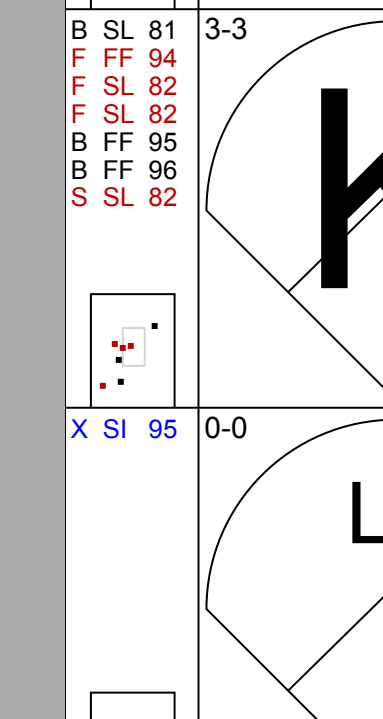


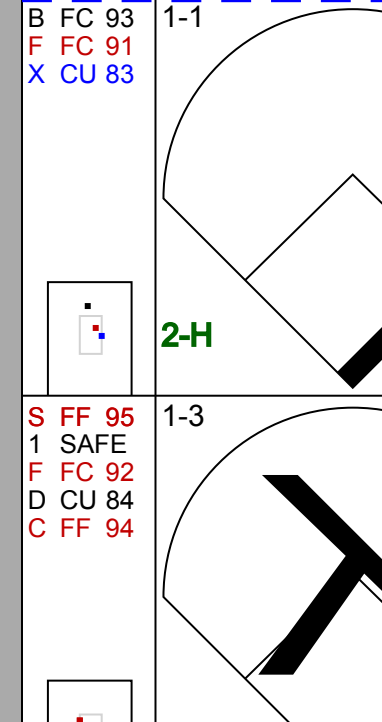

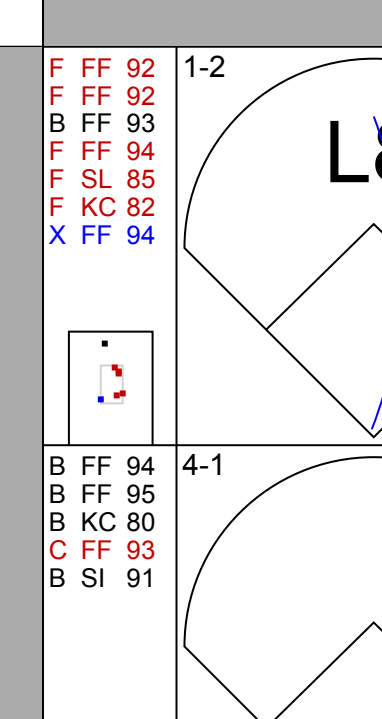
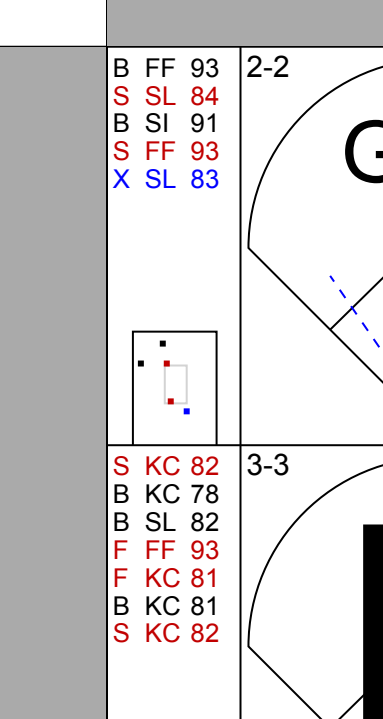
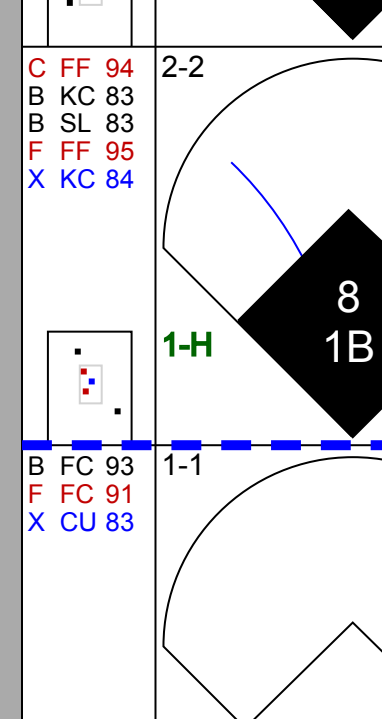
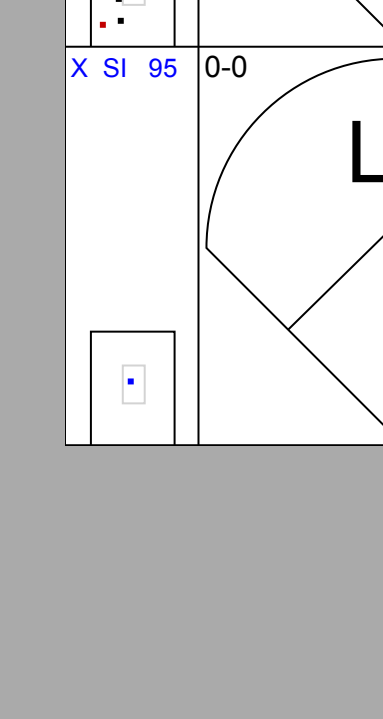
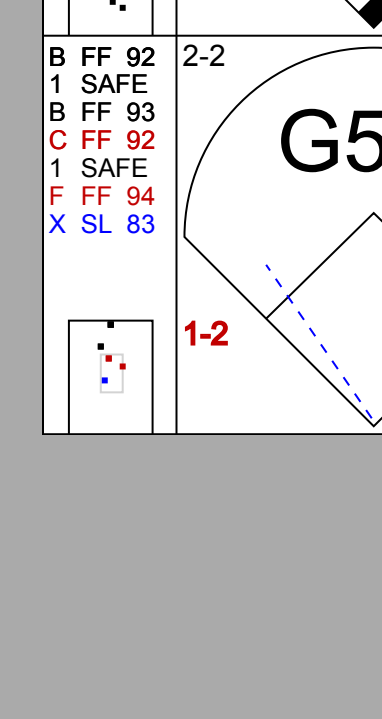
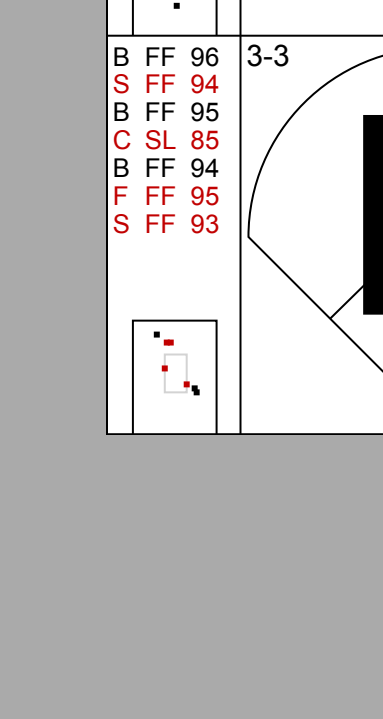
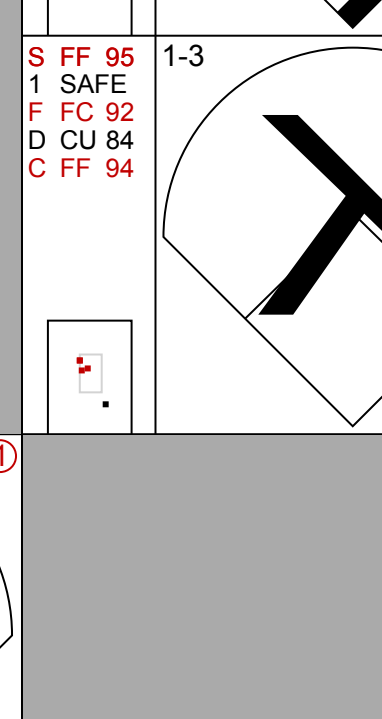





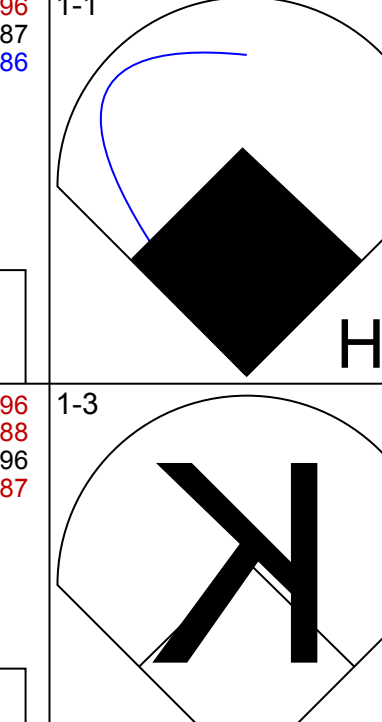
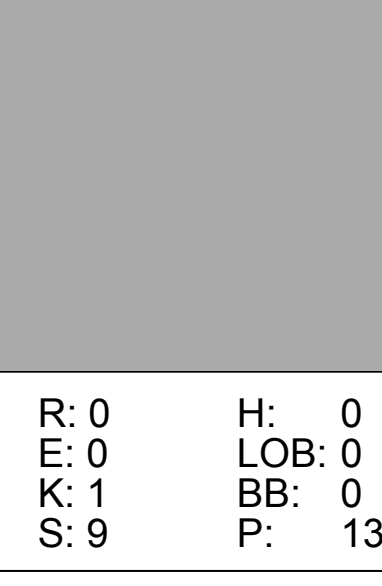
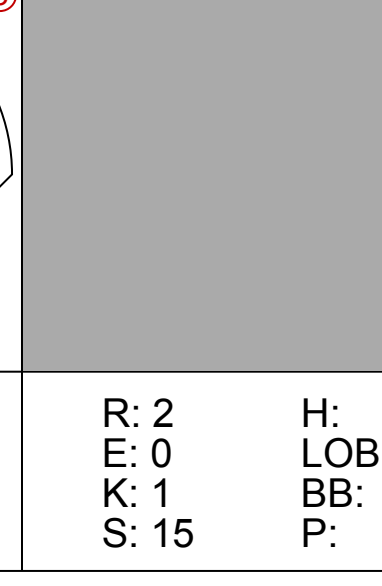
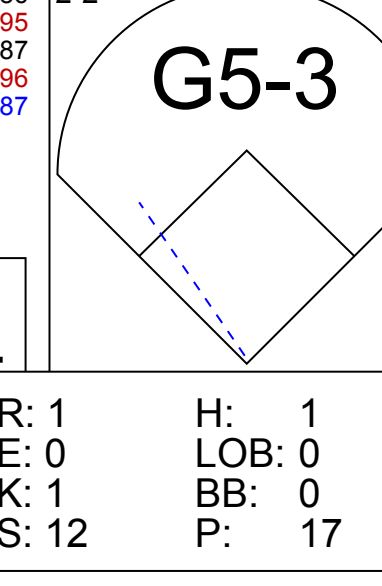
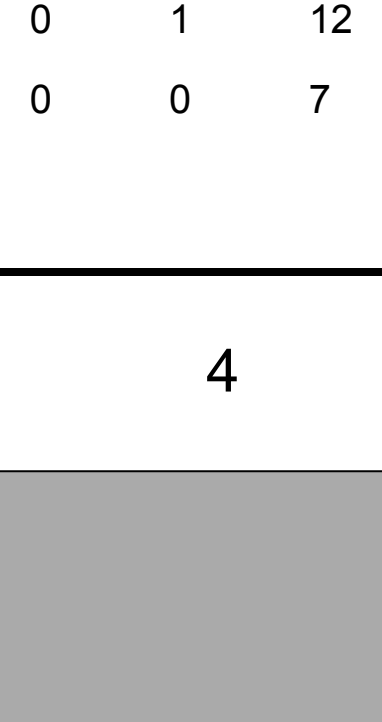
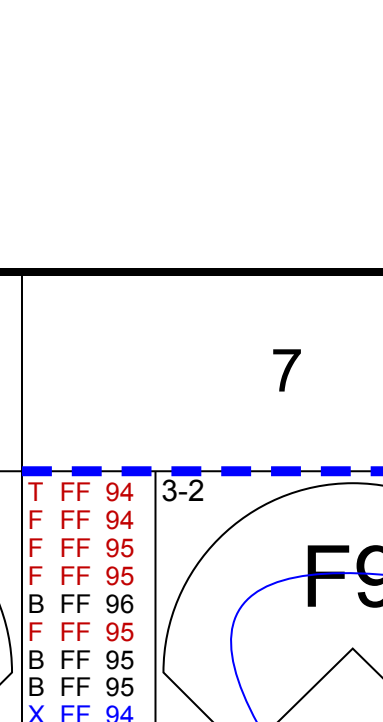
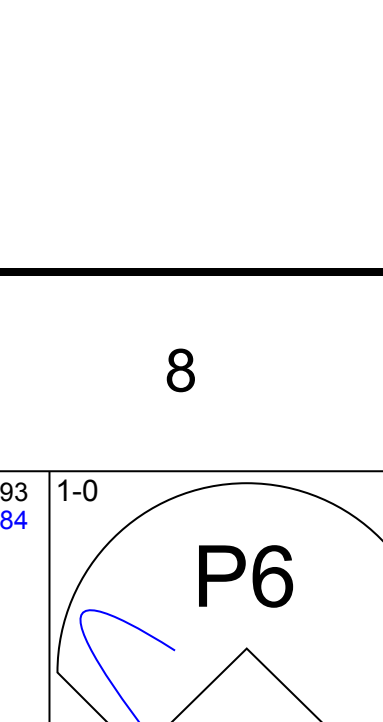
AB 27  
R 5  
H 4  
RBI 5  
BB 5  
SO 12  
LOB 8







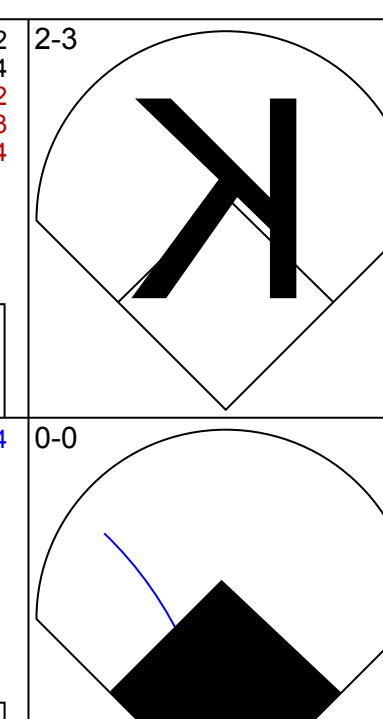

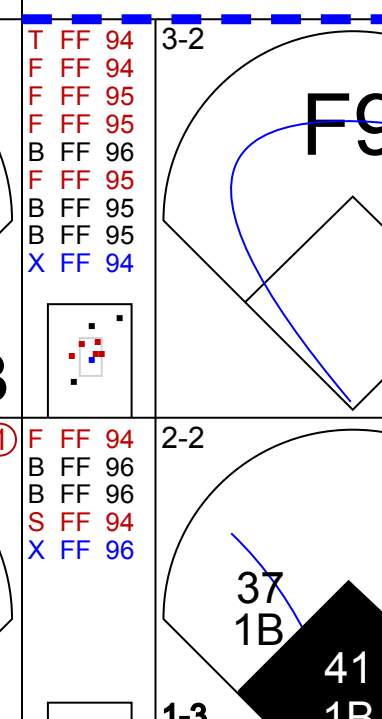
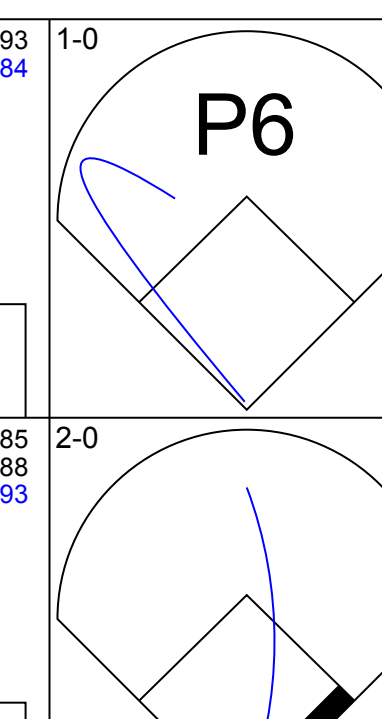
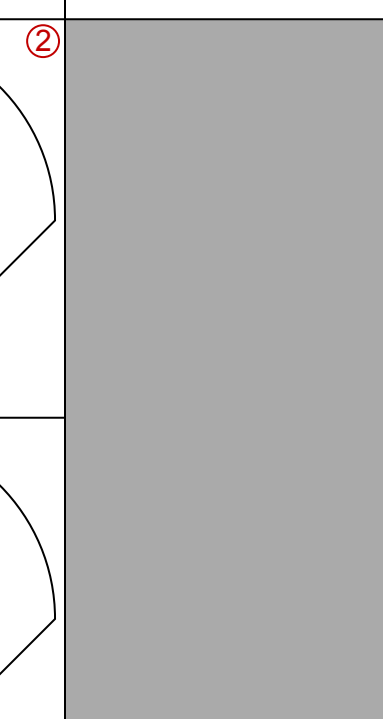
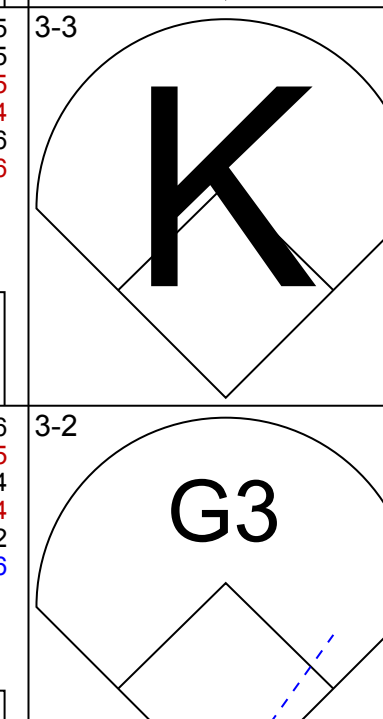
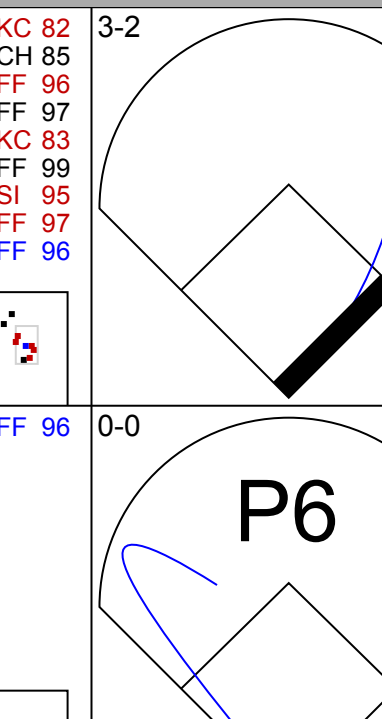
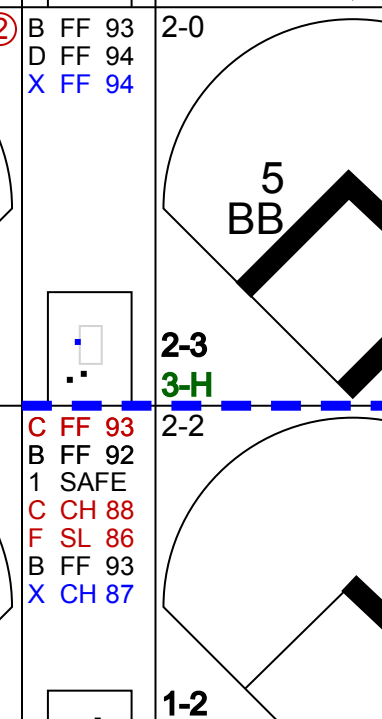
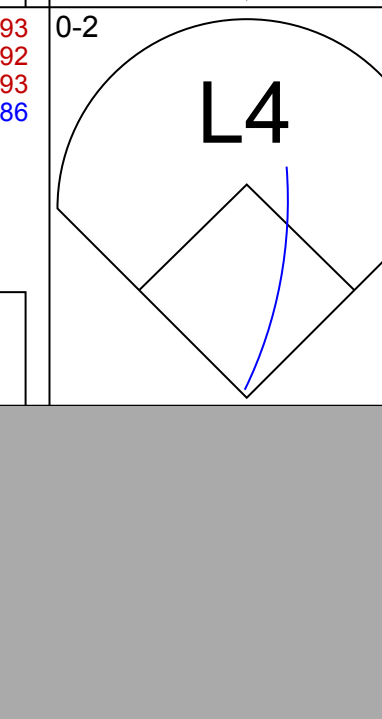
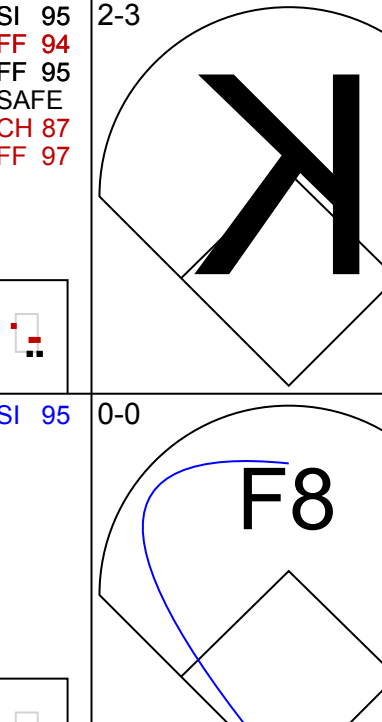
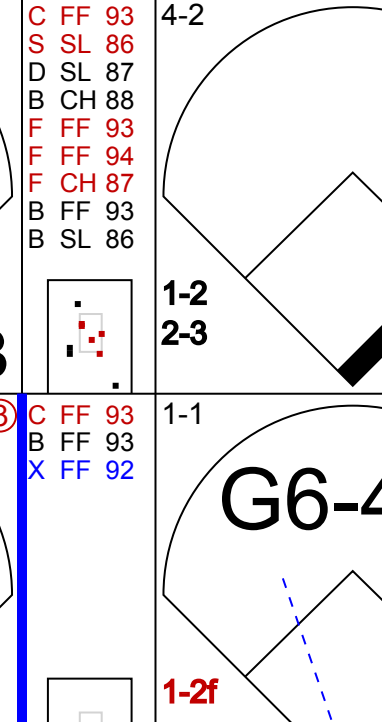




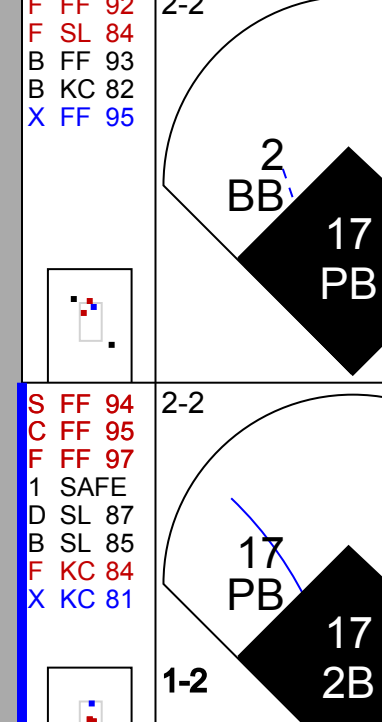
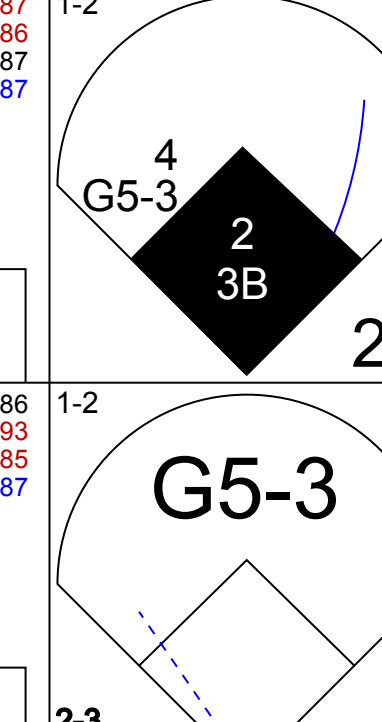
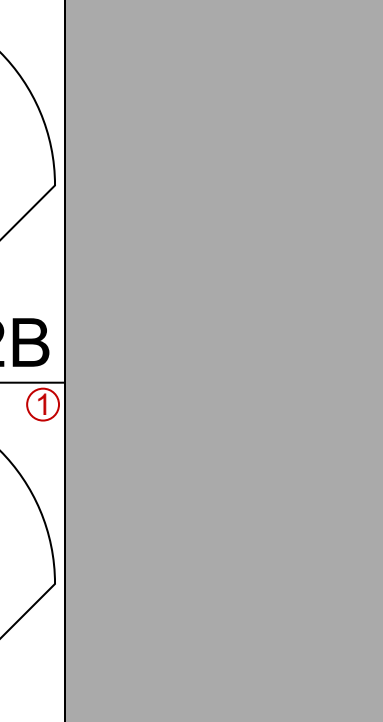
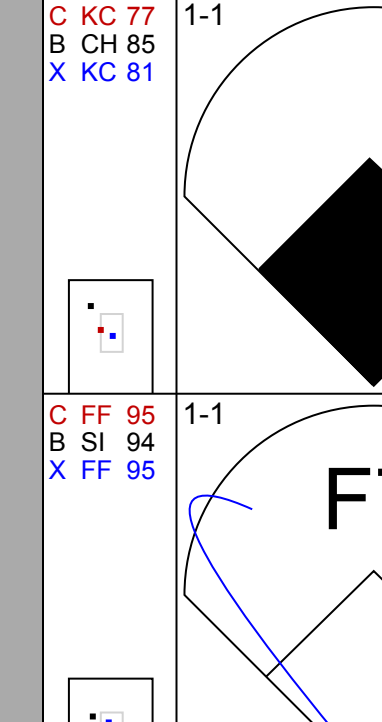
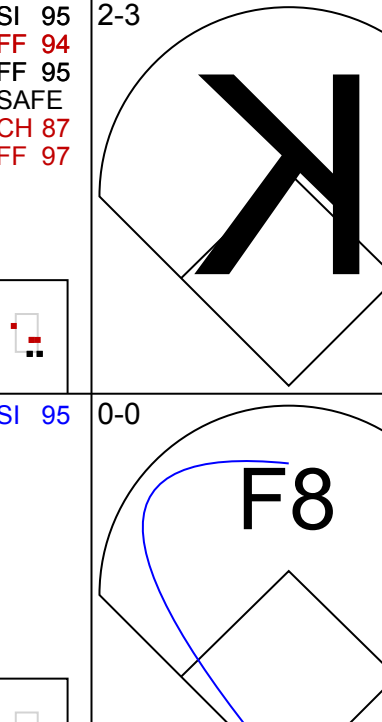
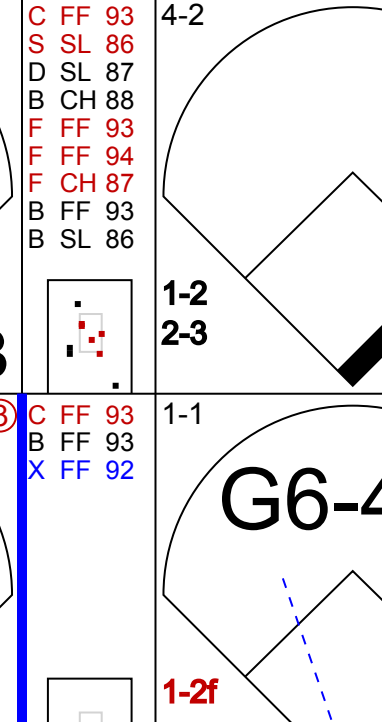



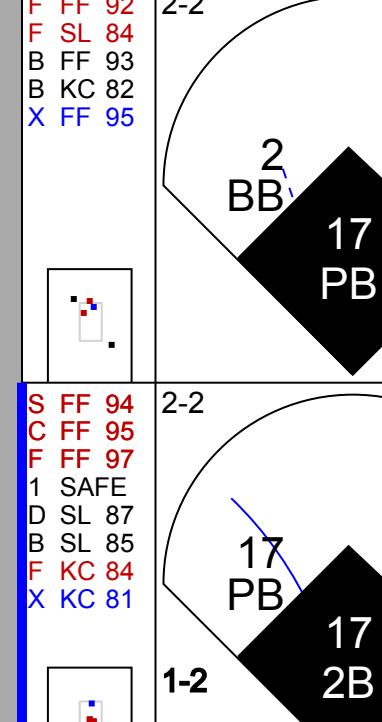
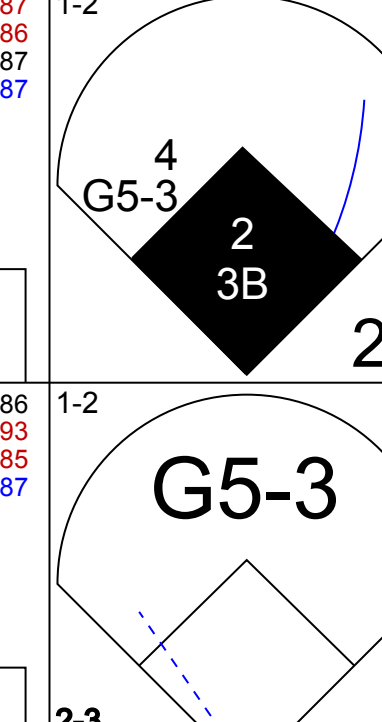
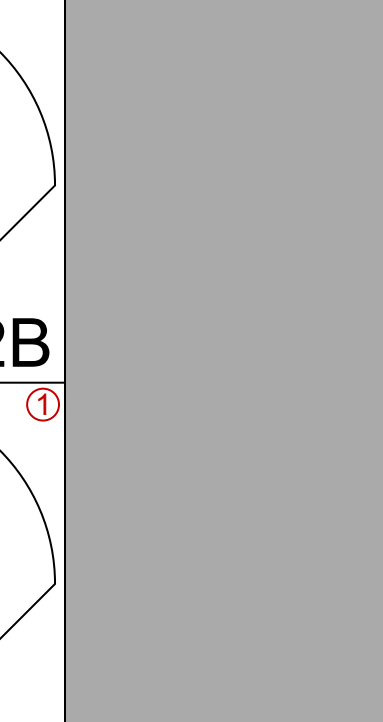
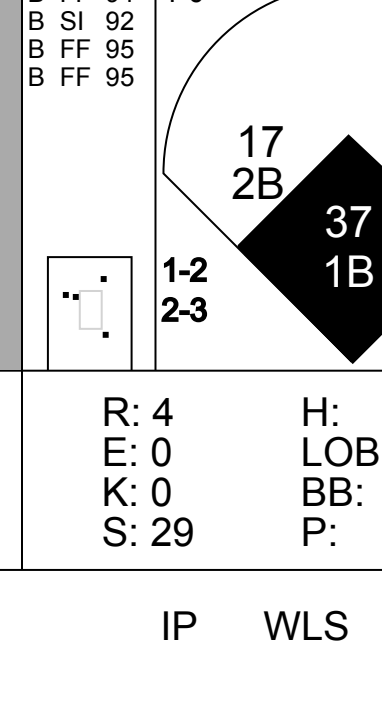
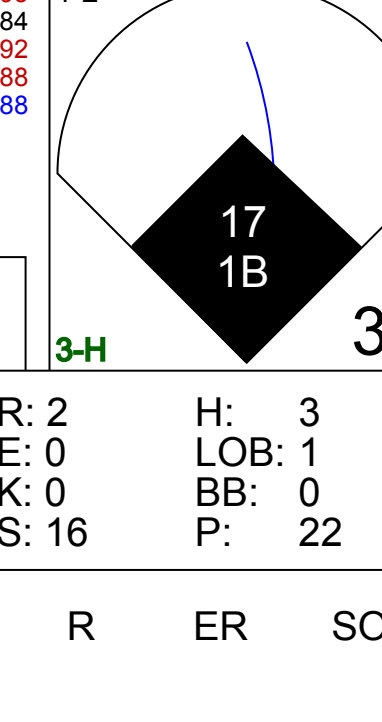
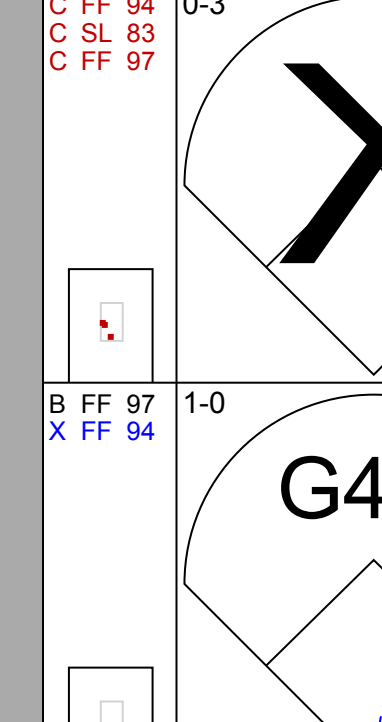
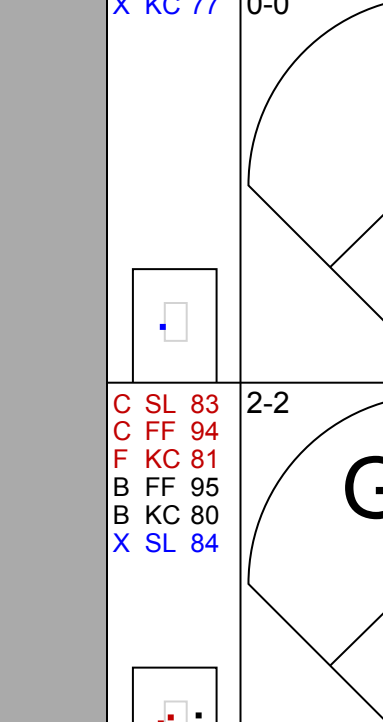
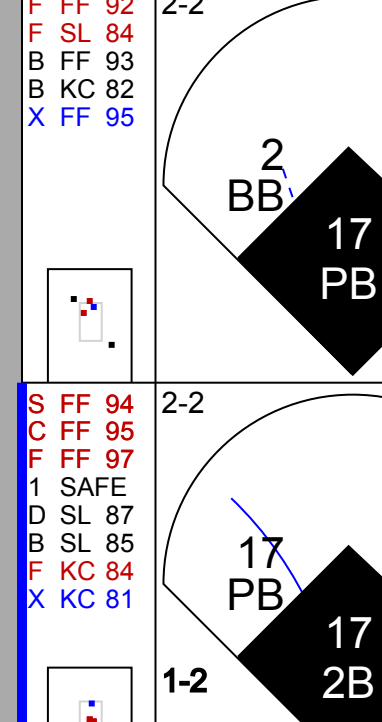
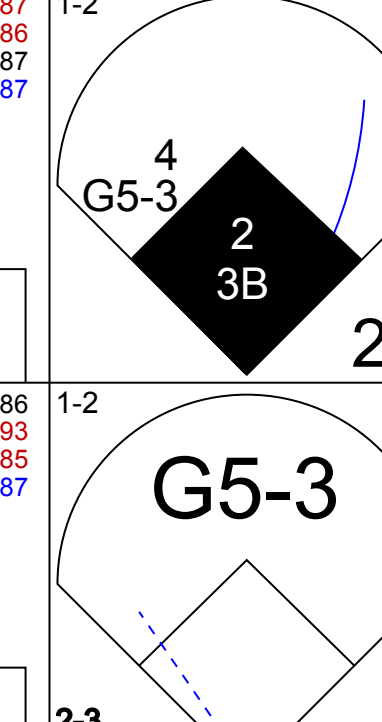
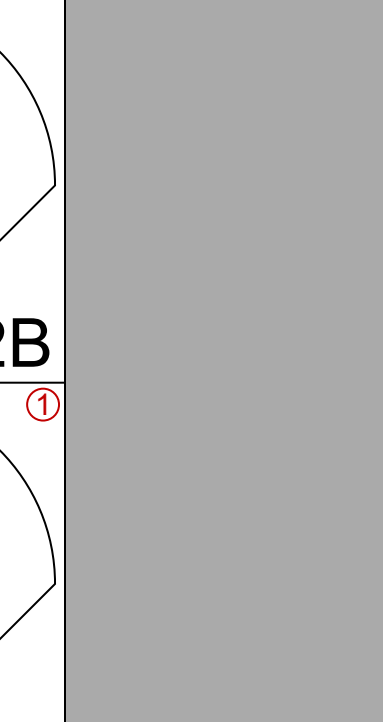
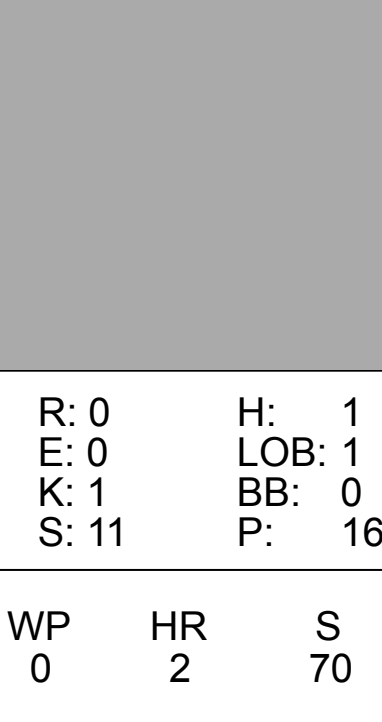
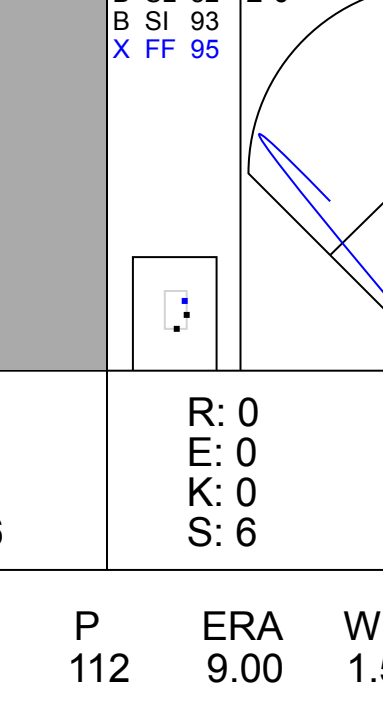
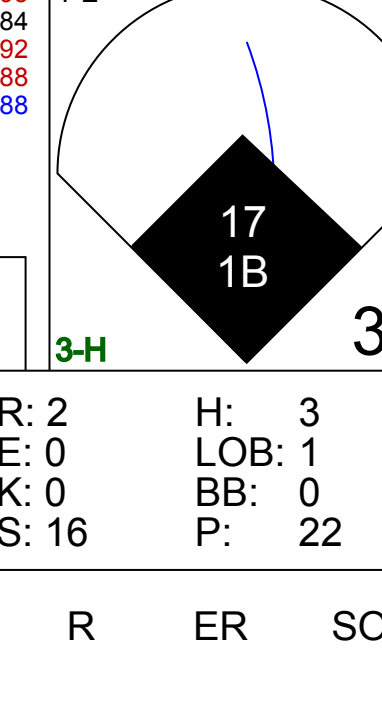


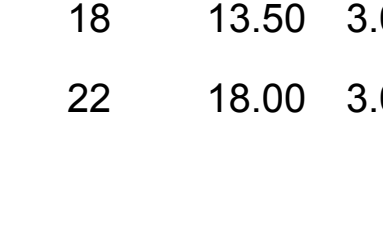




Batter	1	2	3	4	5	6	7	8	9	AB	R	H	RBI	BB	SO	LOB	TOP				
9 DJ LeMahieu, R (1,4) OBP: 0.327, SLG: 0.432										4	0	0	0	0	1	0					
19 Charlie Blackmon, L (1,8) OBP: 0.361, SLG: 0.550										4	0	0	0	0	1	0					
5 Carlos González, L (1,9) OBP: 0.313, SLG: 0.431										3	1	0	0	1	2	0					
27 Trevor Story, R (1,6) OBP: 0.343, SLG: 0.527										4	1	1	1	0	0	0					
8 Gerardo Parra, L (1,7) OBP: 0.336, SLG: 0.383										2	0	1	1	1	1	0					
20 Ian Desmond, R (1,3) OBP: 0.263, SLG: 0.394										3	0	0	0	0	2	2					
24 Ryan McMahon, L (1,5) OBP: 0.280, SLG: 0.303										3	1	1	1	0	1	0					
14 Tony Wolters, L (1,2) OBP: 0.281, SLG: 0.229										3	0	0	0	0	1	0					
48 Germán Márquez, R (1,1) OBP: 0.261, SLG: 0.261										2	0	0	0	0	0	0					
51 Jake McGee, L (7,1)										0	0	0	0	0	0	0					
34 Jeff Hoffman, R (7,1)										0	0	0	0	0	0	0					
56 Noel Cuevas, R (8,PH) OBP: 0.317, SLG: 0.359										1	0	0	0	0	0	0					
50 Brooks Pouders, R (8,1)										0	0	0	0	0	0	0					
<b>Inning Stats</b>	R: 0 E: 0 K: 2 S: 9	H: 0 LOB: 0 BB: 0 P: 17	R: 0 E: 0 K: 0 S: 10	H: 0 LOB: 0 BB: 1 P: 17	R: 0 E: 0 K: 1 S: 7	H: 0 LOB: 0 BB: 0 P: 11	R: 0 E: 0 K: 1 S: 9	H: 0 LOB: 0 BB: 0 P: 13	R: 0 E: 0 K: 2 S: 11	H: 0 LOB: 0 BB: 0 P: 19	R: 0 E: 0 K: 0 S: 5	H: 0 LOB: 0 BB: 0 P: 8	R: 2 E: 0 K: 1 S: 15	H: 2 LOB: 1 BB: 1 P: 27	R: 1 E: 0 K: 1 S: 12	H: 1 LOB: 0 BB: 0 P: 17	R: 0 E: 0 K: 1 S: 7	H: 0 LOB: 0 BB: 0 P: 10	1B: 1 2B: 1 3B: 0 HR: 1	SF: 0 SAC: 0 DP: 0 HBP: 0	WP: 0 PA: 31 PB: 0 SB: 0 CS: 0
<b>PITCHER</b>	IP	WLS	BF	H	R	ER	SO	BB	IBB	HBP	BLK	WP	HR	S	P	ERA	WHIP				
28 Vince Velasquez, R (1,1) ERA: 4.74	6.2	W	22	1	2	2	6	2	0	0	0	0	0	61	105	2.70	0.450				
40 Tommy Hunter, R (7,1) ERA: 4.0	0.1	H	2	1	0	0	1	0	0	0	0	0	0	5	7	0.00	3.000				
50 Héctor Neris, R (8,1) ERA: 4.97	1.0		4	1	1	1	1	0	0	0	0	0	1	12	17	9.00	1.000				
46 Adam Morgan, L (9,1) ERA: 5.0	1.0		3	0	0	0	1	0	0	0	0	0	0	7	10	0.00	0.000				

**Colorado Rockies @ Philadelphia Phillies**  
 Citizens Bank Park, Philadelphia, PA  
 Thu Jun 14 2018, 1:08 PM - 4:27 PM EDT  
 Att: 22,500 - Sunny - 82 F

**AB 29**  
**R 3**  
**H 3**  
**RBI 3**  
**BB 2**  
**SO 9**  
**LOB 2**



Batter	1	2	3	4	5	6	7	8	9	AB	R	H	RBI	BB	SO	LOB	BOTTOM				
16 César Hernández, S (1,4) OBP: 0.368, SLG: 0.384										4	1	0	0	1	2	4					
17 Rhys Hoskins, R (1,7) OBP: 0.369, SLG: 0.446										5	2	3	3	0	2	1					
37 Odúbel Herrera, L (1,8) OBP: 0.346, SLG: 0.429										5	0	2	1	0	1	2					
41 Carlos Santana, S (1,3) OBP: 0.345, SLG: 0.427										4	0	2	1	0	0	1					
5 Nick Williams, L (1,9) OBP: 0.292, SLG: 0.439										3	1	2	2	1	1	1					
9 Jasmuel Valentin, S (1,5) OBP: 0.287, SLG: 0.433										3	0	0	0	0	1	3					
40 Tommy Hunter, R (7,1) ERA: 4.81										0	0	0	0	0	0	0					
23 Aaron Altherr, R (7,PH) OBP: 0.305, SLG: 0.327										1	0	0	0	0	0	3					
50 Héctor Neris, R (8,1)										0	0	0	0	0	0	0					
46 Adam Morgan, L (9,1)										0	0	0	0	0	0	0					
15 Andrew Knapp, S (1,2) OBP: 0.286, SLG: 0.218										4	2	2	0	0	1	0					
28 Vince Velasquez, R (1,1) OBP: 0.261, SLG: 0.261										2	0	0	0	0	0	0					
4 Scott Kingery, R (7,6) OBP: 0.271, SLG: 0.330										2	1	1	0	0	0	1					
2 J.P. Crawford, L (1,6) OBP: 0.283, SLG: 0.349										3	2	1	1	1	0	0					
<b>Inning Stats</b>	R: 1 E: 0 K: 2 S: 10	H: 1 LOB: 0 BB: 0 P: 18	R: 1 E: 0 K: 1 S: 8	H: 1 LOB: 0 BB: 0 P: 11	R: 0 E: 0 K: 2 S: 12	H: 0 LOB: 0 BB: 0 P: 16	R: 0 E: 0 K: 1 S: 11	H: 1 LOB: 0 BB: 0 P: 16	R: 0 E: 0 K: 0 S: 6	H: 0 LOB: 0 BB: 0 P: 10	R: 1 E: 0 K: 2 S: 15	H: 2 LOB: 2 BB: 1 P: 25	R: 4 E: 0 K: 0 S: 29	H: 5 LOB: 2 BB: 2 P: 51	R: 2 E: 0 K: 0 S: 16	H: 3 LOB: 1 BB: 0 P: 22	R: 2 E: 0 K: 1 S: 16	H: 3 LOB: 1 BB: 0 P: 22	1B: 7 2B: 3 3B: 1 HR: 2	SF: 0 SAC: 0 DP: 1 HBP: 0	WP: 0 PA: 39 PB: 1 SB: 0 CS: 0
<b>PITCHER</b>	IP	WLS	BF	H	R	ER	SO	BB	IBB	HBP	BLK	WP	HR	S	P	ERA	WHIP				
48 Germán Márquez, R (1,1) ERA: 5.13	6.0	L	27	7	6	6	8	2	0	0	0	0	0	70	112	9.00	1.500				
51 Jake McGee, L (7,1)	0.1		3	2	0	0	0	0	0	0	0	0	0	10	17	0.00	6.000				
34 Jeff Hoffman, R (7,1) ERA: 2.7	0.2		3	1	1	1	0	1	0	0	0	0	0	11	18	13.50	3.000				
50 Brooks Pouders, R (8,1) ERA: 7.9	1.0		6	3	2	2	0	0	0	0	0	0	0	16	22	18.00	3.000				

**Colorado Rockies @ Philadelphia Phillies**  
 Citizens Bank Park, Philadelphia, PA  
 Thu Jun 14 2018, 1:08 PM - 4:27 PM EDT  
 Att: 22,500 - Sunny - 82 F

**AB 36**  
**R 9**  
**H 13**  
**RBI 8**  
**BB 3**  
**SO 8**  
**LOB 16**





Batter	1	2	3	4	5	6	7	8	9	AB	R	H	RBI	BB	SO	LOB	TOP					
9 DJ LeMahieu, R OBP: 0.329, SLG: 0.437	F9	19 1B 28 2B		K		F8		2B		5	1	2	1	0	1	0						
19 Charlie Blackmon, L OBP: 0.362, SLG: 0.496	BB	19 1B 28 2B		G1-3		G6-3		G4-3		4	1	1	1	1	0	1						
28 Nolan Arenado, R OBP: 0.406, SLG: 0.557	K	27 1B		BB		27 2B		2B	HR	4	3	3	3	1	1	1						
27 Trevor Story, R OBP: 0.344, SLG: 0.529	F7	20 S		K		2B		2B	L4	5	0	2	2	0	1	2						
20 Ian Desmond, R OBP: 0.269, SLG: 0.424	HR	G1-3		HR		K		K	23 G5-4-3 1B	5	2	3	2	0	1	2						
23 Tom Murphy, R OBP: 0.385, SLG: 0.462	FC3-6 1B	G1-4-3		K		L8		G5-4-3		5	0	1	0	0	1	2						
8 Gerardo Parra, L OBP: 0.330, SLG: 0.376	FC3-6 9 1B	G4-3		F9		G3				4	1	0	0	0	0	2						
42 Chris Iannetta, R OBP: 0.335, SLG: 0.399	F7	BB		F7		K		K		3	0	0	0	1	1	1						
56 Noel Cuevas, R OBP: 0.314, SLG: 0.354	9 1B 19 1B	G4-3		G4-3		G5-3		G5-3		4	1	1	0	0	0	1						
<b>Inning Stats</b>	R: 0 E: 0 K: 1 S: 8	H: 0 LOB: 1 BB: 1 P: 16	R: 6 E: 0 K: 0 S: 25	H: 7 LOB: 1 BB: 0 P: 42	R: 0 E: 0 K: 0 S: 7	H: 0 LOB: 1 BB: 1 P: 14	R: 0 E: 0 K: 2 S: 15	H: 0 LOB: 1 BB: 0 P: 21	R: 1 E: 0 K: 1 S: 10	H: 1 LOB: 0 BB: 0 P: 15	R: 0 E: 0 K: 0 S: 7	H: 0 LOB: 0 BB: 0 P: 12	R: 1 E: 0 K: 1 S: 16	H: 2 LOB: 1 BB: 0 P: 22	R: 0 E: 0 K: 1 S: 12	H: 1 LOB: 1 BB: 0 P: 16	R: 1 E: 0 K: 0 S: 16	H: 2 LOB: 0 BB: 0 P: 21	1B: 6 2B: 4 3B: 0 HR: 3	SF: 0 SAC: 0 DP: 1 HBP: 0	WP: 0 PB: 0 SB: 1 CS: 0	PA: 42
<b>PITCHER</b>	IP	WLS	BF	H	R	ER	SO	BB	IBB	HBP	BLK	WP	HR	S	P	ERA	WHIP					
65 Yohander Méndez, L (1, 1) ERA: 14.73	3.0	L	18	7	6	6	1	2	0	0	0	0	1	40	72	18.00	3.000					
55 Matt Moore, L (4, 1) ERA: 7.53	3.0		11	1	1	1	3	1	0	0	0	0	1	32	48	3.00	0.667					
43 Tony Barnette, R (7, 1) ERA: 2.91	2.0		9	3	1	1	2	0	0	0	0	0	0	28	38	4.50	1.500					
52 Brandon Mann, L (9, 1) ERA: 1.5	1.0		4	2	1	1	0	0	0	0	0	0	1	16	21	9.00	2.000					

Colorado Rockies @ Texas Rangers  
Globe Life Park in Arlington, Arlington, TX  
Fri Jun 15 2018, 8:08 PM - 11:22 PM EDT  
Att: 30,448 - Partly Cloudy - 96 F

AB	39
R	9
H	13
RBI	9
BB	3
SO	6
LOB	12



Batter	1	2	3	4	5	6	7	8	9	AB	R	H	RBI	BB	SO	LOB	BOTTOM					
17 Shin-Soo Choo, L OBP: 0.383, SLG: 0.462	G3	3B		K		K		K		3	0	0	0	1	2	0						
3 Delino DeShields, R OBP: 0.319, SLG: 0.298	19 WP 19 HR	19 G4-6-3 1B		K		K		G6-3		3	1	1	0	1	1	0						
19 Jurickson Profar, S OBP: 0.314, SLG: 0.443	HR	G4-6-3		G4-3		G4-3		29 HBP BB		3	1	1	2	1	0	2						
29 Adrian Beltré, R OBP: 0.389, SLG: 0.439	12 BB 9 1B	1B		F9		9 FC5-4 1B		HBP		3	1	2	0	0	0	0						
12 Rougned Odor, L OBP: 0.290, SLG: 0.297	9 1B	BB		K		K		K		3	0	0	0	1	3	3						
9 Isiah Kiner-Falefa, R OBP: 0.321, SLG: 0.344	13 HR	1B		G1-6-3		FC5-4 13 PB		K		4	1	1	1	0	1	3						
13 Joey Gallo, L OBP: 0.296, SLG: 0.463	HR	HR		K		K		67 G4-6-3 BB		3	1	1	2	1	2	1						
67 Ronald Guzmán, L OBP: 0.291, SLG: 0.412	G4-3	G4-6-3		K		F7		G4-6-3		4	0	0	0	0	1	1						
60 Carlos Pérez, R OBP: 0.197, SLG: 0.238	G5-3	G5-3		G6-3		K		P3		0	0	0	0	0	0	0						
71 Jose Trevino, R (2, PH)										4	0	0	0	0	1	0						
<b>Inning Stats</b>	R: 5 E: 0 K: 0 S: 16	H: 4 LOB: 0 BB: 2 P: 29	R: 0 E: 0 K: 0 S: 12	H: 1 LOB: 1 BB: 1 P: 20	R: 0 E: 0 K: 1 S: 9	H: 0 LOB: 0 BB: 0 P: 14	R: 0 E: 0 K: 2 S: 9	H: 0 LOB: 0 BB: 0 P: 17	R: 0 E: 0 K: 2 S: 12	H: 1 LOB: 1 BB: 0 P: 17	R: 0 E: 0 K: 2 S: 9	H: 0 LOB: 0 BB: 0 P: 14	R: 0 E: 0 K: 2 S: 16	H: 0 LOB: 2 BB: 1 P: 29	R: 0 E: 0 K: 0 S: 5	H: 0 LOB: 0 BB: 1 P: 12	1B: 4 2B: 0 3B: 0 HR: 2	SF: 0 SAC: 0 DP: 2 HBP: 1	WP: 1 PB: 1 SB: 0 CS: 0	PA: 36		
<b>PITCHER</b>	IP	WLS	BF	H	R	ER	SO	BB	IBB	HBP	BLK	WP	HR	S	P	ERA	WHIP					
35 Chad Bettis, R (1, 1) ERA: 4.65	5.2	W	24	6	5	5	6	3	0	0	0	0	0	11	16	0.00	0.000					
59 Harrison Musgrave, L (6, 1) ERA: 2.79	1.1	H	4	0	0	0	3	0	0	0	0	0	0	11	16	0.00	0.000					
0 Adam Ottavino, R (8, 1) ERA: 0.92	1.0	H	5	0	0	0	2	1	0	1	0	0	0	16	29	0.00	1.000					
71 Wade Davis, R (9, 1) ERA: 3.29	1.0		3	0	0	0	0	1	0	0	0	0	0	5	12	0.00	1.000					

Colorado Rockies @ Texas Rangers  
Globe Life Park in Arlington, Arlington, TX  
Fri Jun 15 2018, 8:08 PM - 11:22 PM EDT  
Att: 30,448 - Partly Cloudy - 96 F

AB	30
R	5
H	6
RBI	5
BB	5
SO	11
LOB	10





Batter	1	2	3	4	5	6	7	8	9	AB	R	H	RBI	BB	SO	LOB	TOP										
9 DJ LeMahieu, R OBP: 0.327, SLG: 0.433	L4		F9			28 WP 19 G5-3 28 SF8 1B	G5-3			4	1	1	0	0	0	3											
19 Charlie Blackmon, L OBP: 0.357, SLG: 0.489	G3		K			G5-3		K		4	0	0	0	0	2	1											
28 Nolan Arenado, R OBP: 0.401, SLG: 0.550	F9			G6-3		SF8	G5-3	K		3	0	0	1	0	0	0											
27 Trevor Story, R OBP: 0.339, SLG: 0.521		K		P6		L9		K		4	0	0	0	0	2	0											
20 Ian Desmond, R OBP: 0.273, SLG: 0.423		23 BLK 5 1B BB		K			23 2B 1B	G1-3		3	1	1	0	1	1	0											
23 Tom Murphy, R OBP: 0.412, SLG: 0.500		K		K			2B	5 FC4 BB		3	0	1	0	1	2	1											
5 Carlos González, L OBP: 0.312, SLG: 0.427		2-H 1B		G4-3			F8	42 DI FC4		4	0	1	1	0	0	3											
42 Chris Iannetta, R OBP: 0.339, SLG: 0.397		L7						K		3	0	1	0	1	1	2											
56 Noel Cuevas, R OBP: 0.303, SLG: 0.341							L8			3	0	0	0	0	1	4											
<b>Inning Stats</b>	R: 0 E: 0 K: 0 S: 6	H: 0 LOB: 0 BB: 0 P: 9	R: 1 E: 0 K: 2 S: 12	H: 1 LOB: 1 BB: 1 P: 25	R: 0 E: 0 K: 2 S: 7	H: 0 LOB: 0 BB: 0 P: 10	R: 0 E: 0 K: 1 S: 7	H: 0 LOB: 0 BB: 0 P: 10	R: 0 E: 0 K: 1 S: 8	H: 1 LOB: 1 BB: 0 P: 14	R: 1 E: 0 K: 0 S: 13	H: 1 LOB: 0 BB: 0 P: 19	R: 0 E: 0 K: 0 S: 9	H: 2 LOB: 3 BB: 1 P: 15	R: 0 E: 0 K: 2 S: 8	H: 0 LOB: 0 BB: 0 P: 11	R: 0 E: 0 K: 1 S: 11	H: 0 LOB: 1 BB: 1 P: 20	1B: 4 2B: 1 3B: 0 HR: 0	SF: 1 SAC: 0 DP: 0 HBP: 0	WP: 1 PB: 0 SB: 0 CS: 0	PA: 35					
<b>PITCHER</b>	IP	WLS	BF	H	R	ER	SO	BB	IBB	HBP	BLK	WP	HR	S	P	ERA	WHIP										
36 Mike Minor, L ERA: 5.35	7.0		28	5	2	2	6	2	0	0	1	1	0	62	102	2.57	1.000										
62 José Leclerc, R ERA: 1.92	1.0	W	3	0	0	0	2	0	0	0	0	0	0	8	11	0.00	0.000										
50 Keone Kela, R ERA: 4.07	1.0	S	4	0	0	0	1	1	0	0	0	0	0	11	20	0.00	1.000										

Colorado Rockies @ Texas Rangers  
Globe Life Park in Arlington, Arlington, TX  
Sat Jun 16 2018, 4:08 PM - 6:49 PM EDT  
Att: 23,468 - Partly Cloudy - 92 F

AB	31
R	2
H	5
RBI	2
BB	3
SO	9
LOB	14



Batter	1	2	3	4	5	6	7	8	9	AB	R	H	RBI	BB	SO	LOB	BOTTOM										
17 Shin-Soo Choo, L OBP: 0.387, SLG: 0.464	BB		1B			19 LG 3 1B 1B	F7			3	0	2	0	1	0	1											
3 Delino DeShields, R OBP: 0.323, SLG: 0.298	F9		F9			29 S 1B		19 1B 29 3B BB		3	1	1	0	1	0	2											
19 Jurickson Profar, S OBP: 0.313, SLG: 0.440	P4			L9		L6		29 3B 1B		4	1	1	0	0	0	3											
29 Adrián Beltré, R OBP: 0.386, SLG: 0.448	K			G6-3		G6-3		12 SF9 3B		4	0	1	2	0	1	2											
16 Ryan Rua, R OBP: 0.207, SLG: 0.267										0	1	0	0	0	0	0											
12 Rougned Odor, L OBP: 0.289, SLG: 0.311	P6			K				9 2B 3B		3	1	1	1	0	1	0											
9 Ishik Kiner-Faleola, R OBP: 0.319, SLG: 0.347	G4-3			G5-3		G6-3		67 G6-3 71 1B 2B		4	1	1	1	0	1	1											
13 Joey Gallo, L OBP: 0.295, SLG: 0.460	K							F7		4	0	1	0	0	1	2											
67 Ronald Guzmán, L OBP: 0.292, SLG: 0.411						L9		G6-3		3	0	1	0	0	0	2											
71 Jose Trevino, R OBP: 0.143, SLG: 0.143						F8				3	0	1	1	0	0	2											
<b>Inning Stats</b>	R: 0 E: 0 K: 1 S: 16	H: 0 LOB: 1 BB: 1 P: 27	R: 0 E: 0 K: 1 S: 7	H: 0 LOB: 0 BB: 0 P: 13	R: 0 E: 0 K: 0 S: 7	H: 2 LOB: 1 BB: 0 P: 8	R: 0 E: 0 K: 1 S: 6	H: 0 LOB: 0 BB: 0 P: 10	R: 0 E: 0 K: 0 S: 9	H: 1 LOB: 1 BB: 0 P: 12	R: 0 E: 0 K: 0 S: 9	H: 2 LOB: 1 BB: 0 P: 12	R: 2 E: 0 K: 0 S: 16	H: 3 LOB: 1 BB: 0 P: 24	R: 3 E: 0 K: 1 S: 14	H: 2 LOB: 1 BB: 1 P: 28	1B: 7 2B: 2 3B: 2 HR: 0	SF: 1 SAC: 0 DP: 2 HBP: 0	WP: 0 PB: 0 SB: 1 CS: 0	PA: 34							
<b>PITCHER</b>	IP	WLS	BF	H	R	ER	SO	BB	IBB	HBP	BLK	WP	HR	S	P	ERA	WHIP										
21 Kyle Freeland, L ERA: 3.99	7.0		28	8	2	2	3	1	0	0	0	0	0	6	15	-	-										
59 Harrison Musgrave, L ERA: 4.19	0.0	L	3	2	3	3	0	1	0	0	0	0	0	6	15	-	-										
29 Bryan Shaw, R ERA: 6.88	1.0		3	0	0	0	1	0	0	0	0	0	0	8	13	0.00	0.000										

Colorado Rockies @ Texas Rangers  
Globe Life Park in Arlington, Arlington, TX  
Sat Jun 16 2018, 4:08 PM - 6:49 PM EDT  
Att: 23,468 - Partly Cloudy - 92 F

AB	31
R	5
H	10
RBI	5
BB	2
SO	4
LOB	15





Batter	1	2	3	4	5	6	7	8	9	AB	R	H	RBI	BB	SO	LOB	TOP											
9 DJ LeMahieu, R (1.4)										5	2	2	1	0	3	0												
19 Charlie Blackmon, L (1.8)										4	2	1	1	1	0	0												
28 Nolan Arenado, R (1.5)											5	1	2	1	0	1												
5 Carlos González, L (1.9)											4	3	2	1	1	0												
27 Trevor Story, R (1.6)											5	2	2	2	0	1												
8 Gerardo Parra, L (1.7)											4	1	3	4	1	0												
20 Ian Desmond, R (1.10)											5	0	2	1	0	2												
23 Tom Murphy, R (1.2)											4	0	0	1	0	1												
14 Tony Wolters, L (8.2)											1	0	0	0	0	0												
24 Ryan McMahon, L (1.3)											4	1	1	0	0	1												
<b>Inning Stats</b>	R: 1 E: 0 K: 1 S: 10	H: 1 LOB: 0 BB: 0 P: 15	R: 0 E: 0 K: 0 S: 8	H: 1 LOB: 1 BB: 0 P: 14	R: 0 E: 0 K: 1 S: 9	H: 0 LOB: 0 BB: 0 P: 13	R: 3 E: 0 K: 1 S: 14	H: 3 LOB: 1 BB: 1 P: 27	R: 1 E: 0 K: 1 S: 14	H: 1 LOB: 1 BB: 1 P: 25	R: 0 E: 0 K: 0 S: 3	H: 0 LOB: 0 BB: 0 P: 8	R: 5 E: 0 K: 3 S: 24	H: 6 LOB: 1 BB: 0 P: 37	R: 0 E: 0 K: 1 S: 7	H: 0 LOB: 0 BB: 0 P: 11	R: 2 E: 0 K: 1 S: 17	H: 3 LOB: 1 BB: 0 P: 23	1B: 8 2B: 5 HR: 2	SF: 0 SAC: 0 DP: 1 HBP: 0	WP: 0 PB: 0 SB: 0 CS: 0	PA: 44						
<b>PITCHER</b>	IP: 5.0 WLS: 15.95 ERA: 9.00 WHIP: 1.800	WLS: 4 ERA: 5.29	WLS: 2 ERA: 2.88	WLS: 2 ERA: 3.47	WLS: 6 ERA: 15.95	WLS: 2 ERA: 9.00	WLS: 1 ERA: 18.00	WLS: 11 ERA: 81.00	WLS: 22 ERA: 6.75	WLS: 11.25	WLS: 1.800	WLS: 2.000	WLS: 12.000	WLS: 1.125	WLS: 1.800	WLS: 1.400	WLS: 0.750	WLS: 6.000	WLS: 0.000	WLS: 1.000	WLS: 13.500	WLS: 27.000	WLS: 0.000	WLS: 0.000	WLS: 0.000	WLS: 1.400	WLS: 18.000	WLS: 108.000

Colorado Rockies @ Texas Rangers  
Globe Life Park in Arlington, Arlington, TX  
Sun Jun 17 2018, 3:10 PM - 7:03 PM EDT  
Att: 25,513 - Cloudy - 88 F

livebaseballscorecards.com

AB 41  
R 12  
H 15  
RBI 12  
BB 3  
SO 9  
LOB 13

Batter	1	2	3	4	5	6	7	8	9	AB	R	H	RBI	BB	SO	LOB	BOTTOM								
17 Shin-Soo Choo, L (1.10)										5	1	1	1	0	2	2									
3 Delino DeShazo, R (1.8)											2	4	1	0	2	0									
30 Nomar Mazara, L (1.9)											4	2	2	3	1	0									
19 Jurickson Profar, S (1.6)											5	1	2	4	0	0									
12 Rougned Odor, L (1.4)											4	1	1	0	0	2									
9 Isiah Kiner-Falefa, R (1.5)											4	1	1	1	1	1									
13 Joey Gallo, L (1.7)											4	0	0	1	1	4									
61 Robinson Chirinos, R (1.2)											2	1	0	0	0	2									
29 Adrian Beltre, R (8. PH)											1	0	0	0	0	0									
71 Jose Trevino, R (9.2)											1	0	1	2	0	0									
67 Ronald Guzmán, L (1.3)											2	2	1	0	2	1									
Ryan Rua, R (8. PR)											0	0	0	0	0	0									
<b>Inning Stats</b>	R: 0 E: 0 K: 1 S: 7	H: 0 LOB: 0 BB: 0 P: 11	R: 0 E: 0 K: 2 S: 9	H: 0 LOB: 0 BB: 0 P: 13	R: 0 E: 0 K: 3 S: 10	H: 0 LOB: 0 BB: 0 P: 16	R: 1 E: 0 K: 1 S: 12	H: 2 LOB: 1 BB: 0 P: 18	R: 0 E: 0 K: 2 S: 11	H: 1 LOB: 0 BB: 0 P: 17	R: 5 E: 2 K: 2 S: 18	H: 3 LOB: 0 BB: 1 P: 30	R: 3 E: 0 K: 0 S: 18	H: 1 LOB: 2 BB: 2 P: 34	R: 0 E: 0 K: 1 S: 12	H: 1 LOB: 1 BB: 0 P: 19	R: 4 E: 0 K: 0 S: 15	H: 2 LOB: 2 BB: 4 P: 38	1B: 8 2B: 1 HR: 1	SF: 0 SAC: 1 DP: 0 HBP: 2	WP: 1 PB: 0 SB: 2 CS: 1	PA: 44			
<b>PITCHER</b>	IP: 5.0 WLS: 5.89 ERA: 9.00 WHIP: 1.400	IP: 1.1 WLS: 6 ERA: 5.29	IP: 0.1 WLS: 3 ERA: 7.08	IP: 0.1 WLS: 2 ERA: 7.45	IP: 1.0 WLS: 4 ERA: 0.89	IP: 6.6 WLS: 22 ERA: 15.95	IP: 2.2 WLS: 2 ERA: 9.00	IP: 11.25 WLS: 11.25 ERA: 81.00	IP: 2.2 WLS: 2.88 ERA: 3.47	IP: 11.25 WLS: 11.25 ERA: 6.75	IP: 1.800 WLS: 1.800 ERA: 9.00	IP: 2.000 WLS: 2.000 ERA: 18.00	IP: 12.000 WLS: 12.000 ERA: 81.00	IP: 1.125 WLS: 1.125 ERA: 6.75	IP: 1.400 WLS: 1.400 ERA: 9.00	IP: 0.750 WLS: 0.750 ERA: 13.500	IP: 6.000 WLS: 6.000 ERA: 27.000	IP: 0.000 WLS: 0.000 ERA: 0.000	IP: 1.000 WLS: 1.000 ERA: 0.000	IP: 13.500 WLS: 13.500 ERA: 108.000	IP: 27.000 WLS: 27.000 ERA: 6.75	IP: 1.125 WLS: 1.125 ERA: 6.75	IP: 1.800 WLS: 1.800 ERA: 9.00	IP: 1.400 WLS: 1.400 ERA: 9.00	IP: 18.000 WLS: 18.000 ERA: 108.000

Colorado Rockies @ Texas Rangers  
Globe Life Park in Arlington, Arlington, TX  
Sun Jun 17 2018, 3:10 PM - 7:03 PM EDT  
Att: 25,513 - Cloudy - 88 F

livebaseballscorecards.com

AB 34  
R 13  
H 10  
RBI 12  
BB 7  
SO 12  
LOB 11



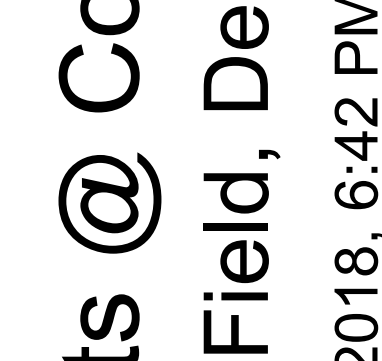
Batter	1	2	3	4	5	6	7	8	9	AB R H RBI BB SO LOB	TOP									
9 Brandon Nimmo, L (1,7) OBP: 0.410, SLG: 0.603										6 2 4 4 0 2 1	<b>New York Mets @ Colorado Rockies</b> Coors Field, Denver, CO Mon Jun 18 2018, 6:42 PM - 9:52 PM MDT Att: 33,815 - Partly Cloudy - 72 F									
13 Asdrúbal Cabrera, S (1,4) OBP: 0.311, SLG: 0.415										6 1 2 0 0 3 3										
15 Luis Guillorme, L (9,4) OBP: 0.225, SLG: 0.222										0 0 0 0 0 0 0										
21 Todd Frazier, R (1,5) OBP: 0.325, SLG: 0.398										5 1 1 0 0 0 2										
4 Wilmer Flores, R (1,3) OBP: 0.324, SLG: 0.423										5 1 1 1 0 1 2										
30 Michael Conforto, L (1,8) OBP: 0.354, SLG: 0.397										4 2 3 0 1 0 0										
29 Devin Mesoraco, R (1,2) OBP: 0.307, SLG: 0.426										3 2 1 3 1 0 1										
11 José Bautista, R (1,9) OBP: 0.346, SLG: 0.341										2 1 0 2 3 0 0										
48 Jacob deGrom, L (1,1) OBP: 0.121, SLG: 0.065										4 0 0 0 0 1 4										
7 José Reyes, S (9,PH) OBP: 0.230, SLG: 0.225										1 1 0 0 0 0 3										
51 Paul Sewald, R (9,1) OBP: 0.274, SLG: 0.371										0 0 0 0 0 0 0										
1 Amed Rosario, R (1,6) OBP: 0.274, SLG: 0.371										5 1 3 2 0 2 3										
<b>Inning Stats</b>	R: 1 E: 0 K: 1 S: 13	H: 1 LOB: 0 BB: 0 P: 19	R: 1 E: 0 K: 1 S: 11	H: 1 LOB: 0 BB: 0 P: 18	R: 0 E: 0 K: 2 S: 10	H: 1 LOB: 1 BB: 0 P: 12	R: 1 E: 0 K: 0 S: 16	H: 1 LOB: 1 BB: 1 P: 26	R: 0 E: 0 K: 2 S: 12	H: 1 LOB: 1 BB: 0 P: 14	R: 1 E: 0 K: 1 S: 8	H: 1 LOB: 0 BB: 0 P: 14	R: 2 E: 0 K: 1 S: 15	H: 3 LOB: 1 BB: 0 P: 22	R: 6 E: 0 K: 1 S: 20	H: 4 LOB: 1 BB: 3 P: 35	1B: 7 2B: 4 3B: 0 HR: 4	SF: 0 SAC: 0 DP: 1 HBP: 1	WP: 1 PB: 0 SB: 1 CS: 0	PA: 47
<b>PITCHER</b>	IP WLS BF H R ER SO BB IBB HBP BLK WP HR S P ERA WHIP	5.1 L 25 7 3 3 5 2 0 1 0 0 1 69 104 5.06 1.688	6.1 1.2 7 2 2 2 2 0 0 0 0 0 1 15 24 10.80 1.200	8.1 1.0 5 2 1 1 1 0 0 0 0 1 12 17 9.00 2.000	9.1 0.1 6 2 5 5 0 2 1 0 0 0 0 10 20 135.00 12.000	9.1 0.2 4 2 1 1 1 0 0 0 0 0 0 10 15 13.50 3.000														

Batter	1	2	3	4	5	6	7	8	9	AB R H RBI BB SO LOB	BOTTOM											
9 DJ LeMahieu, R (1,4) OBP: 0.327, SLG: 0.453										4 0 1 0 0 1 0	<b>New York Mets @ Colorado Rockies</b> Coors Field, Denver, CO Mon Jun 18 2018, 6:42 PM - 9:52 PM MDT Att: 33,815 - Partly Cloudy - 72 F											
19 Charlie Blackmon, L (1,8) OBP: 0.333, SLG: 0.478										4 0 0 0 0 0 1												
28 Nolan Arenado, R (1,5) OBP: 0.395, SLG: 0.542										4 0 0 0 0 1 1												
5 Carlos González, L (1,9) OBP: 0.318, SLG: 0.436										4 1 1 0 0 1 0												
27 Trevor Story, R (1,6) OBP: 0.342, SLG: 0.526										2 0 0 0 2 0 1												
8 Gerardo Parra, L (1,7) OBP: 0.344, SLG: 0.399										4 1 2 1 0 0 2												
20 Ian Desmond, R (1,3) OBP: 0.276, SLG: 0.421										3 0 1 0 0 0 1												
23 Tom Murphy, R (1,2) OBP: 0.292, SLG: 0.348										3 0 0 0 0 3 2												
44 Tyler Anderson, L (1,1) ERA: 4.52										2 0 0 0 0 2 0												
59 Harrison Musgrave, L (6,1) ERA: 4.71										0 0 0 0 0 0 0												
51 Jake McGee, L (8,1) ERA: 5.4										0 0 0 0 0 0 0												
56 Noel Cuevas, R (8,PH) OBP: 0.360, SLG: 0.334										1 0 0 0 0 0 0												
34 Jeff Hoffman, R (9,1) ERA: 14.73										0 0 0 0 0 0 0												
50 Brooks Pounders, R (9,1) ERA: 8.16										0 0 0 0 0 0 0												
<b>Inning Stats</b>	R: 0 E: 0 K: 0 S: 7	H: 0 LOB: 0 BB: 0 P: 7	R: 1 E: 0 K: 1 S: 12	H: 2 LOB: 1 BB: 0 P: 16	R: 0 E: 0 K: 2 S: 11	H: 1 LOB: 1 BB: 0 P: 16	R: 0 E: 0 K: 0 S: 6	H: 0 LOB: 0 BB: 1 P: 11	R: 0 E: 0 K: 2 S: 8	H: 0 LOB: 0 BB: 0 P: 10	R: 0 E: 0 K: 1 S: 10	H: 0 LOB: 0 BB: 0 P: 14	R: 1 E: 0 K: 1 S: 15	H: 2 LOB: 1 BB: 0 P: 22	R: 0 E: 0 K: 1 S: 10	H: 0 LOB: 0 BB: 0 P: 10	R: 0 E: 0 K: 1 S: 10	H: 0 LOB: 1 BB: 1 P: 16	1B: 2 2B: 4 3B: 0 HR: 0	SF: 0 SAC: 0 DP: 1 HBP: 0	WP: 0 PB: 0 SB: 0 CS: 0	PA: 33
<b>PITCHER</b>	IP WLS BF H R ER SO BB IBB HBP BLK WP HR S P ERA WHIP	8.0 W 29 5 2 1 7 1 0 0 0 0 0 79 106 1.12 0.750	9.1 1.0 4 0 0 0 1 1 0 0 0 0 0 10 16 0.00 1.000																			

AB 41  
R 12  
H 15  
RBI 12  
BB 5  
SO 9  
LOB 19



AB 31  
R 2  
H 5  
RBI 1  
BB 2  
SO 8  
LOB 8

















Batter	1	2	3	4	5	6	7	8	9	AB	R	H	RBI	BB	SO	LOB	TOP			
32 Derek Dietrich, L (1,7) OBP: 0.344, SLG: 0.465										5	1	3	1	0	1	0	<b>Miami Marlins @ Colorado Rockies</b> Coors Field, Denver, CO Fri Jun 22 2018, 6:41 PM - 9:35 PM MDT Att: 35,468 - Partly Cloudy - 81 F			
15 Brian Anderson, R (1,9) OBP: 0.374, SLG: 0.422										5	0	1	0	0	0	2				
11 J.T. Realmuto, R (1,2) OBP: 0.360, SLG: 0.535										5	1	3	0	0	0	1				
41 Justin Bour, L (1,3) OBP: 0.367, SLG: 0.429										3	0	0	0	1	3	5				
13 Starlin Castro, R (1,4) OBP: 0.318, SLG: 0.374										4	1	1	0	0	1	4				
10 JT Riddle, L (1,6) OBP: 0.247, SLG: 0.385										4	0	0	1	0	2	2				
19 Miguel Rojas, R (1,5) OBP: 0.311, SLG: 0.358										4	0	2	0	0	2	1				
9 Lewis Brinson, R (1,8) OBP: 0.223, SLG: 0.329										4	0	0	0	0	3	3				
54 Wei-Yin Chen, R (1,1) OBP: 0.325, SLG: 0.125										1	0	0	0	0	1	0				
2 Yadiel Rivera, R (5,PH) OBP: 0.329, SLG: 0.217										1	0	0	0	0	0	0				
64 Nick Wittgren, R (5,1) ERA: 2.89										0	0	0	0	0	0	0				
56 Tayron Guerrero, R (6,1) ERA: 5.03										0	0	0	0	0	0	0				
3 JB Shuck, L (7,PH) OBP: 0.259, SLG: 0.239										0	0	0	0	0	0	0				
57 Elieser Hernández, R (7,1) ERA: 5.12										0	0	0	0	0	0	0				
53 Brett Graves, R (8,1) ERA: 6.75										1	0	0	0	0	1	0				
<b>Inning Stats</b>	R: 0 E: 0 K: 2 S: 13	H: 2 LOB: 2 BB: 0 P: 18	R: 0 E: 0 K: 2 S: 7	H: 0 LOB: 0 BB: 0 P: 12	R: 1 E: 0 K: 2 S: 14	H: 2 LOB: 1 BB: 0 P: 18	R: 0 E: 0 K: 2 S: 9	H: 1 LOB: 0 BB: 0 P: 13	R: 0 E: 0 K: 3 S: 10	H: 2 LOB: 2 BB: 0 P: 16	R: 0 E: 0 K: 3 S: 10	H: 0 LOB: 0 BB: 0 P: 6	R: 2 E: 1 K: 1 S: 9	H: 1 LOB: 1 BB: 0 P: 19	R: 0 E: 0 K: 1 S: 12	H: 1 LOB: 0 BB: 0 P: 20	1B: 6 2B: 3 3B: 0 HR: 1	SF: 0 SAC: 0 DP: 0 HBP: 0	WP: 1 PB: 0 SB: 0 CS: 0	PA: 39
<b>PITCHER</b>	IP WLS BF H R ER SO BB IBB HBP BLK WP HR S P ERA WHIP																			
55 Jon Gray, R (1,1) ERA: 5.52	7.0 W 29 8 1 1 12 0 0 0 0 0 1 69 99 1.29 1.143																			
62 Yency Almonte, R (8,1) ERA: 7.63	1.0 6 1 2 0 1 1 0 0 0 0 1 9 19 0.00 2.000																			
50 Brooks Pounders, R (9,1) ERA: 7.63	1.0 4 1 0 0 1 0 0 0 0 0 0 12 20 0.00 1.000																			


Batter	1	2	3	4	5	6	7	8	9	AB	R	H	RBI	BB	SO	LOB	BOTTOM			
9 DJ LeMahieu, R (1,4) OBP: 0.329, SLG: 0.445										3	0	0	1	1	0	1	<b>Miami Marlins @ Colorado Rockies</b> Coors Field, Denver, CO Fri Jun 22 2018, 6:41 PM - 9:35 PM MDT Att: 35,468 - Partly Cloudy - 81 F			
19 Charlie Blackmon, L (1,8) OBP: 0.363, SLG: 0.490										5	1	2	1	0	0	2				
62 Yency Almonte, R (8,1) ERA: 7.63										0	0	0	0	0	0	0				
50 Brooks Pounders, R (9,1) ERA: 7.63										0	0	0	0	0	0	0				
28 Nolan Arenado, R (1,5) OBP: 0.410, SLG: 0.598										4	1	3	2	1	1	0				
27 Trevor Story, R (1,6) OBP: 0.334, SLG: 0.522										5	1	1	0	0	1	4				
20 Ian Desmond, R (1,3) OBP: 0.297, SLG: 0.430										4	2	2	0	1	1	1				
23 Tom Murphy, R (1,2) OBP: 0.364, SLG: 0.469										5	1	3	2	0	2	1				
5 Carlos González, L (1,9) OBP: 0.332, SLG: 0.453										4	2	2	0	1	2	2				
56 Noel Cuevas, R (1,7) OBP: 0.304, SLG: 0.357										4	2	1	0	0	0	5				
55 Jon Gray, R (1,1) OBP: 0.192, SLG: 0.167										2	1	0	1	0	1	1				
8 Gerardo Parra, L (7,PH) OBP: 0.343, SLG: 0.403										1	0	1	3	0	0	0				
<b>Inning Stats</b>	R: 0 E: 0 K: 0 S: 6	H: 1 LOB: 1 BB: 1 P: 10	R: 1 E: 0 K: 1 S: 10	H: 2 LOB: 1 BB: 0 P: 12	R: 0 E: 0 K: 0 S: 7	H: 1 LOB: 1 BB: 0 P: 13	R: 0 E: 0 K: 2 S: 26	H: 5 LOB: 0 BB: 0 P: 39	R: 0 E: 0 K: 1 S: 10	H: 1 LOB: 2 BB: 1 P: 15	R: 3 E: 0 K: 0 S: 12	H: 2 LOB: 1 BB: 2 P: 17	R: 1 E: 0 K: 2 S: 15	H: 2 LOB: 1 BB: 0 P: 21	R: 1 E: 0 K: 0 S: 15	H: 2 LOB: 1 BB: 0 P: 21	1B: 8 2B: 6 3B: 0 HR: 1	SF: 1 SAC: 1 DP: 1 HBP: 0	WP: 1 PB: 0 SB: 0 CS: 0	PA: 43
<b>PITCHER</b>	IP WLS BF H R ER SO BB IBB HBP BLK WP HR S P ERA WHIP																			
54 Wei-Yin Chen, L (1,1) ERA: 6.7	4.0 L 22 9 7 7 3 1 0 0 0 0 0 49 74 15.75 2.500																			
64 Nick Wittgren, R (5,1) ERA: 2.89	1.0 4 1 0 0 2 0 0 0 0 0 0 15 20 0.00 1.000																			
56 Tayron Guerrero, R (6,1) ERA: 5.03	1.0 5 1 0 0 1 1 0 0 0 0 0 10 15 0.00 2.000																			
57 Elieser Hernández, R (7,1) ERA: 5.12	1.0 7 2 3 3 0 1 1 0 0 0 0 12 17 27.00 3.000																			
53 Brett Graves, R (8,1) ERA: 6.75	1.0 5 2 1 1 2 0 0 0 0 0 0 15 21 9.00 2.000																			



Batter	1	2	3	4	5	6	7	8	9	AB	R	H	RBI	BB	SO	LOB	TOP							
13 Starlin Castro, R OBP: 0.319, SLG: 0.372										4	1	1	0	1	0	1								
15 Brian Anderson, R OBP: 0.372, SLG: 0.418										5	1	1	0	0	2	6								
11 J.T. Realmuto, R OBP: 0.365, SLG: 0.548										4	1	2	4	1	2	1								
1 Cameron Maybin, R OBP: 0.304, SLG: 0.302										5	0	0	0	0	1	3								
32 Derek Dietrich, L OBP: 0.346, SLG: 0.475										3	1	1	1	1	1	1								
29 Brad Ziegler, R										0	0	0	0	0	0	0								
71 Drew Steckenrider, R										0	0	0	0	0	0	0								
46 Kyle Barraclough, R										0	0	0	0	0	0	0								
9 Lewis Brinson, R OBP: 0.220, SLG: 0.324										4	0	0	0	0	1	2								
2 Yadiel Rivera, R OBP: 0.326, SLG: 0.219										4	1	1	0	0	2	0								
28 Bryan Holaday, R OBP: 0.227, SLG: 0.239										4	0	1	0	0	0	0								
36 Trevor Richards, R OBP: 0.143, SLG: 0.077										1	0	1	0	1	0	0								
41 Justin Bour, L OBP: 0.369, SLG: 0.431										1	1	1	1	0	0	0								
3 JB Shuck, L OBP: 0.252, SLG: 0.237										1	0	0	0	0	0	0								
<b>Inning Stats</b>	R: 0 E: 0 K: 1 S: 11	H: 1 LOB: 1 BB: 0 P: 13	R: 0 E: 0 K: 3 S: 9	H: 0 LOB: 0 BB: 0 P: 12	R: 0 E: 0 K: 1 S: 5	H: 0 LOB: 1 BB: 1 P: 13	R: 1 E: 0 K: 2 S: 8	H: 1 LOB: 0 BB: 0 P: 12	R: 0 E: 0 K: 1 S: 12	H: 1 LOB: 2 BB: 1 P: 20	R: 0 E: 0 K: 0 S: 11	H: 1 LOB: 1 BB: 0 P: 15	R: 5 E: 0 K: 0 S: 23	H: 5 LOB: 1 BB: 1 P: 39	R: 0 E: 0 K: 0 S: 4	H: 0 LOB: 0 BB: 0 P: 6	R: 0 E: 0 K: 1 S: 7	H: 0 LOB: 1 BB: 1 P: 12	1B: 7 2B: 0 3B: 0 HR: 2	SF: 0 SAC: 0 DP: 0 HBP: 0	WP: 1 PB: 0 SB: 0 CS: 0	PA: 40		
<b>PITCHER</b>	IP WLS BF H R ER SO BB IBB HBP BLK WP HR S P ERA WHIP	IP WLS BF H R ER SO BB IBB HBP BLK WP HR S P ERA WHIP	IP WLS BF H R ER SO BB IBB HBP BLK WP HR S P ERA WHIP	IP WLS BF H R ER SO BB IBB HBP BLK WP HR S P ERA WHIP	IP WLS BF H R ER SO BB IBB HBP BLK WP HR S P ERA WHIP	IP WLS BF H R ER SO BB IBB HBP BLK WP HR S P ERA WHIP	IP WLS BF H R ER SO BB IBB HBP BLK WP HR S P ERA WHIP	IP WLS BF H R ER SO BB IBB HBP BLK WP HR S P ERA WHIP	IP WLS BF H R ER SO BB IBB HBP BLK WP HR S P ERA WHIP	IP WLS BF H R ER SO BB IBB HBP BLK WP HR S P ERA WHIP	IP WLS BF H R ER SO BB IBB HBP BLK WP HR S P ERA WHIP	IP WLS BF H R ER SO BB IBB HBP BLK WP HR S P ERA WHIP	IP WLS BF H R ER SO BB IBB HBP BLK WP HR S P ERA WHIP	IP WLS BF H R ER SO BB IBB HBP BLK WP HR S P ERA WHIP	IP WLS BF H R ER SO BB IBB HBP BLK WP HR S P ERA WHIP	IP WLS BF H R ER SO BB IBB HBP BLK WP HR S P ERA WHIP	IP WLS BF H R ER SO BB IBB HBP BLK WP HR S P ERA WHIP	IP WLS BF H R ER SO BB IBB HBP BLK WP HR S P ERA WHIP	IP WLS BF H R ER SO BB IBB HBP BLK WP HR S P ERA WHIP	IP WLS BF H R ER SO BB IBB HBP BLK WP HR S P ERA WHIP	IP WLS BF H R ER SO BB IBB HBP BLK WP HR S P ERA WHIP	IP WLS BF H R ER SO BB IBB HBP BLK WP HR S P ERA WHIP	IP WLS BF H R ER SO BB IBB HBP BLK WP HR S P ERA WHIP	IP WLS BF H R ER SO BB IBB HBP BLK WP HR S P ERA WHIP

Miami Marlins @ Colorado Rockies  
Coors Field, Denver, CO  
Sat Jun 23 2018, 1:13 PM - 4:00 PM MDT  
Att: 39,032 - Partly Cloudy - 82 F


AB 36  
R 6  
H 9  
RBI 6  
BB 4  
SO 9  
LOB 14



Batter	1	2	3	4	5	6	7	8	9	AB	R	H	RBI	BB	SO	LOB	BOTTOM							
9 DJ LeMahieu, R OBP: 0.328, SLG: 0.439										3	0	0	0	1	0	0								
19 Charlie Blackmon, L OBP: 0.362, SLG: 0.486										4	0	1	0	0	1	2								
28 Nolan Arenado, R OBP: 0.404, SLG: 0.589										4	0	0	0	0	2	1								
5 Carlos González, L OBP: 0.330, SLG: 0.449										4	1	1	0	0	2	0								
27 Trevor Story, R OBP: 0.333, SLG: 0.522										4	0	1	0	0	0	0								
8 Gerardo Parra, L OBP: 0.343, SLG: 0.417										2	1	1	2	0	1	0								
20 Ian Desmond, R OBP: 0.297, SLG: 0.427										2	0	0	0	1	2	1								
14 Tony Wolters, L OBP: 0.269, SLG: 0.218										3	0	0	0	0	1	1								
44 Tyler Anderson, L OBP: 0.185, SLG: 0.083										1	0	0	0	0	1	0								
29 Bryan Shaw, S										0	0	0	0	0	0	0								
59 Harrison Musgrave, L										0	0	0	0	0	0	0								
56 Noel Cuevas, R OBP: 0.301, SLG: 0.354										1	0	0	0	0	0	0								
34 Jeff Hoffman, R										0	0	0	0	0	0	0								
<b>Inning Stats</b>	R: 0 E: 0 K: 2 S: 10	H: 0 LOB: 0 BB: 0 P: 18	R: 0 E: 0 K: 2 S: 8	H: 0 LOB: 0 BB: 0 P: 12	R: 0 E: 0 K: 1 S: 7	H: 0 LOB: 2 BB: 2 P: 17	R: 1 E: 0 K: 2 S: 12	H: 2 LOB: 1 BB: 0 P: 21	R: 0 E: 0 K: 1 S: 5	H: 0 LOB: 0 BB: 0 P: 8	R: 0 E: 0 K: 0 S: 6	H: 1 LOB: 0 BB: 0 P: 10	R: 1 E: 0 K: 1 S: 7	H: 1 LOB: 0 BB: 0 P: 9	R: 0 E: 0 K: 0 S: 7	H: 0 LOB: 0 BB: 0 P: 11	R: 0 E: 0 K: 1 S: 11	H: 0 LOB: 0 BB: 0 P: 16	1B: 2 2B: 1 3B: 0 HR: 1	SF: 1 SAC: 1 DP: 1 HBP: 0	WP: 0 PB: 0 SB: 0 CS: 0	PA: 32		
<b>PITCHER</b>	IP WLS BF H R ER SO BB IBB HBP BLK WP HR S P ERA WHIP	IP WLS BF H R ER SO BB IBB HBP BLK WP HR S P ERA WHIP	IP WLS BF H R ER SO BB IBB HBP BLK WP HR S P ERA WHIP	IP WLS BF H R ER SO BB IBB HBP BLK WP HR S P ERA WHIP	IP WLS BF H R ER SO BB IBB HBP BLK WP HR S P ERA WHIP	IP WLS BF H R ER SO BB IBB HBP BLK WP HR S P ERA WHIP	IP WLS BF H R ER SO BB IBB HBP BLK WP HR S P ERA WHIP	IP WLS BF H R ER SO BB IBB HBP BLK WP HR S P ERA WHIP	IP WLS BF H R ER SO BB IBB HBP BLK WP HR S P ERA WHIP	IP WLS BF H R ER SO BB IBB HBP BLK WP HR S P ERA WHIP	IP WLS BF H R ER SO BB IBB HBP BLK WP HR S P ERA WHIP	IP WLS BF H R ER SO BB IBB HBP BLK WP HR S P ERA WHIP	IP WLS BF H R ER SO BB IBB HBP BLK WP HR S P ERA WHIP	IP WLS BF H R ER SO BB IBB HBP BLK WP HR S P ERA WHIP	IP WLS BF H R ER SO BB IBB HBP BLK WP HR S P ERA WHIP	IP WLS BF H R ER SO BB IBB HBP BLK WP HR S P ERA WHIP	IP WLS BF H R ER SO BB IBB HBP BLK WP HR S P ERA WHIP	IP WLS BF H R ER SO BB IBB HBP BLK WP HR S P ERA WHIP	IP WLS BF H R ER SO BB IBB HBP BLK WP HR S P ERA WHIP	IP WLS BF H R ER SO BB IBB HBP BLK WP HR S P ERA WHIP	IP WLS BF H R ER SO BB IBB HBP BLK WP HR S P ERA WHIP	IP WLS BF H R ER SO BB IBB HBP BLK WP HR S P ERA WHIP	IP WLS BF H R ER SO BB IBB HBP BLK WP HR S P ERA WHIP	IP WLS BF H R ER SO BB IBB HBP BLK WP HR S P ERA WHIP

Miami Marlins @ Colorado Rockies  
Coors Field, Denver, CO  
Sat Jun 23 2018, 1:13 PM - 4:00 PM MDT  
Att: 39,032 - Partly Cloudy - 82 F

AB 28  
R 2  
H 4  
RBI 2  
BB 2  
SO 10  
LOB 5





Batter	1	2	3	4	5	6	7	8	9	AB	R	H	RBI	BB	SO	LOB	TOP							
32 Derek Dietrich, L (1,7) OBP: 0.354, SLG: 0.496										5	2	4	2	0	1	0	<b>Miami Marlins @ Colorado Rockies</b> Coors Field, Denver, CO Sun Jun 24 2018, 2:41 PM - 5:55 PM MDT Att: 34,172 - Cloudy - 57 F							
61 Adam Conley, L (7,1)										0	0	0	0	0	0	0								
29 Brad Ziegler, R (8,1)										0	0	0	0	0	0	0								
19 Miguel Rojas, R (9,3) OBP: 0.311, SLG: 0.358										0	0	0	0	0	0	0								
15 Brian Anderson, R (1,9) OBP: 0.369, SLG: 0.415										5	1	1	0	0	1	3								
11 J.T. Realmuto, R (1,2) OBP: 0.367, SLG: 0.549										3	2	1	1	1	2	0								
41 Justin Bour, L (1,3) OBP: 0.373, SLG: 0.432										4	0	2	2	1	1	0								
46 Kyle Barraclough, R (9,1)										0	0	0	0	0	0	0								
13 Starlin Castro, R (1,4) OBP: 0.314, SLG: 0.366										5	1	0	0	0	1	5								
10 J.T. Riddle, L (1,6) OBP: 0.244, SLG: 0.386										5	0	1	1	0	1	4								
3 JB Shuck, L (1,8) OBP: 0.256, SLG: 0.241										2	0	1	0	0	0	2								
1 Cameron Maybin, R (4,PH) OBP: 0.299, SLG: 0.297										3	0	0	1	0	0	1								
2 Yadiel Rivera, R (1,5) OBP: 0.340, SLG: 0.224										3	1	1	0	2	2	1								
31 Caleb Smith, R (1,1) OBP: 0.136, SLG: 0.136										1	0	0	0	0	1	3								
55 Drew Rucinski, R (2,1)										2	0	0	0	0	1	3								
56 Tayron Guerrero, R (5,1)										0	0	0	0	0	0	0								
9 Lewis Brinson, R (7,PH) OBP: 0.223, SLG: 0.335										1	1	1	1	0	0	0								
<b>Inning Stats</b>	R: 3 E: 1 K: 2 S: 13	H: 4 LOB: 3 BB: 1 P: 17	R: 1 E: 0 K: 2 S: 14	H: 2 LOB: 2 BB: 1 P: 24	R: 0 E: 0 K: 2 S: 14	H: 2 LOB: 0 BB: 0 P: 20	R: 2 E: 1 K: 0 S: 15	H: 1 LOB: 2 BB: 2 P: 29	R: 0 E: 0 K: 2 S: 13	H: 0 LOB: 0 BB: 0 P: 19	R: 0 E: 0 K: 0 S: 10	H: 0 LOB: 0 BB: 0 P: 14	R: 2 E: 0 K: 0 S: 8	H: 3 LOB: 0 BB: 0 P: 15	R: 0 E: 0 K: 2 S: 10	H: 0 LOB: 0 BB: 0 P: 16	R: 0 E: 0 K: 1 S: 6	H: 0 LOB: 0 BB: 0 P: 9	1B: 7 2B: 3 3B: 1 HR: 1	SF: 0 SAC: 0 DP: 1 HBP: 0	WP: 0 PB: 0 SB: 0 CS: 0	PA: 44		
<b>PITCHER</b>	IP WLS BF H R ER SO BB IBB HBP BLK WP HR S P ERA WHIP	IP WLS BF H R ER SO BB IBB HBP BLK WP HR S P ERA WHIP	IP WLS BF H R ER SO BB IBB HBP BLK WP HR S P ERA WHIP	IP WLS BF H R ER SO BB IBB HBP BLK WP HR S P ERA WHIP	IP WLS BF H R ER SO BB IBB HBP BLK WP HR S P ERA WHIP	IP WLS BF H R ER SO BB IBB HBP BLK WP HR S P ERA WHIP	IP WLS BF H R ER SO BB IBB HBP BLK WP HR S P ERA WHIP	IP WLS BF H R ER SO BB IBB HBP BLK WP HR S P ERA WHIP	IP WLS BF H R ER SO BB IBB HBP BLK WP HR S P ERA WHIP	IP WLS BF H R ER SO BB IBB HBP BLK WP HR S P ERA WHIP	IP WLS BF H R ER SO BB IBB HBP BLK WP HR S P ERA WHIP	IP WLS BF H R ER SO BB IBB HBP BLK WP HR S P ERA WHIP	IP WLS BF H R ER SO BB IBB HBP BLK WP HR S P ERA WHIP	IP WLS BF H R ER SO BB IBB HBP BLK WP HR S P ERA WHIP	IP WLS BF H R ER SO BB IBB HBP BLK WP HR S P ERA WHIP	IP WLS BF H R ER SO BB IBB HBP BLK WP HR S P ERA WHIP	IP WLS BF H R ER SO BB IBB HBP BLK WP HR S P ERA WHIP	IP WLS BF H R ER SO BB IBB HBP BLK WP HR S P ERA WHIP	IP WLS BF H R ER SO BB IBB HBP BLK WP HR S P ERA WHIP	IP WLS BF H R ER SO BB IBB HBP BLK WP HR S P ERA WHIP	IP WLS BF H R ER SO BB IBB HBP BLK WP HR S P ERA WHIP	IP WLS BF H R ER SO BB IBB HBP BLK WP HR S P ERA WHIP	IP WLS BF H R ER SO BB IBB HBP BLK WP HR S P ERA WHIP	
48 Germán Márquez, R (1,1) ERA: 5.53	3.1 L 24 9 6 5 6 2 1 0 0 0 0 1 52 82 13.50 3.300	4.1 9 0 0 0 2 1 0 0 0 0 0 27 41 0.00 0.375	7.1 0.1 4 3 2 2 0 0 0 0 0 0 7 12 54.00 9.000	0.1 4 0 0 0 2 0 0 0 0 0 0 11 19 0.00 0.000	1.0 3 0 0 0 1 0 0 0 0 0 0 6 9 0.00 0.000																			
52 Chris Rusin, L (4,1) ERA: 5.95																								
51 Jake McGee, L (7,1) ERA: 5.9																								
0 Adam Ottavino, R (7,1) ERA: 0.79																								
71 Wade Davis, R (9,1) ERA: 4.4																								

Batter	1	2	3	4	5	6	7	8	9	AB	R	H	RBI	BB	SO	LOB	BOTTOM							
9 DJ LeMahieu, R (1,4) OBP: 0.331, SLG: 0.438										3	2	1	0	1	1	1	<b>Miami Marlins @ Colorado Rockies</b> Coors Field, Denver, CO Sun Jun 24 2018, 2:41 PM - 5:55 PM MDT Att: 34,172 - Cloudy - 57 F							
19 Charlie Blackmon, L (1,8) OBP: 0.361, SLG: 0.483										4	1	1	0	0	1	2								
28 Nolan Arenado, R (1,5) OBP: 0.403, SLG: 0.595										4	1	1	2	0	1	2								
27 Trevor Story, R (1,6) OBP: 0.332, SLG: 0.518										4	0	1	2	0	0	0								
20 Ian Desmond, R (1,3) OBP: 0.296, SLG: 0.422										3	0	0	0	1	2	0								
23 Tom Murphy, R (1,2) OBP: 0.324, SLG: 0.417										4	0	0	0	0	2	2								
8 Gerardo Parra, L (1,7) OBP: 0.342, SLG: 0.427										4	1	1	1	0	1	0								
56 Noel Cuevas, R (1,9) OBP: 0.292, SLG: 0.343										3	0	0	0	0	1	0								
0 Adam Ottavino, S (7,1) ERA: 4.63										0	0	0	0	0	0	0								
71 Wade Davis, R (9,1) OBP: 0.343, SLG: 0.390										1	0	0	0	0	0	0								
48 Germán Márquez, R (1,1) OBP: 0.296, SLG: 0.296										1	0	0	0	0	0	0								
52 Chris Rusin, L (4,1) OBP: 0.500, SLG: 0.500										1	0	1	0	0	0	0								
51 Jake McGee, L (7,1) ERA: 5.5										0	0	0	0	0	0	0								
5 Carlos González, L (7,9) OBP: 0.329, SLG: 0.447										1	0	0	0	0	0	0								
<b>Inning Stats</b>	R: 2 E: 0 K: 0 S: 15	H: 1 LOB: 0 BB: 1 P: 26	R: 0 E: 0 K: 1 S: 6	H: 0 LOB: 0 BB: 0 P: 8	R: 2 E: 0 K: 1 S: 20	H: 3 LOB: 2 BB: 1 P: 30	R: 1 E: 0 K: 0 S: 8	H: 2 LOB: 1 BB: 0 P: 11	R: 0 E: 0 K: 1 S: 9	H: 0 LOB: 0 BB: 0 P: 15	R: 0 E: 0 K: 3 S: 11	H: 0 LOB: 0 BB: 0 P: 14	R: 0 E: 0 K: 2 S: 7	H: 0 LOB: 0 BB: 0 P: 9	R: 0 E: 0 K: 1 S: 6	H: 0 LOB: 0 BB: 0 P: 12	R: 0 E: 0 K: 0 S: 7	H: 0 LOB: 0 BB: 0 P: 10	1B: 4 2B: 0 3B: 0 HR: 2	SF: 0 SAC: 0 DP: 0 HBP: 0	WP: 1 PB: 0 SB: 1 CS: 0	PA: 35		
<b>PITCHER</b>	IP WLS BF H R ER SO BB IBB HBP BLK WP HR S P ERA WHIP	IP WLS BF H R ER SO BB IBB HBP BLK WP HR S P ERA WHIP	IP WLS BF H R ER SO BB IBB HBP BLK WP HR S P ERA WHIP	IP WLS BF H R ER SO BB IBB HBP BLK WP HR S P ERA WHIP	IP WLS BF H R ER SO BB IBB HBP BLK WP HR S P ERA WHIP	IP WLS BF H R ER SO BB IBB HBP BLK WP HR S P ERA WHIP	IP WLS BF H R ER SO BB IBB HBP BLK WP HR S P ERA WHIP	IP WLS BF H R ER SO BB IBB HBP BLK WP HR S P ERA WHIP	IP WLS BF H R ER SO BB IBB HBP BLK WP HR S P ERA WHIP	IP WLS BF H R ER SO BB IBB HBP BLK WP HR S P ERA WHIP	IP WLS BF H R ER SO BB IBB HBP BLK WP HR S P ERA WHIP	IP WLS BF H R ER SO BB IBB HBP BLK WP HR S P ERA WHIP	IP WLS BF H R ER SO BB IBB HBP BLK WP HR S P ERA WHIP	IP WLS BF H R ER SO BB IBB HBP BLK WP HR S P ERA WHIP	IP WLS BF H R ER SO BB IBB HBP BLK WP HR S P ERA WHIP	IP WLS BF H R ER SO BB IBB HBP BLK WP HR S P ERA WHIP	IP WLS BF H R ER SO BB IBB HBP BLK WP HR S P ERA WHIP	IP WLS BF H R ER SO BB IBB HBP BLK WP HR S P ERA WHIP	IP WLS BF H R ER SO BB IBB HBP BLK WP HR S P ERA WHIP	IP WLS BF H R ER SO BB IBB HBP BLK WP HR S P ERA WHIP	IP WLS BF H R ER SO BB IBB HBP BLK WP HR S P ERA WHIP	IP WLS BF H R ER SO BB IBB HBP BLK WP HR S P ERA WHIP	IP WLS BF H R ER SO BB IBB HBP BLK WP HR S P ERA WHIP	
31 Caleb Smith, L (1,1) ERA: 4.19	1.1 W 14 5 3 3 1 1 0 0 0 0 1 1 31 45 10.12 2.250	2.0 6 0 0 0 4 0 0 0 0 0 0 20 29 0.00 0.000	1.0 H 3 0 0 0 2 0 0 0 0 0 0 7 9 0.00 0.000	1.0 H 3 0 0 0 1 0 0 0 0 0 0 6 12 0.00 0.000																				
55 Drew Rucinski, R (2,1) ERA: 4.63																								
56 Tayron Guerrero, R (5,1) ERA: 4.75																								
61 Adam Conley, L (7,1) ERA: 1.23																								
29 Brad Ziegler, R (8,1) ERA: 5.5																								

Miami Marlins @ Colorado Rockies  
Coors Field, Denver, CO  
Sun Jun 24 2018, 2:41 PM - 5:55 PM MDT  
Att: 34,172 - Cloudy - 57 F

AB 39  
R 8  
H 12  
RBI 8  
BB 4  
SO 11  
LOB 22



Miami Marlins @ Colorado Rockies  
Coors Field, Denver, CO  
Sun Jun 24 2018, 2:41 PM - 5:55 PM MDT  
Att: 34,172 - Cloudy - 57 F

AB 33  
R 5  
H 6  
RBI 5  
BB 2  
SO 9  
LOB 7






Batter	1	2	3	4	5	6	7	8	9	AB	R	H	RBI	BB	SO	LOB	TOP																					
9 DJ LeMahieu, R OBP: 0.328, SLG: 0.433	F9		1B		F8		K		G	5	0	1	0	0	1	5																						
19 Charlie Blackmon, L OBP: 0.356, SLG: 0.477	G5-3		L3			P5		G4-3		4	0	0	0	0	0	2																						
28 Nolan Arenado, R OBP: 0.401, SLG: 0.588	G4-3				K			G6-3		3	0	0	0	1	1	0																						
27 Trevor Story, R OBP: 0.334, SLG: 0.518		K			F7					4	1	2	0	0	1	0																						
20 Ian Desmond, R OBP: 0.299, SLG: 0.438	HR				K					4	1	2	2	0	2	2																						
5 Carlos González, L OBP: 0.327, SLG: 0.443	G5-3									4	0	1	0	0	0	3																						
23 Tom Murphy, R 56 Noel Cuevas, R OBP: 0.292, SLG: 0.343	G5-3									4	0	2	0	0	1	0																						
8 Gerardo Parra, L OBP: 0.340, SLG: 0.424			K							4	0	1	0	0	3	3																						
35 Chad Bettis, R 0 Adam Ottavino, S 42 Chris Iannetta, R 14 Tony Wolters, L OBP: 0.269, SLG: 0.218										1	0	0	0	1	1	2																						
<b>Inning Stats</b>	R: 0 E: 0 K: 0 S: 8	H: 0 LOB: 0 BB: 0 P: 14	R: 1 E: 0 K: 1 S: 11	H: 1 LOB: 0 BB: 0 P: 16	R: 0 E: 0 K: 1 S: 7	H: 1 LOB: 1 BB: 1 P: 13	R: 0 E: 0 K: 2 S: 9	H: 0 LOB: 0 BB: 0 P: 12	R: 0 E: 0 K: 2 S: 10	H: 2 LOB: 2 BB: 0 P: 12	R: 0 E: 0 K: 1 S: 8	H: 1 LOB: 2 BB: 1 P: 15	R: 0 E: 0 K: 2 S: 10	H: 1 LOB: 1 BB: 0 P: 16	R: 1 E: 0 K: 0 S: 11	H: 2 LOB: 1 BB: 0 P: 10	R: 0 E: 0 K: 1 S: 11	H: 1 LOB: 2 BB: 1 P: 19	1B: 6 2B: 3 3B: 0 HR: 1	SF: 0 SAC: 1 DP: 2 HBP: 0	WP: 0 PB: 0 SB: 0 CS: 0	PA: 37																
<b>PITCHER</b>	IP	WLS	BF	H	R	ER	SO	BB	IBB	HBP	BLK	WP	HR	S	P	ERA	WHIP	<b>PITCHER</b>				IP	WLS	BF	H	R	ER	SO	BB	IBB	HBP	BLK	WP	HR	S	P	ERA	WHIP
45 Derek Holland, L ERA: 4.24	6.2		27	6	1	1	8	2	0	0	0	0	1	60	93	1.35	1.200																					
54 Reyes Moronta, R ERA: 2.95	0.1		1	0	0	0	1	0	0	0	0	0	0	3	5	0.00	0.000																					
41 Mark Melancon, R ERA: 2.89	0.2	B	4	2	1	1	0	0	0	0	0	0	0	9	14	13.50	3.000																					
56 Tony Watson, L ERA: 1.73	0.1	W	1	0	0	0	0	0	0	0	0	0	0	2	2	0.00	0.000																					
49 Sam Dyson, R ERA: 2.95	1.0	S	4	1	0	0	1	1	0	0	0	0	0	11	19	0.00	2.000																					

Colorado Rockies @ San Francisco Giants  
 AT&T Park, San Francisco, CA  
 Tue Jun 26 2018, 7:16 PM - 10:10 PM PDT  
 Att: 36,070 - Clear - 61 F

livebaseballscores.com

AB 33  
 R 2  
 H 9  
 RBI 2  
 BB 3  
 SO 10  
 LOB 17




Batter	1	2	3	4	5	6	7	8	9	AB	R	H	RBI	BB	SO	LOB	BOTTOM																					
7 Gorkys Hernández, R OBP: 0.338, SLG: 0.462	G6-3		HR		G5-3		SH5-4			3	1	1	2	1	0	0																						
28 Buster Posey, R OBP: 0.364, SLG: 0.421			L7		G3-1					3	0	0	0	2	0	3																						
22 Andrew McCutchen, R OBP: 0.346, SLG: 0.431	BB		F7		L7		SF7			3	0	0	1	0	1	1																						
9 Brandon Belt, L OBP: 0.387, SLG: 0.520	G4-3		G4-3				F8			4	0	0	0	0	1	3																						
48 Pablo Sandoval, S OBP: 0.333, SLG: 0.424	G3-1				G1					4	0	0	0	0	2	0																						
35 Brandon Crawford, L OBP: 0.374, SLG: 0.496										3	1	3	0	1	0	0																						
12 Joe Panik, L OBP: 0.330, SLG: 0.349					G4-3		G4-3			3	0	1	0	1	0	2																						
53 Austin Slater, R OBP: 0.455, SLG: 0.267										3	1	1	0	1	2	4																						
45 Derek Holland, S 54 Reyes Moronta, R 8 Hunter Pence, R 41 Mark Melancon, R 56 Tony Watson, L 19 Allen Hanson, S 49 Sam Dyson, R	G4-3				G3-1					2	0	0	0	0	0	4																						
<b>Inning Stats</b>	R: 0 E: 0 K: 1 S: 5	H: 0 LOB: 1 BB: 1 P: 11	R: 0 E: 0 K: 1 S: 12	H: 2 LOB: 2 BB: 0 P: 18	R: 1 E: 0 K: 0 S: 9	H: 1 LOB: 0 BB: 0 P: 16	R: 0 E: 0 K: 0 S: 9	H: 1 LOB: 2 BB: 1 P: 16	R: 0 E: 0 K: 0 S: 8	H: 0 LOB: 0 BB: 0 P: 14	R: 0 E: 0 K: 2 S: 15	H: 0 LOB: 1 BB: 1 P: 23	R: 1 E: 0 K: 0 S: 14	H: 2 LOB: 2 BB: 1 P: 20	R: 1 E: 0 K: 2 S: 14	H: 1 LOB: 3 BB: 3 P: 26	1B: 6 2B: 0 3B: 0 HR: 1	SF: 1 SAC: 1 DP: 0 HBP: 0	WP: 0 PB: 0 SB: 1 CS: 0	PA: 38																		
<b>PITCHER</b>	IP	WLS	BF	H	R	ER	SO	BB	IBB	HBP	BLK	WP	HR	S	P	ERA	WHIP	<b>PITCHER</b>				IP	WLS	BF	H	R	ER	SO	BB	IBB	HBP	BLK	WP	HR	S	P	ERA	WHIP
35 Chad Bettis, R ERA: 5.07	6.1		29	6	2	2	4	2	2	0	0	0	1	67	109	2.84	1.263																					
0 Adam Ottavino, R ERA: 1.0	1.2	L	9	1	1	1	2	2	1	0	0	0	0	19	35	5.40	1.800																					

Colorado Rockies @ San Francisco Giants  
 AT&T Park, San Francisco, CA  
 Tue Jun 26 2018, 7:16 PM - 10:10 PM PDT  
 Att: 36,070 - Clear - 61 F

livebaseballscores.com

AB 29  
 R 3  
 H 7  
 RBI 3  
 BB 7  
 SO 6  
 LOB 17





Batter	1	2	3	4	5	6	7	8	9	AB	R	H	RBI	BB	SO	LOB	TOP										
9 DJ LeMahieu, R (1.4) OBP: 0.323, SLG: 0.426										4	0	0	0	0	1	0	<b>Colorado Rockies @ San Francisco Giants</b> AT&T Park, San Francisco, CA Wed Jun 27 2018, 7:17 PM - 9:49 PM PDT Att: 36,046 - Overcast - 56 F										
19 Charlie Blackmon, L (1.8) OBP: 0.355, SLG: 0.474										4	0	1	0	0	0	0											
28 Nolan Arenado, R (1.5) OBP: 0.396, SLG: 0.580										4	0	0	0	0	0	1											
27 Trevor Story, R (1.6) OBP: 0.323, SLG: 0.511										4	0	0	0	0	1	1											
20 Ian Desmond, R (1.3) OBP: 0.296, SLG: 0.433										3	0	0	0	0	3	0											
5 Carlos González, L (1.9) OBP: 0.327, SLG: 0.446										3	0	1	0	0	0	0											
42 Chris Iannetta, R (1.2) OBP: 0.346, SLG: 0.385										2	0	0	0	1	1	0											
56 Noel Cuevas, R (1.7) OBP: 0.294, SLG: 0.337										2	0	0	0	1	1	0											
21 Kyle Freeland, L (1.1) OBP: 0.147, SLG: 0.125										2	0	0	0	0	1	3											
23 Tom Murphy, R (8. PH) OBP: 0.333, SLG: 0.439										1	0	0	0	0	1	0											
45 Scott Oberg, R (8.1)										0	0	0	0	0	0	0											
59 Harrison Musgrave, L (8.1)										0	0	0	0	0	0	0											
<b>Inning Stats</b>	R: 0 H: 0 E: 0 K: 1 S: 9	H: 0 LOB: 0 BB: 0 P: 12	R: 0 H: 0 E: 0 K: 1 S: 9	H: 0 LOB: 0 BB: 0 P: 10	R: 0 H: 0 E: 0 K: 2 S: 8	H: 0 LOB: 0 BB: 0 P: 12	R: 0 H: 0 E: 0 K: 0 S: 11	H: 0 LOB: 0 BB: 0 P: 15	R: 0 H: 1 E: 0 K: 1 S: 10	H: 1 LOB: 3 BB: 0 P: 15	R: 0 H: 0 E: 0 K: 1 S: 7	H: 0 LOB: 0 BB: 0 P: 11	R: 0 H: 0 E: 0 K: 1 S: 8	H: 0 LOB: 0 BB: 0 P: 11	R: 0 H: 0 E: 0 K: 0 S: 6	H: 0 LOB: 0 BB: 0 P: 8	1B: 1 2B: 1 3B: 0 HR: 0	SF: 0 SAC: 0 DP: 0 HBP: 0	WP: 0 PA: 31 PB: 0 SB: 0 CS: 0								
<b>PITCHER</b>	IP	WLS	BF	H	R	ER	SO	BB	IBB	HBP	BLK	WP	HR	S	P	ERA	WHIP										
40 Madison Bumgarner, L (1.1) ERA: 2.91	7.0		25	2	0	0	8	2	0	0	0	0	0	66	101	0.00	0.571										
13 Will Smith, L (8.1) ERA: 1.17	1.1		4	0	0	0	1	0	0	0	0	0	0	10	13	0.00	0.000										
54 Reyes Moronta, R (8.1) ERA: 2.02	0.2	W	2	0	0	0	0	0	0	0	0	0	0	4	6	0.00	0.000										



Batter	1	2	3	4	5	6	7	8	9	AB	R	H	RBI	BB	SO	LOB	BOTTOM										
7 Gorkys Hernández, R (1.8) OBP: 0.336, SLG: 0.478										4	0	1	0	0	0	0	<b>Colorado Rockies @ San Francisco Giants</b> AT&T Park, San Francisco, CA Wed Jun 27 2018, 7:17 PM - 9:49 PM PDT Att: 36,046 - Overcast - 56 F										
9 Brandon Belt, L (1.3) OBP: 0.381, SLG: 0.511										4	0	0	0	0	0	1											
22 Andrew McCutchen, R (1.9) OBP: 0.349, SLG: 0.430										3	0	1	0	1	1	1											
28 Buster Posey, R (1.2) OBP: 0.362, SLG: 0.416										3	0	0	0	1	0	2											
8 Hunter Pence, R (1.7) OBP: 0.257, SLG: 0.237										4	0	1	0	0	0	2											
35 Brandon Crawford, L (1.6) OBP: 0.375, SLG: 0.507										4	1	2	1	0	0	3											
48 Pablo Sandoval, S (1.5) OBP: 0.327, SLG: 0.416										3	0	0	0	0	0	3											
12 Joe Panik, L (1.4) OBP: 0.325, SLG: 0.343										3	0	0	0	0	1	0											
40 Madison Bumgarner, R (1.1)										3	0	0	0	0	2	0											
13 Will Smith, R (8.1)										0	0	0	0	0	0	0											
54 Reyes Moronta, R (8.1)										0	0	0	0	0	0	0											
<b>Inning Stats</b>	R: 0 H: 0 E: 1 K: 0 S: 7	H: 1 LOB: 1 BB: 0 P: 10	R: 0 H: 1 E: 0 K: 0 S: 8	H: 1 LOB: 1 BB: 0 P: 13	R: 0 H: 1 E: 0 K: 1 S: 17	H: 1 LOB: 2 BB: 1 P: 29	R: 0 H: 0 E: 0 K: 1 S: 6	H: 0 LOB: 0 BB: 0 P: 8	R: 0 H: 1 E: 1 K: 0 S: 12	H: 1 LOB: 2 BB: 0 P: 16	R: 0 H: 0 E: 0 K: 1 S: 9	H: 0 LOB: 0 BB: 0 P: 15	R: 0 H: 0 E: 0 K: 0 S: 12	H: 0 LOB: 1 BB: 1 P: 20	R: 1 H: 1 E: 0 K: 0 S: 4	H: 1 LOB: 0 BB: 0 P: 5	1B: 4 2B: 0 3B: 0 HR: 1	SF: 0 SAC: 0 DP: 1 HBP: 0	WP: 0 PA: 33 PB: 0 SB: 0 CS: 0								
<b>PITCHER</b>	IP	WLS	BF	H	R	ER	SO	BB	IBB	HBP	BLK	WP	HR	S	P	ERA	WHIP										
21 Kyle Freeland, L (1.1) ERA: 3.28	7.0		27	4	0	0	4	1	0	0	0	0	0	67	104	0.00	0.714										
45 Scott Oberg, R (8.1) ERA: 3.79	1.1		5	0	0	0	0	1	0	0	0	0	0	14	22	0.00	0.750										
59 Harrison Musgrave, L (8.1) ERA: 4.63	0.0	L	1	1	1	1	0	0	0	0	0	0	1	2	3	*	*										





Batter	1	2	3	4	5	6	7	8	9	AB	R	H	RBI	BB	SO	LOB	TOP			
9 DJ LeMahieu, R OBP: 0.332, SLG: 0.444										4	1	3	5	1	1	0	<b>Colorado Rockies @ San Francisco Giants</b> AT&T Park, San Francisco, CA Thu Jun 28 2018, 12:46 PM - 3:55 PM PDT Att: 37,529 - Sunny - 66 F			
19 Charlie Blackmon, L OBP: 0.350, SLG: 0.466										5	0	0	0	0	0	3				
28 Nolan Arenado, R OBP: 0.393, SLG: 0.584										5	1	1	1	0	0	2				
5 Carlos González, L OBP: 0.326, SLG: 0.447										4	1	1	0	0	0	1				
27 Trevor Story, R OBP: 0.335, SLG: 0.514										4	1	3	0	0	0	0				
8 Gerardo Parra, L OBP: 0.343, SLG: 0.426										4	1	2	1	0	0	1				
20 Ian Desmond, R OBP: 0.295, SLG: 0.438										4	1	1	2	0	2	3				
14 Tony Wolters, L OBP: 0.264, SLG: 0.214										2	0	0	0	0	0	3				
42 Chris Iannetta, R OBP: 0.353, SLG: 0.392										2	1	2	0	0	0	0				
4 Pat Valaika, R OBP: 0.173										0	1	0	0	0	0	0				
71 Wade Davis, R										0	0	0	0	0	0	0				
55 Jon Gray, R OBP: 0.175, SLG: 0.154										2	0	0	0	0	0	1				
52 Chris Rusin, L OBP: 0.296, SLG: 0.300										0	0	0	0	0	0	0				
56 Nolan Arenado, R OBP: 0.393, SLG: 0.584										0	1	1	0	0	0	0				
51 Jake McGee, L OBP: 0.305, SLG: 0.152										0	0	0	0	0	0	0				
0 Adam Ottavino, S OBP: 0.257, SLG: 0.429										1	0	0	0	0	0	0				
23 Tom Murphy, R										0	0	0	0	0	0	1				
<b>Inning Stats</b>	R: 1 E: 0 K: 1 S: 10	H: 1 LOB: 0 BB: 0 P: 16	R: 0 E: 0 K: 1 S: 11	H: 2 LOB: 2 BB: 0 P: 16	R: 0 E: 0 K: 0 S: 5	H: 0 LOB: 0 BB: 1 P: 11	R: 4 E: 0 K: 1 S: 15	H: 5 LOB: 0 BB: 0 P: 21	R: 0 E: 0 K: 0 S: 6	H: 0 LOB: 0 BB: 0 P: 11	R: 2 E: 0 K: 0 S: 16	H: 3 LOB: 1 BB: 0 P: 23	R: 0 E: 1 K: 1 S: 9	H: 1 LOB: 0 BB: 0 P: 15	R: 2 E: 0 K: 0 S: 13	H: 2 LOB: 1 BB: 0 P: 20	1B: 9 2B: 2 3B: 1 HR: 2	SF: 0 SAC: 0 DP: 1 HBP: 0	WP: 0 PA: 40 PB: 0 CS: 3	
<b>PITCHER</b>	IP WLS BF H R ER SO BB IBB HBP BLK WP HR S P ERA WHIP																			
34 Chris Stratton, R ERA: 4.45	4.0	19	8	5	5	3	1	0	0	0	0	0	0	0	0	1	41	64	11.25	2.250
50 Ty Blach, L ERA: 4.15	2.1	10	3	2	2	0	0	0	0	0	0	0	0	0	0	0	19	30	7.71	1.286
58 Pierce Johnson, R ERA: 5.85	0.2	2	0	0	0	0	0	0	0	0	0	0	0	0	0	0	6	9	0.00	0.000
41 Mark Melancon, R ERA: 2.61	1.0	3	1	0	0	1	0	0	0	0	0	0	0	0	0	9	15	0.00	1.000	
49 Sam Dyson, R ERA: 3.35	1.0	L 5	2	2	2	0	0	0	0	0	0	0	0	0	0	1	13	20	18.00	2.000

Batter	1	2	3	4	5	6	7	8	9	AB	R	H	RBI	BB	SO	LOB	BOTTOM				
19 ALEN HANSON, S OBP: 0.333, SLG: 0.594										5	2	2	2	0	1	2	<b>Colorado Rockies @ San Francisco Giants</b> AT&T Park, San Francisco, CA Thu Jun 28 2018, 12:46 PM - 3:55 PM PDT Att: 37,529 - Sunny - 66 F				
9 Brandon Belt, L OBP: 0.385, SLG: 0.523										4	1	2	2	1	1	1					
22 Andrew McCutchen, R OBP: 0.352, SLG: 0.434										4	1	2	1	1	2	3					
35 Brandon Crawford, L OBP: 0.369, SLG: 0.498										5	0	0	0	0	2	7					
48 Pablo Sandoval, S OBP: 0.330, SLG: 0.415										5	1	2	0	0	0	1					
5 Nick Hundley, R OBP: 0.291, SLG: 0.504										4	1	0	0	1	2	2					
12 Joe Panik, L OBP: 0.327, SLG: 0.350										5	1	2	2	0	0	0					
7 Gorkys Hernández, R OBP: 0.339, SLG: 0.475										3	1	1	1	1	1	0					
34 Chris Stratton, R ERA: 4.45	4.0	21	7	5	5	0	0	0	0	0	0	0	0	0	0	1					
8 Hunter Pence, R OBP: 0.296, SLG: 0.235	2.0	6	1	0	0	0	0	0	0	0	0	0	0	0	0	0					
50 Ty Blach, L ERA: 6.55	1.0	H 5	1	1	0	1	0	0	0	0	0	0	0	0	0	0					
58 Pierce Johnson, R ERA: 5.77	1.0	W 8	3	2	2	2	1	1	0	0	0	0	0	0	0	0					
41 Mark Melancon, R ERA: 1.46	1.0	S 3	0	0	0	1	0	0	0	0	0	0	0	0	0	0					
28 Buster Posey, R OBP: 0.365, SLG: 0.415	1.0	S 3	0	0	0	1	0	0	0	0	0	0	0	0	0	0					
49 Sam Dyson, R ERA: 4.26	1.0	S 3	0	0	0	1	0	0	0	0	0	0	0	0	0	0					
<b>Inning Stats</b>	R: 2 E: 0 K: 2 S: 13	H: 2 LOB: 0 BB: 0 P: 16	R: 0 E: 0 K: 1 S: 7	H: 0 LOB: 0 BB: 0 P: 11	R: 0 E: 0 K: 2 S: 7	H: 0 LOB: 0 BB: 0 P: 10	R: 3 E: 0 K: 2 S: 16	H: 3 LOB: 2 BB: 2 P: 30	R: 0 E: 0 K: 0 S: 7	H: 0 LOB: 0 BB: 0 P: 12	R: 0 E: 0 K: 0 S: 8	H: 0 LOB: 0 BB: 0 P: 11	R: 1 E: 1 K: 1 S: 12	H: 1 LOB: 1 BB: 0 P: 19	R: 2 E: 0 K: 2 S: 21	H: 3 LOB: 3 BB: 2 P: 29	R: 0 E: 0 K: 1 S: 6	H: 0 LOB: 0 BB: 0 P: 12	1B: 7 2B: 5 3B: 0 HR: 1	SF: 0 SAC: 0 DP: 1 HBP: 0	WP: 0 PA: 43 PB: 0 CS: 0
<b>PITCHER</b>	IP WLS BF H R ER SO BB IBB HBP BLK WP HR S P ERA WHIP																				
55 Jon Gray, R ERA: 5.77	4.0	21	7	5	5	0	0	0	0	0	0	0	0	0	0	1	45	71	11.25	2.250	
52 Chris Rusin, L ERA: 6.55	2.0	6	1	0	0	0	0	0	0	0	0	0	0	0	0	0	13	19	0.00	0.500	
51 Jake McGee, L ERA: 5.7	1.0	H 5	1	1	0	1	0	0	0	0	0	0	0	0	0	0	12	19	0.00	1.000	
0 Adam Ottavino, R ERA: 1.46	1.0	W 8	3	2	2	2	1	1	0	0	0	0	0	0	0	0	21	29	18.00	4.000	
71 Wade Davis, R ERA: 4.26	1.0	S 3	0	0	0	1	0	0	0	0	0	0	0	0	0	0	6	12	0.00	0.000	





Batter	1	2	3	4	5	6	7	8	9	AB	R	H	RBI	BB	SO	LOB	TOP								
9 DJ LeMahieu, R (1,4) OBP: 0.327, SLG: 0.436	G4-3		G5-4-3		L6		FC5			4	0	0	0	0	0	3	<b>Colorado Rockies @ Los Angeles Dodgers</b> Dodger Stadium, Los Angeles, CA Fri Jun 29 2018, 7:11 PM - 9:49 PM PDT Att: 41,909 - Clear - 72 F								
19 Charlie Blackmon, L (1,8) OBP: 0.369, SLG: 0.461	K			HBP		F7		G3		3	0	0	0	0	1	0									
28 Nolan Arenado, R (1,5) OBP: 0.394, SLG: 0.593	1B			K		K		HR		4	1	2	1	0	2	1									
27 Trevor Story, R (1,6) OBP: 0.337, SLG: 0.517	FC6-4			K				1B		4	0	2	0	0	0	2									
20 Ian Desmond, R (1,7) OBP: 0.295, SLG: 0.435	K			K		G5-3		G1-3		4	0	1	0	0	1	2									
42 Chris Iannetta, R (1,2) OBP: 0.356, SLG: 0.410	G6-3			K						3	1	1	1	0	1	2									
56 Noel Cuevas, R (1,9) OBP: 0.289, SLG: 0.339	K						HBP	HR		4	0	0	0	0	3	1									
4 Pat Valaika, R (1,3) OBP: 0.190, SLG: 0.218										3	1	1	1	0	1	1									
8 Gerardo Parra, L (7,7) OBP: 0.341, SLG: 0.424			F7		HR		K			1	0	0	0	0	1	0									
44 Tyler Anderson, L (1,1) OBP: 0.233, SLG: 0.148										3	0	2	0	0	1	0									
5 Carlos González, L (9,PH) OBP: 0.325, SLG: 0.445										1	0	0	0	0	1	0									
71 Wade Davis, R (9,1) OBP: 0.325, SLG: 0.445										0	0	0	0	0	0	0									
<b>Inning Stats</b>	R: 0 H: 1 E: 0 K: 1 S: 10	H: 1 LOB: 1 BB: 0 P: 14	R: 0 H: 0 E: 0 K: 2 S: 8	H: 0 LOB: 0 BB: 0 P: 10	R: 0 H: 1 E: 0 K: 0 S: 5	H: 1 LOB: 0 BB: 0 P: 6	R: 0 H: 1 E: 0 K: 2 S: 18	H: 1 LOB: 2 BB: 0 P: 24	R: 1 H: 1 E: 0 K: 2 S: 22	H: 1 LOB: 0 BB: 0 P: 27	R: 0 H: 1 E: 0 K: 1 S: 9	H: 1 LOB: 1 BB: 0 P: 11	R: 0 H: 1 E: 0 K: 2 S: 16	H: 1 LOB: 2 BB: 0 P: 20	R: 1 H: 2 E: 0 K: 0 S: 9	H: 2 LOB: 0 BB: 0 P: 15	R: 1 H: 1 E: 0 K: 2 S: 14	H: 1 LOB: 0 BB: 0 P: 23	1B: 5 2B: 1 3B: 0 HR: 3	SF: 0 SAC: 0 DP: 1 HBP: 2	WP: 0 PB: 0 SB: 0 CS: 1	PA: 36			
<b>PITCHER</b>	IP WLS BF H R ER SO BB IBB HBP BLK WP HR S P ERA WHIP	6.2 L 27 6 1 1 10 0 0 2 0 0 1 86 110 1.35 0.900	1.1 5 2 1 1 0 0 0 0 0 0 0 1 11 17 6.75 1.500	1.0 4 1 1 1 2 0 0 0 0 0 0 1 14 23 9.00 1.000																					

Batter	1	2	3	4	5	6	7	8	9	AB	R	H	RBI	BB	SO	LOB	BOTTOM								
3 Chris Taylor, R (1,6) OBP: 0.333, SLG: 0.454	F9			K		K			K	4	0	0	0	0	3	0	<b>Colorado Rockies @ Los Angeles Dodgers</b> Dodger Stadium, Los Angeles, CA Fri Jun 29 2018, 7:11 PM - 9:49 PM PDT Att: 41,909 - Clear - 72 F								
14 Enrique Hernández, R (1,8) OBP: 0.316, SLG: 0.472	K			P4		K			P6	4	0	0	0	0	2	0									
10 Justin Turner, R (1,5) OBP: 0.359, SLG: 0.432	K				1B				HR	4	1	2	1	0	2	0									
35 Cody Bellinger, L (1,3) OBP: 0.326, SLG: 0.488		P5		P5					K	4	0	1	0	0	1	1									
27 Matt Kemp, R (1,7) OBP: 0.346, SLG: 0.528		P6			1B		F7			3	0	1	0	0	0	1									
11 Logan Forsythe, R (1,4) OBP: 0.254, SLG: 0.306					G6-4-3		F9			3	0	0	0	0	0	2									
66 Yasiel Puig, R (1,9) OBP: 0.327, SLG: 0.441										2	0	1	0	1	0	0									
15 Austin Barnes, R (1,2) OBP: 0.340, SLG: 0.270										3	0	0	0	0	1	2									
44 Rich Hill, L (1,1) ERA: 4.23										2	0	0	0	0	1	0									
75 Scott Alexander, L (7,1) ERA: 4.04										0	0	0	0	0	0	0									
13 Max Muncy, L (8,PH) OBP: 0.408, SLG: 0.612										1	0	0	0	0	0	0									
63 Yimi García, R (9,1) ERA: 5.0										0	0	0	0	0	0	0									
<b>Inning Stats</b>	R: 0 H: 0 E: 0 K: 2 S: 7	H: 0 LOB: 0 BB: 0 P: 10	R: 0 H: 0 E: 0 K: 0 S: 6	H: 0 LOB: 0 BB: 0 P: 10	R: 0 H: 0 E: 0 K: 2 S: 11	H: 0 LOB: 0 BB: 0 P: 14	R: 0 H: 1 E: 0 K: 1 S: 7	H: 1 LOB: 1 BB: 0 P: 12	R: 0 H: 2 E: 0 K: 0 S: 12	H: 2 LOB: 1 BB: 0 P: 15	R: 0 H: 0 E: 0 K: 2 S: 8	H: 0 LOB: 0 BB: 0 P: 11	R: 0 H: 1 E: 0 K: 1 S: 8	H: 1 LOB: 0 BB: 0 P: 12	R: 0 H: 0 E: 0 K: 0 S: 6	H: 0 LOB: 1 BB: 1 P: 12	R: 1 H: 1 E: 0 K: 2 S: 9	H: 1 LOB: 0 BB: 0 P: 15	1B: 4 2B: 0 3B: 0 HR: 1	SF: 0 SAC: 0 DP: 2 HBP: 0	WP: 0 PB: 0 SB: 0 CS: 0	PA: 31			
<b>PITCHER</b>	IP WLS BF H R ER SO BB IBB HBP BLK WP HR S P ERA WHIP	8.0 W 27 4 0 0 8 1 0 0 0 0 65 96 0.00 0.625	1.0 S 4 1 1 1 2 0 0 0 0 0 1 9 15 9.00 1.000																						

AB	34
R	3
H	9
RBI	3
BB	0
SO	12
LOB	12



AB	30
R	1
H	5
RBI	1
BB	1
SO	10
LOB	6

















Batter	1	2	3	4	5	6	7	8	9	AB	R	H	RBI	BB	SO	LOB	TOP	
19 Alen Hanson, S OBP: 0.321, SLG: 0.541										4	0	2	1	0	1	0	<b>San Francisco Giants @ Colorado Rockies</b> Coors Field, Denver, CO Tue Jul 03 2018, 6:13 PM - 9:03 PM MDT Att: 48,072 - Cloudy - 87 F	
28 Buster Posey, R OBP: 0.388, SLG: 0.425										3	0	0	0	0	0	1		
58 Pierce Johnson, R										0	0	0	0	0	0	0		
53 Austin Slater, R OBP: 0.472, SLG: 0.407										1	0	0	0	0	0	2		
26 Cory Gearrin, R										0	0	0	0	0	0	0		
9 Brandon Belt, L OBP: 0.393, SLG: 0.514										4	0	2	0	0	0	1		
35 Brandon Crawford, L OBP: 0.374, SLG: 0.498										4	0	1	0	0	0	2		
48 Pablo Sandoval, S OBP: 0.320, SLG: 0.392										4	0	0	0	0	1	4		
8 Hunter Pence, R OBP: 0.291, SLG: 0.245										3	0	0	0	1	0	1		
12 Joe Panik, L OBP: 0.316, SLG: 0.354										4	0	0	0	0	0	2		
7 Gorkys Hernández, R OBP: 0.332, SLG: 0.471										2	0	0	0	0	1	0		
16 Austin Jackson, R OBP: 0.315, SLG: 0.301										1	1	1	0	0	0	0		
34 Chris Stratton, R OBP: 0.097, SLG: 0.097										2	0	0	0	0	1	0		
5 Nick Hundley, R OBP: 0.312, SLG: 0.515										0	0	0	0	1	0	0		
<b>Inning Stats</b>	R: 0 H: 2 E: 0 K: 0 S: 10	H: 2 LOB: 2 BB: 0 P: 16	R: 0 H: 0 E: 0 K: 0 S: 10	H: 0 LOB: 0 BB: 0 P: 14	R: 0 H: 0 E: 0 K: 1 S: 9	H: 1 LOB: 1 BB: 0 P: 12	R: 0 H: 0 E: 0 K: 2 S: 10	H: 0 LOB: 0 BB: 0 P: 14	R: 0 H: 0 E: 0 K: 0 S: 9	H: 0 LOB: 0 BB: 0 P: 11	R: 1 H: 2 E: 0 K: 0 S: 9	H: 2 LOB: 1 BB: 1 P: 20	R: 0 H: 1 E: 0 K: 0 S: 11	H: 1 LOB: 2 BB: 1 P: 18	1B: 6 2B: 0 3B: 0 HR: 0	SF: 0 SAC: 0 DP: 1 HBP: 0	WP: 0 PA: 34 PB: 0 SB: 0 CS: 0	
<b>PITCHER</b>	IP WLS BF H R ER SO	IP WLS BF H R ER SO	IP WLS BF H R ER SO	IP WLS BF H R ER SO	IP WLS BF H R ER SO	IP WLS BF H R ER SO	IP WLS BF H R ER SO	IP WLS BF H R ER SO	IP WLS BF H R ER SO	IP WLS BF H R ER SO	IP WLS BF H R ER SO	IP WLS BF H R ER SO	IP WLS BF H R ER SO	IP WLS BF H R ER SO	IP WLS BF H R ER SO	IP WLS BF H R ER SO	ERA WHIP	
49 Antonio Senzateła, R ERA: 4.44	7.0	W	24	3	0	0	4	0	0	0	0	0	0	0	0	0	0.00	0.429
38 Mike Dunn, L ERA: 9.0	0.1		4	2	1	1	0	1	0	0	0	0	0	0	0	0	27.00	9.000
51 Jake McGee, L ERA: 5.58	0.2		1	0	0	0	0	0	0	0	0	0	0	0	0	1	0.00	0.000
59 Harrison Musgrave, L ERA: 4.44	1.0		5	1	0	0	0	1	0	0	0	1	0	0	11	0.00	2.000	

Batter	1	2	3	4	5	6	7	8	9	AB	R	H	RBI	BB	SO	LOB	BOTTOM		
9 DJ LeMahieu, R OBP: 0.326, SLG: 0.433										4	2	1	1	1	1	0	<b>San Francisco Giants @ Colorado Rockies</b> Coors Field, Denver, CO Tue Jul 03 2018, 6:13 PM - 9:03 PM MDT Att: 48,072 - Cloudy - 87 F		
19 Charlie Blackmon, L OBP: 0.348, SLG: 0.466										5	2	3	2	0	1	0			
28 Nolan Arenado, R OBP: 0.398, SLG: 0.605										4	2	2	3	0	0	1			
5 Carlos González, L OBP: 0.316, SLG: 0.427										4	1	1	0	0	0	1			
27 Trevor Story, R OBP: 0.342, SLG: 0.526										4	0	2	1	0	2	0			
8 Gerardo Parra, L OBP: 0.345, SLG: 0.423										3	0	1	1	1	0	1			
20 Ian Desmond, R OBP: 0.299, SLG: 0.444										4	1	2	0	0	0	3			
14 Tony Wolters, L OBP: 0.256, SLG: 0.206										4	0	0	0	0	1	4			
49 Antonio Senzateła, R OBP: 0.167, SLG: 0.333										3	0	0	0	0	1	1			
38 Mike Dunn, L										0	0	0	0	0	0	0			
51 Jake McGee, L										0	0	0	0	0	0	0			
15 Raimel Tapia, L OBP: 0.345, SLG: 0.423										0	0	0	0	0	0	0			
59 Harrison Musgrave, L ERA: 4.34										0	0	0	0	0	0	0			
<b>Inning Stats</b>	R: 2 H: 4 E: 0 K: 0 S: 19	H: 4 LOB: 2 BB: 0 P: 25	R: 0 H: 0 E: 0 K: 1 S: 8	H: 0 LOB: 0 BB: 0 P: 8	R: 1 H: 2 E: 0 K: 0 S: 11	H: 2 LOB: 1 BB: 0 P: 14	R: 0 H: 1 E: 0 K: 1 S: 8	H: 1 LOB: 0 BB: 0 P: 11	R: 3 H: 2 E: 0 K: 1 S: 21	H: 2 LOB: 0 BB: 1 P: 35	R: 2 H: 3 E: 0 K: 0 S: 12	H: 3 LOB: 1 BB: 0 P: 18	R: 0 H: 0 E: 1 K: 2 S: 14	H: 0 LOB: 2 BB: 1 P: 23	R: 0 H: 0 E: 0 K: 1 S: 8	H: 0 LOB: 0 BB: 0 P: 9	1B: 7 2B: 2 3B: 1 HR: 2	SF: 0 SAC: 0 DP: 0 HBP: 0	WP: 0 PA: 38 PB: 0 SB: 0 CS: 1
<b>PITCHER</b>	IP WLS BF H R ER SO	IP WLS BF H R ER SO	IP WLS BF H R ER SO	IP WLS BF H R ER SO	IP WLS BF H R ER SO	IP WLS BF H R ER SO	IP WLS BF H R ER SO	IP WLS BF H R ER SO	IP WLS BF H R ER SO	IP WLS BF H R ER SO	IP WLS BF H R ER SO	IP WLS BF H R ER SO	IP WLS BF H R ER SO	IP WLS BF H R ER SO	IP WLS BF H R ER SO	IP WLS BF H R ER SO	ERA WHIP		
34 Chris Stratton, R ERA: 4.93	5.2	L	28	11	8	8	3	0	0	0	0	0	0	0	0	0	0.00	1.500	
58 Pierce Johnson, R ERA: 5.75	1.1		7	1	0	0	2	1	0	0	0	0	0	0	0	0	0.00	1.500	
26 Cory Gearrin, R ERA: 4.34	1.0		3	0	0	0	1	0	0	0	0	0	0	0	0	0	0.00	0.000	







Batter	1	2	3	4	5	6	7	8	9	AB	R	H	RBI	BB	SO	LOB	TOP	
9 DJ LeMahieu, R (1.4) OBP: 0.327, SLG: 0.439										4	0	1	2	0	1	1		
19 Charlie Blackmon, L (1.8) OBP: 0.353, SLG: 0.476										5	2	3	1	0	1	1		
28 Nolan Arenado, R (1.5) OBP: 0.393, SLG: 0.594										5	0	1	0	0	1	4		
5 Carlos González, L (1.9) OBP: 0.317, SLG: 0.430										5	0	2	1	0	1	3		
27 Trevor Story, R (1.6) OBP: 0.347, SLG: 0.525										4	0	2	0	0	0	3		
8 Gerardo Parra, L (1.7) OBP: 0.338, SLG: 0.414										5	0	0	0	0	0	6		
20 Ian Desmond, R (1.3) OBP: 0.297, SLG: 0.435										4	1	1	0	1	0	2		
15 Raimel Tapia, L (1.10) OBP: 0.333, SLG: 0.286										3	2	1	0	1	0	2		
14 Tony Wolters, L (1.2) OBP: 0.264, SLG: 0.252										4	2	2	3	0	0	2		
<b>Inning Stats</b>	R: 1 H: 3 E: 0 K: 0 S: 16	H: 3 LOB: 2 BB: 0 P: 20	R: 2 H: 2 E: 0 K: 0 S: 16	H: 2 LOB: 0 BB: 0 P: 23	R: 0 H: 1 E: 0 K: 0 S: 11	H: 1 LOB: 1 BB: 0 P: 18	R: 0 H: 1 E: 0 K: 0 S: 11	H: 1 LOB: 2 BB: 0 P: 17	R: 0 H: 0 E: 0 K: 0 S: 12	H: 0 LOB: 1 BB: 0 P: 23	R: 1 H: 3 E: 0 K: 1 S: 16	H: 3 LOB: 2 BB: 0 P: 20	1B: 7 2B: 5 3B: 2 HR: 1	SF: 1 SAC: 0 DP: 2 HBP: 1	WP: 2 PB: 0 SB: 2 CS: 0	PA: 43		
<b>PITCHER</b>	IP WLS BF H R ER SO BB IBB HBP BLK WP HR S P ERA WHIP	5.0 L 23 8 3 3 2 0 0 0 0 1 1 65 94 5.40 1.600	3.0 14 2 3 2 1 2 0 1 0 1 0 30 55 6.00 1.333	1.0 6 3 1 1 1 0 0 0 0 0 0 16 20 9.00 3.000	<b>PITCHER</b> IP WLS BF H R ER SO BB IBB HBP BLK WP HR S P ERA WHIP													
34 Félix Hernández, R (1.1) ERA: 5.13															5.40	1.600		
55 Roenis Elías, L (6.1) ERA: 2.35															6.00	1.333		
52 Nick Rumbelow, R (9.1) ERA: 4.91															9.00	3.000		

**Colorado Rockies @ Seattle Mariners**  
 Safeco Field, Seattle, WA  
 Fri Jul 06 2018, 7:11 PM - 10:21 PM PDT  
 Att: 26,554 - Partly Cloudy - 74 F

AB	39
R	7
H	13
RBI	7
BB	2
SO	4
LOB	24



Batter	1	2	3	4	5	6	7	8	9	AB	R	H	RBI	BB	SO	LOB	BOTTOM					
9 Dee Strange-Gordon, L (1.4) OBP: 0.303, SLG: 0.350										3	0	1	0	0	0	0						
7 Andrew Romine, S (7.4) OBP: 0.263, SLG: 0.227										1	0	1	0	0	0	0						
2 Jean Segura, R (1.6) OBP: 0.350, SLG: 0.466										4	0	1	0	0	0	4						
4 Denard Span, L (1.7) OBP: 0.356, SLG: 0.427										4	1	3	1	0	0	0						
23 Nelson Cruz, R (1.10) OBP: 0.360, SLG: 0.559										4	0	0	0	0	2	3						
15 Kyle Seager, L (1.5) OBP: 0.283, SLG: 0.437										4	0	0	0	0	2	3						
27 Ryon Healy, R (1.3) OBP: 0.275, SLG: 0.460										4	0	0	0	0	1	1						
16 Ben Gamel, L (1.9) OBP: 0.360, SLG: 0.391										3	0	0	0	0	1	0						
26 Chris Herrmann, L (1.2) OBP: 0.370, SLG: 0.364										3	0	1	0	0	0	0						
5 Guillermo Heredia, R (1.8) OBP: 0.330, SLG: 0.328										3	0	1	0	0	1	1						
<b>Inning Stats</b>	R: 0 H: 0 E: 1 K: 0 S: 12	H: 0 LOB: 0 BB: 0 P: 15	R: 0 H: 0 E: 0 K: 1 S: 11	H: 0 LOB: 0 BB: 0 P: 17	R: 0 H: 0 E: 0 K: 1 S: 12	H: 0 LOB: 0 BB: 0 P: 18	R: 0 H: 2 E: 0 K: 2 S: 18	H: 2 LOB: 2 BB: 0 P: 23	R: 0 H: 1 E: 0 K: 0 S: 10	H: 1 LOB: 1 BB: 0 P: 14	R: 1 H: 2 E: 0 K: 1 S: 15	H: 2 LOB: 1 BB: 0 P: 23	R: 0 H: 0 E: 0 K: 1 S: 6	H: 0 LOB: 0 BB: 0 P: 9	R: 0 H: 2 E: 0 K: 0 S: 7	H: 2 LOB: 1 BB: 0 P: 10	R: 0 H: 1 E: 0 K: 1 S: 9	H: 1 LOB: 1 BB: 0 P: 18	1B: 7 2B: 0 3B: 0 HR: 1	SF: 0 SAC: 0 DP: 1 HBP: 0	WP: 1 PB: 0 SB: 0 CS: 1	PA: 33
<b>PITCHER</b>	IP WLS BF H R ER SO BB IBB HBP BLK WP HR S P ERA WHIP	6.0 W 22 5 1 1 5 0 0 0 0 0 0 6 9 1.50 0.833	1.0 3 0 0 0 1 0 0 0 0 0 0 6 9 0.00 0.000	1.0 4 2 0 0 0 0 0 0 0 0 0 7 10 0.00 2.000	1.0 4 1 0 0 1 0 0 0 0 0 0 9 18 0.00 1.000	<b>PITCHER</b> IP WLS BF H R ER SO BB IBB HBP BLK WP HR S P ERA WHIP																
48 Germán Márquez, R (1.1) ERA: 4.92															1.50	0.833						
51 Jake McGee, L (7.1) ERA: 5.4															0.00	0.000						
45 Scott Oberg, R (8.1) ERA: 3.18															0.00	2.000						
52 Chris Rusin, L (9.1) ERA: 6.21															0.00	1.000						

**Colorado Rockies @ Seattle Mariners**  
 Safeco Field, Seattle, WA  
 Fri Jul 06 2018, 7:11 PM - 10:21 PM PDT  
 Att: 26,554 - Partly Cloudy - 74 F

AB	33
R	1
H	8
RBI	1
BB	0
SO	7
LOB	12





Batter	1	2	3	4	5	6	7	8	9	AB	R	H	RBI	BB	SO	LOB	TOP																			
9 DJ LeMahieu, R (1,4) OBP: 0.321, SLG: 0.431	F8		F8		L8		F8		K	5	0	0	0	0	1	5																				
19 Charlie Blackmon, L (1,8) OBP: 0.348, SLG: 0.469	K		K		K		K		P6	5	0	0	0	0	4	5																				
28 Nolan Arenado, R (1,5) OBP: 0.389, SLG: 0.587	G4-3		K		K		K		P3	4	0	0	0	0	2	3																				
20 Ian Desmond, R (1,3) OBP: 0.296, SLG: 0.433	G3				5B		K		G1-3	4	1	1	0	0	1	0																				
42 Chris Iannetta, R (1,2) OBP: 0.345, SLG: 0.409	K		K		K		G4-3		K	4	0	0	0	0	3	1																				
5 Carlos González, L (1,10) OBP: 0.320, SLG: 0.436	F7				1B		G4-3		4B 8SF7	4	1	2	1	0	0	0																				
4 Pat Valaika, R (1,6) OBP: 0.215, SLG: 0.233			5B 8B		F9		8B 56HR		56B	3	1	2	0	1	0	1																				
8 Gerardo Parra, L (1,7) OBP: 0.341, SLG: 0.417			56B		L7		56HR		SF7	3	1	2	1	0	0	1																				
56 Noel Cuevas, R (1,9) OBP: 0.296, SLG: 0.367							P2		3H 1B	4	1	3	3	0	0	0																				
<b>Inning Stats</b>	R: 0 E: 0 K: 1 S: 13	H: 0 LOB: 0 BB: 0 P: 19	R: 0 E: 0 K: 1 S: 10	H: 0 LOB: 0 BB: 0 P: 11	R: 0 E: 0 K: 2 S: 14	H: 3 LOB: 3 BB: 0 P: 17	R: 1 E: 0 K: 1 S: 9	H: 2 LOB: 1 BB: 0 P: 11	R: 0 E: 0 K: 2 S: 9	H: 0 LOB: 0 BB: 0 P: 12	R: 3 E: 0 K: 1 S: 13	H: 2 LOB: 0 BB: 1 P: 19	R: 0 E: 0 K: 1 S: 8	H: 0 LOB: 0 BB: 0 P: 11	R: 1 E: 0 K: 1 S: 16	H: 3 LOB: 2 BB: 0 P: 18	1B: 8 2B: 1 3B: 0 HR: 1	SF: 1 SAC: 0 DP: 0 HBP: 0	WP: 0 PA: 38 PB: 0 SB: 1 CS: 0																	
<b>PITCHER</b>	IP	WLS	BF	H	R	ER	SO	BB	IBB	HBP	BLK	WP	HR	S	P	ERA	WHIP	<b>PITCHER</b>		IP	WLS	BF	H	R	ER	SO	BB	IBB	HBP	BLK	WP	HR	S	P	ERA	WHIP
65 James Paxton, L (1,1) ERA: 3.49	7.0	L	29	7	4	4	9	1	0	0	0	0	1	75	98	5.14	1.143																			
60 Chasen Bradford, R (8,1) ERA: 2.55	1.0		3	0	0	0	1	0	0	0	0	0	0	8	11	0.00	0.000																			
12 Juan Nicasio, R (9,1) ERA: 6.09	1.0		6	3	1	1	1	0	0	0	0	0	0	16	18	9.00	3.000																			

Colorado Rockies @ Seattle Mariners  
Safeco Field, Seattle, WA  
Sat Jul 07 2018, 1:13 PM - 4:03 PM PDT  
Att: 36,104 - Cloudy - 68 F

AB 36  
R 5  
H 10  
RBI 5  
BB 1  
SO 11  
LOB 16



Batter	1	2	3	4	5	6	7	8	9	AB	R	H	RBI	BB	SO	LOB	BOTTOM																			
2 Jean Segura, R (1,6) OBP: 0.361, SLG: 0.475	G1-3		17B		HR		K			4	1	2	1	0	1	0																				
17 Mitch Haniger, R (1,9) OBP: 0.358, SLG: 0.494	27FC6-5 15BB		23G6-4-3 BB		15B		BB			2	0	2	0	2	0	0																				
23 Nelson Cruz, R (1,10) OBP: 0.356, SLG: 0.551	K		G6-4-3		F8		K			4	0	0	0	0	2	5																				
15 Kyle Seager, L (1,5) OBP: 0.290, SLG: 0.441	27FC6-5 BB		5B 27G6-3		1B		4G4-6-3 1B			2	0	2	0	2	0	0																				
27 Ryon Healy, R (1,3) OBP: 0.271, SLG: 0.453	FC6-5		G6-3		F9		P3			4	0	0	0	0	0	6																				
5 Guillermo Heredia, R (1,8) OBP: 0.330, SLG: 0.328	F8						K		G4-6-3	3	0	1	0	0	1	0																				
4 Denard Span, L (8,PH) OBP: 0.354, SLG: 0.425					1B					1	0	0	0	0	0	1																				
57 John Andreoli, R (1,7) ERA: 3.04	K				K		K		G3	2	0	0	0	0	2	2																				
16 Ben Gamel, L (6,PH) OBP: 0.356, SLG: 0.386					K		K			2	0	0	0	0	1	0																				
36 David Freitas, R (1,2) OBP: 0.286, SLG: 0.270	K						L7		F7	3	0	0	0	0	1	2																				
9 Dee Strange-Gordon, L (9,PH) OBP: 0.302, SLG: 0.348					P4					1	0	0	0	0	0	0																				
7 Andrew Romine, S (1,4) OBP: 0.253, SLG: 0.218	G6-3				L6				G6-3	3	0	0	0	0	1	0																				
26 Chris Herrmann, L (9,PH) OBP: 0.357, SLG: 0.348										1	0	0	0	0	0	0																				
<b>Inning Stats</b>	R: 0 E: 0 K: 1 S: 10	H: 1 LOB: 2 BB: 1 P: 17	R: 0 E: 0 K: 2 S: 11	H: 0 LOB: 0 BB: 0 P: 19	R: 0 E: 0 K: 0 S: 8	H: 1 LOB: 1 BB: 1 P: 17	R: 0 E: 0 K: 1 S: 16	H: 1 LOB: 2 BB: 1 P: 27	R: 1 E: 0 K: 0 S: 11	H: 2 LOB: 2 BB: 1 P: 18	R: 0 E: 0 K: 2 S: 10	H: 0 LOB: 0 BB: 0 P: 15	R: 0 E: 0 K: 3 S: 12	H: 1 LOB: 0 BB: 0 P: 19	R: 0 E: 0 K: 0 S: 8	H: 1 LOB: 0 BB: 0 P: 11	R: 0 E: 0 K: 0 S: 9	H: 0 LOB: 0 BB: 0 P: 14	1B: 6 2B: 0 3B: 0 HR: 1	SF: 0 SAC: 0 DP: 2 HBP: 0	WP: 0 PA: 36 PB: 0 SB: 0 CS: 0															
<b>PITCHER</b>	IP	WLS	BF	H	R	ER	SO	BB	IBB	HBP	BLK	WP	HR	S	P	ERA	WHIP	<b>PITCHER</b>		IP	WLS	BF	H	R	ER	SO	BB	IBB	HBP	BLK	WP	HR	S	P	ERA	WHIP
21 Kyle Freeland, L (1,1) ERA: 3.18	5.0		23	5	1	1	4	4	0	0	0	0	0	10	15	0.00	0.000																			
45 Scott Oberg, R (6,1) ERA: 3.04	1.0	W	3	0	0	0	2	0	0	0	0	0	0	10	15	0.00	0.000																			
0 Adam Ottavino, R (7,1) ERA: 1.79	2.0	H	7	2	0	0	3	0	0	0	0	0	0	20	30	0.00	1.000																			
71 Wade Davis, R (9,1) ERA: 4.04	1.0		3	0	0	0	0	0	0	0	0	0	0	9	14	0.00	0.000																			

Colorado Rockies @ Seattle Mariners  
Safeco Field, Seattle, WA  
Sat Jul 07 2018, 1:13 PM - 4:03 PM PDT  
Att: 36,104 - Cloudy - 68 F

AB 32  
R 1  
H 7  
RBI 1  
BB 4  
SO 9  
LOB 16





Batter	1	2	3	4	5	6	7	8	9	AB	R	H	RBI	BB	SO	LOB	TOP										
9 DJ LeMahieu, R (1.4) OBP: 0.317, SLG: 0.424										4	0	0	0	0	1	0	<b>Colorado Rockies @ Seattle Mariners</b> Safeco Field, Seattle, WA Sun Jul 08 2018, 1:11 PM - 3:38 PM PDT Att: 34,440 - Sunny - 72 F										
19 Charlie Blackmon, L (1.10) OBP: 0.347, SLG: 0.475										4	1	1	1	0	1	0											
28 Nolan Arenado, R (1.5) OBP: 0.388, SLG: 0.583										4	1	1	0	0	1	0											
27 Trevor Story, R (1.6) OBP: 0.348, SLG: 0.534										4	1	2	2	0	1	0											
20 Ian Desmond, R (1.3) OBP: 0.293, SLG: 0.427										4	0	0	0	0	1	1											
5 Carlos González, L (1.9) OBP: 0.320, SLG: 0.447										3	1	1	1	0	0	0											
42 Chris Iannetta, R (1.2) OBP: 0.340, SLG: 0.402										3	0	0	0	0	1	0											
8 Gerardo Parra, L (1.7) OBP: 0.337, SLG: 0.412										3	0	0	0	0	0	0											
56 Noel Cuevas, R (1.8) OBP: 0.291, SLG: 0.361										2	0	0	0	0	2	0											
15 Raimel Tapia, L (8, PH) OBP: 0.300, SLG: 0.250										1	0	0	0	0	1	0											
<b>Inning Stats</b>	R: 1 E: 0 K: 0 S: 11	H: 1 LOB: 0 BB: 0 P: 19	R: 0 E: 0 K: 1 S: 9	H: 0 LOB: 0 BB: 0 P: 12	R: 0 E: 0 K: 1 S: 9	H: 0 LOB: 0 BB: 0 P: 11	R: 0 E: 0 K: 0 S: 8	H: 1 LOB: 1 BB: 0 P: 13	R: 1 E: 0 K: 1 S: 11	H: 1 LOB: 0 BB: 0 P: 15	R: 2 E: 0 K: 0 S: 7	H: 2 LOB: 0 BB: 0 P: 10	R: 0 E: 0 K: 0 S: 11	H: 0 LOB: 0 BB: 0 P: 15	R: 0 E: 0 K: 3 S: 10	H: 0 LOB: 0 BB: 0 P: 17	R: 0 E: 0 K: 3 S: 12	H: 0 LOB: 0 BB: 0 P: 19	1B: 2 2B: 0 3B: 0 HR: 3	SF: 0 SAC: 0 DP: 0 HBP: 0	WP: 0 PB: 0 SB: 0 CS: 0	PA: 32					
<b>PITCHER</b>	IP	WLS	BF	H	R	ER	SO	BB	IBB	HBP	BLK	WP	HR	S	P	ERA	WHIP										
49 Wade LeBlanc, L (1.1) ERA: 3.39	6.0	W	23	5	4	4	3	0	0	0	0	0	3	55	80	6.00	0.833										
47 James Pazos, L (7.1) ERA: 1.72	1.0	H	3	0	0	0	0	0	0	0	0	0	0	11	15	0.00	0.000										
48 Alex Colomé, R (8.1) ERA: 4.34	1.0	H	3	0	0	0	3	0	0	0	0	0	0	10	17	0.00	0.000										
39 Edwin Díaz, R (9.1) ERA: 2.3	1.0	S	3	0	0	0	3	0	0	0	0	0	0	12	19	0.00	0.000										

Batter	1	2	3	4	5	6	7	8	9	AB	R	H	RBI	BB	SO	LOB	BOTTOM										
9 Dee Strange-Gordon, L (1.4) OBP: 0.305, SLG: 0.353										4	1	2	0	0	0	0	<b>Colorado Rockies @ Seattle Mariners</b> Safeco Field, Seattle, WA Sun Jul 08 2018, 1:11 PM - 3:38 PM PDT Att: 34,440 - Sunny - 72 F										
2 Jean Segura, R (1.6) OBP: 0.355, SLG: 0.470										4	0	0	0	0	2	0											
17 Mitch Haniger, R (1.9) OBP: 0.357, SLG: 0.489										3	1	0	0	0	2	1											
23 Nelson Cruz, R (1.10) OBP: 0.361, SLG: 0.549										1	2	0	0	3	0	0											
15 Kyle Seager, L (1.5) OBP: 0.290, SLG: 0.440										3	1	1	1	0	1	2											
4 Denard Span, L (1.7) OBP: 0.360, SLG: 0.434										2	0	1	0	2	0	2											
27 Ryon Healy, R (1.3) OBP: 0.275, SLG: 0.468										4	1	2	5	0	0	2											
5 Guillermo Heredia, R (1.8) OBP: 0.329, SLG: 0.326										4	0	1	0	0	0	3											
36 David Freitas, R (1.2) OBP: 0.270, SLG: 0.254										4	0	0	0	0	1	2											
<b>Inning Stats</b>	R: 3 E: 0 K: 0 S: 14	H: 2 LOB: 2 BB: 2 P: 28	R: 0 E: 0 K: 1 S: 9	H: 0 LOB: 0 BB: 0 P: 10	R: 0 E: 0 K: 1 S: 7	H: 0 LOB: 0 BB: 0 P: 12	R: 0 E: 0 K: 0 S: 7	H: 1 LOB: 1 BB: 0 P: 14	R: 0 E: 0 K: 0 S: 7	H: 0 LOB: 0 BB: 0 P: 11	R: 3 E: 0 K: 0 S: 17	H: 2 LOB: 0 BB: 1 P: 26	R: 0 E: 1 K: 2 S: 9	H: 1 LOB: 2 BB: 1 P: 12	R: 0 E: 0 K: 0 S: 4	H: 1 LOB: 1 BB: 1 P: 9		R: 0 E: 0 K: 0 S: 4	H: 1 LOB: 1 BB: 1 P: 9	1B: 3 2B: 2 3B: 1 HR: 1	SF: 1 SAC: 0 DP: 1 HBP: 1	WP: 0 PB: 0 SB: 0 CS: 0	PA: 36				
<b>PITCHER</b>	IP	WLS	BF	H	R	ER	SO	BB	IBB	HBP	BLK	WP	HR	S	P	ERA	WHIP										
49 Antonio Senzatele, R (1.1) ERA: 5.34	6.0	L	27	5	6	6	2	3	0	1	0	0	1	61	101	9.00	1.333										
51 Jake McGee, L (7.1) ERA: 5.23	1.0		5	1	0	0	2	0	1	0	0	0	0	9	12	0.00	1.000										
52 Chris Rusin, L (8.1) ERA: 6.06	1.0		4	1	0	0	0	1	0	0	0	0	0	4	9	0.00	2.000										



Batter	1	2	3	4	5	6	7	8	9	AB	R	H	RBI	BB	SO	LOB	TOP		
6 David Peralta, L (1.7) OBP: 0.352, SLG: 0.512	G4-3		K		G4-3		HR	K		5	1	1	3	0	2	1	<b>Arizona Diamondbacks @ Colorado Rockies</b> Coors Field, Denver, CO Tue Jul 10 2018, 6:41 PM - 10:21 PM MDT Att. 43,405 - Clear - 96 F		
13 Nick Ahmed, R (1.6) OBP: 0.297, SLG: 0.431	HR		G5-3		K		G6-3		44 WP 2B	5	1	2	1	0	1	0			
44 Paul Goldschmidt, R (1.3) OBP: 0.369, SLG: 0.537	P6		1B		K		G4-3		11 F9-3.4 BB	4	0	1	0	1	1	0			
11 AJ Pollock, R (1.8) OBP: 0.351, SLG: 0.596	L8		P4				L6		F9-3-4 BB	5	1	1	1	0	0	3			
28 Steven Souza Jr., R (1.9) OBP: 0.239, SLG: 0.234	K				4 BB BB		4 WP BB		G6-3	3	0	1	0	2	1	1			
4 Ketel Marte, S (1.4) OBP: 0.307, SLG: 0.426							G4-3			2	0	0	0	2	1	2			
40 Andrew Chafin, R (7.1)										0	0	0	0	0	0	0			
31 Brad Boxberger, R (9.1)										0	0	0	0	0	0	0			
22 Jake Lamb, L (1.5) OBP: 0.319, SLG: 0.369			FC4-6 BB				F9			4	0	0	0	0	2	4			
2 Jeff Mathis, R (1.2) OBP: 0.286, SLG: 0.245										3	1	1	0	1	1	2			
46 Patrick Corbin, L (1.1) OBP: 0.257, SLG: 0.242										2	0	0	0	0	1	4			
48 Randall Delgado, R (5.1)										0	0	0	0	0	0	0			
16 Chris Owings, R (7. PH) OBP: 0.257, SLG: 0.287										1	1	1	0	0	0	0			
25 Archie Bradley, R (7.1)										0	0	0	0	0	0	0			
3 Daniel Descalso, L (7.4) OBP: 0.361, SLG: 0.486										0	0	0	0	1	0	0			
<b>Inning Stats</b>	R: 1 E: 0 K: 0 S: 9	H: 1 LOB: 0 BB: 0 P: 14	R: 0 E: 0 K: 1 S: 10	H: 1 LOB: 2 BB: 1 P: 18	R: 0 E: 0 K: 1 S: 13	H: 1 LOB: 1 BB: 0 P: 15	R: 0 E: 0 K: 3 S: 12	H: 0 LOB: 2 BB: 2 P: 25	R: 0 E: 0 K: 2 S: 11	H: 0 LOB: 1 BB: 0 P: 22	R: 4 E: 0 K: 0 S: 14	H: 4 LOB: 1 BB: 1 P: 23	R: 0 E: 0 K: 2 S: 10	H: 0 LOB: 1 BB: 1 P: 15	R: 0 E: 0 K: 0 S: 5	H: 1 LOB: 1 BB: 1 P: 13	1B: 2 2B: 4 3B: 0 HR: 3	SF: 0 SAC: 0 DP: 1 HBP: 0	WP: 2 PA: 41 PB: 0 SB: 0 CS: 0
<b>PITCHER</b>	IP WLS BF H R ER SO BB IBB HBP BLK WP HR S P ERA WHIP																		
44 Tyler Anderson, L (1.1) ERA: 3.75	6.0	25	3	1	1	8	4	0	0	0	1	1	70	109	1.50	1.167			
51 Jake McGee, L (7.1) ERA: 6.06	0.0	L	3	2	3	3	0	0	0	0	0	1	5	10	∞	∞			
45 Scott Oberg, R (7.1) ERA: 3.28	1.0	5	2	1	1	0	0	0	0	0	0	1	9	13	9.00	2.000			
59 Harrison Musgrave, L (8.1) ERA: 4.26	1.0	4	0	0	0	2	1	0	0	0	0	0	10	15	0.00	1.000			
0 Adam Ottavino, R (9.1) ERA: 1.74	1.0	4	1	0	0	0	1	0	0	0	1	0	5	13	0.00	2.000			

Batter	1	2	3	4	5	6	7	8	9	AB	R	H	RBI	BB	SO	LOB	BOTTOM				
9 DJ LeMahieu, R (1.4) OBP: 0.315, SLG: 0.420	G5-3		19 2B 1B		F8		P6		G6-3	5	1	1	0	0	0	1	<b>Arizona Diamondbacks @ Colorado Rockies</b> Coors Field, Denver, CO Tue Jul 10 2018, 6:41 PM - 10:21 PM MDT Att. 43,405 - Clear - 96 F				
19 Charlie Blackmon, L (1.8) OBP: 0.348, SLG: 0.477	K		20 G5-3 2B				F7		42 FC5 20 DI 1B	5	0	2	1	0	2	0					
28 Nolan Arenado, R (1.5) OBP: 0.393, SLG: 0.593			20 G5-3 BB		20 2B 20 E 1B		HR		L9	3	2	2	1	2	0	1					
27 Trevor Story, R (1.6) OBP: 0.349, SLG: 0.535	K				20 E 2B		1B		F8	5	0	2	0	0	2	4					
20 Ian Desmond, R (1.3) OBP: 0.294, SLG: 0.425							1B			4	0	1	1	1	0	3					
42 Chris Iannetta, R (1.2) OBP: 0.336, SLG: 0.397							1B		42 FC5 BB	5	0	1	0	0	0	8					
8 Gerardo Parra, L (1.7) OBP: 0.332, SLG: 0.406										4	0	0	0	0	1	5					
56 Noel Cuevas, R (1.9) OBP: 0.245, SLG: 0.336										2	0	0	0	0	1	0					
51 Jake McGee, L (7.1)										0	0	0	0	0	0	0					
45 Scott Oberg, R (7.1)										0	0	0	0	0	0	0					
59 Harrison Musgrave, L (8.1)										1	0	0	0	0	0	0					
4 Pat Valajka, R (8. PH) OBP: 0.230										0	0	0	0	0	0	0					
0 Adam Ottavino, S (8.1)										0	0	0	0	0	0	0					
44 Tyler Anderson, L (1.1) OBP: 0.235, SLG: 0.133										1	0	0	0	1	1	2					
5 Carlos González, L (6. PH) OBP: 0.318, SLG: 0.444										2	0	0	0	0	1	0					
<b>Inning Stats</b>	R: 0 E: 0 K: 2 S: 10	H: 0 LOB: 1 BB: 1 P: 15	R: 0 E: 0 K: 2 S: 16	H: 1 LOB: 2 BB: 1 P: 27	R: 1 E: 0 K: 1 S: 15	H: 2 LOB: 2 BB: 1 P: 27	R: 0 E: 0 K: 0 S: 15	H: 0 LOB: 1 BB: 1 P: 23	R: 1 E: 1 K: 1 S: 16	H: 2 LOB: 2 BB: 0 P: 28	R: 0 E: 0 K: 1 S: 11	H: 0 LOB: 0 BB: 0 P: 17	R: 1 E: 0 K: 0 S: 22	H: 3 LOB: 2 BB: 0 P: 31	R: 0 E: 0 K: 0 S: 5	H: 0 LOB: 0 BB: 0 P: 6	R: 0 E: 0 K: 0 S: 12	H: 1 LOB: 2 BB: 1 P: 21	1B: 6 2B: 2 3B: 0 HR: 1	SF: 0 SAC: 0 DP: 0 HBP: 0	WP: 0 PA: 42 PB: 0 SB: 0 CS: 0
<b>PITCHER</b>	IP WLS BF H R ER SO BB IBB HBP BLK WP HR S P ERA WHIP																				
46 Patrick Corbin, L (1.1) ERA: 3.09	4.1	22	5	2	2	6	4	0	0	0	0	0	18	29	0.00	0.000					
48 Randall Delgado, R (5.1) ERA: 2.2	1.2	W	6	0	0	0	0	0	0	0	0	0	18	29	0.00	0.000					
25 Archie Bradley, R (7.1) ERA: 2.03	0.2	H	5	3	1	1	0	0	0	0	0	1	21	29	13.50	4.500					
40 Andrew Chafin, L (7.1) ERA: 1.62	1.1	H	5	1	0	0	0	0	0	0	0	7	10	0.00	0.750						
31 Brad Boxberger, R (9.1) ERA: 3.24	1.0	S	4	0	0	0	1	0	0	0	0	11	19	0.00	1.000						





Batter	1	2	3	4	5	6	7	8	9	AB	R	H	RBI	BB	SO	LOB	TOP			
9 Jon Jay, L OBP: 0.350, SLG: 0.354										4	0	0	0	0	1	1	<b>Arizona Diamondbacks @ Colorado Rockies</b> Coors Field, Denver, CO Wed Jul 11 2018, 6:42 PM - 9:45 PM MDT Att: 33,919 - Partly Cloudy - 92 F			
44 Paul Goldschmidt, R OBP: 0.389, SLG: 0.645										2	1	1	1	0	0	0				
36 John Ryan Murphy, R OBP: 0.291, SLG: 0.464										2	0	0	0	0	1	0				
22 Jake Lamb, L OBP: 0.322, SLG: 0.372										4	1	2	0	0	1	0				
11 AJ Pollock, R OBP: 0.351, SLG: 0.592										3	0	1	0	0	2	1				
2 Jeff Mathis, R OBP: 0.293, SLG: 0.243										1	0	0	0	0	0	1				
6 David Peralta, L OBP: 0.351, SLG: 0.509										4	0	1	1	0	0	1				
4 Ketel Marte, S OBP: 0.306, SLG: 0.422										3	0	0	0	1	1	0				
3 Daniel Descalso, L OBP: 0.363, SLG: 0.484										3	0	1	0	1	1	2				
5 Alex Avila, L OBP: 0.269, SLG: 0.261										3	0	0	0	1	1	2				
26 Shelby Miller, R 38 Robbie Ray, L 29 Jorge De La Rosa, L 30 T.J. McFarland, L 66 Yoshihisa Hirano, R 16 Chris Owings, R										0	0	0	0	0	0	0				
<b>Inning Stats</b>	R: 1 E: 0 K: 1 S: 16	H: 2 LOB: 1 BB: 0 P: 25	R: 0 E: 0 K: 2 S: 10	H: 0 LOB: 1 BB: 1 P: 19	R: 0 E: 0 K: 1 S: 11	H: 0 LOB: 0 BB: 0 P: 14	R: 0 E: 0 K: 1 S: 8	H: 1 LOB: 1 BB: 0 P: 9	R: 1 E: 0 K: 2 S: 14	H: 2 LOB: 2 BB: 1 P: 23	R: 0 E: 0 K: 0 S: 4	H: 0 LOB: 0 BB: 0 P: 7	R: 0 E: 0 K: 0 S: 5	H: 1 LOB: 0 BB: 0 P: 9	R: 0 E: 0 K: 2 S: 11	H: 0 LOB: 1 BB: 1 P: 19	1B: 5 2B: 0 3B: 0 HR: 1	SF: 0 SAC: 0 DP: 1 HBP: 0	WP: 0 PB: 0 SB: 0 CS: 0	PA: 35
<b>PITCHER</b>	IP WLS BF H R ER SO BB IBB HBP BLK WP HR S P ERA WHIP	6.0 W 25 5 2 2 8 2 0 0 0 0 1 67 101 3.00 1.167	2.0 6 1 0 0 0 0 0 0 0 0 0 9 16 0.00 0.500	1.0 4 0 0 0 2 1 0 0 0 0 0 0 11 19 0.00 1.000																

Batter	1	2	3	4	5	6	7	8	9	AB	R	H	RBI	BB	SO	LOB	BOTTOM				
9 DJ LeMahieu, R OBP: 0.322, SLG: 0.431										5	4	3	0	1	0	1	<b>Arizona Diamondbacks @ Colorado Rockies</b> Coors Field, Denver, CO Wed Jul 11 2018, 6:42 PM - 9:45 PM MDT Att: 33,919 - Partly Cloudy - 92 F				
19 Charlie Blackmon, L OBP: 0.333, SLG: 0.490										3	4	3	3	1	0	0					
15 Raimel Tapia, L OBP: 0.333, SLG: 0.400										2	0	1	0	0	0	0					
28 Nolan Arenado, R OBP: 0.397, SLG: 0.593										3	1	2	2	1	0	0					
4 Pat Valaika, R OBP: 0.208, SLG: 0.225										2	0	0	0	0	0	1					
5 Carlos González, L OBP: 0.319, SLG: 0.467										5	4	2	6	0	0	4					
62 Yency Almonte, R OBP: 0.340, SLG: 0.438										1	0	0	0	0	0	0					
29 Bryan Shaw, S										0	0	0	0	0	0	0					
27 Trevor Story, R OBP: 0.351, SLG: 0.537										4	1	2	0	0	1	2					
23 Tom Murphy, R OBP: 0.340, SLG: 0.438										0	0	0	0	1	0	0					
8 Gerardo Parra, L OBP: 0.330, SLG: 0.400										4	1	0	0	1	2	5					
20 Ian Desmond, R OBP: 0.299, SLG: 0.437										5	1	3	5	0	0	0					
14 Tony Wolters, L OBP: 0.269, SLG: 0.270										4	1	1	0	1	1	2					
48 Germán Márquez, R OBP: 0.324, SLG: 0.412										4	2	2	2	0	0	1					
56 Noel Cuevas, R OBP: 0.290, SLG: 0.352										1	0	0	0	0	0	1					
<b>Inning Stats</b>	R: 5 E: 0 K: 1 S: 22	H: 4 LOB: 1 BB: 2 P: 37	R: 4 E: 0 K: 2 S: 20	H: 2 LOB: 1 BB: 3 P: 41	R: 3 E: 0 K: 0 S: 19	H: 4 LOB: 1 BB: 0 P: 29	R: 6 E: 0 K: 1 S: 21	H: 6 LOB: 0 BB: 0 P: 30	R: 1 E: 0 K: 0 S: 7	H: 1 LOB: 2 BB: 1 P: 15	R: 0 E: 0 K: 0 S: 7	H: 1 LOB: 1 BB: 0 P: 9	R: 0 E: 0 K: 0 S: 4	H: 0 LOB: 0 BB: 0 P: 4	R: 0 E: 0 K: 2 S: 11	H: 0 LOB: 1 BB: 1 P: 19	1B: 9 2B: 4 3B: 1 HR: 5	SF: 0 SAC: 0 DP: 0 HBP: 0	WP: 0 PB: 0 SB: 1 CS: 0	PA: 49	
<b>PITCHER</b>	IP WLS BF H R ER SO BB IBB HBP BLK WP HR S P ERA WHIP	1.0 L 9 4 5 5 1 2 0 0 0 0 0 22 37 45.00 6.000	1.2 13 5 7 7 2 3 0 0 0 1 0 2 37 64 37.80 4.800	0.1 2 1 0 0 0 0 0 0 0 0 0 2 6 0.00 3.000	0.1 5 4 4 4 0 0 0 0 0 0 0 12 17 108.00 12.000																





Batter	1	2	3	4	5	6	7	8	9	AB	R	H	RBI	BB	SO	LOB	TOP			
9 Jon Jay, L OBP: 0.348, SLG: 0.350 (1,7)										4	1	0	0	0	1	1				
13 Nick Ahmed, R OBP: 0.277, SLG: 0.432 (1,6)										4	0	1	0	0	0	1				
44 Paul Goldschmidt, R OBP: 0.390, SLG: 0.545 (1,3)										4	0	2	0	0	1	1				
11 AJ Pollock, R OBP: 0.348, SLG: 0.584 (1,8)										4	0	1	1	0	0	2				
28 Steven Souza Jr., R OBP: 0.253, SLG: 0.294 (1,9)										4	0	2	0	0	0	3				
4 Ketel Marte, S OBP: 0.305, SLG: 0.418 (1,4)										3	0	0	0	1	1	4				
36 John Ryan Murphy, R OBP: 0.284, SLG: 0.452 (1,2)										4	0	0	0	0	2	4				
16 Chris Owings, R OBP: 0.259, SLG: 0.285 (1,5)										3	0	1	0	1	1	1				
38 Robbie Ray, L (1,1)										1	0	0	0	0	1	2				
61 Silvino Bracho, R (6,1)										0	0	0	0	0	0	0				
40 Andrew Chafin, R (6,1)										0	0	0	0	0	0	0				
3 Daniel Descalso, L (7,PH)										0	0	0	0	0	0	0				
48 Randall Delgado, R (7,1)										0	0	0	0	0	0	0				
55 Matt Koch, L (8,1)										0	0	0	0	0	0	0				
22 Jake Lamb, L (9,PH)										1	0	0	0	0	0	0				
<b>Inning Stats</b>	R: 1 E: 0 K: 0 S: 18	H: 2 LOB: 2 BB: 0 P: 27	R: 0 E: 0 K: 0 S: 7	H: 1 LOB: 1 BB: 0 P: 10	R: 0 E: 0 K: 1 S: 14	H: 0 LOB: 0 BB: 0 P: 19	R: 0 E: 0 K: 3 S: 14	H: 1 LOB: 2 BB: 1 P: 23	R: 0 E: 0 K: 1 S: 10	H: 1 LOB: 1 BB: 0 P: 13	R: 0 E: 0 K: 1 S: 15	H: 0 LOB: 0 BB: 0 P: 9	R: 0 E: 0 K: 1 S: 11	H: 1 LOB: 2 BB: 1 P: 17	R: 0 E: 0 K: 1 S: 7	H: 0 LOB: 0 BB: 0 P: 10	1B: 4 2B: 2 3B: 1 HR: 0	SF: 0 SAC: 1 DP: 0 HBP: 1	WP: 0 PB: 1 SB: 2 CS: 0	PA: 37
<b>PITCHER</b>	IP WLS BF H R ER SO BB IBB HBP BLK WP HR S P ERA WHIP																			
21 Kyle Freeland, L (1,1)	5.1	W 24	6	1	1	4	0	1	1	0	0	0	0	0	67	98	1.69	1.125		
45 Scott Oberg, R (6,1)	0.2	W 2	0	0	0	1	0	0	0	0	0	0	0	11	16	0.00	0.000			
52 Chris Rusin, L (7,1)	0.2	H 2	0	0	0	0	0	0	0	0	0	0	0	4	8	0.00	0.000			
0 Adam Ottavino, R (7,1)	1.1	H 6	1	0	0	1	1	0	0	0	0	0	0	12	18	0.00	1.500			
71 Wade Davis, R (9,1)	1.0	3	0	0	0	1	0	0	0	0	0	0	0	7	10	0.00	0.000			

Arizona Diamondbacks @ Colorado Rockies  
Coors Field, Denver, CO  
Thu Jul 12 2018, 1:11 PM - 4:27 PM MDT  
Att: 41,410 - Partly Cloudy - 81 F

AB	33
R	1
H	7
RBI	1
BB	2
SO	7
LOB	19



Batter	1	2	3	4	5	6	7	8	9	AB	R	H	RBI	BB	SO	LOB	BOTTOM		
9 DJ LeMahieu, R OBP: 0.323, SLG: 0.432 (1,4)										4	0	2	1	0	0	0			
19 Charlie Blackmon, L (1,8)										4	0	0	0	0	1	3			
28 Nolan Arenado, R (1,5)										4	0	1	0	0	1	2			
27 Trevor Story, R (1,6)										3	1	1	1	1	2	2			
20 Ian Desmond, R (1,3)										3	1	1	0	1	1	2			
5 Carlos González, L (1,9)										3	1	1	1	0	1	1			
42 Chris Iannetta, R (1,2)										3	1	1	0	1	1	2			
56 Noel Cuevas, R (1,7)										1	0	0	0	1	0	1			
8 Gerardo Parra, L (6,PH) (7,7)										2	1	1	1	0	0	0			
21 Kyle Freeland, L (1,1)										2	0	0	0	0	1	3			
45 Scott Oberg, R (6,1)										0	0	0	0	0	0	0			
15 Raimel Tapia, L (6,PH)										0	0	0	0	0	0	0			
52 Chris Rusin, L (7,1)										0	0	0	0	0	0	0			
0 Adam Ottavino, S (7,1)										0	0	0	0	0	0	0			
23 Tom Murphy, R (8,PH)										0	0	0	0	0	0	0			
71 Wade Davis, R (9,1)										0	0	0	0	0	0	0			
<b>Inning Stats</b>	R: 0 E: 0 K: 1 S: 13	H: 1 LOB: 1 BB: 0 P: 17	R: 0 E: 0 K: 1 S: 11	H: 1 LOB: 1 BB: 1 P: 14	R: 0 E: 0 K: 2 S: 11	H: 1 LOB: 1 BB: 0 P: 17	R: 0 E: 0 K: 3 S: 13	H: 1 LOB: 1 BB: 0 P: 23	R: 3 E: 0 K: 0 S: 15	H: 2 LOB: 1 BB: 1 P: 27	R: 2 E: 0 K: 0 S: 9	H: 2 LOB: 0 BB: 1 P: 18	R: 0 E: 0 K: 0 S: 8	H: 0 LOB: 0 BB: 0 P: 11	1B: 6 2B: 2 3B: 0 HR: 1	SF: 1 SAC: 0 DP: 1 HBP: 1	WP: 0 PB: 0 SB: 2 CS: 0	PA: 37	
<b>PITCHER</b>	IP WLS BF H R ER SO BB IBB HBP BLK WP HR S P ERA WHIP																		
38 Robbie Ray, L (1,1)	5.1	B 25	5	2	2	8	0	0	0	0	0	0	0	2	3	∞	∞		
61 Silvino Bracho, R (6,1)	0.0	B 1	1	0	0	0	0	0	0	0	0	0	0	2	3	∞	∞		
40 Andrew Chafin, L (6,1)	0.2	3	1	1	1	0	0	0	0	0	0	0	0	9	13	13.50	1.500		
48 Randall Delgado, R (7,1)	1.0	5	2	2	2	0	1	0	0	0	1	9	18	18.00	3.000				
55 Matt Koch, R (8,1)	1.0	3	0	0	0	0	0	0	0	0	0	8	11	0.00	0.000				

Arizona Diamondbacks @ Colorado Rockies  
Coors Field, Denver, CO  
Thu Jul 12 2018, 1:11 PM - 4:27 PM MDT  
Att: 41,410 - Partly Cloudy - 81 F

AB	31
R	5
H	9
RBI	5
BB	4
SO	8
LOB	16





Batter	1	2	3	4	5	6	7	8	9	AB	R	H	RBI	BB	SO	LOB	TOP
9 Dee Strange-Gordon, L (1.4) OBP: 0.353, SLG: 0.349										5	1	1	0	0	0	2	<b>Seattle Mariners @ Colorado Rockies</b> Coors Field, Denver, CO Fri Jul 13 2018, 6:41 PM - 10:00 PM MDT Att: 38,126 - Partly Cloudy - 88 F
2 Jean Segura, R (1.6) OBP: 0.356, SLG: 0.463										4	2	1	0	1	1	2	
17 Mitch Haniger, R (1.9) OBP: 0.361, SLG: 0.494										3	1	1	1	2	2	0	
15 Kyle Seager, L (1.5) OBP: 0.288, SLG: 0.433										5	1	2	1	0	0	2	
4 Denard Span, L (1.7) OBP: 0.361, SLG: 0.437										5	1	2	2	0	1	1	
27 Ryon Healy, R (1.3) OBP: 0.297, SLG: 0.450										4	0	0	0	0	1	4	
16 Ben Gamel, L (1.8) OBP: 0.358, SLG: 0.392										4	0	3	1	0	0	2	
26 Chris Herrmann, L (1.2) OBP: 0.361, SLG: 0.433										3	1	1	0	1	1	2	
56 Christian Bergman, R (1.1) OBP: 0.350, SLG: 0.320										2	0	1	1	0	0	1	
47 James Pazos, R (5.1) ERA: 3.97										5	0	2	0	0	0	1	
59 Harrison Musgrave, L (4.1) ERA: 4.76										5	1	2	1	0	1	2	
52 Chris Rusin, L (7.1) ERA: 6.18										5	2	0	0	0	0	3	
45 Scott Oberg, R (7.1) ERA: 3.12										3	3	3	0	2	0	0	
0 Adam Ottavino, R (8.1) ERA: 1.88										5	1	2	4	0	1	5	
8 Gerardo Parra, L (1.7) OBP: 0.337, SLG: 0.407										3	2	2	1	1	0	1	
20 Ian Desmond, R (1.3) OBP: 0.303, SLG: 0.440										4	1	2	1	0	1	1	
14 Tony Wolters, L (1.2) OBP: 0.268, SLG: 0.269										4	0	1	3	0	1	1	
34 Jeff Hoffman, R (1.1) ERA: 3.97										0	0	0	0	0	0	0	
59 Harrison Musgrave, L (4.1) ERA: 4.76										5	0	2	0	0	0	1	
52 Chris Rusin, L (7.1) ERA: 6.18										5	1	2	1	0	1	2	
45 Scott Oberg, R (7.1) ERA: 3.12										3	3	3	0	2	0	0	
0 Adam Ottavino, R (8.1) ERA: 1.88										5	1	2	4	0	1	5	
8 Gerardo Parra, L (1.7) OBP: 0.337, SLG: 0.407										3	2	2	1	1	0	1	
20 Ian Desmond, R (1.3) OBP: 0.303, SLG: 0.440										4	1	2	1	0	1	1	
14 Tony Wolters, L (1.2) OBP: 0.268, SLG: 0.269										4	0	1	3	0	1	1	
34 Jeff Hoffman, R (1.1) ERA: 3.97										0	0	0	0	0	0	0	
59 Harrison Musgrave, L (4.1) ERA: 4.76										5	0	2	0	0	0	1	
52 Chris Rusin, L (7.1) ERA: 6.18										5	1	2	1	0	1	2	
45 Scott Oberg, R (7.1) ERA: 3.12										3	3	3	0	2	0	0	
0 Adam Ottavino, R (8.1) ERA: 1.88										5	1	2	4	0	1	5	
8 Gerardo Parra, L (1.7) OBP: 0.337, SLG: 0.407										3	2	2	1	1	0	1	
20 Ian Desmond, R (1.3) OBP: 0.303, SLG: 0.440										4	1	2	1	0	1	1	
14 Tony Wolters, L (1.2) OBP: 0.268, SLG: 0.269										4	0	1	3	0	1	1	
34 Jeff Hoffman, R (1.1) ERA: 3.97										0	0	0	0	0	0	0	
59 Harrison Musgrave, L (4.1) ERA: 4.76										5	0	2	0	0	0	1	
52 Chris Rusin, L (7.1) ERA: 6.18										5	1	2	1	0	1	2	
45 Scott Oberg, R (7.1) ERA: 3.12										3	3	3	0	2	0	0	
0 Adam Ottavino, R (8.1) ERA: 1.88										5	1	2	4	0	1	5	
8 Gerardo Parra, L (1.7) OBP: 0.337, SLG: 0.407																	



Batter	1	2	3	4	5	6	7	8	9	AB	R	H	RBI	BB	SO	LOB	TOP					
9 Dee Strange-Gordon, L (1.4) OBP: 0.350, SLG: 0.348	G4-3		L7			K		FC5-2		4	0	0	0	0	1	3	<b>Seattle Mariners @ Colorado Rockies</b> Coors Field, Denver, CO Sat Jul 14 2018, 7:13 PM - 10:02 PM MDT Att: 47,789 - Clear - 93 F					
2 Jean Segura, R (1.6) OBP: 0.355, SLG: 0.460	G6-3				G5-4-3 17 1B	F8		K		4	0	1	0	0	1	2						
17 Mitch Haniger, R (1.9) OBP: 0.357, SLG: 0.488	K				G5-4-3 1-2			G4-3		4	0	0	0	0	1	1						
15 Kyle Seager, L (1.5) OBP: 0.285, SLG: 0.428		K			F7			G3		4	0	0	0	0	1	0						
4 Denard Span, L (1.7) OBP: 0.356, SLG: 0.430		F7						G3-1		4	0	0	0	0	1	0						
27 Ryan Healy, R (1.3) OBP: 0.288, SLG: 0.449		G5-3						G1-3		3	0	1	0	0	0	0						
16 Ben Gamel, L (1.8) OBP: 0.358, SLG: 0.391								G3-1		4	0	0	0	0	1	0						
26 Chris Herrmann, L (1.2) OBP: 0.385, SLG: 0.469								G3-1		2	0	1	1	1	0	1						
49 Wade LeBlanc, L (1.1) OBP: 0.349, SLG: 0.347								G1-3		1	0	0	0	0	0	1						
67 Matt Festa, R (5.1) OBP: 0.295, SLG: 0.317								FC5-2		0	0	0	0	0	0	0						
5 Guillermo Heredia, R (6.1) OBP: 0.295, SLG: 0.317								FC5-2		0	0	0	0	0	0	0						
55 Roenis Elias, L (6.1) OBP: 0.295, SLG: 0.317								FC5-2		0	0	0	0	0	0	0						
61 Casey Lawrence, R (7.1) OBP: 0.295, SLG: 0.317								FC5-2		0	0	0	0	0	0	0						
23 Nelson Cruz, R (8.1) OBP: 0.295, SLG: 0.317								FC5-2		0	0	0	0	0	0	0						
12 Juan Nicasio, R (8.1) OBP: 0.295, SLG: 0.317								FC5-2		0	0	0	0	0	0	0						
<b>Inning Stats</b>	R: 0 E: 0 K: 1 S: 10	H: 0 LOB: 0 BB: 0 P: 15	R: 0 E: 0 K: 1 S: 6	H: 0 LOB: 0 BB: 0 P: 11	R: 0 E: 0 K: 2 S: 12	H: 0 LOB: 1 BB: 1 P: 19	R: 0 E: 0 K: 0 S: 5	H: 1 LOB: 0 BB: 0 P: 7	R: 0 E: 0 K: 0 S: 11	H: 0 LOB: 1 BB: 0 P: 15	R: 0 E: 0 K: 2 S: 7	H: 0 LOB: 0 BB: 0 P: 11	R: 0 E: 0 K: 0 S: 6	H: 0 LOB: 0 BB: 0 P: 6	R: 1 E: 0 K: 1 S: 12	H: 3 LOB: 2 BB: 0 P: 15	R: 0 E: 0 K: 1 S: 8	H: 0 LOB: 0 BB: 0 P: 14	1B: 4 2B: 1 3B: 0 HR: 0	SF: 0 SAC: 0 DP: 1 HBP: 0	WP: 1 PB: 0 SB: 0 CS: 0	PA: 32
<b>PITCHER</b>	IP WLS BF H R ER SO BB IBB HBP BLK WP HR S P ERA WHIP																					
55 Jon Gray, R (1.1) ERA: 5.44	7.1 W 27 5 1 1 6 1 0 0 0 1 0 0 64 93 1.23 0.818																					
0 Adam Ottavino, R (8.1) ERA: 1.62	0.2 H 2 0 0 0 1 0 0 0 0 0 0 0 5 6 0.00 0.000																					
71 Wade Davis, R (9.1) ERA: 3.72	1.0 S 3 0 0 0 1 0 0 0 0 0 0 0 8 14 0.00 0.000																					

Batter	1	2	3	4	5	6	7	8	9	AB	R	H	RBI	BB	SO	LOB	BOTTOM			
19 Charlie Blackmon, L (1.8) OBP: 0.353, SLG: 0.497	G3-1							G6-3		4	1	2	0	0	0	0	<b>Seattle Mariners @ Colorado Rockies</b> Coors Field, Denver, CO Sat Jul 14 2018, 7:13 PM - 10:02 PM MDT Att: 47,789 - Clear - 93 F			
20 Ian Desmond, R (1.3) OBP: 0.305, SLG: 0.447								K		4	1	2	1	0	2	1				
28 Nolan Arenado, R (1.5) OBP: 0.391, SLG: 0.585								L9		4	0	2	1	0	0	2				
27 Trevor Story, R (1.6) OBP: 0.354, SLG: 0.552								F8		4	1	2	0	0	0	2				
5 Carlos González, L (1.9) OBP: 0.337, SLG: 0.486								HR		3	1	1	2	1	0	2				
23 Tom Murphy, R (1.2) OBP: 0.309, SLG: 0.396								F8		4	0	0	0	0	0	3				
8 Gerardo Parra, L (1.7) OBP: 0.339, SLG: 0.407								K		3	0	1	0	0	1	0				
4 Pat Valaika, R (1.4) OBP: 0.210, SLG: 0.217										3	0	0	0	1	2	2				
55 Jon Gray, R (1.1) OBP: 0.161, SLG: 0.138								G6-3		3	0	0	0	0	2	1				
0 Adam Ottavino, S (8.1) ERA: 6.0										0	0	0	0	0	0	0				
71 Wade Davis, R (9.1) ERA: 6.0										0	0	0	0	0	0	0				
<b>Inning Stats</b>	R: 0 E: 0 K: 0 S: 8	H: 1 LOB: 0 BB: 0 P: 14	R: 2 E: 0 K: 1 S: 20	H: 2 LOB: 1 BB: 1 P: 29	R: 0 E: 0 K: 1 S: 11	H: 1 LOB: 1 BB: 0 P: 17	R: 0 E: 0 K: 0 S: 8	H: 0 LOB: 1 BB: 1 P: 19	R: 2 E: 0 K: 1 S: 14	H: 4 LOB: 2 BB: 0 P: 18	R: 0 E: 0 K: 2 S: 8	H: 0 LOB: 0 BB: 0 P: 11	R: 0 E: 0 K: 1 S: 14	H: 1 LOB: 1 BB: 0 P: 17	R: 0 E: 0 K: 1 S: 9	H: 1 LOB: 1 BB: 0 P: 13	1B: 6 2B: 2 3B: 1 HR: 1	SF: 0 SAC: 0 DP: 1 HBP: 1	WP: 1 PB: 0 SB: 2 CS: 1	PA: 35
<b>PITCHER</b>	IP WLS BF H R ER SO BB IBB HBP BLK WP HR S P ERA WHIP																			
49 Wade LeBlanc, L (1.1) ERA: 3.63	4.1 L 20 4 2 0 4 2 0 0 0 0 1 0 7 10 0.00 3.000																			
67 Matt Festa, R (5.1) ERA: 3.63	0.2 4 2 0 0 0 0 0 0 0 0 0 0 7 10 0.00 3.000																			
55 Roenis Elias, L (6.1) ERA: 2.33	1.0 3 0 0 0 2 0 0 0 0 0 0 0 8 11 0.00 0.000																			
61 Casey Lawrence, R (7.1) ERA: 8.1	1.0 4 1 0 0 1 0 0 0 0 0 0 0 14 17 0.00 1.000																			
12 Juan Nicasio, R (8.1) ERA: 6.0	1.0 4 1 0 0 1 0 0 0 0 0 0 0 9 13 0.00 1.000																			



Batter	1	2	3	4	5	6	7	8	9	AB	R	H	RBI	BB	SO	LOB	TOP		
9 Dee Strange-Gordon, L (1.4) OBP: 0.301, SLG: 0.348						5	1	2	1	0	2	0							
2 Jean Segura, R (1.6) OBP: 0.354, SLG: 0.458						4	1	1	0	0	0	0	1						
17 Mitch Haniger, R (1.9) OBP: 0.358, SLG: 0.488						4	0	2	1	0	0	0							
15 Kyle Seager, L (1.5) OBP: 0.282, SLG: 0.424						4	0	0	0	0	0	1	3						
27 Ryon Healy, R (1.3) OBP: 0.270, SLG: 0.447						3	0	1	0	1	1	2							
7 Andrew Romine, S (8, PR) OBP: 0.250, SLG: 0.215						0	0	0	0	0	0	0							
4 Denard Span, L (1.7) OBP: 0.358, SLG: 0.435						4	0	2	1	0	1	2							
5 Guillermo Heredia, R (1.8) OBP: 0.319, SLG: 0.317						3	1	1	0	0	0	2							
16 Ben Gamel, L (8, PH) OBP: 0.356, SLG: 0.389						2	0	0	0	0	0	2							
36 David Freitas, R (1.2) OBP: 0.274, SLG: 0.289						3	0	0	0	0	0	0							
8 Mike Leake, R (7, PH) OBP: 0.303, SLG: 0.336						2	0	0	0	0	0	2							
23 Nelson Cruz, R (7, PH) OBP: 0.303, SLG: 0.336						2	0	0	0	0	0	1							
12 Juan Nicasio, R (7, PH) OBP: 0.250, SLG: 0.215						2	0	0	0	0	0	0							
48 Alex Colomé, R (8, PH) OBP: 0.250, SLG: 0.215						2	0	0	0	0	0	0							
26 Chris Herrmann, L (9, PH) OBP: 0.275, SLG: 0.292						2	0	0	0	0	0	0							
50 Nick Vincent, R (9, PH) OBP: 0.275, SLG: 0.292						2	0	0	0	0	0	0							
<b>Inning Stats</b>	R: 2 H: 4 E: 0 K: 1 S: 22	H: 4 LOB: 2 BB: 0 P: 28	R: 0 H: 0 E: 0 K: 2 S: 8	H: 0 LOB: 0 BB: 0 P: 10	R: 0 H: 0 E: 0 K: 1 S: 8	H: 0 LOB: 0 BB: 0 P: 10	R: 0 H: 0 E: 0 K: 1 S: 5	H: 0 LOB: 0 BB: 0 P: 9	R: 0 H: 0 E: 0 K: 0 S: 15	H: 1 LOB: 2 BB: 1 P: 24	R: 1 H: 2 E: 0 K: 1 S: 9	H: 2 LOB: 1 BB: 0 P: 15	R: 0 H: 2 E: 0 K: 0 S: 13	H: 2 LOB: 2 BB: 0 P: 24	R: 0 H: 0 E: 0 K: 1 S: 10	H: 0 LOB: 0 BB: 0 P: 13	1B: 8 2B: 1 3B: 0 HR: 0	SF: 0 SAC: 1 DP: 0 HBP: 0	WP: 0 PA: 37 PB: 0 SB: 1 CS: 0
<b>PITCHER</b>	IP WLS BF H R ER SO BB IBB HBP BLK WP HR S P ERA WHIP	IP WLS BF H R ER SO BB IBB HBP BLK WP HR S P ERA WHIP	IP WLS BF H R ER SO BB IBB HBP BLK WP HR S P ERA WHIP	IP WLS BF H R ER SO BB IBB HBP BLK WP HR S P ERA WHIP	IP WLS BF H R ER SO BB IBB HBP BLK WP HR S P ERA WHIP	IP WLS BF H R ER SO BB IBB HBP BLK WP HR S P ERA WHIP	IP WLS BF H R ER SO BB IBB HBP BLK WP HR S P ERA WHIP	IP WLS BF H R ER SO BB IBB HBP BLK WP HR S P ERA WHIP	IP WLS BF H R ER SO BB IBB HBP BLK WP HR S P ERA WHIP	IP WLS BF H R ER SO BB IBB HBP BLK WP HR S P ERA WHIP	IP WLS BF H R ER SO BB IBB HBP BLK WP HR S P ERA WHIP	IP WLS BF H R ER SO BB IBB HBP BLK WP HR S P ERA WHIP	IP WLS BF H R ER SO BB IBB HBP BLK WP HR S P ERA WHIP	IP WLS BF H R ER SO BB IBB HBP BLK WP HR S P ERA WHIP	IP WLS BF H R ER SO BB IBB HBP BLK WP HR S P ERA WHIP	IP WLS BF H R ER SO BB IBB HBP BLK WP HR S P ERA WHIP	IP WLS BF H R ER SO BB IBB HBP BLK WP HR S P ERA WHIP	IP WLS BF H R ER SO BB IBB HBP BLK WP HR S P ERA WHIP	IP WLS BF H R ER SO BB IBB HBP BLK WP HR S P ERA WHIP
44 Tyler Anderson, L (1.1) ERA: 3.72	6.0	24	5	2	2	6	1	0	0	0	0	0	0	65	91	3.00	1.000		
51 Jake McGee, L (7, 1) ERA: 6.15	1.0	5	2	1	1	1	0	0	0	0	0	0	0	9	15	9.00	2.000		
29 Bryan Shaw, R (8, 1) ERA: 7.23	0.2	4	2	0	0	0	0	0	0	0	0	0	0	10	18	0.00	3.000		
45 Scott Oberg, R (8, 1) ERA: 2.96	1.1	W 4	0	0	0	1	0	0	0	0	0	0	0	13	19	0.00	0.000		

Seattle Mariners @ Colorado Rockies  
Coors Field, Denver, CO  
Sun Jul 15 2018, 1:13 PM - 4:23 PM MDT  
Att: 35,630 - Cloudy - 67 F

AB 35  
R 3  
H 9  
RBI 3  
BB 1  
SO 8  
LOB 13



Batter	1	2	3	4	5	6	7	8	9	AB	R	H	RBI	BB	SO	LOB	BOTTOM				
9 DJ LeMahieu, R (1.4) OBP: 0.326, SLG: 0.433										3	1	1	0	1	0	0					
19 Charlie Blackmon, L (1.8) OBP: 0.358, SLG: 0.488										4	1	2	0	0	0	1					
28 Nolan Arenado, R (1.5) OBP: 0.395, SLG: 0.586										3	0	2	1	1	0	1					
5 Carlos González, L (1.9) OBP: 0.332, SLG: 0.479										4	0	0	0	0	2	5					
27 Trevor Story, R (1.6) OBP: 0.353, SLG: 0.557										4	1	1	1	0	1	0					
8 Gerardo Parra, L (1.7) OBP: 0.339, SLG: 0.406										3	0	1	0	0	1	0					
20 Ian Desmond, R (1.3) OBP: 0.308, SLG: 0.455										3	1	2	0	0	0	1					
42 Chris Iannetta, R (1.2) OBP: 0.335, SLG: 0.392										2	0	0	1	0	1	1					
44 Tyler Anderson, L (1.1) OBP: 0.222, SLG: 0.125										2	0	0	0	0	1	0					
51 Jake McGee, L (7, 1) ERA: 6.09	6.0	23	6	2	1	4	2	0	0	0	0	0	0	53	77	1.50	1.333				
15 Raimel Tapia, L (7, PH) OBP: 0.333, SLG: 0.385	1.0	B 4	1	1	1	1	0	0	0	0	0	0	0	12	18	9.00	1.000				
29 Bryan Shaw, S (8, 1) ERA: 4.12	1.0	4	1	0	0	1	0	0	0	0	0	0	0	13	16	0.00	1.000				
45 Scott Oberg, R (8, 1) ERA: 4.28	0.0	L 1	1	1	1	0	0	0	0	0	0	0	0	4	6	∞	∞				
<b>Inning Stats</b>	R: 0 H: 1 E: 0 K: 0 S: 7	H: 1 LOB: 1 BB: 1 P: 14	R: 0 H: 1 E: 0 K: 1 S: 8	H: 1 LOB: 0 BB: 0 P: 10	R: 2 H: 2 E: 1 K: 1 S: 14	H: 2 LOB: 1 BB: 1 P: 23	R: 0 H: 1 E: 0 K: 1 S: 11	H: 1 LOB: 0 BB: 0 P: 13	R: 0 H: 0 E: 0 K: 1 S: 7	H: 0 LOB: 0 BB: 0 P: 9	R: 0 H: 1 E: 0 K: 0 S: 6	H: 1 LOB: 0 BB: 0 P: 8	R: 1 H: 1 E: 0 K: 1 S: 12	H: 1 LOB: 0 BB: 0 P: 18	R: 0 H: 1 E: 0 K: 1 S: 13	H: 1 LOB: 1 BB: 0 P: 16	R: 1 H: 1 E: 0 K: 0 S: 4	H: 1 LOB: 0 BB: 0 P: 6	1B: 7 2B: 0 3B: 1 HR: 1	SF: 1 SAC: 0 DP: 3 HBP: 0	WP: 0 PA: 32 PB: 0 SB: 0 CS: 0
<b>PITCHER</b>	IP WLS BF H R ER SO BB IBB HBP BLK WP HR S P ERA WHIP	IP WLS BF H R ER SO BB IBB HBP BLK WP HR S P ERA WHIP	IP WLS BF H R ER SO BB IBB HBP BLK WP HR S P ERA WHIP	IP WLS BF H R ER SO BB IBB HBP BLK WP HR S P ERA WHIP	IP WLS BF H R ER SO BB IBB HBP BLK WP HR S P ERA WHIP	IP WLS BF H R ER SO BB IBB HBP BLK WP HR S P ERA WHIP	IP WLS BF H R ER SO BB IBB HBP BLK WP HR S P ERA WHIP	IP WLS BF H R ER SO BB IBB HBP BLK WP HR S P ERA WHIP	IP WLS BF H R ER SO BB IBB HBP BLK WP HR S P ERA WHIP	IP WLS BF H R ER SO BB IBB HBP BLK WP HR S P ERA WHIP	IP WLS BF H R ER SO BB IBB HBP BLK WP HR S P ERA WHIP	IP WLS BF H R ER SO BB IBB HBP BLK WP HR S P ERA WHIP	IP WLS BF H R ER SO BB IBB HBP BLK WP HR S P ERA WHIP	IP WLS BF H R ER SO BB IBB HBP BLK WP HR S P ERA WHIP	IP WLS BF H R ER SO BB IBB HBP BLK WP HR S P ERA WHIP	IP WLS BF H R ER SO BB IBB HBP BLK WP HR S P ERA WHIP	IP WLS BF H R ER SO BB IBB HBP BLK WP HR S P ERA WHIP	IP WLS BF H R ER SO BB IBB HBP BLK WP HR S P ERA WHIP	IP WLS BF H R ER SO BB IBB HBP BLK WP HR S P ERA WHIP		
8 Mike Leake, R (1.1) ERA: 4.22	6.0	23	6	2	1	4	2	0	0	0	0	0	0	53	77	1.50	1.333				
12 Juan Nicasio, R (7, 1) ERA: 6.09	1.0	B 4	1	1																	



















Batter	1	2	3	4	5	6	7	8	9	AB	R	H	RBI	BB	SO	LOB	TOP	
4 George Springer, R OBP: 0.336, SLG: 0.426	L3			K	G6-3			K		4	0	0	0	0	2	0		
2 Alex Bregman, R OBP: 0.396, SLG: 0.533	G4-3			BB		F		K		3	1	0	0	1	1	0		
27 Jose Altuve, R OBP: 0.392, SLG: 0.464	G5-3			BB		G4-3		G6-3		2	1	1	1	0	0	0		
28 J.D. Davis, R OBP: 0.300, SLG: 0.250				BB		G4-3		G6-3		2	0	0	0	0	0	0		
10 Yuli Gurriel, R OBP: 0.327, SLG: 0.422	G4-3			E3		G5-3				3	0	0	0	1	0	1		
22 Josh Reddick, L OBP: 0.329, SLG: 0.417	F7			CI				K		3	0	0	0	0	2	1		
9 Marwin Gonzalez, S OBP: 0.314, SLG: 0.360	F7			G3				K		3	0	0	1	0	1	2		
3 Kyle Tucker, L OBP: 0.233, SLG: 0.231				G6-3				BB		2	0	0	0	1	1	2		
31 Collin McHugh, R OBP: 0.314, SLG: 0.360										0	0	0	0	0	0	0		
12 Max Stassi, R OBP: 0.330, SLG: 0.434	G4-3			G6-3				CS		3	0	0	0	0	1	0		
50 Charlie Morton, R OBP: 0.250, SLG: 0.250										2	0	0	0	0	2	0		
38 Joe Smith, R OBP: 0.314, SLG: 0.360								G4-3		0	0	0	0	0	0	0		
29 Tony Sipp, L OBP: 0.393, SLG: 0.422										0	0	0	0	0	0	0		
18 Tony Kemp, L OBP: 0.393, SLG: 0.422										1	0	0	0	0	0	0		
<b>Inning Stats</b>	R: 0 E: 0 K: 0 S: 5	H: 0 LOB: 0 BB: 0 P: 8	R: 0 E: 0 K: 0 S: 8	H: 0 LOB: 0 BB: 0 P: 11	R: 0 E: 0 K: 2 S: 7	H: 1 LOB: 2 BB: 1 P: 13	R: 0 E: 0 K: 1 S: 15	H: 0 LOB: 0 BB: 0 P: 11	R: 0 E: 0 K: 2 S: 9	H: 0 LOB: 0 BB: 1 P: 18	R: 0 E: 0 K: 2 S: 7	H: 0 LOB: 0 BB: 0 P: 9	R: 0 E: 0 K: 2 S: 13	H: 0 LOB: 1 BB: 1 P: 23	1B: 0 2B: 1 3B: 0 HR: 0	SF: 0 SAC: 0 DP: 0 HBP: 0	WP: 0 PB: 0 SB: 0 CS: 1	PA: 33
<b>PITCHER</b>	IP WLS BF H R ER SO BB IBB HBP BLK WP HR S P ERA WHIP																	
55 Jon Gray, R ERA: 5.16	(1, 1) 7.0 25 1 2 1 6 2 0 0 0 0 0 58 97 1.29 0.429																	
0 Adam Ottavino, R ERA: 1.43	(8, 1) 1.0 3 0 0 0 2 0 0 0 0 0 0 7 9 0.00 0.000																	
71 Wade Davis, R ERA: 4.5	(9, 1) 1.0 W 4 0 0 0 2 1 0 0 0 0 0 0 13 23 0.00 1.000																	

Houston Astros @ Colorado Rockies  
Coors Field, Denver, CO  
Wed Jul 25 2018, 6:41 PM - 9:36 PM MDT  
Att: 40,948 - Partly Cloudy - 74 F

AB 28  
R 2  
H 1  
RBI 2  
BB 3  
SO 10  
LOB 6



Batter	1	2	3	4	5	6	7	8	9	AB	R	H	RBI	BB	SO	LOB	BOTTOM	
19 Charlie Blackmon, L OBP: 0.360, SLG: 0.501	G5-3			HBP						2	1	1	1	2	0	0		
20 Ian Desmond, R OBP: 0.310, SLG: 0.466	L9									4	0	2	0	0	0	2		
28 Nolan Arenado, R OBP: 0.388, SLG: 0.584	G6-3			1B						4	0	0	1	0	0	4		
5 Carlos González, L OBP: 0.326, SLG: 0.478				L8				K		4	1	1	1	0	2	2		
27 Trevor Story, R OBP: 0.355, SLG: 0.545				L6						3	0	1	0	1	1	0		
8 Gerardo Parra, L OBP: 0.339, SLG: 0.391										3	0	0	0	1	2	1		
7 Garrett Hampson, R OBP: 0.400, SLG: 0.500										3	0	1	0	1	1	2		
23 Tom Murphy, R OBP: 0.308, SLG: 0.444										4	0	2	0	0	2	1		
55 Jon Gray, R OBP: 0.152, SLG: 0.129										2	0	0	0	0	1	1		
15 Raimel Tapia, L OBP: 0.300, SLG: 0.500										1	1	0	0	0	0	1		
0 Adam Ottavino, S ERA: 1.82										0	0	0	0	0	0	0		
71 Wade Davis, R OBP: 0.393, SLG: 0.422										0	0	0	0	0	0	0		
56 Noel Cuevas, R OBP: 0.338, SLG: 0.338										1	0	0	0	0	0	0		
<b>Inning Stats</b>	R: 0 E: 0 K: 0 S: 7	H: 2 LOB: 0 BB: 1 P: 10	R: 1 E: 0 K: 1 S: 6	H: 2 LOB: 0 BB: 1 P: 14	R: 0 E: 0 K: 2 S: 14	H: 1 LOB: 2 BB: 0 P: 26	R: 0 E: 0 K: 0 S: 7	H: 0 LOB: 0 BB: 0 P: 10	R: 0 E: 0 K: 2 S: 15	H: 0 LOB: 2 BB: 2 P: 29	R: 1 E: 1 K: 1 S: 14	H: 2 LOB: 1 BB: 1 P: 20	R: 0 E: 0 K: 3 S: 12	H: 1 LOB: 1 BB: 0 P: 15	1B: 4 2B: 1 3B: 1 HR: 2	SF: 0 SAC: 0 DP: 0 HBP: 1	WP: 1 PB: 0 SB: 0 CS: 1	PA: 38
<b>PITCHER</b>	IP WLS BF H R ER SO BB IBB HBP BLK WP HR S P ERA WHIP																	
50 Charlie Morton, R ERA: 2.89	(1, 1) 6.0 25 4 1 1 1 5 4 0 0 0 0 1 58 102 1.50 1.333																	
38 Joe Smith, R ERA: 4.23	(7, 1) 0.0 1 1 1 1 0 0 0 0 0 0 0 2 3 ∞ ∞																	
29 Tony Sipp, L ERA: 1.82	(7, 1) 0.1 H 2 0 0 0 0 1 0 0 0 0 0 3 7 0.00 3.000																	
31 Collin McHugh, R ERA: 1.09	(7, 1) 2.0 L 9 3 1 1 4 0 0 0 0 0 0 1 26 34 4.50 1.500																	

Houston Astros @ Colorado Rockies  
Coors Field, Denver, CO  
Wed Jul 25 2018, 6:41 PM - 9:36 PM MDT  
Att: 40,948 - Partly Cloudy - 74 F

AB 31  
R 3  
H 8  
RBI 3  
BB 5  
SO 9  
LOB 14





Batter	1	2	3	4	5	6	7	8	9	AB	R	H	RBI	BB	SO	LOB	TOP			
10 Marcus Semien, R OBP: 0.315, SLG: 0.371	G6-3				L7		L8			4	0	2	0	1	0	0	<b>Oakland Athletics @ Colorado Rockies</b> Coors Field, Denver, CO Fri Jul 27 2018, 6:42 PM - 9:45 PM MDT Att: 40,229 - Cloudy - 72 F			
26 Matt Chapman, R OBP: 0.360, SLG: 0.472		G6-3						BB		4	1	2	0	1	1	5				
8 Jed Lowrie, S OBP: 0.360, SLG: 0.482	K				L7					5	0	1	1	1	0	2		3		
2 Khris Davis, R OBP: 0.327, SLG: 0.536	E4									3	0	0	0	2	1	2				
25 Stephen Piscotty, R OBP: 0.322, SLG: 0.461					FC6-4					4	0	0	0	0	1	5				
28 Matt Olson, L OBP: 0.323, SLG: 0.441	L4				G5-4-3					4	0	0	0	0	1	4				
20 Mark Canha, R OBP: 0.333, SLG: 0.457										4	0	1	0	0	1	0				
21 Jonathan Lucroy, R OBP: 0.301, SLG: 0.327		P6			G6-3					4	0	2	0	0	0	0				
55 Sean Manaea, R OBP: 0.200, SLG: 0.200										2	0	1	0	0	0	0				
18 Chad Pinder, R OBP: 0.332, SLG: 0.453										1	0	0	0	0	1	1				
57 J.B. Wendelken, R (6,PH)										0	0	0	0	0	0	0				
38 Nick Martini, L OBP: 0.471, SLG: 0.519										1	0	0	0	0	0	2				
15 Emilio Pagán, L (8,1)										0	0	0	0	0	0	0				
<b>Inning Stats</b>	R: 0 H: 0 E: 0 K: 1 S: 16	H: 0 LOB: 1 BB: 1 P: 26	R: 0 H: 2 E: 0 K: 0 S: 15	H: 2 LOB: 2 BB: 0 P: 19	R: 0 H: 0 E: 0 K: 2 S: 8	H: 0 LOB: 0 BB: 1 P: 14	R: 0 H: 0 E: 0 K: 1 S: 6	H: 0 LOB: 0 BB: 0 P: 12	R: 0 H: 2 E: 0 K: 0 S: 14	H: 1 LOB: 1 BB: 0 P: 14	R: 1 H: 2 E: 0 K: 2 S: 13	H: 2 LOB: 3 BB: 1 P: 15	R: 0 H: 2 E: 0 K: 1 S: 18	H: 2 LOB: 0 BB: 0 P: 27	R: 0 H: 0 E: 0 K: 0 S: 7	H: 0 LOB: 0 BB: 0 P: 11	1B: 6 2B: 3 3B: 0 HR: 0	SF: 0 SAC: 0 DP: 1 HBP: 1	WP: 0 PB: 0 SB: 0 CS: 0	PA: 41
<b>PITCHER</b>	IP WLS BF H R ER SO BB IBB HBP BLK WP HR S P ERA WHIP																			
21 Kyle Freeland, L ERA: 3.13	(1,1) 6.0 W 27 5 0 0 5 3 0 1 0 0 0 0 67 110 0.00 1.333																			
29 Bryan Shaw, R ERA: 7.08	(7,1) 0.2 H 4 2 1 1 1 0 0 0 0 0 0 10 12 13.50 3.000																			
45 Scott Oberg, R ERA: 2.97	(7,1) 1.1 H 7 2 0 0 2 1 0 0 0 0 0 0 21 30 0.00 2.250																			
0 Adam Ottavino, R ERA: 1.46	(9,1) 1.0 S 3 0 0 0 0 0 0 0 0 0 0 0 7 11 0.00 0.000																			

AB	36
R	1
H	9
RBI	1
BB	4
SO	8
LOB	22



Batter	1	2	3	4	5	6	7	8	9	AB	R	H	RBI	BB	SO	LOB	BOTTOM			
19 Charlie Blackmon, L OBP: 0.362, SLG: 0.506	G3-1									4	1	2	0	0	1	4	<b>Oakland Athletics @ Colorado Rockies</b> Coors Field, Denver, CO Fri Jul 27 2018, 6:42 PM - 9:45 PM MDT Att: 40,229 - Cloudy - 72 F			
20 Ian Desmond, R OBP: 0.310, SLG: 0.463										4	0	1	1	0	1	1				
28 Nolan Arenado, R OBP: 0.390, SLG: 0.591										4	1	2	1	0	1	1				
27 Trevor Story, R OBP: 0.352, SLG: 0.539										4	0	0	0	0	0	2				
56 Noel Cuevas, R OBP: 0.286, SLG: 0.338										3	1	1	0	0	1	1				
29 Bryan Shaw, S (7,1)										0	0	0	0	0	0	0				
14 Tony Wolters, L OBP: 0.269, SLG: 0.258										1	0	0	0	0	0	0				
5 Carlos González, L OBP: 0.331, SLG: 0.486										4	0	3	0	0	1	0				
7 Garrett Hampson, R OBP: 0.368, SLG: 0.438										4	0	1	1	0	1	2				
42 Chris Iannetta, R OBP: 0.328, SLG: 0.374										2	0	0	0	1	2	3				
45 Scott Oberg, R (7,1)										0	0	0	0	0	0	0				
0 Adam Ottavino, S (9,1)										0	0	0	0	0	0	0				
21 Kyle Freeland, L OBP: 0.119, SLG: 0.100										2	0	0	0	0	1	3				
8 Gerardo Parra, L OBP: 0.338, SLG: 0.390										1	0	0	0	0	0	2				
<b>Inning Stats</b>	R: 0 H: 1 E: 0 K: 1 S: 11	H: 3 LOB: 2 BB: 0 P: 17	R: 1 H: 3 E: 0 K: 1 S: 10	H: 3 LOB: 0 BB: 0 P: 13	R: 0 H: 1 E: 0 K: 1 S: 9	H: 1 LOB: 1 BB: 0 P: 11	R: 0 H: 1 E: 0 K: 2 S: 11	H: 1 LOB: 0 BB: 0 P: 16	R: 2 H: 3 E: 0 K: 0 S: 12	H: 3 LOB: 0 BB: 0 P: 17	R: 0 H: 1 E: 0 K: 2 S: 13	H: 1 LOB: 2 BB: 1 P: 22	R: 0 H: 0 E: 0 K: 1 S: 7	H: 0 LOB: 0 BB: 0 P: 11	R: 0 H: 0 E: 0 K: 1 S: 7	H: 0 LOB: 0 BB: 0 P: 9	1B: 6 2B: 3 3B: 0 HR: 1	SF: 0 SAC: 0 DP: 0 HBP: 0	WP: 0 PB: 0 SB: 0 CS: 0	PA: 34
<b>PITCHER</b>	IP WLS BF H R ER SO BB IBB HBP BLK WP HR S P ERA WHIP																			
55 Sean Manaea, L ERA: 3.46	(1,1) 5.0 L 23 5 0 3 3 0 0 0 0 0 0 0 20 33 0.00 1.800																			
57 J.B. Wendelken, R ERA: 1.8	(6,1) 2.0 8 1 0 0 3 1 0 0 0 0 0 0 20 33 0.00 1.000																			
15 Emilio Pagán, R ERA: 3.68	(8,1) 1.0 3 0 0 0 1 0 0 0 0 0 0 0 7 9 0.00 0.000																			

AB	33
R	3
H	10
RBI	3
BB	1
SO	9
LOB	19





Batter	1	2	3	4	5	6	7	8	9	AB	R	H	RBI	BB	SO	LOB	TOP			
38 Nick Martini, L (1, 8) OBP: 0.482, SLG: 0.531										5	1	2	0	0	1	0	<b>Oakland Athletics @ Colorado Rockies</b> Coors Field, Denver, CO Sat Jul 28 2018, 7:03 PM - 9:58 PM MDT Att: 47,809 - Cloudy - 70 F			
26 Matt Chapman, R (1, 5) OBP: 0.384, SLG: 0.477										3	0	2	0	1	0	0				
8 Jed Lowrie, S (1, 4) OBP: 0.359, SLG: 0.478										3	0	0	0	1	2	4				
2 Khris Davis, R (1, 7) OBP: 0.324, SLG: 0.531										3	0	0	1	0	1	4				
28 Matt Olson, L (1, 3) OBP: 0.322, SLG: 0.438										3	0	0	0	1	2	2				
25 Stephen Piscotty, R (1, 9) OBP: 0.321, SLG: 0.457										3	0	0	0	1	0	2				
10 Marcus Semien, R (1, 6) OBP: 0.314, SLG: 0.369										3	0	0	0	1	2	0				
19 Josh Phegley, R (1, 2) OBP: 0.286, SLG: 0.440										4	0	2	0	0	2	2				
30 Brett Anderson, L (1, 1) OBP: 0.250, SLG: 0.250										2	0	0	0	0	0	2				
11 Dustin Fowler, L (7, PH) OBP: 0.260, SLG: 0.368										1	0	0	0	0	0	0				
36 Yusmeiro Petit, R (7, 1)										0	0	0	0	0	0	0				
44 Chris Hatcher, R (8, 1)										0	0	0	0	0	0	0				
20 Mark Canha, R (9, PH) OBP: 0.332, SLG: 0.456										1	0	0	0	0	0	0				
<b>Inning Stats</b>	R: 1 E: 0 K: 1 S: 19	H: 2 LOB: 2 BB: 1 P: 32	R: 0 E: 0 K: 0 S: 8	H: 1 LOB: 0 BB: 0 P: 12	R: 0 E: 0 K: 1 S: 11	H: 1 LOB: 2 BB: 1 P: 22	R: 0 E: 0 K: 1 S: 10	H: 1 LOB: 1 BB: 0 P: 13	R: 0 E: 0 K: 3 S: 11	H: 0 LOB: 0 BB: 2 P: 25	R: 0 E: 0 K: 0 S: 15	H: 1 LOB: 2 BB: 1 P: 22	R: 0 E: 0 K: 2 S: 8	H: 0 LOB: 0 BB: 0 P: 9	R: 0 E: 0 K: 1 S: 11	H: 0 LOB: 0 BB: 0 P: 15	1B: 3 2B: 3 3B: 0 HR: 0	SF: 1 SAC: 0 DP: 1 HBP: 0	WP: 0 PB: 0 SB: 0 CS: 0	PA: 37
<b>PITCHER</b>	IP WLS BF H R ER SO BB IBB HBP BLK WP HR S P ERA WHIP																			
49 Antonio Senzate, R (1, 1) ERA: 5.01	5.2 W 25 5 1 1 6 4 0 0 0 0 0 0 63 109 1.59 1.588																			
51 Jake McGee, L (6, 1) ERA: 5.91	0.1 H 1 0 0 0 1 0 0 0 0 0 0 0 3 5 0.00 0.000																			
18 Seungwhan Oh, R (7, 1) ERA: 2.63	1.0 H 5 1 0 0 0 1 0 0 0 0 0 0 15 22 0.00 2.000																			
0 Adam Ottavino, R (8, 1) ERA: 1.43	1.0 H 3 0 0 0 2 0 0 0 0 0 0 0 8 9 0.00 0.000																			
71 Wade Davis, R (9, 1) ERA: 4.4	1.0 S 3 0 0 0 1 0 0 0 0 0 0 0 11 15 0.00 0.000																			

Batter	1	2	3	4	5	6	7	8	9	AB	R	H	RBI	BB	SO	LOB	BOTTOM			
19 Charlie Blackmon, L (1, 8) OBP: 0.360, SLG: 0.505										5	0	1	0	0	0	4	<b>Oakland Athletics @ Colorado Rockies</b> Coors Field, Denver, CO Sat Jul 28 2018, 7:03 PM - 9:58 PM MDT Att: 47,809 - Cloudy - 70 F			
20 Ian Desmond, R (1, 3) OBP: 0.305, SLG: 0.461										4	0	1	0	0	2	1				
28 Nolan Arenado, R (1, 5) OBP: 0.393, SLG: 0.599										2	1	1	1	2	0	1				
27 Trevor Story, R (1, 6) OBP: 0.351, SLG: 0.538										4	0	1	0	0	0	3				
5 Carlos González, L (1, 9) OBP: 0.337, SLG: 0.500										4	1	3	0	0	0	1				
23 Tom Murphy, R (1, 2) OBP: 0.304, SLG: 0.463										4	1	1	1	0	0	2				
56 Noel Cuevas, R (1, 7) OBP: 0.280, SLG: 0.331										3	0	0	0	0	0	1				
8 Gerardo Parra, L (6, PH) OBP: 0.340, SLG: 0.390										0	0	0	0	1	0	0				
4 Pat Valaika, R (1, 4) OBP: 0.222, SLG: 0.253										4	1	2	2	0	0	2				
49 Antonio Senzate, R (1, 1) OBP: 0.117, SLG: 0.222										1	0	0	0	0	0	0				
51 Jake McGee, L (6, 1) ERA: 5.91										0	0	0	0	0	0	0				
18 Seungwhan Oh, R (7, 1) ERA: 2.63										0	0	0	0	0	0	0				
7 Garrett Hampson, R (8, 1) ERA: 3.38										1	0	0	0	0	0	0				
0 Adam Ottavino, S (8, 1) ERA: 1.43										0	0	0	0	0	0	0				
42 Chris Iannetta, R (8, PH) ERA: 4.4										0	0	0	0	1	0	0				
71 Wade Davis, R (9, 1) ERA: 4.4										0	0	0	0	0	0	0				
<b>Inning Stats</b>	R: 0 E: 0 K: 0 S: 7	H: 0 LOB: 1 BB: 1 P: 13	R: 2 E: 0 K: 0 S: 17	H: 3 LOB: 1 BB: 0 P: 22	R: 1 E: 0 K: 1 S: 15	H: 2 LOB: 1 BB: 0 P: 22	R: 1 E: 0 K: 0 S: 8	H: 1 LOB: 0 BB: 0 P: 13	R: 0 E: 0 K: 0 S: 4	H: 0 LOB: 0 BB: 0 P: 6	R: 0 E: 0 K: 1 S: 9	H: 1 LOB: 2 BB: 1 P: 13	R: 0 E: 0 K: 0 S: 4	H: 1 LOB: 3 BB: 2 P: 14	R: 0 E: 0 K: 0 S: 4	H: 1 LOB: 2 BB: 2 P: 14	1B: 2 2B: 5 3B: 1 HR: 2	SF: 0 SAC: 1 DP: 1 HBP: 0	WP: 0 PB: 0 SB: 0 CS: 0	PA: 37
<b>PITCHER</b>	IP WLS BF H R ER SO BB IBB HBP BLK WP HR S P ERA WHIP																			
30 Brett Anderson, L (1, 1) ERA: 5.55	6.0 L 26 8 4 4 4 1 0 0 0 0 0 2 57 87 6.00 1.500																			
36 Yusmeiro Petit, R (7, 1) ERA: 3.38	1.0 5 1 0 0 1 0 1 0 0 0 0 0 9 13 0.00 1.000																			
44 Chris Hatcher, R (8, 1) ERA: 4.24	1.0 6 1 0 0 0 1 1 0 0 0 0 0 4 14 0.00 2.000																			

AB	31
R	1
H	6
RBI	1
BB	5
SO	10
LOB	16



AB	32
R	4
H	10
RBI	4
BB	4
SO	2
LOB	15





Batter	1	2	3	4	5	6	7	8	9	AB	R	H	RBI	BB	SO	LOB	TOP			
38 Nick Martini, L OBP: 0.419, SLG: 0.472	G4-3		G1-3			G3-1		K		4	0	0	0	0	1	1	<b>Oakland Athletics @ Colorado Rockies</b> Coors Field, Denver, CO Sun Jul 29 2018, 1:12 PM - 3:40 PM MDT Att: 41,988 - Partly Cloudy - 69 F			
26 Matt Chapman, R OBP: 0.383, SLG: 0.483	K				HR	L3		K		4	1	1	1	0	2	1				
8 Jed Lowrie, S OBP: 0.356, SLG: 0.474	K				L7					4	0	0	0	0	1	0				
2 Khris Davis, R OBP: 0.323, SLG: 0.536		F9			K					4	1	1	1	0	1	0				
28 Matt Olson, L OBP: 0.326, SLG: 0.439					BB					3	0	2	0	1	1	0				
25 Stephen Piscotty, R OBP: 0.319, SLG: 0.453	K				FC6-4					3	0	0	0	0	1	3				
10 Marcus Semien, R OBP: 0.312, SLG: 0.366										3	0	0	0	0	0	2				
21 Jonathan Lucroy, R OBP: 0.298, SLG: 0.324			L5			L8		K		3	0	0	0	0	1	0				
47 Frankie Montas, R OBP: 0.334, SLG: 0.458										2	0	0	0	0	2	0				
36 Yusmeiro Petit, R OBP: 0.334, SLG: 0.458										0	0	0	0	0	0	0				
62 Lou Trivino, R OBP: 0.334, SLG: 0.458										0	0	0	0	0	0	0				
20 Mark Canha, R OBP: 0.334, SLG: 0.458										1	0	1	0	0	0	0				
15 Emilio Pagán, L OBP: 0.334, SLG: 0.458										0	0	0	0	0	0	0				
<b>Inning Stats</b>	R: 0 E: 0 K: 2 S: 8	H: 0 LOB: 0 BB: 0 P: 9	R: 0 E: 0 K: 1 S: 8	H: 1 LOB: 1 BB: 0 P: 14	R: 0 E: 0 K: 1 S: 7	H: 0 LOB: 0 BB: 0 P: 8	R: 1 E: 0 K: 1 S: 11	H: 1 LOB: 1 BB: 0 P: 20	R: 0 E: 0 K: 0 S: 8	H: 0 LOB: 0 BB: 0 P: 11	R: 1 E: 0 K: 0 S: 10	H: 2 LOB: 0 BB: 0 P: 15	R: 0 E: 0 K: 3 S: 14	H: 1 LOB: 1 BB: 0 P: 19	R: 0 E: 0 K: 1 S: 8	H: 0 LOB: 0 BB: 0 P: 11	1B: 3 2B: 0 3B: 0 HR: 2	SF: 0 SAC: 0 DP: 1 HBP: 0	WP: 0 PB: 0 SB: 0 CS: 0	PA: 32
<b>PITCHER</b>	IP WLS BF H R ER SO BB IBB HBP BLK WP HR S P ERA WHIP	7.2 W 28 5 2 2 8 1 0 0 0 0 2 70 100 2.35 0.783	0.1 H 1 0 0 0 1 0 0 0 0 0 0 4 7 0.00 0.000	1.0 S 3 0 0 0 1 0 0 0 0 0 0 8 11 0.00 0.000																

Batter	1	2	3	4	5	6	7	8	9	AB	R	H	RBI	BB	SO	LOB	BOTTOM			
19 Charlie Blackmon, L OBP: 0.361, SLG: 0.505	FC5-4					F7				4	0	2	0	0	0	1	<b>Oakland Athletics @ Colorado Rockies</b> Coors Field, Denver, CO Sun Jul 29 2018, 1:12 PM - 3:40 PM MDT Att: 41,988 - Partly Cloudy - 69 F			
8 Gerardo Parra, L OBP: 0.335, SLG: 0.384	FC5-4					K				4	0	0	0	0	2	3				
28 Nolan Arenado, R OBP: 0.392, SLG: 0.594	BB					K				3	0	0	0	1	2	0				
5 Carlos González, L OBP: 0.335, SLG: 0.495	F7					G4-3				3	0	0	0	1	0	2				
27 Trevor Story, R OBP: 0.352, SLG: 0.538	K									4	1	2	0	0	2	2				
24 Ryan McMahon, L OBP: 0.291, SLG: 0.364										4	1	2	1	0	0	2				
23 Tom Murphy, R OBP: 0.301, SLG: 0.493										4	1	1	2	0	2	3				
4 Pat Valaika, R OBP: 0.225, SLG: 0.255	F8									3	0	1	0	0	0	0				
48 Germán Márquez, R OBP: 0.342, SLG: 0.421	G4-3									2	0	0	0	0	1	0				
45 Scott Oberg, R OBP: 0.342, SLG: 0.421										0	0	0	0	0	0	0				
71 Wade Davis, R OBP: 0.342, SLG: 0.421										0	0	0	0	0	0	0				
<b>Inning Stats</b>	R: 0 E: 0 K: 1 S: 11	H: 1 LOB: 2 BB: 1 P: 18	R: 2 E: 0 K: 1 S: 15	H: 3 LOB: 1 BB: 0 P: 24	R: 1 E: 0 K: 2 S: 10	H: 2 LOB: 1 BB: 0 P: 12	R: 0 E: 0 K: 1 S: 8	H: 1 LOB: 1 BB: 0 P: 12	R: 0 E: 0 K: 2 S: 12	H: 1 LOB: 2 BB: 1 P: 21	R: 0 E: 0 K: 1 S: 10	H: 0 LOB: 0 BB: 0 P: 13	R: 0 E: 0 K: 0 S: 10	H: 0 LOB: 0 BB: 0 P: 15	R: 0 E: 0 K: 1 S: 9	H: 0 LOB: 0 BB: 0 P: 13	1B: 5 2B: 2 3B: 0 HR: 1	SF: 0 SAC: 1 DP: 0 HBP: 0	WP: 1 PB: 0 SB: 0 CS: 0	PA: 34
<b>PITCHER</b>	IP WLS BF H R ER SO BB IBB HBP BLK WP HR S P ERA WHIP	4.1 L 23 8 3 3 6 2 0 0 0 0 0 1 50 78 6.23 2.308	1.2 5 0 0 0 2 0 0 0 0 0 0 16 22 0.00 0.000	1.0 3 0 0 0 0 0 0 0 0 0 0 10 15 0.00 0.000	1.0 3 0 0 0 1 0 0 0 0 0 0 9 13 0.00 0.000															







Batter	1	2	3	4	5	6	7	8	9	AB R H RBI BB SO LOB	TOP										
19 Charlie Blackmon, L (1.8) OBP: 0.359, SLG: 0.505	F7		K		HR		P6		G4-3	5 1 1 2 0 1 0	<b>Colorado Rockies @ St. Louis Cardinals</b> Busch Stadium, St. Louis, MO Tue Jul 31 2018, 7:18 PM - 10:07 PM CDT Att: 42,636 - Cloudy - 73 F										
20 Ian Desmond, R (1.3) OBP: 0.314, SLG: 0.456	G6-3			F9	K		5 HR		28 G4-6-3 1B	4 1 1 0 1 1 0											
28 Nolan Arenado, R (1.5) OBP: 0.390, SLG: 0.594	K			5 1B		F7	K		G4-6-3	5 0 1 0 0 2 2											
5 Carlos González, L (1.9) OBP: 0.339, SLG: 0.502		K								3 2 2 2 1 1 0											
27 Trevor Story, R (1.6) OBP: 0.353, SLG: 0.539		P2								4 1 2 1 0 0 2											
8 Gerardo Parra, L (1.7) OBP: 0.339, SLG: 0.391										4 0 2 1 0 0 3											
24 Ryan McMahon, L (1.4) OBP: 0.294, SLG: 0.349			K							2 1 0 0 2 1 1											
23 Tom Murphy, R (1.2) OBP: 0.266, SLG: 0.438										4 0 0 0 0 2 3											
55 Jon Gray, R (1.1) OBP: 0.135, SLG: 0.114										4 0 0 0 0 3 3											
18 Seunghwan Oh, R (8.1)										0 0 0 0 0 0 0											
71 Wade Davis, R (9.1)										0 0 0 0 0 0 0											
<b>Inning Stats</b>	R: 0 E: 0 K: 1 S: 9	H: 0 LOB: 0 BB: 0 P: 15	R: 0 E: 0 K: 2 S: 11	H: 1 LOB: 1 BB: 0 P: 19	R: 0 E: 0 K: 2 S: 11	H: 0 LOB: 0 BB: 0 P: 16	R: 0 E: 0 K: 0 S: 11	H: 2 LOB: 2 BB: 0 P: 21	R: 2 E: 0 K: 2 S: 18	H: 1 LOB: 0 BB: 1 P: 27	R: 2 E: 0 K: 2 S: 14	H: 2 LOB: 2 BB: 2 P: 25	R: 2 E: 0 K: 1 S: 14	H: 2 LOB: 1 BB: 1 P: 24	R: 0 E: 0 K: 1 S: 9	H: 0 LOB: 0 BB: 0 P: 12	R: 0 E: 0 K: 0 S: 9	H: 1 LOB: 0 BB: 0 P: 13	1B: 5 2B: 2 3B: 0 HR: 2	SF: 0 SAC: 0 DP: 1 HBP: 0	WP: 0 PA: 39 PB: 0 SB: 0 CS: 0
<b>PITCHER</b>	IP WLS BF H R ER SO BB IBB HBP BLK WP HR S P ERA WHIP											IP WLS BF H R ER SO BB IBB HBP BLK WP HR S P ERA WHIP									
32 Jack Flaherty, R (1.1) ERA: 3.49	5.1 L 23 5 4 4 7 2 0 0 0 0 1 63 105 6.75 1.312																				
40 Chasen Shreve, L (6.1) ERA: 4.15	1.0 5 1 0 0 2 1 0 0 0 0 0 15 24 0.00 2.000																				
60 John Brebbia, R (7.1) ERA: 4.14	0.2 5 2 2 2 1 1 0 0 0 0 1 10 18 27.00 4.500																				
30 Tyler Webb, L (8.1) ERA: 7.88	1.0 3 0 0 0 1 0 0 0 0 0 0 9 12 0.00 0.000																				
59 Mike Mayers, R (9.1) ERA: 3.59	1.0 3 1 0 0 0 0 0 0 0 0 0 9 13 0.00 1.000																				

AB	35
R	6
H	9
RBI	6
BB	4
SO	11
LOB	14



Batter	1	2	3	4	5	6	7	8	9	AB R H RBI BB SO LOB	BOTTOM										
13 Matt Carpenter, L (1.3) OBP: 0.385, SLG: 0.575	HR		K			L4		SF7		3 1 1 2 0 1 0	<b>Colorado Rockies @ St. Louis Cardinals</b> Busch Stadium, St. Louis, MO Tue Jul 31 2018, 7:18 PM - 10:07 PM CDT Att: 42,636 - Cloudy - 73 F										
4 Yadier Molina, R (1.2) OBP: 0.327, SLG: 0.477	F7			F8		F9		G4-3		4 0 0 0 0 0 1											
12 Paul DeJong, R (1.6) OBP: 0.321, SLG: 0.421	F9			P3			K		F9	4 0 0 0 0 1 0											
23 Marcell Ozuna, R (1.7) OBP: 0.309, SLG: 0.392	G5-3			G5-3			F9		K	4 0 0 0 0 1 0											
3 Jedd Gyorko, R (1.5) OBP: 0.324, SLG: 0.409		G6-3			F9		G6-3		F9	4 0 0 0 0 0 0											
41 Tyler O'Neill, R (1.8) OBP: 0.280, SLG: 0.468		K								3 1 2 0 0 1 0											
25 Dexter Fowler, S (1.9) OBP: 0.276, SLG: 0.300		G4-3								1 1 0 0 2 0 0											
35 Greg Garcia, L (1.4) OBP: 0.196, SLG: 0.199										2 0 0 0 0 0 2											
40 Chasen Shreve, L (6.1)										0 0 0 0 0 0 0											
60 John Brebbia, L (7.1)										0 0 0 0 0 0 0											
30 Tyler Webb, L (8.1)										0 0 0 0 0 0 0											
38 José Martínez, R (8.9P) ERA: 2.52										1 0 0 0 0 1 2											
59 Mike Mayers, R (9.1)										0 0 0 0 0 0 0											
32 Jack Flaherty, R (1.1) OBP: 0.167, SLG: 0.138										1 0 0 0 0 0 0											
34 Yairo Muñoz, R (6.4) OBP: 0.353, SLG: 0.443										2 0 1 0 0 1 0											
<b>Inning Stats</b>	R: 1 E: 0 K: 0 S: 12	H: 1 LOB: 0 BB: 0 P: 15	R: 0 E: 0 K: 1 S: 5	H: 0 LOB: 0 BB: 0 P: 7	R: 0 E: 0 K: 1 S: 10	H: 0 LOB: 0 BB: 0 P: 13	R: 0 E: 0 K: 0 S: 6	H: 0 LOB: 0 BB: 0 P: 7	R: 0 E: 0 K: 1 S: 10	H: 1 LOB: 1 BB: 1 P: 16	R: 0 E: 0 K: 1 S: 5	H: 0 LOB: 0 BB: 0 P: 8	R: 0 E: 0 K: 1 S: 9	H: 0 LOB: 0 BB: 0 P: 13	R: 2 E: 0 K: 1 S: 11	H: 2 LOB: 1 BB: 1 P: 18	R: 0 E: 0 K: 1 S: 6	H: 0 LOB: 0 BB: 0 P: 6	1B: 3 2B: 0 3B: 0 HR: 1	SF: 1 SAC: 0 DP: 1 HBP: 0	WP: 1 PA: 32 PB: 0 SB: 0 CS: 0
<b>PITCHER</b>	IP WLS BF H R ER SO BB IBB HBP BLK WP HR S P ERA WHIP											IP WLS BF H R ER SO BB IBB HBP BLK WP HR S P ERA WHIP									
55 Jon Gray, R (1.1) ERA: 4.99	7.1 W 27 4 3 2 5 2 0 0 0 0 1 64 92 2.46 0.818																				
18 Seunghwan Oh, R (8.1) ERA: 2.52	0.2 H 2 0 0 0 0 0 0 0 0 0 1 0 4 5 0.00 0.000																				
71 Wade Davis, R (9.1) ERA: 4.2	1.0 S 3 0 0 0 1 0 0 0 0 0 0 0 6 6 0.00 0.000																				

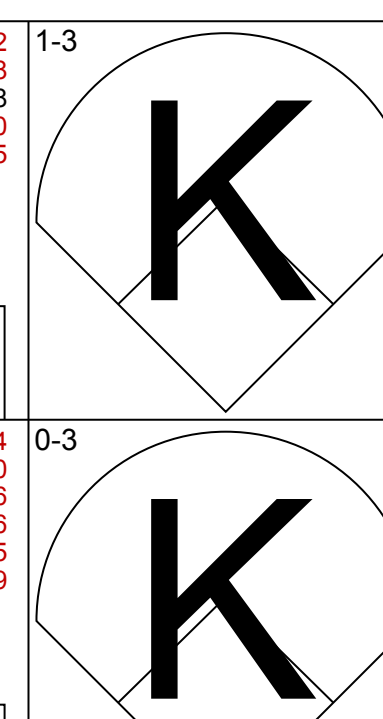
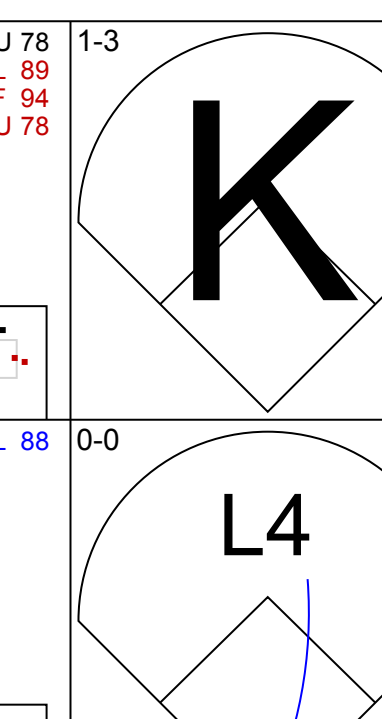
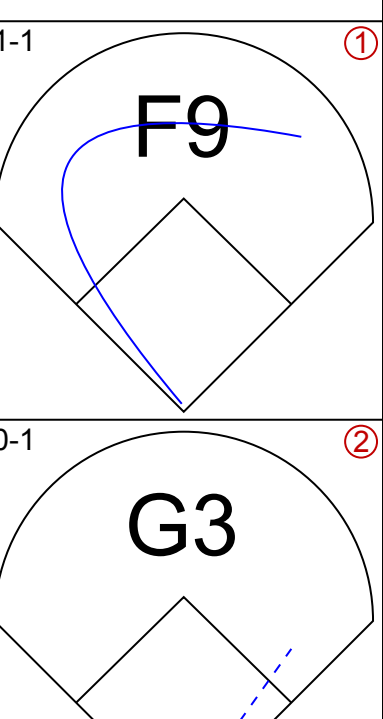
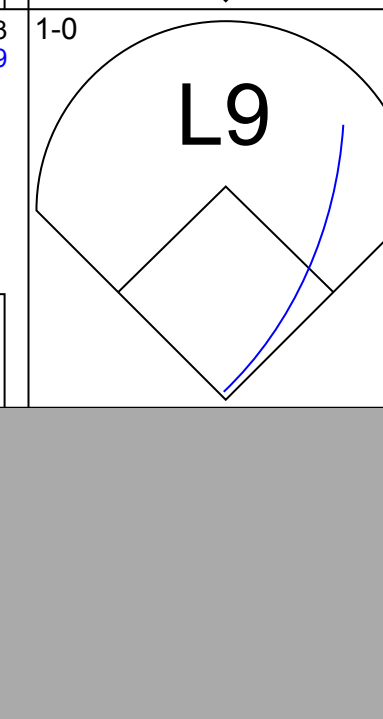

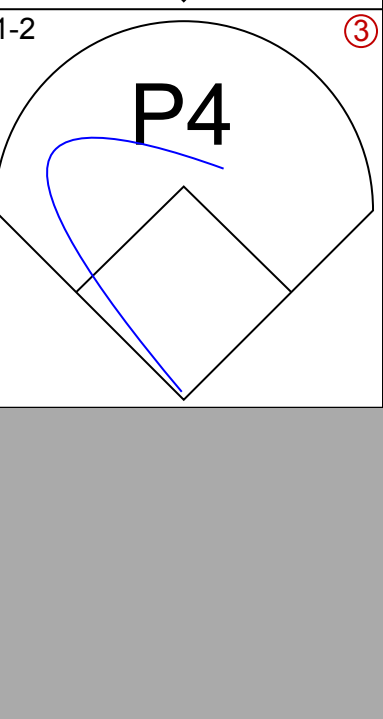

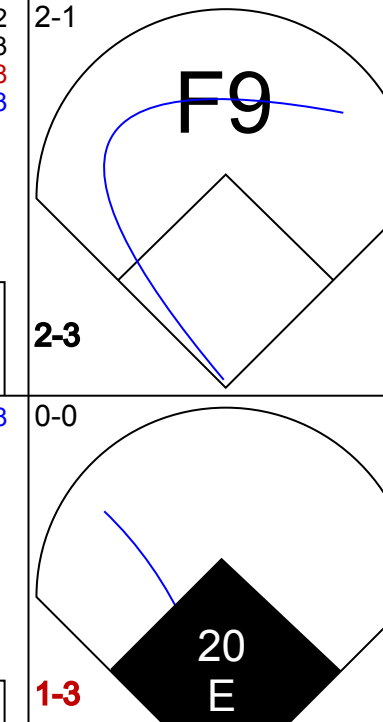

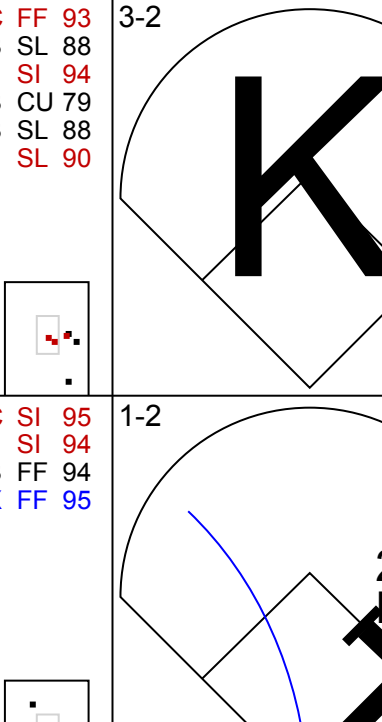
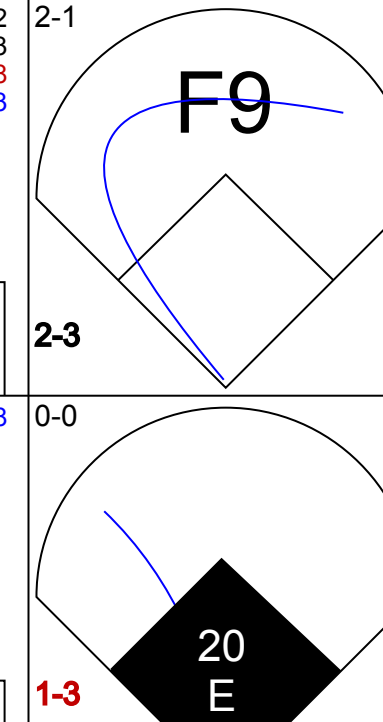
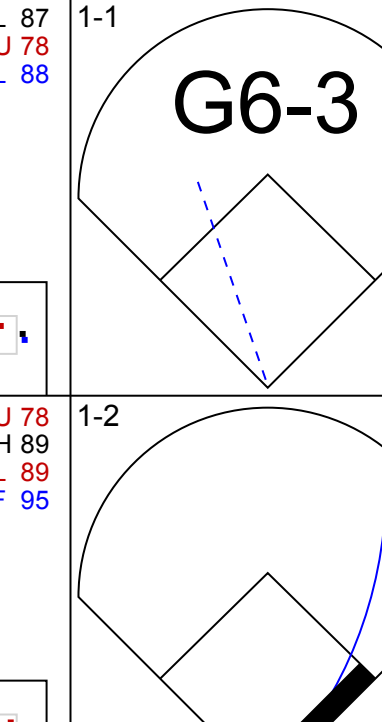
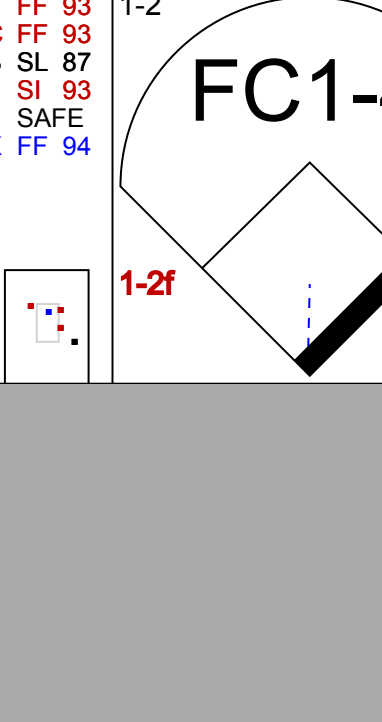
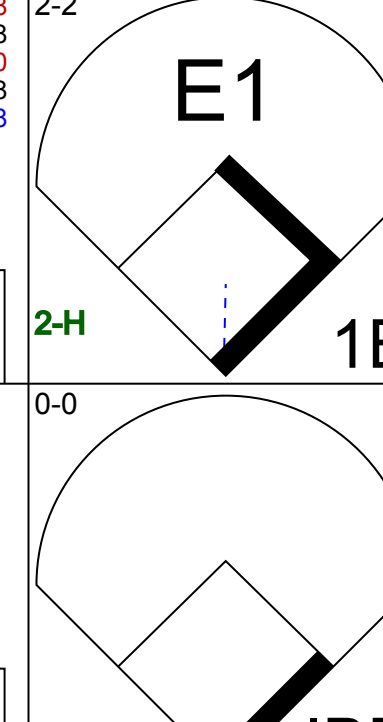
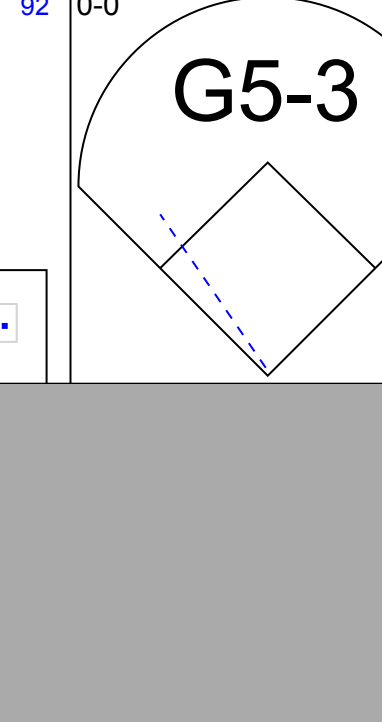
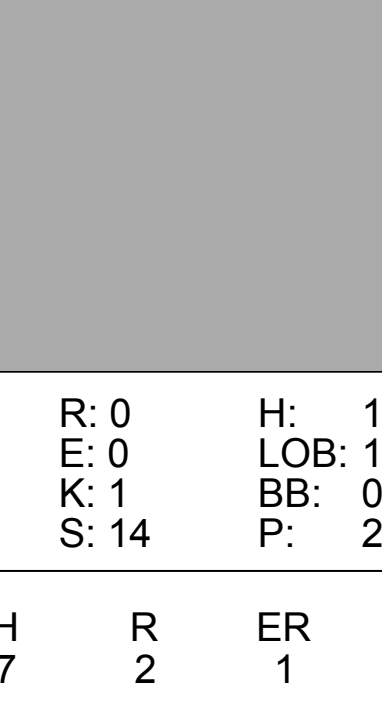
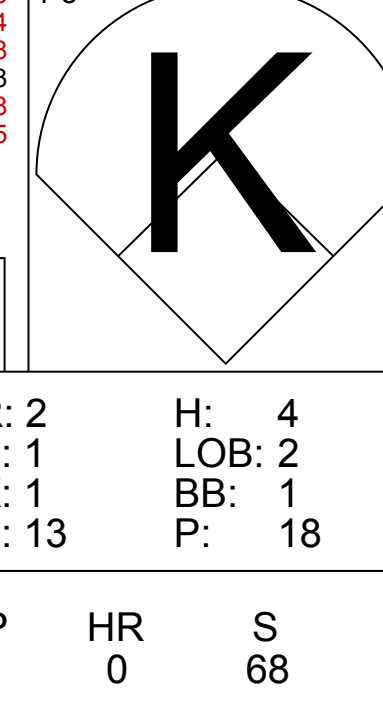
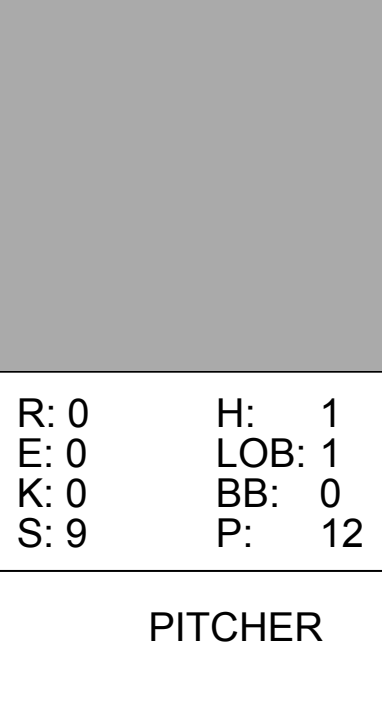
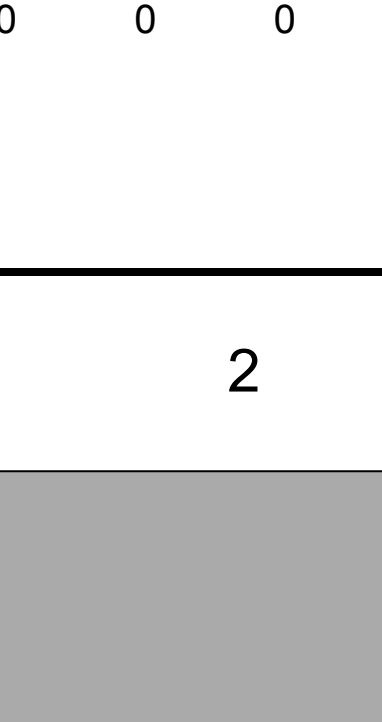
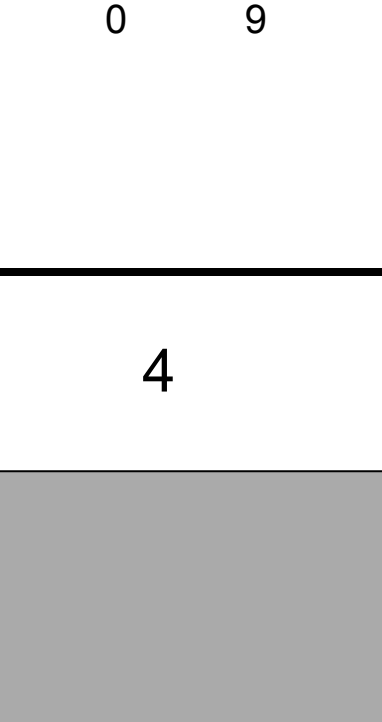
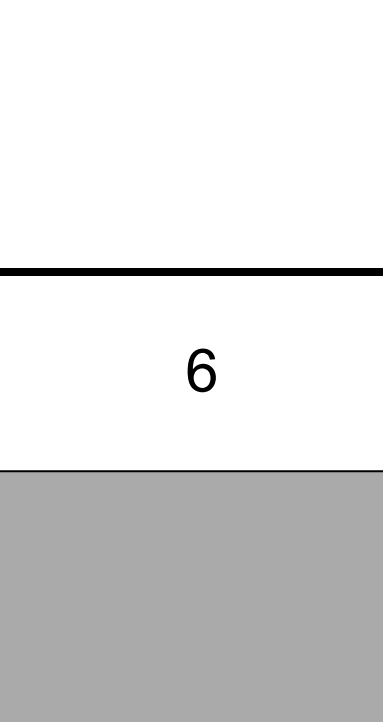
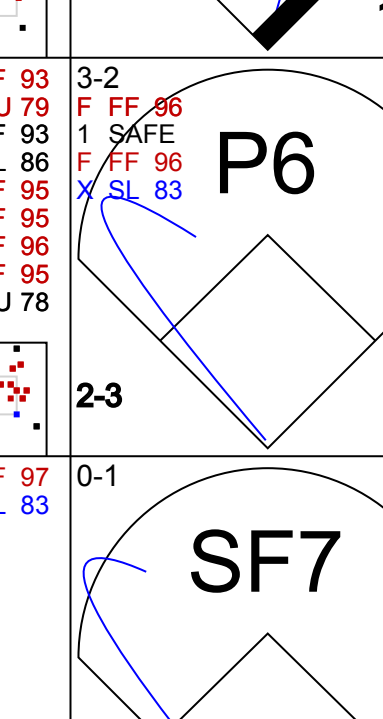
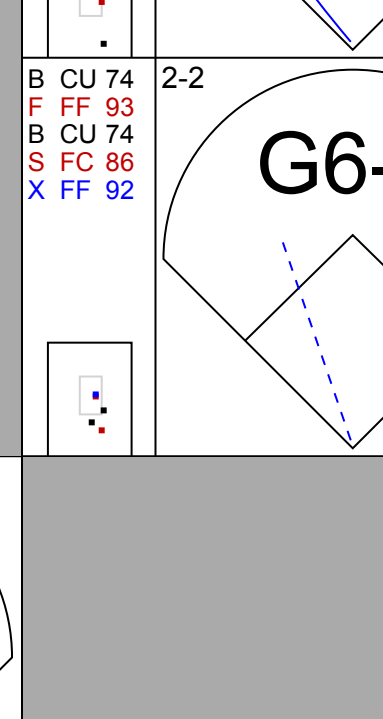
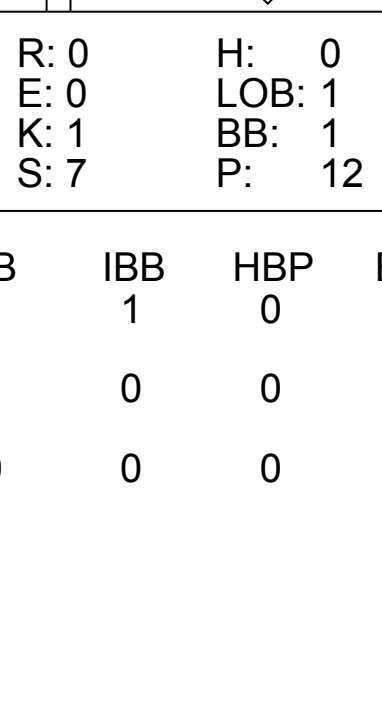
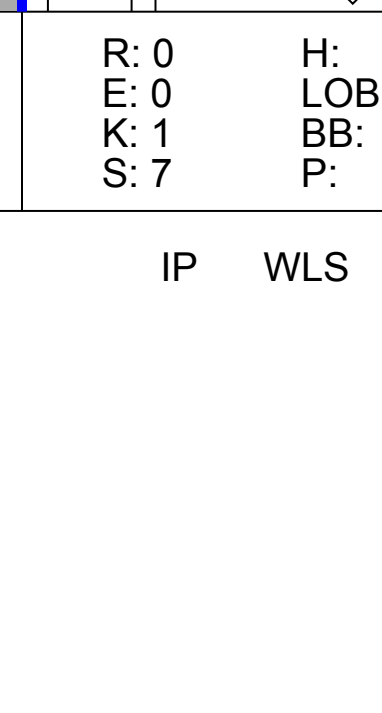
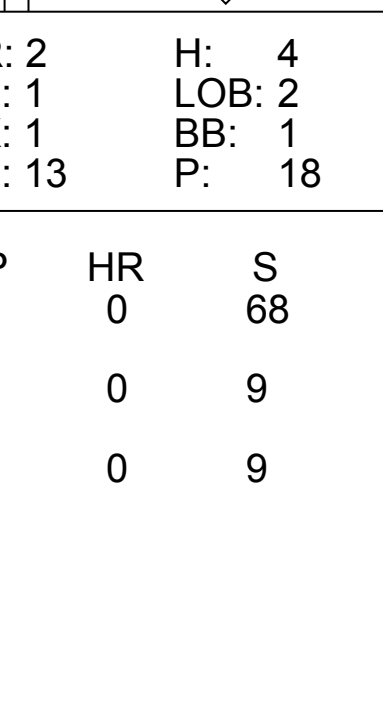
AB	29
R	3
H	4
RBI	2
BB	2
SO	6
LOB	5





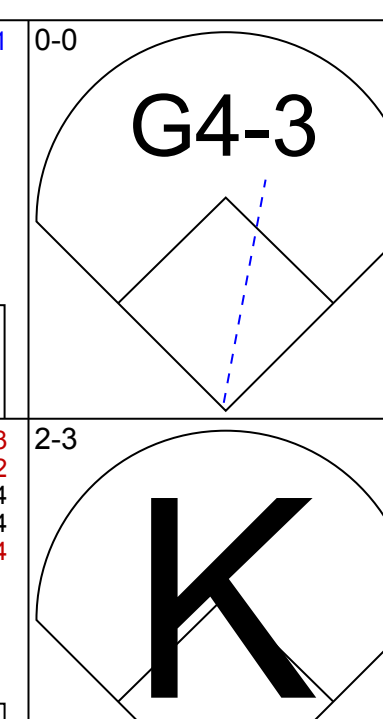
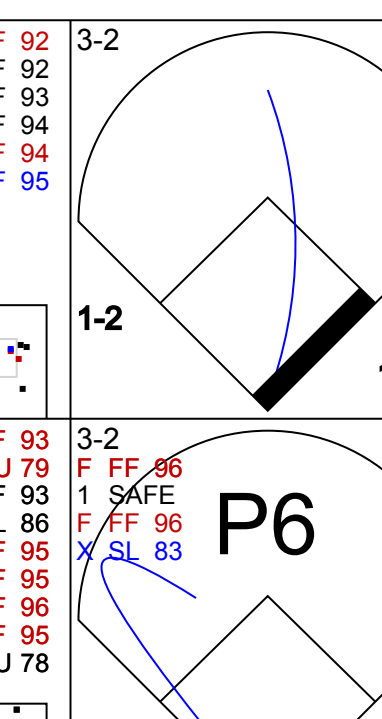
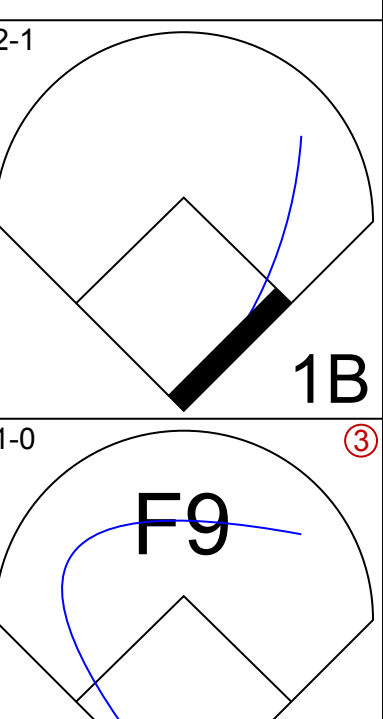
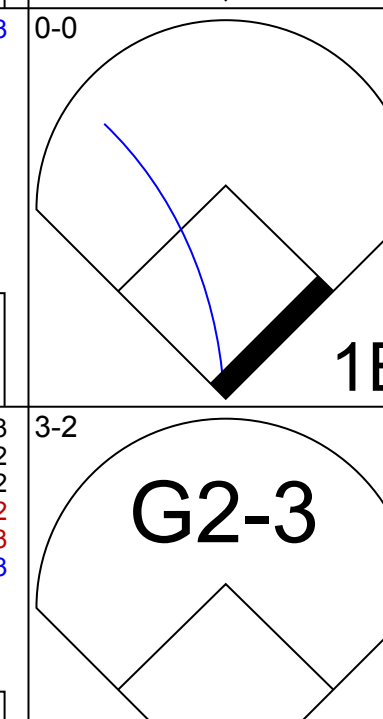
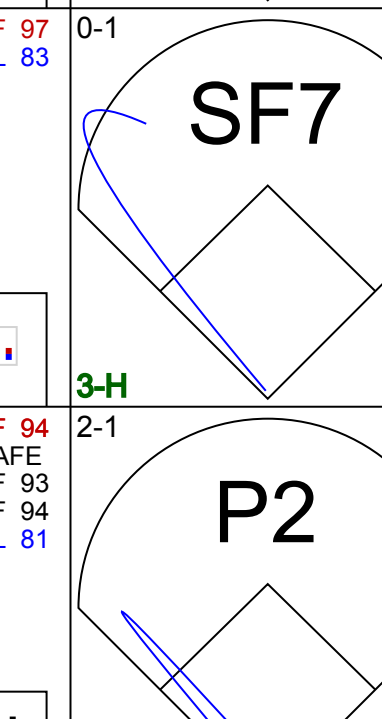





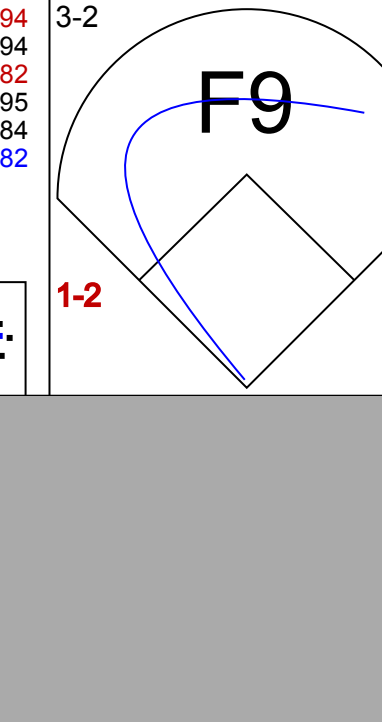


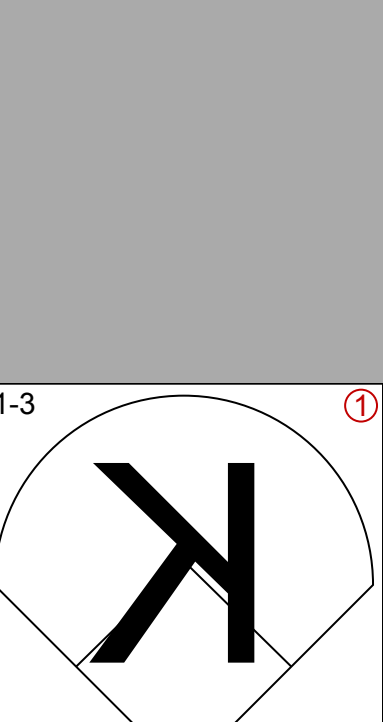

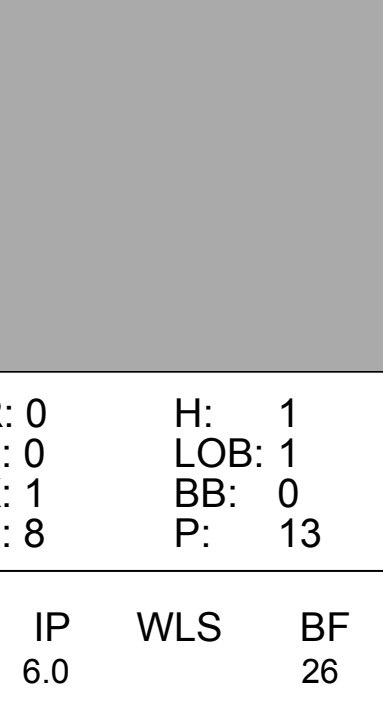
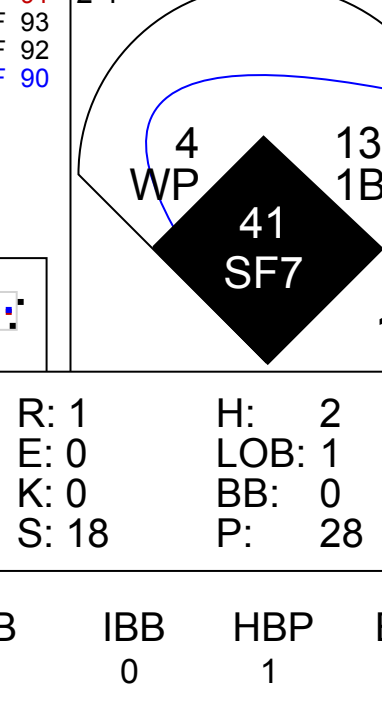
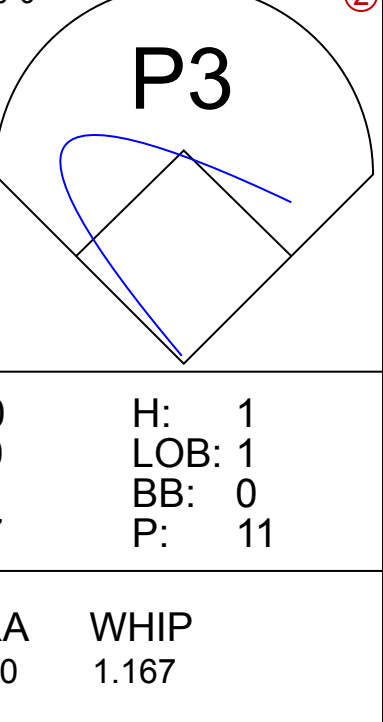
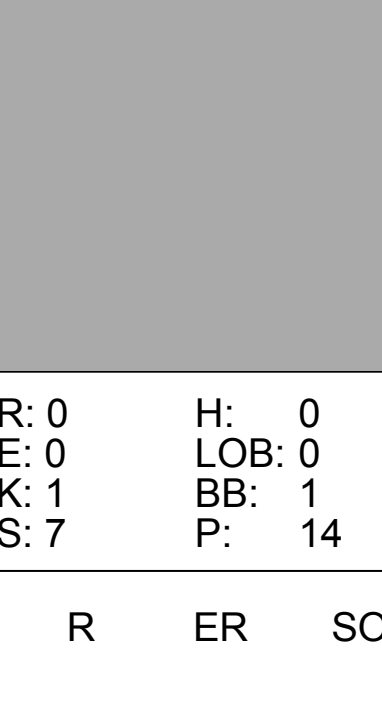


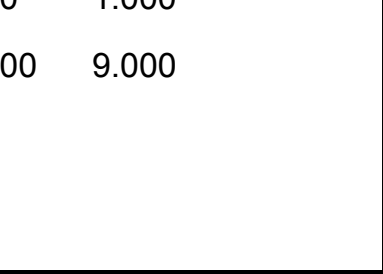





Batter	1	2	3	4	5	6	7	8	9	AB	R	H	RBI	BB	SO	LOB	TOP																			
19 Charlie Blackmon, L (1, 8) OBP: 0.353, SLG: 0.495										4	0	0	0	0	2	2	<b>Colorado Rockies @ St. Louis Cardinals</b> Busch Stadium, St. Louis, MO Thu Aug 02 2018, 12:17 PM - 3:23 PM CDT Att: 41,478 - Sunny - 86 F																			
9 DJ LeMahieu, R (1, 4) OBP: 0.320, SLG: 0.425										4	0	0	0	0	1	2																				
28 Nolan Arenado, R (1, 5) OBP: 0.391, SLG: 0.592										4	1	1	0	0	1	0																				
5 Carlos González, L (1, 9) OBP: 0.338, SLG: 0.495										3	0	1	0	1	0	0																				
27 Trevor Story, R (1, 6) OBP: 0.351, SLG: 0.532										4	0	0	0	0	2	3																				
8 Gerardo Parra, L (1, 7) OBP: 0.343, SLG: 0.397										4	1	3	1	0	0	0																				
20 Ian Desmond, R (1, 3) OBP: 0.314, SLG: 0.452										4	0	1	0	0	1	2																				
14 Tony Wolters, L (1, 2) OBP: 0.282, SLG: 0.262										2	0	1	0	2	0	0																				
49 Antonio Senzateña, R (1, 1) OBP: 0.190, SLG: 0.200										1	0	0	0	0	1	2																				
24 Ryan McMahon, L (7, PH) OBP: 0.298, SLG: 0.345										1	0	0	0	0	1	1																				
18 Seungwan Oh, R (7, 1) OBP: 0.274, SLG: 0.295										0	0	0	0	0	0	0																				
0 Adam Ottavino, S (8, 1) OBP: 0.136, SLG: 0.157										0	0	0	0	0	0	0																				
71 Wade Davis, R (9, 1) OBP: 0.282, SLG: 0.262										0	0	0	0	0	0	0																				
<b>Inning Stats</b>	R: 0 H: 0 E: 0 K: 2 S: 11	H: 0 LOB: 0 BB: 0 P: 13	R: 0 H: 1 E: 0 K: 1 S: 14	LOB: 1 BB: 0 P: 21	R: 0 H: 0 E: 0 K: 1 S: 7	LOB: 1 BB: 1 P: 12	R: 2 H: 4 E: 1 K: 1 S: 13	LOB: 2 BB: 1 P: 18	R: 0 H: 0 E: 0 K: 0 S: 9	H: 1 LOB: 1 BB: 0 P: 12	R: 0 H: 1 E: 0 K: 2 S: 9	LOB: 1 BB: 0 P: 13	R: 0 H: 0 E: 0 K: 2 S: 9	H: 0 LOB: 1 BB: 1 P: 17	R: 0 H: 0 E: 0 K: 1 S: 9	LOB: 0 BB: 0 P: 15	1B: 7 2B: 1 3B: 0 HR: 0	SF: 0 SAC: 1 DP: 1 HBP: 0	WP: 0 PA: 35 PB: 0 SB: 1 CS: 0																	
<b>PITCHER</b>	IP	WLS	BF	H	R	ER	SO	BB	IBB	HBP	BLK	WP	HR	S	P	ERA	WHIP	<b>PITCHER</b>		IP	WLS	BF	H	R	ER	SO	BB	IBB	HBP	BLK	WP	HR	S	P	ERA	WHIP
39 Miles Mikolas, R (1, 1) ERA: 2.75	7.0		29	7	2	1	6	1	1	0	0	0	0	68	98	1.29	1.143																			
60 John Brebbia, R (8, 1) ERA: 4.03	1.0		3	0	0	0	2	1	0	0	0	0	0	9	17	0.00	1.000																			
40 Chasen Shreve, L (9, 1) ERA: 4.05	1.0	W	3	0	0	0	1	0	0	0	0	0	0	9	15	0.00	0.000																			

AB	31
R	2
H	7
RBI	1
BB	3
SO	9
LOB	12

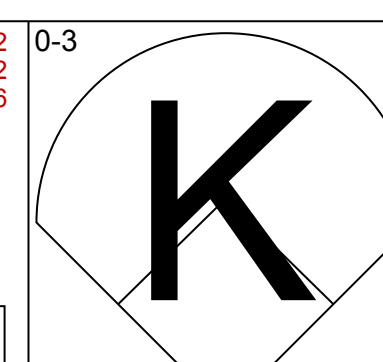
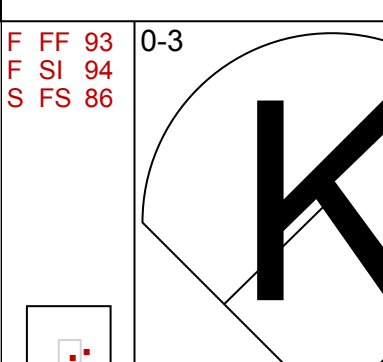
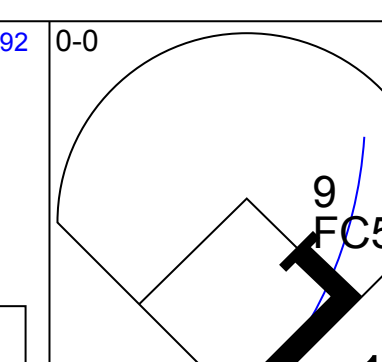
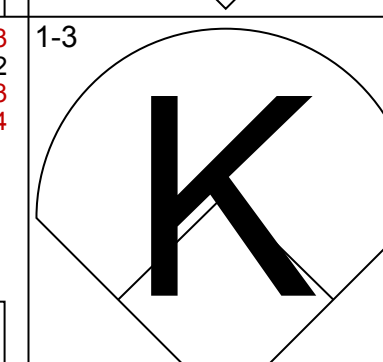
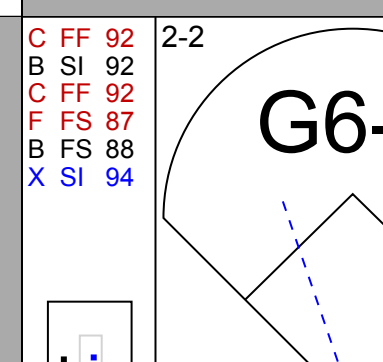
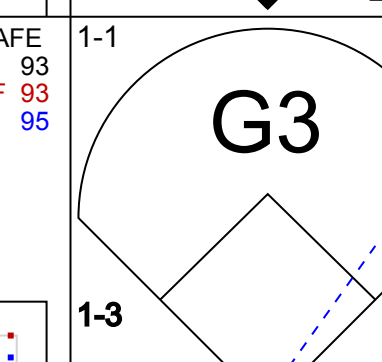
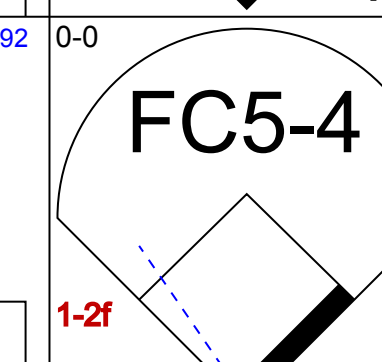
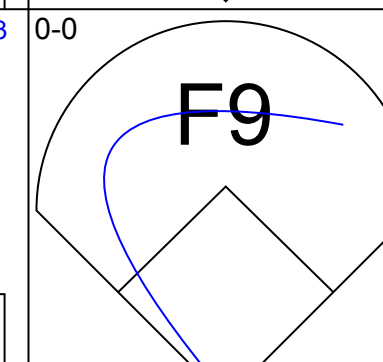
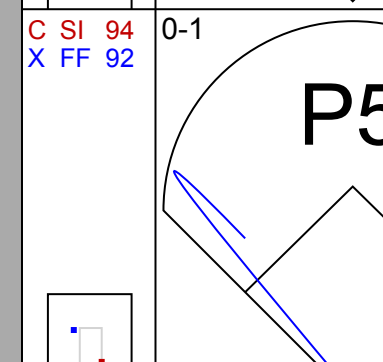
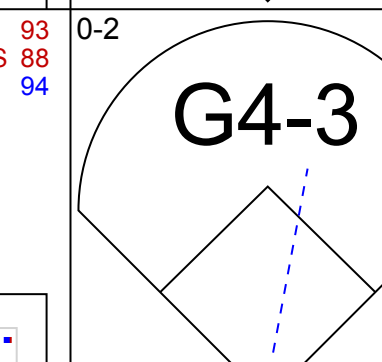
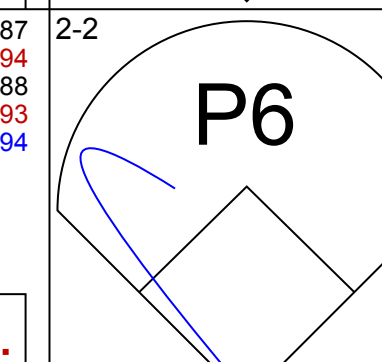
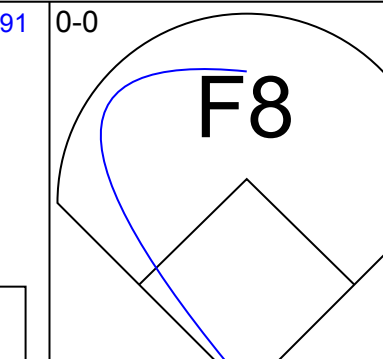
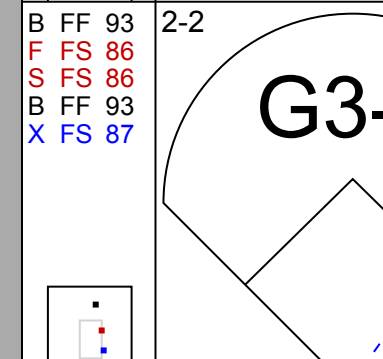
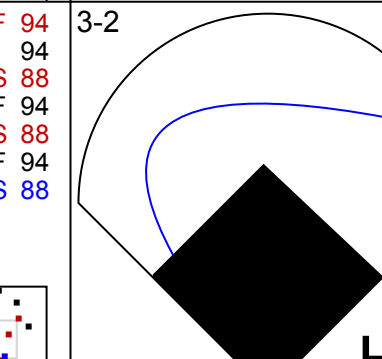
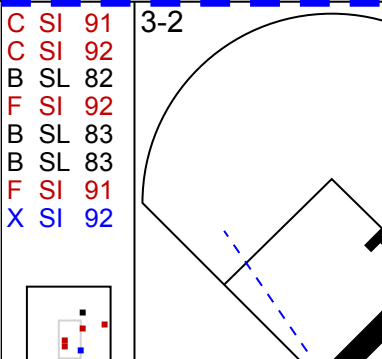
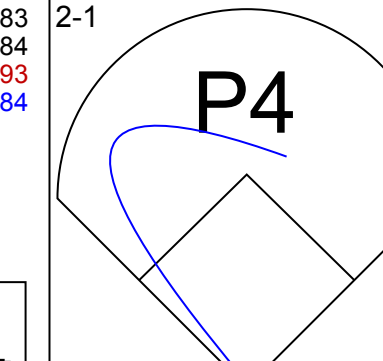
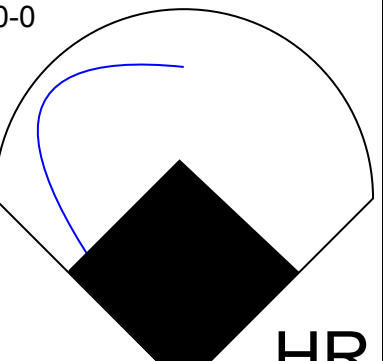
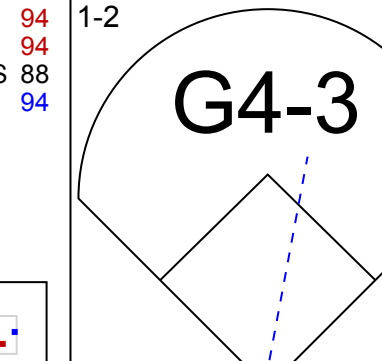
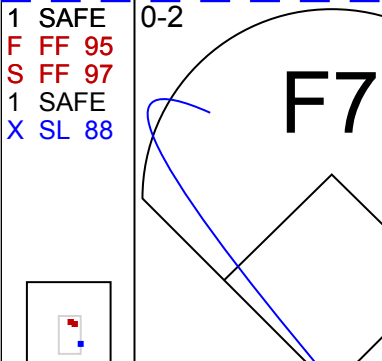
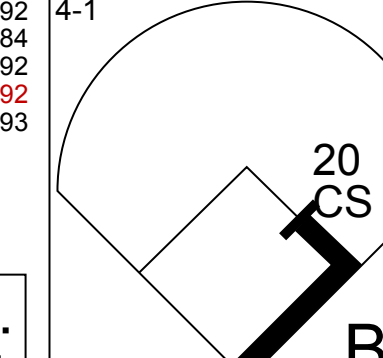
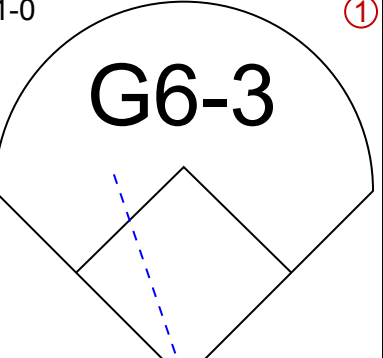
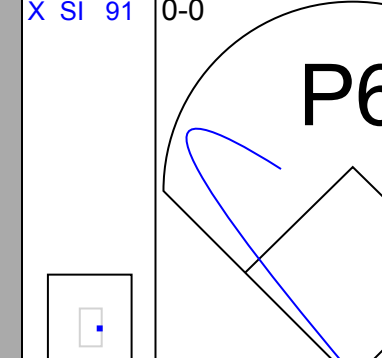
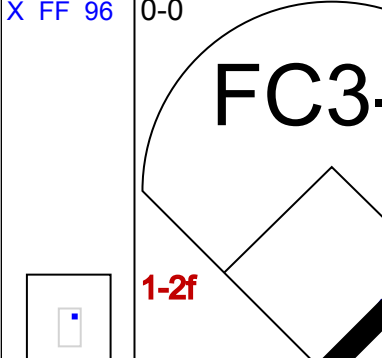
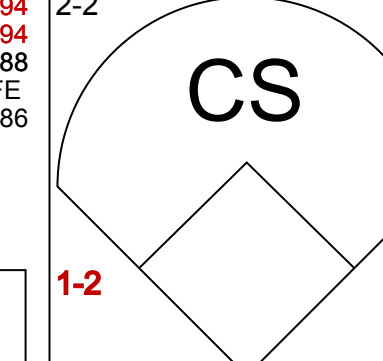
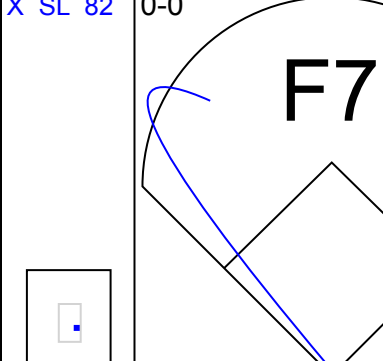
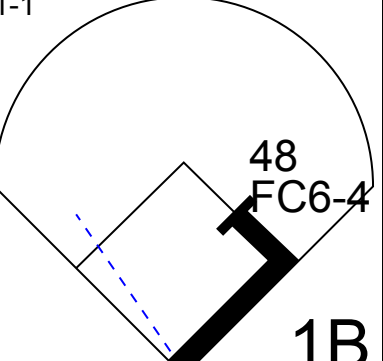
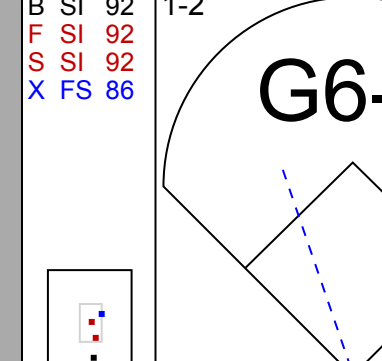
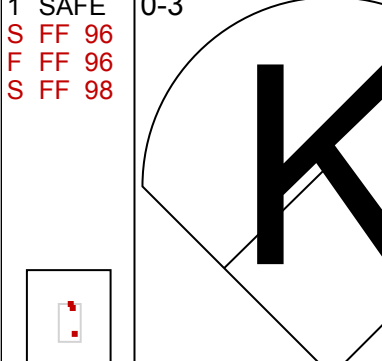
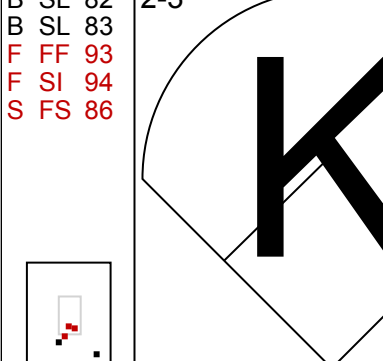
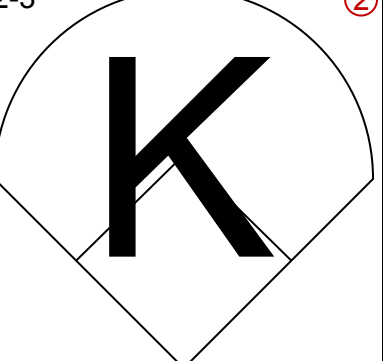
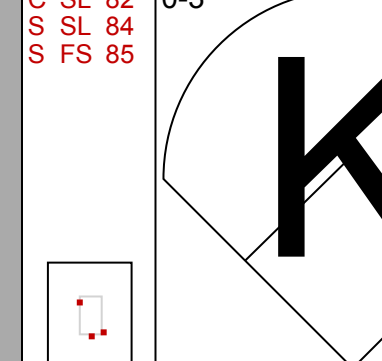
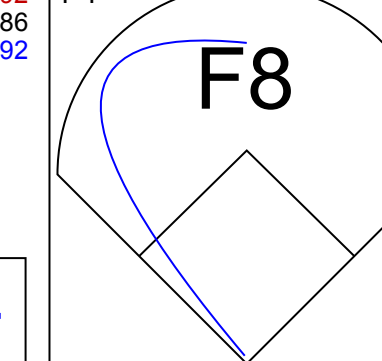


Batter	1	2	3	4	5	6	7	8	9	AB	R	H	RBI	BB	SO	LOB	BOTTOM																			
13 Matt Carpenter, L (1, 3) OBP: 0.389, SLG: 0.571										4	0	2	0	0	0	0	<b>Colorado Rockies @ St. Louis Cardinals</b> Busch Stadium, St. Louis, MO Thu Aug 02 2018, 12:17 PM - 3:23 PM CDT Att: 41,478 - Sunny - 86 F																			
4 Yadier Molina, R (1, 2) OBP: 0.327, SLG: 0.476										4	0	0	0	0	1	3																				
41 Tyler O'Neill, R (1, 9) OBP: 0.309, SLG: 0.480										2	0	1	1	1	1	0																				
23 Marcell Ozuna, R (1, 7) OBP: 0.311, SLG: 0.393										2	0	0	0	0	2																					
12 Paul DeJong, R (5, 6) OBP: 0.320, SLG: 0.414										1	0	0	0	1	0	1																				
3 Jedd Gyorko, R (1, 5) OBP: 0.326, SLG: 0.406										3	0	1	0	1	0	2																				
34 Yairo Muñoz, R (1, 6) OBP: 0.348, SLG: 0.432										4	0	0	0	0	1	3																				
35 Greg Garcia, L (1, 4) OBP: 0.322, SLG: 0.346										3	1	1	0	0	0	2																				
48 Harrison Bader, R (1, 8) OBP: 0.343, SLG: 0.409										4	1	1	0	0	3	4																				
39 Miles Mikolas, R (1, 1) ERA: 4.56	6.0		26	5	1	1	5	2	0	1	0	0	0	0	0	0																				
25 Dexter Fowler, S (7, PH) ERA: 2.47	1.0	H	3	0	0	0	1	0	0	0	0	0	0	0	0	0																				
60 John Brebbia, L (8, 1) ERA: 1.38	1.0	H	3	0	0	0	1	1	0	0	0	0	0	0	0	0																				
40 Chasen Shreve, L (9, 1) ERA: 4.57	0.1	L	4	3	2	2	0	0	0	0	0	0	0	0	0	0																				
<b>Inning Stats</b>	R: 0 H: 1 E: 0 K: 1 S: 8	H: 1 LOB: 1 BB: 0 P: 13	R: 0 H: 1 E: 0 K: 1 S: 9	LOB: 1 BB: 0 P: 13	R: 1 H: 2 E: 0 K: 0 S: 18	H: 2 LOB: 1 BB: 0 P: 28	R: 0 H: 0 E: 0 K: 0 S: 4	LOB: 0 BB: 1 P: 11	R: 0 H: 1 E: 0 K: 1 S: 7	H: 1 LOB: 1 BB: 0 P: 11	R: 0 H: 0 E: 0 K: 2 S: 13	LOB: 0 BB: 1 P: 20	R: 0 H: 0 E: 0 K: 1 S: 9	LOB: 0 BB: 0 P: 14	R: 0 H: 0 E: 0 K: 1 S: 7	LOB: 0 BB: 1 P: 14	R: 2 H: 3 E: 0 K: 0 S: 8	LOB: 3 BB: 0 P: 12	1B: 8 2B: 0 3B: 0 HR: 0	SF: 1 SAC: 0 DP: 1 HBP: 1	WP: 1 PA: 36 PB: 0 SB: 1 CS: 1															
<b>PITCHER</b>	IP	WLS	BF	H	R	ER	SO	BB	IBB	HBP	BLK	WP	HR	S	P	ERA	WHIP	<b>PITCHER</b>		IP	WLS	BF	H	R	ER	SO	BB	IBB	HBP	BLK	WP	HR	S	P	ERA	WHIP
49 Antonio Senzateña, R (1, 1) ERA: 4.56	6.0		26	5	1	1	5	2	0	1	0	0	0	59	96	1.50	1.167																			
18 Seungwan Oh, R (7, 1) ERA: 2.47	1.0	H	3	0	0	0	1	0	0	0	0	0	0	9	14	0.00	0.000																			
0 Adam Ottavino, R (8, 1) ERA: 1.38	1.0	H	3	0	0	0	1	1	0	0	0	0	0	7	14	0.00	1.000																			
71 Wade Davis, R (9, 1) ERA: 4.57	0.1	L	4	3	2	2	0	0	0	0	0	0	0	8	12	54.00	9.000																			

AB	31
R	3
H	8
RBI	3
BB	3
SO	7
LOB	17



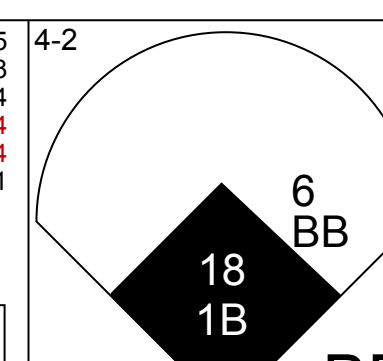
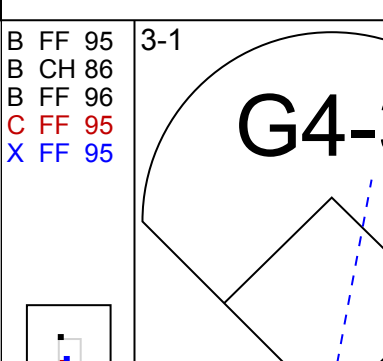
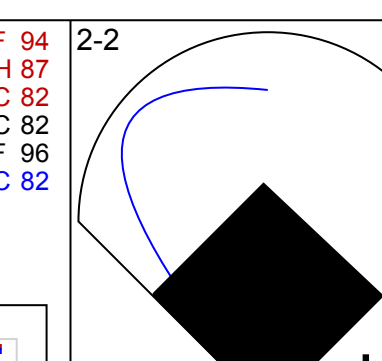
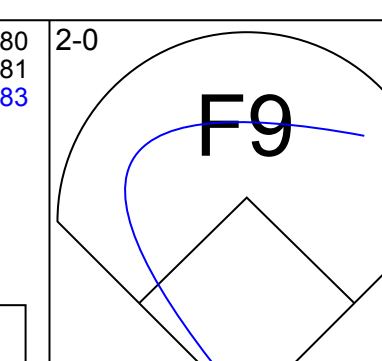
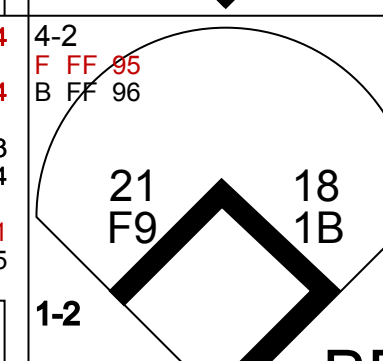
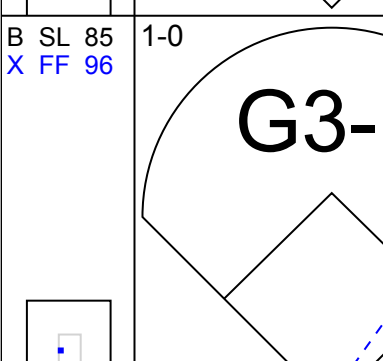
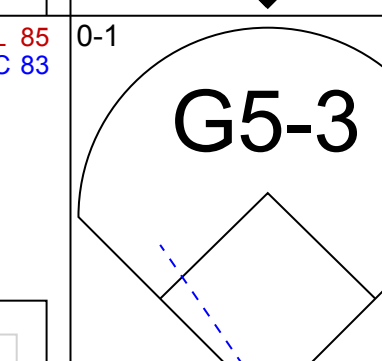
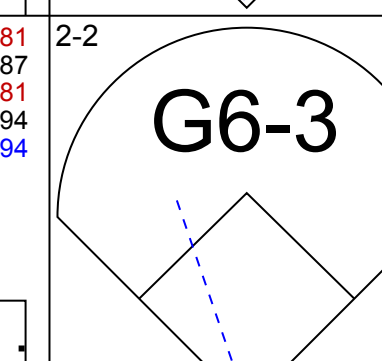
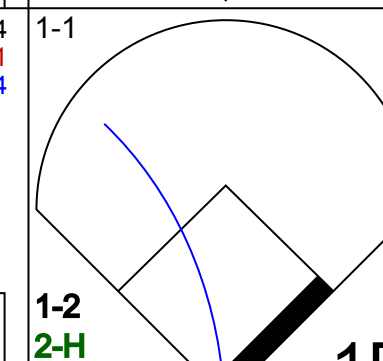
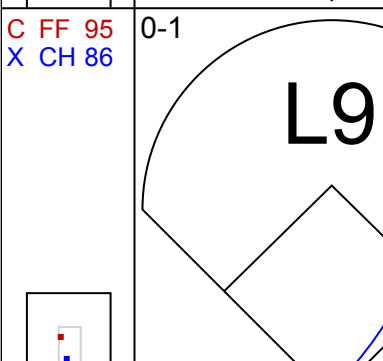
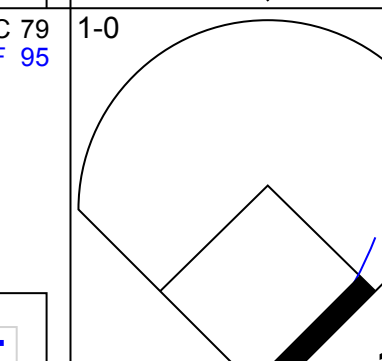
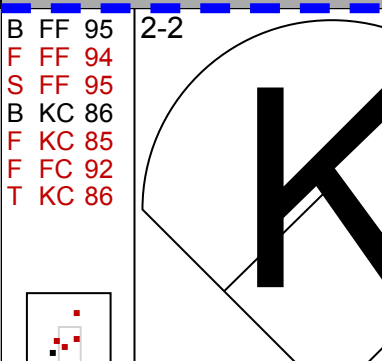
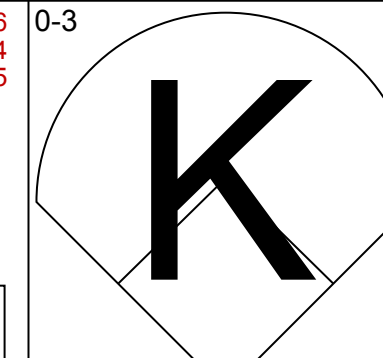
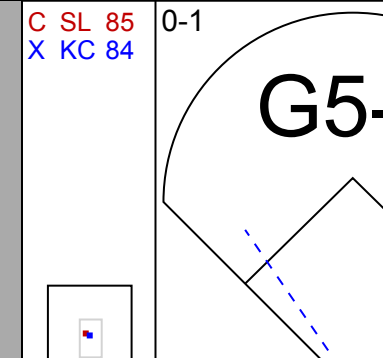
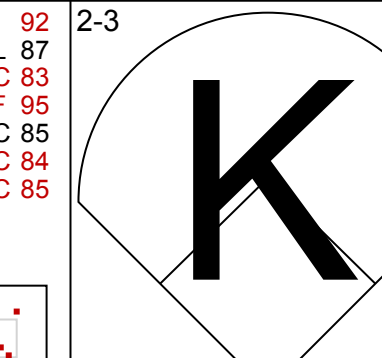
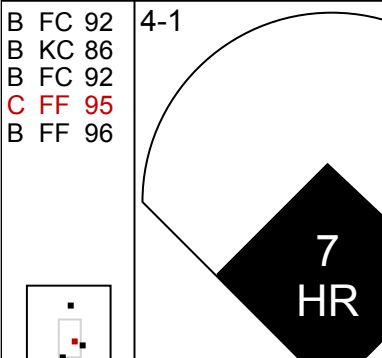
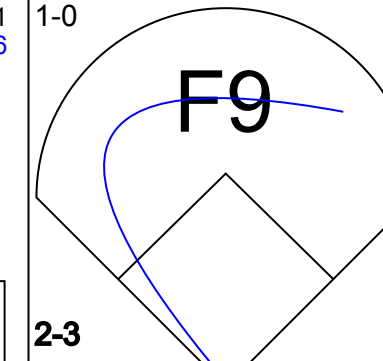
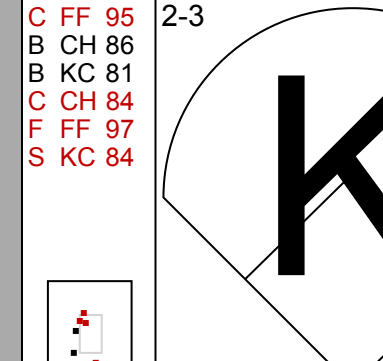
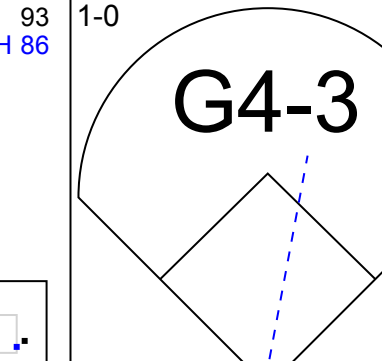
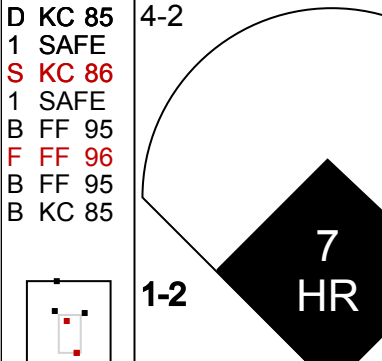
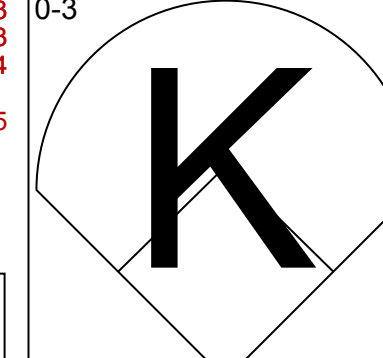
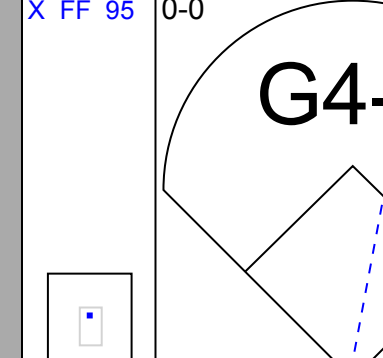

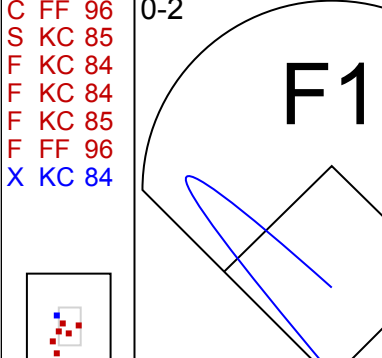


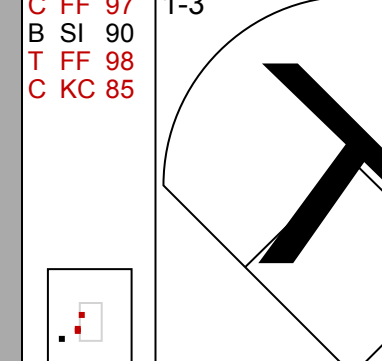
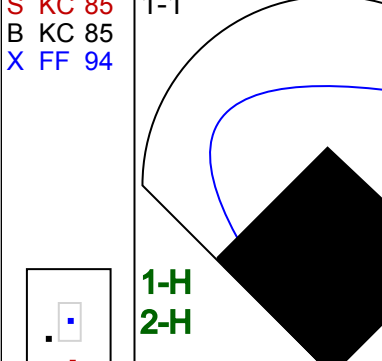
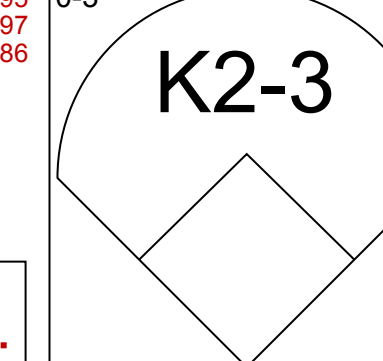
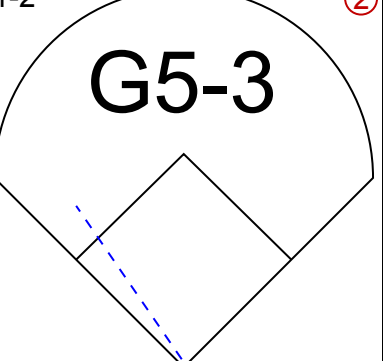
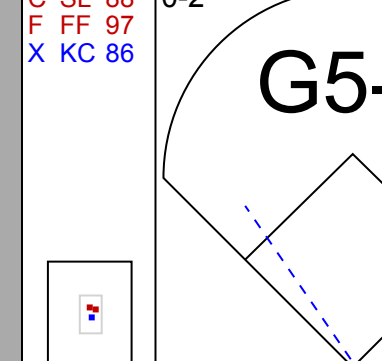

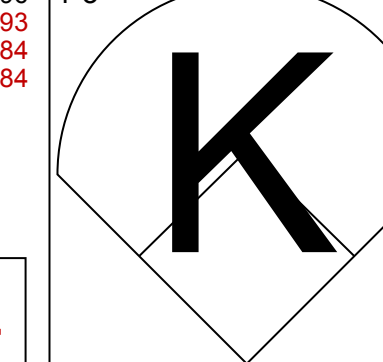
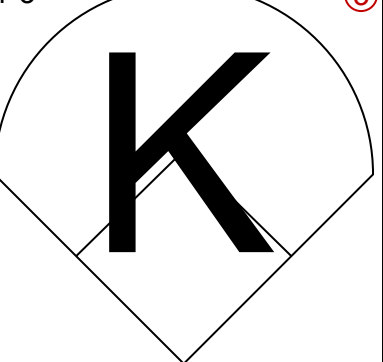

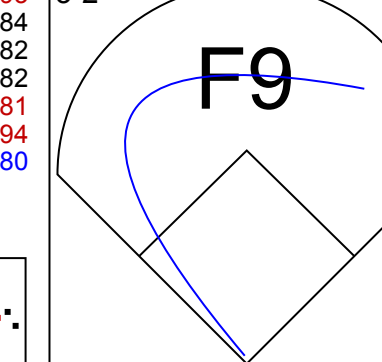


Batter	1	2	3	4	5	6	7	8	9	AB	R	H	RBI	BB	SO	LOB	TOP					
19 Charlie Blackmon, L (1,8) OBP: 0.354, SLG: 0.494										3	1	1	0	1	2	1						
9 DJ LeMahieu, R (1,4) OBP: 0.317, SLG: 0.419										4	0	0	0	0	1	2						
28 Nolan Arenado, R (1,5) OBP: 0.387, SLG: 0.586										4	0	0	0	0	0	2						
5 Carlos González, L (1,9) OBP: 0.340, SLG: 0.505										4	1	2	2	0	0	0						
27 Trevor Story, R (1,6) OBP: 0.350, SLG: 0.537										4	1	1	1	0	0	1						
8 Gerardo Parra, L (1,7) OBP: 0.342, SLG: 0.393										3	0	0	0	1	0	1						
20 Ian Desmond, R (1,3) OBP: 0.314, SLG: 0.450										4	0	1	0	0	1	1						
23 Tom Murphy, R (1,2) OBP: 0.256, SLG: 0.417										3	0	0	0	0	3	1						
48 Germán Márquez, R (1,1) OBP: 0.350, SLG: 0.425										2	0	1	0	0	0	1						
24 Ryan McMahon, L (8,PH) OBP: 0.296, SLG: 0.342										1	0	0	0	0	0	0						
0 Adam Ottavino, S (8,1) OBP: 0.296, SLG: 0.342										0	0	0	0	0	0	0						
71 Wade Davis, R (9,1) OBP: 0.296, SLG: 0.342										0	0	0	0	0	0	0						
<b>Inning Stats</b>	R: 0 K: 2 S: 7	H: 0 LOB: 0 BB: 0 P: 8	R: 0 K: 0 S: 6	H: 0 LOB: 0 BB: 1 P: 14	R: 0 K: 2 S: 8	H: 1 LOB: 1 BB: 0 P: 10	R: 0 K: 0 S: 9	H: 0 LOB: 0 BB: 0 P: 13	R: 1 K: 1 S: 9	H: 2 LOB: 1 BB: 0 P: 13	R: 2 K: 0 S: 13	H: 1 LOB: 0 BB: 1 P: 22	R: 0 K: 1 S: 7	H: 0 LOB: 0 BB: 0 P: 8	R: 0 K: 0 S: 7	H: 1 LOB: 1 BB: 0 P: 10	R: 0 K: 1 S: 12	H: 1 LOB: 1 BB: 0 P: 15	1B: 4 2B: 0 3B: 0 HR: 2	SF: 0 SAC: 0 DP: 0 HBP: 0	WP: 1 PB: 0 CS: 1	PA: 35
<b>PITCHER</b>	IP	WLS	BF	H	R	ER	SO	BB	IBB	HBP	BLK	WP	HR	S	P	ERA	WHIP					
41 Junior Guerra, R (1,1) ERA: 3.42	8.0		30	5	3	3	6	2	0	0	0	1	2	66	98	3.38	0.875					
38 Dan Jennings, L (9,1) ERA: 3.1	0.0	1	1	0	0	0	0	0	0	0	0	0	0	5	8	∞	∞					
39 Corbin Burnes, R (9,1) ERA: 1.8	1.0	W	3	0	0	0	1	0	0	0	0	0	0	7	7	0.00	0.000					

**Colorado Rockies @ Milwaukee Brewers**  
Miller Park, Milwaukee, WI  
Fri Aug 03 2018, 7:13 PM - 9:58 PM CDT  
Att: 37,751 - Partly Cloudy - 78 F

**AB 32**  
**R 3**  
**H 6**  
**RBI 3**  
**BB 2**  
**SO 7**  
**LOB 10**



Batter	1	2	3	4	5	6	7	8	9	AB	R	H	RBI	BB	SO	LOB	BOTTOM					
22 Christian Yelich, L (1,7) OBP: 0.384, SLG: 0.537										3	2	1	1	1	0	0						
6 Lorenzo Cain, R (1,8) OBP: 0.392, SLG: 0.421										3	0	0	0	1	0	0						
18 Mike Moustakas, L (1,5) OBP: 0.307, SLG: 0.456										4	0	2	1	0	1	0						
24 Jesús Aguilar, R (1,3) OBP: 0.357, SLG: 0.577										3	0	0	0	1	2	3						
3 Orlando Arcia, R (9,PR) OBP: 0.233, SLG: 0.249										0	1	0	0	0	0	0						
21 Travis Shaw, L (1,4) OBP: 0.342, SLG: 0.461										3	1	0	0	1	1	3						
5 Jonathan Schoop, R (1,6) OBP: 0.285, SLG: 0.432										4	0	0	0	0	2	4						
7 Eric Thames, L (1,9) OBP: 0.327, SLG: 0.544										4	1	1	3	0	1	0						
9 Manny Piña, R (1,2) OBP: 0.292, SLG: 0.370										3	0	0	0	0	1	0						
41 Junior Guerra, R (1,1) OBP: 0.074, SLG: 0.148										2	0	0	0	0	2	0						
8 Ryan Braun, R (8,PH) OBP: 0.285, SLG: 0.428										1	0	0	0	0	0	0						
38 Dan Jennings, L (9,1) OBP: 0.667, SLG: 1.000										0	0	0	0	0	0	0						
39 Corbin Burnes, R (9,1) ERA: 5.09										0	0	0	0	0	0	0						
<b>Inning Stats</b>	R: 1 K: 2 S: 16	H: 1 LOB: 2 BB: 2 P: 26	R: 0 K: 2 S: 8	H: 0 LOB: 0 BB: 0 P: 11	R: 0 K: 0 S: 5	H: 0 LOB: 0 BB: 0 P: 9	R: 0 K: 1 S: 7	H: 0 LOB: 0 BB: 0 P: 9	R: 0 K: 1 S: 9	H: 0 LOB: 0 BB: 0 P: 13	R: 1 K: 0 S: 13	H: 2 LOB: 1 BB: 0 P: 19	R: 0 K: 2 S: 9	H: 0 LOB: 0 BB: 0 P: 11	R: 0 K: 0 S: 8	H: 0 LOB: 0 BB: 0 P: 15	R: 3 K: 1 S: 17	H: 1 LOB: 2 BB: 2 P: 28	1B: 2 2B: 0 3B: 0 HR: 2	SF: 0 SAC: 0 DP: 0 HBP: 0	WP: 0 PB: 0 CS: 0	PA: 34
<b>PITCHER</b>	IP	WLS	BF	H	R	ER	SO	BB	IBB	HBP	BLK	WP	HR	S	P	ERA	WHIP					
48 Germán Márquez, R (1,1) ERA: 4.7	7.0		26	3	2	2	9	2	0	0	0	0	1	67	98	2.57	0.714					
0 Adam Ottavino, R (8,1) ERA: 1.35	1.0	H	3	0	0	0	0	0	0	0	0	0	0	8	15	0.00	0.000					
71 Wade Davis, R (9,1) ERA: 5.09	0.2	L	5	1	3	3	1	2	0	0	0	0	1	17	28	40.50	4.500					

**Colorado Rockies @ Milwaukee Brewers**  
Miller Park, Milwaukee, WI  
Fri Aug 03 2018, 7:13 PM - 9:58 PM CDT  
Att: 37,751 - Partly Cloudy - 78 F

**AB 30**  
**R 5**  
**H 4**  
**RBI 5**  
**SO 10**  
**LOB 10**





Batter	1	2	3	4	5	6	7	8	9	AB R H RBI BB SO LOB	TOP												
19 Charlie Blackmon, L (1, 8) OBP: 0.488, SLG: 0.488										5 0 0 0 0 2 4	<b>Colorado Rockies @ Milwaukee Brewers</b> Miller Park, Milwaukee, WI Sat Aug 04 2018, 6:12 PM - 9:19 PM CDT Att. 40,524 - Clear - 89 F												
9 DJ LeMahieu, R (1, 4) OBP: 0.319, SLG: 0.419										3 0 1 0 1 0 1													
28 Nolan Arenado, R (1, 5) OBP: 0.386, SLG: 0.582										3 0 0 0 0 0 1													
5 Carlos González, L (1, 9) OBP: 0.342, SLG: 0.503										3 2 1 0 1 2 2													
27 Trevor Story, R (1, 6) OBP: 0.352, SLG: 0.551										4 2 2 4 0 1 2													
8 Gerardo Parra, L (1, 7) OBP: 0.341, SLG: 0.391										4 0 1 0 0 0 0													
20 Ian Desmond, R (1, 3) OBP: 0.313, SLG: 0.450										4 0 1 0 0 2 0													
42 Chris Iannetta, R (1, 2) OBP: 0.328, SLG: 0.363										3 0 0 0 1 1 0													
44 Tyler Anderson, L (1, 1) ERA: 4.05										1 0 0 0 0 0 1 0 1 0 1 0 0 1 0 0 0 0 0 0 0 0 0 0 0 0 1 0 0 0 0 0 1 3													
4 Pat Valdesca, R (5, PH) OBP: 0.227, SLG: 0.283																							
59 Harrison Musgrave, L (5, 1) ERA: 4.75																							
29 Bryan Shaw, S (7, 1) ERA: 9.75																							
24 Ryan McMahon, L (8, PH) OBP: 0.302, SLG: 0.357																							
51 Jake McCoe, L (8, 1) ERA: 6.63																							
23 Tom Murphy, R (9, PH) OBP: 0.255, SLG: 0.442																							
<b>Inning Stats</b>	R: 0 E: 0 K: 2 S: 17	H: 0 LOB: 2 BB: 1 P: 31	R: 0 E: 0 K: 2 S: 12	H: 0 LOB: 0 BB: 0 P: 15	R: 0 E: 0 K: 1 S: 8	H: 0 LOB: 0 BB: 0 P: 12	R: 2 E: 0 K: 1 S: 12	H: 1 LOB: 1 BB: 1 P: 21	R: 0 E: 0 K: 1 S: 11	H: 1 LOB: 0 BB: 0 P: 18	R: 0 E: 0 K: 1 S: 9	H: 0 LOB: 0 BB: 0 P: 13	R: 0 E: 0 K: 0 S: 10	H: 1 LOB: 1 BB: 0 P: 15	R: 2 E: 0 K: 1 S: 23	H: 4 LOB: 3 BB: 1 P: 34	1B: 3 2B: 2 3B: 0 HR: 2	SF: 0 SAC: 0 DP: 1 HBP: 1	WP: 0 PB: 0 SB: 0 CS: 0	PA: 37			
<b>PITCHER</b>	IP WLS BF H R ER SO BB IBB HBP BLK WP HR S P ERA WHIP											<b>PITCHER</b>	IP WLS BF H R ER SO BB IBB HBP BLK WP HR S P ERA WHIP										
51 Freddy Peralta, R (1, 1) ERA: 3.54	6.0 W 22 2 2 2 8 2 0 1 0 0 1 66 107 3.00 0.667											71 Josh Hader, L (9, 1) ERA: 1.33	0.1 S 1 0 0 0 0 0 0 0 0 0 9 13 0.00 0.000										
46 Corey Knebel, R (7, 1) ERA: 3.89	1.0 3 0 0 0 1 0 0 0 0 0 0 9 13 0.00 0.000																						
50 Jacob Barnes, R (8, 1) ERA: 3.38	1.0 4 1 0 0 0 0 0 0 0 0 0 10 15 0.00 1.000																						
43 Matt Albers, R (9, 1) ERA: 6.23	0.1 4 3 2 2 0 0 0 0 0 0 1 12 17 54.00 9.000																						
48 Joakim Soria, R (9, 1) ERA: 2.99	0.1 3 1 0 0 1 1 0 0 0 0 0 8 13 0.00 6.000																						

AB 33  
R 4  
H 7  
RBI 4  
BB 3  
SO 10  
LOB 13



Batter	1	2	3	4	5	6	7	8	9	AB R H RBI BB SO LOB	BOTTOM												
6 Lorenzo Cain, R (1, 8) OBP: 0.390, SLG: 0.447										3 0 0 0 1 1 1	<b>Colorado Rockies @ Milwaukee Brewers</b> Miller Park, Milwaukee, WI Sat Aug 04 2018, 6:12 PM - 9:19 PM CDT Att. 40,524 - Clear - 89 F												
46 Corey Knebel, R (7, 1) ERA: 3.89										4 1 3 0 0 0 1													
50 Jacob Barnes, R (8, 1) ERA: 3.38										2 1 0 0 2 1 1													
18 Mike Moustakas, L (8, PH) OBP: 0.346, SLG: 0.485										3 2 2 2 1 0 0													
43 Matt Albers, R (9, 1) ERA: 6.23										3 1 1 4 0 1 0													
48 Joakim Soria, R (9, 1) ERA: 2.99										4 2 2 1 0 0 2													
71 Josh Hader, L (9, 1) OBP: 0.264, SLG: 0.430										3 1 1 4 0 1 0													
8 Ryan Braun, R (1, 7) OBP: 0.292, SLG: 0.441										3 2 2 2 1 0 0													
21 Travis Shaw, L (1, 5) OBP: 0.344, SLG: 0.468										4 2 2 1 0 0 2													
14 Hernán Pérez, R (1, 6) OBP: 0.293, SLG: 0.425										4 2 2 1 0 0 2													
9 Manny Piña, R (1, 2) OBP: 0.287, SLG: 0.365										3 0 0 1 0 2 0													
51 Freddy Peralta, R (1, 1) ERA: 3.54										2 0 0 0 0 1 0 2 0 1 0 0 1 0													
3 Orlando Arcia, R (6, PH) OBP: 0.236, SLG: 0.251										2 0 0 0 0 1 0 2 0 1 0 0 1 0													
<b>Inning Stats</b>	R: 6 E: 0 K: 1 S: 21	H: 5 LOB: 0 BB: 1 P: 33	R: 0 E: 0 K: 0 S: 8	H: 0 LOB: 2 BB: 2 P: 19	R: 1 E: 0 K: 1 S: 13	H: 1 LOB: 0 BB: 0 P: 20	R: 0 E: 0 K: 2 S: 10	H: 1 LOB: 1 BB: 0 P: 13	R: 0 E: 0 K: 0 S: 7	H: 0 LOB: 0 BB: 0 P: 9	R: 1 E: 0 K: 1 S: 8	H: 3 LOB: 2 BB: 0 P: 14	R: 0 E: 0 K: 0 S: 10	H: 0 LOB: 2 BB: 1 P: 15	R: 0 E: 0 K: 2 S: 9	H: 0 LOB: 0 BB: 0 P: 12	1B: 4 2B: 2 3B: 1 HR: 3	SF: 1 SAC: 0 DP: 0 HBP: 1	WP: 0 PB: 0 SB: 0 CS: 0	PA: 37			
<b>PITCHER</b>	IP WLS BF H R ER SO BB IBB HBP BLK WP HR S P ERA WHIP											<b>PITCHER</b>	IP WLS BF H R ER SO BB IBB HBP BLK WP HR S P ERA WHIP										
44 Tyler Anderson, L (1, 1) ERA: 4.05	4.0 L 21 7 7 7 4 3 0 0 0 0 0 0 85 15.75 2.500																						
59 Harrison Musgrave, L (5, 1) ERA: 4.75	2.0 8 3 1 1 1 0 0 0 0 0 0 15 23 4.50 1.500																						
29 Bryan Shaw, R (7, 1) ERA: 9.75	1.0 5 0 0 0 0 1 0 1 0 0 0 10 15 0.00 1.000																						
51 Jake McGee, L (8, 1) ERA: 6.63	1.0 3 0 0 0 2 0 0 0 0 0 0 9 12 0.00 0.000																						

AB 31  
R 8  
H 10  
RBI 8  
BB 4  
SO 7  
LOB 6









Batter	1	2	3	4	5	6	7	8	9	AB	R	H	RBI	BB	SO	LOB	TOP						
12 Corey Dickerson, L (1.7) OBP: 0.348, SLG: 0.508										4	0	1	0	0	1	1	<b>Pittsburgh Pirates @ Colorado Rockies</b> Coors Field, Denver, CO Mon Aug 06 2018, 6:44 PM - 9:46 PM MDT Att: 34,471 - Partly Cloudy - 81 F						
6 Starling Marte, R (1.8) OBP: 0.329, SLG: 0.478										4	0	0	0	0	1	1							
25 Gregory Polanco, L (1.9) OBP: 0.337, SLG: 0.501										3	0	0	0	1	1	0							
23 David Freese, R (1.5) OBP: 0.344, SLG: 0.459										4	0	0	0	0	1	1							
29 Francisco Cervelli, R (1.3) OBP: 0.382, SLG: 0.456										2	0	0	0	1	1	0							
32 Elias Diaz, R (1.2) OBP: 0.332, SLG: 0.442										3	0	0	0	0	0	3							
5 Josh Harrison, R (1.4) OBP: 0.296, SLG: 0.358										2	0	0	0	1	1	0							
10 Jordy Mercer, R (1.6) OBP: 0.326, SLG: 0.388										3	0	0	0	0	1	2							
59 Joe Musgrove, R (1.1) OBP: 0.235, SLG: 0.294										2	0	1	0	0	1	0							
26 Adam Frazier, L (8, PH) OBP: 0.349, SLG: 0.424										1	0	0	0	0	0	0							
37 Edgar Santana, R (8, 1)										0	0	0	0	0	0	0							
<b>Inning Stats</b>	R: 0 E: 0 K: 0 S: 9	H: 1 LOB: 0 BB: 0 P: 11	R: 0 E: 0 K: 0 S: 7	H: 0 LOB: 0 BB: 0 P: 11	R: 0 E: 0 K: 1 S: 11	H: 1 LOB: 1 BB: 0 P: 13	R: 0 E: 0 K: 1 S: 9	H: 0 LOB: 2 BB: 2 P: 19	R: 0 E: 0 K: 2 S: 9	H: 0 LOB: 0 BB: 0 P: 9	R: 0 E: 0 K: 1 S: 10	H: 0 LOB: 2 BB: 1 P: 26	R: 0 E: 0 K: 1 S: 8	H: 0 LOB: 0 BB: 0 P: 11	R: 0 E: 0 K: 2 S: 10	H: 0 LOB: 0 BB: 0 P: 14	1B: 1 2B: 1 3B: 0 HR: 0	SF: 0 SAC: 0 DP: 1 HBP: 1	WP: 0 PB: 0 SB: 0 CS: 0	PA: 32			
<b>PITCHER</b>	IP: 7.0 WLS: W BF: 26 ERA: 3.04	IP: 1.0 WLS: H BF: 3 ERA: 2.38	IP: 1.0 WLS: S BF: 3 ERA: 4.98	IP: 1.0 WLS: H BF: 3 ERA: 2.38	IP: 1.0 WLS: S BF: 3 ERA: 4.98	IP: 1.0 WLS: H BF: 3 ERA: 2.38	IP: 1.0 WLS: S BF: 3 ERA: 4.98	IP: 1.0 WLS: H BF: 3 ERA: 2.38	IP: 1.0 WLS: S BF: 3 ERA: 4.98	IP: 1.0 WLS: H BF: 3 ERA: 2.38	IP: 1.0 WLS: S BF: 3 ERA: 4.98	IP: 1.0 WLS: H BF: 3 ERA: 2.38	IP: 1.0 WLS: S BF: 3 ERA: 4.98	IP: 1.0 WLS: H BF: 3 ERA: 2.38	IP: 1.0 WLS: S BF: 3 ERA: 4.98	IP: 1.0 WLS: H BF: 3 ERA: 2.38	IP: 1.0 WLS: S BF: 3 ERA: 4.98	IP: 1.0 WLS: H BF: 3 ERA: 2.38	IP: 1.0 WLS: S BF: 3 ERA: 4.98	IP: 1.0 WLS: H BF: 3 ERA: 2.38	IP: 1.0 WLS: S BF: 3 ERA: 4.98	IP: 1.0 WLS: H BF: 3 ERA: 2.38	IP: 1.0 WLS: S BF: 3 ERA: 4.98

Batter	1	2	3	4	5	6	7	8	9	AB	R	H	RBI	BB	SO	LOB	BOTTOM						
26 David Dahl, L (1.8) OBP: 0.324, SLG: 0.495										4	0	2	0	0	0	0	<b>Pittsburgh Pirates @ Colorado Rockies</b> Coors Field, Denver, CO Mon Aug 06 2018, 6:44 PM - 9:46 PM MDT Att: 34,471 - Partly Cloudy - 81 F						
9 DJ LeMahieu, R (1.4) OBP: 0.321, SLG: 0.419										4	0	1	0	0	0	1							
5 Carlos González, L (1.9) OBP: 0.339, SLG: 0.497										4	0	0	0	0	1	2							
28 Nolan Arenado, R (1.5) OBP: 0.389, SLG: 0.588										3	1	1	0	0	0	1							
27 Trevor Story, R (1.6) OBP: 0.349, SLG: 0.551										3	1	1	0	0	0	1							
8 Gerardo Parra, L (1.7) OBP: 0.338, SLG: 0.385										3	0	0	1	0	0	1							
20 Ian Desmond, R (1.3) OBP: 0.309, SLG: 0.442										2	0	0	0	0	1	0							
42 Chris Iannetta, R (1.2) OBP: 0.324, SLG: 0.359										2	0	0	1	0	1	0							
21 Kyle Freeland, L (1.1) OBP: 0.106, SLG: 0.089										2	0	0	0	0	0	2							
18 Seunghwan Oh, R (8, 1)										0	0	0	0	0	0	0							
24 Ryan McMahon, L (8, PH) OBP: 0.297, SLG: 0.351										1	0	0	0	0	0	0							
71 Wade Davis, R (9, 1)										0	0	0	0	0	0	0							
<b>Inning Stats</b>	R: 0 E: 0 K: 0 S: 5	H: 0 LOB: 0 BB: 0 P: 5	R: 0 E: 0 K: 0 S: 6	H: 0 LOB: 0 BB: 0 P: 10	R: 0 E: 0 K: 1 S: 9	H: 0 LOB: 0 BB: 0 P: 13	R: 2 E: 1 K: 0 S: 16	H: 3 LOB: 2 BB: 0 P: 24	R: 0 E: 0 K: 0 S: 8	H: 1 LOB: 1 BB: 0 P: 9	R: 0 E: 0 K: 1 S: 10	H: 0 LOB: 0 BB: 0 P: 12	R: 0 E: 0 K: 1 S: 8	H: 1 LOB: 1 BB: 0 P: 12	R: 0 E: 0 K: 1 S: 8	H: 0 LOB: 0 BB: 0 P: 12	1B: 4 2B: 1 3B: 0 HR: 0	SF: 1 SAC: 0 DP: 0 HBP: 1	WP: 0 PB: 0 SB: 0 CS: 0	PA: 30			
<b>PITCHER</b>	IP: 7.0 WLS: L BF: 26 ERA: 3.41	IP: 1.0 WLS: L BF: 4 ERA: 2.81	IP: 1.0 WLS: L BF: 4 ERA: 2.81	IP: 1.0 WLS: L BF: 4 ERA: 2.81	IP: 1.0 WLS: L BF: 4 ERA: 2.81	IP: 1.0 WLS: L BF: 4 ERA: 2.81	IP: 1.0 WLS: L BF: 4 ERA: 2.81	IP: 1.0 WLS: L BF: 4 ERA: 2.81	IP: 1.0 WLS: L BF: 4 ERA: 2.81	IP: 1.0 WLS: L BF: 4 ERA: 2.81	IP: 1.0 WLS: L BF: 4 ERA: 2.81	IP: 1.0 WLS: L BF: 4 ERA: 2.81	IP: 1.0 WLS: L BF: 4 ERA: 2.81	IP: 1.0 WLS: L BF: 4 ERA: 2.81	IP: 1.0 WLS: L BF: 4 ERA: 2.81	IP: 1.0 WLS: L BF: 4 ERA: 2.81	IP: 1.0 WLS: L BF: 4 ERA: 2.81	IP: 1.0 WLS: L BF: 4 ERA: 2.81	IP: 1.0 WLS: L BF: 4 ERA: 2.81	IP: 1.0 WLS: L BF: 4 ERA: 2.81	IP: 1.0 WLS: L BF: 4 ERA: 2.81	IP: 1.0 WLS: L BF: 4 ERA: 2.81	IP: 1.0 WLS: L BF: 4 ERA: 2.81





Batter	1	2	3	4	5	6	7	8	9	AB	R	H	RBI	BB	SO	LOB	TOP			
12 Corey Dickerson, L OBP: 0.346, SLG: 0.504 47 Jordan Luplow, R OBP: 0.239, SLG: 0.357	G4-3		F8		E4 6 1B 25 1B	K			K	5	1	1	0	0	2	1	<b>Pittsburgh Pirates @ Colorado Rockies</b> Coors Field, Denver, CO Tue Aug 07 2018, 6:43 PM - 9:16 PM MDT Att: 31,649 - Partly Cloudy - 81 F			
6 Starling Marte, R OBP: 0.337, SLG: 0.484	HR		L7		25 1B 23 SF9	G4-3		G5-3	5	2	2	1	0	0	1					
25 Gregory Polanco, L OBP: 0.337, SLG: 0.499	L7				19 G4-3 5 SF7 23 1B			F8	4	2	1	1	1	1	0					
23 David Freese, R OBP: 0.342, SLG: 0.457	G6-3				10 HR 19 G4-3	SF9		K	3	1	1	1	0	1	0					
19 Colin Moran, L OBP: 0.332, SLG: 0.384	L1-6-3				10 HR 19 G4-3	K		29 FC4-6 1B	4	0	1	0	0	1	3					
29 Francisco Cervelli, R OBP: 0.384, SLG: 0.459	G5-3				10 HR 1B	5 HR 2B		FC4-6	3	2	1	1	1	0	1					
5 Josh Harrison, R OBP: 0.295, SLG: 0.369	F9				SF7	HR		K	3	1	1	3	0	1	0					
10 Jordy Mercer, R OBP: 0.328, SLG: 0.398					G6-3	G6-3		K	4	1	2	3	0	1	0					
50 Jameson Taillon, R OBP: 0.095, SLG: 0.098					K	K		L7	4	0	0	0	0	2	1	<b>P</b> WP: 0 PA: 39 SB: 0 CS: 0				
<b>Inning Stats</b>	R: 1 H: 1 E: 0 K: 0 S: 7	L: 1 LOB: 0 BB: 0 P: 10	R: 0 H: 0 E: 0 K: 0 S: 5	L: 0 LOB: 0 BB: 0 P: 8	R: 0 H: 1 E: 0 K: 1 S: 9	L: 1 LOB: 1 BB: 0 P: 14	R: 4 H: 2 E: 0 K: 1 S: 12	L: 2 LOB: 0 BB: 2 P: 21	R: 5 H: 5 E: 1 K: 1 S: 20	L: 5 LOB: 0 BB: 0 P: 26	R: 0 H: 0 E: 0 K: 1 S: 11	L: 0 LOB: 1 BB: 0 P: 16	R: 0 H: 1 E: 0 K: 1 S: 9	L: 1 LOB: 1 BB: 0 P: 14	R: 0 H: 0 E: 0 K: 2 S: 9		L: 0 LOB: 0 BB: 0 P: 14	R: 0 H: 0 E: 0 K: 2 S: 16	L: 0 LOB: 0 BB: 0 P: 21	1B: 6 2B: 1 3B: 0 HR: 3
<b>PITCHER</b>	IP WLS BF H R ER SO BB IBB HBP BLK WP HR S P ERA WHIP	IP WLS BF H R ER SO BB IBB HBP BLK WP HR S P ERA WHIP	IP WLS BF H R ER SO BB IBB HBP BLK WP HR S P ERA WHIP	IP WLS BF H R ER SO BB IBB HBP BLK WP HR S P ERA WHIP	IP WLS BF H R ER SO BB IBB HBP BLK WP HR S P ERA WHIP	IP WLS BF H R ER SO BB IBB HBP BLK WP HR S P ERA WHIP	IP WLS BF H R ER SO BB IBB HBP BLK WP HR S P ERA WHIP	IP WLS BF H R ER SO BB IBB HBP BLK WP HR S P ERA WHIP	IP WLS BF H R ER SO BB IBB HBP BLK WP HR S P ERA WHIP	IP WLS BF H R ER SO BB IBB HBP BLK WP HR S P ERA WHIP	IP WLS BF H R ER SO BB IBB HBP BLK WP HR S P ERA WHIP	IP WLS BF H R ER SO BB IBB HBP BLK WP HR S P ERA WHIP	IP WLS BF H R ER SO BB IBB HBP BLK WP HR S P ERA WHIP	IP WLS BF H R ER SO BB IBB HBP BLK WP HR S P ERA WHIP	IP WLS BF H R ER SO BB IBB HBP BLK WP HR S P ERA WHIP	IP WLS BF H R ER SO BB IBB HBP BLK WP HR S P ERA WHIP	IP WLS BF H R ER SO BB IBB HBP BLK WP HR S P ERA WHIP	IP WLS BF H R ER SO BB IBB HBP BLK WP HR S P ERA WHIP	IP WLS BF H R ER SO BB IBB HBP BLK WP HR S P ERA WHIP	IP WLS BF H R ER SO BB IBB HBP BLK WP HR S P ERA WHIP

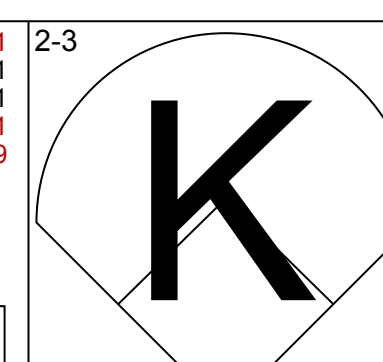
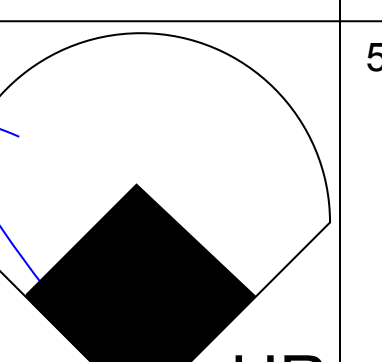
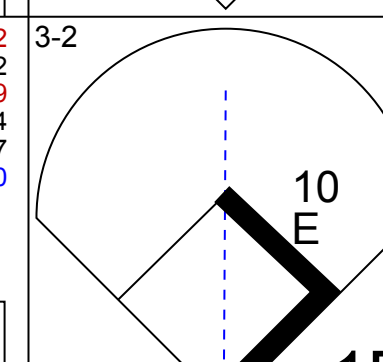
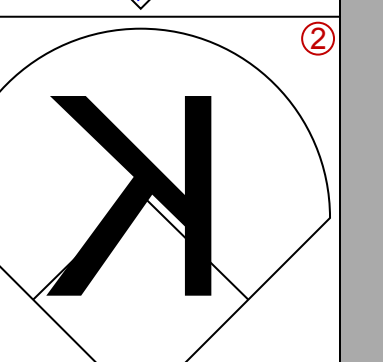
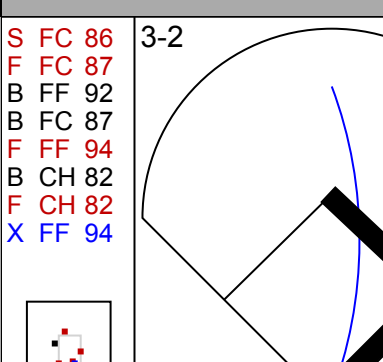
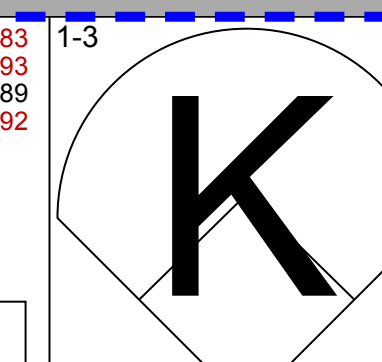
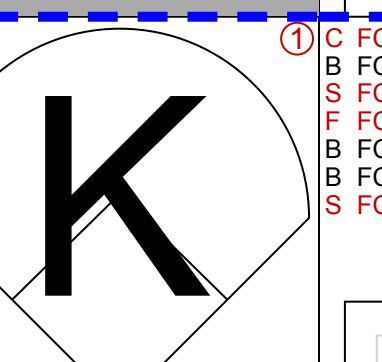
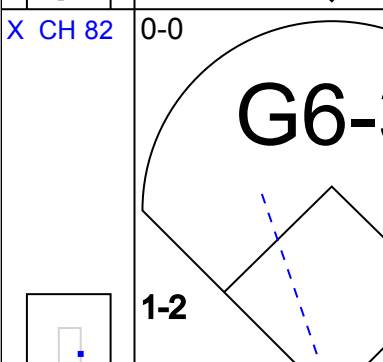
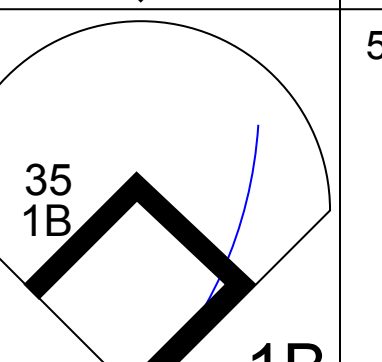
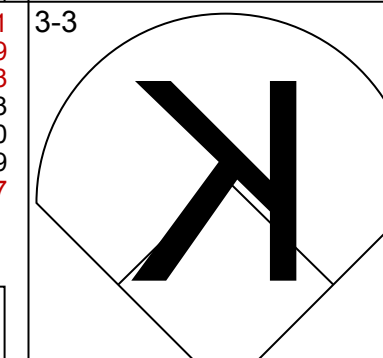
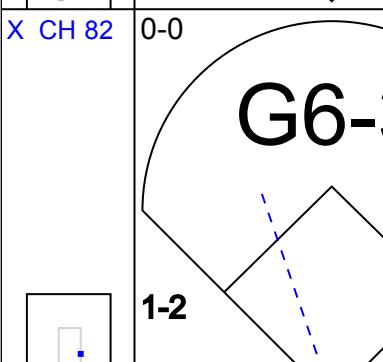
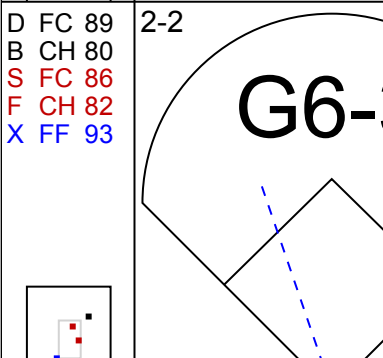
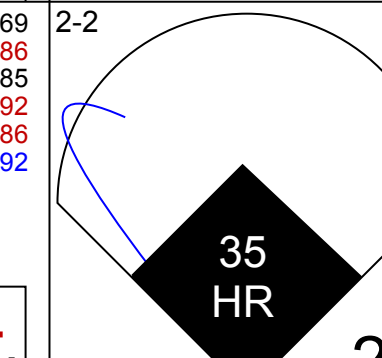
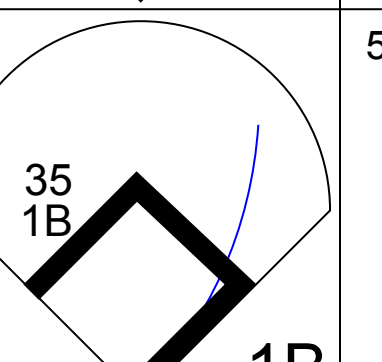
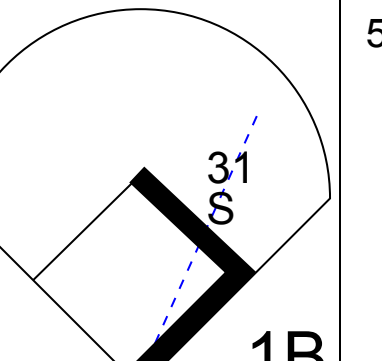

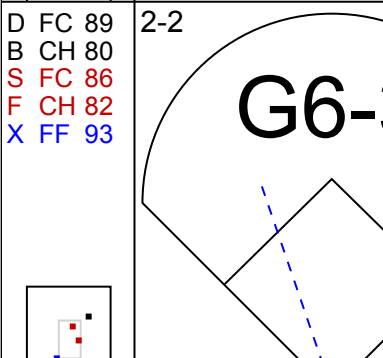
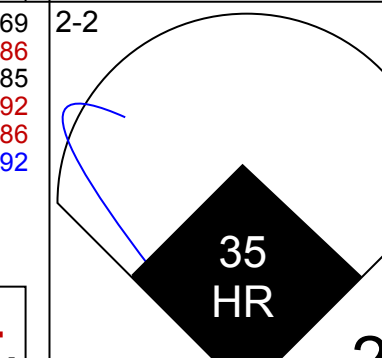
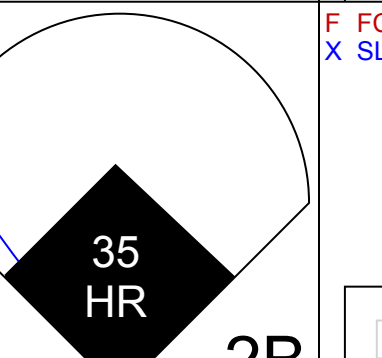

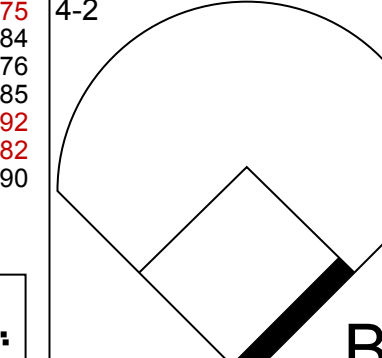
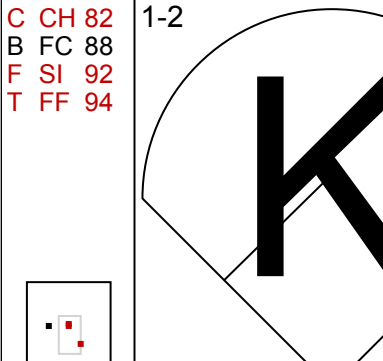
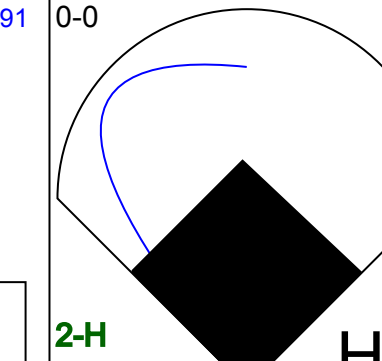
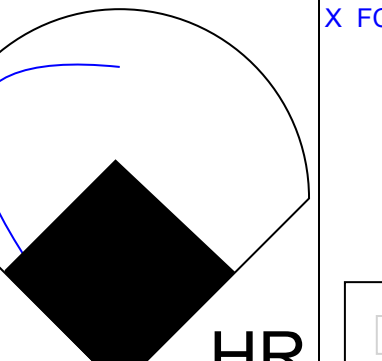
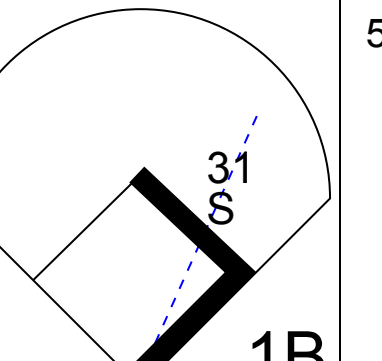

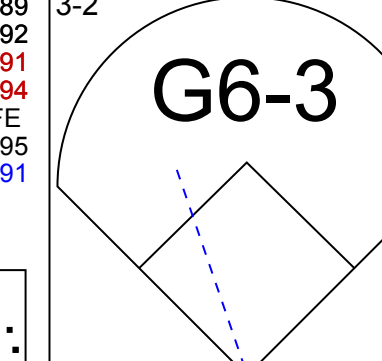

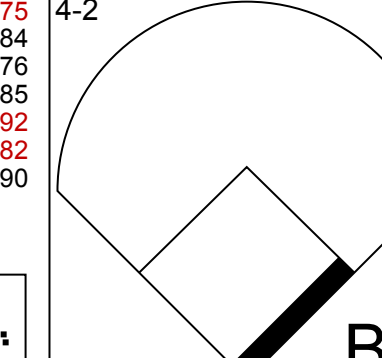
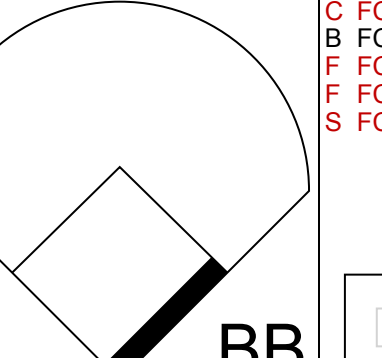
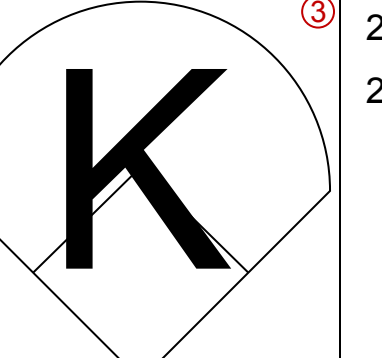



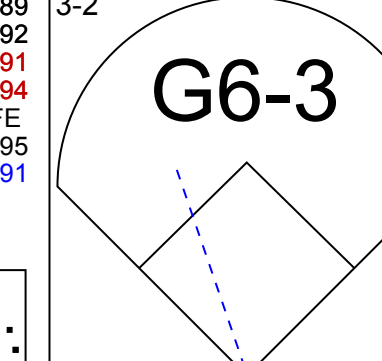
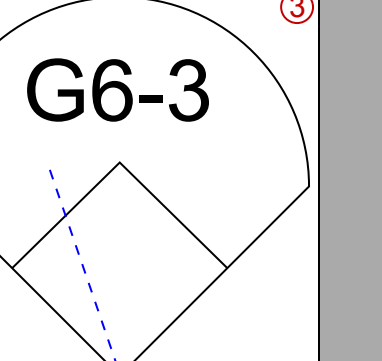





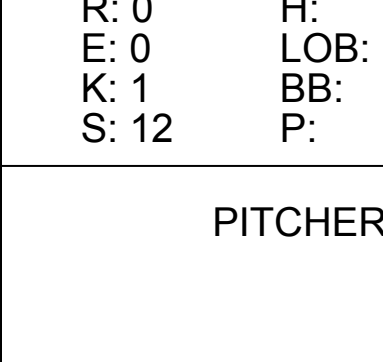
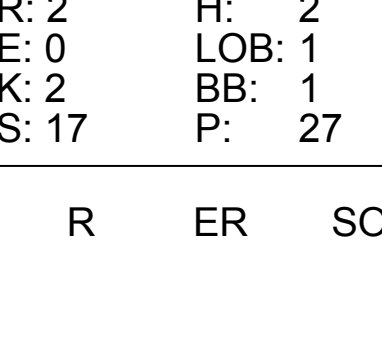
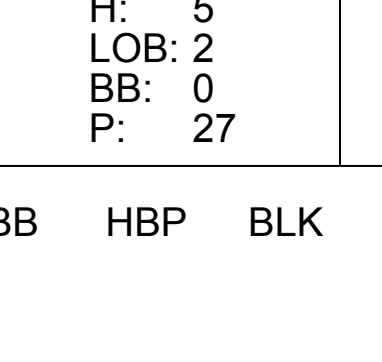






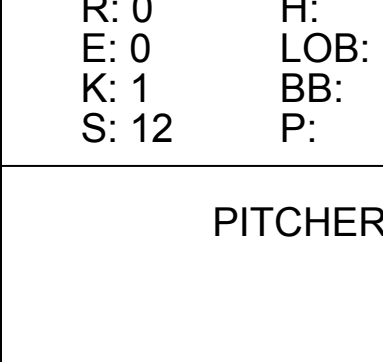
Batter	1	2	3	4	5	6	7	8	9	AB	R	H	RBI	BB	SO	LOB	BOTTOM			
19 Charlie Blackmon, L OBP: 0.349, SLG: 0.483	G4-3		K			5 2B 9 1B				4	1	2	0	0	1	1	<b>Pittsburgh Pirates @ Colorado Rockies</b> Coors Field, Denver, CO Tue Aug 07 2018, 6:43 PM - 9:16 PM MDT Att: 31,649 - Partly Cloudy - 81 F			
9 DJ LeMahieu, R OBP: 0.320, SLG: 0.417	G6-3		F8			5 2B		FC6-4 4 FC6-4	4	1	1	0	0	0	2					
5 Carlos González, L OBP: 0.338, SLG: 0.497	F7					5 2B		F7	4	0	1	2	0	0	1					
28 Nolan Arenado, R OBP: 0.389, SLG: 0.588 4 Pat Valaika, R OBP: 0.219, SLG: 0.248						26 G6-3 2B		FC6-4	3	0	1	0	0	1	1					
27 Trevor Story, R OBP: 0.348, SLG: 0.548	L7					K		FC6-4	1	0	0	0	0	0	1					
26 David Dahl, L OBP: 0.321, SLG: 0.485	G6-3					G5-3			3	0	1	0	0	1	1					
24 Ryan McMahon, L OBP: 0.311, SLG: 0.359	L8					L9			4	0	1	0	0	0	2					
42 Chris Iannetta, R OBP: 0.323, SLG: 0.357						L8		K	4	0	1	0	0	1	2					
35 Chad Bettis, R OBP: 0.156, SLG: 0.100 8 Gerardo Parra, L OBP: 0.297, SLG: 0.344 29 Bryan Shaw, S OBP: 0.299, SLG: 0.444 20 Ian Desmond, R OBP: 0.330, SLG: 0.444 62 Yency Almonte, R OBP: 0.240, SLG: 0.240 14 Tony Wolters, L OBP: 0.240, SLG: 0.240	SH1-4					42 G1-4-3 BB		G5-4-3 24 1B	3	0	2	0	1	0	1	<b>P</b> WP: 0 PA: 36 SB: 0 CS: 0				
<b>Inning Stats</b>	R: 0 H: 0 E: 0 K: 0 S: 7	L: 0 LOB: 0 BB: 0 P: 13	R: 0 H: 1 E: 0 K: 0 S: 8	L: 1 LOB: 1 BB: 0 P: 9	R: 0 H: 1 E: 0 K: 1 S: 8	L: 1 LOB: 1 BB: 0 P: 13	R: 0 H: 0 E: 0 K: 1 S: 7	L: 0 LOB: 0 BB: 0 P: 11	R: 0 H: 0 E: 0 K: 0 S: 5	L: 0 LOB: 1 BB: 1 P: 11	R: 2 H: 3 E: 0 K: 0 S: 9	L: 3 LOB: 1 BB: 0 P: 14	R: 0 H: 2 E: 0 K: 0 S: 7	L: 1 LOB: 1 BB: 0 P: 10	R: 0 H: 1 E: 0 K: 0 S: 9		L: 1 LOB: 1 BB: 0 P: 11	R: 0 H: 2 E: 0 K: 1 S: 10	L: 2 LOB: 2 BB: 0 P: 15	1B: 8 2B: 2 3B: 0 HR: 0
<b>PITCHER</b>	IP WLS BF H R ER SO BB IBB HBP BLK WP HR S P ERA WHIP	IP WLS BF H R ER SO BB IBB HBP BLK WP HR S P ERA WHIP	IP WLS BF H R ER SO BB IBB HBP BLK WP HR S P ERA WHIP	IP WLS BF H R ER SO BB IBB HBP BLK WP HR S P ERA WHIP	IP WLS BF H R ER SO BB IBB HBP BLK WP HR S P ERA WHIP	IP WLS BF H R ER SO BB IBB HBP BLK WP HR S P ERA WHIP	IP WLS BF H R ER SO BB IBB HBP BLK WP HR S P ERA WHIP	IP WLS BF H R ER SO BB IBB HBP BLK WP HR S P ERA WHIP	IP WLS BF H R ER SO BB IBB HBP BLK WP HR S P ERA WHIP	IP WLS BF H R ER SO BB IBB HBP BLK WP HR S P ERA WHIP	IP WLS BF H R ER SO BB IBB HBP BLK WP HR S P ERA WHIP	IP WLS BF H R ER SO BB IBB HBP BLK WP HR S P ERA WHIP	IP WLS BF H R ER SO BB IBB HBP BLK WP HR S P ERA WHIP	IP WLS BF H R ER SO BB IBB HBP BLK WP HR S P ERA WHIP	IP WLS BF H R ER SO BB IBB HBP BLK WP HR S P ERA WHIP	IP WLS BF H R ER SO BB IBB HBP BLK WP HR S P ERA WHIP	IP WLS BF H R ER SO BB IBB HBP BLK WP HR S P ERA WHIP	IP WLS BF H R ER SO BB IBB HBP BLK WP HR S P ERA WHIP	IP WLS BF H R ER SO BB IBB HBP BLK WP HR S P ERA WHIP	IP WLS BF H R ER SO BB IBB HBP BLK WP HR S P ERA WHIP

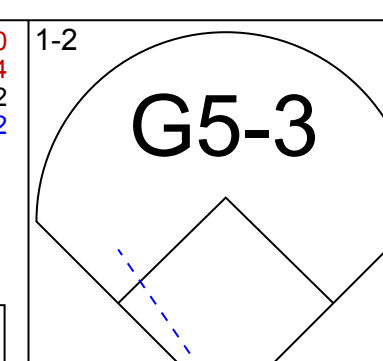
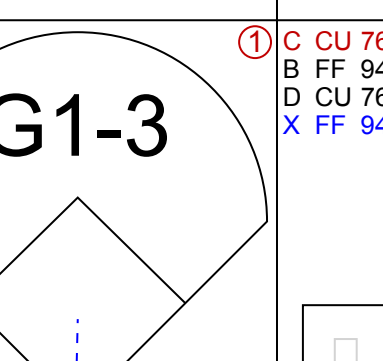
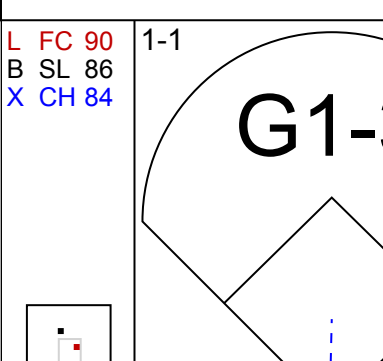
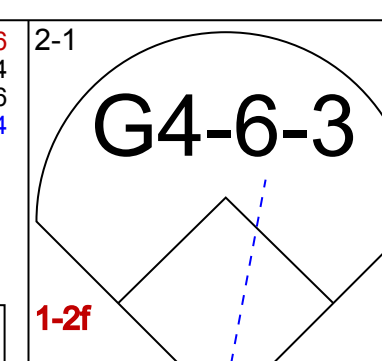
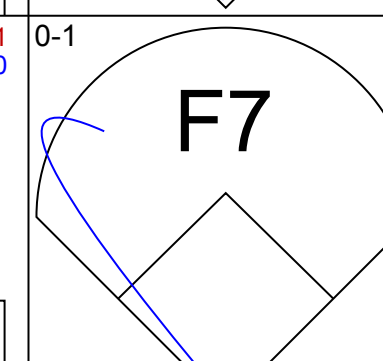
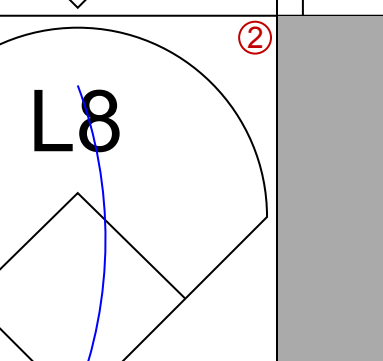
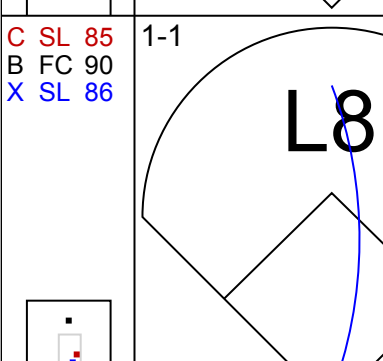
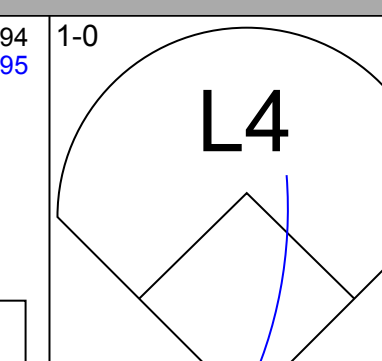
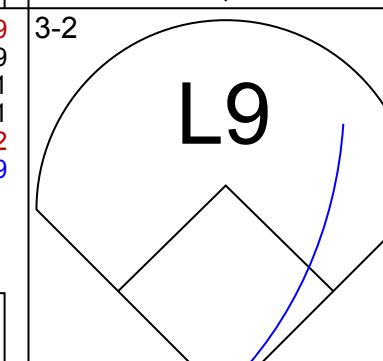
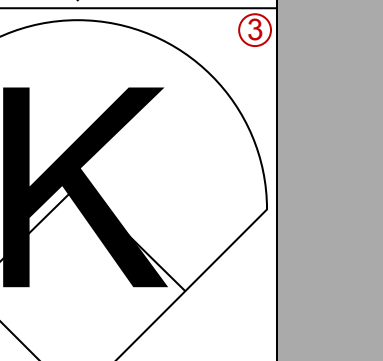
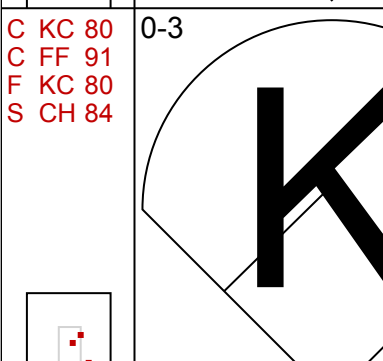
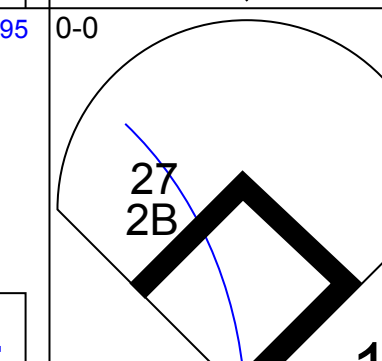



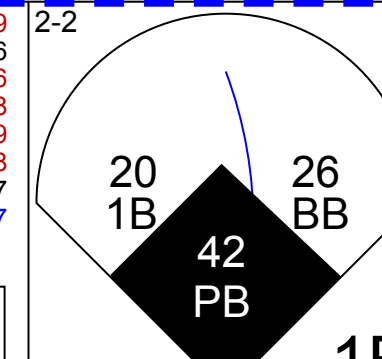
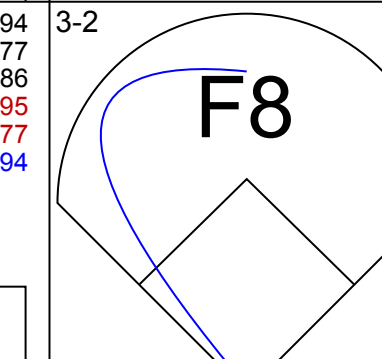

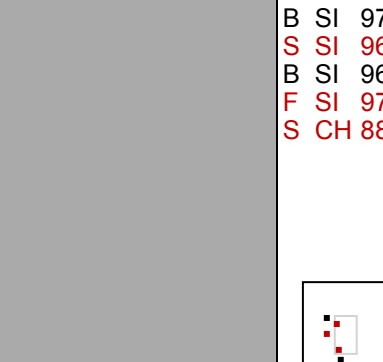

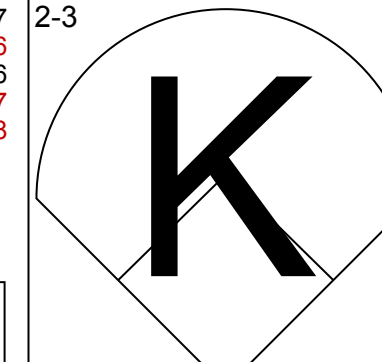
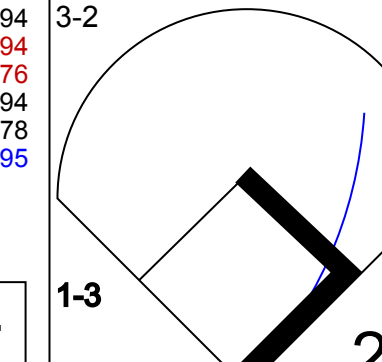



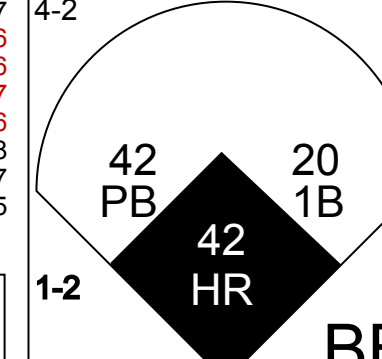
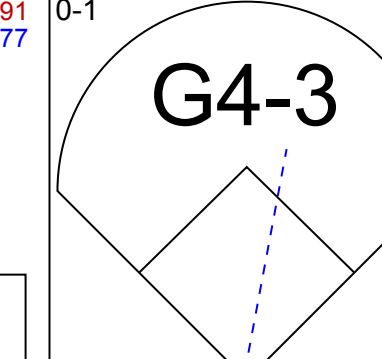

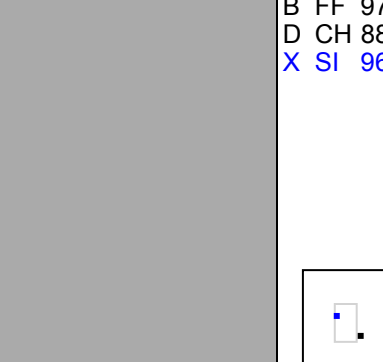

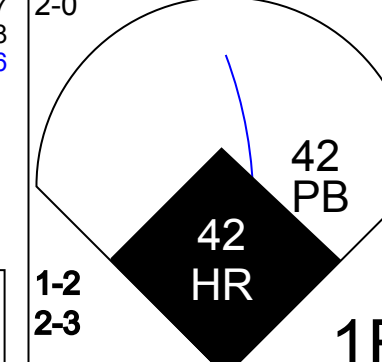


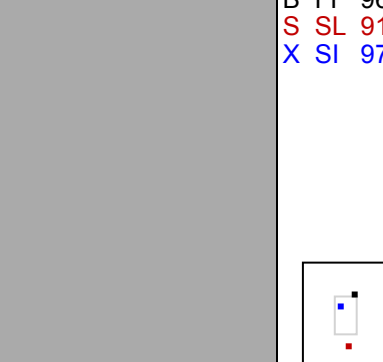

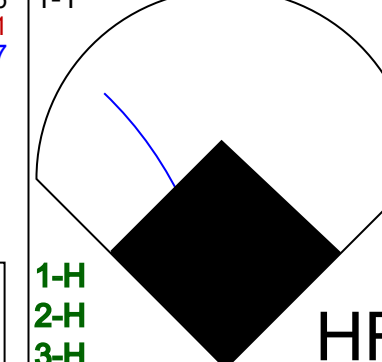


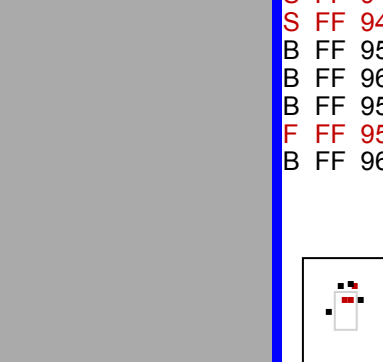
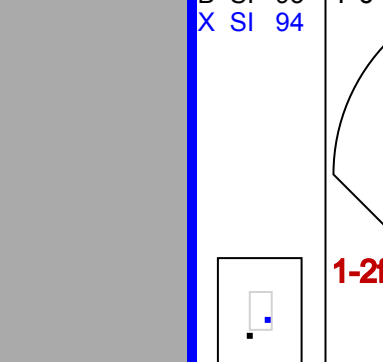
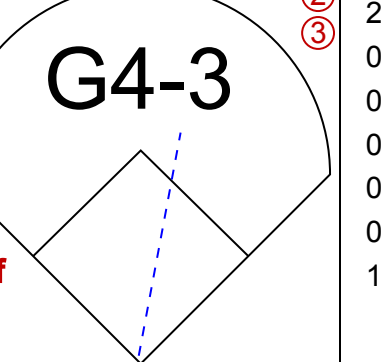








Batter	1	2	3	4	5	6	7	8	9	AB	R	H	RBI	BB	SO	LOB	TOP							
6 Brian Dozier, R OBP: 0.316, SLG: 0.427			G5-3		L8		G6-3			5	1	1	2	0	1	0	<b>Los Angeles Dodgers @ Colorado Rockies</b> Coors Field, Denver, CO Thu Aug 09 2018, 6:43 PM - 10:10 PM MDT Att: 43,076 - Clear - 86 F							
8 Manny Machado, R OBP: 0.383, SLG: 0.548								K	K	5	0	2	0	0	3	0								
10 Justin Turner, R OBP: 0.362, SLG: 0.410	L5						K	K		5	0	2	0	0	1	2								
27 Matt Kemp, R OBP: 0.336, SLG: 0.486										5	1	1	0	0	1	4								
75 Scott Alexander, L										0	0	0	0	0	0	0								
35 Cody Bellinger, L OBP: 0.334, SLG: 0.466			G5-3							5	1	2	2	0	1	1								
14 Enrique Hernández, R OBP: 0.293, SLG: 0.438										2	1	1	0	0	0	0								
31 Joc Pederson, L OBP: 0.333, SLG: 0.540										2	1	1	1	1	1	2								
9 Yasmani Grandal, S OBP: 0.356, SLG: 0.497								G6-3		3	0	0	0	1	2	1								
3 Chris Taylor, R OBP: 0.327, SLG: 0.448										3	1	1	2	0	0	0								
68 Ross Stripling, R OBP: 0.089, SLG: 0.089										2	0	0	0	0	1	1								
13 Mike Moustakas, L OBP: 0.285, SLG: 0.370										1	1	1	0	0	0	0								
52 Pedro Báez, R OBP: 0.225, SLG: 0.294										0	0	0	0	0	0	0								
64 Caleb Ferguson, R OBP: 0.252, SLG: 0.442										0	0	0	0	0	0	0								
66 Yasiel Puig, R OBP: 0.252, SLG: 0.442										1	1	1	0	0	0	0								
<b>Inning Stats</b>	R: 0 E: 1 K: 2 S: 12	H: 1 LOB: 0 BB: 0 P: 20	R: 1 E: 0 K: 0 S: 12	H: 1 LOB: 1 BB: 1 P: 20	R: 0 E: 0 K: 1 S: 9	H: 1 LOB: 1 BB: 0 P: 11	R: 0 E: 0 K: 1 S: 15	H: 0 LOB: 0 BB: 0 P: 22	R: 0 E: 0 K: 1 S: 7	H: 0 LOB: 0 BB: 0 P: 10	R: 0 E: 0 K: 1 S: 12	H: 1 LOB: 0 BB: 0 P: 18	R: 2 E: 0 K: 1 S: 12	H: 2 LOB: 0 BB: 0 P: 16	R: 2 E: 0 K: 2 S: 17	H: 2 LOB: 1 BB: 1 P: 27	R: 3 E: 0 K: 2 S: 19	H: 5 LOB: 2 BB: 0 P: 27	1B: 6 2B: 2 3B: 0 HR: 5	SF: 1 2B: 2 3B: 0 HBP: 0	WP: 1 PB: 0 SB: 2 CS: 0	PA: 42		
<b>PITCHER</b>	IP WLS BF H R ER SO BB IBB HBP BLK WP HR S P ERA WHIP	IP WLS BF H R ER SO BB IBB HBP BLK WP HR S P ERA WHIP	IP WLS BF H R ER SO BB IBB HBP BLK WP HR S P ERA WHIP	IP WLS BF H R ER SO BB IBB HBP BLK WP HR S P ERA WHIP	IP WLS BF H R ER SO BB IBB HBP BLK WP HR S P ERA WHIP	IP WLS BF H R ER SO BB IBB HBP BLK WP HR S P ERA WHIP	IP WLS BF H R ER SO BB IBB HBP BLK WP HR S P ERA WHIP	IP WLS BF H R ER SO BB IBB HBP BLK WP HR S P ERA WHIP	IP WLS BF H R ER SO BB IBB HBP BLK WP HR S P ERA WHIP	IP WLS BF H R ER SO BB IBB HBP BLK WP HR S P ERA WHIP	IP WLS BF H R ER SO BB IBB HBP BLK WP HR S P ERA WHIP	IP WLS BF H R ER SO BB IBB HBP BLK WP HR S P ERA WHIP	IP WLS BF H R ER SO BB IBB HBP BLK WP HR S P ERA WHIP	IP WLS BF H R ER SO BB IBB HBP BLK WP HR S P ERA WHIP	IP WLS BF H R ER SO BB IBB HBP BLK WP HR S P ERA WHIP	IP WLS BF H R ER SO BB IBB HBP BLK WP HR S P ERA WHIP	IP WLS BF H R ER SO BB IBB HBP BLK WP HR S P ERA WHIP	IP WLS BF H R ER SO BB IBB HBP BLK WP HR S P ERA WHIP	IP WLS BF H R ER SO BB IBB HBP BLK WP HR S P ERA WHIP	IP WLS BF H R ER SO BB IBB HBP BLK WP HR S P ERA WHIP	IP WLS BF H R ER SO BB IBB HBP BLK WP HR S P ERA WHIP	IP WLS BF H R ER SO BB IBB HBP BLK WP HR S P ERA WHIP	IP WLS BF H R ER SO BB IBB HBP BLK WP HR S P ERA WHIP	IP WLS BF H R ER SO BB IBB HBP BLK WP HR S P ERA WHIP

Batter	1	2	3	4	5	6	7	8	9	AB	R	H	RBI	BB	SO	LOB	BOTTOM							
19 Charlie Blackmon, L OBP: 0.347, SLG: 0.477	G5-3									4	0	0	0	0	0	1	<b>Los Angeles Dodgers @ Colorado Rockies</b> Coors Field, Denver, CO Thu Aug 09 2018, 6:43 PM - 10:10 PM MDT Att: 43,076 - Clear - 86 F							
9 DJ LeMahieu, R OBP: 0.315, SLG: 0.409										4	0	0	0	0	0	0								
5 Carlos González, L OBP: 0.339, SLG: 0.494										3	1	1	0	1	1	0								
28 Nolan Arenado, R OBP: 0.391, SLG: 0.588										4	1	3	1	0	0	1								
27 Trevor Story, R OBP: 0.349, SLG: 0.549										4	0	1	0	0	2	3								
26 David Dahl, L OBP: 0.330, SLG: 0.500										3	1	1	0	1	0	3								
20 Ian Desmond, R OBP: 0.310, SLG: 0.439										3	1	1	0	1	1	1								
42 Chris Iannetta, R OBP: 0.328, SLG: 0.377										4	1	3	3	0	0	1								
44 Tyler Anderson, L OBP: 0.182, SLG: 0.180										2	0	0	0	0	0	1								
45 Scott Oberg, R OBP: 0.225, SLG: 0.294										0	0	0	0	0	0	0								
24 Ryan McMahon, L OBP: 0.225, SLG: 0.294										0	0	0	0	0	0	0								
18 Seungwhan Oh, R OBP: 0.225, SLG: 0.294										0	0	0	0	0	0	0								
71 Wade Davis, R OBP: 0.225, SLG: 0.294										0	0	0	0	0	0	0								
29 Bryan Shaw, S OBP: 0.225, SLG: 0.294										0	0	0	0	0	0	0								
4 Pat Valajka, R OBP: 0.225, SLG: 0.294										1	0	0	0	0	0	1								
<b>Inning Stats</b>	R: 0 E: 0 K: 0 S: 8	H: 0 LOB: 0 BB: 0 P: 12	R: 0 E: 0 K: 0 S: 7	H: 1 LOB: 0 BB: 0 P: 11	R: 0 E: 0 K: 0 S: 8	H: 0 LOB: 1 BB: 1 P: 15	R: 1 E: 0 K: 1 S: 11	H: 1 LOB: 1 BB: 1 P: 20	R: 0 E: 0 K: 0 S: 6	H: 2 LOB: 1 BB: 0 P: 9	R: 0 E: 0 K: 1 S: 8	H: 0 LOB: 0 BB: 0 P: 10	R: 4 E: 0 K: 1 S: 21	H: 3 LOB: 0 BB: 2 P: 38	R: 0 E: 0 K: 0 S: 10	H: 2 LOB: 2 BB: 0 P: 17	R: 0 E: 0 K: 1 S: 7	H: 1 LOB: 0 BB: 0 P: 10	1B: 7 2B: 2 3B: 0 HR: 1	SF: 0 2B: 2 3B: 0 HBP: 0	WP: 0 PB: 1 SB: 0 CS: 1	PA: 37		
<b>PITCHER</b>	IP WLS BF H R ER SO BB IBB HBP BLK WP HR S P ERA WHIP	IP WLS BF H R ER SO BB IBB HBP BLK WP HR S P ERA WHIP	IP WLS BF H R ER SO BB IBB HBP BLK WP HR S P ERA WHIP	IP WLS BF H R ER SO BB IBB HBP BLK WP HR S P ERA WHIP	IP WLS BF H R ER SO BB IBB HBP BLK WP HR S P ERA WHIP	IP WLS BF H R ER SO BB IBB HBP BLK WP HR S P ERA WHIP	IP WLS BF H R ER SO BB IBB HBP BLK WP HR S P ERA WHIP	IP WLS BF H R ER SO BB IBB HBP BLK WP HR S P ERA WHIP	IP WLS BF H R ER SO BB IBB HBP BLK WP HR S P ERA WHIP	IP WLS BF H R ER SO BB IBB HBP BLK WP HR S P ERA WHIP	IP WLS BF H R ER SO BB IBB HBP BLK WP HR S P ERA WHIP	IP WLS BF H R ER SO BB IBB HBP BLK WP HR S P ERA WHIP	IP WLS BF H R ER SO BB IBB HBP BLK WP HR S P ERA WHIP	IP WLS BF H R ER SO BB IBB HBP BLK WP HR S P ERA WHIP	IP WLS BF H R ER SO BB IBB HBP BLK WP HR S P ERA WHIP	IP WLS BF H R ER SO BB IBB HBP BLK WP HR S P ERA WHIP	IP WLS BF H R ER SO BB IBB HBP BLK WP HR S P ERA WHIP	IP WLS BF H R ER SO BB IBB HBP BLK WP HR S P ERA WHIP	IP WLS BF H R ER SO BB IBB HBP BLK WP HR S P ERA WHIP	IP WLS BF H R ER SO BB IBB HBP BLK WP HR S P ERA WHIP	IP WLS BF H R ER SO BB IBB HBP BLK WP HR S P ERA WHIP	IP WLS BF H R ER SO BB IBB HBP BLK WP HR S P ERA WHIP	IP WLS BF H R ER SO BB IBB HBP BLK WP HR S P ERA WHIP	IP WLS BF H R ER SO BB IBB HBP BLK WP HR S P ERA WHIP





Batter	1	2	3	4	5	6	7	8	9	AB	R	H	RBI	BB	SO	LOB	TOP					
31 Joc Pederson, L OBP: 0.328, SLG: 0.530	G4-3	G3			G4-3	F7			G3-1	5	0	0	0	0	0	2	<b>Los Angeles Dodgers @ Colorado Rockies</b> Coors Field, Denver, CO Fri Aug 10 2018, 6:43 PM - 10:14 PM MDT Att. 42,184 - Clear - 88 F					
10 Justin Turner, R OBP: 0.372, SLG: 0.419	2B		HBP		HBP		G4-3		1B	3	2	2	0	0	0	0						
9 Yasmani Grandal, S OBP: 0.354, SLG: 0.492	1B		G3-5-3		K		G6-3		G4-1	5	0	1	1	0	1	3						
6 Brian Dozier, R OBP: 0.315, SLG: 0.424	P2		L9		BB		G5-3			3	0	0	0	1	0	1						
35 Cody Bellinger, L OBP: 0.338, SLG: 0.469	1B				13 HR			F9		4	1	3	1	0	0	0						
3 Chris Taylor, R OBP: 0.324, SLG: 0.444	K		G4-3		K			L8		4	0	0	0	0	2	5						
13 Max Muncy, L OBP: 0.386, SLG: 0.590		K								4	1	3	2	0	1	0						
66 Yasiel Puig, R OBP: 0.328, SLG: 0.476		G6-3						G6-3		4	0	0	0	0	0	2						
88 John Axford, R			G3					G6-3		0	0	0	0	0	0	0						
18 Kenta Maeda, R OBP: 0.097, SLG: 0.097			G6-3							3	0	1	0	0	0	1						
59 Zac Rosscup, R										0	0	0	0	0	0	0						
51 Dylan Floro, L										0	0	0	0	0	0	0						
8 Manny Machado, R OBP: 0.383, SLG: 0.547										1	0	0	0	0	1	0						
<b>Inning Stats</b>	R: 1 H: 3 E: 0 K: 1 S: 18	H: 3 LOB: 2 BB: 0 P: 27	R: 0 H: 1 E: 0 K: 1 S: 12	H: 1 LOB: 1 BB: 0 P: 17	R: 0 H: 0 E: 0 K: 0 S: 7	H: 0 LOB: 0 BB: 0 P: 12	R: 2 H: 2 E: 0 K: 0 S: 10	H: 2 LOB: 2 BB: 1 P: 16	R: 1 H: 1 E: 0 K: 2 S: 15	H: 1 LOB: 2 BB: 1 P: 25	R: 0 H: 0 E: 0 K: 0 S: 5	H: 0 LOB: 0 BB: 0 P: 6	R: 0 H: 1 E: 0 K: 0 S: 15	H: 1 LOB: 1 BB: 0 P: 22	R: 0 H: 1 E: 0 K: 1 S: 8	H: 1 LOB: 0 BB: 0 P: 11	1B: 6 2B: 3 3B: 0 HR: 1	SF: 0 SAC: 0 DP: 1 HBP: 2	WP: 1 PB: 0 SB: 0 CS: 0	PA: 39		
<b>PITCHER</b>	IP WLS BF H R ER SO BB IBB HBP BLK WP HR S P ERA WHIP	5.2 27 1 8 4 4 4 1 0 2 0 0 1 69 109 6.35 1.588	0.1 1 0 0 0 0 0 0 0 0 0 0 0 2 4 0.00 0.000	1.2 6 1 0 0 0 0 0 0 0 0 0 17 23 0.00 0.600	0.1 1 0 0 0 0 0 0 0 0 0 1 3 5 0.00 0.000	1.0 4 1 0 0 0 1 0 0 0 0 8 11 0.00 1.000																

Batter	1	2	3	4	5	6	7	8	9	AB	R	H	RBI	BB	SO	LOB	BOTTOM			
19 Charlie Blackmon, L OBP: 0.341, SLG: 0.475	9 HR	FC1-6				K2-3			G1-3	4	1	1	0	1	1	4	<b>Los Angeles Dodgers @ Colorado Rockies</b> Coors Field, Denver, CO Fri Aug 10 2018, 6:43 PM - 10:14 PM MDT Att. 42,184 - Clear - 88 F			
9 DJ LeMahieu, R OBP: 0.319, SLG: 0.419	HR	K			BB				K	4	2	2	2	1	2	3				
5 Carlos González, L OBP: 0.341, SLG: 0.498	28 FC5-2				G4-3				K	3	1	1	0	1	1	3				
28 Nolan Arenado, R OBP: 0.389, SLG: 0.585	FC5-2				BB					2	0	0	0	0	1	2				
24 Ryan McMahon, L OBP: 0.324, SLG: 0.398	FC6-4		K			F7			HR	2	1	1	2	0	0	0				
27 Trevor Story, R OBP: 0.348, SLG: 0.549	FC6-4				BB				F9	4	0	1	1	0	1	1				
26 David Dahl, L OBP: 0.319, SLG: 0.482	G4-3		FC4-2		2B				E7	4	0	0	0	0	1	2				
20 Ian Desmond, R OBP: 0.309, SLG: 0.437		G3-1			F8					4	0	1	0	0	1	2				
42 Chris Iannetta, R OBP: 0.331, SLG: 0.388		FC1-6								4	0	2	0	0	2	1				
55 Jon Gray, R OBP: 0.119, SLG: 0.190										1	0	0	0	0	1	0				
59 Harrison Musgrave, L ERA: 4.81										0	0	0	0	0	0	0				
8 Gerardo Parra, L OBP: 0.285, SLG: 0.379		SH								0	0	0	0	0	0	1				
51 Jake McCree, L										0	0	0	0	0	0	0				
45 Scott Oberg, R										0	0	0	0	0	0	0				
4 Pat Valaika, R OBP: 0.135, SLG: 0.243										1	0	0	0	0	1	1				
0 Adam Ottavino, S ERA: 1.6										0	0	0	0	0	0	0				
<b>Inning Stats</b>	R: 2 H: 3 E: 0 K: 0 S: 13	H: 3 LOB: 1 BB: 0 P: 22	R: 0 H: 1 E: 1 K: 1 S: 10	H: 1 LOB: 2 BB: 0 P: 13	R: 1 H: 1 E: 0 K: 1 S: 10	H: 1 LOB: 1 BB: 1 P: 19	R: 0 H: 0 E: 0 K: 2 S: 8	H: 0 LOB: 2 BB: 2 P: 17	R: 0 H: 1 E: 0 K: 3 S: 14	H: 1 LOB: 1 BB: 0 P: 23	R: 2 H: 2 E: 1 K: 2 S: 17	H: 2 LOB: 1 BB: 0 P: 29	R: 0 H: 1 E: 0 K: 2 S: 9	H: 1 LOB: 1 BB: 0 P: 14	1B: 4 2B: 1 3B: 2 HR: 2	SF: 0 SAC: 1 DP: 0 HBP: 0	WP: 0 PB: 0 SB: 3 CS: 0	PA: 38		
<b>PITCHER</b>	IP WLS BF H R ER SO BB IBB HBP BLK WP HR S P ERA WHIP	5.1 26 1 5 2 2 3 0 0 0 0 0 1 14 24 18.00 2.000	1.0 5 2 2 2 3 0 0 0 0 0 0 0 10 16 0.00 0.000	0.2 3 0 0 0 1 0 0 0 0 0 0 9 14 0.00 1.000	1.0 4 1 0 0 2 0 0 0 0 0 0 9 14 0.00 1.000															





Batter	1	2	3	4	5	6	7	8	9	AB	R	H	RBI	BB	SO	LOB	TOP										
6 Brian Dozier, R OBP: 0.315, SLG: 0.421	G5-3	G1-3					K			3	0	0	0	1	1	2											
8 Manny Machado, R OBP: 0.382, SLG: 0.546	2B		P3				K			4	1	1	0	0	2	1											
10 Justin Turner, R OBP: 0.374, SLG: 0.431	2H	3B	1B			G5-3		L3		4	0	2	1	0	0	0											
14 Enrique Hernández, R OBP: 0.293, SLG: 0.432	K		G5-4-3					F8		3	0	0	0	0	1	1	2										
27 Matt Kemp, R OBP: 0.333, SLG: 0.482	K					G6-3				3	0	0	0	0	2	2											
3 Chris Taylor, R OBP: 0.326, SLG: 0.444							K			0	0	0	0	0	1	0	0										
13 Max Muncy, L OBP: 0.382, SLG: 0.582		F8					K			4	0	0	0	0	2	2											
75 Scott Alexander, L ERA: 2.59							K			0	0	0	0	0	0	0											
47 JT Chargois, S ERA: 6.31							K			0	0	0	0	0	0	0											
66 Yasiel Puig, R OBP: 0.330, SLG: 0.486		HR								4	1	2	1	0	1	1											
15 Austin Barnes, R OBP: 0.321, SLG: 0.239						G5-3				4	0	0	0	0	2	2											
21 Walker Buehler, R OBP: 0.138, SLG: 0.138										2	0	1	0	0	0	0											
64 Caleb Ferguson, R OBP: 0.200, SLG: 0.200						G4-3		SH1-4		0	0	0	0	0	0	0											
35 Cody Bellinger, L OBP: 0.338, SLG: 0.469										0	0	0	0	0	0	0											
<b>Inning Stats</b>	R: 1 E: 0 K: 2 S: 11	H: 2 LOB: 1 BB: 0 P: 16	R: 1 E: 0 K: 1 S: 12	H: 2 LOB: 1 BB: 0 P: 15	R: 0 E: 0 K: 0 S: 5	H: 1 LOB: 0 BB: 0 P: 10	R: 0 E: 0 K: 2 S: 10	H: 0 LOB: 0 BB: 0 P: 16	R: 0 E: 0 K: 1 S: 10	H: 0 LOB: 1 BB: 1 P: 17	R: 0 E: 0 K: 2 S: 9	H: 1 LOB: 1 BB: 0 P: 20	R: 0 E: 0 K: 1 S: 8	H: 0 LOB: 0 BB: 0 P: 13	R: 0 E: 0 K: 0 S: 10	H: 0 LOB: 1 BB: 1 P: 20	1B: 3 2B: 1 3B: 1 HR: 1	SF: 0 DP: 1 HBP: 0	WP: 0 PB: 0 SB: 1 CS: 0	PA: 35							
<b>PITCHER</b>	IP	WLS	BF	H	R	ER	SO	BB	IBB	HBP	BLK	WP	HR	S	P	ERA	WHIP										
21 Kyle Freeland, L ERA: 3.02	7.0		28	6	2	2	10	2	0	0	0	0	1	70	111	2.57	1.143										
18 Seungwan Oh, R ERA: 2.59	1.0		3	0	0	0	1	0	0	0	0	0	0	8	13	0.00	0.000										
29 Bryan Shaw, R ERA: 6.31	1.0	W	4	0	0	0	0	1	0	0	0	0	0	10	20	0.00	1.000										

Los Angeles Dodgers @ Colorado Rockies  
Coors Field, Denver, CO  
Sat Aug 11 2018, 6:10 PM - 9:04 PM MDT  
Att: 47,633 - Clear - 92 F

AB 31  
R 2  
H 6  
RBI 2  
BB 3  
SO 11  
LOB 12



Batter	1	2	3	4	5	6	7	8	9	AB	R	H	RBI	BB	SO	LOB	BOTTOM										
19 Charlie Blackmon, L OBP: 0.347, SLG: 0.472	G6-3									3	0	0	0	1	0	0											
9 DJ LeMahieu, R OBP: 0.318, SLG: 0.415	2B									3	0	0	0	1	0	1											
5 Carlos González, L OBP: 0.345, SLG: 0.500	1B									3	0	2	0	1	1	0											
27 Trevor Story, R OBP: 0.347, SLG: 0.549	F9									4	1	1	0	0	1	5											
8 Gerardo Parra, L OBP: 0.338, SLG: 0.382	G4-3									3	0	2	0	0	0	2											
28 Nolan Arenado, R OBP: 0.390, SLG: 0.585										0	0	0	0	0	0	0											
20 Ian Desmond, R OBP: 0.306, SLG: 0.433	G6-3									4	1	0	0	0	1	5											
24 Ryan McMahon, L OBP: 0.322, SLG: 0.417	K									4	1	1	3	0	1	1											
42 Chris Iannetta, R OBP: 0.327, SLG: 0.383	G5-3									3	0	0	0	0	1	1											
21 Kyle Freeland, L OBP: 0.102, SLG: 0.085										2	0	0	0	0	2	0											
18 Seungwan Oh, R ERA: 3.15										0	0	0	0	0	0	0											
26 David Dahl, L OBP: 0.317, SLG: 0.477										1	0	0	0	0	1	0											
29 Bryan Shaw, S ERA: 3.72										0	0	0	0	0	0	0											
<b>Inning Stats</b>	R: 0 E: 0 K: 0 S: 9	H: 1 LOB: 2 BB: 1 P: 16	R: 0 E: 0 K: 1 S: 8	H: 0 LOB: 0 BB: 0 P: 9	R: 0 E: 0 K: 1 S: 8	H: 0 LOB: 1 BB: 1 P: 16	R: 0 E: 0 K: 1 S: 13	H: 1 LOB: 1 BB: 1 P: 20	R: 0 E: 0 K: 1 S: 6	H: 0 LOB: 0 BB: 0 P: 8	R: 0 E: 1 K: 0 S: 10	H: 1 LOB: 1 BB: 0 P: 15	R: 0 E: 0 K: 2 S: 14	H: 1 LOB: 0 BB: 0 P: 19	R: 0 E: 0 K: 1 S: 11	H: 0 LOB: 0 BB: 0 P: 15	R: 3 E: 0 K: 1 S: 10	H: 2 LOB: 0 BB: 0 P: 23	1B: 4 2B: 2 3B: 0 HR: 1	SF: 0 DP: 3 HBP: 1	WP: 0 PB: 0 SB: 0 CS: 0	PA: 34					
<b>PITCHER</b>	IP	WLS	BF	H	R	ER	SO	BB	IBB	HBP	BLK	WP	HR	S	P	ERA	WHIP										
21 Walker Buehler, R ERA: 3.32	7.0		26	4	0	0	6	3	0	0	0	0	0	11	15	0.00	1.000										
64 Caleb Ferguson, L ERA: 3.15	1.0	H	3	0	0	0	1	0	0	0	0	0	0	5	10	27.00	3.000										
75 Scott Alexander, L ERA: 3.42	0.1	H	2	1	1	1	1	0	0	0	0	0	0	5	10	27.00	3.000										
47 JT Chargois, R ERA: 3.72	0.1	L	3	1	2	2	0	0	0	1	0	0	1	5	13	54.00	3.000										

Los Angeles Dodgers @ Colorado Rockies  
Coors Field, Denver, CO  
Sat Aug 11 2018, 6:10 PM - 9:04 PM MDT  
Att: 47,633 - Clear - 92 F

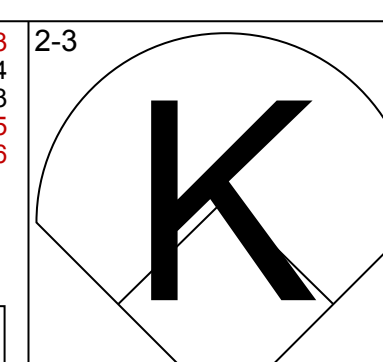
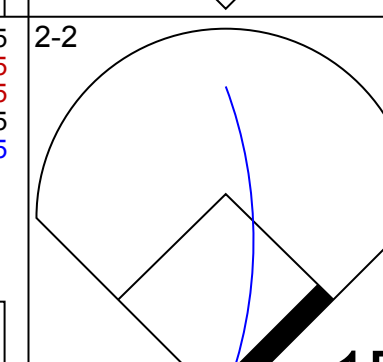
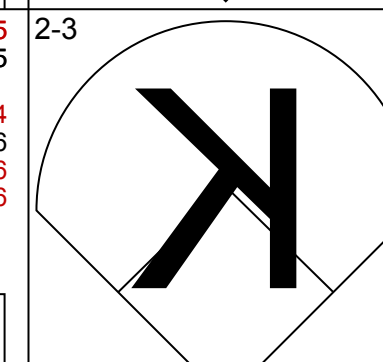
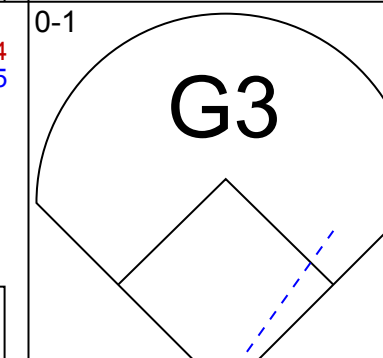





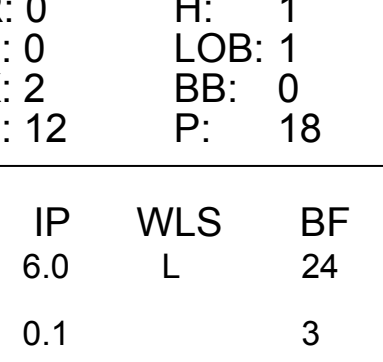
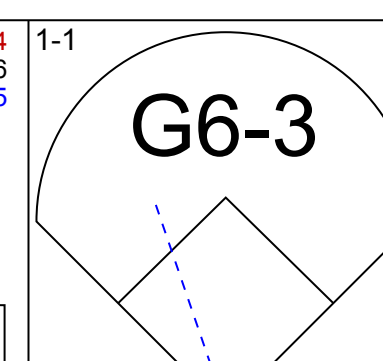
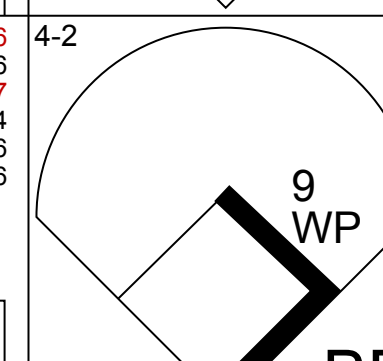
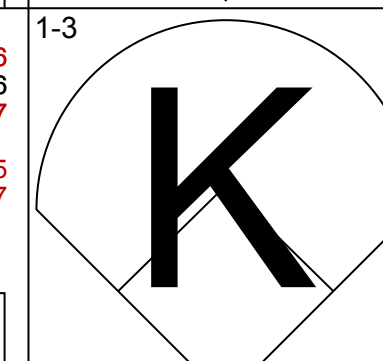
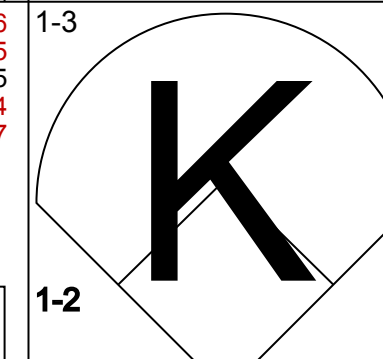





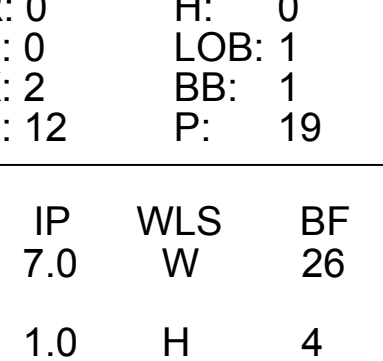
AB 30  
R 3  
H 6  
RBI 3  
BB 3  
SO 8  
LOB 15









Batter	1	2	3	4	5	6	7	8	9	AB R H RBI BB SO LOB	TOP																																																																																																												
19 Charlie Blackmon, L OBP: 0.344, SLG: 0.474			G4-3			K	F7		FC6-5 9 1B	5 0 1 1 0 2 1	<b>Colorado Rockies @ Houston Astros</b> Minute Maid Park, Houston, TX Tue Aug 14 2018, 7:12 PM - 10:19 PM CDT Att: 35,813 - Roof Closed - 73 F																																																																																																												
9 DJ LeMahieu, R OBP: 0.321, SLG: 0.419			L8			L7	G4-3		28 BB 5 FC6-5 1B	5 0 2 0 0 0 1																																																																																																													
5 Carlos González, L OBP: 0.343, SLG: 0.496				F8		28 HR 1B		G3	FC6-5 28 BB	5 1 1 0 0 1 3																																																																																																													
28 Nolan Arenado, R OBP: 0.390, SLG: 0.588				L9		1-H HR		K		4 1 1 2 1 1 1																																																																																																													
27 Trevor Story, R OBP: 0.347, SLG: 0.552				K		1B		K		5 1 2 1 0 2 3																																																																																																													
8 Gerardo Parra, L OBP: 0.339, SLG: 0.382				K		K		HR		4 0 2 0 0 2 1																																																																																																													
24 Ryan McMahon, L OBP: 0.325, SLG: 0.402				K		K		1B		3 1 0 0 0 3 2																																																																																																													
4 Pat Valaika, R OBP: 0.215, SLG: 0.241				K		14 2B HBP		K		3 0 1 0 0 2 2																																																																																																													
20 Ian Desmond, R OBP: 0.305, SLG: 0.435				K		K		19 1B 3B		1 1 1 0 0 0 0																																																																																																													
14 Tony Wolters, L OBP: 0.280, SLG: 0.263				K		1-H 2B		G1-3		4 0 1 1 0 2 2																																																																																																													
<b>Inning Stats</b>	R: 0 H: 1 E: 0 LOB: 1 K: 2 BB: 0 S: 12 P: 18	R: 0 H: 1 E: 0 LOB: 1 K: 2 BB: 0 S: 10 P: 15	R: 0 H: 0 E: 0 LOB: 0 K: 1 BB: 0 S: 16 P: 21	R: 0 H: 0 E: 0 LOB: 0 K: 1 BB: 0 S: 7 P: 8	R: 0 H: 1 E: 0 LOB: 1 K: 3 BB: 0 S: 11 P: 20	R: 2 H: 3 E: 0 LOB: 1 K: 2 BB: 0 S: 19 P: 25	R: 1 H: 1 E: 0 LOB: 1 K: 1 BB: 0 S: 12 P: 19	R: 1 H: 2 E: 0 LOB: 1 K: 2 BB: 0 S: 15 P: 21	R: 1 H: 3 E: 0 LOB: 3 K: 1 BB: 1 S: 11 P: 20	1B: 8 SF: 0 2B: 1 SAC: 0 3B: 1 DP: 0 HR: 2 HBP: 1	WP: 0 PA: 41 PB: 0 SB: 0 CS: 0																																																																																																												
<b>PITCHER</b>	IP WLS BF H R ER SO BB IBB HBP BLK WP HR S P ERA WHIP	<table border="1"> <thead> <tr> <th>PITCHER</th> <th>IP</th> <th>WLS</th> <th>BF</th> <th>H</th> <th>R</th> <th>ER</th> <th>SO</th> <th>BB</th> <th>IBB</th> <th>HBP</th> <th>BLK</th> <th>WP</th> <th>HR</th> <th>S</th> <th>P</th> <th>ERA</th> <th>WHIP</th> </tr> </thead> <tbody> <tr> <td>35 Justin Verlander, R ERA: 2.52</td> <td>6.0</td> <td>L</td> <td>24</td> <td>6</td> <td>2</td> <td>2</td> <td>11</td> <td>0</td> <td>0</td> <td>0</td> <td>0</td> <td>0</td> <td>1</td> <td>75</td> <td>107</td> <td>3.00</td> <td>1.000</td> </tr> <tr> <td>31 Collin McHugh, R ERA: 1.14</td> <td>0.1</td> <td></td> <td>3</td> <td>1</td> <td>1</td> <td>1</td> <td>1</td> <td>0</td> <td>0</td> <td>1</td> <td>0</td> <td>0</td> <td>0</td> <td>8</td> <td>13</td> <td>27.00</td> <td>3.000</td> </tr> <tr> <td>29 Tony Sipp, L ERA: 1.5</td> <td>0.1</td> <td></td> <td>1</td> <td>0</td> <td>0</td> <td>0</td> <td>0</td> <td>0</td> <td>0</td> <td>0</td> <td>0</td> <td>0</td> <td>0</td> <td>1</td> <td>1</td> <td>0.00</td> <td>0.000</td> </tr> <tr> <td>41 Brad Peacock, R ERA: 2.94</td> <td>1.1</td> <td></td> <td>6</td> <td>2</td> <td>1</td> <td>1</td> <td>2</td> <td>0</td> <td>0</td> <td>0</td> <td>0</td> <td>0</td> <td>1</td> <td>18</td> <td>26</td> <td>6.75</td> <td>1.500</td> </tr> <tr> <td>36 Will Harris, R ERA: 4.57</td> <td>1.0</td> <td></td> <td>7</td> <td>3</td> <td>1</td> <td>1</td> <td>1</td> <td>1</td> <td>0</td> <td>0</td> <td>0</td> <td>0</td> <td>0</td> <td>11</td> <td>20</td> <td>9.00</td> <td>4.000</td> </tr> </tbody> </table>										PITCHER	IP	WLS	BF	H	R	ER	SO	BB	IBB	HBP	BLK	WP	HR	S	P	ERA	WHIP	35 Justin Verlander, R ERA: 2.52	6.0	L	24	6	2	2	11	0	0	0	0	0	1	75	107	3.00	1.000	31 Collin McHugh, R ERA: 1.14	0.1		3	1	1	1	1	0	0	1	0	0	0	8	13	27.00	3.000	29 Tony Sipp, L ERA: 1.5	0.1		1	0	0	0	0	0	0	0	0	0	0	1	1	0.00	0.000	41 Brad Peacock, R ERA: 2.94	1.1		6	2	1	1	2	0	0	0	0	0	1	18	26	6.75	1.500	36 Will Harris, R ERA: 4.57	1.0		7	3	1	1	1	1	0	0	0	0	0	11	20	9.00	4.000
PITCHER	IP	WLS	BF	H	R	ER	SO	BB	IBB	HBP	BLK	WP	HR	S	P	ERA	WHIP																																																																																																						
35 Justin Verlander, R ERA: 2.52	6.0	L	24	6	2	2	11	0	0	0	0	0	1	75	107	3.00	1.000																																																																																																						
31 Collin McHugh, R ERA: 1.14	0.1		3	1	1	1	1	0	0	1	0	0	0	8	13	27.00	3.000																																																																																																						
29 Tony Sipp, L ERA: 1.5	0.1		1	0	0	0	0	0	0	0	0	0	0	1	1	0.00	0.000																																																																																																						
41 Brad Peacock, R ERA: 2.94	1.1		6	2	1	1	2	0	0	0	0	0	1	18	26	6.75	1.500																																																																																																						
36 Will Harris, R ERA: 4.57	1.0		7	3	1	1	1	1	0	0	0	0	0	11	20	9.00	4.000																																																																																																						
<b>Batter</b>	<b>1</b>	<b>2</b>	<b>3</b>	<b>4</b>	<b>5</b>	<b>6</b>	<b>7</b>	<b>8</b>	<b>9</b>	<b>AB R H RBI BB SO LOB</b>	<b>BOTTOM</b>																																																																																																												
18 Tony Kemp, L OBP: 0.370, SLG: 0.414			F7			F8		K		4 0 0 0 0 1 1	<b>Colorado Rockies @ Houston Astros</b> Minute Maid Park, Houston, TX Tue Aug 14 2018, 7:12 PM - 10:19 PM CDT Att: 35,813 - Roof Closed - 73 F																																																																																																												
12 Max Stassi, R OBP: 0.327, SLG: 0.428				P6		K		L7		3 0 0 0 1 1 1																																																																																																													
1 Carlos Correa, R OBP: 0.343, SLG: 0.458				K		F9		P4		4 0 0 0 0 2 2																																																																																																													
9 Marwin Gonzalez, S OBP: 0.324, SLG: 0.387			G4-3			2B		F8		4 0 1 0 0 1 1																																																																																																													
10 Yuli Gurriel, R OBP: 0.311, SLG: 0.395				22 1B 3B		G6-3		G6-3		3 1 1 0 0 0 1																																																																																																													
22 Josh Reddick, L OBP: 0.320, SLG: 0.413				3 F8 11 WP 1B		CI		K		3 0 1 1 0 2 1																																																																																																													
11 Evan Gattis, R OBP: 0.293, SLG: 0.470				K		F8				3 0 0 0 0 1 4																																																																																																													
3 Kyle Tucker, L OBP: 0.246, SLG: 0.200				F8		G1-3				2 0 0 0 1 0 3																																																																																																													
15 Martín Maldonado, R OBP: 0.274, SLG: 0.321				K				BB		2 0 0 0 0 1 2																																																																																																													
13 Tyler White, R OBP: 0.365, SLG: 0.562										0 0 0 0 1 0 0																																																																																																													
<b>Inning Stats</b>	R: 0 H: 0 E: 0 LOB: 1 K: 2 BB: 1 S: 12 P: 19	R: 0 H: 0 E: 0 LOB: 0 K: 1 BB: 0 S: 8 P: 15	R: 0 H: 0 E: 0 LOB: 0 K: 0 BB: 1 S: 5 P: 10	R: 0 H: 0 E: 0 LOB: 0 K: 1 BB: 0 S: 10 P: 16	R: 1 H: 2 E: 0 LOB: 1 K: 2 BB: 0 S: 11 P: 18	R: 0 H: 0 E: 0 LOB: 0 K: 1 BB: 0 S: 9 P: 12	R: 0 H: 1 E: 1 LOB: 2 K: 0 BB: 0 S: 9 P: 14	R: 0 H: 0 E: 0 LOB: 1 K: 1 BB: 1 S: 6 P: 12	R: 0 H: 0 E: 0 LOB: 0 K: 1 BB: 0 S: 9 P: 14	1B: 1 SF: 0 2B: 1 SAC: 0 3B: 1 DP: 2 HR: 0 HBP: 1	WP: 2 PA: 33 PB: 0 SB: 0 CS: 0																																																																																																												
<b>PITCHER</b>	IP WLS BF H R ER SO BB IBB HBP BLK WP HR S P ERA WHIP	<table border="1"> <thead> <tr> <th>PITCHER</th> <th>IP</th> <th>WLS</th> <th>BF</th> <th>H</th> <th>R</th> <th>ER</th> <th>SO</th> <th>BB</th> <th>IBB</th> <th>HBP</th> <th>BLK</th> <th>WP</th> <th>HR</th> <th>S</th> <th>P</th> <th>ERA</th> <th>WHIP</th> </tr> </thead> <tbody> <tr> <td>48 Germán Márquez, R ERA: 4.51</td> <td>7.0</td> <td>W</td> <td>26</td> <td>3</td> <td>1</td> <td>1</td> <td>7</td> <td>2</td> <td>0</td> <td>1</td> <td>0</td> <td>0</td> <td>0</td> <td>64</td> <td>104</td> <td>1.29</td> <td>0.714</td> </tr> <tr> <td>0 Adam Ottavino, R ERA: 1.7</td> <td>1.0</td> <td>H</td> <td>4</td> <td>0</td> <td>0</td> <td>0</td> <td>1</td> <td>1</td> <td>0</td> <td>0</td> <td>0</td> <td>0</td> <td>0</td> <td>6</td> <td>12</td> <td>0.00</td> <td>1.000</td> </tr> <tr> <td>71 Wade Davis, R ERA: 5.29</td> <td>1.0</td> <td></td> <td>3</td> <td>0</td> <td>0</td> <td>0</td> <td>1</td> <td>0</td> <td>0</td> <td>0</td> <td>0</td> <td>0</td> <td>0</td> <td>9</td> <td>14</td> <td>0.00</td> <td>0.000</td> </tr> </tbody> </table>										PITCHER	IP	WLS	BF	H	R	ER	SO	BB	IBB	HBP	BLK	WP	HR	S	P	ERA	WHIP	48 Germán Márquez, R ERA: 4.51	7.0	W	26	3	1	1	7	2	0	1	0	0	0	64	104	1.29	0.714	0 Adam Ottavino, R ERA: 1.7	1.0	H	4	0	0	0	1	1	0	0	0	0	0	6	12	0.00	1.000	71 Wade Davis, R ERA: 5.29	1.0		3	0	0	0	1	0	0	0	0	0	0	9	14	0.00	0.000																																				
PITCHER	IP	WLS	BF	H	R	ER	SO	BB	IBB	HBP	BLK	WP	HR	S	P	ERA	WHIP																																																																																																						
48 Germán Márquez, R ERA: 4.51	7.0	W	26	3	1	1	7	2	0	1	0	0	0	64	104	1.29	0.714																																																																																																						
0 Adam Ottavino, R ERA: 1.7	1.0	H	4	0	0	0	1	1	0	0	0	0	0	6	12	0.00	1.000																																																																																																						
71 Wade Davis, R ERA: 5.29	1.0		3	0	0	0	1	0	0	0	0	0	0	9	14	0.00	0.000																																																																																																						



Batter	1	2	3	4	5	6	7	8	9	AB	R	H	RBI	BB	SO	LOB	TOP				
19 Charlie Blackmon, L OBP: 0.342, SLG: 0.471 7 Garrett Hampson, R OBP: 0.400, SLG: 0.429										3	0	0	0	0	3	0	<b>Colorado Rockies @ Houston Astros</b> Minute Maid Park, Houston, TX Wed Aug 15 2018, 7:11 PM - 9:53 PM CDT Att: 29,967 - Roof Closed - 73 F				
9 DJ LeMahieu, R OBP: 0.320, SLG: 0.417										4	0	1	0	0	1	0					
5 Carlos González, L OBP: 0.343, SLG: 0.494 14 Tony Wolters, L OBP: 0.278, SLG: 0.261										3	1	1	0	0	2	1					
28 Nolan Arenado, R OBP: 0.393, SLG: 0.588										3	0	2	0	1	1	1					
27 Trevor Story, R OBP: 0.347, SLG: 0.551 4 Pat Valaika, R OBP: 0.213, SLG: 0.239										3	0	1	1	0	1	1					
26 David Dahl, L OBP: 0.315, SLG: 0.462										3	0	0	0	0	3	2					
20 Ian Desmond, R OBP: 0.303, SLG: 0.432										3	0	0	0	0	2	0					
24 Ryan McMahon, L OBP: 0.318, SLG: 0.393										3	0	0	0	0	3	0					
42 Chris Iannetta, R OBP: 0.322, SLG: 0.373										3	0	0	0	0	0	0					
<b>Inning Stats</b>	R: 0 E: 0 K: 3 S: 9	H: 0 LOB: 0 BB: 0 P: 13	R: 0 E: 0 K: 1 S: 8	H: 1 LOB: 0 BB: 0 P: 11	R: 0 E: 0 K: 2 S: 8	H: 0 LOB: 0 BB: 0 P: 12	R: 1 E: 0 K: 2 S: 20	H: 3 LOB: 2 BB: 0 P: 27	R: 0 E: 0 K: 3 S: 12	H: 1 LOB: 1 BB: 0 P: 16	R: 0 E: 0 K: 3 S: 11	H: 0 LOB: 0 BB: 0 P: 14	R: 0 E: 0 K: 1 S: 8	H: 0 LOB: 1 BB: 0 P: 14	R: 0 E: 0 K: 1 S: 13	H: 0 LOB: 1 BB: 0 P: 22		1B: 5 2B: 0 3B: 0 HR: 0	SF: 0 SAC: 0 DP: 1 HBP: 0	WP: 0 PB: 0 SB: 1 CS: 0	PA: 32
<b>PITCHER</b>	IP WLS BF H R ER SO BB IBB HBP BLK WP HR S P ERA WHIP	IP WLS BF H R ER SO BB IBB HBP BLK WP HR S P ERA WHIP	IP WLS BF H R ER SO BB IBB HBP BLK WP HR S P ERA WHIP	IP WLS BF H R ER SO BB IBB HBP BLK WP HR S P ERA WHIP	IP WLS BF H R ER SO BB IBB HBP BLK WP HR S P ERA WHIP	IP WLS BF H R ER SO BB IBB HBP BLK WP HR S P ERA WHIP	IP WLS BF H R ER SO BB IBB HBP BLK WP HR S P ERA WHIP	IP WLS BF H R ER SO BB IBB HBP BLK WP HR S P ERA WHIP	IP WLS BF H R ER SO BB IBB HBP BLK WP HR S P ERA WHIP	IP WLS BF H R ER SO BB IBB HBP BLK WP HR S P ERA WHIP	IP WLS BF H R ER SO BB IBB HBP BLK WP HR S P ERA WHIP	IP WLS BF H R ER SO BB IBB HBP BLK WP HR S P ERA WHIP	IP WLS BF H R ER SO BB IBB HBP BLK WP HR S P ERA WHIP	IP WLS BF H R ER SO BB IBB HBP BLK WP HR S P ERA WHIP	IP WLS BF H R ER SO BB IBB HBP BLK WP HR S P ERA WHIP	IP WLS BF H R ER SO BB IBB HBP BLK WP HR S P ERA WHIP	IP WLS BF H R ER SO BB IBB HBP BLK WP HR S P ERA WHIP	IP WLS BF H R ER SO BB IBB HBP BLK WP HR S P ERA WHIP	IP WLS BF H R ER SO BB IBB HBP BLK WP HR S P ERA WHIP	IP WLS BF H R ER SO BB IBB HBP BLK WP HR S P ERA WHIP	IP WLS BF H R ER SO BB IBB HBP BLK WP HR S P ERA WHIP

AB	31
R	1
H	5
RBI	1
BB	1
SO	17
LOB	6



Batter	1	2	3	4	5	6	7	8	9	AB	R	H	RBI	BB	SO	LOB	BOTTOM				
2 Alex Bregman, R OBP: 0.381, SLG: 0.512										4	1	1	1	0	0	0	<b>Colorado Rockies @ Houston Astros</b> Minute Maid Park, Houston, TX Wed Aug 15 2018, 7:11 PM - 9:53 PM CDT Att: 29,967 - Roof Closed - 73 F				
9 Marwin Gonzalez, S OBP: 0.323, SLG: 0.384 21 Derek Fisher, L OBP: 0.209, SLG: 0.392										3	1	0	0	1	1	1					
10 Yuli Gurriel, R OBP: 0.315, SLG: 0.407										3	3	2	2	1	0	0					
1 Carlos Correa, R OBP: 0.345, SLG: 0.460										3	1	1	3	1	1	1					
13 Tyler White, R OBP: 0.400, SLG: 0.636										4	2	2	4	0	1	1					
22 Josh Reddick, L OBP: 0.318, SLG: 0.409 3 Kyle Tucker, L OBP: 0.259, SLG: 0.216										3	0	0	0	0	0	1					
11 Evan Gattis, R OBP: 0.297, SLG: 0.491										4	2	3	2	0	0	1					
12 Max Stassi, R OBP: 0.326, SLG: 0.422										3	1	0	0	1	1	2					
18 Tony Kemp, L OBP: 0.368, SLG: 0.416										4	1	1	0	0	2	0					
<b>Inning Stats</b>	R: 3 E: 0 K: 0 S: 13	H: 2 LOB: 1 BB: 2 P: 23	R: 3 E: 0 K: 2 S: 16	H: 2 LOB: 0 BB: 1 P: 24	R: 1 E: 0 K: 2 S: 9	H: 1 LOB: 0 BB: 0 P: 15	R: 0 E: 0 K: 0 S: 7	H: 0 LOB: 0 BB: 0 P: 11	R: 0 E: 0 K: 1 S: 10	H: 0 LOB: 0 BB: 0 P: 16	R: 2 E: 0 K: 0 S: 10	H: 3 LOB: 1 BB: 1 P: 20	R: 0 E: 0 K: 2 S: 7	H: 0 LOB: 0 BB: 0 P: 9	R: 0 E: 0 K: 2 S: 13	H: 0 LOB: 0 BB: 0 P: 22		1B: 2 2B: 4 3B: 0 HR: 5	SF: 1 SAC: 0 DP: 1 HBP: 0	WP: 0 PB: 0 SB: 0 CS: 0	PA: 38
<b>PITCHER</b>	IP WLS BF H R ER SO BB IBB HBP BLK WP HR S P ERA WHIP	IP WLS BF H R ER SO BB IBB HBP BLK WP HR S P ERA WHIP	IP WLS BF H R ER SO BB IBB HBP BLK WP HR S P ERA WHIP	IP WLS BF H R ER SO BB IBB HBP BLK WP HR S P ERA WHIP	IP WLS BF H R ER SO BB IBB HBP BLK WP HR S P ERA WHIP	IP WLS BF H R ER SO BB IBB HBP BLK WP HR S P ERA WHIP	IP WLS BF H R ER SO BB IBB HBP BLK WP HR S P ERA WHIP	IP WLS BF H R ER SO BB IBB HBP BLK WP HR S P ERA WHIP	IP WLS BF H R ER SO BB IBB HBP BLK WP HR S P ERA WHIP	IP WLS BF H R ER SO BB IBB HBP BLK WP HR S P ERA WHIP	IP WLS BF H R ER SO BB IBB HBP BLK WP HR S P ERA WHIP	IP WLS BF H R ER SO BB IBB HBP BLK WP HR S P ERA WHIP	IP WLS BF H R ER SO BB IBB HBP BLK WP HR S P ERA WHIP	IP WLS BF H R ER SO BB IBB HBP BLK WP HR S P ERA WHIP	IP WLS BF H R ER SO BB IBB HBP BLK WP HR S P ERA WHIP	IP WLS BF H R ER SO BB IBB HBP BLK WP HR S P ERA WHIP	IP WLS BF H R ER SO BB IBB HBP BLK WP HR S P ERA WHIP	IP WLS BF H R ER SO BB IBB HBP BLK WP HR S P ERA WHIP	IP WLS BF H R ER SO BB IBB HBP BLK WP HR S P ERA WHIP	IP WLS BF H R ER SO BB IBB HBP BLK WP HR S P ERA WHIP	IP WLS BF H R ER SO BB IBB HBP BLK WP HR S P ERA WHIP





Batter	1	2	3	4	5	6	7	8	9	AB	R	H	RBI	BB	SO	LOB	TOP										
26 David Dahl, L OBP: 0.318, SLG: 0.484	F8		HR		K			G1-3	1B	5	1	2	3	0	1	1											
9 DJ LeMahieu, R OBP: 0.319, SLG: 0.414	G6-3		K					1B	F8	5	0	1	0	0	1	1											
5 Carlos González, L OBP: 0.342, SLG: 0.490	K		L4					1B		3	0	0	0	1	1	0											
28 Nolan Arenado, R OBP: 0.394, SLG: 0.587		1B			K					4	1	2	0	0	2	2											
27 Trevor Story, R OBP: 0.346, SLG: 0.547		1B			G5-3					3	1	0	0	1	1	1											
8 Gerardo Parra, L OBP: 0.338, SLG: 0.379	L9				G4-3					3	1	0	0	1	0	2											
20 Ian Desmond, R OBP: 0.301, SLG: 0.429	SF8				L9					3	0	0	1	0	2	2											
14 Tony Wolters, L OBP: 0.280, SLG: 0.257										2	0	0	0	1	0	1											
24 Ryan McMahon, L OBP: 0.323, SLG: 0.397	P4									1	1	1	1	0	0	0											
71 Wade Davis, R					BB					0	0	0	0	0	0	0											
55 Jon Gray, R OBP: 0.116, SLG: 0.098					K					1	0	0	0	0	1	0											
19 Charlie Blackmon, L OBP: 0.342, SLG: 0.470										1	0	0	0	0	0	0											
18 Seungwhan Oh, R										0	0	0	0	0	0	0											
42 Chris Iannetta, R OBP: 0.321, SLG: 0.371										1	0	0	0	0	1	2											
<b>Inning Stats</b>	R: 0 E: 0 K: 1 S: 5	H: 0 LOB: 0 BB: 0 P: 8	R: 1 E: 0 K: 0 S: 9	H: 1 LOB: 1 BB: 1 P: 19	R: 1 E: 0 K: 2 S: 9	H: 1 LOB: 0 BB: 0 P: 12	R: 0 E: 0 K: 1 S: 5	H: 0 LOB: 0 BB: 0 P: 8	R: 0 E: 0 K: 1 S: 9	H: 1 LOB: 1 BB: 0 P: 16	R: 0 E: 0 K: 1 S: 9	H: 0 LOB: 0 BB: 0 P: 12	R: 0 E: 0 K: 1 S: 11	H: 1 LOB: 2 BB: 1 P: 18	R: 3 E: 1 K: 2 S: 18	H: 2 LOB: 1 BB: 1 P: 30	1B: 5 2B: 0 3B: 0 HR: 1	SF: 1 SAC: 1 DP: 0 HBP: 0	WP: 1 PB: 0 SB: 2 CS: 0	PA: 38							
<b>PITCHER</b>	IP	WLS	BF	H	R	ER	SO	BB	IBB	HBP	BLK	WP	HR	S	P	ERA	WHIP										
49 Julio Teheran, R ERA: 4.24	7.0		26	3	2	2	7	2	0	0	0	0	1	55	90	2.57	0.714										
64 Luke Jackson, R ERA: 3.95	1.0	H	5	1	0	0	1	1	0	0	0	1	0	11	18	0.00	2.000										
46 Brad Brach, R ERA: 4.05	0.2	L	6	2	3	0	2	1	0	0	0	0	0	16	26	0.00	4.500										
61 Chad Sobotka, R ERA:	0.1		1	0	0	0	0	0	0	0	0	0	0	2	4	0.00	0.000										

Colorado Rockies @ Atlanta Braves  
SunTrust Park, Atlanta, GA  
Thu Aug 16 2018, 7:37 PM - 10:30 PM EDT  
Att: 23,428 - Partly Cloudy - 86 F

AB 32  
R 5  
H 6  
RBI 5  
BB 4  
SO 10  
LOB 12



Batter	1	2	3	4	5	6	7	8	9	AB	R	H	RBI	BB	SO	LOB	BOTTOM										
13 Ronald Acuña Jr., R OBP: 0.347, SLG: 0.571	1B		G6-3		K			L9		4	0	1	0	0	1	1											
1 Ozzie Albies, S OBP: 0.311, SLG: 0.486	P5		K		K			G6-3		4	0	0	0	0	2	2											
5 Freddie Freeman, L OBP: 0.403, SLG: 0.535	HBP				F8			K		3	0	1	0	0	1	0											
22 Nick Markakis, L OBP: 0.382, SLG: 0.496	G6-4-3				F8			1B		3	0	0	0	1	1	3											
17 Johan Camargo, S OBP: 0.342, SLG: 0.451	G6-3				K			G6-4-3		4	0	0	0	0	2	2											
11 Ender Inciarte, L OBP: 0.309, SLG: 0.354	G4-3				K					4	0	0	0	0	1	1											
24 Kurt Suzuki, R OBP: 0.321, SLG: 0.421	HR							K		3	2	2	1	0	1	0											
7 Dansby Swanson, R OBP: 0.296, SLG: 0.391	K							K		3	1	1	1	0	2	0											
49 Julio Teheran, R OBP: 0.242, SLG: 0.323										2	0	1	1	0	0	0											
64 Luke Jackson, R ERA: 4.76										0	0	0	0	0	0	0											
8 Charlie Culberson, R OBP: 0.339, SLG: 0.513										1	0	0	0	0	0	0											
46 Brad Brach, R										0	0	0	0	0	0	0											
61 Chad Sobotka, R OBP: 1.000, SLG: 1.000										0	0	0	0	0	0	0											
<b>Inning Stats</b>	R: 0 E: 0 K: 0 S: 5	H: 1 LOB: 1 BB: 0 P: 10	R: 1 E: 0 K: 1 S: 9	H: 1 LOB: 0 BB: 0 P: 14	R: 0 E: 0 K: 1 S: 14	H: 0 LOB: 0 BB: 0 P: 16	R: 0 E: 0 K: 1 S: 6	H: 0 LOB: 0 BB: 0 P: 9	R: 2 E: 0 K: 3 S: 15	H: 3 LOB: 1 BB: 0 P: 22	R: 0 E: 0 K: 1 S: 5	H: 0 LOB: 0 BB: 1 P: 11	R: 0 E: 0 K: 2 S: 8	H: 0 LOB: 0 BB: 0 P: 12	R: 0 E: 0 K: 0 S: 11	H: 0 LOB: 0 BB: 0 P: 17	R: 0 E: 0 K: 2 S: 12	H: 1 LOB: 1 BB: 0 P: 18	1B: 3 2B: 2 3B: 0 HR: 1	SF: 0 SAC: 0 DP: 2 HBP: 1	WP: 0 PB: 0 SB: 2 CS: 0	PA: 33					
<b>PITCHER</b>	IP	WLS	BF	H	R	ER	SO	BB	IBB	HBP	BLK	WP	HR	S	P	ERA	WHIP										
55 Jon Gray, R ERA: 5.19	7.0		26	5	3	3	9	1	0	1	0	0	0	62	94	3.86	0.857										
18 Seungwhan Oh, R ERA: 2.54	1.0	W	3	0	0	0	0	0	0	0	0	0	0	11	17	0.00	0.000										
71 Wade Davis, R ERA: 5.19	1.0	S	4	1	0	0	2	0	0	0	0	0	0	12	18	0.00	1.000										

Colorado Rockies @ Atlanta Braves  
SunTrust Park, Atlanta, GA  
Thu Aug 16 2018, 7:37 PM - 10:30 PM EDT  
Att: 23,428 - Partly Cloudy - 86 F

AB 31  
R 3  
H 6  
RBI 3  
BB 1  
SO 11  
LOB 9









Batter	1	2	3	4	5	6	7	8	9	10	AB	R	H	RBI	BB	SO	LOB	TOP									
19 Charlie Blackmon, L OBP: 0.342, SLG: 0.474	(1, 8) C FF 97 2-3 B CH 98 F FF 97 S SL 89 <b>K</b>		(1, 2) F FF 96 0-2 F SL 90 F FF 96 X FF 97 <b>L8</b>		(1, 3) B SI 96 3-2 B FF 96 S CH 97 B SL 96 F FF 95 X FF 96 <b>P5</b>			(1, 2) B SI 93 2-2 C SI 93 B SL 93 B SL 86 B SL 86 B SL 86 X FC 94 <b>1B</b>		(1, 1) F FF 94 1-1 F SL 86 X SL 86 <b>G3</b>	5	0	1	0	0	1	1										
9 DJ LeMahieu, R OBP: 0.320, SLG: 0.423	(1, 4) C FF 98 1-1 B SL 90 X SL 90 <b>L6</b>		(1, 2) B CU 91 3-2 B SL 90 C FF 98 C SI 97 X SI 98 <b>G2</b>			(1, 1) C FF 96 2-3 F FF 96 B SL 88 S SL 87 S SL 87 X SL 88 <b>K</b>		(1, 3) B FC 90 3-2 B CU 84 C FC 90 B SL 91 X FC 89 <b>F9</b>		(0, 1) C CU 80 0-1 F SL 86 X SL 86 <b>HR</b>	5	1	1	1	0	1	2										
5 Carlos González, L OBP: 0.344, SLG: 0.487	(1, 9) C CU 80 3-3 B FF 97 B SL 88 B SL 88 S SL 89 <b>K</b>			(1, 3) B FF 98 2-3 C CU 90 F FF 94 C FF 96 <b>K</b>		(1, 3) S FF 97 1-3 B FF 97 F FF 95 S SL 88 X SL 88 <b>K</b>			(1, 3) F FF 96 3-2 F FF 96 B SL 88 F FF 97 X FF 97 <b>G5-3</b>	(1, 0) B CU 80 1-0 F SL 82 X SL 82 <b>2B</b>	5	1	1	0	0	3	0										
28 Nolan Arenado, R OBP: 0.351, SLG: 0.580	(1, 5) C FF 97 2-2 F SL 88 B SL 88 B SL 88 X SL 89 <b>1B</b>		(1, 2) F FF 96 0-1 F FF 96 X FF 96 <b>F9</b>		(1, 1) X SL 88 0-1 X SL 88 F FF 96 <b>F9</b>		(1, 3) X SL 89 0-0 <b>L8</b>		(1, 1) B FF 96 1-1 F FC 93 X FC 93 <b>G4-3</b>	(0, 0) X SL 86 0-0 <b>2B</b>	5	0	2	1	0	0	0										
27 Trevor Story, R OBP: 0.351, SLG: 0.549	(1, 6) F FF 96 0-1 X FF 96 <b>F9</b>		(1, 2) B FF 97 1-2 F FF 96 F SL 89 X SI 97 <b>2B</b>		(1, 2) B FF 97 1-2 F FF 96 F SL 89 X SI 97 <b>1B</b>		(1, 1) C SL 86 0-1 X SL 87 <b>G5-3</b>		(1, 0) B FF 97 1-0 X FC 94 <b>2B</b>	(1, 1) B FF 94 1-1 F FF 93 X SL 86 <b>P2</b>	5	1	2	0	0	0	2										
26 David Dahl, L OBP: 0.317, SLG: 0.473	(1, 7) C CU 81 3-3 C SI 87 D CU 80 C FF 98 C FF 98 C FF 98 <b>K</b>		(1, 2) SAFE B FF 94 1-2 B FF 94 F SL 85 F SL 85 X CU 78 <b>1B</b>		(1, 3) SAFE B FF 94 1-3 B FF 94 F SL 85 F SL 85 X CU 78 <b>2B</b>		(1, 2) C CU 80 2-3 B CU 80 B SI 95 B SI 95 F FF 95 F SL 88 F SL 88 X SI 97 <b>K</b>		(1, 0) S FF 96 0-1 X FF 96 <b>2B</b>	(1, 0) B FF 94 1-0 <b>1B</b>	4	1	2	0	1	2	1										
20 Ian Desmond, R OBP: 0.303, SLG: 0.435	(1, 3) X CU 80 0-0 <b>L7</b>			(1, 3) B SL 89 3-3 B FF 97 D SL 89 D SL 89 S SL 87 S SL 88 <b>K</b>		(1, 2) B SL 88 2-1 B SL 88 D SL 89 B SI 96 X SI 96 <b>G1-3</b>			(1, 0) X FF 94 0-0 <b>IBB</b>	(1, 2) B FF 97 1-2 F FF 96 D FC 93 X FF 95 <b>G6-3</b>	5	1	1	2	0	1	5										
14 Tony Wolters, L OBP: 0.292, SLG: 0.241	(1, 3)		(1, 2) C FF 95 2-1 F FF 96 X SI 95 <b>9 WP</b>		(1, 3) C CU 79 1-3 B FF 95 F SL 88 C FF 96 <b>K</b>			(1, 4) B SI 95 4-1 B SI 93 B SI 93 X SI 93 <b>42 G6-4-3</b>	(1, 0) B FC 91 1-0 X FC 91 <b>2B</b>		2	0	1	0	0	1	0										
7 Garrett Hartnett, R OBP: 0.267, SLG: 0.449	(1, 1)										0	0	0	0	1	0	0										
29 Bryan Shaw, S OBP: 0.288, SLG: 0.201	(1, 1)										0	0	0	0	0	0	0										
8 Gerard Parra, L OBP: 0.288, SLG: 0.201	(1, 1)										0	0	0	0	0	0	0										
0 Adam Ottavino, S OBP: 0.288, SLG: 0.201	(1, 1)										0	0	0	0	0	0	0										
71 Wade Davis, R OBP: 0.288, SLG: 0.201	(1, 1)										0	0	0	0	0	0	0										
49 Antonio Senzatele, R OBP: 0.283, SLG: 0.167	(1, 1)										2	0	0	0	0	0	1										
51 Jake McGee, L OBP: 0.283, SLG: 0.167	(1, 1)										0	0	0	0	0	0	0										
45 Scott Oberg, R OBP: 0.283, SLG: 0.167	(1, 1)										0	0	0	0	0	0	0										
42 Chris Iannetta, R OBP: 0.324, SLG: 0.368	(1, 2)										2	0	0	0	0	0	2										
<b>Inning Stats</b>	R: 0 E: 0 K: 2 S: 8	H: 0 LOB: 0 BB: 0 P: 14	R: 0 E: 0 K: 1 S: 11	H: 1 LOB: 1 BB: 0 P: 16	R: 0 E: 0 K: 0 S: 13	H: 1 LOB: 1 BB: 0 P: 21	R: 0 E: 0 K: 2 S: 17	H: 2 LOB: 2 BB: 0 P: 24	R: 0 E: 0 K: 1 S: 9	H: 0 LOB: 0 BB: 0 P: 14	R: 0 E: 0 K: 2 S: 8	H: 0 LOB: 0 BB: 0 P: 11	R: 0 E: 0 K: 1 S: 9	H: 0 LOB: 0 BB: 0 P: 13	R: 0 E: 0 K: 0 S: 13	H: 1 LOB: 1 BB: 1 P: 25	R: 3 E: 0 K: 0 S: 14	H: 4 LOB: 1 BB: 0 P: 25	R: 2 E: 0 K: 0 S: 9	H: 3 LOB: 2 BB: 1 P: 13	1B: 7 2B: 4 3B: 0 HR: 1	SF: 0 SAC: 0 DP: 1 HBP: 0	WP: 2 PB: 0 SB: 1 CS: 0	PA: 43			
<b>PITCHER</b>	IP 7.0	WLS 25	BF 4	H 0	R 0	ER 0	SO 9	BB 0	IBB 0	HBP 0	BLK 1	WP 1	HR 0	S 75	P 113	ERA 0.00	WHIP 0.571										
26 Mike Foltyniewicz, R ERA: 2.72	(1, 1)	0.2	H 3	1	0	0	0	1	0	0	0	0	0	10	19	0.00	3.000										
48 Jonny Venters, L ERA: 2.49	(1, 1)	0.1	H 1	0	0	0	0	0	0	0	0	0	0	3	6	0.00	0.000										
58 Dan Winkler, R ERA: 2.72	(1, 1)	0.2	B 6	4	3	3	0	0	0	0	0	0	0	12	21	40.50	6.000										
33 A.J. Minter, L ERA: 3.24	(1, 1)	1.1	L 8	3	2	2	0	0	1	0	0	1	1	11	17	13.50	2.250										
64 Luke Jackson, R ERA: 4.4	(1, 1)																										

**Colorado Rockies @ Atlanta Braves**  
SunTrust Park, Atlanta, GA  
Sat Aug 18 2018, 7:12 PM - 10:42 PM EDT  
Att. 42,143 - Cloudy - 76 F

AB	41
R	5
H	12
RBI	5
BB	2
SO	9
LOB	14



Batter	1	2	3	4	5	6	7	8	9	10	AB	R	H	RBI	BB	SO	LOB	BOTTOM									
13 Ronald Acuña Jr., R OBP: 0.359, SLG: 0.575	(1, 7) B FF 94 1-0 X FF 93 <b>1B</b>		(1, 2) S FF 93 4-2 F SL 82 F SL 82 D CH 87 B CU 81 B FF 94 B FF 94 <b>1B</b>		(1, 2) X FF 92 0-0 <b>2B</b>			(1, 0) C FC 92 0-1 X FC 91 <b>1B</b>		(1, 2) S FF 94 2-2 C FF 94 B FC 89 B KO 84 X KC 83 <b>G5-3</b>	4	2	3	0	1	0	0										
1 Ozzie Albies, S OBP: 0.313, SLG: 0.484	(1, 4) 1 SAFE F FF 94 B CH 88 1 SAFE X FF 94 <b>1B</b>		(1, 2) T SL 83 1-2 B FF 92 X SL 83 <b>G4-3</b>		(1, 2) X FF 92 0-0 <b>P6</b>		(1, 3) 1 SAFE B FC 91 1 SAFE C FC 91 S FC 91 S FC 92 <b>K</b>			(1, 2) F FF 94 2-2 B FF 93 F FF 95 X FC 90 <b>F9</b>	5	0	1	0	0	1	4										
5 Freddie Freeman, L OBP: 0.402, SLG: 0.530	(1, 3) B SL 82 2-0 D CH 88 X FF 92 <b>L4-6</b>		(1, 2) F SL 82 4-2 F FF 93 B CH 87 B CH 88 F FF 94 <b>2B</b>		(1, 3) F FF 92 1-3 F CU 78 B FF 93 S FF 94 <b>K</b>		(1, 0) B FC 91 1-0 X FC 92 <b>1B</b>		(1, 0) B FF 96 1-0 B SL 82 X SL 82 <b>2B</b>	(1, 2) F FF 94 2-2 B FF 93 F FF 95 X FC 90 <b>1B</b>	3	0	1	1	1	3											
22 Nick Markakis, L OBP: 0.379, SLG: 0.482	(1, 9) B FF 92 2-1 B SL 82 F FF 94 X CH 87 <b>G4-3</b>		(1, 2) D SL 82 2-0 B SL 81 X FF 94 <b>1B</b>		(1, 3) B FF 94 3-1 B FF 93 B FF 92 X FF 92 <b>P6</b>		(1, 0) B FC 91 3-3 C FC 91 C FC 91 F FC 92 1 SAFE F FC 91 B FC 92 <b>K</b>		(1, 2) B FC 91 1-2 B ST 79 B ST 79 B SI 92 <b>1B</b>	(1, 2) F FF 94 2-2 B FF 93 F FF 95 X FC 90 <b>G5-3</b>	4	0	1	2	0	1	2										
17 Johan Camargo, S OBP: 0.344, SLG: 0.446	(1, 5) C CH 87 2-1 B CH 87 F FF 92 X FF 92 <b>F7</b>		(1, 2) B FF 93 2-1 B FF 93 F FF 94 X FF 94 <b>F9</b>		(1, 2) C FF 94 1-2 B FF 92 B FF 92 X FF 94 <b>G4-3</b>			(1, 0) B ST 79 4-0 B ST 79 B ST 79 B SI 92 <b>BB</b>	(1, 0) X SI 93 0-0 <b>SH3-4</b>	(1, 2) F FF 94 2-2 B FF 93 F FF 95 X FC 90 <b>1B</b>	3	0	0	0	1	0	2										
11 Ender Inciarte, L OBP: 0.309, SLG: 0.354	(1, 8) B FF 93 2-1 B FF 92 X FF 94 <b>G4-3</b>		(1, 2) F FF 92 2-1 B FF 92 X FF 94 <b>G4-3</b>		(1, 1) C FF 94 1-1 B FF 95 X FF 94 <b>G4-3</b>			(1, 0) X SI 93 0-0 <b>SH3-4</b>	(1, 2) C SI 93 0-1 X ST 81 <b>F7</b>	(1, 2) F FF 94 2-2 B FF 93 F FF 95 X FC 90 <b>1B</b>	3	0	1	0	0	0											
24 Kurt Suzuki, R OBP: 0.320, SLG: 0.419	(1, 2) C FF 94 2-2 B FF 94 B FF 94 F SL 83 X FF 94 <b>L6</b>		(1, 2) C FF 94 2-2 B FF 94 B FF 94 F SL 83 X FF 94 <b>G6-3</b>		(1, 2) 1 SAFE 1 SAFE X SL 86 0-0 <b>CS</b>		(1, 2) X SL 86 0-0 <b>G6-4-3</b>		(1, 0) C SI 93 0-1 X ST 81 <b>F7</b>	(1, 2) F FF 94 2-2 B FF 93 F FF 95 X FC 90 <b>1B</b>	4	0	1	0	0	1											
7 Dansby Swanson, R OBP: 0.297, SLG: 0.394	(1, 6) B FF 92 1-0 X FF 92 <b>26 FC3-6</b>		(1, 0) B FF 92 1-0 X FF 92 <b>P4</b>		(1, 2) T FF 95 0-2 C FF 95 B FF 95 X FF 96 <b>G6-4-3</b>			(1, 3) B FC 96 3-3 C ST 81 S SI 94 B ST 82 S ST 82 <b>K</b>	(1, 2) F FF 94 2-2 B FF 93 F FF 95 X FC 90 <b>G5-3</b>	(1, 2) F FF 94 2-2 B FF 93 F FF 95 X FC 90 <b>1B</b>	4	0	1	0	0	1	2										
26 Mike Foltyniewicz, R ERA: 2.72	(1, 1)	5.0	21	5	2	2	1	2	0	0	0	0	0	7	12	0.00	1.000										
27 Ryan Hanley, L ERA: 5.21	(1, 1)	1.0	3	1	0	0	0	0	0	0	0	0	0	7	7	0.00	1.000										
48 Jonny Venters, L ERA: 2.49	(1, 1)	1.0	4	2	1	1	2	0	0	0	0	0	0	10	15	9.00	2.000										
58 Dan Winkler, R ERA: 2.72	(1, 1)	1.0	3	1	0	0	0	0	0	0	0	0	0	7	7	0.00	1.000										
33 A.J. Minter, L ERA: 3.24	(1, 1)	1.0	4	0	0	0	1	1	0	0	0	0	0	6	13	0.00	1.000										
64 Luke Jackson, R ERA: 4.4	(1, 1)																										
8 Charlie Culberson, R OBP: 0.338, SLG: 0.509	(1, 9)																										
<b>Inning Stats</b>	R: 0 E: 0 K: 0 S: 6	H: 2 LOB: 1 BB: 0 P: 12	R: 0 E: 0 K: 0 S: 10	H: 0 LOB: 0 BB: 0 P: 16	R: 2 E: 0 K: 0 S: 17	H: 2 LOB: 2 BB: 2 P: 31	R: 0 E: 0 K: 0 S: 9	H: 0 LOB: 0 BB: 0 P: 12	R: 0 E: 0 K: 1 S: 7	H: 1 LOB: 1 BB: 0 P: 11	R: 0 E: 0 K: 0 S: 7	H: 1 LOB: 0 BB: 0 P: 12	R: 0 E: 0 K: 0 S: 7	H: 1 LOB: 0 BB: 0 P: 7	R: 1 E: 0 K: 2 S: 10	H: 2 LOB: 1 BB: 0 P: 15	R: 0 E: 0 K: 1 S: 6	H: 0 LOB: 1 BB: 0 P: 13	R: 0 E: 0 K: 0 S: 10	H: 0 LOB: 0 BB: 0 P: 16	1B: 8 2B: 3 3B: 0 HR: 0	SF: 0 SAC: 1 DP: 3 HBP: 0	WP: 0 PB: 0 SB: 1 CS: 2	PA: 39			
<b>PITCHER</b>	IP 5.0	WLS 3	BF 3	H 0	R 0	ER 0	SO 0	BB 0	IBB 0	HBP 0	BLK 0	WP 0	HR 0	S 10	P 16	ERA 0.00	WHIP 0.000										
49 Antonio Senzatele, R ERA: 4.47	(1, 1)	1.0	3	1	0	0	0	0	0	0	0	0	0	7	7	0.00	1.000										
51 Jake McGee, L ERA: 5.21	(1, 1)	1.0	4	2	1	1	2	0	0	0	0	0	0	10	15	9.00	2.000										
45 Scott Oberg, R ERA: 3.03	(1, 1)	1.0	4	0	0	0	1	1	0	0	0	0	0	6	13	0.00	1.000										
29 Bryan Shaw, R ERA: 6.42	(1, 1)	1.0	W	4	0	0	0	1	0	0	0	0	0	6	13	0.00	1.000										
0 Adam Ottavino, R ERA: 1.07	(1, 1)																										



Batter	1	2	3	4	5	6	7	8	9	AB	R	H	RBI	BB	SO	LOB	TOP					
19 Charlie Blackmon, L OBP: 0.319, SLG: 0.471	G1-3		L1-3				K			3	0	0	0	1	1	0	<b>Colorado Rockies @ Atlanta Braves</b> SunTrust Park, Atlanta, GA Sun Aug 19 2018, 1:36 PM - 4:17 PM EDT Att: 33,942 - Cloudy - 77 F					
9 DJ LeMahieu, R OBP: 0.319, SLG: 0.429	K		HR			F9		G1-3		4	1	1	1	0	1	1						
26 David Dahl, L OBP: 0.329, SLG: 0.485	BB		2B			1B		K		3	1	2	0	1	1	0						
28 Nolan Arenado, R OBP: 0.390, SLG: 0.577	K		1B			G5-3		G6-3		4	0	1	1	0	1	3						
27 Trevor Story, R OBP: 0.350, SLG: 0.553		HR	F8			K		K		4	1	1	1	0	2	1						
8 Gerardo Parra, L OBP: 0.339, SLG: 0.379	G3-1				K	G6-3		1B		4	0	1	0	0	1	0						
24 Ryan McMahon, L OBP: 0.319, SLG: 0.390	K		G4-3			K		1B		4	1	1	0	0	2	0						
14 Tony Wolters, L OBP: 0.277, SLG: 0.255	G1-3				K			1B		3	0	0	0	0	2	0						
5 Carlos González, L OBP: 0.345, SLG: 0.450								1B		1	0	1	1	0	0	0						
42 Chris Iannetta, R OBP: 0.324, SLG: 0.368								1B		0	0	0	0	0	0	0						
48 Germán Márquez, R OBP: 0.333, SLG: 0.400			L4			P3		K		3	0	0	0	0	0	0						
0 Adam Ottavino, S								G5-3		0	0	0	0	0	0	0						
20 Ian Desmond, R OBP: 0.302, SLG: 0.434										1	0	0	0	0	1	1						
71 Wade Davis, R										0	0	0	0	0	0	0						
<b>Inning Stats</b>	R: 0 H: 0 E: 0 K: 2 S: 10	H: 0 LOB: 1 BB: 1 P: 17	R: 1 H: 1 E: 0 K: 1 S: 12	H: 1 LOB: 0 BB: 0 P: 17	R: 2 H: 3 E: 0 K: 0 S: 11	H: 3 LOB: 1 BB: 0 P: 15	R: 0 H: 0 E: 0 K: 2 S: 9	H: 0 LOB: 0 BB: 0 P: 12	R: 0 H: 1 E: 0 K: 0 S: 10	H: 2 LOB: 2 BB: 1 P: 16	R: 0 H: 0 E: 0 K: 2 S: 10	H: 0 LOB: 0 BB: 0 P: 15	R: 0 H: 0 E: 0 K: 1 S: 8	H: 0 LOB: 0 BB: 0 P: 15	R: 1 H: 3 E: 0 K: 2 S: 14	H: 3 LOB: 1 BB: 0 P: 22	1B: 5 2B: 1 3B: 0 HR: 2	SF: 0 SAC: 0 DP: 0 HBP: 0	WP: 0 PB: 0 SB: 1 CS: 0	PA: 36		
<b>PITCHER</b>	IP WLS BF H R ER SO BB IBB HBP BLK WP HR S P ERA WHIP	IP WLS BF H R ER SO BB IBB HBP BLK WP HR S P ERA WHIP	IP WLS BF H R ER SO BB IBB HBP BLK WP HR S P ERA WHIP	IP WLS BF H R ER SO BB IBB HBP BLK WP HR S P ERA WHIP	IP WLS BF H R ER SO BB IBB HBP BLK WP HR S P ERA WHIP	IP WLS BF H R ER SO BB IBB HBP BLK WP HR S P ERA WHIP	IP WLS BF H R ER SO BB IBB HBP BLK WP HR S P ERA WHIP	IP WLS BF H R ER SO BB IBB HBP BLK WP HR S P ERA WHIP	IP WLS BF H R ER SO BB IBB HBP BLK WP HR S P ERA WHIP	IP WLS BF H R ER SO BB IBB HBP BLK WP HR S P ERA WHIP	IP WLS BF H R ER SO BB IBB HBP BLK WP HR S P ERA WHIP	IP WLS BF H R ER SO BB IBB HBP BLK WP HR S P ERA WHIP	IP WLS BF H R ER SO BB IBB HBP BLK WP HR S P ERA WHIP	IP WLS BF H R ER SO BB IBB HBP BLK WP HR S P ERA WHIP	IP WLS BF H R ER SO BB IBB HBP BLK WP HR S P ERA WHIP	IP WLS BF H R ER SO BB IBB HBP BLK WP HR S P ERA WHIP	IP WLS BF H R ER SO BB IBB HBP BLK WP HR S P ERA WHIP	IP WLS BF H R ER SO BB IBB HBP BLK WP HR S P ERA WHIP	IP WLS BF H R ER SO BB IBB HBP BLK WP HR S P ERA WHIP	IP WLS BF H R ER SO BB IBB HBP BLK WP HR S P ERA WHIP	IP WLS BF H R ER SO BB IBB HBP BLK WP HR S P ERA WHIP	IP WLS BF H R ER SO BB IBB HBP BLK WP HR S P ERA WHIP

Batter	1	2	3	4	5	6	7	8	9	AB	R	H	RBI	BB	SO	LOB	BOTTOM					
13 Ronald Acuña Jr., R OBP: 0.354, SLG: 0.566	F8		F9				K			4	0	0	0	0	1	1	<b>Colorado Rockies @ Atlanta Braves</b> SunTrust Park, Atlanta, GA Sun Aug 19 2018, 1:36 PM - 4:17 PM EDT Att: 33,942 - Cloudy - 77 F					
1 Ozzie Albies, S OBP: 0.311, SLG: 0.480	G3-1		K			P5		K		4	0	0	0	0	2	0						
5 Freddie Freeman, L OBP: 0.403, SLG: 0.532	2B		G4-3			1B		L9		4	2	2	0	0	0	0						
22 Nick Markakis, L OBP: 0.380, SLG: 0.491	BB					1B		F7		3	0	1	0	1	0	1						
17 Johan Camargo, S	1B							K		4	0	2	2	0	2	1						
11 Ender Inciarte, L OBP: 0.308, SLG: 0.353	L8		L6			K		1B		4	0	1	0	0	1	4						
8 Charlie Culberson, R OBP: 0.335, SLG: 0.502			K			G5-3		K		3	0	0	0	0	2	2						
25 Tyler Flowers, R OBP: 0.360, SLG: 0.345			P5			L5		F8		4	0	0	0	0	1	2						
19 Anibal Sánchez, R			G4-3			L8		P6		2	0	0	0	0	0	0						
63 Jesse Biddle, L										1	0	0	0	0	0	1						
23 Adam Duvall, R										0	0	0	0	0	0	0						
58 Dan Winkler, R										0	0	0	0	0	0	0						
46 Brad Brach, R										0	0	0	0	0	0	0						
<b>Inning Stats</b>	R: 1 H: 2 E: 0 K: 0 S: 15	H: 2 LOB: 2 BB: 1 P: 23	R: 0 H: 0 E: 0 K: 1 S: 8	H: 0 LOB: 0 BB: 0 P: 12	R: 0 H: 0 E: 0 K: 1 S: 8	H: 0 LOB: 0 BB: 0 P: 9	R: 0 H: 1 E: 0 K: 1 S: 8	H: 1 LOB: 1 BB: 0 P: 10	R: 0 H: 0 E: 0 K: 1 S: 6	H: 0 LOB: 0 BB: 0 P: 9	R: 1 H: 2 E: 0 K: 1 S: 13	H: 2 LOB: 1 BB: 0 P: 21	R: 0 H: 0 E: 0 K: 1 S: 10	H: 0 LOB: 0 BB: 0 P: 13	R: 0 H: 1 E: 0 K: 3 S: 12	H: 1 LOB: 0 BB: 0 P: 21	1B: 5 2B: 1 3B: 0 HR: 0	SF: 0 SAC: 0 DP: 0 HBP: 1	WP: 1 PB: 0 SB: 0 CS: 0	PA: 35		
<b>PITCHER</b>	IP WLS BF H R ER SO BB IBB HBP BLK WP HR S P ERA WHIP	IP WLS BF H R ER SO BB IBB HBP BLK WP HR S P ERA WHIP	IP WLS BF H R ER SO BB IBB HBP BLK WP HR S P ERA WHIP	IP WLS BF H R ER SO BB IBB HBP BLK WP HR S P ERA WHIP	IP WLS BF H R ER SO BB IBB HBP BLK WP HR S P ERA WHIP	IP WLS BF H R ER SO BB IBB HBP BLK WP HR S P ERA WHIP	IP WLS BF H R ER SO BB IBB HBP BLK WP HR S P ERA WHIP	IP WLS BF H R ER SO BB IBB HBP BLK WP HR S P ERA WHIP	IP WLS BF H R ER SO BB IBB HBP BLK WP HR S P ERA WHIP	IP WLS BF H R ER SO BB IBB HBP BLK WP HR S P ERA WHIP	IP WLS BF H R ER SO BB IBB HBP BLK WP HR S P ERA WHIP	IP WLS BF H R ER SO BB IBB HBP BLK WP HR S P ERA WHIP	IP WLS BF H R ER SO BB IBB HBP BLK WP HR S P ERA WHIP	IP WLS BF H R ER SO BB IBB HBP BLK WP HR S P ERA WHIP	IP WLS BF H R ER SO BB IBB HBP BLK WP HR S P ERA WHIP	IP WLS BF H R ER SO BB IBB HBP BLK WP HR S P ERA WHIP	IP WLS BF H R ER SO BB IBB HBP BLK WP HR S P ERA WHIP	IP WLS BF H R ER SO BB IBB HBP BLK WP HR S P ERA WHIP	IP WLS BF H R ER SO BB IBB HBP BLK WP HR S P ERA WHIP	IP WLS BF H R ER SO BB IBB HBP BLK WP HR S P ERA WHIP	IP WLS BF H R ER SO BB IBB HBP BLK WP HR S P ERA WHIP	IP WLS BF H R ER SO BB IBB HBP BLK WP HR S P ERA WHIP





Batter	1	2	3	4	5	6	7	8	9	AB	R	H	RBI	BB	SO	LOB	TOP						
13 Freddy Galvis, S OBP: 0.293, SLG: 0.361										4	1	1	1	0	1	2							
4 Wil Myers, R OBP: 0.322, SLG: 0.480										5	0	2	0	0	1	2							
30 Eric Hosmer, L OBP: 0.325, SLG: 0.405										5	1	2	2	0	2	1							
10 Hunter Renfroe, R OBP: 0.307, SLG: 0.478										5	0	0	0	0	1	4							
22 Christian Villanueva, R OBP: 0.299, SLG: 0.450										4	0	1	0	0	1	4							
18 Austin Hedges, R OBP: 0.296, SLG: 0.429										4	1	1	1	0	2	1							
32 Franmil Reyes, R OBP: 0.271, SLG: 0.456										3	1	2	0	0	1	0							
16 Travis Jankowski, L OBP: 0.336, SLG: 0.331										1	0	0	0	0	1	0							
7 Manuel Margot, R OBP: 0.295, SLG: 0.379										4	0	2	0	0	1	1							
41 Robbie Erlin, R ERA: 2.07, SLG: 0.214										2	0	0	0	0	2	1							
66 Robert Stock, L ERA: 2.35										0	0	0	0	0	0	0							
65 José Castillo, L ERA: 3.38										0	0	0	0	0	0	0							
15 Cory Spangenberg, L ERA: 2.7										0	0	0	0	1	0	0							
34 Craig Stammen, R ERA: 2.7										0	0	0	0	0	0	0							
39 Kirby Yates, L ERA: 1.82										0	0	0	0	0	0	0							
<b>Inning Stats</b>	R: 2 H: 3 E: 0 K: 0 S: 14	H: 3 LOB: 1 BB: 0 P: 17	R: 1 H: 2 E: 0 K: 0 S: 8	H: 2 LOB: 1 BB: 0 P: 9	R: 0 H: 0 E: 0 K: 1 S: 7	H: 0 LOB: 0 BB: 0 P: 7	R: 0 H: 1 E: 0 K: 2 S: 11	H: 1 LOB: 1 BB: 0 P: 13	R: 0 H: 2 E: 0 K: 1 S: 12	H: 2 LOB: 2 BB: 0 P: 18	R: 1 H: 1 E: 0 K: 3 S: 14	H: 1 LOB: 0 BB: 0 P: 24	R: 0 H: 1 E: 1 K: 1 S: 16	H: 1 LOB: 2 BB: 0 P: 22	R: 0 H: 1 E: 0 K: 2 S: 12	H: 1 LOB: 2 BB: 1 P: 21	R: 0 H: 0 E: 0 K: 3 S: 10	H: 0 LOB: 0 BB: 0 P: 18	1B: 7 2B: 2 3B: 0 HR: 2	SF: 1 SAC: 1 DP: 0 HBP: 0	WP: 0 PB: 1 SB: 0 CS: 0	PA: 40	
<b>PITCHER</b>	IP WLS BF H R ER SO BB IBB HBP BLK WP HR S P ERA WHIP	IP WLS BF H R ER SO BB IBB HBP BLK WP HR S P ERA WHIP	IP WLS BF H R ER SO BB IBB HBP BLK WP HR S P ERA WHIP	IP WLS BF H R ER SO BB IBB HBP BLK WP HR S P ERA WHIP	IP WLS BF H R ER SO BB IBB HBP BLK WP HR S P ERA WHIP	IP WLS BF H R ER SO BB IBB HBP BLK WP HR S P ERA WHIP	IP WLS BF H R ER SO BB IBB HBP BLK WP HR S P ERA WHIP	IP WLS BF H R ER SO BB IBB HBP BLK WP HR S P ERA WHIP	IP WLS BF H R ER SO BB IBB HBP BLK WP HR S P ERA WHIP	IP WLS BF H R ER SO BB IBB HBP BLK WP HR S P ERA WHIP	IP WLS BF H R ER SO BB IBB HBP BLK WP HR S P ERA WHIP	IP WLS BF H R ER SO BB IBB HBP BLK WP HR S P ERA WHIP	IP WLS BF H R ER SO BB IBB HBP BLK WP HR S P ERA WHIP	IP WLS BF H R ER SO BB IBB HBP BLK WP HR S P ERA WHIP	IP WLS BF H R ER SO BB IBB HBP BLK WP HR S P ERA WHIP	IP WLS BF H R ER SO BB IBB HBP BLK WP HR S P ERA WHIP	IP WLS BF H R ER SO BB IBB HBP BLK WP HR S P ERA WHIP	IP WLS BF H R ER SO BB IBB HBP BLK WP HR S P ERA WHIP	IP WLS BF H R ER SO BB IBB HBP BLK WP HR S P ERA WHIP	IP WLS BF H R ER SO BB IBB HBP BLK WP HR S P ERA WHIP	IP WLS BF H R ER SO BB IBB HBP BLK WP HR S P ERA WHIP	IP WLS BF H R ER SO BB IBB HBP BLK WP HR S P ERA WHIP	IP WLS BF H R ER SO BB IBB HBP BLK WP HR S P ERA WHIP
44 Tyler Anderson, L ERA: 4.45	6.1 L	30 10	4 4	4 8	0 0	0 0	0 0	0 0	0 0	0 0	2 74	99	5.68	1.579									
45 Scott Oberg, R ERA: 2.97	0.2	2	0	0	0	0	0	0	0	0	8	11	0.00	0.000									
18 Seunghwan Oh, R ERA: 2.5	1.0	5	1	0	2	1	0	0	0	0	12	21	0.00	2.000									
0 Adam Ottavino, R ERA: 1.61	1.0	3	0	0	3	0	0	0	0	0	10	18	0.00	0.000									
<b>Batter</b>	<b>1</b>	<b>2</b>	<b>3</b>	<b>4</b>	<b>5</b>	<b>6</b>	<b>7</b>	<b>8</b>	<b>9</b>	<b>AB</b>	<b>R</b>	<b>H</b>	<b>RBI</b>	<b>BB</b>	<b>SO</b>	<b>LOB</b>	<b>BOTTOM</b>						
19 Charlie Blackmon, L OBP: 0.343, SLG: 0.475										4	1	2	0	0	2	0							
9 DJ LeMahieu, R OBP: 0.322, SLG: 0.431										3	1	2	1	0	1	0							
28 Nolan Arenado, R OBP: 0.391, SLG: 0.577										3	0	1	1	1	0	1							
27 Trevor Story, R OBP: 0.347, SLG: 0.549										4	0	0	0	0	1	6							
5 Carlos González, L OBP: 0.342, SLG: 0.483										4	0	0	0	0	0	3							
20 Ian Desmond, R OBP: 0.300, SLG: 0.430										4	0	0	0	0	1	0							
26 David Dahl, L OBP: 0.320, SLG: 0.471										4	0	0	0	0	2	1							
42 Chris Iannetta, R OBP: 0.323, SLG: 0.378										4	1	1	1	0	1	0							
44 Tyler Anderson, L OBP: 0.174, SLG: 0.095										2	0	0	0	0	2	0							
45 Scott Oberg, R ERA: 2.35										0	0	0	0	0	0	0							
18 Seunghwan Oh, R ERA: 2.7										0	0	0	0	0	0	0							
8 Gerardo Parra, L OBP: 0.340, SLG: 0.381										1	0	1	0	0	0	0							
0 Adam Ottavino, S ERA: 1.82										0	0	0	0	0	0	0							
<b>Inning Stats</b>	R: 0 H: 1 E: 1 K: 1 S: 10	H: 1 LOB: 1 BB: 0 P: 15	R: 0 H: 0 E: 0 K: 0 S: 7	H: 0 LOB: 0 BB: 0 P: 9	R: 2 H: 3 E: 0 K: 2 S: 11	H: 3 LOB: 1 BB: 0 P: 18	R: 0 H: 0 E: 1 K: 0 S: 3	H: 0 LOB: 0 BB: 0 P: 4	R: 1 H: 1 E: 0 K: 3 S: 11	H: 1 LOB: 0 BB: 0 P: 14	R: 0 H: 0 E: 0 K: 0 S: 9	H: 0 LOB: 0 BB: 0 P: 14	R: 0 H: 0 E: 0 K: 1 S: 7	H: 0 LOB: 0 BB: 0 P: 12	R: 0 H: 2 E: 0 K: 1 S: 8	H: 2 LOB: 3 BB: 1 P: 10	R: 0 H: 0 E: 0 K: 2 S: 8	H: 0 LOB: 0 BB: 0 P: 12	1B: 4 2B: 1 3B: 1 HR: 1	SF: 0 SAC: 1 DP: 2 HBP: 0	WP: 0 PB: 0 SB: 0 CS: 0	PA: 35	
<b>PITCHER</b>	IP WLS BF H R ER SO BB IBB HBP BLK WP HR S P ERA WHIP	IP WLS BF H R ER SO BB IBB HBP BLK WP HR S P ERA WHIP	IP WLS BF H R ER SO BB IBB HBP BLK WP HR S P ERA WHIP	IP WLS BF H R ER SO BB IBB HBP BLK WP HR S P ERA WHIP	IP WLS BF H R ER SO BB IBB HBP BLK WP HR S P ERA WHIP	IP WLS BF H R ER SO BB IBB HBP BLK WP HR S P ERA WHIP	IP WLS BF H R ER SO BB IBB HBP BLK WP HR S P ERA WHIP	IP WLS BF H R ER SO BB IBB HBP BLK WP HR S P ERA WHIP	IP WLS BF H R ER SO BB IBB HBP BLK WP HR S P ERA WHIP	IP WLS BF H R ER SO BB IBB HBP BLK WP HR S P ERA WHIP	IP WLS BF H R ER SO BB IBB HBP BLK WP HR S P ERA WHIP	IP WLS BF H R ER SO BB IBB HBP BLK WP HR S P ERA WHIP	IP WLS BF H R ER SO BB IBB HBP BLK WP HR S P ERA WHIP	IP WLS BF H R ER SO BB IBB HBP BLK WP HR S P ERA WHIP	IP WLS BF H R ER SO BB IBB HBP BLK WP HR S P ERA WHIP	IP WLS BF H R ER SO BB IBB HBP BLK WP HR S P ERA WHIP	IP WLS BF H R ER SO BB IBB HBP BLK WP HR S P ERA WHIP	IP WLS BF H R ER SO BB IBB HBP BLK WP HR S P ERA WHIP	IP WLS BF H R ER SO BB IBB HBP BLK WP HR S P ERA WHIP	IP WLS BF H R ER SO BB IBB HBP BLK WP HR S P ERA WHIP	IP WLS BF H R ER SO BB IBB HBP BLK WP HR S P ERA WHIP	IP WLS BF H R ER SO BB IBB HBP BLK WP HR S P ERA WHIP	IP WLS BF H R ER SO BB IBB HBP BLK WP HR S P ERA WHIP
41 Robbie Erlin, L ERA: 3.46	5.0 H	20 4	3 0	3 0	0 0	0 0	0 0	0 0	0 0	0	0	12	19	0.00	0.000								
66 Robert Stock, R ERA: 2.35	1.1	4	0	0	0	0	0	0	0	0	12	19	0.00	0.000									
65 José Castillo, L ERA: 3.38	0.2	2	0	0	1	0	0	0	0	0	4	7	0.00	0.000									
34 Craig Stammen, R ERA: 2.7	1.0	6	2	0	1	0	1	0	0	0	8	10	0.00	2.000									
39 Kirby Yates, R ERA: 1.82	1.0	3	0	0	2	0	0	0	0	0	8	12	0.00	0.000									

San Diego Padres @ Colorado Rockies  
Coors Field, Denver, CO  
Tue Aug 21 2018, 6:43 PM - 9:17 PM MDT  
Att: 27,862 - Cloudy - 62 F

livebaseballscorecards.com


AB 37  
R 4  
H 11  
RBI 4  
BB 1  
SO 13  
LOB 16



San Diego Padres @ Colorado Rockies  
Coors Field, Denver, CO  
Tue Aug 21 2018, 6:43 PM - 9:17 PM MDT  
Att: 27,862 - Cloudy - 62 F

livebaseballscorecards.com

AB 33  
R 3  
H 7  
RBI 3  
BB 1  
SO 10  
LOB 11





















Batter	1	2	3	4	5	6	7	8	9	AB	R	H	RBI	BB	SO	LOB	TOP					
13 Matt Carpenter, L (1,3) OBP: 0.385, SLG: 0.579										5	2	4	2	0	0	0	<b>St. Louis Cardinals @ Colorado Rockies</b> Coors Field, Denver, CO Sun Aug 26 2018, 1:14 PM - 4:00 PM MDT Att: 41,235 - Partly Cloudy - 90 F  <b>AB 41</b> <b>R 12</b> <b>H 16</b> <b>RBI 12</b> <b>BB 2</b> <b>SO 5</b> <b>LOB 11</b>					
4 Yadier Molina, R (1,2) OBP: 0.322, SLG: 0.446										5	1	2	1	0	0	3						
46 Francisco Peña, R (8,2)										0	0	0	0	0	0	0						
38 José Martínez, R (1,9) OBP: 0.365, SLG: 0.468										5	1	2	1	0	1	3						
41 Tyler O'Neill, R (1,7) OBP: 0.315, SLG: 0.529										5	2	2	2	0	2	1						
12 Paul DeJong, R (1,6) OBP: 0.312, SLG: 0.426										4	1	1	0	1	1	0						
3 Jedd Gyorko, R (1,5) OBP: 0.346, SLG: 0.434										5	2	3	1	0	0	0						
48 Harrison Bader, R (1,8) OBP: 0.349, SLG: 0.444										4	1	1	2	0	1	1						
34 Yairo Muñoz, R (1,4) OBP: 0.339, SLG: 0.411										4	2	0	1	1	0	3						
68 Austin Gomber, L (1,1) OBP: 0.167, SLG: 0.167										3	0	1	2	0	0	0						
33 Tyson Ross, R (7,1) OBP: 0.171, SLG: 0.154										0	0	0	0	0	0	0						
15 Matt Adams, L (9,PH) OBP: 0.329, SLG: 0.500										1	0	0	0	0	0	0						
55 Dominic Leone, R (9,1) OBP: 0.326, SLG: 0.395										0	0	0	0	0	0	0						
<b>Inning Stats</b>	R: 6 E: 0 K: 1 S: 28	H: 7 LOB: 2 BB: 1 P: 40	R: 0 E: 0 K: 0 S: 8	H: 0 LOB: 0 BB: 0 P: 12	R: 4 E: 2 K: 1 S: 22	H: 4 LOB: 1 BB: 0 P: 32	R: 0 E: 0 K: 1 S: 12	H: 0 LOB: 0 BB: 0 P: 19	R: 0 E: 0 K: 0 S: 6	H: 0 LOB: 0 BB: 0 P: 9	R: 2 E: 0 K: 0 S: 15	H: 3 LOB: 2 BB: 1 P: 22	R: 0 E: 0 K: 0 S: 8	H: 2 LOB: 1 BB: 0 P: 12	R: 0 E: 0 K: 1 S: 6	H: 0 LOB: 0 BB: 0 P: 10	R: 0 E: 0 K: 1 S: 6	H: 0 LOB: 0 BB: 0 P: 10	1B: 9 2B: 6 3B: 0 HR: 1	SF: 1 SAC: 1 DP: 1 HBP: 0	WP: 1 PB: 0 SB: 0 CS: 0	PA: 45
<b>PITCHER</b>	IP WLS BF H R ER SO BB IBB HBP BLK WP HR S P ERA WHIP																	<b>PITCHER</b>	IP WLS BF H R ER SO BB IBB HBP BLK WP HR S P ERA WHIP			
44 Tyler Anderson, L (1,1) ERA: 4.79	0.2 L 10 7 6 6 1 0 0 1 0 0 0 0 1 26 36 81.00 10.500																					
35 Chad Bettis, R (1,1)	3.1 15 4 4 0 2 0 0 0 0 0 0 0 44 67 0.00 1.200																					
52 Chris Rusin, L (5,1) ERA: 6.85	2.0 10 3 2 2 0 1 0 0 0 0 1 0 21 31 9.00 2.000																					
29 Bryan Shaw, R (7,1) ERA: 6.16	2.0 7 2 0 0 1 0 0 0 0 0 0 0 14 21 0.00 1.000																					
51 Jake McGee, L (9,1) ERA: 5.84	1.0 3 0 0 0 1 0 0 0 0 0 0 0 6 10 0.00 0.000																					

Batter	1	2	3	4	5	6	7	8	9	AB	R	H	RBI	BB	SO	LOB	BOTTOM					
9 DJ LeMahieu, R (1,4) OBP: 0.324, SLG: 0.428										4	2	2	0	0	1	1	<b>St. Louis Cardinals @ Colorado Rockies</b> Coors Field, Denver, CO Sun Aug 26 2018, 1:14 PM - 4:00 PM MDT Att: 41,235 - Partly Cloudy - 90 F  <b>AB 32</b> <b>R 3</b> <b>H 7</b> <b>RBI 2</b> <b>BB 2</b> <b>SO 6</b> <b>LOB 11</b>					
5 Carlos González, L (1,9) OBP: 0.344, SLG: 0.487										4	0	1	0	0	2	1						
28 Nolan Arenado, R (1,5) OBP: 0.394, SLG: 0.579										3	0	1	0	0	0	0						
29 Bryan Shaw, S (7,1)										0	0	0	0	0	0	0						
8 Gerardo Parra, L (8,PH) OBP: 0.337, SLG: 0.376										1	0	0	1	0	0	1						
51 Jake McGee, L (9,1) ERA: 5.84										0	0	0	0	0	0	0						
27 Trevor Story, R (1,6) OBP: 0.345, SLG: 0.540										3	0	0	1	0	0	1						
14 Tony Wolters, L (8,7) OBP: 0.276, SLG: 0.276										1	0	0	0	0	0	1						
7 Matt Holliday, R (1,7) OBP: 0.333, SLG: 0.667										4	1	1	0	0	1	1						
20 Ian Desmond, R (1,3) OBP: 0.303, SLG: 0.441										3	0	1	0	1	0	0						
26 David Dahl, L (1,8) OBP: 0.317, SLG: 0.477										4	0	0	0	0	0	2						
42 Chris Iannetta, R (1,2) OBP: 0.329, SLG: 0.376										2	0	0	0	1	1	1						
44 Tyler Anderson, L (1,1) OBP: 0.174, SLG: 0.095										0	0	0	0	0	0	0						
35 Chad Bettis, R (1,1) OBP: 0.143, SLG: 0.091										1	0	0	0	0	1	2						
52 Chris Rusin, L (5,1) OBP: 0.500, SLG: 0.500										1	0	1	0	0	0	0						
24 Ryan McMahon, L (7,5) OBP: 0.326, SLG: 0.395										1	0	0	0	0	0	0						
<b>Inning Stats</b>	R: 0 E: 0 K: 2 S: 9	H: 0 LOB: 0 BB: 0 P: 13	R: 1 E: 1 K: 1 S: 12	H: 2 LOB: 1 BB: 1 P: 21	R: 1 E: 0 K: 2 S: 11	H: 2 LOB: 0 BB: 0 P: 19	R: 0 E: 0 K: 1 S: 7	H: 0 LOB: 0 BB: 0 P: 11	R: 0 E: 0 K: 0 S: 7	H: 1 LOB: 0 BB: 0 P: 14	R: 0 E: 0 K: 0 S: 7	H: 0 LOB: 0 BB: 0 P: 9	R: 0 E: 0 K: 0 S: 4	H: 0 LOB: 0 BB: 1 P: 10	R: 1 E: 0 K: 0 S: 11	H: 2 LOB: 1 BB: 0 P: 19	R: 0 E: 0 K: 0 S: 4	H: 0 LOB: 0 BB: 0 P: 4	1B: 4 2B: 3 3B: 0 HR: 0	SF: 0 SAC: 0 DP: 2 HBP: 0	WP: 0 PB: 0 SB: 0 CS: 0	PA: 34
<b>PITCHER</b>	IP WLS BF H R ER SO BB IBB HBP BLK WP HR S P ERA WHIP																	<b>PITCHER</b>	IP WLS BF H R ER SO BB IBB HBP BLK WP HR S P ERA WHIP			
68 Austin Gomber, L (1,1) ERA: 2.79	6.0 W 23 5 2 1 1 0 1 0 0 0 0 0 15 29 1.50 1.000																					
33 Tyson Ross, R (7,1) ERA: 4.19	2.0 8 2 1 1 0 1 0 0 0 0 0 0 15 29 4.50 1.500																					
55 Dominic Leone, R (9,1) ERA: 3.86	1.0 3 0 0 0 0 0 0 0 0 0 0 0 4 4 0.00 0.000																					







Batter	1	2	3	4	5	6	7	8	9	AB	R	H	RBI	BB	SO	LOB	TOP						
19 Charlie Blackmon, L OBP: 0.348, SLG: 0.480										4	1	2	0	0	0	0	<b>Colorado Rockies @ Los Angeles Angels</b> Angel Stadium, Anaheim, CA Tue Aug 28 2018, 7:10 PM - 10:08 PM PDT Att: 35,207 - Cloudy - 76 F						
9 DJ LeMahieu, R OBP: 0.324, SLG: 0.436										4	0	0	0	0	0	2							
5 Carlos González, L OBP: 0.348, SLG: 0.495										3	1	1	2	1	0	0							
28 Nolan Arenado, R OBP: 0.387, SLG: 0.568										4	0	0	0	0	0	2							
27 Trevor Story, R OBP: 0.347, SLG: 0.538										4	1	2	0	0	2	1							
8 Gerardo Parra, L OBP: 0.333, SLG: 0.372										4	0	0	0	0	0	2							
20 Ian Desmond, R OBP: 0.300, SLG: 0.436										2	0	0	1	0	1	0							
24 Ryan McMahon, L OBP: 0.320, SLG: 0.387										3	0	0	0	0	1	0							
42 Chris Iannetta, R OBP: 0.328, SLG: 0.371										3	0	0	0	0	0	0							
<b>Inning Stats</b>	R: 2 E: 0 K: 2 S: 15	H: 2 LOB: 0 BB: 0 P: 22	R: 0 E: 0 K: 0 S: 6	H: 0 LOB: 0 BB: 0 P: 10	R: 0 E: 0 K: 0 S: 7	H: 0 LOB: 0 BB: 0 P: 11	R: 0 E: 0 K: 0 S: 9	H: 1 LOB: 0 BB: 0 P: 19	R: 0 E: 0 K: 0 S: 8	H: 0 LOB: 0 BB: 0 P: 15	R: 0 E: 0 K: 0 S: 7	H: 1 LOB: 2 BB: 1 P: 12	R: 1 E: 0 K: 0 S: 11	H: 1 LOB: 0 BB: 0 P: 18	R: 0 E: 0 K: 0 S: 8	H: 0 LOB: 1 BB: 0 P: 23	1B: 2 2B: 2 3B: 0 HR: 1	SF: 1 SAC: 0 DP: 0 HBP: 0	WP: 1 PB: 0 SB: 1 CS: 1	PA: 34			
<b>PITCHER</b>	IP WLS BF H R ER SO BB IBB HBP BLK WP HR S P ERA WHIP	25 Noé Ramirez, R ERA: 4.88	33 Jim Johnson, R ERA: 3.74	67 Taylor Cole, R ERA: 3.63	32 Cam Bedrosian, R ERA: 3.32	31 Ty Buttrey, R ERA: 1.42	48 Jose Alvarez, L ERA: 2.72	53 Blake Parker, R ERA: 3.09	IP WLS BF H R ER SO BB IBB HBP BLK WP HR S P ERA WHIP	48 Jose Alvarez, L ERA: 2.72	53 Blake Parker, R ERA: 3.09	IP WLS BF H R ER SO BB IBB HBP BLK WP HR S P ERA WHIP	48 Jose Alvarez, L ERA: 2.72	53 Blake Parker, R ERA: 3.09	IP WLS BF H R ER SO BB IBB HBP BLK WP HR S P ERA WHIP	48 Jose Alvarez, L ERA: 2.72	53 Blake Parker, R ERA: 3.09	IP WLS BF H R ER SO BB IBB HBP BLK WP HR S P ERA WHIP	48 Jose Alvarez, L ERA: 2.72	53 Blake Parker, R ERA: 3.09	IP WLS BF H R ER SO BB IBB HBP BLK WP HR S P ERA WHIP	48 Jose Alvarez, L ERA: 2.72	53 Blake Parker, R ERA: 3.09

AB	31
R	3
H	5
RBI	3
BB	1
SO	6
LOB	7



Batter	1	2	3	4	5	6	7	8	9	AB	R	H	RBI	BB	SO	LOB	BOTTOM							
56 Kole Calhoun, L OBP: 0.285, SLG: 0.400										4	0	0	0	0	1	1	<b>Colorado Rockies @ Los Angeles Angels</b> Angel Stadium, Anaheim, CA Tue Aug 28 2018, 7:10 PM - 10:08 PM PDT Att: 35,207 - Cloudy - 76 F							
6 David Fletcher, R OBP: 0.319, SLG: 0.370										4	1	3	1	0	1	0								
27 Mike Trout, R OBP: 0.460, SLG: 0.625										3	0	0	0	1	1	3								
5 Albert Pujols, R OBP: 0.289, SLG: 0.411										2	0	0	1	1	0	1								
2 Andrelton Simmons, R OBP: 0.341, SLG: 0.414										4	0	2	0	0	0	1								
René Rivera, R OBP: 0.287, SLG: 0.439										4	0	0	0	0	3	3								
19 Jefry Marte, R OBP: 0.252, SLG: 0.353										3	0	0	0	0	1	3								
17 Shohei Ohtani, L OBP: 0.352, SLG: 0.545										1	0	0	0	0	1	0								
3 Taylor Ward, R OBP: 0.250, SLG: 0.341										4	0	0	0	0	3	1								
9 Eric Young Jr., S OBP: 0.278, SLG: 0.369										3	1	1	0	0	0	0								
<b>Inning Stats</b>	R: 0 E: 0 K: 1 S: 9	H: 0 LOB: 1 BB: 1 P: 16	R: 0 E: 0 K: 0 S: 9	H: 1 LOB: 0 BB: 0 P: 16	R: 0 E: 0 K: 0 S: 8	H: 1 LOB: 0 BB: 0 P: 14	R: 0 E: 0 K: 2 S: 13	H: 1 LOB: 1 BB: 0 P: 15	R: 1 E: 0 K: 2 S: 15	H: 2 LOB: 1 BB: 0 P: 21	R: 0 E: 0 K: 1 S: 9	H: 0 LOB: 1 BB: 1 P: 17	R: 0 E: 0 K: 2 S: 9	H: 0 LOB: 0 BB: 0 P: 15	R: 1 E: 0 K: 0 S: 9	H: 1 LOB: 0 BB: 0 P: 14	R: 0 E: 0 K: 3 S: 9	H: 0 LOB: 0 BB: 0 P: 16	1B: 6 2B: 0 3B: 0 HR: 0	SF: 1 SAC: 0 DP: 0 HBP: 0	WP: 2 PB: 0 SB: 1 CS: 0	PA: 35		
<b>PITCHER</b>	IP WLS BF H R ER SO BB IBB HBP BLK WP HR S P ERA WHIP	21 Kyle Freeland, L ERA: 2.9	45 Scott Oberg, R ERA: 2.53	71 Wade Davis, R ERA: 4.8	IP WLS BF H R ER SO BB IBB HBP BLK WP HR S P ERA WHIP	21 Kyle Freeland, L ERA: 2.9	45 Scott Oberg, R ERA: 2.53	71 Wade Davis, R ERA: 4.8	IP WLS BF H R ER SO BB IBB HBP BLK WP HR S P ERA WHIP	21 Kyle Freeland, L ERA: 2.9	45 Scott Oberg, R ERA: 2.53	71 Wade Davis, R ERA: 4.8	IP WLS BF H R ER SO BB IBB HBP BLK WP HR S P ERA WHIP	21 Kyle Freeland, L ERA: 2.9	45 Scott Oberg, R ERA: 2.53	71 Wade Davis, R ERA: 4.8	IP WLS BF H R ER SO BB IBB HBP BLK WP HR S P ERA WHIP	21 Kyle Freeland, L ERA: 2.9	45 Scott Oberg, R ERA: 2.53	71 Wade Davis, R ERA: 4.8	IP WLS BF H R ER SO BB IBB HBP BLK WP HR S P ERA WHIP	21 Kyle Freeland, L ERA: 2.9	45 Scott Oberg, R ERA: 2.53	71 Wade Davis, R ERA: 4.8

AB	32
R	2
H	6
RBI	2
BB	2
SO	11
LOB	13





Batter	1	2	3	4	5	6	7	8	9	10	11	12	13	AB	R	H	RBI	BB	SO	LOB	TOP	
19 Charlie Blackmon, L OBP: 0.333, SLG: 0.475	L7		E3		G6-3		G3			FC4-6		G4-3		6	0	0	0	0	0	1		
9 DJ LeMahieu, R OBP: 0.320, SLG: 0.429	G5-3		L9		G3		G6-3			K		G6-3		6	0	0	0	0	1	2		
28 Nolan Arenado, R OBP: 0.387, SLG: 0.564	P6				G3		G1-3							5	0	1	0	1	0	0		
27 Trevor Story, R OBP: 0.346, SLG: 0.534	F7													4	2	0	0	1	2	3		
7 Matt Holliday, R OBP: 0.412, SLG: 0.533														1	0	1	0	2	0	0		
8 Gerardo Parra, L OBP: 0.331, SLG: 0.369														3	0	0	0	0	1	0		
5 Carlos González, L OBP: 0.346, SLG: 0.490														6	0	1	0	0	1	5		
20 Ian Desmond, R OBP: 0.296, SLG: 0.430														6	0	0	1	0	0	4		
14 Tony Wolters, L OBP: 0.280, SLG: 0.296														4	0	0	0	0	0	3		
26 David Dahl, L OBP: 0.324, SLG: 0.473														0	0	0	0	1	0	0		
45 Scott Oberg, R OBP: 0.331, SLG: 0.369														0	0	0	0	0	0	0		
51 Jake McGee, L OBP: 0.331, SLG: 0.369														0	0	0	0	0	0	0		
29 Bryan Shaw, S OBP: 0.331, SLG: 0.369														0	0	0	0	0	0	0		
48 Germán Márquez, R OBP: 0.333, SLG: 0.336														3	0	0	0	0	3	3		
0 Adam Ottavino, R OBP: 0.333, SLG: 0.336														0	0	0	0	0	0	0		
24 Ryan McMahon, L OBP: 0.333, SLG: 0.336														1	0	1	0	0	0	0		
18 Seungwhan Oh, R OBP: 0.333, SLG: 0.336														0	0	0	0	0	0	0		
42 Chris Iannetta, R OBP: 0.333, SLG: 0.336														1	0	0	0	0	0	0		
														1	0	0	0	0	0	2		
<b>Inning Stats</b>	R: 0 E: 0 K: 2 S: 7	H: 0 LOB: 0 BB: 0 P: 9	R: 0 E: 0 K: 0 S: 6	H: 0 LOB: 1 BB: 1 P: 14	R: 0 E: 1 K: 1 S: 12	H: 0 LOB: 3 BB: 1 P: 30	R: 0 E: 0 K: 0 S: 7	H: 1 LOB: 0 BB: 0 P: 11	R: 1 E: 0 K: 1 S: 12	H: 1 LOB: 1 BB: 1 P: 17	R: 0 E: 0 K: 0 S: 6	H: 0 LOB: 0 BB: 0 P: 8	R: 0 E: 0 K: 0 S: 10	H: 1 LOB: 2 BB: 1 P: 15	R: 0 E: 0 K: 0 S: 10	H: 1 LOB: 1 BB: 1 P: 15	R: 0 E: 0 K: 0 S: 4	H: 0 LOB: 0 BB: 0 P: 5	1B: 4 2B: 0 3B: 0 HR: 0	SF: 0 SAC: 0 DP: 0 HBP: 1	W/P: 0 PB: 0 SB: 1 CS: 0	PA: 52
<b>PITCHER</b>	IP: 5.0 ERA: 5.01	WLS: 9 BF: 21	H: 0 R: 1 ER: 0 SO: 2	BB: 2 IBB: 0 HBP: 1 BLK: 0	WP: 0 HR: 0 S: 49 P: 81	ERA: 0.00 WHIP: 0.400	<b>PITCHER</b>	IP: 1.0 ERA: 2.93	WLS: 5 BF: 5	H: 1 R: 0 ER: 0 SO: 2	BB: 0 IBB: 1 HBP: 0 BLK: 0	WP: 0 HR: 0 S: 15 P: 15	ERA: 0.00 WHIP: 1.000	<b>PITCHER</b>	IP: 3.0 ERA: 2.22	WLS: 12 BF: 12	H: 2 R: 0 ER: 0 SO: 0	BB: 0 IBB: 0 HBP: 0 BLK: 0	WP: 0 HR: 0 S: 26 P: 35	ERA: 0.00 WHIP: 0.667		

Colorado Rockies @ San Diego Padres  
Petco Park, San Diego, CA  
Thu Aug 30 2018, 7:11 PM - 10:46 PM PDT  
Att. 20,056 - Clear - 75 F

livebaseballscorecards.com

AB 46  
R 2  
H 4  
RBI 1  
BB 5  
SO 8  
LOB 23



Batter	1	2	3	4	5	6	7	8	9	10	11	12	13	AB	R	H	RBI	BB	SO	LOB	BOTTOM	
16 Travis Jankowski, L OBP: 0.333, SLG: 0.336	L9													5	0	1	0	0	2	1		
9 Luis Urias, R OBP: 0.357, SLG: 0.333	K2-3													4	0	0	0	0	1	2		
4 Will Myers, R OBP: 0.317, SLG: 0.460	K													5	0	0	0	0	3	4		
30 Eric Hosmer, L OBP: 0.314, SLG: 0.388														4	0	0	0	1	2	0		
10 Hunter Renfroe, R OBP: 0.310, SLG: 0.498														5	1	2	0	0	2	2		
18 Austin Hedges, R OBP: 0.286, SLG: 0.417														5	1	1	1	0	2	1		
13 Freddy Galvis, S OBP: 0.294, SLG: 0.367														3	0	0	1	1	0	0		
7 Manuel Margot, R OBP: 0.296, SLG: 0.386														4	0	0	0	0	2	1		
66 Robert Stock, L OBP: 0.303, SLG: 0.336														1	0	0	0	0	0	0		
2 José Pirela, R OBP: 0.303, SLG: 0.336														1	0	0	0	0	0	0		
46 Eric Lauer, R OBP: 0.333, SLG: 0.336														2	0	0	0	0	0	0		
56 Trey Wingenter, R OBP: 0.333, SLG: 0.336														0	0	0	0	0	0	0		
55 Matt Strahm, R OBP: 0.333, SLG: 0.336														0	0	0	0	0	0	0		
34 Craig Stammen, R OBP: 0.333, SLG: 0.336														0	0	0	0	0	0	0		
15 Cory Spangenberg, L OBP: 0.333, SLG: 0.336														0	0	0	0	0	0	0		
39 Kirby Yates, R OBP: 0.333, SLG: 0.336														0	0	0	0	0	0	0		
65 José Castillo, L OBP: 0.333, SLG: 0.336														0	0	0	0	0	0	0		
32 Framiri Reyes, R OBP: 0.333, SLG: 0.336														2	0	0	0	0	0	0		
														2	1	2	1	0	0	0		
<b>Inning Stats</b>	R: 0 E: 0 K: 2 S: 11	H: 0 LOB: 0 BB: 0 P: 15	R: 2 E: 0 K: 2 S: 14	H: 2 LOB: 0 BB: 0 P: 18	R: 0 E: 1 K: 2 S: 12	H: 0 LOB: 1 BB: 0 P: 17	R: 0 E: 0 K: 0 S: 5	H: 0 LOB: 0 BB: 0 P: 8	R: 0 E: 0 K: 1 S: 6	H: 0 LOB: 0 BB: 0 P: 10	R: 0 E: 0 K: 1 S: 12	H: 0 LOB: 1 BB: 1 P: 18	R: 0 E: 0 K: 0 S: 9	H: 2 LOB: 1 BB: 0 P: 14	R: 0 E: 0 K: 0 S: 9	H: 1 LOB: 0 BB: 0 P: 13	R: 1 E: 0 K: 0 S: 4	H: 1 LOB: 0 BB: 0 P: 6	1B: 4 2B: 0 3B: 1 HR: 1	SF: 1 SAC: 0 DP: 2 HBP: 1	W/P: 0 PB: 0 SB: 1 CS: 1	PA: 45
<b>PITCHER</b>	IP: 8.0 ERA: 4.11	WLS: 28 BF: 28	H: 2 R: 2 ER: 2 SO: 13	BB: 1 IBB: 0 HBP: 0 BLK: 0	WP: 0 HR: 0 S: 76 P: 108	ERA: 2.25 WHIP: 0.375	<b>PITCHER</b>	IP: 13.1 ERA: 6.26	WLS: 3 BF: 13	H: 1 R: 1 ER: 1 SO: 0	BB: 0 IBB: 0 HBP: 0 BLK: 0	WP: 0 HR: 1 S: 4 P: 6	ERA: 13.50 WHIP: 1.500									

Colorado Rockies @ San Diego Padres  
Petco Park, San Diego, CA  
Thu Aug 30 2018, 7:11 PM - 10:46 PM PDT  
Att. 20,056 - Clear - 75 F

livebaseballscorecards.com

AB 41  
R 3  
H 6  
RBI 3  
BB 2  
SO 16  
LOB 12













Batter	1	2	3	4	5	6	7	8	9	AB	R	H	RBI	BB	SO	LOB	TOP					
19 Charlie Blackmon, L OBP: 0.345, SLG: 0.475										5	1	3	1	0	1	0	<b>Colorado Rockies @ San Diego Padres</b> Petco Park, San Diego, CA Sun Sep 02 2018, 1:10 PM - 3:57 PM PDT Att: 28,863 - Sunny - 74 F					
9 DJ LeMahieu, R OBP: 0.317, SLG: 0.427										4	1	0	0	1	2	4						
28 Nolan Arenado, R OBP: 0.384, SLG: 0.559										4	1	1	1	0	1	4						
27 Trevor Story, R OBP: 0.350, SLG: 0.539										4	0	2	1	0	1	0						
26 David Dahl, L OBP: 0.319, SLG: 0.482										3	1	1	2	0	0	1						
20 Ian Desmond, R OBP: 0.297, SLG: 0.428										4	1	1	0	0	0	1						
8 Gerardo Parra, L OBP: 0.330, SLG: 0.366										3	1	0	0	1	0	0						
42 Chris Iannetta, R OBP: 0.327, SLG: 0.370										3	1	1	2	1	0	0						
21 Kyle Freeland, L OBP: 0.107, SLG: 0.000										2	0	0	0	0	2	0						
7 Matt Holliday, R OBP: 0.200, SLG: 0.399										1	0	0	0	0	0	1						
18 Seungwhan Oh, R OBP: 0.200, SLG: 0.399										0	0	0	0	0	0	0						
0 Adam Ottavino, S OBP: 0.200, SLG: 0.399										0	0	0	0	0	0	0						
24 Ryan McMahon, L OBP: 0.200, SLG: 0.399										1	0	0	0	0	1	1						
45 Scott Oberg, R OBP: 0.200, SLG: 0.399										0	0	0	0	0	0	0						
<b>Inning Stats</b>	R: 1 E: 0 K: 0 S: 8	H: 1 LOB: 0 BB: 0 P: 11	R: 0 E: 0 K: 0 S: 5	H: 0 LOB: 0 BB: 0 P: 9	R: 0 E: 0 K: 1 S: 8	H: 0 LOB: 0 BB: 0 P: 12	R: 1 E: 0 K: 1 S: 11	H: 2 LOB: 1 BB: 0 P: 15	R: 0 E: 0 K: 1 S: 8	H: 0 LOB: 0 BB: 0 P: 12	R: 1 E: 0 K: 1 S: 10	H: 1 LOB: 1 BB: 1 P: 17	R: 3 E: 1 K: 0 S: 14	H: 3 LOB: 1 BB: 1 P: 25	R: 1 E: 0 K: 1 S: 11	H: 1 LOB: 0 BB: 0 P: 13	R: 0 E: 0 K: 3 S: 18	H: 1 LOB: 2 BB: 1 P: 27	1B: 4 2B: 4 3B: 0 HR: 1	SF: 2 SAC: 0 DP: 0 HBP: 0	WP: 1 PB: 0 SB: 3 CS: 0	PA: 39
<b>PITCHER</b>	IP WLS BF H R ER SO BB IBB HBP BLK WP HR S P ERA WHIP																					
63 Jacob Nix, R ERA: 4.85	6.0 L 25 5 5 5 4 2 0 0 0 0 1 0 52 84 7.50 1.167																					
58 Trey Wingerter, R ERA: 3.38	1.0 5 2 1 1 0 0 0 0 0 0 0 0 12 17 9.00 2.000																					
43 Miguel Diaz, R ERA: 5.56	2.0 9 2 1 1 4 1 0 0 0 0 0 1 29 40 4.50 1.500																					

Batter	1	2	3	4	5	6	7	8	9	AB	R	H	RBI	BB	SO	LOB	BOTTOM			
13 Freddy Galvis, S OBP: 0.294, SLG: 0.365										3	1	1	0	1	0	1	<b>Colorado Rockies @ San Diego Padres</b> Petco Park, San Diego, CA Sun Sep 02 2018, 1:10 PM - 3:57 PM PDT Att: 28,863 - Sunny - 74 F			
9 Luis Urias, R OBP: 0.308, SLG: 0.391										4	1	1	0	0	1	2				
10 Hunter Renfroe, R OBP: 0.311, SLG: 0.514										4	0	1	0	0	0	2				
30 Eric Hosmer, L OBP: 0.316, SLG: 0.390										2	0	0	0	2	0	1				
4 Wil Myers, R OBP: 0.310, SLG: 0.462										4	0	0	0	0	2	5				
32 Franmil Reyes, R OBP: 0.306, SLG: 0.508										4	0	1	2	0	1	1				
7 Manuel Margot, R OBP: 0.294, SLG: 0.386										4	1	1	0	0	0	2				
17 A.J. Ellis, R OBP: 0.389, SLG: 0.369										4	0	2	1	0	1	0				
63 Jacob Nix, R ERA: 4.85										2	0	0	0	0	2	2				
58 Trey Wingerter, R ERA: 3.38										0	0	0	0	0	0	0				
16 Travis Jankowski, L OBP: 0.333, SLG: 0.335										1	0	0	0	0	0	0				
43 Miguel Diaz, R ERA: 5.56										0	0	0	0	0	0	0				
15 Cory Spangenberg, L OBP: 0.291, SLG: 0.380										1	0	0	0	0	1	0				
<b>Inning Stats</b>	R: 2 E: 0 K: 0 S: 16	H: 2 LOB: 2 BB: 2 P: 26	R: 0 E: 0 K: 1 S: 6	H: 1 LOB: 0 BB: 0 P: 7	R: 0 E: 0 K: 1 S: 13	H: 1 LOB: 1 BB: 0 P: 20	R: 1 E: 0 K: 1 S: 13	H: 3 LOB: 2 BB: 0 P: 21	R: 0 E: 0 K: 0 S: 8	H: 0 LOB: 0 BB: 0 P: 13	R: 0 E: 0 K: 1 S: 7	H: 0 LOB: 0 BB: 0 P: 10	R: 0 E: 0 K: 2 S: 9	H: 0 LOB: 1 BB: 1 P: 14	R: 0 E: 0 K: 2 S: 10	H: 0 LOB: 0 BB: 0 P: 14	1B: 6 2B: 1 3B: 0 HR: 0	SF: 0 SAC: 0 DP: 1 HBP: 0	WP: 0 PB: 0 SB: 0 CS: 0	PA: 36
<b>PITCHER</b>	IP WLS BF H R ER SO BB IBB HBP BLK WP HR S P ERA WHIP																			
21 Kyle Freeland, L ERA: 2.96	6.0 W 26 7 3 3 3 2 0 0 0 0 0 0 8 63 9 4.50 1.500																			
18 Seungwhan Oh, R ERA: 2.44	1.0 H 3 0 0 0 1 0 0 0 0 0 0 0 8 11 0.00 0.000																			
0 Adam Ottavino, R ERA: 2.01	1.0 4 0 0 0 2 1 0 0 0 0 0 0 9 14 0.00 1.000																			
45 Scott Oberg, R ERA: 2.84	1.0 3 0 0 0 2 0 0 0 0 0 0 0 10 14 0.00 0.000																			

AB	34
R	7
H	9
RBI	7
BB	3
SO	8
LOB	12





Batter	1	2	3	4	5	6	7	8	9	AB	R	H	RBI	BB	SO	LOB	TOP									
53 Austin Slater, R OBP: 0.366, SLG: 0.336										5	1	1	0	0	3	1										
2 Chase d'Arnaud, R OBP: 0.288, SLG: 0.423										4	1	1	0	0	2	3										
9 Brandon Belt, L OBP: 0.346, SLG: 0.429										1	0	0	0	0	1	0										
10 Evan Longoria, R OBP: 0.280, SLG: 0.429										4	0	1	3	0	2	0										
5 Nick Hundley, R OBP: 0.291, SLG: 0.411										5	1	2	0	0	1	1										
35 Brandon Crawford, L OBP: 0.327, SLG: 0.403										4	0	1	1	0	3	1										
8 Hunter Pence, R OBP: 0.279, SLG: 0.300										4	0	1	0	0	0	1										
1 Gregor Blanco, L OBP: 0.279, SLG: 0.344										0	0	0	0	0	0	0										
7 Gorkys Hernández, R OBP: 0.297, SLG: 0.411										3	2	1	1	0	1	3										
37 Kelby Tomlinson, R OBP: 0.277, SLG: 0.283										3	0	0	0	0	0	0										
19 Aien Hanson, S OBP: 0.286, SLG: 0.449										1	1	1	2	0	0	0										
40 Madison Bumgarner, R OBP: 0.138, SLG: 0.143										2	0	0	0	0	0	1										
32 Steven Okert, L ERA: 0.53										0	0	0	0	0	0	0										
16 Aramis Garcia, R OBP: 0.300, SLG: 1.200										1	1	1	0	0	0	0										
58 Pierce Johnson, R OBP: 0.142, SLG: 0.099										0	0	0	0	0	0	0										
26 Chris Shaw, L OBP: 0.285, SLG: 0.351										1	1	1	1	0	0	0										
56 Tony Watson, L ERA: 2.91										0	0	0	0	0	0	0										
<b>Inning Stats</b>	R: 0 E: 0 K: 2 S: 15	H: 0 LOB: 0 BB: 0 P: 21	R: 0 E: 0 K: 1 S: 8	H: 0 LOB: 0 BB: 0 P: 15	R: 1 E: 0 K: 1 S: 11	H: 1 LOB: 0 BB: 0 P: 15	R: 1 E: 0 K: 1 S: 13	H: 3 LOB: 2 BB: 0 P: 20	R: 0 E: 1 K: 1 S: 6	H: 0 LOB: 1 BB: 0 P: 9	R: 1 E: 0 K: 2 S: 16	H: 2 LOB: 1 BB: 0 P: 25	R: 2 E: 0 K: 0 S: 14	H: 3 LOB: 1 BB: 0 P: 23	R: 3 E: 0 K: 2 S: 18	H: 2 LOB: 0 BB: 0 P: 27	R: 0 E: 0 K: 3 S: 9	H: 0 LOB: 0 BB: 0 P: 15	1B: 5 2B: 2 3B: 1 HR: 3	SF: 1 SAC: 0 DP: 0 HBP: 1	WP: 1 PB: 0 SB: 1 CS: 0	PA: 40	ERA: 0.00 WHIP: 0.000			
<b>PITCHER</b>	IP: 5.1 WLS: 2 BF: 23 ERA: 4.8	IP: 0.2 WLS: 0 BF: 2 ERA: 0.53	IP: 0.2 WLS: 0 BF: 2 ERA: 7.14	IP: 0.1 WLS: H BF: 2 ERA: 5.19	IP: 1.0 WLS: W BF: 6 ERA: 2.53	IP: 1.0 WLS: S BF: 3 ERA: 4.63	IP: 1.0 WLS: S BF: 3 ERA: 4.63	IP: 1.0 WLS: S BF: 3 ERA: 4.63	IP: 1.0 WLS: S BF: 3 ERA: 4.63	IP: 1.0 WLS: S BF: 3 ERA: 4.63	IP: 1.0 WLS: S BF: 3 ERA: 4.63	IP: 1.0 WLS: S BF: 3 ERA: 4.63	IP: 1.0 WLS: S BF: 3 ERA: 4.63	IP: 1.0 WLS: S BF: 3 ERA: 4.63	IP: 1.0 WLS: S BF: 3 ERA: 4.63	IP: 1.0 WLS: S BF: 3 ERA: 4.63	IP: 1.0 WLS: S BF: 3 ERA: 4.63	IP: 1.0 WLS: S BF: 3 ERA: 4.63	IP: 1.0 WLS: S BF: 3 ERA: 4.63	IP: 1.0 WLS: S BF: 3 ERA: 4.63	IP: 1.0 WLS: S BF: 3 ERA: 4.63	IP: 1.0 WLS: S BF: 3 ERA: 4.63	IP: 1.0 WLS: S BF: 3 ERA: 4.63	IP: 1.0 WLS: S BF: 3 ERA: 4.63	IP: 1.0 WLS: S BF: 3 ERA: 4.63	IP: 1.0 WLS: S BF: 3 ERA: 4.63

San Francisco Giants @ Colorado Rockies  
Coors Field, Denver, CO  
Mon Sep 03 2018, 1:17 PM - 4:30 PM MDT  
Att: 43,256 - Cloudy - 74 F

AB	38
R	8
H	11
RBI	8
BB	0
SO	13
LOB	11



Batter	1	2	3	4	5	6	7	8	9	AB	R	H	RBI	BB	SO	LOB	BOTTOM
19 Charlie Blackmon, L OBP: 0.349, SLG: 0.476										3	2	2	0	1	1	1	
9 DJ LeMahieu, R OBP: 0.317, SLG: 0.432										4	1	1	2	1	1	3	
28 Nolan Arenado, R OBP: 0.383, SLG: 0.559										4	2	1	0	0	2	3	
27 Trevor Story, R OBP: 0.351, SLG: 0.550										4	2	2	5	0	0	2	
7 Matt Holliday, R OBP: 0.500, SLG: 0.524										3	0	1	0	1	1	2	
8 Gerardo Parra, L OBP: 0.330, SLG: 0.366										0	0	0	0	0	0	0	
20 Ian Desmond, R OBP: 0.297, SLG: 0.426										4	1	1	0	0	2	2	
5 Carlos González, L OBP: 0.341, SLG: 0.479										4	0	1	0	0	0	1	
16 Drew Butera, R OBP: 0.254, SLG: 0.283										3	0	0	0	0	1	2	
42 Chris Iannetta, R OBP: 0.329, SLG: 0.376										1	1	1	0	0	0	0	
44 Tyler Anderson, L ERA: 3.07										2	0	0	0	0			







Batter	1	2	3	4	5	6	7	8	9	AB	R	H	RBI	BB	SO	LOB	TOP																	
12 Joe Panik, L (1,4) OBP: 0.304, SLG: 0.344										5	1	2	0	0	0	1																		
19 Alan Hanson, S (1,6) OBP: 0.284, SLG: 0.444										4	0	1	0	0	1	1																		
10 Evan Longoria, R (1,5) OBP: 0.282, SLG: 0.429										4	1	2	0	0	1	1																		
9 Brandon Belt, L (1,3) OBP: 0.346, SLG: 0.427										3	0	1	0	1	1	1																		
53 Austin Slater, R (1,9) OBP: 0.373, SLG: 0.344										4	0	2	1	0	2	2																		
26 Chris Shaw, L (1,7) OBP: 0.087, SLG: 0.286										4	0	0	0	0	3	5																		
7 Gorkys Hernández, R (1,8) OBP: 0.290, SLG: 0.414										3	0	0	0	1	0	2																		
16 Aramis García, R (1,2) 1 Gregor Blanco, L (9,PH) OBP: 0.500, SLG: 1.250 OBP: 0.294, SLG: 0.341										3	1	1	1	0	2	1																		
59 Andrew Suárez, L (1,1) 41 Mark Melancon, R (7,1) 62 Ray Black, R (8,1) 14 Ryder Jones, L (9,PH) OBP: 0.114, SLG: 0.071 OBP: 0.333, SLG: 0.833										2	0	0	0	0	1	0																		
<b>Inning Stats</b>	R: 1 E: 0 K: 0 S: 14	H: 4 LOB: 2 BB: 0 P: 24	R: 0 E: 0 K: 1 S: 8	H: 0 LOB: 1 BB: 1 P: 13	R: 1 E: 0 K: 2 S: 12	H: 2 LOB: 1 BB: 0 P: 17	R: 1 E: 0 K: 1 S: 12	H: 2 LOB: 1 BB: 0 P: 17	R: 0 E: 0 K: 2 S: 10	H: 1 LOB: 2 BB: 1 P: 20	R: 0 E: 0 K: 2 S: 8	H: 0 LOB: 0 BB: 0 P: 12	R: 0 E: 0 K: 1 S: 6	H: 0 LOB: 0 BB: 0 P: 9	R: 0 E: 0 K: 2 S: 12	H: 0 LOB: 0 BB: 0 P: 17	S: 11	H: 0 LOB: 0 BB: 0 P: 16	1B: 6 2B: 2 3B: 0 HR: 1	SF: 0 SAC: 1 DP: 1 HBP: 0	WP: 0 PB: 0 SB: 0 CS: 0	PA: 37												
<b>PITCHER</b>	IP WLS BF H R ER SO BB IBB HBP BLK WP HR S P ERA WHIP																																	
49 Antonio Senzate, R (1,1) ERA: 4.92	5.0	25	9	3	3	6	2	0	0	0	0	0	0	1	56	91	5.40	2.200																
59 Harrison Musgrave, L (6,1) ERA: 4.89	1.1	W	4	0	0	2	0	0	0	0	0	0	0	0	9	13	0.00	0.000																
62 Yency Almonte, R (7,1) ERA: 0.87	0.2	H	2	0	0	0	1	0	0	0	0	0	0	5	8	0.00	0.000																	
45 Scott Oberg, R (8,1) ERA: 2.58	1.0	H	3	0	0	2	0	0	0	0	0	0	0	12	17	0.00	0.000																	
0 Adam Ottavino, R (9,1) ERA: 1.98	1.0	S	3	0	0	1	0	0	0	0	0	0	0	11	16	0.00	0.000																	

San Francisco Giants @ Colorado Rockies  
Coors Field, Denver, CO  
Wed Sep 05 2018, 7:48 PM - 10:36 PM MDT  
Att: 24,790 - Cloudy - 65 F

AB 34  
R 3  
H 9  
RBI 2  
BB 2  
SO 12  
LOB 14

Batter	1	2	3	4	5	6	7	8	9	AB	R	H	RBI	BB	SO	LOB	BOTTOM																	
19 Charlie Blackmon, L (1,8) OBP: 0.349, SLG: 0.474										4	0	0	0	0	2	3																		
9 DJ LeMahieu, R (1,4) OBP: 0.320, SLG: 0.435										4	1	2	1	0	1	0																		
28 Nolan Arenado, R (1,5) OBP: 0.380, SLG: 0.552										3	0	0	1	0	0	2																		
27 Trevor Story, R (1,6) OBP: 0.354, SLG: 0.566										4	3	3	3	0	1	0																		
7 Matt Holliday, R (1,7) OBP: 0.483, SLG: 0.500										3	0	1	0	0	2	0																		
8 Gerardo Parra, L (6,PR) OBP: 0.332, SLG: 0.365										0	0	0	0	0	0	0																		
20 Ian Desmond, R (1,3) OBP: 0.296, SLG: 0.424										4	0	0	0	0	1	2																		
5 Carlos González, L (1,9) OBP: 0.341, SLG: 0.482										4	1	1	0	0	0	1																		
42 Chris Iannetta, R (1,2) OBP: 0.332, SLG: 0.375										1	0	0	0	2	0	0																		
49 Antonio Senzate, R (1,1) OBP: 0.071, SLG: 0.143										1	0	0	0	0	1	0																		
23 Tom Murphy, R (5,PH) OBP: 0.267, SLG: 0.393										1	0	0	0	0	0	0																		
59 Harrison Musgrave, L (8,1) ERA: 2.64										0	0	0	0	0	0	0																		
62 Yency Almonte, R (7,1) 1 Garrett Hampson, R (7,PH) 24 Ryan McMahon, L (7,PH) 45 Scott Oberg, R (8,1) 0 Adam Ottavino, S (9,1) ERA: 5.09										0	0	0	0	0	0	0																		
<b>Inning Stats</b>	R: 2 E: 0 K: 1 S: 14	H: 2 LOB: 0 BB: 0 P: 22	R: 0 E: 0 K: 0 S: 5	H: 0 LOB: 0 BB: 0 P: 8	R: 0 E: 0 K: 3 S: 12	H: 0 LOB: 0 BB: 0 P: 14	R: 1 E: 0 K: 1 S: 12	H: 1 LOB: 0 BB: 0 P: 18	R: 0 E: 0 K: 0 S: 9	H: 0 LOB: 1 BB: 1 P: 15	R: 1 E: 0 K: 0 S: 5	H: 2 LOB: 1 BB: 0 P: 8	R: 1 E: 0 K: 2 S: 15	H: 2 LOB: 2 BB: 1 P: 24	R: 0 E: 0 K: 2 S: 8	H: 0 LOB: 1 BB: 0 P: 15	1B: 2 2B: 1 3B: 1 HR: 3	SF: 1 SAC: 0 DP: 0 HBP: 1	WP: 0 PB: 0 SB: 0 CS: 0	PA: 34														
<b>PITCHER</b>	IP WLS BF H R ER SO BB IBB HBP BLK WP HR S P ERA WHIP																																	
59 Andrew Suárez, L (1,1) ERA: 4.33	6.0	L	26	6	5	5	5	2	0	0	0	0	0	3	62	95	7.50	1.333																
41 Mark Melancon, R (7,1) ERA: 2.64	1.0		4	1	0	2	0	0	0	0	0	0	0	10	14	0.00	1.000																	
62 Ray Black, R (8,1) ERA: 5.09	1.0		4	0	0	2	0	0	1	0	0	0	0	8	15	0.00	0.000																	

San Francisco Giants @ Colorado Rockies  
Coors Field, Denver, CO  
Wed Sep 05 2018, 7:48 PM - 10:36 PM MDT  
Att: 24,790 - Cloudy - 65 F

AB 30  
R 5  
H 7  
RBI 5  
BB 2  
SO 9  
LOB 11









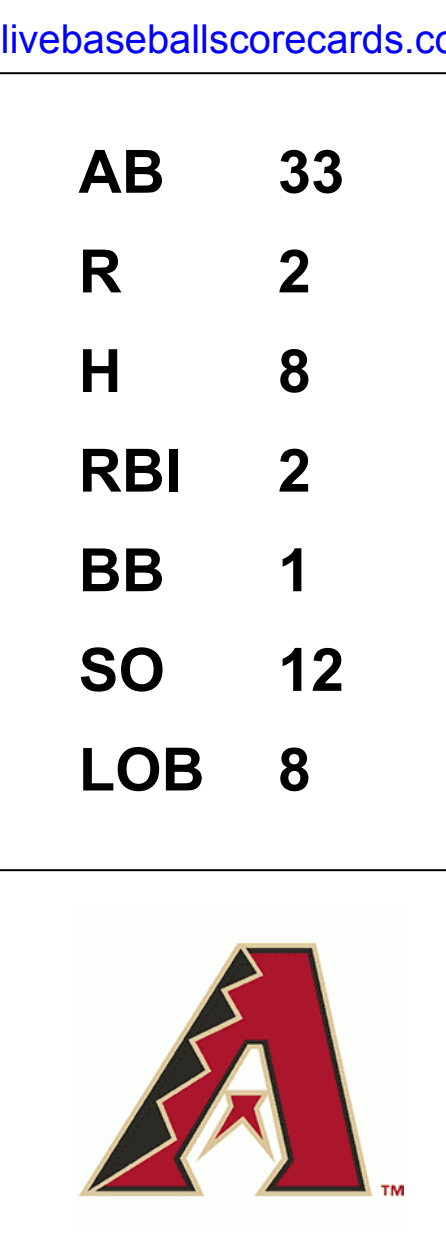






Batter	1	2	3	4	5	6	7	8	9	AB	R	H	RBI	BB	SO	LOB	TOP										
11 AJ Pollock, R OBP: 0.320, SLG: 0.476 19 Sócrates Brito, L OBP: 0.190, SLG: 0.150			G6-3			K				3	1	1	0	0	1	0	<b>Arizona Diamondbacks @ Colorado Rockies</b> Coors Field, Denver, CO Mon Sep 10 2018, 6:41 PM - 9:51 PM MDT Att: 25,114 - Partly Cloudy - 86 F										
14 Eduardo Escobar, S OBP: 0.336, SLG: 0.491 16 Chris Owings, R OBP: 0.265, SLG: 0.285								G6-3		3	1	3	1	0	0	0											
6 David Peralta, L OBP: 0.355, SLG: 0.518 15 Ildemaro Vargas, S (8, PH)			G4-6-3					E7		3	0	1	0	0	1	2											
44 Paul Goldschmidt, R OBP: 0.402, SLG: 0.958 53 Christian Walker, R OBP: 0.278, SLG: 0.455								K		3	0	1	1	0	0	1											
3 Daniel Descalso, L OBP: 0.364, SLG: 0.445 47 Patrick Kivlahan, R OBP: 1.000, SLG: 1.000			L9					G5-3		1	0	0	0	0	0	0											
28 Steven Souza Jr., R OBP: 0.325, SLG: 0.375 35 Matt Andriese, R OBP: 0.235, SLG: 0.200			G4-3							2	0	0	0	1	1	1											
13 Nick Ahmed, R OBP: 0.300, SLG: 0.435			K							1	0	1	0	0	0	0											
5 Alex Avila, L OBP: 0.296, SLG: 0.294 54 Jimmie Sherry, R OBP: 0.235, SLG: 0.200			K							3	0	0	0	0	3	0											
52 Zack Godley, R OBP: 0.113, SLG: 0.060 61 Silvino Bracho, R OBP: 0.340, SLG: 0.355			G1					G6-3		2	0	0	0	0	1	0											
9 Jon Jay, L			K							0	0	0	0	0	0	0											
<b>Inning Stats</b>	R: 1 H: 3 E: 0 K: 0 S: 11	H: 3 LOB: 1 BB: 0 P: 15	R: 0 H: 0 E: 0 K: 2 S: 8	H: 0 LOB: 0 BB: 0 P: 13	R: 0 H: 1 E: 0 K: 1 S: 10	H: 1 LOB: 0 BB: 0 P: 11	R: 0 H: 0 E: 0 K: 2 S: 7	H: 0 LOB: 0 BB: 0 P: 10	R: 0 H: 0 E: 0 K: 3 S: 11	H: 0 LOB: 0 BB: 0 P: 15	R: 1 H: 2 E: 1 K: 2 S: 18	H: 2 LOB: 2 BB: 1 P: 25	R: 0 H: 0 E: 0 K: 1 S: 7	H: 0 LOB: 0 BB: 0 P: 9	R: 0 H: 1 E: 0 K: 1 S: 6	H: 1 LOB: 0 BB: 0 P: 6	R: 0 H: 1 E: 0 K: 0 S: 9	H: 1 LOB: 1 BB: 0 P: 11	1B: 7 2B: 0 3B: 1 HR: 0	SF: 0 DP: 1 HBP: 0	WP: 0 PB: 0 SB: 0 CS: 0	PA: 34					
<b>PITCHER</b>	IP	WLS	BF	H	R	ER	SO	BB	IBB	HBP	BLK	WP	HR	S	P	ERA	WHIP										
48 Germán Márquez, R ERA: 3.94	7.0	W	27	6	2	1	11	1	0	0	0	0	0	72	98	1.29	1.000										
52 Chris Rusin, L ERA: 6.84	1.0		3	1	0	0	1	0	0	0	0	0	0	6	6	0.00	1.000										
61 Sam Howard, L ERA:	1.0		4	1	0	0	0	0	0	0	0	0	0	9	11	0.00	1.000										

Batter	1	2	3	4	5	6	7	8	9	AB	R	H	RBI	BB	SO	LOB	BOTTOM										
19 Charlie Blackmon, L OBP: 0.352, SLG: 0.493 15 Raimel Tapia, L OBP: 0.256, SLG: 0.474										3	2	3	1	1	0	0	<b>Arizona Diamondbacks @ Colorado Rockies</b> Coors Field, Denver, CO Mon Sep 10 2018, 6:41 PM - 9:51 PM MDT Att: 25,114 - Partly Cloudy - 86 F										
9 DJ LeMahieu, R OBP: 0.331, SLG: 0.451 16 Drew Butera, R OBP: 0.263, SLG: 0.292										4	1	3	2	1	0	1											
28 Nolan Arenado, R OBP: 0.378, SLG: 0.548 52 Chris Rusin, L OBP: 0.500, SLG: 0.500 61 Sam Howard, R			K							4	2	0	1	1	2	6											
26 David Dahl, L OBP: 0.318, SLG: 0.508			G6-3							5	1	2	4	0	0	3											
27 Trevor Story, R OBP: 0.348, SLG: 0.559 1 Garrett Hampson, R OBP: 0.393, SLG: 0.391			K							4	1	1	3	0	2	1											
8 Gerardo Parra, L OBP: 0.330, SLG: 0.361			L8							5	1	1	0	0	0	1											
20 Ian Desmond, R OBP: 0.299, SLG: 0.427 4 Pat Valaika, R OBP: 0.208, SLG: 0.233			K							3	2	2	0	1	1	0											
14 Tony Wolters, L OBP: 0.292, SLG: 0.311			F8							4	2	3	2	0	0	0											
48 Germán Márquez, R ERA: 4.67 61 Silvino Bracho, R ERA: 2.25 35 Matt Andriese, R ERA: 4.76 54 Jimmie Sherry, R ERA: 1.29 50 Yoan López, R ERA: 81.0			G5-3							3	1	1	0	0	0	1											
<b>Inning Stats</b>	R: 0 H: 2 E: 0 K: 1 S: 11	H: 2 LOB: 1 BB: 0 P: 19	R: 0 H: 0 E: 0 K: 2 S: 7	H: 0 LOB: 0 BB: 0 P: 10	R: 0 H: 1 E: 0 K: 0 S: 12	H: 1 LOB: 1 BB: 0 P: 21	R: 0 H: 1 E: 1 K: 1 S: 6	H: 1 LOB: 1 BB: 0 P: 7	R: 6 H: 4 E: 0 K: 0 S: 15	H: 4 LOB: 0 BB: 2 P: 26	R: 0 H: 1 E: 0 K: 0 S: 9	H: 1 LOB: 0 BB: 1 P: 14	R: 7 H: 8 E: 0 K: 1 S: 26	H: 8 LOB: 2 BB: 1 P: 38	R: 0 H: 0 E: 0 K: 1 S: 7	H: 0 LOB: 0 BB: 0 P: 10		1B: 12 2B: 3 3B: 0 HR: 2	SF: 1 DP: 1 HBP: 0	WP: 0 PB: 0 SB: 0 CS: 2	PA: 42						
<b>PITCHER</b>	IP	WLS	BF	H	R	ER	SO	BB	IBB	HBP	BLK	WP	HR	S	P	ERA	WHIP										
52 Zack Godley, R ERA: 4.67	4.0	L	20	7	5	5	4	2	0	0	1	0	0	40	70	11.25	2.250										
61 Silvino Bracho, R ERA: 2.25	1.0		4	1	1	1	0	0	0	0	0	0	1	11	13	9.00	1.000										
35 Matt Andriese, R ERA: 4.76	1.1		12	8	7	7	0	1	1	0	0	0	1	28	42	47.25	6.750										
54 Jimmie Sherry, R ERA: 1.29	1.1		5	1	0	0	2	0	0	0	0	0	0	12	18	0.00	0.750										
50 Yoan López, R ERA: 81.0	0.1		1	0	0	0	0	0	0	0	0	0	0	2	2	0.00	0.000										





Batter	1	2	3	4	5	6	7	8	9	AB	R	H	RBI	BB	SO	LOB	TOP
9 Jon Jay, L OBP: 0.337, SLG: 0.351 (1.9)	G4-3		K		G4-3		F8		G6-3	5	0	0	0	0	1	1	
14 Eduardo Escobar, S OBP: 0.335, SLG: 0.468 (1.5)	6 HR 1B		K		G4-3		G4-6-3		F7	5	1	1	0	0	1	1	
6 David Peralta, L OBP: 0.356, SLG: 0.523 (1.7)	1-H HR		L7				G3		11 1B 4 1B 44 S BB	3	2	1	2	1	0	0	
44 Paul Goldschmidt, R OBP: 0.403, SLG: 0.558 (1.3)					G6-3		11 1B 4 3B 2B		K	3	1	1	0	1	1	1	
11 AJ Pollock, R OBP: 0.324, SLG: 0.482 (1.8)	F9				G4-3		4 3B 1B		4 S 4 1B 1B	4	2	3	0	0	0	1	
4 Ketel Marte, S OBP: 0.326, SLG: 0.412 (1.4)	K				G4-3		1-H 3-H 3B		1-H 3-H 1B	4	0	2	4	0	1	2	
13 Nick Ahmed, R OBP: 0.300, SLG: 0.432 (1.6)			G6-3		G6-3		2 3B IBB		K	3	0	0	0	1	1	2	
2 Jeff Mathis, R OBP: 0.284, SLG: 0.276 (1.2)			21 G6-3 1B		P3		1-H 1-2 K		K	4	0	1	0	0	2	3	
21 Zack Greinke, R OBP: 0.276, SLG: 0.390 40 Andrew Chafin, R 29 Brad Ziegler, R 53 Christian Walker, R 41 Jake Diekman, R 66 Yoshitaka Hirano, R (1.1)	G6-3				G1-3		14 G4-6-3 1B		F9	3	0	1	0	0	0	1	
<b>Inning Stats</b>	R: 2 H: 2 E: 0 K: 1 S: 14	H: 2 LOB: 1 BB: 1 P: 25	R: 0 H: 1 E: 0 K: 0 S: 9	H: 1 LOB: 0 BB: 0 P: 14	R: 0 H: 0 E: 0 K: 2 S: 8	H: 0 LOB: 1 BB: 0 P: 13	R: 0 H: 0 E: 0 K: 0 S: 6	H: 3 LOB: 2 BB: 1 P: 27	R: 0 H: 1 E: 0 K: 3 S: 15	H: 2 LOB: 1 BB: 1 P: 25	R: 0 H: 0 E: 0 K: 0 S: 6	H: 0 LOB: 0 BB: 0 P: 9	1B: 6 2B: 2 3B: 1 HR: 1	SF: 0 SAC: 0 DP: 2 HBP: 0	WP: 0 PB: 0 SB: 3 CS: 0	PA: 38	
<b>PITCHER</b>	IP WLS BF H R ER SO BB IBB HBP BLK WP HR S P ERA WHIP	IP WLS BF H R ER SO BB IBB HBP BLK WP HR S P ERA WHIP	IP WLS BF H R ER SO BB IBB HBP BLK WP HR S P ERA WHIP	IP WLS BF H R ER SO BB IBB HBP BLK WP HR S P ERA WHIP	IP WLS BF H R ER SO BB IBB HBP BLK WP HR S P ERA WHIP	IP WLS BF H R ER SO BB IBB HBP BLK WP HR S P ERA WHIP	IP WLS BF H R ER SO BB IBB HBP BLK WP HR S P ERA WHIP	IP WLS BF H R ER SO BB IBB HBP BLK WP HR S P ERA WHIP	IP WLS BF H R ER SO BB IBB HBP BLK WP HR S P ERA WHIP	IP WLS BF H R ER SO BB IBB HBP BLK WP HR S P ERA WHIP	IP WLS BF H R ER SO BB IBB HBP BLK WP HR S P ERA WHIP	IP WLS BF H R ER SO BB IBB HBP BLK WP HR S P ERA WHIP	IP WLS BF H R ER SO BB IBB HBP BLK WP HR S P ERA WHIP	IP WLS BF H R ER SO BB IBB HBP BLK WP HR S P ERA WHIP	IP WLS BF H R ER SO BB IBB HBP BLK WP HR S P ERA WHIP	IP WLS BF H R ER SO BB IBB HBP BLK WP HR S P ERA WHIP	

**Arizona Diamondbacks @ Colorado Rockies**  
Coors Field, Denver, CO  
Tue Sep 11 2018, 6:44 PM - 9:57 PM MDT  
Att: 26,510 - Partly Cloudy - 87 F

AB	35
R	6
H	10
RBI	6
BB	3
SO	7
LOB	12



Batter	1	2	3	4	5	6	7	8	9	AB	R	H	RBI	BB	SO	LOB	BOTTOM	
19 Charlie Blackmon, L OBP: 0.352, SLG: 0.493 (1.8)	G3-1 28 2B 2B		G4-3				F7		L8	4	1	1	0	1	0	2		
9 DJ LeMahieu, R OBP: 0.328, SLG: 0.447 (1.4)	G3-1		G6-3				F9		G4-3	4	0	0	0	0	0	4		
28 Nolan Arenado, R OBP: 0.379, SLG: 0.552 (1.5)	26 G4-3 27 2B 3-H 2B		G1-3				26 2B 2B		G2-3	4	2	2	1	0	0	0		
26 David Dahl, L OBP: 0.322, SLG: 0.514 (1.7)	G4-3				G4-3		2H 2B		27 G6-3 1B	4	0	2	1	0	0	1		
27 Trevor Story, R OBP: 0.347, SLG: 0.558 (1.6)	3-H 2B				K		G4-3		G6-3	4	0	1	1	0	1	2		
5 Carlos González, L OBP: 0.334, SLG: 0.473 (1.9)	G3-1				K		G4-3		24 1B 2B	4	0	1	0	0	1	1		
24 Ryan McMahon, L OBP: 0.311, SLG: 0.387 (1.3)					F8		G6-3		19 DI 1B	4	0	1	0	0	1	0		
14 Tony Wolters, L OBP: 0.299, SLG: 0.358 7 Matt Holliday, R 1 Garrett Hampson, R 0 Adam Ottavino, S 59 Harrison Musgrave, L 20 Ian Desmond, R (1.2)	K2-3				G6-3		19 BB 2B		K	2	0	0	0	0	1	0		
49 Antonio Senzateza, R 51 Jake McGee, L 45 Scott Oberg, R 8 Gerardo Parra, L 42 Chris Iannetta, R (1.1)	G5-3				K		19 BB BB		K	2	0	0	0	0	1	0		
<b>Inning Stats</b>	R: 2 H: 3 E: 0 K: 0 S: 13	H: 0 LOB: 1 BB: 0 P: 21	R: 0 H: 0 E: 0 K: 2 S: 9	H: 0 LOB: 0 BB: 0 P: 10	R: 0 H: 0 E: 0 K: 0 S: 5	H: 0 LOB: 0 BB: 0 P: 9	R: 0 H: 0 E: 0 K: 1 S: 11	H: 0 LOB: 0 BB: 0 P: 17	R: 1 H: 2 E: 0 K: 0 S: 12	H: 1 LOB: 3 BB: 2 P: 26	R: 0 H: 1 E: 0 K: 0 S: 6	H: 1 LOB: 0 BB: 0 P: 7	R: 0 H: 2 E: 0 K: 2 S: 11	H: 2 LOB: 2 BB: 0 P: 15	1B: 2 2B: 7 3B: 0 HR: 0	SF: 0 SAC: 0 DP: 1 HBP: 0	WP: 0 PB: 0 SB: 0 CS: 0	PA: 37
<b>PITCHER</b>	IP WLS BF H R ER SO BB IBB HBP BLK WP HR S P ERA WHIP	IP WLS BF H R ER SO BB IBB HBP BLK WP HR S P ERA WHIP	IP WLS BF H R ER SO BB IBB HBP BLK WP HR S P ERA WHIP	IP WLS BF H R ER SO BB IBB HBP BLK WP HR S P ERA WHIP	IP WLS BF H R ER SO BB IBB HBP BLK WP HR S P ERA WHIP	IP WLS BF H R ER SO BB IBB HBP BLK WP HR S P ERA WHIP	IP WLS BF H R ER SO BB IBB HBP BLK WP HR S P ERA WHIP	IP WLS BF H R ER SO BB IBB HBP BLK WP HR S P ERA WHIP	IP WLS BF H R ER SO BB IBB HBP BLK WP HR S P ERA WHIP	IP WLS BF H R ER SO BB IBB HBP BLK WP HR S P ERA WHIP	IP WLS BF H R ER SO BB IBB HBP BLK WP HR S P ERA WHIP	IP WLS BF H R ER SO BB IBB HBP BLK WP HR S P ERA WHIP	IP WLS BF H R ER SO BB IBB HBP BLK WP HR S P ERA WHIP	IP WLS BF H R ER SO BB IBB HBP BLK WP HR S P ERA WHIP	IP WLS BF H R ER SO BB IBB HBP BLK WP HR S P ERA WHIP	IP WLS BF H R ER SO BB IBB HBP BLK WP HR S P ERA WHIP		

**Arizona Diamondbacks @ Colorado Rockies**  
Coors Field, Denver, CO  
Tue Sep 11 2018, 6:44 PM - 9:57 PM MDT  
Att: 26,510 - Partly Cloudy - 87 F

AB	35
R	3
H	9
RBI	3
BB	2
SO	7
LOB	14





Batter	1	2	3	4	5	6	7	8	9	AB	R	H	RBI	BB	SO	LOB	TOP		
11 AJ Pollock, R (1, 8) OBP: 0.323, SLG: 0.478	G5-3		14 HR HBP	K			K			3	1	0	0	0	2	0	<b>Arizona Diamondbacks @ Colorado Rockies</b> Coors Field, Denver, CO Wed Sep 12 20:18, 6:41 PM - 9:48 PM MDT Att: 31,687 - Clear - 91 F <a href="http://livebaseballscorecards.com">livebaseballscorecards.com</a>		
14 Eduardo Escobar, S (1, 5) OBP: 0.334, SLG: 0.492	L3		HR			F9		L9		4	1	1	2	0	0				
6 David Peralta, L (1, 7) OBP: 0.353, SLG: 0.518	G4-3		K			G5-3		G1-3		4	0	0	0	0	1	0			
44 Paul Goldschmidt, R (1, 3) OBP: 0.403, SLG: 0.560		28 FC6 13 SF8 2B	3 S 1B			K		G4-3		4	1	2	0	0	1	0			
3 Daniel Descalso, L (1, 4) 66 Yoshinisa Hirano, R (9, 1)		13 SF8 28 FC6 BB	K			K		L3		3	0	0	0	1	2	1			
28 Steven Souza Jr., R (1, 9) OBP: 0.317, SLG: 0.368		FC6 5 S 1-2 2-3	K			L5		K		4	0	0	0	0	2	3			
13 Nick Ahmed, R (1, 6) OBP: 0.297, SLG: 0.429	SF8		K			G5-3		K		3	0	0	1	0	2	0			
5 Alex Avila, L (1, 2) OBP: 0.303, SLG: 0.313	46 G4-6-3 BB		HR			L8				2	1	1	1	1	0	0			
46 Patrick Corbin, L (1, 1) 29 Brad Ziegler, R (7, 1) 40 Andrew Chafin, R (8, 1) 25 Archie Bradley, R (8, 1) 4 Ketel Marte, S (9, 4)	G4-6-3		K			K				3	0	0	0	0	2	3			
<b>Inning Stats</b>	R: 0 E: 0 K: 10 S: 10	H: 0 LOB: 0 BB: 12 P: 12	R: 1 E: 0 K: 0 S: 15	H: 1 LOB: 2 BB: 29 P: 29	R: 2 E: 0 K: 3 S: 21	H: 2 LOB: 1 BB: 0 P: 35	R: 1 E: 0 K: 3 S: 11	H: 1 LOB: 0 BB: 0 P: 18	R: 0 E: 0 K: 1 S: 8	H: 0 LOB: 0 BB: 0 P: 10	R: 0 E: 0 K: 2 S: 8	H: 0 LOB: 0 BB: 0 P: 10	R: 0 E: 0 K: 0 S: 9	H: 0 LOB: 0 BB: 0 P: 12	R: 0 E: 0 K: 2 S: 7	H: 0 LOB: 0 BB: 0 P: 13		1B: 1 2B: 1 3B: 0 HR: 2	SF: 1 SAC: 0 DP: 1 HBP: 1
<b>PITCHER</b>	IP WLS BF H R ER SO BB IBB HBP BLK WP HR S P ERA WHIP	IP WLS BF H R ER SO BB IBB HBP BLK WP HR S P ERA WHIP	IP WLS BF H R ER SO BB IBB HBP BLK WP HR S P ERA WHIP	IP WLS BF H R ER SO BB IBB HBP BLK WP HR S P ERA WHIP	IP WLS BF H R ER SO BB IBB HBP BLK WP HR S P ERA WHIP	IP WLS BF H R ER SO BB IBB HBP BLK WP HR S P ERA WHIP	IP WLS BF H R ER SO BB IBB HBP BLK WP HR S P ERA WHIP	IP WLS BF H R ER SO BB IBB HBP BLK WP HR S P ERA WHIP	IP WLS BF H R ER SO BB IBB HBP BLK WP HR S P ERA WHIP	IP WLS BF H R ER SO BB IBB HBP BLK WP HR S P ERA WHIP	IP WLS BF H R ER SO BB IBB HBP BLK WP HR S P ERA WHIP	IP WLS BF H R ER SO BB IBB HBP BLK WP HR S P ERA WHIP	IP WLS BF H R ER SO BB IBB HBP BLK WP HR S P ERA WHIP	IP WLS BF H R ER SO BB IBB HBP BLK WP HR S P ERA WHIP	IP WLS BF H R ER SO BB IBB HBP BLK WP HR S P ERA WHIP	IP WLS BF H R ER SO BB IBB HBP BLK WP HR S P ERA WHIP	IP WLS BF H R ER SO BB IBB HBP BLK WP HR S P ERA WHIP		
55 Jon Gray, R (1, 1) ERA: 4.8	4.0	19	4	4	4	6	2	0	0	1	0	0	0	0	0	0	9.00	1.500	
52 Chris Rusin, L (5, 1) ERA: 6.57	2.0	6	0	0	0	2	0	0	0	0	0	0	0	0	18	25	0.00	0.000	
45 Scott Oberg, R (7, 1) ERA: 2.34	2.0	6	0	0	0	2	0	0	0	0	0	0	0	0	17	22	0.00	0.000	
71 Wade Davis, R (9, 1) ERA: 4.85	1.0	W	3	0	0	0	0	0	0	0	0	0	0	0	7	13	0.00	0.000	

Batter	1	2	3	4	5	6	7	8	9	AB	R	H	RBI	BB	SO	LOB	BOTTOM				
19 Charlie Blackmon, L (1, 8) OBP: 0.352, SLG: 0.491	K		K				G4-3		SH1-3	4	0	1	0	0	2	1	<b>Arizona Diamondbacks @ Colorado Rockies</b> Coors Field, Denver, CO Wed Sep 12 20:18, 6:41 PM - 9:48 PM MDT Att: 31,687 - Clear - 91 F <a href="http://livebaseballscorecards.com">livebaseballscorecards.com</a>				
9 DJ LeMahieu, R (1, 4) OBP: 0.331, SLG: 0.455	G4-3		28 2B 7 WP	K			28 G5-4-3 1B		HR	5	2	3	2	0	1	3					
28 Nolan Arenado, R (1, 5) OBP: 0.382, SLG: 0.563	2B		WP				G5-4-3 1B		HR	4	1	3	2	0	0	1					
27 Trevor Story, R (1, 6) OBP: 0.345, SLG: 0.554	G5-3		3H				G3-1		K	4	0	0	0	0	2	3					
7 Matt Holliday, R (1, 7) 1 Garrett Hampson, R (8, PR) 14 Tony Wolters, L (9, 2)	K2-3		F8				20 G6-4-3 1B		BB	3	0	1	0	1	1	1					
20 Ian Desmond, R (1, 3) OBP: 0.298, SLG: 0.426	2B		2-3 3H				G6-4-3		G5-3	4	0	1	0	0	0	2					
26 David Dahl, L (1, 9) OBP: 0.325, SLG: 0.511	K2-3		19 1B 23 1B				K		BB	3	0	1	0	1	2	1					
16 Drew Butera, R (1, 2) 42 Chris Iannetta, R (8, PH) 5 Carlos González, L (8, PH)	G4-3		F9				G6-3		G4-3	3	0	0	0	0	0	2					
55 Jon Gray, R (1, 1) 23 Tom Murphy, R (4, PH) 52 Chris Rusin, L (5, 1) 4 Pat Valaika, R (8, PH) 45 Scott Oberg, R (7, 1) 71 Wade Davis, R (9, 1) 8 Gerardo Parra, L (9, PH)	9 1B 28 2B		19 1B				G1-3		9 SH1-3 HR	1	1	1	0	0	0	0					
<b>Inning Stats</b>	R: 0 E: 0 K: 1 S: 7	H: 1 LOB: 1 BB: 0 P: 12	R: 0 E: 0 K: 2 S: 11	H: 1 LOB: 0 BB: 0 P: 15	R: 2 E: 0 K: 2 S: 16	H: 3 LOB: 1 BB: 0 P: 20	R: 0 E: 0 K: 1 S: 8	H: 3 LOB: 0 BB: 0 P: 10	R: 1 E: 0 K: 0 S: 10	H: 2 LOB: 0 BB: 0 P: 16	R: 0 E: 0 K: 1 S: 8	H: 0 LOB: 0 BB: 0 P: 13	R: 0 E: 0 K: 0 S: 5	H: 1 LOB: 0 BB: 0 P: 9	R: 0 E: 0 K: 1 S: 15	H: 0 LOB: 2 BB: 0 P: 25		R: 2 E: 0 K: 0 S: 4	H: 2 LOB: 0 BB: 0 P: 5	1B: 7 2B: 4 3B: 0 HR: 2	SF: 0 SAC: 1 DP: 2 HBP: 0
<b>PITCHER</b>	IP WLS BF H R ER SO BB IBB HBP BLK WP HR S P ERA WHIP	IP WLS BF H R ER SO BB IBB HBP BLK WP HR S P ERA WHIP	IP WLS BF H R ER SO BB IBB HBP BLK WP HR S P ERA WHIP	IP WLS BF H R ER SO BB IBB HBP BLK WP HR S P ERA WHIP	IP WLS BF H R ER SO BB IBB HBP BLK WP HR S P ERA WHIP	IP WLS BF H R ER SO BB IBB HBP BLK WP HR S P ERA WHIP	IP WLS BF H R ER SO BB IBB HBP BLK WP HR S P ERA WHIP	IP WLS BF H R ER SO BB IBB HBP BLK WP HR S P ERA WHIP	IP WLS BF H R ER SO BB IBB HBP BLK WP HR S P ERA WHIP	IP WLS BF H R ER SO BB IBB HBP BLK WP HR S P ERA WHIP	IP WLS BF H R ER SO BB IBB HBP BLK WP HR S P ERA WHIP	IP WLS BF H R ER SO BB IBB HBP BLK WP HR S P ERA WHIP	IP WLS BF H R ER SO BB IBB HBP BLK WP HR S P ERA WHIP	IP WLS BF H R ER SO BB IBB HBP BLK WP HR S P ERA WHIP	IP WLS BF H R ER SO BB IBB HBP BLK WP HR S P ERA WHIP	IP WLS BF H R ER SO BB IBB HBP BLK WP HR S P ERA WHIP	IP WLS BF H R ER SO BB IBB HBP BLK WP HR S P ERA WHIP				
46 Patrick Corbin, L (1, 1) ERA: 3.84	6.1	28	10	3	3	7	0	0	0	0	0	0	0	0	0	0	4.26	1.579			
29 Brad Ziegler, R (7, 1) ERA: 3.84	1.1	H	5	1	0	0	1	0	0	0	0	0	0	0	15	22	0.00	1.500			
40 Andrew Chafin, L (8, 1) ERA: 2.51	0.0	1	0	0	0	0	1	0	0	0	0	0	0	1	5	∞	∞	∞			
25 Archie Bradley, R (8, 1) ERA: 3.76	0.1	H	1	0	0	0	0	0	0	0	0	0	0	0	1	2	0.00	0.000			
66 Yoshinisa Hirano, R (9, 1) ERA: 2.15	0.1	L	3	2	2	2	0	0	0	0	0	0	0	0	4	5	54.00	6.000			



Batter	1	2	3	4	5	6	7	8	9	AB	R	H	RBI	BB	SO	LOB	TOP								
9 Jon Jay, L OBP: 0.336, SLG: 0.350 (1, 7)	G6-3		K			F7		G5-4-3 1B		4	0	1	0	0	1	0									
14 Eduardo Escobar, S OBP: 0.332, SLG: 0.468 (1, 5)	F8			G5-3		L9		P4		4	0	0	0	0	0	1									
44 Paul Goldschmidt, R OBP: 0.491, SLG: 0.556 (1, 3)	G6-3			K		G6-3		G5-4-3		4	0	0	0	0	1	1									
11 AJ Pollock, R OBP: 0.323, SLG: 0.484 (1, 8)		HR		K				G5-3		4	1	1	1	0	1	0									
28 Steven Souza Jr., R OBP: 0.320, SLG: 0.379 (1, 9)		K				P3		13 2B		4	1	2	0	0	1	0									
13 Nick Ahmed, R OBP: 0.295, SLG: 0.432 (1, 6)						E6		4 2B		4	1	2	1	0	0	1									
4 Ketel Marte, S OBP: 0.326, SLG: 0.414 (1, 4)				G5-4-3		G6-3		2B		3	0	1	1	0	0	2									
2 Jeff Mathis, R OBP: 0.286, SLG: 0.274 (1, 2)				K						1	0	0	0	1	1	0									
15 Ildemaro Vargas, S OBP: 0.299, SLG: 0.353 (7, PH)				K						1	0	0	0	0	1	1									
36 John Ryan Murphy, R OBP: 0.249, SLG: 0.363 (7, 2)				K						0	0	0	0	0	0	0									
32 Clay Buchholz, L ERA: 2.96 (1, 1)				K						0	0	0	0	0	0	0									
81 Silvano Bracho, R ERA: 2.57 (4, 1)				K						1	0	0	0	0	0	0									
54 Jimmie Sherry, R ERA: 1.0 (5, 1)				K						1	0	0	0	0	0	0									
41 Jake Chisholm, L ERA: 4.41 (7, 1)				K						1	0	0	0	0	0	0									
31 Brad Boxberger, R ERA: 2.05 (7, 1)				K						0	0	0	0	0	0	0									
40 Andrew Chafin, L ERA: 2.66 (7, 1)				K						0	0	0	0	0	0	0									
50 Yoan López, R ERA: 20.25 (8, 1)				K						0	0	0	0	0	0	0									
<b>Inning Stats</b>	R: 0 E: 0 K: 0 S: 8	H: 0 LOB: 0 BB: 0 P: 10	R: 1 E: 0 K: 1 S: 12	H: 2 LOB: 0 BB: 0 P: 16	R: 0 E: 0 K: 3 S: 10	H: 0 LOB: 0 BB: 0 P: 13	R: 0 E: 0 K: 2 S: 13	H: 0 LOB: 0 BB: 0 P: 18	R: 0 E: 1 K: 0 S: 8	H: 0 LOB: 2 BB: 1 P: 12	R: 0 E: 0 K: 0 S: 7	H: 0 LOB: 0 BB: 0 P: 7	R: 2 E: 0 K: 2 S: 13	H: 3 LOB: 0 BB: 0 P: 18	R: 0 E: 0 K: 0 S: 8	H: 1 LOB: 0 BB: 0 P: 12	R: 0 E: 0 K: 0 S: 3	H: 1 LOB: 0 BB: 0 P: 5	1B: 3 2B: 2 3B: 1 HR: 1	SF: 0 SAC: 0 DP: 3 HBP: 0	WP: 0 PB: 0 SB: 0 CS: 0	PA: 33			
<b>PITCHER</b>	IP WLS BF H R ER SO BB IBB HBP BLK WP HR S P ERA WHIP	IP WLS BF H R ER SO BB IBB HBP BLK WP HR S P ERA WHIP	IP WLS BF H R ER SO BB IBB HBP BLK WP HR S P ERA WHIP	IP WLS BF H R ER SO BB IBB HBP BLK WP HR S P ERA WHIP	IP WLS BF H R ER SO BB IBB HBP BLK WP HR S P ERA WHIP	IP WLS BF H R ER SO BB IBB HBP BLK WP HR S P ERA WHIP	IP WLS BF H R ER SO BB IBB HBP BLK WP HR S P ERA WHIP	IP WLS BF H R ER SO BB IBB HBP BLK WP HR S P ERA WHIP	IP WLS BF H R ER SO BB IBB HBP BLK WP HR S P ERA WHIP	IP WLS BF H R ER SO BB IBB HBP BLK WP HR S P ERA WHIP	IP WLS BF H R ER SO BB IBB HBP BLK WP HR S P ERA WHIP	IP WLS BF H R ER SO BB IBB HBP BLK WP HR S P ERA WHIP	IP WLS BF H R ER SO BB IBB HBP BLK WP HR S P ERA WHIP	IP WLS BF H R ER SO BB IBB HBP BLK WP HR S P ERA WHIP	IP WLS BF H R ER SO BB IBB HBP BLK WP HR S P ERA WHIP	IP WLS BF H R ER SO BB IBB HBP BLK WP HR S P ERA WHIP	IP WLS BF H R ER SO BB IBB HBP BLK WP HR S P ERA WHIP	IP WLS BF H R ER SO BB IBB HBP BLK WP HR S P ERA WHIP	IP WLS BF H R ER SO BB IBB HBP BLK WP HR S P ERA WHIP	IP WLS BF H R ER SO BB IBB HBP BLK WP HR S P ERA WHIP	IP WLS BF H R ER SO BB IBB HBP BLK WP HR S P ERA WHIP	IP WLS BF H R ER SO BB IBB HBP BLK WP HR S P ERA WHIP	IP WLS BF H R ER SO BB IBB HBP BLK WP HR S P ERA WHIP	IP WLS BF H R ER SO BB IBB HBP BLK WP HR S P ERA WHIP	IP WLS BF H R ER SO BB IBB HBP BLK WP HR S P ERA WHIP

Arizona Diamondbacks @ Colorado Rockies  
Coors Field, Denver, CO  
Thu Sep 13 2018, 1:12 PM - 4:14 PM MDT  
Att: 31,783 - Sunny - 88 F

AB	32
R	3
H	7
RBI	3
BB	1
SO	8
LOB	9



Batter	1	2	3	4	5	6	7	8	9	AB	R	H	RBI	BB	SO	LOB	BOTTOM								
26 David Dahl, L OBP: 0.332, SLG: 0.518 (1, 8)	G5-3			G5-3		G2-3				5	0	3	2	0	0	2									
9 DJ LeMahieu, R OBP: 0.331, SLG: 0.455 (1, 4)	G6-4-3			G5-3						5	0	2	1	0	1	2									
28 Nolan Arenado, R OBP: 0.382, SLG: 0.567 (1, 5)	HR			K		K		K		5	2	2	1	0	3	4									
5 Carlos González, L OBP: 0.332, SLG: 0.468 (1, 9)	G4-3			K		P5				5	1	1	0	0	1	4									
27 Trevor Story, R OBP: 0.347, SLG: 0.559 (1, 6)		20 2B	8 BB	1-H		K		20 1B	7 BB	4	3	2	2	0	2	0									
8 Gerardo Parra, L OBP: 0.337, SLG: 0.366 (1, 7)										2	0	2	0	1	0	0									
7 Matt Holliday, R OBP: 0.488, SLG: 0.600 (7, PH)										0	0	0	0	1	0	0									
56 Noel Cuevas, R OBP: 0.279, SLG: 0.329 (7, PR)										1	1	0	0	0	0	0									
20 Ian Desmond, R OBP: 0.299, SLG: 0.425 (1, 3)	G6-4-3			K						4	1	1	1	1	2	3									
42 Chris Iannetta, R OBP: 0.339, SLG: 0.388 (1, 2)		21 2B		P3						2	0	0	0	1	0	5									
21 Kyle Freeland, L OBP: 0.131, SLG: 0.136 (1, 1)										3	1	2	1	0	1	2									
62 Yency Almonte, R ERA: 4.69 (7, 1)										0	0	0	0	0	0	0									
19 Charlie Blackmon, L OBP: 0.353, SLG: 0.492 (7, PH)										1	1	2	0	0	0	0									
59 Harrison Musgrave, L ERA: 1.0 (8, 1)										0	0	0	0	0	0	0									
35 Chad Bettis, R OBP: 0.139, SLG: 0.088 (9, 1)										0	0	0	0	0	0	0									
<b>Inning Stats</b>	R: 1 E: 0 K: 0 S: 6	H: 2 LOB: 0 BB: 0 P: 8	R: 1 E: 0 K: 0 S: 11	H: 2 LOB: 2 BB: 2 P: 21	R: 2 E: 0 K: 2 S: 16	H: 4 LOB: 2 BB: 0 P: 26	R: 1 E: 0 K: 1 S: 12	H: 2 LOB: 1 BB: 0 P: 13	R: 0 E: 0 K: 3 S: 14	H: 1 LOB: 2 BB: 0 P: 23	R: 0 E: 0 K: 1 S: 6	H: 1 LOB: 0 BB: 0 P: 9	R: 5 E: 0 K: 1 S: 20	H: 4 LOB: 2 BB: 2 P: 34	R: 0 E: 0 K: 2 S: 7	H: 0 LOB: 0 BB: 0 P: 10	1B: 12 2B: 2 3B: 0 HR: 2	SF: 0 SAC: 0 DP: 2 HBP: 2	WP: 0 PB: 0 SB: 1 CS: 0	PA: 44					
<b>PITCHER</b>	IP WLS BF H R ER SO BB IBB HBP BLK WP HR S P ERA WHIP	IP WLS BF H R ER SO BB IBB HBP BLK WP HR S P ERA WHIP	IP WLS BF H R ER SO BB IBB HBP BLK WP HR S P ERA WHIP	IP WLS BF H R ER SO BB IBB HBP BLK WP HR S P ERA WHIP	IP WLS BF H R ER SO BB IBB HBP BLK WP HR S P ERA WHIP	IP WLS BF H R ER SO BB IBB HBP BLK WP HR S P ERA WHIP	IP WLS BF H R ER SO BB IBB HBP BLK WP HR S P ERA WHIP	IP WLS BF H R ER SO BB IBB HBP BLK WP HR S P ERA WHIP	IP WLS BF H R ER SO BB IBB HBP BLK WP HR S P ERA WHIP	IP WLS BF H R ER SO BB IBB HBP BLK WP HR S P ERA WHIP	IP WLS BF H R ER SO BB IBB HBP BLK WP HR S P ERA WHIP	IP WLS BF H R ER SO BB IBB HBP BLK WP HR S P ERA WHIP	IP WLS BF H R ER SO BB IBB HBP BLK WP HR S P ERA WHIP	IP WLS BF H R ER SO BB IBB HBP BLK WP HR S P ERA WHIP	IP WLS BF H R ER SO BB IBB HBP BLK WP HR S P ERA WHIP	IP WLS BF H R ER SO BB IBB HBP BLK WP HR S P ERA WHIP	IP WLS BF H R ER SO BB IBB HBP BLK WP HR S P ERA WHIP	IP WLS BF H R ER SO BB IBB HBP BLK WP HR S P ERA WHIP	IP WLS BF H R ER SO BB IBB HBP BLK WP HR S P ERA WHIP	IP WLS BF H R ER SO BB IBB HBP BLK WP HR S P ERA WHIP	IP WLS BF H R ER SO BB IBB HBP BLK WP HR S P ERA WHIP	IP WLS BF H R ER SO BB IBB HBP BLK WP HR S P ERA WHIP	IP WLS BF H R ER SO BB IBB HBP BLK WP HR S P ERA WHIP	IP WLS BF H R ER SO BB IBB HBP BLK WP HR S P ERA WHIP	IP WLS BF H R ER SO BB IBB HBP BLK WP HR S P ERA WHIP

Arizona Diamondbacks @ Colorado Rockies  
Coors Field, Denver, CO  
Thu Sep 13 2018, 1:12 PM - 4:14 PM MDT  
Att: 31,783 - Sunny - 88 F

AB	37
R	10
H	16
RBI	10
BB	4
SO	10
LOB	22





Batter	1	2	3	4	5	6	7	8	9	AB	R	H	RBI	BB	SO	LOB	TOP			
19 Charlie Blackmon, L (1.8) OBP: 0.325, SLG: 0.490	P5		G3					G4-3		4	0	1	0	0	0	0	<b>Colorado Rockies @ San Francisco Giants</b> AT&T Park, San Francisco, CA Fri Sep 14 2018, 7:16 PM - 9:35 PM PDT Att: 37,800 - Cloudy - 60 F			
9 DJ LeMahieu, R (1.4) OBP: 0.329, SLG: 0.451	L9		L8						G6-3	4	0	0	0	0	1	1				
28 Nolan Arenado, R (1.5) OBP: 0.379, SLG: 0.563	G4-3								G6-3	4	0	0	0	0	0	1				
26 David Dahl, L (1.7) OBP: 0.325, SLG: 0.508		K							G6-3	4	0	0	0	0	2	1				
27 Trevor Story, R (1.6) OBP: 0.347, SLG: 0.557		FC5							L6	2	0	0	0	1	0	0				
5 Carlos González, L (1.9) OBP: 0.330, SLG: 0.465			K						L8	3	0	0	0	0	1	1				
20 Ian Desmond, R (1.3) OBP: 0.299, SLG: 0.424									G3-1	3	0	1	0	0	0	0				
16 Drew Butera, R (1.2) OBP: 0.261, SLG: 0.285										1	0	0	0	1	0	2				
8 Gerardo Parra, L (8, PH) OBP: 0.336, SLG: 0.365		FC5								1	0	0	0	0	1	0				
45 Scott Oberg, R (8.1)										0	0	0	0	0	0	0				
44 Tyler Anderson, L (1.1) OBP: 0.160, SLG: 0.087										2	0	0	0	0	1	1				
51 Jake McGee, L (7.1)										0	0	0	0	0	0	0				
7 Matt Holliday, R (8, PH) OBP: 0.477, SLG: 0.583										1	0	0	0	0	1	0				
14 Tony Wolters, L (8.2) OBP: 0.289, SLG: 0.308										0	0	0	0	0	0	0				
<b>Inning Stats</b>	R: 0 E: 0 K: 0 S: 9	H: 0 LOB: 0 BB: 0 P: 16	R: 0 E: 0 K: 2 S: 12	H: 1 LOB: 2 BB: 1 P: 17	R: 0 E: 0 K: 0 S: 8	H: 0 LOB: 0 BB: 0 P: 12	R: 0 E: 0 K: 1 S: 6	H: 0 LOB: 0 BB: 0 P: 7	R: 0 E: 0 K: 1 S: 8	H: 1 LOB: 1 BB: 1 P: 14	R: 0 E: 0 K: 1 S: 9	H: 0 LOB: 0 BB: 0 P: 10	R: 0 E: 0 K: 2 S: 10	H: 0 LOB: 0 BB: 0 P: 15	R: 0 E: 0 K: 0 S: 6	H: 0 LOB: 0 BB: 0 P: 9	1B: 2 2B: 0 3B: 0 HR: 0	SF: 0 SAC: 0 DP: 0 HBP: 0	WP: 0 PB: 0 SB: 0 CS: 0	PA: 31
<b>PITCHER</b> 34 Chris Stratton, R (1.1) ERA: 4.66	IP: 9.0 WLS: W BF: 31 H: 2 R: 0 ER: 0 SO: 7 BB: 2 IBB: 0 HBP: 0 BLK: 0 WP: 0 HR: 0 S: 76 P: 114 ERA: 0.00 WHIP: 0.444																			

Batter	1	2	3	4	5	6	7	8	9	AB	R	H	RBI	BB	SO	LOB	BOTTOM			
7 Gorkys Hernández, R (1.8) OBP: 0.291, SLG: 0.405	G5-3							G6-3		4	0	1	0	0	0	2	<b>Colorado Rockies @ San Francisco Giants</b> AT&T Park, San Francisco, CA Fri Sep 14 2018, 7:16 PM - 9:35 PM PDT Att: 37,800 - Cloudy - 60 F			
9 Brandon Belt, L (1.3) OBP: 0.342, SLG: 0.414	F8							F7		3	0	0	0	0	1	1				
8 Hunter Pence, R (7.7) OBP: 0.249, SLG: 0.292										1	0	0	0	0	0	0				
10 Evan Longoria, R (1.5) OBP: 0.286, SLG: 0.425	P3									4	0	1	0	0	1	1				
35 Brandon Crawford, L (1.6) OBP: 0.322, SLG: 0.393		G4-3						G4-3		4	0	0	0	0	1	1				
5 Nick Hundley, R (1.2) OBP: 0.301, SLG: 0.410										3	1	2	0	0	0	0				
12 Joe Panik, L (1.4) OBP: 0.306, SLG: 0.343										3	1	2	0	0	0	1				
53 Austin Slater, R (1.9) OBP: 0.350, SLG: 0.333										3	0	1	2	0	1	1				
1 Gregor Blanco, L (1.7) OBP: 0.272, SLG: 0.340										3	0	0	0	0	1	2				
34 Chris Stratton, R (1.1) OBP: 0.119, SLG: 0.122										3	0	1	0	0	1	0				
<b>Inning Stats</b>	R: 0 E: 0 K: 0 S: 7	H: 0 LOB: 0 BB: 0 P: 9	R: 2 E: 0 K: 1 S: 22	H: 4 LOB: 2 BB: 0 P: 33	R: 0 E: 0 K: 3 S: 10	H: 0 LOB: 0 BB: 0 P: 11	R: 0 E: 0 K: 1 S: 12	H: 1 LOB: 1 BB: 0 P: 19	R: 0 E: 0 K: 1 S: 7	H: 1 LOB: 1 BB: 0 P: 11	R: 0 E: 0 K: 0 S: 7	H: 0 LOB: 0 BB: 0 P: 11	R: 0 E: 0 K: 0 S: 8	H: 0 LOB: 0 BB: 0 P: 11	R: 0 E: 0 K: 0 S: 10	H: 1 LOB: 1 BB: 0 P: 16	1B: 6 2B: 2 3B: 0 HR: 0	SF: 0 SAC: 0 DP: 0 HBP: 0	WP: 2 PB: 0 SB: 2 CS: 0	PA: 31
<b>PITCHER</b> 44 Tyler Anderson, L (1.1) ERA: 4.82	IP: 6.0 WLS: L BF: 24 H: 7 R: 2 ER: 2 SO: 6 BB: 0 IBB: 0 HBP: 0 BLK: 0 WP: 2 HR: 0 S: 65 P: 94 ERA: 3.00 WHIP: 1.167																			
51 Jake McGee, L (7.1) ERA: 6.14	IP: 1.0 WLS: 3 BF: 0 H: 0 R: 0 ER: 0 SO: 0 BB: 0 IBB: 0 HBP: 0 BLK: 0 WP: 0 HR: 8 S: 11 P: 0 ERA: 0.00 WHIP: 0.000																			
45 Scott Oberg, R (8.1) ERA: 2.29	IP: 1.0 WLS: 4 BF: 1 H: 0 R: 0 ER: 0 SO: 0 BB: 0 IBB: 0 HBP: 0 BLK: 0 WP: 0 HR: 10 S: 16 P: 0 ERA: 0.00 WHIP: 1.000																			







Batter	1	2	3	4	5	6	7	8	9	AB	R	H	RBI	BB	SO	LOB	TOP		
19 Charlie Blackmon, L OBP: 0.353, SLG: 0.490										3	0	1	0	2	0	1	<b>Colorado Rockies @ San Francisco Giants</b> AT&T Park, San Francisco, CA Sun Sep 16 2018, 1:06 PM - 4:07 PM PDT Att: 38,824 - Sunny - 67 F		
9 DJ LeMahieu, R OBP: 0.328, SLG: 0.449										3	0	0	1	0	1	2			
28 Nolan Arenado, R OBP: 0.376, SLG: 0.558										4	0	0	0	0	0	4			
26 David Dahl, L OBP: 0.324, SLG: 0.503										4	0	1	0	0	2	1			
27 Trevor Story, R OBP: 0.344, SLG: 0.551										4	0	0	0	0	1	1			
5 Carlos González, L OBP: 0.329, SLG: 0.463										4	1	1	0	0	1	0			
20 Ian Desmond, R OBP: 0.301, SLG: 0.424										4	1	2	0	0	1	0			
42 Chris Iannetta, R OBP: 0.338, SLG: 0.382										2	1	0	0	2	1	0			
49 Antonio Senzateña, R 52 Chris Rusin, L 45 Scott Oberg, R 0 Adam Ottavino, S 8 Gerardo Parra, L 71 Wade Davis, R										3	0	1	2	0	2	3			
<b>Inning Stats</b>	R: 0 E: 0 K: 0 S: 9	H: 1 LOB: 1 BB: 0 P: 11	R: 3 E: 1 K: 0 S: 16	H: 2 LOB: 2 BB: 2 P: 31	R: 0 E: 0 K: 2 S: 7	H: 0 LOB: 0 BB: 0 P: 11	R: 0 E: 0 K: 1 S: 7	H: 0 LOB: 0 BB: 0 P: 9	R: 0 E: 0 K: 2 S: 14	H: 2 LOB: 3 BB: 1 P: 21	R: 0 E: 0 K: 1 S: 9	H: 0 LOB: 0 BB: 1 P: 17	R: 0 E: 0 K: 1 S: 6	H: 1 LOB: 1 BB: 0 P: 7	R: 0 E: 0 K: 2 S: 9	H: 1 LOB: 1 BB: 0 P: 13	1B: 6 2B: 1 3B: 0 HR: 0	SF: 1 SAC: 0 DP: 1 HBP: 0	WP: 0 PA: 37 PB: 0 SB: 1 CS: 1
<b>PITCHER</b>	IP WLS BF H R ER SO	IP WLS BF H R ER SO	IP WLS BF H R ER SO	IP WLS BF H R ER SO	IP WLS BF H R ER SO	IP WLS BF H R ER SO	IP WLS BF H R ER SO	IP WLS BF H R ER SO	IP WLS BF H R ER SO	IP WLS BF H R ER SO	IP WLS BF H R ER SO	IP WLS BF H R ER SO	IP WLS BF H R ER SO	IP WLS BF H R ER SO	IP WLS BF H R ER SO	IP WLS BF H R ER SO	ERA WHIP	ERA WHIP	ERA WHIP
57 Derek Rodríguez, R ERA: 2.3	6.0 L 27 5 3 1 5	6.0 L 27 5 3 1 5	6.0 L 27 5 3 1 5	6.0 L 27 5 3 1 5	6.0 L 27 5 3 1 5	6.0 L 27 5 3 1 5	6.0 L 27 5 3 1 5	6.0 L 27 5 3 1 5	6.0 L 27 5 3 1 5	6.0 L 27 5 3 1 5	6.0 L 27 5 3 1 5	6.0 L 27 5 3 1 5	6.0 L 27 5 3 1 5	6.0 L 27 5 3 1 5	6.0 L 27 5 3 1 5	6.0 L 27 5 3 1 5	1.50 1.167	1.50 1.167	1.50 1.167
62 Ray Black, R ERA: 4.5	1.0 3 0 0 0 1	1.0 3 0 0 0 1	1.0 3 0 0 0 1	1.0 3 0 0 0 1	1.0 3 0 0 0 1	1.0 3 0 0 0 1	1.0 3 0 0 0 1	1.0 3 0 0 0 1	1.0 3 0 0 0 1	1.0 3 0 0 0 1	1.0 3 0 0 0 1	1.0 3 0 0 0 1	1.0 3 0 0 0 1	1.0 3 0 0 0 1	1.0 3 0 0 0 1	1.0 3 0 0 0 1	0.00 1.000	0.00 1.000	0.00 1.000
32 Steven Okert, L ERA: 2.89	1.0 2 0 0 0 1	1.0 2 0 0 0 1	1.0 2 0 0 0 1	1.0 2 0 0 0 1	1.0 2 0 0 0 1	1.0 2 0 0 0 1	1.0 2 0 0 0 1	1.0 2 0 0 0 1	1.0 2 0 0 0 1	1.0 2 0 0 0 1	1.0 2 0 0 0 1	1.0 2 0 0 0 1	1.0 2 0 0 0 1	1.0 2 0 0 0 1	1.0 2 0 0 0 1	1.0 2 0 0 0 1	0.00 0.000	0.00 0.000	0.00 0.000
54 Reyes Moronta, R ERA: 2.81	1.0 4 1 0 0 2	1.0 4 1 0 0 2	1.0 4 1 0 0 2	1.0 4 1 0 0 2	1.0 4 1 0 0 2	1.0 4 1 0 0 2	1.0 4 1 0 0 2	1.0 4 1 0 0 2	1.0 4 1 0 0 2	1.0 4 1 0 0 2	1.0 4 1 0 0 2	1.0 4 1 0 0 2	1.0 4 1 0 0 2	1.0 4 1 0 0 2	1.0 4 1 0 0 2	1.0 4 1 0 0 2	0.00 1.000	0.00 1.000	0.00 1.000

Batter	1	2	3	4	5	6	7	8	9	AB	R	H	RBI	BB	SO	LOB	BOTTOM		
1 Grégor Blanco, L OBP: 0.277, SLG: 0.338										3	0	1	0	1	1	0	<b>Colorado Rockies @ San Francisco Giants</b> AT&T Park, San Francisco, CA Sun Sep 16 2018, 1:06 PM - 4:07 PM PDT Att: 38,824 - Sunny - 67 F		
12 Joe Panik, L OBP: 0.310, SLG: 0.343										3	2	2	0	1	0	1			
10 Evan Longoria, R OBP: 0.290, SLG: 0.424										3	0	0	0	1	2	4			
35 Brandon Crawford, L OBP: 0.319, SLG: 0.388										4	0	0	0	0	1	6			
53 Austin Slater, R OBP: 0.348, SLG: 0.328										4	0	1	1	0	1	2			
26 Chris Shaw, L OBP: 0.372, SLG: 0.231										4	0	2	1	0	0	1			
16 Aramis García, R OBP: 0.368, SLG: 0.684										4	0	1	0	0	1	2			
7 Gorkys Hernández, R OBP: 0.290, SLG: 0.402										2	0	0	0	0	2	2			
19 Aïen Hanson, S OBP: 0.281, SLG: 0.441										2	0	0	0	0	1	0			
57 Derek Rodríguez, R 62 Ray Black, R 8 Hunter Pence, R 32 Steven Okert, L 49 Sam Dyson, R 54 Reyes Moronta, R 5 Nick Hundley, R										2	0	0	0	0	1	2			
<b>Inning Stats</b>	R: 0 E: 0 K: 1 S: 9	H: 1 LOB: 1 BB: 0 P: 14	R: 0 E: 0 K: 2 S: 13	H: 2 LOB: 2 BB: 0 P: 20	R: 0 E: 0 K: 0 S: 8	H: 0 LOB: 0 BB: 0 P: 13	R: 0 E: 0 K: 2 S: 9	H: 0 LOB: 0 BB: 0 P: 15	R: 1 E: 0 K: 0 S: 13	H: 2 LOB: 2 BB: 1 P: 20	R: 0 E: 0 K: 2 S: 9	H: 0 LOB: 0 BB: 0 P: 13	R: 1 E: 0 K: 1 S: 13	H: 1 LOB: 1 BB: 1 P: 24	R: 0 E: 0 K: 2 S: 7	H: 0 LOB: 0 BB: 0 P: 14	1B: 7 2B: 0 3B: 0 HR: 0	SF: 0 SAC: 0 DP: 1 HBP: 0	WP: 0 PA: 36 PB: 0 SB: 2 CS: 0
<b>PITCHER</b>	IP WLS BF H R ER SO	IP WLS BF H R ER SO	IP WLS BF H R ER SO	IP WLS BF H R ER SO	IP WLS BF H R ER SO	IP WLS BF H R ER SO	IP WLS BF H R ER SO	IP WLS BF H R ER SO	IP WLS BF H R ER SO	IP WLS BF H R ER SO	IP WLS BF H R ER SO	IP WLS BF H R ER SO	IP WLS BF H R ER SO	IP WLS BF H R ER SO	IP WLS BF H R ER SO	IP WLS BF H R ER SO	ERA WHIP	ERA WHIP	ERA WHIP
49 Antonio Senzateña, R ERA: 4.81	5.0 W 21 0 1 0 0	5.0 W 21 0 1 0 0	5.0 W 21 0 1 0 0	5.0 W 21 0 1 0 0	5.0 W 21 0 1 0 0	5.0 W 21 0 1 0 0	5.0 W 21 0 1 0 0	5.0 W 21 0 1 0 0	5.0 W 21 0 1 0 0	5.0 W 21 0 1 0 0	5.0 W 21 0 1 0 0	5.0 W 21 0 1 0 0	5.0 W 21 0 1 0 0	5.0 W 21 0 1 0 0	5.0 W 21 0 1 0 0	5.0 W 21 0 1 0 0	1.80 1.400	1.80 1.400	1.80 1.400
52 Chris Rusin, L ERA: 6.53	0.1 H 1 0 0 0 1	0.1 H 1 0 0 0 1	0.1 H 1 0 0 0 1	0.1 H 1 0 0 0 1	0.1 H 1 0 0 0 1	0.1 H 1 0 0 0 1	0.1 H 1 0 0 0 1	0.1 H 1 0 0 0 1	0.1 H 1 0 0 0 1	0.1 H 1 0 0 0 1	0.1 H 1 0 0 0 1	0.1 H 1 0 0 0 1	0.1 H 1 0 0 0 1	0.1 H 1 0 0 0 1	0.1 H 1 0 0 0 1	0.1 H 1 0 0 0 1	0.00 0.000	0.00 0.000	0.00 0.000
45 Scott Oberg, R ERA: 2.22	1.2 H 6 1 0 0 3	1.2 H 6 1 0 0 3	1.2 H 6 1 0 0 3	1.2 H 6 1 0 0 3	1.2 H 6 1 0 0 3	1.2 H 6 1 0 0 3	1.2 H 6 1 0 0 3	1.2 H 6 1 0 0 3	1.2 H 6 1 0 0 3	1.2 H 6 1 0 0 3	1.2 H 6 1 0 0 3	1.2 H 6 1 0 0 3	1.2 H 6 1 0 0 3	1.2 H 6 1 0 0 3	1.2 H 6 1 0 0 3	1.2 H 6 1 0 0 3	0.00 0.600	0.00 0.600	0.00 0.600
0 Adam Ottavino, R ERA: 2.25	1.0 H 5 1 1 1 1	1.0 H 5 1 1 1 1	1.0 H 5 1 1 1 1	1.0 H 5 1 1 1 1	1.0 H 5 1 1 1 1	1.0 H 5 1 1 1 1	1.0 H 5 1 1 1 1	1.0 H 5 1 1 1 1	1.0 H 5 1 1 1 1	1.0 H 5 1 1 1 1	1.0 H 5 1 1 1 1	1.0 H 5 1 1 1 1	1.0 H 5 1 1 1 1	1.0 H 5 1 1 1 1	1.0 H 5 1 1 1 1	1.0 H 5 1 1 1 1	9.00 2.000	9.00 2.000	9.00 2.000
71 Wade Davis, R ERA: 4.46	1.0 S 3 0 0 0 2	1.0 S 3 0 0 0 2	1.0 S 3 0 0 0 2	1.0 S 3 0 0 0 2	1.0 S 3 0 0 0 2	1.0 S 3 0 0 0 2	1.0 S 3 0 0 0 2	1.0 S 3 0 0 0 2	1.0 S 3 0 0 0 2	1.0 S 3 0 0 0 2	1.0 S 3 0 0 0 2	1.0 S 3 0 0 0 2	1.0 S 3 0 0 0 2	1.0 S 3 0 0 0 2	1.0 S 3 0 0 0 2	1.0 S 3 0 0 0 2	0.00 0.000	0.00 0.000	0.00 0.000

















Batter	1	2	3	4	5	6	7	8	9	AB	R	H	RBI	BB	SO	LOB	TOP		
19 Charlie Blackmon, L (1.8) OBP: 0.355, SLG: 0.493	G3-1			F7		2B		HBP		4	1	1	0	0	1	0	<b>Colorado Rockies @ Arizona Diamondbacks</b> Chase Field, Phoenix, AZ Fri Sep 21 2018, 6:41 PM - 9:34 PM MST Att: 28,833 - Clear - 95 F		
9 DJ LeMahieu, R (1.4) OBP: 0.322, SLG: 0.441	L3			K		2B		FC		5	1	2	1	0	1	2			
26 David Dahl, L (1.7) OBP: 0.323, SLG: 0.490	G3-1			F7		G3-1		2B		5	1	1	1	0	0	2			
28 Nolan Arenado, R (1.5) OBP: 0.372, SLG: 0.548		K			F7			20 1B		4	1	1	1	0	1	0			
5 Carlos González, L (1.9) OBP: 0.328, SLG: 0.457		G1			20 1B			20 1B		2	1	0	0	2	0	0			
20 Ian Desmond, R (1.3) OBP: 0.303, SLG: 0.421		G1-3			BB			BB		3	0	2	3	1	0	0			
1 Garrett Hampson, R (1.6) OBP: 0.305, SLG: 0.345		G6-3			K			BB		3	0	0	0	1	2	1			
14 Tony Wolters, L (1.2) OBP: 0.284, SLG: 0.301		G4-3								2	0	0	0	0	0	0			
8 Gerardo Parra, L (8, PH) OBP: 0.337, SLG: 0.365										2	1	1	0	0	0	3			
0 Adam Ottavino, S (8, PH)										0	0	0	0	0	0	0			
71 Wade Davis, R (9, 1)										0	0	0	0	0	0	0			
4B Germán Márquez, R (1, 1) OBP: 0.293, SLG: 0.345										2	0	0	0	0	1	0			
7 Matt Holliday, R (8, PH) OBP: 0.431, SLG: 0.479										1	0	0	0	0	1	1			
16 Drew Butera, R (8, 2) OBP: 0.261, SLG: 0.280										1	0	0	0	0	0	0			
<b>Inning Stats</b>	R: 0 H: 0 E: 0 K: 0 S: 7	H: 0 LOB: 0 BB: 0 P: 11	R: 0 H: 0 E: 0 K: 1 S: 8	H: 0 LOB: 0 BB: 0 P: 12	R: 0 H: 0 E: 0 K: 1 S: 8	H: 0 LOB: 0 BB: 0 P: 11	R: 0 H: 0 E: 0 K: 1 S: 7	H: 0 LOB: 0 BB: 0 P: 11	R: 1 H: 2 E: 0 K: 0 S: 9	H: 1 LOB: 1 BB: 0 P: 15	R: 0 H: 0 E: 0 K: 1 S: 7	H: 0 LOB: 1 BB: 1 P: 14	R: 4 H: 4 E: 0 K: 1 S: 15	H: 4 LOB: 3 BB: 2 P: 30	R: 0 H: 1 E: 0 K: 1 S: 12	H: 1 LOB: 1 BB: 0 P: 15	1B: 6 2B: 2 3B: 0 HR: 0	SF: 0 SAC: 0 DP: 0 HBP: 1	WP: 1 PA: 39 PB: 0 SB: 0 CS: 0
<b>PITCHER</b>	IP WLS BF H R ER SO BB IBB HBP BLK WP HR S P ERA WHIP																		
21 Zack Greinke, R (1, 1) ERA: 3.21	7.1 L 27 4 3 3 6 2 0 0 0 0 1 0 60 97 3.68 0.818																		
41 Jake Diekman, L (8, 1) ERA: 5.04	0.0 1 0 0 0 0 0 0 0 1 0 0 0 0 1 ∞ ∞																		
29 Brad Ziegler, R (8, 1) ERA: 3.95	0.1 5 3 3 3 0 1 0 0 0 0 0 7 13 81.00 12.000																		
54 Jimmie Sherry, R (8, 1) ERA: 2.31	0.1 2 0 0 0 0 1 0 0 0 0 0 2 7 0.00 3.000																		
50 Yoan López, R (9, 1) ERA: 5.4	1.0 4 1 0 0 1 0 0 0 0 0 0 0 12 15 0.00 1.000																		

Batter	1	2	3	4	5	6	7	8	9	AB	R	H	RBI	BB	SO	LOB	BOTTOM		
9 Jon Jay, L (1.9) OBP: 0.337, SLG: 0.356	2B		K			1B		L7		4	1	2	0	0	1	1	<b>Colorado Rockies @ Arizona Diamondbacks</b> Chase Field, Phoenix, AZ Fri Sep 21 2018, 6:41 PM - 9:34 PM MST Att: 28,833 - Clear - 95 F		
14 Eduardo Escobar, S (1.5) OBP: 0.333, SLG: 0.490	K		1B			K		F7		4	0	1	0	0	2	3			
6 David Peralta, L (1.7) OBP: 0.353, SLG: 0.522	HR		K			1B		G4-3		4	1	2	2	0	1	1			
44 Paul Goldschmidt, R (1.3) OBP: 0.398, SLG: 0.551	K		G5-3			K				4	0	1	0	0	2	2			
3 Daniel Descalso, L (1.4) OBP: 0.359, SLG: 0.445	F7					F7				4	0	1	0	0	0	3			
11 AJ Pollock, R (1.8) OBP: 0.314, SLG: 0.470	K		P3					G5-3		4	0	0	0	0	2	2			
13 Nick Ahmed, R (1.6) OBP: 0.294, SLG: 0.423	G6-3					K		G6-3		4	0	0	0	0	1	1			
2 Jeff Mathis, R (1.2) OBP: 0.281, SLG: 0.282	F8					K		K		3	0	0	0	0	2	0			
21 Zack Greinke, R (1, 1) OBP: 0.305, SLG: 0.390										2	0	0	0	0	1	0			
41 Jake Diekman, R (8, 1) ERA: 5.04										0	0	0	0	0	0	0			
29 Brad Ziegler, R (8, 1) ERA: 3.95										0	0	0	0	0	0	0			
54 Jimmie Sherry, R (8, 1) ERA: 2.31										0	0	0	0	0	0	0			
19 Socarrates Brito, L (8, PH) OBP: 0.351, SLG: 0.320										1	0	1	0	0	0	0			
50 Yoan López, R (9, 1) ERA: 5.4										0	0	0	0	0	0	0			
<b>Inning Stats</b>	R: 2 H: 2 E: 0 K: 2 S: 10	H: 2 LOB: 0 BB: 0 P: 16	R: 0 H: 0 E: 0 K: 1 S: 7	H: 0 LOB: 0 BB: 0 P: 10	R: 0 H: 1 E: 0 K: 2 S: 8	H: 1 LOB: 1 BB: 0 P: 11	R: 0 H: 1 E: 0 K: 1 S: 12	H: 1 LOB: 1 BB: 0 P: 17	R: 0 H: 2 E: 0 K: 2 S: 11	H: 2 LOB: 2 BB: 0 P: 15	R: 0 H: 0 E: 0 K: 1 S: 6	H: 0 LOB: 0 BB: 0 P: 8	R: 0 H: 1 E: 0 K: 0 S: 13	H: 1 LOB: 1 BB: 0 P: 17	R: 0 H: 1 E: 0 K: 1 S: 9	H: 1 LOB: 1 BB: 0 P: 18	1B: 4 2B: 3 3B: 0 HR: 1	SF: 0 SAC: 0 DP: 0 HBP: 0	WP: 0 PA: 34 PB: 0 SB: 0 CS: 0
<b>PITCHER</b>	IP WLS BF H R ER SO BB IBB HBP BLK WP HR S P ERA WHIP																		
48 Germán Márquez, R (1, 1) ERA: 3.91	7.0 W 26 6 2 2 11 0 0 0 0 0 0 0 13 17 2.57 0.857																		
0 Adam Ottavino, R (8, 1) ERA: 2.3	1.0 4 1 0 0 0 0 0 0 0 0 0 0 13 17 0.00 1.000																		
71 Wade Davis, R (9, 1) ERA: 4.4	1.0 4 1 0 0 1 0 0 0 0 0 0 0 9 18 0.00 1.000																		





Batter	1	2	3	4	5	6	7	8	9	AB	R	H	RBI	BB	SO	LOB	TOP					
19 Charlie Blackmon, L (1.8) OBP: 0.372, SLG: 0.493	G6-3		HBP	1B		F7			1B	4	1	2	0	0	0	0	<b>Colorado Rockies @ Arizona Diamondbacks</b> Chase Field, Phoenix, AZ Sat Sep 22 2018, 5:11 PM - 8:12 PM MST Att: 35,094 - Roof Closed - 77 F					
9 DJ LeMahieu, R (1.4) OBP: 0.323, SLG: 0.441	E6		G1-3	F9		F8			1B	5	1	2	0	0	0	2						
28 Nolan Arenado, R (1.5) OBP: 0.372, SLG: 0.545	7 WP		BB	G4-3		K			L8	3	1	0	0	2	1	3						
7 Matt Holliday, R (1.7) OBP: 0.419, SLG: 0.451	BB		BB							3	0	0	0	1	2	3						
8 Gerardo Parra, L (7.7) OBP: 0.339, SLG: 0.365	20 G5-4-3		K	G6-3					42 BB	0	0	0	0	1	0	0						
20 Ian Desmond, R (1.3) OBP: 0.304, SLG: 0.418	G5-4-3		BB						42 BB	3	1	0	0	2	0	6						
42 Chris Iannetta, R (1.2) OBP: 0.337, SLG: 0.375		1B	1B							4	1	2	3	1	1	1						
26 David Dahl, L (1.9) OBP: 0.325, SLG: 0.486	K		1B						F7	4	0	1	1	1	1	4						
1 Garrett Hampson, R (1.6) OBP: 0.339, SLG: 0.333	K		1B						B1-3	4	0	1	1	0	1	3						
49 Antonio SenzateLA, R (1.1) OBP: 0.091, SLG: 0.136	K		K						K	3	0	0	0	0	2	5						
24 Ryan McMahon, L (8. PH) OBP: 0.303, SLG: 0.376										1	0	0	0	0	1	0						
0 Adam Ottavino, S (8.1)										0	0	0	0	0	0	0						
71 Wade Davis, R (9.1)										0	0	0	0	0	0	0						
<b>Inning Stats</b>	R: 0 H: 1 E: 1 K: 0 S: 10	H: 1 LOB: 2 BB: 2 P: 23	R: 0 H: 1 E: 0 K: 3 S: 11	H: 1 LOB: 1 BB: 0 P: 15	R: 4 H: 3 E: 0 K: 2 S: 25	H: 3 LOB: 2 BB: 2 P: 44	R: 0 H: 1 E: 0 K: 0 S: 12	H: 1 LOB: 1 BB: 0 P: 17	R: 0 H: 0 E: 0 K: 0 S: 7	H: 0 LOB: 2 BB: 2 P: 12	R: 0 H: 0 E: 0 K: 1 S: 10	H: 0 LOB: 0 BB: 0 P: 13	R: 0 H: 0 E: 0 K: 1 S: 8	H: 0 LOB: 0 BB: 0 P: 11	R: 0 H: 0 E: 0 K: 1 S: 8	H: 0 LOB: 0 BB: 0 P: 13	R: 1 H: 2 E: 0 K: 0 S: 12	H: 2 LOB: 3 BB: 2 P: 21	1B: 8 2B: 0 3B: 0 HR: 0	SF: 0 SAC: 0 DP: 1 HBP: 1	WP: 2 PA: 43 PB: 0 SB: 0 CS: 0	
<b>PITCHER</b>	IP WLS BF H R ER SO BB IBB HBP BLK WP HR S P ERA WHIP	IP WLS BF H R ER SO BB IBB HBP BLK WP HR S P ERA WHIP	IP WLS BF H R ER SO BB IBB HBP BLK WP HR S P ERA WHIP	IP WLS BF H R ER SO BB IBB HBP BLK WP HR S P ERA WHIP	IP WLS BF H R ER SO BB IBB HBP BLK WP HR S P ERA WHIP	IP WLS BF H R ER SO BB IBB HBP BLK WP HR S P ERA WHIP	IP WLS BF H R ER SO BB IBB HBP BLK WP HR S P ERA WHIP	IP WLS BF H R ER SO BB IBB HBP BLK WP HR S P ERA WHIP	IP WLS BF H R ER SO BB IBB HBP BLK WP HR S P ERA WHIP	IP WLS BF H R ER SO BB IBB HBP BLK WP HR S P ERA WHIP	IP WLS BF H R ER SO BB IBB HBP BLK WP HR S P ERA WHIP	IP WLS BF H R ER SO BB IBB HBP BLK WP HR S P ERA WHIP	IP WLS BF H R ER SO BB IBB HBP BLK WP HR S P ERA WHIP	IP WLS BF H R ER SO BB IBB HBP BLK WP HR S P ERA WHIP	IP WLS BF H R ER SO BB IBB HBP BLK WP HR S P ERA WHIP	IP WLS BF H R ER SO BB IBB HBP BLK WP HR S P ERA WHIP	IP WLS BF H R ER SO BB IBB HBP BLK WP HR S P ERA WHIP	IP WLS BF H R ER SO BB IBB HBP BLK WP HR S P ERA WHIP	IP WLS BF H R ER SO BB IBB HBP BLK WP HR S P ERA WHIP	IP WLS BF H R ER SO BB IBB HBP BLK WP HR S P ERA WHIP	IP WLS BF H R ER SO BB IBB HBP BLK WP HR S P ERA WHIP	IP WLS BF H R ER SO BB IBB HBP BLK WP HR S P ERA WHIP

AB	34
R	5
H	8
RBI	5
BB	8
SO	9
LOB	27



Batter	1	2	3	4	5	6	7	8	9	AB	R	H	RBI	BB	SO	LOB	BOTTOM					
9 Jon Jay, L (1.9) OBP: 0.335, SLG: 0.353	G6-3			G4-3		G6-4-3			G4-3	4	0	0	0	0	0	1	<b>Colorado Rockies @ Arizona Diamondbacks</b> Chase Field, Phoenix, AZ Sat Sep 22 2018, 5:11 PM - 8:12 PM MST Att: 35,094 - Roof Closed - 77 F					
14 Eduardo Escobar, S (1.5) OBP: 0.332, SLG: 0.488	G4-3			F9					F7	4	0	1	0	0	0	0						
6 David Peralta, L (1.7) OBP: 0.351, SLG: 0.519	G1-3			G4-3						3	0	0	0	0	0	1						
44 Paul Goldschmidt, R (1.3) OBP: 0.396, SLG: 0.548		G6-3				L8				3	0	0	0	0	0	1						
3 Daniel Descalso, L (1.4) OBP: 0.356, SLG: 0.441				K		K			L8	3	0	0	0	0	2	1						
11 AJ Pollock, R (1.8) OBP: 0.314, SLG: 0.477				K		HR				3	1	1	1	0	2	0						
13 Nick Ahmed, R (1.6) OBP: 0.293, SLG: 0.421				G5-3		G4-3			F7	3	0	0	0	0	0	0						
5 Alex Avila, L (1.2) OBP: 0.296, SLG: 0.304				G6-3					G4-3	3	0	1	0	0	0	0						
46 Patrick Corbin, L (1.1) ERA: 3.23				K		L6				0	0	0	0	0	0	0						
47 Patrick Corbin, R (1.1) ERA: 3.23										0	0	0	0	0	0	0						
48 Randall Delgado, R (4.1) ERA: 5.59										0	0	0	0	0	0	0						
54 Jimmie Sherry, R (6.1) ERA: 2.13										0	0	0	0	0	0	0						
61 Silvino Bracho, R (7.1) ERA: 3.08										0	0	0	0	0	0	0						
40 Andrew Chafin, L (8.1) ERA: 2.77										0	0	0	0	0	0	0						
<b>Inning Stats</b>	R: 0 H: 0 E: 0 K: 0 S: 8	H: 0 LOB: 0 BB: 0 P: 12	R: 0 H: 0 E: 0 K: 2 S: 7	H: 0 LOB: 0 BB: 0 P: 11	R: 0 H: 0 E: 0 K: 1 S: 9	H: 0 LOB: 0 BB: 0 P: 14	R: 0 H: 0 E: 0 K: 0 S: 6	H: 0 LOB: 0 BB: 0 P: 6	R: 1 H: 1 E: 0 K: 1 S: 10	H: 1 LOB: 0 BB: 0 P: 15	R: 0 H: 1 E: 0 K: 0 S: 5	H: 1 LOB: 1 BB: 0 P: 9	R: 0 H: 0 E: 0 K: 1 S: 5	H: 0 LOB: 0 BB: 0 P: 5	R: 0 H: 0 E: 0 K: 1 S: 5	H: 0 LOB: 0 BB: 0 P: 10	1B: 2 2B: 0 3B: 0 HR: 1	SF: 0 SAC: 0 DP: 1 HBP: 0	WP: 0 PA: 29 PB: 0 SB: 0 CS: 0			
<b>PITCHER</b>	IP WLS BF H R ER SO BB IBB HBP BLK WP HR S P ERA WHIP	IP WLS BF H R ER SO BB IBB HBP BLK WP HR S P ERA WHIP	IP WLS BF H R ER SO BB IBB HBP BLK WP HR S P ERA WHIP	IP WLS BF H R ER SO BB IBB HBP BLK WP HR S P ERA WHIP	IP WLS BF H R ER SO BB IBB HBP BLK WP HR S P ERA WHIP	IP WLS BF H R ER SO BB IBB HBP BLK WP HR S P ERA WHIP	IP WLS BF H R ER SO BB IBB HBP BLK WP HR S P ERA WHIP	IP WLS BF H R ER SO BB IBB HBP BLK WP HR S P ERA WHIP	IP WLS BF H R ER SO BB IBB HBP BLK WP HR S P ERA WHIP	IP WLS BF H R ER SO BB IBB HBP BLK WP HR S P ERA WHIP	IP WLS BF H R ER SO BB IBB HBP BLK WP HR S P ERA WHIP	IP WLS BF H R ER SO BB IBB HBP BLK WP HR S P ERA WHIP	IP WLS BF H R ER SO BB IBB HBP BLK WP HR S P ERA WHIP	IP WLS BF H R ER SO BB IBB HBP BLK WP HR S P ERA WHIP	IP WLS BF H R ER SO BB IBB HBP BLK WP HR S P ERA WHIP	IP WLS BF H R ER SO BB IBB HBP BLK WP HR S P ERA WHIP	IP WLS BF H R ER SO BB IBB HBP BLK WP HR S P ERA WHIP	IP WLS BF H R ER SO BB IBB HBP BLK WP HR S P ERA WHIP	IP WLS BF H R ER SO BB IBB HBP BLK WP HR S P ERA WHIP	IP WLS BF H R ER SO BB IBB HBP BLK WP HR S P ERA WHIP	IP WLS BF H R ER SO BB IBB HBP BLK WP HR S P ERA WHIP	IP WLS BF H R ER SO BB IBB HBP BLK WP HR S P ERA WHIP







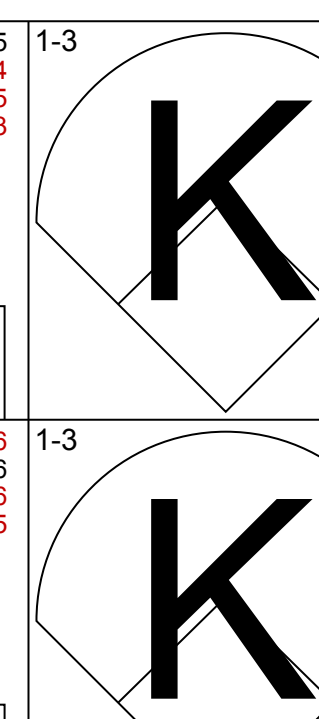
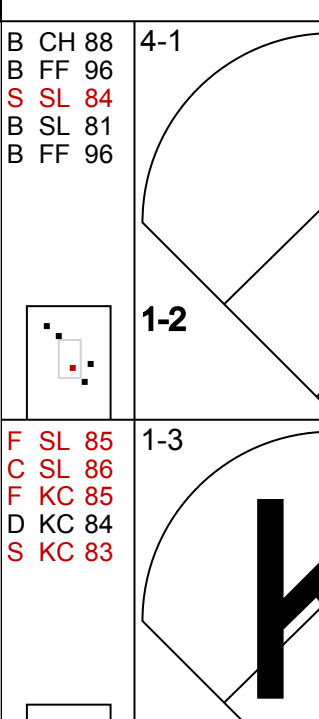
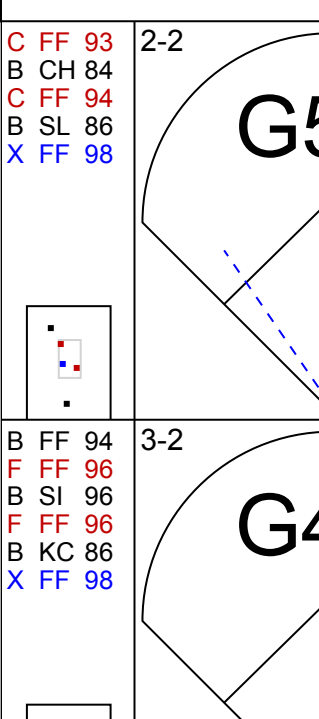
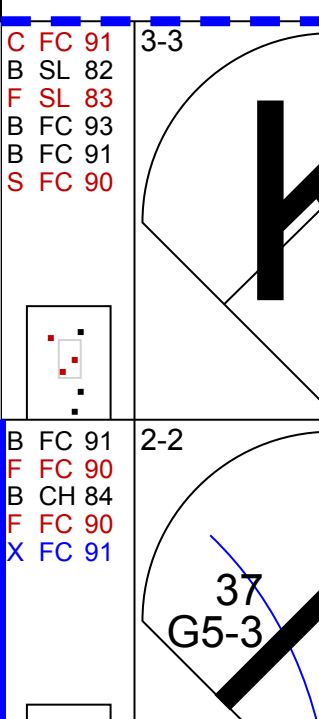


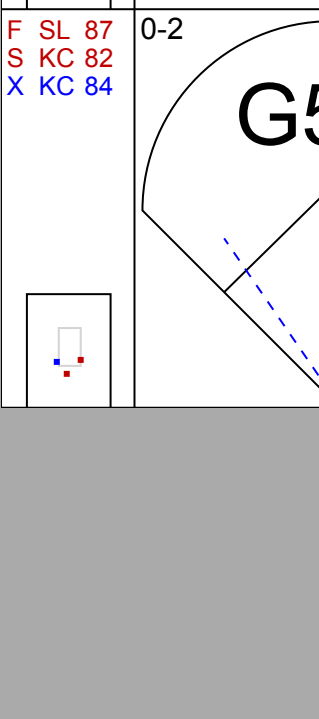
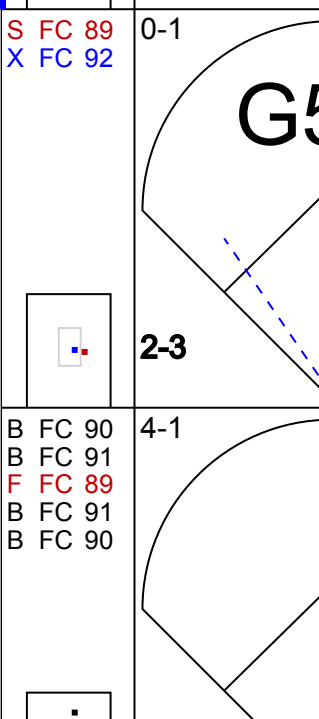



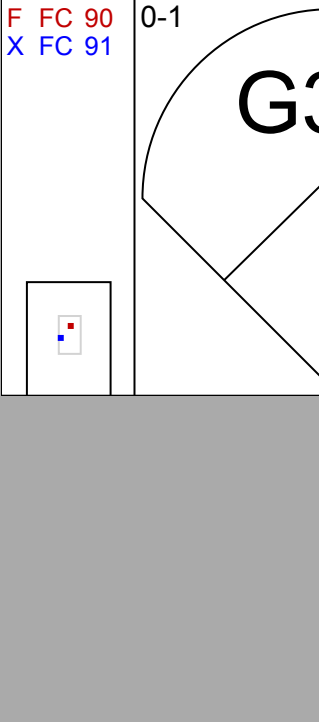

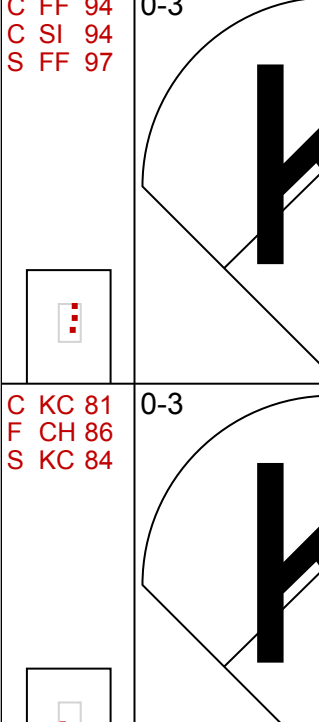


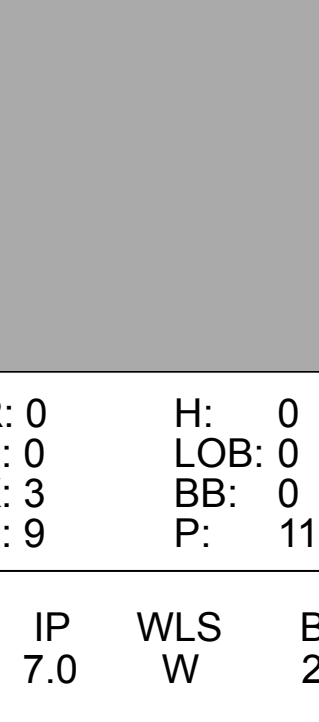
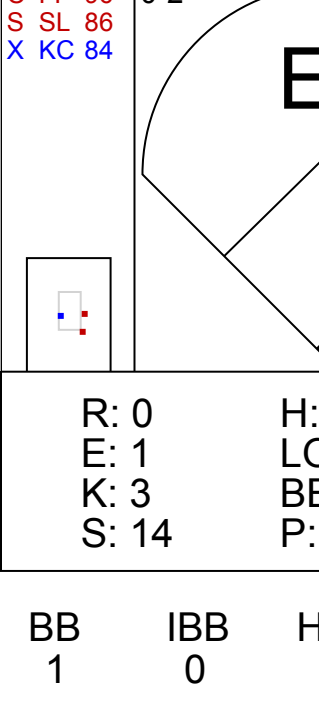
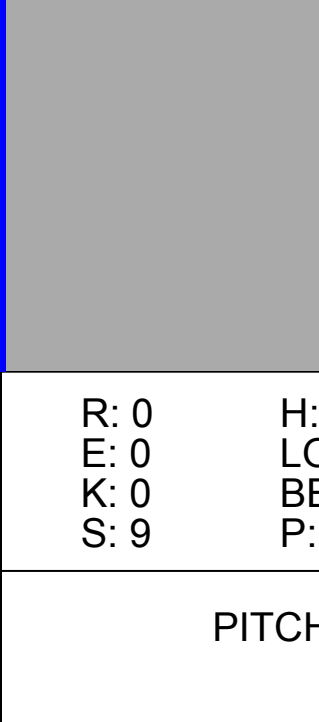
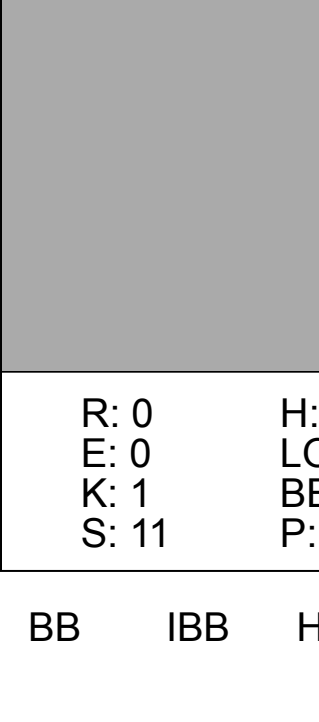
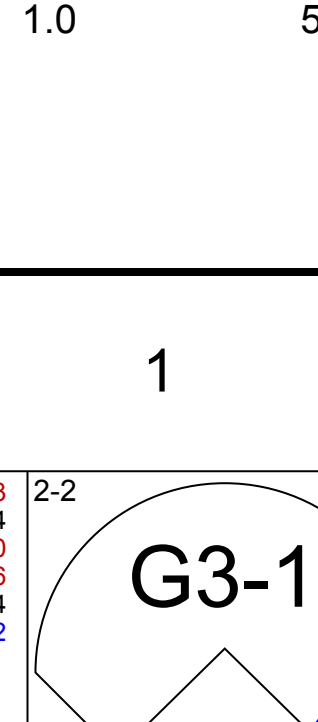

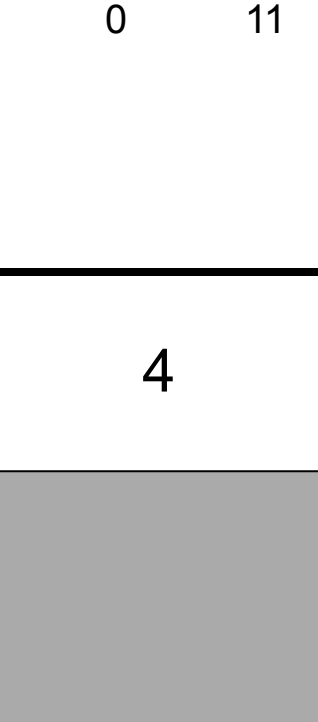
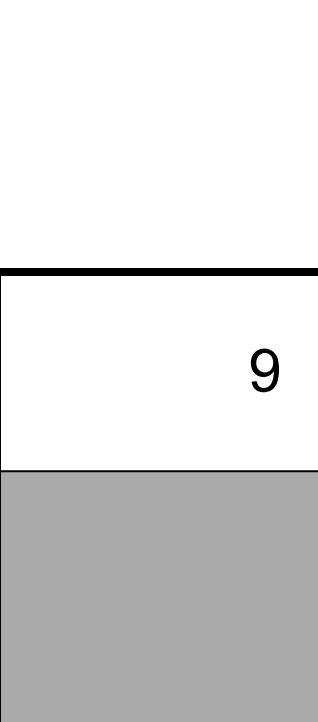
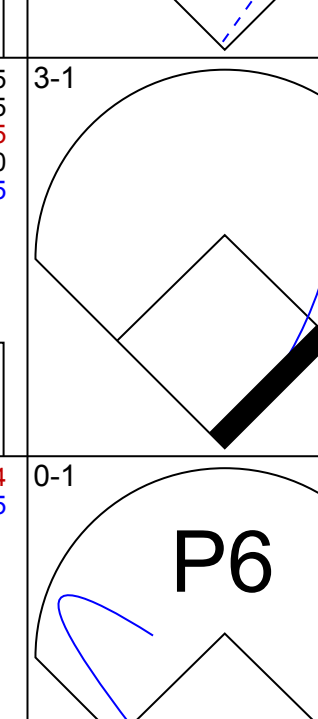

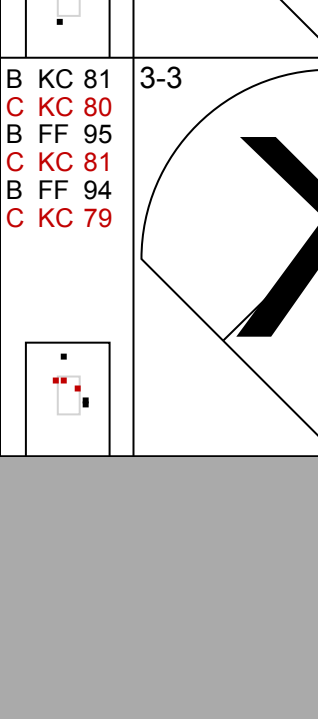
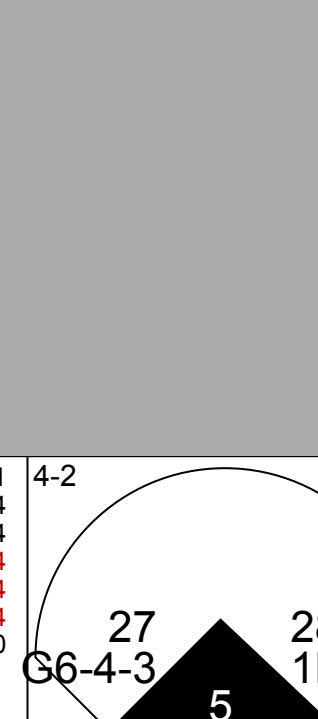
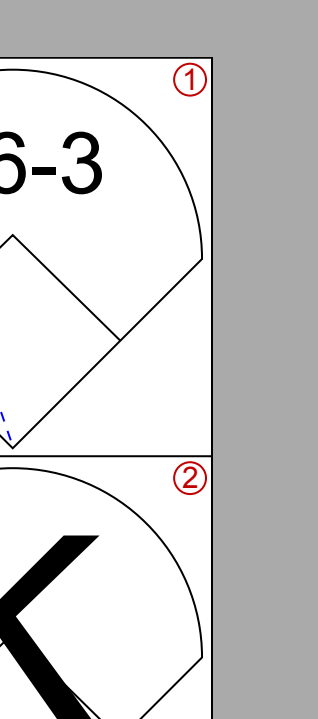

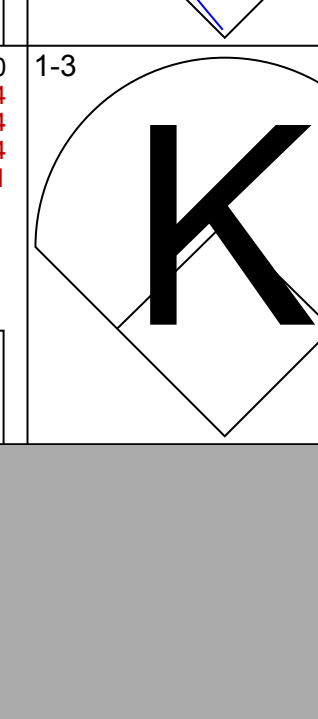


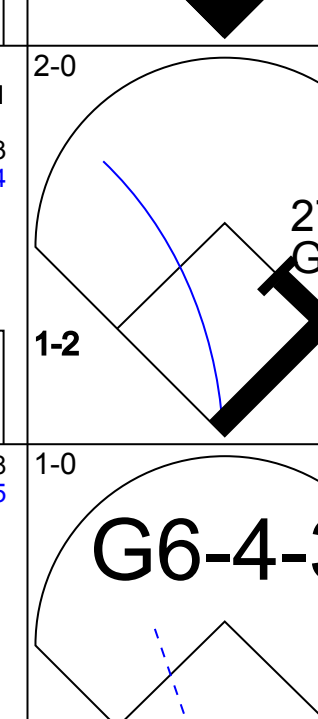
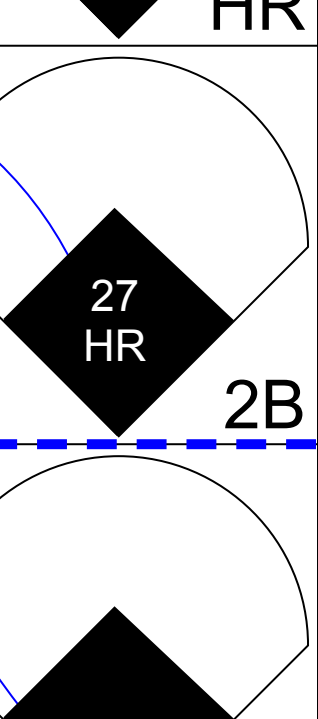
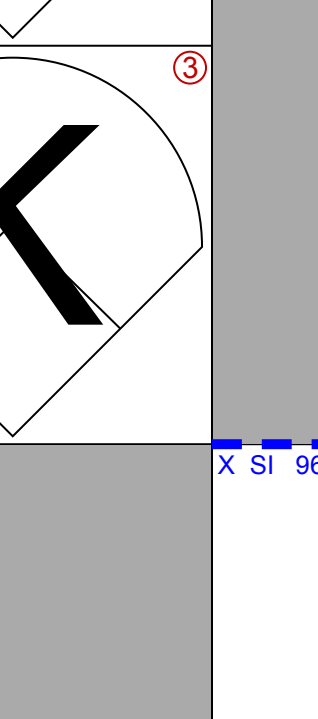


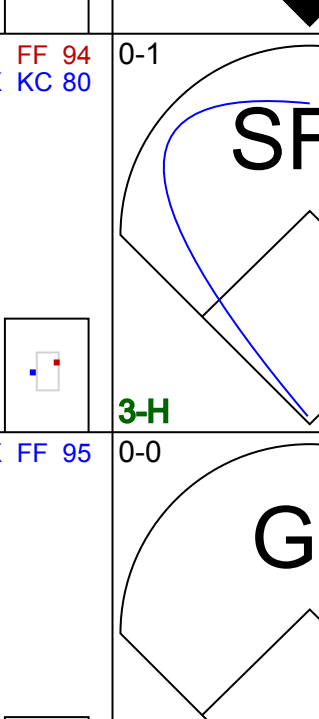

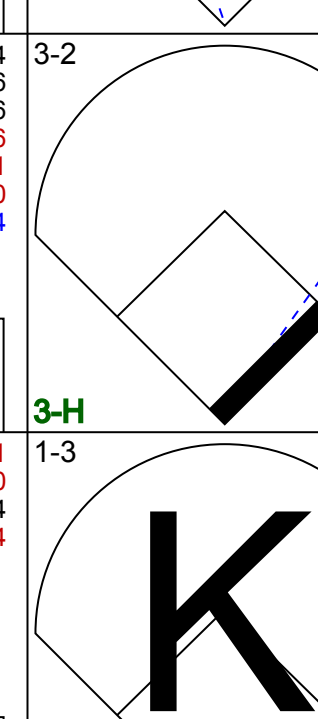
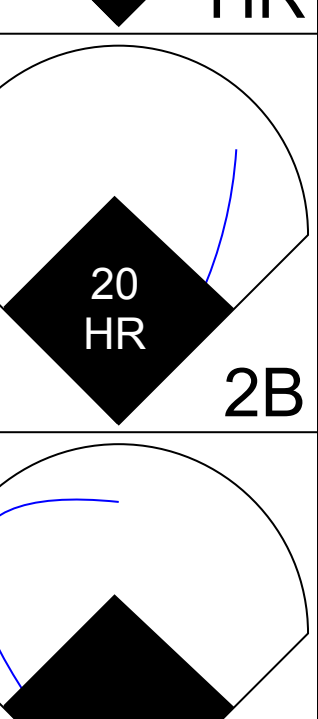
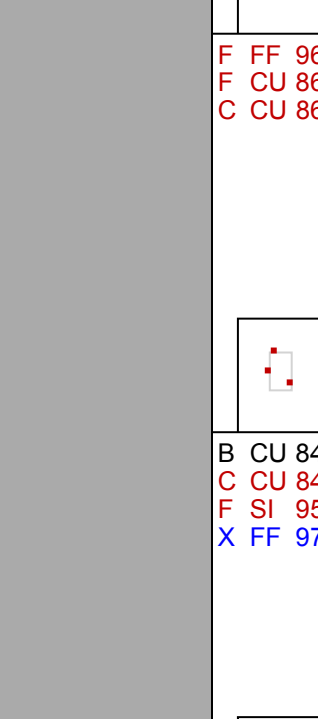


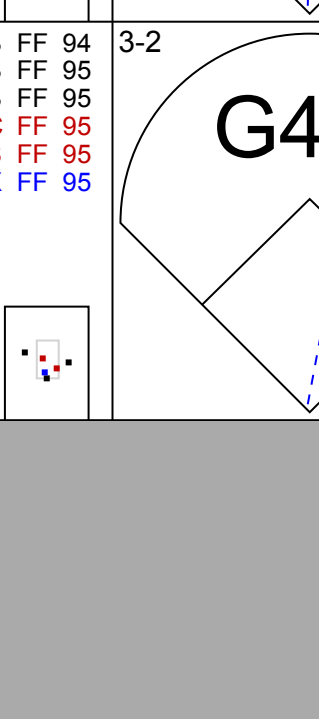
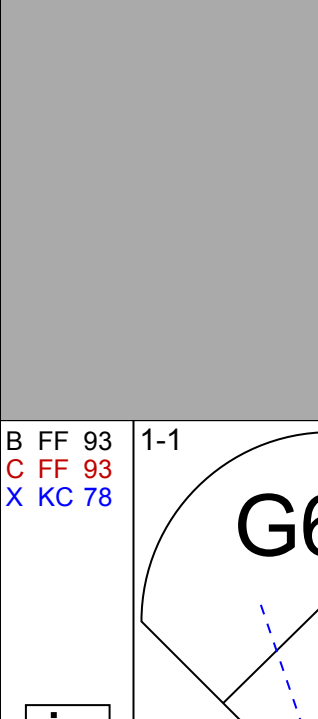

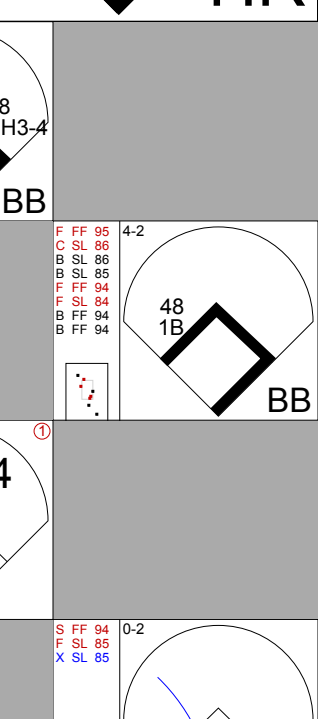
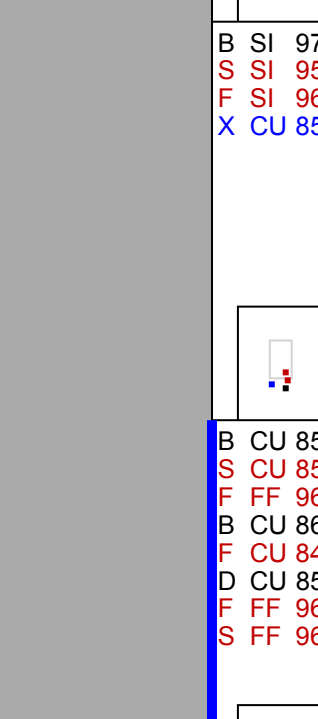

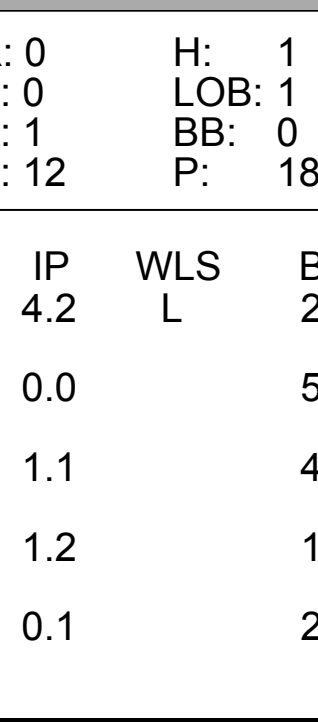
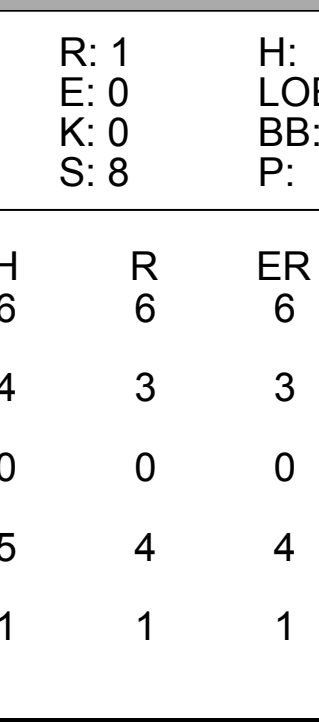
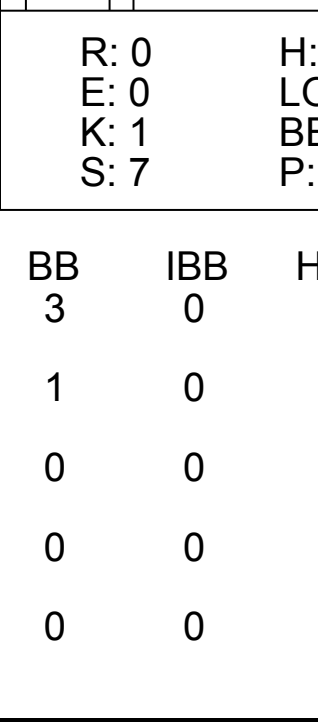
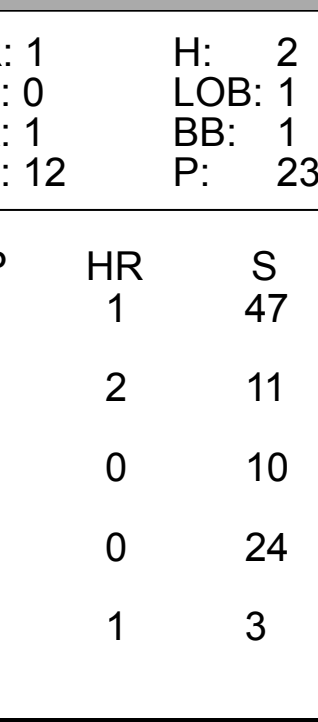
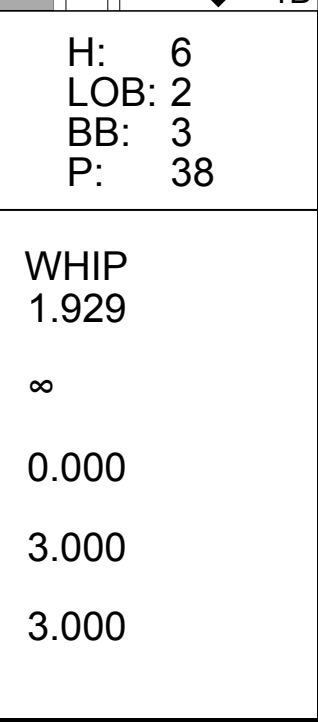




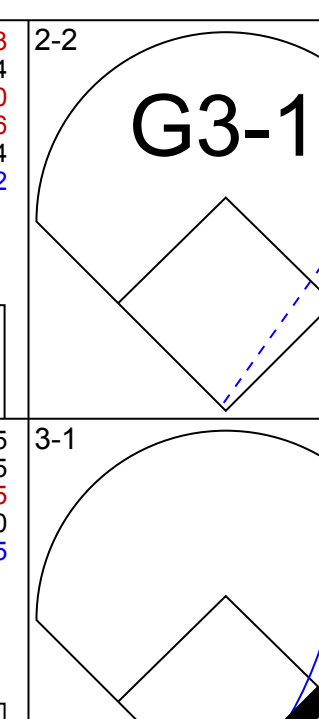
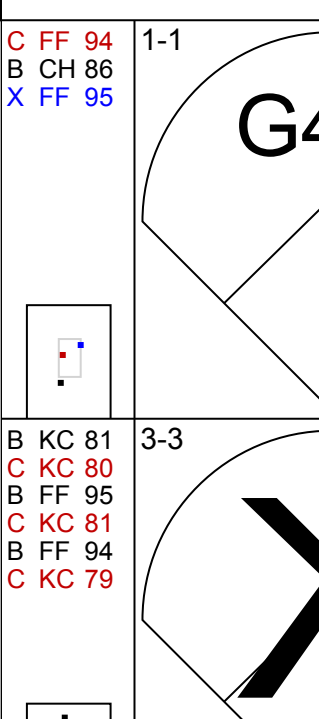
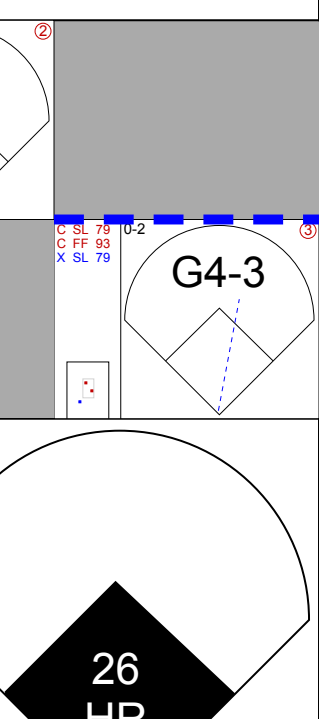
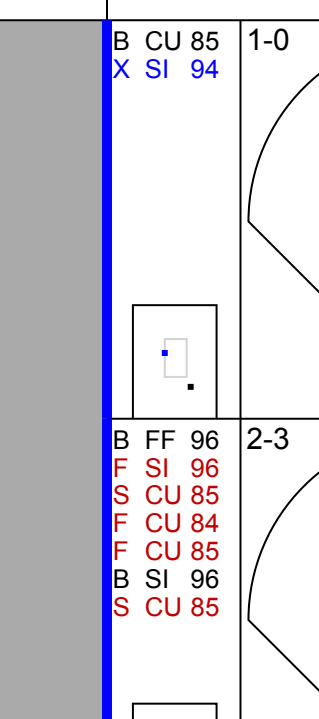
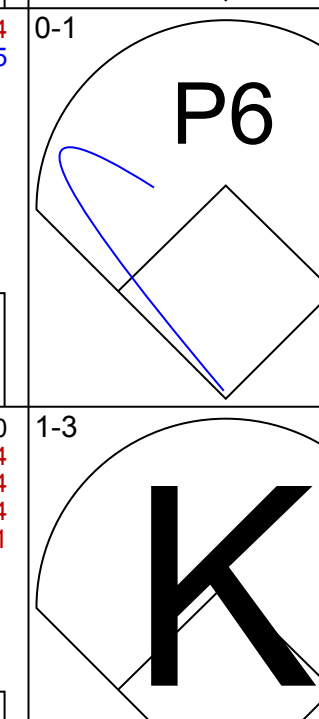

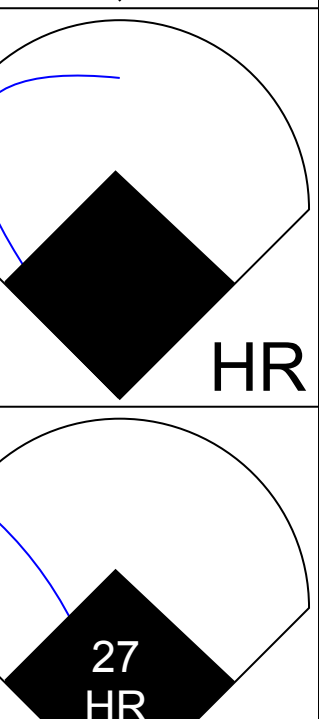
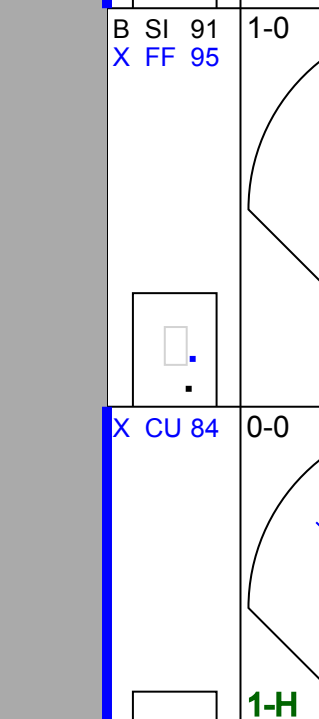


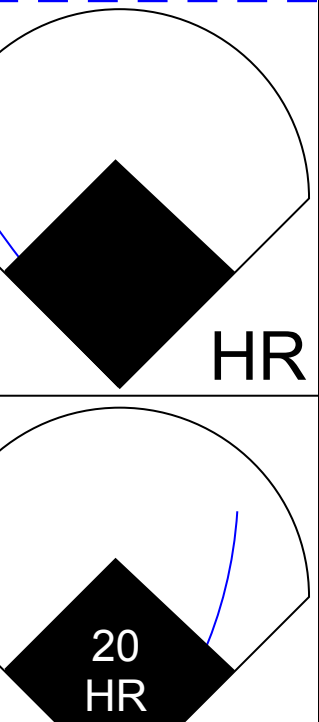
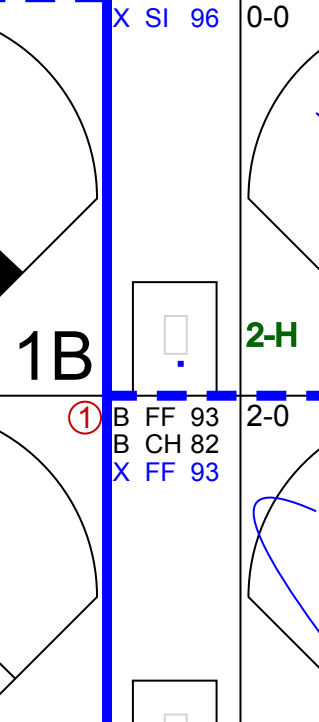


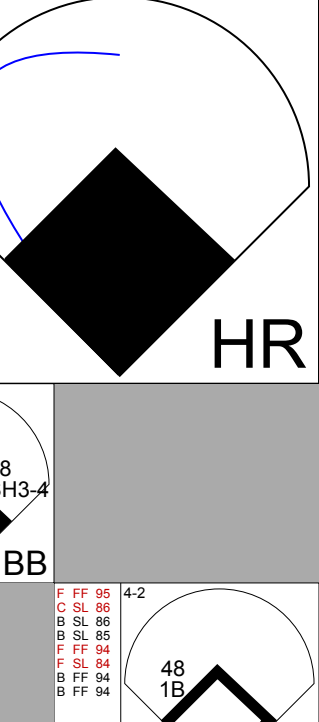
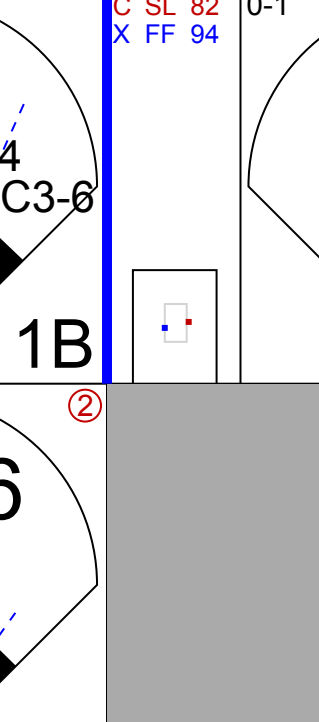
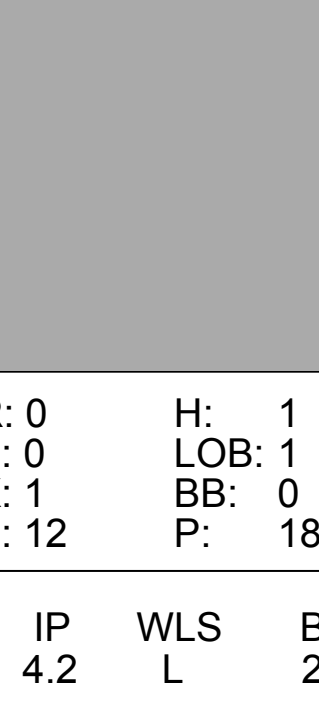
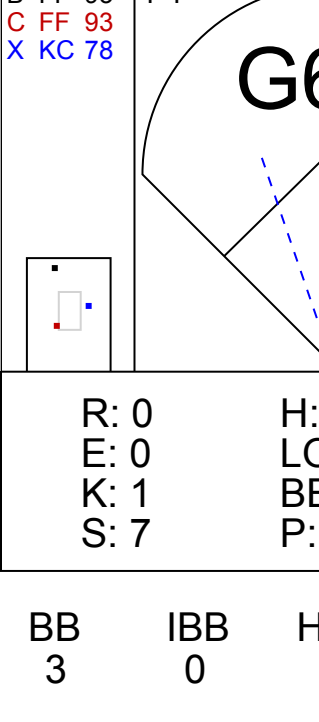
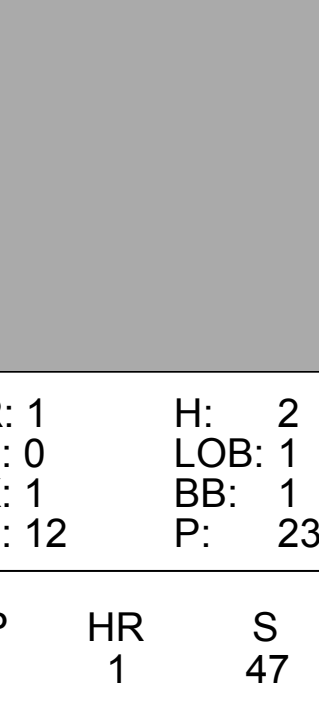
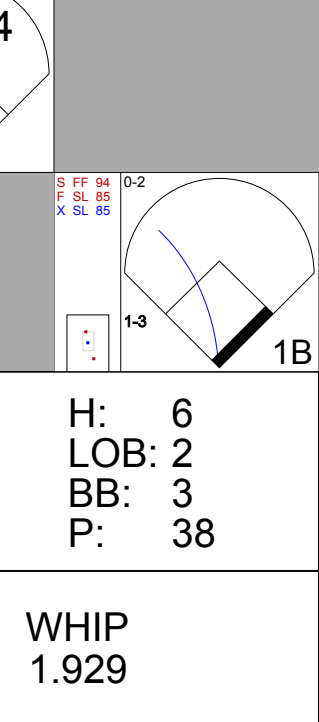
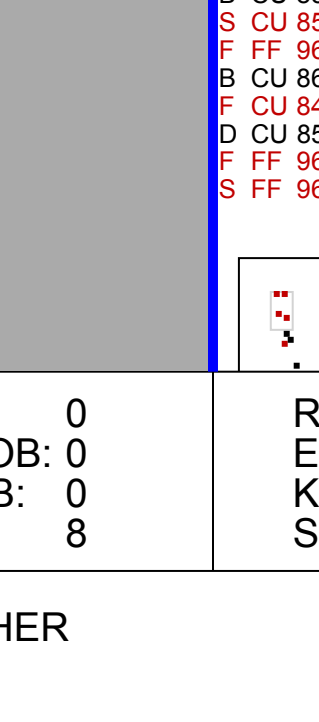
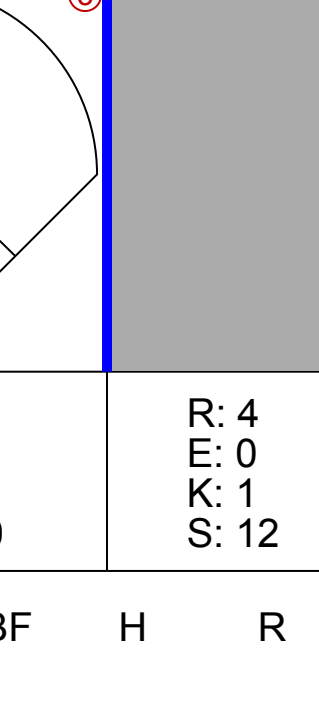



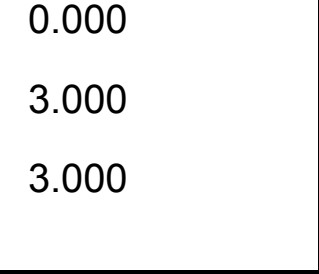










Batter	1	2	3	4	5	6	7	8	9	AB	R	H	RBI	BB	SO	LOB	TOP																					
16 César Hernández, S (1.4) OBP: 0.397, SLG: 0.360										3	0	0	0	1	2	0	<b>Philadelphia Phillies @ Colorado Rockies</b> Coors Field, Denver, CO Wed Sep 26 2018, 6:42 PM - 9:32 PM MDT Att: 35,181 - Partly Cloudy - 71 F																					
41 Carlos Santana, S (1.5) OBP: 0.350, SLG: 0.409										3	0	0	0	0	2	2																						
53 Yackel Rios, R (7.1)										0	0	0	0	0	0	0																						
54 Austin Davis, L (8.1)										0	0	0	0	0	0	0																						
18 Pedro Florimón, S (9. PH) OBP: 0.284, SLG: 0.435										1	0	1	0	0	0	0																						
37 Odúbel Herrera, L (1.9) OBP: 0.313, SLG: 0.423										4	0	0	0	0	1	1																						
17 Rhys Hoskins, R (1.3) OBP: 0.352, SLG: 0.493										3	0	0	0	1	3	0																						
24 Roman Quinn, S (1.8) OBP: 0.325, SLG: 0.449										4	0	1	0	0	1	2																						
25 Dylan Cozens, L (1.7) OBP: 0.212, SLG: 0.233										3	0	1	0	0	1	0																						
4 Scott Kingery, R (1.6) OBP: 0.269, SLG: 0.343										3	0	1	0	0	1	0																						
15 Andrew Knapp, S (1.2) OBP: 0.305, SLG: 0.333										3	0	0	0	0	2	1																						
43 Nick Pivetta, R (1.1) OBP: 0.143, SLG: 0.125										2	0	0	0	0	0	0																						
64 Víctor Arano, R (5.1)										0	0	0	0	0	0	0																						
46 Adam Morgan, L (5.1)										0	0	0	0	0	0	0																						
29 Mitch Walding, L (7.5) OBP: 0.158, SLG: 0.235										1	0	0	0	0	1	0																						
<b>Inning Stats</b>	R: 0 E: 0 K: 3 S: 9	H: 0 LOB: 0 BB: 0 P: 11	R: 0 E: 0 K: 3 S: 9	H: 0 LOB: 0 BB: 0 P: 12	R: 0 E: 1 K: 3 S: 14	H: 0 LOB: 2 BB: 1 P: 19	R: 0 E: 0 K: 1 S: 13	H: 2 LOB: 2 BB: 0 P: 18	R: 0 E: 0 K: 0 S: 7	H: 1 LOB: 0 BB: 0 P: 11	R: 0 E: 0 K: 0 S: 9	H: 0 LOB: 0 BB: 0 P: 14	R: 0 E: 0 K: 1 S: 9	H: 0 LOB: 0 BB: 0 P: 16	R: 0 E: 0 K: 2 S: 8	H: 0 LOB: 0 BB: 0 P: 10	R: 0 E: 0 K: 1 S: 11	H: 1 LOB: 2 BB: 1 P: 20	1B: 3 2B: 1 3B: 0 HR: 0	SF: 0 SAC: 0 DP: 1 HBP: 0	WP: 0 PB: 0 SB: 0 CS: 0	PA: 32																
<b>PITCHER</b>	IP	WLS	BF	H	R	ER	SO	BB	IBB	HBP	BLK	WP	HR	S	P	ERA	WHIP	<b>PITCHER</b>				IP	WLS	BF	H	R	ER	SO	BB	IBB	HBP	BLK	WP	HR	S	P	ERA	WHIP
48 Germán Márquez, R (1.1) ERA: 3.76	7.0	W	24	3	0	0	11	1	0	0	0	0	0	70	101	0.00	0.571																					
18 Seungwan Oh, R (8.1) ERA: 2.59	1.0		3	0	0	0	2	0	0	0	0	0	0	8	10	0.00	0.000																					
29 Bryan Shaw, R (9.1) ERA: 5.93	1.0		5	1	0	0	1	1	0	0	0	0	0	11	20	0.00	2.000																					

Batter	1	2	3	4	5	6	7	8	9	AB	R	H	RBI	BB	SO	LOB	BOTTOM																					
19 Charlie Blackmon, L (1.8) OBP: 0.356, SLG: 0.488										4	0	0	0	0	0	3	<b>Philadelphia Phillies @ Colorado Rockies</b> Coors Field, Denver, CO Wed Sep 26 2018, 6:42 PM - 9:32 PM MDT Att: 35,181 - Partly Cloudy - 71 F																					
1 Garrett Hampson, R (9.6) OBP: 0.494, SLG: 0.410										1	0	0	0	0	0	0																						
9 DJ LeMahieu, R (1.4) OBP: 0.330, SLG: 0.441										3	1	1	0	1	1	0																						
56 Noel Cuevas, R (9.9) OBP: 0.270, SLG: 0.317										1	0	0	0	0	1	0																						
26 David Dahl, L (1.7) OBP: 0.328, SLG: 0.513										4	3	2	3	1	1	1																						
28 Nolan Arenado, R (1.5) OBP: 0.375, SLG: 0.546										4	1	2	0	0	2	1																						
4 Pat Valaika, R (9.5) OBP: 0.215, SLG: 0.248										1	1	1	1	0	0	0																						
27 Trevor Story, R (1.6) OBP: 0.307, SLG: 0.422										4	3	3	2	0	0	2																						
15 Raimel Tapia, L (8. PH) OBP: 0.269, SLG: 0.500										1	1	1	1	0	0	0																						
5 Carlos González, L (1.9) OBP: 0.330, SLG: 0.463										3	1	2	2	0	1	1																						
16 Drew Butera, R (9.3) OBP: 0.265, SLG: 0.302										1	1	1	2	0	0	0																						
20 Ian Desmond, R (1.3) OBP: 0.413, SLG: 0.422										4	1	2	2	0	1	1																						
24 Ryan McMahon, L (8.3) OBP: 0.303, SLG: 0.376										1	0	0	0	0	0	0																						
14 Tony Wolters, L (1.2) OBP: 0.300, SLG: 0.295										2	1	0	1	2	0	1																						
48 Germán Márquez, R (1.1) ERA: 4.77	4.2	L	22	6	6	6	3	3	0	0	0	0	0	47	83	11.57	1.929	<b>PITCHER</b>				IP	WLS	BF	H	R	ER	SO	BB	IBB	HBP	BLK	WP	HR	S	P	ERA	WHIP
64 Víctor Arano, R (5.1) ERA: 2.79	0.0		5	4	3	3	0	1	0	0	0	0	2	11	19	∞	∞																					
46 Adam Morgan, L (5.1) ERA: 3.97	1.1		4	0	0	0	2	0	0	0	0	0	0	10	11	0.00	0.000																					
53 Yackel Rios, R (7.1) ERA: 6.81	1.2		10	5	4	4	3	0	0	0	0	0	0	24	33	21.60	3.000																					
54 Austin Davis, L (8.1) ERA: 3.78	0.1		2	1	1	1	0	0	0	0	0	0	1	3	5	27.00	3.000																					
<b>Inning Stats</b>	R: 0 E: 0 K: 1 S: 12	H: 1 LOB: 1 BB: 0 P: 18	R: 1 E: 0 K: 0 S: 8	H: 1 LOB: 0 BB: 0 P: 14	R: 0 E: 0 K: 1 S: 7	H: 0 LOB: 0 BB: 0 P: 12	R: 1 E: 0 K: 1 S: 12	H: 2 LOB: 1 BB: 1 P: 23	R: 7 E: 0 K: 0 S: 22	H: 6 LOB: 2 BB: 3 P: 38	R: 0 E: 0 K: 2 S: 7	H: 0 LOB: 0 BB: 0 P: 8	R: 1 E: 0 K: 2 S: 15																									



Batter	1	2	3	4	5	6	7	8	9	AB R H RBI BB SO LOB	TOP									
16 César Hernández, S (1, 4) OBP: 0.355, SLG: 0.359	G3-1		G5-3		K		G6-3		1B	5 0 1 0 0 1 0	<b>Philadelphia Phillies @ Colorado Rockies</b> Coors Field, Denver, CO Thu Sep 27 2018, 1:14 PM - 4:18 PM MDT Att: 36,448 - Partly Cloudy - 74 F									
19 José Bautista, R (1, 9) OBP: 0.345, SLG: 0.409 5 Nick Williams, R (7, 9) OBP: 0.329, SLG: 0.492 93 Pat Neshek, S (7, 1) 47 Aaron Loup, L (8, 1) 50 Héctor Neris, R (8, 1) 2 J.P. Crawford, L (8, 9) OBP: 0.321, SLG: 0.397	FC6-4 BB		HR		K		1B		K	2 1 1 1 1 1 1 0 1 0 1 0 1 0 0 0 0 0 1 1										
24 Roman Quinn, S (1, 8) OBP: 0.328, SLG: 0.438	F7		BB		BB		K		K	3 0 0 0 2 2 3										
17 Rhys Hoskins, R (1, 3) OBP: 0.352, SLG: 0.491	FC6-4		P3		BB		HR		P6	4 1 1 0 0 0 3										
41 Carlos Santana, S (1, 5) OBP: 0.351, SLG: 0.417			P5		K		HR			4 1 2 2 0 1 2										
25 Dylan Cozens, L (1, 7) OBP: 0.243, SLG: 0.273	F8		2B		K		BB			3 0 1 0 1 1 1										
4 Scott Kingery, R (1, 6) OBP: 0.269, SLG: 0.345	P3		2B		K		BB			4 0 1 0 0 2 2										
15 Andrew Knapp, S (1, 2) OBP: 0.299, SLG: 0.326	F8		L4		G4-3		K			4 0 0 0 0 1 4										
49 Jake Arrieta, R (1, 1) OBP: 0.188, SLG: 0.200			K		K		K		K	2 0 0 0 0 2 2 2 0 0 0 0 2 1										
18 Pedro Florimón, S (7, 9) OBP: 0.276, SLG: 0.423																				
<b>Inning Stats</b>	R: 0 E: 0 K: 0 S: 8	H: 0 LOB: 1 BB: 1 P: 16	R: 0 E: 0 K: 0 S: 8	H: 1 LOB: 1 BB: 0 P: 14	R: 1 E: 0 K: 1 S: 10	H: 1 LOB: 1 BB: 1 P: 21	R: 0 E: 0 K: 1 S: 14	H: 2 LOB: 2 BB: 0 P: 22	R: 0 E: 0 K: 2 S: 16	H: 0 LOB: 0 BB: 1 P: 27	R: 0 E: 0 K: 2 S: 14	H: 1 LOB: 1 BB: 0 P: 21	R: 2 E: 0 K: 3 S: 15	H: 1 LOB: 1 BB: 1 P: 29	R: 0 E: 0 K: 2 S: 10	H: 1 LOB: 1 BB: 0 P: 17	1B: 3 2B: 3 3B: 0 HR: 2	SF: 0 SAC: 0 DP: 0 HBP: 1	WP: 0 PB: 0 SB: 1 CS: 0	PA: 40
<b>PITCHER</b>	IP WLS BF H R ER SO BB IBB HBP BLK WP HR S P ERA WHIP											IP WLS BF H R ER SO BB IBB HBP BLK WP HR S P ERA WHIP								
49 Antonio Senzatela, R (1, 1) ERA: 4.38	4.2 22 5 1 1 4 3 0 0 0 0 1 53 95 1.93 1.714																			
45 Scott Oberg, R (5, 1) ERA: 2.51	1.1 W 4 0 0 0 3 0 0 0 0 0 0 10 13 0.00 0.000																			
18 Seungwhan Oh, R (7, 1) ERA: 2.65	1.0 H 4 1 0 0 2 0 0 0 0 0 0 14 21 0.00 1.000																			
0 Adam Ottavino, R (8, 1) ERA: 2.47	1.0 6 1 2 2 3 1 0 1 0 0 1 15 29 18.00 2.000																			
71 Wade Davis, R (9, 1) ERA: 4.2	1.0 S 4 1 0 0 2 0 0 0 0 0 0 10 17 0.00 1.000																			

Batter	1	2	3	4	5	6	7	8	9	AB R H RBI BB SO LOB	BOTTOM									
19 Charlie Blackmon, L (1, 8) OBP: 0.355, SLG: 0.489	F8	G3		F7			G6-3 2B			4 1 1 0 0 0 1	<b>Philadelphia Phillies @ Colorado Rockies</b> Coors Field, Denver, CO Thu Sep 27 2018, 1:14 PM - 4:18 PM MDT Att: 36,448 - Partly Cloudy - 74 F									
9 DJ LeMahieu, R (1, 4) OBP: 0.327, SLG: 0.437	G4-3		F9		G5-3		G6-3			4 0 0 0 0 0 1										
26 David Dahl, L (1, 7) OBP: 0.331, SLG: 0.534	HR		G6-3		F8		3B			4 1 2 2 0 0 0										
28 Nolan Arenado, R (1, 5) OBP: 0.374, SLG: 0.545	F9		2B		F8		L5			4 0 1 0 0 0 1										
27 Trevor Story, R (1, 6) OBP: 0.346, SLG: 0.562	HR		BB		G5-3		G3-1			3 1 1 1 1 0 1										
5 Carlos González, L (1, 9) OBP: 0.329, SLG: 0.463	20 PB 20 WP 2B	E4			G3-1		G6-3			4 1 1 0 0 0 2										
20 Ian Desmond, R (1, 3) OBP: 0.306, SLG: 0.421	G5-3		P6				G4-3			4 0 1 0 0 0 3										
42 Chris Iannetta, R (1, 2) OBP: 0.340, SLG: 0.370	1B		P2		K		K			4 0 1 0 0 2 1										
49 Antonio Senzatela, R (1, 1) OBP: 0.188, SLG: 0.200			K		K		HR			2 0 0 0 0 2 1 0										
45 Scott Oberg, R (5, 1) ERA: 2.51																				
18 Seungwhan Oh, R (7, 1) ERA: 2.65																				
8 Gerardo Parra, L (7, 9) ERA: 4.62																				
0 Adam Ottavino, S (8, 1) ERA: 2.47																				
71 Wade Davis, R (9, 1) ERA: 4.2																				
<b>Inning Stats</b>	R: 1 E: 0 K: 0 S: 8	H: 1 LOB: 0 BB: 0 P: 11	R: 2 E: 0 K: 1 S: 17	H: 3 LOB: 1 BB: 0 P: 25	R: 0 E: 1 K: 0 S: 15	H: 1 LOB: 1 BB: 1 P: 25	R: 0 E: 0 K: 1 S: 11	H: 0 LOB: 0 BB: 0 P: 19	R: 0 E: 0 K: 0 S: 8	H: 0 LOB: 0 BB: 0 P: 9	R: 0 E: 0 K: 1 S: 10	H: 1 LOB: 1 BB: 0 P: 14	R: 2 E: 0 K: 0 S: 17	H: 3 LOB: 1 BB: 0 P: 18	R: 0 E: 0 K: 1 S: 5	H: 0 LOB: 0 BB: 0 P: 6	1B: 2 2B: 3 3B: 1 HR: 3	SF: 0 SAC: 0 DP: 0 HBP: 0	WP: 1 PB: 1 SB: 0 CS: 0	PA: 35
<b>PITCHER</b>	IP WLS BF H R ER SO BB IBB HBP BLK WP HR S P ERA WHIP											IP WLS BF H R ER SO BB IBB HBP BLK WP HR S P ERA WHIP								
49 Jake Arrieta, R (1, 1) ERA: 3.96	6.0 L 26 6 3 2 3 3 0 0 0 0 0 1 69 103 4.50 1.167																			
96 Tommy Hunter, R (7, 1) ERA: 3.58	0.1 4 3 2 2 0 0 0 0 0 0 0 1 10 10 54.00 9.000																			
93 Pat Neshek, R (7, 1) ERA: 2.59	0.2 2 0 0 0 0 0 0 0 0 0 0 0 7 8 0.00 0.000																			
47 Aaron Loup, L (8, 1) ERA: 4.62	0.1 1 0 0 0 0 0 0 0 0 0 0 0 1 2 0.00 0.000																			
50 Héctor Neris, R (8, 1) ERA: 5.32	0.2 2 0 0 0 1 0 0 0 0 0 0 0 4 4 0.00 0.000																			

AB 35  
R 3  
H 8  
RBI 3  
BB 4  
SO 14  
LOB 19



AB 34  
R 5  
H 9  
RBI 4  
BB 1  
SO 4  
LOB 11













Batter	1	2	3	4	5	6	7	8	9	AB	R	H	RBI	BB	SO	LOB	TOP										
16 Victor Robles, R OBP: 0.348, SLG: 0.525										3	0	1	0	0	0	2											
7 Trea Turner, R OBP: 0.344, SLG: 0.416										4	0	1	0	0	1	1											
34 Bryce Harper, L OBP: 0.393, SLG: 0.496										4	0	2	0	0	1	1											
6 Anthony Rendon, R OBP: 0.374, SLG: 0.535										3	0	0	0	1	1	2											
22 Juan Soto, L OBP: 0.406, SLG: 0.517										3	0	0	0	1	0	2											
14 Mark Reynolds, R OBP: 0.322, SLG: 0.476										2	0	0	0	1	1	2											
5 Adrián Sánchez, R OBP: 0.288, SLG: 0.345										3	0	1	0	0	0	2											
64 Spencer Kieboom, R (1, 2) OBP: 0.322, SLG: 0.320										3	0	0	0	0	1	2											
23 Erick Fedde, R OBP: 0.118, SLG: 0.063										1	0	0	0	0	0	0											
55 Tim Collins, L OBP: 0.118, SLG: 0.063										0	0	0	0	0	0	0											
52 Jimmy Cordero, R OBP: 0.118, SLG: 0.063										0	0	0	0	0	0	0											
3 Michael Taylor, R OBP: 0.269, SLG: 0.357										0	0	0	0	0	0	0											
50 Austin Voth, R OBP: 0.269, SLG: 0.357										0	0	0	0	0	0	0											
1 Wilmer Difo, S OBP: 0.269, SLG: 0.357										0	0	0	0	0	0	0											
61 Kyle McGowan, R OBP: 0.269, SLG: 0.357										0	0	0	0	0	0	0											
<b>Inning Stats</b>	R: 0 E: 0 K: 0 S: 4	H: 2 LOB: 0 BB: 4	R: 0 E: 0 K: 0 S: 10	H: 0 LOB: 1 BB: 2 P: 18	R: 0 E: 0 K: 0 S: 9	H: 0 LOB: 0 BB: 0 P: 14	R: 0 E: 0 K: 0 S: 10	H: 1 LOB: 1 BB: 0 P: 13	R: 0 E: 0 K: 1 S: 8	H: 0 LOB: 0 BB: 0 P: 12	R: 0 E: 0 K: 1 S: 6	H: 0 LOB: 0 BB: 0 P: 8	R: 0 E: 0 K: 2 S: 9	H: 0 LOB: 0 BB: 0 P: 14	R: 0 E: 0 K: 1 S: 13	H: 1 LOB: 2 BB: 1 P: 20	R: 0 E: 0 K: 1 S: 9	H: 1 LOB: 0 BB: 0 P: 14	1B: 3 2B: 3 3B: 0 HR: 0	SF: 0 SAC: 0 DP: 3 HBP: 1	WP: 0 PB: 0 SB: 0 CS: 1	PA: 32					
<b>PITCHER</b>	IP	WLS	BF	H	R	ER	SO	BB	IBB	HBP	BLK	WP	HR	S	P	ERA	WHIP										
44 Tyler Anderson, L ERA: 4.55	7.2	W	27	4	0	0	5	3	0	1	0	0	0	66	98	0.00	0.913										
18 Seungwan Oh, R ERA: 2.53	0.1		1	0	0	0	0	0	0	0	0	0	0	3	5	0.00	0.000										
52 Chris Rusin, L ERA: 6.09	1.0		4	1	0	0	1	0	0	0	0	0	0	9	14	0.00	1.000										

Washington Nationals @ Colorado Rockies  
Coors Field, Denver, CO  
Sun Sep 30 2018, 1:13 PM - 4:14 PM MDT  
Att: 47,833 - Partly Cloudy - 52 F

AB	28
R	0
H	5
RBI	0
BB	3
SO	6
LOB	16



Batter	1	2	3	4	5	6	7	8	9	AB	R	H	RBI	BB	SO	LOB	BOTTOM											
19 Charlie Blackmon, L OBP: 0.356, SLG: 0.501										5	3	4	3	0	1	1												
15 Raimel Tapia, L OBP: 0.259, SLG: 0.480										4	1	1	1	0	0	2												
9 DJ LeMahieu, R OBP: 0.323, SLG: 0.431										0	0	0	0	0	0	0												
4 Pat Valaika, R OBP: 0.214, SLG: 0.246										0	0	0	0	0	0	0												
26 David Dahl, L OBP: 0.326, SLG: 0.541										5	1	1	3	0	2	3												
28 Nolan Arenado, R OBP: 0.374, SLG: 0.558										5	1	1	3	0	2	3												
24 Ryan McMahon, L OBP: 0.307, SLG: 0.376										4	2	2	3	1	0	0												
27 Trevor Story, R OBP: 0.348, SLG: 0.564										4	1	2	2	1	0	0												
1 Garrett Hampson, R OBP: 0.396, SLG: 0.400										0	0	0	0	0	0	0												
5 Carlos González, L OBP: 0.330, SLG: 0.470										5	0	1	0	0	2	3												
52 Chris Rusin, L OBP: 0.500, SLG: 0.500										0	0	0	0	0	0	0												
20 Ian Desmond, R OBP: 0.306, SLG: 0.423										4	0	0	0	0	2	2												
16 Drew Butera, R OBP: 0.264, SLG: 0.301										0	0	0	0	0	0	0												
42 Chris Iannetta, R OBP: 0.347, SLG: 0.387										2	1	1	0	2	0	0												
44 Tyler Anderson, L OBP: 0.167, SLG: 0.100										2	1	1	0	0	0	2												
18 Seungwan Oh, R ERA: 4.37										0	0	0	0	0	0	0												
7 Matt Holliday, R OBP: 0.422, SLG: 0.442										0	0	0	0	1	0	0												
56 Noel Cuevas, R OBP: 0.268, SLG: 0.315										0	1	0	0	0	0	0												
<b>Inning Stats</b>	R: 2 E: 0 K: 1 S: 10	H: 2 LOB: 0 BB: 0 P: 18	R: 0 E: 0 K: 0 S: 7	H: 0 LOB: 0 BB: 0 P: 13	R: 2 E: 0 K: 1 S: 11	H: 2 LOB: 0 BB: 0 P: 15	R: 0 E: 0 K: 1 S: 11	H: 1 LOB: 1 BB: 1 P: 18	R: 3 E: 0 K: 0 S: 20	H: 3 LOB: 1 BB: 1 P: 32	R: 0 E: 0 K: 1 S: 9	H: 0 LOB: 1 BB: 1 P: 17	R: 2 E: 0 K: 2 S: 13	H: 2 LOB: 0 BB: 0 P: 19	R: 3 E: 0 K: 1 S: 9	H: 3 LOB: 2 BB: 2 P: 23	1B: 5 2B: 2 3B: 1 HR: 5	SF: 1 SAC: 1 DP: 0 HBP: 0	WP: 1 PB: 0 SB: 1 CS: 0	PA: 42								
<b>PITCHER</b>	IP	WLS	BF	H	R	ER	SO	BB	IBB	HBP	BLK	WP	HR	S	P	ERA	WHIP											
23 Erick Fedde, R ERA: 5.54	4.0	L	18	5	4	4	3	1	0	0	0	0	1	9	11	5.54	1.500											
55 Tim Collins, L ERA: 4.37	0.0		3	3	3	3	0	0	0	0	0	0	0	1	9	11	4.37	1.500										
52 Jimmy Cordero, R ERA: 5.68	1.0		4	0	0	0	0	1	0	0	0	0	0	11	21	0.00	1.000											
50 Austin Voth, R ERA: 6.53	2.0		9	2	2	2	3	1	0	0	0	0	2	22	36	9.00	1.500											
61 Kyle McGowan, R ERA: 5.67	1.0		8	3	3	3	1	2	0	0	0	1	0	9	23	27.00	5.000											

Washington Nationals @ Colorado Rockies  
Coors Field, Denver, CO  
Sun Sep 30 2018, 1:13 PM - 4:14 PM MDT  
Att: 47,833 - Partly Cloudy - 52 F

AB	35
R	12
H	13
RBI	12
BB	5
SO	7
LOB	13





Batter	1	2	3	4	5	6	7	8	9	AB	R	H	RBI	BB	SO	LOB	TOP					
19 Charlie Blackmon, L (1.8) OBP: 0.358, SLG: 0.502	G4-3		BB			G4-3		G5-3		3	0	2	0	1	0	0	<b>Colorado Rockies @ Los Angeles Dodgers</b> Dodger Stadium, Los Angeles, CA Mon Oct 01 2018, 1:10 PM - 4:30 PM PDT Att: 47,816 - Sunny - 90 F					
9 DJ LeMahieu, R (1.4) OBP: 0.321, SLG: 0.428	F7		G6-3			G4-3		G5-3		4	0	0	0	0	0	4						
26 David Dahl, L (1.7) OBP: 0.325, SLG: 0.534	G4-3					G3		K		3	0	0	0	1	1	2						
28 Nolan Arenado, R (1.5) OBP: 0.374, SLG: 0.561		P3				P6		F9		4	1	1	1	0	0	1						
27 Trevor Story, R (1.6) OBP: 0.348, SLG: 0.567		G1-3				F7		F9		4	1	1	1	0	0	1						
5 Carlos González, L (1.9) OBP: 0.329, SLG: 0.467						CS		F8		3	0	0	0	1	1	0						
20 Ian Desmond, R (1.3) OBP: 0.307, SLG: 0.422						K		K		2	0	0	0	1	2	0						
14 Tony Wolters, L (1.2) OBP: 0.295, SLG: 0.396 59 Harrison Musgrave, L (8.1) 7 Matt Holliday, R (7.7) 45 Scott Oberg, R (7.1) 51 Jake McGee, L (7.1) 63 DJ Johnson, L (8.1) 8 Gerardo Parra, L (6.7) OBP: 0.342, SLG: 0.372						FC6-4		G3		2	0	0	0	0	0	1						
48 Germán Márquez, R (1.1) OBP: 0.300, SLG: 0.350 42 Chris Iannetta, R (5.2) OBP: 0.345, SLG: 0.385						SH1-4		K		2	0	0	0	0	1	0						
								L5		0	0	0	0	0	0	0						
<b>Inning Stats</b>	R: 0 E: 0 K: 0 S: 9	H: 0 LOB: 0 BB: 0 P: 13	R: 0 E: 0 K: 1 S: 7	H: 0 LOB: 0 BB: 0 P: 10	R: 0 E: 0 K: 1 S: 12	H: 0 LOB: 2 BB: 1 P: 19	R: 0 E: 0 K: 0 S: 10	H: 0 LOB: 0 BB: 1 P: 17	R: 0 E: 0 K: 1 S: 7	H: 1 LOB: 1 BB: 0 P: 10	R: 0 E: 0 K: 1 S: 8	H: 0 LOB: 2 BB: 0 P: 19	R: 0 E: 0 K: 1 S: 12	H: 1 LOB: 1 BB: 0 P: 21	R: 2 E: 0 K: 2 S: 16	H: 2 LOB: 0 BB: 0 P: 21	1B: 2 2B: 0 3B: 0 HR: 2	SF: 0 SAC: 1 DP: 0 HBP: 1	WP: 0 PB: 0 SB: 0 CS: 1	PA: 36		
<b>PITCHER</b>	IP WLS BF H R ER SO BB IBB HBP BLK WP HR S P ERA WHIP	6.2 W 24 1 0 0 3 3 0 1 0 0 0 59 93 0.00 0.600	0.2 3 0 0 0 0 1 0 0 0 0 0 5 10 0.00 1.500	0.0 1 1 0 0 0 0 0 0 0 0 0 3 6 ∞ ∞	0.2 2 0 0 0 1 0 0 0 0 0 0 8 11 0.00 0.000	1.0 5 2 2 2 2 0 0 0 0 0 2 16 21 18.00 2.000																

Batter	1	2	3	4	5	6	7	8	9	AB	R	H	RBI	BB	SO	LOB	BOTTOM				
31 Joc Pederson, L (1.7) OBP: 0.321, SLG: 0.522	K		F8			F8		F8		4	1	1	0	0	1	2	<b>Colorado Rockies @ Los Angeles Dodgers</b> Dodger Stadium, Los Angeles, CA Mon Oct 01 2018, 1:10 PM - 4:30 PM PDT Att: 47,816 - Sunny - 90 F				
10 Justin Turner, R (1.5) OBP: 0.406, SLG: 0.518	G5-3		K2-3			K2-3		K		4	0	1	0	0	2	2					
13 Max Muncy, L (1.3) OBP: 0.391, SLG: 0.582 3 Chris Taylor, R (9.8) OBP: 0.331, SLG: 0.444						K		K		4	2	2	2	0	2	0					
8 Manny Machado, R (1.6) OBP: 0.367, SLG: 0.538						K		F8		4	0	1	0	0	1	3					
9 Yasmani Grandal, S (1.2) OBP: 0.349, SLG: 0.466						K		G1-4-3		4	0	0	0	0	2	3					
35 Cody Bellinger, L (1.8) OBP: 0.343, SLG: 0.470						K		K		4	1	1	2	0	0	1					
66 Yasiel Puig, R (1.9) OBP: 0.327, SLG: 0.494						K		G3-1		4	0	1	0	0	1	1					
14 Enrique Hernández, R (1.4) OBP: 0.336, SLG: 0.470						K		G5-3		4	0	1	0	0	1	1					
21 Walker Buehler, R (1.1) OBP: 0.200, SLG: 0.163 52 Pedro Báez, R (7.1) 75 Scott Alexander, L (8.1) 18 Kenta Maeda, R (8.1) 74 Kenley Jansen, S (9.1)						K		G6-3		3	1	1	0	1	0	0					
						K		G5-3		2	0	1	1	1	1	2					
<b>Inning Stats</b>	R: 0 E: 0 K: 2 S: 9	H: 1 LOB: 1 BB: 0 P: 13	R: 0 E: 0 K: 1 S: 9	H: 1 LOB: 1 BB: 0 P: 11	R: 0 E: 0 K: 1 S: 10	H: 0 LOB: 1 BB: 1 P: 17	R: 2 E: 0 K: 4 S: 17	H: 2 LOB: 2 BB: 1 P: 26	R: 2 E: 0 K: 1 S: 16	H: 2 LOB: 0 BB: 0 P: 23	R: 1 E: 0 K: 0 S: 7	H: 2 LOB: 1 BB: 0 P: 13	R: 0 E: 0 K: 1 S: 11	H: 2 LOB: 1 BB: 0 P: 15	R: 0 E: 0 K: 0 S: 6	H: 0 LOB: 0 BB: 0 P: 9	1B: 4 2B: 3 3B: 0 HR: 2	SF: 0 SAC: 0 DP: 1 HBP: 0	WP: 0 PB: 1 SB: 0 CS: 0	PA: 35	
<b>PITCHER</b>	IP WLS BF H R ER SO BB IBB HBP BLK WP HR S P ERA WHIP	4.2 L 22 5 4 2 9 1 1 0 0 0 0 10 19 6.75 1.500	1.1 6 2 1 1 0 0 0 0 0 0 0 7 8 0.00 3.000	0.2 3 2 0 0 0 0 0 0 0 0 0 9 15 0.00 0.000	1.0 3 0 0 0 1 0 0 0 0 0 0 1 1 0.00 0.000																





Batter	1	2	3	4	5	6	7	8	9	10	11	12	13	AB	R	H	RBI	BB	SO	LOB	TOP	
19 Charlie Blackmon, L OBP: 0.300, SLG: 0.333 71 Wade Davis, R 4 Pat Valaika, R 18 Seungwhan Oh, R 24 Ryan McMahon, L															3	1	1	0	1	0	1	
9 DJ LeMahieu, R OBP: 0.167, SLG: 0.333															6	0	1	0	0	1	2	
28 Nolan Arenado, R OBP: 0.167, SLG: 0.200															5	0	1	1	0	1	1	
27 Trevor Story, R OBP: 0.500, SLG: 0.667															6	1	3	0	0	1	2	
7 Matt Holliday, R OBP: 0.333, SLG: 0.667 8 Gerardo Parra, L OBP: 0.667, SLG: 0.500															3	0	1	0	0	2	2	
20 Ian Desmond, R OBP: 0.200, SLG: 0.200 52 Chris Rusin, L 14 Tony Wolters, L OBP: 1.000, SLG: 1.000															5	0	1	0	0	2	4	
26 David Dahl, L															6	0	0	0	1	7		
42 Chris Iannetta, R 0 Adam Ottavino, S 5 Carlos González, L OBP: 0.500, SLG: 0.500															3	0	0	0	2	0		
21 Kyle Freeland, L 16 Drew Butera, R 45 Scott Oberg, R															2	0	0	0	2	0		
<b>Inning Stats</b>	R: 1 E: 0 K: 2 S: 12	H: 1 LOB: 1 BB: 1 P: 20	R: 0 E: 0 K: 1 S: 5	H: 0 LOB: 0 BB: 8 P: 8	R: 0 E: 0 K: 1 S: 7	H: 1 LOB: 1 BB: 0 P: 17	R: 0 E: 0 K: 2 S: 10	H: 0 LOB: 0 BB: 0 P: 13	R: 0 E: 0 K: 1 S: 13	H: 1 LOB: 0 BB: 0 P: 17	R: 0 E: 0 K: 0 S: 7	H: 1 LOB: 0 BB: 1 P: 11	R: 0 E: 0 K: 2 S: 10	H: 1 LOB: 3 BB: 1 P: 18	R: 0 E: 0 K: 1 S: 16	H: 3 LOB: 2 BB: 0 P: 21	1B: 8 2B: 4 3B: 0 HR: 0	SF: 1 SAC: 0 DP: 2 HBP: 0	WP: 1 PB: 0 SB: 0 CS: 0	PA: 52		
<b>PITCHER</b>	IP ERA: 1.5	WLS BF H R ER SO BB IBB HBP BLK WP HR S P ERA WHIP	34 Jon Lester, L ERA: 1.5	43 Jesse Chavez, R ERA: 7.1	47 Randy Rosario, R ERA: 8.1	41 Steve Cishek, R ERA: 8.1	46 Pedro Strop, R ERA: 8.1	35 Cole Hamels, L ERA: 10.1	37 Justin Wilson, L ERA: 12.1	28 Kyle Hendricks, R ERA: 6.75	29 Jorge De La Rosa, L ERA: 13.1	34 Jon Lester, L ERA: 1.5	43 Jesse Chavez, R ERA: 7.1	47 Randy Rosario, R ERA: 8.1	41 Steve Cishek, R ERA: 8.1	46 Pedro Strop, R ERA: 8.1	35 Cole Hamels, L ERA: 10.1	37 Justin Wilson, L ERA: 12.1	28 Kyle Hendricks, R ERA: 6.75	29 Jorge De La Rosa, L ERA: 13.1	34 Jon Lester, L ERA: 1.5	

Colorado Rockies @ Chicago Cubs  
Wrigley Field, Chicago, IL  
Tue Oct 02 2018, 7:11 PM - 12:05 AM CDT  
Att. 40,151 - Cloudy - 61 F

AB 48  
R 2  
H 11  
RBI 2  
BB 3  
SO 13  
LOB 22



Batter	1	2	3	4	5	6	7	8	9	10	11	12	13	AB	R	H	RBI	BB	SO	LOB	BOTTOM	
18 Ben Zobrist, S OBP: 0.167, SLG: 0.167															6	0	1	0	0	1	1	
17 Kris Bryant, R OBP: 0.167, SLG: 0.167															6	0	1	0	0	3	1	
44 Anthony Rizzo, L OBP: 0.250, SLG: 0.250 1 Terrance Gore, R															4	0	1	0	0	3	0	
9 Javier Báez, R OBP: 0.333, SLG: 0.400															5	0	1	1	1	2	1	
5 Albert Almora Jr., R OBP: 0.400, SLG: 0.400															5	0	2	0	2	2		
3 Daniel Murphy, L															4	0	0	0	1	1	2	
40 Willson Contreras, R															3	0	0	0	2	0	3	
13 David Bote, R 2 Sunny La Stone, L 47 Pedro Strop, R 12 Kyle Schwarber, L 7 Kyle Hendricks, R 37 Justin Wilson, L 29 Jorge De La Rosa, L															2	0	0	0	0	2	1	
34 Jon Lester, L 8 Ian Happ, S 43 Jesse Chavez, R 22 Jason Heyward, L															1	0	0	0	1	0		
<b>Inning Stats</b>	R: 0 E: 0 K: 2 S: 13	H: 1 LOB: 1 BB: 0 P: 18	R: 0 E: 0 K: 1 S: 9	H: 1 LOB: 1 BB: 0 P: 14	R: 0 E: 0 K: 1 S: 7	H: 0 LOB: 0 BB: 0 P: 8	R: 0 E: 0 K: 1 S: 9	H: 1 LOB: 3 BB: 1 P: 14	R: 1 E: 0 K: 2 S: 14	H: 2 LOB: 2 BB: 0 P: 18	R: 0 E: 0 K: 2 S: 9	H: 0 LOB: 1 BB: 0 P: 18	R: 0 E: 0 K: 1 S: 14	H: 0 LOB: 2 BB: 2 P: 14	R: 0 E: 0 K: 3 S: 9	H: 0 LOB: 0 BB: 0 P: 14	1B: 5 2B: 1 3B: 0 HR: 0	SF: 0 SAC: 1 DP: 1 HBP: 0	WP: 1 PB: 0 SB: 2 CS: 0	PA: 50		
<b>PITCHER</b>	IP ERA: 6.2	WLS BF H R ER SO BB IBB HBP BLK WP HR S P ERA WHIP	21 Kyle Freeland, L ERA: 6.2	0 Adam Ottavino, R ERA: 9.0	71 Wade Davis, R ERA: 8.1	18 Seungwhan Oh, R ERA: 10.1	52 Chris Rusin, L ERA: 11.1	45 Scott Oberg, R ERA: 12.1	34 Jon Lester, L ERA: 1.5	43 Jesse Chavez, R ERA: 7.1	47 Randy Rosario, R ERA: 8.1	41 Steve Cishek, R ERA: 8.1	46 Pedro Strop, R ERA: 8.1	35 Cole Hamels, L ERA: 10.1	37 Justin Wilson, L ERA: 12.1	28 Kyle Hendricks, R ERA: 6.75	29 Jorge De La Rosa, L ERA: 13.1	34 Jon Lester, L ERA: 1.5	43 Jesse Chavez, R ERA: 7.1	47 Randy Rosario, R ERA: 8.1	41 Steve Cishek, R ERA: 8.1	46 Pedro Strop, R ERA: 8.1

Colorado Rockies @ Chicago Cubs  
Wrigley Field, Chicago, IL  
Tue Oct 02 2018, 7:11 PM - 12:05 AM CDT  
Att. 40,151 - Cloudy - 61 F

AB 43  
R 1  
H 6  
RBI 1  
BB 5  
SO 16  
LOB 21









Batter	1	2	3	4	5	6	7	8	9	AB	R	H	RBI	BB	SO	LOB	TOP										
19 Charlie Blackmon, L (1,8)	G5-3		L9		G4-3		L4			4	0	0	0	0	0	2	<b>Colorado Rockies @ Milwaukee Brewers</b> Miller Park, Milwaukee, WI Fri Oct 05 2018, 3:17 PM - 7:00 PM CDT Att. 44,547 - Roof Closed - 69 F										
9 DJ LeMahieu, R (1,4)	G4-3		1B		BB			G4-3		3	0	1	0	1	0	0											
28 Nolan Arenado, R (1,5)	1B		K		K			1B		4	0	2	0	0	2	3											
5 Carlos González, L (1,9) 59 Harrison Musgrave, L (8,1)			G3				K		L5	3	0	0	0	0	1	3											
18 Seungwhan Oh, R (8,1) 52 Chris Rusin, L (8,1)										0	0	0	0	0	0	0											
27 Trevor Story, R (1,6)	K				G1-3		P6		K	4	0	0	0	0	2	3											
8 Gerardo Parra, L (1,7)		G6-3			1B		K			4	0	2	0	0	1	0											
20 Ian Desmond, R (1,3)		L9			P4					4	0	1	0	0	1	2											
42 Chris Iannetta, R (1,2) 24 Ryan McMahon, L (9,PH)			P3		F7					3	0	0	0	0	1	2											
44 Tyler Anderson, L (1,1) 7 Matt Holliday, R (7,PH) 45 Scott Oberg, R (7,1) 26 David Dahl, L (8,9)					9 BB		G3-1			1	0	0	0	1	0	0											
										1	0	0	0	0	1	1											
										1	0	0	0	0	0	1											
<b>Inning Stats</b>	R: 0 E: 0 K: 1 S: 15	H: 1 LOB: 2 BB: 1 P: 24	R: 0 E: 0 K: 0 S: 5	H: 0 LOB: 0 BB: 0 P: 10	R: 0 E: 0 K: 1 S: 14	H: 1 LOB: 2 BB: 1 P: 22	R: 0 E: 0 K: 0 S: 10	H: 1 LOB: 1 BB: 1 P: 14	R: 0 E: 0 K: 1 S: 8	H: 0 LOB: 0 BB: 0 P: 15	R: 0 E: 0 K: 2 S: 9	H: 0 LOB: 0 BB: 0 P: 12	R: 0 E: 0 K: 2 S: 9	H: 1 LOB: 1 BB: 0 P: 12	R: 0 E: 0 K: 1 S: 10	H: 1 LOB: 1 BB: 0 P: 15	R: 0 E: 0 K: 2 S: 11	H: 1 LOB: 1 BB: 0 P: 16	1B: 6 2B: 0 3B: 0 HR: 0	SF: 0 SAC: 0 DP: 0 HBP: 0	WP: 0 PB: 0 SB: 1 CS: 1	PA: 36					
<b>PITCHER</b>	IP	WLS	BF	H	R	ER	SO	BB	IBB	HBP	BLK	WP	HR	S	P	ERA	WHIP										
45 Jhoulys Chacin, R (1,1)	5.0	W	21	3	0	0	3	3	0	0	0	0	0	52	85	0.00	1.200										
46 Corey Knebel, R (6,1)	1.0	H	3	0	0	0	2	0	0	0	0	0	0	9	12	0.00	0.000										
48 Joaquin Soria, R (7,1)	0.2	H	3	1	0	0	2	0	0	0	0	0	0	8	10	0.00	1.500										
71 Josh Hader, L (7,1)	0.1	H	1	0	0	0	0	0	0	0	0	0	0	1	2	0.00	0.000										
32 Jeremy Jeffress, R (8,1)	2.0	S	8	2	0	0	3	0	0	0	0	0	0	21	31	0.00	1.000										

Batter	1	2	3	4	5	6	7	8	9	AB	R	H	RBI	BB	SO	LOB	BOTTOM										
6 Lorenzo Cain, R (1,8)	K		F9		L9		K			4	0	0	0	0	2	4	<b>Colorado Rockies @ Milwaukee Brewers</b> Miller Park, Milwaukee, WI Fri Oct 05 2018, 3:17 PM - 7:00 PM CDT Att. 44,547 - Roof Closed - 69 F										
22 Christian Yelich, L (1,9)	F9				F8					2	1	0	0	2	0	0											
8 Ryan Braun, R (1,7)	K		F8							4	1	1	0	0	1	3											
24 Jesús Aguilar, R (1,3) 3 Orlando Arcia, R (8,PR)										3	0	0	0	1	2	0											
18 Mike Moustakas, L (1,5)										0	1	0	0	0	0	0											
14 Hernán Pérez, R (1,6)										4	1	2	1	0	0	0											
21 Travis Shaw, L (1,4)										3	0	2	0	1	1	3											
15 Erik Kratz, R (1,2)										4	0	2	2	0	1	4											
45 Jhoulys Chacin, R (1,1) 16 Domingo Santana, R (5,PH) 46 Corey Knebel, R (8,1) 48 Joaquin Soria, R (7,1) 71 Josh Hader, L (7,1) 5 Jonathan Schoop, R (7,PH) 32 Jeremy Jeffress, R (8,1)										1	0	0	0	0	0	2											
										1	0	0	0	0	1	0											
										0	0	0	0	0	0	0											
										0	0	0	0	0	0	0											
										1	0	0	0	0	1	2											
										1	0	0	0	0	0	2											
<b>Inning Stats</b>	R: 0 E: 0 K: 2 S: 9	H: 0 LOB: 0 BB: 0 P: 12	R: 0 E: 0 K: 1 S: 7	H: 0 LOB: 0 BB: 0 P: 8	R: 0 E: 0 K: 0 S: 12	H: 2 LOB: 3 BB: 1 P: 16	R: 1 E: 0 K: 1 S: 16	H: 2 LOB: 1 BB: 1 P: 26	R: 0 E: 0 K: 1 S: 10	H: 0 LOB: 0 BB: 0 P: 16	R: 0 E: 0 K: 0 S: 5	H: 0 LOB: 0 BB: 0 P: 6	R: 0 E: 0 K: 3 S: 16	H: 2 LOB: 2 BB: 0 P: 24	R: 3 E: 0 K: 2 S: 21	H: 3 LOB: 2 BB: 2 P: 35	1B: 6 2B: 3 3B: 0 HR: 0	SF: 0 SAC: 0 DP: 0 HBP: 0	WP: 0 PB: 0 SB: 2 CS: 2	PA: 36							
<b>PITCHER</b>	IP	WLS	BF	H	R	ER	SO	BB	IBB	HBP	BLK	WP	HR	S	P	ERA	WHIP										
44 Tyler Anderson, L (1,1)	6.0	L	23	4	1	1	5	2	0	0	0	0	0	59	84	1.50	1.000										
45 Scott Oberg, R (7,1)	1.0		5	2	0	0	3	0	0	0	0	0	0	16	24	0.00	2.000										
59 Harrison Musgrave, L (8,1)	0.0		1	0	1	1	0	1	0	0	0	0	0	1	5	∞	∞										
18 Seungwhan Oh, R (8,1)	0.1		4	2	0	0	1	1	0	0	0	0	0	13	20	0.00	9.000										
52 Chris Rusin, L (8,1)	0.2		3	1	2	2	1	0	0	0	0	0	0	7	10	27.00	1.500										

AB	33
R	0
H	6
RBI	0
BB	3
SO	10
LOB	18

AB	32
R	4
H	9
RBI	4
BB	4
SO	10
LOB	23





