

# Colorado Rockies - 2022









Batter	1	2	3	4	5	6	7	8	9	AB	R	H	RBI	BB	SO	LOB	TOP								
31 LaMonte Wade Jr., L OBP: 1.000, SLG: 3.000 88 Grant McCray, L										2	2	2	1	0	0	0	<b>San Francisco Giants @ Colorado Rockies</b> Salt River Fields at Talking Stick, Scottsdale, AZ Sat Mar 19 2022, 4:10 PM - 7:00 PM EDT Att: 8,005 - Partly Cloudy - 80 F <a href="http://livebaseballscorecards.com">livebaseballscorecards.com</a>								
39 Thairo Estrada, R 85 Will Wilson, R										1	0	0	1	0	0	0									
13 Austin Slater, R 94 Armani Smith, R OBP: 0.333, SLG: 0.333										2	0	0	0	0	0	1									
6 Steven Duggar, L 74 Luis Matos, R										2	1	1	1	0	0	0									
2 Curt Casali, R 86 Simon Whiteman, R(3, PH) 86 Ricardo Genovés, R OBP: 0.500, SLG: 2.000										1	1	1	0	0	0	0									
12 Alex Blandino, R 82 Tyler Fitzgerald, R										2	1	2	0	0	0	0									
7 Austin Dean, R 89 Patrick Bailey, S										2	0	0	0	0	0	3									
37 Wyatt Mathisen, R 75 Luis Toribio, L										2	1	2	3	0	0	0									
82 Arquimedes Gamboa, S(1, 4) 90 Brett Auerbach, R OBP: 0.697, SLG: 2.000										2	1	1	0	0	0	0									
<b>Inning Stats</b>	R: 1 E: 1 K: 0 S: 7	H: 1 LOB: 0 BB: 0 P: 8	R: 4 E: 0 K: 0 S: 16	H: 4 LOB: 1 BB: 0 P: 26	R: 1 E: 0 K: 0 S: 10	H: 2 LOB: 0 BB: 0 P: 15	R: 0 E: 0 K: 2 S: 12	H: 1 LOB: 1 BB: 0 P: 16	R: 1 E: 0 K: 1 S: 9	H: 1 LOB: 0 BB: 0 P: 11	R: 0 E: 0 K: 0 S: 6	H: 0 LOB: 0 BB: 0 P: 9	R: 0 E: 0 K: 1 S: 13	H: 1 LOB: 1 BB: 0 P: 17	R: 0 E: 0 K: 0 S: 8	H: 0 LOB: 1 BB: 1 P: 18		R: 1 E: 0 K: 2 S: 11	H: 1 LOB: 0 BB: 0 P: 20	1B: 4 2B: 2 3B: 1 HR: 4	SF: 0 SAC: 0 DP: 1 HBP: 1	WP: 1 PB: 0 SB: 0 CS: 0	PA: 39		
<b>PITCHER</b>	IP	WLS	BF	H	R	ER	SO	BB	IBB	HBP	BLK	WP	HR	S	P	ERA	WHIP								
93 Frank Duncan, R ERA: 18.0	2.0	L	12	5	5	4	0	0	0	1	0	0	2	23	34	18.00	2.500								
93 Matt Dennis, R ERA: 4.5	2.0		8	3	1	1	2	0	0	0	0	0	1	22	31	4.50	1.500								
87 Gavin Hollowell, R ERA: 9.0	1.0		4	1	1	1	1	0	0	0	0	0	1	9	11	9.00	1.000								
94 Garrett Schilling, R ERA:	2.0		7	1	0	0	1	0	0	0	0	0	0	19	26	0.00	0.500								
80 Reagan Todd, L ERA: 4.5	1.0		4	0	0	0	0	1	0	0	0	0	0	8	18	0.00	1.000								

Batter	1	2	3	4	5	6	7	8	9	AB	R	H	RBI	BB	SO	LOB	BOTTOM								
1 Garrett Hampson, R OBP: 0.250, SLG: 1.000 44 Elehuris Montero, R OBP: 0.197, SLG: 0.197										2	1	1	1	0	0	1	<b>San Francisco Giants @ Colorado Rockies</b> Salt River Fields at Talking Stick, Scottsdale, AZ Sat Mar 19 2022, 4:10 PM - 7:00 PM EDT Att: 8,005 - Partly Cloudy - 80 F <a href="http://livebaseballscorecards.com">livebaseballscorecards.com</a>								
9 Connor Joe, R OBP: 0.500, SLG: 0.500 82 Bret Boswell, L OBP: 0.429, SLG: 0.833										2	1	1	0	0	0	0									
24 Ryan McMahon, L 79 Brenton Doyle, R										2	0	0	0	0	1	3									
22 Sam Hilliard, L 92 Aaron Schunk, R OBP: 0.500, SLG: 0.500										1	0	0	0	1	1	1									
55 Carlos Pérez, R OBP: 0.250, SLG: 0.250 32 Scott Schebler, L OBP: 0.333, SLG: 0.250										2	0	1	1	0	0	1									
3 Dom Nunez, L OBP: 0.500, SLG: 0.500 66 Brian Serven, R OBP: 0.250, SLG: 0.250 96 AJ Lewis, R										2	0	1	0	0	0	1									
13 Alan Trejo, R ERA: 9.0 78 Kyle Holder, L OBP: 0.400, SLG: 0.400										2	1	1	0	0	0	0									
36 Tim Lopes, R OBP: 0.167, SLG: 0.500 14 Ezequiel Tovar, R OBP: 0.333, SLG: 0.333										2	1	1	0	0	0	0									
31 Ryan Vilade, R OBP: 0.143, SLG: 0.143 67 Jameson Hannah, L OBP: 0.571, SLG: 0.600										2	0	1	0	0	1	0									
<b>Inning Stats</b>	R: 2 E: 0 K: 1 S: 17	H: 3 LOB: 1 BB: 0 P: 27	R: 0 E: 0 K: 0 S: 11	H: 2 LOB: 1 BB: 0 P: 15	R: 0 E: 0 K: 0 S: 9	H: 0 LOB: 1 BB: 1 P: 18	R: 0 E: 0 K: 1 S: 7	H: 1 LOB: 0 BB: 0 P: 7	R: 0 E: 0 K: 2 S: 9	H: 0 LOB: 0 BB: 0 P: 11	R: 0 E: 0 K: 1 S: 11	H: 0 LOB: 1 BB: 0 P: 13	R: 3 E: 0 K: 2 S: 18	H: 4 LOB: 2 BB: 1 P: 26	R: 0 E: 0 K: 0 S: 11	H: 0 LOB: 0 BB: 0 P: 17		R: 0 E: 0 K: 0 S: 8	H: 0 LOB: 0 BB: 0 P: 14	1B: 9 2B: 0 3B: 0 HR: 1	SF: 0 SAC: 0 DP: 1 HBP: 1	WP: 1 PB: 0 SB: 1 CS: 0	PA: 38		
<b>PITCHER</b>	IP	WLS	BF	H	R	ER	SO	BB	IBB	HBP	BLK	WP	HR	S	P	ERA	WHIP								
14 Tyler Beede, R ERA:	2.0		10	5	2	2	1	0	0	0	0	0	0	16	25	9.00	0.000								
83 Emmanuel De Jesus, L ERA:	2.0	W	7	1	0	0	1	1	0	0	0	0	0	16	25	0.00	1.000								
83 Emmanuel De Jesus, L ERA:	2.0	W	7	1	0	0	1	1	0	0	0	0	0	16	25	0.00	1.000								
63 Mauricio Llovera, R ERA:	2.0		7	0	0	0	3	0	0	1	0	0	0	20	24	0.00	0.000								
51 Corey Oswalt, R ERA: 16.2	1.2		10	4	3	3	2	1	0	0	0	0	0	28	42	16.20	3.000								



Batter	1	2	3	4	5	6	7	8	9	AB	R	H	RBI	BB	SO	LOB	TOP								
28 Leury Garcia, S OBP: 0.400, SLG: 0.400 12 Romy Gonzalez, R OBP: 0.167, SLG: 0.167	G3		F9					F8		3	0	1	0	0	0	0									
88 Luis Robert Jr., R OBP: 0.200, SLG: 0.500 78 Yoelqui Cespedes, R OBP: 0.500, SLG: 1.500	2B		K					K		2	1	1	1	0	1	0									
32 Gavin Sheets, L OBP: 0.290, SLG: 0.290 75 Luis Alexander Basabe, R OBP: 0.333, SLG: 1.333	2B		G4-3					HR		3	0	1	1	0	0	1									
74 Eloy Jiménez, R 76 Blake Rutherford, L	F8			G2				K		2	0	0	0	1	0	1									
24 Yasmani Grandal, S 21 Zack Collins, L	F7			P3				K		2	0	0	0	0	0	1									
25 Andrew Vaughn, R OBP: 0.571, SLG: 1.000				G6-3						4	0	2	0	0	0	1									
30 Jake Burger, R OBP: 0.500, SLG: 0.714 81 José Rodríguez, R OBP: 0.400, SLG: 0.400								FC6-4		3	1	1	0	0	2	1									
77 Micker Adolfo, R OBP: 0.500, SLG: 0.875 18 Dwight Smith Jr., L										3	0	1	0	0	2	1									
20 Danny Mendick, R 81 Zach Remillard, R OBP: 0.400, SLG: 1.000										3	1	0	1	0	0	2									
<b>Inning Stats</b>	R: 1 E: 0 K: 0 S: 14	H: 2 LOB: 1 BB: 0 P: 21	R: 0 E: 0 K: 2 S: 12	H: 1 LOB: 1 BB: 0 P: 13	R: 0 E: 0 K: 1 S: 9	H: 0 LOB: 0 BB: 0 P: 11	R: 0 E: 0 K: 0 S: 5	H: 0 LOB: 0 BB: 0 P: 12	R: 2 E: 0 K: 0 S: 14	H: 3 LOB: 1 BB: 0 P: 22	R: 0 E: 0 K: 0 S: 6	H: 0 LOB: 1 BB: 1 P: 11	R: 0 E: 0 K: 2 S: 10	H: 0 LOB: 0 BB: 0 P: 14	R: 1 E: 0 K: 2 S: 15	H: 1 LOB: 0 BB: 0 P: 22	R: 0 E: 0 K: 2 S: 17	H: 1 LOB: 2 BB: 1 P: 29	1B: 5 2B: 2 3B: 0 HR: 1	SF: 1 SAC: 0 DP: 1 HBP: 0	WP: 0 PB: 0 SB: 2 CS: 0	PA: 36			
<b>PITCHER</b>	IP WLS BF H R ER SO BB IBB HBP BLK WP HR S P ERA WHIP	IP WLS BF H R ER SO BB IBB HBP BLK WP HR S P ERA WHIP	IP WLS BF H R ER SO BB IBB HBP BLK WP HR S P ERA WHIP	IP WLS BF H R ER SO BB IBB HBP BLK WP HR S P ERA WHIP	IP WLS BF H R ER SO BB IBB HBP BLK WP HR S P ERA WHIP	IP WLS BF H R ER SO BB IBB HBP BLK WP HR S P ERA WHIP	IP WLS BF H R ER SO BB IBB HBP BLK WP HR S P ERA WHIP	IP WLS BF H R ER SO BB IBB HBP BLK WP HR S P ERA WHIP	IP WLS BF H R ER SO BB IBB HBP BLK WP HR S P ERA WHIP	IP WLS BF H R ER SO BB IBB HBP BLK WP HR S P ERA WHIP	IP WLS BF H R ER SO BB IBB HBP BLK WP HR S P ERA WHIP	IP WLS BF H R ER SO BB IBB HBP BLK WP HR S P ERA WHIP	IP WLS BF H R ER SO BB IBB HBP BLK WP HR S P ERA WHIP	IP WLS BF H R ER SO BB IBB HBP BLK WP HR S P ERA WHIP	IP WLS BF H R ER SO BB IBB HBP BLK WP HR S P ERA WHIP	IP WLS BF H R ER SO BB IBB HBP BLK WP HR S P ERA WHIP	IP WLS BF H R ER SO BB IBB HBP BLK WP HR S P ERA WHIP	IP WLS BF H R ER SO BB IBB HBP BLK WP HR S P ERA WHIP	IP WLS BF H R ER SO BB IBB HBP BLK WP HR S P ERA WHIP	IP WLS BF H R ER SO BB IBB HBP BLK WP HR S P ERA WHIP	IP WLS BF H R ER SO BB IBB HBP BLK WP HR S P ERA WHIP	IP WLS BF H R ER SO BB IBB HBP BLK WP HR S P ERA WHIP	IP WLS BF H R ER SO BB IBB HBP BLK WP HR S P ERA WHIP	IP WLS BF H R ER SO BB IBB HBP BLK WP HR S P ERA WHIP	
18 Ryan Felton, R ERA: 4.5 61 Justin Lawrence, R ERA: 71 Zach Lee, R ERA: 62 JD Hammer, R ERA: 18.0 81 Nate Griep, R ERA:	2.0 1.0 1.0 1.0 1.0	9 3 0 3 6	3 0 0 0 3	1 0 0 0 2	2 0 0 0 0	0 0 0 0 1	0 0 0 0 0	0 0 0 0 0	0 0 0 0 0	0 0 0 0 0	0 0 0 0 0	0 0 0 0 0	0 0 0 0 0	0 0 0 0 0	0 0 0 0 0	0 0 0 0 0	0 0 0 0 0	0 0 0 0 0	0 0 0 0 0	0 0 0 0 0	0 0 0 0 0	0 0 0 0 0	0 0 0 0 0	0 0 0 0 0	
99 Will Gaddis, R ERA: 51 Ben Bowden, L ERA: 9.0 84 Heath Holder, R ERA:	7.1 (8.1) (9.1)	1.0 1.0 1.0	3 4 5	0 1 1	0 1 0	0 2 2	0 0 1	0 0 0	0 0 0	0 0 0	0 0 0	0 0 0	0 0 0	0 0 0	0 0 0	0 0 0	0 0 0	0 0 0	0 0 0	0 0 0	0 0 0	0 0 0	0 0 0	0 0 0	0 0 0
<b>Batter</b>	<b>1</b>	<b>2</b>	<b>3</b>	<b>4</b>	<b>5</b>	<b>6</b>	<b>7</b>	<b>8</b>	<b>9</b>	<b>AB</b>	<b>R</b>	<b>H</b>	<b>RBI</b>	<b>BB</b>	<b>SO</b>	<b>LOB</b>	<b>BOTTOM</b>								
19 Charlie Blackmon, L 94 Isaac Collins, S OBP: 0.500, SLG: 0.333	F8		G3-1					F7		2	0	0	0	1	0	1									
11 Jose Iglesias, R OBP: 0.333, SLG: 0.667 79 Brenton Doyle, R OBP: 0.250, SLG: 0.250	P6		G3-1					F9		3	0	1	0	0	0	1									
24 Ryan McMahon, L 44 Elehuris Montero, R OBP: 0.222, SLG: 0.222	G4-3			P4						1	0	0	0	1	0	0									
25 C.J. Cron, R 64 Michael Toglia, S OBP: 0.125, SLG: 0.143				G3						2	0	1	0	0	0	2									
9 Connor Joe, R OBP: 0.571, SLG: 0.500 88 Coco Montes, R OBP: 0.333, SLG: 0.333										3	0	0	0	0	1	3									
22 Sam Hilliard, L OBP: 0.400, SLG: 0.250 95 Taylor Snyder, R										2	0	1	0	1	1	2									
3 Dom Nunez, L 92 Aaron Schunk, R OBP: 0.600, SLG: 0.600										3	0	1	0	0	3	3									
55 Carlos Pérez, R OBP: 0.167, SLG: 0.167 65 Willie MacIver, R OBP: 0.500, SLG: 1.250										2	0	0	0	0	0	3									
13 Alan Trejo, R OBP: 0.500, SLG: 0.667 73 Zac Veen, L OBP: 0.800, SLG: 0.500										2	0	1	0	0	1	0									
<b>Inning Stats</b>	R: 0 E: 0 K: 0 S: 7	H: 0 LOB: 0 BB: 0 P: 13	R: 0 E: 0 K: 1 S: 13	H: 3 LOB: 3 BB: 0 P: 17	R: 0 E: 0 K: 1 S: 17	H: 0 LOB: 3 BB: 3 P: 32	R: 0 E: 0 K: 1 S: 12	H: 1 LOB: 1 BB: 0 P: 17	R: 0 E: 0 K: 3 S: 10	H: 0 LOB: 2 BB: 0 P: 13	R: 1 E: 0 K: 1 S: 13	H: 4 LOB: 2 BB: 0 P: 18	R: 1 E: 1 K: 1 S: 17	H: 2 LOB: 2 BB: 0 P: 25	R: 0 E: 0 K: 0 S: 5	H: 0 LOB: 0 BB: 0 P: 6	1B: 10 2B: 1 3B: 0 HR: 0	SF: 0 SAC: 0 DP: 0 HBP: 0	WP: 1 PB: 0 SB: 0 CS: 0	PA: 41					
<b>PITCHER</b>	IP WLS BF H R ER SO BB IBB HBP BLK WP HR S P ERA WHIP	IP WLS BF H R ER SO BB IBB HBP BLK WP HR S P ERA WHIP	IP WLS BF H R ER SO BB IBB HBP BLK WP HR S P ERA WHIP	IP WLS BF H R ER SO BB IBB HBP BLK WP HR S P ERA WHIP	IP WLS BF H R ER SO BB IBB HBP BLK WP HR S P ERA WHIP	IP WLS BF H R ER SO BB IBB HBP BLK WP HR S P ERA WHIP	IP WLS BF H R ER SO BB IBB HBP BLK WP HR S P ERA WHIP	IP WLS BF H R ER SO BB IBB HBP BLK WP HR S P ERA WHIP	IP WLS BF H R ER SO BB IBB HBP BLK WP HR S P ERA WHIP	IP WLS BF H R ER SO BB IBB HBP BLK WP HR S P ERA WHIP	IP WLS BF H R ER SO BB IBB HBP BLK WP HR S P ERA WHIP	IP WLS BF H R ER SO BB IBB HBP BLK WP HR S P ERA WHIP	IP WLS BF H R ER SO BB IBB HBP BLK WP HR S P ERA WHIP	IP WLS BF H R ER SO BB IBB HBP BLK WP HR S P ERA WHIP	IP WLS BF H R ER SO BB IBB HBP BLK WP HR S P ERA WHIP	IP WLS BF H R ER SO BB IBB HBP BLK WP HR S P ERA WHIP	IP WLS BF H R ER SO BB IBB HBP BLK WP HR S P ERA WHIP	IP WLS BF H R ER SO BB IBB HBP BLK WP HR S P ERA WHIP	IP WLS BF H R ER SO BB IBB HBP BLK WP HR S P ERA WHIP	IP WLS BF H R ER SO BB IBB HBP BLK WP HR S P ERA WHIP	IP WLS BF H R ER SO BB IBB HBP BLK WP HR S P ERA WHIP	IP WLS BF H R ER SO BB IBB HBP BLK WP HR S P ERA WHIP	IP WLS BF H R ER SO BB IBB HBP BLK WP HR S P ERA WHIP	IP WLS BF H R ER SO BB IBB HBP BLK WP HR S P ERA WHIP	
23 Vince Velasquez, R ERA: 31 Liam Hendriks, R ERA: 45 Garrett Crochet, L ERA: 63 Matt Foster, R ERA: 67 Bennett Sousa, L ERA:	1.1 (3.1) (4.1) (5.1) (6.1)	2.0 H 6 H 4 H 4 H 3	9 0 1 1 0	0 0 0 0 0	0 0 0 0 0	0 0 0 0 0	0 0 0 0 0	0 0 0 0 0	0 0 0 0 0	0 0 0 0 0	0 0 0 0 0	0 0 0 0 0	0 0 0 0 0	0 0 0 0 0	0 0 0 0 0	0 0 0 0 0	0 0 0 0 0	0 0 0 0 0	0 0 0 0 0	0 0 0 0 0	0 0 0 0 0	0 0 0 0 0	0 0 0 0 0	0 0 0 0 0	0 0 0 0 0
87 Kade McClure, R ERA: 6.75 82 Will Carter, R ERA:	7.1 (8.1)	1.1 S 5	10 5	6 0	2 0	1 0	0 0	0 0	0 0	0 0	0 0	0 0	0 0	0 0	0 0	0 0	0 0	0 0	0 0	0 0	0 0	0 0	0 0	0 0	0 0

Chicago White Sox @ Colorado Rockies  
Salt River Fields at Talking Stick, Scottsdale, AZ  
Sun Mar 20 2022, 4:10 PM - 7:19 PM EDT  
Att: 7,009 - Partly Cloudy - 71 F

AB 33  
R 4  
H 8  
RBI 4  
BB 2  
SO 9  
LOB 12



Chicago White Sox @ Colorado Rockies  
Salt River Fields at Talking Stick, Scottsdale, AZ  
Sun Mar 20 2022, 4:10 PM - 7:19 PM EDT  
Att: 7,009 - Partly Cloudy - 71 F

AB 38  
R 2  
H 11  
RBI 2  
BB 3  
SO 9  
LOB 30

















Batter	1	2	3	4	5	6	7	8	9	AB	R	H	RBI	BB	SO	LOB	TOP			
6 Trea Turner, R OBP: 0.385, SLG: 0.462 68 Eddy Alvarez, L OBP: 0.533, SLG: 0.917										3	1	1	0	0	0	2				
5 Freddie Freeman, L OBP: 0.400, SLG: 0.400 8 Zach McKinstry, L OBP: 0.273, SLG: 0.300										3	0	1	1	0	1	0				
3 Chris Taylor, R OBP: 0.417, SLG: 0.556 29 Andy Burns, R OBP: 0.417, SLG: 0.900										3	0	1	0	0	1	1				
11 AJ Pollock, R OBP: 0.222, SLG: 0.500 57 Jason Martin, L OBP: 0.395, SLG: 0.818										3	1	1	1	0	0	2				
35 Cody Bellinger, L OBP: 0.308, SLG: 0.250 0 Leonel Valera, R										3	0	1	0	0	2	2				
37 Kevin Pillar, R 12 Tony Wolters, L OBP: 0.125, SLG: 0.250										3	0	0	0	0	0	1				
15 Austin Barnes, R OBP: 0.375, SLG: 0.750 92 Stefan Romero, R OBP: 0.214, SLG: 0.231										3	0	1	0	0	1	0				
17 Hanser Alberto, R OBP: 0.667, SLG: 0.500 90 Justin Yurchak, L										2	2	1	0	0	0	0				
43 Edwin Rios, L OBP: 0.727, SLG: 1.125 81 Omar Estevez, R (7, PH)										2	1	2	3	1	0	0				
<b>Inning Stats</b>	R: 1 H: 2 E: 0 K: 1 S: 8	H: 2 LOB: 1 BB: 0 P: 17	R: 1 H: 3 E: 0 K: 0 S: 18	H: 3 LOB: 1 BB: 0 P: 24	R: 1 H: 2 E: 0 K: 1 S: 10	H: 2 LOB: 1 BB: 0 P: 16	R: 0 H: 0 E: 0 K: 1 S: 7	H: 0 LOB: 1 BB: 1 P: 14	R: 0 H: 1 E: 0 K: 2 S: 10	H: 1 LOB: 1 BB: 0 P: 15	R: 3 H: 3 E: 0 K: 0 S: 12	H: 3 LOB: 1 BB: 1 P: 19	R: 0 H: 1 E: 0 K: 1 S: 14	H: 1 LOB: 2 BB: 1 P: 24	R: 0 H: 1 E: 0 K: 3 S: 10	H: 1 LOB: 0 BB: 0 P: 19	1B: 5 2B: 5 3B: 0 HR: 3	SF: 0 SAC: 0 DP: 0 HBP: 1	WP: 0 PB: 0 SB: 0 CS: 0	PA: 43
<b>PITCHER</b>	IP WLS BF H R ER SO BB IBB HBP BLK WP HR S P ERA WHIP	91 Zach Neal, R ERA: 5.4	2.0 10 5 2 2 1 0 0 0 0 0 0 26 41 9.00 2.500	70 Chad Smith, R ERA: 3.0	1.0 5 2 1 1 1 0 0 0 0 0 0 1 10 16 9.00 2.000	93 Matt Dennis, R ERA: 7.71	2.2 13 3 3 3 3 1 0 1 0 0 0 2 25 43 10.12 1.500	99 Will Gaddis, R ERA:	1.1 8 2 0 0 1 1 0 0 0 0 0 0 18 29 0.00 2.250	58 Lucas Gilbreath, L ERA:	1.0 4 1 0 0 1 0 0 0 0 0 0 0 10 15 0.00 1.000	<b>PITCHER</b>	IP WLS BF H R ER SO BB IBB HBP BLK WP HR S P ERA WHIP	88 Nick Kennedy, L ERA:	1.0 3 0 0 0 3 0 0 0 0 0 0 0 14 19 0.00 0.000					

Los Angeles Dodgers @ Colorado Rockies  
Salt River Fields at Talking Stick, Scottsdale, AZ  
Thu Mar 24 2022, 4:11 PM - 6:56 PM EDT  
Att: 7,004 - Sunny - 79 F

livebaseballscorecards.com

AB 40  
R 6  
H 13  
RBI 6  
BB 2  
SO 10  
LOB 13

Los Angeles Dodgers @ Colorado Rockies  
Salt River Fields at Talking Stick, Scottsdale, AZ  
Thu Mar 24 2022, 4:11 PM - 6:56 PM EDT  
Att: 7,004 - Sunny - 79 F

livebaseballscorecards.com

AB 34  
R 6  
H 7  
RBI 6  
BB 0  
SO 14  
LOB 8



Batter	1	2	3	4	5	6	7	8	9	AB	R	H	RBI	BB	SO	LOB	TOP							
19 Charlie Blackmon, L (1.9) OBP: 0.417, SLG: 0.333 32 Scott Schebler, L (4.9) OBP: 0.250, SLG: 0.200										2 2 2 1 0 0 0 3 1 1 0 0 1 0														
Brendan Rodgers, R (1.4) OBP: 0.556, SLG: 1.125 94 Isaac Collins, S (5. PR) OBP: 0.500, SLG: 0.250										3 2 2 2 0 0 1 1 0 0 0 0 1 0														
91 Hunter Stovall, R (8.4) OBP: 1.000, SLG: 4.000										1 1 1 3 0 0 0														
24 Ryan McMahon, L (1.5) OBP: 0.143, SLG: 0.167 92 Aaron Schunk, R (5.5) OBP: 0.444, SLG: 0.375										3 1 1 2 0 0 1 2 0 0 0 0 2 0														
25 C.J. Cron, R (1.3) OBP: 0.545, SLG: 0.778 64 Michael Toglia, S (5.3) OBP: 0.200, SLG: 0.286 99 Grant Lavigne, L (8.3) OBP: 0.500, SLG: 0.250										3 0 3 2 0 0 0 2 1 1 0 0 1 0 1 0 0 0 0 1 0														
9 Connor Joe, R (1.7) OBP: 0.529, SLG: 0.733 95 Winton Bernard, R (6.8) OBP: 0.250, SLG: 0.143										3 1 1 2 1 1 2 2 0 0 0 0 2 0														
2 Jonathan Daza, R (1.8) OBP: 0.250, SLG: 0.250 96 Willie Abreu, L (6.7)										4 0 1 0 0 1 3 1 0 0 0 0 0 0														
44 Elehuris Montero, R (1.10) OBP: 0.200, SLG: 0.167 93 Hunter Goodman, R (8.10)										4 2 2 1 0 1 1 1 0 0 0 0 0 0							AB 45 R 17 H 18 RBI 16 BB 1 SO 13 LOB 10							
66 Brian Serven, R (1.2) OBP: 0.308, SLG: 0.100 86 Drew Romo, S (7.2)										3 2 0 0 0 1 0 1 0 0 0 0 0 1														
14 Ezequiel Tovar, R (1.6) OBP: 0.563, SLG: 1.188 88 Coco Montes, R (6. PH) OBP: 0.500, SLG: 1.250 90 LJ Hatch, R (8.6) OBP: 1.000, SLG: 1.000										3 2 1 2 0 1 1 1 1 1 1 0 0 0 1 1 1 0 0 0 0														
<b>Inning Stats</b>	R: 2 E: 0 K: 0 S: 7	H: 3 LOB: 1 BB: 0 P: 7	R: 4 E: 1 K: 2 S: 12	H: 4 LOB: 2 BB: 1 P: 16	R: 4 E: 1 K: 1 S: 9	H: 3 LOB: 1 BB: 0 P: 10	R: 0 E: 0 K: 1 S: 5	H: 1 LOB: 0 BB: 0 P: 5	R: 0 E: 0 K: 2 S: 7	H: 0 LOB: 1 BB: 0 P: 8	R: 4 E: 0 K: 0 S: 12	H: 4 LOB: 0 BB: 0 P: 16	R: 0 E: 0 K: 3 S: 9	H: 0 LOB: 0 BB: 0 P: 9	R: 0 E: 1 K: 1 S: 6	H: 0 LOB: 1 BB: 0 P: 6	R: 3 E: 0 K: 3 S: 12	H: 3 LOB: 0 BB: 0 P: 12	1B: 7 2B: 5 3B: 0 HR: 6	SF: 2 SAC: 0 DP: 1 HBP: 2	WP: 0 PB: 0 SB: 0 CS: 0	PA: 50		
<b>PITCHER</b>	IP WLS BF H R ER SO BB IBB HBP BLK WP HR S P ERA WHIP	IP WLS BF H R ER SO BB IBB HBP BLK WP HR S P ERA WHIP	IP WLS BF H R ER SO BB IBB HBP BLK WP HR S P ERA WHIP	IP WLS BF H R ER SO BB IBB HBP BLK WP HR S P ERA WHIP	IP WLS BF H R ER SO BB IBB HBP BLK WP HR S P ERA WHIP	IP WLS BF H R ER SO BB IBB HBP BLK WP HR S P ERA WHIP	IP WLS BF H R ER SO BB IBB HBP BLK WP HR S P ERA WHIP	IP WLS BF H R ER SO BB IBB HBP BLK WP HR S P ERA WHIP	IP WLS BF H R ER SO BB IBB HBP BLK WP HR S P ERA WHIP	IP WLS BF H R ER SO BB IBB HBP BLK WP HR S P ERA WHIP	IP WLS BF H R ER SO BB IBB HBP BLK WP HR S P ERA WHIP	IP WLS BF H R ER SO BB IBB HBP BLK WP HR S P ERA WHIP	IP WLS BF H R ER SO BB IBB HBP BLK WP HR S P ERA WHIP	IP WLS BF H R ER SO BB IBB HBP BLK WP HR S P ERA WHIP	IP WLS BF H R ER SO BB IBB HBP BLK WP HR S P ERA WHIP	IP WLS BF H R ER SO BB IBB HBP BLK WP HR S P ERA WHIP	IP WLS BF H R ER SO BB IBB HBP BLK WP HR S P ERA WHIP	IP WLS BF H R ER SO BB IBB HBP BLK WP HR S P ERA WHIP	IP WLS BF H R ER SO BB IBB HBP BLK WP HR S P ERA WHIP	IP WLS BF H R ER SO BB IBB HBP BLK WP HR S P ERA WHIP	IP WLS BF H R ER SO BB IBB HBP BLK WP HR S P ERA WHIP	IP WLS BF H R ER SO BB IBB HBP BLK WP HR S P ERA WHIP	IP WLS BF H R ER SO BB IBB HBP BLK WP HR S P ERA WHIP	IP WLS BF H R ER SO BB IBB HBP BLK WP HR S P ERA WHIP

Colorado Rockies @ Chicago Cubs  
Sloan Park, Mesa, AZ  
Fri Mar 25 2022, 4:08 PM - 7:21 PM EDT  
Att. 10,595 - Sunny - 89 F

AB	45
R	17
H	18
RBI	16
BB	1
SO	13
LOB	10



Batter	1	2	3	4	5	6	7	8	9	AB	R	H	RBI	BB	SO	LOB	BOTTOM							
77 Clint Frazier, R (1.7) OBP: 0.571, SLG: 0.500 84 Jared Young, L (6.3) OBP: 0.313, SLG: 0.533										2 0 1 1 1 0 0 1 0 0 0 0 1 0														
27 Seiya Suzuki, R (1.9) OBP: 0.143, SLG: 0.143										2 0 0 0 0 2 2 2 0 0 0 0 2 2														
8 Ian Happ, S (1.10) OBP: 0.143, SLG: 0.143										3 0 0 0 0 2 2 1 0 0 0 0 1 0														
40 Wilson Contreras, R (1.2) OBP: 0.400, SLG: 0.143 5 John Hicks, R (6.2) OBP: 0.600, SLG: 1.143										1 0 0 0 1 1 0 2 0 0 0 0 1 0														
22 Jason Heyward, L (1.8) OBP: 0.222, SLG: 0.444 32 Michael Hermosillo, R (6.8) OBP: 0.308, SLG: 0.192										2 0 0 0 0 1 1 2 0 1 0 0 0 0														
24 Jonathan Villar, S (1.5) OBP: 0.250, SLG: 0.143										2 0 0 0 0 0 1 2 0 0 0 0 0 1														
1 Nick Madrigal, R (1.4) OBP: 0.500, SLG: 0.800 11 Trent Giambrone, R (5. PR) OBP: 0.250, SLG: 0.143										2 0 2 0 0 0 0 1 1 0 0 0 1 0							AB 31 R 1 H 5 RBI 1 BB 2 SO 13 LOB 12							
2 Nico Hoerner, R (1.6) OBP: 0.231, SLG: 0.250 4 Ildemaro Vargas, S (6.4) OBP: 0.385, SLG: 0.583										2 0 1 0 0 0 1 1 0 0 0 0 0 0														
67 Alfonso Rivas III, L (1.3) OBP: 0.500, SLG: 0.800 Nelson Velázquez, R (6.7)										2 0 0 0 0 0 2 1 0 0 0 0 1 0														
<b>Inning Stats</b>	R: 0 E: 0 K: 2 S: 7	H: 0 LOB: 0 BB: 0 P: 7	R: 0 E: 0 K: 0 S: 3	H: 1 LOB: 1 BB: 1 P: 7	R: 0 E: 0 K: 2 S: 8	H: 1 LOB: 2 BB: 1 P: 12	R: 0 E: 0 K: 2 S: 7	H: 0 LOB: 0 BB: 0 P: 7	R: 1 E: 0 K: 1 S: 7	H: 2 LOB: 2 BB: 0 P: 7	R: 0 E: 0 K: 1 S: 6	H: 1 LOB: 1 BB: 0 P: 6	R: 0 E: 0 K: 2 S: 7	H: 0 LOB: 0 BB: 0 P: 7	R: 0 E: 0 K: 3 S: 9	H: 0 LOB: 0 BB: 0 P: 9	R: 0 E: 0 K: 0 S: 3	H: 0 LOB: 0 BB: 0 P: 3	1B: 2 2B: 3 3B: 0 HR: 0	SF: 0 SAC: 0 DP: 0 HBP: 0	WP: 0 PB: 0 SB: 0 CS: 0	PA: 33		
<b>PITCHER</b>	IP WLS BF H R ER SO BB IBB HBP BLK WP HR S P ERA WHIP	IP WLS BF H R ER SO BB IBB HBP BLK WP HR S P ERA WHIP	IP WLS BF H R ER SO BB IBB HBP BLK WP HR S P ERA WHIP	IP WLS BF H R ER SO BB IBB HBP BLK WP HR S P ERA WHIP	IP WLS BF H R ER SO BB IBB HBP BLK WP HR S P ERA WHIP	IP WLS BF H R ER SO BB IBB HBP BLK WP HR S P ERA WHIP	IP WLS BF H R ER SO BB IBB HBP BLK WP HR S P ERA WHIP	IP WLS BF H R ER SO BB IBB HBP BLK WP HR S P ERA WHIP	IP WLS BF H R ER SO BB IBB HBP BLK WP HR S P ERA WHIP	IP WLS BF H R ER SO BB IBB HBP BLK WP HR S P ERA WHIP	IP WLS BF H R ER SO BB IBB HBP BLK WP HR S P ERA WHIP	IP WLS BF H R ER SO BB IBB HBP BLK WP HR S P ERA WHIP	IP WLS BF H R ER SO BB IBB HBP BLK WP HR S P ERA WHIP	IP WLS BF H R ER SO BB IBB HBP BLK WP HR S P ERA WHIP	IP WLS BF H R ER SO BB IBB HBP BLK WP HR S P ERA WHIP	IP WLS BF H R ER SO BB IBB HBP BLK WP HR S P ERA WHIP	IP WLS BF H R ER SO BB IBB HBP BLK WP HR S P ERA WHIP	IP WLS BF H R ER SO BB IBB HBP BLK WP HR S P ERA WHIP	IP WLS BF H R ER SO BB IBB HBP BLK WP HR S P ERA WHIP	IP WLS BF H R ER SO BB IBB HBP BLK WP HR S P ERA WHIP	IP WLS BF H R ER SO BB IBB HBP BLK WP HR S P ERA WHIP	IP WLS BF H R ER SO BB IBB HBP BLK WP HR S P ERA WHIP	IP WLS BF H R ER SO BB IBB HBP BLK WP HR S P ERA WHIP	IP WLS BF H R ER SO BB IBB HBP BLK WP HR S P ERA WHIP

Colorado Rockies @ Chicago Cubs  
Sloan Park, Mesa, AZ  
Fri Mar 25 2022, 4:08 PM - 7:21 PM EDT  
Att. 10,595 - Sunny - 89 F

AB	31
R	1
H	5
RBI	1
BB	2
SO	13
LOB	12





Batter	1	2	3	4	5	6	7	8	9	AB	R	H	RBI	BB	SO	LOB	TOP																	
2 Marcus Semien, R OBP: 0.214, SLG: 0.167 93 Ezequiel Duran, R OBP: 0.375, SLG: 0.750										2	0	0	0	1	1	1	<p><b>Texas Rangers @ Colorado Rockies</b> Salt River Fields at Talking Stick, Scottsdale, AZ</p> <p>Sat Mar 26 2022, 4:10 PM - 7:11 PM EDT Att: 6,011 - Sunny - 89 F</p> <p>livebaseballscorecards.com</p> <p>AB 37 R 7 H 10 RBI 7 BB 3 SO 8 LOB 16</p>																	
5 Corey Seager, L OBP: 0.455, SLG: 1.000 86 Davis Wendzel, R OBP: 0.412, SLG: 0.688										3	0	0	0	0	1	2																		
18 Mitch Garver, R OBP: 0.308, SLG: 0.769 89 Matt Whalley, R OBP: 0.500, SLG: 0.500										4	1	1	0	0	1	1																		
30 Nathaniel Lowe, L OBP: 0.467, SLG: 0.733 12 Matt Carpenter, L OBP: 0.143, SLG: 0.333										3	1	2	0	0	0	0																		
53 Adolis Garcia, R OBP: 0.429, SLG: 0.200 3 Leody Taveras, S										3	0	0	0	0	1	3																		
56 Kole Calhoun, L OBP: 0.333, SLG: 0.200 84 Bubba Thompson, R, FR OBP: 0.545, SLG: 1.333										2	0	1	0	1	1	1																		
77 Andy Ibanez, R OBP: 0.308, SLG: 0.500 90 Josh Smith, L OBP: 0.769, SLG: 1.444										3	0	0	0	0	0	5																		
4 Willie Calhoun, L OBP: 0.333, SLG: 0.471										4	0	1	3	0	0	0																		
16 Jake Marisnick, R OBP: 0.357, SLG: 0.769 64 Zach Reks, L OBP: 0.545, SLG: 0.778										3	1	2	1	0	1	2																		
<b>Inning Stats</b>	R: 0 K: 2 S: 8	H: 0 LOB: 0 BB: 0 P: 12	R: 0 K: 1 S: 7	H: 1 LOB: 1 BB: 0 P: 11	R: 1 K: 0 S: 8	H: 1 LOB: 1 BB: 1 P: 14	R: 0 K: 0 S: 9	H: 0 LOB: 1 BB: 1 P: 17	R: 0 K: 0 S: 8	H: 1 LOB: 1 BB: 0 P: 12	R: 3 K: 2 S: 21	H: 4 LOB: 2 BB: 0 P: 27	R: 0 K: 2 S: 8	H: 0 LOB: 0 BB: 0 P: 12	R: 2 K: 0 S: 9	H: 1 LOB: 1 BB: 0 P: 16		R: 1 K: 1 S: 10	H: 2 LOB: 1 BB: 0 P: 15	1B: 5 2B: 2 3B: 0 HR: 3	SF: 0 SAC: 0 DP: 0 HBP: 0	WP: 0 PB: 0 SB: 0 CS: 0	PA: 40											
<b>PITCHER</b>	IP WLS BF H R ER SO BB IBB HBP BLK WP HR S P ERA WHIP	<p>26 Austin Gomber, L (1, 1) 3.0 2.0 12 2 1 1 3 1 0 0 0 0 0 1 23 37 3.00 1.000</p> <p>41 Chad Kuhl, R (4, 1) 2.2 14 5 3 3 1 1 0 0 0 0 0 0 34 51 10.12 2.250</p> <p>85 Jake Bird, R (6, 1) 0.1 H 1 0 0 0 1 0 0 0 0 0 0 4 5 0.00 0.000</p> <p>54 Carlos Estevez, R (7, 1) 1.0 H 3 0 0 0 2 0 0 0 0 0 0 8 12 0.00 0.000</p> <p>29 Robert Stephenson, R (8, 1) 1.0 W 5 1 2 2 0 1 0 0 0 0 0 1 9 16 18.00 2.000</p>																IP WLS BF H R ER SO BB IBB HBP BLK WP HR S P ERA WHIP	<p>30 Julian Fernandez, R (9, 1) 1.0 S 5 2 1 1 1 1 0 0 0 0 0 0 1 10 15 9.00 2.000</p>															

Batter	1	2	3	4	5	6	7	8	9	AB	R	H	RBI	BB	SO	LOB	BOTTOM																	
19 Charlie Blackmon, L OBP: 0.400, SLG: 0.333 3 Dom Nunez, L OBP: 0.250, SLG: 0.250 94 Eddy Diaz, R										3	1	1	0	0	0	1	<p><b>Texas Rangers @ Colorado Rockies</b> Salt River Fields at Talking Stick, Scottsdale, AZ</p> <p>Sat Mar 26 2022, 4:10 PM - 7:11 PM EDT Att: 6,011 - Sunny - 89 F</p> <p>livebaseballscorecards.com</p> <p>AB 38 R 8 H 15 RBI 6 BB 1 SO 6 LOB 18</p>																	
23 Kris Bryant, R OBP: 0.286, SLG: 0.286 2 Yonathan Daza, R OBP: 0.500, SLG: 0.500										3	0	1	0	0	1	1																		
24 Ryan McMahon, L OBP: 0.255, SLG: 0.333 78 Kyle Holder, L OBP: 0.429, SLG: 0.333										3	1	2	0	0	0	1																		
25 C.J. Cron, R OBP: 0.538, SLG: 0.727 9 Connor Joe, R OBP: 0.579, SLG: 0.813 Elehuris Montero, R OBP: 0.263, SLG: 0.474										2	0	1	1	0	1	1																		
15 Randal Grichuk, R OBP: 0.444, SLG: 1.111 Ezequiel Tovar, R OBP: 0.529, SLG: 1.118										3	1	1	2	0	0	2																		
35 Elias Diaz, R OBP: 0.250, SLG: 0.143 55 Carlos Pérez, R OBP: 0.222, SLG: 0.222										3	0	1	0	0	0	2																		
11 Jose Iglesias, R OBP: 0.356, SLG: 0.500 82 Bret Boswell, L OBP: 0.438, SLG: 0.714										3	1	2	0	0	0	1																		
22 Sam Hilliard, L OBP: 0.267, SLG: 0.429 36 Tim Lopes, R OBP: 0.200, SLG: 0.333										3	1	0	0	0	2	3																		
1 Garrett Hampson, R OBP: 0.333, SLG: 0.667 92 Aaron Schunk, R OBP: 0.400, SLG: 0.333										3	0	1	1	0	0	1																		
<b>Inning Stats</b>	R: 1 K: 1 S: 17	H: 3 LOB: 2 BB: 0 P: 27	R: 0 K: 1 S: 7	H: 1 LOB: 0 BB: 0 P: 11	R: 0 K: 1 S: 11	H: 1 LOB: 1 BB: 0 P: 15	R: 2 K: 1 S: 15	H: 2 LOB: 1 BB: 0 P: 24	R: 3 K: 1 S: 13	H: 4 LOB: 1 BB: 1 P: 17	R: 0 K: 1 S: 9	H: 1 LOB: 0 BB: 0 P: 17	R: 0 K: 1 S: 13	H: 0 LOB: 2 BB: 1 P: 23	R: 2 K: 0 S: 9	H: 3 LOB: 2 BB: 0 P: 13		1B: 11 2B: 3 3B: 0 HR: 1	SF: 0 SAC: 0 DP: 0 HBP: 0	WP: 2 PB: 0 SB: 0 CS: 2	PA: 40													
<b>PITCHER</b>	IP WLS BF H R ER SO BB IBB HBP BLK WP HR S P ERA WHIP	<p>52 Taylor Heam, L (1, 1) 2.2 12 5 1 1 2 2 0 0 0 0 0 0 3 4 3.38 1.875</p> <p>94 Daniel Robert, R (3, 1) 0.1 1 0 0 0 1 0 0 0 0 0 0 3 4 0.00 0.000</p> <p>35 Kohei Arihara, R (4, 1) 2.0 B 13 6 5 3 1 0 0 0 0 2 1 28 41 13.50 3.000</p> <p>19 Dennis Santana, R (6, 1) 1.0 3 1 0 0 1 0 0 0 0 0 0 9 17 0.00 1.000</p> <p>44 Justin Anderson, R (7, 1) 1.0 5 0 0 0 1 1 0 0 0 0 0 13 23 0.00 1.000</p>																IP WLS BF H R ER SO BB IBB HBP BLK WP HR S P ERA WHIP	<p>63 Jesus Tinoco, R (8, 1) 1.0 L 5 3 2 0 0 0 0 0 0 0 0 0 9 13 0.00 3.000</p>															







Batter	1	2	3	4	5	6	7	8	9	AB	R	H	RBI	BB	SO	LOB	TOP			
1 Garrett Hampson, R OBP: 0.278, SLG: 0.556 91 Hunter Stovall, R OBP: 0.333, SLG: 1.333										3	0	0	0	0	1	2	<p><b>Colorado Rockies @ Cincinnati Reds</b> Goodyear Ballpark, Goodyear, AZ Sun Mar 27 2022, 4:07 PM - 6:56 PM EDT Att: 2,847 - Sunny - 88 F</p> <p>livebaseballscores.com</p> <p>AB 34 R 4 H 8 RBI 3 BB 3 SO 7 LOB 14</p>			
9 Connor Joe, R OBP: 0.591, SLG: 0.789 64 Michael Toglia, S OBP: 0.188, SLG: 0.287										3	1	2	0	0	0	0				
22 Sam Hilliard, L OBP: 0.294, SLG: 0.438 73 Zac Veen, L OBP: 0.333, SLG: 0.250										2	1	1	0	0	0	1				
35 Elias Diaz, R OBP: 0.182, SLG: 0.100 88 Coco Montes, R OBP: 0.400, SLG: 1.000										3	0	0	1	0	0	2				
2 Yonathan Daza, R OBP: 0.333, SLG: 0.333 94 Benny Montgomery, R OBP: 0.333, SLG: 0.333										3	0	0	0	0	0	2				
Elehuris Montero, R OBP: 0.318, SLG: 0.450 90 Bladimir Restituyo, R OBP: 1.000, SLG: 1.000										1	1	0	0	2	1	0				
Ezequiel Tovar, R OBP: 0.550, SLG: 1.100 66 Brian Serven, R OBP: 0.357, SLG: 0.455										3	0	2	1	0	0	1				
32 Scott Schebler, L OBP: 0.250, SLG: 0.214										4	0	1	0	0	0	2				
78 Kyle Holder, L OBP: 0.412, SLG: 0.286 95 Taylor Snyder, R OBP: 0.412, SLG: 0.286										2	0	0	0	1	0	3				
<b>Inning Stats</b>	R: 0 E: 0 K: 1 S: 6	H: 1 LOB: 1 BB: 0 P: 6	R: 1 E: 0 K: 0 S: 4	H: 1 LOB: 1 BB: 1 P: 8	R: 2 E: 2 K: 0 S: 5	H: 1 LOB: 0 BB: 0 P: 5	R: 0 E: 0 K: 1 S: 6	H: 1 LOB: 1 BB: 0 P: 6	R: 0 E: 0 K: 1 S: 6	H: 0 LOB: 0 BB: 0 P: 5	R: 0 E: 0 K: 2 S: 7	H: 1 LOB: 1 BB: 0 P: 7	R: 1 E: 0 K: 1 S: 6	H: 1 LOB: 0 BB: 0 P: 8	1B: 6 2B: 1 3B: 0 HR: 1	SF: 0 SAC: 0 DP: 2 HBP: 0		WP: 0 PA: 37 PB: 1 SB: 2 CS: 0		
<b>PITCHER</b>	IP WLS BF H R ER SO BB IBB HBP BLK WP HR S P ERA WHIP	81 James Marinar, R ERA: 10.13	34 Justin Wilson, L ERA: 13.5	85 Luis Cessa, R ERA: 13.5	77 Art Warren, R ERA: 13.5	63 Phillip Diehl, L ERA: 13.5	68 Ryan Hendrix, R ERA: 4.5	75 Diomar Lopez, R ERA: 4.5	IP WLS BF H R ER SO BB IBB HBP BLK WP HR S P ERA WHIP	68 Ryan Hendrix, R ERA: 4.5	75 Diomar Lopez, R ERA: 4.5	IP WLS BF H R ER SO BB IBB HBP BLK WP HR S P ERA WHIP	68 Ryan Hendrix, R ERA: 4.5	75 Diomar Lopez, R ERA: 4.5	IP WLS BF H R ER SO BB IBB HBP BLK WP HR S P ERA WHIP	68 Ryan Hendrix, R ERA: 4.5	75 Diomar Lopez, R ERA: 4.5	IP WLS BF H R ER SO BB IBB HBP BLK WP HR S P ERA WHIP	68 Ryan Hendrix, R ERA: 4.5	75 Diomar Lopez, R ERA: 4.5

Batter	1	2	3	4	5	6	7	8	9	AB	R	H	RBI	BB	SO	LOB	BOTTOM			
6 Jonathan India, R OBP: 0.400, SLG: 0.625 32 Max Schrock, L OBP: 0.692, SLG: 1.000										3	0	0	0	0	1	3	<p><b>Colorado Rockies @ Cincinnati Reds</b> Goodyear Ballpark, Goodyear, AZ Sun Mar 27 2022, 4:07 PM - 6:56 PM EDT Att: 2,847 - Sunny - 88 F</p> <p>livebaseballscores.com</p> <p>AB 36 R 4 H 10 RBI 3 BB 1 SO 5 LOB 18</p>			
9 Mike Moustakas, L OBP: 0.333, SLG: 0.545 31 Jacob Hurtubise, L OBP: 0.333, SLG: 0.545										3	0	0	0	0	0	1				
37 Tyler Stephenson, R OBP: 0.421, SLG: 0.940 35 Andrew Knapp, S ERA: 13.5 3 Eric Yang, R OBP: 0.333, SLG: 0.545										2	0	1	0	1	0	0				
19 Joey Votto, L OBP: 0.238, SLG: 0.400 16 Colin Moran, L OBP: 0.214, SLG: 0.167										3	0	0	0	0	0	2				
26 Jake Bauers, L OBP: 0.412, SLG: 0.750 44 Aristides Aquino, R OBP: 0.300, SLG: 0.455										3	1	2	0	0	1	1				
7 Donovan Solano, R OBP: 0.444, SLG: 0.625 22 Brandon Drury, R OBP: 0.400, SLG: 0.800										3	2	2	0	0	0	2				
17 Kyle Farmer, R OBP: 0.368, SLG: 0.500 82 Leo Rivas, S OBP: 0.500, SLG: 0.500										2	1	1	0	0	0	2				
15 Nick Senzel, R OBP: 0.353, SLG: 0.467 3 Albert Almora Jr., R OBP: 0.500, SLG: 0.500										2	0	0	1	0	0	1				
27 Jake Freeland, L OBP: 0.500, SLG: 0.500 29 TJ Friedl, L OBP: 0.333, SLG: 0.667										2	0	1	2	0	0	0				
<b>Inning Stats</b>	R: 0 E: 0 K: 0 S: 3	H: 0 LOB: 0 BB: 0 P: 3	R: 2 E: 0 K: 0 S: 5	H: 2 LOB: 2 BB: 0 P: 7	R: 0 E: 0 K: 1 S: 6	H: 1 LOB: 1 BB: 0 P: 6	R: 2 E: 1 K: 1 S: 8	H: 3 LOB: 1 BB: 0 P: 8	R: 0 E: 0 K: 0 S: 4	H: 1 LOB: 2 BB: 0 P: 5	R: 0 E: 0 K: 2 S: 8	H: 1 LOB: 1 BB: 0 P: 8	R: 0 E: 0 K: 0 S: 4	H: 1 LOB: 1 BB: 0 P: 4	R: 0 E: 0 K: 1 S: 5	H: 0 LOB: 0 BB: 0 P: 5		1B: 7 2B: 3 3B: 0 HR: 0	SF: 1 SAC: 0 DP: 0 HBP: 3	WP: 0 PA: 41 PB: 0 SB: 0 CS: 0
<b>PITCHER</b>	IP WLS BF H R ER SO BB IBB HBP BLK WP HR S P ERA WHIP	21 Kyle Freeland, L ERA: 8.1	81 Nate Griep, R ERA: 8.1	40 Tyler Kinley, R ERA: 8.1	61 Justin Lawrence, R ERA: 2.25	58 Lucas Gilbreath, L ERA: 2.25	34 Jordan Sheffield, R ERA: 9.0	85 Jake Bird, R ERA: 9.0	IP WLS BF H R ER SO BB IBB HBP BLK WP HR S P ERA WHIP	34 Jordan Sheffield, R ERA: 9.0	85 Jake Bird, R ERA: 9.0	IP WLS BF H R ER SO BB IBB HBP BLK WP HR S P ERA WHIP	34 Jordan Sheffield, R ERA: 9.0	85 Jake Bird, R ERA: 9.0	IP WLS BF H R ER SO BB IBB HBP BLK WP HR S P ERA WHIP	34 Jordan Sheffield, R ERA: 9.0	85 Jake Bird, R ERA: 9.0	IP WLS BF H R ER SO BB IBB HBP BLK WP HR S P ERA WHIP	34 Jordan Sheffield, R ERA: 9.0	85 Jake Bird, R ERA: 9.0











Batter	1	2	3	4	5	6	7	8	9	AB	R	H	RBI	BB	SO	LOB	TOP										
1 Garrett Hampson, R (1.4) 91 Hunter Stovall, R (8.4) OBP: 0.289, SLG: 0.500 OBP: 0.250, SLG: 1.000	F9		1B 2B		BB			G4-3		3	1	1	0	1	0	0	<b>Colorado Rockies @ San Francisco Giants</b> Scottsdale Stadium, Scottsdale, AZ Thu Mar 31 2022, 4:06 PM - 6:56 PM EDT Att: 4,776 - Partly Cloudy - 79 F <a href="http://livebaseballscorecards.com">livebaseballscorecards.com</a>										
2 Yonathan Daza, R (1.7) 95 Winton Bernard, R (8.7) OBP: 0.400, SLG: 0.400 OBP: 0.222, SLG: 0.125	G6-3		1B				G6-3	1B		4	0	2	1	0	0	1											
Randal Grichuk, R (1.9) 82 Bret Boswell, L (6.9) OBP: 0.476, SLG: 0.789 OBP: 0.389, SLG: 0.625	1B		1B				K	K		3	0	2	1	0	1	0											
35 Elias Diaz, R (1.2) 55 Carlos Pérez, R (7.2) OBP: 0.222, SLG: 0.176 OBP: 0.250, SLG: 0.182	K		F8				P4	L8		3	0	0	0	0	1	3											
9 Connor Joe, R (1.3) 99 Grant Lavigne, L (8.3) OBP: 0.500, SLG: 0.640		G6-3	F8				L4	K		3	0	0	0	0	2	0											
22 Sam Hilliard, L (1.8) OBP: 0.192, SLG: 0.280	K				K		G3-1	G3-1		4	0	0	0	0	2	0											
Elehuris Montero, R (1.5) 92 Aaron Schunk, R (7.5) OBP: 0.330, SLG: 0.435 OBP: 0.455, SLG: 0.400	G4-3		G6-3					1B		3	0	1	0	0	0	0											
13 Alan Trejo, R (1.6) 86 Coco Montes, R (8.6) OBP: 0.250, SLG: 0.400 OBP: 0.400, SLG: 1.000			P3		G4-3			G5-4-3		3	0	0	0	0	0	1											
Ryan Vilade, R (1.10) OBP: 0.267, SLG: 0.214			1B				K	L8		3	1	1	0	0	1	0											
<b>Inning Stats</b>	R: 0 E: 0 K: 1 S: 7	H: 1 LOB: 1 BB: 0 P: 7	R: 0 E: 0 K: 1 S: 5	H: 0 LOB: 0 BB: 0 P: 5	R: 2 E: 0 K: 0 S: 7	H: 4 LOB: 2 BB: 0 P: 7	R: 0 E: 0 K: 1 S: 5	H: 0 LOB: 0 BB: 1 P: 5	R: 0 E: 0 K: 1 S: 3	H: 1 LOB: 0 BB: 0 P: 3	R: 0 E: 0 K: 1 S: 6	H: 1 LOB: 1 BB: 0 P: 6	R: 0 E: 0 K: 1 S: 5	H: 0 LOB: 0 BB: 0 P: 5	1B: 6 2B: 1 3B: 0 HR: 0	SF: 0 SAC: 0 DP: 1 HBP: 0		WP: 0 PB: 0 SB: 0 CS: 1	PA: 33								
<b>PITCHER</b>	IP	WLS	BF	H	R	ER	SO	BB	IBB	HBP	BLK	WP	HR	S	P	ERA	WHIP										
57 Alex Wood, L (1.1) ERA: 1.8	4.1	W	19	5	2	2	4	1	0	0	0	0	0	27	31	4.15	1.385										
91 Ryan Walker, R (5.1) ERA:	0.2	H	1	0	0	0	0	0	0	0	0	0	0	2	2	0.00	0.000										
75 Camilo Doval, R (6.1) ERA:	1.0	H	3	0	0	0	1	0	0	0	0	0	0	5	5	0.00	0.000										
34 Jakob Junis, R (7.1) ERA:	3.0	S	10	2	0	0	2	0	0	0	0	0	0	14	14	0.00	0.667										

Batter	1	2	3	4	5	6	7	8	9	AB	R	H	RBI	BB	SO	LOB	BOTTOM											
6 Steven Duggar, L (1.10) OBP: 0.250, SLG: 0.389 ERA: 1.8	F8		K					L8		3	1	1	0	0	1	0	<b>Colorado Rockies @ San Francisco Giants</b> Scottsdale Stadium, Scottsdale, AZ Thu Mar 31 2022, 4:06 PM - 6:56 PM EDT Att: 4,776 - Partly Cloudy - 79 F <a href="http://livebaseballscorecards.com">livebaseballscorecards.com</a>											
12 Alex Blandino, R (6.7) OBP: 0.421, SLG: 0.778		1B 2B						BB		1	0	0	0	1	0	1												
18 Tommy La Stella, L (1.4) OBP: 0.800, SLG: 1.750 ERA: 1.8								G6-3		2	2	2	1	0	0	0												
90 Brett Auerbach, R (4.4) OBP: 0.267, SLG: 0.500	HR	1B						G4-6-3		3	0	0	0	0	1	2												
35 Brandon Crawford, L (1.6) OBP: 0.274, SLG: 0.592 OBP: 0.278, SLG: 0.778	HR	1B						2B		4	1	3	3	0	0	0												
33 Darin Ruf, R (1.3) OBP: 0.333, SLG: 0.375 ERA: 1.8		1B						P3		1	1	1	1	0	0	0												
37 Wyatt Mathisen, R (7.3) OBP: 0.333, SLG: 1.125	K	FC6-4								4	0	0	0	0	1	3												
23 Joc Pederson, L (1.9) OBP: 0.313, SLG: 0.429 OBP: 0.267, SLG: 0.308	BB	L6						F7		3	2	1	0	1	0	2												
41 Wilmer Flores, R (1.5) OBP: 0.444, SLG: 0.500 ERA: 1.8	BB	1B						F7		2	0	1	1	2	0	1												
7 Austin Dean, R (8.7)	BB	1B						BB		1	0	0	0	0	0	0												
21 Joey Bart, R (1.2) OBP: 0.714, SLG: 0.714 ERA: 1.8	BB							G4-6-3		2	0	0	0	2	1	3												
40 Jhonny Pereda, R (7.7) OBP: 0.500, SLG: 0.250	BB	K						G4-6-3		1	1	0	0	0	1	0												
70 Luis González, L (1.7) OBP: 0.579, SLG: 0.800 ERA: 1.8	BB							HR		3	2	3	3	1	0	0												
94 Armani Smith, R (8.9) OBP: 0.400, SLG: 1.100	BB	1B						HR		0	0	0	0	0	0	0												
1 Mauricio Dubón, R (1.8) OBP: 0.300, SLG: 0.684 ERA: 1.8	L7		B2-3					HR		4	2	2	3	0	0	4												
87 Bryce Johnson, S (8.8) OBP: 0.300, SLG: 0.500								HR		0	0	0	0	0	0	0												
<b>Inning Stats</b>	R: 3 E: 0 K: 1 S: 8	H: 2 LOB: 3 BB: 4 P: 25	R: 2 E: 0 K: 1 S: 9	H: 4 LOB: 2 BB: 0 P: 9	R: 0 E: 0 K: 1 S: 5	H: 1 LOB: 0 BB: 0 P: 5	R: 0 E: 0 K: 1 S: 5	H: 0 LOB: 0 BB: 0 P: 5	R: 0 E: 0 K: 0 S: 2	H: 3 LOB: 1 BB: 0 P: 10	R: 4 E: 0 K: 0 S: 6	H: 3 LOB: 1 BB: 2 P: 16	R: 2 E: 0 K: 1 S: 7	H: 2 LOB: 0 BB: 0 P: 7	1B: 7 2B: 4 3B: 1 HR: 4	SF: 0 SAC: 0 DP: 3 HBP: 0	WP: 0 PB: 0 SB: 2 CS: 0	PA: 43										
<b>PITCHER</b>	IP	WLS	BF	H	R	ER	SO	BB	IBB	HBP	BLK	WP	HR	S	P	ERA	WHIP											
41 Chad Kuhl, R (1.1) ERA: 13.5	2.2	L	17	7	5	5	3	3	0	0	0	0	2	21	34	16.88	3.750											
84 Heath Holder, R (1.1) ERA: 13.5	0.1		2	0	0	0	0	1	0	0	0	0	0	1	5	0.00	3.000											
41 Chad Kuhl, R (2.1) ERA: 13.5	2.2	L	17	7	5	5	3	3	0	0	0	0	2	21	34	16.88	3.750											
60 Ashton Goudeau, R (4.1) ERA: 3.52	2.2		10	2	2	2	1	1	0	0	0	0	1	13	19	6.75	1.125											
88 Nick Kennedy, L (6.1) ERA:	0.1		2	1	0	0	0	0	0	0	0	0	0	2	2	0.00	3.000											
<b>PITCHER</b>	IP	WLS	BF	H	R	ER	SO	BB	IBB	HBP	BLK	WP	HR	S	P	ERA	WHIP											
70 Chad Smith, R (7.1) ERA: 9.64	1.0		7	3	4	4	0	2	0	0	0	0	0	1	6	16	36.00	5.000										
61 Justin Lawrence, R (8.1) ERA: 5.4	1.0		5	2	2	2	1	0	0	0	0	0	0	7	7	18.00	2.000											



Batter	1	2	3	4	5	6	7	8	9	AB	R	H	RBI	BB	SO	LOB	TOP										
26 Adam Frazier, L OBP: 0.520, SLG: 0.591 82 Erick Mejia, S (6, PR) (6, 4)	F7		G6-4-3			G3			G5-3	3	0	1	0	0	0	1											
13 Abraham Toro, S OBP: 0.483, SLG: 0.500 70 Mike Ford, L OBP: 0.316, SLG: 0.529	1B			K		G3			K	3	0	1	1	0	1	1											
22 Luis Torrens, R OBP: 0.360, SLG: 0.400	F9		G6-3			F8			K	4	0	0	0	0	1	3											
28 Eugenio Suárez, R OBP: 0.280, SLG: 0.333 90 Jake Scheiner, R OBP: 0.400, SLG: 0.490	F8		G5-3			K			K	3	0	0	0	0	1	1											
44 Julio Rodríguez, R OBP: 0.433, SLG: 0.704 21 Steven Souza Jr., R OBP: 0.276, SLG: 0.555	1B					F8			G3	2	0	1	0	0	0	0											
3 J.P. Crawford, L OBP: 0.384, SLG: 0.278 8 Donovan Walton, L OBP: 0.278, SLG: 0.250	G3-6-3					G3			F7	2	0	0	0	0	0	1											
25 Dylan Moore, R OBP: 0.360, SLG: 0.545 89 Cade Marlowe, L OBP: 0.333, SLG: 0.333	F9					G5-3			K	3	0	0	0	0	1	0											
10 Jarred Kelenic, L OBP: 0.214, SLG: 0.222 4 Billy Hamilton, S OBP: 0.167, SLG: 0.250			G3			K			L8	2	0	0	0	0	1	0											
29 Cal Raleigh, S OBP: 0.409, SLG: 0.611 41 Chance Sisco, L OBP: 0.364, SLG: 0.222						E6			K	3	1	1	0	0	1	0											
<b>Inning Stats</b>	R: 0 H: 1 E: 0 K: 0 S: 10	L: 1 BB: 0 P: 11	R: 0 H: 1 E: 0 K: 0 S: 5	L: 1 BB: 0 P: 7	R: 0 H: 1 E: 0 K: 0 S: 4	L: 1 BB: 0 P: 6	R: 0 H: 0 E: 0 K: 1 S: 8	L: 0 BB: 0 P: 15	R: 0 H: 0 E: 0 K: 0 S: 5	L: 0 BB: 0 P: 7	R: 1 H: 1 E: 1 K: 1 S: 16	L: 1 BB: 2 P: 21	R: 0 H: 0 E: 0 K: 1 S: 6	L: 0 BB: 0 P: 11	R: 0 H: 0 E: 0 K: 2 S: 8	L: 0 BB: 0 P: 10	R: 0 H: 0 E: 0 K: 2 S: 9	L: 0 BB: 0 P: 14	1B: 3 2B: 1 3B: 0 HR: 0	SF: 0 SAC: 0 DP: 2 HBP: 0	WP: 0 PB: 0 SB: 0 CS: 0	PA: 30					
<b>PITCHER</b>	IP	WLS	BF	H	R	ER	SO	BB	IBB	HBP	BLK	WP	HR	S	P	ERA	WHIP										
21 Kyle Freeland, L ERA: 4.5	5.1		18	3	1	0	2	0	0	0	0	0	0	38	53	0.00	0.562										
29 Robert Stephenson, R ERA: 6.75	0.2	B	3	1	0	0	0	0	0	0	0	0	0	10	14	0.00	1.500										
43 Jhoulys Chacin, R ERA: 5.0	1.0		3	0	0	0	1	0	0	0	0	0	0	6	11	0.00	0.000										
54 Carlos Estévez, R ERA:	1.0		3	0	0	0	2	0	0	0	0	0	0	8	10	0.00	0.000										
52 Daniel Bard, R ERA:	1.0	W	3	0	0	0	2	0	0	0	0	0	0	9	14	0.00	0.000										

Seattle Mariners @ Colorado Rockies  
Salt River Fields at Talking Stick, Scottsdale, AZ  
Fri Apr 01 2022, 9:40 PM - 12:06 AM EDT  
Att: 5,262 - Clear - 83 F

AB 30  
R 1  
H 4  
RBI 1  
BB 0  
SO 7  
LOB 7



Batter	1	2	3	4	5	6	7	8	9	AB	R	H	RBI	BB	SO	LOB	BOTTOM										
19 Charlie Blackmon, L OBP: 0.370, SLG: 0.409 13 Alan Trejo, R OBP: 0.236, SLG: 0.381	K		HR			G6-3			K	3	1	1	1	0	1	0											
23 Kris Bryant, R OBP: 0.250, SLG: 0.313 32 Scott Schebler, L OBP: 0.278, SLG: 0.313	K		G6-3			G6-3			K	3	0	0	0	0	1	0											
24 Ryan McMahon, L OBP: 0.276, SLG: 0.369 94 Benny Montgomery, R (7, 8)	G4-6-3					G5-3			K	3	0	0	0	0	1	1											
25 C.J. Cron, R OBP: 0.480, SLG: 0.727 36 Tim Lopes, R OBP: 0.200, SLG: 0.263						K			K	3	0	1	0	0	2	0											
Brendan Rodgers, R OBP: 0.381, SLG: 0.556 64 Michael Toglia, S OBP: 0.263, SLG: 0.444 (7, PR) (8, 3)						K			BB	0	1	0	0	1	0	0											
35 Elias Díaz, R OBP: 0.190, SLG: 0.150 66 Brian Serven, R OBP: 0.333, SLG: 0.417						G5-4-3			BB	2	0	1	0	1	0	0											
11 Jose Iglesias, R OBP: 0.227, SLG: 0.238 Ezequiel Tovar, R OBP: 0.550, SLG: 1.100						G4-3			G1-3	3	0	0	0	0	1	2											
22 Sam Hilliard, L OBP: 0.207, SLG: 0.259						G6-3			F6	2	0	0	0	1	0	0											
2 Yonathan Daza, R OBP: 0.353, SLG: 0.353 79 Brenton Doyle, R OBP: 0.200, SLG: 0.200						L9			K	2	0	0	0	0	1	0											
<b>Inning Stats</b>	R: 0 H: 0 E: 1 K: 2 S: 9	L: 0 BB: 0 P: 16	R: 0 H: 1 E: 0 K: 0 S: 12	L: 1 BB: 1 P: 21	R: 1 H: 1 E: 0 K: 0 S: 5	L: 1 BB: 0 P: 9	R: 0 H: 0 E: 0 K: 3 S: 9	L: 0 BB: 0 P: 14	R: 0 H: 0 E: 0 K: 0 S: 9	L: 0 BB: 0 P: 14	R: 0 H: 1 E: 0 K: 1 S: 13	L: 0 BB: 0 P: 19	R: 0 H: 0 E: 0 K: 2 S: 11	L: 0 BB: 0 P: 15	R: 1 H: 1 E: 0 K: 2 S: 12	L: 1 BB: 1 P: 18	1B: 1 2B: 2 3B: 0 HR: 1	SF: 0 SAC: 0 DP: 2 HBP: 0	WP: 0 PB: 1 SB: 0 CS: 0	PA: 32							
<b>PITCHER</b>	IP	WLS	BF	H	R	ER	SO	BB	IBB	HBP	BLK	WP	HR	S	P	ERA	WHIP										
47 Matt Brash, R ERA: 0.96	4.1		15	2	1	1	5	1	0	0	0	0	0	6	10	0.00	1.500										
63 Diego Castillo, R ERA: 4.91	0.2		3	0	0	0	1	1	0	0	0	0	0	6	10	0.00	1.500										
68 George Kirby, R ERA: 7.04	3.0		10	1	0	0	3	0	0	0	0	0	0	33	48	0.00	0.333										
67 Matt Festa, R ERA: 2.45	0.2	L	4	1	1	1	2	1	0	0	0	0	0	12	18	13.50	3.000										

Seattle Mariners @ Colorado Rockies  
Salt River Fields at Talking Stick, Scottsdale, AZ  
Fri Apr 01 2022, 9:40 PM - 12:06 AM EDT  
Att: 5,262 - Clear - 83 F

AB 29  
R 2  
H 4  
RBI 2  
BB 3  
SO 11  
LOB 7





Batter	1	2	3	4	5	6	7	8	9	AB	R	H	RBI	BB	SO	LOB	TOP										
1 Garrett Hampson, R OBP: 0.267, SLG: 0.444 Colton Welker, R OBP: 0.500, SLG: 0.333	G6-3		K	23 2B	L3		G5-4-3		1B	3	1	0	0	1	1	4	<b>Colorado Rockies @ Oakland Athletics</b> Hohokam Stadium, Mesa, AZ Sat Apr 02 2022, 4:10 PM - 7:23 PM EDT Att: 3,929 - Sunny - 82 F										
23 Kris Bryant, R OBP: 0.300, SLG: 0.450 36 Tim Lopes, R OBP: 0.182, SLG: 0.238	L8		F9	1-H		24 G4-3 55 1B	K		K	4	0	2	1	0	0	2											
24 Ryan McMahon, L OBP: 0.303, SLG: 0.310 32 Scott Schebler, L OBP: 0.263, SLG: 0.294	G4-3			1B		G4-3		K		3	1	1	0	1	0	1											
25 C.J. Cron, R OBP: 0.464, SLG: 0.680 55 Carlos Pérez, R OBP: 0.296, SLG: 0.231		K		1B	F5	9 HR		K		3	1	1	0	0	1	2											
Randal Grichuk, R OBP: 0.440, SLG: 0.682 79 Brenton Doyle, R OBP: 0.182, SLG: 0.182	G4-3			1B	P4			L6		3	1	0	0	1	0	4											
9 Connor Joe, R OBP: 0.531, SLG: 0.741 92 Aaron Schunk, R OBP: 0.417, SLG: 0.364	G4-3			2 BB	2 FC1-4			F9		2	2	1	3	2	0	0											
2 Yonathan Daza, R OBP: 0.381, SLG: 0.350 67 Jameson Hannah, L OBP: 0.364, SLG: 0.333			13 FC1-5	3 HR	FC1-4	13 1B		G4-3		3	1	1	1	1	0	2											
3 Dom Nunez, L OBP: 0.305, SLG: 0.269 89 Julio Carreras, R OBP: 0.176, SLG: 0.238 37 Alex Colomé, R OBP: 0.176, SLG: 0.238 Jordan Sheffield, R OBP: 0.176, SLG: 0.238 66 Brian Serven, R OBP: 0.176, SLG: 0.238 85 Jake Bird, R OBP: 0.176, SLG: 0.238 Ben Bowden, L OBP: 0.176, SLG: 0.238			13 FC1-5	1-H				64 1B		4	1	3	4	0	0	1											
13 Alan Trejo, R OBP: 0.280, SLG: 0.400 64 Michael Togli, S OBP: 0.300, SLG: 0.474	FC1-5		K					1B		4	0	2	0	0	1	2											
<b>Inning Stats</b>	R: 0 E: 0 K: 0 S: 3	H: 0 LOB: 0 BB: 0 P: 4	R: 0 E: 0 K: 1 S: 5	H: 0 LOB: 0 BB: 0 P: 5	R: 0 E: 0 K: 1 S: 7	H: 2 LOB: 2 BB: 0 P: 8	R: 7 E: 0 K: 1 S: 9	H: 4 LOB: 2 BB: 5 P: 30	R: 0 E: 0 K: 0 S: 4	H: 1 LOB: 2 BB: 1 P: 8	R: 3 E: 0 K: 0 S: 7	H: 3 LOB: 1 BB: 0 P: 7	R: 0 E: 0 K: 1 S: 6	H: 2 LOB: 2 BB: 0 P: 6	R: 0 E: 0 K: 2 S: 7	H: 0 LOB: 0 BB: 0 P: 7		R: 1 E: 0 K: 1 S: 7	H: 2 LOB: 2 BB: 1 P: 11	1B: 10 2B: 2 3B: 0 HR: 2	SF: 0 SAC: 0 DP: 1 HBP: 0	WP: 0 PB: 0 SB: 0 CS: 0	PA: 47				
<b>PITCHER</b>	IP	WLS	BF	H	R	ER	SO	BB	IBB	HBP	BLK	WP	HR	S	P	ERA	WHIP										
58 Paul Blackburn, R ERA: 9.35	3.0		16	4	5	5	2	3	0	0	0	0	0	17	31	15.00	2.333										
46 Justin Grimm, R ERA: 4.29	1.0		7	2	2	2	1	2	0	0	0	0	1	7	16	18.00	4.000										
33 A.J. Puk, L ERA: 7.27	2.0		11	4	3	3	0	1	0	0	0	0	1	11	15	13.50	2.500										
60 Sam Moll, L ERA: 1.93	1.0		4	2	0	0	1	0	0	0	0	0	0	6	6	0.00	2.000										
57 Brian Howard, R ERA: 10.13	2.0		9	2	1	1	3	1	0	0	0	0	0	14	18	4.50	1.500										

AB	40
R	11
H	14
RBI	11
BB	7
SO	7
LOB	24



Batter	1	2	3	4	5	6	7	8	9	AB	R	H	RBI	BB	SO	LOB	BOTTOM										
5 Tony Kemp, L OBP: 0.393, SLG: 0.778 37 Drew Jackson, R OBP: 0.448, SLG: 0.417	HR		2B		P5			30 L4-3	S	3	1	2	1	0	0	0	<b>Colorado Rockies @ Oakland Athletics</b> Hohokam Stadium, Mesa, AZ Sat Apr 02 2022, 4:10 PM - 7:23 PM EDT Att: 3,929 - Sunny - 82 F										
21 Stephen Vogt, L OBP: 0.167, SLG: 0.091 30 Austin Allen, L OBP: 0.176, SLG: 0.333	G4-3		P6			G4-3		L4-3	SF8	3	0	0	0	0	1	1											
12 Sean Murphy, R OBP: 0.500, SLG: 0.884 Ramón Laureano, R OBP: 0.278, SLG: 0.267	P3		F9			G5-3		F8	G5-3	3	0	0	0	0	0	0											
15 Seth Brown, L OBP: 0.172, SLG: 0.321 53 Dalton Kelly, L OBP: 0.303, SLG: 0.148	K			HR		K			1B	3	1	1	1	0	2	0											
10 Chad Pinder, R OBP: 0.308, SLG: 0.391 28 Billy McKinney, L OBP: 0.292, SLG: 0.542		K		G6-3				1 HR	1B	3	1	1	0	0	1	0											
4 Eric Thames, L OBP: 0.346, SLG: 0.409 23 Christian Bethancourt, R OBP: 0.459, SLG: 0.600	G4-3			K				F8	1B	3	0	0	0	0	1	1											
17 Elvis Andrus, R OBP: 0.240, SLG: 0.480 1 Kevin Smith, R OBP: 0.343, SLG: 0.647					HR				1B	2	1	1	1	0	0	0											
26 Sheldon Neuse, R OBP: 0.345, SLG: 0.741 49 Christian Lopes, R OBP: 0.400, SLG: 0.591			K		G4-3				1B	2	0	0	0	0	1	0											
11 Skye Bolt, S OBP: 0.323, SLG: 0.280 92 Elvis Peralta, L OBP: 0.500, SLG: 0.500			L9		G6-3				1B	3	0	0	0	0	0	0											
<b>Inning Stats</b>	R: 1 E: 0 K: 1 S: 7	H: 1 LOB: 0 BB: 0 P: 8	R: 0 E: 0 K: 1 S: 5	H: 0 LOB: 0 BB: 0 P: 5	R: 0 E: 0 K: 1 S: 6	H: 1 LOB: 1 BB: 0 P: 6	R: 1 E: 0 K: 1 S: 8	H: 1 LOB: 0 BB: 0 P: 11	R: 1 E: 0 K: 0 S: 5	H: 1 LOB: 0 BB: 0 P: 6	R: 0 E: 0 K: 1 S: 5	H: 0 LOB: 0 BB: 0 P: 5	R: 2 E: 0 K: 0 S: 6	H: 2 LOB: 0 BB: 0 P: 6	R: 0 E: 0 K: 0 S: 3	H: 1 LOB: 0 BB: 0 P: 3		R: 6 E: 0 K: 1 S: 10	H: 5 LOB: 1 BB: 2 P: 19	1B: 7 2B: 2 3B: 0 HR: 4	SF: 1 SAC: 0 DP: 1 HBP: 0	WP: 0 PB: 0 SB: 1 CS: 0	PA: 40				
<b>PITCHER</b>	IP	WLS	BF	H	R	ER	SO	BB	IBB	HBP	BLK	WP	HR	S	P	ERA	WHIP										
93 Matt Dennis, R ERA: 5.97	3.0		11	2	1	1	3	0	0	0	0	0	0	18	19	3.00	0.667										
50 Ty Blach, L ERA: 4.0	2.0		8	2	2	2	1	0	0	0	0	0	2	13	17	9.00	1.000										
58 Lucas Gilbreath, L ERA: 1.8	1.0		3	0	0	0	1	0	0	0	0	0	0	5	5	0.00	0.000										
37 Alex Colomé, R ERA: 6.0	1.0		5	2	2	2	0	0	0	0	0	0	1	6	6	18.00	2.000										
Jordan Sheffield, R ERA: 21.6	1.0		3	1	0	0	0	0	0	0	0	0	0	3	3	0.00	1.000										
<b>PITCHER</b>	IP	WLS	BF	H	R	ER	SO	BB	IBB	HBP	BLK	WP	HR	S	P	ERA	WHIP										
85 Jake Bird, R ERA: 12.46	0.0		6	5	6	6	0	1	0	0	0	0	0	5	9	0.00	1.000										
Ben Bowden, L ERA: 4.5	1.0	B	4	0	0	0	1	1	0	0	0	0	0	5	10	0.00	1.000										

AB	37
R	11
H	12
RBI	11
BB	2
SO	6
LOB	5









Batter	1	2	3	4	5	6	7	8	9	AB	R	H	RBI	BB	SO	LOB	TOP	
16 Koltan Wong, L OBP: 0.412, SLG: 0.448 86 Beyker Pastran, R OBP: 1.000, SLG: 1.000	4-2 22 1B 24 1B BB		1-3 K		0-3 K		0-0 92 1B 22 WP 1B	0-2 SAFE 92 S 1B		3	1	1	0	1	2	1		
27 Willy Adams, R OBP: 0.194, SLG: 0.371 92 Daniel Guiltarte, R OBP: 0.500, SLG: 0.500	0-0 F9		0-2 G4-3		1-3 K		2-1 22 E 22 WP 11 G4-3 1B	3-2 SAFE 22 S 1B		3	0	0	0	0	1	2		
22 Christian Velich, L OBP: 0.353, SLG: 0.333 94 Jackson Chouros, R OBP: 0.700	0-0 24 1B 11 SF7 1B		4-1 BB		1-3 K		1-1 11 G4-3 24 S 1B	0-2 SAFE 11 S 1B		3	1	1	0	1	1	2		
24 Andrew McCutchen, R OBP: 0.538, SLG: 0.700 97 Eduarqui Fernandez, R OBP: 0.900, SLG: 0.900	0-0 11 SF7 11 S 1B		4-0 BB		4-2 12 S 10 HR 11 G1-3 BB		1-2 SAFE 11 S 1B	3-3 SAFE 11 S 1B		2	1	1	1	2	1	2		
11 Rowdy Tellez, L OBP: 0.286, SLG: 0.467 98 Quinton Low, L	3-2 SF7		3-2 K		2-2 G1-3		0-0 G4-3	2-3 SAFE 11 S 1B		3	0	0	2	0	1	5		
12 Hunter Renfroe, R OBP: 0.310, SLG: 0.231	0-0 G1-3		2-3 K		0-1 F8		2-3 K	0-1 41 1B		5	0	1	0	0	2	4		
10 Omar Narváez, L OBP: 0.250, SLG: 0.250 41 Brent Diaz, R	1-2 F7		0-1 F9		2-1 HR		0-1 G6-3	1-2 SAFE 11 S 1B		3	1	1	2	0	0	0		
15 Tyrone Taylor, R OBP: 0.406, SLG: 0.828 5 Jace Avina, R	1-3 K		0-3 K		0-0 G6-3		1-0 89 1B	2-2 SAFE 11 S 1B		4	0	1	0	0	2	0		
14 Jace Peterson, L OBP: 0.321, SLG: 0.480 89 Jadhav Areinamo, R OBP: 1.000, SLG: 1.000	0-0 F6		1-0 2B		1-1 16 1B 92 1B		1-2 92 S 86 1B			2	0	1	0	0	0	0		
<b>Inning Stats</b>	R: 2 H: 2 E: 0 K: 0 S: 11	H: 2 LOB: 1 BB: 1 P: 18	R: 0 H: 0 E: 0 K: 1 S: 9	H: 0 LOB: 0 BB: 0 P: 11	R: 0 H: 0 E: 0 K: 2 S: 11	H: 0 LOB: 2 BB: 2 P: 20	R: 0 H: 1 E: 0 K: 3 S: 11	H: 1 LOB: 1 BB: 0 P: 14	R: 2 H: 1 E: 0 K: 0 S: 11	H: 3 LOB: 2 BB: 1 P: 23	R: 3 H: 3 E: 1 K: 2 S: 14	R: 1 H: 3 E: 0 K: 1 S: 17	H: 3 LOB: 3 BB: 0 P: 22	R: 0 H: 2 E: 0 K: 2 S: 15	H: 2 LOB: 2 BB: 0 P: 23	1B: 10 2B: 1 3B: 0 HR: 1	SF: 1 SAC: 0 DP: 0 HBP: 0	WP: 1 PA: 44 CS: 6
<b>PITCHER</b>	IP WLS BF H R ER SO BB IBB HBP BLK WP HR S P ERA WHIP	5.0 21 3 2 2 8 3 0 0 0 0 0 51 74 3.60 1.200	6.1 5 1 2 2 0 1 0 0 0 0 1 11 19 18.00 2.000	7.1 L 7 3 3 2 2 0 0 0 0 1 14 23 18.00 3.000	8.1 6 3 1 1 1 0 0 0 0 0 17 22 9.00 3.000	9.1 5 2 0 0 2 0 0 0 0 0 15 23 0.00 2.000	<b>PITCHER</b>										IP WLS BF H R ER SO BB IBB HBP BLK WP HR S P ERA WHIP	5.0 21 3 2 2 8 3 0 0 0 0 0 51 74 3.60 1.200
19 Charlie Blackmon, L OBP: 0.382, SLG: 0.500 93 Max George, R OBP: 1.000, SLG: 1.000 90 Matt Heam, L	2-2 F7		0-0 G3-1		3-3 K		1-0 HR	0-1 9 1B 2 1B		4	1	1	1	0	1	4		
23 Kris Bryant, R OBP: 0.304, SLG: 0.478 2 Yonathan Daza, R OBP: 0.519, SLG: 0.480	1-3 K		2-1 1B		3-3 K		1-0 9 G5-4-3 1B	2-2 9 1B		3	1	1	2	0	2	2		
Brendan Rodgers, R OBP: 0.393, SLG: 0.542 9 Connor Joe, R OBP: 0.514, SLG: 0.688 92 Tyler Hill, R OBP: 1.000, SLG: 1.000	1-1 G4-3		1-1 1B		0-0 G6-3		1-2 G5-4-3	0-0 9 1B		3	0	1	1	0	0	0		
25 C.J. Cron, R OBP: 0.419, SLG: 0.607 Colton Welker, R OBP: 0.444, SLG: 0.375	3-2 F9		2-2 L6		3-3 K		2-2 G4-3	3-1 L9-2		3	0	0	0	0	1	1		
24 Ryan McMahon, L OBP: 0.306, SLG: 0.313 13 Alan Trejo, R OBP: 0.250, SLG: 0.357	3-2 K		0-0 E 1B		3-1 F9		0-0 F9			3	1	1	0	0	1	0		
Randal Grichuk, R OBP: 0.428, SLG: 0.640 95 Jesus Bugarin, R OBP: 0.500, SLG: 1.500	0-2 K		3-2 E9 22 1B 11 2B 1B		2-2 G4-3		1-3 K			3	1	1	0	0	1	0		
35 Elias Diaz, R OBP: 0.160 3 Dom Nunez, L OBP: 0.318, SLG: 0.455	4-2 G3-1 19 G3-1 23 2B BB		0-3 K		0-2 G3		0-1 G3			1	1	0	0	1	1	1		
22 Sam Hilliard, L OBP: 0.278, SLG: 0.281 91 Hunter Stovall, R OBP: 0.167, SLG: 0.667	1-1 F8		1-1 11 2B 1B		3-3 K		0-0 L9			3	0	1	0	0	1	2		
11 Jose Iglesias, R OBP: 0.290, SLG: 0.310 94 Isaac Collins, S OBP: 0.444, SLG: 0.167	1-0 2B		0-0 HBP		0-0 G4-3		4-2 2 1B 93 1B BB			2	1	1	1	0	0	1		
<b>Inning Stats</b>	R: 0 H: 0 E: 0 K: 1 S: 8	H: 0 LOB: 0 BB: 0 P: 12	R: 0 H: 0 E: 0 K: 2 S: 11	H: 0 LOB: 0 BB: 0 P: 17	R: 3 H: 2 E: 1 K: 0 S: 13	H: 4 LOB: 1 BB: 1 P: 24	R: 0 H: 0 E: 0 K: 1 S: 6	H: 1 LOB: 1 BB: 0 P: 17	R: 1 H: 2 E: 0 K: 0 S: 10	H: 2 LOB: 0 BB: 0 P: 15	R: 0 H: 0 E: 0 K: 1 S: 6	H: 0 LOB: 0 BB: 0 P: 7	R: 1 H: 3 E: 0 K: 0 S: 11	H: 3 LOB: 2 BB: 1 P: 20	1B: 9 2B: 3 3B: 0 HR: 1	SF: 0 SAC: 0 DP: 2 HBP: 1	WP: 0 PA: 40 CS: 0	
<b>PITCHER</b>	IP WLS BF H R ER SO BB IBB HBP BLK WP HR S P ERA WHIP	4.1 2 0 0 0 2 0 0 0 0 0 0 7 13 0.00 0.000	5.1 6 5 5 5 1 0 1 0 0 0 0 49 80 10.38 1.615	6.1 W 4 1 0 0 1 0 0 0 0 0 12 17 0.00 1.000	7.1 H 4 2 1 1 0 0 0 0 0 1 10 15 9.00 2.000	<b>PITCHER</b>										IP WLS BF H R ER SO BB IBB HBP BLK WP HR S P ERA WHIP	4.1 2 0 0 0 2 0 0 0 0 0 0 7 13 0.00 0.000	
51 Freddy Peralta, R ERA: 6.28 55 Hobby Milner, L ERA: 1.53	4.1 2 0 0 0 2 0 0 0 0 0 0 7 13 0.00 0.000	5.1 6 5 5 5 1 0 1 0 0 0 0 49 80 10.38 1.615	6.1 W 4 1 0 0 1 0 0 0 0 0 12 17 0.00 1.000	7.1 H 4 2 1 1 0 0 0 0 0 1 10 15 9.00 2.000	<b>PITCHER</b>										IP WLS BF H R ER SO BB IBB HBP BLK WP HR S P ERA WHIP	4.1 2 0 0 0 2 0 0 0 0 0 0 7 13 0.00 0.000		
51 Freddy Peralta, R ERA: 6.28 45 Brad Boxberger, R ERA: 11.57 48 Trevor Gott, R ERA: 5.4	4.1 2 0 0 0 2 0 0 0 0 0 0 7 13 0.00 0.000	5.1 6 5 5 5 1 0 1 0 0 0 0 49 80 10.38 1.615	6.1 W 4 1 0 0 1 0 0 0 0 0 12 17 0.00 1.000	7.1 H 4 2 1 1 0 0 0 0 0 1 10 15 9.00 2.000	<b>PITCHER</b>										IP WLS BF H R ER SO BB IBB HBP BLK WP HR S P ERA WHIP	4.1 2 0 0 0 2 0 0 0 0 0 0 7 13 0.00 0.000		
35 Brent Suter, L ERA: 3.86 31 Jandel Gustave, R ERA: 4.15	4.1 2 0 0 0 2 0 0 0 0 0 0 7 13 0.00 0.000	5.1 6 5 5 5 1 0 1 0 0 0 0 49 80 10.38 1.615	6.1 W 4 1 0 0 1 0 0 0 0 0 12 17 0.00 1.000	7.1 H 4 2 1 1 0 0 0 0 0 1 10 15 9.00 2.000	<b>PITCHER</b>										IP WLS BF H R ER SO BB IBB HBP BLK WP HR S P ERA WHIP	4.1 2 0 0 0 2 0 0 0 0 0 0 7 13 0.00 0.000		

Milwaukee Brewers @ Colorado Rockies  
Salt River Fields at Talking Stick, Scottsdale, AZ  
Mon Apr 04 2022, 9:41 PM - 12:48 AM EDT  
Att. 4,473 - Clear - 85 F

AB 39  
R 8  
H 12  
RBI 7  
BB 4  
SO 13  
LOB 23



Milwaukee Brewers @ Colorado Rockies  
Salt River Fields at Talking Stick, Scottsdale, AZ  
Mon Apr 04 2022, 9:41 PM - 12:48 AM EDT  
Att. 4,473 - Clear - 85 F

AB 37  
R 7  
H 12  
RBI 6  
SO 9  
LOB 15









Batter	1	2	3	4	5	6	7	8	9	AB	R	H	RBI	BB	SO	LOB	TOP							
50 Mookie Betts, R OBP: 0.200, SLG: 0.400										5	1	1	1	0	2	4								
5 Freddie Freeman, L OBP: 0.600, SLG: 0.333										3	1	1	0	1	2	1								
6 Trea Turner, R OBP: 0.200, SLG: 0.200										5	0	1	1	0	2	4								
10 Justin Turner, R (1, 10)										5	0	0	0	0	2	5								
13 Max Muncy, L OBP: 0.200, SLG: 0.200										5	0	1	0	0	1	1								
16 Will Smith, R OBP: 0.200, SLG: 0.333										3	1	1	0	1	1	1								
3 Chris Taylor, R OBP: 0.500, SLG: 0.750										4	1	2	0	0	1	1								
35 Cody Bellinger, L (1, 8)										4	0	0	0	0	0	5								
9 Gavin Lux, L OBP: 0.750, SLG: 0.500										2	1	1	2	2	0	0								
<b>Inning Stats</b>	R: 0 H: 0 K: 2 S: 10	H: 0 LOB: 1 BB: 0 P: 14	R: 0 H: 1 K: 2 S: 10	ER: 1 LOB: 1 BB: 0 P: 17	R: 0 H: 0 K: 2 S: 14	H: 0 LOB: 2 BB: 1 P: 23	R: 5 H: 5 K: 1 S: 15	H: 5 LOB: 1 BB: 1 P: 29	R: 0 H: 1 K: 0 S: 11	H: 1 LOB: 3 BB: 2 P: 24	R: 0 H: 1 K: 2 S: 12	H: 0 LOB: 1 BB: 0 P: 19	R: 0 H: 0 K: 0 S: 4	H: 0 LOB: 0 BB: 0 P: 6	R: 0 H: 0 K: 1 S: 8	H: 0 LOB: 0 BB: 0 P: 8	R: 0 H: 0 K: 1 S: 8	H: 0 LOB: 0 BB: 0 P: 12	1B: 6 2B: 2 3B: 0 HR: 0	SF: 0 SAC: 0 DP: 0 HBP: 1	WP: 2 PB: 0 SB: 0 CS: 0	PA: 41		
<b>PITCHER</b>	IP WLS BF H R ER SO BB IBB HBP BLK WP HR S P ERA WHIP	IP WLS BF H R ER SO BB IBB HBP BLK WP HR S P ERA WHIP	IP WLS BF H R ER SO BB IBB HBP BLK WP HR S P ERA WHIP	IP WLS BF H R ER SO BB IBB HBP BLK WP HR S P ERA WHIP	IP WLS BF H R ER SO BB IBB HBP BLK WP HR S P ERA WHIP	IP WLS BF H R ER SO BB IBB HBP BLK WP HR S P ERA WHIP	IP WLS BF H R ER SO BB IBB HBP BLK WP HR S P ERA WHIP	IP WLS BF H R ER SO BB IBB HBP BLK WP HR S P ERA WHIP	IP WLS BF H R ER SO BB IBB HBP BLK WP HR S P ERA WHIP	IP WLS BF H R ER SO BB IBB HBP BLK WP HR S P ERA WHIP	IP WLS BF H R ER SO BB IBB HBP BLK WP HR S P ERA WHIP	IP WLS BF H R ER SO BB IBB HBP BLK WP HR S P ERA WHIP	IP WLS BF H R ER SO BB IBB HBP BLK WP HR S P ERA WHIP	IP WLS BF H R ER SO BB IBB HBP BLK WP HR S P ERA WHIP	IP WLS BF H R ER SO BB IBB HBP BLK WP HR S P ERA WHIP	IP WLS BF H R ER SO BB IBB HBP BLK WP HR S P ERA WHIP	IP WLS BF H R ER SO BB IBB HBP BLK WP HR S P ERA WHIP	IP WLS BF H R ER SO BB IBB HBP BLK WP HR S P ERA WHIP	IP WLS BF H R ER SO BB IBB HBP BLK WP HR S P ERA WHIP	IP WLS BF H R ER SO BB IBB HBP BLK WP HR S P ERA WHIP	IP WLS BF H R ER SO BB IBB HBP BLK WP HR S P ERA WHIP	IP WLS BF H R ER SO BB IBB HBP BLK WP HR S P ERA WHIP	IP WLS BF H R ER SO BB IBB HBP BLK WP HR S P ERA WHIP	IP WLS BF H R ER SO BB IBB HBP BLK WP HR S P ERA WHIP
21 Kyle Freeland, L ERA: 12.27	1.1	3.2	1.0	2.1	2.0	1.0	2.0	0.1	2.0	12.27	1.909													
40 Tyler Kinley, R ERA:	(4, 1)	1.0	7	2	0	0	1	2	0	0	0	0	1	0	15	30	0.00	4.000						
60 Ashton Goudeau, R ERA:	(5, 1)	2.1	8	1	0	0	2	0	0	0	0	0	0	0	17	28	0.00	0.429						
61 Justin Lawrence, R ERA:	(8, 1)	2.0	6	0	0	0	2	0	0	0	0	0	0	0	16	20	0.00	0.000						

Los Angeles Dodgers @ Colorado Rockies  
Coors Field, Denver, CO  
Fri Apr 08 2022, 2:12 PM - 5:20 PM MDT  
Att: 48,627 - Sunny - 66 F

AB	36
R	5
H	8
RBI	4
BB	4
SO	11
LOB	22



Batter	1	2	3	4	5	6	7	8	9	AB	R	H	RBI	BB	SO	LOB	BOTTOM						
19 Charlie Blackmon, L OBP: 0.200, SLG: 0.400										5	0	1	1	0	2	1							
23 Kris Bryant, R OBP: 0.400, SLG: 0.500										4	0	1	0	1	1	1							
Brendan Rodgers, R (1, 4)										4	0	0	0	0	2	2							
25 C.J. Cron, R OBP: 0.250, SLG: 0.250										4	0	1	0	0	1	3							
24 Ryan McMahon, L OBP: 0.250, SLG: 0.500										4	1	1	0	0	3	1							
9 Connor Joe, R OBP: 0.500, SLG: 0.333										3	1	1	0	1	1	1							
Randal Grichuk, R (1, 8)										3	0	0	1	1	0	2							
35 Elias Diaz, R OBP: 0.250, SLG: 0.500										4	1	1	0	0	0	3							
11 Jose Iglesias, R OBP: 0.500, SLG: 0.250										4	0	1	1	0	2	1							
<b>Inning Stats</b>	R: 0 H: 0 K: 1 S: 9	H: 3 LOB: 1 BB: 0 P: 23	R: 2 H: 0 K: 1 S: 19	ER: 3 LOB: 1 BB: 0 P: 23	R: 0 H: 0 K: 0 S: 8	H: 0 LOB: 0 BB: 0 P: 12	R: 0 H: 0 K: 1 S: 7	H: 0 LOB: 1 BB: 1 P: 13	R: 0 H: 1 K: 2 S: 10	H: 1 LOB: 2 BB: 0 P: 14	R: 0 H: 0 K: 1 S: 8	H: 0 LOB: 0 BB: 1 P: 15	R: 0 H: 0 K: 1 S: 5	H: 0 LOB: 0 BB: 0 P: 5	R: 0 H: 1 K: 3 S: 12	H: 1 LOB: 1 BB: 0 P: 18	R: 1 H: 2 K: 2 S: 14	H: 2 LOB: 1 BB: 0 P: 21	1B: 3 2B: 4 3B: 0 HR: 0	SF: 0 SAC: 0 DP: 0 HBP: 0	WP: 1 PB: 0 SB: 0 CS: 0	PA: 38	
<b>PITCHER</b>	IP WLS BF H R ER SO BB IBB HBP BLK WP HR S P ERA WHIP	IP WLS BF H R ER SO BB IBB HBP BLK WP HR S P ERA WHIP	IP WLS BF H R ER SO BB IBB HBP BLK WP HR S P ERA WHIP	IP WLS BF H R ER SO BB IBB HBP BLK WP HR S P ERA WHIP	IP WLS BF H R ER SO BB IBB HBP BLK WP HR S P ERA WHIP	IP WLS BF H R ER SO BB IBB HBP BLK WP HR S P ERA WHIP	IP WLS BF H R ER SO BB IBB HBP BLK WP HR S P ERA WHIP	IP WLS BF H R ER SO BB IBB HBP BLK WP HR S P ERA WHIP	IP WLS BF H R ER SO BB IBB HBP BLK WP HR S P ERA WHIP	IP WLS BF H R ER SO BB IBB HBP BLK WP HR S P ERA WHIP	IP WLS BF H R ER SO BB IBB HBP BLK WP HR S P ERA WHIP	IP WLS BF H R ER SO BB IBB HBP BLK WP HR S P ERA WHIP	IP WLS BF H R ER SO BB IBB HBP BLK WP HR S P ERA WHIP	IP WLS BF H R ER SO BB IBB HBP BLK WP HR S P ERA WHIP	IP WLS BF H R ER SO BB IBB HBP BLK WP HR S P ERA WHIP	IP WLS BF H R ER SO BB IBB HBP BLK WP HR S P ERA WHIP	IP WLS BF H R ER SO BB IBB HBP BLK WP HR S P ERA WHIP	IP WLS BF H R ER SO BB IBB HBP BLK WP HR S P ERA WHIP	IP WLS BF H R ER SO BB IBB HBP BLK WP HR S P ERA WHIP	IP WLS BF H R ER SO BB IBB HBP BLK WP HR S P ERA WHIP	IP WLS BF H R ER SO BB IBB HBP BLK WP HR S P ERA WHIP	IP WLS BF H R ER SO BB IBB HBP BLK WP HR S P ERA WHIP	IP WLS BF H R ER SO BB IBB HBP BLK WP HR S P ERA WHIP
21 Walker Buehler, R ERA: 3.6	(1, 1)	5.0	22	4	2	2	5	2	0	0	0	0	0	0	8	15	0.00	1.000					
48 Brusdar Graterol, R ERA:	(6, 1)	1.0	H	4	0	0	0	1	0	0	0	0	0	0	5	5	0.00	0.000					
Blake Treinen, R ERA:	(7, 1)	1.0	H	3	0	0	0	1	0	0	0	0	0	0	12	18	0.00	1.000					
41 Daniel Hudson, R ERA:	(8, 1)	1.0	H	4	1	0	0	3	0	0	0	0	0	0	14	21	9.00	2.000					
46 Craig Kimbrel, R ERA: 9.0	(9, 1)	1.0	S	5	2	1	1	2	0	0	0	0	0	0	0	0	0	0					

Los Angeles Dodgers @ Colorado Rockies  
Coors Field, Denver, CO  
Fri Apr 08 2022, 2:12 PM - 5:20 PM MDT  
Att: 48,627 - Sunny - 66 F

AB	35
R	3
H	7
RBI	3
BB	3
SO	12
LOB	15





Batter	1	2	3	4	5	6	7	8	9	AB	R	H	RBI	BB	SO	LOB	TOP											
50 Mookie Betts, R OBP: 0.222, SLG: 0.333										4	0	1	1	0	0	0	<b>Los Angeles Dodgers @ Colorado Rockies</b> Coors Field, Denver, CO Sat Apr 09 2022, 6:11 PM - 8:59 PM MDT Att: 48,087 - Clear - 76 F <a href="http://livebaseballscorecards.com">livebaseballscorecards.com</a>											
5 Freddie Freeman, L OBP: 0.333, SLG: 0.143										4	0	0	0	0	0	2												
6 Trea Turner, R OBP: 0.222, SLG: 0.222										4	0	1	0	0	1	0												
13 Max Muncy, L OBP: 0.111, SLG: 0.111										4	0	0	0	0	0	2												
10 Justin Turner, R OBP: 0.111, SLG: 0.111										4	0	1	0	0	1	0												
43 Edwin Rios, L OBP: 0.250, SLG: 0.250										4	0	1	0	0	2	1												
35 Cody Bellinger, L OBP: 0.111, SLG: 0.111										4	0	0	0	0	2	2												
9 Gavin Lux, L OBP: 0.571, SLG: 0.400										3	1	1	0	0	0	1												
15 Austin Barnes, R OBP: 0.667, SLG: 1.667										3	1	2	1	0	1	1												
<b>Inning Stats</b>	R: 0 E: 0 K: 1 S: 6	H: 0 LOB: 0 BB: 0 P: 7	R: 0 E: 0 K: 1 S: 6	H: 1 LOB: 1 BB: 0 P: 10	R: 1 E: 0 K: 0 S: 10	H: 1 LOB: 0 BB: 0 P: 16	R: 0 E: 0 K: 1 S: 7	H: 0 LOB: 0 BB: 0 P: 11	R: 0 E: 0 K: 1 S: 8	H: 0 LOB: 0 BB: 0 P: 11	R: 0 E: 0 K: 0 S: 5	H: 0 LOB: 0 BB: 0 P: 6	R: 0 E: 0 K: 1 S: 9	H: 0 LOB: 0 BB: 0 P: 13	R: 1 E: 0 K: 1 S: 20	H: 4 LOB: 3 BB: 0 P: 34		R: 0 E: 0 K: 3 S: 11	H: 0 LOB: 0 BB: 0 P: 17	1B: 6 2B: 0 3B: 0 HR: 1	SF: 0 SAC: 0 DP: 0 HBP: 0	WP: 0 PB: 0 SB: 0 CS: 0	PA: 34					
<b>PITCHER</b>	IP	WLS	BF	H	R	ER	SO	BB	IBB	HBP	BLK	WP	HR	S	P	ERA		WHIP										
48 Germán Márquez, R ERA: 1.29	7.0		24	3	1	1	5	0	0	0	0	0	1	51	74	1.29		0.429										
37 Alex Colomé, R ERA: 13.5	0.2	B	6	4	1	1	1	0	0	0	0	0	0	19	32	13.50		6.000										
54 Carlos Estévez, R ERA:	0.1	W	1	0	0	0	0	0	0	0	0	0	0	2	0.00	0.000												
52 Daniel Bard, R ERA:	1.0	S	3	0	0	0	3	0	0	0	0	0	0	11	17	0.00		0.000										

Batter	1	2	3	4	5	6	7	8	9	AB	R	H	RBI	BB	SO	LOB	BOTTOM											
19 Charlie Blackmon, L OBP: 0.111, SLG: 0.222										4	0	0	0	0	2	2	<b>Los Angeles Dodgers @ Colorado Rockies</b> Coors Field, Denver, CO Sat Apr 09 2022, 6:11 PM - 8:59 PM MDT Att: 48,087 - Clear - 76 F <a href="http://livebaseballscorecards.com">livebaseballscorecards.com</a>											
23 Kris Bryant, R OBP: 0.333, SLG: 0.375										4	1	1	0	0	1	2												
Brendan Rodgers, R OBP: 0.125, SLG: 0.125										4	0	1	0	0	2	0												
25 C.J. Cron, R OBP: 0.250, SLG: 0.250										4	1	1	0	0	1	2												
24 Ryan McMahon, L OBP: 0.375, SLG: 0.625										4	0	2	1	0	1	1												
9 Connor Joe, R OBP: 0.500, SLG: 0.857										4	1	2	2	0	0	3												
22 Sam Hilliard, L OBP: 0.250, SLG: 0.250										4	0	1	0	0	1	1												
11 Jose Iglesias, R OBP: 0.286, SLG: 0.167										2	0	0	0	0	0	1												
3 Dom Nunez, L OBP: 0.200, SLG: 0.400										1	0	0	0	1	1	0												
35 Elias Diaz, R OBP: 0.200, SLG: 0.400										1	0	0	0	0	1	2												
<b>Inning Stats</b>	R: 1 E: 0 K: 0 S: 18	H: 3 LOB: 2 BB: 0 P: 23	R: 0 E: 0 K: 2 S: 14	H: 1 LOB: 1 BB: 1 P: 25	R: 0 E: 0 K: 1 S: 10	H: 1 LOB: 0 BB: 0 P: 14	R: 0 E: 0 K: 1 S: 9	H: 0 LOB: 0 BB: 0 P: 11	R: 0 E: 0 K: 0 S: 10	H: 0 LOB: 0 BB: 0 P: 14	R: 1 E: 0 K: 1 S: 15	H: 2 LOB: 2 BB: 0 P: 21	R: 0 E: 0 K: 2 S: 8	H: 0 LOB: 0 BB: 0 P: 13	R: 1 E: 0 K: 3 S: 12	H: 1 LOB: 0 BB: 0 P: 18		1B: 6 2B: 1 3B: 0 HR: 1	SF: 0 SAC: 0 DP: 0 HBP: 1	WP: 1 PB: 0 SB: 0 CS: 0	PA: 34							
<b>PITCHER</b>	IP	WLS	BF	H	R	ER	SO	BB	IBB	HBP	BLK	WP	HR	S	P	ERA		WHIP										
26 Tony Gonsolin, R ERA: 3.0	3.0		15	5	1	1	3	1	0	0	0	0	0	42	62	3.00		2.000										
31 Tyler Anderson, L ERA: 2.25	4.0		15	2	1	1	4	0	0	1	0	1	0	42	59	2.25		0.500										
Blake Treinen, R ERA: 4.5	1.0	L	4	1	1	1	3	0	0	0	0	0	1	12	18	9.00		1.000										



Batter	1	2	3	4	5	6	7	8	9	AB	R	H	RBI	BB	SO	LOB	TOP				
50 Mookie Betts, R OBP: 0.214, SLG: 0.286										5	0	1	0	0	3	5					
5 Freddie Freeman, L OBP: 0.286, SLG: 0.167										5	0	1	0	0	1	3					
6 Trea Turner, R OBP: 0.231, SLG: 0.231										4	0	1	0	0	0	2					
13 Max Muncy, L OBP: 0.375, SLG: 0.077										4	0	0	0	0	0	2					
10 Justin Turner, R OBP: 0.231, SLG: 0.231										4	1	2	0	0	1	0					
16 Will Smith, R OBP: 0.077, SLG: 0.167										3	1	0	0	1	1	1					
35 Cody Bellinger, L OBP: 0.250, SLG: 0.182										3	1	2	0	1	1	0					
3 Chris Taylor, R OBP: 0.500, SLG: 0.857										3	0	2	1	0	0	0					
9 Gavin Lux, L OBP: 0.500, SLG: 0.375										3	1	1	0	0	0	4					
17 Hanser Alberto, R (9,PH)										1	0	0	0	0	0	0					
<b>Inning Stats</b>	R: 0 H: 2 E: 0 K: 0 S: 7	H: 2 LOB: 1 BB: 0 P: 10	R: 0 H: 3 E: 0 K: 0 S: 12	H: 3 LOB: 2 BB: 0 P: 19	R: 0 H: 1 E: 0 K: 0 S: 7	H: 1 LOB: 1 BB: 0 P: 11	R: 4 H: 3 E: 1 K: 1 S: 27	H: 3 LOB: 1 BB: 1 P: 42	R: 0 H: 0 E: 0 K: 2 S: 10	H: 0 LOB: 0 BB: 0 P: 16	R: 0 H: 1 E: 0 K: 1 S: 9	H: 1 LOB: 2 BB: 1 P: 14	R: 0 H: 0 E: 0 K: 1 S: 6	H: 0 LOB: 0 BB: 0 P: 7	R: 0 H: 0 E: 0 K: 2 S: 10	H: 0 LOB: 0 BB: 0 P: 15	1B: 9 2B: 2 3B: 0 HR: 0	SF: 1 SAC: 0 DP: 2 HBP: 0	WP: 0 PB: 0 SB: 0 CS: 0	PA: 38	
<b>PITCHER</b>	IP WLS BF H R ER SO BB IBB HBP BLK WP HR S P ERA WHIP	IP WLS BF H R ER SO BB IBB HBP BLK WP HR S P ERA WHIP	IP WLS BF H R ER SO BB IBB HBP BLK WP HR S P ERA WHIP	IP WLS BF H R ER SO BB IBB HBP BLK WP HR S P ERA WHIP	IP WLS BF H R ER SO BB IBB HBP BLK WP HR S P ERA WHIP	IP WLS BF H R ER SO BB IBB HBP BLK WP HR S P ERA WHIP	IP WLS BF H R ER SO BB IBB HBP BLK WP HR S P ERA WHIP	IP WLS BF H R ER SO BB IBB HBP BLK WP HR S P ERA WHIP	IP WLS BF H R ER SO BB IBB HBP BLK WP HR S P ERA WHIP	IP WLS BF H R ER SO BB IBB HBP BLK WP HR S P ERA WHIP	IP WLS BF H R ER SO BB IBB HBP BLK WP HR S P ERA WHIP	IP WLS BF H R ER SO BB IBB HBP BLK WP HR S P ERA WHIP	IP WLS BF H R ER SO BB IBB HBP BLK WP HR S P ERA WHIP	IP WLS BF H R ER SO BB IBB HBP BLK WP HR S P ERA WHIP	IP WLS BF H R ER SO BB IBB HBP BLK WP HR S P ERA WHIP	IP WLS BF H R ER SO BB IBB HBP BLK WP HR S P ERA WHIP	IP WLS BF H R ER SO BB IBB HBP BLK WP HR S P ERA WHIP	IP WLS BF H R ER SO BB IBB HBP BLK WP HR S P ERA WHIP	IP WLS BF H R ER SO BB IBB HBP BLK WP HR S P ERA WHIP	IP WLS BF H R ER SO BB IBB HBP BLK WP HR S P ERA WHIP	IP WLS BF H R ER SO BB IBB HBP BLK WP HR S P ERA WHIP

Los Angeles Dodgers @ Colorado Rockies  
Coors Field, Denver, CO  
Sun Apr 10 2022, 1:13 PM - 4:26 PM MDT  
Att: 40,825 - Sunny - 55 F

livebaseballscorecards.com

AB 35  
R 4  
H 10  
RBI 1  
BB 2  
SO 7  
LOB 17

Batter	1	2	3	4	5	6	7	8	9	AB	R	H	RBI	BB	SO	LOB	BOTTOM				
9 Connor Joe, R OBP: 0.385, SLG: 0.545										4	1	0	0	0	0	3					
23 Kris Bryant, R OBP: 0.357, SLG: 0.385										5	1	2	0	0	1	3					
Brendan Rodgers, R OBP: 0.154, SLG: 0.091										3	1	0	1	1	0	4					
25 C.J. Cron, R OBP: 0.333, SLG: 0.583										4	2	2	2	0	2	0					
24 Ryan McMahon, L OBP: 0.333, SLG: 0.455										3	2	0	0	0	0	0					
Randal Grichuk, R OBP: 0.500, SLG: 0.333										3	1	2	1	1	0	0					
35 Elias Diaz, R OBP: 0.500, SLG: 0.778										4	1	2	3	0	0	1					
2 Yonathan Daza, R OBP: 0.500, SLG: 0.500										4	0	2	0	0	0	2					
1 Garrett Hampson, R (1,6)										3	0	0	0	1	0	4					
<b>Inning Stats</b>	R: 3 H: 3 E: 1 K: 0 S: 18	H: 3 LOB: 1 BB: 0 P: 29	R: 0 H: 1 E: 0 K: 0 S: 7	H: 1 LOB: 0 BB: 0 P: 9	R: 3 H: 2 E: 0 K: 0 S: 10	H: 2 LOB: 1 BB: 2 P: 23	R: 1 H: 0 E: 0 K: 1 S: 10	H: 0 LOB: 0 BB: 0 P: 20	R: 0 H: 2 E: 0 K: 0 S: 13	H: 2 LOB: 2 BB: 0 P: 17	R: 2 H: 2 E: 0 K: 1 S: 12	H: 2 LOB: 0 BB: 0 P: 20	R: 0 H: 0 E: 0 K: 1 S: 11	H: 0 LOB: 1 BB: 1 P: 23	1B: 8 2B: 0 3B: 0 HR: 2	SF: 1 SAC: 0 DP: 1 HBP: 2	WP: 0 PB: 0 SB: 3 CS: 0	PA: 39			
<b>PITCHER</b>	IP WLS BF H R ER SO BB IBB HBP BLK WP HR S P ERA WHIP	IP WLS BF H R ER SO BB IBB HBP BLK WP HR S P ERA WHIP	IP WLS BF H R ER SO BB IBB HBP BLK WP HR S P ERA WHIP	IP WLS BF H R ER SO BB IBB HBP BLK WP HR S P ERA WHIP	IP WLS BF H R ER SO BB IBB HBP BLK WP HR S P ERA WHIP	IP WLS BF H R ER SO BB IBB HBP BLK WP HR S P ERA WHIP	IP WLS BF H R ER SO BB IBB HBP BLK WP HR S P ERA WHIP	IP WLS BF H R ER SO BB IBB HBP BLK WP HR S P ERA WHIP	IP WLS BF H R ER SO BB IBB HBP BLK WP HR S P ERA WHIP	IP WLS BF H R ER SO BB IBB HBP BLK WP HR S P ERA WHIP	IP WLS BF H R ER SO BB IBB HBP BLK WP HR S P ERA WHIP	IP WLS BF H R ER SO BB IBB HBP BLK WP HR S P ERA WHIP	IP WLS BF H R ER SO BB IBB HBP BLK WP HR S P ERA WHIP	IP WLS BF H R ER SO BB IBB HBP BLK WP HR S P ERA WHIP	IP WLS BF H R ER SO BB IBB HBP BLK WP HR S P ERA WHIP	IP WLS BF H R ER SO BB IBB HBP BLK WP HR S P ERA WHIP	IP WLS BF H R ER SO BB IBB HBP BLK WP HR S P ERA WHIP	IP WLS BF H R ER SO BB IBB HBP BLK WP HR S P ERA WHIP	IP WLS BF H R ER SO BB IBB HBP BLK WP HR S P ERA WHIP	IP WLS BF H R ER SO BB IBB HBP BLK WP HR S P ERA WHIP	IP WLS BF H R ER SO BB IBB HBP BLK WP HR S P ERA WHIP

Los Angeles Dodgers @ Colorado Rockies  
Coors Field, Denver, CO  
Sun Apr 10 2022, 1:13 PM - 4:26 PM MDT  
Att: 40,825 - Sunny - 55 F

livebaseballscorecards.com

AB 33  
R 9  
H 10  
RBI 7  
BB 3  
SO 3  
LOB 17



Batter	1	2	3	4	5	6	7	8	9	10	AB	R	H	RBI	BB	SO	LOB	TOP							
9 Connor Joe, R OBP: 0.421, SLG: 0.688											5	1	2	1	1	2	4	<b>Colorado Rockies @ Texas Rangers</b> Globe Life Field, Arlington, TX Mon Apr 11 2022, 3:13 PM - 7:07 PM CDT Att: 35,052 - Partly Cloudy - 87 F							
19 Charlie Blackmon, L 3 Dom Nunez, L											5	0	0	0	0	2	5								
23 Kris Bryant, R OBP: 0.368, SLG: 0.444											5	2	2	0	0	1	4								
25 C.J. Cron, R OBP: 0.353, SLG: 0.824											5	1	2	2	0	1	1								
Brendan Rodgers, R OBP: 0.133											4	0	1	0	1	1	0								
24 Ryan McMahon, L OBP: 0.353, SLG: 0.357											3	0	0	0	0	2	1								
Randal Grichuk, R OBP: 0.462, SLG: 0.300											4	1	1	0	0	1	5								
35 Elias Diaz, R OBP: 0.385, SLG: 0.769											4	0	2	0	0	0	3								
22 Sam Hilliard, L OBP: 0.200, SLG: 0.200											1	0	0	0	0	1	0								
11 Jose Iglesias, R OBP: 0.500, SLG: 0.545											5	1	4	1	0	0	1								
<b>Inning Stats</b>	R: 1 E: 0 K: 1 S: 19	H: 3 LOB: 3 BB: 1 P: 29	R: 0 E: 0 K: 3 S: 14	H: 2 LOB: 2 BB: 0 P: 19	R: 0 E: 0 K: 1 S: 13	H: 2 LOB: 2 BB: 0 P: 19	R: 0 E: 0 K: 1 S: 8	H: 1 LOB: 1 BB: 0 P: 9	R: 0 E: 0 K: 0 S: 10	H: 1 LOB: 1 BB: 0 P: 14	R: 1 E: 1 K: 0 S: 10	H: 1 LOB: 2 BB: 0 P: 28	R: 1 E: 1 K: 0 S: 10	H: 1 LOB: 1 BB: 1 P: 14	R: 1 E: 0 K: 3 S: 12	H: 1 LOB: 0 BB: 0 P: 16	R: 2 E: 0 K: 1 S: 9	H: 2 LOB: 0 BB: 0 P: 16	1B: 8 2B: 3 3B: 1 HR: 2	SF: 0 SAC: 0 DP: 1 HBP: 3	WP: 1 PB: 0 SB: 0 CS: 0	PA: 47			
<b>PITCHER</b>	IP WLS BF H R ER SO BB IBB HBP BLK WP HR S P ERA WHIP	52 Taylor Hearn, L ERA: 2.25	36 Albert Abreu, R ERA: 2.7	19 Dennis Santana, R ERA: 2.7	51 Matt Bush, R ERA: 6.75	59 Brett Martin, L ERA: 6.75	61 Spencer Patton, R ERA: 4.5	68 Joe Barlow, R ERA: 4.5	40 Greg Holland, R ERA: 9.0	IP WLS BF H R ER SO BB IBB HBP BLK WP HR S P ERA WHIP	61 Spencer Patton, R ERA: 4.5	68 Joe Barlow, R ERA: 4.5	40 Greg Holland, R ERA: 9.0	IP WLS BF H R ER SO BB IBB HBP BLK WP HR S P ERA WHIP	61 Spencer Patton, R ERA: 4.5	68 Joe Barlow, R ERA: 4.5	40 Greg Holland, R ERA: 9.0	IP WLS BF H R ER SO BB IBB HBP BLK WP HR S P ERA WHIP	61 Spencer Patton, R ERA: 4.5	68 Joe Barlow, R ERA: 4.5	40 Greg Holland, R ERA: 9.0	IP WLS BF H R ER SO BB IBB HBP BLK WP HR S P ERA WHIP	61 Spencer Patton, R ERA: 4.5	68 Joe Barlow, R ERA: 4.5	40 Greg Holland, R ERA: 9.0

AB	42
R	6
H	14
RBI	4
BB	2
SO	11
LOB	24



Batter	1	2	3	4	5	6	7	8	9	10	AB	R	H	RBI	BB	SO	LOB	BOTTOM					
2 Marcus Semien, R OBP: 0.156, SLG: 0.167											5	0	1	0	0	0	1	<b>Colorado Rockies @ Texas Rangers</b> Globe Life Field, Arlington, TX Mon Apr 11 2022, 3:13 PM - 7:07 PM CDT Att: 35,052 - Partly Cloudy - 87 F					
5 Corey Seager, L OBP: 0.421, SLG: 0.444											5	1	1	0	0	2	1						
18 Mitch Garver, R OBP: 0.438, SLG: 0.500											3	0	1	0	2	1	0						
53 Adolis Garcia, R OBP: 0.389, SLG: 0.429											3	1	2	2	2	0	1						
30 Nathaniel Lowe, L OBP: 0.438, SLG: 0.467											4	0	1	1	0	1	5						
77 Andy Ibañez, R OBP: 0.176, SLG: 0.235											4	0	1	0	0	0	1						
15 Nick Solak, R OBP: 0.500, SLG: 0.833											3	0	0	0	0	2	2						
13 Brad Miller, L OBP: 0.357, SLG: 0.917											1	0	0	0	0	1	0						
56 Kole Calhoun, L OBP: 0.273, SLG: 0.111											4	0	0	0	0	0	1						
11 Charlie Culberson, R OBP: 0.400, SLG: 0.400											3	1	1	0	0	1	1						
4 Willie Calhoun, L OBP: 0.111, SLG: 0.444											1	1	1	1	0	0	0						
41 Eli White, R											0	0	0	0	0	0	0						
<b>Inning Stats</b>	R: 0 E: 0 K: 2 S: 15	H: 1 LOB: 2 BB: 1 P: 25	R: 0 E: 0 K: 1 S: 8	H: 0 LOB: 0 BB: 0 P: 13	R: 0 E: 0 K: 0 S: 3	H: 0 LOB: 0 BB: 0 P: 5	R: 1 E: 0 K: 1 S: 13	H: 1 LOB: 1 BB: 1 P: 24	R: 2 E: 0 K: 0 S: 15	H: 3 LOB: 2 BB: 0 P: 24	R: 0 E: 1 K: 2 S: 10	H: 1 LOB: 1 BB: 0 P: 13	R: 0 E: 0 K: 0 S: 9	H: 1 LOB: 0 BB: 0 P: 12	R: 0 E: 0 K: 0 S: 11	H: 1 LOB: 0 BB: 0 P: 17	R: 1 E: 0 K: 1 S: 13	H: 1 LOB: 0 BB: 0 P: 17	1B: 7 2B: 2 3B: 0 HR: 1	SF: 0 SAC: 0 DP: 2 HBP: 0	WP: 0 PB: 0 SB: 0 CS: 1	PA: 40	
<b>PITCHER</b>	IP WLS BF H R ER SO BB IBB HBP BLK WP HR S P ERA WHIP	26 Austin Gombler, L ERA: 5.79	61 Justin Lawrence, R ERA: 4.5	40 Tyler Kinley, R ERA: 4.5	54 Carlos Estévez, R ERA: 4.5	37 Alex Colomé, R ERA: 5.4	52 Daniel Bard, R ERA: 4.5	60 Ashton Goudeau, R ERA: 4.5	IP WLS BF H R ER SO BB IBB HBP BLK WP HR S P ERA WHIP	52 Daniel Bard, R ERA: 4.5	60 Ashton Goudeau, R ERA: 4.5	IP WLS BF H R ER SO BB IBB HBP BLK WP HR S P ERA WHIP	52 Daniel Bard, R ERA: 4.5	60 Ashton Goudeau, R ERA: 4.5	IP WLS BF H R ER SO BB IBB HBP BLK WP HR S P ERA WHIP	52 Daniel Bard, R ERA: 4.5	60 Ashton Goudeau, R ERA: 4.5	IP WLS BF H R ER SO BB IBB HBP BLK WP HR S P ERA WHIP	52 Daniel Bard, R ERA: 4.5	60 Ashton Goudeau, R ERA: 4.5	IP WLS BF H R ER SO BB IBB HBP BLK WP HR S P ERA WHIP	52 Daniel Bard, R ERA: 4.5	60 Ashton Goudeau, R ERA: 4.5

AB	36
R	4
H	9
RBI	4
BB	4
SO	8
LOB	13





Batter	1	2	3	4	5	6	7	8	9	AB	R	H	RBI	BB	SO	LOB	TOP								
9 Connor Joe, R OBP: 0.458, SLG: 0.684										3	3	1	0	2	1	1	<b>Colorado Rockies @ Texas Rangers</b> Globe Life Field, Arlington, TX Tue Apr 12 2022, 7:10 PM - 10:17 PM CDT Att: 15,862 - Roof Closed - 72 F								
22 Sam Hilliard, L OBP: 0.200, SLG: 0.200										0	0	0	0	0	0	0									
19 Charlie Blackmon, L OBP: 0.159, SLG: 0.211										2	0	1	2	1	0	0									
2 Yonathan Daza, R OBP: 0.500, SLG: 0.900										5	0	2	1	0	0	2									
23 Kris Bryant, R OBP: 0.391, SLG: 0.500										0	0	0	0	0	0	0									
25 C.J. Cron, R OBP: 0.333, SLG: 0.700										3	0	0	1	0	0	2									
Brendan Rodgers, R OBP: 0.182, SLG: 0.105										4	0	0	0	0	2	5									
Randal Grichuk, R OBP: 0.412, SLG: 0.357										4	0	1	0	0	1	2									
35 Elias Diaz, R OBP: 0.333, SLG: 0.647										4	0	1	0	0	1	1									
11 Jose Iglesias, R OBP: 0.338, SLG: 0.429										3	0	0	0	0	1	0									
1 Garrett Hampson, R OBP: 0.286, SLG: 0.167										3	1	1	0	0	1	2									
<b>Inning Stats</b>	R: 0 E: 0 K: 1 S: 7	H: 0 LOB: 0 BB: 0 P: 9	R: 0 E: 0 K: 1 S: 9	H: 1 LOB: 1 BB: 0 P: 14	R: 2 E: 0 K: 0 S: 17	H: 3 LOB: 2 BB: 1 P: 27	R: 0 E: 0 K: 0 S: 6	H: 1 LOB: 1 BB: 0 P: 12	R: 1 E: 0 K: 1 S: 14	H: 2 LOB: 2 BB: 1 P: 25	R: 0 E: 0 K: 1 S: 10	H: 0 LOB: 0 BB: 0 P: 14	R: 1 E: 0 K: 0 S: 4	H: 0 LOB: 0 BB: 1 P: 13	R: 0 E: 0 K: 2 S: 12	H: 0 LOB: 0 BB: 0 P: 20	R: 0 E: 1 K: 1 S: 10	H: 0 LOB: 1 BB: 0 P: 15	1B: 4 2B: 3 3B: 0 HR: 0	SF: 1 SAC: 1 DP: 2 HBP: 2	WP: 2 PB: 0 SB: 0 CS: 0	PA: 38			
<b>PITCHER</b>	IP	WLS	BF	H	R	ER	SO	BB	IBB	HBP	BLK	WP	HR	S	P	ERA	WHIP								
54 Martin Pérez, L ERA: 6.75	4.0	L	20	7	3	3	2	1	0	2	0	1	0	43	68	6.75	2.000								
40 Greg Holland, R ERA: 6.0	1.0		4	0	0	0	1	1	0	0	0	0	0	10	19	0.00	1.000								
39 Kolby Allard, L ERA:	1.0		3	0	0	0	1	0	0	0	0	0	0	10	14	0.00	0.000								
61 Spencer Patton, R ERA: 3.38	1.0		4	0	1	1	0	1	0	0	0	1	0	4	13	9.00	1.000								
66 Josh Sborz, R ERA: 9.0	1.0		3	0	0	0	2	0	0	0	0	0	0	12	20	0.00	0.000								
32 John King, L ERA: 6.75	1.0		4	0	0	0	1	0	0	0	0	0	0	10	15	0.00	0.000								

Batter	1	2	3	4	5	6	7	8	9	AB	R	H	RBI	BB	SO	LOB	BOTTOM								
13 Brad Miller, L OBP: 0.316, SLG: 0.688										4	0	0	0	1	1	3	<b>Colorado Rockies @ Texas Rangers</b> Globe Life Field, Arlington, TX Tue Apr 12 2022, 7:10 PM - 10:17 PM CDT Att: 15,862 - Roof Closed - 72 F								
2 Marcus Semien, R OBP: 0.130, SLG: 0.136										4	0	0	0	0	1	2									
5 Corey Seager, L OBP: 0.348, SLG: 0.364										4	0	0	0	0	1	2									
18 Mitch Garver, R OBP: 0.500, SLG: 0.533										3	1	2	0	1	0	0									
30 Nathaniel Lowe, L OBP: 0.400, SLG: 0.389										3	0	0	0	1	1	2									
53 Adolis García, R OBP: 0.394, SLG: 0.353										3	0	0	0	0	1	3									
56 Kole Calhoun, L OBP: 0.200, SLG: 0.077										4	0	0	0	0	1	4									
77 Andy Ibáñez, R OBP: 0.238, SLG: 0.286										4	0	2	1	0	0	0									
4 Willie Calhoun, L OBP: 0.231, SLG: 0.364										2	0	0	0	2	0	4									
<b>Inning Stats</b>	R: 0 E: 0 K: 1 S: 6	H: 0 LOB: 0 BB: 0 P: 10	R: 1 E: 0 K: 2 S: 13	H: 1 LOB: 2 BB: 2 P: 25	R: 0 E: 0 K: 1 S: 8	H: 0 LOB: 0 BB: 0 P: 14	R: 0 E: 0 K: 1 S: 14	H: 1 LOB: 1 BB: 0 P: 20	R: 0 E: 0 K: 1 S: 7	H: 0 LOB: 2 BB: 2 P: 16	R: 0 E: 0 K: 0 S: 5	H: 0 LOB: 0 BB: 0 P: 7	R: 0 E: 0 K: 0 S: 7	H: 0 LOB: 1 BB: 1 P: 15	R: 0 E: 0 K: 0 S: 9	H: 1 LOB: 0 BB: 0 P: 12	R: 0 E: 0 K: 0 S: 11	H: 1 LOB: 2 BB: 0 P: 14	1B: 4 2B: 0 3B: 0 HR: 0	SF: 0 SAC: 0 DP: 0 HBP: 1	WP: 1 PB: 0 SB: 0 CS: 0	PA: 37			
<b>PITCHER</b>	IP	WLS	BF	H	R	ER	SO	BB	IBB	HBP	BLK	WP	HR	S	P	ERA	WHIP								
41 Chad Kuhl, R ERA: 2.08	4.1		19	2	1	1	5	4	0	0	0	0	0	16	27	0.00	0.375								
43 Jhoulys Chacín, R ERA:	2.2	W	9	0	0	0	1	1	0	0	0	0	0	9	12	0.00	1.000								
54 Carlos Estévez, R ERA:	1.0	H	4	1	0	0	0	0	0	0	0	0	0	9	12	0.00	1.000								
52 Daniel Bard, R ERA: 3.0	1.0	S	5	1	0	0	0	0	0	1	0	0	0	11	14	0.00	1.000								

AB	31
R	4
H	7
RBI	4
BB	3
SO	7
LOB	15














Batter	1	2	3	4	5	6	7	8	9	AB	R	H	RBI	BB	SO	LOB	TOP			
66 Rafael Ortega, L (1, 10) OBP: 0.304, SLG: 0.167	G3-1		SH5-3		F7		G1-3		G4-3	4	0	0	0	0	0	3	<b>Chicago Cubs @ Colorado Rockies</b> Coors Field, Denver, CO Sat Apr 16 2022, 6:15 PM - 9:12 PM MDT Att: 37,476 - Cloudy - 55 F			
24 Jonathan Villar, S (1, 4) OBP: 0.500, SLG: 0.579	1B		1B		G1-3		1B		1B	5	0	4	3	0	0	1				
40 Wilson Contreras, R (1, 2) OBP: 0.497, SLG: 0.955	F9		G6-4-3		G6-3		G1-4-3		K	5	0	0	0	0	1	5				
8 Ian Happ, S (1, 7) OBP: 0.448, SLG: 0.440	PO		G5-3		G4-3		F8		K	4	0	0	0	0	1	0				
18 Frank Schwindel, R (1, 3) OBP: 0.313, SLG: 0.400			G4-3		2B		F9		G4-3	4	0	1	0	0	0	0				
27 Seiya Suzuki, R (1, 9) OBP: 0.533, SLG: 0.909	2B		K		K		22 1B 16 2B		22 3B BB	3	2	2	0	1	1	1				
22 Jason Heyward, L (1, 8) OBP: 0.400, SLG: 0.444	G3-1		F9		F9		16 2B 1B		3B	4	1	2	1	0	0	2				
16 Patrick Wisdom, R (1, 5) OBP: 0.241, SLG: 0.370			SH5-3 24 1B 2 1B		2B		66 G1-3 24 1B 2B		G5-3	4	2	3	2	0	0	1				
2 Nico Hoerner, R (1, 6) OBP: 0.200, SLG: 0.320			24 1B 66 SH5-3 1B		K2-3		E6 66 24 1B G1-3		G4-3	4	1	1	0	0	1	2				
<b>Inning Stats</b>	R: 0 E: 0 K: 0 S: 6	H: 1 LOB: 0 BB: 0 P: 8	R: 0 E: 0 K: 0 S: 13	H: 1 LOB: 1 BB: 0 P: 20	R: 1 E: 0 K: 0 S: 14	H: 3 LOB: 1 BB: 0 P: 23	R: 0 E: 0 K: 1 S: 11	H: 1 LOB: 1 BB: 0 P: 17	R: 0 E: 0 K: 0 S: 12	H: 0 LOB: 0 BB: 0 P: 9	R: 4 E: 1 K: 0 S: 15	H: 4 LOB: 0 BB: 0 P: 20	R: 1 E: 0 K: 1 S: 10	H: 1 LOB: 1 BB: 1 P: 18	R: 0 E: 0 K: 1 S: 9	H: 1 LOB: 1 BB: 0 P: 10		1B: 8 2B: 4 3B: 1 HR: 0	SF: 0 SAC: 1 DP: 2 HBP: 0	WP: 0 PB: 0 SB: 0 CS: 0
<b>PITCHER</b>	IP WLS BF H R ER SO	IP WLS BF H R ER SO	IP WLS BF H R ER SO	IP WLS BF H R ER SO	IP WLS BF H R ER SO	IP WLS BF H R ER SO	IP WLS BF H R ER SO	IP WLS BF H R ER SO	IP WLS BF H R ER SO	IP WLS BF H R ER SO	IP WLS BF H R ER SO	IP WLS BF H R ER SO	IP WLS BF H R ER SO	IP WLS BF H R ER SO	IP WLS BF H R ER SO	IP WLS BF H R ER SO	ERA WHIP	ERA WHIP		
49 Antonio Senzatele, R (1, 1) ERA: 2.16	5.0	W	20	7	1	1	2	0	0	0	0	0	0	0	0	0	0	1.80	1.400	
43 Jhouley Chacin, R (6, 1) ERA: 4.76	1.1		9	4	4	3	0	0	0	0	0	0	0	0	0	0	18	20.25	3.000	
61 Justin Lawrence, R (7, 1) ERA: 1.8	1.2	H	6	1	1	1	1	1	0	0	0	0	0	0	0	0	13	5.40	1.200	
52 Daniel Bard, R (9, 1) ERA: 3.6	1.0	S	4	1	0	0	1	0	0	0	0	0	0	0	0	0	9	0.00	1.000	

Batter	1	2	3	4	5	6	7	8	9	AB	R	H	RBI	BB	SO	LOB	BOTTOM				
9 Connor Joe, R (1, 9) OBP: 0.447, SLG: 0.656	K		23 FC6-4 3B		19 1B BB		F8		2B	4	1	2	1	1	1	0	<b>Chicago Cubs @ Colorado Rockies</b> Coors Field, Denver, CO Sat Apr 16 2022, 6:15 PM - 9:12 PM MDT Att: 37,476 - Cloudy - 55 F				
19 Charlie Blackmon, L (1, 10) OBP: 0.273, SLG: 0.267	1B		23 FC6-4 BB		23 G5-4-3 1B		G6-3		K	4	0	2	1	1	1	1					
23 Kris Bryant, R (1, 7) OBP: 0.371, SLG: 0.438	K		FC6-4		G5-4-3		F9			3	1	0	1	0	1	4					
2 Yonathan Daza, R (6, 8) OBP: 0.444, SLG: 0.444	K		25 HR		G5-4-3		F9			1	0	0	0	0	0	0					
25 C.J. Cron, R (1, 3) OBP: 0.353, SLG: 0.879	K		HR		L9		HR		HR	4	2	2	3	0	1	1					
24 Ryan McMahon, L (1, 5) OBP: 0.379, SLG: 0.375	G4-3		L8		22 1B 13 1B 1B		G4-3		G4-3	4	1	1	0	0	0	0					
Brendan Rodgers, R (1, 4) OBP: 0.194, SLG: 0.111	K		13 1B BB		F8		L4			4	1	1	0	0	1	1					
22 Sam Hilliard, L (1, 8) OBP: 0.308, SLG: 0.333	P4		13 1B 3 SF8 BB		13 1B 1B		F8			3	1	1	0	1	0	0					
13 Alan Trejo, R (1, 6) OBP: 0.375, SLG: 0.750	G6-3		9 BB 19 1B 1B		9 BB 19 1B 1B		G5-3		G5-3	4	1	2	2	0	0	0					
3 Dom Nunez, L (1, 2)	9 3B BB		SF8		G3		K			2	1	0	1	1	1	2					
<b>Inning Stats</b>	R: 0 E: 0 K: 3 S: 13	H: 1 LOB: 1 BB: 0 P: 19	R: 0 E: 0 K: 1 S: 6	H: 0 LOB: 0 BB: 0 P: 9	R: 4 E: 0 K: 0 S: 13	H: 2 LOB: 2 BB: 2 P: 28	R: 3 E: 0 K: 0 S: 11	H: 3 LOB: 1 BB: 2 P: 20	R: 1 E: 0 K: 0 S: 13	H: 3 LOB: 2 BB: 0 P: 24	R: 0 E: 0 K: 0 S: 5	H: 0 LOB: 0 BB: 0 P: 6	R: 1 E: 0 K: 0 S: 11	H: 1 LOB: 0 BB: 0 P: 16	R: 0 E: 0 K: 2 S: 11	H: 1 LOB: 1 BB: 0 P: 17	1B: 7 2B: 1 3B: 1 HR: 2	SF: 1 SAC: 0 DP: 1 HBP: 0	WP: 0 PB: 0 SB: 0 CS: 0	PA: 38	
<b>PITCHER</b>	IP WLS BF H R ER SO	IP WLS BF H R ER SO	IP WLS BF H R ER SO	IP WLS BF H R ER SO	IP WLS BF H R ER SO	IP WLS BF H R ER SO	IP WLS BF H R ER SO	IP WLS BF H R ER SO	IP WLS BF H R ER SO	IP WLS BF H R ER SO	IP WLS BF H R ER SO	IP WLS BF H R ER SO	IP WLS BF H R ER SO	IP WLS BF H R ER SO	IP WLS BF H R ER SO	IP WLS BF H R ER SO	ERA WHIP	ERA WHIP			
62 Mark Leiter Jr., R (1, 1) ERA: 18.9	3.1	L	19	5	7	7	4	0	0	0	0	0	0	0	0	0	0	18.90	2.700		
43 Jesse Chavez, R (4, 1) ERA: 10.8	2.2		11	4	1	1	0	0	0	0	0	0	0	0	0	0	20	3.38	1.500		
21 Ethan Roberts, R (7, 1) ERA: 2.7	1.0		4	1	1	1	0	0	0	0	0	0	0	0	0	0	1	11	16	9.00	1.000
50 Rowan Wick, R (8, 1) ERA: 3.38	1.0		4	1	0	0	2	0	0	0	0	0	0	0	0	0	0	11	17	0.00	1.000

**AB 37**  
**R 6**  
**H 13**  
**RBI 6**  
**BB 1**  
**SO 4**  
**LOB 15**



**AB 33**  
**R 9**  
**H 11**  
**RBI 9**  
**SO 6**  
**LOB 9**










Batter	1	2	3	4	5	6	7	8	9	AB	R	H	RBI	BB	SO	LOB	TOP										
10 J.T. Realmuto, R OBP: 0.341, SLG: 0.395	F9		F7					L1-4		4	0	1	0	0	0	2											
3 Bryce Harper, L OBP: 0.327, SLG: 0.463	1B			K					G3-1	4	0	1	0	0	2	1											
8 Nick Castellanos, R OBP: 0.370, SLG: 0.537	F9		K					F8		4	0	0	0	0	2	1											
17 Rhys Hoskins, R OBP: 0.405, SLG: 0.455	L7		BB					F9		2	0	0	0	2	0	1											
12 Kyle Schwarber, L OBP: 0.205, SLG: 0.300	G1-3		PO					G4-3		4	0	0	0	0	0	1											
28 Alec Bohm, R OBP: 0.550, SLG: 0.714	G6-3									3	1	1	0	0	0	0											
2 Jean Segura, R OBP: 0.346, SLG: 0.583	G3-1									3	0	1	0	0	0	0											
5 Bryson Stott, L OBP: 0.167, SLG: 0.172			G3					L9		3	0	0	0	0	0	2											
19 Matt Vierling, R OBP: 0.192, SLG: 0.174			G4-3							2	0	0	0	0	1	0											
18 Didi Gregorius, L OBP: 0.324, SLG: 0.371										1	0	1	1	0	0	0											
40 Simon Muzzio, L OBP: 0.250, SLG: 0.143										0	0	0	0	0	0	0											
<b>Inning Stats</b>	R: 0 H: 1 E: 0 K: 0 S: 7	H: 1 LOB: 1 BB: 0 P: 14	R: 0 H: 0 E: 0 K: 0 S: 6	H: 0 LOB: 0 BB: 0 P: 9	R: 0 H: 0 E: 0 K: 0 S: 6	H: 0 LOB: 0 BB: 0 P: 9	R: 0 H: 0 E: 0 K: 2 S: 11	H: 0 LOB: 0 BB: 1 P: 20	R: 0 H: 1 E: 0 K: 2 S: 9	H: 1 LOB: 1 BB: 0 P: 11	R: 0 H: 0 E: 0 K: 1 S: 12	H: 0 LOB: 0 BB: 0 P: 14	R: 1 H: 3 E: 0 K: 0 S: 14	H: 3 LOB: 1 BB: 0 P: 20	R: 0 H: 0 E: 0 K: 0 S: 8	H: 0 LOB: 1 BB: 1 P: 16	1B: 4 2B: 2 3B: 0 HR: 0	SF: 0 SAC: 0 DP: 1 HBP: 0	WP: 0 PA: 33 PB: 0 SB: 0 CS: 0								
<b>PITCHER</b>	IP	WLS	BF	H	R	ER	SO	BB	IBB	HBP	BLK	WP	HR	S	P	ERA	WHIP										
41 Chad Kuhl, R ERA: 0.87	6.0	W	20	2	0	0	4	1	0	0	0	0	0	42	68	0.00	0.500										
40 Tyler Kinley, R ERA:	1.0	H	3	0	0	0	1	0	0	0	0	0	0	12	14	0.00	0.000										
54 Carlos Estévez, R ERA: 2.7	0.1		4	3	1	1	0	0	0	0	0	0	0	10	14	27.00	9.000										
43 Jhoulys Chacín, R ERA: 4.26	0.2	H	1	0	0	0	0	0	0	0	0	0	0	4	6	0.00	0.000										
37 Alex Colomé, R ERA: 2.45	1.0	S	4	0	0	0	0	1	0	0	0	0	0	8	16	0.00	1.000										

Philadelphia Phillies @ Colorado Rockies  
Coors Field, Denver, CO  
Mon Apr 18 2022, 6:42 PM - 9:34 PM MDT  
Att: 20,403 - Clear - 61 F

livebaseballscores.com

AB 30  
R 1  
H 5  
RBI 1  
BB 2  
SO 5  
LOB 8




Batter	1	2	3	4	5	6	7	8	9	AB	R	H	RBI	BB	SO	LOB	BOTTOM										
9 Connor Joe, R OBP: 0.468, SLG: 0.641	SH1-3		FC6-4			G4-3		L9		3	0	1	0	1	0	1											
19 Charlie Blackmon, L OBP: 0.297, SLG: 0.364	SH1-3		F9							2	2	1	1	1	0	2											
Randal Grichuk, R OBP: 0.400, SLG: 0.409	K		FC6-4			G5-3				4	0	1	2	0	1	3											
25 C.J. Cron, R OBP: 0.349, SLG: 0.780	G5-3					F9				4	1	2	0	0	1	1											
24 Ryan McMahon, L OBP: 0.324, SLG: 0.406	G6-3					K		G4-3		4	0	0	0	0	1	2											
Brendan Rodgers, R OBP: 0.205, SLG: 0.147	K					F9				3	0	1	0	1	1	1											
35 Elias Díaz, R OBP: 0.303, SLG: 0.485	K					G3				4	0	0	0	0	1	3											
22 Sam Hilliard, L OBP: 0.375, SLG: 0.400			G3-1							3	1	2	0	0	0	0											
11 Jose Iglesias, R OBP: 0.370, SLG: 0.375						P3		G4-3		3	0	1	0	0	0	2											
<b>Inning Stats</b>	R: 0 H: 1 E: 0 K: 1 S: 12	H: 1 LOB: 1 BB: 0 P: 14	R: 0 H: 0 E: 0 K: 2 S: 12	H: 0 LOB: 0 BB: 0 P: 17	R: 0 H: 1 E: 0 K: 0 S: 9	H: 1 LOB: 2 BB: 1 P: 13	R: 0 H: 1 E: 0 K: 1 S: 12	H: 1 LOB: 0 BB: 0 P: 16	R: 2 H: 2 E: 0 K: 0 S: 12	H: 2 LOB: 1 BB: 1 P: 19	R: 2 H: 2 E: 0 K: 0 S: 10	H: 2 LOB: 2 BB: 1 P: 19	R: 0 H: 1 E: 0 K: 1 S: 9	H: 1 LOB: 1 BB: 0 P: 13	1B: 4 2B: 4 3B: 0 HR: 1	SF: 0 SAC: 1 DP: 0 HBP: 0	WP: 2 PA: 34 PB: 0 SB: 0 CS: 1										
<b>PITCHER</b>	IP	WLS	BF	H	R	ER	SO	BB	IBB	HBP	BLK	WP	HR	S	P	ERA	WHIP										
27 Aaron Nola, R ERA: 5.52	5.1	L	22	5	2	2	4	1	0	0	0	0	0	59	84	3.38	1.312										
46 Jose Alvarado, L ERA: 4.91	0.2		3	0	0	0	0	1	0	0	0	2	0	5	10	0.00	1.500										
49 James Norwood, R ERA: 6.0	1.0		5	2	2	2	0	1	0	0	0	0	0	10	19	18.00	3.000										
23 Corey Knebel, R ERA:	1.0		4	1	0	0	1	0	0	0	0	0	0	9	13	0.00	1.000										

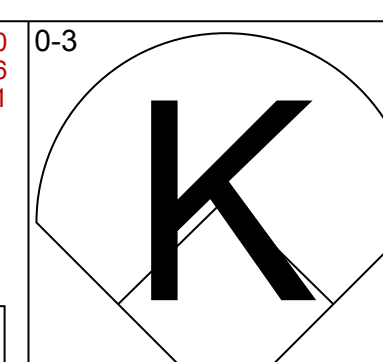
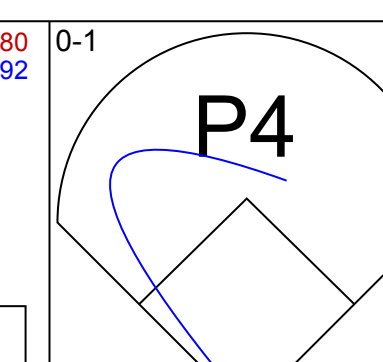
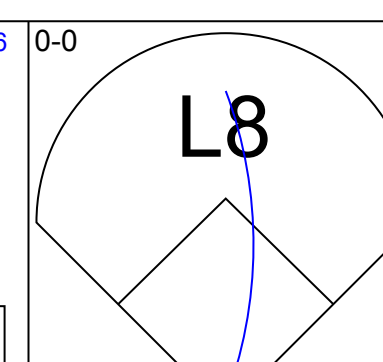
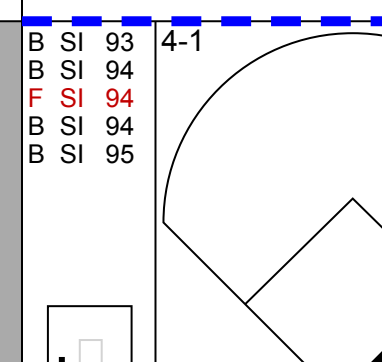
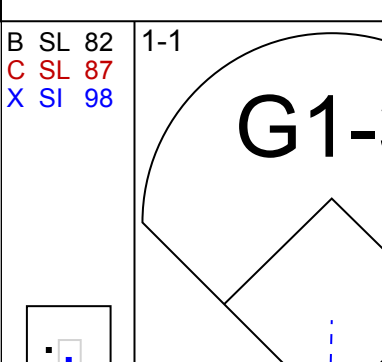
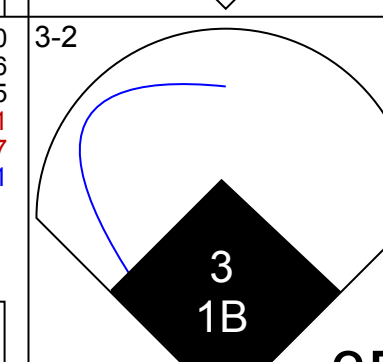
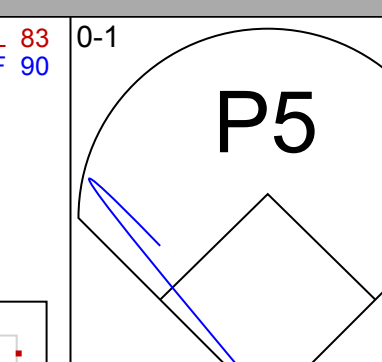
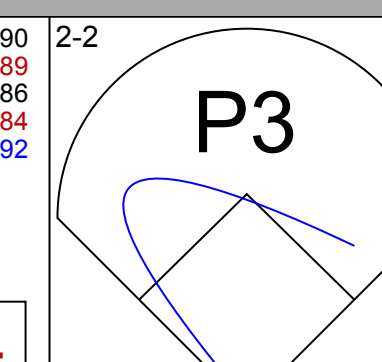
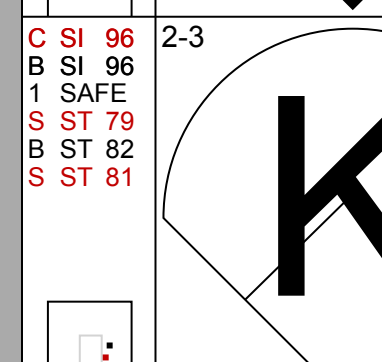
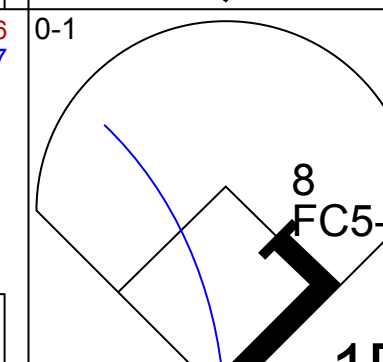
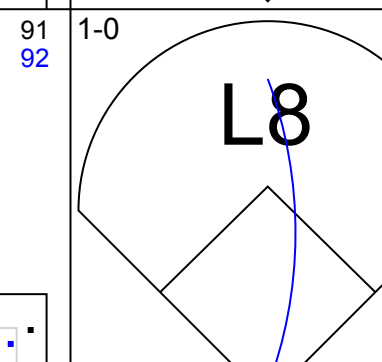
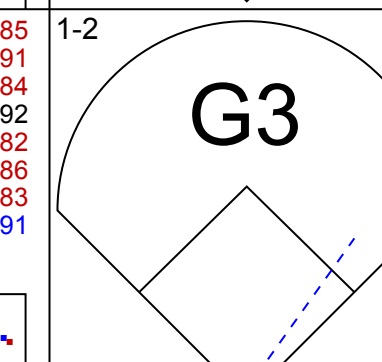
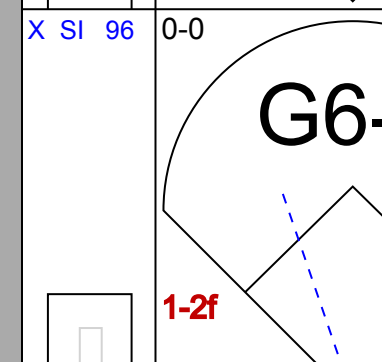
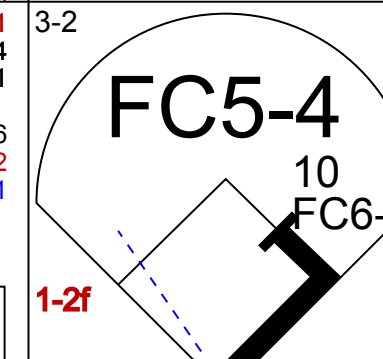
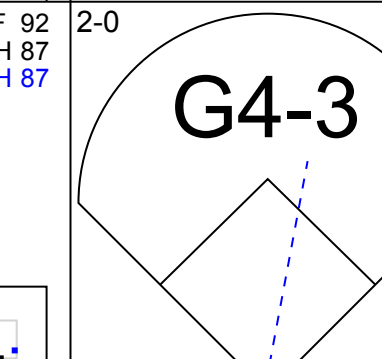
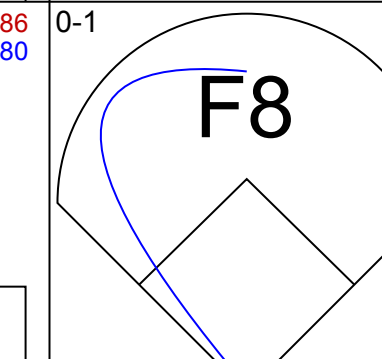
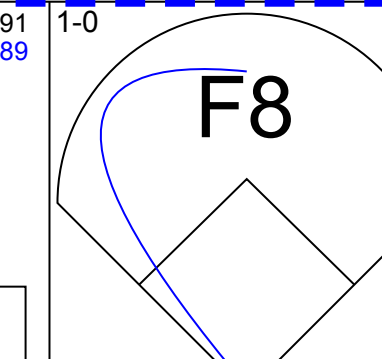
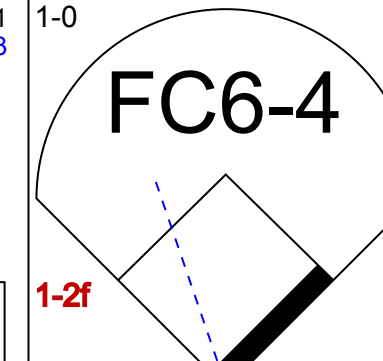
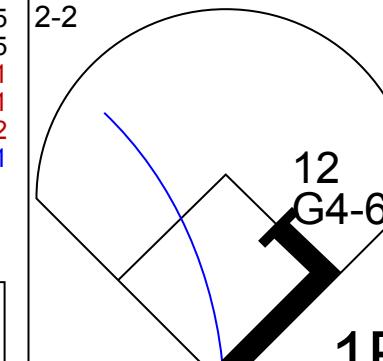
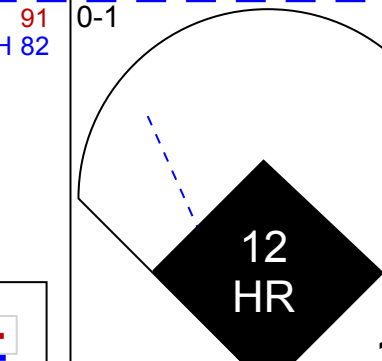
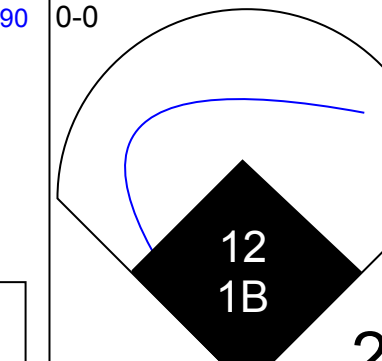
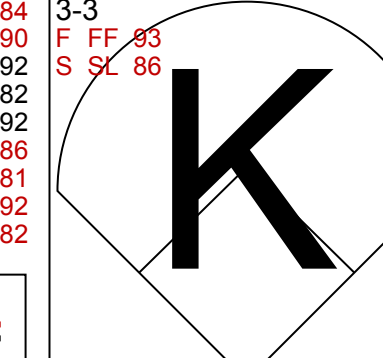
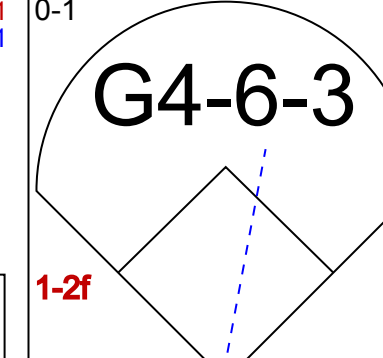
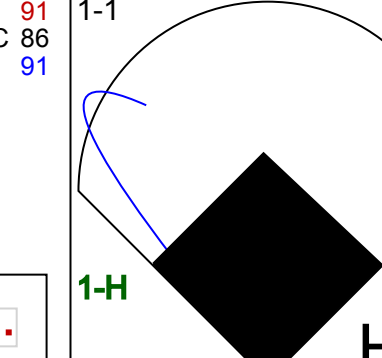
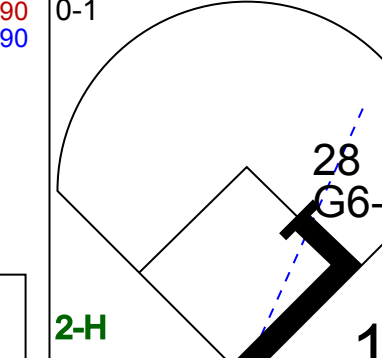
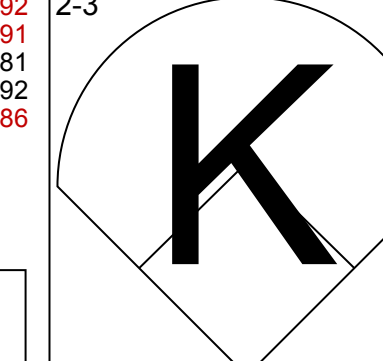
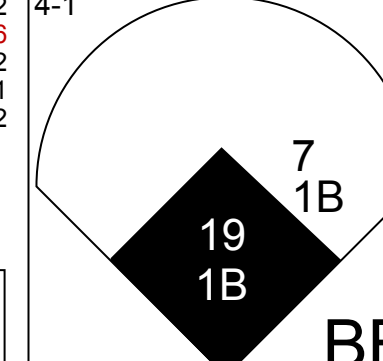
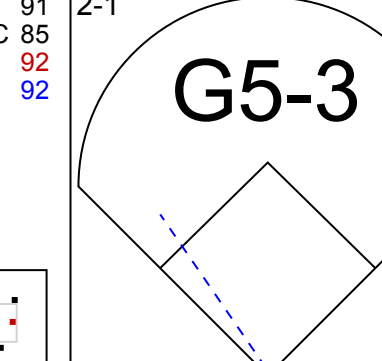
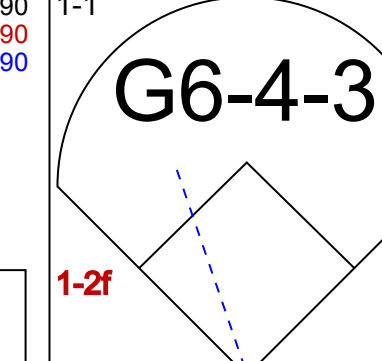
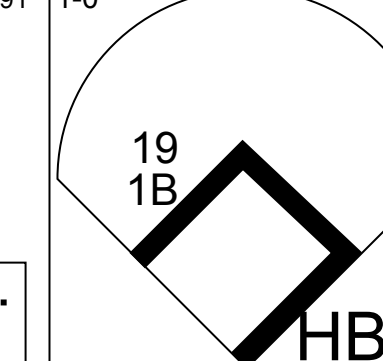
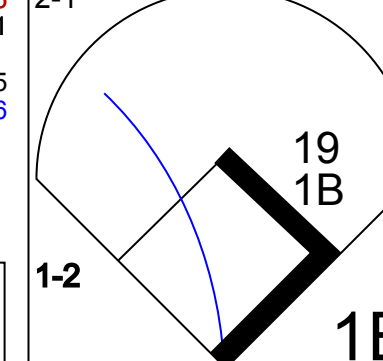
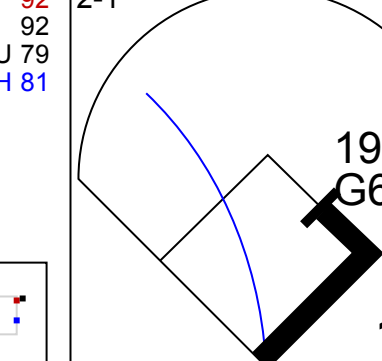
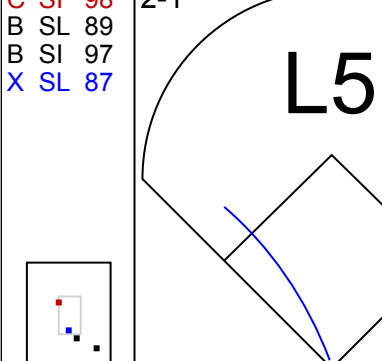
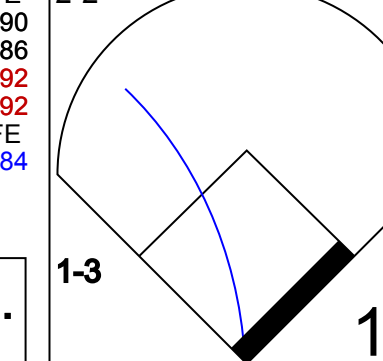

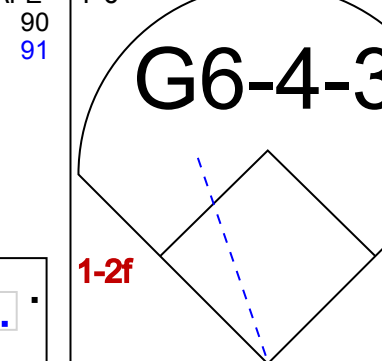
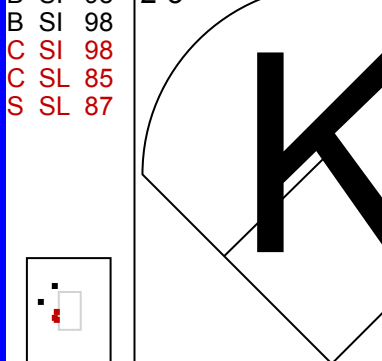
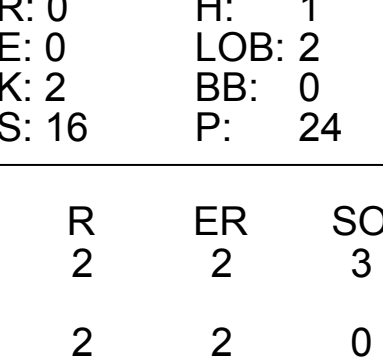
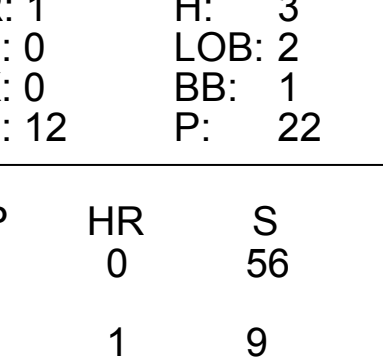
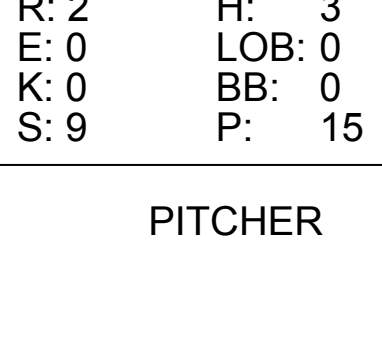
Philadelphia Phillies @ Colorado Rockies  
Coors Field, Denver, CO  
Mon Apr 18 2022, 6:42 PM - 9:34 PM MDT  
Att: 20,403 - Clear - 61 F

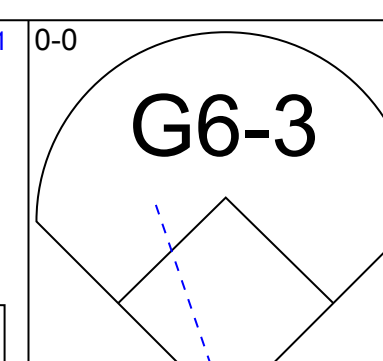
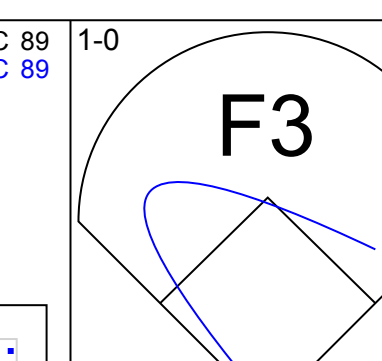
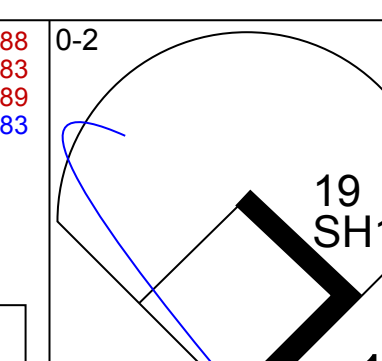
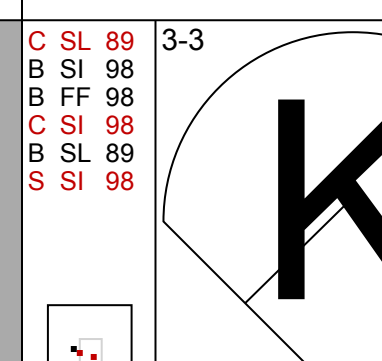
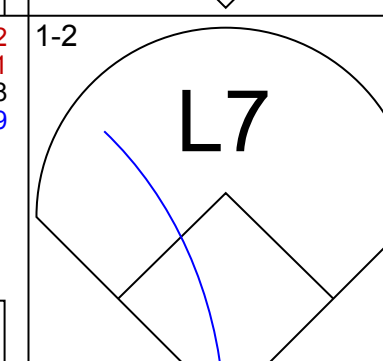
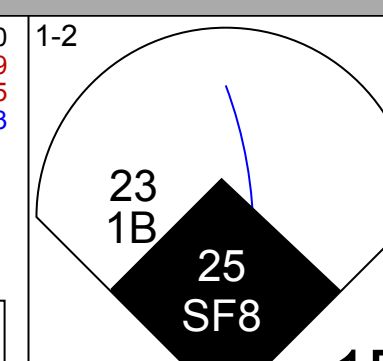
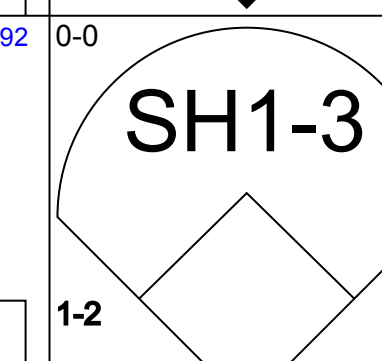
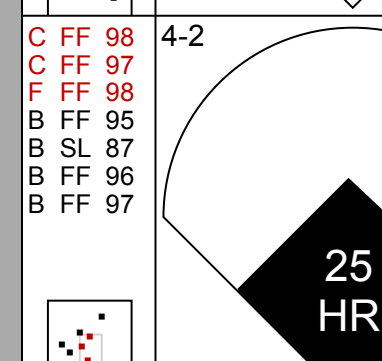
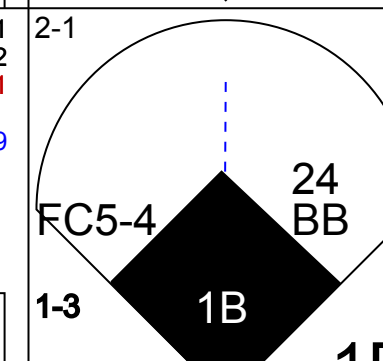
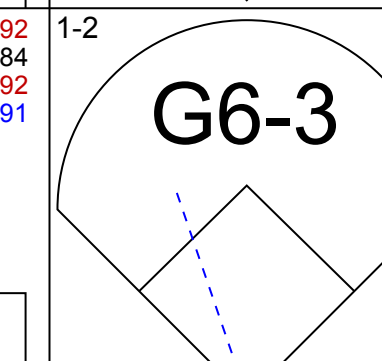
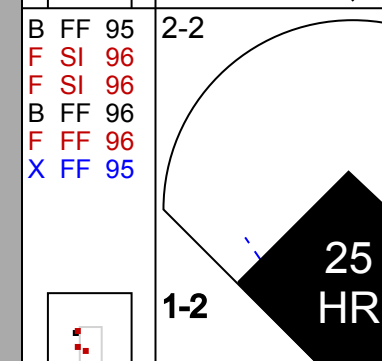

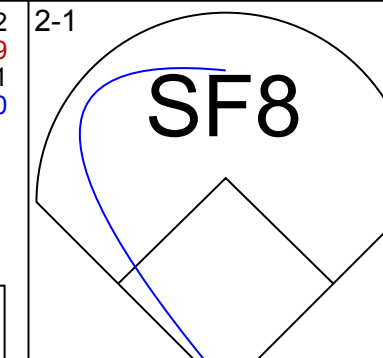
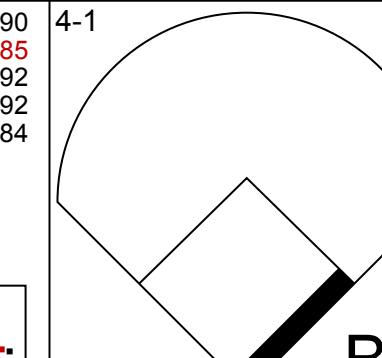
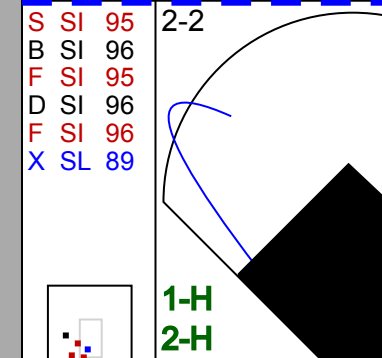
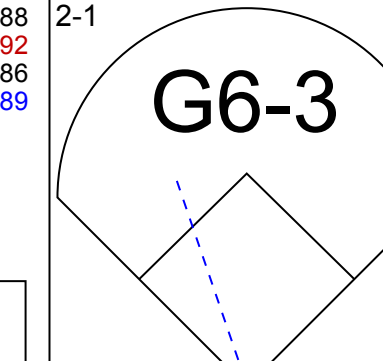
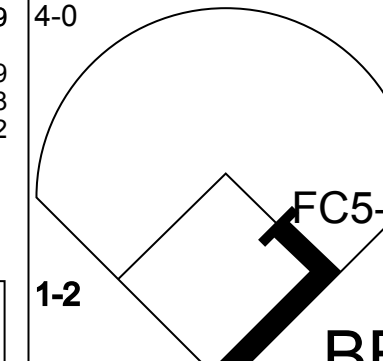
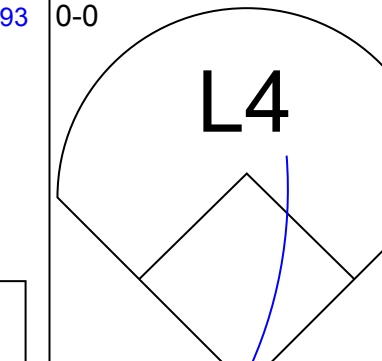
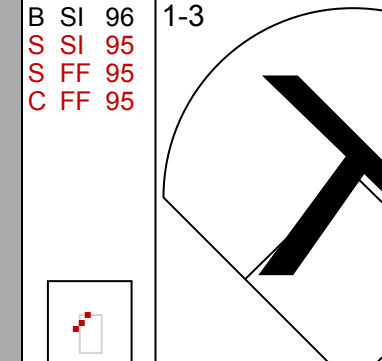
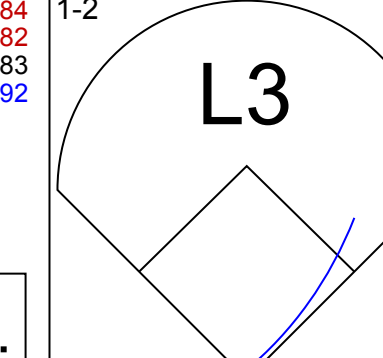
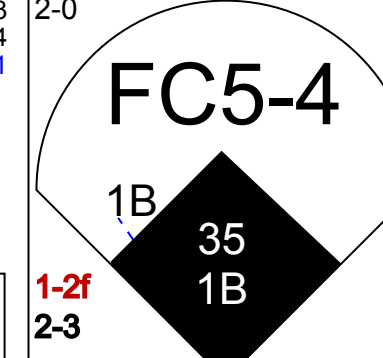



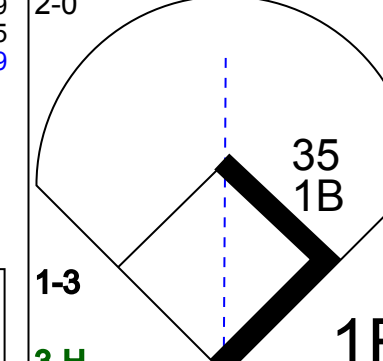
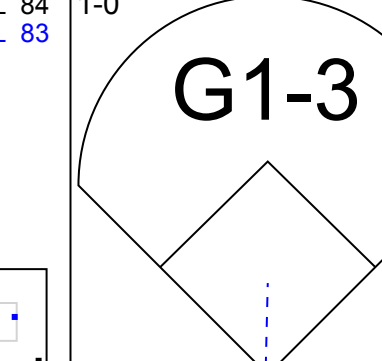
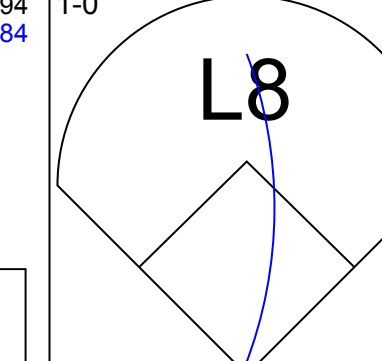
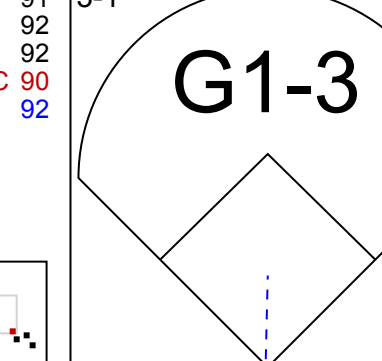

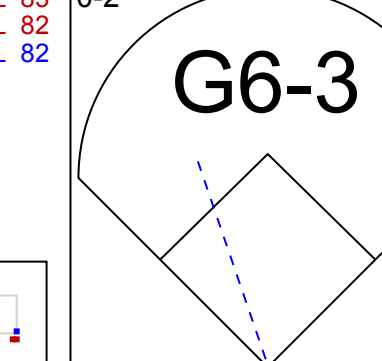
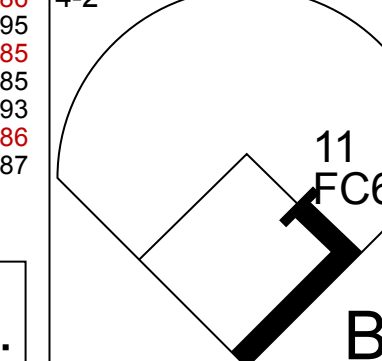
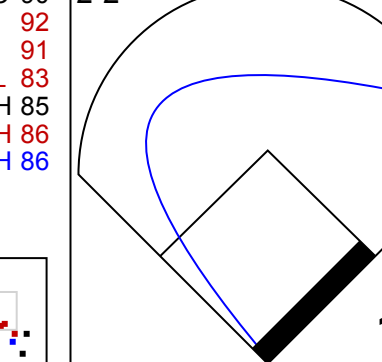
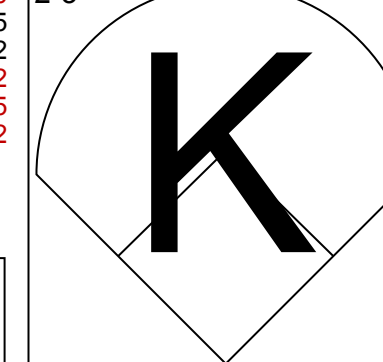

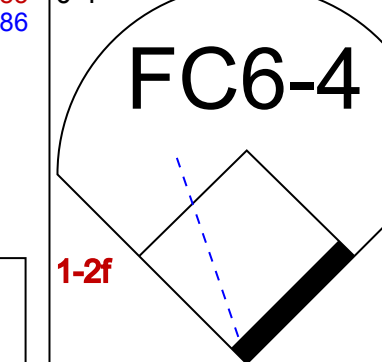
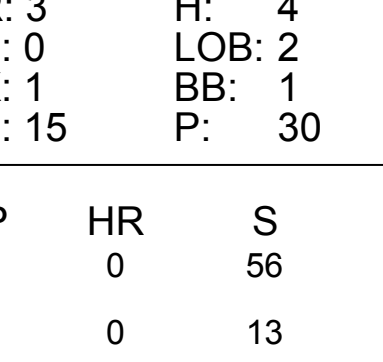
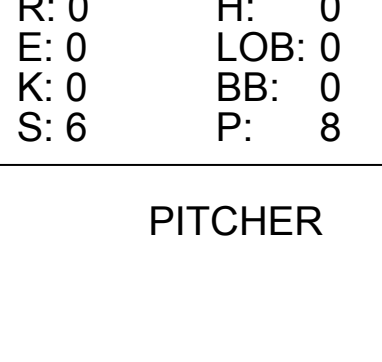
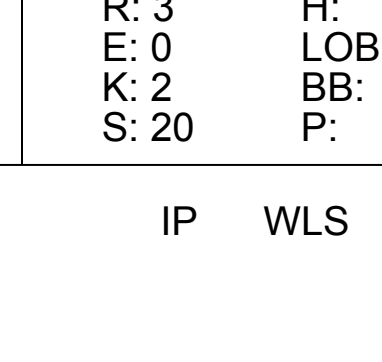

livebaseballscores.com

AB 30  
R 4  
H 9  
RBI 3  
BB 3  
SO 5  
LOB 15





Batter	1	2	3	4	5	6	7	8	9	AB	R	H	RBI	BB	SO	LOB	TOP					
2 Jean Segura, R OBP: 0.323, SLG: 0.500										4	0	0	0	1	1	4	<b>Philadelphia Phillies @ Colorado Rockies</b> Coors Field, Denver, CO Tue Apr 19 2022, 6:42 PM - 9:43 PM MDT Att: 23,800 - Cloudy - 79 F					
17 Rhys Hoskins, R OBP: 0.391, SLG: 0.486										4	1	1	0	0	1	1						
3 Bryce Harper, L OBP: 0.321, SLG: 0.444										4	0	1	1	0	0	1						
8 Nick Castellanos, R OBP: 0.340, SLG: 0.489										4	0	0	0	0	0	1						
10 J.T. Realmuto, R OBP: 0.378, SLG: 0.452										4	2	3	0	0	0	1						
12 Kyle Schwarber, L OBP: 0.229, SLG: 0.386										4	1	2	3	0	1	1						
28 Alec Bohm, R OBP: 0.500, SLG: 0.588										3	1	0	0	1	1	1						
18 Didi Gregorius, L OBP: 0.342, SLG: 0.371										0	0	0	0	0	0	0						
7 Johan Camargo, S OBP: 0.355, SLG: 0.379										3	0	2	1	0	0	1						
19 Matt Vierling, R OBP: 0.241, SLG: 0.231										1	0	0	0	0	1	0						
5 Bryson Stott, L OBP: 0.161, SLG: 0.167																						
<b>Inning Stats</b>	R: 1 E: 0 K: 1 S: 12	H: 2 LOB: 1 BB: 0 P: 19	R: 0 E: 0 K: 2 S: 16	H: 1 LOB: 2 BB: 0 P: 24	R: 0 E: 0 K: 0 S: 4	H: 0 LOB: 0 BB: 0 P: 7	R: 1 E: 0 K: 0 S: 12	H: 3 LOB: 2 BB: 1 P: 22	R: 0 E: 0 K: 0 S: 9	H: 0 LOB: 0 BB: 0 P: 15	R: 2 E: 0 K: 0 S: 9	H: 3 LOB: 0 BB: 0 P: 15	R: 0 E: 0 K: 1 S: 5	H: 0 LOB: 0 BB: 1 P: 11	R: 1 E: 0 K: 0 S: 6	H: 2 LOB: 0 BB: 0 P: 8	R: 0 E: 0 K: 1 S: 7	H: 0 LOB: 0 BB: 0 P: 12	1B: 8 2B: 1 3B: 1 HR: 1	SF: 0 SAC: 0 DP: 4 HBP: 1	WP: 0 PB: 0 SB: 0 CS: 0	PA: 37
<b>PITCHER</b>	IP WLS BF H R ER SO BB IBB HBP BLK WP HR S P ERA WHIP																<b>PITCHER</b>	IP WLS BF H R ER SO BB IBB HBP BLK WP HR S P ERA WHIP				
21 Kyle Freeland, L ERA: 7.71	(1, 1) 5.0 0 22 6 2 2 3 1 0 1 0 0 0 0 56 87 3.60 1.400																					
50 Ty Blach, L ERA: 2.7	(6, 1) 1.0 B 5 3 2 2 0 0 0 0 0 0 1 9 15 18.00 3.000																					
61 Justin Lawrence, R ERA: 1.29	(7, 1) 1.0 W 3 0 0 0 1 1 0 0 0 0 0 5 11 0.00 1.000																					
37 Alex Colomé, R ERA: 3.86	(8, 1) 1.0 H 4 2 1 1 0 0 0 0 0 0 0 6 8 9.00 2.000																					
52 Daniel Bard, R ERA: 3.0	(9, 1) 1.0 S 3 0 0 0 1 0 0 0 0 0 0 7 12 0.00 0.000																					

Batter	1	2	3	4	5	6	7	8	9	AB	R	H	RBI	BB	SO	LOB	BOTTOM			
9 Connor Joe, R OBP: 0.451, SLG: 0.605										4	0	1	0	0	1	1	<b>Philadelphia Phillies @ Colorado Rockies</b> Coors Field, Denver, CO Tue Apr 19 2022, 6:42 PM - 9:43 PM MDT Att: 23,800 - Cloudy - 79 F			
19 Charlie Blackmon, L OBP: 0.323, SLG: 0.371										2	2	1	0	1	0	0				
2 Yonathan Daza, R OBP: 0.500, SLG: 0.500										0	0	0	0	0	0	0				
23 Kris Bryant, R OBP: 0.386, SLG: 0.462										4	2	2	0	0	1	1				
25 C.J. Cron, R OBP: 0.362, SLG: 0.837										2	1	1	4	1	1	0				
24 Ryan McMahon, L OBP: 0.317, SLG: 0.371										3	0	0	0	1	1	2				
Brendan Rodgers, R OBP: 0.186, SLG: 0.132										4	1	0	0	0	1	2				
Randal Grichuk, R OBP: 0.379, SLG: 0.385										4	0	1	1	0	0	0				
35 Elias Diaz, R OBP: 0.324, SLG: 0.472										3	0	1	1	1	0	0				
11 Jose Iglesias, R OBP: 0.355, SLG: 0.357										4	0	1	0	0	1	3				
<b>Inning Stats</b>	R: 0 E: 0 K: 1 S: 8	H: 0 LOB: 0 BB: 0 P: 10	R: 0 E: 0 K: 1 S: 8	H: 0 LOB: 0 BB: 0 P: 12	R: 0 E: 0 K: 0 S: 9	H: 1 LOB: 1 BB: 0 P: 15	R: 3 E: 0 K: 1 S: 15	H: 4 LOB: 2 BB: 1 P: 30	R: 0 E: 0 K: 0 S: 10	H: 0 LOB: 0 BB: 0 P: 15	R: 0 E: 0 K: 0 S: 6	H: 0 LOB: 0 BB: 0 P: 8	R: 3 E: 0 K: 2 S: 20	H: 2 LOB: 0 BB: 1 P: 35	R: 0 E: 0 K: 1 S: 10	H: 0 LOB: 1 BB: 1 P: 17	1B: 7 2B: 0 3B: 0 HR: 1	SF: 1 SAC: 1 DP: 0 HBP: 0	WP: 0 PB: 0 SB: 0 CS: 0	PA: 36
<b>PITCHER</b>	IP WLS BF H R ER SO BB IBB HBP BLK WP HR S P ERA WHIP																<b>PITCHER</b>	IP WLS BF H R ER SO BB IBB HBP BLK WP HR S P ERA WHIP		
44 Kyle Gibson, R ERA: 3.97	(1, 1) 6.0 0 26 6 3 3 3 2 0 0 0 0 0 0 13 25 27.00 3.000																			
58 Seranthony Dominguez, R ERA: 5.06	(7, 1) 0.2 L 4 1 2 2 1 1 0 0 0 0 0 1 7 10 27.00 3.000																			
31 Jeurys Familia, R ERA: 3.0	(8, 1) 1.0 4 0 0 0 1 1 0 0 0 0 0 0 10 17 0.00 1.000																			



Batter	1	2	3	4	5	6	7	8	9	AB	R	H	RBI	BB	SO	LOB	TOP								
2 Jean Segura, R OBP: 0.306, SLG: 0.485										5	0	1	0	0	1	4									
17 Rhys Hoskins, R OBP: 0.373, SLG: 0.439										4	1	0	0	1	1	2									
3 Bryce Harper, L OBP: 0.310, SLG: 0.420										5	1	1	0	0	1	1									
8 Nick Castellanos, R OBP: 0.382, SLG: 0.571										4	2	3	1	1	0	0									
10 J.T. Realmuto, R OBP: 0.340, SLG: 0.404										5	0	0	0	0	2	6									
12 Kyle Schwarber, L OBP: 0.284, SLG: 0.447										3	3	1	2	1	1	0									
40 Simon Muzziotti, L OBP: 0.250, SLG: 0.143										0	0	0	0	0	0	0									
28 Alec Bohm, R OBP: 0.493, SLG: 0.714										4	1	2	3	0	0	0									
7 Johan Camargo, S OBP: 0.417, SLG: 0.529										5	1	4	3	0	0	0									
19 Matt Vierling, R OBP: 0.242, SLG: 0.207										3	0	0	0	1	1	4									
<b>Inning Stats</b>	R: 0 E: 0 K: 1 S: 11	H: 1 LOB: 2 BB: 1 P: 17	R: 0 E: 0 K: 1 S: 11	H: 1 LOB: 1 BB: 0 P: 15	R: 0 E: 0 K: 1 S: 9	H: 0 LOB: 0 BB: 0 P: 10	R: 3 E: 0 K: 1 S: 17	H: 3 LOB: 1 BB: 1 P: 26	R: 0 E: 0 K: 1 S: 7	H: 0 LOB: 0 BB: 0 P: 8	R: 1 E: 0 K: 0 S: 10	H: 3 LOB: 2 BB: 0 P: 14	R: 5 E: 0 K: 1 S: 14	H: 3 LOB: 1 BB: 2 P: 28	R: 0 E: 0 K: 1 S: 8	H: 1 LOB: 1 BB: 0 P: 13	R: 0 E: 0 K: 0 S: 5	H: 0 LOB: 0 BB: 0 P: 9	1B: 7 2B: 1 3B: 0 HR: 4	SF: 1 SAC: 0 DP: 1 HBP: 1	WP: 1 PB: 0 SB: 0 CS: 0	PA: 44			
<b>PITCHER</b>	IP	WLS	BF	H	R	ER	SO	BB	IBB	HBP	BLK	WP	HR	S	P	ERA	WHIP								
48 Germán Márquez, R ERA: 4.67	6.0		28	8	4	4	5	2	0	0	0	1	3	65	90	6.00	1.667								
43 Jhoulys Chacin, R ERA: 8.1	0.1	L	4	2	3	3	1	1	0	0	0	0	0	7	13	81.00	9.000								
58 Lucas Gilbreath, L ERA: 27.0	0.2		5	1	2	2	0	1	0	1	0	0	1	7	15	27.00	3.000								
29 Robert Stephenson, R ERA:	1.0		4	1	0	0	1	0	0	0	0	0	0	8	13	0.00	1.000								
54 Carlos Estévez, R ERA: 2.08	1.0		3	0	0	0	0	0	0	0	0	0	0	5	9	0.00	0.000								

Philadelphia Phillies @ Colorado Rockies  
Coors Field, Denver, CO  
Wed Apr 20 2022, 1:11 PM - 4:21 PM MDT  
Att: 21,490 - Sunny - 65 F

AB	38
R	9
H	12
RBI	9
BB	4
SO	7
LOB	17



Batter	1	2	3	4	5	6	7	8	9	AB	R	H	RBI	BB	SO	LOB	BOTTOM								
19 Charlie Blackmon, L OBP: 0.311, SLG: 0.350										5	1	1	0	0	1	4									
Randal Grichuk, R OBP: 0.353, SLG: 0.367										4	2	1	1	0	1	2									
23 Kris Bryant, R OBP: 0.388, SLG: 0.442										4	1	1	0	0	0	2									
25 C.J. Cron, R OBP: 0.365, SLG: 0.813										5	1	2	2	0	1	3									
24 Ryan McMahon, L OBP: 0.326, SLG: 0.425										5	0	2	3	0	2	1									
Brendan Rodgers, R OBP: 0.170, SLG: 0.119										4	0	0	0	0	2	2									
22 Sam Hilliard, L OBP: 0.350, SLG: 0.333										3	0	0	0	1	2	0									
13 Alan Trejo, R OBP: 0.417, SLG: 0.667										4	0	2	0	0	0	2									
3 Dom Nunez, L OBP: 0.500, SLG: 0.500										2	1	2	0	1	0	0									
35 Elias Diaz, R OBP: 0.316, SLG: 0.459										1	0	0	0	0	0	0									
<b>Inning Stats</b>	R: 2 E: 1 K: 2 S: 13	H: 2 LOB: 1 BB: 0 P: 22	R: 0 E: 0 K: 1 S: 8	H: 2 LOB: 0 BB: 0 P: 12	R: 0 E: 0 K: 0 S: 6	H: 0 LOB: 0 BB: 0 P: 9	R: 0 E: 0 K: 0 S: 9	H: 0 LOB: 0 BB: 0 P: 12	R: 2 E: 0 K: 1 S: 15	H: 3 LOB: 1 BB: 0 P: 23	R: 0 E: 0 K: 2 S: 11	H: 1 LOB: 2 BB: 1 P: 19	R: 2 E: 0 K: 1 S: 15	H: 3 LOB: 1 BB: 1 P: 24	R: 0 E: 0 K: 1 S: 9	H: 0 LOB: 0 BB: 0 P: 12	R: 0 E: 0 K: 1 S: 8	H: 0 LOB: 0 BB: 0 P: 12	1B: 7 2B: 4 3B: 0 HR: 0	SF: 1 SAC: 0 DP: 1 HBP: 1	WP: 1 PB: 0 SB: 0 CS: 0	PA: 41			
<b>PITCHER</b>	IP	WLS	BF	H	R	ER	SO	BB	IBB	HBP	BLK	WP	HR	S	P	ERA	WHIP								
56 Zach Eflin, R ERA: 3.95	5.2		26	8	4	2	5	0	0	1	0	1	0	5	11	0.00	3.000								
52 Brad Hand, L ERA:	0.1	W	2	0	0	0	1	1	0	0	0	0	0	5	11	0.00	3.000								
31 Jeury Familia, R ERA: 6.75	1.0		7	3	2	2	1	1	0	0	0	0	0	15	24	18.00	4.000								
46 José Alvarado, L ERA: 3.86	1.0	H	3	0	0	0	1	0	0	0	0	0	0	9	12	0.00	0.000								
23 Corey Knebel, R ERA:	1.0	S	3	0	0	0	1	0	0	0	0	0	0	8	12	0.00	0.000								

Philadelphia Phillies @ Colorado Rockies  
Coors Field, Denver, CO  
Wed Apr 20 2022, 1:11 PM - 4:21 PM MDT  
Att: 21,490 - Sunny - 65 F

AB	37
R	6
H	11
RBI	6
BB	2
SO	9
LOB	16





Batter	1	2	3	4	5	6	7	8	9	AB	R	H	RBI	BB	SO	LOB	TOP		
9 Connor Joe, R OBP: 0.436, SLG: 0.574										4	0	1	0	0	1	1	<b>Colorado Rockies @ Detroit Tigers</b> Comerica Park, Detroit, MI Sat Apr 23 2022, 1:11 PM - 4:12 PM EDT Att: 37,566 - Sunny - 67°F		
Randal Grichuk, R OBP: 0.395, SLG: 0.394										3	0	2	0	1	1	0			
23 Kris Bryant, R OBP: 0.365, SLG: 0.413										3	0	0	0	0	2	4			
22 Sam Hilliard, L OBP: 0.381, SLG: 0.368										1	0	1	0	0	0	0			
25 C.J. Cron, R OBP: 0.339, SLG: 0.750										4	0	0	0	0	3	6			
35 Elias Diaz, R OBP: 0.286, SLG: 0.415										4	0	0	0	0	2	2			
24 Ryan McMahon, L OBP: 0.340, SLG: 0.419										3	0	1	0	1	1	0			
Brendan Rodgers, R OBP: 0.197, SLG: 0.109										4	0	0	0	0	0	4			
11 Jose Iglesias, R OBP: 0.364, SLG: 0.367										2	0	1	0	0	0	0			
13 Alan Trejo, R OBP: 0.365, SLG: 0.615										1	0	0	0	0	0	0			
2 Yonathan Daza, R OBP: 0.467, SLG: 0.467										3	0	1	0	0	0	1			
<b>Inning Stats</b>	R: 0 H: 1 E: 0 K: 2 S: 12	H: 1 LOB: 0 BB: 0 P: 19	R: 0 H: 0 E: 0 K: 0 S: 5	H: 0 LOB: 0 BB: 0 P: 9	R: 0 H: 1 E: 0 K: 0 S: 10	H: 1 LOB: 0 BB: 0 P: 13	R: 0 H: 0 E: 0 K: 2 S: 7	H: 0 LOB: 0 BB: 0 P: 11	R: 0 H: 0 E: 0 K: 1 S: 12	H: 3 LOB: 3 BB: 0 P: 21	R: 0 H: 1 E: 0 K: 1 S: 8	H: 0 LOB: 0 BB: 0 P: 9	R: 0 H: 0 E: 0 K: 1 S: 8	H: 0 LOB: 0 BB: 0 P: 12	R: 0 H: 1 E: 0 K: 2 S: 15	H: 1 LOB: 3 BB: 2 P: 26	1B: 7 2B: 0 3B: 0 HR: 0	SF: 0 SAC: 0 DP: 2 HBP: 0	WP: 0 PA: 34 PB: 0 SB: 0 CS: 0
<b>PITCHER</b>	IP WLS BF H R ER SO BB IBB HBP BLK WP HR S P ERA WHIP	IP WLS BF H R ER SO BB IBB HBP BLK WP HR S P ERA WHIP	IP WLS BF H R ER SO BB IBB HBP BLK WP HR S P ERA WHIP	IP WLS BF H R ER SO BB IBB HBP BLK WP HR S P ERA WHIP	IP WLS BF H R ER SO BB IBB HBP BLK WP HR S P ERA WHIP	IP WLS BF H R ER SO BB IBB HBP BLK WP HR S P ERA WHIP	IP WLS BF H R ER SO BB IBB HBP BLK WP HR S P ERA WHIP	IP WLS BF H R ER SO BB IBB HBP BLK WP HR S P ERA WHIP	IP WLS BF H R ER SO BB IBB HBP BLK WP HR S P ERA WHIP	IP WLS BF H R ER SO BB IBB HBP BLK WP HR S P ERA WHIP	IP WLS BF H R ER SO BB IBB HBP BLK WP HR S P ERA WHIP	IP WLS BF H R ER SO BB IBB HBP BLK WP HR S P ERA WHIP	IP WLS BF H R ER SO BB IBB HBP BLK WP HR S P ERA WHIP	IP WLS BF H R ER SO BB IBB HBP BLK WP HR S P ERA WHIP	IP WLS BF H R ER SO BB IBB HBP BLK WP HR S P ERA WHIP	IP WLS BF H R ER SO BB IBB HBP BLK WP HR S P ERA WHIP	IP WLS BF H R ER SO BB IBB HBP BLK WP HR S P ERA WHIP		
29 Tarik Skubal, L ERA: 2.3	6.0	W	22	5	0	0	6	0	0	0	0	0	0	0	0	0	0.00	0.833	
58 Willy Peralta, R ERA:	1.0		3	1	0	0	1	0	0	0	0	0	0	0	0	0	0.00	1.000	
Angel De Jesus, R ERA:	2.0		9	1	0	0	3	2	0	0	0	0	0	0	23	38	0.00	1.500	

Batter	1	2	3	4	5	6	7	8	9	AB	R	H	RBI	BB	SO	LOB	BOTTOM		
8 Robbie Grossman, S OBP: 0.395, SLG: 0.314										4	2	3	1	1	1	0	<b>Colorado Rockies @ Detroit Tigers</b> Comerica Park, Detroit, MI Sat Apr 23 2022, 1:11 PM - 4:12 PM EDT Att: 37,566 - Sunny - 67°F		
17 Austin Meadows, L OBP: 0.438, SLG: 0.400										4	3	2	2	1	0	2			
24 Miguel Cabrera, R OBP: 0.368, SLG: 0.372										4	1	2	2	0	0	1			
13 Eric Haase, R OBP: 0.276, SLG: 0.346										1	0	1	0	0	0	0			
46 Jeimer Candelario, S OBP: 0.241, SLG: 0.224										4	0	1	2	1	1	2			
9 Willy Castro, S OBP: 0.375, SLG: 0.286										0	0	0	0	0	0	0			
7 Jonathan Schoop, R OBP: 0.204, SLG: 0.240										5	1	2	2	0	0	2			
20 Spencer Torkelson, R OBP: 0.382, SLG: 0.487										5	2	2	3	0	2	3			
30 Harold Castro, L OBP: 0.370, SLG: 0.417										5	2	4	0	0	0	0			
15 Tucker Barnhart, L OBP: 0.357, SLG: 0.217										5	0	2	0	0	2	3			
60 Akil Badddoo, L OBP: 0.182, SLG: 0.258										5	2	1	1	0	1	6			
<b>Inning Stats</b>	R: 4 H: 6 E: 0 K: 1 S: 22	H: 6 LOB: 2 BB: 0 P: 32	R: 0 H: 1 E: 0 K: 1 S: 6	H: 1 LOB: 0 BB: 0 P: 9	R: 0 H: 0 E: 0 K: 1 S: 6	H: 0 LOB: 0 BB: 0 P: 12	R: 1 H: 3 E: 0 K: 0 S: 10	H: 3 LOB: 1 BB: 0 P: 18	R: 0 H: 0 E: 0 K: 0 S: 5	H: 0 LOB: 0 BB: 0 P: 9	R: 4 H: 5 E: 0 K: 1 S: 24	H: 5 LOB: 2 BB: 1 P: 36	R: 4 H: 5 E: 0 K: 2 S: 21	H: 5 LOB: 3 BB: 2 P: 36	R: 0 H: 0 E: 0 K: 1 S: 8	H: 0 LOB: 0 BB: 0 P: 10	1B: 18 2B: 1 3B: 0 HR: 1	SF: 0 SAC: 0 DP: 1 HBP: 0	WP: 0 PA: 45 PB: 0 SB: 0 CS: 0
<b>PITCHER</b>	IP WLS BF H R ER SO BB IBB HBP BLK WP HR S P ERA WHIP	IP WLS BF H R ER SO BB IBB HBP BLK WP HR S P ERA WHIP	IP WLS BF H R ER SO BB IBB HBP BLK WP HR S P ERA WHIP	IP WLS BF H R ER SO BB IBB HBP BLK WP HR S P ERA WHIP	IP WLS BF H R ER SO BB IBB HBP BLK WP HR S P ERA WHIP	IP WLS BF H R ER SO BB IBB HBP BLK WP HR S P ERA WHIP	IP WLS BF H R ER SO BB IBB HBP BLK WP HR S P ERA WHIP	IP WLS BF H R ER SO BB IBB HBP BLK WP HR S P ERA WHIP	IP WLS BF H R ER SO BB IBB HBP BLK WP HR S P ERA WHIP	IP WLS BF H R ER SO BB IBB HBP BLK WP HR S P ERA WHIP	IP WLS BF H R ER SO BB IBB HBP BLK WP HR S P ERA WHIP	IP WLS BF H R ER SO BB IBB HBP BLK WP HR S P ERA WHIP	IP WLS BF H R ER SO BB IBB HBP BLK WP HR S P ERA WHIP	IP WLS BF H R ER SO BB IBB HBP BLK WP HR S P ERA WHIP	IP WLS BF H R ER SO BB IBB HBP BLK WP HR S P ERA WHIP	IP WLS BF H R ER SO BB IBB HBP BLK WP HR S P ERA WHIP			
49 Antonio Senzatela, R ERA: 4.75	5.0	L	23	10	5	5	3	0	0	0	0	0	0	0	0	0	9.00	2.000	
50 Ty Blach, L ERA: 7.36	0.2		8	5	4	4	1	1	0	0	0	0	0	0	0	0	54.00	9.000	
58 Lucas Gilbreath, L ERA: 32.4	1.0		10	5	4	4	1	2	0	0	0	0	0	0	19	34	36.00	7.000	
43 Jhoulys Chacin, R ERA: 6.75	1.1		4	0	0	0	2	0	0	0	0	0	0	0	11	13	0.00	0.000	



AB	32
R	0
H	7
RBI	0
BB	2
SO	10
LOB	18

AB	42
R	13
H	20
RBI	13
BB	3
SO	7
LOB	19

AB	32
R	0
H	7
RBI	0
BB	2
SO	10
LOB	18

AB	42
R	13
H	20
RBI	13
BB	3
SO	7
LOB	19



Batter	1	2	3	4	5	6	7	8	9	AB	R	H	RBI	BB	SO	LOB	TOP			
9 Connor Joe, R OBP: 0.424, SLG: 0.608										4	1	1	1	0	0	1	<b>Colorado Rockies @ Detroit Tigers</b> Comerica Park, Detroit, MI Sat Apr 23 2022, 6:42 PM - 9:28 PM EDT Att: 28,635 - Clear - 74 F			
19 Charlie Blackmon, L OBP: 0.360, SLG: 0.469 2 Yonathan Daza, R OBP: 0.467, SLG: 0.467										4	1	1	2	0	1	0				
23 Kris Bryant, R OBP: 0.357, SLG: 0.388										3	0	0	0	1	0	0				
25 C.J. Cron, R OBP: 0.317, SLG: 0.696										4	0	0	0	0	2	1				
24 Ryan McMahon, L OBP: 0.315, SLG: 0.383										4	0	0	0	0	3	1				
22 Sam Hilliard, L OBP: 0.360, SLG: 0.318										3	0	0	0	1	3	1				
11 Jose Iglesias, R OBP: 0.361, SLG: 0.344										2	0	0	0	1	0	0				
3 Dom Nunez, L OBP: 0.385, SLG: 0.333										3	0	0	0	0	1	2				
13 Alan Trejo, R OBP: 0.375, SLG: 0.563										3	1	1	0	0	1	0				
<b>Inning Stats</b>	R: 1 H: 1 E: 0 K: 1 S: 11	H: 1 LOB: 0 BB: 0 P: 13	R: 0 H: 0 E: 0 K: 1 S: 8	H: 0 LOB: 0 BB: 0 P: 15	R: 2 H: 2 E: 0 K: 0 S: 11	H: 2 LOB: 0 BB: 0 P: 16	R: 0 H: 0 E: 0 K: 1 S: 11	H: 0 LOB: 2 BB: 2 P: 22	R: 0 H: 0 E: 0 K: 1 S: 11	H: 0 LOB: 0 BB: 0 P: 14	R: 0 H: 0 E: 0 K: 2 S: 10	H: 0 LOB: 0 BB: 0 P: 14	R: 0 H: 0 E: 0 K: 2 S: 9	H: 0 LOB: 0 BB: 0 P: 13	R: 0 H: 0 E: 0 K: 3 S: 10	H: 0 LOB: 1 BB: 1 P: 17	1B: 1 2B: 0 3B: 0 HR: 2	SF: 0 SAC: 0 DP: 0 HBP: 0	WP: 0 PB: 0 SB: 0 CS: 0	PA: 33
<b>PITCHER</b>	IP WLS BF H R ER SO BB IBB HBP BLK WP HR S P ERA WHIP	5.0 L 20 3 3 3 3 2 0 0 0 0 2 45 73 5.40 1.000	1.0 3 0 0 0 1 0 0 0 0 0 0 11 14 0.00 0.000	1.0 3 0 0 0 2 0 0 0 0 0 0 10 14 0.00 0.000	2.0 7 0 0 0 5 1 0 0 0 0 0 19 30 0.00 0.500															

Batter	1	2	3	4	5	6	7	8	9	AB	R	H	RBI	BB	SO	LOB	BOTTOM					
54 Derek Hill, R OBP: 0.250, SLG: 0.250										4	0	1	0	0	1	1	<b>Colorado Rockies @ Detroit Tigers</b> Comerica Park, Detroit, MI Sat Apr 23 2022, 6:42 PM - 9:28 PM EDT Att: 28,635 - Clear - 74 F					
7 Jonathan Schoop, R OBP: 0.297, SLG: 0.241										4	0	1	0	0	1	1						
24 Miguel Cabrera, R OBP: 0.377, SLG: 0.362										4	0	1	0	0	2	1						
46 Jeimer Candelario, S OBP: 0.241, SLG: 0.226										4	1	1	0	0	3	2						
13 Eric Haase, R OBP: 0.273, SLG: 0.310										3	0	0	0	1	0	3						
20 Spencer Torkelson, R OBP: 0.333, SLG: 0.452										3	0	0	0	1	1	1						
9 Willi Castro, S OBP: 0.273, SLG: 0.200										3	0	0	0	0	0	2						
8 Robbie Grossman, S OBP: 0.409, SLG: 0.314										0	1	0	0	1	0	0						
64 Dustin Garneau, R OBP: 0.444, SLG: 0.500 17 Austin Meadows, L OBP: 0.440, SLG: 0.452										2	0	1	0	0	0	0						
41 Daz Cameron, R OBP: 0.409, SLG: 0.314 30 Harold Castro, L OBP: 0.345, SLG: 0.385										2	0	0	0	0	2	3						
<b>Inning Stats</b>	R: 0 H: 2 E: 0 K: 2 S: 14	H: 2 LOB: 2 BB: 0 P: 20	R: 0 H: 0 E: 0 K: 0 S: 9	H: 0 LOB: 0 BB: 0 P: 12	R: 0 H: 1 E: 0 K: 1 S: 8	H: 1 LOB: 1 BB: 0 P: 11	R: 0 H: 0 E: 0 K: 2 S: 9	H: 0 LOB: 0 BB: 0 P: 14	R: 0 H: 1 E: 0 K: 1 S: 11	H: 1 LOB: 1 BB: 0 P: 16	R: 0 H: 0 E: 0 K: 2 S: 12	H: 0 LOB: 2 BB: 2 P: 15	R: 0 H: 0 E: 0 K: 1 S: 15	H: 0 LOB: 2 BB: 2 P: 25	R: 0 H: 0 E: 0 K: 1 S: 7	H: 0 LOB: 0 BB: 0 P: 11	R: 2 H: 2 E: 0 K: 1 S: 12	H: 2 LOB: 1 BB: 1 P: 22	1B: 5 2B: 0 3B: 1 HR: 0	SF: 0 SAC: 0 DP: 0 HBP: 0	WP: 0 PB: 0 SB: 1 CS: 0	PA: 36
<b>PITCHER</b>	IP WLS BF H R ER SO BB IBB HBP BLK WP HR S P ERA WHIP	6.0 W 22 4 0 0 8 2 0 0 0 0 0 63 88 0.00 0.667	1.0 H 5 0 0 0 1 2 0 0 0 0 0 0 15 25 0.00 2.000	1.0 H 3 0 0 0 1 0 0 0 0 0 0 7 11 0.00 0.000	1.0 S 6 2 2 2 1 1 0 0 0 0 0 0 12 22 18.00 3.000																	



Batter	1	2	3	4	5	6	7	8	9	AB	R	H	RBI	BB	SO	LOB	TOP					
9 Connor Joe, R OBP: 0.422, SLG: 0.600	P4	P4		19 1B 2B		G6-3			19 1B BB	4	1	1	0	1	0	0						
19 Charlie Blackmon, L OBP: 0.332, SLG: 0.469										5	2	4	2	0	0	0						
2 Yonathan Daza, R OBP: 0.467, SLG: 0.467	23 G3 25 1B		25 G3 23 S	1B					1B	0	0	0	0	0	0	0						
23 Kris Bryant, R OBP: 0.328, SLG: 0.352	G3								L4	5	0	0	0	0	2	5						
25 C.J. Cron, R OBP: 0.313, SLG: 0.667	35 BB 1B									4	0	1	1	0	0	1						
Randal Grichuk, R OBP: 0.429, SLG: 0.541	35 BB 1B									4	2	3	2	0	1	0						
35 Elias Diaz, R OBP: 0.283, SLG: 0.386										3	0	0	0	1	0	1						
24 Ryan McMahon, L OBP: 0.310, SLG: 0.373	P6									4	0	1	1	0	1	3						
11 Jose Iglesias, R OBP: 0.350, SLG: 0.333										4	1	1	0	0	0	0						
13 Alan Trejo, R OBP: 0.300, SLG: 0.450										4	0	0	0	0	1	1						
<b>Inning Stats</b>	R: 1 E: 0 K: 0 S: 13	H: 3 LOB: 3 BB: 1 P: 23	R: 0 E: 0 K: 0 S: 7	H: 0 LOB: 0 BB: 0 P: 11	R: 2 E: 0 K: 1 S: 12	H: 2 LOB: 0 BB: 0 P: 24	R: 2 E: 0 K: 2 S: 21	H: 3 LOB: 1 BB: 0 P: 28	R: 1 E: 0 K: 0 S: 12	H: 2 LOB: 0 BB: 0 P: 23	R: 0 E: 0 K: 0 S: 9	H: 0 LOB: 0 BB: 0 P: 16	R: 0 E: 0 K: 0 S: 4	H: 0 LOB: 0 BB: 0 P: 7	R: 0 E: 0 K: 2 S: 8	H: 0 LOB: 0 BB: 0 P: 13	R: 0 E: 0 K: 0 S: 7	H: 1 LOB: 2 BB: 1 P: 16	1B: 7 2B: 3 3B: 0 HR: 1	SF: 0 SAC: 0 DP: 0 HBP: 0	WP: 0 PB: 0 SB: 1 CS: 1	PA: 40
<b>PITCHER</b>	IP WLS BF H R ER SO BB IBB HBP BLK WP HR S P ERA WHIP	IP WLS BF H R ER SO BB IBB HBP BLK WP HR S P ERA WHIP	IP WLS BF H R ER SO BB IBB HBP BLK WP HR S P ERA WHIP	IP WLS BF H R ER SO BB IBB HBP BLK WP HR S P ERA WHIP	IP WLS BF H R ER SO BB IBB HBP BLK WP HR S P ERA WHIP	IP WLS BF H R ER SO BB IBB HBP BLK WP HR S P ERA WHIP	IP WLS BF H R ER SO BB IBB HBP BLK WP HR S P ERA WHIP	IP WLS BF H R ER SO BB IBB HBP BLK WP HR S P ERA WHIP	IP WLS BF H R ER SO BB IBB HBP BLK WP HR S P ERA WHIP	IP WLS BF H R ER SO BB IBB HBP BLK WP HR S P ERA WHIP	IP WLS BF H R ER SO BB IBB HBP BLK WP HR S P ERA WHIP	IP WLS BF H R ER SO BB IBB HBP BLK WP HR S P ERA WHIP	IP WLS BF H R ER SO BB IBB HBP BLK WP HR S P ERA WHIP	IP WLS BF H R ER SO BB IBB HBP BLK WP HR S P ERA WHIP	IP WLS BF H R ER SO BB IBB HBP BLK WP HR S P ERA WHIP	IP WLS BF H R ER SO BB IBB HBP BLK WP HR S P ERA WHIP	IP WLS BF H R ER SO BB IBB HBP BLK WP HR S P ERA WHIP	IP WLS BF H R ER SO BB IBB HBP BLK WP HR S P ERA WHIP				
70 Tyler Alexander, L ERA: 7.2	3.2	L	20	8	5	5	2	1	0	0	0	0	0	0	0	0	0	0	12.27	2.455		
51 Rony Garcia, R ERA: 2.94	2.1		8	2	1	1	1	0	0	0	0	0	0	0	0	0	0	0	3.86	0.857		
50 Jacob Barnes, R ERA:	1.0		3	0	0	0	0	0	0	0	0	0	0	0	0	0	0	0	0.00	0.000		
77 Joe Jimenez, R ERA: 2.57	1.0		3	0	0	0	2	0	0	0	0	0	0	0	0	0	0	0	0.00	0.000		
32 Michael Fulmer, R ERA:	1.0		5	1	0	0	0	1	0	0	0	0	0	0	0	0	0	0	0.00	2.000		
<b>Batter</b>	<b>1</b>	<b>2</b>	<b>3</b>	<b>4</b>	<b>5</b>	<b>6</b>	<b>7</b>	<b>8</b>	<b>9</b>	<b>AB</b>	<b>R</b>	<b>H</b>	<b>RBI</b>	<b>BB</b>	<b>SO</b>	<b>LOB</b>	<b>BOTTOM</b>					
8 Robbie Grossman, S OBP: 0.417, SLG: 0.333	F7									4	0	2	1	0	1	1						
17 Austin Meadows, L OBP: 0.444, SLG: 0.444	F7									3	0	1	1	1	0	2						
28 Javier Báez, R OBP: 0.292, SLG: 0.435	G5-3									4	0	0	0	0	2	3						
46 Jeimer Candelario, S OBP: 0.226, SLG: 0.211										4	0	0	0	0	0	2						
7 Jonathan Schoop, R OBP: 0.210, SLG: 0.241	P4									4	0	1	0	0	0	2						
20 Spencer Torkelson, R OBP: 0.345, SLG: 0.435										4	0	1	0	0	2	1						
13 Eric Haase, R OBP: 0.270, SLG: 0.281										4	0	1	0	0	2	1						
15 Tucker Barnhart, L OBP: 0.375, SLG: 0.296										3	0	0	0	1	1	1						
60 Akil Badjoo, L OBP: 0.189, SLG: 0.235										4	2	2	0	0	0	1						
<b>Inning Stats</b>	R: 0 E: 0 K: 0 S: 6	H: 0 LOB: 0 BB: 0 P: 9	R: 0 E: 0 K: 1 S: 8	H: 1 LOB: 1 BB: 0 P: 13	R: 1 E: 0 K: 2 S: 10	H: 2 LOB: 0 BB: 0 P: 15	R: 0 E: 0 K: 0 S: 8	H: 0 LOB: 0 BB: 0 P: 15	R: 0 E: 0 K: 0 S: 4	H: 0 LOB: 0 BB: 1 P: 9	R: 0 E: 0 K: 1 S: 10	H: 1 LOB: 2 BB: 1 P: 20	R: 1 E: 0 K: 1 S: 13	H: 2 LOB: 1 BB: 1 P: 23	R: 0 E: 0 K: 1 S: 9	H: 1 LOB: 0 BB: 0 P: 11	R: 0 E: 0 K: 0 S: 10	H: 0 LOB: 0 BB: 0 P: 16	1B: 6 2B: 1 3B: 0 HR: 0	SF: 0 SAC: 0 DP: 1 HBP: 0	WP: 0 PB: 0 SB: 0 CS: 0	PA: 36
<b>PITCHER</b>	IP WLS BF H R ER SO BB IBB HBP BLK WP HR S P ERA WHIP	IP WLS BF H R ER SO BB IBB HBP BLK WP HR S P ERA WHIP	IP WLS BF H R ER SO BB IBB HBP BLK WP HR S P ERA WHIP	IP WLS BF H R ER SO BB IBB HBP BLK WP HR S P ERA WHIP	IP WLS BF H R ER SO BB IBB HBP BLK WP HR S P ERA WHIP	IP WLS BF H R ER SO BB IBB HBP BLK WP HR S P ERA WHIP	IP WLS BF H R ER SO BB IBB HBP BLK WP HR S P ERA WHIP	IP WLS BF H R ER SO BB IBB HBP BLK WP HR S P ERA WHIP	IP WLS BF H R ER SO BB IBB HBP BLK WP HR S P ERA WHIP	IP WLS BF H R ER SO BB IBB HBP BLK WP HR S P ERA WHIP	IP WLS BF H R ER SO BB IBB HBP BLK WP HR S P ERA WHIP	IP WLS BF H R ER SO BB IBB HBP BLK WP HR S P ERA WHIP	IP WLS BF H R ER SO BB IBB HBP BLK WP HR S P ERA WHIP	IP WLS BF H R ER SO BB IBB HBP BLK WP HR S P ERA WHIP	IP WLS BF H R ER SO BB IBB HBP BLK WP HR S P ERA WHIP	IP WLS BF H R ER SO BB IBB HBP BLK WP HR S P ERA WHIP	IP WLS BF H R ER SO BB IBB HBP BLK WP HR S P ERA WHIP	IP WLS BF H R ER SO BB IBB HBP BLK WP HR S P ERA WHIP				
41 Chad Kuhl, R ERA: 1.1	6.0	W	23	4	1	1	4	2	0	0	0	0	0	0	0	0	0	0	1.50	1.000		
61 Justin Lawrence, R ERA: 2.25	1.0		6	2	1	1	1	1	0	0	0	0	0	0	0	0	0	0	9.00	3.000		
40 Tyler Kinley, R ERA:	1.0		4	1	0	0	1	0	0	0	0	0	0	0	0	0	0	0	0.00	1.000		
54 Carlos Estévez, R ERA: 1.69	1.0		3	0	0	0	0	0	0	0	0	0	0	0	0	0	0	0	0.00	0.000		

Colorado Rockies @ Detroit Tigers  
Comerica Park, Detroit, MI  
Sun Apr 24 2022, 1:11 PM - 4:06 PM EDT  
Att: 20,088 - Partly Cloudy - 80 F

AB	37
R	6
H	11
RBI	6
BB	2
SO	5
LOB	11



Colorado Rockies @ Detroit Tigers  
Comerica Park, Detroit, MI  
Sun Apr 24 2022, 1:11 PM - 4:06 PM EDT  
Att: 20,088 - Partly Cloudy - 80 F

AB	33
R	2
H	7
RBI	2
BB	3
SO	6
LOB	14





Batter	1	2	3	4	5	6	7	8	9	AB	R	H	RBI	BB	SO	LOB	TOP										
9 Connor Joe, R OBP: 0.412, SLG: 0.627 (1, 10)			G5-3			K		L7		4	1	1	1	0	1	0	<b>Colorado Rockies @ Philadelphia Phillies</b> Citizens Bank Park, Philadelphia, PA Mon Apr 25 2022, 6:48 PM - 9:56 PM EDT Att: 20,130 - Cloudy - 58 F										
19 Charlie Blackmon, L OBP: 0.329, SLG: 0.434 (1, 9)	G3-1		K			F8		P2		4	0	0	0	0	1	0											
23 Kris Bryant, R OBP: 0.338, SLG: 0.351 (1, 7)	P6									3	0	1	0	1	0	0											
25 C.J. Cron, R OBP: 0.294, SLG: 0.625 (1, 3)	G6-3									4	0	0	0	0	1	2											
Randal Grichuk, R OBP: 0.435, SLG: 0.600 (1, 8)	HR		G4-3							3	1	1	1	0	0	1											
24 Ryan McMahon, L OBP: 0.328, SLG: 0.407 (1, 5)	G3-1									3	0	2	0	0	0	0											
35 Elias Diaz, R OBP: 0.265, SLG: 0.362 (1, 2)	G6-3									3	0	0	0	0	1	3											
Brendan Rodgers, R OBP: 0.167, SLG: 0.104 (1, 4)	G6-3									2	0	0	0	1	0	2											
11 Jose Iglesias, R OBP: 0.326, SLG: 0.308 (1, 6)	G6-3		G6-3							3	0	0	0	0	1	2											
<b>Inning Stats</b>	R: 1 H: 1 E: 0 K: 0 S: 9	H: 1 LOB: 0 BB: 0 P: 15	R: 1 H: 1 E: 0 K: 0 S: 11	H: 1 LOB: 0 BB: 0 P: 17	R: 0 H: 0 E: 0 K: 1 S: 7	H: 0 LOB: 0 BB: 0 P: 12	R: 0 H: 0 E: 0 K: 1 S: 10	H: 0 LOB: 0 BB: 0 P: 15	R: 0 H: 1 E: 0 K: 1 S: 14	H: 1 LOB: 1 BB: 1 P: 21	R: 0 H: 0 E: 0 K: 1 S: 14	H: 0 LOB: 1 BB: 1 P: 21	R: 0 H: 1 E: 0 K: 0 S: 6	H: 0 LOB: 0 BB: 0 P: 11	R: 0 H: 0 E: 0 K: 1 S: 6	H: 0 LOB: 0 BB: 0 P: 7	R: 0 H: 1 E: 0 K: 0 S: 7	H: 1 LOB: 0 BB: 0 P: 10	1B: 2 2B: 1 3B: 0 HR: 2	SF: 0 SAC: 0 DP: 3 HBP: 1	WP: 0 PB: 0 SB: 0 CS: 0	PA: 32					
<b>PITCHER</b>	IP	WLS	BF	H	R	ER	SO	BB	IBB	HBP	BLK	WP	HR	S	P	ERA	WHIP										
44 Kyle Gibson, R ERA: 3.47 (1, 1)	5.2	W	21	3	2	2	4	2	0	0	0	0	2	59	94	3.18	0.882										
58 Seranthony Dominguez, R ERA: 3.86 (1, 1)	0.1	H	3	1	0	0	0	0	0	1	0	0	0	9	14	0.00	3.000										
31 Jeury Familia, R ERA: 4.5 (7, 1)	1.0	H	2	0	0	0	0	0	0	0	0	0	0	3	4	0.00	0.000										
49 James Norwood, R ERA: 3.86 (8, 1)	1.0		3	0	0	0	1	0	0	0	0	0	0	6	7	0.00	0.000										
70 Bailey Falter, L ERA: 4.91 (9, 1)	1.0		3	1	0	0	0	0	0	0	0	0	0	7	10	0.00	1.000										

Batter	1	2	3	4	5	6	7	8	9	AB	R	H	RBI	BB	SO	LOB	BOTTOM										
2 Jean Segura, R OBP: 0.333, SLG: 0.429 (1, 4)	G4-3		G6-3					F9		4	1	1	0	1	0	0	<b>Colorado Rockies @ Philadelphia Phillies</b> Citizens Bank Park, Philadelphia, PA Mon Apr 25 2022, 6:48 PM - 9:56 PM EDT Att: 20,130 - Cloudy - 58 F										
17 Rhys Hoskins, R OBP: 0.368, SLG: 0.393 (1, 3)	10 E 8 1B		3 E 10 2B					F8		5	2	3	0	0	1	1											
3 Bryce Harper, L OBP: 0.297, SLG: 0.462 (1, 10)	K		10 2B 12 2B					SF8		3	2	1	2	0	1	2											
8 Nick Castellanos, R OBP: 0.380, SLG: 0.540 (1, 9)	10 E 1B		K					12 BB 28 E 10 1B		3	1	1	0	1	2	2											
10 J.T. Realmuto, R OBP: 0.348, SLG: 0.419 (1, 2)	E5		12 2B 2B					12 BB 28 E 1B		4	2	2	1	0	1	2											
12 Kyle Schwarber, L OBP: 0.281, SLG: 0.419 (1, 7)	K		2H 2B					28 E BB		3	0	1	2	1	2	3											
28 Alec Bohm, R OBP: 0.364, SLG: 0.457 (1, 5)	P3		L8					F9		4	0	0	1	0	0	2											
7 Johan Camargo, S OBP: 0.320, SLG: 0.396 (1, 6)	L9		G4-3					K		4	0	0	0	0	1	2											
19 Matt Vierling, R OBP: 0.244, SLG: 0.194 (1, 8)	L8		P3					P3		4	0	0	0	0	0	0											
<b>Inning Stats</b>	R: 0 H: 2 E: 1 K: 2 S: 15	H: 2 LOB: 3 BB: 0 P: 24	R: 0 H: 0 E: 0 K: 0 S: 10	H: 0 LOB: 0 BB: 0 P: 16	R: 3 H: 3 E: 1 K: 1 S: 17	H: 3 LOB: 1 BB: 0 P: 22	R: 0 H: 0 E: 0 K: 1 S: 11	H: 0 LOB: 1 BB: 1 P: 20	R: 1 H: 1 E: 0 K: 3 S: 11	H: 1 LOB: 0 BB: 0 P: 19	R: 0 H: 0 E: 0 K: 1 S: 6	H: 0 LOB: 0 BB: 0 P: 9	R: 4 H: 3 E: 1 K: 0 S: 19	H: 3 LOB: 1 BB: 2 P: 36	R: 0 H: 0 E: 0 K: 0 S: 8	H: 0 LOB: 0 BB: 0 P: 11	1B: 6 2B: 2 3B: 0 HR: 1	SF: 1 SAC: 0 DP: 1 HBP: 0	WP: 2 PB: 0 SB: 0 CS: 0	PA: 38							
<b>PITCHER</b>	IP	WLS	BF	H	R	ER	SO	BB	IBB	HBP	BLK	WP	HR	S	P	ERA	WHIP										
21 Kyle Freeland, L ERA: 6.16 (1, 1)	5.0	L	24	6	4	1	7	1	0	0	0	1	0	16	27	20.25	3.000										
60 Ashton Goudeau, R ERA: 4.0 (6, 1)	1.1		8	3	4	3	1	1	0	0	0	1	0	16	27	20.25	3.000										
58 Lucas Gilbreath, L ERA: 23.14 (7, 1)	0.2		3	0	0	0	0	1	0	0	0	0	0	9	18	0.00	1.500										
50 Ty Blach, L ERA: 6.48 (8, 1)	1.0		3	0	0	0	0	0	0	0	0	0	0	8	11	0.00	0.000										

AB	29
R	2
H	5
RBI	2
BB	2
SO	5
LOB	10

AB	34
R	8
H	9
RBI	6
BB	3
SO	8
LOB	14





Batter	1	2	3	4	5	6	7	8	9	AB	R	H	RBI	BB	SO	LOB	TOP					
9 Connor Joe, R OBP: 0.384, SLG: 0.578	G1-3		G5-3			G6-3		K	G4-3	5	0	0	0	0	1	2						
19 Charlie Blackmon, L OBP: 0.339, SLG: 0.544	P6			K		HR		HR		4	2	2	2	0	1	0						
Randal Grichuk, R OBP: 0.400, SLG: 0.545	F9			P3				K		4	0	0	0	0	2	0						
25 C.J. Cron, R OBP: 0.310, SLG: 0.642										3	0	2	0	0	0	0						
2 Jonathan Daza, R OBP: 0.438, SLG: 0.438										1	0	0	0	0	0	0						
24 Ryan McMahon, L OBP: 0.354, SLG: 0.400										1	1	0	0	3	1	1						
Brendan Rodgers, R OBP: 0.172, SLG: 0.098										3	0	0	0	0	0	4						
22 Sam Hilliard, L OBP: 0.310, SLG: 0.269										4	0	0	0	0	0	6						
11 Jose Iglesias, R OBP: 0.340, SLG: 0.349										4	0	2	1	0	0	1						
3 Dom Nunez, L OBP: 0.294, SLG: 0.231										4	0	0	0	0	1	5						
<b>Inning Stats</b>	R: 0 E: 0 K: 0 S: 10	H: 0 LOB: 0 BB: 0 P: 15	R: 0 E: 0 K: 1 S: 10	H: 1 LOB: 1 BB: 0 P: 15	R: 0 E: 0 K: 1 S: 8	H: 0 LOB: 0 BB: 0 P: 14	R: 0 E: 0 K: 1 S: 10	H: 0 LOB: 1 BB: 0 P: 12	R: 0 E: 0 K: 0 S: 10	H: 0 LOB: 1 BB: 1 P: 15	R: 1 E: 0 K: 1 S: 13	H: 1 LOB: 0 BB: 0 P: 20	R: 0 E: 0 K: 1 S: 19	H: 2 LOB: 3 BB: 1 P: 30	R: 1 E: 0 K: 2 S: 14	H: 1 LOB: 0 BB: 0 P: 18	R: 1 E: 0 K: 0 S: 8	H: 1 LOB: 2 BB: 1 P: 18	1B: 2 2B: 2 3B: 0 HR: 2	SF: 0 SAC: 0 DP: 0 HBP: 1	WP: 1 PB: 0 SB: 0 CS: 0	PA: 37
<b>PITCHER</b>	IP	WLS	BF	H	R	ER	SO	BB	IBB	HBP	BLK	WP	HR	S	P	ERA	WHIP					
56 Zach Eflin, R ERA: 3.2	6.0	W	21	2	1	1	3	1	0	0	0	0	1	61	91	1.50	0.500					
57 Nick Nelson, R ERA: 4.5	1.0		6	2	0	0	1	1	0	0	0	0	0	19	30	0.00	3.000					
64 Andrew Bellatti, R ERA: 2.25	1.0		4	1	1	1	2	0	0	0	0	0	1	14	18	9.00	1.000					
68 Damon Jones, L ERA: 12.27	1.0		6	1	1	1	0	1	0	1	0	1	0	8	18	9.00	2.000					

**Colorado Rockies @ Philadelphia Phillies**  
Citizens Bank Park, Philadelphia, PA  
Tue Apr 26 2022, 6:49 PM - 10:06 PM EDT  
Att: 22,300 - Cloudy - 63 F

**AB 33**  
**R 3**  
**H 6**  
**RBI 3**  
**BB 3**  
**SO 6**  
**LOB 19**



Batter	1	2	3	4	5	6	7	8	9	AB	R	H	RBI	BB	SO	LOB	BOTTOM					
2 Jean Segura, R OBP: 0.322, SLG: 0.407	F9	F9		17 2B		G5-3	L9			5	1	1	1	0	2							
17 Rhys Hoskins, R OBP: 0.361, SLG: 0.400	L5									4	0	1	1	0	1	0						
21 Garrett Stubbs, L OBP: 0.429, SLG: 0.500										1	0	0	0	0	1	0						
3 Bryce Harper, L OBP: 0.308, SLG: 0.478										4	1	2	0	0	0	1						
7 Johan Camargo, S OBP: 0.314, SLG: 0.388										1	0	0	0	0	0	0						
8 Nick Castellanos, R OBP: 0.373, SLG: 0.522	G1-3									4	0	1	1	0	1	1						
24 Roman Quinn, S										1	0	0	0	0	1	0						
10 J.T. Realmuto, R OBP: 0.343, SLG: 0.409	L7									4	1	1	0	0	1	1						
12 Kyle Schwarber, L OBP: 0.274, SLG: 0.406										2	1	0	0	2	1	1						
19 Matt Vierling, R OBP: 0.244, SLG: 0.194										0	0	0	0	0	0	0						
28 Alec Bohm, R OBP: 0.375, SLG: 0.447	FC5									3	1	1	1	1	0	2						
18 Didi Gregorius, L OBP: 0.381, SLG: 0.395										3	3	2	1	1	0	1						
37 Odúbel Herrera, L OBP: 0.400, SLG: 1.000										4	2	2	3	0	1	4						
<b>Inning Stats</b>	R: 0 E: 0 K: 0 S: 11	H: 1 LOB: 1 BB: 0 P: 18	R: 3 E: 1 K: 0 S: 20	H: 1 LOB: 0 BB: 1 P: 26	R: 0 E: 0 K: 1 S: 8	H: 0 LOB: 0 BB: 0 P: 11	R: 4 E: 0 K: 0 S: 17	H: 5 LOB: 1 BB: 0 P: 28	R: 0 E: 0 K: 1 S: 10	H: 0 LOB: 1 BB: 1 P: 20	R: 3 E: 0 K: 1 S: 15	H: 3 LOB: 1 BB: 1 P: 27	R: 0 E: 0 K: 2 S: 12	H: 1 LOB: 2 BB: 1 P: 16	R: 0 E: 0 K: 2 S: 9	H: 0 LOB: 0 BB: 0 P: 16	1B: 7 2B: 3 3B: 0 HR: 1	SF: 0 SAC: 0 DP: 0 HBP: 0	WP: 1 PB: 0 SB: 2 CS: 0	PA: 40		
<b>PITCHER</b>	IP	WLS	BF	H	R	ER	SO	BB	IBB	HBP	BLK	WP	HR	S	P	ERA	WHIP					
48 Germán Márquez, R ERA: 5.57	3.2	L	20	7	7	4	1	1	0	0	0	0	1	54	80	9.82	2.182					
43 Jhoulys Chacin, R ERA: 8.1	2.0		10	2	3	3	2	2	0	0	0	0	1	22	43	13.50	2.000					
61 Justin Lawrence, R ERA: 1.93	1.1		7	2	0	0	2	1	0	0	0	0	0	17	23	0.00	2.250					
58 Lucas Gilbreath, L ERA: 16.2	1.0		3	0	0	0	2	0	0	0	0	0	0	9	16	0.00	0.000					

**Colorado Rockies @ Philadelphia Phillies**  
Citizens Bank Park, Philadelphia, PA  
Tue Apr 26 2022, 6:49 PM - 10:06 PM EDT  
Att: 22,300 - Cloudy - 63 F

**AB 36**  
**R 10**  
**H 11**  
**RBI 8**  
**BB 4**  
**SO 7**  
**LOB 13**





Batter	1	2	3	4	5	6	7	8	9	AB	R	H	RBI	BB	SO	LOB	TOP										
9 Connor Joe, R OBP: 0.372, SLG: 0.551	F4		1B		F9		G6-4-3		P3	5	0	1	1	0	0	3	<b>Colorado Rockies @ Philadelphia Phillies</b> Citizens Bank Park, Philadelphia, PA Wed Apr 27 2022, 6:48 PM - 10:08 PM EDT Att: 20,127 - Cloudy - 49 F										
19 Charlie Blackmon, L OBP: 0.329, SLG: 0.516	G1-3		F4			G1-3		1B	P3	5	0	1	0	0	0	3											
Randal Grichuk, R OBP: 0.407, SLG: 0.542	K		1B			G5-3		1B		4	0	2	1	0	1	0											
25 C.J. Cron, R OBP: 0.307, SLG: 0.662		G6-3	F8			HR		FC8-6-4		4	1	1	1	0	0	3											
35 Elias Diaz, R OBP: 0.283, SLG: 0.392		1B			F8			K		4	0	2	0	0	1	2											
2 Yonathan Daza, R OBP: 0.400, SLG: 0.368	FC6-4				F9		L9			3	0	0	0	1	0	2											
24 Ryan McMahon, L OBP: 0.348, SLG: 0.390								BB		4	0	1	0	0	3	4											
11 Jose Iglesias, R OBP: 0.392, SLG: 0.404			1B							4	1	4	0	0	0	0											
13 Alan Trejo, R OBP: 0.292, SLG: 0.391			BB		G5-4-3					3	1	0	0	1	2	4											
<b>Inning Stats</b>	R: 0 E: 0 K: 1 S: 9	H: 0 LOB: 0 BB: 0 P: 10	R: 0 E: 0 K: 1 S: 9	H: 1 LOB: 1 BB: 0 P: 15	R: 2 E: 0 K: 0 S: 15	H: 3 LOB: 1 BB: 1 P: 26	R: 0 E: 0 K: 1 S: 9	H: 0 LOB: 0 BB: 0 P: 12	R: 0 E: 0 K: 0 S: 7	H: 1 LOB: 0 BB: 0 P: 10	R: 1 E: 0 K: 0 S: 15	H: 2 LOB: 1 BB: 0 P: 24	R: 0 E: 0 K: 1 S: 9	H: 2 LOB: 1 BB: 0 P: 16	R: 0 E: 0 K: 2 S: 14	H: 2 LOB: 3 BB: 1 P: 24	R: 0 E: 0 K: 1 S: 10	H: 1 LOB: 1 BB: 0 P: 14	1B: 10 2B: 1 3B: 0 HR: 1	SF: 0 SAC: 0 DP: 2 HBP: 0	WP: 0 PB: 0 SB: 0 CS: 0	PA: 38					
<b>PITCHER</b>	IP	WLS	BF	H	R	ER	SO	BB	IBB	HBP	BLK	WP	HR	S	P	ERA	WHIP										
55 Ranger Suarez, L ERA: 4.42	(1.1)	6.0	W 24	7	3	3	3	1	0	0	0	0	1	64	97	4.50	1.333										
46 Jose Alvarado, L ERA: 4.5	(7.1)	0.1	H 3	2	0	0	1	0	0	0	0	0	0	6	10	0.00	6.000										
58 Seranthony Dominguez, R ERA: 3.92	(7.1)	0.2	H 1	0	0	0	0	0	0	0	0	0	0	3	6	0.00	0.000										
31 Jeury Familia, R ERA: 4.05	(8.1)	0.2	5	2	0	0	1	1	0	0	0	0	0	11	20	0.00	4.500										
52 Brad Hand, L ERA:	(8.1)	0.1	H 1	0	0	0	1	0	0	0	0	0	0	3	4	0.00	0.000										
<b>PITCHER</b>	IP	WLS	BF	H	R	ER	SO	BB	IBB	HBP	BLK	WP	HR	S	P	ERA	WHIP										
23 Corey Knebel, R ERA: 1.13	(9.1)	1.0	4	1	0	0	1	0	0	0	0	0	0	10	14	0.00	1.000										

Batter	1	2	3	4	5	6	7	8	9	AB	R	H	RBI	BB	SO	LOB	BOTTOM										
37 Odúbel Herrera, L OBP: 0.333, SLG: 1.000	HR	SF8		G4-3		F3		K		4	1	1	2	0	1	1	<b>Colorado Rockies @ Philadelphia Phillies</b> Citizens Bank Park, Philadelphia, PA Wed Apr 27 2022, 6:48 PM - 10:08 PM EDT Att: 20,127 - Cloudy - 49 F										
17 Rhys Hoskins, R OBP: 0.338, SLG: 0.369	K	K		G6-3			G4-3	K		5	0	0	0	0	3	1											
3 Bryce Harper, L OBP: 0.329, SLG: 0.521	1B				K			1B		4	2	3	0	0	1	0											
8 Nick Castellanos, R OBP: 0.329, SLG: 0.529	BB			G4-3				1B		3	1	2	1	1	0	0											
12 Kyle Schwarber, L OBP: 0.273, SLG: 0.388				K				1B		3	0	0	0	1	2	3											
24 Roman Quinn, S				K		G3-6-3				0	0	0	0	0	0	0											
28 Alec Bohm, R OBP: 0.385, SLG: 0.452	K							1B		4	1	2	1	0	1	2											
18 Didi Gregorius, L OBP: 0.391, SLG: 0.439		P5						1B		3	1	2	2	0	0	0											
7 Johan Camargo, S OBP: 0.309, SLG: 0.365				G1-3						3	1	0	0	1	0	4											
21 Garrett Stubbs, L OBP: 0.455, SLG: 0.700				K						4	0	2	1	0	1	0											
<b>Inning Stats</b>	R: 1 E: 0 K: 3 S: 22	H: 2 LOB: 2 BB: 1 P: 36	R: 1 E: 0 K: 1 S: 10	H: 1 LOB: 1 BB: 1 P: 14	R: 2 E: 0 K: 1 S: 11	H: 3 LOB: 1 BB: 0 P: 17	R: 0 E: 0 K: 1 S: 6	H: 0 LOB: 0 BB: 0 P: 10	R: 0 E: 0 K: 1 S: 5	H: 1 LOB: 0 BB: 0 P: 7	R: 1 E: 0 K: 0 S: 14	H: 2 LOB: 1 BB: 0 P: 22	R: 2 E: 0 K: 0 S: 18	H: 3 LOB: 2 BB: 1 P: 28	R: 0 E: 0 K: 2 S: 9	H: 0 LOB: 0 BB: 0 P: 15	1B: 8 2B: 1 3B: 2 HR: 1	SF: 2 SAC: 0 DP: 1 HBP: 0	WP: 0 PB: 1 SB: 2 CS: 0	PA: 38							
<b>PITCHER</b>	IP	WLS	BF	H	R	ER	SO	BB	IBB	HBP	BLK	WP	HR	S	P	ERA	WHIP										
18 Ryan Feltner, R ERA: 7.2	(1.1)	5.0	L 23	7	4	4	7	2	0	0	0	0	0	14	84	7.20	1.800										
54 Carlos Estevez, R ERA: 2.84	(6.1)	1.0	5	2	1	1	0	0	0	0	0	0	0	14	22	9.00	2.000										
29 Robert Stephenson, R ERA: 0.0	(7.1)	1.0	7	3	2	2	0	0	1	0	0	0	0	18	28	18.00	3.000										
52 Daniel Bard, R ERA: 2.57	(8.1)	1.0	3	0	0	0	2	0	0	0	0	0	0	9	15	0.00	0.000										



Batter	1	2	3	4	5	6	7	8	9	AB	R	H	RBI	BB	SO	LOB	TOP										
9 Connor Joe, R OBP: 0.349, SLG: 0.514	G6-3		G4-3		K		P2		K	5	0	0	0	0	2	7											
19 Charlie Blackmon, L OBP: 0.324, SLG: 0.492	P6				BB		G5-3		G5-3	3	0	0	0	1	0	0											
Randal Grichuk, R OBP: 0.379, SLG: 0.500	F8				K		K		K	4	0	0	0	0	3	1											
25 C.J. Cron, R OBP: 0.304, SLG: 0.653					F9		K		24 DI 2B	4	0	1	0	0	2	1											
24 Ryan McMahon, L OBP: 0.356, SLG: 0.387	L9				K		E1 11 1B 22 FC4-6 1B		11 FC6-4 BB	3	1	1	0	1	1	1											
11 Jose Iglesias, R OBP: 0.382, SLG: 0.392	G6-3				G6-3		22 FC4-6 1B		FC6-4	4	0	1	0	0	0	2											
22 Sam Hilliard, L OBP: 0.364, SLG: 0.357					3B		FC4-6 13 1B		BB	2	0	1	1	2	0	1											
13 Alan Trejo, R OBP: 0.286, SLG: 0.370			G1-3		K		1-2 1B		F9	4	0	1	0	0	1	3											
3 Dom Nunez, L OBP: 0.368, SLG: 0.231							F7		K	0	0	0	0	2	0	0											
35 Elias Diaz, R OBP: 0.273, SLG: 0.377									K	2	0	0	0	0	1	3											
<b>Inning Stats</b>	R: 0 E: 0 K: 0 S: 9	H: 0 LOB: 0 BB: 0 P: 9	R: 0 E: 0 K: 1 S: 9	H: 0 LOB: 0 BB: 0 P: 12	R: 0 E: 0 K: 0 S: 7	H: 1 LOB: 1 BB: 1 P: 11	R: 0 E: 0 K: 2 S: 11	H: 0 LOB: 1 BB: 1 P: 17	R: 0 E: 0 K: 2 S: 19	H: 0 LOB: 2 BB: 2 P: 30	R: 1 E: 1 K: 0 S: 13	H: 3 LOB: 2 BB: 0 P: 18	R: 0 E: 0 K: 1 S: 14	H: 1 LOB: 2 BB: 1 P: 22	R: 0 E: 0 K: 2 S: 12	H: 0 LOB: 1 BB: 1 P: 23	1B: 3 2B: 1 3B: 1 HR: 0	SF: 0 SAC: 0 DP: 1 HBP: 0	WP: 0 PB: 0 SB: 0 CS: 0	PA: 37							
<b>PITCHER</b>	IP	WLS	BF	H	R	ER	SO	BB	IBB	HBP	BLK	WP	HR	S	P	ERA	WHIP										
45 Zack Wheeler, R ERA: 5.79	6.0	W	22	1	0	0	7	4	0	0	0	0	0	62	90	0.00	0.833										
52 Brad Hand, L ERA: 2.09	0.1	H	4	3	1	1	0	0	0	0	0	0	0	11	15	27.00	9.000										
49 James Norwood, R ERA: 3.38	0.2	H	2	0	0	0	0	0	0	0	0	0	0	2	3	0.00	0.000										
64 Andrew Bellatti, R ERA: 1.8	1.0		5	1	0	0	1	1	0	0	0	0	0	14	22	0.00	2.000										
68 Damon Jones, L ERA: 9.64	1.0		4	0	0	0	2	1	0	0	0	0	0	12	23	0.00	1.000										

Colorado Rockies @ Philadelphia Phillies  
Citizens Bank Park, Philadelphia, PA  
Thu Apr 28 2022, 1:08 PM - 4:15 PM EDT  
Att: 20,098 - Sunny - 52 F

livebaseballscorecards.com

AB 31  
R 1  
H 5  
RBI 1  
BB 6  
SO 10  
LOB 19



Batter	1	2	3	4	5	6	7	8	9	AB	R	H	RBI	BB	SO	LOB	BOTTOM										
2 Jean Segura, R OBP: 0.317, SLG: 0.397	F7		K		G6-3		8 BB 3 HBP 1B			4	0	1	1	0	1	1											
17 Rhys Hoskins, R OBP: 0.321, SLG: 0.353	K		SF7				F9		P2	3	0	0	1	0	1	3											
3 Bryce Harper, L OBP: 0.337, SLG: 0.513	K		G6-3				8 CS 1B		8 BB HBP	3	0	1	1	0	1	0											
8 Nick Castellanos, R OBP: 0.398, SLG: 0.514			10 E 28 G6-3 BB		L4		8 KC 25 CS 23 CH 1 SAFE 8 KC 76 B 82 SL 83 X		10 FC4-6 BB	2	1	0	1	2	1	1											
10 J.T. Realmuto, R OBP: 0.338, SLG: 0.391	FC5 28 G6-3				K		18 IP 24 BB BB		FC4-6	3	1	0	0	1	1	4											
28 Alec Bohm, R OBP: 0.375, SLG: 0.500	G6-3				HR		8 SL 94 B 84 B 82 X		L8	4	1	1	2	0	1	2											
19 Matt Vierling, R OBP: 0.244, SLG: 0.179	K				F7		24 BB 2 BB 18 E 1B		K	3	1	0	0	1	2	1											
18 Didi Gregorius, L OBP: 0.360, SLG: 0.400	L7				G1		24 BB 3 HBP 2 BB		K	4	1	0	0	0	1	3											
24 Roman Quinn, S OBP: 0.500, SLG: 0.333					F7		3 HBP 8 BB 2 BB		BB	2	2	1	1	1	0	0											
<b>Inning Stats</b>	R: 0 E: 0 K: 2 S: 7	H: 0 LOB: 0 BB: 0 P: 10	R: 1 E: 1 K: 1 S: 15	H: 0 LOB: 1 BB: 1 P: 25	R: 1 E: 0 K: 1 S: 9	H: 1 LOB: 0 BB: 0 P: 17	R: 1 E: 0 K: 1 S: 7	H: 1 LOB: 0 BB: 0 P: 12	R: 0 E: 0 K: 1 S: 6	H: 0 LOB: 0 BB: 0 P: 8	R: 0 E: 0 K: 1 S: 13	H: 1 LOB: 0 BB: 0 P: 16	R: 4 E: 1 K: 0 S: 16	H: 1 LOB: 3 BB: 4 P: 37	R: 0 E: 0 K: 3 S: 10	H: 0 LOB: 0 BB: 0 P: 11	1B: 3 2B: 0 3B: 0 HR: 1	SF: 1 SAC: 0 DP: 0 HBP: 1	WP: 0 PB: 0 SB: 3 CS: 1	PA: 35							
<b>PITCHER</b>	IP	WLS	BF	H	R	ER	SO	BB	IBB	HBP	BLK	WP	HR	S	P	ERA	WHIP										
26 Austin Gomber, L ERA: 3.86	6.0	L	22	3	3	2	6	1	0	0	0	0	0	57	88	3.00	0.667										
40 Tyler Kinley, R ERA: 1.13	0.2		7	1	4	1	0	3	0	0	0	0	0	12	27	13.50	6.000										
61 Justin Lawrence, R ERA: 1.69	1.1		6	0	0	0	3	1	0	1	0	0	0	14	21	0.00	0.750										

Colorado Rockies @ Philadelphia Phillies  
Citizens Bank Park, Philadelphia, PA  
Thu Apr 28 2022, 1:08 PM - 4:15 PM EDT  
Att: 20,098 - Sunny - 52 F

livebaseballscorecards.com

AB 28  
R 7  
H 4  
RBI 7  
BB 5  
SO 9  
LOB 15









Batter	1	2	3	4	5	6	7	8	9	AB	R	H	RBI	BB	SO	LOB	TOP										
12 Tyler Naquin, L OBP: 0.274, SLG: 0.414										4	1	1	1	0	1	0	<b>Cincinnati Reds @ Colorado Rockies</b> Coors Field, Denver, CO Sat Apr 30 2022, 6:12 PM - 8:42 PM MDT Att: 32,179 - Clear - 64 F										
17 Kyle Farmer, R OBP: 0.305, SLG: 0.347										4	0	0	0	0	1	0											
28 Tommy Pham, R OBP: 0.312, SLG: 0.412										4	0	0	0	0	1	0											
19 Joey Votto, L OBP: 0.291, SLG: 0.143										4	0	0	0	0	3	0											
22 Brandon Drury, R OBP: 0.283, SLG: 0.469										3	1	1	0	0	0	0											
15 Nick Senzel, R OBP: 0.295, SLG: 0.356										3	0	1	0	0	0	0											
9 Mike Moustakas, L OBP: 0.233, SLG: 0.200										3	0	1	0	0	0	0											
33 Aramis Garcia, R OBP: 0.300, SLG: 0.393										3	1	1	1	0	0	2											
27 Jake Fraley, L OBP: 0.208, SLG: 0.233										3	0	0	0	0	2	1											
<b>Inning Stats</b>	R: 1 E: 0 K: 1 S: 9	H: 1 LOB: 0 BB: 0 P: 9	R: 0 E: 0 K: 0 S: 5	H: 0 LOB: 0 BB: 0 P: 8	R: 0 E: 0 K: 1 S: 8	H: 0 LOB: 0 BB: 0 P: 14	R: 0 E: 0 K: 1 S: 8	H: 0 LOB: 0 BB: 0 P: 14	R: 1 E: 0 K: 0 S: 14	H: 3 LOB: 1 BB: 0 P: 18	R: 0 E: 0 K: 0 S: 6	H: 0 LOB: 0 BB: 0 P: 8	R: 0 E: 0 K: 1 S: 6	H: 0 LOB: 0 BB: 0 P: 8	R: 1 E: 0 K: 2 S: 9	H: 1 LOB: 0 BB: 0 P: 11	R: 0 E: 0 K: 2 S: 7	H: 0 LOB: 0 BB: 0 P: 8	1B: 3 2B: 0 3B: 0 HR: 2	SF: 0 SAC: 0 DP: 1 HBP: 0	WP: 0 PB: 0 SB: 0 CS: 0	PA: 31					
<b>PITCHER</b>	IP	WLS	BF	H	R	ER	SO	BB	IBB	HBP	BLK	WP	HR	S	P	ERA	WHIP										
41 Chad Kuhl, R ERA: 1.9	7.1	W	26	5	3	3	4	0	0	0	0	0	2	59	83	3.68	0.682										
40 Tyler Kinley, R ERA: 1.04	0.2	H	2	0	0	0	2	0	0	0	0	0	0	6	7	0.00	0.000										
52 Daniel Bard, R ERA: 2.25	1.0	S	3	0	0	0	2	0	0	0	0	0	0	7	8	0.00	0.000										

Batter	1	2	3	4	5	6	7	8	9	AB	R	H	RBI	BB	SO	LOB	BOTTOM										
9 Connor Joe, R OBP: 0.359, SLG: 0.506										2	1	0	0	2	0	0	<b>Cincinnati Reds @ Colorado Rockies</b> Coors Field, Denver, CO Sat Apr 30 2022, 6:12 PM - 8:42 PM MDT Att: 32,179 - Clear - 64 F										
19 Charlie Blackmon, L OBP: 0.321, SLG: 0.486										4	1	1	1	0	0	1											
2 Yonathan Daza, R OBP: 0.429, SLG: 0.400										0	0	0	0	0	0	0											
Randal Grichuk, R OBP: 0.388, SLG: 0.483										3	1	1	0	1	2	0											
25 C.J. Cron, R OBP: 0.333, SLG: 0.638										3	0	0	0	0	3												
24 Ryan McMahon, L OBP: 0.370, SLG: 0.464										3	0	2	2	0	0	0											
22 Sam Hilliard, L OBP: 0.341, SLG: 0.294										3	0	0	0	0	1	2											
11 Jose Iglesias, R OBP: 0.365, SLG: 0.390										3	0	0	0	0	0	0											
13 Alan Trejo, R OBP: 0.278, SLG: 0.371										3	1	1	0	0	1	0											
3 Dom Nunez, L OBP: 0.364, SLG: 0.200										2	0	0	0	1	0	1											
<b>Inning Stats</b>	R: 0 E: 0 K: 1 S: 9	H: 0 LOB: 0 BB: 1 P: 17	R: 0 E: 0 K: 0 S: 5	H: 1 LOB: 0 BB: 0 P: 7	R: 0 E: 0 K: 1 S: 7	H: 0 LOB: 1 BB: 1 P: 14	R: 0 E: 0 K: 0 S: 7	H: 1 LOB: 0 BB: 0 P: 13	R: 0 E: 0 K: 0 S: 10	H: 0 LOB: 0 BB: 0 P: 18	R: 4 E: 1 K: 0 S: 12	H: 3 LOB: 1 BB: 2 P: 24	R: 0 E: 0 K: 0 S: 11	H: 0 LOB: 0 BB: 0 P: 15	R: 0 E: 0 K: 1 S: 11	H: 0 LOB: 0 BB: 0 P: 16	1B: 3 2B: 1 3B: 1 HR: 0	SF: 0 SAC: 0 DP: 1 HBP: 0	WP: 0 PB: 0 SB: 0 CS: 1	PA: 31							
<b>PITCHER</b>	IP	WLS	BF	H	R	ER	SO	BB	IBB	HBP	BLK	WP	HR	S	P	ERA	WHIP										
71 Connor Overton, R ERA: 1.69	5.1	L	18	3	1	1	3	2	0	0	0	0	0	6	15	81.00	12.000										
77 Art Warren, R ERA: 9.0	0.1	L	5	2	3	3	0	2	0	0	0	0	0	6	15	81.00	12.000										
39 Lucas Sims, R ERA: 5.4	1.1		4	0	0	0	0	0	0	0	0	0	0	13	18	0.00	0.000										
55 Dauri Moreta, R ERA: 4.09	1.0		3	0	0	0	1	0	0	0	0	0	0	11	16	0.00	0.000										







Batter	1	2	3	4	5	6	7	8	9	AB	R	H	RBI	BB	SO	LOB	TOP								
1 César Hernández, S OBP: 0.319, SLG: 0.330										3	1	1	0	1	0	2	<b>Washington Nationals @ Colorado Rockies</b> Coors Field, Denver, CO Tue May 03 2022, 6:42 PM - 9:21 PM MDT Att: 20,758 - Partly Cloudy - 53 F								
22 Juan Soto, L OBP: 0.405, SLG: 0.472										5	1	1	1	0	1	4									
19 Josh Bell, S OBP: 0.464, SLG: 0.549										5	3	3	3	0	2	1									
23 Nelson Cruz, R OBP: 0.233, SLG: 0.209										3	0	0	0	0	1	1									
28 Lane Thomas, R OBP: 0.294, SLG: 0.259										2	1	1	0	0	0	1									
29 Yadiel Hernandez, L OBP: 0.387, SLG: 0.534										5	1	3	2	0	1	1									
7 Maikel Franco, R OBP: 0.307, SLG: 0.400										4	2	2	0	1	0	2									
20 Keibert Ruiz, S OBP: 0.300, SLG: 0.333										4	0	3	3	1	0	1									
16 Victor Robles, R OBP: 0.294, SLG: 0.323										4	0	0	1	0	2	5									
3 Alcides Escobar, R OBP: 0.267, SLG: 0.232										4	1	2	0	0	0	0									
<b>Inning Stats</b>	R: 0 H: 0 E: 0 K: 1 S: 7	H: 0 LOB: 1 BB: 1 P: 14	R: 0 H: 1 E: 0 K: 1 S: 7	H: 1 LOB: 1 BB: 1 P: 12	R: 3 H: 2 E: 0 K: 2 S: 16	H: 2 LOB: 0 BB: 0 P: 22	R: 1 H: 3 E: 0 K: 0 S: 8	H: 3 LOB: 1 BB: 0 P: 11	R: 3 H: 4 E: 0 K: 1 S: 15	H: 4 LOB: 0 BB: 0 P: 18	R: 0 H: 1 E: 0 K: 0 S: 6	H: 1 LOB: 0 BB: 0 P: 8	R: 2 H: 3 E: 0 K: 0 S: 13	H: 3 LOB: 1 BB: 0 P: 16	R: 0 H: 0 E: 0 K: 0 S: 7	H: 0 LOB: 0 BB: 0 P: 12	R: 1 H: 2 E: 0 K: 2 S: 14	H: 2 LOB: 2 BB: 1 P: 25	1B: 11 2B: 3 3B: 0 HR: 2	SF: 1 SAC: 0 DP: 3 HBP: 1	WP: 0 PB: 0 SB: 1 CS: 0	PA: 44			
<b>PITCHER</b>	IP WLS BF H R ER SO BB IBB HBP BLK WP HR S P ERA WHIP	IP WLS BF H R ER SO BB IBB HBP BLK WP HR S P ERA WHIP	IP WLS BF H R ER SO BB IBB HBP BLK WP HR S P ERA WHIP	IP WLS BF H R ER SO BB IBB HBP BLK WP HR S P ERA WHIP	IP WLS BF H R ER SO BB IBB HBP BLK WP HR S P ERA WHIP	IP WLS BF H R ER SO BB IBB HBP BLK WP HR S P ERA WHIP	IP WLS BF H R ER SO BB IBB HBP BLK WP HR S P ERA WHIP	IP WLS BF H R ER SO BB IBB HBP BLK WP HR S P ERA WHIP	IP WLS BF H R ER SO BB IBB HBP BLK WP HR S P ERA WHIP	IP WLS BF H R ER SO BB IBB HBP BLK WP HR S P ERA WHIP	IP WLS BF H R ER SO BB IBB HBP BLK WP HR S P ERA WHIP	IP WLS BF H R ER SO BB IBB HBP BLK WP HR S P ERA WHIP	IP WLS BF H R ER SO BB IBB HBP BLK WP HR S P ERA WHIP	IP WLS BF H R ER SO BB IBB HBP BLK WP HR S P ERA WHIP	IP WLS BF H R ER SO BB IBB HBP BLK WP HR S P ERA WHIP	IP WLS BF H R ER SO BB IBB HBP BLK WP HR S P ERA WHIP	IP WLS BF H R ER SO BB IBB HBP BLK WP HR S P ERA WHIP	IP WLS BF H R ER SO BB IBB HBP BLK WP HR S P ERA WHIP	IP WLS BF H R ER SO BB IBB HBP BLK WP HR S P ERA WHIP	IP WLS BF H R ER SO BB IBB HBP BLK WP HR S P ERA WHIP	IP WLS BF H R ER SO BB IBB HBP BLK WP HR S P ERA WHIP	IP WLS BF H R ER SO BB IBB HBP BLK WP HR S P ERA WHIP	IP WLS BF H R ER SO BB IBB HBP BLK WP HR S P ERA WHIP	IP WLS BF H R ER SO BB IBB HBP BLK WP HR S P ERA WHIP	IP WLS BF H R ER SO BB IBB HBP BLK WP HR S P ERA WHIP
48 Germán Márquez, R ERA: 6.92	5.0	L	26	10	7	7	5	2	0	1	0	0	0	0	0	0	12.60	2.400							
50 Ty Blach, L ERA: 6.35	3.0		12	4	2	2	0	0	0	0	0	0	0	0	0	26	6.00	1.333							
61 Justin Lawrence, R ERA: 2.31	1.0		6	2	1	1	2	1	0	0	0	0	0	0	14	25	9.00	3.000							



AB 39  
R 10  
H 16  
RBI 10  
BB 3  
SO 7  
LOB 18

livebaseballscorecards.com

Batter	1	2	3	4	5	6	7	8	9	AB	R	H	RBI	BB	SO	LOB	BOTTOM							
9 Connor Joe, R OBP: 0.366, SLG: 0.489										3	1	0	0	1	0	1	<b>Washington Nationals @ Colorado Rockies</b> Coors Field, Denver, CO Tue May 03 2022, 6:42 PM - 9:21 PM MDT Att: 20,758 - Partly Cloudy - 53 F							
19 Charlie Blackmon, L OBP: 0.318, SLG: 0.474										4	0	1	0	0	1	0								
Randal Grichuk, R OBP: 0.382, SLG: 0.507										4	0	1	1	0	0	1								
25 C.J. Cron, R OBP: 0.354, SLG: 0.693										3	1	3	1	1	0	0								
24 Ryan McMahon, L OBP: 0.344, SLG: 0.416										4	0	0	0	0	1	5								
35 Elias Díaz, R OBP: 0.319, SLG: 0.438										4	0	1	0	0	1	3								
Brendan Rodgers, R OBP: 0.182, SLG: 0.136										4	0	0	0	0	0	1								
22 Sam Hilliard, L OBP: 0.333, SLG: 0.316										4	0	1	0	0	0	1								
11 Jose Iglesias, R OBP: 0.352, SLG: 0.354										3	0	0	0	0	0	2								
1 Garrett Hampson, R OBP: 0.273, SLG: 0.111										0	0	0	0	0	0	0								
<b>Inning Stats</b>	R: 0 H: 2 E: 0 K: 1 S: 15	H: 1 LOB: 1 BB: 0 P: 21	R: 0 H: 1 E: 0 K: 0 S: 8	H: 1 LOB: 0 BB: 0 P: 12	R: 1 H: 1 E: 0 K: 1 S: 13	H: 1 LOB: 2 BB: 2 P: 23	R: 0 H: 0 E: 0 K: 0 S: 7	H: 0 LOB: 0 BB: 0 P: 11	R: 0 H: 0 E: 0 K: 0 S: 7	H: 0 LOB: 0 BB: 0 P: 9	R: 0 H: 1 E: 0 K: 1 S: 6	H: 1 LOB: 0 BB: 0 P: 10	R: 0 H: 1 E: 0 K: 0 S: 10	H: 1 LOB: 1 BB: 0 P: 16	R: 1 H: 1 E: 0 K: 0 S: 9	H: 1 LOB: 0 BB: 0 P: 15	R: 0 H: 0 E: 0 K: 0 S: 5	H: 0 LOB: 0 BB: 0 P: 6	1B: 5 2B: 1 3B: 0 HR: 1	SF: 0 SAC: 0 DP: 1 HBP: 0	WP: 0 PB: 0 SB: 0 CS: 0	PA: 35		
<b>PITCHER</b>	IP WLS BF H R ER SO BB IBB HBP BLK WP HR S P ERA WHIP	IP WLS BF H R ER SO BB IBB HBP BLK WP HR S P ERA WHIP	IP WLS BF H R ER SO BB IBB HBP BLK WP HR S P ERA WHIP	IP WLS BF H R ER SO BB IBB HBP BLK WP HR S P ERA WHIP	IP WLS BF H R ER SO BB IBB HBP BLK WP HR S P ERA WHIP	IP WLS BF H R ER SO BB IBB HBP BLK WP HR S P ERA WHIP	IP WLS BF H R ER SO BB IBB HBP BLK WP HR S P ERA WHIP	IP WLS BF H R ER SO BB IBB HBP BLK WP HR S P ERA WHIP	IP WLS BF H R ER SO BB IBB HBP BLK WP HR S P ERA WHIP	IP WLS BF H R ER SO BB IBB HBP BLK WP HR S P ERA WHIP	IP WLS BF H R ER SO BB IBB HBP BLK WP HR S P ERA WHIP	IP WLS BF H R ER SO BB IBB HBP BLK WP HR S P ERA WHIP	IP WLS BF H R ER SO BB IBB HBP BLK WP HR S P ERA WHIP	IP WLS BF H R ER SO BB IBB HBP BLK WP HR S P ERA WHIP	IP WLS BF H R ER SO BB IBB HBP BLK WP HR S P ERA WHIP	IP WLS BF H R ER SO BB IBB HBP BLK WP HR S P ERA WHIP	IP WLS BF H R ER SO BB IBB HBP BLK WP HR S P ERA WHIP	IP WLS BF H R ER SO BB IBB HBP BLK WP HR S P ERA WHIP	IP WLS BF H R ER SO BB IBB HBP BLK WP HR S P ERA WHIP	IP WLS BF H R ER SO BB IBB HBP BLK WP HR S P ERA WHIP	IP WLS BF H R ER SO BB IBB HBP BLK WP HR S P ERA WHIP	IP WLS BF H R ER SO BB IBB HBP BLK WP HR S P ERA WHIP	IP WLS BF H R ER SO BB IBB HBP BLK WP HR S P ERA WHIP	IP WLS BF H R ER SO BB IBB HBP BLK WP HR S P ERA WHIP
32 Erick Fedde, R ERA: 4.68	7.0	W	28	6	1	1	3	2	0	0	0	0	0	0	0	0	1.29	1.143						
61 Erasmo Ramírez, R ERA: 3.52	1.0		4	1	1	1	0	0	0	0	0	0	0	0	1	9	9.00	1.000						
30 Paolo Espino, R ERA: 3.0	1.0		3	0	0	0	0	0	0	0	0	0	0	0	5	6	0.00	0.000						



AB 33  
R 2  
H 7  
RBI 2  
BB 2  
SO 3  
LOB 14

livebaseballscorecards.com







Batter	1	2	3	4	5	6	7	8	9	AB	R	H	RBI	BB	SO	LOB	TOP		
1 César Hernández, S OBP: 0.320, SLG: 0.330	L6	F7			G3			G4-3		5	1	1	1	0	0	2	<b>Washington Nationals @ Colorado Rockies</b> Coors Field, Denver, CO Thu May 05 2022, 1:13 PM - 4:37 PM MDT Att: 30,139 - Partly Cloudy - 63 F		
22 Juan Soto, L OBP: 0.417, SLG: 0.510	HR		F8							3	2	2	1	2	0	0			
19 Josh Bell, S OBP: 0.453, SLG: 0.533	7E		F7							4	1	2	1	1	0	1			
29 Yadiel Hernandez, L OBP: 0.394, SLG: 0.522	F8									5	0	2	0	0	0	3			
7 Maikel Franco, R OBP: 0.312, SLG: 0.408	E5									5	1	3	1	0	0	2			
20 Keibert Ruiz, S OBP: 0.306, SLG: 0.388	G4-3									5	1	2	2	0	0	4			
9 Dee Strange-Gordon, L OBP: 0.125, SLG: 0.125										5	0	1	0	0	0	2			
16 Victor Robles, R OBP: 0.301, SLG: 0.333										3	1	1	0	0	1	0			
3 Alcides Escobar, R OBP: 0.256, SLG: 0.224										4	0	1	0	0	1	2			
<b>Inning Stats</b>	R: 2 E: 1 K: 0 S: 15	H: 1 LOB: 1 BB: 1 P: 27	R: 0 E: 0 K: 1 S: 9	H: 1 LOB: 1 BB: 0 P: 14	R: 0 E: 0 K: 0 S: 12	H: 2 LOB: 2 BB: 0 P: 17	R: 0 E: 0 K: 0 S: 9	H: 0 LOB: 0 BB: 1 P: 14	R: 1 E: 0 K: 1 S: 10	H: 2 LOB: 1 BB: 1 P: 13	R: 2 E: 0 K: 0 S: 14	H: 3 LOB: 1 BB: 1 P: 25	R: 1 E: 0 K: 0 S: 12	H: 2 LOB: 1 BB: 0 P: 18	R: 0 E: 0 K: 0 S: 8	H: 1 LOB: 1 BB: 0 P: 12		1B: 8 2B: 5 3B: 0 HR: 2	SF: 0 SAC: 1 DP: 2 HBP: 0
<b>PITCHER</b>	IP WLS BF H R ER SO BB IBB HBP BLK WP HR S P ERA WHIP	<b>49 Antonio Senzatela, R</b> (1, 1) ERA: 3.75 <b>43 Jhoulys Chacin, R</b> (5, 1) ERA: 7.3 <b>29 Robert Stephenson, R</b> (7, 1) ERA: 7.71 <b>40 Tyler Kinley, R</b> (7, 1) ERA: 0.87 <b>37 Alex Colomé, R</b> (8, 1) ERA: 5.87															<b>52 Daniel Bard, R</b> (9, 1) ERA: 1.8		
Batter	1	2	3	4	5	6	7	8	9	AB	R	H	RBI	BB	SO	LOB	BOTTOM		
19 Charlie Blackmon, L OBP: 0.319, SLG: 0.453	G4-3									4	1	1	0	1	1	0	<b>Washington Nationals @ Colorado Rockies</b> Coors Field, Denver, CO Thu May 05 2022, 1:13 PM - 4:37 PM MDT Att: 30,139 - Partly Cloudy - 63 F		
2 Yonathan Daza, R OBP: 0.412, SLG: 0.355										3	0	0	0	1	1	3			
Randal Grichuk, R OBP: 0.369, SLG: 0.519										4	2	2	1	0	1	1			
25 C.J. Cron, R OBP: 0.356, SLG: 0.677										4	1	2	1	0	1	1			
24 Ryan McMahon, L OBP: 0.357, SLG: 0.429										3	1	1	0	1	2	3			
Brendan Rodgers, R OBP: 0.216, SLG: 0.239										4	2	2	4	0	2	2			
22 Sam Hilliard, L OBP: 0.306, SLG: 0.286										4	1	0	0	0	2	1			
1 Garrett Hampson, R OBP: 0.267, SLG: 0.385										4	1	1	3	0	1	0			
3 Dom Nunez, L OBP: 0.346, SLG: 0.211										4	0	1	0	0	0	0			
<b>Inning Stats</b>	R: 0 E: 0 K: 2 S: 13	H: 0 LOB: 1 BB: 1 P: 21	R: 4 E: 1 K: 1 S: 14	H: 3 LOB: 0 BB: 0 P: 23	R: 0 E: 0 K: 1 S: 10	H: 0 LOB: 1 BB: 1 P: 15	R: 0 E: 0 K: 0 S: 8	H: 0 LOB: 0 BB: 0 P: 11	R: 4 E: 0 K: 2 S: 22	H: 4 LOB: 0 BB: 0 P: 27	R: 0 E: 0 K: 1 S: 12	H: 0 LOB: 0 BB: 0 P: 19	R: 1 E: 0 K: 2 S: 12	H: 2 LOB: 1 BB: 0 P: 19	R: 0 E: 0 K: 2 S: 12	H: 1 LOB: 2 BB: 1 P: 18		1B: 5 2B: 2 3B: 0 HR: 3	SF: 0 SAC: 0 DP: 0 HBP: 1
<b>PITCHER</b>	IP WLS BF H R ER SO BB IBB HBP BLK WP HR S P ERA WHIP	<b>45 Aaron Sanchez, R</b> (1, 1) ERA: 8.66 <b>13 Josh Rogers, L</b> (5, 1) ERA: 4.5 <b>67 Kyle Finnegan, R</b> (7, 1) ERA: 5.59 <b>50 Austin Voth, R</b> (8, 1) ERA: 5.23 <b>33 Steve Cishek, R</b> (8, 1) ERA: 5.79																	







Batter	1	2	3	4	5	6	7	8	9	AB	R	H	RBI	BB	SO	LOB	TOP								
9 Connor Joe, R OBP: 0.351, SLG: 0.475										5	0	1	1	0	0	1	<b>Colorado Rockies @ Arizona Diamondbacks</b> Chase Field, Phoenix, AZ Sat May 07 2022, 5:11 PM - 8:29 PM MST Att: 24,133 - Partly Cloudy - 100 F								
19 Charlie Blackmon, L OBP: 0.294, SLG: 0.415										5	0	0	0	0	0	2									
Randal Grichuk, R OBP: 0.337, SLG: 0.471										4	0	0	0	0	3	0									
25 C.J. Cron, R OBP: 0.366, SLG: 0.670 1 Garrett Hampson, R OBP: 0.297, SLG: 0.385										3	0	2	0	1	0	0									
24 Ryan McMahon, L OBP: 0.358, SLG: 0.424										4	0	2	0	0	1	2									
35 Elias Diaz, R OBP: 0.287, SLG: 0.387										3	0	0	0	1	1	5									
Brendan Rodgers, R OBP: 0.232, SLG: 0.253										4	1	1	0	0	1	4									
22 Sam Hilliard, L OBP: 0.309, SLG: 0.261 2 Yonathan Daza, R OBP: 0.417, SLG: 0.354										2	0	0	0	0	0	1									
11 Jose Iglesias, R OBP: 0.354, SLG: 0.373										2	1	1	1	0	1	1									
										3	4	1	1	1	0	1		2							
<b>Inning Stats</b>	R: 0 E: 0 K: 1 S: 8	H: 0 LOB: 0 BB: 0 P: 13	R: 0 E: 0 K: 1 S: 11	H: 1 LOB: 1 BB: 0 P: 14	R: 0 E: 0 K: 0 S: 4	H: 0 LOB: 0 BB: 0 P: 7	R: 0 E: 0 K: 1 S: 12	H: 1 LOB: 2 BB: 0 P: 22	R: 0 E: 0 K: 1 S: 13	H: 0 LOB: 1 BB: 0 P: 18	R: 0 E: 0 K: 1 S: 11	H: 0 LOB: 0 BB: 0 P: 15	R: 0 E: 0 K: 2 S: 13	H: 0 LOB: 1 BB: 1 P: 23	R: 0 E: 0 K: 0 S: 7	H: 0 LOB: 0 BB: 0 P: 8	R: 4 E: 1 K: 1 S: 21	H: 5 LOB: 2 BB: 0 P: 28	1B: 8 2B: 0 3B: 0 HR: 0	SF: 0 SAC: 0 DP: 0 HBP: 0	WP: 0 PB: 0 SB: 0 CS: 0	PA: 38			
<b>PITCHER</b>	IP WLS BF H R ER SO BB IBB HBP BLK WP HR S P ERA WHIP	IP WLS BF H R ER SO BB IBB HBP BLK WP HR S P ERA WHIP	IP WLS BF H R ER SO BB IBB HBP BLK WP HR S P ERA WHIP	IP WLS BF H R ER SO BB IBB HBP BLK WP HR S P ERA WHIP	IP WLS BF H R ER SO BB IBB HBP BLK WP HR S P ERA WHIP	IP WLS BF H R ER SO BB IBB HBP BLK WP HR S P ERA WHIP	IP WLS BF H R ER SO BB IBB HBP BLK WP HR S P ERA WHIP	IP WLS BF H R ER SO BB IBB HBP BLK WP HR S P ERA WHIP	IP WLS BF H R ER SO BB IBB HBP BLK WP HR S P ERA WHIP	IP WLS BF H R ER SO BB IBB HBP BLK WP HR S P ERA WHIP	IP WLS BF H R ER SO BB IBB HBP BLK WP HR S P ERA WHIP	IP WLS BF H R ER SO BB IBB HBP BLK WP HR S P ERA WHIP	IP WLS BF H R ER SO BB IBB HBP BLK WP HR S P ERA WHIP	IP WLS BF H R ER SO BB IBB HBP BLK WP HR S P ERA WHIP	IP WLS BF H R ER SO BB IBB HBP BLK WP HR S P ERA WHIP	IP WLS BF H R ER SO BB IBB HBP BLK WP HR S P ERA WHIP	IP WLS BF H R ER SO BB IBB HBP BLK WP HR S P ERA WHIP	IP WLS BF H R ER SO BB IBB HBP BLK WP HR S P ERA WHIP	IP WLS BF H R ER SO BB IBB HBP BLK WP HR S P ERA WHIP	IP WLS BF H R ER SO BB IBB HBP BLK WP HR S P ERA WHIP	IP WLS BF H R ER SO BB IBB HBP BLK WP HR S P ERA WHIP	IP WLS BF H R ER SO BB IBB HBP BLK WP HR S P ERA WHIP	IP WLS BF H R ER SO BB IBB HBP BLK WP HR S P ERA WHIP	IP WLS BF H R ER SO BB IBB HBP BLK WP HR S P ERA WHIP	IP WLS BF H R ER SO BB IBB HBP BLK WP HR S P ERA WHIP

AB	36
R	4
H	8
RBI	3
BB	2
SO	8
LOB	18



Batter	1	2	3	4	5	6	7	8	9	AB	R	H	RBI	BB	SO	LOB	BOTTOM								
21 Cooper Hummel, S OBP: 0.314, SLG: 0.298										5	0	0	0	0	2	2	<b>Colorado Rockies @ Arizona Diamondbacks</b> Chase Field, Phoenix, AZ Sat May 07 2022, 5:11 PM - 8:29 PM MST Att: 24,133 - Partly Cloudy - 100 F								
8 Jordan Luplow, R OBP: 0.310, SLG: 0.462										3	1	0	0	1	0	0									
4 Ketel Marte, S OBP: 0.270, SLG: 0.327										3	0	1	0	1	1	0									
53 Christian Walker, R OBP: 0.257, SLG: 0.415										3	0	2	1	1	0	0									
6 David Peralta, L OBP: 0.303, SLG: 0.419										2	0	1	0	2	0	1									
13 Nick Ahmed, R OBP: 0.211, SLG: 0.500										4	0	0	0	0	0	8									
26 Pavin Smith, L OBP: 0.367, SLG: 0.434										3	0	0	0	1	1	1									
10 Josh Rojas, L OBP: 0.375, SLG: 0.286										4	0	1	0	0	1	1									
12 Daulton Varsho, L OBP: 0.330, SLG: 0.479										4	0	1	0	0	1	3									
<b>Inning Stats</b>	R: 0 E: 0 K: 1 S: 6	H: 0 LOB: 0 BB: 0 P: 8	R: 0 E: 0 K: 0 S: 8	H: 1 LOB: 0 BB: 0 P: 12	R: 0 E: 1 K: 2 S: 13	H: 1 LOB: 0 BB: 0 P: 17	R: 0 E: 0 K: 0 S: 6	H: 0 LOB: 0 BB: 0 P: 10	R: 0 E: 0 K: 1 S: 11	H: 2 LOB: 2 BB: 0 P: 18	R: 0 E: 0 K: 1 S: 12	H: 1 LOB: 3 BB: 2 P: 24	R: 0 E: 0 K: 0 S: 7	H: 0 LOB: 0 BB: 0 P: 11	R: 1 E: 0 K: 0 S: 8	H: 1 LOB: 2 BB: 3 P: 18		R: 0 E: 0 K: 1 S: 8	H: 0 LOB: 1 BB: 1 P: 15	1B: 5 2B: 1 3B: 0 HR: 0	SF: 0 SAC: 0 DP: 1 HBP: 0	WP: 0 PB: 0 SB: 3 CS: 0	PA: 38		
<b>PITCHER</b>	IP WLS BF H R ER SO BB IBB HBP BLK WP HR S P ERA WHIP	IP WLS BF H R ER SO BB IBB HBP BLK WP HR S P ERA WHIP	IP WLS BF H R ER SO BB IBB HBP BLK WP HR S P ERA WHIP	IP WLS BF H R ER SO BB IBB HBP BLK WP HR S P ERA WHIP	IP WLS BF H R ER SO BB IBB HBP BLK WP HR S P ERA WHIP	IP WLS BF H R ER SO BB IBB HBP BLK WP HR S P ERA WHIP	IP WLS BF H R ER SO BB IBB HBP BLK WP HR S P ERA WHIP	IP WLS BF H R ER SO BB IBB HBP BLK WP HR S P ERA WHIP	IP WLS BF H R ER SO BB IBB HBP BLK WP HR S P ERA WHIP	IP WLS BF H R ER SO BB IBB HBP BLK WP HR S P ERA WHIP	IP WLS BF H R ER SO BB IBB HBP BLK WP HR S P ERA WHIP	IP WLS BF H R ER SO BB IBB HBP BLK WP HR S P ERA WHIP	IP WLS BF H R ER SO BB IBB HBP BLK WP HR S P ERA WHIP	IP WLS BF H R ER SO BB IBB HBP BLK WP HR S P ERA WHIP	IP WLS BF H R ER SO BB IBB HBP BLK WP HR S P ERA WHIP	IP WLS BF H R ER SO BB IBB HBP BLK WP HR S P ERA WHIP	IP WLS BF H R ER SO BB IBB HBP BLK WP HR S P ERA WHIP	IP WLS BF H R ER SO BB IBB HBP BLK WP HR S P ERA WHIP	IP WLS BF H R ER SO BB IBB HBP BLK WP HR S P ERA WHIP	IP WLS BF H R ER SO BB IBB HBP BLK WP HR S P ERA WHIP	IP WLS BF H R ER SO BB IBB HBP BLK WP HR S P ERA WHIP	IP WLS BF H R ER SO BB IBB HBP BLK WP HR S P ERA WHIP	IP WLS BF H R ER SO BB IBB HBP BLK WP HR S P ERA WHIP	IP WLS BF H R ER SO BB IBB HBP BLK WP HR S P ERA WHIP	IP WLS BF H R ER SO BB IBB HBP BLK WP HR S P ERA WHIP

AB	31
R	1
H	6
RBI	1
BB	6
SO	6
LOB	16





Batter	1	2	3	4	5	6	7	8	9	AB	R	H	RBI	BB	SO	LOB	TOP										
9 Connor Joe, R OBP: 0.347, SLG: 0.467										4	0	1	0	0	1	0	<b>Colorado Rockies @ Arizona Diamondbacks</b> Chase Field, Phoenix, AZ Sun May 08 2022, 1:11 PM - 3:54 PM MST Att: 19,323 - Roof Closed - 91 F										
2 Yonathan Daza, R OBP: 0.400, SLG: 0.351										4	0	1	0	0	0	2											
19 Charlie Blackmon, L OBP: 0.292, SLG: 0.418										4	0	1	0	0	1	2											
25 C.J. Cron, R OBP: 0.362, SLG: 0.651										3	0	0	0	0	3	2											
24 Ryan McMahon, L OBP: 0.345, SLG: 0.406										4	0	0	0	0	2	3											
Brendan Rodgers, R OBP: 0.221, SLG: 0.241										4	0	0	0	0	1	1											
22 Sam Hilliard, L OBP: 0.293, SLG: 0.245										3	0	0	0	0	1	1											
11 Jose Iglesias, R OBP: 0.365, SLG: 0.385										3	0	2	0	0	0	0											
3 Dom Nunez, L OBP: 0.310, SLG: 0.182										3	0	0	0	0	1	2											
<b>Inning Stats</b>	R: 0 E: 0 K: 2 S: 11	H: 2 LOB: 2 BB: 0 P: 14	R: 0 E: 0 K: 2 S: 14	H: 1 LOB: 1 BB: 0 P: 19	R: 0 E: 0 K: 0 S: 6	H: 0 LOB: 0 BB: 0 P: 10	R: 0 E: 0 K: 0 S: 4	H: 0 LOB: 1 BB: 0 P: 8	R: 0 E: 0 K: 1 S: 8	H: 2 LOB: 2 BB: 0 P: 11	R: 0 E: 0 K: 2 S: 10	H: 0 LOB: 0 BB: 0 P: 15	R: 0 E: 0 K: 0 S: 7	H: 0 LOB: 0 BB: 0 P: 15	R: 0 E: 0 K: 3 S: 10	H: 0 LOB: 0 BB: 0 P: 14	1B: 4 2B: 1 3B: 0 HR: 0	SF: 0 SAC: 0 DP: 0 HBP: 1	WP: 0 PB: 0 SB: 0 CS: 0	PA: 33							
<b>PITCHER</b>	IP	WLS	BF	H	R	ER	SO	BB	IBB	HBP	BLK	WP	HR	S	P	ERA	WHIP										
23 Zac Gallen, R ERA: 0.95	7.0	W	27	5	0	0	7	0	0	1	0	0	0	61	92	0.00	0.714										
24 Noé Ramirez, R ERA: 4.97	1.1		4	0	0	0	1	0	0	0	0	0	0	10	13	0.00	0.000										
35 Joe Mantiply, L ERA: 0.77	0.2		2	0	0	0	2	0	0	0	0	0	0	7	10	0.00	0.000										

Batter	1	2	3	4	5	6	7	8	9	AB	R	H	RBI	BB	SO	LOB	BOTTOM										
21 Cooper Hummel, S OBP: 0.324, SLG: 0.300										3	0	1	0	1	1	1	<b>Colorado Rockies @ Arizona Diamondbacks</b> Chase Field, Phoenix, AZ Sun May 08 2022, 1:11 PM - 3:54 PM MST Att: 19,323 - Roof Closed - 91 F										
26 Pavin Smith, L OBP: 0.351, SLG: 0.413										4	0	0	0	0	2	2											
6 David Peralta, L OBP: 0.311, SLG: 0.416										3	0	1	0	1	1	1											
53 Christian Walker, R OBP: 0.248, SLG: 0.398										4	0	0	0	0	2	3											
4 Ketel Marte, S OBP: 0.287, SLG: 0.353										4	1	3	0	0	1	0											
2 Geraldo Perdomo, S OBP: 0.357, SLG: 0.255										2	1	0	0	2	1	2											
13 Nick Ahmed, R OBP: 0.214, SLG: 0.476										4	1	1	1	0	0	3											
5 Alek Thomas, L OBP: 0.333, SLG: 0.667										3	1	1	0	0	1	3											
36 Jose Herrera, S OBP: 0.281, SLG: 0.185										2	0	1	2	0	0	0											
<b>Inning Stats</b>	R: 0 E: 0 K: 1 S: 7	H: 0 LOB: 0 BB: 0 P: 10	R: 3 E: 0 K: 2 S: 15	H: 3 LOB: 1 BB: 1 P: 23	R: 0 E: 0 K: 1 S: 6	H: 1 LOB: 0 BB: 0 P: 10	R: 0 E: 0 K: 1 S: 10	H: 0 LOB: 0 BB: 1 P: 17	R: 1 E: 1 K: 1 S: 13	H: 1 LOB: 2 BB: 2 P: 23	R: 0 E: 0 K: 1 S: 12	H: 1 LOB: 1 BB: 0 P: 15	R: 0 E: 0 K: 1 S: 10	H: 1 LOB: 1 BB: 0 P: 14	R: 0 E: 0 K: 1 S: 12	H: 1 LOB: 1 BB: 0 P: 21	1B: 5 2B: 3 3B: 0 HR: 0	SF: 0 SAC: 1 DP: 0 HBP: 0	WP: 0 PB: 0 SB: 0 CS: 1	PA: 35							
<b>PITCHER</b>	IP	WLS	BF	H	R	ER	SO	BB	IBB	HBP	BLK	WP	HR	S	P	ERA	WHIP										
48 Germán Márquez, R ERA: 6.47	6.0	L	26	6	4	3	7	4	0	0	0	0	0	63	98	4.50	1.667										
50 Ty Blach, L ERA: 5.84	1.0		4	1	0	0	1	0	0	0	0	0	0	10	14	0.00	1.000										
54 Carlos Estévez, R ERA: 5.19	1.0		4	1	0	0	1	0	0	0	0	0	0	12	21	0.00	1.000										

AB	32
R	0
H	5
RBI	0
BB	0
SO	10
LOB	13

AB	29
R	4
H	8
RBI	3
BB	4
SO	9
LOB	15





Batter	1	2	3	4	5	6	7	8	9	AB	R	H	RBI	BB	SO	LOB	TOP					
9 Connor Joe, R OBP: 0.366, SLG: 0.477										4	0	3	0	1	0	1	<b>Colorado Rockies @ San Francisco Giants</b> Oracle Park, San Francisco, CA Mon May 09 2022, 6:49 PM - 10:01 PM PDT Att: 20,039 - Partly Cloudy - 54 F					
2 Yonathan Daza, R OBP: 0.378, SLG: 0.333										5	0	1	2	0	2	3						
Randal Grichuk, R OBP: 0.323, SLG: 0.449										4	0	0	0	0	3	3						
25 C.J. Cron, R OBP: 0.350, SLG: 0.627										4	0	0	0	0	3	1						
35 Elias Diaz, R OBP: 0.306, SLG: 0.397										3	1	1	0	1	1	0						
Brendan Rodgers, R OBP: 0.222, SLG: 0.241										4	1	1	0	0	0	2						
24 Ryan McMahon, L OBP: 0.342, SLG: 0.400										4	0	1	0	0	3	2						
11 Jose Iglesias, R OBP: 0.382, SLG: 0.427										4	2	3	1	0	1	1						
1 Garrett Hampson, R OBP: 0.263, SLG: 0.412										4	1	1	1	0	3	3						
<b>Inning Stats</b>	R: 0 E: 0 K: 3 S: 22	H: 1 LOB: 1 BB: 0 P: 30	R: 0 E: 0 K: 1 S: 10	H: 1 LOB: 1 BB: 1 P: 18	R: 0 E: 0 K: 1 S: 8	H: 1 LOB: 0 BB: 0 P: 9	R: 0 E: 0 K: 2 S: 8	H: 0 LOB: 0 BB: 0 P: 11	R: 2 E: 0 K: 3 S: 19	H: 3 LOB: 2 BB: 1 P: 28	R: 0 E: 0 K: 2 S: 8	H: 0 LOB: 0 BB: 0 P: 14	R: 0 E: 0 K: 2 S: 14	H: 1 LOB: 1 BB: 0 P: 17	R: 0 E: 0 K: 0 S: 6	H: 0 LOB: 0 BB: 0 P: 10	R: 3 E: 1 K: 2 S: 19	H: 4 LOB: 1 BB: 0 P: 26	1B: 7 2B: 4 3B: 0 HR: 0	SF: 0 SAC: 0 DP: 2 HBP: 0	WP: 0 PA: 38 PB: 0 SB: 0 CS: 0	
<b>PITCHER</b>	IP WLS BF H R ER SO BB IBB HBP BLK WP HR S P ERA WHIP	IP WLS BF H R ER SO BB IBB HBP BLK WP HR S P ERA WHIP	IP WLS BF H R ER SO BB IBB HBP BLK WP HR S P ERA WHIP	IP WLS BF H R ER SO BB IBB HBP BLK WP HR S P ERA WHIP	IP WLS BF H R ER SO BB IBB HBP BLK WP HR S P ERA WHIP	IP WLS BF H R ER SO BB IBB HBP BLK WP HR S P ERA WHIP	IP WLS BF H R ER SO BB IBB HBP BLK WP HR S P ERA WHIP	IP WLS BF H R ER SO BB IBB HBP BLK WP HR S P ERA WHIP	IP WLS BF H R ER SO BB IBB HBP BLK WP HR S P ERA WHIP	IP WLS BF H R ER SO BB IBB HBP BLK WP HR S P ERA WHIP	IP WLS BF H R ER SO BB IBB HBP BLK WP HR S P ERA WHIP	IP WLS BF H R ER SO BB IBB HBP BLK WP HR S P ERA WHIP	IP WLS BF H R ER SO BB IBB HBP BLK WP HR S P ERA WHIP	IP WLS BF H R ER SO BB IBB HBP BLK WP HR S P ERA WHIP	IP WLS BF H R ER SO BB IBB HBP BLK WP HR S P ERA WHIP	IP WLS BF H R ER SO BB IBB HBP BLK WP HR S P ERA WHIP	IP WLS BF H R ER SO BB IBB HBP BLK WP HR S P ERA WHIP	IP WLS BF H R ER SO BB IBB HBP BLK WP HR S P ERA WHIP	IP WLS BF H R ER SO BB IBB HBP BLK WP HR S P ERA WHIP	IP WLS BF H R ER SO BB IBB HBP BLK WP HR S P ERA WHIP	IP WLS BF H R ER SO BB IBB HBP BLK WP HR S P ERA WHIP	IP WLS BF H R ER SO BB IBB HBP BLK WP HR S P ERA WHIP

Batter	1	2	3	4	5	6	7	8	9	AB	R	H	RBI	BB	SO	LOB	BOTTOM					
13 Austin Slater, R OBP: 0.393, SLG: 0.451										4	2	2	0	1	0	0	<b>Colorado Rockies @ San Francisco Giants</b> Oracle Park, San Francisco, CA Mon May 09 2022, 6:49 PM - 10:01 PM PDT Att: 20,039 - Partly Cloudy - 54 F					
1 Mauricio Dubón, R OBP: 0.250, SLG: 0.415										4	2	3	3	0	0	3						
5 Mike Yastrzemski, L OBP: 0.360, SLG: 0.394										5	0	1	0	0	1	4						
41 Wilmer Flores, R OBP: 0.342, SLG: 0.420										4	1	1	0	0	0	2						
33 Darin Ruf, R OBP: 0.325, SLG: 0.264										3	2	2	1	1	0	0						
35 Brandon Crawford, L OBP: 0.327, SLG: 0.337										2	1	0	0	2	0	2						
39 Thairo Estrada, R OBP: 0.272, SLG: 0.352										3	0	1	1	0	0	1						
21 Joey Bart, R OBP: 0.304, SLG: 0.333										2	0	0	0	0	2	1						
23 Joc Pederson, L OBP: 0.293, SLG: 0.551										0	0	0	1	0	0	0						
2 Curt Casali, R OBP: 0.250, SLG: 0.243										0	0	0	0	1	0	0						
51 Luis González, L OBP: 0.345, SLG: 0.400										4	0	1	1	0	0	2						
<b>Inning Stats</b>	R: 1 E: 0 K: 0 S: 13	H: 1 LOB: 0 BB: 0 P: 19	R: 0 E: 0 K: 1 S: 8	H: 0 LOB: 1 BB: 1 P: 14	R: 2 E: 0 K: 0 S: 14	H: 2 LOB: 0 BB: 0 P: 20	R: 0 E: 0 K: 0 S: 5	H: 0 LOB: 0 BB: 1 P: 11	R: 0 E: 0 K: 1 S: 6	H: 0 LOB: 0 BB: 0 P: 9	R: 3 E: 0 K: 1 S: 24	H: 4 LOB: 2 BB: 1 P: 34	R: 0 E: 0 K: 0 S: 9	H: 2 LOB: 1 BB: 0 P: 15	R: 2 E: 1 K: 0 S: 20	H: 2 LOB: 3 BB: 2 P: 38	1B: 9 2B: 0 3B: 1 HR: 1	SF: 3 SAC: 0 DP: 2 HBP: 0	WP: 2 PA: 39 PB: 0 SB: 2 CS: 0			
<b>PITCHER</b>	IP WLS BF H R ER SO BB IBB HBP BLK WP HR S P ERA WHIP	IP WLS BF H R ER SO BB IBB HBP BLK WP HR S P ERA WHIP	IP WLS BF H R ER SO BB IBB HBP BLK WP HR S P ERA WHIP	IP WLS BF H R ER SO BB IBB HBP BLK WP HR S P ERA WHIP	IP WLS BF H R ER SO BB IBB HBP BLK WP HR S P ERA WHIP	IP WLS BF H R ER SO BB IBB HBP BLK WP HR S P ERA WHIP	IP WLS BF H R ER SO BB IBB HBP BLK WP HR S P ERA WHIP	IP WLS BF H R ER SO BB IBB HBP BLK WP HR S P ERA WHIP	IP WLS BF H R ER SO BB IBB HBP BLK WP HR S P ERA WHIP	IP WLS BF H R ER SO BB IBB HBP BLK WP HR S P ERA WHIP	IP WLS BF H R ER SO BB IBB HBP BLK WP HR S P ERA WHIP	IP WLS BF H R ER SO BB IBB HBP BLK WP HR S P ERA WHIP	IP WLS BF H R ER SO BB IBB HBP BLK WP HR S P ERA WHIP	IP WLS BF H R ER SO BB IBB HBP BLK WP HR S P ERA WHIP	IP WLS BF H R ER SO BB IBB HBP BLK WP HR S P ERA WHIP	IP WLS BF H R ER SO BB IBB HBP BLK WP HR S P ERA WHIP	IP WLS BF H R ER SO BB IBB HBP BLK WP HR S P ERA WHIP	IP WLS BF H R ER SO BB IBB HBP BLK WP HR S P ERA WHIP	IP WLS BF H R ER SO BB IBB HBP BLK WP HR S P ERA WHIP	IP WLS BF H R ER SO BB IBB HBP BLK WP HR S P ERA WHIP	IP WLS BF H R ER SO BB IBB HBP BLK WP HR S P ERA WHIP	IP WLS BF H R ER SO BB IBB HBP BLK WP HR S P ERA WHIP





Batter	1	2	3	4	5	6	7	8	9	AB	R	H	RBI	BB	SO	LOB	TOP				
9 Connor Joe, R OBP: 0.367, SLG: 0.474 (1, 10)										5	0	2	0	0	1	0	<b>Colorado Rockies @ San Francisco Giants</b> Oracle Park, San Francisco, CA Tue May 10 2022, 6:47 PM - 9:55 PM PDT Att: 21,472 - Partly Cloudy - 54 F <a href="http://livebaseballscorecards.com">livebaseballscorecards.com</a>				
11 Jose Iglesias, R OBP: 0.383, SLG: 0.425 (1, 6)										5	0	2	0	0	0	1					
19 Charlie Blackmon, L OBP: 0.282, SLG: 0.492 (1, 9)										4	0	0	0	0	1	3					
25 C.J. Cron, R OBP: 0.355, SLG: 0.623 (1, 3)										4	0	2	0	0	0	0					
35 Elias Diaz, R OBP: 0.292, SLG: 0.378 (1, 2)										4	0	0	0	0	1	3					
24 Ryan McMahon, L OBP: 0.347, SLG: 0.398 (1, 5)										3	1	1	0	1	0	0					
2 Yonathan Daza, R OBP: 0.408, SLG: 0.435 (1, 8)										4	1	3	0	0	0	0					
1 Garrett Hampson, R OBP: 0.261, SLG: 0.350 (1, 4)										3	0	0	0	1	2	5					
22 Sam Hilliard, L OBP: 0.274, SLG: 0.231 (1, 7)										3	0	0	1	0	2	4					
<b>Inning Stats</b>	R: 0 E: 0 K: 1 S: 14	H: 2 LOB: 2 BB: 0 P: 19	R: 0 E: 0 K: 1 S: 10	H: 0 LOB: 1 BB: 1 P: 17	R: 0 E: 0 K: 1 S: 10	H: 0 LOB: 0 BB: 0 P: 16	R: 1 E: 0 K: 1 S: 12	H: 2 LOB: 1 BB: 0 P: 19	R: 0 E: 0 K: 0 S: 13	H: 2 LOB: 3 BB: 0 P: 20	R: 0 E: 0 K: 1 S: 7	H: 0 LOB: 0 BB: 0 P: 10	R: 0 E: 0 K: 0 S: 8	H: 0 LOB: 0 BB: 0 P: 11	R: 1 E: 0 K: 0 S: 16	H: 2 LOB: 1 BB: 0 P: 23	1B: 8 2B: 1 3B: 1 HR: 0	SF: 1 SAC: 0 DP: 1 HBP: 0	WP: 0 PB: 0 SB: 0 CS: 0	PA: 38	
<b>PITCHER</b>	IP	WLS	BF	H	R	ER	SO	BB	IBB	HBP	BLK	WP	HR	S	P	ERA	WHIP				
57 Alex Wood, L ERA: 3.6 (1, 1)	5.1	W	24	7	1	0	4	2	0	0	0	0	0	67	104	0.00	1.688				
46 Zack Littell, R ERA: 3.33 (6, 1)	0.2		3	1	0	0	2	0	0	0	0	0	0	9	11	0.00	1.500				
66 Jarlin Garcia, L ERA: (7, 1)	2.0		6	0	0	0	1	0	0	0	0	0	0	15	21	0.00	0.000				
17 Jake McGee, L ERA: 9.58 (9, 1)	1.0		5	2	1	1	0	0	0	0	0	0	0	16	23	9.00	2.000				

Batter	1	2	3	4	5	6	7	8	9	AB	R	H	RBI	BB	SO	LOB	BOTTOM				
31 LaMonte Wade Jr., L OBP: 0.200, SLG: 0.500 (1, 9)										4	1	0	2	0	0	5	<b>Colorado Rockies @ San Francisco Giants</b> Oracle Park, San Francisco, CA Tue May 10 2022, 6:47 PM - 9:55 PM PDT Att: 21,472 - Partly Cloudy - 54 F <a href="http://livebaseballscorecards.com">livebaseballscorecards.com</a>				
9 Brandon Belt, L OBP: 0.375, SLG: 0.458 (1, 3)										5	0	1	1	0	2	4					
5 Mike Yastrzemski, L OBP: 0.350, SLG: 0.394 (6, 9)										5	0	1	0	0	1	1					
23 Joc Pederson, L OBP: 0.299, SLG: 0.543 (1, 10)										1	1	0	0	1	0	1					
33 Darin Ruf, R OBP: 0.333, SLG: 0.278 (6, 10)										2	1	1	0	0	1	0					
39 Thairo Estrada, R OBP: 0.277, SLG: 0.364 (1, 4)										5	2	2	1	0	0	2					
35 Brandon Crawford, L OBP: 0.330, SLG: 0.333 (1, 6)										4	2	1	0	1	2	2					
1 Mauricio Dubón, R OBP: 0.250, SLG: 0.490 (1, 5)										4	1	1	0	0	0	3					
51 Luis González, L OBP: 0.367, SLG: 0.423 (1, 7)										2	1	2	1	0	0	0					
13 Austin Slater, R OBP: 0.413, SLG: 0.451 (6, 8)										0	0	0	1	2	0	0					
2 Curt Casali, R OBP: 0.318, SLG: 0.300 (1, 2)										3	0	3	2	1	0	0					
<b>Inning Stats</b>	R: 0 E: 0 K: 1 S: 8	H: 0 LOB: 0 BB: 0 P: 11	R: 3 E: 1 K: 0 S: 17	H: 3 LOB: 2 BB: 2 P: 31	R: 0 E: 0 K: 0 S: 10	H: 1 LOB: 1 BB: 0 P: 15	R: 2 E: 0 K: 0 S: 22	H: 3 LOB: 1 BB: 0 P: 30	R: 3 E: 0 K: 0 S: 17	H: 2 LOB: 2 BB: 2 P: 35	R: 0 E: 0 K: 2 S: 9	H: 0 LOB: 0 BB: 0 P: 15	R: 0 E: 0 K: 1 S: 8	H: 1 LOB: 2 BB: 1 P: 14	R: 1 E: 0 K: 2 S: 16	H: 2 LOB: 1 BB: 0 P: 24	1B: 8 2B: 4 3B: 0 HR: 0	SF: 1 SAC: 0 DP: 0 HBP: 1	WP: 0 PB: 0 SB: 0 CS: 0	PA: 42	
<b>PITCHER</b>	IP	WLS	BF	H	R	ER	SO	BB	IBB	HBP	BLK	WP	HR	S	P	ERA	WHIP				
49 Antonio Senzatele, R ERA: 4.88 (1, 1)	3.2	L	20	7	5	5	1	2	0	0	0	0	0	56	86	12.27	2.455				
58 Lucas Gilbreath, L ERA: 20.25 (4, 1)	0.2		7	2	3	3	0	2	0	1	0	0	0	13	28	40.50	6.000				
50 Ty Blach, L ERA: 4.8 (5, 1)	2.2		10	1	0	0	3	1	0	0	0	0	0	22	37	0.00	0.750				
43 Jhoulys Chacin, R ERA: 7.43 (8, 1)	1.0		5	2	1	1	2	0	0	0	0	0	0	16	24	9.00	2.000				





Batter	1	2	3	4	5	6	7	8	9	AB	R	H	RBI	BB	SO	LOB	TOP										
9 Connor Joe, R OBP: 0.371, SLG: 0.470										3	0	1	0	1	1	0	<b>Colorado Rockies @ San Francisco Giants</b> Oracle Park, San Francisco, CA Wed May 11 2022, 12:47 PM - 4:00 PM PDT Att: 23,341 - Sunny - 60 F										
11 Jose Iglesias, R OBP: 0.367, SLG: 0.407										4	0	0	0	0	1	3											
19 Charlie Blackmon, L OBP: 0.281, SLG: 0.390										3	0	0	1	1	0	2											
25 C.J. Cron, R OBP: 0.344, SLG: 0.602										4	0	0	0	0	3	3											
24 Ryan McMahon, L OBP: 0.336, SLG: 0.383										4	0	0	0	0	3	2											
2 Yonathan Daza, R OBP: 0.404, SLG: 0.429										3	0	1	0	0	0	0											
22 Sam Hilliard, L OBP: 0.262, SLG: 0.218										3	0	0	0	0	1	1											
1 Garrett Hampson, R OBP: 0.269, SLG: 0.348										3	0	1	0	0	0	1											
3 Dom Nunez, L OBP: 0.313, SLG: 0.200										3	1	1	0	0	1	0											
<b>Inning Stats</b>	R: 0 E: 0 K: 1 S: 10	H: 1 LOB: 0 BB: 0 P: 15	R: 0 E: 0 K: 2 S: 8	H: 0 LOB: 0 BB: 0 P: 11	R: 0 E: 0 K: 0 S: 5	H: 0 LOB: 0 BB: 0 P: 8	R: 0 E: 0 K: 2 S: 12	H: 0 LOB: 1 BB: 1 P: 24	R: 0 E: 0 K: 1 S: 9	H: 1 LOB: 1 BB: 0 P: 15	R: 1 E: 0 K: 0 S: 10	H: 1 LOB: 2 BB: 1 P: 17	R: 0 E: 0 K: 1 S: 12	H: 1 LOB: 0 BB: 0 P: 20	R: 0 E: 0 K: 1 S: 7	H: 0 LOB: 0 BB: 0 P: 9		R: 0 E: 0 K: 2 S: 8	H: 0 LOB: 0 BB: 0 P: 13	1B: 4 2B: 1 3B: 0 HR: 0	SF: 0 SAC: 0 DP: 1 HBP: 0	WP: 0 PB: 0 SB: 1 CS: 1	PA: 33				
<b>PITCHER</b>	IP	WLS	BF	H	R	ER	SO	BB	IBB	HBP	BLK	WP	HR	S	P	ERA	WHIP										
38 Alex Cobb, R ERA: 3.98	5.1	W	20	3	1	1	6	2	0	0	0	0	0	51	85	1.69	0.938										
48 Jose Alvarez, L ERA: 3.12	0.2		3	0	0	0	0	0	0	0	0	0	0	3	5	0.00	0.000										
59 John Brebbia, R ERA: 1.29	1.0		3	1	0	0	1	0	0	0	0	0	0	12	20	0.00	1.000										
71 Tyler Rogers, R ERA: 1.98	1.0		3	0	0	0	1	0	0	0	0	0	0	7	9	0.00	0.000										
66 Jarlin Garcia, L ERA:	1.0		3	0	0	0	2	0	0	0	0	0	0	8	13	0.00	0.000										

Batter	1	2	3	4	5	6	7	8	9	AB	R	H	RBI	BB	SO	LOB	BOTTOM										
31 LaMonte Wade Jr., L OBP: 0.400, SLG: 0.583										4	0	3	1	1	0	0	<b>Colorado Rockies @ San Francisco Giants</b> Oracle Park, San Francisco, CA Wed May 11 2022, 12:47 PM - 4:00 PM PDT Att: 23,341 - Sunny - 60 F										
9 Brandon Belt, L OBP: 0.387, SLG: 0.467										3	0	2	1	1	1	2											
10 Evan Longoria, R										5	0	0	0	0	3	9											
23 Joc Pederson, L OBP: 0.305, SLG: 0.527										4	0	1	1	1	2	4											
1 Mauricio Dubon, R OBP: 0.250, SLG: 0.400										0	0	0	0	0	0	0											
5 Mike Yastrzemski, L OBP: 0.341, SLG: 0.373										4	1	0	0	1	2	6											
39 Thairo Estrada, R OBP: 0.282, SLG: 0.365										5	2	2	0	0	1	4											
35 Brandon Crawford, L OBP: 0.329, SLG: 0.359										4	2	1	3	0	0	2											
51 Luis González, L OBP: 0.359, SLG: 0.400										3	1	0	0	1	1	2											
13 Austin Slater, R OBP: 0.413, SLG: 0.451										0	0	0	0	0	0	0											
21 Joey Bart, R OBP: 0.315, SLG: 0.333										3	1	1	1	0	2	0											
<b>Inning Stats</b>	R: 0 E: 0 K: 1 S: 14	H: 1 LOB: 2 BB: 1 P: 18	R: 0 E: 0 K: 1 S: 8	H: 0 LOB: 0 BB: 0 P: 10	R: 0 E: 0 K: 3 S: 13	H: 2 LOB: 0 BB: 0 P: 19	R: 3 E: 1 K: 1 S: 18	H: 2 LOB: 2 BB: 2 P: 33	R: 2 E: 0 K: 2 S: 15	H: 2 LOB: 0 BB: 0 P: 23	R: 0 E: 0 K: 2 S: 13	H: 1 LOB: 1 BB: 0 P: 21	R: 0 E: 0 K: 0 S: 9	H: 1 LOB: 1 BB: 0 P: 14	R: 2 E: 1 K: 2 S: 23	H: 1 LOB: 3 BB: 2 P: 38	1B: 9 2B: 0 3B: 0 HR: 1	SF: 1 SAC: 0 DP: 0 HBP: 1	WP: 0 PB: 0 SB: 3 CS: 0	PA: 42							
<b>PITCHER</b>	IP	WLS	BF	H	R	ER	SO	BB	IBB	HBP	BLK	WP	HR	S	P	ERA	WHIP										
41 Chad Kuhl, R ERA: 2.88	4.2	L	25	7	5	5	8	3	0	0	0	0	0	66	101	9.64	2.143										
54 Carlos Estévez, R ERA: 4.5	1.1		5	1	0	0	2	0	0	0	0	0	0	15	23	0.00	0.750										
37 Alex Colomé, R ERA: 5.59	1.0		4	1	0	0	0	0	0	0	0	0	0	9	14	0.00	1.000										
52 Daniel Bard, R ERA: 2.38	0.1		6	1	2	1	1	2	0	1	0	0	0	19	31	27.00	9.000										
29 Robert Stephenson, R ERA: 6.43	0.2		2	0	0	0	1	0	0	0	0	0	0	4	7	0.00	0.000										

AB	30
R	1
H	4
RBI	1
BB	2
SO	10
LOB	12



AB	35
R	7
H	10
RBI	7
BB	5
SO	12
LOB	29





Batter	1	2	3	4	5	6	7	8	9	AB	R	H	RBI	BB	SO	LOB	TOP					
15 Whit Merrifield, R OBP: 0.212, SLG: 0.228										6	2	2	2	0	1	3						
16 Andrew Benintendi, L OBP: 0.374, SLG: 0.432										6	2	3	3	0	0	0						
13 Salvador Perez, R OBP: 0.244, SLG: 0.397										6	1	2	1	0	1	1						
41 Carlos Santana, S OBP: 0.317, SLG: 0.242										3	1	0	0	2	1	0						
17 Hunter Dozier, R OBP: 0.324, SLG: 0.465										5	4	5	1	0	0	0						
7 Bobby Witt Jr., R OBP: 0.237, SLG: 0.325										5	2	1	2	0	1	5						
26 Emmanuel Rivera, R OBP: 0.280, SLG: 0.273										4	0	0	0	0	1	7						
Ryan O'Hearn, L OBP: 0.241, SLG: 0.280										4	1	3	2	1	0	1						
28 Kyle Isbel, L OBP: 0.222, SLG: 0.231										5	0	1	0	0	2	5						
2 Michael Taylor, R OBP: 0.330, SLG: 0.314																						
8 Nicky Lopez, L OBP: 0.299, SLG: 0.234																						
<b>Inning Stats</b>	R: 2 H: 4 E: 0 K: 0 S: 14	H: 1 LOB: 2 BB: 1 P: 20	R: 0 H: 1 E: 0 K: 0 S: 11	H: 1 LOB: 0 BB: 0 P: 13	R: 4 H: 4 E: 0 K: 0 S: 13	H: 4 LOB: 1 BB: 1 P: 25	R: 0 H: 0 E: 0 K: 0 S: 4	H: 0 LOB: 0 BB: 0 P: 6	R: 2 H: 3 E: 1 K: 1 S: 9	H: 3 LOB: 2 BB: 0 P: 14	R: 0 H: 0 E: 0 K: 0 S: 4	H: 0 LOB: 0 BB: 0 P: 7	R: 4 H: 4 E: 1 K: 2 S: 17	H: 4 LOB: 1 BB: 0 P: 21	R: 2 H: 2 E: 0 K: 3 S: 19	H: 2 LOB: 1 BB: 1 P: 35	R: 0 H: 0 E: 0 K: 1 S: 10	H: 0 LOB: 0 BB: 0 P: 12	1B: 11 2B: 3 3B: 2 HR: 2	SF: 0 SAC: 0 DP: 2 HBP: 0	WP: 0 PA: 48 PB: 0 SB: 0 CS: 0	
<b>PITCHER</b>	IP WLS BF H R ER SO BB IBB HBP BLK WP HR S P ERA WHIP	IP WLS BF H R ER SO BB IBB HBP BLK WP HR S P ERA WHIP	IP WLS BF H R ER SO BB IBB HBP BLK WP HR S P ERA WHIP	IP WLS BF H R ER SO BB IBB HBP BLK WP HR S P ERA WHIP	IP WLS BF H R ER SO BB IBB HBP BLK WP HR S P ERA WHIP	IP WLS BF H R ER SO BB IBB HBP BLK WP HR S P ERA WHIP	IP WLS BF H R ER SO BB IBB HBP BLK WP HR S P ERA WHIP	IP WLS BF H R ER SO BB IBB HBP BLK WP HR S P ERA WHIP	IP WLS BF H R ER SO BB IBB HBP BLK WP HR S P ERA WHIP	IP WLS BF H R ER SO BB IBB HBP BLK WP HR S P ERA WHIP	IP WLS BF H R ER SO BB IBB HBP BLK WP HR S P ERA WHIP	IP WLS BF H R ER SO BB IBB HBP BLK WP HR S P ERA WHIP	IP WLS BF H R ER SO BB IBB HBP BLK WP HR S P ERA WHIP	IP WLS BF H R ER SO BB IBB HBP BLK WP HR S P ERA WHIP	IP WLS BF H R ER SO BB IBB HBP BLK WP HR S P ERA WHIP	IP WLS BF H R ER SO BB IBB HBP BLK WP HR S P ERA WHIP	IP WLS BF H R ER SO BB IBB HBP BLK WP HR S P ERA WHIP	IP WLS BF H R ER SO BB IBB HBP BLK WP HR S P ERA WHIP	IP WLS BF H R ER SO BB IBB HBP BLK WP HR S P ERA WHIP	IP WLS BF H R ER SO BB IBB HBP BLK WP HR S P ERA WHIP	IP WLS BF H R ER SO BB IBB HBP BLK WP HR S P ERA WHIP	IP WLS BF H R ER SO BB IBB HBP BLK WP HR S P ERA WHIP
21 Kyle Freeland, L ERA: 4.91	4.2	L	27	12	8	6	0	2	0	0	0	0	0	0	0	7	10	0.00	0.000			
43 Jhoulys Chacin, R ERA: 5.75	1.1		4	0	0	0	1	0	0	0	0	0	0	0	0	7	10	0.00	6.000			
37 Alex Colomé, R ERA: 5.23	0.2		7	4	4	0	2	0	0	0	0	0	0	0	16	20	0.00	6.000				
54 Carlos Estévez, R ERA: 5.56	1.1		7	2	2	2	3	1	0	0	0	0	0	1	20	36	13.50	2.250				
50 Ty Blach, L ERA: 4.5	1.0		3	0	0	0	1	0	0	0	0	0	0	0	10	12	0.00	0.000				

**Kansas City Royals @ Colorado Rockies**  
Coors Field, Denver, CO  
Fri May 13 2022, 6:41 PM - 10:33 PM MDT  
Att: 35,176 - Cloudy - 75 F

livebaseballscorecards.com

AB 45  
R 14  
H 18  
RBI 13  
BB 3  
SO 7  
LOB 22

Batter	1	2	3	4	5	6	7	8	9	AB	R	H	RBI	BB	SO	LOB	BOTTOM					
2 Yonathan Daza, R OBP: 0.404, SLG: 0.423										3	1	1	1	0	0	2						
19 Charlie Blackmon, L OBP: 0.277, SLG: 0.362										5	1	1	0	0	0	3						
25 C.J. Cron, R OBP: 0.353, SLG: 0.610										5	1	3	0	0	0	2						
24 Ryan McMahon, L OBP: 0.339, SLG: 0.384										5	1	2	1	0	2	3						
Randal Grichuk, R OBP: 0.317, SLG: 0.430										4	1	0	0	1	1	3						
Brendan Rodgers, R OBP: 0.242, SLG: 0.318										5	2	3	4	0	1	3						
35 Elias Díaz, R OBP: 0.277, SLG: 0.356										5	1	0	0	0	2	2						
11 Jose Iglesias, R OBP: 0.369, SLG: 0.400										4	1	1	1	1	0	1						
22 Sam Hilliard, L OBP: 0.286, SLG: 0.288										4	1	2	2	1	0	0						
<b>Inning Stats</b>	R: 0 H: 1 E: 0 K: 1 S: 9	H: 3 LOB: 1 BB: 0 P: 31	R: 0 H: 0 E: 0 K: 0 S: 6	H: 0 LOB: 0 BB: 0 P: 8	R: 0 H: 0 E: 0 K: 2 S: 8	H: 0 LOB: 0 BB: 0 P: 12	R: 4 H: 4 E: 0 K: 1 S: 22	H: 4 LOB: 1 BB: 0 P: 36	R: 0 H: 0 E: 0 K: 0 S: 9	H: 0 LOB: 1 BB: 2 P: 19	R: 2 H: 3 E: 1 K: 0 S: 12	H: 3 LOB: 1 BB: 0 P: 17	R: 1 H: 2 E: 0 K: 1 S: 22	H: 2 LOB: 3 BB: 1 P: 39	R: 0 H: 0 E: 0 K: 1 S: 8	H: 0 LOB: 0 BB: 0 P: 12	1B: 8 2B: 3 3B: 0 HR: 2	SF: 1 SAC: 0 DP: 1 HBP: 1	WP: 2 PA: 45 PB: 0 SB: 1 CS: 0			
<b>PITCHER</b>	IP WLS BF H R ER SO BB IBB HBP BLK WP HR S P ERA WHIP	IP WLS BF H R ER SO BB IBB HBP BLK WP HR S P ERA WHIP	IP WLS BF H R ER SO BB IBB HBP BLK WP HR S P ERA WHIP	IP WLS BF H R ER SO BB IBB HBP BLK WP HR S P ERA WHIP	IP WLS BF H R ER SO BB IBB HBP BLK WP HR S P ERA WHIP	IP WLS BF H R ER SO BB IBB HBP BLK WP HR S P ERA WHIP	IP WLS BF H R ER SO BB IBB HBP BLK WP HR S P ERA WHIP	IP WLS BF H R ER SO BB IBB HBP BLK WP HR S P ERA WHIP	IP WLS BF H R ER SO BB IBB HBP BLK WP HR S P ERA WHIP	IP WLS BF H R ER SO BB IBB HBP BLK WP HR S P ERA WHIP	IP WLS BF H R ER SO BB IBB HBP BLK WP HR S P ERA WHIP	IP WLS BF H R ER SO BB IBB HBP BLK WP HR S P ERA WHIP	IP WLS BF H R ER SO BB IBB HBP BLK WP HR S P ERA WHIP	IP WLS BF H R ER SO BB IBB HBP BLK WP HR S P ERA WHIP	IP WLS BF H R ER SO BB IBB HBP BLK WP HR S P ERA WHIP	IP WLS BF H R ER SO BB IBB HBP BLK WP HR S P ERA WHIP	IP WLS BF H R ER SO BB IBB HBP BLK WP HR S P ERA WHIP	IP WLS BF H R ER SO BB IBB HBP BLK WP HR S P ERA WHIP	IP WLS BF H R ER SO BB IBB HBP BLK WP HR S P ERA WHIP	IP WLS BF H R ER SO BB IBB HBP BLK WP HR S P ERA WHIP	IP WLS BF H R ER SO BB IBB HBP BLK WP HR S P ERA WHIP	IP WLS BF H R ER SO BB IBB HBP BLK WP HR S P ERA WHIP
23 Zack Greinke, R ERA: 3.52	4.2		24	7	7	5	4	2	0	0	0	0	0	0	0	7	17	0.00	2.000			
65 Dylan Coleman, R ERA: 2.19	1.0	W	4	0	0	0	0	0	0	0	0	0	0	0	0	7	17	0.00	2.000			
67 Gabe Speier, L ERA: 2.13	1.1	H	8	4	3	3	0	0	0	0	0	0	0	0	2	18	27	20.25	3.000			
63 Josh Staumont, R ERA: 4.26	0.2		5	1	0	0	1	1	0	1	0	0	0	1	0	18	32	0.00	3.000			
58 Scott Barlow, R ERA: 1.23	1.1	S	4	0	0	0	1	0	0	0	0	0	0	0	9	13	0.00	0.000				

**Kansas City Royals @ Colorado Rockies**  
Coors Field, Denver, CO  
Fri May 13 2022, 6:41 PM - 10:33 PM MDT  
Att: 35,176 - Cloudy - 75 F

livebaseballscorecards.com

AB 40  
R 10  
H 13  
RBI 9  
BB 3  
SO 6  
LOB 19



Batter	1	2	3	4	5	6	7	8	9	AB	R	H	RBI	BB	SO	LOB	TOP										
15 Whit Merrifield, R OBP: 0.213, SLG: 0.228	L8		16 G3 13 HR 16 S		K			P3		4	1	1	1	0	1	0	<b>Kansas City Royals @ Colorado Rockies</b> Coors Field, Denver, CO Sat May 14 2022, 6:11 PM - 8:50 PM MDT Att: 40,534 - Cloudy - 81 F										
16 Andrew Benintendi, L OBP: 0.370, SLG: 0.421	WP BB		G3			P5		G3		3	0	0	0	1	0	1											
13 Salvador Perez, R OBP: 0.246, SLG: 0.419	F9		HR			K		K		3	1	1	2	0	1	1											
28 Kyle Isbel, L OBP: 0.214, SLG: 0.222			HR							1	0	0	0	0	1	0											
Ryan O'Hearn, L OBP: 0.212, SLG: 0.241	K		L3			G1-6-3		K		4	0	0	0	0	2	1											
17 Hunter Dozier, R OBP: 0.321, SLG: 0.457		G5-3			F7			P3		4	0	1	0	0	0	0											
7 Bobby Witt Jr., R OBP: 0.238, SLG: 0.347	G6-3				K			HR		4	1	1	1	0	1	1											
1 MJ Melendez, L OBP: 0.348, SLG: 0.300	K				G4-3			K		3	0	0	0	0	2	0											
2 Michael Taylor, R OBP: 0.330, SLG: 0.337					K			L7		3	1	1	0	0	1	0											
57 Ronald Boloños, R			15 1B 3B							0	0	0	0	0	0	0											
8 Nicky Lopez, L OBP: 0.291, SLG: 0.227			G1-3		G4-3			G3		3	0	0	0	0	0	1											
<b>Inning Stats</b>	R: 0 E: 0 K: 1 S: 12	H: 0 LOB: 1 BB: 1 P: 17	R: 0 E: 0 K: 1 S: 7	H: 0 LOB: 0 BB: 0 P: 9	R: 3 E: 0 K: 0 S: 16	H: 3 LOB: 0 BB: 0 P: 26	R: 0 E: 0 K: 1 S: 8	H: 0 LOB: 0 BB: 0 P: 13	R: 0 E: 0 K: 2 S: 9	H: 0 LOB: 0 BB: 0 P: 14	R: 0 E: 0 K: 1 S: 7	H: 0 LOB: 0 BB: 0 P: 11	R: 1 E: 0 K: 1 S: 11	H: 1 LOB: 0 BB: 0 P: 15	R: 0 E: 0 K: 0 S: 4	H: 0 LOB: 0 BB: 0 P: 6	R: 0 E: 0 K: 2 S: 9	H: 1 LOB: 1 BB: 0 P: 13	1B: 2 2B: 0 3B: 1 HR: 2	SF: 0 SAC: 0 DP: 0 HBP: 0	WP: 1 PB: 0 SB: 1 CS: 0	PA: 33					
<b>PITCHER</b>	IP	WLS	BF	H	R	ER	SO	BB	IBB	HBP	BLK	WP	HR	S	P	ERA	WHIP										
48 Germán Márquez, R ERA: 6.16	6.0	W	22	3	3	3	6	1	0	0	0	1	1	59	90	4.50	0.667										
60 Ashton Goudeau, R ERA: 6.23	1.0		4	1	1	1	1	0	0	0	0	0	1	11	15	9.00	1.000										
40 Tyler Kinley, R ERA: 0.73	1.0		3	0	0	0	0	0	0	0	0	0	0	4	6	0.00	0.000										
58 Lucas Gilbreath, L ERA: 16.2	1.0		4	1	0	0	2	0	0	0	0	0	0	9	13	0.00	1.000										

Batter	1	2	3	4	5	6	7	8	9	AB	R	H	RBI	BB	SO	LOB	BOTTOM										
9 Connor Joe, R OBP: 0.368, SLG: 0.458	19 HR BB		F7		K			K		3	1	0	0	1	2	1	<b>Kansas City Royals @ Colorado Rockies</b> Coors Field, Denver, CO Sat May 14 2022, 6:11 PM - 8:50 PM MDT Att: 40,534 - Cloudy - 81 F										
1 Garrett Hampson, R OBP: 0.296, SLG: 0.348										0	0	0	0	1	0	0											
19 Charlie Blackmon, L OBP: 0.274, SLG: 0.460	HR		F8		K			G6-3		5	1	1	2	0	1	2											
25 C.J. Cron, R OBP: 0.350, SLG: 0.598	K				G3			K		4	1	1	0	0	2	0											
24 Ryan McMahon, L OBP: 0.351, SLG: 0.417	L3									3	2	2	1	1	0	0											
Brendan Rodgers, R OBP: 0.253, SLG: 0.337										4	2	2	1	0	0	2											
11 Jose Iglesias, R OBP: 0.394, SLG: 0.394	F9									4	1	1	1	1	0	2											
22 Sam Hilliard, L OBP: 0.297, SLG: 0.344		2 1B 3 SF8 BB								2	2	1	4	1	0	0											
2 Yonathan Daza, R OBP: 0.426, SLG: 0.436			F9							3	0	2	0	1	0	0											
3 Dom Nunez, L OBP: 0.278, SLG: 0.179										3	0	0	1	0	1	2											
<b>Inning Stats</b>	R: 2 E: 0 K: 1 S: 16	H: 2 LOB: 1 BB: 1 P: 24	R: 1 E: 0 K: 0 S: 9	H: 1 LOB: 1 BB: 1 P: 17	R: 4 E: 0 K: 0 S: 13	H: 4 LOB: 0 BB: 0 P: 23	R: 0 E: 0 K: 2 S: 9	H: 0 LOB: 0 BB: 0 P: 14	R: 2 E: 0 K: 0 S: 8	H: 1 LOB: 1 BB: 2 P: 18	R: 0 E: 0 K: 2 S: 9	H: 0 LOB: 0 BB: 0 P: 17	R: 1 E: 0 K: 1 S: 12	H: 1 LOB: 0 BB: 0 P: 16	R: 0 E: 0 K: 1 S: 8	H: 1 LOB: 1 BB: 1 P: 16	1B: 6 2B: 2 3B: 0 HR: 3	SF: 2 SAC: 0 DP: 1 HBP: 0	WP: 0 PB: 0 SB: 0 CS: 1	PA: 38							
<b>PITCHER</b>	IP	WLS	BF	H	R	ER	SO	BB	IBB	HBP	BLK	WP	HR	S	P	ERA	WHIP										
43 Carlos Hernández, R ERA: 9.11	4.0	L	23	8	9	9	3	3	0	0	0	0	2	50	85	20.25	2.750										
57 Ronald Boloños, R ERA: 2.77	4.0		15	2	1	1	4	2	0	0	0	0	1	34	60	2.25	1.000										
57 Ronald Boloños, R ERA: 2.77	4.0		15	2	1	1	4	2	0	0	0	0	1	34	60	2.25	1.000										

AB	32
R	4
H	5
RBI	4
BB	1
SO	9
LOB	5

AB	31
R	10
H	10
RBI	10
BB	5
SO	7
LOB	9





Batter	1	2	3	4	5	6	7	8	9	AB	R	H	RBI	BB	SO	LOB	TOP					
15 Whit Merrifield, R OBP: 0.220, SLG: 0.260										4	1	2	2	0	0	2	<b>Kansas City Royals @ Colorado Rockies</b> Coors Field, Denver, CO Sun May 15 2022, 1:11 PM - 4:33 PM MDT Att: 34,505 - Sunny - 72 F					
2 Michael Taylor, R OBP: 0.333, SLG: 0.326										3	0	0	0	2	1	1						
13 Salvador Perez, R OBP: 0.244, SLG: 0.411										5	0	1	2	0	1	1						
41 Carlos Santana, S OBP: 0.310, SLG: 0.229										4	0	0	0	1	1	2						
17 Hunter Dozier, R OBP: 0.325, SLG: 0.455										5	0	2	0	0	0	3						
7 Bobby Witt Jr., R OBP: 0.254, SLG: 0.375										2	2	1	1	2	0	1						
1 MJ Melendez, L OBP: 0.333, SLG: 0.261										3	1	0	0	1	1	4						
26 Emmanuel Rivera, R OBP: 0.321, SLG: 0.480										3	2	2	3	0	0	0						
16 Andrew Benintendi, L OBP: 0.375, SLG: 0.421										3	0	0	0	0	0	1						
8 Nicky Lopez, L OBP: 0.283, SLG: 0.220										1	0	1	0	0	0	0						
Ryan O'Hearn, L OBP: 0.235, SLG: 0.267										0	1	0	0	0	0	0						
28 Kyle Isbel, L OBP: 0.214, SLG: 0.222										0	1	0	0	0	0	0						
<b>Inning Stats</b>	R: 0 E: 0 K: 0 S: 9	H: 1 LOB: 0 BB: 0 P: 12	R: 0 E: 0 K: 1 S: 9	H: 1 LOB: 1 BB: 1 P: 15	R: 0 E: 0 K: 0 S: 7	H: 0 LOB: 0 BB: 0 P: 10	R: 0 E: 0 K: 0 S: 5	H: 0 LOB: 0 BB: 0 P: 7	R: 2 E: 0 K: 0 S: 10	H: 1 LOB: 0 BB: 1 P: 19	R: 1 E: 0 K: 2 S: 12	H: 1 LOB: 1 BB: 1 P: 21	R: 3 E: 0 K: 0 S: 10	H: 2 LOB: 2 BB: 2 P: 21	R: 0 E: 0 K: 0 S: 11	H: 1 LOB: 1 BB: 0 P: 16	R: 2 E: 0 K: 1 S: 14	H: 2 LOB: 2 BB: 2 P: 26	1B: 5 2B: 1 3B: 0 HR: 3	SF: 1 SAC: 0 DP: 1 HBP: 0	WP: 1 PB: 0 SB: 0 CS: 1	PA: 42
<b>PITCHER</b>	IP WLS BF H R ER SO BB IBB HBP BLK WP HR S P ERA WHIP																					
26 Austin Gomber, L ERA: 4.38	(1, 1) 6.0 23 4 3 3 3 3 0 0 0 0 2 52 84 4.50 1.167																					
43 Jhoulys Chacin, R ERA: 8.22	(7, 1) 0.2 6 2 3 3 0 2 0 0 0 0 0 1 9 20 40.50 6.000																					
29 Robert Stephenson, R ERA: 6.14	(7, 1) 0.1 1 0 0 0 0 0 0 0 0 0 0 0 1 1 0.00 0.000																					
40 Tyler Kinley, R ERA: 0.68	(8, 1) 1.0 H 4 1 0 0 0 0 0 0 0 0 0 0 11 16 0.00 1.000																					
52 Daniel Bard, R ERA: 3.68	(9, 1) 1.0 L 7 2 2 2 1 2 0 0 0 0 1 0 14 26 18.00 4.000																					

Batter	1	2	3	4	5	6	7	8	9	AB	R	H	RBI	BB	SO	LOB	BOTTOM			
9 Connor Joe, R OBP: 0.369, SLG: 0.452										4	1	1	0	1	1	1	<b>Kansas City Royals @ Colorado Rockies</b> Coors Field, Denver, CO Sun May 15 2022, 1:11 PM - 4:33 PM MDT Att: 34,505 - Sunny - 72 F			
2 Yonathan Daza, R OBP: 0.424, SLG: 0.450										5	1	2	2	0	0	1				
25 C.J. Cron, R OBP: 0.352, SLG: 0.588										4	1	1	1	1	2	2				
24 Ryan McMahon, L OBP: 0.353, SLG: 0.407										3	1	0	1	2	0	1				
Brendan Rodgers, R OBP: 0.260, SLG: 0.340										5	1	2	0	0	0	4				
Randal Grichuk, R OBP: 0.321, SLG: 0.423										4	0	1	2	1	1	2				
35 Elias Diaz, R OBP: 0.276, SLG: 0.356										3	1	1	1	0	0	2				
22 Sam Hilliard, L OBP: 0.282, SLG: 0.323										4	0	0	0	0	1	2				
1 Garrett Hampson, R OBP: 0.323, SLG: 0.346										3	1	1	0	1	1	0				
<b>Inning Stats</b>	R: 0 E: 0 K: 1 S: 9	H: 1 LOB: 2 BB: 1 P: 18	R: 0 E: 0 K: 0 S: 7	H: 0 LOB: 0 BB: 0 P: 11	R: 0 E: 0 K: 1 S: 8	H: 0 LOB: 0 BB: 0 P: 12	R: 0 E: 0 K: 1 S: 16	H: 1 LOB: 2 BB: 1 P: 26	R: 0 E: 0 K: 1 S: 10	H: 1 LOB: 0 BB: 0 P: 16	R: 7 E: 1 K: 0 S: 29	H: 5 LOB: 1 BB: 2 P: 50	R: 0 E: 0 K: 1 S: 10	H: 1 LOB: 1 BB: 0 P: 16	R: 0 E: 0 K: 1 S: 11	H: 0 LOB: 0 BB: 0 P: 16		1B: 8 2B: 1 3B: 0 HR: 0	SF: 1 SAC: 0 DP: 0 HBP: 0	WP: 0 PB: 0 SB: 0 CS: 1
<b>PITCHER</b>	IP WLS BF H R ER SO BB IBB HBP BLK WP HR S P ERA WHIP																			
52 Daniel Lynch IV, L ERA: 3.3	(1, 1) 5.1 22 4 3 0 4 4 0 0 0 0 0 0 6 9 0.00 1.312																			
40 Collin Snider, R ERA: 4.4	(6, 1) 0.2 H 3 1 1 1 0 0 0 0 0 0 0 6 9 13.50 1.500																			
24 Amir Garrett, L ERA: 4.35	(7, 1) 0.1 3 0 0 0 0 2 0 0 0 0 0 0 8 18 0.00 6.000																			
45 Taylor Clarke, R ERA: 2.63	(7, 1) 0.2 7 4 6 4 0 0 0 0 0 0 0 0 18 27 54.00 6.000																			
63 Josh Staumont, R ERA: 3.95	(8, 1) 1.0 W 4 1 0 0 1 0 0 0 0 0 0 0 10 16 0.00 1.000																			

livebaseballscorecards.com







Batter	1	2	3	4	5	6	7	8	9	AB	R	H	RBI	BB	SO	LOB	TOP				
8 Tommy La Stella, L (1, 10) OBP: 0.571, SLG: 1.333										5	1	3	1	1	0	2					
9 Brandon Belt, L (1, 3) OBP: 0.345, SLG: 0.392										5	1	0	0	1	2	3					
41 Wilmer Flores, R (1, 5) OBP: 0.331, SLG: 0.499										4	2	1	0	1	1	1					
10 Evan Longoria, R (7, 5) OBP: 0.211, SLG: 0.263										1	0	0	0	0	1	1					
23 Joc Pederson, L (1, 9) OBP: 0.280, SLG: 0.478										5	0	0	0	1	3	6					
5 Mike Yastrzemski, L (1, 8) OBP: 0.371, SLG: 0.438										4	3	3	2	1	1	2					
33 Darin Ruf, R (1, 7) OBP: 0.394, SLG: 0.314										3	2	2	3	2	0	2					
13 Austin Slater, R (8, PR) OBP: 0.414, SLG: 0.418										0	0	0	0	0	0	0					
35 Brandon Crawford, L (1, 6) OBP: 0.309, SLG: 0.350										5	1	3	1	0	1	2					
39 Thairo Estrada, R (1, 4) OBP: 0.286, SLG: 0.354										5	0	2	2	0	1	1					
2 Curt Casali, R (1, 2) OBP: 0.345, SLG: 0.481										5	0	0	0	0	0	5					
<b>Inning Stats</b>	R: 1 E: 0 K: 0 S: 11	H: 2 LOB: 2 BB: 1 P: 20	R: 1 E: 1 K: 0 S: 9	H: 1 LOB: 0 BB: 0 P: 12	R: 4 E: 0 K: 0 S: 25	H: 5 LOB: 2 BB: 0 P: 38	R: 2 E: 0 K: 1 S: 11	H: 1 LOB: 1 BB: 2 P: 22	R: 0 E: 0 K: 1 S: 15	H: 3 LOB: 2 BB: 1 P: 27	R: 0 E: 0 K: 3 S: 14	H: 1 LOB: 2 BB: 1 P: 23	R: 0 E: 0 K: 1 S: 8	H: 0 LOB: 1 BB: 1 P: 16	R: 0 E: 0 K: 2 S: 12	H: 0 LOB: 1 BB: 1 P: 21	1B: 6 2B: 6 3B: 1 HR: 1	SF: 0 SAC: 0 DP: 0 HBP: 0	WP: 2 PA: 49 ERA: 0.00 WHIP: 1.000		
<b>PITCHER</b>	IP: 3.0 WLS: L BF: 19 H: 8 R: 6 ER: 5 SO: 0 BB: 1 IBB: 0 HBP: 0 BLK: 0 WP: 1 HR: 1 S: 45 P: 70 ERA: 15.00 WHIP: 3.000	IP: 2.0 WLS: L BF: 10 H: 2 R: 2 ER: 2 SO: 2 BB: 2 IBB: 0 HBP: 0 BLK: 0 WP: 0 HR: 0 S: 22 P: 43 ERA: 9.00 WHIP: 2.000	IP: 1.0 WLS: L BF: 7 H: 3 R: 2 ER: 2 SO: 2 BB: 1 IBB: 0 HBP: 0 BLK: 0 WP: 0 HR: 0 S: 15 P: 27 ERA: 18.00 WHIP: 4.000	IP: 1.0 WLS: L BF: 5 H: 1 R: 0 ER: 0 SO: 3 BB: 1 IBB: 0 HBP: 0 BLK: 0 WP: 1 HR: 0 S: 14 P: 23 ERA: 0.00 WHIP: 2.000	IP: 1.0 WLS: L BF: 4 H: 0 R: 0 ER: 0 SO: 2 BB: 1 IBB: 0 HBP: 0 BLK: 0 WP: 0 HR: 0 S: 12 P: 21 ERA: 0.00 WHIP: 1.000	IP: 1.0 WLS: L BF: 4 H: 0 R: 0 ER: 0 SO: 2 BB: 1 IBB: 0 HBP: 0 BLK: 0 WP: 0 HR: 0 S: 12 P: 21 ERA: 0.00 WHIP: 1.000	IP: 1.0 WLS: L BF: 4 H: 0 R: 0 ER: 0 SO: 2 BB: 1 IBB: 0 HBP: 0 BLK: 0 WP: 0 HR: 0 S: 12 P: 21 ERA: 0.00 WHIP: 1.000	IP: 1.0 WLS: L BF: 4 H: 0 R: 0 ER: 0 SO: 2 BB: 1 IBB: 0 HBP: 0 BLK: 0 WP: 0 HR: 0 S: 12 P: 21 ERA: 0.00 WHIP: 1.000	IP: 1.0 WLS: L BF: 4 H: 0 R: 0 ER: 0 SO: 2 BB: 1 IBB: 0 HBP: 0 BLK: 0 WP: 0 HR: 0 S: 12 P: 21 ERA: 0.00 WHIP: 1.000	IP: 1.0 WLS: L BF: 4 H: 0 R: 0 ER: 0 SO: 2 BB: 1 IBB: 0 HBP: 0 BLK: 0 WP: 0 HR: 0 S: 12 P: 21 ERA: 0.00 WHIP: 1.000	IP: 1.0 WLS: L BF: 4 H: 0 R: 0 ER: 0 SO: 2 BB: 1 IBB: 0 HBP: 0 BLK: 0 WP: 0 HR: 0 S: 12 P: 21 ERA: 0.00 WHIP: 1.000	IP: 1.0 WLS: L BF: 4 H: 0 R: 0 ER: 0 SO: 2 BB: 1 IBB: 0 HBP: 0 BLK: 0 WP: 0 HR: 0 S: 12 P: 21 ERA: 0.00 WHIP: 1.000	IP: 1.0 WLS: L BF: 4 H: 0 R: 0 ER: 0 SO: 2 BB: 1 IBB: 0 HBP: 0 BLK: 0 WP: 0 HR: 0 S: 12 P: 21 ERA: 0.00 WHIP: 1.000	IP: 1.0 WLS: L BF: 4 H: 0 R: 0 ER: 0 SO: 2 BB: 1 IBB: 0 HBP: 0 BLK: 0 WP: 0 HR: 0 S: 12 P: 21 ERA: 0.00 WHIP: 1.000	IP: 1.0 WLS: L BF: 4 H: 0 R: 0 ER: 0 SO: 2 BB: 1 IBB: 0 HBP: 0 BLK: 0 WP: 0 HR: 0 S: 12 P: 21 ERA: 0.00 WHIP: 1.000	IP: 1.0 WLS: L BF: 4 H: 0 R: 0 ER: 0 SO: 2 BB: 1 IBB: 0 HBP: 0 BLK: 0 WP: 0 HR: 0 S: 12 P: 21 ERA: 0.00 WHIP: 1.000	IP: 1.0 WLS: L BF: 4 H: 0 R: 0 ER: 0 SO: 2 BB: 1 IBB: 0 HBP: 0 BLK: 0 WP: 0 HR: 0 S: 12 P: 21 ERA: 0.00 WHIP: 1.000	IP: 1.0 WLS: L BF: 4 H: 0 R: 0 ER: 0 SO: 2 BB: 1 IBB: 0 HBP: 0 BLK: 0 WP: 0 HR: 0 S: 12 P: 21 ERA: 0.00 WHIP: 1.000	IP: 1.0 WLS: L BF: 4 H: 0 R: 0 ER: 0 SO: 2 BB: 1 IBB: 0 HBP: 0 BLK: 0 WP: 0 HR: 0 S: 12 P: 21 ERA: 0.00 WHIP: 1.000	IP: 1.0 WLS: L BF: 4 H: 0 R: 0 ER: 0 SO: 2 BB: 1 IBB: 0 HBP: 0 BLK: 0 WP: 0 HR: 0 S: 12 P: 21 ERA: 0.00 WHIP: 1.000	
<b>Batter</b>	1	2	3	4	5	6	7	8	9	AB	R	H	RBI	BB	SO	LOB	BOTTOM				
9 Connor Joe, R (1, 10) OBP: 0.364, SLG: 0.432										4	0	0	0	1	1	1					
2 Yonathan Daza, R (1, 7) OBP: 0.434, SLG: 0.441										4	1	1	0	1	1	1					
19 Charlie Blackmon, L (1, 9) OBP: 0.276, SLG: 0.395										4	1	1	0	1	0	0					
25 C.J. Cron, R (1, 3) OBP: 0.368, SLG: 0.593										5	3	3	1	0	0	2					
24 Ryan McMahon, L (1, 5) OBP: 0.359, SLG: 0.441										4	1	2	2	0	0	1					
Brendan Rodgers, R (1, 4) OBP: 0.274, SLG: 0.343										4	0	2	1	0	1	3					
Randal Grichuk, R (1, 8) OBP: 0.325, SLG: 0.448										4	1	1	3	0	1	3					
11 Jose Iglesias, R (1, 6) OBP: 0.357, SLG: 0.377										4	0	1	0	0	1	2					
35 Elias Diaz, R (1, 2) OBP: 0.264, SLG: 0.337										4	0	1	0	0	1	1					
<b>Inning Stats</b>	R: 0 E: 0 K: 2 S: 8	H: 0 LOB: 0 BB: 0 P: 11	R: 1 E: 0 K: 1 S: 10	H: 2 LOB: 1 BB: 0 P: 12	R: 0 E: 0 K: 0 S: 11	H: 0 LOB: 0 BB: 1 P: 17	R: 1 E: 0 K: 0 S: 14	H: 2 LOB: 1 BB: 0 P: 21	R: 0 E: 0 K: 0 S: 6	H: 1 LOB: 0 BB: 0 P: 9	R: 5 E: 0 K: 1 S: 24	H: 6 LOB: 1 BB: 0 P: 34	R: 0 E: 0 K: 0 S: 8	H: 0 LOB: 0 BB: 0 P: 9	R: 0 E: 0 K: 1 S: 7	H: 1 LOB: 1 BB: 0 P: 11	R: 0 E: 0 K: 1 S: 13	H: 0 LOB: 2 BB: 2 P: 24	1B: 9 2B: 2 3B: 0 HR: 1	SF: 0 SAC: 0 DP: 2 HBP: 0	WP: 0 PA: 40 ERA: 0.00 WHIP: 1.000
<b>PITCHER</b>	IP: 5.1 WLS: H BF: 25 H: 10 R: 7 ER: 7 SO: 0 BB: 0 IBB: 0 HBP: 0 BLK: 0 WP: 0 HR: 9 S: 12 P: 92 ERA: 11.81 WHIP: 2.062	IP: 0.2 WLS: H BF: 3 H: 1 R: 0 ER: 0 SO: 0 BB: 0 IBB: 0 HBP: 0 BLK: 0 WP: 0 HR: 0 S: 9 P: 12 ERA: 0.00 WHIP: 1.500	IP: 1.0 WLS: H BF: 3 H: 0 R: 0 ER: 0 SO: 0 BB: 0 IBB: 0 HBP: 0 BLK: 0 WP: 0 HR: 0 S: 8 P: 9 ERA: 0.00 WHIP: 0.000	IP: 1.0 WLS: H BF: 4 H: 1 R: 0 ER: 0 SO: 1 BB: 0 IBB: 0 HBP: 0 BLK: 0 WP: 0 HR: 7 S: 11 P: 11 ERA: 0.00 WHIP: 1.000	IP: 1.0 WLS: S BF: 5 H: 0 R: 0 ER: 0 SO: 1 BB: 2 IBB: 0 HBP: 0 BLK: 0 WP: 2 HR: 13 S: 24 P: 24 ERA: 0.00 WHIP: 2.000	IP: 5.1 WLS: H BF: 25 H: 10 R: 7 ER: 7 SO: 0 BB: 0 IBB: 0 HBP: 0 BLK: 0 WP: 0 HR: 9 S: 12 P: 92 ERA: 11.81 WHIP: 2.062	IP: 0.2 WLS: H BF: 3 H: 1 R: 0 ER: 0 SO: 0 BB: 0 IBB: 0 HBP: 0 BLK: 0 WP: 0 HR: 0 S: 9 P: 12 ERA: 0.00 WHIP: 1.500	IP: 1.0 WLS: H BF: 3 H: 0 R: 0 ER: 0 SO: 0 BB: 0 IBB: 0 HBP: 0 BLK: 0 WP: 0 HR: 0 S: 8 P: 9 ERA: 0.00 WHIP: 0.000	IP: 1.0 WLS: H BF: 4 H: 1 R: 0 ER: 0 SO: 1 BB: 0 IBB: 0 HBP: 0 BLK: 0 WP: 0 HR: 7 S: 11 P: 11 ERA: 0.00 WHIP: 1.000	IP: 1.0 WLS: S BF: 5 H: 0 R: 0 ER: 0 SO: 1 BB: 2 IBB: 0 HBP: 0 BLK: 0 WP: 2 HR: 13 S: 24 P: 24 ERA: 0.00 WHIP: 2.000	IP: 5.1 WLS: H BF: 25 H: 10 R: 7 ER: 7 SO: 0 BB: 0 IBB: 0 HBP: 0 BLK: 0 WP: 0 HR: 9 S: 12 P: 92 ERA: 11.81 WHIP: 2.062	IP: 0.2 WLS: H BF: 3 H: 1 R: 0 ER: 0 SO: 0 BB: 0 IBB: 0 HBP: 0 BLK: 0 WP: 0 HR: 0 S: 9 P: 12 ERA: 0.00 WHIP: 1.500	IP: 1.0 WLS: H BF: 3 H: 0 R: 0 ER: 0 SO: 0 BB: 0 IBB: 0 HBP: 0 BLK: 0 WP: 0 HR: 0 S: 8 P: 9 ERA: 0.00 WHIP: 0.000	IP: 1.0 WLS: H BF: 4 H: 1 R: 0 ER: 0 SO: 1 BB: 0 IBB: 0 HBP: 0 BLK: 0 WP: 0 HR: 7 S: 11 P: 11 ERA: 0.00 WHIP: 1.000	IP: 1.0 WLS: S BF: 5 H: 0 R: 0 ER: 0 SO: 1 BB: 2 IBB: 0 HBP: 0 BLK: 0 WP: 2 HR: 13 S: 24 P: 24 ERA: 0.00 WHIP: 2.000	IP: 5.1 WLS: H BF: 25 H: 10 R: 7 ER: 7 SO: 0 BB: 0 IBB: 0 HBP: 0 BLK: 0 WP: 0 HR: 9 S: 12 P: 92 ERA: 11.81 WHIP: 2.062	IP: 0.2 WLS: H BF: 3 H: 1 R: 0 ER: 0 SO: 0 BB: 0 IBB: 0 HBP: 0 BLK: 0 WP: 0 HR: 0 S: 9 P: 12 ERA: 0.00 WHIP: 1.500	IP: 1.0 WLS: H BF: 3 H: 0 R: 0 ER: 0 SO: 0 BB: 0 IBB: 0 HBP: 0 BLK: 0 WP: 0 HR: 0 S: 8 P: 9 ERA: 0.00 WHIP: 0.000	IP: 1.0 WLS: H BF: 4 H: 1 R: 0 ER: 0 SO: 1 BB: 0 IBB: 0 HBP: 0 BLK: 0 WP: 0 HR: 7 S: 11 P: 11 ERA: 0.00 WHIP: 1.000	IP: 1.0 WLS: S BF: 5 H: 0 R: 0 ER: 0 SO: 1 BB: 2 IBB: 0 HBP: 0 BLK: 0 WP: 2 HR: 13 S: 24 P: 24 ERA: 0.00 WHIP: 2.000	IP: 5.1 WLS: H BF: 25 H: 10 R: 7 ER: 7 SO: 0 BB: 0 IBB: 0 HBP: 0 BLK: 0 WP: 0 HR: 9 S: 12 P: 92 ERA: 11.81 WHIP: 2.062

San Francisco Giants @ Colorado Rockies  
Coors Field, Denver, CO  
Tue May 17 2022, 6:41 PM - 10:20 PM MDT  
Att: 25,735 - Partly Cloudy - 73 F

AB 42  
R 10  
H 14  
RBI 9  
BB 7  
SO 10  
LOB 25



San Francisco Giants @ Colorado Rockies  
Coors Field, Denver, CO  
Tue May 17 2022, 6:41 PM - 10:20 PM MDT  
Att: 25,735 - Partly Cloudy - 73 F

AB 37  
R 7  
H 12  
RBI 7  
BB 3  
SO 6  
LOB 14





Batter	1	2	3	4	5	6	7	8	9	AB	R	H	RBI	BB	SO	LOB	TOP									
13 Austin Slater, R OBP: 0.392, SLG: 0.397										3	0	0	1	0	2	2										
31 LaMonte Wade Jr., L OBP: 0.375, SLG: 0.350										3	0	0	1	1	2	1										
33 Darrin Ruf, R OBP: 0.359, SLG: 0.306										4	0	1	0	0	2	0										
9 Brandon Belt, L OBP: 0.342, SLG: 0.386										4	0	1	0	0	0	2										
41 Wilmer Flores, R OBP: 0.328, SLG: 0.403										4	0	0	0	0	2	3										
10 Evan Longoria, R OBP: 0.174, SLG: 0.217										3	1	1	0	0	1	0										
35 Brandon Crawford, L OBP: 0.315, SLG: 0.349										3	1	1	0	0	1	0										
39 Thairo Estrada, R OBP: 0.306, SLG: 0.383										3	1	3	0	1	0	0										
21 Joey Bart, R OBP: 0.321, SLG: 0.362										4	0	0	0	0	3	7										
5 Mike Yastrzemski, L OBP: 0.376, SLG: 0.452										4	1	2	1	0	0	1										
<b>Inning Stats</b>	R: 0 H: 1 E: 0 K: 2 S: 14	H: 1 R: 2 ER: 0 LOB: 2 BB: 1 P: 25	R: 2 H: 2 E: 0 K: 1 S: 9	H: 2 R: 0 ER: 0 LOB: 1 BB: 0 P: 10	R: 0 H: 2 E: 0 K: 1 S: 18	H: 2 R: 0 ER: 0 LOB: 3 BB: 1 P: 30	R: 1 H: 1 E: 0 K: 1 S: 7	H: 1 R: 0 ER: 0 LOB: 0 BB: 0 P: 8	R: 0 H: 0 E: 0 K: 1 S: 9	H: 0 R: 0 ER: 0 LOB: 0 BB: 0 P: 13	R: 0 H: 1 E: 0 K: 2 S: 12	H: 1 R: 0 ER: 0 LOB: 0 BB: 0 P: 17	R: 0 H: 0 E: 0 K: 1 S: 8	H: 0 R: 0 ER: 0 LOB: 0 BB: 0 P: 13	R: 0 H: 1 E: 0 K: 2 S: 12	H: 1 R: 0 ER: 0 LOB: 1 BB: 0 P: 20	R: 0 H: 0 E: 0 K: 1 S: 8	H: 0 R: 0 ER: 0 LOB: 0 BB: 0 P: 11	1B: 5 2B: 3 3B: 0 HR: 0	SF: 2 SAC: 0 DP: 0 HBP: 1	WP: 0 PB: 0 SB: 1 CS: 0	PA: 38				
<b>PITCHER</b>	IP WLS BF H R ER SO BB IBB HBP BLK WP HR S P ERA WHIP	IP WLS BF H R ER SO BB IBB HBP BLK WP HR S P ERA WHIP	IP WLS BF H R ER SO BB IBB HBP BLK WP HR S P ERA WHIP	IP WLS BF H R ER SO BB IBB HBP BLK WP HR S P ERA WHIP	IP WLS BF H R ER SO BB IBB HBP BLK WP HR S P ERA WHIP	IP WLS BF H R ER SO BB IBB HBP BLK WP HR S P ERA WHIP	IP WLS BF H R ER SO BB IBB HBP BLK WP HR S P ERA WHIP	IP WLS BF H R ER SO BB IBB HBP BLK WP HR S P ERA WHIP	IP WLS BF H R ER SO BB IBB HBP BLK WP HR S P ERA WHIP	IP WLS BF H R ER SO BB IBB HBP BLK WP HR S P ERA WHIP	IP WLS BF H R ER SO BB IBB HBP BLK WP HR S P ERA WHIP	IP WLS BF H R ER SO BB IBB HBP BLK WP HR S P ERA WHIP	IP WLS BF H R ER SO BB IBB HBP BLK WP HR S P ERA WHIP	IP WLS BF H R ER SO BB IBB HBP BLK WP HR S P ERA WHIP	IP WLS BF H R ER SO BB IBB HBP BLK WP HR S P ERA WHIP	IP WLS BF H R ER SO BB IBB HBP BLK WP HR S P ERA WHIP	IP WLS BF H R ER SO BB IBB HBP BLK WP HR S P ERA WHIP	IP WLS BF H R ER SO BB IBB HBP BLK WP HR S P ERA WHIP	IP WLS BF H R ER SO BB IBB HBP BLK WP HR S P ERA WHIP	IP WLS BF H R ER SO BB IBB HBP BLK WP HR S P ERA WHIP	IP WLS BF H R ER SO BB IBB HBP BLK WP HR S P ERA WHIP	IP WLS BF H R ER SO BB IBB HBP BLK WP HR S P ERA WHIP	IP WLS BF H R ER SO BB IBB HBP BLK WP HR S P ERA WHIP	IP WLS BF H R ER SO BB IBB HBP BLK WP HR S P ERA WHIP	IP WLS BF H R ER SO BB IBB HBP BLK WP HR S P ERA WHIP	IP WLS BF H R ER SO BB IBB HBP BLK WP HR S P ERA WHIP

San Francisco Giants @ Colorado Rockies  
Coors Field, Denver, CO  
Wed May 18, 2022, 1:11 PM - 3:52 PM MDT  
Att: 26,773 - Partly Cloudy - 79 F

AB 33  
R 3  
H 8  
RBI 3  
BB 2  
SO 12  
LOB 16



Batter	1	2	3	4	5	6	7	8	9	AB	R	H	RBI	BB	SO	LOB	BOTTOM								
19 Charlie Blackmon, L OBP: 0.285, SLG: 0.421										2	1	1	1	1	0	0									
2 Yonathan Daza, R OBP: 0.425, SLG: 0.431										4	1	1	1	0	0	2									
25 C.J. Cron, R OBP: 0.365, SLG: 0.604										4	1	1	2	0	1	0									
24 Ryan McMahon, L OBP: 0.362, SLG: 0.443										4	1	2	0	0	0	0									
Brendan Rodgers, R OBP: 0.274, SLG: 0.349										4	0	1	1	0	1	1									
Randal Grichuk, R OBP: 0.322, SLG: 0.440										4	0	1	0	0	1	1									
22 Sam Hilliard, L OBP: 0.268, SLG: 0.304										4	0	0	0	0	2	2									
1 Garrett Hampson, R OBP: 0.324, SLG: 0.321										2	0	0	0	1	2	0									
6 Brian Serven, R OBP: 0.264, SLG: 0.337										2	0	0	0	0	0	1									
9 Connor Joe, R OBP: 0.368, SLG: 0.436										1	1	1	0	0	0	0									
35 Elias Diaz, R OBP: 0.264, SLG: 0.337										0	0	0	0	0	0	0									
<b>Inning Stats</b>	R: 2 H: 3 E: 0 K: 1 S: 13	H: 3 R: 0 ER: 0 LOB: 1 BB: 0 P: 16	R: 0 H: 0 E: 0 K: 0 S: 11	H: 0 R: 0 ER: 0 LOB: 2 BB: 2 P: 22	R: 0 H: 0 E: 0 K: 1 S: 9	H: 0 R: 0 ER: 0 LOB: 0 BB: 0 P: 11	R: 0 H: 0 E: 0 K: 2 S: 10	H: 0 R: 0 ER: 0 LOB: 0 BB: 0 P: 15	R: 0 H: 0 E: 0 K: 0 S: 7	H: 0 R: 0 ER: 0 LOB: 0 BB: 0 P: 9	R: 0 H: 0 E: 0 K: 0 S: 6	H: 0 R: 0 ER: 0 LOB: 0 BB: 0 P: 9	R: 0 H: 0 E: 0 K: 2 S: 9	H: 0 R: 0 ER: 0 LOB: 0 BB: 0 P: 13	R: 3 H: 5 E: 0 K: 1 S: 14	H: 5 R: 0 ER: 0 LOB: 2 BB: 0 P: 22	1B: 5 2B: 1 3B: 0 HR: 2	SF: 0 SAC: 1 DP: 0 HBP: 0	WP: 0 PB: 0 SB: 0 CS: 0	PA: 34					
<b>PITCHER</b>	IP WLS BF H R ER SO BB IBB HBP BLK WP HR S P ERA WHIP	IP WLS BF H R ER SO BB IBB HBP BLK WP HR S P ERA WHIP	IP WLS BF H R ER SO BB IBB HBP BLK WP HR S P ERA WHIP	IP WLS BF H R ER SO BB IBB HBP BLK WP HR S P ERA WHIP	IP WLS BF H R ER SO BB IBB HBP BLK WP HR S P ERA WHIP	IP WLS BF H R ER SO BB IBB HBP BLK WP HR S P ERA WHIP	IP WLS BF H R ER SO BB IBB HBP BLK WP HR S P ERA WHIP	IP WLS BF H R ER SO BB IBB HBP BLK WP HR S P ERA WHIP	IP WLS BF H R ER SO BB IBB HBP BLK WP HR S P ERA WHIP	IP WLS BF H R ER SO BB IBB HBP BLK WP HR S P ERA WHIP	IP WLS BF H R ER SO BB IBB HBP BLK WP HR S P ERA WHIP	IP WLS BF H R ER SO BB IBB HBP BLK WP HR S P ERA WHIP	IP WLS BF H R ER SO BB IBB HBP BLK WP HR S P ERA WHIP	IP WLS BF H R ER SO BB IBB HBP BLK WP HR S P ERA WHIP	IP WLS BF H R ER SO BB IBB HBP BLK WP HR S P ERA WHIP	IP WLS BF H R ER SO BB IBB HBP BLK WP HR S P ERA WHIP	IP WLS BF H R ER SO BB IBB HBP BLK WP HR S P ERA WHIP	IP WLS BF H R ER SO BB IBB HBP BLK WP HR S P ERA WHIP	IP WLS BF H R ER SO BB IBB HBP BLK WP HR S P ERA WHIP	IP WLS BF H R ER SO BB IBB HBP BLK WP HR S P ERA WHIP	IP WLS BF H R ER SO BB IBB HBP BLK WP HR S P ERA WHIP	IP WLS BF H R ER SO BB IBB HBP BLK WP HR S P ERA WHIP	IP WLS BF H R ER SO BB IBB HBP BLK WP HR S P ERA WHIP	IP WLS BF H R ER SO BB IBB HBP BLK WP HR S P ERA WHIP	IP WLS BF H R ER SO BB IBB HBP BLK WP HR S P ERA WHIP

San Francisco Giants @ Colorado Rockies  
Coors Field, Denver, CO  
Wed May 18, 2022, 1:11 PM - 3:52 PM MDT  
Att: 26,773 - Partly Cloudy - 79 F

AB 31  
R 5  
H 8  
RBI 5  
BB 2  
SO 7  
LOB 7













Batter	1	2	3	4	5	6	7	8	9	AB	R	H	RBI	BB	SO	LOB	TOP										
9 Brandon Nimmo, L (1.8) OBP: 0.390, SLG: 0.450	G6-3		F7			E9 12 1B		G1-3		4	1	1	0	0	0	1											
12 Francisco Lindor, S (1.6) OBP: 0.335, SLG: 0.387	K			FC3-6 1B		2B 20 G3 1B		F8		4	1	2	1	0	1	0											
1 Jeff McNeil, L (1.4) OBP: 0.356, SLG: 0.422	F9			FC3-6 20 G5-4-3 1-2f		2B 20 G3 2B		F8		4	0	1	0	0	0	1											
20 Pete Alonso, R (1.3) OBP: 0.349, SLG: 0.503	G4-3			G5-4-3 1-2f		G3		K		4	0	0	1	0	1	2											
2 Dominic Smith, L (9.3) OBP: 0.274, SLG: 0.243								K		0	0	0	0	0	0	0											
19 Mark Canha, R (1.7) OBP: 0.368, SLG: 0.376	G5-3					F9		K		4	0	1	0	0	1	1											
28 J.D. Davis, R (1.10) OBP: 0.295, SLG: 0.290	K					G6-4-3 1-2f		G5-3		3	0	0	0	0	1	1											
13 Luis Guillorme, L (1.5) OBP: 0.411, SLG: 0.446			G4-3 1B			F9		F9		3	0	2	0	0	0	0											
3 Tomás Nido, R (1.2) OBP: 0.221, SLG: 0.231			G5-3			G5-3		L6		3	0	0	0	0	0	2											
16 Travis Jankowski, L (1.9) OBP: 0.311, SLG: 0.225	G4-3					F8		G4-3		3	0	0	0	0	0	1											
<b>Inning Stats</b>	R: 0 E: 0 K: 1 S: 8	H: 0 LOB: 0 BB: 0 P: 13	R: 0 E: 0 K: 1 S: 8	H: 0 LOB: 0 BB: 0 P: 12	R: 0 E: 0 K: 0 S: 9	H: 1 LOB: 1 BB: 0 P: 16	R: 0 E: 0 K: 0 S: 5	H: 1 LOB: 0 BB: 0 P: 7	R: 0 E: 0 K: 0 S: 16	H: 2 LOB: 1 BB: 0 P: 21	R: 2 E: 1 K: 0 S: 12	H: 3 LOB: 1 BB: 0 P: 17	R: 0 E: 0 K: 0 S: 6	H: 0 LOB: 0 BB: 0 P: 11	R: 0 E: 0 K: 0 S: 10	H: 0 LOB: 0 BB: 0 P: 14	R: 0 E: 0 K: 2 S: 8	H: 0 LOB: 0 BB: 0 P: 9	1B: 6 2B: 1 3B: 0 HR: 0	SF: 0 SAC: 0 DP: 2 HBP: 0	WP: 0 PB: 0 SB: 0 CS: 0	PA: 32					
<b>PITCHER</b>	IP	WLS	BF	H	R	ER	SO	BB	IBB	HBP	BLK	WP	HR	S	P	ERA	WHIP										
26 Austin Gomber, L (1.1) ERA: 4.11	7.0	L	26	7	2	2	2	0	0	0	0	0	0	64	97	2.57	1.000										
58 Lucas Gilbreath, L (8.1) ERA: 9.35	1.0		3	0	0	0	0	0	0	0	0	0	0	10	14	0.00	0.000										
40 Tyler Kinley, R (9.1) ERA: 0.59	1.0		3	0	0	0	2	0	0	0	0	0	0	8	9	0.00	0.000										

**New York Mets @ Colorado Rockies**  
Coors Field, Denver, CO  
Sun May 22 2022, 1:11 PM - 3:43 PM MDT  
Att: 35,248 - Partly Cloudy - 57 F

AB	32
R	2
H	7
RBI	2
BB	0
SO	4
LOB	9



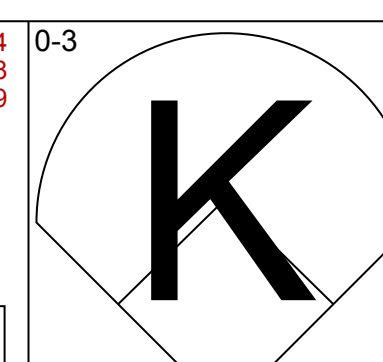
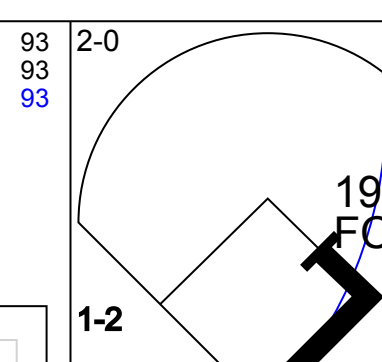
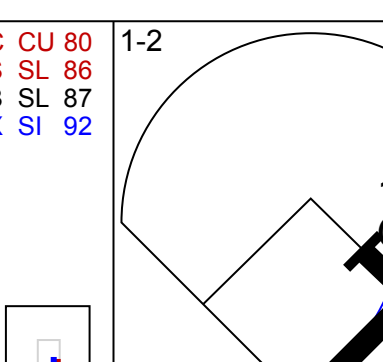
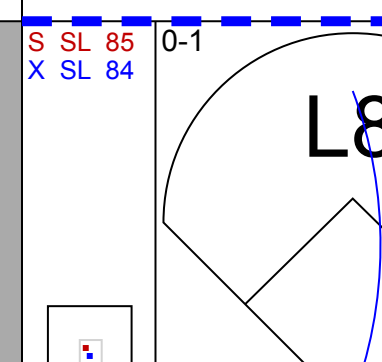
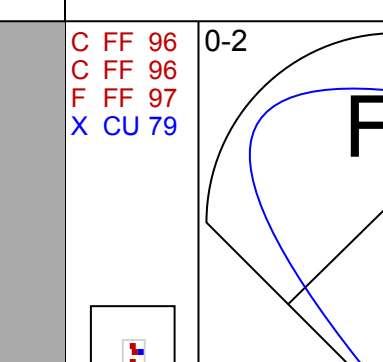

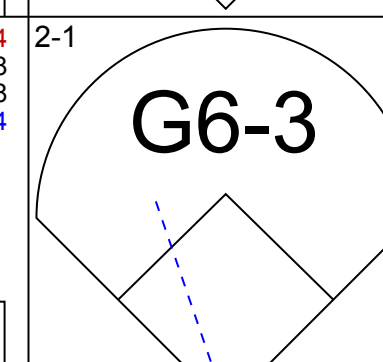
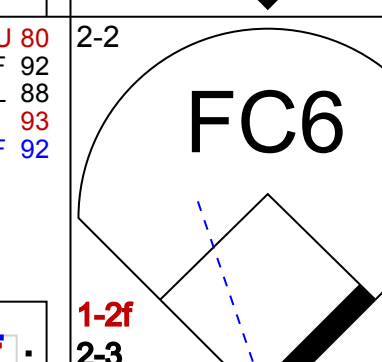
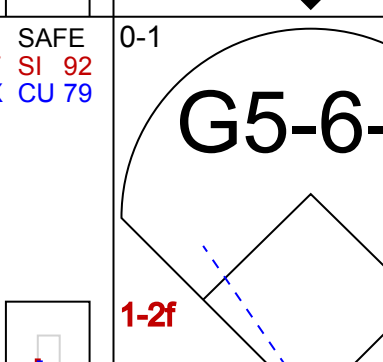
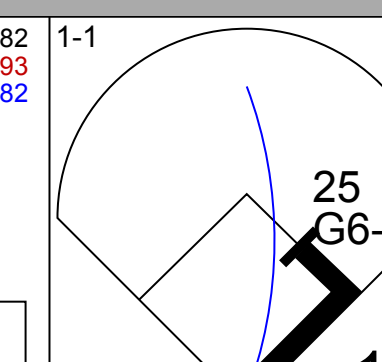
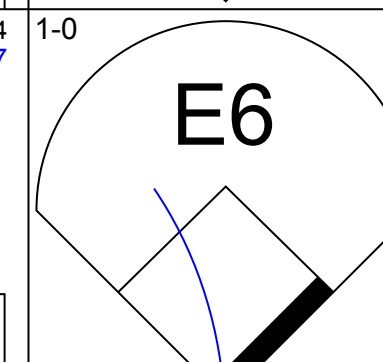
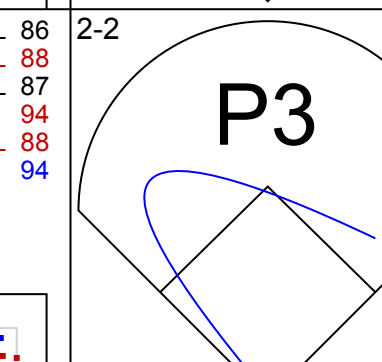
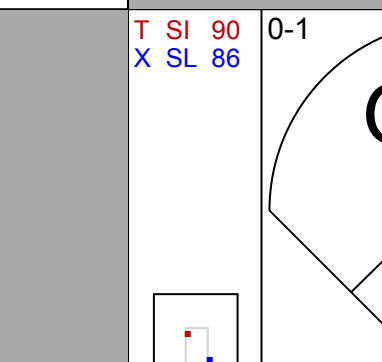
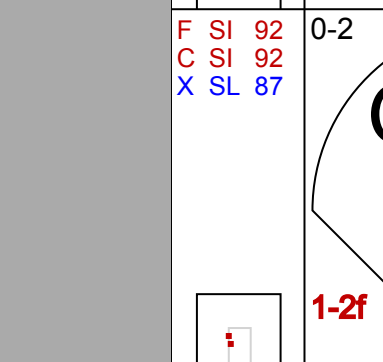
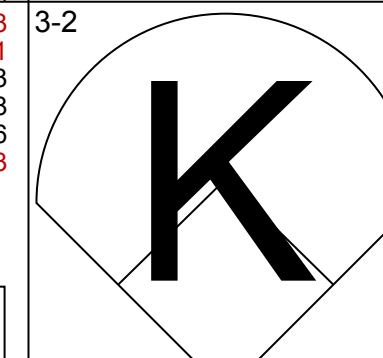
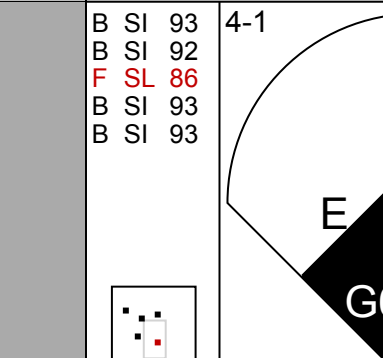
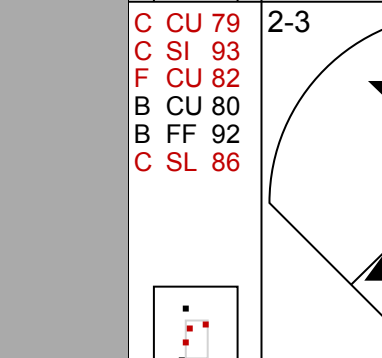
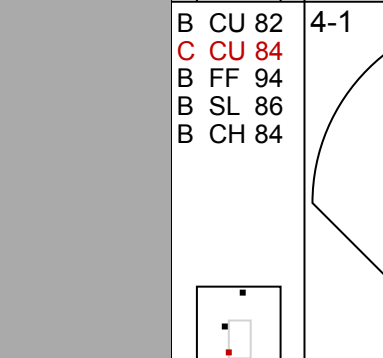
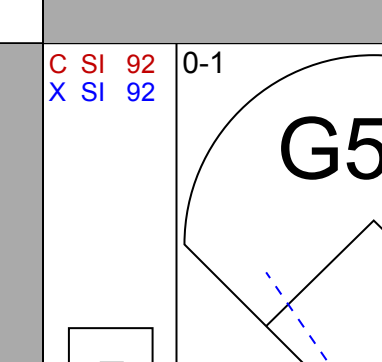
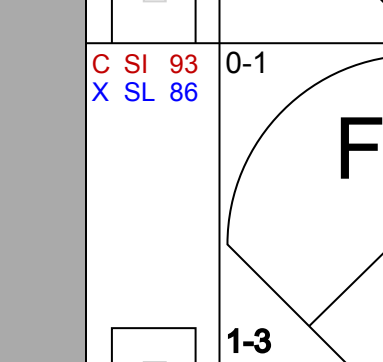
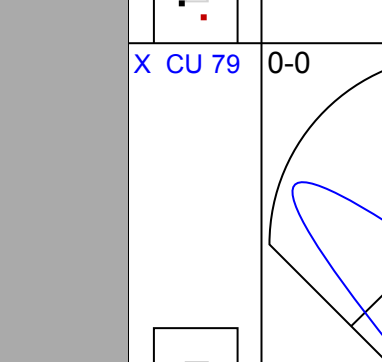
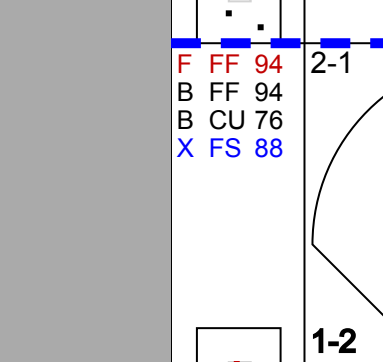
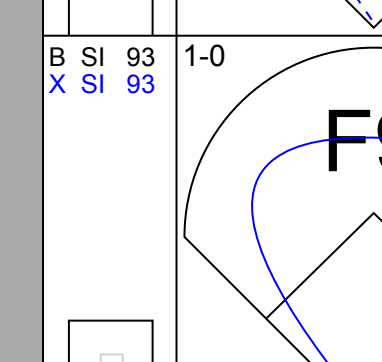
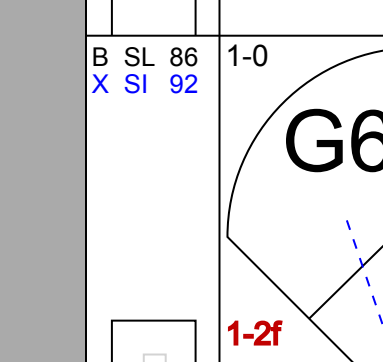
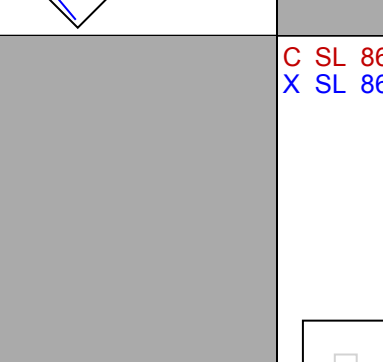
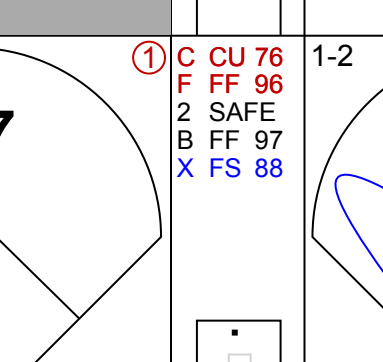
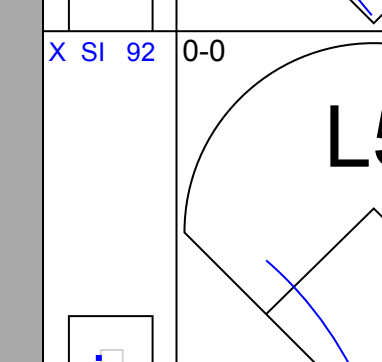
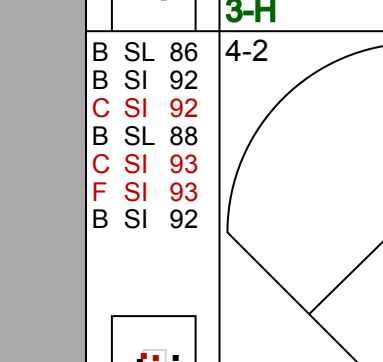
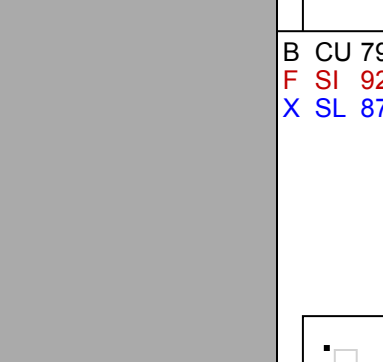
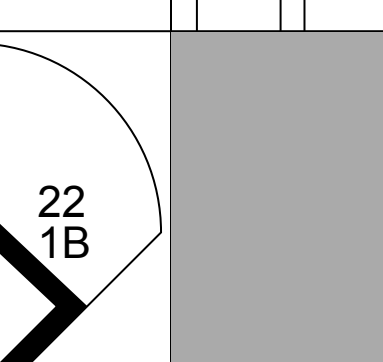
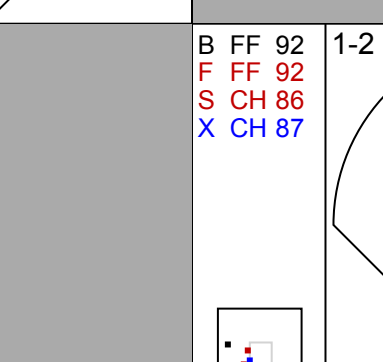
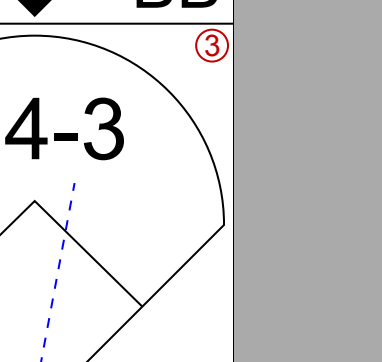
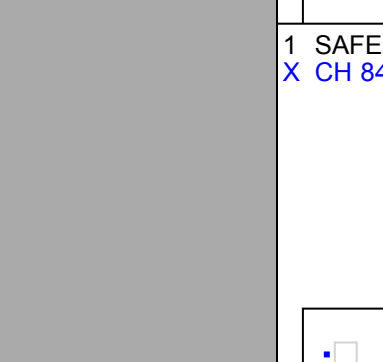
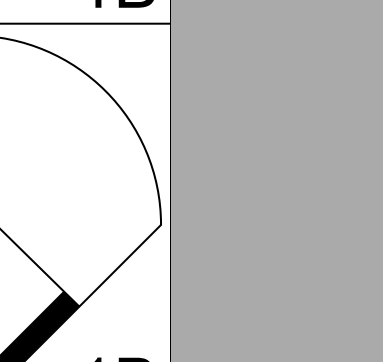
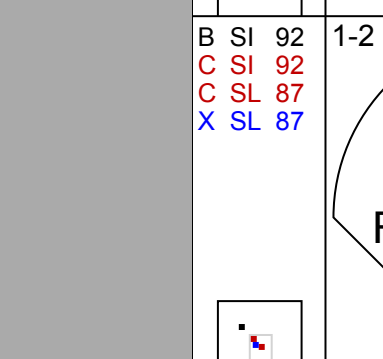

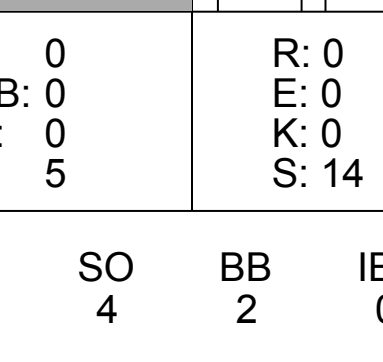
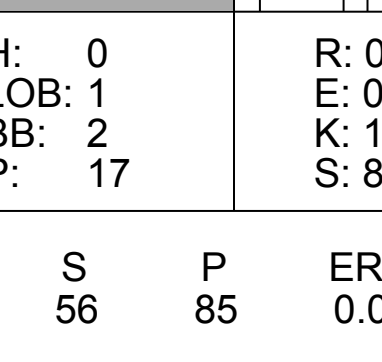
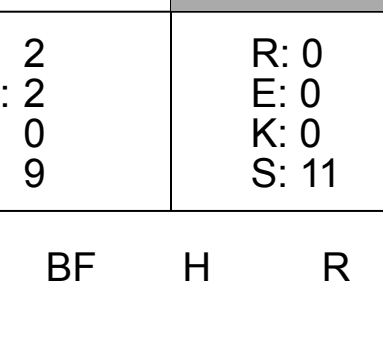
Batter	1	2	3	4	5	6	7	8	9	AB	R	H	RBI	BB	SO	LOB	BOTTOM										
9 Connor Joe, R (1.3) OBP: 0.367, SLG: 0.432	F8		G5-3		FC5			G1-3 2 BB		3	0	0	0	1	0	2											
2 Yonathan Daza, R (1.8) OBP: 0.405, SLG: 0.405	BB 25 1B		G1-3			K		G1-3		3	0	0	0	1	1	1											
23 Kris Bryant, R (1.7) OBP: 0.342, SLG: 0.333	K			G4-3		BB		BB		2	0	0	0	2	1	1											
25 C.J. Cron, R (1.10) OBP: 0.375, SLG: 0.619	BB			K		P4		K		4	0	1	0	0	2	3											
24 Ryan McMahon, L (1.5) OBP: 0.340, SLG: 0.410	K			G1-3		F7		L5		4	0	0	0	0	1	5											
Randal Grichuk, R (1.9) OBP: 0.325, SLG: 0.436	K			G6-3		G6-4-3 1B		K		4	0	1	0	0	2	0											
Brendan Rodgers, R (1.4) OBP: 0.287, SLG: 0.350	G1-4-3			G6-3		G6-4-3 1B		BB		4	0	2	0	0	0	0											
11 Jose Iglesias, R (1.6) OBP: 0.361, SLG: 0.375	L7			G6-4-3 FC5 6 1B		G6-4-3		K		4	0	1	0	0	1	3											
6 Brian Serven, R (1.2) OBP: 0.300, SLG: 0.900	K			G5-3		G5-3		F9		4	0	1	0	0	1	2											
<b>Inning Stats</b>	R: 0 E: 0 K: 2 S: 13	H: 1 LOB: 2 BB: 1 P: 21	R: 0 E: 0 K: 1 S: 6	H: 0 LOB: 0 BB: 0 P: 7	R: 0 E: 0 K: 1 S: 7	H: 0 LOB: 0 BB: 0 P: 11	R: 0 E: 0 K: 0 S: 8	H: 0 LOB: 0 BB: 0 P: 10	R: 0 E: 0 K: 1 S: 11	H: 0 LOB: 1 BB: 1 P: 17	R: 0 E: 0 K: 0 S: 9	H: 2 LOB: 1 BB: 0 P: 12	R: 0 E: 0 K: 1 S: 10	H: 0 LOB: 2 BB: 2 P: 19	R: 0 E: 0 K: 2 S: 9	H: 1 LOB: 0 BB: 0 P: 13	1B: 6 2B: 0 3B: 0 HR: 0	SF: 0 SAC: 0 DP: 1 HBP: 0	WP: 0 PB: 0 SB: 0 CS: 0	PA: 36							
<b>PITCHER</b>	IP	WLS	BF	H	R	ER	SO	BB	IBB	HBP	BLK	WP	HR	S	P	ERA	WHIP										
99 Tajuan Walker, R (1.1) ERA: 2.7	7.0	W	27	5	0	0	6	2	0	0	0	0	0	67	97	0.00	1.000										
0 Adam Ottavino, R (8.1) ERA: 3.94	0.2	H	4	0	0	0	1	2	0	0	0	0	0	9	18	0.00	3.000										
30 Joely Rodríguez, L (8.1) ERA: 3.86	0.1	H	1	0	0	0	0	0	0	0	0	0	0	1	1	0.00	0.000										
39 Edwin Díaz, R (9.1) ERA: 2.0	1.0	S	4	1	0	0	2	0	0	0	0	0	0	9	13	0.00	1.000										

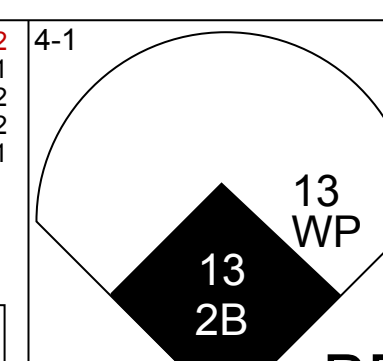

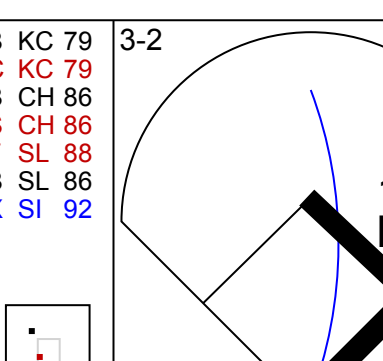
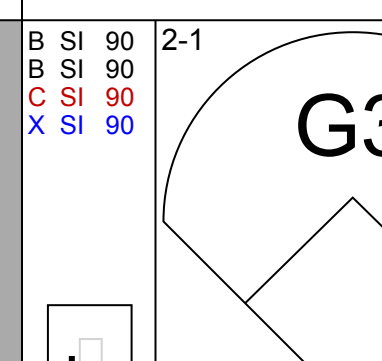

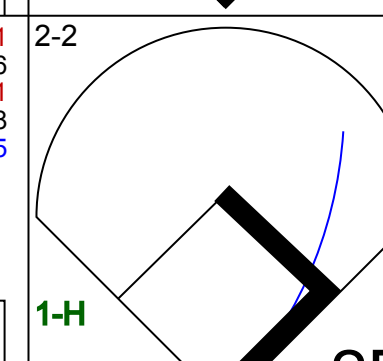
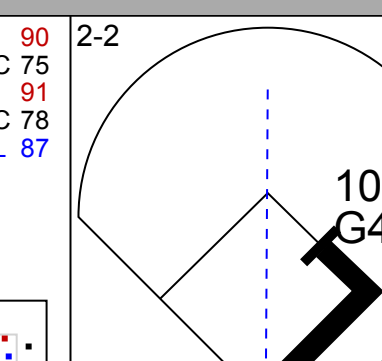
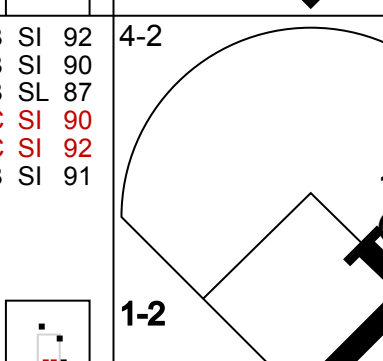

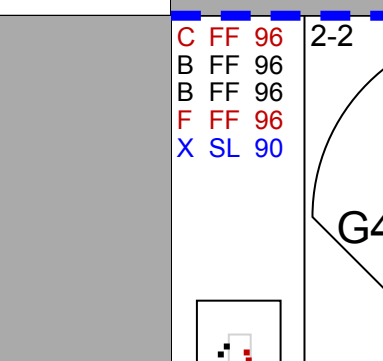
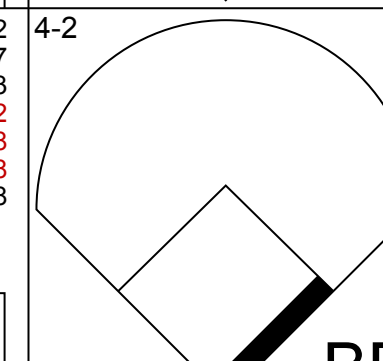
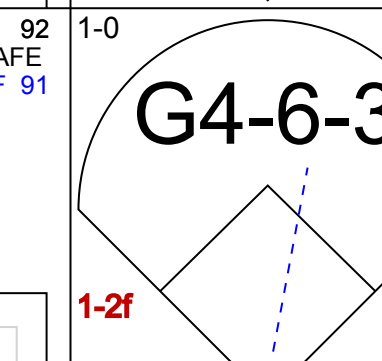
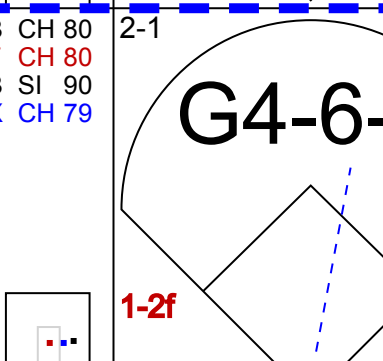
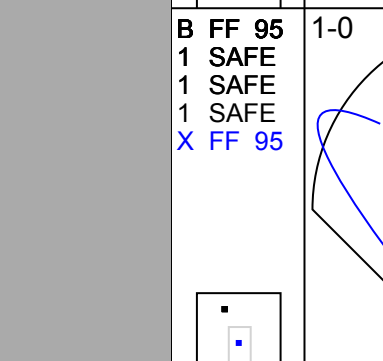
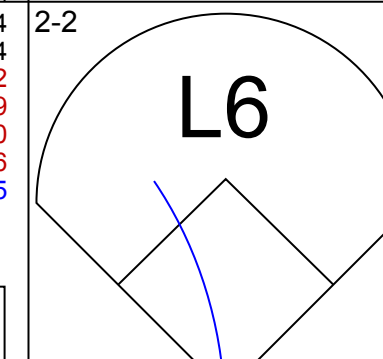
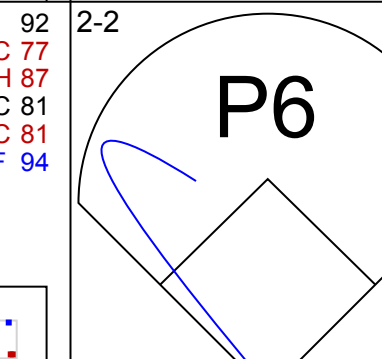

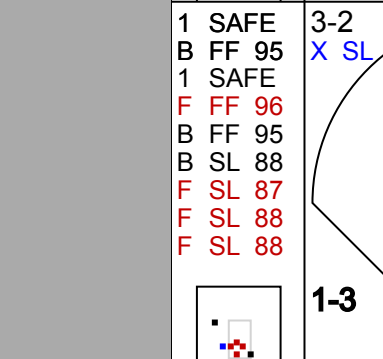
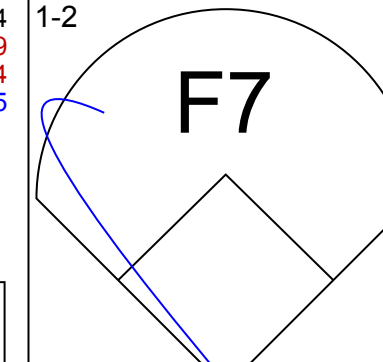
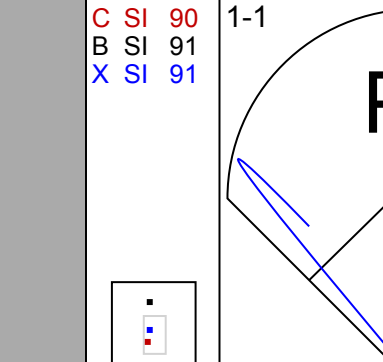

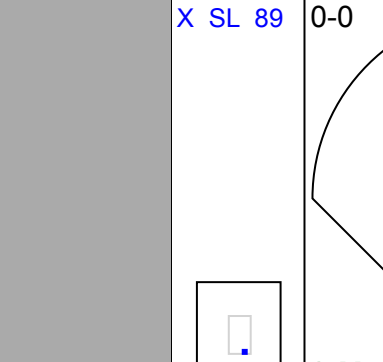
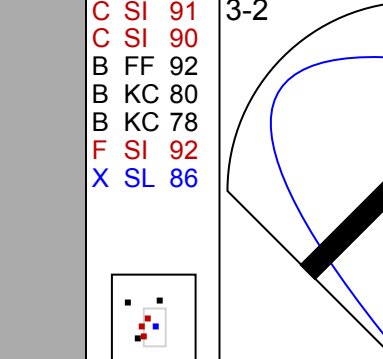

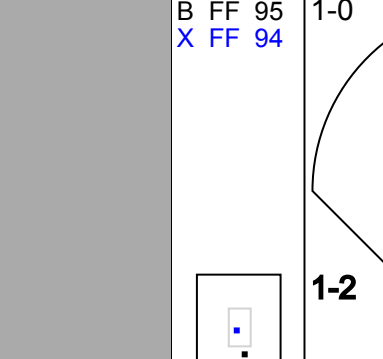



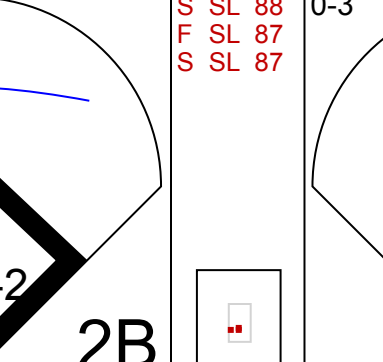


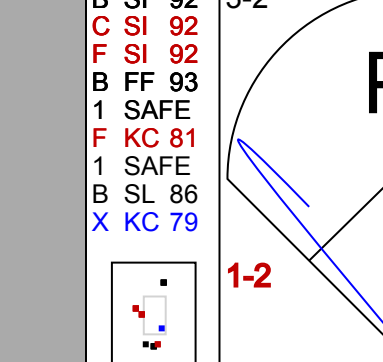

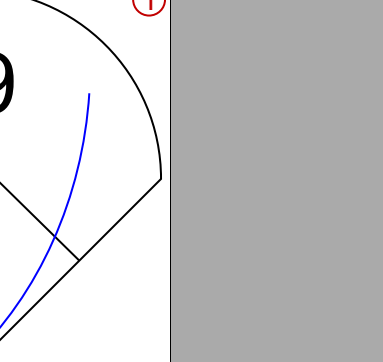



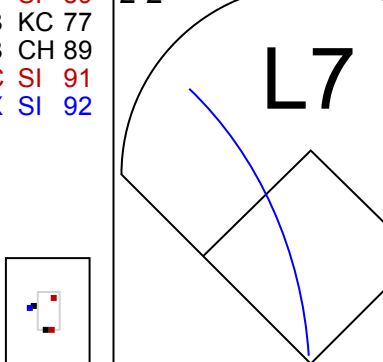
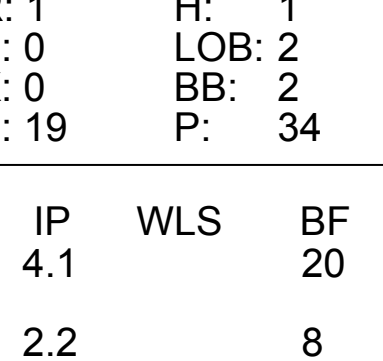
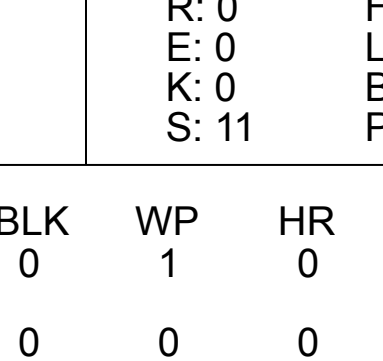
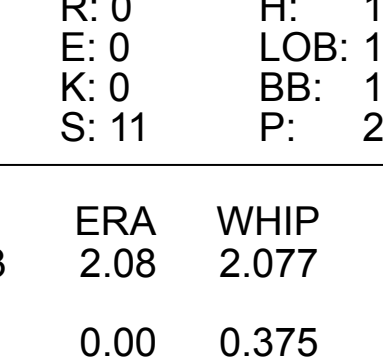
**New York Mets @ Colorado Rockies**  
Coors Field, Denver, CO  
Sun May 22 2022, 1:11 PM - 3:43 PM MDT  
Att: 35,248 - Partly Cloudy - 57 F

AB	32
R	0
H	6
RBI	0
BB	4
SO	9
LOB	17





Batter	1	2	3	4	5	6	7	8	9	AB	R	H	RBI	BB	SO	LOB	TOP	
9 Connor Joe, R OBP: 0.368, SLG: 0.430										5	0	2	0	0	1	3	<p><b>Colorado Rockies @ Pittsburgh Pirates</b> PNC Park, Pittsburgh, PA Mon May 23 2022, 6:37 PM - 9:41 PM EDT Att: 8,376 - Cloudy - 65 F</p> <p>livebaseballscores.com</p> <p>AB 33 R 1 H 7 RBI 0 BB 4 SO 5 LOB 17</p> 	
19 Charlie Blackmon, L OBP: 0.260, SLG: 0.399										4	0	1	0	0	0	3		
25 C.J. Cron, R OBP: 0.366, SLG: 0.604										4	0	0	0	0	0	3		
24 Ryan McMahon, L OBP: 0.343, SLG: 0.404										2	1	0	0	2	2	1		
Brendan Rodgers, R OBP: 0.286, SLG: 0.347										4	0	1	0	0	0	1		
Randal Grichuk, R OBP: 0.315, SLG: 0.421										4	0	0	0	0	0	3		
11 Jose Iglesias, R OBP: 0.365, SLG: 0.374										3	0	1	0	1	0	0		
22 Sam Hilliard, L OBP: 0.267, SLG: 0.312										4	0	1	0	0	1	1		
35 Elias Diaz, R OBP: 0.263, SLG: 0.324										3	0	1	0	1	1	2		
1 Garrett Hampson, R (8, PR) OBP: 0.308, SLG: 0.303										0	0	0	0	0	0	0		
<b>Inning Stats</b>	R: 0 H: 0 K: 2 S: 9	H: 0 LOB: 1 BB: 0 P: 15	R: 0 H: 0 K: 0 S: 4	H: 0 LOB: 0 BB: 0 P: 5	R: 0 H: 2 K: 0 S: 14	H: 2 LOB: 2 BB: 0 P: 22	R: 1 H: 0 K: 0 S: 8	H: 0 LOB: 1 BB: 2 P: 17	R: 0 H: 1 K: 1 S: 7	H: 0 LOB: 0 BB: 0 P: 9	R: 0 H: 2 K: 0 S: 11	H: 2 LOB: 2 BB: 1 P: 19	R: 0 H: 0 K: 1 S: 13	H: 0 LOB: 1 BB: 1 P: 21	1B: 7 2B: 0 3B: 0 HR: 0	SF: 0 SAC: 0 DP: 3 HBP: 0	WP: 0 PB: 0 SB: 0 CS: 0	PA: 37
<b>PITCHER</b>	IP WLS BF H R ER SO BB IBB HBP BLK WP HR S P ERA WHIP																	
34 JT Brubaker, R ERA: 4.64	(1, 1) 6.2 27 5 1 0 4 2 0 0 0 0 0 56 85 0.00 1.050																	
29 Will Crowe, R ERA: 2.42	(7, 1) 1.0 4 1 0 0 0 1 0 0 0 0 0 8 13 0.00 2.000																	
51 David Bednar, R ERA: 0.82	(8, 1) 1.1 W 6 1 0 0 1 1 0 0 0 0 0 18 29 0.00 1.500																	


Batter	1	2	3	4	5	6	7	8	9	AB	R	H	RBI	BB	SO	LOB	BOTTOM	
18 Ben Gamel, L OBP: 0.361, SLG: 0.413										3	1	1	0	1	1	2	<p><b>Colorado Rockies @ Pittsburgh Pirates</b> PNC Park, Pittsburgh, PA Mon May 23 2022, 6:37 PM - 9:41 PM EDT Att: 8,376 - Cloudy - 65 F</p> <p>livebaseballscores.com</p> <p>AB 30 R 2 H 9 RBI 2 BB 4 SO 4 LOB 20</p> 	
13 Ke'Bryan Hayes, R OBP: 0.377, SLG: 0.370										3	1	3	1	1	0	0		
10 Bryan Reynolds, S OBP: 0.321, SLG: 0.374										3	0	0	0	1	0	4		
19 Daniel Vogelbach, L OBP: 0.321, SLG: 0.457										4	0	0	0	0	1	3		
25 Yoshi Tsutsugo, L OBP: 0.290, SLG: 0.266										4	0	1	1	0	1	2		
2 Michael Chavis, R (8, PR) OBP: 0.324, SLG: 0.505										0	0	0	0	0	0	0		
26 Josh VanMeter, L OBP: 0.235, SLG: 0.329										4	0	2	0	0	0	2		
14 Rodolfo Castro, S OBP: 0.256, SLG: 0.250										3	0	1	0	1	1	2		
65 Jack Suwinski, L OBP: 0.232, SLG: 0.377										3	0	1	0	0	0	3		
5 Michael Pérez, L OBP: 0.189, SLG: 0.294										3	0	0	0	0	0	2		
<b>Inning Stats</b>	R: 1 H: 1 K: 0 S: 19	H: 1 LOB: 2 BB: 2 P: 34	R: 0 H: 1 K: 1 S: 11	H: 1 LOB: 0 BB: 0 P: 16	R: 0 H: 1 K: 0 S: 8	H: 1 LOB: 0 BB: 0 P: 13	R: 0 H: 1 K: 0 S: 11	H: 1 LOB: 1 BB: 1 P: 22	R: 0 H: 0 K: 2 S: 10	H: 0 LOB: 0 BB: 0 P: 13	R: 0 H: 1 K: 0 S: 8	H: 3 LOB: 2 BB: 0 P: 12	R: 1 H: 0 K: 1 S: 14	H: 0 LOB: 0 BB: 0 P: 21	1B: 5 2B: 3 3B: 1 HR: 0	SF: 0 SAC: 0 DP: 2 HBP: 0	WP: 1 PB: 0 SB: 1 CS: 1	PA: 34
<b>PITCHER</b>	IP WLS BF H R ER SO BB IBB HBP BLK WP HR S P ERA WHIP																	
41 Chad Kuhl, R ERA: 3.67	(1, 1) 4.1 20 5 1 1 1 4 0 0 0 0 0 58 103 2.08 2.077																	
50 Ty Blach, L ERA: 5.11	(5, 1) 2.2 8 1 0 0 2 0 0 0 0 0 0 20 29 0.00 0.375																	
40 Tyler Kinley, R ERA: 1.1	(8, 1) 1.0 L 6 3 1 1 1 0 0 0 0 0 0 14 21 9.00 3.000																	



Batter	1	2	3	4	5	6	7	8	9	10	AB	R	H	RBI	BB	SO	LOB	TOP					
9 Connor Joe, R OBP: 0.369, SLG: 0.426	F8		BB		K			K			4	0	1	1	1	2	1	<b>Colorado Rockies @ Pittsburgh Pirates</b> PNC Park, Pittsburgh, PA Tue May 24 2022, 6:37 PM - 9:57 PM EDT Att. 9,009 - Cloudy - 66 F					
19 Charlie Blackmon, L OBP: 0.279, SLG: 0.394 6 Brian Serven, R OBP: 0.273, SLG: 0.818	K		F9		G4-3			24 1B		P6	4	0	1	0	0	1	1						
25 C.J. Cron, R OBP: 0.356, SLG: 0.585	K		F7		G4-3			K		K	5	0	0	0	0	3	4						
24 Ryan McMahon, L OBP: 0.341, SLG: 0.400	L6		F9		K						4	0	1	1	0	1	0						
Brendan Rodgers, R OBP: 0.265, SLG: 0.344	G4-3		G1-3		G1-3			1B		G1-3	4	0	1	0	0	0	2						
Randal Grichuk, R OBP: 0.321, SLG: 0.419	11 2B		P4					G6-3		11 G6-4-3 1B	3	0	1	0	1	0	1						
11 Jose Iglesias, R OBP: 0.369, SLG: 0.387	2B		22 1B					L1		G6-4-3	4	0	2	0	0	0	1						
22 Sam Hilliard, L OBP: 0.255, SLG: 0.296	L8		1B		K			G3		G4-3	4	1	0	0	0	1	4						
35 Elias Diaz, R OBP: 0.256, SLG: 0.315 1 Garrett Hampson, R OBP: 0.308, SLG: 0.303 2 Yonathan Daza, R OBP: 0.404, SLG: 0.400	F9		F9		K			E6 19 1B 24 1B		L8	3	0	0	0	0	1	0						
											0	1	0	0	0	0	0						
											1	0	0	0	0	0	0						
<b>Inning Stats</b>	R: 0 E: 0 K: 2 S: 8	H: 0 LOB: 0 BB: 0 P: 10	R: 0 E: 0 K: 10 S: 10	H: 1 LOB: 2 BB: 1 P: 18	R: 0 E: 0 K: 0 S: 9	H: 0 LOB: 1 BB: 1 P: 13	R: 0 E: 0 K: 2 S: 20	H: 2 LOB: 2 BB: 0 P: 31	R: 0 E: 0 K: 2 S: 9	H: 0 LOB: 0 BB: 0 P: 12	R: 0 E: 0 K: 1 S: 5	H: 0 LOB: 0 BB: 0 P: 6	R: 0 E: 0 K: 0 S: 9	H: 0 LOB: 0 BB: 0 P: 10	R: 1 E: 1 K: 2 S: 15	H: 2 LOB: 2 BB: 0 P: 23	R: 0 E: 0 K: 0 S: 11	H: 1 LOB: 0 BB: 0 P: 13	R: 1 E: 0 K: 1 S: 12	H: 1 LOB: 1 BB: 0 P: 14	1B: 6 2B: 1 3B: 0 HR: 0	SF: 0 SAC: 0 DP: 1 HBP: 0	WP: 0 PA: 39
<b>PITCHER</b>	IP WLS BF H R ER SO BB IBB HBP BLK WP HR S P ERA WHIP	59 Roansy Contreras, R ERA: 2.13 56 Duane Underwood Jr., R ERA: 3.38 46 Chris Stratton, R ERA: 4.5 51 David Bednar, R ERA: 0.78	5.0 2.1 1.2 1.0	WLS H B L	20 9 2 4	H R ER SO	3 1 0 1	R 1 0 1	ER 0 0 1	SO 5 2 0 0	BB 0 0 0	IBB 0 0 0	HBP 0 0 0	BLK 0 0 0	WP 0 0 0	HR 0 0 0	S 56 20 26 12	P 84 26 26 14	ERA 0.00 0.00 1.200 0.00	WHIP 1.000 0.429 1.200 1.000			
<b>PITCHER</b>	IP WLS BF H R ER SO BB IBB HBP BLK WP HR S P ERA WHIP	13 Ke'Bryan Hayes, R OBP: 0.372, SLG: 0.359 10 Bryan Reynolds, S OBP: 0.311, SLG: 0.361 2 Michael Chavis, R OBP: 0.319, SLG: 0.491 18 Ben Gamel, L OBP: 0.351, SLG: 0.400 14 Rodolfo Castro, S OBP: 0.302, SLG: 0.263 25 Yoshi Tsutsugo, L OBP: 0.281, SLG: 0.257 64 Diego Castillo, R OBP: 0.271, SLG: 0.337 26 Josh VanMeter, L OBP: 0.244, SLG: 0.338 31 Cal Mitchell, L OBP: 0.250, SLG: 0.250 5 Michael Pérez, L OBP: 0.195, SLG: 0.270 65 Jack Suwinski, L OBP: 0.232, SLG: 0.377	1.5 1.8 1.3 1.7 1.6 1.0 1.4 10.4 1.9 1.2	F9 G5-3 K2-3 F8 HBP K K L9 K	BB G1-3 P6 K G6-3 K K E L7 E8 K	G5-3 G1-3 F7 K K G4-3 F8 L7 L7 K	G5-3 G1-3 F7 K K G4-3 F8 L7 L7 K	G5-3 G1-3 F7 K K G4-3 F8 L7 L7 K	G5-3 G1-3 F7 K K G4-3 F8 L7 L7 K	G5-3 G1-3 F7 K K G4-3 F8 L7 L7 K	G5-3 G1-3 F7 K K G4-3 F8 L7 L7 K	4 5 5 4 2 4 3 3 1 4 3	0 0 1 0 0 0 0 0 0 0 0	0 0 1 0 0 0 0 0 0 0 0	1 0 0 0 0 0 0 0 0 0 0	2 1 0 0 0 0 0 0 0 0 0	2 1 0 0 0 0 0 0 0 0 0	2 1 0 0 0 0 0 0 0 0 0	2 1 0 0 0 0 0 0 0 0 0	1B: 4 2B: 1 3B: 0 HR: 0	SF: 0 SAC: 0 DP: 0 HBP: 1	WP: 0 PA: 39	
<b>PITCHER</b>	IP WLS BF H R ER SO BB IBB HBP BLK WP HR S P ERA WHIP	21 Kyle Freeland, L ERA: 4.6 43 Jhoulys Chacin, R ERA: 6.80 58 Lucas Gilbreath, L ERA: 8.38 37 Alex Colomé, R ERA: 3.77 52 Daniel Bard, R ERA: 3.31	4.1 1.2 1.0 1.0 2.0	WLS H R W	18 6 3 4 8	H R ER SO	2 1 0 0 1	R 1 0 0 0	ER 0 0 0 0	SO 6 2 1 0 3	BB 2 0 0 0 1	IBB 0 0 0 0 0	HBP 0 0 0 0 0	BLK 0 0 0 0 0	WP 0 0 0 0 0	HR 0 0 0 0 0	S 51 11 11 6 23	P 84 14 15 10 35	ERA 2.08 0.600 0.000 0.000 0.000	WHIP 0.923 0.600 0.000 1.000 1.000			
<b>Inning Stats</b>	R: 0 E: 0 K: 1 S: 7	H: 0 LOB: 0 BB: 0 P: 12	R: 0 E: 0 K: 2 S: 9	H: 0 LOB: 1 BB: 0 P: 12	R: 0 E: 0 K: 1 S: 11	H: 0 LOB: 1 BB: 1 P: 22	R: 0 E: 0 K: 1 S: 12	H: 0 LOB: 0 BB: 0 P: 17	R: 1 E: 1 K: 2 S: 16	H: 2 LOB: 2 BB: 1 P: 25	R: 0 E: 0 K: 1 S: 7	H: 1 LOB: 1 BB: 0 P: 10	R: 0 E: 0 K: 1 S: 11	H: 0 LOB: 0 BB: 0 P: 15	R: 0 E: 0 K: 0 S: 6	H: 1 LOB: 1 BB: 0 P: 10	R: 0 E: 0 K: 1 S: 12	H: 1 LOB: 2 BB: 0 P: 20	R: 0 E: 0 K: 2 S: 11	H: 0 LOB: 0 BB: 0 P: 15	1B: 4 2B: 1 3B: 0 HR: 0	SF: 0 SAC: 0 DP: 0 HBP: 1	WP: 0 PA: 39

AB	37
R	2
H	7
RBI	2
BB	2
SO	9
LOB	15

AB	35
R	1
H	5
RBI	1
BB	3
SO	12
LOB	14





Batter	1	2	3	4	5	6	7	8	9	AB	R	H	RBI	BB	SO	LOB	TOP			
9 Connor Joe, R OBP: 0.365, SLG: 0.419	G6-3	K		G5-4-3		G1-3			FC6-4 1B	5	0	1	0	0	1	3	<b>Colorado Rockies @ Pittsburgh Pirates</b> PNC Park, Pittsburgh, PA Wed May 25 2022, 12:37 PM - 3:56 PM EDT Att: 10,014 - Sunny - 70 F			
2 Yonathan Daza, R OBP: 0.404, SLG: 0.400	L6					G6-3			FC6-4 1B	5	1	2	0	0	0	1				
19 Charlie Blackmon, L OBP: 0.289, SLG: 0.393	G5-3			G4-6-3						3	0	1	0	2	0	1				
25 C.J. Cron, R OBP: 0.357, SLG: 0.598										5	2	2	1	0	1	4				
24 Ryan McMahon, L OBP: 0.351, SLG: 0.412										3	1	2	0	1	0	1				
Randal Grichuk, R OBP: 0.326, SLG: 0.430										4	1	2	3	0	2	1				
11 Jose Iglesias, R OBP: 0.366, SLG: 0.382										4	0	1	0	0	1	3				
1 Garrett Hampson, R OBP: 0.279, SLG: 0.270										4	0	0	0	0	1	2				
6 Brian Serven, R OBP: 0.333, SLG: 0.733										4	0	2	1	0	2	0				
<b>Inning Stats</b>	R: 0 E: 0 K: 1 S: 6	H: 0 LOB: 0 BB: 0 P: 8	R: 3 E: 0 K: 2 S: 21	H: 4 LOB: 1 BB: 0 P: 35	R: 1 E: 0 K: 1 S: 15	H: 3 LOB: 1 BB: 0 P: 22	R: 0 E: 0 K: 0 S: 11	H: 2 LOB: 1 BB: 0 P: 16	R: 1 E: 0 K: 1 S: 18	H: 3 LOB: 1 BB: 1 P: 25	R: 0 E: 0 K: 1 S: 5	H: 0 LOB: 0 BB: 0 P: 10	R: 0 E: 0 K: 1 S: 13	H: 0 LOB: 1 BB: 1 P: 16	R: 0 E: 0 K: 2 S: 14	H: 1 LOB: 2 BB: 1 P: 23	1B: 10 2B: 2 3B: 0 HR: 1	SF: 0 SAC: 0 DP: 2 HBP: 0	WP: 0 PB: 0 SB: 0 CS: 0	PA: 40
<b>PITCHER</b>	IP WLS BF H R ER SO BB IBB HBP BLK WP HR S P ERA WHIP	39 Zach Thompson, R ERA: 5.9	23 Mitch Keller, R ERA: 6.05	38 Dillon Peters, L ERA: 3.63	29 Wil Crowe, R ERA: 2.33	57 Yerry De Los Santos, R ERA:	<b>PITCHER</b>	IP WLS BF H R ER SO BB IBB HBP BLK WP HR S P ERA WHIP	39 Zach Thompson, R ERA: 5.9	23 Mitch Keller, R ERA: 6.05	38 Dillon Peters, L ERA: 3.63	29 Wil Crowe, R ERA: 2.33	57 Yerry De Los Santos, R ERA:	39 Zach Thompson, R ERA: 5.9	23 Mitch Keller, R ERA: 6.05	38 Dillon Peters, L ERA: 3.63	29 Wil Crowe, R ERA: 2.33	57 Yerry De Los Santos, R ERA:	WP: 0 PB: 0 SB: 0 CS: 0	PA: 40

AB	37
R	5
H	13
RBI	5
BB	3
SO	8
LOB	16



Batter	1	2	3	4	5	6	7	8	9	AB	R	H	RBI	BB	SO	LOB	BOTTOM			
10 Bryan Reynolds, S OBP: 0.314, SLG: 0.365	G6-3					G3-1				4	2	1	0	1	1	1	<b>Colorado Rockies @ Pittsburgh Pirates</b> PNC Park, Pittsburgh, PA Wed May 25 2022, 12:37 PM - 3:56 PM EDT Att: 10,014 - Sunny - 70 F			
31 Cal Mitchell, L OBP: 0.323, SLG: 0.444	F8					F8				5	1	2	1	0	1	2				
13 Ke'Bryan Hayes, R OBP: 0.361, SLG: 0.347	K									5	0	0	1	0	2	4				
18 Ben Gamel, L OBP: 0.355, SLG: 0.403										4	1	2	2	0	2	0				
2 Michael Chavis, R OBP: 0.325, SLG: 0.482										2	1	0	0	1	2	2				
26 Josh VanMeter, L OBP: 0.256, SLG: 0.383										4	1	2	3	0	0	3				
14 Rodolfo Castro, S OBP: 0.319, SLG: 0.268										3	1	1	0	1	2	0				
65 Jack Suwinski, L OBP: 0.244, SLG: 0.413										3	2	1	3	1	1	2				
54 Tyler Heineman, S OBP: 0.222, SLG: 0.240										3	1	0	0	1	0	1				
<b>Inning Stats</b>	R: 0 E: 0 K: 1 S: 6	H: 0 LOB: 0 BB: 0 P: 10	R: 0 E: 0 K: 3 S: 18	H: 1 LOB: 2 BB: 1 P: 28	R: 2 E: 0 K: 1 S: 13	H: 2 LOB: 2 BB: 1 P: 26	R: 0 E: 0 K: 1 S: 8	H: 0 LOB: 0 BB: 0 P: 11	R: 0 E: 0 K: 1 S: 11	H: 0 LOB: 0 BB: 0 P: 15	R: 3 E: 0 K: 1 S: 20	H: 2 LOB: 1 BB: 1 P: 33	R: 4 E: 0 K: 2 S: 14	H: 3 LOB: 0 BB: 1 P: 26	R: 1 E: 0 K: 1 S: 14	H: 1 LOB: 1 BB: 1 P: 21	1B: 5 2B: 2 3B: 0 HR: 2	SF: 0 SAC: 0 DP: 0 HBP: 1	WP: 2 PB: 0 SB: 1 CS: 0	PA: 39
<b>PITCHER</b>	IP WLS BF H R ER SO BB IBB HBP BLK WP HR S P ERA WHIP	18 Ryan Felner, R ERA: 5.4	58 Lucas Gilbreath, L ERA: 8.71	54 Carlos Estévez, R ERA: 6.23	61 Justin Lawrence, R ERA: 5.52	60 Ashton Goudeau, R ERA: 6.82	<b>PITCHER</b>	IP WLS BF H R ER SO BB IBB HBP BLK WP HR S P ERA WHIP	18 Ryan Felner, R ERA: 5.4	58 Lucas Gilbreath, L ERA: 8.71	54 Carlos Estévez, R ERA: 6.23	61 Justin Lawrence, R ERA: 5.52	60 Ashton Goudeau, R ERA: 6.82	18 Ryan Felner, R ERA: 5.4	58 Lucas Gilbreath, L ERA: 8.71	54 Carlos Estévez, R ERA: 6.23	61 Justin Lawrence, R ERA: 5.52	60 Ashton Goudeau, R ERA: 6.82	WP: 0 PB: 0 SB: 0 CS: 0	PA: 39





Batter	1	2	3	4	5	6	7	8	9	AB	R	H	RBI	BB	SO	LOB	TOP				
9 Connor Joe, R OBP: 0.362, SLG: 0.415										4	0	1	0	0	2	1	<b>Colorado Rockies @ Washington Nationals</b> Nationals Park, Washington, DC Thu May 26 2022, 7:06 PM - 9:45 PM EDT Att: 16,264 - Overcast - 71 F				
2 Yonathan Daza, R OBP: 0.418, SLG: 0.420										3	1	2	0	1	0	2					
19 Charlie Blackmon, L OBP: 0.289, SLG: 0.493										4	1	1	1	0	0	3					
25 C.J. Cron, R OBP: 0.355, SLG: 0.587										3	0	0	1	1	0	3					
24 Ryan McMahon, L OBP: 0.343, SLG: 0.401										4	0	0	0	0	1	2					
Brendan Rodgers, R OBP: 0.348, SLG: 0.348										4	1	1	0	0	0	0					
Randal Grichuk, R OBP: 0.317, SLG: 0.417										4	0	0	0	0	1	1					
11 Jose Iglesias, R OBP: 0.362, SLG: 0.378										4	0	1	1	0	0	0					
35 Elias Diaz, R OBP: 0.264, SLG: 0.321										4	0	2	0	0	0	2					
<b>Inning Stats</b>	R: 0 H: 1 E: 0 K: 1 S: 12	H: 1 LOB: 2 BB: 1 P: 19	R: 1 H: 2 E: 0 K: 0 S: 7	H: 2 LOB: 0 BB: 0 P: 10	R: 2 H: 1 E: 0 K: 0 S: 11	H: 1 LOB: 0 BB: 1 P: 17	R: 0 H: 0 E: 0 K: 1 S: 8	H: 0 LOB: 0 BB: 0 P: 11	R: 0 H: 2 E: 1 K: 1 S: 7	H: 2 LOB: 2 BB: 0 P: 11	R: 0 H: 0 E: 0 K: 0 S: 3	H: 0 LOB: 0 BB: 0 P: 5	R: 0 H: 2 E: 0 K: 0 S: 10	H: 2 LOB: 1 BB: 0 P: 15	R: 0 H: 0 E: 0 K: 1 S: 9	H: 0 LOB: 0 BB: 0 P: 15		R: 0 H: 0 E: 1 K: 0 S: 6	H: 0 LOB: 1 BB: 0 P: 10	1B: 5 2B: 2 3B: 1 HR: 0	SF: 0 SAC: 0 DP: 3 HBP: 0
<b>PITCHER</b>	IP WLS BF H R ER SO BB IBB HBP BLK WP HR S P ERA WHIP	IP WLS BF H R ER SO BB IBB HBP BLK WP HR S P ERA WHIP	IP WLS BF H R ER SO BB IBB HBP BLK WP HR S P ERA WHIP	IP WLS BF H R ER SO BB IBB HBP BLK WP HR S P ERA WHIP	IP WLS BF H R ER SO BB IBB HBP BLK WP HR S P ERA WHIP	IP WLS BF H R ER SO BB IBB HBP BLK WP HR S P ERA WHIP	IP WLS BF H R ER SO BB IBB HBP BLK WP HR S P ERA WHIP	IP WLS BF H R ER SO BB IBB HBP BLK WP HR S P ERA WHIP	IP WLS BF H R ER SO BB IBB HBP BLK WP HR S P ERA WHIP	IP WLS BF H R ER SO BB IBB HBP BLK WP HR S P ERA WHIP	IP WLS BF H R ER SO BB IBB HBP BLK WP HR S P ERA WHIP	IP WLS BF H R ER SO BB IBB HBP BLK WP HR S P ERA WHIP	IP WLS BF H R ER SO BB IBB HBP BLK WP HR S P ERA WHIP	IP WLS BF H R ER SO BB IBB HBP BLK WP HR S P ERA WHIP	IP WLS BF H R ER SO BB IBB HBP BLK WP HR S P ERA WHIP	IP WLS BF H R ER SO BB IBB HBP BLK WP HR S P ERA WHIP	IP WLS BF H R ER SO BB IBB HBP BLK WP HR S P ERA WHIP	IP WLS BF H R ER SO BB IBB HBP BLK WP HR S P ERA WHIP	IP WLS BF H R ER SO BB IBB HBP BLK WP HR S P ERA WHIP	IP WLS BF H R ER SO BB IBB HBP BLK WP HR S P ERA WHIP	IP WLS BF H R ER SO BB IBB HBP BLK WP HR S P ERA WHIP
1 César Hernández, S OBP: 0.328, SLG: 0.347										4	2	2	1	1	0	1	<b>Colorado Rockies @ Washington Nationals</b> Nationals Park, Washington, DC Thu May 26 2022, 7:06 PM - 9:45 PM EDT Att: 16,264 - Overcast - 71 F				
20 Keibert Ruiz, S OBP: 0.340, SLG: 0.382										4	1	1	0	0	2						
22 Juan Soto, L OBP: 0.376, SLG: 0.427										3	0	0	0	1	0	3					
23 Nelson Cruz, R OBP: 0.303, SLG: 0.325										3	1	1	1	1	1						
19 Josh Bell, S OBP: 0.376, SLG: 0.420										3	1	1	2	0	0						
29 Yadiel Hernández, L OBP: 0.353, SLG: 0.455										3	0	1	2	1	0	2					
28 Lane Thomas, R OBP: 0.254, SLG: 0.321										3	0	0	0	1	2	1					
7 Maikel Franco, R OBP: 0.279, SLG: 0.368										3	0	0	0	1	2	1					
9 Dee Strange-Gordon, L OBP: 0.283, SLG: 0.326										4	1	2	0	0	0	2					
16 Victor Robles, R OBP: 0.295, SLG: 0.287										4	1	1	1	0	0	3					
<b>Inning Stats</b>	R: 4 H: 4 E: 0 K: 0 S: 13	H: 4 LOB: 2 BB: 2 P: 31	R: 0 H: 0 E: 1 K: 0 S: 9	H: 0 LOB: 0 BB: 0 P: 18	R: 0 H: 0 E: 0 K: 0 S: 7	H: 0 LOB: 1 BB: 1 P: 14	R: 1 H: 2 E: 0 K: 0 S: 13	H: 2 LOB: 1 BB: 0 P: 16	R: 0 H: 0 E: 0 K: 1 S: 7	H: 0 LOB: 0 BB: 0 P: 11	R: 0 H: 0 E: 0 K: 1 S: 11	H: 0 LOB: 0 BB: 0 P: 14	R: 1 H: 1 E: 0 K: 0 S: 7	H: 1 LOB: 2 BB: 2 P: 17	R: 1 H: 2 E: 0 K: 1 S: 9	H: 2 LOB: 1 BB: 0 P: 12	1B: 5 2B: 3 3B: 1 HR: 0	SF: 1 SAC: 1 DP: 1 HBP: 0	WP: 0 PB: 0 CS: 1 PA: 38		
<b>PITCHER</b>	IP WLS BF H R ER SO BB IBB HBP BLK WP HR S P ERA WHIP	IP WLS BF H R ER SO BB IBB HBP BLK WP HR S P ERA WHIP	IP WLS BF H R ER SO BB IBB HBP BLK WP HR S P ERA WHIP	IP WLS BF H R ER SO BB IBB HBP BLK WP HR S P ERA WHIP	IP WLS BF H R ER SO BB IBB HBP BLK WP HR S P ERA WHIP	IP WLS BF H R ER SO BB IBB HBP BLK WP HR S P ERA WHIP	IP WLS BF H R ER SO BB IBB HBP BLK WP HR S P ERA WHIP	IP WLS BF H R ER SO BB IBB HBP BLK WP HR S P ERA WHIP	IP WLS BF H R ER SO BB IBB HBP BLK WP HR S P ERA WHIP	IP WLS BF H R ER SO BB IBB HBP BLK WP HR S P ERA WHIP	IP WLS BF H R ER SO BB IBB HBP BLK WP HR S P ERA WHIP	IP WLS BF H R ER SO BB IBB HBP BLK WP HR S P ERA WHIP	IP WLS BF H R ER SO BB IBB HBP BLK WP HR S P ERA WHIP	IP WLS BF H R ER SO BB IBB HBP BLK WP HR S P ERA WHIP	IP WLS BF H R ER SO BB IBB HBP BLK WP HR S P ERA WHIP	IP WLS BF H R ER SO BB IBB HBP BLK WP HR S P ERA WHIP	IP WLS BF H R ER SO BB IBB HBP BLK WP HR S P ERA WHIP	IP WLS BF H R ER SO BB IBB HBP BLK WP HR S P ERA WHIP	IP WLS BF H R ER SO BB IBB HBP BLK WP HR S P ERA WHIP	IP WLS BF H R ER SO BB IBB HBP BLK WP HR S P ERA WHIP	IP WLS BF H R ER SO BB IBB HBP BLK WP HR S P ERA WHIP
48 Germán Márquez, R ERA: 6.3	6.0	L	27	6	5	5	2	3	0	0	0	0	0	0	0	0	7.50	1.500			
50 Ty Blach, L ERA: 5.95	7.1	6	1	1	1	0	2	0	0	0	0	0	0	0	0	9.00	3.000				
43 Jhoulys Chacin, R ERA: 6.95	8.1	5	2	1	1	1	0	0	0	0	0	0	0	0	0	9.00	2.000				



Batter	1	2	3	4	5	6	7	8	9	AB	R	H	RBI	BB	SO	LOB	TOP		
9 Connor Joe, R OBP: 0.358, SLG: 0.408	G6-3	K		L8		L8		L8		5	1	1	1	0	1	1	<b>Colorado Rockies @ Washington Nationals</b> Nationals Park, Washington, DC Sat May 28 2022, 12:05 PM - 3:42 PM EDT Att: 20,294 - Partly Cloudy - 73 F		
2 Yonathan Daza, R OBP: 0.427, SLG: 0.424	19 HR	L4		19 1B		19 1B		G5-3		4	1	2	0	1	0	1			
19 Charlie Blackmon, L OBP: 0.293, SLG: 0.499	25 HR			G6-3		G4-3		G4-3		5	1	3	1	0	0	0			
25 C.J. Cron, R OBP: 0.356, SLG: 0.599	HR			K		P3		K		5	1	2	3	0	2	4			
24 Ryan McMahon, L OBP: 0.333, SLG: 0.389	K			F7		G4-3		K		5	0	0	0	0	2	1			
Brendan Rodgers, R OBP: 0.290, SLG: 0.348	G6-3			11 F8		11 FC6-4		G5-3		3	1	1	0	1	0	0			
Randal Grichuk, R OBP: 0.322, SLG: 0.419		11 2B		9 1B		P3		G6-3		4	2	2	0	0	0	1			
11 Jose Iglesias, R OBP: 0.359, SLG: 0.382		1-H		F8		FC6-4		G5-3		4	0	1	1	0	0	3			
35 Elias Diaz, R OBP: 0.256, SLG: 0.313	F8			SF9		K		K		3	0	0	1	0	2	1			
<b>Inning Stats</b>	R: 3 E: 0 K: 1 S: 17	H: 3 LOB: 0 BB: 0 P: 23	R: 1 E: 0 K: 1 S: 12	H: 2 LOB: 1 BB: 0 P: 21	R: 0 E: 0 K: 1 S: 7	H: 0 LOB: 0 BB: 0 P: 13	R: 3 E: 0 K: 0 S: 21	H: 5 LOB: 2 BB: 0 P: 27	R: 0 E: 0 K: 2 S: 13	H: 1 LOB: 2 BB: 1 P: 20	R: 0 E: 0 K: 1 S: 9	H: 0 LOB: 0 BB: 0 P: 12	R: 0 E: 0 K: 0 S: 17	H: 1 LOB: 1 BB: 0 P: 24	1B: 10 2B: 1 3B: 0 HR: 1	SF: 1 SAC: 0 DP: 0 HBP: 0		WP: 0 PB: 0 SB: 1 CS: 0	PA: 41
<b>PITCHER</b>	IP	WLS	BF	H	R	ER	SO	BB	IBB	HBP	BLK	WP	HR	S	P	ERA	WHIP		
45 Aaron Sanchez, R ERA: 8.33	(1, 1)	3.2	19	8	7	7	3	0	0	0	0	0	1	51	75	17.18	2.182		
61 Erasmo Ramirez, R ERA: 2.25	(4, 1)	2.0	W	10	2	0	0	1	2	0	0	0	0	21	38	0.00	2.000		
58 Carl Edwards Jr., R ERA: 2.45	(6, 1)	1.1		5	1	0	0	2	0	0	0	0	0	14	19	0.00	0.750		
64 Victor Arano, R ERA: 3.92	(8, 1)	2.0		7	1	0	0	1	0	0	0	0	0	26	36	0.00	0.500		

AB	38
R	7
H	12
RBI	7
BB	2
SO	7
LOB	12



Batter	1	2	3	4	5	6	7	8	9	AB	R	H	RBI	BB	SO	LOB	BOTTOM			
1 César Hernández, S OBP: 0.330, SLG: 0.354				F9		P4				5	1	2	0	0	0	4	<b>Colorado Rockies @ Washington Nationals</b> Nationals Park, Washington, DC Sat May 28 2022, 12:05 PM - 3:42 PM EDT Att: 20,294 - Partly Cloudy - 73 F			
28 Lane Thomas, R OBP: 0.292, SLG: 0.310	F8	19 1B		K		L8		K		4	1	0	0	1	2	2				
22 Juan Soto, L OBP: 0.377, SLG: 0.429	23 1B	F8		23 1B		G1-3		K		4	1	1	0	1	1	1				
23 Nelson Cruz, R OBP: 0.311, SLG: 0.325	15 WP	19 1B		G6-4-3		L5		L5		3	2	1	2	2	0	2				
19 Josh Bell, S OBP: 0.382, SLG: 0.422	15 WP	7 2B		16 HR		L3		F9		4	3	2	0	1	0	1				
7 Maikel Franco, R OBP: 0.282, SLG: 0.380	K	16 1B		L7		G5-3		15 HR		5	1	2	2	0	1	3				
15 Riley Adams, R OBP: 0.283, SLG: 0.396	3 1B	K		16 WP		G6-3		HR		3	3	1	2	2	1	2				
16 Victor Robles, R OBP: 0.316, SLG: 0.333	3 1B	3 1B		HR		P3		P3		4	1	3	6	0	0	0				
3 Alcides Escobar, R OBP: 0.267, SLG: 0.275	1-H	K		P3		F8		F8		5	0	2	1	0	1	2				
<b>Inning Stats</b>	R: 5 E: 0 K: 1 S: 23	H: 6 LOB: 2 BB: 1 P: 36	R: 3 E: 0 K: 2 S: 23	H: 3 LOB: 2 BB: 2 P: 45	R: 0 E: 0 K: 1 S: 9	H: 1 LOB: 1 BB: 1 P: 16	R: 3 E: 1 K: 0 S: 12	H: 1 LOB: 0 BB: 2 P: 26	R: 0 E: 0 K: 0 S: 10	H: 0 LOB: 1 BB: 1 P: 17	R: 0 E: 0 K: 0 S: 12	H: 1 LOB: 2 BB: 0 P: 17	R: 0 E: 0 K: 2 S: 10	H: 0 LOB: 0 BB: 0 P: 14	R: 2 E: 0 K: 0 S: 11	H: 2 LOB: 0 BB: 0 P: 15		1B: 7 2B: 5 3B: 0 HR: 2	SF: 0 SAC: 0 DP: 1 HBP: 1	WP: 2 PB: 0 SB: 1 CS: 0
<b>PITCHER</b>	IP	WLS	BF	H	R	ER	SO	BB	IBB	HBP	BLK	WP	HR	S	P	ERA	WHIP			
26 Austin Gomber, L ERA: 5.51	(1, 1)	1.1	L	14	7	8	8	1	3	0	0	0	1	1	34	64	10.12	2.625		
60 Ashton Goodeau, R ERA: 7.08	(2, 1)	2.2		14	4	3	3	3	3	0	0	0	1	1	34	64	10.12	2.625		
43 Jhoullys Chacin, R ERA: 6.38	(5, 1)	2.0		9	1	0	0	0	1	0	1	0	0	22	34	0.00	1.000			
54 Carlos Estévez, R ERA: 6.79	(7, 1)	1.0		3	0	0	0	2	0	0	0	0	0	10	14	0.00	0.000			
29 Robert Stephenson, R ERA: 5.56	(8, 1)	1.0		5	2	2	2	0	0	0	0	0	1	11	15	18.00	2.000			

AB	37
R	13
H	14
RBI	13
BB	7
SO	6
LOB	17









Batter	1	2	3	4	5	6	7	8	9	AB	R	H	RBI	BB	SO	LOB	TOP			
19 Charlie Blackmon, L OBP: 0.309, SLG: 0.426										3	1	2	2	1	3		<b>Colorado Rockies @ Washington Nationals</b> Nationals Park, Washington, DC Sun May 29 2022, 1:37 PM - 4:50 PM EDT Att: 25,225 - Cloudy - 80 F			
2 Yonathan Daza, R OBP: 0.407, SLG: 0.402										5	0	1	0	0	1	3				
25 C.J. Cron, R OBP: 0.358, SLG: 0.584										5	0	0	0	0	3	5				
24 Ryan McMahon, L OBP: 0.335, SLG: 0.392										4	1	1	0	1	0	0				
11 Jose Iglesias, R OBP: 0.367, SLG: 0.388										4	1	1	0	0	0	1				
Randal Grichuk, R OBP: 0.320, SLG: 0.414										4	0	1	0	0	2	2				
Brendan Rodgers, R OBP: 0.292, SLG: 0.347										4	1	2	1	0	0	1				
22 Sam Hilliard, L OBP: 0.275, SLG: 0.318										4	1	2	1	0	1	0				
35 Elias Diaz, R OBP: 0.264, SLG: 0.314										3	0	1	1	1	1	2				
<b>Inning Stats</b>	R: 1 E: 0 K: 2 S: 13	H: 1 LOB: 1 BB: 1 P: 21	R: 0 E: 0 K: 0 S: 8	H: 0 LOB: 0 BB: 0 P: 10	R: 0 E: 0 K: 0 S: 7	H: 0 LOB: 1 BB: 2 P: 16	R: 0 E: 0 K: 1 S: 16	H: 1 LOB: 1 BB: 1 P: 27	R: 0 E: 0 K: 1 S: 12	H: 0 LOB: 2 BB: 1 P: 19	R: 2 E: 0 K: 1 S: 14	H: 3 LOB: 1 BB: 0 P: 19	R: 2 E: 0 K: 3 S: 22	H: 4 LOB: 2 BB: 0 P: 33	R: 0 E: 0 K: 1 S: 8	H: 0 LOB: 0 BB: 0 P: 8		1B: 7 2B: 2 3B: 0 HR: 1	SF: 0 SAC: 0 DP: 1 HBP: 0	WP: 0 PB: 0 SB: 0 CS: 0
<b>PITCHER</b>	IP WLS BF H R ER SO BB IBB HBP BLK WP HR S P ERA WHIP																			
40 Josiah Gray, R ERA: 3.08	5.0 W 21 3 1 1 3 4 0 0 0 0 0 1 56 93 1.80 1.400																			
58 Carl Edwards Jr., R ERA: 2.25	1.0 H 3 0 0 0 1 0 0 0 0 0 0 0 9 9 0.00 0.000																			
57 Andrés Machado, R ERA: 3.75	1.0 6 3 2 2 1 0 0 0 0 0 0 0 14 19 18.00 3.000																			
67 Kyle Finnegan, R ERA: 4.34	0.1 H 5 4 2 2 1 0 0 0 0 0 0 0 14 23 54.00 12.000																			
21 Tanner Rainey, R ERA: 2.38	1.2 S 5 0 0 0 3 0 0 0 0 0 0 0 16 18 0.00 0.000																			

Batter	1	2	3	4	5	6	7	8	9	AB	R	H	RBI	BB	SO	LOB	BOTTOM			
1 César Hernández, S OBP: 0.339, SLG: 0.361										3	1	2	1	2	0	0	<b>Colorado Rockies @ Washington Nationals</b> Nationals Park, Washington, DC Sun May 29 2022, 1:37 PM - 4:50 PM EDT Att: 25,225 - Cloudy - 80 F			
28 Lane Thomas, R OBP: 0.292, SLG: 0.333										4	2	1	2	0	4					
22 Juan Soto, L OBP: 0.381, SLG: 0.448										3	1	2	2	1	0	0				
23 Nelson Cruz, R OBP: 0.314, SLG: 0.345										4	0	1	0	0	2	1				
19 Josh Bell, S OBP: 0.372, SLG: 0.405										3	0	0	0	1	0	2				
7 Maikel Franco, R OBP: 0.276, SLG: 0.374										4	0	0	0	0	0	3				
15 Riley Adams, R OBP: 0.263, SLG: 0.365										4	0	0	0	0	1	2				
3 Alcides Escobar, R OBP: 0.267, SLG: 0.274										4	1	1	0	0	1	0				
16 Victor Robles, R OBP: 0.320, SLG: 0.336										4	1	2	0	0	0	0				
<b>Inning Stats</b>	R: 2 E: 0 K: 0 S: 9	H: 1 LOB: 0 BB: 1 P: 18	R: 2 E: 0 K: 0 S: 16	H: 3 LOB: 1 BB: 0 P: 23	R: 0 E: 0 K: 1 S: 10	H: 0 LOB: 1 BB: 1 P: 21	R: 0 E: 0 K: 0 S: 11	H: 1 LOB: 2 BB: 1 P: 18	R: 0 E: 0 K: 2 S: 17	H: 3 LOB: 0 BB: 0 P: 26	R: 0 E: 0 K: 1 S: 9	H: 0 LOB: 0 BB: 0 P: 13	R: 0 E: 0 K: 0 S: 5	H: 0 LOB: 0 BB: 0 P: 7	R: 0 E: 0 K: 1 S: 8	H: 0 LOB: 0 BB: 0 P: 8		1B: 5 2B: 2 3B: 0 HR: 2	SF: 0 SAC: 0 DP: 1 HBP: 0	WP: 0 PB: 0 SB: 2 CS: 0
<b>PITCHER</b>	IP WLS BF H R ER SO BB IBB HBP BLK WP HR S P ERA WHIP																			
21 Kyle Freeland, L ERA: 4.98	5.2 L 28 7 5 5 2 4 0 0 0 0 0 1 61 103 7.94 1.941																			
29 Robert Stephenson, R ERA: 6.17	0.1 3 2 1 1 1 0 0 0 0 0 0 1 9 15 27.00 6.000																			
56 Chad Smith, R ERA:	1.0 3 0 0 0 1 0 0 0 0 0 0 0 9 13 0.00 0.000																			
37 Alex Colomé, R ERA: 3.52	1.0 3 0 0 0 0 0 0 0 0 0 0 0 5 7 0.00 0.000																			

AB	36
R	5
H	10
RBI	5
BB	4
SO	9
LOB	17



AB	33
R	6
H	9
RBI	5
BB	4
SO	4
LOB	12





Batter	1	2	3	4	5	6	7	8	9	AB	R	H	RBI	BB	SO	LOB	TOP					
2 Jazz Chisholm Jr., L OBP: 0.320, SLG: 0.541										4	0	0	0	0	1	1	<b>Miami Marlins @ Colorado Rockies</b> Coors Field, Denver, CO Mon May 30 2022, 2:15 PM - 5:09 PM MDT Att: 40,275 - Partly Cloudy - 64 F					
26 Garrett Cooper, R OBP: 0.360, SLG: 0.426										4	0	2	0	0	1	1						
12 Jorge Soler, R OBP: 0.308, SLG: 0.466										4	0	1	0	0	0	3						
18 Joey Wendle, L OBP: 0.340, SLG: 0.420										2	0	1	0	0	0	1						
37 Williams Astudillo, R OBP: 0.273, SLG: 0.273										2	0	0	0	0	0	1						
99 Jesús Aguilar, R OBP: 0.319, SLG: 0.404										4	0	0	0	0	1	2						
24 Avisail García, R OBP: 0.231, SLG: 0.282										4	0	0	0	0	2	2						
7 Jesús Sánchez, L OBP: 0.277, SLG: 0.395										3	1	1	1	0	1	2						
11 Miguel Rojas, R OBP: 0.268, SLG: 0.331										3	0	0	0	0	0	0						
58 Jacob Stallings, R OBP: 0.287, SLG: 0.276										2	0	0	0	1	2	0						
<b>Inning Stats</b>	R: 0 H: 1 E: 0 K: 0 S: 12	H: 1 LOB: 1 BB: 0 P: 16	R: 1 H: 1 E: 0 K: 2 S: 10	H: 1 LOB: 0 BB: 0 P: 15	R: 0 H: 0 E: 0 K: 1 S: 5	H: 0 LOB: 1 BB: 1 P: 12	R: 0 H: 1 E: 1 K: 0 S: 9	H: 2 LOB: 2 BB: 0 P: 15	R: 0 H: 0 E: 0 K: 2 S: 8	H: 0 LOB: 0 BB: 0 P: 10	R: 0 H: 1 E: 0 K: 0 S: 9	H: 1 LOB: 1 BB: 0 P: 11	R: 0 H: 0 E: 0 K: 1 S: 9	H: 0 LOB: 0 BB: 0 P: 15	R: 0 H: 1 E: 0 K: 1 S: 9	H: 1 LOB: 1 BB: 0 P: 16	R: 0 H: 0 E: 0 K: 1 S: 6	H: 0 LOB: 0 BB: 0 P: 8	1B: 2 2B: 1 3B: 1 HR: 1	SF: 0 SAC: 0 DP: 1 HBP: 0	WP: 0 PB: 0 SB: 1 CS: 0	PA: 33
<b>PITCHER</b>	IP WLS BF H R ER SO BB IBB HBP BLK WP HR S P ERA WHIP	7.0 W 26 4 1 1 6 1 0 0 0 0 1 62 94 1.29 0.714	1.0 H 4 1 0 0 1 0 0 0 0 0 9 16 0.00 1.000	1.0 3 0 0 0 1 0 0 0 0 0 6 8 0.00 0.000	<b>PITCHER</b>										IP WLS BF H R ER SO BB IBB HBP BLK WP HR S P ERA WHIP							

Batter	1	2	3	4	5	6	7	8	9	AB	R	H	RBI	BB	SO	LOB	BOTTOM			
19 Charlie Blackmon, L OBP: 0.308, SLG: 0.422										4	0	1	1	0	1	1	<b>Miami Marlins @ Colorado Rockies</b> Coors Field, Denver, CO Mon May 30 2022, 2:15 PM - 5:09 PM MDT Att: 40,275 - Partly Cloudy - 64 F			
35 Elias Díaz, R OBP: 0.262, SLG: 0.311										1	0	0	0	0	0	0				
9 Connor Joe, R OBP: 0.352, SLG: 0.407										4	0	1	0	0	1	1				
25 C.J. Cron, R OBP: 0.356, SLG: 0.577										4	0	1	0	0	1	2				
24 Ryan McMahon, L OBP: 0.339, SLG: 0.387										2	0	0	0	2	1	2				
Randal Grichuk, R OBP: 0.312, SLG: 0.403										4	0	0	0	0	2	3				
Brendan Rodgers, R OBP: 0.304, SLG: 0.349										2	2	1	0	2	1	0				
22 Sam Hilliard, L OBP: 0.283, SLG: 0.326										4	2	2	0	0	0	1				
1 Garrett Hampson, R OBP: 0.300, SLG: 0.341										4	2	3	2	0	0	0				
6 Brian Serven, R OBP: 0.286, SLG: 0.550										1	0	0	0	1	1	1				
2 Yonathan Daza, R OBP: 0.409, SLG: 0.417										1	1	1	4	0	0	0				
<b>Inning Stats</b>	R: 0 H: 1 E: 0 K: 2 S: 13	H: 0 LOB: 0 BB: 0 P: 18	R: 0 H: 0 E: 0 K: 2 S: 10	H: 0 LOB: 0 BB: 0 P: 17	R: 0 H: 0 E: 0 K: 0 S: 10	H: 0 LOB: 1 BB: 1 P: 16	R: 0 H: 0 E: 0 K: 0 S: 6	H: 0 LOB: 1 BB: 1 P: 11	R: 0 H: 1 E: 0 K: 1 S: 8	H: 1 LOB: 1 BB: 1 P: 15	R: 0 H: 1 E: 0 K: 0 S: 11	H: 1 LOB: 2 BB: 1 P: 22	R: 4 H: 4 E: 0 K: 2 S: 18	H: 4 LOB: 1 BB: 1 P: 30	R: 3 H: 3 E: 0 K: 1 S: 15	H: 3 LOB: 0 BB: 0 P: 27	1B: 7 2B: 1 3B: 2 HR: 0	SF: 1 SAC: 0 DP: 2 HBP: 0	WP: 1 PB: 0 SB: 0 CS: 0	PA: 37
<b>PITCHER</b>	IP WLS BF H R ER SO BB IBB HBP BLK WP HR S P ERA WHIP	6.0 L 23 3 4 4 0 1 0 0 0 0 7 14 ∞ ∞	1.0 4 3 4 4 0 1 0 0 0 0 0 11 16 0.00 1.000	1.0 6 3 3 3 1 0 0 0 0 0 15 27 27.00 3.000	<b>PITCHER</b>										IP WLS BF H R ER SO BB IBB HBP BLK WP HR S P ERA WHIP					











Batter	1	2	3	4	5	6	7	8	9	AB	R	H	RBI	BB	SO	LOB	TOP																			
13 Ronald Acuña Jr., R (1, 10) OBP: 0.400, SLG: 0.442	F FF 89 X CH 82 0-1 F7	B KC 76 S CH 93 B FF 93 B CH 84 B KC 78 4-2 7 1B		C FF 91 X SL 84 0-1 G5-3		C SI 91 X CH 81 1-1 7 2B	C SI 90 X SL 92 0-2 7 FC6-4		1 SAFE S SL 86 S SL 84 0-3 K	5	1	2	1	1	1	1																				
7 Dansby Swanson, R (1, 6) OBP: 0.337, SLG: 0.432	B FF 89 B FF 90 C FF 90 C FF 90 S CH 83 4-1 20 S	S CH 83 1 SAFE B FF 92 1 SAFE X FF 92 1-1 20 FC6-4		B KC 72 X CH 82 1-0 G5-3		C SI 90 S SL 91 X CH 81 0-2 20 G3-1 27 2B	F SI 90 X SI 90 0-1 FC6-4		B SL 83 X FF 96 1-0 F9	5	1	2	2	1	0	2																				
20 Marcell Ozuna, R (1, 7) OBP: 0.278, SLG: 0.413	F FF 90 F FF 90 B SL 87 S CH 83 1-3 K	1 SAFE F FF 84 F FF 92 1 SAFE X CH 84 2-2 FC6-4		B KC 74 B FF 90 B FF 91 C SL 85 2-3 K		B KC 73 X FF 89 1-0 27 1B	F SI 90 F FC 86 X SI 92 1-2 G3-1	F CH 90 X SI 90 0-1 F7		5	1	1	0	0	1	5																				
14 Adam Duval, R (7, 7) OBP: 0.257, SLG: 0.272										0	0	0	0	0	0	0																				
27 Austin Riley, R (1, 5) OBP: 0.336, SLG: 0.525	B FF 90 E: 0 S SL 86 S CH 84 2-3 K		C KC 74 B FF 90 B FF 91 C SL 85 2-3 K		X FF 90 0-0 16 HR	X SI 92 0-0 28 1B		X CU 78 0-0 28 F9		5	2	3	1	0	2	1																				
Ozzie Albies, S (1, 4) OBP: 0.356, SLG: 0.401	B FF 90 F FF 91 S CH 83 X CH 84 3-2 F8	B KC 74 X FF 91 1-0 16 HR		S KC 76 D CH 82 X KC 76 1-2 16 HR		C CU 78 B CH 82 X SI 92 1-2 G5-3		B SI 89 F CH 83 X CH 89 1-1 G5-3		5	2	2	0	0	0	2																				
28 Matt Olson, L (1, 3) OBP: 0.356, SLG: 0.467	C FF 91 X SL 84 0-1 F8	F FF 92 X KC 75 0-1 L3		C SL 86 B SL 84 S CH 81 X SL 85 1-2 L3		S FC 86 X FC 86 0-1 L3		C SI 90 B FC 84 S SI 90 X FC 85 1-2 F9		5	0	1	1	0	0	5																				
16 Travis d'Arnaud, R (1, 2) OBP: 0.293, SLG: 0.454	B SI 91 S SI 92 X SL 87 1-2 38 3B	X CH 83 0-0 HR		X KC 77 0-0 HR		C SI 92 F SI 91 B CH 81 X CH 89 2-2 G4-3		B SI 90 S CH 81 X SI 90 2-1 F9		5	3	3	6	0	0	2																				
38 Guillermo Heredia, R (1, 9) OBP: 0.192, SLG: 0.333	X FF 92 0-0 23 E	C KC 74 X FF 92 0-3 K		B CH 81 X CH 89 1-0 F7		F SI 90 B FC 86 S CH 81 1-3 K		F FF 96 X FF 97 1-1 F9		5	1	1	1	0	2	0																				
23 Michael Harris II, L (1, 8) OBP: 0.318, SLG: 0.381	B SL 85 C SL 84 X SL 85 1-1 E4 13 WP 7 1B		F FF 90 B SL 84 C FC 83 X SL 82 2-2 P5		F FF 91 B FC 86 C FC 83 X CU 91 3-3 K		F SI 91 B FC 86 X SI 91 2-2 13 1B		X FF 97 0-0 1B	5	2	3	1	0	1	0																				
Inning Stats	R: 0 E: 0 K: 2 S: 9	H: 0 LOB: 1 BB: 1 P: 16	R: 3 E: 1 K: 0 S: 19	H: 4 LOB: 2 BB: 1 P: 31	R: 2 E: 0 K: 2 S: 10	H: 2 LOB: 0 BB: 0 P: 13	R: 0 E: 0 K: 0 S: 8	H: 0 LOB: 0 BB: 0 P: 11	R: 4 E: 0 K: 1 S: 15	H: 4 LOB: 0 BB: 0 P: 22	R: 3 E: 0 K: 0 S: 21	H: 4 LOB: 1 BB: 0 P: 26	R: 1 E: 0 K: 1 S: 14	H: 2 LOB: 0 BB: 0 P: 17	R: 0 E: 0 K: 0 S: 8	H: 1 LOB: 1 BB: 0 P: 12	R: 0 E: 0 K: 1 S: 7	H: 1 LOB: 0 BB: 0 P: 9	1B: 9 2B: 6 3B: 1 HR: 2	SF: 0 SAC: 0 DP: 0 HBP: 0	WP: 1 PB: 0 SB: 1 CS: 0	PA: 47														
PITCHER	IP	WLS	BF	H	R	ER	SO	BB	IBB	HBP	BLK	WP	HR	S	P	ERA	WHIP	PITCHER	IP	WLS	BF	H	R	ER	SO	BB	IBB	HBP	BLK	WP	HR	S	P	ERA	WHIP	
26 Austin Gomber, L (1, 1) ERA: 6.94	5.0	L	27	10	9	9	5	2	0	0	0	1	2	61	93	16.20	2.400																			
50 Ty Blach, L (6, 1) ERA: 5.97	3.0		16	7	4	4	1	0	0	0	0	0	0	43	55	12.00	2.333																			
29 Robert Stephenson, R (9, 1) ERA: 7.43	1.0		4	1	0	0	1	0	0	0	0	0	0	7	9	0.00	1.000																			

Atlanta Braves @ Colorado Rockies  
Coors Field, Denver, CO  
Thu Jun 02 2022, 6:40 PM - 9:38 PM MDT  
Att: 26,594 - Partly Cloudy - 70 F

AB 45  
R 13  
H 18  
RBI 13  
BB 2  
SO 7  
LOB 18



Batter	1	2	3	4	5	6	7	8	9	AB	R	H	RBI	BB	SO	LOB	BOTTOM																				
9 Connor Joe, R (1, 7) OBP: 0.360, SLG: 0.415	B FF 95 X FF 94 1-0 19 1B		B CU 82 C CU 82 B CH 88 B FF 95 B FF 94 4-1 25 G5-4-3 19 1B		B FF 94 X CH 88 1-1 19 1B		B FF 96 B FF 95 C FC 83 B FF 95 4-1 19 1B 25 G6-4-3		B FF 96 X FF 86 1-0 P3		3	3	2	0	2	0	2																				
19 Charlie Blackmon, L (1, 10) OBP: 0.350, SLG: 0.419	X FF 94 0-0 24 1B		B FF 94 X FF 96 1-0 25 G5-4-3		X FF 93 0-0 25 HR		B FF 96 X FF 96 1-0 25 G6-4-3		C FF 91 S SL 83 F FF 95 B FF 92 F FF 92 B SL 85 F FF 93 2-3 K	5	1	4	2	0	1	0																					
25 C.J. Cron, R (1, 3) OBP: 0.356, SLG: 0.572	C FF 94 F FF 94 S CH 89 0-3 K		B FF 94 D CH 94 X FF 94 2-0 G5-4-3		X FF 92 0-0 HR		B SL 90 X SL 90 1-0 G6-4-3		B FF 92 X SL 83 X FF 91 1-1 G6-3	5	1	1	2	0	1	4																					
Brendan Rodgers, R (1, 4) OBP: 0.318, SLG: 0.415	C FF 94 1 SAFE S CH 89 0-3 K		B FF 94 X FF 94 1-1 F8		B CH 88 S CH 89 F FF 94 B CH 89 S CH 88 2-3 K		B SL 90 C FF 96 F FF 96 B CH 89 X FF 96 2-2 1B		F FF 92 X FF 92 0-1 F9	5	0	1	0	0	2	2																					
24 Ryan McMahon, L (1, 5) OBP: 0.337, SLG: 0.394	1 SAFE B FF 94 B CH 88 X CH 88 2-0 FC4		F CU 81 F FF 94 F FF 95 B CH 89 B FF 95 B FF 94 B CU 82 S CH 88 3-3 K		F FF 94 B CH 89 B FF 95 B FF 94 S CH 89 3-3 K		C FF 95 B FF 96 X SL 88 2-1 G4-3			4	0	1	0	0	2	1																					
Randal Grichuk, R (1, 9) OBP: 0.313, SLG: 0.399	X FF 96 0-0 FC4		C FF 96 B FF 93 F CH 89 X CH 89 2-2 F9		C CH 87 X FF 93 0-1 11 G4-6-3 1B		C SL 78 S SL 86 S FF 86 0-3 K			4	0	1	0	0	1	2																					
11 Jose Iglesias, R (1, 6) OBP: 0.374, SLG: 0.404		C FF 94 F CU 82 B CU 82 B FF 95 F CH 89 B CH 90 X FF 95 3-2 G3		C CU 80 C FF 94 X FF 93 1-1 1B		C FF 93 D CH 87 S CH 89 F FF 93 F CU 83 X FF 94 1-2 G4-6-3		X SL 79 0-0 2B		4	0	2	0	0	0	1																					
1 Garrett Hampson, R (1, 8) OBP: 0.317, SLG: 0.415		S CU 82 B CU 84 C FF 94 B FF 95 S CH 89 2-3 K		B FF 93 X CH 89 1-1 F8		B CU 82 F FF 93 B CU 83 X CU 82 2-2 HR		C SL 78 S SL 86 C FF 85 S FF 86 1-3 K		4	1	1	1	0	2	2																					
6 Brian Serven, R (1, 2) OBP: 0.323, SLG: 0.483		B CU 83 B CU 84 S FF 95 F FF 94 C CU 82 2-3 K		B CH 87 F FF 94 B CU 83 B CH 88 S CH 88 3-3 K		S CH 88 B CH 89 B CH 89 F FF 94 C FF 94 1-3 K		B FF 86 B SL 79 F FF 85 B SL 79 4-2 BB		3	0	0	0	1	3	0																					
Inning Stats	R: 1 E: 0 K: 2 S: 10	H: 3 LOB: 2 BB: 0 P: 13	R: 0 E: 0 K: 2 S: 11	H: 0 LOB: 0 BB: 0 P: 18	R: 0 E: 0 K: 0 S: 5	H: 1 LOB: 1 BB: 1 P: 13	R: 0 E: 0 K: 1 S: 13	H: 1 LOB: 0 BB: 0 P: 20	R: 3 E: 0 K: 3 S: 14	H: 3 LOB: 0 BB: 0 P: 23	R: 1 E: 0 K: 1 S: 13	H: 2 LOB: 0 BB: 0 P: 17	R: 1 E: 0 K: 0 S: 11	H: 2 LOB: 1 BB: 1 P: 21	R: 0 E: 0 K: 2 S: 12	H: 1 LOB: 2 BB: 1 P: 18	R: 0 E: 0 K: 1 S: 13	H: 0 LOB: 0 BB: 0 P: 16	1B: 8 2B: 3 3B: 0 HR: 2	SF: 0 SAC: 0 DP: 3 HBP: 0	WP: 0 PB: 0 SB: 0 CS: 0	PA: 40															
PITCHER	IP	WLS	BF	H	R	ER	SO	BB	IBB	HBP	BLK	WP	HR	S	P	ERA	WHIP	PITCHER	IP	WLS	BF	H	R	ER	SO	BB	IBB	HBP	BLK	WP	HR	S	P	ERA	WHIP		
36 Ian Anderson, R (1, 1) ERA: 4.7	6.0	W	27	10	5	5	9	1	0	0	0	0	0	66	104	7.50	1.833																				
49 Jesus Cruz, R (7, 1) ERA: 4.5	1.0		5	2	1	1	0	1	0	0	0	0	0	11	21	9.00	3.000																				
56 Darren O'Day, R (8, 1) ERA: 4.26	1.0		5	1	0	0	2	1	0	0	0	0	0	12	18	0.00	2.000																				
52 Dylan Lee, L (9, 1) ERA:	1.0		3	0	0	0	1	0	0	0	0	0	0	13	16	0.00	0.000																				

Atlanta Braves @ Colorado Rockies  
Coors Field, Denver, CO  
Thu Jun 02 2022, 6:40 PM - 9:38 PM MDT  
Att: 26,594 - Partly Cloudy - 70 F

AB 37  
R 6  
H 13  
RBI 5  
BB 3  
SO 12  
LOB 14









Batter	1	2	3	4	5	6	7	8	9	10	11	AB	R	H	RBI	BB	SO	LOB	TOP					
13 Ronald Acuña Jr., R OBP: 0.391, SLG: 0.426	(1, 9) G3-1		(2, 2) G6-3		(2, 3) K		(2, 3) K			(1, 2) SF9		4	0	0	1	0	2	3						
7 Dansby Swanson, R OBP: 0.340, SLG: 0.428	(1, 6) G4-3			(3, 2) L4	(0, 0) F9			(2, 3) K		(1, 3) K		5	0	0	0	0	2	3						
27 Austin Riley, R OBP: 0.339, SLG: 0.538	(1, 5) 3B			(0, 0) E6				(1, 2) L4		(0, 1) F9		5	2	2	1	0	0	1						
28 Matt Olson, L OBP: 0.363, SLG: 0.456	(1, 3) F8			(0, 0) F8				(0, 0) P2		(1, 1) 1B		5	0	1	0	0	0	2						
Ozzie Albies, S OBP: 0.293, SLG: 0.393	(1, 4) F8	(0, 1) F8		(0, 0) 1B				(2, 2) F9		(0, 0) G3		5	0	1	0	0	0	1						
20 Marcell Ozuna, R OBP: 0.274, SLG: 0.408	(1, 10) G5-3	(1, 2) G5-3		(1, 3) K				(1, 0) G4-3		(0, 1) F8		5	1	1	1	0	1	2						
24 William Contreras, R OBP: 0.390, SLG: 0.701	(1, 2) G6-3				(4, 0) 14 1B			(0, 1) F8		(1, 3) K		4	1	1	1	1	1	0						
14 Adam Duvall, R OBP: 0.255, SLG: 0.286	(1, 7) G6-3			(0, 1) G6-3	(0, 1) 1B			(3, 1) L5		(2, 3) K		5	2	2	2	0	1	0						
23 Michael Harris II, L OBP: 0.353, SLG: 0.400	(1, 8) G4-3			(2, 1) G4-3	(1, 0) F7			(0, 2) 2B		(0, 1) 23 1B	(0, 1) 13 SF9	5	0	2	0	0	0	2						
<b>Inning Stats</b>	R: 0 E: 0 K: 0 S: 10	H: 1 LOB: 1 BB: 0 P: 15	R: 0 E: 0 K: 0 S: 6	H: 0 LOB: 0 BB: 0 P: 7	R: 0 E: 0 K: 0 S: 7	H: 0 LOB: 0 BB: 0 P: 11	R: 0 E: 0 K: 1 S: 11	H: 1 LOB: 2 BB: 0 P: 15	R: 0 E: 0 K: 1 S: 7	H: 1 LOB: 2 BB: 0 P: 14	R: 1 E: 0 K: 0 S: 8	H: 1 LOB: 0 BB: 0 P: 12	R: 0 E: 0 K: 1 S: 10	H: 1 LOB: 1 BB: 0 P: 15	R: 0 E: 0 K: 2 S: 8	H: 0 LOB: 0 BB: 0 P: 11	R: 1 E: 0 K: 1 S: 10	H: 1 LOB: 1 BB: 0 P: 13	R: 4 E: 0 K: 0 S: 13	H: 3 LOB: 0 BB: 0 P: 19	1B: 4 2B: 3 3B: 1 HR: 2	SF: 1 SAC: 0 DP: 0 HBP: 0	WP: 0 PB: 0 SB: 0 CS: 0	PA: 45
<b>PITCHER</b>	IP ERA WLS BF H R ER SO BB IBB HBP BLK WP HR S P ERA WHIP	21 Kyle Fretland, L ERA: 4.53	40 Tyler Kinley, R ERA: 0.82	52 Daniel Bard, R ERA: 2.53	37 Alex Colomé, R ERA: 2.95	43 Jhoulys Chacín, R ERA: 7.71	<b>PITCHER</b>	IP ERA WLS BF H R ER SO BB IBB HBP BLK WP HR S P ERA WHIP	33 A.J. Minter, L ERA: 1.13	53 Jackson Stephens, R ERA: 1.89														

Atlanta Braves @ Colorado Rockies  
Coors Field, Denver, CO  
Sat Jun 04 2022, 7:11 PM - 10:43 PM MDT  
Att: 41,054 - Cloudy - 74 F

AB 43  
R 6  
H 10  
RBI 6  
BB 1  
SO 7  
LOB 14



Batter	1	2	3	4	5	6	7	8	9	10	11	AB	R	H	RBI	BB	SO	LOB	BOTTOM					
19 Charlie Blackmon, L OBP: 0.308, SLG: 0.399	(1, 10) G4-3		(2, 1) G4-3	(1, 0) G4-3			(1, 1) F4			(1, 2) FC6-4		5	0	0	0	0	0	4						
9 Connor Joe, R OBP: 0.359, SLG: 0.405	(1, 7) 4-2		(4, 2) G4-3		(0, 2) G4-3			(3, 3) K		(0, 0) G6-4-3		3	0	0	0	2	1	1						
6 Brian Serven, R OBP: 0.323, SLG: 0.483	(11, 2) BB		(2, 5) WP		(0, 2) G4-3			(2, 3) K		(1, 2) G6-4-3		0	0	0	0	0	0	0						
25 C.J. Cron, R OBP: 0.346, SLG: 0.550	(1, 3) K		(4, 2) BB		(1, 1) G6-3			(2, 3) K		(0, 1) G6-3		4	0	0	0	1	2	1						
24 Ryan McMahon, L OBP: 0.332, SLG: 0.380	(1, 5) F7		(0, 0) BB		(2, 2) G4-3			(4, 1) BB		(2, 2) L9		4	0	0	0	1	0	4						
Brendan Rodgers, R OBP: 0.308, SLG: 0.399	(1, 4) G4-3		(2, 1) G4-3		(0, 2) 35 BB			(0, 0) G5-3		(2, 3) K		5	1	1	0	0	1	1						
2 Jonathan Daza, R OBP: 0.397, SLG: 0.393	(1, 8) K		(3, 3) K		(3, 3) K			(2, 1) G5-3		(2, 2) K		4	0	0	0	0	3	1						
11 Jose Iglesias, R OBP: 0.363, SLG: 0.390	(1, 6) G6-3		(1, 2) G6-3		(1, 0) 19 WP			(1, 2) G4-3		(0, 2) F4		4	0	1	0	0	0	0						
Randal Grichuk, R OBP: 0.312, SLG: 0.396	(1, 9) 25 WP		(4, 1) 19 G4-3		(3, 3) K			(1, 0) L8		(1, 3) K		3	1	0	0	1	2	2						
35 Elias Diaz, R OBP: 0.295, SLG: 0.295	(1, 2) K		(3, 3) K		(4, 2) 19 WP			(1, 3) K		(3, 2) FC6-4		3	0	1	1	1	2	1						
22 Sam Hilliard, L OBP: 0.273, SLG: 0.313	(11, 7) K		(1, 2) K		(1, 2) BB			(1, 0) K		(2, 1) 19 FC6-4		0	0	0	0	0	0	0						
<b>Inning Stats</b>	R: 0 E: 0 K: 1 S: 9	H: 0 LOB: 1 BB: 1 P: 16	R: 0 E: 0 K: 1 S: 9	H: 0 LOB: 0 BB: 0 P: 15	R: 0 E: 0 K: 1 S: 11	H: 0 LOB: 3 BB: 3 P: 28	R: 1 E: 0 K: 2 S: 16	H: 2 LOB: 2 BB: 1 P: 28	R: 0 E: 0 K: 0 S: 10	H: 0 LOB: 0 BB: 0 P: 13	R: 0 E: 0 K: 0 S: 6	H: 0 LOB: 0 BB: 0 P: 9	R: 0 E: 0 K: 3 S: 12	H: 0 LOB: 1 BB: 1 P: 23	R: 0 E: 0 K: 2 S: 10	H: 0 LOB: 0 BB: 0 P: 13	R: 1 E: 0 K: 0 S: 7	H: 1 LOB: 1 BB: 0 P: 11	R: 0 E: 0 K: 0 S: 8	H: 0 LOB: 1 BB: 0 P: 11	1B: 3 2B: 0 3B: 0 HR: 0	SF: 0 SAC: 0 DP: 1 HBP: 0	WP: 3 PB: 0 SB: 0 CS: 0	PA: 41
<b>PITCHER</b>	IP ERA WLS BF H R ER SO BB IBB HBP BLK WP HR S P ERA WHIP	65 Spencer Strider, R ERA: 2.76	60 Jesse Chavez, R ERA: 4.09	32 Collin McHugh, R ERA: 3.97	51 Will Smith, L ERA: 3.66	56 Darren O'Day, R ERA: 3.95	<b>PITCHER</b>	IP ERA WLS BF H R ER SO BB IBB HBP BLK WP HR S P ERA WHIP	33 A.J. Minter, L ERA: 1.13	53 Jackson Stephens, R ERA: 1.89														

Atlanta Braves @ Colorado Rockies  
Coors Field, Denver, CO  
Sat Jun 04 2022, 7:11 PM - 10:43 PM MDT  
Att: 41,054 - Cloudy - 74 F

AB 35  
R 2  
H 3  
RBI 1  
BB 6  
SO 11  
LOB 15









Batter	1	2	3	4	5	6	7	8	9	AB	R	H	RBI	BB	SO	LOB	TOP					
9 Connor Joe, R OBP: 0.365, SLG: 0.416										4	2	2	1	1	1	0	<b>Colorado Rockies @ San Francisco Giants</b> Oracle Park, San Francisco, CA Tue Jun 07 2022, 6:47 PM - 9:59 PM PDT Att: 24,785 - Partly Cloudy - 63 F					
2 Yonathan Daza, R OBP: 0.390, SLG: 0.380										5	0	2	0	0	1	1						
25 C.J. Cron, R OBP: 0.343, SLG: 0.549										3	0	0	1	0	1	2						
Brendan Rodgers, R OBP: 0.309, SLG: 0.418										4	0	0	0	0	1	3						
11 Jose Iglesias, R OBP: 0.360, SLG: 0.387										4	1	1	0	0	1	2						
Randal Grichuk, R OBP: 0.293, SLG: 0.400										3	1	2	0	1	0	0						
44 Elehuris Montero, R OBP: 0.250, SLG: 0.250										4	0	0	0	0	1	4						
24 Ryan McMahon, L OBP: 0.333, SLG: 0.380										2	0	0	0	0	1	2						
1 Garrett Hampson, R OBP: 0.318, SLG: 0.407										4	0	0	0	0	1	2						
19 Charlie Blackmon, L OBP: 0.310, SLG: 0.431										2	1	1	3	0	0	0						
35 Elias Diaz, R OBP: 0.248, SLG: 0.286										4	0	0	0	0	1	2						
<b>Inning Stats</b>	R: 1 E: 1 K: 2 S: 16	H: 1 LOB: 1 BB: 0 P: 25	R: 0 E: 0 K: 1 S: 17	H: 0 LOB: 1 BB: 1 P: 25	R: 1 E: 0 K: 0 S: 18	H: 2 LOB: 1 BB: 0 P: 26	R: 0 E: 0 K: 2 S: 18	H: 1 LOB: 1 BB: 0 P: 22	R: 0 E: 0 K: 1 S: 9	H: 1 LOB: 1 BB: 0 P: 12	R: 3 E: 0 K: 1 S: 17	H: 3 LOB: 0 BB: 0 P: 25	R: 0 E: 0 K: 0 S: 9	H: 0 LOB: 0 BB: 0 P: 13	R: 0 E: 0 K: 0 S: 7	H: 0 LOB: 0 BB: 0 P: 11	R: 0 E: 0 K: 1 S: 11	H: 0 LOB: 1 BB: 1 P: 17	1B: 5 2B: 1 3B: 0 HR: 2	SF: 1 SAC: 0 DP: 0 HBP: 0	WP: 0 PB: 0 SB: 2 CS: 0	PA: 38
<b>PITCHER</b>	IP WLS BF H R ER SO BB IBB HBP BLK WP HR S P ERA WHIP																					
16 Carlos Rodón, L ERA: 3.51	4.0 18 4 2 2 5 1 0 0 0 0 1 69 98 4.50 1.250																					
59 John Brebbia, R ERA: 3.0	1.0 4 1 0 0 1 0 0 0 0 0 0 9 12 0.00 1.000																					
46 Zack Littell, R ERA: 5.4	0.1 L 3 2 2 0 0 0 0 0 0 0 0 9 13 54.00 6.000																					
48 Jose Alvarez, L ERA: 5.02	0.2 B 3 1 1 1 1 0 0 0 0 0 1 8 12 13.50 1.500																					
73 Sam Long, L ERA: 2.55	3.0 10 0 0 0 1 1 0 0 0 0 0 27 41 0.00 0.333																					
Batter	1	2	3	4	5	6	7	8	9	AB	R	H	RBI	BB	SO	LOB	BOTTOM					
8 Tommy La Stella, L OBP: 0.254, SLG: 0.429										5	0	0	0	0	2	1	<b>Colorado Rockies @ San Francisco Giants</b> Oracle Park, San Francisco, CA Tue Jun 07 2022, 6:47 PM - 9:59 PM PDT Att: 24,785 - Partly Cloudy - 63 F					
5 Mike Yastrzemski, L OBP: 0.367, SLG: 0.456										2	1	0	0	2	1	1						
41 Wilmer Flores, R OBP: 0.330, SLG: 0.446										4	1	3	2	0	0	1						
23 Joc Pederson, L OBP: 0.346, SLG: 0.591										4	1	1	0	0	0	3						
35 Brandon Crawford, L OBP: 0.307, SLG: 0.362										2	0	0	0	0	0	1						
39 Thairo Estrada, R OBP: 0.350, SLG: 0.389										2	0	0	0	0	0	2						
10 Evan Longoria, R OBP: 0.285, SLG: 0.486										3	0	0	0	1	2	0						
51 Luis González, L OBP: 0.367, SLG: 0.443										3	0	1	1	1	1	0						
37 Donovan Walton, L OBP: 0.222, SLG: 0.432										4	0	0	0	0	2	3						
2 Curt Casali, R OBP: 0.318, SLG: 0.436										2	0	0	0	0	2	1						
33 Darin Ruf, R OBP: 0.344, SLG: 0.309										1	0	0	0	0	1	0						
<b>Inning Stats</b>	R: 3 E: 0 K: 2 S: 21	H: 3 LOB: 2 BB: 2 P: 34	R: 0 E: 0 K: 0 S: 8	H: 0 LOB: 1 BB: 0 P: 13	R: 0 E: 0 K: 1 S: 7	H: 0 LOB: 0 BB: 1 P: 10	R: 0 E: 0 K: 1 S: 8	H: 0 LOB: 0 BB: 0 P: 11	R: 0 E: 0 K: 3 S: 10	H: 1 LOB: 2 BB: 1 P: 19	R: 0 E: 0 K: 3 S: 11	H: 0 LOB: 1 BB: 1 P: 18	R: 0 E: 0 K: 1 S: 12	H: 1 LOB: 1 BB: 0 P: 19	R: 0 E: 0 K: 1 S: 7	H: 0 LOB: 0 BB: 0 P: 14	R: 0 E: 0 K: 2 S: 8	H: 0 LOB: 0 BB: 0 P: 10	1B: 4 2B: 0 3B: 0 HR: 1	SF: 0 SAC: 0 DP: 0 HBP: 1	WP: 1 PB: 0 SB: 0 CS: 0	PA: 37
<b>PITCHER</b>	IP WLS BF H R ER SO BB IBB HBP BLK WP HR S P ERA WHIP																					
48 Germán Márquez, R ERA: 6.49	6.0 27 4 3 3 7 4 0 0 0 0 0 65 105 4.50 1.333																					
40 Tyler Kinley, R ERA: 0.73	1.0 H 4 1 0 0 1 0 0 0 0 0 0 12 19 0.00 1.000																					
37 Alex Colomé, R ERA: 2.79	1.0 H 3 0 0 0 1 0 0 0 0 0 0 7 14 0.00 0.000																					
52 Daniel Bard, R ERA: 2.42	1.0 S 3 0 0 0 2 0 0 0 0 0 0 8 10 0.00 0.000																					

AB	35
R	5
H	8
RBI	5
BB	2
SO	8
LOB	16

AB	32
R	3
H	5
RBI	3
BB	4
SO	11
LOB	13





Batter	1	2	3	4	5	6	7	8	9	10	AB	R	H	RBI	BB	SO	LOB	TOP									
9 Connor Joe, R OBP: 0.367, SLG: 0.417	L5		1B			G4-3		1B			4	0	2	0	0	0	0	<b>Colorado Rockies @ San Francisco Giants</b> Oracle Park, San Francisco, CA Wed Jun 08 2022, 6:46 PM - 9:34 PM PDT Att: 21,535 - Partly Cloudy - 61 F									
19 Charlie Blackmon, L OBP: 0.313, SLG: 0.437	G3		1B			2B		K			4	0	2	1	0	1	1										
25 C.J. Cron, R OBP: 0.338, SLG: 0.539	K		K			L8		L8		G6-3	4	0	0	0	0	2	3										
Brendan Rodgers, R OBP: 0.308, SLG: 0.414	L8		1B			L7		L7		K	4	0	1	0	0	1	1										
11 Jose Iglesias, R OBP: 0.352, SLG: 0.377	G5-3		L7			P6		G1-3		G1-3	4	0	0	0	0	0	1										
Randal Grichuk, R OBP: 0.313, SLG: 0.391	K2-3		G6-4-3			K		K		G1-3	4	0	0	0	0	2	1										
24 Ryan McMahon, L OBP: 0.327, SLG: 0.372	G3		G4-3			K		K		L7	4	0	0	0	0	1	0										
44 Etehris Montero, R OBP: 0.167, SLG: 0.167	F8		G5-3			L8		L8		K	4	0	0	0	0	1	0										
35 Elias Díaz, R OBP: 0.250, SLG: 0.287	G6-3		1B			F9		F9			3	1	1	0	0	0	0										
Inning Stats	R: 0 E: 0 K: 1 S: 9	H: 0 LOB: 0 BB: 0 P: 13	R: 0 E: 0 K: 1 S: 7	H: 0 LOB: 0 BB: 0 P: 12	R: 1 E: 0 K: 1 S: 20	H: 3 LOB: 2 BB: 0 P: 29	R: 0 E: 0 K: 0 S: 8	H: 1 LOB: 0 BB: 0 P: 11	R: 0 E: 0 K: 0 S: 8	H: 0 LOB: 0 BB: 0 P: 10	R: 0 E: 0 K: 1 S: 10	H: 1 LOB: 1 BB: 0 P: 14	R: 0 E: 0 K: 2 S: 7	H: 0 LOB: 0 BB: 0 P: 12	R: 0 E: 0 K: 1 S: 10	H: 1 LOB: 1 BB: 0 P: 12	R: 0 E: 0 K: 1 S: 6		H: 0 LOB: 0 BB: 0 P: 11	R: 0 E: 0 K: 1 S: 6	H: 0 LOB: 0 BB: 0 P: 10	R: 0 E: 0 K: 1 S: 6	H: 0 LOB: 0 BB: 0 P: 10	1B: 5 2B: 1 3B: 0 HR: 0	SF: 0 SAC: 0 DP: 1 HBP: 0	WP: 0 PB: 0 SB: 0 CS: 0	PA: 35
PITCHER	IP	WLS	BF	H	R	ER	SO	BB	IBB	HBP	BLK	WP	HR	S	P	ERA	WHIP										
57 Alex Wood, L ERA: 4.23	7.0		25	5	1	1	5	0	0	0	0	0	0	69	101	1.29	0.714										
52 Dominic Leone, R ERA: 2.7	1.0		4	1	0	0	1	0	0	0	0	0	0	10	12	0.00	1.000										
71 Tyler Rogers, R ERA: 5.55	1.0		3	0	0	0	1	0	0	0	0	0	0	6	11	0.00	0.000										
75 Camilo Doval, R ERA: 3.04	1.0	W	3	0	0	0	1	0	0	0	0	0	0	6	10	0.00	0.000										

Batter	1	2	3	4	5	6	7	8	9	10	AB	R	H	RBI	BB	SO	LOB	BOTTOM									
51 Luis González, L OBP: 0.376, SLG: 0.441	L5		G3			BB		BB		E9	3	0	1	0	2	0	0	<b>Colorado Rockies @ San Francisco Giants</b> Oracle Park, San Francisco, CA Wed Jun 08 2022, 6:46 PM - 9:34 PM PDT Att: 21,535 - Partly Cloudy - 61 F									
5 Mike Yastrzemski, L OBP: 0.395, SLG: 0.471	2B		1B			1B		K		K	4	0	3	0	0	1	1										
41 Wilmer Flores, R OBP: 0.324, SLG: 0.436	F7		L7			L9-2		L7		L7	4	0	0	0	0	5											
23 Joc Pederson, L OBP: 0.338, SLG: 0.574	K		K			K		K		K	4	0	0	0	0	4	2										
33 Darin Ruf, R OBP: 0.342, SLG: 0.314	G5-3		2B			K		K		G5-3	4	1	1	0	0	1	0										
8 Tommy La Stella, L OBP: 0.254, SLG: 0.417	1B		F8			K		K		G4-3	4	0	1	0	0	1	1										
39 Thairo Estrada, R OBP: 0.323, SLG: 0.388	K		1B			K		G4-3		G4-3	3	0	1	1	1	1	1										
37 Donovan Walton, L OBP: 0.204, SLG: 0.396	G5-3		G5-3			G4-3		F8		G4-3	4	1	0	0	0	0	3										
2 Curt Casali, R OBP: 0.308, SLG: 0.420	L7		L7			P6		P6		P4	3	0	0	0	0	0	0										
35 Brandon Crawford, L OBP: 0.305, SLG: 0.360	L7		F9			F9		F9		F9	1	0	0	0	0	0	0										
Inning Stats	R: 0 E: 0 K: 1 S: 9	H: 1 LOB: 1 BB: 0 P: 16	R: 0 E: 0 K: 1 S: 9	H: 1 LOB: 1 BB: 0 P: 15	R: 0 E: 0 K: 0 S: 10	H: 1 LOB: 1 BB: 0 P: 19	R: 1 E: 0 K: 1 S: 11	H: 2 LOB: 1 BB: 0 P: 16	R: 0 E: 0 K: 0 S: 11	H: 1 LOB: 1 BB: 0 P: 19	R: 0 E: 0 K: 3 S: 11	H: 0 LOB: 0 BB: 0 P: 16	R: 0 E: 0 K: 0 S: 3	H: 0 LOB: 0 BB: 0 P: 4	R: 0 E: 0 K: 2 S: 12	H: 0 LOB: 1 BB: 1 P: 19	R: 0 E: 0 K: 0 S: 9	H: 0 LOB: 1 BB: 0 P: 14	R: 1 E: 1 K: 0 S: 5	H: 1 LOB: 1 BB: 0 P: 7	R: 0 E: 0 K: 0 S: 5	H: 0 LOB: 1 BB: 0 P: 7	1B: 5 2B: 3 3B: 0 HR: 0	SF: 0 SAC: 0 DP: 1 HBP: 0	WP: 1 PB: 0 SB: 1 CS: 0	PA: 37	
PITCHER	IP	WLS	BF	H	R	ER	SO	BB	IBB	HBP	BLK	WP	HR	S	P	ERA	WHIP										
49 Antonio Senzatella, R ERA: 4.83	6.0		24	6	1	1	6	1	0	0	0	0	0	61	101	1.50	1.167										
37 Alex Colomé, R ERA: 2.95	1.0		3	0	0	0	0	0	0	0	0	0	0	3	4	0.00	0.000										
40 Tyler Kinley, R ERA: 0.79	1.0		4	0	0	0	2	1	0	0	0	1	0	12	19	0.00	1.000										
52 Daniel Izard, R ERA: 2.31	1.0		4	0	0	0	1	0	0	0	0	0	0	9	14	0.00	1.000										
54 Carlos Estévez, R ERA: 3.22	0.1	L	2	1	1	0	0	0	0	0	0	0	0	5	7	0.00	3.000										





Batter	1	2	3	4	5	6	7	8	9	AB	R	H	RBI	BB	SO	LOB	TOP										
9 Connor Joe, R OBP: 0.364, SLG: 0.410 Randal Grichuk, R OBP: 0.313, SLG: 0.391	G6-3		G5-3		G5-3		BB 19 2B 24 1B		K	4	1	0	0	1	1	0	<b>Colorado Rockies @ San Francisco Giants</b> Oracle Park, San Francisco, CA Thu Jun 09 2022, 12:45 PM - 3:40 PM PDT Att: 23,780 - Partly Cloudy - 75 F <a href="http://livebaseballscorecards.com">livebaseballscorecards.com</a>										
19 Charlie Blackmon, L OBP: 0.320, SLG: 0.451	1B			E4 25 F 1B	2B		2B 24 1B		F7	5	1	3	0	0	0												
25 C.J. Cron, R OBP: 0.339, SLG: 0.534	K			E8 1B 24 E	BB G4-6-3		G1-3		G2-3	4	1	1	0	1	1												
Brendan Rodgers, R OBP: 0.307, SLG: 0.411	P4			BB 24 E 2 1B	G4-6-3		K			4	1	1	1	0	1												
24 Ryan McMahon, L OBP: 0.330, SLG: 0.375				E4 2 1B 2 CS			G6-3		1B 2 FC6-4	4	0	2	2	0	0												
2 Yonathan Daza, R OBP: 0.386, SLG: 0.376	K			1B 1-2			L3		FC6-4	4	0	1	1	0	1												
1 Garrett Hampson, R OBP: 0.329, SLG: 0.413	G6-3			1B 1-2			1B 22 E			4	0	2	0	0	0												
22 Sam Hilliard, L OBP: 0.252, SLG: 0.286			G5-3	K			E3		F8	4	0	0	0	0	1												
6 Brian Serven, R OBP: 0.308, SLG: 0.514	G6-3		G6-3	L8			G6-3		G6-3	4	0	0	0	0	0												
<b>Inning Stats</b>	R: 0 H: 1 E: 0 K: 1 S: 10	H: 1 LOB: 1 BB: 0 P: 13	R: 0 H: 0 E: 0 K: 1 S: 10	H: 0 LOB: 0 BB: 0 P: 12	R: 0 H: 0 E: 0 K: 0 S: 10	H: 0 LOB: 0 BB: 0 P: 14	R: 3 H: 3 E: 3 K: 1 S: 21	H: 3 LOB: 2 BB: 0 P: 29	R: 0 H: 1 E: 1 K: 0 S: 15	H: 1 LOB: 2 BB: 1 P: 22	R: 1 H: 2 E: 0 K: 1 S: 16	H: 2 LOB: 1 BB: 1 P: 24	R: 0 H: 1 E: 0 K: 0 S: 7	H: 1 LOB: 1 BB: 0 P: 10	R: 0 H: 0 E: 0 K: 1 S: 5	H: 0 LOB: 0 BB: 0 P: 6		1B: 8 2B: 2 3B: 0 HR: 0	SF: 0 SAC: 0 DP: 1 HBP: 0	WP: 0 PA: 39 PB: 0 SB: 0 CS: 1							
<b>PITCHER</b>	IP	WLS	BF	H	R	ER	SO	BB	IBB	HBP	BLK	WP	HR	S	P	ERA	WHIP										
62 Logan Webb, R ERA: 3.77	5.2	L	26	7	3	2	3	1	0	0	0	0	0	70	100	3.18	1.412										
59 John Brebbia, R ERA: 2.95	0.1		1	0	0	0	0	0	0	0	0	0	0	3	5	0.00	0.000										
71 Tyler Rogers, R ERA: 5.68	1.0		6	2	1	1	1	1	0	0	0	0	0	16	24	9.00	3.000										
17 Jake McGee, L ERA: 6.91	1.0		3	1	0	0	0	0	0	0	0	0	0	7	10	0.00	1.000										
46 Zack Littell, R ERA: 5.16	1.0		3	0	0	0	1	0	0	0	0	0	0	5	6	0.00	0.000										

Batter	1	2	3	4	5	6	7	8	9	AB	R	H	RBI	BB	SO	LOB	BOTTOM										
13 Austin Slater, R OBP: 0.382, SLG: 0.403 8 Tommy La Stella, L OBP: 0.266, SLG: 0.426 2 Curt Casali, R OBP: 0.308, SLG: 0.420	3B	HBP		F8			FC6-4 41 1B		FC6-4	2	0	1	0	0	0	1	<b>Colorado Rockies @ San Francisco Giants</b> Oracle Park, San Francisco, CA Thu Jun 09 2022, 12:45 PM - 3:40 PM PDT Att: 23,780 - Partly Cloudy - 75 F <a href="http://livebaseballscorecards.com">livebaseballscorecards.com</a>										
41 Wilmer Flores, R OBP: 0.318, SLG: 0.427	K	K			K					4	0	0	0	0	3												
5 Mike Yastrzemski, L OBP: 0.389, SLG: 0.499	K			F9	G3				K	4	0	0	0	0	2												
33 Darin Ruf, R OBP: 0.335, SLG: 0.306	F7			F8	F9				K	4	0	0	0	0	1												
10 Evan Longoria, R OBP: 0.288, SLG: 0.473	G4-3			1B			G6-3		L8	4	0	1	0	0	0												
51 Luis González, L OBP: 0.372, SLG: 0.430			F6				G4-3		G3-1	3	1	0	0	1	0												
39 Thairo Estrada, R OBP: 0.354, SLG: 0.388 35 Brandon Crawford, L OBP: 0.308, SLG: 0.363	3B 14 1B			G3			K		1B 23 G3-6-3	3	1	1	1	0	1												
14 Austin Wynns, R OBP: 1.000, SLG: 1.000 23 Joc Pederson, L OBP: 0.333, SLG: 0.556	1B 13 HBP				1B		F7		G3-6-3	2	0	2	1	0	0												
37 Donovan Walton, L OBP: 0.192, SLG: 0.373	F8				F8		K			3	0	0	0	0	1												
<b>Inning Stats</b>	R: 0 H: 1 E: 0 K: 2 S: 10	H: 2 LOB: 2 BB: 1 P: 14	R: 2 H: 2 E: 0 K: 1 S: 17	H: 2 LOB: 1 BB: 1 P: 25	R: 0 H: 1 E: 0 K: 0 S: 10	H: 1 LOB: 1 BB: 0 P: 14	R: 0 H: 0 E: 0 K: 0 S: 12	H: 1 LOB: 1 BB: 0 P: 18	R: 0 H: 0 E: 0 K: 1 S: 8	H: 0 LOB: 0 BB: 0 P: 14	R: 0 H: 1 E: 0 K: 1 S: 13	H: 1 LOB: 1 BB: 0 P: 20	R: 0 H: 0 E: 0 K: 2 S: 9	H: 0 LOB: 0 BB: 0 P: 13	R: 0 H: 1 E: 0 K: 0 S: 7	H: 1 LOB: 0 BB: 0 P: 11		1B: 5 2B: 0 3B: 2 HR: 0	SF: 0 SAC: 0 DP: 1 HBP: 1	WP: 0 PA: 35 PB: 0 SB: 0 CS: 0							
<b>PITCHER</b>	IP	WLS	BF	H	R	ER	SO	BB	IBB	HBP	BLK	WP	HR	S	P	ERA	WHIP										
26 Austin Gomber, L ERA: 6.17	6.0	W	25	5	2	2	5	1	0	1	0	0	0	65	99	3.00	1.000										
29 Robert Stephenson, R ERA: 6.61	1.0	H	4	1	0	0	1	0	0	0	0	0	0	13	20	0.00	1.000										
54 Carlos Estévez, R ERA: 5.5	1.0	H	3	0	0	0	2	0	0	0	0	0	0	9	13	0.00	0.000										
37 Alex Colomé, R ERA: 2.53	1.0	S	3	1	0	0	0	0	0	0	0	0	0	7	11	0.00	1.000										





Batter	1	2	3	4	5	6	7	8	9	AB	R	H	RBI	BB	SO	LOB	TOP					
9 Connor Joe, R OBP: 0.358, SLG: 0.402										4	0	0	0	0	1	1	<p>Colorado Rockies @ San Diego Padres Petco Park, San Diego, CA Fri Jun 10 2022, 6:44 PM - 9:46 PM PDT Att: 35,207 - Clear - 69 F</p>					
19 Charlie Blackmon, L OBP: 0.319, SLG: 0.447										4	0	1	0	0	2	0						
25 C.J. Cron, R OBP: 0.333, SLG: 0.371										3	0	1	0	0	1	1						
22 Sam Hilliard, L OBP: 0.250, SLG: 0.283										1	0	0	0	0	1	0						
24 Ryan McMahon, L OBP: 0.333, SLG: 0.371										2	0	0	0	2	1	1						
2 Yonathan Daza, R OBP: 0.375, SLG: 0.364										4	0	0	0	0	2	4						
11 Jose Iglesias, R OBP: 0.352, SLG: 0.382										3	0	1	0	0	0	0						
44 Elehuris Montero, R OBP: 0.154, SLG: 0.154										1	0	0	0	0	1	0						
Randal Grichuk, R OBP: 0.308, SLG: 0.384										3	0	0	0	0	1	2						
35 Elias Diaz, R OBP: 0.252, SLG: 0.288										3	0	1	0	0	1	0						
1 Garrett Hampson, R OBP: 0.329, SLG: 0.409										3	0	1	0	0	0	1						
<b>Inning Stats</b>	R: 0 H: 1 E: 0 K: 3 S: 15	H: 1 LOB: 2 BB: 1 P: 26	R: 0 H: 0 E: 0 K: 1 S: 10	H: 0 LOB: 0 BB: 0 P: 11	R: 0 H: 1 E: 0 K: 1 S: 10	H: 1 LOB: 0 BB: 0 P: 17	R: 0 H: 2 E: 0 K: 1 S: 13	H: 2 LOB: 2 BB: 2 P: 21	R: 0 H: 0 E: 0 K: 1 S: 8	H: 0 LOB: 0 BB: 1 P: 23	R: 0 H: 1 E: 0 K: 0 S: 8	H: 1 LOB: 1 BB: 0 P: 12	R: 0 H: 0 E: 0 K: 1 S: 7	H: 0 LOB: 0 BB: 0 P: 10	R: 0 H: 0 E: 0 K: 2 S: 7	H: 0 LOB: 0 BB: 0 P: 8	1B: 4 2B: 1 3B: 0 HR: 0	SF: 0 SAC: 0 DP: 1 HBP: 0	WP: 0 PB: 0 SB: 0 CS: 0	PA: 33		
<b>PITCHER</b>	IP WLS BF ERA WHIP	IP WLS BF ERA WHIP	IP WLS BF ERA WHIP	IP WLS BF ERA WHIP	IP WLS BF ERA WHIP	IP WLS BF ERA WHIP	IP WLS BF ERA WHIP	IP WLS BF ERA WHIP	IP WLS BF ERA WHIP	IP WLS BF ERA WHIP	IP WLS BF ERA WHIP	IP WLS BF ERA WHIP	IP WLS BF ERA WHIP	IP WLS BF ERA WHIP	IP WLS BF ERA WHIP	IP WLS BF ERA WHIP	IP WLS BF ERA WHIP	IP WLS BF ERA WHIP	IP WLS BF ERA WHIP	IP WLS BF ERA WHIP	IP WLS BF ERA WHIP	
44 Joe Musgrove, R ERA: 1.5	6.0 W 23	4 R 0	0 ER 0	8 SO 8	2 BB 2	0 IBB 0	0 HBP 0	0 BLK 0	0 WP 0	0 HR 0	70 S 70	109 P 109	0.00 ERA 0.00	1.000 WHIP 1.000								
34 Craig Stammen, R ERA: 3.86	1.0 W 4	1 R 0	0 ER 0	0 SO 0	0 BB 0	0 IBB 0	0 HBP 0	0 BLK 0	0 WP 0	0 HR 0	8 S 8	12 P 12	0.00 ERA 0.00	1.000 WHIP 1.000								
25 Tim Hill, L ERA: 6.08	1.0 W 3	0 R 0	0 ER 0	1 SO 1	0 BB 0	0 IBB 0	0 HBP 0	0 BLK 0	0 WP 0	0 HR 0	7 S 7	10 P 10	0.00 ERA 0.00	0.000 WHIP 0.000								
48 Steven Wilson, R ERA: 4.15	1.0 W 3	0 R 0	0 ER 0	2 SO 2	0 BB 0	0 IBB 0	0 HBP 0	0 BLK 0	0 WP 0	0 HR 0	7 S 7	8 P 8	0.00 ERA 0.00	0.000 WHIP 0.000								

Colorado Rockies @ San Diego Padres  
Petco Park, San Diego, CA  
Fri Jun 10 2022, 6:44 PM - 9:46 PM PDT  
Att: 35,207 - Clear - 69 F

AB	31
R	0
H	5
RBI	0
BB	2
SO	11
LOB	10



Batter	1	2	3	4	5	6	7	8	9	AB	R	H	RBI	BB	SO	LOB	BOTTOM					
10 Jurickson Profar, S OBP: 0.351, SLG: 0.430										4	2	1	1	1	0	4	<p>Colorado Rockies @ San Diego Padres Petco Park, San Diego, CA Fri Jun 10 2022, 6:44 PM - 9:46 PM PDT Att: 35,207 - Clear - 69 F</p>					
28 José Azocar, R OBP: 0.333, SLG: 0.343										0	0	0	0	0	0	0						
9 Jake Cronenworth, L OBP: 0.316, SLG: 0.376										4	1	1	3	0	0	0						
13 Manny Machado, R OBP: 0.403, SLG: 0.556										4	1	2	1	1	0	1						
41 Sergio Alcántara, S OBP: 0.192, SLG: 0.265										0	0	0	0	0	0	0						
45 Luke Voit, R OBP: 0.317, SLG: 0.366										5	1	1	1	0	1	3						
30 Eric Hosmer, L OBP: 0.350, SLG: 0.403										4	0	0	0	1	0	1						
16 Nomar Mazara, L OBP: 0.429, SLG: 0.450										5	1	3	0	0	0	1						
7 Ha-Seong Kim, R OBP: 0.303, SLG: 0.352										4	0	3	1	1	1	1						
2 Trent Grisham, L OBP: 0.289, SLG: 0.306										4	2	1	1	1	1	5						
26 Austin Nola, R OBP: 0.300, SLG: 0.270										3	1	2	1	1	0	1						
<b>Inning Stats</b>	R: 0 H: 1 E: 0 K: 0 S: 10	H: 3 LOB: 1 BB: 0 P: 14	R: 2 H: 3 E: 0 K: 1 S: 11	H: 3 LOB: 1 BB: 0 P: 19	R: 1 H: 1 E: 0 K: 0 S: 14	H: 1 LOB: 1 BB: 1 P: 25	R: 2 H: 2 E: 0 K: 0 S: 13	H: 2 LOB: 2 BB: 3 P: 25	R: 0 H: 1 E: 0 K: 0 S: 14	H: 1 LOB: 3 BB: 2 P: 24	R: 2 H: 3 E: 0 K: 0 S: 18	H: 3 LOB: 2 BB: 0 P: 30	R: 2 H: 2 E: 0 K: 1 S: 17	H: 2 LOB: 0 BB: 0 P: 24	R: 0 H: 1 E: 0 K: 1 S: 10	H: 1 LOB: 1 BB: 0 P: 14	1B: 8 2B: 4 3B: 1 HR: 1	SF: 0 SAC: 0 DP: 0 HBP: 1	WP: 1 PB: 0 SB: 0 CS: 0	PA: 44		
<b>PITCHER</b>	IP WLS BF ERA WHIP	IP WLS BF ERA WHIP	IP WLS BF ERA WHIP	IP WLS BF ERA WHIP	IP WLS BF ERA WHIP	IP WLS BF ERA WHIP	IP WLS BF ERA WHIP	IP WLS BF ERA WHIP	IP WLS BF ERA WHIP	IP WLS BF ERA WHIP	IP WLS BF ERA WHIP	IP WLS BF ERA WHIP	IP WLS BF ERA WHIP	IP WLS BF ERA WHIP	IP WLS BF ERA WHIP	IP WLS BF ERA WHIP	IP WLS BF ERA WHIP	IP WLS BF ERA WHIP	IP WLS BF ERA WHIP	IP WLS BF ERA WHIP		
41 Chad Kuhl, R ERA: 3.7	4.1 L 25	5 R 4	5 ER 4	1 SO 1	1 BB 1	0 IBB 0	1 HBP 1	0 BLK 0	1 WP 1	0 HR 0	55 S 55	96 P 96	10.38 ERA 13.50	2.769 WHIP 2.250								
50 Ty Blach, L ERA: 6.61	2.2 W 15	5 R 4	4 ER 4	1 SO 1	1 BB 1	0 IBB 0	0 HBP 0	0 BLK 0	0 WP 0	0 HR 0	42 S 42	65 P 65	13.50 ERA 0.00	2.250 WHIP 1.000								
58 Lucas Gilbreath, L ERA: 6.28	1.0 W 4	1 R 0	0 ER 0	1 SO 1	0 BB 0	0 IBB 0	0 HBP 0	0 BLK 0	0 WP 0	0 HR 0	10 S 10	14 P 14	0.00 ERA 0.00	1.000 WHIP 1.000								

Colorado Rockies @ San Diego Padres  
Petco Park, San Diego, CA  
Fri Jun 10 2022, 6:44 PM - 9:46 PM PDT  
Att: 35,207 - Clear - 69 F

AB	37
R	9
H	14
RBI	9
BB	6
SO	3
LOB	17









Batter	1	2	3	4	5	6	7	8	9	AB	R	H	RBI	BB	SO	LOB	TOP		
9 Connor Joe, R OBP: 0.359, SLG: 0.396										3	0	1	1	2	0	0	<b>Colorado Rockies @ San Diego Padres</b> Petco Park, San Diego, CA Sat Jun 11 2022, 7:12 PM - 10:30 PM PDT Att: 30,040 - Clear - 68 F		
19 Charlie Blackmon, L 22 Sam Hilliard, L OBP: 0.244, SLG: 0.275										5	0	0	1	0	1	6			
Brendan Rodgers, R OBP: 0.308, SLG: 0.418										5	1	2	0	0	0	4			
25 C.J. Cron, R OBP: 0.337, SLG: 0.530										5	1	2	1	0	3	2			
2 Yonathan Daza, R OBP: 0.379, SLG: 0.365										5	2	2	0	0	1	2			
Randal Grichuk, R OBP: 0.304, SLG: 0.376										5	1	1	1	0	1	2			
24 Ryan McMahon, L OBP: 0.329, SLG: 0.364										4	0	0	1	0	1	3			
1 Garrett Hampson, R OBP: 0.338, SLG: 0.397										2	1	0	0	2	1	0			
35 Elias Diaz, R OBP: 0.258, SLG: 0.289										3	0	1	1	1	0	0			
<b>Inning Stats</b>	R: 0 E: 1 K: 1 S: 9	H: 0 LOB: 1 BB: 0 P: 15	R: 1 E: 0 K: 2 S: 19	H: 1 LOB: 3 BB: 3 P: 32	R: 5 E: 1 K: 0 S: 21	H: 5 LOB: 2 BB: 2 P: 37	R: 0 E: 1 K: 2 S: 10	H: 0 LOB: 1 BB: 0 P: 18	R: 0 E: 0 K: 0 S: 5	H: 0 LOB: 0 BB: 0 P: 6	R: 0 E: 0 K: 1 S: 9	H: 1 LOB: 1 BB: 0 P: 13	R: 0 E: 0 K: 2 S: 9	H: 0 LOB: 0 BB: 0 P: 15	R: 0 E: 0 K: 0 S: 10	H: 1 LOB: 1 BB: 0 P: 22	1B: 7 2B: 2 3B: 0 HR: 0	SF: 1 SAC: 0 DP: 0 HBP: 0	WP: 0 PA: 43 PB: 0 SB: 1 CS: 0
<b>PITCHER</b>	IP WLS BF H R ER SO BB IBB HBP BLK WP HR S P ERA WHIP	IP WLS BF H R ER SO BB IBB HBP BLK WP HR S P ERA WHIP	<b>1 MacKenzie Gore, L</b> ERA: 2.5 <b>34 Craig Stammen, R</b> ERA: 3.57 <b>33 Reiss Knehr, R</b> ERA: 6.75 <b>56 Ray Kerr, L</b> ERA: 6.75																

AB	37
R	6
H	9
RBI	6
BB	5
SO	8
LOB	19



Batter	1	2	3	4	5	6	7	8	9	AB	R	H	RBI	BB	SO	LOB	BOTTOM		
10 Jurickson Profar, S OBP: 0.348, SLG: 0.423										4	1	1	0	0	0	1	<b>Colorado Rockies @ San Diego Padres</b> Petco Park, San Diego, CA Sat Jun 11 2022, 7:12 PM - 10:30 PM PDT Att: 30,040 - Clear - 68 F		
9 Jake Cronenworth, L OBP: 0.314, SLG: 0.374										3	1	1	0	0	0	1			
13 Manny Machado, R OBP: 0.392, SLG: 0.536										4	0	0	0	0	2	3			
45 Luke Voit, R OBP: 0.308, SLG: 0.360										4	0	1	2	0	1	1			
7 Ha-Seong Kim, R OBP: 0.303, SLG: 0.342										2	0	0	0	1	1	1			
26 Austin Nola, R OBP: 0.296, SLG: 0.270										4	0	1	0	0	1	2			
28 José Azocar, R OBP: 0.321, SLG: 0.329										2	0	0	0	0	1	1			
16 Nomar Mazara, L OBP: 0.360, SLG: 0.375										2	0	0	0	0	1	1			
2 Trent Grisham, L OBP: 0.290, SLG: 0.319										2	0	0	0	1	0	1			
41 Sergio Alcántara, S OBP: 0.182, SLG: 0.250										3	0	0	0	0	1	2			
<b>Inning Stats</b>	R: 0 E: 0 K: 1 S: 7	H: 0 LOB: 0 BB: 0 P: 9	R: 0 E: 0 K: 1 S: 13	H: 0 LOB: 1 BB: 0 P: 20	R: 0 E: 0 K: 0 S: 5	H: 0 LOB: 0 BB: 1 P: 11	R: 1 E: 0 K: 0 S: 10	H: 1 LOB: 1 BB: 1 P: 20	R: 0 E: 0 K: 0 S: 6	H: 0 LOB: 0 BB: 0 P: 12	R: 1 E: 0 K: 1 S: 15	H: 2 LOB: 1 BB: 0 P: 24	R: 0 E: 0 K: 1 S: 13	H: 1 LOB: 1 BB: 0 P: 18	R: 0 E: 0 K: 3 S: 10	H: 0 LOB: 0 BB: 0 P: 14	1B: 2 2B: 2 3B: 0 HR: 0	SF: 0 SAC: 0 DP: 1 HBP: 1	WP: 0 PA: 34 PB: 0 SB: 1 CS: 0
<b>PITCHER</b>	IP WLS BF H R ER SO BB IBB HBP BLK WP HR S P ERA WHIP	IP WLS BF H R ER SO BB IBB HBP BLK WP HR S P ERA WHIP	<b>21 Kyle Freeland, L</b> ERA: 4.38 <b>29 Robert Stephenson, R</b> ERA: 6.23 <b>37 Alex Colomé, R</b> ERA: 2.31 <b>54 Carlos Estévez, R</b> ERA: 5.03																

AB	30
R	2
H	4
RBI	2
BB	2
SO	8
LOB	14













Batter	1	2	3	4	5	6	7	8	9	AB	R	H	RBI	BB	SO	LOB	TOP										
7 Myles Straw, R OBP: 0.305, SLG: 0.263	G4-3		F4		K	K		G5-3		5	0	0	0	0	2	1											
1 Amed Rosario, R OBP: 0.394, SLG: 0.360	F7		HR		E	FC5-4			3B	5	4	3	1	0	0	1											
11 José Ramírez, S OBP: 0.402, SLG: 0.651									G1-3	5	1	4	0	0	0	1											
39 Oscar Gonzalez, R OBP: 0.373, SLG: 0.486	K								SF9	3	1	0	1	1	1	3											
6 Owen Miller, R OBP: 0.318, SLG: 0.419			G1-3		SF9				G1-3	4	1	1	1	0	0	1											
22 Josh Naylor, L OBP: 0.332, SLG: 0.490	K									4	0	1	1	0	3	1											
28 Ernie Clement, R OBP: 0.281, SLG: 0.241	L9				G3				F8	3	0	0	0	1	0	1											
35 Oscar Mercado, R OBP: 0.237, SLG: 0.394										2	0	2	1	0	0	0											
38 Steven Kwan, L OBP: 0.392, SLG: 0.361										2	0	0	0	0	0	2											
12 Luke Maile, R OBP: 0.304, SLG: 0.319	P4				P3				K	3	0	0	0	1	1	2											
<b>Inning Stats</b>	R: 0 H: 1 E: 0 K: 1 S: 10	H: 1 LOB: 1 BB: 0 P: 14	R: 1 H: 2 E: 0 K: 1 S: 13	H: 2 LOB: 1 BB: 0 P: 17	R: 1 H: 2 E: 0 K: 0 S: 12	H: 2 LOB: 1 BB: 0 P: 22	R: 0 H: 1 E: 0 K: 1 S: 10	H: 1 LOB: 1 BB: 0 P: 14	R: 3 H: 3 E: 0 K: 1 S: 16	H: 3 LOB: 2 BB: 2 P: 31	R: 1 H: 1 E: 0 K: 1 S: 10	H: 1 LOB: 1 BB: 1 P: 17	R: 0 H: 0 E: 0 K: 1 S: 6	H: 0 LOB: 0 BB: 0 P: 8	R: 0 H: 0 E: 0 K: 1 S: 6	H: 0 LOB: 0 BB: 0 P: 10	R: 1 H: 1 E: 0 K: 0 S: 12	H: 1 LOB: 0 BB: 0 P: 15	1B: 5 2B: 4 3B: 1 HR: 1	SF: 2 SAC: 0 DP: 0 HBP: 0	WP: 1 PB: 0 SB: 3 CS: 0	PA: 41					
<b>PITCHER</b>	IP	WLS	BF	H	R	ER	SO	BB	IBB	HBP	BLK	WP	HR	S	P	ERA	WHIP										
26 Austin Gomber, L ERA: 6.43	4.2	L	24	9	5	5	4	1	0	0	0	0	1	58	89	9.64	2.143										
56 Chad Smith, R ERA: 18.9	1.1		7	1	1	1	1	2	0	0	0	0	0	13	26	6.75	2.250										
43 Jhoulys Chacin, R ERA: 6.53	2.0		6	0	0	0	2	0	0	0	0	0	0	12	18	0.00	0.000										
54 Carlos Estévez, R ERA: 5.23	1.0		4	1	1	1	0	0	0	0	0	0	0	12	15	9.00	1.000										

Cleveland Guardians @ Colorado Rockies  
Coors Field, Denver, CO  
Wed Jun 15 2022, 6:40 PM - 9:41 PM MDT  
Att: 23,838 - Clear - 88 F

AB	36
R	7
H	11
RBI	5
BB	3
SO	7
LOB	13



Batter	1	2	3	4	5	6	7	8	9	AB	R	H	RBI	BB	SO	LOB	BOTTOM										
9 Connor Joe, R OBP: 0.352, SLG: 0.391	F9				K				G1-3	5	1	2	0	0	1	1											
19 Charlie Blackmon, L OBP: 0.369, SLG: 0.439			K						P5	5	0	2	0	0	2	2											
Brendan Rodgers, R OBP: 0.311, SLG: 0.405	F9								G1-6-3	3	1	1	0	2	0	2											
25 C.J. Cron, R OBP: 0.340, SLG: 0.533	F8				L9				L8	4	1	1	0	0	0	5											
2 Yonathan Daza, R OBP: 0.389, SLG: 0.391			G5-3		G5-3					4	1	2	1	0	0	3											
11 José Iglesias, R OBP: 0.354, SLG: 0.378			E7						L9	4	0	0	0	0	0	3											
24 Ryan McMahon, L OBP: 0.325, SLG: 0.359			CS		L8				L9	4	1	1	0	0	1	0											
Randal Grichuk, R OBP: 0.296, SLG: 0.365					L9				G4-3	4	0	1	0	0	1	2											
35 Elias Diaz, R OBP: 0.258, SLG: 0.288			E1		G5-6-3				G5-3	4	0	1	1	0	0	1											
<b>Inning Stats</b>	R: 0 H: 1 E: 0 K: 0 S: 7	H: 3 LOB: 1 BB: 0 P: 14	R: 2 H: 1 E: 1 K: 1 S: 11	H: 1 LOB: 0 BB: 1 P: 20	R: 0 H: 0 E: 0 K: 0 S: 5	H: 0 LOB: 0 BB: 0 P: 8	R: 0 H: 2 E: 0 K: 1 S: 12	H: 2 LOB: 2 BB: 0 P: 18	R: 0 H: 1 E: 0 K: 0 S: 6	H: 1 LOB: 1 BB: 0 P: 7	R: 1 H: 2 E: 0 K: 1 S: 19	H: 2 LOB: 2 BB: 1 P: 28	R: 0 H: 0 E: 0 K: 1 S: 8	H: 0 LOB: 0 BB: 0 P: 10	R: 0 H: 1 E: 0 K: 0 S: 7	H: 1 LOB: 0 BB: 0 P: 9	1B: 8 2B: 3 3B: 0 HR: 0	SF: 0 SAC: 0 DP: 1 HBP: 0	WP: 1 PB: 0 SB: 0 CS: 1	PA: 40							
<b>PITCHER</b>	IP	WLS	BF	H	R	ER	SO	BB	IBB	HBP	BLK	WP	HR	S	P	ERA	WHIP										
45 Konnor Pilkington, L ERA: 3.67	4.1		20	6	4	2	3	1	0	0	0	0	0	11	14	0.00	1.500										
62 Enyel De Los Santos, R ERA: 2.55	1.1		6	2	0	0	0	0	0	0	0	0	0	18	28	9.00	3.000										
52 Nick Sandlin, R ERA: 3.0	1.0	H	6	2	1	1	1	1	0	0	0	0	0	2	2	0.00	0.000										
37 Trevor Stephan, R ERA: 4.03	0.1	H	1	0	0	0	0	0	0	0	0	0	0	8	10	0.00	0.000										
27 Bryan Shaw, R ERA: 3.38	1.0	W	3	0	0	0	1	0	0	0	0	0	0	8	10	0.00	0.000										

Cleveland Guardians @ Colorado Rockies  
Coors Field, Denver, CO  
Wed Jun 15 2022, 6:40 PM - 9:41 PM MDT  
Att: 23,838 - Clear - 88 F

AB	37
R	5
H	11
RBI	2
BB	2
SO	5
LOB	19






Batter	1	2	3	4	5	6	7	8	9	AB	R	H	RBI	BB	SO	LOB	TOP							
38 Steven Kwan, L OBP: 0.358, SLG: 0.356	L4	E7		L9			1 SF8		G1-3	5	1	1	0	0	0	1								
1 Amed Rosario, R OBP: 0.303, SLG: 0.359	K			F9			SF8			3	0	1	2	0	1	0								
11 José Ramírez, S OBP: 0.399, SLG: 0.649		P3					K			4	0	1	0	0	2	2								
22 Josh Naylor, L OBP: 0.335, SLG: 0.490	F7						K			4	0	1	0	0	2	1								
39 Oscar Gonzalez, R OBP: 0.321, SLG: 0.461							K			4	0	0	0	0	3	1								
0 Andrés Giménez, L OBP: 0.347, SLG: 0.516										2	1	1	0	2	0	0								
6 Owen Miller, R OBP: 0.321, SLG: 0.426										4	1	2	0	0	0	2								
9 Richie Palacios, L OBP: 0.317, SLG: 0.350										2	0	0	1	0	1	3								
7 Myles Straw, R OBP: 0.303, SLG: 0.260										2	0	0	0	0	0	2								
17 Austin Hedges, R OBP: 0.226, SLG: 0.273										4	1	1	1	0	0	2								
<b>Inning Stats</b>	R: 0 H: 1 E: 0 K: 1 S: 9	H: 1 LOB: 1 BB: 0 P: 12	R: 3 H: 4 E: 1 K: 1 S: 18	H: 4 LOB: 2 BB: 0 P: 27	R: 0 H: 1 E: 0 K: 2 S: 13	H: 1 LOB: 2 BB: 1 P: 25	R: 0 H: 0 E: 0 K: 0 S: 7	H: 0 LOB: 0 BB: 0 P: 12	R: 0 H: 0 E: 0 K: 3 S: 9	H: 0 LOB: 1 BB: 1 P: 13	R: 0 H: 1 E: 0 K: 0 S: 7	H: 1 LOB: 1 BB: 1 P: 14	R: 1 H: 1 E: 1 K: 2 S: 12	H: 1 LOB: 0 BB: 0 P: 15	R: 0 H: 0 E: 0 K: 0 S: 8	H: 0 LOB: 0 BB: 0 P: 8	R: 0 H: 0 E: 0 K: 0 S: 7	H: 0 LOB: 0 BB: 0 P: 10	1B: 5 2B: 3 3B: 0 HR: 0	SF: 1 SAC: 0 DP: 1 HBP: 0	WP: 0 PB: 0 SB: 1 CS: 0	PA: 37		
<b>PITCHER</b>	IP WLS BF H R ER SO BB IBB HBP BLK WP HR S P ERA WHIP	IP WLS BF H R ER SO BB IBB HBP BLK WP HR S P ERA WHIP	IP WLS BF H R ER SO BB IBB HBP BLK WP HR S P ERA WHIP	IP WLS BF H R ER SO BB IBB HBP BLK WP HR S P ERA WHIP	IP WLS BF H R ER SO BB IBB HBP BLK WP HR S P ERA WHIP	IP WLS BF H R ER SO BB IBB HBP BLK WP HR S P ERA WHIP	IP WLS BF H R ER SO BB IBB HBP BLK WP HR S P ERA WHIP	IP WLS BF H R ER SO BB IBB HBP BLK WP HR S P ERA WHIP	IP WLS BF H R ER SO BB IBB HBP BLK WP HR S P ERA WHIP	IP WLS BF H R ER SO BB IBB HBP BLK WP HR S P ERA WHIP	IP WLS BF H R ER SO BB IBB HBP BLK WP HR S P ERA WHIP	IP WLS BF H R ER SO BB IBB HBP BLK WP HR S P ERA WHIP	IP WLS BF H R ER SO BB IBB HBP BLK WP HR S P ERA WHIP	IP WLS BF H R ER SO BB IBB HBP BLK WP HR S P ERA WHIP	IP WLS BF H R ER SO BB IBB HBP BLK WP HR S P ERA WHIP	IP WLS BF H R ER SO BB IBB HBP BLK WP HR S P ERA WHIP	IP WLS BF H R ER SO BB IBB HBP BLK WP HR S P ERA WHIP	IP WLS BF H R ER SO BB IBB HBP BLK WP HR S P ERA WHIP	IP WLS BF H R ER SO BB IBB HBP BLK WP HR S P ERA WHIP	IP WLS BF H R ER SO BB IBB HBP BLK WP HR S P ERA WHIP	IP WLS BF H R ER SO BB IBB HBP BLK WP HR S P ERA WHIP	IP WLS BF H R ER SO BB IBB HBP BLK WP HR S P ERA WHIP	IP WLS BF H R ER SO BB IBB HBP BLK WP HR S P ERA WHIP	IP WLS BF H R ER SO BB IBB HBP BLK WP HR S P ERA WHIP

Cleveland Guardians @ Colorado Rockies  
Coors Field, Denver, CO  
Thu Jun 16 2022, 1:11 PM - 4:00 PM MDT  
Att: 26,629 - Sunny - 87 F

livebaseballscorecards.com

AB 34  
R 4  
H 8  
RBI 4  
BB 2  
SO 9  
LOB 14



Batter	1	2	3	4	5	6	7	8	9	AB	R	H	RBI	BB	SO	LOB	BOTTOM							
9 Connor Joe, R OBP: 0.360, SLG: 0.399	19 2B	L8					19 BB		G5-4-3	5	0	4	1	0	0	2								
19 Charlie Blackmon, L OBP: 0.316, SLG: 0.444										4	0	2	0	1	0	3								
Brendan Rodgers, R OBP: 0.304, SLG: 0.395	K									5	0	0	0	0	1	9								
25 C.J. Cron, R OBP: 0.335, SLG: 0.526	G1-3									3	0	0	1	0	1	4								
24 Ryan McMahon, L OBP: 0.320, SLG: 0.353	K									4	0	0	0	0	2	5								
2 Jonathan Daza, R OBP: 0.386, SLG: 0.383										3	0	0	0	1	1	0								
11 Jose Iglesias, R OBP: 0.347, SLG: 0.370										4	0	0	0	0	0	1								
Randal Grichuk, R OBP: 0.295, SLG: 0.363										4	0	1	0	0	2	1								
6 Brian Serven, R OBP: 0.382, SLG: 0.549										4	2	4	0	0	0	0								
<b>Inning Stats</b>	R: 0 H: 2 E: 0 K: 2 S: 16	H: 2 LOB: 2 BB: 0 P: 20	R: 0 H: 2 E: 0 K: 1 S: 11	H: 2 LOB: 0 BB: 0 P: 19	R: 0 H: 1 E: 0 K: 1 S: 9	H: 1 LOB: 1 BB: 0 P: 13	R: 0 H: 0 E: 0 K: 0 S: 4	H: 0 LOB: 0 BB: 0 P: 9	R: 1 H: 2 E: 0 K: 0 S: 11	H: 2 LOB: 1 BB: 0 P: 14	R: 0 H: 0 E: 0 K: 2 S: 12	H: 0 LOB: 1 BB: 1 P: 18	R: 1 H: 2 E: 0 K: 0 S: 10	H: 2 LOB: 2 BB: 1 P: 18	R: 0 H: 0 E: 0 K: 1 S: 6	H: 0 LOB: 0 BB: 0 P: 8	R: 0 H: 2 E: 0 K: 0 S: 7	H: 2 LOB: 1 BB: 0 P: 10	1B: 9 2B: 1 3B: 1 HR: 0	SF: 1 SAC: 0 DP: 1 HBP: 0	WP: 0 PB: 0 SB: 0 CS: 0	PA: 39		
<b>PITCHER</b>	IP WLS BF H R ER SO BB IBB HBP BLK WP HR S P ERA WHIP	IP WLS BF H R ER SO BB IBB HBP BLK WP HR S P ERA WHIP	IP WLS BF H R ER SO BB IBB HBP BLK WP HR S P ERA WHIP	IP WLS BF H R ER SO BB IBB HBP BLK WP HR S P ERA WHIP	IP WLS BF H R ER SO BB IBB HBP BLK WP HR S P ERA WHIP	IP WLS BF H R ER SO BB IBB HBP BLK WP HR S P ERA WHIP	IP WLS BF H R ER SO BB IBB HBP BLK WP HR S P ERA WHIP	IP WLS BF H R ER SO BB IBB HBP BLK WP HR S P ERA WHIP	IP WLS BF H R ER SO BB IBB HBP BLK WP HR S P ERA WHIP	IP WLS BF H R ER SO BB IBB HBP BLK WP HR S P ERA WHIP	IP WLS BF H R ER SO BB IBB HBP BLK WP HR S P ERA WHIP	IP WLS BF H R ER SO BB IBB HBP BLK WP HR S P ERA WHIP	IP WLS BF H R ER SO BB IBB HBP BLK WP HR S P ERA WHIP	IP WLS BF H R ER SO BB IBB HBP BLK WP HR S P ERA WHIP	IP WLS BF H R ER SO BB IBB HBP BLK WP HR S P ERA WHIP	IP WLS BF H R ER SO BB IBB HBP BLK WP HR S P ERA WHIP	IP WLS BF H R ER SO BB IBB HBP BLK WP HR S P ERA WHIP	IP WLS BF H R ER SO BB IBB HBP BLK WP HR S P ERA WHIP	IP WLS BF H R ER SO BB IBB HBP BLK WP HR S P ERA WHIP	IP WLS BF H R ER SO BB IBB HBP BLK WP HR S P ERA WHIP	IP WLS BF H R ER SO BB IBB HBP BLK WP HR S P ERA WHIP	IP WLS BF H R ER SO BB IBB HBP BLK WP HR S P ERA WHIP	IP WLS BF H R ER SO BB IBB HBP BLK WP HR S P ERA WHIP	IP WLS BF H R ER SO BB IBB HBP BLK WP HR S P ERA WHIP

Cleveland Guardians @ Colorado Rockies  
Coors Field, Denver, CO  
Thu Jun 16 2022, 1:11 PM - 4:00 PM MDT  
Att: 26,629 - Sunny - 87 F

livebaseballscorecards.com

AB 36  
R 2  
H 11  
RBI 2  
BB 2  
SO 7  
LOB 25





Batter	1	2	3	4	5	6	7	8	9	AB	R	H	RBI	BB	SO	LOB	TOP		
10 Jurickson Profar, S OBP: 0.341, SLG: 0.430	F9		F7		SF8		G5-4-3			3	0	0	1	0	0	1			
9 Jake Cronenworth, L OBP: 0.341, SLG: 0.462							F8			3	1	2	0	0	0	0			
13 Manny Machado, R (1, 10) OBP: 0.398, SLG: 0.536	L9		F7					G4-3		4	1	1	1	0	0	2			
45 Luke Voit, R OBP: 0.318, SLG: 0.426	G5-3									2	0	1	1	2	0	1			
38 Jorge Alfaro, R OBP: 0.320, SLG: 0.478										4	0	1	0	0	0	3			
7 Ha-Seong Kim, R OBP: 0.311, SLG: 0.352										4	0	0	0	0	1	2			
2 Trent Grisham, L OBP: 0.287, SLG: 0.324										4	1	1	1	0	0	1			
28 José Azocar, R OBP: 0.301, SLG: 0.329										3	1	1	0	0	0	1			
16 Nomar Mazara, L (9, PH) OBP: 0.366, SLG: 0.463										1	0	0	0	0	1	0			
41 Sergio Alcántara, S OBP: 0.195, SLG: 0.256										3	0	1	0	0	0	1			
<b>Inning Stats</b>	R: 0 H: 1 E: 0 K: 0 S: 7	H: 1 LOB: 1 BB: 0 P: 11	R: 0 H: 1 E: 0 K: 0 S: 9	H: 1 LOB: 1 BB: 0 P: 12	R: 0 H: 1 E: 0 K: 0 S: 10	H: 1 LOB: 1 BB: 0 P: 15	R: 0 H: 0 E: 0 K: 0 S: 10	H: 0 LOB: 0 BB: 0 P: 16	R: 4 H: 4 E: 0 K: 0 S: 10	H: 4 LOB: 1 BB: 0 P: 13	R: 0 H: 0 E: 0 K: 0 S: 4	H: 0 LOB: 0 BB: 0 P: 4	R: 0 H: 1 E: 0 K: 0 S: 6	H: 0 LOB: 0 BB: 0 P: 11	R: 0 H: 0 E: 0 K: 2 S: 8	H: 0 LOB: 0 BB: 0 P: 11	1B: 4 2B: 3 3B: 1 HR: 1	SF: 1 SAC: 0 DP: 3 HBP: 1	WP: 0 PA: 35 PB: 0 SB: 0 CS: 0
<b>PITCHER</b>	IP WLS BF H R ER SO BB IBB HBP BLK WP HR S P ERA WHIP																		
21 Kyle Freeland, L ERA: 4.46	7.0 W 29 8 4 4 0 1 0 0 0 0 0 1 56 82 5.14 1.286																		
54 Carlos Estévez, R ERA: 4.98	1.0 3 0 0 0 0 1 0 0 0 0 0 0 12 19 0.00 1.000																		
59 Jake Bird, R ERA:	1.0 3 0 0 0 2 0 0 0 0 0 0 0 8 11 0.00 0.000																		

San Diego Padres @ Colorado Rockies  
Coors Field, Denver, CO  
Fri Jun 17 2022, 6:40 PM - 9:35 PM MDT  
Att: 34,304 - Partly Cloudy - 85 F

AB 31  
R 4  
H 8  
RBI 4  
BB 2  
SO 2  
LOB 12



Batter	1	2	3	4	5	6	7	8	9	AB	R	H	RBI	BB	SO	LOB	BOTTOM		
9 Connor Joe, R OBP: 0.365, SLG: 0.401	K	G5-3								4	1	2	0	0	1	1			
2 Yonathan Daza, R OBP: 0.386, SLG: 0.390										5	2	2	0	0	0	2			
19 Charlie Blackmon, L OBP: 0.324, SLG: 0.456										4	2	3	2	1	1	1			
25 C.J. Cron, R OBP: 0.339, SLG: 0.551										5	2	3	5	0	1	2			
Brendan Rodgers, R OBP: 0.303, SLG: 0.390										3	0	0	0	1	0	3			
11 Jose Iglesias, R OBP: 0.345, SLG: 0.368										4	1	1	0	0	1	2			
6 Brian Serven, R OBP: 0.390, SLG: 0.556										3	1	1	0	1	1	1			
Randal Grichuk, R OBP: 0.299, SLG: 0.381										4	1	2	3	0	1	1			
13 Alan Trejo, R OBP: 0.250, SLG: 0.333										4	0	0	0	0	1	3			
<b>Inning Stats</b>	R: 3 H: 3 E: 0 K: 1 S: 15	H: 3 LOB: 0 BB: 0 P: 22	R: 0 H: 1 E: 0 K: 0 S: 11	H: 1 LOB: 1 BB: 0 P: 13	R: 0 H: 0 E: 0 K: 0 S: 5	H: 0 LOB: 1 BB: 1 P: 12	R: 3 H: 3 E: 0 K: 0 S: 16	H: 3 LOB: 0 BB: 1 P: 21	R: 2 H: 3 E: 0 K: 2 S: 17	H: 3 LOB: 2 BB: 1 P: 28	R: 2 H: 4 E: 0 K: 0 S: 15	H: 4 LOB: 1 BB: 0 P: 22	R: 0 H: 0 E: 0 K: 2 S: 9	H: 0 LOB: 0 BB: 0 P: 13	R: 0 H: 0 E: 0 K: 2 S: 13	H: 0 LOB: 1 BB: 0 P: 21	1B: 8 2B: 2 3B: 1 HR: 3	SF: 0 SAC: 0 DP: 2 HBP: 1	WP: 0 PA: 40 PB: 0 SB: 0 CS: 0
<b>PITCHER</b>	IP WLS BF H R ER SO BB IBB HBP BLK WP HR S P ERA WHIP																		
1 MacKenzie Gore, L ERA: 3.64	4.0 L 23 5 2 2 2 0 0 0 0 0 0 0 26 39 9.00 2.500																		
52 Mike Clevinger, R ERA: 3.79	2.0 10 5 2 2 2 0 0 0 0 0 0 0 22 34 0.00 0.000																		
33 Reiss Knehr, R ERA:	2.0 7 0 0 0 4 0 0 0 1 0 0 0 22 34 0.00 0.000																		

San Diego Padres @ Colorado Rockies  
Coors Field, Denver, CO  
Fri Jun 17 2022, 6:40 PM - 9:35 PM MDT  
Att: 34,304 - Partly Cloudy - 85 F

AB 36  
R 10  
H 14  
RBI 10  
BB 3  
SO 7  
LOB 16

















Batter	1	2	3	4	5	6	7	8	9	AB	R	H	RBI	BB	SO	LOB	TOP										
2 Yonathan Daza, R OBP: 0.385, SLG: 0.386										5	1	2	0	0	1	2											
Brendan Rodgers, R OBP: 0.297, SLG: 0.387										4	0	1	0	0	2	3											
19 Charlie Blackmon, L OBP: 0.319, SLG: 0.460										3	0	0	1	0	1	3											
25 C.J. Cron, R OBP: 0.347, SLG: 0.559										3	0	0	0	1	1	2											
24 Ryan McMahon, L OBP: 0.341, SLG: 0.392										4	0	1	0	0	1	2											
Randal Grichuk, R OBP: 0.363, SLG: 0.384										2	0	0	0	1	1	1											
44 Elehuris Montero, R OBP: 0.154, SLG: 0.154										3	0	1	0	0	0	2											
11 Jose Iglesias, R OBP: 0.349, SLG: 0.377										4	1	1	3	0	0	1											
12 Sean Bouchard, R OBP: 0.269, SLG: 0.333										3	0	0	0	1	1	2											
1 Garrett Hampson, R OBP: 0.315, SLG: 0.380										3	0	0	0	1	1	2											
<b>Inning Stats</b>	R: 1 H: 1 E: 1 K: 2 S: 9	H: 1 LOB: 1 BB: 1 P: 15	R: 0 H: 0 E: 0 K: 0 S: 6	H: 0 LOB: 0 BB: 1 P: 11	R: 0 H: 0 E: 0 K: 0 S: 12	H: 0 LOB: 1 BB: 1 P: 19	R: 0 H: 1 E: 0 K: 0 S: 12	H: 1 LOB: 1 BB: 0 P: 10	R: 0 H: 0 E: 0 K: 1 S: 11	H: 0 LOB: 0 BB: 0 P: 17	R: 0 H: 1 E: 0 K: 2 S: 11	H: 1 LOB: 1 BB: 0 P: 15	R: 0 H: 1 E: 0 K: 1 S: 7	H: 1 LOB: 1 BB: 0 P: 11	R: 0 H: 1 E: 0 K: 1 S: 12	H: 1 LOB: 1 BB: 1 P: 17	R: 3 H: 1 E: 0 K: 1 S: 9	H: 1 LOB: 1 BB: 1 P: 23	1B: 3 2B: 1 3B: 1 HR: 1	SF: 1 DP: 1 HBP: 1	WP: 1 PA: 37 PB: 0 SB: 0 CS: 0						
<b>PITCHER</b>	IP WLS BF H R ER SO BB IBB HBP BLK WP HR S P ERA WHIP	7.0 W 27 4 1 0 6 3 0 0 0 1 0 68 107 0.00 1.000	1.0 4 1 0 0 1 0 0 0 0 0 0 12 17 0.00 1.000	1.0 6 1 3 3 1 1 0 1 0 0 1 9 23 27.00 2.000	<b>PITCHER</b>										IP WLS BF H R ER SO BB IBB HBP BLK WP HR S P ERA WHIP												
49 Pablo López, R ERA: 2.61											7.0	W	27	4	1	0	6	3	0	0	0	1	0	68	107	0.00	1.000
48 Steven Okert, L ERA: 2.49											1.0		4	1	0	0	1	0	0	0	0	0	0	12	17	0.00	1.000
38 Louis Head, R ERA: 7.23											1.0		6	1	3	3	1	1	0	1	0	0	1	9	23	27.00	2.000

Colorado Rockies @ Miami Marlins  
loanDepot park, Miami, FL  
Wed Jun 22, 2022, 6:42 PM - 9:49 PM EDT  
Att: 8,983 - Partly Cloudy - 83 F

AB 31  
R 4  
H 6  
RBI 4  
BB 4  
SO 8  
LOB 18



Batter	1	2	3	4	5	6	7	8	9	AB	R	H	RBI	BB	SO	LOB	BOTTOM											
5 Jon Berti, R OBP: 0.380, SLG: 0.403										3	2	1	1	1	0	0												
2 Jazz Chisholm Jr., L OBP: 0.300, SLG: 0.535										3	2	2	3	1	0	0												
12 Jorge Soler, R OBP: 0.315, SLG: 0.443										3	1	1	1	1	1	1												
14 Bryan De La Cruz, R OBP: 0.271, SLG: 0.314										0	0	0	0	0	0	0												
26 Garrett Cooper, R OBP: 0.380, SLG: 0.467										4	1	2	2	0	1	1												
99 Jesús Aguilar, R OBP: 0.305, SLG: 0.423										4	0	1	0	0	0	1												
24 Avisail García, R OBP: 0.273, SLG: 0.338										4	0	2	0	0	0	0												
46 Luke Williams, R OBP: 0.275, SLG: 0.270										4	0	0	0	0	3	3												
7 Jesús Sánchez, L OBP: 0.267, SLG: 0.426										4	0	0	0	0	3	3												
11 Miguel Rojas, R OBP: 0.298, SLG: 0.358										4	1	2	0	0	1	0												
58 Jacob Stallings, R OBP: 0.270, SLG: 0.261										4	0	0	0	0	2													
<b>Inning Stats</b>	R: 0 H: 0 E: 0 K: 1 S: 9	H: 0 LOB: 1 BB: 2 P: 18	R: 0 H: 0 E: 0 K: 0 S: 6	H: 0 LOB: 0 BB: 0 P: 9	R: 4 H: 6 E: 0 K: 1 S: 26	H: 6 LOB: 2 BB: 0 P: 40	R: 0 H: 0 E: 0 K: 0 S: 5	H: 0 LOB: 0 BB: 0 P: 8	R: 0 H: 0 E: 0 K: 1 S: 12	H: 0 LOB: 0 BB: 0 P: 17	R: 0 H: 0 E: 0 K: 1 S: 8	H: 0 LOB: 0 BB: 0 P: 15	R: 3 H: 3 E: 0 K: 1 S: 23	H: 3 LOB: 1 BB: 1 P: 34	R: 0 H: 2 E: 0 K: 1 S: 9	H: 2 LOB: 1 BB: 0 P: 11	1B: 7 2B: 0 3B: 1 HR: 3	SF: 0 SAC: 0 DP: 0 HBP: 0	WP: 0 PA: 36 PB: 0 SB: 1 CS: 1									
<b>PITCHER</b>	IP WLS BF H R ER SO BB IBB HBP BLK WP HR S P ERA WHIP	5.0 L 22 6 4 4 3 2 1 0 0 0 0 2 27 45 16.20 2.400	1.2 9 3 3 3 2 1 0 0 0 0 0 2 27 45 16.20 2.400	0.1 1 0 0 0 0 0 0 0 0 0 0 4 4 0.00 0.000	1.0 4 2 0 0 1 0 0 0 0 0 0 9 11 0.00 2.000	<b>PITCHER</b>										IP WLS BF H R ER SO BB IBB HBP BLK WP HR S P ERA WHIP												
41 Chad Kuhl, R ERA: 3.85											5.0	L	22	6	4	4	3	2	1	0	0	0	0	2	27	45	16.20	2.400
26 Austin Gomber, L ERA: 6.68											1.2		9	3	3	3	2	1	0	0	0	0	0	2	27	45	16.20	2.400
29 Robert Stephenson, R ERA: 0.0											0.1		1	0	0	0	0	0	0	0	0	0	0	4	4	0.00	0.000	
58 Lucas Gilbreath, L ERA: 4.5											1.0		4	2	0	0	1	0	0	0	0	0	9	11	0.00	2.000		

Colorado Rockies @ Miami Marlins  
loanDepot park, Miami, FL  
Wed Jun 22, 2022, 6:42 PM - 9:49 PM EDT  
Att: 8,983 - Partly Cloudy - 83 F

AB 33  
R 7  
H 11  
RBI 7  
BB 3  
SO 6  
LOB 8





Batter	1	2	3	4	5	6	7	8	9	AB	R	H	RBI	BB	SO	LOB	TOP														
9 Connor Joe, R OBP: 0.364, SLG: 0.394										4	0	2	0	1	1	1	Colorado Rockies @ Miami Marlins loanDepot park, Miami, FL Thu Jun 23 2022, 12:11 PM - 3:28 PM EDT Att: 11,854 - Dome - 72 F														
2 Yonathan Daza, R OBP: 0.375, SLG: 0.376										5	0	0	0	0	1	5															
25 C.J. Cron, R OBP: 0.342, SLG: 0.551										4	1	0	0	1	3	1															
Brendan Rodgers, R OBP: 0.307, SLG: 0.413										5	1	4	1	0	0	0															
24 Ryan McMahon, L OBP: 0.342, SLG: 0.393										5	0	2	1	0	1	4															
11 Jose Iglesias, R OBP: 0.375, SLG: 0.375										4	0	1	0	1	2	2															
35 Elias Diaz, R OBP: 0.275, SLG: 0.350										4	0	2	0	0	0	4															
44 Elehuris Montero, R OBP: 0.176, SLG: 0.235										4	0	1	0	0	2	2															
12 Sean Bouchard, R OBP: 0.375, SLG: 0.375										4	0	0	0	0	2	3															
<b>Inning Stats</b>	R: 0 E: 0 K: 2 S: 14	H: 2 LOB: 2 BB: 16	R: 0 E: 0 K: 3 S: 15	H: 1 LOB: 1 BB: 0 P: 22	R: 2 E: 1 K: 1 S: 15	H: 2 LOB: 1 BB: 1 P: 25	R: 0 E: 0 K: 1 S: 13	H: 2 LOB: 2 BB: 0 P: 17	R: 0 E: 0 K: 0 S: 12	H: 1 LOB: 1 BB: 0 P: 16	R: 0 E: 0 K: 1 S: 8	H: 1 LOB: 1 BB: 0 P: 9	R: 0 E: 0 K: 1 S: 13	H: 1 LOB: 2 BB: 1 P: 21	R: 0 E: 0 K: 0 S: 10	H: 0 LOB: 1 BB: 1 P: 17		R: 0 E: 0 K: 3 S: 17	H: 1 LOB: 1 BB: 0 P: 23	1B: 7 2B: 3 3B: 2 HR: 0	SF: 0 SAC: 0 DP: 0 HBP: 0	WP: 0 PB: 0 SB: 0 CS: 0	PA: 42								
<b>PITCHER</b>	IP: 4.2 ERA: 4.08	WLS: 1 BF: 24	H: 9 R: 2 ER: 1 SO: 7	R: 2 ER: 1 SO: 7	BB: 1 IBB: 0 HBP: 0 BLK: 0	WP: 0 HR: 0 S: 68 P: 94	ERA: 1.93 WHIP: 2.143	<b>PITCHER</b>	IP: 5.1 ERA: 5.23	WLS: 1 BF: 21	H: 13 R: 11 ER: 2 SO: 11	R: 13 ER: 2 SO: 11	BB: 0 IBB: 0 HBP: 0 BLK: 0	WP: 0 HR: 9 S: 21 P: 21	ERA: 0.00 WHIP: 0.750	<b>PITCHER</b>	IP: 7.1 ERA: 1.86	WLS: 1 BF: 28	H: 10 R: 0 ER: 0 SO: 3	R: 10 ER: 0 SO: 3	BB: 0 IBB: 0 HBP: 0 BLK: 0	WP: 0 HR: 10 S: 17 P: 23	ERA: 0.00 WHIP: 1.000	<b>PITCHER</b>	IP: 9.1 ERA: 4.5	WLS: 1 BF: 34	H: 17 R: 23 ER: 3 SO: 17	R: 23 ER: 3 SO: 17	BB: 0 IBB: 0 HBP: 0 BLK: 0	WP: 0 HR: 17 S: 23 P: 23	ERA: 0.00 WHIP: 1.000
60 Braxton Garrett, L ERA: 4.08	56 Zach Pop, R ERA: 5.23	52 Anthony Bass, R ERA: 1.86	48 Steven Okert, L ERA: 2.38	66 Tanner Scott, L ERA: 4.5																											
<b>Batter</b>	<b>1</b>	<b>2</b>	<b>3</b>	<b>4</b>	<b>5</b>	<b>6</b>	<b>7</b>	<b>8</b>	<b>9</b>	<b>AB</b>	<b>R</b>	<b>H</b>	<b>RBI</b>	<b>BB</b>	<b>SO</b>	<b>LOB</b>	<b>BOTTOM</b>														
5 Jon Berti, R OBP: 0.393, SLG: 0.414										4	1	2	0	0	1	1															
2 Jazz Chisholm Jr., L OBP: 0.323, SLG: 0.537										3	0	1	0	0	2	3															
12 Jorge Soler, R OBP: 0.310, SLG: 0.437	37 Williams Astudillo, R OBP: 0.303, SLG: 0.375	26 Garrett Cooper, R OBP: 0.378, SLG: 0.463	46 Luke Williams, R OBP: 0.275, SLG: 0.270	99 Jesús Aguilar, R OBP: 0.312, SLG: 0.430	24 Avisail García, R OBP: 0.288, SLG: 0.332	11 Miguel Rojas, R OBP: 0.297, SLG: 0.356	54 Nick Fortes, R OBP: 0.400, SLG: 0.529	14 Bryan De La Cruz, R OBP: 0.279, SLG: 0.323																							
<b>Inning Stats</b>	R: 0 E: 0 K: 1 S: 11	H: 1 LOB: 1 BB: 0 P: 17	R: 1 E: 0 K: 1 S: 9	H: 2 LOB: 0 BB: 0 P: 16	R: 1 E: 0 K: 0 S: 12	H: 1 LOB: 1 BB: 0 P: 21	R: 0 E: 0 K: 1 S: 6	H: 0 LOB: 0 BB: 0 P: 10	R: 0 E: 0 K: 1 S: 8	H: 1 LOB: 1 BB: 0 P: 8	R: 0 E: 0 K: 0 S: 11	H: 0 LOB: 1 BB: 0 P: 17	R: 0 E: 0 K: 1 S: 12	H: 2 LOB: 2 BB: 0 P: 18	R: 1 E: 0 K: 0 S: 8	H: 2 LOB: 1 BB: 0 P: 11	R: 1 E: 0 K: 3 S: 17	H: 1 LOB: 1 BB: 0 P: 23	1B: 6 2B: 3 3B: 0 HR: 0	SF: 1 SAC: 0 DP: 1 HBP: 2	WP: 0 PB: 0 SB: 3 CS: 0	PA: 34									
<b>PITCHER</b>	IP: 7.0 ERA: 4.29	WLS: 1 BF: 29	H: 2 R: 2 ER: 2 SO: 0	R: 2 ER: 2 SO: 0	BB: 0 IBB: 0 HBP: 0 BLK: 0	WP: 0 HR: 0 S: 69 P: 107	ERA: 2.57 WHIP: 1.000	<b>PITCHER</b>	IP: 1.0 ERA: 2.63	WLS: 1 BF: 5	H: 2 R: 1 ER: 1 SO: 0	R: 1 ER: 1 SO: 0	BB: 0 IBB: 0 HBP: 0 BLK: 0	WP: 0 HR: 8 S: 11 P: 11	ERA: 9.00 WHIP: 2.000	<b>PITCHER</b>	IP: 8.1 ERA: 2.63	WLS: 1 BF: 29	H: 2 R: 1 ER: 1 SO: 0	R: 1 ER: 1 SO: 0	BB: 0 IBB: 0 HBP: 0 BLK: 0	WP: 0 HR: 8 S: 11 P: 11	ERA: 9.00 WHIP: 2.000	<b>PITCHER</b>	IP: 8.1 ERA: 2.63	WLS: 1 BF: 29	H: 2 R: 1 ER: 1 SO: 0	R: 1 ER: 1 SO: 0	BB: 0 IBB: 0 HBP: 0 BLK: 0	WP: 0 HR: 8 S: 11 P: 11	ERA: 9.00 WHIP: 2.000
21 Kyle Freeland, L ERA: 4.29	37 Alex Colomé, R ERA: 2.63																														

AB	39
R	2
H	12
RBI	2
BB	3
SO	12
LOB	22



AB	31
R	3
H	9
RBI	3
BB	0
SO	5
LOB	12



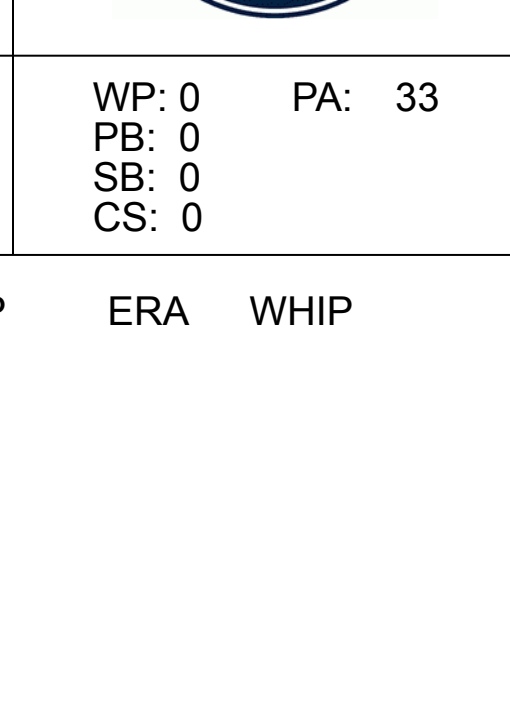


Batter	1	2	3	4	5	6	7	8	9	AB	R	H	RBI	BB	SO	LOB	TOP					
9 Connor Joe, R OBP: 0.369, SLG: 0.397										3	1	2	0	1	1	0	<b>Colorado Rockies @ Minnesota Twins</b> Target Field, Minneapolis, MN Fri Jun 24 2022, 7:11 PM - 9:28 PM CDT Att: 24,643 - Partly Cloudy - 91 F					
2 Yonathan Daza, R OBP: 0.373, SLG: 0.373										4	0	1	0	0	0	3						
19 Charlie Blackmon, L OBP: 0.314, SLG: 0.453										4	0	0	1	0	0	2						
25 C.J. Cron, R OBP: 0.343, SLG: 0.545										3	0	0	0	1	0	0						
Brendan Rodgers, R OBP: 0.306, SLG: 0.414										4	0	1	0	0	0	2						
24 Ryan McMahon, L OBP: 0.337, SLG: 0.386										4	0	0	0	0	1	1						
11 Jose Iglesias, R OBP: 0.354, SLG: 0.376										2	0	1	0	1	0	0						
Randal Grichuk, R OBP: 0.299, SLG: 0.379										3	0	0	0	0	0	3						
35 Elias Diaz, R OBP: 0.276, SLG: 0.346										2	0	0	0	1	1	0						
<b>Inning Stats</b>	R: 0 E: 0 K: 1 S: 7	H: 0 LOB: 0 BB: 0 P: 7	R: 0 E: 0 K: 0 S: 8	H: 2 LOB: 2 BB: 0 P: 11	R: 0 E: 0 K: 0 S: 4	H: 0 LOB: 0 BB: 1 P: 9	R: 0 E: 0 K: 0 S: 6	H: 0 LOB: 0 BB: 0 P: 8	R: 0 E: 0 K: 0 S: 5	H: 0 LOB: 0 BB: 0 P: 6	R: 1 E: 0 K: 1 S: 12	H: 2 LOB: 2 BB: 1 P: 19	R: 0 E: 0 K: 1 S: 5	H: 0 LOB: 0 BB: 1 P: 11	R: 0 E: 0 K: 0 S: 9	H: 1 LOB: 1 BB: 1 P: 17	R: 0 E: 0 K: 0 S: 4	H: 0 LOB: 0 BB: 0 P: 7	1B: 4 2B: 1 3B: 0 HR: 0	SF: 0 SAC: 0 DP: 3 HBP: 0	WP: 0 PB: 0 SB: 0 CS: 0	PA: 33
<b>PITCHER</b>	IP WLS BF H R ER SO BB IBB HBP BLK WP HR S P ERA WHIP																					
37 Dylan Bundy, R ERA: 4.8	6.0 L 23 4 1 1 2 2 0 0 0 0 0 0 42 60 1.50 1.000																					
21 Tyler Duffey, R ERA: 5.22	2.0 7 1 0 0 1 2 0 0 0 0 0 0 14 28 0.00 1.500																					
48 Tyler Thornburg, R ERA: 2.35	1.0 3 0 0 0 0 0 0 0 0 0 0 0 4 7 0.00 0.000																					

Batter	1	2	3	4	5	6	7	8	9	AB	R	H	RBI	BB	SO	LOB	BOTTOM					
2 Luis Arraez, L OBP: 0.427, SLG: 0.436										2	0	0	0	2	0	2	<b>Colorado Rockies @ Minnesota Twins</b> Target Field, Minneapolis, MN Fri Jun 24 2022, 7:11 PM - 9:28 PM CDT Att: 24,643 - Partly Cloudy - 91 F					
4 Carlos Correa, R OBP: 0.359, SLG: 0.467										4	0	1	0	0	0	3						
26 Max Kepler, L OBP: 0.339, SLG: 0.396										4	0	1	0	0	1	4						
15 Gio Urshela, R OBP: 0.310, SLG: 0.396										4	0	0	0	0	0	3						
19 Alex Kirilloff, L OBP: 0.218, SLG: 0.245										4	0	0	0	0	0	1						
64 Jose Miranda, R OBP: 0.283, SLG: 0.385										3	0	0	0	1	0	0						
1 Nick Gordon, L OBP: 0.295, SLG: 0.378										3	0	0	0	0	0	1						
27 Ryan Jeffers, R OBP: 0.298, SLG: 0.364										1	0	1	0	2	0	0						
30 Kyle Garlick, R OBP: 0.333, SLG: 0.574										0	0	0	0	0	0	0						
67 Gilberto Celestino, R OBP: 0.365, SLG: 0.342										2	0	0	0	0	0	2						
25 Byron Buxton, R OBP: 0.311, SLG: 0.567										1	0	0	0	0	1	1						
24 Gary Sánchez, R OBP: 0.278, SLG: 0.411										0	0	0	0	0	0	0						
<b>Inning Stats</b>	R: 0 E: 0 K: 0 S: 6	H: 0 LOB: 1 BB: 1 P: 14	R: 0 E: 0 K: 0 S: 6	H: 0 LOB: 0 BB: 0 P: 9	R: 0 E: 0 K: 0 S: 17	H: 0 LOB: 1 BB: 1 P: 25	R: 0 E: 0 K: 0 S: 4	H: 1 LOB: 0 BB: 0 P: 4	R: 0 E: 0 K: 0 S: 7	H: 1 LOB: 1 BB: 0 P: 7	R: 0 E: 0 K: 1 S: 9	H: 0 LOB: 1 BB: 1 P: 17	R: 0 E: 0 K: 0 S: 3	H: 0 LOB: 0 BB: 1 P: 8	R: 0 E: 1 K: 1 S: 12	H: 1 LOB: 2 BB: 1 P: 18	R: 0 E: 0 K: 0 S: 9	H: 0 LOB: 0 BB: 0 P: 13	1B: 2 2B: 1 3B: 0 HR: 0	SF: 0 SAC: 0 DP: 2 HBP: 0	WP: 0 PB: 0 SB: 0 CS: 0	PA: 33
<b>PITCHER</b>	IP WLS BF H R ER SO BB IBB HBP BLK WP HR S P ERA WHIP																					
48 Germán Márquez, R ERA: 5.88	7.2 W 29 3 0 0 2 5 0 0 0 0 0 0 63 101 0.00 1.043																					
52 Daniel Bard, R ERA: 1.89	1.1 S 4 0 0 0 0 0 0 0 0 0 0 0 10 14 0.00 0.000																					

AB	29
R	1
H	5
RBI	1
BB	4
SO	3
LOB	11

AB	28
R	0
H	3
RBI	0
BB	5
SO	2
LOB	17





Batter	1	2	3	4	5	6	7	8	9	AB	R	H	RBI	BB	SO	LOB	TOP				
9 Connor Joe, R OBP: 0.371, SLG: 0.394	G2-3		F9			BB		BB		2	0	0	0	2	0	0	<b>Colorado Rockies @ Minnesota Twins</b> Target Field, Minneapolis, MN Sat Jun 25 2022, 6:16 PM - 9:10 PM CDT Att: 24,578 - Cloudy - 79 F				
19 Charlie Blackmon, L OBP: 0.313, SLG: 0.448	K		G6-3			BB		L9		3	0	0	0	1	1	2					
Brendan Rodgers, R OBP: 0.302, SLG: 0.497	G4-3					BB		K		4	0	0	0	0	1	4					
25 C.J. Cron, R OBP: 0.342, SLG: 0.541		BB				BB			F8	4	0	1	0	0	0	2					
24 Ryan McMahon, L OBP: 0.336, SLG: 0.382		BB						G4-3		3	0	0	0	1	2	0					
11 Jose Iglesias, R OBP: 0.348, SLG: 0.369	L8									4	0	0	0	0	2	2					
Randal Grichuk, R OBP: 0.295, SLG: 0.373	L9									3	0	0	0	0	2	2					
35 Elias Diaz, R OBP: 0.271, SLG: 0.340	K							F9		3	0	0	0	0	1	2					
1 Garrett Hampson, R OBP: 0.315, SLG: 0.370						G6-3		BB		2	0	0	0	1	1	0					
<b>Inning Stats</b>	R: 0 E: 0 K: 1 S: 7	H: 0 LOB: 0 BB: 0 P: 11	R: 0 E: 0 K: 1 S: 12	H: 1 LOB: 2 BB: 1 P: 21	R: 0 E: 0 K: 1 S: 8	H: 0 LOB: 0 BB: 0 P: 10	R: 0 E: 0 K: 1 S: 13	H: 0 LOB: 0 BB: 0 P: 21	R: 0 E: 0 K: 0 S: 13	H: 0 LOB: 2 BB: 2 P: 25	R: 0 E: 0 K: 3 S: 10	H: 0 LOB: 0 BB: 0 P: 12	R: 0 E: 0 K: 1 S: 10	H: 0 LOB: 2 BB: 2 P: 25	R: 0 E: 0 K: 1 S: 7	H: 0 LOB: 0 BB: 0 P: 10	1B: 1 2B: 0 3B: 0 HR: 0	SF: 0 2B: 0 SAC: 0 DP: 0 HBP: 0	WP: 0 PB: 0 SB: 0 CS: 0	PA: 33	
<b>PITCHER</b>	IP	WLS	BF	H	R	ER	SO	BB	IBB	HBP	BLK	WP	HR	S	P	ERA	WHIP				
17 Chris Archer, R ERA: 3.14	5.0	W	17	1	0	0	5	1	0	0	0	0	0	51	78	0.00	0.400				
45 Jharel Cotton, R ERA: 3.12	1.0		5	0	0	0	0	2	0	0	0	0	0	13	25	0.00	2.000				
65 Griffin Jax, R ERA: 2.8	1.0		3	0	0	0	3	0	0	0	0	0	0	10	12	0.00	0.000				
48 Tyler Thornburg, R ERA: 2.08	2.0		8	0	0	0	2	2	0	0	0	0	0	17	35	0.00	1.000				

Batter	1	2	3	4	5	6	7	8	9	AB	R	H	RBI	BB	SO	LOB	BOTTOM				
2 Luis Arraez, L OBP: 0.426, SLG: 0.440	G1-3					F8		FC1-6		5	1	2	1	0	0	2	<b>Colorado Rockies @ Minnesota Twins</b> Target Field, Minneapolis, MN Sat Jun 25 2022, 6:16 PM - 9:10 PM CDT Att: 24,578 - Cloudy - 79 F				
25 Byron Buxton, R OBP: 0.308, SLG: 0.568	BB	K			G6-3		P4	P3		5	0	1	1	0	1	3					
4 Carlos Correa, R OBP: 0.357, SLG: 0.463	K	G4-3			BB	L7				4	1	1	0	0	1	3					
26 Max Kepler, L OBP: 0.345, SLG: 0.394	BB		G4-3		BB	BB				1	2	0	0	3	0	0					
30 Kyle Garlick, R OBP: 0.342, SLG: 0.569	K		K		BB	BB				4	1	2	1	0	2	2					
19 Alex Kirilloff, L OBP: 0.220, SLG: 0.268	K		G1		BB	BB				3	0	1	3	0	1	2					
24 Gary Sánchez, R OBP: 0.282, SLG: 0.417	BB	BB			K			K		4	1	2	0	0	2	2					
1 Nick Gordon, L OBP: 0.294, SLG: 0.375		BB			F7			L9		4	0	1	0	0	0	1					
15 Gio Urshela, R OBP: 0.309, SLG: 0.391	F8				G3			F9		3	0	0	0	1	0	3					
<b>Inning Stats</b>	R: 1 E: 0 K: 3 S: 13	H: 2 LOB: 2 BB: 1 P: 22	R: 1 E: 0 K: 1 S: 12	H: 3 LOB: 0 BB: 0 P: 22	R: 0 E: 0 K: 1 S: 10	H: 0 LOB: 0 BB: 0 P: 13	R: 0 E: 0 K: 0 S: 9	H: 1 LOB: 1 BB: 0 P: 9	R: 2 E: 0 K: 1 S: 13	H: 2 LOB: 1 BB: 1 P: 21	R: 0 E: 0 K: 0 S: 7	H: 0 LOB: 0 BB: 0 P: 10	R: 2 E: 0 K: 1 S: 15	H: 2 LOB: 1 BB: 1 P: 23	R: 0 E: 0 K: 0 S: 9	H: 0 LOB: 1 BB: 1 P: 14	1B: 6 2B: 3 3B: 1 HR: 0	SF: 1 2B: 3 SAC: 0 DP: 0 HBP: 0	WP: 0 PB: 0 SB: 0 CS: 0	PA: 38	
<b>PITCHER</b>	IP	WLS	BF	H	R	ER	SO	BB	IBB	HBP	BLK	WP	HR	S	P	ERA	WHIP				
49 Antonio Senzatele, R ERA: 4.86	5.0	L	25	8	4	4	6	2	0	0	0	0	0	57	87	7.20	2.000				
43 Jhouslys Chacin, R ERA: 6.23	1.0		3	0	0	0	0	0	0	0	0	0	0	7	10	0.00	0.000				
54 Carlos Estevez, R ERA: 5.32	1.0		6	2	2	2	1	1	0	0	0	0	0	15	23	18.00	3.000				
59 Jake Bird, R ERA:	1.0		4	0	0	0	0	1	0	0	0	0	0	9	14	0.00	1.000				



Batter	1	2	3	4	5	6	7	8	9	AB	R	H	RBI	BB	SO	LOB	TOP					
9 Connor Joe, R OBP: 0.375, SLG: 0.399										4	2	2	0	1	1	4	<b>Colorado Rockies @ Minnesota Twins</b> Target Field, Minneapolis, MN Sun Jun 26 2022, 1:13 PM - 4:18 PM CDT Att: 28,048 - Partly Cloudy - 70 F <a href="http://livebaseballscores.com">livebaseballscores.com</a>					
2 Yonathan Daza, R OBP: 0.368, SLG: 0.374										5	0	1	1	0	0	6						
19 Charlie Blackmon, L OBP: 0.311, SLG: 0.455										5	1	1	1	0	1	5						
25 C.J. Cron, R OBP: 0.346, SLG: 0.544										4	0	2	1	0	2	3						
Brendan Rodgers, R OBP: 0.300, SLG: 0.403										5	0	1	0	0	0	2						
24 Ryan McMahon, L OBP: 0.334, SLG: 0.377										3	0	0	0	1	0	3						
44 Elehuris Montero, R OBP: 0.190, SLG: 0.236										4	0	1	0	0	1	3						
6 Brian Serven, R OBP: 0.366, SLG: 0.492										4	0	2	0	0	1	2						
1 Garrett Hampson, R OBP: 0.323, SLG: 0.376										4	0	2	0	0	0	2						
<b>Inning Stats</b>	R: 1 E: 0 K: 0 S: 16	H: 2 LOB: 1 BB: 0 P: 24	R: 0 E: 0 K: 0 S: 20	H: 1 LOB: 2 BB: 1 P: 33	R: 1 E: 0 K: 0 S: 11	H: 2 LOB: 2 BB: 0 P: 17	R: 1 E: 0 K: 1 S: 9	H: 2 LOB: 1 BB: 0 P: 14	R: 0 E: 0 K: 1 S: 15	H: 2 LOB: 3 BB: 0 P: 22	R: 0 E: 0 K: 1 S: 13	H: 0 LOB: 0 BB: 0 P: 19	R: 0 E: 0 K: 1 S: 11	H: 2 LOB: 1 BB: 0 P: 15	R: 0 E: 0 K: 2 S: 13	H: 0 LOB: 0 BB: 0 P: 18	1B: 8 2B: 3 3B: 0 HR: 1	SF: 0 SAC: 0 DP: 1 HBP: 1	WP: 0 PA: 41 PB: 0 SB: 1 CS: 0			
<b>PITCHER</b>	IP WLS BF H R ER SO BB IBB HBP BLK WP HR S P ERA WHIP	IP WLS BF H R ER SO BB IBB HBP BLK WP HR S P ERA WHIP	IP WLS BF H R ER SO BB IBB HBP BLK WP HR S P ERA WHIP	IP WLS BF H R ER SO BB IBB HBP BLK WP HR S P ERA WHIP	IP WLS BF H R ER SO BB IBB HBP BLK WP HR S P ERA WHIP	IP WLS BF H R ER SO BB IBB HBP BLK WP HR S P ERA WHIP	IP WLS BF H R ER SO BB IBB HBP BLK WP HR S P ERA WHIP	IP WLS BF H R ER SO BB IBB HBP BLK WP HR S P ERA WHIP	IP WLS BF H R ER SO BB IBB HBP BLK WP HR S P ERA WHIP	IP WLS BF H R ER SO BB IBB HBP BLK WP HR S P ERA WHIP	IP WLS BF H R ER SO BB IBB HBP BLK WP HR S P ERA WHIP	IP WLS BF H R ER SO BB IBB HBP BLK WP HR S P ERA WHIP	IP WLS BF H R ER SO BB IBB HBP BLK WP HR S P ERA WHIP	IP WLS BF H R ER SO BB IBB HBP BLK WP HR S P ERA WHIP	IP WLS BF H R ER SO BB IBB HBP BLK WP HR S P ERA WHIP	IP WLS BF H R ER SO BB IBB HBP BLK WP HR S P ERA WHIP	IP WLS BF H R ER SO BB IBB HBP BLK WP HR S P ERA WHIP	IP WLS BF H R ER SO BB IBB HBP BLK WP HR S P ERA WHIP	IP WLS BF H R ER SO BB IBB HBP BLK WP HR S P ERA WHIP			
41 Joe Ryan, R ERA: 3.2	5.0 W 25 8 3 3 1 1 0 1 0 0 0 1 64 102 5.40 1.800	5.0 W 25 8 3 3 1 1 0 1 0 0 0 1 64 102 5.40 1.800	5.0 W 25 8 3 3 1 1 0 1 0 0 0 1 64 102 5.40 1.800	5.0 W 25 8 3 3 1 1 0 1 0 0 0 1 64 102 5.40 1.800	5.0 W 25 8 3 3 1 1 0 1 0 0 0 1 64 102 5.40 1.800	5.0 W 25 8 3 3 1 1 0 1 0 0 0 1 64 102 5.40 1.800	5.0 W 25 8 3 3 1 1 0 1 0 0 0 1 64 102 5.40 1.800	5.0 W 25 8 3 3 1 1 0 1 0 0 0 1 64 102 5.40 1.800	5.0 W 25 8 3 3 1 1 0 1 0 0 0 1 64 102 5.40 1.800	5.0 W 25 8 3 3 1 1 0 1 0 0 0 1 64 102 5.40 1.800	5.0 W 25 8 3 3 1 1 0 1 0 0 0 1 64 102 5.40 1.800	5.0 W 25 8 3 3 1 1 0 1 0 0 0 1 64 102 5.40 1.800	5.0 W 25 8 3 3 1 1 0 1 0 0 0 1 64 102 5.40 1.800	5.0 W 25 8 3 3 1 1 0 1 0 0 0 1 64 102 5.40 1.800	5.0 W 25 8 3 3 1 1 0 1 0 0 0 1 64 102 5.40 1.800	5.0 W 25 8 3 3 1 1 0 1 0 0 0 1 64 102 5.40 1.800	5.0 W 25 8 3 3 1 1 0 1 0 0 0 1 64 102 5.40 1.800	5.0 W 25 8 3 3 1 1 0 1 0 0 0 1 64 102 5.40 1.800	5.0 W 25 8 3 3 1 1 0 1 0 0 0 1 64 102 5.40 1.800	5.0 W 25 8 3 3 1 1 0 1 0 0 0 1 64 102 5.40 1.800		
56 Caleb Thielbar, L ERA: 5.89	0.2 H 5 2 0 0 0 1 0 0 0 0 0 0 12 19 0.00 4.500	0.2 H 5 2 0 0 0 1 0 0 0 0 0 0 12 19 0.00 4.500	0.2 H 5 2 0 0 0 1 0 0 0 0 0 0 12 19 0.00 4.500	0.2 H 5 2 0 0 0 1 0 0 0 0 0 0 12 19 0.00 4.500	0.2 H 5 2 0 0 0 1 0 0 0 0 0 0 12 19 0.00 4.500	0.2 H 5 2 0 0 0 1 0 0 0 0 0 0 12 19 0.00 4.500	0.2 H 5 2 0 0 0 1 0 0 0 0 0 0 12 19 0.00 4.500	0.2 H 5 2 0 0 0 1 0 0 0 0 0 0 12 19 0.00 4.500	0.2 H 5 2 0 0 0 1 0 0 0 0 0 0 12 19 0.00 4.500	0.2 H 5 2 0 0 0 1 0 0 0 0 0 0 12 19 0.00 4.500	0.2 H 5 2 0 0 0 1 0 0 0 0 0 0 12 19 0.00 4.500	0.2 H 5 2 0 0 0 1 0 0 0 0 0 0 12 19 0.00 4.500	0.2 H 5 2 0 0 0 1 0 0 0 0 0 0 12 19 0.00 4.500	0.2 H 5 2 0 0 0 1 0 0 0 0 0 0 12 19 0.00 4.500	0.2 H 5 2 0 0 0 1 0 0 0 0 0 0 12 19 0.00 4.500	0.2 H 5 2 0 0 0 1 0 0 0 0 0 0 12 19 0.00 4.500	0.2 H 5 2 0 0 0 1 0 0 0 0 0 0 12 19 0.00 4.500	0.2 H 5 2 0 0 0 1 0 0 0 0 0 0 12 19 0.00 4.500	0.2 H 5 2 0 0 0 1 0 0 0 0 0 0 12 19 0.00 4.500	0.2 H 5 2 0 0 0 1 0 0 0 0 0 0 12 19 0.00 4.500	0.2 H 5 2 0 0 0 1 0 0 0 0 0 0 12 19 0.00 4.500	
12 Emilio Pagán, R ERA: 3.91	1.1 H 4 0 0 0 2 0 0 0 0 0 0 0 16 22 0.00 0.000	1.1 H 4 0 0 0 2 0 0 0 0 0 0 0 16 22 0.00 0.000	1.1 H 4 0 0 0 2 0 0 0 0 0 0 0 16 22 0.00 0.000	1.1 H 4 0 0 0 2 0 0 0 0 0 0 0 16 22 0.00 0.000	1.1 H 4 0 0 0 2 0 0 0 0 0 0 0 16 22 0.00 0.000	1.1 H 4 0 0 0 2 0 0 0 0 0 0 0 16 22 0.00 0.000	1.1 H 4 0 0 0 2 0 0 0 0 0 0 0 16 22 0.00 0.000	1.1 H 4 0 0 0 2 0 0 0 0 0 0 0 16 22 0.00 0.000	1.1 H 4 0 0 0 2 0 0 0 0 0 0 0 16 22 0.00 0.000	1.1 H 4 0 0 0 2 0 0 0 0 0 0 0 16 22 0.00 0.000	1.1 H 4 0 0 0 2 0 0 0 0 0 0 0 16 22 0.00 0.000	1.1 H 4 0 0 0 2 0 0 0 0 0 0 0 16 22 0.00 0.000	1.1 H 4 0 0 0 2 0 0 0 0 0 0 0 16 22 0.00 0.000	1.1 H 4 0 0 0 2 0 0 0 0 0 0 0 16 22 0.00 0.000	1.1 H 4 0 0 0 2 0 0 0 0 0 0 0 16 22 0.00 0.000	1.1 H 4 0 0 0 2 0 0 0 0 0 0 0 16 22 0.00 0.000	1.1 H 4 0 0 0 2 0 0 0 0 0 0 0 16 22 0.00 0.000	1.1 H 4 0 0 0 2 0 0 0 0 0 0 0 16 22 0.00 0.000	1.1 H 4 0 0 0 2 0 0 0 0 0 0 0 16 22 0.00 0.000	1.1 H 4 0 0 0 2 0 0 0 0 0 0 0 16 22 0.00 0.000	1.1 H 4 0 0 0 2 0 0 0 0 0 0 0 16 22 0.00 0.000	1.1 H 4 0 0 0 2 0 0 0 0 0 0 0 16 22 0.00 0.000
21 Tyler Duffey, R ERA: 5.04	1.0 H 4 2 0 0 1 0 0 0 0 0 0 0 11 15 0.00 2.000	1.0 H 4 2 0 0 1 0 0 0 0 0 0 0 11 15 0.00 2.000	1.0 H 4 2 0 0 1 0 0 0 0 0 0 0 11 15 0.00 2.000	1.0 H 4 2 0 0 1 0 0 0 0 0 0 0 11 15 0.00 2.000	1.0 H 4 2 0 0 1 0 0 0 0 0 0 0 11 15 0.00 2.000	1.0 H 4 2 0 0 1 0 0 0 0 0 0 0 11 15 0.00 2.000	1.0 H 4 2 0 0 1 0 0 0 0 0 0 0 11 15 0.00 2.000	1.0 H 4 2 0 0 1 0 0 0 0 0 0 0 11 15 0.00 2.000	1.0 H 4 2 0 0 1 0 0 0 0 0 0 0 11 15 0.00 2.000	1.0 H 4 2 0 0 1 0 0 0 0 0 0 0 11 15 0.00 2.000	1.0 H 4 2 0 0 1 0 0 0 0 0 0 0 11 15 0.00 2.000	1.0 H 4 2 0 0 1 0 0 0 0 0 0 0 11 15 0.00 2.000	1.0 H 4 2 0 0 1 0 0 0 0 0 0 0 11 15 0.00 2.000	1.0 H 4 2 0 0 1 0 0 0 0 0 0 0 11 15 0.00 2.000	1.0 H 4 2 0 0 1 0 0 0 0 0 0 0 11 15 0.00 2.000	1.0 H 4 2 0 0 1 0 0 0 0 0 0 0 11 15 0.00 2.000	1.0 H 4 2 0 0 1 0 0 0 0 0 0 0 11 15 0.00 2.000	1.0 H 4 2 0 0 1 0 0 0 0 0 0 0 11 15 0.00 2.000	1.0 H 4 2 0 0 1 0 0 0 0 0 0 0 11 15 0.00 2.000	1.0 H 4 2 0 0 1 0 0 0 0 0 0 0 11 15 0.00 2.000	1.0 H 4 2 0 0 1 0 0 0 0 0 0 0 11 15 0.00 2.000	1.0 H 4 2 0 0 1 0 0 0 0 0 0 0 11 15 0.00 2.000
59 Jhoan Duran, R ERA: 2.19	1.0 S 3 0 0 0 2 0 0 0 0 0 0 0 13 18 0.00 0.000	1.0 S 3 0 0 0 2 0 0 0 0 0 0 0 13 18 0.00 0.000	1.0 S 3 0 0 0 2 0 0 0 0 0 0 0 13 18 0.00 0.000	1.0 S 3 0 0 0 2 0 0 0 0 0 0 0 13 18 0.00 0.000	1.0 S 3 0 0 0 2 0 0 0 0 0 0 0 13 18 0.00 0.000	1.0 S 3 0 0 0 2 0 0 0 0 0 0 0 13 18 0.00 0.000	1.0 S 3 0 0 0 2 0 0 0 0 0 0 0 13 18 0.00 0.000	1.0 S 3 0 0 0 2 0 0 0 0 0 0 0 13 18 0.00 0.000	1.0 S 3 0 0 0 2 0 0 0 0 0 0 0 13 18 0.00 0.000	1.0 S 3 0 0 0 2 0 0 0 0 0 0 0 13 18 0.00 0.000	1.0 S 3 0 0 0 2 0 0 0 0 0 0 0 13 18 0.00 0.000	1.0 S 3 0 0 0 2 0 0 0 0 0 0 0 13 18 0.00 0.000	1.0 S 3 0 0 0 2 0 0 0 0 0 0 0 13 18 0.00 0.000	1.0 S 3 0 0 0 2 0 0 0 0 0 0 0 13 18 0.00 0.000	1.0 S 3 0 0 0 2 0 0 0 0 0 0 0 13 18 0.00 0.000	1.0 S 3 0 0 0 2 0 0 0 0 0 0 0 13 18 0.00 0.000	1.0 S 3 0 0 0 2 0 0 0 0 0 0 0 13 18 0.00 0.000	1.0 S 3 0 0 0 2 0 0 0 0 0 0 0 13 18 0.00 0.000	1.0 S 3 0 0 0 2 0 0 0 0 0 0 0 13 18 0.00 0.000	1.0 S 3 0 0 0 2 0 0 0 0 0 0 0 13 18 0.00 0.000	1.0 S 3 0 0 0 2 0 0 0 0 0 0 0 13 18 0.00 0.000	1.0 S 3 0 0 0 2 0 0 0 0 0 0 0 13 18 0.00 0.000

Batter	1	2	3	4	5	6	7	8	9	AB	R	H	RBI	BB	SO	LOB	BOTTOM
2 Luis Arraez, L OBP: 0.427, SLG: 0.441										4	1	2	0	0	0	0	<b>Colorado Rockies @ Minnesota Twins</b> Target Field, Minneapolis, MN Sun Jun 26 2022, 1:13 PM - 4:18 PM CDT Att: 28,048 - Partly Cloudy - 70 F <a href="http://livebaseballscores.com">livebaseballscores.com</a>
25 Byron Buxton, R OBP: 0.320, SLG: 0.589										3	3	3	1	1	0	0	
4 Carlos Correa, R OBP: 0.356, SLG: 0.461										3	1	1	1	0	1	3	
26 Max Kepler, L OBP: 0.348, SLG: 0.401										4	1	2	2	0	1	0	
19 Alex Kirilloff, L OBP: 0.238, SLG: 0.271										3	0	1	1	1	0	0	
15 Gio Urshela, R OBP: 0.308, SLG: 0.389																	



Batter	1	2	3	4	5	6	7	8	9	AB	R	H	RBI	BB	SO	LOB	TOP										
6 Trea Turner, R OBP: 0.361, SLG: 0.490	G4-3			F8			G1		G5-3	4	0	0	0	0	0	1	<b>Los Angeles Dodgers @ Colorado Rockies</b> Coors Field, Denver, CO Mon Jun 27 2022, 6:42 PM - 9:00 PM MDT Att: 38,706 - Cloudy - 83 F										
5 Freddie Freeman, L OBP: 0.386, SLG: 0.468	F6			K			1B		L8	4	0	1	0	0	1	1											
16 Will Smith, R OBP: 0.343, SLG: 0.456	F7			F8			L9			3	0	0	0	0	0	1											
13 Max Muncy, L OBP: 0.322, SLG: 0.277		K			K		F8			3	0	0	0	0	2	1											
10 Justin Turner, R OBP: 0.287, SLG: 0.344	G6-3			P3				F8		3	0	0	0	0	0	0											
35 Cody Bellinger, L OBP: 0.271, SLG: 0.386	F8			K				L8		3	0	0	0	0	1	0											
3 Chris Taylor, R OBP: 0.326, SLG: 0.434								G5-3		3	0	0	0	0	0	0											
9 Gavin Lux, L OBP: 0.362, SLG: 0.392										3	0	2	0	0	0	0											
25 Trayce Thompson, R OBP: 0.250, SLG: 0.303	F8-6									3	0	0	0	0	1	2											
<b>Inning Stats</b>	R: 0 E: 0 K: 0 S: 4	H: 0 LOB: 0 BB: 0 P: 10	R: 0 E: 0 K: 1 S: 6	H: 0 LOB: 0 BB: 0 P: 9	R: 0 E: 0 K: 1 S: 7	H: 1 LOB: 0 BB: 0 P: 11	R: 0 E: 0 K: 1 S: 6	H: 0 LOB: 0 BB: 0 P: 11	R: 0 E: 0 K: 2 S: 8	H: 0 LOB: 0 BB: 0 P: 14	R: 0 E: 0 K: 0 S: 4	H: 0 LOB: 0 BB: 0 P: 6	R: 0 E: 0 K: 0 S: 11	H: 1 LOB: 1 BB: 0 P: 17	R: 0 E: 0 K: 0 S: 6	H: 0 LOB: 0 BB: 0 P: 9		R: 0 E: 0 K: 1 S: 11	H: 1 LOB: 1 BB: 0 P: 15	1B: 2 2B: 2 HR: 0	SF: 0 SAC: 0 HBP: 0	WP: 0 PB: 0 SB: 0 CS: 0	PA: 29				
<b>PITCHER</b>	IP	WLS	BF	H	R	ER	SO	BB	IBB	HBP	BLK	WP	HR	S	P	ERA	WHIP	<b>PITCHER</b>									
41 Chad Kuhl, R ERA: 3.49	9.0	W	29	3	0	0	5	0	0	0	0	0	0	63	102	0.00	0.333										

Batter	1	2	3	4	5	6	7	8	9	AB	R	H	RBI	BB	SO	LOB	BOTTOM										
9 Connor Joe, R OBP: 0.377, SLG: 0.404	23 F9 25 1B	2 WP 1B			F8		K			4	1	2	0	0	1	0	<b>Los Angeles Dodgers @ Colorado Rockies</b> Coors Field, Denver, CO Mon Jun 27 2022, 6:42 PM - 9:00 PM MDT Att: 38,706 - Cloudy - 83 F										
2 Yonathan Daza, R OBP: 0.366, SLG: 0.368	G6-3	F9					G1-3			3	0	0	0	1	0	3											
23 Kris Bryant, R OBP: 0.338, SLG: 0.328	F9				F7		L6			4	0	1	0	0	0	2											
25 C.J. Cron, R OBP: 0.345, SLG: 0.540	1B				G1-3			K		4	0	1	1	0	2	2											
Brendan Rodgers, R OBP: 0.303, SLG: 0.409	G5-3				G5-4-3					4	1	2	0	0	0	2											
11 Jose Iglesias, R OBP: 0.346, SLG: 0.381		G6-3			L9			G1-3		4	1	1	2	0	0	1											
24 Ryan McMahon, L OBP: 0.333, SLG: 0.375	F9							L7		4	0	1	0	0	0	1											
Randal Grichuk, R OBP: 0.300, SLG: 0.386					F9					3	1	2	0	0	0	1											
35 Elias Diaz, R OBP: 0.272, SLG: 0.339	2 WP 9 1B				K					3	0	1	1	0	1	2											
<b>Inning Stats</b>	R: 1 E: 0 K: 0 S: 13	H: 2 LOB: 1 BB: 0 P: 21	R: 1 E: 0 K: 0 S: 15	H: 3 LOB: 2 BB: 0 P: 21	R: 0 E: 0 K: 1 S: 11	H: 1 LOB: 0 BB: 0 P: 15	R: 0 E: 0 K: 1 S: 7	H: 1 LOB: 1 BB: 0 P: 8	R: 0 E: 0 K: 0 S: 9	H: 0 LOB: 1 BB: 1 P: 16	R: 2 E: 0 K: 0 S: 11	H: 3 LOB: 0 BB: 0 P: 15	R: 0 E: 0 K: 1 S: 13	H: 0 LOB: 0 BB: 0 P: 18	R: 0 E: 0 K: 1 S: 9	H: 1 LOB: 1 BB: 0 P: 12		1B: 6 2B: 5 HR: 1	SF: 0 SAC: 0 HBP: 0	WP: 1 PB: 0 SB: 0 CS: 0	PA: 34						
<b>PITCHER</b>	IP	WLS	BF	H	R	ER	SO	BB	IBB	HBP	BLK	WP	HR	S	P	ERA	WHIP	<b>PITCHER</b>									
31 Tyler Anderson, L ERA: 3.23	6.0	L	27	10	4	4	2	1	0	0	0	0	0	66	96	6.00	1.833										
52 Phil Bickford, R ERA: 5.09	1.0		3	0	0	0	1	0	0	0	0	0	0	13	18	0.00	0.000										
33 David Price, L ERA: 3.38	1.0		4	1	0	0	1	0	0	0	0	0	0	9	12	0.00	1.000										





Batter	1	2	3	4	5	6	7	8	9	AB	R	H	RBI	BB	SO	LOB	TOP					
6 Trea Turner, R OBP: 0.358, SLG: 0.495	F7	G6-3			K		G4-3		HR	5	1	1	1	0	1	1	<b>Los Angeles Dodgers @ Colorado Rockies</b> Coors Field, Denver, CO Tue Jun 28 2022, 6:41 PM - 9:27 PM MDT Att: 36,097 - Partly Cloudy - 91 F <a href="http://livebaseballscorecards.com">livebaseballscorecards.com</a>					
5 Freddie Freeman, L OBP: 0.388, SLG: 0.486	10 S 1B		G3-1		K		1B		G5-3	5	1	2	0	0	1	0						
10 Justin Turner, R OBP: 0.290, SLG: 0.344	1-H 1B		F9		3 FC5-4 BB		K			3	0	1	1	1	1	1						
3 Chris Taylor, R OBP: 0.327, SLG: 0.429	13 WP BB		G5-3		FC5-4				F9	3	0	0	0	1	0	1						
13 Max Muncy, L OBP: 0.325, SLG: 0.302	K			G3			HR		2B	4	1	2	1	0	1	1						
17 Hanser Alberto, R OBP: 0.243, SLG: 0.356		HR		F8			G5-3		K	3	1	1	1	0	0	0						
37 Eddy Alvarez, L OBP: 0.136, SLG: 0.136									K	1	0	0	0	0	1	1						
25 Trayce Thompson, R OBP: 0.306, SLG: 0.306		K		9 1B			L3		K	3	0	1	0	0	1	0						
18 Jake Lamb, L									K	1	0	0	0	0	1	1						
9 Gavin Lux, L OBP: 0.360, SLG: 0.390		K					L8		G6-3	4	0	1	0	0	1	0						
15 Austin Barnes, R OBP: 0.326, SLG: 0.373				6 S BB			G4-3		K	3	0	0	0	1	1	2						
<b>Inning Stats</b>	R: 1 E: 0 K: 1 S: 9	H: 2 LOB: 1 BB: 1 P: 19	R: 1 E: 0 K: 2 S: 10	H: 1 LOB: 1 BB: 1 P: 21	R: 0 E: 0 K: 0 S: 8	H: 0 LOB: 0 BB: 0 P: 15	R: 0 E: 0 K: 0 S: 7	H: 2 LOB: 2 BB: 0 P: 11	R: 0 E: 0 K: 2 S: 8	H: 1 LOB: 1 BB: 0 P: 15	R: 0 E: 0 K: 1 S: 6	H: 1 LOB: 1 BB: 0 P: 10	R: 0 E: 0 K: 2 S: 11	H: 1 LOB: 0 BB: 0 P: 18	R: 1 E: 0 K: 1 S: 9	H: 1 LOB: 0 BB: 0 P: 14	1B: 5 2B: 1 3B: 0 HR: 3	SF: 0 SAC: 0 DP: 0 HBP: 0	WP: 1 PB: 0 CS: 2 SB: 0	PA: 38		
<b>PITCHER</b>	IP WLS BF H R ER SO BB IBB HBP BLK WP HR S P ERA WHIP	IP WLS BF H R ER SO BB IBB HBP BLK WP HR S P ERA WHIP	IP WLS BF H R ER SO BB IBB HBP BLK WP HR S P ERA WHIP	IP WLS BF H R ER SO BB IBB HBP BLK WP HR S P ERA WHIP	IP WLS BF H R ER SO BB IBB HBP BLK WP HR S P ERA WHIP	IP WLS BF H R ER SO BB IBB HBP BLK WP HR S P ERA WHIP	IP WLS BF H R ER SO BB IBB HBP BLK WP HR S P ERA WHIP	IP WLS BF H R ER SO BB IBB HBP BLK WP HR S P ERA WHIP	IP WLS BF H R ER SO BB IBB HBP BLK WP HR S P ERA WHIP	IP WLS BF H R ER SO BB IBB HBP BLK WP HR S P ERA WHIP	IP WLS BF H R ER SO BB IBB HBP BLK WP HR S P ERA WHIP	IP WLS BF H R ER SO BB IBB HBP BLK WP HR S P ERA WHIP	IP WLS BF H R ER SO BB IBB HBP BLK WP HR S P ERA WHIP	IP WLS BF H R ER SO BB IBB HBP BLK WP HR S P ERA WHIP	IP WLS BF H R ER SO BB IBB HBP BLK WP HR S P ERA WHIP	IP WLS BF H R ER SO BB IBB HBP BLK WP HR S P ERA WHIP	IP WLS BF H R ER SO BB IBB HBP BLK WP HR S P ERA WHIP	IP WLS BF H R ER SO BB IBB HBP BLK WP HR S P ERA WHIP	IP WLS BF H R ER SO BB IBB HBP BLK WP HR S P ERA WHIP	IP WLS BF H R ER SO BB IBB HBP BLK WP HR S P ERA WHIP	IP WLS BF H R ER SO BB IBB HBP BLK WP HR S P ERA WHIP	
21 Kyle Freeland, L ERA: 4.31	6.0	W	26	6	3	3	5	3	0	0	0	0	0	0	0	0	1	2	48	91	4.50	1.500
58 Lucas Gilbreath, L ERA: 4.29	7.1	L	4	1	0	0	1	0	0	0	0	0	0	0	0	0	0	0	7	14	0.00	1.000
37 Alex Colomé, R ERA: 2.54	8.1	L	4	1	0	0	2	0	0	0	0	0	0	0	0	0	0	0	11	18	0.00	1.000
52 Daniel Bard, R ERA: 2.12	9.1	L	4	1	1	1	1	0	0	0	0	0	0	0	0	0	0	1	9	14	9.00	1.000
<b>Batter</b>	1	2	3	4	5	6	7	8	9	AB	R	H	RBI	BB	SO	LOB	<b>BOTTOM</b>					
9 Connor Joe, R OBP: 0.374, SLG: 0.399	23 G4-3 19 1B 25 G6-3 BB	K	K		G3-1				L8	4	1	0	0	1	2	2	<b>Los Angeles Dodgers @ Colorado Rockies</b> Coors Field, Denver, CO Tue Jun 28 2022, 6:41 PM - 9:27 PM MDT Att: 36,097 - Partly Cloudy - 91 F <a href="http://livebaseballscorecards.com">livebaseballscorecards.com</a>					
19 Charlie Blackmon, L OBP: 0.320, SLG: 0.465	23 G4-3 1B	1B	25 BB 1B		11 1B 1B		25 1B SF7 2B		G4-3	5	2	4	1	0	0	0						
2 Yonathan Daza, R OBP: 0.366, SLG: 0.388	1-2 1B	1-2 2-H 1B							G4-3	0	0	0	0	0	0	0						
23 Kris Bryant, R OBP: 0.329, SLG: 0.310	G4-3	F7			F9		G4-3		25 BB BB	4	0	0	0	1	0	6						
25 C.J. Cron, R OBP: 0.349, SLG: 0.538	G6-3	11 FC5 1B BB			K		1B		BB	3	0	1	1	2	1	2						
Brendan Rodgers, R OBP: 0.308, SLG: 0.412	BB	1-2 2-3 1B			11 1B 1B		SF7		G5-3	3	0	2	2	1	0	2						
11 Jose Iglesias, R OBP: 0.345, SLG: 0.378	G1-3	FC5			1-2 2-H 1B		L6			4	0	1	1	0	0	6						
Randal Grichuk, R OBP: 0.299, SLG: 0.397	HR	HR	L4		K		P4			4	1	1	1	0	1	2						
35 Elias Diaz, R OBP: 0.277, SLG: 0.361	44 BB 19 1B 1B		HR		K		K		K	4	2	2	1	0	2	0						
44 Elehuris Montero, R OBP: 0.200, SLG: 0.208	25 BB 19 1B BB				F9		K		K	3	1	0	0	1	2	0						
24 Ryan McMahon, L OBP: 0.333, SLG: 0.375									K	0	0	0	0	0	0	0						
<b>Inning Stats</b>	R: 1 E: 0 K: 0 S: 7	H: 1 LOB: 2 BB: 2 P: 16	R: 3 E: 0 K: 1 S: 17	H: 4 LOB: 3 BB: 2 P: 32	R: 1 E: 0 K: 1 S: 8	H: 1 LOB: 0 BB: 0 P: 12	R: 1 E: 0 K: 2 S: 13	H: 3 LOB: 2 BB: 0 P: 17	R: 0 E: 0 K: 2 S: 11	H: 0 LOB: 0 BB: 0 P: 15	R: 1 E: 0 K: 0 S: 7	H: 2 LOB: 1 BB: 0 P: 11	R: 0 E: 0 K: 2 S: 9	H: 0 LOB: 0 BB: 0 P: 11	R: 0 E: 0 K: 0 S: 10	H: 0 LOB: 2 BB: 2 P: 19	1B: 8 2B: 1 3B: 0 HR: 2	SF: 1 SAC: 0 DP: 0 HBP: 0	WP: 0 PB: 0 CS: 0 SB: 0	PA: 41		
<b>PITCHER</b>	IP WLS BF H R ER SO BB IBB HBP BLK WP HR S P ERA WHIP	IP WLS BF H R ER SO BB IBB HBP BLK WP HR S P ERA WHIP	IP WLS BF H R ER SO BB IBB HBP BLK WP HR S P ERA WHIP	IP WLS BF H R ER SO BB IBB HBP BLK WP HR S P ERA WHIP	IP WLS BF H R ER SO BB IBB HBP BLK WP HR S P ERA WHIP	IP WLS BF H R ER SO BB IBB HBP BLK WP HR S P ERA WHIP	IP WLS BF H R ER SO BB IBB HBP BLK WP HR S P ERA WHIP	IP WLS BF H R ER SO BB IBB HBP BLK WP HR S P ERA WHIP	IP WLS BF H R ER SO BB IBB HBP BLK WP HR S P ERA WHIP	IP WLS BF H R ER SO BB IBB HBP BLK WP HR S P ERA WHIP	IP WLS BF H R ER SO BB IBB HBP BLK WP HR S P ERA WHIP	IP WLS BF H R ER SO BB IBB HBP BLK WP HR S P ERA WHIP	IP WLS BF H R ER SO BB IBB HBP BLK WP HR S P ERA WHIP	IP WLS BF H R ER SO BB IBB HBP BLK WP HR S P ERA WHIP	IP WLS BF H R ER SO BB IBB HBP BLK WP HR S P ERA WHIP	IP WLS BF H R ER SO BB IBB HBP BLK WP HR S P ERA WHIP	IP WLS BF H R ER SO BB IBB HBP BLK WP HR S P ERA WHIP	IP WLS BF H R ER SO BB IBB HBP BLK WP HR S P ERA WHIP	IP WLS BF H R ER SO BB IBB HBP BLK WP HR S P ERA WHIP	IP WLS BF H R ER SO BB IBB HBP BLK WP HR S P ERA WHIP	IP WLS BF H R ER SO BB IBB HBP BLK WP HR S P ERA WHIP	
22 Clayton Kershaw, L ERA: 2.94	4.0	L	25	9	6	6	4	4	0	0	0	0	0	0	0	0	0	2	45	77	13.50	3.250
52 Phil Bickford, R ERA: 4.88	5.1	L	3	0	0	0	2	0	0	0	0	0	0	0	0	0	0	0	11	15	0.00	0.000
3B Yency Almonte, R ERA: 1.37	6.1	L	5	2	1	1	0	0	0	0	0	0	0	0	0	0	0	0	7	11	9.00	2.000
45 Reyes Moronta, R ERA: 1.5	7.1	L	3	0	0	0	2	0	0	0	0	0	0	0	0	0	0	0	9	11	0.00	0.000
51 Alex Vesia, L ERA: 3.38	8.1	L	5	0	0	0	0	2	0	0	0	0	0	0	0	0	0	0	10	19	0.00	2.000





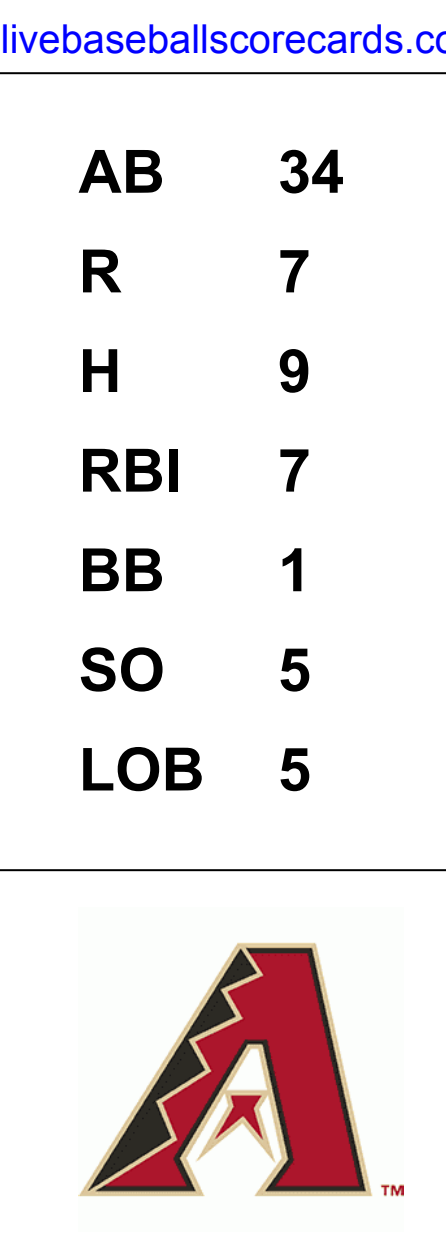






Batter	1	2	3	4	5	6	7	8	9	AB	R	H	RBI	BB	SO	LOB	TOP					
8 Jordan Luplow, R OBP: 0.272, SLG: 0.449										4	0	2	1	0	0	0	<b>Arizona Diamondbacks @ Colorado Rockies</b> Coors Field, Denver, CO Sat Jul 02 2022, 7:11 PM - 9:57 PM MDT Att: 48,331 - Partly Cloudy - 82 F					
21 Cooper Hummel, S OBP: 0.306, SLG: 0.333										4	1	1	0	0	2	2						
4 Ketel Marte, S OBP: 0.351, SLG: 0.424										4	1	2	2	0	0	1						
53 Christian Walker, R OBP: 0.315, SLG: 0.491										3	3	2	2	1	0	1						
45 Buddy Kennedy, R OBP: 0.220, SLG: 0.306										3	0	0	0	0	1	0						
6 David Peralta, L OBP: 0.315, SLG: 0.462										1	0	0	0	0	1	1						
18 Carson Kelly, R OBP: 0.183, SLG: 0.220										3	0	0	0	0	0	0						
12 Daulton Varsho, L OBP: 0.296, SLG: 0.415										1	1	1	2	0	0	0						
5 Alek Thomas, L OBP: 0.308, SLG: 0.431										4	0	0	0	0	0	0						
2 Geraldo Perdomo, S OBP: 0.308, SLG: 0.281										4	0	0	0	0	1	0						
16 Jake Hager, R OBP: 0.357, SLG: 0.292										2	1	1	0	0	0	0						
10 Josh Rojas, L OBP: 0.325, SLG: 0.382										1	0	0	0	0	0	0						
<b>Inning Stats</b>	R: 0 E: 0 K: 1 S: 8	H: 0 LOB: 0 BB: 0 P: 13	R: 1 E: 0 K: 1 S: 10	H: 1 LOB: 0 BB: 0 P: 13	R: 0 E: 0 K: 0 S: 5	H: 0 LOB: 0 BB: 0 P: 9	R: 1 E: 0 K: 0 S: 7	H: 2 LOB: 0 BB: 0 P: 9	R: 0 E: 0 K: 0 S: 7	H: 0 LOB: 0 BB: 0 P: 12	R: 3 E: 0 K: 0 S: 12	H: 4 LOB: 0 BB: 0 P: 23	R: 0 E: 0 K: 0 S: 7	H: 0 LOB: 0 BB: 0 P: 12	R: 0 E: 0 K: 1 S: 8	H: 1 LOB: 0 BB: 0 P: 11	R: 2 E: 0 K: 2 S: 10	H: 1 LOB: 0 BB: 1 P: 15	1B: 2 2B: 2 3B: 1 HR: 4	SF: 0 SAC: 0 DP: 2 HBP: 0	WP: 1 PB: 0 SB: 0 CS: 0	PA: 35
<b>PITCHER</b>	IP WLS BF H R ER SO BB IBB HBP BLK WP HR S P ERA WHIP																					
26 Austin Gomber, L ERA: 6.53	(1, 1) 5.2 W 21 6 4 4 2 0 0 0 0 0 0 2 44 72 6.35 1.059																					
59 Jake Bird, R ERA: 2.16	(6, 1) 1.1 H 5 1 1 1 0 0 0 0 0 0 0 1 12 19 6.75 0.750																					
37 Alex Colomé, R ERA: 2.45	(8, 1) 1.0 4 1 0 0 1 0 0 0 0 0 0 0 8 11 0.00 1.000																					
43 Jhoulys Chacin, R ERA: 6.81	(9, 1) 1.0 5 1 2 2 2 1 0 0 0 0 1 1 10 15 18.00 2.000																					

Batter	1	2	3	4	5	6	7	8	9	AB	R	H	RBI	BB	SO	LOB	BOTTOM			
9 Connor Joe, R OBP: 0.376, SLG: 0.403										4	1	1	3	1	1	0	<b>Arizona Diamondbacks @ Colorado Rockies</b> Coors Field, Denver, CO Sat Jul 02 2022, 7:11 PM - 9:57 PM MDT Att: 48,331 - Partly Cloudy - 82 F			
23 Kris Bryant, R OBP: 0.347, SLG: 0.333									5	2	3	1	0	0	1					
1 Garrett Hampson, R OBP: 0.323, SLG: 0.376									0	0	0	0	0	0	0					
19 Charlie Blackmon, L OBP: 0.319, SLG: 0.472									5	2	2	2	0	0	1					
25 C.J. Cron, R OBP: 0.347, SLG: 0.531									5	1	2	2	0	1	1					
Brendan Rodgers, R OBP: 0.316, SLG: 0.438									3	1	1	3	1	0	1					
11 Jose Iglesias, R OBP: 0.336, SLG: 0.372									4	0	0	0	0	1	1					
Randal Grichuk, R OBP: 0.298, SLG: 0.396									4	1	1	0	0	1	0					
24 Ryan McMahon, L OBP: 0.333, SLG: 0.382										3	2	2	0	1	0					
6 Brian Serven, R OBP: 0.360, SLG: 0.471									3	1	0	0	1	0	2					
<b>Inning Stats</b>	R: 4 E: 1 K: 1 S: 16	H: 3 LOB: 0 BB: 0 P: 22	R: 0 E: 0 K: 0 S: 7	H: 0 LOB: 0 BB: 0 P: 13	R: 0 E: 0 K: 0 S: 9	H: 1 LOB: 0 BB: 0 P: 14	R: 3 E: 0 K: 1 S: 15	H: 2 LOB: 1 BB: 2 P: 29	R: 0 E: 0 K: 1 S: 7	H: 0 LOB: 1 BB: 1 P: 18	R: 4 E: 0 K: 0 S: 18	H: 4 LOB: 1 BB: 1 P: 32	R: 0 E: 0 K: 0 S: 9	H: 1 LOB: 0 BB: 0 P: 13	R: 0 E: 0 K: 1 S: 10	H: 1 LOB: 1 BB: 0 P: 16	1B: 8 2B: 2 3B: 1 HR: 1	SF: 0 SAC: 0 DP: 0 HBP: 0	WP: 0 PB: 0 SB: 1 CS: 0	PA: 40
<b>PITCHER</b>	IP WLS BF H R ER SO BB IBB HBP BLK WP HR S P ERA WHIP																			
60 Dallas Keuchel, L ERA: 8.27	(1, 1) 5.0 L 24 6 7 6 3 0 3 0 0 0 0 0 0 54 96 10.80 1.800																			
48 J.B. Wendelken, R ERA: 5.29	(6, 1) 0.2 5 2 3 3 0 1 0 0 0 0 0 0 12 21 40.50 4.500																			
50 Kyle Nelson, L ERA: 1.82	(6, 1) 0.1 3 2 1 1 0 0 0 0 0 0 0 0 6 11 27.00 6.000																			
7 Luke Weaver, R ERA: 11.32	(7, 1) 1.0 4 1 0 0 0 0 0 0 0 0 0 0 9 13 0.00 1.000																			
22 Caleb Smith, L ERA: 4.97	(8, 1) 1.0 4 1 0 0 1 0 0 0 0 0 0 0 10 16 0.00 1.000																			





Batter	1	2	3	4	5	6	7	8	9	AB	R	H	RBI	BB	SO	LOB	TOP			
10 Josh Rojas, L OBP: 0.327, SLG: 0.389	F7		K		5 HR	K			53 BB	5	1	2	0	0	2	2	<b>Arizona Diamondbacks @ Colorado Rockies</b> Coors Field, Denver, CO Sun Jul 03 2022, 1:12 PM - 4:20 PM MDT Att: 33,479 - Partly Cloudy - 87 F			
5 Alek Thomas, L OBP: 0.310, SLG: 0.427	G3		F7		6 HR				K	4	1	1	0	1	1					
6 David Peralta, L OBP: 0.320, SLG: 0.476	F9									4	1	2	4	1	0	1				
53 Christian Walker, R OBP: 0.316, SLG: 0.487		F8	F8		L9					4	0	1	0	1	0	1				
12 Daulton Varsho, L OBP: 0.295, SLG: 0.411		45 1B 21 FC4-6		G1-3	K					5	1	1	0	0	2	4				
45 Buddy Kennedy, R OBP: 0.222, SLG: 0.300										4	0	1	0	0	0	0				
16 Jake Hager, R OBP: 0.357, SLG: 0.292										0	0	0	0	0	0	0				
21 Cooper Hummel, S OBP: 0.305, SLG: 0.330										4	0	1	1	0	0	1				
2 Geraldo Perdomo, S OBP: 0.307, SLG: 0.280										4	0	1	0	0	0	1				
36 Jose Herrera, S OBP: 0.247, SLG: 0.218										3	1	1	0	0	0	4				
4 Ketel Marte, S OBP: 0.350, SLG: 0.422										1	0	0	0	0	1	0				
<b>Inning Stats</b>	R: 0 E: 0 K: 0 S: 11	H: 0 LOB: 0 BB: 0 P: 17	R: 1 E: 0 K: 0 S: 10	H: 3 LOB: 2 BB: 0 P: 19	R: 0 E: 0 K: 1 S: 9	H: 1 LOB: 1 BB: 0 P: 15	R: 0 E: 0 K: 0 S: 8	H: 0 LOB: 0 BB: 0 P: 11	R: 4 E: 0 K: 1 S: 12	H: 3 LOB: 0 BB: 1 P: 19	R: 0 E: 0 K: 1 S: 9	H: 1 LOB: 2 BB: 0 P: 14	R: 0 E: 0 K: 0 S: 5	H: 0 LOB: 0 BB: 0 P: 9	R: 0 E: 0 K: 2 S: 12	H: 1 LOB: 3 BB: 2 P: 21	1B: 9 2B: 1 3B: 0 HR: 1	SF: 0 SAC: 0 DP: 1 HBP: 0	WP: 0 PB: 0 SB: 2 CS: 0	PA: 41
<b>PITCHER</b>	IP WLS BF H R ER SO BB IBB HBP BLK WP HR S P ERA WHIP																			
41 Chad Kuhl, R ERA: 3.83	(1, 1)	5.0	23	7	5	5	2	1	0	0	0	0	0	0	1	50	81	9.00	1.600	
29 Robert Stephenson, R ERA: 6.57	(6, 1)	0.2	4	1	0	0	0	0	0	0	0	0	0	0	0	6	8	0.00	1.500	
58 Lucas Gilbreath, L ERA: 4.03	(6, 1)	1.1	5	2	0	0	2	0	0	0	0	0	0	0	14	23	0.00	1.500		
59 Jake Bird, R ERA: 1.93	(8, 1)	1.0	W	3	0	0	0	0	0	0	0	0	0	0	5	9	0.00	0.000		
52 Daniel Bard, R ERA: 2.08	(9, 1)	1.0	S	6	1	0	2	1	1	0	0	0	0	0	12	21	0.00	2.000		

Batter	1	2	3	4	5	6	7	8	9	AB	R	H	RBI	BB	SO	LOB	BOTTOM			
9 Connor Joe, R OBP: 0.371, SLG: 0.397	K		G5-3			L9			F8	4	0	0	0	0	1	1	<b>Arizona Diamondbacks @ Colorado Rockies</b> Coors Field, Denver, CO Sun Jul 03 2022, 1:12 PM - 4:20 PM MDT Att: 33,479 - Partly Cloudy - 87 F			
2 Yonathan Daza, R OBP: 0.371, SLG: 0.370										4	2	3	0	0	0	0				
19 Charlie Blackmon, L OBP: 0.313, SLG: 0.499										4	1	1	0	0	2	3				
Randal Grichuk, R OBP: 0.298, SLG: 0.396										0	0	0	0	0	0	0				
25 C.J. Cron, R OBP: 0.349, SLG: 0.550										4	2	2	6	0	0	1				
Brendan Rodgers, R OBP: 0.318, SLG: 0.434										2	0	0	0	2	0	0				
24 Ryan McMahon, L OBP: 0.332, SLG: 0.378										3	0	0	0	1	0	2				
11 Jose Iglesias, R OBP: 0.335, SLG: 0.370										4	0	1	0	0	0	2				
35 Elias Diaz, R OBP: 0.263, SLG: 0.341										3	0	0	0	0	0	2				
44 Elehuris Montero, R OBP: 0.214, SLG: 0.222										3	1	1	0	0	1	1				
<b>Inning Stats</b>	R: 0 E: 0 K: 1 S: 8	H: 1 LOB: 1 BB: 0 P: 13	R: 0 E: 0 K: 0 S: 10	H: 0 LOB: 0 BB: 1 P: 14	R: 0 E: 0 K: 1 S: 10	H: 0 LOB: 0 BB: 0 P: 13	R: 0 E: 0 K: 1 S: 15	H: 0 LOB: 0 BB: 0 P: 17	R: 0 E: 0 K: 0 S: 10	H: 0 LOB: 0 BB: 1 P: 19	R: 3 E: 0 K: 1 S: 11	H: 3 LOB: 0 BB: 0 P: 19	R: 0 E: 0 K: 0 S: 6	H: 1 LOB: 0 BB: 0 P: 10	R: 3 E: 0 K: 0 S: 14	H: 3 LOB: 1 BB: 1 P: 22	1B: 6 2B: 0 3B: 0 HR: 2	SF: 0 SAC: 0 DP: 1 HBP: 0	WP: 0 PB: 0 SB: 0 CS: 0	PA: 34
<b>PITCHER</b>	IP WLS BF H R ER SO BB IBB HBP BLK WP HR S P ERA WHIP																			
23 Zac Gallen, R ERA: 3.4	(1, 1)	6.0	23	4	3	3	4	2	0	0	0	0	0	0	0	64	95	4.50	1.000	
35 Joe Mantiply, L ERA: 1.2	(7, 1)	1.0	H	4	1	0	0	0	0	0	0	0	0	0	6	10	0.00	1.000		
31 Ian Kennedy, R ERA: 3.58	(8, 1)	0.1	H	1	0	0	0	0	0	0	0	0	0	1	1	0.00	0.000			
24 Noé Ramirez, R ERA: 5.45	(8, 1)	0.0	L	4	3	3	3	1	0	0	0	0	0	1	10	17	∞	∞		
50 Kyle Nelson, L ERA: 1.78	(8, 1)	0.2		2	0	0	0	0	0	0	0	0	0	3	4	0.00	0.000			





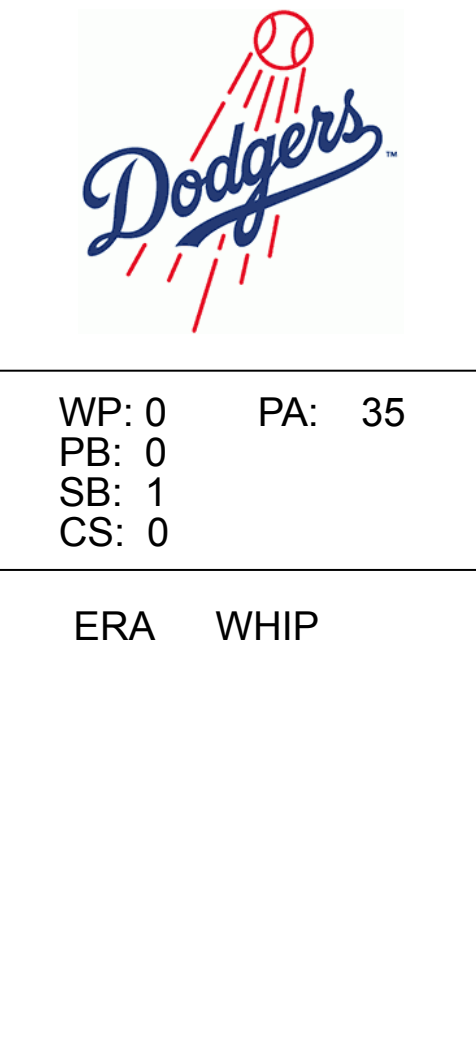


Batter	1	2	3	4	5	6	7	8	9	AB	R	H	RBI	BB	SO	LOB	TOP										
9 Connor Joe, R OBP: 0.370, SLG: 0.391										4	0	1	0	0	2	0	<b>Colorado Rockies @ Los Angeles Dodgers</b> Dodger Stadium, Los Angeles, CA Tue Jul 05 2022, 7:12 PM - 10:10 PM PDT Att: 45,885 - Clear - 72 F										
23 Kris Bryant, R OBP: 0.350, SLG: 0.380										4	1	2	1	0	1	1											
19 Charlie Blackmon, L OBP: 0.319, SLG: 0.466										3	0	0	0	1	2	1											
25 C.J. Cron, R OBP: 0.347, SLG: 0.552										4	0	1	0	0	1	2											
Brendan Rodgers, R OBP: 0.313, SLG: 0.425										4	0	0	0	0	1	1											
24 Ryan McMahon, L OBP: 0.338, SLG: 0.383										4	1	3	0	0	1	1											
11 Jose Iglesias, R OBP: 0.336, SLG: 0.386										4	0	1	1	0	1	3											
2 Yonathan Daza, R OBP: 0.362, SLG: 0.361										4	0	0	0	0	2	3											
35 Elias Diaz, R OBP: 0.264, SLG: 0.335										3	0	0	0	0	1	2											
<b>Inning Stats</b>	R: 0 H: 0 E: 0 K: 2 S: 11	H: 0 LOB: 1 BB: 1 P: 19	R: 1 H: 2 E: 0 K: 1 S: 12	H: 2 LOB: 1 BB: 0 P: 16	R: 0 H: 1 E: 0 K: 1 S: 7	H: 1 LOB: 0 BB: 0 P: 10	R: 0 H: 1 E: 0 K: 1 S: 18	H: 1 LOB: 1 BB: 0 P: 26	R: 0 H: 0 E: 0 K: 1 S: 9	H: 0 LOB: 0 BB: 0 P: 14	R: 1 H: 1 E: 0 K: 0 S: 6	H: 1 LOB: 0 BB: 0 P: 10	R: 0 H: 1 E: 0 K: 1 S: 15	H: 1 LOB: 1 BB: 0 P: 19	R: 0 H: 0 E: 0 K: 3 S: 15	H: 1 LOB: 1 BB: 0 P: 15		1B: 6 2B: 1 3B: 0 HR: 1	SF: 0 SAC: 0 DP: 1 HBP: 0	WP: 0 PB: 0 SB: 1 CS: 0	PA: 35						
<b>PITCHER</b>	IP	WLS	BF	H	R	ER	SO	BB	IBB	HBP	BLK	WP	HR	S	P	ERA	WHIP										
Ryan Peplot, R ERA: 2.76	(1, 1)	5.0	W	19	4	1	1	6	1	0	0	0	0	57	85	1.80	1.000										
52 Phil Dierdorf, R ERA: 4.73	(6, 1)	1.2	H	7	2	1	1	1	0	0	0	0	1	20	28	5.40	1.200										
59 Evan Phillips, R ERA: 1.65	(7, 1)	1.1	H	5	1	0	0	3	0	0	0	0	0	16	20	0.00	0.750										
48 Brusdar Graterol, R ERA: 3.55	(9, 1)	1.0	S	4	1	0	0	2	0	0	0	0	0	12	15	0.00	1.000										

Batter	1	2	3	4	5	6	7	8	9	AB	R	H	RBI	BB	SO	LOB	BOTTOM										
50 Mookie Betts, R OBP: 0.354, SLG: 0.547										4	1	1	1	0	1	2	<b>Colorado Rockies @ Los Angeles Dodgers</b> Dodger Stadium, Los Angeles, CA Tue Jul 05 2022, 7:12 PM - 10:10 PM PDT Att: 45,885 - Clear - 72 F										
6 Trea Turner, R OBP: 0.355, SLG: 0.484										4	0	0	0	0	2	2											
5 Freddie Freeman, L OBP: 0.382, SLG: 0.489										4	0	1	0	0	2	1											
16 Will Smith, R OBP: 0.343, SLG: 0.456										3	1	0	0	1	0	1											
13 Max Muncy, L OBP: 0.326, SLG: 0.327										2	3	2	2	2	0	0											
10 Justin Turner, R OBP: 0.311, SLG: 0.392										4	0	2	1	0	1	1											
18 Jake Lamb, L OBP: 0.417, SLG: 0.600										2	0	0	0	1	1	2											
25 Trayce Thompson, R OBP: 0.309, SLG: 0.420										1	0	1	1	0	0	0											
35 Cody Bellinger, L OBP: 0.265, SLG: 0.392										4	0	0	0	0	3	3											
9 Gavin Lux, L OBP: 0.359, SLG: 0.394										2	0	1	0	1	0	0											
<b>Inning Stats</b>	R: 0 H: 0 E: 0 K: 2 S: 9	H: 0 LOB: 0 BB: 0 P: 13	R: 2 H: 1 E: 0 K: 0 S: 10	H: 1 LOB: 2 BB: 2 P: 19	R: 1 H: 2 E: 0 K: 1 S: 14	H: 2 LOB: 1 BB: 0 P: 19	R: 1 H: 2 E: 0 K: 1 S: 11	H: 2 LOB: 0 BB: 0 P: 16	R: 0 H: 0 E: 0 K: 2 S: 11	H: 0 LOB: 1 BB: 1 P: 19	R: 0 H: 0 E: 0 K: 1 S: 13	H: 0 LOB: 1 BB: 1 P: 24	R: 1 H: 2 E: 0 K: 2 S: 13	H: 2 LOB: 2 BB: 1 P: 26	R: 0 H: 0 E: 0 K: 2 S: 13	H: 0 LOB: 1 BB: 1 P: 26	1B: 4 2B: 1 3B: 1 HR: 2	SF: 0 SAC: 0 DP: 2 HBP: 0	WP: 0 PB: 0 SB: 1 CS: 0	PA: 35							
<b>PITCHER</b>	IP	WLS	BF	H	R	ER	SO	BB	IBB	HBP	BLK	WP	HR	S	P	ERA	WHIP										
48 Germán Márquez, R ERA: 5.9	(1, 1)	6.0	L	25	6	4	4	7	3	0	0	0	0	65	104	6.00	1.500										
58 Lucas Gilbreath, L ERA: 3.66	(7, 1)	1.0		4	0	0	0	1	1	0	0	0	0	13	24	0.00	1.000										
37 Alex Colomé, R ERA: 2.7	(8, 1)	0.2		5	2	1	1	1	1	0	0	0	0	10	21	13.50	4.500										
54 Carlos Estévez, R ERA: 5.13	(8, 1)	0.1		1	0	0	0	1	0	0	0	0	0	3	5	0.00	0.000										

AB	34
R	2
H	8
RBI	2
BB	1
SO	12
LOB	14

AB	30
R	5
H	8
RBI	5
BB	5
SO	10
LOB	12





Batter	1	2	3	4	5	6	7	8	9	AB	R	H	RBI	BB	SO	LOB	TOP										
19 Charlie Blackmon, L (1,9) OBP: 0.319, SLG: 0.461										3	0	0	0	1	1	1	<b>Colorado Rockies @ Los Angeles Dodgers</b> Dodger Stadium, Los Angeles, CA Wed Jul 06 2022, 7:12 PM - 10:11 PM PDT Att: 45,098 - Clear - 73 F										
23 Kris Bryant, R (1,7) OBP: 0.348, SLG: 0.368										3	1	0	0	1	0	2											
Brendan Rodgers, R (1,4) OBP: 0.313, SLG: 0.423										4	0	1	0	0	0	0											
25 C.J. Cron, R (1,10) OBP: 0.349, SLG: 0.549										2	0	0	0	2	0	1											
24 Ryan McMahon, L (1,5) OBP: 0.333, SLG: 0.378										4	0	0	0	0	1	3											
11 Jose Iglesias, R (1,6) OBP: 0.332, SLG: 0.382										3	0	0	0	0	0	2											
Randal Grichuk, R (1,8) 1 Garrett Hampson, R (9,8) OBP: 0.313, SLG: 0.364										3	0	0	0	0	1	1											
44 Elehuris Montero, R (1,3) OBP: 0.194, SLG: 0.200										3	0	0	0	0	3	0											
6 Brian Serven, R (1,2) OBP: 0.359, SLG: 0.457										2	0	0	0	0	1	0											
<b>Inning Stats</b>	R: 0 E: 0 K: 1 S: 8	H: 0 LOB: 0 BB: 0 P: 11	R: 0 E: 0 K: 0 S: 9	H: 0 LOB: 1 BB: 1 P: 20	R: 0 E: 0 K: 1 S: 11	H: 0 LOB: 1 BB: 1 P: 16	R: 0 E: 0 K: 1 S: 9	H: 0 LOB: 1 BB: 1 P: 13	R: 0 E: 0 K: 3 S: 15	H: 0 LOB: 0 BB: 0 P: 23	R: 1 E: 1 K: 0 S: 13	H: 1 LOB: 1 BB: 1 P: 21	R: 0 E: 0 K: 1 S: 8	H: 0 LOB: 0 BB: 0 P: 11	R: 0 E: 0 K: 0 S: 7	H: 0 LOB: 0 BB: 0 P: 13		R: 0 E: 0 K: 0 S: 4	H: 0 LOB: 0 BB: 0 P: 5	1B: 1 2B: 0 3B: 0 HR: 0	SF: 0 SAC: 0 DP: 1 HBP: 1	WP: 0 PB: 0 SB: 1 CS: 0	PA: 32				
<b>PITCHER</b>	IP	WLS	BF	H	R	ER	SO	BB	IBB	HBP	BLK	WP	HR	S	P	ERA	WHIP										
66 Mitch White, R (1,1) ERA: 3.38	5.2		22	1	1	0	6	4	0	0	0	0	0	63	102	0.00	0.882										
33 David Price, L (6,1) ERA: 3.0	1.1		4	0	0	0	1	0	0	0	0	0	0	10	13	0.00	0.000										
38 Yency Almonte, R (8,1) ERA: 1.66	1.0		3	0	0	0	0	0	0	1	0	0	0	7	13	0.00	0.000										
46 Craig Kimbrel, R (9,1) ERA: 4.61	1.0	W	3	0	0	0	0	0	0	0	0	0	0	4	5	0.00	0.000										
<b>Batter</b>	<b>1</b>	<b>2</b>	<b>3</b>	<b>4</b>	<b>5</b>	<b>6</b>	<b>7</b>	<b>8</b>	<b>9</b>	<b>AB</b>	<b>R</b>	<b>H</b>	<b>RBI</b>	<b>BB</b>	<b>SO</b>	<b>LOB</b>	<b>BOTTOM</b>										
50 Mookie Betts, R (1,9) OBP: 0.348, SLG: 0.536										5	0	0	1	0	1	5	<b>Colorado Rockies @ Los Angeles Dodgers</b> Dodger Stadium, Los Angeles, CA Wed Jul 06 2022, 7:12 PM - 10:11 PM PDT Att: 45,098 - Clear - 73 F										
6 Trea Turner, R (1,6) OBP: 0.357, SLG: 0.481										2	0	0	0	2	0	0											
5 Freddie Freeman, L (1,3) OBP: 0.381, SLG: 0.486										4	0	1	0	0	0	1											
13 Max Muncy, L (1,4) OBP: 0.321, SLG: 0.321										4	0	0	0	0	1	3											
10 Justin Turner, R (1,5) OBP: 0.313, SLG: 0.394										4	0	2	0	0	0	2											
18 Jake Lamb, L (1,10) OBP: 0.375, SLG: 0.462										3	0	0	0	1	2	3											
35 Cody Bellinger, L (1,8) OBP: 0.272, SLG: 0.397										4	2	3	0	0	0	1											
9 Gavin Lux, L (1,7) OBP: 0.365, SLG: 0.397										3	0	2	0	1	0	1											
15 Austin Barnes, R (1,2) OBP: 0.308, SLG: 0.349										2	0	0	0	0	0	2											
16 Will Smith, R (9,PH) OBP: 0.345, SLG: 0.456										0	0	0	0	1	0	0											
<b>Inning Stats</b>	R: 0 E: 0 K: 0 S: 8	H: 1 LOB: 2 BB: 1 P: 16	R: 0 E: 0 K: 0 S: 9	H: 0 LOB: 1 BB: 2 P: 18	R: 0 E: 0 K: 1 S: 9	H: 0 LOB: 0 BB: 0 P: 17	R: 0 E: 0 K: 1 S: 7	H: 0 LOB: 0 BB: 0 P: 10	R: 0 E: 0 K: 0 S: 6	H: 1 LOB: 1 BB: 0 P: 10	R: 0 E: 0 K: 0 S: 5	H: 0 LOB: 0 BB: 0 P: 7	R: 1 E: 0 K: 2 S: 13	H: 3 LOB: 2 BB: 0 P: 21	R: 0 E: 0 K: 2 S: 13	H: 1 LOB: 2 BB: 1 P: 22	R: 1 E: 0 K: 0 S: 8	H: 2 LOB: 3 BB: 1 P: 14	1B: 8 2B: 0 3B: 0 HR: 0	SF: 0 SAC: 0 DP: 2 HBP: 1	WP: 1 PB: 0 SB: 1 CS: 0	PA: 37					
<b>PITCHER</b>	IP	WLS	BF	H	R	ER	SO	BB	IBB	HBP	BLK	WP	HR	S	P	ERA	WHIP										
51 José Ureña, R (1,1) ERA: 2.51	6.2		26	5	1	1	2	3	0	0	0	0	0	53	89	1.35	1.200										
59 Jake Bird, R (7,1) ERA: 1.95	0.1	B	2	0	0	0	0	0	0	1	0	1	0	4	10	0.00	0.000										
37 Alex Colomé, R (8,1) ERA: 2.61	1.0		5	1	0	0	2	1	0	0	0	0	0	13	22	0.00	2.000										
52 Daniel Bard, R (9,1) ERA: 2.35	0.0	L	4	2	1	1	0	1	0	0	0	0	0	8	14	∞	∞										















Batter	1	2	3	4	5	6	7	8	9	AB	R	H	RBI	BB	SO	LOB	TOP										
9 Connor Joe, R OBP: 0.369, SLG: 0.391										4	0	1	1	0	0	0	<b>Colorado Rockies @ Arizona Diamondbacks</b> Chase Field, Phoenix, AZ Sun Jul 10 2022, 1:12 PM - 3:55 PM MST Att: 18,126 - Roof Closed - 74 F <a href="http://livebaseballscorecards.com">livebaseballscorecards.com</a>										
23 Kris Bryant, R OBP: 0.363, SLG: 0.473 37 Alex Colomé, R 52 Daniel Bard, R										3	0	1	0	1	0	1											
19 Charlie Blackmon, L OBP: 0.317, SLG: 0.454										4	0	2	0	0	0	1											
Brendan Rodgers, R OBP: 0.308, SLG: 0.410										4	0	0	0	0	0	3											
Randal Grichuk, R OBP: 0.280, SLG: 0.376										4	0	0	0	0	1	2											
24 Ryan McMahon, L OBP: 0.327, SLG: 0.369										4	1	1	0	0	1	0											
2 Yonathan Daza, R OBP: 0.352, SLG: 0.347										4	1	0	0	0	0	1											
6 Brian Serven, R OBP: 0.337, SLG: 0.436										4	0	0	0	0	1	3											
1 Garrett Hampson, R OBP: 0.306, SLG: 0.371										4	1	1	2	0	0	1											
<b>Inning Stats</b>	R: 0 E: 0 K: 0 S: 13	H: 1 LOB: 2 BB: 1 P: 21	R: 0 E: 0 K: 0 S: 6	H: 0 LOB: 0 BB: 0 P: 8	R: 0 E: 0 K: 1 S: 14	H: 1 LOB: 1 BB: 0 P: 20	R: 0 E: 0 K: 1 S: 8	H: 0 LOB: 0 BB: 0 P: 8	R: 0 E: 0 K: 0 S: 6	H: 0 LOB: 0 BB: 0 P: 11	R: 0 E: 0 K: 0 S: 10	H: 1 LOB: 1 BB: 0 P: 15	R: 3 E: 1 K: 2 S: 17	H: 3 LOB: 1 BB: 0 P: 26	R: 0 E: 0 K: 0 S: 7	H: 0 LOB: 0 BB: 0 P: 9		R: 0 E: 1 K: 0 S: 9	H: 0 LOB: 1 BB: 0 P: 13	1B: 4 2B: 2 3B: 0 HR: 0	SF: 0 SAC: 0 DP: 0 HBP: 0	WP: 0 PB: 0 SB: 0 CS: 0	PA: 36				
<b>PITCHER</b>	IP	WLS	BF	H	R	ER	SO	BB	IBB	HBP	BLK	WP	HR	S	P	ERA	WHIP										
49 Tyler Gilbert, L ERA: 5.33	(1, 1)	5.2	21	3	0	0	1	1	0	0	0	0	0	56	81	0.00	0.706										
99 Keynan Middleton, R ERA: 2.16	(6, 1)	1.0	L	6	2	3	0	2	0	0	0	0	0	14	23	0.00	2.000										
35 Joe Mantiply, L ERA: 1.93	(7, 1)	1.1		5	1	0	0	0	0	0	0	0	0	11	14	0.00	0.750										
50 Kyle Nelson, L ERA: 1.93	(9, 1)	1.0		4	0	0	0	0	0	0	0	0	0	9	13	0.00	0.000										

Batter	1	2	3	4	5	6	7	8	9	AB	R	H	RBI	BB	SO	LOB	BOTTOM										
10 Josh Rojas, L OBP: 0.347, SLG: 0.429										4	0	2	0	0	0	0	<b>Colorado Rockies @ Arizona Diamondbacks</b> Chase Field, Phoenix, AZ Sun Jul 10 2022, 1:12 PM - 3:55 PM MST Att: 18,126 - Roof Closed - 74 F <a href="http://livebaseballscorecards.com">livebaseballscorecards.com</a>										
5 Alek Thomas, L OBP: 0.298, SLG: 0.398										4	0	0	1	0	1	2											
4 Ketel Marte, S OBP: 0.361, SLG: 0.432										3	1	1	1	1	0	1											
53 Christian Walker, R OBP: 0.319, SLG: 0.471										4	0	0	0	0	1	2											
6 David Peralta, L OBP: 0.307, SLG: 0.452										4	0	0	0	0	1	2											
12 Daulton Varsho, L OBP: 0.295, SLG: 0.413										4	0	0	0	0	3	0											
43 Sergio Alcántara, S OBP: 0.190, SLG: 0.214										3	0	1	0	0	1	0											
2 Geraldo Perdomo, S OBP: 0.312, SLG: 0.279										3	0	0	0	0	0	1											
36 Jose Herrera, S OBP: 0.270, SLG: 0.228 21 Cooper Hummel, S (8, PH) OBP: 0.282, SLG: 0.295										1	1	0	0	1	0	0											
<b>Inning Stats</b>	R: 1 E: 0 K: 0 S: 9	H: 1 LOB: 0 BB: 0 P: 14	R: 0 E: 0 K: 2 S: 7	H: 0 LOB: 0 BB: 0 P: 10	R: 0 E: 0 K: 0 S: 4	H: 0 LOB: 0 BB: 0 P: 8	R: 0 E: 0 K: 0 S: 7	H: 0 LOB: 0 BB: 0 P: 11	R: 0 E: 0 K: 1 S: 11	H: 1 LOB: 1 BB: 0 P: 15	R: 1 E: 0 K: 0 S: 10	H: 1 LOB: 2 BB: 2 P: 21	R: 0 E: 0 K: 1 S: 16	H: 0 LOB: 0 BB: 0 P: 22	R: 0 E: 0 K: 2 S: 14	H: 1 LOB: 1 BB: 0 P: 22		R: 0 E: 0 K: 2 S: 8	H: 0 LOB: 0 BB: 0 P: 10	1B: 3 2B: 0 3B: 0 HR: 1	SF: 0 SAC: 0 DP: 0 HBP: 0	WP: 2 PB: 0 SB: 0 CS: 0	PA: 33				
<b>PITCHER</b>	IP	WLS	BF	H	R	ER	SO	BB	IBB	HBP	BLK	WP	HR	S	P	ERA	WHIP										
48 Germán Márquez, R ERA: 5.66	(1, 1)	7.0	W	26	3	2	4	2	0	0	0	0	0	64	101	2.57	0.714										
37 Alex Colomé, R ERA: 2.73	(8, 1)	1.0	H	4	1	0	0	2	0	0	0	1	0	14	22	0.00	1.000										
52 Daniel Bard, R ERA: 2.2	(9, 1)	1.0	S	3	0	0	0	2	0	0	0	0	0	8	10	0.00	0.000										



Batter	1	2	3	4	5	6	7	8	9	AB	R	H	RBI	BB	SO	LOB	TOP		
9 Jake Cronworth, L OBP: 0.334, SLG: 0.389	3-2 16 2B 45 SF7 1B		0-1 HR		1-2 13 1B		3-3 K	4-2 BB		4	2	3	1	1	1	0	<b>San Diego Padres @ Colorado Rockies</b> Coors Field, Denver, CO Mon Jul 11 2022, 6:45 PM - 9:44 PM MDT Att: 27,592 - Partly Cloudy - 82 F		
13 Manny Machado, R OBP: 0.385, SLG: 0.535	1-3 K		0-0 G6-3		0-0 1B		2-2 HR	2-1 L9		5	1	2	1	0	1	2			
16 Nomar Mazara, L OBP: 0.356, SLG: 0.436	2-1 2B		3-1 30 BB 1B		0-0 L9		3-3 K		1-1 L9	5	0	2	0	0	1	2			
45 Luke Voit, R OBP: 0.316, SLG: 0.408	1-2 SF7		1-2 P3		1-3 K		2-3 K		1-0 F9	4	0	0	1	0	2	3			
30 Eric Hosmer, L OBP: 0.331, SLG: 0.382	4-0 BB		4-2 38 FC6-4 BB		2-2 G5-3			1-1 F8	0-1 L7	3	0	0	0	2	0	2			
7 Ha-Seong Kim, R OBP: 0.262, SLG: 0.354			1-2 BB							0	0	0	0	0	0	0			
38 Jorge Alfaro, R OBP: 0.296, SLG: 0.429	0-0 G1-3		0-0 FC6-4		0-1 G5-3			0-2 2 BB 77 HR 1B		4	1	1	0	0	0	4			
2 Trent Grisham, L OBP: 0.290, SLG: 0.326		2-1 F8		0-2 K		4-2 77 1B BB		4-1 77 HR BB		2	1	0	0	2	1	0			
77 CJ Abrams, L OBP: 0.281, SLG: 0.333		0-0 G3		1-1 G4-3		0-1 28 G4-6-3 1B		2-2 HR		4	1	2	3	0	0	0			
28 José Azocar, R OBP: 0.281, SLG: 0.326		1-2 G6-3		0-0 G4-3		1-0 G4-6-3		2-1 G6-3		4	0	0	0	0	0	2			
<b>Inning Stats</b>	R: 1 E: 0 K: 1 S: 14	H: 2 LOB: 2 BB: 1 P: 25	R: 0 E: 0 K: 0 S: 8	H: 0 LOB: 0 BB: 0 P: 11	R: 1 E: 0 K: 0 S: 12	H: 2 LOB: 2 BB: 1 P: 20	R: 0 E: 0 K: 1 S: 6	H: 0 LOB: 0 BB: 0 P: 7	R: 0 E: 0 K: 1 S: 11	H: 1 LOB: 2 BB: 0 P: 15	R: 1 E: 0 K: 3 S: 16	H: 1 LOB: 0 BB: 0 P: 26	R: 3 E: 0 K: 0 S: 16	H: 2 LOB: 1 BB: 2 P: 31	R: 0 E: 0 K: 0 S: 5	H: 0 LOB: 0 BB: 0 P: 7	1B: 6 2B: 1 3B: 0 HR: 3	SF: 1 SAC: 0 DP: 1 HBP: 0	WP: 0 PA: 41 PB: 0 SB: 0 CS: 0
<b>PITCHER</b>	IP WLS BF H R ER SO BB IBB HBP BLK WP HR S P ERA WHIP	IP WLS BF H R ER SO BB IBB HBP BLK WP HR S P ERA WHIP	IP WLS BF H R ER SO BB IBB HBP BLK WP HR S P ERA WHIP	IP WLS BF H R ER SO BB IBB HBP BLK WP HR S P ERA WHIP	IP WLS BF H R ER SO BB IBB HBP BLK WP HR S P ERA WHIP	IP WLS BF H R ER SO BB IBB HBP BLK WP HR S P ERA WHIP	IP WLS BF H R ER SO BB IBB HBP BLK WP HR S P ERA WHIP	IP WLS BF H R ER SO BB IBB HBP BLK WP HR S P ERA WHIP	IP WLS BF H R ER SO BB IBB HBP BLK WP HR S P ERA WHIP	IP WLS BF H R ER SO BB IBB HBP BLK WP HR S P ERA WHIP	IP WLS BF H R ER SO BB IBB HBP BLK WP HR S P ERA WHIP	IP WLS BF H R ER SO BB IBB HBP BLK WP HR S P ERA WHIP	IP WLS BF H R ER SO BB IBB HBP BLK WP HR S P ERA WHIP	IP WLS BF H R ER SO BB IBB HBP BLK WP HR S P ERA WHIP	IP WLS BF H R ER SO BB IBB HBP BLK WP HR S P ERA WHIP	IP WLS BF H R ER SO BB IBB HBP BLK WP HR S P ERA WHIP	IP WLS BF H R ER SO BB IBB HBP BLK WP HR S P ERA WHIP		
51 José Ureña, R ERA: 2.66	6.0 L	27	7	2	2	3	3	0	0	0	0	0	0	0	1	58	90	3.00	1.667
58 Lucas Gilbreath, L ERA: 3.75	1.0	4	1	1	1	3	0	0	0	0	0	0	0	1	16	26	9.00	1.000	
59 Jake Bird, R ERA: 3.97	0.2	6	2	3	3	0	2	0	0	0	0	0	0	1	14	27	40.50	6.000	
54 Carlos Estévez, R ERA: 4.6	1.1	4	0	0	0	0	0	0	0	0	0	0	0	7	11	0.00	0.000		

Batter	1	2	3	4	5	6	7	8	9	AB	R	H	RBI	BB	SO	LOB	BOTTOM				
9 Connor Joe, R OBP: 0.366, SLG: 0.391	1-2 G6-3		0-1 G1-3		0-1 L4		2-3 K		2-2 19 2B 2B	5	1	1	1	0	1	3	<b>San Diego Padres @ Colorado Rockies</b> Coors Field, Denver, CO Mon Jul 11 2022, 6:45 PM - 9:44 PM MDT Att: 27,592 - Partly Cloudy - 82 F				
19 Charlie Blackmon, L OBP: 0.321, SLG: 0.465	1-2 G6-3			0-1 25 SF9 3B		0-0 F9		4-0 11 2B BB	1-2 2B	4	2	2	1	1	0	0					
25 C.J. Cron, R OBP: 0.345, SLG: 0.544	1-3 K		2-1 SF9		1-3 K		1-3 K	1-3 K	2-1 G4-3	4	0	0	1	0	3	2					
Brendan Rodgers, R OBP: 0.308, SLG: 0.408		2-1 G5-3		2-1 K		0-2 11 FC6-4 1B		1-3 K		4	0	1	0	0	2	1					
11 Jose Iglesias, R OBP: 0.337, SLG: 0.392		1-3 K		2-3 K		0-2 FC6-4		0-2 K		4	0	1	1	0	2	1					
24 Ryan McMahon, L OBP: 0.326, SLG: 0.365		4-2 S BB			0-0 P6		3-2 G4-3	1-2 G4-3		3	0	0	0	1	0	1					
Randal Grichuk, R OBP: 0.283, SLG: 0.389	1-2 G4-3				0-0 G5-3		1-0 HR		2-2 9 2B 1B	4	2	2	1	0	0	1					
35 Elias Díaz, R OBP: 0.268, SLG: 0.337			0-1 G5-3		1-1 1B		0-1 2B		1-2 F8	4	0	2	0	0	0	1					
1 Garrett Hampson, R OBP: 0.304, SLG: 0.366			3-2 P3		1-0 1B		0-0 F9		0-3 K	4	0	1	0	0	1	2					
<b>Inning Stats</b>	R: 0 E: 0 K: 1 S: 10	H: 0 LOB: 0 BB: 0 P: 13	R: 0 E: 0 K: 1 S: 14	H: 0 LOB: 1 BB: 1 P: 22	R: 0 E: 0 K: 0 S: 7	H: 0 LOB: 0 BB: 0 P: 10	R: 1 E: 0 K: 2 S: 11	H: 1 LOB: 0 BB: 0 P: 16	R: 0 E: 0 K: 1 S: 12	H: 2 LOB: 2 BB: 0 P: 9	R: 0 E: 0 K: 1 S: 12	H: 1 LOB: 1 BB: 0 P: 13	R: 1 E: 0 K: 0 S: 10	H: 2 LOB: 1 BB: 0 P: 16	R: 1 E: 0 K: 2 S: 14	H: 1 LOB: 1 BB: 1 P: 21		R: 2 E: 0 K: 1 S: 17	H: 3 LOB: 1 BB: 0 P: 25	1B: 4 2B: 4 3B: 1 HR: 1	SF: 1 SAC: 0 DP: 0 HBP: 0
<b>PITCHER</b>	IP WLS BF H R ER SO BB IBB HBP BLK WP HR S P ERA WHIP	IP WLS BF H R ER SO BB IBB HBP BLK WP HR S P ERA WHIP	IP WLS BF H R ER SO BB IBB HBP BLK WP HR S P ERA WHIP	IP WLS BF H R ER SO BB IBB HBP BLK WP HR S P ERA WHIP	IP WLS BF H R ER SO BB IBB HBP BLK WP HR S P ERA WHIP	IP WLS BF H R ER SO BB IBB HBP BLK WP HR S P ERA WHIP	IP WLS BF H R ER SO BB IBB HBP BLK WP HR S P ERA WHIP	IP WLS BF H R ER SO BB IBB HBP BLK WP HR S P ERA WHIP	IP WLS BF H R ER SO BB IBB HBP BLK WP HR S P ERA WHIP	IP WLS BF H R ER SO BB IBB HBP BLK WP HR S P ERA WHIP	IP WLS BF H R ER SO BB IBB HBP BLK WP HR S P ERA WHIP	IP WLS BF H R ER SO BB IBB HBP BLK WP HR S P ERA WHIP	IP WLS BF H R ER SO BB IBB HBP BLK WP HR S P ERA WHIP	IP WLS BF H R ER SO BB IBB HBP BLK WP HR S P ERA WHIP	IP WLS BF H R ER SO BB IBB HBP BLK WP HR S P ERA WHIP	IP WLS BF H R ER SO BB IBB HBP BLK WP HR S P ERA WHIP	IP WLS BF H R ER SO BB IBB HBP BLK WP HR S P ERA WHIP				
55 Sean Manaea, L ERA: 4.09	6.1 W	25	5	2	2	5	1	0	0	0	0	0	0	0	1	65	91	2.84	0.947		
74 Nabil Crismatt, R ERA: 1.95	1.2 H	8	2	1	1	3	1	0	0	0	0	0	0	20	29	5.40	1.800				
17 Taylor Rogers, L ERA: 4.04	1.0 S	6	3	2	2	1	0	0	0	0	0	0	0	17	25	18.00	3.000				





Batter	1	2	3	4	5	6	7	8	9	AB R H RBI BB SO LOB	TOP											
7 Ha-Seong Kim, R OBP: 0.330, SLG: 0.364										4 0 2 1 1 0 1	<b>San Diego Padres @ Colorado Rockies</b> Coors Field, Denver, CO Tue Jul 12 2022, 6:40 PM - 9:52 PM MDT Att: 26,577 - Partly Cloudy - 89 F											
9 Jake Cronenworth, L OBP: 0.332, SLG: 0.394										4 0 0 0 0 1 4												
13 Manny Machado, R OBP: 0.380, SLG: 0.529										5 0 0 0 0 1 4												
45 Luke Voit, R OBP: 0.315, SLG: 0.403										3 0 0 0 1 1 3												
38 Jorge Alfaro, R OBP: 0.300, SLG: 0.430										4 1 2 0 0 2 2												
26 Austin Nola, R OBP: 0.307, SLG: 0.302										4 0 1 0 0 0 3												
16 Nomar Mazara, L OBP: 0.362, SLG: 0.439										4 2 2 1 0 0 2												
43 Esteury Ruiz, R OBP: 0.500, SLG: 0.500										4 0 2 1 0 0 2												
2B José Azocar, R OBP: 0.277, SLG: 0.321										2 0 0 0 0 0 3												
2 Trent Grisham, L OBP: 0.294, SLG: 0.329										1 0 1 0 1 0 0												
<b>Inning Stats</b>	R: 0 H: 1 E: 0 K: 2 S: 14	H: 1 LOB: 2 BB: 0 P: 23	R: 1 H: 3 E: 0 K: 0 S: 12	H: 3 LOB: 2 BB: 0 P: 18	R: 0 H: 0 E: 0 K: 1 S: 8	H: 0 LOB: 0 BB: 0 P: 12	R: 0 H: 1 E: 0 K: 0 S: 13	H: 1 LOB: 1 BB: 0 P: 19	R: 0 H: 0 E: 0 K: 0 S: 10	H: 0 LOB: 1 BB: 1 P: 16	R: 0 H: 1 E: 0 K: 0 S: 7	H: 1 LOB: 1 BB: 0 P: 12	R: 0 H: 1 E: 0 K: 1 S: 10	H: 1 LOB: 0 BB: 0 P: 16	R: 2 H: 3 E: 0 K: 0 S: 14	H: 3 LOB: 1 BB: 2 P: 31	R: 0 H: 0 E: 0 K: 1 S: 8	H: 0 LOB: 0 BB: 0 P: 10	1B: 8 2B: 3 3B: 0 HR: 0	SF: 0 SAC: 0 DP: 1 HBP: 1	WP: 1 PB: 1 SB: 0 CS: 1	PA: 40
<b>PITCHER</b>	IP WLS BF H R ER SO BB IBB HBP BLK WP HR S P ERA WHIP											IP WLS BF H R ER SO BB IBB HBP BLK WP HR S P ERA WHIP										
26 Austin Gomber, L ERA: 6.17	(1, 1) 6.0 W 26 6 1 1 3 1 0 0 1 0 1 0 64 100 1.50 1.167											(1, 1) 1.0 H 4 1 0 0 1 0 0 0 0 0 0 0 8 17 0.00 1.000										
29 Robert Stephenson, R ERA: 5.86	(7, 1) 1.0 H 4 1 0 0 1 0 0 0 0 0 0 0 8 17 0.00 1.000											(8, 1) 0.2 4 2 2 1 0 1 0 0 0 0 0 0 6 14 0.00 6.000										
37 Alex Colomé, R ERA: 2.94	(8, 1) 0.2 4 2 2 1 0 1 0 0 0 0 0 0 6 14 0.00 6.000											(9, 1) 1.0 S 3 0 0 0 1 0 0 0 0 0 0 0 8 10 0.00 0.000										
58 Lucas Gilbreath, L ERA: 3.71	(8, 1) 0.1 H 2 1 0 0 0 1 0 0 0 0 0 0 8 10 0.00 0.000																					
52 Daniel Bard, R ERA: 2.14	(9, 1) 1.0 S 3 0 0 0 1 0 0 0 0 0 0 0 8 10 0.00 0.000																					

Batter	1	2	3	4	5	6	7	8	9	AB R H RBI BB SO LOB	BOTTOM											
9 Connor Joe, R OBP: 0.368, SLG: 0.388										2 1 0 0 0 0 1	<b>San Diego Padres @ Colorado Rockies</b> Coors Field, Denver, CO Tue Jul 12 2022, 6:40 PM - 9:52 PM MDT Att: 26,577 - Partly Cloudy - 89 F											
11 Jose Iglesias, R OBP: 0.339, SLG: 0.394										4 1 2 1 0 1 0												
19 Charlie Blackmon, L OBP: 0.324, SLG: 0.475										4 1 2 3 0 1 0												
Randal Grichuk, R OBP: 0.279, SLG: 0.383										4 0 0 0 0 0 3												
24 Ryan McMahon, L OBP: 0.328, SLG: 0.372										3 0 1 0 1 0 0												
2 Yonathan Daza, R OBP: 0.347, SLG: 0.341										4 1 0 0 0 1 2												
6 Brian Serven, R OBP: 0.322, SLG: 0.415										4 0 0 0 0 0 2												
1 Garrett Hampson, R OBP: 0.304, SLG: 0.365										3 0 1 1 0 1 0												
22 Sam Hilliard, L OBP: 0.240, SLG: 0.278										3 1 1 0 0 1 1												
<b>Inning Stats</b>	R: 0 H: 0 E: 0 K: 2 S: 12	H: 0 LOB: 0 BB: 0 P: 17	R: 0 H: 0 E: 0 K: 0 S: 7	H: 0 LOB: 0 BB: 0 P: 9	R: 0 H: 1 E: 0 K: 1 S: 7	H: 1 LOB: 0 BB: 0 P: 13	R: 0 H: 0 E: 0 K: 0 S: 8	H: 0 LOB: 0 BB: 0 P: 13	R: 1 H: 1 E: 0 K: 1 S: 14	H: 1 LOB: 1 BB: 1 P: 23		R: 3 H: 3 E: 0 K: 1 S: 11	H: 3 LOB: 1 BB: 0 P: 15	R: 1 H: 2 E: 1 K: 0 S: 9	H: 2 LOB: 2 BB: 0 P: 15	R: 0 H: 0 E: 0 K: 0 S: 4	H: 0 LOB: 0 BB: 0 P: 8	1B: 4 2B: 1 3B: 1 HR: 1	SF: 0 SAC: 0 DP: 1 HBP: 2	WP: 0 PB: 0 SB: 0 CS: 0	PA: 34	
<b>PITCHER</b>	IP WLS BF H R ER SO BB IBB HBP BLK WP HR S P ERA WHIP											IP WLS BF H R ER SO BB IBB HBP BLK WP HR S P ERA WHIP										
52 Mike Clevinger, R ERA: 3.79	(1, 1) 5.1 L 23 4 4 4 4 1 0 1 0 0 0 0 13 20 0.00 2.000											(7, 1) 1.2 4 0 0 0 0 0 0 0 0 0 0 6 10 0.00 0.000										
22 Nick Martinez, R ERA: 3.69	(6, 1) 1.0 7 2 1 0 1 0 0 1 0 0 0 0 13 20 0.00 2.000																					
33 Reiss Knehr, R ERA:	(7, 1) 1.2 4 0 0 0 0 0 0 0 0 0 0 6 10 0.00 0.000																					

AB	35
R	3
H	10
RBI	3
BB	3
SO	5
LOB	24





Batter	1	2	3	4	5	6	7	8	9	AB	R	H	RBI	BB	SO	LOB	TOP		
2 Trent Grisham, L OBP: 0.293, SLG: 0.324	F9	L9			G4-3	9 BB	K2-3			4	1	0	0	1	1	2			
9 Jake Cronenworth, L OBP: 0.336, SLG: 0.396	HR		F9		16 BB 30 BB	16 BB 1B	13 G4-6-3 BB			3	3	2	2	2	0	0			
13 Manny Machado, R OBP: 0.380, SLG: 0.525	G4-3		G3-1		30 BB 7 BB	16 BB 30 BB	16 BB 30 BB	G4-6-3		4	2	1	0	1	0	1			
16 Nomar Mazara, L OBP: 0.382, SLG: 0.446	30 BB 1B				7 BB 30 BB	30 BB 1B		K		3	0	2	1	2	1	0			
30 Eric Hosmer, L OBP: 0.335, SLG: 0.384	1B		L8		7 BB			G6-3		4	0	2	2	1	0	1			
7 Ha-Seong Kim, R OBP: 0.331, SLG: 0.362	G1-3				77 G4-6-3 1B		G4-3			4	0	1	1	1	0	4			
77 CJ Abrams, L OBP: 0.278, SLG: 0.328					G4-6-3	F8		K		5	0	1	0	0	1	4			
26 Austin Nola, R OBP: 0.306, SLG: 0.300					F4		G6-3	F7		4	0	1	0	0	0	0			
43 Esteury Ruiz, R OBP: 0.375, SLG: 0.625						K	G5-3	3B		4	0	1	0	0	2	1			
<b>Inning Stats</b>	R: 1 H: 2 E: 0 K: 0 S: 18	H: 2 LOB: 2 BB: 1 P: 29	R: 0 H: 2 E: 0 K: 1 S: 9	H: 2 LOB: 1 BB: 0 P: 16	R: 0 H: 1 E: 0 K: 0 S: 9	H: 1 LOB: 0 BB: 0 P: 15	R: 0 H: 1 E: 0 K: 0 S: 7	H: 1 LOB: 3 BB: 4 P: 26	R: 3 H: 3 E: 0 K: 2 S: 15	H: 1 LOB: 0 BB: 0 P: 19	R: 0 H: 0 E: 0 K: 1 S: 5	H: 0 LOB: 0 BB: 0 P: 12	R: 0 H: 0 E: 0 K: 0 S: 10	H: 0 LOB: 0 BB: 0 P: 11	1B: 8 2B: 1 3B: 1 HR: 1	SF: 0 SAC: 0 DP: 2 HBP: 0	WP: 0 PA: 43 ERA: 0.00 WHIP: 0.000		
<b>PITCHER</b>	IP: 4.2 WLS: 1 BF: 23 H: 7 R: 3 ER: 3 SO: 2 BB: 4 IBB: 0 HBP: 0 BLK: 0 WP: 0 HR: 1 S: 51 P: 95 ERA: 5.79 WHIP: 2.357	IP: 1.0 WLS: 0 BF: 6 H: 1 R: 2 ER: 2 SO: 2 BB: 1 IBB: 0 HBP: 0 BLK: 0 WP: 0 HR: 0 S: 10 P: 23 ERA: 7.59 WHIP: 3.000	IP: 1.0 WLS: 0 BF: 4 H: 1 R: 0 ER: 0 SO: 2 BB: 0 IBB: 0 HBP: 0 BLK: 0 WP: 0 HR: 0 S: 15 P: 19 ERA: 0.00 WHIP: 1.000	IP: 1.0 WLS: 0 BF: 3 H: 0 R: 0 ER: 0 SO: 0 BB: 0 IBB: 0 HBP: 0 BLK: 0 WP: 0 HR: 0 S: 10 P: 11 ERA: 0.00 WHIP: 0.000	IP: 1.0 WLS: 0 BF: 3 H: 0 R: 0 ER: 0 SO: 0 BB: 0 IBB: 0 HBP: 0 BLK: 0 WP: 0 HR: 0 S: 10 P: 11 ERA: 0.00 WHIP: 0.000	IP: 1.0 WLS: 0 BF: 3 H: 0 R: 0 ER: 0 SO: 0 BB: 0 IBB: 0 HBP: 0 BLK: 0 WP: 0 HR: 0 S: 10 P: 11 ERA: 0.00 WHIP: 0.000	IP: 1.0 WLS: 0 BF: 3 H: 0 R: 0 ER: 0 SO: 0 BB: 0 IBB: 0 HBP: 0 BLK: 0 WP: 0 HR: 0 S: 10 P: 11 ERA: 0.00 WHIP: 0.000	IP: 1.0 WLS: 0 BF: 3 H: 0 R: 0 ER: 0 SO: 0 BB: 0 IBB: 0 HBP: 0 BLK: 0 WP: 0 HR: 0 S: 10 P: 11 ERA: 0.00 WHIP: 0.000	IP: 1.0 WLS: 0 BF: 3 H: 0 R: 0 ER: 0 SO: 0 BB: 0 IBB: 0 HBP: 0 BLK: 0 WP: 0 HR: 0 S: 10 P: 11 ERA: 0.00 WHIP: 0.000	IP: 1.0 WLS: 0 BF: 3 H: 0 R: 0 ER: 0 SO: 0 BB: 0 IBB: 0 HBP: 0 BLK: 0 WP: 0 HR: 0 S: 10 P: 11 ERA: 0.00 WHIP: 0.000	IP: 1.0 WLS: 0 BF: 3 H: 0 R: 0 ER: 0 SO: 0 BB: 0 IBB: 0 HBP: 0 BLK: 0 WP: 0 HR: 0 S: 10 P: 11 ERA: 0.00 WHIP: 0.000	IP: 1.0 WLS: 0 BF: 3 H: 0 R: 0 ER: 0 SO: 0 BB: 0 IBB: 0 HBP: 0 BLK: 0 WP: 0 HR: 0 S: 10 P: 11 ERA: 0.00 WHIP: 0.000	IP: 1.0 WLS: 0 BF: 3 H: 0 R: 0 ER: 0 SO: 0 BB: 0 IBB: 0 HBP: 0 BLK: 0 WP: 0 HR: 0 S: 10 P: 11 ERA: 0.00 WHIP: 0.000	IP: 1.0 WLS: 0 BF: 3 H: 0 R: 0 ER: 0 SO: 0 BB: 0 IBB: 0 HBP: 0 BLK: 0 WP: 0 HR: 0 S: 10 P: 11 ERA: 0.00 WHIP: 0.000	IP: 1.0 WLS: 0 BF: 3 H: 0 R: 0 ER: 0 SO: 0 BB: 0 IBB: 0 HBP: 0 BLK: 0 WP: 0 HR: 0 S: 10 P: 11 ERA: 0.00 WHIP: 0.000	IP: 1.0 WLS: 0 BF: 3 H: 0 R: 0 ER: 0 SO: 0 BB: 0 IBB: 0 HBP: 0 BLK: 0 WP: 0 HR: 0 S: 10 P: 11 ERA: 0.00 WHIP: 0.000	IP: 1.0 WLS: 0 BF: 3 H: 0 R: 0 ER: 0 SO: 0 BB: 0 IBB: 0 HBP: 0 BLK: 0 WP: 0 HR: 0 S: 10 P: 11 ERA: 0.00 WHIP: 0.000	IP: 1.0 WLS: 0 BF: 3 H: 0 R: 0 ER: 0 SO: 0 BB: 0 IBB: 0 HBP: 0 BLK: 0 WP: 0 HR: 0 S: 10 P: 11 ERA: 0.00 WHIP: 0.000	IP: 1.0 WLS: 0 BF: 3 H: 0 R: 0 ER: 0 SO: 0 BB: 0 IBB: 0 HBP: 0 BLK: 0 WP: 0 HR: 0 S: 10 P: 11 ERA: 0.00 WHIP: 0.000

San Diego Padres @ Colorado Rockies  
Coors Field, Denver, CO  
Wed Jul 13 2022, 6:43 PM - 10:21 PM MDT  
Att: 25,725 - Overcast - 85 F

AB	35
R	6
H	11
RBI	6
BB	8
SO	5
LOB	13




Batter	1	2	3	4	5	6	7	8	9	AB	R	H	RBI	BB	SO	LOB	BOTTOM	
9 Connor Joe, R OBP: 0.368, SLG: 0.390	K		G6-3		19 BB SF8	K	11 BB			4	1	1	1	1	2	2		
11 Jose Iglesias, R OBP: 0.344, SLG: 0.409	19 FC4-6 1B		E3		G6-3	HR	1B			5	1	3	6	0	0	1		
19 Charlie Blackmon, L OBP: 0.325, SLG: 0.473	FC4-6 1B		L9		24 BB 1B	1B	F9			5	0	2	0	0	0	4		
Brendan Rodgers, R OBP: 0.306, SLG: 0.406	FC6-4				G4-3	SF8	K			4	0	1	1	0	1	3		
24 Ryan McMahon, L OBP: 0.332, SLG: 0.373					K	L5				4	1	2	0	0	1	2		
Randal Grichuk, R OBP: 0.281, SLG: 0.387	F9				35 WP 2B	F8	G5-3			5	0	2	0	0	0	3		
35 Elias Diaz, R OBP: 0.271, SLG: 0.348	G2-3				K	22 BB FC2	22 BB			5	1	2	0	0	1	3		
22 Sam Hilliard, L OBP: 0.254, SLG: 0.292	P5				1 BB 9 BB	1 BB FC2	1 BB 1B			5	3	3	1	0	1	1		
1 Garrett Hampson, R OBP: 0.305, SLG: 0.364					9 BB 1B	11 HR FC2	11 BB			3	2	1	0	0	1	2		
25 C.J. Cron, R OBP: 0.347, SLG: 0.545	K				9 BB 1B	11 HR FC2	9 BB			1	1	1	0	0	0	0		
<b>Inning Stats</b>	R: 0 H: 1 E: 0 K: 1 S: 10	H: 0 LOB: 0 BB: 0 P: 15	R: 0 H: 0 E: 1 K: 1 S: 11	H: 0 LOB: 1 BB: 0 P: 15	R: 0 H: 1 E: 0 K: 2 S: 8	H: 1 LOB: 1 BB: 0 P: 13	R: 3 H: 5 E: 0 K: 0 S: 22	H: 5 LOB: 2 BB: 0 P: 26	R: 3 H: 4 E: 0 K: 1 S: 13	H: 2 LOB: 0 BB: 1 P: 29	R: 1 H: 2 E: 0 K: 1 S: 14	H: 2 LOB: 0 BB: 0 P: 20	1B: 13 2B: 4 3B: 0 HR: 1	SF: 1 SAC: 0 DP: 1 HBP: 1	WP: 1 PA: 44 ERA: 0.00 WHIP: 0.000			
<b>PITCHER</b>	IP: 5.0 WLS: 0 BF: 26 H: 9 R: 5 ER: 5 SO: 4 BB: 0 IBB: 0 HBP: 0 BLK: 0 WP: 1 HR: 1 S: 64 P: 88 ERA: 9.00 WHIP: 1.800	IP: 0.2 WLS: 0 BF: 3 H: 1 R: 1 ER: 1 SO: 1 BB: 0 IBB: 0 HBP: 0 BLK: 0 WP: 0 HR: 0 S: 6 P: 11 ERA: 13.50 WHIP: 1.500	IP: 0.1 WLS: 0 BF: 3 H: 2 R: 0 ER: 0 SO: 0 BB: 0 IBB: 0 HBP: 0 BLK: 0 WP: 0 HR: 0 S: 8 P: 11 ERA: 0.00 WHIP: 6.000	IP: 1.0 WLS: 0 BF: 8 H: 4 R: 3 ER: 3 SO: 1 BB: 1 IBB: 0 HBP: 0 BLK: 0 WP: 0 HR: 0 S: 29 P: 29 ERA: 27.00 WHIP: 5.000	IP: 1.0 WLS: 0 BF: 4 H: 2 R: 1 ER: 1 SO: 0 BB: 1 IBB: 0 HBP: 0 BLK: 0 WP: 0 HR: 0 S: 14 P: 20 ERA: 8.44 WHIP: 2.000	IP: 1.0 WLS: 0 BF: 4 H: 2 R: 1 ER: 1 SO: 0 BB: 1 IBB: 0 HBP: 0 BLK: 0 WP: 0 HR: 0 S: 14 P: 20 ERA: 8.44 WHIP: 2.000	IP: 1.0 WLS: 0 BF: 3 H: 0 R: 0 ER: 0 SO: 0 BB: 0 IBB: 0 HBP: 0 BLK: 0 WP: 0 HR: 0 S: 10 P: 11 ERA: 0.00 WHIP: 0.000	IP: 1.0 WLS: 0 BF: 3 H: 0 R: 0 ER: 0 SO: 0 BB: 0 IBB: 0 HBP: 0 BLK: 0 WP: 0 HR: 0 S: 10 P: 11 ERA: 0.00 WHIP: 0.000	IP: 1.0 WLS: 0 BF: 3 H: 0 R: 0 ER: 0 SO: 0 BB: 0 IBB: 0 HBP: 0 BLK: 0 WP: 0 HR: 0 S: 10 P: 11 ERA: 0.00 WHIP: 0.000	IP: 1.0 WLS: 0 BF: 3 H: 0 R: 0 ER: 0 SO: 0 BB: 0 IBB: 0 HBP: 0 BLK: 0 WP: 0 HR: 0 S: 10 P: 11 ERA: 0.00 WHIP: 0.000	IP: 1.0 WLS: 0 BF: 3 H: 0 R: 0 ER: 0 SO: 0 BB: 0 IBB: 0 HBP: 0 BLK: 0 WP: 0 HR: 0 S: 10 P: 11 ERA: 0.00 WHIP: 0.000	IP: 1.0 WLS: 0 BF: 3 H: 0 R: 0 ER: 0 SO: 0 BB: 0 IBB: 0 HBP: 0 BLK: 0 WP: 0 HR: 0 S: 10 P: 11 ERA: 0.00 WHIP: 0.000	IP: 1.0 WLS: 0 BF: 3 H: 0 R: 0 ER: 0 SO: 0 BB: 0 IBB: 0 HBP: 0 BLK: 0 WP: 0 HR: 0 S: 10 P: 11 ERA: 0.00 WHIP: 0.000	IP: 1.0 WLS: 0 BF: 3 H: 0 R: 0 ER: 0 SO: 0 BB: 0 IBB: 0 HBP: 0 BLK: 0 WP: 0 HR: 0 S: 10 P: 11 ERA: 0.00 WHIP: 0.000	IP: 1.0 WLS: 0 BF: 3 H: 0 R: 0 ER: 0 SO: 0 BB: 0 IBB: 0 HBP: 0 BLK: 0 WP: 0 HR: 0 S: 10 P: 11 ERA: 0.00 WHIP: 0.000	IP: 1.0 WLS: 0 BF: 3 H: 0 R: 0 ER: 0 SO: 0 BB: 0 IBB: 0 HBP: 0 BLK: 0 WP: 0 HR: 0 S: 10 P: 11 ERA: 0.00 WHIP: 0.000	IP: 1.0 WLS: 0 BF: 3 H: 0 R: 0 ER: 0 SO: 0 BB: 0 IBB: 0 HBP: 0 BLK: 0 WP: 0 HR: 0 S: 10 P: 11 ERA: 0.00 WHIP: 0.000	IP: 1.0 WLS: 0 BF: 3 H: 0 R: 0 ER: 0 SO: 0 BB: 0 IBB: 0 HBP: 0 BLK: 0 WP: 0 HR: 0 S: 10 P: 11 ERA: 0.00 WHIP: 0.000


San Diego Padres @ Colorado Rockies  
Coors Field, Denver, CO  
Wed Jul 13 2022, 6:43 PM - 10:21 PM MDT  
Att: 25,725 - Overcast - 85 F

AB	41
R	10
H	18
RBI	9
BB	1
SO	7
LOB	21





Batter	1	2	3	4	5	6	7	8	9	AB	R	H	RBI	BB	SO	LOB	TOP						
7 Ha-Seong Kim, R OBP: 0.328, SLG: 0.364	G1-3		SF7				F9		G6-3	4	1	1	1	0	0	0	<b>San Diego Padres @ Colorado Rockies</b> Coors Field, Denver, CO Thu Jul 14 2022, 1:13 PM - 4:54 PM MDT Att: 28,077 - Partly Cloudy - 96 F						
9 Jake Cronenworth, L OBP: 0.336, SLG: 0.396	K		SF8				K			3	1	1	2	0	2	0							
13 Manny Machado, R OBP: 0.361, SLG: 0.525	G5-3									4	0	2	0	0	0	1							
38 Jorge Alfaro, R OBP: 0.309, SLG: 0.434										3	0	2	1	1	1	1							
30 Eric Hosmer, L OBP: 0.334, SLG: 0.380										3	0	0	0	1	0	3							
45 Luke Voit, R OBP: 0.310, SLG: 0.397	K									4	0	0	0	0	2	3							
16 Nomar Mazara, L OBP: 0.368, SLG: 0.429	L6									4	0	0	0	0	0	2							
43 Esteury Ruiz, R OBP: 0.333, SLG: 0.583										4	1	1	0	0	1	0							
2 Trent Grisham, L OBP: 0.295, SLG: 0.334										3	2	1	1	1	1	0	<b>AB 32</b> <b>R 5</b> <b>H 8</b> <b>RBI 5</b> <b>BB 3</b> <b>SO 7</b> <b>LOB 10</b> 						
<b>Inning Stats</b>	R: 0 H: 0 E: 0 K: 1 S: 10	H: 0 LOB: 0 BB: 0 P: 16	R: 0 H: 1 E: 0 K: 1 S: 14	H: 1 LOB: 1 BB: 1 P: 23	R: 2 H: 2 E: 0 K: 0 S: 19	H: 2 LOB: 2 BB: 2 P: 31	R: 0 H: 0 E: 0 K: 1 S: 8	H: 0 LOB: 3 BB: 0 P: 12	R: 3 H: 4 E: 0 K: 0 S: 15	H: 1 LOB: 1 BB: 0 P: 20	R: 0 H: 0 E: 0 K: 1 S: 10	H: 0 LOB: 0 BB: 0 P: 12	R: 0 H: 1 E: 0 K: 2 S: 11	H: 0 LOB: 0 BB: 0 P: 19	R: 0 H: 0 E: 0 K: 0 S: 8	H: 0 LOB: 0 BB: 0 P: 12		R: 0 H: 0 E: 0 K: 1 S: 9	H: 0 LOB: 0 BB: 0 P: 14	1B: 5 2B: 3 3B: 0 HR: 1	SF: 2 SAC: 0 DP: 1 HBP: 0	WP: 0 PB: 0 SB: 2 CS: 0	PA: 37
<b>PITCHER</b>	IP	WLS	BF	H	R	ER	SO	BB	IBB	HBP	BLK	WP	HR	S	P	ERA		WHIP					
21 Kyle Freeland, L ERA: 4.96	4.0		20	6	5	5	3	3	0	0	0	0	1	56	91	11.25		2.250					
43 Jhoulys Chacin, R ERA: 7.23	2.0	W	7	1	0	0	1	0	0	0	0	0	0	20	23	0.00		0.500					
59 Jake Bird, R ERA: 3.95	2.0	H	7	1	0	0	2	0	0	0	0	0	0	19	31	0.00		0.500					
54 Carlos Estévez, R ERA: 4.45	1.0	S	3	0	0	0	1	0	0	0	0	0	0	9	14	0.00		0.000					

Batter	1	2	3	4	5	6	7	8	9	AB	R	H	RBI	BB	SO	LOB	BOTTOM						
9 Connor Joe, R OBP: 0.371, SLG: 0.389	K									1	1	0	1	3	1	0	<b>San Diego Padres @ Colorado Rockies</b> Coors Field, Denver, CO Thu Jul 14 2022, 1:13 PM - 4:54 PM MDT Att: 28,077 - Partly Cloudy - 96 F						
22 Sam Hilliard, L OBP: 0.254, SLG: 0.292		SF9								0	0	0	0	0	0	0							
11 Jose Iglesias, R OBP: 0.345, SLG: 0.410	L9									4	1	1	2	1	1	3							
23 Kris Bryant, R OBP: 0.357, SLG: 0.456	K									4	0	0	1	1	1	1							
25 C.J. Cron, R OBP: 0.348, SLG: 0.546										5	2	2	1	0	2	3							
Brendan Rodgers, R OBP: 0.310, SLG: 0.405										3	1	1	0	2	1	0							
Randal Grichuk, R OBP: 0.294, SLG: 0.396										4	1	2	3	0	0	1							
2 Yonathan Daza, R OBP: 0.349, SLG: 0.343										4	1	2	0	0	1	3							
6 Brian Serven, R OBP: 0.319, SLG: 0.400										3	0	0	0	1	2	2							
1 Garrett Hampson, R OBP: 0.311, SLG: 0.364										3	1	1	0	1	1	0	<b>AB 31</b> <b>R 8</b> <b>H 9</b> <b>RBI 8</b> <b>BB 9</b> <b>SO 10</b> <b>LOB 13</b> 						
<b>Inning Stats</b>	R: 0 H: 0 E: 0 K: 2 S: 13	H: 2 LOB: 0 BB: 0 P: 18	R: 3 H: 2 E: 1 K: 1 S: 18	H: 2 LOB: 3 BB: 3 P: 37	R: 0 H: 0 E: 0 K: 1 S: 9	H: 0 LOB: 0 BB: 0 P: 14	R: 2 H: 2 E: 0 K: 1 S: 16	H: 2 LOB: 3 BB: 3 P: 33	R: 0 H: 1 E: 0 K: 1 S: 12	H: 1 LOB: 1 BB: 1 P: 21	R: 3 H: 4 E: 0 K: 2 S: 25	H: 4 LOB: 2 BB: 1 P: 37	R: 0 H: 0 E: 0 K: 2 S: 8	H: 0 LOB: 1 BB: 1 P: 17	R: 0 H: 0 E: 0 K: 2 S: 15	H: 0 LOB: 0 BB: 0 P: 19		1B: 5 2B: 4 3B: 0 HR: 0	SF: 1 SAC: 0 DP: 1 HBP: 0	WP: 1 PB: 0 SB: 2 CS: 0	PA: 41		
<b>PITCHER</b>	IP	WLS	BF	H	R	ER	SO	BB	IBB	HBP	BLK	WP	HR	S	P	ERA		WHIP					
4 Blake Snell, L ERA: 5.22	3.2		21	4	5	5	0	6	0	0	0	0	0	53	99	12.27		2.727					
62 Taylor Scott, R ERA: 6.75	1.1		5	1	0	0	1	1	0	0	0	0	0	15	24	0.00		1.500					
74 Nabil Crismatt, R ERA: 2.76	0.2	L	6	3	3	3	1	1	0	0	1	0	0	18	29	40.50		6.000					
66 Luis Garcia, R ERA: 3.8	1.1		6	1	0	0	1	1	0	0	0	0	0	15	25	0.00		1.500					
25 Tim Hill, L ERA: 4.32	1.0		3	0	0	0	2	0	0	0	0	0	0	15	19	0.00		0.000					







Batter	1	2	3	4	5	6	7	8	9	AB	R	H	RBI	BB	SO	LOB	TOP										
27 Kevin Newman, R OBP: 0.307, SLG: 0.354			G5-3		G6-4-3			G6-3		4	0	0	0	0	1	1	<b>Pittsburgh Pirates @ Colorado Rockies</b> Coors Field, Denver, CO Sat Jul 16 2022, 1:12 PM - 3:51 PM MDT Att: 34,169 - Partly Cloudy - 92 F										
18 Ben Gamel, L OBP: 0.333, SLG: 0.387						G4-3		K		4	0	2	0	0	1	0											
13 Ke'Bryan Hayes, R OBP: 0.327, SLG: 0.358			G4-3			G5-3		G6-3		4	0	1	0	0	0	1											
19 Daniel Vogelbach, L OBP: 0.337, SLG: 0.433										1	0	0	0	3	0	2											
15 Oneil Cruz, L OBP: 0.242, SLG: 0.409										4	0	1	0	0	1	4											
25 Yoshi Tsutsugo, L OBP: 0.285, SLG: 0.245		G1-6-3								4	0	0	0	0	0	4											
41 Jake Marisnick, R OBP: 0.274, SLG: 0.391										3	0	0	0	0	2	1											
26 Josh VanMeter, L OBP: 0.248, SLG: 0.304		K								1	0	0	0	0	1	1											
31 Cal Mitchell, L OBP: 0.226, SLG: 0.318										2	0	0	0	0	1	0											
64 Diego Castillo, R OBP: 0.247, SLG: 0.379		K								1	0	0	0	0	0	0											
54 Tyler Heineman, S OBP: 0.258, SLG: 0.253										3	0	2	0	0	0	0											
<b>Inning Stats</b>	R: 0 H: 2 E: 0 K: 2 S: 11	H: 2 LOB: 2 BB: 0 P: 14	R: 0 H: 0 E: 0 K: 2 S: 8	H: 0 LOB: 0 BB: 0 P: 13	R: 0 H: 1 E: 0 K: 0 S: 12	H: 1 LOB: 1 BB: 0 P: 18	R: 0 H: 0 E: 0 K: 0 S: 15	H: 0 LOB: 1 BB: 0 P: 23	R: 0 H: 1 E: 0 K: 0 S: 5	H: 1 LOB: 2 BB: 1 P: 20	R: 0 H: 1 E: 0 K: 1 S: 6	H: 1 LOB: 1 BB: 0 P: 9	R: 0 H: 0 E: 0 K: 1 S: 7	H: 0 LOB: 0 BB: 0 P: 11	R: 0 H: 0 E: 0 K: 1 S: 6	H: 0 LOB: 1 BB: 1 P: 15	1B: 5 2B: 1 3B: 0 HR: 0	SF: 0 LOB: 0 DP: 1 HBP: 0	WP: 0 PB: 0 SB: 1 CS: 0	PA: 34							
<b>PITCHER</b>	IP	WLS	BF	H	R	ER	SO	BB	IBB	HBP	BLK	WP	HR	S	P	ERA	WHIP										
51 José Ureña, R ERA: 2.05	6.0	W	24	5	0	0	4	2	0	0	0	0	0	62	94	0.00	1.167										
58 Lucas Gilbreath, L ERA: 3.45	1.0	H	3	1	0	0	1	0	0	0	0	0	0	6	9	0.00	1.000										
37 Alex Colomé, R ERA: 2.86	1.0	H	3	0	0	0	1	0	0	0	0	0	0	7	11	0.00	0.000										
52 Daniel Bard, R ERA: 2.02	1.0	S	4	0	0	0	1	1	0	0	0	0	0	6	15	0.00	1.000										

Batter	1	2	3	4	5	6	7	8	9	AB	R	H	RBI	BB	SO	LOB	BOTTOM										
9 Connor Joe, R OBP: 0.370, SLG: 0.385			L9		E6			F7		4	1	0	0	0	1	1	<b>Pittsburgh Pirates @ Colorado Rockies</b> Coors Field, Denver, CO Sat Jul 16 2022, 1:12 PM - 3:51 PM MDT Att: 34,169 - Partly Cloudy - 92 F										
2 Yonathan Daza, R OBP: 0.348, SLG: 0.343										0	0	0	0	0	0	0											
23 Kris Bryant, R OBP: 0.377, SLG: 0.475										3	0	3	1	1	0	0											
19 Charlie Blackmon, L OBP: 0.329, SLG: 0.473										4	0	1	1	0	1	3											
25 C.J. Cron, R OBP: 0.348, SLG: 0.550										4	0	1	0	0	1	4											
Brendan Rodgers, R OBP: 0.311, SLG: 0.416										4	0	1	0	0	0	1											
24 Ryan McMahon, L OBP: 0.336, SLG: 0.381										4	0	1	0	0	1	1											
11 Jose Iglesias, R OBP: 0.341, SLG: 0.495										4	0	1	0	0	2	2											
22 Sam Hilliard, L OBP: 0.254, SLG: 0.285										3	0	0	0	1	2	1											
6 Brian Serven, R OBP: 0.320, SLG: 0.391										2	1	0	0	1	0	2											
<b>Inning Stats</b>	R: 0 H: 0 E: 0 K: 2 S: 9	H: 1 LOB: 1 BB: 1 P: 17	R: 0 H: 1 E: 0 K: 1 S: 14	H: 1 LOB: 2 BB: 1 P: 20	R: 0 H: 1 E: 0 K: 1 S: 10	H: 1 LOB: 0 BB: 0 P: 14	R: 0 H: 0 E: 0 K: 1 S: 11	H: 0 LOB: 0 BB: 0 P: 16	R: 1 H: 1 E: 1 K: 0 S: 7	H: 1 LOB: 1 BB: 0 P: 11	R: 0 H: 2 E: 0 K: 1 S: 11	H: 2 LOB: 1 BB: 0 P: 17	R: 1 H: 2 E: 0 K: 1 S: 14	H: 2 LOB: 2 BB: 1 P: 22	R: 0 H: 1 E: 0 K: 1 S: 9	H: 1 LOB: 0 BB: 0 P: 14	1B: 7 2B: 1 3B: 0 HR: 0	SF: 0 LOB: 0 DP: 1 HBP: 0	WP: 0 PB: 0 SB: 1 CS: 0	PA: 35							
<b>PITCHER</b>	IP	WLS	BF	H	R	ER	SO	BB	IBB	HBP	BLK	WP	HR	S	P	ERA	WHIP										
23 Mitch Keller, R ERA: 4.55	6.0	L	25	5	1	0	6	2	0	0	0	0	0	62	95	0.00	1.167										
57 Yerry De Los Santos, R ERA: 3.0	1.0		6	2	1	1	1	1	0	0	0	0	0	14	22	9.00	3.000										
37 Chase De Jong, R ERA: 2.06	1.0		4	1	0	0	1	0	0	0	0	0	0	9	14	0.00	1.000										







Batter	1	2	3	4	5	6	7	8	9	10	11	12	13	AB	R	H	RBI	BB	SO	LOB	TOP																																			
9 Connor Joe, R OBP: 0.365, SLG: 0.382 1 Garrett Hampson, R OBP: 0.317, SLG: 0.363	F9		G5-3				P6		G3-1					5	0	1	0	0	0	1	1																																			
23 Kris Bryant, R OBP: 0.365, SLG: 0.450							L4							5	1	1	0	1	0	1																																				
19 Charlie Blackmon, L OBP: 0.326, SLG: 0.462														6	2	2	3	0	1	2																																				
25 C.J. Cron, R OBP: 0.347, SLG: 0.545														6	0	1	0	0	5	3																																				
Brendan Rodgers, R OBP: 0.311, SLG: 0.417														5	0	1	1	0	3	0																																				
24 Ryan McMahon, L OBP: 0.335, SLG: 0.375														6	0	0	0	0	3	2																																				
11 Jose Iglesias, R OBP: 0.340, SLG: 0.401														5	1	1	0	1	1	0																																				
35 Elias Diaz, R OBP: 0.294, SLG: 0.379														3	0	2	1	1	1	0																																				
22 Sam Hilliard, L OBP: 0.246, SLG: 0.276 Randal Grichuk, R OBP: 0.268, SLG: 0.396														3	0	0	0	0	0	4																																				
														1	0	0	0	1	0	2																																				
<b>Inning Stats</b>	R: 0 E: 0 K: 1 S: 11	H: 0 LOB: 1 BB: 1 P: 20	R: 0 E: 0 K: 1 S: 17	H: 1 LOB: 2 BB: 1 P: 23	R: 2 E: 1 K: 1 S: 14	H: 3 LOB: 1 BB: 0 P: 30	R: 0 E: 0 K: 0 S: 11	H: 1 LOB: 0 BB: 0 P: 17	R: 0 E: 0 K: 2 S: 11	H: 0 LOB: 0 BB: 0 P: 18	R: 0 E: 0 K: 1 S: 11	H: 0 LOB: 1 BB: 1 P: 22	R: 2 E: 1 K: 1 S: 11	H: 2 LOB: 1 BB: 0 P: 18	R: 0 E: 0 K: 1 S: 5	H: 0 LOB: 2 BB: 0 P: 14	R: 0 E: 0 K: 1 S: 5	H: 0 LOB: 1 BB: 0 P: 6	R: 0 E: 0 K: 1 S: 6	H: 0 LOB: 0 BB: 0 P: 6	R: 0 E: 0 K: 1 S: 6	H: 0 LOB: 0 BB: 0 P: 6	1B: 6 2B: 3 3B: 0 HR: 1	SF: 1 SAC: 0 DP: 1 HBP: 1	W/P: 0 P/B: 0 SB: 0 CS: 0	PA: 52																														
<b>PITCHER</b>	IP ERA: 2.2	WLS BF	H R	ER ER	SO SO	BB BB	IBB IBB	HBP HBP	BLK BLK	WP WP	P P	ERA ERA	WHIP WHIP	39 Corbin Burnes, R ERA: 2.2	IP ERA: 3.91	WLS BF	H R	ER ER	SO SO	BB BB	IBB IBB	HBP HBP	BLK BLK	WP WP	P P	ERA ERA	WHIP WHIP	31 Jandel Gustave, R ERA: 3.91	IP ERA: 1.91	WLS BF	H R	ER ER	SO SO	BB BB	IBB IBB	HBP HBP	BLK BLK	WP WP	P P	ERA ERA	WHIP WHIP	55 Hoby Milner, L ERA: 1.91	IP ERA: 4.34	WLS BF	H R	ER ER	SO SO	BB BB	IBB IBB	HBP HBP	BLK BLK	WP WP	P P	ERA ERA	WHIP WHIP	35 Brent Suter, L ERA: 4.34

Colorado Rockies @ Milwaukee Brewers  
American Family Field, Milwaukee, WI  
Fri Jul 22 2022, 7:13 PM - 11:55 PM CDT  
Att. 33,357 - Clear - 86 F

livebaseballscorecards.com

AB 46  
R 5  
H 9  
RBI 5  
BB 4  
SO 15  
LOB 17



Batter	1	2	3	4	5	6	7	8	9	10	11	12	13	AB	R	H	RBI	BB	SO	LOB	BOTTOM																					
22 Christian Yelich, L OBP: 0.346, SLG: 0.531	G1-3		G6-4-3											4	0	1	0	2	1	1																						
27 Willy Adams, R OBP: 0.292, SLG: 0.491														6	2	1	1	0	1	3																						
11 Rowdy Tellez, L OBP: 0.306, SLG: 0.457														5	1	1	0	1	1	1																						
24 Andrew McCutchen, R OBP: 0.320, SLG: 0.394														4	1	1	2	2	0	3																						
12 Hunter Renfroe, R OBP: 0.299, SLG: 0.489 3 Jonathan Davis, R OBP: 0.348, SLG: 0.254														5	1	2	2	0	0	4																						
16 Kolten Wong, L OBP: 0.318, SLG: 0.388														0	1	0	0	0	0	0																						
2 Luis Urias, R OBP: 0.311, SLG: 0.379														6	0	1	1	0	1	5																						
10 Omar Narváez, L OBP: 0.328, SLG: 0.358 20 Mike Brosseau, R OBP: 0.366, SLG: 0.450 7 Victor Caratini, S OBP: 0.357, SLG: 0.434														2	0	1	0	0	0	2																						
														1	0	0	0	0	1	2																						
														2	0	0	0	0	0	0																						
15 Tyrone Taylor, R OBP: 0.275, SLG: 0.418														5	0	1	0	0	3	2																						
<b>Inning Stats</b>	R: 0 E: 0 K: 1 S: 10	H: 0 LOB: 0 BB: 0 P: 17	R: 0 E: 0 K: 1 S: 14	H: 2 LOB: 2 BB: 0 P: 19	R: 3 E: 0 K: 0 S: 14	H: 4 LOB: 0 BB: 0 P: 21	R: 0 E: 0 K: 1 S: 7	H: 1 LOB: 0 BB: 0 P: 9	R: 0 E: 0 K: 1 S: 7	H: 0 LOB: 0 BB: 0 P: 9	R: 0 E: 0 K: 1 S: 12	H: 1 LOB: 1 BB: 1 P: 13	R: 0 E: 0 K: 1 S: 11	H: 1 LOB: 0 BB: 0 P: 15	R: 2 E: 0 K: 1 S: 9	H: 1 LOB: 0 BB: 0 P: 15	R: 0 E: 0 K: 1 S: 10	H: 0 LOB: 1 BB: 0 P: 16	R: 0 E: 0 K: 0 S: 5	H: 0 LOB: 3 BB: 2 P: 7	R: 1 E: 0 K: 0 S: 5	H: 1 LOB: 2 BB: 1 P: 9	1B: 5 2B: 3 3B: 0 HR: 3	SF: 0 SAC: 1 DP: 2 HBP: 1	W/P: 0 P/B: 0 SB: 0 CS: 0	PA: 52																
<b>PITCHER</b>	IP ERA: 4.98	WLS BF	H R	ER ER	SO SO	BB BB	IBB IBB	HBP HBP	BLK BLK	WP WP	P P	ERA ERA	WHIP WHIP	49 Antonio Senzatella, R ERA: 4.98	IP ERA: 5.01	WLS BF	H R	ER ER	SO SO	BB BB	IBB IBB	HBP HBP	BLK BLK	WP WP	P P	ERA ERA	WHIP WHIP	54 Carlos Estévez, R ERA: 5.01	IP ERA: 4.7	WLS BF	H R	ER ER	SO SO	BB BB	IBB IBB	HBP HBP	BLK BLK	WP WP	P P	ERA ERA	WHIP WHIP	59 Jake Bird, R ERA: 4.7

Colorado Rockies @ Milwaukee Brewers  
American Family Field, Milwaukee, WI  
Fri Jul 22 2022, 7:13 PM - 11:55 PM CDT  
Att. 33,357 - Clear - 86 F

livebaseballscorecards.com

AB 44  
R 6  
H 11  
RBI 6  
BB 6  
SO 9  
LOB 23





Batter	1	2	3	4	5	6	7	8	9	AB	R	H	RBI	BB	SO	LOB	TOP										
19 Charlie Blackmon, L OBP: 0.325, SLG: 0.480	G6-3		F8					F7		4	0	1	0	0	0	0	<b>Colorado Rockies @ Milwaukee Brewers</b> American Family Field, Milwaukee, WI Sat Jul 23 2022, 6:12 PM - 9:25 PM CDT Att: 31,694 - Roof Closed - 86 F										
11 Jose Iglesias, R OBP: 0.339, SLG: 0.399 1 Garrett Hampson, R OBP: 0.317, SLG: 0.363	25 BB 1B		K					P3		4	1	1	0	0	2	2											
23 Kris Bryant, R OBP: 0.355, SLG: 0.437	P4		K					F8		4	0	0	0	0	1	1											
25 C.J. Cron, R OBP: 0.349, SLG: 0.552	1B BB		G5-3					K		3	1	1	1	1	1	1											
Brendan Rodgers, R OBP: 0.313, SLG: 0.421	2B BB		G3-1					G5-4-3		4	1	2	1	0	0	1											
24 Ryan McMahon, L OBP: 0.332, SLG: 0.370	1B		K					2 HR		4	0	0	0	0	3	3											
Randal Grichuk, R OBP: 0.288, SLG: 0.394			K					F8		4	0	1	0	0	2	1											
2 Yonathan Daza, R OBP: 0.350, SLG: 0.356	P3		L8					P6		3	1	1	2	0	0	1											
6 Brian Serven, R OBP: 0.307, SLG: 0.374	G5-3		K					HR		4	0	0	0	0	1	2											
<b>Inning Stats</b>	R: 1 H: 2 E: 0 K: 1 S: 17	WLS: 2 BF: 23 LOB: 2 BB: 1 P: 27	R: 0 H: 0 E: 0 K: 1 S: 12	H: 0 R: 0 ER: 0 LOB: 0 BB: 0 P: 15	R: 0 H: 0 E: 0 K: 2 S: 8	H: 0 R: 0 ER: 0 LOB: 0 BB: 0 P: 11	R: 0 H: 0 E: 0 K: 1 S: 8	H: 2 R: 0 ER: 0 LOB: 2 BB: 0 P: 12	R: 0 H: 2 E: 1 K: 1 S: 15	H: 0 R: 0 ER: 0 LOB: 1 BB: 1 P: 21	R: 0 H: 0 E: 0 K: 2 S: 10	H: 0 R: 0 ER: 0 LOB: 1 BB: 0 P: 20	R: 0 H: 0 E: 0 K: 0 S: 7	H: 0 R: 0 ER: 0 LOB: 0 BB: 0 P: 11	R: 3 H: 3 E: 0 K: 0 S: 14	H: 3 R: 0 ER: 0 LOB: 0 BB: 0 P: 23	1B: 4 2B: 1 3B: 0 HR: 2	SF: 0 SAC: 0 DP: 1 HBP: 1	WP: 0 PB: 0 SB: 0 CS: 0	PA: 36							
<b>PITCHER</b>	IP	WLS	BF	H	R	ER	SO	BB	IBB	HBP	BLK	WP	HR	S	P	ERA	WHIP										
53 Brandon Woodruff, R ERA: 3.73	6.0	W	23	4	1	1	8	1	0	0	0	0	0	70	100	1.50	0.833										
48 Trevor Gott, R ERA: 4.06	1.0		4	0	0	0	2	0	0	1	0	0	0	10	20	0.00	0.000										
21 Jake McGee, L ERA: 6.85	1.0		3	0	0	0	0	0	0	0	0	0	0	7	11	0.00	0.000										
59 Connor Sadzeck, R ERA: 9.0	1.0		6	3	3	3	0	0	0	0	0	0	2	14	23	27.00	3.000										

Batter	1	2	3	4	5	6	7	8	9	AB	R	H	RBI	BB	SO	LOB	BOTTOM										
22 Christian Yelich, L OBP: 0.347, SLG: 0.378	K		K					K		5	0	1	1	0	4	1	<b>Colorado Rockies @ Milwaukee Brewers</b> American Family Field, Milwaukee, WI Sat Jul 23 2022, 6:12 PM - 9:25 PM CDT Att: 31,694 - Roof Closed - 86 F										
27 Willy Adames, R OBP: 0.305, SLG: 0.477	G1-3							P3		4	1	1	0	1	0	3											
11 Rowdy Tellez, L OBP: 0.305, SLG: 0.454	2B 1B		G6-4-3					G4-3		4	1	1	0	0	0	2											
24 Andrew McCutchen, R OBP: 0.319, SLG: 0.390	FC4-6		16 HR 12 BB					G5-3		3	1	0	0	1	0	3											
16 Koltan Wong, L OBP: 0.324, SLG: 0.394	F7		12 HR 12 BB					G4-3		4	2	3	1	0	0	0											
12 Hunter Renfroe, R OBP: 0.302, SLG: 0.502	K		HR					K		4	2	2	3	0	2	1											
7 Victor Caratini, S OBP: 0.354, SLG: 0.436	K		G4-3					P2		4	1	1	2	0	1	0											
2 Luis Urrías, R OBP: 0.315, SLG: 0.380 20 Mike Brosseau, R OBP: 0.370, SLG: 0.461	G6-4-3		15 HR 15 BB					15 E 15 BB		2	0	1	0	1	0	0											
15 Tyrone Taylor, R OBP: 0.275, SLG: 0.415	G6-4-3		G1-3					P6		4	0	1	1	0	0	3											
<b>Inning Stats</b>	R: 0 H: 1 E: 0 K: 1 S: 10	H: 1 R: 0 ER: 0 LOB: 1 BB: 0 P: 16	R: 0 H: 0 E: 0 K: 2 S: 7	H: 0 R: 0 ER: 0 LOB: 0 BB: 0 P: 11	R: 0 H: 1 E: 0 K: 1 S: 7	H: 1 R: 0 ER: 0 LOB: 0 BB: 0 P: 11	R: 3 H: 2 E: 0 K: 0 S: 11	H: 2 R: 0 ER: 0 LOB: 2 BB: 2 P: 21	R: 0 H: 0 E: 0 K: 1 S: 6	H: 0 R: 0 ER: 0 LOB: 0 BB: 0 P: 12	R: 5 H: 5 E: 1 K: 0 S: 27	H: 5 R: 0 ER: 0 LOB: 2 BB: 1 P: 46	R: 0 H: 1 E: 0 K: 1 S: 14	H: 1 R: 0 ER: 0 LOB: 1 BB: 0 P: 17	R: 1 H: 2 E: 1 K: 1 S: 13	H: 2 R: 0 ER: 0 LOB: 1 BB: 0 P: 15	1B: 10 2B: 1 3B: 0 HR: 1	SF: 0 SAC: 0 DP: 2 HBP: 0	WP: 1 PB: 0 SB: 0 CS: 0	PA: 38							
<b>PITCHER</b>	IP	WLS	BF	H	R	ER	SO	BB	IBB	HBP	BLK	WP	HR	S	P	ERA	WHIP										
51 José Ureña, R ERA: 3.13	5.1	L	23	6	6	6	5	2	0	0	0	0	1	51	87	10.12	1.500										
Jhoulys Chacin, R ERA: 7.36	1.2		10	4	2	1	1	1	0	0	0	1	0	31	47	5.40	3.000										
29 Robert Stephenson, R ERA: 5.16	1.0		5	2	1	0	1	0	0	0	0	0	0	13	15	0.00	2.000										

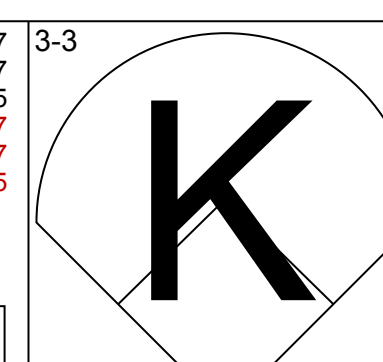
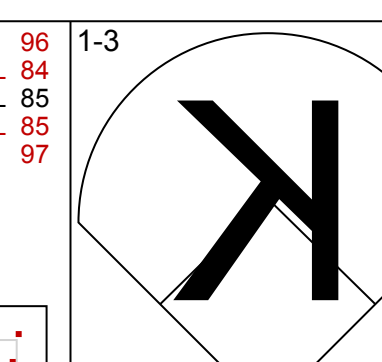
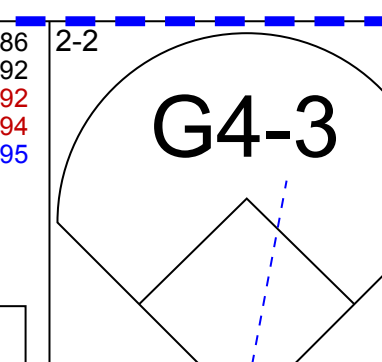
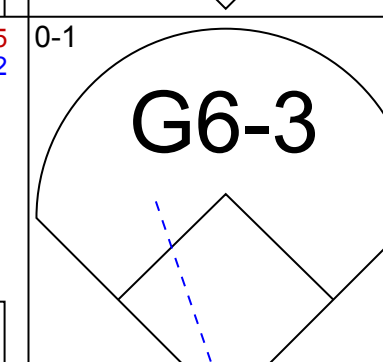
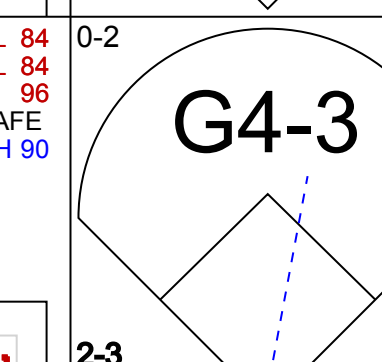
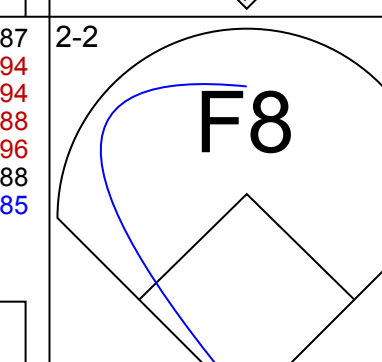
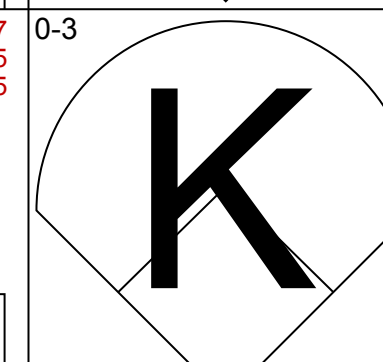
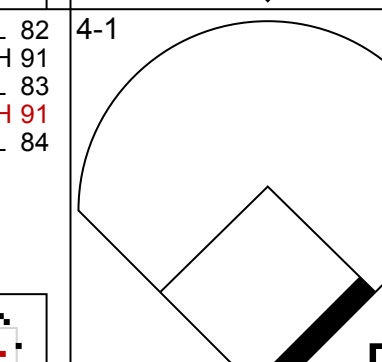
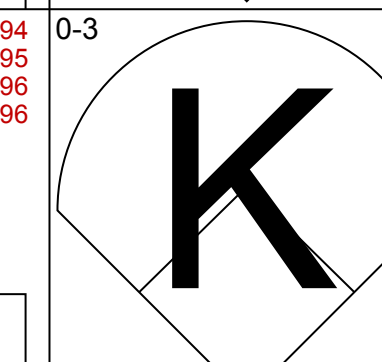
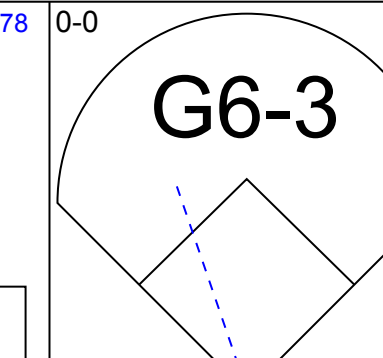
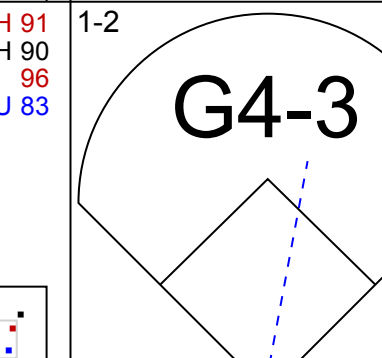

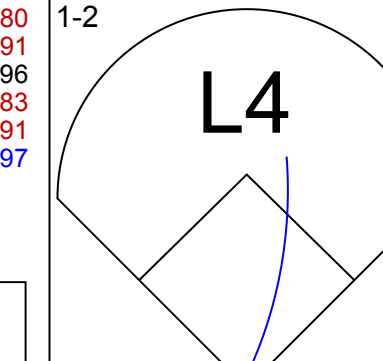

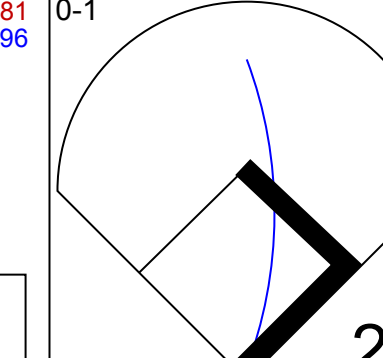

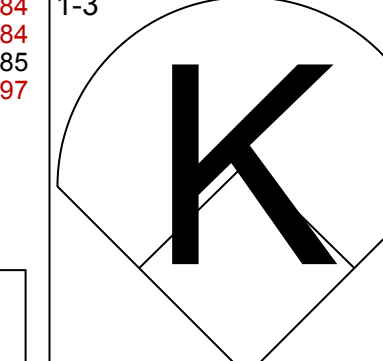



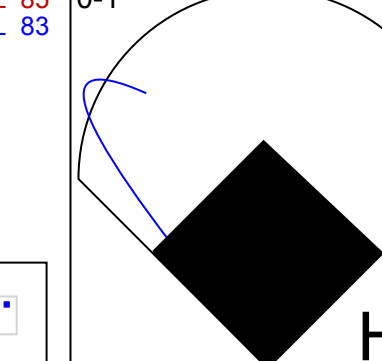

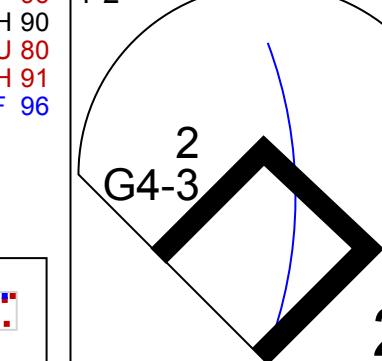

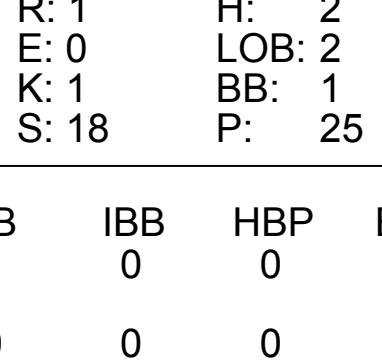
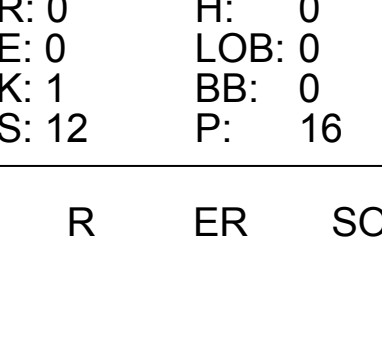
AB	34
R	4
H	7
RBI	4
BB	1
SO	10
LOB	12









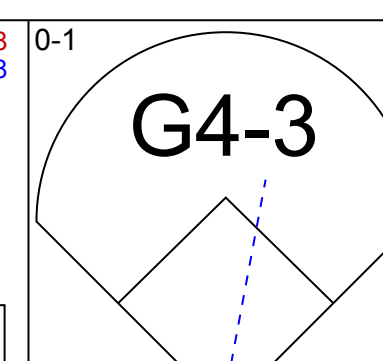
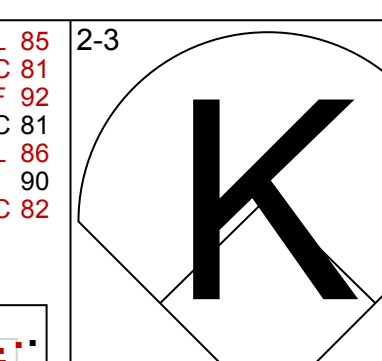

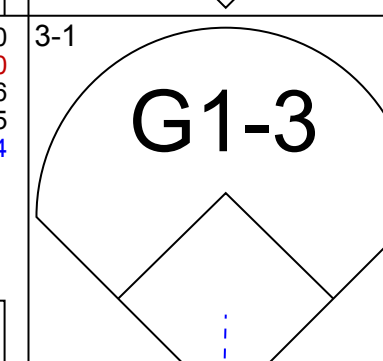

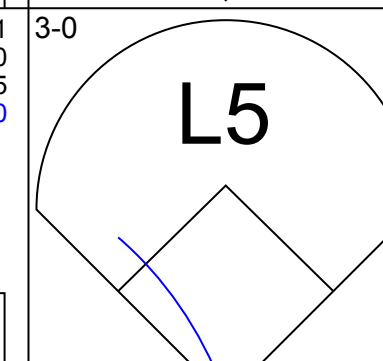


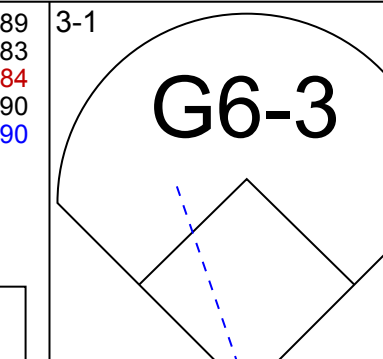


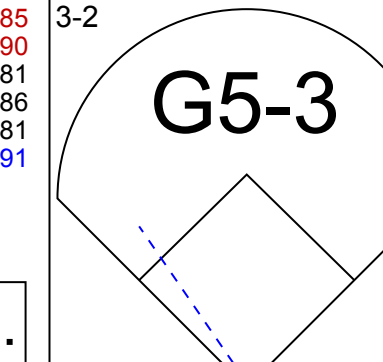


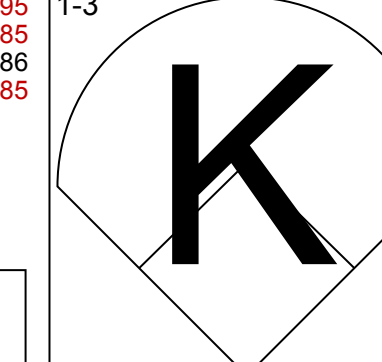

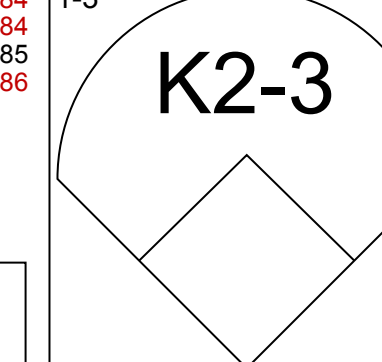
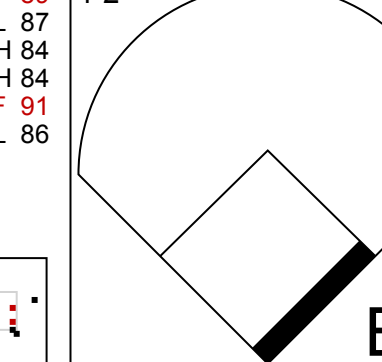
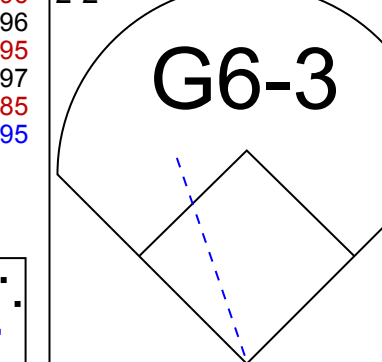
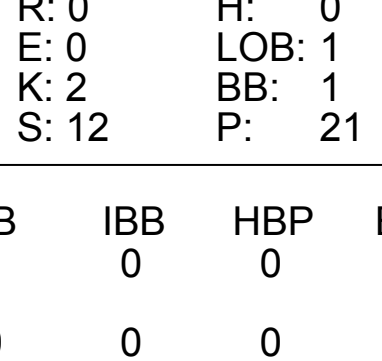
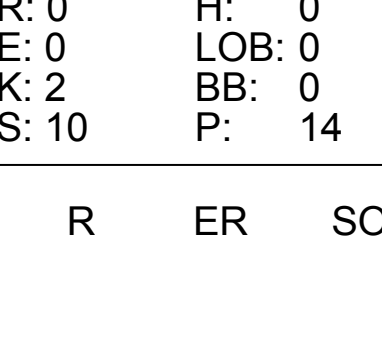


Batter	1	2	3	4	5	6	7	8	9	AB	R	H	RBI	BB	SO	LOB	TOP							
19 Charlie Blackmon, L (1, 10) OBP: 0.325, SLG: 0.473										4	0	0	0	0	2	2								
2 Yonathan Daza, R (1, 7) OBP: 0.347, SLG: 0.354										3	0	0	1	0	0	1								
25 C.J. Cron, R (1, 3) OBP: 0.346, SLG: 0.541										3	0	0	0	1	2	0								
Brendan Rodgers, R (1, 4) OBP: 0.311, SLG: 0.415										4	0	0	0	0	1	2								
11 Jose Iglesias, R (1, 6) OBP: 0.339, SLG: 0.397										1	0	0	0	0	0	0								
22 Sam Hilliard, L (2, 7) OBP: 0.255, SLG: 0.279										2	0	1	0	0	0	0								
Randal Grichuk, R (1, 9) OBP: 0.292, SLG: 0.395										4	0	1	0	0	1	2								
24 Ryan McMahon, L (1, 5) OBP: 0.329, SLG: 0.366										3	0	0	0	0	2	2								
35 Elias Diaz, R (1, 2) OBP: 0.297, SLG: 0.393										3	1	1	1	0	2	1								
1 Garrett Hampson, R (1, 8) OBP: 0.331, SLG: 0.395										3	1	2	0	0	1	0								
<b>Inning Stats</b>	R: 0 E: 0 K: 2 S: 8	H: 0 LOB: 0 BB: 0 P: 11	R: 0 E: 0 K: 1 S: 11	H: 1 LOB: 1 BB: 0 P: 13	R: 1 E: 0 K: 1 S: 18	H: 2 LOB: 2 BB: 1 P: 25	R: 0 E: 0 K: 3 S: 14	H: 1 LOB: 1 BB: 0 P: 20	R: 1 E: 0 K: 0 S: 10	H: 1 LOB: 0 BB: 0 P: 13	R: 0 E: 0 K: 0 S: 8	H: 0 LOB: 0 BB: 0 P: 11	R: 0 E: 0 K: 2 S: 12	H: 0 LOB: 0 BB: 0 P: 18	R: 0 E: 0 K: 1 S: 12	H: 0 LOB: 0 BB: 0 P: 16	R: 0 E: 0 K: 1 S: 6	H: 0 LOB: 0 BB: 0 P: 14	1B: 2 2B: 2 HR: 1	SF: 1 SAC: 0 DP: 0 HBP: 1	WP: 0 PB: 0 SB: 1 CS: 0	PA: 33		
<b>PITCHER</b>	IP: 7.0 WLS: L BF: 27 ERA: 4.38	IP: 1.0 WLS: 3 BF: 0 ERA: 6.56	IP: 1.0 WLS: 3 BF: 0 ERA: 4.12	IP: 7.0 WLS: L BF: 27 ERA: 4.38	IP: 1.0 WLS: 3 BF: 0 ERA: 6.56	IP: 1.0 WLS: 3 BF: 0 ERA: 4.12	IP: 7.0 WLS: L BF: 27 ERA: 4.38	IP: 1.0 WLS: 3 BF: 0 ERA: 6.56	IP: 1.0 WLS: 3 BF: 0 ERA: 4.12	IP: 7.0 WLS: L BF: 27 ERA: 4.38	IP: 1.0 WLS: 3 BF: 0 ERA: 6.56	IP: 1.0 WLS: 3 BF: 0 ERA: 4.12	IP: 7.0 WLS: L BF: 27 ERA: 4.38	IP: 1.0 WLS: 3 BF: 0 ERA: 6.56	IP: 1.0 WLS: 3 BF: 0 ERA: 4.12	IP: 7.0 WLS: L BF: 27 ERA: 4.38	IP: 1.0 WLS: 3 BF: 0 ERA: 6.56	IP: 1.0 WLS: 3 BF: 0 ERA: 4.12	IP: 7.0 WLS: L BF: 27 ERA: 4.38	IP: 1.0 WLS: 3 BF: 0 ERA: 6.56	IP: 1.0 WLS: 3 BF: 0 ERA: 4.12	IP: 7.0 WLS: L BF: 27 ERA: 4.38	IP: 1.0 WLS: 3 BF: 0 ERA: 6.56	IP: 1.0 WLS: 3 BF: 0 ERA: 4.12

**Colorado Rockies @ Milwaukee Brewers**  
American Family Field, Milwaukee, WI  
Mon Jul 25 2022, 7:13 PM - 10:02 PM CDT  
Att: 25,194 - Partly Cloudy - 74 F

livebaseballscorecards.com

AB 30  
R 2  
H 5  
RBI 2  
BB 1  
SO 11  
LOB 10



Batter	1	2	3	4	5	6	7	8	9	AB	R	H	RBI	BB	SO	LOB	BOTTOM							
22 Christian Yelich, L (1, 7) OBP: 0.347, SLG: 0.381										4	0	1	0	0	2	2								
27 Willy Adames, R (1, 6) OBP: 0.291, SLG: 0.469										4	0	0	0	0	0	2								
24 Andrew McCutchen, R (1, 10) OBP: 0.319, SLG: 0.394										4	0	1	0	0	1	2								
12 Hunter Renfroe, R (1, 9) OBP: 0.305, SLG: 0.509										4	0	0	0	0	0	3								
20 Mike Brosseau, R (1, 3) OBP: 0.371, SLG: 0.468										3	0	1	0	0	0	0								
11 Rowdy Tellez, L (9, PH) OBP: 0.308, SLG: 0.453										0	0	0	0	1	0	0								
3 Jonathan Davis, R (9, PR) OBP: 0.352, SLG: 0.250										0	0	0	0	0	0	0								
2 Luis Urias, R (1, 5) OBP: 0.317, SLG: 0.381										4	0	1	0	0	2	4								
15 Tyrone Taylor, R (1, 8) OBP: 0.273, SLG: 0.424										3	0	0	0	0	3	1								
16 Kolten Wong, L (1, 4) OBP: 0.321, SLG: 0.389										3	0	0	0	0	1	0								
2B Pedro Severino, R (1, 2) OBP: 0.368, SLG: 0.375										2	0	1	0	1	0	0								
<b>Inning Stats</b>	R: 0 E: 0 K: 0 S: 5	H: 0 LOB: 0 BB: 0 P: 11	R: 0 E: 0 K: 1 S: 8	H: 0 LOB: 0 BB: 0 P: 15	R: 0 E: 0 K: 2 S: 12	H: 0 LOB: 1 BB: 1 P: 21	R: 0 E: 0 K: 0 S: 6	H: 1 LOB: 0 BB: 0 P: 9	R: 0 E: 0 K: 1 S: 8	H: 1 LOB: 0 BB: 0 P: 12	R: 0 E: 0 K: 1 S: 9	H: 1 LOB: 1 BB: 0 P: 16	R: 0 E: 0 K: 2 S: 10	H: 1 LOB: 1 BB: 0 P: 15	R: 0 E: 0 K: 2 S: 10	H: 0 LOB: 0 BB: 0 P: 14	R: 0 E: 1 K: 0 S: 12	H: 1 LOB: 3 BB: 1 P: 20	1B: 5 2B: 0 3B: 0 HR: 0	SF: 0 SAC: 0 DP: 1 HBP: 0	WP: 0 PB: 0 SB: 0 CS: 1	PA: 33		
<b>PITCHER</b>	IP: 7.0 WLS: W BF: 24 ERA: 4.64	IP: 1.0 WLS: H BF: 3 ERA: 3.18	IP: 1.0 WLS: S BF: 6 ERA: 1.91	IP: 7.0 WLS: W BF: 24 ERA: 4.64	IP: 1.0 WLS: H BF: 3 ERA: 3.18	IP: 1.0 WLS: S BF: 6 ERA: 1.91	IP: 7.0 WLS: W BF: 24 ERA: 4.64	IP: 1.0 WLS: H BF: 3 ERA: 3.18	IP: 1.0 WLS: S BF: 6 ERA: 1.91	IP: 7.0 WLS: W BF: 24 ERA: 4.64	IP: 1.0 WLS: H BF: 3 ERA: 3.18	IP: 1.0 WLS: S BF: 6 ERA: 1.91	IP: 7.0 WLS: W BF: 24 ERA: 4.64	IP: 1.0 WLS: H BF: 3 ERA: 3.18	IP: 1.0 WLS: S BF: 6 ERA: 1.91	IP: 7.0 WLS: W BF: 24 ERA: 4.64	IP: 1.0 WLS: H BF: 3 ERA: 3.18	IP: 1.0 WLS: S BF: 6 ERA: 1.91	IP: 7.0 WLS: W BF: 24 ERA: 4.64	IP: 1.0 WLS: H BF: 3 ERA: 3.18	IP: 1.0 WLS: S BF: 6 ERA: 1.91	IP: 7.0 WLS: W BF: 24 ERA: 4.64	IP: 1.0 WLS: H BF: 3 ERA: 3.18	IP: 1.0 WLS: S BF: 6 ERA: 1.91

**Colorado Rockies @ Milwaukee Brewers**  
American Family Field, Milwaukee, WI  
Mon Jul 25 2022, 7:13 PM - 10:02 PM CDT  
Att: 25,194 - Partly Cloudy - 74 F

livebaseballscorecards.com

AB 31  
R 0  
H 5  
RBI 0  
BB 2  
SO 9  
LOB 14









Batter	1	2	3	4	5	6	7	8	9	AB	R	H	RBI	BB	SO	LOB	TOP										
7 Tim Anderson, R OBP: 0.351, SLG: 0.412										5	1	2	1	0	1	2	<b>Chicago White Sox @ Colorado Rockies</b> Coors Field, Denver, CO Wed Jul 27 2022, 1:16 PM - 4:51 PM MDT Att: 30,731 - Partly Cloudy - 83 F										
10 Yoan Moncada, S OBP: 0.273, SLG: 0.337										2	1	1	0	2	1	1											
18 AJ Pollock, R OBP: 0.280, SLG: 0.354										4	1	2	2	0	0	1											
79 José Abreu, R OBP: 0.383, SLG: 0.463										4	0	1	0	0	1	4											
24 Yasmani Grandal, S OBP: 0.308, SLG: 0.255										4	0	1	2	0	1	1											
25 Andrew Vaughn, R OBP: 0.338, SLG: 0.452										4	0	0	0	0	1	1											
15 Adam Engel, R OBP: 0.297, SLG: 0.357										0	0	0	0	0	0	0											
Josh Harrison, R OBP: 0.304, SLG: 0.363										4	0	1	0	0	0	0											
28 Leury García, S OBP: 0.231, SLG: 0.272										4	1	1	0	0	1	1											
44 Seby Zavala, R OBP: 0.340, SLG: 0.432										4	1	2	0	0	1	0											
<b>Inning Stats</b>	R: 0 E: 0 K: 1 S: 8	H: 1 LOB: 0 BB: 0 P: 11	R: 0 E: 0 K: 1 S: 8	H: 0 LOB: 0 BB: 0 P: 12	R: 0 E: 0 K: 0 S: 8	H: 1 LOB: 0 BB: 0 P: 11	R: 2 E: 0 K: 1 S: 12	H: 3 LOB: 1 BB: 0 P: 15	R: 0 E: 0 K: 1 S: 11	H: 1 LOB: 2 BB: 1 P: 18	R: 0 E: 0 K: 0 S: 8	H: 1 LOB: 0 BB: 0 P: 12	R: 3 E: 0 K: 1 S: 19	H: 4 LOB: 2 BB: 1 P: 31	R: 0 E: 0 K: 0 S: 6	H: 0 LOB: 0 BB: 0 P: 10	R: 0 E: 0 K: 2 S: 8	H: 0 LOB: 0 BB: 0 P: 12	1B: 9 2B: 3 3B: 0 HR: 0	SF: 0 SAC: 0 DP: 3 HBP: 0	WP: 1 PB: 0 SB: 0 CS: 0	PA: 37					
<b>PITCHER</b>	IP	WLS	BF	H	R	ER	SO	BB	IBB	HBP	BLK	WP	HR	S	P	ERA	WHIP										
49 Antonio Senzatele, R ERA: 4.9	6.2		26	8	3	3	5	1	0	0	0	1	0	63	91	4.05	1.350										
58 Lucas Gilbreath, L ERA: 3.71	0.0	B	3	2	0	0	0	1	0	0	0	0	0	8	16	∞	∞										
54 Carlos Estévez, R ERA: 4.81	0.1		2	1	2	2	0	0	0	0	0	0	0	3	3	54.00	3.000										
37 Alex Colomé, R ERA: 3.29	1.0		3	0	0	0	0	0	0	0	0	0	0	6	10	0.00	0.000										
29 Robert Stephenson, R ERA: 5.68	1.0	W	3	0	0	0	2	0	0	0	0	0	0	8	12	0.00	0.000										

Batter	1	2	3	4	5	6	7	8	9	AB	R	H	RBI	BB	SO	LOB	BOTTOM										
19 Charlie Blackmon, L OBP: 0.325, SLG: 0.478										4	1	1	1	1	1	3	<b>Chicago White Sox @ Colorado Rockies</b> Coors Field, Denver, CO Wed Jul 27 2022, 1:16 PM - 4:51 PM MDT Att: 30,731 - Partly Cloudy - 83 F										
1 Garrett Hampson, R OBP: 0.311, SLG: 0.386										4	0	0	0	0	3	3											
23 Kris Bryant, R OBP: 0.371, SLG: 0.480										5	1	2	0	0	1	5											
25 C.J. Cron, R OBP: 0.341, SLG: 0.531										5	1	1	1	0	1	3											
Brendan Rodgers, R OBP: 0.316, SLG: 0.419										3	2	2	0	2	1	1											
11 Jose Iglesias, R OBP: 0.343, SLG: 0.402										4	1	2	2	1	0	3											
24 Ryan McMahon, L OBP: 0.337, SLG: 0.376										2	0	1	0	3	0	1											
35 Elias Díaz, R OBP: 0.306, SLG: 0.392										3	0	1	2	2	1	3											
2 Yonathan Daza, R OBP: 0.346, SLG: 0.357										4	0	1	0	0	1	4											
<b>Inning Stats</b>	R: 3 E: 0 K: 1 S: 22	H: 4 LOB: 2 BB: 1 P: 32	R: 0 E: 0 K: 2 S: 9	H: 0 LOB: 0 BB: 0 P: 15	R: 0 E: 0 K: 0 S: 9	H: 1 LOB: 1 BB: 0 P: 14	R: 0 E: 0 K: 0 S: 9	H: 0 LOB: 2 BB: 2 P: 19	R: 0 E: 0 K: 1 S: 14	H: 1 LOB: 3 BB: 2 P: 24	R: 0 E: 0 K: 1 S: 16	H: 1 LOB: 0 BB: 2 P: 27	R: 1 E: 0 K: 2 S: 14	H: 2 LOB: 1 BB: 0 P: 20	R: 0 E: 0 K: 2 S: 10	H: 1 LOB: 2 BB: 0 P: 13		R: 2 E: 0 K: 0 S: 5	H: 1 LOB: 2 BB: 3 P: 17	1B: 6 2B: 4 3B: 0 HR: 1	SF: 0 SAC: 0 DP: 1 HBP: 1	WP: 0 PB: 0 SB: 0 CS: 0	PA: 44				
<b>PITCHER</b>	IP	WLS	BF	H	R	ER	SO	BB	IBB	HBP	BLK	WP	HR	S	P	ERA	WHIP										
27 Lucas Giolito, R ERA: 5.14	5.0		24	6	3	3	4	4	0	0	0	0	0	16	27	0.00	2.000										
63 Matt Foster, R ERA: 4.65	1.0		6	1	0	0	1	1	1	0	0	0	0	14	20	9.00	2.000										
66 José Ruiz, R ERA: 4.28	1.0	H	5	2	1	1	2	0	0	0	0	0	0	9	12	0.00	1.500										
17 Joe Kelly, R ERA: 6.2	0.2	H	4	1	0	0	2	0	0	1	0	0	0	1	1	0.00	0.000										
53 Jimmy Lambert, R ERA: 2.22	0.1	H	1	0	0	0	0	0	0	0	0	0	0	1	1	0.00	0.000										



Batter	1	2	3	4	5	6	7	8	9	AB	R	H	RBI	BB	SO	LOB	TOP					
50 Mookie Betts, R OBP: 0.344, SLG: 0.530	F8	L5			G6-3				G4-3	6	2	2	0	0	0	4	<b>Los Angeles Dodgers @ Colorado Rockies</b> Coors Field, Denver, CO Thu Jul 28 2022, 6:43 PM - 9:48 PM MDT Att: 32,182 - Cloudy - 76 F					
6 Trea Turner, R OBP: 0.356, SLG: 0.504									F9	4	3	3	3	0	0	0						
25 Travece Thompson, R OBP: 0.352, SLG: 0.446										2	0	0	0	0	1	2						
5 Freddie Freeman, L OBP: 0.401, SLG: 0.538										3	2	1	2	2	0	2						
31 Tyler Anderson, L ERA: 2.61										0	0	0	0	0	0	0						
57 Jake Reed, R ERA: 9.35										0	0	0	0	0	0	0						
17 Hanser Alberto, R OBP: 0.247, SLG: 0.385										0	0	0	0	0	0	0						
16 Will Smith, R OBP: 0.351, SLG: 0.454										5	1	2	3	0	1	3						
18 Jake Lamb, L OBP: 0.323, SLG: 0.426										5	0	1	0	0	3	4						
9 Gavin Lux, L OBP: 0.382, SLG: 0.436										5	1	3	1	0	0	3						
13 Max Muncy, L OBP: 0.307, SLG: 0.302										5	1	1	0	0	1	4						
35 Cody Bellinger, L OBP: 0.268, SLG: 0.381										4	1	1	2	1	2	1						
8 Zach McKinstry, L OBP: 0.286, SLG: 0.364										3	2	0	0	2	0	3						
<b>Inning Stats</b>	R: 2 H: 2 E: 0 K: 0 S: 17	H: 2 LOB: 1 BB: 1 P: 29	R: 4 H: 3 E: 1 K: 1 S: 18	H: 3 LOB: 2 BB: 2 P: 33	R: 0 H: 0 E: 0 K: 1 S: 7	H: 0 LOB: 0 BB: 0 P: 14	R: 5 H: 5 E: 1 K: 1 S: 23	H: 5 LOB: 1 BB: 0 P: 36	R: 0 H: 0 E: 0 K: 0 S: 9	H: 1 LOB: 1 BB: 0 P: 14	R: 0 H: 2 E: 0 K: 2 S: 14	H: 2 LOB: 1 BB: 1 P: 21	R: 0 H: 1 E: 0 K: 2 S: 10	H: 1 LOB: 1 BB: 0 P: 15	R: 0 H: 0 E: 0 K: 0 S: 4	H: 0 LOB: 0 BB: 1 P: 8	1B: 9 2B: 5 3B: 0 HR: 0	SF: 0 SAC: 0 DP: 1 HBP: 0	WP: 2 PA: 47 PB: 0 SB: 3 CS: 0			
<b>PITCHER</b>	IP WLS BF H R ER SO BB IBB HBP BLK WP HR S P ERA WHIP	IP WLS BF H R ER SO BB IBB HBP BLK WP HR S P ERA WHIP	IP WLS BF H R ER SO BB IBB HBP BLK WP HR S P ERA WHIP	IP WLS BF H R ER SO BB IBB HBP BLK WP HR S P ERA WHIP	IP WLS BF H R ER SO BB IBB HBP BLK WP HR S P ERA WHIP	IP WLS BF H R ER SO BB IBB HBP BLK WP HR S P ERA WHIP	IP WLS BF H R ER SO BB IBB HBP BLK WP HR S P ERA WHIP	IP WLS BF H R ER SO BB IBB HBP BLK WP HR S P ERA WHIP	IP WLS BF H R ER SO BB IBB HBP BLK WP HR S P ERA WHIP	IP WLS BF H R ER SO BB IBB HBP BLK WP HR S P ERA WHIP	IP WLS BF H R ER SO BB IBB HBP BLK WP HR S P ERA WHIP	IP WLS BF H R ER SO BB IBB HBP BLK WP HR S P ERA WHIP	IP WLS BF H R ER SO BB IBB HBP BLK WP HR S P ERA WHIP	IP WLS BF H R ER SO BB IBB HBP BLK WP HR S P ERA WHIP	IP WLS BF H R ER SO BB IBB HBP BLK WP HR S P ERA WHIP	IP WLS BF H R ER SO BB IBB HBP BLK WP HR S P ERA WHIP						
51 José Ureña, R ERA: 4.67	3.0	L	22	8	10	8	2	3	0	0	0	0	0	0	0	0	1	0	47	85	24.00	3.667
26 Austin Gomber, L ERA: 5.8	2.0		8	2	1	0	1	0	0	0	0	0	0	0	0	0	0	0	27	41	0.00	1.000
61 Justin Lawrence, R ERA: 5.6	2.0		10	3	2	2	3	1	0	0	0	0	0	0	0	0	0	0	23	35	9.00	2.000
59 Jake Bird, R ERA: 4.58	1.0		4	1	0	0	2	0	0	0	0	0	0	0	0	0	1	0	10	15	0.00	1.000
6 Brian Serven, R ERA	1.0		3	0	0	0	0	1	0	0	0	0	0	0	0	0	0	0	4	8	0.00	1.000
<b>Batter</b>	<b>1</b>	<b>2</b>	<b>3</b>	<b>4</b>	<b>5</b>	<b>6</b>	<b>7</b>	<b>8</b>	<b>9</b>	<b>AB</b>	<b>R</b>	<b>H</b>	<b>RBI</b>	<b>BB</b>	<b>SO</b>	<b>LOB</b>	<b>BOTTOM</b>					
9 Connor Joe, R OBP: 0.359, SLG: 0.373	G3-1				G1-3				F8	4	0	0	0	0	0	2	<b>Los Angeles Dodgers @ Colorado Rockies</b> Coors Field, Denver, CO Thu Jul 28 2022, 6:43 PM - 9:48 PM MDT Att: 32,182 - Cloudy - 76 F					
11 Jose Iglesias, R OBP: 0.340, SLG: 0.398	G1-3									3	0	0	0	0	0	0						
1 Garrett Hampson, R OBP: 0.329, SLG: 0.383										1	0	0	0	0	2							
23 Kris Bryant, R OBP: 0.376, SLG: 0.487										2	0	1	0	0	0	0						
22 Sam Hilliard, L OBP: 0.260, SLG: 0.278										1	0	0	0	0	2							
25 C.J. Cron, R OBP: 0.338, SLG: 0.527										3	0	0	0	0	2	2						
6 Brian Serven, R OBP: 0.305, SLG: 0.368										1	0	0	0	0	0	0						
Brendan Rodgers, R OBP: 0.324, SLG: 0.425										4	0	4	0	0	0	0						
Randal Grichuk, R OBP: 0.294, SLG: 0.392										4	0	1	0	0	2	4						
35 Elias Diaz, R OBP: 0.301, SLG: 0.385										4	0	0	0	0	0	6						
24 Ryan McMahon, L OBP: 0.336, SLG: 0.373										3	0	0	0	1	0	3						
2 Yonathan Daza, R OBP: 0.346, SLG: 0.357										3	0	1	0	0	0	0						
<b>Inning Stats</b>	R: 0 H: 0 E: 0 K: 0 S: 9	H: 0 LOB: 1 BB: 0 P: 13	R: 0 H: 1 E: 0 K: 1 S: 10	H: 1 LOB: 1 BB: 0 P: 11	R: 0 H: 0 E: 0 K: 0 S: 6	H: 0 LOB: 0 BB: 0 P: 11	R: 0 H: 2 E: 0 K: 1 S: 12	H: 2 LOB: 2 BB: 0 P: 15	R: 0 H: 0 E: 0 K: 0 S: 8	H: 0 LOB: 0 BB: 0 P: 12	R: 0 H: 0 E: 0 K: 1 S: 15	H: 0 LOB: 0 BB: 0 P: 21	R: 0 H: 1 E: 0 K: 1 S: 6	H: 1 LOB: 0 BB: 0 P: 11	R: 0 H: 1 E: 0 K: 0 S: 11	H: 1 LOB: 2 BB: 1 P: 20	R: 0 H: 2 E: 0 K: 0 S: 12	H: 2 LOB: 2 BB: 0 P: 16	1B: 6 2B: 1 3B: 0 HR: 0	SF: 0 SAC: 0 DP: 1 HBP: 1	WP: 0 PA: 35 PB: 0 SB: 0 CS: 0	
<b>PITCHER</b>	IP WLS BF H R ER SO BB IBB HBP BLK WP HR S P ERA WHIP	IP WLS BF H R ER SO BB IBB HBP BLK WP HR S P ERA WHIP	IP WLS BF H R ER SO BB IBB HBP BLK WP HR S P ERA WHIP	IP WLS BF H R ER SO BB IBB HBP BLK WP HR S P ERA WHIP	IP WLS BF H R ER SO BB IBB HBP BLK WP HR S P ERA WHIP	IP WLS BF H R ER SO BB IBB HBP BLK WP HR S P ERA WHIP	IP WLS BF H R ER SO BB IBB HBP BLK WP HR S P ERA WHIP	IP WLS BF H R ER SO BB IBB HBP BLK WP HR S P ERA WHIP	IP WLS BF H R ER SO BB IBB HBP BLK WP HR S P ERA WHIP	IP WLS BF H R ER SO BB IBB HBP BLK WP HR S P ERA WHIP	IP WLS BF H R ER SO BB IBB HBP BLK WP HR S P ERA WHIP	IP WLS BF H R ER SO BB IBB HBP BLK WP HR S P ERA WHIP	IP WLS BF H R ER SO BB IBB HBP BLK WP HR S P ERA WHIP	IP WLS BF H R ER SO BB IBB HBP BLK WP HR S P ERA WHIP	IP WLS BF H R ER SO BB IBB HBP BLK WP HR S P ERA WHIP	IP WLS BF H R ER SO BB IBB HBP BLK WP HR S P ERA WHIP						
31 Tyler Anderson, L ERA: 2.61	7.0	W	25	4	0	0	4	0	0	0	0	1	0	0	0	0	0	0	66	94	0.00	0.571
57 Jake Reed, R ERA: 9.35	1.0		5	1	0	0	0	1	0	0	0	0	0	0	0	0	0	0	11	20	0.00	2.000
17 Hanser Alberto, R ERA: 3.0	1.0		5	2	0	0	0	0	0	0	0	0	0	0	0	0	0	0	12	16	0.00	2.000



Batter	1	2	3	4	5	6	7	8	9	AB	R	H	RBI	BB	SO	LOB	TOP			
50 Mookie Betts, R OBP: 0.347, SLG: 0.534	G5-3	G6-3								3	0	1	0	2	0	0	<b>Los Angeles Dodgers @ Colorado Rockies</b> Coors Field, Denver, CO Fri Jul 29 2022, 6:43 PM - 9:53 PM MDT Att: 41,656 - Clear - 77 F			
6 Trea Turner, R OBP: 0.354, SLG: 0.500	16 HR	P6		L6	F8					5	1	1	0	0	0	5				
5 Freddie Freeman, L OBP: 0.399, SLG: 0.532	L8			G4-3		G3			L6	4	1	0	0	1	0	2				
16 Will Smith, R OBP: 0.357, SLG: 0.466	HR					L9			18 G4-5-3	3	1	2	2	1	0	0				
18 Jake Lamb, L OBP: 0.343, SLG: 0.448	9 FC6			E3					G4-5-3	4	0	2	0	1	0	3				
9 Gavin Lux, L OBP: 0.379, SLG: 0.431	FC6			SF7		G3				3	0	0	1	1	0	5				
13 Max Muncy, L OBP: 0.308, SLG: 0.301										4	0	1	0	1	3	1				
35 Cody Bellinger, L OBP: 0.267, SLG: 0.381	25 HR					G1-3			FC4-5	5	1	1	0	0	2	5				
25 Trayce Thompson, R OBP: 0.355, SLG: 0.474	HR									5	1	2	2	0	2	5				
<b>Inning Stats</b>	R: 2 E: 0 K: 0 S: 16	H: 3 LOB: 1 BB: 0 P: 20	R: 2 E: 0 K: 1 S: 12	H: 2 LOB: 0 BB: 0 P: 17	R: 1 E: 0 K: 2 S: 17	H: 0 LOB: 3 BB: 1 P: 33	R: 0 E: 0 K: 0 S: 12	H: 1 LOB: 3 BB: 1 P: 23	R: 0 E: 0 K: 1 S: 10	H: 1 LOB: 2 BB: 1 P: 20	R: 0 E: 0 K: 0 S: 8	H: 1 LOB: 2 BB: 1 P: 12	R: 0 E: 0 K: 0 S: 4	H: 1 LOB: 0 BB: 0 P: 5	R: 0 E: 0 K: 2 S: 10	H: 0 LOB: 1 BB: 1 P: 18		1B: 5 2B: 2 3B: 1 HR: 2	SF: 1 SAC: 0 DP: 1 HBP: 1	WP: 1 PB: 0 SB: 1 CS: 0
<b>PITCHER</b>	IP WLS BF H R ER SO BB IBB HBP BLK WP HR S P ERA WHIP	IP WLS BF H R ER SO BB IBB HBP BLK WP HR S P ERA WHIP	IP WLS BF H R ER SO BB IBB HBP BLK WP HR S P ERA WHIP	IP WLS BF H R ER SO BB IBB HBP BLK WP HR S P ERA WHIP	IP WLS BF H R ER SO BB IBB HBP BLK WP HR S P ERA WHIP	IP WLS BF H R ER SO BB IBB HBP BLK WP HR S P ERA WHIP	IP WLS BF H R ER SO BB IBB HBP BLK WP HR S P ERA WHIP	IP WLS BF H R ER SO BB IBB HBP BLK WP HR S P ERA WHIP	IP WLS BF H R ER SO BB IBB HBP BLK WP HR S P ERA WHIP	IP WLS BF H R ER SO BB IBB HBP BLK WP HR S P ERA WHIP	IP WLS BF H R ER SO BB IBB HBP BLK WP HR S P ERA WHIP	IP WLS BF H R ER SO BB IBB HBP BLK WP HR S P ERA WHIP	IP WLS BF H R ER SO BB IBB HBP BLK WP HR S P ERA WHIP	IP WLS BF H R ER SO BB IBB HBP BLK WP HR S P ERA WHIP	IP WLS BF H R ER SO BB IBB HBP BLK WP HR S P ERA WHIP	IP WLS BF H R ER SO BB IBB HBP BLK WP HR S P ERA WHIP	IP WLS BF H R ER SO BB IBB HBP BLK WP HR S P ERA WHIP			
41 Chad Kuhl, R ERA: 4.93	3.2	L	23	6	5	5	3	4	0	1	0	0	0	2	55	90	12.27	2.727		
Ryan Feltner, R ERA: 5.59	3.1		15	3	0	0	2	2	0	0	0	1	0	33	56	0.00	1.500			
29 Robert Stephenson, R ERA: 4.89	1.0		3	1	0	0	0	0	0	0	0	0	0	4	5	0.00	1.000			
54 Carlos Estevez, R ERA: 4.67	1.0		4	0	0	0	2	1	0	0	0	0	0	10	18	0.00	1.000			

AB	36
R	5
H	10
RBI	5
BB	7
SO	7
LOB	26



Batter	1	2	3	4	5	6	7	8	9	AB	R	H	RBI	BB	SO	LOB	BOTTOM					
19 Charlie Blackmon, L OBP: 0.321, SLG: 0.472	G6-3									4	0	0	0	0	0	0	<b>Los Angeles Dodgers @ Colorado Rockies</b> Coors Field, Denver, CO Fri Jul 29 2022, 6:43 PM - 9:53 PM MDT Att: 41,656 - Clear - 77 F					
23 Kris Bryant, R OBP: 0.378, SLG: 0.487	F9									4	1	2	0	0	0	0						
25 C.J. Cron, R OBP: 0.335, SLG: 0.521	F9									4	0	0	0	0	2	2						
Brendan Rodgers, R OBP: 0.323, SLG: 0.423										4	1	1	0	0	1	1						
11 Jose Iglesias, R OBP: 0.345, SLG: 0.404										3	1	2	0	1	1	0						
Randal Grichuk, R OBP: 0.297, SLG: 0.400										4	1	2	3	0	0	1						
24 Ryan McMahon, L OBP: 0.332, SLG: 0.369	SF8									3	0	0	1	0	1	2						
9 Connor Joe, R OBP: 0.357, SLG: 0.370	F9									3	0	0	0	0	1	0						
6 Brian Serven, R OBP: 0.296, SLG: 0.357	F8									3	0	0	0	0	1	0						
<b>Inning Stats</b>	R: 0 E: 0 K: 0 S: 6	H: 0 LOB: 0 BB: 0 P: 11	R: 2 E: 0 K: 1 S: 10	H: 2 LOB: 0 BB: 0 P: 15	R: 0 E: 0 K: 0 S: 7	H: 0 LOB: 0 BB: 0 P: 11	R: 0 E: 1 K: 1 S: 7	H: 0 LOB: 0 BB: 0 P: 11	R: 0 E: 0 K: 0 S: 9	H: 0 LOB: 0 BB: 0 P: 11	R: 0 E: 0 K: 2 S: 11	H: 1 LOB: 1 BB: 0 P: 15	R: 0 E: 0 K: 0 S: 12	H: 1 LOB: 0 BB: 0 P: 15	R: 0 E: 0 K: 2 S: 11	H: 0 LOB: 0 BB: 0 P: 18		R: 2 E: 0 K: 1 S: 17	H: 3 LOB: 2 BB: 1 P: 29	1B: 5 2B: 1 3B: 1 HR: 0	SF: 1 SAC: 0 DP: 2 HBP: 0	WP: 0 PB: 0 SB: 0 CS: 0
<b>PITCHER</b>	IP WLS BF H R ER SO BB IBB HBP BLK WP HR S P ERA WHIP	IP WLS BF H R ER SO BB IBB HBP BLK WP HR S P ERA WHIP	IP WLS BF H R ER SO BB IBB HBP BLK WP HR S P ERA WHIP	IP WLS BF H R ER SO BB IBB HBP BLK WP HR S P ERA WHIP	IP WLS BF H R ER SO BB IBB HBP BLK WP HR S P ERA WHIP	IP WLS BF H R ER SO BB IBB HBP BLK WP HR S P ERA WHIP	IP WLS BF H R ER SO BB IBB HBP BLK WP HR S P ERA WHIP	IP WLS BF H R ER SO BB IBB HBP BLK WP HR S P ERA WHIP	IP WLS BF H R ER SO BB IBB HBP BLK WP HR S P ERA WHIP	IP WLS BF H R ER SO BB IBB HBP BLK WP HR S P ERA WHIP	IP WLS BF H R ER SO BB IBB HBP BLK WP HR S P ERA WHIP	IP WLS BF H R ER SO BB IBB HBP BLK WP HR S P ERA WHIP	IP WLS BF H R ER SO BB IBB HBP BLK WP HR S P ERA WHIP	IP WLS BF H R ER SO BB IBB HBP BLK WP HR S P ERA WHIP	IP WLS BF H R ER SO BB IBB HBP BLK WP HR S P ERA WHIP	IP WLS BF H R ER SO BB IBB HBP BLK WP HR S P ERA WHIP	IP WLS BF H R ER SO BB IBB HBP BLK WP HR S P ERA WHIP					
7 Julio Urias, L ERA: 2.71	7.0	W	24	4	2	2	4	0	0	0	0	0	0	62	89	2.57	0.571					
59 Evan Phillips, R ERA: 1.58	1.0	H	3	0	0	0	2	0	0	0	0	0	0	11	18	0.00	0.000					
46 Craig Kimbrel, R ERA: 4.37	1.0	S	7	3	2	2	1	1	0	0	0	0	0	17	29	18.00	4.000					









Batter	1	2	3	4	5	6	7	8	9	AB	R	H	RBI	BB	SO	LOB	TOP		
50 Mookie Betts, R OBP: 0.342, SLG: 0.523	F8		G4-3		G6-3		F8	G4-3		5	0	1	0	0	0	1			
6 Trea Turner, R OBP: 0.351, SLG: 0.501	E7		G4-3		L7		F9		P2	5	0	1	0	0	0	2			
5 Freddie Freeman, L OBP: 0.402, SLG: 0.538	F8		G4-3							5	0	3	1	0	0	1			
16 Will Smith, R OBP: 0.354, SLG: 0.462	G4-3				K		K			5	0	1	0	0	3	4			
18 Jake Lamb, L OBP: 0.342, SLG: 0.444	K				G4-3		F8		G3-6-1	4	2	1	0	1	1	4			
9 Gavin Lux, L OBP: 0.376, SLG: 0.425	G4-3		G4-3		G4-3		G4-3			3	1	0	0	1	0	2			
13 Max Muncy, L OBP: 0.310, SLG: 0.303	F8				SF9		SF9		G3-4-3	2	1	0	1	1	0	1			
35 Cody Bellinger, L OBP: 0.267, SLG: 0.382					E9		F8		G3	4	1	2	1	0	0	1			
77 James Outman, L OBP: 0.750, SLG: 1.750					K					4	2	3	3	0	1	1			
<b>Inning Stats</b>	R: 0 H: 1 E: 1 K: 0 S: 13	H: 1 LOB: 1 BB: 0 P: 17	R: 0 H: 0 E: 0 K: 1 S: 6	H: 0 LOB: 0 BB: 0 P: 9	R: 2 H: 2 E: 0 K: 0 S: 8	H: 2 LOB: 0 BB: 0 P: 11	R: 2 H: 1 E: 1 K: 2 S: 18	H: 1 LOB: 1 BB: 2 P: 32	R: 0 H: 1 E: 0 K: 1 S: 8	H: 1 LOB: 0 BB: 0 P: 14	R: 1 H: 3 E: 0 K: 1 S: 11	H: 3 LOB: 2 BB: 0 P: 18	R: 1 H: 1 E: 0 K: 0 S: 12	H: 1 LOB: 1 BB: 1 P: 21	R: 0 H: 2 E: 0 K: 0 S: 8	H: 2 LOB: 1 BB: 0 P: 17	1B: 7 2B: 4 3B: 0 HR: 1	SF: 1 SAC: 0 DP: 1 HBP: 0	WP: 0 PA: 41 PB: 0 SB: 1 CS: 0
<b>PITCHER</b>	IP WLS BF H R ER SO	IP WLS BF H R ER SO	IP WLS BF H R ER SO	IP WLS BF H R ER SO	IP WLS BF H R ER SO	IP WLS BF H R ER SO	IP WLS BF H R ER SO	IP WLS BF H R ER SO	IP WLS BF H R ER SO	IP WLS BF H R ER SO	IP WLS BF H R ER SO	IP WLS BF H R ER SO	IP WLS BF H R ER SO	IP WLS BF H R ER SO	IP WLS BF H R ER SO	IP WLS BF H R ER SO	ERA WHIP	ERA WHIP	
48 Germán Márquez, R ERA: 5.28	6.0	L	26	6	5	4	4	2	0	0	0	0	0	0	0	0	0	6.00	1.333
29 Robert Stephenson, R ERA: 5.0	1.0		6	3	1	1	1	0	0	0	0	0	0	0	0	0	11	9.00	3.000
59 Jake Bird, R ERA: 4.82	1.0		5	1	1	1	0	1	0	0	0	0	0	0	0	12	21	9.00	2.000
34 Jordan Sheffield, R ERA:	1.0		4	2	0	0	0	0	0	0	0	0	0	0	0	8	17	0.00	2.000

Los Angeles Dodgers @ Colorado Rockies  
Coors Field, Denver, CO  
Sun Jul 31 2022, 1:12 PM - 4:22 PM MDT  
Att: 36,212 - Partly Cloudy - 91 F

livebaseballscorecards.com

AB 37  
R 7  
H 12  
RBI 6  
BB 3  
SO 5  
LOB 17



Batter	1	2	3	4	5	6	7	8	9	AB	R	H	RBI	BB	SO	LOB	BOTTOM		
19 Charlie Blackmon, L OBP: 0.323, SLG: 0.469	P6		G4-3		K					4	0	1	0	0	1	0			
11 Jose Iglesias, R OBP: 0.348, SLG: 0.404					L8			F9		3	1	1	0	0	0	1			
23 Kris Bryant, R OBP: 0.376, SLG: 0.475	F8				K2-3					2	1	0	0	1	1	1			
2 Yonathan Daza, R OBP: 0.344, SLG: 0.355										1	0	1	0	0	0	0			
Brendan Rodgers, R OBP: 0.327, SLG: 0.428	G5-3									4	0	1	0	0	1	3			
Randal Grichuk, R OBP: 0.301, SLG: 0.412										4	0	2	2	0	1	2			
24 Ryan McMahon, L OBP: 0.329, SLG: 0.365										4	0	0	0	0	1	3			
9 Connor Joe, R OBP: 0.356, SLG: 0.371										4	0	1	0	0	2	1			
22 Sam Hilliard, L OBP: 0.253, SLG: 0.270										4	0	0	0	0	3	2			
6 Brian Serven, R OBP: 0.295, SLG: 0.382										4	1	1	1	0	2	1			
<b>Inning Stats</b>	R: 0 H: 1 E: 0 K: 0 S: 11	H: 1 LOB: 1 BB: 0 P: 16	R: 0 H: 1 E: 0 K: 3 S: 15	H: 1 LOB: 0 BB: 0 P: 24	R: 3 H: 3 E: 0 K: 0 S: 14	H: 3 LOB: 1 BB: 1 P: 23	R: 0 H: 0 E: 0 K: 1 S: 12	H: 0 LOB: 0 BB: 0 P: 16	R: 0 H: 0 E: 0 K: 2 S: 9	H: 0 LOB: 0 BB: 0 P: 13	R: 0 H: 0 E: 0 K: 1 S: 7	H: 0 LOB: 0 BB: 0 P: 13	R: 0 H: 2 E: 0 K: 1 S: 13	H: 2 LOB: 2 BB: 0 P: 17	R: 0 H: 1 E: 0 K: 2 S: 18	H: 1 LOB: 0 BB: 0 P: 26	1B: 5 2B: 2 3B: 0 HR: 1	SF: 0 SAC: 0 DP: 1 HBP: 1	WP: 0 PA: 36 PB: 0 SB: 0 CS: 0
<b>PITCHER</b>	IP WLS BF H R ER SO	IP WLS BF H R ER SO	IP WLS BF H R ER SO	IP WLS BF H R ER SO	IP WLS BF H R ER SO	IP WLS BF H R ER SO	IP WLS BF H R ER SO	IP WLS BF H R ER SO	IP WLS BF H R ER SO	IP WLS BF H R ER SO	IP WLS BF H R ER SO	IP WLS BF H R ER SO	IP WLS BF H R ER SO	IP WLS BF H R ER SO	IP WLS BF H R ER SO	IP WLS BF H R ER SO	ERA WHIP	ERA WHIP	
26 Tony Gonsolin, R ERA: 2.41	5.0	W	21	5	3	3	0	1	0	1	0	0	0	0	0	0	0	5.40	1.200
38 Yency Almonte, R ERA: 1.23	1.1	H	4	0	0	0	2	0	0	0	0	0	0	0	0	0	10	0.00	0.000
51 Alex Vesia, L ERA: 3.34	0.2	H	3	1	0	0	1	0	0	0	0	0	0	0	0	9	13	0.00	1.500
52 Phil Bickford, R ERA: 5.19	1.0		4	1	0	0	1	0	0	0	0	0	0	0	10	13	0.00	1.000	
46 Craig Kimbrel, R ERA: 4.25	1.0		4	1	0	0	2	0	0	0	0	0	0	0	18	26	0.00	1.000	

Los Angeles Dodgers @ Colorado Rockies  
Coors Field, Denver, CO  
Sun Jul 31 2022, 1:12 PM - 4:22 PM MDT  
Att: 36,212 - Partly Cloudy - 91 F

livebaseballscorecards.com

AB 34  
R 3  
H 8  
RBI 3  
BB 1  
SO 12  
LOB 14









Batter	1	2	3	4	5	6	7	8	9	AB	R	H	RBI	BB	SO	LOB	TOP			
19 Charlie Blackmon, L (1,10)										5	0	0	0	0	3	1	<p><b>Colorado Rockies @ San Diego Padres</b>            Petco Park, San Diego, CA            Tue Aug 02 2022, 1:13 PM - 4:46 PM PDT            Att: 23,828 - Sunny - 78 F</p> <p>livebaseballscorecards.com</p> <p>AB 37 R 5 H 12 RBI 5 BB 2 SO 9 LOB 15</p>			
11 Jose Iglesias, R (1,6)										5	1	3	1	0	0	0				
25 C.J. Cron, R (1,3)										5	0	2	1	0	1	1				
Brendan Rodgers, R (1,4)										3	2	2	1	1	0	2				
Randal Grichuk, R (1,9)										3	1	1	2	1	0	2				
24 Ryan McMahon, L (1,5)										4	0	2	0	0	0	0				
9 Connor Joe, R (1,7)										4	0	0	0	0	2	3				
2 Yonathan Daza, R (1,8)										4	1	2	0	0	1	2				
6 Brian Serven, R (1,2)										4	0	0	0	0	2	4				
<b>Inning Stats</b>	R: 0 E: 0 K: 1 S: 9	H: 0 LOB: 0 BB: 0 P: 14	R: 2 E: 0 K: 0 S: 19	H: 2 LOB: 1 BB: 1 P: 29	R: 0 E: 0 K: 1 S: 9	H: 0 LOB: 0 BB: 0 P: 13	R: 1 E: 1 K: 3 S: 17	H: 2 LOB: 2 BB: 1 P: 28	R: 0 E: 0 K: 1 S: 10	H: 0 LOB: 0 BB: 0 P: 12	R: 2 E: 0 K: 0 S: 9	H: 4 LOB: 2 BB: 0 P: 15	R: 0 E: 0 K: 0 S: 5	H: 1 LOB: 1 BB: 0 P: 8	R: 0 E: 0 K: 2 S: 8	H: 1 LOB: 1 BB: 0 P: 13	1B: 6 2B: 4 3B: 0 HR: 2	SF: 0 SAC: 0 DP: 2 HBP: 0	WP: 1 PB: 0 SB: 0 CS: 0	PA: 39
<b>PITCHER</b>	IP WLS BF H R ER SO BB IBB HBP BLK WP HR S P ERA WHIP																			
11 Yu Darvish, R (1,1)	6.0 W 25 6 3 3 7 2 0 0 0 0 2 71 107 4.50 1.333																			
74 Nabil Crismatt, R (7,1)	1.0 7 4 2 2 0 0 0 0 0 1 0 0 9 15 18.00 4.000																			
25 Tim Hill, L (8,1)	1.0 3 1 0 0 0 0 0 0 0 0 0 0 5 8 0.00 1.000																			
49 Michel Baez, R (9,1)	1.0 4 1 0 0 2 0 0 0 0 1 0 8 13 0.00 1.000																			

Batter	1	2	3	4	5	6	7	8	9	AB	R	H	RBI	BB	SO	LOB	BOTTOM			
10 Jurickson Profar, S (1,7)										6	2	5	2	0	1	0	<p><b>Colorado Rockies @ San Diego Padres</b>            Petco Park, San Diego, CA            Tue Aug 02 2022, 1:13 PM - 4:46 PM PDT            Att: 23,828 - Sunny - 78 F</p> <p>livebaseballscorecards.com</p> <p>AB 39 R 13 H 19 RBI 13 BB 6 SO 7 LOB 15</p>			
13 Manny Machado, R (1,5)										4	1	0	1	1	3	3				
9 Jake Cronenworth, L (1,4)										3	1	2	2	2	0	0				
38 Jorge Alfaro, R (1,10)										5	0	2	2	0	2	1				
5 Wil Myers, R (1,3)										4	1	1	0	1	1	5				
16 Nomar Mazara, L (1,9)										3	1	1	0	1	0	1				
José Azocar, R (8,9)										1	1	1	0	0	0	0				
7 Ha-Seong Kim, R (1,6)										5	2	4	2	0	0	0				
26 Austin Nola, R (1,2)										4	1	1	1	0	0	4				
2 Trent Grisham, L (1,8)										4	3	2	3	1	0	1				
<b>Inning Stats</b>	R: 0 E: 0 K: 1 S: 10	H: 2 LOB: 2 BB: 1 P: 22	R: 0 E: 0 K: 0 S: 6	H: 1 LOB: 1 BB: 0 P: 11	R: 0 E: 0 K: 2 S: 13	H: 1 LOB: 1 BB: 0 P: 16	R: 3 E: 0 K: 1 S: 20	H: 4 LOB: 1 BB: 0 P: 32	R: 1 E: 0 K: 1 S: 10	H: 1 LOB: 2 BB: 2 P: 21	R: 3 E: 1 K: 1 S: 13	H: 3 LOB: 0 BB: 0 P: 17	R: 4 E: 1 K: 0 S: 19	H: 4 LOB: 2 BB: 3 P: 33	R: 2 E: 0 K: 1 S: 16	H: 3 LOB: 1 BB: 0 P: 24	1B: 12 2B: 4 3B: 1 HR: 2	SF: 2 SAC: 0 DP: 1 HBP: 0	WP: 0 PB: 0 SB: 0 CS: 0	PA: 47
<b>PITCHER</b>	IP WLS BF H R ER SO BB IBB HBP BLK WP HR S P ERA WHIP																			
Ryan Feltner, R (1,1)	3.2 L 19 4 3 3 3 1 0 0 0 0 0 1 46 76 7.36 2.455																			
59 Jake Bird, R (4,1)	2.1 13 4 4 4 3 2 0 0 0 0 0 1 26 43 15.43 2.571																			
29 Robert Stephenson, R (7,1)	0.2 4 2 2 2 0 1 0 0 0 0 0 0 12 19 27.00 4.500																			
Ty Blach, L (7,1)	1.1 11 5 4 4 1 1 1 0 0 0 0 0 23 38 27.00 4.500																			



Batter	1	2	3	4	5	6	7	8	9	AB	R	H	RBI	BB	SO	LOB	TOP							
11 Jose Iglesias, R OBP: 0.355, SLG: 0.414										3	1	2	0	0	0	1	<b>Colorado Rockies @ San Diego Padres</b> Petco Park, San Diego, CA Tue Aug 02 2022, 7:11 PM - 10:21 PM PDT Att: 30,759 - Clear - 74 F							
Randal Grichuk, R OBP: 0.297, SLG: 0.410										4	0	0	0	0	0	5								
25 C.J. Cron, R OBP: 0.331, SLG: 0.514										4	0	0	0	0	1	2								
Brendan Rodgers, R OBP: 0.332, SLG: 0.436										3	1	1	0	1	0	0								
24 Ryan McMahon, L OBP: 0.332, SLG: 0.370										4	0	2	1	0	1	1								
35 Elias Diaz, R OBP: 0.291, SLG: 0.370										4	0	0	0	0	2	2								
44 Elehuris Montero, R OBP: 0.231, SLG: 0.270										3	0	1	0	0	0	0								
1 Garrett Hampson, R OBP: 0.307, SLG: 0.355										4	0	0	0	0	1	2								
22 Sam Hilliard, L OBP: 0.253, SLG: 0.264										3	0	0	0	1	1	1								
<b>Inning Stats</b>	R: 2 H: 3 E: 0 K: 0 S: 12	LOB: 1 BB: 0 P: 19	R: 0 H: 1 E: 0 K: 0 S: 10	LOB: 1 BB: 0 P: 16	R: 0 H: 0 E: 0 K: 1 S: 10	LOB: 0 BB: 1 P: 19	R: 0 H: 0 E: 0 K: 0 S: 20	LOB: 3 BB: 1 P: 35	R: 0 H: 1 E: 0 K: 1 S: 14	LOB: 1 BB: 0 P: 20	R: 0 H: 0 E: 0 K: 1 S: 10	LOB: 0 BB: 0 P: 15	R: 0 H: 1 E: 0 K: 2 S: 9	LOB: 0 BB: 0 P: 13	R: 0 H: 0 E: 0 K: 2 S: 13	LOB: 0 BB: 0 P: 21	R: 0 H: 0 E: 0 K: 1 S: 10	LOB: 0 BB: 0 P: 15	1B: 4 2B: 2 HR: 0	SF: 0 SAC: 0 HBP: 2	WP: 0 PB: 0 SB: 1 CS: 0	PA: 36		
<b>PITCHER</b>	IP WLS BF H R ER SO BB IBB HBP BLK WP HR S P ERA WHIP	IP WLS BF H R ER SO BB IBB HBP BLK WP HR S P ERA WHIP	IP WLS BF H R ER SO BB IBB HBP BLK WP HR S P ERA WHIP	IP WLS BF H R ER SO BB IBB HBP BLK WP HR S P ERA WHIP	IP WLS BF H R ER SO BB IBB HBP BLK WP HR S P ERA WHIP	IP WLS BF H R ER SO BB IBB HBP BLK WP HR S P ERA WHIP	IP WLS BF H R ER SO BB IBB HBP BLK WP HR S P ERA WHIP	IP WLS BF H R ER SO BB IBB HBP BLK WP HR S P ERA WHIP	IP WLS BF H R ER SO BB IBB HBP BLK WP HR S P ERA WHIP	IP WLS BF H R ER SO BB IBB HBP BLK WP HR S P ERA WHIP	IP WLS BF H R ER SO BB IBB HBP BLK WP HR S P ERA WHIP	IP WLS BF H R ER SO BB IBB HBP BLK WP HR S P ERA WHIP	IP WLS BF H R ER SO BB IBB HBP BLK WP HR S P ERA WHIP	IP WLS BF H R ER SO BB IBB HBP BLK WP HR S P ERA WHIP	IP WLS BF H R ER SO BB IBB HBP BLK WP HR S P ERA WHIP	IP WLS BF H R ER SO BB IBB HBP BLK WP HR S P ERA WHIP	IP WLS BF H R ER SO BB IBB HBP BLK WP HR S P ERA WHIP	IP WLS BF H R ER SO BB IBB HBP BLK WP HR S P ERA WHIP	IP WLS BF H R ER SO BB IBB HBP BLK WP HR S P ERA WHIP	IP WLS BF H R ER SO BB IBB HBP BLK WP HR S P ERA WHIP	IP WLS BF H R ER SO BB IBB HBP BLK WP HR S P ERA WHIP	IP WLS BF H R ER SO BB IBB HBP BLK WP HR S P ERA WHIP	IP WLS BF H R ER SO BB IBB HBP BLK WP HR S P ERA WHIP	IP WLS BF H R ER SO BB IBB HBP BLK WP HR S P ERA WHIP

AB	32
R	2
H	6
RBI	1
BB	2
SO	6
LOB	14



Batter	1	2	3	4	5	6	7	8	9	AB	R	H	RBI	BB	SO	LOB	BOTTOM							
10 Jurickson Profar, S OBP: 0.357, SLG: 0.435										4	1	2	0	0	1	1	<b>Colorado Rockies @ San Diego Padres</b> Petco Park, San Diego, CA Tue Aug 02 2022, 7:11 PM - 10:21 PM PDT Att: 30,759 - Clear - 74 F							
13 Manny Machado, R OBP: 0.364, SLG: 0.501										2	1	0	0	2	0	0								
9 Jake Cronenworth, L OBP: 0.345, SLG: 0.392										3	0	1	0	1	2	3								
38 Jorge Alfaro, R OBP: 0.304, SLG: 0.432										3	0	0	1	0	2	1								
5 Wil Myers, R OBP: 0.279, SLG: 0.299										3	0	0	1	0	2	1								
16 Nomar Mazara, L OBP: 0.327, SLG: 0.366										3	0	1	0	0	0	1								
José Azocar, R OBP: 0.280, SLG: 0.323										1	0	0	0	0	0	0								
7 Ha-Seong Kim, R OBP: 0.332, SLG: 0.374										4	0	0	0	0	1	1								
2 Trent Grisham, L OBP: 0.294, SLG: 0.366										3	1	1	1	1	1	1								
37 Matthew Batten, R OBP: 0.263, SLG: 0.188										2	0	0	0	1	0	2								
<b>Inning Stats</b>	R: 2 H: 1 E: 0 K: 0 S: 15	LOB: 2 BB: 1 P: 27	R: 0 H: 0 E: 0 K: 0 S: 9	LOB: 1 BB: 1 P: 15	R: 0 H: 1 E: 0 K: 0 S: 11	LOB: 1 BB: 0 P: 17	R: 0 H: 1 E: 0 K: 1 S: 9	LOB: 1 BB: 0 P: 13	R: 0 H: 0 E: 0 K: 2 S: 10	LOB: 0 BB: 0 P: 15	R: 0 H: 0 E: 0 K: 2 S: 9	LOB: 0 BB: 0 P: 10	R: 0 H: 1 E: 0 K: 1 S: 11	LOB: 3 BB: 2 P: 26	R: 0 H: 0 E: 0 K: 2 S: 7	LOB: 0 BB: 0 P: 12	R: 1 H: 1 E: 0 K: 1 S: 7	LOB: 0 BB: 0 P: 13	1B: 3 2B: 1 HR: 1	SF: 2 SAC: 0 HBP: 0	WP: 0 PB: 0 SB: 0 CS: 0	PA: 35		
<b>PITCHER</b>	IP WLS BF H R ER SO BB IBB HBP BLK WP HR S P ERA WHIP	IP WLS BF H R ER SO BB IBB HBP BLK WP HR S P ERA WHIP	IP WLS BF H R ER SO BB IBB HBP BLK WP HR S P ERA WHIP	IP WLS BF H R ER SO BB IBB HBP BLK WP HR S P ERA WHIP	IP WLS BF H R ER SO BB IBB HBP BLK WP HR S P ERA WHIP	IP WLS BF H R ER SO BB IBB HBP BLK WP HR S P ERA WHIP	IP WLS BF H R ER SO BB IBB HBP BLK WP HR S P ERA WHIP	IP WLS BF H R ER SO BB IBB HBP BLK WP HR S P ERA WHIP	IP WLS BF H R ER SO BB IBB HBP BLK WP HR S P ERA WHIP	IP WLS BF H R ER SO BB IBB HBP BLK WP HR S P ERA WHIP	IP WLS BF H R ER SO BB IBB HBP BLK WP HR S P ERA WHIP	IP WLS BF H R ER SO BB IBB HBP BLK WP HR S P ERA WHIP	IP WLS BF H R ER SO BB IBB HBP BLK WP HR S P ERA WHIP	IP WLS BF H R ER SO BB IBB HBP BLK WP HR S P ERA WHIP	IP WLS BF H R ER SO BB IBB HBP BLK WP HR S P ERA WHIP	IP WLS BF H R ER SO BB IBB HBP BLK WP HR S P ERA WHIP	IP WLS BF H R ER SO BB IBB HBP BLK WP HR S P ERA WHIP	IP WLS BF H R ER SO BB IBB HBP BLK WP HR S P ERA WHIP	IP WLS BF H R ER SO BB IBB HBP BLK WP HR S P ERA WHIP	IP WLS BF H R ER SO BB IBB HBP BLK WP HR S P ERA WHIP	IP WLS BF H R ER SO BB IBB HBP BLK WP HR S P ERA WHIP	IP WLS BF H R ER SO BB IBB HBP BLK WP HR S P ERA WHIP	IP WLS BF H R ER SO BB IBB HBP BLK WP HR S P ERA WHIP	IP WLS BF H R ER SO BB IBB HBP BLK WP HR S P ERA WHIP

AB	28
R	3
H	5
RBI	3
BB	5
SO	9
LOB	11





Batter	1	2	3	4	5	6	7	8	9	AB	R	H	RBI	BB	SO	LOB	TOP					
19 Charlie Blackmon, L (1, 10) OBP: 0.317, SLG: 0.458	G4-3		SF8			G4-3		L8		3	0	0	1	0	0	0	<b>Colorado Rockies @ San Diego Padres</b> Petco Park, San Diego, CA Wed Aug 03 2022, 6:41 PM - 9:45 PM PDT Att: 44,652 - Partly Cloudy - 73 F					
11 Jose Iglesias, R (1, 6) OBP: 0.351, SLG: 0.409 1 Garrett Hampson, R (8, 6) OBP: 0.307, SLG: 0.355	K		K			F8		P3		4	0	0	0	0	2	1						
25 C.J. Cron, R (1, 3) OBP: 0.333, SLG: 0.514 22 Sam Hilliard, L (8, 7) OBP: 0.253, SLG: 0.264	K2-3									4	0	2	0	0	2	0						
Brendan Rodgers, R (1, 4) OBP: 0.331, SLG: 0.434	G4-3									4	0	1	0	0	0	2						
Randal Grichuk, R (1, 9) OBP: 0.293, SLG: 0.405	K									4	0	0	0	0	3	1						
35 Elias Diaz, R (1, 2) OBP: 0.291, SLG: 0.365	F8									3	0	0	0	1	1	1						
2 Yonathan Daza, R (1, 8) OBP: 0.347, SLG: 0.365										4	1	2	0	0	1	0						
9 Connor Joe, R (1, 7) OBP: 0.350, SLG: 0.364										3	0	0	0	0	1	3						
44 Elehuris Montero, R (1, 5) OBP: 0.238, SLG: 0.300										3	0	1	0	0	2	2						
<b>Inning Stats</b>	R: 0 E: 0 K: 2 S: 9	H: 0 LOB: 0 BB: 0 P: 12	R: 0 E: 0 K: 1 S: 10	H: 0 LOB: 0 BB: 0 P: 12	R: 1 E: 0 K: 1 S: 20	H: 2 LOB: 1 BB: 0 P: 31	R: 0 E: 0 K: 3 S: 14	H: 1 LOB: 1 BB: 0 P: 20	R: 0 E: 0 K: 2 S: 13	H: 0 LOB: 0 BB: 0 P: 17	R: 0 E: 0 K: 0 S: 9	H: 1 LOB: 2 BB: 0 P: 14	R: 0 E: 0 K: 1 S: 11	H: 1 LOB: 1 BB: 1 P: 21	R: 0 E: 0 K: 2 S: 12	H: 0 LOB: 0 BB: 0 P: 18		R: 0 E: 0 K: 2 S: 11	H: 0 LOB: 0 BB: 0 P: 16	1B: 5 2B: 1 3B: 0 HR: 0	SF: 1 SAC: 0 DP: 0 HBP: 0	WP: 0 PB: 0 SB: 0 CS: 0
<b>PITCHER</b>	IP	WLS	BF	H	R	ER	SO	BB	IBB	HBP	BLK	WP	HR	S	P	ERA	WHIP					
4 Blake Snell, L (1, 1) ERA: 4.16	6.0	W	22	4	1	1	9	0	0	0	0	0	0	75	106	1.50	0.667					
25 Tim Hill, L (7, 1) ERA: 3.35	1.0		5	1	0	0	1	1	0	0	0	0	0	11	21	0.00	2.000					
48 Steven Wilson, R (8, 1) ERA: 3.78	1.0		4	1	0	0	1	0	0	0	0	0	0	12	18	0.00	1.000					
74 Nabil Crismatt, R (9, 1) ERA: 2.76	1.0		3	0	0	0	2	0	0	0	0	0	0	11	16	0.00	0.000					

Batter	1	2	3	4	5	6	7	8	9	AB	R	H	RBI	BB	SO	LOB	BOTTOM						
10 Jurickson Profar, S (1, 7) OBP: 0.353, SLG: 0.430 16 Nomar Mazara, L (8, PH) OBP: 0.325, SLG: 0.364	P5	P6		K		G6-3		K		4	0	0	0	0	1	1	<b>Colorado Rockies @ San Diego Padres</b> Petco Park, San Diego, CA Wed Aug 03 2022, 6:41 PM - 9:45 PM PDT Att: 44,652 - Partly Cloudy - 73 F						
22 Juan Soto, L (1, 9) OBP: 0.410, SLG: 0.484		G6-3		G3-1						3	1	1	0	2	0	1							
13 Manny Machado, R (1, 5) OBP: 0.367, SLG: 0.515 37 Matthew Balten, R (8, PH) OBP: 0.250, SLG: 0.176										4	2	3	1	0	0	1							
24 Josh Bell, S (1, 3) OBP: 0.385, SLG: 0.491										2	2	0	0	2	1	0							
9 Jake Cronenworth, L (1, 4) OBP: 0.348, SLG: 0.402										3	2	2	3	0	1	0							
17 Brandon Drury, R (1, 10) OBP: 0.337, SLG: 0.527										3	1	1	4	0	0	1							
38 Jorge Alfaro, R (1, 2) OBP: 0.303, SLG: 0.429										4	1	1	0	0	1	1							
2 Trent Grisham, L (1, 8) OBP: 0.294, SLG: 0.368										4	0	1	1	0	3	0							
7 Ha-Seong Kim, R (1, 6) OBP: 0.331, SLG: 0.372										4	0	1	0	0	1	1							
<b>Inning Stats</b>	R: 5 E: 0 K: 1 S: 14	H: 2 LOB: 0 BB: 2 P: 28	R: 0 E: 0 K: 0 S: 8	H: 0 LOB: 0 BB: 0 P: 13	R: 0 E: 0 K: 0 S: 8	H: 2 LOB: 1 BB: 0 P: 13	R: 1 E: 0 K: 2 S: 16	H: 2 LOB: 1 BB: 0 P: 21	R: 3 E: 0 K: 1 S: 9	H: 2 LOB: 0 BB: 1 P: 17	R: 0 E: 0 K: 0 S: 10	H: 0 LOB: 1 BB: 1 P: 18	R: 0 E: 0 K: 3 S: 11	H: 0 LOB: 1 BB: 0 P: 19	R: 0 E: 0 K: 3 S: 16	H: 2 LOB: 2 BB: 0 P: 23		1B: 5 2B: 2 3B: 0 HR: 3	SF: 0 SAC: 0 DP: 0 HBP: 2	WP: 0 PB: 0 SB: 0 CS: 0	PA: 39		
<b>PITCHER</b>	IP	WLS	BF	H	R	ER	SO	BB	IBB	HBP	BLK	WP	HR	S	P	ERA	WHIP						
41 Chad Kuhl, R (1, 1) ERA: 5.16	5.0	L	26	8	9	9	4	3	0	1	0	0	0	3	55	92	16.20	2.200					
56 Chad Smith, R (6, 1) ERA: 11.81	2.0		8	0	0	0	3	1	0	1	0	0	0	21	37	0.00	0.500						
54 Carlos Estévez, R (8, 1) ERA: 4.66	1.0		5	2	0	0	3	0	0	0	0	0	0	16	23	0.00	2.000						

AB	32
R	1
H	6
RBI	1
BB	1
SO	12
LOB	10

AB	33
R	9
H	10
RBI	9
BB	4
SO	10
LOB	9









Batter	1	2	3	4	5	6	7	8	9	AB	R	H	RBI	BB	SO	LOB	TOP				
19 Charlie Blackmon, L (1, 10) OBP: 0.317, SLG: 0.454	L8		K					K		5	0	1	0	0	2	4	<b>Colorado Rockies @ Arizona Diamondbacks</b> Chase Field, Phoenix, AZ Fri Aug 05 2022, 6:41 PM - 9:42 PM MST Att: 17,720 - Roof Closed - 74 F				
11 Jose Iglesias, R (1, 6) OBP: 0.353, SLG: 0.415	L4		2B		K	FC6-4		K		5	0	1	1	0	2	3					
25 C.J. Cron, R (1, 3) OBP: 0.327, SLG: 0.504	L8		2B		F9			G6-3		5	0	1	0	0	0	1					
Brendan Rodgers, R (1, 4) OBP: 0.329, SLG: 0.430		F9	G6-4-3					F9		4	1	0	0	1	0	2					
Randal Grichuk, R (1, 9) OBP: 0.299, SLG: 0.419		HR			G5-3					4	2	3	1	0	0	0					
35 Elias Diaz, R (1, 2) OBP: 0.290, SLG: 0.367	F8				2B			G5-3		4	0	1	0	0	0	3					
2 Yonathan Daza, R (1, 8) OBP: 0.348, SLG: 0.373					G5-3					4	1	2	1	0	1	1					
9 Connor Joe, R (1, 7) OBP: 0.349, SLG: 0.365	F8				P3					4	0	1	0	0	0	4					
22 Sam Hilliard, L (8, PR) OBP: 0.259, SLG: 0.271	F8									0	0	0	0	0	0	0					
44 Elehuris Montero, R (1, 5) OBP: 0.260, SLG: 0.333										4	1	2	2	0	1	1					
24 Ryan McMahon, L (8, 5) OBP: 0.336, SLG: 0.354			2B		G6-3			K		0	0	0	0	0	0	0					
<b>Inning Stats</b>	R: 0 E: 0 K: 0 S: 6	H: 0 LOB: 0 BB: 0 P: 10	R: 1 E: 0 K: 0 S: 14	H: 2 LOB: 1 BB: 0 P: 19	R: 1 E: 0 K: 1 S: 13	H: 3 LOB: 1 BB: 0 P: 14	R: 0 E: 0 K: 0 S: 7	H: 1 LOB: 1 BB: 0 P: 10	R: 0 E: 0 K: 1 S: 10	H: 1 LOB: 1 BB: 1 P: 13	R: 3 E: 1 K: 0 S: 18	H: 3 LOB: 2 BB: 1 P: 29	R: 0 E: 0 K: 3 S: 14	H: 1 LOB: 1 BB: 0 P: 22	R: 0 E: 0 K: 1 S: 5	H: 0 LOB: 0 BB: 0 P: 8	1B: 6 2B: 5 3B: 0 HR: 1	SF: 0 SAC: 0 DP: 1 HBP: 0	WP: 0 PB: 0 SB: 1 CS: 0	PA: 40	
<b>PITCHER</b>	IP	WLS	BF	H	R	ER	SO	BB	IBB	HBP	BLK	WP	HR	S	P	ERA	WHIP				
40 Madison Bumgarner, L (1, 1) ERA: 3.98	5.2		28	10	5	4	2	1	0	0	0	0	1	63	90	6.35	1.941				
37 Kevin Ginkel, R (8, 1) ERA: 2.45	1.1	W	5	1	0	0	0	0	0	0	0	0	0	13	16	0.00	0.750				
32 Chris Devenski, R (8, 1) ERA: 3.06	1.0	S	4	1	0	0	3	0	0	0	0	0	0	14	22	0.00	1.000				
31 Ian Kennedy, R (9, 1) ERA: 3.06	1.0	S	3	0	0	0	1	0	0	0	0	0	0	5	8	0.00	0.000				

Batter	1	2	3	4	5	6	7	8	9	AB	R	H	RBI	BB	SO	LOB	BOTTOM				
10 Josh Rojas, L (1, 5) OBP: 0.343, SLG: 0.396	4 BLK 2B		K		F9			G4-3		4	1	1	2	1	1	1	<b>Colorado Rockies @ Arizona Diamondbacks</b> Chase Field, Phoenix, AZ Fri Aug 05 2022, 6:41 PM - 9:42 PM MST Att: 17,720 - Roof Closed - 74 F				
31 Ian Kennedy, R (9, 1) ERA: 3.06	BB									0	0	0	0	0	0	0					
5 Alek Thomas, L (1, 8) OBP: 0.316, SLG: 0.413	L6		1B		P5					3	0	1	0	1	0	1					
4 Ketel Marte, S (1, 4) OBP: 0.344, SLG: 0.447	53 G4-3 1H		P6		G4-3			BB		4	0	1	1	0	1	3					
53 Christian Walker, R (1, 10) OBP: 0.300, SLG: 0.444	G4-3		K					G3		4	0	0	0	0	1	4					
12 Daulton Varsho, L (1, 9) OBP: 0.314, SLG: 0.428	BB				HR			G4-3		2	1	1	1	2	0	0					
30 Jake McCarthy, L (1, 7) OBP: 0.320, SLG: 0.412	G4-3				G6-3			G4-6-3		4	1	1	0	0	0	3					
28 Seth Beer, L (1, 3) ERA: 5.18			K							2	0	1	0	0	1	0					
15 Emmanuel Rivera, R (7, PH) OBP: 0.286, SLG: 0.399					1B			2B		1	2	1	0	1	0	0					
18 Carson Kelly, R (1, 2) OBP: 0.276, SLG: 0.392	G6-3				F8			G5-3		4	0	0	0	0	0	4					
2 Geraldo Perdomo, S (1, 6) OBP: 0.297, SLG: 0.281	F8				L7					3	1	1	2	1	0	1					
<b>Inning Stats</b>	R: 1 E: 0 K: 0 S: 21	H: 1 LOB: 2 BB: 2 P: 34	R: 0 E: 0 K: 1 S: 10	H: 0 LOB: 0 BB: 0 P: 15	R: 0 E: 0 K: 2 S: 12	H: 1 LOB: 1 BB: 0 P: 16	R: 1 E: 0 K: 0 S: 12	H: 2 LOB: 1 BB: 0 P: 17	R: 0 E: 0 K: 0 S: 7	H: 0 LOB: 0 BB: 1 P: 8	R: 0 E: 0 K: 0 S: 8	H: 0 LOB: 0 BB: 1 P: 13	R: 2 E: 0 K: 1 S: 11	H: 1 LOB: 2 BB: 3 P: 31	R: 2 E: 0 K: 0 S: 16	H: 3 LOB: 1 BB: 0 P: 23	1B: 4 2B: 3 3B: 0 HR: 1	SF: 0 SAC: 0 DP: 1 HBP: 0	WP: 0 PB: 0 SB: 2 CS: 0	PA: 37	
<b>PITCHER</b>	IP	WLS	BF	H	R	ER	SO	BB	IBB	HBP	BLK	WP	HR	S	P	ERA	WHIP				
48 Germán Márquez, R (1, 1) ERA: 3.82	6.0		24	4	2	2	3	3	0	0	0	0	1	70	103	3.00	1.167				
58 Lucas Glibreath, L (7, 1) ERA: 3.82	0.1	H	5	1	2	2	0	3	0	0	0	0	0	5	22	54.00	12.000				
29 Robert Stephenson, R (7, 1) ERA: 5.3	0.2	H	2	0	0	0	1	0	0	0	0	0	0	6	9	0.00	0.000				
37 Alex Colomé, R (8, 1) ERA: 3.67	1.0	L	6	3	2	2	0	0	0	0	0	0	0	16	23	18.00	3.000				

AB	39
R	5
H	12
RBI	5
BB	1
SO	6
LOB	19



AB	31
R	6
H	8
RBI	6
BB	6
SO	4
LOB	17





Batter	1	2	3	4	5	6	7	8	9	AB	R	H	RBI	BB	SO	LOB	TOP			
19 Charlie Blackmon, L OBP: 0.316, SLG: 0.450 22 Sam Hilliard, L OBP: 0.259, SLG: 0.271	F9		G6-4-3 HBP			G3-1		G5-3		3	0	0	0	0	0	1				
11 Jose Iglesias, R OBP: 0.354, SLG: 0.414	G6-3		G6-4-3			G6-4-3 1B		G6-3 BB		3	0	1	0	1	0	3				
Brendan Rodgers, R OBP: 0.326, SLG: 0.425	K					G6-4-3 1-2		L4-6		4	0	0	0	0	1	3				
25 C.J. Cron, R OBP: 0.327, SLG: 0.504		G4-3				G6-3		G4-3		4	1	1	0	0	0	0				
24 Ryan McMahon, L OBP: 0.337, SLG: 0.392	G4-3					G4-3 S BB		G4-3 2B		3	1	1	1	1	0	1				
Randal Grichuk, R OBP: 0.298, SLG: 0.417	K					G1		G6-3		4	0	1	1	0	1	1				
2 Yonathan Daza, R OBP: 0.347, SLG: 0.371						G6-3		K2-3		4	0	1	0	0	2	1				
44 Elehuris Montero, R OBP: 0.283, SLG: 0.431						G4-3		G6-3		3	1	2	1	0	0	0				
6 Brian Serven, R OBP: 0.301, SLG: 0.381	K					K		L4-6 G5-3 1B		3	0	1	0	0	2	2				
<b>Inning Stats</b>	R: 0 E: 0 K: 1 S: 10	H: 0 LOB: 0 BB: 0 P: 14	R: 0 E: 0 K: 1 S: 8	H: 0 LOB: 0 BB: 0 P: 8	R: 0 E: 0 K: 1 S: 11	H: 2 LOB: 2 BB: 0 P: 16	R: 0 E: 0 K: 0 S: 11	H: 0 LOB: 1 BB: 0 P: 18	R: 0 E: 0 K: 0 S: 9	H: 1 LOB: 0 BB: 0 P: 11	R: 1 E: 0 K: 1 S: 9	H: 2 LOB: 0 BB: 0 P: 11	R: 1 E: 0 K: 0 S: 6	H: 2 LOB: 1 BB: 0 P: 12	R: 1 E: 0 K: 1 S: 13	H: 1 LOB: 0 BB: 0 P: 18	1B: 4 2B: 4 3B: 0 HR: 2	SF: 0 SAC: 0 DP: 3 HBP: 1	WP: 0 PA: 34 PB: 0 SB: 1 CS: 0	
<b>PITCHER</b>	IP	WLS	BF	H	R	ER	SO	BB	IBB	HBP	BLK	WP	HR	S	P	ERA	WHIP			
29 Merrill Kelly, R ERA: 2.86	7.0		27	7	2	2	5	1	0	1	0	0	1	70	93	2.57	1.143			
35 Joe Mantiply, L ERA: 2.19	1.0		3	0	0	0	0	1	0	0	0	0	0	2	6	0.00	1.000			
31 Ian Kennedy, R ERA: 3.22	1.0	L	4	1	1	1	1	0	0	0	0	0	1	13	18	9.00	1.000			

**Colorado Rockies @ Arizona Diamondbacks**  
Chase Field, Phoenix, AZ  
Sat Aug 06 2022, 5:11 PM - 7:44 PM MST  
Att: 21,146 - Roof Closed - 107 F

livebaseballscorecards.com

AB 31  
R 3  
H 8  
RBI 3  
BB 2  
SO 6  
LOB 12



Batter	1	2	3	4	5	6	7	8	9	AB	R	H	RBI	BB	SO	LOB	BOTTOM				
10 Josh Rojas, L OBP: 0.342, SLG: 0.394	L4		L4			L9-2		P4		4	0	1	0	0	0	2					
5 Alek Thomas, L OBP: 0.315, SLG: 0.410	G1-6-3		G1-6-3			G4-3		P5		4	0	1	0	0	0	1					
4 Ketel Marte, S OBP: 0.346, SLG: 0.451	G1-3		G1-3			F9		G6-4 53 FC6-4 1B		4	1	2	0	0	0	1					
53 Christian Walker, R OBP: 0.302, SLG: 0.445	G6-3		G4-6-3			G3-1		FC6-4		4	0	2	1	0	0	1					
12 Daulton Varsho, L OBP: 0.313, SLG: 0.435	G6-3		G4-6-3			G4-6-3		K		4	1	1	1	0	1	2					
30 Jake McCarthy, L OBP: 0.311, SLG: 0.400	G6-3		K			K		F8		4	0	0	0	0	1	0					
28 Seth Beer, L OBP: 0.278, SLG: 0.260	K		G4-6-3			G4-3		P5		4	0	1	0	0	1	0					
18 Carson Kelly, R OBP: 0.283, SLG: 0.396	G6-3		G6-3			G4-3		G4-3		3	0	2	0	0	0	0					
2 Geraldo Perdomo, S OBP: 0.295, SLG: 0.279	G4-3		G4-3			SH1-3		G3		2	0	0	0	0	0	1					
<b>Inning Stats</b>	R: 1 E: 0 K: 0 S: 9	H: 3 LOB: 1 BB: 0 P: 12	R: 0 E: 0 K: 1 S: 9	H: 0 LOB: 0 BB: 0 P: 13	R: 0 E: 0 K: 0 S: 7	H: 1 LOB: 1 BB: 0 P: 12	R: 0 E: 0 K: 1 S: 10	H: 1 LOB: 0 BB: 0 P: 16	R: 0 E: 0 K: 0 S: 11	H: 2 LOB: 1 BB: 0 P: 17	R: 0 E: 0 K: 0 S: 4	H: 0 LOB: 0 BB: 0 P: 9	R: 1 E: 0 K: 0 S: 9	H: 2 LOB: 1 BB: 0 P: 15	R: 0 E: 0 K: 0 S: 12	H: 1 LOB: 1 BB: 0 P: 15	R: 0 E: 0 K: 1 S: 9	H: 0 LOB: 0 BB: 0 P: 12	1B: 8 2B: 2 3B: 0 HR: 1	SF: 0 SAC: 1 DP: 3 HBP: 0	WP: 0 PA: 34 PB: 0 SB: 0 CS: 0
<b>PITCHER</b>	IP	WLS	BF	H	R	ER	SO	BB	IBB	HBP	BLK	WP	HR	S	P	ERA	WHIP				
49 Antonio Senzatela, R ERA: 4.68	7.0		27	9	2	2	2	0	0	0	0	0	0	12	15	0.00	1.000				
54 Carlos Estevez, R ERA: 4.5	1.0	W	4	1	0	0	0	0	0	0	0	0	0	9	9	0.00	0.000				
52 Daniel Bard, R ERA: 1.98	1.0	S	3	0	0	0	1	0	0	0	0	0	0	9	9	0.00	0.000				

**Colorado Rockies @ Arizona Diamondbacks**  
Chase Field, Phoenix, AZ  
Sat Aug 06 2022, 5:11 PM - 7:44 PM MST  
Att: 21,146 - Roof Closed - 107 F

livebaseballscorecards.com

AB 33  
R 2  
H 10  
RBI 2  
BB 0  
SO 3  
LOB 8





Batter	1	2	3	4	5	6	7	8	9	AB	R	H	RBI	BB	SO	LOB	TOP																
2 Yonathan Daza, R OBP: 0.344, SLG: 0.366	F9	G3-6-1			G4-6-3	G6-3			G3	4	0	0	0	1	0	5	<b>Colorado Rockies @ Arizona Diamondbacks</b> Chase Field, Phoenix, AZ Sun Aug 07 2022, 1:12 PM - 4:29 PM MST Att: 20,644 - Roof Closed - 72 F <a href="http://livebaseballscorecards.com">livebaseballscorecards.com</a>																
24 Ryan McMahon, L OBP: 0.338, SLG: 0.390	F8		G3-1			2B	L3		G3	4	1	1	0	1	0	0																	
Brendan Rodgers, R OBP: 0.327, SLG: 0.427	BB		L5			2B	L9		G3	5	1	2	0	0	0	2																	
25 C.J. Cron, R OBP: 0.330, SLG: 0.506	BB		L9			1B	L8		FC6-4	4	1	2	2	1	0	0																	
6 Brian Serven, R OBP: 0.301, SLG: 0.381	BB					2B			IBB	0	0	0	0	0	0	0																	
Randal Grichuk, R OBP: 0.302, SLG: 0.418	BB		P6			1B			FC6-4	4	1	2	0	1	0	3																	
35 Elias Diaz, R OBP: 0.289, SLG: 0.363	K		L8			BB			F7	3	0	0	0	1	1	4																	
44 Elehuris Montero, R OBP: 0.299, SLG: 0.455		2B	F8			1B			G6-3	4	0	2	1	0	0	1																	
22 Sam Hilliard, L OBP: 0.262, SLG: 0.269		BB							P5	1	0	0	0	1	1	0																	
9 Connor Joe, R OBP: 0.347, SLG: 0.363		BB								2	0	0	0	0	1	4																	
1 Garrett Hampson, R OBP: 0.300, SLG: 0.347									K	2	0	1	1	0	1	2																	
19 Charlie Blackmon, L OBP: 0.315, SLG: 0.449									K	1	0	0	0	0	1	0																	
<b>Inning Stats</b>	R: 0 E: 0 K: 1 S: 16	H: 2 LOB: 3 BB: 1 P: 27	R: 0 E: 0 K: 1 S: 7	H: 1 LOB: 1 BB: 1 P: 13	R: 0 E: 0 K: 0 S: 10	H: 0 LOB: 0 BB: 0 P: 16	R: 0 E: 0 K: 0 S: 9	H: 0 LOB: 0 BB: 0 P: 14	R: 0 E: 0 K: 1 S: 7	H: 1 LOB: 0 BB: 0 P: 10	R: 4 E: 0 K: 1 S: 21	H: 4 LOB: 2 BB: 2 P: 33	R: 0 E: 0 K: 0 S: 6	H: 0 LOB: 0 BB: 0 P: 8	R: 0 E: 0 K: 0 S: 10	H: 1 LOB: 1 BB: 0 P: 13	R: 0 E: 0 K: 1 S: 11	H: 1 LOB: 3 BB: 2 P: 19	1B: 7 2B: 3 3B: 0 HR: 0	SF: 1 SAC: 0 DP: 2 HBP: 0	WP: 0 PB: 0 SB: 0 CS: 0	PA: 41											
<b>PITCHER</b>	IP WLS BF H R ER SO BB IBB HBP BLK WP HR S P ERA WHIP																																
27 Zach Davies, R ERA: 4.03	5.0	19	4	0	0	3	2	0	0	0	0	0	0	0	49	80	0.00	1.200															
37 Kevin Ginkel, R ERA: 12.27	0.0	6	4	4	4	0	2	0	0	0	0	0	0	0	13	23	∞	∞															
35 Joe Mantiply, L ERA: 2.09	1.1	4	0	0	0	1	0	0	0	0	0	0	0	9	12	0.00	0.000																
32 Chris Devenski, R ERA: 4.54	1.2	6	1	0	0	0	0	0	0	0	0	0	0	15	19	0.00	0.600																
34 Mark Melancon, R ERA: 4.54	1.0	6	1	0	0	1	1	1	0	0	0	0	0	11	19	0.00	2.000																

Batter	1	2	3	4	5	6	7	8	9	AB	R	H	RBI	BB	SO	LOB	BOTTOM															
10 Josh Rojas, L OBP: 0.344, SLG: 0.399	F7		G4-3			G4-6-3				4	0	2	1	0	0	0	<b>Colorado Rockies @ Arizona Diamondbacks</b> Chase Field, Phoenix, AZ Sun Aug 07 2022, 1:12 PM - 4:29 PM MST Att: 20,644 - Roof Closed - 72 F <a href="http://livebaseballscorecards.com">livebaseballscorecards.com</a>															
5 Alek Thomas, L OBP: 0.311, SLG: 0.404	G6-3		G4-3			L8			L8	4	0	0	0	0	0	2																
4 Ketel Marte, S OBP: 0.348, SLG: 0.450	53 HR					G4-6-3			K	3	1	1	0	1	1	2																
53 Christian Walker, R OBP: 0.302, SLG: 0.451	HR		P4			G6-3			L7	4	1	1	2	0	0	1																
12 Daulton Varsho, L OBP: 0.318, SLG: 0.440	15 CS					G3			8 BB	3	1	2	0	1	0	0																
15 Emmanuel Rivera, R OBP: 0.290, SLG: 0.413	CS		G3-1			HR			8 BB	3	2	1	1	1	1	1																
8 Jordan Luplow, R OBP: 0.269, SLG: 0.413						HR			43 BLK	3	0	1	0	1	0	0																
30 Jake McCarthy, L OBP: 0.311, SLG: 0.400	G1-3					L6			43 BLK	0	0	0	0	0	0	0																
43 Sergio Alcántara, S OBP: 0.244, SLG: 0.320									SF7	1	1	1	1	2	0	0																
36 Jose Herrera, S OBP: 0.250, SLG: 0.207									G4-3	4	0	0	0	0	1	6																
<b>Inning Stats</b>	R: 2 E: 0 K: 0 S: 12	H: 3 LOB: 0 BB: 0 P: 22	R: 0 E: 0 K: 1 S: 9	H: 1 LOB: 1 BB: 0 P: 14	R: 0 E: 0 K: 0 S: 7	H: 0 LOB: 1 BB: 1 P: 14	R: 0 E: 0 K: 1 S: 10	H: 1 LOB: 2 BB: 2 P: 20	R: 0 E: 0 K: 0 S: 5	H: 1 LOB: 0 BB: 0 P: 8	R: 1 E: 0 K: 0 S: 6	H: 1 LOB: 0 BB: 0 P: 10	R: 1 E: 0 K: 1 S: 8	H: 1 LOB: 1 BB: 1 P: 17	R: 2 E: 0 K: 0 S: 9	H: 1 LOB: 1 BB: 2 P: 24	1B: 5 2B: 2 3B: 0 HR: 2	SF: 1 SAC: 0 DP: 2 HBP: 0	WP: 0 PB: 0 SB: 0 CS: 1	PA: 37												
<b>PITCHER</b>	IP WLS BF H R ER SO BB IBB HBP BLK WP HR S P ERA WHIP																															
51 José Ureña, R ERA: 4.63	6.0	25	7	3	3	2	3	0	0	0	0	0	0	8	17	9.00	2.000															
29 Robert Stephenson, R ERA: 5.4	1.0	5	1	1	1	1	1	0	0	0	0	0	0	6	18	27.00	4.500															
37 Alex Colomé, R ERA: 4.04	0.2	5	1	2	2	0	2	0	0	1	0	0	0	3	6	0.00	0.000															
59 Jake Bird, R ERA: 5.91	0.1	1	0	0	0	0	0	0	0	0	0	0	0	3	6	0.00	0.000															

AB	34
R	4
H	10
RBI	4
BB	6
SO	5
LOB	21



WP: 0	PA: 41
PB: 0	
SB: 0	
CS: 0	

AB	29
R	6
H	9
RBI	5
BB	6
SO	3
LOB	12



WP: 0	PA: 37
PB: 0	
SB: 0	
CS: 1	



Batter	1	2	3	4	5	6	7	8	9	AB	R	H	RBI	BB	SO	LOB	TOP					
3 Dylan Carlson, S OBP: 0.310, SLG: 0.398										4	0	0	0	1	2	5	<b>St. Louis Cardinals @ Colorado Rockies</b> Coors Field, Denver, CO Tue Aug 09 2022, 6:44 PM - 9:48 PM MDT Att: 35,011 - Partly Cloudy - 92 F					
16 Nolan Gorman, L OBP: 0.310, SLG: 0.449										5	1	1	0	0	1	1						
46 Paul Goldschmidt, R OBP: 0.413, SLG: 0.659										3	0	0	0	1	1							
25 Corey Dickerson, L OBP: 0.266, SLG: 0.345										1	0	0	0	0	0							
28 Nolan Arenado, R OBP: 0.369, SLG: 0.550										4	1	1	1	0	1							
33 Brendan Donovan, L OBP: 0.309, SLG: 0.372										1	0	0	0	0	0							
27 Tyler O'Neill, R OBP: 0.293, SLG: 0.348										4	0	0	0	0	2							
21 Lars Nootbaar, L OBP: 0.253, SLG: 0.389										2	2	1	0	2	1							
11 Paul DeJong, R OBP: 0.262, SLG: 0.362										3	1	1	2	0	1							
7 Andrew Knizner, R OBP: 0.307, SLG: 0.271										4	0	2	2	0	1							
19 Tommy Edman, S OBP: 0.322, SLG: 0.367										4	0	2	0	0	0							
<b>Inning Stats</b>	R: 0 E: 0 K: 1 S: 11	H: 0 LOB: 0 BB: 0 P: 13	R: 0 E: 0 K: 0 S: 7	H: 1 LOB: 1 BB: 0 P: 8	R: 0 E: 0 K: 0 S: 10	H: 0 LOB: 1 BB: 1 P: 18	R: 0 E: 0 K: 0 S: 6	H: 0 LOB: 0 BB: 0 P: 9	R: 2 E: 0 K: 1 S: 16	H: 1 LOB: 0 BB: 1 P: 28	R: 3 E: 0 K: 2 S: 15	H: 4 LOB: 3 BB: 1 P: 26	R: 0 E: 0 K: 2 S: 10	H: 0 LOB: 1 BB: 1 P: 19	R: 0 E: 0 K: 2 S: 11	H: 2 LOB: 2 BB: 0 P: 21	R: 0 E: 0 K: 0 S: 6	H: 0 LOB: 0 BB: 0 P: 9	1B: 4 2B: 3 3B: 0 HR: 1	SF: 0 SAC: 0 DP: 0 HBP: 1	WP: 1 PB: 0 SB: 0 CS: 0	PA: 40
<b>PITCHER</b>	IP WLS BF H R ER SO BB IBB HBP BLK WP HR S P ERA WHIP	IP WLS BF H R ER SO BB IBB HBP BLK WP HR S P ERA WHIP	IP WLS BF H R ER SO BB IBB HBP BLK WP HR S P ERA WHIP	IP WLS BF H R ER SO BB IBB HBP BLK WP HR S P ERA WHIP	IP WLS BF H R ER SO BB IBB HBP BLK WP HR S P ERA WHIP	IP WLS BF H R ER SO BB IBB HBP BLK WP HR S P ERA WHIP	IP WLS BF H R ER SO BB IBB HBP BLK WP HR S P ERA WHIP	IP WLS BF H R ER SO BB IBB HBP BLK WP HR S P ERA WHIP	IP WLS BF H R ER SO BB IBB HBP BLK WP HR S P ERA WHIP	IP WLS BF H R ER SO BB IBB HBP BLK WP HR S P ERA WHIP	IP WLS BF H R ER SO BB IBB HBP BLK WP HR S P ERA WHIP	IP WLS BF H R ER SO BB IBB HBP BLK WP HR S P ERA WHIP	IP WLS BF H R ER SO BB IBB HBP BLK WP HR S P ERA WHIP	IP WLS BF H R ER SO BB IBB HBP BLK WP HR S P ERA WHIP	IP WLS BF H R ER SO BB IBB HBP BLK WP HR S P ERA WHIP	IP WLS BF H R ER SO BB IBB HBP BLK WP HR S P ERA WHIP						
18 Ryan Felner, R ERA: 6.02	5.2	W	24	4	5	5	3	3	0	0	0	0	0	0	1	58	90	7.94	1.235			
59 Jake Bird, R ERA: 5.95	1.1		8	2	0	0	3	1	0	1	0	0	0	0	17	31	0.00	2.250				
32 Dinelson Lamet, R ERA: 8.16	2.0		8	2	0	0	2	0	0	0	0	1	0	17	30	0.00	1.000					

**St. Louis Cardinals @ Colorado Rockies**  
 Coors Field, Denver, CO  
 Tue Aug 09 2022, 6:44 PM - 9:48 PM MDT  
 Att: 35,011 - Partly Cloudy - 92 F

**AB 35**  
**R 5**  
**H 8**  
**RBI 5**  
**BB 4**  
**SO 8**  
**LOB 11**

Batter	1	2	3	4	5	6	7	8	9	AB	R	H	RBI	BB	SO	LOB	BOTTOM			
19 Charlie Blackmon, L OBP: 0.314, SLG: 0.446										5	1	1	1	0	1	1	<b>St. Louis Cardinals @ Colorado Rockies</b> Coors Field, Denver, CO Tue Aug 09 2022, 6:44 PM - 9:48 PM MDT Att: 35,011 - Partly Cloudy - 92 F			
2 Yonathan Daza, R OBP: 0.343, SLG: 0.365										1	0	0	0	0	0					
11 Jose Iglesias, R OBP: 0.348, SLG: 0.417										5	2	3	1	0	0					
1 Garrett Hampson, R OBP: 0.304, SLG: 0.352										1	0	1	0	0	0					
Brendan Rodgers, R OBP: 0.334, SLG: 0.432										5	3	4	1	1	0					
25 C.J. Cron, R OBP: 0.330, SLG: 0.514										5	2	2	5	0	4					
24 Ryan McMahon, L OBP: 0.339, SLG: 0.397										4	2	1	2	1	1					
Randal Grichuk, R OBP: 0.312, SLG: 0.435										5	3	5	3	0	0					
44 Elehuris Montero, R OBP: 0.306, SLG: 0.450										5	2	2	0	0	1					
35 Elias Diaz, R OBP: 0.291, SLG: 0.372										5	0	2	2	0	3					
22 Sam Hilliard, L OBP: 0.260, SLG: 0.267										5	1	1	1	0	2					
<b>Inning Stats</b>	R: 3 E: 1 K: 1 S: 22	H: 4 LOB: 2 BB: 0 P: 31	R: 0 E: 0 K: 1 S: 10	H: 2 LOB: 2 BB: 0 P: 14	R: 9 E: 0 K: 1 S: 23	H: 9 LOB: 0 BB: 1 P: 40	R: 0 E: 0 K: 1 S: 13	H: 0 LOB: 0 BB: 0 P: 18	R: 0 E: 0 K: 0 S: 9	H: 1 LOB: 1 BB: 0 P: 11	R: 2 E: 0 K: 1 S: 9	H: 3 LOB: 1 BB: 0 P: 15	R: 2 E: 0 K: 0 S: 11	H: 2 LOB: 1 BB: 1 P: 20	R: 0 E: 0 K: 0 S: 5	H: 1 LOB: 1 BB: 0 P: 7	1B: 16 2B: 3 3B: 0 HR: 3	SF: 0 SAC: 0 DP: 0 HBP: 0	WP: 1 PB: 0 SB: 0 CS: 0	PA: 48
<b>PITCHER</b>	IP WLS BF H R ER SO BB IBB HBP BLK WP HR S P ERA WHIP	IP WLS BF H R ER SO BB IBB HBP BLK WP HR S P ERA WHIP	IP WLS BF H R ER SO BB IBB HBP BLK WP HR S P ERA WHIP	IP WLS BF H R ER SO BB IBB HBP BLK WP HR S P ERA WHIP	IP WLS BF H R ER SO BB IBB HBP BLK WP HR S P ERA WHIP	IP WLS BF H R ER SO BB IBB HBP BLK WP HR S P ERA WHIP	IP WLS BF H R ER SO BB IBB HBP BLK WP HR S P ERA WHIP	IP WLS BF H R ER SO BB IBB HBP BLK WP HR S P ERA WHIP	IP WLS BF H R ER SO BB IBB HBP BLK WP HR S P ERA WHIP	IP WLS BF H R ER SO BB IBB HBP BLK WP HR S P ERA WHIP	IP WLS BF H R ER SO BB IBB HBP BLK WP HR S P ERA WHIP	IP WLS BF H R ER SO BB IBB HBP BLK WP HR S P ERA WHIP	IP WLS BF H R ER SO BB IBB HBP BLK WP HR S P ERA WHIP	IP WLS BF H R ER SO BB IBB HBP BLK WP HR S P ERA WHIP	IP WLS BF H R ER SO BB IBB HBP BLK WP HR S P ERA WHIP					
39 Miles Mikolas, R ERA: 3.5	2.2	L	22	14	10	2	0	0	0	0	0	0	1	48	72	33.75	5.250			
70 Pacey Naughton, L ERA: 4.94	2.2		14	5	4	4	3	1	0	0	0	0	1	36	55	13.50	2.250			
62 T.J. McFarland, L ERA: 6.61	2.2		12	3	2	2	0	1	0	0	0	1	1	18	29	6.75	1.500			

**St. Louis Cardinals @ Colorado Rockies**  
 Coors Field, Denver, CO  
 Tue Aug 09 2022, 6:44 PM - 9:48 PM MDT  
 Att: 35,011 - Partly Cloudy - 92 F

**AB 46**  
**R 16**  
**H 22**  
**RBI 16**  
**BB 2**  
**SO 5**  
**LOB 15**











Batter	1	2	3	4	5	6	7	8	9	AB	R	H	RBI	BB	SO	LOB	TOP																			
10 Josh Rojas, L (1.5) OBP: 0.345, SLG: 0.396										4	0	1	0	0	1	0																				
5 Alek Thomas, L (1.8) OBP: 0.303, SLG: 0.386										3	0	0	0	0	0	1																				
8 Jordan Luplow, R (8. PH) OBP: 0.269, SLG: 0.405										1	0	0	0	0	1	0																				
4 Ketel Marte, S (1.4) OBP: 0.341, SLG: 0.438										4	0	0	0	0	1	1																				
53 Christian Walker, R (1.10) OBP: 0.313, SLG: 0.456										3	1	1	0	1	0	0																				
12 Daulton Varsho, L (1.9) OBP: 0.315, SLG: 0.430										3	1	1	0	1	0	1																				
30 Jake McCarthy, L (1.7) OBP: 0.327, SLG: 0.396										3	1	1	0	1	0	1																				
21 Cooper Hummel, S (1.2) OBP: 0.279, SLG: 0.299										4	0	1	2	0	1	3																				
28 Seth Beer, L (1.3) OBP: 0.283, SLG: 0.248										3	0	0	0	0	0	2																				
2 Geraldo Perdomo, S (1.6) OBP: 0.295, SLG: 0.279										3	0	0	0	0	0	1																				
<b>Inning Stats</b>	R: 0 E: 0 K: 1 S: 9	H: 1 LOB: 0 BB: 0 P: 16	R: 1 E: 0 K: 0 S: 8	H: 2 LOB: 1 BB: 1 P: 16	R: 0 E: 1 K: 0 S: 5	H: 0 LOB: 1 BB: 0 P: 9	R: 2 E: 0 K: 0 S: 12	H: 2 LOB: 1 BB: 1 P: 24	R: 0 E: 0 K: 1 S: 10	H: 0 LOB: 0 BB: 0 P: 13	R: 0 E: 0 K: 1 S: 10	H: 0 LOB: 1 BB: 0 P: 16	R: 0 E: 0 K: 1 S: 6	H: 0 LOB: 0 BB: 0 P: 9	R: 0 E: 0 K: 1 S: 7	H: 0 LOB: 0 BB: 0 P: 11	R: 0 E: 0 K: 0 S: 12	H: 0 LOB: 0 BB: 0 P: 18	1B: 4 2B: 1 3B: 0 HR: 0	SF: 0 SAC: 0 DP: 2 HBP: 0	WP: 0 PB: 0 SB: 0 CS: 0	PA: 34														
<b>PITCHER</b>	IP WLS BF H R ER SO BB IBB HBP BLK WP HR S P ERA WHIP																																			
49 Antonio Senzatele, R (1.1) ERA: 4.67	6.0	25	5	3	3	2	3	0	0	0	0	0	0	51	94	4.50	1.333																			
32 Dinetson Lamet, R (7.1) ERA: 7.63	1.0	W	3	0	0	1	0	0	0	0	0	0	0	6	9	0.00	0.000																			
58 Lucas Gilbreath, L (8.1) ERA: 3.63	1.0	H	3	0	0	1	0	0	0	0	0	0	0	7	11	0.00	0.000																			
54 Carlos Estévez, R (9.1) ERA: 4.28	1.0	S	3	0	0	0	0	0	0	0	0	0	0	12	18	0.00	0.000																			

Arizona Diamondbacks @ Colorado Rockies  
Coors Field, Denver, CO  
Fri Aug 12 2022, 6:44 PM - 9:15 PM MDT  
Att: 32,055 - Partly Cloudy - 92 F

AB	31
R	3
H	5
RBI	2
BB	3
SO	4
LOB	10



Batter	1	2	3	4	5	6	7	8	9	AB	R	H	RBI	BB	SO	LOB	BOTTOM																			
19 Charlie Blackmon, L (1.9) OBP: 0.313, SLG: 0.439										4	0	1	1	0	0	0																				
Randal Grichuk, R (9.9) OBP: 0.310, SLG: 0.429										3	0	0	1	0	0	1																				
Brendan Rodgers, R (1.4) OBP: 0.333, SLG: 0.436										4	0	0	0	0	1	1																				
25 C.J. Cron, R (1.3) OBP: 0.330, SLG: 0.513										3	1	0	0	1	2	0																				
24 Ryan McMahon, L (1.5) OBP: 0.339, SLG: 0.401										3	1	1	0	1	0	0																				
44 Elehuris Montero, R (1.10) OBP: 0.297, SLG: 0.421										4	0	1	2	0	1	1																				
22 Sam Hilliard, L (1.7) OBP: 0.278, SLG: 0.279										3	1	1	0	0	0	2																				
36 Wynton Bernard, R (1.8) OBP: 0.333, SLG: 0.333										3	1	1	0	0	1	1																				
6 Brian Serven, R (1.2) OBP: 0.308, SLG: 0.412										3	1	1	1	0	1	2																				
<b>Inning Stats</b>	R: 0 E: 0 K: 0 S: 3	H: 0 LOB: 0 BB: 0 P: 5	R: 0 E: 0 K: 0 S: 8	H: 0 LOB: 1 BB: 1 P: 15	R: 0 E: 1 K: 1 S: 14	H: 0 LOB: 1 BB: 0 P: 20	R: 2 E: 0 K: 1 S: 15	H: 2 LOB: 1 BB: 1 P: 25	R: 1 E: 0 K: 0 S: 9	H: 1 LOB: 0 BB: 0 P: 17	R: 0 E: 0 K: 1 S: 7	H: 0 LOB: 0 BB: 0 P: 8	R: 2 E: 0 K: 1 S: 12	H: 3 LOB: 1 BB: 0 P: 16	R: 0 E: 0 K: 2 S: 10	H: 0 LOB: 0 BB: 0 P: 14	1B: 3 2B: 2 3B: 0 HR: 1	SF: 1 SAC: 0 DP: 0 HBP: 0	WP: 0 PB: 0 SB: 1 CS: 0	PA: 33																
<b>PITCHER</b>	IP WLS BF H R ER SO BB IBB HBP BLK WP HR S P ERA WHIP																																			
27 Zach Davies, R (1.1) ERA: 4.11	5.0		3	3	3	2	2	0	0	0	0	0	0	14	19	13.50	1.500																			
32 Chris Devenski, R (6.1) ERA: 6.43	1.1	L	6	2	2	2	1	0	0	0	0	0	0	5	5	0.00	1.500																			
35 Joe Mantiply, L (7.1) ERA: 1.97	0.2		3	1	0	0	1	0	0	0	0	0	0	5	5	0.00	1.500																			
37 Kevin Ginkel, R (8.1) ERA: 8.44	1.0		3	0	0	0	2	0	0	0	0	0	0	10	14	0.00	0.000																			

Arizona Diamondbacks @ Colorado Rockies  
Coors Field, Denver, CO  
Fri Aug 12 2022, 6:44 PM - 9:15 PM MDT  
Att: 32,055 - Partly Cloudy - 92 F

AB	30
R	5
H	6
RBI	5
BB	2
SO	6
LOB	8





Batter	1	2	3	4	5	6	7	8	9	AB	R	H	RBI	BB	SO	LOB	TOP								
10 Josh Rojas, L OBP: 0.346, SLG: 0.410										5	1	3	3	0	1	0	<b>Arizona Diamondbacks @ Colorado Rockies</b> Coors Field, Denver, CO Sat Aug 13 2022, 6:12 PM - 8:58 PM MDT Att: 35,233 - Partly Cloudy - 88 F								
15 Emmanuel Rivera, R OBP: 0.304, SLG: 0.465										4	2	2	2	1	1	2									
4 Ketel Marte, S OBP: 0.343, SLG: 0.439										4	0	2	0	0	1	0									
53 Christian Walker, R OBP: 0.310, SLG: 0.452										4	0	0	0	0	0	3									
12 Daulton Varsho, L OBP: 0.316, SLG: 0.436										4	1	2	0	0	0	0									
30 Jake McCarthy, L OBP: 0.320, SLG: 0.386										4	0	0	0	0	2	1									
18 Carson Kelly, R OBP: 0.281, SLG: 0.387										4	1	2	0	0	1	0									
8 Jordan Luplow, R OBP: 0.265, SLG: 0.398										3	0	0	0	0	1	1									
5 Alek Thomas, L OBP: 0.302, SLG: 0.384										1	0	0	0	0	0	1									
2 Geraldo Perdomo, S OBP: 0.294, SLG: 0.276										3	1	0	0	1	0	1									
<b>Inning Stats</b>	R: 1 H: 2 E: 0 K: 1 S: 8	H: 2 LOB: 0 BB: 0 P: 14	R: 0 H: 1 E: 0 K: 1 S: 12	H: 1 LOB: 1 BB: 0 P: 17	R: 1 H: 1 E: 0 K: 1 S: 9	H: 1 LOB: 0 BB: 0 P: 12	R: 0 H: 0 E: 0 K: 1 S: 9	H: 0 LOB: 0 BB: 0 P: 13	R: 2 H: 2 E: 0 K: 0 S: 13	H: 2 LOB: 2 BB: 2 P: 27	R: 0 H: 1 E: 0 K: 1 S: 6	H: 1 LOB: 1 BB: 0 P: 11	R: 0 H: 1 E: 0 K: 2 S: 8	H: 1 LOB: 1 BB: 0 P: 11	R: 1 H: 1 E: 1 K: 0 S: 9	H: 1 LOB: 0 BB: 0 P: 15	R: 1 H: 2 E: 0 K: 0 S: 9	H: 2 LOB: 1 BB: 0 P: 11	1B: 5 2B: 3 3B: 1 HR: 3	SF: 0 SAC: 0 DP: 2 HBP: 0	WP: 0 PB: 0 SB: 1 CS: 0	PA: 38			
<b>PITCHER</b>	IP WLS BF H R ER SO BB IBB HBP BLK WP HR S P ERA WHIP	IP WLS BF H R ER SO BB IBB HBP BLK WP HR S P ERA WHIP	IP WLS BF H R ER SO BB IBB HBP BLK WP HR S P ERA WHIP	IP WLS BF H R ER SO BB IBB HBP BLK WP HR S P ERA WHIP	IP WLS BF H R ER SO BB IBB HBP BLK WP HR S P ERA WHIP	IP WLS BF H R ER SO BB IBB HBP BLK WP HR S P ERA WHIP	IP WLS BF H R ER SO BB IBB HBP BLK WP HR S P ERA WHIP	IP WLS BF H R ER SO BB IBB HBP BLK WP HR S P ERA WHIP	IP WLS BF H R ER SO BB IBB HBP BLK WP HR S P ERA WHIP	IP WLS BF H R ER SO BB IBB HBP BLK WP HR S P ERA WHIP	IP WLS BF H R ER SO BB IBB HBP BLK WP HR S P ERA WHIP	IP WLS BF H R ER SO BB IBB HBP BLK WP HR S P ERA WHIP	IP WLS BF H R ER SO BB IBB HBP BLK WP HR S P ERA WHIP	IP WLS BF H R ER SO BB IBB HBP BLK WP HR S P ERA WHIP	IP WLS BF H R ER SO BB IBB HBP BLK WP HR S P ERA WHIP	IP WLS BF H R ER SO BB IBB HBP BLK WP HR S P ERA WHIP	IP WLS BF H R ER SO BB IBB HBP BLK WP HR S P ERA WHIP	IP WLS BF H R ER SO BB IBB HBP BLK WP HR S P ERA WHIP	IP WLS BF H R ER SO BB IBB HBP BLK WP HR S P ERA WHIP	IP WLS BF H R ER SO BB IBB HBP BLK WP HR S P ERA WHIP	IP WLS BF H R ER SO BB IBB HBP BLK WP HR S P ERA WHIP	IP WLS BF H R ER SO BB IBB HBP BLK WP HR S P ERA WHIP	IP WLS BF H R ER SO BB IBB HBP BLK WP HR S P ERA WHIP	IP WLS BF H R ER SO BB IBB HBP BLK WP HR S P ERA WHIP	IP WLS BF H R ER SO BB IBB HBP BLK WP HR S P ERA WHIP
51 José Ureña, R ERA: 4.8	(1, 1)	6.0	L	25	7	4	4	5	2	0	0	0	0	0	3	57	94	6.00	1.500						
59 Jake Bird, R ERA: 5.11	(7, 1)	2.0		8	2	1	0	2	0	0	0	0	0	0	0	17	26	0.00	1.000						
29 Robert Stephenson, R ERA: 5.58	(9, 1)	1.0		5	2	1	1	0	0	0	0	0	0	0	0	9	11	9.00	2.000						

Batter	1	2	3	4	5	6	7	8	9	AB	R	H	RBI	BB	SO	LOB	BOTTOM							
19 Charlie Blackmon, L OBP: 0.310, SLG: 0.435										4	0	0	0	0	0	1	<b>Arizona Diamondbacks @ Colorado Rockies</b> Coors Field, Denver, CO Sat Aug 13 2022, 6:12 PM - 8:58 PM MDT Att: 35,233 - Partly Cloudy - 88 F							
11 Jose Iglesias, R OBP: 0.352, SLG: 0.413										4	0	0	0	0	0	0								
Brendan Rodgers, R OBP: 0.335, SLG: 0.439										4	0	2	0	0	0	0								
25 C.J. Cron, R OBP: 0.328, SLG: 0.508										4	0	0	0	0	1	2								
24 Ryan McMahon, L OBP: 0.336, SLG: 0.398										3	0	0	0	0	2	0								
Randal Grichuk, R OBP: 0.310, SLG: 0.429										3	0	1	0	0	1	0								
44 Elehuris Montero, R OBP: 0.286, SLG: 0.413										3	0	0	0	0	2	1								
22 Sam Hilliard, L OBP: 0.285, SLG: 0.277										1	0	0	0	2	1	1								
3 Dom Nunez, L OBP: 0.263, SLG: 0.167										2	0	0	0	0	1	1								
9 Connor Joe, R OBP: 0.346, SLG: 0.362										1	0	0	0	0	0	1								
6 Brian Serven, R OBP: 0.308, SLG: 0.412										0	0	0	0	0	0	0								
<b>Inning Stats</b>	R: 0 H: 1 E: 0 K: 0 S: 12	H: 0 LOB: 0 BB: 0 P: 19	R: 0 H: 0 E: 0 K: 0 S: 6	H: 0 LOB: 0 BB: 0 P: 10	R: 0 H: 0 E: 0 K: 1 S: 5	H: 0 LOB: 0 BB: 1 P: 10	R: 0 H: 0 E: 0 K: 0 S: 7	H: 0 LOB: 0 BB: 0 P: 13	R: 0 H: 1 E: 0 K: 3 S: 12	H: 1 LOB: 1 BB: 0 P: 19	R: 0 H: 0 E: 0 K: 0 S: 9	H: 0 LOB: 0 BB: 0 P: 16	R: 0 H: 0 E: 0 K: 2 S: 11	H: 0 LOB: 0 BB: 0 P: 16	R: 0 H: 0 E: 0 K: 2 S: 9	H: 0 LOB: 1 BB: 1 P: 17	R: 0 H: 1 E: 0 K: 0 S: 14	H: 1 LOB: 1 BB: 0 P: 19	1B: 2 2B: 1 3B: 0 HR: 0	SF: 0 SAC: 0 DP: 1 HBP: 0	WP: 0 PB: 0 SB: 0 CS: 0	PA: 31		
<b>PITCHER</b>	IP WLS BF H R ER SO BB IBB HBP BLK WP HR S P ERA WHIP	IP WLS BF H R ER SO BB IBB HBP BLK WP HR S P ERA WHIP	IP WLS BF H R ER SO BB IBB HBP BLK WP HR S P ERA WHIP	IP WLS BF H R ER SO BB IBB HBP BLK WP HR S P ERA WHIP	IP WLS BF H R ER SO BB IBB HBP BLK WP HR S P ERA WHIP	IP WLS BF H R ER SO BB IBB HBP BLK WP HR S P ERA WHIP	IP WLS BF H R ER SO BB IBB HBP BLK WP HR S P ERA WHIP	IP WLS BF H R ER SO BB IBB HBP BLK WP HR S P ERA WHIP	IP WLS BF H R ER SO BB IBB HBP BLK WP HR S P ERA WHIP	IP WLS BF H R ER SO BB IBB HBP BLK WP HR S P ERA WHIP	IP WLS BF H R ER SO BB IBB HBP BLK WP HR S P ERA WHIP	IP WLS BF H R ER SO BB IBB HBP BLK WP HR S P ERA WHIP	IP WLS BF H R ER SO BB IBB HBP BLK WP HR S P ERA WHIP	IP WLS BF H R ER SO BB IBB HBP BLK WP HR S P ERA WHIP	IP WLS BF H R ER SO BB IBB HBP BLK WP HR S P ERA WHIP	IP WLS BF H R ER SO BB IBB HBP BLK WP HR S P ERA WHIP	IP WLS BF H R ER SO BB IBB HBP BLK WP HR S P ERA WHIP	IP WLS BF H R ER SO BB IBB HBP BLK WP HR S P ERA WHIP	IP WLS BF H R ER SO BB IBB HBP BLK WP HR S P ERA WHIP	IP WLS BF H R ER SO BB IBB HBP BLK WP HR S P ERA WHIP	IP WLS BF H R ER SO BB IBB HBP BLK WP HR S P ERA WHIP	IP WLS BF H R ER SO BB IBB HBP BLK WP HR S P ERA WHIP	IP WLS BF H R ER SO BB IBB HBP BLK WP HR S P ERA WHIP	IP WLS BF H R ER SO BB IBB HBP BLK WP HR S P ERA WHIP
23 Zac Gallen, R ERA: 2.94	(1, 1)	7.0	W	23	2	0	0	0	1	0	0	0	0	0	62	103	0.00	0.429						
24 Noé Ramirez, R ERA: 4.4	(8, 1)	0.2		3	0	0	0	2	1	0	0	0	0	0	7	12	0.00	1.500						
35 Joe Mantiply, L ERA: 1.96	(8, 1)	0.1		1	0	0	0	0	0	0	0	0	0	0	2	5	0.00	0.000						
31 Ian Kennedy, R ERA: 3.05	(9, 1)	1.0		4	1	0	0	0	0	0	0	0	0	0	14	19	0.00	1.000						



Batter	1	2	3	4	5	6	7	8	9	AB	R	H	RBI	BB	SO	LOB	TOP
10 Josh Rojas, L (1,4) OBP: 0.346, SLG: 0.411	F7		53 HR	SF7		E9		G1-3		4	1	2	2	0	0	0	<b>Arizona Diamondbacks @ Colorado Rockies</b> Coors Field, Denver, CO Sun Aug 14 2022, 1:15 PM - 4:21 PM MDT Att: 32,442 - Partly Cloudy - 88 F <a href="http://livebaseballscorecards.com">livebaseballscorecards.com</a>
15 Emmanuel Rivera, R (1,5) OBP: 0.302, SLG: 0.460	53 2B		F9	G6-3		K		K		5	1	1	0	0	2	2	
4 Ketel Marte, S (1,10) OBP: 0.344, SLG: 0.435	F9		53 HR			K		53 2B		3	1	0	0	1	1	2	
43 Sergio Alcántara, S (9,PR) OBP: 0.252, SLG: 0.326	F9					K		HBP		0	0	0	0	0	0	0	
53 Christian Walker, R (1,3) OBP: 0.315, SLG: 0.469	2B					L7		2B		5	1	4	4	0	0	0	
12 Daulton Varsho, L (1,9) OBP: 0.314, SLG: 0.433	P5					P6		P2		3	0	0	0	0	1	2	
8 Jordan Luplow, R (6,9) OBP: 0.262, SLG: 0.393	P5					P6		P2		2	0	0	0	0	0	2	
5 Alek Thomas, L (1,8) OBP: 0.301, SLG: 0.382	L7					G6-3		G6-3		4	0	1	0	0	0	0	
21 Cooper Hummel, S (1,2) OBP: 0.278, SLG: 0.297	K					E4		G3-1		4	1	1	0	0	1	2	
18 Carson Kelly, R (8,2) OBP: 0.281, SLG: 0.387	K					FC5		G3-1		0	0	0	0	0	0	0	
30 Jake McCarthy, L (1,7) OBP: 0.324, SLG: 0.391	BB					P5		G1-3		3	1	1	1	1	0	0	
2 Geraldo Perdomo, S (1,6) OBP: 0.294, SLG: 0.279	K					G6-3		L7		4	1	1	0	0	1	2	
<b>Inning Stats</b>	R: 1 H: 2 E: 0 K: 0 S: 13	H: 2 LOB: 1 BB: 0 P: 20	R: 0 H: 0 E: 0 K: 2 S: 10	H: 0 LOB: 1 BB: 1 P: 17	R: 3 H: 2 E: 0 K: 1 S: 13	H: 2 LOB: 0 BB: 1 P: 23	R: 2 H: 2 E: 1 K: 0 S: 11	H: 2 LOB: 2 BB: 0 P: 15	R: 0 H: 0 E: 0 K: 0 S: 7	H: 0 LOB: 0 BB: 0 P: 10	R: 0 H: 0 E: 0 K: 0 S: 8	H: 0 LOB: 0 BB: 0 P: 13	R: 0 H: 1 E: 0 K: 1 S: 12	H: 1 LOB: 2 BB: 0 P: 19	1B: 6 2B: 4 3B: 0 HR: 1	SF: 1 SAC: 0 DP: 0 HBP: 1	WP: 0 PA: 41 PB: 0 SB: 3 CS: 0
<b>PITCHER</b>	IP WLS BF H R ER SO BB IBB HBP BLK WP HR S P ERA WHIP	IP WLS BF H R ER SO BB IBB HBP BLK WP HR S P ERA WHIP															IP WLS BF H R ER SO BB IBB HBP BLK WP HR S P ERA WHIP
18 Ryan Felton, R (1,1) ERA: 6.39	4.1 L 22 7 6 5 3 2 0 0 0 0 0 1 52 78 10.38 2.077																
26 Austin Gombert, L (5,1) ERA: 5.55	2.2 11 3 1 1 2 0 0 0 0 0 0 0 26 38 3.38 1.125																
32 Dinelson Lamet, R (8,1) ERA: 6.75	2.0 8 1 0 0 1 0 0 0 1 0 0 0 20 32 0.00 0.500																

Batter	1	2	3	4	5	6	7	8	9	AB	R	H	RBI	BB	SO	LOB	BOTTOM		
9 Connor Joe, R (1,7) OBP: 0.344, SLG: 0.358	G4-3		G6-3			F9		K		4	0	0	0	1	1	2	<b>Arizona Diamondbacks @ Colorado Rockies</b> Coors Field, Denver, CO Sun Aug 14 2022, 1:15 PM - 4:21 PM MDT Att: 32,442 - Partly Cloudy - 88 F <a href="http://livebaseballscorecards.com">livebaseballscorecards.com</a>		
Randal Grichuk, R (1,9) OBP: 0.311, SLG: 0.431	2B		F8			K		BB		5	0	2	0	0	1	1			
Brendan Rodgers, R (1,4) OBP: 0.336, SLG: 0.436	L4					G3		BB		3	1	0	0	2	0	2			
25 C.J. Cron, R (1,10) OBP: 0.328, SLG: 0.506	44 FC6-4					P4		BB		4	1	1	0	1	0	4			
44 Elehuris Montero, R (1,3) OBP: 0.280, SLG: 0.413	FC6-4					K		F8		5	1	1	1	0	2	6			
24 Ryan McMahon, L (1,5) OBP: 0.340, SLG: 0.404	G4-3					FC6-4		BB		4	1	3	1	0	0	0			
1 Garrett Hampson, R (1,6) OBP: 0.308, SLG: 0.344	G6-3					FC6-4		BB		3	0	1	0	1	0	1			
36 Wynton Bernard, R (1,8) OBP: 0.143, SLG: 0.143	G6-3					K		G6-3		4	0	0	1	0	1	4			
6 Brian Serven, R (1,2) OBP: 0.306, SLG: 0.402	L5					FC6-4		P6		3	0	0	0	1	0	2			
<b>Inning Stats</b>	R: 0 H: 1 E: 0 K: 0 S: 10	H: 0 LOB: 2 BB: 1 P: 15	R: 0 H: 0 E: 0 K: 0 S: 7	H: 0 LOB: 0 BB: 0 P: 10	R: 0 H: 0 E: 0 K: 1 S: 8	H: 0 LOB: 0 BB: 0 P: 12	R: 0 H: 1 E: 0 K: 1 S: 17	H: 1 LOB: 2 BB: 1 P: 25	R: 3 H: 3 E: 0 K: 1 S: 21	H: 3 LOB: 2 BB: 2 P: 33	R: 0 H: 1 E: 0 K: 1 S: 7	H: 1 LOB: 2 BB: 1 P: 15	R: 1 H: 2 E: 0 K: 0 S: 7	H: 2 LOB: 0 BB: 0 P: 10	R: 0 H: 0 E: 1 K: 1 S: 15	H: 0 LOB: 2 BB: 1 P: 23		1B: 5 2B: 3 3B: 0 HR: 0	SF: 0 SAC: 0 DP: 1 HBP: 0
<b>PITCHER</b>	IP WLS BF H R ER SO BB IBB HBP BLK WP HR S P ERA WHIP	IP WLS BF H R ER SO BB IBB HBP BLK WP HR S P ERA WHIP															IP WLS BF H R ER SO BB IBB HBP BLK WP HR S P ERA WHIP		
47 Tommy Henry, L (1,1) ERA: 4.15	5.1 W 24 5 3 3 3 2 1 0 0 0 0 0 61 89 5.06 1.312																		
67 Tyler Holton, L (6,1) ERA: 2.7	0.2 3 0 0 0 0 1 0 0 0 0 0 0 6 11 0.00 1.500																		
32 Chris Devenski, R (7,1) ERA: 5.63	1.0 5 1 0 0 1 1 0 0 0 0 0 0 7 15 0.00 2.000																		
34 Mark Melancon, R (8,1) ERA: 4.43	1.0 4 2 1 1 0 0 0 0 0 0 0 0 7 10 9.00 2.000																		
31 Ian Kennedy, R (9,1) ERA: 2.97	1.0 S 5 0 0 0 1 1 0 0 0 0 0 0 15 23 0.00 1.000																		



Batter	1	2	3	4	5	6	7	8	9	AB	R	H	RBI	BB	SO	LOB	TOP										
9 Connor Joe, R OBP: 0.346, SLG: 0.358										3	2	1	0	1	0	0	<b>Colorado Rockies @ St. Louis Cardinals</b> Busch Stadium, St. Louis, MO Tue Aug 16 2022, 6:47 PM - 9:54 PM CDT Att: 39,105 - Cloudy - 80 F										
19 Charlie Blackmon, L OBP: 0.312, SLG: 0.438										4	0	2	3	0	1	0											
Brendan Rodgers, R OBP: 0.337, SLG: 0.435										3	0	1	0	1	0	1											
25 C.J. Cron, R OBP: 0.328, SLG: 0.502										3	0	0	0	1	1	4											
11 Jose Iglesias, R OBP: 0.349, SLG: 0.409										4	0	0	1	0	0	3											
Randal Grichuk, R OBP: 0.308, SLG: 0.426										4	0	0	0	0	2	2											
44 Elehuris Montero, R OBP: 0.287, SLG: 0.393											4	0	0	0	1	0											
6 Brian Serven, R OBP: 0.297, SLG: 0.389											4	0	0	0	1	0											
36 Wynon Bernard, R OBP: 0.273, SLG: 0.273											4	2	2	0	0	1	0										
1 Garrett Hampson, R OBP: 0.308, SLG: 0.344											0	0	0	0	0	0											
<b>Inning Stats</b>	R: 0 E: 0 K: 1 S: 9	H: 0 LOB: 1 BB: 1 P: 14	R: 0 E: 0 K: 0 S: 9	H: 0 LOB: 0 BB: 0 P: 12	R: 0 E: 0 K: 1 S: 10	H: 0 LOB: 0 BB: 0 P: 14	R: 0 E: 0 K: 0 S: 9	H: 0 LOB: 1 BB: 1 P: 17	R: 0 E: 0 K: 1 S: 7	H: 0 LOB: 0 BB: 0 P: 10	R: 2 E: 0 K: 1 S: 13	H: 4 LOB: 2 BB: 0 P: 20	R: 2 E: 0 K: 1 S: 15	H: 2 LOB: 1 BB: 1 P: 26	R: 0 E: 0 K: 1 S: 10	H: 0 LOB: 0 BB: 0 P: 13	R: 0 E: 0 K: 1 S: 10	H: 0 LOB: 0 BB: 0 P: 12	1B: 5 2B: 1 3B: 0 HR: 0	SF: 0 SAC: 0 DP: 0 HBP: 0	WP: 0 PB: 0 SB: 1 CS: 0	PA: 36					
<b>PITCHER</b>	IP	WLS	BF	H	R	ER	SO	BB	IBB	HBP	BLK	WP	HR	S	P	ERA	WHIP										
63 Jose Quintana, L ERA: 3.38	5.0		21	4	2	2	3	2	0	0	0	0	0	49	75	3.60	1.200										
12 Jordan Hicks, R ERA: 5.1	1.2	H	7	1	2	2	2	1	0	0	0	0	0	20	33	10.80	1.200										
70 Packy Naughton, L ERA: 4.88	0.1	B	2	1	0	0	0	0	0	0	0	0	0	3	5	0.00	3.000										
65 Giovanni Gallegos, R ERA: 3.32	1.0		3	0	0	0	1	0	0	0	0	0	0	10	13	0.00	0.000										
56 Ryan Heisle, R ERA: 0.81	1.0	W	3	0	0	0	1	0	0	0	0	0	0	10	12	0.00	0.000										

Batter	1	2	3	4	5	6	7	8	9	AB	R	H	RBI	BB	SO	LOB	BOTTOM										
3 Dylan Carlson, S OBP: 0.310, SLG: 0.398											5	0	3	0	0	0	<b>Colorado Rockies @ St. Louis Cardinals</b> Busch Stadium, St. Louis, MO Tue Aug 16 2022, 6:47 PM - 9:54 PM CDT Att: 39,105 - Cloudy - 80 F										
27 Tyler O'Neill, R OBP: 0.298, SLG: 0.357											3	1	2	1	0	1											
46 Paul Goldschmidt, R OBP: 0.412, SLG: 0.618											3	1	1	3	0	1		2									
28 Nolan Arenado, R OBP: 0.363, SLG: 0.556											4	0	1	0	0	0		3									
5 Albert Pujols, R OBP: 0.330, SLG: 0.460										2	0	1	0	1	0	0											
33 Brendan Donovan, L OBP: 0.395, SLG: 0.368										1	0	0	0	0	0	0											
19 Tommy Edman, S OBP: 0.318, SLG: 0.370											4	1	1	1	0	0		4									
11 Paul DeJong, R OBP: 0.274, SLG: 0.367										3	0	0	0	0	2	1											
4 Yadier Molina, R OBP: 0.237, SLG: 0.279										3	0	1	0	0	0	1											
25 Corey Dickerson, L OBP: 0.277, SLG: 0.381										3	0	0	0	1	2	1											
7 Andrew Knizner, R OBP: 0.307, SLG: 0.268										0	1	0	0	0	0	0											
21 Lars Nootbaar, L OBP: 0.322, SLG: 0.400										0	1	0	0	1	2	1											
<b>Inning Stats</b>	R: 0 E: 0 K: 0 S: 14	H: 2 LOB: 3 BB: 1 P: 22	R: 0 E: 0 K: 2 S: 11	H: 0 LOB: 0 BB: 0 P: 13	R: 0 E: 1 K: 1 S: 12	H: 1 LOB: 1 BB: 0 P: 19	R: 1 E: 0 K: 0 S: 6	H: 1 LOB: 0 BB: 0 P: 11	R: 2 E: 0 K: 0 S: 14	H: 2 LOB: 0 BB: 0 P: 19	R: 0 E: 0 K: 1 S: 12	H: 1 LOB: 1 BB: 0 P: 16	R: 1 E: 0 K: 0 S: 13	H: 2 LOB: 2 BB: 0 P: 19	R: 0 E: 0 K: 0 S: 10	H: 0 LOB: 0 BB: 0 P: 14	R: 0 E: 0 K: 0 S: 10	H: 0 LOB: 3 BB: 2 P: 21	1B: 8 2B: 0 3B: 0 HR: 2	SF: 1 SAC: 0 DP: 1 HBP: 3	WP: 0 PB: 0 SB: 0 CS: 1	PA: 38					
<b>PITCHER</b>	IP	WLS	BF	H	R	ER	SO	BB	IBB	HBP	BLK	WP	HR	S	P	ERA	WHIP										
21 Kyle Freeland, L ERA: 4.82	6.0		25	7	3	3	4	1	0	1	0	0	0	9	14	27.00	6.000										
58 Lucas Gilbreath, L ERA: 3.53	0.1	H	4	2	1	1	1	0	0	1	0	0	0	14	19	0.00	0.000										
54 Carlos Estévez, R ERA: 4.1	1.2	B	5	0	0	0	0	0	0	0	0	0	0	14	19	0.00	0.000										
32 Dinelson Lamet, R ERA: 7.27	0.0	L	4	1	1	1	0	2	0	1	0	0	0	8	21	∞	∞										

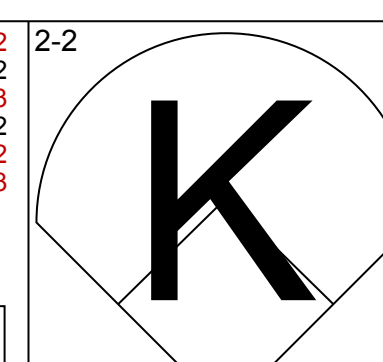
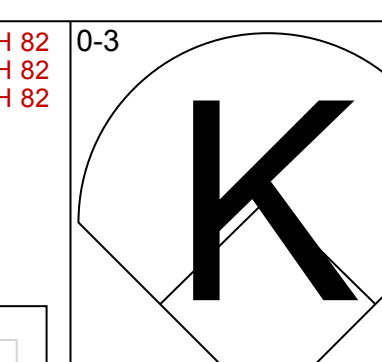
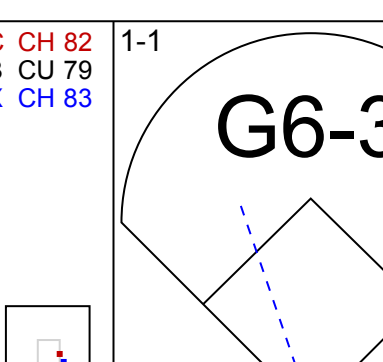
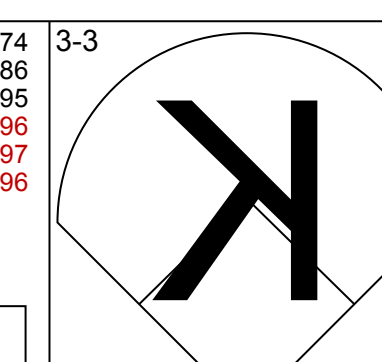
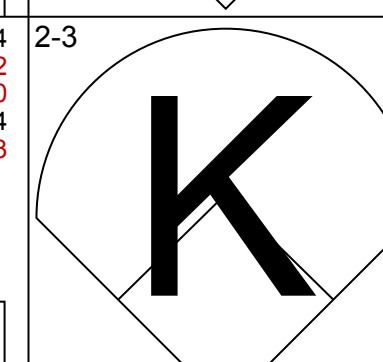
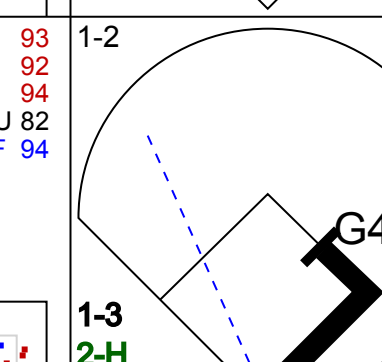

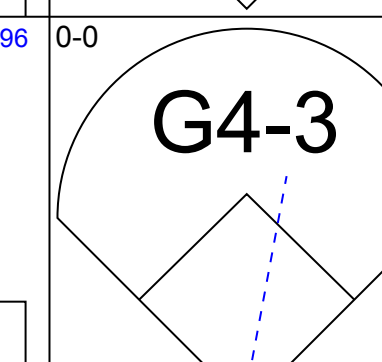
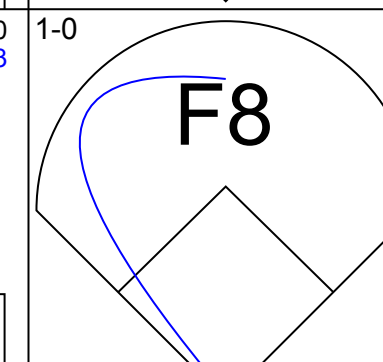
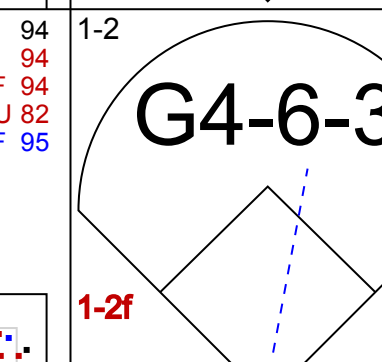


















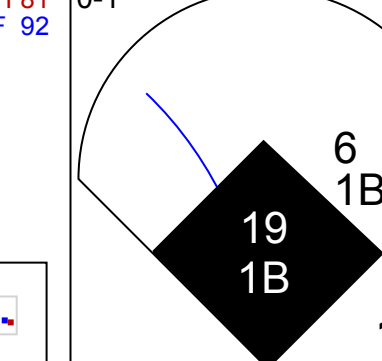
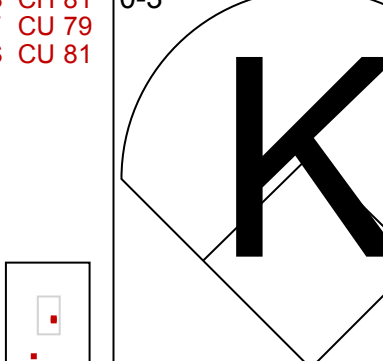

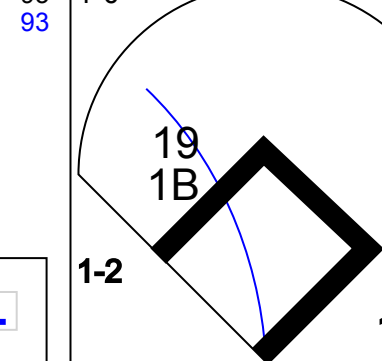
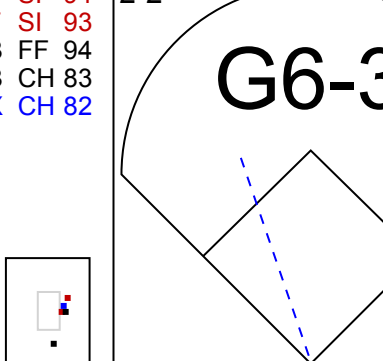
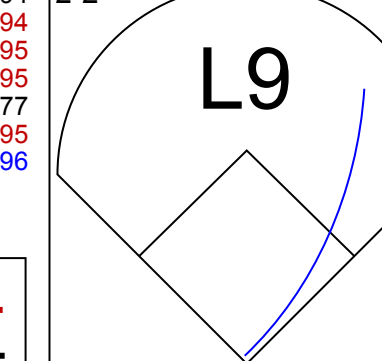
AB	33
R	4
H	6
RBI	4
BB	3
SO	7
LOB	10

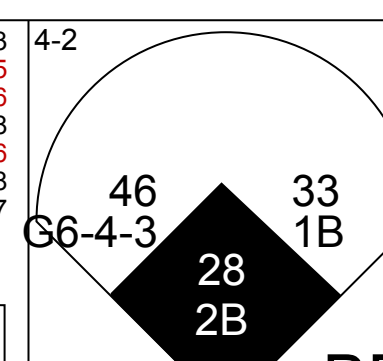


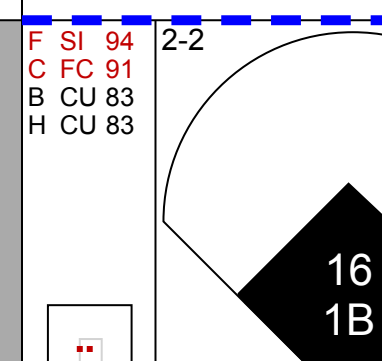
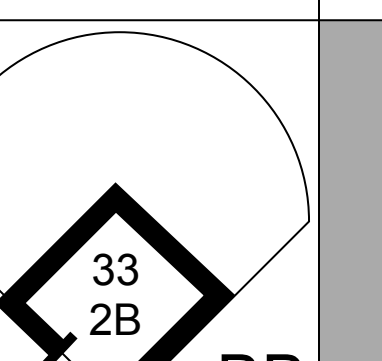
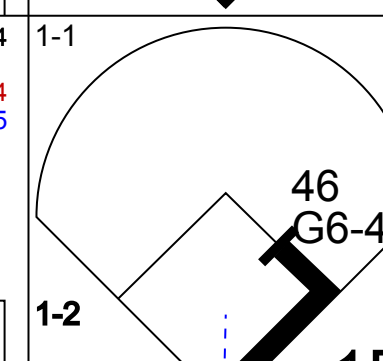
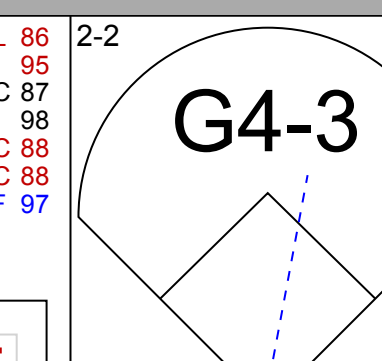
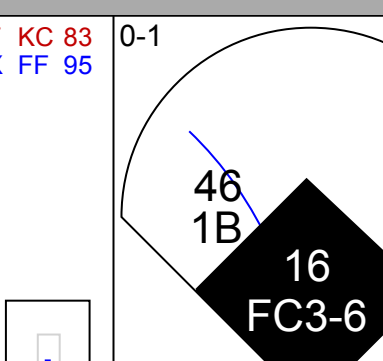
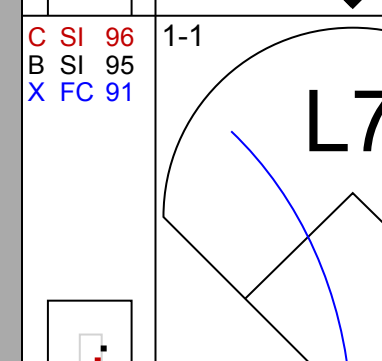
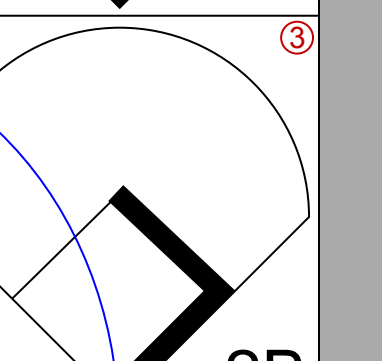
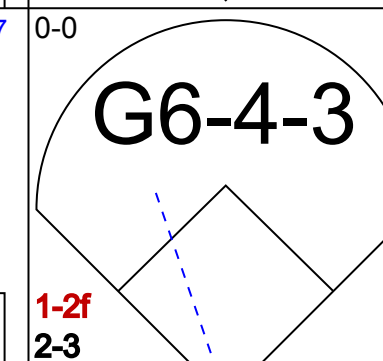
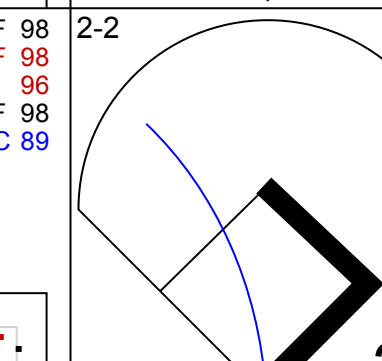
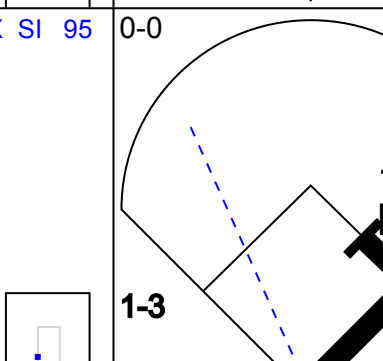
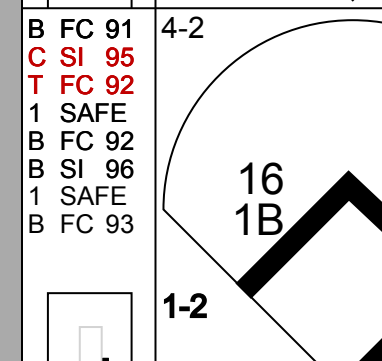
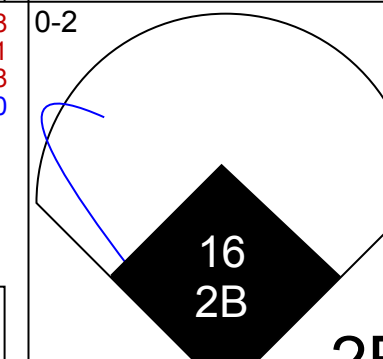
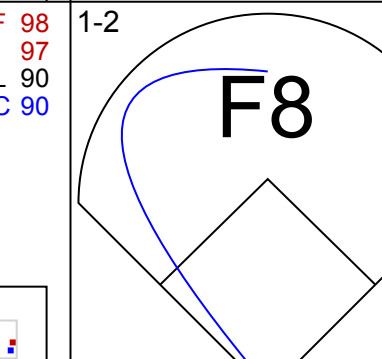
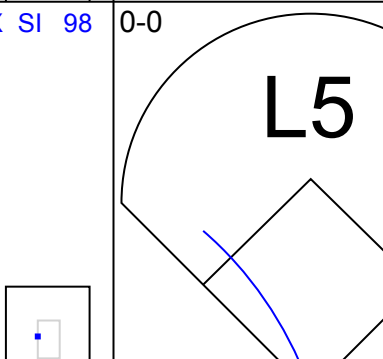
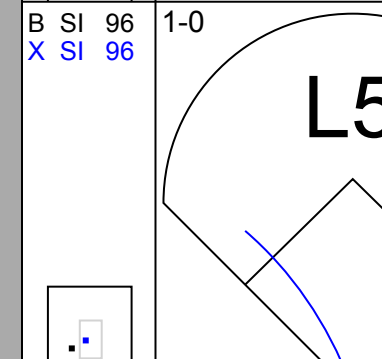
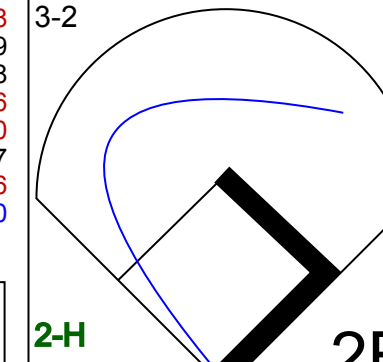
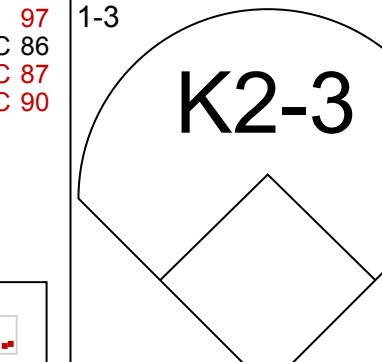
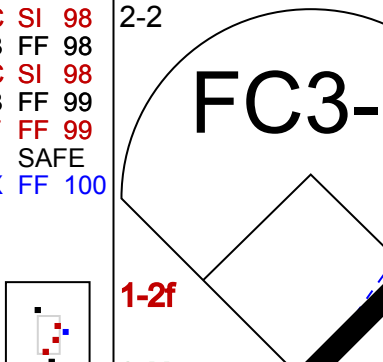
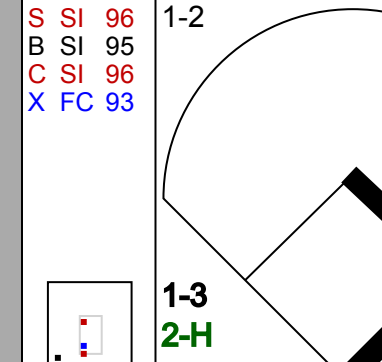
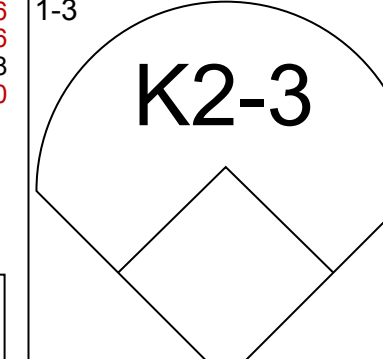
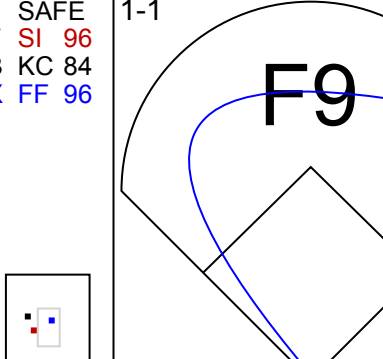
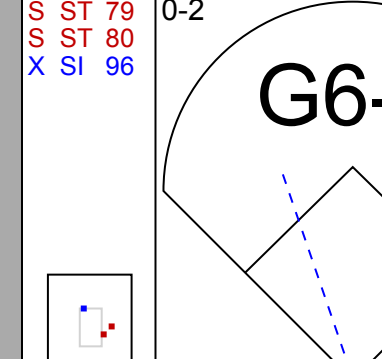





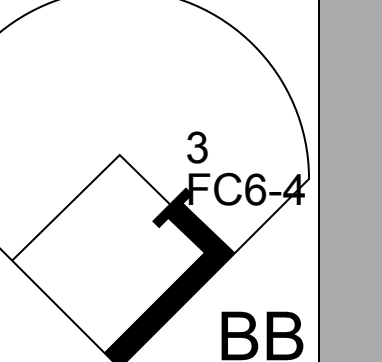



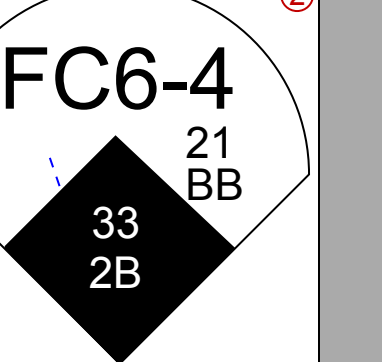
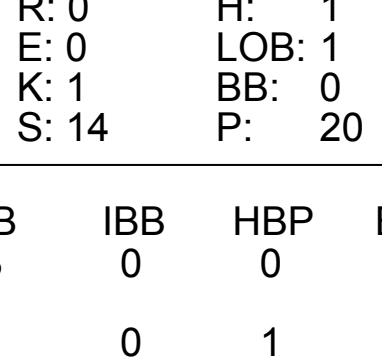
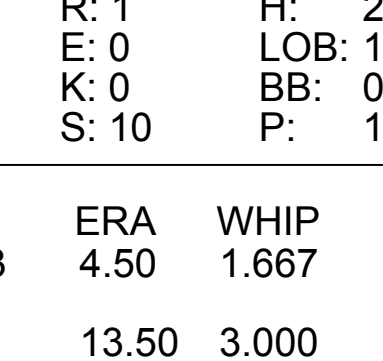
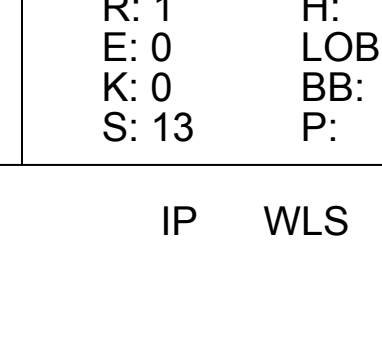
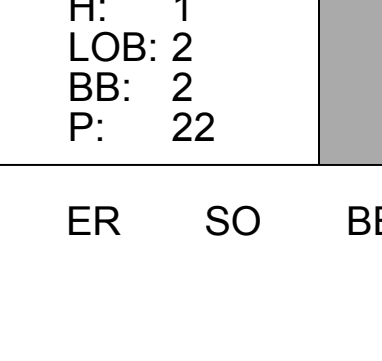

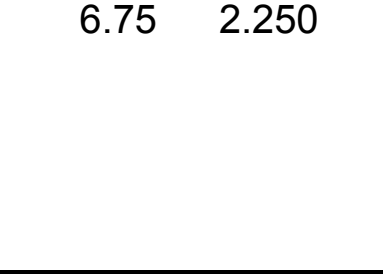




AB	31
R	5
H	10
RBI	5
BB	3
SO	5
LOB	13





Batter	1	2	3	4	5	6	7	8	9	AB	R	H	RBI	BB	SO	LOB	TOP										
9 Connor Joe, R OBP: 0.343, SLG: 0.354										4	0	0	0	0	3	2	<b>Colorado Rockies @ St. Louis Cardinals</b> Busch Stadium, St. Louis, MO Wed Aug 17 2022, 6:48 PM - 9:52 PM CDT Att: 38,033 - Partly Cloudy - 80 F										
19 Charlie Blackmon, L OBP: 0.314, SLG: 0.437										3	0	1	1	0	1	0											
Brendan Rodgers, R OBP: 0.338, SLG: 0.434										3	0	1	0	1	0	2											
25 C.J. Cron, R OBP: 0.327, SLG: 0.500										4	0	1	0	0	1	2											
11 Jose Iglesias, R OBP: 0.350, SLG: 0.412										4	0	2	0	0	0	3											
Randal Grichuk, R OBP: 0.305, SLG: 0.422										4	0	0	0	0	1	4											
24 Ryan McMahon, L OBP: 0.337, SLG: 0.400										4	0	0	0	0	4	4											
44 Elehuris Montero, R OBP: 0.270, SLG: 0.391										3	1	1	0	0	1	0											
6 Brian Serven, R OBP: 0.298, SLG: 0.388										3	0	1	0	0	0	0											
<b>Inning Stats</b>	R: 0 H: 0 E: 0 K: 2 S: 8	H: 0 LOB: 0 BB: 0 P: 13	R: 0 H: 1 E: 0 K: 2 S: 15	H: 1 LOB: 1 BB: 0 P: 19	R: 1 H: 3 E: 0 K: 1 S: 14	H: 3 LOB: 1 BB: 0 P: 17	R: 0 H: 1 E: 0 K: 2 S: 13	H: 1 LOB: 1 BB: 0 P: 19	R: 0 H: 0 E: 0 K: 0 S: 4	H: 0 LOB: 0 BB: 0 P: 11	R: 0 H: 1 E: 0 K: 0 S: 5	H: 0 LOB: 0 BB: 0 P: 9	R: 0 H: 0 E: 0 K: 1 S: 9	H: 0 LOB: 0 BB: 0 P: 14	R: 0 H: 1 E: 0 K: 1 S: 15	H: 1 LOB: 2 BB: 1 P: 22		1B: 6 2B: 1 3B: 0 HR: 0	SF: 0 SAC: 0 DP: 2 HBP: 1	WP: 0 PB: 0 SB: 0 CS: 0	PA: 34						
<b>PITCHER</b>	IP	WLS	BF	H	R	ER	SO	BB	IBB	HBP	BLK	WP	HR	S	P	ERA	WHIP										
48 Jordan Montgomery, L ERA: 3.25	5.2	W	22	6	1	1	8	0	0	1	0	0	0	60	87	1.59	1.059										
53 Andre Pallante, R ERA: 2.96	2.1	H	7	0	0	0	2	0	0	0	0	0	0	16	26	0.00	0.000										
65 Giovanni Gallegos, R ERA: 3.25	1.0		5	1	0	0	1	1	0	0	0	0	0	15	22	0.00	2.000										

Batter	1	2	3	4	5	6	7	8	9	AB	R	H	RBI	BB	SO	LOB	BOTTOM										
21 Lars Nootbaar, L OBP: 0.330, SLG: 0.395										2	2	0	0	2	1	3	<b>Colorado Rockies @ St. Louis Cardinals</b> Busch Stadium, St. Louis, MO Wed Aug 17 2022, 6:48 PM - 9:52 PM CDT Att: 38,033 - Partly Cloudy - 80 F										
33 Brendan Donovan, L OBP: 0.399, SLG: 0.375										5	1	3	1	0	0	1											
46 Paul Goldschmidt, R OBP: 0.415, SLG: 0.620										3	0	2	0	1	0	2											
28 Nolan Arenado, R OBP: 0.362, SLG: 0.555										4	1	1	1	0	0	5											
16 Nolan Gorman, L OBP: 0.318, SLG: 0.470										4	0	2	3	0	1	2											
19 Tommy Edman, S OBP: 0.318, SLG: 0.370										0	0	0	0	0	0	0											
25 Corey Dickerson, L OBP: 0.276, SLG: 0.364										4	0	1	0	0	1	4											
27 Tyler O'Neill, R OBP: 0.298, SLG: 0.357										0	0	0	0	0	0	0											
11 Paul DeJong, R OBP: 0.287, SLG: 0.356										4	0	0	0	0	2	1											
7 Andrew Knizner, R OBP: 0.306, SLG: 0.264										3	0	0	0	1	0	1											
3 Dylan Carlson, S OBP: 0.312, SLG: 0.396										2	1	0	0	2	0	1											
<b>Inning Stats</b>	R: 2 H: 3 E: 0 K: 1 S: 18	H: 3 LOB: 1 BB: 1 P: 27	R: 0 H: 0 E: 0 K: 1 S: 9	H: 0 LOB: 1 BB: 1 P: 15	R: 0 H: 1 E: 0 K: 1 S: 14	H: 1 LOB: 0 BB: 0 P: 20	R: 0 H: 1 E: 0 K: 0 S: 12	H: 1 LOB: 2 BB: 1 P: 19	R: 1 H: 2 E: 0 K: 0 S: 10	H: 2 LOB: 1 BB: 0 P: 13	R: 0 H: 0 E: 0 K: 1 S: 8	H: 0 LOB: 0 BB: 0 P: 9	R: 1 H: 1 E: 0 K: 0 S: 13	H: 1 LOB: 2 BB: 1 P: 22	R: 1 H: 1 E: 0 K: 1 S: 12	H: 1 LOB: 2 BB: 2 P: 22	1B: 4 2B: 5 3B: 0 HR: 0	SF: 0 SAC: 0 DP: 1 HBP: 1	WP: 1 PB: 0 SB: 0 CS: 0	PA: 38							
<b>PITCHER</b>	IP	WLS	BF	H	R	ER	SO	BB	IBB	HBP	BLK	WP	HR	S	P	ERA	WHIP										
48 Germán Márquez, R ERA: 5.05	6.0	L	27	7	3	3	4	3	0	0	0	0	0	71	103	4.50	1.667										
59 Jake Bird, R ERA: 5.33	0.2		5	1	1	1	0	1	0	1	0	0	0	10	19	13.50	3.000										
61 Justin Lawrence, R ERA: 5.68	1.1		6	1	1	1	1	2	0	0	0	0	0	15	25	6.75	2.250										



Batter	1	2	3	4	5	6	7	8	9	AB	R	H	RBI	BB	SO	LOB	TOP																			
11 Jose Iglesias, R OBP: 0.351, SLG: 0.413 9 Connor Joe, R OBP: 0.341, SLG: 0.352	G6-3		L9			L9			G2-3	2	0	1	0	0	0	0	<b>Colorado Rockies @ St. Louis Cardinals</b> Busch Stadium, St. Louis, MO Thu Aug 18 2022, 12:16 PM - 3:01 PM CDT Att: 36,137 - Sunny - 82 F																			
19 Charlie Blackmon, L OBP: 0.315, SLG: 0.439 36 Winton Bernard, R OBP: 0.286, SLG: 0.286			L9			G6-3			G5-4-3	1	0	1	0	0	0	0																				
Brendan Rodgers, R OBP: 0.335, SLG: 0.430	K					L9			G5-4-3	4	0	0	0	0	1	2																				
25 C.J. Cron, R OBP: 0.325, SLG: 0.497	F9					G6-3			K	3	0	0	0	0	1	1																				
24 Ryan McMahon, L OBP: 0.337, SLG: 0.399						G6-3			G6-3	3	0	1	0	0	0	0																				
44 Elehuris Montero, R OBP: 0.272, SLG: 0.362						G6-3			BB	2	0	0	0	1	0	1																				
22 Sam Hilliard, L OBP: 0.280, SLG: 0.272						K			P5	3	0	0	0	0	2	2																				
1 Garrett Hampson, R OBP: 0.302, SLG: 0.338						G4-3			P3	3	0	0	0	0	1	1																				
3 Dom Nunez, L OBP: 0.244, SLG: 0.152						K			L6	3	0	0	0	0	2	1																				
<b>Inning Stats</b>	R: 0 E: 0 K: 1 S: 9	H: 1 LOB: 1 BB: 0 P: 11	R: 0 E: 0 K: 1 S: 13	H: 1 LOB: 1 BB: 0 P: 20	R: 0 E: 0 K: 2 S: 9	H: 1 LOB: 1 BB: 0 P: 11	R: 0 E: 0 K: 0 S: 8	H: 0 LOB: 0 BB: 0 P: 11	R: 0 E: 0 K: 1 S: 8	H: 0 LOB: 0 BB: 0 P: 16	R: 0 E: 0 K: 1 S: 7	H: 0 LOB: 1 BB: 0 P: 9	R: 0 E: 0 K: 0 S: 6	H: 0 LOB: 1 BB: 1 P: 14	R: 0 E: 0 K: 0 S: 7	H: 1 LOB: 0 BB: 0 P: 8		1B: 4 2B: 0 3B: 0 HR: 0	SF: 0 SAC: 0 DP: 1 HBP: 0	WP: 0 PA: 31 PB: 0 SB: 1 CS: 0																
<b>PITCHER</b>	IP	WLS	BF	H	R	ER	SO	BB	IBB	HBP	BLK	WP	HR	S	P	ERA	WHIP	<b>PITCHER</b>		IP	WLS	BF	H	R	ER	SO	BB	IBB	HBP	BLK	WP	HR	S	P	ERA	WHIP
50 Adam Wainwright, R ERA: 3.11	7.0	W	23	3	0	0	7	0	0	0	0	0	0	65	89	0.00	0.429			7.0	W	23	3	0	0	0	7	0	0	0	0	0	65	89	0.00	0.429
92 Génesis Cabrera, L ERA: 3.57	1.0		4	0	0	0	0	1	0	0	0	0	0	6	14	0.00	1.000			1.0		4	0	0	0	0	1	0	0	0	0	6	14	0.00	1.000	
30 Chris Stratton, R ERA: 5.24	1.0		3	1	0	0	0	0	0	0	0	0	0	7	8	0.00	1.000			1.0		3	1	0	0	0	0	0	0	0	7	8	0.00	1.000		

Batter	1	2	3	4	5	6	7	8	9	AB	R	H	RBI	BB	SO	LOB	BOTTOM																			
21 Lars Nootbaar, L OBP: 0.342, SLG: 0.419	46 1B	G4-3	5 HR			2H			5 1B	3	3	2	2	2	0	1	<b>Colorado Rockies @ St. Louis Cardinals</b> Busch Stadium, St. Louis, MO Thu Aug 18 2022, 12:16 PM - 3:01 PM CDT Att: 36,137 - Sunny - 82 F																			
33 Brendan Donovan, L OBP: 0.403, SLG: 0.381 5 Albert Pujols, R OBP: 0.335, SLG: 0.479	46 1B					F7				2	2	2	1	0	0	0																				
46 Paul Goldschmidt, R OBP: 0.419, SLG: 0.627 7 Andrew Knizner, R OBP: 0.304, SLG: 0.262	28 G3	46 2B	1H			G6-3				4	1	3	2	0	0	0																				
28 Nolan Arenado, R OBP: 0.359, SLG: 0.550 11 Paul DeJong, R OBP: 0.295, SLG: 0.353	G3	L9				F9			F9	4	0	0	1	0	0	3																				
16 Nolan Gorman, L OBP: 0.320, SLG: 0.466	K					F9			27 1B	4	1	1	0	1	2	2																				
27 Tyler O'Neill, R OBP: 0.303, SLG: 0.359						G5-3			P3	4	1	2	1	1	0	1																				
3 Dylan Carlson, S OBP: 0.316, SLG: 0.397	K								G6-4-3	4	2	2	1	1	1	3																				
4 Yadier Molina, R OBP: 0.232, SLG: 0.273		F8				P4				4	0	0	0	0	2	4																				
19 Tommy Edman, S OBP: 0.318, SLG: 0.371	G4-3					G3			FC3-6	4	2	1	0	0	1	4																				
<b>Inning Stats</b>	R: 3 E: 0 K: 2 S: 14	H: 4 LOB: 1 BB: 0 P: 21	R: 2 E: 0 K: 0 S: 10	H: 3 LOB: 1 BB: 0 P: 14	R: 5 E: 0 K: 2 S: 21	H: 2 LOB: 0 BB: 3 P: 44	R: 0 E: 0 K: 0 S: 6	H: 0 LOB: 0 BB: 0 P: 9	R: 2 E: 0 K: 0 S: 13	H: 2 LOB: 0 BB: 0 P: 18	R: 0 E: 0 K: 1 S: 11	H: 1 LOB: 1 BB: 0 P: 15	R: 1 E: 0 K: 2 S: 14	H: 1 LOB: 2 BB: 2 P: 28	R: 0 E: 0 K: 0 S: 8	H: 2 LOB: 1 BB: 0 P: 12		1B: 10 2B: 3 3B: 0 HR: 2	SF: 0 SAC: 0 DP: 1 HBP: 0	WP: 0 PA: 43 PB: 0 SB: 1 CS: 0																
<b>PITCHER</b>	IP	WLS	BF	H	R	ER	SO	BB	IBB	HBP	BLK	WP	HR	S	P	ERA	WHIP	<b>PITCHER</b>		IP	WLS	BF	H	R	ER	SO	BB	IBB	HBP	BLK	WP	HR	S	P	ERA	WHIP
49 Antonio Senzatela, R ERA: 5.07	1.2	L	11	6	5	5	2	0	0	0	0	0	0	19	28	19.29	2.571			1.2	L	11	6	5	5	2	0	0	0	0	0	19	28	19.29	2.571	
26 Austin Gomber, L ERA: 5.86	2.1		13	3	5	5	2	3	0	0	0	0	1	32	60	19.29	2.571			2.1		13	3	5	5	2	3	0	0	0	1	32	60	19.29	2.571	
29 Robert Stephenson, R ERA: 5.74	2.0		9	3	2	2	1	0	0	0	0	0	1	24	33	9.00	1.500			2.0		9	3	2	2	1	0	0	0	0	1	24	33	9.00	1.500	
59 Jake Bird, R ERA: 5.27	2.0		10	3	1	1	2	2	0	0	0	0	0	22	40	4.50	2.500			2.0		10	3	1	1	2	2	0	0	0	0	22	40	4.50	2.500	

AB	29
R	0
H	4
RBI	0
BB	1
SO	7
LOB	9

AB	38
R	13
H	15
RBI	13
BB	5
SO	7
LOB	20



Batter	1	2	3	4	5	6	7	8	9	AB	R	H	RBI	BB	SO	LOB	TOP					
31 LaMonte Wade Jr., L OBP: 0.301, SLG: 0.448 13 Austin Slater, R OBP: 0.371, SLG: 0.396	F9		F7			P3	1B		K	3	0	0	0	0	0	0						
23 Joc Pederson, L OBP: 0.326, SLG: 0.500	1B			G1-3		HR	K			4	1	2	1	0	1	2						
41 Wilmer Flores, R OBP: 0.336, SLG: 0.445	FC5-4			F9		G4-3			2B	4	0	1	0	0	0	1						
9 Brandon Belt, L OBP: 0.330, SLG: 0.356	G6-3			K			G6-3		F7	4	0	0	0	0	1	2						
5 Mike Yastrzemski, L OBP: 0.311, SLG: 0.384		G1				BB			G2-3	2	1	0	0	2	0	1						
10 Evan Longoria, R OBP: 0.328, SLG: 0.460		K				F8			F9	4	0	0	0	0	2	3						
35 Brandon Crawford, L OBP: 0.307, SLG: 0.342		F7				G6-3				3	1	1	0	1	0	1						
8 Tommy La Stella, L OBP: 0.274, SLG: 0.378 7 J.D. Davis, R OBP: 0.340, SLG: 0.413			G3-1			G4-3				2	0	0	0	0	0	1						
21 Joey Bart, R OBP: 0.316, SLG: 0.395			G3-1				G4-3			3	0	0	1	0	1	1						
<b>Inning Stats</b>	R: 0 E: 0 K: 0 S: 7	H: 1 LOB: 1 BB: 0 P: 10	R: 0 E: 0 K: 1 S: 7	H: 0 LOB: 0 BB: 0 P: 11	R: 0 E: 0 K: 0 S: 8	H: 0 LOB: 0 BB: 0 P: 12	R: 0 E: 0 K: 1 S: 9	H: 0 LOB: 0 BB: 0 P: 12	R: 0 E: 0 K: 0 S: 7	H: 0 LOB: 1 BB: 1 P: 14	R: 1 E: 0 K: 0 S: 8	H: 1 LOB: 0 BB: 0 P: 12	R: 3 E: 0 K: 2 S: 26	H: 2 LOB: 2 BB: 2 P: 45	R: 0 E: 0 K: 0 S: 10	H: 1 LOB: 1 BB: 0 P: 17	R: 0 E: 0 K: 3 S: 12	H: 0 LOB: 1 BB: 1 P: 20	1B: 3 2B: 1 3B: 0 HR: 1	SF: 0 SAC: 0 DP: 0 HBP: 1	WP: 0 PB: 0 SB: 1 CS: 0	PA: 37
<b>PITCHER</b>	IP	WLS	BF	H	R	ER	SO	BB	IBB	HBP	BLK	WP	HR	S	P	ERA	WHIP					
51 José Ureña, R ERA: 4.71	6.2	W	25	3	3	3	3	2	0	0	0	0	1	60	94	4.05	0.750					
58 Lucas Gilbreath, L ERA: 4.02	0.1		4	1	1	1	1	1	0	1	0	0	0	12	22	27.00	6.000					
54 Carlos Estévez, R ERA: 4.01	1.0	H	4	1	0	0	0	0	0	0	0	0	0	10	17	0.00	1.000					
52 Daniel Bard, R ERA: 2.11	1.0	S	4	0	0	0	3	1	0	0	0	0	0	12	20	0.00	1.000					

San Francisco Giants @ Colorado Rockies  
Coors Field, Denver, CO  
Fri Aug 19 2022, 6:42 PM - 9:38 PM MDT  
Att: 31,604 - Partly Cloudy - 81 F

AB	32
R	4
H	5
RBI	4
BB	4
SO	7
LOB	14



Batter	1	2	3	4	5	6	7	8	9	AB	R	H	RBI	BB	SO	LOB	BOTTOM					
11 Jose Iglesias, R OBP: 0.350, SLG: 0.414	G5-3		F8			L4				4	1	1	1	0	0	3						
Brendan Rodgers, R OBP: 0.333, SLG: 0.426	K		L8			K			G5-3	4	0	0	0	0	2	2						
25 C.J. Cron, R OBP: 0.323, SLG: 0.492	F8		P3			L9			G5-3	4	0	0	0	0	0	1						
Randal Grichuk, R OBP: 0.307, SLG: 0.421		HR	G6-3			G4-3				3	2	1	0	1	0	0						
44 Elehuris Montero, R OBP: 0.281, SLG: 0.452		HR	G5-3			F9				4	2	2	5	0	0	0						
24 Ryan McMahon, L OBP: 0.336, SLG: 0.398	G4-3		G3-1			FC5-4			K	4	0	1	0	0	1	0						
9 Connor Joe, R OBP: 0.345, SLG: 0.363 22 Sam Hilliard, L OBP: 0.280, SLG: 0.272	BB		HR			FC5-4				3	1	2	1	1	0	1						
6 Brian Serven, R OBP: 0.297, SLG: 0.383	BB		K			HR				0	0	0	0	0	0	0						
36 Wynton Bernard, R OBP: 0.333, SLG: 0.389	P3					G5-3			L7	4	0	1	0	0	1	1						
						2B			L6	4	1	2	0	0	0	3						
<b>Inning Stats</b>	R: 0 E: 0 K: 1 S: 10	H: 0 LOB: 0 BB: 0 P: 13	R: 2 E: 0 K: 0 S: 15	H: 3 LOB: 2 BB: 1 P: 26	R: 0 E: 0 K: 0 S: 9	H: 0 LOB: 0 BB: 0 P: 14	R: 1 E: 0 K: 1 S: 12	H: 1 LOB: 0 BB: 0 P: 16	R: 4 E: 0 K: 1 S: 15	H: 4 LOB: 1 BB: 1 P: 23	R: 0 E: 0 K: 0 S: 9	H: 1 LOB: 1 BB: 0 P: 14	R: 0 E: 0 K: 0 S: 7	H: 0 LOB: 0 BB: 0 P: 10	R: 0 E: 0 K: 1 S: 14	H: 1 LOB: 2 BB: 0 P: 19	1B: 5 2B: 2 3B: 0 HR: 3	SF: 0 SAC: 0 DP: 0 HBP: 0	WP: 1 PB: 0 SB: 0 CS: 0	PA: 36		
<b>PITCHER</b>	IP	WLS	BF	H	R	ER	SO	BB	IBB	HBP	BLK	WP	HR	S	P	ERA	WHIP					
57 Alex Wood, L ERA: 4.54	4.2	L	23	7	7	7	3	2	0	0	0	0	0	12	17	0.00	1.500					
45 Alex Young, L ERA: 1.08	1.1		6	2	0	0	0	0	0	0	0	0	0	7	10	0.00	0.000					
71 Tyler Rogers, R ERA: 4.61	1.0		3	0	0	0	0	0	0	0	0	0	0	7	10	0.00	0.000					
52 Dominic Leone, R ERA: 4.4	1.0		4	1	0	0	1	0	0	0	0	1	0	14	19	0.00	1.000					

San Francisco Giants @ Colorado Rockies  
Coors Field, Denver, CO  
Fri Aug 19 2022, 6:42 PM - 9:38 PM MDT  
Att: 31,604 - Partly Cloudy - 81 F

AB	34
R	7
H	10
RBI	7
BB	2
SO	4
LOB	11













Batter	1	2	3	4	5	6	7	8	9	AB	R	H	RBI	BB	SO	LOB	TOP										
2 Marcus Semien, R OBP: 0.295, SLG: 0.411										5	2	2	2	0	2	1	<b>Texas Rangers @ Colorado Rockies</b> Coors Field, Denver, CO Tue Aug 23 2022, 6:42 PM - 9:18 PM MDT Att: 28,533 - Cloudy - 84 F										
5 Corey Seager, L OBP: 0.330, SLG: 0.463										3	2	1	0	1	1	0											
30 Nathaniel Lowe, L OBP: 0.342, SLG: 0.473										4	1	1	3	0	0	1											
53 Adolis Garcia, R OBP: 0.301, SLG: 0.452										4	0	2	1	0	2	0											
56 Kole Calhoun, L OBP: 0.266, SLG: 0.355										3	0	0	0	1	1	2											
3 Leody Taveras, S OBP: 0.336, SLG: 0.418										4	0	1	0	0	2	2											
70 Ezequiel Duran, R OBP: 0.289, SLG: 0.358										4	0	0	0	0	1	1											
20 Meibrys Vitoria, L OBP: 0.318, SLG: 0.315										3	0	0	0	0	1	0											
28 Jonah Heim, S OBP: 0.324, SLG: 0.441										1	0	1	0	0	0	0											
65 Bubba Thompson, R OBP: 0.305, SLG: 0.273										3	1	1	0	0	2	0											
13 Brad Miller, L OBP: 0.288, SLG: 0.315										1	0	0	0	0	1	1											
<b>Inning Stats</b>	R: 3 E: 1 K: 1 S: 10	H: 4 LOB: 1 BB: 0 P: 17	R: 0 E: 0 K: 1 S: 8	H: 0 LOB: 0 BB: 0 P: 12	R: 0 E: 0 K: 1 S: 7	H: 0 LOB: 0 BB: 0 P: 11	R: 0 E: 0 K: 2 S: 8	H: 1 LOB: 1 BB: 0 P: 13	R: 3 E: 0 K: 1 S: 19	H: 3 LOB: 1 BB: 1 P: 29	R: 0 E: 0 K: 1 S: 8	H: 0 LOB: 0 BB: 0 P: 8	R: 0 E: 0 K: 3 S: 11	H: 0 LOB: 0 BB: 0 P: 16	R: 0 E: 0 K: 2 S: 10	H: 0 LOB: 1 BB: 1 P: 17	R: 0 E: 0 K: 1 S: 8	H: 1 LOB: 1 BB: 0 P: 12	1B: 4 2B: 2 3B: 1 HR: 2	SF: 0 SAC: 0 DP: 0 HBP: 0	WP: 0 PB: 0 SB: 2 CS: 0	PA: 37					
<b>PITCHER</b>	IP	WLS	BF	H	R	ER	SO	BB	IBB	HBP	BLK	WP	HR	S	P	ERA	WHIP										
48 Germán Márquez, R ERA: 5.22	6.0		26	8	6	6	7	1	0	0	0	0	2	60	90	9.00	1.500										
61 Justin Lawrence, R ERA: 5.14	1.0	W	3	0	0	0	3	0	0	0	0	0	0	11	16	0.00	0.000										
32 Dinelson Lamet, R ERA: 6.75	1.0	H	4	0	0	0	2	1	0	0	0	0	0	10	17	0.00	1.000										
52 Daniel Bard, R ERA: 2.22	1.0	S	4	1	0	0	1	0	0	0	0	0	0	8	12	0.00	1.000										

Batter	1	2	3	4	5	6	7	8	9	AB	R	H	RBI	BB	SO	LOB	BOTTOM										
24 Ryan McMahon, L OBP: 0.338, SLG: 0.400										4	1	0	0	0	1	2	<b>Texas Rangers @ Colorado Rockies</b> Coors Field, Denver, CO Tue Aug 23 2022, 6:42 PM - 9:18 PM MDT Att: 28,533 - Cloudy - 84 F										
Brendan Rodgers, R OBP: 0.333, SLG: 0.428										4	0	0	0	0	1	2											
19 Charlie Blackmon, L OBP: 0.321, SLG: 0.442										4	0	3	1	0	0	0											
1 Garrett Hampson, R OBP: 0.299, SLG: 0.329										0	1	0	0	0	0	0											
25 C.J. Cron, R OBP: 0.324, SLG: 0.499										4	1	2	3	0	1	2											
11 Jose Iglesias, R OBP: 0.345, SLG: 0.407										4	1	0	0	0	0	2											
Randal Grichuk, R OBP: 0.311, SLG: 0.429										3	1	2	0	0	0	0											
35 Elias Díaz, R OBP: 0.297, SLG: 0.388										4	1	2	3	0	1	2											
22 Sam Hilliard, L OBP: 0.276, SLG: 0.268										4	0	0	0	0	2	3											
36 Winton Bernard, R OBP: 0.323, SLG: 0.355										4	1	3	0	0	0	0											
<b>Inning Stats</b>	R: 0 E: 0 K: 1 S: 7	H: 3 LOB: 0 BB: 0 P: 12	R: 3 E: 0 K: 0 S: 13	H: 3 LOB: 0 BB: 0 P: 20	R: 0 E: 0 K: 2 S: 10	H: 1 LOB: 1 BB: 0 P: 16	R: 0 E: 0 K: 1 S: 10	H: 1 LOB: 1 BB: 0 P: 12	R: 1 E: 0 K: 0 S: 8	H: 2 LOB: 1 BB: 0 P: 12	R: 0 E: 0 K: 1 S: 8	H: 1 LOB: 0 BB: 0 P: 14	R: 3 E: 1 K: 0 S: 15	H: 2 LOB: 1 BB: 0 P: 26	R: 0 E: 0 K: 1 S: 11	H: 2 LOB: 1 BB: 0 P: 15	1B: 8 2B: 2 3B: 0 HR: 2	SF: 0 SAC: 0 DP: 0 HBP: 1	WP: 1 PB: 0 SB: 0 CS: 2	PA: 38							
<b>PITCHER</b>	IP	WLS	BF	H	R	ER	SO	BB	IBB	HBP	BLK	WP	HR	S	P	ERA	WHIP										
33 Dane Dunning, R ERA: 4.15	5.0		22	7	4	4	4	0	0	1	0	0	1	48	72	7.20	1.400										
66 Josh Sborz, R ERA: 5.22	1.0	H	4	1	0	0	1	0	0	0	0	0	0	8	14	0.00	1.000										
46 Brock Burke, L ERA: 1.23	1.0	L	6	2	3	0	0	0	0	0	0	0	1	15	26	0.00	2.000										
72 Jonathan Hernández, R ERA: 1.93	1.0		4	2	0	0	1	0	0	0	0	0	0	11	15	0.00	2.000										

AB	35
R	6
H	9
RBI	6
BB	2
SO	13
LOB	8



AB	35
R	7
H	12
RBI	7
BB	0
SO	6
LOB	13










Batter	1	2	3	4	5	6	7	8	9	AB	R	H	RBI	BB	SO	LOB	TOP										
24 Ryan McMahon, L (1, 5) OBP: 0.334, SLG: 0.403										4	1	1	1	0	2	3	<b>Colorado Rockies @ New York Mets</b> Citi Field, Flushing, NY Thu Aug 25 2022, 7:12 PM - 10:08 PM EDT Att: 37,377 - Partly Cloudy - 82 F										
Brendan Rodgers, R (1, 4) OBP: 0.336, SLG: 0.427										3	0	0	0	1	1	0											
19 Charlie Blackmon, L (1, 10) OBP: 0.319, SLG: 0.438										4	0	0	0	0	3	1											
25 C.J. Cron, R (1, 3) OBP: 0.321, SLG: 0.491										3	0	0	0	1	1	1											
11 Jose Iglesias, R (1, 6) OBP: 0.345, SLG: 0.406										4	0	2	0	0	1	0											
Randal Grichuk, R (1, 9) OBP: 0.313, SLG: 0.430										4	0	2	0	0	1	2											
22 Sam Hilliard, L (1, 7) OBP: 0.276, SLG: 0.263										3	0	0	0	1	3	2											
6 Brian Serven, R (1, 2) OBP: 0.286, SLG: 0.378										4	0	0	0	0	1	4											
1 Garrett Hampson, R (1, 8) OBP: 0.327										4	0	1	0	0	1	0											
<b>Inning Stats</b>	R: 0 E: 0 K: 2 S: 10	H: 0 LOB: 0 BB: 0 P: 15	R: 0 E: 0 K: 1 S: 11	H: 0 LOB: 0 BB: 0 P: 13	R: 0 E: 0 K: 2 S: 8	H: 0 LOB: 0 BB: 0 P: 10	R: 0 E: 0 K: 2 S: 8	H: 0 LOB: 0 BB: 0 P: 12	R: 0 E: 0 K: 1 S: 14	H: 2 LOB: 2 BB: 0 P: 18	R: 1 E: 0 K: 1 S: 11	H: 1 LOB: 1 BB: 1 P: 19	R: 0 E: 0 K: 3 S: 13	H: 2 LOB: 3 BB: 1 P: 21	R: 0 E: 0 K: 1 S: 12	H: 1 LOB: 2 BB: 1 P: 16		R: 0 E: 0 K: 1 S: 8	H: 0 LOB: 0 BB: 0 P: 12	1B: 4 2B: 1 3B: 0 HR: 1	SF: 0 SAC: 0 DP: 0 HBP: 0	WP: 0 PB: 0 SB: 0 CS: 0	PA: 36				
<b>PITCHER</b>	IP	WLS	BF	H	R	ER	SO	BB	IBB	HBP	BLK	WP	HR	S	P	ERA	WHIP										
48 Jacob deGrom, R (1, 1) ERA: 2.15	6.0	W	22	3	1	1	9	1	0	0	0	0	1	62	87	1.50	0.667										
67 Seth Lugo, R (7, 1) ERA: 3.24	1.0	H	6	2	0	0	3	1	0	0	0	0	0	13	21	0.00	3.000										
39 Edwin Diaz, R (8, 1) ERA: 1.43	1.0	H	5	1	0	0	1	1	0	0	0	0	0	12	16	0.00	2.000										
0 Adam Ottavino, R (9, 1) ERA: 2.13	1.0	S	3	0	0	0	1	0	0	0	0	0	0	8	12	0.00	0.000										
<b>Batter</b>	<b>1</b>	<b>2</b>	<b>3</b>	<b>4</b>	<b>5</b>	<b>6</b>	<b>7</b>	<b>8</b>	<b>9</b>	<b>AB</b>	<b>R</b>	<b>H</b>	<b>RBI</b>	<b>BB</b>	<b>SO</b>	<b>LOB</b>	<b>BOTTOM</b>										
9 Brandon Nimmo, L (1, 8) OBP: 0.355, SLG: 0.413										2	0	1	0	2	0	0	<b>Colorado Rockies @ New York Mets</b> Citi Field, Flushing, NY Thu Aug 25 2022, 7:12 PM - 10:08 PM EDT Att: 37,377 - Partly Cloudy - 82 F										
6 Starling Marte, R (1, 9) OBP: 0.345, SLG: 0.460										4	1	0	0	0	1	4											
12 Francisco Lindor, S (1, 6) OBP: 0.347, SLG: 0.452										2	0	0	1	2	0	1											
20 Pete Alonso, R (1, 3) OBP: 0.350, SLG: 0.520										4	1	2	2	0	1	4											
32 Daniel Vogelbach, L (1, 10) OBP: 0.353, SLG: 0.447										3	0	0	0	1	1	3											
1 Jeff McNeil, L (1, 4) OBP: 0.372, SLG: 0.463										4	0	1	0	0	0	2											
25 Tyler Naquin, L (1, 7) OBP: 0.302, SLG: 0.464										4	0	2	0	0	0	1											
22 Brett Baty, L (1, 5) OBP: 0.235, SLG: 0.258										4	0	1	0	0	2	4											
43 Yoelmer Sánchez, S (8, PR) (9, 5) ERA: 4.5										0	0	0	0	0	0	0											
3 Tomás Nido, R (1, 2) OBP: 0.269, SLG: 0.265										4	1	1	0	0	0	3											
<b>Inning Stats</b>	R: 0 E: 0 K: 0 S: 15	H: 2 LOB: 2 BB: 0 P: 24	R: 3 E: 0 K: 0 S: 10	H: 3 LOB: 0 BB: 0 P: 19	R: 0 E: 0 K: 0 S: 7	H: 1 LOB: 0 BB: 0 P: 12	R: 0 E: 0 K: 1 S: 10	H: 0 LOB: 2 BB: 2 P: 20	R: 0 E: 0 K: 1 S: 11	H: 1 LOB: 2 BB: 1 P: 17	R: 0 E: 0 K: 2 S: 9	H: 0 LOB: 2 BB: 2 P: 24	R: 0 E: 0 K: 0 S: 7	H: 1 LOB: 1 BB: 0 P: 10	1B: 7 2B: 1 3B: 0 HR: 1	SF: 0 SAC: 0 DP: 1 HBP: 0	WP: 0 PB: 0 SB: 2 CS: 0	PA: 36									
<b>PITCHER</b>	IP	WLS	BF	H	R	ER	SO	BB	IBB	HBP	BLK	WP	HR	S	P	ERA	WHIP										
18 Ryan Felton, R (1, 1) ERA: 5.87	4.2	L	21	6	3	3	2	2	0	0	0	0	1	53	92	5.79	1.714										
59 Jake Bird, R (5, 1) ERA: 4.5	1.2		9	1	0	0	1	3	0	0	0	0	0	14	31	0.00	2.400										
61 Justin Lawrence, R (7, 1) ERA: 4.76	1.2		6	1	0	0	2	0	0	0	0	0	0	14	22	0.00	0.600										



Batter	1	2	3	4	5	6	7	8	9	AB	R	H	RBI	BB	SO	LOB	TOP								
24 Ryan McMahon, L (1, 5) OBP: 0.337, SLG: 0.406										4	1	2	0	1	1	0									
Brendan Rodgers, R (1, 4) OBP: 0.335, SLG: 0.427										5	1	1	2	0	1	2									
19 Charlie Blackmon, L (1, 10) OBP: 0.330, SLG: 0.439 1 Garrett Hampson, R (8, PR) OBP: 0.297, SLG: 0.325										4	0	2	0	0	0	1									
25 C.J. Cron, R (1, 3) OBP: 0.324, SLG: 0.494 22 Sam Hilliard, L (8, PR) OBP: 0.276, SLG: 0.263										4	0	3	1	0	0	0									
11 Jose Iglesias, R (1, 6) OBP: 0.344, SLG: 0.403 54 Carlos Estévez, R (8, 1) 52 Daniel Bard, R (9, 1)										3	1	0	0	0	0	3									
Randal Grichuk, R (1, 9) OBP: 0.314, SLG: 0.429										3	0	1	0	0	1	3									
35 Elias Díaz, R (1, 2) OBP: 0.297, SLG: 0.390										4	0	1	3	0	0	3									
9 Connor Joe, R (1, 7) OBP: 0.341, SLG: 0.358 44 Elehuris Montero, R (8, 3) OBP: 0.275, SLG: 0.453										4	0	0	0	0	0	2									
36 Wyrton Bernard, R (1, 8) OBP: 0.308, SLG: 0.333										4	1	1	0	0	0	0									
	R: 0 E: 0 K: 0 S: 8	H: 1 LOB: 0 BB: 0 P: 14	R: 0 E: 0 K: 0 S: 8	H: 1 LOB: 1 BB: 0 P: 11	R: 0 E: 0 K: 1 S: 9	H: 0 LOB: 0 BB: 0 P: 11	R: 0 E: 0 K: 0 S: 10	H: 2 LOB: 1 BB: 0 P: 14	R: 0 E: 0 K: 0 S: 6	H: 0 LOB: 0 BB: 0 P: 10	R: 3 E: 0 K: 0 S: 12	H: 3 LOB: 2 BB: 1 P: 19	R: 0 E: 0 K: 0 S: 5	H: 0 LOB: 0 BB: 0 P: 6	R: 3 E: 0 K: 1 S: 13	H: 3 LOB: 2 BB: 0 P: 18	R: 0 E: 0 K: 1 S: 10	H: 1 LOB: 1 BB: 0 P: 16	1B: 8 2B: 3 3B: 0 HR: 0	SF: 0 SAC: 0 DP: 2 HBP: 2	WP: 1 PB: 0 SB: 0 CS: 0	PA: 39			
PITCHER	IP	WLS	BF	H	R	ER	SO	BB	IBB	HBP	BLK	WP	HR	S	P	ERA	WHIP								
40 Chris Bassitt, R (1, 1) ERA: 3.34	7.1		30	8	4	4	1	1	0	1	0	1	0	60	88	4.91	1.227								
60 Mychal Givens, R (8, 1) ERA: 4.14	0.2	B	5	2	2	2	1	0	0	1	0	0	0	11	15	27.00	3.000								
39 Edwin Díaz, R (9, 1) ERA: 1.4	1.0	W	4	1	0	0	1	0	0	0	0	0	0	10	16	0.00	1.000								

**Colorado Rockies @ New York Mets**  
Citi Field, Flushing, NY  
Fri Aug 26 2022, 7:13 PM - 10:20 PM EDT  
Att: 32,447 - Partly Cloudy - 83 F


**AB** 36  
**R** 6  
**H** 11  
**RBI** 6  
**BB** 1  
**SO** 3  
**LOB** 15



Batter	1	2	3	4	5	6	7	8	9	AB	R	H	RBI	BB	SO	LOB	BOTTOM								
9 Brandon Nimmo, L (1, 8) OBP: 0.354, SLG: 0.409										4	1	0	0	1	0	3									
6 Starling Marte, R (1, 9) OBP: 0.345, SLG: 0.462										4	0	1	2	0	0	0									
12 Francisco Lindor, S (1, 6) OBP: 0.346, SLG: 0.449										4	0	0	0	1	2	3									
20 Pete Alonso, R (1, 3) OBP: 0.350, SLG: 0.519										5	0	2	1	0	1	1									
25 Tyler Naquin, L (1, 10) OBP: 0.300, SLG: 0.461 28 Darin Ruf, R (6, PH) OBP: 0.325, SLG: 0.369										2	0	0	0	0	2	1									
1 Jeff McNeil, L (1, 4) OBP: 0.373, SLG: 0.463										4	1	2	0	0	1	1									
19 Mark Canha, R (1, 7) OBP: 0.377, SLG: 0.417										3	1	2	3	0	0	0									
22 Brett Baty, L (1, 5) OBP: 0.237, SLG: 0.343										4	1	1	1	0	0	3									
33 James McCann, R (1, 2) OBP: 0.246, SLG: 0.277 32 Daniel Vogelbach, L (9, PH) OBP: 0.352, SLG: 0.445										3	1	2	0	0	1	0									
	R: 0 E: 0 K: 0 S: 5	H: 0 LOB: 1 BB: 1 P: 12	R: 0 E: 0 K: 2 S: 11	H: 0 LOB: 0 BB: 0 P: 17	R: 1 E: 0 K: 0 S: 9	H: 2 LOB: 0 BB: 0 P: 13	R: 0 E: 0 K: 2 S: 9	H: 1 LOB: 1 BB: 0 P: 12	R: 2 E: 0 K: 0 S: 13	H: 2 LOB: 1 BB: 1 P: 19	R: 1 E: 0 K: 0 S: 18	H: 2 LOB: 1 BB: 1 P: 28	R: 0 E: 0 K: 1 S: 9	H: 0 LOB: 0 BB: 0 P: 11	R: 2 E: 0 K: 2 S: 13	H: 2 LOB: 0 BB: 0 P: 19	R: 1 E: 0 K: 0 S: 8	H: 1 LOB: 2 BB: 1 P: 16	1B: 6 2B: 2 3B: 1 HR: 1	SF: 0 SAC: 0 DP: 1 HBP: 2	WP: 0 PB: 0 SB: 0 CS: 0	PA: 40			
PITCHER	IP	WLS	BF	H	R	ER	SO	BB	IBB	HBP	BLK	WP	HR	S	P	ERA	WHIP								
41 Chad Kuhl, R (1, 1) ERA: 5.17	5.0		21	5	3	3	4	1	0	0	0	0	0	18	28	9.00	3.000								
58 Lucas Gilbreath, L (6, 1) ERA: 4.19	1.0		5	2	1	1	0	1	0	0	0	0	0	9	11	0.00	0.000								
32 Dinelson Lamet, R (7, 1) ERA: 6.43	1.0		3	0	0	0	1	0	0	0	0	0	0	9	11	0.00	0.000								
54 Carlos Estévez, R (8, 1) ERA: 3.74	1.0	B	6	2	2	0	2	0	0	0	0	0	0	13	19	0.00	2.000								
52 Daniel Bard, R (9, 1) ERA: 2.38	0.2	L	5	1	1	1	0	1	0	1	0	0	0	8	16	13.50	3.000								

**Colorado Rockies @ New York Mets**  
Citi Field, Flushing, NY  
Fri Aug 26 2022, 7:13 PM - 10:20 PM EDT  
Att: 32,447 - Partly Cloudy - 83 F

**AB** 35  
**R** 7  
**H** 10  
**RBI** 7  
**BB** 3  
**SO** 7  
**LOB** 12





Batter	1	2	3	4	5	6	7	8	9	AB R H RBI BB SO LOB	TOP											
Randal Grichuk, R (1,9) OBP: 0.314, SLG: 0.428										4 0 1 0 0 0 0	<b>Colorado Rockies @ New York Mets</b> Citi Field, Flushing, NY Sat Aug 27 2022, 7:32 PM - 10:26 PM EDT Att: 42,617 - Partly Cloudy - 83 F											
11 Jose Iglesias, R (1,6) OBP: 0.343, SLG: 0.401										4 0 1 0 0 1 1												
Brendan Rodgers, R (1,4) OBP: 0.332, SLG: 0.423										4 0 0 0 0 2 2												
25 C.J. Cron, R (1,3) OBP: 0.326, SLG: 0.494										4 0 2 0 0 2 1												
35 Elias Diaz, R (1,2) OBP: 0.293, SLG: 0.384										4 0 0 0 0 0 3												
24 Ryan McMahon, L (1,5) OBP: 0.337, SLG: 0.406										3 0 1 0 0 1 0												
44 Elehuris Montero, R (1,10) OBP: 0.269, SLG: 0.440										3 0 0 0 0 2 1												
1 Garrett Hampson, R (1,8) OBP: 0.292, SLG: 0.319										3 0 0 0 0 1 1												
36 Wynton Bernard, R (1,7) OBP: 0.286, SLG: 0.310										3 0 0 0 0 2 1												
<b>Inning Stats</b>	R: 0 E: 0 K: 1 S: 19	H: 2 LOB: 2 BB: 0 P: 25	R: 0 E: 0 K: 1 S: 7	H: 0 LOB: 0 BB: 0 P: 12	R: 0 E: 0 K: 0 S: 11	H: 0 LOB: 0 BB: 0 P: 17	R: 0 E: 0 K: 2 S: 8	H: 0 LOB: 0 BB: 0 P: 11	R: 0 E: 0 K: 1 S: 10	H: 1 LOB: 1 BB: 0 P: 16	R: 0 E: 0 K: 2 S: 13	H: 1 LOB: 1 BB: 0 P: 21	R: 0 E: 0 K: 2 S: 10	H: 0 LOB: 0 BB: 0 P: 14	R: 0 E: 0 K: 2 S: 10	H: 0 LOB: 0 BB: 0 P: 12	R: 0 E: 0 K: 0 S: 10	H: 1 LOB: 1 BB: 0 P: 16	1B: 5 2B: 0 3B: 0 HR: 0	SF: 0 SAC: 0 DP: 0 HBP: 0	WP: 1 PB: 0 SB: 0 CS: 0	PA: 32
<b>PITCHER</b>	IP WLS BF H R ER SO BB IBB HBP BLK WP HR S P ERA WHIP											IP WLS BF H R ER SO BB IBB HBP BLK WP HR S P ERA WHIP										
23 David Peterson, L (1,1) ERA: 3.21	6.0 W 22 4 0 0 7 0 0 0 0 0 0 0 68 102 0.00 0.667																					
67 Seth Lugo, R (7,1) ERA: 3.15	1.0 H 3 0 0 0 2 0 0 0 0 0 0 0 10 14 0.00 0.000																					
65 Trevor May, R (8,1) ERA: 6.48	1.0 H 3 0 0 0 2 0 0 0 0 0 0 0 10 12 0.00 0.000																					
0 Adam Ottavino, R (9,1) ERA: 2.09	1.0 S 4 1 0 0 0 0 0 0 0 0 1 0 10 16 0.00 1.000																					

Batter	1	2	3	4	5	6	7	8	9	AB R H RBI BB SO LOB	BOTTOM									
9 Brandon Nimmo, L (1,8) OBP: 0.357, SLG: 0.420										3 2 2 2 1 1 0	<b>Colorado Rockies @ New York Mets</b> Citi Field, Flushing, NY Sat Aug 27 2022, 7:32 PM - 10:26 PM EDT Att: 42,617 - Partly Cloudy - 83 F									
6 Starling Marte, R (1,9) OBP: 0.347, SLG: 0.464										3 0 1 1 0 0 2										
12 Francisco Lindor, S (1,6) OBP: 0.343, SLG: 0.445										4 0 0 0 0 1 2										
20 Pete Alonso, R (1,3) OBP: 0.349, SLG: 0.517										4 0 1 0 0 2 1										
28 Darin Ruf, R (1,10) OBP: 0.321, SLG: 0.365										4 0 0 0 0 1 1										
19 Mark Canha, R (1,7) OBP: 0.380, SLG: 0.422										3 1 2 0 0 0 0										
1 Jeff McNeil, L (1,4) OBP: 0.374, SLG: 0.462										3 0 1 0 1 0 1										
10 Eduardo Escobar, S (1,5) OBP: 0.267, SLG: 0.381										3 0 0 0 0 0 5										
3 Tomás Nido, R (1,2) OBP: 0.266, SLG: 0.261										3 0 0 0 0 1 3										
<b>Inning Stats</b>	R: 1 E: 0 K: 0 S: 13	H: 2 LOB: 1 BB: 0 P: 21	R: 1 E: 0 K: 0 S: 24	H: 1 LOB: 2 BB: 1 P: 34	R: 0 E: 0 K: 1 S: 12	H: 0 LOB: 0 BB: 0 P: 16	R: 0 E: 0 K: 0 S: 9	H: 1 LOB: 1 BB: 0 P: 12	R: 0 E: 0 K: 1 S: 9	H: 0 LOB: 0 BB: 0 P: 12	R: 0 E: 0 K: 3 S: 12	H: 2 LOB: 2 BB: 0 P: 18	R: 1 E: 0 K: 3 S: 12	H: 1 LOB: 1 BB: 1 P: 21	R: 0 E: 0 K: 1 S: 6	H: 0 LOB: 0 BB: 0 P: 9	1B: 3 2B: 3 3B: 0 HR: 1	SF: 0 SAC: 0 DP: 0 HBP: 2	WP: 0 PB: 0 SB: 0 CS: 1	PA: 34
<b>PITCHER</b>	IP WLS BF H R ER SO BB IBB HBP BLK WP HR S P ERA WHIP											IP WLS BF H R ER SO BB IBB HBP BLK WP HR S P ERA WHIP								
21 Kyle Freeland, L (1,1) ERA: 4.88	5.0 L 21 4 2 2 2 1 0 0 0 0 0 0 24 39 4.50 2.000																			
61 Justin Lawrence, R (6,1) ERA: 4.74	2.0 10 3 1 1 3 1 0 0 0 0 0 0 6 9 0.00 0.000																			
59 Jake Bird, R (8,1) ERA: 4.65	1.0 3 0 0 0 1 0 0 0 0 0 0 0 6 9 0.00 0.000																			

AB 32  
R 0  
H 5  
RBI 0  
BB 0  
SO 11  
LOB 10



AB 30  
R 3  
H 7  
RBI 3  
BB 2  
SO 6  
LOB 15






Batter	1	2	3	4	5	6	7	8	9	AB	R	H	RBI	BB	SO	LOB	TOP										
24 Ryan McMahon, L OBP: 0.334, SLG: 0.402										4	0	0	0	0	3	0	<b>Colorado Rockies @ New York Mets</b> Citi Field, Flushing, NY Sun Aug 28 2022, 1:41 PM - 4:30 PM EDT Att: 36,396 - Partly Cloudy - 82 F										
Brendan Rodgers, R OBP: 0.329, SLG: 0.419										4	0	0	0	0	2	0											
19 Charlie Blackmon, L OBP: 0.331, SLG: 0.439										4	0	2	0	0	0	0											
36 Wynton Bernard, R OBP: 0.296, SLG: 0.310										0	0	0	0	0	0	0											
25 C.J. Cron, R OBP: 0.325, SLG: 0.492										4	1	1	0	0	1	2											
11 Jose Iglesias, R OBP: 0.343, SLG: 0.400										4	0	1	0	0	0	0											
Randal Grichuk, R OBP: 0.318, SLG: 0.432										3	0	2	0	0	1	0											
22 Sam Hilliard, L OBP: 0.280, SLG: 0.264										3	0	1	0	1	1	4											
6 Brian Serven, R OBP: 0.285, SLG: 0.373										2	0	0	1	1	2	2											
1 Garrett Hampson, R OBP: 0.286, SLG: 0.312										2	0	0	1	1	2	2											
<b>Inning Stats</b>	R: 0 E: 0 K: 2 S: 12	H: 1 LOB: 1 BB: 0 P: 13	R: 0 E: 0 K: 1 S: 12	H: 0 LOB: 1 BB: 0 P: 22	R: 0 E: 0 K: 1 S: 6	H: 0 LOB: 0 BB: 0 P: 9	R: 0 E: 0 K: 1 S: 11	H: 0 LOB: 0 BB: 0 P: 12	R: 0 E: 0 K: 2 S: 16	H: 0 LOB: 1 BB: 1 P: 25	R: 0 E: 0 K: 2 S: 12	H: 3 LOB: 2 BB: 0 P: 16	R: 0 E: 0 K: 0 S: 10	H: 1 LOB: 1 BB: 0 P: 15	R: 0 E: 0 K: 0 S: 10	H: 2 LOB: 2 BB: 1 P: 18	1B: 6 2B: 1 3B: 0 HR: 0	SF: 1 SAC: 0 DP: 0 HBP: 1	WP: 1 PB: 0 SB: 1 CS: 0	PA: 36							
<b>PITCHER</b>	IP	WLS	BF	H	R	ER	SO	BB	IBB	HBP	BLK	WP	HR	S	P	ERA	WHIP										
21 Max Scherzer, R ERA: 2.27	7.0	L	27	4	1	1	11	1	0	1	0	0	0	81	112	1.29	0.714										
30 Josely Rodríguez, L ERA: 4.97	1.0		4	1	0	0	0	0	0	0	0	0	0	10	15	0.00	1.000										
60 Mychal Givens, R ERA: 4.06	1.0		5	2	0	0	0	1	0	0	0	1	0	10	18	0.00	3.000										


Batter	1	2	3	4	5	6	7	8	9	AB	R	H	RBI	BB	SO	LOB	BOTTOM										
9 Brandon Nimmo, L OBP: 0.354, SLG: 0.416										4	0	0	0	0	2	1	<b>Colorado Rockies @ New York Mets</b> Citi Field, Flushing, NY Sun Aug 28 2022, 1:41 PM - 4:30 PM EDT Att: 36,396 - Partly Cloudy - 82 F										
12 Francisco Lindor, S OBP: 0.341, SLG: 0.442										4	0	0	0	0	1	0											
20 Pete Alonso, R OBP: 0.350, SLG: 0.516										3	0	1	0	1	0	0											
32 Daniel Vogelbach, L OBP: 0.352, SLG: 0.442										2	0	0	0	1	1	1											
10 Eduardo Escobar, S OBP: 0.286, SLG: 0.380										1	0	0	0	0	1	1											
1 Jeff McNeil, L OBP: 0.373, SLG: 0.460										4	0	1	0	0	0	2											
19 Mark Canha, R OBP: 0.377, SLG: 0.418										3	0	0	0	0	0	2											
25 Tyler Naquin, L OBP: 0.297, SLG: 0.455										3	0	0	0	0	2	1											
22 Brett Baty, L OBP: 0.244, SLG: 0.342										3	0	1	0	0	0	1											
33 James McCann, R OBP: 0.242, SLG: 0.273										2	0	0	0	0	0	0											
6 Starling Marte, R OBP: 0.346, SLG: 0.463										1	0	0	0	0	1	1											
3 Tomás Nido, R OBP: 0.266, SLG: 0.261										0	0	0	0	0	0	0											
<b>Inning Stats</b>	R: 0 E: 0 K: 0 S: 9	H: 0 LOB: 1 BB: 1 P: 19	R: 0 E: 0 K: 1 S: 9	H: 0 LOB: 0 BB: 0 P: 13	R: 0 E: 0 K: 1 S: 7	H: 0 LOB: 0 BB: 0 P: 8	R: 0 E: 0 K: 1 S: 12	H: 0 LOB: 0 BB: 0 P: 17	R: 0 E: 0 K: 1 S: 12	H: 1 LOB: 1 BB: 0 P: 14	R: 0 E: 0 K: 1 S: 9	H: 0 LOB: 0 BB: 0 P: 15	R: 0 E: 0 K: 0 S: 10	H: 0 LOB: 1 BB: 1 P: 16	R: 0 E: 0 K: 2 S: 10	H: 1 LOB: 1 BB: 0 P: 14	R: 0 E: 0 K: 1 S: 10	H: 1 LOB: 1 BB: 0 P: 14	1B: 3 2B: 0 3B: 0 HR: 0	SF: 0 SAC: 0 DP: 0 HBP: 0	WP: 1 PB: 0 SB: 0 CS: 0	PA: 32					
<b>PITCHER</b>	IP	WLS	BF	H	R	ER	SO	BB	IBB	HBP	BLK	WP	HR	S	P	ERA	WHIP										
48 Germán Márquez, R ERA: 4.97	7.0	W	24	1	0	0	5	2	0	0	1	0	0	68	102	0.00	0.429										
54 Carlos Estévez, R ERA: 3.66	1.0	H	4	1	0	0	2	0	0	0	0	1	0	10	14	0.00	1.000										
52 Daniel Bard, R ERA: 2.33	1.0	S	4	1	0	0	1	0	0	0	0	0	0	10	14	0.00	1.000										

AB	32
R	1
H	7
RBI	1
BB	2
SO	11
LOB	13

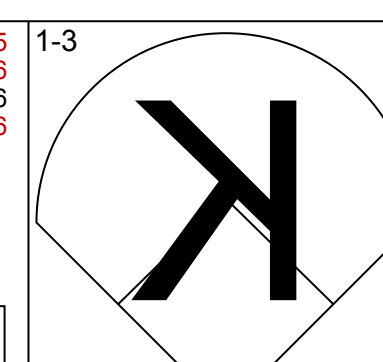
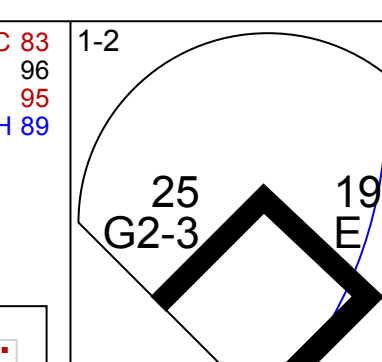
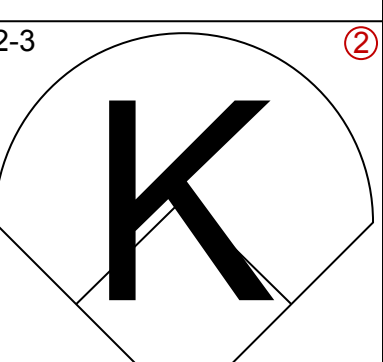
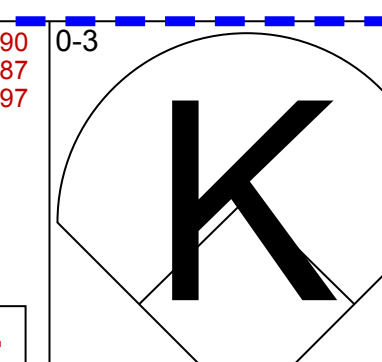
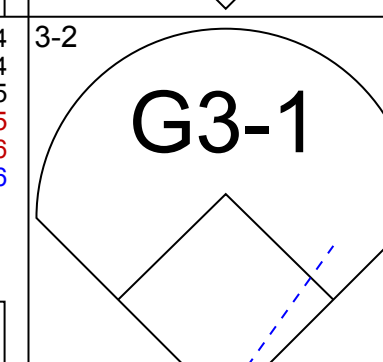
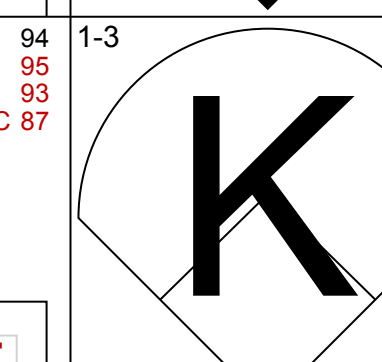
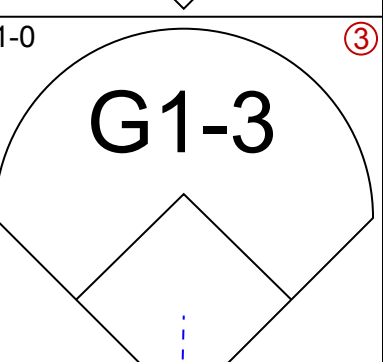
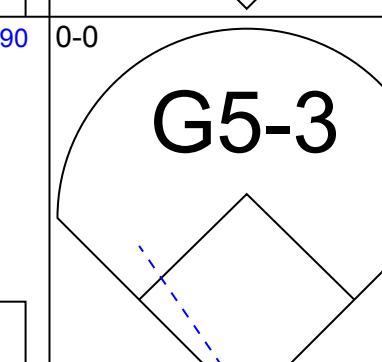
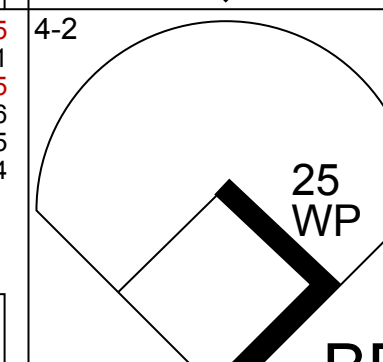
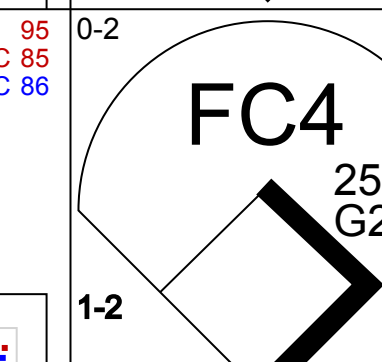

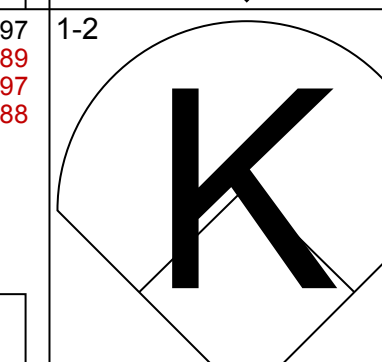
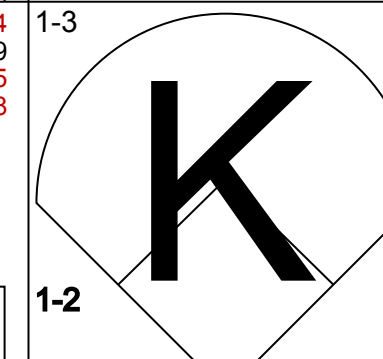
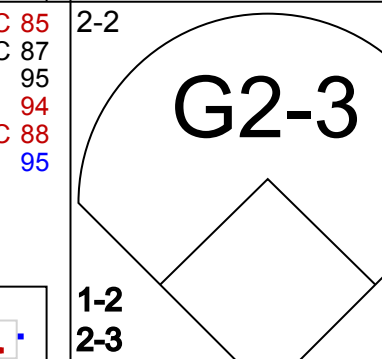


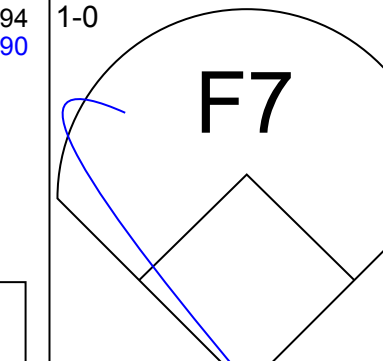
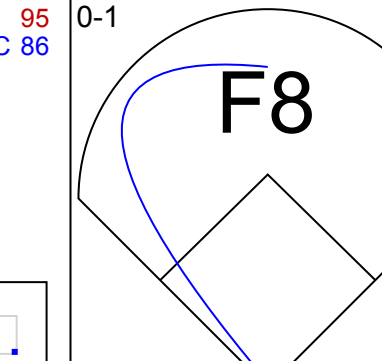


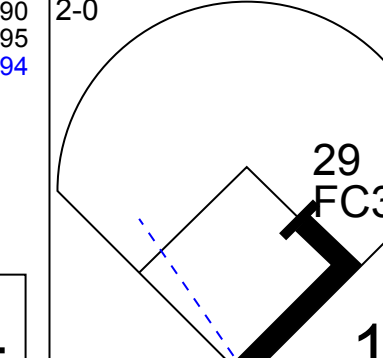



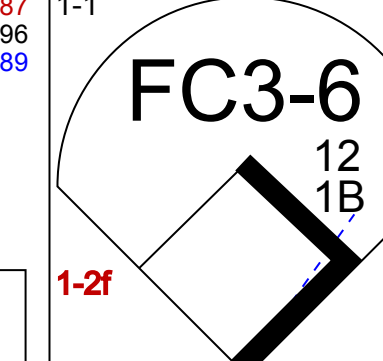



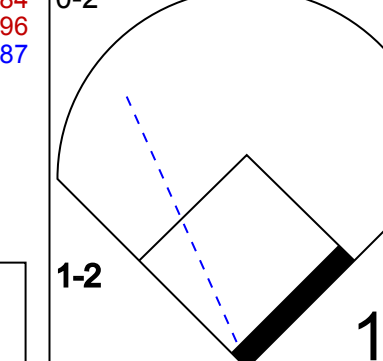



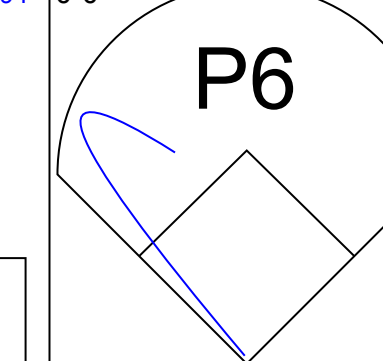

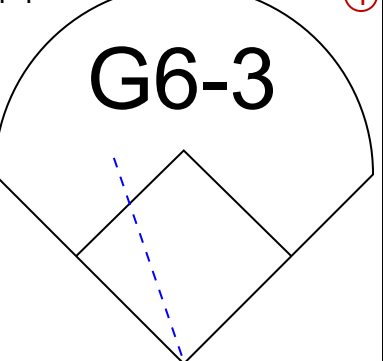





Batter	1	2	3	4	5	6	7	8	9	AB	R	H	RBI	BB	SO	LOB	TOP										
Randal Grichuk, R OBP: 0.319, SLG: 0.431	G6-3		K		FC5-2 25 G4-3 1B		F9		1B	5	1	2	0	0	1	1	<p>Colorado Rockies @ Atlanta Braves</p> <p>Truist Park, Atlanta, GA</p> <p>Tue Aug 30 2022, 7:20 PM - 10:54 PM EDT</p> <p>Att: 34,237 - Cloudy - 73 F</p> <p>livebaseballscorecards.com</p> <p>AB 39 R 3 H 11 RBI 3 BB 1 SO 5 LOB 22</p> 										
11 Jose Iglesias, R OBP: 0.343, SLG: 0.402	G5-3		2B		E1 25 G4-3 FC5-2 1B				1B	5	0	2	0	0	0	3											
Brendan Rodgers, R OBP: 0.330, SLG: 0.423	G4-3				FC5-2 25 G4-3 1B		P3		1B	5	1	2	0	0	0	4											
25 C.J. Cron, R OBP: 0.324, SLG: 0.489	G5-3				G4-3		F8			5	1	1	2	0	0	5											
35 Elias Diaz, R OBP: 0.292, SLG: 0.382					G5-3				K	4	0	1	0	0	2	3											
44 Elehuris Montero, R OBP: 0.287, SLG: 0.402	G5-3								F9	4	0	1	1	0	0	1											
24 Ryan McMahon, L OBP: 0.334, SLG: 0.402										0	0	0	0	0	0	0											
29 Michael Toglia, S	G1-3				G6-3		P6		E4	4	0	0	0	0	0	2											
12 Sean Bouchard, R OBP: 0.231, SLG: 0.091					K				F9	4	0	1	0	0	1	2											
1 Garrett Hampson, R OBP: 0.290, SLG: 0.312							B2-3		K	3	0	1	0	1	1	1											
<b>Inning Stats</b>	R: 0 E: 0 K: 0 S: 6	H: 0 LOB: 0 BB: 0 P: 9	R: 0 E: 0 K: 0 S: 9	H: 1 LOB: 1 BB: 0 P: 17	R: 0 E: 0 K: 1 S: 7	H: 1 LOB: 2 BB: 1 P: 14	R: 2 E: 0 K: 2 S: 16	H: 3 LOB: 1 BB: 0 P: 26	R: 1 E: 1 K: 0 S: 17	H: 2 LOB: 2 BB: 0 P: 25	R: 0 E: 0 K: 0 S: 4	H: 1 LOB: 1 BB: 0 P: 6	R: 0 E: 0 K: 0 S: 15	H: 1 LOB: 1 BB: 0 P: 19	R: 0 E: 1 K: 1 S: 12	H: 0 LOB: 1 BB: 0 P: 20	R: 0 E: 0 K: 1 S: 19	H: 2 LOB: 2 BB: 0 P: 28	1B: 8 2B: 2 3B: 1 HR: 0	SF: 0 SAC: 0 DP: 0 HBP: 0	WP: 0 PB: 0 SB: 0 CS: 0	PA: 40					
<b>PITCHER</b>	IP	WLS	BF	H	R	ER	SO	BB	IBB	HBP	BLK	WP	HR	S	P	ERA	WHIP										
54 Max Fried, L ERA: 2.56	5.0	L	23	7	3	2	3	1	0	0	0	0	0	55	91	3.60	1.600										
45 Jay Jackson, R ERA:	1.0		4	1	0	0	0	0	0	0	0	0	0	4	6	0.00	1.000										
68 Tyler Matzek, L ERA: 3.06	1.0		4	1	0	0	0	0	0	0	0	0	0	15	19	0.00	1.000										
22 Kirby Yates, R ERA: 7.2	1.0		4	0	0	0	1	0	0	0	0	0	0	12	20	0.00	0.000										
52 Dylan Lee, L ERA: 2.61	1.0		5	2	0	0	1	0	0	0	0	0	0	19	28	0.00	2.000										

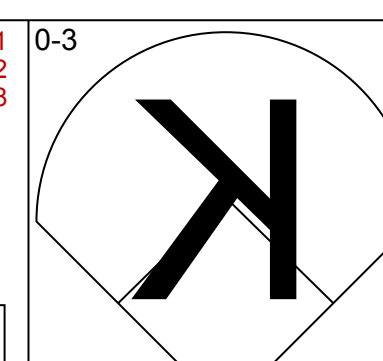
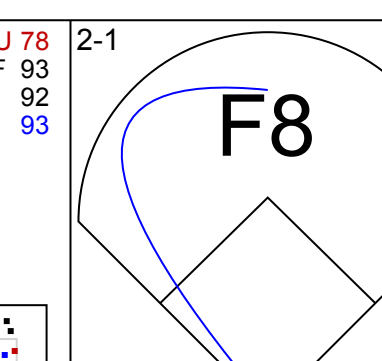
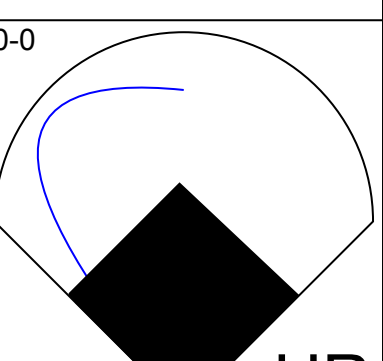

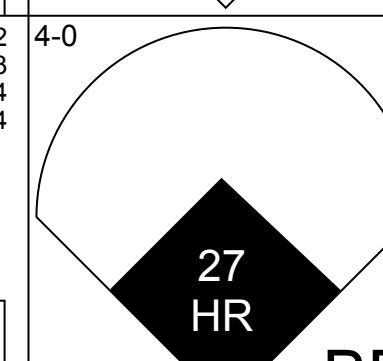
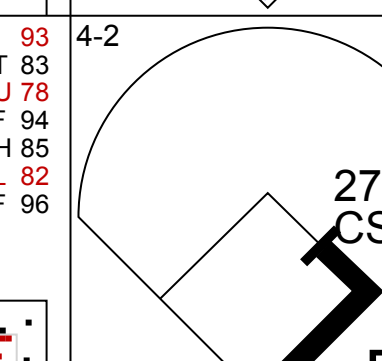
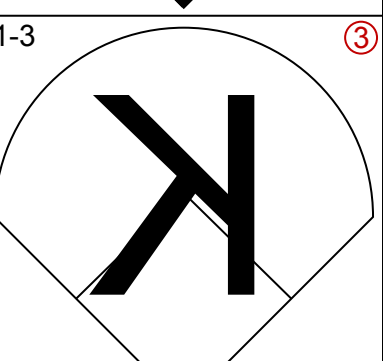
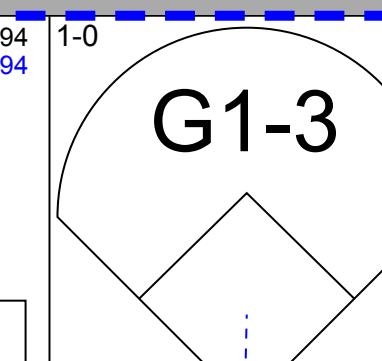
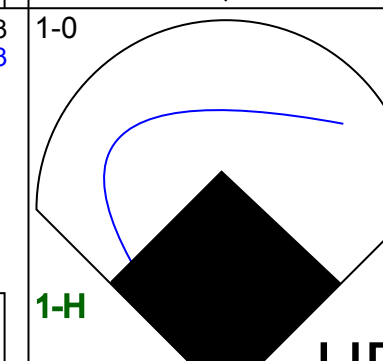
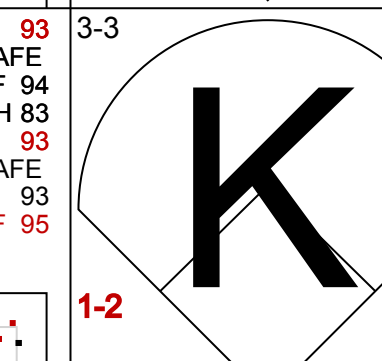

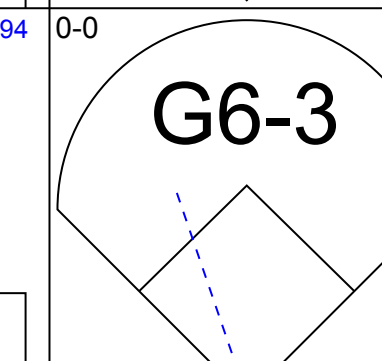
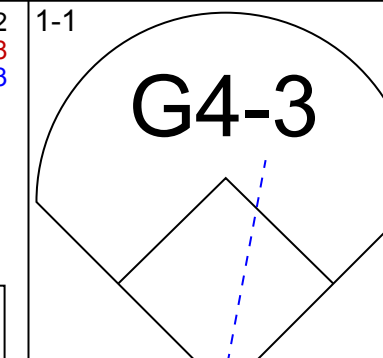


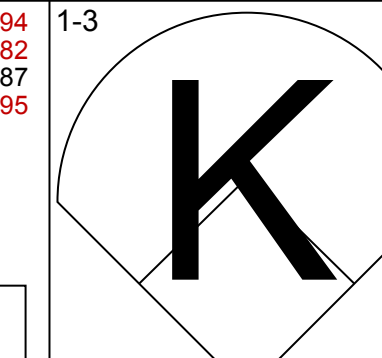
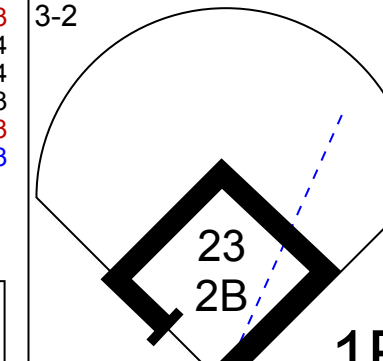



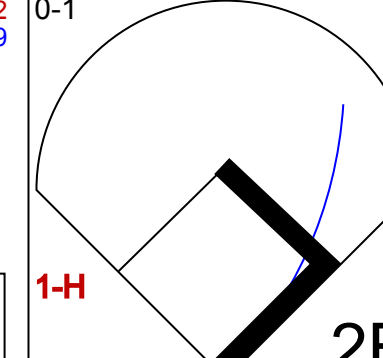



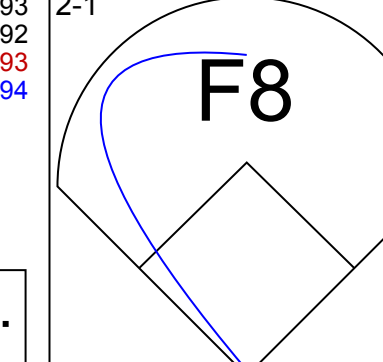



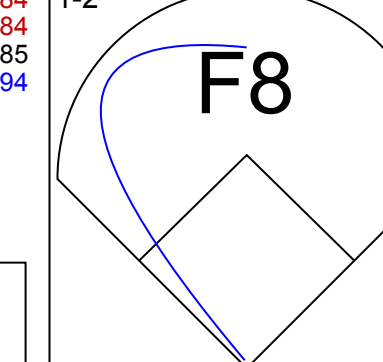

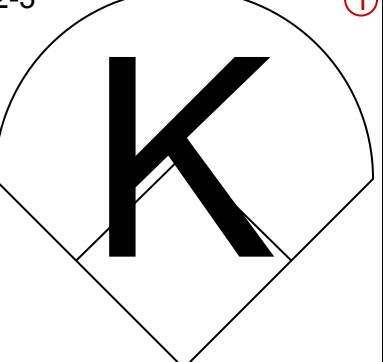

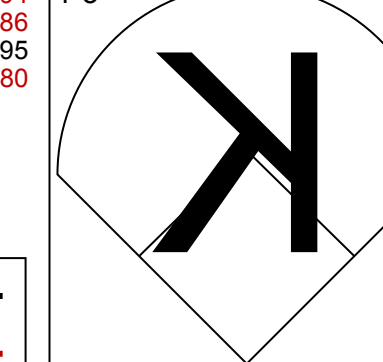

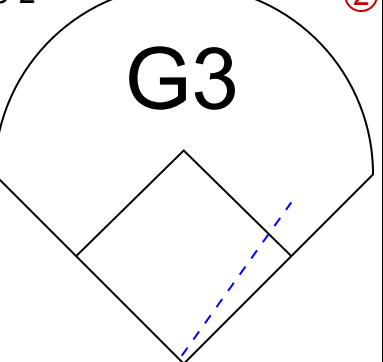

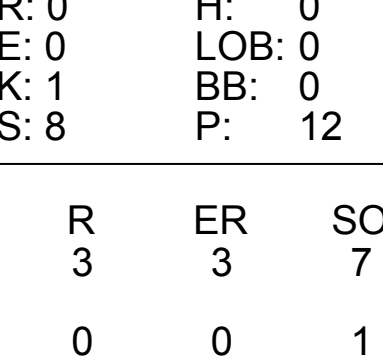
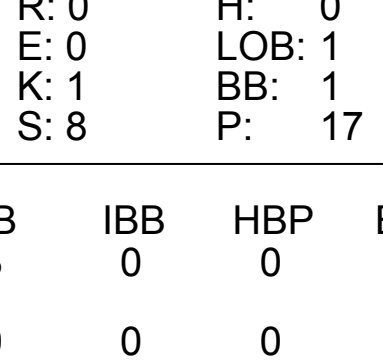
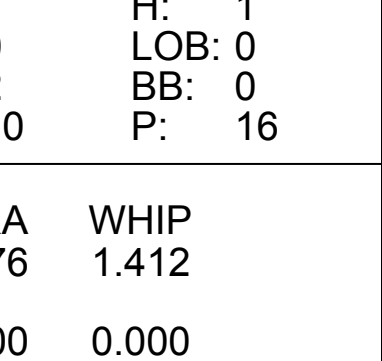
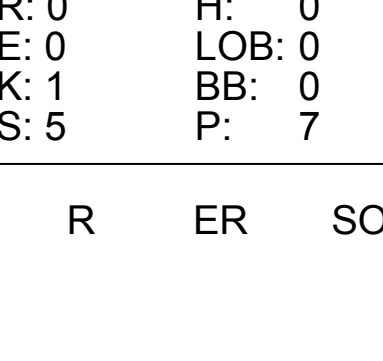
Batter	1	2	3	4	5	6	7	8	9	AB	R	H	RBI	BB	SO	LOB	BOTTOM										
7 Dansby Swanson, R OBP: 0.341, SLG: 0.448	G5-3		L7				F7		K	5	0	1	1	0	1	1	<p>Colorado Rockies @ Atlanta Braves</p> <p>Truist Park, Atlanta, GA</p> <p>Tue Aug 30 2022, 7:20 PM - 10:54 PM EDT</p> <p>Att: 34,237 - Cloudy - 73 F</p> <p>livebaseballscorecards.com</p> <p>AB 35 R 2 H 7 RBI 2 BB 4 SO 12 LOB 21</p> 										
23 Michael Harris II, L OBP: 0.341, SLG: 0.512	E6 28 BB 27 BB		F7		G4-3		G6-3 27 G6-3 27 S 1B		G6-3	5	0	1	0	0	0	2											
27 Austin Riley, R OBP: 0.358, SLG: 0.554	BB						G6-3		K	4	1	2	0	1	1	1											
28 Matt Olson, L OBP: 0.336, SLG: 0.495	BB						G4-3			3	0	0	0	1	1	3											
16 Travis d'Arnaud, R OBP: 0.317, SLG: 0.465	K						G1-4-3		K	4	0	0	0	0	2	5											
8 Eddie Rosario, L OBP: 0.251, SLG: 0.313	K						G4-3			3	0	1	1	1	1	4											
38 Guillermo Heredia, R OBP: 0.200, SLG: 0.319	K								BB	0	0	0	0	0	0	0											
24 William Contreras, R OBP: 0.341, SLG: 0.516	K						F7		K	4	0	0	0	0	2	2											
18 Vaughn Grissom, R OBP: 0.368, SLG: 0.493							F7			3	1	1	0	1	1	0											
15 Robbie Grossman, S OBP: 0.310, SLG: 0.295	K						K		K	4	0	1	0	0	3	3											
<b>Inning Stats</b>	R: 0 E: 1 K: 2 S: 15	H: 0 LOB: 3 BB: 2 P: 28	R: 1 E: 0 K: 2 S: 10	H: 2 LOB: 1 BB: 0 P: 14	R: 1 E: 0 K: 0 S: 15	H: 2 LOB: 1 BB: 0 P: 20	R: 0 E: 0 K: 1 S: 15	H: 1 LOB: 1 BB: 0 P: 20	R: 0 E: 0 K: 1 S: 11	H: 0 LOB: 0 BB: 0 P: 6	R: 0 E: 0 K: 0 S: 9	H: 1 LOB: 1 BB: 0 P: 14	R: 0 E: 0 K: 3 S: 17	H: 0 LOB: 2 BB: 2 P: 31	R: 0 E: 0 K: 2 S: 7	H: 0 LOB: 0 BB: 0 P: 8	1B: 4 2B: 3 3B: 0 HR: 0	SF: 0 SAC: 0 DP: 0 HBP: 0	WP: 0 PB: 0 SB: 3 CS: 0	PA: 39							
<b>PITCHER</b>	IP	WLS	BF	H	R	ER	SO	BB	IBB	HBP	BLK	WP	HR	S	P	ERA	WHIP										
51 José Ureña, R ERA: 5.8	5.0	W	24	6	2	2	6	2	0	0	0	0	0	66	102	3.60	1.600										
61 Justin Lawrence, R ERA: 4.39	2.0	H	7	1	0	0	1	0	0	0	0	0	0	15	20	0.00	0.500										
54 Carlos Estévez, R ERA: 3.59	1.0	H	5	0	0	0	3	2	0	0	0	0	0	17	31	0.00	2.000										
52 Daniel Bard, R ERA: 2.28	1.0	S	3	0	0	0	2	0	0	0	0	0	0	7	8	0.00	0.000										




Batter	1	2	3	4	5	6	7	8	9	AB	R	H	RBI	BB	SO	LOB	TOP			
24 Ryan McMahon, L (1,5) OBP: 0.333, SLG: 0.400			 25 G2-3 19 E 1B			 2-3		 0-3		4	0	1	0	0	3	0	<p><b>Colorado Rockies @ Atlanta Braves</b> Truist Park, Atlanta, GA Wed Aug 31 2022, 7:21 PM - 9:49 PM EDT Att: 29,554 - Clear - 84 F</p>			
Brendan Rodgers, R (1,4) OBP: 0.327, SLG: 0.420			 1-3			 1-0		 0-0		4	0	0	0	0	1	1				
19 Charlie Blackmon, L (1,10) OBP: 0.320, SLG: 0.436	 25 BB		 25 G2-3			 0-1		 1-2		3	0	0	0	1	1	1				
25 C.J. Cron, R (1,3) OBP: 0.323, SLG: 0.487			 2-2			 1-2		 0-1		4	0	1	0	0	1	3				
11 Jose Iglesias, R (1,6) OBP: 0.340, SLG: 0.399		 1-0	 0-1			 2-1		 0-3		4	0	0	0	0	1	3				
Randal Grichuk, R (1,8) OBP: 0.290, SLG: 0.431	 29 1B		 2-2			 0-2		 4-2		3	1	1	0	1	1	1				
29 Michael Toglia, S (1,9) OBP: 0.250, SLG: 0.625	 12 1B		 1-1			 1-3		 0-0		4	1	2	2	0	1	1				
12 Sean Bouchard, R (1,7) OBP: 0.294, SLG: 0.143	 1-2		 2-0			 4-2		 3-2		3	0	1	0	1	0	1				
6 Brian Serven, R (1,2) OBP: 0.280, SLG: 0.366	 1-2		 1-1			 0-0		 1-2		3	0	0	0	0	0	3				
<b>Inning Stats</b>	R: 0 H: 0 E: 0 K: 2 S: 11	H: 0 LOB: 1 BB: 1 P: 20	R: 0 H: 2 E: 0 K: 0 S: 8	H: 2 LOB: 2 BB: 0 P: 12	R: 0 H: 1 E: 0 K: 1 S: 15	H: 1 LOB: 0 BB: 0 P: 19	R: 0 H: 1 E: 0 K: 1 S: 5	H: 0 LOB: 0 BB: 0 P: 9	R: 0 H: 0 E: 0 K: 1 S: 6	H: 1 LOB: 1 BB: 0 P: 10	R: 0 H: 0 E: 0 K: 1 S: 10	H: 0 LOB: 0 BB: 1 P: 13	R: 0 H: 0 E: 0 K: 2 S: 7	H: 0 LOB: 0 BB: 0 P: 8	R: 2 H: 1 E: 0 K: 1 S: 12	H: 1 LOB: 0 BB: 1 P: 19		1B: 5 2B: 0 3B: 0 HR: 1	SF: 0 SAC: 0 DP: 2 HBP: 0	WP: 1 PB: 0 SB: 0 CS: 0
<b>PITCHER</b>	IP	WLS	BF	H	R	ER	SO	BB	IBB	HBP	BLK	WP	HR	S	P	ERA	WHIP			
30 Kyle Wright, R (1,1) ERA: 2.85	7.0	W	27	5	0	0	6	2	0	0	0	1	0	63	96	0.00	1.000			
33 A.J. Minter, L (8,1) ERA: 2.29	1.0	H	3	0	0	0	2	0	0	0	0	0	0	7	8	0.00	0.000			
74 Kenley Jansen, R (9,1) ERA: 3.7	1.0	S	5	1	2	2	1	1	0	0	0	0	1	12	19	18.00	2.000			

AB	32
R	2
H	6
RBI	2
BB	3
SO	9
LOB	14



Batter	1	2	3	4	5	6	7	8	9	AB	R	H	RBI	BB	SO	LOB	BOTTOM			
13 Ronald Acuña Jr., R (1,10) OBP: 0.369, SLG: 0.413			 2-1			 0-0		 2-3		4	1	1	1	0	2	1	<p><b>Colorado Rockies @ Atlanta Braves</b> Truist Park, Atlanta, GA Wed Aug 31 2022, 7:21 PM - 9:49 PM EDT Att: 29,554 - Clear - 84 F</p>			
7 Dansby Swanson, R (1,6) OBP: 0.342, SLG: 0.446	 27 BB		 27 BB			 1-3		 1-0		2	1	0	0	2	1	0				
27 Austin Riley, R (1,5) OBP: 0.357, SLG: 0.558	 1-H		 3-3			 3-3		 0-0		4	1	1	2	0	2	1				
28 Matt Olson, L (1,3) OBP: 0.334, SLG: 0.491	 1-1		 1-2			 0-0		 1-3		4	0	0	0	0	1	0				
24 William Contreras, R (1,2) OBP: 0.345, SLG: 0.517	 23 1B		 0-3			 2-2		 2-2		3	0	2	0	0	1	0				
23 Michael Harris II, L (1,8) OBP: 0.344, SLG: 0.515	 1-H		 4-2			 1-3		 1-3		2	0	1	0	1	1	1				
18 Vaughn Grissom, R (1,4) OBP: 0.354, SLG: 0.473	 2-1		 0-1			 1-2		 1-2		3	0	0	0	0	0	1				
8 Eddie Rosario, L (1,7) OBP: 0.248, SLG: 0.308	 1-2		 2-3			 2-3		 0-1		3	0	0	0	0	1	0				
38 Guillermo Heredia, R (8,7) OBP: 0.200, SLG: 0.319	 1-3		 3-2			 3-2		 4-0		0	0	0	0	0	0	0				
15 Robbie Grossman, S (1,9) OBP: 0.311, SLG: 0.293	 1-3		 1-3			 3-2		 4-0		2	0	0	0	1	1	0				
<b>Inning Stats</b>	R: 2 H: 3 E: 0 K: 1 S: 11	H: 3 LOB: 2 BB: 1 P: 20	R: 0 H: 0 E: 0 K: 1 S: 8	H: 0 LOB: 0 BB: 0 P: 12	R: 0 H: 0 E: 0 K: 1 S: 8	H: 0 LOB: 1 BB: 1 P: 17	R: 0 H: 0 E: 0 K: 1 S: 14	H: 0 LOB: 1 BB: 1 P: 19	R: 1 H: 1 E: 0 K: 2 S: 10	H: 1 LOB: 0 BB: 0 P: 16	R: 0 H: 1 E: 0 K: 2 S: 10	H: 0 LOB: 1 BB: 0 P: 16	R: 0 H: 0 E: 0 K: 1 S: 8	H: 0 LOB: 1 BB: 1 P: 15	R: 0 H: 0 E: 0 K: 1 S: 5	H: 0 LOB: 0 BB: 0 P: 7	1B: 2 2B: 2 3B: 0 HR: 2	SF: 0 SAC: 0 DP: 1 HBP: 0	WP: 1 PB: 0 SB: 0 CS: 1	PA: 31
<b>PITCHER</b>	IP	WLS	BF	H	R	ER	SO	BB	IBB	HBP	BLK	WP	HR	S	P	ERA	WHIP			
18 Ryan Felner, R (1,1) ERA: 5.78	5.2	L	23	5	3	3	7	3	0	0	0	0	0	3	4	0.00	1.412			
26 Austin Gombler, L (6,1) ERA: 5.59	0.1		1	0	0	0	1	0	0	0	0	0	0	3	4	0.00	0.000			
37 Alex Colomé, R (7,1) ERA: 4.57	1.0		4	0	0	0	1	1	0	0	0	1	0	8	15	0.00	1.000			
59 Jake Bird, R (8,1) ERA: 4.5	1.0		3	0	0	0	1	0	0	0	0	0	0	5	7	0.00	0.000			

AB	27
R	3
H	5
RBI	3
BB	4
SO	10
LOB	4









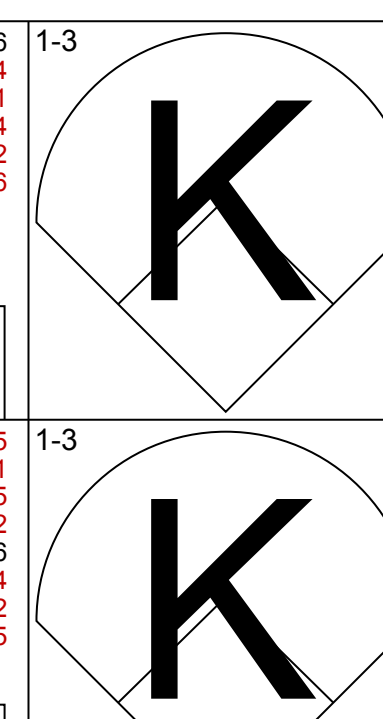
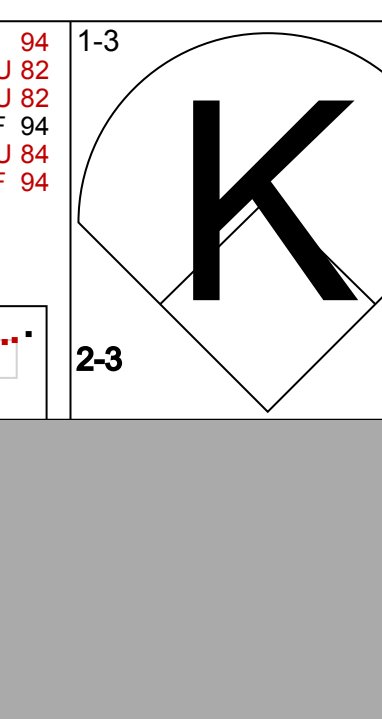
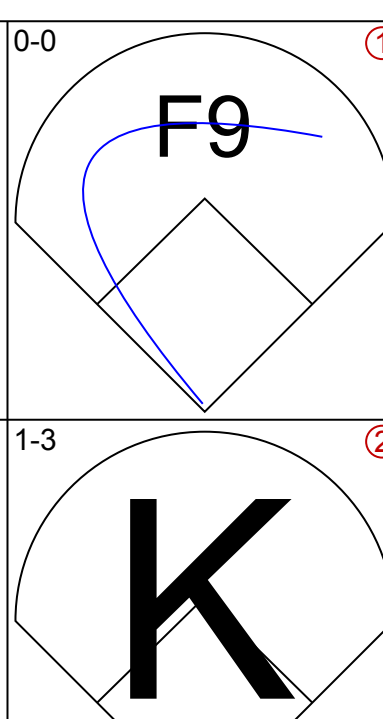
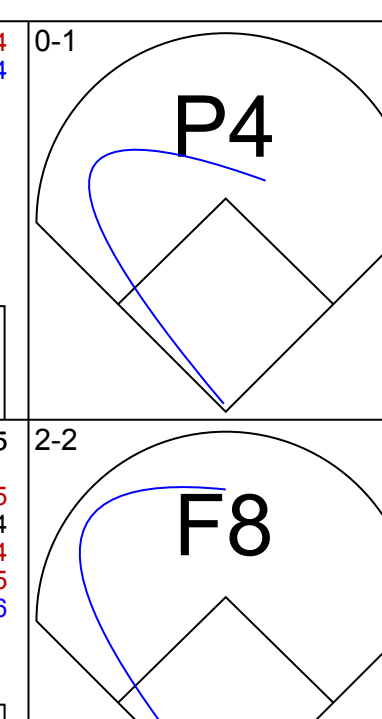
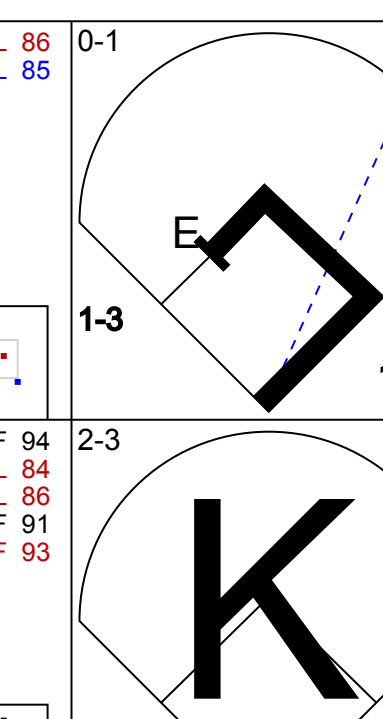
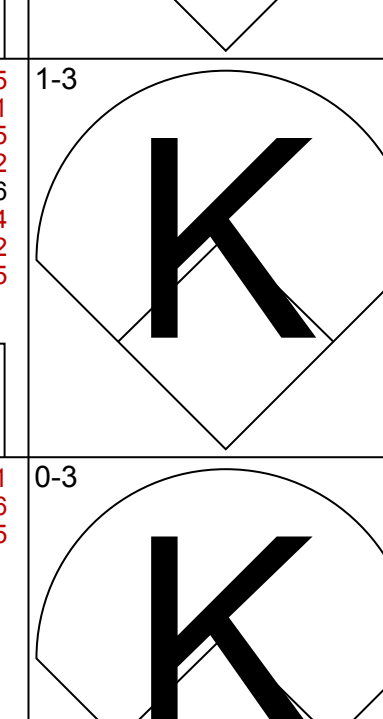
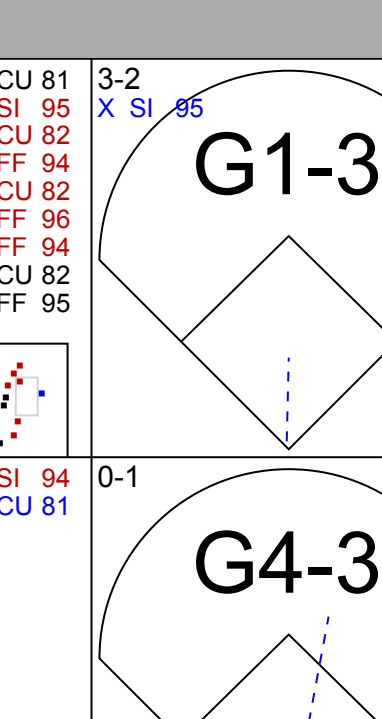
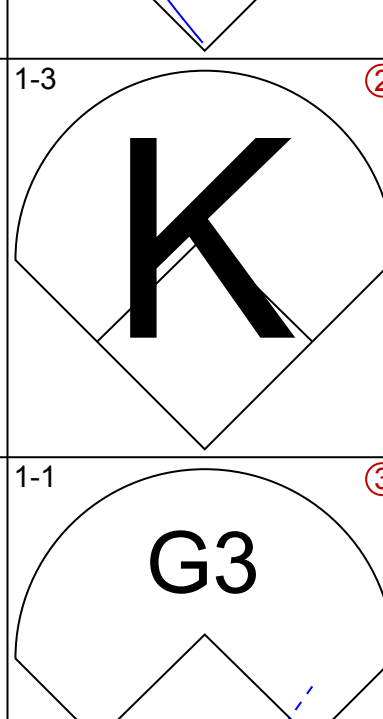
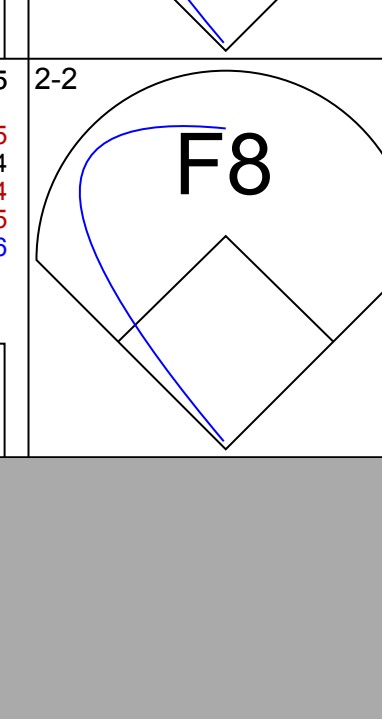
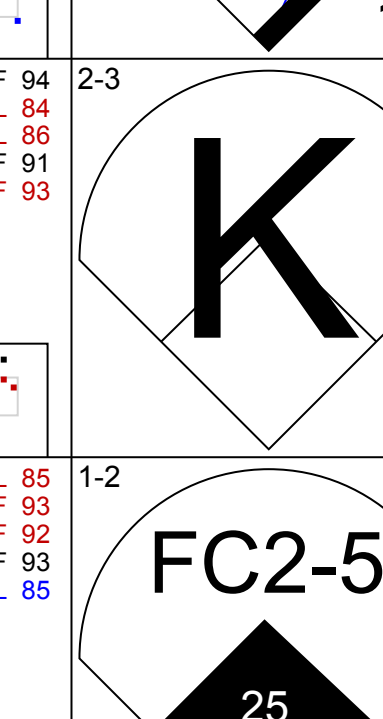
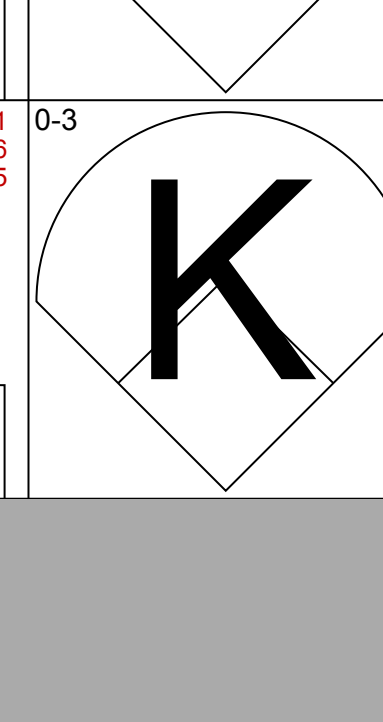
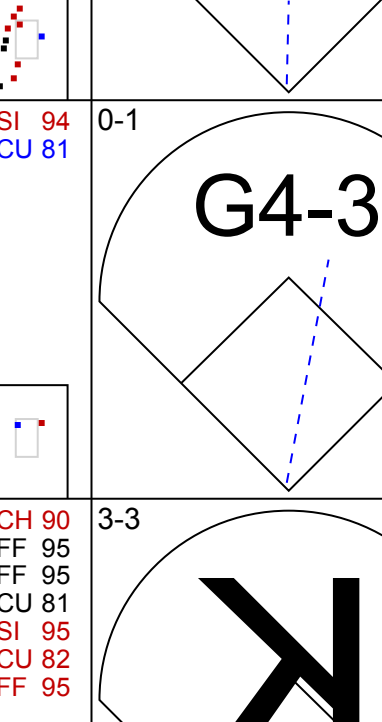
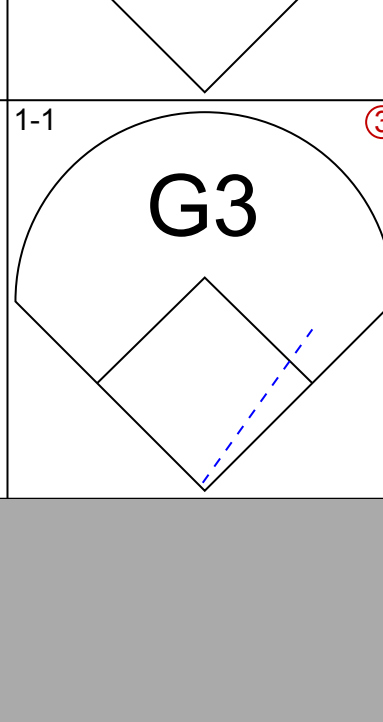
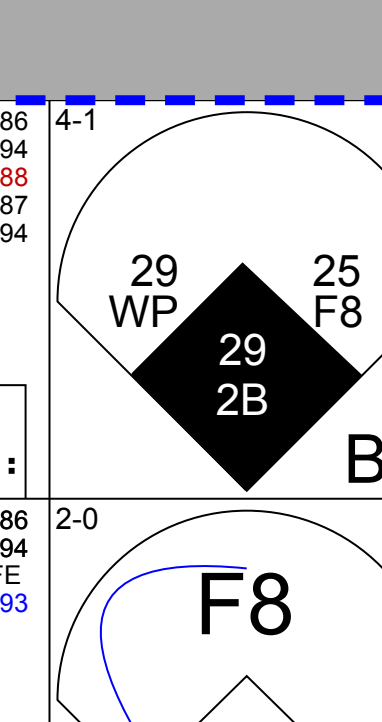
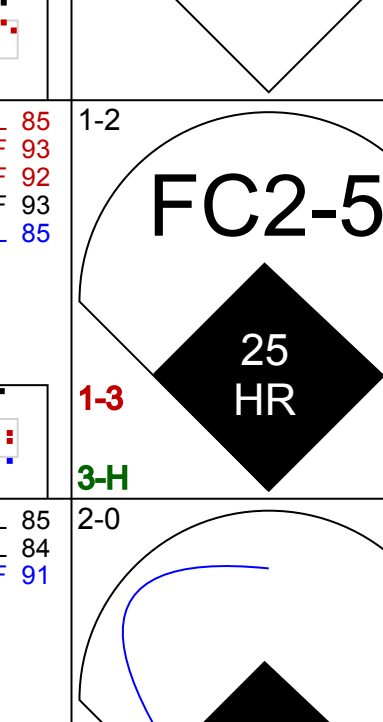
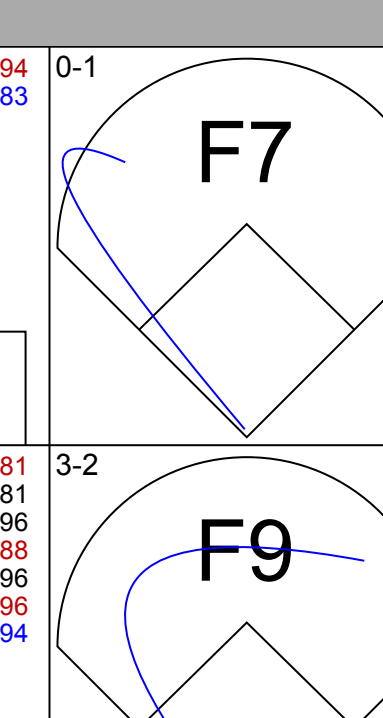
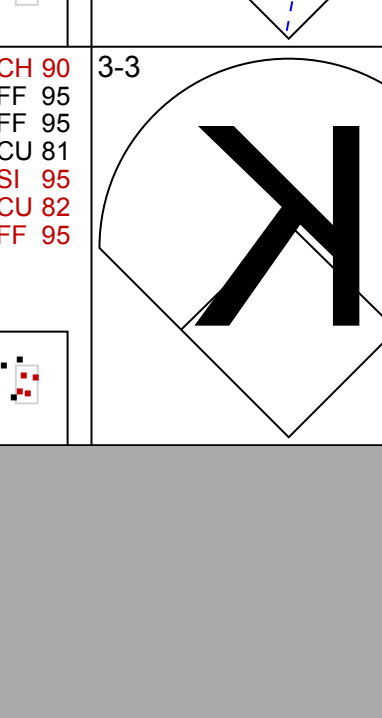
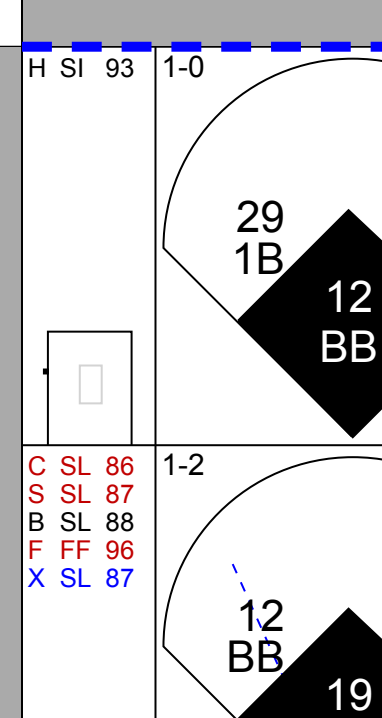
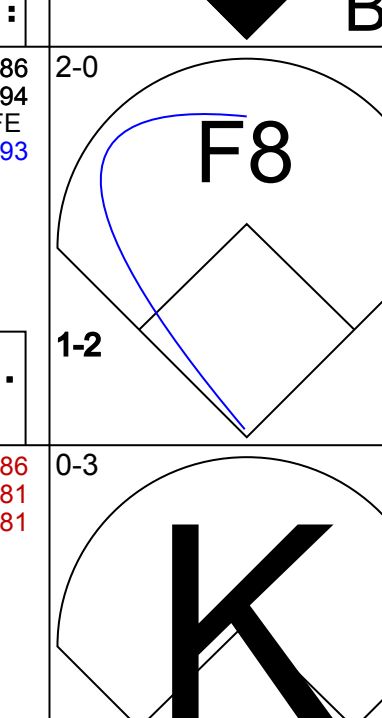
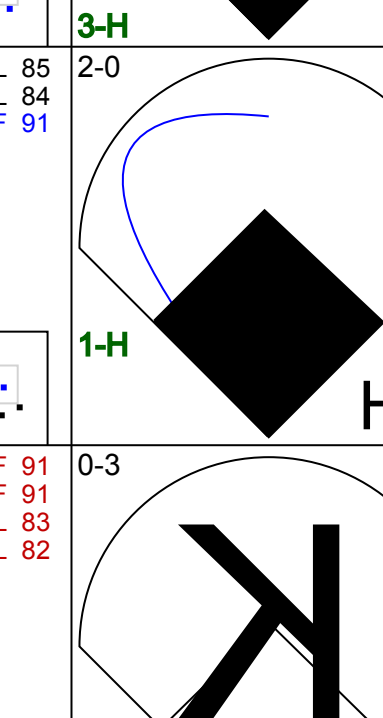

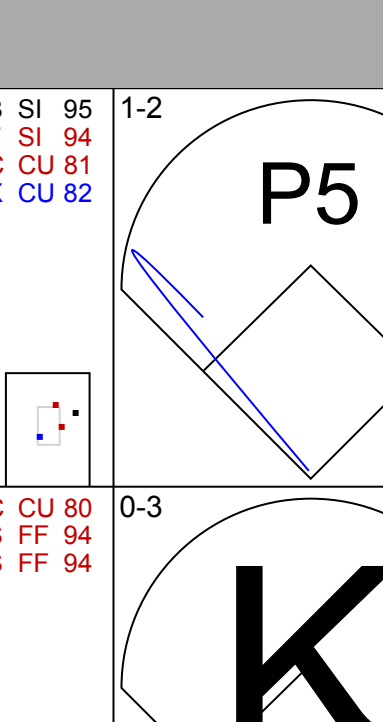
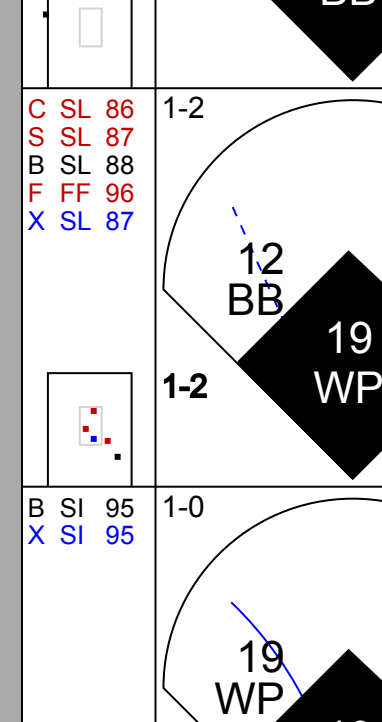
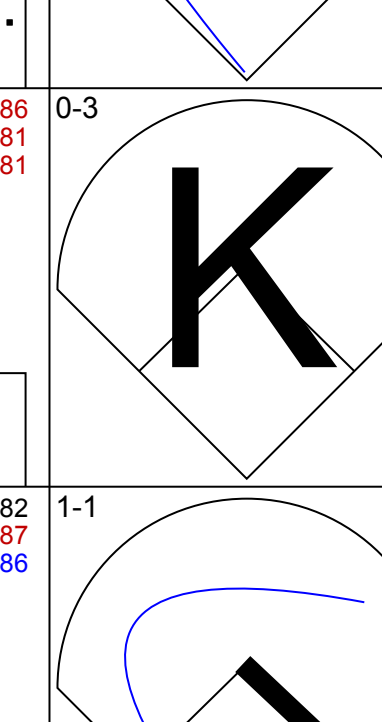
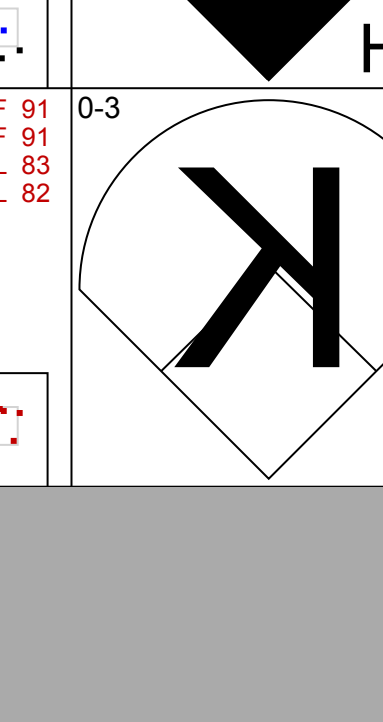

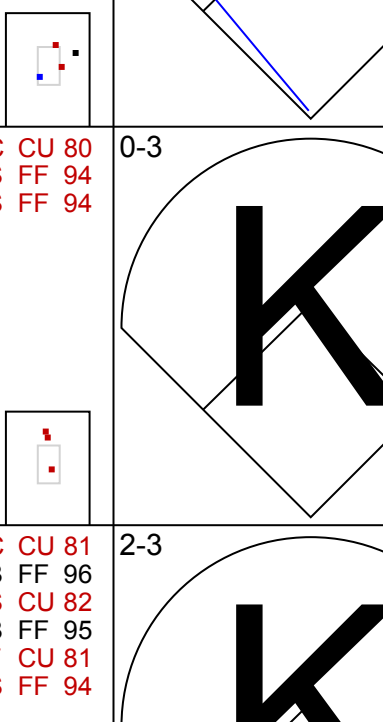
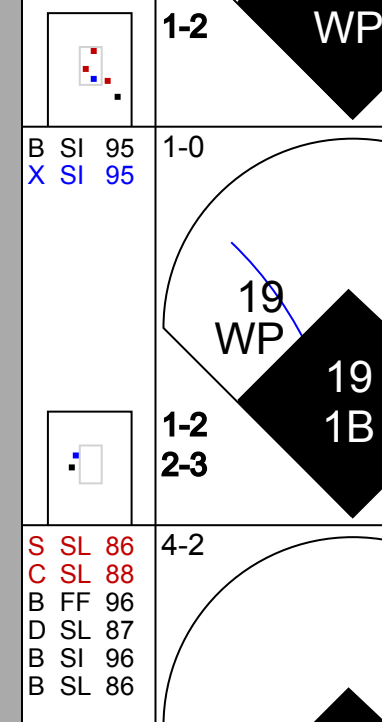
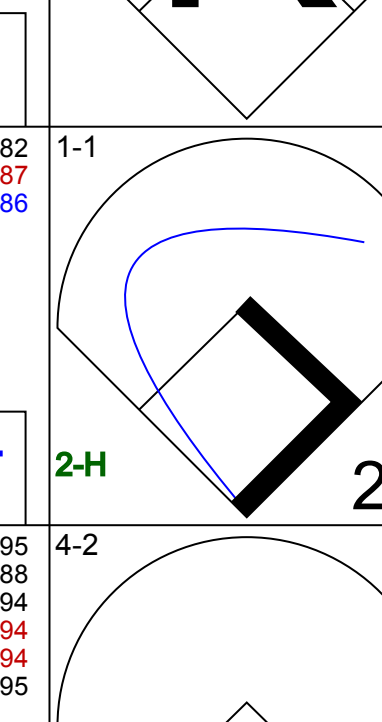
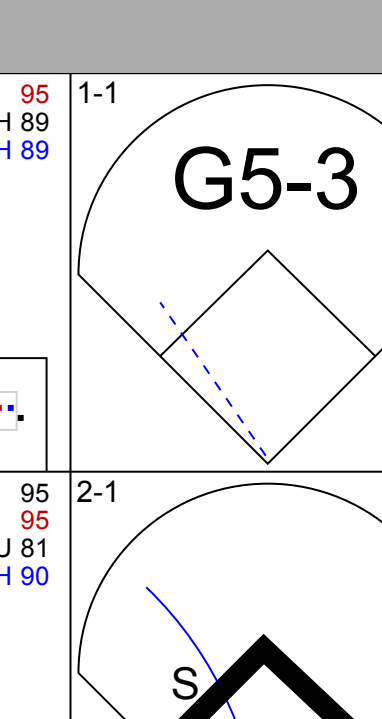
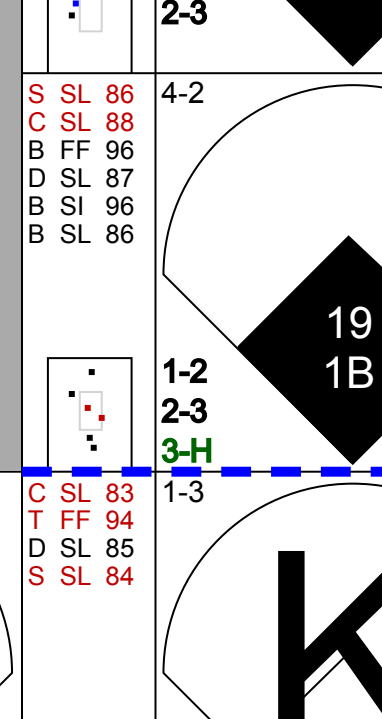
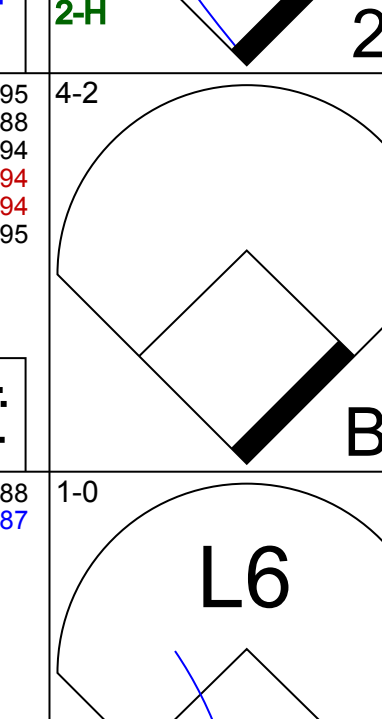

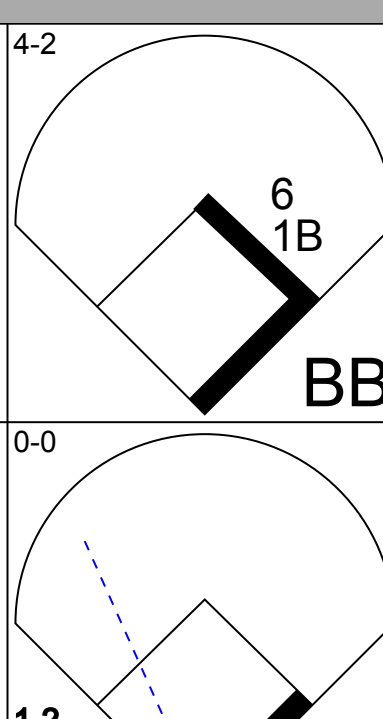
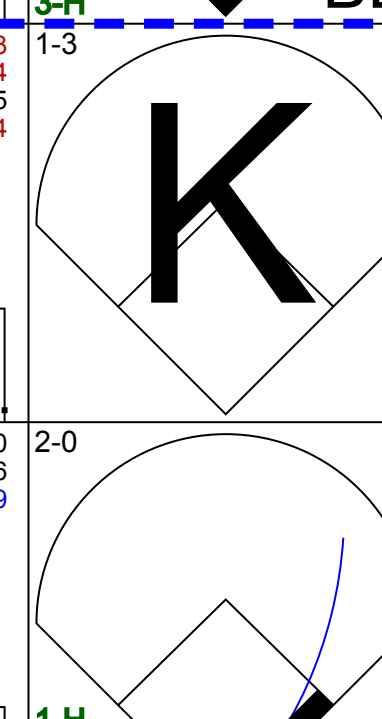
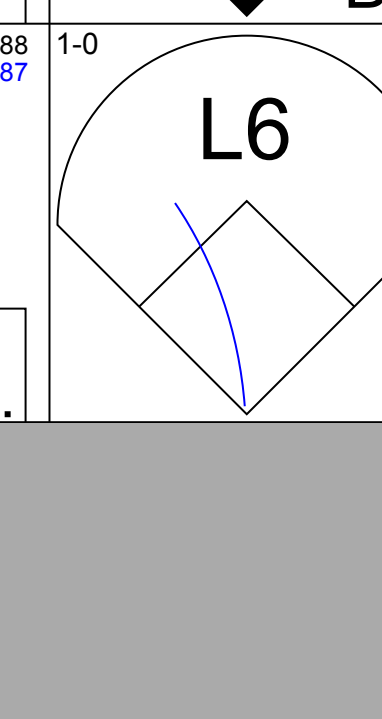
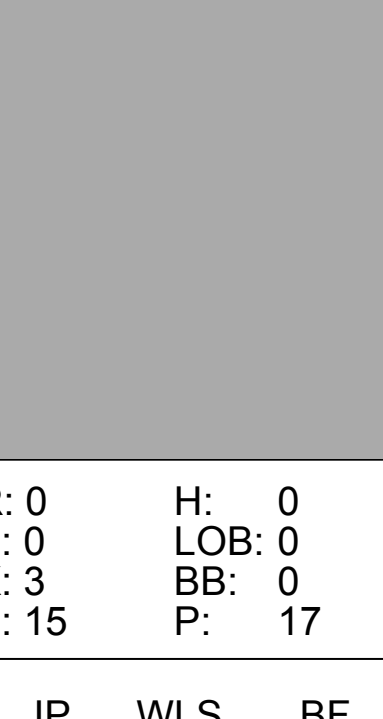
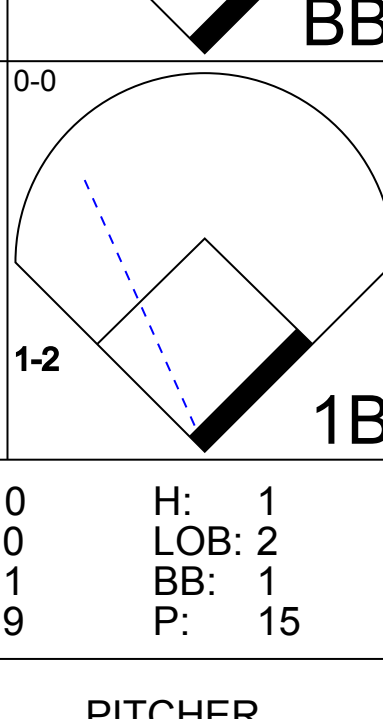
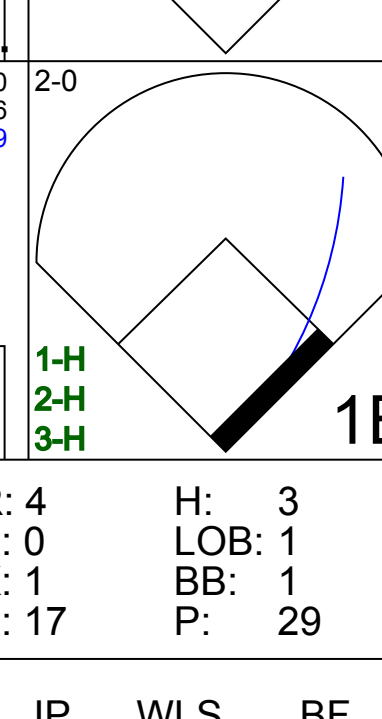
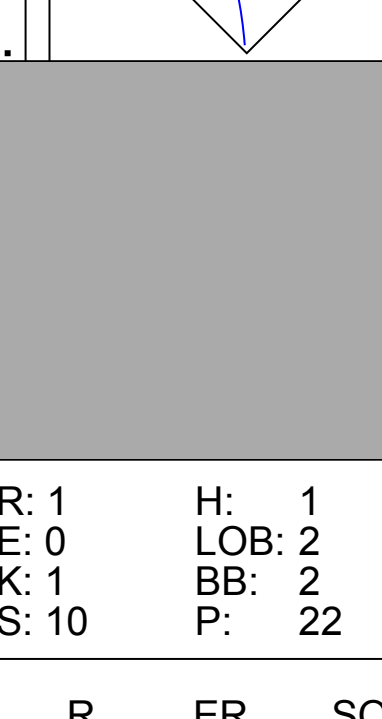
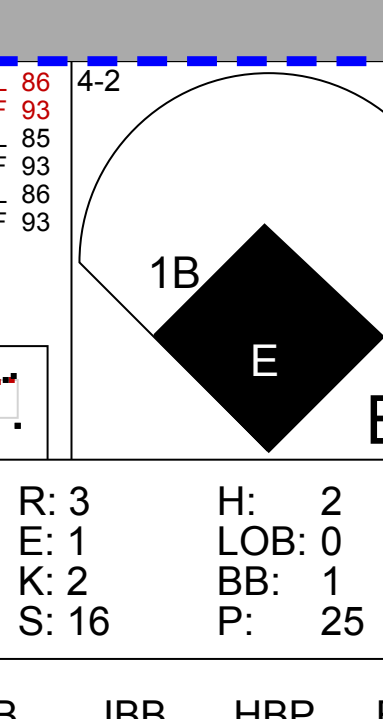
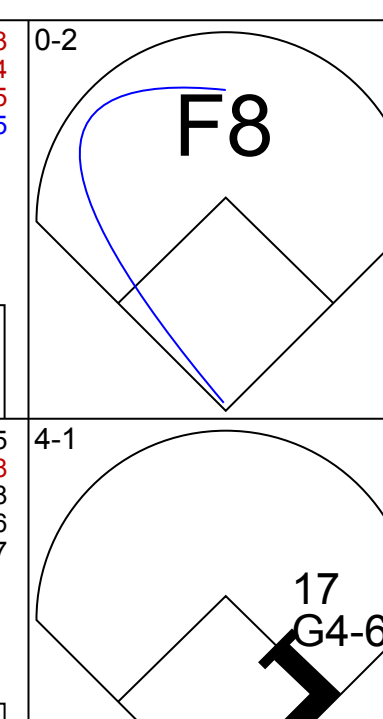
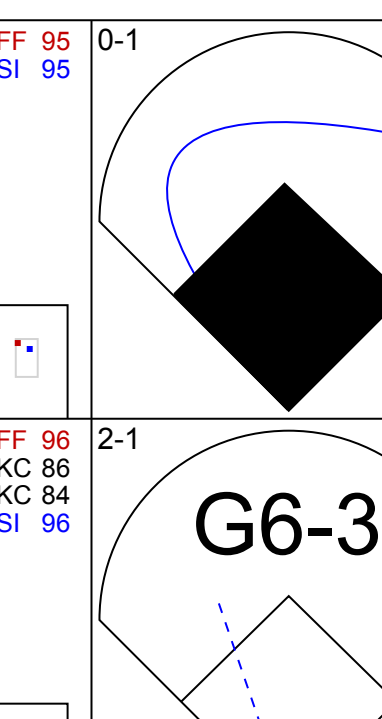
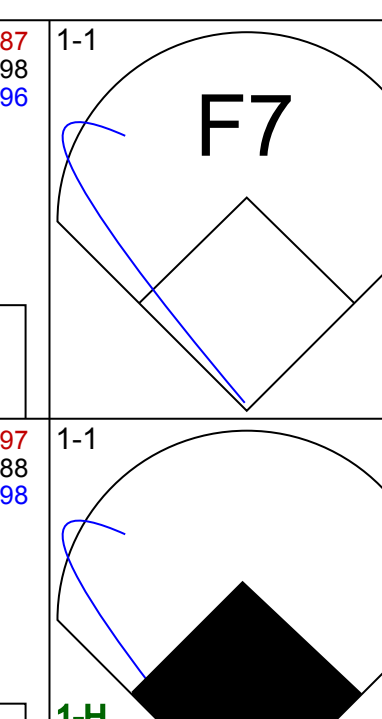
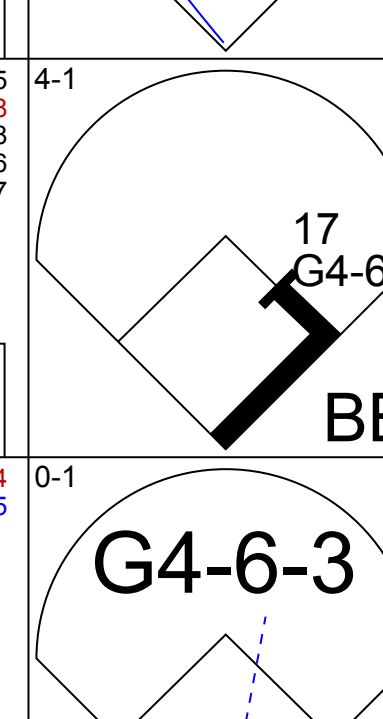
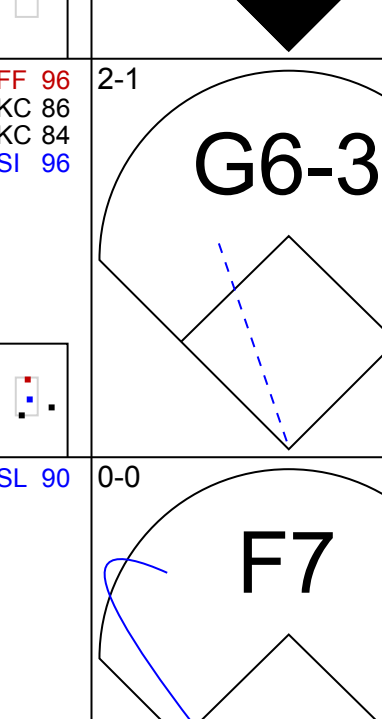
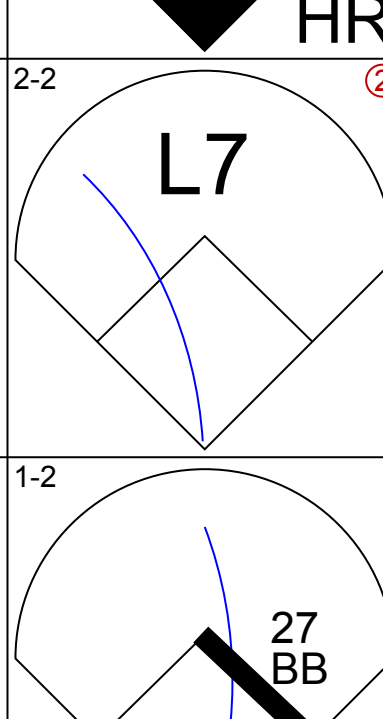
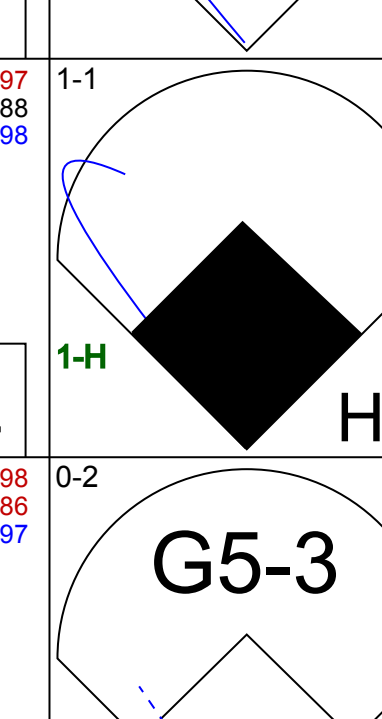
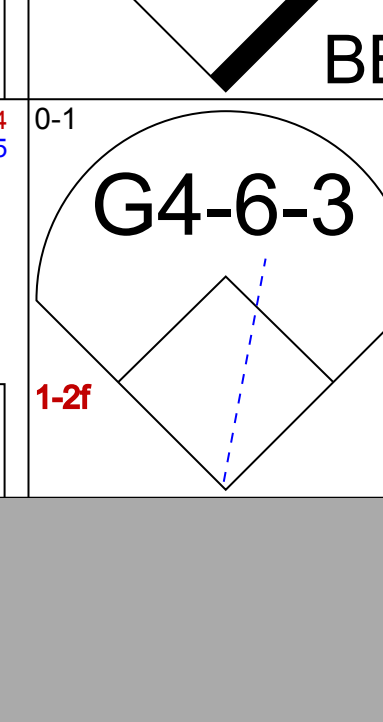
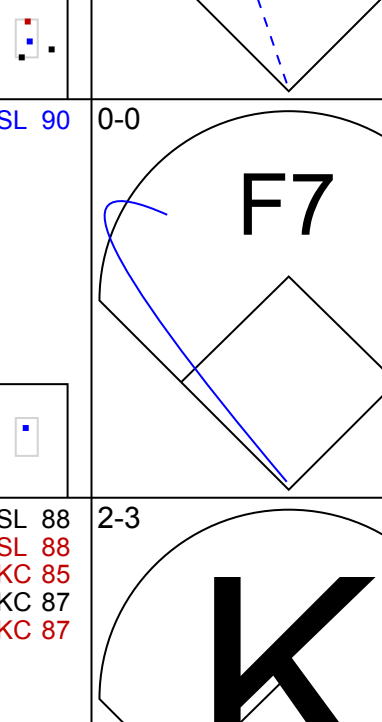
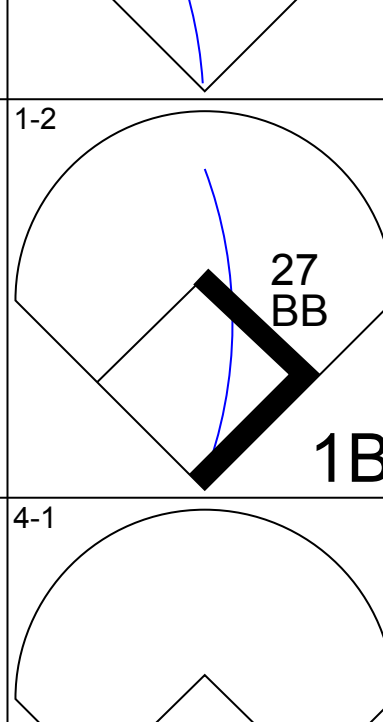
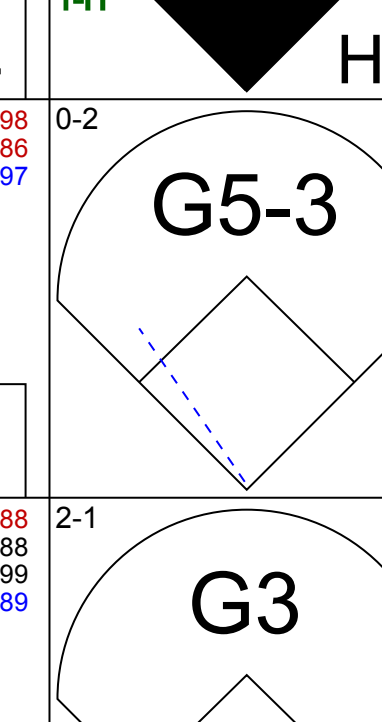
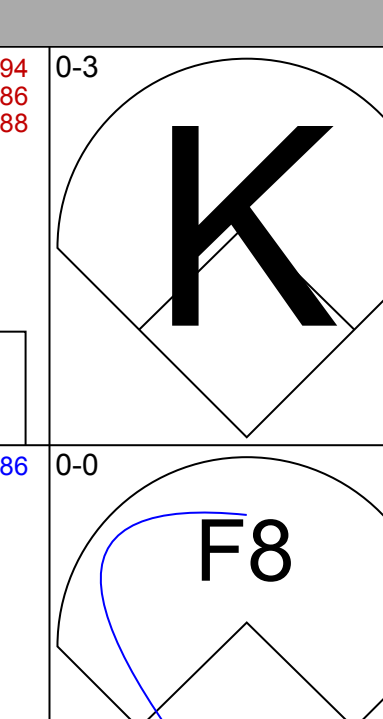
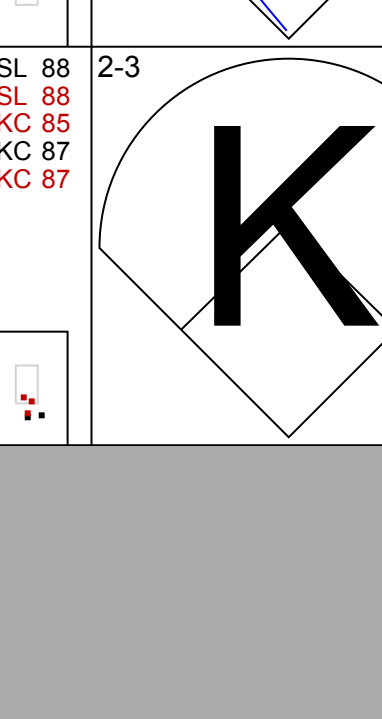
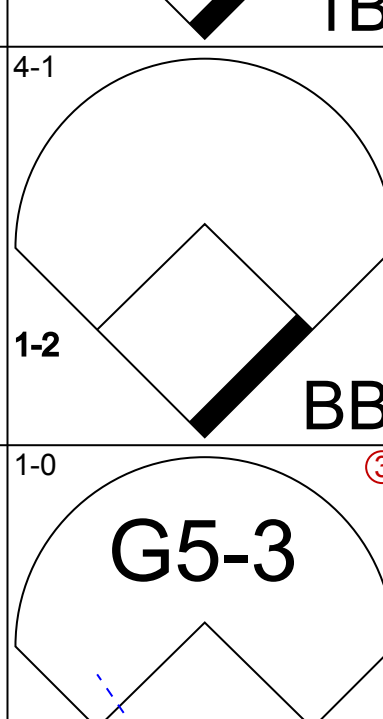
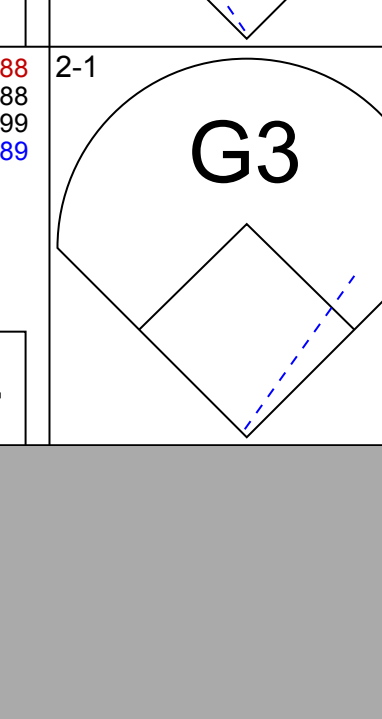


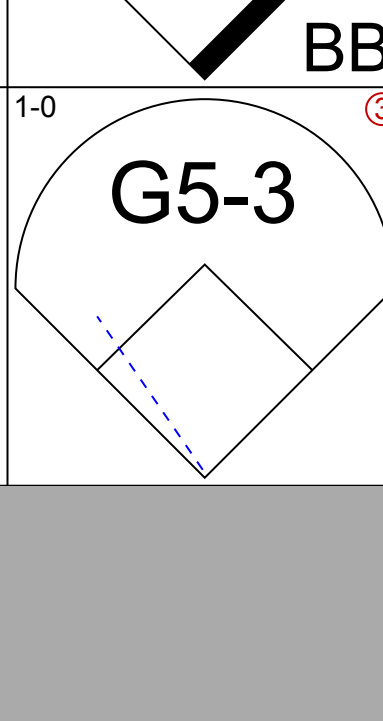














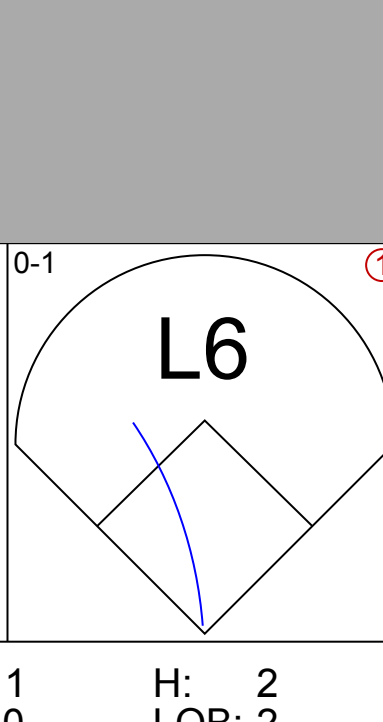
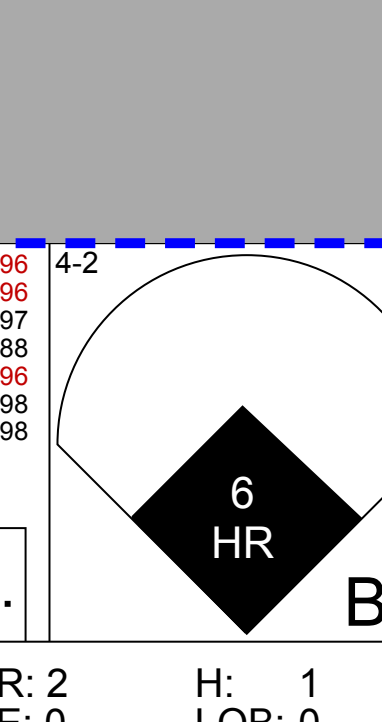
Batter	1	2	3	4	5	6	7	8	9	AB	R	H	RBI	BB	SO	LOB	TOP										
24 Ryan McMahon, L (1,5) OBP: 0.330, SLG: 0.395	F7		19 2B		L6-3			K		4	0	1	0	0	1	2	<b>Colorado Rockies @ Cincinnati Reds</b> Great American Ball Park, Cincinnati, OH Fri Sep 02 2022, 6:43 PM - 9:40 PM EDT Att: 16,763 - Partly Cloudy - 85 F										
Brendan Rodgers, R (1,4) OBP: 0.325, SLG: 0.416	G5-3		F8			K		L9-3		4	0	0	0	0	1	2											
19 Charlie Blackmon, L (1,10) OBP: 0.317, SLG: 0.433	G4-3		2B			F7		P4		4	0	1	0	0	0	0											
25 C.J. Cron, R (1,3) OBP: 0.323, SLG: 0.484 1 Garrett Hampson, R (9, PR) OBP: 0.285, SLG: 0.312	G6-3		K			K		WP 1B		4	0	1	0	0	2	2											
11 Jose Iglesias, R (1,6) OBP: 0.339, SLG: 0.394	G3-1		G6-4-3 BB			1B		K		3	0	1	0	1	1	1											
Randal Grichuk, R (1,8) OBP: 0.315, SLG: 0.423	K2-3		G6-4-3			K		F8		4	0	0	0	0	2	3											
29 Michael Toglia, S (1,9) OBP: 0.214, SLG: 0.500			L1			K		F7		3	0	0	0	0	1	1											
35 Elias Diaz, R (1,2) OBP: 0.289, SLG: 0.378			12 HR 1B			K		K		3	1	1	0	0	2	1											
12 Sean Bouchard, R (1,7) OBP: 0.348, SLG: 0.333			1-H HR			24 L6-3 BB		L9-3 BB		1	1	1	2	2	0	0											
<b>Inning Stats</b>	R: 0 E: 0 K: 0 S: 7	H: 0 LOB: 0 BB: 0 P: 12	R: 0 E: 0 K: 1 S: 8	H: 0 LOB: 0 BB: 0 P: 11	R: 2 E: 0 K: 1 S: 12	H: 4 LOB: 2 BB: 0 P: 20	R: 0 E: 0 K: 1 S: 10	H: 0 LOB: 0 BB: 1 P: 16	R: 0 E: 0 K: 2 S: 6	H: 0 LOB: 0 BB: 0 P: 10	R: 0 E: 0 K: 2 S: 8	H: 0 LOB: 0 BB: 0 P: 12	R: 0 E: 0 K: 2 S: 13	H: 1 LOB: 1 BB: 0 P: 17	R: 0 E: 0 K: 1 S: 9	H: 0 LOB: 0 BB: 1 P: 17		R: 0 E: 0 K: 1 S: 9	H: 1 LOB: 2 BB: 0 P: 16	1B: 4 2B: 3 3B: 0 HR: 1	SF: 0 SAC: 0 DP: 3 HBP: 0	WP: 1 PB: 0 SB: 0 CS: 0	PA: 33				
<b>PITCHER</b>	IP	WLS	BF	H	R	ER	SO	BB	IBB	HBP	BLK	WP	HR	S	P	ERA	WHIP										
85 Luis Cessa, R (1,1) ERA: 5.18	5.0		19	4	2	2	4	2	0	0	0	0	1	43	69	3.60	1.200										
63 Fernando Cruz, R (6,1) ERA:	1.0		3	0	0	0	2	0	0	0	0	0	0	8	12	0.00	0.000										
66 Joel Kuhnel, R (7,1) ERA: 5.0	1.0		4	1	0	0	2	0	0	0	0	0	0	13	17	0.00	1.000										
46 Buck Farmer, R (8,1) ERA: 3.89	1.0		3	0	0	0	1	1	0	0	0	0	0	9	17	0.00	1.000										
43 Alexis Diaz, R (9,1) ERA: 1.72	1.0	W	4	1	0	0	1	0	0	0	0	1	0	9	16	0.00	1.000										

Batter	1	2	3	4	5	6	7	8	9	AB	R	H	RBI	BB	SO	LOB	BOTTOM										
6 Jonathan India, R (1,4) OBP: 0.337, SLG: 0.407	15 FC5-4 1B		G5-3							5	0	3	1	0	1	0	<b>Colorado Rockies @ Cincinnati Reds</b> Great American Ball Park, Cincinnati, OH Fri Sep 02 2022, 6:43 PM - 9:40 PM EDT Att: 16,763 - Partly Cloudy - 85 F										
15 Nick Senzel, R (1,8) OBP: 0.301, SLG: 0.311	FC5-4 7 F9 17 1B 57 CS 1-2		F8		L8			K		4	0	0	0	0	1	2											
17 Kyle Farmer, R (1,10) OBP: 0.326, SLG: 0.374	57 CS 1B		K			F9		G4-3		4	0	1	0	0	1	0											
7 Donovan Solano, R (1,3) OBP: 0.368, SLG: 0.420	F9		L8			44 G6-3 57 1B		K		4	0	1	0	0	1	2											
57 Stuart Fairchild, R (1,7) OBP: 0.269, SLG: 0.447 1 SAFE 2 B FC 90	CS		K			44 G6-3 1B		G4-3		3	0	1	0	0	1	0											
28 Austin Romine, R (8,2) OBP: 0.152, SLG: 0.289			K			1B		K		1	0	0	0	0	0	0											
44 Aristides Aquino, R (1,9) OBP: 0.221, SLG: 0.285	G6-3		K			G6-3		K		4	0	0	0	0	2	2											
12 Spencer Steer, R (1,5) OBP: 1.000, SLG: 3.000	2 1B BB									2	2	2	1	2	0	0											
2 Jose Barrero, R (1,6) OBP: 0.194, SLG: 0.244										4	0	2	0	0	2	4											
73 Chuckie Robinson, R (1,2) OBP: 0.167, SLG: 0.333 27 Jake Fraley, L (7, PH) OBP: 0.338, SLG: 0.477	G4-3		G4-6-3							2	0	0	0	0	0	3											
<b>Inning Stats</b>	R: 0 E: 0 K: 0 S: 9	H: 2 LOB: 1 BB: 0 P: 15	R: 0 E: 0 K: 1 S: 15	H: 1 LOB: 2 BB: 1 P: 23	R: 0 E: 0 K: 1 S: 7	H: 0 LOB: 0 BB: 0 P: 10	R: 0 E: 0 K: 1 S: 9	H: 0 LOB: 0 BB: 0 P: 11	R: 1 E: 0 K: 0 S: 12	H: 3 LOB: 1 BB: 0 P: 20	R: 0 E: 0 K: 1 S: 15	H: 2 LOB: 3 BB: 1 P: 22	R: 1 E: 0 K: 2 S: 12	H: 1 LOB: 0 BB: 0 P: 18	R: 0 E: 0 K: 2 S: 12	H: 0 LOB: 0 BB: 0 P: 16	R: 1 E: 0 K: 1 S: 10	H: 2 LOB: 2 BB: 1 P: 19	1B: 8 2B: 1 3B: 0 HR: 2	SF: 0 SAC: 0 DP: 1 HBP: 0	WP: 1 PB: 0 SB: 0 CS: 2	PA: 38					
<b>PITCHER</b>	IP	WLS	BF	H	R	ER	SO	BB	IBB	HBP	BLK	WP	HR	S	P	ERA	WHIP										
21 Kyle Freeland, L (1,1) ERA: 4.75	5.2		24	8	1	1	3	1	0	0	0	0	1	63	92	1.59	1.588										
61 Justin Lawrence, R (6,1) ERA: 4.13	0.1	H	2	0	0	0	1	1	0	0	0	0	0	4	9	0.00	3.000										
32 Dinelson Lamet, R (7,1) ERA: 6.26	1.0	B	4	1	1	1	2	0	0	0	0	0	1	12	18	9.00	1.000										
54 Carlos Estévez, R (8,1) ERA: 3.51	1.0		3	0	0	0	2	0	0	0	0	0	0	12	16	0.00	0.000										
37 Alex Colomé, R (9,1) ERA: 4.74	0.1	L	4	2	1	1	1	0	1	0	0	1	0	10	19	27.00	6.000										

AB	30
R	2
H	6
RBI	2
BB	3
SO	10
LOB	12





Batter	1	2	3	4	5	6	7	8	9	AB	R	H	RBI	BB	SO	LOB	TOP										
<b>Randal Grichuk, R</b> OBP: 0.314, SLG: 0.421 (1, 9)											5	0	1	0	0	2	4	<b>Colorado Rockies @ Cincinnati Reds</b> Great American Ball Park, Cincinnati, OH Sun Sep 04 2022, 12:14 PM - 3:10 PM EDT Overcast - 76 F									
<b>11 Jose Iglesias, R</b> OBP: 0.337, SLG: 0.392 <b>13 Alan Trejo, R</b> OBP: 0.233, SLG: 0.310 (1, 6) (4, 6)											2	0	0	0	0	1	0										
<b>Brendan Rodgers, R</b> OBP: 0.324, SLG: 0.413 (1, 4)											4	2	0	0	1	1	3										
<b>25 C.J. Cron, R</b> OBP: 0.323, SLG: 0.488 (1, 10)											4	2	1	2	0	1	1										
<b>44 Elehuris Montero, R</b> OBP: 0.282, SLG: 0.421 <b>24 Ryan McMahon, L</b> OBP: 0.330, SLG: 0.395 (1, 5) (9, 5)											5	1	1	0	0	2	1										
<b>29 Michael Toglia, S</b> OBP: 0.278, SLG: 0.556 (1, 3)											4	1	2	1	0	2	0										
<b>12 Sean Bouchard, R</b> OBP: 0.370, SLG: 0.300 (1, 7)											2	1	0	1	2	1	0										
<b>1 Garrett Hampson, R</b> OBP: 0.294, SLG: 0.318 (1, 8)											3	0	1	0	1	1	5										
<b>6 Brian Serven, R</b> OBP: 0.282, SLG: 0.368 <b>19 Charlie Blackmon, L</b> OBP: 0.319, SLG: 0.434 <b>35 Elias Diaz, R</b> OBP: 0.292, SLG: 0.378 (1, 2) (7, PH) (7, 2)											2	0	1	0	0	0	1										
<b>Inning Stats</b>	R: 0 E: 0 K: 3 S: 15	H: 0 LOB: 0 BB: 0 P: 17	R: 0 E: 0 K: 1 S: 10	H: 0 LOB: 0 BB: 0 P: 15	R: 0 E: 0 K: 1 S: 15	H: 1 LOB: 1 BB: 0 P: 22	R: 0 E: 0 K: 1 S: 13	H: 0 LOB: 0 BB: 0 P: 19	R: 0 E: 0 K: 2 S: 10	H: 0 LOB: 0 BB: 0 P: 13	R: 0 E: 0 K: 1 S: 9	H: 1 LOB: 2 BB: 1 P: 15	R: 4 E: 0 K: 1 S: 17	H: 3 LOB: 1 BB: 1 P: 29	R: 1 E: 0 K: 1 S: 10	H: 1 LOB: 2 BB: 2 P: 22	R: 3 E: 1 K: 2 S: 16		H: 2 LOB: 0 BB: 1 P: 25	1B: 5 2B: 2 3B: 0 HR: 1	SF: 0 SAC: 0 DP: 0 HBP: 1	WP: 2 PA: 41 PB: 0 SB: 1 CS: 0					
<b>PITCHER</b>	IP	WLS	BF	H	R	ER	SO	BB	IBB	HBP	BLK	WP	HR	S	P	ERA	WHIP										
<b>40 Nick Lodolo, L</b> ERA: 3.95 (1, 1)	6.0		21	2	0	0	9	1	0	0	0	0	0	72	101	0.00	0.500										
<b>66 Joel Kuhnel, R</b> ERA: 5.8 (7, 1)	0.0	L	4	2	4	4	0	1	0	1	0	0	0	7	14	∞	∞										
<b>46 Buck Farmer, R</b> ERA: 3.79 (7, 1)	1.0	B	4	1	0	0	1	0	0	0	0	1	0	10	15	0.00	1.000										
<b>63 Fernando Cruz, R</b> ERA: 4.5 (8, 1)	1.0		6	1	1	1	1	2	0	0	0	1	0	10	22	9.00	3.000										
<b>77 Art Warren, R</b> ERA: 5.66 (9, 1)	1.0		6	2	3	0	2	1	0	0	0	0	1	16	25	0.00	3.000										
Batter	1	2	3	4	5	6	7	8	9	AB	R	H	RBI	BB	SO	LOB	BOTTOM										
<b>29 T.J. Friedl, L</b> OBP: 0.318, SLG: 0.478 (1, 9)										4	2	2	2	0	0	1	<b>Colorado Rockies @ Cincinnati Reds</b> Great American Ball Park, Cincinnati, OH Sun Sep 04 2022, 12:14 PM - 3:10 PM EDT Overcast - 76 F										
<b>6 Jonathan India, R</b> OBP: 0.339, SLG: 0.417 (1, 4)										3	1	1	2	1	0	0											
<b>17 Kyle Farmer, R</b> OBP: 0.329, SLG: 0.373 <b>73 Chuckie Robinson, R</b> OBP: 0.167, SLG: 0.333 (1, 5) (9, 2)										4	0	1	0	0	0	0		1									
<b>27 Jake Fraley, L</b> OBP: 0.335, SLG: 0.467 (1, 7)										3	0	0	0	1	2	0											
<b>7 Donovan Solano, R</b> OBP: 0.362, SLG: 0.412 (1, 10)										4	0	0	0	0	0	2											
<b>15 Nick Senzel, R</b> OBP: 0.301, SLG: 0.308 (1, 8)										3	0	0	0	1	0	0											
<b>12 Spencer Steer, R</b> OBP: 0.625, SLG: 1.200 (1, 3) (9, 5)										3	0	0	0	1	2	1											
<b>2 Jose Barrero, R</b> OBP: 0.186, SLG: 0.234 (1, 6)										4	0	0	0	0	0	2											
<b>28 Austin Romine, R</b> OBP: 0.188, SLG: 0.282 <b>16 Colin Moran, L</b> OBP: 0.305, SLG: 0.376 (1, 2) (8, PH) (9, 3)										2	0	0	0	0	0	0											
<b>Inning Stats</b>	R: 0 E: 0 K: 0 S: 7	H: 0 LOB: 0 BB: 1 P: 11	R: 0 E: 0 K: 1 S: 5	H: 0 LOB: 0 BB: 0 P: 5	R: 0 E: 0 K: 1 S: 6	H: 0 LOB: 0 BB: 0 P: 9	R: 1 E: 0 K: 1 S: 8	H: 1 LOB: 0 BB: 0 P: 12	R: 0 E: 0 K: 1 S: 12	H: 0 LOB: 1 BB: 1 P: 19	R: 1 E: 0 K: 0 S: 14	H: 2 LOB: 2 BB: 1 P: 24	R: 0 E: 0 K: 0 S: 5	H: 0 LOB: 0 BB: 0 P: 7	R: 2 E: 0 K: 0 S: 12	H: 1 LOB: 1 BB: 1 P: 20		R: 0 E: 0 K: 0 S: 11	H: 0 LOB: 1 BB: 1 P: 18	1B: 1 2B: 0 3B: 0 HR: 3	SF: 0 SAC: 0 DP: 1 HBP: 0	WP: 0 PA: 35 PB: 0 SB: 1 CS: 0					
<b>PITCHER</b>	IP	WLS	BF	H	R	ER	SO	BB	IBB	HBP	BLK	WP	HR	S	P	ERA	WHIP										
<b>48 Germán Márquez, R</b> ERA: 4.86 (1, 1)	7.0	W	26	3	2	2	4	3	0	0	0	0	0	57	87	2.57	0.857										
<b>54 Carlos Estévez, R</b> ERA: 3.51 (8, 1)	1.0	H	5	1	2	2	0	1	0	0	0	0	1	12	20	18.00	2.000										
<b>52 Daniel Bard, R</b> ERA: 2.23 (9, 1)	1.0		4	0	0	0	0	1	0	0	0	0	0	11	18	0.00	1.000										
<b>Inning Stats</b>	R: 0 E: 0 K: 0 S: 7	H: 0 LOB: 0 BB: 1 P: 11	R: 0 E: 0 K: 1 S: 5	H: 0 LOB: 0 BB: 0 P: 5	R: 0 E: 0 K: 1 S: 6	H: 0 LOB: 0 BB: 0 P: 9	R: 1 E: 0 K: 1 S: 8	H: 1 LOB: 0 BB: 0 P: 12	R: 0 E: 0 K: 1 S: 12	H: 0 LOB: 1 BB: 1 P: 19	R: 1 E: 0 K: 0 S: 14	H: 2 LOB: 2 BB: 1 P: 24	R: 0 E: 0 K: 0 S: 5	H: 0 LOB: 0 BB: 0 P: 7	R: 2 E: 0 K: 0 S: 12	H: 1 LOB: 1 BB: 1 P: 20	R: 0 E: 0 K: 0 S: 11	H: 0 LOB: 1 BB: 1 P: 18	1B: 1 2B: 0 3B: 0 HR: 3	SF: 0 SAC: 0 DP: 1 HBP: 0	WP: 0 PA: 35 PB: 0 SB: 1 CS: 0						



Batter	1	2	3	4	5	6	7	8	9	AB	R	H	RBI	BB	SO	LOB	TOP																			
24 Ryan McMahon, L (1.5) OBP: 0.331, SLG: 0.394										2	0	0	0	2	1	4																				
Brendan Rodgers, R (1.4) OBP: 0.323, SLG: 0.410										3	0	0	0	1	0	3																				
19 Charlie Blackmon, L (1.10) OBP: 0.316, SLG: 0.430										4	0	0	0	0	2	3																				
25 C.J. Cron, R (1.3) OBP: 0.322, SLG: 0.485										3	0	0	0	0	0	0																				
44 Elehuris Montero, R (7.3) OBP: 0.284, SLG: 0.421										3	0	1	0	1	2	1																				
29 Michael Toglia, S (1.9) OBP: 0.318, SLG: 0.571										3	0	1	0	1	2	1																				
35 Elias Diaz, R (1.2) OBP: 0.288, SLG: 0.372										4	0	0	0	0	2	2																				
9 Connor Joe, R (1.7) OBP: 0.342, SLG: 0.357										3	0	1	0	1	1	0																				
1 Garrett Hampson, R (1.8) OBP: 0.302, SLG: 0.322										1	0	1	0	1	0	0																				
Randal Grichuk, R (5.8) OBP: 0.313, SLG: 0.419										2	0	0	0	0	0	2																				
13 Alan Trejo, R (1.6) OBP: 0.255, SLG: 0.333										3	0	1	0	1	1	2																				
<b>Inning Stats</b>	R: 0 E: 0 K: 1 S: 4	H: 0 LOB: 0 BB: 1 P: 12	R: 0 E: 0 K: 1 S: 10	H: 0 LOB: 0 BB: 1 P: 19	R: 0 E: 0 K: 2 S: 14	H: 0 LOB: 2 BB: 2 P: 26	R: 0 E: 0 K: 1 S: 12	H: 1 LOB: 1 BB: 0 P: 18	R: 0 E: 0 K: 1 S: 16	H: 2 LOB: 3 BB: 1 P: 26	R: 0 E: 0 K: 1 S: 8	H: 0 LOB: 0 BB: 0 P: 12	R: 0 E: 0 K: 0 S: 8	H: 1 LOB: 1 BB: 1 P: 16	R: 0 E: 0 K: 1 S: 7	H: 0 LOB: 1 BB: 1 P: 13	R: 0 E: 0 K: 1 S: 8	H: 0 LOB: 1 BB: 1 P: 16	1B: 2 2B: 2 HR: 0	SF: 0 SAC: 0 DP: 2 HBP: 0	WP: 0 PB: 0 SB: 2 CS: 1	PA: 36														
<b>PITCHER</b>	IP WLS BF H R ER SO BB IBB HBP BLK WP HR S P ERA WHIP																																			
48 Chase Anderson, R (1.1) ERA: 1.29	2.2	10	0	0	0	4	4	0	0	0	0	0	0	27	56	0.00	1.500																			
58 Derek Law, R (3.1) ERA: 1.29	2.0	W	10	3	0	2	1	0	0	0	0	0	0	26	39	0.00	2.000																			
79 Ian Gibaut, R (5.1) ERA: 4.21	1.1	H	4	0	0	0	1	0	0	0	0	0	0	11	18	0.00	0.000																			
55 Dauri Moreta, R (7.1) ERA: 5.61	2.0		8	1	0	0	2	0	0	0	0	0	0	15	29	0.00	1.500																			
54 Hunter Strickland, R (9.1) ERA: 5.29	1.0		4	0	0	0	1	0	0	0	0	0	0	8	16	0.00	1.000																			

Colorado Rockies @ Cincinnati Reds  
Great American Ball Park, Cincinnati, OH  
Sun Sep 04 2022, 3:55 PM - 6:53 PM EDT  
Att: 23,060 - Partly Cloudy - 80 F

AB 28  
R 0  
H 4  
RBI 0  
BB 8  
SO 9  
LOB 17



Batter	1	2	3	4	5	6	7	8	9	AB	R	H	RBI	BB	SO	LOB	BOTTOM																				
29 TJ Friedl, L (1.9) OBP: 0.327, SLG: 0.479										4	1	2	0	1	0	0																					
6 Jonathan India, R (1.10) OBP: 0.335, SLG: 0.412										2	0	0	0	0	0	2																					
44 Aristides Aquino, R (5. PH) OBP: 0.225, SLG: 0.306										2	1	1	4	0	1	0																					
17 Kyle Farmer, R (1.5) OBP: 0.325, SLG: 0.370										3	1	0	0	1	1																						
16 Colin Moran, L (7.3) OBP: 0.305, SLG: 0.376										0	0	0	0	0	0	0																					
27 Jake Fraley, L (1.7) OBP: 0.333, SLG: 0.468										4	1	1	1	0	0	1																					
15 Nick Senzel, R (1.8) OBP: 0.306, SLG: 0.314										3	2	2	1	1	0	0																					
57 Stuart Fairchild, R (8.8) OBP: 0.269, SLG: 0.447										0	0	0	0	0	0	0																					
12 Spencer Steer, R (1.3) OBP: 0.417, SLG: 0.667										4	0	0	0	0	0	3																					
35 Alejandro Lopez, S (1.4) OBP: 0.363, SLG: 0.344										4	2	2	1	0	0	1																					
2 Jose Barrero, R (1.6) OBP: 0.198, SLG: 0.237										3	2	1	1	1	0	1																					
73 Chuckie Robinson, R (1.2) OBP: 0.136, SLG: 0.273										4	0	0	1	0	1	2																					
<b>Inning Stats</b>	R: 0 E: 0 K: 0 S: 8	H: 1 LOB: 1 BB: 0 P: 13	R: 0 E: 0 K: 0 S: 9	H: 1 LOB: 0 BB: 0 P: 13	R: 0 E: 0 K: 0 S: 7	H: 1 LOB: 0 BB: 0 P: 13	R: 5 E: 1 K: 1 S: 15	H: 4 LOB: 0 BB: 1 P: 25	R: 0 E: 0 K: 1 S: 7	H: 0 LOB: 0 BB: 0 P: 11	R: 5 E: 0 K: 1 S: 13	H: 2 LOB: 2 BB: 2 P: 29	R: 0 E: 0 K: 0 S: 8	H: 0 LOB: 1 BB: 1 P: 17	R: 0 E: 0 K: 1 S: 7	H: 0 LOB: 0 BB: 0 P: 10	1B: 6 2B: 2 HR: 1	SF: 0 SAC: 0 DP: 1 HBP: 0	WP: 1 PB: 0 SB: 3 CS: 0	PA: 37																	
<b>PITCHER</b>	IP WLS BF H R ER SO BB IBB HBP BLK WP HR S P ERA WHIP																																				
51 José Ureña, R (1.1) ERA: 6.13	5.1	L	25	8	7	6	1	0	0	0	0	0	0	0	0	0	10.12	1.688																			
56 Chad Smith, R (6.1) ERA: 12.96	0.2		5	1	3	3	1	2	0	0	0	1	1	8	20	40.50	4.500																				
43 Jhoulys Chacin, R (7.1) ERA: 7.83	1.0		4	0	0	0	1	0	0	0	0	0	0	8	17	0.00	1.000																				
50 Ty Blach, L (8.1) ERA: 6.3	1.0		3	0	0	0	1	0	0	0	0	0	0	7	10	0.00	0.000																				

Colorado Rockies @ Cincinnati Reds  
Great American Ball Park, Cincinnati, OH  
Sun Sep 04 2022, 3:55 PM - 6:53 PM EDT  
Att: 23,060 - Partly Cloudy - 80 F

AB 33  
R 10  
H 9  
RBI 9  
BB 4  
SO 3  
LOB 11













Batter	1	2	3	4	5	6	7	8	9	AB	R	H	RBI	BB	SO	LOB	TOP					
22 Christian Yelich, L OBP: 0.360, SLG: 0.393										3	0	1	1	1	1	0	<b>Milwaukee Brewers @ Colorado Rockies</b> Coors Field, Denver, CO Wed Sep 07 2022, 1:11 PM - 3:45 PM MDT Att: 20,278 - Sunny - 94 F					
27 Willy Adames, R OBP: 0.289, SLG: 0.451										4	0	0	0	0	2	3						
12 Hunter Renfroe, R OBP: 0.317, SLG: 0.501										4	0	0	0	0	1	1						
24 Andrew McCutchen, R (1, 10) OBP: 0.315, SLG: 0.394										4	1	2	1	0	1	0						
11 Rowdy Tellez, L OBP: 0.315, SLG: 0.464										4	0	0	0	0	2	1						
18 Keston Hiura, R OBP: 0.335, SLG: 0.487											4	1	1	0	0	2		1				
2 Luis Urias, R OBP: 0.324, SLG: 0.391										4	1	2	1	0	1	2						
7 Victor Caratini, S OBP: 0.312, SLG: 0.358										4	0	0	1	0	0	1						
15 Tyrone Taylor, R OBP: 0.277, SLG: 0.429										3	1	1	0	0	1	1						
<b>Inning Stats</b>	R: 0 E: 0 K: 2 S: 7	H: 0 LOB: 0 BB: 0 P: 9	R: 0 E: 0 K: 2 S: 7	H: 0 LOB: 0 BB: 13 P: 13	R: 0 E: 0 K: 0 S: 12	H: 1 LOB: 2 BB: 1 P: 22	R: 0 E: 0 K: 1 S: 9	H: 0 LOB: 0 BB: 0 P: 15	R: 1 E: 0 K: 2 S: 13	H: 1 LOB: 0 BB: 0 P: 18	R: 0 E: 0 K: 1 S: 5	H: 0 LOB: 0 BB: 0 P: 8	R: 0 E: 0 K: 2 S: 14	H: 1 LOB: 1 BB: 0 P: 20	R: 1 E: 0 K: 1 S: 15	H: 2 LOB: 1 BB: 0 P: 21		R: 2 E: 0 K: 0 S: 11	H: 2 LOB: 0 BB: 0 P: 18	1B: 3 2B: 1 HR: 2	SF: 0 SAC: 0 DP: 0 HBP: 0	WP: 1 PB: 0 SB: 0 CS: 0
<b>PITCHER</b>	IP WLS BF H R ER SO BB IBB HBP BLK WP HR S P ERA WHIP	IP WLS BF H R ER SO BB IBB HBP BLK WP HR S P ERA WHIP	IP WLS BF H R ER SO BB IBB HBP BLK WP HR S P ERA WHIP	IP WLS BF H R ER SO BB IBB HBP BLK WP HR S P ERA WHIP	IP WLS BF H R ER SO BB IBB HBP BLK WP HR S P ERA WHIP	IP WLS BF H R ER SO BB IBB HBP BLK WP HR S P ERA WHIP	IP WLS BF H R ER SO BB IBB HBP BLK WP HR S P ERA WHIP	IP WLS BF H R ER SO BB IBB HBP BLK WP HR S P ERA WHIP	IP WLS BF H R ER SO BB IBB HBP BLK WP HR S P ERA WHIP	IP WLS BF H R ER SO BB IBB HBP BLK WP HR S P ERA WHIP	IP WLS BF H R ER SO BB IBB HBP BLK WP HR S P ERA WHIP	IP WLS BF H R ER SO BB IBB HBP BLK WP HR S P ERA WHIP	IP WLS BF H R ER SO BB IBB HBP BLK WP HR S P ERA WHIP	IP WLS BF H R ER SO BB IBB HBP BLK WP HR S P ERA WHIP	IP WLS BF H R ER SO BB IBB HBP BLK WP HR S P ERA WHIP	IP WLS BF H R ER SO BB IBB HBP BLK WP HR S P ERA WHIP	IP WLS BF H R ER SO BB IBB HBP BLK WP HR S P ERA WHIP					
21 Kyle Freeland, L ERA: 4.63	6.0	W	21	2	1	1	8	1	0	0	0	0	0	0	0	1	0	53	85	1.50	0.500	
61 Justin Lawrence, R ERA: 4.55	2.0		9	3	1	1	3	0	0	0	0	0	0	0	0	0	0	29	41	4.50	1.500	
59 Jake Bird, R ERA: 4.63	1.0		5	2	2	2	0	0	0	0	0	0	0	0	0	0	2	11	18	18.00	2.000	

Batter	1	2	3	4	5	6	7	8	9	AB	R	H	RBI	BB	SO	LOB	BOTTOM					
Randal Grichuk, R OBP: 0.311, SLG: 0.429										4	0	0	0	0	1	2	<b>Milwaukee Brewers @ Colorado Rockies</b> Coors Field, Denver, CO Wed Sep 07 2022, 1:11 PM - 3:45 PM MDT Att: 20,278 - Sunny - 94 F					
2 Yonathan Daza, R OBP: 0.351, SLG: 0.388										4	2	2	0	0	1	0						
19 Charlie Blackmon, L OBP: 0.314, SLG: 0.423										4	0	0	0	0	1	2						
12 Sean Bouchard, R OBP: 0.355, SLG: 0.292										4	0	0	1	0	2	1						
25 C.J. Cron, R OBP: 0.318, SLG: 0.481										3	2	1	0	1	1	0						
Brendan Rodgers, R OBP: 0.323, SLG: 0.406										3	2	1	0	1	1	0						
29 Michael Toglia, S OBP: 0.294, SLG: 0.563										4	2	2	4	0	0	0						
35 Elias Diaz, R OBP: 0.286, SLG: 0.368										4	1	2	1	0	1	0						
44 Elehuris Montero, R OBP: 0.278, SLG: 0.461										4	0	1	0	0	2	2						
13 Alan Trejo, R OBP: 0.316, SLG: 0.415										2	1	1	2	1	0	0						
<b>Inning Stats</b>	R: 0 E: 0 K: 0 S: 7	H: 4 LOB: 0 BB: 0 P: 10	R: 4 E: 1 K: 2 S: 20	H: 4 LOB: 0 BB: 0 P: 30	R: 3 E: 0 K: 3 S: 17	H: 3 LOB: 1 BB: 1 P: 28	R: 0 E: 0 K: 1 S: 6	H: 0 LOB: 0 BB: 0 P: 7	R: 0 E: 0 K: 0 S: 4	H: 0 LOB: 0 BB: 0 P: 7	R: 0 E: 0 K: 2 S: 13	H: 1 LOB: 2 BB: 1 P: 21	R: 1 E: 0 K: 1 S: 7	H: 1 LOB: 0 BB: 0 P: 12	R: 0 E: 0 K: 0 S: 5	H: 0 LOB: 0 BB: 0 P: 8	1B: 4 2B: 3 3B: 0 HR: 2	SF: 0 SAC: 0 DP: 0 HBP: 0	WP: 0 PB: 0 SB: 0 CS: 0	PA: 35		
<b>PITCHER</b>	IP WLS BF H R ER SO BB IBB HBP BLK WP HR S P ERA WHIP	IP WLS BF H R ER SO BB IBB HBP BLK WP HR S P ERA WHIP	IP WLS BF H R ER SO BB IBB HBP BLK WP HR S P ERA WHIP	IP WLS BF H R ER SO BB IBB HBP BLK WP HR S P ERA WHIP	IP WLS BF H R ER SO BB IBB HBP BLK WP HR S P ERA WHIP	IP WLS BF H R ER SO BB IBB HBP BLK WP HR S P ERA WHIP	IP WLS BF H R ER SO BB IBB HBP BLK WP HR S P ERA WHIP	IP WLS BF H R ER SO BB IBB HBP BLK WP HR S P ERA WHIP	IP WLS BF H R ER SO BB IBB HBP BLK WP HR S P ERA WHIP	IP WLS BF H R ER SO BB IBB HBP BLK WP HR S P ERA WHIP	IP WLS BF H R ER SO BB IBB HBP BLK WP HR S P ERA WHIP	IP WLS BF H R ER SO BB IBB HBP BLK WP HR S P ERA WHIP	IP WLS BF H R ER SO BB IBB HBP BLK WP HR S P ERA WHIP	IP WLS BF H R ER SO BB IBB HBP BLK WP HR S P ERA WHIP	IP WLS BF H R ER SO BB IBB HBP BLK WP HR S P ERA WHIP	IP WLS BF H R ER SO BB IBB HBP BLK WP HR S P ERA WHIP						
52 Eric Lauer, L ERA: 3.91	2.2	L	15	6	7	7	4	1	0	0	0	0	0	0	0	0	2	0	14	22	0.00	0.429
46 Luis Perdomo, R ERA: 3.68	2.1		8	1	0	0	2	0	0	0	0	0	0	0	0	0	0	20	33	4.50	1.500	
35 Brent Suter, L ERA: 3.63	2.0		9	2	1	1	3	1	0	0	0	0	0	0	0	0	0	5	8	0.00	0.000	
14 Jace Peterson, R ERA:	1.0		3	0	0	0	0	0	0	0	0	0	0	0	0	0	0	0	0	0.00	0.000	

AB	34
R	4
H	7
RBI	4
BB	1
SO	11
LOB	10

AB	33
R	8
H	9
RBI	8
BB	2
SO	9
LOB	7





Batter	1	2	3	4	5	6	7	8	9	AB	R	H	RBI	BB	SO	LOB	TOP																				
10 Josh Rojas, L OBP: 0.354, SLG: 0.396	F8		G4-6-3			K		G4-3		5	1	1	1	0	1	1																					
4 Ketel Marte, S OBP: 0.321, SLG: 0.401	G4-3		F7			L9			L7	4	1	0	1	1	0	0																					
30 Jake McCarthy, L OBP: 0.352, SLG: 0.471	HR			F7					G6-3	5	2	3	3	0	0	0																					
53 Christian Walker, R OBP: 0.331, SLG: 0.481	F8			G1-3					P3	5	1	1	0	0	1	1																					
12 Daulton Varsho, L OBP: 0.311, SLG: 0.462		K2-3		G5-3						4	1	1	4	0	1	1																					
7 Corbin Carroll, L OBP: 0.342, SLG: 0.543										3	1	1	1	1	1	0																					
18 Carson Kelly, R OBP: 0.303, SLG: 0.347										2	1	0	0	2	0	2																					
5 Alek Thomas, L OBP: 0.295, SLG: 0.371										4	1	1	0	0	1	1																					
2 Geraldo Perdomo, S OBP: 0.290, SLG: 0.266										3	1	1	0	0	0	0																					
<b>Inning Stats</b>	R: 1 H: 1 E: 0 K: 0 S: 6	H: 1 LOB: 0 BB: 0 P: 11	R: 0 H: 0 E: 0 K: 2 S: 12	H: 0 LOB: 1 BB: 1 P: 19	R: 0 H: 1 E: 0 K: 0 S: 8	H: 0 LOB: 0 BB: 0 P: 13	R: 0 H: 0 E: 0 K: 0 S: 7	H: 0 LOB: 0 BB: 2 P: 11	R: 9 H: 6 E: 0 K: 1 S: 18	H: 6 LOB: 0 BB: 2 P: 37	R: 0 H: 0 E: 0 K: 1 S: 8	H: 0 LOB: 2 BB: 1 P: 13	R: 0 H: 1 E: 0 K: 1 S: 12	H: 0 LOB: 0 BB: 0 P: 10	R: 0 H: 0 E: 0 K: 0 S: 4	H: 0 LOB: 0 BB: 0 P: 7	1B: 6 2B: 0 3B: 0 HR: 3	SF: 0 SAC: 0 DP: 1 HBP: 1	WP: 0 PA: 40 PB: 0 CS: 2 SB: 0																		
<b>PITCHER</b>	IP	WLS	BF	H	R	ER	SO	BB	IBB	HBP	BLK	WP	HR	S	P	ERA	WHIP	<b>PITCHER</b>			IP	WLS	BF	H	R	ER	SO	BB	IBB	HBP	BLK	WP	HR	S	P	ERA	WHIP
48 Germán Márquez, R ERA: 5.25	4.0		22	7	9	9	2	3	0	1	0	0	2	44	80	20.25	2.500																				
26 Austin Gomber, L ERA: 5.54	2.0		7	1	1	1	1	0	0	0	0	0	1	15	24	4.50	0.500																				
32 Dinelson Lamet, R ERA: 5.68	1.0		5	1	0	0	1	1	0	0	0	0	0	12	19	0.00	2.000																				
54 Carlos Estévez, R ERA: 3.73	1.0	W	3	0	0	0	0	0	0	0	0	0	0	6	10	0.00	0.000																				
52 Daniel Bard, R ERA: 2.1	1.0		3	0	0	0	0	0	0	0	0	0	0	4	7	0.00	0.000																				

**Arizona Diamondbacks @ Colorado Rockies**  
Coors Field, Denver, CO  
Fri Sep 09 2022, 6:42 PM - 9:46 PM MDT  
Att: 34,848 - Overcast - 59 F

AB 35  
R 10  
H 9  
RBI 10  
BB 4  
SO 5  
LOB 6



Batter	1	2	3	4	5	6	7	8	9	AB	R	H	RBI	BB	SO	LOB	BOTTOM																				
24 Ryan McMahon, L OBP: 0.331, SLG: 0.404	HR					L8				4	2	2	2	1	1	2																					
2 Yonathan Daza, R OBP: 0.355, SLG: 0.392	F8									4	1	2	1	1	1	1																					
25 C.J. Cron, R OBP: 0.320, SLG: 0.486										3	1	1	2	2	1	0																					
19 Charlie Blackmon, L OBP: 0.313, SLG: 0.420	F8									4	0	0	0	1	1	4																					
1 Garrett Hampson, R OBP: 0.300, SLG: 0.318										0	0	0	0	0	0	0																					
Brendan Rodgers, R OBP: 0.321, SLG: 0.404										3	0	0	0	0	2	2																					
44 Elehuris Montero, R OBP: 0.291, SLG: 0.457										1	1	0	0	1	0	1																					
Randal Grichuk, R OBP: 0.312, SLG: 0.427	F8									4	2	1	0	1	1	3																					
29 Michael Toglia, S OBP: 0.333, SLG: 0.583										4	3	2	0	1	0	1																					
35 Elias Díaz, R OBP: 0.294, SLG: 0.399										5	2	4	7	0	0	0																					
13 Alan Trejo, R OBP: 0.328, SLG: 0.439										4	1	2	0	0	1	2																					
<b>Inning Stats</b>	R: 1 H: 1 E: 0 K: 1 S: 12	H: 3 LOB: 0 BB: 0 P: 17	R: 0 H: 0 E: 0 K: 1 S: 6	H: 0 LOB: 0 BB: 0 P: 8	R: 5 H: 5 E: 1 K: 0 S: 13	H: 0 LOB: 0 BB: 1 P: 23	R: 0 H: 0 E: 0 K: 2 S: 7	H: 0 LOB: 0 BB: 0 P: 12	R: 1 H: 2 E: 0 K: 1 S: 13	H: 2 LOB: 2 BB: 1 P: 22	R: 1 H: 1 E: 0 K: 1 S: 11	H: 1 LOB: 1 BB: 1 P: 18	R: 0 H: 0 E: 0 K: 0 S: 5	H: 0 LOB: 0 BB: 1 P: 12	R: 3 H: 2 E: 0 K: 0 S: 10	H: 2 LOB: 1 BB: 2 P: 22	1B: 5 2B: 5 3B: 0 HR: 5	SF: 0 SAC: 0 DP: 3 HBP: 0	WP: 0 PA: 44 PB: 0 CS: 2 SB: 0																		
<b>PITCHER</b>	IP	WLS	BF	H	R	ER	SO	BB	IBB	HBP	BLK	WP	HR	S	P	ERA	WHIP	<b>PITCHER</b>			IP	WLS	BF	H	R	ER	SO	BB	IBB	HBP	BLK	WP	HR	S	P	ERA	WHIP
27 Zach Davies, R ERA: 4.08	3.2		19	7	6	6	4	3	0	0	0	0	3	37	74	14.73	2.727																				
99 Keynan Middleton, R ERA: 3.21	0.1		3	2	2	2	0	0	0	0	0	0	1	4	4	54.00	6.000																				
37 Kevin Ginkel, R ERA: 4.74	1.1	H	5	1	1	1	2	0	0	0	0	0	0	12	20	6.75	0.750																				
50 Kyle Nelson, L ERA: 1.46	0.2	H	4	1	0	0	1	1	0	0	0	0	0	8	14	0.00	3.000																				
59 Reyes Moronta, R ERA: 4.3	1.0	B	5	1	1	1	1	1	0	0	0	0	0	11	18	9.00	2.000																				

**Arizona Diamondbacks @ Colorado Rockies**  
Coors Field, Denver, CO  
Fri Sep 09 2022, 6:42 PM - 9:46 PM MDT  
Att: 34,848 - Overcast - 59 F

AB 36  
R 13  
H 14  
RBI 12  
BB 8  
SO 8  
LOB 16





Batter	1	2	3	4	5	6	7	8	9	AB	R	H	RBI	BB	SO	LOB	TOP										
12 Daulton Varsho, L OBP: 0.310, SLG: 0.460	G5-3		K					L9		4	0	1	0	0	1	1	<b>Arizona Diamondbacks @ Colorado Rockies</b> Coors Field, Denver, CO Sat Sep 10 2022, 6:12 PM - 9:12 PM MDT Att: 27,871 - Overcast - 52 F										
5 Alek Thomas, L OBP: 0.292, SLG: 0.367 43 Sergio Alcántara, S OBP: 0.297, SLG: 0.344	F8		K			FC3-6		F6		4	0	0	0	0	1	2											
30 Jake McCarthy, L OBP: 0.358, SLG: 0.471	BB					53 1B				2	1	1	0	2	0	0											
53 Christian Walker, R OBP: 0.330, SLG: 0.479	G4-3					4 1B				4	0	1	0	0	1	3											
4 Ketel Marte, S OBP: 0.322, SLG: 0.401 10 Josh Rojas, L OBP: 0.352, SLG: 0.394	K					15 G5-4-3				2	0	1	1	0	1	0											
15 Emmanuel Rivera, R OBP: 0.298, SLG: 0.420	F8					1-2 2-H				3	0	0	0	0	0	2											
1 Wilmer Difo, S (1, 4)	G4-3									3	0	0	0	0	0	0											
21 Cooper Hummel, S OBP: 0.287, SLG: 0.303										2	0	1	0	1	1	0											
2 Geraldo Perdomo, S OBP: 0.289, SLG: 0.264 7 Corbin Carroll, L OBP: 0.333, SLG: 0.528	G3-1									2	0	0	0	0	1	1	<b>AB 29</b> <b>R 1</b> <b>H 5</b> <b>RBI 1</b> <b>BB 3</b> <b>SO 8</b> <b>LOB 10</b>										
										1	0	0	0	0	1	1											
<b>Inning Stats</b>	R: 0 E: 0 K: 0 S: 9	H: 0 LOB: 1 BB: 1 P: 18	R: 0 E: 0 K: 1 S: 8	H: 0 LOB: 0 BB: 0 P: 12	R: 0 E: 0 K: 2 S: 8	H: 0 LOB: 0 BB: 0 P: 12	R: 1 E: 0 K: 1 S: 12	H: 3 LOB: 1 BB: 0 P: 20	R: 0 E: 0 K: 0 S: 5	H: 1 LOB: 1 BB: 1 P: 13	R: 0 E: 0 K: 1 S: 9	H: 0 LOB: 0 BB: 0 P: 14	R: 0 E: 0 K: 1 S: 11	H: 0 LOB: 1 BB: 1 P: 16	R: 0 E: 0 K: 1 S: 10	H: 0 LOB: 0 BB: 0 P: 16	1B: 5 2B: 1 3B: 0 HR: 0	SF: 0 SAC: 0 DP: 3 HBP: 0	WP: 0 PB: 0 SB: 0 CS: 1	PA: 32							
<b>PITCHER</b>	IP	WLS	BF	H	R	ER	SO	BB	IBB	HBP	BLK	WP	HR	S	P	ERA	WHIP										
51 José Ureña, R ERA: 5.81	5.1		21	5	1	1	5	2	0	0	0	0	0	48	81	1.69	1.312										
61 Justin Lawrence, R ERA: 4.41	1.2	W	4	0	0	0	1	0	0	0	0	0	0	11	19	0.00	0.000										
54 Carlos Estévez, R ERA: 3.66	1.0	H	4	0	0	0	1	1	0	0	0	0	0	11	16	0.00	1.000										
52 Daniel Bard, R ERA: 2.06	1.0	S	3	0	0	0	1	0	0	0	0	0	0	10	16	0.00	0.000										

Batter	1	2	3	4	5	6	7	8	9	AB	R	H	RBI	BB	SO	LOB	BOTTOM										
Randal Grichuk, R OBP: 0.313, SLG: 0.429	P3		FC5-4					F9		5	1	2	0	0	0	3	<b>Arizona Diamondbacks @ Colorado Rockies</b> Coors Field, Denver, CO Sat Sep 10 2022, 6:12 PM - 9:12 PM MDT Att: 27,871 - Overcast - 52 F										
2 Yonathan Daza, R OBP: 0.354, SLG: 0.389	G4-3		F7			25 HR				3	1	0	0	1	0	2											
25 C.J. Cron, R OBP: 0.321, SLG: 0.491	L9					25 HR				3	1	1	3	1	0	0											
Brendan Rodgers, R OBP: 0.323, SLG: 0.405						29 2B				3	1	1	0	1	0	2											
29 Michael Toglia, S OBP: 0.326, SLG: 0.575						12 SF8				4	0	1	0	0	1	3											
35 Elias Díaz, R OBP: 0.291, SLG: 0.393	F7									4	0	0	0	0	0	3											
44 Elehuris Montero, R OBP: 0.290, SLG: 0.470 1 Garrett Hampson, R OBP: 0.300, SLG: 0.318 24 Ryan McMahon, L OBP: 0.331, SLG: 0.404	F9									3	0	2	0	1	0	1											
12 Sean Bouchard, R OBP: 0.371, SLG: 0.333										3	0	2	1	0	0	1											
13 Alan Trejo, R OBP: 0.308, SLG: 0.410										4	0	0	0	0	2	6											
<b>Inning Stats</b>	R: 0 E: 0 K: 0 S: 9	H: 0 LOB: 0 BB: 0 P: 12	R: 0 E: 0 K: 1 S: 9	H: 0 LOB: 1 BB: 1 P: 17	R: 0 E: 0 K: 0 S: 8	H: 1 LOB: 0 BB: 0 P: 14	R: 0 E: 0 K: 0 S: 6	H: 0 LOB: 0 BB: 0 P: 12	R: 0 E: 0 K: 1 S: 10	H: 1 LOB: 1 BB: 0 P: 14	R: 4 E: 0 K: 0 S: 18	H: 4 LOB: 2 BB: 2 P: 30	R: 0 E: 0 K: 0 S: 10	H: 1 LOB: 2 BB: 1 P: 16	R: 0 E: 0 K: 1 S: 18	H: 2 LOB: 2 BB: 0 P: 25	1B: 4 2B: 4 3B: 0 HR: 1	SF: 1 SAC: 0 DP: 0 HBP: 0	WP: 1 PB: 0 SB: 1 CS: 0	PA: 37							
<b>PITCHER</b>	IP	WLS	BF	H	R	ER	SO	BB	IBB	HBP	BLK	WP	HR	S	P	ERA	WHIP										
40 Madison Bumgarner, L ERA: 4.88	6.0	L	27	6	4	4	2	3	0	0	0	0	1	60	99	6.00	1.500										
57 Taylor Widener, R ERA: 7.54	1.0		5	1	0	0	0	0	1	0	0	0	0	10	16	0.00	1.000										
34 Mark Melancon, R ERA: 4.98	1.0		5	2	0	0	1	0	0	0	0	0	0	18	25	0.00	2.000										









Batter	1	2	3	4	5	6	7	8	9	AB	R	H	RBI	BB	SO	LOB	TOP			
24 Ryan McMahon, L (1.5) OBP: 0.332, SLG: 0.408	F7		G6-3			K				3	0	0	0	1	1	0	<b>Colorado Rockies @ Chicago White Sox</b> Guaranteed Rate Field, Chicago, IL Tue Sep 13 2022, 7:13 PM - 9:51 PM CDT Att: 23,606 - Clear - 71 F <a href="http://livebaseballscorecards.com">livebaseballscorecards.com</a>			
2 Yonathan Daza, R (1.7) OBP: 0.357, SLG: 0.391	F9		1B			19 1B		K		4	0	2	0	0	1	1				
25 C.J. Cron, R (1.10) OBP: 0.320, SLG: 0.487	P4		K			F9		K		4	0	0	0	0	2	3				
19 Charlie Blackmon, L (1.9) OBP: 0.310, SLG: 0.415	F8		G6-3			1B		G6-3		4	0	1	0	0	0	0				
Brendan Rodgers, R (1.4) OBP: 0.320, SLG: 0.402	L9		L5			F8		G6-3		4	0	0	0	0	0	2				
Randal Grichuk, R (1.8) OBP: 0.310, SLG: 0.425	G6-3		G6-3					F9		4	0	0	0	0	0	0				
29 Michael Toglia, S (1.3) OBP: 0.280, SLG: 0.489			K			F9		K		3	0	0	0	0	2	0				
35 Elias Diaz, R (1.2) OBP: 0.291, SLG: 0.393			13 HR			L7		L9		3	1	1	0	0	0	0				
13 Alan Trejo, R (1.6) OBP: 0.309, SLG: 0.453			1-H			K		G3-1		3	1	1	2	0	1	0				
<b>Inning Stats</b>	R: 0 E: 0 K: 0 S: 9	H: 0 LOB: 0 BB: 0 P: 17	R: 0 E: 0 K: 0 S: 7	H: 0 LOB: 0 BB: 0 P: 13	R: 2 E: 0 K: 2 S: 17	H: 3 LOB: 1 BB: 0 P: 23	R: 0 E: 0 K: 0 S: 6	H: 0 LOB: 0 BB: 0 P: 10	R: 0 E: 0 K: 1 S: 14	H: 2 LOB: 2 BB: 0 P: 16	R: 0 E: 0 K: 1 S: 5	H: 0 LOB: 0 BB: 0 P: 8	R: 0 E: 0 K: 2 S: 10	H: 0 LOB: 1 BB: 1 P: 16	R: 0 E: 0 K: 0 S: 4	H: 0 LOB: 0 BB: 0 P: 9	1B: 4 2B: 0 3B: 0 HR: 1	SF: 0 SAC: 0 DP: 0 HBP: 0	WP: 0 PB: 0 SB: 0 CS: 0	PA: 33
<b>PITCHER</b>	IP WLS BF H R ER SO BB IBB HBP BLK WP HR S P ERA WHIP																			
34 Michael Kopech, R (1.1) ERA: 3.54	5.0	W 18	3	2	2	3	0	0	0	0	0	0	0	0	1	53	80	3.60	0.600	
58 Jimmy Lambert, R (6.1) ERA: 2.63	1.0	H 5	2	0	0	1	0	0	0	0	0	0	0	0	0	13	16	0.00	2.000	
40 Reynaldo López, R (7.1) ERA: 3.04	1.0	H 3	0	0	0	1	0	0	0	0	0	0	0	0	5	8	0.00	0.000		
49 Kendall Graveman, R (8.1) ERA: 2.76	1.0	H 4	0	0	0	2	1	0	0	0	0	0	0	0	10	16	0.00	1.000		
31 Liam Hendriks, R (9.1) ERA: 3.18	1.0	S 3	0	0	0	0	0	0	0	0	0	0	0	0	4	9	0.00	0.000		

Batter	1	2	3	4	5	6	7	8	9	AB	R	H	RBI	BB	SO	LOB	BOTTOM			
1 Elvis Andrus, R (1.6) OBP: 0.311, SLG: 0.405	10 HR		79 G6-3			G1-3				3	1	2	0	1	0	0	<b>Colorado Rockies @ Chicago White Sox</b> Guaranteed Rate Field, Chicago, IL Tue Sep 13 2022, 7:13 PM - 9:51 PM CDT Att: 23,606 - Clear - 71 F <a href="http://livebaseballscorecards.com">livebaseballscorecards.com</a>			
10 Yadir Muncada, S (1.5) OBP: 0.275, SLG: 0.333	SH1-3		K			K		F7		3	0	0	0	0	2	4				
79 José Abreu, R (1.3) OBP: 0.386, SLG: 0.457	HR		G6-3			G5-4-3		HR		3	2	2	1	1	0	1				
Eloy Jiménez, R (1.10) OBP: 0.382, SLG: 0.522	HR		BB			G5-4-3		G6-3		3	1	1	3	1	0	1				
32 Gavin Sheets, L (1.9) OBP: 0.297, SLG: 0.409	K		G4-3			F7		E6		4	0	0	0	0	1	2				
15 Adam Engel, R (8. PR) OBP: 0.271, SLG: 0.315	K		G4-3			F7		88 WP		0	0	0	0	0	0	0				
25 Andrew Vaughn, R (1.7) OBP: 0.337, SLG: 0.450	G4-3		F7					P5		3	0	1	0	0	0	0				
18 AJ Pollock, R (7. PR) OBP: 0.298, SLG: 0.389	G4-3		L8			K		K		1	0	0	0	0	0	1				
88 Luis Robert Jr., R (1.8) OBP: 0.327, SLG: 0.439	G5-3		L8			K		K		4	0	0	0	0	2	2				
24 Yasmani Grandal, S (1.2) OBP: 0.305, SLG: 0.267	F7		G6-3			G1-3		12 G1-3		3	0	1	0	0	0	0				
12 Romy Gonzalez, R (1.4) OBP: 0.314, SLG: 0.433	P4		K			G1-3		G1-3		3	0	0	0	0	1	2				
<b>Inning Stats</b>	R: 3 E: 0 K: 1 S: 11	H: 2 LOB: 0 BB: 1 P: 20	R: 0 E: 0 K: 0 S: 3	H: 0 LOB: 0 BB: 0 P: 6	R: 0 E: 0 K: 1 S: 12	H: 1 LOB: 2 BB: 1 P: 19	R: 0 E: 0 K: 0 S: 5	H: 0 LOB: 0 BB: 0 P: 9	R: 0 E: 0 K: 2 S: 8	H: 0 LOB: 0 BB: 0 P: 12	R: 0 E: 0 K: 0 S: 5	H: 1 LOB: 0 BB: 0 P: 8	R: 0 E: 0 K: 1 S: 15	H: 2 LOB: 3 BB: 1 P: 23	R: 1 E: 1 K: 1 S: 15	H: 1 LOB: 2 BB: 0 P: 25	1B: 4 2B: 1 3B: 0 HR: 2	SF: 0 SAC: 1 DP: 1 HBP: 0	WP: 1 PB: 0 SB: 0 CS: 0	PA: 34
<b>PITCHER</b>	IP WLS BF H R ER SO BB IBB HBP BLK WP HR S P ERA WHIP																			
41 Chad Kuhl, R (1.1) ERA: 5.33	6.1	L 26	6	3	3	3	2	0	0	0	0	0	0	0	1	50	83	5.40	1.263	
61 Justin Lawrence, R (7.1) ERA: 4.46	1.2	8	1	1	1	1	1	0	0	0	0	0	0	0	1	24	39	5.40	1.200	











Batter	1	2	3	4	5	6	7	8	9	AB	R	H	RBI	BB	SO	LOB	TOP			
24 Ryan McMahon, L OBP: 0.331, SLG: 0.414										4	0	1	0	0	2	0				
2 Yonathan Daza, R OBP: 0.359, SLG: 0.396										4	0	1	0	0	1	1				
25 C.J. Cron, R 1 Garrett Hampson, R OBP: 0.295, SLG: 0.311										3	1	1	0	1	0	1				
19 Charlie Blackmon, L OBP: 0.307, SLG: 0.414									4	1	1	1	0	1	2					
35 Elias Diaz, R OBP: 0.290, SLG: 0.390									4	0	1	2	0	1	0					
29 Michael Toglia, S OBP: 0.242, SLG: 0.397									4	0	0	0	0	2	2					
44 Elehuris Montero, R Brendan Rodgers, R OBP: 0.319, SLG: 0.397									4	0	0	0	0	1	2					
12 Sean Bouchard, R OBP: 0.333, SLG: 0.273									3	0	0	0	0	3	0					
13 Alan Trejo, R OBP: 0.308, SLG: 0.438									3	0	0	0	0	1	0					
<b>Inning Stats</b>	R: 0 H: 1 E: 0 K: 0 S: 11	H: 1 LOB: 1 BB: 0 P: 17	R: 0 H: 0 E: 0 K: 1 S: 6	H: 0 LOB: 0 BB: 0 P: 10	R: 0 H: 0 E: 0 K: 2 S: 7	H: 0 LOB: 0 BB: 0 P: 11	R: 0 H: 0 E: 0 K: 2 S: 8	H: 0 LOB: 0 BB: 0 P: 12	R: 0 H: 0 E: 0 K: 0 S: 5	H: 3 LOB: 3 BB: 0 P: 6	R: 1 H: 1 E: 0 K: 1 S: 13	H: 1 LOB: 1 BB: 0 P: 19	R: 0 H: 0 E: 0 K: 3 S: 13	H: 0 LOB: 0 BB: 0 P: 19	R: 2 H: 2 E: 0 K: 2 S: 14	H: 2 LOB: 1 BB: 1 P: 22	1B: 2 2B: 2 3B: 1 HR: 0	SF: 0 SAC: 0 DP: 0 HBP: 0	WP: 0 PA: 34 PB: 0 SB: 0 CS: 0	
<b>PITCHER</b>	IP	WLS	BF	H	R	ER	SO	BB	IBB	HBP	BLK	WP	HR	S	P	ERA	WHIP			
19 Hayden Wesneski, R ERA: 2.3	7.0		25	3	1	1	7	0	0	0	0	0	0	60	88	1.29	0.429			
73 Adbert Alzolay, R ERA: 9.0	2.0	L	9	2	2	2	5	1	0	0	0	0	0	27	41	9.00	1.500			

Colorado Rockies @ Chicago Cubs  
Wrigley Field, Chicago, IL  
Sat Sep 17 2022, 1:22 PM - 4:09 PM CDT  
Att: 34,530 - Partly Cloudy - 83 F

AB 33  
R 3  
H 5  
RBI 3  
BB 1  
SO 12  
LOB 8



Batter	1	2	3	4	5	6	7	8	9	AB	R	H	RBI	BB	SO	LOB	BOTTOM			
6 Zach McKinstry, L OBP: 0.262, SLG: 0.385										5	0	1	0	0	0	1				
8 Ian Happ, S OBP: 0.348, SLG: 0.457										5	1	2	0	0	1	2				
16 Patrick Wisdom, R OBP: 0.303, SLG: 0.423									3	0	0	0	0	1	3					
36 Alfonso Rivas III, L OBP: 0.232, SLG: 0.332									3	0	2	0	1	0	1					
48 P.J. Higgins, R OBP: 0.293, SLG: 0.387									4	0	1	1	0	0	4					
37 Michael Hermosillo, R OBP: 0.226, SLG: 0.133									3	0	0	0	1	0	0					
74 Jared Young, L OBP: 0.250, SLG: 0.500									4	0	1	0	0	2	1					
4 Nelson Velázquez, R 43 Esteban Quiroz, L									3	0	1	0	0	1	2					
5 Christopher Morel, R 7 Yan Gomes, R									3	0	0	0	0	2	3					
<b>Inning Stats</b>	R: 0 H: 1 E: 0 K: 0 S: 14	H: 1 LOB: 2 BB: 0 P: 23	R: 0 H: 1 E: 0 K: 1 S: 10	H: 1 LOB: 1 BB: 0 P: 13	R: 0 H: 1 E: 0 K: 0 S: 8	H: 1 LOB: 2 BB: 1 P: 15	R: 0 H: 0 E: 0 K: 2 S: 9	H: 0 LOB: 1 BB: 1 P: 16	R: 1 H: 3 E: 0 K: 0 S: 11	H: 3 LOB: 3 BB: 0 P: 18	R: 0 H: 1 E: 0 K: 1 S: 11	H: 1 LOB: 1 BB: 0 P: 15	R: 0 H: 1 E: 0 K: 1 S: 9	H: 0 LOB: 0 BB: 0 P: 14	R: 0 H: 1 E: 0 K: 1 S: 13	H: 1 LOB: 0 BB: 0 P: 18	1B: 7 2B: 2 3B: 0 HR: 0	SF: 0 SAC: 0 DP: 0 HBP: 1	WP: 0 PA: 38 PB: 0 SB: 0 CS: 0	
<b>PITCHER</b>	IP	WLS	BF	H	R	ER	SO	BB	IBB	HBP	BLK	WP	HR	S	P	ERA	WHIP			
51 José Ureña, R ERA: 5.49	6.0		27	7	1	1	4	2	0	0	0	0	0	63	100	1.50	1.500			
32 Dineen Lamet, R ERA: 5.93	1.0		4	1	0	0	2	0	0	0	0	0	0	10	17	0.00	1.000			
54 Carlos Estévez, R ERA: 3.5	1.0	W	3	0	0	0	1	0	0	0	0	0	0	9	14	0.00	0.000			
52 Daniel Bard, R ERA: 1.99	1.0	S	4	1	0	0	1	0	0	0	0	0	0	13	18	0.00	1.000			

Colorado Rockies @ Chicago Cubs  
Wrigley Field, Chicago, IL  
Sat Sep 17 2022, 1:22 PM - 4:09 PM CDT  
Att: 34,530 - Partly Cloudy - 83 F

AB 35  
R 1  
H 9  
RBI 1  
BB 2  
SO 8  
LOB 17









Batter	1	2	3	4	5	6	7	8	9	10	AB	R	H	RBI	BB	SO	LOB	TOP									
31 LaMonte Wade Jr., L OBP: 0.298, SLG: 0.366																											
39 Thairo Estrada, R OBP: 0.326, SLG: 0.416																											
23 Joc Pederson, L OBP: 0.338, SLG: 0.503																											
29 Lewis Brinson, R OBP: 0.331, SLG: 0.531																											
41 Wilmer Flores, R OBP: 0.316, SLG: 0.412																											
13 Austin Slater, R OBP: 0.378, SLG: 0.396																											
35 Brandon Crawford, L OBP: 0.355, SLG: 0.339																											
70 David Villar, R OBP: 0.341, SLG: 0.425																											
5 Mike Yastrzemski, L OBP: 0.303, SLG: 0.369																											
51 Luis González, L OBP: 0.318, SLG: 0.355																											
54 Scott Alexander, L (10, 1)																											
14 Austin Wynns, R OBP: 0.288, SLG: 0.301																											
7 J.D. Davis, R OBP: 0.355, SLG: 0.394																											
21 Joey Bart, R OBP: 0.297, SLG: 0.390																											
<b>Inning Stats</b>	R: 1 E: 0 K: 2 S: 14	H: 3 LOB: 2 BB: 0 P: 22	R: 0 E: 0 K: 2 S: 15	H: 1 LOB: 2 BB: 1 P: 20	R: 0 E: 0 K: 0 S: 8	H: 0 LOB: 0 BB: 0 P: 13	R: 1 E: 0 K: 2 S: 11	H: 1 LOB: 0 BB: 0 P: 15	R: 3 E: 0 K: 0 S: 16	H: 4 LOB: 1 BB: 0 P: 27	R: 0 E: 0 K: 1 S: 7	H: 1 LOB: 1 BB: 0 P: 9	R: 0 E: 0 K: 1 S: 5	H: 1 LOB: 0 BB: 0 P: 6	R: 0 E: 1 K: 1 S: 11	H: 0 LOB: 2 BB: 1 P: 20	R: 2 E: 0 K: 0 S: 12	H: 3 LOB: 2 BB: 0 P: 16	R: 3 E: 0 K: 2 S: 14	H: 1 LOB: 0 BB: 1 P: 26	1B: 10 2B: 3 3B: 0 HR: 2	SF: 1 SAC: 0 DP: 1 HBP: 1	WP: 1 PB: 0 SB: 0 CS: 1	PA: 49			
<b>PITCHER</b>	IP 4.2	WLS 24	BF 8	H 5	R 5	ER 5	SO 6	BB 1	IBB 0	HBP 1	BLK 0	WP 1	HR 1	S 62	P 95	ERA 9.64	WHIP 1.929										
41 Chad Kuhl, R ERA: 5.48	(1, 1)																										
56 Chad Smith, R ERA: 9.31	(5, 1)																										
59 Jake Bird, R ERA: 4.38	(7, 1)																										
61 Justin Lawrence, R ERA: 4.62	(9, 1)																										
64 Gavin Hollowell, R ERA: 18.0	(10, 1)																										

**San Francisco Giants @ Colorado Rockies**  
Coors Field, Denver, CO  
Mon Sep 19 2022, 6:41 PM - 10:26 PM MDT  
Att. 23,055 - Partly Cloudy - 85 F

AB 43  
R 10  
H 15  
RBI 10  
BB 3  
SO 11  
LOB 19

Batter	1	2	3	4	5	6	7	8	9	10	AB	R	H	RBI	BB	SO	LOB	BOTTOM									
24 Ryan McMahon, L OBP: 0.334, SLG: 0.413																											
2 Yonathan Daza, R OBP: 0.357, SLG: 0.391																											
25 C.J. Cron, R OBP: 0.322, SLG: 0.480																											
19 Charlie Blackmon, L OBP: 0.313, SLG: 0.421																											
9 Connor Joe, R OBP: 0.341, SLG: 0.363																											
1 Garrett Hampson, R OBP: 0.294, SLG: 0.316																											
44 Elisha's Montero, R OBP: 0.279, SLG: 0.438																											
Randal Grichuk, R OBP: 0.308, SLG: 0.420																											
29 Michael Toglia, S OBP: 0.284, SLG: 0.484																											
13 Alan Trejo, R OBP: 0.313, SLG: 0.436																											
6 Brian Serven, R OBP: 0.267, SLG: 0.339																											
35 Elias Diaz, R OBP: 0.288, SLG: 0.385																											
<b>Inning Stats</b>	R: 1 E: 0 K: 0 S: 12	H: 2 LOB: 1 BB: 0 P: 13	R: 2 E: 0 K: 0 S: 14	H: 3 LOB: 2 BB: 1 P: 27	R: 1 E: 1 K: 0 S: 13	H: 1 LOB: 1 BB: 0 P: 17	R: 2 E: 0 K: 2 S: 16	H: 4 LOB: 2 BB: 0 P: 21	R: 0 E: 0 K: 0 S: 8	H: 2 LOB: 1 BB: 0 P: 10	R: 1 E: 1 K: 0 S: 13	H: 2 LOB: 1 BB: 0 P: 20	R: 0 E: 0 K: 1 S: 10	H: 0 LOB: 1 BB: 1 P: 19	R: 0 E: 0 K: 1 S: 9	H: 1 LOB: 1 BB: 0 P: 12	R: 0 E: 0 K: 1 S: 7	H: 1 LOB: 1 BB: 0 P: 12	R: 0 E: 0 K: 1 S: 6	H: 0 LOB: 1 BB: 0 P: 9	1B: 10 2B: 3 3B: 3 HR: 0	SF: 0 SAC: 0 DP: 3 HBP: 1	WP: 0 PB: 0 SB: 1 CS: 0	PA: 48			
<b>PITCHER</b>	IP 4.1	WLS 12	BF 6	H 2	R 6	ER 5	SO 2	BB 1	IBB 0	HBP 1	BLK 0	WP 0	HR 0	S 62	P 86	ERA 10.38	WHIP 3.000										
34 Jakob Junis, R ERA: 4.41	(1, 1)																										
45 Alex Young, L ERA: 2.79	(5, 1)																										
74 Yunior Marte, R ERA: 5.98	(7, 1)																										
76 Cole Waites, R ERA: 2.25	(8, 1)																										
75 Camilo Doval, R ERA: 2.45	(9, 1)																										

**San Francisco Giants @ Colorado Rockies**  
Coors Field, Denver, CO  
Mon Sep 19 2022, 6:41 PM - 10:26 PM MDT  
Att. 23,055 - Partly Cloudy - 85 F

AB 45  
R 7  
H 16  
RBI 7  
BB 2  
SO 6  
LOB 27



Batter	1	2	3	4	5	6	7	8	9	AB	R	H	RBI	BB	SO	LOB	TOP					
13 Austin Slater, R OBP: 0.381, SLG: 0.406	L4		G6-4-3			2B	2B		HBP	4	1	2	1	0	0	1						
39 Thairo Estrada, R OBP: 0.329, SLG: 0.419	F8			G5-3		2B	HBP		1B	4	1	2	2	0	0	0						
10 Evan Longoria, R OBP: 0.309, SLG: 0.431	K			K		2B	K		F8	5	0	1	1	0	3	4						
41 Wilmer Flores, R OBP: 0.315, SLG: 0.409		G6-4-3		G5-3		L8			G6-3	3	0	0	0	1	0	1						
7 J.D. Davis, R OBP: 0.334, SLG: 0.392	G6-4-3					1B	K		K	4	0	1	0	0	2	2						
70 David Villar, R OBP: 0.338, SLG: 0.444	F8					K	HR		G5-3	4	1	1	1	0	1	1						
21 Joey Bart, R OBP: 0.300, SLG: 0.389			E7			F7			13 HBP	3	3	1	0	1	0	1						
5 Mike Yastrzemski, L OBP: 0.302, SLG: 0.368			F7			F7			K	4	0	1	1	0	2	3						
29 Lewis Brinson, R OBP: 0.211, SLG: 0.472			L8			L8			K	4	0	0	0	0	1	3						
<b>Inning Stats</b>	R: 0 H: 0 E: 0 K: 1 S: 8	H: 0 LOB: 0 BB: 0 P: 16	R: 0 H: 0 E: 0 K: 0 S: 10	H: 0 LOB: 0 BB: 1 P: 18	R: 1 H: 1 E: 1 K: 0 S: 8	H: 1 LOB: 0 BB: 0 P: 11	R: 0 H: 0 E: 0 K: 1 S: 10	H: 0 LOB: 0 BB: 0 P: 17	R: 0 H: 0 E: 0 K: 1 S: 8	H: 1 LOB: 1 BB: 0 P: 10	R: 2 H: 3 E: 0 K: 1 S: 12	H: 3 LOB: 1 BB: 0 P: 20	R: 2 H: 3 E: 0 K: 2 S: 16	H: 3 LOB: 2 BB: 0 P: 26	R: 0 H: 0 E: 0 K: 1 S: 6	H: 0 LOB: 0 BB: 0 P: 10	R: 1 H: 1 E: 0 K: 2 S: 14	H: 1 LOB: 2 BB: 1 P: 24	1B: 4 2B: 4 3B: 0 HR: 1	SF: 0 SAC: 0 DP: 2 HBP: 2	WP: 0 PB: 0 SB: 0 CS: 0	PA: 39
<b>PITCHER</b>	IP	WLS	BF	H	R	ER	SO	BB	IBB	HBP	BLK	WP	HR	S	P	ERA	WHIP					
21 Kyle Freeland, L ERA: 4.38	6.0	L	23	5	3	2	4	1	0	0	0	0	0	56	92	3.00	1.000					
59 Jake Bird, R ERA: 4.79	0.2		6	3	2	2	1	0	0	1	0	0	1	13	22	27.00	4.500					
56 Chad Smith, R ERA: 8.18	1.1		4	0	0	0	2	0	0	0	0	0	0	9	14	0.00	0.000					
32 Dinelson Lamet, R ERA: 5.83	1.0		6	1	1	1	2	1	0	1	0	0	0	14	24	9.00	2.000					

San Francisco Giants @ Colorado Rockies  
Coors Field, Denver, CO  
Tue Sep 20 2022, 6:41 PM - 9:47 PM MDT  
Att: 23,942 - Cloudy - 87 F

AB 35  
R 6  
H 9  
RBI 6  
BB 2  
SO 9  
LOB 16



Batter	1	2	3	4	5	6	7	8	9	AB	R	H	RBI	BB	SO	LOB	BOTTOM					
24 Ryan McMahon, L OBP: 0.333, SLG: 0.410	K		G5-3			G5-3		2B	F7	4	0	0	0	1	1	3						
2 Yonathan Daza, R OBP: 0.353, SLG: 0.386	G5-3		G6-3			G1-3		FC6-4		4	1	0	0	0	0	3						
25 C.J. Cron, R OBP: 0.324, SLG: 0.489	1B			G5-3		HR		2B	L7	4	1	3	3	0	0	0						
19 Charlie Blackmon, L OBP: 0.312, SLG: 0.420	K			29 1B		F8				4	0	1	0	0	1	2						
29 Michael Toglia, S OBP: 0.282, SLG: 0.470	K			G4-6-3		G4-3		K		4	0	1	0	0	2	1						
Randal Grichuk, R OBP: 0.308, SLG: 0.418	G5-3			G4-6-3		K			13 DI	4	0	1	0	0	1	2						
35 Elias Diaz, R OBP: 0.288, SLG: 0.383	G4-3					K		1B	F4	4	0	1	0	0	1	1						
44 Elehuris Montero, R OBP: 0.278, SLG: 0.433	G5-3					13 G3-6-3			K	4	0	1	0	0	2	2						
13 Alan Trejo, R OBP: 0.333, SLG: 0.457						G3-6-3		2B		3	1	2	0	1	0	1						
<b>Inning Stats</b>	R: 0 H: 1 E: 0 K: 2 S: 10	H: 0 LOB: 0 BB: 0 P: 16	R: 0 H: 0 E: 0 K: 1 S: 9	H: 0 LOB: 0 BB: 0 P: 14	R: 0 H: 1 E: 0 K: 0 S: 7	H: 1 LOB: 0 BB: 0 P: 8	R: 0 H: 2 E: 0 K: 0 S: 8	H: 2 LOB: 1 BB: 0 P: 12	R: 0 H: 1 E: 0 K: 1 S: 6	H: 1 LOB: 0 BB: 0 P: 8	R: 1 H: 1 E: 0 K: 0 S: 15	H: 1 LOB: 0 BB: 0 P: 23	R: 0 H: 1 E: 0 K: 2 S: 11	H: 1 LOB: 1 BB: 0 P: 15	R: 2 H: 2 E: 0 K: 1 S: 15	H: 2 LOB: 1 BB: 1 P: 23	R: 0 H: 1 E: 0 K: 1 S: 13	H: 1 LOB: 2 BB: 1 P: 21	1B: 7 2B: 2 3B: 0 HR: 1	SF: 0 SAC: 0 DP: 2 HBP: 0	WP: 0 PB: 0 SB: 0 CS: 0	PA: 37
<b>PITCHER</b>	IP	WLS	BF	H	R	ER	SO	BB	IBB	HBP	BLK	WP	HR	S	P	ERA	WHIP					
59 John Brebbia, R ERA: 2.86	1.0		4	1	0	0	2	0	0	0	0	0	0	16	22	0.00	0.500					
71 Tyler Rogers, R ERA: 3.89	2.0	W	7	1	0	0	1	0	0	0	0	0	0	16	22	0.00	0.500					
64 Sean Hjelle, R ERA: 8.44	4.0	H	16	6	2	2	3	0	0	0	0	0	1	45	66	4.50	1.500					
61 Thomas Szapucki, L ERA: 11.0	1.0		5	1	1	1	1	1	0	0	0	0	0	10	15	9.00	2.000					
74 Junior Marte, R ERA: 5.89	0.2	H	4	1	0	0	1	1	0	0	0	0	0	11	18	0.00	3.000					

San Francisco Giants @ Colorado Rockies  
Coors Field, Denver, CO  
Tue Sep 20 2022, 6:41 PM - 9:47 PM MDT  
Att: 23,942 - Cloudy - 87 F

AB 35  
R 3  
H 10  
RBI 3  
BB 2  
SO 8  
LOB 15





Batter	1	2	3	4	5	6	7	8	9	AB	R	H	RBI	BB	SO	LOB	TOP
31 LaMonte Wade Jr., L OBP: 0.303, SLG: 0.376 39 Thairo Estrada, R OBP: 0.327, SLG: 0.417										3	2	2	0	0	0	2	San Francisco Giants @ Colorado Rockies Coors Field, Denver, CO Wed Sep 21 2022, 7:46 PM - 10:24 PM MDT Att: 23,293 - Drizzlie - 53 F
41 Wilmer Flores, R OBP: 0.333, SLG: 0.412										4	1	3	0	1	0	0	
23 Joc Pederson, L OBP: 0.339, SLG: 0.501										5	0	2	1	0	2	5	
70 David Villar, R OBP: 0.333, SLG: 0.434										5	0	1	1	0	0	5	
35 Brandon Crawford, L OBP: 0.306, SLG: 0.342										5	1	2	1	0	1	3	
13 Austin Slater, R OBP: 0.378, SLG: 0.402										5	0	1	0	0	4	5	
32 Jason Vosler, L OBP: 0.346, SLG: 0.543										4	1	1	1	0	0	1	
51 Luis González, L OBP: 0.317, SLG: 0.354										4	0	1	1	0	1	2	
14 Austin Wynns, R OBP: 0.294, SLG: 0.306										4	1	2	0	0	0	1	
<b>Inning Stats</b>	R: 1 H: 2 E: 1 K: 2 S: 11	H: 1 R: 0 ER: 1 SO: 1 BB: 0 P: 15	R: 0 H: 0 E: 0 K: 0 S: 5	H: 0 R: 0 ER: 0 SO: 0 BB: 1 P: 9	R: 2 H: 3 E: 0 K: 1 S: 9	H: 3 R: 0 ER: 0 SO: 0 BB: 0 P: 15	R: 0 H: 0 E: 0 K: 1 S: 7	H: 0 R: 0 ER: 0 SO: 0 BB: 0 P: 11	R: 0 H: 1 E: 0 K: 0 S: 8	H: 1 R: 0 ER: 0 SO: 0 BB: 0 P: 11	R: 0 H: 1 E: 0 K: 0 S: 11	H: 1 R: 0 ER: 0 SO: 0 BB: 0 P: 15	R: 2 H: 4 E: 0 K: 2 S: 20	H: 4 R: 0 ER: 0 SO: 0 BB: 0 P: 29	1B: 12 2B: 2 3B: 1 HR: 0	SF: 0 SAC: 0 DP: 2 HBP: 0	
<b>PITCHER</b>	IP WLS BF H R ER SO BB IBB HBP BLK WP HR S P ERA WHIP	5.0 L 24 9 4 3 6 1 0 0 0 0 0 0 50 75 5.40 2.000	6.1 3.1 15 5 2 2 2 0 0 0 0 0 0 38 55 5.40 1.500	9.1 0.2 3 1 0 0 1 0 0 0 0 0 0 8 11 0.00 1.500	<b>PITCHER</b>												

Batter	1	2	3	4	5	6	7	8	9	AB	R	H	RBI	BB	SO	LOB	BOTTOM	
24 Ryan McMahon, L OBP: 0.332, SLG: 0.409										4	0	1	0	0	1	2	San Francisco Giants @ Colorado Rockies Coors Field, Denver, CO Wed Sep 21 2022, 7:46 PM - 10:24 PM MDT Att: 23,293 - Drizzlie - 53 F	
Randal Grichuk, R OBP: 0.305, SLG: 0.415										4	0	0	0	0	1	4		
25 C.J. Cron, R OBP: 0.325, SLG: 0.498 44 Elehuris Montero, R OBP: 0.281, SLG: 0.454										1	0	0	0	0	0	0		
19 Charlie Blackmon, L OBP: 0.310, SLG: 0.416										4	0	0	0	0	0	1		
29 Michael Toglia, S OBP: 0.267, SLG: 0.443										4	0	0	0	0	2	0		
35 Elias Díaz, R OBP: 0.287, SLG: 0.381										4	0	1	0	0	1	0		
13 Alan Trejo, R OBP: 0.319, SLG: 0.435										4	0	0	0	0	2	1		
1 Garrett Hampson, R OBP: 0.294, SLG: 0.316										3	0	1	0	0	2	0		
12 Sean Bouchard, R OBP: 0.356, SLG: 0.286										2	0	1	0	1	0	0		
<b>Inning Stats</b>	R: 0 H: 0 E: 0 K: 1 S: 8	H: 0 R: 0 ER: 0 SO: 0 BB: 0 P: 11	R: 0 H: 0 E: 0 K: 1 S: 10	H: 0 R: 0 ER: 0 SO: 0 BB: 0 P: 12	R: 0 H: 0 E: 0 K: 0 S: 6	H: 0 R: 0 ER: 0 SO: 0 BB: 0 P: 10	R: 0 H: 2 E: 0 K: 1 S: 9	H: 2 R: 0 ER: 0 SO: 0 BB: 0 P: 16	R: 0 H: 0 E: 0 K: 1 S: 8	H: 0 R: 0 ER: 0 SO: 0 BB: 0 P: 10	R: 0 H: 1 E: 0 K: 2 S: 14	H: 1 R: 0 ER: 0 SO: 0 BB: 0 P: 23	R: 1 H: 2 E: 0 K: 1 S: 15	H: 2 R: 0 ER: 0 SO: 0 BB: 0 P: 23	1B: 4 2B: 0 3B: 0 HR: 1	SF: 0 SAC: 0 DP: 0 HBP: 1		WP: 0 PA: 34 PB: 0 CS: 0 SB: 0
<b>PITCHER</b>	IP WLS BF H R ER SO BB IBB HBP BLK WP HR S P ERA WHIP	5.1 2.93 6.1 0.1 0.1 0.1 0 0 0 0 0 0 0 12 16 0.00 0.600	8.1 0.1 3 1 0 0 1 1 0 0 0 0 0 8 15 0.00 6.000	0.2 1.5 0.2 1.5 0.2 1.5 0 0 0 0 0 0 0 6 8 0.00 0.000	1.0 5.1 2 1 1 1 0 0 0 0 0 1 15 23 9.00 2.000	<b>PITCHER</b>												



Batter	1	2	3	4	5	6	7	8	9	AB	R	H	RBI	BB	SO	LOB	TOP										
31 LaMonte Wade Jr., L OBP: 0.305, SLG: 0.373	G5-3		F9			G3	1B		5 WP BB	4	0	1	1	1	0	0	San Francisco Giants @ Colorado Rockies Coors Field, Denver, CO Thu Sep 22 2022, 1:11 PM - 4:12 PM MDT Att: 25,669 - Cloudy - 56 F										
5 Mike Yastrzemski, L OBP: 0.303, SLG: 0.377	23 PB 1B		G4-3			HR	P5		K	5	2	2	1	0	1	3											
39 Thairo Estrada, R OBP: 0.325, SLG: 0.414	K					K			F8	4	0	0	0	0	3	1											
23 Joc Pederson, L OBP: 0.343, SLG: 0.504	2H 1B					35 L3 1B			K	4	0	3	1	0	1	0											
35 Brandon Crawford, L OBP: 0.308, SLG: 0.341	G4-3					1B				2	0	0	0	2	0	2											
70 David Villar, R OBP: 0.324, SLG: 0.421	G5-3					F8			F9	4	0	0	0	0	0	3											
13 Austin Slater, R OBP: 0.378, SLG: 0.402						F8				0	0	0	0	0	0	0											
32 Jason Vosler, L OBP: 0.354, SLG: 0.554									5 WP 2B	4	0	2	0	0	1	0											
51 Luis González, L OBP: 0.319, SLG: 0.356									K	4	1	2	0	0	2	1											
21 Joey Bart, R OBP: 0.295, SLG: 0.382									K	4	0	0	0	0	2	4											
<b>Inning Stats</b>	R: 1 H: 2 E: 0 K: 1 S: 10	H: 2 LOB: 1 BB: 0 P: 17	R: 0 H: 0 E: 0 K: 2 S: 8	H: 0 LOB: 0 BB: 0 P: 12	R: 0 H: 0 E: 0 K: 1 S: 8	H: 0 LOB: 0 BB: 0 P: 13	R: 0 H: 1 E: 0 K: 1 S: 9	H: 1 LOB: 0 BB: 0 P: 14	R: 0 H: 2 E: 0 K: 0 S: 12	H: 2 LOB: 1 BB: 1 P: 18	R: 1 H: 2 E: 0 K: 1 S: 12	H: 2 LOB: 1 BB: 0 P: 16	R: 0 H: 0 E: 0 K: 1 S: 18	H: 0 LOB: 1 BB: 1 P: 27	R: 0 H: 1 E: 0 K: 3 S: 12	H: 1 LOB: 2 BB: 1 P: 25	1B: 7 2B: 3 3B: 0 HR: 1	SF: 0 SAC: 0 DP: 2 HBP: 0	WP: 1 PB: 1 CS: 0	PA: 38							
<b>PITCHER</b>	IP	WLS	BF	H	R	ER	SO	BB	IBB	HBP	BLK	WP	HR	S	P	ERA	WHIP										
51 José Ureña, R ERA: 5.34	5.2	L	23	7	2	2	6	1	0	0	0	0	1	58	94	3.18	1.412										
61 Justin Lawrence, R ERA: 4.7	1.1		6	2	1	1	0	0	0	0	0	0	0	13	18	6.75	1.500										
54 Carlos Estévez, R ERA: 3.38	1.0		4	0	0	0	1	1	0	0	0	0	0	18	27	0.00	1.000										
56 Chad Smith, R ERA: 7.5	1.0		5	1	0	0	3	1	0	0	0	1	0	12	25	0.00	2.000										

Batter	1	2	3	4	5	6	7	8	9	AB	R	H	RBI	BB	SO	LOB	BOTTOM										
24 Ryan McMahon, L OBP: 0.332, SLG: 0.407	G4-3		K			F7			2 FC6-4 1B	4	0	1	0	0	1	1	San Francisco Giants @ Colorado Rockies Coors Field, Denver, CO Thu Sep 22 2022, 1:11 PM - 4:12 PM MDT Att: 25,669 - Cloudy - 56 F										
2 Yonathan Daza, R OBP: 0.354, SLG: 0.387	FC6-4 1B					F8			FC6-4 G6-4-3	4	0	2	0	0	0	2											
Randal Grichuk, R OBP: 0.303, SLG: 0.411	FC6-4 1-2					F8			G6-4-3	4	0	0	0	0	0	4											
19 Charlie Blackmon, L OBP: 0.309, SLG: 0.417	K					P5			44 L8-6 2B	4	0	1	0	0	2	2											
29 Michael Toglia, S OBP: 0.278, SLG: 0.446									K	4	0	2	0	0	1	1											
44 Elehuris Montero, R OBP: 0.280, SLG: 0.409	G1-3					F9			L8-6	4	0	1	0	0	0	3											
13 Alan Trejo, R OBP: 0.316, SLG: 0.427										4	0	1	0	0	1	2											
12 Sean Bouchard, R OBP: 0.375, SLG: 0.297										2	0	1	0	1	0	1											
6 Brian Serven, R OBP: 0.268, SLG: 0.345	G4-6-3									3	0	1	0	0	0	4											
<b>Inning Stats</b>	R: 0 H: 1 E: 0 K: 1 S: 10	H: 2 LOB: 1 BB: 1 P: 14	R: 0 H: 1 E: 0 K: 1 S: 6	H: 1 LOB: 0 BB: 0 P: 9	R: 0 H: 1 E: 0 K: 1 S: 14	H: 1 LOB: 1 BB: 0 P: 16	R: 0 H: 1 E: 0 K: 0 S: 10	H: 1 LOB: 0 BB: 0 P: 15	R: 0 H: 1 E: 0 K: 0 S: 10	H: 1 LOB: 0 BB: 0 P: 14	R: 0 H: 1 E: 0 K: 0 S: 6	H: 1 LOB: 0 BB: 0 P: 12	R: 0 H: 1 E: 0 K: 1 S: 8	H: 1 LOB: 1 BB: 0 P: 10	1B: 8 2B: 3 3B: 0 HR: 0	SF: 0 SAC: 0 DP: 4 HBP: 0		WP: 0 PB: 0 SB: 0 CS: 0	PA: 34								
<b>PITCHER</b>	IP	WLS	BF	H	R	ER	SO	BB	IBB	HBP	BLK	WP	HR	S	P	ERA	WHIP										
59 John Brebbia, R ERA: 2.81	1.0		5	2	0	0	0	0	0	0	0	0	0	10	14	0.00	1.000										
71 Tyler Rogers, R ERA: 3.84	1.0		5	2	0	0	0	1	0	0	0	0	0	10	18	0.00	3.000										
66 Jarlin García, L ERA: 3.06	2.1		10	3	0	0	2	0	0	0	0	0	0	25	33	0.00	1.286										
47 Jharel Cotton, R ERA: 2.83	2.2	W	8	2	0	0	1	0	0	0	0	0	0	23	34	0.00	0.750										
54 Scott Alexander, L ERA: 1.38	1.0	H	3	1	0	0	0	0	0	0	0	0	0	6	12	0.00	1.000										
<b>PITCHER</b>	IP	WLS	BF	H	R	ER	SO	BB	IBB	HBP	BLK	WP	HR	S	P	ERA	WHIP										
75 Camilo Doval, R ERA: 2.42	1.0		4	1	0	0	1	0	0	0	0	0	0	8	10	0.00	1.000										

AB	35
R	3
H	10
RBI	3
BB	3
SO	10
LOB	14

AB	33
R	0
H	10
RBI	0
BB	1
SO	5
LOB	20



Batter	1	2	3	4	5	6	7	8	9	10	AB	R	H	RBI	BB	SO	LOB	TOP									
10 Jurickson Profar, S OBP: 0.327, SLG: 0.391											5	1	1	0	0	2	1	San Diego Padres @ Colorado Rockies Coors Field, Denver, CO Fri Sep 23 2022, 6:13 PM - 9:34 PM MDT Att: 48,321 - Clear - 81 F									
22 Juan Soto, L OBP: 0.404, SLG: 0.458											5	1	2	2	0	0	2										
13 Manny Machado, R OBP: 0.367, SLG: 0.531											4	0	1	1	0	1	1										
17 Brandon Drury, R OBP: 0.315, SLG: 0.497											4	0	1	0	0	1	1										
9 Jake Cronenworth, L OBP: 0.332, SLG: 0.334											3	0	0	0	1	0	1										
7 Ha-Seong Kim, R OBP: 0.319, SLG: 0.377											4	0	0	0	0	0	2										
5 Wil Myers, R OBP: 0.300, SLG: 0.360											3	0	0	0	0	0	2										
24 Josh Bell, S OBP: 0.363, SLG: 0.434											0	0	0	0	1	0	0										
38 Jorge Alfaro, R OBP: 0.285, SLG: 0.387											2	0	0	0	0	1	1										
2 Trent Grisham, L OBP: 0.291, SLG: 0.350											1	0	0	0	0	0	0										
26 Austin Nola, R OBP: 0.319, SLG: 0.320											1	0	0	0	0	1	1										
28 José Azocar, R OBP: 0.323, SLG: 0.363											4	1	1	0	0	1	0										
<b>Inning Stats</b>	R: 0 E: 0 K: 2 S: 8	H: 0 LOB: 0 BB: 0 P: 15	R: 0 E: 0 K: 10 S: 10	H: 1 LOB: 1 BB: 0 P: 17	R: 2 E: 0 K: 1 S: 19	H: 3 LOB: 1 BB: 0 P: 29	R: 0 E: 0 K: 0 S: 8	H: 0 LOB: 1 BB: 0 P: 14	R: 0 E: 0 K: 0 S: 10	H: 1 LOB: 1 BB: 0 P: 14	R: 0 E: 0 K: 1 S: 9	H: 0 LOB: 0 BB: 0 P: 13	R: 0 E: 0 K: 1 S: 9	H: 0 LOB: 0 BB: 0 P: 13	R: 1 E: 0 K: 0 S: 11	H: 1 LOB: 0 BB: 0 P: 19	R: 0 E: 0 K: 1 S: 8	H: 0 LOB: 1 BB: 0 P: 15	R: 0 E: 0 K: 1 S: 7	H: 0 LOB: 1 BB: 0 P: 11	1B: 4 2B: 1 3B: 0 HR: 1	SF: 0 SAC: 0 DP: 0 HBP: 0	WP: 1 PB: 0 SB: 0 CS: 0	PA: 38			
<b>PITCHER</b>	IP 5.0	WLS 21	BF 5	H 2	R 2	ER 2	SO 3	BB 1	IBB 0	HBP 0	BLK 0	WP 0	HR 0	S 55	P 89	ERA 3.60	WHIP 1.200										
18 Ryan Felton, R ERA: 5.91	5.0	21	5	2	2	2	3	1	0	0	0	0	0	55	89	3.60	1.200										
59 Jake Bird, R ERA: 4.54	2.0	6	0	0	0	0	2	0	0	0	0	0	0	18	26	0.00	0.000										
54 Carlos Estévez, R ERA: 3.47	1.0	4	1	1	1	0	0	0	0	0	0	0	1	11	19	9.00	1.000										
52 Daniel Bard, R ERA: 1.88	2.0	7	0	0	0	0	2	1	0	0	0	1	0	15	26	0.00	0.500										

Batter	1	2	3	4	5	6	7	8	9	10	AB	R	H	RBI	BB	SO	LOB	BOTTOM									
2 Yonathan Daza, R OBP: 0.356, SLG: 0.395											4	0	2	2	0	0	3	San Diego Padres @ Colorado Rockies Coors Field, Denver, CO Fri Sep 23 2022, 6:13 PM - 9:34 PM MDT Att: 48,321 - Clear - 81 F									
Randal Grichuk, R OBP: 0.306, SLG: 0.418											4	1	2	1	1	0	1										
44 Elehuris Montero, R OBP: 0.280, SLG: 0.440											3	0	0	0	1	1	0										
24 Ryan McMahon, L OBP: 0.331, SLG: 0.407											1	0	0	0	0	1	2										
35 Elias Díaz, R OBP: 0.263, SLG: 0.375											5	0	0	0	0	1	5										
1 Garrett Hampson, R OBP: 0.294, SLG: 0.316											0	1	0	0	0	0	0										
29 Michael Toglia, S OBP: 0.296, SLG: 0.449											4	0	1	0	1	1	3										
9 Connor Joe, R OBP: 0.339, SLG: 0.360											3	0	0	0	0	2	1										
19 Charlie Blackmon, L OBP: 0.310, SLG: 0.416											1	0	0	0	1	1	1										
13 Alan Trejo, R OBP: 0.320, SLG: 0.419											4	0	1	1	1	1	1										
14 Ezequiel Tovar, R OBP: 0.500, SLG: 0.500											4	1	2	0	0	0	1										
12 Sean Bouchard, R OBP: 0.404, SLG: 0.289											1	1	0	0	3	0	2										
<b>Inning Stats</b>	R: 0 E: 0 K: 0 S: 11	H: 2 LOB: 2 BB: 1 P: 18	R: 0 E: 0 K: 0 S: 13	H: 1 LOB: 2 BB: 1 P: 21	R: 1 E: 0 K: 1 S: 7	H: 1 LOB: 0 BB: 0 P: 9	R: 2 E: 0 K: 1 S: 15	H: 2 LOB: 1 BB: 1 P: 26	R: 0 E: 0 K: 1 S: 10	H: 0 LOB: 1 BB: 0 P: 18	R: 0 E: 0 K: 2 S: 9	H: 0 LOB: 0 BB: 0 P: 10	R: 0 E: 0 K: 2 S: 11	H: 1 LOB: 1 BB: 0 P: 13	R: 0 E: 0 K: 1 S: 11	H: 0 LOB: 2 BB: 2 P: 21	R: 1 E: 0 K: 0 S: 3	H: 1 LOB: 2 BB: 1 P: 5	1B: 5 2B: 1 3B: 1 HR: 1	SF: 0 SAC: 1 DP: 1 HBP: 0	WP: 0 PB: 0 SB: 0 CS: 0	PA: 43					
<b>PITCHER</b>	IP 3.2	WLS 6	BF 3	H 3	R 3	ER 3	SO 2	BB 3	IBB 0	HBP 0	BLK 0	WP 0	HR 1	S 43	P 69	ERA 7.36	WHIP 2.455										
55 Sean Manaea, L ERA: 5.23	3.2	6	3	3	3	3	2	3	0	0	0	0	1	43	69	7.36	2.455										
48 Steven Wilson, R ERA: 3.0	1.1	5	0	0	0	1	1	0	0	0	0	0	0	13	23	0.00	0.750										
36 Pierce Johnson, R ERA: 2.7	1.0	4	0	0	0	0	0	1	0	0	0	0	0	8	15	0.00	1.000										
66 Luis García, R ERA: 3.44	1.0	3	0	0	0	0	2	0	0	0	0	0	0	9	10	0.00	0.000										
75 Robert Suarez, R ERA: 2.55	1.1	7	1	0	0	2	2	2	0	0	0	0	0	16	26	0.00	2.250										
<b>PITCHER</b>	IP 0.2	WLS 2	BF 2	H 0	R 0	ER 0	SO 0	BB 0	IBB 0	HBP 0	BLK 0	WP 0	HR 0	S 6	P 8	ERA 0.00	WHIP 0.000										
71 Josh Hader, L ERA: 5.63	0.2	2	2	0	0	0	0	0	0	0	0	0	0	6	8	0.00	0.000										
50 Adrian Morejon, L ERA: 4.55	0.1	3	1	1	0	0	0	0	0	0	0	0	0	3	5	0.00	3.000										

AB 36  
R 3  
H 6  
RBI 3  
BB 2  
SO 7  
LOB 12



AB 34  
R 4  
H 8  
RBI 4  
BB 8  
SO 8  
LOB 20













Batter	1	2	3	4	5	6	7	8	9	AB	R	H	RBI	BB	SO	LOB	TOP					
24 Ryan McMahon, L OBP: 0.328, SLG: 0.413										5	1	1	0	0	2	5	<b>Colorado Rockies @ San Francisco Giants</b> Oracle Park, San Francisco, CA Tue Sep 27 2022, 6:46 PM - 9:19 PM PDT Att: 24,218 - Clear - 62 F					
2 Yonathan Daza, R OBP: 0.346, SLG: 0.387										4	0	0	0	0	2	1						
25 C.J. Cron, R OBP: 0.322, SLG: 0.483										4	0	1	0	0	0	0						
19 Charlie Blackmon, L OBP: 0.314, SLG: 0.419										4	1	2	1	0	1	0						
35 Elias Diaz, R OBP: 0.288, SLG: 0.380										3	0	0	0	1	0	2						
29 Michael Toglia, S OBP: 0.280, SLG: 0.419										3	0	0	0	1	1	4						
12 Sean Bouchard, R OBP: 0.409, SLG: 0.383										3	0	2	0	1	1	1						
14 Ezequiel Tovar, R OBP: 0.375, SLG: 0.286									4	0	1	0	0	2	5							
1 Garrett Hampson, R OBP: 0.292, SLG: 0.313										2	0	0	0	0	1	2						
Randal Grichuk, R OBP: 0.302, SLG: 0.418										1	0	0	0	0	0	1						
13 Alan Trejo, R OBP: 0.321, SLG: 0.412										1	0	1	1	0	0	0						
<b>Inning Stats</b>	R: 1 H: 3 E: 0 K: 2 S: 18	H: 3 LOB: 2 BB: 0 P: 27	R: 0 H: 2 E: 0 K: 0 S: 7	H: 1 LOB: 1 BB: 0 P: 10	R: 0 H: 0 E: 0 K: 0 S: 4	H: 0 LOB: 0 BB: 0 P: 6	R: 0 H: 0 E: 0 K: 2 S: 12	H: 0 LOB: 1 BB: 0 P: 21	R: 0 H: 0 E: 0 K: 3 S: 10	H: 0 LOB: 0 BB: 0 P: 14	R: 0 H: 1 E: 0 K: 1 S: 7	H: 1 LOB: 1 BB: 0 P: 8	R: 0 H: 0 E: 0 K: 0 S: 8	H: 0 LOB: 0 BB: 0 P: 12	R: 0 H: 0 E: 0 K: 0 S: 8	H: 0 LOB: 0 BB: 0 P: 12	R: 1 H: 2 E: 0 K: 2 S: 13	H: 2 LOB: 3 BB: 2 P: 25	1B: 8 2B: 0 3B: 0 HR: 0	SF: 0 SAC: 0 DP: 1 HBP: 0	WP: 0 PA: 37 PB: 0 SB: 0 CS: 0	
<b>PITCHER</b>	IP WLS BF H R ER SO BB IBB HBP BLK WP HR S P ERA WHIP	IP WLS BF H R ER SO BB IBB HBP BLK WP HR S P ERA WHIP	IP WLS BF H R ER SO BB IBB HBP BLK WP HR S P ERA WHIP	IP WLS BF H R ER SO BB IBB HBP BLK WP HR S P ERA WHIP	IP WLS BF H R ER SO BB IBB HBP BLK WP HR S P ERA WHIP	IP WLS BF H R ER SO BB IBB HBP BLK WP HR S P ERA WHIP	IP WLS BF H R ER SO BB IBB HBP BLK WP HR S P ERA WHIP	IP WLS BF H R ER SO BB IBB HBP BLK WP HR S P ERA WHIP	IP WLS BF H R ER SO BB IBB HBP BLK WP HR S P ERA WHIP	IP WLS BF H R ER SO BB IBB HBP BLK WP HR S P ERA WHIP	IP WLS BF H R ER SO BB IBB HBP BLK WP HR S P ERA WHIP	IP WLS BF H R ER SO BB IBB HBP BLK WP HR S P ERA WHIP	IP WLS BF H R ER SO BB IBB HBP BLK WP HR S P ERA WHIP	IP WLS BF H R ER SO BB IBB HBP BLK WP HR S P ERA WHIP	IP WLS BF H R ER SO BB IBB HBP BLK WP HR S P ERA WHIP	IP WLS BF H R ER SO BB IBB HBP BLK WP HR S P ERA WHIP	IP WLS BF H R ER SO BB IBB HBP BLK WP HR S P ERA WHIP	IP WLS BF H R ER SO BB IBB HBP BLK WP HR S P ERA WHIP	IP WLS BF H R ER SO BB IBB HBP BLK WP HR S P ERA WHIP	IP WLS BF H R ER SO BB IBB HBP BLK WP HR S P ERA WHIP	IP WLS BF H R ER SO BB IBB HBP BLK WP HR S P ERA WHIP	IP WLS BF H R ER SO BB IBB HBP BLK WP HR S P ERA WHIP



Batter	1	2	3	4	5	6	7	8	9	AB	R	H	RBI	BB	SO	LOB	BOTTOM					
23 Joc Pederson, L OBP: 0.343, SLG: 0.515										4	2	2	2	0	2	0	<b>Colorado Rockies @ San Francisco Giants</b> Oracle Park, San Francisco, CA Tue Sep 27 2022, 6:46 PM - 9:19 PM PDT Att: 24,218 - Clear - 62 F					
39 Thairo Estrada, R OBP: 0.327, SLG: 0.413									4	1	2	1	0	0	0	0						
41 Wilmer Flores, R OBP: 0.317, SLG: 0.403									4	0	0	0	0	1	2							
5 Mike Yastrzemski, L OBP: 0.303, SLG: 0.382									3	0	0	1	0	0	1							
7 J.D. Davis, R OBP: 0.346, SLG: 0.432										4	1	3	1	0	0	0						
36 Brandon Crawford, L OBP: 0.309, SLG: 0.350										3	0	1	0	1	0	1						
13 Austin Slater, R OBP: 0.306, SLG: 0.386										4	0	0	0	0	2	4						
32 Jason Vosler, L OBP: 0.344, SLG: 0.506									3	0	0	0	0	1	1							
21 Joey Bart, R OBP: 0.293, SLG: 0.377									3	1	1	0	0	1	1							
<b>Inning Stats</b>	R: 2 H: 3 E: 1 K: 0 S: 14	H: 3 LOB: 1 BB: 0 P: 23	R: 0 H: 0 E: 0 K: 3 S: 13	H: 0 LOB: 0 BB: 0 P: 18	R: 0 H: 0 E: 0 K: 0 S: 5	H: 0 LOB: 0 BB: 0 P: 10	R: 1 H: 2 E: 0 K: 1 S: 10	H: 2 LOB: 1 BB: 0 P: 16	R: 0 H: 0 E: 0 K: 2 S: 8	H: 0 LOB: 0 BB: 0 P: 11	R: 0 H: 1 E: 0 K: 0 S: 7	H: 1 LOB: 1 BB: 0 P: 13	R: 2 H: 3 E: 0 K: 0 S: 10	H: 3 LOB: 1 BB: 0 P: 17	R: 0 H: 0 E: 0 K: 1 S: 10	H: 0 LOB: 0 BB: 0 P: 17		R: 0 H: 0 E: 0 K: 1 S: 10	H: 0 LOB: 0 BB: 0 P: 17	1B: 5 2B: 1 3B: 1 HR: 2	SF: 1 SAC: 0 DP: 0 HBP: 0	WP: 1 PA: 34 PB: 0 SB: 0 CS: 0
<b>PITCHER</b>	IP WLS BF H R ER SO BB IBB HBP BLK WP HR S P ERA WHIP	IP WLS BF H R ER SO BB IBB HBP BLK WP HR S P ERA WHIP	IP WLS BF H R ER SO BB IBB HBP BLK WP HR S P ERA WHIP	IP WLS BF H R ER SO BB IBB HBP BLK WP HR S P ERA WHIP	IP WLS BF H R ER SO BB IBB HBP BLK WP HR S P ERA WHIP	IP WLS BF H R ER SO BB IBB HBP BLK WP HR S P ERA WHIP	IP WLS BF H R ER SO BB IBB HBP BLK WP HR S P ERA WHIP	IP WLS BF H R ER SO BB IBB HBP BLK WP HR S P ERA WHIP	IP WLS BF H R ER SO BB IBB HBP BLK WP HR S P ERA WHIP	IP WLS BF H R ER SO BB IBB HBP BLK WP HR S P ERA WHIP	IP WLS BF H R ER SO BB IBB HBP BLK WP HR S P ERA WHIP	IP WLS BF H R ER SO BB IBB HBP BLK WP HR S P ERA WHIP	IP WLS BF H R ER SO BB IBB HBP BLK WP HR S P ERA WHIP	IP WLS BF H R ER SO BB IBB HBP BLK WP HR S P ERA WHIP	IP WLS BF H R ER SO BB IBB HBP BLK WP HR S P ERA WHIP	IP WLS BF H R ER SO BB IBB HBP BLK WP HR S P ERA WHIP	IP WLS BF H R ER SO BB IBB HBP BLK WP HR S P ERA WHIP	IP WLS BF H R ER SO BB IBB HBP BLK WP HR S P ERA WHIP	IP WLS BF H R ER SO BB IBB HBP BLK WP HR S P ERA WHIP	IP WLS BF H R ER SO BB IBB HBP BLK WP HR S P ERA WHIP	IP WLS BF H R ER SO BB IBB HBP BLK WP HR S P ERA WHIP	IP WLS BF H R ER SO BB IBB HBP BLK WP HR S P ERA WHIP





Batter	1	2	3	4	5	6	7	8	9	AB	R	H	RBI	BB	SO	LOB	TOP									
2 Yonathan Daza, R OBP: 0.348, SLG: 0.386	F8		G5-3 1B		G4-3			G1-3 BB		3	0	1	0	1	0	0	<b>Colorado Rockies @ San Francisco Giants</b> Oracle Park, San Francisco, CA Wed Sep 28 2022, 6:48 PM - 10:05 PM PDT Att: 22,663 - Partly Cloudy - 64 F									
11 Jose Iglesias, R OBP: 0.334, SLG: 0.389	L8		G5-3		G4-3			G1-3		4	0	0	0	0	0	3										
24 Ryan McMahon, L OBP: 0.326, SLG: 0.410	K		L8				K	K		4	0	0	0	0	3	3										
25 C.J. Cron, R OBP: 0.322, SLG: 0.480					G5-3			K		3	1	0	0	1	1	2										
35 Elias Diaz, R OBP: 0.288, SLG: 0.378								K		4	1	1	0	0	3	1										
12 Sean Bouchard, R OBP: 0.471, SLG: 0.367								K		2	0	0	0	2	1	1										
44 Elehuris Montero, R OBP: 0.273, SLG: 0.429								K		4	0	0	1	0	1	4										
29 Michael Toglia, S OBP: 0.268, SLG: 0.400								K		4	0	0	1	0	1	3										
13 Alan Trejo, R OBP: 0.327, SLG: 0.453								K		4	1	2	1	0	1	1	<b>AB 32</b> <b>R 3</b> <b>H 4</b> <b>RBI 3</b> <b>BB 4</b> <b>SO 11</b> <b>LOB 18</b>									
Inning Stats	R: 0 E: 0 K: 1 S: 14	H: 0 LOB: 0 BB: 0 P: 17	R: 1 E: 2 K: 1 S: 9	H: 0 LOB: 1 BB: 1 P: 21	R: 0 E: 0 K: 0 S: 9	H: 1 LOB: 1 BB: 0 P: 11	R: 0 E: 0 K: 1 S: 7	H: 0 LOB: 1 BB: 1 P: 12	R: 1 E: 0 K: 0 S: 10	H: 1 LOB: 0 BB: 0 P: 16	R: 0 E: 0 K: 2 S: 9	H: 0 LOB: 0 BB: 0 P: 15	R: 0 E: 0 K: 3 S: 10	H: 0 LOB: 0 BB: 0 P: 16	R: 0 E: 0 K: 2 S: 12	H: 1 LOB: 2 BB: 1 P: 23		R: 1 E: 0 K: 1 S: 17	H: 1 LOB: 1 BB: 1 P: 26	1B: 2 2B: 1 3B: 0 HR: 1	SF: 0 SAC: 0 DP: 1 HBP: 0	WP: 1 PB: 0 SB: 0 CS: 0	PA: 36			
PITCHER	IP	WLS	BF	H	R	ER	SO	BB	IBB	HBP	BLK	WP	HR	S	P	ERA		WHIP								
59 John Brebbia, R ERA: 2.77	1.0		3	0	0	0	1	0	0	0	0	0	0	14	17	0.00		0.000								
64 Sean Hjelle, R ERA: 7.2	4.0	W	17	2	2	1	2	2	0	0	0	1	1	35	60	2.25		1.000								
18 Shelby Miller, R ERA: 7.2	2.0	H	6	0	0	0	5	0	0	0	0	0	0	19	31	0.00		0.000								
71 Tyler Rogers, R ERA: 3.88	1.0		5	1	0	0	2	1	0	0	0	0	0	12	23	0.00		2.000								
74 Yunior Marte, R ERA: 6.07	1.0		5	1	1	1	1	1	0	0	0	0	0	17	26	9.00		2.000								

Batter	1	2	3	4	5	6	7	8	9	AB	R	H	RBI	BB	SO	LOB	BOTTOM									
23 Joc Pederson, L OBP: 0.347, SLG: 0.522	G1							K		3	1	2	2	1	0	0	<b>Colorado Rockies @ San Francisco Giants</b> Oracle Park, San Francisco, CA Wed Sep 28 2022, 6:48 PM - 10:05 PM PDT Att: 22,663 - Partly Cloudy - 64 F									
13 Austin Slater, R OBP: 0.365, SLG: 0.385								K		1	0	0	0	0	1	0										
7 J.D. Davis, R OBP: 0.348, SLG: 0.431								K		3	1	1	0	1	2	4										
5 Mike Yastrzemski, L OBP: 0.303, SLG: 0.390								K		4	1	1	1	0	0	5										
10 Evan Longoria, R OBP: 0.315, SLG: 0.430								K		3	0	0	0	1	2	1										
35 Brandon Crawford, L OBP: 0.309, SLG: 0.350								K		3	0	1	1	0	0	1										
70 David Villar, R OBP: 0.315, SLG: 0.415								K		4	1	2	0	0	2	2										
32 Jason Vosler, L OBP: 0.344, SLG: 0.500								K		3	0	1	0	0	1	2										
39 Thairo Estrada, R OBP: 0.326, SLG: 0.412								K		1	1	0	0	0	1	1	<b>AB 31</b> <b>R 6</b> <b>H 9</b> <b>RBI 5</b> <b>BB 4</b> <b>SO 13</b> <b>LOB 17</b>									
21 Joey Bart, R OBP: 0.296, SLG: 0.377								K		3	1	1	0	1	2	0										
65 Ford Proctor, L OBP: 0.200, SLG: 0.125								K		3	0	0	1	0	2	1										
Inning Stats	R: 3 E: 1 K: 1 S: 18	H: 3 LOB: 1 BB: 1 P: 28	R: 0 E: 0 K: 2 S: 12	H: 0 LOB: 2 BB: 2 P: 26	R: 0 E: 0 K: 1 S: 8	H: 1 LOB: 1 BB: 0 P: 11	R: 0 E: 0 K: 1 S: 9	H: 0 LOB: 0 BB: 0 P: 13	R: 0 E: 0 K: 1 S: 11	H: 0 LOB: 1 BB: 1 P: 18	R: 3 E: 0 K: 3 S: 30	H: 4 LOB: 2 BB: 0 P: 46	R: 0 E: 0 K: 3 S: 13	H: 1 LOB: 1 BB: 0 P: 15	R: 0 E: 0 K: 3 S: 9	H: 0 LOB: 0 BB: 0 P: 10		1B: 8 2B: 0 3B: 1 HR: 0	SF: 2 SAC: 0 DP: 0 HBP: 0	WP: 0 PB: 0 SB: 0 CS: 0	PA: 37					
PITCHER	IP	WLS	BF	H	R	ER	SO	BB	IBB	HBP	BLK	WP	HR	S	P	ERA		WHIP								
51 José Ureña, R ERA: 5.24	5.0	L	23	4	3	2	6	4	0	0	0	0	0	21	32	81.00		9.000								
61 Justin Lawrence, R ERA: 6.02	0.1		4	3	3	3	0	0	0	0	0	0	0	22	29	0.00		1.200								
56 Chad Smith, R ERA: 6.61	1.2		7	2	0	0	4	0	0	0	0	0	0	9	10	0.00		0.000								
50 Ty Blach, L ERA: 6.15	1.0		3	0	0	0	3	0	0	0	0	0	0	9	10	0.00	0.000									





Batter	1	2	3	4	5	6	7	8	9	AB	R	H	RBI	BB	SO	LOB	TOP		
2 Yonathan Daza, R OBP: 0.350, SLG: 0.390										4	1	2	0	0	1	1	<b>Colorado Rockies @ San Francisco Giants</b> Oracle Park, San Francisco, CA Thu Sep 29 2022, 6:47 PM - 9:43 PM PDT Att: 24,112 - Clear - 67 F		
13 Alan Trejo, R OBP: 0.325, SLG: 0.445										4	1	1	0	0	1	2			
7 Brendan Rodgers, R OBP: 0.317, SLG: 0.393										4	0	0	0	0	1	3			
25 C.J. Cron, R OBP: 0.320, SLG: 0.478										3	0	0	1	0	0	1			
12 Sean Bouchard, R OBP: 0.472, SLG: 0.423										3	1	1	2	1	2	0			
29 Michael Toglia, S OBP: 0.287, SLG: 0.394										4	1	1	0	0	1	1			
44 Elehuris Montero, R OBP: 0.273, SLG: 0.437										4	0	1	1	0	3	0			
14 Ezequiel Tovar, R OBP: 0.350, SLG: 0.333										4	0	1	0	0	0	1			
6 Brian Serven, R OBP: 0.264, SLG: 0.337										3	0	0	0	0	3	1			
<b>Inning Stats</b>	R: 0 E: 0 K: 2 S: 12	H: 1 LOB: 1 BB: 0 P: 16	R: 0 E: 0 K: 2 S: 9	H: 0 LOB: 0 BB: 0 P: 13	R: 0 E: 0 K: 1 S: 10	H: 0 LOB: 0 BB: 0 P: 15	R: 0 E: 0 K: 0 S: 9	H: 0 LOB: 0 BB: 0 P: 13	R: 0 E: 0 K: 3 S: 10	H: 1 LOB: 1 BB: 0 P: 15	R: 0 E: 0 K: 0 S: 9	H: 0 LOB: 0 BB: 1 P: 19	R: 0 E: 0 K: 2 S: 10	H: 0 LOB: 0 BB: 0 P: 13	R: 4 E: 0 K: 0 S: 36	H: 5 LOB: 1 BB: 0 P: 49		1B: 3 2B: 2 3B: 1 HR: 1	SF: 1 SAC: 0 DP: 0 HBP: 0
<b>PITCHER</b>	IP WLS BF H R ER SO BB IBB HBP BLK WP HR S P ERA WHIP																		
16 Carlos Rodón, L ERA: 2.88	(1, 1) 6.0 W 20 2 0 0 10 0 0 0 0 0 0 66 95 0.00 0.333																		
47 Jharel Cotton, R ERA: 2.53	(7, 1) 2.2 11 2 2 2 2 1 0 0 0 0 0 40 59 6.75 1.125																		
59 John Brebbia, R ERA: 3.05	(9, 1) 0.0 3 3 2 2 0 0 0 0 0 0 1 10 15 ∞ ∞																		
75 Camilo Doval, R ERA: 2.57	(9, 1) 0.1 S 1 0 0 0 0 0 0 0 0 0 0 5 7 0.00 0.000																		

AB	33
R	4
H	7
RBI	4
BB	1
SO	12
LOB	10



Batter	1	2	3	4	5	6	7	8	9	AB	R	H	RBI	BB	SO	LOB	BOTTOM		
23 Joc Pederson, L OBP: 0.347, SLG: 0.520										3	0	1	0	0	1	1	<b>Colorado Rockies @ San Francisco Giants</b> Oracle Park, San Francisco, CA Thu Sep 29 2022, 6:47 PM - 9:43 PM PDT Att: 24,112 - Clear - 67 F		
10 Evan Longoria, R OBP: 0.317, SLG: 0.432										1	0	1	0	0	0	0			
41 Wilmer Flores, R OBP: 0.317, SLG: 0.401										2	0	0	1	1	0	1			
5 Mike Yastrzemski, L OBP: 0.303, SLG: 0.379										4	0	1	0	0	2	2			
7 J.D. Davis, R OBP: 0.344, SLG: 0.425										4	0	0	0	0	2	4			
35 Brandon Crawford, L OBP: 0.308, SLG: 0.349										4	1	1	0	0	0	1			
39 Thairo Estrada, R OBP: 0.328, SLG: 0.412										3	1	1	0	1	0	0			
32 Jason Vosler, L OBP: 0.340, SLG: 0.483										3	1	0	0	1	1	1			
14 Austin Wynns, R OBP: 0.314, SLG: 0.342										3	1	2	1	0	0	0			
65 Ford Proctor, L OBP: 0.250, SLG: 0.500										2	1	1	4	0	1	1			
13 Austin Slater, R OBP: 0.367, SLG: 0.391										1	1	1	0	0	0	0			
<b>Inning Stats</b>	R: 0 E: 0 K: 0 S: 6	H: 1 LOB: 1 BB: 0 P: 9	R: 5 E: 0 K: 2 S: 19	H: 3 LOB: 0 BB: 2 P: 35	R: 0 E: 0 K: 1 S: 8	H: 0 LOB: 0 BB: 0 P: 11	R: 0 E: 0 K: 1 S: 8	H: 1 LOB: 1 BB: 0 P: 11	R: 0 E: 0 K: 0 S: 6	H: 1 LOB: 1 BB: 1 P: 13	R: 0 E: 0 K: 1 S: 8	H: 0 LOB: 0 BB: 0 P: 12	R: 1 E: 0 K: 2 S: 14	H: 2 LOB: 1 BB: 0 P: 19	R: 0 E: 0 K: 0 S: 8	H: 1 LOB: 0 BB: 0 P: 10	1B: 7 2B: 1 3B: 0 HR: 1	SF: 1 SAC: 0 DP: 2 HBP: 0	WP: 0 PA: 34 PB: 0 SB: 0 CS: 0
<b>PITCHER</b>	IP WLS BF H R ER SO BB IBB HBP BLK WP HR S P ERA WHIP																		
18 Ryan Felner, R ERA: 6.01	(1, 1) 6.0 L 26 6 5 5 5 3 0 0 0 0 0 0 55 91 7.50 1.500																		
26 Austin Gombler, L ERA: 5.62	(7, 1) 2.0 8 3 1 1 2 0 0 0 0 0 0 22 29 4.50 1.500																		





Batter	1	2	3	4	5	6	7	8	9	AB	R	H	RBI	BB	SO	LOB	TOP				
2 Yonathan Daza, R OBP: 0.349, SLG: 0.389										4	0	1	0	0	0	1					
11 Jose Iglesias, R OBP: 0.333, SLG: 0.387										4	0	1	0	0	0	1					
24 Ryan McMahon, L OBP: 0.325, SLG: 0.409										4	0	1	0	0	1	2					
25 C.J. Cron, R OBP: 0.318, SLG: 0.475										3	0	0	0	0	0	2					
44 Elehuris Montero, R OBP: 0.271, SLG: 0.435										1	0	0	0	0	0	1					
7 Brendan Rodgers, R OBP: 0.321, SLG: 0.399										3	1	3	0	1	0	0					
12 Sean Bouchard, R OBP: 0.461, SLG: 0.429										4	0	1	0	0	0	3					
35 Elias Diaz, R OBP: 0.285, SLG: 0.375											3	0	0	1	0	2	3				
14 Ezequiel Tovar, R OBP: 0.292, SLG: 0.273										4	0	0	0	0	0	3					
29 Michael Toglia, S OBP: 0.269, SLG: 0.385										2	0	0	0	1	2	0					
<b>Inning Stats</b>	R: 0 E: 0 K: 1 S: 10	H: 1 LOB: 0 BB: 0 P: 13	R: 0 E: 0 K: 1 S: 12	H: 2 LOB: 0 BB: 0 P: 17	R: 0 E: 0 K: 0 S: 13	H: 1 LOB: 2 BB: 1 P: 19	R: 0 E: 0 K: 0 S: 9	H: 0 LOB: 1 BB: 0 P: 15	R: 0 E: 0 K: 2 S: 9	H: 1 LOB: 1 BB: 0 P: 12	R: 0 E: 0 K: 0 S: 7	H: 0 LOB: 0 BB: 0 P: 11	R: 0 E: 0 K: 0 S: 8	H: 1 LOB: 1 BB: 0 P: 14	R: 1 E: 0 K: 0 S: 7	H: 1 LOB: 0 BB: 0 P: 9	1B: 5 2B: 2 HR: 0	SF: 1 SAC: 0 HBP: 0	WP: 0 PB: 0 SB: 0 CS: 0	PA: 35	
<b>PITCHER</b>	IP: 6.0 WLS: W BF: 24 ERA: 2.3	H: 5 R: 0 ER: 0 SO: 4	BB: 2 IBB: 0 HBP: 0 BLK: 0	WP: 0 HR: 0 S: 60 P: 88	ERA: 0.00 WHIP: 1.167	IP: 7.1 WLS: L BF: 3 ERA: 1.08	H: 0 R: 0 ER: 0 SO: 2	BB: 0 IBB: 0 HBP: 0 BLK: 0	WP: 0 HR: 7 S: 11 P: 14	ERA: 0.00 WHIP: 0.000	IP: 8.1 WLS: L BF: 4 ERA: 2.45	H: 1 R: 0 ER: 0 SO: 0	BB: 0 IBB: 0 HBP: 0 BLK: 0	WP: 0 HR: 8 S: 14 P: 14	ERA: 0.00 WHIP: 1.000	IP: 9.1 WLS: L BF: 4 ERA: 4.09	H: 1 R: 1 ER: 1 SO: 0	BB: 0 IBB: 0 HBP: 0 BLK: 0	WP: 0 HR: 7 S: 9 P: 9	ERA: 9.00 WHIP: 1.000	

Colorado Rockies @ Los Angeles Dodgers  
 Dodger Stadium, Los Angeles, CA  
 Fri Sep 30 2022, 7:11 PM - 9:55 PM PDT  
 Att: 52,025 - Clear - 69 F

AB	32
R	1
H	7
RBI	1
BB	2
SO	6
LOB	16



Batter	1	2	3	4	5	6	7	8	9	AB	R	H	RBI	BB	SO	LOB	BOTTOM				
50 Mookie Betts, R OBP: 0.342, SLG: 0.540										4	1	3	1	0	1	0					
12 Joey Gallo, L OBP: 0.284, SLG: 0.358										5	0	0	0	0	1	3					
6 Trea Turner, R OBP: 0.343, SLG: 0.467										2	1	1	0	2	0	0					
5 Freddie Freeman, L OBP: 0.409, SLG: 0.513											5	2	2	1	0	2	3				
71 Miguel Vargas, R OBP: 0.205, SLG: 0.286											3	1	1	1	1	0	1				
16 Will Smith, R OBP: 0.350, SLG: 0.476										5	2	2	1	0	2	3					
13 Max Muncy, L OBP: 0.330, SLG: 0.392										3	1	1	1	1	0	1					
17 Hanser Alberto, R OBP: 0.240, SLG: 0.355										1	0	1	1	0	0	0					
25 Travece Thompson, R OBP: 0.335, SLG: 0.486										5	1	1	1	1	0	2	5				
9 Gavin Lux, L OBP: 0.355, SLG: 0.410										4	1	1	0	0	1	2					
3 Chris Taylor, R OBP: 0.304, SLG: 0.373										4	2	3	2	0	0	0					
35 Cody Bellinger, L OBP: 0.261, SLG: 0.381										4	1	2	3	0	0	2					
<b>Inning Stats</b>	R: 0 E: 0 K: 2 S: 18	H: 2 LOB: 3 BB: 1 P: 31	R: 1 E: 0 K: 0 S: 10	H: 2 LOB: 1 BB: 0 P: 11	R: 0 E: 0 K: 0 S: 12	H: 0 LOB: 1 BB: 1 P: 19	R: 8 E: 0 K: 1 S: 24	H: 8 LOB: 1 BB: 1 P: 41	R: 0 E: 0 K: 1 S: 6	H: 0 LOB: 0 BB: 0 P: 8	R: 0 E: 0 K: 1 S: 8	H: 0 LOB: 0 BB: 0 P: 13	R: 0 E: 0 K: 0 S: 7	H: 1 LOB: 1 BB: 0 P: 9	R: 1 E: 0 K: 3 S: 18	H: 2 LOB: 1 BB: 0 P: 24	1B: 9 2B: 5 HR: 1	SF: 0 SAC: 0 HBP: 0	WP: 1 PB: 0 SB: 0 CS: 0	PA: 42	
<b>PITCHER</b>	IP: 3.1 WLS: L BF: 21 ERA: 5.72	H: 8 R: 3 ER: 6 SO: 2	BB: 3 IBB: 0 HBP: 0 BLK: 0	WP: 1 HR: 1 S: 22 P: 32	ERA: 16.20 WHIP: 2.400	IP: 4.1 WLS: L BF: 9 ERA: 5.12	H: 4 R: 3 ER: 3 SO: 2	BB: 0 IBB: 0 HBP: 0 BLK: 0	WP: 0 HR: 0 S: 8 P: 13	ERA: 0.00 WHIP: 0.000	IP: 6.1 WLS: L BF: 3 ERA: 5.74	H: 0 R: 0 ER: 0 SO: 1	BB: 0 IBB: 0 HBP: 0 BLK: 0	WP: 0 HR: 0 S: 8 P: 13	ERA: 0.00 WHIP: 0.000	IP: 7.1 WLS: L BF: 9 ERA: 6.07	H: 3 R: 1 ER: 1 SO: 3	BB: 0 IBB: 0 HBP: 0 BLK: 0	WP: 0 HR: 1 S: 25 P: 33	ERA: 4.50 WHIP: 1.500	

Colorado Rockies @ Los Angeles Dodgers  
 Dodger Stadium, Los Angeles, CA  
 Fri Sep 30 2022, 7:11 PM - 9:55 PM PDT  
 Att: 52,025 - Clear - 69 F

AB	39
R	10
H	15
RBI	10
BB	3
SO	8
LOB	17





Batter	1	2	3	4	5	6	7	8	9	AB	R	H	RBI	BB	SO	LOB	TOP										
<b>2</b> <b>Yonathan Daza, R</b> OBP: 0.353, SLG: 0.391										3	0	2	0	1	1	0	<b>Colorado Rockies @ Los Angeles Dodgers</b> Dodger Stadium, Los Angeles, CA Sat Oct 01 2022, 6:22 PM - 9:50 PM PDT Att: 47,334 - Clear - 68 F										
<b>11</b> <b>Jose Iglesias, R</b> OBP: 0.330, SLG: 0.384										4	0	0	0	0	0	3											
<b>24</b> <b>Ryan McMahon, L</b> OBP: 0.326, SLG: 0.415										4	1	2	1	0	0	1											
<b>25</b> <b>C.J. Cron, R</b> OBP: 0.318, SLG: 0.474										4	1	1	0	0	1	3											
<b>7</b> <b>Brendan Rodgers, R</b> OBP: 0.324, SLG: 0.400										3	1	2	0	1	0	0											
<b>1</b> <b>Garrett Hampson, R</b> OBP: 0.292, SLG: 0.313										0	0	0	0	0	0	0											
<b>12</b> <b>Sean Bouchard, R</b> OBP: 0.450, SLG: 0.407										3	0	0	0	1	3	4											
<b>Randal Grichuk, R</b> OBP: 0.303, SLG: 0.423										3	1	1	3	1	0	1											
<b>35</b> <b>Elias Diaz, R</b> OBP: 0.282, SLG: 0.370										4	0	0	0	0	1	3											
<b>13</b> <b>Alan Trejo, R</b> OBP: 0.314, SLG: 0.430										4	0	0	0	0	1	0											
<b>Inning Stats</b>	R: 0 E: 0 K: 0 S: 9	H: 2 LOB: 1 BB: 0 P: 12	R: 0 E: 0 K: 0 S: 7	H: 0 LOB: 1 BB: 1 P: 13	R: 0 E: 0 K: 2 S: 9	H: 0 LOB: 0 BB: 0 P: 12	R: 4 E: 0 K: 1 S: 17	H: 4 LOB: 0 BB: 0 P: 27	R: 0 E: 0 K: 0 S: 7	H: 0 LOB: 1 BB: 1 P: 12	R: 0 E: 0 K: 1 S: 12	H: 1 LOB: 0 BB: 0 P: 12	R: 0 E: 0 K: 2 S: 13	H: 1 LOB: 2 BB: 0 P: 20	R: 0 E: 0 K: 1 S: 11	H: 0 LOB: 0 BB: 0 P: 13	1B: 6 2B: 1 3B: 0 HR: 2	SF: 0 SAC: 0 DP: 3 HBP: 0	WP: 1 PB: 0 SB: 1 CS: 0	PA: 36							
<b>PITCHER</b>	IP	WLS	BF	H	R	ER	SO	BB	IBB	HBP	BLK	WP	HR	S	P	ERA	WHIP										
<b>78</b> <b>Michael Grove, R</b> ERA: 4.8	5.0		22	6	4	4	3	2	0	0	0	1	2	49	74	7.20	1.600										
<b>46</b> <b>Craig Kimbrel, R</b> ERA: 3.88	1.0		4	0	0	0	1	2	0	0	0	0	0	12	24	0.00	2.000										
<b>44</b> <b>Tommy Kahnle, R</b> ERA: 3.09	1.0		3	1	0	0	0	0	0	0	0	0	0	8	12	0.00	1.000										
<b>59</b> <b>Evan Phillips, R</b> ERA: 1.16	1.0	W	4	1	0	0	2	0	0	0	0	0	0	13	20	0.00	1.000										
<b>48</b> <b>Brusdar Graterol, R</b> ERA: 3.14	1.0	S	3	0	0	0	1	0	0	0	0	0	0	11	13	0.00	0.000										

Batter	1	2	3	4	5	6	7	8	9	AB	R	H	RBI	BB	SO	LOB	BOTTOM										
<b>50</b> <b>Mookie Betts, R</b> OBP: 0.341, SLG: 0.539										5	1	1	0	0	1	5	<b>Colorado Rockies @ Los Angeles Dodgers</b> Dodger Stadium, Los Angeles, CA Sat Oct 01 2022, 6:22 PM - 9:50 PM PDT Att: 47,334 - Clear - 68 F										
<b>6</b> <b>Trea Turner, R</b> OBP: 0.344, SLG: 0.467										4	2	2	0	1	2	1											
<b>5</b> <b>Freddie Freeman, L</b> OBP: 0.412, SLG: 0.513										3	2	2	1	2	0	1											
<b>25</b> <b>Trayce Thompson, R</b> OBP: 0.344, SLG: 0.491										2	1	1	0	3	1	1											
<b>71</b> <b>Miguel Vargas, R</b> OBP: 0.191, SLG: 0.267										3	0	0	0	0	3	5											
<b>12</b> <b>Joey Gallo, L</b> OBP: 0.285, SLG: 0.358										0	0	0	2	1	0	0											
<b>15</b> <b>Austin Barnes, R</b> OBP: 0.325, SLG: 0.386										4	0	0	1	1	0	2											
<b>35</b> <b>Cody Bellinger, L</b> OBP: 0.264, SLG: 0.394										4	0	3	2	0	0	0											
<b>17</b> <b>Hanser Alberto, R</b> OBP: 0.248, SLG: 0.357										2	0	1	0	1	0	1											
<b>13</b> <b>Max Muncy, L</b> OBP: 0.333, SLG: 0.392										0	0	0	0	1	0	0											
<b>9</b> <b>Gavin Lux, L</b> OBP: 0.351, SLG: 0.405										5	0	0	0	0	3	10											
<b>Inning Stats</b>	R: 0 E: 0 K: 1 S: 10	H: 1 LOB: 2 BB: 1 P: 17	R: 0 E: 0 K: 1 S: 8	H: 1 LOB: 1 BB: 1 P: 12	R: 1 E: 0 K: 3 S: 11	H: 2 LOB: 1 BB: 0 P: 15	R: 0 E: 0 K: 1 S: 8	H: 1 LOB: 1 BB: 0 P: 11	R: 0 E: 0 K: 2 S: 17	H: 1 LOB: 2 BB: 1 P: 24	R: 0 E: 1 K: 1 S: 11	H: 1 LOB: 3 BB: 6 P: 16	R: 3 E: 0 K: 1 S: 16	H: 0 LOB: 3 BB: 6 P: 44	R: 2 E: 0 K: 0 S: 14	H: 3 LOB: 3 BB: 1 P: 28	1B: 8 2B: 2 3B: 0 HR: 0	SF: 2 SAC: 0 DP: 0 HBP: 1	WP: 1 PB: 0 SB: 1 CS: 1	PA: 45							
<b>PITCHER</b>	IP	WLS	BF	H	R	ER	SO	BB	IBB	HBP	BLK	WP	HR	S	P	ERA	WHIP										
<b>21</b> <b>Kyle Freeland, L</b> ERA: 4.53	5.2		27	7	1	1	8	3	0	0	0	0	0	4	5	0.00	0.000										
<b>61</b> <b>Justin Lawrence, R</b> ERA: 5.99	0.1	H	1	0	0	0	1	0	0	0	0	0	0	4	5	0.00	0.000										
<b>32</b> <b>Dinelson Lamet, R</b> ERA: 6.53	0.0		3	3	3	3	0	3	0	0	0	1	0	3	15	∞	∞										
<b>56</b> <b>Chad Smith, R</b> ERA: 6.48	0.1	B	4	0	0	0	0	3	0	0	0	0	0	9	23	0.00	9.000										
<b>64</b> <b>Gavin Hollowell, R</b> ERA: 10.13	1.1	L	8	3	2	2	1	1	0	0	0	0	0	16	31	13.50	3.000										





Batter	1	2	3	4	5	6	7	8	9	AB	R	H	RBI	BB	SO	LOB	TOP						
2 Yonathan Daza, R OBP: 0.353, SLG: 0.390										4	1	1	0	1	1	1	<b>Colorado Rockies @ Los Angeles Dodgers</b> Dodger Stadium, Los Angeles, CA Sun Oct 02 2022, 1:15 PM - 4:01 PM PDT Att: 44,091 - Sunny - 75 F						
7 Brendan Rodgers, R OBP: 0.323, SLG: 0.404										5	1	1	1	1	0	2		AB 35 R 4 H 10 RBI 4 BB 2 SO 13 LOB 13					
24 Ryan McMahon, L OBP: 0.326, SLG: 0.416										4	0	1	1	0	0	1		WP: 0 PA: 38 PB: 0 SB: 0 CS: 0					
25 C.J. Cron, R OBP: 0.316, SLG: 0.470										4	0	0	0	0	0	3		livebaseballscorecards.com					
Randal Grichuk, R OBP: 0.303, SLG: 0.426										4	1	1	0	0	3	0		AB 35 R 4 H 10 RBI 4 BB 2 SO 13 LOB 13					
12 Sean Bouchard, R OBP: 0.452, SLG: 0.444										4	1	2	1	0	0	0		WP: 0 PA: 38 PB: 0 SB: 0 CS: 0					
29 Michael Toglia, S OBP: 0.287, SLG: 0.394										3	0	2	0	1	1	1		AB 35 R 4 H 10 RBI 4 BB 2 SO 13 LOB 13					
14 Ezequiel Tovar, R OBP: 0.286, SLG: 0.269										4	0	1	1	0	1	3		WP: 0 PA: 38 PB: 0 SB: 0 CS: 0					
6 Brian Serven, R OBP: 0.265, SLG: 0.337										3	0	1	0	0	2	1		WP: 0 PA: 38 PB: 0 SB: 0 CS: 0					
<b>Inning Stats</b>	R: 1 H: 1 E: 0 K: 2 S: 18	H: 1 LOB: 0 BB: 0 P: 21	R: 0 H: 1 E: 0 K: 3 S: 12	H: 1 LOB: 1 BB: 0 P: 19	R: 1 H: 2 E: 0 K: 3 S: 16	H: 2 LOB: 1 BB: 0 P: 25	R: 0 H: 1 E: 0 K: 1 S: 11	H: 1 LOB: 1 BB: 0 P: 14	R: 0 H: 1 E: 0 K: 1 S: 6	H: 0 LOB: 0 BB: 0 P: 7	R: 0 H: 0 E: 0 K: 1 S: 7	H: 0 LOB: 1 BB: 1 P: 8	R: 0 H: 0 E: 0 K: 1 S: 8	H: 0 LOB: 1 BB: 1 P: 13	R: 0 H: 0 E: 1 K: 1 S: 10	H: 0 LOB: 1 BB: 0 P: 14		R: 2 H: 4 E: 0 K: 0 S: 13	H: 4 LOB: 2 BB: 1 P: 22	1B: 5 2B: 3 3B: 1 HR: 1	SF: 0 SAC: 1 DP: 2 HBP: 0	WP: 0 PA: 38 PB: 0 SB: 0 CS: 0	
<b>PITCHER</b>	IP WLS BF H R ER SO BB IBB HBP BLK WP HR S P ERA WHIP	IP WLS BF H R ER SO BB IBB HBP BLK WP HR S P ERA WHIP	IP WLS BF H R ER SO BB IBB HBP BLK WP HR S P ERA WHIP	IP WLS BF H R ER SO BB IBB HBP BLK WP HR S P ERA WHIP	IP WLS BF H R ER SO BB IBB HBP BLK WP HR S P ERA WHIP	IP WLS BF H R ER SO BB IBB HBP BLK WP HR S P ERA WHIP	IP WLS BF H R ER SO BB IBB HBP BLK WP HR S P ERA WHIP	IP WLS BF H R ER SO BB IBB HBP BLK WP HR S P ERA WHIP	IP WLS BF H R ER SO BB IBB HBP BLK WP HR S P ERA WHIP	IP WLS BF H R ER SO BB IBB HBP BLK WP HR S P ERA WHIP	IP WLS BF H R ER SO BB IBB HBP BLK WP HR S P ERA WHIP	IP WLS BF H R ER SO BB IBB HBP BLK WP HR S P ERA WHIP	IP WLS BF H R ER SO BB IBB HBP BLK WP HR S P ERA WHIP	IP WLS BF H R ER SO BB IBB HBP BLK WP HR S P ERA WHIP	IP WLS BF H R ER SO BB IBB HBP BLK WP HR S P ERA WHIP	IP WLS BF H R ER SO BB IBB HBP BLK WP HR S P ERA WHIP	IP WLS BF H R ER SO BB IBB HBP BLK WP HR S P ERA WHIP	IP WLS BF H R ER SO BB IBB HBP BLK WP HR S P ERA WHIP	IP WLS BF H R ER SO BB IBB HBP BLK WP HR S P ERA WHIP	IP WLS BF H R ER SO BB IBB HBP BLK WP HR S P ERA WHIP	IP WLS BF H R ER SO BB IBB HBP BLK WP HR S P ERA WHIP		
31 Tyler Anderson, L ERA: 2.57	5.0 L	20 L	6 2	2 2	10 10	0 0	0 0	0 0	0 0	0 0	1 1	63 63	86 86	3.60 3.60	1.200 1.200								
Andre Jackson, R ERA: 1.95	6.1 L	18 L	4 2	2 2	3 3	2 0	0 0	0 0	0 0	0 0	0 0	38 38	57 57	4.50 4.50	1.500 1.500								
<b>Batter</b>	<b>1</b>	<b>2</b>	<b>3</b>	<b>4</b>	<b>5</b>	<b>6</b>	<b>7</b>	<b>8</b>	<b>9</b>	<b>AB</b>	<b>R</b>	<b>H</b>	<b>RBI</b>	<b>BB</b>	<b>SO</b>	<b>LOB</b>	<b>BOTTOM</b>						
6 Trea Turner, R OBP: 0.344, SLG: 0.465										3	0	0	0	1	2	3	<b>Colorado Rockies @ Los Angeles Dodgers</b> Dodger Stadium, Los Angeles, CA Sun Oct 02 2022, 1:15 PM - 4:01 PM PDT Att: 44,091 - Sunny - 75 F						
5 Freddie Freeman, L OBP: 0.409, SLG: 0.510										4	0	0	0	0	3	4		AB 30 R 1 H 4 RBI 1 BB 3 SO 15 LOB 14					
16 Will Smith, R OBP: 0.347, SLG: 0.472										4	0	0	0	0	2	3		WP: 0 PA: 34 PB: 1 SB: 1 CS: 0					
13 Max Muncy, L OBP: 0.330, SLG: 0.389										4	0	0	0	0	1	1		livebaseballscorecards.com					
10 Justin Turner, R OBP: 0.352, SLG: 0.443										4	0	1	0	0	1	0		WP: 0 PA: 34 PB: 1 SB: 1 CS: 0					
71 Miguel Vargas, R OBP: 0.191, SLG: 0.267										0	0	0	0	0	0	0		livebaseballscorecards.com					
12 Joey Gallo, L OBP: 0.282, SLG: 0.354										4	0	0	0	0	3	1		WP: 0 PA: 34 PB: 1 SB: 1 CS: 0					
9 Gavin Lux, L OBP: 0.350, SLG: 0.402										3	1	0	0	1	2	1		AB 30 R 1 H 4 RBI 1 BB 3 SO 15 LOB 14					
25 Trayce Thompson, R OBP: 0.352, SLG: 0.495										2	0	2	0	1	0	0		WP: 0 PA: 34 PB: 1 SB: 1 CS: 0					
35 Cody Bellinger, L OBP: 0.265, SLG: 0.385										2	0	1	1	0	1	1		WP: 0 PA: 34 PB: 1 SB: 1 CS: 0					
<b>Inning Stats</b>	R: 0 H: 0 E: 0 K: 3 S: 9	H: 0 LOB: 0 BB: 0 P: 15	R: 0 H: 0 E: 0 K: 2 S: 9	H: 0 LOB: 0 BB: 0 P: 13	R: 1 H: 1 E: 0 K: 1 S: 11	H: 1 LOB: 1 BB: 1 P: 15	R: 0 H: 0 E: 0 K: 0 S: 7	H: 0 LOB: 0 BB: 0 P: 11	R: 0 H: 0 E: 0 K: 2 S: 17	H: 0 LOB: 1 BB: 1 P: 23	R: 0 H: 0 E: 0 K: 0 S: 5	H: 0 LOB: 1 BB: 1 P: 9	R: 0 H: 0 E: 0 K: 1 S: 9	H: 0 LOB: 0 BB: 0 P: 11	R: 0 H: 2 E: 0 K: 3 S: 14	H: 2 LOB: 2 BB: 0 P: 17	R: 0 H: 1 E: 0 K: 3 S: 13	H: 1 LOB: 2 BB: 0 P: 18	1B: 4 2B: 0 3B: 0 HR: 0	SF: 1 SAC: 0 DP: 0 HBP: 0	WP: 0 PA: 34 PB: 1 SB: 1 CS: 0		
<b>PITCHER</b>	IP WLS BF H R ER SO BB IBB HBP BLK WP HR S P ERA WHIP	IP WLS BF H R ER SO BB IBB HBP BLK WP HR S P ERA WHIP	IP WLS BF H R ER SO BB IBB HBP BLK WP HR S P ERA WHIP	IP WLS BF H R ER SO BB IBB HBP BLK WP HR S P ERA WHIP	IP WLS BF H R ER SO BB IBB HBP BLK WP HR S P ERA WHIP	IP WLS BF H R ER SO BB IBB HBP BLK WP HR S P ERA WHIP	IP WLS BF H R ER SO BB IBB HBP BLK WP HR S P ERA WHIP	IP WLS BF H R ER SO BB IBB HBP BLK WP HR S P ERA WHIP	IP WLS BF H R ER SO BB IBB HBP BLK WP HR S P ERA WHIP	IP WLS BF H R ER SO BB IBB HBP BLK WP HR S P ERA WHIP	IP WLS BF H R ER SO BB IBB HBP BLK WP HR S P ERA WHIP	IP WLS BF H R ER SO BB IBB HBP BLK WP HR S P ERA WHIP	IP WLS BF H R ER SO BB IBB HBP BLK WP HR S P ERA WHIP	IP WLS BF H R ER SO BB IBB HBP BLK WP HR S P ERA WHIP	IP WLS BF H R ER SO BB IBB HBP BLK WP HR S P ERA WHIP	IP WLS BF H R ER SO BB IBB HBP BLK WP HR S P ERA WHIP	IP WLS BF H R ER SO BB IBB HBP BLK WP HR S P ERA WHIP	IP WLS BF H R ER SO BB IBB HBP BLK WP HR S P ERA WHIP	IP WLS BF H R ER SO BB IBB HBP BLK WP HR S P ERA WHIP	IP WLS BF H R ER SO BB IBB HBP BLK WP HR S P ERA WHIP	IP WLS BF H R ER SO BB IBB HBP BLK WP HR S P ERA WHIP		
48 Germán Márquez, R ERA: 4.95	6.0 W	22 W	1 1	1 1	8 8	3 0	0 0	0 0	0 0	0 0	0 0	9 9	11 11	0.00 0.00	0.000 0.000								
61 Justin Lawrence, R ERA: 5.83	1.0 H	3 3	0 0	0 0	1 1	0 0	0 0	0 0	0 0	0 0	0 0	9 9	11 11	0.00 0.00	0.000 0.000								
52 Daniel Bard, R ERA: 1.82	2.0 S	9 9	3 0	0 0	6 6	0 0	0 0	0 0	0 0	0 0	0 0	27 27	35 35	0.00 0.00	1.500 1.500								



Batter	1	2	3	4	5	6	7	8	9	AB	R	H	RBI	BB	SO	LOB	TOP		
2 Yonathan Daza, R OBP: 0.349, SLG: 0.384	L4		G5-3			G4-3		K	G3	5	0	0	0	0	1	1	<b>Colorado Rockies @ Los Angeles Dodgers</b> Dodger Stadium, Los Angeles, CA Mon Oct 03 2022, 7:11 PM - 10:12 PM PDT Att: 52,012 - Clear - 70 F		
24 Ryan McMahon, L OBP: 0.327, SLG: 0.416	K		G3-1			7 BB 1B		7 BB 1B		4	0	2	0	0	1	0			
7 Brendan Rodgers, R OBP: 0.325, SLG: 0.404	G4-3		P4			BB		1B		3	0	1	0	1	0	0			
35 Elias Diaz, R OBP: 0.281, SLG: 0.369		12 BB 13 BB 1B				G4-3		L8		4	1	1	0	0	1	4			
Randal Grichuk, R OBP: 0.301, SLG: 0.423	L6		F9					K		4	0	0	0	0	2	5			
12 Sean Bouchard, R OBP: 0.466, SLG: 0.493	13 BB 2B		G6-3					2B		4	1	3	0	0	0	0			
13 Alan Trejo, R OBP: 0.312, SLG: 0.424	2B 1B		G5-3					K		4	0	1	1	0	1	2			
14 Ezequiel Tovar, R OBP: 0.250, SLG: 0.233	K		K					G5-3		4	0	0	0	0	2	4			
29 Michael Toglia, S OBP: 0.286, SLG: 0.388	K		K					K		4	0	1	1	0	3	3			
	2-H 1B																		
<b>Inning Stats</b>	R: 0 H: 0 E: 0 K: 1 S: 9	H: 0 LOB: 0 BB: 0 P: 13	R: 1 H: 3 E: 0 K: 2 S: 15	H: 3 LOB: 2 BB: 0 P: 27	R: 0 H: 0 E: 0 K: 0 S: 6	H: 0 LOB: 0 BB: 0 P: 9	R: 0 H: 0 E: 0 K: 0 S: 10	H: 0 LOB: 0 BB: 0 P: 16	R: 0 H: 0 E: 0 K: 2 S: 12	H: 1 LOB: 2 BB: 1 P: 28	R: 0 H: 1 E: 0 K: 2 S: 9	H: 1 LOB: 1 BB: 0 P: 13	R: 0 H: 2 E: 0 K: 3 S: 13	H: 2 LOB: 1 BB: 0 P: 19	R: 1 H: 2 E: 0 K: 0 S: 13	H: 2 LOB: 1 BB: 0 P: 16	1B: 7 2B: 2 HR: 0	SF: 0 SAC: 0 DP: 0 HBP: 0	WP: 0 PA: 37 PB: 0 SB: 1 CS: 0
<b>PITCHER</b>	IP WLS BF H R ER SO BB IBB HBP BLK WP HR S P ERA WHIP	IP WLS BF H R ER SO BB IBB HBP BLK WP HR S P ERA WHIP	IP WLS BF H R ER SO BB IBB HBP BLK WP HR S P ERA WHIP	IP WLS BF H R ER SO BB IBB HBP BLK WP HR S P ERA WHIP	IP WLS BF H R ER SO BB IBB HBP BLK WP HR S P ERA WHIP	IP WLS BF H R ER SO BB IBB HBP BLK WP HR S P ERA WHIP	IP WLS BF H R ER SO BB IBB HBP BLK WP HR S P ERA WHIP	IP WLS BF H R ER SO BB IBB HBP BLK WP HR S P ERA WHIP	IP WLS BF H R ER SO BB IBB HBP BLK WP HR S P ERA WHIP	IP WLS BF H R ER SO BB IBB HBP BLK WP HR S P ERA WHIP	IP WLS BF H R ER SO BB IBB HBP BLK WP HR S P ERA WHIP	IP WLS BF H R ER SO BB IBB HBP BLK WP HR S P ERA WHIP	IP WLS BF H R ER SO BB IBB HBP BLK WP HR S P ERA WHIP	IP WLS BF H R ER SO BB IBB HBP BLK WP HR S P ERA WHIP	IP WLS BF H R ER SO BB IBB HBP BLK WP HR S P ERA WHIP	IP WLS BF H R ER SO BB IBB HBP BLK WP HR S P ERA WHIP	IP WLS BF H R ER SO BB IBB HBP BLK WP HR S P ERA WHIP	IP WLS BF H R ER SO BB IBB HBP BLK WP HR S P ERA WHIP	IP WLS BF H R ER SO BB IBB HBP BLK WP HR S P ERA WHIP
26 Tony Gonsolin, R ERA: 2.14	2.0	9	3	1	1	3	0	0	0	0	0	0	0	0	0	0	4.50	1.500	
38 Yency Almonte, R ERA: 1.05	1.0	3	0	0	0	0	0	0	0	0	0	0	0	0	0	0	0.00	0.000	
44 Tommy Kahnle, R ERA: 2.84	1.0	3	0	0	0	0	0	0	0	0	0	0	0	0	0	0	0.00	0.000	
46 Craig Kimbrel, R ERA: 3.91	1.0	3	0	0	0	2	0	0	0	0	0	0	0	0	0	0	0.00	0.000	
64 Caleb Ferguson, L ERA: 1.87	0.2	4	1	0	0	0	1	0	0	0	0	0	0	0	0	0	0.00	3.000	
58 Chris Martin, R ERA: 3.11	0.1	1	0	0	0	1	0	0	0	0	0	0	0	0	0	0	0.00	0.000	
51 Alex Vesia, L ERA: 2.15	1.0	4	1	0	0	2	0	0	0	0	0	0	0	0	0	0	0.00	1.000	
59 Evan Phillips, R ERA: 1.14	1.0	5	2	0	0	3	0	0	0	0	0	0	0	0	0	0	0.00	2.000	
48 Brusdar Graterol, R ERA: 3.26	1.0	L 5	2	1	1	0	0	0	0	0	0	0	0	0	0	0	9.00	2.000	
<b>Batter</b>	1	2	3	4	5	6	7	8	9	AB	R	H	RBI	BB	SO	LOB	BOTTOM		
50 Mookie Betts, R OBP: 0.341, SLG: 0.537	G4-3		1B		G6-3			K		4	0	1	0	0	1	0	<b>Colorado Rockies @ Los Angeles Dodgers</b> Dodger Stadium, Los Angeles, CA Mon Oct 03 2022, 7:11 PM - 10:12 PM PDT Att: 52,012 - Clear - 70 F		
6 Trea Turner, R OBP: 0.345, SLG: 0.464	G5-3		P3					K		4	0	1	0	0	1	1			
5 Freddie Freeman, L OBP: 0.407, SLG: 0.507	K		G3					G4-3		4	0	0	0	0	1	1			
16 Will Smith, R OBP: 0.345, SLG: 0.468		G6-3			G5-3			G1		4	0	0	0	0	0	1			
13 Max Muncy, L OBP: 0.330, SLG: 0.388		K			9 BB 1B			F8		4	0	1	0	0	1	1			
9 Gavin Lux, L OBP: 0.350, SLG: 0.402		G3-1			1B			G3		3	0	1	0	0	0	0			
35 Cody Bellinger, L OBP: 0.263, SLG: 0.382			K		P5			G4-3		3	0	0	0	0	1	2			
25 Trayce Thompson, R OBP: 0.356, SLG: 0.512			HR		12 L3 1B			K		3	1	2	1	0	1	0			
12 Joey Gallo, L OBP: 0.280, SLG: 0.351		L7			L3			G5-3		3	0	0	0	0	0	1			
<b>Inning Stats</b>	R: 0 H: 0 E: 0 K: 1 S: 8	H: 0 LOB: 0 BB: 0 P: 12	R: 0 H: 0 E: 0 K: 1 S: 8	H: 0 LOB: 0 BB: 0 P: 13	R: 1 H: 2 E: 0 K: 1 S: 11	H: 2 LOB: 1 BB: 0 P: 18	R: 0 H: 2 E: 0 K: 0 S: 16	H: 2 LOB: 2 BB: 0 P: 22	R: 0 H: 1 E: 0 K: 0 S: 8	H: 1 LOB: 0 BB: 0 P: 13	R: 0 H: 0 E: 0 K: 1 S: 7	H: 0 LOB: 0 BB: 0 P: 13	R: 0 H: 0 E: 0 K: 2 S: 9	H: 0 LOB: 0 BB: 0 P: 13	R: 0 H: 1 E: 0 K: 0 S: 9	H: 1 LOB: 1 BB: 0 P: 16	1B: 5 2B: 1 3B: 0 HR: 1	SF: 0 SAC: 0 DP: 1 HBP: 0	WP: 0 PA: 32 PB: 0 SB: 0 CS: 0
<b>PITCHER</b>	IP WLS BF H R ER SO BB IBB HBP BLK WP HR S P ERA WHIP	IP WLS BF H R ER SO BB IBB HBP BLK WP HR S P ERA WHIP	IP WLS BF H R ER SO BB IBB HBP BLK WP HR S P ERA WHIP	IP WLS BF H R ER SO BB IBB HBP BLK WP HR S P ERA WHIP	IP WLS BF H R ER SO BB IBB HBP BLK WP HR S P ERA WHIP	IP WLS BF H R ER SO BB IBB HBP BLK WP HR S P ERA WHIP	IP WLS BF H R ER SO BB IBB HBP BLK WP HR S P ERA WHIP	IP WLS BF H R ER SO BB IBB HBP BLK WP HR S P ERA WHIP	IP WLS BF H R ER SO BB IBB HBP BLK WP HR S P ERA WHIP	IP WLS BF H R ER SO BB IBB HBP BLK WP HR S P ERA WHIP	IP WLS BF H R ER SO BB IBB HBP BLK WP HR S P ERA WHIP	IP WLS BF H R ER SO BB IBB HBP BLK WP HR S P ERA WHIP	IP WLS BF H R ER SO BB IBB HBP BLK WP HR S P ERA WHIP	IP WLS BF H R ER SO BB IBB HBP BLK WP HR S P ERA WHIP	IP WLS BF H R ER SO BB IBB HBP BLK WP HR S P ERA WHIP	IP WLS BF H R ER SO BB IBB HBP BLK WP HR S P ERA WHIP	IP WLS BF H R ER SO BB IBB HBP BLK WP HR S P ERA WHIP	IP WLS BF H R ER SO BB IBB HBP BLK WP HR S P ERA WHIP	IP WLS BF H R ER SO BB IBB HBP BLK WP HR S P ERA WHIP
51 José Ureña, R ERA: 5.01	6.0	22	5	1	1	4	0	0	0	0	0	0	0	0	0	0	1.50	0.833	
59 Jake Bird, R ERA: 4.91	2.0	W 6	0	0	0	2	0	0	0	0	0	0	0	0	0	0	0.00	0.000	
61 Justin Lawrence, R ERA: 5.7	1.0	S 4	1	0	0	0	0	0	0	0	0	0	0	0	0	0	0.00	1.000	



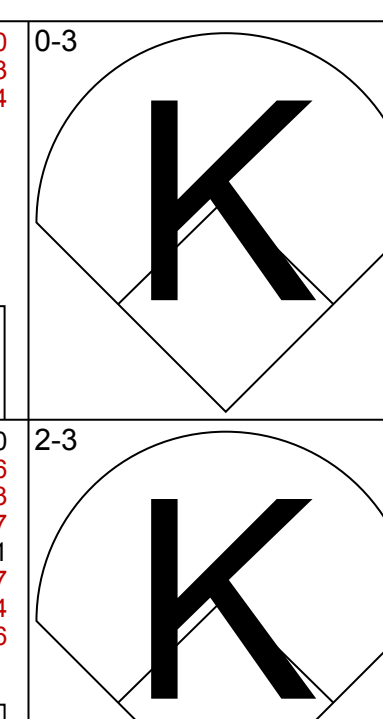
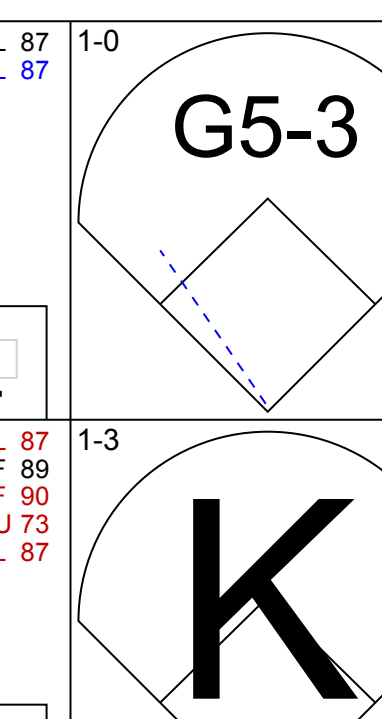
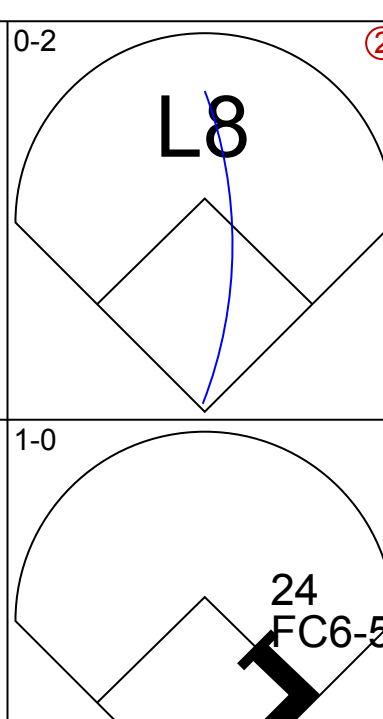
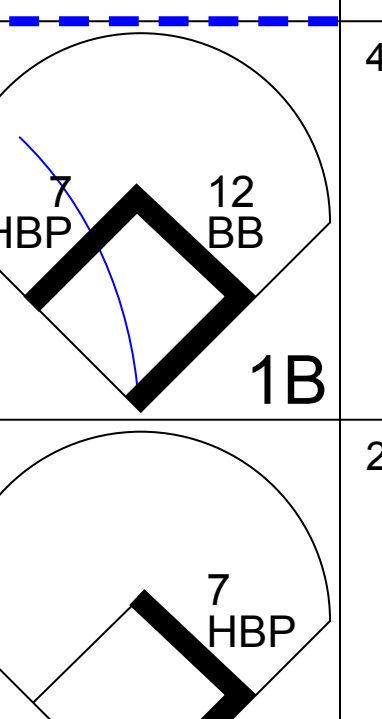
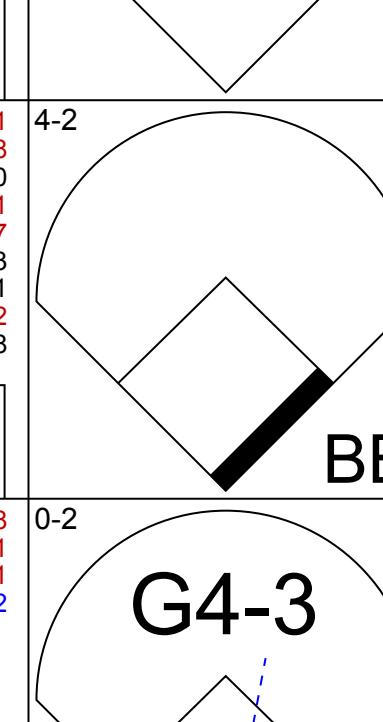

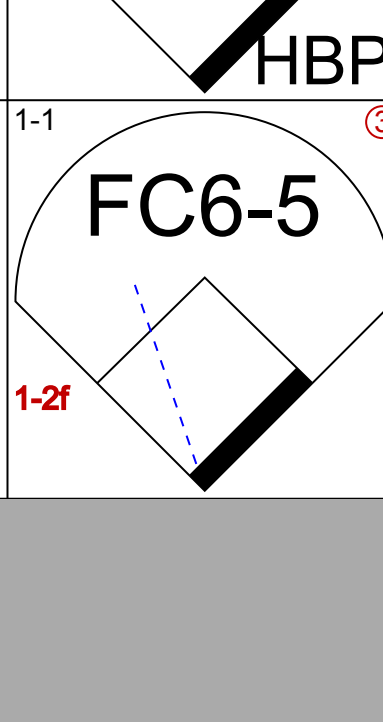
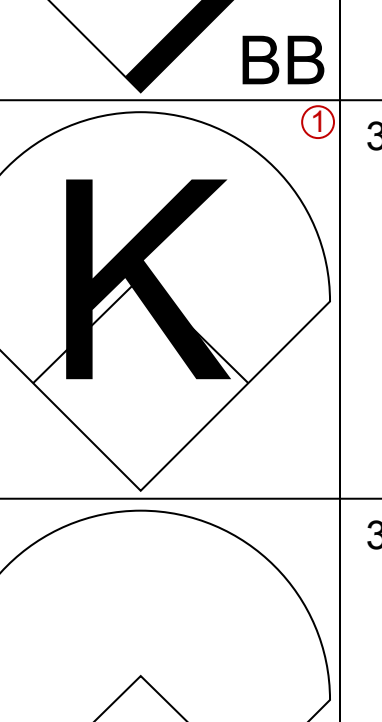

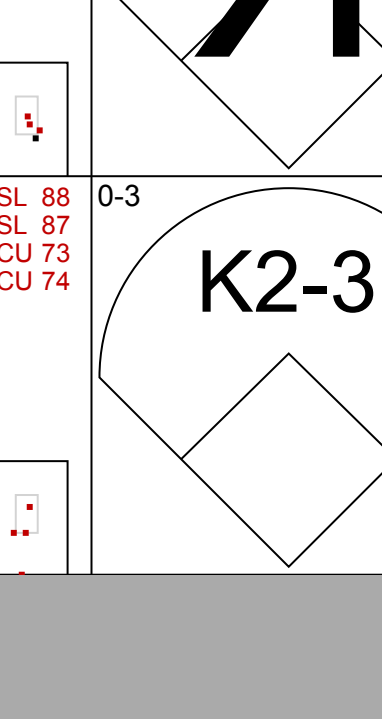

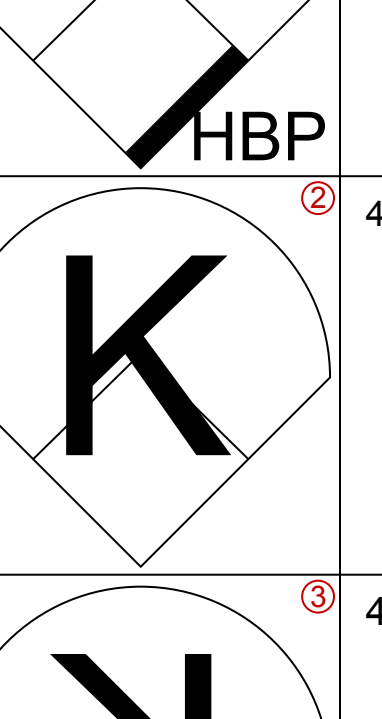


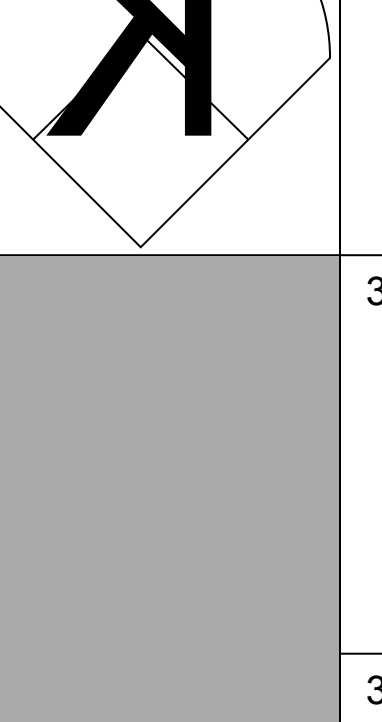
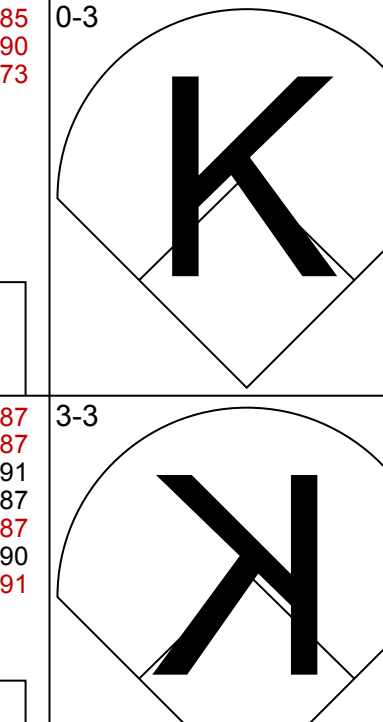
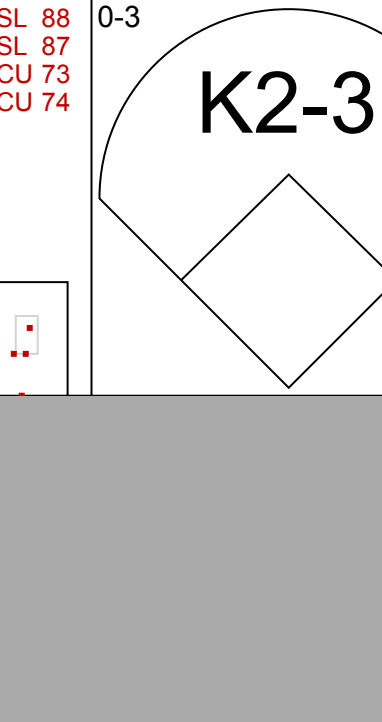
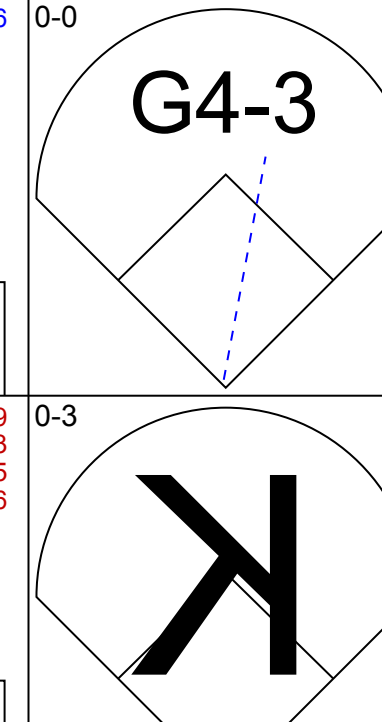

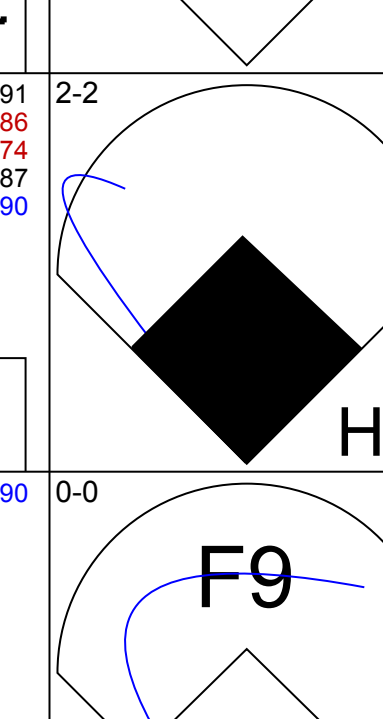
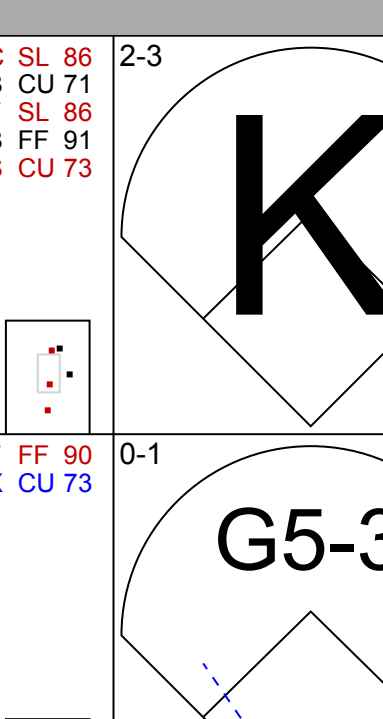
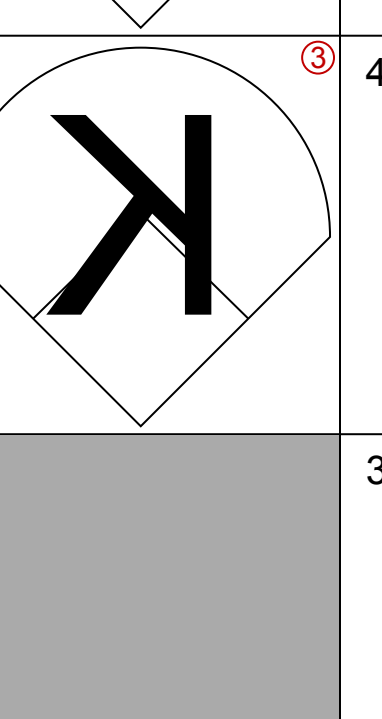
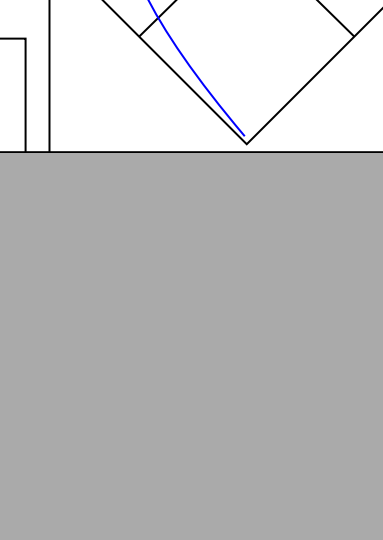
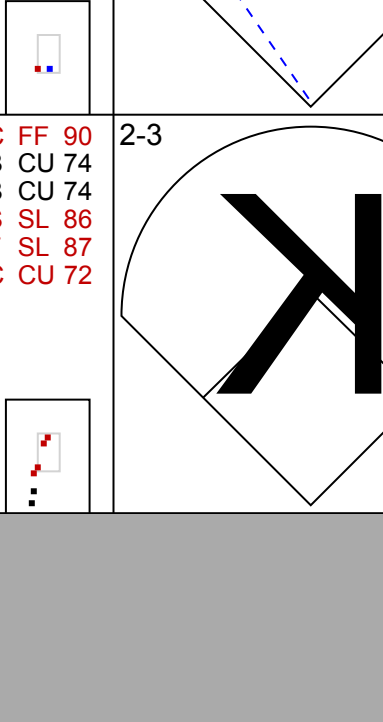
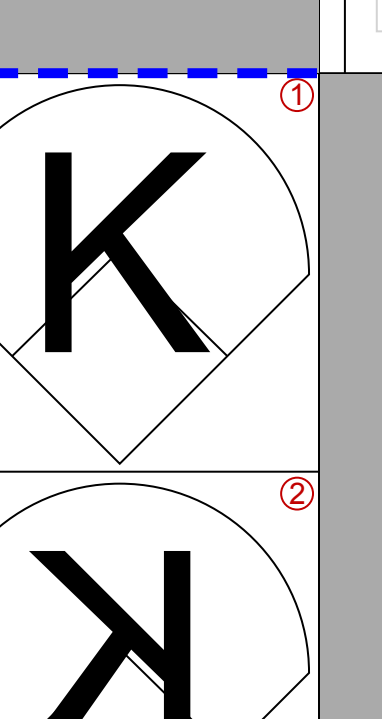

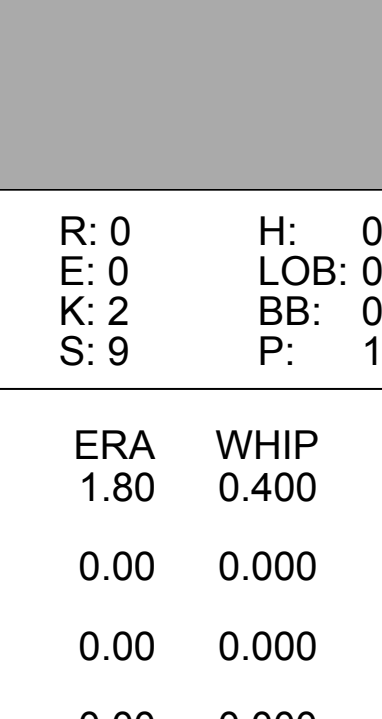
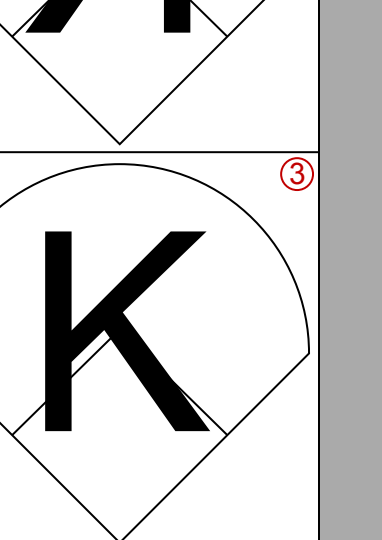





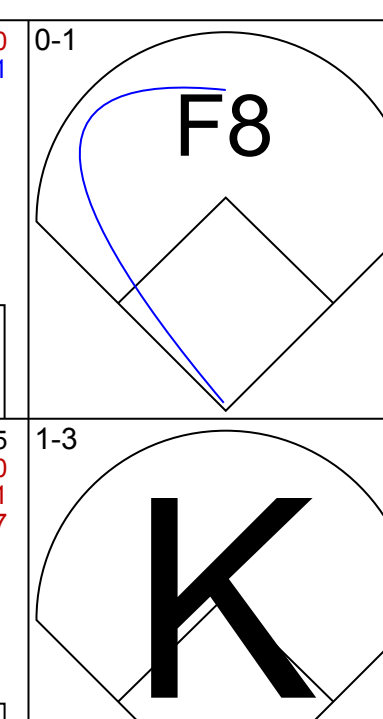
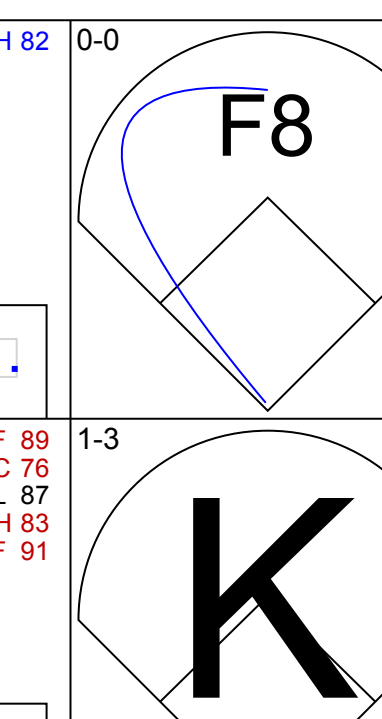
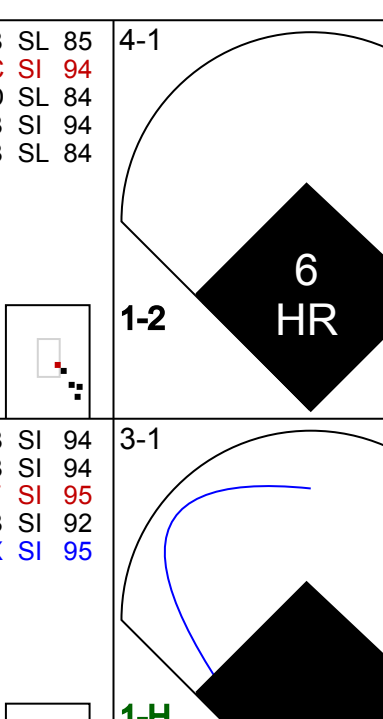
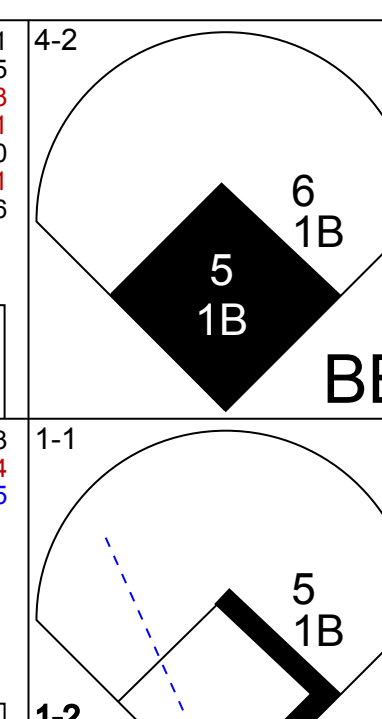
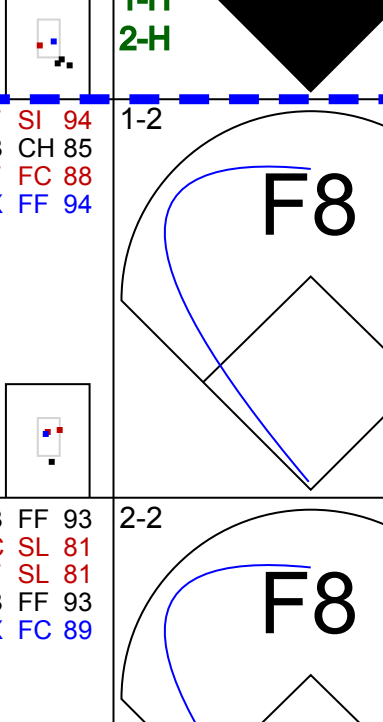
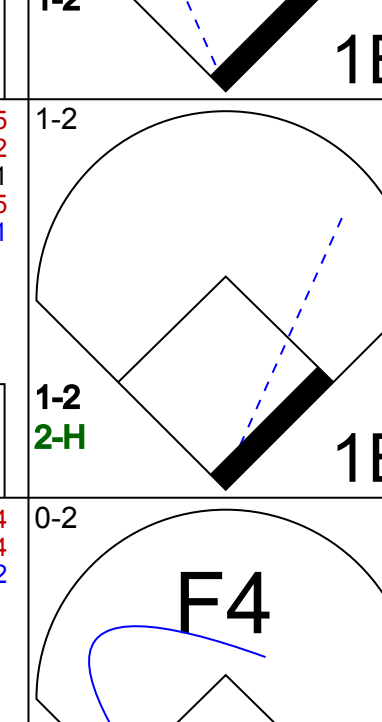
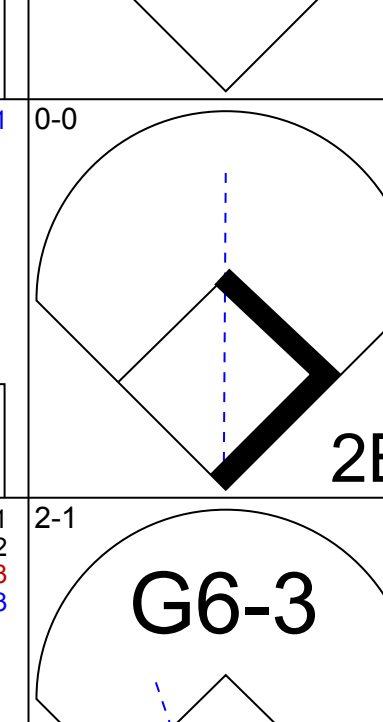
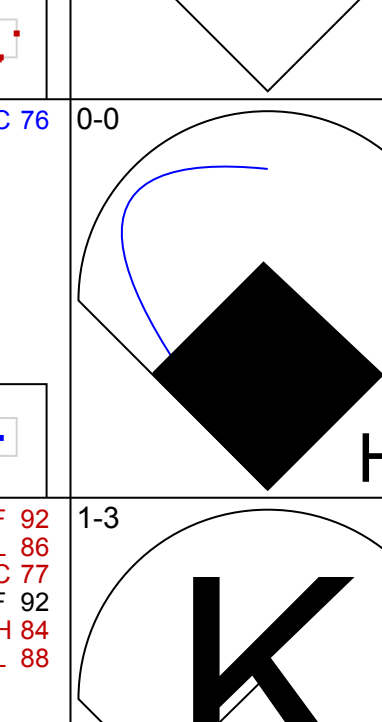
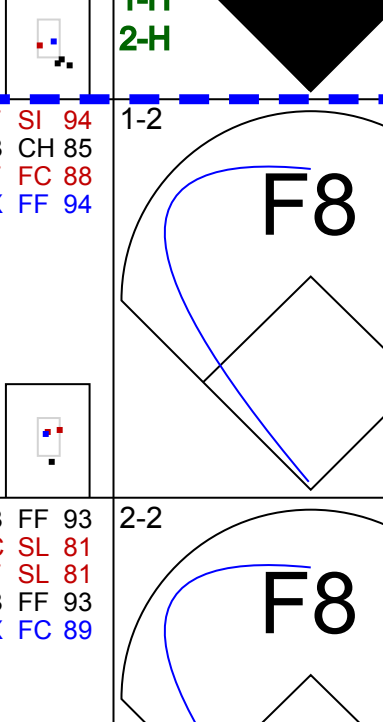
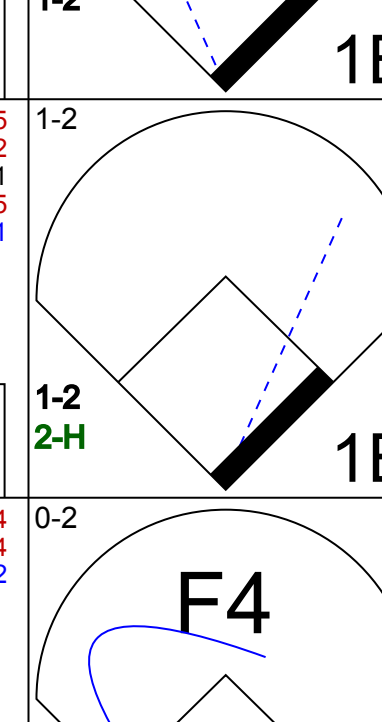



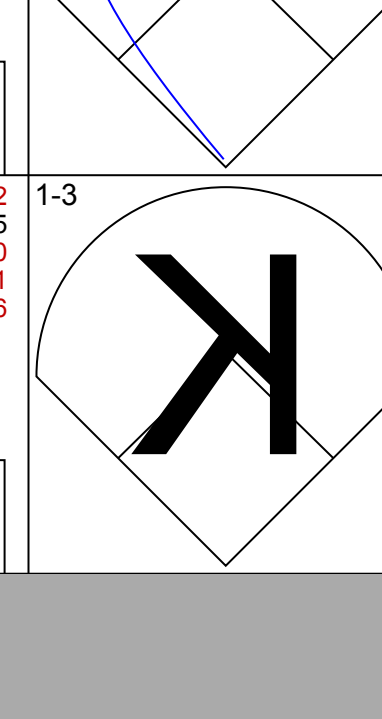




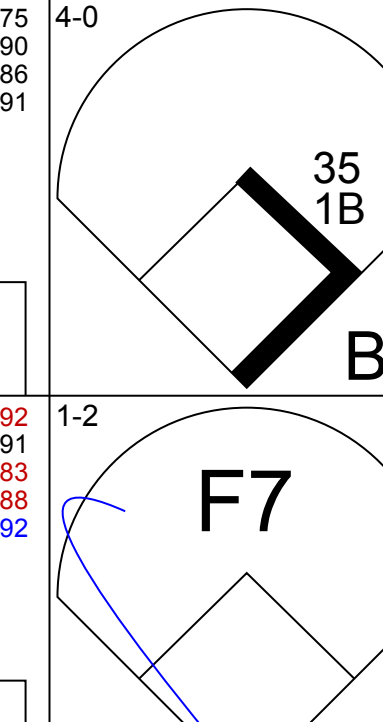
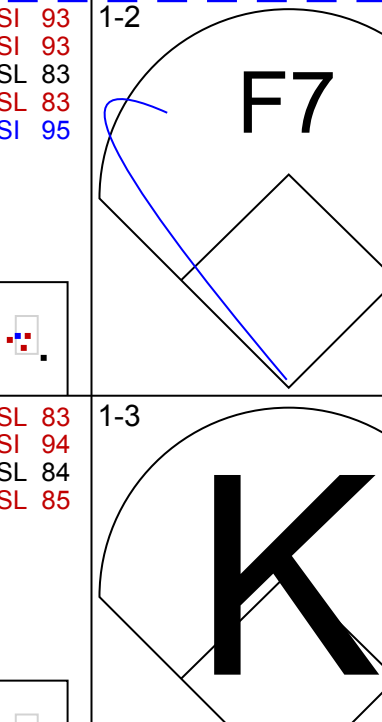
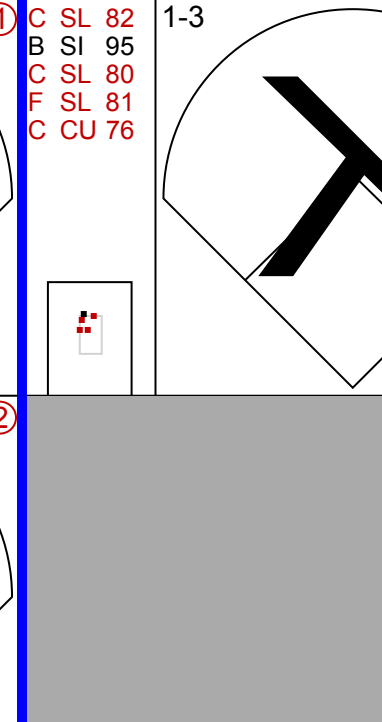
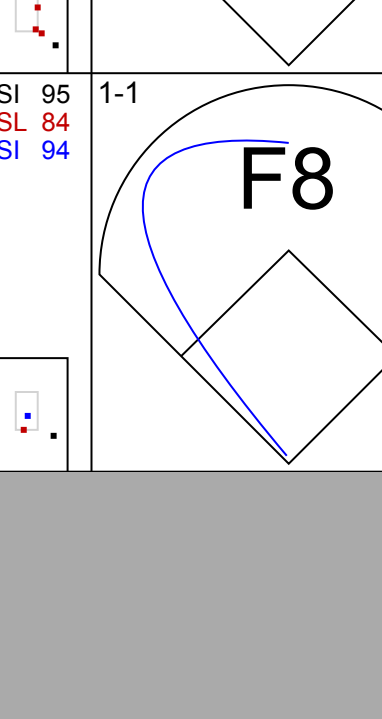
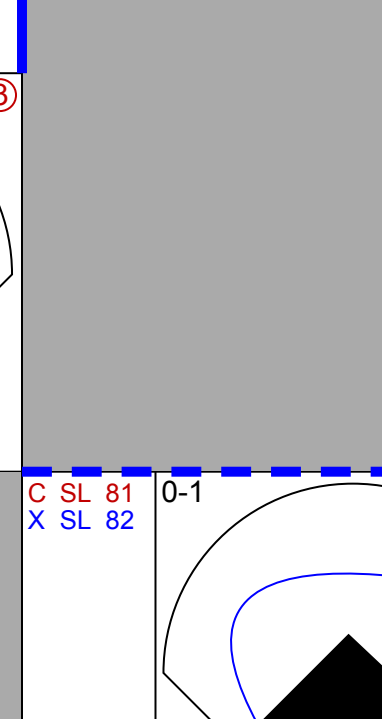
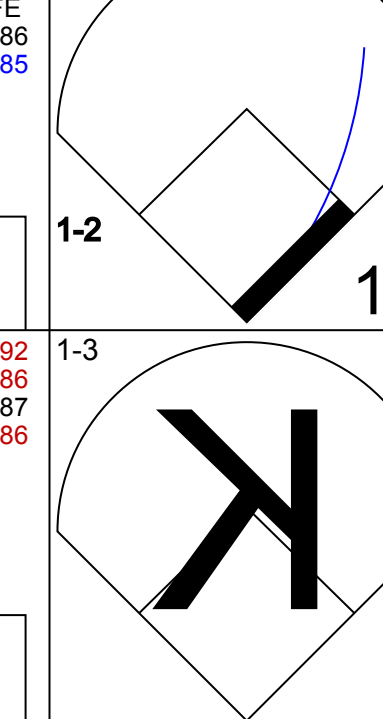


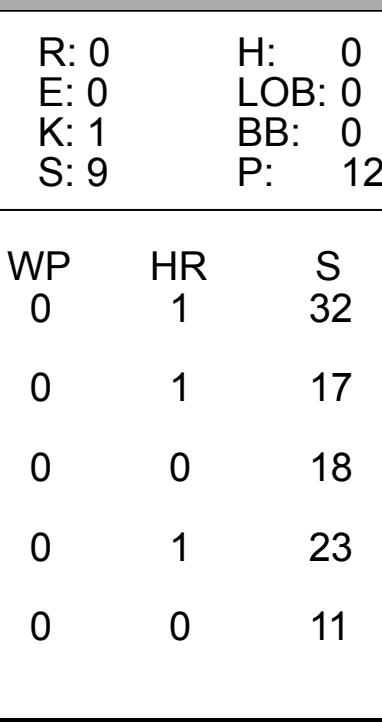
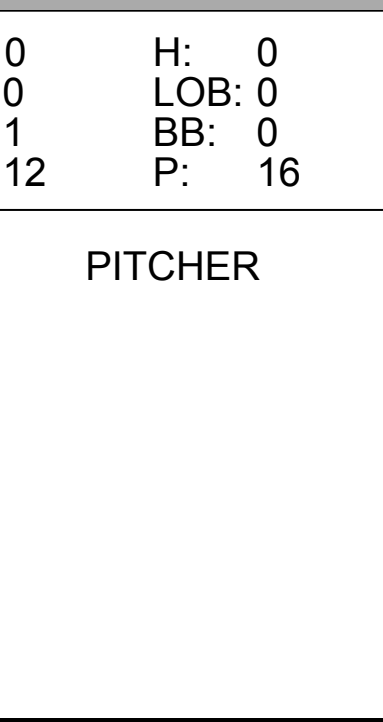
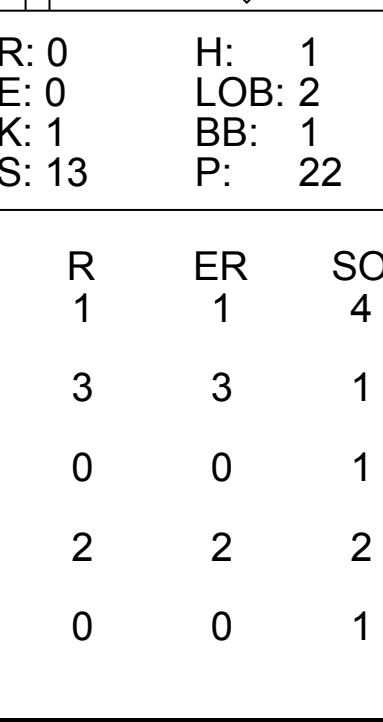
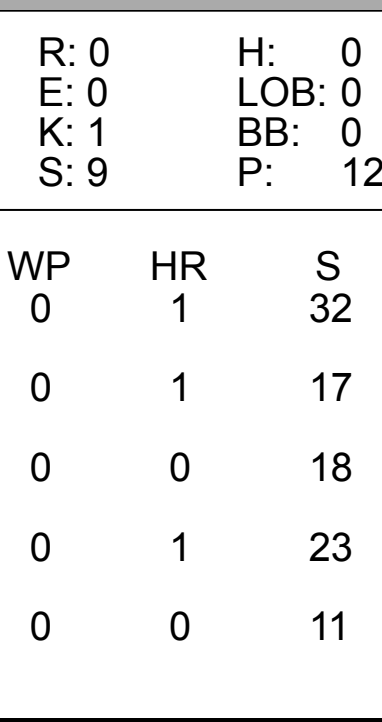
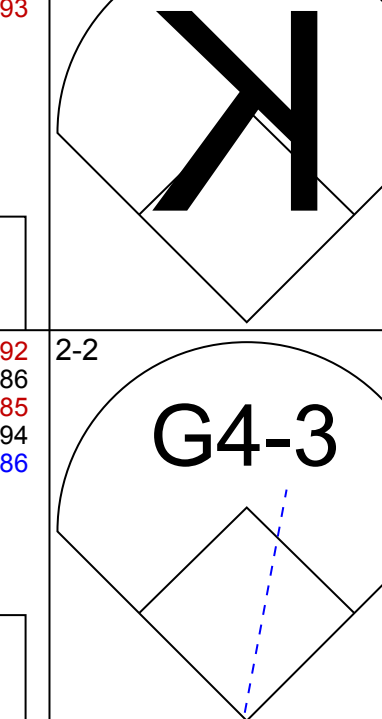
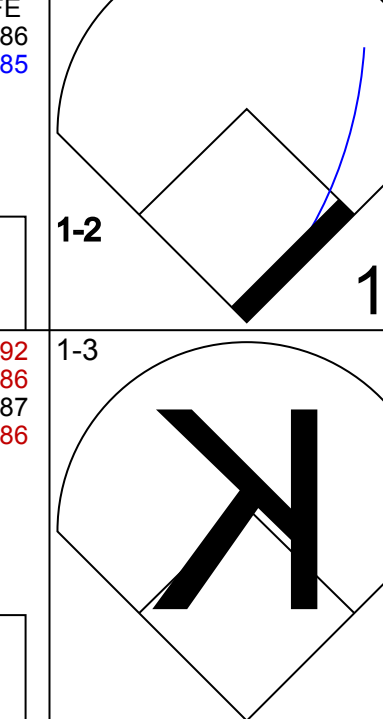
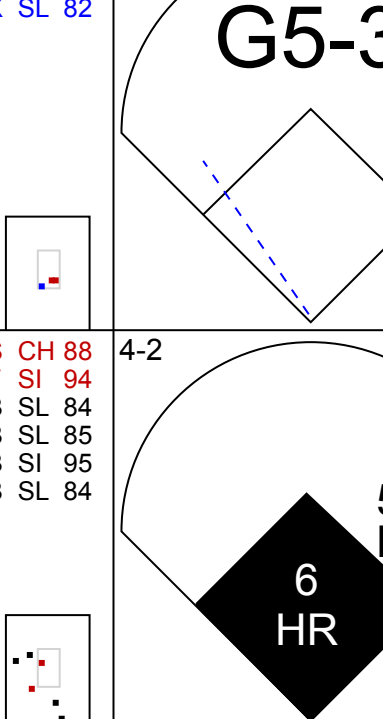
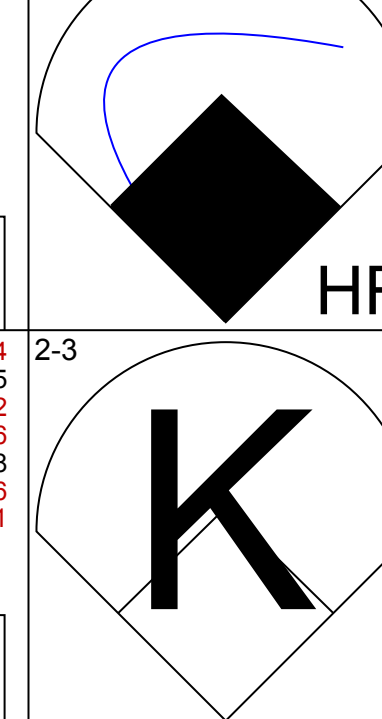
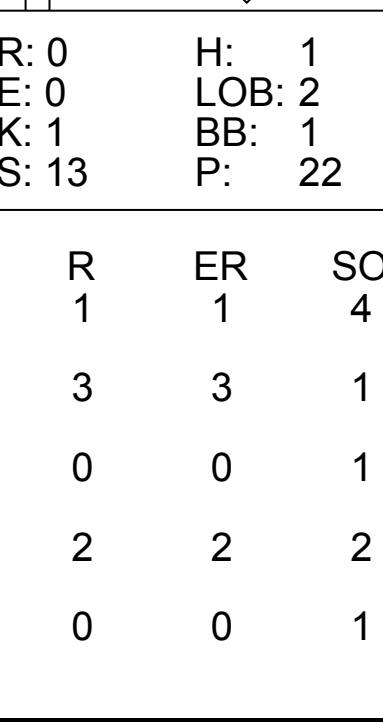
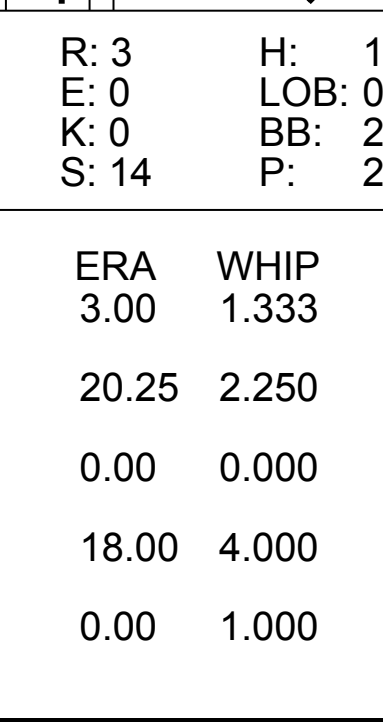
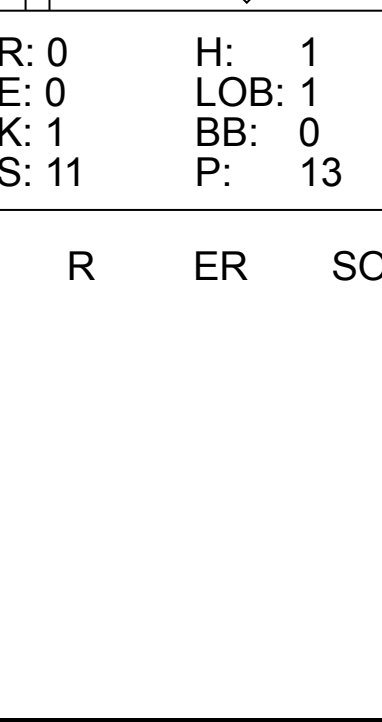
Batter	1	2	3	4	5	6	7	8	9	AB R H RBI BB SO LOB	TOP																	
<b>Randal Grichuk, R</b> (1, 9) OBP: 0.300, SLG: 0.426	G6-3		F9		K		HR		F9	5 1 1 2 0 1 2	<b>Colorado Rockies @ Los Angeles Dodgers</b> <b>Dodger Stadium, Los Angeles, CA</b> Tue Oct 04 2022, 7:13 PM - 10:00 PM PDT Att: 51,833 - Clear - 72 F <a href="http://livebaseballscorecards.com">livebaseballscorecards.com</a>																	
<b>12 Sean Bouchard, R</b> (1, 7) OBP: 0.452, SLG: 0.514	F7		HR		G6-3		K		K	5 1 1 1 0 2 2																		
<b>7 Brendan Rodgers, R</b> (1, 4) OBP: 0.326, SLG: 0.410	HR		1B		G4-3				G6-3	4 1 2 1 0 0 0																		
<b>25 C.J. Cron, R</b> (1, 10) OBP: 0.315, SLG: 0.468	BB		K		F8				K	3 0 0 0 1 2 1																		
<b>35 Elias Diaz, R</b> (1, 2) OBP: 0.281, SLG: 0.368	K		F7		K				K	4 0 1 0 0 2 2																		
<b>11 Jose Iglesias, R</b> (1, 6) OBP: 0.276, SLG: 0.442	G4-3		F7		G5-3				K	4 0 0 0 0 1 1																		
<b>44 Elehuris Montero, R</b> (1, 5) <b>24 Ryan McMahon, L</b> (9, PR) OBP: 0.327, SLG: 0.416	L8		P3				HR		1B	4 1 2 0 0 0 0 0 1 0 0 0 0 0																		
<b>29 Michael Toglia, S</b> (1, 3) OBP: 0.284, SLG: 0.393	2B		E2				K		P3	4 0 1 0 0 1 2																		
<b>1 Garrett Hampson, R</b> (1, 8) OBP: 0.291, SLG: 0.311	L8		K				K		2H	4 0 1 1 0 2 3																		
<b>Inning Stats</b>	R: 1 H: 1 E: 0 K: 1 S: 16	H: 1 LOB: 1 BB: 1 P: 22	R: 0 H: 1 E: 0 K: 0 S: 8	H: 1 LOB: 1 BB: 0 P: 10	R: 1 H: 2 E: 0 K: 1 S: 14	H: 2 LOB: 1 BB: 0 P: 23	R: 0 H: 0 E: 1 K: 1 S: 10	H: 0 LOB: 1 BB: 0 P: 18	R: 0 H: 0 E: 0 K: 1 S: 7	H: 0 LOB: 0 BB: 0 P: 10		R: 0 H: 0 E: 0 K: 1 S: 9	H: 0 LOB: 0 BB: 0 P: 13	R: 2 H: 2 E: 0 K: 3 S: 16	H: 2 LOB: 0 BB: 0 P: 20	R: 0 H: 1 E: 0 K: 2 S: 9	H: 1 LOB: 1 BB: 0 P: 15	R: 1 H: 2 E: 0 K: 1 S: 11	H: 2 LOB: 2 BB: 0 P: 14	1B: 4 2B: 2 3B: 0 HR: 3	SF: 0 SAC: 0 DP: 0 HBP: 0	WP: 0 PB: 0 SB: 0 CS: 0	PA: 38					
<b>PITCHER</b>	IP WLS BF H R ER SO BB IBB HBP BLK WP HR S P ERA WHIP											<b>PITCHER</b>	IP WLS BF H R ER SO BB IBB HBP BLK WP HR S P ERA WHIP															
<b>7 Julio Urias, L</b> (1, 1) ERA: 2.16	5.0		21	4	2	2	4	1	0	0	0	0	0	2	55	83	3.60	1.000										
<b>28 Andrew Heaney, L</b> (6, 1) ERA: 3.1	4.0	L	17	5	3	3	7	0	0	0	0	0	0	1	45	62	6.75	1.250										

Batter	1	2	3	4	5	6	7	8	9	AB R H RBI BB SO LOB	BOTTOM																	
<b>50 Mookie Betts, R</b> (1, 9) OBP: 0.340, SLG: 0.535	L7		K		HR				K	2 0 0 0 0 1 2 2 1 1 1 0 1 0	<b>Colorado Rockies @ Los Angeles Dodgers</b> <b>Dodger Stadium, Los Angeles, CA</b> Tue Oct 04 2022, 7:13 PM - 10:00 PM PDT Att: 51,833 - Clear - 72 F <a href="http://livebaseballscorecards.com">livebaseballscorecards.com</a>																	
<b>12 Joey Gallo, L</b> (4, 9) OBP: 0.281, SLG: 0.360									K	3 0 0 0 0 0 2 1 0 1 0 0 0 0																		
<b>6 Trea Turner, R</b> (1, 6) OBP: 0.342, SLG: 0.461	P5		L8		G5-3				1B	4 0 0 0 0 0 3																		
<b>17 Hanser Alberto, R</b> (7, 6) OBP: 0.253, SLG: 0.361									F7	3 0 0 0 1 1 1																		
<b>5 Freddie Freeman, L</b> (1, 3) OBP: 0.405, SLG: 0.503	G5-3		L7						F7	4 0 1 0 0 1 1																		
<b>13 Max Muncy, L</b> (1, 5) OBP: 0.329, SLG: 0.385	F8				BB				K	4 0 1 0 0 1 1																		
<b>10 Justin Turner, R</b> (1, 10) OBP: 0.352, SLG: 0.441	F8		K						F7	2 0 0 0 0 1 1 2 0 0 0 0 0 1																		
<b>25 Travis Thompson, R</b> (1, 7) OBP: 0.353, SLG: 0.507	K		F9						F9	4 1 1 0 0 0 1																		
<b>71 Miguel Vargas, R</b> (5, 7) OBP: 0.184, SLG: 0.255									G3-1	3 0 1 1 0 2 0																		
<b>9 Gavin Lux, L</b> (1, 4) OBP: 0.349, SLG: 0.493			35 WP 35 1B		F7				F7	2 0 0 0 1 1 0																		
<b>35 Cody Bellinger, L</b> (1, 8) OBP: 0.264, SLG: 0.382			2B		15 BB				K	3 0 1 1 0 2 0																		
<b>15 Austin Barnes, R</b> (1, 2) OBP: 0.325, SLG: 0.382			2H		1B				K	2 0 0 0 1 1 0																		
<b>Inning Stats</b>	R: 0 H: 0 E: 0 K: 0 S: 5	H: 0 LOB: 0 BB: 0 P: 9	R: 0 H: 0 E: 0 K: 1 S: 6	H: 0 LOB: 0 BB: 0 P: 9	R: 1 H: 2 E: 0 K: 1 S: 19	H: 2 LOB: 1 BB: 1 P: 30	R: 0 H: 0 E: 0 K: 1 S: 6	H: 0 LOB: 1 BB: 1 P: 13	R: 1 H: 1 E: 0 K: 1 S: 10	H: 1 LOB: 0 BB: 0 P: 15	R: 0 H: 1 E: 0 K: 0 S: 11	H: 1 LOB: 1 BB: 0 P: 14	R: 0 H: 0 E: 0 K: 2 S: 7	H: 0 LOB: 0 BB: 0 P: 11	R: 0 H: 1 E: 0 K: 2 S: 12	H: 1 LOB: 1 BB: 0 P: 15	R: 0 H: 0 E: 0 K: 0 S: 4	H: 0 LOB: 0 BB: 0 P: 6	1B: 3 2B: 1 3B: 0 HR: 1	SF: 0 SAC: 0 DP: 0 HBP: 0	WP: 1 PB: 0 SB: 0 CS: 0	PA: 34						
<b>PITCHER</b>	IP WLS BF H R ER SO BB IBB HBP BLK WP HR S P ERA WHIP											<b>PITCHER</b>	IP WLS BF H R ER SO BB IBB HBP BLK WP HR S P ERA WHIP															
<b>18 Ryan Felner, R</b> (1, 1) ERA: 5.83	6.0	W	24	4	2	2	4	2	0	0	0	0	0	1	57	90	3.00	1.000										
<b>32 Dinelson Lamet, R</b> (7, 1) ERA: 8.12	2.0	H	7	1	0	0	4	0	0	0	0	0	0	0	19	26	0.00	0.500										
<b>52 Daniel Bard, R</b> (9, 1) ERA: 1.79	1.0	S	3	0	0	0	0	0	0	0	0	0	0	4	6	0.00	0.000											





Batter	1	2	3	4	5	6	7	8	9	AB	R	H	RBI	BB	SO	LOB	TOP										
<b>Randal Grichuk, R</b> (1,9) OBP: 0.299, SLG: 0.425										4	0	1	0	0	1	0	<b>Colorado Rockies @ Los Angeles Dodgers</b> Dodger Stadium, Los Angeles, CA Wed Oct 05 2022, 1:21 PM - 4:04 PM PDT Att: 37,514 - Sunny - 80 F										
<b>12 Sean Bouchard, R</b> (1,7) OBP: 0.454, SLG: 0.500										2	0	0	0	1	2	0											
<b>24 Ryan McMahon, L</b> (1,5) OBP: 0.327, SLG: 0.414										3	0	0	0	1	1	3											
<b>7 Brendan Rodgers, R</b> (1,4) OBP: 0.325, SLG: 0.408										3	0	0	0	0	2	1											
<b>44 Elehuris Montero, R</b> (1,10) OBP: 0.270, SLG: 0.432										4	0	0	0	0	3	3											
<b>29 Michael Toglia, S</b> (1,3) OBP: 0.275, SLG: 0.378										4	0	0	0	0	4	3											
<b>14 Ezequiel Tovar, R</b> (1,6) OBP: 0.257, SLG: 0.333										3	1	1	1	0	1	0											
<b>1 Garrett Hampson, R</b> (1,8) OBP: 0.287, SLG: 0.307										3	0	0	0	0	2	0											
<b>6 Brian Serven, R</b> (1,2) OBP: 0.261, SLG: 0.332										3	0	0	0	0	1	0											
<b>Inning Stats</b>	R: 0 H: 0 E: 0 K: 2 S: 18	H: 0 LOB: 1 BB: 1 P: 24	R: 1 H: 1 E: 0 K: 2 S: 11	H: 1 LOB: 0 BB: 0 P: 16	R: 0 H: 0 E: 0 K: 1 S: 7	H: 0 LOB: 0 BB: 0 P: 10	R: 0 H: 0 E: 0 K: 2 S: 8	H: 0 LOB: 0 BB: 0 P: 9	R: 0 H: 0 E: 0 K: 2 S: 9	H: 0 LOB: 0 BB: 0 P: 13	R: 0 H: 0 E: 0 K: 0 S: 8	H: 0 LOB: 1 BB: 0 P: 10	R: 0 H: 0 E: 0 K: 2 S: 8	H: 0 LOB: 0 BB: 0 P: 8	R: 0 H: 0 E: 0 K: 3 S: 11	H: 0 LOB: 0 BB: 0 P: 15		R: 0 H: 1 E: 0 K: 3 S: 16	H: 1 LOB: 3 BB: 1 P: 23	1B: 1 2B: 0 3B: 0 HR: 1	SF: 0 SAC: 0 DP: 0 HBP: 2	WP: 0 PB: 0 SB: 0 CS: 0	PA: 33				
<b>PITCHER</b>	IP	WLS	BF	H	R	ER	SO	BB	IBB	HBP	BLK	WP	HR	S	P	ERA	WHIP										
<b>22 Clayton Kershaw, L</b> (1,1) ERA: 2.28	5.0	W	17	1	1	1	9	1	0	0	0	0	1	53	72	1.80	0.400										
<b>38 Yency Almonte, R</b> (6,1) ERA: 1.02	1.0	H	4	0	0	0	0	0	0	1	0	0	0	8	10	0.00	0.000										
<b>58 Chris Martin, R</b> (7,1) ERA: 3.05	1.0	H	3	0	0	0	2	0	0	0	0	0	0	8	8	0.00	0.000										
<b>46 Craig Kimbrel, R</b> (8,1) ERA: 3.75	1.0		3	0	0	0	3	0	0	0	0	0	0	11	15	0.00	0.000										
<b>64 Caleb Ferguson, L</b> (9,1) ERA: 1.82	1.0		6	1	0	0	3	1	0	1	0	0	0	16	23	0.00	2.000										

Batter	1	2	3	4	5	6	7	8	9	AB	R	H	RBI	BB	SO	LOB	BOTTOM										
<b>50 Mookie Betts, R</b> (1,9) OBP: 0.340, SLG: 0.533										2	1	0	0	1	0	0	<b>Colorado Rockies @ Los Angeles Dodgers</b> Dodger Stadium, Los Angeles, CA Wed Oct 05 2022, 1:21 PM - 4:04 PM PDT Att: 37,514 - Sunny - 80 F										
<b>71 Miguel Vargas, R</b> (6,7) OBP: 0.200, SLG: 0.255										0	1	0	0	1	0	0											
<b>6 Trea Turner, R</b> (1,6) OBP: 0.343, SLG: 0.466										4	1	2	3	0	2	0											
<b>5 Freddie Freeman, L</b> (1,3) OBP: 0.407, SLG: 0.511										4	1	3	2	0	0	0											
<b>16 Will Smith, R</b> (1,2) OBP: 0.343, SLG: 0.465										4	0	0	0	0	1	3											
<b>13 Max Muncy, L</b> (1,10) OBP: 0.329, SLG: 0.384										2	0	0	0	1	1	0											
<b>15 Austin Barnes, R</b> (7,PH) OBP: 0.324, SLG: 0.380										1	0	0	0	0	1	2											
<b>10 Justin Turner, R</b> (1,5) OBP: 0.350, SLG: 0.438										3	0	0	0	0	1	1											
<b>17 Hanser Alberto, R</b> (7,5) OBP: 0.258, SLG: 0.365										1	0	1	0	0	0	0											
<b>9 Gavin Lux, L</b> (1,4) OBP: 0.346, SLG: 0.399										4	0	0	0	0	0	2											
<b>35 Cody Bellinger, L</b> (1,8) OBP: 0.265, SLG: 0.389										4	1	2	1	0	1	1											
<b>12 Joey Gallo, L</b> (1,7) OBP: 0.280, SLG: 0.357										3	1	0	0	1	2	3											
<b>Inning Stats</b>	R: 0 H: 1 E: 0 K: 1 S: 8	H: 1 LOB: 1 BB: 0 P: 11	R: 0 H: 1 E: 0 K: 1 S: 13	H: 1 LOB: 1 BB: 1 P: 22	R: 1 H: 1 E: 0 K: 2 S: 11	H: 1 LOB: 0 BB: 0 P: 13	R: 0 H: 0 E: 0 K: 1 S: 9	H: 0 LOB: 0 BB: 0 P: 12	R: 3 H: 1 E: 0 K: 0 S: 14	H: 1 LOB: 2 BB: 2 P: 28	R: 0 H: 0 E: 0 K: 1 S: 12	H: 0 LOB: 0 BB: 0 P: 16	R: 2 H: 3 E: 0 K: 2 S: 23	H: 3 LOB: 1 BB: 1 P: 32	R: 0 H: 1 E: 0 K: 1 S: 11	H: 1 LOB: 1 BB: 0 P: 13	1B: 4 2B: 1 3B: 0 HR: 3	SF: 0 SAC: 0 DP: 0 HBP: 0	WP: 0 PB: 0 SB: 0 CS: 0	PA: 36							
<b>PITCHER</b>	IP	WLS	BF	H	R	ER	SO	BB	IBB	HBP	BLK	WP	HR	S	P	ERA	WHIP										
<b>26 Austin Gomber, L</b> (1,1) ERA: 5.96	3.0		13	3	1	1	4	1	0	0	0	0	1	17	31	20.25	2.250										
<b>56 Chad Smith, R</b> (4,1) ERA: 7.5	1.1	L	7	1	3	3	1	2	0	0	0	0	0	18	25	0.00	0.000										
<b>64 Gavin Hollowell, R</b> (5,1) ERA: 7.71	1.2		5	0	0	0	1	0	0	0	0	0	0	18	25	0.00	0.000										
<b>63 Noah Davis, R</b> (7,1) ERA: 18.0	1.0		7	3	2	2	2	1	0	0	0	0	1	23	32	18.00	4.000										
<b>50 Ty Blach, L</b> (8,1) ERA: 5.89	1.0		4	1	0	0	1	0	0	0	0	0	0	11	13	0.00	1.000										

AB	29
R	1
H	2
RBI	1
BB	2
SO	17
LOB	10

AB	32
R	6
H	8
RBI	6
BB	4
SO	9
LOB	12