

# Colorado Rockies - 2023









Batter	1	2	3	4	5	6	7	8	9	AB	R	H	RBI	BB	SO	LOB	TOP							
12 Romy Gonzalez, R (1,9) OBP: 0.333, SLG: 0.111 81 Zach Remillard, R (5,9) OBP: 0.333, SLG: 0.571	G5-3	L9			L8		K	80 WP BB		3	0	0	0	0	0	0	1 0 0 0 0 1 1 0							
1 Elvis Andrus, R (1,4) OBP: 0.571, SLG: 1.000 80 José Rodríguez, R (5,4) OBP: 0.167, SLG: 0.167	2B		G1-3		F9		85 S	L4		3	0	1	0	0	0	0	2 0 1 0 0 0 0 2							
25 Andrew Vaughn, R (1,10) OBP: 0.273, SLG: 0.290 85 Colson Montgomery, L (7,PH) (7,10) 86 Evan Skoug, L (9,PH) (9,10)	P6		K		L7		F8		K	3	0	0	0	0	1	1	1 0 0 0 0 0 0 1							
32 Gavin Sheets, L (1,3) OBP: 0.111, SLG: 0.444 30 Jake Burger, R (6,PH) (6,3)	G3		F9			F7	1B		K	2	0	0	0	0	1	1	3 0 1 0 0 0 1 0							
26 Hanser Alberto, R (1,5) OBP: 0.778, SLG: 1.375 51 Adam Haseley, L (6,PR) (6,8)	22 SF9	41 SF9	22 SF9	41 SF8	22 SF9	82 1B	83 S	77 BLK	G6-3	3	2	3	0	0	0	0	2 1 1 0 0 0 0 0							
22 Victor Reyes, S (1,7) OBP: 0.400, SLG: 0.500 83 Moisés Castillo, R (6,5) OBP: 0.333, SLG: 0.333	SF9					K		77 BLK		2	0	1	1	0	1	1	1 1 1 0 0 0 0 0							
41 Jake Marisnick, R (1,8) 82 Bryan Ramos, R (6,PH) OBP: 0.444, SLG: 0.375 77 Luis Mieses, L (6,7)	G5-3				SF8		44 HBP	G4-3		1	0	0	1	0	0	0	1 0 0 1 0 0 0 0							
44 Seby Zavala, R (1,2) OBP: 0.556, SLG: 0.800 22 Oscar Colás, L (8,PH) 87 Adam Hackenberg, R (8,2) OBP: 1.000, SLG: 1.500	28 HR				28 HR			P3		0	1	0	0	2	0	0	1 0 0 0 0 2 0 0							
28 Leury Garcia, S (1,6) OBP: 0.300, SLG: 0.600 50 Lenyn Sosa, R (6,6) OBP: 0.200, SLG: 0.200	HR				G5-4-3		L8	80 WP	81 BB	3	1	1	2	0	0	5	1 0 1 1 0 0 0 0							
<b>Inning Stats</b>	R: 0 E: 0 K: 0 S: 9	H: 1 LOB: 1 BB: 0 P: 13	R: 3 E: 0 K: 0 S: 12	H: 2 LOB: 0 BB: 1 P: 22	R: 0 E: 0 K: 1 S: 9	H: 0 LOB: 0 BB: 0 P: 12	R: 1 E: 0 K: 0 S: 12	H: 2 LOB: 1 BB: 1 P: 16	R: 0 E: 0 K: 1 S: 10	H: 2 LOB: 3 BB: 0 P: 11	R: 0 E: 0 K: 1 S: 11	H: 2 LOB: 2 BB: 0 P: 17	R: 2 E: 0 K: 0 S: 22	H: 3 LOB: 2 BB: 1 P: 35	R: 0 E: 0 K: 2 S: 7	H: 0 LOB: 0 BB: 0 P: 9	1B: 7 2B: 3 3B: 1 HR: 1	SF: 2 SAC: 0 DP: 1 HBP: 1	WP: 1 PB: 0 SB: 2 CS: 0	PA: 41				
<b>PITCHER</b>	IP WLS BF H R ER SO BB IBB HBP BLK WP HR S P ERA WHIP	IP WLS BF H R ER SO BB IBB HBP BLK WP HR S P ERA WHIP	IP WLS BF H R ER SO BB IBB HBP BLK WP HR S P ERA WHIP	IP WLS BF H R ER SO BB IBB HBP BLK WP HR S P ERA WHIP	IP WLS BF H R ER SO BB IBB HBP BLK WP HR S P ERA WHIP	IP WLS BF H R ER SO BB IBB HBP BLK WP HR S P ERA WHIP	IP WLS BF H R ER SO BB IBB HBP BLK WP HR S P ERA WHIP	IP WLS BF H R ER SO BB IBB HBP BLK WP HR S P ERA WHIP	IP WLS BF H R ER SO BB IBB HBP BLK WP HR S P ERA WHIP	IP WLS BF H R ER SO BB IBB HBP BLK WP HR S P ERA WHIP	IP WLS BF H R ER SO BB IBB HBP BLK WP HR S P ERA WHIP	IP WLS BF H R ER SO BB IBB HBP BLK WP HR S P ERA WHIP	IP WLS BF H R ER SO BB IBB HBP BLK WP HR S P ERA WHIP	IP WLS BF H R ER SO BB IBB HBP BLK WP HR S P ERA WHIP	IP WLS BF H R ER SO BB IBB HBP BLK WP HR S P ERA WHIP	IP WLS BF H R ER SO BB IBB HBP BLK WP HR S P ERA WHIP	IP WLS BF H R ER SO BB IBB HBP BLK WP HR S P ERA WHIP	IP WLS BF H R ER SO BB IBB HBP BLK WP HR S P ERA WHIP	IP WLS BF H R ER SO BB IBB HBP BLK WP HR S P ERA WHIP	IP WLS BF H R ER SO BB IBB HBP BLK WP HR S P ERA WHIP	IP WLS BF H R ER SO BB IBB HBP BLK WP HR S P ERA WHIP	IP WLS BF H R ER SO BB IBB HBP BLK WP HR S P ERA WHIP		
63 Noah Davis, R (1,1) ERA: 7.71 36 Pierce Johnson, R (4,1) ERA: 9.0 62 Logan Allen, L (5,1) ERA: 78 Jeff Criswell, R (7,1) ERA: 13.5 87 Stephen Jones, R (8,1) ERA: 3.86	3.0 B 5 2 1 1 1 0 0 0 0 0 1 30 47 9.00 1.333	1.0 B 5 2 1 1 1 0 0 0 0 0 0 12 26 9.00 3.000	2.0 L 9 5 2 2 1 0 0 0 1 0 0 29 44 10.80 3.000	1.1 5 0 0 0 2 1 0 0 0 0 1 0 11 17 0.00 0.750																				
<b>Batter</b>	<b>1</b>	<b>2</b>	<b>3</b>	<b>4</b>	<b>5</b>	<b>6</b>	<b>7</b>	<b>8</b>	<b>9</b>	<b>AB</b>	<b>R</b>	<b>H</b>	<b>RBI</b>	<b>BB</b>	<b>SO</b>	<b>LOB</b>	<b>BOTTOM</b>							
73 Zac Veen, L (1,7) OBP: 0.400, SLG: 0.692 79 Brenton Doyle, R (6,8) OBP: 0.462, SLG: 0.400	K		K		G4-3		K			3	0	0	0	0	2	2	1 0 0 0 0 1 1 0							
19 Charlie Blackmon, L (1,9) OBP: 0.444, SLG: 0.750 83 Julio Carreras, R (7,6) OBP: 0.333, SLG: 0.375	44 G3-6		4 1B		L8		G6-3			3	1	2	1	0	0	0	1 0 0 0 0 0 0 0							
44 Elehuris Montero, R (1,5) OBP: 0.438, SLG: 0.939 76 Warming Bernabel, R (6,5) OBP: 0.167, SLG: 0.167	G3-6		4 1B		K			G5-3		3	1	1	1	0	1	1	1 0 0 0 0 0 0 0							
4 Michael Toglia, S (1,3) OBP: 0.529, SLG: 0.333 66 Hunter Goodman, R (7,7) OBP: 0.167, SLG: 0.167 90 Jameson Hannah, L (8,PR) (9,7)	K		13 FC5		22 E		13 BLK			3	0	2	1	0	1	0	1 0 1 0 0 0 0 0							
12 Sean Bouchard, R (1,10) OBP: 0.467, SLG: 0.417 65 Willie MacIver, R (7,2) OBP: 0.500, SLG: 0.333	L4		4 1B		L7		K			3	0	1	1	0	0	1	1 0 0 0 0 0 1 1							
13 Alan Trejo, R (1,6) OBP: 0.250, SLG: 0.100 96 Aaron Schunk, R (7,4)	G6-3		FC5		K			F7		3	0	0	0	0	1	3	1 0 0 0 0 0 1 3							
3 Cole Tucker, S (1,8) OBP: 0.462, SLG: 0.636 22 Nolan Jones, L (6,7) (7,9)					G1-3		E4			2	1	1	0	0	0	0	2 1 1 0 0 0 0 0							
6 Brian Serven, R (1,2) OBP: 0.125, SLG: 0.500 78 Jeff Criswell, R (7,1) 87 Stephen Jones, R (8,1) 81 Jonathan Morales, R (9,PH)	P3		P3				G5-3			3	0	0	0	0	0	3	0 0 0 0 0 0 0 0							
85 Coco Montes, R (1,4) OBP: 0.400, SLG: 0.625 89 Grant Lavigne, L (6,3) (9,3)	19 1B		19 1B		F9		L4			1	1	0	0	1	0	0	1 1 0 0 0 1 0 0							
<b>Inning Stats</b>	R: 0 E: 0 K: 1 S: 7	H: 1 LOB: 0 BB: 0 P: 7	R: 0 E: 0 K: 1 S: 6	H: 0 LOB: 0 BB: 0 P: 10	R: 4 E: 0 K: 1 S: 22	H: 5 LOB: 2 BB: 1 P: 34	R: 0 E: 0 K: 0 S: 6	H: 0 LOB: 0 BB: 0 P: 7	R: 0 E: 0 K: 1 S: 7	H: 1 LOB: 2 BB: 0 P: 21	R: 0 E: 0 K: 1 S: 15	H: 0 LOB: 0 BB: 0 P: 10	R: 0 E: 0 K: 1 S: 10	H: 1 LOB: 1 BB: 0 P: 14	R: 0 E: 0 K: 2 S: 10	H: 0 LOB: 0 BB: 0 P: 16	1B: 8 2B: 0 3B: 0 HR: 0	SF: 0 SAC: 0 DP: 1 HBP: 0	WP: 0 PB: 0 SB: 0 CS: 0	PA: 36				
<b>PITCHER</b>	IP WLS BF H R ER SO BB IBB HBP BLK WP HR S P ERA WHIP	IP WLS BF H R ER SO BB IBB HBP BLK WP HR S P ERA WHIP	IP WLS BF H R ER SO BB IBB HBP BLK WP HR S P ERA WHIP	IP WLS BF H R ER SO BB IBB HBP BLK WP HR S P ERA WHIP	IP WLS BF H R ER SO BB IBB HBP BLK WP HR S P ERA WHIP	IP WLS BF H R ER SO BB IBB HBP BLK WP HR S P ERA WHIP	IP WLS BF H R ER SO BB IBB HBP BLK WP HR S P ERA WHIP	IP WLS BF H R ER SO BB IBB HBP BLK WP HR S P ERA WHIP	IP WLS BF H R ER SO BB IBB HBP BLK WP HR S P ERA WHIP	IP WLS BF H R ER SO BB IBB HBP BLK WP HR S P ERA WHIP	IP WLS BF H R ER SO BB IBB HBP BLK WP HR S P ERA WHIP	IP WLS BF H R ER SO BB IBB HBP BLK WP HR S P ERA WHIP	IP WLS BF H R ER SO BB IBB HBP BLK WP HR S P ERA WHIP	IP WLS BF H R ER SO BB IBB HBP BLK WP HR S P ERA WHIP	IP WLS BF H R ER SO BB IBB HBP BLK WP HR S P ERA WHIP	IP WLS BF H R ER SO BB IBB HBP BLK WP HR S P ERA WHIP	IP WLS BF H R ER SO BB IBB HBP BLK WP HR S P ERA WHIP	IP WLS BF H R ER SO BB IBB HBP BLK WP HR S P ERA WHIP	IP WLS BF H R ER SO BB IBB HBP BLK WP HR S P ERA WHIP	IP WLS BF H R ER SO BB IBB HBP BLK WP HR S P ERA WHIP	IP WLS BF H R ER SO BB IBB HBP BLK WP HR S P ERA WHIP	IP WLS BF H R ER SO BB IBB HBP BLK WP HR S P ERA WHIP	IP WLS BF H R ER SO BB IBB HBP BLK WP HR S P ERA WHIP	
33 Lance Lynn, R (1,1) ERA: 7.5 17 Joe Kelly, R (4,1) ERA: 60 Gregory Santos, R (5,1) ERA: 58 Jimmy Lambert, R (6,1) ERA: 16.2 63 Matt Foster, R (7,1) ERA:	3.0 3 0 0 0 0 0 0 0 0 0 0 6 7 0.00 0.000	1.0 3 0 0 0 0 1 0 0 0 0 0 7 11 0.00 0.000	1.0 W 3 0 0 0 0 0 0 0 0 0 6 10 0.00 0.000																					
<b>PITCHER</b>	IP WLS BF H R ER SO BB IBB HBP BLK WP HR S P ERA WHIP	IP WLS BF H R ER SO BB IBB HBP BLK WP HR S P ERA WHIP	IP WLS BF H R ER SO BB IBB HBP BLK WP HR S P ERA WHIP	IP WLS BF H R ER SO BB IBB HBP BLK WP HR S P ERA WHIP	IP WLS BF H R ER SO BB IBB HBP BLK WP HR S P ERA WHIP	IP WLS BF H R ER SO BB IBB HBP BLK WP HR S P ERA WHIP	IP WLS BF H R ER SO BB IBB HBP BLK WP HR S P ERA WHIP	IP WLS BF H R ER SO BB IBB HBP BLK WP HR S P ERA WHIP	IP WLS BF H R ER SO BB IBB HBP BLK WP HR S P ERA WHIP	IP WLS BF H R ER SO BB IBB HBP BLK WP HR S P ERA WHIP	IP WLS BF H R ER SO BB IBB HBP BLK WP HR S P ERA WHIP	IP WLS BF H R ER SO BB IBB HBP BLK WP HR S P ERA WHIP	IP WLS BF H R ER SO BB IBB HBP BLK WP HR S P ERA WHIP	IP WLS BF H R ER SO BB IBB HBP BLK WP HR S P ERA WHIP	IP WLS BF H R ER SO BB IBB HBP BLK WP HR S P ERA WHIP	IP WLS BF H R ER SO BB IBB HBP BLK WP HR S P ERA WHIP	IP WLS BF H R ER SO BB IBB HBP BLK WP HR S P ERA WHIP	IP WLS BF H R ER SO BB IBB HBP BLK WP HR S P ERA WHIP	IP WLS BF H R ER SO BB IBB HBP BLK WP HR S P ERA WHIP	IP WLS BF H R ER SO BB IBB HBP BLK WP HR S P ERA WHIP	IP WLS BF H R ER SO BB IBB HBP BLK WP HR S P ERA WHIP	IP WLS BF H R ER SO BB IBB HBP BLK WP HR S P ERA WHIP	IP WLS BF H R ER SO BB IBB HBP BLK WP HR S P ERA WHIP	

Chicago White Sox @ Colorado Rockies  
Salt River Fields at Talking Stick, Scottsdale, AZ  
Thu Mar 02 2023, 3:12 PM - 5:44 PM EST  
Att: 4,802 - Cloudy - 47 F

AB 35  
R 6  
H 12  
RBI 5  
BB 3  
SO 5  
LOB 13



Chicago White Sox @ Colorado Rockies  
Salt River Fields at Talking Stick, Scottsdale, AZ  
Thu Mar 02 2023, 3:12 PM - 5:44 PM EST  
Att: 4,802 - Cloudy - 47 F

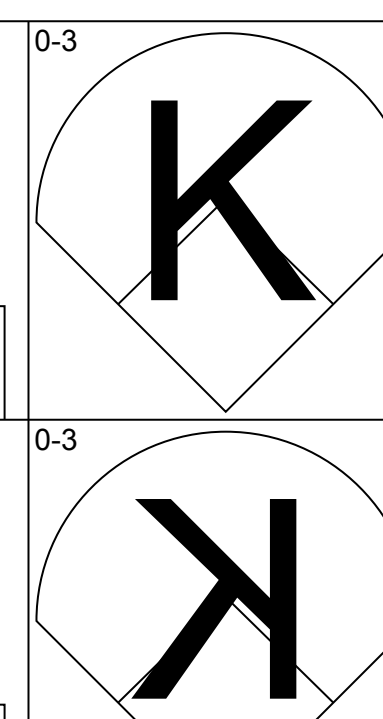
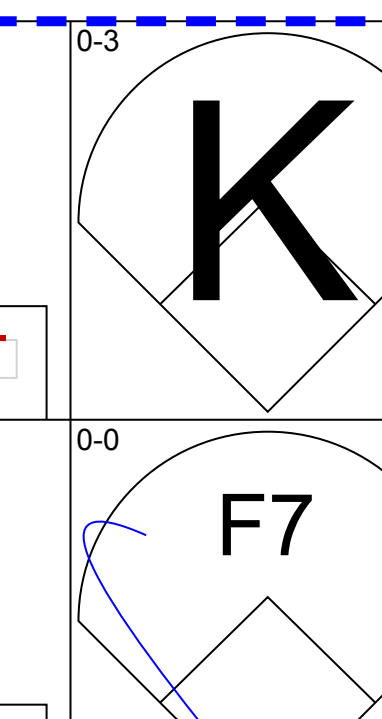
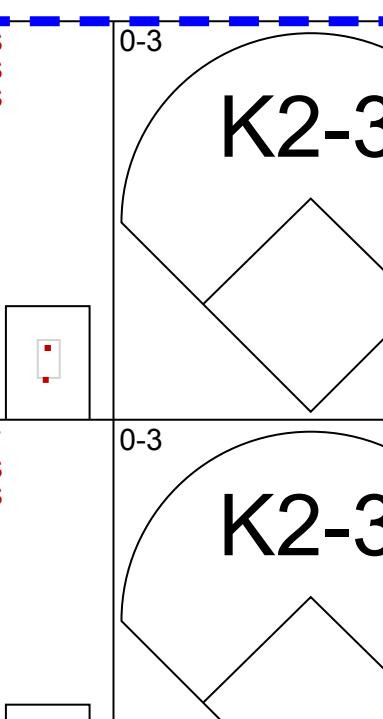
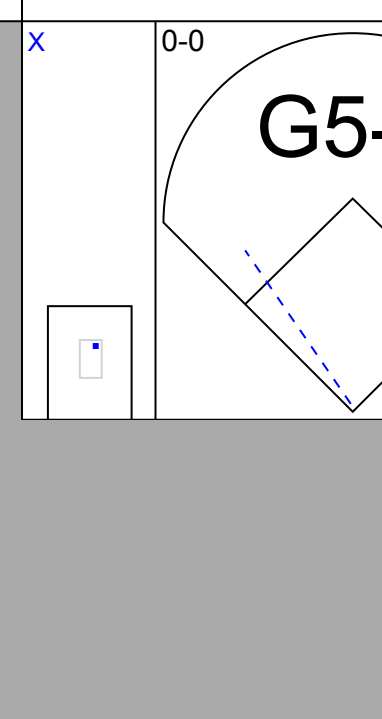
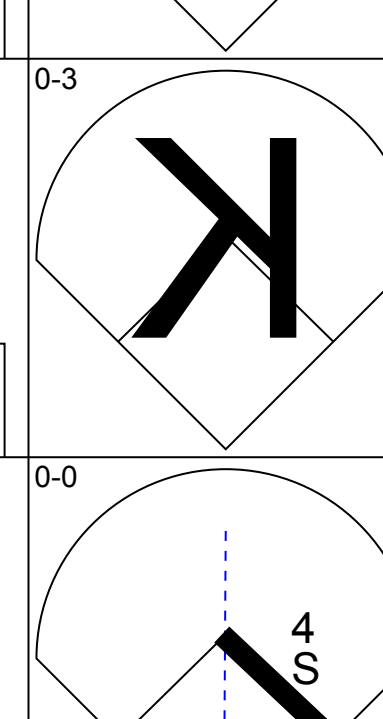
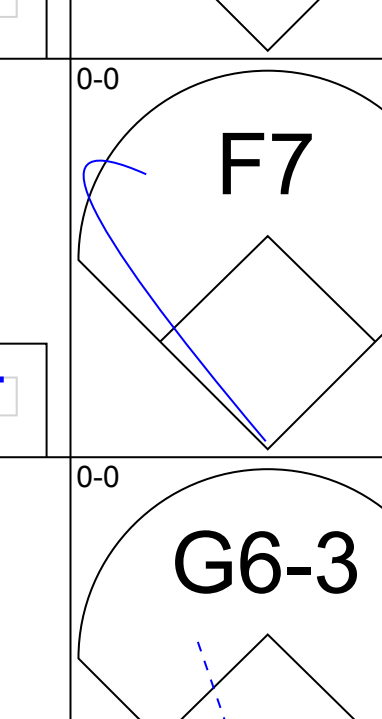
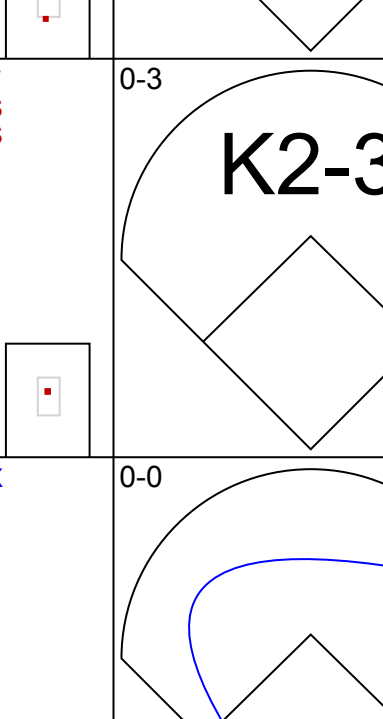
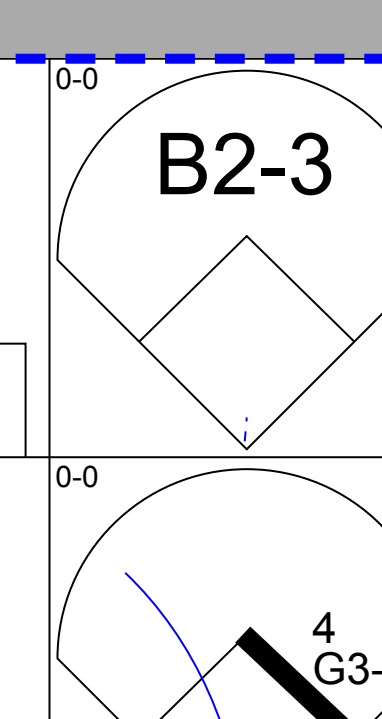
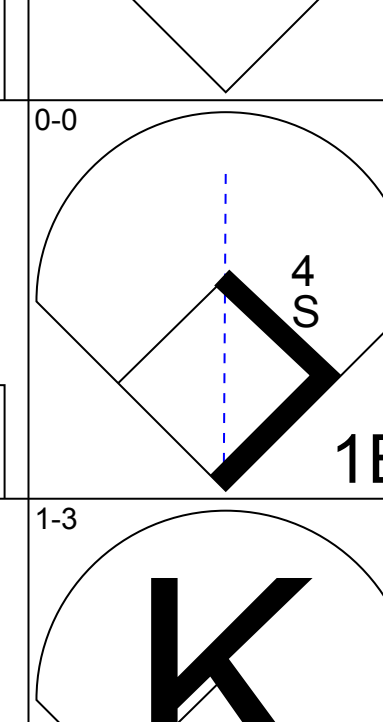
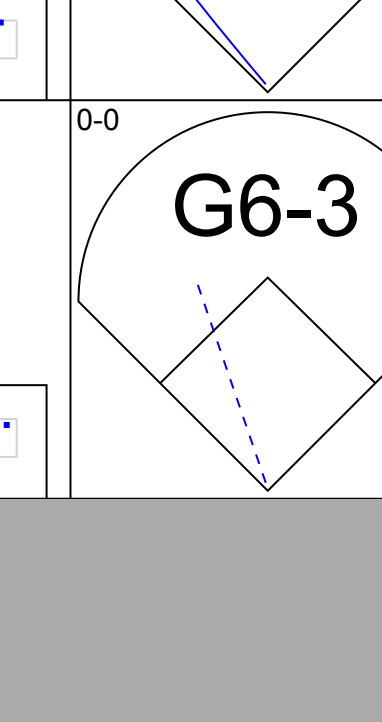
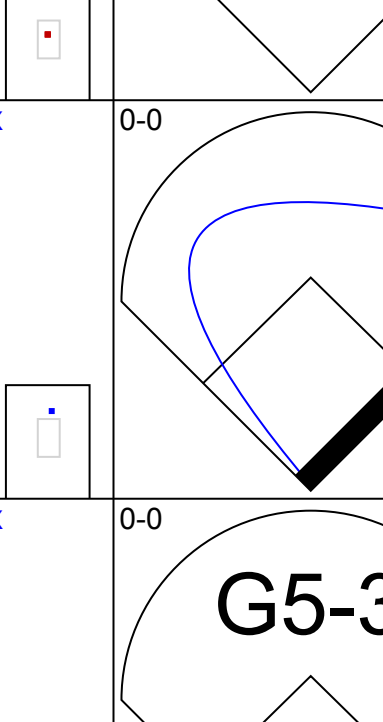
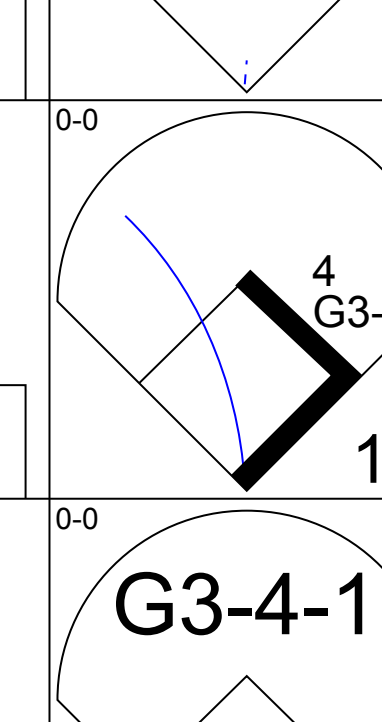
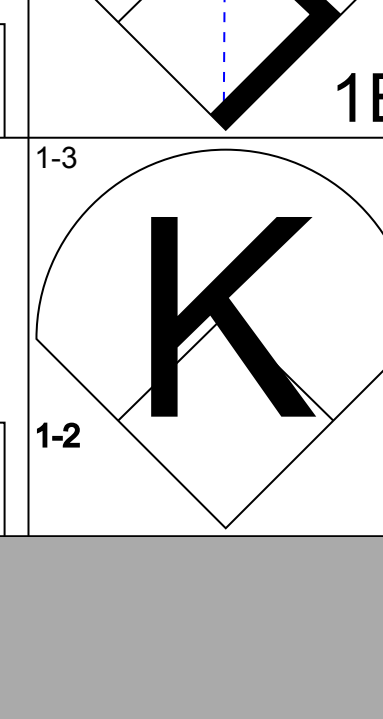
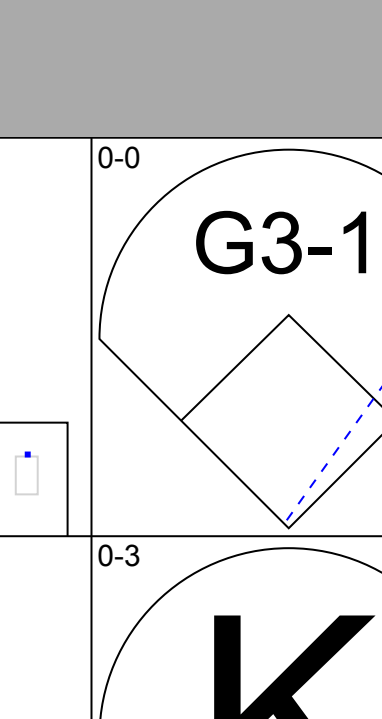
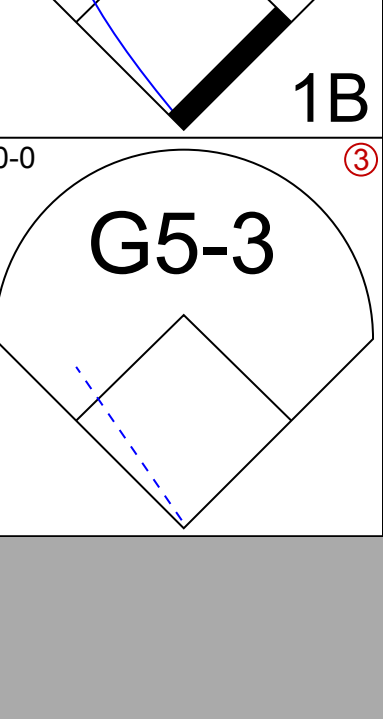
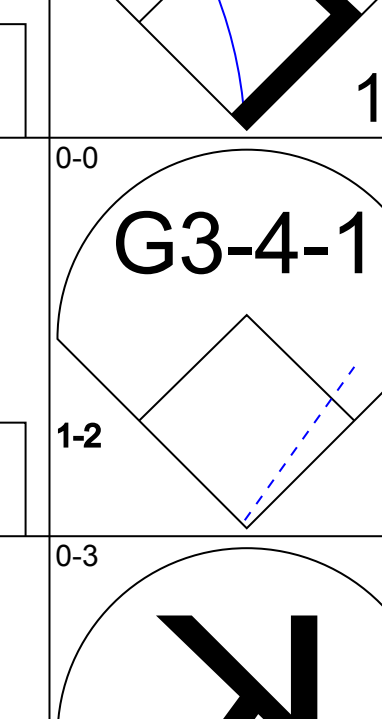
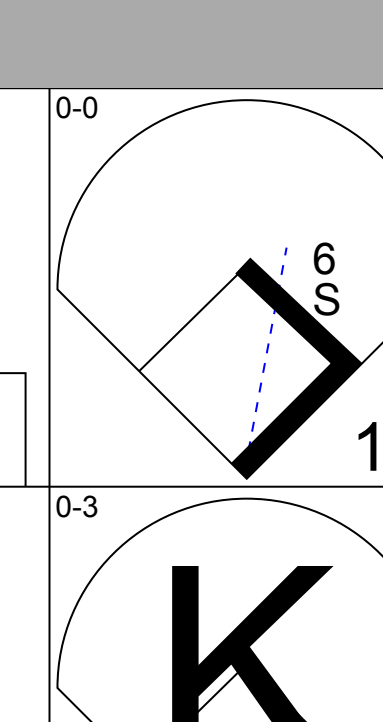
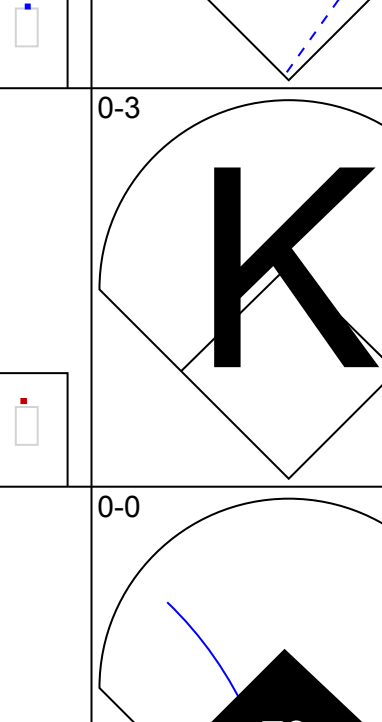
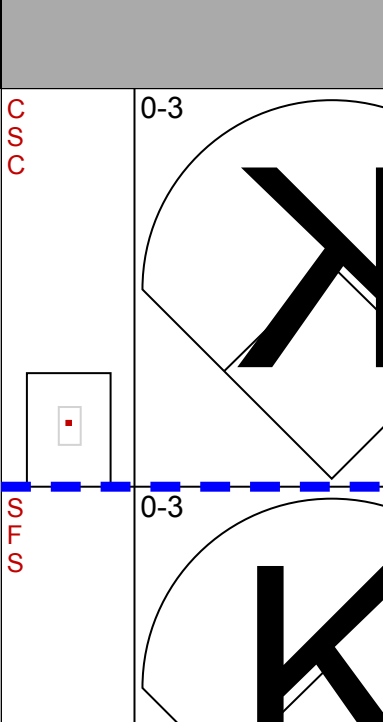
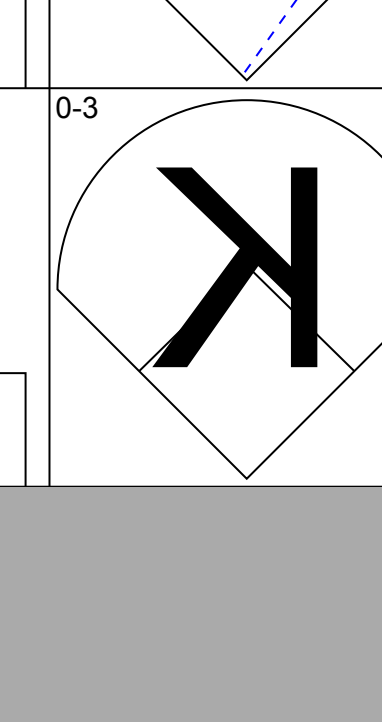

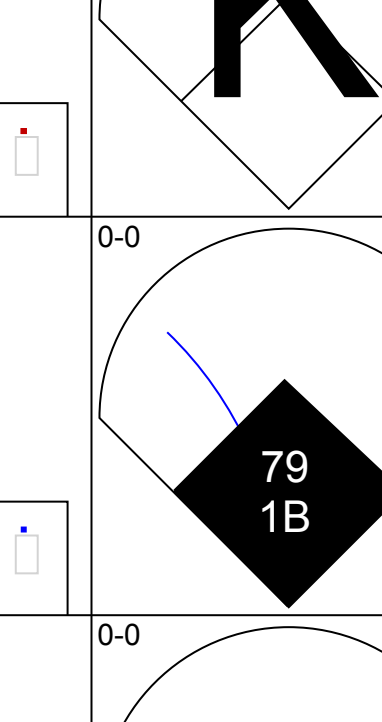
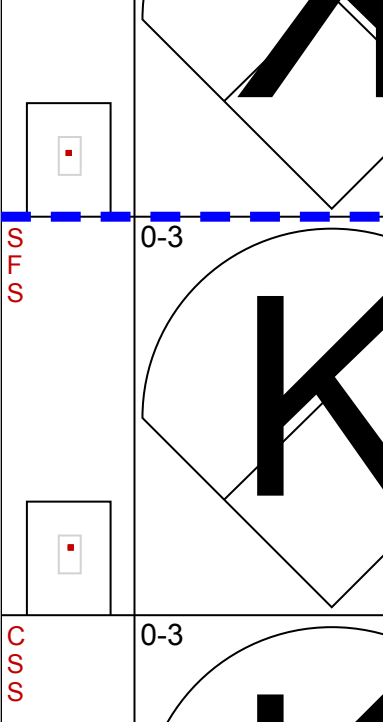
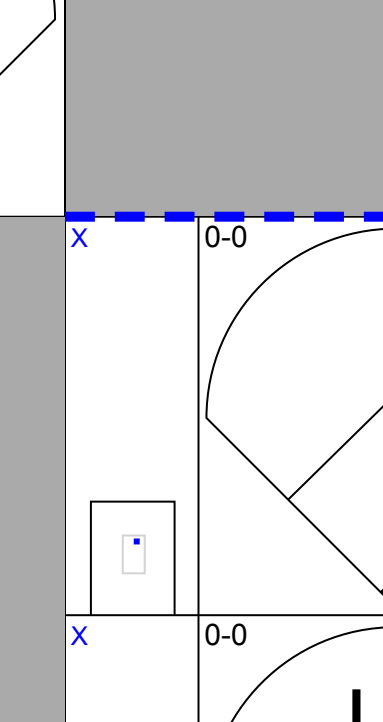

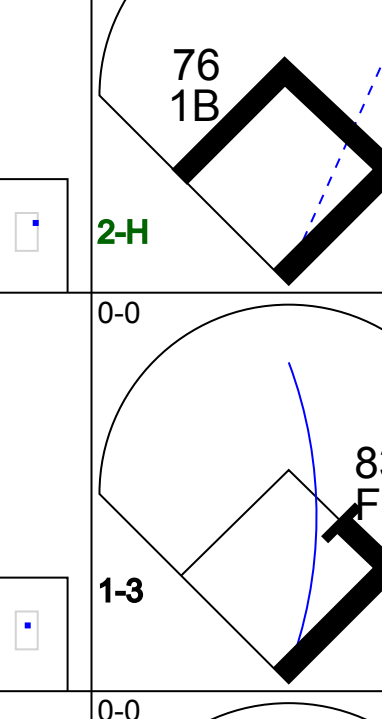
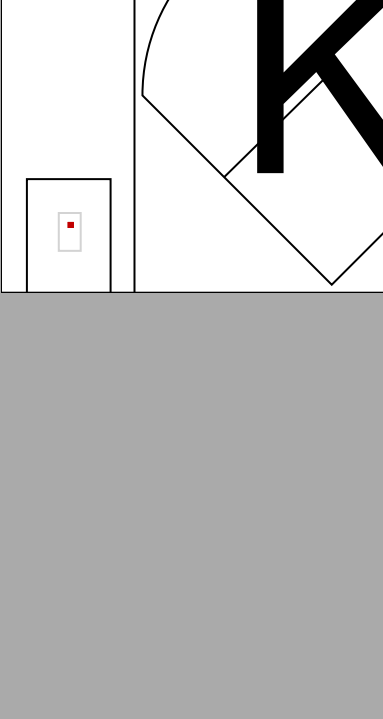
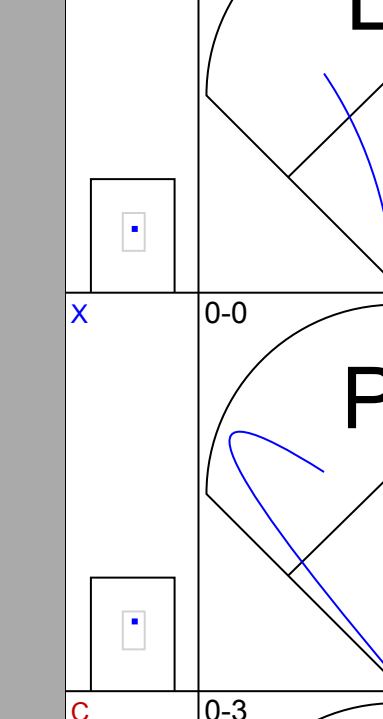
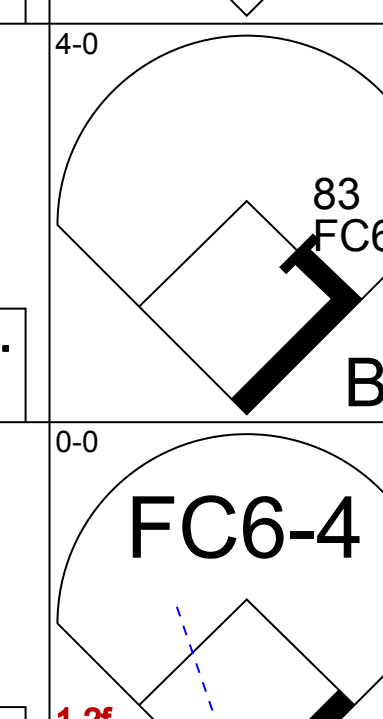
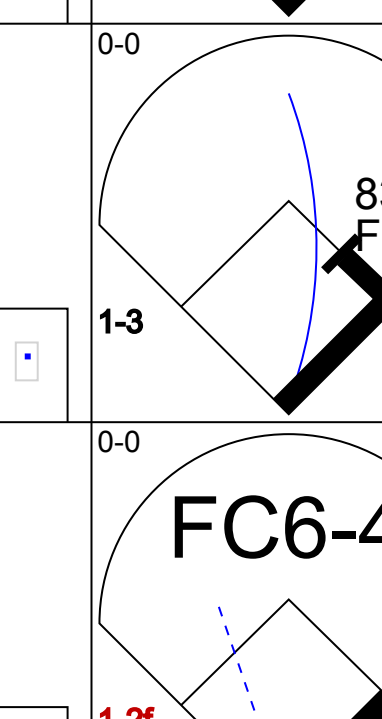
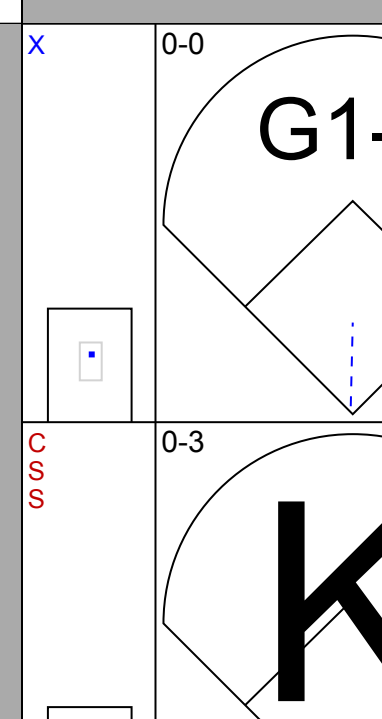
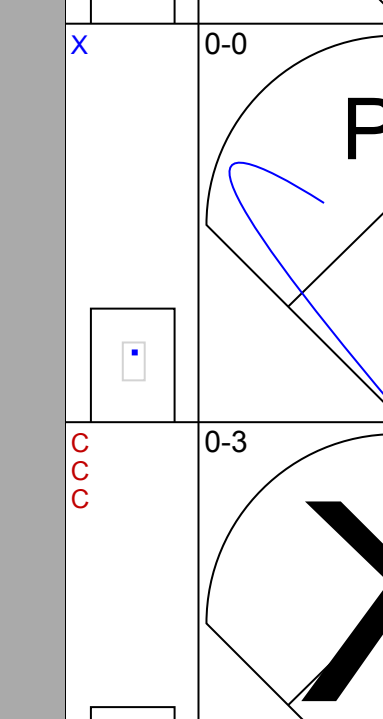

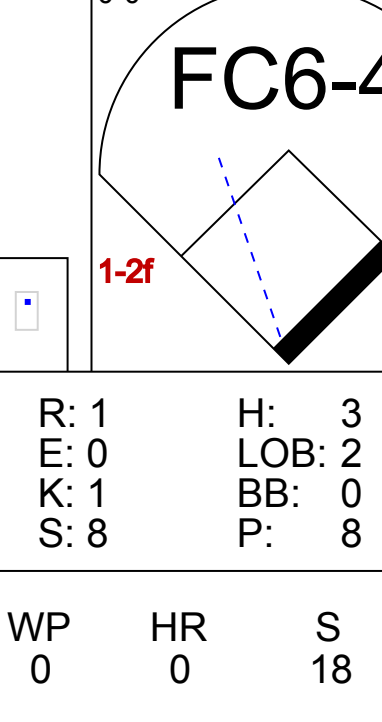
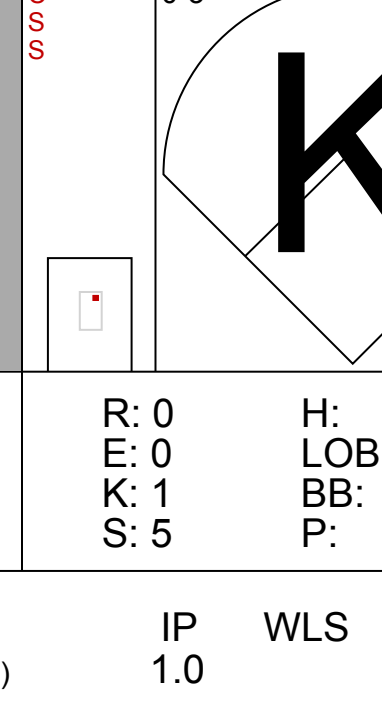
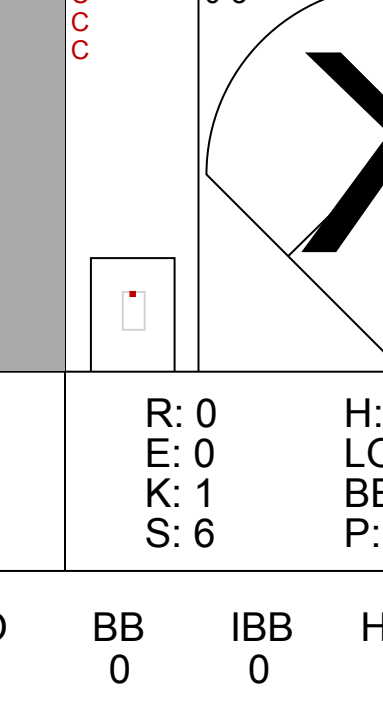
AB 35  
R 4  
H 8  
RBI 4  
BB 1  
SO 9  
LOB 13










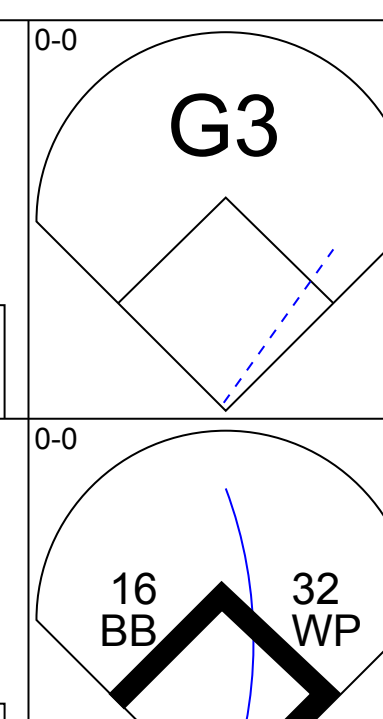
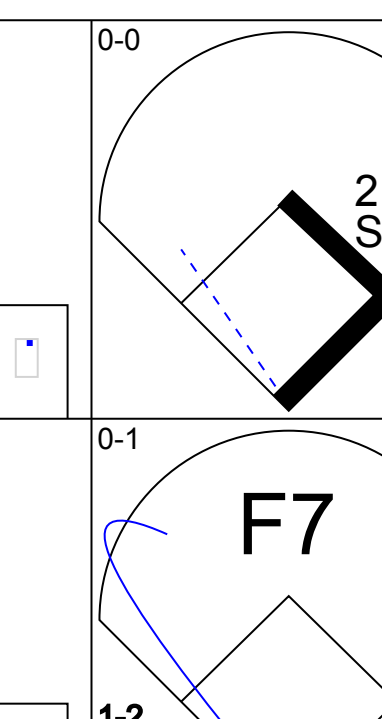
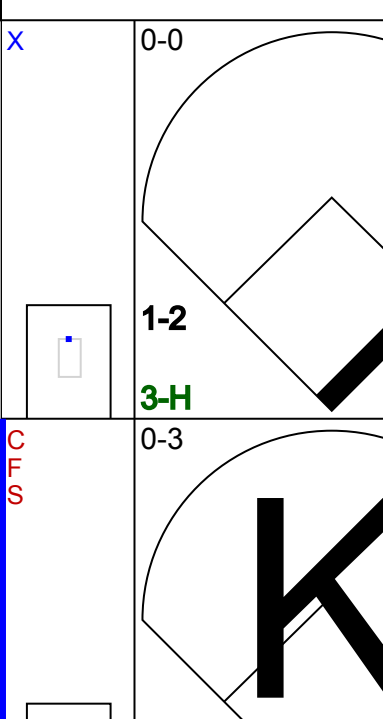
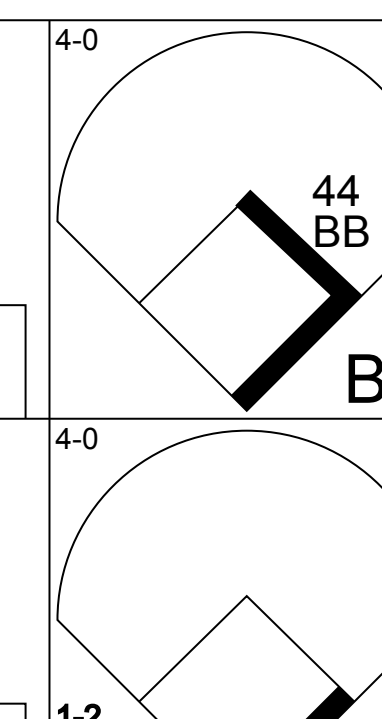
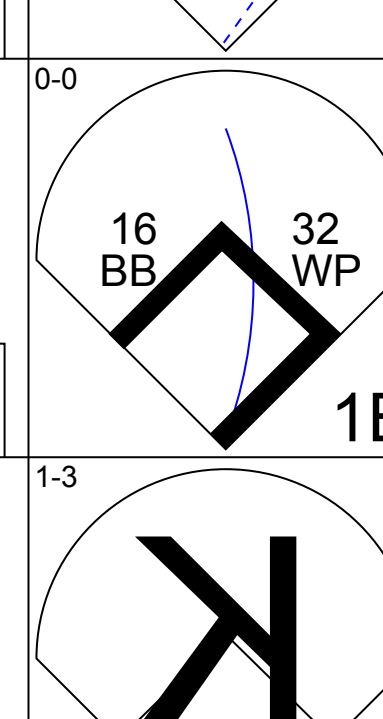
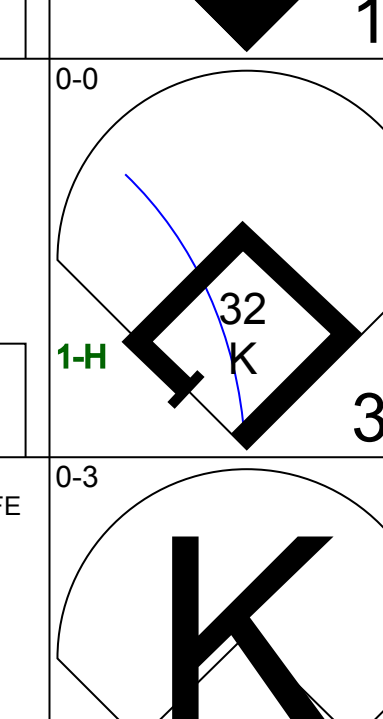
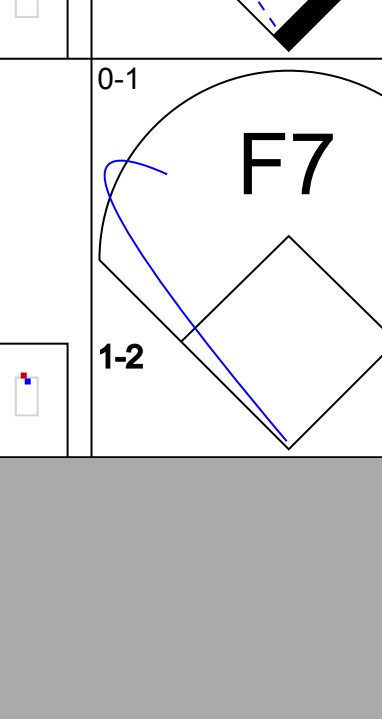
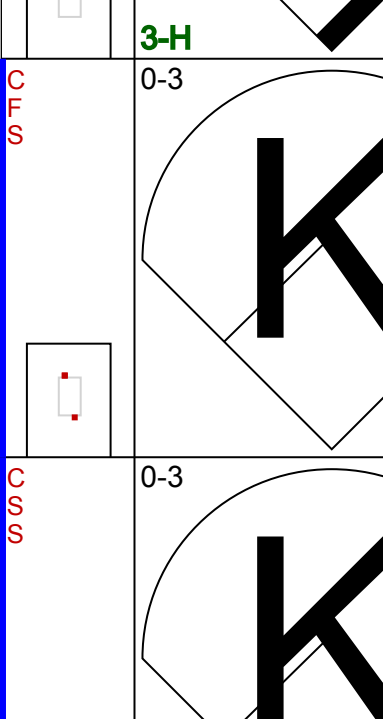
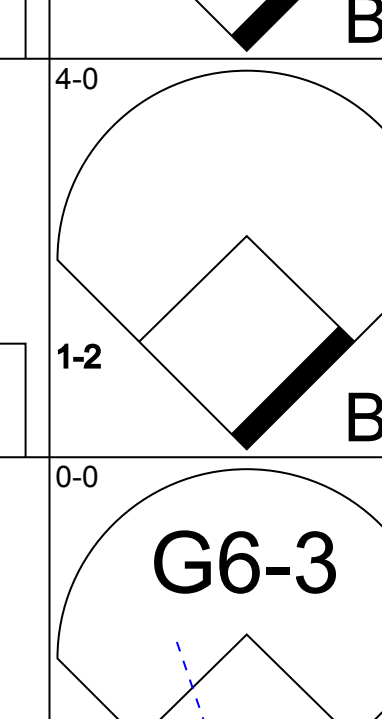
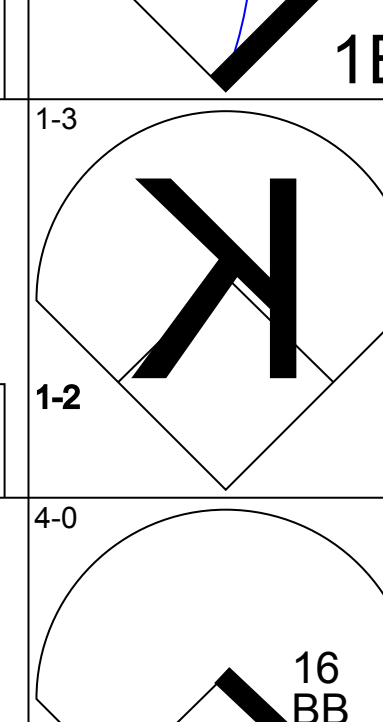
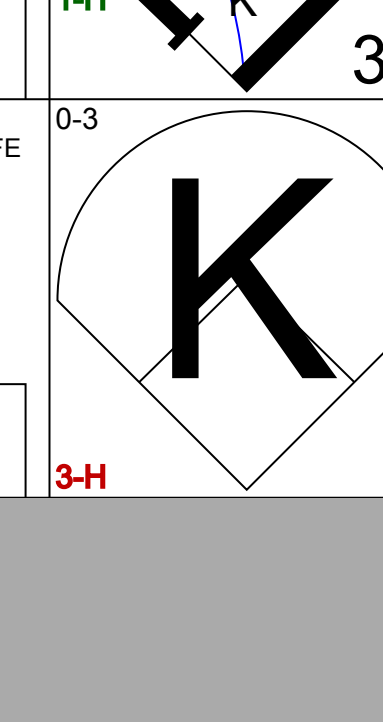
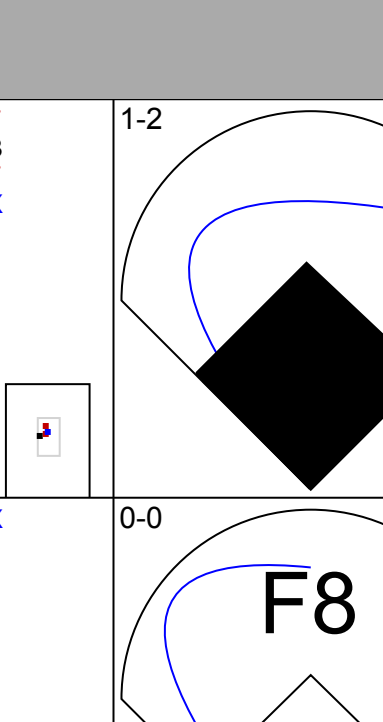
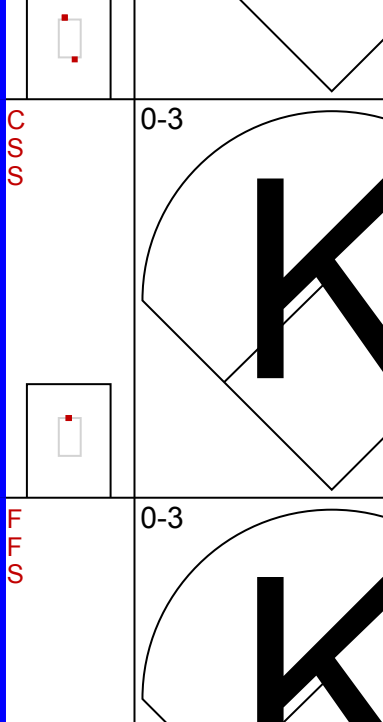
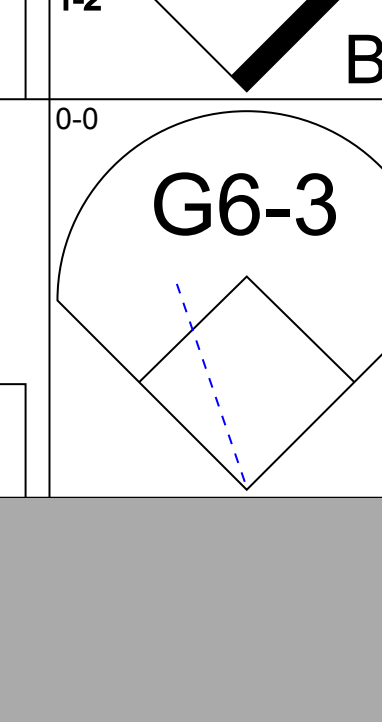
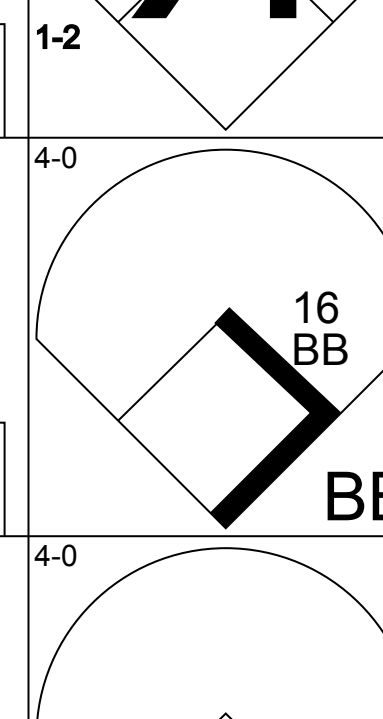
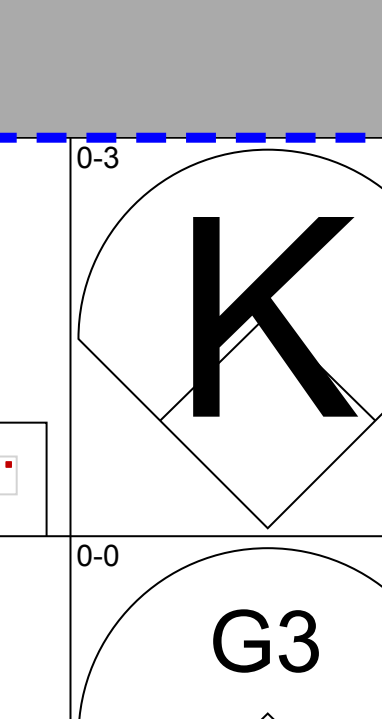
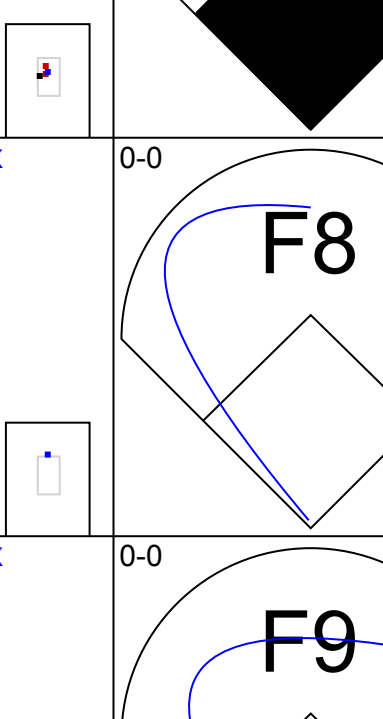
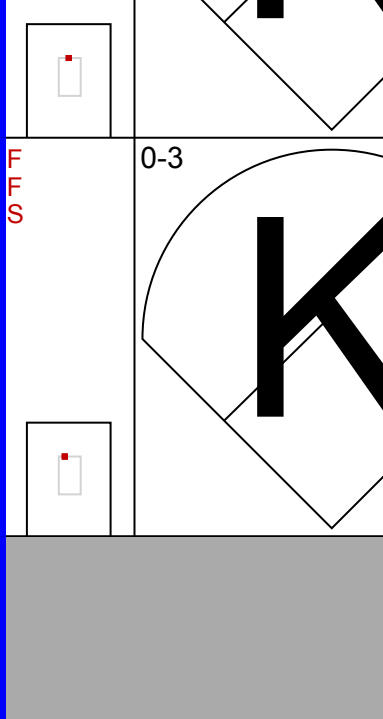
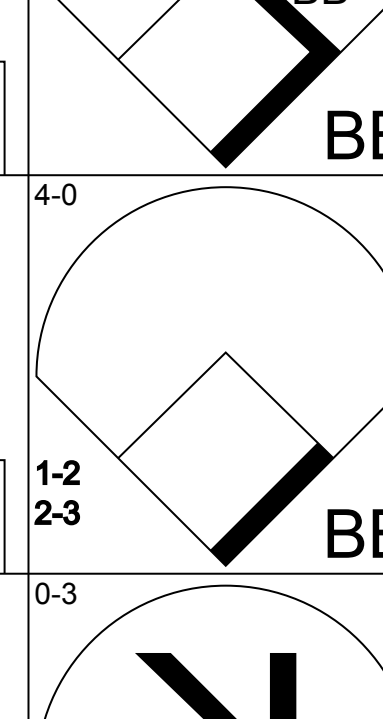
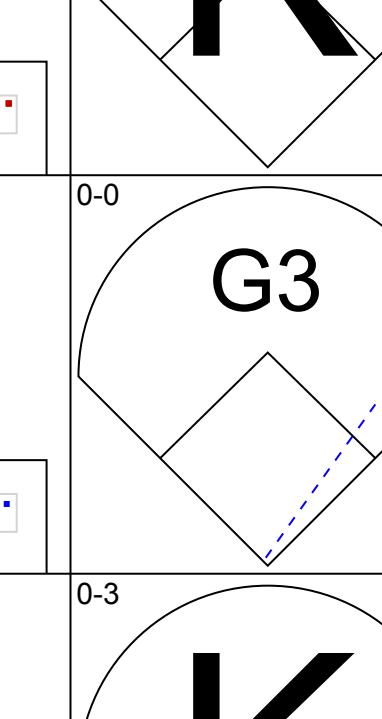
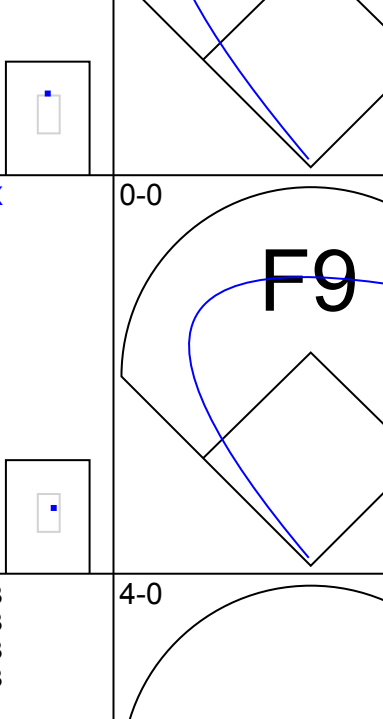
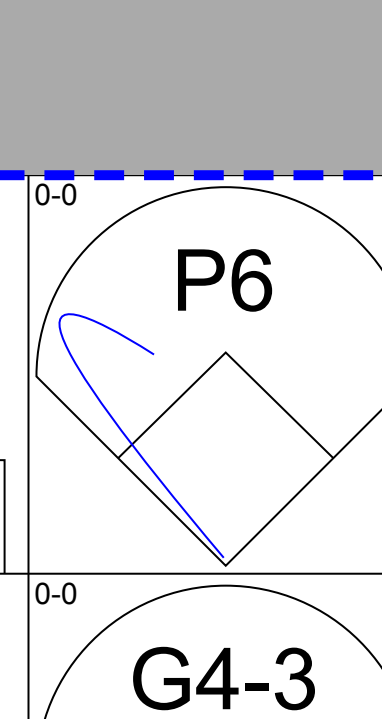
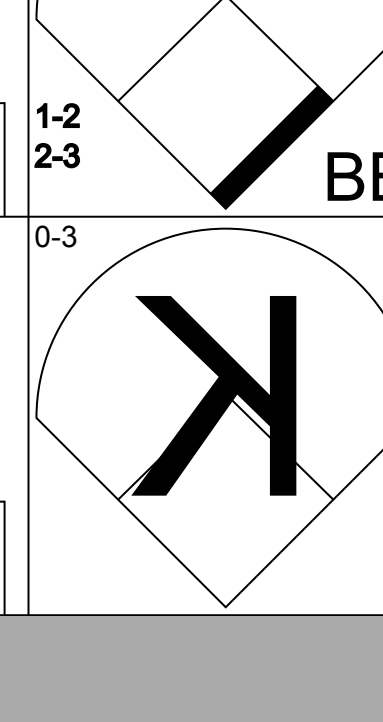
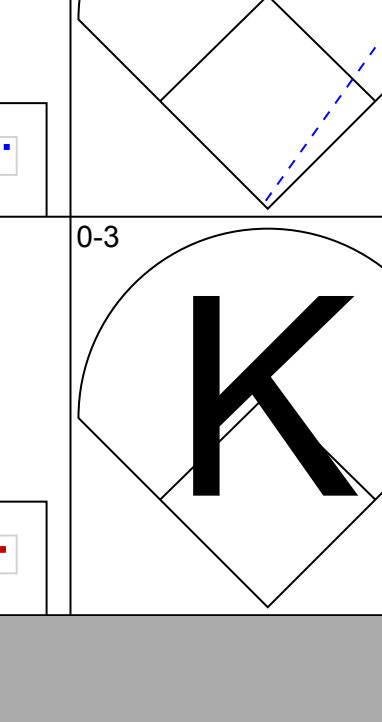
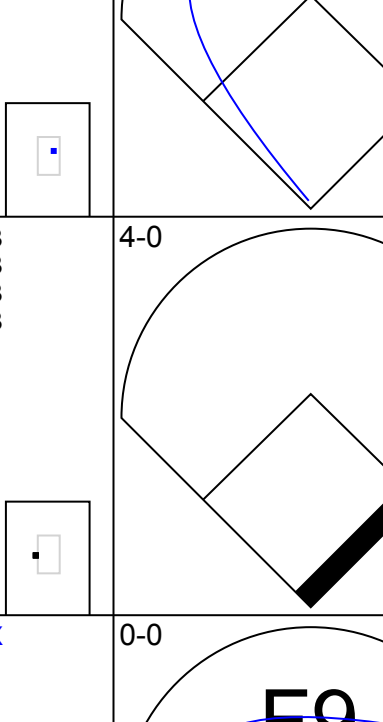
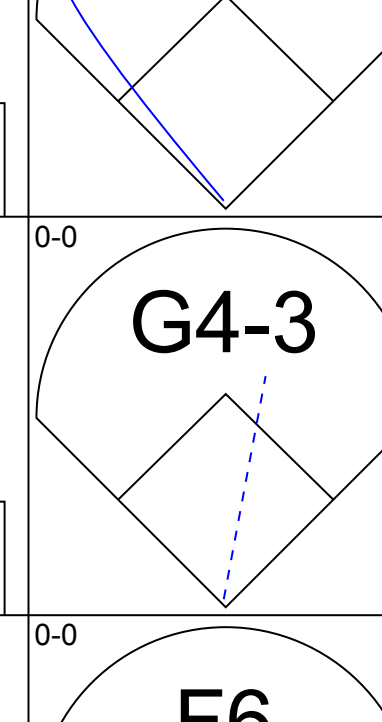
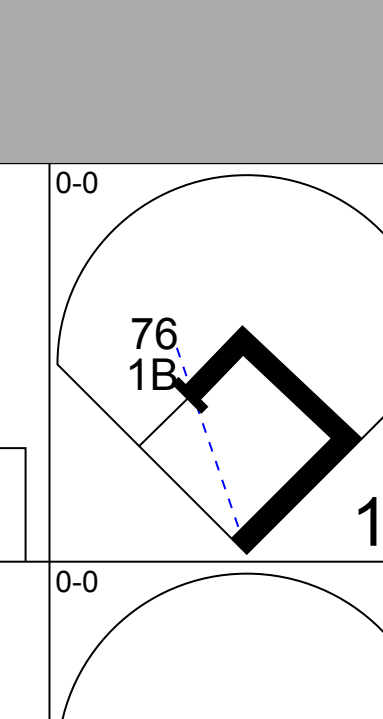
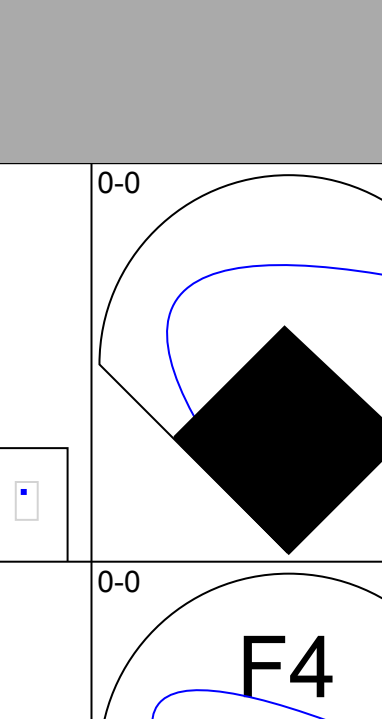
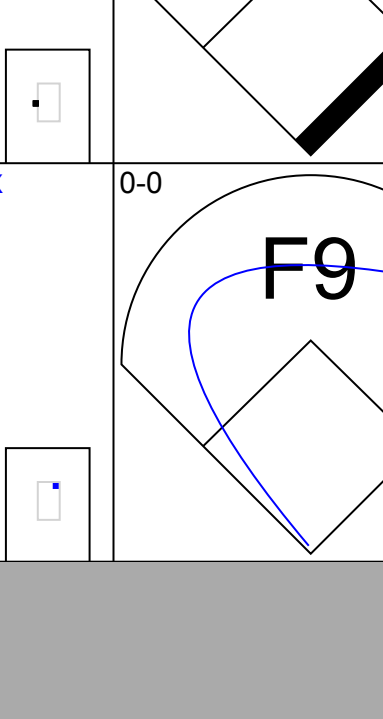
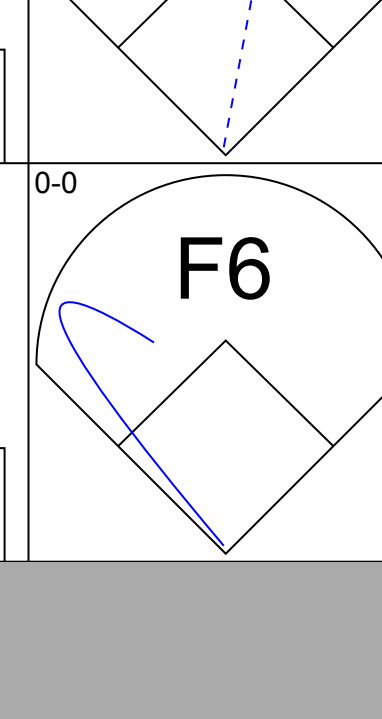
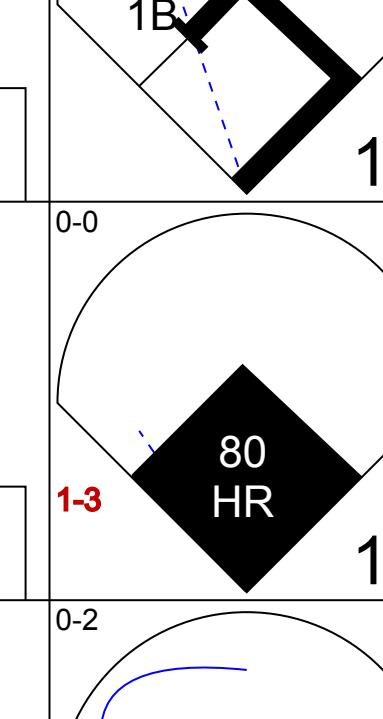
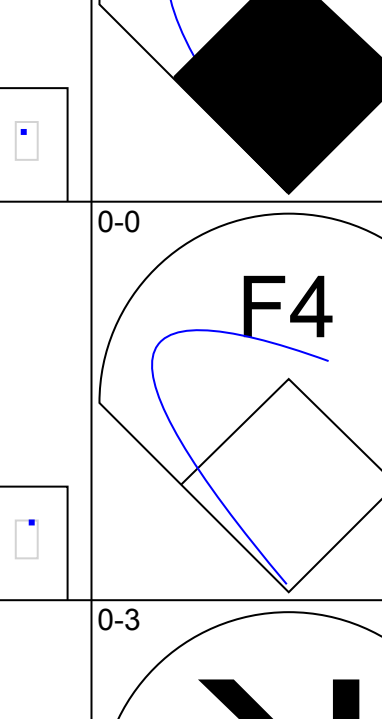
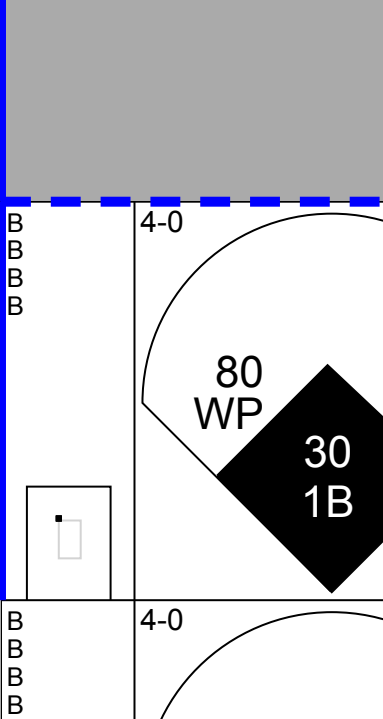
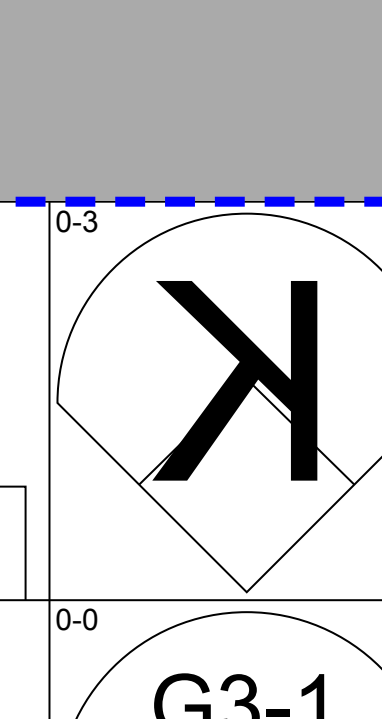
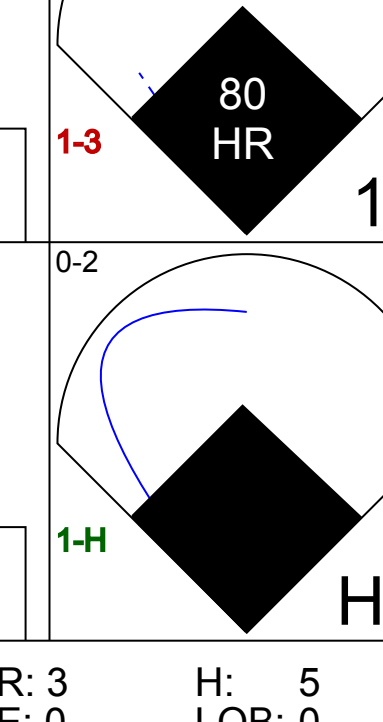
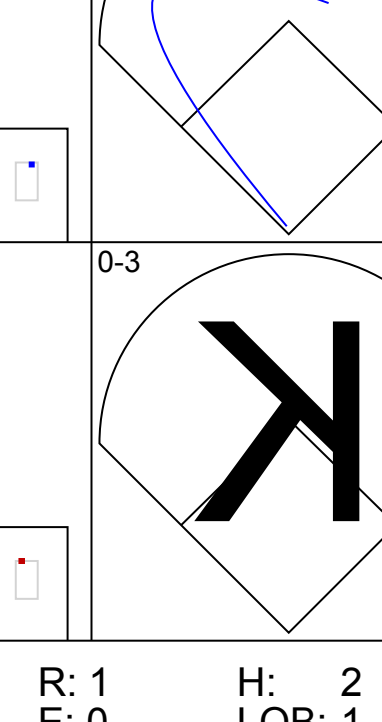
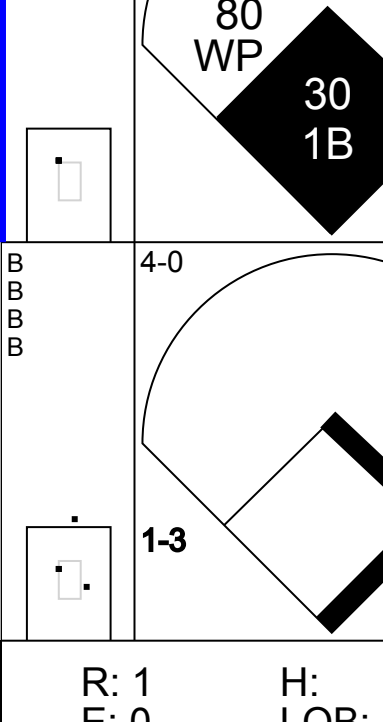
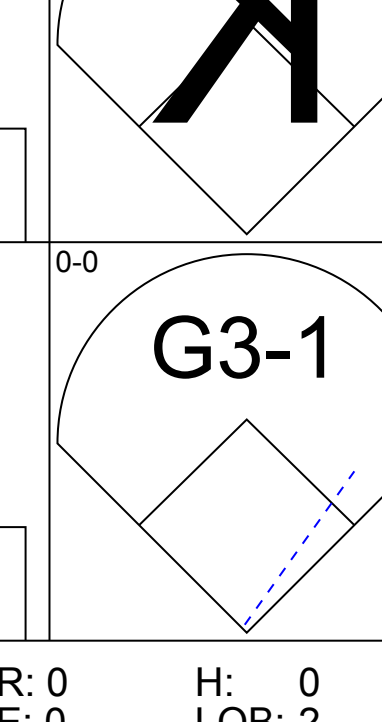
Batter	1	2	3	4	5	6	7	8	9	AB	R	H	RBI	BB	SO	LOB	TOP			
3 Cole Tucker, S (1.4) OBP: 0.364, SLG: 0.600 91 Adael Amador, S (7.4)										4	0	0	0	0	3	0				
73 Zac Veen, L (1.9) OBP: 0.348, SLG: 0.524 (6.7)										4	0	0	0	0	2	0				
12 Sean Bouchard, R (1.7) OBP: 0.391, SLG: 0.350 98 Yanquiel Fernandez, L (6.9) OBP: 1.000, SLG: 1.000										3	0	2	0	0	0	0				
4 Michael Toglia, S (1.3) OBP: 0.400, SLG: 0.300										4	0	0	0	0	1	3				
22 Nolan Jones, L (1.10) OBP: 0.167, SLG: 0.130										4	0	1	0	0	3	1				
6 Brian Serven, R (1.2) OBP: 0.214, SLG: 0.500 70 Braxton Fulford, R (6.2) OBP: 0.500, SLG: 1.000										3	1	1	0	0	2	1				
79 Brenton Doyle, R (1.8) OBP: 0.381, SLG: 0.333										4	0	1	1	0	2	2				
76 Warming Bernabel, R (1.5) OBP: 0.286, SLG: 0.231										3	0	1	0	1	0	1				
83 Julio Carreras, R (1.6) OBP: 0.333, SLG: 0.429										4	0	0	0	0	2	5				
<b>Inning Stats</b>	R: 0 E: 0 K: 3 S: 10	H: 1 LOB: 1 BB: 0 P: 11	R: 0 E: 0 K: 2 S: 8	H: 1 LOB: 2 BB: 1 P: 12	R: 0 E: 0 K: 1 S: 5	H: 0 LOB: 0 BB: 0 P: 5	R: 1 E: 0 K: 1 S: 8	H: 3 LOB: 2 BB: 0 P: 8	R: 0 E: 0 K: 3 S: 9	H: 0 LOB: 0 BB: 0 P: 9	R: 0 E: 0 K: 1 S: 5	H: 0 LOB: 0 BB: 0 P: 5	R: 0 E: 0 K: 1 S: 6	H: 1 LOB: 1 BB: 0 P: 6	R: 0 E: 0 K: 1 S: 6	H: 1 LOB: 1 BB: 0 P: 6	1B: 6 2B: 2 3B: 0 HR: 0	SF: 0 SAC: 0 DP: 0 HBP: 0	WP: 0 PB: 0 SB: 2 CS: 0	PA: 36
<b>PITCHER</b>	IP WLS BF H R ER SO BB IBB HBP BLK WP HR S P ERA WHIP																<b>PITCHER</b>	IP WLS BF H R ER SO BB IBB HBP BLK WP HR S P ERA WHIP		
22 Chase Anderson, R (1.1) ERA: 2.7	2.0 W 9 2 0 0 5 1 0 0 0 0 0 0 0 18 23 0.00 1.500																84 Jared Solomon, R (9.1) ERA:	1.0 4 1 0 0 1 0 0 0 0 0 0 0 0 6 6 0.00 1.000		
73 Kevin Herget, R (3.1) ERA: 2.7	2.0 H 9 3 1 1 2 0 0 0 0 0 0 0 0 13 13 4.50 1.500																			
47 Derek Law, R (5.1) ERA: 2.7	1.1 H 5 1 0 0 3 0 0 0 0 0 0 0 0 11 11 0.00 0.750																			
48 Alex Young, L (6.1) ERA:	1.2 5 0 0 0 3 0 0 0 0 0 0 0 0 11 11 0.00 0.000																			
77 Daniel Duarte, R (8.1) ERA:	1.0 4 1 0 0 1 0 0 0 0 0 0 0 0 6 6 0.00 1.000																			

Colorado Rockies @ Cincinnati Reds  
Goodyear Ballpark, Goodyear, AZ  
Mon Mar 06 2023, 8:06 PM - 10:41 PM EST  
Att: 2,607 - Partly Cloudy - 68 F

livebaseballscores.com

AB 35  
R 1  
H 8  
RBI 1  
BB 1  
SO 15  
LOB 13




Batter	1	2	3	4	5	6	7	8	9	AB	R	H	RBI	BB	SO	LOB	BOTTOM			
30 Will Benson, L (1.8) OBP: 0.538, SLG: 0.538 Nick Plummer, L (7.7) OBP: 0.500, SLG: 0.333										4	1	3	1	0	0	0				
2 Jose Barrero, R (1.6) OBP: 0.375, SLG: 0.533 44 Ely De La Cruz, S (6.6) OBP: 0.353, SLG: 0.600										3	0	2	1	0	0	1				
32 Jason Vosler, L (1.5) OBP: 0.235, SLG: 0.533 68 Noelvi Marte, R (6.5) OBP: 0.222, SLG: 0.222										3	1	1	1	0	2	2				
12 Curt Casali, R (1.2) OBP: 0.286, SLG: 0.538 67 Chuckie Robinson, R (6. PH) OBP: 0.300, SLG: 0.500										2	0	0	0	1	1	0				
16 Nick Solak, R (1.7) OBP: 0.278, SLG: 0.333 38 Michael Siani, L (6.7) OBP: 0.333, SLG: 0.294 (7.8)										2	0	0	0	1	0	0				
22 Luke Maile, R (1.10) OBP: 0.167, SLG: 0.167 35 Alejo Lopez, S (5. PH) OBP: 0.375, SLG: 0.167 (6.10)										2	0	0	0	0	2	3				
33 Christian Encarnacion-Strand OBP: 0.611, SLG: 1.235 95 Alex McGarry, L (6.3) OBP: 0.200, SLG: 0.143										3	1	2	1	0	0	1				
76 Richie Martin, R (1.4) OBP: 0.571, SLG: 0.818 78 Matt McLain, R (6.4) OBP: 0.688, SLG: 0.889										2	1	1	0	0	0	0				
80 Allan Cerda, R (1.9) OBP: 0.600, SLG: 1.286 2 Nick Martini, L (7.9) OBP: 0.429, SLG: 0.667										2	1	1	2	1	1	0				
<b>Inning Stats</b>	R: 0 E: 0 K: 2 S: 8	H: 1 LOB: 3 BB: 2 P: 17	R: 3 E: 0 K: 1 S: 10	H: 5 LOB: 0 BB: 0 P: 10	R: 0 E: 0 K: 2 S: 7	H: 0 LOB: 0 BB: 0 P: 7	R: 1 E: 0 K: 1 S: 8	H: 2 LOB: 1 BB: 0 P: 8	R: 1 E: 0 K: 0 S: 6	H: 1 LOB: 2 BB: 1 P: 11	R: 1 E: 0 K: 3 S: 10	H: 1 LOB: 2 BB: 2 P: 18	R: 0 E: 0 K: 0 S: 3	H: 0 LOB: 0 BB: 0 P: 3	R: 0 E: 0 K: 1 S: 5	H: 0 LOB: 2 BB: 2 P: 13	1B: 6 2B: 0 3B: 1 HR: 3	SF: 0 SAC: 0 DP: 0 HBP: 0	WP: 2 PB: 0 SB: 2 CS: 0	PA: 39
<b>PITCHER</b>	IP WLS BF H R ER SO BB IBB HBP BLK WP HR S P ERA WHIP																<b>PITCHER</b>	IP WLS BF H R ER SO BB IBB HBP BLK WP HR S P ERA WHIP		
18 Ryan Felner, R (1.1) ERA: 6.75	2.0 L 12 6 3 2 3 3 1 0 0 0 0 0 0 2 21 13.50 4.000																			
80 Karl Kauffmann, R (3.1) ERA: 4.5	3.0 13 3 2 2 3 1 0 0 0 0 0 0 2 21 6.00 1.333																			
46 Nick Mears, R (6.1) ERA: 3.0	1.0 6 1 1 1 3 2 0 0 0 0 1 0 0 10 18 9.00 3.000																			
37 Josh Rogers, L (7.1) ERA: 23.14	1.0 3 0 0 0 0 0 0 0 0 0 0 0 0 3 3 0.00 0.000																			
87 Stephen Jones, R (8.1) ERA: 2.7	1.0 5 0 0 0 1 2 0 0 0 0 0 0 0 5 13 0.00 2.000																			

Colorado Rockies @ Cincinnati Reds  
Goodyear Ballpark, Goodyear, AZ  
Mon Mar 06 2023, 8:06 PM - 10:41 PM EST  
Att: 2,607 - Partly Cloudy - 68 F

livebaseballscores.com


AB 32  
R 6  
H 10  
RBI 6  
BB 7  
SO 10  
LOB 15



Batter	1	2	3	4	5	6	7	8	9	AB	R	H	RBI	BB	SO	LOB	TOP			
2 Marcus Semien, R (1.4) OBP: 0.300, SLG: 0.368 38 Elier Hernandez, R (5.3) OBP: 0.353, SLG: 0.467	F8		G6-3		K2-3		K		F7	3	0	0	0	0	1	1				
5 Corey Seager, L (1.6) OBP: 0.454, SLG: 0.824 71 Jonathan Omelas, R (5.6) OBP: 0.471, SLG: 0.688	G3-1			HR	E4			L9		3	1	1	1	0	0	0				
30 Nathaniel Lowe, L (1.3) OBP: 0.421, SLG: 0.308 74 Luisangel Acuña, R (5.4) OBP: 0.412, SLG: 0.563	L6				L6			F9		3	0	1	0	0	0	1				
53 Adolis Garcia, R (1.9) OBP: 0.474, SLG: 0.750 41 Joe McCarthy, L (6.9) OBP: 0.444, SLG: 0.375	G6-3		G1-4-3				K			3	0	0	0	0	1	1				
28 Jonah Heim, S (1.2) OBP: 0.450, SLG: 0.563 55 Sam Huff, R (7.2) OBP: 0.375, SLG: 0.857										1	0	1	0	2	0	0				
6 Josh Jung, R (1.5) OBP: 0.286, SLG: 0.353 90 Davis Wendzel, R (6.5) OBP: 0.500, SLG: 1.000	G6-4-3									3	0	1	0	0	0	2				
4 Robbie Grossman, S (1.7) OBP: 0.379, SLG: 0.667 20 Ezequiel Duran, R (7.7) OBP: 0.348, SLG: 0.409										1	0	1	0	2	0	0				
16 Travis Jankowski, L (1.8) OBP: 0.263, SLG: 0.222 87 Evan Carter, L (7.8) OBP: 0.600, SLG: 0.333										3	0	0	0	0	2	5				
77 Clint Frazier, R (1.10) OBP: 0.304, SLG: 0.455 83 Sandro Fabian, R (9,PH)										3	0	0	0	0	2	2				
<b>Inning Stats</b>	R: 0 E: 0 K: 0 S: 6	H: 0 LOB: 0 BB: 0 P: 9	R: 0 E: 0 K: 0 S: 8	H: 0 LOB: 0 BB: 1 P: 13	R: 0 E: 0 K: 1 S: 12	H: 1 LOB: 1 BB: 0 P: 17	R: 1 E: 0 K: 0 S: 13	H: 4 LOB: 3 BB: 1 P: 24	R: 0 E: 1 K: 1 S: 10	H: 0 LOB: 1 BB: 0 P: 18	R: 0 E: 0 K: 3 S: 12	H: 0 LOB: 1 BB: 1 P: 18	R: 0 E: 0 K: 0 S: 13	H: 1 LOB: 2 BB: 1 P: 20	R: 0 E: 0 K: 1 S: 11	H: 0 LOB: 1 BB: 1 P: 16	1B: 5 2B: 0 3B: 0 HR: 1	SF: 0 SAC: 0 DP: 3 HBP: 0	WP: 0 PA: 37 PB: 0 SB: 0 CS: 0	
<b>PITCHER</b>	IP WLS BF H R ER SO	IP WLS BF H R ER SO	IP WLS BF H R ER SO	IP WLS BF H R ER SO	IP WLS BF H R ER SO	IP WLS BF H R ER SO	IP WLS BF H R ER SO	IP WLS BF H R ER SO	IP WLS BF H R ER SO	IP WLS BF H R ER SO	IP WLS BF H R ER SO	IP WLS BF H R ER SO	IP WLS BF H R ER SO	IP WLS BF H R ER SO	IP WLS BF H R ER SO	IP WLS BF H R ER SO	ERA WHIP	ERA WHIP		
51 José Ureña, R (1.1) ERA: 1.42	3.0	10	1	0	0	1	1	0	0	0	0	0	0	0	0	0	0	0.00	0.667	
50 Ty Blach, L (4.1) ERA: 1.42	1.0	7	4	1	1	0	1	0	0	0	0	1	13	24	9.00	5.000				
67 T.J. Zeuch, R (5.1) ERA: 3.0	2.0	7	0	0	0	3	1	0	0	0	0	0	15	28	0.00	0.500				
52 Daniel Bard, R (7.1) ERA: 2.7	1.0	4	0	0	0	3	1	0	0	0	0	0	12	18	0.00	1.000				
78 Jeff Criswell, R (8.1) ERA: 9.82	1.0	W	5	1	0	0	1	0	0	0	0	0	13	20	0.00	2.000				

Texas Rangers @ Colorado Rockies  
Salt River Fields at Talking Stick, Scottsdale, AZ  
Mon Mar 06 2023, 3:10 PM - 5:25 PM EST  
Att: 5,250 - Partly Cloudy - 69 F

AB 31  
R 1  
H 6  
RBI 1  
BB 6  
SO 8  
LOB 17



Batter	1	2	3	4	5	6	7	8	9	AB	R	H	RBI	BB	SO	LOB	BOTTOM		
2 Yonathan Daza, R (1.8) OBP: 0.333, SLG: 0.357 90 Jameson Hannah, L (7.8)	K		K		F7					3	0	0	0	0	2	1			
19 Charlie Blackmon, L (1.10) OBP: 0.213, SLG: 0.412 14 Ezequiel Tovar, R (6,PH) OBP: 0.389, SLG: 0.487	K		K				P6			3	0	0	0	0	2	1			
23 Kris Bryant, R (1.9) OBP: 0.438, SLG: 1.000 85 Coco Montes, R (6.9) OBP: 0.375, SLG: 0.692			F7				K			1	0	0	0	1	0	1			
25 C.J. Cron, R (1.3) OBP: 0.235, SLG: 0.133 92 Jimmy Herron, R (7.7) OBP: 0.333, SLG: 0.333	F8						F8			2	0	0	0	1	0	1			
24 Ryan McMahon, L (1.4) OBP: 0.389, SLG: 0.563 96 Aaron Schunk, R (8.5) OBP: 0.500, SLG: 2.000							K			2	0	0	0	1	1	1			
35 Elias Diaz, R (1.2) OBP: 0.556, SLG: 0.733 97 Daniel Montano, L (8.9)	F8						P6			2	0	0	0	1	0	1			
30 Harold Castro, L (1.7) OBP: 0.467, SLG: 0.667 89 Grant Lavigne, L (7.3) OBP: 0.500, SLG: 0.556										2	0	1	0	0	0	2			
44 Elehuris Montero, R (1.5) OBP: 0.282, SLG: 0.190 65 Willie Macher, R (8.2) OBP: 0.400, SLG: 0.250										1	0	1	0	0	0	0			
44 Elehuris Montero, R (1.5) OBP: 0.282, SLG: 0.190 65 Willie Macher, R (8.2) OBP: 0.400, SLG: 0.250	G6-4-3									3	0	0	0	0	0	3			
13 Alan Trejo, R (1.6) OBP: 0.368, SLG: 0.500 98 Yorvis Torrealba, R (8,PR)										2	0	1	0	0	0	0			
60 Fernando Abad, L (9.1)										0	0	0	0	0	0	0			
<b>Inning Stats</b>	R: 0 E: 0 K: 2 S: 9	H: 0 LOB: 1 BB: 1 P: 16	R: 0 E: 0 K: 0 S: 9	H: 1 LOB: 1 BB: 0 P: 17	R: 0 E: 0 K: 2 S: 10	H: 1 LOB: 1 BB: 0 P: 17	R: 0 E: 0 K: 0 S: 5	H: 0 LOB: 1 BB: 2 P: 15	R: 0 E: 0 K: 0 S: 4	H: 0 LOB: 0 BB: 0 P: 6	R: 0 E: 0 K: 1 S: 7	H: 0 LOB: 0 BB: 0 P: 13	R: 0 E: 0 K: 1 S: 7	H: 1 LOB: 1 BB: 0 P: 9	R: 4 E: 0 K: 1 S: 14	H: 2 LOB: 1 BB: 1 P: 24	1B: 2 2B: 3 3B: 0 HR: 1	SF: 0 SAC: 0 DP: 2 HBP: 2	WP: 0 PA: 33 PB: 0 SB: 0 CS: 0
<b>PITCHER</b>	IP WLS BF H R ER SO	IP WLS BF H R ER SO	IP WLS BF H R ER SO	IP WLS BF H R ER SO	IP WLS BF H R ER SO	IP WLS BF H R ER SO	IP WLS BF H R ER SO	IP WLS BF H R ER SO	IP WLS BF H R ER SO	IP WLS BF H R ER SO	IP WLS BF H R ER SO	IP WLS BF H R ER SO	IP WLS BF H R ER SO	IP WLS BF H R ER SO	IP WLS BF H R ER SO	IP WLS BF H R ER SO	ERA WHIP	ERA WHIP	
44 Andrew Heaney, L (1.1) ERA: 3.86	3.0	12	2	0	0	1	2	0	0	0	0	0	16	34	0.00	0.667			
49 Glenn Otto, R (4.1) ERA: 6.75	3.0	H	10	0	0	0	1	0	0	0	0	0	16	34	0.00	0.667			
21 Ian Kennedy, R (7.1) ERA: 6.0	1.0	H	4	1	0	0	1	0	0	0	0	0	7	9	0.00	1.000			
62 Kyle Cody, R (8.1) ERA: 9.0	1.0	L	7	2	4	4	1	1	0	1	0	1	14	24	36.00	3.000			

Texas Rangers @ Colorado Rockies  
Salt River Fields at Talking Stick, Scottsdale, AZ  
Mon Mar 06 2023, 3:10 PM - 5:25 PM EST  
Att: 5,250 - Partly Cloudy - 69 F

AB 27  
R 4  
H 5  
RBI 4  
BB 4  
SO 7  
LOB 16



Batter	1	2	3	4	5	6	7	8	9	AB	R	H	RBI	BB	SO	LOB	TOP			
19 Charlie Blackmon, L (1.10) 73 Zac Veen, L (7.7) OBP: 0.286, SLG: 0.368 OBP: 0.350, SLG: 0.478	F8		K			WP BB		F8	F7	2	0	0	0	1	1	0				
2 Yonathan Daza, R (1.8) 22 Nolan Jones, L (6.3) OBP: 0.278, SLG: 0.294 OBP: 0.200, SLG: 0.130	L9		G6-3					83 1B 86 1B 83 E BB		3	0	0	0	0	1	1				
24 Ryan McMahon, L (1.4) 86 Drew Romo, S (6.2) OBP: 0.351, SLG: 0.684 OBP: 0.500, SLG: 0.700	HR			G4-3		P6		83 E 76 FC6-2 1B		3	1	1	1	0	0	1				
25 C.J. Cron, R (1.3) 83 Julio Carreras, R (7.6) OBP: 0.250, SLG: 0.222 OBP: 0.333, SLG: 0.545	2B			K		G5-3		E7		3	0	1	0	0	1	1				
12 Sean Bouchard, R (1.7) 3 Cole Tucker, S (1.7) 76 Warming Bernabel, R (7.5) OBP: 0.375, SLG: 0.333 OBP: 0.333, SLG: 0.545 OBP: 0.287, SLG: 0.214	K			K				FC6-2		1	0	0	0	0	1	1				
44 Elehuris Montero, R (1.5) 54 Matt Koch, L (7.1) 81 Jonathan Morales, R (8. PH) 93 Austin Kitchen, L (8.1) 95 Fineas Del Bonta-Smith, R (8.1)		P4				L4		HR	F9	3	1	1	1	0	0	0				
4 Michael Toqila, S (1.9) OBP: 0.379, SLG: 0.292		E7				E7		G4-3	G5-3	4	0	1	0	0	0	0				
14 Ezequiel Tovar, R (1.6) 85 Coco Montes, R (6.4) OBP: 0.350, SLG: 0.412 OBP: 0.389, SLG: 0.643		F8				F9			F9	2	0	0	0	0	0	1				
6 Brian Serven, R (1.2) 79 Brenton Doyle, R (6.8) OBP: 0.188, SLG: 0.438 OBP: 0.391, SLG: 0.350			K			F8				2	0	0	0	0	1	1				
<b>Inning Stats</b>	R: 1 E: 0 K: 1 S: 7	H: 2 LOB: 1 BB: 0 P: 8	R: 0 E: 0 K: 0 S: 3	H: 1 LOB: 0 BB: 0 P: 3	R: 0 E: 0 K: 2 S: 7	H: 0 LOB: 0 BB: 0 P: 7	R: 0 E: 1 K: 0 S: 4	H: 0 LOB: 1 BB: 0 P: 4	R: 0 E: 0 K: 1 S: 5	H: 0 LOB: 1 BB: 1 P: 10	R: 1 E: 0 K: 2 S: 9	H: 1 LOB: 1 BB: 1 P: 14	R: 1 E: 1 K: 0 S: 5	H: 2 LOB: 2 BB: 1 P: 9	R: 0 E: 0 K: 0 S: 4	H: 1 LOB: 0 BB: 0 P: 4	1B: 4 2B: 1 3B: 0 HR: 2	SF: 0 SAC: 0 DP: 0 HBP: 0	WP: 1 PB: 0 SB: 0 CS: 0	PA: 37
<b>PITCHER</b>	IP WLS BF H R ER SO	IP WLS BF H R ER SO	IP WLS BF H R ER SO	IP WLS BF H R ER SO	IP WLS BF H R ER SO	IP WLS BF H R ER SO	IP WLS BF H R ER SO	IP WLS BF H R ER SO	IP WLS BF H R ER SO	IP WLS BF H R ER SO	IP WLS BF H R ER SO	IP WLS BF H R ER SO	IP WLS BF H R ER SO	IP WLS BF H R ER SO	IP WLS BF H R ER SO	IP WLS BF H R ER SO	ERA WHIP	ERA WHIP		
63 Chase Silseth, R (1.1) ERA: 4.5	4.0	14	3	1	1	5	0	0	0	0	0	0	0	0	0	0	2.25	0.750		
61 Austin Warren, R (5.1) ERA: 4.5	1.0	4	0	0	0	0	0	0	0	0	0	0	0	0	0	0	0.00	0.000		
55 Matt Moore, L (6.1) ERA: 3.0	1.0	4	0	0	0	1	1	0	0	0	0	0	0	0	0	0	0.00	1.000		
40 Justin Garza, R (7.1) ERA: 4.5	1.0	5	1	1	1	2	1	0	0	0	0	0	0	0	0	0	9.00	2.000		
74 Jhonnathan Diaz, L (8.1) ERA: 4.5	2.0	10	3	1	0	0	1	0	0	0	0	0	0	0	0	0	0.00	2.000		

Colorado Rockies @ Los Angeles Angels  
 Tempe Diablo Stadium, Tempe, AZ  
 Wed Mar 08, 2023, 3:10 PM - 5:47 PM EST  
 Att. 4,792 - Partly Cloudy - 71 F

AB	34
R	3
H	7
RBI	2
BB	3
SO	8
LOB	12



Batter	1	2	3	4	5	6	7	8	9	AB	R	H	RBI	BB	SO	LOB	BOTTOM					
13 Livan Soto, L (1.6) 94 Zach Neto, R (6.6) OBP: 0.294, SLG: 0.214 OBP: 0.286, SLG: 0.333	G3		E6 6 BB 23 E	K		P3			89 HR 1B	3	0	0	0	0	1	2						
23 Brandon Drury, R (1.4) 89 Jeremiah Jackson, R (6.4) OBP: 0.400, SLG: 0.333 OBP: 0.100, SLG: 0.400	K		E3 6 BB	FC4-2 20 BB		F8			1B HR	3	0	0	0	0	1	3						
20 Jared Walsh, L (1.3) 18 Jake Lamb, L (5.3) OBP: 0.412, SLG: 0.308 OBP: 0.500, SLG: 0.667			K					38 C4-6-3 1B		1	0	0	0	2	1	2						
6 Anthony Rendon, R (1.5) 38 Michael Stefaniak, R (6.5) OBP: 0.500, SLG: 0.667 OBP: 0.429, SLG: 0.250		G6-3		G6-3		G4-6-3				2	0	0	0	1	0	4						
12 Hunter Renfroe, R (1.9) 19 Luis Barrera, L (6.9) OBP: 0.286, SLG: 0.786 OBP: 0.267, SLG: 0.214			G6-3							3	0	1	0	0	1	3						
14 Logan O'Hoppe, R (1.10) OBP: 0.357, SLG: 0.500		K								3	1	1	0	1	2	1						
33 Max Stassi, R (1.2) 35 Chad Wallach, R (5.2) 47 Myles Emmerson, R (9.2) OBP: 0.333, SLG: 0.333 OBP: 0.273, SLG: 0.200 OBP: 1.000, SLG: 2.000		F9								2	1	1	0	0	0	1						
16 Mickey Moniak, L (1.8) 8 Brett Phillips, L (7.8) OBP: 0.368, SLG: 0.500 OBP: 0.156, SLG: 0.150		F7								2	0	0	0	0	1	1						
93 Jordyn Adams, R (1.7) 61 Jared Oliva, R (7.7) OBP: 0.533, SLG: 0.583										3	0	2	1	0	0	1						
<b>Inning Stats</b>	R: 0 E: 0 K: 1 S: 5	H: 0 LOB: 1 BB: 1 P: 9	R: 0 E: 0 K: 1 S: 6	H: 1 LOB: 0 BB: 0 P: 6	R: 0 E: 2 K: 2 S: 9	H: 0 LOB: 3 BB: 1 P: 13	R: 2 E: 0 K: 1 S: 9	H: 3 LOB: 3 BB: 2 P: 16	R: 0 E: 0 K: 3 S: 9	H: 0 LOB: 0 BB: 0 P: 9	R: 0 E: 0 K: 1 S: 6	H: 1 LOB: 1 BB: 0 P: 6	R: 0 E: 0 K: 1 S: 5	H: 1 LOB: 0 BB: 0 P: 5	R: 0 E: 0 K: 2 S: 8	H: 1 LOB: 1 BB: 0 P: 8	R: 2 E: 0 K: 0 S: 2	H: 2 LOB: 0 BB: 0 P: 2	1B: 7 2B: 1 3B: 0 HR: 1	SF: 0 SAC: 0 DP: 1 HBP: 0	WP: 0 PB: 0 SB: 3 CS: 0	PA: 38
<b>PITCHER</b>	IP WLS BF H R ER SO	IP WLS BF H R ER SO	IP WLS BF H R ER SO	IP WLS BF H R ER SO	IP WLS BF H R ER SO	IP WLS BF H R ER SO	IP WLS BF H R ER SO	IP WLS BF H R ER SO	IP WLS BF H R ER SO	IP WLS BF H R ER SO	IP WLS BF H R ER SO	IP WLS BF H R ER SO	IP WLS BF H R ER SO	IP WLS BF H R ER SO	IP WLS BF H R ER SO	IP WLS BF H R ER SO	ERA WHIP	ERA WHIP				
63 Noah Davis, R (1.1) ERA: 4.7	3.0	14	1	0	0	4	2	0	0	0	0	0	0	0	0	0	0.00	1.000				
71 Phillips Valdez, R (4.1) ERA: 6.75	0.2	6	3	2	2	1	1	0	0	0	0	0	0	0	0	0	27.00	6.000				
56 Blair Calvo, R (4.1) ERA: 2.7	1.1	5	0	0	0	3	1	0	0	0	0	0	0	0	0	0	0.00	0.750				
32 Dinelson Lamet, R (6.1) ERA: 4.5	1.0	4	1	0	0	1	0	0	0	0	0	0	0	0	0	0	0.00	1.000				
54 Matt Koch, R (7.1) ERA: 4.5	1.0	3	1	0	0	1	0	0	0	0	0	0	0	0	0	0	0.00	1.000				
93 Austin Kitchen, L (8.1) ERA: 4.5	0.0	L	2	2	2	0	0	0	0	0	0	0	0	0	0	0	0.00	1.000				

Colorado Rockies @ Los Angeles Angels  
 Tempe Diablo Stadium, Tempe, AZ  
 Wed Mar 08, 2023, 3:10 PM - 5:47 PM EST  
 Att. 4,792 - Partly Cloudy - 71 F

AB	34
R	4
H	9
RBI	4
BB	4
SO	12
LOB	24



Batter	1	2	3	4	5	6	7	8	9	AB	R	H	RBI	BB	SO	LOB	TOP																				
6 Jesus Mariaga, R OBP: 0.200, SLG: 0.200			G4-3		G5-3		K		E6	5	0	1	0	0	2	1																					
43 Harold Ramirez, R 12 Gustavo Campero, S			FC5-2 39 1B		G4-3				F9	3	0	0	0	0	1	1																					
39 Gio Urshela, R 3 Dilson Herrera, R					F9			P3	F8	3	0	1	0	0	0	0																					
35 Elias Diaz, R 20 Melbrys Vitoria, L			F8							2	2	1	0	1	0	2																					
13 Jordan Diaz, R 27 Evan Mendoza, R				K		E6				0	0	0	0	0	0	0																					
36 Oscar Mercado, R 34 Luis De Avila, L						SF7				2	1	2	3	0	0	0																					
29 Rio Gomez, L 72 Pedro Garcia, R 86 Norge Ruiz, R						F9				0	0	0	0	0	0	0																					
9 Adrian Sanchez, R		G6-3		G5-3		F9		K		4	0	0	0	0	1	6																					
11 Fabian Pertuz, R		F9		K		F9		K		4	0	0	0	0	2	4																					
77 Dayan Frias, S					G1-3		K			4	0	1	0	0	2	0																					
<b>Inning Stats</b>	R: 0 E: 0 K: 2 S: 7	H: 0 LOB: 0 BB: 0 P: 7	R: 1 E: 0 K: 0 S: 4	H: 2 LOB: 1 BB: 1 P: 8	R: 0 E: 0 K: 0 S: 5	H: 2 LOB: 2 BB: 0 P: 5	R: 1 E: 0 K: 2 S: 10	H: 1 LOB: 0 BB: 0 P: 11	R: 0 E: 0 K: 0 S: 4	H: 0 LOB: 0 BB: 0 P: 4	R: 1 E: 1 K: 0 S: 5	H: 1 LOB: 1 BB: 0 P: 5	R: 0 E: 0 K: 2 S: 7	H: 0 LOB: 3 BB: 3 P: 7	R: 0 E: 0 K: 2 S: 7	H: 0 LOB: 3 BB: 3 P: 20	R: 0 E: 1 K: 1 S: 7	H: 1 LOB: 2 BB: 0 P: 7	1B: 4 2B: 2 3B: 0 HR: 1	SF: 1 SAC: 0 DP: 1 HBP: 0	WP: 0 PA: 39 PB: 0 SB: 1 CS: 0																
<b>PITCHER</b>	IP	WLS	BF	H	R	ER	SO	BB	IBB	HBP	BLK	WP	HR	S	P	ERA	WHIP	<b>PITCHER</b>	IP	WLS	BF	H	R	ER	SO	BB	IBB	HBP	BLK	WP	HR	S	P	ERA	WHIP		
39 Kyle Muller, L ERA: 4.91	3.2		16	5	2	2	3	1	0	0	0	0	1	23	28	4.91	1.636																				
30 Chad Smith, R ERA:	1.1		4	0	0	0	1	0	0	0	0	0	0	7	7	0.00	0.000																				
62 Freddy Tarnok, R ERA:	2.2	L	13	1	1	0	3	3	0	0	0	0	0	16	29	0.00	1.500																				
29 Austin Pruitt, R ERA:	1.1		6	1	0	0	2	0	0	0	0	0	0	10	10	0.00	0.750																				

Colombia @ Oakland Athletics  
Hohokam Stadium, Mesa, AZ  
Wed Mar 08 2023, 3:07 PM - 5:52 PM EST  
Att: 2,012 - Sunny - 73 F

AB 31  
R 3  
H 6  
RBI 3  
BB 4  
SO 8  
LOB 20



Batter	1	2	3	4	5	6	7	8	9	AB	R	H	RBI	BB	SO	LOB	BOTTOM																				
2 Nick Allen, R OBP: 0.500, SLG: 0.333 78 Michael Guldberg, R	G6-3						F9		L7	3	1	1	0	1	0	0																					
21 Conner Capel, L OBP: 0.333, SLG: 0.333 53 Kyle McCann, L	K				F7				G6-3	3	0	1	2	0	1	1																					
23 Shea Langeliers, R 85 JJ Schwarz, R	G6-3				K		K		F7	3	0	0	0	0	2	2																					
49 Tyler Soderstrom, L					K		K		F7	1	0	0	0	0	0	0																					
25 Brent Rooker, R OBP: 1.000, SLG: 1.000 95 Max Schuemann, R										2	0	2	0	1	0	0																					
40 Dérnis Garcia, R 77 Lawrence Butler, L	L4-3						G4-3			2	0	0	0	0	1	2																					
4 Kevin Smith, R 74 Brett Harris, R					F8		G6-3			3	0	0	0	0	3																						
26 Jonah Bride, R 17 Pablo Reyes, R										0	0	0	0	3	0	0																					
85 Yohel Pozo, R 76 Trenton Brooks, L					F7		K		F7	2	0	0	0	0	5																						
20 Cristian Pache, R 70 Darell Hernaiz, R					FC6-4 2 1B		K		G6-3	3	1	0	0	0	1	1																					
<b>Inning Stats</b>	R: 0 E: 0 K: 1 S: 5	H: 0 LOB: 0 BB: 0 P: 5	R: 0 E: 0 K: 0 S: 3	H: 1 LOB: 0 BB: 0 P: 3	R: 2 E: 0 K: 1 S: 7	H: 2 LOB: 1 BB: 1 P: 13	R: 0 E: 0 K: 2 S: 7	H: 0 LOB: 2 BB: 2 P: 15	R: 0 E: 0 K: 2 S: 4	H: 1 LOB: 1 BB: 1 P: 8	R: 0 E: 0 K: 1 S: 6	H: 1 LOB: 1 BB: 0 P: 6	R: 0 E: 0 K: 2 S: 9	H: 2 LOB: 3 BB: 0 P: 10	R: 0 E: 0 K: 0 S: 3	H: 0 LOB: 0 BB: 0 P: 3	1B: 7 2B: 1 3B: 0 HR: 0	SF: 0 SAC: 0 DP: 1 HBP: 1	WP: 0 PA: 39 PB: 0 SB: 3 CS: 0																		
<b>PITCHER</b>	IP	WLS	BF	H	R	ER	SO	BB	IBB	HBP	BLK	WP	HR	S	P	ERA	WHIP	<b>PITCHER</b>	IP	WLS	BF	H	R	ER	SO	BB	IBB	HBP	BLK	WP	HR	S	P	ERA	WHIP		
22 Adrian Almeida, L ERA:	1.0		3	0	0	0	0	0	0	0	0	0	0	3	3	0.00	1.000																				
26 Jhon Romero, R ERA:	1.0	H	3	1	0	0	0	0	0	0	0	0	0	3	3	0.00	1.000																				
52 Reiver Sanmartin, L ERA: 18.0	1.0	B	6	2	2	2	1	1	0	0	0	0	0	7	13	18.00	3.000																				
85 Nolan Long, R ERA:	1.0		5	0	0	0	2	2	0	0	0	0	0	7	15	0.00	2.000																				
66 Guillermo Zuñiga, R ERA:	1.0	W	4	0	0	0	2	1	0	0	0	0	0	7	12	0.00	1.000																				
34 Luis De Avila, L ERA:	6.1		5	1	0	0	1	1	0	0	0	0	0	4	8	0.00	2.000																				
29 Rio Gomez, L ERA:	7.1		4	1	0	0	1	0	0	0	0	0	0	6	6	0.00	1.000																				
72 Pedro Garcia, R ERA:	8.1		6	2	0	0	2	0	0	1	0	0	0	9	10	0.00	2.000																				
86 Norge Ruiz, R ERA:	9.1		3	0	0	0	0	0	0	0	0	0	0	3	3	0.00	0.000																				

Colombia @ Oakland Athletics  
Hohokam Stadium, Mesa, AZ  
Wed Mar 08 2023, 3:07 PM - 5:52 PM EST  
Att: 2,012 - Sunny - 73 F

AB 33  
R 2  
H 7  
RBI 2  
BB 5  
SO 9  
LOB 22




Batter	1	2	3	4	5	6	7	8	9	AB	R	H	RBI	BB	SO	LOB	TOP		
31 LaMonte Wade Jr., L OBP: 0.143, SLG: 0.429 83 Logan Wyatt, L	G4-3		F7		F8		K		G1-3	3	0	0	0	0	0	1			
41 Wilmer Flores, R 86 Damon Dues, L OBP: 0.500, SLG: 0.333	F7		G5-3			K		BB		3	0	0	0	0	1	1			
42 Joc Pederson, L OBP: 0.412, SLG: 0.357 88 Michael Gigliotti, L OBP: 0.667, SLG: 1.111			F8			G4-3		BB		3	0	1	0	0	0	1			
32 David Villar, R 85 Diego Velazquez, S OBP: 0.500, SLG: 0.500				F4				BB		3	0	1	0	0	1	1			
35 Brandon Crawford, L 79 Riley Mahan, L				P6				K		2	0	0	0	1	0	1			
39 Thairo Estrada, R OBP: 0.200, SLG: 0.154 75 Abdell Layer, S				G5-3						3	0	0	0	0	1	1			
5 Mike Yastrzemski, L 89 Brett Auerbach, R OBP: 0.125, SLG: 0.500					G1-3					2	0	0	0	0	0	1			
29 Luis Matos, R OBP: 0.263, SLG: 0.421										4	1	2	1	0	1	2			
2 Blake Sabol, L 21 Joey Bart, R OBP: 0.455, SLG: 0.900										1	0	0	0	1	0	0			
<b>Inning Stats</b>	R: 0 E: 0 K: 1 S: 8	H: 1 LOB: 1 BB: 0 P: 11	R: 0 E: 0 K: 1 S: 8	H: 0 LOB: 1 BB: 1 P: 16	R: 0 E: 0 K: 0 S: 7	H: 0 LOB: 0 BB: 1 P: 12	R: 0 E: 0 K: 0 S: 7	H: 0 LOB: 0 BB: 0 P: 10	R: 1 E: 0 K: 1 S: 6	H: 1 LOB: 0 BB: 0 P: 8	R: 0 E: 1 K: 2 S: 13	H: 1 LOB: 2 BB: 0 P: 24	R: 0 E: 0 K: 2 S: 16	H: 2 LOB: 3 BB: 2 P: 26	R: 0 E: 0 K: 0 S: 5	H: 1 LOB: 0 BB: 0 P: 6	1B: 4 2B: 2 3B: 0 HR: 1	SF: 0 SAC: 0 DP: 1 HBP: 0	WP: 1 PA: 37 PB: 0 SB: 0 CS: 1
<b>PITCHER</b>	IP	WLS	BF	H	R	ER	SO	BB	IBB	HBP	BLK	WP	HR	S	P	ERA	WHIP		
26 Austin Gomber, L ERA: 5.87	4.0	W	15	1	0	0	2	2	0	0	0	1	0	30	49	0.00	0.750		
43 Connor Seabold, R ERA: 1.29	2.0		8	2	1	1	1	0	0	0	0	0	1	19	26	4.50	1.000		
37 Josh Rogers, L ERA: 16.2	1.0		5	1	0	0	2	0	0	0	0	0	0	13	24	0.00	1.000		
46 Nick Mears, R ERA: 2.25	1.0		6	2	0	0	2	2	0	0	0	0	0	16	26	0.00	4.000		
60 Fernando Abad, L ERA: 1.8	1.0		3	1	0	0	0	0	0	0	0	0	0	5	6	0.00	1.000		

San Francisco Giants @ Colorado Rockies  
Salt River Fields at Talking Stick, Scottsdale, AZ  
Fri Mar 10 2023, 3:09 PM - 5:25 PM EST  
Att: 10,394 - Partly Cloudy - 74 F

livebaseballscorecards.com

AB 33  
R 1  
H 7  
RBI 1  
BB 4  
SO 7  
LOB 17



Batter	1	2	3	4	5	6	7	8	9	AB	R	H	RBI	BB	SO	LOB	BOTTOM		
2 Yonathan Daza, R OBP: 0.238, SLG: 0.250 3 Cole Tucker, S OBP: 0.320, SLG: 0.522	K		F8		G6-3		K		PO	3	0	0	0	0	1	1			
23 Kris Bryant, R 86 Drew Romo, S OBP: 0.455, SLG: 0.636										2	1	1	0	1	1	0			
24 Ryan McMahon, L 22 Nolan Jones, L OBP: 0.192, SLG: 0.125										0	2	0	0	2	0	0			
25 C.J. Cron, R 85 Coco Montes, R OBP: 0.368, SLG: 0.690										3	1	2	4	0	0	2			
19 Charlie Blackmon, L 79 Brenton Doyle, R OBP: 0.365, SLG: 0.368										0	0	0	0	0	0	0			
73 Zac Veen, L OBP: 0.346, SLG: 0.500										1	0	1	0	0	0	0			
44 Elehuris Montero, R 81 Jonathan Morales, R										2	1	1	3	1	0	0			
30 Harold Castro, L 83 Julio Carreras, R OBP: 0.353, SLG: 0.438										3	0	1	0	0	0	3			
4 Michael Toglia, S 76 Warming Hornet, R OBP: 0.250, SLG: 0.200										3	0	0	0	0	1	2			
6 Brian Serven, R 94 Bret Boswell, L OBP: 1.000, SLG: 1.000										3	0	0	0	0	2	1			
<b>Inning Stats</b>	R: 2 E: 0 K: 2 S: 15	H: 2 LOB: 2 BB: 2 P: 27	R: 0 E: 0 K: 0 S: 6	H: 0 LOB: 0 BB: 0 P: 7	R: 2 E: 0 K: 1 S: 15	H: 1 LOB: 0 BB: 1 P: 25	R: 0 E: 0 K: 1 S: 9	H: 1 LOB: 1 BB: 0 P: 13	R: 4 E: 1 K: 1 S: 15	H: 2 LOB: 1 BB: 1 P: 23	R: 0 E: 0 K: 2 S: 7	H: 0 LOB: 0 BB: 0 P: 8	R: 0 E: 0 K: 0 S: 10	H: 1 LOB: 1 BB: 0 P: 16	R: 0 E: 0 K: 0 S: 9	H: 1 LOB: 0 BB: 0 P: 13	1B: 4 2B: 2 3B: 0 HR: 2	SF: 0 SAC: 0 DP: 1 HBP: 0	WP: 0 PA: 37 PB: 0 SB: 0 CS: 0
<b>PITCHER</b>	IP	WLS	BF	H	R	ER	SO	BB	IBB	HBP	BLK	WP	HR	S	P	ERA	WHIP		
57 Alex Wood, L ERA: 7.71	2.2	L	14	3	4	4	3	3	0	0	0	0	0	3	5	13.50	2.250		
74 Juan Sanchez, L ERA	0.1		1	0	0	0	0	0	0	0	0	0	0	3	4	0.00	0.000		
34 Jakob Junis, R ERA: 5.68	2.1		12	3	4	3	3	1	0	0	0	0	1	27	40	11.57	1.714		
65 Sam Delaplane, R ERA: 6.75	0.2		2	0	0	0	1	0	0	0	0	0	0	4	4	0.00	0.000		
71 Tyler Rogers, R ERA	1.0		4	1	0	0	0	0	0	0	0	0	0	10	16	0.00	1.000		
<b>PITCHER</b>	IP	WLS	BF	H	R	ER	SO	BB	IBB	HBP	BLK	WP	HR	S	P	ERA	WHIP		
85 Kade McClure, R ERA: 2.25	1.0		3	1	0	0	0	0	0	0	0	0	0	9	13	0.00	1.000		

San Francisco Giants @ Colorado Rockies  
Salt River Fields at Talking Stick, Scottsdale, AZ  
Fri Mar 10 2023, 3:09 PM - 5:25 PM EST  
Att: 10,394 - Partly Cloudy - 74 F

livebaseballscorecards.com

AB 31  
R 8  
H 8  
RBI 8  
BB 4  
SO 7  
LOB 12





Batter	1	2	3	4	5	6	7	8	9	AB	R	H	RBI	BB	SO	LOB	TOP	
<b>2</b> <b>Yonathan Daza, R</b> <small>OBP: 0.333, SLG: 0.385</small> <b>79</b> <b>Brenton Doyle, R</b> <small>OBP: 0.345, SLG: 0.308</small>	 <small>1-0</small>	 <small>2-1</small>		 <small>0-2</small>		 <small>1-3</small>		 <small>0-3</small>		3	2	3	1	0	0	0	<b>Colorado Rockies @ Arizona Diamondbacks</b> <b>Salt River Fields at Talking Stick, Scottsdale, AZ</b> <small>Sun Mar 12 2023, 4:10 PM - 7:08 PM EDT</small> <small>Att: 12,268 - Sunny - 77 F</small>	
<b>30</b> <b>Harold Castro, L</b> <small>OBP: 0.429, SLG: 0.619</small> <b>73</b> <b>Zac Veen, L</b> <small>OBP: 0.344, SLG: 0.467</small>	 <small>0-2</small>	 <small>2-2</small>		 <small>0-0</small>		 <small>2-2</small>		 <small>0-0</small>		3	1	1	2	0	0	2		
<b>23</b> <b>Kris Bryant, R</b> <small>OBP: 0.409, SLG: 0.833</small> <b>3</b> <b>Cole Tucker, S</b> <small>OBP: 0.300, SLG: 0.444</small>	 <small>1-3</small>		 <small>1-3</small>	 <small>1-3</small>		 <small>0-2</small>		 <small>4-0</small>		3	0	0	0	0	3	2		
<b>11</b> <b>Mike Moustakas, L</b> <small>OBP: 0.500, SLG: 1.000</small> <b>89</b> <b>Grant Lavigne, L</b> <small>OBP: 0.500, SLG: 0.538</small>	 <small>1-1</small>		 <small>0-1</small>	 <small>2-1</small>		 <small>2-2</small>		 <small>0-2</small>	 <small>1-1</small>	3	1	2	2	0	0	0		
<b>44</b> <b>Eliehuer Montero, R</b> <small>OBP: 0.361, SLG: 0.484</small> <b>85</b> <b>Coco Montes, R</b> <small>OBP: 0.364, SLG: 0.556</small>	 <small>0-3</small>		 <small>0-3</small>	 <small>4-0</small>		 <small>0-0</small>		 <small>1-3</small>		2	0	0	0	1	2	1		
<b>14</b> <b>Ezequiel Tovar, R</b> <small>OBP: 0.333, SLG: 0.417</small> <b>95</b> <b>Connor Kaiser, R</b> <small>OBP: 0.350, SLG: 0.556</small>	 <small>0-0</small>		 <small>0-0</small>	 <small>1-1</small>		 <small>3-1</small>		 <small>3-3</small>		4	0	1	0	0	0	3		
<b>4</b> <b>Michael Toglia, S</b> <small>OBP: 0.359, SLG: 0.382</small>	 <small>1-2</small>			 <small>0-0</small>	 <small>2-0</small>		 <small>2-2</small>		 <small>2-2</small>	5	1	2	1	0	0	3		
<b>22</b> <b>Nolan Jones, L</b> <small>OBP: 0.200, SLG: 0.111</small> <b>96</b> <b>Aaron Schunk, R</b> <small>OBP: 0.500, SLG: 1.250</small>		 <small>1-1</small>		 <small>3-1</small>	 <small>3-2</small>		 <small>3-2</small>		 <small>1-3</small>	2	1	0	0	1	1	1		
<b>81</b> <b>Jonathan Morales, R</b> <small>OBP: 0.250, SLG: 0.100</small> <b>70</b> <b>Braxton Fulford, R</b> <small>OBP: 0.250, SLG: 0.500</small>		 <small>0-0</small>		 <small>4-2</small>		 <small>0-1</small>		 <small>1-3</small>	 <small>2-1</small>	2	1	0	0	1	0	0		
<b>Inning Stats</b>	R: 2 H: 4 E: 1 K: 2 S: 18	R: 0 H: 1 E: 0 K: 0 S: 8	R: 1 H: 1 E: 0 K: 2 S: 9	R: 4 H: 2 E: 0 K: 1 S: 15	R: 0 H: 0 E: 0 K: 1 S: 7	R: 0 H: 0 E: 0 K: 1 S: 12	R: 1 H: 4 E: 0 K: 3 S: 13	R: 0 H: 0 E: 0 K: 1 S: 8	R: 0 H: 0 E: 0 K: 1 S: 8	1B: 9 2B: 3 3B: 0 HR: 2	SF: 0 SAC: 0 DP: 0 HBP: 0	WP: 1 PB: 0 SB: 1 CS: 0	PA: 45					
<b>PITCHER</b>	IP: 3.0 WLS: 17 BF: 5 ERA: 7.45	IP: 1.0 WLS: 5 BF: 1 ERA: 5.79	IP: 2.2 WLS: 13 BF: 4 ERA: 13.5	IP: 0.1 WLS: 1 BF: 0 ERA: 9.82	IP: 1.1 WLS: 7 BF: 2 ERA: 3.18	IP: 0.2 WLS: 2 BF: 0 ERA: 0.00	IP: 0.2 WLS: 2 BF: 0 ERA: 0.00	IP: 0.2 WLS: 2 BF: 0 ERA: 0.00	IP: 0.2 WLS: 2 BF: 0 ERA: 0.00	IP: 0.2 WLS: 2 BF: 0 ERA: 0.00	IP: 0.2 WLS: 2 BF: 0 ERA: 0.00	IP: 0.2 WLS: 2 BF: 0 ERA: 0.00	IP: 0.2 WLS: 2 BF: 0 ERA: 0.00	IP: 0.2 WLS: 2 BF: 0 ERA: 0.00	IP: 0.2 WLS: 2 BF: 0 ERA: 0.00	IP: 0.2 WLS: 2 BF: 0 ERA: 0.00	IP: 0.2 WLS: 2 BF: 0 ERA: 0.00	IP: 0.2 WLS: 2 BF: 0 ERA: 0.00
<b>99</b> <b>Drey Jameson, R</b> <small>ERA: 7.45</small>	<b>63</b> <b>Justin Martinez, R</b> <small>ERA: 5.79</small>	<b>19</b> <b>Ryne Nelson, R</b> <small>ERA: 13.5</small>	<b>52</b> <b>Ryan Hendrix, R</b> <small>ERA: 9.82</small>	<b>25</b> <b>Corbin Martin, R</b> <small>ERA: 3.18</small>	<b>37</b> <b>Kevin Ginkel, R</b> <small>ERA: 0.00</small>												<b>AB</b> 41 <b>R</b> 9 <b>H</b> 14 <b>RBI</b> 8 <b>BB</b> 4 <b>SO</b> 12 <b>LOB</b> 19	
<b>7</b> <b>Corbin Carroll, L</b> <small>OBP: 0.493, SLG: 0.500</small> <b>86</b> <b>Phillip Evans, R</b> <small>OBP: 0.273, SLG: 0.167</small>	 <small>2-0</small>	 <small>1-1</small>	 <small>3-2</small>		 <small>3-1</small>		 <small>2-3</small>			4	2	1	0	0	0	2		
<b>14</b> <b>Gabriel Moreno, R</b> <small>OBP: 0.474, SLG: 0.824</small> <b>41</b> <b>Ali Sánchez, R</b> <small>OBP: 0.250, SLG: 0.250</small>	 <small>1-2</small>	 <small>1-2</small>		 <small>1-2</small>		 <small>0-1</small>		 <small>1-0</small>		3	2	3	0	1	0	0		
<b>12</b> <b>Lourdes Gurriel Jr., R</b> <small>OBP: 0.500, SLG: 0.659</small> <b>64</b> <b>Diego Castillo, R</b> <small>OBP: 0.345, SLG: 0.444</small>	 <small>0-0</small>	 <small>3-2</small>		 <small>2-2</small>		 <small>0-2</small>		 <small>0-1</small>		3	2	2	1	0	0	2		
<b>Kyle Lewis, R</b> <small>OBP: 0.417, SLG: 1.000</small> <b>16</b> <b>Jacen Roberson, L</b> <small>OBP: 0.500, SLG: 0.500</small>	 <small>0-1</small>	 <small>1-0</small>		 <small>3-2</small>		 <small>1-1</small>		 <small>1-1</small>		3	1	3	5	0	0	0		
<b>28</b> <b>Seth Beer, L</b> <small>OBP: 0.238, SLG: 0.524</small> <b>6</b> <b>Ryan Bliss, R</b> <small>OBP: 0.238, SLG: 0.524</small>	 <small>3-1</small>	 <small>0-2</small>		 <small>1-0</small>		 <small>3-1</small>		 <small>2-2</small>		4	1	2	2	0	0	3		
<b>13</b> <b>Nick Ahmed, R</b> <small>OBP: 0.286, SLG: 0.308</small> <b>17</b> <b>Nevfy Castillo, R</b> <small>OBP: 0.286, SLG: 0.571</small>	 <small>4-0</small>		 <small>3-1</small>	 <small>2-1</small>		 <small>2-1</small>		 <small>0-3</small>		3	0	1	0	1	0	1		
<b>16</b> <b>Buddy Kennedy, R</b> <small>OBP: 0.286, SLG: 0.667</small> <b>14</b> <b>Alvin Guzman, R</b> <small>OBP: 0.286, SLG: 0.667</small>	 <small>0-1</small>		 <small>2-2</small>	 <small>3-1</small>		 <small>2-3</small>		 <small>0-0</small>		3	1	1	0	0	1	3		
<b>95</b> <b>Yairo Muñoz, R</b> <small>OBP: 0.333, SLG: 0.429</small> <b>9</b> <b>Jake Hager, R</b> <small>OBP: 0.227, SLG: 0.455</small>	 <small>0-0</small>		 <small>3-2</small>	 <small>0-2</small>		 <small>1-2</small>		 <small>3-1</small>		3	0	0	0	0	0	3		
<b>2</b> <b>Geraldo Perdomo, S</b> <small>OBP: 0.423, SLG: 0.476</small> <b>96</b> <b>P.J. Higgins, R</b> <small>OBP: 0.280, SLG: 0.417</small>	 <small>1-0</small>		 <small>1-1</small>	 <small>1-0</small>		 <small>2-3</small>		 <small>2-3</small>		3	0	1	1	0	0	1		
<b>Inning Stats</b>	R: 5 H: 5 E: 0 K: 0 S: 12	R: 1 H: 1 E: 1 K: 0 S: 13	R: 1 H: 1 E: 0 K: 0 S: 12	R: 1 H: 3 E: 0 K: 0 S: 13	R: 0 H: 1 E: 0 K: 0 S: 8	R: 2 H: 4 E: 0 K: 1 S: 15	R: 0 H: 1 E: 0 K: 2 S: 11	R: 0 H: 2 E: 0 K: 1 S: 11	R: 0 H: 0 E: 0 K: 1 S: 8	1B: 13 2B: 3 3B: 0 HR: 2	SF: 0 SAC: 0 DP: 1 HBP: 1	WP: 0 PB: 0 SB: 1 CS: 1	PA: 43					
<b>67</b> <b>T.J. Zeuch, R</b> <small>ERA: 7.88</small>	<b>80</b> <b>Karl Kauffmann, R</b> <small>ERA: 5.19</small>	<b>60</b> <b>Fernando Abad, L</b> <small>ERA: 4.26</small>	<b>39</b> <b>Brent Suter, L</b> <small>ERA: 3.0</small>	<b>71</b> <b>Phillips Valdez, R</b> <small>ERA: 5.88</small>	<b>PITCHER</b>	<b>67</b> <b>T.J. Zeuch, R</b> <small>ERA: 7.88</small>	<b>80</b> <b>Karl Kauffmann, R</b> <small>ERA: 5.19</small>	<b>60</b> <b>Fernando Abad, L</b> <small>ERA: 4.26</small>	<b>39</b> <b>Brent Suter, L</b> <small>ERA: 3.0</small>	<b>71</b> <b>Phillips Valdez, R</b> <small>ERA: 5.88</small>	<b>PITCHER</b>	<b>67</b> <b>T.J. Zeuch, R</b> <small>ERA: 7.88</small>	<b>80</b> <b>Karl Kauffmann, R</b> <small>ERA: 5.19</small>	<b>60</b> <b>Fernando Abad, L</b> <small>ERA: 4.26</small>	<b>39</b> <b>Brent Suter, L</b> <small>ERA: 3.0</small>	<b>71</b> <b>Phillips Valdez, R</b> <small>ERA: 5.88</small>	<b>AB</b> 40 <b>R</b> 10 <b>H</b> 18 <b>RBI</b> 10 <b>BB</b> 2 <b>SO</b> 4 <b>LOB</b> 25	
<b>67</b> <b>T.J. Zeuch, R</b> <small>ERA: 7.88</small>	<b>80</b> <b>Karl Kauffmann, R</b> <small>ERA: 5.19</small>	<b>60</b> <b>Fernando Abad, L</b> <small>ERA: 4.26</small>	<b>39</b> <b>Brent Suter, L</b> <small>ERA: 3.0</small>	<b>71</b> <b>Phillips Valdez, R</b> <small>ERA: 5.88</small>	<b>PITCHER</b>	<b>67</b> <b>T.J. Zeuch, R</b> <small>ERA: 7.88</small>	<b>80</b> <b>Karl Kauffmann, R</b> <small>ERA: 5.19</small>	<b>60</b> <b>Fernando Abad, L</b> <small>ERA: 4.26</small>	<b>39</b> <b>Brent Suter, L</b> <small>ERA: 3.0</small>	<b>71</b> <b>Phillips Valdez, R</b> <small>ERA: 5.88</small>	<b>PITCHER</b>	<b>67</b> <b>T.J. Zeuch, R</b> <small>ERA: 7.88</small>	<b>80</b> <b>Karl Kauffmann, R</b> <small>ERA: 5.19</small>	<b>60</b> <b>Fernando Abad, L</b> <small>ERA: 4.26</small>	<b>39</b> <b>Brent Suter, L</b> <small>ERA: 3.0</small>	<b>71</b> <b>Phillips Valdez, R</b> <small>ERA: 5.88</small>	<b>AB</b> 40 <b>R</b> 10 <b>H</b> 18 <b>RBI</b> 10 <b>BB</b> 2 <b>SO</b> 4 <b>LOB</b> 25	

Batter	1	2	3	4	5	6	7	8	9	AB	R	H	RBI	BB	SO	LOB	TOP
1 <b>Esteury Ruiz, R</b> OBP: 0.324, SLG: 0.414 18 <b>Max Muncy, R</b> OBP: 0.182, SLG: 0.273										4	2	2	2	0	0	2	<b>Oakland Athletics @ Colorado Rockies</b> Salt River Fields at Talking Stick, Scottsdale, AZ Mon Mar 13, 2023, 4:14 PM - 6:55 PM EDT Att: 7,601 - Partly Cloudy - 76 F <a href="http://livebaseballscorecards.com">livebaseballscorecards.com</a>
5 <b>Tony Kemp, L</b> OBP: 0.387, SLG: 0.150 73 <b>Ryan Noda, L</b> OBP: 0.382, SLG: 0.423										1	1	0	0	2	0	1	
12 <b>Aledmys Diaz, R</b> OBP: 0.444, SLG: 0.391 4 <b>Brayan Buelvas, R</b> OBP: 0.500, SLG: 1.000										2	1	0	0	1	0	2	
99 <b>Jesús Aguilar, R</b> OBP: 0.444, SLG: 0.381 53 <b>Kyle McCann, L</b> OBP: 0.111, SLG: 0.222										3	0	2	4	0	1	0	
6 <b>Jace Peterson, L</b> OBP: 0.393, SLG: 0.591 17 <b>Pablo Reyes, R</b> OBP: 0.286, SLG: 0.421										3	1	1	1	0	1	2	
22 <b>Ramón Laureano, R</b> OBP: 0.241, SLG: 0.185 8 <b>Tyler Wade, L</b> OBP: 0.391, SLG: 0.368										3	0	0	0	0	0	0	
21 <b>Conner Capel, L</b> ERA: 16.92 70 <b>Darell Hernaiz, R</b> OBP: 0.667, SLG: 0.667										3	2	2	0	0	0	0	
49 <b>Tyler Soderstrom, L</b> OBP: 0.391, SLG: 0.667 72 <b>Greg Deichmann, L</b>										3	0	1	0	0	0	1	
2 <b>Nick Allen, R</b> OBP: 0.545, SLG: 0.471 20 <b>Cristian Pache, R</b> OBP: 0.423, SLG: 0.600										3	1	2	1	0	0	0	
<b>Inning Stats</b>	R: 1 H: 2 E: 0 K: 0 S: 17	H: 3 R: 1 ER: 0 LOB: 1 P: 16	R: 0 H: 0 E: 0 K: 1 S: 6	H: 0 R: 0 ER: 0 LOB: 0 P: 14	R: 6 H: 5 E: 0 K: 1 S: 23	H: 1 R: 1 ER: 0 LOB: 0 P: 11	R: 0 H: 0 E: 0 K: 0 S: 8	H: 0 R: 0 ER: 0 LOB: 0 P: 11	R: 0 H: 1 E: 0 K: 2 S: 12	R: 0 H: 1 E: 0 K: 0 S: 6	1B: 8 2B: 3 3B: 0 HR: 1	SF: 0 SAC: 0 DP: 2 HBP: 0	WP: 0 PA: 39 PB: 0 SB: 0 CS: 0				
<b>PITCHER</b>	IP: 3.1 WLS: 1 BF: 15 H: 6 R: 3 ER: 3 SO: 1	IP: 2.0 WLS: 0 BF: 8 H: 3 R: 2 ER: 2 SO: 1	IP: 0.0 WLS: 0 BF: 1 H: 0 R: 0 ER: 0 SO: 0	IP: 0.0 WLS: 0 BF: 1 H: 0 R: 0 ER: 0 SO: 0	IP: 1.0 WLS: 1 BF: 37 H: 14 R: 26 ER: 11.57 SO: 6	IP: 1.0 WLS: 0 BF: 3 H: 1 R: 0 ER: 0 SO: 0	IP: 0.0 WLS: 0 BF: 0 H: 0 R: 0 ER: 0 SO: 0	IP: 0.0 WLS: 0 BF: 0 H: 0 R: 0 ER: 0 SO: 0	IP: 0.0 WLS: 0 BF: 0 H: 0 R: 0 ER: 0 SO: 0	IP: 0.0 WLS: 0 BF: 0 H: 0 R: 0 ER: 0 SO: 0	IP: 0.0 WLS: 0 BF: 0 H: 0 R: 0 ER: 0 SO: 0	ERA: 8.10 WHIP: 2.100	ERA: 11.57 WHIP: 0.429	ERA: 0.00 WHIP: 1.000	ERA: 0.00 WHIP: 1.000	ERA: 0.00 WHIP: 1.000	ERA: 0.00 WHIP: 1.000

Batter	1	2	3	4	5	6	7	8	9	AB	R	H	RBI	BB	SO	LOB	BOTTOM
30 <b>Harold Castro, L</b> OBP: 0.417, SLG: 0.583 89 <b>Grant Lavigne, L</b> OBP: 0.438, SLG: 0.467										3	1	1	1	0	1	1	<b>Oakland Athletics @ Colorado Rockies</b> Salt River Fields at Talking Stick, Scottsdale, AZ Mon Mar 13, 2023, 4:14 PM - 6:55 PM EDT Att: 7,601 - Partly Cloudy - 76 F <a href="http://livebaseballscorecards.com">livebaseballscorecards.com</a>
4 <b>Michael Tojia, S</b> OBP: 0.386, SLG: 0.474										4	3	2	1	1	2	1	
24 <b>Ryan McMahon, L</b> OBP: 0.449, SLG: 0.655 91 <b>Adael Amador, S</b> OBP: 1.000, SLG: 1.000										2	1	1	0	0	0	0	
94 <b>Braiden Ward, L</b> OBP: 0.308, SLG: 0.273 81 <b>Jonathan Morales, R</b>										3	0	0	0	0	2	4	
25 <b>C.J. Cron, R</b> OBP: 0.276, SLG: 0.385 22 <b>Nolan Jones, L</b> OBP: 0.219, SLG: 0.107										1	0	0	0	1	1	1	
11 <b>Mike Moustakas, L</b> OBP: 0.556, SLG: 1.000 98 <b>Yanquié Fernández, L</b> OBP: 0.667, SLG: 1.000										3	0	2	3	0	0	1	
73 <b>Zac Veen, L</b> OBP: 0.324, SLG: 0.412										4	0	0	0	1	2	2	
79 <b>Brenton Doyle, R</b> ERA: 5.63 86 <b>Drew Romo, S</b> OBP: 0.467, SLG: 0.571										2	1	1	0	1	1	2	
6 <b>Brian Serven, R</b> OBP: 0.298, SLG: 0.391 96 <b>Benny Montgomery, R</b> OBP: 1.000, SLG: 1.000										3	0	0	0	0	2	4	
Julio Carreras, R OBP: 0.368, SLG: 0.444 85 <b>Coco Montes, R</b> OBP: 0.375, SLG: 0.550										2	0	1	0	0	0	1	
<b>Inning Stats</b>	R: 3 H: 3 E: 0 K: 3 S: 18	H: 3 R: 0 ER: 0 LOB: 0 P: 13	R: 0 H: 1 E: 0 K: 2 S: 12	H: 1 R: 0 ER: 0 LOB: 1 P: 17	R: 1 H: 1 E: 0 K: 2 S: 11	H: 1 R: 1 ER: 0 LOB: 1 P: 17	R: 0 H: 0 E: 0 K: 0 S: 5	H: 0 R: 0 ER: 0 LOB: 1 P: 7	R: 0 H: 2 E: 0 K: 0 S: 11	R: 0 H: 2 E: 0 K: 0 S: 12	R: 2 H: 3 E: 0 K: 2 S: 18	H: 3 R: 0 ER: 0 LOB: 1 P: 24	1B: 9 2B: 4 3B: 0 HR: 1	SF: 0 SAC: 0 DP: 2 HBP: 1	WP: 2 PA: 43 PB: 1 SB: 2 CS: 0		
<b>PITCHER</b>	IP: 3.0 WLS: 3 BF: 16 H: 4 R: 4 ER: 0 SO: 7	IP: 2.0 WLS: 0 BF: 4 H: 1 R: 0 ER: 0 SO: 2	IP: 0.0 WLS: 0 BF: 1 H: 0 R: 0 ER: 0 SO: 0	IP: 0.0 WLS: 0 BF: 1 H: 0 R: 0 ER: 0 SO: 0	IP: 1.0 WLS: 1 BF: 40 H: 10 R: 12 ER: 6.23 SO: 7	IP: 1.0 WLS: 0 BF: 3 H: 1 R: 0 ER: 0 SO: 0	IP: 0.0 WLS: 0 BF: 0 H: 0 R: 0 ER: 0 SO: 0	IP: 0.0 WLS: 0 BF: 0 H: 0 R: 0 ER: 0 SO: 0	IP: 0.0 WLS: 0 BF: 0 H: 0 R: 0 ER: 0 SO: 0	IP: 0.0 WLS: 0 BF: 0 H: 0 R: 0 ER: 0 SO: 0	IP: 0.0 WLS: 0 BF: 0 H: 0 R: 0 ER: 0 SO: 0	ERA: 12.00 WHIP: 2.333	ERA: 6.23 WHIP: 2.077	ERA: 0.00 WHIP: 0.000	ERA: 0.00 WHIP: 0.000	ERA: 0.00 WHIP: 0.000	ERA: 0.00 WHIP: 0.000



Batter	1	2	3	4	5	6	7	8	9	AB	R	H	RBI	BB	SO	LOB	TOP						
2 Yonathan Daza, R (1.7) 90 Jameson Hannah, L (6.8) OBP: 0.323, SLG: 0.367 OBP: 0.600, SLG: 0.667										4	0	1	0	0	0	3							
14 Ezequiel Tovar, R (1.6) 96 Aaron Schunk, R (7.5) OBP: 0.323, SLG: 0.393 OBP: 0.400, SLG: 1.000										4	1	1	0	0	1	1							
24 Ryan McMahon, L (1.4) 95 Connor Kaiser, R (7.6) OBP: 0.455, SLG: 0.704										3	1	1	2	1	2	1							
25 C.J. Cron, R (1.10) 86 Drew Romo, S (8.2) OBP: 0.436, SLG: 0.533										3	0	0	0	1	1	2							
44 Elehuris Montero, R (1.5) 73 Zac Veen, L (6.9) OBP: 0.214, SLG: 0.345 OBP: 0.316, SLG: 0.400										3	2	2	1	0	1	1							
4 Michael Topila, S (1.3) 85 Coco Montes, R (6.5) OBP: 0.383, SLG: 0.488 OBP: 0.360, SLG: 0.524										3	0	1	0	0	0	1							
6 Brian Serven, R (1.2) 39 Brent Suter, L (8.1) 32 Dinelson Lamet, R (9.1)										4	0	1	0	0	2	3	AB 35						
22 Nolan Jones, L (1.9) 89 Grant Lavigne, L (6.3) OBP: 0.200, SLG: 0.100 OBP: 0.412, SLG: 0.438										2	0	0	1	0	2	1	R 5						
3 Cole Tucker, S (1.8) 92 Jimmy Herron, R (6.7) 94 Braiden Ward, L (9.7) OBP: 0.333, SLG: 0.448 OBP: 0.500, SLG: 0.333										2	0	1	0	1	1	1	H 9						
										0	0	0	0	1	0	0	RBI 5						
										0	1	0	0	0	0	0	BB 4						
										0	0	0	0	0	0	0	SO 13						
										0	1	0	0	0	0	0	LOB 21						
<b>Inning Stats</b>	R: 0 E: 0 K: 1 S: 6	H: 1 LOB: 1 BB: 0 P: 6	R: 1 E: 0 K: 2 S: 11	H: 2 LOB: 1 BB: 0 P: 12	R: 2 E: 0 K: 1 S: 7	H: 2 LOB: 1 BB: 1 P: 11	R: 0 E: 0 K: 2 S: 8	H: 1 LOB: 1 BB: 0 P: 8	R: 0 E: 0 K: 0 S: 2	H: 0 LOB: 0 BB: 1 P: 6	R: 1 E: 0 K: 0 S: 5	H: 2 LOB: 2 BB: 1 P: 9	R: 0 E: 0 K: 3 S: 9	H: 0 LOB: 0 BB: 0 P: 9	R: 0 E: 1 K: 3 S: 10	H: 0 LOB: 1 BB: 0 P: 10	R: 1 E: 0 K: 1 S: 6	H: 1 LOB: 2 BB: 1 P: 10	1B: 5 2B: 2 3B: 0 HR: 2	SF: 1 SAC: 0 DP: 1 HBP: 0	WP: 0 PB: 0 SB: 0 CS: 0	PA: 40	
<b>PITCHER</b>	IP WLS BF H R ER SO BB IBB HBP BLK WP HR S P ERA WHIP	IP WLS BF H R ER SO BB IBB HBP BLK WP HR S P ERA WHIP	IP WLS BF H R ER SO BB IBB HBP BLK WP HR S P ERA WHIP	IP WLS BF H R ER SO BB IBB HBP BLK WP HR S P ERA WHIP	IP WLS BF H R ER SO BB IBB HBP BLK WP HR S P ERA WHIP	IP WLS BF H R ER SO BB IBB HBP BLK WP HR S P ERA WHIP	IP WLS BF H R ER SO BB IBB HBP BLK WP HR S P ERA WHIP	IP WLS BF H R ER SO BB IBB HBP BLK WP HR S P ERA WHIP	IP WLS BF H R ER SO BB IBB HBP BLK WP HR S P ERA WHIP	IP WLS BF H R ER SO BB IBB HBP BLK WP HR S P ERA WHIP	IP WLS BF H R ER SO BB IBB HBP BLK WP HR S P ERA WHIP	IP WLS BF H R ER SO BB IBB HBP BLK WP HR S P ERA WHIP	IP WLS BF H R ER SO BB IBB HBP BLK WP HR S P ERA WHIP	IP WLS BF H R ER SO BB IBB HBP BLK WP HR S P ERA WHIP	IP WLS BF H R ER SO BB IBB HBP BLK WP HR S P ERA WHIP	IP WLS BF H R ER SO BB IBB HBP BLK WP HR S P ERA WHIP	IP WLS BF H R ER SO BB IBB HBP BLK WP HR S P ERA WHIP	IP WLS BF H R ER SO BB IBB HBP BLK WP HR S P ERA WHIP	IP WLS BF H R ER SO BB IBB HBP BLK WP HR S P ERA WHIP	IP WLS BF H R ER SO BB IBB HBP BLK WP HR S P ERA WHIP	IP WLS BF H R ER SO BB IBB HBP BLK WP HR S P ERA WHIP	IP WLS BF H R ER SO BB IBB HBP BLK WP HR S P ERA WHIP	IP WLS BF H R ER SO BB IBB HBP BLK WP HR S P ERA WHIP

Colorado Rockies @ Chicago Cubs  
Sloan Park, Mesa, AZ  
Tue Mar 14 2023, 9:05 PM - 11:39 PM EDT  
Att: 15,958 - Cloudy - 75 F

AB 35  
R 5  
H 9  
RBI 5  
BB 4  
SO 13  
LOB 21





Batter	1	2	3	4	5	6	7	8	9	AB	R	H	RBI	BB	SO	LOB	BOTTOM						
2 Nico Hoerner, R (1.4) 5 Christopher Morel, R (7.7) OBP: 0.241, SLG: 0.448 OBP: 0.313, SLG: 0.463										3	1	1	1	0	2	0							
8 Ian Happ, S (1.7) 6 Zach McKinstry, L (7.6) OBP: 0.448, SLG: 0.520 OBP: 0.231, SLG: 0.091										3	0	1	0	0	1	0							
7 Dansby Swanson, R (1.6) 13 David Bote, R (7.3) OBP: 0.360, SLG: 0.053 OBP: 0.556, SLG: 0.762										2	0	0	0	1	2	1							
36 Trey Mancini, R (1.3) 37 Dom Nunez, L (7.2) OBP: 0.517, SLG: 0.704 OBP: 0.297, SLG: 0.083										3	0	1	0	0	1	2							
24 Cody Bellinger, L (1.8) 40 Mike Tauchman, L (8.8) OBP: 0.240, SLG: 0.217 OBP: 0.444, SLG: 0.545										0	0	0	0	1	0	0							
51 Eric Hosmer, L (1.10) 17 Jake Slaughter, R (8.7) OBP: 0.250, SLG: 0.292 OBP: 0.200, SLG: 0.500										3	0	0	0	0	2	0							
16 Patrick Wisdom, R (1.9) 60 Sergio Alcántara, S (8.4) OBP: 0.421, SLG: 0.560 OBP: 0.375, SLG: 0.438										3	0	1	0	0	2	0							
30 Edwin Ríos, L (1.5) 25 Jordan Nwogu, R (8.7) OBP: 0.286, SLG: 0.500 OBP: 0.500, SLG: 0.500										3	0	0	0	0	0	1							
15 Yan Gomes, R (1.2) 1 Nick Madrigal, R (7.4) OBP: 0.167, SLG: 0.409 OBP: 0.321, SLG: 0.333										2	0	0	0	0	0	0							
										2	0	0	0	0	0	1							
<b>Inning Stats</b>	R: 0 E: 0 K: 2 S: 8	H: 1 LOB: 1 BB: 0 P: 9	R: 0 E: 0 K: 2 S: 7	H: 0 LOB: 0 BB: 0 P: 7	R: 0 E: 0 K: 1 S: 5	H: 0 LOB: 0 BB: 0 P: 5	R: 0 E: 0 K: 2 S: 8	H: 1 LOB: 1 BB: 0 P: 8	R: 0 E: 0 K: 2 S: 7	H: 0 LOB: 0 BB: 0 P: 7	R: 1 E: 0 K: 2 S: 9	H: 1 LOB: 1 BB: 1 P: 13	R: 0 E: 0 K: 0 S: 4	H: 1 LOB: 1 BB: 0 P: 4	R: 1 E: 1 K: 0 S: 5	H: 1 LOB: 3 BB: 2 P: 13	R: 0 E: 0 K: 0 S: 3	H: 1 LOB: 0 BB: 0 P: 3	1B: 5 2B: 0 3B: 0 HR: 1	SF: 0 SAC: 0 DP: 1 HBP: 0	WP: 1 PB: 0 SB: 1 CS: 0	PA: 36	
<b>PITCHER</b>	IP WLS BF H R ER SO BB IBB HBP BLK WP HR S P ERA WHIP	IP WLS BF H R ER SO BB IBB HBP BLK WP HR S P ERA WHIP	IP WLS BF H R ER SO BB IBB HBP BLK WP HR S P ERA WHIP	IP WLS BF H R ER SO BB IBB HBP BLK WP HR S P ERA WHIP	IP WLS BF H R ER SO BB IBB HBP BLK WP HR S P ERA WHIP	IP WLS BF H R ER SO BB IBB HBP BLK WP HR S P ERA WHIP	IP WLS BF H R ER SO BB IBB HBP BLK WP HR S P ERA WHIP	IP WLS BF H R ER SO BB IBB HBP BLK WP HR S P ERA WHIP	IP WLS BF H R ER SO BB IBB HBP BLK WP HR S P ERA WHIP	IP WLS BF H R ER SO BB IBB HBP BLK WP HR S P ERA WHIP	IP WLS BF H R ER SO BB IBB HBP BLK WP HR S P ERA WHIP	IP WLS BF H R ER SO BB IBB HBP BLK WP HR S P ERA WHIP	IP WLS BF H R ER SO BB IBB HBP BLK WP HR S P ERA WHIP	IP WLS BF H R ER SO BB IBB HBP BLK WP HR S P ERA WHIP	IP WLS BF H R ER SO BB IBB HBP BLK WP HR S P ERA WHIP	IP WLS BF H R ER SO BB IBB HBP BLK WP HR S P ERA WHIP	IP WLS BF H R ER SO BB IBB HBP BLK WP HR S P ERA WHIP	IP WLS BF H R ER SO BB IBB HBP BLK WP HR S P ERA WHIP	IP WLS BF H R ER SO BB IBB HBP BLK WP HR S P ERA WHIP	IP WLS BF H R ER SO BB IBB HBP BLK WP HR S P ERA WHIP	IP WLS BF H R ER SO BB IBB HBP BLK WP HR S P ERA WHIP	IP WLS BF H R ER SO BB IBB HBP BLK WP HR S P ERA WHIP	IP WLS BF H R ER SO BB IBB HBP BLK WP HR S P ERA WHIP

Colorado Rockies @ Chicago Cubs  
Sloan Park, Mesa, AZ  
Tue Mar 14 2023, 9:05 PM - 11:39 PM EDT  
Att: 15,958 - Cloudy - 75 F

AB 33  
R 2  
H 6  
RBI 2  
BB 3  
SO 11  
LOB 11



Batter	1	2	3	4	5	6	7	8	9	AB R H RBI BB SO LOB	TOP																								
											<p><b>Colorado Rockies @ Los Angeles Dodgers</b>            Camelback Ranch, Glendale, AZ            Wed Mar 15 2023, 9:05 PM EDT</p> <p><a href="http://livebaseballscorecards.com">livebaseballscorecards.com</a></p> <p><b>AB 0</b>  <b>R 0</b>  <b>H 0</b>  <b>RBI 0</b>  <b>BB 0</b>  <b>SO 0</b>  <b>LOB 0</b></p> 																								
Inning Stats										1B: 0 SF: 0 2B: 0 SAC: 0 3B: 0 DP: 0 HR: 0 HBP: 0	WP: 0 PA: 0 PB: 0 SB: 0 CS: 0																								
PITCHER	IP	WLS	BF	H	R	ER	SO	BB	IBB	HBP	BLK	WP	HR	S	P	ERA	WHIP	PITCHER	IP	WLS	BF	H	R	ER	SO	BB	IBB	HBP	BLK	WP	HR	S	P	ERA	WHIP

Batter	1	2	3	4	5	6	7	8	9	AB R H RBI BB SO LOB	BOTTOM																								
											<p><b>Colorado Rockies @ Los Angeles Dodgers</b>            Camelback Ranch, Glendale, AZ            Wed Mar 15 2023, 9:05 PM EDT</p> <p><a href="http://livebaseballscorecards.com">livebaseballscorecards.com</a></p> <p><b>AB 0</b>  <b>R 0</b>  <b>H 0</b>  <b>RBI 0</b>  <b>BB 0</b>  <b>SO 0</b>  <b>LOB 0</b></p> 																								
Inning Stats										1B: 0 SF: 0 2B: 0 SAC: 0 3B: 0 DP: 0 HR: 0 HBP: 0	WP: 0 PA: 0 PB: 0 SB: 0 CS: 0																								
PITCHER	IP	WLS	BF	H	R	ER	SO	BB	IBB	HBP	BLK	WP	HR	S	P	ERA	WHIP	PITCHER	IP	WLS	BF	H	R	ER	SO	BB	IBB	HBP	BLK	WP	HR	S	P	ERA	WHIP



Batter	1	2	3	4	5	6	7	8	9	AB	R	H	RBI	BB	SO	LOB	TOP					
Kyle Lewis, R OBP: 0.596, SLG: 1.063 37 Roby Enriquez, L (5, FR)											2	0	2	3	1	0	0	<b>Arizona Diamondbacks @ Colorado Rockies</b> Salt River Fields at Talking Stick, Scottsdale, AZ Fri Mar 17 2023, 4:13 PM - 6:46 PM EDT Att: 11,664 - Partly Cloudy - 69 F <a href="http://livebaseballscorecards.com">livebaseballscorecards.com</a>				
10 Josh Rojas, L OBP: 0.346, SLG: 0.286 45 Carlos Vargas, R 35 Tyler Ferguson, R										4	0	0	0	0	1	3	0					
12 Lourdes Gurriel Jr., R OBP: 0.442, SLG: 0.536 86 Phillip Evans, R										3	0	0	0	0	0	3	1					
28 Seth Beer, L OBP: 0.259, SLG: 0.462 96 P.J. Higgins, R										3	0	1	0	0	0	0	1					
18 Carson Kelly, R OBP: 0.346, SLG: 0.520 9 Jake Hager, R										3	0	1	0	0	0	1	1					
64 Diego Castillo, R OBP: 0.333, SLG: 0.472 16 Buddy Kennedy, R										3	1	1	1	0	0	2	1					
95 Yairo Muñoz, R OBP: 0.182, SLG: 0.182 41 Ali Sánchez, R										2	0	1	0	1	0	0	1					
2 Geraldo Perdomo, S OBP: 0.438, SLG: 0.462 17 Neyfy Castillo, R										3	1	2	0	0	0	0	1					
7 Tim Tawa, R OBP: 0.375, SLG: 0.167										3	2	1	0	0	0	3	0					
<b>Inning Stats</b>	R: 0 H: 0 E: 0 K: 1 S: 9	H: 0 LOB: 0 BB: 1 P: 14	R: 0 H: 1 E: 0 K: 0 S: 9	H: 1 LOB: 0 BB: 0 P: 13	R: 1 H: 2 E: 0 K: 0 S: 9	H: 2 LOB: 1 BB: 0 P: 11	R: 0 H: 0 E: 0 K: 0 S: 6	H: 0 LOB: 0 BB: 0 P: 12	R: 3 H: 4 E: 0 K: 0 S: 18	H: 4 LOB: 2 BB: 0 P: 24	R: 0 H: 1 E: 0 K: 0 S: 8	H: 1 LOB: 1 BB: 1 P: 17	R: 0 H: 1 E: 0 K: 0 S: 7	H: 1 LOB: 0 BB: 0 P: 10	R: 0 H: 1 E: 0 K: 0 S: 13	H: 0 LOB: 1 BB: 0 P: 12	1B: 6 2B: 2 3B: 1 HR: 1		SF: 0 SAC: 0 DP: 3 HBP: 0	WP: 0 PB: 0 CS: 1	PA: 36	
<b>PITCHER</b>	IP WLS BF H R ER SO	IP WLS BF H R ER SO	IP WLS BF H R ER SO	IP WLS BF H R ER SO	IP WLS BF H R ER SO	IP WLS BF H R ER SO	IP WLS BF H R ER SO	IP WLS BF H R ER SO	IP WLS BF H R ER SO	IP WLS BF H R ER SO	IP WLS BF H R ER SO	IP WLS BF H R ER SO	IP WLS BF H R ER SO	IP WLS BF H R ER SO	IP WLS BF H R ER SO	IP WLS BF H R ER SO	WP HR S P	ERA WHIP	ERA WHIP			
51 José Ureña, R ERA: 4.76 71 Phillips Valdez, R ERA: 4.5 55 Brad Hand, L ERA: 3.0 50 Ty Blach, L ERA: 1.08 61 Justin Lawrence, R ERA:	4.1 L 18 6 4 4 1	1.2 7 2 0 0 0 1	1.0 3 1 0 0 0 0	1.0 4 1 0 0 0 0	1.0 3 0 0 0 3 0	0.0 0 0 0 0 0 0	0.0 0 0 0 0 0 0	0.0 0 0 0 0 0 0	0.0 0 0 0 0 0 0	0.0 0 0 0 0 0 0	0.0 0 0 0 0 0 0	0.0 0 0 0 0 0 0	0.0 0 0 0 0 0 0	0.0 0 0 0 0 0 0	0.0 0 0 0 0 0 0	0.0 0 0 0 0 0 0	0	0	0	0	0	0
30 Harold Castro, L OBP: 0.414, SLG: 0.552 Brenton Doyle, R OBP: 0.353, SLG: 0.300										3	0	1	0	0	1	0	1	<b>Arizona Diamondbacks @ Colorado Rockies</b> Salt River Fields at Talking Stick, Scottsdale, AZ Fri Mar 17 2023, 4:13 PM - 6:46 PM EDT Att: 11,664 - Partly Cloudy - 69 F <a href="http://livebaseballscorecards.com">livebaseballscorecards.com</a>				
2 Yonathan Daza, R OBP: 0.405, SLG: 0.412 94 Bret Boswell, L OBP: 0.500, SLG: 0.333										2	1	2	0	1	0	0	0					
11 Mike Moustakas, L OBP: 0.400, SLG: 0.733 95 Connor Kaiser, R										3	0	1	1	0	2	3	2					
35 Elias Diaz, R OBP: 0.476, SLG: 0.611 81 Jonathan Morales, R OBP: 0.333, SLG: 0.250										3	0	0	0	0	0	3	0					
4 Michael Toglia, S OBP: 0.358, SLG: 0.447 86 Drew Romo, S OBP: 0.412, SLG: 0.500										3	1	1	0	0	2	0	2					
85 Coco Montes, R OBP: 0.397, SLG: 0.520										3	0	1	0	0	2	3	0					
22 Nolan Jones, L OBP: 0.225, SLG: 0.171										4	0	1	0	0	2	2	0					
73 Zac Veon, L OBP: 0.310, SLG: 0.385 92 Jimmy Herron, R OBP: 0.400, SLG: 0.250										3	0	1	1	0	1	2	0					
3 Cole Tucker, S OBP: 0.324, SLG: 0.406 91 Hunter Stovall, R										2	0	0	0	1	1	0	0					
<b>Inning Stats</b>	R: 0 H: 1 E: 0 K: 1 S: 13	H: 1 LOB: 1 BB: 1 P: 19	R: 0 H: 1 E: 0 K: 2 S: 10	H: 1 LOB: 0 BB: 0 P: 14	R: 1 H: 2 E: 0 K: 1 S: 11	H: 2 LOB: 1 BB: 0 P: 13	R: 0 H: 0 E: 0 K: 2 S: 12	H: 0 LOB: 1 BB: 0 P: 19	R: 0 H: 1 E: 0 K: 2 S: 9	H: 1 LOB: 0 BB: 0 P: 14	R: 1 H: 3 E: 0 K: 2 S: 19	H: 3 LOB: 1 BB: 1 P: 28	R: 0 H: 0 E: 1 K: 1 S: 13	H: 0 LOB: 2 BB: 0 P: 23	R: 0 H: 0 E: 0 K: 1 S: 7	H: 0 LOB: 0 BB: 0 P: 12	R: 0 H: 0 E: 0 K: 1 S: 7		H: 0 LOB: 0 BB: 0 P: 12	1B: 6 2B: 2 3B: 0 HR: 0	SF: 0 SAC: 0 DP: 1 HBP: 2	WP: 0 PB: 0 CS: 0
<b>PITCHER</b>	IP WLS BF H R ER SO	IP WLS BF H R ER SO	IP WLS BF H R ER SO	IP WLS BF H R ER SO	IP WLS BF H R ER SO	IP WLS BF H R ER SO	IP WLS BF H R ER SO	IP WLS BF H R ER SO	IP WLS BF H R ER SO	IP WLS BF H R ER SO	IP WLS BF H R ER SO	IP WLS BF H R ER SO	IP WLS BF H R ER SO	IP WLS BF H R ER SO	IP WLS BF H R ER SO	IP WLS BF H R ER SO	WP HR S P	ERA WHIP	ERA WHIP			
19 Ryne Nelson, R ERA: 8.38 24 Kyle Nelson, L ERA: 6.0 65 Luis Frías, R ERA: 3.18 57 Andrew Chafin, L ERA: 8.31 22 Zach McAllister, R ERA: 2.84	4.1 H 3 1 0 0 2	0.2 H 3 1 0 0 2	0.2 H 4 2 1 1 1	0.2 H 4 1 0 0 1	0.2 H 4 0 0 0 1	0.0 0 0 0 0 0 0	0.0 0 0 0 0 0 0	0.0 0 0 0 0 0 0	0.0 0 0 0 0 0 0	0.0 0 0 0 0 0 0	0.0 0 0 0 0 0 0	0.0 0 0 0 0 0 0	0.0 0 0 0 0 0 0	0.0 0 0 0 0 0 0	0.0 0 0 0 0 0 0	0.0 0 0 0 0 0 0	0	0	0	0	0	0
45 Carlos Vargas, R ERA: 2.7 35 Tyler Ferguson, R ERA:	1.0 S 3 0 0 0 1	1.0 S 3 0 0 0 1															0	0	0	0	0	0





Batter	1	2	3	4	5	6	7	8	9	AB	R	H	RBI	BB	SO	LOB	TOP								
2 Yonathan Daza, R (1.8) 96 Benny Montgomery, R (6.8) OBP: 0.395, SLG: 0.400 OBP: 0.500, SLG: 0.750	1-0 G3-6-3 1B			0-0 G6-3		0-3 K		0-3 K		3	0	1	0	0	1	0	<b>Colorado Rockies @ Cleveland Guardians</b> Goodyear Ballpark, Goodyear, AZ Sun Mar 19 2023, 4:06 PM - 6:23 PM EDT Att: 4,748 - Cloudy - 68 F								
30 Harold Castro, L (1.4) 96 Aaron Schunk, R (6.4) OBP: 0.343, SLG: 0.457 OBP: 0.222, SLG: 0.556	0-0 G3-6-3 1-2			0-0 L8		0-0 G4-3		0-0 F8		3	0	0	0	0	0	1									
35 Elias Diaz, R (1.10) 99 Kyle Datres, R (9. PH)	0-3 K			0-0 G6-3			0-3 K		3-0 G4-6-3 BB	3	0	0	0	0	2	0									
11 Mike Moustakas, L (1.5) 90 LJ Hatch, R (7.5)		0-0 81 1B			4-0 81 2B E		0-3 K		0-0 G4-6-3 1-2	2	1	1	0	1	1	0									
81 Jonathan Morales, R (1.2) OBP: 0.391, SLG: 0.368 (8.3)		0-0 89 G4-6-3 1B			0-0 E7 98 G4-3 1-H 2B		0-0 F7		4-0 97 DI BB	3	0	2	0	1	0	0									
89 Grant Lavigne, L (1.3) 97 Daniel Montano, L (8.7)	0-0 G4-6-3 1-2				0-3 K			0-0 90 BB 92 BB 1B	1-3 K	3	0	1	0	0	1	2									
98 Yanquiel Fernandez, L (1.9) 92 Juan Guerrero, R (7.9) OBP: 0.333, SLG: 0.556 OBP: 0.667, SLG: 0.500				0-0 G4-3		0-0 G4-3		4-0 90 BB 1-2 BB		2	0	0	0	0	0	1									
Julio Carreras, R (1.6) OBP: 0.346, SLG: 0.400				0-3 K		0-0 L4		0-0 P4		3	0	0	0	0	1	3									
90 Jameson Hannah, L (1.7) 70 Braxton Fulford, R (8.2) OBP: 0.556, SLG: 0.400 OBP: 0.286, SLG: 0.333				0-0 P6			0-0 G4-3		4-0 1-2 2-3 BB	2	0	0	0	1	0	0									
<b>Inning Stats</b>	R: 0 E: 0 K: 1 S: 5	H: 1 LOB: 0 BB: 0 P: 6	R: 0 E: 0 K: 0 S: 3	H: 2 LOB: 0 BB: 0 P: 3	R: 0 E: 0 K: 1 S: 5	H: 0 LOB: 0 BB: 0 P: 5	R: 0 E: 0 K: 0 S: 3	H: 0 LOB: 0 BB: 0 P: 3	R: 1 E: 1 K: 1 S: 6	H: 1 LOB: 1 BB: 1 P: 10	R: 0 E: 0 K: 1 S: 5	H: 0 LOB: 0 BB: 0 P: 5	R: 0 E: 0 K: 2 S: 7	H: 0 LOB: 0 BB: 0 P: 7	R: 0 E: 0 K: 1 S: 6	H: 1 LOB: 3 BB: 2 P: 14		R: 0 E: 0 K: 1 S: 4	H: 0 LOB: 1 BB: 2 P: 12	1B: 3 2B: 2 3B: 0 HR: 0	SF: 0 SAC: 0 DP: 3 HBP: 0	WP: 0 PB: 0 SB: 0 CS: 0	PA: 33		
<b>PITCHER</b>	IP WLS BF H R ER SO BB IBB HBP BLK WP HR S P ERA WHIP	7.0 W 23 4 1 1 6 1 0 0 0 0 0 5 13 0.00 4.500	0.2 H 5 1 0 0 1 2 0 0 0 0 0 1 1 0.00 4.000	0.1 H 1 0 0 0 0 0 0 0 0 0 0 1 1 0.00 0.000	1.0 S 4 0 0 0 1 2 0 0 0 0 0 4 12 0.00 2.000																				

Batter	1	2	3	4	5	6	7	8	9	AB	R	H	RBI	BB	SO	LOB	BOTTOM						
2 Tyler Freeman, R (1.4) 4 Henry Gomez, S (8.4)	0-0 G6-3		1-0 G6-3 1-2			4-0 32 G3 BB	0-0 F7			3	0	0	0	1	0	4	<b>Colorado Rockies @ Cleveland Guardians</b> Goodyear Ballpark, Goodyear, AZ Sun Mar 19 2023, 4:06 PM - 6:23 PM EDT Att: 4,748 - Cloudy - 68 F						
9 Richie Palacios, L (1.7) 32 Wilfredo Antunez, L (8.7)	0-3 K			0-0 G6-3		0-0 P5	0-0 1-2 2-H 3-H 1B			4	0	1	2	0	1	2							
32 Zack Collins, L (1.10) OBP: 0.320, SLG: 0.435	0-0 G6-3			0-3 K		0-0 G3	0-3 K			4	0	0	0	0	2	4							
39 Oscar Gonzalez, R (1.9) 24 Angel Mendoza, L (7.9)		0-0 P4		0-0 G5-3		0-3 K		0-0 G4-3		3	0	0	0	0	1	2							
81 Micah Pries, L (1.3) 6 Marcos Gonzalez, R (8.3) OBP: 0.343, SLG: 0.636 OBP: 1.000, SLG: 1.000		0-0 G4-3			0-0 F7		0-0 E6 80 BB 4 HBP 1B	0-0 46 G4-6-3 1B		3	1	0	0	0	0	0							
35 Cam Gallagher, R (1.2) 46 Meibrys Vitoria, L (8.2) OBP: 0.200, SLG: 0.158 OBP: 0.533, SLG: 0.583		0-0 P6			0-0 FC6 1B		0-3 K	0-0 G4-6-3 1-2		3	0	1	0	0	1	1							
80 David Fry, R (1.5) 22 Jose Pastrano, S (8.5)			0-0 E5 4 FC4-6 1B		0-0 F7		0-0 4 HBP 9 BB 1B			3	1	1	0	0	0	1							
José Tena, L (1.6) 8 Milan Toientino, L (8.6)			0-3 K		0-0 FC6 1-2		4-0 4 HBP 9 BB			2	1	0	0	1	1	2							
4 Roman Quinn, S (1.8) 36 Luis Durango, L (8.8) OBP: 0.313, SLG: 0.607 OBP: 0.500, SLG: 0.500			0-0 FC4-6 2 S 1-2			0-0 32 G3 2B	1-0 9 BB HBP			2	0	1	1	0	0	1							
<b>Inning Stats</b>	R: 0 E: 0 K: 1 S: 5	H: 0 LOB: 0 BB: 0 P: 5	R: 0 E: 0 K: 0 S: 3	H: 0 LOB: 0 BB: 0 P: 3	R: 0 E: 1 K: 1 S: 6	H: 0 LOB: 1 BB: 0 P: 7	R: 0 E: 0 K: 1 S: 5	H: 0 LOB: 0 BB: 0 P: 5	R: 0 E: 0 K: 1 S: 4	H: 1 LOB: 1 BB: 0 P: 4	R: 0 E: 0 K: 1 S: 6	H: 0 LOB: 2 BB: 1 P: 10	R: 3 E: 1 K: 2 S: 10	H: 2 LOB: 2 BB: 1 P: 15	R: 0 E: 0 K: 0 S: 3	H: 1 LOB: 0 BB: 0 P: 3		1B: 4 2B: 1 3B: 0 HR: 0	SF: 0 SAC: 0 DP: 1 HBP: 1	WP: 0 PB: 0 SB: 1 CS: 0	PA: 33		
<b>PITCHER</b>	IP WLS BF H R ER SO BB IBB HBP BLK WP HR S P ERA WHIP	4.0 L 13 2 0 0 0 1 0 0 0 0 0 7 11 0.00 1.800	1.2 H 8 2 0 0 0 1 0 0 0 0 0 7 11 0.00 1.800	1.0 L 7 1 3 0 2 1 0 1 0 0 0 9 14 0.00 2.000	1.1 S 5 2 0 0 1 0 0 0 0 0 0 7 7 0.00 1.500																		







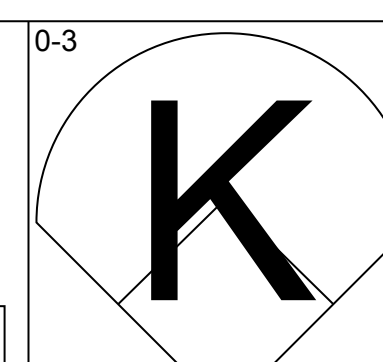
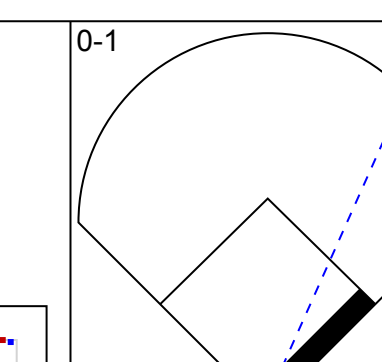
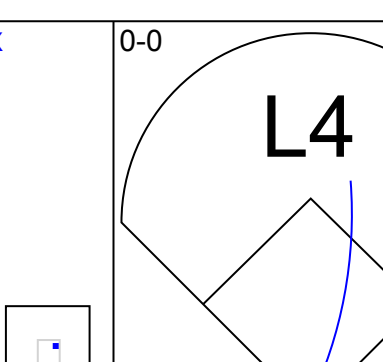
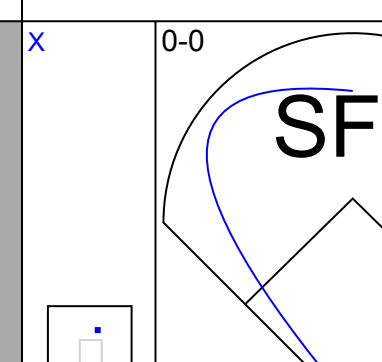
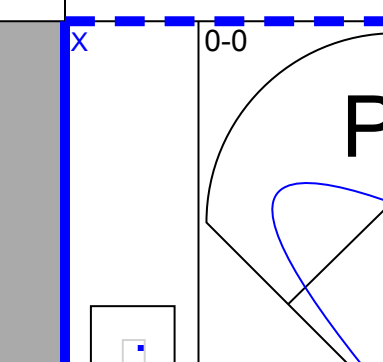
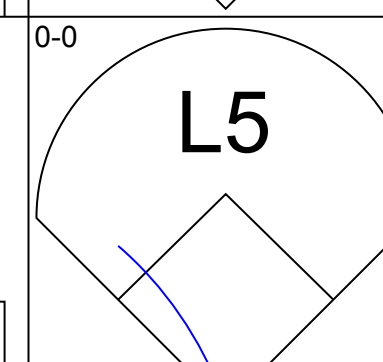
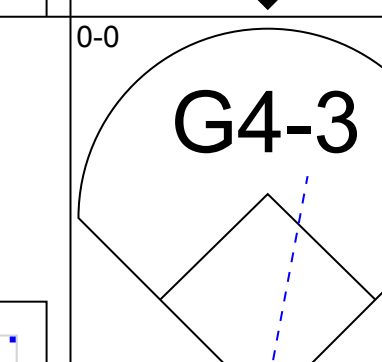

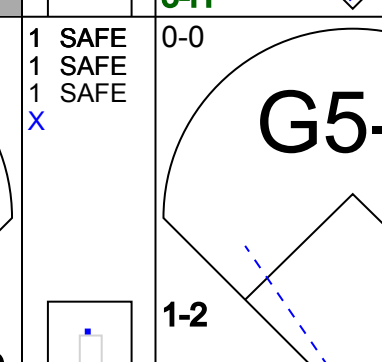
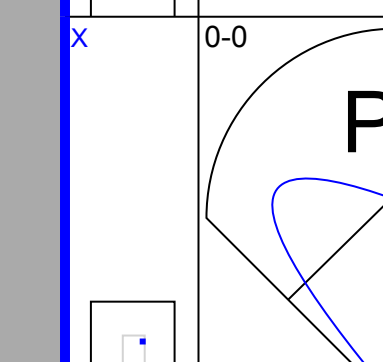
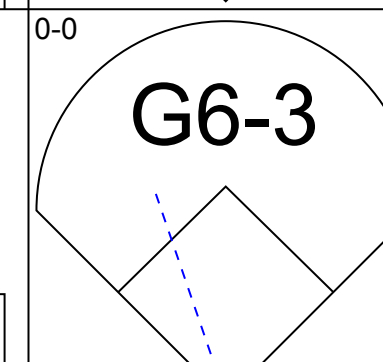
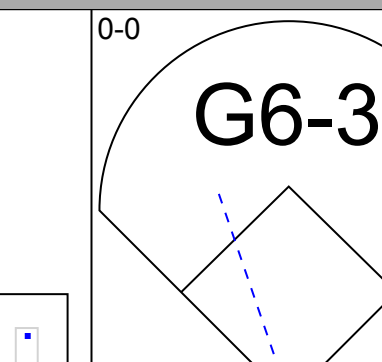
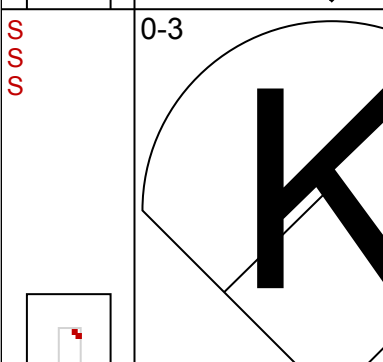
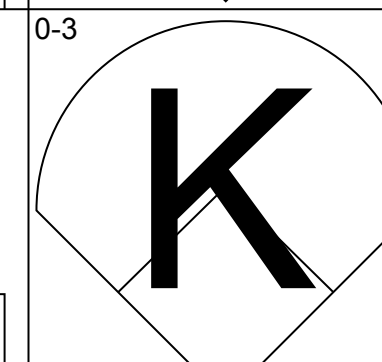
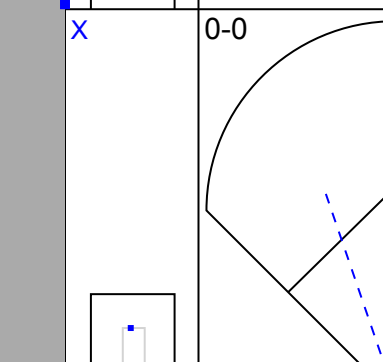
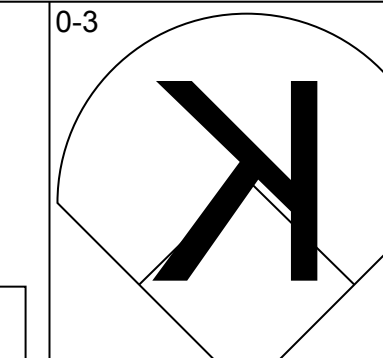
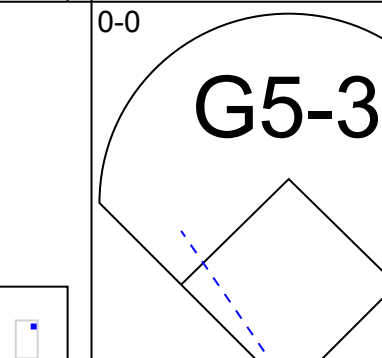
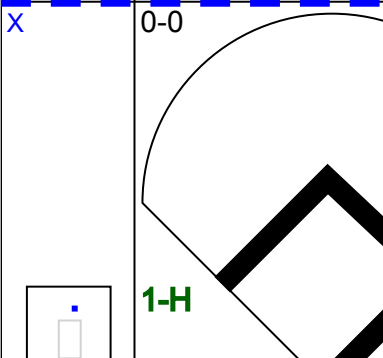
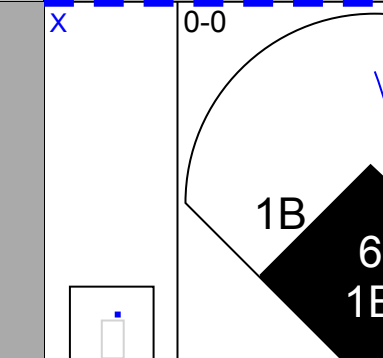
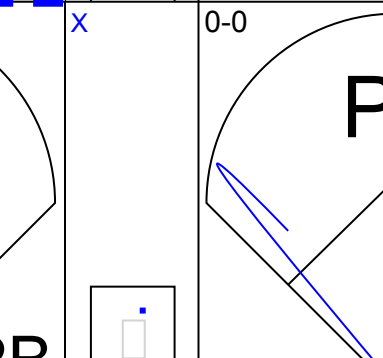
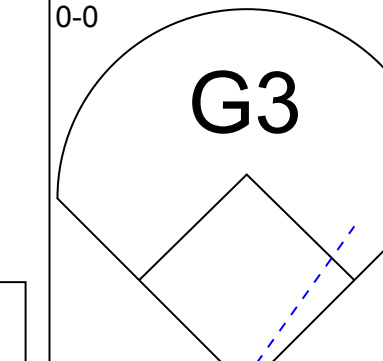
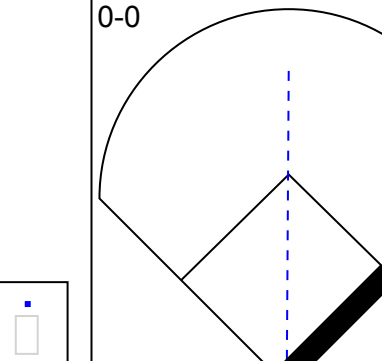
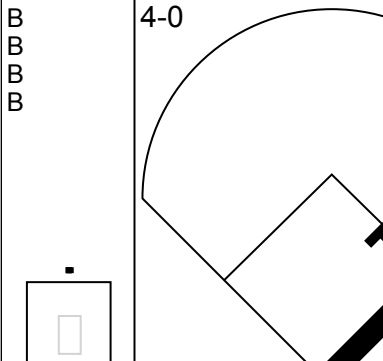
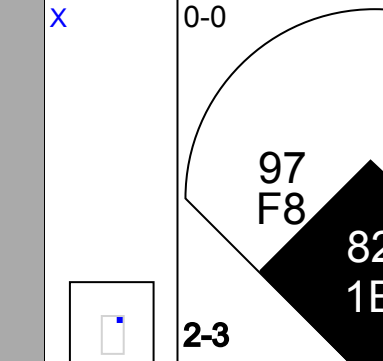
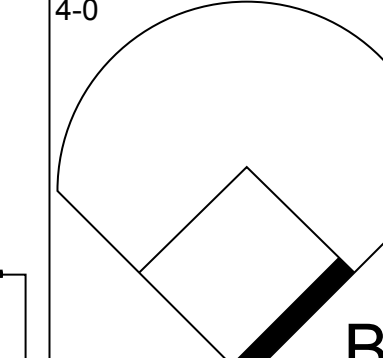
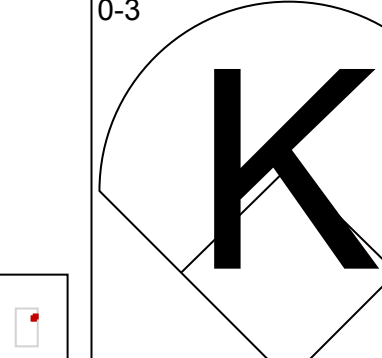
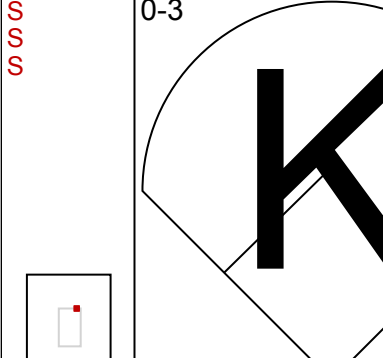
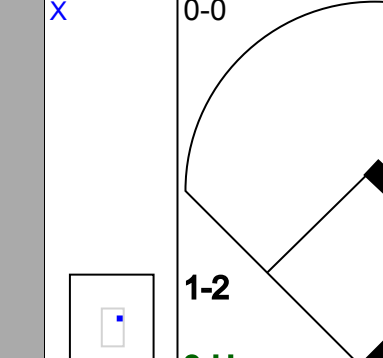
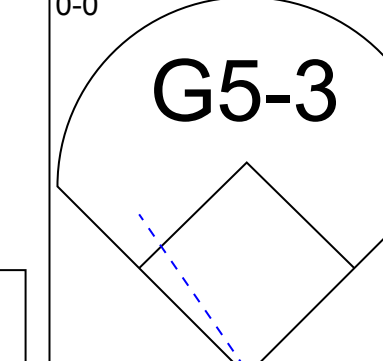

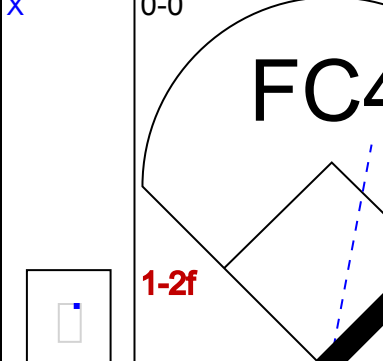
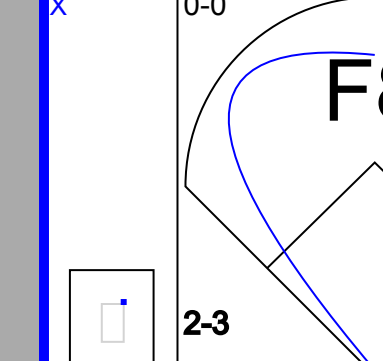
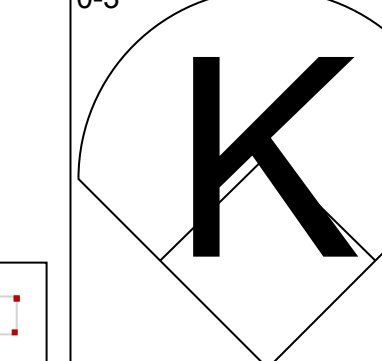
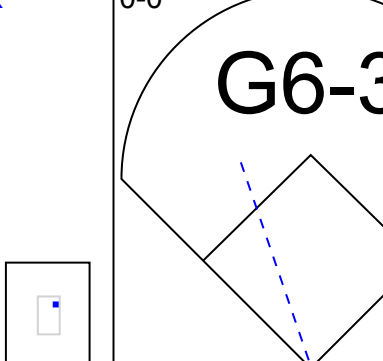
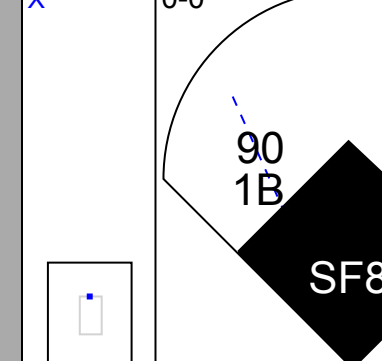
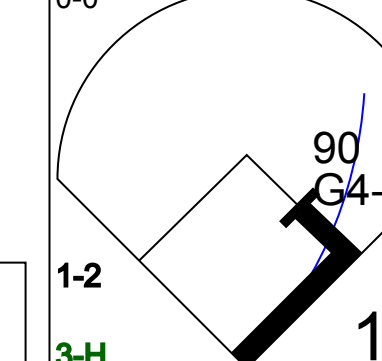
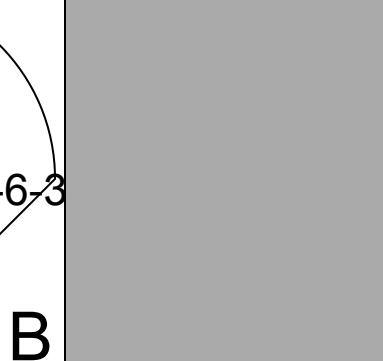
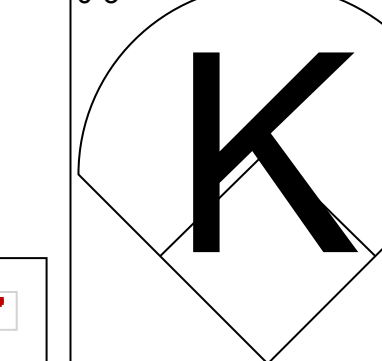
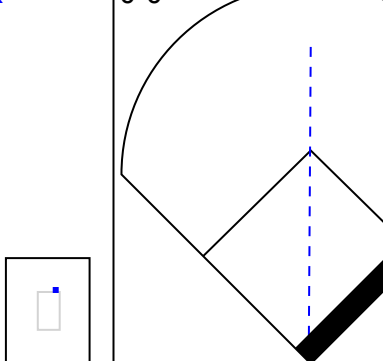
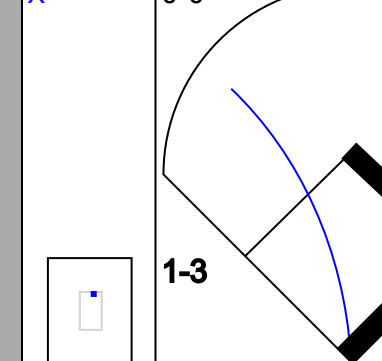
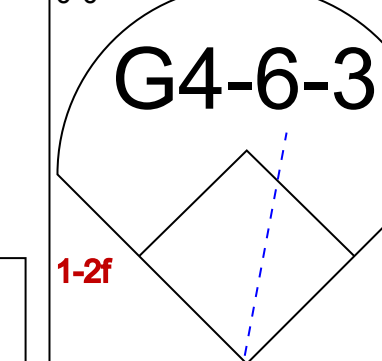










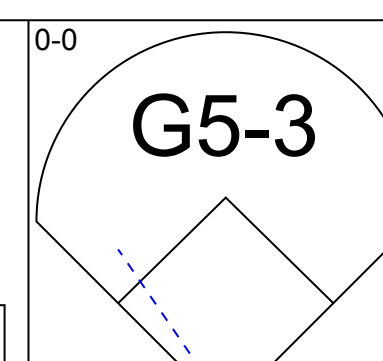
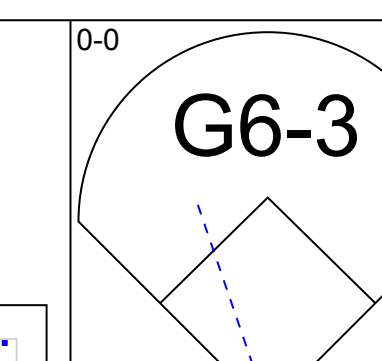

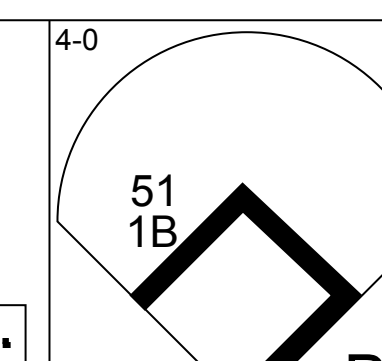
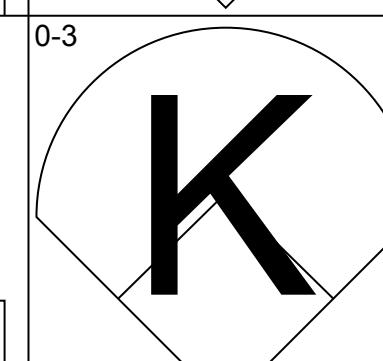
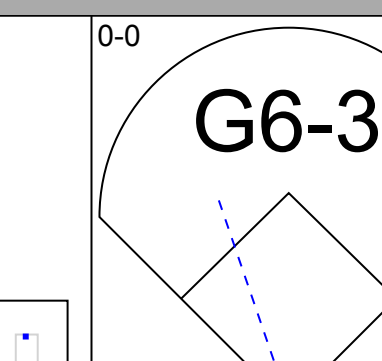
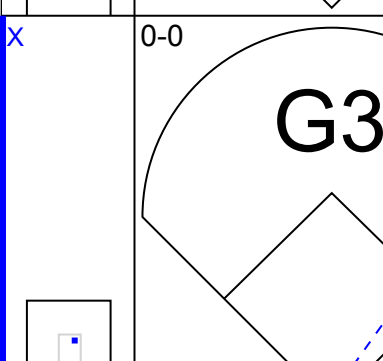
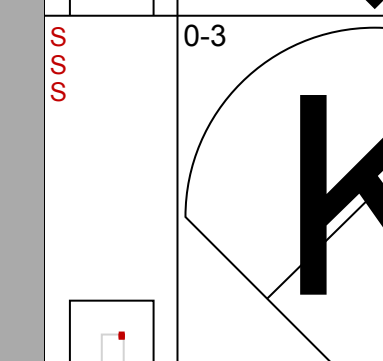
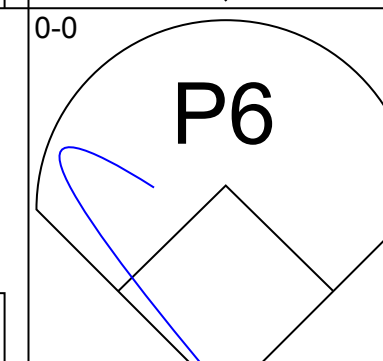
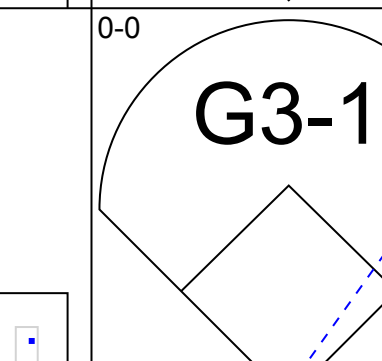
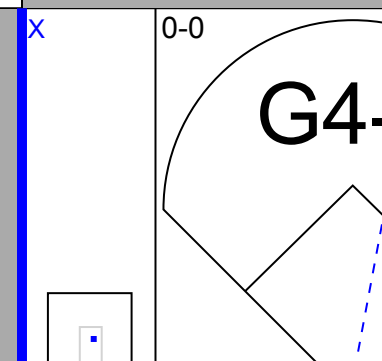
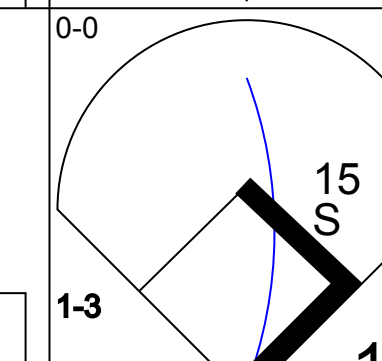
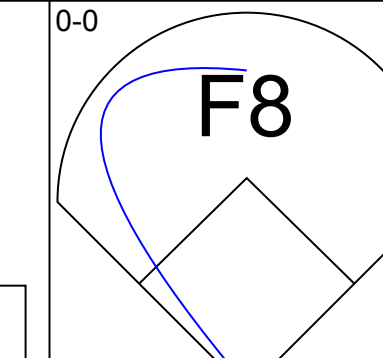
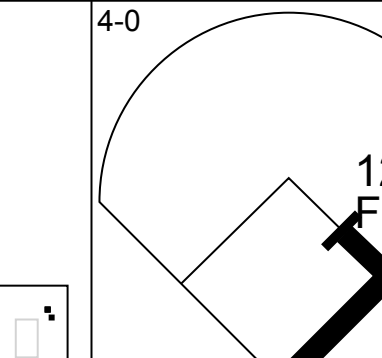

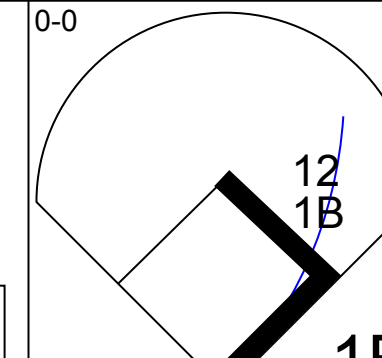
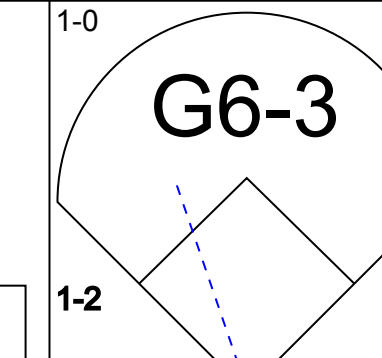
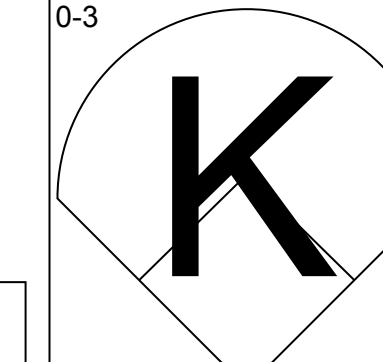
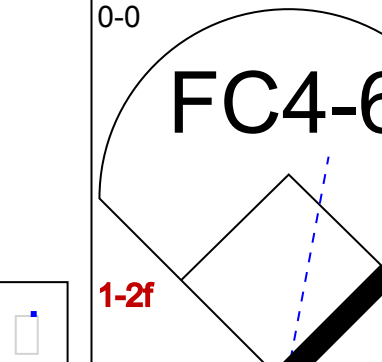

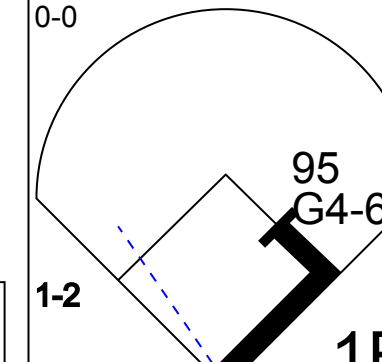
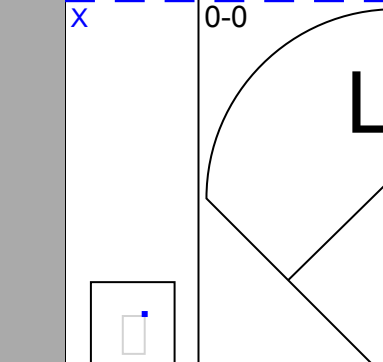
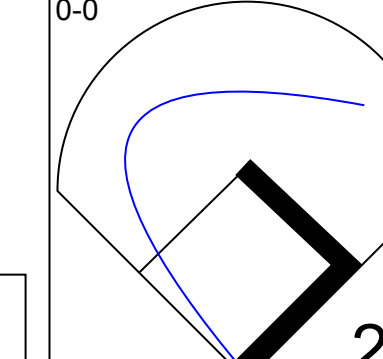
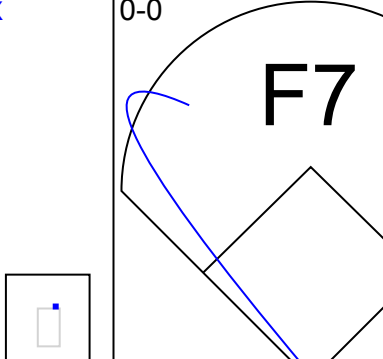
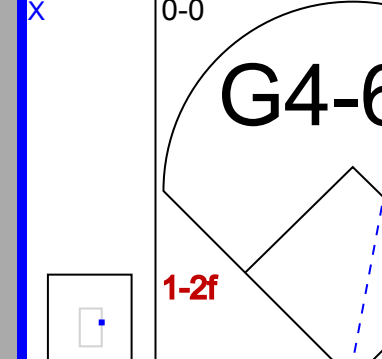
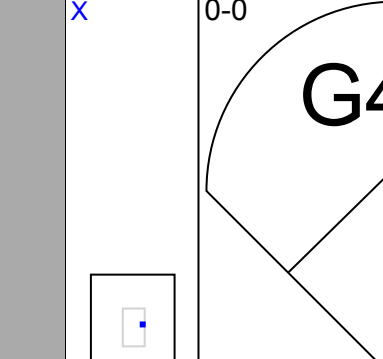
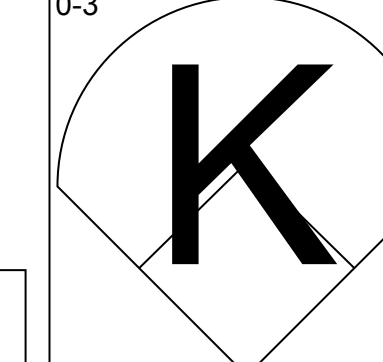
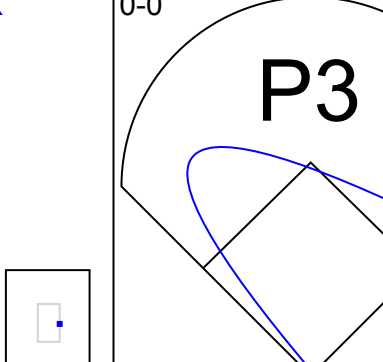
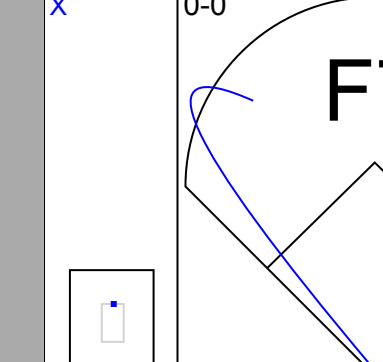
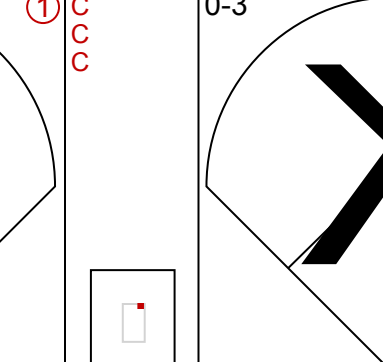
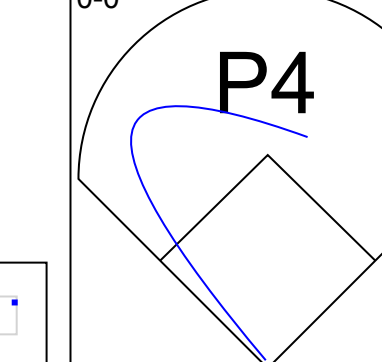
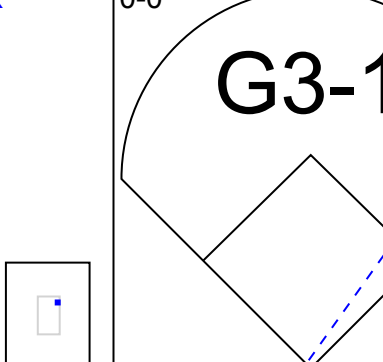
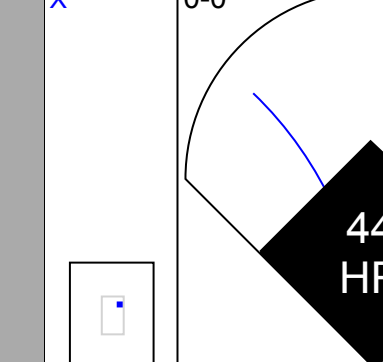
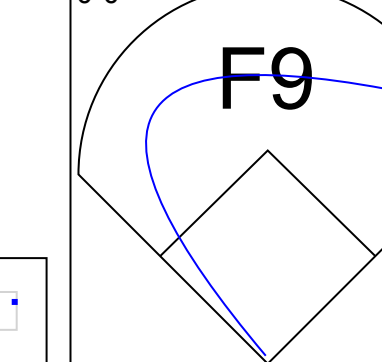

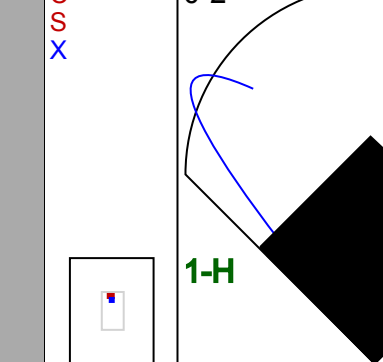
Batter	1	2	3	4	5	6	7	8	9	AB	R	H	RBI	BB	SO	LOB	TOP					
Harold Castro, L (1,4) 91 Hunter Stovall, R (8,4) OBP: 0.313, SLG: 0.391 OBP: 0.125, SLG: 0.125										3	0	1	1	0	1	1						
13 Alan Trejo, R (1,6) 94 Bret Boswell, L (8,5) OBP: 0.323, SLG: 0.370 OBP: 0.400, SLG: 0.250										4	1	1	0	0	0	2						
85 Coco Montes, R (1,5) OBP: 0.383, SLG: 0.524										5	0	1	0	0	2	2						
4 Michael Toglia, S (1,3) OBP: 0.333, SLG: 0.435										5	1	2	1	0	1	1						
Nolan Jones, L (1,9) OBP: 0.268, SLG: 0.240										3	1	2	0	1	0	0						
6 Brian Serven, R (1,10) OBP: 0.260, SLG: 0.383										3	0	1	1	1	2	3						
81 Jonathan Morales, R (1,2) 97 Daniel Montano, L (8,PH) OBP: 0.355, SLG: 0.385 OBP: 0.268, SLG: 0.240										3	0	0	0	0	0	3						
92 Jimmy Herron, R (1,7) 82 Ronalder Palma, R (8,PH) OBP: 0.500, SLG: 0.375 OBP: 0.500, SLG: 0.500										3	1	1	0	0	1	0						
90 Jameson Hannah, L (1,8) OBP: 0.571, SLG: 0.500										4	0	2	0	0	1	2						
<b>Inning Stats</b>	R: 0 E: 0 K: 1 S: 5	H: 0 LOB: 0 BB: 0 P: 5	R: 0 E: 0 K: 1 S: 5	H: 0 LOB: 1 BB: 1 P: 9	R: 0 E: 0 K: 2 S: 9	H: 1 LOB: 1 BB: 0 P: 9	R: 0 E: 0 K: 1 S: 6	H: 1 LOB: 1 BB: 0 P: 6	R: 0 E: 0 K: 0 S: 4	H: 1 LOB: 1 BB: 0 P: 4	R: 1 E: 0 K: 2 S: 9	H: 2 LOB: 2 BB: 1 P: 13	R: 1 E: 0 K: 1 S: 7	H: 2 LOB: 1 BB: 0 P: 7	R: 2 E: 0 K: 0 S: 6	H: 4 LOB: 1 BB: 0 P: 6	R: 0 E: 0 K: 0 S: 4	H: 1 LOB: 1 BB: 0 P: 4	1B: 10 2B: 2 HR: 0	SF: 1 SAC: 0 HBP: 0	WP: 0 PB: 0 SB: 0 CS: 0	PA: 40
<b>PITCHER</b>	IP	WLS	BF	H	R	ER	SO	BB	IBB	HBP	BLK	WP	HR	S	P	ERA	WHIP					
27 Lucas Giolito, R (1,1) ERA: 3.07	5.1	L	21	4	1	1	6	1	0	0	0	0	0	33	37	1.69	0.938					
55 Jake Diekman, L (6,1) ERA: 4.05	0.2		4	1	0	0	1	1	0	0	0	0	0	5	9	0.00	3.000					
66 José Ruiz, R (7,1) ERA: 3.18	1.0		5	2	1	1	1	0	0	0	0	0	0	7	7	9.00	2.000					
60 Gregory Santos, R (8,1) ERA: 1.93	1.0		6	4	2	2	0	0	0	0	0	0	0	6	6	18.00	4.000					
82 Mike Morin, R (9,1) ERA: 3.0	1.0		4	1	0	0	0	0	0	0	0	0	0	4	4	0.00	1.000					

Colorado Rockies @ Chicago White Sox  
Camelback Ranch, Glendale, AZ  
Sun Mar 26 2023, 4:08 PM - 6:27 PM EDT  
Att: 6,450 - Sunny - 67 F

livebaseballscorecards.com

AB 37  
R 4  
H 12  
RBI 4  
BB 2  
SO 8  
LOB 16



Batter	1	2	3	4	5	6	7	8	9	AB	R	H	RBI	BB	SO	LOB	BOTTOM					
7 Tim Anderson, R (1,6) 87 Jason Matthews, R (7,6) OBP: 0.261, SLG: 0.273 OBP: 0.293, SLG: 0.472										3	0	0	0	0	0	0						
88 Luis Robert Jr., R (1,8) 81 Zach Remillard, R (6,5) OBP: 0.286, SLG: 0.421 OBP: 0.293, SLG: 0.472										2	0	0	0	0	1	0						
23 Andrew Benintendi, L (1,7) 51 Adam Haseley, L (7,7) OBP: 0.333, SLG: 0.286 OBP: 0.421, SLG: 0.595										2	0	0	0	0	0	0						
Eloy Jiménez, R (1,9) 15 Erik González, R (6,4) OBP: 0.500, SLG: 0.500 OBP: 0.413, SLG: 0.558										1	0	0	0	1	0	0						
10 Yoán Moncada, S (1,5) 12 Romy Gonzalez, R (3,5) OBP: 0.294, SLG: 0.429 OBP: 0.286, SLG: 0.512										1	0	0	0	0	1	0						
32 Gavin Sheets, L (1,3) 95 Duke Ellis, L (7,9) OBP: 0.259, SLG: 0.404 OBP: 0.143, SLG: 0.143										2	0	1	0	0	0	0						
1 Elvis Andrus, R (1,4) 41 Jake Marisnick, R (6,8) OBP: 0.304, SLG: 0.439 OBP: 0.222, SLG: 0.212										2	0	0	0	0	1	1						
22 Oscar Colás, L (1,10) OBP: 0.281, SLG: 0.444										3	1	1	0	0	0	0						
44 Seby Zavala, R (1,2) OBP: 0.375, SLG: 0.732										3	1	1	2	0	0	0						
<b>Inning Stats</b>	R: 0 E: 0 K: 1 S: 5	H: 0 LOB: 0 BB: 0 P: 5	R: 0 E: 0 K: 2 S: 8	H: 1 LOB: 1 BB: 0 P: 8	R: 0 E: 0 K: 0 S: 3	H: 0 LOB: 0 BB: 0 P: 3	R: 0 E: 0 K: 0 S: 3	H: 0 LOB: 0 BB: 1 P: 7	R: 0 E: 0 K: 0 S: 3	H: 0 LOB: 0 BB: 0 P: 3	R: 0 E: 0 K: 0 S: 4	H: 2 LOB: 1 BB: 0 P: 4	R: 2 E: 0 K: 1 S: 10	H: 3 LOB: 2 BB: 1 P: 15	R: 0 E: 0 K: 1 S: 5	H: 0 LOB: 0 BB: 0 P: 5	1B: 4 2B: 1 HR: 1	SF: 0 SAC: 0 HBP: 0	WP: 0 PB: 0 SB: 1 CS: 0	PA: 34		
<b>PITCHER</b>	IP	WLS	BF	H	R	ER	SO	BB	IBB	HBP	BLK	WP	HR	S	P	ERA	WHIP					
26 Austin Gomber, L (1,1) ERA: 3.78	5.0	W	17	1	0	0	3	1	0	0	0	0	0	22	26	0.00	0.400					
50 Ty Blach, L (6,1) ERA: 0.77	2.0	H	7	2	0	0	0	0	0	0	0	0	0	7	7	0.00	1.000					
64 Gavin Hollowell, R (8,1) ERA: 3.6	1.0		7	3	2	2	1	1	0	0	0	0	1	10	15	18.00	4.000					
54 Matt Koch, R (9,1) ERA: 2.7	1.0	S	3	0	0	0	1	0	0	0	0	0	0	5	5	0.00	0.000					

Colorado Rockies @ Chicago White Sox  
Camelback Ranch, Glendale, AZ  
Sun Mar 26 2023, 4:08 PM - 6:27 PM EDT  
Att: 6,450 - Sunny - 67 F

livebaseballscorecards.com

AB 32  
R 2  
H 6  
RBI 2  
BB 2  
SO 5  
LOB 7



Batter	1	2	3	4	5	6	7	8	9	AB	R	H	RBI	BB	SO	LOB	TOP																		
19 Charlie Blackmon, L (1.10) 97 Daniel Montano, L (6. PR) (6.10)	1-1 2 WP HBP	0-0 2 1B 3-H	0-0 F9	0-0 F9	0-0 44 S 1B	0-0 73 1B BB		0-0 F7		3	0	2	1	1	0	0	<b>Colorado Rockies @ Milwaukee Brewers</b> American Family Fields of Phoenix, Phoenix, AZ Mon Mar 27 2023, 3:12 PM - 6:41 PM CDT Att: 5,425 - Sunny - 68 F																		
2 Yonathan Daza, R (1.8) 73 Zac Veen, L (6. PH) (6.7)	3-1 BB	0-0 24 S 1B	0-0 F8	0-0 F8	0-0 SF9	0-0 1B	0-0 F8		2	0	1	2	1	0	0	2																			
24 Ryan McMahon, L (1.4) 98 Yanquiel Fernandez, L (6. PH) (6.9)	0-3 K	0-2 K	0-0 1B	0-0 1B	0-0 K	0-0 G4-3		0-3 K		4	0	1	0	0	3	6																			
44 Elehuris Montero, R (1.5) 66 Hunter Goodman, R (6.3) (6.3)	0-0 F8		0-3 K	0-0 P2	1-2 K		0-0 13 BB 2B		0-3 K	4	0	0	0	0	2	4																			
11 Mike Moustakas, L (1.3) Julio Carreras, R (6. PR) (6.5)	0-3 K		0-0 4 2B 1B		0-0 4 2B 30 1B 1B	0-0 4 HR 1B	0-0 L7		0-0 G6-3	4	2	3	0	0	1	2																			
4 Michael Tojia, S (1.9) 91 Hunter Stovall, R (6.4) (6.4)		0-0 6 FC5-4 19 1B 1B	0-0 30 SF9 2B		0-0 30 1B 14 2B 2B	0-0 HR	0-0 L8		4-0 BB	4	4	4	3	0	0	0																			
30 Harold Castro, L (1.7) 3 Cole Tucker, S (6. PR) (6.8)		0-0 6 FC5-4 1B	0-0 SF9		0-0 14 2B 1B	0-0 6 BB 1B	0-0 13 BB BB		0-0 L7	3	1	3	2	0	0	0																			
14 Ezequiel Tovar, R (1.6) 13 Alan Trejo, R (6. PH) (6.6)		0-0 F8	0-0 1B		0-0 19 1B 2 SF9 2B	0-0 P3	4-0 BB			3	1	2	2	0	0	2																			
6 Brian Serven, R (1.2) 82 Ronaikeer Palma, R (9.2) (9.2)		0-0 FC5-4 19 1B 2 1B	0-0 F7		4-0 2 SF9 44 S BB	4-0 73 1B BB	0-3 K			3	3	0	0	2	1	6																			
	R: 0 E: 0 K: 2 S: 9	H: 0 LOB: 2 BB: 1 P: 13	R: 2 E: 0 K: 1 S: 9	H: 4 LOB: 2 BB: 0 P: 9	R: 2 E: 0 K: 1 S: 8	H: 3 LOB: 1 BB: 0 P: 8	R: 0 E: 0 K: 0 S: 4	H: 1 LOB: 1 BB: 0 P: 4	R: 5 E: 0 K: 2 S: 12	H: 5 LOB: 1 BB: 1 P: 17	R: 3 E: 0 K: 0 S: 6	H: 4 LOB: 3 BB: 2 P: 14	R: 0 E: 0 K: 1 S: 5	H: 0 LOB: 0 BB: 0 P: 5	R: 0 E: 0 K: 1 S: 5	H: 0 LOB: 1 BB: 1 P: 9		1B: 13 2B: 4 3B: 0 HR: 1	SF: 2 SAC: 0 DP: 0 HBP: 1	WP: 1 PA: 52 PB: 0 SB: 3 CS: 0															
PITCHER	IP	WLS	BF	H	R	ER	SO	BB	IBB	HBP	BLK	WP	HR	S	P	ERA	WHIP	PITCHER	IP	WLS	BF	H	R	ER	SO	BB	IBB	HBP	BLK	WP	HR	S	P	ERA	WHIP
52 Eric Lauer, L (1.1) ERA: 11.57	4.0	L	23	9	5	5	4	1	0	0	0	1	0	31	35	11.25	2.500	89 Justin Yeager, R (8.1) ERA: 5.79	1.0		3	0	0	0	1	0	0	0	0	0	5	5	0.00	0.000	
46 Bryce Wilson, R (5.1) ERA: 6.59	1.0		8	4	4	4	2	1	0	0	0	0	0	11	16	36.00	5.000	49 Thyago Vieira, R (9.1) ERA: 6.75	1.0		4	0	0	0	1	1	0	0	0	0	5	9	0.00	1.000	
12 Javy Guerra, R (6.1) ERA: 11.12	0.2		6	3	3	3	0	2	0	0	0	0	1	4	12	40.50	7.500																		
58 Alex Claudio, L (6.1) ERA: 2.25	0.1		2	1	0	0	0	0	0	0	0	0	0	2	2	0.00	3.000																		
38 Devin Williams, R (7.1) ERA: 2.25	1.0		6	1	0	0	1	2	0	0	0	0	0	6	14	0.00	3.000																		

Batter	1	2	3	4	5	6	7	8	9	AB	R	H	RBI	BB	SO	LOB	BOTTOM																		
22 Christian Yelich, L (1.7) 80 Lamar Sparks, R (6. PH) (6.9)	0-0 F8		0-3 K	0-0 1B	1-0 F9			4-0 95 1B BB	0-0 1B	3	0	1	0	0	1	0	<b>Colorado Rockies @ Milwaukee Brewers</b> American Family Fields of Phoenix, Phoenix, AZ Mon Mar 27 2023, 3:12 PM - 6:41 PM CDT Att: 5,425 - Sunny - 68 F																		
Luke Voit, R (1.10) 95 Carlos Rodriguez, L (6. PH) (9.10)	4-0 27 FC5-4 BB		4-0 27 BB 24 HR BB	0-3 K		0-0 P4		0-0 86 BB 93 1B 1B	0-0 G1-3	2	1	0	0	2	1	2																			
27 Willy Adames, R (1.6) 93 Gregory Barrios, R (6. PR) (6.6)	0-0 FC5-4 11 BB		4-0 24 HR BB		0-0 11 1B 24 HR 1B	0-0 G6-3		0-0 86 BB 1B		2	1	1	0	1	0	1																			
11 Rowdy Tellez, L (1.3) 86 Tayden Hall, L (6. PR) (6.3)	4-0 BB		0-0 P2		0-0 24 HR 1B	0-0 G5-3		4-0 BB		2	0	1	0	1	0	2																			
24 William Contreras, R (1.2) 75 Brian Navarrete, R (6.2) (6.2)	0-3 K		0-0 HR		3-2 HR		0-0 F7	0-3 K		3	2	2	6	0	1	2																			
5 Garrett Mitchell, L (1.8) 92 Eduarqui Fernandez, R (6.8) (6.8)		0-0 9 S 2B	0-0 G4-3		0-3 K		3-0 FC6 BB	0-0 P2		3	0	1	0	0	1	1																			
2 Luis Urias, R (1.5) 90 Daniel Guiltarte, R (6.5) (6.5)		0-0 L6		1-0 22 1B HBP	0-0 L8		0-0 FC6		0-0 L9	2	0	0	0	0	2	2																			
9 Brian Anderson, R (1.9) 93 Kay-Lan Nicasia, S (6.7) (6.7)		1-3 K		0-2 K	2-2 HR		0-3 K		0-0 80 1B 1B	3	1	1	1	0	2	2																			
2 Bryce Turang, L (1.4) 84 Robert Moore, S (5. PR) (6.4)		0-0 G4-3		0-3 K	0-0 80 S 1B			0-3 K2-3	0-0 F8	3	0	1	0	0	1	2																			
	R: 0 E: 0 K: 1 S: 5	H: 0 LOB: 2 BB: 2 P: 13	R: 0 E: 0 K: 1 S: 6	H: 1 LOB: 1 BB: 0 P: 7	R: 3 E: 0 K: 1 S: 6	H: 1 LOB: 2 BB: 2 P: 14	R: 0 E: 0 K: 3 S: 10	H: 1 LOB: 2 BB: 0 P: 11	R: 4 E: 0 K: 1 S: 14	H: 5 LOB: 2 BB: 0 P: 20	R: 0 E: 0 K: 0 S: 3	H: 0 LOB: 0 BB: 0 P: 3	R: 0 E: 0 K: 1 S: 5	H: 2 LOB: 3 BB: 2 P: 17	R: 1 E: 0 K: 2 S: 9	H: 2 LOB: 2 BB: 2 P: 17		R: 0 E: 0 K: 0 S: 5	H: 2 LOB: 2 BB: 0 P: 5	1B: 8 2B: 1 3B: 0 HR: 3	SF: 0 SAC: 0 DP: 0 HBP: 1	WP: 0 PA: 47 PB: 0 SB: 2 CS: 0													
PITCHER	IP	WLS	BF	H	R	ER	SO	BB	IBB	HBP	BLK	WP	HR	S	P	ERA	WHIP	PITCHER	IP	WLS	BF	H	R	ER	SO	BB	IBB	HBP	BLK	WP	HR	S	P	ERA	WHIP
51 Jose Urena, R (1.1) ERA: 6.52	3.0	W	15	2	3	3	3	4	0	0	1	0	0	1	18	22	27.00	3.000	52 Daniel Bard, R (8.1) ERA: 5.4	0.2		6	2	1	1	2	2	0	0	0	8	16	13.50	6.000	
43 Connor Seabold, R (4.1) ERA: 3.52	1.1	H	9	4	4	4	4	0	0	1	0	0	0	1	6	9	0.00	3.000	94 Dugan Darnell, R (8.1) ERA:	0.1	H	1	0	0	0	0	0	0	0	1	1	0.00	0.000		
39 Brent Suter, L (5.1) ERA: 1.0	0.2	H	4	2	0	0	0	0	0	0	0	0	0	3	3	0.00	0.000	92 PJ Poulin, L (9.1) ERA:	1.0		5	2	0	0	0	0	0	0	5	5	0.00	2.000			
32 Dinelson Lamet, R (6.1) ERA: 1.0	1.0		3	0	0	0	0	0	0	0	0	0	0	3	3	0.00	0.000																		
56 Brad Hand, L (7.1) ERA: 7.5	1.0		4	0	0	0	1	1	0	0	0	0	0	5	8	0.00	1.000																		

AB 42  
R 12  
H 18  
RBI 11  
BB 7  
SO 9  
LOB 26







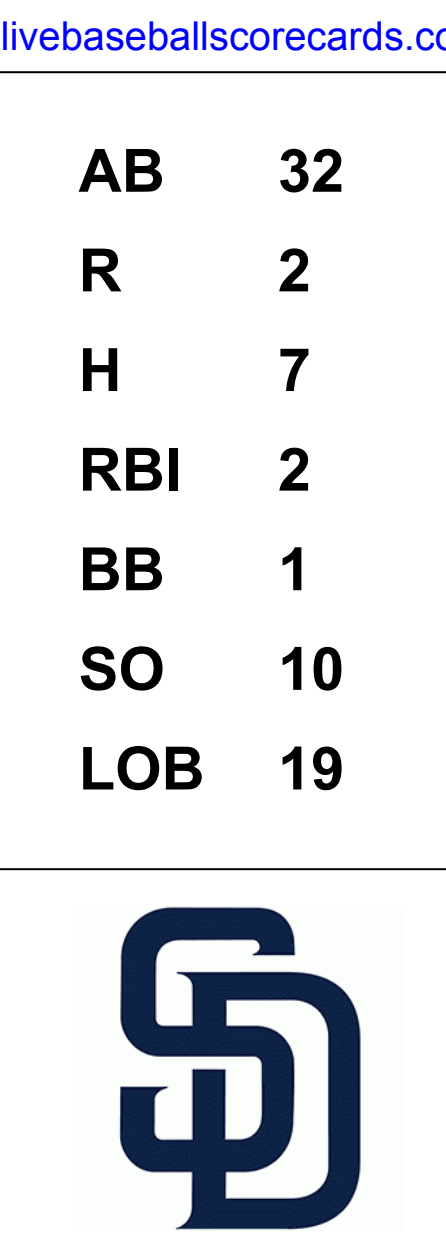
Batter	1	2	3	4	5	6	7	8	9	AB	R	H	RBI	BB	SO	LOB	TOP							
2 Yonathan Daza, R OBP: 0.200, SLG: 0.200										5	1	1	0	0	4	3	<b>Colorado Rockies @ San Diego Padres</b> Petco Park, San Diego, CA Thu Mar 30 2023, 6:42 PM - 9:39 PM PDT Att: 45,103 - Partly Cloudy - 56 F							
23 Kris Bryant, R OBP: 0.600, SLG: 0.800										5	1	3	1	0	0	1								
19 Charlie Blackmon, L OBP: 0.600, SLG: 0.800										5	1	3	0	0	1	3								
25 C.J. Cron, R OBP: 0.200, SLG: 2.200										5	2	4	5	0	1	2								
44 Elehuris Montero, R OBP: 0.400, SLG: 1.000 13 Alan Trejo, R										5	1	2	1	0	3	4								
24 Ryan McMahon, L OBP: 0.200, SLG: 0.400										5	0	1	0	0	2	5								
35 Elias Diaz, R OBP: 0.400, SLG: 0.250										4	0	1	0	1	2	2								
30 Harold Castro, L OBP: 0.200, SLG: 0.200										5	1	1	0	0	2	3								
14 Ezequiel Tovar, R OBP: 0.200, SLG: 0.200										5	0	1	0	0	2	4								
<b>Inning Stats</b>	R: 1 H: 3 E: 0 K: 2 S: 15	H: 3 LOB: 2 BB: 0 P: 24	R: 0 H: 0 E: 0 K: 2 S: 11	H: 0 LOB: 1 BB: 1 P: 21	R: 0 H: 1 E: 1 K: 3 S: 14	H: 2 LOB: 2 BB: 0 P: 25	R: 0 H: 0 E: 0 K: 2 S: 9	H: 0 LOB: 0 BB: 0 P: 12	R: 3 H: 3 E: 0 K: 1 S: 14	H: 3 LOB: 0 BB: 0 P: 22	R: 1 H: 3 E: 0 K: 1 S: 15	H: 3 LOB: 2 BB: 0 P: 21	R: 2 H: 3 E: 0 K: 2 S: 16	H: 3 LOB: 1 BB: 0 P: 22	R: 0 H: 2 E: 0 K: 2 S: 14	H: 2 LOB: 2 BB: 0 P: 20		R: 0 H: 2 E: 0 K: 2 S: 15	H: 2 LOB: 2 BB: 0 P: 20	1B: 10 2B: 4 3B: 0 HR: 3	SF: 0 SAC: 0 DP: 0 HBP: 0	WP: 2 PB: 0 SB: 1 CS: 0	PA: 45	
<b>PITCHER</b>	IP WLS BF ERA: 6.23	WLS BF ERA: 10.8	H R ER SO BB IBB HBP BLK WP HR S P ERA WHIP	H R ER SO BB IBB HBP BLK WP HR S P ERA WHIP	H R ER SO BB IBB HBP BLK WP HR S P ERA WHIP	H R ER SO BB IBB HBP BLK WP HR S P ERA WHIP	H R ER SO BB IBB HBP BLK WP HR S P ERA WHIP	H R ER SO BB IBB HBP BLK WP HR S P ERA WHIP	H R ER SO BB IBB HBP BLK WP HR S P ERA WHIP	H R ER SO BB IBB HBP BLK WP HR S P ERA WHIP	H R ER SO BB IBB HBP BLK WP HR S P ERA WHIP	H R ER SO BB IBB HBP BLK WP HR S P ERA WHIP	H R ER SO BB IBB HBP BLK WP HR S P ERA WHIP	H R ER SO BB IBB HBP BLK WP HR S P ERA WHIP	H R ER SO BB IBB HBP BLK WP HR S P ERA WHIP	H R ER SO BB IBB HBP BLK WP HR S P ERA WHIP	H R ER SO BB IBB HBP BLK WP HR S P ERA WHIP	H R ER SO BB IBB HBP BLK WP HR S P ERA WHIP	H R ER SO BB IBB HBP BLK WP HR S P ERA WHIP	H R ER SO BB IBB HBP BLK WP HR S P ERA WHIP	H R ER SO BB IBB HBP BLK WP HR S P ERA WHIP	H R ER SO BB IBB HBP BLK WP HR S P ERA WHIP	H R ER SO BB IBB HBP BLK WP HR S P ERA WHIP	H R ER SO BB IBB HBP BLK WP HR S P ERA WHIP
4 Blake Snell, L ERA: 6.23	4.1	21	6	3	3	9	1	0	0	0	0	1	1	22	32	6.23	1.615							
74 Nabil Crismatt, R ERA: 10.8	1.2	9	4	2	2	2	0	0	0	0	0	1	1	22	32	10.80	2.400							
76 Domingo Tapia, R ERA: 9.0	2.0	10	5	2	2	4	0	0	0	0	0	2	30	42	9.00	2.500								
36 Steven Wilson, R ERA:	1.0	5	2	0	0	2	0	0	0	0	0	0	15	20	0.00	2.000								

AB	44
R	7
H	17
RBI	7
BB	1
SO	17
LOB	27





**BOTTOM**

AB	32
R	2
H	7
RBI	2
BB	1
SO	10
LOB	19



WP	0	PA	36
PB	0		
SB	0		
CS	0		

Batter	1	2	3	4	5	6	7	8	9	AB	R	H	RBI	BB	SO	LOB	TOP								
2 Yonathan Daza, R OBP: 0.300, SLG: 0.300	G6-3	F7			G4-3		1B		1B	5	0	2	0	0	0	1	<b>Colorado Rockies @ San Diego Padres</b> Petco Park, San Diego, CA Fri Mar 31 2023, 6:43 PM - 9:09 PM PDT Att: 43,177 - Partly Cloudy - 58 F								
23 Kris Bryant, R OBP: 0.500, SLG: 0.556	1B		G5-3		G6-3		K		BB	4	1	1	0	1	1	2									
19 Charlie Blackmon, L OBP: 0.600, SLG: 1.000	1B		F9		HR			HBP	K	4	2	2	2	0	1	2									
25 C.J. Cron, R OBP: 0.778, SLG: 1.714	1B									2	0	1	0	2	1	0									
24 Ryan McMahon, L OBP: 0.111, SLG: 0.222	BB									4	0	0	1	0	0	5									
44 Elehuris Montero, R OBP: 0.444, SLG: 0.778 13 Alan Trejo, R	1B									4	0	2	1	0	2	0									
35 Elias Diaz, R OBP: 0.222, SLG: 0.125	K									4	0	0	0	0	2	4									
30 Harold Castro, L OBP: 0.111, SLG: 0.111		G4-3			F8		G3		F7	4	0	0	0	0	0	0									
14 Ezequiel Tovar, R OBP: 0.222, SLG: 0.222		F9					G6-3		K	4	1	1	0	0	1	0									
																									
<b>Inning Stats</b>	R: 2 H: 3 E: 0 K: 1 S: 15	WLS: 3 BF: 29 LOB: 2 P: 23	R: 0 H: 0 E: 0 K: 0 S: 10	WLS: 0 BF: 14 LOB: 0 P: 14	R: 0 H: 0 E: 0 K: 0 S: 7	WLS: 0 BF: 14 LOB: 0 P: 14	R: 0 H: 0 E: 0 K: 1 S: 6	WLS: 0 BF: 8 LOB: 0 P: 8	R: 2 H: 2 E: 0 K: 1 S: 9	WLS: 2 BF: 12 LOB: 0 P: 12	R: 0 H: 0 E: 0 K: 1 S: 10	WLS: 0 BF: 13 LOB: 0 P: 13	R: 0 H: 1 E: 0 K: 1 S: 12	WLS: 1 BF: 17 LOB: 1 P: 17	R: 0 H: 2 E: 0 K: 1 S: 10	WLS: 2 BF: 14 LOB: 0 P: 14	R: 0 H: 1 E: 0 K: 2 S: 15	WLS: 1 BF: 26 LOB: 2 P: 26	1B: 8 2B: 0 3B: 0 HR: 1	SF: 0 SAC: 0 DP: 1 HBP: 1	WP: 0 PB: 0 SB: 1 CS: 0	PA: 39			
<b>PITCHER</b>	IP WLS BF H R ER SO BB IBB HBP BLK WP HR S P ERA WHIP	IP WLS BF H R ER SO BB IBB HBP BLK WP HR S P ERA WHIP	IP WLS BF H R ER SO BB IBB HBP BLK WP HR S P ERA WHIP	IP WLS BF H R ER SO BB IBB HBP BLK WP HR S P ERA WHIP	IP WLS BF H R ER SO BB IBB HBP BLK WP HR S P ERA WHIP	IP WLS BF H R ER SO BB IBB HBP BLK WP HR S P ERA WHIP	IP WLS BF H R ER SO BB IBB HBP BLK WP HR S P ERA WHIP	IP WLS BF H R ER SO BB IBB HBP BLK WP HR S P ERA WHIP	IP WLS BF H R ER SO BB IBB HBP BLK WP HR S P ERA WHIP	IP WLS BF H R ER SO BB IBB HBP BLK WP HR S P ERA WHIP	IP WLS BF H R ER SO BB IBB HBP BLK WP HR S P ERA WHIP	IP WLS BF H R ER SO BB IBB HBP BLK WP HR S P ERA WHIP	IP WLS BF H R ER SO BB IBB HBP BLK WP HR S P ERA WHIP	IP WLS BF H R ER SO BB IBB HBP BLK WP HR S P ERA WHIP	IP WLS BF H R ER SO BB IBB HBP BLK WP HR S P ERA WHIP	IP WLS BF H R ER SO BB IBB HBP BLK WP HR S P ERA WHIP	IP WLS BF H R ER SO BB IBB HBP BLK WP HR S P ERA WHIP	IP WLS BF H R ER SO BB IBB HBP BLK WP HR S P ERA WHIP	IP WLS BF H R ER SO BB IBB HBP BLK WP HR S P ERA WHIP	IP WLS BF H R ER SO BB IBB HBP BLK WP HR S P ERA WHIP	IP WLS BF H R ER SO BB IBB HBP BLK WP HR S P ERA WHIP	IP WLS BF H R ER SO BB IBB HBP BLK WP HR S P ERA WHIP	IP WLS BF H R ER SO BB IBB HBP BLK WP HR S P ERA WHIP	IP WLS BF H R ER SO BB IBB HBP BLK WP HR S P ERA WHIP	IP WLS BF H R ER SO BB IBB HBP BLK WP HR S P ERA WHIP
21 Nick Martinez, R ERA: 5.14	7.0	L	29	6	4	4	5	2	0	0	0	0	0	0	0	0	0	1	69	101	5.14	1.143			
25 Tim Hill, L ERA:	1.0		5	2	0	0	1	0	0	1	0	0	0	0	10	14	0.00	2.000							
66 Luis Garcia, R ERA:	1.0		5	1	0	0	2	1	0	0	0	0	0	0	15	26	0.00	2.000							

Batter	1	2	3	4	5	6	7	8	9	AB	R	H	RBI	BB	SO	LOB	BOTTOM								
2 Xander Bogaerts, R OBP: 0.500, SLG: 0.857	F8		K				1B		SF8	3	0	1	1	0	1	0	<b>Colorado Rockies @ San Diego Padres</b> Petco Park, San Diego, CA Fri Mar 31 2023, 6:43 PM - 9:09 PM PDT Att: 43,177 - Partly Cloudy - 58 F								
22 Juan Soto, L	BB		G4-3			P3		K		3	0	0	0	1	1	2									
13 Manny Machado, R OBP: 0.250, SLG: 0.286	P6				F8		G5-4-3		1B	4	0	1	0	0	0	2									
32 Nelson Cruz, R	L9				F9				P3	4	0	0	0	0	1	2									
9 Jake Cronenworth, L		G4-3			G4-3				K	4	0	0	0	0	1	1									
26 Austin Nola, R OBP: 0.286, SLG: 0.167 14 Matt Carpenter, L (9, FH)		P3				G1-3			K2-3	3	0	0	0	0	0	0									
7 Ha-Seong Kim, R OBP: 0.571, SLG: 0.857										3	1	3	0	0	0	0									
1 Trent Grisham, L OBP: 0.286, SLG: 0.333		F7								2	0	0	0	1	0	2									
2B José Azocar, R										2	0	0	0	0	0	1									
																									
<b>Inning Stats</b>	R: 0 H: 0 E: 0 K: 0 S: 9	WLS: 0 BF: 21 LOB: 1 P: 17	R: 0 H: 1 E: 0 K: 0 S: 9	WLS: 1 BF: 15 LOB: 0 P: 15	R: 0 H: 0 E: 0 K: 1 S: 6	WLS: 0 BF: 8 LOB: 0 P: 8	R: 0 H: 0 E: 0 K: 0 S: 5	WLS: 0 BF: 7 LOB: 0 P: 7	R: 0 H: 1 E: 0 K: 0 S: 13	WLS: 1 BF: 18 LOB: 1 P: 18	R: 0 H: 1 E: 0 K: 0 S: 6	WLS: 1 BF: 9 LOB: 0 P: 9	R: 0 H: 0 E: 0 K: 1 S: 8	WLS: 0 BF: 13 LOB: 0 P: 13	R: 1 H: 1 E: 0 K: 1 S: 13	WLS: 1 BF: 21 LOB: 1 P: 21	R: 0 H: 1 E: 0 K: 2 S: 14	WLS: 1 BF: 19 LOB: 1 P: 19	1B: 3 2B: 2 3B: 0 HR: 0	SF: 1 SAC: 1 DP: 1 HBP: 0	WP: 0 PB: 0 SB: 0 CS: 0	PA: 33			
<b>PITCHER</b>	IP WLS BF H R ER SO BB IBB HBP BLK WP HR S P ERA WHIP	IP WLS BF H R ER SO BB IBB HBP BLK WP HR S P ERA WHIP	IP WLS BF H R ER SO BB IBB HBP BLK WP HR S P ERA WHIP	IP WLS BF H R ER SO BB IBB HBP BLK WP HR S P ERA WHIP	IP WLS BF H R ER SO BB IBB HBP BLK WP HR S P ERA WHIP	IP WLS BF H R ER SO BB IBB HBP BLK WP HR S P ERA WHIP	IP WLS BF H R ER SO BB IBB HBP BLK WP HR S P ERA WHIP	IP WLS BF H R ER SO BB IBB HBP BLK WP HR S P ERA WHIP	IP WLS BF H R ER SO BB IBB HBP BLK WP HR S P ERA WHIP	IP WLS BF H R ER SO BB IBB HBP BLK WP HR S P ERA WHIP	IP WLS BF H R ER SO BB IBB HBP BLK WP HR S P ERA WHIP	IP WLS BF H R ER SO BB IBB HBP BLK WP HR S P ERA WHIP	IP WLS BF H R ER SO BB IBB HBP BLK WP HR S P ERA WHIP	IP WLS BF H R ER SO BB IBB HBP BLK WP HR S P ERA WHIP	IP WLS BF H R ER SO BB IBB HBP BLK WP HR S P ERA WHIP	IP WLS BF H R ER SO BB IBB HBP BLK WP HR S P ERA WHIP	IP WLS BF H R ER SO BB IBB HBP BLK WP HR S P ERA WHIP	IP WLS BF H R ER SO BB IBB HBP BLK WP HR S P ERA WHIP	IP WLS BF H R ER SO BB IBB HBP BLK WP HR S P ERA WHIP	IP WLS BF H R ER SO BB IBB HBP BLK WP HR S P ERA WHIP	IP WLS BF H R ER SO BB IBB HBP BLK WP HR S P ERA WHIP	IP WLS BF H R ER SO BB IBB HBP BLK WP HR S P ERA WHIP	IP WLS BF H R ER SO BB IBB HBP BLK WP HR S P ERA WHIP	IP WLS BF H R ER SO BB IBB HBP BLK WP HR S P ERA WHIP	IP WLS BF H R ER SO BB IBB HBP BLK WP HR S P ERA WHIP
21 Kyle Freeland, L ERA:	6.0	W	21	3	0	0	0	1	0	0	0	0	0	0	0	0	0	8	74	0.00	0.667				
39 Brent Suter, L ERA:	1.0		3	0	0	0	1	0	0	0	0	0	0	0	8	13	0.00	0.000							
55 Brad Hand, L ERA: 9.0	1.0		5	1	1	1	1	1	0	0	0	0	0	0	13	21	9.00	2.000							
36 Pierce Johnson, R ERA:	1.0	S	4	1	0	0	2	0	0	0	0	0	0	0	14	19	0.00	1.000							

Batter	1	2	3	4	5	6	7	8	9	AB	R	H	RBI	BB	SO	LOB	TOP								
2 Yonathan Daza, R OBP: 0.214, SLG: 0.214	F9		G4-3		F9		K			4	0	0	0	0	1	1	<b>Colorado Rockies @ San Diego Padres</b> Petco Park, San Diego, CA Sat Apr 01 2023, 5:41 PM - 8:20 PM PDT Att. 42,663 - Clear - 60 F								
23 Kris Bryant, R OBP: 0.500, SLG: 0.500	F9-3		G6-3			19 2B	P3			3	1	1	0	1	0	0									
19 Charlie Blackmon, L OBP: 0.571, SLG: 0.917	F9-3			G4-3		25 HR		24 G6-4-3		3	1	1	1	0	0	1									
25 C.J. Cron, R OBP: 0.692, SLG: 1.636		2B		F8		2B		F7		4	1	2	2	0	0	1									
24 Ryan McMahon, L OBP: 0.154, SLG: 0.308		K		F9		HR		G6-4-3		4	0	1	0	0	1	2									
44 Elehuris Montero, R OBP: 0.398, SLG: 0.938		F8			F8	K			K	4	0	0	0	0	2	2									
11 Mike Moustakas, L (1, 10)							P5		K	2	1	0	0	2	1	1									
35 Elias Diaz, R OBP: 0.231, SLG: 0.250							P5		F8	4	0	1	0	0	0	3									
14 Ezequiel Tovar, R OBP: 0.167, SLG: 0.167			G6-3		G4-3		K			3	0	0	1	0	1	1									
<b>Inning Stats</b>	R: 0 E: 0 K: 0 S: 7	H: 1 LOB: 0 BB: 0 P: 9	R: 0 E: 0 K: 1 S: 14	H: 1 LOB: 1 BB: 0 P: 23	R: 0 E: 0 K: 0 S: 4	H: 0 LOB: 0 BB: 0 P: 8	R: 0 E: 0 K: 0 S: 7	H: 0 LOB: 0 BB: 0 P: 8	R: 1 E: 0 K: 0 S: 5	H: 1 LOB: 1 BB: 1 P: 11	R: 3 E: 0 K: 1 S: 16	H: 3 LOB: 1 BB: 1 P: 24	R: 0 E: 0 K: 2 S: 8	H: 0 LOB: 0 BB: 0 P: 13	R: 0 E: 0 K: 0 S: 3	H: 0 LOB: 0 BB: 0 P: 5	R: 0 E: 0 K: 2 S: 12	H: 0 LOB: 0 BB: 0 P: 16	1B: 1 2B: 5 3B: 0 HR: 1	SF: 0 SAC: 0 DP: 2 HBP: 1	WP: 0 PB: 0 SB: 0 CS: 0	PA: 35			
<b>PITCHER</b>	IP	WLS	BF	H	R	ER	SO	BB	IBB	HBP	BLK	WP	HR	S	P	ERA	WHIP								
52 Michael Wacha, R ERA: 6.0	6.0	W	26	6	4	4	2	3	0	0	0	0	1	53	83	6.00	1.500								
36 Steven Wilson, R ERA:	1.0	H	3	0	0	0	2	0	0	0	0	0	0	8	13	0.00	0.000								
25 Tim Hill, L ERA:	1.0	H	3	0	0	0	2	0	0	1	0	0	0	3	5	0.00	0.000								
71 Josh Hader, L ERA:	1.0		3	0	0	0	2	0	0	0	0	0	0	12	16	0.00	0.000								

Batter	1	2	3	4	5	6	7	8	9	AB	R	H	RBI	BB	SO	LOB	BOTTOM								
1 Trent Grisham, L OBP: 0.250, SLG: 0.364	G3		G4-3		G4-3			K		5	0	1	0	0	1	3	<b>Colorado Rockies @ San Diego Padres</b> Petco Park, San Diego, CA Sat Apr 01 2023, 5:41 PM - 8:20 PM PDT Att. 42,663 - Clear - 60 F								
13 Manny Machado, R OBP: 0.385, SLG: 0.364	FC1-6		F7			22 FC3-6		K		4	0	2	1	1	1	3									
22 Juan Soto, L OBP: 0.231, SLG: 0.091	FC1-6			G4-3		FC3-6		2 BB		4	2	1	2	1	0	3									
2 Xander Bogaerts, R OBP: 0.538, SLG: 1.000	HR		F9			G4-3				3	1	1	2	2	0	2									
9 Jake Cronenworth, L OBP: 0.167, SLG: 0.091	BB				FC3-6		K		F8	4	2	1	0	1	1	3									
14 Matt Carpenter, L OBP: 0.375, SLG: 0.429						F9				3	0	2	2	1	0	0									
12 Luis Campusano, R OBP: 0.250, SLG: 0.333	F8				SF8			K		3	0	1	1	0	1	2									
24 Rougned Odor, L		G3	L4-3		L7			1 WP	28 BB	3	1	0	0	1	0	3									
27 David Dahl, L										1	0	0	0	0	0	0									
28 José Azocar, R OBP: 0.400, SLG: 0.500		G4-3		G4-3		G4-3		1 WP	22 BB	2	2	1	0	1	0	0									
<b>Inning Stats</b>	R: 2 E: 0 K: 0 S: 19	H: 1 LOB: 2 BB: 3 P: 36	R: 0 E: 0 K: 0 S: 10	H: 1 LOB: 0 BB: 0 P: 16	R: 2 E: 0 K: 0 S: 12	H: 3 LOB: 1 BB: 1 P: 20	R: 0 E: 0 K: 0 S: 9	H: 1 LOB: 1 BB: 0 P: 15	R: 1 E: 0 K: 0 S: 11	H: 1 LOB: 1 BB: 1 P: 17	R: 1 E: 0 K: 0 S: 9	H: 2 LOB: 1 BB: 0 P: 12	R: 0 E: 0 K: 2 S: 8	H: 0 LOB: 0 BB: 0 P: 12	R: 2 E: 0 K: 2 S: 14	H: 1 LOB: 2 BB: 3 P: 30	1B: 6 2B: 4 3B: 0 HR: 1	SF: 1 SAC: 0 DP: 1 HBP: 0	WP: 1 PB: 0 SB: 0 CS: 0	PA: 41					
<b>PITCHER</b>	IP	WLS	BF	H	R	ER	SO	BB	IBB	HBP	BLK	WP	HR	S	P	ERA	WHIP								
51 José Ureña, R ERA: 15.43	2.1	L	16	5	4	4	0	4	0	0	0	0	0	40	71	15.43	3.857								
50 Ty Blach, L ERA: 6.0	3.0		12	3	2	2	0	1	0	0	0	0	0	23	35	6.00	1.333								
59 Jake Bird, R ERA:	1.2		6	1	0	0	2	0	0	0	0	0	0	15	22	0.00	0.600								
32 Dinelson Lamet, R ERA: 9.0	1.0		7	1	2	2	2	3	0	0	0	1	0	14	30	18.00	4.000								

AB	31
R	4
H	6
RBI	4
BB	3
SO	6
LOB	12

AB	32
R	8
H	10
RBI	8
BB	8
SO	4
LOB	19



Batter	1	2	3	4	5	6	7	8	9	AB	R	H	RBI	BB	SO	LOB	TOP										
29 Jurickson Profar, S (1,7)										3	0	0	0	1	1	1											
23 Kris Bryant, R (1,10)										4	0	1	0	0	2	2											
19 Charlie Blackmon, L (1,9)										4	0	1	0	0	1	1											
25 C.J. Cron, R (1,3)										4	0	0	0	0	2												
24 Ryan McMahon, L (1,4)										4	1	1	1	0	1	2											
44 Elehuris Montero, R (1,5)										3	0	0	0	0	1	0											
2 Yonathan Daza, R (1,8)										3	0	0	0	0	1	0											
14 Ezequiel Tovar, R (1,6)										3	0	0	0	0	2	0											
6 Brian Serven, R (1,2)										2	0	1	0	0	1	0											
11 Mike Moustakas, L (8,PH)										1	0	0	0	0	0	0											
35 Elias Diaz, R (8,2)										0	0	0	0	0	0	0											
<b>Inning Stats</b>	R: 0 E: 0 K: 0 S: 11	H: 2 LOB: 2 BB: 0 P: 18	R: 0 E: 0 K: 2 S: 7	H: 0 LOB: 0 BB: 0 P: 9	R: 0 E: 0 K: 2 S: 9	H: 0 LOB: 0 BB: 0 P: 11	R: 0 E: 0 K: 0 S: 8	H: 0 LOB: 0 BB: 0 P: 11	R: 0 E: 0 K: 2 S: 12	H: 1 LOB: 1 BB: 0 P: 14	R: 1 E: 0 K: 1 S: 14	H: 1 LOB: 0 BB: 0 P: 17	R: 0 E: 0 K: 2 S: 12	H: 0 LOB: 1 BB: 1 P: 20	R: 0 E: 0 K: 1 S: 9	H: 0 LOB: 0 BB: 0 P: 14	1B: 3 2B: 0 3B: 0 HR: 1	SF: 0 SAC: 0 DP: 0 HBP: 0	WP: 0 PB: 0 SB: 0 CS: 0	PA: 32							
<b>PITCHER</b>	IP	WLS	BF	H	R	ER	SO	BB	IBB	HBP	BLK	WP	HR	S	P	ERA	WHIP										
67 Seth Lugo, R (1,1)	7.0	W	25	4	1	1	7	0	0	0	0	0	1	69	93	1.29	0.571										
66 Luis Garcia, R (8,1)	1.0	H	4	0	0	0	2	1	0	0	0	0	0	12	20	0.00	1.000										
71 Josh Hader, L (9,1)	1.0	S	3	0	0	0	1	0	0	0	0	0	0	9	14	0.00	0.000										

Colorado Rockies @ San Diego Padres  
 Petco Park, San Diego, CA  
 Sun Apr 02 2023, 1:12 PM - 3:14 PM PDT  
 Att: 43,972 - Sunny - 62 F

AB 31  
 R 1  
 H 4  
 RBI 1  
 BB 1  
 SO 10  
 LOB 8



Batter	1	2	3	4	5	6	7	8	9	AB	R	H	RBI	BB	SO	LOB	BOTTOM										
2 Xander Bogaerts, R (1,6)										4	1	1	2	0	0	0											
13 Manny Machado, R (1,5)										4	0	0	0	0	1	0											
22 Juan Soto, L (1,7)										3	0	0	0	0	1	0											
32 Nelson Cruz, R (1,10)										3	0	0	0	0	2	0											
9 Jake Cronenworth, L (1,3)										3	0	0	0	0	0	0											
7 Ha-Seong Kim, R (1,4)										2	0	0	0	1	1	0											
26 Austin Nola, R (1,2)										3	0	1	0	0	0	0											
1 Trent Grisham, L (1,8)										2	1	1	1	1	0	2											
2B José Azocar, R (1,9)										3	1	1	0	0	0	0											
<b>Inning Stats</b>	R: 0 E: 0 K: 1 S: 8	H: 0 LOB: 0 BB: 0 P: 13	R: 0 E: 0 K: 2 S: 9	H: 0 LOB: 0 BB: 0 P: 13	R: 3 E: 0 K: 0 S: 11	H: 3 LOB: 0 BB: 0 P: 18	R: 0 E: 0 K: 1 S: 9	H: 1 LOB: 2 BB: 1 P: 16	R: 0 E: 0 K: 0 S: 5	H: 0 LOB: 0 BB: 0 P: 7	R: 0 E: 0 K: 0 S: 9	H: 0 LOB: 0 BB: 0 P: 12	R: 0 E: 0 K: 0 S: 10	H: 0 LOB: 1 BB: 1 P: 14	R: 0 E: 0 K: 1 S: 12	H: 0 LOB: 0 BB: 0 P: 16	1B: 2 2B: 0 3B: 0 HR: 2	SF: 0 SAC: 0 DP: 0 HBP: 0	WP: 1 PB: 0 SB: 1 CS: 1	PA: 30							
<b>PITCHER</b>	IP	WLS	BF	H	R	ER	SO	BB	IBB	HBP	BLK	WP	HR	S	P	ERA	WHIP										
26 Austin Gomber, L (1,1)	6.0	L	23	4	3	3	4	1	0	0	0	0	0	51	79	4.50	0.833										
39 Brent Suter, L (7,1)	2.0		6	0	0	0	1	1	0	0	0	0	0	22	30	0.00	0.500										

Colorado Rockies @ San Diego Padres  
 Petco Park, San Diego, CA  
 Sun Apr 02 2023, 1:12 PM - 3:14 PM PDT  
 Att: 43,972 - Sunny - 62 F

AB 27  
 R 3  
 H 4  
 RBI 3  
 BB 2  
 SO 5  
 LOB 2



Batter	1	2	3	4	5	6	7	8	9	AB	R	H	RBI	BB	SO	LOB	TOP					
29 Jurickson Profar, S (1.7)										4	0	0	0	0	1	3	<p><b>Colorado Rockies @ Los Angeles Dodgers</b> Dodger Stadium, Los Angeles, CA Mon Apr 03 2023, 7:11 PM - 9:57 PM PDT Att. 49,792 - Clear - 57 F</p> <p>livebaseballscorecards.com</p> <p>AB 32 R 4 H 6 RBI 3 BB 3 SO 12 LOB 10</p>					
23 Kris Bryant, R (1.9)										4	0	1	0	0	2	0						
19 Charlie Blackmon, L (1.10)										4	0	0	0	0	0	1						
25 C.J. Cron, R (1.3)										4	0	0	0	0	0	1						
24 Ryan McMahon, L (1.4)										2	1	0	0	2	2	0						
11 Mike Moustakas, L (1.5)										3	1	1	0	1	2	1						
35 Elias Diaz, R (1.2)										4	1	1	1	0	3	2						
30 Harold Castro, L (1.8)										4	1	1	2	0	2	2						
13 Alan Trejo, R (1.6)										3	0	2	0	0	0	0						
<b>Inning Stats</b>	R: 0 E: 0 K: 0 S: 10	H: 1 LOB: 1 BB: 0 P: 16	R: 0 E: 0 K: 3 S: 9	H: 0 LOB: 0 BB: 0 P: 12	R: 0 E: 0 K: 0 S: 5	H: 0 LOB: 0 BB: 0 P: 8	R: 0 E: 0 K: 1 S: 6	H: 0 LOB: 0 BB: 0 P: 10	R: 4 E: 0 K: 1 S: 17	H: 3 LOB: 2 BB: 2 P: 27	R: 0 E: 0 K: 1 S: 7	H: 0 LOB: 0 BB: 0 P: 11	R: 0 E: 0 K: 3 S: 15	H: 2 LOB: 2 BB: 0 P: 24	R: 0 E: 0 K: 0 S: 11	H: 0 LOB: 1 BB: 1 P: 15		R: 0 E: 0 K: 3 S: 13	H: 0 LOB: 1 BB: 1 P: 23	1B: 4 2B: 2 3B: 0 HR: 0	SF: 0 SAC: 0 DP: 1 HBP: 0	WP: 0 PB: 0 SB: 0 CS: 0
<b>PITCHER</b>	IP WLS BF H R ER SO BB IBB HBP BLK WP HR S P ERA WHIP																					
78 Michael Grove, R (1.1)	4.0	16	2	3	3	4	2	0	0	0	0	0	0	0	0	39	63	6.75	1.000			
38 Yency Almonte, R (5.1)	1.0	W	4	2	1	1	1	0	0	0	0	0	0	0	8	10	9.00	2.000				
51 Alex Vesia, L (6.1)	1.0	4	1	0	0	1	0	0	0	0	0	0	0	9	14	0.00	1.000					
52 Phil Bickford, R (7.1)	1.0	4	1	0	0	3	0	0	0	0	0	0	0	13	21	0.00	1.000					
18 Shelby Miller, R (8.1)	2.0	7	0	0	0	3	1	0	0	0	0	0	0	24	38	0.00	0.500					

Batter	1	2	3	4	5	6	7	8	9	AB	R	H	RBI	BB	SO	LOB	BOTTOM			
50 Mookie Betts, R (1.9)										4	0	1	0	0	1	0	<p><b>Colorado Rockies @ Los Angeles Dodgers</b> Dodger Stadium, Los Angeles, CA Mon Apr 03 2023, 7:11 PM - 9:57 PM PDT Att. 49,792 - Clear - 57 F</p> <p>livebaseballscorecards.com</p> <p>AB 36 R 13 H 13 RBI 13 BB 5 SO 11 LOB 13</p>			
25 Trayce Thompson, R (7.8)										4	2	3	0	1	0	1				
5 Freddie Freeman, L (1.3)										4	2	1	2	1	0	2				
16 Will Smith, R (1.2)										4	2	1	2	1	0	2				
13 Max Muncy, L (1.5)										3	1	0	0	2	2	2				
28 J.D. Martinez, R (1.10)										5	2	2	2	0	2	1				
33 James Outman, L (1.7)										5	2	2	3	0	2	2				
17 Miguel Vargas, R (1.4)										3	1	1	1	1	2	1				
23 Jason Heyward, L (1.8)										3	2	2	3	0	1	2				
3 Chris Taylor, R (1.6)										4	1	1	2	0	0	1				
<b>Inning Stats</b>	R: 0 E: 0 K: 1 S: 8	H: 0 LOB: 1 BB: 1 P: 18	R: 0 E: 0 K: 3 S: 10	H: 0 LOB: 0 BB: 0 P: 14	R: 2 E: 0 K: 0 S: 10	H: 3 LOB: 0 BB: 0 P: 13	R: 0 E: 0 K: 2 S: 13	H: 0 LOB: 2 BB: 2 P: 24	R: 7 E: 0 K: 1 S: 25	H: 5 LOB: 0 BB: 2 P: 42	R: 0 E: 0 K: 1 S: 9	H: 1 LOB: 1 BB: 0 P: 9	R: 2 E: 0 K: 1 S: 11	H: 2 LOB: 1 BB: 0 P: 22	R: 2 E: 1 K: 2 S: 15	H: 2 LOB: 1 BB: 0 P: 18	1B: 6 2B: 2 3B: 2 HR: 3	SF: 1 SAC: 0 DP: 1 HBP: 1	WP: 0 PB: 0 SB: 0 CS: 0	PA: 43
<b>PITCHER</b>	IP WLS BF H R ER SO BB IBB HBP BLK WP HR S P ERA WHIP																			
18 Ryan Felner, R (1.1)	4.2	22	4	5	5	7	5	0	0	0	0	0	0	1	53	92	9.64	1.929		
59 Jake Bird, R (5.1)	0.1	5	4	4	4	0	0	0	0	0	0	1	13	19	108.00	12.000				
43 Connor Seabold, R (6.1)	3.0	16	5	4	4	4	0	0	1	0	0	1	35	49	12.00	1.667				

Batter	1	2	3	4	5	6	7	8	9	AB	R	H	RBI	BB	SO	LOB	TOP										
29 Jurickson Profar, S OBP: 0.167, SLG: 0.091	G1-3							F7		4	0	1	0	0	0	0	<b>Colorado Rockies @ Los Angeles Dodgers</b> Dodger Stadium, Los Angeles, CA Tue Apr 04 2023, 7:11 PM - 9:35 PM PDT Att: 52,290 - Partly Cloudy - 58 F										
2 Yonathan Daza, R OBP: 0.238, SLG: 0.286	2B							L9		4	0	2	0	0	0	0											
23 Kris Bryant, R OBP: 0.385, SLG: 0.417	K							2B		4	1	1	0	0	2	4											
25 C.J. Cron, R OBP: 0.360, SLG: 0.783	P2							K		4	0	0	0	0	1	5											
44 Elehuris Montero, R OBP: 0.250, SLG: 0.450	F7							2B		4	1	1	1	0	1	0											
24 Ryan McMahon, L OBP: 0.280, SLG: 0.455	2B							BB		3	0	1	0	1	1	1											
35 Elias Diaz, R OBP: 0.286, SLG: 0.278	G6-3							HBP		2	0	0	0	1	0	1											
13 Alan Trejo, R OBP: 0.333, SLG: 0.500	K							SF7		3	0	0	0	0	2	2											
11 Mike Moustakas, L OBP: 0.400, SLG: 0.167	K							G3-1		0	0	0	1	0	0	0											
14 Ezequiel Tovar, R OBP: 0.167, SLG: 0.167	1B							F8		3	0	1	0	0	0	0											
19 Charlie Blackmon, L OBP: 0.351, SLG: 0.571	1B							G3-1		1	0	0	0	0	0	2											
<b>Inning Stats</b>	R: 0 H: 1 E: 0 K: 1 S: 10	H: 1 LOB: 1 BB: 0 P: 18	R: 0 H: 1 E: 0 K: 1 S: 11	H: 1 LOB: 1 BB: 0 P: 16	R: 0 H: 3 E: 0 K: 1 S: 13	H: 3 LOB: 2 BB: 0 P: 19	R: 0 H: 0 E: 0 K: 2 S: 11	H: 0 LOB: 0 BB: 0 P: 14	R: 0 H: 0 E: 0 K: 1 S: 10	H: 0 LOB: 0 BB: 1 P: 12	R: 0 H: 0 E: 1 K: 0 S: 5	H: 0 LOB: 1 BB: 1 P: 8	R: 0 H: 0 E: 1 K: 0 S: 7	H: 0 LOB: 1 BB: 1 P: 14	R: 0 H: 0 E: 0 K: 0 S: 4	H: 0 LOB: 0 BB: 0 P: 6	R: 2 H: 2 E: 0 K: 1 S: 15	H: 2 LOB: 2 BB: 1 P: 27	1B: 3 2B: 4 3B: 0 HR: 0	SF: 1 SAC: 0 DP: 2 HBP: 1	WP: 0 PB: 0 SB: 0 CS: 0	PA: 36					
<b>PITCHER</b>	IP	WLS	BF	H	R	ER	SO	BB	IBB	HBP	BLK	WP	HR	S	P	ERA	WHIP										
7 Julio Urias, L ERA: 1.8	6.0	W	22	5	0	0	6	0	0	0	0	0	0	60	87	0.00	0.833										
64 Caleb Ferguson, L ERA: 4.5	1.0		4	0	0	0	0	1	0	0	0	0	0	7	14	0.00	1.000										
48 Brusdar Graterol, R ERA: 4.5	1.0		3	0	0	0	0	0	0	0	0	0	0	4	6	0.00	0.000										
52 Phil Bickford, R ERA: 7.1	0.1		4	2	2	2	1	1	0	0	0	0	0	9	15	54.00	9.000										
59 Evan Phillips, R ERA:	0.2	S	3	0	0	0	0	0	0	1	0	0	0	6	12	0.00	0.000										

Batter	1	2	3	4	5	6	7	8	9	AB	R	H	RBI	BB	SO	LOB	BOTTOM										
50 Mookie Betts, R OBP: 0.440, SLG: 0.550	16 HR		K					16 2B		3	2	2	0	1	1	0	<b>Colorado Rockies @ Los Angeles Dodgers</b> Dodger Stadium, Los Angeles, CA Tue Apr 04 2023, 7:11 PM - 9:35 PM PDT Att: 52,290 - Partly Cloudy - 58 F										
5 Freddie Freeman, L OBP: 0.519, SLG: 0.429	F7		G4-3					16 2B		2	0	0	0	2	0	1											
16 Will Smith, R OBP: 0.478, SLG: 1.000	HR		F9					2B		4	1	2	3	0	0	1											
13 Max Muncy, L OBP: 0.261, SLG: 0.300	1B		HR					K		4	1	2	1	0	2	3											
28 J.D. Martinez, R OBP: 0.280, SLG: 0.435	G6-4-3		G4-3					K		3	0	0	0	1	1	3											
6 David Peralta, L OBP: 0.308, SLG: 0.250	G3		G4-3					K		2	0	0	0	0	0	0											
25 Trayce Thompson, R OBP: 0.273, SLG: 1.091	G3		G4-3					K		2	0	0	0	0	1	4											
33 James Outman, L OBP: 0.474, SLG: 0.786	K		K					2B		2	0	0	0	1	2	0											
3 Chris Taylor, R OBP: 0.067, SLG: 0.286	F9		K					K		3	0	0	0	0	2	1											
23 Jason Heyward, L OBP: 0.300, SLG: 1.000	HR		G3-1					G6-4-3		3	1	1	1	0	0	1											
<b>Inning Stats</b>	R: 2 H: 3 E: 0 K: 0 S: 11	H: 3 LOB: 0 BB: 0 P: 16	R: 0 H: 0 E: 0 K: 1 S: 8	H: 0 LOB: 0 BB: 0 P: 12	R: 1 H: 1 E: 0 K: 1 S: 9	H: 1 LOB: 0 BB: 0 P: 18	R: 1 H: 1 E: 0 K: 1 S: 12	H: 1 LOB: 0 BB: 0 P: 19	R: 0 H: 0 E: 0 K: 1 S: 7	H: 0 LOB: 2 BB: 1 P: 17	R: 0 H: 0 E: 0 K: 1 S: 17	H: 0 LOB: 2 BB: 2 P: 31	R: 0 H: 0 E: 0 K: 1 S: 6	H: 0 LOB: 0 BB: 1 P: 10	R: 1 H: 2 E: 0 K: 3 S: 15	H: 2 LOB: 2 BB: 1 P: 28	1B: 2 2B: 2 3B: 0 HR: 3	SF: 0 SAC: 0 DP: 2 HBP: 0	WP: 0 PB: 0 SB: 0 CS: 1	PA: 34							
<b>PITCHER</b>	IP	WLS	BF	H	R	ER	SO	BB	IBB	HBP	BLK	WP	HR	S	P	ERA	WHIP										
48 German Márquez, R ERA: 4.76	5.1	L	21	4	4	4	4	2	0	0	0	0	0	10	18	6.75	1.312										
55 Brad Hand, L ERA: 5.4	0.2		3	0	0	0	1	1	0	0	0	0	0	6	10	0.00	1.500										
61 Justin Lawrence, R ERA:	1.0		3	0	0	0	1	1	0	0	0	0	0	6	10	0.00	1.000										
36 Pierce Johnson, R ERA: 4.5	1.0		6	2	1	1	3	1	0	0	0	0	0	15	28	9.00	3.000										



Batter	1	2	3	4	5	6	7	8	9	AB	R	H	RBI	BB	SO	LOB	TOP											
28 Lane Thomas, R OBP: 0.400, SLG: 0.407										3	0	1	0	1	1	1	<p><b>Washington Nationals @ Colorado Rockies</b> Coors Field, Denver, CO Thu Apr 06 2023, 2:10 PM - 4:29 PM MDT Att: 48,230 - Sunny - 51 F</p>											
17 Alex Call, R OBP: 0.400, SLG: 0.214										3	0	0	0	1	1	3												
9 Jeimer Candelario, S OBP: 0.241, SLG: 0.333										4	0	1	0	0	0	2												
45 Joey Meneses, R OBP: 0.200, SLG: 0.207										4	0	0	0	0	2	4												
22 Dominic Smith, L OBP: 0.320, SLG: 0.261										4	0	1	0	0	1	0												
20 Keibert Ruiz, S OBP: 0.333, SLG: 0.429										4	0	0	0	0	1	1												
2 Luis Garcia Jr., L OBP: 0.143, SLG: 0.200										4	0	1	0	0	0	0												
16 Victor Robles, R OBP: 0.417, SLG: 0.350										3	0	0	0	0	1	1												
5 CJ Abrams, L OBP: 0.273, SLG: 0.250										3	0	2	0	0	1	0												
<b>Inning Stats</b>	R: 0 E: 0 K: 1 S: 8	H: 1 LOB: 1 BB: 0 P: 9	R: 0 E: 0 K: 0 S: 5	H: 0 LOB: 0 BB: 0 P: 7	R: 0 E: 0 K: 2 S: 10	H: 1 LOB: 1 BB: 1 P: 18	R: 0 E: 0 K: 1 S: 12	H: 1 LOB: 1 BB: 0 P: 18	R: 0 E: 0 K: 1 S: 6	H: 0 LOB: 0 BB: 0 P: 7	R: 0 E: 0 K: 0 S: 9	H: 0 LOB: 1 BB: 1 P: 16	R: 0 E: 0 K: 0 S: 11	H: 1 LOB: 1 BB: 0 P: 16	R: 0 E: 0 K: 1 S: 11	H: 2 LOB: 2 BB: 0 P: 14	R: 0 E: 0 K: 2 S: 8	H: 0 LOB: 0 BB: 0 P: 9	1B: 6 2B: 0 3B: 0 HR: 0	SF: 0 SAC: 0 DP: 0 HBP: 0	WP: 0 PB: 0 SB: 0 CS: 1	PA: 34						
<b>PITCHER</b>	IP	WLS	BF	H	R	ER	SO	BB	IBB	HBP	BLK	WP	HR	S	P	ERA	WHIP											
21 Kyle Freeland, L ERA: 3.0	(1, 1)	6.2	W	25	4	0	0	5	2	0	0	0	0	0	58	86	0.00	0.900										
61 Justin Lawrence, R ERA: 3.0	(7, 1)	1.1	H	6	2	0	0	1	0	0	0	0	0	0	14	19	0.00	1.500										
36 Pierce Johnson, R ERA: 3.0	(9, 1)	1.0	S	3	0	0	0	2	0	0	0	0	0	8	9	0.00	0.000											

Batter	1	2	3	4	5	6	7	8	9	AB	R	H	RBI	BB	SO	LOB	BOTTOM										
29 Jurickson Profar, S OBP: 0.188, SLG: 0.133										4	0	1	0	0	1	1	<p><b>Washington Nationals @ Colorado Rockies</b> Coors Field, Denver, CO Thu Apr 06 2023, 2:10 PM - 4:29 PM MDT Att: 48,230 - Sunny - 51 F</p>										
23 Kris Bryant, R OBP: 0.400, SLG: 0.464										4	0	2	1	0	0	1											
19 Charlie Blackmon, L OBP: 0.370, SLG: 0.590										3	0	0	0	1	0	2											
25 C.J. Cron, R OBP: 0.310, SLG: 0.667										4	0	0	0	0	3	4											
24 Ryan McMahon, L OBP: 0.276, SLG: 0.423										4	0	1	0	0	3	2											
35 Elias Diaz, R OBP: 0.280, SLG: 0.273										4	0	1	0	0	0	1											
44 Elehuris Montero, R OBP: 0.333, SLG: 0.500										4	0	3	0	0	0	1											
13 Alan Trejo, R OBP: 0.333, SLG: 0.500										0	0	0	0	0	0	0											
2 Yonathan Daza, R OBP: 0.208, SLG: 0.250										3	0	0	0	0	1	4											
14 Ezequiel Tovar, R OBP: 0.190, SLG: 0.238										3	1	1	0	0	1	3											
<b>Inning Stats</b>	R: 0 E: 0 K: 2 S: 10	H: 1 LOB: 2 BB: 1 P: 21	R: 0 E: 0 K: 2 S: 9	H: 1 LOB: 0 BB: 0 P: 10	R: 0 E: 0 K: 0 S: 11	H: 1 LOB: 1 BB: 0 P: 17	R: 0 E: 0 K: 1 S: 13	H: 1 LOB: 1 BB: 0 P: 19	R: 1 E: 0 K: 1 S: 11	H: 2 LOB: 1 BB: 0 P: 19	R: 0 E: 0 K: 0 S: 10	H: 2 LOB: 2 BB: 0 P: 16	R: 0 E: 0 K: 1 S: 6	H: 0 LOB: 0 BB: 0 P: 8	R: 0 E: 0 K: 2 S: 12	H: 1 LOB: 1 BB: 0 P: 17	1B: 7 2B: 2 3B: 0 HR: 0	SF: 0 SAC: 0 DP: 0 HBP: 0	WP: 0 PB: 0 SB: 0 CS: 0	PA: 34							
<b>PITCHER</b>	IP	WLS	BF	H	R	ER	SO	BB	IBB	HBP	BLK	WP	HR	S	P	ERA	WHIP										
40 Josiah Gray, R ERA: 4.91	(1, 1)	6.0	L	27	8	1	1	6	1	0	0	0	0	64	102	1.50	1.500										
71 Mason Thompson, R ERA: 1.29	(7, 1)	2.0		7	1	0	0	3	0	0	0	0	0	18	25	0.00	0.500										







Batter	1	2	3	4	5	6	7	8	9	AB	R	H	RBI	BB	SO	LOB	TOP							
17 Alex Call, R OBP: 0.397, SLG: 0.435 (1, 7)										5	2	2	0	0	2	2								
36 Stone Garrett, R OBP: 0.778, SLG: 1.429 (1, 10)											5	2	4	5	0	1	0							
9 Jaimer Candelario, S OBP: 0.231, SLG: 0.389 (1, 5)											5	0	1	1	0	1	2							
45 Joey Meneses, R OBP: 0.275, SLG: 0.297 (1, 3)											5	0	1	0	0	0	2							
28 Lane Thomas, R OBP: 0.410, SLG: 0.417 (1, 9)											4	1	1	0	0	2	2							
6 Michael Chavis, R OBP: 0.300, SLG: 0.300 (1, 4)											4	0	1	0	0	3	0							
14 Ildemaro Vargas, S OBP: 0.111, SLG: 0.111 (8, 4)											4	0	0	0	0	1	2							
15 Riley Adams, R OBP: 0.111, SLG: 0.111 (1, 2)											3	1	1	1	0	0	0							
16 Victor Robles, R OBP: 0.469, SLG: 0.444 (1, 8)											1	1	0	0	2	0	0							
5 CJ Abrams, L OBP: 0.367, SLG: 0.462 (1, 6)																								
<b>Inning Stats</b>	R: 0 H: 1 E: 0 K: 2 S: 10	H: 1 LOB: 1 BB: 0 P: 15	R: 0 H: 0 E: 0 K: 2 S: 8	H: 0 LOB: 0 BB: 0 P: 14	R: 3 H: 3 E: 0 K: 0 S: 9	H: 3 LOB: 0 BB: 0 P: 14	R: 0 H: 0 E: 0 K: 1 S: 7	H: 0 LOB: 0 BB: 0 P: 13	R: 2 H: 3 E: 0 K: 1 S: 17	H: 3 LOB: 2 BB: 1 P: 29	R: 0 H: 0 E: 0 K: 1 S: 6	H: 0 LOB: 0 BB: 0 P: 10	R: 1 H: 2 E: 0 K: 1 S: 14	H: 2 LOB: 1 BB: 0 P: 18	R: 1 H: 2 E: 0 K: 1 S: 10	H: 2 LOB: 2 BB: 1 P: 17	R: 0 H: 0 E: 0 K: 1 S: 8	H: 0 LOB: 0 BB: 0 P: 11	1B: 5 2B: 5 3B: 0 HR: 1	SF: 0 SAC: 2 DP: 0 HBP: 0	WP: 1 PB: 0 CS: 0	PA: 40		
<b>PITCHER</b>	IP WLS BF H R ER SO BB IBB HBP BLK WP HR S P ERA WHIP	IP WLS BF H R ER SO BB IBB HBP BLK WP HR S P ERA WHIP	IP WLS BF H R ER SO BB IBB HBP BLK WP HR S P ERA WHIP	IP WLS BF H R ER SO BB IBB HBP BLK WP HR S P ERA WHIP	IP WLS BF H R ER SO BB IBB HBP BLK WP HR S P ERA WHIP	IP WLS BF H R ER SO BB IBB HBP BLK WP HR S P ERA WHIP	IP WLS BF H R ER SO BB IBB HBP BLK WP HR S P ERA WHIP	IP WLS BF H R ER SO BB IBB HBP BLK WP HR S P ERA WHIP	IP WLS BF H R ER SO BB IBB HBP BLK WP HR S P ERA WHIP	IP WLS BF H R ER SO BB IBB HBP BLK WP HR S P ERA WHIP	IP WLS BF H R ER SO BB IBB HBP BLK WP HR S P ERA WHIP	IP WLS BF H R ER SO BB IBB HBP BLK WP HR S P ERA WHIP	IP WLS BF H R ER SO BB IBB HBP BLK WP HR S P ERA WHIP	IP WLS BF H R ER SO BB IBB HBP BLK WP HR S P ERA WHIP	IP WLS BF H R ER SO BB IBB HBP BLK WP HR S P ERA WHIP	IP WLS BF H R ER SO BB IBB HBP BLK WP HR S P ERA WHIP	IP WLS BF H R ER SO BB IBB HBP BLK WP HR S P ERA WHIP	IP WLS BF H R ER SO BB IBB HBP BLK WP HR S P ERA WHIP	IP WLS BF H R ER SO BB IBB HBP BLK WP HR S P ERA WHIP	IP WLS BF H R ER SO BB IBB HBP BLK WP HR S P ERA WHIP	IP WLS BF H R ER SO BB IBB HBP BLK WP HR S P ERA WHIP	IP WLS BF H R ER SO BB IBB HBP BLK WP HR S P ERA WHIP	IP WLS BF H R ER SO BB IBB HBP BLK WP HR S P ERA WHIP	
26 Austin Gomber, L ERA: 6.75 (1, 1)	4.2 L 22	7 5 5 5	1 0 0 0	0 0 0 0	0 1 0 23	31 3.86 0.857																		
43 Connor Seabold, R ERA: 8.44 (5, 1)	2.1 9	2 1 1 3	0 0 0 0	1 0 0 0	0 0 18 28	4.50 1.500																		
39 Brent Suter, L ERA: 1.8 (8, 1)	2.0 9	2 1 1 2	1 0 0 0	0 0 0 0	0 0 0 0	0 0 0 0																		

Washington Nationals @ Colorado Rockies  
Coors Field, Denver, CO  
Sat Apr 08 2023, 6:11 PM - 8:55 PM MDT  
Att: 34,503 - Cloudy - 65 F

AB	36
R	7
H	11
RBI	7
BB	2
SO	10
LOB	10



Batter	1	2	3	4	5	6	7	8	9	AB	R	H	RBI	BB	SO	LOB	BOTTOM							
19 Charlie Blackmon, L OBP: 0.389, SLG: 0.469 (1, 9)										4	0	1	0	1	0	2								
2 Yonathan Daza, R OBP: 0.303, SLG: 0.364 (1, 8)										5	1	3	0	0	1	1								
23 Kris Bryant, R OBP: 0.375, SLG: 0.405 (1, 10)										5	0	1	0	0	1	5								
24 Ryan McMahon, L OBP: 0.270, SLG: 0.485 (1, 4)										3	1	1	1	0	1	1								
11 Mike Moustakas, L OBP: 0.357, SLG: 0.500 (1, 3)										4	1	1	2	0	0	0								
30 Harold Castro, L OBP: 0.188, SLG: 0.188 (1, 7)										3	1	1	0	0	0	0								
44 Elehuris Montero, R OBP: 0.345, SLG: 0.464 (9, PH)										4	0	0	0	0	1	2								
13 Alan Trejo, R OBP: 0.200, SLG: 0.300 (1, 5)										3	0	0	0	0	0	1								
14 Ezequiel Tovar, R OBP: 0.179, SLG: 0.250 (1, 6)										1	0	1	2	0	0	0								
6 Brian Serven, R OBP: 0.400, SLG: 0.600 (1, 2)																								
35 Elias Diaz, R OBP: 0.333, SLG: 0.308 (9, PH)																								
<b>Inning Stats</b>	R: 0 H: 1 E: 0 K: 2 S: 13	H: 0 LOB: 0 BB: 0 P: 16	R: 0 H: 1 E: 0 K: 1 S: 9	H: 1 LOB: 0 BB: 0 P: 9	R: 0 H: 0 E: 0 K: 0 S: 7	H: 0 LOB: 0 BB: 0 P: 11	R: 1 H: 1 E: 0 K: 0 S: 12	H: 1 LOB: 0 BB: 0 P: 14	R: 0 H: 0 E: 0 K: 0 S: 6	H: 0 LOB: 0 BB: 0 P: 9	R: 0 H: 1 E: 0 K: 1 S: 10	H: 1 LOB: 1 BB: 1 P: 18	R: 4 H: 5 E: 0 K: 1 S: 28	H: 5 LOB: 2 BB: 1 P: 44	1B: 7 2B: 3 3B: 0 HR: 1	SF: 1 SAC: 0 DP: 1 HBP: 0	WP: 0 PB: 0 CS: 0	PA: 39						
<b>PITCHER</b>	IP WLS BF H R ER SO BB IBB HBP BLK WP HR S P ERA WHIP	IP WLS BF H R ER SO BB IBB HBP BLK WP HR S P ERA WHIP	IP WLS BF H R ER SO BB IBB HBP BLK WP HR S P ERA WHIP	IP WLS BF H R ER SO BB IBB HBP BLK WP HR S P ERA WHIP	IP WLS BF H R ER SO BB IBB HBP BLK WP HR S P ERA WHIP	IP WLS BF H R ER SO BB IBB HBP BLK WP HR S P ERA WHIP	IP WLS BF H R ER SO BB IBB HBP BLK WP HR S P ERA WHIP	IP WLS BF H R ER SO BB IBB HBP BLK WP HR S P ERA WHIP	IP WLS BF H R ER SO BB IBB HBP BLK WP HR S P ERA WHIP	IP WLS BF H R ER SO BB IBB HBP BLK WP HR S P ERA WHIP	IP WLS BF H R ER SO BB IBB HBP BLK WP HR S P ERA WHIP	IP WLS BF H R ER SO BB IBB HBP BLK WP HR S P ERA WHIP	IP WLS BF H R ER SO BB IBB HBP BLK WP HR S P ERA WHIP	IP WLS BF H R ER SO BB IBB HBP BLK WP HR S P ERA WHIP	IP WLS BF H R ER SO BB IBB HBP BLK WP HR S P ERA WHIP	IP WLS BF H R ER SO BB IBB HBP BLK WP HR S P ERA WHIP	IP WLS BF H R ER SO BB IBB HBP BLK WP HR S P ERA WHIP	IP WLS BF H R ER SO BB IBB HBP BLK WP HR S P ERA WHIP	IP WLS BF H R ER SO BB IBB HBP BLK WP HR S P ERA WHIP	IP WLS BF H R ER SO BB IBB HBP BLK WP HR S P ERA WHIP	IP WLS BF H R ER SO BB IBB HBP BLK WP HR S P ERA WHIP	IP WLS BF H R ER SO BB IBB HBP BLK WP HR S P ERA WHIP	IP WLS BF H R ER SO BB IBB HBP BLK WP HR S P ERA WHIP	
32 Trevor Williams, R ERA: 4.35 (1, 1)	5.1 W 21	5 2 2 4	0 0 0 0	0 0 0 0	0 0 5 5	0.00 0.000																		
73 Hunter Harvey, R ERA: 2.25 (6, 1)	0.2 2	0 0 0 0	0 0 0 0	0 0 0 0	0 0 6 9	0.00 0.000																		
71 Mason Thompson, R ERA: 1.13 (7, 1)	1.0 4	1 0 0 1	1 0 0 0	0 0 0 0	0 0 10 18	0.00 2.000																		
67 Kyle Finnegan, R ERA: 14.54 (8, 1)	1.0 3	2 3 3 0	1 0 0 0	0 0 0 0	0 1 15 24	∞ ∞																		
50 Anthony Banda, L ERA: 12.0 (9, 1)	0.0 3	2 3 3 0	1 0 0 0	0 0 0 0	0 1 15 24	∞ ∞																		

Washington Nationals @ Colorado Rockies  
Coors Field, Denver, CO  
Sat Apr 08 2023, 6:11 PM - 8:55 PM MDT  
Att: 34,503 - Cloudy - 65 F

AB	36
R	6
H	11
RBI	6
BB	2
SO	6
LOB	12



Batter	1	2	3	4	5	6	7	8	9	AB	R	H	RBI	BB	SO	LOB	TOP				
17 Alex Call, R OBP: 0.417, SLG: 0.423	P3	SAFE BB				9 1B 22 FC4-6 BB	20 BB 36 WP 1B	L7		3	2	1	0	2	0	0	<b>Washington Nationals @ Colorado Rockies</b> Coors Field, Denver, CO Sun Apr 09 2023, 1:12 PM - 3:58 PM MDT Att: 30,283 - Partly Cloudy - G3 F <a href="http://livebaseballscorecards.com">livebaseballscorecards.com</a>				
9 Jaimer Candelario, S OBP: 0.227, SLG: 0.366	K	G3						G4-3		5	0	1	0	0	2	5					
22 Dominic Smith, L OBP: 0.371, SLG: 0.290					F8	FC4-6 36 E 36 1B	36 WP 20 BB BB			3	0	1	2	2	0	1					
6 Michael Chavis, R OBP: 0.300, SLG: 0.300										0	0	0	0	0	0	0					
20 Keibert Ruiz, S OBP: 0.294, SLG: 0.333	F8				G5-3					4	0	0	1	1	0	3					
36 Stone Garrett, R OBP: 0.643, SLG: 1.000										5	1	2	0	0	2	3					
5 CJ Abrams, L OBP: 0.314, SLG: 0.387	F8				G4-3	G6-3				5	0	0	0	0	1	4					
28 Lane Thomas, R OBP: 0.419, SLG: 0.410										3	0	1	0	0	1	0					
14 Ildemaro Vargas, S OBP: 0.154, SLG: 0.083										3	2	0	0	1	0	3					
16 Victor Robles, R OBP: 0.472, SLG: 0.452										4	1	2	1	0	0	1					
<b>Inning Stats</b>	R: 0 E: 0 K: 1 S: 10	H: 1 LOB: 0 BB: 0 P: 12	R: 2 E: 0 K: 0 S: 17	H: 3 LOB: 2 BB: 1 P: 26	R: 0 E: 0 K: 1 S: 6	H: 0 LOB: 0 BB: 0 P: 8	R: 0 E: 0 K: 1 S: 12	H: 0 LOB: 1 BB: 1 P: 18	R: 1 E: 0 K: 0 S: 17	H: 2 LOB: 2 BB: 1 P: 26	R: 3 E: 0 K: 2 S: 12	H: 2 LOB: 0 BB: 2 P: 26	R: 0 E: 0 K: 1 S: 6	H: 0 LOB: 0 BB: 0 P: 11	R: 0 E: 0 K: 0 S: 7	H: 0 LOB: 1 BB: 1 P: 18	1B: 8 2B: 0 3B: 0 HR: 0	SF: 0 SAC: 0 DP: 0 HBP: 1	WP: 1 PB: 0 SB: 0 CS: 0	PA: 42	
<b>PITCHER</b>	IP WLS BF H R ER SO BB IBB HBP BLK WP HR S P ERA WHIP	IP WLS BF H R ER SO BB IBB HBP BLK WP HR S P ERA WHIP	IP WLS BF H R ER SO BB IBB HBP BLK WP HR S P ERA WHIP	IP WLS BF H R ER SO BB IBB HBP BLK WP HR S P ERA WHIP	IP WLS BF H R ER SO BB IBB HBP BLK WP HR S P ERA WHIP	IP WLS BF H R ER SO BB IBB HBP BLK WP HR S P ERA WHIP	IP WLS BF H R ER SO BB IBB HBP BLK WP HR S P ERA WHIP	IP WLS BF H R ER SO BB IBB HBP BLK WP HR S P ERA WHIP	IP WLS BF H R ER SO BB IBB HBP BLK WP HR S P ERA WHIP	IP WLS BF H R ER SO BB IBB HBP BLK WP HR S P ERA WHIP	IP WLS BF H R ER SO BB IBB HBP BLK WP HR S P ERA WHIP	IP WLS BF H R ER SO BB IBB HBP BLK WP HR S P ERA WHIP	IP WLS BF H R ER SO BB IBB HBP BLK WP HR S P ERA WHIP	IP WLS BF H R ER SO BB IBB HBP BLK WP HR S P ERA WHIP	IP WLS BF H R ER SO BB IBB HBP BLK WP HR S P ERA WHIP	IP WLS BF H R ER SO BB IBB HBP BLK WP HR S P ERA WHIP	IP WLS BF H R ER SO BB IBB HBP BLK WP HR S P ERA WHIP	IP WLS BF H R ER SO BB IBB HBP BLK WP HR S P ERA WHIP	IP WLS BF H R ER SO BB IBB HBP BLK WP HR S P ERA WHIP	IP WLS BF H R ER SO BB IBB HBP BLK WP HR S P ERA WHIP	IP WLS BF H R ER SO BB IBB HBP BLK WP HR S P ERA WHIP
18 Ryan Felner, R ERA: 7.45	5.0	24	6	3	3	3	3	0	0	1	0	0	0	0	0	0	5.40	1.800			
59 Jake Bird, R ERA: 11.12	0.2	5	2	3	3	1	0	0	1	0	0	0	0	0	9	14	40.50	3.000			
55 Brad Hand, L ERA: 3.0	0.1	3	0	0	0	1	2	0	0	0	1	0	0	3	12	0.00	6.000				
32 Dinelson Lamet, R ERA: 6.75	1.0	W	3	0	0	0	1	0	0	0	0	0	0	6	11	0.00	0.000				
61 Justin Lawrence, R ERA:	1.0	H	3	0	0	0	0	0	0	0	0	0	0	7	10	0.00	0.000				
<b>PITCHER</b>	IP WLS BF H R ER SO BB IBB HBP BLK WP HR S P ERA WHIP	IP WLS BF H R ER SO BB IBB HBP BLK WP HR S P ERA WHIP	IP WLS BF H R ER SO BB IBB HBP BLK WP HR S P ERA WHIP	IP WLS BF H R ER SO BB IBB HBP BLK WP HR S P ERA WHIP	IP WLS BF H R ER SO BB IBB HBP BLK WP HR S P ERA WHIP	IP WLS BF H R ER SO BB IBB HBP BLK WP HR S P ERA WHIP	IP WLS BF H R ER SO BB IBB HBP BLK WP HR S P ERA WHIP	IP WLS BF H R ER SO BB IBB HBP BLK WP HR S P ERA WHIP	IP WLS BF H R ER SO BB IBB HBP BLK WP HR S P ERA WHIP	IP WLS BF H R ER SO BB IBB HBP BLK WP HR S P ERA WHIP	IP WLS BF H R ER SO BB IBB HBP BLK WP HR S P ERA WHIP	IP WLS BF H R ER SO BB IBB HBP BLK WP HR S P ERA WHIP	IP WLS BF H R ER SO BB IBB HBP BLK WP HR S P ERA WHIP	IP WLS BF H R ER SO BB IBB HBP BLK WP HR S P ERA WHIP	IP WLS BF H R ER SO BB IBB HBP BLK WP HR S P ERA WHIP	IP WLS BF H R ER SO BB IBB HBP BLK WP HR S P ERA WHIP	IP WLS BF H R ER SO BB IBB HBP BLK WP HR S P ERA WHIP	IP WLS BF H R ER SO BB IBB HBP BLK WP HR S P ERA WHIP	IP WLS BF H R ER SO BB IBB HBP BLK WP HR S P ERA WHIP	IP WLS BF H R ER SO BB IBB HBP BLK WP HR S P ERA WHIP	IP WLS BF H R ER SO BB IBB HBP BLK WP HR S P ERA WHIP
29 Jurickson Profar, S OBP: 0.259, SLG: 0.360	F9									4	1	2	1	1	1	2	<b>Washington Nationals @ Colorado Rockies</b> Coors Field, Denver, CO Sun Apr 09 2023, 1:12 PM - 3:58 PM MDT Att: 30,283 - Partly Cloudy - G3 F <a href="http://livebaseballscorecards.com">livebaseballscorecards.com</a>				
19 Charlie Blackmon, L OBP: 0.350, SLG: 0.459	24 WP 23 BB 1B	L9								5	0	2	1	0	0	2					
23 Kris Bryant, R OBP: 0.378, SLG: 0.375										3	0	0	0	1	0	1					
24 Ryan McMahon, L OBP: 0.268, SLG: 0.444	F7									3	0	0	1	1	1	2					
11 Mike Moustakas, L OBP: 0.389, SLG: 0.417										2	1	0	0	2	0	3					
44 Elehuris Montero, R OBP: 0.333, SLG: 0.459										4	1	1	0	0	2	3					
13 Alan Trejo, R OBP: 0.200, SLG: 0.300	K									0	0	0	0	0	0	0					
2 Yonathan Daza, R OBP: 0.297, SLG: 0.378										4	1	1	1	0	0	1					
35 Elias Diaz, R OBP: 0.382, SLG: 0.500										4	2	3	2	0	0	0					
14 Ezequiel Tovar, R OBP: 0.188, SLG: 0.250										4	1	1	0	0	0	1					
<b>Inning Stats</b>	R: 0 E: 0 K: 1 S: 11	H: 1 LOB: 3 BB: 2 P: 21	R: 1 E: 0 K: 0 S: 7	H: 2 LOB: 1 BB: 1 P: 18	R: 0 E: 0 K: 1 S: 9	H: 0 LOB: 0 BB: 0 P: 14	R: 1 E: 0 K: 1 S: 9	H: 1 LOB: 0 BB: 0 P: 14	R: 1 E: 0 K: 0 S: 9	H: 1 LOB: 0 BB: 0 P: 13	R: 4 E: 0 K: 1 S: 18	H: 4 LOB: 3 BB: 2 P: 38	R: 0 E: 0 K: 0 S: 5	H: 0 LOB: 0 BB: 0 P: 8	R: 0 E: 0 K: 0 S: 9	H: 1 LOB: 1 BB: 0 P: 16	1B: 5 2B: 3 3B: 0 HR: 2	SF: 0 SAC: 0 DP: 1 HBP: 1	WP: 1 PB: 0 SB: 0 CS: 0	PA: 39	
<b>PITCHER</b>	IP WLS BF H R ER SO BB IBB HBP BLK WP HR S P ERA WHIP	IP WLS BF H R ER SO BB IBB HBP BLK WP HR S P ERA WHIP	IP WLS BF H R ER SO BB IBB HBP BLK WP HR S P ERA WHIP	IP WLS BF H R ER SO BB IBB HBP BLK WP HR S P ERA WHIP	IP WLS BF H R ER SO BB IBB HBP BLK WP HR S P ERA WHIP	IP WLS BF H R ER SO BB IBB HBP BLK WP HR S P ERA WHIP	IP WLS BF H R ER SO BB IBB HBP BLK WP HR S P ERA WHIP	IP WLS BF H R ER SO BB IBB HBP BLK WP HR S P ERA WHIP	IP WLS BF H R ER SO BB IBB HBP BLK WP HR S P ERA WHIP	IP WLS BF H R ER SO BB IBB HBP BLK WP HR S P ERA WHIP	IP WLS BF H R ER SO BB IBB HBP BLK WP HR S P ERA WHIP	IP WLS BF H R ER SO BB IBB HBP BLK WP HR S P ERA WHIP	IP WLS BF H R ER SO BB IBB HBP BLK WP HR S P ERA WHIP	IP WLS BF H R ER SO BB IBB HBP BLK WP HR S P ERA WHIP	IP WLS BF H R ER SO BB IBB HBP BLK WP HR S P ERA WHIP	IP WLS BF H R ER SO BB IBB HBP BLK WP HR S P ERA WHIP	IP WLS BF H R ER SO BB IBB HBP BLK WP HR S P ERA WHIP	IP WLS BF H R ER SO BB IBB HBP BLK WP HR S P ERA WHIP	IP WLS BF H R ER SO BB IBB HBP BLK WP HR S P ERA WHIP	IP WLS BF H R ER SO BB IBB HBP BLK WP HR S P ERA WHIP	IP WLS BF H R ER SO BB IBB HBP BLK WP HR S P ERA WHIP
26 Chad Kuhl, R ERA: 8.1	5.0	24	6	5	5	3	3	0	0	1	0	0	0	0	0	0	9.00	1.800			
61 Erasmo Ramirez, R ERA: 9.0	0.2	L	6	3	1	1	1	0	0	1	0	0	0	12	20	13.50	4.500				
75 Hobie Harris, R ERA:	2.1	9	1	1	1	0	1	0	0	0	0	0	0	17	33	3.86	0.857				

Batter	1	2	3	4	5	6	7	8	9	AB	R	H	RBI	BB	SO	LOB	TOP								
33 Brendan Donovan, L (1, 3) OBP: 0.270, SLG: 0.412	G5-3			41 3B		E7 41 G4-3 46 1B		F8		4	2	1	0	0	0	1									
41 Alec Burleson, L (1, 7) OBP: 0.357, SLG: 0.615	K			46 1B		G4-3		G5-4-3		4	1	1	1	0	1	2									
46 Paul Goldschmidt, R (1, 10) OBP: 0.489, SLG: 0.930	G5-3			28 C4-3 1B		G6-4-3				3	1	2	2	1	0	0									
28 Nolan Arenado, R (1, 5) OBP: 0.356, SLG: 0.415		G4-3		G4-3		G6-4-3				4	0	0	0	0	0	3									
40 Wilson Contreras, R (1, 2) OBP: 0.250, SLG: 0.258		G1-4-3		K						4	0	0	0	0	2	2									
16 Nolan Gorman, L (1, 4) OBP: 0.455, SLG: 0.615		G4-3		K						4	0	1	1	0	1	1									
18 Jordan Walker, R (1, 9) OBP: 0.390, SLG: 0.553				G3		F8				4	0	1	0	0	1	1									
3 Dylan Carlson, S (1, 8) OBP: 0.333, SLG: 0.350				G4-3		K				3	0	0	0	0	1	1									
27 Tyler O'Neill, R (8, 8) OBP: 0.313, SLG: 0.367				G4-3		K				0	0	0	0	0	0	0									
19 Tommy Edman, S (1, 6) OBP: 0.333, SLG: 0.235				G3		L7				2	0	0	0	1	0	0									
<b>Inning Stats</b>	R: 0 E: 0 K: 1 S: 6	H: 0 LOB: 0 BB: 0 P: 10	R: 0 E: 0 K: 0 S: 7	H: 0 LOB: 0 BB: 0 P: 11	R: 0 E: 0 K: 0 S: 4	H: 0 LOB: 0 BB: 0 P: 5	R: 2 E: 0 K: 2 S: 18	H: 3 LOB: 1 BB: 0 P: 25	R: 0 E: 0 K: 1 S: 7	H: 0 LOB: 0 BB: 0 P: 11	R: 1 E: 1 K: 0 S: 7	H: 1 LOB: 0 BB: 0 P: 10	R: 0 E: 0 K: 1 S: 11	H: 1 LOB: 1 BB: 0 P: 16	R: 0 E: 0 K: 0 S: 4	H: 0 LOB: 0 BB: 1 P: 9	R: 1 E: 0 K: 1 S: 15	H: 1 LOB: 1 BB: 1 P: 19	1B: 4 2B: 1 3B: 1 HR: 0	SF: 0 SAC: 0 DP: 2 HBP: 0	WP: 0 PB: 0 SB: 0 CS: 0	PA: 34			
<b>PITCHER</b>	IP WLS BF H R ER SO BB IBB HBP BLK WP HR S P ERA WHIP	5.0 W 18 3 2 2 4 0 0 0 0 0 0 42 62 3.60 0.600	2.0 H 8 2 1 0 1 0 0 0 0 0 18 26 0.00 1.000	2.0 8 1 1 1 1 2 0 0 0 0 0 19 28 4.50 1.500																					

St. Louis Cardinals @ Colorado Rockies  
Coors Field, Denver, CO  
Mon Apr 10 2023, 6:41 PM - 8:55 PM MDT  
Att: 24,092 - Clear - 75 F

AB	32
R	4
H	6
RBI	4
BB	2
SO	6
LOB	11

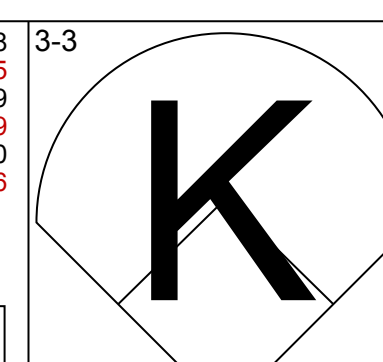
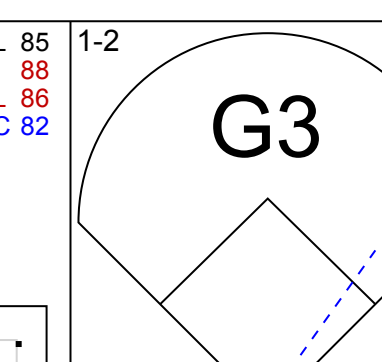
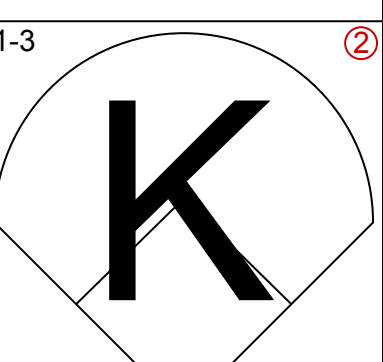
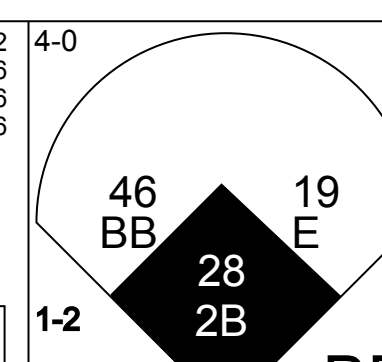
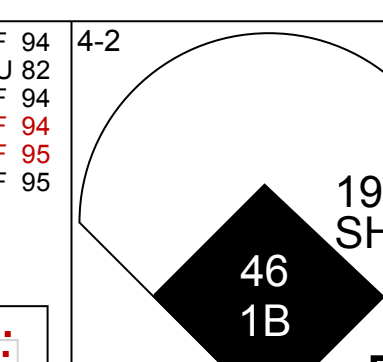
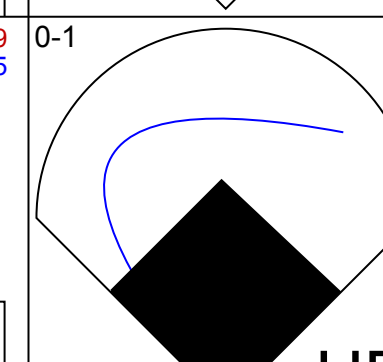
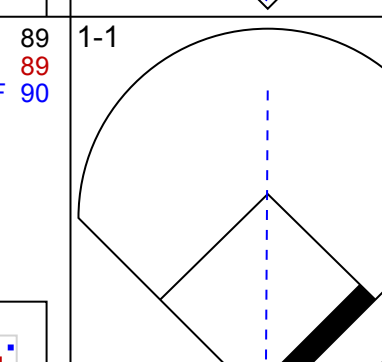
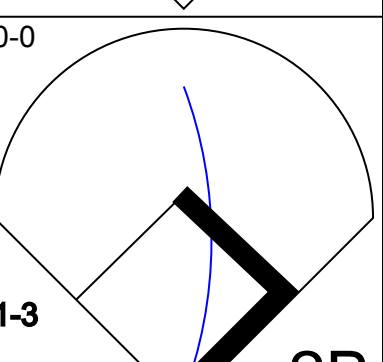
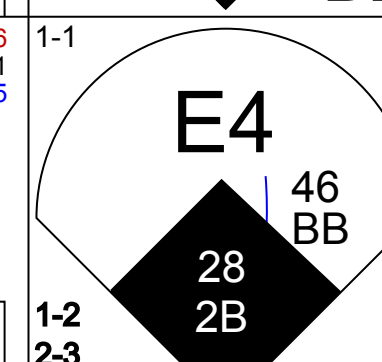
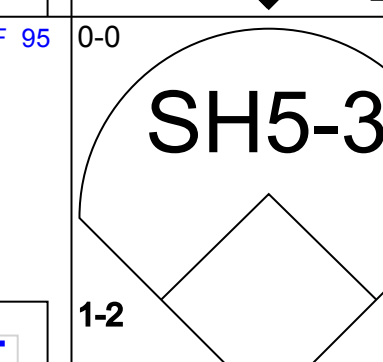
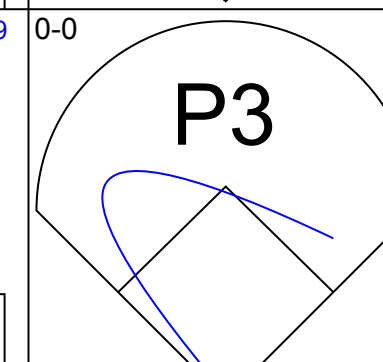
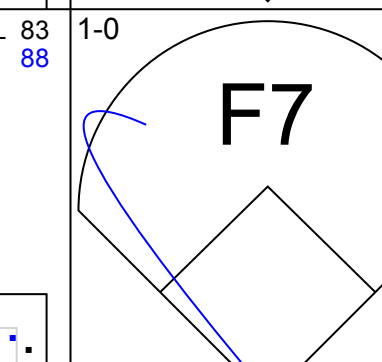
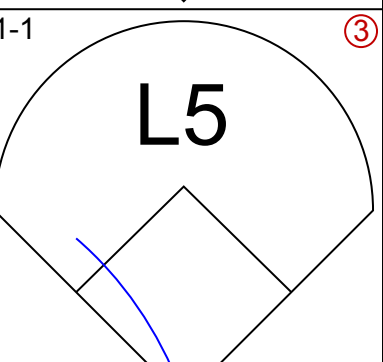
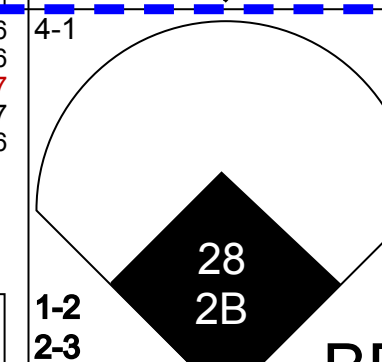
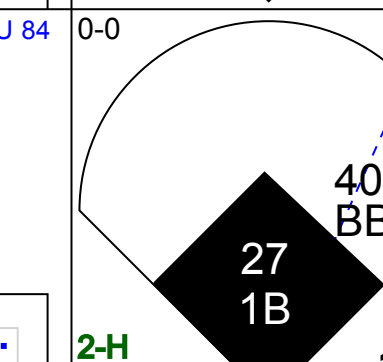
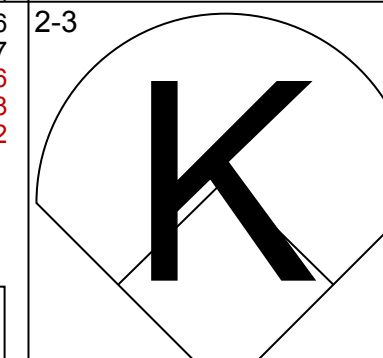

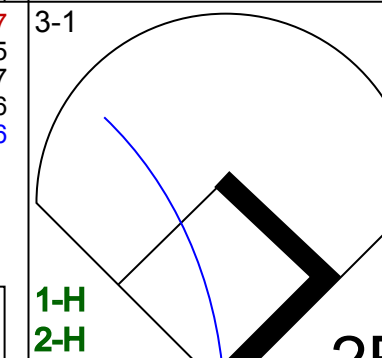
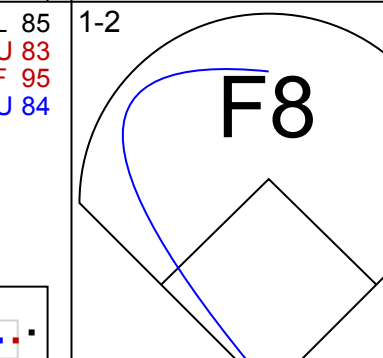
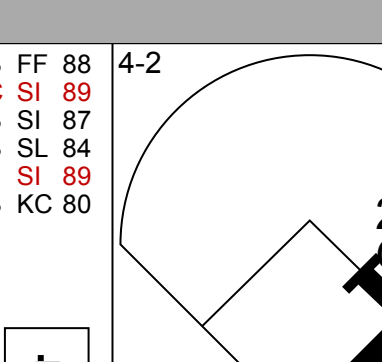
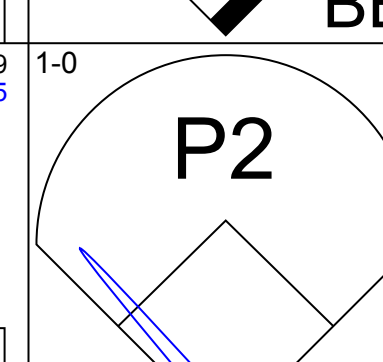
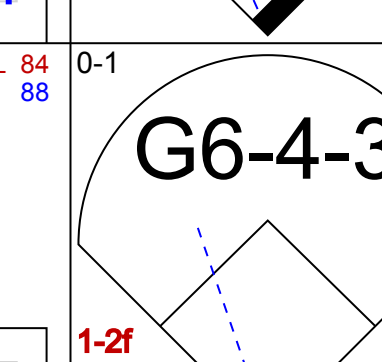

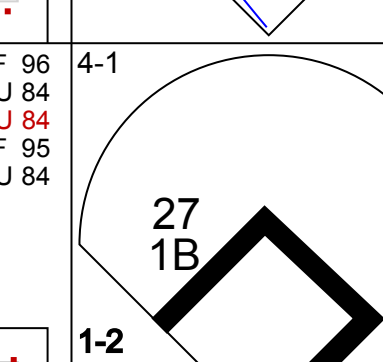
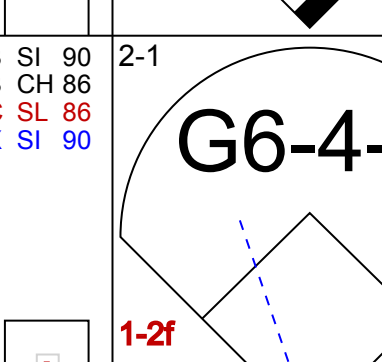
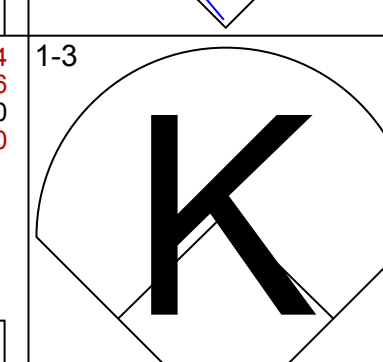
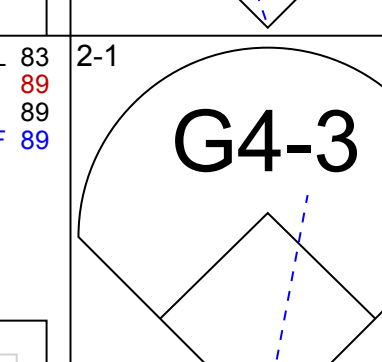
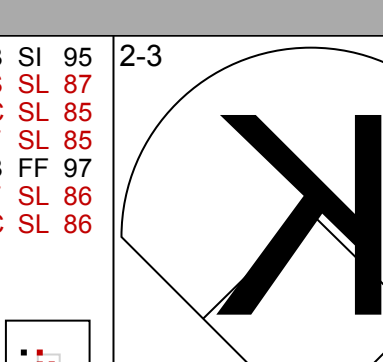
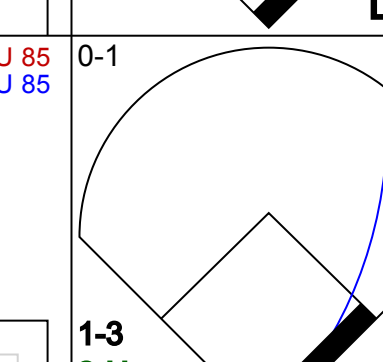
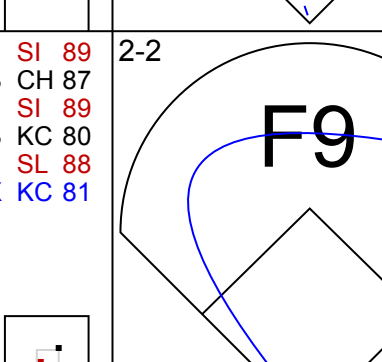
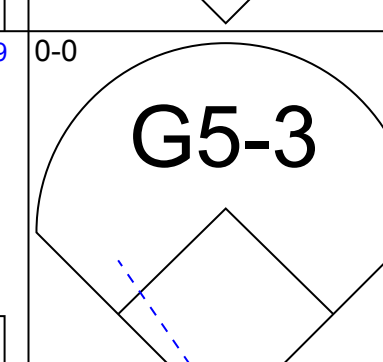
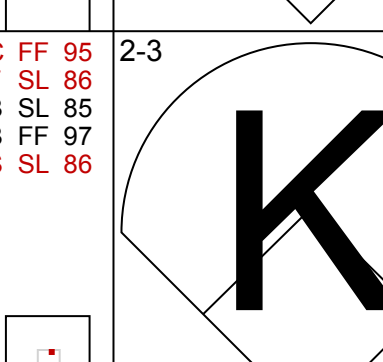
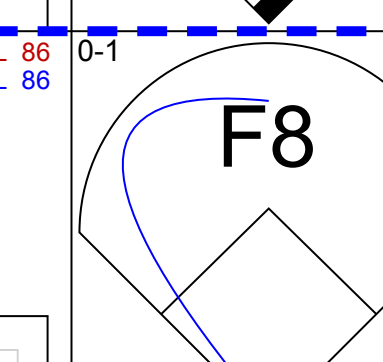
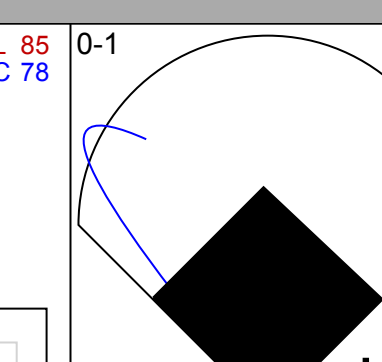
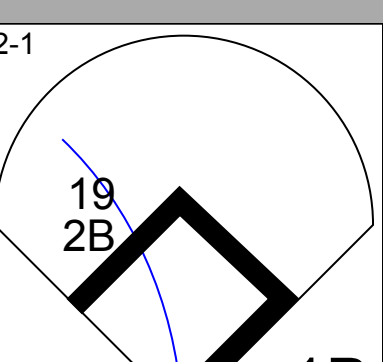
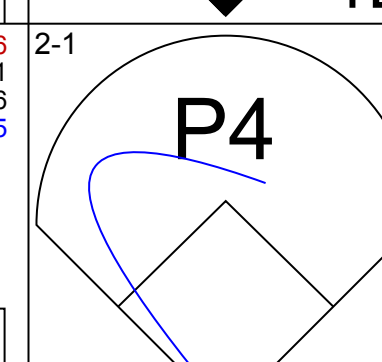

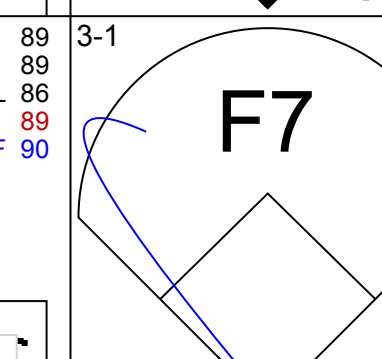
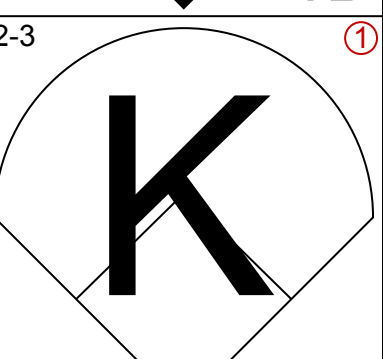
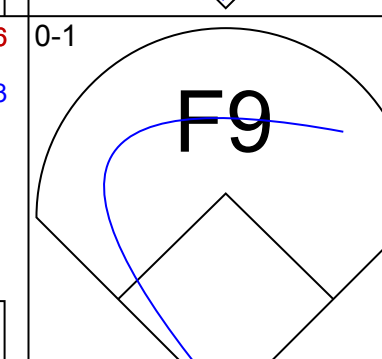
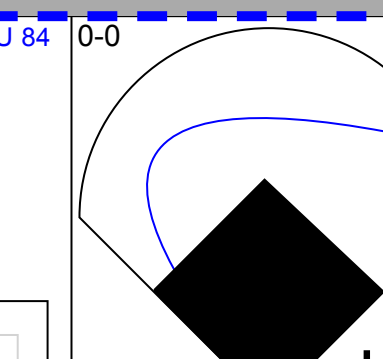
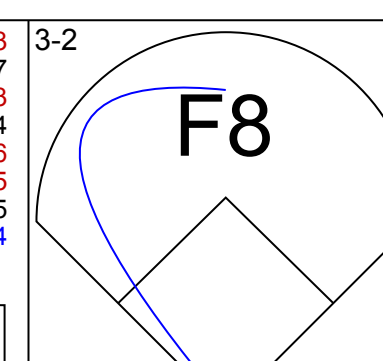
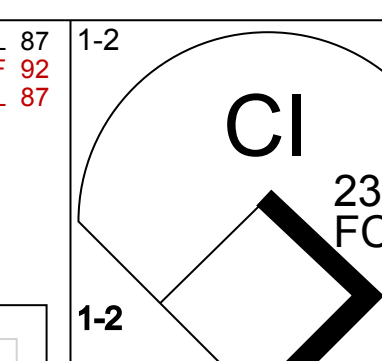
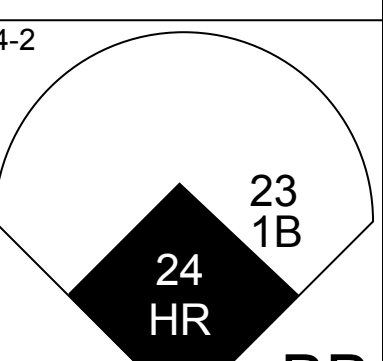

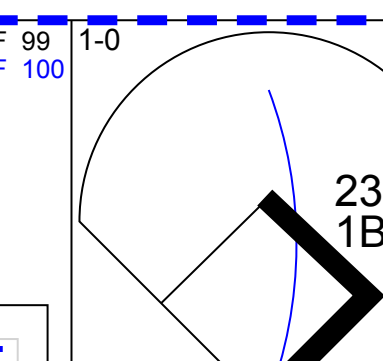
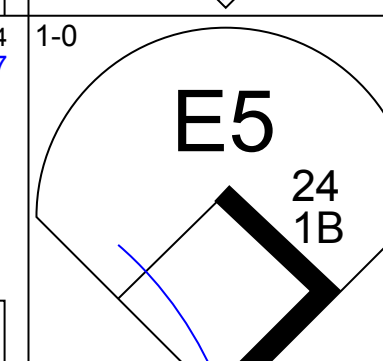
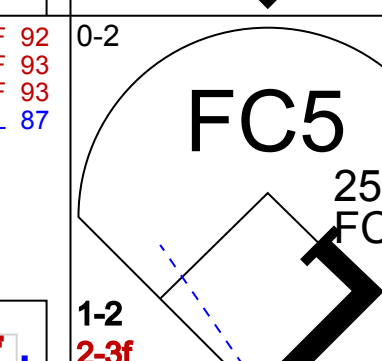
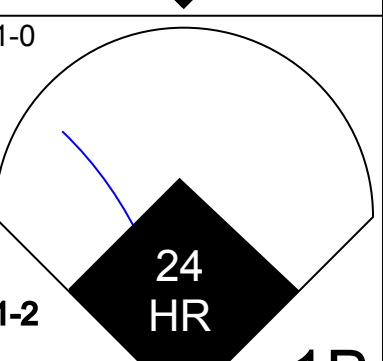

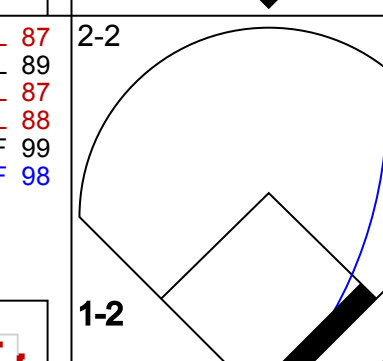
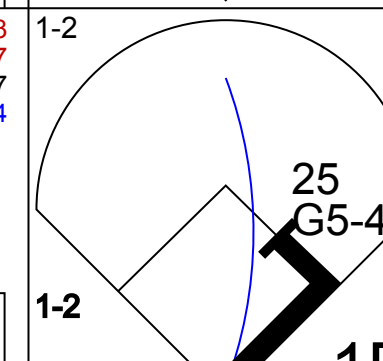
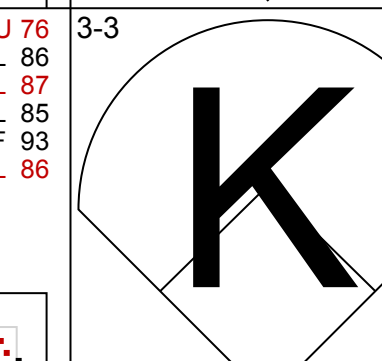
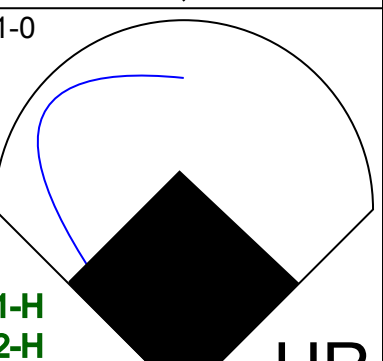

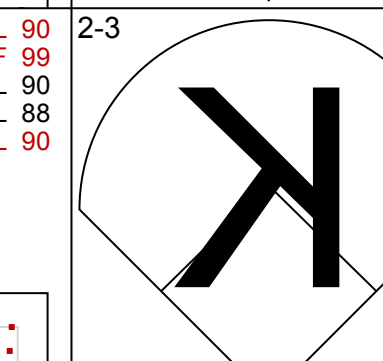
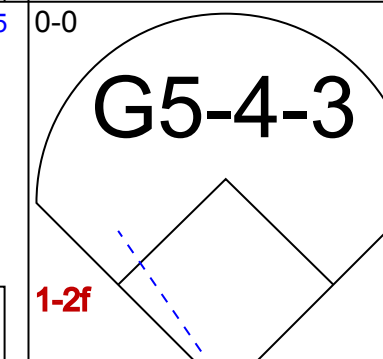
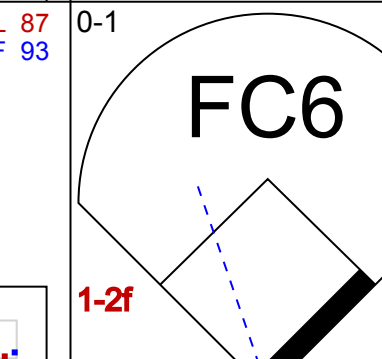
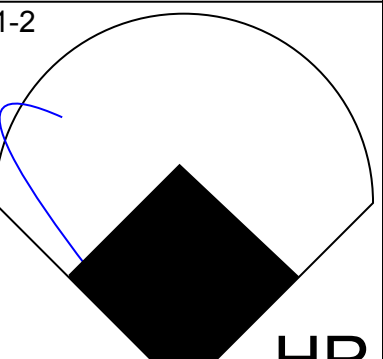
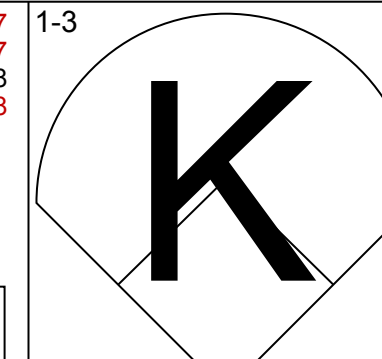
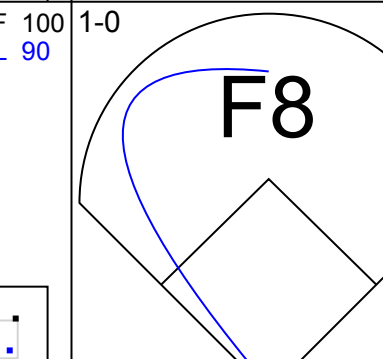
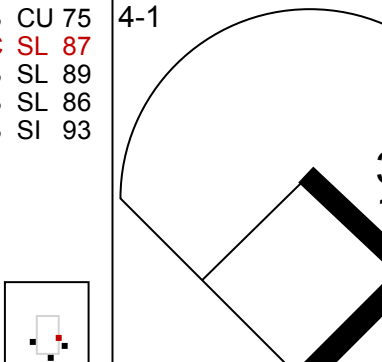
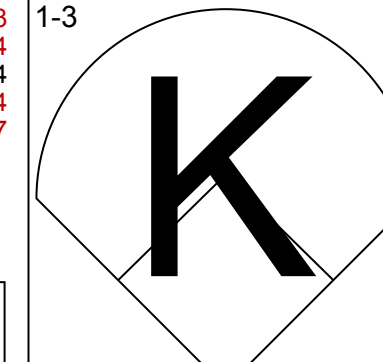


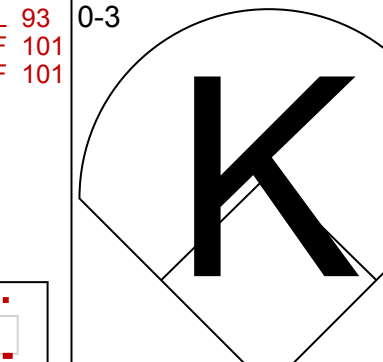
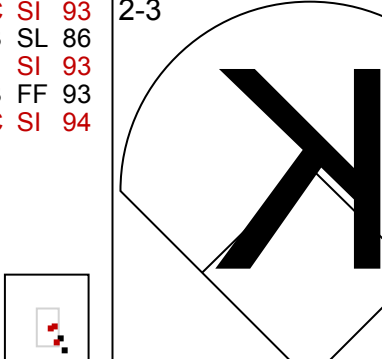
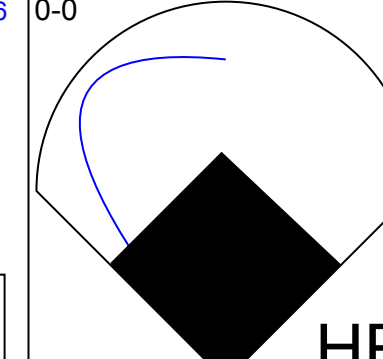


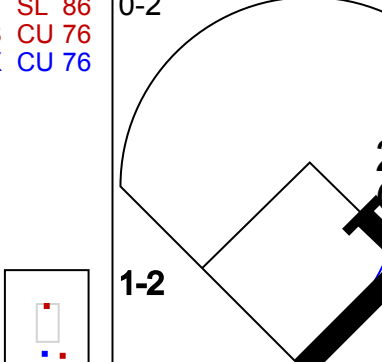
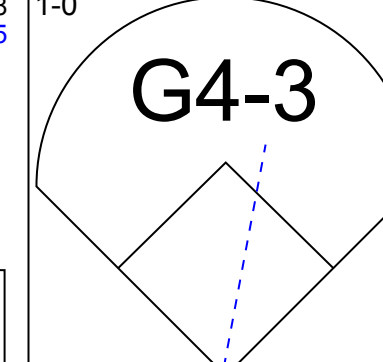

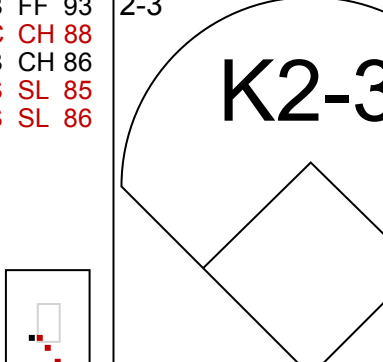
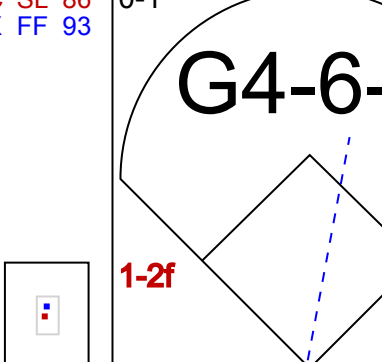
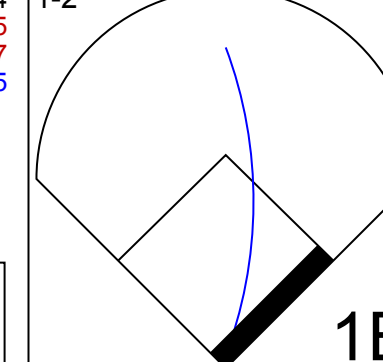

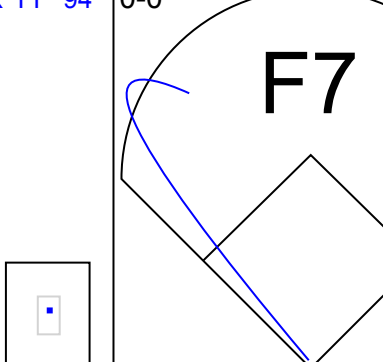
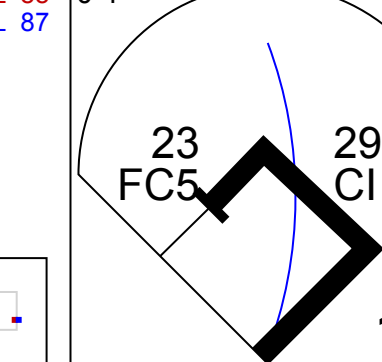
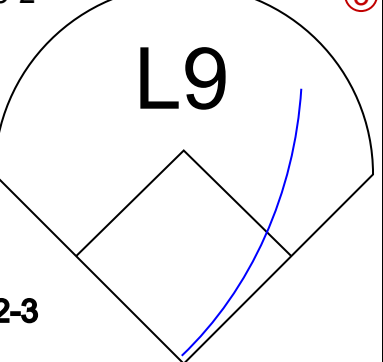




Batter	1	2	3	4	5	6	7	8	9	AB	R	H	RBI	BB	SO	LOB	BOTTOM							
29 Jurickson Profar, S (1, 7) OBP: 0.250, SLG: 0.345	19 G5-6-3 1B					G3-1		F8		4	0	1	1	0	0	2								
19 Charlie Blackmon, L (1, 10) OBP: 0.391, SLG: 0.439	G5-6-3			23 CS BB		G1-3		K		4	1	1	0	1	1	1								
23 Kris Bryant, R (1, 9) OBP: 0.367, SLG: 0.364	K			K		G4-3				4	0	1	0	0	2	1								
25 C.J. Cron, R (1, 3) OBP: 0.297, SLG: 0.571				K						4	0	1	0	0	3	2								
35 Elias Diaz, R (1, 2) OBP: 0.395, SLG: 0.485		G5-4-3		44 2B						3	2	1	0	1	1	3								
44 Elehuris Montero, R (1, 5) OBP: 0.351, SLG: 0.500		E4		13 1B						4	2	2	1	0	0	2								
24 Ryan McMahon, L (7, PR) OBP: 0.289, SLG: 0.444				13 1B						0	0	0	0	0	0	0								
2 Yonathan Daza, R (1, 8) OBP: 0.293, SLG: 0.366	F8			L7						4	0	1	1	0	0	4								
13 Alan Trejo, R (8, 5) OBP: 0.357, SLG: 0.429										4	1	3	2	0	0	3								
14 Ezequiel Tovar, R (1, 6) OBP: 0.222, SLG: 0.333				14 2B						4	1	2	1	0	0	1								
<b>Inning Stats</b>	R: 0 E: 0 K: 1 S: 8	H: 1 LOB: 0 BB: 0 P: 11	R: 0 E: 1 K: 0 S: 10	H: 1 LOB: 1 BB: 0 P: 13	R: 2 E: 0 K: 1 S: 11	H: 2 LOB: 2 BB: 1 P: 19	R: 2 E: 0 K: 1 S: 11	H: 2 LOB: 1 BB: 1 P: 21	R: 0 E: 0 K: 0 S: 6	H: 0 LOB: 0 BB: 0 P: 9	R: 2 E: 0 K: 1 S: 16	H: 4 LOB: 2 BB: 0 P: 21	R: 1 E: 1 K: 2 S: 16	H: 3 LOB: 3 BB: 0 P: 25	R: 0 E: 0 K: 1 S: 8	H: 0 LOB: 0 BB: 0 P: 14	1B: 10 2B: 4 3B: 0 HR: 0	SF: 1 SAC: 0 DP: 3 HBP: 0	WP: 0 PB: 0 SB: 0 CS: 2	PA: 38				
<b>PITCHER</b>	IP WLS BF H R ER SO BB IBB HBP BLK WP HR S P ERA WHIP	5.2 L 26 9 6 6 4 2 0 0 0 0 4 4 0.00 6.000	1.0 3 2 1 0 0 0 0 0 0 0 0 4 4 0.00 2.000	1.0 6 2 0 0 2 0 0 0 0 0 0 8 14 0.00 0.000																				

St. Louis Cardinals @ Colorado Rockies  
Coors Field, Denver, CO  
Mon Apr 10 2023, 6:41 PM - 8:55 PM MDT  
Att: 24,092 - Clear - 75 F

AB	35
R	7
H	13
RBI	6
BB	2
SO	7
LOB	19



Batter	1	2	3	4	5	6	7	8	9	AB R H RBI BB SO LOB	TOP																
33 Brendan Donovan, L (1, 7) OBP: 0.286, SLG: 0.378										3 2 0 0 2 2 1	<b>St. Louis Cardinals @ Colorado Rockies</b> Coors Field, Denver, CO Tue Apr 11 2023, 6:42 PM - 9:17 PM MDT Att: 25,399 - Clear - 82 F																
19 Tommy Edman, S (1, 6) OBP: 0.372, SLG: 0.395										4 2 3 1 0 0 2																	
46 Paul Goldschmidt, R (1, 3) OBP: 0.480, SLG: 0.475										4 2 1 2 1 0 3																	
28 Nolan Arenado, R (1, 5) OBP: 0.380, SLG: 0.444										4 0 2 3 1 1 1																	
40 Wilson Contreras, R (1, 2) OBP: 0.270, SLG: 0.235										3 0 0 0 2 1 3																	
27 Tyler O'Neill, R (1, 8) OBP: 0.297, SLG: 0.343										5 0 1 1 0 2 2																	
18 Jordan Walker, R (1, 9) OBP: 0.370, SLG: 0.512										5 1 1 0 0 1 3																	
13 Juan Yezzer, R (1, 10) OBP: 0.333, SLG: 0.583										4 1 2 1 0 0 1																	
55 Taylor Motter, R (1, 4) OBP: 0.300, SLG: 0.333										2 0 0 0 0 1 1																	
16 Nolan Gorman, L (7, PH) OBP: 0.457, SLG: 0.714										2 1 1 1 0 0 1																	
<b>Inning Stats</b>	R: 1 H: 1 E: 0 K: 2 S: 9	H: 1 LOB: 0 BB: 0 P: 14	R: 0 H: 0 E: 0 K: 0 S: 8	H: 0 LOB: 0 BB: 1 P: 16	R: 1 H: 2 E: 0 K: 0 S: 10	H: 2 LOB: 1 BB: 0 P: 16	R: 0 H: 0 E: 0 K: 1 S: 5	H: 0 LOB: 1 BB: 1 P: 11	R: 0 H: 2 E: 0 K: 2 S: 13	H: 2 LOB: 2 BB: 0 P: 19	R: 0 H: 1 E: 0 K: 0 S: 5	H: 0 LOB: 0 BB: 0 P: 7	R: 4 H: 2 E: 1 K: 1 S: 14	H: 2 LOB: 1 BB: 2 P: 30	R: 0 H: 0 E: 0 K: 2 S: 11	H: 0 LOB: 0 BB: 0 P: 17	R: 3 H: 3 E: 0 K: 0 S: 13	H: 3 LOB: 2 BB: 2 P: 22	1B: 6 2B: 2 3B: 0 HR: 3	SF: 0 SAC: 1 DP: 2 HBP: 0	WP: 0 PB: 1 SB: 0 CS: 0	PA: 43					
<b>PITCHER</b>	IP WLS BF H R ER SO BB IBB HBP BLK WP HR S P ERA WHIP											IP WLS BF H R ER SO BB IBB HBP BLK WP HR S P ERA WHIP															
21 Kyle Freeland, L (1, 1) ERA: 0.96	6.0	24	6	2	2	5	2	0	0	0	0	0	2	50	83	3.00	1.333										
59 Jake Bird, R (7, 1) ERA: 9.95	0.2	5	1	3	1	0	1	0	0	0	0	0	0	8	17	13.50	3.000										
32 Dinelson Lamet, R (7, 1) ERA: 6.75	1.1	B	6	1	1	0	3	1	0	0	0	0	0	17	30	0.00	1.500										
36 Pierce Johnson, R (9, 1) ERA: 7.71	0.2	L	7	3	3	3	0	2	0	0	0	0	1	11	20	40.50	7.500										
43 Connor Seabold, R (9, 1) ERA: 7.94	0.1		0	0	0	0	0	0	0	0	0	0	0	2	2	0.00	0.000										
<b>Batter</b>	<b>1</b>	<b>2</b>	<b>3</b>	<b>4</b>	<b>5</b>	<b>6</b>	<b>7</b>	<b>8</b>	<b>9</b>	<b>AB R H RBI BB SO LOB</b>	<b>BOTTOM</b>																
29 Jurickson Profar, S (1, 7) OBP: 0.278, SLG: 0.344										3 1 1 0 1 0 0	<b>St. Louis Cardinals @ Colorado Rockies</b> Coors Field, Denver, CO Tue Apr 11 2023, 6:42 PM - 9:17 PM MDT Att: 25,399 - Clear - 82 F																
23 Kris Bryant, R (1, 9) OBP: 0.370, SLG: 0.367										5 1 2 0 0 0 2																	
24 Ryan McMahon, L (1, 4) OBP: 0.283, SLG: 0.512										5 1 2 3 0 3 4																	
25 C.J. Cron, R (1, 3) OBP: 0.286, SLG: 0.600										5 1 1 1 0 1 6																	
11 Mike Moustakas, L (1, 10) OBP: 0.391, SLG: 0.438										4 1 1 0 1 3 2																	
35 Elias Diaz, R (1, 2) OBP: 0.405, SLG: 0.568										4 1 2 1 0 1 1																	
30 Harold Castro, L (1, 5) OBP: 0.200, SLG: 0.200										4 0 1 0 0 1 2																	
2 Yonathan Daza, R (1, 8) OBP: 0.289, SLG: 0.364										3 0 1 1 0 0 2																	
14 Ezequiel Tovar, R (1, 6) OBP: 0.225, SLG: 0.325										4 0 1 0 0 1 2																	
<b>Inning Stats</b>	R: 0 H: 1 E: 1 K: 0 S: 10	H: 1 LOB: 1 BB: 0 P: 15	R: 0 H: 1 E: 0 K: 1 S: 9	H: 1 LOB: 1 BB: 1 P: 15	R: 0 H: 1 E: 1 K: 1 S: 13	H: 1 LOB: 2 BB: 0 P: 17	R: 1 H: 2 E: 0 K: 1 S: 10	H: 2 LOB: 1 BB: 0 P: 13	R: 5 H: 5 E: 0 K: 0 S: 17	H: 5 LOB: 1 BB: 1 P: 29		R: 0 H: 0 E: 0 K: 1 S: 6	H: 0 LOB: 0 BB: 0 P: 9	R: 0 H: 0 E: 0 K: 2 S: 9	H: 0 LOB: 0 BB: 0 P: 14	R: 0 H: 0 E: 0 K: 2 S: 7	H: 0 LOB: 0 BB: 0 P: 12	R: 0 H: 2 E: 0 K: 2 S: 12	H: 2 LOB: 2 BB: 0 P: 18	1B: 8 2B: 1 3B: 0 HR: 3	SF: 1 SAC: 0 DP: 2 HBP: 0	WP: 1 PB: 0 SB: 0 CS: 0	PA: 41				
<b>PITCHER</b>	IP WLS BF H R ER SO BB IBB HBP BLK WP HR S P ERA WHIP											IP WLS BF H R ER SO BB IBB HBP BLK WP HR S P ERA WHIP															
39 Miles Mikolas, R (1, 1) ERA: 10.05	5.0		27	6	6	3	2	0	0	0	0	0	0	12	18	0.00	0.000										
92 Génesis Cabrera, L (6, 1) ERA:	1.2		5	0	0	0	3	0	0	0	0	0	0	10	17	0.00	0.000										
65 Giovanny Gallegos, R (7, 1) ERA:	1.1	W	4	0	0	0	2	0	0	0	0	0	0	12	18	0.00	2.000										
56 Ryan Helsley, R (9, 1) ERA: 3.86	1.0	S	5	2	0	0	2	0	0	0	0	0	0	12	18	0.00	2.000										

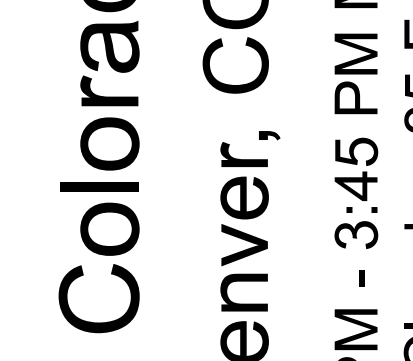
Batter	1	2	3	4	5	6	7	8	9	AB	R	H	RBI	BB	SO	LOB	TOP			
33 Brendan Donovan, L (1, 6) OBP: 0.277, SLG: 0.357										5	0	1	0	0	2	2	<b>St. Louis Cardinals @ Colorado Rockies</b> Coors Field, Denver, CO Wed Apr 12 2023, 1:12 PM - 3:45 PM MDT Att: 22,250 - Partly Cloudy - 85 F			
41 Alec Burleson, L (1, 7) OBP: 0.364, SLG: 0.567										4	0	1	0	1	1					
46 Paul Goldschmidt, R (1, 3) OBP: 0.491, SLG: 0.523										4	1	2	1	1	2					
28 Nolan Arenado, R (1, 10) OBP: 0.382, SLG: 0.490										4	1	1	2	1	1					
40 Wilson Contreras, R (1, 2) OBP: 0.262, SLG: 0.231										5	1	1	0	0	1					
16 Nolan Gorman, L (1, 4) OBP: 0.436, SLG: 0.750										4	1	1	2	0	0					
27 Tyler O'Neill, R (1, 8) OBP: 0.317, SLG: 0.436										4	2	2	1	0	2					
18 Jordan Walker, R (1, 9) OBP: 0.360, SLG: 0.489										4	1	1	0	0	2					
55 Taylor Motter, R (1, 5) OBP: 0.286, SLG: 0.385										4	0	1	1	0	2					
<b>Inning Stats</b>	R: 0 H: 1 E: 0 K: 1 S: 8	H: 1 LOB: 1 BB: 0 P: 14	R: 1 H: 1 E: 0 K: 1 S: 10	H: 1 LOB: 0 BB: 0 P: 18	R: 0 H: 0 E: 0 K: 1 S: 11	H: 0 LOB: 0 BB: 0 P: 15	R: 2 H: 1 E: 0 K: 1 S: 9	H: 1 LOB: 1 BB: 0 P: 15	R: 0 H: 2 E: 0 K: 2 S: 8	H: 0 LOB: 0 BB: 0 P: 11	R: 1 H: 2 E: 0 K: 3 S: 15	H: 2 LOB: 1 BB: 0 P: 20	R: 2 H: 2 E: 0 K: 2 S: 9	H: 2 LOB: 0 BB: 0 P: 12	R: 1 H: 2 E: 0 K: 0 S: 13	H: 2 LOB: 3 BB: 2 P: 21		1B: 5 2B: 3 3B: 0 HR: 3	SF: 0 SAC: 0 DP: 0 HBP: 0	WP: 0 PA: 41 PB: 0 SB: 1 CS: 0
<b>PITCHER</b>	IP	WLS	BF	H	R	ER	SO	BB	IBB	HBP	BLK	WP	HR	S	P	ERA	WHIP			
51 José Ureña, R (1, 1) ERA: 9.9	5.0		21	5	3	3	6	1	0	0	0	0	2	49	73	5.40	1.200			
39 Brent Suter, L (6, 1) ERA: 2.16	1.1		6	2	1	1	3	0	0	0	0	0	0	16	23	6.75	1.500			
55 Brad Hand, L (7, 1) ERA: 2.45	0.2		2	0	0	0	2	0	0	0	0	0	0	7	8	0.00	0.000			
61 Justin Lawrence, R (8, 1) ERA: 3.88	1.0	L	5	2	2	2	2	0	0	0	0	0	1	9	12	18.00	2.000			
43 Connor Seabold, R (9, 1) ERA: 8.1	1.0		7	2	1	1	0	1	1	0	0	0	0	13	21	9.00	3.000			

Batter	1	2	3	4	5	6	7	8	9	AB	R	H	RBI	BB	SO	LOB	BOTTOM				
29 Jurickson Profar, S (1, 7) OBP: 0.275, SLG: 0.417										4	1	1	2	0	1	2	<b>St. Louis Cardinals @ Colorado Rockies</b> Coors Field, Denver, CO Wed Apr 12 2023, 1:12 PM - 3:45 PM MDT Att: 22,250 - Partly Cloudy - 85 F				
19 Charlie Blackmon, L (1, 9) OBP: 0.420, SLG: 0.477										3	1	2	0	1	0						
24 Ryan McMahon, L (1, 4) OBP: 0.300, SLG: 0.500										3	0	1	0	1	0						
25 C.J. Cron, R (1, 3) OBP: 0.261, SLG: 0.545										4	0	0	0	0	3						
11 Mike Moustakas, L (1, 5) OBP: 0.333, SLG: 0.350										4	0	0	0	0	2						
2 Jonathan Daza, R (1, 8) OBP: 0.286, SLG: 0.375										4	1	1	0	0	2						
30 Harold Castro, L (1, 10) OBP: 0.167, SLG: 0.167										4	0	0	0	0	1						
14 Ezequiel Tovar, R (1, 6) OBP: 0.227, SLG: 0.302										3	1	0	0	1	1						
6 Brian Serven, R (1, 2) OBP: 0.429, SLG: 0.571										2	0	1	0	0	1						
35 Elias Diaz, R (7, PH) OBP: 0.419, SLG: 0.579										1	0	1	1	0	0						
<b>Inning Stats</b>	R: 1 H: 2 E: 0 K: 1 S: 12	H: 2 LOB: 0 BB: 0 P: 16	R: 0 H: 0 E: 0 K: 1 S: 8	H: 0 LOB: 0 BB: 0 P: 14	R: 0 H: 0 E: 0 K: 1 S: 6	H: 0 LOB: 0 BB: 0 P: 9	R: 1 H: 1 E: 0 K: 1 S: 10	H: 1 LOB: 1 BB: 1 P: 22	R: 0 H: 0 E: 0 K: 1 S: 13	H: 0 LOB: 0 BB: 0 P: 17	R: 0 H: 2 E: 0 K: 2 S: 11	H: 2 LOB: 3 BB: 1 P: 16	R: 2 H: 2 E: 0 K: 0 S: 15	H: 2 LOB: 1 BB: 1 P: 23	R: 0 H: 0 E: 0 K: 2 S: 10	H: 0 LOB: 0 BB: 0 P: 15	R: 0 H: 0 E: 0 K: 2 S: 8	H: 0 LOB: 0 BB: 0 P: 14	1B: 4 2B: 2 3B: 0 HR: 1	SF: 0 SAC: 0 DP: 2 HBP: 0	WP: 0 PA: 35 PB: 1 SB: 0 CS: 0
<b>PITCHER</b>	IP	WLS	BF	H	R	ER	SO	BB	IBB	HBP	BLK	WP	HR	S	P	ERA	WHIP				
22 Jack Flaherty, R (1, 1) ERA: 1.76	5.1		20	5	2	1	6	1	0	0	0	0	1	56	85	1.69	1.125				
57 Zack Thompson, L (6, 1) ERA:	0.2	H	3	0	0	0	1	1	0	0	0	0	0	4	9	0.00	1.500				
34 Drew VerHagen, R (7, 1) ERA: 3.18	0.1	H	4	2	2	2	0	1	0	0	0	0	0	10	16	54.00	9.000				
53 Andre Pallante, R (7, 1) ERA: 7.11	1.0	W	3	0	0	0	0	0	0	0	0	0	0	7	11	0.00	0.000				
65 Giovanny Gallegos, R (8, 1) ERA:	0.2	H	2	0	0	0	2	0	0	0	0	0	0	8	11	0.00	0.000				

AB	38
R	7
H	11
RBI	7
BB	3
SO	13
LOB	11



AB	32
R	4
H	7
RBI	3
BB	3
SO	11
LOB	12







Batter	1	2	3	4	5	6	7	8	9	AB	R	H	RBI	BB	SO	LOB	TOP										
29 Jurickson Profar, S OBP: 0.245, SLG: 0.367										4	0	1	0	0	2	0	<b>Colorado Rockies @ Seattle Mariners</b> T-Mobile Park, Seattle, WA Sun Apr 16 2023, 1:11 PM - 3:29 PM PDT Att: 23,585 - Roof Closed - 48 F										
23 Kris Bryant, R OBP: 0.348, SLG: 0.393										4	0	1	0	0	2	0											
19 Charlie Blackmon, L OBP: 0.387, SLG: 0.497										4	0	0	0	0	3	2											
25 C.J. Cron, R OBP: 0.263, SLG: 0.491										3	0	0	0	0	1	2											
24 Ryan McMahon, L OBP: 0.279, SLG: 0.415										3	0	0	0	0	1	2											
44 Elehuris Montero, R OBP: 0.341, SLG: 0.452										3	0	0	0	0	2	0											
30 Harold Castro, L OBP: 0.148, SLG: 0.148										3	0	0	0	0	1	0											
13 Alan Trejo, R OBP: 0.316, SLG: 0.421										3	0	1	0	0	1	0											
6 Brian Serven, R OBP: 0.333, SLG: 0.444										2	0	0	0	0	0	0											
35 Elias Diaz, R OBP: 0.423, SLG: 0.574										1	0	0	0	0	0	1											
<b>Inning Stats</b>	R: 0 H: 0 E: 0 K: 1 S: 8	H: 0 LOB: 0 BB: 0 P: 9	R: 0 H: 0 E: 0 K: 3 S: 9	H: 0 LOB: 0 BB: 0 P: 15	R: 0 H: 0 E: 0 K: 1 S: 10	H: 0 LOB: 0 BB: 0 P: 12	R: 0 H: 0 E: 0 K: 2 S: 8	H: 0 LOB: 0 BB: 0 P: 12	R: 0 H: 0 E: 0 K: 0 S: 11	H: 0 LOB: 0 BB: 0 P: 15	R: 0 H: 0 E: 0 K: 1 S: 10	H: 0 LOB: 0 BB: 0 P: 13	R: 0 H: 2 E: 0 K: 1 S: 12	H: 2 LOB: 2 BB: 0 P: 15	R: 0 H: 1 E: 0 K: 1 S: 13	H: 1 LOB: 1 BB: 0 P: 17	R: 0 H: 0 E: 0 K: 3 S: 10	H: 0 LOB: 0 BB: 0 P: 16	1B: 2 2B: 1 3B: 0 HR: 0	SF: 0 SAC: 0 DP: 0 HBP: 0	WP: 0 PB: 0 SB: 0 CS: 0	PA: 30					
<b>PITCHER</b>	IP	WLS	BF	H	R	ER	SO	BB	IBB	HBP	BLK	WP	HR	S	P	ERA	WHIP	<b>PITCHER</b>									
58 Luis Castillo, R ERA: 0.73	7.0	W	23	2	0	0	9	0	0	0	0	0	0	68	91	0.00	0.286										
48 Justin Topa, R ERA:	1.0	H	4	1	0	0	1	0	0	0	0	0	0	13	17	0.00	1.000										
37 Paul Sewald, R ERA: 3.0	1.0	S	3	0	0	0	3	0	0	0	0	0	0	10	16	0.00	0.000										

AB	30
R	0
H	3
RBI	0
BB	0
SO	13
LOB	7



Batter	1	2	3	4	5	6	7	8	9	AB	R	H	RBI	BB	SO	LOB	BOTTOM										
44 Julio Rodríguez, R OBP: 0.299, SLG: 0.423										4	0	0	0	0	2	4	<b>Colorado Rockies @ Seattle Mariners</b> T-Mobile Park, Seattle, WA Sun Apr 16 2023, 1:11 PM - 3:29 PM PDT Att: 23,585 - Roof Closed - 48 F										
23 Ty France, R OBP: 0.427, SLG: 0.484										2	1	0	0	2	1	0											
28 Eugenio Suárez, R OBP: 0.338, SLG: 0.431										4	0	1	0	0	1	1											
29 Cal Raleigh, S OBP: 0.316, SLG: 0.360										3	0	0	0	1	1	2											
35 Teoscar Hernández, R OBP: 0.284, SLG: 0.413										3	0	0	0	0	0	4											
10 Jared Kelenic, L OBP: 0.423, SLG: 0.723										2	0	1	1	1	0	0											
8 AJ Pollock, R OBP: 0.214, SLG: 0.375										3	0	0	0	0	2	3											
16 Kolten Wong, L OBP: 0.216, SLG: 0.114										3	0	1	0	0	1	1											
3 J.P. Crawford, L OBP: 0.393, SLG: 0.360										2	0	1	0	1	0	0											
<b>Inning Stats</b>	R: 0 H: 0 E: 0 K: 2 S: 11	H: 0 LOB: 0 BB: 0 P: 19	R: 0 H: 0 E: 0 K: 0 S: 11	H: 0 LOB: 0 BB: 0 P: 17	R: 0 H: 2 E: 0 K: 1 S: 11	H: 2 LOB: 1 BB: 0 P: 15	R: 0 H: 1 E: 0 K: 1 S: 13	H: 1 LOB: 1 BB: 1 P: 19	R: 0 H: 0 E: 0 K: 1 S: 14	H: 0 LOB: 2 BB: 2 P: 25	R: 1 H: 1 E: 0 K: 0 S: 10	H: 1 LOB: 2 BB: 2 P: 24	R: 0 H: 0 E: 0 K: 2 S: 12	H: 0 LOB: 0 BB: 0 P: 16	R: 0 H: 0 E: 0 K: 1 S: 7	H: 0 LOB: 0 BB: 0 P: 14		R: 0 H: 0 E: 0 K: 3 S: 10	H: 0 LOB: 0 BB: 0 P: 16	1B: 4 2B: 0 3B: 0 HR: 0	SF: 0 SAC: 0 DP: 2 HBP: 0	WP: 0 PB: 0 SB: 1 CS: 0	PA: 31				
<b>PITCHER</b>	IP	WLS	BF	H	R	ER	SO	BB	IBB	HBP	BLK	WP	HR	S	P	ERA	WHIP	<b>PITCHER</b>									
63 Noah Davis, R ERA:	5.0			3	0	0	5	3	0	0	0	0	0	60	60	0.00	1.200										
32 Diñelson Lamet, R ERA: 6.43	0.2	L	4	0	1	1	0	2	0	0	0	0	0	7	16	13.50	3.000										
55 Brad Hand, L ERA: 1.59	1.0			4	1	0	0	1	0	0	0	0	0	11	19	0.00	1.000										
61 Justin Lawrence, R ERA: 3.12	1.1			4	0	0	0	2	0	0	0	0	0	11	19	0.00	0.000										

AB	26
R	1
H	4
RBI	1
BB	5
SO	8
LOB	15







Batter	1	2	3	4	5	6	7	8	9	AB	R	H	RBI	BB	SO	LOB	TOP										
13 Ke'Bryan Hayes, R (1, 5) OBP: 0.284, SLG: 0.348	F9		10 S BB		G6-3		2 CS BB		10 BB 1B	3	0	1	0	2	0	0	<b>Pittsburgh Pirates @ Colorado Rockies</b> Coors Field, Denver, CO Tue Apr 18 2023, 6:41 PM - 9:20 PM MDT Att: 19,495 - Partly Cloudy - 73 F										
10 Bryan Reynolds, S (1, 7) OBP: 0.333, SLG: 0.597	G4-3		K		65 BB 2B		K		BB	4	0	1	0	1	2	2											
2 Connor Joe, R (1, 3) OBP: 0.396, SLG: 0.571	G5-3				G6-3		3B		K	5	1	2	0	0	1	3											
41 Carlos Santana, S (1, 10) OBP: 0.329, SLG: 0.431	G4-3				41 2B		K			3	1	1	1	1	1	1											
65 Jack Suwinski, L (1, 8) (8, 9) OBP: 0.350, SLG: 0.647	HR				65 HR 2B					3	2	2	3	1	0	0											
28 Cansan Smith-Njigba, L (1, 9) OBP: 0.235, SLG: 0.241	E3				G3					3	0	0	0	0	1	3											
14 Rodolfo Castro, S (8, PH) (8, 6) OBP: 0.429, SLG: 0.483	G4-6-3				K					1	0	0	0	0	0	0											
3 Ji Hwan Bae, L (1, 6) (8, 8) OBP: 0.293, SLG: 0.377	G4-6-3				30 CS 1B					3	0	1	0	1	1	1											
30 Tucupita Marciano, L (1, 4) OBP: 0.273, SLG: 0.333	F7				18 WP 3B					4	1	1	0	0	0	1											
18 Austin Hedges, R (1, 2) OBP: 0.208, SLG: 0.182	G5-3				K					4	0	0	0	0	1	0											
<b>Inning Stats</b>	R: 0 H: 0 E: 0 K: 0 S: 5	H: 0 LOB: 0 BB: 6	R: 1 H: 1 E: 1 K: 0 S: 11	LOB: 0 BB: 16	R: 0 H: 0 E: 0 K: 1 S: 11	H: 0 LOB: 1 BB: 20	R: 4 H: 5 E: 0 K: 1 S: 13	H: 5 LOB: 0 BB: 19	R: 0 H: 1 E: 0 K: 0 S: 7	H: 0 LOB: 0 BB: 13	R: 0 H: 1 E: 0 K: 2 S: 11	H: 1 LOB: 1 BB: 19	R: 0 H: 0 E: 0 K: 1 S: 6	H: 0 LOB: 0 BB: 10	R: 0 H: 1 E: 0 K: 1 S: 14	H: 1 LOB: 2 BB: 24	1B: 2 2B: 3 3B: 2 HR: 2	SF: 0 SAC: 0 DP: 1 HBP: 0	WP: 1 PB: 0 SB: 1 CS: 2	PA: 39							
<b>PITCHER</b>	IP	WLS	BF	H	R	ER	SO	BB	IBB	HBP	BLK	WP	HR	S	P	ERA	WHIP										
51 José Ureña, R (1, 1) ERA: 9.82	4.2	L	22	7	5	5	2	2	0	0	0	1	2	44	70	9.64	1.929										
39 Brent Suter, L (5, 1) ERA: 1.54	1.1		5	0	0	0	1	2	0	0	0	0	0	14	27	0.00	1.500										
32 Dinelson Lamet, R (7, 1) ERA: 5.63	1.0		4	1	0	0	2	1	0	0	0	0	0	11	19	0.00	2.000										
55 Brad Hand, L (8, 1) ERA: 1.35	1.0		3	0	0	0	1	0	0	0	0	0	0	6	10	0.00	0.000										
36 Pierce Johnson, R (9, 1) ERA: 5.4	1.0		5	1	0	0	1	1	0	0	0	0	0	14	24	0.00	2.000										

Batter	1	2	3	4	5	6	7	8	9	AB	R	H	RBI	BB	SO	LOB	BOTTOM										
29 Jurickson Profar, S (1, 7) OBP: 0.270, SLG: 0.362	K		G5-3		K		23 G5-4-3 1B		G1-3	5	0	1	0	0	2	2	<b>Pittsburgh Pirates @ Colorado Rockies</b> Coors Field, Denver, CO Tue Apr 18 2023, 6:41 PM - 9:20 PM MDT Att: 19,495 - Partly Cloudy - 73 F										
23 Kris Bryant, R (1, 9) OBP: 0.368, SLG: 0.500	HR		G6-3		G6-3		G5-4-3		G4-3	5	1	1	1	0	0	1											
19 Charlie Blackmon, L (1, 10) OBP: 0.469, SLG: 0.433	G1-3									3	0	2	0	2	0	0											
25 C.J. Cron, R (1, 3) OBP: 0.277, SLG: 0.468	24 2B 35 2B 1B		K		F9		K		K	5	1	1	0	0	3	4											
24 Ryan McMahon, L (1, 5) OBP: 0.294, SLG: 0.450	35 2B 2B		K		K					4	1	2	0	0	2	2											
35 Elias Diaz, R (1, 2) OBP: 0.400, SLG: 0.545	2B				K		E6 2 SH1-3		1B	4	0	2	2	0	1	0											
2 Yonathan Daza, R (1, 8) OBP: 0.266, SLG: 0.323	L9				14 1B BB		SH1-3		K	2	0	0	0	1	1	3											
13 Alan Trejo, R (1, 4) (9, 6) OBP: 0.261, SLG: 0.348	K				F8		F9		L5	4	0	0	0	0	1	4											
14 Ezequiel Tovar, R (1, 6) OBP: 0.254, SLG: 0.273	P3						F9		L7	3	0	1	0	0	0	1											
11 Mike Moustakas, L (8, PH) OBP: 0.323, SLG: 0.375										1	0	0	0	0	0	2											
30 Harold Castro, L (9, 4) OBP: 0.143, SLG: 0.148										0	0	0	0	0	0	0											
<b>Inning Stats</b>	R: 3 H: 4 E: 0 K: 1 S: 17	H: 4 LOB: 1 BB: 0	R: 0 H: 0 E: 0 K: 1 S: 6	LOB: 0 BB: 9	R: 0 H: 0 E: 0 K: 2 S: 9	H: 0 LOB: 1 BB: 17	R: 0 H: 1 E: 0 K: 2 S: 10	H: 1 LOB: 2 BB: 21	R: 0 H: 0 E: 0 K: 0 S: 5	H: 0 LOB: 0 BB: 9	R: 0 H: 2 E: 0 K: 1 S: 9	H: 2 LOB: 1 BB: 13	R: 0 H: 2 E: 0 K: 1 S: 16	H: 2 LOB: 0 BB: 22	R: 0 H: 1 E: 0 K: 1 S: 8	H: 1 LOB: 0 BB: 13	1B: 4 2B: 5 3B: 0 HR: 1	SF: 0 SAC: 1 DP: 1 HBP: 0	WP: 0 PB: 0 SB: 0 CS: 0	PA: 40							
<b>PITCHER</b>	IP	WLS	BF	H	R	ER	SO	BB	IBB	HBP	BLK	WP	HR	S	P	ERA	WHIP										
Vince Velasquez, R (1, 1) ERA: 5.12	6.0	W	27	5	3	3	7	3	0	0	0	0	0	9	13	0.00	2.000										
56 Duane Underwood Jr., R (7, 1) ERA: 4.32	1.0	H	4	2	0	0	1	0	0	0	0	0	0	9	13	0.00	2.000										
43 Robert Stephenson, R (8, 1) ERA:	1.0	H	5	2	0	0	1	0	0	0	0	0	0	16	22	0.00	2.000										
51 David Bednar, R (9, 1) ERA: 1.13	1.0	S	4	1	0	0	1	0	0	0	0	0	0	8	13	0.00	1.000										

AB	33
R	5
H	9
RBI	4
BB	6
SO	7
LOB	11



AB	36
R	3
H	10
RBI	3
BB	3
SO	10
LOB	19



Batter	1	2	3	4	5	6	7	8	9	AB	R	H	RBI	BB	SO	LOB	TOP		
13 Ke'Bryan Hayes, R OBP: 0.288, SLG: 0.361										6	2	2	0	0	0	6			
10 Bryan Reynolds, S OBP: 0.317, SLG: 0.566 3 Ji Hwan Bae, L OBP: 0.317, SLG: 0.389										4	0	0	0	0	3	3			
22 Andrew McCutchen, R OBP: 0.417, SLG: 0.595 30 Tucupita Marcano, L OBP: 0.317, SLG: 0.500										5	2	2	2	0	1	1			
41 Carlos Santana, S OBP: 0.346, SLG: 0.435 28 Canaan Smith-Niggba, L OBP: 0.229, SLG: 0.233										4	3	2	1	1	0	1			
2 Connor Joe, R OBP: 0.426, SLG: 0.596										5	3	3	1	0	1	1			
14 Rodelio Castro, S OBP: 0.418, SLG: 0.511										6	2	2	4	0	1	3			
6 Mark Mathias, R OBP: 0.370, SLG: 0.333										4	1	2	1	1	0	0			
65 Jack Suwinski, L OBP: 0.356, SLG: 0.611										2	0	0	1	2	0	1			
55 Jason Delay, R OBP: 0.371, SLG: 0.500										5	0	3	2	0	0	1			
<b>Inning Stats</b>	R: 5 H: 5 E: 0 K: 0 S: 16	H: 5 LOB: 2 BB: 2 P: 29	R: 4 H: 4 E: 0 K: 1 S: 17	H: 4 LOB: 1 BB: 1 P: 30	R: 0 H: 0 E: 0 K: 1 S: 6	H: 0 LOB: 0 BB: 0 P: 10	R: 0 H: 1 E: 0 K: 1 S: 12	H: 1 LOB: 2 BB: 1 P: 19	R: 3 H: 5 E: 0 K: 0 S: 21	H: 5 LOB: 2 BB: 0 P: 33	R: 0 H: 1 E: 0 K: 1 S: 13	H: 1 LOB: 0 BB: 0 P: 18	R: 0 H: 0 E: 0 K: 0 S: 6	H: 0 LOB: 0 BB: 0 P: 9	R: 2 H: 2 E: 0 K: 0 S: 7	H: 2 LOB: 2 BB: 1 P: 15	1B: 10 2B: 6 3B: 0 HR: 2	SF: 1 2B: 6 SAC: 0 DP: 0 HBP: 1	WP: 0 PA: 51 PB: 0 SB: 0 CS: 0
<b>PITCHER</b>	IP WLS BF H R ER SO BB IBB HBP BLK WP HR S P ERA WHIP																		
26 Austin Gomber, L ERA: 12.12	(1, 1) 2.0 L 18 9 9 9 1 3 0 0 0 0 0 1 33 59 40.50 6.000																		
59 Jake Bird, R ERA: 4.97	(3, 1) 3.0 11 1 0 0 4 1 0 0 0 0 0 1 26 42 0.00 0.667																		
50 Ty Blach, L ERA: 7.71	(6, 1) 2.0 12 6 3 3 1 0 0 0 0 0 1 34 51 13.50 3.000																		
52 Daniel Bard, R ERA: 18.0	(8, 1) 1.0 3 0 0 0 0 0 0 0 0 0 0 6 9 0.00 0.000																		
30 Harold Castro, R ERA: 18.0	(9, 1) 1.0 7 2 2 2 0 1 0 1 0 0 0 7 15 18.00 3.000																		

Pittsburgh Pirates @ Colorado Rockies  
Coors Field, Denver, CO  
Wed Apr 19 2023, 1:11 PM - 3:42 PM MDT  
Att: 18,511 - Cloudy - 55 F


AB 44  
R 14  
H 18  
RBI 14  
BB 5  
SO 6  
LOB 18



Batter	1	2	3	4	5	6	7	8	9	AB	R	H	RBI	BB	SO	LOB	BOTTOM				
29 Jurickson Profar, S OBP: 0.279, SLG: 0.344										3	0	0	0	2	2	1					
19 Charlie Blackmon, L OBP: 0.395, SLG: 0.460										4	0	0	0	1	1	2					
23 Kris Bryant, R OBP: 0.360, SLG: 0.493 44 Elehuris Montero, R OBP: 0.327, SLG: 0.413										1	1	0	0	2	0	0					
2 Yonathan Daza, R OBP: 0.277, SLG: 0.323										5	0	3	1	0	1	1					
24 Ryan McMahon, L OBP: 0.315, SLG: 0.477										3	1	0	1	1	1	2					
11 Mike Moustakas, L OBP: 0.306, SLG: 0.333										4	0	1	0	0	0	2					
13 Alan Trejo, R OBP: 0.259, SLG: 0.333										4	0	1	0	0	0	2					
30 Harold Castro, L OBP: 0.156, SLG: 0.161										4	0	1	1	0	0	4					
14 Ezequiel Tovar, R OBP: 0.254, SLG: 0.259										3	0	0	0	0	1	3					
6 Brian Serven, R OBP: 0.214, SLG: 0.286										4	0	0	0	0	1	3					
<b>Inning Stats</b>	R: 0 H: 0 E: 0 K: 2 S: 13	H: 0 LOB: 1 BB: 1 P: 21	R: 0 H: 0 E: 0 K: 0 S: 7	H: 0 LOB: 0 BB: 0 P: 9	R: 0 H: 0 E: 0 K: 1 S: 6	H: 0 LOB: 1 BB: 1 P: 11	R: 1 H: 1 E: 1 K: 0 S: 11	H: 1 LOB: 2 BB: 1 P: 18	R: 0 H: 0 E: 0 K: 2 S: 9	H: 2 LOB: 0 BB: 0 P: 12	R: 0 H: 0 E: 0 K: 1 S: 11	H: 0 LOB: 2 BB: 0 P: 13	R: 0 H: 0 E: 0 K: 2 S: 13	H: 0 LOB: 1 BB: 1 P: 25	R: 1 H: 1 E: 1 K: 0 S: 16	H: 1 LOB: 2 BB: 2 P: 22	R: 1 H: 1 E: 0 K: 0 S: 7	H: 1 LOB: 1 BB: 2 P: 18	1B: 4 2B: 1 3B: 0 HR: 0	SF: 1 2B: 1 SAC: 0 DP: 1 HBP: 1	WP: 0 PA: 41 PB: 0 SB: 0 CS: 0
<b>PITCHER</b>	IP WLS BF H R ER SO BB IBB HBP BLK WP HR S P ERA WHIP																				
24 Johan Oviedo, R ERA: 2.22	(1, 1) 6.0 W 25 3 1 1 1 6 3 0 0 0 0 0 29 47 4.50 1.500																				
46 Yohan Ramirez, R ERA: 4.5	(7, 1) 2.0 11 1 1 1 2 2 0 1 0 0 0 0 29 47 4.50 1.500																				
36 Dauri Moreta, R ERA: 4.5	(9, 1) 1.0 5 1 1 1 0 2 0 0 0 0 0 0 7 18 9.00 3.000																				

Pittsburgh Pirates @ Colorado Rockies  
Coors Field, Denver, CO  
Wed Apr 19 2023, 1:11 PM - 3:42 PM MDT  
Att: 18,511 - Cloudy - 55 F

AB 32  
R 3  
H 5  
RBI 3  
BB 7  
SO 8  
LOB 20







Batter	1	2	3	4	5	6	7	8	9	AB	R	H	RBI	BB	SO	LOB	TOP					
19 Charlie Blackmon, L OBP: 0.400, SLG: 0.386	L7		29 WP BB		29 1B 11 SF9 BB		G4-3		L7	3	1	0	0	2	0	0	<b>Colorado Rockies @ Philadelphia Phillies</b> Citizens Bank Park, Philadelphia, PA Sat Apr 22 2023, 3:11 PM - 5:36 PM EDT Att: 41,939 - Partly Cloudy - 78 F					
29 Jurickson Profar, S OBP: 0.289, SLG: 0.309	L6		G6-3		11 SF9 1B		K		K	5	0	1	1	0	2	1						
23 Kris Bryant, R OBP: 0.360, SLG: 0.450	K		K		SF9		F7			1	0	0	0	0	1	0						
44 Elehuris Montero, R OBP: 0.296, SLG: 0.373	K		K							1	0	0	0	0	1	1						
11 Mike Moustakas, L OBP: 0.309, SLG: 0.379	K		K							1	0	0	1	0	0	0						
25 C.J. Cron, R OBP: 0.286, SLG: 0.500		G4-3 2B			K				K	4	0	2	0	0	2	1						
35 Elias Diaz, R OBP: 0.380, SLG: 0.500	K									4	0	2	0	0	2	2						
6 Brian Serven, R OBP: 0.214, SLG: 0.286	K									0	0	0	0	0	0	0						
24 Ryan McMahon, L OBP: 0.306, SLG: 0.474	G4-3									4	1	0	0	0	2	4						
2 Yonathan Daza, R OBP: 0.303, SLG: 0.361	F9									4	0	3	1	0	0	1						
13 Alan Trejo, R OBP: 0.270, SLG: 0.333										4	1	1	0	0	0	5						
14 Ezequiel Tovar, R OBP: 0.232, SLG: 0.234																						
30 Harold Castro, L OBP: 0.167, SLG: 0.171	K									3	0	0	0	0	1	3						
<b>Inning Stats</b>	R: 0 E: 0 K: 1 S: 10	H: 0 LOB: 0 BB: 0 P: 17	R: 0 E: 0 K: 1 S: 9	H: 1 LOB: 1 BB: 0 P: 11	R: 1 E: 0 K: 2 S: 12	H: 1 LOB: 1 BB: 1 P: 19	R: 1 E: 0 K: 1 S: 10	H: 2 LOB: 1 BB: 0 P: 15	R: 1 E: 0 K: 1 S: 11	H: 1 LOB: 1 BB: 1 P: 21	R: 0 E: 0 K: 1 S: 15	H: 2 LOB: 2 BB: 0 P: 21	R: 0 E: 0 K: 1 S: 7	H: 0 LOB: 0 BB: 0 P: 10	R: 0 E: 0 K: 2 S: 15	H: 2 LOB: 2 BB: 0 P: 20	R: 0 E: 0 K: 1 S: 7	H: 0 LOB: 0 BB: 0 P: 8	1B: 7 2B: 2 3B: 0 HR: 0	SF: 1 SAC: 0 DP: 0 HBP: 0	WP: 1 PB: 0 SB: 0 CS: 0	PA: 38
<b>PITCHER</b>	IP WLS BF H R ER SO BB IBB HBP BLK WP HR S P ERA WHIP																					
Cristopher Sánchez, L ERA: 6.23	4.1 20 5 3 3 5 2 0 0 0 0 1 0 46 73 6.23 1.615																					
75 Connor Brogdon, R ERA: 2.45	1.2 W 7 2 0 0 2 0 0 0 0 0 0 0 21 31 0.00 1.200																					
30 Gregory Soto, L ERA: 3.66	1.0 H 3 0 0 0 1 0 0 0 0 0 0 0 7 10 0.00 0.000																					
58 Seranthony Dominguez, R ERA: 8.31	1.0 H 5 2 0 0 2 0 0 0 0 0 0 0 15 20 0.00 2.000																					
31 Craig Kimbrel, R ERA: 5.0	1.0 S 3 0 0 0 1 0 0 0 0 0 0 0 7 8 0.00 0.000																					

Batter	1	2	3	4	5	6	7	8	9	AB	R	H	RBI	BB	SO	LOB	BOTTOM			
7 Trea Turner, R OBP: 0.343, SLG: 0.411	K		G6-3		FC5		K			4	0	0	0	0	2	3	<b>Colorado Rockies @ Philadelphia Phillies</b> Citizens Bank Park, Philadelphia, PA Sat Apr 22 2023, 3:11 PM - 5:36 PM EDT Att: 41,939 - Partly Cloudy - 78 F			
28 Alec Bohm, R OBP: 0.380, SLG: 0.451	K		1B		G4-3		K		K	4	0	1	0	0	2	2				
12 Kyle Schwarber, L OBP: 0.305, SLG: 0.434	F9		L9				K		K	4	0	0	0	0	2	0				
8 Nick Castellanos, R OBP: 0.383, SLG: 0.500		HR			G3		HR			4	2	3	2	0	0	0				
10 J.T. Realmuto, R OBP: 0.282, SLG: 0.446	L8				F8		F8		G1	4	0	0	0	0	0	1				
33 Edmundo Sosa, R OBP: 0.341, SLG: 0.553	K				K		K			3	0	0	0	0	3	0				
2 Josh Harrison, R OBP: 0.286, SLG: 0.333	G4-3				G5-3		L3			3	0	0	0	0	0	0				
16 Brandon Marsh, L OBP: 0.438, SLG: 0.719			HR		E4 7 FC5 19 1B					2	1	1	0	1	0	0				
19 Cristian Pache, R OBP: 0.300, SLG: 0.550			HR				K			3	1	2	2	0	1	1				
<b>Inning Stats</b>	R: 0 E: 0 K: 2 S: 8	H: 0 LOB: 0 BB: 0 P: 13	R: 1 E: 0 K: 1 S: 6	H: 1 LOB: 0 BB: 0 P: 9	R: 2 E: 0 K: 0 S: 9	H: 2 LOB: 0 BB: 1 P: 19	R: 0 E: 0 K: 1 S: 8	H: 0 LOB: 0 BB: 0 P: 9	R: 0 E: 1 K: 0 S: 14	H: 1 LOB: 2 BB: 0 P: 20	R: 1 E: 0 K: 2 S: 13	H: 1 LOB: 0 BB: 0 P: 19	R: 0 E: 0 K: 2 S: 10	H: 1 LOB: 1 BB: 0 P: 20	R: 0 E: 0 K: 2 S: 12	H: 1 LOB: 1 BB: 0 P: 16		1B: 2 2B: 1 3B: 1 HR: 3	SF: 0 SAC: 0 DP: 0 HBP: 0	WP: 0 PB: 0 SB: 0 CS: 0
<b>PITCHER</b>	IP WLS BF H R ER SO BB IBB HBP BLK WP HR S P ERA WHIP																			
21 Kyle Freeland, L ERA: 4.28	6.0 L 24 5 4 4 6 1 0 0 0 0 0 0 10 20 0.00 1.000																			
52 Daniel Bard, R ERA: 4.61	1.0 4 1 0 0 2 0 0 0 0 0 0 0 10 20 0.00 1.000																			
59 Jake Bird, R ERA: 4.61	1.0 4 1 0 0 2 0 0 0 0 0 0 0 12 16 0.00 1.000																			



Batter	1	2	3	4	5	6	7	8	9	AB	R	H	RBI	BB	SO	LOB	TOP					
19 Charlie Blackmon, L OBP: 0.400, SLG: 0.587	G3-1		K		L9		1B		1B	5	0	2	0	0	1	0	<b>Colorado Rockies @ Philadelphia Phillies</b> Citizens Bank Park, Philadelphia, PA Sun Apr 23 2023, 12:05 PM - 2:48 PM EDT Att: 44,618 - Sunny - 63 F					
29 Jurickson Profar, S OBP: 0.287, SLG: 0.303	K			1B	BB		F7		F7	4	1	1	0	1	1	4						
24 Ryan McMahon, L OBP: 0.311, SLG: 0.463	BB			1B	K				K	4	1	1	0	1	3	4						
25 C.J. Cron, R OBP: 0.284, SLG: 0.481	K			BB	F8				G6-3	3	1	0	0	1	1	2						
11 Mike Moustakas, L OBP: 0.302, SLG: 0.364		K					F7			4	0	1	0	0	2	3						
2 Yonathan Daza, R OBP: 0.308, SLG: 0.356	K						K			1	0	0	1	0	1	0						
13 Alan Trejo, R OBP: 0.256, SLG: 0.316	K			HBP			K			2	0	0	0	0	2	1						
30 Harold Castro, L OBP: 0.150, SLG: 0.158	K			SF8			F8			3	0	0	1	0	1	0						
14 Ezequiel Tovar, R OBP: 0.247, SLG: 0.250	K						K		E6	4	0	2	1	0	2	0						
6 Brian Serven, R OBP: 0.167, SLG: 0.222	G5-3						F7		F7	4	0	0	0	0	1	4						
<b>Inning Stats</b>	R: 0 H: 0 E: 0 K: 2 S: 10	H: 0 LOB: 1 BB: 1 P: 16	R: 0 H: 0 E: 0 K: 3 S: 11	H: 0 LOB: 0 BB: 0 P: 15	R: 0 H: 0 E: 0 K: 2 S: 10	H: 0 LOB: 0 BB: 0 P: 10	R: 3 H: 3 E: 0 K: 2 S: 21	H: 3 LOB: 2 BB: 1 P: 34	R: 0 H: 0 E: 0 K: 1 S: 13	H: 0 LOB: 0 BB: 1 P: 21	R: 0 H: 1 E: 1 K: 1 S: 11	H: 1 LOB: 1 BB: 0 P: 19	R: 0 H: 1 E: 0 K: 2 S: 10	H: 1 LOB: 1 BB: 0 P: 14	R: 0 H: 2 E: 1 K: 1 S: 14	H: 2 LOB: 3 BB: 0 P: 19	1B: 7 SF: 1 2B: 0 3B: 0 HR: 0	WP: 1 PA: 39 PB: 0 CS: 0				
<b>PITCHER</b>	IP WLS BF H R ER SO BB IBB HBP BLK WP HR S P ERA WHIP	IP WLS BF H R ER SO BB IBB HBP BLK WP HR S P ERA WHIP	IP WLS BF H R ER SO BB IBB HBP BLK WP HR S P ERA WHIP	IP WLS BF H R ER SO BB IBB HBP BLK WP HR S P ERA WHIP	IP WLS BF H R ER SO BB IBB HBP BLK WP HR S P ERA WHIP	IP WLS BF H R ER SO BB IBB HBP BLK WP HR S P ERA WHIP	IP WLS BF H R ER SO BB IBB HBP BLK WP HR S P ERA WHIP	IP WLS BF H R ER SO BB IBB HBP BLK WP HR S P ERA WHIP	IP WLS BF H R ER SO BB IBB HBP BLK WP HR S P ERA WHIP	IP WLS BF H R ER SO BB IBB HBP BLK WP HR S P ERA WHIP	IP WLS BF H R ER SO BB IBB HBP BLK WP HR S P ERA WHIP	IP WLS BF H R ER SO BB IBB HBP BLK WP HR S P ERA WHIP	IP WLS BF H R ER SO BB IBB HBP BLK WP HR S P ERA WHIP	IP WLS BF H R ER SO BB IBB HBP BLK WP HR S P ERA WHIP	IP WLS BF H R ER SO BB IBB HBP BLK WP HR S P ERA WHIP	IP WLS BF H R ER SO BB IBB HBP BLK WP HR S P ERA WHIP	IP WLS BF H R ER SO BB IBB HBP BLK WP HR S P ERA WHIP					
45 Zack Wheeler, R ERA: 4.73	6.0	W	25	3	3	3	11	3	0	1	0	0	0	0	0	0	0	0	11	19	4.50	1.000
30 Gregory Soto, L ERA: 3.48	1.0	H	4	1	0	0	1	0	0	0	0	0	0	0	0	0	0	0	11	19	0.00	1.000
46 José Alvarado, L ERA: 0.87	1.0		4	1	0	0	2	0	0	0	0	0	0	0	0	0	0	0	10	14	0.00	1.000
56 Luis Ortiz, R ERA: 1.8	1.0		6	2	0	0	1	0	0	0	0	0	0	0	0	0	0	0	14	19	0.00	2.000
<b>PITCHER</b>	IP WLS BF H R ER SO BB IBB HBP BLK WP HR S P ERA WHIP	IP WLS BF H R ER SO BB IBB HBP BLK WP HR S P ERA WHIP	IP WLS BF H R ER SO BB IBB HBP BLK WP HR S P ERA WHIP	IP WLS BF H R ER SO BB IBB HBP BLK WP HR S P ERA WHIP	IP WLS BF H R ER SO BB IBB HBP BLK WP HR S P ERA WHIP	IP WLS BF H R ER SO BB IBB HBP BLK WP HR S P ERA WHIP	IP WLS BF H R ER SO BB IBB HBP BLK WP HR S P ERA WHIP	IP WLS BF H R ER SO BB IBB HBP BLK WP HR S P ERA WHIP	IP WLS BF H R ER SO BB IBB HBP BLK WP HR S P ERA WHIP	IP WLS BF H R ER SO BB IBB HBP BLK WP HR S P ERA WHIP	IP WLS BF H R ER SO BB IBB HBP BLK WP HR S P ERA WHIP	IP WLS BF H R ER SO BB IBB HBP BLK WP HR S P ERA WHIP	IP WLS BF H R ER SO BB IBB HBP BLK WP HR S P ERA WHIP	IP WLS BF H R ER SO BB IBB HBP BLK WP HR S P ERA WHIP	IP WLS BF H R ER SO BB IBB HBP BLK WP HR S P ERA WHIP	IP WLS BF H R ER SO BB IBB HBP BLK WP HR S P ERA WHIP	IP WLS BF H R ER SO BB IBB HBP BLK WP HR S P ERA WHIP					
5 Bryson Stott, L OBP: 0.360, SLG: 0.474	L7		P5		L7		HR			4	1	1	2	0	0	1	<b>Colorado Rockies @ Philadelphia Phillies</b> Citizens Bank Park, Philadelphia, PA Sun Apr 23 2023, 12:05 PM - 2:48 PM EDT Att: 44,618 - Sunny - 63 F					
7 Trea Turner, R OBP: 0.340, SLG: 0.434	HR		F9		K		P2			4	1	1	1	0	1	0						
12 Kyle Schwarber, L OBP: 0.323, SLG: 0.435				BB			G4-3		1B	2	1	1	0	2	0	0						
19 Cristian Pacheco, R OBP: 0.300, SLG: 0.550	BB			BB			F9		L5	4	1	1	0	0	0	2						
8 Nick Castellanos, R OBP: 0.378, SLG: 0.489	G5-4-3			1B			K		HR	2	1	1	2	2	1	0						
16 Brandon Marsh, L OBP: 0.455, SLG: 0.758				BB			G4-3			2	1	1	2	2	1	0						
10 J.T. Realmuto, R OBP: 0.280, SLG: 0.429	FC5-4			BB			F9		K	3	1	0	1	1	1	4						
28 Alec Bohm, R OBP: 0.375, SLG: 0.453	G6-3			1B			HR		F9	4	1	1	2	0	0	3						
23 Kody Clemens, L OBP: 0.150, SLG: 0.263	CS			HR			K			3	1	1	1	0	1	2						
33 Edmundo Sosa, R OBP: 0.341, SLG: 0.537	G5-3			1B			K			3	0	1	0	0	1	1						
<b>Inning Stats</b>	R: 1 H: 1 E: 0 K: 0 S: 5	H: 1 LOB: 0 BB: 1 P: 13	R: 0 H: 0 E: 0 K: 0 S: 9	H: 0 LOB: 0 BB: 1 P: 16	R: 1 H: 1 E: 0 K: 0 S: 14	H: 1 LOB: 0 BB: 0 P: 19	R: 2 H: 1 E: 0 K: 0 S: 15	H: 1 LOB: 1 BB: 2 P: 29	R: 0 H: 1 E: 0 K: 1 S: 6	H: 1 LOB: 0 BB: 0 P: 12	R: 0 H: 0 E: 0 K: 1 S: 9	H: 0 LOB: 0 BB: 0 P: 15	R: 3 H: 2 E: 0 K: 2 S: 18	H: 2 LOB: 0 BB: 1 P: 29	R: 2 H: 2 E: 0 K: 1 S: 12	H: 2 LOB: 1 BB: 0 P: 18	1B: 3 SF: 0 2B: 1 3B: 0 HR: 4	WP: 0 PA: 35 PB: 0 SB: 2 CS: 2				
<b>PITCHER</b>	IP WLS BF H R ER SO BB IBB HBP BLK WP HR S P ERA WHIP	IP WLS BF H R ER SO BB IBB HBP BLK WP HR S P ERA WHIP	IP WLS BF H R ER SO BB IBB HBP BLK WP HR S P ERA WHIP	IP WLS BF H R ER SO BB IBB HBP BLK WP HR S P ERA WHIP	IP WLS BF H R ER SO BB IBB HBP BLK WP HR S P ERA WHIP	IP WLS BF H R ER SO BB IBB HBP BLK WP HR S P ERA WHIP	IP WLS BF H R ER SO BB IBB HBP BLK WP HR S P ERA WHIP	IP WLS BF H R ER SO BB IBB HBP BLK WP HR S P ERA WHIP	IP WLS BF H R ER SO BB IBB HBP BLK WP HR S P ERA WHIP	IP WLS BF H R ER SO BB IBB HBP BLK WP HR S P ERA WHIP	IP WLS BF H R ER SO BB IBB HBP BLK WP HR S P ERA WHIP	IP WLS BF H R ER SO BB IBB HBP BLK WP HR S P ERA WHIP	IP WLS BF H R ER SO BB IBB HBP BLK WP HR S P ERA WHIP	IP WLS BF H R ER SO BB IBB HBP BLK WP HR S P ERA WHIP	IP WLS BF H R ER SO BB IBB HBP BLK WP HR S P ERA WHIP	IP WLS BF H R ER SO BB IBB HBP BLK WP HR S P ERA WHIP	IP WLS BF H R ER SO BB IBB HBP BLK WP HR S P ERA WHIP					
51 José Ureña, R ERA: 9.82	3.2	L	16	3	4	4	0	4	0	0	0	0	0	0	0	0	0	8	15	0.00	0.750	
39 Brent Suter, L ERA: 1.29	1.1		4	1	0	0	1	0	0	0	0	0	0	0	0	0	0	9	15	0.00	0.000	
55 Brad Hand, L ERA: 2.08	1.0		3	0	0	0	1	0	0	0	0	0	0	0	0	0	0	1	18	29	27.00	3.000
32 Dinelson Lamet, R ERA: 8.1	1.0		6	2	3	3	2	1	0	0	0	0	0	0	0	0	0	1	12	18	18.00	2.000
50 Ty Blach, L ERA: 8.71	1.0		5	2	2	2	1	0	0	0	0	0	0	0	0	0	0	0	12	18	18.00	2.000





Batter	1	2	3	4	5	6	7	8	9	AB	R	H	RBI	BB	SO	LOB	TOP						
19 Charlie Blackmon, L (1, 10) OBP: 0.390, SLG: 0.417										5	2	2	2	0	1	1	<b>Colorado Rockies @ Cleveland Guardians</b> Progressive Field, Cleveland, OH Tue Apr 25 2023, 6:10 PM - 8:32 PM EDT Att. 9,493 - Overcast - 45 F						
29 Jurickson Profar, S (1, 7) OBP: 0.269, SLG: 0.333										3	0	0	1	1	0	1							
23 Kris Bryant, R (1, 9) OBP: 0.374, SLG: 0.449										5	0	2	1	0	0	1							
24 Ryan McMahon, L (1, 5) OBP: 0.305, SLG: 0.440										4	0	0	0	1	1	3							
35 Elias Diaz, R (1, 2) OBP: 0.392, SLG: 0.486										2	0	1	0	2	0	0							
11 Mike Moustakas, L (1, 3) OBP: 0.314, SLG: 0.390										4	0	0	0	0	1	5							
13 Alan Trejo, R (1, 4) OBP: 0.255, SLG: 0.289										3	1	0	0	1	1	1							
9 Brenton Doyle, R (1, 8) OBP: 0.500, SLG: 0.571										4	1	3	1	0	1	0							
14 Ezequiel Tovar, R (1, 6) OBP: 0.247, SLG: 0.240										3	1	0	0	1	3	2							
<b>Inning Stats</b>	R: 1 E: 0 K: 0 S: 14	H: 1 LOB: 2 BB: 2 P: 27	R: 3 E: 0 K: 0 S: 15	H: 3 LOB: 1 BB: 1 P: 29	R: 0 E: 0 K: 0 S: 6	H: 1 LOB: 0 BB: 0 P: 10	R: 0 E: 0 K: 3 S: 9	H: 0 LOB: 0 BB: 0 P: 12	R: 0 E: 0 K: 2 S: 13	H: 1 LOB: 2 BB: 1 P: 22	R: 1 E: 0 K: 1 S: 11	H: 1 LOB: 1 BB: 1 P: 18	R: 0 E: 0 K: 0 S: 10	H: 0 LOB: 0 BB: 0 P: 15	R: 0 E: 0 K: 2 S: 12	H: 1 LOB: 1 BB: 0 P: 20	R: 0 E: 0 K: 0 S: 12	H: 0 LOB: 1 BB: 1 P: 20	1B: 5 2B: 2 3B: 0 HR: 1	SF: 1 SAC: 0 DP: 1 HBP: 0	WP: 0 PB: 0 SB: 3 CS: 0	PA: 40	
<b>PITCHER</b>	IP WLS BF H R ER SO BB IBB HBP BLK WP HR S P ERA WHIP	IP WLS BF H R ER SO BB IBB HBP BLK WP HR S P ERA WHIP	IP WLS BF H R ER SO BB IBB HBP BLK WP HR S P ERA WHIP	IP WLS BF H R ER SO BB IBB HBP BLK WP HR S P ERA WHIP	IP WLS BF H R ER SO BB IBB HBP BLK WP HR S P ERA WHIP	IP WLS BF H R ER SO BB IBB HBP BLK WP HR S P ERA WHIP	IP WLS BF H R ER SO BB IBB HBP BLK WP HR S P ERA WHIP	IP WLS BF H R ER SO BB IBB HBP BLK WP HR S P ERA WHIP	IP WLS BF H R ER SO BB IBB HBP BLK WP HR S P ERA WHIP	IP WLS BF H R ER SO BB IBB HBP BLK WP HR S P ERA WHIP	IP WLS BF H R ER SO BB IBB HBP BLK WP HR S P ERA WHIP	IP WLS BF H R ER SO BB IBB HBP BLK WP HR S P ERA WHIP	IP WLS BF H R ER SO BB IBB HBP BLK WP HR S P ERA WHIP	IP WLS BF H R ER SO BB IBB HBP BLK WP HR S P ERA WHIP	IP WLS BF H R ER SO BB IBB HBP BLK WP HR S P ERA WHIP	IP WLS BF H R ER SO BB IBB HBP BLK WP HR S P ERA WHIP	IP WLS BF H R ER SO BB IBB HBP BLK WP HR S P ERA WHIP	IP WLS BF H R ER SO BB IBB HBP BLK WP HR S P ERA WHIP	IP WLS BF H R ER SO BB IBB HBP BLK WP HR S P ERA WHIP	IP WLS BF H R ER SO BB IBB HBP BLK WP HR S P ERA WHIP	IP WLS BF H R ER SO BB IBB HBP BLK WP HR S P ERA WHIP	IP WLS BF H R ER SO BB IBB HBP BLK WP HR S P ERA WHIP	IP WLS BF H R ER SO BB IBB HBP BLK WP HR S P ERA WHIP

AB	33
R	5
H	8
RBI	5
BB	6
SO	8
LOB	14



Batter	1	2	3	4	5	6	7	8	9	AB	R	H	RBI	BB	SO	LOB	BOTTOM						
38 Steven Kwan, L (1, 7) OBP: 0.355, SLG: 0.319										4	1	1	0	0	1	0	<b>Colorado Rockies @ Cleveland Guardians</b> Progressive Field, Cleveland, OH Tue Apr 25 2023, 6:10 PM - 8:32 PM EDT Att. 9,493 - Overcast - 45 F						
1 Amed Rosario, R (1, 6) OBP: 0.287, SLG: 0.375										3	0	1	1	0	2	0							
11 José Ramírez, S (1, 5) OBP: 0.333, SLG: 0.457										4	0	1	0	0	0	1							
22 Josh Naylor, L (1, 3) OBP: 0.256, SLG: 0.278										4	0	1	0	0	0	1							
55 Josh Bell, S (1, 10) OBP: 0.327, SLG: 0.384										4	0	1	0	0	1	2							
0 Andrés Giménez, L (1, 4) OBP: 0.319, SLG: 0.333										3	0	0	0	0	1	1							
10 Mike Zunino, R (1, 2) OBP: 0.393, SLG: 0.449										3	0	1	0	0	2	1							
17 Will Brennan, L (1, 9) OBP: 0.283, SLG: 0.313										3	0	0	0	0	1	1							
7 Myles Straw, R (1, 8) OBP: 0.337, SLG: 0.291										3	0	0	0	0	1	1							
<b>Inning Stats</b>	R: 0 E: 0 K: 0 S: 6	H: 1 LOB: 0 BB: 0 P: 8	R: 0 E: 0 K: 2 S: 13	H: 1 LOB: 1 BB: 0 P: 17	R: 0 E: 0 K: 1 S: 9	H: 0 LOB: 0 BB: 0 P: 13	R: 0 E: 0 K: 1 S: 10	H: 1 LOB: 1 BB: 0 P: 13	R: 0 E: 0 K: 2 S: 13	H: 1 LOB: 0 BB: 0 P: 19	R: 1 E: 0 K: 0 S: 9	H: 1 LOB: 0 BB: 0 P: 12	R: 0 E: 0 K: 2 S: 8	H: 0 LOB: 0 BB: 0 P: 11	R: 0 E: 0 K: 0 S: 7	H: 0 LOB: 0 BB: 0 P: 9	R: 0 E: 0 K: 1 S: 12	H: 1 LOB: 1 BB: 0 P: 18	1B: 3 2B: 3 3B: 0 HR: 0	SF: 1 SAC: 0 DP: 1 HBP: 0	WP: 0 PB: 0 SB: 1 CS: 0	PA: 32	
<b>PITCHER</b>	IP WLS BF H R ER SO BB IBB HBP BLK WP HR S P ERA WHIP	IP WLS BF H R ER SO BB IBB HBP BLK WP HR S P ERA WHIP	IP WLS BF H R ER SO BB IBB HBP BLK WP HR S P ERA WHIP	IP WLS BF H R ER SO BB IBB HBP BLK WP HR S P ERA WHIP	IP WLS BF H R ER SO BB IBB HBP BLK WP HR S P ERA WHIP	IP WLS BF H R ER SO BB IBB HBP BLK WP HR S P ERA WHIP	IP WLS BF H R ER SO BB IBB HBP BLK WP HR S P ERA WHIP	IP WLS BF H R ER SO BB IBB HBP BLK WP HR S P ERA WHIP	IP WLS BF H R ER SO BB IBB HBP BLK WP HR S P ERA WHIP	IP WLS BF H R ER SO BB IBB HBP BLK WP HR S P ERA WHIP	IP WLS BF H R ER SO BB IBB HBP BLK WP HR S P ERA WHIP	IP WLS BF H R ER SO BB IBB HBP BLK WP HR S P ERA WHIP	IP WLS BF H R ER SO BB IBB HBP BLK WP HR S P ERA WHIP	IP WLS BF H R ER SO BB IBB HBP BLK WP HR S P ERA WHIP	IP WLS BF H R ER SO BB IBB HBP BLK WP HR S P ERA WHIP	IP WLS BF H R ER SO BB IBB HBP BLK WP HR S P ERA WHIP	IP WLS BF H R ER SO BB IBB HBP BLK WP HR S P ERA WHIP	IP WLS BF H R ER SO BB IBB HBP BLK WP HR S P ERA WHIP	IP WLS BF H R ER SO BB IBB HBP BLK WP HR S P ERA WHIP	IP WLS BF H R ER SO BB IBB HBP BLK WP HR S P ERA WHIP	IP WLS BF H R ER SO BB IBB HBP BLK WP HR S P ERA WHIP	IP WLS BF H R ER SO BB IBB HBP BLK WP HR S P ERA WHIP	IP WLS BF H R ER SO BB IBB HBP BLK WP HR S P ERA WHIP



Batter	1	2	3	4	5	6	7	8	9	AB	R	H	RBI	BB	SO	LOB	TOP					
19 Charlie Blackmon, L (1, 10)										3	0	1	0	0	1	1	<b>Colorado Rockies @ Cleveland Guardians</b> Progressive Field, Cleveland, OH Wed Apr 26 2023, 1:12 PM - 3:43 PM EDT Att: 9,841 - Sunny - 46 F					
29 Jurickson Profar, S (1, 7)										4	1	1	0	0	1	2						
23 Kris Bryant, R (1, 9)										4	0	2	1	0	0	1						
25 C.J. Cron, R (1, 3)										4	0	0	0	0	0	3						
24 Ryan McMahon, L (1, 5)										4	0	1	0	0	2	1						
13 Alan Trejo, R (1, 4)										4	0	1	0	0	1	2						
9 Brenton Doyle, R (1, 8)										4	0	0	0	0	2	1						
14 Ezequiel Tovar, R (1, 6)										3	0	1	0	0	2	0						
6 Brian Serven, R (1, 2)										3	0	0	0	0	3	1						
<b>Inning Stats</b>	R: 0 E: 0 K: 0 S: 8	H: 0 LOB: 1 BB: 0 P: 16	R: 0 E: 0 K: 3 S: 11	H: 0 LOB: 0 BB: 0 P: 16	R: 0 E: 0 K: 3 S: 10	H: 1 LOB: 1 BB: 0 P: 13	R: 0 E: 0 K: 1 S: 10	H: 1 LOB: 1 BB: 0 P: 14	R: 0 E: 0 K: 1 S: 7	H: 1 LOB: 1 BB: 0 P: 11	R: 1 E: 0 K: 0 S: 16	H: 3 LOB: 1 BB: 0 P: 24	R: 0 E: 0 K: 3 S: 13	H: 0 LOB: 0 BB: 0 P: 19	R: 0 E: 0 K: 1 S: 10	H: 1 LOB: 1 BB: 0 P: 20	R: 0 E: 0 K: 0 S: 14	H: 1 LOB: 1 BB: 0 P: 20	1B: 5 2B: 2 3B: 0 HR: 0	SF: 0 SAC: 0 DP: 1 HBP: 1	WP: 0 PB: 0 SB: 0 CS: 0	PA: 34
<b>PITCHER</b>	IP WLS BF H R ER SO BB IBB HBP BLK WP HR S P ERA WHIP																					
61 Tanner Bibee, R (1, 1)	5.2 W 23 6 1 1 8 0 0 1 0 0 0 60 91 1.59 1.059																					
49 Eli Morgan, R (6, 1)	1.1 H 4 0 0 0 3 0 0 0 0 0 0 15 22 0.00 0.000																					
37 Trevor Stephan, R (8, 1)	1.0 H 3 0 0 0 1 0 0 0 0 0 0 0 15 0.00 0.000																					
48 Emmanuel Clase, R (9, 1)	1.0 S 4 1 0 0 0 0 0 0 0 0 0 0 14 20 0.00 1.000																					

Batter	1	2	3	4	5	6	7	8	9	AB	R	H	RBI	BB	SO	LOB	BOTTOM					
38 Steven Kwan, L (1, 7)										3	0	0	0	2	1	1	<b>Colorado Rockies @ Cleveland Guardians</b> Progressive Field, Cleveland, OH Wed Apr 26 2023, 1:12 PM - 3:43 PM EDT Att: 9,841 - Sunny - 46 F					
1 Amed Rosario, R (1, 6)										4	0	1	0	0	1	1						
11 José Ramírez, S (1, 5)										2	1	2	0	2	0	0						
22 Josh Naylor, L (1, 10)										4	1	2	2	0	1	4						
55 Josh Bell, S (1, 3)										4	0	0	0	0	2	5						
13 Gabriel Arias, R (8, 3)										0	0	0	0	0	0	0						
0 Andrés Giménez, L (1, 4)										3	2	2	0	0	0	0						
39 Oscar Gonzalez, R (1, 9)										3	0	2	1	0	0	0						
7 Myles Straw, R (7, 8)										1	0	1	0	0	0	0						
17 Will Brennan, L (1, 8)										4	0	0	1	0	1	4						
35 Cam Gallagher, R (1, 2)										4	0	0	0	0	1	3						
<b>Inning Stats</b>	R: 2 E: 0 K: 1 S: 13	H: 1 LOB: 1 BB: 1 P: 20	R: 0 E: 0 K: 1 S: 11	H: 2 LOB: 1 BB: 0 P: 14	R: 0 E: 0 K: 1 S: 8	H: 1 LOB: 1 BB: 0 P: 11	R: 1 E: 0 K: 1 S: 9	H: 2 LOB: 1 BB: 0 P: 14	R: 0 E: 0 K: 0 S: 7	H: 2 LOB: 2 BB: 1 P: 14	R: 0 E: 0 K: 0 S: 7	H: 0 LOB: 0 BB: 0 P: 9	R: 0 E: 0 K: 3 S: 16	H: 1 LOB: 3 BB: 2 P: 23	R: 1 E: 0 K: 0 S: 9	H: 1 LOB: 1 BB: 0 P: 15	R: 1 E: 0 K: 0 S: 9	H: 1 LOB: 1 BB: 0 P: 15	1B: 6 2B: 3 3B: 0 HR: 1	SF: 0 SAC: 0 DP: 1 HBP: 1	WP: 0 PB: 0 SB: 2 CS: 1	PA: 37
<b>PITCHER</b>	IP WLS BF H R ER SO BB IBB HBP BLK WP HR S P ERA WHIP																					
48 Germán Márquez, R (1, 1)	3.2 L 17 6 3 3 4 1 0 0 0 0 0 0 40 57 7.36 1.909																					
59 Jake Bird, R (4, 1)	1.1 6 2 0 0 0 1 0 0 0 0 0 0 8 16 0.00 2.250																					
52 Daniel Bard, R (6, 1)	1.1 6 1 0 0 1 1 0 0 0 0 0 0 16 22 0.00 1.500																					
55 Brad Hand, L (7, 1)	1.0 6 1 1 1 2 0 1 1 0 0 0 12 20 9.00 1.000																					
36 Pierce Johnson, R (8, 1)	0.2 2 0 0 0 0 0 0 0 0 0 0 0 4 5 0.00 0.000																					

AB	33
R	1
H	7
RBI	1
BB	0
SO	12
LOB	12





Batter	1	2	3	4	5	6	7	8	9	AB	R	H	RBI	BB	SO	LOB	TOP	
10 Josh Rojas, L OBP: 0.326, SLG: 0.379										5	2	2	2	0	0	2	<b>Arizona Diamondbacks @ Colorado Rockies</b> Coors Field, Denver, CO Sat Apr 29 2023, 6:12 PM - 9:02 PM MDT Att: 34,399 - Partly Cloudy - 72 F	
2 Geraldo Perdomo, S OBP: 0.463, SLG: 0.627										5	2	3	4	0	0	2		
7 Corbin Carroll, L OBP: 0.374, SLG: 0.536										4	0	1	1	0	3	2		
12 Lourdes Gurriel Jr., R OBP: 0.307, SLG: 0.389										5	1	3	2	0	1	2		
53 Christian Walker, R OBP: 0.290, SLG: 0.439										5	0	0	0	0	2	2		
3 Evan Longoria, R OBP: 0.246, SLG: 0.358										4	1	0	0	1	1	0		
26 Pavin Smith, L OBP: 0.438, SLG: 0.538										5	1	3	0	0	0	0		
15 Emmanuel Rivera, R OBP: 0.593, SLG: 0.667										5	2	2	0	0	2	2		
5 Alek Thomas, L OBP: 0.270, SLG: 0.342										3	2	2	2	1	1	1		
11 Jose Herrera, S OBP: 0.355, SLG: 0.333																		
<b>Inning Stats</b>	R: 1 H: 2 E: 0 K: 1 S: 10	WLS: 2 BF: 14 LOB: 1 P: 12	R: 6 H: 5 E: 0 K: 1 S: 22	WLS: 5 BF: 7 LOB: 1 P: 7	R: 0 H: 1 E: 0 K: 2 S: 11	WLS: 0 BF: 7 LOB: 0 P: 17	R: 1 H: 2 E: 0 K: 1 S: 13	WLS: 2 BF: 22 LOB: 1 P: 20	R: 0 H: 0 E: 0 K: 0 S: 10	R: 1 H: 2 E: 0 K: 1 S: 14	WLS: 2 BF: 15 LOB: 1 P: 22	R: 1 H: 2 E: 0 K: 3 S: 15	WLS: 2 BF: 24 LOB: 1 P: 24	1B: 9 2B: 6 3B: 0 HR: 2	SF: 0 SAC: 0 DP: 1 HBP: 0	WP: 2 PB: 0 SB: 1 CS: 0	PA: 44	
<b>PITCHER</b>	IP: 2.0 WLS: L BF: 14 LOB: 1 P: 12	ERA: 6.17	IP: 6.0 WLS: S BF: 22 LOB: 2 P: 22	ERA: 5.27	IP: 0.0 WLS: S BF: 11 LOB: 0 P: 17	ERA: 9.00	IP: 1.0 WLS: R BF: 15 LOB: 1 P: 24	ERA: 3.66	IP: 1.0 WLS: S BF: 5 LOB: 1 P: 3	ERA: 4.35	IP: 1.0 WLS: S BF: 5 LOB: 1 P: 3	ERA: 3.66	IP: 1.0 WLS: S BF: 5 LOB: 1 P: 3	ERA: 3.66	IP: 1.0 WLS: S BF: 5 LOB: 1 P: 3	ERA: 3.66	IP: 1.0 WLS: S BF: 5 LOB: 1 P: 3	ERA: 3.66
63 Noah Davis, R ERA: 6.17																		
43 Connor Seabold, R ERA: 5.27																		
59 Jake Bird, R ERA: 3.66																		
36 Pierce Johnson, R ERA: 4.35																		

Batter	1	2	3	4	5	6	7	8	9	AB	R	H	RBI	BB	SO	LOB	BOTTOM	
19 Charlie Blackmon, L OBP: 0.379, SLG: 0.389										4	0	0	0	0	0	1	<b>Arizona Diamondbacks @ Colorado Rockies</b> Coors Field, Denver, CO Sat Apr 29 2023, 6:12 PM - 9:02 PM MDT Att: 34,399 - Partly Cloudy - 72 F	
23 Kris Bryant, R OBP: 0.360, SLG: 0.426										4	0	0	0	0	1	0		
35 Elias Diaz, R OBP: 0.379, SLG: 0.456										3	1	1	0	1	1	0		
24 Ryan McMahon, L OBP: 0.318, SLG: 0.453										4	2	2	1	0	2	1		
25 C.J. Cron, R OBP: 0.255, SLG: 0.426										4	1	1	1	0	0	2		
15 Randal Grichuk, R OBP: 0.500, SLG: 0.500										4	0	2	0	0	1	2		
9 Brenton Doyle, R OBP: 0.263, SLG: 0.235										3	0	0	1	1	0	2		
13 Alan Trejo, R OBP: 0.241, SLG: 0.268										3	0	1	1	0	1	1		
2 Yonathan Daza, R OBP: 0.304, SLG: 0.351										1	0	0	0	0	0	0		
14 Ezequiel Tovar, R OBP: 0.253, SLG: 0.282										4	0	1	0	0	1	2		
<b>Inning Stats</b>	R: 0 H: 0 E: 0 K: 2 S: 8	WLS: 0 BF: 0 LOB: 0 P: 11	R: 1 H: 2 E: 0 K: 0 S: 11	WLS: 2 BF: 7 LOB: 1 P: 19	R: 0 H: 0 E: 0 K: 0 S: 8	WLS: 0 BF: 7 LOB: 0 P: 14	R: 0 H: 1 E: 0 K: 1 S: 10	WLS: 1 BF: 22 LOB: 1 P: 20	R: 0 H: 0 E: 0 K: 1 S: 10	R: 3 H: 4 E: 0 K: 1 S: 14	WLS: 4 BF: 16 LOB: 1 P: 20	R: 0 H: 0 E: 0 K: 2 S: 9	WLS: 0 BF: 17 LOB: 1 P: 17	1B: 4 2B: 4 3B: 1 HR: 0	SF: 0 SAC: 0 DP: 1 HBP: 0	WP: 0 PB: 0 SB: 1 CS: 0	PA: 36	
<b>PITCHER</b>	IP: 5.1 WLS: W BF: 23 LOB: 0 P: 23	ERA: 6.52	IP: 7.0 WLS: R BF: 22 LOB: 2 P: 22	ERA: 3.95	IP: 0.0 WLS: S BF: 8 LOB: 0 P: 14	ERA: 3.95	IP: 1.0 WLS: R BF: 15 LOB: 1 P: 24	ERA: 3.95	IP: 1.0 WLS: S BF: 5 LOB: 1 P: 3	ERA: 3.95	IP: 1.0 WLS: S BF: 5 LOB: 1 P: 3	ERA: 3.95	IP: 1.0 WLS: S BF: 5 LOB: 1 P: 3	ERA: 3.95	IP: 1.0 WLS: S BF: 5 LOB: 1 P: 3	ERA: 3.95	IP: 1.0 WLS: S BF: 5 LOB: 1 P: 3	ERA: 3.95
47 Tommy Henry, L ERA: 6.52																		
66 José Ruiz, R ERA: 9.26																		
37 Kevin Ginkel, R ERA: 3.95																		
30 Scott McGough, R ERA: 3.95																		
36 Anthony Misiewicz, L ERA: 3.95																		

AB	42
R	11
H	16
RBI	11
BB	2
SO	10
LOB	14

AB	34
R	4
H	8
RBI	4
BB	2
SO	7
LOB	11



Batter	1	2	3	4	5	6	7	8	9	AB	R	H	RBI	BB	SO	LOB	TOP		
4 Ketel Marte, S OBP: 0.299, SLG: 0.455 8 Dominic Fletcher, L OBP: 0.500, SLG: 1.000										2	0	0	0	1	0	2			
15 Emmanuel Rivera, R OBP: 0.500, SLG: 0.625									4	1	1	1	0	2	2				
12 Lourdes Gurriel Jr., R OBP: 0.305, SLG: 0.394									4	0	1	1	0	0	1				
53 Christian Walker, R OBP: 0.288, SLG: 0.426									3	0	0	0	1	2	1				
3 Evan Longoria, R OBP: 0.267, SLG: 0.418 2 Geraldo Perdomo, S OBP: 0.456, SLG: 0.617									2	1	1	1	1	0	1				
26 Pavin Smith, L OBP: 0.404, SLG: 0.488									4	0	0	0	0	0	2				
13 Nick Ahmed, R OBP: 0.288, SLG: 0.364										3	1	0	0	1	0	1			
14 Gabriel Moreno, R OBP: 0.312, SLG: 0.397										4	0	2	0	0	1	2			
5 Alek Thomas, L OBP: 0.269, SLG: 0.337										4	0	1	1	0	2	2			
<b>Inning Stats</b>	R: 0 E: 0 K: 1 S: 10	H: 0 LOB: 0 BB: 1 P: 18	R: 1 E: 0 K: 0 S: 9	H: 1 LOB: 0 BB: 0 P: 14	R: 0 E: 0 K: 1 S: 8	H: 1 LOB: 1 BB: 0 P: 10	R: 0 E: 0 K: 0 S: 9	H: 0 LOB: 1 BB: 1 P: 16	R: 0 E: 0 K: 2 S: 11	H: 0 LOB: 0 BB: 0 P: 16	R: 0 E: 0 K: 0 S: 10	H: 0 LOB: 1 BB: 1 P: 19	R: 2 E: 0 K: 2 S: 18	H: 3 LOB: 1 BB: 0 P: 25	R: 1 E: 0 K: 1 S: 12	H: 1 LOB: 1 BB: 1 P: 21	1B: 3 2B: 3 HR: 1	SF: 0 SAC: 0 DP: 1 HBP: 0	WP: 0 PA: 37 PB: 0 SB: 0 CS: 0
<b>PITCHER</b>	IP WLS BF H R ER SO BB IBB HBP BLK WP HR S P ERA WHIP																		
26 Austin Gombert, L ERA: 7.57	(1, 1) 6.0 W 22 3 1 1 4 2 0 0 0 0 0 1 55 89 1.50 0.833																		
39 Brent Suter, L ERA: 1.04	(7, 1) 1.0 4 0 0 0 0 1 0 0 0 0 0 0 10 19 0.00 1.000																		
55 Brad Hand, L ERA: 4.22	(8, 1) 1.0 6 3 2 2 2 0 0 0 0 0 0 0 18 25 9.00 3.000																		
46 Nick Mears, R ERA: 9.0	(9, 1) 1.0 5 1 1 1 1 1 0 0 0 0 0 0 12 21 18.00 2.000																		

Arizona Diamondbacks @ Colorado Rockies  
Coors Field, Denver, CO  
Sun Apr 30 2023, 1:11 PM - 3:41 PM MDT  
Att: 31,900 - Partly Cloudy - 65 F

AB	33
R	4
H	7
RBI	4
BB	4
SO	7
LOB	16



Batter	1	2	3	4	5	6	7	8	9	AB	R	H	RBI	BB	SO	LOB	BOTTOM		
19 Charlie Blackmon, L OBP: 0.385, SLG: 0.408 2 Yonathan Daza, R OBP: 0.304, SLG: 0.351										3	1	2	2	1	0	1			
29 Jurickson Profar, S OBP: 0.300, SLG: 0.344										4	2	1	0	1	0	4			
24 Ryan McMahon, L OBP: 0.304, SLG: 0.430										5	0	0	1	0	1	6			
25 C.J. Cron, R OBP: 0.272, SLG: 0.475										5	2	3	4	0	1	0			
35 Elias Diaz, R OBP: 0.380, SLG: 0.464										5	1	2	0	0	0	1			
11 Mike Moustakas, L OBP: 0.321, SLG: 0.378										4	1	1	2	1	0	1			
15 Randal Grichuk, R OBP: 0.500, SLG: 0.750										4	2	2	0	0	1	2			
9 Brenton Doyle, R OBP: 0.263, SLG: 0.235										0	0	0	0	0	0	0			
30 Harold Castro, L OBP: 0.205, SLG: 0.238										4	2	3	2	0	0	1			
14 Ezequiel Tovar, R OBP: 0.263, SLG: 0.303										4	1	2	1	0	1	2			
<b>Inning Stats</b>	R: 0 E: 0 K: 0 S: 6	H: 1 LOB: 0 BB: 0 P: 8	R: 1 E: 0 K: 1 S: 12	H: 2 LOB: 1 BB: 0 P: 18	R: 4 E: 0 K: 1 S: 24	H: 4 LOB: 1 BB: 1 P: 32	R: 1 E: 0 K: 0 S: 13	H: 2 LOB: 1 BB: 0 P: 17	R: 0 E: 0 K: 0 S: 5	H: 0 LOB: 0 BB: 0 P: 9	R: 4 E: 0 K: 0 S: 16	H: 4 LOB: 1 BB: 1 P: 23	R: 2 E: 0 K: 1 S: 14	H: 3 LOB: 2 BB: 1 P: 25	R: 0 E: 0 K: 1 S: 7	H: 0 LOB: 0 BB: 0 P: 9	1B: 8 2B: 7 3B: 0 HR: 1	SF: 1 SAC: 0 DP: 1 HBP: 0	WP: 1 PA: 42 PB: 0 SB: 0 CS: 0
<b>PITCHER</b>	IP WLS BF H R ER SO BB IBB HBP BLK WP HR S P ERA WHIP																		
19 Ryne Nelson, R ERA: 6.39	(1, 1) 4.0 L 21 7 6 6 2 1 0 0 0 0 0 0 31 52 23.14 3.857																		
58 Peter Solomon, R ERA: 12.15	(5, 1) 2.1 16 7 6 6 1 2 0 0 0 0 0 0 31 52 23.14 3.857																		
24 Kyle Nelson, L ERA: 0.82	(7, 1) 0.2 2 0 0 0 0 0 0 0 0 0 0 0 4 5 0.00 0.000																		
35 Joe Mantiply, L ERA: 3.86	(8, 1) 1.0 3 0 0 0 0 1 0 0 0 0 0 0 7 9 0.00 0.000																		

Arizona Diamondbacks @ Colorado Rockies  
Coors Field, Denver, CO  
Sun Apr 30 2023, 1:11 PM - 3:41 PM MDT  
Att: 31,900 - Partly Cloudy - 65 F

AB	38
R	12
H	16
RBI	12
BB	3
SO	4
LOB	18



Batter	1	2	3	4	5	6	7	8	9	AB	R	H	RBI	BB	SO	LOB	TOP										
22 Christian Yelich, L OBP: 0.314, SLG: 0.346	F7		G3			FC4-6 2B		F7		4	1	1	0	0	0	0	<b>Milwaukee Brewers @ Colorado Rockies</b> Coors Field, Denver, CO Tue May 02 2023, 6:42 PM - 8:53 PM MDT Att: 19,517 - Cloudy - 66 F										
33 Jesse Winker, L OBP: 0.358, SLG: 0.304 6 Owen Miller, R OBP: 0.319, SLG: 0.341	1B		K			BB		1B		3	0	2	0	1	1	0											
27 Willy Adames, R OBP: 0.339, SLG: 0.413	K		G5-3			FC4-6 2B		G4-6-3		4	1	0	0	0	1	4											
11 Rowdy Tellez, L OBP: 0.340, SLG: 0.573	2B					G6-3 2B		L6		4	0	2	1	0	0	0											
24 William Contreras, R OBP: 0.376, SLG: 0.402 10 Mike Brosseau, R OBP: 0.263, SLG: 0.449	G4-3					G6-3		G6-3 2B		4	0	1	1	0	0	3											
9 Brian Anderson, R OBP: 0.319, SLG: 0.441	G4-1		G6-3			F9		G6-3		4	0	0	0	0	0	2											
2 Brice Turang, L OBP: 0.274, SLG: 0.329	1B					G4-6-3 1B		K		4	0	2	0	0	2	2											
15 Tyrone Taylor, R OBP: 0.319, SLG: 0.441	K		G4-6-3			G6-3		G6-3		3	0	0	0	0	1	2											
2B Joey Wiemer, R OBP: 0.299, SLG: 0.356	P3		G5-3			G6-3		G6-3		3	0	0	0	0	0	1											
<b>Inning Stats</b>	R: 0 E: 0 K: 1 S: 10	H: 2 LOB: 2 BB: 0 P: 12	R: 0 E: 0 K: 1 S: 13	H: 1 LOB: 1 BB: 0 P: 19	R: 0 E: 0 K: 1 S: 7	H: 0 LOB: 0 BB: 0 P: 12	R: 0 E: 0 K: 0 S: 7	H: 0 LOB: 0 BB: 0 P: 11	R: 0 E: 0 K: 0 S: 6	H: 1 LOB: 1 BB: 0 P: 10	R: 2 E: 0 K: 0 S: 8	H: 2 LOB: 1 BB: 1 P: 15	R: 0 E: 0 K: 1 S: 8	H: 0 LOB: 0 BB: 0 P: 12	R: 0 E: 0 K: 0 S: 7	H: 1 LOB: 1 BB: 0 P: 11	R: 0 E: 0 K: 1 S: 8	H: 1 LOB: 2 BB: 0 P: 12	1B: 4 2B: 4 3B: 0 HR: 0	SF: 0 SAC: 0 DP: 2 HBP: 0	WP: 0 PB: 0 SB: 1 CS: 0	PA: 34					
<b>PITCHER</b>	IP	WLS	BF	H	R	ER	SO	BB	IBB	HBP	BLK	WP	HR	S	P	ERA	WHIP										
18 Ryan Felton, R ERA: 4.45	5.1		22	6	2	2	3	1	0	0	0	0	0	48	74	3.38	1.312										
59 Jake Bird, R ERA: 3.39	1.2	B	5	0	0	0	1	0	0	0	0	0	0	11	17	0.00	0.000										
61 Justin Lawrence, R ERA: 1.8	1.0	W	3	1	0	0	0	0	0	0	0	0	0	7	11	0.00	1.000										
36 Pierce Johnson, R ERA: 3.97	1.0	S	4	1	0	0	1	0	0	0	0	0	0	8	12	0.00	1.000										

Batter	1	2	3	4	5	6	7	8	9	AB	R	H	RBI	BB	SO	LOB	BOTTOM										
29 Jurickson Profar, S OBP: 0.298, SLG: 0.340	F8		24 BB 1B			F3		G4-3		4	0	1	0	0	0	0	<b>Milwaukee Brewers @ Colorado Rockies</b> Coors Field, Denver, CO Tue May 02 2023, 6:42 PM - 8:53 PM MDT Att: 19,517 - Cloudy - 66 F										
23 Kris Bryant, R OBP: 0.374, SLG: 0.427	BB		K			25 BB 1B		HBP		2	0	1	0	1	1	1											
24 Ryan McMahon, L OBP: 0.302, SLG: 0.417	K		BB			K		K		3	0	0	0	1	3	3											
25 C.J. Cron, R OBP: 0.280, SLG: 0.480 2 Yonathan Daza, R OBP: 0.304, SLG: 0.351	G6-3		K			BB		35 BB 2B		3	0	1	0	1	1	3											
35 Elias Diaz, R OBP: 0.385, SLG: 0.500	K		K			K		30 G4-6-3 1B		4	1	2	2	0	2	2											
15 Randal Grichuk, R OBP: 0.500, SLG: 0.667	K		K			30 BB 1B		F7		4	0	2	0	0	1	2											
30 Harold Castro, L OBP: 0.208, SLG: 0.261	K		K			G4-6-3 1B		G4-6-3		4	0	1	0	0	1	3											
9 Brenton Doyle, R OBP: 0.227, SLG: 0.200 11 Mike Moustakas, L OBP: 0.321, SLG: 0.375	K		F8			K		K		3	0	0	0	0	2	2											
14 Ezequiel Tovar, R OBP: 0.265, SLG: 0.337	HR		F9-2			K		K		3	1	1	1	0	1	2											
<b>Inning Stats</b>	R: 0 E: 0 K: 1 S: 12	H: 0 LOB: 1 BB: 1 P: 19	R: 0 E: 0 K: 3 S: 10	H: 0 LOB: 0 BB: 0 P: 13	R: 1 E: 0 K: 2 S: 13	H: 2 LOB: 2 BB: 1 P: 22	R: 0 E: 0 K: 1 S: 10	H: 3 LOB: 1 BB: 0 P: 13	R: 0 E: 0 K: 2 S: 9	H: 1 LOB: 2 BB: 1 P: 14	R: 0 E: 0 K: 1 S: 7	H: 1 LOB: 0 BB: 0 P: 13	R: 0 E: 0 K: 2 S: 8	H: 0 LOB: 1 BB: 0 P: 14	R: 1 E: 0 K: 0 S: 7	H: 2 LOB: 1 BB: 0 P: 10	1B: 5 2B: 3 3B: 0 HR: 2	SF: 0 SAC: 0 DP: 3 HBP: 1	WP: 0 PB: 0 SB: 0 CS: 0	PA: 34							
<b>PITCHER</b>	IP	WLS	BF	H	R	ER	SO	BB	IBB	HBP	BLK	WP	HR	S	P	ERA	WHIP										
51 Freddy Peralta, R ERA: 3.63	6.0		26	7	2	2	10	3	0	0	0	0	0	8	14	0.00	0.000										
31 Joel Payamps, R ERA: 2.7	1.0	L	4	0	0	0	2	0	0	0	0	0	0	8	14	0.00	0.000										
32 Peter Strzelecki, R ERA: 1.23	1.0	L	4	2	1	1	0	0	0	0	0	0	0	7	10	9.00	2.000										

AB	33
R	2
H	8
RBI	2
BB	1
SO	5
LOB	14



AB	30
R	3
H	9
RBI	3
BB	3
SO	12
LOB	18



Batter	1	2	3	4	5	6	7	8	9	AB	R	H	RBI	BB	SO	LOB	TOP																				
22 Christian Velich, L (1,7) OBP: 0.320, SLG: 0.345	G3			10 WP 24 G5-3 1B		L8		BB		3	0	1	0	1	0	1	<b>Milwaukee Brewers @ Colorado Rockies</b> Coors Field, Denver, CO Wed May 03 2023, 6:40 PM - 9:21 PM MDT Att: 20,640 - Cloudy - 77 F																				
27 Willy Adames, R (1,6) OBP: 0.328, SLG: 0.398	K			F8		F9		P6		4	0	0	0	0	1	3																					
24 William Contreras, R (1,2) OBP: 0.371, SLG: 0.386	K			G5-3		L9		BB		3	1	0	0	1	1	1																					
10 Mike Brosseau, R (1,5) OBP: 0.273, SLG: 0.431 2 Bryce Turang, L (7,PH) (7,4)	F4			G1-3		BB		BB		2	0	0	0	0	0	1																					
11 Rowdy Tellez, L (1,10) OBP: 0.336, SLG: 0.559	BB			G6-4-3 1B		F6		G1		4	0	1	0	0	1	3																					
45 Luke Voit, R (1,3) OBP: 0.276, SLG: 0.245	G6-4-3 1-2			K		K		BB		2	0	0	0	1	1	1																					
15 Tyrone Taylor, R (1,9) (8,8)	F9			K		L6		SF8		3	0	0	1	0	1	2																					
6 Owen Miller, R (1,4) OBP: 0.333, SLG: 0.354 (7,5)	BB			F9		G6-3		P6		4	0	2	0	0	0	2																					
2B Joey Wiemer, R (1,8) OBP: 0.293, SLG: 0.348 33 Jesse Winker, L (8,PH) (8,9)	G4-3			K		L8				2	0	0	0	0	1	2																					
<b>Inning Stats</b>	R: 0 E: 0 K: 2 S: 7	H: 0 LOB: 0 BB: 0 P: 8	R: 0 E: 0 K: 0 S: 6	H: 1 LOB: 0 BB: 0 P: 8	R: 0 E: 0 K: 0 S: 9	H: 1 LOB: 0 BB: 0 P: 15	R: 0 E: 0 K: 0 S: 7	H: 1 LOB: 1 BB: 0 P: 14	R: 0 E: 0 K: 3 S: 10	H: 0 LOB: 0 BB: 0 P: 17	R: 0 E: 0 K: 1 S: 13	H: 1 LOB: 1 BB: 0 P: 20	R: 0 E: 0 K: 0 S: 18	H: 1 LOB: 2 BB: 0 P: 24	R: 0 E: 0 K: 0 S: 8	H: 0 LOB: 1 BB: 3 P: 15	R: 1 E: 0 K: 0 S: 8	H: 0 LOB: 2 BB: 3 P: 23	1B: 4 2B: 1 3B: 0 HR: 0	SF: 1 SAC: 0 DP: 1 HBP: 1	WP: 2 PB: 0 SB: 0 CS: 1	PA: 35															
<b>PITCHER</b>	IP	WLS	BF	H	R	ER	SO	BB	IBB	HBP	BLK	WP	HR	S	P	ERA	WHIP	<b>PITCHER</b>	IP	WLS	BF	H	R	ER	SO	BB	IBB	HBP	BLK	WP	HR	S	P	ERA	WHIP		
21 Kyle Freeland, L (1,1) ERA: 3.76	5.0	W	16	3	0	0	5	0	0	0	0	1	0	39	62	0.00	0.600	59 Jake Bird, R (9,1) ERA: 3.27	0.2		2	0	0	0	0	0	0	0	0	0	3	4	0.00	0.000			
39 Brent Suter, L (6,1) ERA: 0.99	1.0		4	1	0	0	1	0	0	0	0	0	0	13	20	0.00	1.000																				
52 Daniel Bard, R (7,1) ERA: 0.99	0.2		4	1	0	0	0	0	0	1	0	0	0	15	20	0.00	1.500																				
61 Justin Lawrence, R (7,1) ERA: 1.65	1.1	H	5	0	0	0	0	1	0	0	0	0	0	11	19	0.00	0.750																				
32 Dinelson Lamet, R (9,1) ERA: 12.66	0.1		4	0	1	1	0	3	0	0	0	0	0	5	19	27.00	9.000																				

Batter	1	2	3	4	5	6	7	8	9	AB	R	H	RBI	BB	SO	LOB	BOTTOM																					
19 Charlie Blackmon, L (1,10) OBP: 0.385, SLG: 0.431	L4		F9		25 BB BB		G4-3	HR		4	1	1	1	1	0	1	<b>Milwaukee Brewers @ Colorado Rockies</b> Coors Field, Denver, CO Wed May 03 2023, 6:40 PM - 9:21 PM MDT Att: 20,640 - Cloudy - 77 F																					
29 Jurickson Profar, S (1,7) OBP: 0.294, SLG: 0.343	K			K		P5	23 HR 2B	G4-3		5	1	1	0	0	2	1																						
23 Kris Bryant, R (1,9) OBP: 0.370, SLG: 0.449	F9			E5 25 BB 35 1B		L8	HR			4	2	1	2	0	0	1																						
25 C.J. Cron, R (1,3) OBP: 0.297, SLG: 0.490	K			35 1B 13 2B		BB	15 1B 24 1B F9-2	BB		2	1	1	0	2	1	0																						
35 Elias Diaz, R (1,2) OBP: 0.390, SLG: 0.500	F9			15 BB 13 2B		L7	15 1B			4	1	2	1	0	0	2																						
15 Randal Grichuk, R (1,8) OBP: 0.583, SLG: 0.643	BB			13 2B BB		G5-3	1B			2	1	1	0	2	0	0																						
24 Ryan McMahon, L (1,5) OBP: 0.292, SLG: 0.402	K			K		K	F9-2			4	0	0	0	0	3	7																						
13 Alan Trejo, R (1,4) OBP: 0.258, SLG: 0.300	F7			1-H 2-H 3-H		1B				4	0	2	3	0	1	0																						
14 Ezequiel Tovar, R (1,6) OBP: 0.265, SLG: 0.333	19 CS 1B			K		F8		L9		4	0	1	0	0	1	2																						
<b>Inning Stats</b>	R: 0 E: 0 K: 1 S: 9	H: 0 LOB: 0 BB: 0 P: 14	R: 0 E: 0 K: 2 S: 11	H: 0 LOB: 1 BB: 1 P: 20	R: 0 E: 0 K: 0 S: 5	H: 1 LOB: 0 BB: 0 P: 8	R: 4 E: 1 K: 3 S: 17	H: 3 LOB: 1 BB: 1 P: 28	R: 0 E: 0 K: 0 S: 8	H: 0 LOB: 2 BB: 2 P: 17	R: 0 E: 0 K: 1 S: 9	H: 1 LOB: 1 BB: 0 P: 13	R: 2 E: 0 K: 0 S: 14	H: 4 LOB: 2 BB: 1 P: 28	R: 1 E: 0 K: 1 S: 8	H: 1 LOB: 0 BB: 0 P: 17	1B: 5 2B: 4 3B: 0 HR: 2	SF: 0 SAC: 0 DP: 1 HBP: 0	WP: 0 PB: 0 SB: 0 CS: 1	PA: 38																		
<b>PITCHER</b>	IP	WLS	BF	H	R	ER	SO	BB	IBB	HBP	BLK	WP	HR	S	P	ERA	WHIP	<b>PITCHER</b>	IP	WLS	BF	H	R	ER	SO	BB	IBB	HBP	BLK	WP	HR	S	P	ERA	WHIP			
52 Eric Lauer, L (1,1) ERA: 4.4	4.2	L	22	4	4	0	6	4	0	0	0	0	0	11	16	0.00	0.750																					
59 Elvis Peguero, R (5,1) ERA: 2.7	1.1		5	1	0	0	1	0	0	0	0	0	0	6	12	54.00	6.000																					
55 Hoby Milner, L (7,1) ERA: 4.5	0.1		3	2	2	2	0	0	0	0	0	0	1	6	12	54.00	6.000																					
54 Jake Cousins, R (7,1) ERA: 1.93	1.2		8	3	1	1	1	1	0	0	0	0	1	16	33	5.40	2.400																					

AB	29
R	1
H	5
RBI	1
BB	4
SO	6
LOB	16



Batter	1	2	3	4	5	6	7	8	9	AB	R	H	RBI	BB	SO	LOB	TOP							
22 Christian Yelich, L (1,7) OBP: 0.316, SLG: 0.383																	5	2	3	2	0	0	0	
33 Jesse Winker, L (1,10) OBP: 0.356, SLG: 0.306																		5	0	2	1	0	1	0
27 Willy Adames, R (1,6) OBP: 0.316, SLG: 0.381																		5	0	0	0	0	1	3
11 Rowdy Tellez, L (1,3) OBP: 0.333, SLG: 0.577																		4	1	1	1	0	2	1
9 Brian Anderson, R (1,5) OBP: 0.333, SLG: 0.472																		4	1	3	0	0	0	0
7 Victor Caratini, S (1,2) OBP: 0.450, SLG: 0.424																		4	0	2	1	0	0	2
2 Brice Turang, L (1,4) OBP: 0.300, SLG: 0.349																		3	1	1	0	1	0	1
15 Tyrone Taylor, R (1,9) OBP: 0.091, SLG: 0.400																		4	1	1	1	0	0	4
28 Joey Wiemer, R (1,8) OBP: 0.284, SLG: 0.337																		3	0	0	0	0	2	1
45 Luke Voit, R (9,PH) OBP: 0.271, SLG: 0.241																		1	0	0	0	0	1	1
<b>Inning Stats</b>	R: 2 E: 0 K: 0 S: 15	H: 2 LOB: 0 BB: 0 P: 23	R: 0 E: 0 K: 0 S: 8	H: 1 LOB: 1 BB: 0 P: 11	R: 0 E: 0 K: 0 S: 11	H: 2 LOB: 1 BB: 0 P: 17	R: 0 E: 0 K: 0 S: 6	H: 1 LOB: 0 BB: 0 P: 9	R: 1 E: 0 K: 1 S: 9	H: 3 LOB: 2 BB: 0 P: 18	R: 0 E: 0 K: 2 S: 9	H: 0 LOB: 0 BB: 0 P: 11	R: 0 E: 0 K: 1 S: 12	H: 1 LOB: 1 BB: 0 P: 20	R: 2 E: 0 K: 1 S: 17	H: 2 LOB: 1 BB: 1 P: 31	1B: 9 2B: 0 3B: 1 HR: 3	SF: 0 SAC: 0 DP: 1 HBP: 0	WP: 0 PB: 0 CS: 0	PA: 39				
<b>PITCHER</b>	IP: 5.0 ERA: 5.3	WLS: 20 BF: 7	H: 7 R: 3 ER: 3 SO: 1	BB: 0 IBB: 0 HBP: 0 BLK: 0	WP: 0 HR: 3 S: 49 P: 75	ERA: 5.40 WHIP: 1.400	IP: 6.1 ERA: 6.0	WLS: 9 BF: 3	H: 1 R: 1 ER: 1 SO: 4	BB: 0 IBB: 0 HBP: 0 BLK: 0	WP: 0 HR: 22 S: 29 P: 20	ERA: 4.50 WHIP: 1.500	IP: 8.1 ERA: 3.86	WLS: 4 BF: 1	H: 0 R: 0 ER: 0 SO: 1	BB: 0 IBB: 0 HBP: 0 BLK: 0	WP: 0 HR: 12 S: 20 P: 10	ERA: 0.00 WHIP: 1.000	IP: 9.1 ERA: 5.11	WLS: 6 BF: 2	H: 2 R: 2 ER: 2 SO: 1	BB: 1 IBB: 0 HBP: 0 BLK: 0	WP: 0 HR: 17 S: 31 P: 18	ERA: 18.00 WHIP: 3.000

Milwaukee Brewers @ Colorado Rockies  
Coors Field, Denver, CO  
Thu May 04 2023, 1:13 PM - 3:53 PM MDT  
Att: 30,647 - Cloudy - 70 F

AB 38  
R 6  
H 13  
RBI 6  
BB 1  
SO 7  
LOB 13



Batter	1	2	3	4	5	6	7	8	9	AB	R	H	RBI	BB	SO	LOB	BOTTOM							
19 Charlie Blackmon, L (1,10) OBP: 0.386, SLG: 0.430																	5	0	2	2	0	1	0	
29 Jurickson Profar, S (1,7) OBP: 0.290, SLG: 0.300																	4	0	0	0	1	0	2	
23 Kris Bryant, R (1,9) OBP: 0.382, SLG: 0.464																	3	0	2	0	1	1	0	
25 C.J. Cron, R (1,3) OBP: 0.296, SLG: 0.481																	4	0	1	0	0	0	4	
24 Ryan McMahon, L (8,PH) OBP: 0.292, SLG: 0.402																	0	1	0	0	0	0	0	
11 Mike Moustakas, L (9,3) OBP: 0.333, SLG: 0.408																	4	2	2	0	0	1	2	
13 Alan Trejo, R (1,4) OBP: 0.282, SLG: 0.302																	3	1	1	0	0	0	2	
30 Harold Castro, L (8,PH) OBP: 0.224, SLG: 0.277																	1	1	1	2	0	0	0	
14 Ezequiel Tovar, R (1,6) OBP: 0.274, SLG: 0.343																	3	2	1	2	0	0	0	
9 Brenton Doyle, R (1,8) OBP: 0.269, SLG: 0.217																	3	2	1	0	1	0	0	
6 Brian Serven, R (1,2) OBP: 0.130, SLG: 0.174																	2	0	0	0	0	1	0	
35 Elias Diaz, R (7,PH) OBP: 0.382, SLG: 0.500																	0	0	0	2	0	0	0	
<b>Inning Stats</b>	R: 0 E: 0 K: 0 S: 8	H: 1 LOB: 1 BB: 0 P: 14	R: 0 E: 0 K: 1 S: 11	H: 0 LOB: 0 BB: 0 P: 16	R: 0 E: 0 K: 0 S: 5	H: 0 LOB: 0 BB: 0 P: 8	R: 0 E: 0 K: 0 S: 9	H: 0 LOB: 2 BB: 2 P: 18	R: 0 E: 0 K: 1 S: 9	H: 0 LOB: 0 BB: 0 P: 11	R: 0 E: 0 K: 0 S: 8	H: 2 LOB: 1 BB: 0 P: 12	R: 4 E: 0 K: 1 S: 20	H: 4 LOB: 0 BB: 0 P: 32	R: 5 E: 0 K: 1 S: 22	H: 4 LOB: 2 BB: 1 P: 39	1B: 8 2B: 3 3B: 0 HR: 0	SF: 2 SAC: 0 DP: 1 HBP: 1	WP: 1 PB: 0 SB: 1 CS: 0	PA: 38				
<b>PITCHER</b>	IP: 6.0 ERA: 2.31	WLS: 25 BF: 3	H: 6 R: 3 ER: 3 SO: 2	BB: 0 IBB: 0 HBP: 0 BLK: 0	WP: 0 HR: 0 S: 59 P: 90	ERA: 4.50 WHIP: 1.333	IP: 7.1 ERA: 3.14	WLS: 4 BF: 1	H: 1 R: 1 ER: 1 SO: 1	BB: 0 IBB: 0 HBP: 1 BLK: 0	WP: 0 HR: 11 S: 21 P: 20	ERA: 9.00 WHIP: 1.000	IP: 8.1 ERA: 4.2	WLS: 6 BF: 3	H: 5 R: 5 ER: 5 SO: 1	BB: 1 IBB: 0 HBP: 0 BLK: 0	WP: 0 HR: 15 S: 27 P: 12	ERA: 135.00 WHIP: 12.000	IP: 8.1 ERA: 0.2	WLS: 3 BF: 1	H: 0 R: 0 ER: 0 SO: 0	BB: 0 IBB: 0 HBP: 0 BLK: 0	WP: 0 HR: 7 S: 12 P: 10	ERA: 0.00 WHIP: 1.500

Milwaukee Brewers @ Colorado Rockies  
Coors Field, Denver, CO  
Thu May 04 2023, 1:13 PM - 3:53 PM MDT  
Att: 30,647 - Cloudy - 70 F

AB 32  
R 9  
H 11  
RBI 8  
SO 4  
LOB 10





Batter	1	2	3	4	5	6	7	8	9	AB	R	H	RBI	BB	SO	LOB	TOP										
19 Charlie Blackmon, L (1, 10) OBP: 0.297, SLG: 0.411	G3		L6		P5		P5		L9	5	0	0	0	0	0	2	<b>Colorado Rockies @ New York Mets</b> Citi Field, Flushing, NY Fri May 05 2023, 7:11 PM - 9:20 PM EDT Att: 25,854 - Partly Cloudy - 55 F										
29 Jurickson Profar, S (1, 7) OBP: 0.297, SLG: 0.354	K		23 BB		K			35 E BB		2	0	0	0	2	2	0											
23 Kris Bryant, R (1, 9) OBP: 0.386, SLG: 0.455	25 BB					F8		F9		2	0	0	0	2	0	1											
25 C.J. Cron, R (1, 3) OBP: 0.294, SLG: 0.468					F8		G4-3	F9		3	0	0	0	1	0	3											
35 Elias Diaz, R (1, 2) OBP: 0.387, SLG: 0.495	L4									3	0	1	0	1	1	2											
9 Brenton Doyle, R (8, PR) OBP: 0.269, SLG: 0.217										0	0	0	0	0	0	0											
16 Austin Wynns, R (8, 2) OBP: 0.214, SLG: 0.231										0	0	0	0	0	0	0											
24 Ryan McMahon, L (1, 5) OBP: 0.290, SLG: 0.396		F7		G3		G6-3				4	0	1	0	0	0	1											
15 Randal Grichuk, R (1, 8) OBP: 0.350, SLG: 0.611		K								4	0	2	0	0	2	0											
30 Harold Castro, L (1, 4) OBP: 0.231, SLG: 0.280		G3-4-1								3	0	1	0	0	0	1											
14 Ezequiel Tovar, R (1, 6) OBP: 0.266, SLG: 0.333										3	0	0	0	0	1	1											
11 Mike Moustakas, L (9, PH) OBP: 0.328, SLG: 0.400			P4		L8					1	0	0	0	0	1	1											
<b>Inning Stats</b>	R: 0 E: 0 K: 1 S: 9	H: 0 LOB: 2 BB: 2 P: 19	R: 0 E: 0 K: 1 S: 7	H: 0 LOB: 0 BB: 0 P: 14	R: 0 E: 0 K: 0 S: 9	H: 0 LOB: 2 BB: 2 P: 21	R: 0 E: 0 K: 1 S: 7	H: 1 LOB: 1 BB: 0 P: 13	R: 0 E: 0 K: 1 S: 10	H: 0 LOB: 0 BB: 0 P: 16	R: 0 E: 0 K: 0 S: 11	H: 1 LOB: 1 BB: 0 P: 18	R: 0 E: 0 K: 2 S: 9	H: 1 LOB: 1 BB: 2 P: 14	R: 0 E: 0 K: 0 S: 7	H: 1 LOB: 1 BB: 0 P: 10	1B: 5 2B: 0 3B: 0 HR: 0	SF: 0 SAC: 1 DP: 0 HBP: 0	WP: 0 PB: 0 SB: 1 CS: 0	PA: 37							
<b>PITCHER</b>	IP	WLS	BF	H	R	ER	SO	BB	IBB	HBP	BLK	WP	HR	S	P	ERA	WHIP										
34 Kodai Senga, R (1, 1) ERA: 3.38	6.0	W	24	2	0	0	4	4	0	0	0	0	0	53	101	0.00	1.000										
40 Drew Smith, R (7, 1) ERA: 2.08	1.0	H	4	1	0	0	2	0	0	0	0	0	0	9	14	0.00	1.000										
30 David Robertson, R (8, 1) ERA: 0.63	1.0	H	5	1	0	0	2	0	0	0	0	0	0	7	17	0.00	3.000										
0 Adam Ottavino, R (9, 1) ERA: 3.75	1.0	S	4	1	0	0	1	0	0	0	0	0	0	7	10	0.00	1.000										

Batter	1	2	3	4	5	6	7	8	9	AB	R	H	RBI	BB	SO	LOB	BOTTOM										
9 Brandon Nimmo, L (1, 8) OBP: 0.404, SLG: 0.471	K			HR		2B				3	1	2	1	1	1	0	<b>Colorado Rockies @ New York Mets</b> Citi Field, Flushing, NY Fri May 05 2023, 7:11 PM - 9:20 PM EDT Att: 25,854 - Partly Cloudy - 55 F										
6 Starling Marte, R (1, 9) OBP: 0.295, SLG: 0.286	F9			G4-3		G6-3		K		4	0	0	0	0	1	2											
12 Francisco Lindor, S (1, 6) OBP: 0.312, SLG: 0.426	K					P3		K		4	0	1	0	0	2	2											
20 Pete Alonso, R (1, 3) OBP: 0.309, SLG: 0.524		G4-3			F8		G6-3			3	0	0	0	0	0	1											
1 Jeff McNeil, L (1, 4) OBP: 0.390, SLG: 0.400		G4-3								3	0	0	0	0	0	0											
22 Brett Baty, L (1, 5) OBP: 0.385, SLG: 0.511		G4-3								2	0	1	0	1	0	0											
28 Tommy Pham, R (1, 7) OBP: 0.308, SLG: 0.421			G4-3		L9			K		3	0	0	0	0	1	2											
32 Daniel Vogelbach, L (1, 10) OBP: 0.403, SLG: 0.381			G4-3					K		3	0	1	0	0	1	1											
3 Tomás Nido, R (1, 2) OBP: 0.148, SLG: 0.118			K							3	0	0	0	0	2	2											
<b>Inning Stats</b>	R: 0 E: 0 K: 2 S: 9	H: 0 LOB: 0 BB: 0 P: 15	R: 0 E: 0 K: 0 S: 9	H: 0 LOB: 0 BB: 0 P: 15	R: 0 E: 0 K: 1 S: 7	H: 0 LOB: 0 BB: 0 P: 10	R: 1 E: 0 K: 0 S: 10	H: 2 LOB: 0 BB: 0 P: 14	R: 0 E: 0 K: 0 S: 9	H: 1 LOB: 2 BB: 1 P: 15	R: 0 E: 0 K: 0 S: 7	H: 1 LOB: 1 BB: 0 P: 10	R: 0 E: 0 K: 2 S: 10	H: 1 LOB: 1 BB: 0 P: 18	R: 0 E: 0 K: 3 S: 11	H: 0 LOB: 1 BB: 1 P: 16		1B: 2 2B: 2 3B: 0 HR: 1	SF: 0 SAC: 0 DP: 0 HBP: 0	WP: 0 PB: 0 SB: 0 CS: 0	PA: 30						
<b>PITCHER</b>	IP	WLS	BF	H	R	ER	SO	BB	IBB	HBP	BLK	WP	HR	S	P	ERA	WHIP										
49 Antonio Senzateña, R (1, 1) ERA: 1.8	5.0	L	18	3	1	1	3	1	0	0	0	0	1	44	69	1.80	0.800										
39 Brent Suter, L (8, 1) ERA: 0.89	2.0		8	2	0	0	2	0	0	0	0	0	0	17	28	0.00	1.000										
61 Justin Lawrence, R (8, 1) ERA: 1.56	1.0		4	0	0	0	3	1	0	0	0	0	0	11	16	0.00	1.000										

AB	30
R	0
H	5
RBI	0
BB	6
SO	7
LOB	12



Batter	1	2	3	4	5	6	7	8	9	AB	R	H	RBI	BB	SO	LOB	TOP								
19 Charlie Blackmon, L (1, 9) OBP: 0.365, SLG: 0.400										3	1	0	1	1	1	2	<b>Colorado Rockies @ New York Mets</b> Citi Field, Flushing, NY Sat May 06 2023, 4:13 PM - 6:50 PM EDT Att: 35,692 - Sunny - 71 F								
15 Randal Grichuk, R (1, 7) OBP: 0.320, SLG: 0.545										4	1	1	0	1	0	2									
23 Kris Bryant, R (1, 10) OBP: 0.386, SLG: 0.443										3	0	0	0	1	2	1									
25 C.J. Cron, R (1, 3) OBP: 0.290, SLG: 0.457										5	0	1	0	0	2	5									
35 Elias Diaz, R (1, 2) OBP: 0.391, SLG: 0.495										4	0	2	2	0	1	1									
24 Ryan McMahon, L (1, 5) OBP: 0.281, SLG: 0.383										4	0	0	0	0	2	4									
30 Harold Castro, L (1, 4) OBP: 0.268, SLG: 0.288										2	1	1	0	2	0	0									
14 Ezequiel Tovar, R (1, 6) OBP: 0.283, SLG: 0.387										4	2	3	2	0	0	1									
9 Brenton Doyle, R (1, 8) OBP: 0.281, SLG: 0.222										4	0	1	0	0	2	3									
<b>Inning Stats</b>	R: 1 H: 1 E: 0 K: 1 S: 11	H: 1 LOB: 2 BB: 1 P: 25	R: 1 H: 2 E: 0 K: 0 S: 12	H: 2 LOB: 1 BB: 0 P: 15	R: 0 H: 1 E: 0 K: 1 S: 12	H: 1 LOB: 1 BB: 0 P: 16	R: 0 H: 1 E: 0 K: 1 S: 12	H: 1 LOB: 1 BB: 0 P: 10	R: 1 H: 1 E: 0 K: 1 S: 15	H: 1 LOB: 2 BB: 2 P: 29	R: 2 H: 1 E: 0 K: 1 S: 9	H: 1 LOB: 0 BB: 1 P: 18	R: 0 H: 0 E: 0 K: 3 S: 9	H: 0 LOB: 0 BB: 0 P: 14	R: 0 H: 1 E: 0 K: 2 S: 16	H: 1 LOB: 2 BB: 1 P: 25		R: 0 H: 1 E: 0 K: 0 S: 4	H: 1 LOB: 0 BB: 0 P: 7	1B: 7 2B: 1 3B: 0 HR: 1	SF: 1 SAC: 0 DP: 2 HBP: 1	WP: 0 PB: 0 SB: 0 CS: 0	PA: 40		
<b>PITCHER</b>	IP WLS BF H R ER SO BB IBB HBP BLK WP HR S P ERA WHIP	IP WLS BF H R ER SO BB IBB HBP BLK WP HR S P ERA WHIP	IP WLS BF H R ER SO BB IBB HBP BLK WP HR S P ERA WHIP	IP WLS BF H R ER SO BB IBB HBP BLK WP HR S P ERA WHIP	IP WLS BF H R ER SO BB IBB HBP BLK WP HR S P ERA WHIP	IP WLS BF H R ER SO BB IBB HBP BLK WP HR S P ERA WHIP	IP WLS BF H R ER SO BB IBB HBP BLK WP HR S P ERA WHIP	IP WLS BF H R ER SO BB IBB HBP BLK WP HR S P ERA WHIP	IP WLS BF H R ER SO BB IBB HBP BLK WP HR S P ERA WHIP	IP WLS BF H R ER SO BB IBB HBP BLK WP HR S P ERA WHIP	IP WLS BF H R ER SO BB IBB HBP BLK WP HR S P ERA WHIP	IP WLS BF H R ER SO BB IBB HBP BLK WP HR S P ERA WHIP	IP WLS BF H R ER SO BB IBB HBP BLK WP HR S P ERA WHIP	IP WLS BF H R ER SO BB IBB HBP BLK WP HR S P ERA WHIP	IP WLS BF H R ER SO BB IBB HBP BLK WP HR S P ERA WHIP	IP WLS BF H R ER SO BB IBB HBP BLK WP HR S P ERA WHIP	IP WLS BF H R ER SO BB IBB HBP BLK WP HR S P ERA WHIP	IP WLS BF H R ER SO BB IBB HBP BLK WP HR S P ERA WHIP	IP WLS BF H R ER SO BB IBB HBP BLK WP HR S P ERA WHIP	IP WLS BF H R ER SO BB IBB HBP BLK WP HR S P ERA WHIP	IP WLS BF H R ER SO BB IBB HBP BLK WP HR S P ERA WHIP	IP WLS BF H R ER SO BB IBB HBP BLK WP HR S P ERA WHIP	IP WLS BF H R ER SO BB IBB HBP BLK WP HR S P ERA WHIP	IP WLS BF H R ER SO BB IBB HBP BLK WP HR S P ERA WHIP	IP WLS BF H R ER SO BB IBB HBP BLK WP HR S P ERA WHIP
38 Tylor Megill, R (1, 1) ERA: 4.33	4.2	L	23	6	3	3	4	3	0	0	1	0	0	0	0	0	58	96	5.79	1.929					
85 Stephen Nogosek, R (5, 1) ERA: 3.18	2.1		9	1	2	2	4	1	0	0	0	0	0	0	0	1	22	37	7.71	0.857					
50 Dominic Leone, R (8, 1) ERA:	1.0		5	1	0	0	2	1	0	0	0	0	0	0	0	0	16	25	0.00	2.000					
43 Jeff Brigham, R (9, 1) ERA: 4.0	1.0		3	1	0	0	0	0	0	0	0	0	0	0	0	0	4	7	0.00	1.000					
<b>Batter</b>	<b>1</b>	<b>2</b>	<b>3</b>	<b>4</b>	<b>5</b>	<b>6</b>	<b>7</b>	<b>8</b>	<b>9</b>	<b>AB</b>	<b>R</b>	<b>H</b>	<b>RBI</b>	<b>BB</b>	<b>SO</b>	<b>LOB</b>	<b>BOTTOM</b>								
9 Brandon Nimmo, L (1, 8) OBP: 0.407, SLG: 0.472										4	1	2	0	0	1	1	<b>Colorado Rockies @ New York Mets</b> Citi Field, Flushing, NY Sat May 06 2023, 4:13 PM - 6:50 PM EDT Att: 35,692 - Sunny - 71 F								
6 Starling Marte, R (1, 9) OBP: 0.292, SLG: 0.278										3	0	0	0	0	1	2									
12 Francisco Lindor, S (1, 6) OBP: 0.317, SLG: 0.437										4	0	2	1	0	0	1									
20 Pete Alonso, R (1, 10) OBP: 0.315, SLG: 0.519										3	0	1	1	1	0	2									
28 Tommy Pham, R (1, 7) OBP: 0.309, SLG: 0.407										2	0	0	0	1	1	2									
1 Jeff McNeil, L (8, PH) OBP: 0.387, SLG: 0.397										1	0	0	0	0	1	2									
22 Brett Baty, L (1, 5) OBP: 0.357, SLG: 0.471										4	0	0	0	0	1	2									
19 Mark Canha, R (1, 3) OBP: 0.308, SLG: 0.369										4	0	1	0	0	1	0									
10 Eduardo Escobar, S (1, 4) OBP: 0.206, SLG: 0.365										3	0	0	0	0	1	0									
13 Luis Guillorme, L (9, PH) OBP: 0.315, SLG: 0.234										1	0	0	0	0	1	1									
4 Francisco Alvarez, R (1, 2) OBP: 0.245, SLG: 0.298										2	1	1	0	1	0	0									
32 Daniel Vogelbach, L (9, PH) OBP: 0.397, SLG: 0.375										1	0	0	0	0	0	1									
<b>Inning Stats</b>	R: 1 H: 2 E: 0 K: 1 S: 12	H: 0 LOB: 0 BB: 0 P: 8	R: 0 H: 2 E: 0 K: 0 S: 10	H: 2 LOB: 1 BB: 0 P: 15	R: 0 H: 0 E: 0 K: 0 S: 5	H: 0 LOB: 0 BB: 1 P: 10	R: 0 H: 0 E: 0 K: 0 S: 8	H: 0 LOB: 1 BB: 1 P: 19	R: 0 H: 1 E: 0 K: 1 S: 10	H: 1 LOB: 0 BB: 0 P: 18	R: 0 H: 0 E: 0 K: 1 S: 8	H: 0 LOB: 0 BB: 0 P: 10	R: 0 H: 1 E: 0 K: 2 S: 10	H: 1 LOB: 2 BB: 1 P: 16	R: 0 H: 1 E: 0 K: 2 S: 12	H: 1 LOB: 0 BB: 0 P: 15	1B: 6 2B: 1 3B: 0 HR: 0	SF: 0 SAC: 1 DP: 1 HBP: 0	WP: 0 PB: 0 SB: 0 CS: 0	PA: 36					
<b>PITCHER</b>	IP WLS BF H R ER SO BB IBB HBP BLK WP HR S P ERA WHIP	IP WLS BF H R ER SO BB IBB HBP BLK WP HR S P ERA WHIP	IP WLS BF H R ER SO BB IBB HBP BLK WP HR S P ERA WHIP	IP WLS BF H R ER SO BB IBB HBP BLK WP HR S P ERA WHIP	IP WLS BF H R ER SO BB IBB HBP BLK WP HR S P ERA WHIP	IP WLS BF H R ER SO BB IBB HBP BLK WP HR S P ERA WHIP	IP WLS BF H R ER SO BB IBB HBP BLK WP HR S P ERA WHIP	IP WLS BF H R ER SO BB IBB HBP BLK WP HR S P ERA WHIP	IP WLS BF H R ER SO BB IBB HBP BLK WP HR S P ERA WHIP	IP WLS BF H R ER SO BB IBB HBP BLK WP HR S P ERA WHIP	IP WLS BF H R ER SO BB IBB HBP BLK WP HR S P ERA WHIP	IP WLS BF H R ER SO BB IBB HBP BLK WP HR S P ERA WHIP	IP WLS BF H R ER SO BB IBB HBP BLK WP HR S P ERA WHIP	IP WLS BF H R ER SO BB IBB HBP BLK WP HR S P ERA WHIP	IP WLS BF H R ER SO BB IBB HBP BLK WP HR S P ERA WHIP	IP WLS BF H R ER SO BB IBB HBP BLK WP HR S P ERA WHIP	IP WLS BF H R ER SO BB IBB HBP BLK WP HR S P ERA WHIP	IP WLS BF H R ER SO BB IBB HBP BLK WP HR S P ERA WHIP	IP WLS BF H R ER SO BB IBB HBP BLK WP HR S P ERA WHIP	IP WLS BF H R ER SO BB IBB HBP BLK WP HR S P ERA WHIP	IP WLS BF H R ER SO BB IBB HBP BLK WP HR S P ERA WHIP	IP WLS BF H R ER SO BB IBB HBP BLK WP HR S P ERA WHIP	IP WLS BF H R ER SO BB IBB HBP BLK WP HR S P ERA WHIP	IP WLS BF H R ER SO BB IBB HBP BLK WP HR S P ERA WHIP	IP WLS BF H R ER SO BB IBB HBP BLK WP HR S P ERA WHIP
26 Austin Gomber, L (1, 1) ERA: 6.75	6.0	W	24	5	2	2	3	2	0	0	0	0	0	0	0	0	50	86	3.00	1.167					
59 Jake Bird, R (7, 1) ERA: 3.0	2.0	H	8	1	0	0	3	1	0	0	0	0	0	0	0	0	18	26	0.00	1.000					
36 Pierce Johnson, R (9, 1) ERA: 4.73	1.0	S	4	1	0	0	2	0	0	0	0	0	0	0	0	0	12	15	0.00	1.000					

Batter	1	2	3	4	5	6	7	8	9	AB	R	H	RBI	BB	SO	LOB	TOP										
29 Jurickson Profar, S OBP: 0.306, SLG: 0.336										5	1	2	1	1	2	1											
15 Randal Grichuk, R OBP: 0.494, SLG: 0.593										5	2	1	1	1	0	4											
23 Kris Bryant, R OBP: 0.387, SLG: 0.467										5	1	2	3	0	1	0											
25 C.J. Cron, R OBP: 0.295, SLG: 0.445										3	1	0	0	2	0	1											
24 Ryan McMahon, L OBP: 0.286, SLG: 0.387										4	1	1	0	1	1	1											
13 Alan Trejo, R OBP: 0.271, SLG: 0.324										5	2	2	0	0	1	4											
14 Ezequiel Tovar, R OBP: 0.288, SLG: 0.396										5	1	2	2	0	0	1											
16 Austin Wynns, R OBP: 0.263, SLG: 0.250										3	1	1	2	1	1	1											
9 Brenton Doyle, R OBP: 0.314, SLG: 0.375										5	3	3	3	0	1	2											
<b>Inning Stats</b>	R: 1 E: 0 K: 1 S: 12	H: 1 LOB: 1 BB: 1 P: 20	R: 0 E: 0 K: 2 S: 11	H: 0 LOB: 0 BB: 0 P: 16	R: 2 E: 0 K: 0 S: 13	H: 3 LOB: 2 BB: 1 P: 22	R: 0 E: 0 K: 1 S: 7	H: 0 LOB: 1 BB: 1 P: 12	R: 7 E: 0 K: 1 S: 21	H: 5 LOB: 0 BB: 2 P: 33	R: 0 E: 0 K: 1 S: 9	H: 0 LOB: 0 BB: 0 P: 12	R: 1 E: 0 K: 0 S: 17	H: 2 LOB: 2 BB: 1 P: 24	R: 0 E: 0 K: 1 S: 6	H: 0 LOB: 0 BB: 0 P: 9	R: 2 E: 0 K: 0 S: 20	H: 3 LOB: 1 BB: 0 P: 28	1B: 7 2B: 4 3B: 0 HR: 3	SF: 1 2B: 4 3B: 0 HBP: 0	WP: 1 PB: 0 SB: 1 CS: 0	PA: 47					
<b>PITCHER</b>	IP WLS BF H R ER SO BB IBB HBP BLK WP HR S P ERA WHIP																										
47 Joey Lucchesi, L ERA: 4.43	4.0	19	4	3	3	4	3	0	0	0	0	0	1	43	70	6.75	1.750										
73 Jimmy Yacabonis, R ERA: 9.0	0.1	L	6	3	5	5	0	0	0	0	0	1	11	20	135.00	15.000											
29 Tommy Hunter, R ERA: 7.11	2.2		13	4	3	3	2	1	0	0	0	0	1	36	49	10.12	1.875										
43 Jeff Brigham, R ERA: 3.6	1.0		3	0	0	0	1	0	0	0	0	0	6	9	0.00	0.000											
50 Dominic Leone, R ERA: 6.0	1.0		6	3	2	2	0	0	0	0	1	0	20	28	18.00	3.000											

Colorado Rockies @ New York Mets  
Citi Field, Flushing, NY  
Sun May 07 2023, 1:42 PM - 4:47 PM EDT  
Att: 36,501 - Sunny - 75 F

AB 40  
R 13  
H 14  
RBI 12  
BB 6  
SO 7  
LOB 15



Batter	1	2	3	4	5	6	7	8	9	AB	R	H	RBI	BB	SO	LOB	BOTTOM									
9 Brandon Nimmo, L OBP: 0.407, SLG: 0.460										3	1	0	0	1	1	2										
12 Francisco Lindor, S OBP: 0.320, SLG: 0.426										3	1	0	0	2	0	1										
1 Jeff McNeil, L OBP: 0.394, SLG: 0.405										5	1	3	2	0	0	1										
20 Pete Alonso, R OBP: 0.318, SLG: 0.508										3	0	0	0	2	1	6										
22 Brett Baty, L OBP: 0.344, SLG: 0.446										5	0	1	2	0	1	5										
32 Daniel Vogelbach, L OBP: 0.336, SLG: 0.412										4	1	1	1	1	2	1										
19 Mark Canha, R OBP: 0.304, SLG: 0.370										5	1	1	0	0	1	3										
13 Luis Guillorme, L OBP: 0.328, SLG: 0.255										4	0	2	1	0	1	0										
4 Francisco Alvarez, R OBP: 0.264, SLG: 0.320										3	1	1	0	1	1	1										
<b>Inning Stats</b>	R: 3 E: 1 K: 0 S: 14	H: 3 LOB: 3 BB: 3 P: 32	R: 0 E: 0 K: 0 S: 10	H: 0 LOB: 1 BB: 1 P: 17	R: 0 E: 0 K: 2 S: 11	H: 0 LOB: 1 BB: 1 P: 18	R: 1 E: 0 K: 2 S: 17	H: 2 LOB: 3 BB: 1 P: 30	R: 1 E: 0 K: 2 S: 11	H: 2 LOB: 1 BB: 0 P: 21	R: 0 E: 0 K: 0 S: 10	H: 0 LOB: 1 BB: 1 P: 20	R: 1 E: 0 K: 0 S: 10	H: 1 LOB: 0 BB: 0 P: 13	R: 0 E: 0 K: 1 S: 9	H: 1 LOB: 0 BB: 0 P: 13	R: 0 E: 0 K: 1 S: 7	H: 0 LOB: 0 BB: 0 P: 11	1B: 6 2B: 2 3B: 0 HR: 1	SF: 0 2B: 2 3B: 0 HBP: 1	WP: 0 PB: 0 SB: 0 CS: 0	PA: 43				
<b>PITCHER</b>	IP WLS BF H R ER SO BB IBB HBP BLK WP HR S P ERA WHIP																									
18 Ryan Felton, R ERA: 5.08	3.1		20	4	4	4	3	0	0	0	0	0	20	35	5.40	1.800										
39 Brent Suter, L ERA: 1.23	1.2	W	8	3	1	1	3	0	0	0	0	0	20	35	5.40	1.800										
46 Nick Mears, R ERA: 4.5	1.0		4	0	0	0	0	1	0	0	0	0	10	20	0.00	1.000										
52 Daniel Bard, R ERA: 1.5	1.0		4	1	1	1	0	0	0	0	0	1	10	13	9.00	1.000										
55 Brad Hand, L ERA: 3.55	1.0		4	1	0	0	1	0	0	0	0	0	9	13	0.00	1.000										

Colorado Rockies @ New York Mets  
Citi Field, Flushing, NY  
Sun May 07 2023, 1:42 PM - 4:47 PM EDT  
Att: 36,501 - Sunny - 75 F

AB 35  
R 6  
H 9  
RBI 6  
BB 7  
SO 8  
LOB 20




Batter	1	2	3	4	5	6	7	8	9	AB	R	H	RBI	BB	SO	LOB	TOP			
19 Charlie Blackmon, L (1, 9) OBP: 0.362, SLG: 0.403	P6		2B			F7		K		4	0	1	0	0	1	0	<b>Colorado Rockies @ Pittsburgh Pirates</b> PNC Park, Pittsburgh, PA Mon May 08, 2023, 6:37 PM - 8:32 PM EDT Att. 9,596 - Overcast - 71 F			
29 Jurickson Profar, S (1, 7) OBP: 0.304, SLG: 0.359	L8		G6-3			23 1B		K		3	0	0	0	1	1	1				
23 Kris Bryant, R (1, 10)	1B				G1-3		1B			4	0	2	0	0	0	0				
24 Ryan McMahon, L (1, 5) OBP: 0.277, SLG: 0.374	K				L8		G3			4	0	0	0	0	1	3				
35 Elias Diaz, R (1, 2) OBP: 0.381, SLG: 0.480		G1-3			L4					3	0	0	0	0	0	0				
11 Mike Moustakas, L (1, 3) OBP: 0.328, SLG: 0.396	K					14 G4-6-3 1B		K		3	0	1	0	0	2	0				
14 Ezequiel Tovar, R (1, 6) OBP: 0.281, SLG: 0.386	K					G4-6-3 1-2		K		3	0	0	0	0	2	1				
30 Harold Castro, L (1, 4) OBP: 0.254, SLG: 0.273					F7		G3-1			3	0	0	0	0	0	0				
9 Brenton Doyle, R (1, 8) OBP: 0.289, SLG: 0.343							F9			3	0	0	0	0	1	0				
<b>Inning Stats</b>	R: 0 H: 1 E: 0 K: 1 S: 17	H: 1 LOB: 1 BB: 0 P: 21	R: 0 H: 0 E: 0 K: 2 S: 9	H: 0 LOB: 0 BB: 0 P: 13	R: 0 H: 1 E: 0 K: 1 S: 10	H: 1 LOB: 1 BB: 0 P: 12	R: 0 H: 0 E: 0 K: 0 S: 5	H: 0 LOB: 0 BB: 0 P: 8	R: 0 H: 1 E: 0 K: 0 S: 11	H: 1 LOB: 2 BB: 1 P: 17	R: 0 H: 0 E: 0 K: 2 S: 7	H: 0 LOB: 0 BB: 0 P: 9	R: 0 H: 0 E: 0 K: 1 S: 8	H: 0 LOB: 0 BB: 0 P: 8	R: 0 H: 0 E: 0 K: 1 S: 6	H: 0 LOB: 0 BB: 0 P: 7	1B: 3 2B: 1 3B: 0 HR: 0	SF: 0 SAC: 0 DP: 1 HBP: 0	WP: 0 PB: 0 SB: 0 CS: 0	PA: 31
<b>PITCHER</b> 23 Mitch Keller, R (1, 1) ERA: 2.72	IP: 9.0 WLS: W BF: 31 H: 4 R: 0 ER: 0 SO: 8 BB: 1 IBB: 0 HBP: 0 BLK: 0 WP: 0 HR: 0 S: 77 P: 103 ERA: 0.00 WHIP: 0.556															<b>PITCHER</b>				

AB	30
R	0
H	4
RBI	0
BB	1
SO	8
LOB	5



Batter	1	2	3	4	5	6	7	8	9	AB	R	H	RBI	BB	SO	LOB	BOTTOM	
13 Ke'Bryan Hayes, R (1, 5) OBP: 0.313, SLG: 0.366	1B		G6-4-3 1-2			10 G6-4-3 1B		41 CS BB		3	0	2	0	1	0	2	<b>Colorado Rockies @ Pittsburgh Pirates</b> PNC Park, Pittsburgh, PA Mon May 08, 2023, 6:37 PM - 8:32 PM EDT Att. 9,596 - Overcast - 71 F	
10 Bryan Reynolds, S (1, 7) OBP: 0.336, SLG: 0.527	L8				G6-3		G6-4-3 1-2 2-3	F8		4	0	0	0	0	0	4		
22 Andrew McCutchen, R (1, 10) OBP: 0.341, SLG: 0.452	K				G6-3		41 FC4-6 BB	K		3	0	0	0	1	2	2		
41 Carlos Santana, S (1, 3) OBP: 0.338, SLG: 0.397	F7				K		FC4-6	CS		3	0	0	0	0	1	2		
2 Connor Joe, R (1, 9) OBP: 0.359, SLG: 0.548	F7				G5-3		14 HR 1B			3	1	1	0	0	0	0		
3 Ji Hwan Bae, L (9, 8) OBP: 0.300, SLG: 0.326	F7									0	0	0	0	0	0	0		
14 Rodolfo Castro, S (1, 4) OBP: 0.386, SLG: 0.442	G4-3					38 CS 65 1B BB		14 HR		2	1	1	2	1	0	0		
65 Jack Suwinski, L (1, 8) OBP: 0.361, SLG: 0.534						18 FC1-5 38 1B BB		K		2	0	1	0	1	1	0		
38 Chris Owings, R (1, 6) OBP: 0.333, SLG: 0.333						18 FC1-5 1B		G5-3		3	0	1	0	0	1	2		
18 Austin Hedges, R (1, 2) OBP: 0.237, SLG: 0.189					FC1-5 13 G6-4-3		10 G6-4-3 2B	L8		3	0	1	0	0	0	2		
<b>Inning Stats</b>	R: 0 H: 1 E: 0 K: 1 S: 10	H: 1 LOB: 1 BB: 0 P: 15	R: 0 H: 0 E: 0 K: 0 S: 6	H: 0 LOB: 0 BB: 0 P: 8	R: 0 H: 1 E: 0 K: 0 S: 8	H: 1 LOB: 1 BB: 1 P: 15	R: 0 H: 0 E: 0 K: 1 S: 6	H: 0 LOB: 0 BB: 0 P: 9	R: 0 H: 2 E: 0 K: 1 S: 11	H: 2 LOB: 0 BB: 0 P: 17	R: 2 H: 2 E: 0 K: 1 S: 9	H: 0 LOB: 0 BB: 1 P: 16	R: 0 H: 0 E: 0 K: 1 S: 9	H: 0 LOB: 0 BB: 1 P: 16	1B: 5 2B: 3 3B: 0 HR: 1	SF: 0 SAC: 0 DP: 4 HBP: 0	WP: 0 PB: 0 SB: 0 CS: 3	PA: 31
<b>PITCHER</b> 21 Kyle Freeland, L (1, 1) ERA: 3.57	IP: 7.0 WLS: L BF: 27 H: 7 R: 2 ER: 2 SO: 4 BB: 3 IBB: 0 HBP: 0 BLK: 0 WP: 0 HR: 1 S: 60 P: 100 ERA: 2.57 WHIP: 1.429															<b>PITCHER</b>		
52 Daniel Bard, R (8, 1) ERA: 1.29	IP: 1.0 WLS: 3 BF: 0 H: 0 R: 0 ER: 0 SO: 1 BB: 1 IBB: 0 HBP: 0 BLK: 0 WP: 0 HR: 0 S: 9 P: 16 ERA: 0.00 WHIP: 1.000															<b>PITCHER</b>		

AB	26
R	2
H	7
RBI	2
BB	4
SO	5
LOB	14





Batter	1	2	3	4	5	6	7	8	9	AB	R	H	RBI	BB	SO	LOB	TOP				
29 Jurickson Profar, S OBP: 0.313, SLG: 0.378	4-2 BB 23 L1-3		0-1 P3		1-1 G4-3		0-0 1B		3-2 G3-6-3	4	0	1	1	1	0	1					
14 Ezequiel Tovar, R OBP: 0.289, SLG: 0.361	1-2 F8			4-2 25 S BB	1-2 F7		2-3 K		0-1 G5-3	4	1	0	0	1	1	4					
23 Kris Bryant, R OBP: 0.380, SLG: 0.451	0-1 L1-3			1-2 F9	0-3 K		1-3 K			4	0	0	0	0	2	5					
25 C.J. Cron, R OBP: 0.290, SLG: 0.441		1-2 2B		3-3 K		0-2 P5	2-2 G6-3			4	0	1	0	0	1	4					
15 Randal Grichuk, R OBP: 0.425, SLG: 0.528	1-1 F7			1-0 24 E 16 1B 2B		1-3 K		1-3 K		4	1	1	1	0	2	1					
24 Ryan McMahon, L OBP: 0.274, SLG: 0.379	1-1 F9			2-2 E1 16 1B 13 1B		3-2 G3		3-2 13 S 1B		4	1	1	0	0	0	2					
16 Austin Wynns, R OBP: 0.304, SLG: 0.263	2-3 K			2-2 13 1B				2-3 K		3	1	1	1	1	2	2					
13 Alan Trejo, R OBP: 0.284, SLG: 0.333			1-3 K	3-2 9 S 1B				2-2 F7		4	0	2	1	0	1	1					
9 Brenton Doyle, R OBP: 0.275, SLG: 0.324			0-3 K	2-3 1 SAFE F7				1-2 29 1B G3-6-3		2	0	0	0	0	2	2					
19 Charlie Blackmon, L OBP: 0.376, SLG: 0.411				1-2 K				1-2 29 1B		1	0	1	0	1	0	0					
<b>Inning Stats</b>	R: 0 E: 0 K: 0 S: 7	H: 0 LOB: 0 BB: 1 P: 12	R: 0 E: 0 K: 1 S: 12	H: 1 LOB: 1 BB: 0 P: 17	R: 0 E: 0 K: 2 S: 8	H: 0 LOB: 0 BB: 0 P: 9	R: 3 E: 1 K: 2 S: 27	H: 3 LOB: 2 BB: 1 P: 45	R: 0 E: 0 K: 1 S: 9	H: 0 LOB: 0 BB: 0 P: 13	R: 1 E: 0 K: 2 S: 22	H: 2 LOB: 3 BB: 2 P: 35	R: 0 E: 0 K: 2 S: 16	H: 1 LOB: 1 BB: 0 P: 24	R: 0 E: 0 K: 0 S: 9	H: 1 LOB: 0 BB: 0 P: 13	1B: 6 2B: 3 3B: 0 HR: 0	SF: 0 SAC: 0 DP: 2 HBP: 0	WP: 0 PB: 0 SB: 3 CS: 0	PA: 38	
<b>PITCHER</b>	IP WLS BF H R ER SO	IP WLS BF H R ER SO	IP WLS BF H R ER SO	IP WLS BF H R ER SO	IP WLS BF H R ER SO	IP WLS BF H R ER SO	IP WLS BF H R ER SO	IP WLS BF H R ER SO	IP WLS BF H R ER SO	IP WLS BF H R ER SO	IP WLS BF H R ER SO	IP WLS BF H R ER SO	IP WLS BF H R ER SO	IP WLS BF H R ER SO	IP WLS BF H R ER SO	IP WLS BF H R ER SO	ERA WHIP	ERA WHIP	ERA WHIP	ERA WHIP	
44 Rich Hill, L ERA: 4.35	3.2 17 4 3 1 4																2.46 1.636				
36 Daulton Moreta, R ERA: 2.5	2.0 6 0 0 0 3																0.00 0.000				
61 Jose Hernandez, L ERA: 2.25	0.1 1 0 0 0 0																0.00 0.000				
43 Robert Stephenson, R ERA: 2.0	1.0 7 2 1 1 2																9.00 4.000				
35 Colin Holderman, R ERA: 3.0	1.0 4 1 0 0 2																0.00 1.000				

Colorado Rockies @ Pittsburgh Pirates  
PNC Park, Pittsburgh, PA  
Wed May 10 2023, 12:36 PM - 3:43 PM EDT  
Att: 13,491 - Cloudy - 66 F

AB 34  
R 4  
H 8  
RBI 4  
BB 4  
SO 11  
LOB 22



Batter	1	2	3	4	5	6	7	8	9	AB	R	H	RBI	BB	SO	LOB	BOTTOM				
13 Ke'Bryan Hayes, R OBP: 0.309, SLG: 0.362	2-0 G6-3		0-1 P4		2-3 K			0-3 K		4	0	0	0	0	2	0					
10 Bryan Reynolds, S OBP: 0.336, SLG: 0.522	0-0 G4-3					4-0 41 WP 14 L BB		1-3 K		3	1	1	0	1	1	0					
22 Andrew McCutchen, R OBP: 0.366, SLG: 0.491	3-2 1B		3-2 2H HR		3-2 41 WP 1B			4-2 BB		3	1	3	2	1	0	0					
41 Carlos Santana, S OBP: 0.336, SLG: 0.381	3-3 K		3-3 K		4-2 BB			2-3 K		3	0	0	0	1	3	2					
2 Connor Joe, R OBP: 0.374, SLG: 0.538		4-2 30 CS BB		4-2 38 CS BB		3-3 K		1-1 L9		2	0	0	0	2	1	3					
65 Jack Suwinski, L OBP: 0.351, SLG: 0.505		0-1 L9		1-3 K		0-1 L		4-1 3 2B BB		2	0	0	0	0	1	2					
14 Rodolfo Castro, S OBP: 0.365, SLG: 0.433						3-H				1	0	0	0	1	0	3					
30 Tucupita Marcano, L OBP: 0.339, SLG: 0.386	3-1 F7							3-3 K		2	1	1	1	0	0	1					
26 Miguel Andujar, R OBP: 0.241, SLG: 0.444	1-2 HR							4-1 K		2	0	0	0	0	1	1					
38 Chris Owings, R OBP: 0.143, SLG: 0.143	2-0 G6-3			1-2 CS		0-3 K		0-0 K		3	0	0	0	0	1	0					
3 Ji Hwan Bae, L OBP: 0.298, SLG: 0.333				1-2 K				1-3 2B		1	0	1	0	0	0	0					
18 Austin Hedges, R OBP: 0.226, SLG: 0.179			2-1 G5-3		3-3 K			3-3 K		3	0	0	0	0	2	0					
54 Joshua Palacios, L OBP: 0.298, SLG: 0.333								3-3 K		1	0	0	0	0	1	2					
<b>Inning Stats</b>	R: 0 E: 0 K: 1 S: 10	H: 1 LOB: 1 BB: 0 P: 18	R: 1 E: 0 K: 0 S: 10	H: 1 LOB: 1 BB: 1 P: 19	R: 2 E: 0 K: 1 S: 12	H: 2 LOB: 0 BB: 0 P: 20	R: 0 E: 0 K: 1 S: 8	H: 0 LOB: 0 BB: 1 P: 14	R: 0 E: 0 K: 2 S: 9	H: 1 LOB: 2 BB: 0 P: 14	R: 0 E: 0 K: 1 S: 12	H: 0 LOB: 0 BB: 0 P: 26	R: 0 E: 0 K: 3 S: 13	H: 0 LOB: 1 BB: 1 P: 20	R: 0 E: 0 K: 2 S: 10	H: 1 LOB: 2 BB: 1 P: 21	1B: 2 2B: 3 3B: 0 HR: 2	SF: 0 SAC: 0 DP: 1 HBP: 0	WP: 1 PB: 0 SB: 0 CS: 2	PA: 37	
<b>PITCHER</b>	IP WLS BF H R ER SO	IP WLS BF H R ER SO	IP WLS BF H R ER SO	IP WLS BF H R ER SO	IP WLS BF H R ER SO	IP WLS BF H R ER SO	IP WLS BF H R ER SO	IP WLS BF H R ER SO	IP WLS BF H R ER SO	IP WLS BF H R ER SO	IP WLS BF H R ER SO	IP WLS BF H R ER SO	IP WLS BF H R ER SO	IP WLS BF H R ER SO	IP WLS BF H R ER SO	IP WLS BF H R ER SO	ERA WHIP	ERA WHIP	ERA WHIP	ERA WHIP	
49 Antonio Senzatele, R ERA: 4.7	2.2 12 0 0 0 4																10.12 1.875				
20 Peter Lambert, R ERA: 1.23	2.1 7 0 0 0 4																0.00 0.429				
52 Daniel Bard, R ERA: 1.23	0.1 4 1 0 0 1																0.00 9.000				
55 Brad Hand, L ERA: 3.14	1.2 4 0 0 0 2																0.00 0.000				
61 Justin Lawrence, R ERA: 1.4	1.0 4 0 0 0 3																0.00 1.000				

Colorado Rockies @ Pittsburgh Pirates  
PNC Park, Pittsburgh, PA  
Wed May 10 2023, 12:36 PM - 3:43 PM EDT  
Att: 13,491 - Cloudy - 66 F

AB 30  
R 3  
H 6  
RBI 3  
BB 6  
SO 13  
LOB 14



Batter	1	2	3	4	5	6	7	8	9	AB	R	H	RBI	BB	SO	LOB	TOP				
7 Trea Turner, R (1, 6) OBP: 0.304, SLG: 0.410										4	1	1	0	0	2	0	<b>Philadelphia Phillies @ Colorado Rockies</b> Coors Field, Denver, CO Fri May 12 2023, 6:40 PM - 8:55 PM MDT Att: 32,038 - Overcast - 59 F				
28 Alec Bohm, R (1, 3) OBP: 0.342, SLG: 0.407										3	2	1	1	1	0	0					
3 Bryce Harper, L (1, 10)										4	1	2	2	0	2	0					
8 Nick Castellanos, R (1, 9)										4	1	0	0	0	1	1					
12 Kyle Schwarber, L (1, 7) OBP: 0.304, SLG: 0.413										4	1	1	2	0	2	0					
10 J.T. Realmuto, R (1, 2) OBP: 0.305, SLG: 0.488										2	0	1	0	0	0	0					
21 Garrett Stubbs, L (7, PH) OBP: 0.240, SLG: 0.217										2	0	1	0	0	1	0					
33 Edmundo Sosa, R (1, 5) OBP: 0.309, SLG: 0.438										4	0	0	0	0	1	1					
2 Josh Harrison, R (1, 4) OBP: 0.250, SLG: 0.286										3	0	0	0	0	0	0					
18 Dalton Guthrie, R (1, 8)										2	0	0	0	0	1	0					
16 Brandon Marsh, L (8, PH) OBP: 0.413, SLG: 0.570										1	0	0	0	0	1	0					
<b>Inning Stats</b>	R: 0 E: 0 K: 2 S: 7	H: 0 LOB: 0 BB: 0 P: 10	R: 0 E: 0 K: 0 S: 7	H: 0 LOB: 0 BB: 0 P: 12	R: 0 E: 0 K: 0 S: 4	H: 0 LOB: 0 BB: 0 P: 4	R: 0 E: 0 K: 1 S: 8	H: 0 LOB: 0 BB: 0 P: 12	R: 0 E: 0 K: 1 S: 7	H: 1 LOB: 1 BB: 0 P: 9	R: 0 E: 0 K: 1 S: 7	H: 0 LOB: 0 BB: 0 P: 9	R: 3 E: 0 K: 1 S: 16	H: 4 LOB: 1 BB: 0 P: 25	R: 3 E: 0 K: 2 S: 13	H: 2 LOB: 0 BB: 1 P: 24	R: 0 E: 0 K: 3 S: 9	H: 0 LOB: 0 BB: 0 P: 11	1B: 1 2B: 4 3B: 0 HR: 2	SF: 0 SAC: 0 DP: 0 HBP: 0	WP: 0 PA: 34 PB: 0 CS: 1
<b>PITCHER</b>	IP WLS BF H R ER SO BB IBB HBP BLK WP HR S P ERA WHIP																				
26 Austin Gomber, L (1, 1) ERA: 6.3	6.2		24	5	3	3	6	0	0	0	0	0	0	2	55	77	4.05	0.750			
61 Justin Lawrence, R (7, 1) ERA: 2.18	1.1	L	7	2	3	2	2	1	0	0	0	0	0	0	14	28	13.50	2.250			
55 Brad Hand, L (9, 1) ERA: 2.93	1.0		3	0	0	0	3	0	0	0	0	0	0	9	11	0.00	0.000				

Batter	1	2	3	4	5	6	7	8	9	AB	R	H	RBI	BB	SO	LOB	BOTTOM				
19 Charlie Blackmon, L (1, 10) OBP: 0.375, SLG: 0.409										3	1	1	1	0	0	0	<b>Philadelphia Phillies @ Colorado Rockies</b> Coors Field, Denver, CO Fri May 12 2023, 6:40 PM - 8:55 PM MDT Att: 32,038 - Overcast - 59 F				
29 Jurickson Profar, S (1, 7) OBP: 0.318, SLG: 0.369										4	0	2	0	0	0	0					
23 Kris Bryant, R (1, 9) OBP: 0.383, SLG: 0.453										4	0	2	0	0	1	3					
25 C.J. Cron, R (1, 3) OBP: 0.282, SLG: 0.431										3	0	0	1	0	1	3					
35 Elias Diaz, R (1, 2) OBP: 0.385, SLG: 0.468										4	0	1	0	0	0	2					
24 Ryan McMahon, L (1, 5) OBP: 0.280, SLG: 0.350										4	1	2	0	0	2	1					
15 Randal Grichuk, R (1, 8) OBP: 0.409, SLG: 0.500										4	1	1	0	0	2	3					
30 Harold Castro, L (1, 4) ERA: 5.75										2	0	0	0	0	0	1					
13 Alan Trejo, R (7, PH) OBP: 0.250, SLG: 0.329										1	0	0	0	0	1	2					
11 Mike Moustakas, L (9, PH) OBP: 0.323, SLG: 0.389										1	0	0	0	0	1	1					
14 Ezequiel Tovar, R (1, 6) OBP: 0.271, SLG: 0.360										3	0	1	1	0	0	1					
<b>Inning Stats</b>	R: 0 E: 0 K: 0 S: 8	H: 1 LOB: 1 BB: 0 P: 11	R: 0 E: 0 K: 1 S: 8	H: 1 LOB: 0 BB: 0 P: 10	R: 0 E: 0 K: 0 S: 5	H: 0 LOB: 0 BB: 0 P: 6	R: 0 E: 0 K: 1 S: 6	H: 1 LOB: 1 BB: 0 P: 9	R: 0 E: 0 K: 0 S: 9	H: 1 LOB: 0 BB: 0 P: 14	R: 1 E: 0 K: 0 S: 12	H: 2 LOB: 1 BB: 0 P: 17	R: 2 E: 1 K: 2 S: 12	H: 2 LOB: 0 BB: 0 P: 14	R: 0 E: 0 K: 1 S: 9	H: 1 LOB: 0 BB: 0 P: 14	R: 0 E: 0 K: 3 S: 17	H: 1 LOB: 1 BB: 0 P: 21	1B: 8 2B: 3 3B: 0 HR: 0	SF: 2 SAC: 0 DP: 2 HBP: 0	WP: 1 PA: 36 PB: 0 CS: 1
<b>PITCHER</b>	IP WLS BF H R ER SO BB IBB HBP BLK WP HR S P ERA WHIP																				
99 Tajuan Walker, R (1, 1) ERA: 3.03	6.0		25	7	3	3	3	0	0	0	0	0	0	0	7	8	0.00	1.000			
25 Matt Strahm, L (7, 1) ERA: 3.03	1.0	W	3	1	0	0	1	0	0	0	0	0	0	7	8	0.00	1.000				
58 Seranthony Dominguez, R (1, 1) ERA: 4.41	1.0	H	3	1	0	0	1	0	0	0	0	0	0	9	14	0.00	1.000				
31 Craig Kimbrel, R (9, 1) ERA: 6.6	1.0	S	4	1	0	0	3	0	0	0	0	0	0	17	21	0.00	1.000				



Batter	1	2	3	4	5	6	7	8	9	AB	R	H	RBI	BB	SO	LOB	TOP										
5 Bryson Stott, L OBP: 0.313, SLG: 0.369	G3	G6-3		G6-3 7 2B				G6-3		5	0	2	0	0	0	1	<b>Philadelphia Phillies @ Colorado Rockies</b> Coors Field, Denver, CO Sat May 13 2023, 6:12 PM - 9:03 PM MDT Att: 34,006 - Overcast - 57 F										
7 Trea Turner, R OBP: 0.307, SLG: 0.402	3 8 1B BB	F7		G6-3 2-3			G4-3		3	2	0	0	2	0	3												
3 Bryce Harper, L OBP: 0.439, SLG: 0.611	12 28 1B BB			K			G3		4	2	2	2	1	1	1												
8 Nick Castellanos, R OBP: 0.374, SLG: 0.517	12 28 1B 2H						K		4	1	3	1	1	1	0												
12 Kyle Schwarber, L OBP: 0.301, SLG: 0.401 18 Dalton Guthrie, R (9.7)	16 28 23 G3 BB			F7			P4		4	1	0	0	1	1	4												
28 Alec Bohm, R OBP: 0.338, SLG: 0.400	23 16 G3 1B			K			K		5	0	1	2	0	1	2												
16 Brandon Marsh, L OBP: 0.408, SLG: 0.555	23 G3 BB			K			L7		3	0	0	0	1	1	0												
23 Kody Clemens, L OBP: 0.231, SLG: 0.459	G3			K			5 1B		4	1	2	1	0	1	2												
21 Garrett Stubbs, L OBP: 0.241, SLG: 0.222	G4-3			K			F8		4	0	1	1	0	1	3												
	R: 4 E: 0 K: 0 S: 19	H: 2 LOB: 2 BB: 4 P: 40	R: 0 E: 0 K: 0 S: 10	H: 2 LOB: 2 BB: 0 P: 15	R: 0 E: 0 K: 2 S: 7	H: 0 LOB: 0 BB: 0 P: 8	R: 0 E: 0 K: 2 S: 9	H: 1 LOB: 1 BB: 0 P: 14	R: 0 E: 0 K: 1 S: 12	H: 1 LOB: 1 BB: 0 P: 19	R: 0 E: 0 K: 0 S: 11	H: 2 LOB: 2 BB: 0 P: 16	R: 0 E: 0 K: 1 S: 7	H: 0 LOB: 0 BB: 0 P: 10	R: 1 E: 0 K: 0 S: 14	H: 2 LOB: 1 BB: 0 P: 19		R: 2 E: 0 K: 1 S: 13	H: 1 LOB: 0 BB: 2 P: 23	1B: 7 2B: 4 3B: 0 HR: 1	SF: 0 SAC: 0 DP: 2 HBP: 0	WP: 1 PB: 0 SB: 1 CS: 1	PA: 42				
PITCHER	IP	WLS	BF	H	R	ER	SO	BB	IBB	HBP	BLK	WP	HR	S	P	ERA	WHIP										
18 Ryan Felner, R ERA: 5.86	1.2	L	13	4	4	4	0	4	0	0	0	0	0	28	53	21.60	4.800										
20 Peter Lambert, R ERA:	3.1		11	2	0	0	5	0	0	0	0	0	0	29	43	0.00	0.600										
39 Brent Suter, L ERA: 1.08	2.0		8	2	0	0	1	0	0	0	0	0	0	18	26	0.00	1.000										
59 Jake Bird, R ERA: 3.12	1.0		5	2	1	1	0	0	0	0	0	1	0	14	19	9.00	2.000										
36 Pierce Johnson, R ERA: 5.28	1.0		5	1	2	2	1	2	0	0	0	0	1	13	23	18.00	3.000										
Batter	1	2	3	4	5	6	7	8	9	AB	R	H	RBI	BB	SO	LOB	BOTTOM										
29 Jurickson Profar, S OBP: 0.321, SLG: 0.404	G5-3		25 2B							5	1	2	0	0	0		<b>Philadelphia Phillies @ Colorado Rockies</b> Coors Field, Denver, CO Sat May 13 2023, 6:12 PM - 9:03 PM MDT Att: 34,006 - Overcast - 57 F										
23 Kris Bryant, R OBP: 0.371, SLG: 0.437	G3		K						5	0	0	0	0	2	2												
35 Elias Diaz, R OBP: 0.381, SLG: 0.460	1B		L8						4	0	1	0	0	1	1												
25 C.J. Cron, R OBP: 0.281, SLG: 0.433	K		24 2B						4	2	1	1	0	1	1												
15 Randal Grichuk, R OBP: 0.417, SLG: 0.512		24 FC1-6 2B	24 2B						3	0	1	0	1	2	1												
24 Ryan McMahon, L OBP: 0.292, SLG: 0.410		14 1B 13 SF9							3	1	2	1	1	0	1												
14 Ezequiel Tovar, R OBP: 0.270, SLG: 0.357			K						4	0	1	1	0	1	4												
13 Alan Trejo, R OBP: 0.266, SLG: 0.316		SF9							3	0	0	1	0	1	2												
9 Brenton Doyle, R OBP: 0.250, SLG: 0.293		K							4	0	0	0	0	2	2												
	R: 0 E: 0 K: 1 S: 12	H: 1 LOB: 1 BB: 0 P: 19	R: 1 E: 0 K: 1 S: 11	H: 2 LOB: 1 BB: 0 P: 15	R: 2 E: 0 K: 2 S: 13	H: 3 LOB: 2 BB: 1 P: 25	R: 0 E: 0 K: 0 S: 8	H: 1 LOB: 1 BB: 0 P: 13	R: 0 E: 0 K: 1 S: 8	H: 0 LOB: 0 BB: 0 P: 10	R: 0 E: 0 K: 1 S: 12	H: 0 LOB: 0 BB: 1 P: 17	R: 0 E: 0 K: 2 S: 12	H: 0 LOB: 0 BB: 0 P: 21	R: 1 E: 1 K: 2 S: 10	H: 1 LOB: 1 BB: 0 P: 16		R: 0 E: 0 K: 0 S: 6	H: 0 LOB: 0 BB: 0 P: 10	1B: 2 2B: 6 3B: 0 HR: 0	SF: 1 SAC: 0 DP: 0 HBP: 0	WP: 0 PB: 0 SB: 1 CS: 0	PA: 38				
PITCHER	IP	WLS	BF	H	R	ER	SO	BB	IBB	HBP	BLK	WP	HR	S	P	ERA	WHIP										
55 Ranger Suárez, L ERA: 6.75	4.0		20	7	3	3	4	1	0	0	0	0	0	44	72	6.75	2.000										
75 Connor Brogdon, R ERA: 2.51	2.0	W	7	0	0	0	2	1	0	0	0	0	0	20	27	0.00	0.500										
64 Andrew Bellatti, R ERA: 5.59	1.0	H	3	0	0	0	2	0	0	0	0	0	0	12	21	0.00	0.000										
68 Jeff Hoffman, R ERA:	1.0	H	5	1	1	0	2	0	0	0	0	0	0	10	16	0.00	1.000										
30 Gregory Soto, L ERA: 4.0	1.0	S	3	0	0	0	0	0	0	0	0	0	0	6	10	0.00	0.000										



Batter	1	2	3	4	5	6	7	8	9	AB	R	H	RBI	BB	SO	LOB	TOP						
5 Bryson Stott, L OBP: 0.316, SLG: 0.370										5	0	2	0	0	1	3							
7 Trea Turner, R OBP: 0.311, SLG: 0.405										4	0	2	0	0	0	1							
3 Bryce Harper, L OBP: 0.409, SLG: 0.564										3	0	0	0	0	2	3							
23 Kody Clemens, L OBP: 0.225, SLG: 0.447										1	0	0	0	0	1	1							
8 Nick Castellanos, R OBP: 0.365, SLG: 0.503										4	0	0	0	0	1	4							
12 Kyle Schwarber, L OBP: 0.294, SLG: 0.390										4	0	0	0	0	2	4							
10 J.T. Realmuto, R OBP: 0.311, SLG: 0.496										4	0	2	0	0	1	1							
28 Alec Bohm, R OBP: 0.341, SLG: 0.399										3	0	1	0	1	0	1							
16 Brandon Marsh, L OBP: 0.410, SLG: 0.545										2	0	0	0	2	1	2							
33 Edmundo Sosa, R OBP: 0.296, SLG: 0.419										4	0	0	0	0	1	6							
<b>Inning Stats</b>	R: 0 E: 0 K: 3 S: 12	H: 1 LOB: 1 BB: 0 P: 14	R: 0 E: 0 K: 0 S: 10	H: 1 LOB: 2 BB: 1 P: 15	R: 0 E: 0 K: 1 S: 11	H: 2 LOB: 2 BB: 0 P: 18	R: 0 E: 0 K: 1 S: 8	H: 0 LOB: 0 BB: 0 P: 9	R: 0 E: 0 K: 0 S: 9	H: 0 LOB: 0 BB: 0 P: 14	R: 0 E: 1 K: 3 S: 11	H: 0 LOB: 1 BB: 0 P: 18	R: 0 E: 0 K: 0 S: 8	H: 0 LOB: 1 BB: 2 P: 20	R: 0 E: 0 K: 1 S: 7	H: 1 LOB: 1 BB: 0 P: 12	R: 0 E: 0 K: 2 S: 15	H: 2 LOB: 2 BB: 0 P: 19	1B: 6 2B: 1 3B: 0 HR: 0	SF: 0 SAC: 0 DP: 1 HBP: 0	WP: 0 PB: 0 SB: 1 CS: 0	PA: 37	
<b>PITCHER</b>	IP WLS BF H R ER SO BB IBB HBP BLK WP HR S P ERA WHIP	IP WLS BF H R ER SO BB IBB HBP BLK WP HR S P ERA WHIP	IP WLS BF H R ER SO BB IBB HBP BLK WP HR S P ERA WHIP	IP WLS BF H R ER SO BB IBB HBP BLK WP HR S P ERA WHIP	IP WLS BF H R ER SO BB IBB HBP BLK WP HR S P ERA WHIP	IP WLS BF H R ER SO BB IBB HBP BLK WP HR S P ERA WHIP	IP WLS BF H R ER SO BB IBB HBP BLK WP HR S P ERA WHIP	IP WLS BF H R ER SO BB IBB HBP BLK WP HR S P ERA WHIP	IP WLS BF H R ER SO BB IBB HBP BLK WP HR S P ERA WHIP	IP WLS BF H R ER SO BB IBB HBP BLK WP HR S P ERA WHIP	IP WLS BF H R ER SO BB IBB HBP BLK WP HR S P ERA WHIP	IP WLS BF H R ER SO BB IBB HBP BLK WP HR S P ERA WHIP	IP WLS BF H R ER SO BB IBB HBP BLK WP HR S P ERA WHIP	IP WLS BF H R ER SO BB IBB HBP BLK WP HR S P ERA WHIP	IP WLS BF H R ER SO BB IBB HBP BLK WP HR S P ERA WHIP	IP WLS BF H R ER SO BB IBB HBP BLK WP HR S P ERA WHIP	IP WLS BF H R ER SO BB IBB HBP BLK WP HR S P ERA WHIP	IP WLS BF H R ER SO BB IBB HBP BLK WP HR S P ERA WHIP	IP WLS BF H R ER SO BB IBB HBP BLK WP HR S P ERA WHIP	IP WLS BF H R ER SO BB IBB HBP BLK WP HR S P ERA WHIP	IP WLS BF H R ER SO BB IBB HBP BLK WP HR S P ERA WHIP	IP WLS BF H R ER SO BB IBB HBP BLK WP HR S P ERA WHIP	IP WLS BF H R ER SO BB IBB HBP BLK WP HR S P ERA WHIP

Philadelphia Phillies @ Colorado Rockies  
Coors Field, Denver, CO  
Sun May 14 2023, 1:10 PM - 3:43 PM MDT  
Att: 30,325 - Cloudy - 55 F

AB 34  
R 0  
H 7  
RBI 0  
BB 3  
SO 11  
LOB 26



Batter	1	2	3	4	5	6	7	8	9	AB	R	H	RBI	BB	SO	LOB	BOTTOM						
19 Charlie Blackmon, L OBP: 0.378, SLG: 0.420										4	2	2	0	0	0	1							
29 Jurickson Profar, S OBP: 0.319, SLG: 0.396										3	1	0	0	1	0	1							
23 Kris Bryant, R OBP: 0.374, SLG: 0.438										4	0	2	1	0	1	0							
25 C.J. Cron, R OBP: 0.277, SLG: 0.426										2	0	0	1	0	0	1							
11 Mike Moustakas, L OBP: 0.313, SLG: 0.375										2	0	0	0	0	0	1							
35 Elias Diaz, R OBP: 0.380, SLG: 0.457										3	0	1	0	0	0	0							
24 Ryan McMahon, L OBP: 0.287, SLG: 0.401										3	0	0	0	0	0	2							
14 Ezequiel Tovar, R OBP: 0.284, SLG: 0.348										3	0	0	0	0	2	0							
30 Harold Castro, L OBP: 0.250, SLG: 0.270										3	0	0	0	0	2	0							
9 Brenton Doyle, R OBP: 0.255, SLG: 0.364										3	1	1	1	0	0	0							
<b>Inning Stats</b>	R: 2 E: 1 K: 0 S: 15	H: 3 LOB: 1 BB: 1 P: 25	R: 0 E: 0 K: 1 S: 13	H: 0 LOB: 1 BB: 0 P: 19	R: 0 E: 0 K: 0 S: 8	H: 0 LOB: 0 BB: 0 P: 12	R: 0 E: 0 K: 0 S: 3	H: 0 LOB: 0 BB: 0 P: 6	R: 2 E: 0 K: 1 S: 11	H: 3 LOB: 1 BB: 0 P: 19	R: 0 E: 0 K: 1 S: 9	H: 0 LOB: 0 BB: 0 P: 12	R: 0 E: 0 K: 1 S: 6	H: 0 LOB: 0 BB: 0 P: 9	R: 0 E: 0 K: 1 S: 7	H: 0 LOB: 0 BB: 0 P: 13	R: 0 E: 0 K: 1 S: 7	H: 0 LOB: 0 BB: 0 P: 13	1B: 4 2B: 1 3B: 0 HR: 1	SF: 0 SAC: 0 DP: 0 HBP: 0	WP: 0 PB: 0 SB: 1 CS: 1	PA: 32	
<b>PITCHER</b>	IP WLS BF H R ER SO BB IBB HBP BLK WP HR S P ERA WHIP	IP WLS BF H R ER SO BB IBB HBP BLK WP HR S P ERA WHIP	IP WLS BF H R ER SO BB IBB HBP BLK WP HR S P ERA WHIP	IP WLS BF H R ER SO BB IBB HBP BLK WP HR S P ERA WHIP	IP WLS BF H R ER SO BB IBB HBP BLK WP HR S P ERA WHIP	IP WLS BF H R ER SO BB IBB HBP BLK WP HR S P ERA WHIP	IP WLS BF H R ER SO BB IBB HBP BLK WP HR S P ERA WHIP	IP WLS BF H R ER SO BB IBB HBP BLK WP HR S P ERA WHIP	IP WLS BF H R ER SO BB IBB HBP BLK WP HR S P ERA WHIP	IP WLS BF H R ER SO BB IBB HBP BLK WP HR S P ERA WHIP	IP WLS BF H R ER SO BB IBB HBP BLK WP HR S P ERA WHIP	IP WLS BF H R ER SO BB IBB HBP BLK WP HR S P ERA WHIP	IP WLS BF H R ER SO BB IBB HBP BLK WP HR S P ERA WHIP	IP WLS BF H R ER SO BB IBB HBP BLK WP HR S P ERA WHIP	IP WLS BF H R ER SO BB IBB HBP BLK WP HR S P ERA WHIP	IP WLS BF H R ER SO BB IBB HBP BLK WP HR S P ERA WHIP	IP WLS BF H R ER SO BB IBB HBP BLK WP HR S P ERA WHIP	IP WLS BF H R ER SO BB IBB HBP BLK WP HR S P ERA WHIP	IP WLS BF H R ER SO BB IBB HBP BLK WP HR S P ERA WHIP	IP WLS BF H R ER SO BB IBB HBP BLK WP HR S P ERA WHIP	IP WLS BF H R ER SO BB IBB HBP BLK WP HR S P ERA WHIP	IP WLS BF H R ER SO BB IBB HBP BLK WP HR S P ERA WHIP	IP WLS BF H R ER SO BB IBB HBP BLK WP HR S P ERA WHIP

Philadelphia Phillies @ Colorado Rockies  
Coors Field, Denver, CO  
Sun May 14 2023, 1:10 PM - 3:43 PM MDT  
Att: 30,325 - Cloudy - 55 F

AB 30  
R 4  
H 6  
RBI 3  
BB 1  
SO 5  
LOB 6



Batter	1	2	3	4	5	6	7	8	9	AB	R	H	RBI	BB	SO	LOB	TOP			
6 Jonathan India, R OBP: 0.388, SLG: 0.437			G4-3			K		K		5	1	2	1	0	2	0	<b>Cincinnati Reds @ Colorado Rockies</b> Coors Field, Denver, CO Mon May 15 2023, 6:42 PM - 9:32 PM MDT Att: 20,259 - Cloudy - 63 F			
9 Matt McLain, R OBP: 0.400, SLG: 0.500				K		G6-3				4	2	1	0	1	1	2				
27 Jake Fraley, L OBP: 0.367, SLG: 0.455						P5		F7		5	0	2	1	0	0	1				
7 Spencer Steer, R OBP: 0.335, SLG: 0.444			P4					L8		5	1	3	1	0	0	1				
37 Tyler Stephenson, R OBP: 0.337, SLG: 0.345	K		G6-3					K	P3	5	1	1	1	0	2	4				
15 Nick Senzel, R OBP: 0.355, SLG: 0.418										2	1	1	1	1	3	0		0		
31 Henry Ramos, S OBP: 0.348, SLG: 0.317		F9						CS		4	2	2	0	1	0	3				
4 Wil Myers, R OBP: 0.252, SLG: 0.311		K	SH1-3			K		SF8		2	0	0	1	0	2	4				
17 Stuart Fairchild, R OBP: 0.330, SLG: 0.347		G5-3						K		3	0	0	1	0	2	3				
<b>Inning Stats</b>	R: 1 E: 0 K: 1 S: 13	H: 3 LOB: 1 BB: 0 P: 17	R: 0 E: 0 K: 1 S: 10	H: 0 LOB: 1 BB: 1 P: 17	R: 1 E: 0 K: 0 S: 9	H: 2 LOB: 1 BB: 0 P: 18	R: 2 E: 0 K: 1 S: 10	H: 1 LOB: 1 BB: 1 P: 14	R: 0 E: 0 K: 2 S: 15	H: 0 LOB: 0 BB: 1 P: 27	R: 0 E: 0 K: 1 S: 10	H: 0 LOB: 1 BB: 1 P: 19	R: 1 E: 0 K: 2 S: 11	H: 1 LOB: 0 BB: 0 P: 15	R: 1 E: 0 K: 0 S: 8	H: 2 LOB: 2 BB: 1 P: 19		1B: 8 2B: 4 3B: 0 HR: 0	SF: 2 SAC: 1 DP: 0 HBP: 0	WP: 2 PB: 0 SB: 1 CS: 1
<b>PITCHER</b>	IP WLS BF H R ER SO BB IBB HBP BLK WP HR S P ERA WHIP																			
43 Connor Seabold, R ERA: 5.14	(1, 1) 4.1 24 8 6 4 3 3 0 0 0 0 1 0 49 80 8.31 2.538																			
39 Brent Suter, L ERA: 1.01	(5, 1) 1.2 6 1 0 0 3 0 0 0 0 0 1 0 17 26 0.00 0.600																			
52 Daniel Bard, R ERA: 1.08	(7, 1) 1.0 W 3 0 0 0 1 1 0 0 0 0 0 0 11 19 0.00 1.000																			
55 Brad Hand, L ERA: 3.31	(8, 1) 1.0 H 4 1 1 1 2 0 0 0 0 0 0 0 11 15 9.00 1.000																			
36 Pierce Johnson, R ERA: 5.51	(9, 1) 1.0 S 6 2 1 1 0 1 0 0 0 0 0 0 8 19 9.00 3.000																			
<b>AB</b>											35									
<b>R</b>											8									
<b>H</b>											12									
<b>RBI</b>											7									
<b>BB</b>											5									
<b>SO</b>											9									
<b>LOB</b>											18									
<b>Batter</b>	<b>1</b>	<b>2</b>	<b>3</b>	<b>4</b>	<b>5</b>	<b>6</b>	<b>7</b>	<b>8</b>	<b>9</b>	<b>AB</b>	<b>R</b>	<b>H</b>	<b>RBI</b>	<b>BB</b>	<b>SO</b>	<b>LOB</b>	<b>BOTTOM</b>			
19 Charlie Blackmon, L OBP: 0.373, SLG: 0.426				G3-1		G6-3		K		5	0	1	2	0	2	0	<b>Cincinnati Reds @ Colorado Rockies</b> Coors Field, Denver, CO Mon May 15 2023, 6:42 PM - 9:32 PM MDT Att: 20,259 - Cloudy - 63 F			
24 Ryan McMahon, L OBP: 0.296, SLG: 0.400										3	1	1	0	2	2	1				
23 Kris Bryant, R OBP: 0.363, SLG: 0.424			F8			L9		F7		5	0	0	0	0	1	3				
11 Mike Moustakas, L OBP: 0.310, SLG: 0.417										4	1	1	1	0	1	2				
4 Michael Toglia, S				G3						0	0	0	0	0	0	0				
15 Randal Grichuk, R OBP: 0.442, SLG: 0.543						G5-3				3	2	2	0	1	0	0				
30 Harold Castro, L OBP: 0.276, SLG: 0.313						G4-3				4	1	3	3	0	0	0				
14 Ezequiel Tovar, R OBP: 0.257, SLG: 0.338						K		K		4	0	0	0	0	4	4				
16 Austin Wynns, R OBP: 0.296, SLG: 0.261						G5-3				4	1	1	0	0	1	1				
9 Brenton Doyle, R OBP: 0.294, SLG: 0.542						P3				4	3	3	3	0	0	0				
<b>Inning Stats</b>	R: 0 E: 0 K: 2 S: 11	H: 0 LOB: 0 BB: 0 P: 14	R: 4 E: 0 K: 3 S: 21	H: 5 LOB: 1 BB: 0 P: 32	R: 0 E: 0 K: 2 S: 15	H: 2 LOB: 2 BB: 0 P: 22	R: 2 E: 0 K: 1 S: 17	H: 2 LOB: 1 BB: 1 P: 28	R: 0 E: 0 K: 1 S: 8	H: 0 LOB: 0 BB: 0 P: 12	R: 0 E: 0 K: 0 S: 8	H: 0 LOB: 0 BB: 0 P: 11	R: 2 E: 0 K: 1 S: 13	H: 2 LOB: 1 BB: 1 P: 21	R: 1 E: 0 K: 1 S: 9	H: 1 LOB: 1 BB: 1 P: 16	1B: 5 2B: 3 3B: 1 HR: 3	SF: 0 SAC: 0 DP: 0 HBP: 0	WP: 1 PB: 0 SB: 0 CS: 0	PA: 39
<b>PITCHER</b>	IP WLS BF H R ER SO BB IBB HBP BLK WP HR S P ERA WHIP																			
21 Hunter Greene, R ERA: 4.6	(1, 1) 4.0 22 9 6 6 8 1 0 0 0 0 0 0 21 28 3.86 0.429																			
59 Ben Lively, R ERA: 1.69	(5, 1) 2.1 L 8 1 1 1 1 0 0 0 0 0 0 0 21 28 3.86 0.429																			
39 Lucas Sims, R ERA: 0.82	(7, 1) 0.2 4 1 1 1 1 1 0 0 0 0 0 0 8 16 13.50 3.000																			
46 Buck Farmer, R ERA: 3.48	(8, 1) 1.0 5 1 1 1 1 1 0 0 0 0 0 1 9 16 9.00 2.000																			

Batter	1	2	3	4	5	6	7	8	9	AB	R	H	RBI	BB	SO	LOB	TOP										
6 Jonathan India, R OBP: 0.379, SLG: 0.426	G6-3		G6-3			F8		G1-3		4	0	0	0	0	0	2	<b>Cincinnati Reds @ Colorado Rockies</b> Coors Field, Denver, CO Tue May 16 2023, 6:43 PM - 8:47 PM MDT Att: 20,611 - Cloudy - 73 F										
9 Matt McLain, R OBP: 0.333, SLG: 0.375	K			K		K		1B		4	0	1	1	0	3	0											
27 Jake Fraley, L OBP: 0.379, SLG: 0.460	F9			BB				1B		3	0	2	0	1	0	0											
7 Spencer Steer, R OBP: 0.327, SLG: 0.432		G5-3		F7				K		4	0	0	0	0	1	5											
37 Tyler Stephenson, R OBP: 0.341, SLG: 0.345		K		F9						3	1	1	0	1	1	1											
15 Nick Senzel, R OBP: 0.351, SLG: 0.441		G5-3				F8				4	1	1	2	0	1	1											
4 Wil Myers, R OBP: 0.261, SLG: 0.312				F8		F8				3	0	1	0	1	1	0											
17 Stuart Fairchild, R OBP: 0.319, SLG: 0.333			SH1-3			G4-3				3	0	0	0	0	0	2											
12 Curt Casali, R OBP: 0.277, SLG: 0.150						G5-3				2	0	0	0	1	0	1											
28 Kevin Newman, R OBP: 0.273, SLG: 0.323								BB		0	1	0	0	0	0	0											
22 Luke Maile, R OBP: 0.314, SLG: 0.375								G5-3		1	0	0	0	0	0	2											
<b>Inning Stats</b>	R: 0 E: 0 K: 1 S: 10	H: 0 LOB: 0 BB: 0 P: 16	R: 0 E: 0 K: 1 S: 8	H: 0 LOB: 0 BB: 0 P: 11	R: 0 E: 0 K: 0 S: 6	H: 1 LOB: 1 BB: 0 P: 10	R: 0 E: 0 K: 1 S: 8	H: 0 LOB: 0 BB: 0 P: 18	R: 0 E: 0 K: 1 S: 3	H: 0 LOB: 0 BB: 0 P: 4	R: 0 E: 0 K: 1 S: 8	H: 2 LOB: 0 BB: 1 P: 15	R: 1 E: 0 K: 1 S: 10	H: 2 LOB: 3 BB: 1 P: 17	R: 0 E: 0 K: 1 S: 13	H: 1 LOB: 2 BB: 1 P: 18	1B: 5 2B: 1 3B: 0 HR: 1	SF: 0 SAC: 1 DP: 1 HBP: 0	WP: 0 PB: 0 SB: 1 CS: 0	PA: 36							
<b>PITCHER</b>	IP	WLS	BF	H	R	ER	SO	BB	IBB	HBP	BLK	WP	HR	S	P	ERA	WHIP										
45 Chase Anderson, R ERA: 1.99	5.0		17	1	0	0	3	1	0	0	0	0	0	35	59	0.00	0.400										
20 Peter Lambert, R ERA: 2.35	2.0	L	8	2	2	2	2	1	0	0	0	0	1	16	27	9.00	1.500										
61 Justin Lawrence, R ERA: 2.28	1.0		6	2	1	1	1	1	0	0	0	0	0	10	17	9.00	3.000										
52 Daniel Bard, R ERA: 0.96	1.0		5	1	0	0	1	1	0	0	0	0	0	13	18	0.00	2.000										

AB	31
R	3
H	6
RBI	3
BB	4
SO	7
LOB	14



Batter	1	2	3	4	5	6	7	8	9	AB	R	H	RBI	BB	SO	LOB	BOTTOM										
19 Charlie Blackmon, L OBP: 0.370, SLG: 0.421	G3-1					G1-3		FC3-6		4	0	1	0	0	0	1	<b>Cincinnati Reds @ Colorado Rockies</b> Coors Field, Denver, CO Tue May 16 2023, 6:43 PM - 8:47 PM MDT Att: 20,611 - Cloudy - 73 F										
29 Jurickson Profar, S OBP: 0.317, SLG: 0.367	G6-4-3					G5-3		G3		3	0	0	0	1	0	2											
35 Elias Diaz, R OBP: 0.383, SLG: 0.462						G5-3				3	0	1	0	1	1	0											
15 Randal Grichuk, R OBP: 0.411, SLG: 0.500	F8					F4				4	0	0	0	0	1	3											
11 Mike Moustakas, L OBP: 0.293, SLG: 0.391		K				F8				4	0	0	0	0	1	0											
4 Michael Toglia, S		K				K				3	0	0	0	0	3	0											
9 Brenton Doyle, R OBP: 0.276, SLG: 0.510						K				3	0	0	0	0	2	0											
13 Alan Trejo, R OBP: 0.259, SLG: 0.308										2	0	0	0	0	1	0											
30 Harold Castro, L OBP: 0.288, SLG: 0.324										1	0	1	0	0	0	0											
14 Ezequiel Tovar, R OBP: 0.259, SLG: 0.360										3	1	1	1	0	2	1											
<b>Inning Stats</b>	R: 0 E: 0 K: 0 S: 8	H: 1 LOB: 1 BB: 1 P: 15	R: 0 E: 0 K: 2 S: 9	H: 0 LOB: 0 BB: 0 P: 10	R: 0 E: 0 K: 1 S: 6	H: 0 LOB: 0 BB: 0 P: 9	R: 0 E: 0 K: 0 S: 6	H: 0 LOB: 0 BB: 0 P: 10	R: 0 E: 0 K: 2 S: 9	H: 0 LOB: 0 BB: 0 P: 12	R: 1 E: 0 K: 2 S: 13	H: 2 LOB: 2 BB: 1 P: 22	R: 0 E: 0 K: 2 S: 7	H: 0 LOB: 0 BB: 0 P: 9	R: 0 E: 0 K: 1 S: 12	H: 1 LOB: 1 BB: 0 P: 15	R: 0 E: 0 K: 1 S: 5	H: 0 LOB: 0 BB: 0 P: 6	1B: 2 2B: 1 3B: 0 HR: 1	SF: 0 SAC: 0 DP: 1 HBP: 0	WP: 0 PB: 0 SB: 0 CS: 0	PA: 32					
<b>PITCHER</b>	IP	WLS	BF	H	R	ER	SO	BB	IBB	HBP	BLK	WP	HR	S	P	ERA	WHIP										
55 Brandon Williamson, L ERA: 1.99	5.2		20	2	1	1	6	2	0	0	0	0	0	47	72	1.59	0.706										
47 Derek Law, R ERA: 2.57	0.1	W	2	1	0	0	1	0	0	0	0	0	0	4	6	0.00	3.000										
48 Alex Young, L ERA: 2.95	1.0	H	3	0	0	0	2	0	0	0	0	0	0	7	9	0.00	0.000										
79 Ian Gibaut, R ERA: 2.84	1.0	H	4	1	0	0	1	0	0	0	0	0	0	12	15	0.00	1.000										
43 Alexis Diaz, R ERA: 2.25	1.0	S	3	0	0	0	1	0	0	0	0	0	0	5	6	0.00	0.000										

AB	30
R	1
H	4
RBI	1
BB	2
SO	11
LOB	7





Batter	1	2	3	4	5	6	7	8	9	AB	R	H	RBI	BB	SO	LOB	TOP								
19 Charlie Blackmon, L (1, 10) OBP: 0.368, SLG: 0.415	G3-1		G6-3			35 2B	L9			4	1	1	0	0	0	0									
23 Kris Bryant, R (1, 9) OBP: 0.362, SLG: 0.415	F8			L7		L7		F7		4	0	0	0	0	0	1									
35 Elias Díaz, R (1, 2) OBP: 0.387, SLG: 0.469	P4			24 1B		15 1B		G6-3		4	1	2	1	0	0	0									
15 Randal Grichuk, R (1, 7) OBP: 0.417, SLG: 0.500		F9		F8		24 2B		1B		4	0	2	1	0	0	1									
24 Ryan McMahon, L (1, 5) OBP: 0.300, SLG: 0.405	9 FC5-4			1B		1B		P6		4	0	3	0	0	0	1									
13 Alan Trejo, R (1, 4) OBP: 0.258, SLG: 0.294	K			P3		L6				4	0	0	0	0	1	5									
9 Brenton Doyle, R (1, 8) OBP: 0.274, SLG: 0.508		FC5-4				K		F8		4	0	0	0	0	2	3									
4 Michael Toglia, S (1, 3) ERA:			K			F8		L9		4	0	0	0	0	2	0									
14 Ezequiel Tovar, R (1, 6) OBP: 0.253, SLG: 0.352			K			K		L9		3	0	0	0	0	2	0									
<b>Inning Stats</b>	R: 0 H: 0 E: 0 K: 0 S: 5	H: 0 LOB: 0 BB: 0 P: 7	R: 0 H: 1 E: 0 K: 1 S: 8	LOB: 1 BB: 0 P: 13	R: 0 H: 0 E: 0 K: 2 S: 9	LOB: 0 BB: 0 P: 13	R: 0 H: 2 E: 0 K: 0 S: 9	LOB: 2 BB: 0 P: 13	R: 0 H: 0 E: 0 K: 2 S: 14	LOB: 0 BB: 0 P: 19	R: 2 H: 4 E: 0 K: 1 S: 14	LOB: 2 BB: 0 P: 22	R: 0 H: 0 E: 0 K: 1 S: 13	LOB: 0 BB: 0 P: 17	R: 0 H: 1 E: 0 K: 0 S: 9	LOB: 1 BB: 0 P: 12	R: 0 H: 0 E: 0 K: 0 S: 6	LOB: 0 BB: 0 P: 9	1B: 5 2B: 3 HR: 0	SF: 0 SAC: 0 DP: 0 HBP: 0	WP: 0 PB: 0 SB: 0 CS: 0	PA: 35			
<b>PITCHER</b>	IP	WLS	BF	H	R	ER	SO	BB	IBB	HBP	BLK	WP	HR	S	P	ERA	WHIP								
54 Martin Pérez, L (1, 1) ERA: 4.01	7.0	W	28	7	2	2	7	0	0	0	0	0	0	72	104	2.57	1.000								
68 Joe Barlow, R (8, 1) ERA:	1.0		4	1	0	0	0	0	0	0	0	0	0	9	12	0.00	1.000								
25 José Leclerc, R (9, 1) ERA: 2.77	1.0		3	0	0	0	0	0	0	0	0	0	0	6	9	0.00	0.000								

**Colorado Rockies @ Texas Rangers**  
 Globe Life Field, Arlington, TX  
 Fri May 19 2023, 7:10 PM - 9:32 PM CDT  
 Att: 30,819 - Roof Closed - 74 F

AB	35
R	2
H	8
RBI	2
BB	0
SO	7
LOB	11



Batter	1	2	3	4	5	6	7	8	9	AB	R	H	RBI	BB	SO	LOB	BOTTOM								
2 Marcus Semien, R (1, 4) OBP: 0.371, SLG: 0.469	K		F8		5 2B	F8		F7		5	1	1	0	0	1	2									
5 Corey Seager, L (1, 6) OBP: 0.421, SLG: 0.500	G6-3		G4-3		30 G3-1	G4-3				4	1	1	2	0	0	1									
30 Nathaniel Lowe, L (1, 3) OBP: 0.342, SLG: 0.434	1B			53 HR	G3-1	P3				3	1	1	0	1	0	1									
53 Adolis García, R (1, 9) OBP: 0.324, SLG: 0.556	K			HR	6 2B	HBP		K		3	2	1	2	0	2	1									
6 Josh Jung, R (1, 5) OBP: 0.303, SLG: 0.448		4 G3-6-1		20 2B	1B	28 G4-3	4 1B	K		3	1	2	2	1	1	0									
28 Jonah Heim, S (1, 2) OBP: 0.362, SLG: 0.496	K			F8		G4-3		F6		4	0	0	0	0	1	3									
4 Robbie Grossman, S (1, 7) OBP: 0.307, SLG: 0.406	G3-6-1			F8		20 1B		F9		4	0	1	1	0	0	2									
20 Ezequiel Duran, R (1, 10) OBP: 0.343, SLG: 0.512				1B		1B		3 S		3	0	3	0	1	0	0									
3 Leody Taveras, S (1, 8) OBP: 0.350, SLG: 0.398	K				E6 2B	F8		L7		4	1	0	0	0	1	4									
<b>Inning Stats</b>	R: 0 H: 1 E: 0 K: 2 S: 12	H: 0 LOB: 0 BB: 0 P: 19	R: 0 H: 0 E: 0 K: 1 S: 5	LOB: 1 BB: 1 P: 12	R: 0 H: 1 E: 0 K: 1 S: 12	LOB: 1 BB: 0 P: 17	R: 2 H: 3 E: 0 K: 0 S: 16	LOB: 3 BB: 1 P: 24	R: 5 H: 5 E: 1 K: 0 S: 17	LOB: 5 BB: 0 P: 32	R: 0 H: 0 E: 0 K: 0 S: 6	LOB: 0 BB: 0 P: 10	R: 0 H: 0 E: 0 K: 2 S: 11	LOB: 0 BB: 0 P: 16	R: 0 H: 0 E: 0 K: 0 S: 8	LOB: 1 BB: 1 P: 16	1B: 6 2B: 3 HR: 1	SF: 0 SAC: 0 DP: 1 HBP: 1	WP: 0 PB: 0 SB: 1 CS: 0	PA: 37					
<b>PITCHER</b>	IP	WLS	BF	H	R	ER	SO	BB	IBB	HBP	BLK	WP	HR	S	P	ERA	WHIP								
51 Karl Kauffmann, R (1, 1) ERA: 8.31	4.1	L	21	7	5	4	4	2	0	0	0	0	0	52	85	8.31	2.077								
20 Peter Lambert, R (5, 1) ERA: 3.48	2.2		12	3	2	2	2	0	0	1	0	0	0	27	45	6.75	1.125								
60 Fernando Abad, L (8, 1) ERA:	1.0		4	0	0	0	0	1	0	0	0	0	0	8	16	0.00	1.000								

**Colorado Rockies @ Texas Rangers**  
 Globe Life Field, Arlington, TX  
 Fri May 19 2023, 7:10 PM - 9:32 PM CDT  
 Att: 30,819 - Roof Closed - 74 F

AB	33
R	7
H	10
RBI	7
BB	3
SO	6
LOB	14






Batter	1	2	3	4	5	6	7	8	9	AB	R	H	RBI	BB	SO	LOB	TOP								
29 Jurickson Profar, S OBP: 0.390, SLG: 0.401										5	0	2	0	0	0	1	<b>Colorado Rockies @ Texas Rangers</b> Globe Life Field, Arlington, TX Sun May 21 2023, 1:38 PM - 4:28 PM CDT Att: 32,733 - Partly Cloudy - 73 F								
24 Ryan McMahon, L OBP: 0.298, SLG: 0.394										4	1	0	0	1	2										
23 Kris Bryant, R OBP: 0.411, SLG: 0.411										3	0	1	0	0	0	1									
4 Michael Toglia, S OBP: 0.214, SLG: 0.286										1	0	0	0	0	1	0									
15 Randal Grichuk, R OBP: 0.406, SLG: 0.475										3	1	2	0	1	0	1									
11 Mike Moustakas, L OBP: 0.313, SLG: 0.394										3	1	1	0	1	0	2									
9 Brenton Doyle, R OBP: 0.294, SLG: 0.523										4	0	2	1	0	2	3									
13 Alan Trejo, R OBP: 0.247, SLG: 0.281										4	0	0	0	0	1	6									
16 Austin Wynns, R OBP: 0.256, SLG: 0.222										4	0	0	0	0	3	4									
14 Ezequiel Tovar, R OBP: 0.253, SLG: 0.353										4	0	1	0	0	0	0									
<b>Inning Stats</b>	R: 0 E: 0 K: 0 S: 7	H: 1 LOB: 0 BB: 0 P: 12	R: 0 E: 0 K: 1 S: 15	H: 2 LOB: 2 BB: 1 P: 22	R: 0 E: 0 K: 1 S: 8	H: 0 LOB: 0 BB: 0 P: 12	R: 0 E: 0 K: 1 S: 10	H: 1 LOB: 1 BB: 0 P: 14	R: 0 E: 0 K: 1 S: 11	H: 1 LOB: 2 BB: 0 P: 15	R: 1 E: 1 K: 1 S: 12	H: 1 LOB: 2 BB: 1 P: 20	R: 0 E: 0 K: 1 S: 10	H: 1 LOB: 1 BB: 0 P: 15	R: 2 E: 0 K: 2 S: 18	H: 2 LOB: 1 BB: 1 P: 27	R: 0 E: 0 K: 1 S: 13	H: 0 LOB: 0 BB: 0 P: 19	1B: 7 2B: 3 3B: 0 HR: 0	SF: 0 SAC: 0 DP: 2 HBP: 0	WP: 1 PB: 0 SB: 0 CS: 0	PA: 38			
<b>PITCHER</b>	IP	WLS	BF	H	R	ER	SO	BB	IBB	HBP	BLK	WP	HR	S	P	ERA	WHIP								
44 Andrew Heaney, L ERA: 4.13	6.0	W	25	6	1	0	5	2	0	0	0	0	0	63	95	0.00	1.333								
68 Joe Barlow, R ERA:	1.0		4	1	0	0	1	0	0	0	0	0	0	10	15	0.00	1.000								
25 José Leclerc, R ERA: 3.86	1.0		6	2	2	2	2	1	0	0	0	1	0	18	27	18.00	3.000								
46 Brock Burke, L ERA: 3.72	1.0		3	0	0	0	1	0	0	0	0	0	0	13	19	0.00	0.000								

Batter	1	2	3	4	5	6	7	8	9	AB	R	H	RBI	BB	SO	LOB	BOTTOM								
2 Marcus Semien, R OBP: 0.383, SLG: 0.492										3	2	2	3	1	0	0	<b>Colorado Rockies @ Texas Rangers</b> Globe Life Field, Arlington, TX Sun May 21 2023, 1:38 PM - 4:28 PM CDT Att: 32,733 - Partly Cloudy - 73 F								
47 Josh Smith, L OBP: 0.385, SLG: 0.389										1	1	1	1	0	0	0									
5 Corey Seager, L OBP: 0.455, SLG: 0.673										5	2	3	3	0	2	1									
30 Nathaniel Lowe, L OBP: 0.354, SLG: 0.454										5	1	3	0	0	1	1									
53 Adolis Garcia, R OBP: 0.326, SLG: 0.542										2	1	0	0	2	0	1									
8 Bubba Thompson, R OBP: 0.236, SLG: 0.295										0	0	0	1	0	0	0									
6 Josh Jung, R OBP: 0.308, SLG: 0.456										4	2	1	1	1	1	2									
28 Jonah Heim, S OBP: 0.357, SLG: 0.486										5	1	1	1	0	1	2									
4 Robbie Grossman, S OBP: 0.296, SLG: 0.390										4	0	0	0	0	2	4									
20 Ezequiel Duran, R OBP: 0.348, SLG: 0.526										3	1	0	0	1	0	3									
3 Leody Taveras, S OBP: 0.359, SLG: 0.409										4	2	2	3	0	1	0									
<b>Inning Stats</b>	R: 0 E: 0 K: 1 S: 15	H: 1 LOB: 1 BB: 0 P: 18	R: 5 E: 0 K: 1 S: 26	H: 4 LOB: 0 BB: 1 P: 38	R: 0 E: 0 K: 2 S: 12	H: 0 LOB: 1 BB: 1 P: 22	R: 0 E: 0 K: 2 S: 16	H: 0 LOB: 1 BB: 1 P: 22	R: 6 E: 0 K: 1 S: 26	H: 5 LOB: 1 BB: 2 P: 44	R: 0 E: 0 K: 0 S: 8	H: 0 LOB: 0 BB: 0 P: 9	R: 0 E: 0 K: 0 S: 6	H: 0 LOB: 0 BB: 0 P: 9	R: 2 E: 0 K: 1 S: 12	H: 3 LOB: 1 BB: 0 P: 15	R: 2 E: 0 K: 1 S: 12	H: 0 LOB: 1 BB: 0 P: 15	1B: 5 2B: 5 3B: 0 HR: 3	SF: 1 SAC: 0 DP: 0 HBP: 0	WP: 1 PB: 0 SB: 0 CS: 0	PA: 42			
<b>PITCHER</b>	IP	WLS	BF	H	R	ER	SO	BB	IBB	HBP	BLK	WP	HR	S	P	ERA	WHIP								
43 Connor Seabold, R ERA: 5.97	3.2	L	18	5	5	5	5	2	0	0	0	0	2	63	90	12.27	1.909								
62 Matt Carasiti, R ERA: 54.0	1.0		11	5	6	6	2	3	0	0	0	1	0	29	48	54.00	8.000								
61 Justin Lawrence, R ERA: 2.16	1.1		4	0	0	0	0	0	0	0	0	0	0	11	15	0.00	0.000								
39 Brent Suter, L ERA: 0.94	1.0		3	0	0	0	0	0	0	0	0	0	0	6	9	0.00	0.000								
13 Alan Trejo, R ERA: 13.5	1.0		6	3	2	2	1	0	0	0	0	1	12	15	18.00	3.000									

AB	35
R	3
H	9
RBI	1
BB	3
SO	9
LOB	20



Batter	1	2	3	4	5	6	7	8	9	AB	R	H	RBI	BB	SO	LOB	TOP					
5 Jon Berti, R OBP: 0.320, SLG: 0.358										5	0	1	0	0	1	3	<b>Miami Marlins @ Colorado Rockies</b> Coors Field, Denver, CO Mon May 22 2023, 6:43 PM - 8:56 PM MDT Att: 20,331 - Cloudy - 75 F					
3 Luis Arraez, L OBP: 0.436, SLG: 0.475										5	0	2	1	0	0	2						
12 Jorge Soler, R OBP: 0.281, SLG: 0.506										4	0	0	0	1	0	3						
26 Garrett Cooper, R OBP: 0.288, SLG: 0.374										5	0	1	0	0	3	3						
14 Bryan De La Cruz, R OBP: 0.337, SLG: 0.459										4	2	4	0	0	0	0						
9 Jean Segura, R OBP: 0.286, SLG: 0.236										3	0	0	0	0	0	3						
18 Joey Wendle, L OBP: 0.229, SLG: 0.273										2	0	1	0	1	0	0						
58 Jacob Stallings, R OBP: 0.195, SLG: 0.169										3	1	1	2	1	0	4						
1 Garrett Hampson, R OBP: 0.272, SLG: 0.375										4	0	1	0	0	0	3						
<b>Inning Stats</b>	R: 0 E: 0 K: 0 S: 4	H: 1 LOB: 0 BB: 0 P: 6	R: 0 E: 0 K: 0 S: 7	H: 2 LOB: 0 BB: 0 P: 10	R: 1 E: 0 K: 0 S: 11	H: 2 LOB: 2 BB: 1 P: 17	R: 1 E: 0 K: 0 S: 8	H: 1 LOB: 2 BB: 1 P: 15	R: 0 E: 0 K: 0 S: 5	H: 0 LOB: 0 BB: 0 P: 10	R: 0 E: 0 K: 1 S: 11	H: 2 LOB: 2 BB: 0 P: 16	R: 0 E: 1 K: 2 S: 10	H: 0 LOB: 1 BB: 1 P: 17	R: 1 E: 0 K: 0 S: 10	H: 2 LOB: 1 BB: 0 P: 13	R: 0 E: 0 K: 1 S: 8	H: 1 LOB: 1 BB: 0 P: 10	1B: 10 2B: 1 3B: 0 HR: 0	SF: 0 SAC: 1 DP: 2 HBP: 1	WP: 0 PB: 0 SB: 0 CS: 0	PA: 40
<b>PITCHER</b>	IP ERA WLS BF H R ER SO BB IBB HBP BLK WP HR S P ERA WHIP	5.2 1.15 1 6 0 0 2 1 0 0 0 0 0 0 12 21 3.18 1.765	6.1 2.51 1 5 2 1 1 0 0 0 0 0 0 0 10 13 0.00 0.750	8.1 2.42 1 4 1 0 0 1 0 0 0 0 0 0 8 10 0.00 1.000	<b>PITCHER</b>										IP ERA WLS BF H R ER SO BB IBB HBP BLK WP HR S P ERA WHIP	5.2 1.15 1 6 0 0 2 1 0 0 0 0 0 0 12 21 3.18 1.765						

AB	35
R	3
H	11
RBI	3
BB	3
SO	4
LOB	21





Batter	1	2	3	4	5	6	7	8	9	AB	R	H	RBI	BB	SO	LOB	BOTTOM					
19 Charlie Blackmon, L OBP: 0.366, SLG: 0.417										4	0	1	0	0	2	2	<b>Miami Marlins @ Colorado Rockies</b> Coors Field, Denver, CO Mon May 22 2023, 6:43 PM - 8:56 PM MDT Att: 20,331 - Cloudy - 75 F					
29 Jurickson Profar, S OBP: 0.333, SLG: 0.410										4	1	2	2	0	0	1						
23 Kris Bryant, R OBP: 0.364, SLG: 0.413										4	1	1	1	0	0	1						
35 Elias Diaz, R OBP: 0.391, SLG: 0.489										3	1	2	2	1	1	0						
24 Ryan McMahon, L OBP: 0.291, SLG: 0.384										4	0	0	0	0	3	2						
30 Harold Castro, L OBP: 0.294, SLG: 0.350										4	0	0	0	0	2	2						
9 Brenton Doyle, R OBP: 0.296, SLG: 0.507										2	1	0	0	1	1	1						
4 Michael Toglia, S OBP: 0.176, SLG: 0.235										3	0	0	0	0	0	1						
14 Ezequiel Tovar, R OBP: 0.255, SLG: 0.353										3	1	1	0	0	0	0						
<b>Inning Stats</b>	R: 2 E: 0 K: 2 S: 13	H: 3 LOB: 1 BB: 0 P: 17	R: 0 E: 0 K: 1 S: 5	H: 0 LOB: 0 BB: 0 P: 10	R: 0 E: 0 K: 1 S: 5	H: 0 LOB: 0 BB: 0 P: 12	R: 0 E: 0 K: 1 S: 8	H: 0 LOB: 1 BB: 1 P: 15	R: 0 E: 0 K: 0 S: 7	H: 1 LOB: 0 BB: 0 P: 14	R: 1 E: 0 K: 1 S: 13	H: 1 LOB: 0 BB: 0 P: 21	R: 2 E: 0 K: 0 S: 11	H: 2 LOB: 1 BB: 1 P: 18	R: 0 E: 0 K: 3 S: 10	H: 0 LOB: 0 BB: 0 P: 16	R: 0 E: 0 K: 3 S: 10	H: 0 LOB: 0 BB: 0 P: 16	1B: 2 2B: 4 3B: 0 HR: 1	SF: 0 SAC: 0 DP: 0 HBP: 0	WP: 0 PB: 0 SB: 1 CS: 0	PA: 33
<b>PITCHER</b>	IP ERA WLS BF H R ER SO BB IBB HBP BLK WP HR S P ERA WHIP	6.0 5.05 1 6 2 2 2 0 1 0 0 0 0 0 11 18 4.50 3.000	7.1 2.57 1 5 2 2 2 0 1 0 0 0 0 0 10 16 0.00 0.000	<b>PITCHER</b>										IP ERA WLS BF H R ER SO BB IBB HBP BLK WP HR S P ERA WHIP	6.0 5.05 1 6 2 2 2 0 1 0 0 0 0 0 11 18 4.50 3.000							

AB	31
R	5
H	7
RBI	5
BB	2
SO	9
LOB	10





Batter	1	2	3	4	5	6	7	8	9	AB	R	H	RBI	BB	SO	LOB	TOP										
5 Jon Berti, R OBP: 0.329, SLG: 0.362	G4-3		G5-3			26 HR			12 2B	4	2	2	0	1	0	0	<b>Miami Marlins @ Colorado Rockies</b> Coors Field, Denver, CO Tue May 23 2023, 6:40 PM - 9:07 PM MDT Att: 19,470 - Partly Cloudy - 75 F										
12 Jorge Soler, R OBP: 0.323, SLG: 0.526 49 Jonathan Davis, R (9, FR)	HR		G5-3			L7			2B	5	1	2	2	0	1	3											
3 Luis Arraez, L OBP: 0.424, SLG: 0.461	L8				L5				F7	5	0	0	0	0	0	4											
26 Garrett Cooper, R OBP: 0.285, SLG: 0.391	G5-3				K				F9	5	1	1	2	0	1	1											
14 Bryan De La Cruz, R OBP: 0.341, SLG: 0.457	L8				F9					3	0	1	0	1	0	0											
10 Yuli Gurriel, R OBP: 0.306, SLG: 0.384	FC5-4 1B				L8				10 1B	4	0	3	0	0	0	0											
9 Juan Segura, R OBP: 0.281, SLG: 0.229	FC5-4 1-2				G1-3				FC1-4 1B	4	0	0	0	0	1	5											
4 Nick Fortes, R OBP: 0.270, SLG: 0.287	F8								F8	4	0	2	0	0	0	3											
1 Garrett Hampson, R OBP: 0.263, SLG: 0.363 18 Joey Wendle, L (9, PH) OBP: 0.224, SLG: 0.267	F9				K				K	3	0	0	0	0	2	2											
<b>Inning Stats</b>	R: 1 E: 0 K: 0 S: 9	H: 1 LOB: 0 BB: 0 P: 11	R: 0 E: 0 K: 0 S: 8	H: 1 LOB: 1 BB: 0 P: 9	R: 0 E: 0 K: 0 S: 6	H: 0 LOB: 0 BB: 0 P: 11	R: 0 E: 0 K: 1 S: 9	H: 0 LOB: 0 BB: 0 P: 14	R: 0 E: 0 K: 1 S: 7	H: 1 LOB: 1 BB: 0 P: 13	R: 2 E: 0 K: 1 S: 21	H: 3 LOB: 2 BB: 1 P: 32	R: 0 E: 0 K: 2 S: 11	H: 2 LOB: 2 BB: 0 P: 13	R: 0 E: 0 K: 0 S: 13	H: 1 LOB: 2 BB: 1 P: 24		R: 1 E: 0 K: 1 S: 10	H: 2 LOB: 1 BB: 0 P: 12	1B: 8 2B: 1 3B: 0 HR: 2	SF: 0 SAC: 0 DP: 0 HBP: 0	WP: 0 PB: 0 SB: 0 CS: 0	PA: 40				
<b>PITCHER</b>	IP	WLS	BF	H	R	ER	SO	BB	IBB	HBP	BLK	WP	HR	S	P	ERA	WHIP										
26 Austin Gomber, L ERA: 6.48	5.2	W	22	4	3	3	2	1	0	0	0	0	2	51	75	4.76	0.882										
59 Jake Bird, R ERA: 2.48	0.1	H	3	2	0	0	1	0	0	0	0	0	0	9	15	0.00	6.000										
39 Brent Suter, L ERA: 0.88	2.0	H	10	3	0	0	2	1	0	0	0	0	0	24	37	0.00	2.000										
36 Pierce Johnson, R ERA: 4.95	1.0	S	5	2	1	1	1	0	0	0	0	0	0	10	12	9.00	2.000										

Batter	1	2	3	4	5	6	7	8	9	AB	R	H	RBI	BB	SO	LOB	BOTTOM										
19 Charlie Blackmon, L OBP: 0.364, SLG: 0.419	P2		G4-3			35 1B			G5-3	4	1	1	1	0	0	1	<b>Miami Marlins @ Colorado Rockies</b> Coors Field, Denver, CO Tue May 23 2023, 6:40 PM - 9:07 PM MDT Att: 19,470 - Partly Cloudy - 75 F										
29 Jurickson Profar, S OBP: 0.332, SLG: 0.409	G5-3		L9			35 1B			L1	3	1	0	0	1	0	1											
35 Elias Diaz, R OBP: 0.400, SLG: 0.504	1B				F8				2B	4	1	3	0	0	0	0											
15 Randal Grichuk, R OBP: 0.411, SLG: 0.469	K				E8				IBB	3	1	1	2	1	1	1											
24 Ryan McMahon, L OBP: 0.290, SLG: 0.377	G6-4-3 BB				F7				K	3	0	0	1	1	1	4											
30 Harold Castro, L OBP: 0.292, SLG: 0.345	K				G1-3				G4-3	4	0	1	1	0	1	2											
9 Brenton Doyle, R OBP: 0.280, SLG: 0.479	G6-4-3				G5-3				K	4	0	0	0	0	2	2											
4 Michael Toglia, S OBP: 0.190, SLG: 0.200	K				K				G1-3	3	1	0	0	1	1	0											
14 Ezequiel Tovar, R OBP: 0.256, SLG: 0.359	G4-3 2B				L6				G5-3	3	0	1	0	0	0	1											
<b>Inning Stats</b>	R: 0 E: 0 K: 1 S: 10	H: 1 LOB: 1 BB: 0 P: 16	R: 0 E: 0 K: 1 S: 8	H: 0 LOB: 1 BB: 1 P: 13	R: 0 E: 0 K: 1 S: 11	H: 1 LOB: 1 BB: 0 P: 17	R: 1 E: 1 K: 0 S: 10	H: 1 LOB: 1 BB: 0 P: 16	R: 4 E: 0 K: 0 S: 17	H: 3 LOB: 1 BB: 2 P: 36	R: 0 E: 0 K: 1 S: 14	H: 0 LOB: 0 BB: 0 P: 18	R: 0 E: 0 K: 1 S: 9	H: 1 LOB: 2 BB: 1 P: 15	R: 0 E: 0 K: 1 S: 8	H: 0 LOB: 0 BB: 0 P: 11		1B: 4 2B: 3 3B: 0 HR: 0	SF: 0 SAC: 0 DP: 1 HBP: 0	WP: 0 PB: 0 SB: 1 CS: 0	PA: 35						
<b>PITCHER</b>	IP	WLS	BF	H	R	ER	SO	BB	IBB	HBP	BLK	WP	HR	S	P	ERA	WHIP										
39 Eury Pérez, R ERA: 3.86	4.1	L	20	4	4	3	3	3	0	0	0	0	0	47	82	6.23	1.615										
31 Huisacar Brazoban, R ERA: 3.76	1.2		7	2	1	1	1	0	0	0	0	0	0	23	34	5.40	1.200										
43 Andrew Nardi, L ERA: 3.22	1.0		5	1	0	0	1	0	1	0	0	0	0	9	15	0.00	1.000										
32 Matt Barnes, R ERA: 3.54	1.0		3	0	0	0	1	0	0	0	0	0	0	8	11	0.00	0.000										

Batter	1	2	3	4	5	6	7	8	9	AB	R	H	RBI	BB	SO	LOB	TOP				
5 Jon Berti, R OBP: 0.325, SLG: 0.354										3	0	0	1	1	1	2					
12 Jorge Soler, R OBP: 0.330, SLG: 0.542										4	2	2	1	0	0	3					
63 Xavier Edwards, S OBP: 0.333, SLG: 0.400									3	1	1	2	0	0	2						
3 Luis Arraez, L OBP: 0.422, SLG: 0.465									5	0	0	0	0	1	3						
1 Garrett Hampson, R OBP: 0.268, SLG: 0.366									3	1	0	0	2	1	2						
26 Garrett Cooper, R OBP: 0.275, SLG: 0.376									4	2	4	1	0	0	0						
14 Bryan De La Cruz, R OBP: 0.343, SLG: 0.448										3	1	2	1	0	1	0					
10 Yuli Gurriel, R OBP: 0.330, SLG: 0.427										4	2	3	1	0	1	0					
18 Joey Wendle, L OBP: 0.226, SLG: 0.286										1B: 7	SF: 2	2B: 4	SAC: 0	3B: 1	DP: 3	HR: 2	WP: 0 PB: 0 SB: 2 CS: 0				
58 Jacob Stallings, R OBP: 0.210, SLG: 0.216										4	0	1	2	0	1	4	AB 35 R 10 H 14 RBI 9 BB 3 SO 6 LOB 16				
49 Jonathan Davis, R OBP: 0.750, SLG: 1.500										4	2	3	1	0	1	0	MIAMI				
<b>Inning Stats</b>	R: 0 E: 0 K: 0 S: 8	H: 0 LOB: 0 BB: 1 P: 14	R: 0 E: 0 K: 0 S: 11	H: 1 LOB: 1 BB: 1 P: 20	R: 0 E: 0 K: 2 S: 8	H: 0 LOB: 0 BB: 0 P: 14	R: 2 E: 0 K: 0 S: 11	H: 1 LOB: 1 BB: 1 P: 21	R: 3 E: 0 K: 1 S: 12	H: 4 LOB: 0 BB: 0 P: 21	R: 2 E: 0 K: 1 S: 9	H: 2 LOB: 0 BB: 0 P: 12	R: 3 E: 0 K: 1 S: 13	H: 4 LOB: 2 BB: 0 P: 21	R: 0 E: 0 K: 1 S: 12	H: 2 LOB: 1 BB: 0 P: 18	R: 0 E: 0 K: 0 S: 4	H: 0 LOB: 0 BB: 0 P: 7	1B: 7 2B: 4 3B: 1 HR: 2	SF: 2 SAC: 0 DP: 3 HBP: 1	WP: 0 PA: 41
<b>PITCHER</b>	IP WLS BF H R ER SO BB IBB HBP BLK WP HR S P ERA WHIP																				
51 Karl Kauffmann, R ERA: 9.35	4.1 L 21 6 5 5 2 3 0 1 0 0 0 45 82 10.38 2.077																				
20 Peter Lambert, R ERA: 6.23	2.2 13 6 5 5 3 0 0 0 0 0 2 27 41 16.88 2.250																				
55 Brad Hand, L ERA: 3.06	1.0 4 2 0 0 1 0 0 0 0 0 0 12 18 0.00 2.000																				
62 Matt Carasiti, R ERA: 27.0	1.0 3 0 0 0 0 0 0 0 0 0 0 4 7 0.00 0.000																				

Miami Marlins @ Colorado Rockies  
Coors Field, Denver, CO  
Wed May 24, 2023, 6:41 PM - 9:12 PM MDT  
Att: 19,546 - Partly Cloudy - 67 F

livebaseballscorecards.com

Batter	1	2	3	4	5	6	7	8	9	AB	R	H	RBI	BB	SO	LOB	BOTTOM				
19 Charlie Blackmon, L OBP: 0.366, SLG: 0.429										3	1	1	0	1	2	0					
29 Jurickson Profar, S OBP: 0.330, SLG: 0.411										4	0	1	1	0	1	3					
4 Michael Toglia, S OBP: 0.190, SLG: 0.200										4	0	0	0	0	0	1					
23 Kris Bryant, R OBP: 0.356, SLG: 0.404										4	1	1	1	0	1	1					
35 Elias Diaz, R OBP: 0.396, SLG: 0.517										3	0	0	0	1	1	1					
11 Mike Moustakas, L OBP: 0.310, SLG: 0.378										4	0	0	0	0	1	1					
15 Randal Grichuk, R OBP: 0.390, SLG: 0.441										3	0	0	0	1	1	0					
24 Ryan McMahon, L OBP: 0.289, SLG: 0.371										3	0	0	0	1	1	0					
30 Harold Castro, L OBP: 0.283, SLG: 0.333										3	0	0	0	0	1						
14 Ezequiel Tovar, R OBP: 0.257, SLG: 0.358										3	0	1	0	0	1	0					
<b>Inning Stats</b>	R: 1 E: 0 K: 0 S: 10	H: 2 LOB: 1 BB: 0 P: 13	R: 0 E: 0 K: 1 S: 13	H: 1 LOB: 2 BB: 2 P: 24	R: 0 E: 0 K: 1 S: 10	H: 0 LOB: 1 BB: 1 P: 20	R: 0 E: 0 K: 0 S: 8	H: 0 LOB: 0 BB: 0 P: 10	R: 0 E: 0 K: 1 S: 10	H: 0 LOB: 0 BB: 0 P: 13	R: 1 E: 0 K: 0 S: 7	H: 1 LOB: 0 BB: 0 P: 10	R: 0 E: 0 K: 2 S: 8	H: 0 LOB: 0 BB: 0 P: 10	R: 0 E: 0 K: 0 S: 7	H: 0 LOB: 0 BB: 0 P: 11	R: 0 E: 0 K: 3 S: 10	H: 0 LOB: 0 BB: 0 P: 12	1B: 1 2B: 1 3B: 1 HR: 1	SF: 0 SAC: 0 DP: 0 HBP: 0	WP: 0 PA: 34
<b>PITCHER</b>	IP WLS BF H R ER SO BB IBB HBP BLK WP HR S P ERA WHIP																				
22 Sandy Alcantara, R ERA: 4.86	6.0 W 25 4 2 2 3 3 0 0 0 0 0 0 8 90 3.00 1.167																				
48 Steven Okert, L ERA: 1.88	1.0 3 0 0 0 2 0 0 0 0 0 0 8 10 0.00 0.000																				
78 Bryan Hoeing, R ERA: 3.78	1.0 3 0 0 0 0 0 0 0 0 0 0 7 11 0.00 0.000																				
66 Tanner Scott, L ERA: 4.09	1.0 3 0 0 0 3 0 0 0 0 0 0 10 12 0.00 0.000																				

Miami Marlins @ Colorado Rockies  
Coors Field, Denver, CO  
Wed May 24, 2023, 6:41 PM - 9:12 PM MDT  
Att: 19,546 - Partly Cloudy - 67 F

livebaseballscorecards.com

Batter	1	2	3	4	5	6	7	8	9	AB	R	H	RBI	BB	SO	LOB	TOP										
5 Jon Berti, R OBP: 0.315, SLG: 0.342	F8		G6-3	F9		K			K	5	0	0	0	0	2	5											
12 Jorge Soler, R OBP: 0.337, SLG: 0.560	1B		10 3B	F8		PO			HR	5	2	3	2	0	0	2											
10 Yuli Gurriel, R OBP: 0.342, SLG: 0.458	F9		1-H 3B						26 HR	4	1	2	1	1	0	1											
14 Bryan De La Cruz, R OBP: 0.339, SLG: 0.438	G6-3		K						F7	4	0	0	0	1	1	4											
4 Nick Fortes, R OBP: 0.260, SLG: 0.276	P3		K							4	0	0	0	0	3	2											
26 Garrett Cooper, R OBP: 0.280, SLG: 0.403										1	1	1	2	0	0	0											
58 Jacob Stallings, R OBP: 0.210, SLG: 0.216										0	0	0	0	0	0	0											
9 Jean Segura, R OBP: 0.283, SLG: 0.221	G6-3		G5-3	F9					K	5	0	0	0	0	1	1											
49 Jonathan Davis, R OBP: 0.889, SLG: 1.571	1B		63 1B							3	1	3	0	2	0	0											
1 Garrett Hampson, R OBP: 0.284, SLG: 0.365			5 F9 63 1B						G1-3	3	0	1	0	1	1	3											
63 Xavier Edwards, S OBP: 0.368, SLG: 0.421	K2-3								12 HR	4	1	2	1	0	2	4											
<b>Inning Stats</b>	R: 0 E: 0 K: 0 S: 7	H: 1 LOB: 1 BB: 0 P: 9	R: 0 E: 0 K: 1 S: 16	H: 2 LOB: 2 BB: 0 P: 23	R: 1 E: 0 K: 2 S: 12	H: 2 LOB: 1 BB: 0 P: 19	R: 1 E: 0 K: 0 S: 11	H: 2 LOB: 2 BB: 1 P: 18	R: 0 E: 0 K: 1 S: 14	H: 0 LOB: 1 BB: 0 P: 22	R: 0 E: 0 K: 2 S: 9	H: 1 LOB: 1 BB: 0 P: 13	R: 0 E: 0 K: 0 S: 8	H: 0 LOB: 0 BB: 1 P: 12	R: 0 E: 0 K: 2 S: 13	H: 0 LOB: 1 BB: 1 P: 21	R: 4 E: 0 K: 2 S: 19	H: 4 LOB: 2 BB: 1 P: 34	1B: 7 2B: 1 3B: 2 HR: 2	SF: 0 SAC: 0 DP: 1 HBP: 1	WP: 1 PB: 0 SB: 0 CS: 0	PA: 45					
<b>PITCHER</b>	IP	WLS	BF	H	R	ER	SO	BB	IBB	HBP	BLK	WP	HR	S	P	ERA	WHIP										
21 Kyle Freeland, L ERA: 3.86	5.0		24	7	2	2	4	2	0	0	0	0	0	60	91	3.60	1.800										
52 Daniel Bard, R ERA: 0.69	2.0		7	1	0	0	2	1	0	1	0	0	0	17	25	0.00	1.000										
61 Justin Lawrence, R ERA: 2.33	1.0		4	0	0	0	2	1	0	0	0	0	0	13	21	0.00	1.000										
36 Pierce Johnson, R ERA: 6.53	0.2		8	4	4	4	2	1	0	0	0	1	2	17	29	54.00	7.500										
39 Brent Suter, L ERA: 6.87	0.1	W	1	0	0	0	0	0	0	0	0	0	0	2	5	0.00	0.000										

Miami Marlins @ Colorado Rockies  
Coors Field, Denver, CO  
Thu May 25 2023, 1:10 PM - 4:24 PM MDT  
Att: 20,738 - Partly Cloudy - 73 F

AB	38
R	6
H	12
RBI	6
BB	5
SO	10
LOB	22



Batter	1	2	3	4	5	6	7	8	9	AB	R	H	RBI	BB	SO	LOB	BOTTOM										
9 Brenton Doyle, R OBP: 0.288, SLG: 0.467	35 G5-4-3 BB									4	0	1	1	1	2	3											
29 Jurickson Profar, S OBP: 0.330, SLG: 0.411										0	0	0	0	0	0	0											
23 Kris Bryant, R OBP: 0.352, SLG: 0.394	F7		G6-3							4	1	0	0	1	0	4											
35 Elias Diaz, R OBP: 0.396, SLG: 0.531	G5-4-3									4	1	1	1	1	1	1											
15 Randal Grichuk, R OBP: 0.402, SLG: 0.466	K									5	2	3	0	0	1	2											
24 Ryan McMahon, L OBP: 0.303, SLG: 0.382	14 BB 1B									3	0	2	1	2	1	1											
14 Ezequiel Tovar, R OBP: 0.267, SLG: 0.362	13 G6-4-3 BB									4	1	2	1	1	0	2											
13 Alan Trejo, R OBP: 0.296	G6-4-3									2	0	1	1	1	0	2											
19 Charlie Blackmon, L OBP: 0.370, SLG: 0.433										1	1	1	0	0	0	0											
30 Harold Castro, L OBP: 0.283, SLG: 0.333										0	0	0	0	0	0	0											
4 Michael Toglia, S OBP: 0.240, SLG: 0.217										3	1	1	0	1	1	3											
36 Pierce Johnson, R ERA: 6.53										0	0	0	0	0	0	0											
39 Brent Suter, L ERA: 6.87										0	0	0	0	0	0	0											
16 Austin Wynns, R OBP: 0.265, SLG: 0.207										2	0	0	0	1	1	1											
11 Mike Moustakas, L OBP: 0.318, SLG: 0.387	K									1	0	1	2	0	0	0											
<b>Inning Stats</b>	R: 0 E: 0 K: 0 S: 4	H: 0 LOB: 0 BB: 1 P: 9	R: 0 E: 0 K: 1 S: 11	H: 1 LOB: 1 BB: 1 P: 20	R: 0 E: 0 K: 2 S: 10	H: 1 LOB: 0 BB: 0 P: 17	R: 1 E: 0 K: 0 S: 13	H: 2 LOB: 2 BB: 1 P: 22	R: 0 E: 0 K: 0 S: 6	H: 0 LOB: 0 BB: 0 P: 9	R: 1 E: 0 K: 1 S: 7	H: 2 LOB: 0 BB: 0 P: 10	R: 0 E: 0 K: 2 S: 12	H: 0 LOB: 2 BB: 2 P: 25	R: 4 E: 0 K: 1 S: 19	H: 6 LOB: 3 BB: 1 P: 30	R: 1 E: 0 K: 0 S: 10	H: 1 LOB: 3 BB: 3 P: 24	1B: 10 2B: 2 3B: 0 HR: 1	SF: 0 SAC: 0 DP: 2 HBP: 0	WP: 0 PB: 0 SB: 2 CS: 1	PA: 42					
<b>PITCHER</b>	IP	WLS	BF	H	R	ER	SO	BB	IBB	HBP	BLK	WP	HR	S	P	ERA	WHIP										
29 Braxton Garrett, L ERA: 4.5	5.0		22	6	2	2	3	3	0	0	0	0	0	4	5	3.60	1.800										
43 Andrew Nardi, L ERA: 3.09	1.0		2	0	0	0	1	0	0	0	0	0	0	4	5	0.00	0.000										
66 Tanner Scott, L ERA: 3.97	0.2		4	0	0	0	2	2	0	0	0	0	0	9	19	0.00	3.000										
84 JT Chargois, R ERA: 3.52	0.2		3	1	1	1	1	0	0	0	0	0	0	8	13	13.50	1.500										
36 Dylan Florio, R ERA: 3.88	0.1		5	4	2	2	0	1	0	0	0	0	0	13	22	54.00	15.000										
78 Bryan Hoeng, R ERA: 3.71	0.1		1	1	1	1	0	0	0	0	0	0	0	3	0	0	0										
31 Huscar Brazoban, R ERA: 4.05	0.1	L	5	1	1	1	0	3	0	0	0	0	0	10	24	27.00	12.000										

Miami Marlins @ Colorado Rockies  
Coors Field, Denver, CO  
Thu May 25 2023, 1:10 PM - 4:24 PM MDT  
Att: 20,738 - Partly Cloudy - 73 F


AB	33
R	7
H	13
RBI	7
BB	9
SO	7
LOB	19



Batter	1	2	3	4	5	6	7	8	9	AB	R	H	RBI	BB	SO	LOB	TOP				
9 Brandon Nimmo, L (1, 8) OBP: 0.387, SLG: 0.455										2	3	2	0	3	0	0					
12 Francisco Lindor, S (1, 6) OBP: 0.394, SLG: 0.424										4	2	2	4	0	0	4					
1 Jeff McNeil, L (1, 4) OBP: 0.362, SLG: 0.358										5	0	0	0	0	0	3					
20 Pete Alonso, R (1, 3) OBP: 0.338, SLG: 0.547										4	0	0	0	0	1	5					
22 Brett Baty, L (1, 5) OBP: 0.322, SLG: 0.398										4	0	2	1	0	1	3					
27 Mark Vientos, R (9, PH) OBP: 0.188, SLG: 0.333										1	0	0	0	0	0	1					
10 Eduardo Escobar, S (9, 5) OBP: 0.270, SLG: 0.415										0	0	0	0	0	0	0					
6 Starling Marte, R (1, 9) OBP: 0.296, SLG: 0.295										4	0	0	0	0	0	3					
32 Daniel Vogelbach, L (1, 10) OBP: 0.360, SLG: 0.320										4	0	0	0	0	1	0					
28 Tommy Pham, R (1, 7) OBP: 0.286, SLG: 0.341										4	0	0	0	0	1	0					
4 Francisco Alvarez, R (1, 2) OBP: 0.327, SLG: 0.505										3	0	1	0	0	0	0					
<b>Inning Stats</b>	R: 2 H: 1 E: 0 K: 0 S: 9	H: 1 LOB: 0 BB: 1 P: 16	R: 0 H: 0 E: 0 K: 0 S: 8	H: 0 LOB: 0 BB: 0 P: 12	R: 0 H: 0 E: 1 K: 2 S: 18	H: 0 LOB: 3 BB: 1 P: 34	R: 0 H: 0 E: 0 K: 0 S: 4	H: 0 LOB: 0 BB: 0 P: 7	R: 2 H: 3 E: 1 K: 0 S: 17	H: 3 LOB: 2 BB: 0 P: 28	R: 0 H: 1 E: 0 K: 2 S: 11	H: 1 LOB: 2 BB: 1 P: 18	R: 0 H: 0 E: 0 K: 0 S: 6	H: 0 LOB: 0 BB: 0 P: 7	R: 0 H: 0 E: 0 K: 0 S: 6	H: 0 LOB: 0 BB: 0 P: 7	R: 1 H: 1 E: 0 K: 0 S: 13	H: 1 LOB: 1 BB: 0 P: 21	1B: 4 SF: 1 2B: 0 3B: 2 HR: 1	SF: 1 SAC: 0 DP: 0 HBP: 2	WP: 0 PA: 41 PB: 0 SB: 0 CS: 0
<b>PITCHER</b>	IP WLS BF H R ER SO BB IBB HBP BLK WP HR S P ERA WHIP	IP WLS BF H R ER SO BB IBB HBP BLK WP HR S P ERA WHIP	IP WLS BF H R ER SO BB IBB HBP BLK WP HR S P ERA WHIP	IP WLS BF H R ER SO BB IBB HBP BLK WP HR S P ERA WHIP	IP WLS BF H R ER SO BB IBB HBP BLK WP HR S P ERA WHIP	IP WLS BF H R ER SO BB IBB HBP BLK WP HR S P ERA WHIP	IP WLS BF H R ER SO BB IBB HBP BLK WP HR S P ERA WHIP	IP WLS BF H R ER SO BB IBB HBP BLK WP HR S P ERA WHIP	IP WLS BF H R ER SO BB IBB HBP BLK WP HR S P ERA WHIP	IP WLS BF H R ER SO BB IBB HBP BLK WP HR S P ERA WHIP	IP WLS BF H R ER SO BB IBB HBP BLK WP HR S P ERA WHIP	IP WLS BF H R ER SO BB IBB HBP BLK WP HR S P ERA WHIP	IP WLS BF H R ER SO BB IBB HBP BLK WP HR S P ERA WHIP	IP WLS BF H R ER SO BB IBB HBP BLK WP HR S P ERA WHIP	IP WLS BF H R ER SO BB IBB HBP BLK WP HR S P ERA WHIP	IP WLS BF H R ER SO BB IBB HBP BLK WP HR S P ERA WHIP	IP WLS BF H R ER SO BB IBB HBP BLK WP HR S P ERA WHIP	IP WLS BF H R ER SO BB IBB HBP BLK WP HR S P ERA WHIP	IP WLS BF H R ER SO BB IBB HBP BLK WP HR S P ERA WHIP	IP WLS BF H R ER SO BB IBB HBP BLK WP HR S P ERA WHIP	IP WLS BF H R ER SO BB IBB HBP BLK WP HR S P ERA WHIP
43 Connor Seabold, R (1, 1) ERA: 5.94	2.1	10	2	0	0	2	1	0	0	0	0	21	32	0.00	1.286						
62 Matt Carasiti, R (5, 1) ERA: 12.46	1.0	3	0	0	0	0	0	0	0	0	6	7	0.00	0.000							
59 Jake Bird, R (8, 1) ERA: 2.41	1.0	5	1	1	1	0	0	0	1	0	0	13	21	9.00	1.000						
55 Brad Hand, L (9, 1) ERA: 3.38																					
<b>Batter</b>	<b>1</b>	<b>2</b>	<b>3</b>	<b>4</b>	<b>5</b>	<b>6</b>	<b>7</b>	<b>8</b>	<b>9</b>	<b>AB</b>	<b>R</b>	<b>H</b>	<b>RBI</b>	<b>BB</b>	<b>SO</b>	<b>LOB</b>	<b>BOTTOM</b>				
19 Charlie Blackmon, L (1, 10) OBP: 0.372, SLG: 0.452										4	1	2	1	0	1	0					
29 Jurickson Profar, S (1, 7) OBP: 0.328, SLG: 0.407										4	0	1	0	0	2	1					
23 Kris Bryant, R (1, 9) OBP: 0.345, SLG: 0.385										4	0	0	0	0	2	2					
35 Elias Diaz, R (1, 2) OBP: 0.387, SLG: 0.517										4	0	0	0	0	0	2					
24 Ryan McMahon, L (1, 5) OBP: 0.307, SLG: 0.398										3	1	1	1	1	0	0					
30 Harold Castro, L (1, 8) OBP: 0.284, SLG: 0.333										3	0	1	0	0	0	0					
15 Randal Grichuk, R (9, PH) OBP: 0.398, SLG: 0.459										1	0	0	0	0	0	1					
22 Nolan Jones, L (1, 3) OBP: 0.398, SLG: 0.459										3	0	0	0	1	2	1					
13 Alan Trejo, R (1, 4) OBP: 0.280, SLG: 0.326										4	0	3	0	0	0	0					
14 Ezequiel Tovar, R (1, 6) OBP: 0.263, SLG: 0.355										3	0	0	0	0	2	3					
11 Mike Moustakas, L (9, PH) OBP: 0.315, SLG: 0.382										1	0	0	0	0	1	2					
<b>Inning Stats</b>	R: 0 H: 1 E: 0 K: 1 S: 9	H: 1 LOB: 0 BB: 0 P: 11	R: 1 H: 1 E: 0 K: 0 S: 11	H: 1 LOB: 0 BB: 0 P: 16	R: 0 H: 0 E: 0 K: 2 S: 7	H: 0 LOB: 0 BB: 0 P: 9	R: 0 H: 0 E: 0 K: 1 S: 11	H: 0 LOB: 0 BB: 0 P: 14	R: 0 H: 1 E: 0 K: 2 S: 12	H: 1 LOB: 1 BB: 0 P: 21	R: 0 H: 1 E: 0 K: 1 S: 11	H: 1 LOB: 1 BB: 0 P: 14	R: 0 H: 2 E: 0 K: 1 S: 13	H: 2 LOB: 2 BB: 0 P: 17	R: 1 H: 1 E: 0 K: 1 S: 11	H: 1 LOB: 0 BB: 0 P: 15	R: 0 H: 1 E: 0 K: 1 S: 7	H: 1 LOB: 2 BB: 2 P: 17	1B: 4 SF: 0 2B: 2 3B: 0 HR: 2	SF: 0 SAC: 0 DP: 0 HBP: 0	WP: 0 PA: 36 PB: 0 SB: 0 CS: 0
<b>PITCHER</b>	IP WLS BF H R ER SO BB IBB HBP BLK WP HR S P ERA WHIP	IP WLS BF H R ER SO BB IBB HBP BLK WP HR S P ERA WHIP	IP WLS BF H R ER SO BB IBB HBP BLK WP HR S P ERA WHIP	IP WLS BF H R ER SO BB IBB HBP BLK WP HR S P ERA WHIP	IP WLS BF H R ER SO BB IBB HBP BLK WP HR S P ERA WHIP	IP WLS BF H R ER SO BB IBB HBP BLK WP HR S P ERA WHIP	IP WLS BF H R ER SO BB IBB HBP BLK WP HR S P ERA WHIP	IP WLS BF H R ER SO BB IBB HBP BLK WP HR S P ERA WHIP	IP WLS BF H R ER SO BB IBB HBP BLK WP HR S P ERA WHIP	IP WLS BF H R ER SO BB IBB HBP BLK WP HR S P ERA WHIP	IP WLS BF H R ER SO BB IBB HBP BLK WP HR S P ERA WHIP	IP WLS BF H R ER SO BB IBB HBP BLK WP HR S P ERA WHIP	IP WLS BF H R ER SO BB IBB HBP BLK WP HR S P ERA WHIP	IP WLS BF H R ER SO BB IBB HBP BLK WP HR S P ERA WHIP	IP WLS BF H R ER SO BB IBB HBP BLK WP HR S P ERA WHIP	IP WLS BF H R ER SO BB IBB HBP BLK WP HR S P ERA WHIP	IP WLS BF H R ER SO BB IBB HBP BLK WP HR S P ERA WHIP	IP WLS BF H R ER SO BB IBB HBP BLK WP HR S P ERA WHIP	IP WLS BF H R ER SO BB IBB HBP BLK WP HR S P ERA WHIP	IP WLS BF H R ER SO BB IBB HBP BLK WP HR S P ERA WHIP	IP WLS BF H R ER SO BB IBB HBP BLK WP HR S P ERA WHIP
21 Max Scherzer, R (1, 1) ERA: 3.54	1.0	H	4	1	1	1	1	0	0	0	0	1	11	15	9.00	1.000					
30 David Robertson, R (8, 1) ERA: 1.61	0.1	H	3	0	0	0	0	2	0	0	0	0	3	11	0.00	6.000					
25 Brooks Raley, L (9, 1) ERA: 3.24	0.2	S	2	1	0	0	1	0	0	0	0	0	4	6	0.00	1.500					
0 Adam Ottavino, R (9, 1) ERA: 4.88																					


**New York Mets @ Colorado Rockies**  
Coors Field, Denver, CO  
Fri May 26 2023, 6:42 PM - 9:26 PM MDT  
Att: 30,288 - Partly Cloudy - 63 F

AB 35  
R 5  
H 7  
RBI 5  
BB 3  
SO 4  
LOB 19



**New York Mets @ Colorado Rockies**  
Coors Field, Denver, CO  
Fri May 26 2023, 6:42 PM - 9:26 PM MDT  
Att: 30,288 - Partly Cloudy - 63 F

AB 34  
R 2  
H 8  
RBI 2  
BB 2  
SO 10  
LOB 12




Batter	1	2	3	4	5	6	7	8	9	AB	R	H	RBI	BB	SO	LOB	TOP										
9 Brandon Nimmo, L (1,8) OBP: 0.383, SLG: 0.448	G1-3		L8			K		G1-3		5	0	1	0	0	1	2	New York Mets @ Colorado Rockies Coors Field, Denver, CO Sat May 27 2023, 7:13 PM - 10:10 PM MDT Att: 36,874 - Cloudy - 68 F										
12 Francisco Lindor, S (1,6) OBP: 0.297, SLG: 0.413	F9		P5			L9		K		5	0	0	0	0	2	3											
1 Jeff McNeil, L (1,4) OBP: 0.367, SLG: 0.361						F8				4	2	2	0	1	0	0											
20 Pete Alonso, R (1,3) OBP: 0.339, SLG: 0.558										5	2	2	1	0	1	2											
22 Brett Baty, L (1,5) OBP: 0.317, SLG: 0.398										5	0	1	1	0	2	1											
6 Starling Marte, R (1,9) OBP: 0.297, SLG: 0.294										4	0	1	2	0	1	1											
19 Mark Canha, R (1,7) OBP: 0.314, SLG: 0.365										2	1	1	0	1	0	1											
27 Mark Vientos, R (1,10) OBP: 0.250, SLG: 0.368										4	1	2	0	0	0	3											
4 Francisco Alvarez, R (1,2) OBP: 0.333, SLG: 0.545										4	1	2	3	0	1	2											
<b>Inning Stats</b>	R: 0 E: 0 K: 0 S: 8	H: 1 LOB: 1 BB: 0 P: 14	R: 0 E: 0 K: 1 S: 11	H: 0 LOB: 1 BB: 1 P: 18	R: 0 E: 0 K: 0 S: 9	H: 1 LOB: 0 BB: 0 P: 11	R: 1 E: 0 K: 2 S: 11	H: 1 LOB: 0 BB: 0 P: 18	R: 0 E: 1 K: 1 S: 13	H: 1 LOB: 2 BB: 0 P: 25	R: 5 E: 0 K: 1 S: 23	H: 6 LOB: 1 BB: 0 P: 36	R: 1 E: 0 K: 1 S: 10	H: 2 LOB: 2 BB: 1 P: 19	R: 0 E: 0 K: 2 S: 9	H: 0 LOB: 0 BB: 0 P: 10	R: 0 E: 0 K: 0 S: 5	H: 0 LOB: 0 BB: 0 P: 6	1B: 8 2B: 2 3B: 0 HR: 2	SF: 0 SAC: 0 DP: 0 HBP: 1	WP: 0 PB: 0 SB: 0 CS: 0	PA: 41					
<b>PITCHER</b>	IP	WLS	BF	H	R	ER	SO	BB	IBB	HBP	BLK	WP	HR	S	P	ERA	WHIP										
45 Chase Anderson, R (1,1) ERA: 1.31	5.0		20	4	1	1	4	1	0	1	0	0	1	52	86	1.80	1.000										
39 Brent Suter, L (6,1) ERA: 1.99	0.2		6	4	4	4	0	0	0	0	0	0	0	13	22	54.00	6.000										
59 Jake Bird, R (6,1) ERA: 2.86	1.0	B	7	3	2	2	2	1	0	0	0	0	1	17	29	18.00	4.000										
61 Justin Lawrence, R (7,1) ERA: 2.22	1.1	W	5	1	0	0	2	0	0	0	0	0	0	12	14	0.00	0.750										
36 Pierce Johnson, R (9,1) ERA: 6.23	1.0	S	3	0	0	0	0	0	0	0	0	0	0	5	6	0.00	0.000										

Batter	1	2	3	4	5	6	7	8	9	AB	R	H	RBI	BB	SO	LOB	BOTTOM										
19 Charlie Blackmon, L (1,10) OBP: 0.368, SLG: 0.451	L7					F9				5	0	1	2	0	0	2	New York Mets @ Colorado Rockies Coors Field, Denver, CO Sat May 27 2023, 7:13 PM - 10:10 PM MDT Att: 36,874 - Cloudy - 68 F										
29 Jurickson Profar, S (1,7) OBP: 0.325, SLG: 0.415						F3				4	1	1	2	0	0	1											
35 Elias Diaz, R (1,2) OBP: 0.387, SLG: 0.519										5	1	2	1	0	1	1											
24 Ryan McMahon, L (1,5) OBP: 0.309, SLG: 0.414										5	2	2	2	0	1	1											
15 Randal Grichuk, R (1,8) OBP: 0.414, SLG: 0.481										3	1	2	0	0	0	1											
30 Harold Castro, L (1,9) OBP: 0.293, SLG: 0.340										4	1	2	0	0	0	2											
22 Nolan Jones, L (1,3) OBP: 0.375, SLG: 0.429										4	1	2	2	0	1	2											
13 Alan Trejo, R (1,4) OBP: 0.279, SLG: 0.333										4	1	1	1	0	1	3											
14 Ezequiel Tovar, R (1,6) OBP: 0.274, SLG: 0.357										2	2	1	0	2	0	2											
<b>Inning Stats</b>	R: 0 E: 0 K: 0 S: 4	H: 0 LOB: 0 BB: 0 P: 8	R: 5 E: 0 K: 1 S: 25	H: 5 LOB: 1 BB: 1 P: 37	R: 1 E: 0 K: 0 S: 11	H: 3 LOB: 2 BB: 0 P: 15	R: 0 E: 0 K: 1 S: 7	H: 0 LOB: 0 BB: 0 P: 12	R: 0 E: 0 K: 0 S: 5	H: 1 LOB: 1 BB: 0 P: 7	R: 0 E: 0 K: 0 S: 12	H: 1 LOB: 1 BB: 0 P: 19	R: 2 E: 0 K: 2 S: 18	H: 2 LOB: 1 BB: 0 P: 29	R: 2 E: 0 K: 0 S: 16	H: 2 LOB: 0 BB: 1 P: 28	1B: 7 2B: 5 3B: 1 HR: 1	SF: 1 SAC: 0 DP: 1 HBP: 1	WP: 0 PB: 0 SB: 1 CS: 0	PA: 40							
<b>PITCHER</b>	IP	WLS	BF	H	R	ER	SO	BB	IBB	HBP	BLK	WP	HR	S	P	ERA	WHIP										
35 Justin Verlander, R (1,1) ERA: 4.8	5.0		25	9	6	6	2	1	0	0	0	0	0	52	79	10.80	2.000										
50 Dominic Leone, R (6,1) ERA: 5.4	1.0		4	1	0	0	0	0	0	0	0	0	0	12	19	0.00	1.000										
43 Jeff Bringham, R (7,1) ERA: 3.63	1.0	L	6	2	2	2	2	0	0	1	0	0	1	18	29	18.00	2.000										
40 Drew Smith, R (8,1) ERA: 3.93	1.0		5	2	2	2	0	1	0	0	0	0	0	16	28	18.00	3.000										


Batter	1	2	3	4	5	6	7	8	9	AB	R	H	RBI	BB	SO	LOB	TOP			
9 Brandon Nimmo, L (1, 10) OBP: 0.392, SLG: 0.451										3	0	2	0	2	1	2	<b>New York Mets @ Colorado Rockies</b> Coors Field, Denver, CO Sun May 28 2023, 1:12 PM - 4:06 PM MDT Att: 47,471 - Partly Cloudy - 76 F			
4 Francisco Alvarez, R (1, 2) OBP: 0.377, SLG: 0.559										5	1	1	3	0	2	5				
12 Francisco Lindor, S (1, 6) OBP: 0.295, SLG: 0.423										5	1	1	1	0	0	2				
20 Pete Alonso, R (1, 3) OBP: 0.341, SLG: 0.569										5	1	2	0	0	0	0				
27 Mark Vientos, R (1, 5) OBP: 0.208, SLG: 0.304 1 Jeff McNeil, L (9, PH) OBP: 0.370, SLG: 0.365										4	0	0	0	0	1	2				
6 Starling Marte, R (1, 8) OBP: 0.311, SLG: 0.312										3	2	2	0	2	0	1				
28 Tommy Pham, R (1, 7) OBP: 0.311, SLG: 0.393										4	2	3	4	1	0	1				
19 Mark Canha, R (1, 9) OBP: 0.318, SLG: 0.360 22 Brett Baty, L (9, PH) OBP: 0.315, SLG: 0.395										2	1	0	0	2	1	2				
10 Eduardo Escobar, S (1, 4) OBP: 0.277, SLG: 0.425										5	1	2	1	0	0	3				
<b>Inning Stats</b>	R: 0 E: 0 K: 1 S: 10	H: 1 LOB: 0 P: 15	R: 0 E: 0 K: 1 S: 11	H: 2 LOB: 3 P: 17	R: 0 E: 0 K: 0 S: 3	H: 1 LOB: 0 P: 6	R: 6 E: 0 K: 1 S: 17	H: 4 LOB: 2 P: 31	R: 0 E: 0 K: 0 S: 7	H: 0 LOB: 1 P: 18	R: 1 E: 0 K: 1 S: 10	H: 2 LOB: 2 P: 18	R: 0 E: 0 K: 0 S: 10	H: 1 LOB: 1 P: 16	R: 3 E: 0 K: 0 S: 11	H: 2 LOB: 0 P: 19		1B: 6 2B: 3 3B: 3 HR: 2	SF: 0 SAC: 0 DP: 3 HBP: 0	WP: 0 PB: 1 SB: 2 CS: 0
<b>PITCHER</b>	IP WLS BF H R ER SO	IP WLS BF H R ER SO	IP WLS BF H R ER SO	IP WLS BF H R ER SO	IP WLS BF H R ER SO	IP WLS BF H R ER SO	IP WLS BF H R ER SO	IP WLS BF H R ER SO	IP WLS BF H R ER SO	IP WLS BF H R ER SO	IP WLS BF H R ER SO	IP WLS BF H R ER SO	IP WLS BF H R ER SO	IP WLS BF H R ER SO	IP WLS BF H R ER SO	IP WLS BF H R ER SO	ERA WHIP	ERA WHIP		
26 Austin Gomber, L (1, 1) ERA: 7.0	4.0	21	8	6	6	3	3	0	0	0	0	0	0	0	0	0	0	13.50	2.750	
20 Peter Lambert, R (5, 1) ERA: 5.74	2.2	W 13	3	1	1	1	2	0	0	0	0	1	23	43	3.38	1.875				
52 Daniel Bard, R (7, 1) ERA: 0.63	1.1	H 5	1	0	0	1	1	0	0	0	0	0	13	19	0.00	1.500				
61 Justin Lawrence, R (9, 1) ERA: 3.07	1.0	6	2	3	3	0	1	0	0	0	0	0	11	19	27.00	3.000				

Batter	1	2	3	4	5	6	7	8	9	AB	R	H	RBI	BB	SO	LOB	BOTTOM	
19 Charlie Blackmon, L (1, 10) OBP: 0.369, SLG: 0.466										5	3	2	2	0	0	0	<b>New York Mets @ Colorado Rockies</b> Coors Field, Denver, CO Sun May 28 2023, 1:12 PM - 4:06 PM MDT Att: 47,471 - Partly Cloudy - 76 F	
29 Jurickson Profar, S (1, 7) OBP: 0.322, SLG: 0.469										5	1	1	0	0	1	1		
23 Kris Bryant, R (1, 9) OBP: 0.351, SLG: 0.385 9 Brenton Doyle, R (9, 8) OBP: 0.288, SLG: 0.467										3	2	1	0	2	0	1		
24 Ryan McMahon, L (1, 5) OBP: 0.321, SLG: 0.443										4	3	3	5	1	1	0		
15 Randal Grichuk, R (1, 8) OBP: 0.424, SLG: 0.512										5	0	3	2	0	1	2		
30 Harold Castro, L (1, 4) OBP: 0.298, SLG: 0.343										5	0	2	1	0	2	2		
22 Nolan Jones, L (1, 3) OBP: 0.333, SLG: 0.364										4	0	1	0	0	2	2		
14 Ezequiel Tovar, R (1, 6) OBP: 0.273, SLG: 0.360										4	1	1	0	0	1	1		
16 Austin Wynns, R (1, 2) OBP: 0.263, SLG: 0.242										4	1	1	1	0	1	1		
<b>Inning Stats</b>	R: 0 E: 0 K: 1 S: 16	H: 2 LOB: 2 P: 25	R: 0 E: 0 K: 0 S: 9	H: 2 LOB: 0 P: 14	R: 2 E: 1 K: 2 S: 13	H: 2 LOB: 1 P: 24	R: 4 E: 0 K: 0 S: 12	H: 4 LOB: 0 P: 18	R: 5 E: 0 K: 0 S: 14	H: 4 LOB: 0 P: 29	R: 0 E: 0 K: 3 S: 9	H: 0 LOB: 0 P: 13	R: 0 E: 0 K: 2 S: 13	H: 1 LOB: 1 P: 22	1B: 8 2B: 5 3B: 0 HR: 2	SF: 0 SAC: 0 DP: 0 HBP: 0		WP: 1 PB: 0 SB: 0 CS: 0
<b>PITCHER</b>	IP WLS BF H R ER SO	IP WLS BF H R ER SO	IP WLS BF H R ER SO	IP WLS BF H R ER SO	IP WLS BF H R ER SO	IP WLS BF H R ER SO	IP WLS BF H R ER SO	IP WLS BF H R ER SO	IP WLS BF H R ER SO	IP WLS BF H R ER SO	IP WLS BF H R ER SO	IP WLS BF H R ER SO	IP WLS BF H R ER SO	IP WLS BF H R ER SO	IP WLS BF H R ER SO	IP WLS BF H R ER SO	ERA WHIP	ERA WHIP
38 Tylor Megill, R (1, 1) ERA: 4.67	4.0	24	10	6	4	3	2	0	0	0	0	0	2	14	29	45.00	5.000	
85 Stephen Nogosek, R (5, 1) ERA: 6.33	1.0	L 8	4	5	5	0	1	0	0	0	0	0	9	13	0.00	0.000		
50 Dominic Leone, R (6, 1) ERA: 4.91	1.0	3	0	0	0	3	0	0	0	0	0	0	9	16	0.00	0.000		
43 Jeff Brigham, R (7, 1) ERA: 3.44	1.0	3	0	0	0	1	0	0	0	0	0	0	9	16	0.00	0.000		
29 Tommy Hunter, R (8, 1) ERA: 6.0	0.2	3	1	0	0	1	0	0	0	0	0	0	10	16	0.00	1.500		

AB 38  
R 10  
H 14  
RBI 10  
BB 7  
SO 5  
LOB 18



AB 39  
R 11  
H 15  
RBI 11  
BB 3  
SO 9  
LOB 10





Batter	1	2	3	4	5	6	7	8	9	AB R H RBI BB SO LOB	TOP									
29 Jurickson Profar, S OBP: 0.321, SLG: 0.397	4-1 B FF 93 F CH 87 B SL 90 B FF 94		2-2 B FF 93 F CH 88 F SL 88 B SL 89 X FF 94				1-3 F FF 93 F CH 88 F SL 88 S CH 85		1-3 F FF 95 B FF 96 B FF 96 C FF 96		4 0 0 0 1 2 3	<b>Colorado Rockies @ Arizona Diamondbacks</b> Chase Field, Phoenix, AZ Tue May 30 2023, 6:42 PM - 9:08 PM MST Att: 11,146 - Clear - 92 F								
15 Randal Grichuk, R OBP: 0.426, SLG: 0.511	0-0 X SL 90		2-1 C FF 94 B FF 94 D SL 89 X SL 89			0-2 F FF 93 S FF 92 X CH 88		2-3 B SL 85 F FF 94 B FF 94 S SL 87		4 0 1 0 0 1 2										
24 Ryan McMahon, L OBP: 0.285, SLG: 0.477	1-0 B FC 91 I SAFE X FC 91		4-0 B FF 94 B SL 90 B CH 88			2-2 B FC 91 C FC 91 D SL 84 T KC 84		2-3 C FF 94 B FF 94 F FF 94 S FF 94		3 0 1 0 1 2 1										
35 Elias Diaz, R OBP: 0.385, SLG: 0.506	2-2 B FF 94 F FF 94 F KC 85 X CH 89		0-2 F FF 94 F FF 94 X FF 94			0-1 T FF 91 X FF 91		4-2 B FF 94 S FF 93 S FF 93 B SL 87 S SL 93		3 0 0 0 1 0 4										
23 Kris Bryant, R OBP: 0.346, SLG: 0.374		2-1 B KC 83 C FF 84 B KC 84 X FF 94		2-3 C FF 92 B FF 93 S SL 87 K SL 87		3-3 C FF 93 B FF 93 T FF 92 C FF 94		3-3 B FF 94 B FF 94 C FF 94 S FF 94		4 0 1 0 0 3 1										
30 Harold Castro, L OBP: 0.286, SLG: 0.336		0-1 C FC 90 I SAFE X FC 90		0-1 C FC 90 X FC 90		1-3 F FF 94 B SL 86 S KC 82		2-2 C FF 96 B FF 96 F FF 96 S SL 87		4 0 1 0 0 1 1										
22 Nolan Jones, L OBP: 0.313, SLG: 0.533		1-2 F FF 93 T KC 84 B FF 93 X KC 83		1-3 C KC 83 S CH 83 S KC 83		0-2 B FF 93 B FF 93 C FC 93 X FF 93		1-2 C FF 96 B FF 97 S FF 97 X SL 88		4 1 1 1 0 1 2										
9 Brenton Doyle, R OBP: 0.273, SLG: 0.434		1-3 B FF 92 S SL 89 I SAFE S KC 84 S KC 82		1-0 B SL 89 X SL 87		3-3 S FF 94 B FF 94 B FF 94 C FC 94		0-0 X SL 86		4 0 0 0 0 2 2										
14 Ezequiel Tovar, R OBP: 0.288, SLG: 0.389			0-0 X KC 83		3-2 F FF 92 B FF 91 C FC 91 X FF 93		0-0 X FS 86		3-2 S FF 96 B FF 96 B FF 96 X SL 86		4 0 3 0 0 0 0									
<b>Inning Stats</b>	R: 0 E: 0 K: 0 S: 6	H: 1 LOB: 1 BB: 1 P: 13	R: 0 E: 0 K: 1 S: 10	H: 1 LOB: 1 BB: 0 P: 14	R: 0 E: 0 K: 1 S: 11	H: 1 LOB: 2 BB: 1 P: 19	R: 0 E: 0 K: 2 S: 9	H: 1 LOB: 1 BB: 0 P: 13	R: 0 E: 0 K: 2 S: 13	H: 0 LOB: 0 BB: 0 P: 12	R: 0 E: 0 K: 1 S: 10		H: 1 LOB: 1 BB: 0 P: 16	R: 0 E: 0 K: 3 S: 13	H: 0 LOB: 1 BB: 1 P: 24	R: 1 E: 0 K: 1 S: 16	H: 2 LOB: 1 BB: 0 P: 23	1B: 3 2B: 4 3B: 0 HR: 1	SF: 0 SAC: 0 DP: 1 HBP: 0	WP: 0 PB: 0 SB: 0 CS: 0
<b>PITCHER</b>	IP WLS BF H R ER SO BB IBB HBP BLK WP HR S P ERA WHIP																			
23 Zac Gallen, R ERA: 2.72	6.0 W 24 5 0 0 7 2 0 0 0 0 0 57 90 0.00 1.167																			
30 Scott McGough, R ERA: 3.34	2.0 8 1 0 0 4 1 0 0 0 0 0 23 40 0.00 1.000																			
37 Kevin Ginkel, R ERA: 3.33	1.0 5 2 1 1 1 0 0 0 0 0 1 16 23 9.00 2.000																			

Batter	1	2	3	4	5	6	7	8	9	AB R H RBI BB SO LOB	BOTTOM									
4 Ketel Marte, S OBP: 0.339, SLG: 0.482	1-0 B SI 85 X FF 86	2-0 B SI 88 I SAFE B SL 81 X SL 81		1-2 I SAFE F SI 89 F SI 89 F SL 82 X SL 82			1-1 B SI 96 C SI 96 X SI 96			4 1 1 1 0 0 2	<b>Colorado Rockies @ Arizona Diamondbacks</b> Chase Field, Phoenix, AZ Tue May 30 2023, 6:42 PM - 9:08 PM MST Att: 11,146 - Clear - 92 F									
15 Emmanuel Rivera, R OBP: 0.394, SLG: 0.459	0-0 X SI 87		0-1 C SL 80 X CH 81		3-1 B SI 85 C CH 81 B FF 87 B SI 85 X SI 86		1-2 C SI 94 B SL 86 B SL 86 X SL 89			4 0 1 0 0 0 0										
12 Lourdes Gurriel Jr., R OBP: 0.361, SLG: 0.554	2-1 C CH 92 B SL 82 B CH 82 X CH 82		1-2 C FF 87 B KC 79 F FF 87 X SL 82		3-2 B KC 76 C CH 81 B SL 88 B FF 88 X KC 78		2-0 B SI 94 X SL 94			4 0 0 0 0 0 1										
53 Christian Walker, R OBP: 0.309, SLG: 0.464	4-2 B SI 87 C SI 87 C SI 87 B KC 80 F CH 83 B CH 83		4-2 S FF 88 I SAFE B KC 79 D SL 83 F FF 88 B KC 79		0-3 C SL 82 F KC 79 S KC 80		2-1 B SI 87 F SI 84 B SL 85 X SI 93			2 1 0 0 2 1 0										
3 Evan Longoria, R OBP: 0.263, SLG: 0.489	3-1 B SI 88 C SI 88 C FC 88 X SI 88		0-0 X FF 88		2-1 B KC 74 C SI 87 X SI 87		2-1 B SI 87 P SI 83 X SI 94			4 1 1 2 0 0 2										
7 Corbin Carroll, L OBP: 0.374, SLG: 0.520	0-1 C FF 88 X SI 88			4-1 B SL 79 C SL 80 B SI 87 B FF 87		1-1 C SI 87 X SI 88				2 2 1 1 1 0 0										
13 Nick Ahmed, R OBP: 0.255, SLG: 0.300		1-2 C SI 85 Y SL 81 B KC 78 X SL 83		1-1 C SI 87 X CH 82		0-2 F SI 88 X KC 79 X KC 79				3 0 0 0 0 0 1										
14 Gabriel Moreno, R OBP: 0.322, SLG: 0.387		2-1 B SI 87 B FF 87 C SI 88 X CH 83		0-2 C KC 88 F KC 81 X FF 89		1-2 C SI 96 F SV 81 F FF 86 B SL 86 B SL 86 X SL 87				2 0 0 1 0 0 0										
31 Jake McCarthy, L OBP: 0.267, SLG: 0.273	1-0 B FF 87 X SL 82		1-0 B FF 87 X SL 82		1-1 B FF 88 X SL 83		1-0 B SI 95 X SI 96			3 0 2 0 0 0 0										
<b>Inning Stats</b>	R: 3 E: 0 K: 0 S: 11	H: 2 LOB: 0 BB: 1 P: 21	R: 0 E: 0 K: 0 S: 7	H: 1 LOB: 1 BB: 0 P: 13	R: 0 E: 0 K: 0 S: 9	H: 1 LOB: 1 BB: 1 P: 14	R: 1 E: 0 K: 0 S: 13	H: 1 LOB: 1 BB: 1 P: 20	R: 0 E: 0 K: 1 S: 9	H: 0 LOB: 0 BB: 0 P: 15		R: 1 E: 0 K: 0 S: 15	H: 1 LOB: 0 BB: 0 P: 19	R: 0 E: 0 K: 0 S: 7	H: 0 LOB: 0 BB: 0 P: 10	R: 0 E: 0 K: 0 S: 5	H: 0 LOB: 0 BB: 0 P: 11	1B: 3 2B: 0 3B: 0 HR: 3	SF: 1 SAC: 0 DP: 1 HBP: 0	WP: 0 PB: 4 SB: 0 CS: 0
<b>PITCHER</b>	IP WLS BF H R ER SO BB IBB HBP BLK WP HR S P ERA WHIP																			
21 Kyle Freeland, L ERA: 4.22	5.2 L 25 6 0 0 5 3 0 0 0 0 0 3 57 94 7.94 1.588																			
52 Daniel Bard, R ERA: 0.57	1.1 4 0 0 0 0 0 0 0 0 0 0 14 18 0.00 0.000																			
Blair Calvo, R ERA:	1.0 3 0 0 0 0 0 0 0 0 0 0 5 11 0.00 0.000																			

AB 34  
R 1  
H 8  
RBI 1  
BB 3  
SO 12  
LOB 16



AB 28  
R 5  
H 6  
RBI 5  
BB 3  
SO 1  
LOB 6



livebaseballscorecards.com

livebaseballscorecards.com



Batter	1	2	3	4	5	6	7	8	9	AB	R	H	RBI	BB	SO	LOB	TOP																					
15 Randal Grichuk, R OBP: 0.410, SLG: 0.489	G5-3		G6-3			F7		K		4	0	0	0	0	1	2																						
14 Ezequiel Tovar, R OBP: 0.287, SLG: 0.383	K			G3		BB		F9		3	0	0	0	1	1	0																						
24 Ryan McMahon, L OBP: 0.333, SLG: 0.469	K			BB		F7		L6		3	0	0	0	1	1	1																						
35 Elias Diaz, R OBP: 0.376, SLG: 0.494		L7		G4-3				K		4	0	0	0	0	2	1																						
44 Elehuris Montero, R OBP: 0.276, SLG: 0.345		G3-1				K		F9		3	0	0	0	0	1	0																						
22 Nolan Jones, L OBP: 0.316, SLG: 0.556		G6-3				2B		G3		3	0	1	0	0	0	0																						
9 Brenton Doyle, R OBP: 0.275, SLG: 0.430						K		F9		3	0	1	0	0	1	1																						
13 Alan Trejo, R OBP: 0.280, SLG: 0.333				FC4		K		K		3	0	1	0	0	1	2																						
16 Austin Wynns, R OBP: 0.244, SLG: 0.222				G6-4-3				G3		3	0	0	0	0	1	3																						
<b>Inning Stats</b>	R: 0 E: 0 K: 2 S: 8	H: 0 LOB: 0 BB: 0 P: 10	R: 0 E: 0 K: 0 S: 8	H: 0 LOB: 0 BB: 0 P: 14	R: 0 E: 1 K: 0 S: 9	H: 1 LOB: 1 BB: 0 P: 10	R: 0 E: 0 K: 0 S: 5	H: 0 LOB: 0 BB: 0 P: 12	R: 0 E: 0 K: 3 S: 13	H: 1 LOB: 1 BB: 0 P: 17	R: 0 E: 0 K: 1 S: 13	H: 0 LOB: 0 BB: 1 P: 22	R: 0 E: 0 K: 1 S: 13	H: 1 LOB: 1 BB: 0 P: 20	R: 0 E: 0 K: 1 S: 8	H: 0 LOB: 0 BB: 0 P: 11	1B: 2 2B: 1 3B: 0 HR: 0	SF: 0 SAC: 0 DP: 2 HBP: 0	WP: 0 PB: 0 SB: 0 CS: 0	PA: 31																		
<b>PITCHER</b>	IP	WLS	BF	H	R	ER	SO	BB	IBB	HBP	BLK	WP	HR	S	P	ERA	WHIP	<b>PITCHER</b>				IP	WLS	BF	H	R	ER	SO	BB	IBB	HBP	BLK	WP	HR	S	P	ERA	WHIP
47 Tommy Henry, L ERA: 3.73	(1, 1)	7.0	W	24	2	0	0	7	2	0	0	0	0	63	95	0.00	0.571																					
55 Austin Adams, R ERA: 3.0	(8, 1)	1.0		4	1	0	0	1	0	0	0	0	0	13	20	0.00	1.000																					
66 José Ruiz, R ERA: 6.48	(9, 1)	1.0		3	0	0	0	1	0	0	0	0	0	8	11	0.00	0.000																					

**Colorado Rockies @ Arizona Diamondbacks**  
Chase Field, Phoenix, AZ  
Wed May 31, 2023, 6:41 PM - 9:19 PM MST  
Att: 11,844 - Partly Cloudy - 87 F

livebaseballscorecards.com

AB 29  
R 0  
H 3  
RBI 0  
BB 2  
SO 9  
LOB 10



Batter	1	2	3	4	5	6	7	8	9	AB	R	H	RBI	BB	SO	LOB	BOTTOM																					
26 Pavin Smith, L OBP: 0.341, SLG: 0.400	1B	2B		BB		BB		BB		2	2	2	1	3	0	0																						
4 Ketel Marte, S OBP: 0.336, SLG: 0.475	1B	P6		K		FC4-6		G1-3		5	1	1	0	0	1	5																						
7 Corbin Carroll, L OBP: 0.376, SLG: 0.519	1B	1B		G4-3		L9				4	1	2	2	0	0	3																						
53 Christian Walker, R OBP: 0.308, SLG: 0.475	F7	K				K				4	1	1	1	0	2	4																						
12 Lourdes Gurriel Jr., R OBP: 0.359, SLG: 0.547	1B			K		G6-3		F8		4	0	1	2	0	1	0																						
10 Josh Rojas, L OBP: 0.300, SLG: 0.316	K			K		K		G4-3		4	0	0	0	0	3	1																						
14 Gabriel Moreno, R OBP: 0.320, SLG: 0.383	G1-6-3			G6-3		1B		G5-3		4	0	1	0	0	0	1																						
31 Jake McCarthy, L OBP: 0.278, SLG: 0.284		1B				E6		G4-3		4	1	2	0	0	0	1																						
2 Geraldo Perdomo, S OBP: 0.380, SLG: 0.488		F7				G6-3		F8		4	0	0	0	0	1	4																						
<b>Inning Stats</b>	R: 3 E: 0 K: 1 S: 20	H: 4 LOB: 1 BB: 0 P: 28	R: 2 E: 0 K: 1 S: 20	H: 3 LOB: 1 BB: 0 P: 30	R: 0 E: 0 K: 2 S: 8	H: 0 LOB: 0 BB: 0 P: 13	R: 0 E: 1 K: 2 S: 12	H: 1 LOB: 2 BB: 1 P: 21	R: 1 E: 1 K: 1 S: 16	H: 2 LOB: 2 BB: 0 P: 26	R: 0 E: 0 K: 1 S: 9	H: 0 LOB: 1 BB: 1 P: 17	R: 0 E: 0 K: 0 S: 6	H: 0 LOB: 0 BB: 0 P: 7	R: 0 E: 0 K: 0 S: 11	H: 0 LOB: 1 BB: 1 P: 19	1B: 8 2B: 1 3B: 0 HR: 1	SF: 0 SAC: 0 DP: 0 HBP: 0	WP: 2 PB: 0 SB: 2 CS: 0	PA: 38																		
<b>PITCHER</b>	IP	WLS	BF	H	R	ER	SO	BB	IBB	HBP	BLK	WP	HR	S	P	ERA	WHIP	<b>PITCHER</b>				IP	WLS	BF	H	R	ER	SO	BB	IBB	HBP	BLK	WP	HR	S	P	ERA	WHIP
32 Dinelson Lamet, R ERA: 13.17	(1, 1)	3.0	L	16	7	5	4	0	0	0	0	0	0	48	71	15.00	2.333																					
20 Peter Lambert, R ERA: 5.4	(4, 1)	2.2		14	3	1	1	3	2	0	0	0	0	34	59	3.38	1.875																					
59 Jake Bird, R ERA: 2.75	(6, 1)	1.1		4	0	0	0	1	0	0	0	0	0	9	12	0.00	0.000																					
39 Brent Suter, L ERA: 1.93	(8, 1)	1.0		4	0	0	0	0	1	0	0	0	0	11	19	0.00	1.000																					

**Colorado Rockies @ Arizona Diamondbacks**  
Chase Field, Phoenix, AZ  
Wed May 31, 2023, 6:41 PM - 9:19 PM MST  
Att: 11,844 - Partly Cloudy - 87 F

livebaseballscorecards.com

AB 35  
R 6  
H 10  
RBI 6  
BB 3  
SO 8  
LOB 19



Batter	1	2	3	4	5	6	7	8	9	AB	R	H	RBI	BB	SO	LOB	TOP		
19 Charlie Blackmon, L (1, 10) OBP: 0.365, SLG: 0.459										5	0	1	0	0	0	1	<b>Colorado Rockies @ Arizona Diamondbacks</b> Chase Field, Phoenix, AZ Thu Jun 01 2023, 12:42 PM - 3:34 PM MST Att: 16,492 - Roof Closed - 74 F <a href="http://livebaseballscorecards.com">livebaseballscorecards.com</a>		
29 Jurickson Profar, S (1, 7) OBP: 0.315, SLG: 0.389										4	0	0	0	0	2	2			
24 Ryan McMahon, L (1, 5) OBP: 0.336, SLG: 0.475										4	1	2	0	0	1	0			
35 Elias Diaz, R (1, 2) OBP: 0.368, SLG: 0.483										4	0	0	0	0	1	2			
30 Harold Castro, L (1, 4) OBP: 0.293, SLG: 0.342										4	1	2	1	0	0	0			
11 Mike Moustakas, L (1, 3) OBP: 0.320, SLG: 0.366										3	1	0	0	1	0	2			
22 Nolan Jones, L (1, 9) OBP: 0.348, SLG: 0.545										4	0	2	1	0	2	1			
9 Brenton Doyle, R (1, 8) OBP: 0.284, SLG: 0.433										4	0	2	1	0	1	1			
14 Ezequiel Tovar, R (1, 6) OBP: 0.286, SLG: 0.396										4	1	1	1	0	2	3			
<b>Inning Stats</b>	R: 0 E: 0 K: 0 S: 7	H: 1 LOB: 0 BB: 0 P: 9	R: 1 E: 0 K: 0 S: 12	H: 2 LOB: 2 BB: 1 P: 23	R: 0 E: 0 K: 1 S: 11	H: 1 LOB: 1 BB: 0 P: 16	R: 0 E: 0 K: 1 S: 8	H: 0 LOB: 0 BB: 0 P: 12	R: 0 E: 0 K: 1 S: 10	H: 1 LOB: 1 BB: 0 P: 16	R: 2 E: 0 K: 2 S: 18	H: 3 LOB: 1 BB: 0 P: 27	R: 1 E: 0 K: 2 S: 10	H: 1 LOB: 1 BB: 0 P: 12	R: 0 E: 0 K: 1 S: 9	H: 0 LOB: 0 BB: 0 P: 12	1B: 8 2B: 1 3B: 0 HR: 1	SF: 0 SAC: 0 DP: 1 HBP: 0	WP: 0 PA: 37 PB: 0 SB: 1 CS: 0
<b>PITCHER</b>	IP WLS BF H R ER SO BB IBB HBP BLK WP HR S P ERA WHIP																		
27 Zach Davies, R (1, 1) ERA: 5.4	5.2	24	7	3	3	4	1	0	0	0	0	0	0	0	0	61	96	4.76	1.412
24 Kyle Nelson, L (6, 1) ERA: 2.95	1.1	6	2	1	1	3	0	0	0	0	0	1	15	19	6.75	1.500			
66 José Ruiz, R (8, 1) ERA: 6.23	1.0	4	1	0	0	1	0	0	0	0	0	0	9	12	0.00	1.000			
37 Kevin Ginkel, R (9, 1) ERA: 3.2	1.0	W 3	0	0	0	1	0	0	0	0	0	0	7	12	0.00	0.000			

Batter	1	2	3	4	5	6	7	8	9	AB	R	H	RBI	BB	SO	LOB	BOTTOM				
26 Pavin Smith, L (1, 9) OBP: 0.333, SLG: 0.390										3	0	0	0	0	2	2	<b>Colorado Rockies @ Arizona Diamondbacks</b> Chase Field, Phoenix, AZ Thu Jun 01 2023, 12:42 PM - 3:34 PM MST Att: 16,492 - Roof Closed - 74 F <a href="http://livebaseballscorecards.com">livebaseballscorecards.com</a>				
15 Emmanuel Rivera, R, (PH) OBP: 0.372, SLG: 0.467										4	2	2	1	1	0	0					
66 José Ruiz, R (8, 1) ERA: 6.23										5	0	1	2	0	1	2					
37 Kevin Ginkel, L (9, 1) OBP: 0.290, SLG: 0.484										4	1	3	0	0	0	1					
3 Eyan Longoria, R (9, PH) OBP: 0.372, SLG: 0.516										4	0	1	2	0	0	2					
4 Ketel Marte, S (1, 4) OBP: 0.342, SLG: 0.486										4	2	2	1	1	0	0					
7 Corbin Carroll, L (1, 7) OBP: 0.372, SLG: 0.516										5	0	1	2	0	1	2					
53 Christian Walker, R (1, 3) OBP: 0.316, SLG: 0.485										4	1	3	0	0	0	1					
12 Lourdes Gurriel Jr., R (1, 10) OBP: 0.357, SLG: 0.546										4	0	1	2	0	0	2					
10 Josh Rojas, L (1, 5) OBP: 0.295, SLG: 0.310										3	0	0	0	1	0	1					
2 Geraldo Perdomo, S (1, 6) OBP: 0.377, SLG: 0.476										3	0	0	0	1	2	3					
31 Jake McCarthy, L (1, 8) OBP: 0.277, SLG: 0.282										4	0	1	0	0	2	2					
11 Jose Herrera, S (1, 2) OBP: 0.333, SLG: 0.327										2	0	0	0	0	2	2					
14 Gabriel Moreno, R (7, PH) OBP: 0.323, SLG: 0.380										1	1	0	0	1	0	0					
<b>Inning Stats</b>	R: 0 E: 0 K: 1 S: 8	H: 0 LOB: 0 BB: 0 P: 13	R: 0 E: 0 K: 0 S: 15	H: 1 LOB: 1 BB: 0 P: 19	R: 0 E: 0 K: 2 S: 9	H: 0 LOB: 0 BB: 0 P: 13	R: 0 E: 0 K: 0 S: 12	H: 1 LOB: 1 BB: 0 P: 16	R: 0 E: 0 K: 2 S: 15	H: 1 LOB: 2 BB: 1 P: 23	R: 2 E: 0 K: 2 S: 18	H: 2 LOB: 2 BB: 2 P: 33	R: 1 E: 0 K: 0 S: 14	H: 2 LOB: 1 BB: 0 P: 23	R: 0 E: 0 K: 1 S: 7	H: 0 LOB: 0 BB: 0 P: 8	R: 2 E: 0 K: 1 S: 11	H: 2 LOB: 1 BB: 1 P: 21	1B: 4 2B: 5 3B: 0 HR: 0	SF: 0 SAC: 0 DP: 1 HBP: 0	WP: 0 PA: 39 PB: 0 SB: 0 CS: 0
<b>PITCHER</b>	IP WLS BF H R ER SO BB IBB HBP BLK WP HR S P ERA WHIP																				
43 Connor Seabold, R (1, 1) ERA: 5.4	5.1	21	3	1	1	2	2	0	0	0	0	0	0	0	63	92	13.50	4.500			
59 Jake Bird, R (6, 1) ERA: 2.95	0.2	H 5	2	1	1	2	1	0	0	0	0	0	14	25	13.50	4.500					
55 Brad Hand, L (7, 1) ERA: 3.54	0.2	H 4	2	1	1	0	0	0	0	0	0	0	11	20	13.50	3.000					
61 Justin Lawrence, R (7, 1) ERA: 2.93	1.1	H 4	0	0	0	1	0	0	0	0	0	0	10	11	0.00	0.000					
36 Pierce Johnson, R (9, 1) ERA: 6.85	0.2	L 5	2	2	2	1	1	0	0	0	0	0	11	21	27.00	4.500					

Batter	1	2	3	4	5	6	7	8	9	AB	R	H	RBI	BB	SO	LOB	TOP			
19 Charlie Blackmon, L (1, 10) OBP: 0.356, SLG: 0.447										5	0	0	0	0	1	2	<b>Colorado Rockies @ Kansas City Royals</b> Kauffman Stadium, Kansas City, MO Fri Jun 02 2023, 7:11 PM - 9:51 PM CDT Att: 23,482 - Partly Cloudy - 84 F <a href="http://livebaseballscorecards.com">livebaseballscorecards.com</a>			
29 Jurickson Profar, S (1, 7) OBP: 0.308, SLG: 0.319										5	1	0	1	0	1	1				
24 Ryan McMahon, L (1, 5) OBP: 0.339, SLG: 0.490										4	2	2	2	0	1	0				
35 Elias Diaz, R (1, 2) OBP: 0.371, SLG: 0.489										4	0	2	2	0	1	0				
15 Randal Grichuk, R (1, 9) OBP: 0.404, SLG: 0.480										4	1	1	0	0	2	1				
30 Harold Castro, L (1, 4) OBP: 0.292, SLG: 0.339										4	1	1	0	0	1	3				
22 Nolan Jones, L (1, 3) OBP: 0.333, SLG: 0.538										4	0	1	2	0	2	2				
9 Brenton Doyle, R (1, 8) OBP: 0.293, SLG: 0.430										3	1	1	0	1	2	2				
14 Ezequiel Tovar, R (1, 6) OBP: 0.286, SLG: 0.398										4	1	1	0	0	1	1				
<b>Inning Stats</b>	R: 1 H: 1 E: 0 K: 0 S: 9	H: 1 LOB: 0 BB: 0 P: 14	R: 0 H: 1 E: 0 K: 2 S: 11	H: 1 LOB: 1 BB: 0 P: 15	R: 0 H: 0 E: 0 K: 2 S: 7	H: 0 LOB: 0 BB: 0 P: 11	R: 0 H: 0 E: 0 K: 2 S: 7	H: 0 LOB: 1 BB: 1 P: 25	R: 0 H: 0 E: 0 K: 1 S: 10	H: 1 LOB: 1 BB: 0 P: 18	R: 0 H: 1 E: 0 K: 2 S: 12	H: 1 LOB: 1 BB: 0 P: 18	R: 6 H: 6 E: 0 K: 1 S: 31	H: 6 LOB: 1 BB: 0 P: 47	R: 0 H: 0 E: 0 K: 0 S: 7	H: 0 LOB: 0 BB: 0 P: 11		1B: 5 2B: 3 3B: 0 HR: 1	SF: 0 SAC: 0 DP: 0 HBP: 0	WP: 0 PB: 0 SB: 0 CS: 0
<b>PITCHER</b>	IP WLS BF H R ER SO BB IBB HBP BLK WP HR S P ERA WHIP																			
24 Jordan Lyles, R (1, 1) ERA: 6.88	5.0	18	2	1	1	8	1	0	0	0	0	0	1	49	74	1.80	0.600			
45 Taylor Clarke, R (6, 1) ERA: 3.04	1.0	3	0	0	0	1	0	0	0	0	0	0	10	18	0.00	0.000				
74 Jose Cuas, R (7, 1) ERA: 4.56	1.0	4	1	0	0	2	0	0	0	0	0	0	12	18	0.00	1.000				
43 Carlos Hernández, R (8, 1) ERA: 4.76	0.1	5	3	4	4	0	0	0	0	0	0	0	19	28	108.00	9.000				
64 Nick Wittgren, R (8, 1) ERA: 7.2	1.2	8	3	2	2	1	0	0	0	0	0	0	19	30	10.80	1.800				

Batter	1	2	3	4	5	6	7	8	9	AB	R	H	RBI	BB	SO	LOB	BOTTOM					
32 Nick Pratto, L (1, 3) OBP: 0.402, SLG: 0.426										3	0	1	0	1	1	0	<b>Colorado Rockies @ Kansas City Royals</b> Kauffman Stadium, Kansas City, MO Fri Jun 02 2023, 7:11 PM - 9:51 PM CDT Att: 23,482 - Partly Cloudy - 84 F <a href="http://livebaseballscorecards.com">livebaseballscorecards.com</a>					
7 Bobby Witt Jr., R (1, 6) OBP: 0.265, SLG: 0.427										4	0	1	0	0	1	2						
9 Vinnie Pasquantino, L (1, 10) OBP: 0.342, SLG: 0.465										3	0	0	0	1	0	3						
13 Salvador Perez, R (1, 2) OBP: 0.315, SLG: 0.517										4	0	0	0	0	0	2						
1 MJ Melendez, L (1, 9) OBP: 0.301, SLG: 0.365										4	0	2	0	0	0	0						
14 Edward Olivares, R (1, 7) OBP: 0.297, SLG: 0.414										3	1	1	1	0	0	1						
11 Maikel Garcia, R (8, 5) OBP: 0.326, SLG: 0.357										0	0	0	0	1	0	0						
19 Michael Massey, L (1, 4) OBP: 0.250, SLG: 0.540										3	0	0	0	0	1	1						
Jackie Bradley Jr., L (8, 8) OBP: 0.196, SLG: 0.220										1	0	0	0	0	1	3						
8 Nicky Lopez, L (1, 5) OBP: 0.357, SLG: 0.338										3	0	0	0	0	0	0						
6 Drew Waters, S (1, 8) OBP: 0.211, SLG: 0.368										3	1	1	1	0	1	0						
<b>Inning Stats</b>	R: 0 H: 1 E: 0 K: 0 S: 15	H: 1 LOB: 0 BB: 0 P: 19	R: 1 H: 1 E: 0 K: 0 S: 9	H: 1 LOB: 0 BB: 0 P: 15	R: 1 H: 1 E: 0 K: 0 S: 4	H: 1 LOB: 0 BB: 1 P: 12	R: 0 H: 0 E: 0 K: 0 S: 6	H: 0 LOB: 0 BB: 0 P: 12	R: 0 H: 1 E: 0 K: 1 S: 6	H: 1 LOB: 0 BB: 0 P: 7	R: 0 H: 1 E: 0 K: 1 S: 10	H: 1 LOB: 1 BB: 0 P: 15	R: 0 H: 1 E: 0 K: 0 S: 11	H: 1 LOB: 1 BB: 0 P: 17	R: 0 H: 0 E: 0 K: 1 S: 7	H: 0 LOB: 0 BB: 0 P: 8	R: 0 H: 1 E: 0 K: 2 S: 17	H: 1 LOB: 3 BB: 2 P: 30	1B: 4 2B: 1 3B: 0 HR: 2	SF: 0 SAC: 0 DP: 1 HBP: 0	WP: 0 PB: 0 SB: 0 CS: 1	PA: 34
<b>PITCHER</b>	IP WLS BF H R ER SO BB IBB HBP BLK WP HR S P ERA WHIP																					
45 Chase Anderson, R (1, 1) ERA: 1.69	6.0	21	4	2	2	2	1	0	0	0	0	0	0	18	25	0.00	0.500					
39 Brent Suter, L (7, 1) ERA: 1.92	2.0	7	1	0	0	1	0	0	0	0	0	0	14	25	0.00	4.500						
52 Daniel Bard, R (9, 1) ERA: 0.55	0.2	5	1	0	0	1	2	0	0	0	0	0	3	5	0.00	0.000						
61 Justin Lawrence, R (9, 1) ERA: 2.9	0.1	1	0	0	0	1	0	0	0	0	0	0	3	5	0.00	0.000						



Batter	1	2	3	4	5	6	7	8	9	AB	R	H	RBI	BB	SO	LOB	TOP										
9 Brenton Doyle, R OBP: 0.271, SLG: 0.400	G6-3		K		G5-3			K		4	0	0	0	0	2	1	<b>Colorado Rockies @ Kansas City Royals</b> Kauffman Stadium, Kansas City, MO Sun Jun 04 2023, 1:12 PM - 3:43 PM CDT Att. 13,128 - Sunny - 88 F										
29 Jurickson Profar, S OBP: 0.309, SLG: 0.311	1B		F8			K		P3		4	0	1	0	0	1	1											
24 Ryan McMahon, L OBP: 0.335, SLG: 0.479	K		K			F7		K		4	0	0	0	0	3	2											
11 Mike Moustakas, L OBP: 0.327, SLG: 0.372	F7				K		1B			4	0	2	0	0	1	1											
22 Nolan Jones, L OBP: 0.355, SLG: 0.533	44 G1-3 30 G4-3 1B				1B		K			4	0	2	0	0	2	2											
30 Harold Castro, L OBP: 0.290, SLG: 0.336	G4-3				F7		G4-3			4	0	1	0	0	0	2											
44 Elehuris Montero, R OBP: 0.259, SLG: 0.349	G1-3				G1-3		K			4	0	0	0	0	2	4											
14 Ezequiel Tovar, R OBP: 0.294, SLG: 0.404	G5-3				K		2B			4	0	1	0	0	2	3											
16 Austin Wynns, R OBP: 0.250, SLG: 0.231					K		P3			3	0	1	0	0	1	1											
<b>Inning Stats</b>	R: 0 E: 0 K: 1 S: 12	H: 1 LOB: 1 BB: 0 P: 17	R: 0 E: 0 K: 0 S: 11	H: 1 LOB: 1 BB: 0 P: 18	R: 0 E: 0 K: 2 S: 15	H: 1 LOB: 1 BB: 0 P: 22	R: 0 E: 0 K: 1 S: 9	H: 1 LOB: 1 BB: 0 P: 15	R: 0 E: 0 K: 2 S: 10	H: 0 LOB: 0 BB: 0 P: 12	R: 0 E: 0 K: 2 S: 12	H: 1 LOB: 1 BB: 0 P: 18	R: 0 E: 0 K: 1 S: 10	H: 1 LOB: 1 BB: 0 P: 13	R: 0 E: 0 K: 2 S: 8	H: 0 LOB: 0 BB: 0 P: 10		R: 0 E: 0 K: 3 S: 15	H: 2 LOB: 2 BB: 0 P: 17	1B: 7 2B: 1 3B: 0 HR: 0	SF: 0 SAC: 0 DP: 0 HBP: 0	WP: 0 PB: 0 SB: 0 CS: 0	PA: 35				
<b>PITCHER</b>	IP	WLS	BF	H	R	ER	SO	BB	IBB	HBP	BLK	WP	HR	S	P	ERA	WHIP										
51 Brady Singer, R ERA: 6.45	5.2	W	22	5	0	0	7	0	0	0	0	0	0	65	95	0.00	0.882										
45 Taylor Clarke, R ERA: 2.99	1.1	H	5	1	0	0	2	0	0	0	0	0	0	14	20	0.00	0.750										
54 Aroldis Chapman, L ERA: 2.95	1.0	H	3	0	0	0	2	0	0	0	0	0	0	8	10	0.00	0.000										
58 Scott Barlow, R ERA: 3.52	1.0	S	5	2	0	0	3	0	0	0	0	0	0	15	17	0.00	2.000										

Batter	1	2	3	4	5	6	7	8	9	AB	R	H	RBI	BB	SO	LOB	BOTTOM										
32 Nick Pratto, L OBP: 0.393, SLG: 0.440	G3			K						3	0	1	0	0	1	0	<b>Colorado Rockies @ Kansas City Royals</b> Kauffman Stadium, Kansas City, MO Sun Jun 04 2023, 1:12 PM - 3:43 PM CDT Att. 13,128 - Sunny - 88 F										
7 Bobby Witt Jr., R OBP: 0.269, SLG: 0.425	F8			L7		F8				3	0	0	0	0	0	1											
9 Vinnie Pasquantino, L OBP: 0.339, SLG: 0.450	G3-1			L8						3	0	0	0	0	0	0											
8 Nicky Lopez, L OBP: 0.357, SLG: 0.338										0	0	0	0	0	0	0											
13 Salvador Perez, R OBP: 0.313, SLG: 0.507		P4			F7		G6-3			3	0	0	0	0	0	0											
1 MJ Melendez, L OBP: 0.304, SLG: 0.367		G3-1			19 1B 2B		F8			3	1	1	0	0	0	0											
11 Maikel Garcia, R OBP: 0.333, SLG: 0.389		G5-3			F8					3	1	1	1	0	0	1											
19 Michael Massey, L OBP: 0.289, SLG: 0.338										3	0	1	1	0	0	0											
6 Drew Waters, S OBP: 0.261, SLG: 0.364				B1-3						0	0	0	0	0	0	0											
34 Freddy Fermin, R OBP: 0.283, SLG: 0.438				G5-3		CS		G5-3		3	0	0	0	0	0	0											
Jackie Bradley Jr., L OBP: 0.191, SLG: 0.214				G4-3				F9		3	0	0	0	0	1	0											
<b>Inning Stats</b>	R: 0 E: 0 K: 0 S: 10	H: 0 LOB: 0 BB: 0 P: 15	R: 0 E: 0 K: 0 S: 5	H: 0 LOB: 0 BB: 0 P: 7	R: 0 E: 0 K: 0 S: 5	H: 0 LOB: 0 BB: 0 P: 7	R: 0 E: 0 K: 1 S: 8	H: 0 LOB: 0 BB: 0 P: 9	R: 1 E: 0 K: 0 S: 14	H: 2 LOB: 0 BB: 0 P: 17	R: 0 E: 0 K: 0 S: 13	H: 1 LOB: 1 BB: 0 P: 20	R: 0 E: 0 K: 0 S: 6	H: 0 LOB: 0 BB: 0 P: 9	R: 1 E: 0 K: 1 S: 10	H: 1 LOB: 0 BB: 0 P: 16	1B: 2 2B: 1 3B: 0 HR: 1	SF: 0 SAC: 0 DP: 0 HBP: 0	WP: 0 PB: 0 SB: 0 CS: 1	PA: 28							
<b>PITCHER</b>	IP	WLS	BF	H	R	ER	SO	BB	IBB	HBP	BLK	WP	HR	S	P	ERA	WHIP										
21 Kyle Freeland, L ERA: 4.06	7.0	L	24	4	2	2	1	0	0	0	0	0	0	64	89	2.57	0.571										
39 Brent Suter, L ERA: 1.77	1.0		3	0	0	0	1	0	0	0	0	0	0	7	11	0.00	0.000										

AB 35  
R 0  
H 8  
RBI 0  
BB 0  
SO 14  
LOB 17



AB 27  
R 2  
H 4  
RBI 2  
BB 0  
SO 2  
LOB 2





Batter	1	2	3	4	5	6	7	8	9	AB R H RBI BB SO LOB	TOP											
31 LaMonte Wade Jr., L OBP: 0.429, SLG: 0.480										3 3 3 2 3 0 0	<p><b>San Francisco Giants @ Colorado Rockies</b> Coors Field, Denver, CO</p> <p>Tue Jun 06 2023, 6:42 PM - 10:10 PM MDT Att: 29,190 - Partly Cloudy - 73 F</p> <p>livebaseballscorecards.com</p> <p>AB 39 R 10 H 14 RBI 10 BB 11 SO 16 LOB 32</p>											
39 Thairo Estrada, R OBP: 0.354, SLG: 0.480										5 0 3 1 1 2 2												
23 Joc Pederson, L OBP: 0.366, SLG: 0.494										2 1 1 0 1 1 1 1 0 0 0 1 0 2												
41 Wilmer Flores, R OBP: 0.300, SLG: 0.423										4 1 1 3 1 2 8												
7 J.D. Davis, R OBP: 0.371, SLG: 0.481										4 1 1 3 1 2 8												
8 Michael Conforto, L OBP: 0.349, SLG: 0.459										3 0 1 1 1 1 2 2 0 0 0 0 2 4												
13 Austin Slater, R OBP: 0.355, SLG: 0.486										5 1 1 1 1 3 4												
17 Mitch Haniger, R OBP: 0.283, SLG: 0.372										5 1 1 1 1 3 4												
5 Mike Yastrzemski, L OBP: 0.319, SLG: 0.461										4 1 0 0 2 2 4												
14 Patrick Bailey, S OBP: 0.321, SLG: 0.545										5 2 3 1 0 1 1												
35 Brandon Crawford, L OBP: 0.282, SLG: 0.345										5 1 1 1 1 0 2 4												
<b>Inning Stats</b>	R: 0 E: 0 K: 2 S: 10	H: 1 LOB: 2 BB: 1 P: 21	R: 2 E: 0 K: 2 S: 19	H: 3 LOB: 3 BB: 1 P: 36	R: 1 E: 0 K: 0 S: 17	H: 2 LOB: 1 BB: 0 P: 26	R: 0 E: 0 K: 2 S: 19	H: 1 LOB: 3 BB: 3 P: 35	R: 5 E: 0 K: 3 S: 28	H: 5 LOB: 1 BB: 1 P: 43	R: 0 E: 0 K: 1 S: 10	H: 0 LOB: 0 BB: 0 P: 13	R: 1 E: 0 K: 1 S: 9	H: 2 LOB: 0 BB: 0 P: 15	R: 0 E: 0 K: 2 S: 9	H: 0 LOB: 1 BB: 1 P: 16	R: 1 E: 0 K: 3 S: 16	H: 0 LOB: 3 BB: 4 P: 35	1B: 5 2B: 8 3B: 1 HR: 0	SF: 1 SAC: 0 DP: 0 HBP: 1	WP: 0 PA: 52 PB: 0 SB: 0 CS: 0	
<b>PITCHER</b>	IP WLS BF H R ER SO BB IBB HBP BLK WP HR S P ERA WHIP	IP WLS BF H R ER SO BB IBB HBP BLK WP HR S P ERA WHIP	IP WLS BF H R ER SO BB IBB HBP BLK WP HR S P ERA WHIP	IP WLS BF H R ER SO BB IBB HBP BLK WP HR S P ERA WHIP	IP WLS BF H R ER SO BB IBB HBP BLK WP HR S P ERA WHIP	IP WLS BF H R ER SO BB IBB HBP BLK WP HR S P ERA WHIP	IP WLS BF H R ER SO BB IBB HBP BLK WP HR S P ERA WHIP	IP WLS BF H R ER SO BB IBB HBP BLK WP HR S P ERA WHIP	IP WLS BF H R ER SO BB IBB HBP BLK WP HR S P ERA WHIP	IP WLS BF H R ER SO BB IBB HBP BLK WP HR S P ERA WHIP	IP WLS BF H R ER SO BB IBB HBP BLK WP HR S P ERA WHIP	IP WLS BF H R ER SO BB IBB HBP BLK WP HR S P ERA WHIP	IP WLS BF H R ER SO BB IBB HBP BLK WP HR S P ERA WHIP	IP WLS BF H R ER SO BB IBB HBP BLK WP HR S P ERA WHIP	IP WLS BF H R ER SO BB IBB HBP BLK WP HR S P ERA WHIP	IP WLS BF H R ER SO BB IBB HBP BLK WP HR S P ERA WHIP	IP WLS BF H R ER SO BB IBB HBP BLK WP HR S P ERA WHIP	IP WLS BF H R ER SO BB IBB HBP BLK WP HR S P ERA WHIP	IP WLS BF H R ER SO BB IBB HBP BLK WP HR S P ERA WHIP	IP WLS BF H R ER SO BB IBB HBP BLK WP HR S P ERA WHIP	IP WLS BF H R ER SO BB IBB HBP BLK WP HR S P ERA WHIP	IP WLS BF H R ER SO BB IBB HBP BLK WP HR S P ERA WHIP
32 Dineson Lamet, R ERA: 12.42	20 Peter Lambert, R ERA: 8.41	59 Jake Bird, R ERA: 3.12	55 Brad Hand, L ERA: 4.09	36 Pierce Johnson, R ERA: 6.55	52 Daniel Bard, R ERA: 1.04																	

Batter	1	2	3	4	5	6	7	8	9	AB R H RBI BB SO LOB	BOTTOM
19 Charlie Blackmon, L OBP: 0.358, SLG: 0.439										4 2 1 0 1 0 0	<p><b>San Francisco Giants @ Colorado Rockies</b> Coors Field, Denver, CO</p> <p>Tue Jun 06 2023, 6:42 PM - 10:10 PM MDT Att: 29,190 - Partly Cloudy - 73 F</p> <p>livebaseballscorecards.com</p> <p>AB 36 R 4 H 9 RBI 4 BB 3 SO 8 LOB 14</p>
29 Jurickson Profar, S OBP: 0.319, SLG: 0.395										5 1 4 2 0 1 0	
24 Ryan McMahon, L OBP: 0.336, SLG: 0.486											

Batter	1	2	3	4	5	6	7	8	9	AB	R	H	RBI	BB	SO	LOB	TOP	
31 LaMonte Wade Jr., L (1, 3) OBP: 0.428, SLG: 0.478	G6-3		K				P2			5	0	2	0	0	1	3	<b>San Francisco Giants @ Colorado Rockies</b> Coors Field, Denver, CO Wed Jun 07 2023, 6:41 PM - 9:27 PM MDT Att: 24,149 - Partly Cloudy - 68 F	
39 Thairo Estrada, R (1, 4) OBP: 0.346, SLG: 0.468	L9		K			F7	FC5		F7	5	0	0	0	0	1	6		
23 Joc Pederson, L (1, 10) OBP: 0.358, SLG: 0.471	F9		K			L3		17 HBP 13 1B BB	K	4	1	0	0	1	2	3		
8 Michael Conforto, L (1, 9) OBP: 0.345, SLG: 0.449	F7		F7			F7	17 1B BB	K	P5	4	1	0	0	1	1	3		
17 Mitch Haniger, R (1, 7) OBP: 0.277, SLG: 0.374	BB		F8			41 1B 13 1B 6 1B 1B	13 1B 14 SH HBP			2	2	1	0	1	0	0		
5 Mike Vastrzemecki, L (1, 8) OBP: 0.315, SLG: 0.455 13 Austin Slater, R (7, PH) OBP: 0.429, SLG: 0.514	P5		K			41 1B 6 1B 1B	14 SH 1B			2	0	0	0	0	1	1		
2 Blake Sabol, L (1, 2) OBP: 0.305, SLG: 0.428 41 Wilmer Flores, R (7, PH) OBP: 0.305, SLG: 0.428 14 Patrick Bailey, S (7, 2) OBP: 0.321, SLG: 0.545	G3		F9			39 FC5 6 1B 1B	SH 6 G5-4-3			2	0	0	0	0	0	1		
6 Casey Schmitt, R (1, 5) OBP: 0.307, SLG: 0.429	HBP		F4			1B	G5-4-3			3	0	1	2	0	0	2		
35 Brandon Crawford, L (1, 6) OBP: 0.278, SLG: 0.339 7 J.D. Davis, R (7, PH) OBP: 0.372, SLG: 0.482	F9		F9			F9	K		31 1B 1B	2	0	0	0	0	0	1		
<b>Inning Stats</b>	R: 0 E: 0 K: 0 S: 7	H: 0 LOB: 0 BB: 9	R: 0 E: 0 K: 0 S: 11	H: 0 LOB: 1 BB: 17	R: 0 E: 0 K: 2 S: 10	H: 0 LOB: 0 BB: 0	R: 0 E: 0 K: 1 S: 10	H: 1 LOB: 1 BB: 0	R: 3 E: 0 K: 1 S: 20	H: 4 LOB: 2 BB: 1	R: 2 E: 0 K: 1 S: 13	H: 1 LOB: 1 BB: 1	R: 0 E: 0 K: 1 S: 14	H: 2 LOB: 2 BB: 0	1B: 8 2B: 0 3B: 0 HR: 0	SF: 0 SAC: 1 DP: 1 HBP: 2		WP: 0 PA: 40 PB: 0 SB: 0 CS: 0
<b>PITCHER</b>	IP WLS BF H R ER SO BB IBB HBP BLK WP HR S P ERA WHIP																	
43 Connor Seabold, R (1, 1) ERA: 5.1	6.0	23	2	2	2	4	2	0	1	0	0	0	0	0	62	87	3.00	0.667
39 Brent Suter, L (7, 1) ERA: 2.02	0.0	3	3	1	1	0	0	0	0	0	0	0	0	6	9	∞	∞	
61 Justin Lawrence, R (7, 1) ERA: 3.41	2.0	L	9	1	2	2	1	0	1	0	0	0	0	21	31	9.00	1.000	
55 Brad Hand, L (9, 1) ERA: 3.91	1.0	5	2	0	0	1	0	0	0	0	0	0	0	14	18	0.00	2.000	

Batter	1	2	3	4	5	6	7	8	9	AB	R	H	RBI	BB	SO	LOB	BOTTOM	
19 Charlie Blackmon, L (1, 10) OBP: 0.355, SLG: 0.438	K			F7			K		G3-1	5	0	1	2	0	2	0	<b>San Francisco Giants @ Colorado Rockies</b> Coors Field, Denver, CO Wed Jun 07 2023, 6:41 PM - 9:27 PM MDT Att: 24,149 - Partly Cloudy - 68 F	
29 Jurickson Profar, S (1, 7) OBP: 0.321, SLG: 0.397	BB	P2			G6-3		2B		G6-3	4	0	1	0	1	0	2		
24 Ryan McMahon, L (1, 5) OBP: 0.331, SLG: 0.477	L8	L9			G3		K			4	0	0	0	0	1	4		
15 Randal Grichuk, R (1, 8) OBP: 0.393, SLG: 0.482	K		G5-3							3	0	1	0	1	1	1		
11 Mike Moustakas, L (1, 3) OBP: 0.330, SLG: 0.378	BB	G4-3			L6		K			3	1	0	0	1	1	3		
22 Nolan Jones, L (1, 9) OBP: 0.333, SLG: 0.553	F7		30 1B 14 1B BB			HR			G4-3	4	1	2	1	0	0	1		
30 Harold Castro, L (1, 4) OBP: 0.289, SLG: 0.333	16 1B 14 1B 19 2B 1B		G4-3			K			G4-3	4	1	1	0	0	1	1		
14 Ezequiel Tovar, R (1, 6) OBP: 0.292, SLG: 0.398	16 1B 19 2B 1B					F8			P4	4	1	2	1	0	0	0		
16 Austin Wynns, R (1, 2) OBP: 0.255, SLG: 0.238 35 Elias Diaz, R (9, PH) OBP: 0.363, SLG: 0.467	19 2B 1B		G5-4-3			P3			K	3	0	1	0	0	0	1		
<b>Inning Stats</b>	R: 0 E: 0 K: 2 S: 11	H: 4 LOB: 2 BB: 1	R: 3 E: 0 K: 0 S: 14	H: 1 LOB: 1 BB: 0	R: 0 E: 0 K: 0 S: 10	H: 1 LOB: 0 BB: 0	R: 0 E: 0 K: 1 S: 15	H: 1 LOB: 0 BB: 0	R: 0 E: 0 K: 3 S: 13	H: 0 LOB: 0 BB: 0	R: 0 E: 0 K: 0 S: 11	H: 0 LOB: 0 BB: 0	R: 0 E: 0 K: 1 S: 9	H: 0 LOB: 0 BB: 0	1B: 5 2B: 3 3B: 0 HR: 1	SF: 0 SAC: 0 DP: 1 HBP: 0		WP: 0 PA: 38 PB: 0 SB: 1 CS: 0
<b>PITCHER</b>	IP WLS BF H R ER SO BB IBB HBP BLK WP HR S P ERA WHIP																	
62 Logan Webb, R (1, 1) ERA: 3.09	5.1	25	8	4	4	3	2	0	0	0	0	0	0	0	62	99	6.75	1.875
43 Tristan Beck, R (6, 1) ERA: 4.0	0.2	2	0	0	0	0	0	0	0	0	0	0	0	6	11	0.00	0.000	
33 Taylor Rogers, L (7, 1) ERA: 3.54	1.0	W	5	1	0	0	0	1	0	0	0	0	0	13	21	0.00	1.000	
71 Tyler Rogers, R (8, 1) ERA: 1.8	1.0	H	3	0	0	0	0	0	0	0	0	0	0	11	15	0.00	0.000	
75 Camille Diaz, R (9, 1) ERA: 2.03	1.0	S	3	0	0	0	0	0	0	0	0	0	0	9	12	0.00	0.000	

Batter	1	2	3	4	5	6	7	8	9	AB R H RBI BB SO LOB	TOP											
31 LaMonte Wade Jr., L OBP: 0.419, SLG: 0.468	G6-3		G4-3		K		G6-3		SF8	4 0 0 1 0 1 1	<b>San Francisco Giants @ Colorado Rockies</b> Coors Field, Denver, CO Thu Jun 08 2023, 1:13 PM - 3:59 PM MDT Att: 30,372 - Partly Cloudy - 75 F <a href="http://livebaseballscorecards.com">livebaseballscorecards.com</a>											
39 Thairo Estrada, R OBP: 0.347, SLG: 0.478	HR		G5-3		K		BB		K	4 1 1 1 1 2 2												
23 Joc Pederson, L OBP: 0.351, SLG: 0.457	K		G5-3		G5-3		G4-3			5 0 1 1 0 1 1												
7 J.D. Davis, R OBP: 0.373, SLG: 0.490	G1-3		1B		HR		G5-3		K	5 1 2 0 0 1 1												
8 Michael Conforto, L OBP: 0.352, SLG: 0.469	K		BB		HR		L5-3			3 1 2 2 1 1 0												
17 Mitch Haniger, R OBP: 0.289, SLG: 0.363	F7		K		L8		L5-3			4 0 0 0 0 1 3												
2 Blake Sabol, L OBP: 0.325, SLG: 0.437	E1		K		BB					2 1 1 0 2 1 2												
13 Austin Slater, R OBP: 0.419, SLG: 0.500	K									3 0 1 0 0 2 2												
5 Mike Vastrzelski, L OBP: 0.320, SLG: 0.455	K									0 1 0 0 1 0 0												
6 Casey Schmitt, R OBP: 0.298, SLG: 0.416										3 0 0 0 0 0 1												
35 Brandon Crawford, L OBP: 0.293, SLG: 0.354										1 1 1 1 0 0 0												
																						
<b>Inning Stats</b>	R: 1 H: 1 E: 0 K: 1 S: 10	H: 1 R: 0 ER: 1 LOB: 1 BB: 0 P: 16	R: 0 H: 0 E: 0 K: 2 S: 11	H: 1 R: 0 ER: 0 LOB: 0 BB: 0 P: 16	R: 0 H: 0 E: 0 K: 0 S: 7	H: 0 R: 0 ER: 0 LOB: 0 BB: 0 P: 12	R: 0 H: 1 E: 0 K: 2 S: 15	H: 1 R: 0 ER: 0 LOB: 1 BB: 0 P: 25	R: 0 H: 1 E: 0 K: 2 S: 11	H: 2 R: 0 ER: 0 LOB: 1 BB: 0 P: 15	R: 2 H: 2 E: 0 K: 1 S: 12	H: 2 R: 0 ER: 0 LOB: 1 BB: 1 P: 21	R: 0 H: 0 E: 0 K: 0 S: 7	H: 0 R: 0 ER: 0 LOB: 0 BB: 0 P: 13	R: 0 H: 1 E: 0 K: 0 S: 7	H: 1 R: 0 ER: 0 LOB: 0 BB: 0 P: 11	R: 3 H: 2 E: 0 K: 2 S: 20	H: 2 R: 0 ER: 0 LOB: 1 BB: 2 P: 34	1B: 5 2B: 2 3B: 1 HR: 2	SF: 1 SAC: 0 DP: 1 HBP: 0	WP: 0 PB: 0 SB: 1 CS: 0	PA: 40
<b>PITCHER</b>	IP WLS BF H R ER SO BB IBB HBP BLK WP HR S P ERA WHIP											IP WLS BF H R ER SO BB IBB HBP BLK WP HR S P ERA WHIP										
45 Chase Anderson, R ERA: 2.25	5.1 23 6 3 3 7 1 0 0 0 0 2 58 92 5.06 1.312																					
62 Matt Carastii, R ERA: 4.75	1.2 7 0 0 0 1 2 0 0 0 0 0 15 26 0.00 1.200																					
59 Jake Bird, R ERA: 3.05	1.0 3 1 0 0 0 0 0 0 0 0 0 7 11 0.00 1.000																					
36 Pierce Johnson, R ERA: 7.5	0.2 6 2 3 3 1 2 0 0 0 0 0 17 30 40.50 6.000																					
52 Daniel Bard, R ERA: 1.02	0.1 1 0 0 0 1 0 0 0 0 0 0 3 4 0.00 0.000																					

Batter	1	2	3	4	5	6	7	8	9	AB R H RBI BB SO LOB	BOTTOM									
19 Charlie Blackmon, L OBP: 0.352, SLG: 0.432	1B		G5-3		K		G3-1			5 1 1 0 0 1 3	<b>San Francisco Giants @ Colorado Rockies</b> Coors Field, Denver, CO Thu Jun 08 2023, 1:13 PM - 3:59 PM MDT Att: 30,372 - Partly Cloudy - 75 F <a href="http://livebaseballscorecards.com">livebaseballscorecards.com</a>									
29 Jurickson Profar, S OBP: 0.323, SLG: 0.397	HBP		L7		G5-3		K2-3			5 1 2 0 0 1 0										
24 Ryan McMahon, L OBP: 0.336, SLG: 0.476	HBP		L4		K		HBP			3 1 1 1 1 1 1										
35 Elias Diaz, R OBP: 0.359, SLG: 0.466	K		L7		K		P5			5 0 1 0 0 2 4										
15 Randal Grichuk, R OBP: 0.386, SLG: 0.465	HBP		K		K		L9			4 1 0 0 0 2 4										
22 Nolan Jones, L OBP: 0.395, SLG: 0.610	1B		2B		1B		IBB			3 0 3 2 1 0 0										
14 Ezequiel Tovar, R OBP: 0.291, SLG: 0.490	2B		K		F8		FC5			4 0 1 1 0 1 5										
30 Harold Castro, L OBP: 0.282, SLG: 0.325	K		G3-1		K		F8			3 0 0 0 0 2 3										
13 Alan Trejo, R OBP: 0.276, SLG: 0.321	K		G3-1		K		L4			1 0 0 0 0 0 0										
9 Brenton Doyle, R OBP: 0.261, SLG: 0.374	BB		G5-3		L6					3 0 0 0 1 0 1										
																				
<b>Inning Stats</b>	R: 4 H: 5 E: 0 K: 2 S: 19	H: 1 R: 0 ER: 1 LOB: 3 BB: 1 P: 29	R: 0 H: 1 E: 1 K: 1 S: 11	H: 1 R: 0 ER: 0 LOB: 1 BB: 0 P: 13	R: 0 H: 1 E: 0 K: 1 S: 8	H: 1 R: 0 ER: 0 LOB: 1 BB: 0 P: 11	R: 0 H: 0 E: 0 K: 1 S: 9	H: 0 R: 0 ER: 0 LOB: 0 BB: 0 P: 13	R: 0 H: 0 E: 0 K: 2 S: 7	H: 0 R: 0 ER: 0 LOB: 0 BB: 0 P: 13	R: 0 H: 1 E: 0 K: 0 S: 9	H: 1 R: 0 ER: 0 LOB: 3 BB: 2 P: 14	R: 0 H: 0 E: 0 K: 0 S: 6	H: 0 R: 0 ER: 0 LOB: 0 BB: 0 P: 7	R: 0 H: 0 E: 0 K: 1 S: 8	H: 0 R: 0 ER: 0 LOB: 1 BB: 0 P: 12	1B: 6 2B: 3 3B: 0 HR: 0	SF: 0 SAC: 0 DP: 0 HBP: 2	WP: 0 PB: 0 SB: 1 CS: 0	PA: 41
<b>PITCHER</b>	IP WLS BF H R ER SO BB IBB HBP BLK WP HR S P ERA WHIP											IP WLS BF H R ER SO BB IBB HBP BLK WP HR S P ERA WHIP								
38 Alex Cobb, R ERA: 3.01	5.0 25 8 4 4 7 1 0 0 0 0 0 60 83 7.20 1.800																			
33 Taylor Rogers, L ERA: 3.39	1.0 3 0 0 0 2 0 0 0 0 0 0 7 13 0.00 0.000																			
71 Tyler Rogers, R ERA: 1.74	1.0 6 1 0 0 0 1 1 0 0 0 0 9 14 0.00 2.000																			
54 Scott Alexander, L ERA: 3.57	1.0 W 3 0 0 0 0 0 0 0 0 0 0 6 7 0.00 0.000																			
75 Camillo Doval, R ERA: 1.95	1.0 S 4 0 0 0 1 0 0 0 1 0 0 8 12 0.00 0.000																			







Batter	1	2	3	4	5	6	7	8	9	AB	R	H	RBI	BB	SO	LOB	TOP			
23 Fernando Tatis Jr., R OBP: 0.327, SLG: 0.518										3	1	2	0	2	0	0	<b>San Diego Padres @ Colorado Rockies</b> Coors Field, Denver, CO Sun Jun 11 2023, 1:11 PM - 5:13 PM MDT Att: 34,724 - Cloudy - 66 F			
22 Juan Soto, L OBP: 0.405, SLG: 0.462										4	0	0	1	0	0	6				
13 Manny Machado, R OBP: 0.292, SLG: 0.383										4	0	0	0	0	1	1				
99 Gary Sánchez, R OBP: 0.283, SLG: 0.592										4	0	0	0	0	2	1				
2 Xander Bogaerts, R OBP: 0.344, SLG: 0.396										4	1	1	0	0	0	0				
9 Jake Cronenworth, L OBP: 0.355, SLG: 0.377										4	1	1	2	0	0	0				
24 Rougned Odor, L OBP: 0.306, SLG: 0.417										1	0	1	0	1	0	0				
7 Ha-Seong Kim, R OBP: 0.336, SLG: 0.361										3	0	1	0	1	1	1				
14 Matt Carpenter, L OBP: 0.308, SLG: 0.361										0	0	0	0	0	0	0				
16 Brandon Dixon, R OBP: 0.250, SLG: 0.365										4	0	1	0	0	2	4				
1 Trent Grisham, L OBP: 0.313, SLG: 0.362										4	0	1	0	0	2	4				
<b>Inning Stats</b>	R: 0 E: 0 K: 1 S: 8	H: 1 LOB: 1 BB: 0 P: 11	R: 0 E: 0 K: 1 S: 15	H: 0 LOB: 2 BB: 2 P: 27	R: 1 E: 1 K: 1 S: 8	H: 1 LOB: 0 BB: 0 P: 15	R: 2 E: 0 K: 1 S: 18	H: 4 LOB: 2 BB: 1 P: 29	R: 0 E: 0 K: 0 S: 11	H: 0 LOB: 0 BB: 0 P: 18	R: 0 E: 0 K: 1 S: 6	H: 0 LOB: 0 BB: 0 P: 11	R: 0 E: 0 K: 0 S: 7	H: 0 LOB: 0 BB: 0 P: 11	R: 1 E: 1 K: 0 S: 7	H: 1 LOB: 2 BB: 2 P: 15	1B: 5 HR: 1	SF: 1 2B: 2 3B: 0 HR: 1	WP: 1 PB: 0 SB: 1 CS: 0	PA: 38
<b>PITCHER</b>	IP WLS BF H R ER SO BB IBB HBP BLK WP HR S P ERA WHIP																			
32 Dineson Lamet, R ERA: 10.38	(1, 1) 5.0 23 6 3 2 5 3 0 0 0 0 0 1 56 91 3.60 1.800																			
55 Brad Hand, L ERA: 3.65	(6, 1) 1.1 4 0 0 0 1 0 0 0 0 0 0 0 14 24 0.00 0.000																			
62 Matt Carastii, R ERA: 4.15	(7, 1) 1.2 5 0 0 0 0 0 0 0 0 0 0 0 10 16 0.00 0.000																			
61 Justin Lawrence, R ERA: 3.22	(9, 1) 1.0 W 6 1 1 0 0 2 0 0 0 0 1 0 7 15 0.00 3.000																			

Batter	1	2	3	4	5	6	7	8	9	AB	R	H	RBI	BB	SO	LOB	BOTTOM			
29 Jurickson Profar, S OBP: 0.322, SLG: 0.384										3	0	0	0	0	1	1	<b>San Diego Padres @ Colorado Rockies</b> Coors Field, Denver, CO Sun Jun 11 2023, 1:11 PM - 5:13 PM MDT Att: 34,724 - Cloudy - 66 F			
14 Ezequiel Tovar, R OBP: 0.295, SLG: 0.412										4	1	1	1	0	1	2				
24 Ryan McMahon, L OBP: 0.335, SLG: 0.479										4	1	1	1	0	2	0				
15 Randal Grichuk, R OBP: 0.374, SLG: 0.452										4	0	0	0	0	1	0				
44 Elehuris Montero, R OBP: 0.243, SLG: 0.324										3	0	0	0	0	3	0				
11 Mike Moustakas, L OBP: 0.330, SLG: 0.411										1	0	0	0	0	1	0				
22 Nolan Jones, L OBP: 0.407, SLG: 0.680										4	2	2	1	0	1	0				
3 Coco Montes, R OBP: 0.667, SLG: 1.667										3	1	2	2	0	1	0				
9 Brenton Doyle, R OBP: 0.258, SLG: 0.366										3	0	1	0	0	1	1				
16 Austin Wynns, R OBP: 0.260, SLG: 0.244										2	0	1	0	0	1	0				
<b>Inning Stats</b>	R: 1 E: 0 K: 2 S: 8	H: 1 LOB: 0 BB: 0 P: 12	R: 0 E: 0 K: 2 S: 11	H: 1 LOB: 1 BB: 0 P: 15	R: 0 E: 0 K: 2 S: 9	H: 0 LOB: 0 BB: 0 P: 14	R: 0 E: 0 K: 3 S: 10	H: 0 LOB: 0 BB: 0 P: 17	R: 0 E: 0 K: 0 S: 4	H: 1 LOB: 0 BB: 0 P: 6	R: 0 E: 0 K: 1 S: 7	H: 0 LOB: 0 BB: 0 P: 11	R: 2 E: 0 K: 0 S: 12	H: 3 LOB: 1 BB: 0 P: 18	R: 2 E: 0 K: 1 S: 9	H: 2 LOB: 0 BB: 0 P: 12	1B: 4 HR: 4	SF: 0 2B: 2 3B: 0 HR: 4	WP: 0 PB: 0 SB: 0 CS: 0	PA: 33
<b>PITCHER</b>	IP WLS BF H R ER SO BB IBB HBP BLK WP HR S P ERA WHIP																			
4 Blake Snell, L ERA: 3.78	(1, 1) 7.0 23 6 3 2 5 3 0 0 0 0 0 1 57 91 1.29 0.429																			
66 Luis García, R ERA: 5.49	(8, 1) 0.1 B 4 3 2 2 0 0 0 0 0 0 0 1 6 7 54.00 9.000																			
59 Tom Cosgrove, L ERA: 0.57	(8, 1) 0.2 3 1 1 1 0 0 0 0 1 0 0 1 9 14 13.50 1.500																			
45 Brent Honeywell, R ERA: 3.9	(9, 1) 0.2 L 3 1 1 1 1 0 0 0 0 0 0 1 6 9 13.50 1.500																			

AB	32
R	4
H	7
RBI	3
BB	5
SO	6
LOB	13



AB	31
R	5
H	8
RBI	5
BB	0
SO	13
LOB	4





Batter	1	2	3	4	5	6	7	8	9	10	AB	R	H	RBI	BB	SO	LOB	TOP							
29 Jurickson Profar, S OBP: 0.324, SLG: 0.393			 14 1B 35 2B	 14 WP							5	1	1	1	0	2	2								
14 Ezequiel Tovar, R OBP: 0.286, SLG: 0.397			 35 2B 24 BB								6	1	1	0	0	1	4								
24 Ryan McMahon, L OBP: 0.344, SLG: 0.488			 35 2B								3	1	1	0	2	1	1								
35 Elias Diaz, R OBP: 0.352, SLG: 0.461			 1-H 2-H 3-H								5	0	2	3	0	2	3								
3 Coco Montes, R OBP: 0.250, SLG: 0.625											0	1	0	0	0	0	0								
16 Austin Wynns, R OBP: 0.260, SLG: 0.244											0	0	0	0	0	0	0								
22 Nolan Jones, L OBP: 0.426, SLG: 0.636				 15 G4-3							4	1	2	0	1	0	1								
15 Randal Grichuk, R OBP: 0.283, SLG: 0.451			 30 WP 9 2B							 29 SF8	4	2	2	2	0	0	2								
11 Mike Moustakas, L OBP: 0.339, SLG: 0.400											4	0	1	0	0	2	3								
30 Harold Castro, L OBP: 0.281, SLG: 0.316			 9 2B 29 FC3-2								4	0	1	0	1	1	3								
9 Brenton Doyle, R OBP: 0.258, SLG: 0.367			 14 WP								5	0	1	1	0	1	5								
<b>Inning Stats</b>	R: 0 E: 0 K: 2 S: 8	H: 0 LOB: 1 BB: 1 P: 12	R: 0 E: 0 K: 1 S: 7	H: 0 LOB: 0 BB: 0 P: 8	R: 3 E: 0 K: 1 S: 17	H: 3 LOB: 1 BB: 1 P: 29	R: 1 E: 0 K: 1 S: 21	H: 2 LOB: 2 BB: 1 P: 31	R: 0 E: 0 K: 0 S: 6	H: 1 LOB: 0 BB: 0 P: 11	R: 0 E: 0 K: 2 S: 11	H: 1 LOB: 1 BB: 0 P: 11	R: 0 E: 0 K: 0 S: 11	H: 1 LOB: 2 BB: 0 P: 14	R: 0 E: 1 K: 2 S: 14	H: 0 LOB: 1 BB: 0 P: 18	R: 3 E: 0 K: 1 S: 11	H: 2 LOB: 2 BB: 1 P: 18	1B: 6 2B: 4 3B: 2 HR: 0	SF: 1 SAC: 0 DP: 2 HBP: 2	WP: 2 PB: 0 SB: 0 CS: 0	PA: 47			
<b>PITCHER</b>	IP 4.0	WLS 7	BF 20	H 5	R 4	ER 4	SO 5	BB 3	IBB 0	HBP 0	BLK 0	WP 2	HR 0	S 53	P 80	ERA 9.00	WHIP 2.000								
50 Kutter Crawford, R ERA: 4.2	2.0	7	3	0	0	0	0	0	0	0	0	0	0	16	25	0.00	1.500								
78 Joe Jacques, L ERA: 6.84	2.0	9	2	0	0	2	0	0	1	0	0	0	0	22	25	0.00	1.000								
28 Corey Kluber, R ERA: 6.84	1.0	4	0	0	0	2	0	0	0	0	0	0	0	14	18	0.00	0.000								
55 Chris Martin, R ERA: 2.18	1.0	L	7	2	3	2	1	1	0	1	0	0	0	11	18	18.00	3.000								
63 Justin Garza, R ERA: 4.00																									

Colorado Rockies @ Boston Red Sox  
Fenway Park, Boston, MA  
Tue Jun 13 2023, 7:13 PM - 10:42 PM EDT  
Att: 31,400 - Partly Cloudy - 69 F

AB 40  
R 7  
H 12  
RBI 7  
BB 4  
SO 10  
LOB 24

Batter	1	2	3	4	5	6	7	8	9	10	AB	R	H	RBI	BB	SO	LOB	BOTTOM							
99 Alex Verdugo, L OBP: 0.361, SLG: 0.435				 7 HBP 2 1B			 2 7 G4-3				4	0	1	0	1	1	0								
7 Masataka Yoshida, L OBP: 0.374, SLG: 0.461				 2							4	0	0	0	0	2	2								
2 Justin Turner, R OBP: 0.354, SLG: 0.423			 11 HR	 1-H 2-H 3-H			 11 IBB				5	2	2	1	0	0	2								
11 Rafael Devers, L OBP: 0.301, SLG: 0.510											4	2	2	4	1	0	2								
18 Adam Duvall, R OBP: 0.444, SLG: 0.787							 36 G3-1 39 SF8				5	1	1	0	0	1	3								
36 Triston Casas, L OBP: 0.324, SLG: 0.368									 39 S		2	0	1	0	2	0	1								
16 Jarren Duran, L OBP: 0.340, SLG: 0.435											4	0	0	1	0	2	4								
39 Christian Arroyo, R OBP: 0.275, SLG: 0.392											4	0	0	1	0	2	4								
3 Reese McGuire, L OBP: 0.306, SLG: 0.353											5	0	0	0	0	2	3								
19 Pablo Reyes, R OBP: 0.327, SLG: 0.346			 99 1B 2 1B							 2 FC4-2 99 BB	4	1	2	0	0	0	2								
<b>Inning Stats</b>	R: 0 E: 0 K: 1 S: 9	H: 0 LOB: 0 BB: 0 P: 13	R: 0 E: 0 K: 2 S: 12	H: 1 LOB: 1 BB: 0 P: 15	R: 0 E: 0 K: 1 S: 10	H: 0 LOB: 0 BB: 0 P: 16	R: 2 E: 0 K: 2 S: 16	H: 2 LOB: 1 BB: 1 P: 23	R: 1 E: 0 K: 0 S: 17	H: 3 LOB: 2 BB: 0 P: 30	R: 1 E: 0 K: 0 S: 6	H: 1 LOB: 1 BB: 0 P: 7	R: 0 E: 0 K: 0 S: 10	H: 1 LOB: 3 BB: 2 P: 24	R: 0 E: 0 K: 0 S: 7	H: 0 LOB: 2 BB: 1 P: 18	R: 0 E: 0 K: 1 S: 8	H: 0 LOB: 0 BB: 0 P: 11	R: 2 E: 0 K: 1 S: 12	H: 1 LOB: 1 BB: 1 P: 22	1B: 6 2B: 1 3B: 0 HR: 2	SF: 1 SAC: 0 DP: 0 HBP: 1	WP: 1 PB: 0 SB: 2 CS: 0	PA: 44	
<b>PITCHER</b>	IP 4.1	WLS 6	BF 20	H 5	R 3	ER 3	SO 6	BB 1	IBB 0	HBP 1	BLK 0	WP 0	HR 1	S 60	P 89	ERA 6.23	WHIP 1.385								
45 Chase Anderson, R ERA: 2.72	1.2	6	2	1	1	0	0	0	0	0	0	0	0	10	15	5.40	1.200								
59 Jake Bird, R ERA: 3.5	0.1	3	1	0	0	0	0	1	0	0	0	0	0	5	14	0.00	6.000								
61 Justin Lawrence, R ERA: 3.08	1.2	7	0	0	0	0	0	1	1	0	0	0	0	12	28	0.00	0.600								
52 Daniel Bard, R ERA: 0.87	1.0	W	3	0	0	0	1	0	0	0	0	0	0	8	11	0.00	0.000								
62 Matt Carasiti, R ERA: 4.4	0.2	S	2	0	0	0	1	0	0	0	0	0	0	1	0	0	0	0							
36 Pierce Johnson, R ERA: 6.92																									

Colorado Rockies @ Boston Red Sox  
Fenway Park, Boston, MA  
Tue Jun 13 2023, 7:13 PM - 10:42 PM EDT  
Att: 31,400 - Partly Cloudy - 69 F

AB 37  
R 6  
H 9  
RBI 6  
BB 5  
SO 8  
LOB 19

Batter	1	2	3	4	5	6	7	8	9	AB	R	H	RBI	BB	SO	LOB	TOP					
22 Nolan Jones, L OBP: 0.397, SLG: 0.613										4	1	1	0	0	2	1	<b>Colorado Rockies @ Boston Red Sox</b> Fenway Park, Boston, MA Wed Jun 14 2023, 9:12 PM - 11:43 PM EDT Att: 31,977 - Cloudy - 64 F					
14 Ezequiel Tovar, R OBP: 0.285, SLG: 0.400										3	0	1	1	0	0	0						
24 Ryan McMahon, L OBP: 0.350, SLG: 0.494										3	1	2	1	1	0	0						
35 Elias Diaz, R OBP: 0.351, SLG: 0.457										4	0	1	0	0	1	2						
15 Randal Grichuk, R OBP: 0.373, SLG: 0.438										4	0	0	0	0	1	1						
30 Harold Castro, L OBP: 0.280, SLG: 0.314										4	0	1	0	0	2	1						
44 Elehuris Montero, R OBP: 0.225, SLG: 0.299										3	0	0	0	0	1	1						
9 Brenton Doyle, R OBP: 0.267, SLG: 0.369										2	1	1	0	1	0	1						
16 Austin Wynns, R OBP: 0.250, SLG: 0.234										2	0	0	0	0	1	2						
11 Mike Moustakas, L (8, PH) OBP: 0.336, SLG: 0.396										1	0	0	0	0	0	0						
6 Brian Serven, R OBP: 0.130, SLG: 0.174										0	0	0	0	0	0	0						
<b>Inning Stats</b>	R: 0 E: 0 K: 2 S: 10	H: 2 LOB: 1 BB: 0 P: 13	R: 0 E: 1 K: 0 S: 8	H: 0 LOB: 0 BB: 0 P: 9	R: 0 E: 0 K: 2 S: 9	H: 0 LOB: 0 BB: 1 P: 15	R: 0 E: 0 K: 0 S: 12	H: 0 LOB: 0 BB: 0 P: 16	R: 0 E: 0 K: 2 S: 10	H: 0 LOB: 0 BB: 0 P: 10	R: 2 E: 0 K: 0 S: 12	H: 3 LOB: 1 BB: 0 P: 15	R: 0 E: 0 K: 1 S: 11	H: 1 LOB: 1 BB: 0 P: 14	R: 0 E: 0 K: 0 S: 7	H: 0 LOB: 0 BB: 0 P: 7	R: 1 E: 0 K: 1 S: 10	H: 1 LOB: 0 BB: 1 P: 14	1B: 5 2B: 2 3B: 0 HR: 0	SF: 1 SAC: 0 DP: 2 HBP: 0	WP: 0 PB: 0 SB: 1 CS: 1	PA: 33
<b>PITCHER</b>	IP: 7.0 WLS: W BF: 26	H: 6 R: 2 ER: 2 SO: 7	BB: 1 IBB: 0 HBP: 0 BLK: 0	WP: 0 HR: 0 S: 72 P: 92	ERA: 2.57 WHIP: 1.000	IP: 2.0 WLS: B BF: 7	H: 1 R: 1 ER: 1 SO: 1	BB: 1 IBB: 0 HBP: 0 BLK: 0	WP: 0 HR: 0 S: 17 P: 21	ERA: 4.50 WHIP: 1.000												

Batter	1	2	3	4	5	6	7	8	9	AB	R	H	RBI	BB	SO	LOB	BOTTOM								
30 Rob Refsnyder, R OBP: 0.427, SLG: 0.394										3	2	2	2	1	0	0	<b>Colorado Rockies @ Boston Red Sox</b> Fenway Park, Boston, MA Wed Jun 14 2023, 9:12 PM - 11:43 PM EDT Att: 31,977 - Cloudy - 64 F								
2 Justin Turner, R OBP: 0.352, SLG: 0.420										4	1	1	1	0	0	3									
99 Alex Verdugo, L OBP: 0.367, SLG: 0.447										4	0	3	2	0	0	0									
18 Adam Duvall, R OBP: 0.414, SLG: 0.725										4	0	0	0	0	2	3									
39 Christian Arroyo, R OBP: 0.274, SLG: 0.380										3	0	0	0	1	1	2									
5 Enrique Hernández, R OBP: 0.226, SLG: 0.354										4	1	1	0	0	0	3									
36 Triston Casas, L OBP: 0.324, SLG: 0.367										3	0	1	0	0	1	0									
16 Jarren Duran, L (7, PR) OBP: 0.344, SLG: 0.439										1	1	1	0	0	0	0									
12 Connor Wong, R OBP: 0.301, SLG: 0.448										3	1	0	0	1	3	1									
19 Pablo Reyes, R OBP: 0.322, SLG: 0.364										3	0	1	1	0	0	0									
<b>Inning Stats</b>	R: 1 E: 0 K: 1 S: 16	H: 2 LOB: 1 BB: 0 P: 23	R: 0 E: 0 K: 1 S: 9	H: 0 LOB: 0 BB: 0 P: 12	R: 0 E: 0 K: 0 S: 5	H: 0 LOB: 0 BB: 0 P: 7	R: 0 E: 0 K: 1 S: 10	H: 1 LOB: 1 BB: 0 P: 12	R: 0 E: 0 K: 2 S: 10	H: 1 LOB: 2 BB: 1 P: 19	R: 0 E: 0 K: 0 S: 7	H: 0 LOB: 0 BB: 0 P: 10	R: 5 E: 0 K: 1 S: 33	H: 5 LOB: 2 BB: 2 P: 55	R: 0 E: 0 K: 1 S: 8	H: 1 LOB: 0 BB: 0 P: 10	R: 0 E: 0 K: 1 S: 10	H: 1 LOB: 0 BB: 0 P: 10	1B: 6 2B: 3 3B: 1 HR: 0	SF: 1 SAC: 0 DP: 0 HBP: 0	WP: 0 PB: 0 SB: 1 CS: 1	PA: 36			
<b>PITCHER</b>	IP: 6.0 WLS: L BF: 25	H: 6 R: 3 ER: 3 SO: 3	BB: 1 IBB: 0 HBP: 0 BLK: 0	WP: 0 HR: 0 S: 10 P: 17	ERA: 4.50 WHIP: 6.000	IP: 1.2 WLS: B BF: 3	H: 1 R: 1 ER: 1 SO: 0	BB: 0 IBB: 0 HBP: 0 BLK: 0	WP: 0 HR: 0 S: 10 P: 17	ERA: 27.00 WHIP: 6.000	IP: 1.2 WLS: B BF: 8	H: 3 R: 2 ER: 2 SO: 2	BB: 1 IBB: 0 HBP: 0 BLK: 0	WP: 0 HR: 0 S: 26 P: 40	ERA: 10.80 WHIP: 2.400										



Batter	1	2	3	4	5	6	7	8	9	AB	R	H	RBI	BB	SO	LOB	TOP										
29 Jurickson Profar, S OBP: 0.319, SLG: 0.387	G4-3		K		K		F8			4	0	0	0	0	2	1	<b>Colorado Rockies @ Atlanta Braves</b> Truist Park, Atlanta, GA Thu Jun 15 2023, 7:23 PM - 9:55 PM EDT Att: 38,555 - Partly Cloudy - 81 F										
14 Ezequiel Tovar, R OBP: 0.289, SLG: 0.414	G5-3			HR	1B		K			4	1	2	2	0	1	0											
24 Ryan McMahon, L OBP: 0.352, SLG: 0.494	F7			1B	1B					4	0	2	0	0	0	0											
35 Elias Diaz, R OBP: 0.349, SLG: 0.467		HR		F9	K			G5-3	G5-3	4	1	1	1	0	1	3											
22 Nolan Jones, L OBP: 0.389, SLG: 0.591		K		1B		K		K		4	0	1	0	0	3	0											
38 Jorge Alfaro, R (1, 10)	G6-3			F9		G6-3			K	4	0	0	0	0	1	2											
3 Coco Montes, R OBP: 0.333, SLG: 0.545	P6			F8			BB			3	0	1	0	1	0	2											
44 Elehuris Montero, R OBP: 0.214, SLG: 0.284			G5-3		K	K			G5-3	4	0	0	0	0	2	2											
9 Brenton Doyle, R OBP: 0.267, SLG: 0.360	L7				BB		K		K	3	1	0	0	1	2	1											
<b>Inning Stats</b>	R: 0 E: 0 K: 0 S: 9	H: 0 LOB: 0 BB: 0 P: 14	R: 1 E: 0 K: 1 S: 11	H: 1 LOB: 0 BB: 0 P: 16	R: 0 E: 0 K: 1 S: 9	H: 0 LOB: 0 BB: 0 P: 13	R: 1 E: 0 K: 0 S: 8	H: 3 LOB: 2 BB: 0 P: 12	R: 1 E: 0 K: 3 S: 22	H: 2 LOB: 2 BB: 1 P: 35	R: 0 E: 0 K: 2 S: 9	H: 0 LOB: 1 BB: 0 P: 19	R: 0 E: 0 K: 2 S: 9	H: 0 LOB: 0 BB: 0 P: 14	R: 0 E: 0 K: 1 S: 7	H: 1 LOB: 0 BB: 0 P: 8	R: 0 E: 0 K: 2 S: 11	H: 1 LOB: 1 BB: 0 P: 13	1B: 5 2B: 0 3B: 0 HR: 2	SF: 0 SAC: 0 DP: 0 HBP: 0	WP: 0 PB: 0 SB: 1 CS: 0	PA: 36					
<b>PITCHER</b>	IP	WLS	BF	H	R	ER	SO	BB	IBB	HBP	BLK	WP	HR	S	P	ERA	WHIP										
62 AJ Smith-Shawver, R ERA: 2.03	5.2	W	24	6	3	3	6	1	0	0	0	0	2	64	99	4.76	1.235										
51 Michael Tonkin, R ERA: 3.21	3.1	S	12	1	0	0	6	1	0	0	0	0	0	31	45	0.00	0.600										

Batter	1	2	3	4	5	6	7	8	9	AB	R	H	RBI	BB	SO	LOB	BOTTOM										
13 Ronald Acuña Jr., R OBP: 0.403, SLG: 0.576	G5-3			SF9		G6-3				2	1	0	1	1	0	0	<b>Colorado Rockies @ Atlanta Braves</b> Truist Park, Atlanta, GA Thu Jun 15 2023, 7:23 PM - 9:55 PM EDT Att: 38,555 - Partly Cloudy - 81 F										
1 Ozzie Albies, S OBP: 0.318, SLG: 0.494	G1-4-3			1B		F8				4	0	3	3	0	0	0											
27 Austin Riley, R OBP: 0.325, SLG: 0.433	G1-4-3			P4			K			4	0	0	0	0	1	4											
12 Sean Murphy, R OBP: 0.384, SLG: 0.535		1B			2B		K		K	4	2	3	0	0	1	0											
28 Matt Olson, L OBP: 0.349, SLG: 0.494		1B		G4-6-3		G4-3			HR	4	2	2	1	0	0	2											
20 Marcell Ozuna, R OBP: 0.317, SLG: 0.489	F8			G5-3		SF8			P3	3	0	0	1	0	0	2											
17 Kevin Pillar, R OBP: 0.297, SLG: 0.521		2B			F9				G4-3	4	1	2	2	0	0	0											
11 Orlando Arcia, R OBP: 0.386, SLG: 0.464		2B				F8			K	2	2	0	0	2	1	1											
23 Michael Harris II, L OBP: 0.287, SLG: 0.381	K				1B		G1-3		P4	4	0	1	0	0	1	2											
<b>Inning Stats</b>	R: 0 E: 0 K: 0 S: 7	H: 1 LOB: 0 BB: 0 P: 10	R: 5 E: 0 K: 1 S: 24	H: 4 LOB: 1 BB: 2 P: 40	R: 0 E: 0 K: 0 S: 8	H: 1 LOB: 0 BB: 0 P: 10	R: 1 E: 0 K: 0 S: 12	H: 2 LOB: 2 BB: 1 P: 19	R: 1 E: 0 K: 0 S: 11	H: 2 LOB: 1 BB: 0 P: 14	R: 0 E: 0 K: 0 S: 9	H: 0 LOB: 0 BB: 0 P: 16	R: 1 E: 0 K: 2 S: 13	H: 1 LOB: 0 BB: 0 P: 16	R: 0 E: 0 K: 1 S: 9	H: 0 LOB: 0 BB: 0 P: 15	1B: 7 2B: 3 3B: 0 HR: 1	SF: 2 SAC: 0 DP: 2 HBP: 0	WP: 0 PB: 0 SB: 0 CS: 0	PA: 36							
<b>PITCHER</b>	IP	WLS	BF	H	R	ER	SO	BB	IBB	HBP	BLK	WP	HR	S	P	ERA	WHIP										
21 Kyle Freeland, L ERA: 4.48	4.1	L	23	9	7	7	1	3	0	0	0	0	0	15	23	0.00	0.600										
62 Matt Carasiti, R ERA: 3.94	1.2		6	1	0	0	0	0	0	0	0	0	0	15	23	0.00	0.600										
36 Pierce Johnson, R ERA: 7.0	1.0		4	1	1	1	2	0	0	0	0	0	1	13	16	9.00	1.000										
55 Brad Hand, L ERA: 3.46	1.0		3	0	0	0	1	0	0	0	0	0	0	9	15	0.00	0.000										

AB	34
R	3
H	7
RBI	3
BB	2
SO	12
LOB	11

AB	31
R	8
H	11
RBI	8
BB	3
SO	4
LOB	11



Batter	1	2	3	4	5	6	7	8	9	AB	R	H	RBI	BB	SO	LOB	TOP											
29 Jurickson Profar, S OBP: 0.318, SLG: 0.389										4	1	1	0	0	2	1	<b>Colorado Rockies @ Atlanta Braves</b> Truist Park, Atlanta, GA Fri Jun 16 2023, 7:21 PM - 9:34 PM EDT Att: 41,214 - Partly Cloudy - 85 F											
14 Ezequiel Tovar, R OBP: 0.292, SLG: 0.416										4	0	2	0	0	1	0												
35 Elias Diaz, R OBP: 0.356, SLG: 0.470										3	0	2	0	1	0	0												
15 Randal Grichuk, R OBP: 0.363, SLG: 0.426										4	0	0	1	0	1	4												
22 Nolan Jones, L OBP: 0.408, SLG: 0.588										2	0	1	0	2	0	0												
38 Jorge Alfaro, R OBP: 0.250, SLG: 0.400										4	0	0	0	0	2	5												
44 Elehuris Montero, R OBP: 0.216, SLG: 0.274										3	0	0	0	1	1	0												
3 Coco Montes, R OBP: 0.250, SLG: 0.400										4	0	0	0	0	3	1												
9 Brenton Doyle, R OBP: 0.266, SLG: 0.357										4	0	1	0	0	0	0												
<b>Inning Stats</b>	R: 0 H: 2 E: 0 K: 1 S: 11	H: 2 LOB: 1 BB: 0 P: 16	R: 0 H: 0 E: 0 K: 1 S: 8	H: 0 LOB: 1 BB: 1 P: 16	R: 0 H: 0 E: 0 K: 0 S: 6	H: 0 LOB: 0 BB: 0 P: 9	R: 0 H: 1 E: 0 K: 0 S: 7	H: 0 LOB: 0 BB: 0 P: 13	R: 0 H: 0 E: 0 K: 0 S: 7	H: 0 LOB: 0 BB: 0 P: 10	R: 1 H: 2 E: 0 K: 1 S: 20	H: 2 LOB: 3 BB: 2 P: 35	R: 0 H: 1 E: 0 K: 2 S: 8	H: 1 LOB: 0 BB: 0 P: 11	R: 0 H: 1 E: 0 K: 3 S: 12	H: 1 LOB: 2 BB: 1 P: 21	R: 0 H: 0 E: 0 K: 2 S: 8	H: 0 LOB: 0 BB: 0 P: 8	1B: 6 2B: 1 3B: 0 HR: 0	SF: 0 SAC: 0 DP: 0 HBP: 0	WP: 3 PB: 0 CS: 1	PA: 36						
<b>PITCHER</b>	IP	WLS	BF	H	R	ER	SO	BB	IBB	HBP	BLK	WP	HR	S	P	ERA	WHIP											
45 Jared Shuster, L ERA: 4.57	(1, 1)	5.2	W	23	5	1	1	2	3	0	0	0	2	0	54	93	1.59	1.412										
22 Kirby Yates, R ERA: 3.2	(6, 1)	1.1		5	1	0	0	3	0	0	0	0	1	0	13	17	0.00	0.750										
71 Ben Heller, R ERA:	(8, 1)	2.0		8	1	0	0	5	1	0	0	0	0	0	20	29	0.00	1.000										

Batter	1	2	3	4	5	6	7	8	9	AB	R	H	RBI	BB	SO	LOB	BOTTOM											
13 Ronald Acuña Jr., R OBP: 0.401, SLG: 0.569										3	1	0	0	1	2	1	<b>Colorado Rockies @ Atlanta Braves</b> Truist Park, Atlanta, GA Fri Jun 16 2023, 7:21 PM - 9:34 PM EDT Att: 41,214 - Partly Cloudy - 85 F											
1 Ozzie Albies, S OBP: 0.314, SLG: 0.487										4	0	0	0	0	1	1												
27 Austin Riley, R OBP: 0.330, SLG: 0.433										2	2	1	0	2	0	0												
16 Travis d'Arnaud, R OBP: 0.340, SLG: 0.461										4	2	2	4	0	0	1												
28 Matt Olson, L OBP: 0.345, SLG: 0.487										4	0	0	0	0	2	0												
20 Marcell Ozuna, R OBP: 0.321, SLG: 0.487										3	1	1	0	1	0	0												
8 Eddie Rosario, L OBP: 0.286, SLG: 0.462										3	1	1	2	1	1	1												
11 Orlando Arcia, R OBP: 0.390, SLG: 0.465										2	1	1	0	1	0	1												
23 Michael Harris II, L OBP: 0.288, SLG: 0.360										3	0	1	0	0	0	2												
<b>Inning Stats</b>	R: 3 H: 1 E: 0 K: 1 S: 11	H: 1 LOB: 0 BB: 2 P: 26	R: 0 H: 1 E: 0 K: 1 S: 8	H: 1 LOB: 0 BB: 0 P: 13	R: 2 H: 1 E: 0 K: 3 S: 12	H: 1 LOB: 0 BB: 1 P: 22	R: 3 H: 2 E: 0 K: 0 S: 15	H: 2 LOB: 0 BB: 2 P: 28	R: 0 H: 0 E: 0 K: 0 S: 7	H: 0 LOB: 0 BB: 0 P: 10	R: 0 H: 0 E: 0 K: 0 S: 7	H: 0 LOB: 1 BB: 1 P: 11	R: 0 H: 1 E: 0 K: 1 S: 8	H: 1 LOB: 0 BB: 0 P: 12	R: 0 H: 1 E: 0 K: 0 S: 4	H: 1 LOB: 0 BB: 0 P: 4	1B: 4 2B: 0 3B: 0 HR: 3	SF: 0 SAC: 0 DP: 3 HBP: 0	WP: 1 PB: 0 CS: 0	PA: 34								
<b>PITCHER</b>	IP	WLS	BF	H	R	ER	SO	BB	IBB	HBP	BLK	WP	HR	S	P	ERA	WHIP											
32 Dinelson Lamet, R ERA: 11.57	(1, 1)	4.0	L	20	5	0	0	0	5	0	0	0	0	3	46	89	18.00	2.500										
20 Peter Lambert, R ERA: 5.81	(5, 1)	2.0		7	0	0	0	0	1	0	0	0	0	14	21	0.00	0.500											
59 Jake Bird, R ERA: 3.35	(7, 1)	2.0		7	2	0	0	1	0	0	0	0	0	12	16	0.00	1.000											

AB 32  
R 1  
H 7  
RBI 1  
BB 4  
SO 10  
LOB 11



AB 28  
R 8  
H 7  
RBI 6  
BB 6  
SO 6  
LOB 7















Batter	1	2	3	4	5	6	7	8	9	AB	R	H	RBI	BB	SO	LOB	TOP										
3 Taylor Ward, R OBP: 0.311, SLG: 0.384	G5-3		1B	F8		L9-3		1B		5	0	2	0	0	0	2											
17 Shohel Ohtani, L OBP: 0.381, SLG: 0.630	2B		F8		HR	1B		K		5	1	3	1	0	1	3											
27 Mike Trout, R OBP: 0.358, SLG: 0.474	K		BB		HR	K		K		4	1	1	1	1	3	2											
23 Brandon Drury, R OBP: 0.313, SLG: 0.486	G6-3		BB		1B			G6-3		4	0	1	0	1	0	1											
12 Hunter Rentfro, R OBP: 0.295, SLG: 0.442	E		P5		1B			K		5	1	2	0	0	2	3											
Kevin Padlo, R OBP: 0.143, SLG: 0.286	E7		G5-3		F8			P4		4	1	1	0	0	0	5											
20 Jared Walsh, L OBP: 0.244, SLG: 0.224	2B									0	0	0	0	0	0	0											
2 Luis Rengifo, S OBP: 0.293, SLG: 0.296	SF8				F4			BB		2	0	0	1	1	1	2											
35 Chad Wallach, R OBP: 0.292, SLG: 0.461	K		L8		G6-3			K		4	0	0	0	0	2	3											
4 Andrew Velazquez, S OBP: 0.440, SLG: 0.316	P3							K		3	0	1	0	1	1	1											
Inning Stats	R: 0 E: 0 K: 1 S: 8	H: 1 LOB: 1 BB: 0 P: 13	R: 2 E: 1 K: 1 S: 10	H: 2 LOB: 0 BB: 0 P: 14	R: 0 E: 0 K: 0 S: 20	H: 1 LOB: 3 BB: 2 P: 31	R: 0 E: 0 K: 1 S: 7	H: 1 LOB: 1 BB: 0 P: 9	R: 2 E: 0 K: 0 S: 14	H: 4 LOB: 2 BB: 0 P: 21	R: 0 E: 0 K: 1 S: 6	H: 1 LOB: 0 BB: 0 P: 11	R: 0 E: 0 K: 3 S: 12	H: 1 LOB: 2 BB: 1 P: 21	R: 0 E: 0 K: 2 S: 8	H: 0 LOB: 0 BB: 0 P: 13	1B: 7 2B: 3 3B: 0 HR: 2	SF: 1 SAC: 0 DP: 1 HBP: 0	WP: 0 PB: 0 SB: 0 CS: 0	PA: 41							
PITCHER	IP	WLS	BF	H	R	ER	SO	BB	IBB	HBP	BLK	WP	HR	S	P	ERA	WHIP										
21 Kyle Freeland, L ERA: 4.54	5.0		26	9	4	3	3	2	0	0	0	0	2	59	88	5.40	2.200										
20 Peter Lambert, R ERA: 5.64	1.0		4	1	0	0	1	1	0	0	0	0	0	6	11	0.00	2.000										
52 Daniel Bard, R ERA: 1.46	1.0		3	0	0	0	1	0	0	0	0	0	0	7	12	0.00	0.000										
36 Pierce Johnson, R ERA: 6.6	1.0	W	5	1	0	0	3	1	0	0	0	0	0	12	21	0.00	2.000										
61 Justin Lawrence, R ERA: 2.89	1.0	S	3	0	0	0	2	0	0	0	0	0	0	8	13	0.00	0.000										

Los Angeles Angels @ Colorado Rockies  
Coors Field, Denver, CO  
Fri Jun 23 2023, 6:41 PM - 9:28 PM MDT  
Att: 47,085 - Partly Cloudy - 82 F

AB	36
R	4
H	11
RBI	3
BB	4
SO	10
LOB	22



Batter	1	2	3	4	5	6	7	8	9	AB	R	H	RBI	BB	SO	LOB	BOTTOM										
29 Jurickson Profar, S OBP: 0.316, SLG: 0.384	HR	1B		G1-3		14B		L8		4	1	2	1	1	0	2											
14 Ezequiel Tovar, R OBP: 0.294, SLG: 0.412	F4	K			F8	1B		24E		5	1	2	1	0	1	2											
24 Ryan McMahon, L OBP: 0.349, SLG: 0.491	G6-3		BB		K	K		FC3		4	1	0	0	1	2	5											
35 Elias Diaz, R OBP: 0.347, SLG: 0.477	2B		L8		G5-3			HR		5	1	3	4	0	0	4											
15 Randal Grichuk, R OBP: 0.359, SLG: 0.436	L8		F9		1B			K		5	0	1	0	0	2	2											
22 Nolan Jones, L OBP: 0.408, SLG: 0.582	F8		G1-3		P5			F7		5	0	0	0	0	0	3											
44 Elehuris Montero, R OBP: 0.242, SLG: 0.341	L7				L7			1B		4	2	3	0	0	0	0											
3 Coco Montes, R OBP: 0.290, SLG: 0.357	2B		1B		1B			F8		4	0	3	1	0	0	1											
9 Brenton Doyle, R OBP: 0.266, SLG: 0.356	L7				1B					3	0	0	0	0	2	4											
30 Harold Castro, L OBP: 0.297, SLG: 0.351					K			14B		1	1	1	0	0	0	0											
Inning Stats	R: 1 E: 0 K: 0 S: 10	H: 2 LOB: 1 BB: 0 P: 15	R: 1 E: 0 K: 1 S: 18	H: 3 LOB: 0 BB: 0 P: 25	R: 0 E: 0 K: 0 S: 8	H: 0 LOB: 1 BB: 1 P: 15	R: 0 E: 0 K: 1 S: 11	H: 1 LOB: 0 BB: 0 P: 15	R: 0 E: 0 K: 2 S: 17	H: 3 LOB: 3 BB: 1 P: 28	R: 0 E: 0 K: 1 S: 10	H: 1 LOB: 0 BB: 0 P: 10	R: 4 E: 1 K: 1 S: 17	H: 3 LOB: 0 BB: 0 P: 24	1B: 10 2B: 3 3B: 0 HR: 2	SF: 0 SAC: 0 DP: 0 HBP: 0	WP: 0 PB: 0 SB: 0 CS: 0	PA: 42									
PITCHER	IP	WLS	BF	H	R	ER	SO	BB	IBB	HBP	BLK	WP	HR	S	P	ERA	WHIP										
43 Patrick Sandoval, L ERA: 4.04	5.0		26	10	3	3	3	1	0	0	0	0	1	68	101	5.40	2.200										
71 Jacob Webb, R ERA: 1.69	1.0	H	5	1	0	0	2	1	0	0	0	0	0	10	18	0.00	2.000										
40 Sam Bachman, R ERA: 2.03	1.1	L	7	3	2	2	1	0	0	0	0	0	0	18	20	13.50	2.250										
49 Chris Devenski, R ERA: 3.33	0.2	B	4	1	2	1	1	0	0	0	0	0	1	9	14	13.50	1.500										

Los Angeles Angels @ Colorado Rockies  
Coors Field, Denver, CO  
Fri Jun 23 2023, 6:41 PM - 9:28 PM MDT  
Att: 47,085 - Partly Cloudy - 82 F

AB	40
R	7
H	15
RBI	7
BB	2
SO	7
LOB	23





Batter	1	2	3	4	5	6	7	8	9	AB	R	H	RBI	BB	SO	LOB	TOP										
3 Taylor Ward, R OBP: 0.316, SLG: 0.388	G6-3		17 1B			17 3B		K		4	1	2	0	0	1	1	<b>Los Angeles Angels @ Colorado Rockies</b> Coors Field, Denver, CO Sun Jun 25 2023, 1:10 PM - 3:25 PM MDT Att: 40,213 - Sunny - 73 F										
17 Shohel Ohtani, L OBP: 0.377, SLG: 0.623	G4-3		1B			23 SF8		F9		4	1	2	1	0	0	1											
27 Mike Trout, R OBP: 0.365, SLG: 0.486	F7		L8			12 G6-4-3		G5-3		3	0	0	0	0	0	3											
23 Brandon Drury, R OBP: 0.317, SLG: 0.498	E4				G6-3	SF8			12 G3-6	3	0	1	1	0	0	0											
12 Hunter Rentfro, R OBP: 0.305, SLG: 0.453	K				F7	G6-4-3		G3-6		4	0	0	0	0	1	3											
5 Eduardo Escobar, S OBP: 0.305, SLG: 0.432					F8			16 2B		4	1	2	0	0	0	0											
16 Mickey Moniak, L OBP: 0.361, SLG: 0.717	G5-3					22 G6-4-3		K		3	0	1	1	1	1	2											
35 Chad Wallach, R OBP: 0.286, SLG: 0.451								K		2	0	0	0	0	1	1											
21 Matt Thaiss, L OBP: 0.394, SLG: 0.406								K		1	0	0	0	1	1	0											
22 David Fletcher, R OBP: 0.280, SLG: 0.375										2	0	0	0	1	1	1											
4 Andrew Velazquez, S OBP: 0.353, SLG: 0.273										0	0	0	0	0	0	0											
2 Luis Rengifo, S OBP: 0.294, SLG: 0.293										1	0	0	0	0	0	2											
<b>Inning Stats</b>	R: 0 E: 0 K: 0 S: 6	H: 0 LOB: 0 BB: 0 P: 6	R: 0 E: 1 K: 1 S: 8	H: 1 LOB: 1 BB: 0 P: 13	R: 0 E: 0 K: 1 S: 13	H: 2 LOB: 2 BB: 0 P: 20	R: 0 E: 0 K: 0 S: 8	H: 0 LOB: 0 BB: 0 P: 12	R: 0 E: 0 K: 1 S: 5	H: 0 LOB: 0 BB: 0 P: 11	R: 2 E: 0 K: 0 S: 7	H: 2 LOB: 0 BB: 0 P: 15	R: 0 E: 0 K: 2 S: 9	H: 0 LOB: 0 BB: 0 P: 10	R: 0 E: 0 K: 1 S: 9	H: 0 LOB: 2 BB: 1 P: 18	R: 1 E: 0 K: 0 S: 14	H: 3 LOB: 2 BB: 1 P: 22	1B: 4 2B: 2 3B: 2 HR: 0	SF: 1 SAC: 0 DP: 4 HBP: 1	WP: 0 PB: 0 SB: 1 CS: 0	PA: 36					
<b>PITCHER</b>	IP	WLS	BF	H	R	ER	SO	BB	IBB	HBP	BLK	WP	HR	S	P	ERA	WHIP										
26 Austin Gombler, L ERA: 7.01	5.0	W	21	5	2	2	3	1	0	1	0	0	0	44	71	3.60	1.200										
59 Jake Bird, R ERA: 3.22	1.0	H	2	0	0	0	0	0	0	0	0	0	0	3	6	0.00	0.000										
36 Pierce Johnson, R ERA: 6.39	1.0	H	3	0	0	0	2	0	0	0	0	0	0	9	10	0.00	0.000										
52 Daniel Bard, R ERA: 1.4	1.0	H	4	0	0	0	1	1	0	0	0	0	0	9	18	0.00	1.000										
61 Justin Lawrence, R ERA: 3.02	1.0	S	6	3	1	1	0	0	1	0	0	0	0	14	22	9.00	3.000										

Batter	1	2	3	4	5	6	7	8	9	AB	R	H	RBI	BB	SO	LOB	BOTTOM										
14 Ezequiel Tovar, R OBP: 0.296, SLG: 0.430	P3		G1-3			HR		15 CS		4	1	2	2	0	0	0	<b>Los Angeles Angels @ Colorado Rockies</b> Coors Field, Denver, CO Sun Jun 25 2023, 1:10 PM - 3:25 PM MDT Att: 40,213 - Sunny - 73 F										
15 Randal Grichuk, R OBP: 0.360, SLG: 0.435	24 1B		2B			K		CS		3	1	1	0	1	2	0											
24 Ryan McMahon, L OBP: 0.346, SLG: 0.484	1B		F9			K		K		4	0	1	0	0	2	1											
35 Elias Diaz, R OBP: 0.345, SLG: 0.471	SF8					22 FC4-6		K		2	0	0	1	1	2	0											
22 Nolan Jones, L OBP: 0.391, SLG: 0.551	K					38 2B		K		3	1	0	0	0	2	2											
38 Jorge Alfaro, R OBP: 0.367, SLG: 0.345						44 SF7		K		3	0	1	0	0	2	0											
44 Elehuris Montero, R OBP: 0.239, SLG: 0.333						SF7		L8		2	0	0	1	0	1	0											
3 Coco Montes, R OBP: 0.286, SLG: 0.375						F8		K		2	0	0	0	0	0	1											
30 Harold Castro, L OBP: 0.234, SLG: 0.346								K		1	0	0	0	0	1	0											
9 Brenton Doyle, R OBP: 0.268, SLG: 0.371						F4		14 1B		2	1	0	0	1	1	0											
<b>Inning Stats</b>	R: 1 E: 0 K: 1 S: 9	H: 1 LOB: 1 BB: 1 P: 15	R: 0 E: 0 K: 2 S: 8	H: 0 LOB: 0 BB: 0 P: 10	R: 0 E: 0 K: 1 S: 10	H: 1 LOB: 1 BB: 0 P: 15	R: 1 E: 0 K: 0 S: 14	H: 1 LOB: 1 BB: 1 P: 24	R: 1 E: 0 K: 2 S: 9	H: 1 LOB: 0 BB: 0 P: 11	R: 0 E: 0 K: 3 S: 11	H: 0 LOB: 0 BB: 0 P: 13	R: 1 E: 1 K: 1 S: 7	H: 1 LOB: 0 BB: 1 P: 14	R: 0 E: 0 K: 3 S: 9	H: 0 LOB: 0 BB: 0 P: 14		1B: 2 2B: 2 3B: 0 HR: 1	SF: 2 SAC: 0 DP: 0 HBP: 0	WP: 0 PB: 0 SB: 0 CS: 1	PA: 32						
<b>PITCHER</b>	IP	WLS	BF	H	R	ER	SO	BB	IBB	HBP	BLK	WP	HR	S	P	ERA		WHIP									
31 Tyler Anderson, L ERA: 5.54	6.0	L	24	4	3	3	9	2	0	0	0	0	0	61	88	4.50	1.000										
59 José Soriano, R ERA: 2.89	2.0		7	1	1	0	4	1	0	0	0	0	0	16	28	0.00	1.000										



Batter	1	2	3	4	5	6	7	8	9	AB	R	H	RBI	BB	SO	LOB	TOP									
50 Mookie Betts, R OBP: 0.348, SLG: 0.503										5	0	0	0	0	1	4										
5 Freddie Freeman, L OBP: 0.395, SLG: 0.545										4	1	1	0	0	0	1										
16 Will Smith, R OBP: 0.400, SLG: 0.507										4	0	0	0	0	1	1										
13 Max Muncy, L OBP: 0.322, SLG: 0.467										3	1	0	0	1	2	1										
28 J.D. Martinez, R OBP: 0.304, SLG: 0.579										4	2	2	3	0	0	1										
6 David Peralta, L OBP: 0.304, SLG: 0.403										4	1	1	0	0	0	0										
23 Jason Heyward, L OBP: 0.335, SLG: 0.459										3	0	1	0	0	0	0										
33 James Outman, L OBP: 0.323, SLG: 0.428										4	0	2	1	0	0	1										
11 Miguel Rojas, R OBP: 0.274, SLG: 0.279										3	0	1	1	0	0	2										
<b>Inning Stats</b>	R: 0 E: 0 K: 1 S: 9	H: 0 LOB: 0 BB: 0 P: 14	R: 2 E: 0 K: 0 S: 20	H: 2 LOB: 2 BB: 1 P: 35	R: 2 E: 0 K: 0 S: 9	H: 2 LOB: 0 BB: 0 P: 13	R: 0 E: 0 K: 0 S: 8	H: 1 LOB: 1 BB: 0 P: 16	R: 0 E: 0 K: 2 S: 9	H: 0 LOB: 0 BB: 0 P: 15	R: 1 E: 0 K: 0 S: 13	H: 2 LOB: 1 BB: 0 P: 17	R: 0 E: 0 K: 0 S: 6	H: 0 LOB: 0 BB: 0 P: 8	R: 0 E: 0 K: 1 S: 7	H: 0 LOB: 0 BB: 0 P: 10	R: 0 E: 0 K: 0 S: 8	H: 1 LOB: 1 BB: 0 P: 9	1B: 3 2B: 3 HR: 2	SF: 1 SAC: 0 DP: 1 HBP: 1	WP: 0 PB: 0 SB: 0 CS: 0	PA: 37				
<b>PITCHER</b>	IP	WLS	BF	H	R	ER	SO	BB	IBB	HBP	BLK	WP	HR	S	P	ERA	WHIP									
43 Connor Seabold, R ERA: 5.98	(1.1)	5.0	L	22	5	4	4	3	1	0	1	0	0	1	55	93	7.20	1.200								
55 Brad Hand, L ERA: 3.52	(6.1)	1.0		5	2	1	1	0	0	0	0	0	0	1	13	17	9.00	2.000								
46 Nick Mears, R ERA: 2.57	(7.1)	1.0		3	0	0	0	0	0	0	0	0	0	6	8	0.00	0.000									
54 Matt Koch, R ERA:	(8.1)	2.0		7	1	0	0	1	0	0	0	0	0	15	19	0.00	0.500									

Los Angeles Dodgers @ Colorado Rockies  
Coors Field, Denver, CO  
Tue Jun 27 2023, 6:42 PM - 9:12 PM MDT  
Att: 38,738 - Partly Cloudy - 90 F

AB 34  
R 5  
H 8  
RBI 5  
BB 1  
SO 4  
LOB 11

Batter	1	2	3	4	5	6	7	8	9	AB	R	H	RBI	BB	SO	LOB	BOTTOM									
29 Jurickson Profar, S OBP: 0.314, SLG: 0.376										3	0	0	0	1	0	0										
14 Ezequiel Tovar, R OBP: 0.295, SLG: 0.427										4	0	1	0	0	1	2										
24 Ryan McMahon, L OBP: 0.348, SLG: 0.482										3	0	1	0	1	0	0										
35 Elias Diaz, R OBP: 0.343, SLG: 0.465										3	0	0	0	1	0	5										
25 C.J. Cron, R OBP: 0.272, SLG: 0.417										3	0	0	0	0	0	1										
15 Randal Grichuk, R OBP: 0.354, SLG: 0.428										3	0	0	0	0	1	0										
44 Elehuris Montero, R OBP: 0.251, SLG: 0.323										3	0	0	0	0	0	0										
3 Coco Montes, R OBP: 0.270, SLG: 0.353										2	0	0	0	0	0	0										
30 Harold Castro, L OBP: 0.293, SLG: 0.344										1	0	0	0	0	1	0										
9 Brenton Doyle, R OBP: 0.271, SLG: 0.373										2	0	1	0	0	1	0										
22 Nolan Jones, L OBP: 0.396, SLG: 0.551										0	0	0	0	1	0	0										
<b>Inning Stats</b>	R: 0 E: 0 K: 0 S: 8	H: 0 LOB: 0 BB: 0 P: 13	R: 0 E: 0 K: 1 S: 10	H: 0 LOB: 0 BB: 0 P: 15	R: 0 E: 0 K: 1 S: 9	H: 0 LOB: 0 BB: 0 P: 11	R: 0 E: 0 K: 0 S: 8	H: 0 LOB: 0 BB: 0 P: 9	R: 0 E: 0 K: 0 S: 9	H: 0 LOB: 0 BB: 0 P: 17	R: 0 E: 0 K: 0 S: 9	H: 1 LOB: 1 BB: 0 P: 14	R: 0 E: 0 K: 0 S: 14	H: 2 LOB: 1 BB: 0 P: 19	R: 0 E: 0 K: 0 S: 6	H: 0 LOB: 0 BB: 0 P: 7	R: 0 E: 0 K: 2 S: 14	H: 0 LOB: 3 BB: 3 P: 31	1B: 3 2B: 0 3B: 0 HR: 0	SF: 0 SAC: 0 DP: 2 HBP: 0	WP: 1 PB: 0 SB: 0 CS: 1	PA: 32				
<b>PITCHER</b>	IP	WLS	BF	H	R	ER	SO	BB	IBB	HBP	BLK	WP	HR	S	P	ERA	WHIP									
22 Clayton Kershaw, L ERA: 2.55	(1.1)	6.0	W	18	1	0	0	0	0	0	0	0	0	53	79	0.00	0.333									
48 Brusdar Graterol, R ERA: 2.06	(7.1)	1.0		4	2	0	0	0	0	0	0	0	0	14	19	0.00	2.000									
57 Ryan Brasier, R ERA: 6.39	(8.1)	1.0		3	0	0	0	0	0	0	0	0	0	6	7	0.00	0.000									
52 Phil Bickford, R ERA: 6.67	(9.1)	0.2		5	0	0	0	2	3	0	0	0	1	0	12	28	0.00	4.500								
59 Evan Phillips, R ERA: 1.97	(9.1)	0.1	S	1	0	0	0	0	0	0	0	0	0	2	3	0.00	0.000									

Los Angeles Dodgers @ Colorado Rockies  
Coors Field, Denver, CO  
Tue Jun 27 2023, 6:42 PM - 9:12 PM MDT  
Att: 38,738 - Partly Cloudy - 90 F

AB 27  
R 0  
H 3  
RBI 0  
BB 4  
SO 4  
LOB 8

Batter	1	2	3	4	5	6	7	8	9	AB	R	H	RBI	BB	SO	LOB	TOP							
50 Mookie Betts, R OBP: 0.355, SLG: 0.513										2	1	1	3	3	0	0	<b>Los Angeles Dodgers @ Colorado Rockies</b> Coors Field, Denver, CO Wed Jun 28 2023, 6:42 PM - 9:38 PM MDT Att: 37,267 - Partly Cloudy - 84 F							
5 Freddie Freeman, L OBP: 0.395, SLG: 0.543										5	0	2	1	0	3	1								
16 Will Smith, R OBP: 0.404, SLG: 0.502										2	1	0	0	3	0	0								
28 J.D. Martinez, R OBP: 0.302, SLG: 0.571										5	0	1	0	0	3	6								
17 Miguel Vargas, R OBP: 0.301, SLG: 0.371																								
13 Max Muncy, L OBP: 0.320, SLG: 0.465																								
11 Miguel Rojas, R OBP: 0.275, SLG: 0.280																								
23 Jason Heyward, L OBP: 0.337, SLG: 0.460																								
33 James Outman, L OBP: 0.317, SLG: 0.419																								
89 Jonny DeLuca, R OBP: 0.250, SLG: 0.227																								
6 David Peralta, L OBP: 0.311, SLG: 0.410																								
60 Yonny Hernández, S OBP: 0.200, SLG: 0.250																								
<b>Inning Stats</b>	R: 0 H: 0 E: 0 K: 2 S: 14	H: 0 LOB: 2 BB: 2 P: 28	R: 0 H: 0 E: 0 K: 2 S: 7	H: 0 LOB: 0 BB: 0 P: 9	R: 0 H: 0 E: 0 K: 1 S: 9	H: 0 LOB: 0 BB: 0 P: 16	R: 6 H: 3 E: 0 K: 2 S: 22	H: 3 LOB: 1 BB: 3 P: 35	R: 0 H: 1 E: 0 K: 0 S: 9	H: 1 LOB: 1 BB: 0 P: 12	R: 0 H: 2 E: 0 K: 1 S: 14	H: 2 LOB: 2 BB: 1 P: 27	R: 0 H: 0 E: 0 K: 1 S: 6	H: 0 LOB: 0 BB: 0 P: 7	R: 2 H: 3 E: 0 K: 2 S: 14	H: 3 LOB: 2 BB: 2 P: 29	R: 0 H: 0 E: 0 K: 2 S: 7	H: 0 LOB: 0 BB: 0 P: 11	1B: 8 2B: 0 3B: 0 HR: 1	SF: 1 SAC: 0 DP: 0 HBP: 0	WP: 0 PB: 0 SB: 2 CS: 0	PA: 43		
<b>PITCHER</b>	IP WLS BF H R ER SO BB IBB HBP BLK WP HR S P ERA WHIP	IP WLS BF H R ER SO BB IBB HBP BLK WP HR S P ERA WHIP	IP WLS BF H R ER SO BB IBB HBP BLK WP HR S P ERA WHIP	IP WLS BF H R ER SO BB IBB HBP BLK WP HR S P ERA WHIP	IP WLS BF H R ER SO BB IBB HBP BLK WP HR S P ERA WHIP	IP WLS BF H R ER SO BB IBB HBP BLK WP HR S P ERA WHIP	IP WLS BF H R ER SO BB IBB HBP BLK WP HR S P ERA WHIP	IP WLS BF H R ER SO BB IBB HBP BLK WP HR S P ERA WHIP	IP WLS BF H R ER SO BB IBB HBP BLK WP HR S P ERA WHIP	IP WLS BF H R ER SO BB IBB HBP BLK WP HR S P ERA WHIP	IP WLS BF H R ER SO BB IBB HBP BLK WP HR S P ERA WHIP	IP WLS BF H R ER SO BB IBB HBP BLK WP HR S P ERA WHIP	IP WLS BF H R ER SO BB IBB HBP BLK WP HR S P ERA WHIP	IP WLS BF H R ER SO BB IBB HBP BLK WP HR S P ERA WHIP	IP WLS BF H R ER SO BB IBB HBP BLK WP HR S P ERA WHIP	IP WLS BF H R ER SO BB IBB HBP BLK WP HR S P ERA WHIP	IP WLS BF H R ER SO BB IBB HBP BLK WP HR S P ERA WHIP	IP WLS BF H R ER SO BB IBB HBP BLK WP HR S P ERA WHIP	IP WLS BF H R ER SO BB IBB HBP BLK WP HR S P ERA WHIP	IP WLS BF H R ER SO BB IBB HBP BLK WP HR S P ERA WHIP	IP WLS BF H R ER SO BB IBB HBP BLK WP HR S P ERA WHIP	IP WLS BF H R ER SO BB IBB HBP BLK WP HR S P ERA WHIP	IP WLS BF H R ER SO BB IBB HBP BLK WP HR S P ERA WHIP	IP WLS BF H R ER SO BB IBB HBP BLK WP HR S P ERA WHIP

AB 34  
R 8  
H 9  
RBI 8  
BB 8  
SO 13  
LOB 16



Batter	1	2	3	4	5	6	7	8	9	AB	R	H	RBI	BB	SO	LOB	BOTTOM							
29 Jurickson Profar, S OBP: 0.315, SLG: 0.372										3	1	0	1	2	1	1	<b>Los Angeles Dodgers @ Colorado Rockies</b> Coors Field, Denver, CO Wed Jun 28 2023, 6:42 PM - 9:38 PM MDT Att: 37,267 - Partly Cloudy - 84 F							
14 Ezequiel Tovar, R OBP: 0.301, SLG: 0.432										4	2	2	3	1	0	2								
24 Ryan McMahon, L OBP: 0.346, SLG: 0.478										5	1	1	0	0	2	3								
35 Elias Díaz, R OBP: 0.342, SLG: 0.462										4	0	1	1	0	1	3								
25 C.J. Cron, R OBP: 0.277, SLG: 0.420										4	1	2	1	0	0	1								
22 Nolan Jones, L OBP: 0.409, SLG: 0.550										2	1	1	0	2	1	0								
15 Randal Grichuk, R OBP: 0.357, SLG: 0.429										4	1	2	2	0	0	2								
30 Harold Castro, L OBP: 0.295, SLG: 0.346										2	0	1	1	0	0	2								
36 Jorge Alfaro, R OBP: 0.194, SLG: 0.400										1	1	1	0	0	0	0								
3 Coco Montes, R OBP: 0.263, SLG: 0.343										1	0	0	0	0	0	0								
9 Brenton Doyle, R OBP: 0.276, SLG: 0.372										3	1	1	0	0	2	1								
<b>Inning Stats</b>	R: 0 H: 0 E: 0 K: 0 S: 6	H: 3 LOB: 1 BB: 1 P: 12	R: 1 H: 3 E: 0 K: 1 S: 10	H: 3 LOB: 0 BB: 0 P: 15	R: 3 H: 4 E: 0 K: 1 S: 22	H: 4 LOB: 2 BB: 1 P: 31	R: 0 H: 1 E: 0 K: 1 S: 7	H: 1 LOB: 0 BB: 0 P: 12	R: 0 H: 0 E: 0 K: 0 S: 5	H: 0 LOB: 0 BB: 0 P: 8	R: 5 H: 4 E: 1 K: 2 S: 25	H: 4 LOB: 1 BB: 1 P: 38	R: 0 H: 0 E: 0 K: 0 S: 10	H: 0 LOB: 0 BB: 1 P: 17	R: 0 H: 0 E: 0 K: 2 S: 10	H: 0 LOB: 1 BB: 1 P: 18	1B: 10 2B: 3 3B: 0 HR: 0	SF: 0 SAC: 0 DP: 2 HBP: 1	WP: 0 PB: 0 SB: 2 CS: 0	PA: 39				
<b>PITCHER</b>	IP WLS BF H R ER SO BB IBB HBP BLK WP HR S P ERA WHIP	IP WLS BF H R ER SO BB IBB HBP BLK WP HR S P ERA WHIP	IP WLS BF H R ER SO BB IBB HBP BLK WP HR S P ERA WHIP	IP WLS BF H R ER SO BB IBB HBP BLK WP HR S P ERA WHIP	IP WLS BF H R ER SO BB IBB HBP BLK WP HR S P ERA WHIP	IP WLS BF H R ER SO BB IBB HBP BLK WP HR S P ERA WHIP	IP WLS BF H R ER SO BB IBB HBP BLK WP HR S P ERA WHIP	IP WLS BF H R ER SO BB IBB HBP BLK WP HR S P ERA WHIP	IP WLS BF H R ER SO BB IBB HBP BLK WP HR S P ERA WHIP	IP WLS BF H R ER SO BB IBB HBP BLK WP HR S P ERA WHIP	IP WLS BF H R ER SO BB IBB HBP BLK WP HR S P ERA WHIP	IP WLS BF H R ER SO BB IBB HBP BLK WP HR S P ERA WHIP	IP WLS BF H R ER SO BB IBB HBP BLK WP HR S P ERA WHIP	IP WLS BF H R ER SO BB IBB HBP BLK WP HR S P ERA WHIP	IP WLS BF H R ER SO BB IBB HBP BLK WP HR S P ERA WHIP	IP WLS BF H R ER SO BB IBB HBP BLK WP HR S P ERA WHIP	IP WLS BF H R ER SO BB IBB HBP BLK WP HR S P ERA WHIP	IP WLS BF H R ER SO BB IBB HBP BLK WP HR S P ERA WHIP	IP WLS BF H R ER SO BB IBB HBP BLK WP HR S P ERA WHIP	IP WLS BF H R ER SO BB IBB HBP BLK WP HR S P ERA WHIP	IP WLS BF H R ER SO BB IBB HBP BLK WP HR S P ERA WHIP	IP WLS BF H R ER SO BB IBB HBP BLK WP HR S P ERA WHIP	IP WLS BF H R ER SO BB IBB HBP BLK WP HR S P ERA WHIP	IP WLS BF H R ER SO BB IBB HBP BLK WP HR S P ERA WHIP

AB 33  
R 9  
H 12  
RBI 9  
BB 5  
SO 7  
LOB 15



Batter	1	2	3	4	5	6	7	8	9	AB	R	H	RBI	BB	SO	LOB	TOP				
50 Mookie Betts, R (1,6) OBP: 0.360, SLG: 0.523										2	3	2	1	1	0	0					
11 Miguel Rojas, R (7,PH) OBP: 0.277, SLG: 0.282										2	0	1	0	0	1	0					
5 Freddie Freeman, L (1,3) OBP: 0.399, SLG: 0.544										3	1	2	3	0	0	1					
60 Yonny Hernández, S (6,4) OBP: 0.286, SLG: 0.200										1	1	0	0	0	1	1					
13 Max Muncy, L (1,5) OBP: 0.321, SLG: 0.466										6	1	2	3	0	2	4					
28 J.D. Martinez, R (1,10) OBP: 0.310, SLG: 0.586										6	2	4	4	0	0	2					
6 David Peralta, L (1,7) OBP: 0.310, SLG: 0.406										4	1	1	0	0	2	3					
89 Jonny DeLuca, R (7,PH) OBP: 0.269, SLG: 0.250										2	0	1	1	0	0	0					
23 Jason Heyward, L (1,9) OBP: 0.344, SLG: 0.477										5	2	3	1	0	1	3					
17 Miguel Vargas, R (6,3) OBP: 0.302, SLG: 0.378										4	1	1	1	1	1	3					
33 James Outman, L (1,8) OBP: 0.319, SLG: 0.416										4	2	1	0	1	1	1					
15 Austin Barnes, R (1,2) OBP: 0.198, SLG: 0.124										5	0	0	0	0	2	6					
<b>Inning Stats</b>	R: 1 E: 0 K: 3 S: 21	H: 2 LOB: 2 BB: 0 P: 30	R: 0 E: 0 K: 1 S: 7	H: 0 LOB: 0 BB: 0 P: 8	R: 1 E: 0 K: 1 S: 14	H: 2 LOB: 1 BB: 0 P: 22	R: 6 E: 0 K: 1 S: 23	H: 4 LOB: 0 BB: 2 P: 39	R: 3 E: 0 K: 0 S: 16	H: 4 LOB: 2 BB: 1 P: 25	R: 2 E: 0 K: 3 S: 20	H: 3 LOB: 2 BB: 0 P: 29	R: 0 E: 0 K: 2 S: 11	H: 1 LOB: 1 BB: 0 P: 14	R: 0 E: 0 K: 0 S: 7	H: 0 LOB: 0 BB: 0 P: 9	1B: 11 2B: 5 3B: 1 HR: 1	SF: 1 SAC: 0 DP: 0 HBP: 2	WP: 0 PB: 1 CS: 0	PA: 50	
<b>PITCHER</b>	IP ERA WLS BF H R ER SO BB IBB HBP BLK WP HR S P ERA WHIP	IP ERA WLS BF H R ER SO BB IBB HBP BLK WP HR S P ERA WHIP	IP ERA WLS BF H R ER SO BB IBB HBP BLK WP HR S P ERA WHIP	IP ERA WLS BF H R ER SO BB IBB HBP BLK WP HR S P ERA WHIP	IP ERA WLS BF H R ER SO BB IBB HBP BLK WP HR S P ERA WHIP	IP ERA WLS BF H R ER SO BB IBB HBP BLK WP HR S P ERA WHIP	IP ERA WLS BF H R ER SO BB IBB HBP BLK WP HR S P ERA WHIP	IP ERA WLS BF H R ER SO BB IBB HBP BLK WP HR S P ERA WHIP	IP ERA WLS BF H R ER SO BB IBB HBP BLK WP HR S P ERA WHIP	IP ERA WLS BF H R ER SO BB IBB HBP BLK WP HR S P ERA WHIP	IP ERA WLS BF H R ER SO BB IBB HBP BLK WP HR S P ERA WHIP	IP ERA WLS BF H R ER SO BB IBB HBP BLK WP HR S P ERA WHIP	IP ERA WLS BF H R ER SO BB IBB HBP BLK WP HR S P ERA WHIP	IP ERA WLS BF H R ER SO BB IBB HBP BLK WP HR S P ERA WHIP	IP ERA WLS BF H R ER SO BB IBB HBP BLK WP HR S P ERA WHIP	IP ERA WLS BF H R ER SO BB IBB HBP BLK WP HR S P ERA WHIP	IP ERA WLS BF H R ER SO BB IBB HBP BLK WP HR S P ERA WHIP	IP ERA WLS BF H R ER SO BB IBB HBP BLK WP HR S P ERA WHIP	IP ERA WLS BF H R ER SO BB IBB HBP BLK WP HR S P ERA WHIP	IP ERA WLS BF H R ER SO BB IBB HBP BLK WP HR S P ERA WHIP	IP ERA WLS BF H R ER SO BB IBB HBP BLK WP HR S P ERA WHIP

Los Angeles Dodgers @ Colorado Rockies  
Coors Field, Denver, CO  
Thu Jun 29 2023, 8:31 PM - 11:25 PM MDT  
Att: 36,667 - Partly Cloudy - 68 F

livebaseballscorecards.com

AB 44  
R 14  
H 18  
RBI 14  
BB 3  
SO 11  
LOB 24

Batter	1	2	3	4	5	6	7	8	9	AB	R	H	RBI	BB	SO	LOB	BOTTOM					
29 Jurickson Profar, S (1,7) OBP: 0.321, SLG: 0.377										4	1	3	0	0	0	0						
14 Ezequiel Tovar, R (1,6) OBP: 0.300, SLG: 0.429										4	2	1	0	0	1	2						
24 Ryan McMahon, L (1,5) OBP: 0.345, SLG: 0.476										3	0	1	0	0	1	2						
9 Brenton Doyle, R (8,8) OBP: 0.275, SLG: 0.369										1	0	0	0	0	0	0						
35 Elias Díaz, R (1,2) OBP: 0.342, SLG: 0.462										2	0	1	3	0	1	0						
16 Austin Wynns, R (7,2) OBP: 0.246, SLG: 0.231										1	0	1	0	0	0	0						
25 C.J. Cron, R (1,10) OBP: 0.278, SLG: 0.418										3	0	1	0	0	1	1						
38 Jorge Alfaro, R (9,PH) OBP: 0.188, SLG: 0.387										1	0	0	0	0	0	1						
22 Nolan Jones, L (1,9) OBP: 0.395, SLG: 0.529										4	0	0	0	0	1	2						
15 Randal Grichuk, R (1,8) OBP: 0.357, SLG: 0.428										3	0	1	0	0	1	0						
3 Coco Montes, R (8,5) OBP: 0.263, SLG: 0.343										0	0	0	0	0	0	0						
44 Elehuris Montero, R (1,3) OBP: 0.224, SLG: 0.314										3	0	0	0	0	2	1						
30 Harold Castro, L (1,4) OBP: 0.290, SLG: 0.340										3	0	0	0	0	1	1						
<b>Inning Stats</b>	R: 1 E: 0 K: 1 S: 17	H: 3 LOB: 2 BB: 0 P: 27	R: 0 E: 0 K: 2 S: 10	H: 0 LOB: 0 BB: 0 P: 13	R: 2 E: 0 K: 1 S: 13	H: 3 LOB: 0 BB: 0 P: 18	R: 0 E: 0 K: 0 S: 10	H: 1 LOB: 1 BB: 0 P: 15	R: 0 E: 0 K: 1 S: 10	H: 0 LOB: 0 BB: 0 P: 15	R: 0 E: 0 K: 2 S: 8	H: 0 LOB: 0 BB: 0 P: 10	R: 0 E: 0 K: 2 S: 9	H: 0 LOB: 0 BB: 0 P: 13	R: 0 E: 0 K: 0 S: 6	H: 1 LOB: 0 BB: 0 P: 7	R: 0 E: 0 K: 0 S: 4	H: 1 LOB: 0 BB: 0 P: 5	1B: 9 2B: 2 3B: 0 HR: 0	SF: 1 SAC: 0 DP: 3 HBP: 0	WP: 0 PB: 1 CS: 0	PA: 33
<b>PITCHER</b>	IP ERA WLS BF H R ER SO BB IBB HBP BLK WP HR S P ERA WHIP	IP ERA WLS BF H R ER SO BB IBB HBP BLK WP HR S P ERA WHIP	IP ERA WLS BF H R ER SO BB IBB HBP BLK WP HR S P ERA WHIP	IP ERA WLS BF H R ER SO BB IBB HBP BLK WP HR S P ERA WHIP	IP ERA WLS BF H R ER SO BB IBB HBP BLK WP HR S P ERA WHIP	IP ERA WLS BF H R ER SO BB IBB HBP BLK WP HR S P ERA WHIP	IP ERA WLS BF H R ER SO BB IBB HBP BLK WP HR S P ERA WHIP	IP ERA WLS BF H R ER SO BB IBB HBP BLK WP HR S P ERA WHIP	IP ERA WLS BF H R ER SO BB IBB HBP BLK WP HR S P ERA WHIP	IP ERA WLS BF H R ER SO BB IBB HBP BLK WP HR S P ERA WHIP	IP ERA WLS BF H R ER SO BB IBB HBP BLK WP HR S P ERA WHIP	IP ERA WLS BF H R ER SO BB IBB HBP BLK WP HR S P ERA WHIP	IP ERA WLS BF H R ER SO BB IBB HBP BLK WP HR S P ERA WHIP	IP ERA WLS BF H R ER SO BB IBB HBP BLK WP HR S P ERA WHIP	IP ERA WLS BF H R ER SO BB IBB HBP BLK WP HR S P ERA WHIP	IP ERA WLS BF H R ER SO BB IBB HBP BLK WP HR S P ERA WHIP	IP ERA WLS BF H R ER SO BB IBB HBP BLK WP HR S P ERA WHIP	IP ERA WLS BF H R ER SO BB IBB HBP BLK WP HR S P ERA WHIP	IP ERA WLS BF H R ER SO BB IBB HBP BLK WP HR S P ERA WHIP	IP ERA WLS BF H R ER SO BB IBB HBP BLK WP HR S P ERA WHIP	IP ERA WLS BF H R ER SO BB IBB HBP BLK WP HR S P ERA WHIP	IP ERA WLS BF H R ER SO BB IBB HBP BLK WP HR S P ERA WHIP

Los Angeles Dodgers @ Colorado Rockies  
Coors Field, Denver, CO  
Thu Jun 29 2023, 8:31 PM - 11:25 PM MDT  
Att: 36,667 - Partly Cloudy - 68 F


livebaseballscorecards.com

AB 32  
R 3  
H 9  
RBI 3  
BB 0  
SO 9  
LOB 10

Batter	1	2	3	4	5	6	7	8	9	AB	R	H	RBI	BB	SO	LOB	TOP										
8 Matt Vierling, R OBP: 0.336, SLG: 0.411										4	0	1	0	0	1	4											
20 Spencer Torkelson, R OBP: 0.304, SLG: 0.390										4	1	1	1	0	0	1											
77 Andy Ibáñez, R OBP: 0.275, SLG: 0.423										4	1	2	2	0	0	0											
28 Javier Báez, R OBP: 0.263, SLG: 0.329										4	1	1	0	0	2	2											
34 Jake Rogers, R OBP: 0.299, SLG: 0.455										3	1	1	0	0	2	2											
30 Kerry Carpenter, L OBP: 0.317, SLG: 0.489										1	0	0	0	0	1	0											
24 Miguel Cabrera, R OBP: 0.320, SLG: 0.318										4	0	1	1	0	1	0											
39 Zach McKinstry, L OBP: 0.332, SLG: 0.367										3	0	0	0	1	1	0											
59 Zack Short, R OBP: 0.291, SLG: 0.368										4	0	1	0	0	1	2											
15 Jake Marisnick, R OBP: 0.258, SLG: 0.310										2	1	1	0	0	1	2											
13 Eric Haase, R OBP: 0.269, SLG: 0.310										2	0	0	0	0	0	1											
<b>Inning Stats</b>	R: 0 H: 2 E: 0 K: 2 S: 11	H: 0 LOB: 2 BB: 0 P: 15	R: 0 H: 0 E: 0 K: 0 S: 7	H: 0 LOB: 0 BB: 0 P: 8	R: 1 H: 1 E: 1 K: 1 S: 9	H: 1 LOB: 0 BB: 0 P: 11	R: 2 H: 3 E: 0 K: 1 S: 14	H: 3 LOB: 2 BB: 1 P: 21	R: 0 H: 0 E: 0 K: 2 S: 7	H: 0 LOB: 0 BB: 0 P: 10	R: 0 H: 0 E: 1 K: 1 S: 7	H: 0 LOB: 0 BB: 0 P: 11	R: 2 H: 2 E: 0 K: 2 S: 19	H: 2 LOB: 0 BB: 0 P: 24	R: 0 H: 1 E: 0 K: 1 S: 11	H: 1 LOB: 0 BB: 0 P: 15	1B: 8 2B: 0 3B: 0 HR: 1	SF: 0 SAC: 0 DP: 2 HBP: 0	WP: 1 PB: 0 SB: 1 CS: 0	PA: 36							
<b>PITCHER</b>	IP	WLS	BF	H	R	ER	SO	BB	IBB	HBP	BLK	WP	HR	S	P	ERA	WHIP										
26 Austin Gomber, L ERA: 6.64	7.0	W	28	6	3	2	7	1	0	0	0	1	0	60	84	2.57	1.000										
59 Jake Bird, R ERA: 3.44	1.0	S	5	2	2	2	2	0	0	0	0	0	1	19	24	18.00	2.000										
36 Pierce Johnson, R ERA: 6.0	1.0	S	3	1	0	0	1	0	0	0	0	0	0	11	15	0.00	1.000										

**Detroit Tigers @ Colorado Rockies**  
Coors Field, Denver, CO  
Fri Jun 30 2023, 6:11 PM - 8:35 PM MDT  
Att: 47,239 - Partly Cloudy - 66 F


AB 35  
R 5  
H 9  
RBI 4  
BB 1  
SO 10  
LOB 14



Batter	1	2	3	4	5	6	7	8	9	AB	R	H	RBI	BB	SO	LOB	BOTTOM										
29 Jurickson Profar, S OBP: 0.322, SLG: 0.378										5	0	2	2	0	1	1											
23 Kris Bryant, R OBP: 0.338, SLG: 0.366										4	0	0	0	0	1	2											
24 Ryan McMahon, L OBP: 0.350, SLG: 0.478										3	0	2	0	1	1	0											
35 Elias Díaz, R OBP: 0.340, SLG: 0.459										4	0	1	0	0	1	3											
25 C.J. Cron, R OBP: 0.284, SLG: 0.416										3	2	1	0	1	1	2											
22 Nolan Jones, L OBP: 0.398, SLG: 0.528										4	2	2	0	0	1	1											
14 Ezequiel Tovar, R OBP: 0.303, SLG: 0.441										4	2	2	3	0	1	0											
30 Harold Castro, L OBP: 0.289, SLG: 0.337										4	1	1	2	0	0	0											
9 Brenton Doyle, R OBP: 0.270, SLG: 0.363										3	1	0	0	0	1	0											
<b>Inning Stats</b>	R: 0 H: 0 E: 0 K: 0 S: 10	H: 5 LOB: 1 BB: 1 P: 20	R: 5 H: 5 E: 0 K: 1 S: 21	H: 5 LOB: 0 BB: 0 P: 30	R: 0 H: 1 E: 0 K: 0 S: 7	H: 1 LOB: 0 BB: 0 P: 10	R: 0 H: 0 E: 0 K: 1 S: 10	H: 0 LOB: 0 BB: 0 P: 15	R: 0 H: 1 E: 0 K: 2 S: 15	H: 1 LOB: 1 BB: 0 P: 20	R: 3 H: 3 E: 0 K: 1 S: 19	H: 3 LOB: 1 BB: 1 P: 31	R: 0 H: 1 E: 0 K: 2 S: 10	H: 1 LOB: 0 BB: 0 P: 14	R: 0 H: 0 E: 1 K: 1 S: 11	H: 0 LOB: 1 BB: 0 P: 17	1B: 10 2B: 0 3B: 0 HR: 1	SF: 0 SAC: 1 DP: 1 HBP: 0	WP: 0 PB: 0 SB: 1 CS: 0	PA: 37							
<b>PITCHER</b>	IP	WLS	BF	H	R	ER	SO	BB	IBB	HBP	BLK	WP	HR	S	P	ERA	WHIP										
21 Michael Lorenzen, R ERA: 4.28	5.0	L	22	7	5	5	4	1	0	0	0	0	0	63	95	9.00	1.600										
36 Chasen Shreve, L ERA: 5.16	0.2		6	3	3	3	1	1	0	0	0	0	1	14	24	40.50	6.000										
53 Mason Englert, R ERA: 4.5	2.1		9	1	0	0	3	0	0	0	0	0	0	26	38	0.00	0.429										

**Detroit Tigers @ Colorado Rockies**  
Coors Field, Denver, CO  
Fri Jun 30 2023, 6:11 PM - 8:35 PM MDT  
Att: 47,239 - Partly Cloudy - 66 F

AB 34  
R 8  
H 11  
RBI 7  
BB 2  
SO 8  
LOB 9



Batter	1	2	3	4	5	6	7	8	9	10	AB	R	H	RBI	BB	SO	LOB	TOP					
39 Zach McKinstry, L OBP: 0.333, SLG: 0.381	F7		1B		P5		G3-1			HR	5	1	2	3	0	0	3	<b>Detroit Tigers @ Colorado Rockies</b> Coors Field, Denver, CO Sat Jul 01 2023, 7:13 PM - 9:53 PM MDT Att. 48,108 - Partly Cloudy - 79 F					
20 Spencer Torkelson, R OBP: 0.305, SLG: 0.388	G5-3		BB			F8	K			1B	4	0	1	0	1	1	2						
77 Andy Ibáñez, R OBP: 0.273, SLG: 0.423	K		G6-3			2B				F9	5	0	1	0	0	1	3						
59 Zack Short, R OBP: 0.291, SLG: 0.368											0	0	0	0	0	0	0						
30 Kerry Carpenter, L OBP: 0.313, SLG: 0.474		G4-3			L1-3					F8	4	0	0	0	0	0	1						
28 Javier Báez, R OBP: 0.292, SLG: 0.324		G4-3			L8		FC5-4			G5-3	5	0	0	0	0	0	3						
8 Matt Vierling, R OBP: 0.335, SLG: 0.418					G4-3		G6-3				4	0	1	0	0	0	2						
24 Miguel Cabrera, R OBP: 0.320, SLG: 0.318						G3					3	0	1	0	0	1	1						
15 Jake Marisnick, R OBP: 0.258, SLG: 0.310											0	1	0	0	0	0	0						
18 Tyler Nevin, R OBP: 0.220, SLG: 0.205											0	0	0	0	1	0	0						
7 Jonathan Schoop, R OBP: 0.275, SLG: 0.264			F9							G5-4-3	4	1	2	1	0	0	1						
13 Eric Haase, R OBP: 0.269, SLG: 0.308			F9							1B	4	1	1	0	0	1	3						
Inning Stats		R: 0 E: 0 K: 1 S: 7	H: 0 LOB: 0 BB: 10	R: 0 E: 0 K: 1 S: 8	H: 1 LOB: 0 BB: 12	R: 0 E: 0 K: 0 S: 12	H: 1 LOB: 1 BB: 23	R: 0 E: 0 K: 1 S: 13	H: 0 LOB: 0 BB: 0	R: 0 E: 0 K: 1 S: 16	R: 0 E: 0 K: 1 S: 9	H: 2 LOB: 2 BB: 0	R: 0 E: 0 K: 0 S: 4	H: 0 LOB: 0 BB: 0	R: 0 E: 0 K: 0 S: 5	H: 0 LOB: 0 BB: 11	R: 3 E: 0 K: 1 S: 14	H: 3 LOB: 1 BB: 20	P: 20 ERA: 18.00 WHIP: 3.000	1B: 5 2B: 2 3B: 1 HR: 1	SF: 0 SAC: 0 DP: 1 HBP: 1	WP: 0 PB: 0 SB: 1 CS: 0	PA: 41
PITCHER											PITCHER												
20 Peter Lambert, R ERA: 6.29											36 Pierce Johnson, R ERA: 6.35												
50 Ty Blach, L ERA: 6.75																							
54 Matt Koch, R ERA:																							
59 Jake Bird, R ERA: 3.54																							
52 Daniel Bard, R ERA: 1.91																							

Batter	1	2	3	4	5	6	7	8	9	10	AB	R	H	RBI	BB	SO	LOB	BOTTOM						
29 Jurickson Profar, S OBP: 0.323, SLG: 0.376	K		G6-3		1B		FC5-4			BB	4	0	1	0	1	1	1	<b>Detroit Tigers @ Colorado Rockies</b> Coors Field, Denver, CO Sat Jul 01 2023, 7:13 PM - 9:53 PM MDT Att. 48,108 - Partly Cloudy - 79 F						
23 Kris Bryant, R OBP: 0.336, SLG: 0.362	L9		E5		K					1B	5	0	1	1	0	1	1							
24 Ryan McMahon, L OBP: 0.348, SLG: 0.472	BB		F8							1B	4	0	0	0	1	3	3							
25 C.J. Cron, R OBP: 0.289, SLG: 0.425	1B				G6-3						4	1	2	0	0	0	0							
15 Randal Grichuk, R OBP: 0.350, SLG: 0.418	FC6-4				G1-3					K	4	0	0	0	0	1	3							
14 Ezequiel Tovar, R OBP: 0.305, SLG: 0.440		G4-3								L9	3	0	1	1	1	0	0							
30 Harold Castro, L OBP: 0.286, SLG: 0.333					BB						2	0	0	0	0	1	1							
3 Coco Montes, R OBP: 0.250, SLG: 0.324					G2-3						2	1	0	0	0	0	0							
9 Brenton Doyle, R OBP: 0.264, SLG: 0.354			F9								4	0	0	0	0	1	0							
16 Austin Wynns, R OBP: 0.250, SLG: 0.236			F9								3	0	1	0	0	1	0							
35 Elias Díaz, R OBP: 0.339, SLG: 0.457										G3	1	0	0	0	0	0	0							
Inning Stats		R: 0 E: 0 K: 1 S: 14	H: 1 LOB: 1 BB: 21	R: 0 E: 0 K: 1 S: 7	H: 0 LOB: 0 BB: 11	R: 0 E: 1 K: 0 S: 12	H: 0 LOB: 1 BB: 18	R: 0 E: 0 K: 2 S: 11	H: 0 LOB: 1 BB: 16	R: 0 E: 0 K: 1 S: 11	H: 2 LOB: 2 BB: 8	R: 0 E: 0 K: 1 S: 8	H: 1 LOB: 1 BB: 10	R: 0 E: 0 K: 1 S: 6	H: 0 LOB: 0 BB: 9	R: 0 E: 0 K: 1 S: 7	H: 0 LOB: 0 BB: 8	R: 1 E: 0 K: 1 S: 13	H: 1 LOB: 2 BB: 23	P: 31 ERA: 0.00 WHIP: 1.000	1B: 5 2B: 1 3B: 0 HR: 0	SF: 0 SAC: 0 DP: 0 HBP: 0	WP: 0 PB: 0 SB: 0 CS: 0	PA: 39
PITCHER											PITCHER													
52 Brendan White, R ERA: 4.63											55 Alex Lange, R ERA: 3.89													
71 Zach Logue, L ERA:																								
67 José Cisnero, R ERA: 2.23																								
87 Tyler Holton, L ERA: 2.06																								
68 Jason Foley, R ERA: 2.23																								

**Detroit Tigers @ Colorado Rockies**  
 Coors Field, Denver, CO  
 Sat Jul 01 2023, 7:13 PM - 9:53 PM MDT  
 Att. 48,108 - Partly Cloudy - 79 F

**Detroit Tigers @ Colorado Rockies**  
 Coors Field, Denver, CO  
 Sat Jul 01 2023, 7:13 PM - 9:53 PM MDT  
 Att. 48,108 - Partly Cloudy - 79 F

AB	38
R	4
H	9
RBI	4
BB	2
SO	4
LOB	19

AB	36
R	2
H	6
RBI	2
BB	3
SO	9
LOB	9



Batter	1	2	3	4	5	6	7	8	9	AB	R	H	RBI	BB	SO	LOB	TOP	
39 Zach McKinstry, L (1,10) OBP: 0.335, SLG: 0.381		L4		G1-3				F7		5	2	2	0	0	0	0	<b>Detroit Tigers @ Colorado Rockies</b> Coors Field, Denver, CO Sun Jul 02 2023, 1:12 PM - 4:04 PM MDT Att: 40,145 - Partly Cloudy - 86 F	
20 Spencer Torkelson, R (1,3) OBP: 0.312, SLG: 0.404				L8				BB		3	3	2	2	2	0	0		
77 Andy Ibáñez, R (1,4) OBP: 0.271, SLG: 0.422	K			2B		P4		G4-3		5	1	1	0	0	2	3		
30 Kerry Carpenter, L (1,9) OBP: 0.320, SLG: 0.500						G4-3				3	2	2	3	0	0	0		
13 Eric Haase, R (7,7) OBP: 0.296, SLG: 0.305						G4-3				2	0	0	0	0	0	0		
28 Javier Báez, R (1,6) OBP: 0.258, SLG: 0.331				HR		G5-3		L9	G6-3	5	1	1	4	0	0	0		
8 Matt Vierling, R (1,7) OBP: 0.336, SLG: 0.427	G4-3					P4				5	1	2	0	0	0	0		
18 Tyler Nevin, R (1,5) OBP: 0.298, SLG: 0.191						G5-3		15 HR	1B	3	0	0	0	0	1	0		
59 Zack Short, R (6,4) OBP: 0.294, SLG: 0.364	K					G6-3		15 HR	G5-3	1	1	0	0	1	0	1		
34 Jake Rogers, R (1,2) OBP: 0.304, SLG: 0.473		K						15 HR		3	2	1	1	1	1	0		
15 Jake Marisnick, R (1,8) OBP: 0.258, SLG: 0.355		K				L8				4	1	1	4	0	1	0		
<b>Inning Stats</b>	R: 4 H: 3 E: 0 K: 2 S: 16	H: 3 R: 0 ER: 0 LOB: 0 P: 25	R: 3 H: 3 E: 0 K: 0 S: 11	H: 3 R: 0 ER: 0 LOB: 0 P: 15	R: 1 H: 1 E: 0 K: 0 S: 6	H: 0 R: 0 ER: 0 LOB: 0 P: 12	R: 2 H: 2 E: 0 K: 1 S: 11	H: 2 R: 0 ER: 0 LOB: 0 P: 18	R: 4 H: 2 E: 0 K: 0 S: 11	H: 1 R: 0 ER: 0 LOB: 1 P: 10	1B: 4 R: 2 H: 2 HR: 5	SF: 0 2B: 2 3B: 1 HBP: 0	WP: 0 PB: 0 SB: 0 CS: 0	PA: 43				
<b>PITCHER</b>	IP: 5.0 WLS: L BF: 23	H: 7 R: 8 ER: 8 LOB: 4	BB: 1 IBB: 0 HBP: 0 BLK: 0	WP: 0 HR: 3 S: 49 P: 69	ERA: 6.62 WHIP: 1.600	<b>PITCHER</b>										ERA: 10.80 WHIP: 1.200	ERA: 36.00 WHIP: 5.000	ERA: 0.00 WHIP: 0.750
43 Connor Seabold, R (1,1) ERA: 6.62																		
64 Gavin Hollowell, R (6,1) ERA: 7.54																		
55 Brad Hand, L (7,1) ERA: 4.76																		
54 Matt Koch, R (8,1) ERA:																		

Batter	1	2	3	4	5	6	7	8	9	AB	R	H	RBI	BB	SO	LOB	BOTTOM
29 Jurickson Profar, S (1,10) OBP: 0.327, SLG: 0.384		F8		G3-1						4	1	2	1	1	0	1	<b>Detroit Tigers @ Colorado Rockies</b> Coors Field, Denver, CO Sun Jul 02 2023, 1:12 PM - 4:04 PM MDT Att: 40,145 - Partly Cloudy - 86 F
14 Ezequiel Tovar, R (1,6) OBP: 0.307, SLG: 0.437			K		F8			K		4	0	1	1	0	2	1	
24 Ryan McMahon, L (1,5) OBP: 0.346, SLG: 0.477			G6-3		G4-3	G3-1				5	1	1	2	0	1	4	
35 Elias Díaz, R (1,2) OBP: 0.337, SLG: 0.452	L7		P5		E5			K		5	0	1	0	0	1	2	
23 Kris Bryant, R (1,9) OBP: 0.338, SLG: 0.363	F8				K				G6-3	5	1	2	0	0	1	3	
15 Randal Grichuk, R (1,7) OBP: 0.356, SLG: 0.436				K						4	2	2	1	0	1	3	
30 Harold Castro, L (1,4) OBP: 0.298, SLG: 0.345										3	2	3	0	0	0	0	
25 C.J. Cron, R (7,7) OBP: 0.287, SLG: 0.422								L8		1	0	0	0	0	0	1	
3 Coco Montes, R (8,4) OBP: 0.244, SLG: 0.316										1	0	0	0	0	1	1	
44 Elehuris Montero, R (1,3) OBP: 0.223, SLG: 0.321		SF8				G6-4-3			K	4	0	1	2	0	2	2	
9 Brenton Doyle, R (1,8) OBP: 0.269, SLG: 0.358		SF9								1	2	1	2	0	0	0	
<b>Inning Stats</b>	R: 0 H: 1 E: 0 K: 1 S: 21	H: 1 R: 2 ER: 0 LOB: 0 P: 15	R: 0 H: 0 E: 0 K: 1 S: 6	H: 0 R: 0 ER: 0 LOB: 0 P: 9	R: 2 H: 3 E: 0 K: 1 S: 20	H: 0 R: 0 ER: 0 LOB: 1 P: 18	R: 2 H: 3 E: 0 K: 0 S: 11	H: 2 R: 0 ER: 0 LOB: 1 P: 13	R: 3 H: 3 E: 0 K: 3 S: 17	H: 1 R: 0 ER: 0 LOB: 1 P: 15	1B: 9 R: 2 H: 3 HR: 2	SF: 3 2B: 3 3B: 0 HBP: 3	WP: 1 PB: 0 SB: 0 CS: 0	PA: 44			
<b>PITCHER</b>	IP: 5.0 WLS: W BF: 23	H: 4 R: 4 ER: 4 LOB: 4	BB: 0 IBB: 0 HBP: 2 BLK: 0	WP: 0 HR: 0 S: 69 P: 96	ERA: 7.20 WHIP: 1.000	<b>PITCHER</b>										ERA: 27.00 WHIP: 6.000	ERA: 0.00 WHIP: 1.000
25 Matt Manning, R (1,1) ERA: 4.84																	
52 Brendan White, R (6,1) ERA: 5.84																	
36 Chasen Shreve, L (6,1) ERA: 5.1																	
67 José Cisnero, R (7,1) ERA: 2.18																	
70 Tyler Alexander, L (7,1) ERA: 4.5																	

Batter	1	2	3	4	5	6	7	8	9	AB	R	H	RBI	BB	SO	LOB	TOP										
29 Jurickson Profar, S OBP: 0.328, SLG: 0.380										3	0	0	0	1	0	0											
23 Kris Bryant, R OBP: 0.341, SLG: 0.380										4	1	2	1	0	0	0											
24 Ryan McMahon, L OBP: 0.345, SLG: 0.472										3	0	0	0	1	0	2											
35 Elias Diaz, R OBP: 0.332, SLG: 0.445										4	0	0	0	0	2	2											
25 C.J. Cron, R OBP: 0.288, SLG: 0.420										3	0	1	0	0	0	0											
22 Nolan Jones, L OBP: 0.397, SLG: 0.518										2	0	0	0	1	1	2											
15 Randal Grichuk, R OBP: 0.355, SLG: 0.432										2	0	0	0	1	2	1	AB 27										
14 Ezequiel Tovar, R OBP: 0.304, SLG: 0.433										3	0	0	0	0	1	1	R 1										
30 Harold Castro, L OBP: 0.293, SLG: 0.339										3	0	0	0	0	1	0	H 3										
<b>Inning Stats</b>	R: 0 E: 0 K: 0 S: 8	H: 1 LOB: 1 BB: 1 P: 15	R: 0 E: 0 K: 1 S: 6	H: 0 LOB: 0 BB: 1 P: 13	R: 0 E: 0 K: 0 S: 8	H: 0 LOB: 0 BB: 0 P: 11	R: 0 E: 0 K: 1 S: 11	H: 1 LOB: 2 BB: 1 P: 18	R: 0 E: 0 K: 1 S: 9	H: 0 LOB: 0 BB: 1 P: 16	R: 0 E: 0 K: 0 S: 5	H: 0 LOB: 0 BB: 0 P: 8	R: 0 E: 0 K: 1 S: 10	H: 0 LOB: 0 BB: 0 P: 15	R: 0 E: 0 K: 2 S: 9	H: 0 LOB: 0 BB: 0 P: 13	R: 1 E: 0 K: 1 S: 9	H: 1 LOB: 0 BB: 0 P: 14	1B: 2 2B: 0 3B: 0 HR: 1	SF: 0 SAC: 0 DP: 2 HBP: 0	WP: 0 PB: 0 SB: 0 CS: 1	PA: 31					
<b>PITCHER</b>	IP	WLS	BF	H	R	ER	SO	BB	IBB	HBP	BLK	WP	HR	S	P	ERA	WHIP										
64 Brandon Bielak, R ERA: 3.81	7.0	W	24	2	0	0	4	4	0	0	0	0	0	57	96	0.00	0.857										
61 Seth Martinez, R ERA: 4.11	1.0		3	0	0	0	2	0	0	0	0	0	0	9	13	0.00	0.000										
45 Ryne Stanek, R ERA: 4.4	1.0		4	1	1	1	1	0	0	0	0	0	1	9	14	9.00	1.000										

**Colorado Rockies @ Houston Astros**  
Minute Maid Park, Houston, TX  
Tue Jul 04 2023, 3:12 PM - 5:36 PM CDT  
Att: 39,533 - Roof Closed - 73 F

AB	27
R	1
H	3
RBI	1
BB	4
SO	7
LOB	8



Batter	1	2	3	4	5	6	7	8	9	AB	R	H	RBI	BB	SO	LOB	BOTTOM										
14 Mauricio Dubón, R OBP: 0.314, SLG: 0.416										5	1	2	1	0	0	1											
9 Corey Julks, R OBP: 0.318, SLG: 0.403										5	0	4	1	0	0	0											
30 Kyle Tucker, L OBP: 0.368, SLG: 0.482										5	0	1	0	0	1	5											
2 Alex Bregman, R OBP: 0.341, SLG: 0.397										4	1	0	0	1	0	5											
79 José Abreu, R OBP: 0.294, SLG: 0.356										4	0	1	0	1	1	5											
20 Chas McCormick, R OBP: 0.344, SLG: 0.479										3	0	1	1	1	1	4											
21 Yainer Diaz, R OBP: 0.276, SLG: 0.478										3	0	0	0	1	1	2											
6 Jake Meyers, R OBP: 0.316, SLG: 0.382										4	1	2	0	0	1	3											
16 Grae Kessinger, R OBP: 0.389, SLG: 0.429										4	1	2	1	0	0	2											
<b>Inning Stats</b>	R: 0 E: 0 K: 1 S: 6	H: 0 LOB: 0 BB: 0 P: 10	R: 0 E: 0 K: 1 S: 9	H: 1 LOB: 1 BB: 0 P: 12	R: 1 E: 0 K: 0 S: 8	H: 2 LOB: 1 BB: 0 P: 16	R: 0 E: 0 K: 0 S: 6	H: 0 LOB: 1 BB: 1 P: 14	R: 2 E: 0 K: 0 S: 15	H: 4 LOB: 3 BB: 1 P: 23	R: 0 E: 0 K: 1 S: 7	H: 1 LOB: 0 BB: 0 P: 8	R: 1 E: 1 K: 1 S: 16	H: 2 LOB: 3 BB: 2 P: 29	R: 0 E: 0 K: 1 S: 19	H: 3 LOB: 3 BB: 0 P: 27	1B: 10 2B: 1 3B: 1 HR: 1	SF: 0 SAC: 0 DP: 0 HBP: 0	WP: 0 PB: 0 SB: 2 CS: 0	PA: 41							
<b>PITCHER</b>	IP	WLS	BF	H	R	ER	SO	BB	IBB	HBP	BLK	WP	HR	S	P	ERA	WHIP										
21 Kyle Freeland, L ERA: 4.93	6.1	L	30	9	4	4	3	2	0	0	0	0	0	11	21	0.00	4.500										
64 Gavin Hollowell, R ERA: 7.11	0.2		5	1	0	0	1	2	0	0	0	0	0	11	21	0.00	4.500										
60 Fernando Abad, L ERA: 7.36	1.0		6	3	0	0	1	0	0	0	0	0	0	19	27	0.00	3.000										

**Colorado Rockies @ Houston Astros**  
Minute Maid Park, Houston, TX  
Tue Jul 04 2023, 3:12 PM - 5:36 PM CDT  
Att: 39,533 - Roof Closed - 73 F

AB	37
R	4
H	13
RBI	4
BB	4
SO	5
LOB	27



Batter	1	2	3	4	5	6	7	8	9	AB	R	H	RBI	BB	SO	LOB	TOP										
29 Jurickson Profar, S OBP: 0.328, SLG: 0.382										4	0	2	1	0	0	0											
23 Kris Bryant, R OBP: 0.335, SLG: 0.373										4	0	0	0	0	1	3											
24 Ryan McMahon, L OBP: 0.341, SLG: 0.466										4	0	0	0	0	3	1											
35 Elias Diaz, R OBP: 0.331, SLG: 0.442										4	0	1	0	0	1	1											
25 C.J. Cron, R OBP: 0.293, SLG: 0.441										4	1	2	1	0	0	1											
22 Nolan Jones, L OBP: 0.322, SLG: 0.504										3	1	0	0	1	2	1											
15 Randal Grichuk, R OBP: 0.353, SLG: 0.443										4	1	1	1	0	0	2											
14 Ezequiel Tovar, R OBP: 0.303, SLG: 0.430										4	1	1	0	0	2	1											
30 Harold Castro, L OBP: 0.293, SLG: 0.339										3	0	1	1	0	0	0											
<b>Inning Stats</b>	R: 0 H: 1 E: 0 K: 2 S: 13	H: 1 LOB: 1 BB: 0 P: 18	R: 0 H: 1 E: 0 K: 0 S: 11	H: 1 LOB: 1 BB: 0 P: 15	R: 0 H: 0 E: 0 K: 0 S: 8	H: 0 LOB: 0 BB: 0 P: 9	R: 0 H: 0 E: 0 K: 0 S: 9	H: 0 LOB: 0 BB: 0 P: 17	R: 2 H: 3 E: 0 K: 0 S: 15	H: 3 LOB: 1 BB: 1 P: 23	R: 1 H: 1 E: 0 K: 2 S: 12	H: 1 LOB: 0 BB: 0 P: 20	R: 1 H: 1 E: 0 K: 1 S: 11	H: 1 LOB: 0 BB: 0 P: 18	R: 0 H: 1 E: 0 K: 2 S: 14	H: 1 LOB: 1 BB: 0 P: 19	R: 0 H: 0 E: 0 K: 2 S: 8	H: 0 LOB: 0 BB: 0 P: 9	1B: 6 2B: 0 3B: 0 HR: 2	SF: 0 SAC: 0 DP: 1 HBP: 0	WP: 1 PB: 0 SB: 0 CS: 0	PA: 35					
<b>PITCHER</b>	IP	WLS	BF	H	R	ER	SO	BB	IBB	HBP	BLK	WP	HR	S	P	ERA	WHIP										
68 J.P. France, R ERA: 3.26	6.0	W	24	6	3	3	4	1	0	0	0	1	1	68	102	4.50	1.167										
50 Héctor Neris, R ERA: 1.51	1.0	H	4	1	1	1	1	0	0	0	0	0	1	11	18	9.00	1.000										
52 Bryan Abreu, R ERA: 2.85	1.0	H	4	1	0	0	2	0	0	0	0	0	0	14	19	0.00	1.000										
55 Ryan Pressly, R ERA: 2.58	1.0	S	3	0	0	0	2	0	0	0	0	0	0	8	9	0.00	0.000										

Colorado Rockies @ Houston Astros  
Minute Maid Park, Houston, TX  
Wed Jul 05 2023, 1:12 PM - 3:38 PM CDT  
Att: 36,535 - Roof Closed - 72 F

AB 34  
R 4  
H 8  
RBI 4  
BB 1  
SO 9  
LOB 10



Batter	1	2	3	4	5	6	7	8	9	AB	R	H	RBI	BB	SO	LOB	BOTTOM										
14 Mauricio Dubón, R OBP: 0.317, SLG: 0.417										4	0	2	1	0	0	0											
2 Alex Bregman, R OBP: 0.343, SLG: 0.395										2	0	0	0	2	0	1											
30 Kyle Tucker, L OBP: 0.366, SLG: 0.479										4	0	1	0	0	2	4											
79 José Abreu, R OBP: 0.293, SLG: 0.355										4	1	1	0	0	1	3											
21 Yainer Diaz, R OBP: 0.282, SLG: 0.515									4	2	2	3	0	1	0												
26 Bigh Madris, L OBP: 0.211, SLG: 0.176									4	0	0	0	0	1	0												
9 Corey Julks, R OBP: 0.325, SLG: 0.406										3	2	2	0	1	0	0											
3 Jeremy Peña, R OBP: 0.306, SLG: 0.411										3	1	2	2	0	0	1											
6 Jake Meyers, R OBP: 0.312, SLG: 0.377									3	0	0	0	0	1	2												
<b>Inning Stats</b>	R: 0 H: 1 E: 0 K: 1 S: 6	H: 1 LOB: 0 BB: 0 P: 8	R: 1 H: 1 E: 0 K: 1 S: 9	H: 1 LOB: 1 BB: 1 P: 17	R: 0 H: 0 E: 0 K: 0 S: 7	H: 0 LOB: 0 BB: 0 P: 10	R: 4 H: 5 E: 0 K: 1 S: 17	H: 5 LOB: 0 BB: 0 P: 21	R: 0 H: 0 E: 0 K: 0 S: 3	H: 0 LOB: 0 BB: 1 P: 10	R: 0 H: 0 E: 0 K: 1 S: 6	H: 0 LOB: 0 BB: 0 P: 11	R: 1 H: 3 E: 0 K: 2 S: 23	H: 3 LOB: 3 BB: 1 P: 41	R: 0 H: 0 E: 0 K: 0 S: 5	H: 0 LOB: 0 BB: 0 P: 6	1B: 7 2B: 0 3B: 0 HR: 3	SF: 0 SAC: 0 DP: 2 HBP: 0	WP: 0 PB: 0 SB: 0 CS: 1	PA: 34							
<b>PITCHER</b>	IP	WLS	BF	H	R	ER	SO	BB	IBB	HBP	BLK	WP	HR	S	P	ERA	WHIP										
45 Chase Anderson, R ERA: 6.89	4.0	L	18	7	5	5	3	1	0	0	0	0	0	3	39	11.25	2.000										
59 Jake Bird, R ERA: 3.45	1.0		3	0	0	0	0	1	0	0	0	0	0	3	10	0.00	1.000										
54 Matt Koch, R ERA:	1.0		3	0	0	0	1	0	0	0	0	0	0	6	11	0.00	0.000										
36 Pierce Johnson, R ERA: 6.49	0.2		6	3	1	1	2	1	0	0	0	0	0	19	35	13.50	6.000										
52 Daniel Bard, R ERA: 1.82	1.1		4	0	0	0	0	0	0	0	0	0	0	9	12	0.00	0.000										

Colorado Rockies @ Houston Astros  
Minute Maid Park, Houston, TX  
Wed Jul 05 2023, 1:12 PM - 3:38 PM CDT  
Att: 36,535 - Roof Closed - 72 F

AB 31  
R 6  
H 10  
RBI 6  
BB 3  
SO 6  
LOB 11





Batter	1	2	3	4	5	6	7	8	9	AB	R	H	RBI	BB	SO	LOB	TOP		
14 Ezequiel Tovar, R OBP: 0.303, SLG: 0.438	F9		G4-3		G5-3		HR			4	1	1	3	0	0	0	<b>Colorado Rockies @ San Francisco Giants</b> Oracle Park, San Francisco, CA Fri Jul 07 2023, 7:16 PM - 9:31 PM PDT Att: 33,886 - Clear - 60 F		
23 Kris Bryant, R OBP: 0.333, SLG: 0.370	24 HR		P6		F8		G6-3			4	1	1	0	0	0				
24 Ryan McMahon, L OBP: 0.343, SLG: 0.476	HR		K		G6-3				25 C4-6-3	4	1	2	2	0	1	0			
35 Elias Diaz, R OBP: 0.330, SLG: 0.440	K		F8		F8		L9			4	0	1	0	0	1	1			
25 C.J. Cron, R OBP: 0.287, SLG: 0.430	G4-3		K		K		G4-6-3			4	0	0	0	0	1	2			
22 Nolan Jones, L OBP: 0.388, SLG: 0.496	F7		1B		1B		K		K	4	0	1	0	0	2	0			
15 Randal Grichuk, R OBP: 0.361, SLG: 0.457	30 1B		P3		P3		9 BB		2B	3	1	2	0	1	0	1			
30 Harold Castro, L OBP: 0.293, SLG: 0.337	9 G6-4-3		K		K		L5		K	4	0	1	0	0	2	2			
9 Brenton Doyle, R OBP: 0.269, SLG: 0.351	G6-4-3		F8		F8		14 HR		K	3	1	0	0	1	1	3			
<b>Inning Stats</b>	R: 2 H: 2 E: 0 K: 1 S: 20	H: 2 LOB: 0 BB: 0 P: 30	R: 0 H: 2 E: 0 K: 0 S: 9	H: 2 LOB: 1 BB: 0 P: 15	R: 0 H: 0 E: 0 K: 1 S: 9	H: 0 LOB: 0 BB: 0 P: 13	R: 0 H: 1 E: 0 K: 1 S: 7	H: 1 LOB: 1 BB: 0 P: 11	R: 0 H: 0 E: 0 K: 1 S: 9	H: 0 LOB: 0 BB: 0 P: 14	R: 0 H: 1 E: 0 K: 0 S: 4	H: 1 LOB: 0 BB: 2 P: 7	R: 3 H: 1 E: 0 K: 1 S: 16	H: 1 LOB: 0 BB: 2 P: 27	R: 0 H: 1 E: 0 K: 0 S: 5	H: 1 LOB: 0 BB: 0 P: 7		1B: 5 2B: 2 3B: 0 HR: 2	SF: 0 SAC: 0 DP: 2 HBP: 0
<b>PITCHER</b>	IP WLS BF H R ER SO BB IBB HBP BLK WP HR S P ERA WHIP	IP WLS BF H R ER SO BB IBB HBP BLK WP HR S P ERA WHIP	IP WLS BF H R ER SO BB IBB HBP BLK WP HR S P ERA WHIP	IP WLS BF H R ER SO BB IBB HBP BLK WP HR S P ERA WHIP	IP WLS BF H R ER SO BB IBB HBP BLK WP HR S P ERA WHIP	IP WLS BF H R ER SO BB IBB HBP BLK WP HR S P ERA WHIP	IP WLS BF H R ER SO BB IBB HBP BLK WP HR S P ERA WHIP	IP WLS BF H R ER SO BB IBB HBP BLK WP HR S P ERA WHIP	IP WLS BF H R ER SO BB IBB HBP BLK WP HR S P ERA WHIP	IP WLS BF H R ER SO BB IBB HBP BLK WP HR S P ERA WHIP	IP WLS BF H R ER SO BB IBB HBP BLK WP HR S P ERA WHIP	IP WLS BF H R ER SO BB IBB HBP BLK WP HR S P ERA WHIP	IP WLS BF H R ER SO BB IBB HBP BLK WP HR S P ERA WHIP	IP WLS BF H R ER SO BB IBB HBP BLK WP HR S P ERA WHIP	IP WLS BF H R ER SO BB IBB HBP BLK WP HR S P ERA WHIP	IP WLS BF H R ER SO BB IBB HBP BLK WP HR S P ERA WHIP	IP WLS BF H R ER SO BB IBB HBP BLK WP HR S P ERA WHIP		
48 Ross Stripling, R ERA: 6.37	54 Scott Alexander, L ERA: 3.42	43 Tristan Beck, R ERA: 3.09	33 Taylor Rogers, L ERA: 3.3	71 Tyler Rogers, R ERA: 2.01	63 Mauricio Llovera, R ERA:														

Batter	1	2	3	4	5	6	7	8	9	AB	R	H	RBI	BB	SO	LOB	BOTTOM		
13 Austin Slater, R OBP: 0.412, SLG: 0.440	G5-3		G6-3							2	0	0	0	0	0	0	<b>Colorado Rockies @ San Francisco Giants</b> Oracle Park, San Francisco, CA Fri Jul 07 2023, 7:16 PM - 9:31 PM PDT Att: 33,886 - Clear - 60 F		
5 Mike Yastrzemski, L OBP: 0.352, SLG: 0.473										1	0	0	0	0	0	0			
70 Brett Wisely, L OBP: 0.222, SLG: 0.306										0	0	0	0	0	0	0			
41 Wilmer Flores, R OBP: 0.335, SLG: 0.458	31 SH1-3		P3		P3		31 FC1-6		P4	4	0	2	0	0	0	0			
31 LaMonte Wade Jr., L OBP: 0.406, SLG: 0.441	SH1-3		P5		P5		FC1-6		L7	3	0	0	0	0	0	2			
7 J.D. Davis, R OBP: 0.352, SLG: 0.444	K		P4		P4		F8-2		P3	4	0	0	0	1	3				
14 Patrick Bailey, S OBP: 0.336, SLG: 0.508	P3									3	0	1	0	0	0	0			
8 Michael Conforto, L OBP: 0.323, SLG: 0.402	F8		G4-6-3		G4-6-3		G6-3		G6-3	3	0	0	0	0	0	1			
29 Luis Matos, R OBP: 0.316, SLG: 0.324	L8		F8		F8		G6-3		G6-3	3	0	0	0	0	0	0			
6 Casey Schmitt, R OBP: 0.268, SLG: 0.329	P3		P3		P3				G5-3	2	1	1	0	0	0	0			
23 Joc Pederson, L OBP: 0.369, SLG: 0.439										1	0	0	0	0	0	0			
35 Brandon Crawford, L OBP: 0.298, SLG: 0.355	F7								G3	3	1	1	2	0	0	0			
<b>Inning Stats</b>	R: 0 H: 1 E: 0 K: 1 S: 9	H: 0 LOB: 0 BB: 0 P: 14	R: 0 H: 0 E: 0 K: 0 S: 6	H: 0 LOB: 0 BB: 0 P: 9	R: 0 H: 0 E: 0 K: 0 S: 8	H: 0 LOB: 0 BB: 0 P: 12	R: 0 H: 0 E: 0 K: 0 S: 9	H: 0 LOB: 0 BB: 0 P: 11	R: 0 H: 0 E: 0 K: 0 S: 7	H: 0 LOB: 0 BB: 0 P: 9	R: 2 H: 3 E: 0 K: 0 S: 12	H: 3 LOB: 1 BB: 0 P: 27	R: 0 H: 0 E: 0 K: 0 S: 6	H: 0 LOB: 0 BB: 0 P: 11	R: 0 H: 0 E: 0 K: 0 S: 7	H: 0 LOB: 0 BB: 0 P: 11	1B: 4 2B: 1 3B: 0 HR: 1	SF: 0 SAC: 1 DP: 2 HBP: 1	WP: 0 PA: 31 PB: 0 SB: 0 CS: 0
<b>PITCHER</b>	IP WLS BF H R ER SO BB IBB HBP BLK WP HR S P ERA WHIP	IP WLS BF H R ER SO BB IBB HBP BLK WP HR S P ERA WHIP	IP WLS BF H R ER SO BB IBB HBP BLK WP HR S P ERA WHIP	IP WLS BF H R ER SO BB IBB HBP BLK WP HR S P ERA WHIP	IP WLS BF H R ER SO BB IBB HBP BLK WP HR S P ERA WHIP	IP WLS BF H R ER SO BB IBB HBP BLK WP HR S P ERA WHIP	IP WLS BF H R ER SO BB IBB HBP BLK WP HR S P ERA WHIP	IP WLS BF H R ER SO BB IBB HBP BLK WP HR S P ERA WHIP	IP WLS BF H R ER SO BB IBB HBP BLK WP HR S P ERA WHIP	IP WLS BF H R ER SO BB IBB HBP BLK WP HR S P ERA WHIP	IP WLS BF H R ER SO BB IBB HBP BLK WP HR S P ERA WHIP	IP WLS BF H R ER SO BB IBB HBP BLK WP HR S P ERA WHIP	IP WLS BF H R ER SO BB IBB HBP BLK WP HR S P ERA WHIP	IP WLS BF H R ER SO BB IBB HBP BLK WP HR S P ERA WHIP	IP WLS BF H R ER SO BB IBB HBP BLK WP HR S P ERA WHIP	IP WLS BF H R ER SO BB IBB HBP BLK WP HR S P ERA WHIP			
26 Austin Gomber, L ERA: 6.4	59 Jake Bird, R ERA: 3.42	61 Justin Lawrence, R ERA: 2.86	52 Daniel Bard, R ERA: 1.76																





Batter	1	2	3	4	5	6	7	8	9	AB	R	H	RBI	BB	SO	LOB	TOP					
29 Jurickson Profar, S OBP: 0.328, SLG: 0.377										4	0	1	0	0	1	2						
23 Kris Bryant, R OBP: 0.338, SLG: 0.374										4	0	1	0	0	1	1						
24 Ryan McMahon, L OBP: 0.341, SLG: 0.471										4	0	1	0	0	2	1						
35 Elias Diaz, R OBP: 0.328, SLG: 0.435										4	0	1	0	0	2	1						
25 C.J. Cron, R OBP: 0.286, SLG: 0.424										3	0	0	0	0	1	1						
22 Nolan Jones, L OBP: 0.377, SLG: 0.479										3	0	0	0	0	1	1						
14 Ezequiel Tovar, R OBP: 0.296, SLG: 0.428										3	0	0	0	0	0	0						
30 Harold Castro, L OBP: 0.297, SLG: 0.346										3	0	2	0	0	1	0						
9 Brenton Doyle, R OBP: 0.271, SLG: 0.356										3	0	1	0	0	1	2						
<b>Inning Stats</b>	R: 0 E: 0 K: 1 S: 10	H: 2 LOB: 1 BB: 0 P: 19	R: 0 E: 0 K: 1 S: 9	H: 0 LOB: 0 BB: 0 P: 13	R: 0 E: 0 K: 1 S: 9	H: 1 LOB: 1 BB: 0 P: 14	R: 0 E: 0 K: 2 S: 9	H: 0 LOB: 0 BB: 0 P: 11	R: 0 E: 0 K: 0 S: 9	H: 1 LOB: 1 BB: 0 P: 11	R: 0 E: 0 K: 1 S: 6	H: 1 LOB: 0 BB: 0 P: 7	R: 0 E: 0 K: 0 S: 3	H: 1 LOB: 1 BB: 0 P: 4	R: 0 E: 0 K: 1 S: 10	H: 1 LOB: 1 BB: 0 P: 11	R: 0 E: 0 K: 3 S: 10	H: 0 LOB: 0 BB: 0 P: 13	1B: 5 2B: 2 3B: 0 HR: 0	SF: 0 SAC: 0 DP: 2 HBP: 0	WP: 0 PB: 0 SB: 0 CS: 0	PA: 31
<b>PITCHER</b> 62 Logan Webb, R ERA: 3.14	IP: 9.0 WLS: W BF: 31	H: 7 R: 0 ER: 0 SO: 10	BB: 0 IBB: 0 HBP: 0 BLK: 0	WP: 0 HR: 0 S: 75 P: 103	ERA: 0.00 WHIP: 0.778											<b>PITCHER</b> IP: 9.0 WLS: W BF: 31	H: 7 R: 0 ER: 0 SO: 10	BB: 0 IBB: 0 HBP: 0 BLK: 0	WP: 0 HR: 0 S: 75 P: 103	ERA: 0.00 WHIP: 0.778		

Colorado Rockies @ San Francisco Giants  
Oracle Park, San Francisco, CA  
Sun Jul 09 2023, 1:06 PM - 3:02 PM PDT  
Att: 36,050 - Cloudy - 60 F

AB	31
R	0
H	7
RBI	0
BB	0
SO	10
LOB	9



Batter	1	2	3	4	5	6	7	8	9	AB	R	H	RBI	BB	SO	LOB	BOTTOM			
13 Austin Slater, R OBP: 0.422, SLG: 0.481										2	0	1	0	1	0	0				
23 Joc Pederson, L OBP: 0.365, SLG: 0.438										4	0	2	0	0	0	3				
41 Wilmer Flores, R OBP: 0.337, SLG: 0.459										4	0	0	0	0	0	4				
14 Patrick Bailey, S OBP: 0.324, SLG: 0.493										4	1	1	1	0	0	1				
7 J.D. Davis, R OBP: 0.350, SLG: 0.450										4	1	1	1	0	0	1				
8 Michael Conforto, L OBP: 0.328, SLG: 0.417										4	0	1	0	0	1	0				
29 Luis Matos, R OBP: 0.325, SLG: 0.333										2	0	1	0	0	0	0				
5 Mike Yastrzemski, L OBP: 0.323, SLG: 0.467										2	0	0	0	1	0	1				
6 Casey Schmitt, R OBP: 0.268, SLG: 0.323										2	0	0	0	1	0	3				
70 Brett Wisely, L OBP: 0.221, SLG: 0.300										3	0	1	0	0	0	0				
<b>Inning Stats</b>	R: 0 E: 0 K: 0 S: 7	H: 0 LOB: 1 BB: 1 P: 14	R: 0 E: 0 K: 0 S: 8	H: 1 LOB: 1 BB: 0 P: 12	R: 0 E: 0 K: 0 S: 9	H: 2 LOB: 1 BB: 0 P: 13	R: 1 E: 0 K: 0 S: 4	H: 2 LOB: 1 BB: 1 P: 11	R: 0 E: 0 K: 0 S: 10	H: 1 LOB: 1 BB: 0 P: 15	R: 0 E: 0 K: 0 S: 4	H: 0 LOB: 0 BB: 0 P: 6	R: 0 E: 0 K: 1 S: 9	H: 1 LOB: 2 BB: 1 P: 18	R: 0 E: 0 K: 1 S: 8	H: 0 LOB: 0 BB: 0 P: 13	1B: 6 2B: 0 3B: 0 HR: 1	SF: 0 SAC: 1 DP: 2 HBP: 0	WP: 0 PB: 0 SB: 0 CS: 0	PA: 32
<b>PITCHER</b> 21 Kyle Freeland, L ERA: 4.72	IP: 6.1 WLS: L	H: 7 R: 1 ER: 1 SO: 1	BB: 3 IBB: 0 HBP: 0 BLK: 0	WP: 0 HR: 1 S: 46 P: 80	ERA: 1.42 WHIP: 1.579											<b>PITCHER</b> IP: 1.2 WLS: 5	H: 0 R: 0 ER: 0 SO: 1	BB: 0 IBB: 0 HBP: 0 BLK: 0	WP: 0 HR: 0 S: 13 P: 22	ERA: 0.00 WHIP: 0.000

Colorado Rockies @ San Francisco Giants  
Oracle Park, San Francisco, CA  
Sun Jul 09 2023, 1:06 PM - 3:02 PM PDT  
Att: 36,050 - Cloudy - 60 F


AB	28
R	1
H	7
RBI	1
BB	3
SO	1
LOB	14



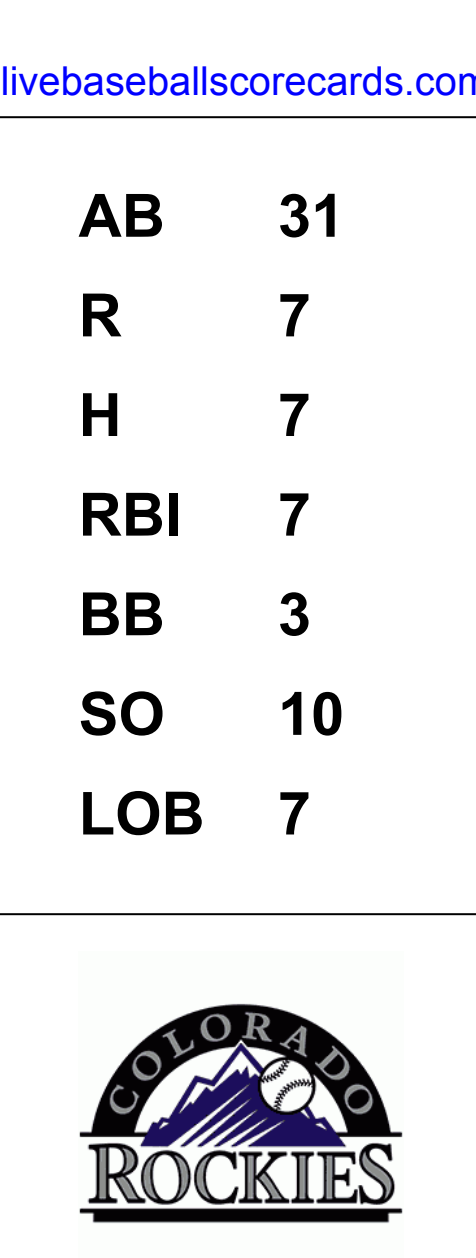
Batter	1	2	3	4	5	6	7	8	9	AB R H RBI BB SO LOB	TOP											
25 Gleyber Torres, R (1,4) OBP: 0.330, SLG: 0.417										4 1 3 0 0 1 0	<b>New York Yankees @ Colorado Rockies</b> Coors Field, Denver, CO Fri Jul 14, 2023, 6:41 PM - 8:58 PM MDT Att: 47,865 - Partly Cloudy - 82 F											
27 Giancarlo Stanton, R (1,9) OBP: 0.281, SLG: 0.654										4 1 2 2 0 0 2												
48 Anthony Rizzo, L (1,3) OBP: 0.347, SLG: 0.493										4 0 1 0 0 1 2												
22 Harrison Bader, R (1,8) OBP: 0.279, SLG: 0.449										4 0 0 0 0 1 3												
28 Josh Donaldson, R (1,10) OBP: 0.233, SLG: 0.451										3 0 0 0 1 1 1												
26 DJ LeMahieu, R (1,5) OBP: 0.288, SLG: 0.359										4 0 2 0 0 0 0												
12 Isiah Kiner-Falefa, R (1,7) 57 Billy McKinney, L (9,PH) OBP: 0.183, SLG: 0.379										3 0 0 0 0 0 1												
11 Anthony Volpe, R (1,6) OBP: 0.284, SLG: 0.390										1 0 0 0 0 1 2												
66 Kyle Higashioka, R (1,2) 33 Franchy Cordero, L (& PH) 39 Jose Trevino, R (8,2) OBP: 0.255, SLG: 0.316										4 0 0 0 0 1 3												
<b>Inning Stats</b>	R: 2 H: 2 E: 0 K: 0 S: 13	H: 2 LOB: 0 BB: 0 P: 17	R: 0 H: 1 E: 0 K: 0 S: 4	H: 1 LOB: 0 BB: 0 P: 6	R: 0 H: 2 E: 0 K: 0 S: 9	H: 2 LOB: 2 BB: 0 P: 15	R: 0 H: 0 E: 0 K: 1 S: 8	H: 0 LOB: 0 BB: 0 P: 10	R: 0 H: 0 E: 0 K: 1 S: 14	H: 0 LOB: 0 BB: 0 P: 19	R: 0 H: 1 E: 0 K: 0 S: 8	H: 1 LOB: 1 BB: 0 P: 11	R: 0 H: 0 E: 0 K: 1 S: 13	H: 0 LOB: 0 BB: 0 P: 15	R: 0 H: 1 E: 0 K: 2 S: 8	H: 1 LOB: 1 BB: 0 P: 13	R: 0 H: 1 E: 0 K: 2 S: 13	H: 1 LOB: 2 BB: 1 P: 21	1B: 6 2B: 1 3B: 0 HR: 1	SF: 0 SAC: 0 DP: 1 HBP: 0	WP: 0 PB: 0 SB: 0 CS: 0	PA: 35
<b>PITCHER</b>	IP WLS BF H R ER SO BB IBB HBP BLK WP HR S P ERA WHIP																					
26 Austin Gomber, L (1,1) ERA: 6.19	6.0 W 23 6 2 2 2 0 0 0 0 0 0 1 56 78 3.00 1.000																					
36 Pierce Johnson, R (7,1) ERA: 6.31	1.0 H 3 0 0 0 1 0 0 0 0 0 0 0 13 15 0.00 0.000																					
52 Daniel Bard, R (8,1) ERA: 1.71	1.0 4 1 0 0 2 0 0 0 0 0 0 0 8 13 0.00 1.000																					
61 Justin Lawrence, R (9,1) ERA: 2.7	1.0 5 1 0 0 2 1 0 0 0 0 0 0 13 21 0.00 2.000																					

Batter	1	2	3	4	5	6	7	8	9	AB R H RBI BB SO LOB	BOTTOM									
29 Jurickson Profar, S (1,10) OBP: 0.322, SLG: 0.373										4 0 0 0 0 2 2	<b>New York Yankees @ Colorado Rockies</b> Coors Field, Denver, CO Fri Jul 14, 2023, 6:41 PM - 8:58 PM MDT Att: 47,865 - Partly Cloudy - 82 F									
23 Kris Bryant, R (1,9) OBP: 0.337, SLG: 0.385										4 1 1 2 0 1 0										
24 Ryan McMahon, L (1,5) OBP: 0.337, SLG: 0.465										4 0 0 0 0 2 0										
35 Elias Diaz, R (1,2) OBP: 0.327, SLG: 0.431										3 0 0 0 1 0 0										
25 C.J. Cron, R (1,3) OBP: 0.291, SLG: 0.423										3 1 1 0 1 1 1										
15 Randal Grichuk, R (1,7) 22 Nolan Jones, L (6,PH) OBP: 0.394, SLG: 0.473										2 2 2 1 0 0 0										
14 Ezequiel Tovar, R (1,6) OBP: 0.295, SLG: 0.425										2 1 1 1 0 1 1										
13 Alan Trejo, R (1,4) OBP: 0.266, SLG: 0.305										4 1 1 1 0 1 1										
9 Brenton Doyle, R (1,8) OBP: 0.277, SLG: 0.364										3 0 0 0 0 1 2										
<b>Inning Stats</b>	R: 0 H: 0 E: 0 K: 0 S: 6	H: 0 LOB: 0 BB: 0 P: 11	R: 3 H: 3 E: 0 K: 1 S: 17	H: 3 LOB: 1 BB: 1 P: 27	R: 0 H: 0 E: 0 K: 1 S: 9	H: 0 LOB: 1 BB: 1 P: 20	R: 1 H: 1 E: 0 K: 2 S: 9	H: 1 LOB: 0 BB: 0 P: 16	R: 0 H: 0 E: 0 K: 2 S: 10	H: 0 LOB: 0 BB: 0 P: 14	R: 0 H: 1 E: 0 K: 1 S: 10	H: 1 LOB: 1 BB: 0 P: 14	R: 2 H: 1 E: 0 K: 3 S: 15	H: 1 LOB: 1 BB: 1 P: 27	R: 1 H: 1 E: 0 K: 0 S: 6	H: 1 LOB: 0 BB: 0 P: 11	1B: 3 2B: 1 3B: 0 HR: 3	SF: 0 SAC: 0 DP: 0 HBP: 0	WP: 3 PB: 0 SB: 1 CS: 0	PA: 34
<b>PITCHER</b>	IP WLS BF H R ER SO BB IBB HBP BLK WP HR S P ERA WHIP																			
55 Carlos Rodón, L (1,1) ERA: 5.23	5.0 L 21 4 4 4 4 2 0 0 0 0 0 1 51 88 7.20 1.200																			
34 Michael King, R (6,1) ERA: 3.02	2.0 9 2 2 2 4 1 0 0 0 0 0 1 25 41 9.00 1.500																			
84 Albert Abreu, R (8,1) ERA: 4.35	1.0 4 1 1 1 0 0 0 0 0 0 0 1 6 11 9.00 1.000																			

AB	34
R	2
H	8
RBI	2
BB	1
SO	7
LOB	14



AB	31
R	7
H	7
RBI	7
BB	3
SO	10
LOB	7



Batter	1	2	3	4	5	6	7	8	9	AB R H RBI BB SO LOB	TOP											
25 Gleyber Torres, R OBP: 0.331, SLG: 0.423										5 2 2 1 0 1 0	<b>New York Yankees @ Colorado Rockies</b> Coors Field, Denver, CO Sat Jul 15 2023, 6:11 PM - 8:47 PM MDT Att: 48,632 - Partly Cloudy - 85 F											
27 Giancarlo Stanton, R OBP: 0.287, SLG: 0.611 95 Oswaldo Cabrera, S OBP: 0.298, SLG: 0.308										3 1 1 4 1 0 0 1 0 0 0 0 1 0												
48 Anthony Rizzo, L OBP: 0.346, SLG: 0.491										4 0 1 0 0 1 0												
28 Josh Donaldson, R OBP: 0.225, SLG: 0.434										4 0 0 0 0 0 2												
26 DJ LeMahieu, R OBP: 0.294, SLG: 0.372										4 1 3 0 0 0 0												
57 Billy McKinney, L OBP: 0.277, SLG: 0.456										3 0 0 0 1 3 2												
22 Harrison Bader, R OBP: 0.278, SLG: 0.444										4 1 1 0 0 0 3												
11 Anthony Volpe, R OBP: 0.283, SLG: 0.387										3 1 0 0 1 0 3												
66 Kyle Higashioka, R OBP: 0.288, SLG: 0.392										3 0 0 1 0 1 0												
<b>Inning Stats</b>	R: 1 E: 0 K: 0 S: 11	H: 1 LOB: 0 BB: 0 P: 17	R: 5 E: 0 K: 1 S: 23	H: 4 LOB: 0 BB: 1 P: 32	R: 0 E: 0 K: 0 S: 9	H: 1 LOB: 2 BB: 1 P: 17	R: 0 E: 0 K: 2 S: 13	H: 1 LOB: 2 BB: 1 P: 21	R: 0 E: 0 K: 1 S: 9	H: 0 LOB: 0 BB: 0 P: 13		R: 0 E: 0 K: 0 S: 4	H: 0 LOB: 0 BB: 0 P: 6	R: 0 E: 0 K: 1 S: 6	H: 0 LOB: 0 BB: 0 P: 9	R: 0 E: 1 K: 1 S: 10	H: 1 LOB: 1 BB: 0 P: 18	R: 0 E: 0 K: 1 S: 9	H: 0 LOB: 0 BB: 0 P: 12	1B: 4 2B: 2 HR: 1	SF: 1 SAC: 0 DP: 0 HBP: 0	WP: 0 PB: 0 SB: 0 CS: 0
<b>PITCHER</b>	IP WLS BF H R ER SO BB IBB HBP BLK WP HR S P ERA WHIP											IP WLS BF H R ER SO BB IBB HBP BLK WP HR S P ERA WHIP										
43 Connor Seabold, R ERA: 7.18	2.1 L 15 6 6 6 1 2 0 0 0 0 0 1 40 61 23.14 3.429																					
64 Gavin Hollowell, R ERA: 5.0	3 (1.1) 1.2 7 1 0 0 2 1 0 0 0 0 0 0 16 26 0.00 1.200																					
54 Matt Koch, R ERA:	(5.1) 2.0 6 0 0 0 1 0 0 0 0 0 0 0 16 29 0.00 0.000																					
57 Tommy Doyle, R ERA:	(7.1) 2.0 7 1 0 0 2 0 0 0 0 0 0 0 16 27 0.00 0.500																					
55 Brad Hand, L ERA: 4.99	(9.1) 1.0 3 0 0 0 1 0 0 0 0 0 0 0 9 12 0.00 0.000																					

Batter	1	2	3	4	5	6	7	8	9	AB R H RBI BB SO LOB	BOTTOM											
29 Jurickson Profar, S OBP: 0.324, SLG: 0.375										3 2 1 0 0 1 0	<b>New York Yankees @ Colorado Rockies</b> Coors Field, Denver, CO Sat Jul 15 2023, 6:11 PM - 8:47 PM MDT Att: 48,632 - Partly Cloudy - 85 F											
23 Kris Bryant, R OBP: 0.336, SLG: 0.380										3 0 0 0 1 1 1												
24 Ryan McMahon, L OBP: 0.333, SLG: 0.459										4 0 0 0 0 1 2												
35 Elias Diaz, R OBP: 0.326, SLG: 0.426										3 0 0 0 1 1 0												
25 C.J. Cron, R OBP: 0.295, SLG: 0.441										4 1 2 1 0 1 1												
22 Nolan Jones, L OBP: 0.368, SLG: 0.488										4 0 0 0 0 1 1												
14 Ezequiel Tovar, R OBP: 0.298, SLG: 0.429										4 0 2 0 0 0 1												
30 Harold Castro, L OBP: 0.299, SLG: 0.353 13 Alan Trejo, R OBP: 0.254, SLG: 0.303										2 0 1 0 0 0 0 1 0 0 0 0 0 1												
4 Michael Toglia, S OBP: 0.231, SLG: 0.298 9 Brenton Doyle, R OBP: 0.273, SLG: 0.358										1 0 0 0 0 0 1 3 0 0 0 0 3 2												
<b>Inning Stats</b>	R: 1 E: 0 K: 1 S: 11	H: 0 LOB: 1 BB: 1 P: 19	R: 0 E: 0 K: 2 S: 9	H: 1 LOB: 1 BB: 0 P: 15	R: 0 E: 0 K: 2 S: 10	H: 0 LOB: 0 BB: 0 P: 18	R: 0 E: 0 K: 0 S: 9	H: 1 LOB: 1 BB: 0 P: 14	R: 0 E: 0 K: 1 S: 7	H: 0 LOB: 0 BB: 0 P: 9		R: 0 E: 0 K: 2 S: 8	H: 0 LOB: 0 BB: 0 P: 11	R: 1 E: 0 K: 1 S: 13	H: 2 LOB: 1 BB: 0 P: 22	R: 1 E: 0 K: 0 S: 7	H: 1 LOB: 0 BB: 1 P: 16	R: 0 E: 0 K: 0 S: 6	H: 1 LOB: 1 BB: 0 P: 11	1B: 2 2B: 3 HR: 1	SF: 0 SAC: 0 DP: 1 HBP: 1	WP: 0 PB: 1 SB: 0 CS: 0
<b>PITCHER</b>	IP WLS BF H R ER SO BB IBB HBP BLK WP HR S P ERA WHIP											IP WLS BF H R ER SO BB IBB HBP BLK WP HR S P ERA WHIP										
36 Clarke Schmidt, R ERA: 4.31	6.0 W 23 3 2 2 8 1 0 0 0 0 0 0 10 16 3.00 0.667																					
58 Wandy Peralta, L ERA: 2.55	(7.1) 1.0 4 1 0 0 1 0 0 0 0 0 0 0 10 16 0.00 1.000																					
41 Tommy Kahnle, R ERA:	(8.1) 1.0 4 1 1 0 0 1 0 0 0 0 0 0 7 16 0.00 2.000																					
35 Clay Holmes, R ERA: 2.17	(9.1) 1.0 S 4 1 0 0 0 0 0 0 0 0 0 0 6 11 0.00 1.000																					





Batter	1	2	3	4	5	6	7	8	9	AB	R	H	RBI	BB	SO	LOB	TOP											
14 Mauricio Dubón, R OBP: 0.301, SLG: 0.385										4	0	1	1	0	1	1	Houston Astros @ Colorado Rockies Coors Field, Denver, CO Wed Jul 19 2023, 1:10 PM - 3:48 PM MDT Att: 36,937 - Cloudy - 90 F											
3 Jeremy Peña, R OBP: 0.291, SLG: 0.381										4	0	0	0	0	1	2												
30 Kyle Tucker, L OBP: 0.377, SLG: 0.488										3	1	1	0	1	1	1												
2 Alex Bregman, R OBP: 0.342, SLG: 0.398										4	0	0	0	0	0	2												
79 José Abreu, R OBP: 0.291, SLG: 0.356										4	1	2	1	0	1	1												
20 Chas McCormick, R OBP: 0.377, SLG: 0.534										4	1	2	2	0	1	2												
9 Corey Julks, R OBP: 0.321, SLG: 0.396										4	0	0	0	0	2	2												
6 Jake Meyers, R OBP: 0.309, SLG: 0.387										4	1	2	0	0	1	0												
15 Martín Maldonado, R OBP: 0.244, SLG: 0.295										4	0	0	0	0	0	2												
<b>Inning Stats</b>	R: 0 E: 0 K: 2 S: 7	H: 0 LOB: 0 BB: 0 P: 11	R: 0 E: 0 K: 1 S: 17	H: 1 LOB: 1 BB: 0 P: 24	R: 1 E: 0 K: 0 S: 14	H: 2 LOB: 1 BB: 0 P: 19	R: 0 E: 0 K: 0 S: 7	H: 1 LOB: 1 BB: 0 P: 8	R: 0 E: 0 K: 1 S: 7	H: 1 LOB: 1 BB: 0 P: 11	R: 3 E: 0 K: 1 S: 13	H: 3 LOB: 0 BB: 0 P: 21	R: 0 E: 0 K: 0 S: 8	H: 0 LOB: 0 BB: 0 P: 11	R: 0 E: 0 K: 1 S: 12	H: 0 LOB: 0 BB: 0 P: 22	R: 0 E: 0 K: 2 S: 8	H: 0 LOB: 0 BB: 0 P: 11	1B: 5 2B: 2 3B: 0 HR: 1	SF: 0 SAC: 0 DP: 0 HBP: 0	WP: 1 PB: 0 SB: 2 CS: 0	PA: 36						
<b>PITCHER</b>	IP	WLS	BF	H	R	ER	SO	BB	IBB	HBP	BLK	WP	HR	S	P	ERA	WHIP											
26 Austin Gomber, L ERA: 6.18	(1, 1)	6.0	L	26	8	4	4	5	0	0	0	0	1	1	65	94	6.00	1.333										
54 Matt Koch, R ERA:	(7, 1)	1.0		3	0	0	0	0	0	0	0	0	0	0	8	11	0.00	0.000										
55 Brad Hand, L ERA: 4.83	(8, 1)	1.0		4	0	0	0	1	1	0	0	0	0	0	12	22	0.00	1.000										
39 Brent Suter, L ERA: 2.74	(9, 1)	1.0		3	0	0	0	2	0	0	0	0	0	0	8	11	0.00	0.000										

Batter	1	2	3	4	5	6	7	8	9	AB	R	H	RBI	BB	SO	LOB	BOTTOM										
29 Jurickson Profar, S OBP: 0.322, SLG: 0.369										4	0	0	0	0	0	1	Houston Astros @ Colorado Rockies Coors Field, Denver, CO Wed Jul 19 2023, 1:10 PM - 3:48 PM MDT Att: 36,937 - Cloudy - 90 F										
23 Kris Bryant, R OBP: 0.332, SLG: 0.383										2	0	0	0	0	0	1											
22 Nolan Jones, L OBP: 0.357, SLG: 0.489										1	0	0	0	0	1	0											
24 Ryan McMahon, L OBP: 0.335, SLG: 0.462										3	0	0	0	1	2	1											
25 C.J. Cron, R OBP: 0.296, SLG: 0.466										4	1	1	1	0	1	3											
35 Elias Díaz, R OBP: 0.319, SLG: 0.415										4	0	0	0	0	1	1											
4 Michael Toglia, S OBP: 0.286, SLG: 0.323										2	0	1	0	2	0	0											
14 Ezequiel Tovar, R OBP: 0.294, SLG: 0.427										3	0	0	0	0	1	3											
30 Harold Castro, L OBP: 0.288, SLG: 0.335										3	0	0	0	0	2	2											
9 Brenton Doyle, R OBP: 0.267, SLG: 0.344										2	0	0	0	1	0	0											
<b>Inning Stats</b>	R: 0 E: 0 K: 1 S: 8	H: 0 LOB: 0 BB: 0 P: 12	R: 0 E: 0 K: 1 S: 11	H: 1 LOB: 1 BB: 0 P: 17	R: 0 E: 0 K: 1 S: 8	H: 0 LOB: 0 BB: 0 P: 10	R: 0 E: 0 K: 0 S: 12	H: 0 LOB: 1 BB: 0 P: 22	R: 0 E: 0 K: 1 S: 6	H: 0 LOB: 0 BB: 1 P: 14	R: 0 E: 0 K: 1 S: 10	H: 0 LOB: 2 BB: 2 P: 21	R: 0 E: 0 K: 1 S: 15	H: 0 LOB: 1 BB: 1 P: 24	R: 0 E: 0 K: 1 S: 11	H: 0 LOB: 0 BB: 0 P: 17	R: 1 E: 0 K: 1 S: 11	H: 1 LOB: 0 BB: 0 P: 17	1B: 1 2B: 0 3B: 0 HR: 1	SF: 0 SAC: 0 DP: 0 HBP: 1	WP: 0 PB: 0 SB: 0 CS: 1	PA: 33					
<b>PITCHER</b>	IP	WLS	BF	H	R	ER	SO	BB	IBB	HBP	BLK	WP	HR	S	P	ERA	WHIP										
64 Brandon Bielak, R ERA: 3.46	(1, 1)	5.2	W	21	1	0	0	1	0	0	0	0	0	3	4	0.00	0.706										
88 Phil Maton, R ERA: 2.49	(6, 1)	0.1	H	1	0	0	0	1	0	0	0	0	0	3	4	0.00	0.000										
47 Rafael Montero, R ERA: 6.42	(7, 1)	1.0		4	0	0	0	1	1	0	0	0	0	15	24	0.00	1.000										
45 Ryne Stanek, R ERA: 4.88	(8, 1)	1.0		3	0	0	0	1	0	0	0	0	0	11	17	0.00	0.000										
55 Ryan Pressly, R ERA: 2.88	(9, 1)	1.0		4	1	1	1	1	0	0	0	0	1	11	17	9.00	1.000										



Batter	1	2	3	4	5	6	7	8	9	AB R H RBI BB SO LOB	TOP											
29 Jurickson Profar, S OBP: 0.323, SLG: 0.379										5 2 2 2 0 1 0	<b>Colorado Rockies @ Miami Marlins</b> loanDepot park, Miami, FL Fri Jul 21 2023, 6:42 PM - 9:22 PM EDT Att: 14,092 - Roof Closed - 72 F											
23 Kris Bryant, R OBP: 0.337, SLG: 0.380										2 0 0 0 2 1 1												
24 Ryan McMahon, L OBP: 0.333, SLG: 0.457										4 0 0 0 1 3 3												
25 C.J. Cron, R OBP: 0.299, SLG: 0.480										5 1 2 2 0 1 2												
35 Elias Diaz, R OBP: 0.321, SLG: 0.426										4 1 2 1 0 1 0												
15 Randal Grichuk, R OBP: 0.362, SLG: 0.469										4 1 1 0 0 1 2												
14 Ezequiel Tovar, R OBP: 0.294, SLG: 0.425										4 0 1 0 0 2 3												
13 Alan Trejo, R OBP: 0.267, SLG: 0.336										4 1 1 1 0 2 3												
9 Brenton Doyle, R OBP: 0.262, SLG: 0.337										4 0 0 0 0 2 1												
<b>Inning Stats</b>	R: 2 E: 0 K: 1 S: 11	H: 2 LOB: 0 BB: 0 P: 14	R: 3 E: 1 K: 3 S: 14	H: 3 LOB: 1 BB: 0 P: 23	R: 1 E: 0 K: 1 S: 13	H: 2 LOB: 1 BB: 0 P: 22	R: 0 E: 0 K: 0 S: 8	H: 0 LOB: 0 BB: 0 P: 10	R: 0 E: 0 K: 3 S: 10	H: 0 LOB: 0 BB: 0 P: 15	R: 0 E: 0 K: 2 S: 10	H: 0 LOB: 0 BB: 0 P: 14	R: 0 E: 0 K: 2 S: 8	H: 0 LOB: 1 BB: 1 P: 15	R: 0 E: 0 K: 0 S: 18	H: 2 LOB: 2 BB: 0 P: 25	R: 0 E: 0 K: 1 S: 14	H: 0 LOB: 2 BB: 2 P: 27	1B: 5 2B: 1 3B: 0 HR: 3	SF: 0 SAC: 0 DP: 0 HBP: 1	WP: 1 PB: 0 SB: 0 CS: 0	PA: 40
<b>PITCHER</b>	IP WLS BF H R ER SO BB IBB HBP BLK WP HR S P ERA WHIP											IP WLS BF H R ER SO BB IBB HBP BLK WP HR S P ERA WHIP										
29 Braxton Garrett, L ERA: 4.32	3.0 L 17 7 6 6 5 0 0 0 1 0 1 3 38 59 18.00 2.333																					
62 George Soriano, R ERA: 1.99	4.0 0 13 0 0 0 8 1 0 0 1 0 0 36 54 0.00 0.250																					
36 Dylan Floro, R ERA: 4.74	1.0 5 2 0 0 0 0 0 0 0 0 0 0 18 25 0.00 2.000																					
48 Steven Okert, L ERA: 3.34	1.0 5 0 0 0 0 1 2 0 0 0 0 0 14 27 0.00 2.000																					

Batter	1	2	3	4	5	6	7	8	9	AB R H RBI BB SO LOB	BOTTOM											
3 Luis Arraez, L OBP: 0.423, SLG: 0.460										3 0 0 0 1 0 0	<b>Colorado Rockies @ Miami Marlins</b> loanDepot park, Miami, FL Fri Jul 21 2023, 6:42 PM - 9:22 PM EDT Att: 14,092 - Roof Closed - 72 F											
12 Jorge Soler, R OBP: 0.335, SLG: 0.506										4 0 0 0 0 2 1												
26 Garrett Cooper, R OBP: 0.303, SLG: 0.434										4 0 1 0 0 0 1												
7 Jesús Sánchez, L OBP: 0.321, SLG: 0.488										3 0 1 0 1 1 0												
14 Bryan De La Cruz, R OBP: 0.323, SLG: 0.435										4 1 1 0 0 1 4												
9 Jean Segura, R OBP: 0.285, SLG: 0.277										4 0 2 0 0 0 0												
18 Joey Wendle, L OBP: 0.306, SLG: 0.375										4 0 1 0 0 1 3												
4 Nick Fortes, R OBP: 0.252, SLG: 0.280										3 0 0 1 0 1 2												
5 Jon Berni, R OBP: 0.332, SLG: 0.369										1 0 1 0 0 0 0												
54 Dane Myers, R OBP: 0.347, SLG: 0.438										4 0 0 0 0 2 3												
<b>Inning Stats</b>	R: 0 E: 0 K: 0 S: 14	H: 1 LOB: 2 BB: 1 P: 25	R: 0 E: 0 K: 0 S: 10	H: 1 LOB: 0 BB: 0 P: 16	R: 0 E: 0 K: 1 S: 6	H: 0 LOB: 0 BB: 0 P: 10	R: 0 E: 0 K: 0 S: 11	H: 1 LOB: 1 BB: 0 P: 15	R: 0 E: 0 K: 2 S: 10	H: 0 LOB: 0 BB: 0 P: 11	R: 0 E: 0 K: 2 S: 10	H: 0 LOB: 0 BB: 0 P: 15	R: 1 E: 0 K: 2 S: 13	H: 2 LOB: 1 BB: 0 P: 18	R: 0 E: 0 K: 1 S: 11	H: 1 LOB: 2 BB: 1 P: 20	R: 0 E: 0 K: 0 S: 9	H: 1 LOB: 1 BB: 0 P: 12	1B: 6 2B: 1 3B: 0 HR: 0	SF: 0 SAC: 0 DP: 0 HBP: 0	WP: 1 PB: 0 SB: 0 CS: 0	PA: 36
<b>PITCHER</b>	IP WLS BF H R ER SO BB IBB HBP BLK WP HR S P ERA WHIP											IP WLS BF H R ER SO BB IBB HBP BLK WP HR S P ERA WHIP										
20 Peter Lambert, R ERA: 5.49	5.0 W 19 3 0 0 0 2 0 0 0 0 0 0 10 15 0.00 0.800																					
54 Matt Koch, R ERA	1.0 3 0 0 0 0 2 0 0 0 0 0 0 10 15 0.00 0.000																					
36 Pierce Johnson, R ERA: 6.05	1.0 5 2 1 1 2 0 0 0 0 0 1 0 13 18 9.00 2.000																					
52 Daniel Bard, R ERA: 2.08	1.0 5 1 0 0 0 1 1 0 0 0 0 0 11 20 0.00 2.000																					
64 Gavin Hollowell, R ERA: 4.26	1.0 4 1 0 0 0 0 0 0 0 0 0 0 9 12 0.00 1.000																					

AB	36
R	6
H	9
RBI	6
BB	3
SO	14
LOB	15



AB	34
R	1
H	7
RBI	1
BB	2
SO	8
LOB	14





Batter	1	2	3	4	5	6	7	8	9	10	AB	R	H	RBI	BB	SO	LOB	TOP						
29 Jurickson Profar, S OBP: 0.323, SLG: 0.376 30 Harold Castro, L OBP: 0.284, SLG: 0.330											4	0	2	0	1	1	0	Colorado Rockies @ Miami Marlins loanDepot park, Miami, FL Sun Jul 23 2023, 1:44 PM - 4:31 PM EDT Att. 14,613 - Roof Closed - 72 F						
14 Ezequiel Tovar, R OBP: 0.289, SLG: 0.420											5	0	1	0	0	2	2							
24 Ryan McMahon, L OBP: 0.336, SLG: 0.453											4	0	0	0	1	2	4							
35 Elias Diaz, R OBP: 0.320, SLG: 0.421											5	0	0	0	0	2	2							
15 Randal Grichuk, R OBP: 0.363, SLG: 0.478											4	1	2	1	0	0	0							
22 Nolan Jones, L OBP: 0.352, SLG: 0.497											4	0	1	0	0	3	1							
4 Michael Toglia, S OBP: 0.233, SLG: 0.256											4	0	0	0	0	3	2							
13 Alan Trejo, R OBP: 0.272, SLG: 0.328											2	0	0	0	2	2	0							
9 Brenton Doyle, R OBP: 0.262, SLG: 0.351											4	1	1	1	0	1	4							
<b>Inning Stats</b>	R: 0 E: 0 K: 2 S: 13	H: 1 LOB: 1 BB: 0 P: 20	R: 0 E: 0 K: 2 S: 7	H: 0 LOB: 0 BB: 0 P: 13	R: 0 E: 0 K: 2 S: 12	H: 1 LOB: 2 BB: 1 P: 23	R: 0 E: 0 K: 1 S: 8	H: 0 LOB: 0 BB: 0 P: 11	R: 1 E: 0 K: 1 S: 8	H: 1 LOB: 0 BB: 0 P: 13	R: 0 E: 0 K: 2 S: 8	H: 0 LOB: 0 BB: 0 P: 9	R: 0 E: 0 K: 3 S: 15	H: 1 LOB: 2 BB: 1 P: 26	R: 0 E: 0 K: 0 S: 7	H: 1 LOB: 0 BB: 0 P: 11	R: 1 E: 0 K: 2 S: 20		H: 2 LOB: 2 BB: 1 P: 32	R: 0 E: 0 K: 1 S: 9	H: 0 LOB: 1 BB: 1 P: 10	1B: 4 2B: 1 3B: 0 HR: 2	SF: 0 SAC: 0 DP: 1 HBP: 0	WP: 1 PB: 0 SB: 1 CS: 0
<b>PITCHER</b>	IP WLS BF H R ER SO BB IBB HBP BLK WP HR S P ERA WHIP	44 Jesús Luzardo, L ERA: 3.22	66 Tanner Scott, L ERA: 2.81	35 A.J. Puk, L ERA: 4.45	31 Huescar Brazoban, R ERA: 3.62	<b>PITCHER</b>										IP WLS BF H R ER SO BB IBB HBP BLK WP HR S P ERA WHIP								

Batter	1	2	3	4	5	6	7	8	9	10	AB	R	H	RBI	BB	SO	LOB	BOTTOM						
3 Luis Arraez, L OBP: 0.427, SLG: 0.474											4	1	3	2	0	0	0	Colorado Rockies @ Miami Marlins loanDepot park, Miami, FL Sun Jul 23 2023, 1:44 PM - 4:31 PM EDT Att. 14,613 - Roof Closed - 72 F						
12 Jorge Soler, R OBP: 0.337, SLG: 0.501											4	0	1	0	0	2	2							
14 Bryan De La Cruz, R OBP: 0.331, SLG: 0.346											4	0	0	0	0	2	3							
10 Yuli Gurriel, R OBP: 0.374, SLG: 0.428											3	0	0	1	0	1	0							
26 Garrett Cooper, R OBP: 0.302, SLG: 0.431											0	0	0	0	0	0	0							
9 Sean Segura, R OBP: 0.261, SLG: 0.273											4	0	0	0	0	1	1							
5 Jon Berti, R OBP: 0.335, SLG: 0.372											3	0	1	0	0	0	0							
18 Joey Wendle, L OBP: 0.303, SLG: 0.370											1	1	0	0	0	0	0							
7 Jesús Sánchez, L OBP: 0.323, SLG: 0.478											2	0	0	0	2	0	1							
54 Dane Myers, R OBP: 0.321, SLG: 0.404											4	0	0	0	0	2	2							
4 Nick Fortes, R OBP: 0.261, SLG: 0.286											3	1	2	0	1	0	0							
<b>Inning Stats</b>	R: 0 E: 0 K: 1 S: 12	H: 1 LOB: 0 BB: 0 P: 14	R: 0 E: 0 K: 0 S: 12	H: 1 LOB: 1 BB: 0 P: 16	R: 0 E: 0 K: 1 S: 8	H: 0 LOB: 0 BB: 0 P: 11	R: 0 E: 0 K: 1 S: 6	H: 0 LOB: 0 BB: 0 P: 9	R: 0 E: 0 K: 0 S: 7	H: 0 LOB: 1 BB: 1 P: 14	R: 2 E: 0 K: 2 S: 21	H: 3 LOB: 1 BB: 0 P: 30	R: 0 E: 0 K: 0 S: 4	H: 0 LOB: 0 BB: 0 P: 7	R: 0 E: 0 K: 1 S: 11	H: 1 LOB: 1 BB: 0 P: 14	R: 0 E: 0 K: 1 S: 7	H: 0 LOB: 0 BB: 0 P: 12	R: 1 E: 0 K: 1 S: 6	H: 1 LOB: 3 BB: 2 P: 11	1B: 5 2B: 2 3B: 0 HR: 0	SF: 1 SAC: 1 DP: 1 HBP: 0	WP: 1 PB: 0 SB: 0 CS: 0	PA: 37
<b>PITCHER</b>	IP WLS BF H R ER SO BB IBB HBP BLK WP HR S P ERA WHIP	50 Ty Blach, L ERA: 5.51	43 Connor Seabold, R ERA: 7.23	39 Brent Suter, L ERA: 2.62	55 Brad Hand, L ERA: 4.68	61 Justin Lawrence, R ERA: 2.47	<b>PITCHER</b>										IP WLS BF H R ER SO BB IBB HBP BLK WP HR S P ERA WHIP							

AB	36
R	2
H	7
RBI	2
BB	4
SO	16
LOB	15




AB	32
R	3
H	7
RBI	3
BB	3
SO	8
LOB	9



Batter	1	2	3	4	5	6	7	8	9	AB R H RBI BB SO LOB	TOP										
29 Jurickson Profar, S OBP: 0.321, SLG: 0.371	F7			14 BB 15 2B	G6-4-3		F8	F7		4 1 0 0 1 0 4	<b>Colorado Rockies @ Washington Nationals</b> Nationals Park, Washington, DC Mon Jul 24 2023, 7:05 PM - 10:00 PM EDT Att: 17,194 - Partly Cloudy - 85 F										
14 Ezequiel Tovar, R OBP: 0.293, SLG: 0.422	K			15 2B 15 E	1B	E5 15 1B	E5 35 BB	K		5 1 3 0 0 2 0											
35 Elias Diaz, R OBP: 0.322, SLG: 0.417	G5-3			F8	P3	P3		22 WP 4 HBP 15 1B		3 1 0 0 2 0 3											
15 Randal Grichuk, R OBP: 0.368, SLG: 0.486	K			E8 22 1B	2B	F9		4 HBP 13 1B 22 WP		5 2 3 1 0 1 2											
22 Nolan Jones, L OBP: 0.359, SLG: 0.517	G4-3			1B	1B	HR		13 1B 4 HBP		4 1 2 2 1 0 0											
4 Michael Toglia, S OBP: 0.250, SLG: 0.256	K			P4	G5-3	G5-3		13 1B 9 1B		4 1 1 1 0 1 1											
13 Alan Trejo, R OBP: 0.291, SLG: 0.353				9 FC1-4 1B	K			9 BLK 9 1B 30		5 2 4 1 0 1 0											
9 Brenton Doyle, R OBP: 0.265, SLG: 0.348				30 1B L8-3	BB	K		30 G3 G5-4-3		4 0 1 1 1 1 5											
30 Harold Castro, L OBP: 0.288, SLG: 0.333	L8-3			29 G6-4-3 1B		14 WP E		G3		4 1 2 2 0 0 2											
<b>Inning Stats</b>	R: 0 E: 0 K: 1 S: 5	H: 0 LOB: 0 BB: 0 P: 7	R: 0 E: 0 K: 2 S: 9	H: 0 LOB: 0 BB: 0 P: 17	R: 0 E: 0 K: 0 S: 4	H: 1 LOB: 0 BB: 0 P: 6	R: 2 E: 1 K: 0 S: 9	H: 3 LOB: 1 BB: 1 P: 18	R: 0 E: 0 K: 1 S: 10	H: 1 LOB: 1 BB: 1 P: 19		R: 2 E: 0 K: 0 S: 10	H: 3 LOB: 0 BB: 0 P: 14	R: 2 E: 1 K: 1 S: 19	H: 3 LOB: 2 BB: 1 P: 31	R: 2 E: 0 K: 0 S: 24	H: 3 LOB: 1 BB: 0 P: 30	R: 2 E: 0 K: 1 S: 13	H: 2 LOB: 2 BB: 2 P: 25	1B: 13 2B: 3 3B: 0 HR: 1	SF: 0 SAC: 0 DP: 3 HBP: 1
<b>PITCHER</b>	IP WLS BF H R ER SO BB IBB HBP BLK WP HR S P ERA WHIP											<b>PITCHER</b>	IP WLS BF H R ER SO BB IBB HBP BLK WP HR S P ERA WHIP								
46 Patrick Corbin, L ERA: 5.01	6.1 L 27 10 6 5 5 2 0 0 0 0 0 1 55 93 7.11 1.895																				
52 Rico Garcia, R ERA: 8.44	1.0 7 3 2 2 0 1 0 0 0 1 0 21 35 18.00 4.000																				
77 Cory Abbott, R ERA: 5.91	1.2 10 3 2 2 1 2 0 1 1 1 0 27 43 10.80 3.000																				
<b>Batter</b>	<b>1</b>	<b>2</b>	<b>3</b>	<b>4</b>	<b>5</b>	<b>6</b>	<b>7</b>	<b>8</b>	<b>9</b>	<b>AB R H RBI BB SO LOB</b>	<b>BOTTOM</b>										
5 CJ Abrams, L OBP: 0.303, SLG: 0.429	G4-3 9 2B		G3-1			P5		28 HBP 9 HR	K	4 1 1 0 1 1 1	<b>Colorado Rockies @ Washington Nationals</b> Nationals Park, Washington, DC Mon Jul 24 2023, 7:05 PM - 10:00 PM EDT Att: 17,194 - Partly Cloudy - 85 F										
28 Lane Thomas, R OBP: 0.340, SLG: 0.490	L8		G3			F8		9 HR	HBP	3 0 0 0 0 0 1											
14 Ildemaro Vargas, S OBP: 0.305, SLG: 0.410										0 1 0 0 0 0 0											
9 Jeimer Candelario, S OBP: 0.335, SLG: 0.496	G4-3		G3			20 1B		2H HR		4 2 2 3 0 0 1											
45 Joey Meneses, R OBP: 0.319, SLG: 0.388	G4-3		G5-3			22 L5 20 1B		K		3 0 0 0 1 1 2											
20 Keibert Ruiz, S OBP: 0.303, SLG: 0.399	G3				P5			22 L5	E4 17 2B	4 1 2 1 0 0 0											
22 Dominic Smith, L OBP: 0.337, SLG: 0.352	F7				23 1B HBP			L5	K	3 0 0 0 0 1 3											
23 Corey Dickerson, L OBP: 0.294, SLG: 0.346										2 0 1 0 0 0 0											
36 Stone Garrett, R OBP: 0.330, SLG: 0.428	G4-3				G6-3 2 1B			K		1 1 0 0 1 1 1											
2 Luis Garcia Jr., L OBP: 0.300, SLG: 0.366			G3-1		G6-3			F7	K	4 0 0 0 0 1 4											
17 Alex Call, R OBP: 0.301, SLG: 0.325			P6			F6		K		4 0 1 2 0 1 0											
<b>Inning Stats</b>	R: 0 E: 0 K: 0 S: 11	H: 1 LOB: 1 BB: 0 P: 17	R: 0 E: 0 K: 0 S: 7	H: 0 LOB: 0 BB: 0 P: 11	R: 0 E: 0 K: 0 S: 6	H: 0 LOB: 0 BB: 0 P: 11	R: 0 E: 0 K: 0 S: 6	H: 0 LOB: 0 BB: 0 P: 11	R: 0 E: 0 K: 0 S: 5	H: 0 LOB: 0 BB: 0 P: 7	R: 1 E: 0 K: 1 S: 11	H: 2 LOB: 1 BB: 1 P: 19	R: 3 E: 0 K: 2 S: 14	H: 1 LOB: 1 BB: 1 P: 26	R: 2 E: 1 K: 3 S: 21	H: 2 LOB: 1 BB: 1 P: 32	1B: 3 2B: 3 3B: 0 HR: 1	SF: 0 SAC: 0 DP: 1 HBP: 2	WP: 0 PA: 37 PB: 0 SB: 0 CS: 0		
<b>PITCHER</b>	IP WLS BF H R ER SO BB IBB HBP BLK WP HR S P ERA WHIP											<b>PITCHER</b>	IP WLS BF H R ER SO BB IBB HBP BLK WP HR S P ERA WHIP								
59 Jake Bird, R ERA: 3.9	2.0 W 15 2 1 1 0 1 0 1 0 0 0 24 43 2.25 0.750																				
Karl Kauffmann, R ERA: 4.54	1.0 3 1 0 0 1 0 0 0 0 0 0 9 12 0.00 1.000																				
64 Gavin Hollowell, R ERA: 5.93	1.0 6 1 3 3 2 1 0 1 0 0 1 14 26 27.00 2.000																				
54 Matt Koch, R ERA: 1.42	1.0 6 2 2 2 3 1 0 0 0 0 0 21 32 18.00 3.000																				

Batter	1	2	3	4	5	6	7	8	9	AB	R	H	RBI	BB	SO	LOB	TOP										
29 Jurickson Profar, S OBP: 0.295, SLG: 0.369	F8	P3		P2			1B		L6	5	0	1	0	0	0	2	<b>Colorado Rockies @ Washington Nationals</b> Nationals Park, Washington, DC Tue Jul 25 2023, 8:30 PM - 11:51 PM EDT Att: 18,182 - Partly Cloudy - 82 F										
14 Ezequiel Tovar, R OBP: 0.295, SLG: 0.431	F9		HR		K		K		1B	5	1	2	1	0	2												
24 Ryan McMahon, L OBP: 0.337, SLG: 0.453	1B		22 F7 15 1B		K		G4-3		G4-3	5	1	2	0	0	1	3											
15 Randal Grichuk, R OBP: 0.370, SLG: 0.487		P5	35 1B 22 F7		F7				35 1B	4	1	2	0	0	0	0											
22 Nolan Jones, L OBP: 0.351, SLG: 0.503	K	F7			F9				K	4	0	0	0	0	2	3											
35 Elias Diaz, R OBP: 0.327, SLG: 0.421	4 2B		4 G4-3		P4				4 1B	4	1	3	2	0	0	0											
4 Michael Toglia, S OBP: 0.269, SLG: 0.298	13 1B		G4-6-3		P5				13 G5-4-3	4	1	2	1	0	0	2											
13 Alan Trejo, R OBP: 0.290, SLG: 0.350	9 1B				L8				G5-4-3	4	0	1	1	0	1	2											
9 Brenton Doyle, R OBP: 0.269, SLG: 0.351					G5-3					4	0	2	0	0	1	0											
<b>Inning Stats</b>	R: 0 E: 0 K: 0 S: 9	H: 1 LOB: 1 BB: 0 P: 14	R: 2 E: 0 K: 1 S: 17	H: 4 LOB: 2 BB: 0 P: 26	R: 2 E: 0 K: 0 S: 14	H: 4 LOB: 1 BB: 0 P: 20	R: 0 E: 0 K: 0 S: 5	H: 0 LOB: 0 BB: 0 P: 11	R: 0 E: 0 K: 2 S: 7	H: 0 LOB: 0 BB: 0 P: 13	R: 0 E: 0 K: 0 S: 6	H: 2 LOB: 2 BB: 0 P: 24	R: 1 E: 0 K: 1 S: 12	H: 3 LOB: 1 BB: 0 P: 16	R: 0 E: 0 K: 1 S: 7	H: 1 LOB: 1 BB: 0 P: 8	1B: 13 2B: 1 3B: 0 HR: 1	SF: 0 SAC: 0 DP: 2 HBP: 0	WP: 0 PB: 0 CS: 1	PA: 39							
<b>PITCHER</b>	IP	WLS	BF	H	R	ER	SO	BB	IBB	HBP	BLK	WP	HR	S	P	ERA	WHIP										
32 Trevor Williams, R ERA: 4.47	6.0		25	9	4	4	3	0	0	0	0	0	1	58	93	6.00	1.500										
54 Amos Willingham, R ERA: 11.0	0.1	H	3	2	0	0	1	0	0	0	0	0	0	11	14	0.00	6.000										
Jose Ferrer, L ERA: 5.99	1.2	W	7	3	1	1	2	0	0	0	0	0	0	18	26	5.40	1.800										
67 Kyle Finnegan, R ERA: 3.16	1.0	S	4	1	0	0	1	0	0	0	0	0	0	7	8	0.00	1.000										

Batter	1	2	3	4	5	6	7	8	9	AB	R	H	RBI	BB	SO	LOB	BOTTOM										
5 CJ Abrams, L OBP: 0.302, SLG: 0.427	G3		G6-3		P6					4	1	1	0	0	0	1	<b>Colorado Rockies @ Washington Nationals</b> Nationals Park, Washington, DC Tue Jul 25 2023, 8:30 PM - 11:51 PM EDT Att: 18,182 - Partly Cloudy - 82 F										
28 Lane Thomas, R OBP: 0.338, SLG: 0.488	G6-3		F8							4	1	1	0	0	0	1											
9 Jeimer Candelario, S OBP: 0.334, SLG: 0.486	K2-3				F9					4	1	1	1	0	1	1											
45 Joey Meneses, R OBP: 0.323, SLG: 0.402		E5								4	2	3	3	0	0	0											
22 Dominic Smith, L OBP: 0.337, SLG: 0.352		15 2B 20 G1-3								0	0	0	0	0	0	0											
20 Keibert Ruiz, S OBP: 0.299, SLG: 0.394		G1-3								4	0	0	0	0	2	2											
36 Stone Garrett, R OBP: 0.338, SLG: 0.449										3	1	2	1	1	1	1											
6 Michael Chavis, R OBP: 0.300, SLG: 0.339		K								3	0	0	0	1	2	3											
15 Riley Adams, R OBP: 0.351, SLG: 0.552										4	0	2	1	0	0	2											
17 Alex Call, R OBP: 0.299, SLG: 0.322										2	0	0	0	0	0	1											
2 Luis Garcia Jr., L OBP: 0.299, SLG: 0.365										1	0	0	0	0	0	1											
<b>Inning Stats</b>	R: 0 E: 0 K: 1 S: 5	H: 0 LOB: 0 BB: 0 P: 6	R: 1 E: 1 K: 1 S: 15	H: 2 LOB: 2 BB: 0 P: 20	R: 0 E: 0 K: 0 S: 12	H: 0 LOB: 0 BB: 0 P: 15	R: 0 E: 0 K: 2 S: 15	H: 1 LOB: 1 BB: 0 P: 22	R: 0 E: 0 K: 0 S: 9	H: 1 LOB: 1 BB: 0 P: 12	R: 0 E: 0 K: 0 S: 7	H: 2 LOB: 1 BB: 0 P: 12	R: 1 E: 0 K: 0 S: 8	H: 1 LOB: 1 BB: 1 P: 14	R: 4 E: 1 K: 2 S: 19	H: 3 LOB: 1 BB: 1 P: 34	1B: 5 2B: 3 3B: 0 HR: 2	SF: 0 SAC: 0 DP: 1 HBP: 0	WP: 1 PB: 0 CS: 1	PA: 35							
<b>PITCHER</b>	IP	WLS	BF	H	R	ER	SO	BB	IBB	HBP	BLK	WP	HR	S	P	ERA	WHIP										
26 Austin Gomber, L ERA: 5.83	6.0		22	6	1	0	0	1	0	0	0	0	1	6	10	27.00	6.000										
55 Brad Hand, L ERA: 4.79	0.1	H	3	1	1	1	0	1	0	0	0	0	1	6	10	27.00	6.000										
61 Justin Lawrence, R ERA: 2.94	1.0	L	8	3	4	3	1	1	0	0	0	0	1	17	31	27.00	4.000										
64 Gavin Hollowell, R ERA: 5.65	0.2		2	0	0	0	1	0	0	0	0	0	0	4	7	0.00	0.000										



Batter	1	2	3	4	5	6	7	8	9	AB	R	H	RBI	BB	SO	LOB	TOP										
14 Ezequiel Tovar, R (1, 6) OBP: 0.292, SLG: 0.426										4	0	0	0	0	2	1	<b>Colorado Rockies @ Washington Nationals</b> Nationals Park, Washington, DC Wed Jul 26 2023, 12:07 PM - 2:29 PM EDT Att: 16,893 - Sunny - 86 F										
24 Ryan McMahon, L (1, 5) OBP: 0.338, SLG: 0.461										4	1	2	1	0	1	0											
15 Randal Grichuk, R (1, 9) OBP: 0.364, SLG: 0.478										4	0	0	0	0	1	1											
22 Nolan Jones, L (1, 7) OBP: 0.349, SLG: 0.494										3	0	0	0	1	0	1											
4 Michael Toglia, S (1, 3) OBP: 0.286, SLG: 0.360										3	1	1	1	1	0	0											
30 Harold Castro, L (1, 4) OBP: 0.292, SLG: 0.337										4	1	1	0	0	0	2											
44 Elehuris Montero, R (1, 10) OBP: 0.224, SLG: 0.345										4	1	1	2	0	3	0											
9 Brenton Doyle, R (1, 8) OBP: 0.264, SLG: 0.345										4	0	0	0	0	3	0											
16 Austin Wynns, R (1, 2) OBP: 0.268, SLG: 0.308										3	0	1	0	0	0	0											
<b>Inning Stats</b>	R: 0 E: 0 K: 0 S: 14	H: 1 LOB: 1 BB: 0 P: 15	R: 2 E: 0 K: 1 S: 12	H: 2 LOB: 0 BB: 0 P: 19	R: 1 E: 0 K: 1 S: 15	H: 1 LOB: 2 BB: 2 P: 28	R: 0 E: 0 K: 1 S: 9	H: 1 LOB: 1 BB: 0 P: 15	R: 0 E: 0 K: 2 S: 9	H: 0 LOB: 0 BB: 0 P: 14	R: 1 E: 0 K: 2 S: 11	H: 1 LOB: 0 BB: 0 P: 14	R: 0 E: 0 K: 1 S: 7	H: 0 LOB: 0 BB: 0 P: 11	R: 0 E: 0 K: 0 S: 6	H: 0 LOB: 0 BB: 0 P: 9		R: 0 E: 0 K: 2 S: 9	H: 0 LOB: 0 BB: 0 P: 11	1B: 2 2B: 1 3B: 0 HR: 3	SF: 0 SAC: 0 DP: 0 HBP: 0	WP: 0 PB: 0 CS: 0	PA: 35				
<b>PITCHER</b>	IP	WLS	BF	H	R	ER	SO	BB	IBB	HBP	BLK	WP	HR	S	P	ERA	WHIP										
74 Jake Irvin, R (1, 1) ERA: 4.96	6.0		26	6	4	4	7	2	0	0	1	0	3	70	105	6.00	1.333										
51 Jordan Weems, R (7, 1) ERA: 3.39	1.1		4	0	0	0	1	0	0	0	0	0	0	8	13	0.00	0.000										
53 Joe La Sorsa, L (8, 1) ERA: 6.75	0.2		2	0	0	0	0	0	0	0	0	0	0	5	7	0.00	0.000										
57 Andrés Machado, R (9, 1) ERA: 8.0	1.0	W	3	0	0	0	2	0	0	0	0	0	0	9	11	0.00	0.000										

AB	33
R	4
H	6
RBI	4
BB	2
SO	10
LOB	5



Batter	1	2	3	4	5	6	7	8	9	AB	R	H	RBI	BB	SO	LOB	BOTTOM											
5 CJ Abrams, L (1, 6) OBP: 0.303, SLG: 0.425										4	1	1	1	1	1	0	<b>Colorado Rockies @ Washington Nationals</b> Nationals Park, Washington, DC Wed Jul 26 2023, 12:07 PM - 2:29 PM EDT Att: 16,893 - Sunny - 86 F											
28 Lane Thomas, R (1, 9) OBP: 0.341, SLG: 0.486										3	1	1	0	1	0	0												
9 Jeimer Candelario, S (1, 5) OBP: 0.336, SLG: 0.483										2	1	0	1	1	0	1												
45 Joey Meneses, R (1, 10) OBP: 0.323, SLG: 0.401										4	0	1	0	0	0	2												
6 Michael Chavis, R (9, PR) OBP: 0.300, SLG: 0.339										0	1	0	0	0	0	0												
20 Keibert Ruiz, S (1, 2) OBP: 0.299, SLG: 0.392										4	0	1	0	0	0	3												
22 Dominic Smith, L (1, 3) OBP: 0.336, SLG: 0.349										3	1	0	1	0	0	1												
23 Corey Dickerson, L (1, 7) OBP: 0.287, SLG: 0.349										2	0	1	0	0	0	0												
36 Stone Garrett, R (7, PH) OBP: 0.335, SLG: 0.444										2	0	0	1	0	1	2												
2 Luis Garcia Jr., L (1, 4) OBP: 0.298, SLG: 0.362										3	0	0	0	1	1	2												
17 Alex Call, R (1, 8) OBP: 0.296, SLG: 0.319										3	0	0	0	0	0	0												
14 Ildemaro Vargas, S (9, PH) OBP: 0.311, SLG: 0.410										0	0	0	1	1	0	0												
<b>Inning Stats</b>	R: 0 E: 0 K: 0 S: 7	H: 0 LOB: 0 BB: 0 P: 11	R: 0 E: 0 K: 0 S: 10	H: 2 LOB: 2 BB: 0 P: 13	R: 1 E: 1 K: 0 S: 13	H: 1 LOB: 1 BB: 1 P: 21	R: 0 E: 0 K: 0 S: 5	H: 0 LOB: 0 BB: 0 P: 6	R: 0 E: 0 K: 2 S: 7	H: 0 LOB: 0 BB: 0 P: 11	R: 0 E: 0 K: 0 S: 10	H: 0 LOB: 0 BB: 0 P: 16	R: 0 E: 0 K: 1 S: 8	H: 0 LOB: 0 BB: 0 P: 13	R: 0 E: 0 K: 0 S: 6	H: 0 LOB: 0 BB: 0 P: 7	R: 4 E: 0 K: 0 S: 10	H: 2 LOB: 3 BB: 4 P: 27	1B: 5 2B: 0 3B: 0 HR: 0	SF: 0 SAC: 0 DP: 1 HBP: 2	WP: 0 PB: 0 CS: 0	PA: 37						
<b>PITCHER</b>	IP	WLS	BF	H	R	ER	SO	BB	IBB	HBP	BLK	WP	HR	S	P	ERA	WHIP											
20 Peter Lambert, R (1, 1) ERA: 4.76	6.0		22	3	1	0	2	1	0	0	0	0	0	14	20	0.00	0.667											
39 Brent Suter, L (7, 1) ERA: 2.51	2.0	H	6	0	0	0	1	0	0	0	0	0	0	8	24	54.00	6.000											
52 Daniel Bard, R (9, 1) ERA: 2.97	0.2	L	8	1	4	4	0	3	1	1	0	0	0	0	2	3	∞	∞										
54 Matt Koch, R (9, 1) ERA: 1.42	0.0		1	1	0	0	0	0	0	0	0	0	0	2	3	∞	∞											

AB	30
R	5
H	5
RBI	5
BB	5
SO	3
LOB	11





Batter	1	2	3	4	5	6	7	8	9	AB	R	H	RBI	BB	SO	LOB	TOP											
5 Tony Kemp, L (1, 7) OBP: 0.300, SLG: 0.310 48 Cody Thomas, L (8, FH) OBP: 0.333, SLG: 0.433	L3	SF9	G4-3		G3		25 1B 15 1B 1B	K		4	1	1	1	0	0	2												
20 Zack Celof, R (1, 4) OBP: 0.304, SLG: 0.529	K 33 1B 15 SF9	HR		G6-3		33 SF9 25 SF9 1B	L6	K	K	6	3	2	1	0	2	1												
33 JJ Bleday, L (1, 8) OBP: 0.331, SLG: 0.386	15 SF9 25 BB 1B	25 HR HBP		K		15 1B 22 2B BB	K	K	G3	4	2	1	0	1	2	1												
25 Brent Rooker, R (1, 10) OBP: 0.342, SLG: 0.479	BB	HR		BB		SF9	15 1B	K	K	3	1	2	3	2	1	0												
15 Seth Brown, L (1, 3) OBP: 0.288, SLG: 0.406 13 Jordan Diaz, R (9, 3) OBP: 0.294, SLG: 0.422	SF9	2B		BB		22 2B 1B	BB	1B		3	1	3	2	1	0	0												
22 Ramón Laureano, R (1, 9) OBP: 0.276, SLG: 0.372	K	F9		K		6 1B 37 1B 2B	G3-1			5	1	1	2	0	2	7												
6 Jace Peterson, L (1, 5)		10 SH5-4 5 WP BB		BB		G3	37 1B 1B	K		3	1	1	0	2	1	0												
37 Tyler Soderstrom, L (1, 2) OBP: 0.300, SLG: 0.200		5 WP 10 SH5-4 5 SF9 BB		K		L5	10 SF9 1B			4	1	2	1	1	1	1												
10 Nick Allen, R (1, 6) OBP: 0.235, SLG: 0.225		SH5-4		F7		G1-4-3		L7		3	0	0	0	1	0	4												
Inning Stats	R: 1 E: 0 K: 2 S: 16	H: 1 LOB: 2 BB: 1 P: 21	R: 5 E: 0 K: 0 S: 9	H: 3 LOB: 1 BB: 2 P: 22	R: 0 E: 0 K: 1 S: 7	H: 0 LOB: 1 BB: 1 P: 15	R: 0 E: 0 K: 2 S: 10	H: 0 LOB: 2 BB: 2 P: 21	R: 0 E: 0 K: 0 S: 9	H: 0 LOB: 1 BB: 1 P: 19	R: 4 E: 0 K: 0 S: 19	H: 5 LOB: 1 BB: 1 P: 28	R: 1 E: 0 K: 1 S: 13	H: 3 LOB: 2 BB: 0 P: 19	R: 0 E: 0 K: 2 S: 8	H: 1 LOB: 0 BB: 0 P: 9	R: 0 E: 0 K: 2 S: 9	H: 0 LOB: 0 BB: 0 P: 12	1B: 9 2B: 2 3B: 0 HR: 2	SF: 3 SAC: 1 DP: 1 HBP: 1	WP: 1 PB: 1 SB: 2 CS: 0	PA: 49						
PITCHER	IP	WLS	BF	H	R	ER	SO	BB	IBB	HBP	BLK	WP	HR	S	P	ERA	WHIP											
32 Chris Flexen, R (1, 1) ERA: 8.08	3.2	L	23	4	6	5	4	6	0	1	0	1	2	39	75	12.27	2.727											
59 Jake Bird, R (4, 1) ERA: 4.09	1.2		8	1	2	2	1	2	0	0	0	0	0	21	38	10.80	1.800											
39 Brent Suter, L (6, 1) ERA: 2.85	0.2		5	4	2	2	0	0	0	0	0	0	0	10	13	27.00	6.000											
57 Tommy Doyle, R (7, 1) ERA: 1.5	2.0		10	4	1	1	3	0	0	0	0	0	0	21	28	4.50	2.000											
55 Brad Hand, L (9, 1) ERA: 4.63	1.0		3	0	0	0	2	0	0	0	0	0	0	9	12	0.00	0.000											
Batter	1	2	3	4	5	6	7	8	9	AB	R	H	RBI	BB	SO	LOB	BOTTOM											
29 Jurickson Profar, S (1, 7) OBP: 0.325, SLG: 0.373 9 Brenton Doyle, R (9, 8) OBP: 0.291, SLG: 0.340	24 G4-6-3 1B	G6-3		G4-3		G6-3		G4-3		4	0	1	0	0	0	3												
24 Ryan McMahon, L (1, 5) OBP: 0.337, SLG: 0.458 13 Alan Trejo, R (8, 5) OBP: 0.284, SLG: 0.343	G4-6-3		G1 1B		G1		F9			3	1	1	0	0	0	1												
Randal Grichuk, R (1, 8) OBP: 0.367, SLG: 0.502	1B		G1		1B		HR			4	1	3	1	0	0	1												
C.J. Cron, R (1, 10) OBP: 0.300, SLG: 0.473	K		1B		K		35 1B 1B			4	0	2	1	0	2	1												
22 Nolan Jones, L (1, 9) OBP: 0.348, SLG: 0.484	K		K		G4-3		L7			4	0	0	0	0	2	2												
35 Elias Diaz, R (1, 2) OBP: 0.330, SLG: 0.423	4 1B 2B		K		G5-3		1B			4	1	2	0	0	1	1												
14 Ezequiel Tovar, R (1, 6) OBP: 0.290, SLG: 0.421	K		K		F9		F9			4	0	0	0	0	2	3												
4 Michael Toglia, S (1, 3) OBP: 0.295, SLG: 0.364	30 1B 1B		L8		L8		F8			4	0	1	1	0	0	0												
30 Harold Castro, L (1, 4) OBP: 0.290, SLG: 0.343	1B		1B		2B		K			4	0	2	0	0	2	0												
Inning Stats	R: 0 E: 0 K: 1 S: 11	H: 2 LOB: 1 BB: 0 P: 19	R: 1 E: 0 K: 2 S: 13	H: 3 LOB: 0 BB: 0 P: 19	R: 1 E: 0 K: 2 S: 11	H: 2 LOB: 1 BB: 0 P: 17	R: 0 E: 0 K: 1 S: 12	H: 1 LOB: 0 BB: 0 P: 22	R: 0 E: 0 K: 1 S: 11	H: 0 LOB: 0 BB: 0 P: 18	R: 0 E: 0 K: 0 S: 6	H: 0 LOB: 0 BB: 0 P: 11	R: 0 E: 0 K: 1 S: 11	H: 0 LOB: 0 BB: 0 P: 17	R: 1 E: 0 K: 0 S: 12	H: 3 LOB: 2 BB: 0 P: 22	R: 0 E: 0 K: 1 S: 5	H: 0 LOB: 0 BB: 0 P: 5	1B: 8 2B: 3 3B: 0 HR: 1	SF: 0 SAC: 0 DP: 1 HBP: 0	WP: 0 PB: 0 SB: 0 CS: 0	PA: 37						
PITCHER	IP	WLS	BF	H	R	ER	SO	BB	IBB	HBP	BLK	WP	HR	S	P	ERA	WHIP											
58 Paul Blackburn, R (1, 1) ERA: 4.83	6.0	W	25	9	2	2	7	0	0	0	0	0	0	11	17	0.00	0.000											
60 Sam Long, L (7, 1) ERA: 4.93	1.0		3	0	0	0	1	0	0	0	0	0	0	1	12	22	9.00	3.000										
50 Taylor Scott, R (8, 1) ERA: 6.75	1.0		6	3	1	1	0	0	0	0	0	0	0	5	5	0.00	0.000											
53 Angel Felipe, R (9, 1) ERA: 2.0	1.0		3	0	0	0	1	0	0	0	0	0	0	5	5	0.00	0.000											

**Oakland Athletics @ Colorado Rockies**  
Coors Field, Denver, CO  
Sat Jul 29 2023, 6:12 PM - 9:02 PM MDT  
Att: 45,085 - Cloudy - 87 F



**Oakland Athletics @ Colorado Rockies**  
Coors Field, Denver, CO  
Sat Jul 29 2023, 6:12 PM - 9:02 PM MDT  
Att: 45,085 - Cloudy - 87 F



AB	36
R	11
H	13
RBI	10
BB	8
SO	10
LOB	17

AB	37
R	3
H	12
RBI	3
BB	0
SO	9
LOB	12







Batter	1	2	3	4	5	6	7	8	9	AB	R	H	RBI	BB	SO	LOB	TOP										
7 Ha-Seong Kim, R OBP: 0.374, SLG: 0.447										5	0	2	1	0	1	1											
23 Fernando Tatis Jr., R OBP: 0.377, SLG: 0.486										5	1	1	2	0	1	5											
22 Juan Soto, L OBP: 0.424, SLG: 0.520										5	2	2	4	0	1	3											
13 Manny Machado, R OBP: 0.318, SLG: 0.463										4	0	0	0	0	0	0											
2 Xander Bogaerts, R OBP: 0.341, SLG: 0.391										4	0	0	0	0	0	0											
9 Jake Cronenworth, L OBP: 0.317, SLG: 0.367										4	1	2	0	0	0	0											
12 Luis Campusano, R OBP: 0.292, SLG: 0.419										4	1	1	0	0	0	2											
99 Gary Sánchez, R OBP: 0.280, SLG: 0.452										3	0	0	0	1	2	1											
17 Matthew Batten, R OBP: 0.211, SLG: 0.529										2	2	1	1	2	1	0											
1 Trent Grisham, L OBP: 0.324, SLG: 0.389										2	2	1	1	2	1	0											
<b>Inning Stats</b>	R: 0 E: 0 K: 1 S: 10	H: 0 LOB: 0 BB: 0 P: 14	R: 0 E: 0 K: 0 S: 9	H: 1 LOB: 1 BB: 0 P: 12	R: 1 E: 0 K: 0 S: 14	H: 1 LOB: 1 BB: 1 P: 22	R: 0 E: 0 K: 0 S: 10	H: 0 LOB: 0 BB: 0 P: 15	R: 4 E: 0 K: 1 S: 13	H: 3 LOB: 0 BB: 1 P: 25	R: 0 E: 0 K: 0 S: 4	H: 0 LOB: 0 BB: 0 P: 5	R: 0 E: 0 K: 2 S: 8	H: 0 LOB: 0 BB: 0 P: 10	R: 1 E: 0 K: 1 S: 8	H: 1 LOB: 0 BB: 0 P: 12	R: 2 E: 0 K: 1 S: 17	H: 3 LOB: 2 BB: 1 P: 31	1B: 6 2B: 1 3B: 0 HR: 2	SF: 0 SAC: 0 DP: 0 HBP: 0	WP: 0 PB: 0 SB: 2 CS: 0	PA: 39					
<b>PITCHER</b>	IP	WLS	BF	H	R	ER	SO	BB	IBB	HBP	BLK	WP	HR	S	P	ERA	WHIP										
20 Peter Lambert, R ERA: 5.07	4.1	L	19	4	4	4	2	2	0	0	0	0	0	52	79	8.31	1.385										
57 Tommy Doyle, R ERA: 2.08	2.2		9	1	1	1	2	0	0	0	0	0	1	16	24	3.38	0.375										
40 Tyler Kinley, R ERA: 9.0	1.0		4	1	1	1	1	0	0	0	0	0	1	8	12	9.00	1.000										
59 Jake Bird, R ERA: 4.24	1.0		7	3	2	2	1	1	0	0	0	0	0	17	31	18.00	4.000										

San Diego Padres @ Colorado Rockies  
Coors Field, Denver, CO  
Tue Aug 01 2023, 6:43 PM - 9:43 PM MDT  
Att: 27,417 - Drizzzie - 70 F

AB 36  
R 8  
H 9  
RBI 8  
BB 3  
SO 6  
LOB 12



Batter	1	2	3	4	5	6	7	8	9	AB	R	H	RBI	BB	SO	LOB	BOTTOM										
29 Jurickson Profar, S OBP: 0.327, SLG: 0.372										5	2	3	0	0	0	2											
14 Ezequiel Tovar, R OBP: 0.290, SLG: 0.416										3	1	1	0	1	0	2											
24 Ryan McMahon, L OBP: 0.342, SLG: 0.480										4	2	2	4	1	0	2											
35 Elias Díaz, R OBP: 0.332, SLG: 0.431										5	0	3	0	0	2	1											
7 Brendan Rodgers, R OBP: 0.222, SLG: 0.222										5	0	1	1	0	2	3											
22 Nolan Jones, L OBP: 0.353, SLG: 0.476										3	0	0	0	2	0	3											
44 Elehuris Montero, R OBP: 0.239, SLG: 0.350										5	0	0	0	0	2	6											
4 Michael Toglia, S OBP: 0.260, SLG: 0.313										4	0	1	0	0	3	0											
9 Brenton Doyle, R OBP: 0.257, SLG: 0.333										4	0	1	0	0	1	1											
<b>Inning Stats</b>	R: 1 E: 0 K: 2 S: 21	H: 3 LOB: 3 BB: 1 P: 32	R: 0 E: 0 K: 1 S: 14	H: 1 LOB: 2 BB: 1 P: 23	R: 0 E: 0 K: 2 S: 12	H: 0 LOB: 1 BB: 1 P: 19	R: 0 E: 0 K: 2 S: 9	H: 1 LOB: 1 BB: 0 P: 14	R: 0 E: 0 K: 0 S: 12	H: 1 LOB: 1 BB: 0 P: 17	R: 0 E: 0 K: 1 S: 7	H: 0 LOB: 0 BB: 0 P: 11	R: 3 E: 0 K: 1 S: 17	H: 4 LOB: 1 BB: 0 P: 26	R: 0 E: 0 K: 0 S: 8	H: 1 LOB: 0 BB: 0 P: 15	R: 1 E: 0 K: 1 S: 15	H: 1 LOB: 1 BB: 1 P: 25	1B: 7 2B: 4 3B: 0 HR: 1	SF: 0 SAC: 1 DP: 0 HBP: 0	WP: 2 PB: 0 SB: 0 CS: 0	PA: 43					
<b>PITCHER</b>	IP	WLS	BF	H	R	ER	SO	BB	IBB	HBP	BLK	WP	HR	S	P	ERA	WHIP										
60 Pedro Avila, R ERA: 1.0	4.0		20	5	1	1	7	3	0	0	0	0	0	24	35	9.00	1.500										
45 Brent Honeywell, R ERA: 4.05	2.0		9	3	2	2	1	0	0	0	0	0	0	12	19	9.00	2.000										
36 Steven Wilson, R ERA: 2.6	1.0	H	5	2	1	1	1	0	0	0	0	0	0	8	15	0.00	1.000										
75 Robert Suarez, R ERA: 1.5	1.0	W	4	1	0	0	0	0	0	0	0	0	0	8	15	0.00	1.000										
25 Tim Hill, L ERA: 4.22	0.1		3	1	1	1	0	1	0	0	0	0	0	8	15	27.00	6.000										

San Diego Padres @ Colorado Rockies  
Coors Field, Denver, CO  
Tue Aug 01 2023, 6:43 PM - 9:43 PM MDT  
Att: 27,417 - Drizzzie - 70 F

AB 38  
R 5  
H 12  
RBI 5  
BB 4  
SO 10  
LOB 20



Batter	1	2	3	4	5	6	7	8	9	AB	R	H	RBI	BB	SO	LOB	TOP				
7 Ha-Seong Kim, R OBP: 0.380, SLG: 0.458	1-1 HR		4-1 22 HR BB		1-2 23 G5-3 1B		1-2 G4-3		4-2 23 HR BB	3	3	2	1	2	0	0	<b>San Diego Padres @ Colorado Rockies</b> Coors Field, Denver, CO Wed Aug 02 2023, 1:11 PM - 4:06 PM MDT Att: 28,437 - Partly Cloudy - 84 F <a href="http://livebaseballscorecards.com">livebaseballscorecards.com</a>				
23 Fernando Tatis Jr., R OBP: 0.328, SLG: 0.452	0-2 F8		2-2 L9		0-2 G5-3		4-2 BB		1-1 HR	4	1	1	3	1	0	2					
22 Juan Soto, L OBP: 0.424, SLG: 0.527	1-1 L8		0-0 HR		0-1 F8		2-2 BB		1-2 G6-3	5	1	2	2	0	0	1					
13 Manny Machado, R (1, 10)	0-1 G5-3		2-0 1B		1-3 K		2-0 G6-3		4-2 2B 9 2B BB	4	1	1	0	1	1	1					
2 Xander Bogaerts, R OBP: 0.344, SLG: 0.396	2-2 1B		0-1 2B		2-3 K		1-1 G5-3		2-2 1B	5	1	3	0	0	1	0					
9 Jaks Cronenworth, L OBP: 0.319, SLG: 0.367	3-2 F8		1-3 K		0-2 F7		0-0 L8		1-1 2B 99 1B	5	1	1	1	0	1	3					
99 Gary Sánchez, R OBP: 0.289, SLG: 0.491	0-3 K		3-3 K		1-1 HR		0-0 L8		2-1 2B 23 HR	5	2	3	4	0	2	1					
17 Matthew Batten, R OBP: 0.333, SLG: 0.409	0-0 P6		2-1 F9		0-2 G4-3					5	0	0	0	0	1	2					
1 Trent Grisham, L OBP: 0.323, SLG: 0.391			2-3 K		1-1 P5		2-2 K		2-1 2B	4	1	1	0	0	2	0					
<b>Inning Stats</b>	R: 1 E: 0 K: 0 S: 9	H: 1 LOB: 0 BB: 0 P: 11	R: 0 E: 0 K: 1 S: 15	H: 1 LOB: 1 BB: 0 P: 20	R: 2 E: 0 K: 2 S: 15	H: 3 LOB: 2 BB: 1 P: 26	R: 0 E: 0 K: 1 S: 7	H: 0 LOB: 0 BB: 0 P: 13	R: 0 E: 0 K: 1 S: 12	H: 1 LOB: 1 BB: 0 P: 14	R: 0 E: 0 K: 1 S: 15	H: 1 LOB: 2 BB: 1 P: 24	R: 0 E: 0 K: 0 S: 4	H: 0 LOB: 0 BB: 0 P: 7	R: 7 E: 0 K: 1 S: 28	H: 6 LOB: 1 BB: 2 P: 46		1B: 6 2B: 3 3B: 0 HR: 5	SF: 0 SAC: 0 DP: 0 HBP: 0	WP: 0 PB: 0 SB: 1 CS: 0	PA: 44
<b>PITCHER</b>	IP WLS BF H R ER SO BB IBB HBP BLK WP HR S P ERA WHIP	IP WLS BF H R ER SO BB IBB HBP BLK WP HR S P ERA WHIP	IP WLS BF H R ER SO BB IBB HBP BLK WP HR S P ERA WHIP	IP WLS BF H R ER SO BB IBB HBP BLK WP HR S P ERA WHIP	IP WLS BF H R ER SO BB IBB HBP BLK WP HR S P ERA WHIP	IP WLS BF H R ER SO BB IBB HBP BLK WP HR S P ERA WHIP	IP WLS BF H R ER SO BB IBB HBP BLK WP HR S P ERA WHIP	IP WLS BF H R ER SO BB IBB HBP BLK WP HR S P ERA WHIP	IP WLS BF H R ER SO BB IBB HBP BLK WP HR S P ERA WHIP	IP WLS BF H R ER SO BB IBB HBP BLK WP HR S P ERA WHIP	IP WLS BF H R ER SO BB IBB HBP BLK WP HR S P ERA WHIP	IP WLS BF H R ER SO BB IBB HBP BLK WP HR S P ERA WHIP	IP WLS BF H R ER SO BB IBB HBP BLK WP HR S P ERA WHIP	IP WLS BF H R ER SO BB IBB HBP BLK WP HR S P ERA WHIP	IP WLS BF H R ER SO BB IBB HBP BLK WP HR S P ERA WHIP	IP WLS BF H R ER SO BB IBB HBP BLK WP HR S P ERA WHIP	IP WLS BF H R ER SO BB IBB HBP BLK WP HR S P ERA WHIP	IP WLS BF H R ER SO BB IBB HBP BLK WP HR S P ERA WHIP	IP WLS BF H R ER SO BB IBB HBP BLK WP HR S P ERA WHIP	IP WLS BF H R ER SO BB IBB HBP BLK WP HR S P ERA WHIP	IP WLS BF H R ER SO BB IBB HBP BLK WP HR S P ERA WHIP

Batter	1	2	3	4	5	6	7	8	9	AB	R	H	RBI	BB	SO	LOB	BOTTOM				
29 Jurickson Profar, S OBP: 0.325, SLG: 0.372	1-1 2B		3-1 G3		2-3 K		2-1 F7		0-0 F8	5	0	1	0	0	1	4	<b>San Diego Padres @ Colorado Rockies</b> Coors Field, Denver, CO Wed Aug 02 2023, 1:11 PM - 4:06 PM MDT Att: 28,437 - Partly Cloudy - 84 F <a href="http://livebaseballscorecards.com">livebaseballscorecards.com</a>				
14 Ezequiel Tovar, R OBP: 0.290, SLG: 0.413	1-3 K		4-0 22 BB 24 BB 44 G3 BB		0-3 K		2-2 K			3	1	0	0	1	3	2					
24 Ryan McMahon, L OBP: 0.343, SLG: 0.479	1-3 K		4-2 44 G3 22 BB BB		3-3 K		2-2 1B			3	0	1	0	1	2	1					
7 Brendan Rodgers, R OBP: 0.154, SLG: 0.154	1-1 L8		1-3 K		0-3 K		0-2 K			4	0	0	0	0	3	4					
22 Nolan Jones, L OBP: 0.356, SLG: 0.474			2-2 G4-3		3-2 44 G3 BB		1-1 1B		0-1 G5-3	3	0	1	0	1	0	0					
44 Elehuris Montero, R OBP: 0.239, SLG: 0.341			0-3 K		1-2 G3		1-3 K		4-2 9 HBP 4 1B BB	3	0	0	1	1	2	3					
4 Michael Toglia, S OBP: 0.260, SLG: 0.310			3-2 L3		3-3 K		2-3 K		0-0 9 HBP 1B	4	0	1	0	0	2	2					
9 Brenton Doyle, R OBP: 0.261, SLG: 0.338			2-0 F9		2-0 2B		1-1 G6-3		2-1 1B	3	0	1	0	0	0	0					
16 Austin Wynns, R OBP: 0.256, SLG: 0.282			0-0 F9		2-3 K		0-1 L9		1-2 HBP	4	0	0	0	0	2	4					
<b>Inning Stats</b>	R: 0 E: 0 K: 2 S: 10	H: 1 LOB: 1 BB: 0 P: 14	R: 0 E: 0 K: 1 S: 10	H: 0 LOB: 0 BB: 0 P: 15	R: 0 E: 0 K: 0 S: 4	H: 0 LOB: 0 BB: 0 P: 9	R: 1 E: 0 K: 2 S: 15	H: 0 LOB: 3 BB: 3 P: 30	R: 0 E: 0 K: 3 S: 12	H: 1 LOB: 1 BB: 0 P: 18	R: 0 E: 0 K: 3 S: 13	H: 1 LOB: 0 BB: 0 P: 18	R: 0 E: 0 K: 2 S: 12	H: 1 LOB: 0 BB: 0 P: 18	R: 0 E: 0 K: 1 S: 11	H: 1 LOB: 3 BB: 1 P: 17		1B: 3 2B: 2 3B: 0 HR: 0	SF: 0 SAC: 0 DP: 0 HBP: 1	WP: 0 PB: 0 SB: 0 CS: 0	PA: 37
<b>PITCHER</b>	IP WLS BF H R ER SO BB IBB HBP BLK WP HR S P ERA WHIP	IP WLS BF H R ER SO BB IBB HBP BLK WP HR S P ERA WHIP	IP WLS BF H R ER SO BB IBB HBP BLK WP HR S P ERA WHIP	IP WLS BF H R ER SO BB IBB HBP BLK WP HR S P ERA WHIP	IP WLS BF H R ER SO BB IBB HBP BLK WP HR S P ERA WHIP	IP WLS BF H R ER SO BB IBB HBP BLK WP HR S P ERA WHIP	IP WLS BF H R ER SO BB IBB HBP BLK WP HR S P ERA WHIP	IP WLS BF H R ER SO BB IBB HBP BLK WP HR S P ERA WHIP	IP WLS BF H R ER SO BB IBB HBP BLK WP HR S P ERA WHIP	IP WLS BF H R ER SO BB IBB HBP BLK WP HR S P ERA WHIP	IP WLS BF H R ER SO BB IBB HBP BLK WP HR S P ERA WHIP	IP WLS BF H R ER SO BB IBB HBP BLK WP HR S P ERA WHIP	IP WLS BF H R ER SO BB IBB HBP BLK WP HR S P ERA WHIP	IP WLS BF H R ER SO BB IBB HBP BLK WP HR S P ERA WHIP	IP WLS BF H R ER SO BB IBB HBP BLK WP HR S P ERA WHIP	IP WLS BF H R ER SO BB IBB HBP BLK WP HR S P ERA WHIP	IP WLS BF H R ER SO BB IBB HBP BLK WP HR S P ERA WHIP	IP WLS BF H R ER SO BB IBB HBP BLK WP HR S P ERA WHIP	IP WLS BF H R ER SO BB IBB HBP BLK WP HR S P ERA WHIP	IP WLS BF H R ER SO BB IBB HBP BLK WP HR S P ERA WHIP	IP WLS BF H R ER SO BB IBB HBP BLK WP HR S P ERA WHIP



Batter	1	2	3	4	5	6	7	8	9	AB	R	H	RBI	BB	SO	LOB	TOP					
29 Jurickson Profar, S OBP: 0.328, SLG: 0.371										4	2	1	1	2	0	2						
14 Ezequiel Tovar, R OBP: 0.291, SLG: 0.415										5	1	2	0	0	1	3						
24 Ryan McMahon, L OBP: 0.344, SLG: 0.479										4	2	1	1	1	2	3						
7 Brendan Rodgers, R OBP: 0.222, SLG: 0.176										4	0	1	1	1	0	3						
22 Nolan Jones, L OBP: 0.367, SLG: 0.489										5	2	4	3	0	0	0						
35 Elias Diaz, R OBP: 0.333, SLG: 0.431										5	0	2	2	0	0	4						
44 Elehuris Montero, R OBP: 0.243, SLG: 0.351										5	1	2	1	0	1	3						
4 Michael Toglia, S OBP: 0.256, SLG: 0.303										5	0	1	0	0	2	5						
9 Brenton Doyle, R OBP: 0.260, SLG: 0.335										5	1	1	0	0	2	4						
<b>Inning Stats</b>	R: 3 E: 0 K: 2 S: 17	H: 3 LOB: 1 BB: 1 P: 30	R: 3 E: 0 K: 1 S: 11	H: 4 LOB: 2 BB: 1 P: 19	R: 1 E: 0 K: 2 S: 17	H: 2 LOB: 1 BB: 0 P: 26	R: 1 E: 0 K: 0 S: 14	H: 1 LOB: 2 BB: 2 P: 31	R: 0 E: 0 K: 1 S: 9	H: 0 LOB: 0 BB: 0 P: 12	R: 0 E: 0 K: 0 S: 8	H: 1 LOB: 1 BB: 0 P: 9	R: 0 E: 0 K: 0 S: 8	H: 1 LOB: 1 BB: 0 P: 14	R: 1 E: 0 K: 2 S: 15	H: 3 LOB: 2 BB: 0 P: 21	1B: 11 2B: 4 3B: 0 HR: 0	SF: 0 SAC: 0 DP: 0 HBP: 0	WP: 1 PB: 0 SB: 0 CS: 0	PA: 46		
<b>PITCHER</b>	IP WLS BF H R ER SO BB IBB HBP BLK WP HR S P ERA WHIP	IP WLS BF H R ER SO BB IBB HBP BLK WP HR S P ERA WHIP	IP WLS BF H R ER SO BB IBB HBP BLK WP HR S P ERA WHIP	IP WLS BF H R ER SO BB IBB HBP BLK WP HR S P ERA WHIP	IP WLS BF H R ER SO BB IBB HBP BLK WP HR S P ERA WHIP	IP WLS BF H R ER SO BB IBB HBP BLK WP HR S P ERA WHIP	IP WLS BF H R ER SO BB IBB HBP BLK WP HR S P ERA WHIP	IP WLS BF H R ER SO BB IBB HBP BLK WP HR S P ERA WHIP	IP WLS BF H R ER SO BB IBB HBP BLK WP HR S P ERA WHIP	IP WLS BF H R ER SO BB IBB HBP BLK WP HR S P ERA WHIP	IP WLS BF H R ER SO BB IBB HBP BLK WP HR S P ERA WHIP	IP WLS BF H R ER SO BB IBB HBP BLK WP HR S P ERA WHIP	IP WLS BF H R ER SO BB IBB HBP BLK WP HR S P ERA WHIP	IP WLS BF H R ER SO BB IBB HBP BLK WP HR S P ERA WHIP	IP WLS BF H R ER SO BB IBB HBP BLK WP HR S P ERA WHIP	IP WLS BF H R ER SO BB IBB HBP BLK WP HR S P ERA WHIP	IP WLS BF H R ER SO BB IBB HBP BLK WP HR S P ERA WHIP	IP WLS BF H R ER SO BB IBB HBP BLK WP HR S P ERA WHIP	IP WLS BF H R ER SO BB IBB HBP BLK WP HR S P ERA WHIP	IP WLS BF H R ER SO BB IBB HBP BLK WP HR S P ERA WHIP	IP WLS BF H R ER SO BB IBB HBP BLK WP HR S P ERA WHIP	IP WLS BF H R ER SO BB IBB HBP BLK WP HR S P ERA WHIP

**Colorado Rockies @ St. Louis Cardinals**  
 Busch Stadium, St. Louis, MO  
 Fri Aug 04 2023, 7:17 PM - 9:59 PM CDT  
 Att: 38,559 - Cloudy - 83 F

AB	42
R	9
H	15
RBI	9
BB	4
SO	8
LOB	27



Batter	1	2	3	4	5	6	7	8	9	AB	R	H	RBI	BB	SO	LOB	BOTTOM						
21 Lars Nootbaar, L OBP: 0.376, SLG: 0.438										5	0	2	0	0	0	0							
46 Paul Goldschmidt, R OBP: 0.363, SLG: 0.655										5	0	2	1	0	0	1							
16 Nolan Gorman, L OBP: 0.331, SLG: 0.512										5	2	3	2	0	1	3							
28 Nolan Arenado, R OBP: 0.330, SLG: 0.514										5	1	3	1	0	1	3							
40 Wilson Contreras, R OBP: 0.343, SLG: 0.419										3	0	0	0	1	1	1							
27 Tyler O'Neill, R OBP: 0.322, SLG: 0.399										4	0	1	0	0	0	2							
18 Jordan Walker, R OBP: 0.324, SLG: 0.422										4	0	0	0	0	0	1							
41 Alec Burleson, L OBP: 0.302, SLG: 0.431										4	0	2	0	0	0	0							
19 Tommy Edman, S OBP: 0.298, SLG: 0.381										4	1	1	0	0	1	3							
<b>Inning Stats</b>	R: 0 E: 0 K: 0 S: 6	H: 1 LOB: 0 BB: 0 P: 12	R: 1 E: 0 K: 1 S: 9	H: 1 LOB: 0 BB: 0 P: 17	R: 1 E: 0 K: 1 S: 15	H: 3 LOB: 2 BB: 0 P: 19	R: 0 E: 0 K: 0 S: 7	H: 2 LOB: 2 BB: 0 P: 10	R: 1 E: 0 K: 0 S: 10	H: 3 LOB: 1 BB: 0 P: 14	R: 0 E: 0 K: 1 S: 11	H: 1 LOB: 1 BB: 0 P: 15	R: 1 E: 0 K: 0 S: 13	H: 2 LOB: 2 BB: 1 P: 22	R: 0 E: 0 K: 0 S: 7	H: 0 LOB: 0 BB: 0 P: 9	R: 0 E: 0 K: 1 S: 8	H: 1 LOB: 1 BB: 0 P: 12	1B: 9 2B: 3 3B: 0 HR: 3	SF: 0 SAC: 0 DP: 2 HBP: 0	WP: 0 PB: 0 SB: 0 CS: 0	PA: 40	
<b>PITCHER</b>	IP WLS BF H R ER SO BB IBB HBP BLK WP HR S P ERA WHIP	IP WLS BF H R ER SO BB IBB HBP BLK WP HR S P ERA WHIP	IP WLS BF H R ER SO BB IBB HBP BLK WP HR S P ERA WHIP	IP WLS BF H R ER SO BB IBB HBP BLK WP HR S P ERA WHIP	IP WLS BF H R ER SO BB IBB HBP BLK WP HR S P ERA WHIP	IP WLS BF H R ER SO BB IBB HBP BLK WP HR S P ERA WHIP	IP WLS BF H R ER SO BB IBB HBP BLK WP HR S P ERA WHIP	IP WLS BF H R ER SO BB IBB HBP BLK WP HR S P ERA WHIP	IP WLS BF H R ER SO BB IBB HBP BLK WP HR S P ERA WHIP	IP WLS BF H R ER SO BB IBB HBP BLK WP HR S P ERA WHIP	IP WLS BF H R ER SO BB IBB HBP BLK WP HR S P ERA WHIP	IP WLS BF H R ER SO BB IBB HBP BLK WP HR S P ERA WHIP	IP WLS BF H R ER SO BB IBB HBP BLK WP HR S P ERA WHIP	IP WLS BF H R ER SO BB IBB HBP BLK WP HR S P ERA WHIP	IP WLS BF H R ER SO BB IBB HBP BLK WP HR S P ERA WHIP	IP WLS BF H R ER SO BB IBB HBP BLK WP HR S P ERA WHIP	IP WLS BF H R ER SO BB IBB HBP BLK WP HR S P ERA WHIP	IP WLS BF H R ER SO BB IBB HBP BLK WP HR S P ERA WHIP	IP WLS BF H R ER SO BB IBB HBP BLK WP HR S P ERA WHIP	IP WLS BF H R ER SO BB IBB HBP BLK WP HR S P ERA WHIP	IP WLS BF H R ER SO BB IBB HBP BLK WP HR S P ERA WHIP	IP WLS BF H R ER SO BB IBB HBP BLK WP HR S P ERA WHIP	IP WLS BF H R ER SO BB IBB HBP BLK WP HR S P ERA WHIP

**Colorado Rockies @ St. Louis Cardinals**  
 Busch Stadium, St. Louis, MO  
 Fri Aug 04 2023, 7:17 PM - 9:59 PM CDT  
 Att: 38,559 - Cloudy - 83 F

AB	39
R	4
H	14
RBI	4
BB	1
SO	4
LOB	14



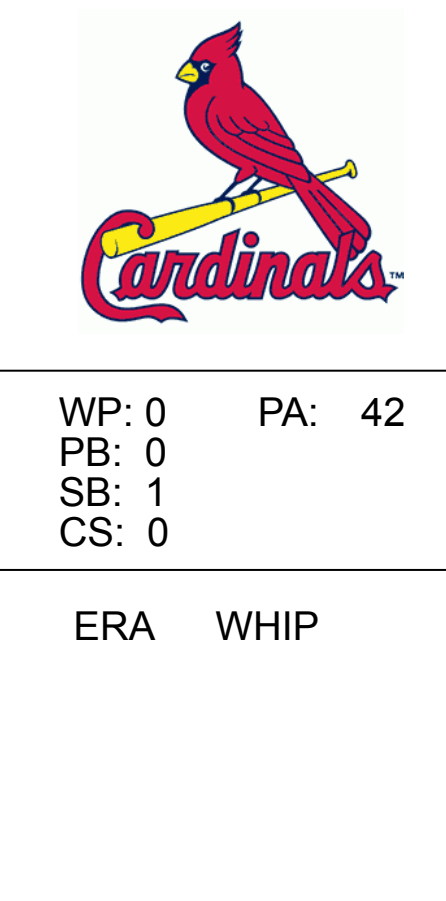


Batter	1	2	3	4	5	6	7	8	9	AB	R	H	RBI	BB	SO	LOB	TOP										
14 Ezequiel Tovar, R OBP: 0.286, SLG: 0.409	G5-3		SF7		F9			K		3	0	0	1	0	1	1	<b>Colorado Rockies @ St. Louis Cardinals</b> Busch Stadium, St. Louis, MO Sun Aug 06 2023, 1:17 PM - 3:52 PM CDT Att: 40,051 - Partly Cloudy - 83 F										
24 Ryan McMahon, L OBP: 0.342, SLG: 0.481	K		3H FC5-4 BB			G5-3		F9		3	0	0	0	1	1	0											
35 Elias Diaz, R OBP: 0.329, SLG: 0.424	K		FC5-4			G5-3		L9		4	0	0	0	0	1	1											
22 Nolan Jones, L OBP: 0.367, SLG: 0.484		K				K				4	0	1	0	0	3	0											
44 Elehuris Montero, R OBP: 0.238, SLG: 0.338						K				4	0	1	0	0	3	1											
4 Michael Toglia, S OBP: 0.244, SLG: 0.288	K					K2-3				4	0	0	0	0	3	1											
13 Alan Trejo, R OBP: 0.280, SLG: 0.336										3	0	1	0	0	1	1											
9 Brenton Doyle, R OBP: 0.268, SLG: 0.343										2	1	2	0	0	0	0											
16 Austin Wynns, R OBP: 0.250, SLG: 0.274										2	0	0	0	0	0	3											
<b>Inning Stats</b>	R: 0 H: 0 E: 0 K: 2 S: 10	H: 0 LOB: 0 BB: 0 P: 13	R: 0 H: 1 E: 0 K: 3 S: 11	H: 1 LOB: 1 BB: 0 P: 17	R: 1 H: 1 E: 0 K: 0 S: 9	H: 1 LOB: 1 BB: 1 P: 15	R: 0 H: 0 E: 0 K: 3 S: 9	H: 0 LOB: 0 BB: 0 P: 15	R: 0 H: 0 E: 0 K: 1 S: 11	H: 0 LOB: 1 BB: 0 P: 15	R: 0 H: 2 E: 0 K: 0 S: 10	H: 2 LOB: 1 BB: 0 P: 13	R: 0 H: 0 E: 0 K: 1 S: 7	H: 0 LOB: 0 BB: 0 P: 9	R: 0 H: 0 E: 0 K: 3 S: 10	H: 0 LOB: 0 BB: 0 P: 14		1B: 3 2B: 2 HR: 0	SF: 1 SAC: 1 DP: 1 HBP: 1	WP: 0 PB: 0 SB: 1 CS: 0	PA: 33						
<b>PITCHER</b>	IP	WLS	BF	H	R	ER	SO	BB	IBB	HBP	BLK	WP	HR	S	P	ERA	WHIP										
57 Zack Thompson, L ERA: 4.29	4.0	L	15	2	1	1	8	1	0	0	0	0	0	39	60	2.25	0.750										
34 Drew VerHagen, R ERA: 4.47	1.0		4	0	0	0	0	0	0	1	0	0	0	11	15	0.00	0.000										
47 John King, L ERA: 5.23	1.0		4	1	0	0	1	0	0	0	0	0	0	10	17	0.00	1.000										
53 Andre Pallante, R ERA: 4.23	1.0		4	2	0	0	0	0	0	0	0	0	0	10	13	0.00	2.000										
59 Jojo Romero, L ERA: 3.42	2.0		6	0	0	0	4	0	0	0	0	0	0	17	23	0.00	0.000										

Batter	1	2	3	4	5	6	7	8	9	AB	R	H	RBI	BB	SO	LOB	BOTTOM										
19 Tommy Edman, S OBP: 0.304, SLG: 0.391	46 S BB		P4		F8		P4			3	0	0	0	1	0	1	<b>Colorado Rockies @ St. Louis Cardinals</b> Busch Stadium, St. Louis, MO Sun Aug 06 2023, 1:17 PM - 3:52 PM CDT Att: 40,051 - Partly Cloudy - 83 F										
46 Paul Goldschmidt, R OBP: 0.365, SLG: 0.456	K		F9				28 1B BB			4	0	1	0	1	1	4											
28 Nolan Arenado, R OBP: 0.331, SLG: 0.508										3	0	1	0	2	0	1											
35 José Fermín, R OBP: 0.267, SLG: 0.214	L3		G5-3							0	0	0	0	0	0	0											
27 Tyler O'Neill, R OBP: 0.323, SLG: 0.407										4	0	0	0	1	2	6											
16 Nolan Gorman, L OBP: 0.328, SLG: 0.504	F7									5	0	1	0	0	1	5											
18 Jordan Walker, R OBP: 0.321, SLG: 0.416										4	0	1	0	0	1	1											
41 Alec Burleson, L OBP: 0.300, SLG: 0.429										1	0	0	0	0	0	1											
3 Dylan Carlson, S OBP: 0.319, SLG: 0.341										4	0	1	0	0	0	2											
7 Andrew Knizner, R OBP: 0.269, SLG: 0.461										3	0	1	0	0	0	1											
40 Wilson Contreras, R OBP: 0.347, SLG: 0.425										1	0	1	0	0	0	0											
21 Lars Nootbaar, L OBP: 0.376, SLG: 0.433										3	0	1	0	1	0	3											
<b>Inning Stats</b>	R: 0 H: 0 E: 0 K: 1 S: 11	H: 1 LOB: 2 BB: 0 P: 23	R: 0 H: 1 E: 0 K: 0 S: 9	H: 1 LOB: 1 BB: 0 P: 12	R: 0 H: 0 E: 0 K: 0 S: 5	H: 0 LOB: 0 BB: 0 P: 6	R: 0 H: 1 E: 0 K: 1 S: 15	H: 1 LOB: 1 BB: 0 P: 18	R: 0 H: 2 E: 0 K: 0 S: 11	H: 2 LOB: 3 BB: 1 P: 14	R: 0 H: 2 E: 0 K: 0 S: 5	H: 2 LOB: 2 BB: 0 P: 6	R: 0 H: 1 E: 0 K: 1 S: 13	H: 1 LOB: 2 BB: 1 P: 23	R: 0 H: 1 E: 0 K: 1 S: 12	H: 1 LOB: 3 BB: 1 P: 23	R: 0 H: 0 E: 0 K: 1 S: 10	H: 0 LOB: 1 BB: 1 P: 17	1B: 6 2B: 2 HR: 0	SF: 0 SAC: 0 DP: 0 HBP: 1	WP: 0 PB: 0 SB: 1 CS: 0	PA: 42					
<b>PITCHER</b>	IP	WLS	BF	H	R	ER	SO	BB	IBB	HBP	BLK	WP	HR	S	P	ERA	WHIP										
26 Austin Gomber, L ERA: 5.4	6.0	W	27	6	0	0	2	2	1	0	0	0	0	56	79	0.00	1.333										
40 Tyler Kinley, R ERA: 3.39	0.2	H	4	1	0	0	1	1	0	0	0	0	0	10	18	0.00	3.000										
39 Brent Suter, L ERA: 2.68	1.0	H	3	0	0	0	1	0	0	0	0	0	0	8	14	0.00	0.000										
61 Justin Lawrence, R ERA: 2.89	1.1	S	8	1	0	0	1	2	0	1	0	0	0	17	31	0.00	2.250										

AB	29
R	1
H	5
RBI	1
BB	1
SO	13
LOB	8

AB	35
R	0
H	8
RBI	0
BB	6
SO	5
LOB	25



Batter	1	2	3	4	5	6	7	8	9	AB R H RBI BB SO LOB	TOP										
29 Jurickson Profar, S OBP: 0.324, SLG: 0.368 (1, 10)	 2-3		 2-2			 0-0			 0-0	4 0 0 0 0 1 0	<b>Colorado Rockies @ Milwaukee Brewers</b> American Family Field, Milwaukee, WI Mon Aug 07 2023, 7:12 PM - 9:35 PM CDT Att: 24,759 - Partly Cloudy - 74 F										
14 Ezequiel Tovar, R OBP: 0.286, SLG: 0.416 (1, 6)	 2-2		 3-3			 1-3			 1-3	3 1 1 1 0 2 0											
24 Ryan McMahon, L OBP: 0.340, SLG: 0.477 (1, 5)	 0-3		 0-0			 0-1			 0-1	3 0 0 0 0 1 0											
7 Brendan Rodgers, R OBP: 0.240, SLG: 0.208 (1, 4)	 1-2		 3-3			 0-0			 0-0	3 0 0 0 0 1 0											
35 Elias Diaz, R OBP: 0.326, SLG: 0.420 (1, 2)	 3-3					 3-2			 1-3	3 0 0 0 0 2 0											
22 Nolan Jones, L OBP: 0.362, SLG: 0.476 (1, 7)	 1-3					 3-3			 1-3	3 0 0 0 0 3 0											
44 Elehuris Montero, R OBP: 0.233, SLG: 0.331 (1, 3)	 2-3					 1-2			 0-0	3 0 0 0 0 2 0											
4 Michael Toglia, S OBP: 0.236, SLG: 0.277 (1, 9)			 1-3			 1-0			 2-1	3 0 0 0 0 1 0											
9 Brenton Doyle, R OBP: 0.265, SLG: 0.339 (1, 8)			 2-3			 0-3			 1-3	3 0 0 0 0 3 0											
<b>Inning Stats</b>	R: 1 H: 1 E: 0 K: 2 S: 14	H: 1 LOB: 0 BB: 0 P: 19	R: 0 H: 0 E: 0 K: 3 S: 11	H: 0 LOB: 0 BB: 0 P: 17	R: 0 H: 0 E: 0 K: 2 S: 9	H: 0 LOB: 0 BB: 0 P: 14	R: 0 H: 0 E: 0 K: 2 S: 9	H: 0 LOB: 0 BB: 0 P: 15	R: 0 H: 0 E: 0 K: 1 S: 5	H: 0 LOB: 0 BB: 0 P: 16		R: 0 H: 0 E: 0 K: 1 S: 6	H: 0 LOB: 0 BB: 0 P: 7	R: 0 H: 0 E: 0 K: 2 S: 8	H: 0 LOB: 0 BB: 0 P: 10	R: 0 H: 0 E: 0 K: 1 S: 8	H: 0 LOB: 0 BB: 0 P: 11	1B: 0 2B: 0 3B: 0 HR: 1	SF: 0 SAC: 0 DP: 0 HBP: 0	WP: 0 PB: 0 SB: 0 CS: 0	PA: 28
<b>PITCHER</b>	IP WLS BF H R ER SO BB IBB HBP BLK WP HR S P ERA WHIP											IP WLS BF H R ER SO BB IBB HBP BLK WP HR S P ERA WHIP									
51 Freddy Peralta, R ERA: 4.28 (1, 1)	7.0 W 22	1 1 1 13	0 0 0 0	0 0 0 0	0 0 0 0	0 0 0 0	0 0 0 0	0 0 0 0	0 0 0 0	0 0 0 0	0 0 0 0	0 0 0 0	0 0 0 0	0 0 0 0	0 0 0 0	0 0 0 0	0 0 0 0	0 0 0 0	0 0 0 0	0 0 0 0	1.29 0.143
59 Elvis Peguero, R ERA: 3.55 (8, 1)	1.0 3	0 0 0 2	0 0 0 0	0 0 0 0	0 0 0 0	0 0 0 0	0 0 0 0	0 0 0 0	0 0 0 0	0 0 0 0	0 0 0 0	0 0 0 0	0 0 0 0	0 0 0 0	0 0 0 0	0 0 0 0	0 0 0 0	0 0 0 0	0 0 0 0	0 0 0 0	0.00 0.000
32 Andrew Chafin, L ERA: 3.86 (9, 1)	1.0 3	0 0 0 1	0 0 0 0	0 0 0 0	0 0 0 0	0 0 0 0	0 0 0 0	0 0 0 0	0 0 0 0	0 0 0 0	0 0 0 0	0 0 0 0	0 0 0 0	0 0 0 0	0 0 0 0	0 0 0 0	0 0 0 0	0 0 0 0	0 0 0 0	0 0 0 0	0.00 0.000

Batter	1	2	3	4	5	6	7	8	9	AB R H RBI BB SO LOB	BOTTOM											
22 Christian Yelich, L OBP: 0.376, SLG: 0.473 (1, 7)	 4-1		 1-2	 2-1			 0-2	 4-0		3 3 2 0 2 0 0	<b>Colorado Rockies @ Milwaukee Brewers</b> American Family Field, Milwaukee, WI Mon Aug 07 2023, 7:12 PM - 9:35 PM CDT Att: 24,759 - Partly Cloudy - 74 F											
16 Blake Perkins, S OBP: 0.319, SLG: 0.304 (9, 8)	 1-1		 3-2	 2-2		 1-2	 0-0	 0-0	 0-0	0 0 0 0 0 0 0												
24 William Contreras, R OBP: 0.376, SLG: 0.473 (1, 2)	 1-1		 3-2	 2-2		 1-2	 0-0	 0-0	 0-0	5 2 3 3 0 1 1												
7 Victor Caratini, S OBP: 0.344, SLG: 0.374 (9, 2)	 1-2		 3-2	 2-2		 1-2	 0-0	 0-0	 0-0	0 0 0 0 0 0 0												
41 Carlos Santana, S OBP: 0.309, SLG: 0.401 (1, 3)	 0-1		 1-2	 2-1		 0-2	 0-0	 0-0	 0-0	5 0 0 0 0 0 5												
10 Sal Frelick, L OBP: 0.435, SLG: 0.545 (9, 9)	 2-0		 1-2	 2-1		 0-2	 0-0	 0-0	 0-0	3 3 2 4 1 1 0												
21 Mark Canha, R OBP: 0.335, SLG: 0.362 (1, 10)	 0-0		 1-2	 2-1		 0-2	 0-0	 0-0	 0-0	5 0 1 0 0 0 4												
14 Andruw Monasterio, R OBP: 0.357, SLG: 0.390 (1, 4)	 2-3		 3-3	 2-1		 0-2	 0-0	 0-0	 0-0	5 0 1 1 0 2 2												
0 Brice Turang, L OBP: 0.297, SLG: 0.345 (1, 6)	 4-0		 3-3	 2-1		 0-0	 2-3	 0-0	 0-0	3 1 1 2 1 1 1												
9 Brian Anderson, R OBP: 0.315, SLG: 0.373 (1, 5)	 0-1		 3-3	 2-1		 0-0	 2-3	 0-0	 0-0	4 1 1 0 0 1 1												
15 Tyrone Taylor, R OBP: 0.202, SLG: 0.337 (9, 7)	 2-3		 3-3	 2-1		 0-0	 2-3	 0-0	 0-0	4 2 2 2 0 2 1												
<b>Inning Stats</b>	R: 0 H: 0 E: 0 K: 0 S: 6	H: 0 LOB: 2 BB: 1 P: 13	R: 0 H: 0 E: 0 K: 2 S: 8	H: 0 LOB: 1 BB: 1 P: 16	R: 0 H: 0 E: 0 K: 1 S: 16	H: 0 LOB: 0 BB: 0 P: 21	R: 5 H: 5 E: 0 K: 1 S: 22	H: 1 LOB: 1 BB: 1 P: 41	R: 0 H: 0 E: 0 K: 1 S: 6	H: 0 LOB: 0 BB: 0 P: 9	R: 0 H: 0 E: 0 K: 2 S: 11	H: 0 LOB: 0 BB: 0 P: 14	R: 3 H: 4 E: 0 K: 1 S: 22	H: 4 LOB: 1 BB: 0 P: 29	R: 4 H: 4 E: 0 K: 0 S: 12	H: 4 LOB: 1 BB: 1 P: 17	1B: 7 2B: 2 3B: 1 HR: 3	SF: 0 SAC: 0 DP: 0 HBP: 1	WP: 1 PB: 0 SB: 1 CS: 0	PA: 42		
<b>PITCHER</b>	IP WLS BF H R ER SO BB IBB HBP BLK WP HR S P ERA WHIP											IP WLS BF H R ER SO BB IBB HBP BLK WP HR S P ERA WHIP										
20 Peter Lambert, R ERA: 5.57 (1, 1)	3.2 L 19	4 5 5 4	3 0 1 0	0 0 0 0	0 0 0 0	0 0 0 0	0 0 0 0	0 0 0 0	0 0 0 0	0 0 0 0	0 0 0 0	0 0 0 0	0 0 0 0	0 0 0 0	0 0 0 0	0 0 0 0	0 0 0 0	0 0 0 0	0 0 0 0	0 0 0 0	12.27 1.909	
59 Jake Bird, R ERA: 4.19 (4, 1)	1.1 5	1 0 0 1	0 0 0 0	0 0 0 0	0 0 0 0	0 0 0 0	0 0 0 0	0 0 0 0	0 0 0 0	0 0 0 0	0 0 0 0	0 0 0 0	0 0 0 0	0 0 0 0	0 0 0 0	0 0 0 0	0 0 0 0	0 0 0 0	0 0 0 0	0 0 0 0	0.00 0.750	
52 Daniel Bard, R ERA: 3.69 (6, 1)	1.0 3	0 0 0 2	0 0 0 0	0 0 0 0	0 0 0 0	0 0 0 0	0 0 0 0	0 0 0 0	0 0 0 0	0 0 0 0	0 0 0 0	0 0 0 0	0 0 0 0	0 0 0 0	0 0 0 0	0 0 0 0	0 0 0 0	0 0 0 0	0 0 0 0	0 0 0 0	0.00 0.000	
43 Connor Seabold, R ERA: 7.65 (7, 1)	2.0 15	8 7 7 1	1 0 0 0	0 0 0 0	0 0 0 0	1 2 34 46	31.50 4.500															

AB	28
R	1
H	1
RBI	1
BB	0
SO	16
LOB	0



AB	37
R	12
H	13
RBI	12
BB	4
SO	8
LOB	15







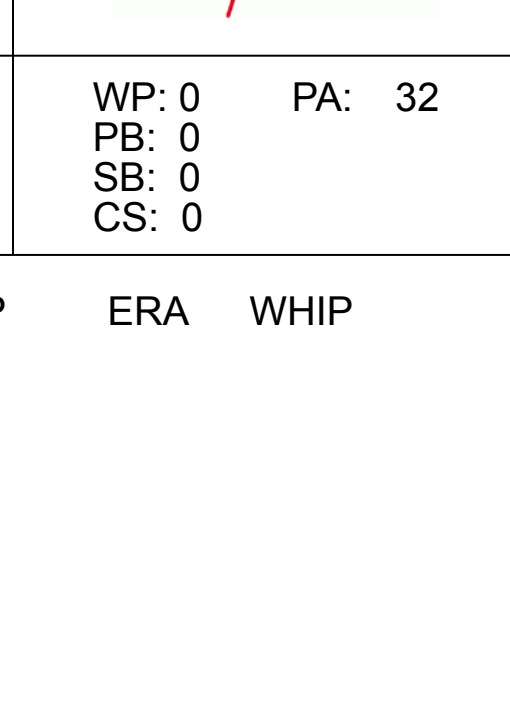


Batter	1	2	3	4	5	6	7	8	9	AB	R	H	RBI	BB	SO	LOB	TOP			
29 Jurickson Profar, S OBP: 0.321, SLG: 0.370										4	0	1	0	0	0	0	<b>Colorado Rockies @ Los Angeles Dodgers</b> Dodger Stadium, Los Angeles, CA Thu Aug 10 2023, 7:11 PM - 9:25 PM PDT Att: 45,933 - Partly Cloudy - 74 F			
14 Ezequiel Tovar, R OBP: 0.291, SLG: 0.419										4	0	1	0	0	0	1				
24 Ryan McMahon, L OBP: 0.336, SLG: 0.465										4	0	0	0	0	2	1				
35 Elias Diaz, R OBP: 0.325, SLG: 0.423										3	0	0	0	0	0	1				
22 Nolan Jones, L OBP: 0.356, SLG: 0.500										3	0	0	0	0	2	0				
13 Alan Trejo, R OBP: 0.288, SLG: 0.340										3	0	1	0	0	0	0				
4 Michael Toglia, S OBP: 0.230, SLG: 0.258										3	0	0	0	0	1	1				
44 Elehuris Montero, R OBP: 0.228, SLG: 0.340										3	1	1	1	0	2	1				
9 Brenton Doyle, R OBP: 0.259, SLG: 0.329										3	0	0	0	0	2	0				
<b>Inning Stats</b>	R: 0 H: 0 K: 0 S: 9	H: 0 LOB: 1 BB: 0 P: 14	R: 0 H: 1 K: 3 S: 13	H: 1 LOB: 1 BB: 0 P: 20	R: 0 H: 1 K: 0 S: 7	H: 1 LOB: 0 BB: 0 P: 11	R: 0 H: 0 K: 0 S: 8	H: 0 LOB: 0 BB: 0 P: 11	R: 1 H: 1 K: 1 S: 8	H: 1 LOB: 0 BB: 0 P: 11	R: 0 H: 1 K: 1 S: 9	H: 1 LOB: 0 BB: 0 P: 13	R: 0 H: 0 K: 2 S: 7	H: 0 LOB: 0 BB: 0 P: 10	R: 0 H: 0 K: 1 S: 9	H: 0 LOB: 0 BB: 0 P: 13		1B: 2 2B: 1 3B: 0 HR: 1	SF: 0 SAC: 0 DP: 1 HBP: 0	WP: 0 PB: 0 SB: 0 CS: 1
<b>PITCHER</b>	IP WLS BF H R ER SO BB IBB HBP BLK WP HR S P ERA WHIP	IP WLS BF H R ER SO BB IBB HBP BLK WP HR S P ERA WHIP	IP WLS BF H R ER SO BB IBB HBP BLK WP HR S P ERA WHIP	IP WLS BF H R ER SO BB IBB HBP BLK WP HR S P ERA WHIP	IP WLS BF H R ER SO BB IBB HBP BLK WP HR S P ERA WHIP	IP WLS BF H R ER SO BB IBB HBP BLK WP HR S P ERA WHIP	IP WLS BF H R ER SO BB IBB HBP BLK WP HR S P ERA WHIP	IP WLS BF H R ER SO BB IBB HBP BLK WP HR S P ERA WHIP	IP WLS BF H R ER SO BB IBB HBP BLK WP HR S P ERA WHIP	IP WLS BF H R ER SO BB IBB HBP BLK WP HR S P ERA WHIP	IP WLS BF H R ER SO BB IBB HBP BLK WP HR S P ERA WHIP	IP WLS BF H R ER SO BB IBB HBP BLK WP HR S P ERA WHIP	IP WLS BF H R ER SO BB IBB HBP BLK WP HR S P ERA WHIP	IP WLS BF H R ER SO BB IBB HBP BLK WP HR S P ERA WHIP	IP WLS BF H R ER SO BB IBB HBP BLK WP HR S P ERA WHIP	IP WLS BF H R ER SO BB IBB HBP BLK WP HR S P ERA WHIP	IP WLS BF H R ER SO BB IBB HBP BLK WP HR S P ERA WHIP			

Batter	1	2	3	4	5	6	7	8	9	AB	R	H	RBI	BB	SO	LOB	BOTTOM			
50 Mookie Betts, R OBP: 0.384, SLG: 0.576										3	0	1	0	1	0	0	<b>Colorado Rockies @ Los Angeles Dodgers</b> Dodger Stadium, Los Angeles, CA Thu Aug 10 2023, 7:11 PM - 9:25 PM PDT Att: 45,933 - Partly Cloudy - 74 F			
5 Freddie Freeman, L OBP: 0.423, SLG: 0.600										2	0	1	0	2	0	1				
31 Amed Rosario, R OBP: 0.304, SLG: 0.379										3	0	1	0	0	0	2				
16 Will Smith, R OBP: 0.383, SLG: 0.467										1	0	0	0	0	0	3				
13 Max Muncy, L OBP: 0.336, SLG: 0.483										3	1	1	2	1	0	2				
3 Chris Taylor, R OBP: 0.297, SLG: 0.412										4	0	1	0	0	1	3				
8 Enrique Hernández, R OBP: 0.228, SLG: 0.344										2	0	0	0	0	0	1				
33 James Outman, L OBP: 0.358, SLG: 0.430										3	0	0	0	0	1	1				
11 Miguel Rojas, R OBP: 0.268, SLG: 0.274										2	0	0	0	0	0	1				
6 David Peralta, L OBP: 0.310, SLG: 0.411										0	0	0	0	1	0	0				
<b>Inning Stats</b>	R: 0 H: 2 K: 0 S: 11	H: 0 LOB: 1 BB: 0 P: 18	R: 0 H: 0 K: 1 S: 12	H: 0 LOB: 1 BB: 0 P: 18	R: 0 H: 0 K: 1 S: 6	H: 0 LOB: 1 BB: 1 P: 14	R: 0 H: 0 K: 0 S: 7	H: 0 LOB: 0 BB: 0 P: 10	R: 0 H: 0 K: 0 S: 5	H: 0 LOB: 0 BB: 0 P: 8	R: 0 H: 0 K: 0 S: 3	H: 0 LOB: 0 BB: 1 P: 9	R: 1 H: 2 K: 1 S: 11	H: 2 LOB: 0 BB: 0 P: 15	R: 1 H: 1 K: 0 S: 20	H: 1 LOB: 3 BB: 3 P: 38	1B: 3 2B: 1 3B: 0 HR: 1	SF: 0 SAC: 0 DP: 3 HBP: 1	WP: 0 PB: 0 SB: 0 CS: 0	PA: 32
<b>PITCHER</b>	IP WLS BF H R ER SO BB IBB HBP BLK WP HR S P ERA WHIP	IP WLS BF H R ER SO BB IBB HBP BLK WP HR S P ERA WHIP	IP WLS BF H R ER SO BB IBB HBP BLK WP HR S P ERA WHIP	IP WLS BF H R ER SO BB IBB HBP BLK WP HR S P ERA WHIP	IP WLS BF H R ER SO BB IBB HBP BLK WP HR S P ERA WHIP	IP WLS BF H R ER SO BB IBB HBP BLK WP HR S P ERA WHIP	IP WLS BF H R ER SO BB IBB HBP BLK WP HR S P ERA WHIP	IP WLS BF H R ER SO BB IBB HBP BLK WP HR S P ERA WHIP	IP WLS BF H R ER SO BB IBB HBP BLK WP HR S P ERA WHIP	IP WLS BF H R ER SO BB IBB HBP BLK WP HR S P ERA WHIP	IP WLS BF H R ER SO BB IBB HBP BLK WP HR S P ERA WHIP	IP WLS BF H R ER SO BB IBB HBP BLK WP HR S P ERA WHIP	IP WLS BF H R ER SO BB IBB HBP BLK WP HR S P ERA WHIP	IP WLS BF H R ER SO BB IBB HBP BLK WP HR S P ERA WHIP	IP WLS BF H R ER SO BB IBB HBP BLK WP HR S P ERA WHIP	IP WLS BF H R ER SO BB IBB HBP BLK WP HR S P ERA WHIP	IP WLS BF H R ER SO BB IBB HBP BLK WP HR S P ERA WHIP			

AB	30
R	1
H	4
RBI	1
BB	0
SO	9
LOB	5

AB	26
R	2
H	5
RBI	2
BB	5
SO	3
LOB	15



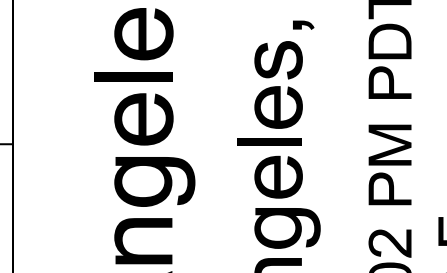
Batter	1	2	3	4	5	6	7	8	9	AB	R	H	RBI	BB	SO	LOB	TOP										
29 Jurickson Profar, S OBP: 0.318, SLG: 0.366	L3		K		K			K		4	0	0	0	0	3	2	<b>Colorado Rockies @ Los Angeles Dodgers</b> Dodger Stadium, Los Angeles, CA Fri Aug 11 2023, 7:15 PM - 10:02 PM PDT Att: 49,315 - Clear - 73 F										
14 Ezequiel Tovar, R OBP: 0.290, SLG: 0.417	P4				K			K		4	1	1	0	0	2	1											
24 Ryan McMahon, L OBP: 0.335, SLG: 0.461	K									3	0	0	0	1	2	0											
7 Brendan Rodgers, R (1, 10) OBP: 0.241, SLG: 0.214										4	0	1	0	0	2	0											
35 Elias Diaz, R OBP: 0.324, SLG: 0.421										4	0	1	0	0	1	2											
22 Nolan Jones, L OBP: 0.358, SLG: 0.503										3	0	1	0	1	2	2											
4 Michael Toglia, S OBP: 0.221, SLG: 0.247										4	0	0	0	0	2	5											
30 Harold Castro, L OBP: 0.283, SLG: 0.333										2	0	1	0	0	0	0											
13 Alan Trejo, R OBP: 0.297, SLG: 0.338										1	0	0	0	0	1	0											
9 Brenton Doyle, R OBP: 0.260, SLG: 0.329										3	0	1	0	0	1	1											
<b>Inning Stats</b>	R: 0 E: 0 K: 1 S: 8	H: 0 LOB: 0 BB: 0 P: 12	R: 0 E: 0 K: 2 S: 12	H: 1 LOB: 1 BB: 0 P: 18	R: 0 E: 0 K: 1 S: 8	H: 0 LOB: 0 BB: 0 P: 14	R: 1 E: 1 K: 2 S: 18	H: 2 LOB: 2 BB: 1 P: 31	R: 0 E: 0 K: 3 S: 16	H: 0 LOB: 0 BB: 0 P: 13	R: 0 E: 0 K: 2 S: 9	H: 0 LOB: 0 BB: 0 P: 9	R: 0 E: 0 K: 2 S: 9	H: 1 LOB: 2 BB: 1 P: 23	R: 0 E: 0 K: 2 S: 13	H: 1 LOB: 2 BB: 1 P: 23	1B: 5 2B: 1 3B: 0 HR: 0	SF: 0 SAC: 0 DP: 0 HBP: 0	WP: 0 PB: 0 SB: 0 CS: 1	PA: 34							
<b>PITCHER</b>	IP	WLS	BF	H	R	ER	SO	BB	IBB	HBP	BLK	WP	HR	S	P	ERA	WHIP										
35 Lance Lynn, R ERA: 5.88	5.0	W	20	4	1	0	9	1	0	0	0	0	0	62	94	0.00	1.000										
64 Caleb Ferguson, L ERA: 2.44	1.0	H	3	0	0	0	1	0	0	0	0	0	0	9	13	0.00	0.000										
51 Alex Vesia, L ERA: 5.79	1.0		3	0	0	0	2	0	0	0	0	0	0	8	9	0.00	0.000										
38 Yency Almonte, R ERA: 5.06	1.2		6	2	0	0	3	0	0	0	0	0	0	17	24	0.00	1.200										
57 Ryan Brasier, R ERA: 4.25	0.1		2	0	0	0	1	1	0	0	0	0	0	5	11	0.00	3.000										

Batter	1	2	3	4	5	6	7	8	9	AB	R	H	RBI	BB	SO	LOB	BOTTOM										
50 Mookie Betts, R OBP: 0.388, SLG: 0.579										3	1	2	1	1	1	0	<b>Colorado Rockies @ Los Angeles Dodgers</b> Dodger Stadium, Los Angeles, CA Fri Aug 11 2023, 7:15 PM - 10:02 PM PDT Att: 49,315 - Clear - 73 F										
5 Freddie Freeman, L OBP: 0.420, SLG: 0.597										4	0	1	2	0	0	2											
16 Will Smith, R OBP: 0.382, SLG: 0.464										2	0	0	1	0	1	4											
31 Amed Rosario, R OBP: 0.303, SLG: 0.377										4	0	1	1	0	0	4											
8 Enrique Hernández, R OBP: 0.286, SLG: 0.343										4	0	1	0	0	0	3											
33 James Outman, L OBP: 0.282, SLG: 0.431										2	1	1	0	2	0	2											
3 Chris Taylor, R OBP: 0.300, SLG: 0.414										4	1	2	0	0	1	2											
6 David Peralta, L OBP: 0.313, SLG: 0.416										4	2	2	1	0	0	3											
11 Miguel Rojas, R OBP: 0.272, SLG: 0.274										3	1	1	0	0	0	1											
<b>Inning Stats</b>	R: 0 E: 0 K: 0 S: 6	H: 1 LOB: 0 BB: 0 P: 9	R: 0 E: 0 K: 1 S: 12	H: 2 LOB: 1 BB: 0 P: 18	R: 1 E: 0 K: 1 S: 18	H: 3 LOB: 3 BB: 1 P: 26	R: 0 E: 0 K: 0 S: 7	H: 1 LOB: 1 BB: 0 P: 10	R: 1 E: 0 K: 0 S: 11	H: 1 LOB: 0 BB: 0 P: 15	R: 4 E: 1 K: 0 S: 16	H: 2 LOB: 1 BB: 1 P: 34	R: 0 E: 0 K: 0 S: 13	H: 1 LOB: 2 BB: 1 P: 21	R: 0 E: 0 K: 1 S: 9	H: 0 LOB: 0 BB: 0 P: 16		1B: 9 2B: 3 3B: 0 HR: 0	SF: 2 SAC: 0 DP: 2 HBP: 3	WP: 0 PB: 0 SB: 0 CS: 2	PA: 40						
<b>PITCHER</b>	IP	WLS	BF	H	R	ER	SO	BB	IBB	HBP	BLK	WP	HR	S	P	ERA	WHIP										
26 Austin Gomber, L ERA: 5.33	5.0	L	22	8	2	2	2	1	0	1	0	0	0	54	78	3.60	1.800										
55 Justin Bruihl, L ERA: 5.11	0.1		5	2	4	3	0	1	0	1	0	0	0	8	20	81.00	9.000										
59 Jake Bird, R ERA: 4.02	2.2		11	1	0	0	1	1	0	1	0	0	0	30	51	0.00	0.750										

AB 32  
R 1  
H 6  
RBI 0  
BB 2  
SO 16  
LOB 13



AB 30  
R 6  
H 11  
RBI 6  
BB 3  
SO 3  
LOB 21





Batter	1	2	3	4	5	6	7	8	9	AB	R	H	RBI	BB	SO	LOB	TOP								
14 Ezequiel Tovar, R OBP: 0.290, SLG: 0.421										4	0	0	0	0	2	1									
29 Jurickson Profar, S OBP: 0.318, SLG: 0.365										1	0	0	0	0	0	0									
11 Cole Tucker, S OBP: 0.500, SLG: 0.429										3	0	2	1	0	1	0									
7 Brendan Rodgers, R OBP: 0.216, SLG: 0.171										3	0	0	0	0	2	1									
35 Elias Diaz, R OBP: 0.321, SLG: 0.416										4	1	1	0	0	1	2									
22 Nolan Jones, L OBP: 0.348, SLG: 0.485										4	0	0	0	0	3	3									
13 Alan Trejo, R OBP: 0.287, SLG: 0.357										3	1	1	2	0	1	1									
44 Elehuris Montero, R OBP: 0.220, SLG: 0.327										3	0	0	0	0	1	1									
9 Brenton Doyle, R OBP: 0.254, SLG: 0.322										3	0	0	0	0	1	0									
16 Austin Wynns, R OBP: 0.253, SLG: 0.288										3	1	1	0	0	1	0									
<b>Inning Stats</b>	R: 0 E: 0 K: 2 S: 8	H: 0 LOB: 0 BB: 0 P: 9	R: 0 E: 0 K: 1 S: 14	H: 1 LOB: 1 BB: 0 P: 15	R: 1 E: 0 K: 0 S: 9	H: 2 LOB: 0 BB: 0 P: 13	R: 2 E: 0 K: 1 S: 11	H: 1 LOB: 0 BB: 0 P: 14	R: 0 E: 0 K: 3 S: 10	H: 0 LOB: 0 BB: 0 P: 12	R: 0 E: 0 K: 2 S: 10	H: 0 LOB: 0 BB: 0 P: 15	R: 0 E: 0 K: 2 S: 7	H: 0 LOB: 0 BB: 0 P: 10	R: 0 E: 0 K: 0 S: 10	H: 0 LOB: 0 BB: 0 P: 12	R: 0 E: 0 K: 1 S: 10	H: 1 LOB: 1 BB: 0 P: 15	1B: 3 2B: 1 3B: 0 HR: 1	SF: 0 SAC: 0 DP: 0 HBP: 1	WP: 0 PB: 0 SB: 0 CS: 0	PA: 32			
<b>PITCHER</b>	IP	WLS	BF	H	R	ER	SO	BB	IBB	HBP	BLK	WP	HR	S	P	ERA	WHIP								
7 Julio Urias, L ERA: 4.35	7.0	W	25	4	3	3	12	0	0	1	0	0	1	69	88	3.86	0.571								
51 Alex Vesia, L ERA: 5.61	1.0		3	0	0	0	0	0	0	0	0	0	0	10	12	0.00	0.000								
81 Victor González, L ERA: 5.11	1.0		4	1	0	0	1	0	0	0	0	0	0	10	15	0.00	1.000								

Colorado Rockies @ Los Angeles Dodgers  
Dodger Stadium, Los Angeles, CA  
Sun Aug 13 2023, 1:10 PM - 3:51 PM PDT  
Att: 45,904 - Sunny - 83 F

AB	31
R	3
H	5
RBI	3
BB	0
SO	13
LOB	9



Batter	1	2	3	4	5	6	7	8	9	AB	R	H	RBI	BB	SO	LOB	BOTTOM								
50 Mookie Betts, R OBP: 0.388, SLG: 0.579										5	0	2	2	0	1	2									
5 Freddie Freeman, L OBP: 0.417, SLG: 0.588										4	0	0	0	1	1	1									
16 Will Smith, R OBP: 0.379, SLG: 0.471										4	1	1	0	0	0	2									
31 Amed Rosario, R OBP: 0.306, SLG: 0.388										3	1	2	0	0	0	0									
23 Jason Heyward, L OBP: 0.342, SLG: 0.460										4	1	1	0	0	0	3									
8 Enrique Hernández, R OBP: 0.291, SLG: 0.348										4	1	1	0	0	0	3									
13 Max Muncy, L OBP: 0.334, SLG: 0.476										3	2	1	1	1	0	1									
3 Chris Taylor, R OBP: 0.306, SLG: 0.414										2	2	1	0	2	0	0									
33 James Outman, L OBP: 0.360, SLG: 0.436										4	0	1	0	0	2	4									
11 Miguel Rojas, R OBP: 0.271, SLG: 0.287										2	1	1	4	0	0	2									
<b>Inning Stats</b>	R: 0 E: 0 K: 0 S: 7	H: 0 LOB: 0 BB: 0 P: 12	R: 2 E: 0 K: 0 S: 21	H: 3 LOB: 2 BB: 1 P: 34	R: 1 E: 1 K: 0 S: 6	H: 2 LOB: 1 BB: 0 P: 9	R: 1 E: 0 K: 1 S: 16	H: 1 LOB: 0 BB: 0 P: 26	R: 0 E: 0 K: 0 S: 6	H: 0 LOB: 0 BB: 0 P: 8	R: 3 E: 0 K: 1 S: 16	H: 3 LOB: 2 BB: 2 P: 32	R: 0 E: 0 K: 0 S: 9	H: 0 LOB: 0 BB: 1 P: 18	R: 1 E: 0 K: 2 S: 20	H: 1 LOB: 1 BB: 1 P: 34	1B: 6 2B: 3 3B: 0 HR: 1	SF: 2 SAC: 0 DP: 1 HBP: 0	WP: 0 PB: 0 SB: 2 CS: 0	PA: 38					
<b>PITCHER</b>	IP	WLS	BF	H	R	ER	SO	BB	IBB	HBP	BLK	WP	HR	S	P	ERA	WHIP								
21 Kyle Freeland, L ERA: 4.94	5.0	L	22	6	4	4	1	1	0	0	0	0	0	14	28	40.50	6.000								
40 Tyler Kinley, R ERA: 8.31	0.2		6	3	3	3	1	1	0	0	0	0	0	11	22	0.00	0.750								
52 Daniel Bard, R ERA: 3.43	1.1		5	0	0	0	0	1	1	0	0	0	0	20	34	9.00	2.000								
55 Justin Bruihl, L ERA: 5.26	1.0		5	1	1	1	2	1	0	0	0	0	0	20	34	9.00	2.000								

Colorado Rockies @ Los Angeles Dodgers  
Dodger Stadium, Los Angeles, CA  
Sun Aug 13 2023, 1:10 PM - 3:51 PM PDT  
Att: 45,904 - Sunny - 83 F

AB	31
R	8
H	10
RBI	7
BB	5
SO	4
LOB	15





Batter	1	2	3	4	5	6	7	8	9	AB	R	H	RBI	BB	SO	LOB	TOP				
4 Ketel Marte, S OBP: 0.354, SLG: 0.485 (1, 10) (9, 4)										4	1	1	2	1	2	0	<b>Arizona Diamondbacks @ Colorado Rockies</b> Coors Field, Denver, CO Tue Aug 15 2023, 6:41 PM - 9:28 PM MDT Att: 23,644 - Clear - 90 F				
7 Corbin Carroll, L OBP: 0.350, SLG: 0.506 (1, 8) (9, 9)										4	0	1	0	1	0	3					
28 Tommy Pham, R OBP: 0.341, SLG: 0.461 (1, 9) (9, 7)										5	2	2	1	0	0	4					
53 Christian Walker, R OBP: 0.343, SLG: 0.528 (1, 3)										5	1	1	2	1	0	3					
12 Lourdes Gurriel Jr., R OBP: 0.305, SLG: 0.467 38 Paul Sewald, R (9, 1)										5	1	2	1	0	0	2					
16 Buddy Kennedy, R OBP: 0.428, SLG: 0.200 6 Jace Peterson, L OBP: 0.311, SLG: 0.312 (1, 5) (8, PH) (8, 5)										2	0	1	0	0	0	0					
14 Gabriel Moreno, R OBP: 0.312, SLG: 0.359 (1, 2)										5	0	0	0	0	0	4					
13 Nick Ahmed, R OBP: 0.264, SLG: 0.315 5 Alek Thomas, L OBP: 0.273, SLG: 0.417 (1, 6) (9, PH) (9, 8)										3	0	2	0	0	0	0					
2 Geraldo Perdomo, S OBP: 0.369, SLG: 0.405 (1, 4) (9, 6)										4	2	2	0	0	0	3					
<b>Inning Stats</b>	R: 0 E: 0 K: 0 S: 9	H: 1 LOB: 1 BB: 0 P: 12	R: 0 E: 0 K: 0 S: 11	H: 2 LOB: 2 BB: 0 P: 16	R: 2 E: 0 K: 1 S: 11	H: 2 LOB: 0 BB: 0 P: 14	R: 0 E: 0 K: 0 S: 11	H: 1 LOB: 1 BB: 0 P: 14	R: 0 E: 0 K: 0 S: 12	H: 0 LOB: 2 BB: 2 P: 24	R: 1 E: 3 K: 0 S: 6	H: 1 LOB: 1 BB: 1 P: 15	R: 0 E: 0 K: 0 S: 11	H: 1 LOB: 1 BB: 0 P: 15	R: 5 E: 0 K: 0 S: 18	H: 6 LOB: 1 BB: 0 P: 29		1B: 11 2B: 2 3B: 0 HR: 1	SF: 0 SAC: 0 DP: 1 HBP: 1	WP: 0 PA: 44 PB: 0 SB: 1 CS: 0	
<b>PITCHER</b>	IP WLS BF H R ER SO BB IBB HBP BLK WP HR S P ERA WHIP	5.0 23 6 2 2 2 2 0 0 0 0 1 54 3 80 3.60 1.600	5.0 23 6 2 2 2 2 0 0 0 0 0 1 54 3 80 3.60 1.600	5.0 23 6 2 2 2 2 0 0 0 0 0 1 54 3 80 3.60 1.600	5.0 23 6 2 2 2 2 0 0 0 0 0 1 54 3 80 3.60 1.600	5.0 23 6 2 2 2 2 0 0 0 0 0 1 54 3 80 3.60 1.600	5.0 23 6 2 2 2 2 0 0 0 0 0 1 54 3 80 3.60 1.600	5.0 23 6 2 2 2 2 0 0 0 0 0 1 54 3 80 3.60 1.600	5.0 23 6 2 2 2 2 0 0 0 0 0 1 54 3 80 3.60 1.600	0.1 2 1 0 0 0 0 0 0 0 0 6 15 0.00 2.000	0.1 2 1 0 0 0 0 0 0 0 0 6 15 0.00 2.000	0.1 2 1 0 0 0 0 0 0 0 0 6 15 0.00 2.000	0.1 2 1 0 0 0 0 0 0 0 0 6 15 0.00 2.000	0.1 2 1 0 0 0 0 0 0 0 0 6 15 0.00 2.000	0.1 2 1 0 0 0 0 0 0 0 0 6 15 0.00 2.000	0.1 2 1 0 0 0 0 0 0 0 0 6 15 0.00 2.000	0.00 3.000	0.00 3.000	0.00 3.000		
19 Charlie Blackmon, L OBP: 0.355, SLG: 0.431 (1, 10)										4	1	1	1	1	0	4	<b>Arizona Diamondbacks @ Colorado Rockies</b> Coors Field, Denver, CO Tue Aug 15 2023, 6:41 PM - 9:28 PM MDT Att: 23,644 - Clear - 90 F				
14 Ezequiel Tovar, R OBP: 0.291, SLG: 0.429 (1, 6)										5	0	0	0	0	2	6					
24 Ryan McMahon, L OBP: 0.331, SLG: 0.455 (1, 5)										4	0	0	1	0	1	0					
35 Elias Diaz, R OBP: 0.314, SLG: 0.407 (1, 2)										4	0	0	0	0	0	0					
7 Brendan Rodgers, R OBP: 0.222, SLG: 0.209 (1, 4)										4	0	0	0	0	1	0					
22 Nolan Jones, L OBP: 0.353, SLG: 0.495 (1, 7)										4	1	3	0	0	1	0					
4 Michael Toglia, S OBP: 0.219, SLG: 0.245 (1, 9)										3	1	1	1	1	1	1					
44 Elehuris Montero, R OBP: 0.233, SLG: 0.354 (1, 3)										4	1	3	0	0	0	1					
9 Brenton Doyle, R OBP: 0.253, SLG: 0.330 29 Jurickson Profar, S OBP: 0.319, SLG: 0.367 30 Harold Castro, L OBP: 0.280, SLG: 0.329 (1, 8) (9, PH) (9, PR)										3	1	1	2	0	1	3					
<b>Inning Stats</b>	R: 0 E: 0 K: 0 S: 8	H: 0 LOB: 0 BB: 0 P: 13	R: 0 E: 0 K: 2 S: 7	H: 0 LOB: 0 BB: 0 P: 10	R: 1 E: 0 K: 1 S: 11	H: 1 LOB: 1 BB: 1 P: 20	R: 0 E: 0 K: 0 S: 13	H: 0 LOB: 0 BB: 0 P: 21	R: 0 E: 0 K: 1 S: 9	H: 2 LOB: 1 BB: 0 P: 12	R: 1 E: 0 K: 1 S: 12	H: 1 LOB: 0 BB: 0 P: 16	R: 3 E: 0 K: 0 S: 13	H: 3 LOB: 1 BB: 1 P: 23	R: 0 E: 0 K: 1 S: 6	H: 0 LOB: 0 BB: 0 P: 7		R: 0 E: 0 K: 1 S: 14	H: 3 LOB: 3 BB: 0 P: 18	1B: 5 2B: 3 3B: 1 HR: 1	SF: 0 SAC: 0 DP: 0 HBP: 0
<b>PITCHER</b>	IP WLS BF H R ER SO BB IBB HBP BLK WP HR S P ERA WHIP	1.0 11 3 1 1 1 3 1 0 0 0 0 0 31 51 3.00 0.667	1.0 11 3 1 1 1 3 1 0 0 0 0 0 31 51 3.00 0.667	1.0 11 3 1 1 1 3 1 0 0 0 0 0 31 51 3.00 0.667	1.0 11 3 1 1 1 3 1 0 0 0 0 0 31 51 3.00 0.667	1.0 11 3 1 1 1 3 1 0 0 0 0 0 31 51 3.00 0.667	1.0 11 3 1 1 1 3 1 0 0 0 0 0 31 51 3.00 0.667	1.0 11 3 1 1 1 3 1 0 0 0 0 0 31 51 3.00 0.667	1.0 11 3 1 1 1 3 1 0 0 0 0 0 31 51 3.00 0.667	1.0 11 3 1 1 1 3 1 0 0 0 0 0 31 51 3.00 0.667	1.0 11 3 1 1 1 3 1 0 0 0 0 0 31 51 3.00 0.667	1.0 11 3 1 1 1 3 1 0 0 0 0 0 31 51 3.00 0.667	1.0 11 3 1 1 1 3 1 0 0 0 0 0 31 51 3.00 0.667	1.0 11 3 1 1 1 3 1 0 0 0 0 0 31 51 3.00 0.667	1.0 11 3 1 1 1 3 1 0 0 0 0 0 31 51 3.00 0.667	1.0 11 3 1 1 1 3 1 0 0 0 0 0 31 51 3.00 0.667	0.00 3.000	0.00 3.000	0.00 3.000		



Batter	1	2	3	4	5	6	7	8	9	AB	R	H	RBI	BB	SO	LOB	TOP										
4 Ketel Marte, S OBP: 0.353, SLG: 0.482	F9		F9		P3		G4-3		F5	5	0	1	0	0	0	2	<b>Arizona Diamondbacks @ Colorado Rockies</b> Coors Field, Denver, CO Wed Aug 16 2023, 1:11 PM - 4:26 PM MDT Att: 22,824 - Partly Cloudy - 95 F <a href="http://livebaseballscorecards.com">livebaseballscorecards.com</a>										
1 Kyle Lewis, R OBP: 0.250, SLG: 0.317	53 HR		1B				G5-3		K	4	1	2	0	1	1	0											
28 Tommy Pham, R OBP: 0.342, SLG: 0.460	G5-3		L4				7 1B, 16 BB, 53 BB		53 HR	3	2	1	1	1	0	3											
53 Christian Walker, R OBP: 0.349, SLG: 0.545	2H		1B				16 BB, 13 3B, 7 1B		HR	3	3	3	4	2	0	0											
12 Lourdes Gurriel Jr., R OBP: 0.304, SLG: 0.465 7 Corbin Carroll, L OBP: 0.352, SLG: 0.507	F9		G5-4-3				SAFE		G4-3	2	0	0	0	0	0	1											
16 Buddy Kennedy, R OBP: 0.455, SLG: 0.250 2 Geraldo Perdomo, S OBP: 0.369, SLG: 0.405	G5-3		1B				SAFE		K	3	1	1	1	1	1	1											
13 Nick Ahmed, R OBP: 0.284, SLG: 0.325	F8		K				SAFE		F8	4	0	1	3	0	1	1											
5 Alek Thomas, L OBP: 0.273, SLG: 0.412	G3		G4-3						G6-3	3	1	0	0	0	0	0											
11 Jose Herrera, S OBP: 0.326, SLG: 0.272	F9		F9						53 BB, 1 BB	3	0	1	0	1	0	0											
									1 BB, 28 SF7	1B	8																
<b>Inning Stats</b>	R: 2 H: 2 E: 0 K: 0 S: 8	H: 2 LOB: 0 BB: 0 P: 13	R: 0 H: 0 E: 0 K: 0 S: 5	H: 0 LOB: 0 BB: 0 P: 7	R: 0 H: 2 E: 0 K: 0 S: 12	H: 2 LOB: 1 BB: 0 P: 21	R: 0 H: 2 E: 0 K: 1 S: 10	H: 2 LOB: 1 BB: 0 P: 15	R: 0 H: 0 E: 0 K: 0 S: 9	H: 0 LOB: 0 BB: 0 P: 12	R: 4 H: 2 E: 0 K: 0 S: 13	H: 2 LOB: 0 BB: 3 P: 27	R: 0 H: 1 E: 0 K: 1 S: 11	H: 1 LOB: 0 BB: 0 P: 15	R: 2 H: 3 E: 0 K: 1 S: 12	H: 3 LOB: 0 BB: 0 P: 18	R: 1 H: 0 E: 0 K: 0 S: 13	H: 0 LOB: 3 BB: 3 P: 30	1B: 8 2B: 2 3B: 1 HR: 2	SF: 1 SAC: 0 DP: 2 HBP: 1	WP: 0 PA: 41 PB: 0 SB: 1 CS: 1						
<b>PITCHER</b>	IP	WLS	BF	H	R	ER	SO	BB	IBB	HBP	BLK	WP	HR	S	P	ERA	WHIP										
26 Austin Gombler, L ERA: 5.52	5.1		24	7	6	6	1	3	0	0	0	0	1	55	93	10.12	1.875										
59 Jake Bird, R ERA: 3.99	1.2		5	2	0	0	1	0	0	0	0	0	0	13	17	0.00	1.200										
40 Tyler Kinley, R ERA: 9.53	1.0	L	5	3	2	2	1	0	0	0	0	0	1	12	18	18.00	3.000										
52 Daniel Bard, R ERA: 3.99	0.2		6	0	1	1	0	3	0	1	0	0	0	11	28	13.50	4.500										
55 Justin Bruhl, L ERA: 5.19	0.1		1	0	0	0	0	0	0	0	0	0	0	2	2	0.00	0.000										

Batter	1	2	3	4	5	6	7	8	9	AB	R	H	RBI	BB	SO	LOB	BOTTOM										
14 Ezequiel Tovar, R OBP: 0.296, SLG: 0.432	24 CS		K							4	2	3	0	0	1	0	<b>Arizona Diamondbacks @ Colorado Rockies</b> Coors Field, Denver, CO Wed Aug 16 2023, 1:11 PM - 4:26 PM MDT Att: 22,824 - Partly Cloudy - 95 F <a href="http://livebaseballscorecards.com">livebaseballscorecards.com</a>										
29 Jurickson Profar, S OBP: 0.318, SLG: 0.307 4 Michael Toglia, S OBP: 0.219, SLG: 0.245	F8		G2-3						G4-3	5	1	1	0	0	1	5											
24 Ryan McMahon, L OBP: 0.334, SLG: 0.464	HR		1B						K	5	1	3	2	0	1	2											
7 Brendan Rodgers, R OBP: 0.260, SLG: 0.277	2B		BB						G4-3	4	1	2	3	1	0	1											
22 Nolan Jones, L OBP: 0.354, SLG: 0.328	BB		F8						K2-3	4	1	1	2	1	1	3											
44 Elehuris Montero, R OBP: 0.233, SLG: 0.347 19 Charlie Blackmon, L OBP: 0.357, SLG: 0.434	K		K						30 DI	3	0	0	0	1	3	2											
13 Alan Trejo, R OBP: 0.295, SLG: 0.354	G6-3		BB						K	3	0	0	0	2	1	1											
16 Austin Wynns, R OBP: 0.253, SLG: 0.298 35 Elias Diaz, R OBP: 0.314, SLG: 0.405	P4		F8						L4	4	0	1	0	0	1	4											
9 Brenton Doyle, R OBP: 0.253, SLG: 0.328 30 Harold Castro, L OBP: 0.278, SLG: 0.328	K		FC4						K	4	1	1	0	0	1	2											
									7 2B	1B	7																
<b>Inning Stats</b>	R: 1 H: 3 E: 0 K: 1 S: 13	H: 3 LOB: 2 BB: 1 P: 21	R: 0 H: 0 E: 0 K: 1 S: 9	H: 0 LOB: 0 BB: 0 P: 12	R: 0 H: 1 E: 0 K: 1 S: 10	H: 1 LOB: 2 BB: 1 P: 18	R: 0 H: 0 E: 0 K: 1 S: 12	H: 0 LOB: 1 BB: 1 P: 19	R: 2 H: 2 E: 0 K: 1 S: 21	H: 2 LOB: 3 BB: 2 P: 39	R: 4 H: 4 E: 0 K: 2 S: 20	H: 4 LOB: 0 BB: 0 P: 27	R: 0 H: 2 E: 0 K: 0 S: 13	H: 2 LOB: 2 BB: 0 P: 24	R: 0 H: 0 E: 0 K: 2 S: 9	H: 0 LOB: 0 BB: 0 P: 14	R: 0 H: 1 E: 0 K: 2 S: 12	H: 1 LOB: 1 BB: 0 P: 18	1B: 7 2B: 4 3B: 0 HR: 2	SF: 0 SAC: 0 DP: 0 HBP: 1	WP: 0 PA: 45 PB: 1 SB: 0 CS: 1						
<b>PITCHER</b>	IP	WLS	BF	H	R	ER	SO	BB	IBB	HBP	BLK	WP	HR	S	P	ERA	WHIP										
43 Slade Cecconi, R ERA: 3.48	4.0		19	4	2	2	4	3	0	1	0	0	0	46	76	4.50	1.750										
49 Tyler Gilbert, L ERA: 5.19	0.2		4	2	1	1	0	0	0	0	0	0	0	8	13	13.50	3.000										
65 Luis Frias, R ERA: 5.71	0.1		3	0	0	0	1	2	0	0	0	0	0	11	20	0.00	6.000										
50 Miguel Castro, R ERA: 4.5	1.0	B	7	4	4	4	2	0	0	0	0	0	1	20	27	36.00	4.000										
24 Kyle Nelson, L ERA: 3.09	1.0	W	5	2	0	0	0	0	0	0	0	0	0	13	24	0.00	2.000										
<b>PITCHER</b>	IP	WLS	BF	H	R	ER	SO	BB	IBB	HBP	BLK	WP	HR	S	P	ERA	WHIP										
37 Kevin Ginkel, R ERA: 2.02	1.0		4	1	0	0	2	0	0	0	0	0	0	9	14	0.00	0.000										
38 Paul Sewald, R ERA: 3.19	1.0	S	4	1	0	0	2	0	0	0	0	0	0	12	18	0.00	1.000										

Batter	1	2	3	4	5	6	7	8	9	AB	R	H	RBI	BB	SO	LOB	TOP
1 Elvis Andrus, R OBP: 0.298, SLG: 0.335										4	1	3	1	0	0	0	<b>Chicago White Sox @ Colorado Rockies</b> Coors Field, Denver, CO Fri Aug 18 2023, 6:42 PM - 9:00 PM MDT Att: 35,249 - Overcast - 84 F
23 Andrew Benintendi, L OBP: 0.335, SLG: 0.350										4	0	0	0	0	0	2	
88 Luis Robert Jr., R OBP: 0.325, SLG: 0.561										4	0	0	0	0	1	0	
25 Andrew Vaughn, R OBP: 0.317, SLG: 0.425										2	0	1	0	1	0	0	
10 Yoán Moncada, S OBP: 0.273, SLG: 0.349										3	0	0	0	0	2	2	
32 Gavin Sheets, L OBP: 0.286, SLG: 0.361										3	0	0	0	0	1	1	
24 Yasmani Grandal, S OBP: 0.312, SLG: 0.353										3	0	0	0	0	0	0	
36 Carlos Pérez, R OBP: 0.227, SLG: 0.286										0	0	0	0	0	0	0	
43 Trayce Thompson, R OBP: 0.300, SLG: 0.319										3	0	0	0	0	1	0	
50 Lenyn Sosa, R OBP: 0.139, SLG: 0.211										3	0	0	0	0	0	0	
<b>Inning Stats</b>	R: 1 H: 1 E: 0 K: 2 S: 10	H: 1 LOB: 1 BB: 1 P: 18	R: 0 H: 0 E: 0 K: 2 S: 8	H: 0 LOB: 0 BB: 0 P: 13	R: 0 H: 1 E: 0 K: 0 S: 6	H: 0 LOB: 0 BB: 0 P: 12	R: 0 H: 1 E: 0 K: 0 S: 7	H: 1 LOB: 0 BB: 0 P: 11	R: 0 H: 0 E: 0 K: 1 S: 5	H: 0 LOB: 0 BB: 0 P: 7	R: 0 H: 0 E: 0 K: 0 S: 5	H: 0 LOB: 0 BB: 0 P: 10	R: 0 H: 0 E: 0 K: 0 S: 5	H: 0 LOB: 0 BB: 0 P: 7	1B: 3 2B: 0 3B: 0 HR: 1	SF: 0 SAC: 0 DP: 2 HBP: 0	WP: 0 PA: 30 PB: 0 SB: 0 CS: 0
<b>PITCHER</b>	IP WLS BF H R ER SO BB IBB HBP BLK WP HR S P ERA WHIP																
20 Peter Lambert, R ERA: 5.02	7.0 W 24 4 1 1 5 1 0 0 0 0 0 1 49 85 1.29 0.714																
55 Justin Bruhl, L ERA: 5.0	1.0 3 0 0 0 0 0 0 0 0 0 0 0 5 10 0.00 0.000																
51 Karl Kauffmann, R ERA: 8.34	1.0 3 0 0 0 0 0 0 0 0 0 0 0 5 7 0.00 0.000																

Batter	1	2	3	4	5	6	7	8	9	AB	R	H	RBI	BB	SO	LOB	BOTTOM		
19 Charlie Blackmon, L OBP: 0.362, SLG: 0.432										3	2	1	1	2	0	1	<b>Chicago White Sox @ Colorado Rockies</b> Coors Field, Denver, CO Fri Aug 18 2023, 6:42 PM - 9:00 PM MDT Att: 35,249 - Overcast - 84 F		
51 Karl Kauffmann, R										0	0	0	0	0	0	0			
14 Ezequiel Tovar, R OBP: 0.300, SLG: 0.439										4	3	2	3	1	0	2			
24 Ryan McMahon, L OBP: 0.337, SLG: 0.470										3	3	1	3	2	0	2			
13 Alan Trejo, R OBP: 0.295, SLG: 0.354										0	0	0	0	0	0	0			
7 Brendan Rodgers, R OBP: 0.273, SLG: 0.346										5	2	2	2	0	1	0			
22 Nolan Jones, L OBP: 0.355, SLG: 0.500										4	1	1	2	1	0	1			
35 Elias Díaz, R OBP: 0.317, SLG: 0.416										5	1	3	2	0	1	1			
29 Jurickson Profar, S OBP: 0.317, SLG: 0.369										4	1	1	0	0	0	2			
44 Elehuris Montero, R OBP: 0.237, SLG: 0.357										1	0	1	1	0	0	0			
4 Michael Toglia, S OBP: 0.227, SLG: 0.255										4	1	1	0	1	1	3			
9 Brenton Doyle, R OBP: 0.252, SLG: 0.323										4	0	0	0	1	1	6			
<b>Inning Stats</b>	R: 5 H: 3 E: 0 K: 0 S: 14	H: 3 LOB: 2 BB: 1 P: 27	R: 0 H: 0 E: 0 K: 0 S: 9	H: 0 LOB: 1 BB: 1 P: 16	R: 0 H: 0 E: 0 K: 0 S: 8	H: 0 LOB: 0 BB: 0 P: 10	R: 4 H: 3 E: 0 K: 1 S: 13	H: 3 LOB: 1 BB: 1 P: 23	R: 0 H: 1 E: 0 K: 0 S: 9	H: 1 LOB: 2 BB: 1 P: 18	R: 3 H: 3 E: 0 K: 1 S: 17	H: 3 LOB: 1 BB: 1 P: 25	R: 1 H: 1 E: 0 K: 0 S: 11	H: 1 LOB: 1 BB: 1 P: 18	R: 1 H: 2 E: 0 K: 2 S: 14	H: 2 LOB: 2 BB: 1 P: 25	1B: 5 2B: 4 3B: 1 HR: 3	SF: 0 SAC: 0 DP: 0 HBP: 0	WP: 0 PA: 45 PB: 0 SB: 2 CS: 0
<b>PITCHER</b>	IP WLS BF H R ER SO BB IBB HBP BLK WP HR S P ERA WHIP																		
34 Michael Kopech, R ERA: 5.12	4.0 L 22 4 3 3 1 2 0 0 0 0 0 0 26 43 13.50 3.000																		
46 Brent Honeywell, R ERA: 4.29	2.0 12 4 3 3 1 2 0 0 0 0 0 0 26 43 13.50 3.000																		
59 Declan Cronin, R ERA: 7.71	1.0 5 1 1 1 0 1 0 0 0 0 0 0 11 18 9.00 2.000																		
41 Bryan Shaw, R ERA: 6.11	1.0 6 2 1 1 2 1 0 0 0 0 0 0 14 25 9.00 3.000																		





Batter	1	2	3	4	5	6	7	8	9	AB	R	H	RBI	BB	SO	LOB	TOP
19 Charlie Blackmon, L (1, 9) OBP: 0.369, SLG: 0.468										4	0	1	0	1	1	0	<b>Colorado Rockies @ Tampa Bay Rays</b> Tropicana Field, St. Petersburg, FL Tue Aug 22 2023, 6:43 PM - 9:27 PM EDT Att: 10,235 - Dome - 72 F
14 Ezequiel Tovar, R (1, 6) OBP: 0.297, SLG: 0.430										4	0	0	0	0	1	3	
24 Ryan McMahon, L (1, 5) OBP: 0.335, SLG: 0.463										4	1	1	0	0	3	1	
7 Brendan Rodgers, R (1, 4) OBP: 0.297, SLG: 0.361										4	1	1	0	0	2	1	
22 Nolan Jones, L (1, 7) OBP: 0.360, SLG: 0.502										4	1	1	0	0	1	2	
35 Elias Diaz, R (1, 2) OBP: 0.317, SLG: 0.414										4	0	2	1	0	0	1	
29 Jurickson Profar, S (1, 10) OBP: 0.316, SLG: 0.366										2	0	0	1	1	1	1	
4 Michael Toglia, S (1, 3) OBP: 0.235, SLG: 0.273										4	1	1	1	0	2	2	
9 Brenton Doyle, R (1, 8) OBP: 0.248, SLG: 0.314										4	0	1	0	0	1	2	
<b>Inning Stats</b>	R: 0 H: 1 E: 0 K: 2 S: 12	H: 1 LOB: 1 BB: 0 P: 20	R: 2 H: 2 E: 0 K: 0 S: 8	H: 2 LOB: 0 BB: 0 P: 11	R: 0 H: 0 E: 0 K: 1 S: 8	H: 0 LOB: 0 BB: 0 P: 10	R: 0 H: 1 E: 0 K: 2 S: 14	H: 3 LOB: 2 BB: 1 P: 19	R: 0 H: 0 E: 0 K: 2 S: 7	H: 1 LOB: 0 BB: 0 P: 8	R: 0 H: 1 E: 0 K: 1 S: 11	H: 1 LOB: 1 BB: 0 P: 13	R: 0 H: 0 E: 0 K: 1 S: 8	H: 0 LOB: 0 BB: 0 P: 11	1B: 5 2B: 1 3B: 1 HR: 1	SF: 1 SAC: 0 DP: 0 HBP: 0	
<b>PITCHER</b>	IP WLS BF H R ER SO BB IBB HBP BLK WP HR S P ERA WHIP																
52 Zack Littell, R (1, 1) ERA: 4.27	5.1 24 7 4 4 6 1 0 0 0 0 1 57 80 6.75 1.500																
38 Colin Poche, L (6, 1) ERA: 2.17	0.2 3 0 0 0 2 1 0 0 0 0 1 0 7 11 0.00 1.500																
64 Shawn Armstrong, R (7, 1) ERA: 1.0	1.0 3 0 0 0 2 0 0 0 0 0 0 0 7 8 0.00 0.000																
36 Andrew Kittredge, R (8, 1) ERA: 1.0	1.0 W 4 1 0 0 1 0 0 0 0 0 0 0 11 13 0.00 1.000																
26 Robert Stephenson, R (9, 1) ERA: 3.86	1.0 3 0 0 0 1 0 0 0 0 0 0 0 8 11 0.00 0.000																

Batter	1	2	3	4	5	6	7	8	9	AB	R	H	RBI	BB	SO	LOB	BOTTOM		
2 Yandy Diaz, R (1, 3) OBP: 0.404, SLG: 0.506										5	2	3	2	0	0	0	<b>Colorado Rockies @ Tampa Bay Rays</b> Tropicana Field, St. Petersburg, FL Tue Aug 22 2023, 6:43 PM - 9:27 PM EDT Att: 10,235 - Dome - 72 F		
56 Randy Arozarena, R (1, 7) OBP: 0.367, SLG: 0.428									2	2	1	1	2	0	2				
87 Harold Ramirez, R (1, 10) OBP: 0.351, SLG: 0.449									5	0	1	0	0	1	6				
17 Isaac Paredes, R (1, 4) OBP: 0.357, SLG: 0.503										5	1	3	2	0	3				
22 Jose Siri, R (1, 8) OBP: 0.266, SLG: 0.516										4	2	2	1	0	1	3			
37 Olesvis Basabe, R (1, 6) OBP: 0.281, SLG: 0.485										5	2	2	4	0	5				
25 Curtis Mead, R (1, 5) OBP: 0.385, SLG: 0.281										3	2	1	0	2	2	1			
55 Luke Raley, L (1, 9) OBP: 0.330, SLG: 0.503									3	0	1	0	0	1	0				
14 Christian Bethancourt, R (PH) (9, 2) OBP: 0.259, SLG: 0.370									2	1	1	1	0	0	1				
50 René Pinto, R (1, 2) OBP: 0.273, SLG: 0.344									3	0	0	0	0	1	2				
62 Jonathan Aranda, L (8, PH) OBP: 0.273, SLG: 0.400									1	0	0	0	0	1	3				
15 Josh Lowe, L (9, 9) OBP: 0.324, SLG: 0.493									0	0	0	0	0	0	0				
<b>Inning Stats</b>	R: 1 H: 2 E: 0 K: 1 S: 15	H: 2 LOB: 2 BB: 1 P: 25	R: 0 H: 0 E: 0 K: 1 S: 7	H: 0 LOB: 0 BB: 0 P: 9	R: 1 H: 2 E: 0 K: 1 S: 22	H: 2 LOB: 2 BB: 1 P: 31	R: 1 H: 2 E: 0 K: 1 S: 15	H: 2 LOB: 2 BB: 1 P: 23	R: 0 H: 1 E: 0 K: 1 S: 6	H: 1 LOB: 1 BB: 0 P: 9	R: 0 H: 0 E: 0 K: 1 S: 8	H: 0 LOB: 0 BB: 0 P: 12	R: 0 H: 1 E: 0 K: 0 S: 8	H: 1 LOB: 0 BB: 0 P: 13	R: 9 H: 7 E: 1 K: 1 S: 29	H: 7 LOB: 1 BB: 1 P: 47	1B: 11 2B: 3 3B: 0 HR: 1	SF: 1 SAC: 0 DP: 1 HBP: 1	WP: 0 PA: 44 PB: 0 SB: 0 CS: 0
<b>PITCHER</b>	IP WLS BF H R ER SO BB IBB HBP BLK WP HR S P ERA WHIP																		
50 Ty Blach, L (1, 1) ERA: 4.39	4.0 22 6 0 0 0 2 0 0 0 0 0 0 13 20 6.75 2.500																		
57 Tommy Doyle, R (5, 1) ERA: 3.14	2.0 6 0 0 0 0 2 0 0 0 0 0 0 8 13 0.00 0.000																		
54 Matt Koch, R (7, 1) ERA: 3.24	1.0 H 3 1 0 0 0 0 0 0 0 0 0 0 8 13 0.00 1.000																		
39 Brent Suter, L (8, 1) ERA: 2.79	0.1 L 6 4 5 3 1 1 0 0 0 0 0 0 12 20 81.00 15.000																		
52 Daniel Bard, R (8, 1) ERA: 3.58	0.1 6 3 4 0 0 0 0 0 0 1 0 0 16 26 0.00 9.000																		

AB	34
R	4
H	8
RBI	3
BB	2
SO	12
LOB	13

AB	38
R	12
H	15
RBI	11
BB	4
SO	7
LOB	26



livebaseballscorecards.com

livebaseballscorecards.com



Batter	1	2	3	4	5	6	7	8	9	AB	R	H	RBI	BB	SO	LOB	TOP										
19 Charlie Blackmon, L (1, 10) OBP: 0.367, SLG: 0.461										4	1	2	0	0	1	0	<b>Colorado Rockies @ Tampa Bay Rays</b> Tropicana Field, St. Petersburg, FL Thu Aug 24 2023, 1:10 PM - 3:51 PM EDT Att: 9,972 - Dome - 72 F										
22 Nolan Jones, L (1, 7) OBP: 0.360, SLG: 0.515										4	1	3	3	0	1	0											
7 Brendan Rodgers, R (1, 4) OBP: 0.292, SLG: 0.328										2	0	0	0	2	1												
24 Ryan McMahon, L (1, 5) OBP: 0.335, SLG: 0.459										4	0	1	0	0	1	4											
30 Harold Castro, L (1, 9) OBP: 0.279, SLG: 0.326										4	0	0	0	0	1	3											
13 Alan Trejo, R (1, 6) OBP: 0.287, SLG: 0.343										4	0	0	0	0	3	0											
44 Elehuris Montero, R (1, 3) OBP: 0.253, SLG: 0.372										3	0	1	0	1	1	0											
16 Austin Wynns, R (1, 2) OBP: 0.255, SLG: 0.281										3	0	0	0	0	0	1											
29 Jurickson Profar, S (9, PH) OBP: 0.317, SLG: 0.365										1	0	0	0	0	1	1											
9 Brenton Doyle, R (1, 8) OBP: 0.249, SLG: 0.317										3	1	1	0	0	1	0											
35 Elias Diaz, R (9, PH) OBP: 0.321, SLG: 0.424										1	0	0	0	0	1	1											
<b>Inning Stats</b>	R: 0 H: 2 E: 0 K: 1 S: 11	H: 2 LOB: 2 BB: 0 P: 13	R: 0 H: 0 E: 0 K: 1 S: 9	H: 0 LOB: 0 BB: 0 P: 12	R: 0 H: 2 E: 0 K: 0 S: 8	H: 2 LOB: 2 BB: 1 P: 15	R: 0 H: 0 E: 0 K: 0 S: 11	H: 0 LOB: 1 BB: 1 P: 17	R: 3 H: 3 E: 0 K: 0 S: 14	H: 3 LOB: 0 BB: 0 P: 19	R: 0 H: 0 E: 0 K: 2 S: 8	H: 0 LOB: 0 BB: 0 P: 12	R: 0 H: 0 E: 0 K: 3 S: 10	H: 0 LOB: 0 BB: 0 P: 15	R: 0 H: 0 E: 0 K: 2 S: 8	H: 1 LOB: 1 BB: 0 P: 19	1B: 5 2B: 2 3B: 0 HR: 1	SF: 0 SAC: 0 DP: 2 HBP: 0	WP: 1 PB: 0 SB: 0 CS: 0	PA: 36							
<b>PITCHER</b>	IP	WLS	BF	H	R	ER	SO	BB	IBB	HBP	BLK	WP	HR	S	P	ERA	WHIP										
64 Shawn Armstrong, R (1, 1) ERA: 0.95	2.0		8	2	0	0	2	0	0	0	0	0	0	20	25	0.00	1.000										
30 Jake Diekmann, L (3, 1) ERA: 4.35	1.1		6	2	0	0	0	1	0	0	0	1	0	12	20	0.00	2.250										
61 Erasmo Ramirez, R (4, 1) ERA: 6.55	2.2	B	12	3	3	3	2	2	0	0	0	0	1	29	43	10.12	1.875										
47 Jason Adam, R (7, 1) ERA: 2.77	2.0	W	6	0	0	0	5	0	0	0	0	0	0	18	25	0.00	0.000										
29 Pete Fairbanks, R (9, 1) ERA: 2.59	1.0	S	4	1	0	0	3	0	0	0	0	0	0	16	19	0.00	1.000										

Batter	1	2	3	4	5	6	7	8	9	AB	R	H	RBI	BB	SO	LOB	BOTTOM										
2 Yandy Diaz, R (1, 3) OBP: 0.402, SLG: 0.501										4	0	0	0	0	0	1	<b>Colorado Rockies @ Tampa Bay Rays</b> Tropicana Field, St. Petersburg, FL Thu Aug 24 2023, 1:10 PM - 3:51 PM EDT Att: 9,972 - Dome - 72 F										
8 Brandon Lowe, L (1, 4) OBP: 0.317, SLG: 0.422										3	0	0	0	0	1	0											
56 Randy Arozarena, R (1, 7) OBP: 0.368, SLG: 0.433										3	1	1	0	1	1	0											
15 Josh Lowe, L (1, 9) OBP: 0.325, SLG: 0.499										4	1	1	2	0	1	2											
17 Isaac Paredes, R (1, 5) OBP: 0.359, SLG: 0.514										3	1	1	1	0	0	2											
55 Luke Raley, L (1, 8) OBP: 0.337, SLG: 0.518										3	2	2	1	0	1	0											
22 Jose Siri, R (8, PH) OBP: 0.268, SLG: 0.514										1	0	0	0	0	1	1											
37 Oseivis Basabe, R (1, 6) OBP: 0.385, SLG: 0.500										3	0	2	1	0	1	0											
62 Jonathan Aranda, L (1, 10) OBP: 0.269, SLG: 0.348										3	0	0	0	0	2	2											
50 René Pinto, R (1, 2) OBP: 0.297, SLG: 0.343										3	0	1	0	0	2	0											
<b>Inning Stats</b>	R: 0 H: 0 E: 0 K: 1 S: 14	H: 2 LOB: 1 BB: 0 P: 24	R: 1 H: 2 E: 0 K: 2 S: 14	H: 2 LOB: 0 BB: 0 P: 21	R: 0 H: 0 E: 0 K: 1 S: 14	H: 0 LOB: 0 BB: 0 P: 20	R: 1 H: 2 E: 0 K: 1 S: 16	H: 2 LOB: 1 BB: 0 P: 22	R: 0 H: 0 E: 0 K: 1 S: 7	H: 0 LOB: 0 BB: 0 P: 12	R: 1 H: 1 E: 0 K: 1 S: 14	H: 1 LOB: 0 BB: 0 P: 19	R: 0 H: 1 E: 0 K: 1 S: 10	H: 1 LOB: 0 BB: 0 P: 13	R: 2 H: 2 E: 0 K: 2 S: 14	H: 2 LOB: 1 BB: 0 P: 21	1B: 4 2B: 1 3B: 1 HR: 3	SF: 0 SAC: 0 DP: 2 HBP: 2	WP: 0 PB: 0 SB: 0 CS: 1	PA: 33							
<b>PITCHER</b>	IP	WLS	BF	H	R	ER	SO	BB	IBB	HBP	BLK	WP	HR	S	P	ERA	WHIP										
20 Peter Lambert, R (1, 1) ERA: 4.92	5.0		20	4	2	2	6	1	0	1	0	0	1	65	99	3.60	1.000										
57 Tommy Doyle, R (6, 1) ERA: 3.52	1.0	B	4	1	1	1	1	0	0	0	0	0	1	14	19	9.00	1.000										
54 Matt Koch, R (7, 1) ERA: 3.71	1.2	L	8	3	2	2	2	0	0	1	0	0	1	21	31	10.80	1.800										
55 Justin Bruhl, L (8, 1) ERA: 5.46	0.1		1	0	0	0	1	0	0	0	0	0	0	3	3	0.00	0.000										

AB	33
R	3
H	8
RBI	3
BB	3
SO	12
LOB	11

AB	30
R	5
H	8
RBI	5
BB	1
SO	10
LOB	8

WP	0	PA	33
PB	0		
SB	0		
CS	1		

Batter	1	2	3	4	5	6	7	8	9	AB	R	H	RBI	BB	SO	LOB	TOP										
19 Charlie Blackmon, L (1,9) OBP: 0.372, SLG: 0.463										3	2	2	0	1	1	0	<b>Colorado Rockies @ Baltimore Orioles</b> Oriole Park at Camden Yards, Baltimore, MD Fri Aug 25 2023, 7:07 PM - 9:27 PM EDT Att: 28,872 - Partly Cloudy - 85 F <a href="http://livebaseballscorecards.com">livebaseballscorecards.com</a>										
14 Ezequiel Tovar, R (1,6) OBP: 0.298, SLG: 0.437										4	1	1	2	0	1	2											
35 Elias Diaz, R (1,2) OBP: 0.322, SLG: 0.427										4	0	2	1	0	0	1											
24 Ryan McMahon, L (1,10) OBP: 0.333, SLG: 0.455										4	0	0	0	0	1	3											
7 Brendan Rodgers, R (1,4) OBP: 0.289, SLG: 0.314										3	0	0	0	0	0	1											
22 Nolan Jones, L (1,7) OBP: 0.399, SLG: 0.510										4	1	1	0	0	1	2											
44 Elehuris Montero, R (1,3) 29 Jurickson Profar, S (9,PH) OBP: 0.254, SLG: 0.371 OBP: 0.316, SLG: 0.364										3	0	1	0	0	2	1											
13 Alan Trejo, R (1,5) 30 Harold Castro, L (9,PH) OBP: 0.282, SLG: 0.339 OBP: 0.276, SLG: 0.325										2	0	0	1	0	0	1											
9 Brenton Doyle, R (1,8) 4 Michael Toglia, S (9,PH) OBP: 0.247, SLG: 0.314 OBP: 0.233, SLG: 0.270										3	0	0	0	0	1	1											
<b>Inning Stats</b>	R: 0 E: 0 K: 0 S: 7	H: 1 LOB: 1 BB: 0 P: 9	R: 0 E: 0 K: 1 S: 12	H: 0 LOB: 1 BB: 0 P: 14	R: 1 E: 0 K: 2 S: 10	H: 2 LOB: 1 BB: 0 P: 15	R: 1 E: 0 K: 1 S: 11	H: 2 LOB: 1 BB: 0 P: 17	R: 2 E: 0 K: 1 S: 15	H: 1 LOB: 0 BB: 1 P: 21	R: 0 E: 0 K: 1 S: 8	H: 0 LOB: 0 BB: 0 P: 9	R: 0 E: 0 K: 1 S: 8	H: 0 LOB: 0 BB: 0 P: 12	R: 0 E: 0 K: 1 S: 8	H: 1 LOB: 1 BB: 0 P: 13		R: 0 E: 0 K: 2 S: 8	H: 0 LOB: 0 BB: 0 P: 13	1B: 5 2B: 1 3B: 0 HR: 1	SF: 1 SAC: 0 DP: 0 HBP: 1	WP: 0 PB: 0 SB: 0 CS: 0	PA: 36				
<b>PITCHER</b>	IP	WLS	BF	H	R	ER	SO	BB	IBB	HBP	BLK	WP	HR	S	P	ERA	WHIP										
19 Cole Irvin, L (1,1) ERA: 4.78	6.0		26	6	4	4	5	1	0	1	0	0	1	63	85	6.00	1.167										
14 Shintaro Fujinami, R (7,1) ERA: 7.6	2.0	W	7	1	0	0	2	0	0	0	0	0	0	16	23	0.00	0.500										
74 Felix Bautista, R (9,1) ERA: 1.48	0.2	H	2	0	0	0	1	0	0	0	0	0	0	5	8	0.00	0.000										
54 Danny Coulombe, L (9,1) ERA: 2.75	0.1	S	1	0	0	0	1	0	0	0	0	0	0	3	5	0.00	0.000										

Batter	1	2	3	4	5	6	7	8	9	AB	R	H	RBI	BB	SO	LOB	BOTTOM										
35 Adley Rutschman, S (1,10) OBP: 0.370, SLG: 0.428										4	0	1	0	0	0	1	<b>Colorado Rockies @ Baltimore Orioles</b> Oriole Park at Camden Yards, Baltimore, MD Fri Aug 25 2023, 7:07 PM - 9:27 PM EDT Att: 28,872 - Partly Cloudy - 85 F <a href="http://livebaseballscorecards.com">livebaseballscorecards.com</a>										
6 Ryan Mountcastle, R (1,3) OBP: 0.320, SLG: 0.478										4	1	2	1	0	0	1											
25 Anthony Santander, S (1,9) OBP: 0.325, SLG: 0.478										4	1	1	0	0	0	1											
21 Austin Hays, R (1,7) OBP: 0.332, SLG: 0.463										3	2	2	1	1	0	0											
2 Gunnar Henderson, L (1,5) (8,6) OBP: 0.329, SLG: 0.486										3	1	2	3	0	1	0											
27 James McCann, R (1,2) OBP: 0.287, SLG: 0.400										4	0	1	0	0	1	1											
11 Jordan Westburg, R (1,4) (8,5) OBP: 0.304, SLG: 0.491										3	0	1	0	1	0	2											
26 Ryan McKenna, R (1,8) OBP: 0.304, SLG: 0.354										1	0	0	0	0	1	0											
31 Cedric Mullins, L (7,PH) (8,8) OBP: 0.326, SLG: 0.445										2	0	0	0	0	1	1											
3 Jorge Mateo, R (1,6) OBP: 0.253, SLG: 0.344										2	0	0	0	0	0	1											
12 Adam Frazier, L (7,PH) (8,4) OBP: 0.299, SLG: 0.410										1	0	0	0	0	0	0											
<b>Inning Stats</b>	R: 2 E: 0 K: 0 S: 12	H: 3 LOB: 1 BB: 0 P: 17	R: 0 E: 0 K: 0 S: 8	H: 1 LOB: 0 BB: 0 P: 12	R: 0 E: 0 K: 0 S: 8	H: 0 LOB: 0 BB: 0 P: 10	R: 0 E: 0 K: 2 S: 11	H: 0 LOB: 0 BB: 0 P: 13	R: 0 E: 0 K: 1 S: 7	H: 0 LOB: 0 BB: 0 P: 8	R: 1 E: 0 K: 0 S: 12	H: 4 LOB: 2 BB: 0 P: 15	R: 0 E: 0 K: 1 S: 8	H: 1 LOB: 1 BB: 0 P: 13	R: 2 E: 0 K: 0 S: 14	H: 1 LOB: 1 BB: 2 P: 25	R: 0 E: 0 K: 1 S: 8	H: 0 LOB: 0 BB: 0 P: 13	1B: 6 2B: 1 3B: 0 HR: 3	SF: 1 SAC: 1 DP: 1 HBP: 0	WP: 0 PB: 0 SB: 1 CS: 0	PA: 35					
<b>PITCHER</b>	IP	WLS	BF	H	R	ER	SO	BB	IBB	HBP	BLK	WP	HR	S	P	ERA	WHIP										
21 Kyle Freeland, L (1,1) ERA: 5.0	6.0		25	8	3	3	3	0	0	0	0	0	0	8	13	4.50	1.333										
59 Jake Bird, R (7,1) ERA: 3.74	1.0	H	4	1	0	0	1	0	0	0	0	0	0	8	13	0.00	1.000										
39 Brent Suter, L (8,1) ERA: 3.05	1.0	L	6	1	2	2	0	2	0	0	0	0	1	14	25	18.00	3.000										

AB 33  
R 4  
H 7  
RBI 4  
BB 1  
SO 9  
LOB 12

AB 31  
R 5  
H 10  
RBI 5  
BB 2  
SO 4  
LOB 8







Batter	1	2	3	4	5	6	7	8	9	AB	R	H	RBI	BB	SO	LOB	TOP										
19 Charlie Blackmon, L (1, 9) OBP: 0.376, SLG: 0.464	P5		1B		1B		BB		L6	4	0	2	1	1	0	0	<b>Colorado Rockies @ Baltimore Orioles</b> Oriole Park at Camden Yards, Baltimore, MD Sat Aug 26 2023, 7:06 PM - 9:56 PM EDT Att: 42,535 - Partly Cloudy - 90 F										
14 Ezequiel Tovar, R (1, 6) OBP: 0.295, SLG: 0.433	F9		G4-3		K		F4			4	0	0	1	0	1	4											
24 Ryan McMahon, L (1, 5) OBP: 0.332, SLG: 0.452	K		F8		G5-3			BB		3	1	0	0	1	1												
35 Elias Diaz, R (1, 2)		1B	K		G4-3			BB		4	1	2	1	0	1	1											
22 Nolan Jones, L (1, 7) OBP: 0.361, SLG: 0.508	G4-3				K			BB		3	0	1	0	1	1												
7 Brendan Rodgers, R (1, 4) OBP: 0.275, SLG: 0.297	F8				K					4	0	0	0	0	2	3											
30 Harold Castro, L (1, 10) 13 Alan Trejo, R (8, PH) OBP: 0.280, SLG: 0.337 (8, 10)	G4-3				K					3	0	1	0	0	1	1											
4 Michael Toglia, S (1, 3) OBP: 0.234, SLG: 0.278			2B		L7					4	1	1	0	0	1	1											
9 Brenton Doyle, R (1, 8) OBP: 0.247, SLG: 0.313			1B		K					4	1	1	0	0	2	1											
<b>Inning Stats</b>	R: 0 H: 0 E: 0 K: 1 S: 6	H: 0 LOB: 0 BB: 0 P: 7	R: 0 H: 1 E: 0 K: 0 S: 6	H: 1 LOB: 1 BB: 0 P: 11	R: 2 H: 3 E: 0 K: 1 S: 16	H: 3 LOB: 1 BB: 0 P: 24	R: 0 H: 0 E: 0 K: 3 S: 10	H: 0 LOB: 0 BB: 0 P: 13	R: 0 H: 1 E: 0 K: 2 S: 11	H: 1 LOB: 1 BB: 0 P: 14	R: 0 H: 0 E: 0 K: 1 S: 9	H: 0 LOB: 1 BB: 1 P: 15	R: 0 H: 1 E: 0 K: 2 S: 13	H: 1 LOB: 2 BB: 1 P: 24	R: 2 H: 2 E: 0 K: 0 S: 13	H: 2 LOB: 0 BB: 1 P: 20		R: 0 H: 0 E: 0 K: 0 S: 7	H: 0 LOB: 0 BB: 0 P: 10	1B: 5 2B: 3 3B: 0 HR: 0	SF: 0 SAC: 0 DP: 1 HBP: 0	WP: 0 PB: 0 SB: 0 CS: 0	PA: 37				
<b>PITCHER</b>	IP	WLS	BF	H	R	ER	SO	BB	IBB	HBP	BLK	WP	HR	S	P	ERA	WHIP	<b>PITCHER</b>									
Kyle Bradish, R (1, 1) ERA: 3.03	6.0	W	25	6	2	2	8	1	0	0	0	0	0	59	87	3.00	1.167										
54 Danny Coulombe, L (7, 1) ERA: 2.7	0.2	H	3	0	0	0	2	1	0	0	0	0	0	8	15	0.00	1.500										
66 Jacob Webb, R (7, 1) ERA: 3.54	0.1	H	3	1	2	2	0	1	0	0	0	0	0	10	16	54.00	6.000										
24 DL Hall, L (8, 1) ERA: 4.5	1.0	H	3	1	0	0	0	0	0	0	0	0	0	7	10	0.00	1.000										
78 Yemmer Cano, R (9, 1) ERA: 1.6	1.0	S	3	0	0	0	0	0	0	0	0	0	0	7	10	0.00	0.000										
35 Adley Rutschman, S (1, 2) OBP: 0.367, SLG: 0.425	G6-3		K		K					K							4	0	0	0	0	3	2	<b>Colorado Rockies @ Baltimore Orioles</b> Oriole Park at Camden Yards, Baltimore, MD Sat Aug 26 2023, 7:06 PM - 9:56 PM EDT Att: 42,535 - Partly Cloudy - 90 F			
2 Gunnar Henderson, L (1, 6) OBP: 0.329, SLG: 0.463	G6-3				G4-3					2B							4	1	1	0	0	1	1				
25 Anthony Santander, S (1, 10) OBP: 0.326, SLG: 0.490	K				K					1B							4	1	2	1	0	2	0				
6 Ryan Mountcastle, R (1, 3) OBP: 0.324, SLG: 0.482		HBP			1B					2B							3	1	2	2	0	0	1				
32 Ryan O'Hearn, L (1, 9) OBP: 0.332, SLG: 0.492										2B							4	0	1	0	0	1	2				
26 Ryan McKenna, R (9, 9) OBP: 0.304, SLG: 0.354		1B			K					G4-3							0	0	0	0	0	0	0				
21 Austin Hays, R (1, 7) OBP: 0.331, SLG: 0.460	FC3-6									BB							3	1	0	1	1	0	2				
31 Cedric Mullins, L (1, 8) OBP: 0.326, SLG: 0.440	G4-6-3				K					BB							3	0	0	0	1	1	3				
29 Ramon Urias, R (1, 5) OBP: 0.313, SLG: 0.376					FC6					FC6-4							3	0	0	1	0	0	1				
12 Adam Frazier, L (1, 4) OBP: 0.298, SLG: 0.408																	2	0	0	0	0	1	1				
11 Jordan Westburg, R (7, PH) OBP: 0.308, SLG: 0.401 (8, 4)	P3				K					BB							0	1	0	0	1	0	0				
<b>Inning Stats</b>	R: 0 H: 0 E: 0 K: 1 S: 8	H: 0 LOB: 0 BB: 0 P: 14	R: 0 H: 1 E: 0 K: 0 S: 10	H: 1 LOB: 1 BB: 0 P: 16	R: 0 H: 0 E: 0 K: 1 S: 10	H: 0 LOB: 0 BB: 0 P: 16	R: 0 H: 1 E: 0 K: 2 S: 10	H: 1 LOB: 1 BB: 0 P: 16	R: 1 H: 0 E: 1 K: 3 S: 14	H: 0 LOB: 1 BB: 1 P: 23	R: 3 H: 3 E: 0 K: 0 S: 9	H: 3 LOB: 1 BB: 1 P: 16	R: 1 H: 1 E: 0 K: 2 S: 10	H: 1 LOB: 1 BB: 1 P: 16	R: 0 H: 0 E: 0 K: 0 S: 7	H: 0 LOB: 0 BB: 0 P: 9	1B: 4 2B: 2 3B: 0 HR: 0	SF: 0 SAC: 0 DP: 1 HBP: 1	WP: 0 PB: 0 SB: 1 CS: 0	PA: 34							
<b>PITCHER</b>	IP	WLS	BF	H	R	ER	SO	BB	IBB	HBP	BLK	WP	HR	S	P	ERA	WHIP	<b>PITCHER</b>									
32 Chris Flexen, R (1, 1) ERA: 6.94	5.0	L	21	4	3	2	7	1	0	0	0	0	0	5	11	9.00	2.000										
57 Tommy Doyle, R (6, 1) ERA: 3.99	1.0	B	5	1	1	1	0	1	0	0	0	0	0	5	11	9.00	2.000										
56 Evan Justice, L (7, 1) ERA: 9.0	1.0		5	1	1	1	2	1	0	0	0	0	0	10	16	9.00	2.000										
52 Daniel Bard, R (8, 1) ERA: 3.48	1.0		3	0	0	0	0	0	0	0	0	0	0	7	9	0.00	0.000										

Batter	1	2	3	4	5	6	7	8	9	AB	R	H	RBI	BB	SO	LOB	TOP																	
19 Charlie Blackmon, L (1, 10) OBP: 0.374, SLG: 0.461										4	0	1	0	0	0	1	<b>Colorado Rockies @ Baltimore Orioles</b> Oriole Park at Camden Yards, Baltimore, MD Sun Aug 27 2023, 1:37 PM - 4:05 PM EDT Att: 30,773 - Partly Cloudy - 90 F																	
14 Ezequiel Tovar, R (1, 6) OBP: 0.295, SLG: 0.431										4	1	1	0	0	0	1																		
24 Ryan McMahon, L (1, 5) OBP: 0.333, SLG: 0.455										4	1	2	0	0	0	1																		
7 Brendan Rodgers, R (1, 4) OBP: 0.274, SLG: 0.295										4	0	1	1	0	1	2																		
22 Nolan Jones, L (1, 7) OBP: 0.359, SLG: 0.502										3	0	0	0	1	2	2																		
15 Hunter Goodman, R (1, 3) OBP: 0.500, SLG: 0.500											4	1	2	1	0	1		0																
4 Michael Toglia, S (1, 9) OBP: 0.234, SLG: 0.300										4	1	1	1	0	0	3																		
9 Brenton Doyle, R (1, 8) OBP: 0.248, SLG: 0.316											3	0	1	0	0	1		0																
35 Elias Diaz, R (9, PH) OBP: 0.323, SLG: 0.430										1	0	0	1	0	0	0																		
16 Austin Wynns, R (1, 2) OBP: 0.248, SLG: 0.272											3	0	0	0	0	1		0																
30 Harold Castro, L (9, PH) OBP: 0.277, SLG: 0.328										1	0	0	0	0	1	0																		
<b>Inning Stats</b>	R: 0 E: 0 K: 0 S: 8	H: 1 LOB: 0 BB: 0 P: 11	R: 0 E: 0 K: 0 S: 9	H: 0 LOB: 0 BB: 0 P: 14	R: 0 E: 0 K: 1 S: 8	H: 0 LOB: 0 BB: 0 P: 10	R: 1 E: 0 K: 1 S: 13	H: 2 LOB: 1 BB: 0 P: 18	R: 1 E: 0 K: 1 S: 11	H: 2 LOB: 1 BB: 0 P: 16	R: 1 E: 0 K: 0 S: 11	H: 2 LOB: 2 BB: 1 P: 17	R: 0 E: 0 K: 2 S: 12	H: 0 LOB: 0 BB: 0 P: 7	R: 0 E: 0 K: 2 S: 12	H: 1 LOB: 1 BB: 0 P: 14	R: 1 E: 1 K: 1 S: 6	H: 1 LOB: 0 BB: 0 P: 8	1B: 6 2B: 2 3B: 0 HR: 1	SF: 0 SAC: 0 DP: 1 HBP: 0	WP: 0 PB: 0 SB: 1 CS: 0	PA: 36												
<b>PITCHER</b>	IP WLS BF H R ER SO BB IBB HBP BLK WP HR S P ERA WHIP																																	
15 Jack Flaherty, R (1, 1) ERA: 4.73	5.2	24	7	3	3	3	0	1	0	0	0	0	0	1	58	84	4.76	1.235																
51 Austin Voth, R (6, 1) ERA: 4.54	2.0	7	1	0	0	1	0	0	0	0	0	0	0	0	16	18	0.00	0.500																
58 Cionel Pérez, L (8, 1) ERA: 3.74	0.1	1	0	0	0	1	0	0	0	0	0	0	0	0	4	5	0.00	0.000																
78 Yennier Cano, R (9, 1) ERA: 1.57	1.0	L	4	1	1	0	1	0	0	0	0	0	0	0	6	8	0.00	1.000																
Batter	1	2	3	4	5	6	7	8	9	AB	R	H	RBI	BB	SO	LOB	BOTTOM																	
35 Adley Rutschman, S (1, 10) OBP: 0.366, SLG: 0.423										4	0	1	0	0	0	0	<b>Colorado Rockies @ Baltimore Orioles</b> Oriole Park at Camden Yards, Baltimore, MD Sun Aug 27 2023, 1:37 PM - 4:05 PM EDT Att: 30,773 - Partly Cloudy - 90 F																	
6 Ryan Mountcastle, R (1, 3) OBP: 0.300, SLG: 0.461										3	0	1	0	1	2	0																		
29 Ramón Urias, R (9, 5) OBP: 0.313, SLG: 0.376										4	0	1	0	0	1	1																		
25 Anthony Santander, S (1, 9) OBP: 0.326, SLG: 0.476										4	0	0	0	0	2	3																		
21 Austin Hays, R (1, 7) OBP: 0.328, SLG: 0.455										4	0	0	0	0	1	2																		
2 Gunnar Henderson, L (1, 5) OBP: 0.326, SLG: 0.479										3	0	0	0	0	0	0																		
27 James McCann, R (1, 2) OBP: 0.282, SLG: 0.362										3	0	0	0	0	1	0																		
12 Adam Frazier, L (9, PH) OBP: 0.297, SLG: 0.406										2	2	1	1	1	1	0																		
31 Cedric Mullins, L (1, 8) OBP: 0.328, SLG: 0.451										2	0	0	0	0	1	0																		
3 Jorge Mateo, R (1, 6) OBP: 0.252, SLG: 0.342										1	1	1	2	0	0	0																		
32 Ryan O'Hearn, L (8, PH) OBP: 0.335, SLG: 0.506										1	1	1	2	0	0	0																		
<b>Inning Stats</b>	R: 0 E: 0 K: 1 S: 10	H: 0 LOB: 0 BB: 0 P: 13	R: 0 E: 0 K: 0 S: 9	H: 0 LOB: 0 BB: 0 P: 12	R: 0 E: 0 K: 2 S: 11	H: 0 LOB: 0 BB: 0 P: 17	R: 0 E: 0 K: 0 S: 10	H: 2 LOB: 2 BB: 1 P: 15	R: 1 E: 0 K: 1 S: 7	H: 1 LOB: 0 BB: 0 P: 10	R: 0 E: 0 K: 2 S: 9	H: 0 LOB: 0 BB: 0 P: 11	R: 0 E: 0 K: 1 S: 7	H: 0 LOB: 0 BB: 0 P: 8	R: 2 E: 0 K: 0 S: 9	H: 2 LOB: 1 BB: 1 P: 21	R: 0 E: 0 K: 2 S: 9	H: 0 LOB: 0 BB: 0 P: 15	1B: 3 2B: 1 3B: 0 HR: 2	SF: 0 SAC: 0 DP: 1 HBP: 0	WP: 0 PB: 0 SB: 0 CS: 0	PA: 33												
<b>PITCHER</b>	IP WLS BF H R ER SO BB IBB HBP BLK WP HR S P ERA WHIP																																	
50 Ty Blach, L (1, 1) ERA: 3.94	7.0	24	3	1	1	0	1	0	0	0	0	0	0	1	7	17	27.00	4.500																
59 Jake Bird, R (8, 1) ERA: 3.94	0.2	B	5	2	2	2	0	1	0	0	0	0	0	0	1	7	27.00	4.500																
61 Justin Lawrence, R (8, 1) ERA: 3.75	1.1	W	4	0	0	0	2	0	0	0	0	0	0	0	11	19	0.00	0.000																



Batter	1	2	3	4	5	6	7	8	9	AB	R	H	RBI	BB	SO	LOB	TOP										
13 Ronald Acuña Jr., R OBP: 0.417, SLG: 0.570	F8	FC4-6		F8		1B		1B		5	0	2	0	0	0	4	<b>Atlanta Braves @ Colorado Rockies</b> Coors Field, Denver, CO Tue Aug 29 2023, 6:41 PM - 9:17 PM MDT Att: 25,244 - Clear - 82 F										
1 Ozzie Albies, S OBP: 0.324, SLG: 0.506	1B	PO	K	K		1B		P5		5	0	2	0	0	2	4											
27 Austin Riley, R OBP: 0.336, SLG: 0.505	F8		1B			2B				5	1	2	0	0	0	3											
28 Matt Olson, L OBP: 0.380, SLG: 0.593	L8		FC4			G4-3		F7		5	0	1	0	0	0	3											
20 Marcell Ozuna, R OBP: 0.340, SLG: 0.529		HR	P3			1B		BB		4	1	2	2	1	1	3											
8 Eddie Rosario, L OBP: 0.314, SLG: 0.487		3B	G4-3			F8		G4-6-3		5	1	1	0	0	0	5											
12 Sean Murphy, R OBP: 0.380, SLG: 0.525		1B				F8		L6		4	0	1	1	0	0	1											
11 Orlando Arcia, R OBP: 0.337, SLG: 0.442		F9				HBP		G3		3	0	1	0	0	0	1											
23 Michael Harris II, L OBP: 0.336, SLG: 0.457		1B				1B		K		4	0	3	0	0	1	1											
<b>Inning Stats</b>	R: 0 E: 0 K: 0 S: 4	H: 1 LOB: 1 BB: 6 P: 6	R: 2 E: 0 K: 0 S: 17	H: 4 LOB: 1 BB: 27 P: 27	R: 0 E: 1 K: 1 S: 14	H: 1 LOB: 2 BB: 0 P: 18	R: 0 E: 0 K: 1 S: 11	H: 1 LOB: 2 BB: 0 P: 20	R: 1 E: 0 K: 0 S: 9	H: 2 LOB: 1 BB: 0 P: 16	R: 0 E: 0 K: 1 S: 13	H: 3 LOB: 2 BB: 0 P: 19	R: 0 E: 0 K: 0 S: 6	H: 0 LOB: 0 BB: 1 P: 11	R: 0 E: 0 K: 0 S: 11	H: 2 LOB: 2 BB: 0 P: 16	R: 0 E: 0 K: 1 S: 7	H: 1 LOB: 1 BB: 0 P: 10	1B: 11 2B: 2 3B: 1 HR: 1	SF: 0 SAC: 0 DP: 1 HBP: 1	WP: 1 PB: 0 SB: 1 CS: 0	PA: 43					
<b>PITCHER</b>	IP	WLS	BF	H	R	ER	SO	BB	IBB	HBP	BLK	WP	HR	S	P	ERA	WHIP	<b>PITCHER</b>									
20 Peter Lambert, R ERA: 4.95	5.0	L	25	9	3	3	2	0	0	1	0	1	1	55	87	5.40	1.800										
39 Brent Suter, L ERA: 3.0	1.0		5	3	0	0	1	0	0	0	0	0	0	13	19	0.00	3.000										
64 Gavin Hollowell, R ERA: 5.71	2.0		8	2	0	0	1	0	0	0	0	0	0	17	27	0.00	1.500										
54 Matt Koch, R ERA: 3.58	1.0		4	1	0	0	1	0	0	0	0	0	0	7	10	0.00	1.000										
<b>Batter</b>	<b>1</b>	<b>2</b>	<b>3</b>	<b>4</b>	<b>5</b>	<b>6</b>	<b>7</b>	<b>8</b>	<b>9</b>	<b>AB</b>	<b>R</b>	<b>H</b>	<b>RBI</b>	<b>BB</b>	<b>SO</b>	<b>LOB</b>	<b>BOTTOM</b>										
19 Charlie Blackmon, L OBP: 0.377, SLG: 0.460	BB		L8			1B		G4-3		3	0	1	0	1	0	0	<b>Atlanta Braves @ Colorado Rockies</b> Coors Field, Denver, CO Tue Aug 29 2023, 6:41 PM - 9:17 PM MDT Att: 25,244 - Clear - 82 F										
14 Ezequiel Tovar, R OBP: 0.292, SLG: 0.426	L5		K			FC6-4		K		4	0	0	0	0	2	2											
24 Ryan McMahon, L OBP: 0.334, SLG: 0.460	F8					L4		F7		4	0	0	0	0	1	1											
35 Elias Díaz, R OBP: 0.320, SLG: 0.424	K					1B		F7		4	0	1	0	0	1	1											
22 Nolan Jones, L OBP: 0.353, SLG: 0.488		K				K		K		3	0	0	0	0	3	1											
15 Hunter Goodman, R OBP: 0.500, SLG: 0.727		3B				HBP		K		3	1	1	0	1	1	1											
30 Harold Castro, L OBP: 0.275, SLG: 0.324		G3				BB		G3		3	0	0	1	0	1	2											
4 Michael Toglia, S OBP: 0.230, SLG: 0.292		K				L8		K		3	0	0	0	0	2	0											
9 Brenton Doyle, R OBP: 0.242, SLG: 0.309			L8			F8		K		3	0	0	0	0	1	0											
<b>Inning Stats</b>	R: 0 E: 0 K: 1 S: 11	H: 0 LOB: 1 BB: 1 P: 19	R: 1 E: 0 K: 2 S: 14	H: 1 LOB: 0 BB: 0 P: 17	R: 0 E: 0 K: 1 S: 8	H: 0 LOB: 0 BB: 0 P: 13	R: 0 E: 0 K: 3 S: 11	H: 1 LOB: 2 BB: 1 P: 19	R: 0 E: 0 K: 0 S: 11	H: 0 LOB: 1 BB: 0 P: 13	R: 0 E: 0 K: 1 S: 8	H: 0 LOB: 0 BB: 0 P: 16	R: 0 E: 0 K: 2 S: 8	H: 0 LOB: 0 BB: 0 P: 12	R: 0 E: 0 K: 1 S: 7	H: 0 LOB: 0 BB: 0 P: 12	R: 0 E: 0 K: 1 S: 9	H: 0 LOB: 0 BB: 0 P: 14	1B: 2 2B: 0 3B: 1 HR: 0	SF: 0 SAC: 0 DP: 0 HBP: 1	WP: 0 PB: 0 SB: 0 CS: 0	PA: 33					
<b>PITCHER</b>	IP	WLS	BF	H	R	ER	SO	BB	IBB	HBP	BLK	WP	HR	S	P	ERA	WHIP	<b>PITCHER</b>									
50 Charlie Morton, R ERA: 3.29	6.0	W	24	3	1	1	8	2	0	1	0	0	0	8	12	0.00	0.833										
38 Pierce Johnson, R ERA: 4.59	1.0	H	3	0	0	0	2	0	0	0	0	0	0	8	12	0.00	0.000										
33 A.J. Minter, L ERA: 4.05	1.0	H	3	0	0	0	1	0	0	0	0	0	0	7	12	0.00	0.000										
26 Raisel Iglesias, R ERA: 2.74	1.0	S	3	0	0	0	1	0	0	0	0	0	0	9	14	0.00	0.000										

Batter	1	2	3	4	5	6	7	8	9	AB	R	H	RBI	BB	SO	LOB	TOP					
13 Ronald Acuña Jr., R OBP: 0.419, SLG: 0.567	L6		G6-3		G6-3	G6-3			1B	5	0	1	0	0	0	1	Atlanta Braves @ Colorado Rockies Coors Field, Denver, CO Wed Aug 30 2023, 6:41 PM - 9:14 PM MDT Att: 27,425 - Clear - 91 F					
1 Ozzie Albies, S OBP: 0.326, SLG: 0.507	1B		F4						1B	5	0	3	0	0	1	0						
27 Austin Riley, R OBP: 0.337, SLG: 0.504	F4								1B	5	1	2	0	0	1	3						
28 Matt Olson, L OBP: 0.379, SLG: 0.590	K									4	1	1	0	0	1	2						
20 Marcell Ozuna, R OBP: 0.339, SLG: 0.533		G5-3								4	1	1	1	0	1	1						
16 Travis d'Arnaud, R OBP: 0.301, SLG: 0.425	G5-3									3	1	0	1	1	0	1						
11 Orlando Arcia, R OBP: 0.336, SLG: 0.447	K									4	1	1	2	0	1	1						
17 Kevin Pillar, R OBP: 0.256, SLG: 0.421										4	2	2	1	0	0	1						
23 Michael Harris II, L OBP: 0.335, SLG: 0.455	G6-3									4	0	1	1	0	0	0						
<b>Inning Stats</b>	R: 0 E: 0 K: 1 S: 14	H: 1 LOB: 1 BB: 0 P: 21	R: 0 E: 0 K: 1 S: 7	H: 0 LOB: 0 BB: 0 P: 11	R: 1 E: 0 K: 0 S: 6	H: 1 LOB: 0 BB: 0 P: 7	R: 2 E: 1 K: 0 S: 17	H: 2 LOB: 1 BB: 0 P: 26	R: 0 E: 0 K: 0 S: 6	H: 1 LOB: 1 BB: 0 P: 8	R: 4 E: 0 K: 1 S: 19	H: 4 LOB: 1 BB: 1 P: 32	R: 0 E: 0 K: 1 S: 9	H: 0 LOB: 0 BB: 0 P: 10	R: 0 E: 0 K: 1 S: 8	H: 0 LOB: 0 BB: 0 P: 8	R: 0 E: 0 K: 0 S: 13	H: 2 LOB: 2 BB: 0 P: 18	1B: 9 2B: 0 3B: 0 HR: 3	SF: 0 SAC: 0 DP: 1 HBP: 0	WP: 1 PB: 0 SB: 1 CS: 0	PA: 39
<b>PITCHER</b>	IP WLS BF H R ER SO BB IBB HBP BLK WP HR S P ERA WHIP	IP WLS BF H R ER SO BB IBB HBP BLK WP HR S P ERA WHIP	IP WLS BF H R ER SO BB IBB HBP BLK WP HR S P ERA WHIP	IP WLS BF H R ER SO BB IBB HBP BLK WP HR S P ERA WHIP	IP WLS BF H R ER SO BB IBB HBP BLK WP HR S P ERA WHIP	IP WLS BF H R ER SO BB IBB HBP BLK WP HR S P ERA WHIP	IP WLS BF H R ER SO BB IBB HBP BLK WP HR S P ERA WHIP	IP WLS BF H R ER SO BB IBB HBP BLK WP HR S P ERA WHIP	IP WLS BF H R ER SO BB IBB HBP BLK WP HR S P ERA WHIP	IP WLS BF H R ER SO BB IBB HBP BLK WP HR S P ERA WHIP	IP WLS BF H R ER SO BB IBB HBP BLK WP HR S P ERA WHIP	IP WLS BF H R ER SO BB IBB HBP BLK WP HR S P ERA WHIP	IP WLS BF H R ER SO BB IBB HBP BLK WP HR S P ERA WHIP	IP WLS BF H R ER SO BB IBB HBP BLK WP HR S P ERA WHIP	IP WLS BF H R ER SO BB IBB HBP BLK WP HR S P ERA WHIP	IP WLS BF H R ER SO BB IBB HBP BLK WP HR S P ERA WHIP	IP WLS BF H R ER SO BB IBB HBP BLK WP HR S P ERA WHIP					
21 Kyle Freeland, L ERA: 5.18	5.2	L	26	8	7	6	3	1	0	0	0	0	0	1	0	17	22	0.00	1.500			
56 Evan Justice, L ERA: 12.0	1.1		5	2	0	0	1	0	0	0	0	0	0	0	0	8	8	0.00	0.000			
59 Jake Bird, R ERA: 3.89	1.0		3	0	0	0	1	0	0	0	0	0	0	0	0	8	8	0.00	2.000			
61 Justin Lawrence, R ERA: 3.89	1.0		5	2	0	0	0	0	0	0	0	0	0	0	0	13	18	0.00	2.000			

Batter	1	2	3	4	5	6	7	8	9	AB	R	H	RBI	BB	SO	LOB	BOTTOM					
19 Charlie Blackmon, L OBP: 0.378, SLG: 0.455	F8									3	0	0	0	1	0	1	Atlanta Braves @ Colorado Rockies Coors Field, Denver, CO Wed Aug 30 2023, 6:41 PM - 9:14 PM MDT Att: 27,425 - Clear - 91 F					
14 Ezequiel Tovar, R OBP: 0.291, SLG: 0.423	G4-3									5	0	1	1	0	2	2						
24 Ryan McMahon, L OBP: 0.333, SLG: 0.457	K									3	0	0	0	1	3	2						
35 Elias Díaz, R OBP: 0.319, SLG: 0.422		P3								4	1	1	0	0	0	1						
22 Nolan Jones, L OBP: 0.358, SLG: 0.498	P6									3	0	2	0	1	0	0						
15 Hunter Goodman, R OBP: 0.375, SLG: 0.571	F7									3	0	0	1	0	1	3						
4 Michael Toglia, S OBP: 0.224, SLG: 0.294										4	0	0	0	0	1	4						
13 Alan Trejo, R OBP: 0.283, SLG: 0.353										3	2	1	1	1	0	0						
9 Brenton Doyle, R OBP: 0.240, SLG: 0.306										3	0	0	0	0	2	1						
30 Harold Castro, L OBP: 0.273, SLG: 0.323										1	0	0	0	0	0	0						
<b>Inning Stats</b>	R: 0 E: 0 K: 1 S: 8	H: 0 LOB: 0 BB: 0 P: 11	R: 0 E: 0 K: 0 S: 7	H: 0 LOB: 0 BB: 0 P: 12	R: 1 E: 0 K: 2 S: 12	H: 1 LOB: 2 BB: 1 P: 22	R: 0 E: 0 K: 1 S: 10	H: 1 LOB: 1 BB: 0 P: 16	R: 0 E: 1 K: 0 S: 8	H: 0 LOB: 1 BB: 0 P: 10	R: 1 E: 0 K: 1 S: 9	H: 2 LOB: 1 BB: 0 P: 11	R: 1 E: 0 K: 2 S: 12	H: 1 LOB: 0 BB: 0 P: 17	R: 0 E: 0 K: 1 S: 8	H: 0 LOB: 2 BB: 2 P: 18	R: 0 E: 0 K: 1 S: 8	H: 0 LOB: 1 BB: 1 P: 17	1B: 2 2B: 2 3B: 0 HR: 1	SF: 1 SAC: 0 DP: 0 HBP: 1	WP: 1 PB: 0 SB: 1 CS: 0	PA: 38
<b>PITCHER</b>	IP WLS BF H R ER SO BB IBB HBP BLK WP HR S P ERA WHIP	IP WLS BF H R ER SO BB IBB HBP BLK WP HR S P ERA WHIP	IP WLS BF H R ER SO BB IBB HBP BLK WP HR S P ERA WHIP	IP WLS BF H R ER SO BB IBB HBP BLK WP HR S P ERA WHIP	IP WLS BF H R ER SO BB IBB HBP BLK WP HR S P ERA WHIP	IP WLS BF H R ER SO BB IBB HBP BLK WP HR S P ERA WHIP	IP WLS BF H R ER SO BB IBB HBP BLK WP HR S P ERA WHIP	IP WLS BF H R ER SO BB IBB HBP BLK WP HR S P ERA WHIP	IP WLS BF H R ER SO BB IBB HBP BLK WP HR S P ERA WHIP	IP WLS BF H R ER SO BB IBB HBP BLK WP HR S P ERA WHIP	IP WLS BF H R ER SO BB IBB HBP BLK WP HR S P ERA WHIP	IP WLS BF H R ER SO BB IBB HBP BLK WP HR S P ERA WHIP	IP WLS BF H R ER SO BB IBB HBP BLK WP HR S P ERA WHIP	IP WLS BF H R ER SO BB IBB HBP BLK WP HR S P ERA WHIP	IP WLS BF H R ER SO BB IBB HBP BLK WP HR S P ERA WHIP	IP WLS BF H R ER SO BB IBB HBP BLK WP HR S P ERA WHIP	IP WLS BF H R ER SO BB IBB HBP BLK WP HR S P ERA WHIP					
64 Darius Vines, R ERA: 3.0	6.0	W	25	4	2	2	2	1	0	1	0	1	0	0	0	0	12	17	9.00	1.000		
51 Michael Tonkin, R ERA: 3.39	1.0		4	1	1	1	2	0	0	0	0	0	0	0	1	8	18	0.00	2.000			
22 Kirby Yates, R ERA: 2.79	1.0		5	0	0	0	1	2	0	0	0	0	0	0	0	8	17	0.00	1.000			
26 Raisel Iglesias, R ERA: 2.68	1.0		4	0	0	0	1	1	0	0	0	0	0	0	8	17	0.00	1.000				





Batter	1	2	3	4	5	6	7	8	9	AB	R	H	RBI	BB	SO	LOB	TOP										
4 George Springer, R OBP: 0.332, SLG: 0.406		G1-3		36 HBP			15 BB		36 BB	2	2	1	0	3	0	0	Toronto Blue Jays @ Colorado Rockies Coors Field, Denver, CO Sat Sep 02 2023, 6:11 PM - 9:15 PM MDT Att: 40,445 - Cloudy - 95 F										
36 Davis Schneider, R OBP: 0.522, SLG: 0.870		F8		27 HBP			K		30 WP	3	1	1	1	1	1	1											
27 Vladimir Guerrero Jr., R OBP: 0.397, SLG: 0.432	G4-3			G6-4-3			K		L8	4	0	0	0	1	1	7											
15 Whit Merrifield, R OBP: 0.333, SLG: 0.411		F7							K	4	1	2	1	1	1	2											
30 Alejandro Kirk, R OBP: 0.334, SLG: 0.357				F9			G6-4-3			4	1	1	0	1	0	3											
55 Tyler Heineman, S OBP: 0.367, SLG: 0.280							F8		25 HBP	0	0	0	0	0	0	0											
28 Ernie Clement, R OBP: 0.428, SLG: 0.654				L7			G5-3		8 BB	3	1	1	0	0	0	0											
8 Cavan Biggio, L OBP: 0.312, SLG: 0.367									25 HBP	1	0	0	0	1	1	0											
25 Daulton Varsho, L OBP: 0.289, SLG: 0.380				F6			K			4	0	2	1	0	1	0											
5 Santiago Espinal, R OBP: 0.300, SLG: 0.311							F8			3	0	2	2	0	0	0											
13 Brandon Belt, L OBP: 0.371, SLG: 0.473				36 HBP			F8		L9	1	0	0	0	0	0	1											
10 Mason McCoy, R OBP: 0.364, SLG: 0.222							G4-3		K	0	0	0	0	0	0	0											
48 Spencer Horwitz, L OBP: 0.364, SLG: 0.222									F7	1	0	0	0	0	1	3											
39 Kevin Kiermaier, L OBP: 0.332, SLG: 0.422							G4-3			4	1	1	1	0	1	2											
Inning Stats	R: 4 H: 6 E: 0 K: 0 S: 21	L: 6 LOB: 3 BB: 1 P: 32	R: 1 H: 1 E: 0 K: 0 S: 5	L: 1 LOB: 1 BB: 1 P: 11	R: 0 H: 0 E: 0 K: 0 S: 7	L: 0 LOB: 0 BB: 0 P: 11	R: 0 H: 1 E: 0 K: 1 S: 9	L: 1 LOB: 2 BB: 1 P: 17	R: 0 H: 1 E: 0 K: 0 S: 6	L: 1 LOB: 0 BB: 0 P: 8	R: 0 H: 0 E: 0 K: 1 S: 8	L: 0 LOB: 0 BB: 0 P: 14	R: 0 H: 0 E: 0 K: 2 S: 10	L: 2 LOB: 2 BB: 2 P: 21	R: 0 H: 1 E: 0 K: 1 S: 15	L: 1 LOB: 1 BB: 0 P: 20		R: 2 H: 1 E: 0 K: 2 S: 12	L: 3 LOB: 3 BB: 3 P: 32	1B: 8 2B: 1 3B: 1 HR: 1	SF: 0 SAC: 0 DP: 3 HBP: 2	WP: 1 PB: 0 SB: 0 CS: 0	PA: 44				
PITCHER	IP	WLS	BF	H	R	ER	SO	BB	IBB	HBP	BLK	WP	HR	S	P	ERA	WHIP	PITCHER									
50 Ty Blach, L ERA: 4.33	6.0	W	27	9	5	5	2	3	0	1	0	0	1	56	93	7.50	2.000										
64 Gavin Hollowell, R ERA: 5.3	1.0	H	5	0	0	0	2	2	0	0	0	0	0	10	21	0.00	2.000										
54 Matt Koch, R ERA: 3.45	1.0	H	4	1	0	0	1	0	0	0	0	0	0	15	21	0.00	1.000										
61 Justin Lawrence, R ERA: 3.94	0.2	H	7	1	2	2	1	3	0	1	0	1	0	9	28	27.00	6.000										
40 Tyler Kinley, R ERA: 9.0	0.1	S	1	0	0	0	1	0	0	0	0	0	0	3	4	0.00	0.000										
Batter	1	2	3	4	5	6	7	8	9	AB	R	H	RBI	BB	SO	LOB	BOTTOM										
19 Charlie Blackmon, L OBP: 0.383, SLG: 0.458		G1-6-3		G4-3					24 BB	4	0	3	3	1	0	2	Toronto Blue Jays @ Colorado Rockies Coors Field, Denver, CO Sat Sep 02 2023, 6:11 PM - 9:15 PM MDT Att: 40,445 - Cloudy - 95 F										
14 Ezequiel Tovar, R OBP: 0.293, SLG: 0.429		L9		24 BB					G5-3	5	0	2	2	0	1	4											
24 Ryan McMahon, L OBP: 0.335, SLG: 0.458	G1-6-3			L7						5	0	2	0	0	1	3											
35 Elias Diaz, R OBP: 0.314, SLG: 0.414	K			K					G5-3	5	0	0	0	0	3	4											
22 Nolan Jones, L OBP: 0.364, SLG: 0.517		E6							G2-3	5	1	1	0	0	1	3											
7 Brendan Rodgers, R OBP: 0.258, SLG: 0.287		F8		L4					G2-3	3	1	0	0	1	0	2											
12 Sean Bouchard, R OBP: 0.288, SLG: 0.391									F7	2	3	0	0	2	1	0											
44 Elehuris Montero, R OBP: 0.288, SLG: 0.391										2	2	2	0	2	0	0											
9 Brenton Doyle, R OBP: 0.240, SLG: 0.314										4	1	1	3	0	3	6											
Inning Stats	R: 0 H: 1 E: 0 K: 1 S: 10	L: 2 LOB: 2 BB: 1 P: 20	R: 2 H: 2 E: 1 K: 1 S: 12	L: 2 LOB: 2 BB: 1 P: 21	R: 0 H: 1 E: 0 K: 1 S: 10	L: 1 LOB: 1 BB: 0 P: 16	R: 2 H: 2 E: 1 K: 2 S: 15	L: 2 LOB: 1 BB: 0 P: 26	R: 4 H: 2 E: 0 K: 2 S: 15	L: 2 LOB: 1 BB: 3 P: 32	R: 0 H: 1 E: 0 K: 0 S: 7	L: 0 LOB: 0 BB: 0 P: 10	R: 0 H: 0 E: 0 K: 2 S: 7	L: 0 LOB: 1 BB: 1 P: 12	R: 0 H: 2 E: 0 K: 1 S: 17	L: 2 LOB: 2 BB: 0 P: 18		1B: 8 2B: 2 3B: 1 HR: 0	SF: 0 SAC: 0 DP: 1 HBP: 0	WP: 1 PB: 0 SB: 2 CS: 1	PA: 41						
PITCHER	IP	WLS	BF	H	R	ER	SO	BB	IBB	HBP	BLK	WP	HR	S	P	ERA	WHIP	PITCHER									
16 Yusei Kikuchi, L ERA: 3.63	4.2	L	25	6	6	2	6	4	0	0	0	0	0	8	15	54.00	9.000										
93 Yimi Garcia, R ERA: 4.02	0.1		4	2	2	2	1	1	0	0	0	0	0	8	15	54.00	9.000										
58 Tim Mayza, L ERA: 1.36	1.0		3	1	0	0	0	0	0	0	0	0	0	7	10	0.00	1.000										
35 Jay Jackson, R ERA: 2.52	1.0		4	0	0	0	2	1	0	0	0	0	0	7	12	0.00	1.000										
92 Génesis Cabrera, L ERA: 3.44	1.0		5	2	0	0	1	0	0	0	0	0	0	17	18	0.00	2.000										

Batter	1	2	3	4	5	6	7	8	9	AB	R	H	RBI	BB	SO	LOB	TOP				
4 George Springer, R OBP: 0.332, SLG: 0.404										4	0	1	0	1	2	1					
8 Cavan Biggio, L OBP: 0.313, SLG: 0.364										2	1	0	0	1	0	1					
5 Santiago Espinal, R OBP: 0.302, SLG: 0.313										2	0	1	0	0	0	2					
10 Mason McCoy, R OBP: 0.289, SLG: 0.377										0	1	0	0	0	0	0					
27 Vladimir Guerrero Jr., R OBP: 0.341, SLG: 0.439										3	2	2	2	1	0	1					
36 Davis Schneider, R OBP: 0.514, SLG: 0.845										4	1	1	1	1	2	3					
39 Kevin Kiermaier, L OBP: 0.332, SLG: 0.422										0	0	0	0	0	0	0					
48 Spencer Horwitz, L OBP: 0.500, SLG: 0.615										4	2	3	2	1	0	2					
15 Whit Merrifield, R OBP: 0.322, SLG: 0.409										5	0	1	1	0	1	3					
28 Ernie Clement, R OBP: 0.455, SLG: 0.645										5	0	3	1	0	0	0					
25 Daulton Varsho, L OBP: 0.289, SLG: 0.377										4	0	0	0	1	1	4					
55 Tyler Heineman, S OBP: 0.344, SLG: 0.259										2	0	0	0	0	0	1					
30 Alejandro Kirk, R OBP: 0.335, SLG: 0.355										1	0	0	0	1	1	1					
<b>Inning Stats</b>	R: 0 E: 0 K: 1 S: 9	H: 0 LOB: 2 BB: 1 P: 19	R: 0 E: 0 K: 1 S: 12	H: 0 LOB: 1 BB: 1 P: 18	R: 1 E: 0 K: 1 S: 10	H: 2 LOB: 0 BB: 0 P: 15	R: 1 E: 0 K: 0 S: 8	H: 2 LOB: 1 BB: 1 P: 14	R: 3 E: 1 K: 2 S: 12	H: 3 LOB: 1 BB: 1 P: 27	R: 0 E: 0 K: 0 S: 6	H: 1 LOB: 1 BB: 1 P: 11	R: 0 E: 0 K: 1 S: 14	H: 0 LOB: 1 BB: 1 P: 23	R: 2 E: 0 K: 1 S: 19	H: 3 LOB: 2 BB: 1 P: 30	1B: 9 2B: 1 3B: 0 HR: 2	SF: 0 SAC: 0 DP: 2 HBP: 1	WP: 1 PB: 0 SB: 0 CS: 1	PA: 44	
<b>PITCHER</b>	IP: 4.0 WLS: 17 BF: 4	H: 2 R: 2 ER: 2 SO: 3	BB: 2 IBB: 0 HBP: 1 BLK: 0	WP: 0 HR: 2 S: 39 P: 66	ERA: 4.50 WHIP: 1.500	IP: 0.2 WLS: L BF: 6	H: 3 R: 2 ER: 2 SO: 1	BB: 1 IBB: 0 HBP: 0 BLK: 0	WP: 0 HR: 0 S: 17 P: 27	ERA: 27.00 WHIP: 6.000	IP: 0.1 WLS: 1 BF: 0	H: 0 R: 0 ER: 0 SO: 0	BB: 0 IBB: 0 HBP: 0 BLK: 0	WP: 0 HR: 0 S: 2 P: 3	ERA: 0.00 WHIP: 0.000						
45 Chase Anderson, R ERA: 5.98																					
57 Tommy Doyle, R ERA: 5.31																					
56 Evan Justice, L ERA: 9.0																					
54 Matt Koch, R ERA: 3.34																					
40 Tyler Kinley, R ERA: 7.71																					

Toronto Blue Jays @ Colorado Rockies  
Coors Field, Denver, CO  
Sun Sep 03 2023, 1:13 PM - 5:24 PM MDT  
Att: 32,283 - Partly Cloudy - 86 F

AB 36  
R 7  
H 12  
RBI 7  
BB 7  
SO 7  
LOB 19



Batter	1	2	3	4	5	6	7	8	9	AB	R	H	RBI	BB	SO	LOB	BOTTOM					
19 Charlie Blackmon, L OBP: 0.380, SLG: 0.453										5	0	1	0	0	1	3						
14 Ezequiel Tovar, R OBP: 0.292, SLG: 0.427										5	1	1	0	0	1	3						
24 Ryan McMahon, L OBP: 0.333, SLG: 0.457										5	1	1	1	0	3	1						
22 Nolan Jones, L OBP: 0.365, SLG: 0.513										4	0	1	1	1	1	0						
7 Brendan Rodgers, R OBP: 0.268, SLG: 0.281										3	1	1	0	1	2	2						
44 Elehuris Montero, R OBP: 0.273, SLG: 0.365										3	2	1	0	1	1	2						
15 Hunter Goodman, R OBP: 0.417, SLG: 0.619										3	0	2	3	1	0	1						
12 Sean Bouchard, R OBP: 0.268, SLG: 0.281										0	0	0	0	0	0	0						
9 Brenton Doyle, R OBP: 0.238, SLG: 0.311										3	0	0	0	0	2	3						
16 Austin Wynns, R OBP: 0.260, SLG: 0.277										2	0	1	0	1	0	0						
35 Elias Diaz, R OBP: 0.314, SLG: 0.413										1	0	0	0	0	0	0						
<b>Inning Stats</b>	R: 0 E: 0 K: 2 S: 8	H: 0 LOB: 0 BB: 0 P: 9	R: 0 E: 0 K: 2 S: 13	H: 0 LOB: 2 BB: 2 P: 27	R: 2 E: 0 K: 1 S: 10	H: 4 LOB: 1 BB: 0 P: 15	R: 1 E: 0 K: 0 S: 9	H: 2 LOB: 2 BB: 1 P: 16	R: 2 E: 0 K: 3 S: 17	H: 1 LOB: 1 BB: 2 P: 31	R: 0 E: 0 K: 2 S: 13	H: 1 LOB: 1 BB: 0 P: 15	R: 0 E: 0 K: 1 S: 10	H: 1 LOB: 1 BB: 0 P: 13	R: 0 E: 0 K: 0 S: 6	H: 0 LOB: 0 BB: 0 P: 7	R: 0 E: 0 K: 0 S: 8	H: 0 LOB: 0 BB: 0 P: 12	1B: 4 2B: 5 3B: 0 HR: 0	SF: 0 SAC: 1 DP: 1 HBP: 0	WP: 0 PB: 0 SB: 3 CS: 0	PA: 40
<b>PITCHER</b>	IP: 4.0 WLS: 20 BF: 7	H: 3 R: 3 ER: 3 SO: 3	BB: 3 IBB: 0 HBP: 0 BLK: 0	WP: 0 HR: 0 S: 40 P: 67	ERA: 6.75 WHIP: 2.250	IP: 1.0 WLS: S BF: 3	H: 0 R: 0 ER: 0 SO: 0	BB: 0 IBB: 0 HBP: 0 BLK: 0	WP: 0 HR: 0 S: 8 P: 12	ERA: 0.00 WHIP: 0.000	IP: 1.0 WLS: 3 BF: 3	H: 1 R: 0 ER: 0 SO: 0	BB: 0 IBB: 0 HBP: 0 BLK: 0	WP: 0 HR: 0 S: 8 P: 12	ERA: 0.00 WHIP: 0.000							
34 Kevin Gausman, R ERA: 3.39																						
33 Trevor Richards, R ERA: 3.59																						
58 Tim Mayza, L ERA: 1.33																						
12 Jordan Hicks, R ERA: 3.62																						
37 Chad Green, R ERA: 5.4																						

Toronto Blue Jays @ Colorado Rockies  
Coors Field, Denver, CO  
Sun Sep 03 2023, 1:13 PM - 5:24 PM MDT  
Att: 32,283 - Partly Cloudy - 86 F

AB 34  
R 5  
H 9  
RBI 5  
SO 11  
LOB 15





Batter	1	2	3	4	5	6	7	8	9	AB	R	H	RBI	BB	SO	LOB	TOP										
19 Charlie Blackmon, L (1, 10) OBP: 0.378, SLG: 0.448										3	0	0	0	1	1	0	<b>Colorado Rockies @ Arizona Diamondbacks</b> Chase Field, Phoenix, AZ Mon Sep 04 2023, 1:11 PM - 3:29 PM MST Att: 18,097 - Roof Closed - 78 F										
14 Ezequiel Tovar, R (1, 6) OBP: 0.290, SLG: 0.423										4	1	0	0	0	1	1											
24 Ryan McMahon, L (1, 5)										4	0	0	0	0	3	1											
35 Elias Diaz, R (1, 2) OBP: 0.315, SLG: 0.416										4	0	2	1	0	2	0											
22 Nolan Jones, L (1, 7) (8, 8)										4	1	1	0	0	2	2											
7 Brendan Rodgers, R (1, 4) OBP: 0.270, SLG: 0.283										3	0	1	0	0	0	1											
44 Elehuris Montero, R (1, 3) OBP: 0.274, SLG: 0.391										2	0	0	0	1	2	2											
15 Hunter Goodman, R (1, 9) OBP: 0.407, SLG: 0.583										3	0	1	1	0	1	1											
9 Brenton Doyle, R (1, 8) OBP: 0.237, SLG: 0.309										2	0	0	0	0	2	0											
12 Sean Bouchard, R (8, PH) (8, 7)										1	0	0	0	0	0	0											
<b>Inning Stats</b>	R: 0 E: 0 K: 2 S: 8	H: 0 LOB: 0 BB: 0 P: 10	R: 0 E: 0 K: 2 S: 9	H: 0 LOB: 0 BB: 0 P: 16	R: 0 E: 0 K: 1 S: 8	H: 0 LOB: 1 BB: 1 P: 15	R: 0 E: 0 K: 1 S: 6	H: 0 LOB: 0 BB: 0 P: 10	R: 1 E: 0 K: 2 S: 12	H: 3 LOB: 2 BB: 0 P: 14	R: 0 E: 0 K: 2 S: 8	H: 0 LOB: 0 BB: 0 P: 10	R: 0 E: 0 K: 2 S: 9	H: 1 LOB: 1 BB: 0 P: 15	R: 0 E: 0 K: 2 S: 10	H: 0 LOB: 0 BB: 0 P: 16	R: 1 E: 0 K: 0 S: 16	H: 1 LOB: 1 BB: 1 P: 26	1B: 4 2B: 1 3B: 0 HR: 0	SF: 0 SAC: 0 DP: 1 HBP: 0	WP: 0 PB: 0 SB: 0 CS: 0	PA: 32					
<b>PITCHER</b>	IP	WLS	BF	H	R	ER	SO	BB	IBB	HBP	BLK	WP	HR	S	P	ERA	WHIP										
29 Merrill Kelly, R (1, 1) ERA: 3.22	7.0	W	24	4	1	1	12	1	0	0	0	0	0	60	90	1.29	0.714										
37 Kevin Ginkel, R (8, 1) ERA: 2.39	1.0	H	3	0	0	0	2	0	0	0	0	0	0	10	16	0.00	0.000										
38 Paul Sewald, R (9, 1) ERA: 3.29	1.0	S	5	1	1	1	0	1	0	0	0	0	0	16	26	9.00	2.000										

AB	30
R	2
H	5
RBI	2
BB	2
SO	14
LOB	8



Batter	1	2	3	4	5	6	7	8	9	AB	R	H	RBI	BB	SO	LOB	BOTTOM										
7 Corbin Carroll, L (1, 9) OBP: 0.361, SLG: 0.525										4	0	1	1	0	1	1	<b>Colorado Rockies @ Arizona Diamondbacks</b> Chase Field, Phoenix, AZ Mon Sep 04 2023, 1:11 PM - 3:29 PM MST Att: 18,097 - Roof Closed - 78 F										
5 Alek Thomas, L (1, 8) OBP: 0.280, SLG: 0.386										4	0	0	0	0	1	1											
28 Tommy Pham, R (1, 10) OBP: 0.327, SLG: 0.450										4	0	1	0	0	2	1											
53 Christian Walker, R (1, 3) OBP: 0.347, SLG: 0.526										4	1	1	0	0	0	1											
12 Lourdes Gurriel Jr., R (1, 7) OBP: 0.304, SLG: 0.469										3	1	1	0	0	1	0											
14 Gabriel Moreno, R (1, 2) OBP: 0.328, SLG: 0.418										3	1	1	1	0	0	0											
6 Jace Peterson, L (1, 5) OBP: 0.307, SLG: 0.316										3	0	1	2	0	0	0											
13 Nick Ahmed, R (1, 6) OBP: 0.261, SLG: 0.308										3	0	0	0	0	1	1											
2 Geraldo Perdomo, S (1, 4) OBP: 0.366, SLG: 0.389										2	1	0	0	1	1	1											
<b>Inning Stats</b>	R: 0 E: 0 K: 0 S: 8	H: 1 LOB: 1 BB: 0 P: 13	R: 0 E: 0 K: 0 S: 8	H: 0 LOB: 0 BB: 0 P: 12	R: 1 E: 0 K: 1 S: 12	H: 1 LOB: 1 BB: 1 P: 19	R: 3 E: 0 K: 1 S: 18	H: 4 LOB: 1 BB: 0 P: 25	R: 0 E: 0 K: 2 S: 9	H: 0 LOB: 0 BB: 0 P: 11	R: 0 E: 0 K: 1 S: 7	H: 0 LOB: 0 BB: 0 P: 14	R: 0 E: 0 K: 2 S: 10	H: 0 LOB: 0 BB: 0 P: 16	R: 0 E: 0 K: 0 S: 6	H: 0 LOB: 0 BB: 0 P: 7		R: 0 E: 0 K: 0 S: 6	H: 0 LOB: 0 BB: 0 P: 7	1B: 3 2B: 2 3B: 1 HR: 0	SF: 0 SAC: 0 DP: 0 HBP: 0	WP: 0 PB: 0 SB: 0 CS: 0	PA: 31				
<b>PITCHER</b>	IP	WLS	BF	H	R	ER	SO	BB	IBB	HBP	BLK	WP	HR	S	P	ERA	WHIP										
20 Peter Lambert, R (1, 1) ERA: 5.03	6.0	L	25	6	4	4	5	1	0	0	0	0	0	94	94	6.00	1.167										
46 Nick Mears, R (7, 1) ERA: 2.0	2.0		6	0	0	0	2	0	0	0	0	0	0	16	23	0.00	0.000										

AB	30
R	4
H	6
RBI	4
BB	1
SO	7
LOB	6



Batter	1	2	3	4	5	6	7	8	9	AB	R	H	RBI	BB	SO	LOB	TOP				
19 Charlie Blackmon, L (1, 10) OBP: 0.376, SLG: 0.443										3	1	0	1	1	1	1					
14 Ezequiel Tovar, R (1, 6) OBP: 0.290, SLG: 0.422										4	1	1	0	0	2	1					
24 Ryan McMahon, L (1, 5) OBP: 0.329, SLG: 0.450										4	0	0	0	0	0	2					
35 Elias Diaz, R (1, 2) OBP: 0.315, SLG: 0.415										4	0	1	0	0	1	1					
22 Nolan Jones, L (1, 7) OBP: 0.365, SLG: 0.511										3	0	1	1	1	1	0					
7 Brendan Rodgers, R (1, 4) OBP: 0.279, SLG: 0.292										4	0	2	0	0	0	2					
44 Elehuris Montero, R (1, 3) OBP: 0.273, SLG: 0.385										3	0	0	0	0	1	1					
15 Hunter Goodman, R (1, 9) OBP: 0.355, SLG: 0.500										4	0	0	0	0	0	3					
12 Sean Bouchard, R (9, 9)										0	0	0	0	0	0	0					
9 Brenton Doyle, R (1, 8) OBP: 0.240, SLG: 0.318										4	1	2	0	0	0	0					
<b>Inning Stats</b>	R: 1 E: 0 K: 1 S: 15	H: 2 LOB: 2 BB: 1 P: 23	R: 0 E: 0 K: 2 S: 12	H: 1 LOB: 1 BB: 0 P: 19	R: 1 E: 0 K: 1 S: 15	H: 2 LOB: 3 BB: 1 P: 23	R: 1 E: 0 K: 0 S: 7	H: 1 LOB: 0 BB: 0 P: 11	R: 0 E: 0 K: 0 S: 11	H: 0 LOB: 0 BB: 0 P: 15	R: 0 E: 0 K: 1 S: 13	H: 0 LOB: 0 BB: 0 P: 16	R: 0 E: 0 K: 1 S: 9	H: 0 LOB: 0 BB: 0 P: 12	R: 0 E: 0 K: 0 S: 7	H: 0 LOB: 0 BB: 0 P: 11	1B: 5 2B: 1 HR: 0	SF: 1 SAC: 0 DP: 0 HBP: 1	WP: 0 PB: 0 SB: 3 CS: 0	PA: 37	
<b>PITCHER</b>	IP WLS BF H R ER SO BB IBB HBP BLK WP HR S P ERA WHIP	3.2 L 20 6 3 3 4 2 0 1 0 0 0 45 70 7.36 2.182	1.0 3 0 0 0 0 0 0 0 0 0 0 9 13 0.00 0.000	1.0 4 1 0 0 0 0 0 0 0 0 0 10 16 0.00 1.000	1.2 5 0 0 0 2 0 0 0 0 0 0 20 27 0.00 0.000	1.2 5 0 0 0 0 0 0 0 0 0 0 13 18 0.00 0.000															
32 Brandon Pfaadt, R (1, 1) ERA: 6.27																					
35 Joe Mantiply, L (4, 1) ERA: 5.65																					
65 Luis Frias, R (5, 1) ERA: 5.12																					
57 Andrew Saalfrank, L (6, 1) ERA: 5.12																					
81 Ryan Thompson, R (8, 1) ERA: 5.14																					
<b>Batter</b>	<b>1</b>	<b>2</b>	<b>3</b>	<b>4</b>	<b>5</b>	<b>6</b>	<b>7</b>	<b>8</b>	<b>9</b>	<b>AB</b>	<b>R</b>	<b>H</b>	<b>RBI</b>	<b>BB</b>	<b>SO</b>	<b>LOB</b>	<b>BOTTOM</b>				
4 Ketel Marte, S (1, 4) OBP: 0.356, SLG: 0.481										4	1	2	0	0	0	0					
13 Emmanuel Rivera, R (1, 5) OBP: 0.310, SLG: 0.370										2	0	1	1	1	0	1					
2 Geraldo Perdomo, S (7, PH) OBP: 0.365, SLG: 0.388										1	0	0	0	0	0	0					
28 Tommy Pham, R (1, 9) OBP: 0.324, SLG: 0.444										4	0	0	0	0	0	3					
53 Christian Walker, R (1, 3) OBP: 0.348, SLG: 0.526										4	1	2	0	0	1	0					
3 Evan Longoria, R (1, 10) OBP: 0.295, SLG: 0.454										4	0	0	0	0	2	2					
12 Lourdes Gurriel Jr., R (1, 7) OBP: 0.306, SLG: 0.470										3	0	1	0	1	0	0					
7 Corbin Carroll, L (1, 8) OBP: 0.360, SLG: 0.523										2	0	0	1	1	0	2					
13 Nick Ahmed, R (1, 6) OBP: 0.257, SLG: 0.303										3	0	0	0	0	1	4					
5 Alek Thomas, L (9, PH) OBP: 0.279, SLG: 0.385																					

Batter	1	2	3	4	5	6	7	8	9	AB	R	H	RBI	BB	SO	LOB	TOP							
14 Ezequiel Tovar, R OBP: 0.291, SLG: 0.419										3	1	0	0	2	1	4	<p><b>Colorado Rockies @ Arizona Diamondbacks</b> Chase Field, Phoenix, AZ Wed Sep 06 2023, 12:41 PM - 3:41 PM MST Att: 11,044 - Roof Closed - 75 F</p> <p>livebaseballscorecards.com</p> <p>AB 32 R 5 H 6 RBI 5 BB 5 SO 8 LOB 16</p>							
24 Ryan McMahon, L OBP: 0.330, SLG: 0.448										2	1	0	0	2	1	1								
13 Alan Trejo, R OBP: 0.282, SLG: 0.351										1	0	0	0	0	1	1								
7 Brendan Rodgers, R OBP: 0.275, SLG: 0.287										5	1	1	1	0	1	3								
22 Nolan Jones, L OBP: 0.363, SLG: 0.514										4	1	1	2	0	0	1								
44 Elehuris Montero, R OBP: 0.273, SLG: 0.387										4	1	1	0	0	1	2								
12 Sean Bouchard, R OBP: 0.291, SLG: 0.387										4	0	0	0	0	3	2								
15 Hunter Goodman, R OBP: 0.371, SLG: 0.484										3	0	1	1	1	0	0								
9 Brenton Doyle, R OBP: 0.241, SLG: 0.318										3	0	1	1	0	0	1								
11 Cole Tucker, S OBP: 0.556, SLG: 0.429										0	0	0	0	0	0	0								
16 Austin Wynns, R OBP: 0.269, SLG: 0.278										3	0	1	0	0	0	1								
<b>Inning Stats</b>	R: 4 H: 3 E: 0 K: 1 S: 18	H: 3 LOB: 1 BB: 2 P: 30	R: 0 H: 1 E: 0 K: 0 S: 11	H: 1 LOB: 1 BB: 0 P: 16	R: 1 H: 2 E: 0 K: 1 S: 13	H: 2 LOB: 3 BB: 1 P: 26	R: 0 H: 0 E: 0 K: 1 S: 10	H: 0 LOB: 0 BB: 0 P: 17	R: 0 H: 0 E: 0 K: 0 S: 6	H: 0 LOB: 0 BB: 0 P: 11	R: 0 H: 0 E: 0 K: 2 S: 9	H: 0 LOB: 0 BB: 0 P: 11	R: 0 H: 0 E: 0 K: 1 S: 7	H: 0 LOB: 0 BB: 0 P: 11	R: 0 H: 0 E: 0 K: 1 S: 6	H: 0 LOB: 1 BB: 0 P: 13		1B: 4 2B: 1 3B: 1 HR: 0	SF: 0 SAC: 0 DP: 1 HBP: 2	WP: 0 PB: 0 SB: 0 CS: 0	PA: 39			
<b>PITCHER</b>	IP: 3.0 WLS: 0 BF: 19 ERA: 8.81	W: 0 R: 0 ER: 0 SO: 2	H: 6 R: 5 ER: 5	R: 5 ER: 5	BB: 3 IBB: 0 HBP: 1 BLK: 0	WP: 0 HR: 0 S: 42 P: 72	ERA: 15.00 WHIP: 3.000	<b>PITCHER</b>	IP: 1.0 WLS: 0 BF: 4 ERA: 4.92	W: 0 R: 0 ER: 0	H: 0 R: 0 ER: 0	SO: 1	BB: 0 IBB: 0 HBP: 1 BLK: 0	WP: 0 HR: 0 S: 6 P: 11	ERA: 0.00 WHIP: 0.000	<b>PITCHER</b>		IP: 1.0 WLS: 0 BF: 3 ERA: 4.43	W: 0 R: 0 ER: 0	H: 0 R: 0 ER: 0	SO: 1	BB: 1 IBB: 0 HBP: 0 BLK: 0	WP: 0 HR: 0 S: 7 P: 13	ERA: 0.00 WHIP: 1.000
27 Zach Davies, R ERA: 8.81	3.0	0	5	5	3	0	15.00	3.000	1.0	0	0	1	0	0	6	11		0.00	0.000					
40 Bryce Jarvis, R ERA: 2.81	2.0	0	0	0	1	0	0.00	0.500	1.0	0	0	0	0	0	7	13		0.00	1.000					
40 Bryce Jarvis, R ERA: 2.81	2.0	0	0	0	1	0	0.00	0.500	1.0	0	0	0	0	7	13	0.00		1.000						
65 Luis Frias, R ERA: 4.87	1.0	0	0	0	0	0	0.00	0.000	1.0	0	0	0	0	0	0	0	0.00	0.000						
24 Kyle Nelson, L ERA: 3.59	1.0	0	0	0	0	0	0.00	0.000	1.0	0	0	0	0	0	0	0	0.00	0.000						

Batter	1	2	3	4	5	6	7	8	9	AB	R	H	RBI	BB	SO	LOB	BOTTOM						
7 Corbin Carroll, L OBP: 0.392, SLG: 0.552										1	2	0	0	0	1	0	<p><b>Colorado Rockies @ Arizona Diamondbacks</b> Chase Field, Phoenix, AZ Wed Sep 06 2023, 12:41 PM - 3:41 PM MST Att: 11,044 - Roof Closed - 75 F</p> <p>livebaseballscorecards.com</p> <p>AB 35 R 12 H 13 RBI 12 BB 5 SO 9 LOB 20</p>						
40 Bryce Jarvis, L OBP: 0.392, SLG: 0.552										4	1	1	0	1	2	4							
13 Emmanuel Rivera, R OBP: 0.306, SLG: 0.360										4	3	3	3	1	0	2							
65 Luis Frias, R OBP: 0.392, SLG: 0.552										4	1	1	1	1	1	5							
24 Kyle Nelson, L OBP: 0.392, SLG: 0.552										4	1	2	5	1	1	1							
26 Pavin Smith, L OBP: 0.306, SLG: 0.360										4	1	2	5	1	1	1							
50 Miguel Castro, R OBP: 0.392, SLG: 0.552										5	1	2	2	0	2	2							
30 Scott McGough, R ERA: 4.43										5	0	1	0	0	1	3							
4 Kaelin Marte, S OBP: 0.356, SLG: 0.481										5	1	2	0	0	1	1							
28 Tommy Pham, R OBP: 0.330, SLG: 0.454										5	0	1	0	0	1	3							
53 Christian Walker, R OBP: 0.349, SLG: 0.524										5	1	2	0	0	1	1							
5 Alek Thomas, L OBP: 0.284, SLG: 0.396										5	1	2	5	1	1	1							
12 Lourdes Gurriel Jr., R OBP: 0.307, SLG: 0.476										5	1	2	2	0	2	2							
3 Evan Longoria, R OBP: 0.292, SLG: 0.447										5	0	1	0	0	1	3							
11 Jose Herrera, S OBP: 0.301, SLG: 0.263										5	1	2	0	0	1	1							
2 Geraldo Perdomo, S OBP: 0.369, SLG: 0.389										2	2	1	1	1	0	1							
<b>Inning Stats</b>	R: 1 H: 2 E: 0 K: 2 S: 15	H: 2 LOB: 0 BB: 0 P: 23	R: 0 H: 0 E: 0 K: 0 S: 6	H: 0 LOB: 0 BB: 0 P: 14	R: 5 H: 2 E: 0 K: 3 S: 19	H: 2 LOB: 2 BB: 2 P: 36	R: 3 H: 1 E: 0 K: 2 S: 19	H: 1 LOB: 2 BB: 1 P: 35	R: 1 H: 2 E: 0 K: 0 S: 8	H: 2 LOB: 0 BB: 0 P: 14	R: 1 H: 3 E: 0 K: 0 S: 15	H: 3 LOB: 2 BB: 1 P: 25	R: 0 H: 1 E: 0 K: 0 S: 6	H: 1 LOB: 0 BB: 0 P: 10	R: 1 H: 2 E: 0 K: 2 S: 17	H: 2 LOB: 1 BB: 0 P: 25	1B: 7 2B: 4 3B: 0 HR: 2	SF: 0 SAC: 0 DP: 2 HBP: 4	WP: 0 PB: 0 SB: 0 CS: 0	PA: 44			
<b>PITCHER</b>	IP: 2.1 WLS: 1 BF: 14 ERA: 7.36	W: 0 R: 0 ER: 0	H: 6 R: 6 ER: 6	SO: 3	BB: 2 IBB: 0 HBP: 2 BLK: 0	WP: 0 HR: 1 S: 33 P: 63	ERA: 23.14 WHIP: 2.571	<b>PITCHER</b>	IP: 1.0 WLS: 0 BF: 5 ERA: 2.7	W: 0 R: 1 ER: 1	H: 2 R: 1 ER: 1	SO: 2	BB: 0 IBB: 0 HBP: 0 BLK: 0	WP: 0 HR: 1 S: 17 P: 25	ERA: 9.00 WHIP: 2.000	<b>PITCHER</b>	IP: 1.0 WLS: 0 BF: 5 ERA: 2.7	W: 0 R: 1 ER: 1	H: 2 R: 1 ER: 1	SO: 2	BB: 0 IBB: 0 HBP: 0 BLK: 0	WP: 0 HR: 1 S: 17 P: 25	ERA: 9.00 WHIP: 2.000
32 Chris Flexen, R ERA: 7.36	2.1	0	6	6	2	0	23.14	2.571	1.0	0	1	2	0	0	0	0	9.00	2.000					
64 Gavin Hollowell, R ERA: 6.2	1.1	0	3	3	2	0	20.25	1.500	1.0	0	1	2	0	0	0	0	9.00	2.000					
39 Brent Suter, L ERA: 3.36	1.1	0	3	3	2	0	20.25	1.500	1.0	0	1	2	0	0	0	0	9.00	2.000					
56 Evan Justice, L ERA: 9.0	1.0	0	3	3	2	0	20.25	1.500	1.0	0	1	2	0	0	0	0	9.00	2.000					
61 Justin Lawrence, R ERA: 4.11	1.0	0	3	3	2	0	20.25	1.500	1.0	0	1	2	0	0	0	0	9.00	2.000					

Batter	1	2	3	4	5	6	7	8	9	AB	R	H	RBI	BB	SO	LOB	TOP										
19 Charlie Blackmon, L (1,10) OBP: 0.376, SLG: 0.441	G3	CS	G3				K		FC6-4 1B	4	0	1	0	1	1	1	<b>Colorado Rockies @ San Francisco Giants</b> Oracle Park, San Francisco, CA Fri Sep 08 2023, 7:18 PM - 10:10 PM PDT Att: 32,448 - Clear - 63 F										
14 Ezequiel Tovar, R (1,6) OBP: 0.292, SLG: 0.419	K					F9	35 HR	1B	FC6-4 22 DI 35 WP 2B	5	2	2	0	0	1	3											
35 Elias Diaz, R (1,2) OBP: 0.313, SLG: 0.419	F9							HR	K	5	1	1	3	0	3	4											
22 Nolan Jones, L (1,8) OBP: 0.367, SLG: 0.528		G3	G4-3							4	1	2	2	1	0	1											
7 Brendan Rodgers, R (1,4) OBP: 0.263, SLG: 0.274		E5 44 1B 15 3B					G3	F8	G1-3	5	1	0	0	0	1	2											
44 Elehuris Montero, R (1,3) OBP: 0.277, SLG: 0.389							G6-3			4	1	2	0	0	1	0											
15 Hunter Goodman, R (1,9) OBP: 0.359, SLG: 0.514										4	1	1	2	0	2	1											
12 Sean Bouchard, R (1,7) OBP: 0.286, SLG: 0.091										3	0	1	1	1	1	1											
13 Alan Trejo, R (1,5) OBP: 0.281, SLG: 0.348										4	1	1	0	0	0	3											
<b>Inning Stats</b>	R: 0 E: 0 K: 1 S: 11	H: 0 LOB: 0 BB: 0 P: 13	R: 3 E: 1 K: 0 S: 13	H: 3 LOB: 0 BB: 0 P: 21	R: 0 E: 0 K: 1 S: 9	H: 1 LOB: 1 BB: 0 P: 12	R: 0 E: 0 K: 2 S: 10	H: 0 LOB: 0 BB: 0 P: 17	R: 0 E: 0 K: 1 S: 12	H: 0 LOB: 2 BB: 2 P: 21	R: 1 E: 0 K: 1 S: 13	H: 1 LOB: 0 BB: 0 P: 20	R: 3 E: 0 K: 2 S: 18	H: 3 LOB: 1 BB: 1 P: 29	R: 0 E: 0 K: 1 S: 8	H: 1 LOB: 1 BB: 0 P: 11	R: 1 E: 0 K: 1 S: 14	H: 2 LOB: 1 BB: 0 P: 16	1B: 7 2B: 1 3B: 1 HR: 2	SF: 0 SAC: 0 DP: 0 HBP: 0	WP: 1 PB: 0 CS: 1	PA: 42					
<b>PITCHER</b>	IP	WLS	BF	H	R	ER	SO	BB	IBB	HBP	BLK	WP	HR	S	P	ERA	WHIP										
45 Kyle Harrison, L (1,1) ERA: 4.87	5.0		22	5	4	3	5	2	0	0	0	0	0	16	21	5.40	1.400										
34 Jakob Junis, R (6,1) ERA: 4.02	1.1		5	1	1	1	2	0	0	0	0	0	0	1	22	6.75	0.750										
33 Taylor Rogers, R (7,1) ERA: 3.0	0.2		5	2	2	1	1	0	0	0	0	0	1	12	27.00	4.500											
59 John Brebbia, R (8,1) ERA: 3.23	1.0	W	4	1	0	0	1	0	0	0	0	0	0	8	11	0.00	1.000										
75 Camilo Doval, R (9,1) ERA: 3.03	1.0	S	5	2	1	1	1	0	0	0	0	1	0	14	16	9.00	2.000										

AB	38
R	8
H	11
RBI	8
BB	3
SO	10
LOB	16



Batter	1	2	3	4	5	6	7	8	9	AB	R	H	RBI	BB	SO	LOB	BOTTOM										
29 Luis Matos, R (1,8) OBP: 0.327, SLG: 0.378										4	1	3	0	1	1	3	<b>Colorado Rockies @ San Francisco Giants</b> Oracle Park, San Francisco, CA Fri Sep 08 2023, 7:18 PM - 10:10 PM PDT Att: 32,448 - Clear - 63 F										
41 Wilmer Flores, R (1,3) OBP: 0.362, SLG: 0.540										4	1	3	3	1	0	1											
17 Mitch Haniger, R (1,9) OBP: 0.296, SLG: 0.374										3	1	1	1	0	0	3											
31 LaMonte Wade Jr., L (7,PH) OBP: 0.369, SLG: 0.404										1	0	0	1	1	0	1											
7 J.D. Davis, R (1,5) OBP: 0.323, SLG: 0.414										5	1	1	1	0	3	6											
6 Casey Schmitt, R (1,4) OBP: 0.256, SLG: 0.302										3	0	0	0	0	1	2											
35 Brandon Crawford, L (8,PH) OBP: 0.274, SLG: 0.320										0	0	0	0	0	0	0											
23 Joc Pederson, L (1,10) OBP: 0.383, SLG: 0.422										4	1	0	0	0	2	1											
18 Paul DeJong, R (1,6) OBP: 0.260, SLG: 0.356										4	1	2	0	0	0	0											
21 Joey Bart, R (1,2) OBP: 0.270, SLG: 0.280										2	0	0	0	0	1	1											
5 Mike Vastrelski, L (7,PH) OBP: 0.322, SLG: 0.454										2	2	2	1	0	0	0											
2 Blake Sabol, L (1,7) OBP: 0.304, SLG: 0.404										3	1	1	2	0	0	1											
<b>Inning Stats</b>	R: 0 E: 0 K: 2 S: 13	H: 2 LOB: 2 BB: 0 P: 20	R: 0 E: 0 K: 2 S: 10	H: 1 LOB: 0 BB: 0 P: 15	R: 0 E: 0 K: 0 S: 9	H: 2 LOB: 0 BB: 0 P: 12	R: 0 E: 0 K: 2 S: 10	H: 0 LOB: 0 BB: 0 P: 11	R: 0 E: 0 K: 0 S: 8	H: 0 LOB: 0 BB: 0 P: 10	R: 4 E: 0 K: 0 S: 13	H: 3 LOB: 1 BB: 1 P: 22	R: 2 E: 0 K: 1 S: 14	H: 3 LOB: 3 BB: 0 P: 18	R: 3 E: 0 K: 1 S: 16	H: 2 LOB: 3 BB: 2 P: 32	1B: 7 2B: 2 3B: 0 HR: 4	SF: 0 SAC: 0 DP: 1 HBP: 2	WP: 0 PB: 0 SB: 0 CS: 0	PA: 40							
<b>PITCHER</b>	IP	WLS	BF	H	R	ER	SO	BB	IBB	HBP	BLK	WP	HR	S	P	ERA	WHIP										
50 Ty Blach, L (1,1) ERA: 4.58	5.0		22	8	4	4	6	1	0	0	0	0	1	10	15	18.00	3.000										
54 Matt Koch, R (6,1) ERA: 3.69	1.0		6	3	2	2	0	0	0	0	0	0	1	10	15	18.00	3.000										
59 Jake Bird, R (7,1) ERA: 4.43	1.1	L	7	2	3	3	1	0	0	1	0	0	0	13	18	20.25	1.500										
56 Evan Justice, L (8,1) ERA: 8.44	0.1		4	0	0	0	1	2	0	1	0	0	0	9	21	0.00	6.000										
61 Justin Lawrence, R (8,1) ERA: 4.09	0.1		1	0	0	0	0	0	0	0	0	0	0	2	2	0.00	0.000										

AB	35
R	9
H	13
RBI	9
BB	3
SO	8
LOB	19









Batter	1	2	3	4	5	6	7	8	9	AB	R	H	RBI	BB	SO	LOB	TOP				
5 Christopher Morel, R OBP: 0.339, SLG: 0.496										4	0	0	0	1	4	0	<b>Chicago Cubs @ Colorado Rockies</b> Coors Field, Denver, CO Tue Sep 12 2023, 6:42 PM - 9:36 PM MDT Att: 32,058 - Clear - 75 F <a href="http://livebaseballscorecards.com">livebaseballscorecards.com</a>				
2 Nico Hoerner, R OBP: 0.338, SLG: 0.388										5	0	2	0	0	1	2					
8 Ian Happ, S OBP: 0.357, SLG: 0.410										2	0	0	0	2	0	1					
24 Cody Bellinger, L OBP: 0.359, SLG: 0.548										4	0	1	0	0	1	2					
7 Dansby Swanson, R OBP: 0.337, SLG: 0.429										3	2	2	0	1	0	0					
27 Seiya Suzuki, R OBP: 0.348, SLG: 0.474										4	2	3	3	0	0	1					
15 Yan Gomes, R OBP: 0.316, SLG: 0.417										3	0	1	0	0	0	1					
40 Mike Tauchman, L OBP: 0.357, SLG: 0.374										1	0	0	0	0	0	0					
52 Pete Crow-Armstrong, L										4	0	0	1	0	1	2					
1 Nick Madrigal, R OBP: 0.315, SLG: 0.358										3	0	1	0	0	1	1					
<b>Inning Stats</b>	R: 0 H: 1 E: 0 K: 1 S: 10	H: 1 LOB: 2 P: 18	R: 2 H: 3 E: 0 K: 1 S: 15	H: 3 LOB: 1 P: 20	R: 0 H: 1 E: 0 K: 1 S: 7	H: 1 LOB: 1 P: 12	R: 0 H: 1 E: 0 K: 0 S: 7	H: 2 LOB: 1 P: 9	R: 2 H: 2 E: 0 K: 1 S: 15	H: 2 LOB: 0 P: 19	R: 0 H: 0 E: 0 K: 1 S: 8	H: 0 LOB: 0 P: 12	R: 0 H: 0 E: 0 K: 0 S: 14	H: 0 LOB: 1 P: 18	R: 0 H: 0 E: 0 K: 2 S: 17	H: 0 LOB: 2 P: 26	1B: 7 2B: 1 3B: 1 HR: 1	SF: 0 SAC: 0 DP: 1 HBP: 1	WP: 0 PB: 0 SB: 1 CS: 0	PA: 38	
<b>PITCHER</b>	IP: 5.1 WLS: 2 BF: 23 ERA: 7.22	H: 9 R: 3 ER: 3 SO: 5	BB: 2 IBB: 0 HBP: 0 BLK: 0	WP: 0 HR: 0 S: 54 P: 84	ERA: 5.06 WHIP: 2.062	IP: 6.1 WLS: 1 BF: 24 ERA: 4.45	H: 1 R: 1 ER: 1 SO: 1	BB: 0 IBB: 0 HBP: 0 BLK: 0	WP: 1 HR: 17 S: 14 P: 24	ERA: 5.40 WHIP: 0.600	IP: 8.1 WLS: 1 BF: 34 ERA: 2.03	H: 4 R: 0 ER: 0 SO: 2	BB: 1 IBB: 0 HBP: 0 BLK: 0	WP: 0 HR: 17 S: 26 P: 84	ERA: 0.00 WHIP: 1.000	IP: 9.1 WLS: 5 BF: 37 ERA: 3.97	H: 0 R: 0 ER: 0 SO: 2	BB: 1 IBB: 0 HBP: 1 BLK: 0	WP: 0 HR: 17 S: 26 P: 84	ERA: 0.00 WHIP: 1.000	

Batter	1	2	3	4	5	6	7	8	9	AB	R	H	RBI	BB	SO	LOB	BOTTOM				
19 Charlie Blackmon, L OBP: 0.368, SLG: 0.429										4	0	0	0	1	1	5	<b>Chicago Cubs @ Colorado Rockies</b> Coors Field, Denver, CO Tue Sep 12 2023, 6:42 PM - 9:36 PM MDT Att: 32,058 - Clear - 75 F <a href="http://livebaseballscorecards.com">livebaseballscorecards.com</a>				
23 Kris Bryant, R OBP: 0.342, SLG: 0.390										4	2	2	3	1	0	3					
22 Nolan Jones, L OBP: 0.355, SLG: 0.505										5	0	0	1	0	1	2					
35 Elias Diaz, R OBP: 0.318, SLG: 0.422										5	0	3	1	0	2	0					
24 Ryan McMahon, L OBP: 0.328, SLG: 0.440										2	1	0	0	2	1	3					
44 Elehuris Montero, R OBP: 0.300, SLG: 0.469										4	0	2	0	0	1	3					
7 Brendan Rodgers, R OBP: 0.263, SLG: 0.266										3	1	0	0	1	1	3					
13 Alan Trejo, R OBP: 0.275, SLG: 0.335										2	1	0	0	0	0	1					
15 Hunter Goodman, R OBP: 0.333, SLG: 0.523										1	0	0	0	0	1	2					
14 Ezequiel Tovar, R OBP: 0.285, SLG: 0.409										0	0	0	0	0	0	0					
9 Brenton Doyle, R OBP: 0.247, SLG: 0.323										3	1	2	1	1	0	0					
<b>Inning Stats</b>	R: 0 H: 1 E: 0 K: 1 S: 12	H: 2 LOB: 3 P: 23	R: 0 H: 1 E: 0 K: 2 S: 12	H: 1 LOB: 1 P: 19	R: 4 H: 2 E: 0 K: 0 S: 12	H: 2 LOB: 3 P: 32	R: 0 H: 0 E: 0 K: 0 S: 6	H: 0 LOB: 0 P: 11	R: 1 H: 1 E: 0 K: 2 S: 10	H: 1 LOB: 0 P: 11	R: 1 H: 2 E: 0 K: 1 S: 16	H: 2 LOB: 1 P: 22	R: 0 H: 0 E: 0 K: 1 S: 9	H: 0 LOB: 0 P: 13	1B: 6 2B: 2 3B: 0 HR: 1	SF: 0 SAC: 0 DP: 0 HBP: 1	WP: 1 PB: 0 SB: 0 CS: 0	PA: 40			
<b>PITCHER</b>	IP: 3.1 WLS: 0 BF: 20 ERA: 3.1	H: 4 R: 4 ER: 4 SO: 4	BB: 4 IBB: 0 HBP: 1 BLK: 0	WP: 1 HR: 0 S: 8 P: 17	ERA: 0.00 WHIP: 3.000	IP: 5.1 WLS: 3 BF: 24 ERA: 5.17	H: 0 R: 0 ER: 0 SO: 0	BB: 0 IBB: 0 HBP: 0 BLK: 0	WP: 0 HR: 6 S: 11 P: 11	ERA: 0.00 WHIP: 0.000	IP: 6.1 WLS: 2 BF: 26 ERA: 4.09	H: 1 R: 2 ER: 2 SO: 3	BB: 1 IBB: 0 HBP: 0 BLK: 0	WP: 0 HR: 26 S: 33 P: 33	ERA: 9.00 WHIP: 2.000	IP: 8.1 WLS: 5 BF: 37 ERA: 4.74	H: 0 R: 0 ER: 0 SO: 2	BB: 1 IBB: 0 HBP: 1 BLK: 0	WP: 0 HR: 17 S: 26 P: 84	ERA: 0.00 WHIP: 1.000	





Batter	1	2	3	4	5	6	7	8	9	AB R H RBI BB SO LOB	TOP																									
5 Mike Yastrzemski, L (1.7) OBP: 0.333, SLG: 0.474	G4-3		K			P2		L6		4 0 0 0 0 1 0	San Francisco Giants @ Colorado Rockies Coors Field, Denver, CO Fri Sep 15 2023, 6:41 PM - 9:07 PM MDT Att: 38,253 - Partly Cloudy - 63 F																									
39 Thairo Estrada, R (1.4) OBP: 0.313, SLG: 0.420	G3		F9			G4-3		K		4 0 0 0 0 1 0																										
7 J.D. Davis, R (1.5) OBP: 0.328, SLG: 0.423	L7		K			BB		14 1B 41 BB 2B		3 1 1 0 1 1 0																										
8 Michael Conforto, L (1.10) OBP: 0.342, SLG: 0.402		17 F7 14 FC1-6 BB		P5		K		K		3 1 0 0 1 2 2																										
31 LaMonte Wade Jr., L (1.3) OBP: 0.378, SLG: 0.408		14 FC1-6 BB		K				41 BB 14 1B BB		1 0 0 0 3 1 0																										
17 Mitch Haniger, R (1.9) OBP: 0.272, SLG: 0.376	F7		K			L8		L9		4 0 0 0 0 1 5																										
14 Patrick Bailey, S (1.2) OBP: 0.305, SLG: 0.386	FC1-6		F8			K		41 BB 1B		4 0 1 1 0 1 2																										
35 Brandon Crawford, L (1.6) OBP: 0.272, SLG: 0.313	G3		G3			K				2 0 0 0 1 1 1																										
41 Wilmer Flores, R (9, PH) OBP: 0.355, SLG: 0.526										0 0 0 1 1 0 0																										
18 Paul DeJong, R (9, PH) ERA: 2.59, SLG: 0.358										0 0 0 0 0 0 0																										
29 Luis Matos, R (1.8) OBP: 0.324, SLG: 0.367	F6		G6-3			K		K		2 0 0 0 0 0 2																										
23 Joc Pederson, L (8, PH) OBP: 0.359, SLG: 0.426										1 0 0 0 0 1 0																										
13 Austin Slater, R (8, 8) OBP: 0.333, SLG: 0.383										1 0 0 0 0 1 3																										
<b>Inning Stats</b>	R: 0 E: 0 K: 0 S: 3	H: 0 LOB: 0 BB: 0 P: 8	R: 1 E: 0 K: 0 S: 9	H: 0 LOB: 2 BB: 3 P: 21	R: 0 E: 0 K: 2 S: 9	H: 0 LOB: 0 BB: 0 P: 14	R: 0 E: 0 K: 2 S: 8	H: 0 LOB: 0 BB: 0 P: 13	R: 0 E: 0 K: 1 S: 8	H: 0 LOB: 1 BB: 1 P: 18	R: 0 E: 0 K: 2 S: 9	H: 0 LOB: 1 BB: 1 P: 16	R: 0 E: 0 K: 2 S: 8	H: 0 LOB: 0 BB: 0 P: 12	R: 1 E: 0 K: 2 S: 14	H: 2 LOB: 3 BB: 2 P: 33	1B: 1 2B: 1 3B: 0 HR: 0	SF: 0 SAC: 0 DP: 0 HBP: 0	WP: 0 PB: 0 SB: 0 CS: 0	PA: 36																
<b>PITCHER</b>	IP WLS BF H R ER SO BB IBB HBP BLK WP HR S P ERA WHIP																																			
45 Chase Anderson, R (1.1) ERA: 6.0	7.0	26	0	1	1	7	5	0	0	0	0	0	0	53	101	1.29	0.714																			
61 Justin Lawrence, R (8, 1) ERA: 3.95	0.1	1	0	0	0	1	0	0	0	0	0	0	0	4	6	0.00	0.000																			
46 Nick Mears, R (8, 1) ERA: 2.45	1.1	8	2	1	1	2	2	0	0	0	0	0	0	15	35	6.75	3.000																			
54 Matt Koch, R (9, 1) ERA: 3.51	0.1	W	1	0	0	0	1	0	0	0	0	0	0	3	4	0.00	0.000																			

Batter	1	2	3	4	5	6	7	8	9	AB R H RBI BB SO LOB	BOTTOM																									
19 Charlie Blackmon, L (1.9) OBP: 0.369, SLG: 0.433	F8			F8		G3-1				4 1 2 0 0 0 1	San Francisco Giants @ Colorado Rockies Coors Field, Denver, CO Fri Sep 15 2023, 6:41 PM - 9:07 PM MDT Att: 38,253 - Partly Cloudy - 63 F																									
23 Kris Bryant, R (1.10) OBP: 0.338, SLG: 0.395	G6-3			K		G5-3		G5-3		4 0 0 0 0 1 2																										
22 Nolan Jones, L (1.7) OBP: 0.354, SLG: 0.506	G6-3			G3		K		K		3 1 0 0 1 1 0																										
44 Elehuris Montero, R (1.3) OBP: 0.298, SLG: 0.417			K			P3		G1-3		4 0 1 1 0 1 0																										
24 Ryan McMahon, L (1.5) OBP: 0.330, SLG: 0.450			K			G3-1		14 1B 2B		3 1 1 0 0 1 0																										
35 Elias Diaz, R (1.2) OBP: 0.316, SLG: 0.420	G6-3			F8				G5-3		3 0 0 0 0 0 1																										
14 Ezequiel Tovar, R (1.6) OBP: 0.287, SLG: 0.412			G6-3			K		2H 1B		3 0 1 1 0 1 0																										
7 Brendan Rodgers, R (1.4) OBP: 0.272, SLG: 0.270			G6-3			9 FC6-4 1B		K		3 0 1 0 0 1 1																										
9 Brenton Doyle, R (1.8) OBP: 0.242, SLG: 0.317			F9			FC6-4 19 S		F9		3 0 0 0 0 0 2																										
<b>Inning Stats</b>	R: 0 E: 0 K: 0 S: 11	H: 1 LOB: 0 BB: 0 P: 16	R: 0 E: 0 K: 2 S: 10	H: 0 LOB: 0 BB: 0 P: 13	R: 0 E: 0 K: 0 S: 7	H: 0 LOB: 0 BB: 0 P: 9	R: 0 E: 0 K: 1 S: 8	H: 0 LOB: 0 BB: 0 P: 14	R: 0 E: 0 K: 1 S: 4	H: 1 LOB: 1 BB: 0 P: 7	R: 0 E: 0 K: 1 S: 11	H: 1 LOB: 1 BB: 0 P: 16	R: 0 E: 0 K: 1 S: 8	H: 0 LOB: 0 BB: 0 P: 12	R: 1 E: 0 K: 1 S: 14	H: 2 LOB: 1 BB: 0 P: 17	R: 2 E: 1 K: 0 S: 9	H: 2 LOB: 1 BB: 1 P: 15	1B: 4 2B: 2 3B: 0 HR: 0	SF: 0 SAC: 0 DP: 1 HBP: 0	WP: 0 PB: 0 SB: 1 CS: 0	PA: 31														
<b>PITCHER</b>	IP WLS BF H R ER SO BB IBB HBP BLK WP HR S P ERA WHIP																																			
62 Logan Webb, R (1.1) ERA: 3.31	8.0	27	4	1	1	6	0	0	0	0	0	0	0	73	104	1.12	0.500																			
75 Camilo Doval, R (9, 1) ERA: 2.99	0.1	L	4	2	2	1	0	1	0	0	0	0	0	9	15	27.00	9.000																			



Batter	1	2	3	4	5	6	7	8	9	AB	R	H	RBI	BB	SO	LOB	TOP							
5 Mike Yastrzemski, L (1,7) OBP: 0.330, SLG: 0.470 13 Austin Slater, R (7,PH) OBP: 0.337, SLG: 0.387 14 Patrick Bailey, S (8,PH)											3	0	0	0	2	3		<b>San Francisco Giants @ Colorado Rockies</b> Coors Field, Denver, CO Sat Sep 16 2023, 12:12 PM - 3:07 PM MDT Att: 22,101 - Sunny - 68 F						
39 Thairo Estrada, R (1,4) OBP: 0.319, SLG: 0.424										5	1	4	1	0	0	2								
8 Michael Conforto, L (1,9) OBP: 0.344, SLG: 0.401 17 Mitch Haniger, R (7,PH) OBP: 0.269, SLG: 0.372										1	0	0	0	2	0	1								
41 Wilmer Flores, R (1,5)										4	0	0	0	0	0	4								
23 Joc Pederson, L (1,10) OBP: 0.354, SLG: 0.421										4	0	0	0	0	2	3								
31 LaMonte Wade Jr., L (1,3) OBP: 0.379, SLG: 0.415										3	2	1	1	1	1									
29 Luis Matos, R (1,8) OBP: 0.323, SLG: 0.362										3	1	0	0	0	0									
35 Brandon Crawford, L (1,6) OBP: 0.275, SLG: 0.311										2	1	0	0	2	0									
2 Blake Sabol, L (1,2) OBP: 0.312, SLG: 0.413										2	0	1	2	2	1									
<b>Inning Stats</b>	R: 0 E: 0 K: 1 S: 7	H: 1 LOB: 0 BB: 0 P: 11	R: 2 E: 0 K: 0 S: 13	H: 1 LOB: 2 BB: 2 P: 25	R: 1 E: 0 K: 1 S: 16	H: 1 LOB: 1 BB: 1 P: 25	R: 0 E: 0 K: 1 S: 8	H: 0 LOB: 1 BB: 1 P: 15	R: 0 E: 0 K: 1 S: 12	H: 0 LOB: 1 BB: 1 P: 22	R: 0 E: 0 K: 1 S: 6	H: 1 LOB: 1 BB: 1 P: 20	R: 1 E: 0 K: 0 S: 12	H: 1 LOB: 1 BB: 0 P: 16	R: 1 E: 0 K: 2 S: 18	H: 1 LOB: 1 BB: 1 P: 26	1B: 5 2B: 1 3B: 0 HR: 1		SF: 0 SAC: 0 DP: 3 HBP: 1	WP: 1 PB: 2 SB: 0 CS: 0	PA: 39			
<b>PITCHER</b>	IP WLS BF H R ER SO BB IBB HBP BLK WP HR S P ERA WHIP	IP WLS BF H R ER SO BB IBB HBP BLK WP HR S P ERA WHIP	IP WLS BF H R ER SO BB IBB HBP BLK WP HR S P ERA WHIP	IP WLS BF H R ER SO BB IBB HBP BLK WP HR S P ERA WHIP	IP WLS BF H R ER SO BB IBB HBP BLK WP HR S P ERA WHIP	IP WLS BF H R ER SO BB IBB HBP BLK WP HR S P ERA WHIP	IP WLS BF H R ER SO BB IBB HBP BLK WP HR S P ERA WHIP	IP WLS BF H R ER SO BB IBB HBP BLK WP HR S P ERA WHIP	IP WLS BF H R ER SO BB IBB HBP BLK WP HR S P ERA WHIP	IP WLS BF H R ER SO BB IBB HBP BLK WP HR S P ERA WHIP	IP WLS BF H R ER SO BB IBB HBP BLK WP HR S P ERA WHIP	IP WLS BF H R ER SO BB IBB HBP BLK WP HR S P ERA WHIP	IP WLS BF H R ER SO BB IBB HBP BLK WP HR S P ERA WHIP	IP WLS BF H R ER SO BB IBB HBP BLK WP HR S P ERA WHIP	IP WLS BF H R ER SO BB IBB HBP BLK WP HR S P ERA WHIP	IP WLS BF H R ER SO BB IBB HBP BLK WP HR S P ERA WHIP	IP WLS BF H R ER SO BB IBB HBP BLK WP HR S P ERA WHIP	IP WLS BF H R ER SO BB IBB HBP BLK WP HR S P ERA WHIP	IP WLS BF H R ER SO BB IBB HBP BLK WP HR S P ERA WHIP	IP WLS BF H R ER SO BB IBB HBP BLK WP HR S P ERA WHIP	IP WLS BF H R ER SO BB IBB HBP BLK WP HR S P ERA WHIP			
39 Brent Suter, L (1,1) ERA: 3.48 Karl Kauffmann, R (3,1) ERA: 7.23 56 Evan Justice, L (7,1) ERA: 6.75 64 Gavin Hollowell, R (7,1) ERA: 5.4	2.0 W 16 2 1 0 4 3 0 0 0 1 0 42 71 9.00 1.250	4.0 W 16 2 1 0 4 3 0 0 0 1 0 42 71 9.00 1.250	0.1 S 3 1 0 0 0 1 0 0 0 0 0 7 14 0.00 6.000	2.2 S 10 2 2 2 2 1 0 0 0 0 1 33 48 6.75 1.125	2.0 W 16 2 1 0 4 3 0 0 0 1 0 42 71 9.00 1.250	4.0 W 16 2 1 0 4 3 0 0 0 1 0 42 71 9.00 1.250	0.1 S 3 1 0 0 0 1 0 0 0 0 0 7 14 0.00 6.000	2.2 S 10 2 2 2 2 1 0 0 0 0 1 33 48 6.75 1.125	2.0 W 16 2 1 0 4 3 0 0 0 1 0 42 71 9.00 1.250	4.0 W 16 2 1 0 4 3 0 0 0 1 0 42 71 9.00 1.250	0.1 S 3 1 0 0 0 1 0 0 0 0 0 7 14 0.00 6.000	2.2 S 10 2 2 2 2 1 0 0 0 0 1 33 48 6.75 1.125	2.0 W 16 2 1 0 4 3 0 0 0 1 0 42 71 9.00 1.250	4.0 W 16 2 1 0 4 3 0 0 0 1 0 42 71 9.00 1.250	0.1 S 3 1 0 0 0 1 0 0 0 0 0 7 14 0.00 6.000	2.2 S 10 2 2 2 2 1 0 0 0 0 1 33 48 6.75 1.125	2.0 W 16 2 1 0 4 3 0 0 0 1 0 42 71 9.00 1.250	4.0 W 16 2 1 0 4 3 0 0 0 1 0 42 71 9.00 1.250	0.1 S 3 1 0 0 0 1 0 0 0 0 0 7 14 0.00 6.000	2.2 S 10 2 2 2 2 1 0 0 0 0 1 33 48 6.75 1.125	2.0 W 16 2 1 0 4 3 0 0 0 1 0 42 71 9.00 1.250	4.0 W 16 2 1 0 4 3 0 0 0 1 0 42 71 9.00 1.250	0.1 S 3 1 0 0 0 1 0 0 0 0 0 7 14 0.00 6.000	2.2 S 10 2 2 2 2 1 0 0 0 0 1 33 48 6.75 1.125

Batter	1	2	3	4	5	6	7	8	9	AB	R	H	RBI	BB	SO	LOB	BOTTOM							
22 Nolan Jones, L (1,7) OBP: 0.355, SLG: 0.509										4	3	1	0	1	0	4	<b>San Francisco Giants @ Colorado Rockies</b> Coors Field, Denver, CO Sat Sep 16 2023, 12:12 PM - 3:07 PM MDT Att: 22,101 - Sunny - 68 F							
14 Ezequiel Tovar, R (1,6) OBP: 0.280, SLG: 0.417										5	1	3	4	0	1	0								
23 Kris Bryant, R (1,3) OBP: 0.337, SLG: 0.392										5	1	1	1	0	2	2								
24 Ryan McMahon, L (1,5) OBP: 0.328, SLG: 0.446										5	0	0	0	0	5	4								
44 Elehuris Montero, R (1,10) OBP: 0.298, SLG: 0.411										3	0	0	0	1	0	0								
15 Hunter Goodman, R (1,9) OBP: 0.298, SLG: 0.442										3	0	0	1	1	1	0								
30 Harold Castro, L (1,4) OBP: 0.280, SLG: 0.320										1	1	1	1	3	0	0								
9 Brenton Doyle, R (1,8) OBP: 0.245, SLG: 0.319										4	2	2	0	0	0	4								
16 Austin Wynns, R (1,2) OBP: 0.283, SLG: 0.287										3	1	1	2	1	1	0								
<b>Inning Stats</b>	R: 0 E: 0 K: 1 S: 10	H: 0 LOB: 0 BB: 0 P: 15	R: 0 E: 0 K: 2 S: 9	H: 0 LOB: 0 BB: 0 P: 15	R: 3 E: 0 K: 2 S: 18	H: 2 LOB: 1 BB: 2 P: 29	R: 0 E: 0 K: 0 S: 13	H: 1 LOB: 1 BB: 0 P: 17	R: 3 E: 0 K: 2 S: 25	H: 2 LOB: 3 BB: 4 P: 43	R: 1 E: 0 K: 2 S: 17	H: 2 LOB: 1 BB: 1 P: 23	R: 2 E: 0 K: 0 S: 18	H: 2 LOB: 1 BB: 1 P: 25	R: 0 E: 0 K: 1 S: 8	H: 0 LOB: 0 BB: 0 P: 10		1B: 7 2B: 0 3B: 2 HR: 0	SF: 0 SAC: 0 DP: 0 HBP: 0	WP: 1 PB: 0 SB: 1 CS: 0	PA: 40			
<b>PITCHER</b>	IP WLS BF H R ER SO BB IBB HBP BLK WP HR S P ERA WHIP	IP WLS BF H R ER SO BB IBB HBP BLK WP HR S P ERA WHIP	IP WLS BF H R ER SO BB IBB HBP BLK WP HR S P ERA WHIP	IP WLS BF H R ER SO BB IBB HBP BLK WP HR S P ERA WHIP	IP WLS BF H R ER SO BB IBB HBP BLK WP HR S P ERA WHIP	IP WLS BF H R ER SO BB IBB HBP BLK WP HR S P ERA WHIP	IP WLS BF H R ER SO BB IBB HBP BLK WP HR S P ERA WHIP	IP WLS BF H R ER SO BB IBB HBP BLK WP HR S P ERA WHIP	IP WLS BF H R ER SO BB IBB HBP BLK WP HR S P ERA WHIP	IP WLS BF H R ER SO BB IBB HBP BLK WP HR S P ERA WHIP	IP WLS BF H R ER SO BB IBB HBP BLK WP HR S P ERA WHIP	IP WLS BF H R ER SO BB IBB HBP BLK WP HR S P ERA WHIP	IP WLS BF H R ER SO BB IBB HBP BLK WP HR S P ERA WHIP	IP WLS BF H R ER SO BB IBB HBP BLK WP HR S P ERA WHIP	IP WLS BF H R ER SO BB IBB HBP BLK WP HR S P ERA WHIP	IP WLS BF H R ER SO BB IBB HBP BLK WP HR S P ERA WHIP	IP WLS BF H R ER SO BB IBB HBP BLK WP HR S P ERA WHIP	IP WLS BF H R ER SO BB IBB HBP BLK WP HR S P ERA WHIP	IP WLS BF H R ER SO BB IBB HBP BLK WP HR S P ERA WHIP	IP WLS BF H R ER SO BB IBB HBP BLK WP HR S P ERA WHIP	IP WLS BF H R ER SO BB IBB HBP BLK WP HR S P ERA WHIP			
67 Keaton Winn, R (1,1) ERA: 3.89 74 Ryan Walker, R (5,1) ERA: 2.59 48 Ross Stripling, R (5,1) ERA: 5.4	2.0 L 7 2 3 3 2 3 0 0 0 1 0 21 35 40.50 7.500	0.2 L 7 2 3 3 2 3 0 0 0 1 0 21 35 40.50 7.500	3.1 L 16 4 3 3 3 2 0 0 0 0 0 47 66 8.10 1.800	2.0 L 7 2 3 3 2 3 0 0 0 1 0 21 35 40.50 7.500	0.2 L 7 2 3 3 2 3 0 0 0 1 0 21 35 40.50 7.500	3.1 L 16 4 3 3 3 2 0 0 0 0 0 47 66 8.10 1.800	2.0 L 7 2 3 3 2 3 0 0 0 1 0 21 35 40.50 7.500	0.2 L 7 2 3 3 2 3 0 0 0 1 0 21 35 40.50 7.500	3.1 L 16 4 3 3 3 2 0 0 0 0 0 47 66 8.10 1.800	2.0 L 7 2 3 3 2 3 0 0 0 1 0 21 35 40.50 7.500	0.2 L 7 2 3 3 2 3 0 0 0 1 0 21 35 40.50 7.500	3.1 L 16 4 3 3 3 2 0 0 0 0 0 47 66 8.10 1.800	2.0 L 7 2 3 3 2 3 0 0 0 1 0 21 35 40.50 7.500	0.2 L 7 2 3 3 2 3 0 0 0 1 0 21 35 40.50 7.500	3.1 L 16 4 3 3 3 2 0 0 0 0 0 47 66 8.10 1.800	2.0 L 7 2 3 3 2 3 0 0 0 1 0 21 35 40.50 7.500	0.2 L 7 2 3 3 2 3 0 0 0 1 0 21 35 40.50 7.500	3.1 L 16 4 3 3 3 2 0 0 0 0 0 47 66 8.10 1.800	2.0 L 7 2 3 3 2 3 0 0 0 1 0 21 35 40.50 7.500	0.2 L 7 2 3 3 2 3 0 0 0 1 0 21 35 40.50 7.500	3.1 L 16 4 3 3 3 2 0 0 0 0 0 47 66 8.10 1.800	2.0 L 7 2 3 3 2 3 0 0 0 1 0 21 35 40.50 7.500	0.2 L 7 2 3 3 2 3 0 0 0 1 0 21 35 40.50 7.500	3.1 L 16 4 3 3 3 2 0 0 0 0 0 47 66 8.10 1.800



Batter	1	2	3	4	5	6	7	8	9	AB	R	H	RBI	BB	SO	LOB	TOP										
13 Austin Slater, R OBP: 0.335, SLG: 0.390										4	0	1	0	0	2	0	<b>San Francisco Giants @ Colorado Rockies</b> Coors Field, Denver, CO Sat Sep 16 2023, 6:10 PM - 8:46 PM MDT Att. 43,885 - Clear - 72 F <a href="http://livebaseballscorecards.com">livebaseballscorecards.com</a>										
2 Blake Sabol, L OBP: 0.311, SLG: 0.412										1	0	0	0	0	0	3											
39 Thairo Estrada, R OBP: 0.318, SLG: 0.423										4	1	1	0	0	0	1											
41 Wilmer Flores, R OBP: 0.355, SLG: 0.521										3	0	2	0	1	0	0											
17 Mitch Haniger, R OBP: 0.325, SLG: 0.400										2	0	0	0	0	0	2											
8 Michael Conforto, L OBP: 0.343, SLG: 0.400										1	0	0	1	0	0	1											
7 J.D. Davis, R OBP: 0.327, SLG: 0.421										2	0	0	0	0	0	0											
31 LaMonte Wade Jr., L OBP: 0.370, SLG: 0.415										2	0	1	0	0	0	0											
14 Patrick Bailey, S OBP: 0.306, SLG: 0.386										4	1	2	0	0	1	2											
29 Luis Matos, R OBP: 0.325, SLG: 0.363										2	0	1	0	0	0	0											
23 Joc Pederson, L OBP: 0.355, SLG: 0.421										2	0	1	0	0	0	0											
5 Mike Yastrzemski, L OBP: 0.329, SLG: 0.467										4	0	1	1	0	2	2											
18 Paul DeJong, R OBP: 0.259, SLG: 0.357										1	0	0	0	0	0	2											
35 Brandon Crawford, L OBP: 0.276, SLG: 0.359										2	0	0	0	1	0	0											
<b>Inning Stats</b>	R: 0 H: 0 E: 0 K: 1 S: 7	H: 0 LOB: 0 BB: 0 P: 11	R: 1 H: 3 E: 0 K: 0 S: 15	H: 3 LOB: 2 BB: 0 P: 21	R: 0 H: 1 E: 0 K: 0 S: 4	H: 1 LOB: 1 BB: 1 P: 9	R: 0 H: 0 E: 0 K: 1 S: 8	H: 0 LOB: 0 BB: 0 P: 13	R: 0 H: 0 E: 0 K: 0 S: 3	H: 0 LOB: 0 BB: 0 P: 4	R: 1 H: 3 E: 0 K: 0 S: 9	H: 3 LOB: 1 BB: 0 P: 16	R: 0 H: 0 E: 0 K: 1 S: 12	H: 0 LOB: 0 BB: 0 P: 16	R: 0 H: 1 E: 0 K: 1 S: 9	H: 1 LOB: 1 BB: 0 P: 12		R: 0 H: 2 E: 0 K: 1 S: 16	H: 2 LOB: 3 BB: 1 P: 26	1B: 9 2B: 1 3B: 0 HR: 0	SF: 1 SAC: 0 DP: 2 HBP: 0	WP: 1 PB: 0 SB: 0 CS: 0	PA: 37				
<b>PITCHER</b>	IP	WLS	BF	H	R	ER	SO	BB	IBB	HBP	BLK	WP	HR	S	P	ERA		WHIP									
21 Kyle Freeland, L ERA: 5.03	3.0		13	4	1	1	1	1	0	0	0	0	0	26	41	3.00	1.667										
60 Victor Vodnik, R ERA: 13.5	2.0	W	8	2	1	1	1	0	0	0	0	0	0	14	22	4.50	1.000										
62 Matt Carastii, R ERA: 6.46	2.0	H	6	1	0	0	1	0	0	0	0	0	0	18	27	0.00	0.500										
59 Jake Bird, R ERA: 4.39	1.0	H	4	1	0	0	1	0	0	0	0	0	0	9	12	0.00	1.000										
40 Tyler Kinley, R ERA: 5.69	1.0	S	6	2	0	0	1	1	0	0	0	1	0	16	26	0.00	3.000										

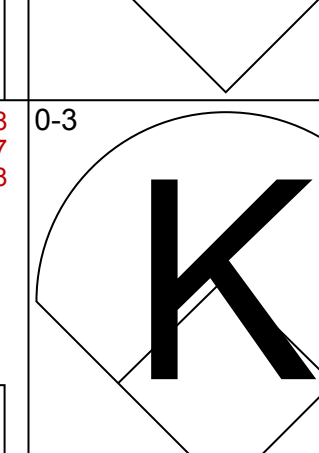
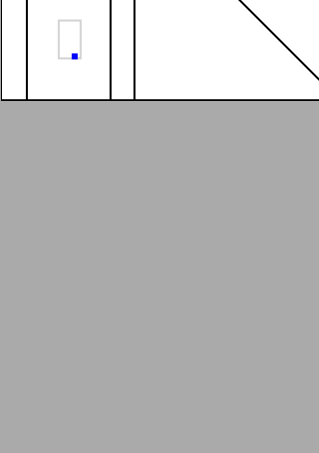
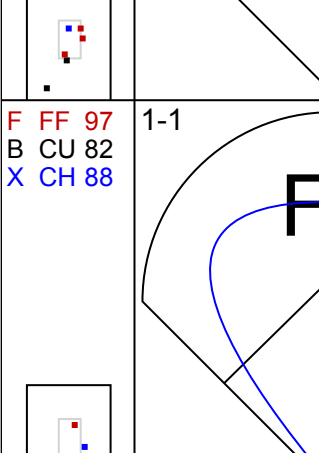





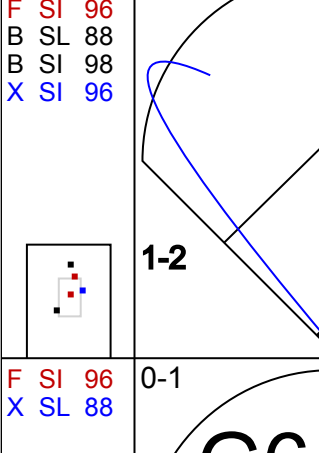

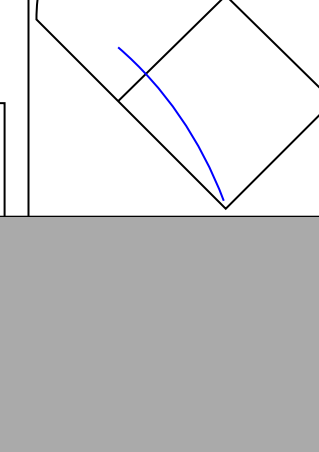

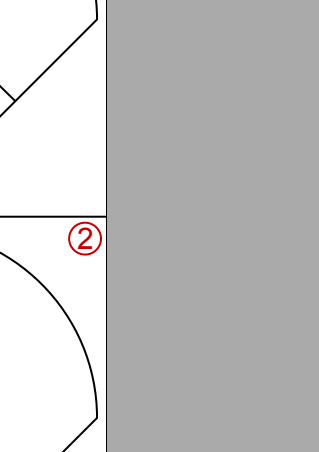
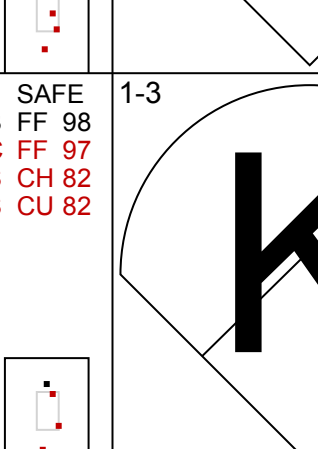

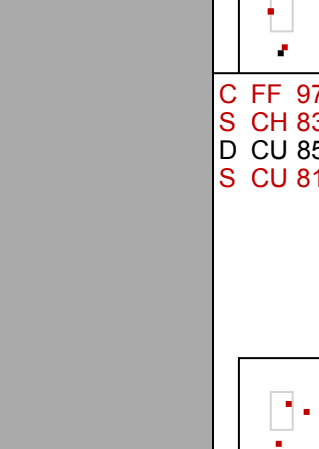
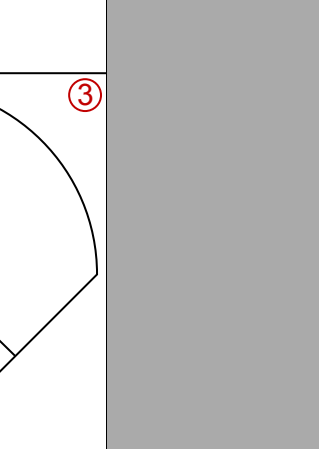
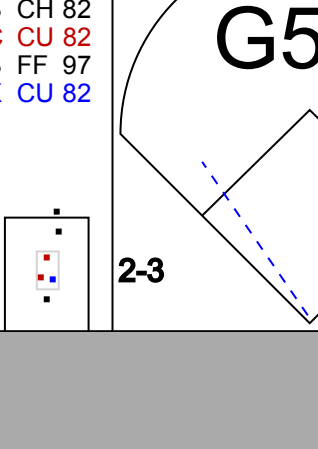


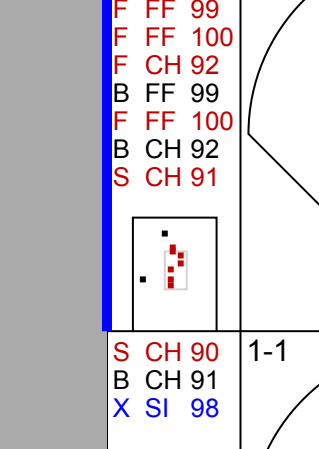

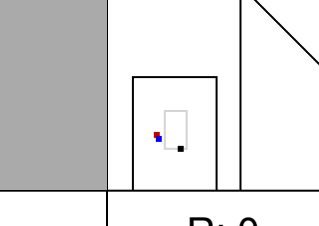
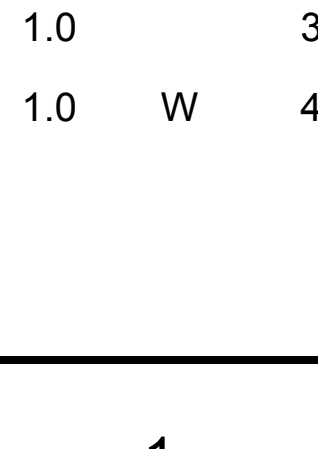


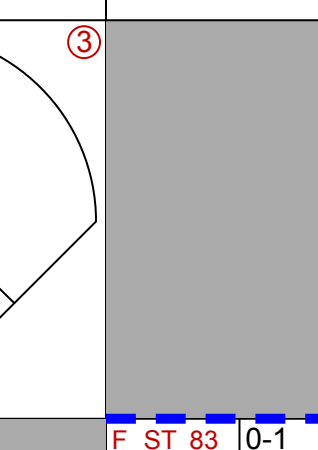
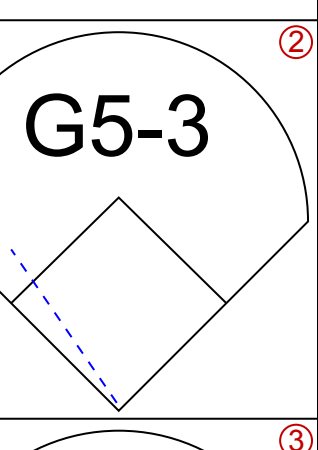
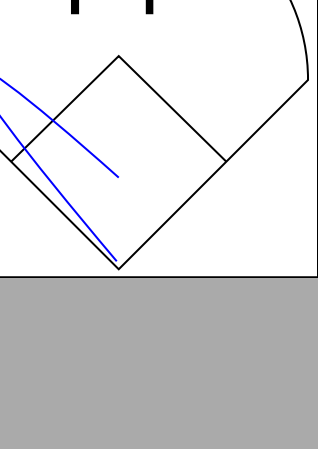
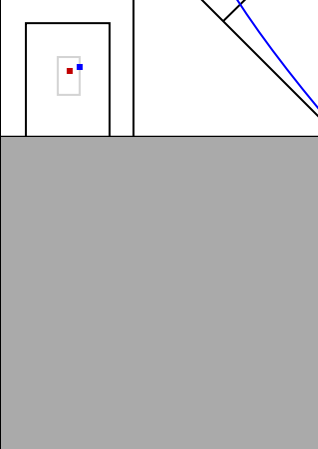
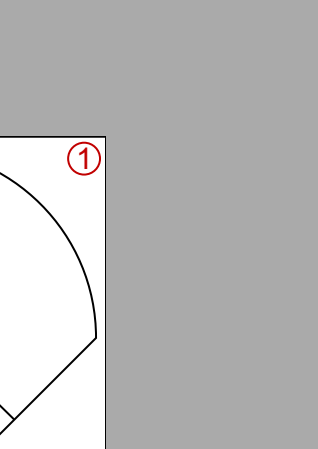
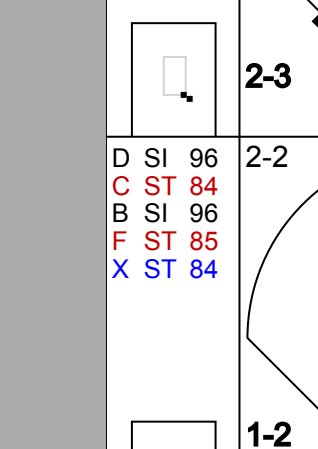
Batter	1	2	3	4	5	6	7	8	9	AB	R	H	RBI	BB	SO	LOB	BOTTOM											
19 Charlie Blackmon, L OBP: 0.370, SLG: 0.443										4	2	2	0	0	0	0	<b>San Francisco Giants @ Colorado Rockies</b> Coors Field, Denver, CO Sat Sep 16 2023, 6:10 PM - 8:46 PM MDT Att. 43,885 - Clear - 72 F <a href="http://livebaseballscorecards.com">livebaseballscorecards.com</a>											
14 Ezequiel Tovar, R OBP: 0.292, SLG: 0.420										3	2	2	1	0	0	0												
23 Kris Bryant, R OBP: 0.339, SLG: 0.397										4	1	2	2	0	1	2												
22 Nolan Jones, L OBP: 0.356, SLG: 0.506										2	0	0	0	2	0	2												
44 Elehuris Montero, R OBP: 0.297, SLG: 0.409										4	0	1	1	0	2	5												
35 Elias Diaz, R OBP: 0.316, SLG: 0.418										4	0	1	0	0	2	2												
7 Brendan Rodgers, R OBP: 0.279, SLG: 0.286										4	0	2	0	0	0	0												
13 Alan Trejo, R OBP: 0.270, SLG: 0.328										4	0	0	0	0	2	3												
9 Brenton Doyle, R OBP: 0.242, SLG: 0.315										4	0	0	0	0	1	3												
<b>Inning Stats</b>	R: 2 H: 2 E: 1 K: 1 S: 19	H: 2 LOB: 1 BB: 0 P: 29	R: 0 H: 0 E: 0 K: 1 S: 5	H: 0 LOB: 0 BB: 0 P: 6	R: 2 H: 2 E: 0 K: 2 S: 11	H: 2 LOB: 1 BB: 1 P: 21	R: 0 H: 0 E: 0 K: 1 S: 8	H: 0 LOB: 0 BB: 0 P: 10	R: 0 H: 1 E: 0 K: 1 S: 12	H: 1 LOB: 2 BB: 1 P: 18	R: 0 H: 2 E: 0 K: 1 S: 12	H: 2 LOB: 1 BB: 0 P: 19	R: 1 H: 2 E: 0 K: 0 S: 12	H: 2 LOB: 1 BB: 0 P: 18	R: 0 H: 1 E: 0 K: 1 S: 10	H: 1 LOB: 0 BB: 0 P: 12		1B: 5 2B: 4 3B: 1 HR: 0	SF: 0 SAC: 1 DP: 1 HBP: 0	WP: 2 PB: 0 SB: 1 CS: 0	PA: 36							
<b>PITCHER</b>	IP	WLS	BF	H	R	ER	SO	BB	IBB	HBP	BLK	WP	HR	S	P	ERA		WHIP										
54 Scott Alexander, L ERA: 4.47	4.0	L	17	4	2	1	5	1	0	0	0	2	0	37	57	2.25		1.250										
34 Jakob Junis, R ERA: 3.93	0.1		2	0	0	0	1	1	0	0	0	0	0	7	11	0.00		3.000										
33 Taylor Rogers, L ERA: 3.08	1.0		4	2	0	0	1	0	0	0	0	0	0	12	19	0.00		2.000										
77 Luke Jackson, R ERA: 3.03	1.0		5	2	1	1	0	0	0	0	0	0	0	12	18	9.00		2.000										
71 Tyler Rogers, R ERA: 3.12	1.0		5	2	1	1	0	0	0	0	0	0	0	12	18	9.00		2.000										

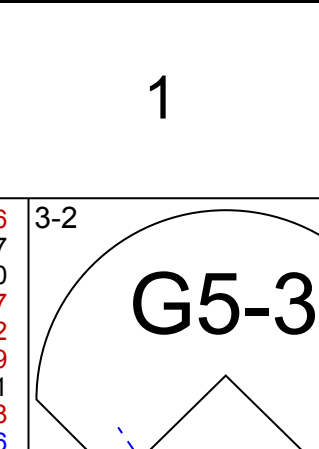
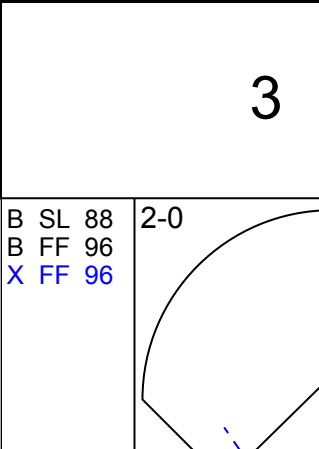
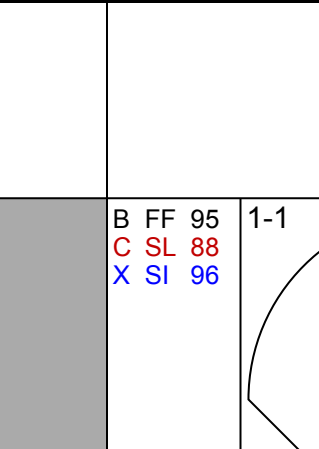
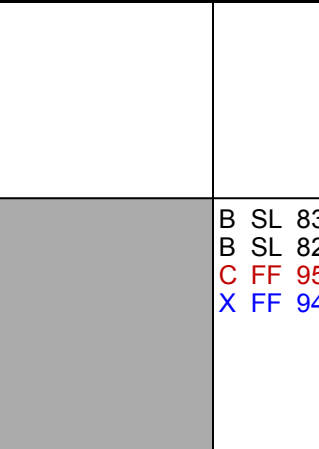

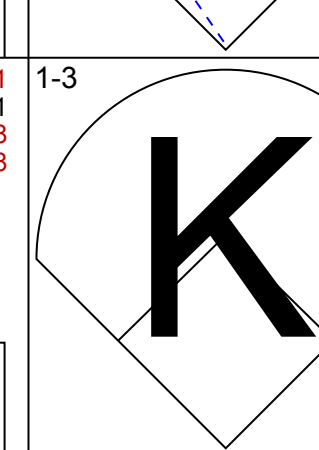
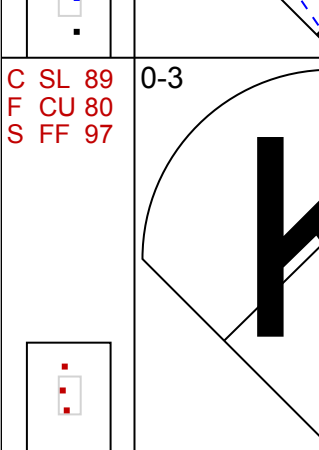
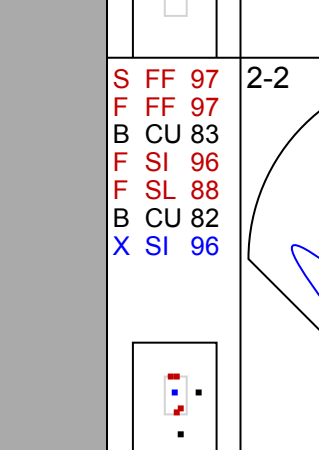

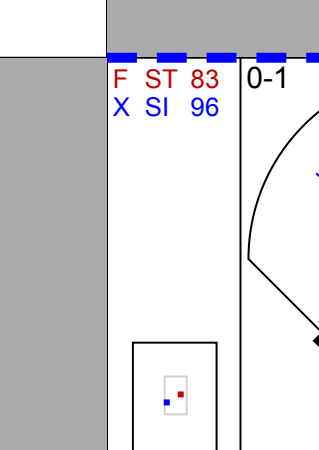
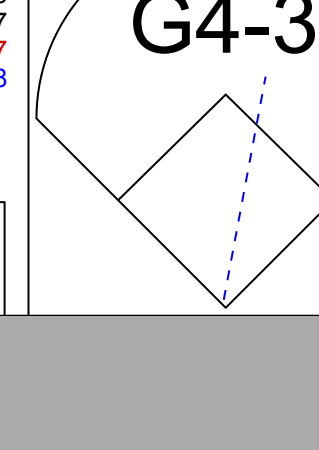
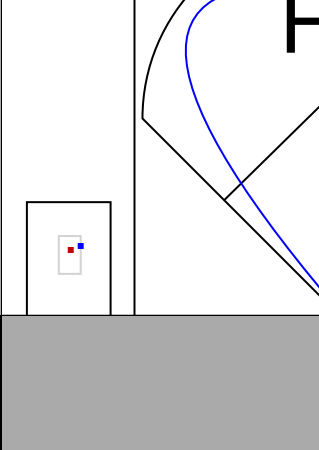

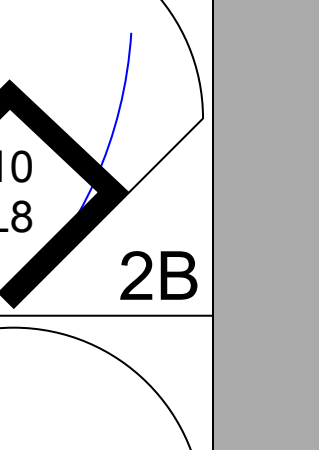
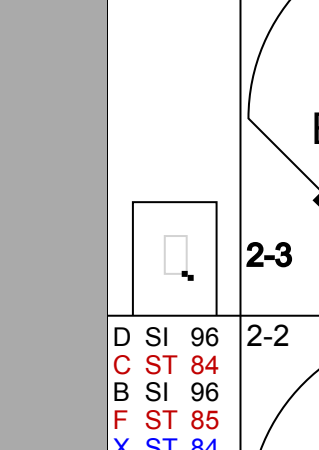
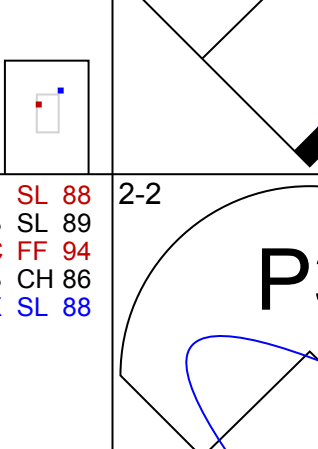
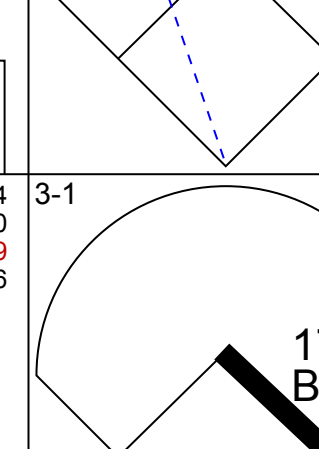
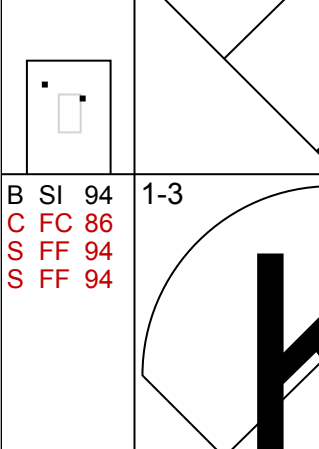
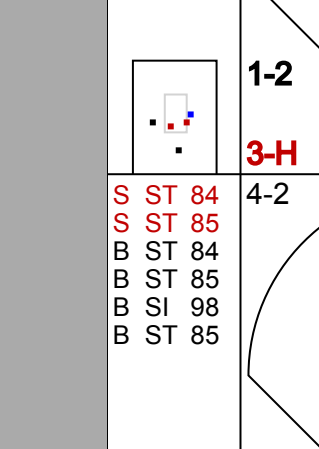


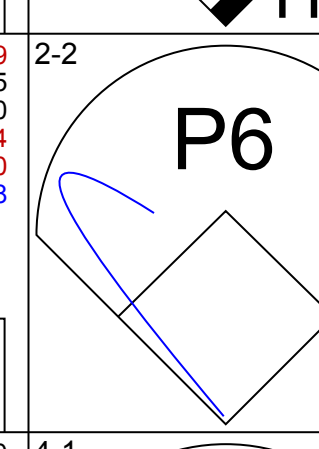

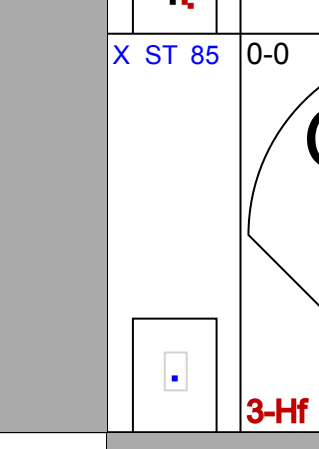


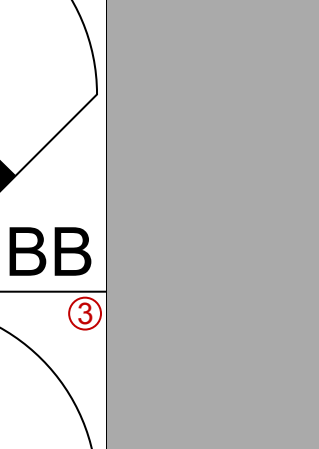
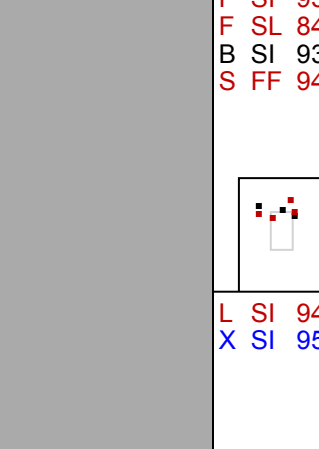
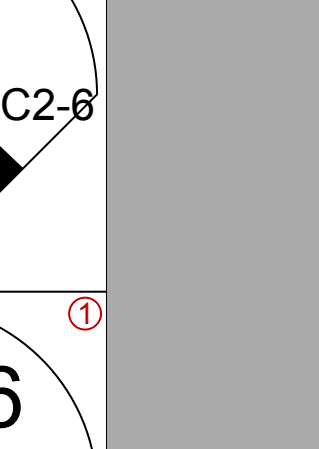

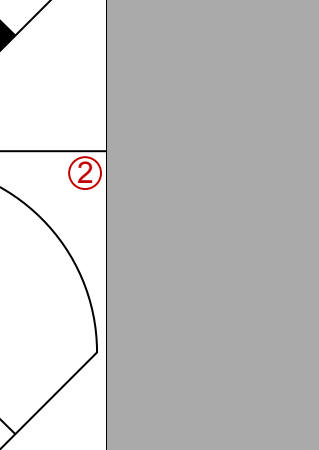
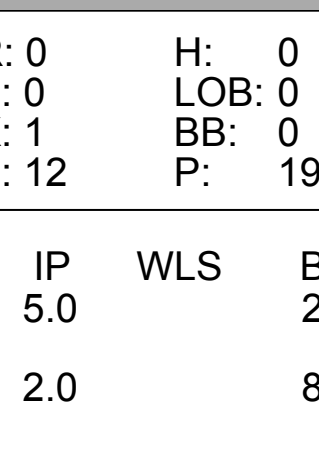
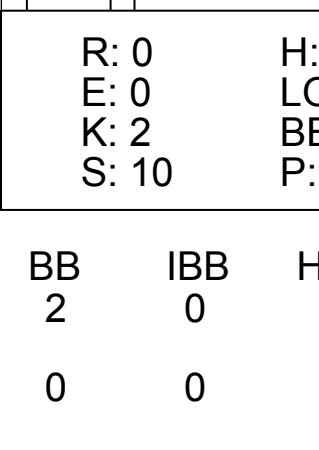
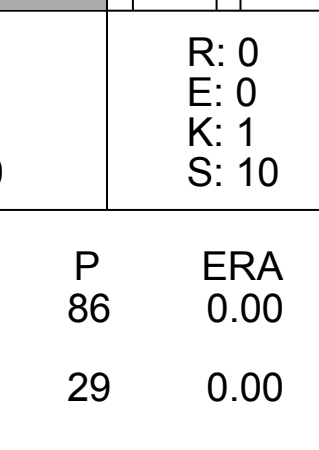
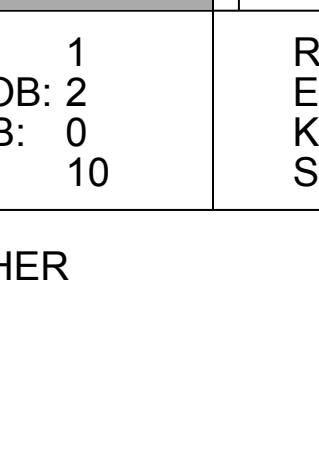
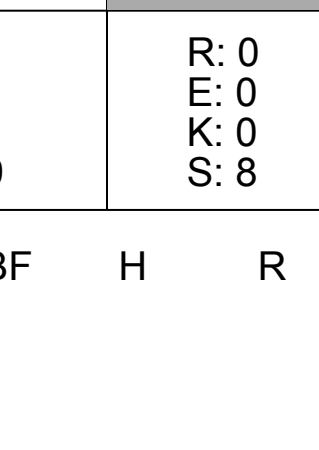



Batter	1	2	3	4	5	6	7	8	9	AB	R	H	RBI	BB	SO	LOB	TOP											
5 Mike Yastrzemski, L OBP: 0.330, SLG: 0.467										4	1	1	0	0	1	0	<b>San Francisco Giants @ Colorado Rockies</b> Coors Field, Denver, CO Sun Sep 17 2023, 1:12 PM - 4:27 PM MDT Att: 30,619 - Sunny - 75 F											
39 Thairo Estrada, R OBP: 0.319, SLG: 0.423										5	1	2	1	0	0	1												
23 Joc Pederson, L OBP: 0.356, SLG: 0.424										5	1	2	1	0	2	1												
8 Michael Conforto, L OBP: 0.342, SLG: 0.399										3	1	1	0	0	0	1												
13 Austin Slater, R OBP: 0.337, SLG: 0.391										2	1	1	0	0	0	0												
7 J.D. Davis, R OBP: 0.330, SLG: 0.422										4	3	2	1	1	1	0												
31 LaMonte Wade Jr., L OBP: 0.378, SLG: 0.413										4	1	1	0	0	0	1												
17 Mitch Haniger, R OBP: 0.271, SLG: 0.381										4	1	2	3	0	2	2												
14 Patrick Bailey, S OBP: 0.306, SLG: 0.388										4	0	1	2	0	1	3												
35 Brandon Crawford, L OBP: 0.276, SLG: 0.319										4	1	1	3	0	1	2												
<b>Inning Stats</b>	R: 0 E: 0 K: 2 S: 8	H: 0 LOB: 0 BB: 0 P: 13	R: 0 E: 0 K: 0 S: 10	H: 0 LOB: 0 BB: 0 P: 17	R: 0 E: 0 K: 2 S: 7	H: 0 LOB: 0 BB: 0 P: 10	R: 0 E: 0 K: 0 S: 8	H: 0 LOB: 1 BB: 0 P: 15	R: 1 E: 0 K: 1 S: 13	H: 2 LOB: 1 BB: 0 P: 24	R: 8 E: 0 K: 0 S: 24	H: 10 LOB: 2 BB: 0 P: 39	R: 2 E: 0 K: 1 S: 12	H: 2 LOB: 1 BB: 1 P: 21	R: 0 E: 0 K: 1 S: 12	H: 0 LOB: 0 BB: 0 P: 11	1B: 8 2B: 5 3B: 0 HR: 1	SF: 0 SAC: 1 DP: 0 HBP: 1	WP: 0 PB: 0 SB: 2 CS: 0	PA: 42								
<b>PITCHER</b>	IP	WLS	BF	H	R	ER	SO	BB	IBB	HBP	BLK	WP	HR	S	P	ERA	WHIP											
32 Chris Flexen, R ERA: 7.19	5.1	L	22	5	4	4	5	0	0	1	0	0	0	55	94	6.75	0.938											
54 Matt Koch, R ERA: 4.51	0.1		6	5	4	4	0	0	0	0	0	0	1	11	17	108.00	15.000											
56 Evan Justice, L ERA: 8.59	0.2		5	3	3	3	0	1	0	0	0	0	0	9	17	40.50	6.000											
62 Matt Carastii, R ERA: 6.29	0.2		3	1	0	0	1	0	0	0	0	0	0	7	11	0.00	1.500											
63 Noah Davis, R ERA: 8.59	2.0		6	0	0	0	2	0	0	0	0	0	0	19	27	0.00	0.000											
<b>Batter</b>	<b>1</b>	<b>2</b>	<b>3</b>	<b>4</b>	<b>5</b>	<b>6</b>	<b>7</b>	<b>8</b>	<b>9</b>	<b>AB</b>	<b>R</b>	<b>H</b>	<b>RBI</b>	<b>BB</b>	<b>SO</b>	<b>LOB</b>	<b>BOTTOM</b>											
19 Charlie Blackmon, L OBP: 0.370, SLG: 0.444										6	0	2	0	0	0	4	<b>San Francisco Giants @ Colorado Rockies</b> Coors Field, Denver, CO Sun Sep 17 2023, 1:12 PM - 4:27 PM MDT Att: 30,619 - Sunny - 75 F											
14 Ezequiel Tovar, R OBP: 0.317, SLG: 0.418										5	1	1	0	0	2	4												
44 Elehuris Montero, R OBP: 0.295, SLG: 0.406										5	1	1	0	0	2	2												
22 Nolan Jones, L OBP: 0.362, SLG: 0.509										4	2	3	0	1	0	1												
15 Hunter Goodman, R OBP: 0.290, SLG: 0.482										4	1	1	3	0	0	3												
7 Brendan Rodgers, R OBP: 0.299, SLG: 0.301										4	2	3	1	0	0	1												
13 Alan Trejo, R OBP: 0.254, SLG: 0.321										4	1	0	0	0	0	4												
30 Harold Castro, L OBP: 0.279, SLG: 0.319										1	0	0	0	0	1	2												
9 Brenton Doyle, R OBP: 0.242, SLG: 0.323										4	1	1	3	0	1	1												
23 Kris Bryant, R OBP: 0.338, SLG: 0.396										1	0	0	0	0	0	1												
12 Sean Bouchard, R OBP: 0.300, SLG: 0.188										0	1	0	0	0	0	0												
16 Austin Wynns, R OBP: 0.290, SLG: 0.295										4	0	2	0	0	1	0												
35 Elias Diaz, R OBP: 0.317, SLG: 0.419										1	0	1	2	0	0	0												
24 Ryan McMahon, L OBP: 0.328, SLG: 0.446										0	0	0	0	0	0	0												
<b>Inning Stats</b>	R: 0 E: 0 K: 1 S: 9	H: 1 LOB: 1 BB: 0 P: 11	R: 0 E: 0 K: 1 S: 14	H: 1 LOB: 0 BB: 0 P: 21	R: 0 E: 0 K: 0 S: 6	H: 1 LOB: 0 BB: 0 P: 11	R: 0 E: 0 K: 0 S: 11	H: 1 LOB: 1 BB: 0 P: 13	R: 0 E: 0 K: 0 S: 10	H: 1 LOB: 2 BB: 0 P: 13	R: 5 E: 1 K: 1 S: 25	H: 4 LOB: 0 BB: 0 P: 32	R: 1 E: 0 K: 1 S: 12	H: 2 LOB: 2 BB: 1 P: 17	R: 0 E: 0 K: 2 S: 8	H: 1 LOB: 0 BB: 0 P: 11	R: 4 E: 0 K: 1 S: 24	H: 3 LOB: 1 BB: 0 P: 37	1B: 11 2B: 2 3B: 0 HR: 2	SF: 1 SAC: 0 DP: 1 HBP: 1	WP: 1 PB: 1 SB: 0 CS: 0	PA: 46						
<b>PITCHER</b>	IP	WLS	BF	H	R	ER	SO	BB	IBB	HBP	BLK	WP	HR	S	P	ERA	WHIP											
52 Sean Manaea, L ERA: 4.82	5.1	W	24	8	3	3	3	0	0	0	0	0	0	64	87	5.06	1.500											
59 John Brebbia, R ERA: 3.21	0.2		4	1	2	1	0	0	0	0	0	0	1	11	14	13.50	1.500											
71 Tyler Rogers, R ERA: 3.2	1.0		6	2	1	1	1	1	0	0	0	0	0	12	17	9.00	3.000											
77 Luke Jackson, R ERA: 2.93	1.0		4	1	0	0	2	0	0	0	0	0	0	8	11	0.00	1.000											
75 Camilo Doval, R ERA: 3.09	0.2		7	3	4	1	1	0	0	1	0	1	0	22	35	13.50	4.500											
<b>PITCHER</b>	IP	WLS	BF	H	R	ER	SO	BB	IBB	HBP	BLK	WP	HR	S	P	ERA	WHIP											
33 Taylor Rogers, L ERA: 3.06	0.1	S	1	0	0	0	0	0	0	0	0	0	0	0	2	2	0.00	0.000										

Batter	1	2	3	4	5	6	7	8	9	AB	R	H	RBI	BB	SO	LOB	TOP				
19 Charlie Blackmon, L OBP: 0.373, SLG: 0.445	G4-3		14 2B			K				4	1	2	2	0	1	0	<b>Colorado Rockies @ San Diego Padres</b> Petco Park, San Diego, CA Mon Sep 18 2023, 6:43 PM - 9:55 PM PDT Att: 42,062 - Clear - 70 F				
14 Ezequiel Tovar, R OBP: 0.290, SLG: 0.418	G5-3		22 1B			K	G4-3	F7		5	1	1	1	0	1	4					
23 Kris Bryant, R OBP: 0.332, SLG: 0.388	G6-3								G6-3	5	0	0	0	0	2	1					
22 Nolan Jones, L OBP: 0.366, SLG: 0.520	G4-1		35 FC6-4							5	2	3	2	0	1	0					
44 Elehuris Montero, R OBP: 0.293, SLG: 0.404	7 1B									5	1	1	0	0	4	2					
35 Elias Diaz, R OBP: 0.318, SLG: 0.420	E6		7 1B							4	2	1	1	1	0	2					
24 Ryan McMahon, L OBP: 0.327, SLG: 0.443	F8									5	0	1	0	0	2	3					
7 Brendan Rodgers, R OBP: 0.317, SLG: 0.315										4	1	3	2	1	0	0					
9 Brenton Doyle, R OBP: 0.244, SLG: 0.328										4	1	1	1	1	2	4					
<b>Inning Stats</b>	R: 0 E: 0 K: 0 S: 10	H: 0 LOB: 0 BB: 0 P: 11	R: 1 E: 0 K: 1 S: 13	H: 2 LOB: 2 BB: 0 P: 21	R: 2 E: 0 K: 2 S: 17	H: 3 LOB: 1 BB: 0 P: 24	R: 0 E: 0 K: 1 S: 11	H: 0 LOB: 0 BB: 0 P: 16	R: 0 E: 0 K: 2 S: 10	H: 0 LOB: 0 BB: 0 P: 19	R: 2 E: 0 K: 3 S: 10	H: 2 LOB: 3 BB: 0 P: 15	R: 2 E: 0 K: 1 S: 16	H: 2 LOB: 1 BB: 1 P: 26	R: 2 E: 0 K: 1 S: 16	H: 4 LOB: 2 BB: 0 P: 25	1B: 9 2B: 2 3B: 1 HR: 1	SF: 0 SAC: 0 DP: 0 HBP: 1	WP: 0 PB: 0 SB: 0 CS: 0	PA: 45	
<b>PITCHER</b>	IP	WLS	BF	H	R	ER	SO	BB	IBB	HBP	BLK	WP	HR	S	P	ERA	WHIP			ERA	WHIP
52 Michael Wacha, R ERA: 3.44	5.0	W	21	5	3	2	6	0	0	0	0	0	0	61	91	3.60	1.000			0.00	6.000
48 Nick Hernandez, R ERA: 12.0	1.0		8	2	2	2	2	2	0	1	0	0	1	19	33	18.00	4.000				
58 Scott Barlow, R ERA: 4.52	1.0		3	0	0	0	3	0	0	0	0	0	0	10	15	0.00	0.000				
59 Tom Cosgrove, L ERA: 1.91	1.0		6	2	2	2	1	1	0	0	0	0	0	16	26	18.00	3.000				
66 Luis Garcia, R ERA: 4.11	0.2		4	2	2	2	1	0	0	0	0	0	0	11	17	27.00	3.000				
<b>PITCHER</b>	IP	WLS	BF	H	R	ER	SO	BB	IBB	HBP	BLK	WP	HR	S	P	ERA	WHIP			ERA	WHIP
71 Josh Hader, L ERA: 1.26	0.1	S	3	2	0	0	0	0	0	0	0	0	0	5	8	0.00	6.000				

Batter	1	2	3	4	5	6	7	8	9	AB	R	H	RBI	BB	SO	LOB	BOTTOM				
2 Xander Bogaerts, R OBP: 0.348, SLG: 0.433	F7		12 HR	23 1B	23 S					4	3	3	0	1	0	0	<b>Colorado Rockies @ San Diego Padres</b> Petco Park, San Diego, CA Mon Sep 18 2023, 6:43 PM - 9:55 PM PDT Att: 42,062 - Clear - 70 F				
23 Fernando Tatis Jr., R OBP: 0.327, SLG: 0.464				22 1B	22 E					4	1	2	0	1	1	2					
22 Juan Soto, L OBP: 0.404, SLG: 0.505	F8		12 HR	13 BB						4	1	2	2	1	0	1					
13 Manny Machado, R OBP: 0.314, SLG: 0.453	F9									4	0	0	0	1	1	4					
12 Luis Campusano, R OBP: 0.344, SLG: 0.487	24 HR			G3-1						5	2	3	3	0	0	3					
24 Garrett Cooper, R OBP: 0.301, SLG: 0.421				G6-3						5	1	1	2	0	2	1					
17 Matthew Batten, R OBP: 0.340, SLG: 0.409										4	1	2	0	0	1	0					
28 José Azocar, R OBP: 0.295, SLG: 0.342	G4-6-3			L8						4	0	0	0	0	1	2					
5 Eguv Rosario, R OBP: 0.263, SLG: 0.579	G5-3									4	2	2	2	0	0	0					
<b>Inning Stats</b>	R: 0 E: 0 K: 0 S: 9	H: 0 LOB: 1 BB: 1 P: 16	R: 2 E: 0 K: 0 S: 16	H: 3 LOB: 0 BB: 0 P: 21	R: 3 E: 0 K: 2 S: 15	H: 2 LOB: 0 BB: 1 P: 26	R: 2 E: 0 K: 1 S: 19	H: 4 LOB: 3 BB: 1 P: 34	R: 4 E: 0 K: 1 S: 24	H: 4 LOB: 1 BB: 1 P: 43	R: 0 E: 0 K: 1 S: 9	H: 0 LOB: 0 BB: 0 P: 11	R: 0 E: 0 K: 0 S: 10	H: 1 LOB: 1 BB: 0 P: 13	R: 0 E: 0 K: 1 S: 10	H: 1 LOB: 1 BB: 0 P: 16	1B: 9 2B: 2 3B: 1 HR: 3	SF: 0 SAC: 0 DP: 1 HBP: 0	WP: 0 PB: 0 SB: 2 CS: 0	PA: 42	
<b>PITCHER</b>	IP	WLS	BF	H	R	ER	SO	BB	IBB	HBP	BLK	WP	HR	S	P	ERA	WHIP			ERA	WHIP
50 Ty Blach, L ERA: 5.32	3.2	L	21	9	7	7	3	2	0	0	0	0	0	24	46	27.00	6.000				
60 Victor Vodnik, R ERA: 17.18	1.0		9	4	4	3	1	0	0	0	0	0	0	13	18	0.00	0.000				
52 Daniel Bard, R ERA: 4.56	1.1		4	0	0	0	1	0	0	0	0	0	0	10	13	0.00	1.000				
46 Nick Mears, R ERA: 2.3	1.0		4	1	0	0	0	0	0	0	0	0	0	10	16	0.00	1.000				
59 Jake Bird, R ERA: 4.34	1.0		4	1	0	0	1	0	0	0	0	0	0	10	16	0.00	1.000				

Batter	1	2	3	4	5	6	7	8	9	AB	R	H	RBI	BB	SO	LOB	TOP					
14 Ezequiel Tovar, R OBP: 0.288, SLG: 0.415										4	0	0	0	0	2	0	<p><b>Colorado Rockies @ San Diego Padres</b> Petco Park, San Diego, CA Tue Sep 19 2023, 6:41 PM - 9:23 PM PDT Att: 39,809 - Partly Cloudy - 69 F</p> <p>livebaseballscorecards.com</p>					
7 Brendan Rodgers, R OBP: 0.315, SLG: 0.313										4	0	1	0	0	1	0						
23 Kris Bryant, R OBP: 0.328, SLG: 0.383										4	0	0	0	0	1	1						
22 Nolan Jones, L OBP: 0.370, SLG: 0.520										2	0	1	0	2	0	0						
35 Elias Diaz, R OBP: 0.317, SLG: 0.417										3	0	0	0	1	0	3						
44 Elehuris Montero, R OBP: 0.290, SLG: 0.399										3	0	0	0	0	3	3						
15 Hunter Goodman, R OBP: 0.277, SLG: 0.458										3	0	0	0	0	3	3						
13 Alan Trejo, R OBP: 0.267, SLG: 0.320										1	0	0	0	1	0	2						
19 Charlie Blackmon, L OBP: 0.372, SLG: 0.444										1	0	0	0	1	0	0						
24 Ryan McMahon, L OBP: 0.327, SLG: 0.443										0	0	0	0	0	0	0						
9 Brenton Doyle, R OBP: 0.242, SLG: 0.325										3	0	0	0	0	1	1						
<b>Inning Stats</b>	R: 0 E: 0 K: 3 S: 9	H: 0 LOB: 0 BB: 0 P: 12	R: 0 E: 0 K: 2 S: 13	H: 0 LOB: 2 BB: 2 P: 25	R: 0 E: 0 K: 1 S: 5	H: 0 LOB: 0 BB: 0 P: 7	R: 0 E: 0 K: 0 S: 7	H: 0 LOB: 0 BB: 0 P: 12	R: 0 E: 0 K: 2 S: 11	H: 0 LOB: 1 BB: 1 P: 20	R: 0 E: 0 K: 0 S: 8	H: 0 LOB: 0 BB: 0 P: 13	R: 0 E: 0 K: 2 S: 9	H: 0 LOB: 1 BB: 1 P: 15	R: 0 E: 0 K: 2 S: 15	H: 0 LOB: 0 BB: 0 P: 21	R: 0 E: 0 K: 0 S: 8	H: 2 LOB: 1 BB: 0 P: 13	1B: 2 2B: 0 3B: 0 HR: 0	SF: 0 SAC: 0 DP: 1 HBP: 0	WP: 1 PB: 0 SB: 3 CS: 0	PA: 32
<b>PITCHER</b>	IP	WLS	BF	H	R	ER	SO	BB	IBB	HBP	BLK	WP	HR	S	P	ERA	WHIP					
4 Blake Snell, L ERA: 2.33	7.0		25	0	0	0	10	4	0	0	0	1	0	62	104	0.00	0.571					
75 Robert Suarez, R ERA: 4.15	1.0		3	0	0	0	2	0	0	0	0	0	0	15	21	0.00	0.000					
71 Josh Hader, L ERA: 1.24	1.0	W	4	2	0	0	0	0	0	0	0	0	0	8	13	0.00	2.000					

Batter	1	2	3	4	5	6	7	8	9	AB	R	H	RBI	BB	SO	LOB	BOTTOM					
2 Xander Bogaerts, R OBP: 0.348, SLG: 0.438										5	1	2	2	0	0	1	<p><b>Colorado Rockies @ San Diego Padres</b> Petco Park, San Diego, CA Tue Sep 19 2023, 6:41 PM - 9:23 PM PDT Att: 39,809 - Partly Cloudy - 69 F</p> <p>livebaseballscorecards.com</p>					
23 Fernando Tatis Jr., R OBP: 0.327, SLG: 0.465									4	0	1	0	0	2	1							
22 Juan Soto, L OBP: 0.405, SLG: 0.506									3	0	1	0	1	0	1							
12 Luis Campusano, R OBP: 0.348, SLG: 0.484									3	0	1	0	0	0	2							
91 Ji Man Choi, L OBP: 0.253, SLG: 0.420									2	0	0	0	1	1	3							
10 Jurickson Profar, S OBP: 0.321, SLG: 0.370									4	0	0	0	0	0	7							
28 José Azocar, R OBP: 0.295, SLG: 0.342									0	0	0	0	0	0	0							
17 Matthew Batten, R OBP: 0.347, SLG: 0.400									2	0	0	0	2	2	0							
1 Trent Grisham, L OBP: 0.314, SLG: 0.355									3	1	0	0	1	1	5							
5 Eguv Rosario, R OBP: 0.217, SLG: 0.478									4	0	0	0	0	4	2							
<b>Inning Stats</b>	R: 0 E: 0 K: 1 S: 12	H: 0 LOB: 0 BB: 0 P: 19	R: 0 E: 0 K: 0 S: 12	H: 1 LOB: 2 BB: 1 P: 21	R: 0 E: 0 K: 2 S: 10	H: 1 LOB: 0 BB: 0 P: 13	R: 0 E: 0 K: 1 S: 11	H: 0 LOB: 2 BB: 1 P: 20	R: 0 E: 0 K: 1 S: 10	H: 0 LOB: 0 BB: 0 P: 13	R: 0 E: 0 K: 1 S: 5	H: 1 LOB: 1 BB: 0 P: 10	R: 0 E: 0 K: 2 S: 12	H: 0 LOB: 0 BB: 0 P: 19	R: 0 E: 0 K: 0 S: 8	H: 1 LOB: 2 BB: 2 P: 16	R: 2 E: 0 K: 2 S: 9	H: 1 LOB: 0 BB: 1 P: 17	1B: 2 2B: 2 3B: 0 HR: 1	SF: 0 SAC: 0 DP: 1 HBP: 2	WP: 0 PB: 1 SB: 2 CS: 0	PA: 37
<b>PITCHER</b>	IP	WLS	BF	H	R	ER	SO	BB	IBB	HBP	BLK	WP	HR	S	P	ERA	WHIP					
18 Ryan Felner, R ERA: 5.13	5.0		20	2	0	0	5	2	0	0	0	0	0	55	86	0.00	0.800					
64 Gavin Hollowell, R ERA: 5.02	2.0		8	1	0	0	3	0	0	1	0	0	0	17	29	0.00	0.500					
61 Justin Lawrence, R ERA: 3.89	1.0		5	1	0	0	0	1	1	0	0	0	0	8	16	0.00	2.000					
40 Tyler Kinley, R ERA: 6.75	0.2	L	4	1	2	2	2	1	0	0	0	0	1	9	17	27.00	3.000					





Batter	1	2	3	4	5	6	7	8	9	AB	R	H	RBI	BB	SO	LOB	TOP																		
19 Charlie Blackmon, L (1.9) OBP: 0.373, SLG: 0.440										3	0	0	0	2	1	1																			
7 Brendan Rodgers, R (1.4) OBP: 0.316, SLG: 0.331										3	0	1	0	1	1	3																			
22 Nolan Jones, L (1.7) OBP: 0.375, SLG: 0.521										2	0	0	0	2	1	1																			
23 Kris Bryant, R (1.3) OBP: 0.321, SLG: 0.373										4	0	0	0	0	1	5																			
24 Ryan McMahon, L (1.5) OBP: 0.329, SLG: 0.443										4	0	1	0	0	1	2																			
35 Elias Diaz, R (1.2) OBP: 0.318, SLG: 0.417										4	0	2	0	0	2	1																			
14 Ezequiel Tovar, R (1.6) OBP: 0.291, SLG: 0.415										3	0	1	0	1	0	1																			
44 Elehuris Montero, R (1.10) OBP: 0.286, SLG: 0.393										4	0	0	0	0	1	3																			
9 Brenton Doyle, R (1.8) OBP: 0.245, SLG: 0.327										3	0	1	0	1	1	2																			
<b>Inning Stats</b>	R: 0 H: 0 K: 3 S: 16	H: 0 LOB: 2 BB: 2 P: 30	R: 0 H: 0 K: 1 S: 8	H: 0 LOB: 0 BB: 0 P: 9	R: 0 H: 1 K: 0 S: 11	H: 1 LOB: 2 BB: 1 P: 18	R: 0 H: 2 K: 2 S: 13	H: 2 LOB: 0 BB: 0 P: 15	R: 0 H: 0 K: 1 S: 10	H: 0 LOB: 1 BB: 1 P: 15	R: 0 H: 1 K: 0 S: 8	H: 1 LOB: 2 BB: 2 P: 15	R: 0 H: 1 K: 2 S: 10	H: 1 LOB: 1 BB: 0 P: 15	R: 0 H: 1 K: 0 S: 10	H: 1 LOB: 1 BB: 1 P: 17	1B: 5 2B: 1 3B: 0 HR: 0	SF: 0 SAC: 0 DP: 3 HBP: 0	WP: 1 PB: 0 SB: 0 CS: 0	PA: 37															
<b>PITCHER</b>	IP WLS BF H R ER SO BB IBB HBP BLK WP HR S P ERA WHIP	IP WLS BF H R ER SO BB IBB HBP BLK WP HR S P ERA WHIP																																	
50 Jameson Taillon, R (1.1) ERA: 5.05	6.0	W	25	4	0	0	7	4	0	0	0	1	0	66	101	0.00	1.333																		
11 Drew Smyly, L (7.1) ERA: 4.92	2.0		8	1	0	0	2	2	0	0	0	0	0	17	30	0.00	1.500																		
19 Hayden Wesneski, R (9.1) ERA: 4.85	1.0		4	1	0	0	0	1	0	0	0	0	0	10	17	0.00	2.000																		

Colorado Rockies @ Chicago Cubs  
Wrigley Field, Chicago, IL  
Fri Sep 22 2023, 1:21 PM - 3:58 PM CDT  
Att: 32,150 - Partly Cloudy - 74 F

AB	30
R	0
H	6
RBI	0
BB	7
SO	9
LOB	19



Batter	1	2	3	4	5	6	7	8	9	AB	R	H	RBI	BB	SO	LOB	BOTTOM																		
40 Mike Tauchman, L (1.8) OBP: 0.364, SLG: 0.373										2	1	1	0	1	0	1																			
52 Pete Crow-Armstrong, (7. PRR) (8.8) OBP: 0.361, SLG: 0.424										4	0	0	0	0	0	3																			
2 Nico Hoerner, R (1.4) OBP: 0.346, SLG: 0.388										3	0	0	0	1	1	2																			
8 Ian Happ, S (1.7) OBP: 0.361, SLG: 0.424										2	0	0	0	1	1	2																			
24 Cody Bellinger, L (1.3) OBP: 0.358, SLG: 0.538										2	0	0	0	1	1	1																			
7 Dansby Swanson, R (1.6) OBP: 0.329, SLG: 0.427										3	1	1	1	1	0	3																			
27 Seiya Suzuki, R (1.9) OBP: 0.351, SLG: 0.484										4	2	3	3	0	1	2																			
18 Jared Young, L (1.10) OBP: 0.279, SLG: 0.513										3	1	1	2	0	1	0																			
4 Alexander Canario, R (8. PH) (9.10) OBP: 0.333, SLG: 1.000										1	0	0	0	0	1	0																			
20 Miles Mastrobuoni, L (1.5) OBP: 0.310, SLG: 0.307										4	0	1	0	0	2	0																			
9 Miquel Amaya, R (1.2) OBP: 0.338, SLG: 0.370										4	0	0	0	0	1																				
<b>Inning Stats</b>	R: 1 E: 0 K: 0 S: 12	H: 1 LOB: 2 BB: 2 P: 25	R: 0 H: 0 K: 2 S: 11	H: 0 LOB: 0 BB: 0 P: 15	R: 0 H: 1 K: 0 S: 9	H: 1 LOB: 1 BB: 0 P: 12	R: 2 H: 2 K: 0 S: 15	H: 2 LOB: 1 BB: 1 P: 26	R: 0 H: 0 K: 2 S: 9	H: 0 LOB: 0 BB: 0 P: 15	R: 2 H: 2 K: 0 S: 11	H: 2 LOB: 2 BB: 0 P: 20	R: 1 H: 1 K: 1 S: 11	H: 1 LOB: 2 BB: 1 P: 22	R: 0 H: 0 K: 2 S: 8	H: 0 LOB: 0 BB: 0 P: 12	1B: 5 2B: 0 3B: 0 HR: 2	SF: 0 SAC: 0 DP: 0 HBP: 2	WP: 0 PB: 0 SB: 3 CS: 0	PA: 36															
<b>PITCHER</b>	IP WLS BF H R ER SO BB IBB HBP BLK WP HR S P ERA WHIP	IP WLS BF H R ER SO BB IBB HBP BLK WP HR S P ERA WHIP																																	
63 Noah Davis, R (1.1) ERA: 8.77	5.0	L	22	4	3	3	4	3	0	1	0	0	0	0	0	0	14.00																		
64 Gavin Hollowell, R (6.1) ERA: 5.46	1.0		5	2	2	2	0	0	0	0	0	0	0	1	11	20	18.00																		
39 Brent Suter, L (7.1) ERA: 3.56	1.0		6	1	1	1	1	1	0	1	0	0	0	0	11	22	9.00																		
60 Victor Vodnik, R (8.1) ERA: 13.5	1.0		3	0	0	0	2	0	0	0	0	0	0	8	12	0.00	0.000																		

Colorado Rockies @ Chicago Cubs  
Wrigley Field, Chicago, IL  
Fri Sep 22 2023, 1:21 PM - 3:58 PM CDT  
Att: 32,150 - Partly Cloudy - 74 F

AB	30
R	6
H	7
RBI	6
BB	4
SO	7
LOB	13



Batter	1	2	3	4	5	6	7	8	9	AB	R	H	RBI	BB	SO	LOB	TOP						
19 Charlie Blackmon, L (1.9) OBP: 0.368, SLG: 0.434										5	0	0	0	0	2	5							
7 Brendan Rodgers, R (1.4) OBP: 0.306, SLG: 0.319										5	0	0	0	0	1	1							
22 Nolan Jones, L (1.7) OBP: 0.378, SLG: 0.522										3	0	1	0	1	2	0							
23 Kris Bryant, R (1.10) OBP: 0.319, SLG: 0.374										5	1	1	0	0	2	4							
24 Ryan McMahon, L (1.5) OBP: 0.330, SLG: 0.441										3	0	0	0	2	1	2							
35 Elias Diaz, R (1.2) OBP: 0.318, SLG: 0.416										4	1	1	1	0	2	3							
14 Ezequiel Tovar, R (1.6) OBP: 0.295, SLG: 0.421										4	1	3	0	0	0	0							
15 Hunter Goodman, R (1.3) OBP: 0.271, SLG: 0.429										3	0	0	0	1	0	2							
9 Brenton Doyle, R (1.8) OBP: 0.248, SLG: 0.332										4	0	2	1	0	2	3							
<b>Inning Stats</b>	R: 0 E: 0 K: 2 S: 11	H: 0 LOB: 0 BB: 0 P: 16	R: 3 E: 0 K: 0 S: 16	H: 4 LOB: 1 BB: 0 P: 27	R: 0 E: 0 K: 0 S: 12	H: 1 LOB: 2 BB: 1 P: 21	R: 0 E: 0 K: 1 S: 8	H: 1 LOB: 0 BB: 0 P: 9	R: 0 E: 0 K: 1 S: 7	H: 0 LOB: 0 BB: 0 P: 11	R: 0 E: 0 K: 2 S: 10	H: 1 LOB: 1 BB: 0 P: 14	R: 0 E: 1 K: 2 S: 11	H: 0 LOB: 2 BB: 0 P: 15	R: 0 E: 0 K: 3 S: 12	H: 1 LOB: 3 BB: 2 P: 23	R: 0 E: 0 K: 1 S: 11	H: 0 LOB: 1 BB: 1 P: 18	1B: 3 2B: 5 3B: 0 HR: 0	SF: 0 SAC: 0 DP: 0 HBP: 1	WP: 1 PB: 0 SB: 1 CS: 0	PA: 41	
<b>PITCHER</b>	IP WLS BF H R ER SO BB IBB HBP BLK WP HR S P ERA WHIP	IP WLS BF H R ER SO BB IBB HBP BLK WP HR S P ERA WHIP	IP WLS BF H R ER SO BB IBB HBP BLK WP HR S P ERA WHIP	IP WLS BF H R ER SO BB IBB HBP BLK WP HR S P ERA WHIP	IP WLS BF H R ER SO BB IBB HBP BLK WP HR S P ERA WHIP	IP WLS BF H R ER SO BB IBB HBP BLK WP HR S P ERA WHIP	IP WLS BF H R ER SO BB IBB HBP BLK WP HR S P ERA WHIP	IP WLS BF H R ER SO BB IBB HBP BLK WP HR S P ERA WHIP	IP WLS BF H R ER SO BB IBB HBP BLK WP HR S P ERA WHIP	IP WLS BF H R ER SO BB IBB HBP BLK WP HR S P ERA WHIP	IP WLS BF H R ER SO BB IBB HBP BLK WP HR S P ERA WHIP	IP WLS BF H R ER SO BB IBB HBP BLK WP HR S P ERA WHIP	IP WLS BF H R ER SO BB IBB HBP BLK WP HR S P ERA WHIP	IP WLS BF H R ER SO BB IBB HBP BLK WP HR S P ERA WHIP	IP WLS BF H R ER SO BB IBB HBP BLK WP HR S P ERA WHIP	IP WLS BF H R ER SO BB IBB HBP BLK WP HR S P ERA WHIP	IP WLS BF H R ER SO BB IBB HBP BLK WP HR S P ERA WHIP	IP WLS BF H R ER SO BB IBB HBP BLK WP HR S P ERA WHIP	IP WLS BF H R ER SO BB IBB HBP BLK WP HR S P ERA WHIP	IP WLS BF H R ER SO BB IBB HBP BLK WP HR S P ERA WHIP	IP WLS BF H R ER SO BB IBB HBP BLK WP HR S P ERA WHIP	IP WLS BF H R ER SO BB IBB HBP BLK WP HR S P ERA WHIP	IP WLS BF H R ER SO BB IBB HBP BLK WP HR S P ERA WHIP

Colorado Rockies @ Chicago Cubs  
Wrigley Field, Chicago, IL  
Sat Sep 23 2023, 1:22 PM - 4:15 PM CDT  
Att: 38,608 - Sunny - 74 F

AB 36  
R 3  
H 8  
RBI 2  
BB 4  
SO 12  
LOB 20



Batter	1	2	3	4	5	6	7	8	9	AB	R	H	RBI	BB	SO	LOB	BOTTOM						
40 Mike Tauchman, L (1.8) OBP: 0.362, SLG: 0.370										3	0	0	0	1	1	2							
52 Pete Crow-Armstrong, R (8.8) OBP: 0.328, SLG: 0.390										2	1	2	2	2	0	0							
8 Ian Happ, S (1.7) OBP: 0.363, SLG: 0.425										3	0	1	1	2	1	3							
24 Cody Bellinger, L (1.3) OBP: 0.355, SLG: 0.535										3	0	0	1	0	0	4							
27 Seiya Suzuki, R (1.9) OBP: 0.351, SLG: 0.482										4	1	1	0	0	1	4							
7 Dansby Swanson, R (1.6) OBP: 0.328, SLG: 0.428										4	0	1	0	0	1	4							
5 Christopher Morel, R (1.10) OBP: 0.308, SLG: 0.497										4	1	1	1	0	0	2							
15 Yan Gomes, R (1.2) OBP: 0.314, SLG: 0.406										4	0	1	1	0	0	1							
20 Miles Mastroianni, L (1.5) OBP: 0.323, SLG: 0.316										3	2	2	0	1	0	1							
<b>Inning Stats</b>	R: 1 E: 0 K: 0 S: 12	H: 2 LOB: 1 BB: 0 P: 17	R: 0 E: 0 K: 0 S: 10	H: 0 LOB: 0 BB: 0 P: 16	R: 0 E: 0 K: 1 S: 16	H: 1 LOB: 2 BB: 1 P: 23	R: 0 E: 0 K: 0 S: 7	H: 1 LOB: 0 BB: 0 P: 12	R: 1 E: 0 K: 0 S: 12	H: 1 LOB: 1 BB: 1 P: 24	R: 1 E: 0 K: 1 S: 14	H: 2 LOB: 3 BB: 0 P: 23	R: 1 E: 0 K: 1 S: 12	H: 0 LOB: 3 BB: 3 P: 28	R: 2 E: 0 K: 2 S: 13	H: 2 LOB: 1 BB: 1 P: 21	R: 0 E: 0 K: 1 S: 11	H: 0 LOB: 1 BB: 1 P: 18	1B: 5 2B: 3 3B: 0 HR: 1	SF: 2 SAC: 0 DP: 0 HBP: 0	WP: 2 PB: 0 SB: 1 CS: 0	PA: 39	
<b>PITCHER</b>	IP WLS BF H R ER SO BB IBB HBP BLK WP HR S P ERA WHIP	IP WLS BF H R ER SO BB IBB HBP BLK WP HR S P ERA WHIP	IP WLS BF H R ER SO BB IBB HBP BLK WP HR S P ERA WHIP	IP WLS BF H R ER SO BB IBB HBP BLK WP HR S P ERA WHIP	IP WLS BF H R ER SO BB IBB HBP BLK WP HR S P ERA WHIP	IP WLS BF H R ER SO BB IBB HBP BLK WP HR S P ERA WHIP	IP WLS BF H R ER SO BB IBB HBP BLK WP HR S P ERA WHIP	IP WLS BF H R ER SO BB IBB HBP BLK WP HR S P ERA WHIP	IP WLS BF H R ER SO BB IBB HBP BLK WP HR S P ERA WHIP	IP WLS BF H R ER SO BB IBB HBP BLK WP HR S P ERA WHIP	IP WLS BF H R ER SO BB IBB HBP BLK WP HR S P ERA WHIP	IP WLS BF H R ER SO BB IBB HBP BLK WP HR S P ERA WHIP	IP WLS BF H R ER SO BB IBB HBP BLK WP HR S P ERA WHIP	IP WLS BF H R ER SO BB IBB HBP BLK WP HR S P ERA WHIP	IP WLS BF H R ER SO BB IBB HBP BLK WP HR S P ERA WHIP	IP WLS BF H R ER SO BB IBB HBP BLK WP HR S P ERA WHIP	IP WLS BF H R ER SO BB IBB HBP BLK WP HR S P ERA WHIP	IP WLS BF H R ER SO BB IBB HBP BLK WP HR S P ERA WHIP	IP WLS BF H R ER SO BB IBB HBP BLK WP HR S P ERA WHIP	IP WLS BF H R ER SO BB IBB HBP BLK WP HR S P ERA WHIP	IP WLS BF H R ER SO BB IBB HBP BLK WP HR S P ERA WHIP	IP WLS BF H R ER SO BB IBB HBP BLK WP HR S P ERA WHIP	IP WLS BF H R ER SO BB IBB HBP BLK WP HR S P ERA WHIP

Colorado Rockies @ Chicago Cubs  
Wrigley Field, Chicago, IL  
Sat Sep 23 2023, 1:22 PM - 4:15 PM CDT  
Att: 38,608 - Sunny - 74 F

AB 31  
R 6  
H 9  
RBI 6  
BB 6  
SO 5  
LOB 22





Batter	1	2	3	4	5	6	7	8	9	AB	R	H	RBI	BB	SO	LOB	TOP	
50 Mookie Betts, R OBP: 0.408, SLG: 0.589										5	0	2	0	0	0	1	<b>Los Angeles Dodgers @ Colorado Rockies</b> Coors Field, Denver, CO Tue Sep 26 2023, 1:12 PM - 3:54 PM MDT Att: 24,648 - Sunny - 72 F <a href="http://livebaseballscorecards.com">livebaseballscorecards.com</a>	
5 Freddie Freeman, L OBP: 0.408, SLG: 0.558										4	0	1	0	0	2	1		
13 Max Muncy, L OBP: 0.332, SLG: 0.484										4	0	0	0	1	3	3		
28 J.D. Martinez, R OBP: 0.325, SLG: 0.574										4	0	1	0	0	2	2		
23 Jason Heyward, L OBP: 0.347, SLG: 0.489										4	1	3	0	0	0	0		
8 Enrique Hernández, R OBP: 0.298, SLG: 0.344										3	0	1	0	0	0	4		
25 Kolten Wong, L OBP: 0.243, SLG: 0.252										0	0	0	0	0	0	0		
33 James Outman, L OBP: 0.349, SLG: 0.430										4	0	0	0	0	1	4		
11 Miguel Rojas, R OBP: 0.285, SLG: 0.319										4	0	0	0	0	2			
15 Austin Barnes, R OBP: 0.250, SLG: 0.238										3	0	1	0	1	0			
<b>Inning Stats</b>	R: 0 H: 1 E: 0 K: 2 S: 10	H: 1 LOB: 1 BB: 0 P: 20	R: 0 H: 0 E: 0 K: 0 S: 10	H: 0 LOB: 0 BB: 0 P: 16	R: 0 H: 0 E: 0 K: 0 S: 4	H: 0 LOB: 0 BB: 0 P: 5	R: 0 H: 1 E: 0 K: 2 S: 19	H: 2 LOB: 2 BB: 1 P: 32	R: 1 H: 2 E: 0 K: 2 S: 16	H: 2 LOB: 2 BB: 0 P: 25	R: 0 H: 0 E: 0 K: 0 S: 6	H: 1 LOB: 2 BB: 0 P: 17	R: 0 H: 1 E: 0 K: 1 S: 9	H: 1 LOB: 2 BB: 0 P: 24	1B: 7 2B: 2 3B: 0 HR: 0	SF: 0 SAC: 0 DP: 1 HBP: 2		WP: 0 PA: 39 PB: 1 SB: 1 CS: 0
<b>PITCHER</b>	IP WLS BF H R ER SO BB IBB HBP BLK WP HR S P ERA WHIP																	
45 Chase Anderson, R ERA: 5.42	5.0 W 20 5 0 0 4 2 0 0 0 0 0 0 53 91 0.00 1.400																	
39 Brent Suter, L ERA: 3.45	0.2 H 5 2 1 0 2 0 0 0 0 0 0 0 14 23 0.00 3.000																	
59 Jake Bird, R ERA: 4.33	1.1 H 4 0 0 0 0 0 0 0 0 0 0 0 8 12 0.00 0.000																	
61 Justin Lawrence, R ERA: 3.75	1.0 H 5 1 0 0 1 0 0 1 0 0 0 0 9 17 0.00 1.000																	
40 Tyler Kinley, R ERA: 6.29	1.0 S 5 1 0 0 1 0 0 1 0 0 0 0 14 24 0.00 1.000																	

Batter	1	2	3	4	5	6	7	8	9	AB	R	H	RBI	BB	SO	LOB	BOTTOM	
14 Ezequiel Tovar, R OBP: 0.294, SLG: 0.420										3	1	1	0	1	0	0	<b>Los Angeles Dodgers @ Colorado Rockies</b> Coors Field, Denver, CO Tue Sep 26 2023, 1:12 PM - 3:54 PM MDT Att: 24,648 - Sunny - 72 F <a href="http://livebaseballscorecards.com">livebaseballscorecards.com</a>	
22 Nolan Jones, L OBP: 0.385, SLG: 0.541										3	2	2	1	1	1	1		
23 Kris Bryant, R OBP: 0.318, SLG: 0.375										4	1	1	1	0	3	1		
7 Brendan Rodgers, R OBP: 0.315, SLG: 0.355										4	0	3	1	0	0	1		
24 Ryan McMahon, L OBP: 0.327, SLG: 0.436										4	0	0	0	0	2	4		
44 Elehuris Montero, R OBP: 0.285, SLG: 0.388										4	0	1	1	0	2	3		
12 Sean Bouchard, R OBP: 0.259, SLG: 0.174										4	0	1	0	0	1	2		
16 Austin Wynns, R OBP: 0.278, SLG: 0.289										3	0	0	0	0	1	2		
9 Brenton Doyle, R OBP: 0.247, SLG: 0.330										3	0	0	0	0	1	0		
<b>Inning Stats</b>	R: 3 H: 3 E: 0 K: 0 S: 13	H: 3 LOB: 1 BB: 1 P: 22	R: 0 H: 1 E: 0 K: 2 S: 10	H: 1 LOB: 1 BB: 0 P: 13	R: 0 H: 1 E: 0 K: 2 S: 15	H: 1 LOB: 1 BB: 0 P: 22	R: 0 H: 0 E: 0 K: 1 S: 7	H: 0 LOB: 0 BB: 0 P: 11	R: 0 H: 2 E: 0 K: 3 S: 14	H: 2 LOB: 2 BB: 0 P: 23	R: 1 H: 1 E: 0 K: 1 S: 11	H: 1 LOB: 0 BB: 0 P: 16	R: 0 H: 1 E: 0 K: 1 S: 10	H: 1 LOB: 1 BB: 0 P: 14	1B: 5 2B: 3 3B: 0 HR: 1	SF: 0 SAC: 0 DP: 0 HBP: 0		WP: 1 PA: 34 PB: 1 SB: 0 CS: 1
<b>PITCHER</b>	IP WLS BF H R ER SO BB IBB HBP BLK WP HR S P ERA WHIP																	
64 Caleb Ferguson, L ERA: 2.9	0.2 L 6 3 3 0 0 0 1 0 0 0 0 0 11 18 40.50 6.000																	
47 Ryan Peplot, R ERA: 1.85	6.0 23 5 1 1 9 1 0 0 0 0 1 59 95 1.50 1.000																	
78 Michael Grove, R ERA: 6.28	1.1 5 1 0 0 2 0 0 0 0 0 1 0 14 19 0.00 0.750																	

Batter	1	2	3	4	5	6	7	8	9	AB R H RBI BB SO LOB	TOP											
3 Chris Taylor, R OBP: 0.324, SLG: 0.424	F4	1B		K		5 HR	K	K		5 1 1 2 1 3 5	<b>Los Angeles Dodgers @ Colorado Rockies</b> Coors Field, Denver, CO Tue Sep 26 2023, 6:43 PM - 9:32 PM MDT Att: 25,133 - Clear - 78 F											
5 Freddie Freeman, L OBP: 0.410, SLG: 0.564	G4-3	P5		BB		HR	BB		16 G4-3 13 1B	4 2 2 2 2 0 1												
16 Will Smith, R OBP: 0.356, SLG: 0.432	L8	F9		G3		K	SF8		G4-3	5 0 0 1 0 1 4												
13 Max Muncy, L OBP: 0.337, SLG: 0.486		1B		BB		K	BB		8 F9 33 1B	4 2 3 1 2 1 0												
33 James Outman, L OBP: 0.352, SLG: 0.433	1B	F5				E3	K		1B	6 2 4 0 0 1 4												
8 Enrique Hernández, R OBP: 0.290, SLG: 0.397	G4-3	F9				SF8	1B		F9	5 1 3 1 0 0 3												
6 David Peralta, L OBP: 0.291, SLG: 0.376	1B	L3		K		F7			F8	6 1 1 2 0 2 7												
25 Kolten Wong, L OBP: 0.250, SLG: 0.257	G4-3									4 1 2 1 1 1 3												
31 Amed Rosario, R OBP: 0.304, SLG: 0.379	1B			G6-3		G4-3				4 1 2 1 0 0 2												
<b>Inning Stats</b>	R: 0 E: 0 K: 0 S: 8	H: 0 LOB: 0 BB: 0 P: 15	R: 5 E: 0 K: 0 S: 21	H: 6 LOB: 1 BB: 0 P: 29	R: 0 E: 0 K: 0 S: 7	H: 0 LOB: 1 BB: 1 P: 13	R: 0 E: 0 K: 1 S: 10	H: 0 LOB: 2 BB: 2 P: 22	R: 2 E: 1 K: 2 S: 17	H: 3 LOB: 1 BB: 0 P: 23		R: 2 E: 0 K: 2 S: 24	H: 3 LOB: 2 BB: 1 P: 33	R: 1 E: 0 K: 2 S: 17	H: 1 LOB: 3 BB: 2 P: 31	R: 0 E: 0 K: 3 S: 11	H: 2 LOB: 0 BB: 0 P: 17	R: 1 E: 0 K: 0 S: 17	H: 3 LOB: 2 BB: 0 P: 24	1B: 16 2B: 1 3B: 0 HR: 1	SF: 2 SAC: 0 DP: 0 HBP: 1	WP: 0 PB: 0 SB: 1 CS: 0
<b>PITCHER</b>	IP WLS BF H R ER SO BB IBB HBP BLK WP HR S P ERA WHIP											IP WLS BF H R ER SO BB IBB HBP BLK WP HR S P ERA WHIP										
18 Ryan Felton, R ERA: 5.82	3.0 L 16 6 5 5 0 1 0 0 0 0 0 0 36 57 15.00 2.333																					
54 Matt Koch, R ERA: 5.4	2.0 11 3 2 2 2 2 0 0 0 0 0 1 24 45 9.00 2.500																					
64 Gavin Hollowell, R ERA: 5.74	1.0 7 3 2 2 2 1 0 0 0 0 0 1 24 33 18.00 4.000																					
52 Daniel Bard, R ERA: 4.56	1.0 7 1 1 1 2 2 0 1 0 0 0 0 17 31 9.00 3.000																					
60 Victor Vodnik, R ERA: 10.9	2.0 11 5 1 1 3 0 0 0 0 0 0 0 28 41 4.50 2.500																					

Batter	1	2	3	4	5	6	7	8	9	AB R H RBI BB SO LOB	BOTTOM											
19 Charlie Blackmon, L OBP: 0.368, SLG: 0.436	K									4 1 2 0 0 1 0	<b>Los Angeles Dodgers @ Colorado Rockies</b> Coors Field, Denver, CO Tue Sep 26 2023, 6:43 PM - 9:32 PM MDT Att: 25,133 - Clear - 78 F											
12 Sean Bouchard, R OBP: 0.259, SLG: 0.114	K		14 FC6-4 1B			14 G6-3 22 1B				0 0 0 0 0 0 0												
14 Ezequiel Tovar, R OBP: 0.292, SLG: 0.417	K		FC6-4			G6-3				4 0 0 0 0 2 2												
22 Nolan Jones, L OBP: 0.387, SLG: 0.540	1B					7 G1-4-3 1B				4 0 2 1 0 1 0												
7 Brendan Rodgers, R OBP: 0.314, SLG: 0.353	FC6-4					G1-4-3				4 0 1 0 0 0 2												
35 Elias Díaz, R OBP: 0.315, SLG: 0.410	G6-3					G4-3				4 0 0 0 0 0 1												
44 Elehuris Montero, R OBP: 0.289, SLG: 0.403	K					HR				3 1 2 1 0 1 0												
30 Harold Castro, L OBP: 0.275, SLG: 0.314	L7					L3				3 0 0 0 0 1 1												
15 Hunter Goodman, R OBP: 0.250, SLG: 0.391						K				3 0 0 0 0 3 1												
9 Brenton Doyle, R OBP: 0.245, SLG: 0.327	G6-3					K				3 0 0 0 0 2 0												
<b>Inning Stats</b>	R: 0 E: 0 K: 2 S: 11	H: 1 LOB: 1 BB: 0 P: 15	R: 0 E: 0 K: 1 S: 10	H: 0 LOB: 0 BB: 0 P: 15	R: 0 E: 0 K: 1 S: 7	H: 1 LOB: 1 BB: 0 P: 8	R: 0 E: 0 K: 1 S: 7	H: 1 LOB: 0 BB: 0 P: 11	R: 1 E: 0 K: 3 S: 11	H: 1 LOB: 0 BB: 0 P: 16	R: 1 E: 0 K: 0 S: 10	H: 2 LOB: 0 BB: 0 P: 15	R: 0 E: 0 K: 1 S: 10	H: 1 LOB: 1 BB: 0 P: 11	R: 0 E: 0 K: 2 S: 7	H: 0 LOB: 0 BB: 0 P: 11	R: 0 E: 0 K: 0 S: 9	H: 0 LOB: 0 BB: 0 P: 11	1B: 5 2B: 1 3B: 0 HR: 1	SF: 0 SAC: 0 DP: 2 HBP: 0	WP: 0 PB: 0 SB: 0 CS: 0	PA: 32
<b>PITCHER</b>	IP WLS BF H R ER SO BB IBB HBP BLK WP HR S P ERA WHIP											IP WLS BF H R ER SO BB IBB HBP BLK WP HR S P ERA WHIP										
28 Bobby Miller, R ERA: 3.89	7.0 W 26 7 2 2 9 0 0 0 0 0 0 7 66 91 2.57 1.000																					
17 Joe Kelly, R ERA: 4.23	1.0 3 0 0 0 2 0 0 0 0 0 0 0 7 11 0.00 0.000																					
51 Alex Vesia, L ERA: 4.44	1.0 3 0 0 0 0 0 0 0 0 0 0 0 9 11 0.00 0.000																					



Batter	1	2	3	4	5	6	7	8	9	AB	R	H	RBI	BB	SO	LOB	TOP										
50 Mookie Betts, R OBP: 0.411, SLG: 0.587 25 Kolten Wong, L OBP: 0.250, SLG: 0.257	F9		BB			F8		BB		3	1	1	1	2	0	1	<b>Los Angeles Dodgers @ Colorado Rockies</b> Coors Field, Denver, CO Wed Sep 27 2023, 6:42 PM - 9:34 PM MDT Att: 26,054 - Clear - 82 F										
5 Freddie Freeman, L OBP: 0.472, SLG: 0.568 8 Enrique Hernández, R OBP: 0.290, SLG: 0.347	K							HR		3	1	1	3	0	2	1											
16 Will Smith, R OBP: 0.356, SLG: 0.431	G6-3									3	0	1	1	0	0	1											
13 Max Muncy, L OBP: 0.336, SLG: 0.482	K									4	0	0	0	1	2	3											
28 J.D. Martinez, R OBP: 0.323, SLG: 0.570	K									5	0	1	0	0	4	4											
23 Jason Heyward, L OBP: 0.343, SLG: 0.481	P5									5	0	0	0	0	0	4											
33 James Outman, L OBP: 0.356, SLG: 0.444										4	2	3	1	1	0	0											
6 David Peralta, L OBP: 0.295, SLG: 0.382	F9									4	2	2	1	1	0	1											
11 Miguel Rojas, R OBP: 0.289, SLG: 0.324										4	2	3	1	0	0	1											
<b>Inning Stats</b>	R: 0 E: 0 K: 1 S: 9	H: 0 LOB: 0 BB: 0 P: 14	R: 0 E: 0 K: 2 S: 10	H: 0 LOB: 0 BB: 0 P: 14	R: 1 E: 0 K: 1 S: 14	H: 2 LOB: 1 BB: 1 P: 24	R: 0 E: 0 K: 0 S: 6	H: 1 LOB: 1 BB: 0 P: 11	R: 3 E: 0 K: 1 S: 19	H: 4 LOB: 3 BB: 1 P: 30	R: 0 E: 0 K: 0 S: 10	H: 0 LOB: 1 BB: 0 P: 19	R: 0 E: 0 K: 1 S: 23	H: 0 LOB: 1 BB: 0 P: 36	R: 4 E: 0 K: 1 S: 23	H: 4 LOB: 1 BB: 1 P: 36		R: 0 E: 0 K: 1 S: 11	H: 1 LOB: 1 BB: 0 P: 15	1B: 7 2B: 3 3B: 0 HR: 2	SF: 1 SAC: 0 DP: 1 HBP: 3	WP: 0 PB: 0 SB: 1 CS: 1	PA: 44				
<b>PITCHER</b>	IP	WLS	BF	H	R	ER	SO	BB	IBB	HBP	BLK	WP	HR	S	P	ERA	WHIP										
63 Noah Davis, R ERA: 8.7	4.1	L	22	7	4	4	4	2	0	2	0	0	1	53	86	8.31	2.077										
57 Tommy Doyle, R ERA: 4.91	1.2		6	0	0	0	1	2	0	0	0	0	0	15	26	0.00	1.200										
46 Nick Mears, R ERA: 3.93	1.2		9	2	3	3	1	1	0	1	0	0	0	24	43	16.20	1.800										
61 Justin Lawrence, R ERA: 3.86	0.1		3	2	1	1	1	0	0	0	0	0	1	9	12	27.00	6.000										
51 Karl Kauffmann, R ERA: 7.04	1.0		4	1	0	0	1	0	0	0	0	0	0	11	15	0.00	1.000										

Batter	1	2	3	4	5	6	7	8	9	AB	R	H	RBI	BB	SO	LOB	BOTTOM											
19 Charlie Blackmon, L OBP: 0.367, SLG: 0.434	K		K							4	0	1	0	0	2	1	<b>Los Angeles Dodgers @ Colorado Rockies</b> Coors Field, Denver, CO Wed Sep 27 2023, 6:42 PM - 9:34 PM MDT Att: 26,054 - Clear - 82 F											
14 Ezequiel Tovar, R OBP: 0.290, SLG: 0.414	F8		K							4	0	0	0	0	1	1												
22 Nolan Jones, L OBP: 0.385, SLG: 0.537	K									4	0	1	0	0	2	1												
7 Brendan Rodgers, R OBP: 0.318, SLG: 0.381	F9		CS							4	1	2	1	0	0	0												
35 Elias Diaz, R OBP: 0.312, SLG: 0.406	K									4	0	0	0	0	4	1												
24 Ryan McMahon, L OBP: 0.326, SLG: 0.437										4	0	1	0	0	2	1												
44 Elehuris Montero, R OBP: 0.285, SLG: 0.397	G5-3									4	0	0	0	0	0	2												
12 Sean Bouchard, R OBP: 0.267, SLG: 0.308										3	1	1	1	0	0	0												
9 Brenton Doyle, R OBP: 0.246, SLG: 0.327										3	0	1	0	0	2	0												
<b>Inning Stats</b>	R: 0 E: 0 K: 2 S: 10	H: 0 LOB: 0 BB: 0 P: 12	R: 0 E: 0 K: 1 S: 7	H: 1 LOB: 1 BB: 0 P: 12	R: 1 E: 0 K: 3 S: 12	H: 2 LOB: 1 BB: 0 P: 15	R: 0 E: 0 K: 2 S: 9	H: 0 LOB: 0 BB: 0 P: 13	R: 0 E: 0 K: 0 S: 9	H: 1 LOB: 1 BB: 0 P: 13	R: 1 E: 0 K: 2 S: 12	H: 1 LOB: 0 BB: 0 P: 19	R: 0 E: 0 K: 1 S: 8	H: 0 LOB: 0 BB: 0 P: 10	R: 0 E: 0 K: 1 S: 10	H: 1 LOB: 1 BB: 0 P: 19		R: 0 E: 0 K: 1 S: 10	H: 1 LOB: 1 BB: 0 P: 16	1B: 3 2B: 2 3B: 0 HR: 2	SF: 0 SAC: 0 DP: 0 HBP: 0	WP: 1 PB: 0 SB: 0 CS: 1	PA: 35					
<b>PITCHER</b>	IP	WLS	BF	H	R	ER	SO	BB	IBB	HBP	BLK	WP	HR	S	P	ERA	WHIP											
80 Emmet Sheehan, R ERA: 4.92	6.0	W	23	5	2	2	10	0	0	0	0	0	1	2	59	84	3.00	0.833										
48 Brusdar Graterol, R ERA: 1.22	1.0	H	3	0	0	0	1	0	0	0	0	0	0	8	10	0.00	0.000											
57 Ryan Brasier, R ERA: 0.07	1.0		4	1	0	0	1	0	0	0	0	0	0	10	19	0.00	1.000											
51 Alex Vesia, L ERA: 4.35	1.0		4	1	0	0	1	0	0	0	0	0	0	10	16	0.00	1.000											



Batter	1	2	3	4	5	6	7	8	9	AB	R	H	RBI	BB	SO	LOB	TOP						
50 Mookie Betts, R OBP: 0.410, SLG: 0.585 25 Kolten Wong, L OBP: 0.259, SLG: 0.267	F8	L8			G4-6-3 1B		G4-3 1B		G4-6-3 1B	2	0	0	0	0	0	1	<b>Los Angeles Dodgers @ Colorado Rockies</b> Coors Field, Denver, CO Thu Sep 28 2023, 6:41 PM - 9:19 PM MDT Att: 30,129 - Partly Cloudy - 81 F <a href="http://livebaseballscorecards.com">livebaseballscorecards.com</a>						
5 Freddie Freeman, L OBP: 0.410, SLG: 0.565 31 Amed Rosario, R OBP: 0.305, SLG: 0.379	G3-1		F7		G4-6-3 1B		G4-3 1B		G4-6-3 1B	3	0	0	0	0	0	1							
13 Max Muncy, L OBP: 0.335, SLG: 0.478	28 HR		G4-3			F9	G4-3		L9	4	1	0	1	1	0	3							
28 J.D. Martinez, R OBP: 0.325, SLG: 0.576	1-H		L9			23 E	G5-3			4	1	2	2	0	0	2							
23 Jason Heyward, L OBP: 0.342, SLG: 0.479	K		G4-3			E9			K	4	0	1	0	0	2	0							
3 Chris Taylor, R OBP: 0.323, SLG: 0.422			K			F8			K	4	0	1	0	0	2	2							
6 David Peralta, L OBP: 0.292, SLG: 0.378		L8			G4-3 1B		G5-3		F8	4	0	0	0	0	0	3							
8 Enrique Hernández, R OBP: 0.292, SLG: 0.354					G4-3		G4-3		25 1B 31 1B G4-6-3 1B	4	2	2	1	0	0	1							
15 Austin Barnes, R OBP: 0.260, SLG: 0.246					K				31 1B 13 1B 25 1B G4-6-3 1B	3	1	2	0	1	1	0							
<b>Inning Stats</b>	R: 2 E: 0 K: 1 S: 11	H: 1 LOB: 0 BB: 1 P: 18	R: 1 E: 0 K: 1 S: 14	H: 1 LOB: 1 BB: 23	R: 0 E: 0 K: 0 S: 8	H: 0 LOB: 0 BB: 10	R: 0 E: 0 K: 0 S: 10	H: 1 LOB: 1 BB: 5	R: 0 E: 0 K: 0 S: 9	H: 2 LOB: 2 BB: 13	R: 1 E: 0 K: 0 S: 10	H: 3 LOB: 2 BB: 11	R: 0 E: 0 K: 2 S: 7	H: 0 LOB: 0 BB: 12	R: 1 E: 0 K: 0 S: 12	H: 3 LOB: 1 BB: 20		1B: 10 2B: 0 3B: 0 HR: 2	SF: 0 SAC: 0 DP: 0 HBP: 0	WP: 0 PB: 0 SB: 0 CS: 0	PA: 39		
<b>PITCHER</b>	IP	WLS	BF	H	R	ER	SO	BB	IBB	HBP	BLK	WP	HR	S	P	ERA		WHIP					
32 Chris Flexen, R ERA: 6.86	6.0	W	25	6	3	3	3	2	0	0	0	0	2	63	96	4.50		1.333					
59 Jake Bird, R ERA: 4.39	1.0		3	3	1	1	0	0	0	0	0	0	0	10	11	9.00		3.000					
39 Brent Suter, L ERA: 3.42	1.0		3	0	0	0	2	0	0	0	0	0	0	7	12	0.00		0.000					
43 Connor Seabold, R ERA: 7.67	1.0		5	3	1	1	0	0	0	0	0	0	0	12	20	9.00		3.000					
<b>Batter</b>	<b>1</b>	<b>2</b>	<b>3</b>	<b>4</b>	<b>5</b>	<b>6</b>	<b>7</b>	<b>8</b>	<b>9</b>	<b>AB</b>	<b>R</b>	<b>H</b>	<b>RBI</b>	<b>BB</b>	<b>SO</b>	<b>LOB</b>	<b>BOTTOM</b>						
19 Charlie Blackmon, L OBP: 0.370, SLG: 0.451	HR	G6-3			7 S 22 2B		F9		14 E	5	2	3	2	0	0	1	<b>Los Angeles Dodgers @ Colorado Rockies</b> Coors Field, Denver, CO Thu Sep 28 2023, 6:41 PM - 9:19 PM MDT Att: 30,129 - Partly Cloudy - 81 F <a href="http://livebaseballscorecards.com">livebaseballscorecards.com</a>						
14 Ezequiel Tovar, R OBP: 0.291, SLG: 0.414	G1-4-3 1B		7 1B 22 FC3-6 1B		K		G5-3		E4	5	1	2	0	0	1	2							
7 Brendan Rodgers, R OBP: 0.326, SLG: 0.384	G1-4-3		22 FC3-6 1B		22 2B BB				K	4	1	2	0	1	1	3							
22 Nolan Jones, L OBP: 0.383, SLG: 0.535	F7		44 HR		44 S		K		L3	5	1	1	3	0	1	4							
44 Elehuris Montero, R OBP: 0.294, SLG: 0.417		12 2B 9 2B					K		13 1B 16 1B	4	4	3	2	1	1	1							
12 Sean Bouchard, R OBP: 0.286, SLG: 0.452	9 2B						P5		K	5	2	2	1	0	1	3							
13 Alan Trejo, R OBP: 0.266, SLG: 0.317	G6-3						G6-3		16 1B 9 3B	5	1	2	1	0	0	2							
16 Austin Wynns, R OBP: 0.275, SLG: 0.286	F7						G4-3		9 3B	5	1	1	1	0	0	4							
9 Brenton Doyle, R OBP: 0.248, SLG: 0.336							F9		19 2B	5	1	2	4	0	0	3							
<b>Inning Stats</b>	R: 1 E: 0 K: 0 S: 7	H: 2 LOB: 0 BB: 0 P: 11	R: 2 E: 0 K: 0 S: 10	H: 3 LOB: 1 BB: 0 P: 16	R: 4 E: 1 K: 0 S: 17	H: 4 LOB: 1 BB: 0 P: 27	R: 2 E: 0 K: 2 S: 11	H: 2 LOB: 1 BB: 1 P: 18	R: 0 E: 0 K: 1 S: 11	H: 1 LOB: 1 BB: 0 P: 14	R: 0 E: 0 K: 2 S: 27	H: 5 LOB: 2 BB: 0 P: 38	R: 1 E: 1 K: 0 S: 7	H: 1 LOB: 1 BB: 1 P: 12	1B: 8 2B: 6 3B: 1 HR: 3	SF: 0 SAC: 0 DP: 2 HBP: 0		WP: 0 PB: 0 SB: 2 CS: 0	PA: 45				
<b>PITCHER</b>	IP	WLS	BF	H	R	ER	SO	BB	IBB	HBP	BLK	WP	HR	S	P	ERA		WHIP					
56 Ryan Yarbrough, L ERA: 4.52	4.0	L	24	11	9	9	2	1	0	0	0	0	0	3	45	72		20.25	3.000				
18 Shelby Miller, R ERA: 1.71	2.0		7	1	0	0	1	0	0	0	0	0	0	22	31	0.00		0.500					
64 Caleb Ferguson, L ERA: 3.49	0.1		7	5	4	4	1	0	0	0	0	0	0	22	29	108.00		15.000					
59 Evan Phillips, R ERA: 2.09	0.2		2	0	0	0	1	0	0	0	0	0	0	5	9	0.00		0.000					
11 Miguel Rojas, R ERA: 6.0	1.0		5	1	1	1	0	1	0	0	0	0	0	7	12	9.00	2.000						





Batter	1	2	3	4	5	6	7	8	9	AB	R	H	RBI	BB	SO	LOB	TOP																
47 Edouard Julien, L (1.4) OBP: 0.381, SLG: 0.461										5	2	3	3	0	2	1	<b>Minnesota Twins @ Colorado Rockies</b> Coors Field, Denver, CO Sat Sep 30 2023, 6:12 PM - 9:08 PM MDT Att: 40,264 - Cloudy - 82 F																
50 Will Castro, S (1.6) OBP: 0.336, SLG: 0.411										4	1	1	0	1	2	1																	
19 Alex Kirilloff, L (1.3) OBP: 0.345, SLG: 0.442										4	1	1	0	0	1	4																	
16 Jordan Luplow, R (7.3) OBP: 0.333, SLG: 0.347										1	0	0	0	0	0	0																	
26 Max Kepler, L (1.9) OBP: 0.331, SLG: 0.484										4	1	1	3	0	1	2																	
45 Andrew Stevenson, L (6.7) OBP: 0.270, SLG: 0.235										1	0	0	0	0	0	0																	
39 Donovan Solano, R (1.5) OBP: 0.367, SLG: 0.391										3	2	1	0	1	0	0																	
38 Matt Wallner, L (1.7) OBP: 0.373, SLG: 0.512										4	3	2	2	1	1	1																	
9 Trevor Larnach, L (1.10) OBP: 0.316, SLG: 0.422										5	1	1	4	0	0	1																	
8 Christian Vázquez, R (1.2) OBP: 0.278, SLG: 0.319										5	1	2	1	0	2	0																	
2 Michael Taylor, R (1.8) OBP: 0.278, SLG: 0.442										3	2	0	0	2	1	1																	
<b>Inning Stats</b>	R: 0 E: 0 K: 2 S: 11	H: 1 LOB: 1 P: 13	R: 2 E: 0 K: 1 S: 13	H: 3 LOB: 1 BB: 20 P: 20	R: 4 E: 0 K: 0 S: 15	H: 2 LOB: 0 BB: 1 P: 26	R: 0 E: 0 K: 1 S: 11	H: 1 LOB: 1 BB: 0 P: 16	R: 0 E: 0 K: 0 S: 9	H: 0 LOB: 0 BB: 0 P: 15	R: 5 E: 0 K: 1 S: 16	H: 3 LOB: 0 BB: 2 P: 30	R: 3 E: 0 K: 2 S: 16	H: 2 LOB: 0 BB: 1 P: 25	R: 0 E: 0 K: 1 S: 11	H: 0 LOB: 0 BB: 0 P: 17	R: 0 E: 0 K: 2 S: 8	H: 0 LOB: 0 BB: 0 P: 12	1B: 5 2B: 3 3B: 0 HR: 4	SF: 0 SAC: 0 DP: 0 HBP: 1	WP: 1 PB: 0 SB: 0 CS: 0	PA: 45											
<b>PITCHER</b>	IP WLS BF H R ER SO BB IBB HBP BLK WP HR S P ERA WHIP																																
54 Matt Koch, R (1.1) ERA: 5.26	1.0	4	1	0	0	2	0	0	0	0	0	11	13	0.00	1.000																		
51 Karl Kauffmann, R (2.1) ERA: 8.23	4.1	L	23	7	8	8	2	2	0	1	0	0	1	52	87	16.61	2.077																
57 Tommy Doyle, R (6.1) ERA: 6.85	1.2		11	4	6	6	3	2	0	0	0	1	3	28	45	32.40	3.600																
60 Victor Vodnik, R (8.1) ERA: 8.31	2.0		7	0	0	0	3	1	0	0	0	0	0	19	29	0.00	0.500																

Batter	1	2	3	4	5	6	7	8	9	AB	R	H	RBI	BB	SO	LOB	BOTTOM																
19 Charlie Blackmon, L (1.9) OBP: 0.368, SLG: 0.446										3	0	0	0	0	0	3	<b>Minnesota Twins @ Colorado Rockies</b> Coors Field, Denver, CO Sat Sep 30 2023, 6:12 PM - 9:08 PM MDT Att: 40,264 - Cloudy - 82 F																
16 Austin Wynns, R (7.2) OBP: 0.271, SLG: 0.261										2	0	0	0	0	1	3																	
7 Brendan Rodgers, R (1.4) OBP: 0.319, SLG: 0.397										5	0	1	0	0	0	3																	
22 Nolan Jones, L (1.7) OBP: 0.388, SLG: 0.536										4	0	2	0	1	1	0																	
23 Kris Bryant, R (1.3) OBP: 0.314, SLG: 0.370										4	0	0	0	0	1	3																	
15 Hunter Goodman, R (8.3) OBP: 0.247, SLG: 0.395										1	0	0	0	0	1	1																	
44 Elehuris Montero, R (1.10) OBP: 0.294, SLG: 0.432										4	2	1	1	1	2	1																	
35 Elias Diaz, R (1.2) OBP: 0.314, SLG: 0.408										1	0	1	0	1	0	0																	
12 Sean Bouchard, R (7.9) OBP: 0.357, SLG: 0.595										3	2	2	1	0	1	1																	
14 Ezequiel Tovar, R (1.6) OBP: 0.289, SLG: 0.411										4	0	0	0	0	3	4																	
13 Alan Trejo, R (1.5) OBP: 0.288, SLG: 0.343										2	1	2	0	2	0	0																	
9 Brenton Doyle, R (1.8) OBP: 0.250, SLG: 0.344										4	1	2	3	0	1	3																	
<b>Inning Stats</b>	R: 0 E: 0 K: 0 S: 10	H: 0 LOB: 0 P: 15	R: 0 E: 0 K: 2 S: 14	H: 1 LOB: 1 BB: 0 P: 16	R: 0 E: 0 K: 0 S: 6	H: 1 LOB: 0 BB: 0 P: 12	R: 0 E: 0 K: 2 S: 7	H: 0 LOB: 0 BB: 0 P: 11	R: 0 E: 0 K: 0 S: 13	H: 1 LOB: 2 BB: 1 P: 19	R: 0 E: 0 K: 0 S: 6	H: 0 LOB: 0 BB: 1 P: 11	R: 4 E: 0 K: 1 S: 22	H: 5 LOB: 2 BB: 1 P: 33	R: 2 E: 0 K: 2 S: 19	H: 2 LOB: 2 BB: 2 P: 34	R: 0 E: 0 K: 2 S: 12	H: 1 LOB: 1 BB: 0 P: 20	1B: 6 2B: 2 3B: 0 HR: 3	SF: 0 SAC: 0 DP: 1 HBP: 0	WP: 2 PB: 0 SB: 1 CS: 0	PA: 42											
<b>PITCHER</b>	IP WLS BF H R ER SO BB IBB HBP BLK WP HR S P ERA WHIP																																
15 Emilio Pagán, R (1.1) ERA: 2.99	1.0		3	0	0	0	0	0	0	0	0	10	15	0.00	0.000																		
20 Chris Paddock, R (2.1) ERA: 5.4	3.0	W	11	2	0	0	4	0	0	0	0	1	0	27	39	0.00	0.667																
22 Griffin Jax, R (5.1) ERA: 3.86	1.0		5	1	0	0	2	1	0	0	0	0	0	13	19	0.00	2.000																
59 Jhoan Duran, R (6.1) ERA: 2.45	1.0		3	0	0	0	0	1	0	0	0	0	6	11	0.00	1.000																	
56 Caleb Thielbar, L (7.1) ERA: 3.23	0.1		3	2	2	2	1	0	0	0	0	2	7	9	54.00	6.000																	

Batter	1	2	3	4	5	6	7	8	9	10	11	AB	R	H	RBI	BB	SO	LOB	TOP					
39 Donovan Solano, R OBP: 0.369, SLG: 0.391	G1-3	K			G4-3		1B		1B		HBP	5	0	2	0	0	1	2						
16 Jordan Luplow, R OBP: 0.322, SLG: 0.325	K		G5-3		12 G1-3 BB		K		F8		K	5	0	0	0	1	3	5						
12 Kyle Farmer, R OBP: 0.317, SLG: 0.408	G6-3		G6-3		G1-3				K		27 G5-3	4	0	0	0	1	1	2						
26 Max Kepler, L OBP: 0.332, SLG: 0.484		27 1B										2	1	1	0	0	0	0						
9 Trevor Larnach, L OBP: 0.311, SLG: 0.415		47 1B	P5									3	0	0	0	0	3	2						
27 Ryan Jeffers, R OBP: 0.369, SLG: 0.490		19 1B			K							5	1	2	0	0	2	0						
47 Edouard Julien, L OBP: 0.351, SLG: 0.459		19 1B		G3								4	0	1	1	1	1	1						
50 Willi Castro, S OBP: 0.339, SLG: 0.411		K		19 1B								3	0	1	0	2	1	2						
19 Alex Kiriloff, L OBP: 0.348, SLG: 0.445																								
8 Christian Vázquez, R OBP: 0.280, SLG: 0.318					E9							3	0	2	1	0	0	2						
38 Matt Wallner, L OBP: 0.370, SLG: 0.507												2	0	0	0	0	2	4						
45 Andrew Stevenson, L OBP: 0.250, SLG: 0.216												3	0	0	0	0	0	2						
<b>Inning Stats</b>	R: 0 E: 0 K: 1 S: 8	H: 0 LOB: 0 BB: 0 P: 10	R: 2 E: 0 K: 3 S: 21	H: 4 LOB: 2 BB: 0 P: 30	R: 0 E: 0 K: 0 S: 9	H: 0 LOB: 0 BB: 0 P: 13	R: 0 E: 1 K: 2 S: 12	H: 2 LOB: 2 BB: 0 P: 18	R: 0 E: 0 K: 0 S: 8	H: 0 LOB: 2 BB: 1 P: 14	R: 0 E: 0 K: 2 S: 9	H: 1 LOB: 2 BB: 1 P: 22	R: 0 E: 0 K: 2 S: 10	H: 1 LOB: 1 BB: 0 P: 17	R: 0 E: 0 K: 1 S: 11	H: 1 LOB: 1 BB: 0 P: 12	R: 0 E: 0 K: 1 S: 10	H: 0 LOB: 1 BB: 0 P: 16	R: 0 E: 0 K: 1 S: 15	H: 0 LOB: 3 BB: 1 P: 22	1B: 9 2B: 0 3B: 0 HR: 0	SF: 0 SAC: 0 DP: 0 HBP: 1	WP: 0 PB: 0 SB: 0 CS: 0	PA: 47
<b>PITCHER</b>	39 Brent Suter, L ERA: 3.36	IP: 1.0 WLS: 0 BF: 3	H: 0 R: 0 ER: 0 SO: 1	BB: 0 IBB: 0 HBP: 0 BLK: 0	WP: 0 HR: 0 S: 8 P: 10	ERA: 0.00 WHIP: 0.00	40 Tyler Kinley, R ERA: 6.06	IP: 1.0 WLS: 0 BF: 4	H: 1 R: 0 ER: 0 SO: 1	BB: 0 IBB: 0 HBP: 0 BLK: 0	WP: 0 HR: 0 S: 11 P: 12	ERA: 0.00 WHIP: 1.000	54 Matt Koch, R ERA: 5.12	IP: 1.0 WLS: 3 BF: 0	H: 0 R: 0 ER: 0 SO: 1	BB: 0 IBB: 0 HBP: 0 BLK: 0	WP: 0 HR: 0 S: 10 P: 16	ERA: 0.00 WHIP: 0.000	64 Gavin Hollowell, R ERA: 5.88	IP: 1.0 WLS: 5 BF: 0	H: 0 R: 0 ER: 0 SO: 1	BB: 1 IBB: 0 HBP: 0 BLK: 0	WP: 0 HR: 0 S: 15 P: 22	ERA: 0.00 WHIP: 1.000

Minnesota Twins @ Colorado Rockies  
Coors Field, Denver, CO  
Sun Oct 01 2023, 1:12 PM - 4:18 PM MDT  
Att: 33,375 - Party Cloudy - 79 F

AB	40
R	2
H	9
RBI	2
BB	6
SO	15
LOB	23



Batter	1	2	3	4	5	6	7	8	9	10	11	AB	R	H	RBI	BB	SO	LOB	BOTTOM											
19 Charlie Blackmon, L OBP: 0.363, SLG: 0.440	F8			G3		G4-3			F7		F9	5	0	0	0	0	0	1												
7 Brendan Rodgers, R OBP: 0.313, SLG: 0.388	K			K		F8			K		S	5	0	0	0	0	3	0												
22 Nolan Jones, L OBP: 0.389, SLG: 0.542	K			HR					23 S BB			3	1	1	1	1	2	0												
23 Kris Bryant, R OBP: 0.313, SLG: 0.367		K		F9								3	0	0	0	1	2	0												
24 Ryan McMahon, L OBP: 0.322, SLG: 0.431		G4-3				K						4	0	0	0	0	2	2												
44 Eliehuris Montero, R OBP: 0.280, SLG: 0.426		F9										4	0	0	0	0	3	0												
14 Ezequiel Tovar, R OBP: 0.287, SLG: 0.408		F8				G5-3						4	0	0	0	0	2	0												
16 Austin Wynns, R OBP: 0.268, SLG: 0.277						G4-3						2	0	0	0	0	1	0												
12 Sean Bouchard, R OBP: 0.372, SLG: 0.684												1	1	1	1	0	0	0												
35 Elias Diaz, R OBP: 0.316, SLG: 0.409												1	0	1	0	0	0	0												
9 Brenton Doyle, R OBP: 0.250, SLG: 0.343						E5 G4-3 1B						4	1	1	0	0	2	2												
<b>Inning Stats</b>	R: 0 E: 0 K: 2 S: 8	H: 0 LOB: 0 BB: 0 P: 13	R: 0 E: 0 K: 1 S: 8	H: 0 LOB: 0 BB: 0 P: 12	R: 0 E: 0 K: 1 S: 10	H: 0 LOB: 0 BB: 0 P: 15	R: 1 E: 0 K: 1 S: 14	H: 1 LOB: 0 BB: 0 P: 19	R: 0 E: 0 K: 0 S: 9	H: 0 LOB: 1 BB: 0 P: 14	R: 0 E: 0 K: 3 S: 10	H: 0 LOB: 0 BB: 0 P: 18	R: 0 E: 0 K: 3 S: 13	H: 1 LOB: 0 BB: 0 P: 23	R: 0 E: 0 K: 1 S: 8	H: 0 LOB: 2 BB: 2 P: 16	R: 0 E: 0 K: 3 S: 12	H: 1 LOB: 2 BB: 0 P: 16	R: 1 E: 0 K: 0 S: 2	H: 0 LOB: 0 BB: 0 P: 3	1B: 2 2B: 0 3B: 0 HR: 2	SF: 0 SAC: 0 DP: 0 HBP: 0	WP: 1 PB: 0 SB: 2 CS: 0	PA: 38						
<b>PITCHER</b>	17 Bailey Ober, R ERA: 3.43	IP: 6.2 WLS: 1 BF: 22	H: 2 R: 0 ER: 1 SO: 9	BB: 0 IBB: 0 HBP: 0 BLK: 0	WP: 0 HR: 1 S: 66 P: 96	ERA: 1.35 WHIP: 0.300	61 Brock Stewart, R ERA: 0.65	IP: 0.1 WLS: 1 BF: 1	H: 0 R: 0 ER: 0 SO: 1	BB: 0 IBB: 0 HBP: 0 BLK: 0	WP: 0 HR: 0 S: 3 P: 5	ERA: 0.00 WHIP: 0.000	66 Jorge Alcala, R ERA: 0.65	IP: 2.0 WLS: 0 BF: 9	H: 1 R: 1 ER: 1 SO: 4	BB: 2 IBB: 0 HBP: 0 BLK: 0	WP: 0 HR: 1 S: 21 P: 39	ERA: 4.50 WHIP: 1.500	55 Kody Funderburk, L ERA: 0.75	IP: 1.0 WLS: 4 BF: 1	H: 0 R: 0 ER: 0 SO: 3	BB: 0 IBB: 0 HBP: 0 BLK: 0	WP: 0 HR: 0 S: 12 P: 16	ERA: 0.00 WHIP: 1.000	16 Jordan Luplow, R ERA: 13.5	IP: 0.1 WLS: 2 BF: 2	H: 0 R: 1 ER: 0 SO: 0	BB: 0 IBB: 0 HBP: 0 BLK: 0	WP: 0 HR: 2 S: 3 P: 3	ERA: 0.00 WHIP: 0.000

Minnesota Twins @ Colorado Rockies  
Coors Field, Denver, CO  
Sun Oct 01 2023, 1:12 PM - 4:18 PM MDT  
Att: 33,375 - Party Cloudy - 79 F

AB	36
R	3
H	4
RBI	2
BB	2
SO	17
LOB	5

