

Chicago White Sox - 1950

Batter	1	2	3	4	5	6	7	8	9	AB	R	H	RBI	BB	SO	LOB	TOP					
Billy DeMars, R (1.6)	6-3		G6-4-3		F7		FC5-6 BB	F8		4	0	0	0	1	0	3						
Dick Kokos, L (1.7) OBP: 0.200, SLG: 0.200	4-3			3-1			FC5-6 HBP BB 2B	K		5	1	1	0	0	1	1						
Roy Sievers, R (1.8) OBP: 0.400, SLG: 0.250				L7	L5				K	4	1	1	0	1	1	3						
Don Lenhardt, R (1.3) OBP: 0.600, SLG: 0.750	F7								P4	4	2	2	0	0	0	1						
Ken Wood, R (1.9) OBP: 0.400, SLG: 0.800		F8							6-3	5	0	2	3	0	0	1						
Sherm Lollar, R (1.2) OBP: 0.500, SLG: 0.667		6-3								3	1	1	1	1	0	1						
Frankie Gustine, R (1.5) OBP: 0.250, SLG: 0.250										4	0	1	1	0	3	3						
Owen Friend, R (1.4) OBP: 0.500, SLG: 0.333			F8							3	0	1	0	1	0	3						
Ned Garver, R (1.1) OBP: 0.250, SLG: 0.250										4	0	1	0	0	0	2						
Inning Stats	R: 0 E: 0 K: 0 S: 4	H: 1 LOB: 1 BB: 0 P: 4	R: 0 E: 0 K: 1 S: 5	H: 0 LOB: 0 BB: 0 P: 5	R: 0 E: 0 K: 0 S: 3	H: 1 LOB: 0 BB: 0 P: 3	R: 1 E: 0 K: 0 S: 5	H: 2 LOB: 1 BB: 0 P: 5	R: 0 E: 1 K: 1 S: 8	H: 2 LOB: 3 BB: 0 P: 8	R: 2 E: 0 K: 0 S: 5	H: 3 LOB: 1 BB: 1 P: 9	R: 2 E: 0 K: 1 S: 6	H: 1 LOB: 3 BB: 3 P: 19	R: 0 E: 0 K: 1 S: 5	H: 0 LOB: 0 BB: 0 P: 5	R: 0 E: 0 K: 1 S: 5	H: 0 LOB: 0 BB: 0 P: 5	1B: 6 2B: 4 3B: 0 HR: 0	SF: 0 SAC: 0 DP: 1 HBP: 1	WP: 1 PB: 0 SB: 0 CS: 0	PA: 41
PITCHER	IP	WLS	BF	H	R	ER	SO	BB	IBB	HBP	BLK	WP	HR	S	P	ERA	WHIP					
Bill Wight, L (1.1) ERA: 5.06	5.1	L	25	9	3	3	2	0	0	0	0	0	0	29	29	5.06	1.688					
Randy Gumpert, R (6.1) ERA: 18.0	1.0		6	0	2	2	0	3	0	1	0	1	0	2	15	18.00	3.000					
Bob Cain, L (7.1) ERA:	2.2		10	1	0	0	3	1	0	0	0	0	0	15	19	0.00	0.750					

St. Louis Browns @ Chicago White Sox
Comiskey Park, Chicago, IL
Tue Apr 18 1950, 4:33 AM EST
Att: 9,987 - Unknown


AB 36
R 5
H 10
RBI 5
BB 4
SO 5
LOB 18



Batter	1	2	3	4	5	6	7	8	9	AB	R	H	RBI	BB	SO	LOB	BOTTOM					
Herb Adams, L (1.8) OBP: 0.400, SLG: 0.750			1-3			G3-6-3				4	1	1	0	1	0	1						
Dave Philley, S (1.9) OBP: 0.400, SLG: 0.400			4-3		L1					5	0	2	1	0	0	3						
Nellie Fox, L (9, FR)										0	0	0	0	0	0	0						
Cass Michaels, R (1.4) OBP: 0.800, SLG: 1.667			E5							3	1	2	1	2	0	1						
Gus Zernial, R (1.7) OBP: 0.200, SLG: 0.200			G5-4-3							5	0	1	0	0	1	4						
Hank Majeski, R (1.5) OBP: 0.250, SLG: 0.250			1-3							4	1	1	0	0	0	2						
Chuck Kress, L (1.3)										3	0	0	0	0	0	2						
Chico Carrasquel, R (1.6) OBP: 0.500, SLG: 0.333										3	0	1	0	1	0	2						
Phil Masi, R (1.2) OBP: 0.750, SLG: 1.000										3	0	2	1	1	0	0						
Bill Wight, L (1.1)										2	0	0	0	0	0	4						
Randy Gumpert, R (6.1)										1	0	0	0	0	0	1						
Bob Cain, L (7.1)										0	0	0	0	0	0	0						
Jerry Scala, L (9, PH)										1	0	0	0	0	0	0						
Inning Stats	R: 1 E: 0 K: 0 S: 4	H: 2 LOB: 0 BB: 0 P: 4	R: 0 E: 0 K: 0 S: 3	H: 0 LOB: 2 BB: 2 P: 11	R: 0 E: 1 K: 1 S: 6	H: 1 LOB: 1 BB: 0 P: 6	R: 1 E: 0 K: 0 S: 6	H: 3 LOB: 3 BB: 1 P: 10	R: 0 E: 0 K: 0 S: 4	H: 1 LOB: 2 BB: 1 P: 8	R: 0 E: 0 K: 0 S: 3	H: 1 LOB: 0 BB: 0 P: 3	R: 1 E: 0 K: 0 S: 4	H: 1 LOB: 0 BB: 0 P: 4	R: 0 E: 0 K: 0 S: 3	H: 0 LOB: 0 BB: 0 P: 3	R: 0 E: 1 K: 0 S: 4	H: 1 LOB: 2 BB: 1 P: 8	1B: 7 2B: 1 3B: 1 HR: 1	SF: 0 SAC: 1 DP: 2 HBP: 0	WP: 1 PB: 0 SB: 0 CS: 0	PA: 40
PITCHER	IP	WLS	BF	H	R	ER	SO	BB	IBB	HBP	BLK	WP	HR	S	P	ERA	WHIP					
Ned Garver, R (1.1) ERA: 3.0	9.0	W	40	10	3	3	1	4	1	0	0	1	1	37	57	3.00	1.556					

St. Louis Browns @ Chicago White Sox
Comiskey Park, Chicago, IL
Tue Apr 18 1950, 4:33 AM EST
Att: 9,987 - Unknown

AB 34
R 3
H 10
RBI 3
BB 5
SO 1
LOB 20



Batter	1	2	3	4	5	6	7	8	9	AB	R	H	RBI	BB	SO	LOB	TOP					
Tom Upton, R OBP: 0.400, SLG: 0.250 (1, 6)										4	1	1	0	1	0	3	St. Louis Browns @ Chicago White Sox Comiskey Park, Chicago, IL Wed Apr 19 1950, 4:33 AM EST Att: 1,715 - Unknown					
Dick Kokos, L OBP: 0.200, SLG: 0.500 (1, 7)										5	1	1	2	0	1	3						
Roy Sievers, R OBP: 0.200, SLG: 0.111 (1, 8)										5	0	0	0	0	1	2						
Don Lenhardt, R OBP: 0.600, SLG: 1.111 (1, 3)										5	1	3	1	0	1	0						
Ken Wood, R OBP: 0.500, SLG: 0.750 (1, 9)										3	1	1	0	2	1	1						
Sherm Lollar, R OBP: 0.667, SLG: 1.167 (1, 2)										3	2	2	2	1	0	1						
Frankie Gustine, R OBP: 0.250, SLG: 0.250 (1, 5)										4	0	1	0	0	0	6						
Owen Friend, R OBP: 0.714, SLG: 0.600 (1, 4)										2	0	2	1	1	0	0						
Dick Starr, R (1, 1)										3	0	0	0	0	1	3						
Inning Stats	R: 2 E: 0 K: 2 S: 9	H: 2 LOB: 0 BB: 0 P: 9	R: 1 E: 0 K: 1 S: 7	H: 2 LOB: 1 BB: 0 P: 7	R: 0 E: 0 K: 0 S: 3	H: 0 LOB: 0 BB: 0 P: 3	R: 2 E: 0 K: 0 S: 5	H: 2 LOB: 1 BB: 1 P: 9	R: 0 E: 0 K: 1 S: 6	H: 1 LOB: 3 BB: 2 P: 14	R: 0 E: 0 K: 0 S: 4	H: 1 LOB: 1 BB: 0 P: 4	R: 1 E: 0 K: 0 S: 5	H: 2 LOB: 1 BB: 0 P: 5	R: 0 E: 0 K: 1 S: 5	H: 0 LOB: 2 BB: 2 P: 13	R: 0 E: 0 K: 0 S: 3	H: 1 LOB: 1 BB: 0 P: 4	1B: 6 2B: 2 3B: 0 HR: 3	SF: 0 SAC: 3 DP: 1 HBP: 1	WP: 0 PB: 0 SB: 0 CS: 0	PA: 43
PITCHER	IP WLS BF H R ER SO BB IBB HBP BLK WP HR S P ERA WHIP																					
Bob Kuzava, L ERA: 15.0 (1, 1)	3.0 L 16 6 5 5 3 1 0 0 0 0 0 2 21 25 15.00 2.3333																					
Luis Aloma, R ERA: (4, 1)	2.0 9 1 0 0 1 2 0 0 0 0 0 0 9 17 0.00 1.500																					
Bill Connelly, R ERA: 4.5 (6, 1)	2.0 9 3 1 1 0 0 0 0 0 0 0 1 9 9 4.50 1.500																					
Jack Bruner, L ERA: (8, 1)	0.0 0 0 0 0 0 0 0 0 0 0 0 0 0 0 ∞ ∞																					

Batter	1	2	3	4	5	6	7	8	9	AB	R	H	RBI	BB	SO	LOB	BOTTOM					
Herb Adams, L OBP: 0.444, SLG: 0.625 (1, 8)										4	0	2	0	0	0	0	St. Louis Browns @ Chicago White Sox Comiskey Park, Chicago, IL Wed Apr 19 1950, 4:33 AM EST Att: 1,715 - Unknown					
Dave Philley, S OBP: 0.333, SLG: 0.333 (1, 9)										4	0	1	1	0	0	1						
Cass Michaels, R OBP: 0.667, SLG: 1.000 (1, 4)										3	0	1	0	1	0	0						
Gus Zernial, R OBP: 0.111, SLG: 0.111 (1, 7)										4	0	0	0	0	1	5						
Hank Majeski, R OBP: 0.250, SLG: 0.250 (1, 5)										4	0	1	0	0	2	1						
Chuck Kress, L (1, 3)										4	0	0	0	0	1	2						
Chico Carrasquel, R OBP: 0.250, SLG: 0.143 (1, 6)										4	0	0	0	0	0	2						
Phil Masi, R OBP: 0.375, SLG: 0.429 (1, 2)										4	0	0	0	0	0	0						
Bob Kuzava, S (1, 1)										0	1	0	0	1	0	0						
Luis Aloma, R (4, 1)										0	0	0	0	0	0	0						
Luke Appling, R (5, PH)										1	0	0	0	0	0	0						
Bill Connelly, L (6, 1)										0	0	0	0	0	0	0						
Johnny Ostrowski, R (7, PH)										1	0	0	0	0	0	0						
Jack Bruner, L (8, 1)										0	0	0	0	0	0	0						
Inning Stats	R: 0 E: 0 K: 0 S: 3	H: 0 LOB: 0 BB: 0 P: 3	R: 0 E: 0 K: 1 S: 5	H: 0 LOB: 0 BB: 0 P: 5	R: 1 E: 0 K: 0 S: 5	H: 2 LOB: 3 BB: 2 P: 13	R: 0 E: 0 K: 1 S: 5	H: 0 LOB: 0 BB: 0 P: 5	R: 0 E: 0 K: 1 S: 7	H: 1 LOB: 1 BB: 0 P: 4	R: 0 E: 0 K: 0 S: 4	H: 2 LOB: 2 BB: 0 P: 7	R: 0 E: 0 K: 0 S: 3	H: 0 LOB: 0 BB: 0 P: 3	R: 1 E: 1 K: 1 S: 6	H: 0 LOB: 1 BB: 0 P: 6	R: 0 E: 0 K: 0 S: 3	H: 0 LOB: 0 BB: 0 P: 3	1B: 5 2B: 0 3B: 0 HR: 0	SF: 0 SAC: 0 DP: 0 HBP: 0	WP: 0 PB: 0 SB: 0 CS: 0	PA: 35
PITCHER	IP WLS BF H R ER SO BB IBB HBP BLK WP HR S P ERA WHIP																					
Dick Starr, R ERA: 1.0 (1, 1)	9.0 W 35 5 1 1 4 2 0 0 0 0 0 0 41 49 1.00 0.778																					

Batter	1	2	3	4	5	6	7	8	9	AB	R	H	RBI	BB	SO	LOB	TOP			
Herb Adams, L OBP: 0.308, SLG: 0.417 (1, 8)										4	0	0	0	0	1	0				
Dave Philley, S OBP: 0.305, SLG: 0.385 (1, 9)										4	0	1	0	0	0	0				
Luke Appling, R (1, 3)										4	0	0	0	0	1	1				
Cass Michaels, R OBP: 0.692, SLG: 0.889 (1, 4)										3	0	2	0	1	0	0				
Gus Zernial, R OBP: 0.154, SLG: 0.083 (1, 7)										3	1	0	0	1	2	2				
Hank Majeski, R OBP: 0.333, SLG: 0.417 (1, 5)										4	0	2	1	0	0	3				
Chico Carrasquel, R OBP: 0.167, SLG: 0.091 (1, 6)										4	0	0	0	0	0	3				
Bill Salkeld, L (1, 2)										3	0	0	0	1	0	2				
Mickey Haefner, L (1, 1)										3	0	0	0	0	1	2				
Inning Stats	R: 0 E: 0 K: 1 S: 7	H: 2 LOB: 3 BB: 1 P: 11	R: 0 E: 0 K: 1 S: 5	H: 0 LOB: 0 BB: 0 P: 5	R: 0 E: 0 K: 0 S: 3	H: 0 LOB: 0 BB: 0 P: 3	R: 1 E: 0 K: 0 S: 4	H: 1 LOB: 2 BB: 2 P: 12	R: 0 E: 0 K: 1 S: 5	H: 0 LOB: 0 BB: 0 P: 5	R: 0 E: 0 K: 0 S: 3	H: 0 LOB: 0 BB: 0 P: 3	R: 0 E: 0 K: 1 S: 5	H: 0 LOB: 0 BB: 0 P: 5	R: 0 E: 0 K: 0 S: 3	H: 0 LOB: 0 BB: 0 P: 3	1B: 3 2B: 2 3B: 0 HR: 0	SF: 0 SAC: 0 DP: 0 HBP: 0	WP: 0 PB: 0 CS: 0	PA: 35
PITCHER Virgil Trucks, R ERA: 1.0 (1, 1)	IP: 9.0 WLS: W BF: 35 H: 5 R: 1 ER: 1 SO: 5 BB: 2 IBB: 1 HBP: 0 BLK: 0 WP: 0 HR: 0 S: 42 P: 54 ERA: 1.00 WHIP: 0.778															PITCHER				

Chicago White Sox @ Detroit Tigers
Briggs Stadium, Detroit, MI
Fri Apr 21 1950, 3:33 AM EST
Att: 44,642 - Unknown

AB 32
R 1
H 5
RBI 1
BB 3
SO 5
LOB 13

Batter	1	2	3	4	5	6	7	8	9	AB	R	H	RBI	BB	SO	LOB	BOTTOM	
Johnny Lipon, R OBP: 0.231, SLG: 0.462 (1, 6)										4	0	1	0	0	0	2		
Jerry Priddy, R OBP: 0.226, SLG: 0.231 (1, 4)										4	0	1	0	0	0	2		
George Kell, R OBP: 0.385, SLG: 0.400 (1, 5)										3	1	1	0	1	0	2		
Vic Wertz, L OBP: 0.308, SLG: 0.583 (1, 9)										4	1	1	3	0	0	2		
Pat Mullin, L OBP: 0.308, SLG: 0.200 (1, 7)										2	0	0	0	2	1	0		
Johnny Groth, R OBP: 0.167, SLG: 0.417 (1, 8)										3	1	1	1	0	0	2		
Dick Kryhoski, L OBP: 0.333, SLG: 0.364 (1, 3)										3	0	0	0	0	0	1		
Bob Swift, R (1, 2)										2	0	0	0	1	0	1		
Virgil Trucks, R OBP: 0.333, SLG: 0.667 (1, 1)										3	1	1	0	0	0	1		
Inning Stats	R: 0 E: 0 K: 0 S: 4	H: 1 LOB: 1 BB: 0 P: 4	R: 0 E: 0 K: 0 S: 3	H: 0 LOB: 1 BB: 1 P: 7	R: 0 E: 0 K: 0 S: 2	H: 0 LOB: 0 BB: 1 P: 6	R: 0 E: 0 K: 0 S: 3	H: 0 LOB: 1 BB: 1 P: 7	R: 0 E: 0 K: 0 S: 3	H: 1 LOB: 0 BB: 0 P: 3	R: 1 E: 0 K: 0 S: 4	H: 1 LOB: 0 BB: 0 P: 4	R: 3 E: 0 K: 1 S: 7	H: 2 LOB: 0 BB: 1 P: 11	1B: 1 2B: 3 3B: 0 HR: 2	SF: 0 SAC: 0 DP: 2 HBP: 0	WP: 0 PB: 0 CS: 0	PA: 32
PITCHER Mickey Haefner, L ERA: 4.5 (1, 1)	IP: 8.0 WLS: L BF: 32 H: 6 R: 4 ER: 4 SO: 1 BB: 3 IBB: 1 HBP: 0 BLK: 0 WP: 0 HR: 2 S: 30 P: 46 ERA: 4.50 WHIP: 1.125															PITCHER		

Chicago White Sox @ Detroit Tigers
Briggs Stadium, Detroit, MI
Fri Apr 21 1950, 3:33 AM EST
Att: 44,642 - Unknown

AB 28
R 4
H 6
RBI 4
BB 4
SO 1
LOB 13

Batter	1	2	3	4	5	6	7	8	9	AB	R	H	RBI	BB	SO	LOB	TOP		
Herb Adams, L (1,8) OBP: 0.294, SLG: 0.333										3	0	0	0	1	0	0			
Dave Philley, S (1,9) OBP: 0.353, SLG: 0.412										4	0	2	0	0	0	1			
Luke Appling, R (1,3)										4	0	0	0	0	0	3			
Cass Michaels, R (1,4)										4	0	0	0	0	0	2			
Gus Zernial, R (1,7) OBP: 0.125, SLG: 0.067										3	0	0	0	0	1	1			
Hank Majeski, R (1,5) OBP: 0.333, SLG: 0.400										3	0	1	0	0	0	0			
Chico Carrasquel, R (1,6) OBP: 0.200, SLG: 0.143										3	0	1	0	0	0	1			
Phil Masi, R (1,2) OBP: 0.273, SLG: 0.300										3	0	0	0	0	0	1			
Bill Wight, L (1,1) Chuck Kress, L (8,PH) Luis Aloma, R (8,1) Bob Cain, L (8,1)										2	0	0	0	0	0	1			
Inning Stats	R: 0 E: 0 K: 0 S: 3	H: 0 LOB: 0 BB: 0 P: 3	R: 0 E: 0 K: 0 S: 4	H: 1 LOB: 1 BB: 0 P: 4	R: 0 E: 0 K: 0 S: 3	H: 0 LOB: 0 BB: 0 P: 3	R: 0 E: 0 K: 0 S: 4	H: 1 LOB: 1 BB: 0 P: 4	R: 0 E: 0 K: 0 S: 2	H: 0 LOB: 0 BB: 1 P: 6	R: 0 E: 0 K: 1 S: 5	H: 0 LOB: 0 BB: 0 P: 5	R: 0 E: 0 K: 1 S: 5	H: 0 LOB: 0 BB: 0 P: 5	R: 0 E: 0 K: 0 S: 4	H: 1 LOB: 1 BB: 0 P: 4	1B: 4 2B: 0 3B: 0 HR: 0	SF: 0 SAC: 0 DP: 1 HBP: 0	WP: 1 PA: 31 CS: 0
PITCHER Art Houtteman, R (1,1) ERA:	IP: 9.0 WLS: W BF: 31 H: 4 R: 0 ER: 0 SO: 2 BB: 1 IBB: 0 HBP: 0 BLK: 0 WP: 1 HR: 0 S: 34 P: 38 ERA: 0.00 WHIP: 0.556															PITCHER			

Chicago White Sox @ Detroit Tigers
Briggs Stadium, Detroit, MI
Sat Apr 22 1950, 3:33 AM EST
Att: 15,548 - Unknown

AB 30
R 0
H 4
RBI 0
BB 1
SO 2
LOB 10


Batter	1	2	3	4	5	6	7	8	9	AB	R	H	RBI	BB	SO	LOB	BOTTOM
Johnny Lipon, R (1,6) OBP: 0.353, SLG: 0.500										3	1	2	0	1	0	0	
Jerry Priddy, R (1,4) OBP: 0.333, SLG: 0.250										3	1	1	0	1	1	2	
George Kell, R (1,5) OBP: 0.412, SLG: 0.429										4	1	2	0	0	0	2	
Vic Wertz, L (1,9) OBP: 0.235, SLG: 0.438										4	0	0	1	0	0	4	
Pat Mullin, L (1,7) OBP: 0.294, SLG: 0.286										4	1	1	1	0	0	2	
Johnny Groth, R (1,8) OBP: 0.375, SLG: 0.500										2	1	2	2	2	0	0	
Dick Kryhoski, L (1,3) OBP: 0.267, SLG: 0.286										3	0	0	0	0	1	3	
Joe Ginsberg, L (1,2) OBP: 0.429, SLG: 0.333										3	0	1	1	0	0	0	
Art Houtteman, R (1,1)										3	0	0	0	0	0	1	
Inning Stats	R: 0 E: 0 K: 1 S: 5	H: 1 LOB: 1 BB: 1 P: 9	R: 1 E: 0 K: 0 S: 4	H: 2 LOB: 0 BB: 0 P: 4	R: 0 E: 1 K: 0 S: 4	H: 1 LOB: 1 BB: 0 P: 4	R: 0 E: 0 K: 1 S: 5	H: 0 LOB: 1 BB: 1 P: 9	R: 0 E: 0 K: 0 S: 4	H: 1 LOB: 1 BB: 0 P: 4	R: 1 E: 0 K: 0 S: 3	H: 1 LOB: 0 BB: 1 P: 7	R: 3 E: 0 K: 0 S: 6	H: 3 LOB: 1 BB: 1 P: 10	1B: 8 2B: 2 3B: 0 HR: 0	SF: 0 SAC: 1 DP: 2 HBP: 0	WP: 0 PA: 34 CS: 1
PITCHER Bill Wight, L (1,1) ERA: 3.65 Luis Aloma, R (8,1) ERA: 13.5 Bob Cain, L (8,1) ERA:	IP: 7.0 WLS: L BF: 27 H: 6 R: 2 ER: 2 SO: 2 BB: 3 IBB: 0 HBP: 0 BLK: 0 WP: 0 HR: 0 S: 28 P: 40 ERA: 2.57 WHIP: 1.286															PITCHER	


Chicago White Sox @ Detroit Tigers
Briggs Stadium, Detroit, MI
Sat Apr 22 1950, 3:33 AM EST
Att: 15,548 - Unknown

AB 29
R 5
H 9
RBI 5
BB 4
SO 2
LOB 14

Batter	1	2	3	4	5	6	7	8	9	AB	R	H	RBI	BB	SO	LOB	TOP			
Johnny Lipon, R OBP: 0.359, SLG: 0.382	5-3		G3					G1-4-3		4	0	1	0	0	0	3	Detroit Tigers @ Chicago White Sox Comeriskey Park, Chicago, IL Sun Apr 30 1950, 4:33 AM EDT Unknown			
Jerry Priddy, R OBP: 0.293, SLG: 0.257	4-3			G5-6-3		2-3			6-3	3	0	0	0	1	0	1				
George Kell, R OBP: 0.375, SLG: 0.343	6-3			E6		L8			P4	4	0	0	0	0	2					
Vic Wertz, L OBP: 0.325, SLG: 0.421		F2		G5-6-3				G3		4	0	0	0	0	2					
Hoot Evers, R (1, 7)		F8		1-3				F8		3	0	0	0	0	1					
Johnny Groth, R OBP: 0.444, SLG: 0.594		1-3			FC5-4			5-3		2	0	0	0	1	0					
Dick Kryhoski, L OBP: 0.206, SLG: 0.273			F8		FC5-4			E6		3	0	1	0	0	1					
Joe Ginsberg, L OBP: 0.273, SLG: 0.211			F8		K			FC3-6		3	0	0	0	1	3					
Art Houtteman, R (1, 1)										2	0	0	0	0	1					
Don Kolloway, R (8, PH)			K							0	0	0	0	1	0					
Paul Calvert, R (8, 1)						6-3				0	0	0	0	0	0					
Inning Stats	R: 0 E: 0 K: 0 S: 3	H: 0 LOB: 0 BB: 0 P: 3	R: 0 E: 0 K: 0 S: 3	H: 0 LOB: 0 BB: 0 P: 3	R: 0 E: 0 K: 1 S: 6	H: 1 LOB: 1 BB: 0 P: 6	R: 0 E: 1 K: 0 S: 3	H: 0 LOB: 1 BB: 1 P: 7	R: 0 E: 0 K: 1 S: 4	H: 0 LOB: 0 BB: 1 P: 8	R: 0 E: 0 K: 0 S: 3	H: 0 LOB: 0 BB: 0 P: 3	R: 0 E: 1 K: 0 S: 3	H: 0 LOB: 1 BB: 1 P: 7	R: 0 E: 0 K: 0 S: 3	H: 0 LOB: 0 BB: 0 P: 3	1B: 0 2B: 2 3B: 0 HR: 0	SF: 0 SAC: 0 DP: 2 HBP: 0	WP: 0 PB: 0 CS: 0	PA: 31
PITCHER Bill Wight, L ERA: 2.11	IP: 9.0 WLS: W BF: 31	H: 2 R: 0 ER: 0 SO: 2	BB: 3 IBB: 0 HBP: 0 BLK: 0	WP: 0 HR: 0 S: 32 P: 44	ERA: 0.00 WHIP: 0.556	PITCHER														


Batter	1	2	3	4	5	6	7	8	9	AB	R	H	RBI	BB	SO	LOB	BOTTOM	
Herb Adams, L OBP: 0.286, SLG: 0.278	G1-6-3		4-3			6-3		E3		3	1	0	0	1	0	1	Detroit Tigers @ Chicago White Sox Comeriskey Park, Chicago, IL Sun Apr 30 1950, 4:33 AM EDT Unknown	
Dave Philley, S OBP: 0.385, SLG: 0.423	G1-6-3		1-3			G1-6-3		E2		4	0	1	0	0	0	3		
Luke Appling, R OBP: 0.118, SLG: 0.125	4-3				F9	G1-6-3		K		4	0	0	0	0	1	3		
Cass Michaels, R OBP: 0.480, SLG: 0.600		6-3			6-3			HBP		3	2	1	0	1	0	0		
Gus Zernial, R OBP: 0.150, SLG: 0.105		1B			5-3			FC5		4	1	1	1	0	0	3		
Hank Majeski, R OBP: 0.409, SLG: 0.476		1B						1B		3	1	2	1	0	1	0		
Floyd Baker, L (9, 5)		1B			K			BLK		0	0	0	0	0	0	0		
Chico Carrasquel, R OBP: 0.190, SLG: 0.150								2B		2	0	0	0	0	0	2		
Gordon Goldsberry, L OBP: 0.500, SLG: 0.500	G4-3-2				E6			L9		2	0	1	2	0	0	1		
Phil Masi, R OBP: 0.333, SLG: 0.429			4-3		K			F8		4	0	2	1	0	1	3		
Bill Wight, L (1, 1)			SH3-4		SH3-4			F7		2	0	0	0	0	0	2		
Inning Stats	R: 0 E: 0 K: 0 S: 2	H: 2 LOB: 1 BB: 0 P: 4	R: 0 E: 0 K: 0 S: 4	H: 1 LOB: 1 BB: 0 P: 4	R: 0 E: 0 K: 0 S: 3	H: 0 LOB: 0 BB: 0 P: 3	R: 0 E: 1 K: 2 S: 8	H: 0 LOB: 1 BB: 0 P: 8	R: 0 E: 0 K: 0 S: 3	H: 1 LOB: 0 BB: 0 P: 3	R: 2 E: 0 K: 0 S: 6	H: 3 LOB: 1 BB: 0 P: 6	R: 3 E: 2 K: 1 S: 8	H: 1 LOB: 2 BB: 1 P: 13	1B: 6 2B: 2 3B: 1 HR: 0	SF: 0 SAC: 1 DP: 3 HBP: 1	WP: 0 PB: 0 CS: 0	PA: 35
PITCHER Art Houtteman, R ERA: 0.98	IP: 7.0 WLS: L BF: 27	H: 7 R: 2 ER: 2 SO: 2	BB: 1 IBB: 0 HBP: 0 BLK: 1	WP: 0 HR: 0 S: 30 P: 34	ERA: 2.57 WHIP: 1.143	PITCHER												
Paul Calvert, R ERA:	IP: 1.0 WLS: L BF: 8	H: 1 R: 3 ER: 0 SO: 1	BB: 0 IBB: 1 HBP: 1 BLK: 0	WP: 0 HR: 0 S: 8 P: 13	ERA: 0.00 WHIP: 1.000	PITCHER												


Batter	1	2	3	4	5	6	7	8	9	AB	R	H	RBI	BB	SO	LOB	TOP																	
Johnny Lipon, R (1, 6) OBP: 0.359, SLG: 0.382											0	0	0	0	0	0	0	Detroit Tigers @ Chicago White Sox Comiskey Park, Chicago, IL Sun Apr 30 1950, 4:38 AM EDT Att: 8,175 - Unknown livebaseballscorecards.com																
Jerry Priddy, R (1, 4) OBP: 0.293, SLG: 0.257											0	0	0	0	0	0																		
George Kell, R (1, 5) OBP: 0.375, SLG: 0.343											0	0	0	0	0	0																		
Vic Wertz, L (1, 9) OBP: 0.325, SLG: 0.421											0	0	0	0	0	0																		
Hoot Evers, R (1, 7)											0	0	0	0	0	0																		
Johnny Groth, R (1, 8) OBP: 0.444, SLG: 0.594											0	0	0	0	0	0																		
Dick Kryhoski, L (1, 3) OBP: 0.206, SLG: 0.273											0	0	0	0	0	0																		
Bob Swift, R (1, 2)											0	0	0	0	0	0																		
Virgil Trucks, R (1, 1) OBP: 0.143, SLG: 0.286											0	0	0	0	0	0																		
Inning Stats											1B: 0	SF: 0	WP: 0	PA: 0	2B: 0	SAC: 0		FB: 0	3B: 0	DP: 0	SB: 0	CS: 0	HR: 0	HBP: 0										
PITCHER Mickey Haefner, L (1, 1) ERA: 4.5	IP	WLS	BF	H	R	ER	SO	BB	IBB	HBP	BLK	WP	HR	S	P	ERA	WHIP																	
PITCHER																		IP	WLS	BF	H	R	ER	SO	BB	IBB	HBP	BLK	WP	HR	S	P	ERA	WHIP

Batter	1	2	3	4	5	6	7	8	9	AB	R	H	RBI	BB	SO	LOB	BOTTOM																	
Herb Adams, L (1, 8) OBP: 0.286, SLG: 0.278											0	0	0	0	0	0	Detroit Tigers @ Chicago White Sox Comiskey Park, Chicago, IL Sun Apr 30 1950, 4:38 AM EDT Att: 8,175 - Unknown livebaseballscorecards.com																	
Dave Philley, S (1, 9) OBP: 0.385, SLG: 0.423											0	0	0	0	0	0																		
Luke Appling, R (1, 6) OBP: 0.118, SLG: 0.125											0	0	0	0	0	0																		
Cass Michaels, R (1, 4) OBP: 0.480, SLG: 0.600											0	0	0	0	0	0																		
Gus Zernial, R (1, 7) OBP: 0.150, SLG: 0.105											0	0	0	0	0	0																		
Hank Majeski, R (1, 5) OBP: 0.409, SLG: 0.476											0	0	0	0	0	0																		
Gordon Goldsberry, L (1, 3) OBP: 0.500, SLG: 0.500											0	0	0	0	0	0																		
Eddie Malone, R (1, 2)											0	0	0	0	0	0																		
Mickey Haefner, L (1, 1)											0	0	0	0	0	0																		
Inning Stats											1B: 0	SF: 0	WP: 0	PA: 0	2B: 0	SAC: 0		FB: 0	3B: 0	DP: 0	SB: 0	CS: 0	HR: 0	HBP: 0										
PITCHER Virgil Trucks, R (1, 1) ERA: 1.53	IP	WLS	BF	H	R	ER	SO	BB	IBB	HBP	BLK	WP	HR	S	P	ERA	WHIP																	
PITCHER																		IP	WLS	BF	H	R	ER	SO	BB	IBB	HBP	BLK	WP	HR	S	P	ERA	WHIP

Batter	1	2	3	4	5	6	7	8	9	AB	R	H	RBI	BB	SO	LOB	TOP					
Herb Adams, L (1, 8) OBP: 0.281, SLG: 0.276										5	2	2	0	0	1	4	Chicago White Sox @ New York Yankees Yankee Stadium, Bronx, NY Wed May 03 1950, 3:33 AM EDT Att: 7,457 - Unknown					
Dave Philley, S (1, 9) OBP: 0.385, SLG: 0.429										5	0	2	0	0	0	2						
Luke Appling, R (1, 6) OBP: 0.327, SLG: 0.385										5	0	3	2	0	0	1						
Cass Michaels, R (1, 4) OBP: 0.444, SLG: 0.483										5	0	1	0	0	2	4						
Gus Zernial, R (1, 7) OBP: 0.172, SLG: 0.143										4	0	1	0	0	0	3						
Hank Majeski, R (1, 5) OBP: 0.387, SLG: 0.621										3	0	0	0	1	0	1						
Gordon Goldsberry, L (1, 3) OBP: 0.543, SLG: 0.590										2	1	0	0	2	1	0						
Phil Masi, R (1, 2) OBP: 0.381, SLG: 0.389										3	0	1	0	1	1	2						
Bob Kuzava, S (1, 1) Johnny Ostrowski, R (6, PH) Randy Gumpert, R (6, 1) Eddie Malone, R (9, PH) OBP: 0.444, SLG: 0.500										2	0	0	0	0	2	4						
Inning Stats	R: 0 E: 0 K: 0 S: 4	H: 2 LOB: 1 BB: 0 P: 4	R: 0 E: 0 K: 2 S: 7	H: 0 LOB: 3 BB: 3 P: 19	R: 0 E: 0 K: 0 S: 4	H: 2 LOB: 1 BB: 0 P: 4	R: 1 E: 1 K: 1 S: 7	H: 1 LOB: 0 BB: 0 P: 7	R: 0 E: 0 K: 0 S: 3	H: 0 LOB: 0 BB: 0 P: 3	R: 0 E: 0 K: 2 S: 8	H: 1 LOB: 2 BB: 1 P: 12	R: 1 E: 0 K: 1 S: 7	H: 3 LOB: 1 BB: 0 P: 7	R: 0 E: 0 K: 1 S: 5	H: 0 LOB: 0 BB: 0 P: 5		R: 1 E: 1 K: 1 S: 7	H: 1 LOB: 1 BB: 0 P: 7	1B: 8 2B: 2 3B: 1 HR: 0	SF: 0 SAC: 0 DP: 2 HBP: 0	WP: 1 PB: 0 SB: 0 CS: 0
PITCHER Vic Raschi, R (1, 1) ERA: 4.09	IP: 9.0 WLS: W BF: 40 H: 10 R: 3 ER: 1 SO: 8 BB: 4 IBB: 0 HBP: 0 BLK: 4 WP: 1 HR: 0 S: 52 P: 68 ERA: 1.00 WHIP: 1.556															PITCHER	IP: 9.0 WLS: W BF: 40 H: 10 R: 3 ER: 1 SO: 8 BB: 4 IBB: 0 HBP: 0 BLK: 4 WP: 1 HR: 0 S: 52 P: 68 ERA: 1.00 WHIP: 1.556					

Batter	1	2	3	4	5	6	7	8	9	AB	R	H	RBI	BB	SO	LOB	BOTTOM			
Phil Rizzuto, R (1, 6) OBP: 0.547, SLG: 0.538										4	0	2	3	0	0	1	Chicago White Sox @ New York Yankees Yankee Stadium, Bronx, NY Wed May 03 1950, 3:33 AM EDT Att: 7,457 - Unknown			
Jackie Jensen, R (1, 7) Gene Woodling, L (7, PH) OBP: 0.200, SLG: 0.200 OBP: 0.393, SLG: 0.417										3	0	0	0	0	1	2				
Hank Bauer, R (1, 9) Cliff Mages, L (6, PH) OBP: 0.522, SLG: 0.800										2	1	1	0	0	0	0				
Joe DiMaggio, R (1, 8) OBP: 0.352, SLG: 0.627										4	0	1	1	0	0	1				
Yogi Berra, L (1, 2) OBP: 0.352, SLG: 0.510										2	0	0	0	2	0	0				
Billy Johnson, R (1, 5) OBP: 0.448, SLG: 0.409										1	0	0	0	2	0	2				
Jerry Coleman, R (1, 4) OBP: 0.366, SLG: 0.421										3	1	1	0	0	0	2				
Joe Collins, L (1, 3) OBP: 0.417, SLG: 0.500										1	2	0	0	2	1	0				
Vic Raschi, R (1, 1) OBP: 0.286, SLG: 0.167										2	0	0	0	0	0	3				
Inning Stats	R: 0 E: 0 K: 1 S: 5	H: 1 LOB: 0 BB: 0 P: 5	R: 0 E: 0 K: 0 S: 2	H: 0 LOB: 1 BB: 2 P: 10	R: 0 E: 0 K: 1 S: 5	H: 0 LOB: 0 BB: 0 P: 5	R: 1 E: 0 K: 0 S: 4	H: 2 LOB: 0 BB: 0 P: 4	R: 2 E: 0 K: 0 S: 4	H: 2 LOB: 1 BB: 2 P: 12	R: 0 E: 0 K: 0 S: 3	H: 1 LOB: 1 BB: 1 P: 7	R: 1 E: 1 K: 0 S: 4	H: 0 LOB: 1 BB: 1 P: 8	R: 0 E: 0 K: 1 S: 5	H: 0 LOB: 0 BB: 0 P: 5		1B: 1 2B: 6 3B: 0 HR: 0	SF: 0 SAC: 1 DP: 4 HBP: 0	WP: 0 PB: 0 SB: 0 CS: 1
PITCHER Bob Kuzava, L (1, 1) ERA: 8.53 Randy Gumpert, R (6, 1) ERA: 4.5	IP: 5.0 WLS: L BF: 20 H: 5 R: 3 ER: 3 SO: 3 BB: 4 IBB: 0 HBP: 0 BLK: 0 WP: 0 HR: 0 S: 20 P: 36 ERA: 5.40 WHIP: 1.800															PITCHER	IP: 5.0 WLS: L BF: 20 H: 5 R: 3 ER: 3 SO: 3 BB: 4 IBB: 0 HBP: 0 BLK: 0 WP: 0 HR: 0 S: 20 P: 36 ERA: 5.40 WHIP: 1.800			

Batter	1	2	3	4	5	6	7	8	9	AB	R	H	RBI	BB	SO	LOB	TOP			
Jim Busby, R OBP: 0.364, SLG: 0.364 (1, 8)	1-3	6-3		E9 1B		E 1B	1B 1B		3B 1B	6	3	4	0	0	0	0	Chicago White Sox @ New York Yankees Yankee Stadium, Bronx, NY Thu May 04 1950, 3:33 AM EDT Att: 8,764 - Unknown AB 50 R 15 H 23 RBI 12 BB 1 SO 3 LOB 21 			
Dave Philley, S OBP: 0.381, SLG: 0.463 (1, 9)	4-3	F9		5-3		E4 1B			1B 3B	6	1	2	2	0	0	1				
Luke Appling, R OBP: 0.324, SLG: 0.375 (1, 3)	1B 2B 1B	F2		6-3		E7 1B	5-3		P5	6	1	2	1	0	0	3				
Cass Michaels, R OBP: 0.452, SLG: 0.514 (1, 4)	2B 1B 1B		F8		HR 1B	K		3B 2B	P6	6	3	3	0	0	1	3				
Gus Zernial, R OBP: 0.257, SLG: 0.324 (1, 7)	1B 2B		1B		F8	K		1B 3B		6	2	4	3	0	1	3				
Hank Majeski, R OBP: 0.432, SLG: 0.706 (1, 5)	1B BB		G5-4-3 1B		HR	F2		FC6-4 1B	F9	5	2	3	3	1	0	3				
Eddie Malone, R OBP: 0.357, SLG: 0.385 (1, 2)	1B		G5-4-3 1-2		F7		K	F2		5	0	1	2	0	1	3				
Chico Carrasquel, R OBP: 0.231, SLG: 0.200 (1, 6)	1B			1B E 1B	5-3		4-3	F8		5	1	2	1	0	0	1				
Bob Cain, L OBP: 0.400, SLG: 0.600 (1, 1)	1-3			F3		E 2B	1B 1B	FC6-4		5	2	2	0	0	0	4				
Inning Stats	R: 4 E: 0 K: 0 S: 8	H: 5 LOB: 2 BB: 1 P: 12	R: 0 E: 0 K: 0 S: 3	H: 0 LOB: 0 BB: 0 P: 3	R: 0 E: 0 K: 0 S: 4	H: 2 LOB: 1 BB: 0 P: 4	R: 2 E: 2 K: 0 S: 5	H: 2 LOB: 0 BB: 0 P: 5	R: 2 E: 0 K: 2 S: 11	H: 3 LOB: 2 BB: 0 P: 11	R: 1 E: 0 K: 1 S: 8	H: 3 LOB: 2 BB: 0 P: 8	R: 2 E: 0 K: 0 S: 6	H: 3 LOB: 1 BB: 0 P: 6	R: 2 E: 0 K: 0 S: 6	H: 3 LOB: 1 BB: 0 P: 6	1B: 17 2B: 3 3B: 2 HR: 1	SF: 0 SAC: 0 DP: 1 HBP: 0	WP: 0 PB: 0 SB: 0 CS: 0	PA: 51
PITCHER	IP WLS BF H R ER SO BB IBB HBP BLK WP HR S P ERA WHIP	5.0 L 26 11 8 6 0 0 0 0 0 0 1 25 29 10.80 2.400	4.0 25 12 7 6 3 0 0 0 0 0 0 0 31 31 13.50 3.000																	
Ed Lopat, L ERA: 6.75 (1, 1)																				
Don Johnson, R ERA: 7.0 (6, 1)																				

Batter	1	2	3	4	5	6	7	8	9	AB	R	H	RBI	BB	SO	LOB	BOTTOM			
Phil Rizzuto, R OBP: 0.561, SLG: 0.605 (1, 6)	P6							FC6-4 1B		4	0	3	0	0	0	0	Chicago White Sox @ New York Yankees Yankee Stadium, Bronx, NY Thu May 04 1950, 3:33 AM EDT Att: 8,764 - Unknown AB 30 R 0 H 5 RBI 0 BB 5 SO 4 LOB 17 			
Jerry Coleman, R OBP: 0.341, SLG: 0.390 (1, 4)	4-3		2B		2B			FC6-4		3	0	0	0	0	0	2				
Billy Martin, R OBP: 0.600, SLG: 0.750 (7, 4)			F8		6-3			1-2		1	0	0	0	0	0	1				
Jackie Jensen, R OBP: 0.333, SLG: 0.250 (1, 9)	BB			L5		F9 BB 1B		F7		3	0	1	0	1	0	1				
Joe DiMaggio, R OBP: 0.362, SLG: 0.604 (1, 8)	5-3			FC BB BB		G6-4-3 BB		6-3		2	0	0	0	2	0	2				
Yogi Berra, L OBP: 0.345, SLG: 0.481 (1, 2)		F7			BB	F9		L9		3	0	0	0	1	0	2				
Billy Johnson, R OBP: 0.455, SLG: 0.400 (1, 5)		G5-4-3 BB		F7		G6-4-3				3	0	1	0	1	0	4				
Johnny Lindell, R OBP: 0.320, SLG: 0.190 (1, 7)		G5-4-3		FC			5-3		K	4	0	0	0	0	1	4				
Joe Collins, L OBP: 0.400, SLG: 0.476 (1, 3)				3-1			6-3		F7	1	0	0	0	0	0	0				
Snuffy Stirrweiss, R (5, PH)										1	0	0	0	0	0	0				
Don Johnson, R (6, 1)										1	0	0	0	0	0	0				
Charles Silvera, R (9, PH)										1	0	0	0	0	0	1				
Ed Lopat, L OBP: 0.556, SLG: 0.429 (1, 1)				K			K			1	0	0	0	0	1	0				
Johnny Mize, L OBP: 0.143, SLG: 0.286 (5, PH) (6, 3)							K			2	0	0	0	0	2	0				
Inning Stats	R: 0 E: 0 K: 0 S: 3	H: 0 LOB: 0 BB: 1 P: 7	R: 0 E: 0 K: 0 S: 2	H: 0 LOB: 0 BB: 1 P: 6	R: 0 E: 0 K: 1 S: 6	H: 1 LOB: 0 BB: 0 P: 6	R: 0 E: 0 K: 0 S: 3	H: 0 LOB: 2 BB: 2 P: 11	R: 0 E: 0 K: 0 S: 3	H: 1 LOB: 1 BB: 1 P: 7	R: 0 E: 0 K: 1 S: 5	H: 0 LOB: 0 BB: 0 P: 5	R: 0 E: 0 K: 0 S: 4	H: 1 LOB: 1 BB: 0 P: 4	R: 0 E: 0 K: 1 S: 6	H: 1 LOB: 1 BB: 0 P: 6	1B: 3 2B: 2 3B: 0 HR: 0	SF: 0 SAC: 0 DP: 2 HBP: 0	WP: 0 PB: 0 SB: 0 CS: 0	PA: 35
PITCHER	IP WLS BF H R ER SO BB IBB HBP BLK WP HR S P ERA WHIP	9.0 W 35 5 0 0 0 4 5 0 0 0 0 38 58 0.00 1.111																		
Bob Cain, L ERA: (1, 1)																				

Batter	1	2	3	4	5	6	7	8	9	AB	R	H	RBI	BB	SO	LOB	TOP					
Jim Busby, R OBP: 0.267, SLG: 0.267	0-0 6-3		0-0 F8			0-0 F7		0-0 5-3		4	0	0	0	0	0	0						
Dave Philley, S OBP: 0.370, SLG: 0.444	0-0 F5			0-0 F9		0-0 1-6-3 1B			0-0 F5	4	0	1	0	0	0	0						
Luke Appling, R OBP: 0.316, SLG: 0.361	0-0 6-3			0-0 F8		0-0 1-6-3			0-0 FC5 1B	4	0	1	0	0	0	1						
Cass Michaels, R OBP: 0.435, SLG: 0.487		0-0 5-3		0-0 6-3		0-0 6-3			0-0 FC5 1B	4	0	1	0	0	0	1						
Gus Zernial, R OBP: 0.256, SLG: 0.316		0-0 6-3			0-0 G6-4-3 1B		0-0 F8		0-0 FC5 FC6-4	4	0	1	0	0	0	2						
Hank Majeski, R OBP: 0.439, SLG: 0.684					0-0 G6-4-3 1B		0-0 CS 1B		0-0 FC6-4	4	0	2	0	0	0	3						
Phil Masi, R OBP: 0.375, SLG: 0.381					0-0 F8 HR 1B		0-0 F6			3	1	1	0	0	0	2						
Chico Carrasquel, R OBP: 0.241, SLG: 0.321					0-0 5-3		0-0 HR		0-0 F7	3	1	1	2	0	0	0						
Billy Pierce, L OBP: 0.250, SLG: 0.250 (8, PH)					0-3 K		0-3 K		0-0 F8	2	0	0	0	0	2	0						
Eddie Malone, R OBP: 0.333, SLG: 0.357 (8, PH)					0-3 K					1	0	0	0	0	0	0						
Howie Judson, R (8, 1)										0	0	0	0	0	0	0						
Bob Kuzava, S (8, 1)										0	0	0	0	0	0	0						
Inning Stats	R: 0 E: 0 K: 0 S: 3	H: 0 LOB: 0 BB: 0 P: 3	R: 0 E: 0 K: 0 S: 4	H: 1 LOB: 1 BB: 0 P: 4	R: 0 E: 0 K: 1 S: 5	H: 0 LOB: 0 BB: 0 P: 5	R: 0 E: 0 K: 0 S: 3	H: 0 LOB: 0 BB: 0 P: 3	R: 2 E: 0 K: 1 S: 7	H: 3 LOB: 0 BB: 0 P: 7	R: 0 E: 0 K: 0 S: 4	H: 1 LOB: 1 BB: 0 P: 4	R: 0 E: 0 K: 0 S: 3	H: 1 LOB: 0 BB: 0 P: 3	R: 0 E: 0 K: 0 S: 3	H: 0 LOB: 0 BB: 0 P: 3	R: 0 E: 0 K: 0 S: 5	H: 2 LOB: 2 BB: 0 P: 5	1B: 7 2B: 0 3B: 0 HR: 1	SF: 0 SAC: 0 DP: 1 HBP: 0	WP: 0 PB: 0 SB: 0 CS: 1	PA: 33
PITCHER Joe Dobson, R ERA: 3.0	IP: 9.0 WLS: W BF: 33 H: 8 R: 2 ER: 2 SO: 2 BB: 0 IBB: 0 HBP: 0 BLK: 0 WP: 0 HR: 1 S: 37 P: 37 ERA: 2.00 WHIP: 0.889															PITCHER	IP: 9.0 WLS: W BF: 33 H: 8 R: 2 ER: 2 SO: 2 BB: 0 IBB: 0 HBP: 0 BLK: 0 WP: 0 HR: 1 S: 37 P: 37 ERA: 2.00 WHIP: 0.889					

Chicago White Sox @ Boston Red Sox
Fenway Park, Boston, MA
Fri May 05 1950, 3:33 AM EDT
Att: 3,415 - Unknown

AB	33
R	2
H	8
RBI	2
BB	0
SO	2
LOB	9



Batter	1	2	3	4	5	6	7	8	9	AB	R	H	RBI	BB	SO	LOB	BOTTOM	
Dom DiMaggio, R OBP: 0.497, SLG: 0.368	4-0 BB 1B	0-0 F9		4-0 1-2 2-3 BB		0-3 K		0-0 FC6-2 BB E		3	1	0	0	2	1	4		
6 Johnny Pesky, L OBP: 0.506, SLG: 0.460	4-0 BB 1B BB		0-3 K	0-3 K			4-0 HR BB	4-0 BB BB		2	1	0	0	3	2	3		
Ted Williams, L OBP: 0.521, SLG: 0.833	4-0 1-2 2-3 BB		0-3 K	0-0 F5			0-0 HR BB	4-0 BB BB		3	1	1	2	2	1	3		
Vern Stephens, R OBP: 0.402, SLG: 0.521	0-0 FC4-6 1B		0-0 HR		0-0 F7		0-0 F4	0-0 FC5-4		5	1	2	2	0	0	3		
Bobby Doerr, R OBP: 0.329, SLG: 0.333	0-3 K		0-0 1B		4-0 G5-4-3 BB		0-0 CS 1B			3	0	2	0	1	1	2		
Walt Dropo, R OBP: 0.525, SLG: 0.917	0-0 FC4-6		0-0 1-3		0-0 G5-4-3		0-3 K			4	0	0	0	0	1	5		
Tommy O'Brien, R OBP: 0.206, SLG: 0.161		0-0 F9		0-0 F7		0-0 6-3		4-0 SH2-4 FC6-2 BB		3	0	0	0	1	0	0		
Birdie Tebbetts, R OBP: 0.452, SLG: 0.423		4-0 BB		0-0 BB 2B		4-0 BB		4-0 FC6-2 SH2-4 BB		1	1	1	0	3	0	0		
Joe Dobson, R OBP: 0.417, SLG: 0.333		0-3 K		4-0 BB BB		0-3 K		0-0 SH2-4		2	0	0	0	1	2	2		
Inning Stats	R: 1 E: 0 K: 1 S: 5	H: 1 LOB: 2 BB: 3 P: 17	R: 0 E: 0 K: 1 S: 5	H: 0 LOB: 1 BB: 1 P: 9	R: 1 E: 0 K: 2 S: 9	H: 2 LOB: 1 BB: 0 P: 9	R: 0 E: 0 K: 1 S: 6	H: 1 LOB: 2 BB: 2 P: 14	R: 0 E: 0 K: 2 S: 7	H: 0 LOB: 1 BB: 1 P: 11	R: 2 E: 0 K: 1 S: 6	H: 2 LOB: 1 BB: 1 P: 10	R: 1 E: 1 K: 0 S: 3	H: 0 LOB: 3 BB: 4 P: 19	1B: 3 2B: 2 3B: 0 HR: 2	SF: 0 SAC: 1 DP: 2 HBP: 0	WP: 0 PB: 0 SB: 0 CS: 1	PA: 40
PITCHER Billy Pierce, L ERA: 2.92	IP: 7.0 WLS: L BF: 33 H: 6 R: 4 ER: 4 SO: 8 BB: 9 IBB: 0 HBP: 0 BLK: 0 WP: 0 HR: 2 S: 40 P: 76 ERA: 5.14 WHIP: 2.143															PITCHER	IP: 0.2 WLS: L BF: 5 H: 0 R: 1 ER: 0 SO: 0 BB: 3 IBB: 0 HBP: 0 BLK: 0 WP: 0 HR: 0 S: 14 P: 14 ERA: 0.00 WHIP: 4.500	
Howie Judson, R ERA: 8.31	IP: 0.1 WLS: L BF: 2 H: 0 R: 0 ER: 0 SO: 0 BB: 1 IBB: 0 HBP: 0 BLK: 0 WP: 0 HR: 0 S: 5 P: 5 ERA: 8.31 WHIP: 3.000															PITCHER	IP: 0.1 WLS: L BF: 2 H: 0 R: 0 ER: 0 SO: 0 BB: 1 IBB: 0 HBP: 0 BLK: 0 WP: 0 HR: 0 S: 5 P: 5 ERA: 8.31 WHIP: 3.000	

Chicago White Sox @ Boston Red Sox
Fenway Park, Boston, MA
Fri May 05 1950, 3:33 AM EDT
Att: 3,415 - Unknown

AB	26
R	5
H	6
RBI	4
BB	13
SO	8
LOB	22



Batter	1	2	3	4	5	6	7	8	9	AB	R	H	RBI	BB	SO	LOB	TOP			
Jim Busby, R OBP: 0.211, SLG: 0.211 (1.8)	0-0 4-1	0-0 F8			0-0 1-3		0-0 5-3			4	0	0	0	0	0	3	Chicago White Sox @ Boston Red Sox Fenway Park, Boston, MA Sat May 06 1950, 3:33 AM EDT Att: 12,776 - Unknown			
Dave Philley, S OBP: 0.340, SLG: 0.408 (1.9)	0-0 F3		0-3 K		0-0 F8			0-0 E3 G5-4-3 BB		4	0	0	0	0	1	0				
Luke Appling, R OBP: 0.333, SLG: 0.359 (1.3)	0-0 F7		0-0 F2		0-0 1B			4-0 G5-4-3 BB 1-2		3	0	1	0	1	0	0				
Gus Zernial, R OBP: 0.256, SLG: 0.381 (1.7)		0-0 HR	0-0 F8		0-3 K			0-0 G5-4-3 1-2 2-3		4	1	1	1	0	1	3				
Hank Majeski, R OBP: 0.422, SLG: 0.634 (1.5)		4-0 BB 1B BB		0-0 4-3		0-0 5-3		0-0 F1		3	0	0	0	1	0	1				
Cass Michaels, R OBP: 0.440, SLG: 0.512 (1.4)		0-0 BB 1B		0-0 BB 2B		0-0 F3			0-0 F9	4	0	2	0	0	0	0				
Eddie Malone, R OBP: 0.316, SLG: 0.294 (1.2)		0-0 F4		4-0 BB BB		0-0 6-3			0-0 F4	3	0	0	0	1	0	2				
Chico Carrasquel, R OBP: 0.273, SLG: 0.300 (1.6)		4-0 1-2 2-3 BB		4-0 BB 1-2 2-3		0-0 6-3			0-0 F8	2	0	0	0	2	0	0				
Ken Holcombe, R (1.1) Luis Aloma, R (2.1) Johnny Ostrowski, R (4. FH) John Perkovich, R (4.1)		0-3 K		0-0 G6-4-3 1-2		0-3 K				1	0	0	0	0	1	3				
										0	0	0	0	0	0	0				
										1	0	0	0	0	0	3				
										1	0	0	0	0	1	0				
Inning Stats	R: 0 E: 0 K: 0 S: 3	H: 0 LOB: 0 BB: 0 P: 3	R: 1 E: 0 K: 1 S: 7	H: 2 LOB: 2 BB: 2 P: 15	R: 0 E: 0 K: 1 S: 5	H: 0 LOB: 0 BB: 0 P: 5	R: 0 E: 0 K: 0 S: 3	H: 1 LOB: 1 BB: 0 P: 11	R: 0 E: 0 K: 0 S: 6	H: 0 LOB: 0 BB: 0 P: 3	R: 0 E: 0 K: 1 S: 5	H: 0 LOB: 0 BB: 0 P: 5	R: 0 E: 0 K: 0 S: 3	H: 0 LOB: 1 BB: 1 P: 7	R: 0 E: 0 K: 0 S: 3	H: 0 LOB: 0 BB: 0 P: 3	1B: 2 2B: 1 3B: 0 HR: 1	SF: 0 SAC: 0 DP: 2 HBP: 0	WP: 0 PB: 0 SB: 0 CS: 0	PA: 35
PITCHER Chuck Stobbs, L ERA: 4.01 (1.1)	IP: 9.0 WLS: W BF: 35 H: 4 R: 1 ER: 1 SO: 4 BB: 5 IBB: 0 HBP: 0 BLK: 0 WP: 0 HR: 1 S: 38 P: 58 ERA: 1.00 WHIP: 1.000															PITCHER				

Batter	1	2	3	4	5	6	7	8	9	AB	R	H	RBI	BB	SO	LOB	BOTTOM			
Dom DiMaggio, R OBP: 0.453, SLG: 0.419 (1.8)	0-0 6 BB HR 1B	0-0 F7		0-0 F8		0-0 F9		0-0 1-H HR		5	2	2	2	0	0	1	Chicago White Sox @ Boston Red Sox Fenway Park, Boston, MA Sat May 06 1950, 3:33 AM EDT Att: 12,776 - Unknown			
6 Johnny Pesky, L OBP: 0.500, SLG: 0.448 (1.5)	4-0 HR BB	0-0 G3-6-3 1B		0-3 K		0-0 F9		0-3 K		4	1	1	0	1	2	0				
Ted Williams, L OBP: 0.509, SLG: 0.854 (1.7)	0-0 1-H 2-H HR	0-0 G3-6-3 1-2		0-0 FC6-4 1B		0-0 F3		0-0 F8		5	1	2	3	0	0	2				
Vern Stephens, R OBP: 0.402, SLG: 0.553 (1.6)	0-0 FC4-6 1B		0-0 F9	0-0 FC6-4 1-2		0-0 F8		0-0 HR		5	1	2	1	0	0	1				
Bobby Doerr, R OBP: 0.321, SLG: 0.366 (1.4)	0-0 F8		0-0 5-3		0-0 HR		0-0 F7	0-0 6-3		5	1	1	1	0	0	1				
Tom Wright, L OBP: 0.375, SLG: 0.355 (1.9)	0-0 FC4-6 1-2		0-0 E4 BB HR		0-0 F3		0-0 1B 1B			4	1	1	0	0	0	1				
Walt Dropo, R OBP: 0.600, SLG: 0.800 (1.3)	0-0 FC6-4 1-2		4-0 HR BB		0-0 5-3		0-0 1B 1B			3	1	1	0	1	0	1				
Birdie Tebbetts, R OBP: 0.486, SLG: 0.655 (1.2)		0-0 HR	0-0 1-H 2-H HR		4-0 BB		0-0 F9			3	2	2	4	1	0	2				
Chuck Stobbs, L OBP: 0.455, SLG: 0.400 (1.1)		4-0 6 BB 1B	0-3 K		0-3 K			0-0 HR 1B		3	1	1	0	1	2	1				
Inning Stats	R: 3 E: 0 K: 0 S: 6	H: 3 LOB: 1 BB: 1 P: 10	R: 1 E: 0 K: 0 S: 4	H: 2 LOB: 1 BB: 1 P: 8	R: 3 E: 1 K: 1 S: 7	H: 1 LOB: 0 BB: 1 P: 11	R: 0 E: 0 K: 1 S: 6	H: 1 LOB: 1 BB: 0 P: 6	R: 1 E: 0 K: 1 S: 6	H: 1 LOB: 1 BB: 1 P: 10	R: 0 E: 0 K: 0 S: 3	H: 0 LOB: 2 BB: 0 P: 5	R: 0 E: 0 K: 0 S: 5	H: 2 LOB: 2 BB: 0 P: 5	R: 3 E: 0 K: 1 S: 8	H: 3 LOB: 0 BB: 0 P: 8	1B: 7 2B: 0 3B: 0 HR: 6	SF: 0 SAC: 0 DP: 1 HBP: 0	WP: 0 PB: 0 SB: 0 CS: 0	PA: 41
PITCHER Ken Holcombe, R ERA: 13.5 (1.1) Luis Aloma, R ERA: 7.36 (2.1) John Perkovich, R ERA: 7.2 (4.1)	IP: 11 WLS: L BF: 11 H: 5 R: 4 ER: 4 SO: 4 BB: 2 IBB: 0 HBP: 0 BLK: 0 WP: 0 HR: 2 S: 9 P: 17 ERA: 27.00 WHIP: 5.250															PITCHER				

AB	30
R	1
H	4
RBI	1
BB	5
SO	4
LOB	15



AB	37
R	11
H	13
RBI	11
BB	4
SO	4
LOB	10



Batter	1	2	3	4	5	6	7	8	9	AB	R	H	RBI	BB	SO	LOB	TOP								
Jim Busby, R OBP: 0.292, SLG: 0.292										5	1	3	2	0	0	3									
Luke Appling, R OBP: 0.319, SLG: 0.386										5	1	1	0	0	0	4									
Cass Michaels, R OBP: 0.436, SLG: 0.511										4	0	1	1	0	0	3									
Gus Zernial, R OBP: 0.277, SLG: 0.364										2	0	0	0	2	0	2									
Dave Philley, S OBP: 0.353, SLG: 0.480										1	1	1	1	0	0	0									
Hank Majeski, R OBP: 0.400, SLG: 0.578										4	0	0	1	1	1	4									
Johnny Ostrowski, R OBP: 0.462, SLG: 0.556										3	3	2	1	1	0	2									
Phil Masi, R OBP: 0.379, SLG: 0.423										5	0	2	0	0	0	3									
Chico Carrasquel, R OBP: 0.316, SLG: 0.281										2	1	0	0	3	0	1									
Bill Wight, L (1, 1)										4	0	0	1	0	0	5									
Inning Stats	R: 1 E: 0 K: 0 S: 5	H: 2 LOB: 2 BB: 1 P: 9	R: 0 E: 0 K: 0 S: 3	H: 0 LOB: 0 BB: 0 P: 3	R: 0 E: 0 K: 1 S: 5	H: 1 LOB: 2 BB: 1 P: 10	R: 2 E: 0 K: 0 S: 3	H: 1 LOB: 0 BB: 2 P: 11	R: 0 E: 1 K: 0 S: 4	H: 0 LOB: 1 BB: 0 P: 4	R: 1 E: 0 K: 0 S: 5	H: 2 LOB: 1 BB: 0 P: 5	R: 1 E: 0 K: 0 S: 5	H: 2 LOB: 2 BB: 1 P: 9	R: 0 E: 1 K: 0 S: 4	H: 0 LOB: 2 BB: 1 P: 8	R: 2 E: 0 K: 0 S: 5	H: 2 LOB: 2 BB: 1 P: 10	1B: 5 2B: 2 3B: 1 HR: 2	SF: 0 SAC: 2 DP: 0 HBP: 2	WP: 0 PB: 0 CS: 2	PA: 47			
PITCHER Lou Brissie, L ERA: 6.08	IP: 9.0 WLS: L BF: 46	H: 10 R: 7 ER: 7 SO: 1	BB: 7 IBB: 0 HBP: 2 BLK: 0	WP: 0 HR: 2 S: 39 P: 69	ERA: 7.00 WHIP: 1.889																				

Chicago White Sox @ Philadelphia Athletics
Shibe Park, Philadelphia, PA
Sun May 07 1950, 3:33 AM EDT
Unknown


AB 35
R 7
H 10
RBI 7
BB 7
SO 1
LOB 27



Batter	1	2	3	4	5	6	7	8	9	AB	R	H	RBI	BB	SO	LOB	BOTTOM								
Eddie Joost, R OBP: 0.456, SLG: 0.419										4	1	0	0	1	0	3									
Paul Lehner, L OBP: 0.424, SLG: 0.839										4	1	1	2	0	0	0									
Elmer Valo, L OBP: 0.313, SLG: 0.273										3	0	1	0	1	0	0									
Ferris Fain, L OBP: 0.397, SLG: 0.517										4	0	2	0	0	1	1									
Bob Dillinger, R OBP: 0.354, SLG: 0.419										4	0	0	0	0	0	3									
Sam Chapman, R OBP: 0.348, SLG: 0.293										4	1	2	0	0	0	0									
Gene Markland, R OBP: 0.364, SLG: 0.125										3	0	0	0	0	0	1									
Joe Tipton, R OBP: 0.261, SLG: 0.348										4	0	3	0	0	0	1									
Lou Brissie, L (1, 1)										3	0	0	1	0	0	3									
Bob Wellman, R OBP: 0.500, SLG: 0.800										1	0	1	0	0	0	0									
Inning Stats	R: 0 E: 0 K: 1 S: 6	H: 1 LOB: 1 BB: 0 P: 6	R: 0 E: 0 K: 0 S: 3	H: 0 LOB: 0 BB: 0 P: 3	R: 2 E: 0 K: 0 S: 5	H: 3 LOB: 2 BB: 2 P: 13	R: 0 E: 0 K: 0 S: 5	H: 2 LOB: 1 BB: 0 P: 5	R: 0 E: 0 K: 0 S: 4	H: 1 LOB: 1 BB: 0 P: 4	R: 0 E: 0 K: 0 S: 3	H: 0 LOB: 0 BB: 0 P: 3	R: 0 E: 0 K: 0 S: 3	H: 0 LOB: 0 BB: 0 P: 3	R: 0 E: 0 K: 0 S: 4	H: 2 LOB: 1 BB: 0 P: 4	1B: 8 2B: 2 3B: 0 HR: 1	SF: 0 SAC: 1 DP: 2 HBP: 0	WP: 0 PB: 0 CS: 0	PA: 37					
PITCHER Bill Wight, L ERA: 2.37	IP: 9.0 WLS: W BF: 37	H: 10 R: 3 ER: 3 SO: 1	BB: 2 IBB: 0 HBP: 0 BLK: 0	WP: 0 HR: 1 S: 37 P: 45	ERA: 3.00 WHIP: 1.333																				

Chicago White Sox @ Philadelphia Athletics
Shibe Park, Philadelphia, PA
Sun May 07 1950, 3:33 AM EDT
Unknown

AB 34
R 3
H 10
RBI 3
BB 2
SO 1
LOB 12



Batter	1	2	3	4	5	6	7	8	9	AB	R	H	RBI	BB	SO	LOB	TOP				
Herb Adams, L (1,8) X OBP: 0.243, SLG: 0.235	F7		K			4-3		FC4-6	F5	5	0	0	0	0	1	5					
Dave Philley, S (1,9) X OBP: 0.335, SLG: 0.455	P7				L4-3	F5		K2-3	3-1	5	0	1	0	0	1	5					
Luke Appling, R (1,3) X OBP: 0.314, SLG: 0.362	3-1				L5			5-3		3	0	0	0	1	0	3					
Hank Majeski, R (1,5) X OBP: 0.389, SLG: 0.551		K			L4-3			FC6-4		4	1	1	0	0	1	2					
Cass Michaels, R (1,4) X OBP: 0.424, SLG: 0.480	F8					P6			F8	3	0	0	1	1	0	0					
Johnny Ostrowski, R (1,7) X OBP: 0.529, SLG: 0.545						F5			1B	2	1	1	0	2	0	1					
Eddie Malone, R (1,2) X Jim Busby, R (9, PR) X OBP: 0.292, SLG: 0.292	L7					F3		G4-6-3	1B	4	0	1	0	0	0	3					
Chico Carrasquel, R (1,6) X OBP: 0.357, SLG: 0.333			5-3						E5	4	0	3	1	0	0	0					
Randy Gumpert, R (1,1) X Nellie Fox, L (5, PH) X Bob Kuzava, S (5, 1) X Gordon Goldsberry, L (8, PH) X Jack Bruner, L (8, 1) X Floyd Baker, L (8, PH) X OBP: 1.000, SLG: 2.000			B1-3			F4				1	0	0	0	0	0	0					
Inning Stats	R: 0 E: 0 K: 0 S: 3	H: 0 LOB: 0 BB: 0 P: 3	R: 0 E: 0 K: 1 S: 5	H: 0 LOB: 1 BB: 1 P: 9	R: 0 E: 0 K: 1 S: 5	H: 0 LOB: 0 BB: 0 P: 5	R: 0 E: 0 K: 0 S: 3	H: 1 LOB: 0 BB: 0 P: 3	R: 0 E: 0 K: 0 S: 4	H: 1 LOB: 2 BB: 1 P: 8	R: 0 E: 0 K: 0 S: 2	H: 0 LOB: 1 BB: 1 P: 6	R: 0 E: 0 K: 1 S: 6	H: 1 LOB: 2 BB: 1 P: 10	R: 2 E: 2 K: 0 S: 7	H: 4 LOB: 3 BB: 1 P: 11	1B: 7 2B: 1 3B: 0 HR: 0	SF: 0 SAC: 0 DP: 2 HBP: 0	WP: 0 PB: 0 SB: 1 CS: 0	PA: 38	
PITCHER	IP	WLS	BF	H	R	ER	SO	BB	IBB	HBP	BLK	WP	HR	S	P	ERA	WHIP				
Bob Hooper, R (1,1) X ERA: 1.54	8.1	W	36	7	2	2	3	6	0	0	0	0	0	36	60	2.16	1.560				
Carl Scheib, R (9,1) X ERA: 3.6	0.2	S	2	0	0	0	0	0	0	0	0	0	0	2	2	0.00	0.000				

Chicago White Sox @ Philadelphia Athletics
 Shibe Park, Philadelphia, PA
 Sun May 07 1950, 3:38 AM EDT
 Att: 11,257 - Unknown


AB	32
R	2
H	7
RBI	2
BB	6
SO	3
LOB	21



Batter	1	2	3	4	5	6	7	8	9	AB	R	H	RBI	BB	SO	LOB	BOTTOM				
Eddie Joost, R (1,6) X OBP: 0.443, SLG: 0.404			F7		5-3		K			4	0	1	0	0	1	0					
Paul Lehner, L (1,7) X OBP: 0.432, SLG: 0.794			6-3				F5			3	0	1	0	1	0	0					
Elmer Valo, L (1,9) X OBP: 0.346, SLG: 0.267			F8							1	0	0	0	3	0	0					
Ferris Fain, L (1,3) X OBP: 0.389, SLG: 0.500	F4				F9		F9		F2	4	0	1	0	0	0	6					
Bob Dillinger, R (1,5) X OBP: 0.333, SLG: 0.394	L9-2				F9		F9		F9	4	0	0	0	0	0	6					
Sam Chapman, R (1,8) X OBP: 0.348, SLG: 0.295		F8								3	1	1	0	0	0	0					
Pete Suder, R (1,4) X OBP: 0.280, SLG: 0.378										2	2	1	1	1	0	0					
Mike Guerra, R (1,2) X OBP: 0.314, SLG: 0.500		P8								3	1	1	3	0	1	0					
Bob Hooper, R (1,1) X Pete Suder, R (1,4) X Carl Scheib, R (9,1) X OBP: 0.500, SLG: 0.500		F4								3	0	0	0	0	1	0					
Inning Stats	R: 0 E: 0 K: 0 S: 4	H: 2 LOB: 2 BB: 1 P: 8	R: 1 E: 0 K: 0 S: 4	H: 1 LOB: 0 BB: 0 P: 4	R: 0 E: 0 K: 0 S: 3	H: 0 LOB: 0 BB: 0 P: 3	R: 3 E: 0 K: 1 S: 7	H: 3 LOB: 0 BB: 1 P: 11	R: 0 E: 0 K: 0 S: 3	H: 0 LOB: 2 BB: 2 P: 11	R: 0 E: 0 K: 1 S: 5	H: 0 LOB: 0 BB: 0 P: 5	R: 0 E: 0 K: 1 S: 5	H: 0 LOB: 0 BB: 0 P: 5	R: 0 E: 0 K: 0 S: 2	H: 0 LOB: 0 BB: 1 P: 6	1B: 4 2B: 1 3B: 0 HR: 2	SF: 0 SAC: 0 DP: 1 HBP: 0	WP: 0 PB: 0 SB: 0 CS: 2	PA: 32	
PITCHER	IP	WLS	BF	H	R	ER	SO	BB	IBB	HBP	BLK	WP	HR	S	P	ERA	WHIP				
Randy Gumpert, R (1,1) X ERA: 6.3	4.0	L	18	6	4	4	1	2	0	0	0	0	0	13	21	0.00	0.667				
Bob Kuzava, L (5,1) X ERA: 8.75	3.0		11	0	0	0	2	2	0	0	0	0	0	2	6	0.00	1.000				
Jack Bruner, L (8,1) X ERA:	1.0		3	0	0	0	0	1	0	0	0	0	0	2	6	0.00	1.000				

Chicago White Sox @ Philadelphia Athletics
 Shibe Park, Philadelphia, PA
 Sun May 07 1950, 3:38 AM EDT
 Att: 11,257 - Unknown

AB	27
R	4
H	6
RBI	4
BB	5
SO	3
LOB	12



Batter	1	2	3	4	5	6	7	8	9	AB	R	H	RBI	BB	SO	LOB	TOP				
Jim Busby, R OBP: 0.276, SLG: 0.276 (1, 8)	5-3		F9		F7		1B 1B		5-3	5	0	1	1	0	0	1					
Dave Philley, S OBP: 0.322, SLG: 0.431 Gus Zernial, R OBP: 0.292, SLG: 0.378 Herb Adams, L OBP: 0.243, SLG: 0.235 (1, 9)	K		1-3			K	1B 1B			3	0	0	0	0	2	0					
Luke Appling, R OBP: 0.309, SLG: 0.340 (1, 3)	BB		L4		6-3		K			3	0	0	0	1	1	3					
Cass Michaels, R OBP: 0.397, SLG: 0.444 (1, 4)	F4			5-3		5-3		K		4	0	0	0	0	1	1					
Hank Majeski, R OBP: 0.379, SLG: 0.528 (1, 5)		1B 1B	F8		F8		6-3			4	0	1	0	0	0	0					
Johnny Ostrowski, R OBP: 0.524, SLG: 0.600 (1, 7)		F8					F7			0	1	0	0	0	0	0					
Phil Masi, R OBP: 0.364, SLG: 0.400 (1, 2)		F6		F7		F6		6-3 1B		4	0	1	0	0	0	3					
Chico Carrasquel, R OBP: 0.370, SLG: 0.350 (1, 6)		1B		5-3		1B 1B		6-3		4	1	2	0	0	0	1					
Mickey Haefner, L Howie Judson, R Eddie Malone, R Gordon Goldsberry, L Bob Cain, L Joe Erazul, R (1, 1)	F8			4-3		1B 1B 3H		F8		1	0	0	0	0	0	2					
Inning Stats	R: 0 E: 0 K: 1 S: 5	H: 0 LOB: 1 BB: 1 P: 9	R: 0 E: 0 K: 0 S: 5	H: 2 LOB: 2 BB: 0 P: 5	R: 0 E: 0 K: 0 S: 3	H: 0 LOB: 0 BB: 0 P: 3	R: 0 E: 0 K: 0 S: 4	H: 1 LOB: 1 BB: 0 P: 4	R: 0 E: 0 K: 1 S: 5	H: 0 LOB: 0 BB: 0 P: 3	R: 0 E: 0 K: 1 S: 5	H: 0 LOB: 0 BB: 0 P: 5	R: 2 E: 0 K: 1 S: 10	H: 5 LOB: 3 BB: 0 P: 10	R: 0 E: 0 K: 1 S: 5	H: 0 LOB: 0 BB: 0 P: 5	R: 0 E: 0 K: 0 S: 4	H: 1 LOB: 1 BB: 0 P: 4	1B: 8 2B: 1 3B: 0 HR: 0	SF: 0 SAC: 0 DP: 0 HBP: 0	WP: 0 PA: 37 CS: 1
PITCHER Lloyd Hittle, L ERA: 2.81 (1, 1)	IP: 9.0 WLS: W BF: 37 H: 9 R: 2 ER: 2 SO: 4 BB: 1 IBB: 0 HBP: 0 BLK: 0 WP: 0 HR: 0 S: 44 P: 48 ERA: 2.00 WHIP: 1.111															PITCHER					

Chicago White Sox @ Washington Senators
Griffith Stadium, Washington, DC
Tue May 09 1950, 3:33 AM EDT
Att: 3,678 - Unknown

AB 32
R 2
H 7
RBI 2
BB 1
SO 4
LOB 12



Batter	1	2	3	4	5	6	7	8	9	AB	R	H	RBI	BB	SO	LOB	BOTTOM		
Eddie Yost, R OBP: 0.449, SLG: 0.508 (1, 5)	FC6-4 1B		1B F9 2B		F6		2B			4	1	3	0	0	0	0			
Sam Dente, R OBP: 0.306, SLG: 0.299 (1, 4)	FC6-4 1B		2-3 1B				F8			4	1	3	0	0	0	1			
Irv Noren, L OBP: 0.380, SLG: 0.417 (1, 8)	FC6-4 1B		F9		K			K		4	0	0	1	0	2	4			
Eddie Robinson, L OBP: 0.368, SLG: 0.315 (1, 3)	G4-6-3 1B		2H 1B		F8			F8		4	1	1	1	0	0	3			
Roberto Ortiz, R OBP: 0.125, SLG: 0.125 Gil Coan, L OBP: 0.389, SLG: 0.673 (1, 9)		K	1H 1B		F8			F7		4	0	1	1	0	1	0			
Sam Mele, R OBP: 0.316, SLG: 0.133 (1, 7)		6-3	F7		F5					3	0	0	0	0	0	1			
Merl Combs, L OBP: 0.750, SLG: 0.500 (1, 6)		BB		G4-6-3 1B		K				2	0	1	0	1	1	0			
Al Evans, R OBP: 0.333, SLG: 0.395 (1, 2)		F6		G4-6-3			K			3	0	0	0	0	1	2			
Lloyd Hittle, R (1, 1)			F9		1-3		5-3			3	0	0	0	0	0	0			
Inning Stats	R: 0 E: 0 K: 0 S: 4	H: 2 LOB: 1 BB: 0 P: 4	R: 3 E: 1 K: 0 S: 7	H: 4 LOB: 1 BB: 0 P: 7	R: 0 E: 0 K: 0 S: 3	H: 1 LOB: 0 BB: 0 P: 3	R: 0 E: 0 K: 1 S: 6	H: 1 LOB: 1 BB: 0 P: 6	R: 0 E: 0 K: 1 S: 5	H: 0 LOB: 0 BB: 0 P: 5	R: 0 E: 0 K: 1 S: 6	H: 1 LOB: 1 BB: 0 P: 6	R: 0 E: 0 K: 1 S: 5	H: 0 LOB: 0 BB: 0 P: 5	R: 0 E: 0 K: 1 S: 5	H: 0 LOB: 0 BB: 0 P: 5	1B: 7 2B: 2 3B: 0 HR: 0	SF: 0 SAC: 0 DP: 2 HBP: 0	WP: 0 PA: 32 CS: 0
PITCHER Mickey Haefner, L ERA: 7.24 Howie Judson, R ERA: Bob Cain, L ERA: (1, 1)	IP: 2.2 WLS: L BF: 14 H: 6 R: 3 ER: 2 SO: 1 BB: 3 IBB: 0 HBP: 0 BLK: 0 WP: 0 HR: 0 S: 15 P: 19 ERA: 6.75 WHIP: 2.625															PITCHER			

Chicago White Sox @ Washington Senators
Griffith Stadium, Washington, DC
Tue May 09 1950, 3:33 AM EDT
Att: 3,678 - Unknown

AB 31
R 3
H 9
RBI 3
BB 1
SO 5
LOB 11



Batter	1	2	3	4	5	6	7	8	9	AB	R	H	RBI	BB	SO	LOB	TOP											
Jim Busby, R OBP: 0.235, SLG: 0.235 (1, 8)	F9	F9		FC6-4		F4			K	5	0	0	0	0	1	4												
Luke Appling, R OBP: 0.317, SLG: 0.345 (1, 3)				1-3			4-3		F4	5	1	2	3	0	0	1												
Cass Michaels, R OBP: 0.412, SLG: 0.475 (1, 4)				F7						5	1	3	1	0	0	2												
Gus Zernial, R OBP: 0.283, SLG: 0.360 (1, 7)	F9			K					F8	5	0	1	0	0	2	2												
Hank Majeski, R OBP: 0.397, SLG: 0.526 (1, 5)				FC6-4			6-3		F9	4	0	2	1	0	0	1												
Johnny Ostrowski, R OBP: 0.480, SLG: 0.632 (1, 9)	F9			F4					6-3	0	0	0	0	0	0	0												
Phil Masi, R OBP: 0.378, SLG: 0.412 (1, 2)				FC6-4			K		BLK	4	1	2	0	0	1	2												
Chico Carrasquel, R OBP: 0.380, SLG: 0.349 (1, 6)				F9			F7		K	3	2	1	0	1	1	1												
Bob Kuzava, S OBP: 0.429, SLG: 0.200 Randy Gumpert, R (5, 1)				F9			F5		F4	1	1	1	0	1	0	0												
Bob Cain, L OBP: 0.400, SLG: 0.600 Dave Philley, S OBP: 0.317, SLG: 0.424 Howie Judson, R (8, 1)				F9			FC6-4			1	0	0	0	0	0	0												
Inning Stats	R: 2 E: 0 K: 0 S: 6	H: 3 LOB: 1 BB: 0 P: 6	R: 3 E: 0 K: 0 S: 6	H: 4 LOB: 0 BB: 0 P: 6	R: 0 E: 0 K: 1 S: 6	H: 1 LOB: 1 BB: 0 P: 6	R: 1 E: 0 K: 0 S: 3	H: 0 LOB: 1 BB: 2 P: 11	R: 0 E: 0 K: 2 S: 8	H: 1 LOB: 1 BB: 0 P: 8	R: 0 E: 0 K: 0 S: 3	H: 0 LOB: 0 BB: 0 P: 3	R: 0 E: 0 K: 1 S: 4	H: 2 LOB: 1 BB: 0 P: 4	R: 0 E: 0 K: 1 S: 6	H: 1 LOB: 1 BB: 0 P: 6	R: 0 E: 0 K: 1 S: 6	H: 1 LOB: 1 BB: 0 P: 6	1B: 11 2B: 1 3B: 1 HR: 0	SF: 0 SAC: 0 DP: 1 HBP: 0	WP: 0 PB: 0 SB: 0 CS: 0	PA: 40						
PITCHER	IP	WLS	BF	H	R	ER	SO	BB	IBB	HBP	BLK	WP	HR	S	P	ERA	WHIP											
Steve Nagy, L ERA: 4.82 Connie Marrero, R ERA: 2.79	(1, 1)	1.1	11	7	5	4	0	0	0	0	0	0	0	11	11	27.00	5.250											
	(2, 1)	7.2	W	29	6	1	1	5	2	0	0	1	0	0	37	45	1.17	1.043										

Chicago White Sox @ Washington Senators
Griffith Stadium, Washington, DC
Wed May 10 1950, 3:33 AM EDT
Att: 2,523 - Unknown

AB	34
R	6
H	12
RBI	5
BB	2
SO	5
LOB	14



Batter	1	2	3	4	5	6	7	8	9	AB	R	H	RBI	BB	SO	LOB	BOTTOM										
Eddie Yost, R OBP: 0.425, SLG: 0.476 (1, 5)	6-3	F3		F8	PO	F5		SH3-4		4	0	0	0	0	0	1											
Sam Dente, R OBP: 0.299, SLG: 0.282 (1, 4)	F9			F3		6-3		6-3		4	1	0	0	1	0	1											
Irv Noren, L OBP: 0.395, SLG: 0.453 (1, 8)				6-3		4-3		F8		4	2	2	0	1	0	1											
Eddie Robinson, L OBP: 0.361, SLG: 0.298 (1, 3)				6-3		FC4-6		F8		3	1	0	1	1	0	2											
Sam Mele, R OBP: 0.364, SLG: 0.222 Gil Coan, L OBP: 0.400, SLG: 0.673 (7, PH)				E7		F4		E		3	0	2	1	0	0	2											
Tommy O'Brien, R OBP: 0.216, SLG: 0.176 Al Evans, R OBP: 0.326, SLG: 0.385 (6, 2)				F9		FC3-2-5		FC		1	0	0	0	0	0	1											
Merl Combs, L OBP: 0.500, SLG: 0.333 (1, 6)				K		K		FC		4	1	1	1	0	2	3											
Mickey Grasso, R OBP: 0.238, SLG: 0.211 Bud Stewart, L OBP: 0.423, SLG: 0.511 (6, PH)				F2				K		2	0	1	0	0	0	0											
Steve Nagy, L OBP: 0.333, SLG: 0.500 Connie Marrero, R OBP: 0.286, SLG: 0.429 (2, 1)				K		K		SH3-4		4	0	2	1	0	2	1											
Inning Stats	R: 1 E: 1 K: 0 S: 4	H: 1 LOB: 2 BB: 2 P: 12	R: 0 E: 0 K: 2 S: 8	H: 1 LOB: 1 BB: 0 P: 8	R: 1 E: 1 K: 1 S: 8	H: 2 LOB: 2 BB: 0 P: 8	R: 0 E: 0 K: 1 S: 5	H: 0 LOB: 0 BB: 0 P: 5	R: 5 E: 0 K: 0 S: 7	H: 5 LOB: 0 BB: 1 P: 11	R: 0 E: 0 K: 0 S: 3	H: 0 LOB: 0 BB: 0 P: 3	R: 0 E: 0 K: 1 S: 6	H: 0 LOB: 2 BB: 1 P: 10	R: 0 E: 0 K: 0 S: 4	H: 1 LOB: 1 BB: 0 P: 4	R: 0 E: 0 K: 0 S: 4	H: 1 LOB: 1 BB: 0 P: 4	1B: 6 2B: 2 3B: 2 HR: 0	SF: 0 SAC: 1 DP: 0 HBP: 0	WP: 0 PB: 0 SB: 1 CS: 0	PA: 40					
PITCHER	IP	WLS	BF	H	R	ER	SO	BB	IBB	HBP	BLK	WP	HR	S	P	ERA	WHIP										
Bob Kuzava, L ERA: 7.84 Randy Gumpert, R ERA: 6.0 Bob Cain, L ERA: Howie Judson, R ERA:	(1, 1)	4.2	L	25	7	6	6	4	3	0	0	0	0	30	42	11.57	2.143										
	(5, 1)	2.0	L	9	2	1	1	0	1	0	0	0	0	8	12	4.50	1.500										
	(7, 1)	0.1		1	0	0	0	1	0	0	0	0	0	3	3	0.00	0.000										
	(8, 1)	1.0		4	1	0	0	0	0	0	0	0	0	4	4	0.00	1.000										

Chicago White Sox @ Washington Senators
Griffith Stadium, Washington, DC
Wed May 10 1950, 3:33 AM EDT
Att: 2,523 - Unknown

AB	34
R	7
H	10
RBI	7
BB	4
SO	5
LOB	17



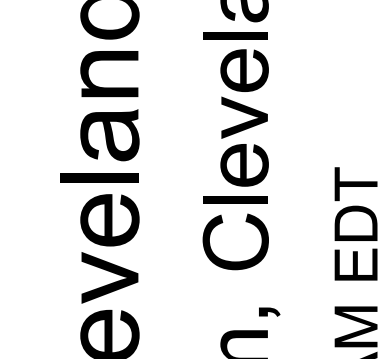
Batter	1	2	3	4	5	6	7	8	9	AB	R	H	RBI	BB	SO	LOB	TOP										
Dave Philey, S (1, 8) OBP: 0.301, SLG: 0.380	4-0 L8-3 BB		0-0 6-3		0-0 F4		0-0 6-3			3	0	0	0	1	0	1	Chicago White Sox @ Cleveland Indians Cleveland Municipal Stadium, Cleveland, OH Sat May 13 1950, 3:33 AM EDT Att: 8,547 - Unknown										
Luke Appling, R (1, 3) OBP: 0.309, SLG: 0.311	0-0 L8-3		0-0 F8		0-0 F2		0-0 E1	SH3-4		4	0	0	0	0	0	1											
Jim Busby, R (8, PR) Gordon Goldsberry, L (8, 3) OBP: 0.235, SLG: 0.235 OBP: 0.471, SLG: 0.385	1-2									0	0	0	0	0	0	0											
Cass Michaels, R (1, 4) OBP: 0.418, SLG: 0.543	0-0 F2		0-0 2B		0-0 F5		0-0 SH3-4	1-2		3	0	1	0	0	0	0											
Gus Zernial, R (1, 7) OBP: 0.258, SLG: 0.322		0-0 1B F8 1B	0-0 F9		0-0 6-3		0-0 L8			4	1	1	0	0	0	3											
Hank Majeski, R (1, 5) OBP: 0.378, SLG: 0.507	0-0 F8 1B 1-2			0-0 1-3		0-0 F6		0-0 L8		4	0	1	0	0	0	2											
Johnny Ostrowski, R (1, 9) OBP: 0.486, SLG: 0.655	0-0 1-2 2-3		0-0 1B F7 BB	4-0 1B F7 BB	0-0 F3		0-0 FC5-4 1B			3	1	2	0	1	0	0											
Eddie Malone, R (1, 2) OBP: 0.345, SLG: 0.308	0-0 F8		0-0 FC6-4 1B	0-0 1-3		4-0 BB	0-0 F2			3	0	1	1	1	0	3											
Chico Carrasquel, R (1, 6) OBP: 0.403, SLG: 0.365	0-0 F8		0-0 F7	0-0 F7		0-0 F7	0-0 FC5-4	1-2		4	0	0	1	0	0	5											
Bob Cain, L (1, 1) OBP: 0.250, SLG: 0.375	0-0 F7		0-0 FC6-4	0-0 3-H	0-0 K		0-0 F9			3	0	0	0	0	1	4											
Ken Holcombe, R (8, 1) Floyd Baker, L (9, PH) OBP: 0.667, SLG: 1.000			0-0 1-2	0-0 1-2						0	0	0	0	0	0	1											
Inning Stats	R: 0 E: 0 K: 0 S: 2	H: 0 LOB: 0 BB: 1 P: 6	R: 1 E: 0 K: 0 S: 6	H: 3 LOB: 2 BB: 0 P: 6	R: 0 E: 0 K: 0 S: 4	H: 1 LOB: 1 BB: 0 P: 4	R: 1 E: 0 K: 0 S: 4	H: 1 LOB: 1 BB: 1 P: 8	R: 0 E: 0 K: 0 S: 3	H: 0 LOB: 0 BB: 0 P: 3	R: 0 E: 0 K: 1 S: 5	H: 0 LOB: 1 BB: 1 P: 9	R: 0 E: 1 K: 0 S: 4	H: 0 LOB: 2 BB: 0 P: 4	R: 0 E: 0 K: 0 S: 4	H: 1 LOB: 1 BB: 0 P: 4	1B: 5 2B: 2 3B: 0 HR: 0	SF: 0 SAC: 1 DP: 1 HBP: 0	WP: 0 PB: 0 SB: 0 CS: 0	PA: 36							
PITCHER	IP	WLS	BF	H	R	ER	SO	BB	IBB	HBP	BLK	WP	HR	S	P	ERA	WHIP										
Bob Feller, R (1, 1) ERA: 3.47	7.0		28	5	2	2	1	3	0	0	0	0	0	27	39	2.57	1.143										
Jesse Flores, R (8, 1) ERA: 2.7	2.0	W	8	1	0	0	0	0	0	0	0	0	0	8	8	0.00	0.500										

Batter	1	2	3	4	5	6	7	8	9	AB	R	H	RBI	BB	SO	LOB	BOTTOM										
Dale Mitchell, L (1, 7) OBP: 0.384, SLG: 0.430	0-0 G3-6-3 1B		0-0 1B		0-0 FC6-4		0-0 F7			4	0	2	0	0	0	3	Chicago White Sox @ Cleveland Indians Cleveland Municipal Stadium, Cleveland, OH Sat May 13 1950, 3:33 AM EDT Att: 8,547 - Unknown										
Bob Kennedy, R (1, 8) OBP: 0.323, SLG: 0.379	0-0 F9		0-0 F3		0-0 F7		0-0 HR			4	1	1	1	0	0	4											
Luke Easter, L (1, 3) OBP: 0.366, SLG: 0.421	0-0 G3-6-3			0-0 F5		4-0 G6-4-3 BB	0-0 L9			3	0	0	0	1	0	1											
Mickey Vernon, L (9, 3) OBP: 0.226, SLG: 0.143	1-2									0	0	0	0	0	0	0											
Allie Clark, R (1, 9) OBP: 0.217, SLG: 0.429	0-0 F8		0-0 F4		0-0 G6-4-3		0-0 HR			4	1	1	1	0	0	1											
Larry Doby, L (9, 8) OBP: 0.464, SLG: 0.521						1-2				0	0	0	0	0	0	0											
Al Rosen, R (1, 5) OBP: 0.400, SLG: 0.647	0-3 K		0-0 1B		0-0 1B		0-0 2B 1B			4	1	3	0	0	1	0											
Joe Gordon, R (1, 4) OBP: 0.282, SLG: 0.369	0-0 5-3		0-0 5-3		0-0 F3		0-0 PB 1B 2B			4	1	1	1	0	0	2											
Lou Boudreau, R (1, 6) OBP: 0.317, SLG: 0.304			0-0 6-3		0-0 FC1-5 BB 1B		4-0 E L7 BB	0-0 2B 1B		2	0	1	0	1	0	0											
Bobby Avila, R (7, PR) OBP: 0.600, SLG: 0.500					0-0 FC6-4 FC1-5 BB		0-0 F5	0-0 5-3		0	1	0	0	0	0	0											
Ray Boone, R (8, 6) OBP: 0.417, SLG: 0.381					0-0 FC1-5 FC6-4		0-0 L7			1	0	1	1	0	0	0											
Jim Hegan, R (1, 2) OBP: 0.413, SLG: 0.544			0-3 K		4-0 FC6-4 FC1-5 BB		0-0 F5	0-0 5-3		3	0	0	0	1	1	1											
Bob Feller, R (1, 1) OBP: 0.154, SLG: 0.333					0-0 FC1-5		0-0 L7			2	1	1	1	0	0	2											
Johnny Berardino, R (7, PH) OBP: 0.500, SLG: 0.400					1-2 2-3		3-H			1	0	0	1	0	0	1											
Jesse Flores, R (8, 1)					HR					0	0	0	0	0	0	0											
Inning Stats	R: 0 E: 0 K: 0 S: 3	H: 1 LOB: 0 BB: 0 P: 3	R: 0 E: 0 K: 1 S: 5	H: 0 LOB: 0 BB: 0 P: 5	R: 1 E: 0 K: 1 S: 7	H: 2 LOB: 1 BB: 0 P: 7	R: 0 E: 0 K: 0 S: 4	H: 1 LOB: 1 BB: 0 P: 4	R: 0 E: 0 K: 0 S: 3	H: 1 LOB: 1 BB: 1 P: 7	R: 1 E: 0 K: 0 S: 3	H: 0 LOB: 1 BB: 1 P: 7	R: 4 E: 0 K: 0 S: 7	H: 5 LOB: 0 BB: 0 P: 7	R: 0 E: 0 K: 0 S: 3	H: 0 LOB: 0 BB: 0 P: 7	1B: 7 2B: 1 3B: 0 HR: 3	SF: 0 SAC: 0 DP: 2 HBP: 0	WP: 0 PB: 1 SB: 0 CS: 0	PA: 35							
PITCHER	IP	WLS	BF	H	R	ER	SO	BB	IBB	HBP	BLK	WP	HR	S	P	ERA	WHIP										
Bob Cain, L (1, 1) ERA: 1.54	7.1	L	32	9	5	4	2	3	0	0	0	0	0	3	45	4.91	1.636										
Ken Holcombe, R (8, 1) ERA: 13.5	0.2		3	2	1	1	0	0	0	0	0	0	0	3	3	13.50	3.000										

AB 32
R 2
H 6
RBI 2
BB 3
SO 1
LOB 20




AB 32
R 6
H 11
RBI 6
BB 3
SO 2
LOB 15



Batter	1	2	3	4	5	6	7	8	9	AB	R	H	RBI	BB	SO	LOB	TOP			
Herb Adams, L OBP: 0.239, SLG: 0.214 (1, 8)	0-0 1B		0-0 4-3		1-0 1B FC1 HBP	0-0 4-3		0-0 FC4-6		4	0	1	0	0	0	4	Chicago White Sox @ Cleveland Indians Cleveland Municipal Stadium, Cleveland, OH Sun May 14 1950, 3:33 AM EDT Unknown			
Dave Philley, S OBP: 0.305, SLG: 0.382 (1, 9)	0-0 F8		0-0 F7		0-0 FC1 1B 1B		0-3 K		0-0 SH1-3 1B	5	1	2	1	0	1	2				
Cass Michaels, R OBP: 0.410, SLG: 0.527 (1, 4)	0-0 F8			0-0 F8	0-0 FC1 1B		0-0 1B		0-0 SH1-3	4	0	1	0	0	0	3				
Gus Zernial, R OBP: 0.294, SLG: 0.344 Johnny Ostrowski, R OBP: 0.486, SLG: 0.655 (1, 7) (9, 7)	0-3 K			0-0 1B	0-0 1B		0-0 1B		0-0 F9	5	0	3	1	0	1	2				
Hank Majeski, R OBP: 0.354, SLG: 0.473 Floyd Baker, L OBP: 0.667, SLG: 1.000 (1, 5) (9, 5)		0-3 K		0-3 K	0-0 F5		0-0 F8		0-0 1-3	5	0	0	0	0	0	2				
Gordon Goldsberry, L OBP: 0.476, SLG: 0.533 (1, 3)		4-0 CS BB		0-0 G3		4-0 SH5-4 1B BB		0-0 F8		2	0	0	0	2	0	3				
Phil Masi, R OBP: 0.367, SLG: 0.364 (1, 2)		0-0 6-3			0-0 3B 1B		0-0 SH5-4 1B		0-0 L4	4	1	2	0	0	0	1				
Chico Carrasquel, R OBP: 0.400, SLG: 0.400 (1, 6)			0-0 F7		0-0 1B 3B		0-0 SH5-4		0-0 1-3	3	1	1	1	0	0	0				
Mickey Haefner, L OBP: 0.300, SLG: 0.125 (1, 1)			0-0 4-3 1B		0-0 6-3		0-0 5-3		4-0 FC4-6 BB	3	0	1	0	1	0	3				
Inning Stats	R: 0 E: 0 K: 1 S: 6	H: 1 LOB: 1 BB: 0 P: 6	R: 0 E: 0 K: 1 S: 4	H: 0 LOB: 0 BB: 1 P: 8	R: 0 E: 0 K: 0 S: 4	H: 1 LOB: 1 BB: 0 P: 4	R: 0 E: 0 K: 1 S: 6	H: 1 LOB: 1 BB: 0 P: 6	R: 3 E: 0 K: 0 S: 7	H: 4 LOB: 2 BB: 1 P: 8	R: 0 E: 0 K: 1 S: 7	H: 2 LOB: 2 BB: 0 P: 7	R: 0 E: 0 K: 0 S: 3	H: 0 LOB: 1 BB: 1 P: 7	R: 0 E: 0 K: 0 S: 4	H: 1 LOB: 0 BB: 0 P: 4		1B: 10 2B: 0 3B: 1 HR: 0	SF: 0 SAC: 2 DP: 0 HBP: 1	WP: 0 PB: 0 CS: 1
PITCHER Bob Lemon, R ERA: 5.18 (1, 1)	IP: 9.0 WLS: L BF: 41	H: 11 R: 3 ER: 3 SO: 4	BB: 3 IBB: 0 HBP: 1 BLK: 0	WP: 0 HR: 0 S: 45 P: 58	ERA: 3.00 WHIP: 1.556	PITCHER										IP: 9.0 WLS: W BF: 38	H: 6 R: 2 ER: 2 SO: 3	BB: 5 IBB: 0 HBP: 2 BLK: 0	WP: 0 HR: 1 S: 37 P: 59	ERA: 2.00 WHIP: 1.222


AB	35
R	3
H	11
RBI	3
BB	3
SO	4
LOB	24




Batter	1	2	3	4	5	6	7	8	9	AB	R	H	RBI	BB	SO	LOB	BOTTOM			
Dale Mitchell, L OBP: 0.396, SLG: 0.434 (1, 7)	4-0 HBP 1B L8 BB		0-0 F8		0-0 G6-3 1B		0-0 SH3-4 1B		0-0 6-3	4	1	2	0	1	0	2	Chicago White Sox @ Cleveland Indians Cleveland Municipal Stadium, Cleveland, OH Sun May 14 1950, 3:33 AM EDT Unknown			
Bob Kennedy, R OBP: 0.314, SLG: 0.364 (1, 8)	0-0 BB HBP 1B		0-0 F2		0-0 G6-3 1B		0-0 SH3-4		0-0 5-3	4	0	1	0	0	0	3				
Luke Easter, L OBP: 0.387, SLG: 0.414 (1, 3)	1-0 1-2 2-3 BB HBP		4-0 G5-4-3 BB		1-0 HBP		0-0 1-3			1	0	0	0	1	0	1				
Allie Clark, R OBP: 0.185, SLG: 0.360 (1, 9)	0-3 K		0-0 G5-4-3		0-0 F5		0-0 F8			4	0	0	0	0	1	6				
Al Rosen, R OBP: 0.393, SLG: 0.667 (1, 5)	0-0 L8		0-0 F7			0-0 HR		0-0 F7		4	1	1	2	0	0	2				
Joe Gordon, R OBP: 0.280, SLG: 0.353 (1, 4)	4-0 FC6-4 BB		0-0 F8		0-0 F8		0-0 F4		0-0 F7	3	0	0	0	1	0	0				
Lou Boudreau, R OBP: 0.313, SLG: 0.288 (1, 6)	0-0 FC6-4		0-0 F8		0-0 F8		4-0 BB		0-0 F9	3	0	0	0	1	0	3				
Jim Hegan, R OBP: 0.409, SLG: 0.525 (1, 2) Larry Doby, L OBP: 0.474, SLG: 0.531 (9, PH)		0-0 1-3		4-0 BB		0-0 F8		0-0 SH2-4 1B		2	0	0	0	1	0	1				
Bob Lemon, L OBP: 0.417, SLG: 0.571 (1, 1) Bobby Avila, R OBP: 0.600, SLG: 0.500 (9, PH)		0-0 1B		0-3 K		0-3 K		0-0 SH2-4		3	0	1	0	0	2	2				
Inning Stats	R: 1 E: 0 K: 1 S: 6	H: 1 LOB: 3 BB: 2 P: 15	R: 0 E: 0 K: 0 S: 4	H: 1 LOB: 0 BB: 0 P: 4	R: 0 E: 0 K: 1 S: 5	H: 0 LOB: 1 BB: 1 P: 9	R: 0 E: 0 K: 1 S: 6	H: 1 LOB: 1 BB: 1 P: 10	R: 0 E: 0 K: 0 S: 4	H: 1 LOB: 1 BB: 0 P: 4	R: 0 E: 0 K: 0 S: 3	H: 0 LOB: 0 BB: 0 P: 3	R: 0 E: 0 K: 0 S: 4	H: 1 LOB: 1 BB: 0 P: 4	R: 0 E: 0 K: 0 S: 4	H: 1 LOB: 0 BB: 0 P: 4		1B: 5 2B: 0 3B: 0 HR: 1	SF: 0 SAC: 2 DP: 2 HBP: 2	WP: 0 PB: 0 CS: 0
PITCHER Mickey Haefner, L ERA: 4.78 (1, 1)	IP: 9.0 WLS: W BF: 38	H: 6 R: 2 ER: 2 SO: 3	BB: 5 IBB: 0 HBP: 2 BLK: 0	WP: 0 HR: 1 S: 37 P: 59	ERA: 2.00 WHIP: 1.222	PITCHER										IP: 9.0 WLS: W BF: 38	H: 6 R: 2 ER: 2 SO: 3	BB: 5 IBB: 0 HBP: 2 BLK: 0	WP: 0 HR: 1 S: 37 P: 59	ERA: 2.00 WHIP: 1.222

AB	29
R	2
H	6
RBI	2
BB	5
SO	3
LOB	20



Batter	1	2	3	4	5	6	7	8	9	AB	R	H	RBI	BB	SO	LOB	TOP					
Herb Adams, L (1,8) OBP: 0.265, SLG: 0.250	4-0 S BB		0-0 2B			0-0 F8		0-0 SH1-3		2	0	1	0	1	0	0	Chicago White Sox @ Cleveland Indians Cleveland Municipal Stadium, Cleveland, OH Sun May 14 1950, 3:38 AM EDT Att: 27,968 - Unknown					
Dave Philley, S (1,9) OBP: 0.305, SLG: 0.375	0-3 K		0-0 4-3			0-0 4-3		0-0 CS 1B		4	0	1	1	0	1	2						
Cass Michaels, R (1,4) OBP: 0.391, SLG: 0.500	0-0 G3			0-0 5-3		0-0 1-3		0-0 CS	0-0 F6	4	0	0	0	0	0	1						
Gus Zernial, R (1,7) OBP: 0.268, SLG: 0.324	0-0 1-3			0-0 1-3			0-3 K		0-0 6-3	4	0	0	0	0	1	1						
Hank Majeski, R (1,5) OBP: 0.361, SLG: 0.468		0-3 K		0-3 K		4-0 F8 BB		0-0 BB 1B	0-0 BB 1B	3	0	1	0	1	2	0						
Gordon Goldsberry, L (1,3) OBP: 0.503, SLG: 0.533		0-0 CS 1B			4-0 BB		0-0 F8		4-0 BB	2	0	1	0	2	0	1						
Eddie Malone, R (1,2) OBP: 0.303, SLG: 0.267		0-3 K			0-3 K		0-0 F2		0-0 F8	4	0	0	0	0	2	5						
Chico Carrasquel, R (1,6) OBP: 0.382, SLG: 0.379			0-0 F3		0-0 F9		0-0 F7			3	0	0	0	0	0	1						
Billy Pierce, L (1,1) OBP: 0.125, SLG: 0.125			0-0 4-3		0-3 K			0-0 E6 SH1-3 1B		3	1	0	0	0	1	1						
Randy Gumpert, R (8,1)										0	0	0	0	0	0	0						
Inning Stats	R: 0 E: 0 K: 1 S: 5	H: 0 LOB: 1 BB: 1 P: 9	R: 0 E: 0 K: 2 S: 7	H: 1 LOB: 0 BB: 0 P: 7	R: 0 E: 0 K: 0 S: 4	H: 1 LOB: 1 BB: 0 P: 4	R: 0 E: 0 K: 1 S: 5	H: 0 LOB: 0 BB: 0 P: 5	R: 0 E: 0 K: 2 S: 7	H: 0 LOB: 1 BB: 1 P: 11	R: 0 E: 0 K: 0 S: 3	H: 0 LOB: 1 BB: 1 P: 3	R: 0 E: 0 K: 1 S: 5	H: 0 LOB: 1 BB: 1 P: 9	R: 1 E: 1 K: 0 S: 4	H: 1 LOB: 0 BB: 0 P: 4	R: 0 E: 0 K: 0 S: 4	H: 1 LOB: 2 BB: 1 P: 8	1B: 3 2B: 1 3B: 0 HR: 0	SF: 0 SAC: 1 DP: 0 HBP: 0	WP: 0 PB: 0 SB: 1 CS: 2	PA: 35
PITCHER Mike Garcia, R (1,1) ERA: 3.96	IP: 9.0 WLS: W BF: 34 H: 4 R: 1 ER: 0 SO: 7 BB: 4 IBB: 0 HBP: 0 BLK: 0 WP: 0 HR: 0 S: 44 P: 60 ERA: 0.00 WHIP: 0.889															PITCHER						

Batter	1	2	3	4	5	6	7	8	9	AB	R	H	RBI	BB	SO	LOB	BOTTOM			
Dale Mitchell, L (1,7) OBP: 0.379, SLG: 0.414	0-0 1-3		0-0 F2		0-0 1-3		0-0 FC4			4	0	0	0	0	0	3	Chicago White Sox @ Cleveland Indians Cleveland Municipal Stadium, Cleveland, OH Sun May 14 1950, 3:38 AM EDT Att: 27,968 - Unknown			
Allie Clark, R (1,9) OBP: 0.194, SLG: 0.321	0-0 6-3		0-0 4-3			0-0 4-3		4-0 SH1-4 BB		3	0	0	0	1	0	0				
Bobby Avila, R (8, FR) OBP: 0.600, SLG: 0.500								0-0 BB		0	1	0	0	0	0	0				
Bob Kennedy, R (9,9) OBP: 0.314, SLG: 0.364								0-0 BB		0	0	0	0	0	0	0				
Mickey Vernon, L (1,3) OBP: 0.231, SLG: 0.138	0-3 K2-3			0-0 F5		4-0 BB		0-0 SH1-4	0-0 1-2	2	0	0	0	1	1	0				
Larry Doby, L (1,8) OBP: 0.475, SLG: 0.547		0-0 F5		0-0 G5-4-3 1B		0-0 F5		0-0 BB	0-0 2H 1B	4	1	2	1	0	0	1				
Al Rosen, R (1,5) OBP: 0.398, SLG: 0.658		0-0 BB 1B		0-0 G5-4-3		0-0 F8		0-0 1B	0-0 2H 1B	4	0	2	1	0	0	2				
Joe Gordon, R (1,4) OBP: 0.276, SLG: 0.347		0-0 F8			0-0 F2		0-0 6-3	0-0 FC4-6 1B	0-0 1-2 1B	4	0	1	0	0	0	1				
Ray Boone, R (1,6) OBP: 0.464, SLG: 0.391		4-0 BB			4-0 BB		0-0 1B	0-0 F2		2	1	1	0	2	0	2				
Ray Murray, R (1,2) OBP: 0.294, SLG: 0.375		0-3 K			0-0 BB		0-0 1B	0-0 FC4-6	0-0 1-2 1B	4	0	2	1	0	1	4				
Mike Garcia, R (1,1) OBP: 0.111, SLG: 0.111			0-3 K		0-3 K		0-0 F9			3	0	0	0	0	2	3				
Inning Stats	R: 0 E: 0 K: 1 S: 5	H: 0 LOB: 0 BB: 0 P: 5	R: 0 E: 0 K: 1 S: 6	H: 1 LOB: 2 BB: 1 P: 10	R: 0 E: 0 K: 1 S: 5	H: 0 LOB: 0 BB: 0 P: 5	R: 0 E: 0 K: 0 S: 3	H: 1 LOB: 0 BB: 0 P: 3	R: 1 E: 0 K: 1 S: 6	H: 1 LOB: 1 BB: 1 P: 10	R: 0 E: 0 K: 0 S: 3	H: 0 LOB: 1 BB: 1 P: 7	R: 0 E: 0 K: 0 S: 5	H: 2 LOB: 2 BB: 0 P: 5	R: 2 E: 0 K: 0 S: 6	H: 3 LOB: 2 BB: 1 P: 10		1B: 6 2B: 2 3B: 0 HR: 0	SF: 0 SAC: 1 DP: 1 HBP: 0	WP: 0 PB: 0 SB: 0 CS: 0
PITCHER Billy Pierce, L (1,1) ERA: 4.91	IP: 7.1 WLS: L BF: 33 H: 8 R: 3 ER: 3 SO: 4 BB: 4 IBB: 0 HBP: 0 BLK: 0 WP: 0 HR: 0 S: 37 P: 53 ERA: 3.68 WHIP: 1.636															PITCHER				
Randy Gumpert, R (8,1) ERA: 5.27	0.2 L 2 0 0 0 0															PITCHER				

Batter	1	2	3	4	5	6	7	8	9	AB	R	H	RBI	BB	SO	LOB	TOP																
Eddie Yost, R OBP: 0.442, SLG: 0.506 (1, 5)	F9	E6		5-3		F8				4	0	0	0	2	0	2	<p>Washington Senators @ Chicago White Sox</p> <p>Comiskey Park, Chicago, IL</p> <p>Tue May 16 1950, 4:33 AM EDT</p> <p>Att. 4,014 - Unknown</p> <p>livebaseballscorecards.com</p>																
Sam Dente, R OBP: 0.292, SLG: 0.276 (1, 4)	6-3	F7		6-3		L9	F4		6-3	6	0	0	0	0	0	7																	
Bud Stewart, L OBP: 0.441, SLG: 0.500 (1, 7) (5, 9)	PB 1B	K						F8	F2	6	2	3	0	0	1	3																	
Eddie Robinson, L OBP: 0.370, SLG: 0.313 (1, 3)	1B BB		G3			L7				4	1	2	0	1	0	1																	
Sam Mele, R OBP: 0.500, SLG: 0.610 (1, 8)	FC5-4 1B						L9			4	1	3	4	1	0	0																	
Roberto Ortiz, R OBP: 0.269, SLG: 0.333 Gil Coan, L OBP: 0.352, SLG: 0.569 (1, 9) (5, 7)	FC5-4		F6		F3		L8	F5		2	0	0	0	0	0	3																	
Al Evans, R OBP: 0.328, SLG: 0.373 (1, 2)			F8					E1		5	2	3	0	0	0	3																	
Merl Combs, L OBP: 0.433, SLG: 0.360 (1, 6)		SH3-4 1B		1-3	FC4-6 1B			F5		4	0	1	0	0	0	4																	
Joe Haynes, R OBP: 0.333, SLG: 0.778 Lloyd Hittle, R OBP: 0.143, SLG: 0.143 (1, 1) (5, 1)					5-3				K	3	0	2	1	0	0	1																	
										2	0	1	1	0	1	0																	
Inning Stats	R: 1 E: 0 K: 0 S: 5	H: 2 LOB: 2 BB: 1 P: 9	R: 1 E: 1 K: 1 S: 8	H: 2 LOB: 2 BB: 0 P: 8	R: 0 E: 0 K: 0 S: 3	H: 0 LOB: 1 BB: 1 P: 7	R: 0 E: 0 K: 0 S: 4	H: 1 LOB: 1 BB: 0 P: 4	R: 3 E: 0 K: 0 S: 7	H: 4 LOB: 1 BB: 0 P: 7	R: 0 E: 0 K: 0 S: 4	H: 1 LOB: 1 BB: 0 P: 4	R: 1 E: 0 K: 0 S: 6	H: 3 LOB: 3 BB: 1 P: 10	R: 0 E: 1 K: 0 S: 6	H: 2 LOB: 3 BB: 0 P: 6	R: 0 E: 0 K: 1 S: 5	H: 0 LOB: 1 BB: 1 P: 9	1B: 12 2B: 2 3B: 0 HR: 1	SF: 0 SAC: 1 DP: 0 HBP: 0	WP: 0 SB: 1 CS: 0	PA: 48											
PITCHER	IP WLS BF H R ER SO BB IBB HBP BLK WP HR S P ERA WHIP	IP WLS BF H R ER SO BB IBB HBP BLK WP HR S P ERA WHIP																															
Bill Wight, L ERA: 3.89 Howie Judson, R ERA: 0.82	(1, 1) (5, 1)	4.0 L	23 25	8 7	5 1	5 1	1 1	2 2	0 0	0 0	0 0	0 0	0 0	0 0	25 33	11.25 1.80	2.500 1.800																

Batter	1	2	3	4	5	6	7	8	9	AB	R	H	RBI	BB	SO	LOB	BOTTOM																
Herb Adams, L OBP: 0.288, SLG: 0.277 Johnny Ostrowski, R OBP: 0.487, SLG: 0.633 (1, 8) (6, PH) (7, 9)	6-3			1B HR 1B	1B BB 1B				F4	3	2	2	0	0	0	0	<p>Washington Senators @ Chicago White Sox</p> <p>Comiskey Park, Chicago, IL</p> <p>Tue May 16 1950, 4:33 AM EDT</p> <p>Att. 4,014 - Unknown</p> <p>livebaseballscorecards.com</p>																
Dave Philley, S OBP: 0.305, SLG: 0.366 Eddie Malone, R OBP: 0.294, SLG: 0.258 Jim Busby, R OBP: 0.229, SLG: 0.229 (1, 9) (6, PH) (7, 8)	F2			F9	1B 2B BB	G6-4-3			K	2	1	0	0	1	0	1																	
Cass Michaels, R OBP: 0.391, SLG: 0.494 (1, 4)	4-3			HR 1B	2B 1B				1-3	5	1	2	1	0	0	0																	
Gus Zernial, R OBP: 0.280, SLG: 0.389 (1, 7)		F2		HR 1B	2B			F9		4	1	2	4	0	0	0																	
Hank Majeski, R OBP: 0.379, SLG: 0.475 (1, 5)		6-3		3-4-1 1B	1B					3	0	2	0	1	0	0																	
Gordon Goldsberry, L OBP: 0.408, SLG: 0.286 (1, 3)		F7		3-4-1 1B	F4			F8		4	0	0	0	0	0	5																	
Phil Masi, R OBP: 0.358, SLG: 0.354 (1, 2)			F8	5-3		E6 SH1-4 1B			G1-3-4 1B	4	0	1	0	0	0	1																	
Chico Carrasquel, R OBP: 0.375, SLG: 0.371 (1, 6)			F7		6-3	SH1-4 1B			G1-3-4	4	0	1	0	0	0	1																	
Bill Wight, L Howie Judson, R (1, 1) (5, 1)			F7		6-3	SH1-4			F2	1	0	0	0	0	0	0																	
										2	0	0	0	0	0	0																	
Inning Stats	R: 0 E: 0 K: 0 S: 3	H: 0 LOB: 0 BB: 0 P: 3	R: 0 E: 0 K: 0 S: 3	H: 0 LOB: 0 BB: 0 P: 3	R: 0 E: 0 K: 0 S: 3	H: 0 LOB: 0 BB: 0 P: 3	R: 3 E: 0 K: 0 S: 7	H: 4 LOB: 1 BB: 0 P: 7	R: 2 E: 0 K: 0 S: 6	H: 3 LOB: 3 BB: 2 P: 14	R: 0 E: 1 K: 0 S: 4	H: 1 LOB: 2 BB: 1 P: 8	R: 0 E: 0 K: 0 S: 4	H: 1 LOB: 1 BB: 0 P: 4	R: 0 E: 0 K: 0 S: 3	H: 1 LOB: 0 BB: 0 P: 3	R: 0 E: 0 K: 1 S: 5	H: 0 LOB: 0 BB: 0 P: 5	1B: 8 2B: 1 3B: 0 HR: 1	SF: 0 SAC: 1 DP: 2 HBP: 0	WP: 0 SB: 0 CS: 0	PA: 39											
PITCHER	IP WLS BF H R ER SO BB IBB HBP BLK WP HR S P ERA WHIP	IP WLS BF H R ER SO BB IBB HBP BLK WP HR S P ERA WHIP																															
Joe Haynes, R ERA: 6.75 Lloyd Hittle, L ERA: 3.63	(1, 1) (5, 1)	4.2 W	21 18	6 4	5 0	5 0	1 1	0 0	2 0	0 0	0 0	0 0	0 0	0 0	18 26	0.00 9.64	1.500 0.923																

Batter	1	2	3	4	5	6	7	8	9	AB	R	H	RBI	BB	SO	LOB	TOP					
Eddie Yost, R OBP: 0.440, SLG: 0.495 (1, 5)	F3				F7				K	4	0	1	0	1	1	0	Washington Senators @ Chicago White Sox Comiskey Park, Chicago, IL Wed May 17 1950, 4:33 AM EDT Att: 1,967 - Unknown					
Sam Dente, R OBP: 0.279, SLG: 0.262 (1, 4)	K			F7	F9		F8		6-3	5	0	0	0	0	1	2						
Bud Stewart, L OBP: 0.444, SLG: 0.492 (1, 7) (8, 9)					F9		1-3			3	0	1	0	1	0	1						
Eddie Robinson, L OBP: 0.356, SLG: 0.298 (1, 3)	L9			FC5-6 BB F8		F3	K			4	1	0	0	0	1	3						
Sam Mele, R OBP: 0.519, SLG: 0.595 (1, 8)		F5		F8 BB 1-2		1-3 BB				1	1	0	0	3	0	0						
Roberto Ortiz, R OBP: 0.276, SLG: 0.308 (8, PH)		5-3				1-3		F2		2	0	0	0	1	0	1						
Gil Coan, L OBP: 0.347, SLG: 0.561 (8, 7)										1	0	0	0	0	0	1						
Al Evans, R OBP: 0.324, SLG: 0.355 (1, 2)		F7			F8		1B	K		3	0	0	1	1	1	3						
Merl Combs, L OBP: 0.441, SLG: 0.357 (1, 6)			F3					4-3		3	0	1	1	1	0	1						
Ray Scarborough, R OBP: 0.118, SLG: 0.063 (1, 1)			F4		F9		5-3		F6	4	0	0	0	0	0	5						
Inning Stats	R: 0 E: 0 K: 1 S: 5	H: 0 LOB: 1 BB: 1 P: 9	R: 0 E: 0 K: 0 S: 3	H: 0 LOB: 0 BB: 0 P: 3	R: 0 E: 0 K: 0 S: 3	H: 0 LOB: 1 BB: 1 P: 7	R: 1 E: 0 K: 0 S: 4	H: 1 LOB: 3 BB: 3 P: 16	R: 0 E: 0 K: 0 S: 3	H: 0 LOB: 0 BB: 0 P: 3	R: 1 E: 0 K: 0 S: 4	H: 1 LOB: 2 BB: 2 P: 12	R: 0 E: 0 K: 1 S: 6	H: 1 LOB: 1 BB: 0 P: 6	R: 0 E: 0 K: 1 S: 5	H: 0 LOB: 1 BB: 1 P: 9	R: 0 E: 0 K: 1 S: 5	H: 0 LOB: 0 BB: 0 P: 5	1B: 3 2B: 0 3B: 0 HR: 0	SF: 0 SAC: 0 DP: 0 HBP: 0	WP: 0 PB: 0 CS: 0	PA: 38
PITCHER	IP	WLS	BF	H	R	ER	SO	BB	IBB	HBP	BLK	WP	HR	S	P	ERA	WHIP					
Bob Kuzava, L ERA: 6.51 (1, 1)	7.0	L	31	3	2	2	2	6	1	0	0	0	0	28	56	2.57	1.286					
Ken Holcombe, R ERA: 9.0 (8, 1)	2.0		7	0	0	0	2	1	0	0	0	0	0	10	14	0.00	0.500					

Batter	1	2	3	4	5	6	7	8	9	AB	R	H	RBI	BB	SO	LOB	BOTTOM					
Herb Adams, L OBP: 0.286, SLG: 0.260 (1, 8)	4-3			1B BB	4-3		1-3			3	0	0	0	1	0	2	Washington Senators @ Chicago White Sox Comiskey Park, Chicago, IL Wed May 17 1950, 4:33 AM EDT Att: 1,967 - Unknown					
Dave Philley, S OBP: 0.326, SLG: 0.376 (1, 9)			F4		SH3-4 1B					3	0	2	0	1	0	1						
Cass Michaels, R OBP: 0.379, SLG: 0.477 (1, 4)	K		K		SH3-4		K			3	0	0	0	0	3	3						
Gus Zernial, R OBP: 0.278, SLG: 0.382 (1, 7)	FC6-4			1B	FC6-4-5			K		4	0	1	0	0	1	2						
Hank Majeski, R OBP: 0.374, SLG: 0.464 (1, 5)			L3		4-3		3-1			4	0	1	0	0	0	3						
Gordon Goldsberry, L OBP: 0.406, SLG: 0.250 (1, 3)		SH1-3		4-3		F8		4-3		3	0	0	0	0	0	0						
Phil Masi, R OBP: 0.351, SLG: 0.346 (1, 2)		4-3		SH3 1B		F9		K		4	0	1	0	0	1	1						
Chico Carrasquel, R OBP: 0.382, SLG: 0.369 (1, 6)				SH3 1B		6-3		F4		3	0	1	0	1	0	0						
Bob Kuzava, S OBP: 0.375, SLG: 0.167 (7, PH)		1-3			SH3		6-3		K	1	0	0	0	0	0	2						
Floyd Baker, L OBP: 0.500, SLG: 0.667 (8, 1)										1	0	0	0	0	0	0						
Ken Holcombe, R (8, 1)										0	0	0	0	0	0	0						
Johnny Ostrowski, R OBP: 0.475, SLG: 0.613 (9, PH)										1	0	0	0	0	1	0						
Inning Stats	R: 0 E: 0 K: 1 S: 5	H: 0 LOB: 1 BB: 1 P: 9	R: 0 E: 0 K: 0 S: 4	H: 1 LOB: 2 BB: 1 P: 8	R: 0 E: 0 K: 1 S: 6	H: 1 LOB: 2 BB: 1 P: 10	R: 0 E: 0 K: 0 S: 5	H: 2 LOB: 2 BB: 0 P: 5	R: 0 E: 0 K: 0 S: 4	H: 1 LOB: 1 BB: 0 P: 4	R: 0 E: 0 K: 0 S: 3	H: 0 LOB: 0 BB: 0 P: 3	R: 0 E: 0 K: 1 S: 6	H: 1 LOB: 1 BB: 0 P: 6	R: 0 E: 0 K: 1 S: 5	H: 0 LOB: 0 BB: 0 P: 5	R: 0 E: 0 K: 2 S: 7	H: 0 LOB: 0 BB: 0 P: 7	1B: 6 2B: 0 3B: 0 HR: 0	SF: 0 SAC: 3 DP: 0 HBP: 0	WP: 0 PB: 0 CS: 0	PA: 36
PITCHER	IP	WLS	BF	H	R	ER	SO	BB	IBB	HBP	BLK	WP	HR	S	P	ERA	WHIP					
Ray Scarborough, R ERA: 3.18 (1, 1)	9.0	W	36	6	0	0	6	3	0	0	0	0	0	45	57	0.00	1.000					

Batter	1	2	3	4	5	6	7	8	9	AB	R	H	RBI	BB	SO	LOB	TOP				
Eddie Yost, R OBP: 0.447, SLG: 0.484 (1, 5)										2	1	0	0	3	0	1	Washington Senators @ Chicago White Sox Comiskey Park, Chicago, IL Thu May 18 1950, 4:33 AM EDT Att: 1,857 - Unknown livebaseballscorecards.com				
Gil Coan, L OBP: 0.342, SLG: 0.543 (1, 7)										4	0	1	1	0	0	2					
Bud Stewart, L OBP: 0.442, SLG: 0.485 (1, 9)										5	1	2	0	0	0	4					
Eddie Robinson, L OBP: 0.349, SLG: 0.292 (1, 3)										5	0	1	1	0	0	3					
Sam Mele, R OBP: 0.500, SLG: 0.565 (1, 8)										4	0	1	1	0	1	3					
Sam Dente, R OBP: 0.278, SLG: 0.255 (1, 4)										3	1	0	0	1	0	2					
Merl Combs, L OBP: 0.474, SLG: 0.387 (1, 6)										3	2	2	0	1	0	0					
Al Evans, R OBP: 0.333, SLG: 0.409 (1, 2)										4	1	2	3	0	0	2					
Sid Hudson, R OBP: 0.278, SLG: 0.389 (1, 1)										4	1	1	1	0	1	1					
Inning Stats	R: 1 E: 0 K: 1 S: 6	H: 1 LOB: 1 BB: 1 P: 10	R: 0 E: 1 K: 1 S: 6	H: 1 LOB: 1 BB: 0 P: 6	R: 0 E: 0 K: 0 S: 3	H: 0 LOB: 0 BB: 1 P: 7	R: 3 E: 0 K: 0 S: 4	H: 1 LOB: 0 BB: 2 P: 12	R: 1 E: 1 K: 0 S: 5	H: 1 LOB: 1 BB: 0 P: 5	R: 2 E: 0 K: 0 S: 6	H: 3 LOB: 1 BB: 0 P: 6	R: 0 E: 0 K: 0 S: 3	H: 1 LOB: 0 BB: 0 P: 3	R: 0 E: 0 K: 0 S: 3	H: 1 LOB: 2 BB: 1 P: 7	1B: 8 2B: 0 3B: 1 HR: 1	SF: 0 SAC: 1 DP: 1 HBP: 0	WP: 0 PB: 0 CS: 1	PA: 40	
PITCHER	IP	WLS	BF	H	R	ER	SO	BB	IBB	HBP	BLK	WP	HR	S	P	ERA	WHIP				
Randy Gumpert, R ERA: 6.1 (1, 1)	7.0	L	33	8	7	6	2	4	0	0	0	0	1	33	49	7.71	1.714				
Jack Bruner, L ERA: 1.17 (8, 1)	2.0		7	2	0	0	0	1	0	0	0	0	0	6	10	0.00	1.500				

Batter	1	2	3	4	5	6	7	8	9	AB	R	H	RBI	BB	SO	LOB	BOTTOM				
Dave Philley, S OBP: 0.323, SLG: 0.371 (1, 8)										4	0	1	0	0	0	3	Washington Senators @ Chicago White Sox Comiskey Park, Chicago, IL Thu May 18 1950, 4:33 AM EDT Att: 1,857 - Unknown livebaseballscorecards.com				
Chico Carrasquel, R OBP: 0.363, SLG: 0.348 (1, 6)										4	0	0	0	0	0	2					
Johnny Ostrowski, R OBP: 0.432, SLG: 0.543 (1, 9)										4	0	0	0	0	0	1					
Hank Majeski, R OBP: 0.389, SLG: 0.471 (1, 5)										3	1	2	0	1	0	0					
Gus Zernial, R OBP: 0.289, SLG: 0.400 (1, 7)										4	1	2	0	0	0	2					
Cass Michaels, R OBP: 0.374, SLG: 0.467 (1, 4)										4	1	1	0	0	0	2					
Phil Masi, R OBP: 0.344, SLG: 0.339 (1, 2)										4	0	1	2	0	0	2					
Gordon Goldsberry, L OBP: 0.361, SLG: 0.214 (1, 3)										4	0	0	0	0	0	2					
Randy Gumpert, R OBP: 0.200, SLG: 0.200 (1, 1)										2	0	1	0	0	1	0					
Nellie Fox, L OBP: 0.200, SLG: 0.200 (7, PH)										1	0	1	0	0	0	0					
Jack Bruner, L (8, 1)										0	0	0	0	0	0	0					
Eddie Malone, R OBP: 0.286, SLG: 0.250 (8, PH)										1	0	0	0	0	0	1					
Inning Stats	R: 0 E: 0 K: 0 S: 3	H: 0 LOB: 0 BB: 0 P: 3	R: 3 E: 1 K: 0 S: 7	H: 5 LOB: 0 BB: 0 P: 7	R: 0 E: 0 K: 0 S: 3	H: 0 LOB: 0 BB: 0 P: 3	R: 0 E: 0 K: 0 S: 4	H: 1 LOB: 1 BB: 0 P: 4	R: 0 E: 0 K: 0 S: 4	H: 1 LOB: 1 BB: 0 P: 4	R: 0 E: 0 K: 0 S: 4	H: 1 LOB: 1 BB: 0 P: 4	R: 0 E: 0 K: 0 S: 2	H: 0 LOB: 0 BB: 1 P: 6	R: 0 E: 1 K: 0 S: 4	H: 0 LOB: 1 BB: 0 P: 4	1B: 8 2B: 1 3B: 0 HR: 0	SF: 0 SAC: 0 DP: 2 HBP: 0	WP: 0 PB: 0 CS: 0	PA: 36	
PITCHER	IP	WLS	BF	H	R	ER	SO	BB	IBB	HBP	BLK	WP	HR	S	P	ERA	WHIP				
Sid Hudson, R ERA: 3.49 (1, 1)	9.0	W	36	9	3	3	1	1	0	0	0	0	0	37	41	3.00	1.111				

Batter	1	2	3	4	5	6	7	8	9	AB	R	H	RBI	BB	SO	LOB	TOP	
Phil Rizzuto, R OBP: 0.440, SLG: 0.480	1-3		F5		F7			5-3		4	0	0	0	0	0	1	New York Yankees @ Chicago White Sox Comiskey Park, Chicago, IL Fri May 19 1950, 4:33 AM EDT Att: 23,691 - Unknown livebaseballscorecards.com	
Joe Collins, L OBP: 0.350, SLG: 0.412	6-3		1B 2B		F9			K		4	1	1	0	0	1	0		
Hank Bauer, R OBP: 0.360, SLG: 0.435	F7		K						F6	4	0	0	0	0	1	2		
Joe DiMaggio, R OBP: 0.336, SLG: 0.469		1B BB			F7				E5 8-6-5 BB	3	0	1	2	1	0	0		
Yogi Berra, L OBP: 0.386, SLG: 0.529			F6							3	0	1	0	1	0	1		
Billy Johnson, R OBP: 0.443, SLG: 0.471	F2				K					4	0	0	0	0	2	4		
Cliff Mapes, L OBP: 0.451, SLG: 0.657	K				4-3			E3 G1-6-3		3	0	0	0	0	1	2		
Jerry Coleman, R OBP: 0.337, SLG: 0.376	F8				F3			G1-6-3 1-2		3	0	0	0	0	0	3		
Tommy Byrne, L OBP: 0.357, SLG: 0.538			2B 1B BB						5-3	2	1	0	0	1	1	0		
Inning Stats	R: 0 E: 0 K: 0 S: 3	H: 0 LOB: 0 BB: 0 P: 3	R: 0 E: 0 K: 1 S: 6	H: 1 LOB: 2 BB: 1 P: 10	R: 2 E: 0 K: 1 S: 7	H: 2 LOB: 1 BB: 1 P: 11	R: 0 E: 0 K: 1 S: 5	H: 0 LOB: 0 BB: 0 P: 5	R: 0 E: 0 K: 1 S: 5	H: 0 LOB: 0 BB: 0 P: 5	R: 0 E: 1 K: 1 S: 5	H: 0 LOB: 0 BB: 0 P: 5	R: 0 E: 1 K: 0 S: 3	H: 0 LOB: 1 BB: 1 P: 7	1B: 2 2B: 2 3B: 0 HR: 0	SF: 0 SAC: 0 DP: 2 HBP: 0		WP: 0 PB: 0 CS: 0
PITCHER Bob Cain, L ERA: 1.67	IP: 9.0 WLS: L BF: 33	H: 3 R: 2 ER: 2 SO: 6	BB: 3 IBB: 0 HBP: 0 BLK: 0	WP: 0 HR: 0 S: 42 P: 54	ERA: 2.00 WHIP: 0.667													

Batter	1	2	3	4	5	6	7	8	9	AB	R	H	RBI	BB	SO	LOB	BOTTOM	
Jim Busby, R OBP: 0.231, SLG: 0.211	E BB		F9		4-3					3	0	0	0	1	0	2	New York Yankees @ Chicago White Sox Comiskey Park, Chicago, IL Fri May 19 1950, 4:33 AM EDT Att: 23,691 - Unknown livebaseballscorecards.com	
Chico Carrasquel, R OBP: 0.397, SLG: 0.342	K		WP 1B					6-3		4	0	1	0	0	1	1		
Johnny Ostrowski, R OBP: 0.399, SLG: 0.487	K		K					F2		4	0	0	0	0	2	2		
Hank Majeski, R OBP: 0.394, SLG: 0.467			F9					E3		3	0	1	0	1	0	1		
Gus Zernial, R OBP: 0.276, SLG: 0.381	F8				F5					4	0	0	0	0	1	4		
Cass Michaels, R OBP: 0.359, SLG: 0.447			F4		F7					4	0	0	0	0	0	0		
Eddie Malone, R OBP: 0.282, SLG: 0.229			K		6-3					3	0	0	0	1	1	0		
Dave Philley, S OBP: 0.323, SLG: 0.371								F9		0	0	0	0	0	0	0		
Gordon Goldsberry, L OBP: 0.359, SLG: 0.200										2	0	0	0	1	0	0		
Phil Masi, R OBP: 0.339, SLG: 0.333					F9			E4 1B		1	0	0	0	0	0	1		
Bob Cain, L OBP: 0.273, SLG: 0.364										3	0	1	0	0	1	1		
Joe Erazut, R			K		1-3					1	0	0	0	0	0	1		
Inning Stats	R: 0 E: 1 K: 2 S: 7	H: 0 LOB: 2 BB: 2 P: 15	R: 0 E: 0 K: 2 S: 7	H: 0 LOB: 1 BB: 1 P: 11	R: 0 E: 0 K: 1 S: 6	H: 1 LOB: 0 BB: 0 P: 6	R: 0 E: 0 K: 0 S: 3	H: 0 LOB: 0 BB: 0 P: 3	R: 0 E: 1 K: 1 S: 6	H: 0 LOB: 2 BB: 0 P: 6	R: 0 E: 1 K: 0 S: 5	H: 1 LOB: 2 BB: 0 P: 5	R: 0 E: 0 K: 0 S: 4	H: 1 LOB: 1 BB: 0 P: 4	1B: 3 2B: 0 3B: 0 HR: 0	SF: 0 SAC: 0 DP: 0 HBP: 0	WP: 1 PB: 0 CS: 0	PA: 36
PITCHER Tommy Byrne, L ERA: 3.29	IP: 9.0 WLS: W BF: 36	H: 3 R: 0 ER: 0 SO: 6	BB: 4 IBB: 0 HBP: 0 BLK: 0	WP: 1 HR: 0 S: 44 P: 60	ERA: 0.00 WHIP: 0.778													

Batter	1	2	3	4	5	6	7	8	9	AB	R	H	RBI	BB	SO	LOB	TOP					
Phil Rizzuto, R (1, 6) OBP: 0.442, SLG: 0.490	P3		P6														4 0 2 1 0 0 0					
Joe Collins, L (1, 3) OBP: 0.341, SLG: 0.395	F2																4 0 1 0 0 0 3					
Hank Bauer, R (1, 7) Gene Woodling, L (8, PH) OBP: 0.388, SLG: 0.375	F9		G5-4-3														3 0 0 0 0 0 1 1 0 0 0 0 0 0					
Joe DiMaggio, R (1, 8) OBP: 0.342, SLG: 0.459																	2 1 0 0 2 0 0					
Yogi Berra, L (1, 2) OBP: 0.390, SLG: 0.524																	3 0 1 0 1 0 1					
Billy Johnson, R (1, 5) Bobby Brown, L (8, PH) OBP: 0.283, SLG: 0.319																	3 1 2 1 0 0 0 1 0 0 0 0 0 0					
Cliff Mapes, L (1, 9) OBP: 0.453, SLG: 0.644																	3 1 1 1 1 0 2					
Jerry Coleman, R (1, 4) OBP: 0.323, SLG: 0.360																	4 0 0 0 0 0 4					
Fred Sanford, S (1, 1) OBP: 0.364, SLG: 0.500																	1 0 0 0 1 0 2					
Inning Stats	R: 0 E: 0 K: 0 S: 3	H: 0 LOB: 0 BB: 0 P: 3	R: 1 E: 0 K: 0 S: 5	H: 2 LOB: 2 BB: 1 P: 9	R: 0 E: 0 K: 0 S: 3	H: 1 LOB: 0 BB: 0 P: 3	R: 0 E: 0 K: 0 S: 3	H: 0 LOB: 0 BB: 0 P: 3	R: 1 E: 0 K: 0 S: 4	H: 1 LOB: 1 BB: 1 P: 8	R: 0 E: 0 K: 0 S: 2	H: 0 LOB: 0 BB: 0 P: 6	R: 1 E: 1 K: 0 S: 5	H: 3 LOB: 2 BB: 1 P: 9	R: 0 E: 0 K: 0 S: 2	H: 0 LOB: 0 BB: 1 P: 6	R: 0 E: 0 K: 0 S: 3	H: 0 LOB: 0 BB: 0 P: 3	1B: 5 2B: 2 3B: 0 HR: 0	SF: 0 SAC: 1 DP: 3 HBP: 0	WP: 0 PB: 0 CS: 1	PA: 36
PITCHER	IP WLS BF H R ER SO BB IBB HBP BLK WP HR S P ERA WHIP																					
Mickey Haefner, L (1, 1) ERA: 4.59	7.0 L 29 7 3 3 0 4 0 0 0 0 0 0 25 41 3.86 1.571																					
Howie Judson, R (8, 1) ERA: 0.69	2.0 6 0 0 0 0 1 0 0 0 0 0 0 5 9 0.00 0.500																					

New York Yankees @ Chicago White Sox
Comiskey Park, Chicago, IL
Sat May 20 1950, 4:33 AM EDT
Att: 7,093 - Unknown

AB 29
R 3
H 7
RBI 3
BB 5
SO 0
LOB 13



Batter	1	2	3	4	5	6	7	8	9	AB	R	H	RBI	BB	SO	LOB	BOTTOM			
Nellie Fox, L (1, 4) OBP: 0.222, SLG: 0.125	G3		3-1														3 0 0 0 1 0 3			
Dave Philley, S (1, 9) OBP: 0.320, SLG: 0.359	F9		F7														3 0 0 0 1 0 4			
Jim Busby, R (1, 8) OBP: 0.233, SLG: 0.214																	4 0 1 0 0 0 3			
Hank Majeski, R (1, 5) OBP: 0.379, SLG: 0.447	4-3																4 0 0 0 0 0 1			
Gus Zernial, R (1, 7) OBP: 0.264, SLG: 0.364																	4 0 0 0 0 2 0			
Chico Carrasquel, R (1, 6) OBP: 0.341, SLG: 0.325	P4																4 0 0 0 0 0 0			
Phil Masi, R (1, 2) OBP: 0.348, SLG: 0.350	P6																3 1 1 0 1 0 0			
Gordon Goldsberry, L (1, 3) OBP: 0.395, SLG: 0.273																	3 0 2 1 1 0 1			
Mickey Haefner, L (1, 1) Cass Michaels, R (7, PH) Howie Judson, R (8, 1) Herb Adams, L (8, PH)																	1 0 1 0 0 0 0 1 0 1 0 0 0 0 0 0 0 0 0 0 0 1 0 0 0 0 0 0			
Inning Stats	R: 0 E: 0 K: 0 S: 4	H: 1 LOB: 1 BB: 0 P: 4	R: 0 E: 0 K: 1 S: 5	H: 0 LOB: 0 BB: 0 P: 5	R: 0 E: 0 K: 1 S: 5	H: 0 LOB: 0 BB: 0 P: 5	R: 0 E: 0 K: 0 S: 4	H: 0 LOB: 3 BB: 2 P: 12	R: 0 E: 0 K: 0 S: 3	H: 0 LOB: 0 BB: 0 P: 3	R: 1 E: 0 K: 0 S: 6	H: 3 LOB: 3 BB: 1 P: 10	R: 0 E: 0 K: 0 S: 3	H: 0 LOB: 0 BB: 0 P: 3	R: 0 E: 0 K: 0 S: 2	H: 0 LOB: 1 BB: 1 P: 6	1B: 4 2B: 2 3B: 0 HR: 0	SF: 0 SAC: 1 DP: 1 HBP: 0	WP: 0 PB: 0 CS: 0	PA: 36
PITCHER	IP WLS BF H R ER SO BB IBB HBP BLK WP HR S P ERA WHIP																			
Fred Sanford, R (1, 1) ERA: 4.5	9.0 W 36 6 1 1 2 4 0 0 0 0 0 0 36 52 1.00 1.111																			

New York Yankees @ Chicago White Sox
Comiskey Park, Chicago, IL
Sat May 20 1950, 4:33 AM EDT
Att: 7,093 - Unknown

AB 31
R 1
H 6
RBI 1
BB 4
SO 2
LOB 12



Batter	1	2	3	4	5	6	7	8	9	AB	R	H	RBI	BB	SO	LOB	TOP								
Dom DiMaggio, R OBP: 0.426, SLG: 0.377	5-3	F8			K		4-3		BB BB BB BB	4	0	0	0	1	1	1									
6 Johnny Pesky, L OBP: 0.486, SLG: 0.444	4-3			G6-3 BB		4-3		F8 1B	BB BB BB BB	3	1	1	0	2	0	0									
Ted Williams, L OBP: 0.450, SLG: 0.702	G3		G6-3		4-3			BB 1B	BB BB BB BB	5	0	1	0	0	0	3									
Vern Stephens, R OBP: 0.399, SLG: 0.534		SH5-3 BB 1B	HR 1B			6-3		F8	BB BB BB BB	3	2	1	0	1	0	2									
Walt Dropo, R OBP: 0.415, SLG: 0.760		SH5-3 BB 1B	HR 1B			K		F8	BB BB BB BB	3	2	1	3	1	1	1									
Al Zarilla, L OBP: 0.385, SLG: 0.398		SH5-3 1B 1-2 2-3	F7			F9		FC6-4 BB	BB BB BB BB	2	0	0	0	1	0	0									
Bobby Doerr, R OBP: 0.322, SLG: 0.373		1B IBB			5-3		1-3	FC6-4	BB BB BB BB	3	0	0	0	1	0	2									
Birdie Tebbetts, R OBP: 0.455, SLG: 0.606		1B 1-3 2-H 3-H	1B		F8		HR	F7	BB BB BB BB	4	2	2	3	0	0	0									
Ellis Kinder, R OBP: 0.053, SLG: 0.053		2-H 1B			K2-3		F9	G3	BB BB BB BB	4	0	1	1	0	1	0									
Inning Stats	R: 0 E: 0 K: 0 S: 3	H: 0 LOB: 0 BB: 0 P: 3	R: 3 E: 0 K: 0 S: 4	H: 2 LOB: 1 BB: 3 P: 16	R: 2 E: 0 K: 0 S: 4	H: 2 LOB: 0 BB: 1 P: 8	R: 0 E: 0 K: 1 S: 5	H: 0 LOB: 0 BB: 0 P: 5	R: 0 E: 0 K: 1 S: 5	H: 0 LOB: 0 BB: 0 P: 5	R: 1 E: 0 K: 0 S: 4	H: 1 LOB: 0 BB: 0 P: 4	R: 1 E: 0 K: 0 S: 5	H: 2 LOB: 2 BB: 1 P: 9	R: 0 E: 0 K: 0 S: 3	H: 0 LOB: 2 BB: 2 P: 11	1B: 5 2B: 0 3B: 0 HR: 2	SF: 0 SAC: 1 DP: 1 HBP: 0	WP: 0 PB: 0 SB: 0 CS: 0	PA: 39					
PITCHER Bill Wight, L ERA: 4.47	IP: 9.0 WLS: L BF: 39	H: 7 R: 7 ER: 7 SO: 3	BB: 6 IBB: 1 HBP: 0 BLK: 0	WP: 0 HR: 2 S: 38 P: 66	ERA: 7.00 WHIP: 1.444	PITCHER					IP: 9.0 WLS: W BF: 34	H: 4 R: 0 ER: 0 SO: 4	BB: 2 IBB: 0 HBP: 0 BLK: 0	WP: 0 HR: 0 S: 40 P: 48	ERA: 0.00 WHIP: 0.667	PITCHER					IP: 9.0 WLS: W BF: 34	H: 4 R: 0 ER: 0 SO: 4	BB: 2 IBB: 0 HBP: 0 BLK: 0	WP: 0 HR: 0 S: 40 P: 48	ERA: 0.00 WHIP: 0.667

Boston Red Sox @ Chicago White Sox
Comiskey Park, Chicago, IL
Sun May 21 1950, 4:33 AM EDT
Unknown

AB 31
R 7
H 7
RBI 7
BB 7
SO 3
LOB 9



Batter	1	2	3	4	5	6	7	8	9	AB	R	H	RBI	BB	SO	LOB	BOTTOM	
Herb Adams, L OBP: 0.295, SLG: 0.291			P6					L6		4	0	2	0	0	0	0		
Nellie Fox, L OBP: 0.231, SLG: 0.091	1B		E6 G3		2B			FC4-6 BB	BB BB BB BB	3	0	0	0	1	0	2		
Dave Philley, S OBP: 0.307, SLG: 0.344	F7		G3			B5-3		FC4-6	BB BB BB BB	4	0	0	0	0	0	3		
Hank Majeski, R OBP: 0.374, SLG: 0.439	F5		F7					1-2	BB BB BB BB	4	0	1	0	0	1	3		
Johnny Ostrowski, R OBP: 0.365, SLG: 0.442	K					F8		4-3	BB BB BB BB	4	0	1	0	0	1	3		
Phil Masi, R OBP: 0.343, SLG: 0.333		6-3				F8		K	BB BB BB BB	4	0	0	0	0	1	1		
Chico Carrasquel, R OBP: 0.329, SLG: 0.399		FC5-4 BB			6-3			L8	BB BB BB BB	3	0	0	0	1	0	1		
Gordon Goldsberry, L OBP: 0.391, SLG: 0.278		FC5-4 1B 1-2			L5			P6	BB BB BB BB	4	0	0	0	0	1	1		
Bill Wight, L					F8			G3	BB BB BB BB	3	0	1	0	0	0	0		
Inning Stats	R: 0 E: 0 K: 1 S: 6	H: 1 LOB: 1 BB: 0 P: 6	R: 0 E: 0 K: 0 S: 4	H: 1 LOB: 2 BB: 1 P: 8	R: 0 E: 1 K: 0 S: 3	H: 0 LOB: 0 BB: 0 P: 3	R: 0 E: 0 K: 0 S: 4	H: 1 LOB: 1 BB: 0 P: 4	R: 0 E: 0 K: 2 S: 7	H: 0 LOB: 0 BB: 0 P: 7	R: 0 E: 0 K: 0 S: 3	H: 0 LOB: 1 BB: 1 P: 7	R: 0 E: 0 K: 1 S: 5	H: 0 LOB: 0 BB: 0 P: 5	1B: 3 2B: 1 3B: 0 HR: 0	SF: 0 SAC: 0 DP: 0 HBP: 0	WP: 0 PB: 1 SB: 0 CS: 0	PA: 34
PITCHER Ellis Kinder, R ERA: 3.38	IP: 9.0 WLS: W BF: 34	H: 4 R: 0 ER: 0 SO: 4	BB: 2 IBB: 0 HBP: 0 BLK: 0	WP: 0 HR: 0 S: 40 P: 48	ERA: 0.00 WHIP: 0.667	PITCHER					IP: 9.0 WLS: W BF: 34	H: 4 R: 0 ER: 0 SO: 4	BB: 2 IBB: 0 HBP: 0 BLK: 0	WP: 0 HR: 0 S: 40 P: 48	ERA: 0.00 WHIP: 0.667			

Boston Red Sox @ Chicago White Sox
Comiskey Park, Chicago, IL
Sun May 21 1950, 4:33 AM EDT
Unknown

AB 32
R 0
H 4
RBI 0
BB 2
SO 4
LOB 13



Batter	1	2	3	4	5	6	7	8	9	AB	R	H	RBI	BB	SO	LOB	TOP			
Dom DiMaggio, R OBP: 0.413, SLG: 0.362 (1, 8)										5	0	0	1	0	1	4				
6 Johnny Pesky, L OBP: 0.492, SLG: 0.447 (1, 5)										4	1	2	0	1	0	1				
Ted Williams, L OBP: 0.456, SLG: 0.711 (1, 7)										3	0	1	0	2	0	2				
Vern Stephens, R OBP: 0.386, SLG: 0.514 (1, 6)										5	0	0	0	0	2	6				
Walt Dropo, R OBP: 0.414, SLG: 0.731 (1, 3)										3	0	0	0	2	1	2				
Al Zarilla, L OBP: 0.389, SLG: 0.396 (1, 9)										3	1	1	1	1	1	2				
Bobby Doerr, R OBP: 0.327, SLG: 0.377 (1, 4)										4	1	2	0	0	0	3				
Buddy Rosar, R OBP: 0.167, SLG: 0.167 (1, 2)										4	0	0	1	0	1	2				
Joe Dobson, R OBP: 0.350, SLG: 0.250 (8, PH)										2	0	1	0	0	1	0				
Birdie Tebbetts, R OBP: 0.462, SLG: 0.606 (6, PR)										0	0	0	0	1	0	0				
Lou Stringer, R OBP: 0.143, SLG: 0.143 (8, PR)										0	0	0	0	0	0	0				
Walt Masterson, R OBP: 0.389, SLG: 0.396 (8, 1)										0	0	0	0	0	0	0				
Inning Stats	R: 1 E: 0 K: 1 S: 6	H: 1 LOB: 3 BB: 3 P: 18	R: 0 E: 0 K: 1 S: 5	H: 0 LOB: 0 BB: 0 P: 5	R: 0 E: 0 K: 2 S: 8	H: 1 LOB: 2 BB: 1 P: 12	R: 0 E: 0 K: 1 S: 6	H: 1 LOB: 1 BB: 0 P: 6	R: 0 E: 0 K: 0 S: 4	H: 0 LOB: 0 BB: 1 P: 6	R: 0 E: 0 K: 0 S: 2	H: 0 LOB: 0 BB: 1 P: 6	R: 0 E: 1 K: 1 S: 6	H: 1 LOB: 2 BB: 1 P: 10	R: 0 E: 0 K: 1 S: 5	H: 0 LOB: 1 BB: 1 P: 9	1B: 6 2B: 1 3B: 1 HR: 0	SF: 0 SAC: 1 DP: 1 HBP: 0	WP: 0 PB: 0 SB: 2 CS: 0	PA: 41
PITCHER Billy Pierce, L ERA: 4.35 (1, 1)	IP: 9.0 WLS: W BF: 41 H: 7 R: 3 ER: 3 SO: 7 BB: 7 IBB: 0 HBP: 0 BLK: 0 WP: 0 HR: 0 S: 48 P: 76 ERA: 3.00 WHIP: 1.556															PITCHER				

Boston Red Sox @ Chicago White Sox
Comiskey Park, Chicago, IL
Sun May 21 1950, 4:38 AM EDT
Att: 27,592 - Unknown

AB 33
R 3
H 7
RBI 3
BB 7
SO 7
LOB 22



Batter	1	2	3	4	5	6	7	8	9	AB	R	H	RBI	BB	SO	LOB	BOTTOM			
Herb Adams, L OBP: 0.303, SLG: 0.333 (1, 8)										5	1	2	0	0	0	4				
Dave Philley, S OBP: 0.305, SLG: 0.333 (1, 9)										3	1	0	1	1	0	1				
Cass Michaels, R OBP: 0.364, SLG: 0.443 (1, 4)										2	0	0	0	1	0	2				
Hank Majeski, R OBP: 0.378, SLG: 0.451 (1, 5)										4	1	2	1	0	0	1				
Gus Zernial, R OBP: 0.253, SLG: 0.348 (1, 7)										4	0	0	0	0	0	3				
Gordon Goldsberry, L OBP: 0.420, SLG: 0.375 (1, 3)										4	1	3	1	0	0	0				
Eddie Malone, R OBP: 0.310, SLG: 0.243 (1, 2)										2	0	1	0	1	0	1				
Jim Busby, R OBP: 0.233, SLG: 0.214 (6, PR)										0	0	0	0	0	0	0				
Phil Masi, R OBP: 0.338, SLG: 0.328 (7, 2)										1	0	0	0	0	0	1				
Chico Carrasquel, R OBP: 0.333, SLG: 0.310 (1, 6)										3	0	1	0	1	0	2				
Billy Pierce, L OBP: 0.167, SLG: 0.167 (1, 1)										4	0	1	1	0	1	4				
Inning Stats	R: 0 E: 0 K: 0 S: 4	H: 1 LOB: 1 BB: 0 P: 4	R: 0 E: 0 K: 0 S: 4	H: 1 LOB: 2 BB: 1 P: 8	R: 1 E: 0 K: 0 S: 4	H: 1 LOB: 0 BB: 0 P: 4	R: 0 E: 0 K: 0 S: 6	H: 3 LOB: 2 BB: 0 P: 6	R: 0 E: 0 K: 1 S: 3	H: 1 LOB: 1 BB: 1 P: 7	R: 0 E: 0 K: 1 S: 6	H: 1 LOB: 2 BB: 1 P: 10	R: 2 E: 0 K: 0 S: 5	H: 2 LOB: 1 BB: 1 P: 9	R: 0 E: 0 K: 0 S: 3	H: 0 LOB: 0 BB: 0 P: 3	1B: 7 2B: 1 3B: 2 HR: 0	SF: 0 SAC: 1 DP: 2 HBP: 0	WP: 0 PB: 0 SB: 0 CS: 0	PA: 37
PITCHER Joe Dobson, R ERA: 3.41 (1, 1)	IP: 7.0 WLS: L BF: 34 H: 10 R: 4 ER: 4 SO: 1 BB: 4 IBB: 0 HBP: 0 BLK: 0 WP: 0 HR: 0 S: 32 P: 48 ERA: 5.14 WHIP: 2.000															PITCHER				
Walt Masterson, R ERA: 6.3 (8, 1)	IP: 1.0 WLS: 3 BF: 0 H: 0 R: 0 ER: 0 SO: 0 BB: 0 IBB: 0 HBP: 0 BLK: 0 WP: 0 HR: 3 S: 3 P: 3 ERA: 0.00 WHIP: 0.000															PITCHER				

Boston Red Sox @ Chicago White Sox
Comiskey Park, Chicago, IL
Sun May 21 1950, 4:38 AM EDT
Att: 27,592 - Unknown

AB 32
R 4
H 10
RBI 4
BB 4
SO 1
LOB 19



Batter	1	2	3	4	5	6	7	8	9	AB	R	H	RBI	BB	SO	LOB	TOP								
Eddie Joost, R OBP: 0.424, SLG: 0.408 (1, 6)										2	0	1	1	3	0	0	Philadelphia Athletics @ Chicago White Sox Comiskey Park, Chicago, IL Wed May 24 1950, 4:33 AM EDT Att: 2,875 - Unknown								
Barney McCosky, L OBP: 0.338, SLG: 0.333 (1, 7)										5	0	1	0	0	5										
Bob Dillinger, R OBP: 0.323, SLG: 0.409 (1, 5)										5	0	0	0	0	3										
Paul Lehner, L OBP: 0.413, SLG: 0.552 (1, 8)										5	1	2	0	0	1	2									
Elmer Valo, L OBP: 0.400, SLG: 0.382 (1, 9)										3	2	1	0	1	0	1									
Ferns Fain, L OBP: 0.394, SLG: 0.483 (1, 3)										3	2	1	2	1	0	2									
Pete Suder, R OBP: 0.300, SLG: 0.402 (1, 4)										4	1	1	2	0	1	0									
Mike Guerra, R OBP: 0.338, SLG: 0.403 (1, 2)										4	1	2	0	0	1	1									
Dick Fowler, R OBP: 0.375, SLG: 0.375 (1, 1)										3	0	1	1	0	0	2									
Hank Wyse, R OBP: 0.162, SLG: 0.162 (6, 1)										0	0	0	0	0	0	0									
Bob Hooper, R OBP: 0.154, SLG: 0.083 (6, 1)										1	0	0	0	0	0	0									
Inning Stats	R: 0 E: 0 K: 1 S: 5	H: 0 LOB: 1 BB: 1 P: 9	R: 2 E: 0 K: 0 S: 5	H: 2 LOB: 2 BB: 2 P: 13	R: 0 E: 0 K: 0 S: 4	H: 1 LOB: 1 BB: 0 P: 4	R: 0 E: 0 K: 1 S: 5	H: 1 LOB: 0 BB: 0 P: 5	R: 0 E: 0 K: 0 S: 3	H: 1 LOB: 0 BB: 0 P: 3	R: 4 E: 0 K: 0 S: 8	H: 5 LOB: 1 BB: 0 P: 8	R: 0 E: 0 K: 0 S: 3	H: 0 LOB: 0 BB: 0 P: 3	R: 1 E: 1 K: 1 S: 5	H: 0 LOB: 0 BB: 1 P: 9	R: 0 E: 0 K: 0 S: 3	H: 0 LOB: 1 BB: 1 P: 7	1B: 7 2B: 2 3B: 1 HR: 0	SF: 0 SAC: 0 DP: 2 HBP: 0	WP: 1 PB: 0 SB: 0 CS: 0	PA: 40			
PITCHER	IP	WLS	BF	H	R	ER	SO	BB	IBB	HBP	BLK	WP	HR	S	P	ERA	WHIP								
Mickey Haefler, L ERA: 5.17 (1, 1)	5.0		24	8	5	5	2	3	0	0	0	0	0	25	37	9.00	2.200								
Randy Gumpert, R ERA: 6.23 (6, 1)	1.0		5	2	1	1	0	0	0	0	0	0	0	5	5	9.00	2.000								
Jack Bruner, L ERA: 1.04 (7, 1)	1.0		4	0	1	0	0	1	0	0	0	0	0	3	7	0.00	1.000								
Luis Aloma, R ERA: 5.79 (8, 1)	1.0	W	3	0	0	0	1	0	0	0	0	1	0	5	5	0.00	0.000								
Billy Pierce, L ERA: 4.22 (9, 1)	1.0	S	4	0	0	0	0	1	0	0	0	0	0	3	7	0.00	1.000								

AB	35
R	7
H	10
RBI	6
BB	5
SO	3
LOB	16




Batter	1	2	3	4	5	6	7	8	9	AB	R	H	RBI	BB	SO	LOB	BOTTOM								
Herb Adams, L OBP: 0.299, SLG: 0.314 (1, 8)										5	1	0	0	0	5		Philadelphia Athletics @ Chicago White Sox Comiskey Park, Chicago, IL Wed May 24 1950, 4:33 AM EDT Att: 2,875 - Unknown								
Dave Philley, S OBP: 0.326, SLG: 0.352 (1, 9)										4	1	1	0	1	1	3									
Cass Michaels, R OBP: 0.376, SLG: 0.457 (1, 4)										4	3	2	3	1	1	5									
Hank Majeski, R OBP: 0.397, SLG: 0.477 (1, 5)										4	1	2	2	1	0	0									
Gus Zernial, R OBP: 0.283, SLG: 0.422 (1, 7)										5	2	3	1	0	0	2									
Gordon Goldsberry, L OBP: 0.417, SLG: 0.540 (1, 3)										4	0	1	1	1	0	3									
Phil Masi, R OBP: 0.407, SLG: 0.377 (1, 2)										2	1	1	2	3	0	1									
Chico Carrasquel, R OBP: 0.330, SLG: 0.293 (1, 6)										3	0	0	0	2	0	6									
Mickey Haefler, L OBP: 0.385, SLG: 0.200 (6, 1)										1	0	0	0	1	1	1									
Randy Gumpert, R OBP: 0.297, SLG: 0.200 (6, PH)										0	0	0	0	0	0	0									
Nellie Fox, L OBP: 0.267, SLG: 0.154 (7, 1)										1	0	1	0	0	0	0									
Jack Bruner, L ERA: 1.04 (7, 1)										0	0	0	0	0	0	0									
Luis Aloma, R ERA: 5.79 (8, PH)										0	0	0	0	0	0	0									
Floyd Baker, L OBP: 0.505, SLG: 0.600 (8, PH)										2	1	1	0	0	0	2									
Billy Pierce, L ERA: 4.22 (9, 1)										0	0	0	0	0	0	0									
Inning Stats	R: 3 E: 0 K: 1 S: 9	H: 4 LOB: 2 BB: 1 P: 13	R: 0 E: 0 K: 0 S: 2	H: 0 LOB: 0 BB: 1 P: 6	R: 1 E: 0 K: 0 S: 4	H: 1 LOB: 1 BB: 1 P: 8	R: 0 E: 0 K: 2 S: 8	H: 1 LOB: 2 BB: 1 P: 12	R: 0 E: 0 K: 0 S: 2	H: 0 LOB: 0 BB: 1 P: 6	R: 1 E: 1 K: 0 S: 4	H: 1 LOB: 2 BB: 2 P: 12	R: 0 E: 0 K: 0 S: 4	H: 1 LOB: 2 BB: 1 P: 8	R: 5 E: 1 K: 0 S: 8	H: 4 LOB: 2 BB: 2 P: 16	1B: 8 2B: 2 3B: 2 HR: 0	SF: 0 SAC: 0 DP: 3 HBP: 0	WP: 0 PB: 0 SB: 0 CS: 0	PA: 45					
PITCHER	IP	WLS	BF	H	R	ER	SO	BB	IBB	HBP	BLK	WP	HR	S	P	ERA	WHIP								
Dick Fowler, R ERA: 8.24 (1, 1)	5.0		24	8	5	5	2	3	0	0	0	0	0	25	45	9.00	2.200								
Hank Wyse, R ERA: 5.1 (6, 1)	0.0		2	0	1	1	0	2	0	0	0	0	0	0	8	∞	∞								
Bob Hooper, R ERA: 4.95 (6, 1)	3.0	L	19	6	5	4	0	3	0	0	0	0	0	16	28	12.00	3.000								

AB	35
R	10
H	12
RBI	9
BB	10
SO	3
LOB	28



Batter	1	2	3	4	5	6	7	8	9	AB	R	H	RBI	BB	SO	LOB	TOP		
Eddie Joost, R OBP: 0.422, SLG: 0.406 (1, 6)										3	1	1	0	0	0	0	Philadelphia Athletics @ Chicago White Sox Comiskey Park, Chicago, IL Thu May 25 1950, 4:33 AM EDT Att: 2,133 - Unknown		
Bob Dillinger, R OBP: 0.324, SLG: 0.408 (1, 5)										3	1	1	0	0	0				
Paul Lehner, L OBP: 0.420, SLG: 0.583 (1, 7)										3	2	2	2	0	0				
Sam Chapman, R OBP: 0.306, SLG: 0.376 (1, 8)										3	1	1	2	0	0				
Elmer Valo, L OBP: 0.398, SLG: 0.374 (1, 9)										2	0	0	0	1	0				
Ferns Fain, L OBP: 0.393, SLG: 0.475 (1, 3)										2	0	0	0	1	0				
Pete Suder, R OBP: 0.301, SLG: 0.429 (1, 4)										3	1	1	1	0	2				
Mike Guerra, R OBP: 0.324, SLG: 0.385 (1, 2)										3	0	0	0	0	1	0			
Bobby Shantz, R OBP: 0.316, SLG: 0.188 (1, 1)										2	0	0	0	0	0				
Inning Stats	R: 3 E: 1 K: 0 S: 6	H: 3 LOB: 0 BB: 0 P: 6	R: 0 E: 0 K: 1 S: 5	H: 0 LOB: 0 BB: 0 P: 5	R: 2 E: 0 K: 0 S: 5	H: 2 LOB: 2 BB: 2 P: 13	R: 0 E: 0 K: 0 S: 3	H: 0 LOB: 0 BB: 0 P: 3	R: 0 E: 0 K: 0 S: 3	H: 0 LOB: 0 BB: 0 P: 3	R: 1 E: 0 K: 0 S: 4	H: 1 LOB: 0 BB: 0 P: 4							
PITCHER	IP	WLS	BF	H	R	ER	SO	BB	IBB	HBP	BLK	WP	HR	S	P	ERA	WHIP		
Bill Wight, L ERA: 5.03 (1, 1)	0.0	L	3	3	3	3	0	0	0	0	0	0	1	3	3	∞	∞		
Luis Aloma, R ERA: 5.87 (1, 1)	3.0		13	2	2	2	1	2	0	0	0	0	1	13	21	6.00	1.333		
Bob Kuzava, L ERA: 6.62 (4, 1)	3.0		10	1	1	1	0	0	0	0	0	0	1	10	10	3.00	0.333		

AB 24
R 6
H 6
RBI 5
BB 2
SO 1
LOB 2



WP: 0 PA: 26
PB: 0
SB: 0
CS: 0
1B: 3 SF: 0
2B: 0 SAC: 0
3B: 0 DP: 0
HR: 3 HBP: 0

Batter	1	2	3	4	5	6	7	8	9	AB	R	H	RBI	BB	SO	LOB	BOTTOM		
Herb Adams, L OBP: 0.288, SLG: 0.301 (1, 8)										3	0	0	0	0	0	1	Philadelphia Athletics @ Chicago White Sox Comiskey Park, Chicago, IL Thu May 25 1950, 4:33 AM EDT Att: 2,133 - Unknown		
Dave Philley, S OBP: 0.326, SLG: 0.360 (1, 9)										3	0	1	0	0	0	1			
Cass Michaels, R OBP: 0.375, SLG: 0.454 (1, 4)										3	1	1	0	0	0	1			
Hank Majeski, R OBP: 0.395, SLG: 0.491 (1, 5)										3	0	1	0	0	1	2			
Gus Zernial, R OBP: 0.284, SLG: 0.419 (1, 7)										3	0	1	0	0	1	1			
Gordon Goldsberry, L OBP: 0.473, SLG: 0.527 (1, 3)										2	0	0	0	1	1	1			
Phil Masi, R OBP: 0.410, SLG: 0.380 (1, 2)										2	0	1	1	0	0	0			
Chico Carrasquel, R OBP: 0.333, SLG: 0.298 (1, 6)										2	0	1	0	0	2				
Bill Wight, L ERA: 4.42 (1, 1)	6.0	W	24	6	1	1	3	1	0	0	0	0	0	29	33	1.50	1.167		
Luis Aloma, R ERA: 5.87 (1, 1)	3.0		13	2	2	2	1	2	0	0	0	0	1	13	21	6.00	1.333		
Johnny Ostrowski, R OBP: 0.359, SLG: 0.432 (3, PH)																			
Bob Kuzava, S OBP: 0.273, SLG: 0.111 (4, 1)																			
Inning Stats	R: 0 E: 0 K: 1 S: 6	H: 1 LOB: 1 BB: 0 P: 6	R: 0 E: 0 K: 0 S: 3	H: 0 LOB: 0 BB: 0 P: 3	R: 0 E: 0 K: 0 S: 4	H: 1 LOB: 1 BB: 0 P: 4	R: 1 E: 0 K: 1 S: 7	H: 2 LOB: 2 BB: 1 P: 11	R: 0 E: 0 K: 0 S: 3	H: 0 LOB: 0 BB: 0 P: 3	R: 0 E: 0 K: 1 S: 6	H: 2 LOB: 1 BB: 0 P: 6							
PITCHER	IP	WLS	BF	H	R	ER	SO	BB	IBB	HBP	BLK	WP	HR	S	P	ERA	WHIP		
Bobby Shantz, L ERA: 4.42 (1, 1)	6.0	W	24	6	1	1	3	1	0	0	0	0	0	29	33	1.50	1.167		

AB 23
R 1
H 6
RBI 1
BB 1
SO 3
LOB 10



WP: 0 PA: 24
PB: 0
SB: 0
CS: 0
1B: 4 SF: 0
2B: 1 SAC: 0
3B: 1 DP: 0
HR: 0 HBP: 0

Batter	1	2	3	4	5	6	7	8	9	AB	R	H	RBI	BB	SO	LOB	TOP			
Dale Mitchell, L (1,7) X OBP: 0.383, SLG: 0.422	F2		F8					6-3	1-3	4	0	0	0	1	0	2	Cleveland Indians @ Chicago White Sox Comiskey Park, Chicago, IL Fri May 26 1950, 4:33 AM EDT Att: 9,879 - Unknown			
Bob Kennedy, R (1,9) X OBP: 0.386, SLG: 0.519	SH2-3 2B				2-4 BB			E7 FC3-6 2B 1B		3	1	3	0	2	0	0				
Mickey Vernon, L (1,3) X OBP: 0.282, SLG: 0.173	SH2-3 2-3		3-1			FC3-6 1-2		FC3-6 BB	F6	3	0	0	0	1	0	5				
Larry Doby, L (1,8) X OBP: 0.491, SLG: 0.579	F1							FC3-6 2B		4	1	1	0	0	0	4				
Al Rosen, R (1,5) X OBP: 0.385, SLG: 0.569										4	0	2	2	0	2	2				
Lou Boudreau, R (1,6) X OBP: 0.325, SLG: 0.278										3	0	0	0	1	0	2				
Bobby Avila, R (1,4) X OBP: 0.600, SLG: 0.455										4	0	1	0	0	0	4				
Jim Hegan, R (1,2) X OBP: 0.372, SLG: 0.471										4	0	1	0	0	0	1				
Bob Feller, R (1,1) X OBP: 0.167, SLG: 0.250										2	0	0	0	1	1	1				
Inning Stats	R: 0 E: 0 K: 0 S: 4	H: 1 LOB: 1 BB: 0 P: 4	R: 0 E: 0 K: 0 S: 3	H: 1 LOB: 0 BB: 3	R: 0 E: 0 K: 0 S: 4	H: 1 LOB: 2 BB: 1 P: 8	R: 0 E: 0 K: 1 S: 6	H: 1 LOB: 1 BB: 0 P: 6	R: 0 E: 0 K: 1 S: 5	H: 0 LOB: 1 BB: 1 P: 9	R: 0 E: 0 K: 1 S: 6	H: 1 LOB: 0 BB: 0 P: 6	R: 2 E: 1 K: 0 S: 5	H: 2 LOB: 2 BB: 2 P: 13	R: 0 E: 0 K: 0 S: 4	H: 1 LOB: 2 BB: 1 P: 8	1B: 4 2B: 5 3B: 0 HR: 0	SF: 0 SAC: 2 DP: 1 HBP: 0	WP: 0 PB: 0 SB: 1 CS: 0	PA: 39
PITCHER Bob Cain, L (1,1) ERA: 2.18	IP: 9.0 WLS: L BF: 40	H: 8 R: 2 ER: 2 SO: 3	BB: 5 IBB: 1 HBP: 0 BLK: 0	WP: 0 HR: 0 S: 39 P: 63	ERA: 2.00 WHIP: 1.444	PITCHER										IP: 9.0 WLS: L BF: 40	H: 8 R: 2 ER: 2 SO: 3	BB: 5 IBB: 1 HBP: 0 BLK: 0	WP: 0 HR: 0 S: 39 P: 63	ERA: 2.00 WHIP: 1.444

Batter	1	2	3	4	5	6	7	8	9	AB	R	H	RBI	BB	SO	LOB	BOTTOM			
Herb Adams, L (1,8) X OBP: 0.274, SLG: 0.286	4-3		F9					FC5-4 2-6		4	0	0	0	0	0	4	Cleveland Indians @ Chicago White Sox Comiskey Park, Chicago, IL Fri May 26 1950, 4:33 AM EDT Att: 9,879 - Unknown			
Dave Philley, S (1,9) X OBP: 0.325, SLG: 0.357	F9		1-3					2-6	G4-3 1B	4	0	1	0	0	1	3				
Cass Michaels, R (1,4) X OBP: 0.379, SLG: 0.450	2-4 BB							F7		3	0	1	0	1	0	1				
Hank Majeski, R (1,5) X OBP: 0.386, SLG: 0.479	2-4 1-2	6-3						G4-3 1-2		3	0	0	0	0	0	1				
Gus Zernial, R (1,7) X OBP: 0.283, SLG: 0.407										3	0	0	0	1	2	2				
Jim Busby, R (9, PR) X OBP: 0.233, SLG: 0.214										0	0	0	0	0	0	0				
Gordon Goldsberry, L (1,3) X OBP: 0.478, SLG: 0.565										3	1	1	0	1	0	3				
Eddie Malone, R (1,2) X OBP: 0.319, SLG: 0.262										4	0	1	0	0	0	4				
Chico Carrasquel, R (1,6) X OBP: 0.342, SLG: 0.309										3	0	2	1	0	0	0				
Bob Cain, L (1,1) X OBP: 0.333, SLG: 0.357										2	0	1	0	0	0	1				
Inning Stats	R: 0 E: 0 K: 0 S: 2	H: 0 LOB: 1 BB: 1 P: 6	R: 0 E: 0 K: 1 S: 6	H: 1 LOB: 0 BB: 0 P: 6	R: 0 E: 0 K: 1 S: 5	H: 0 LOB: 0 BB: 0 P: 5	R: 1 E: 0 K: 1 S: 7	H: 2 LOB: 2 BB: 1 P: 11	R: 0 E: 0 K: 0 S: 5	H: 1 LOB: 2 BB: 0 P: 5	R: 0 E: 0 K: 0 S: 3	H: 1 LOB: 0 BB: 0 P: 3	R: 0 E: 0 K: 0 S: 3	H: 1 LOB: 0 BB: 0 P: 3	R: 0 E: 0 K: 0 S: 2	H: 0 LOB: 1 BB: 1 P: 6	1B: 6 2B: 1 3B: 1 HR: 0	SF: 0 SAC: 2 DP: 2 HBP: 0	WP: 0 PB: 0 SB: 0 CS: 0	PA: 34
PITCHER Bob Feller, R (1,1) ERA: 3.3	IP: 9.0 WLS: W BF: 36	H: 7 R: 1 ER: 1 SO: 3	BB: 3 IBB: 0 HBP: 0 BLK: 0	WP: 0 HR: 0 S: 37 P: 49	ERA: 1.00 WHIP: 1.111	PITCHER										IP: 9.0 WLS: W BF: 36	H: 7 R: 1 ER: 1 SO: 3	BB: 3 IBB: 0 HBP: 0 BLK: 0	WP: 0 HR: 0 S: 37 P: 49	ERA: 1.00 WHIP: 1.111

Batter	1	2	3	4	5	6	7	8	9	AB	R	H	RBI	BB	SO	LOB	TOP					
Dale Mitchell, L (1, 7) OBP: 0.390, SLG: 0.424	6-3	FC6-4		E 1B 1-2		CS 1B			BB	4	0	2	0	1	0	3						
Bob Kennedy, R (1, 9) OBP: 0.376, SLG: 0.500	K		6-3	E 1B 1-2 2-H		CS	F7		F9	5	0	1	1	0	1	1						
Mickey Vernon, L (1, 3) OBP: 0.273, SLG: 0.190	1B		BB 1B	E6 1-2 2-3			K			4	0	2	0	0	1	2						
Larry Doby, L (1, 8) OBP: 0.482, SLG: 0.561	F8		BB	F7			4-3			3	0	0	0	1	0	4						
Al Rosen, R (1, 5) OBP: 0.381, SLG: 0.558		SH3-4 1B	F4	E5 G4-6-3			F8			4	0	1	0	0	0	2						
Lou Boudreau, R (1, 6) OBP: 0.333, SLG: 0.289	SH3-4 1B		L5	G4-6-3						4	0	2	0	0	0	3						
Bobby Avila, R (1, 4) OBP: 0.500, SLG: 0.357	SH3-4			3-1			G4-6-3			3	0	0	0	0	0	1						
Jim Hegan, R (1, 2) OBP: 0.383, SLG: 0.465				1B			F6		F7	1	1	0	0	2	0	0						
Joe Gordon, R (9, PH) OBP: 0.280, SLG: 0.379		FC6-4 IBB		1B BB						1	0	0	0	0	0	0						
Mike Garcia, R (1, 1) OBP: 0.071, SLG: 0.071		K		F9					F8	3	0	0	0	0	2	4						
Jesse Flores, R (8, 1)							K			0	0	0	0	0	0	0						
Allie Clark, R (9, PH) OBP: 0.235, SLG: 0.333										1	0	0	0	0	0	0						
Inning Stats	R: 0 E: 0 K: 1 S: 6	H: 1 LOB: 1 BB: 0 P: 6	R: 0 E: 0 K: 1 S: 7	H: 2 LOB: 3 BB: 1 P: 11	R: 0 E: 0 K: 0 S: 4	H: 1 LOB: 2 BB: 1 P: 8	R: 1 E: 1 K: 0 S: 6	H: 2 LOB: 3 BB: 1 P: 10	R: 0 E: 1 K: 0 S: 3	H: 0 LOB: 0 BB: 0 P: 3	R: 0 E: 0 K: 1 S: 5	H: 1 LOB: 0 BB: 0 P: 5	R: 0 E: 0 K: 0 S: 5	H: 0 LOB: 0 BB: 0 P: 5	R: 0 E: 0 K: 0 S: 3	H: 1 LOB: 0 BB: 0 P: 3	R: 0 E: 0 K: 0 S: 3	H: 0 LOB: 1 BB: 1 P: 7	1B: 8 2B: 0 3B: 0 HR: 0	SF: 0 SAC: 1 DP: 2 HBP: 0	WP: 0 PB: 0 SB: 0 CS: 1	PA: 39
PITCHER Billy Pierce, L (1, 1) ERA: 3.51	IP: 9.0 WLS: W BF: 38 H: 8 R: 1 ER: 1 SO: 4 BB: 3 IBB: 1 HBP: 0 BLK: 0 WP: 0 HR: 0 S: 42 P: 58 ERA: 1.00 WHIP: 1.222															PITCHER						

Cleveland Indians @ Chicago White Sox
Comiskey Park, Chicago, IL
Sat May 27 1950, 4:33 AM EDT
Att: 2,325 - Unknown

AB	33
R	1
H	8
RBI	1
BB	4
SO	4
LOB	20



Batter	1	2	3	4	5	6	7	8	9	AB	R	H	RBI	BB	SO	LOB	BOTTOM	
Herb Adams, L (1, 8) OBP: 0.270, SLG: 0.280	6-3		BB 1B			G3	1-3	F3		5	0	1	0	0	0	3		
Dave Philley, S (1, 9) OBP: 0.336, SLG: 0.356	F6		BB			1B		1-3		3	1	1	0	2	0	0		
Cass Michaels, R (1, 4) OBP: 0.380, SLG: 0.474	F4		F9			1B		HR	F8	5	1	2	1	0	0	5		
Hank Majeski, R (1, 5) OBP: 0.389, SLG: 0.479		G3		F9		1B		1B	1B	4	1	2	1	0	0	0		
Gus Zernial, R (1, 7) OBP: 0.291, SLG: 0.411		FC4-6 1B		F5		F4		E 1B	1B	4	1	2	0	0	0	2		
Gordon Goldsberry, L (1, 3) OBP: 0.408, SLG: 0.537		FC4-6		G3		F8		1-2 2-3	1B	4	1	1	0	0	0	3		
Phil Masi, R (1, 2) OBP: 0.391, SLG: 0.360		F4		F7			6-3	E4	1B	4	1	0	1	0	0	3		
Chico Carrasquel, R (1, 6) OBP: 0.339, SLG: 0.307			5-3		4-3		6-3	1B	1B	4	0	1	2	0	0	0		
Billy Pierce, L (1, 1) OBP: 0.250, SLG: 0.250			F7		1-3		E6	BB	1B	4	0	2	1	0	0	0		
Inning Stats	R: 0 E: 0 K: 0 S: 3	H: 0 LOB: 0 BB: 0 P: 3	R: 0 E: 0 K: 0 S: 4	H: 1 LOB: 0 BB: 0 P: 4	R: 0 E: 0 K: 0 S: 4	H: 1 LOB: 2 BB: 1 P: 8	R: 0 E: 0 K: 0 S: 3	H: 0 LOB: 0 BB: 0 P: 3	R: 0 E: 0 K: 0 S: 6	H: 3 LOB: 2 BB: 0 P: 6	R: 0 E: 1 K: 0 S: 4	H: 1 LOB: 1 BB: 0 P: 4	R: 5 E: 1 K: 0 S: 10	H: 6 LOB: 3 BB: 1 P: 14	1B: 11 2B: 0 3B: 0 HR: 1	SF: 0 SAC: 0 DP: 0 HBP: 0	WP: 0 PB: 0 SB: 0 CS: 0	PA: 39
PITCHER Mike Garcia, R (1, 1) ERA: 3.61	IP: 7.1 WLS: L BF: 35 H: 11 R: 6 ER: 5 SO: 0 BB: 1 IBB: 0 HBP: 0 BLK: 0 WP: 0 HR: 1 S: 34 P: 38 ERA: 6.14 WHIP: 1.636															PITCHER		
Jesse Flores, R (8, 1) ERA: 4.22	IP: 0.2 WLS: L BF: 4 H: 1 R: 0 ER: 0 SO: 0 BB: 0 IBB: 0 HBP: 0 BLK: 0 WP: 0 HR: 0 S: 3 P: 7 ERA: 0.00 WHIP: 3.000															PITCHER		

Cleveland Indians @ Chicago White Sox
Comiskey Park, Chicago, IL
Sat May 27 1950, 4:33 AM EDT
Att: 2,325 - Unknown

AB	37
R	6
H	12
RBI	6
BB	2
SO	0
LOB	16



Batter	1	2	3	4	5	6	7	8	9	AB	R	H	RBI	BB	SO	LOB	TOP	
Dale Mitchell, L (1, 7) OBP: 0.385, SLG: 0.418 Allie Clark, R (3, 7) OBP: 0.250, SLG: 0.344	0-0 6-3		0-3 K			0-0 G5-4-3 1B		0-0 5-3		2	0	0	0	0	1	0	Cleveland Indians @ Chicago White Sox Comiskey Park, Chicago, IL Sun May 28 1950, 4:33 AM EDT Unknown livebaseballscores.com	
Bob Kennedy, R (1, 9) OBP: 0.381, SLG: 0.523	0-0 3B		0-0 6-3			0-0 G5-4-3 1-2		0-0 2B FC5-2 1B	4	0	2	0	0	0	1			
Mickey Vernon, L (1, 3) OBP: 0.272, SLG: 0.193	0-0 G3			0-0 5-3 4-3 1B		0-0 4-3		0-0 F9	4	0	1	0	0	0	2			
Larry Doby, L (1, 8) OBP: 0.483, SLG: 0.569	0-3 K			0-0 4-3 1-2		0-0 G5-4-3 1B		0-0 FC5-2 1-3 2B	4	0	2	0	0	1	2			
Al Rosen, R (1, 5) OBP: 0.371, SLG: 0.540		0-0 6-3		0-0 5-3 2-3		0-0 G5-4-3 1-2 2B		0-0 FC5-2 2B	4	0	0	0	0	0	4			
Lou Boudreau, R (1, 6) OBP: 0.330, SLG: 0.300	0-0 1-3			0-0 6-3		0-0 2B		0-0 1-3 3-H	4	0	1	0	0	0	3			
Joe Gordon, R (1, 4) OBP: 0.291, SLG: 0.377		0-0 FC6-4 1B			0-0 5-3		0-0 F8		3	0	1	0	0	0	1			
Jim Hegan, R (1, 2) OBP: 0.381, SLG: 0.459		0-0 FC6-4 1-2			0-0 5-3		0-0 G6-4-3 1B		3	0	1	0	0	0	1			
Early Wynn, S (1, 1) OBP: 0.417, SLG: 0.400 Ray Boone, R (8, PH) OBP: 0.421, SLG: 0.375 Sam Zoldak, L (8, 1) OBP: 0.400, SLG: 0.400			0-0 1-3		0-3 K		0-0 G6-4-3 1-2		2	0	0	0	0	0	1	0	C	
Inning Stats	R: 0 E: 0 K: 1 S: 6	H: 1 LOB: 1 BB: 0 P: 6	R: 0 E: 0 K: 0 S: 4	H: 1 LOB: 1 BB: 0 P: 4	R: 0 E: 0 K: 1 S: 5	H: 0 LOB: 0 BB: 0 P: 5	R: 0 E: 0 K: 0 S: 4	H: 1 LOB: 1 BB: 0 P: 4	R: 0 E: 0 K: 0 S: 3	H: 2 LOB: 1 BB: 0 P: 4	R: 0 E: 0 K: 0 S: 3	H: 1 LOB: 0 BB: 0 P: 3	R: 0 E: 0 K: 0 S: 5	H: 2 LOB: 2 BB: 0 P: 5	1B: 6 2B: 2 3B: 1 HR: 0	SF: 0 SAC: 0 DP: 3 HBP: 0		WP: 0 PB: 0 SB: 0 CS: 0
PITCHER Bill Wight, L (1, 1) ERA: 4.24	IP: 9.0 WLS: W BF: 33 H: 9 R: 0 ER: 0 SO: 3 BB: 0 IBB: 0 HBP: 0 BLK: 0 WP: 0 HR: 0 S: 39 P: 39 ERA: 0.00 WHIP: 1.000															PITCHER		

Batter	1	2	3	4	5	6	7	8	9	AB	R	H	RBI	BB	SO	LOB	BOTTOM	
Herb Adams, L (1, 8) OBP: 0.269, SLG: 0.302	0-0 3B	0-0 F8			0-0 G3			0-0 4-3		4	0	1	0	0	0	1	Cleveland Indians @ Chicago White Sox Comiskey Park, Chicago, IL Sun May 28 1950, 4:33 AM EDT Unknown livebaseballscores.com	
Dave Philley, S (1, 9) OBP: 0.326, SLG: 0.344	0-0 3-4		0-0 F2		0-0 L6		0-3 K		4	0	0	0	0	1	1			
Cass Michaels, R (1, 4) OBP: 0.376, SLG: 0.462	0-0 F6		0-0 1-3		0-0 5-3		4-0 BB BB		3	0	0	0	1	0	1			
Hank Majeski, R (1, 5) OBP: 0.400, SLG: 0.475	4-0 BB BB		4-0 HR BB		0-0 F9		4-0 BB 1-2 BB		1	1	0	0	3	0	0			
Gus Zernial, R (1, 7) OBP: 0.298, SLG: 0.435	4-0 1-2 BB		0-0 1-H HR		0-0 1-3		0-0 4-3		3	1	1	2	1	0	2			
Gordon Goldsberry, L (1, 3) OBP: 0.392, SLG: 0.539	0-3 K		0-0 F7		0-0 F5				3	0	0	0	0	1	3			
Phil Masi, R (1, 2) OBP: 0.389, SLG: 0.359		0-0 G1 1B		0-3 K		0-0 F4			3	0	1	0	0	1	0			
Chico Carrasquel, R (1, 6) OBP: 0.331, SLG: 0.298	0-0 1-2 BB		0-0 G1		0-0 6-3		0-3 K		3	0	0	0	0	1	1			
Bill Wight, L (1, 1)	0-3 K		0-3 K		0-0 F9				3	0	0	0	0	2	1	Sox		
Inning Stats	R: 0 E: 0 K: 1 S: 6	H: 1 LOB: 3 BB: 2 P: 14	R: 0 E: 0 K: 1 S: 6	H: 1 LOB: 0 BB: 0 P: 6	R: 2 E: 0 K: 0 S: 4	H: 1 LOB: 0 BB: 1 P: 8	R: 0 E: 0 K: 2 S: 7	H: 0 LOB: 0 BB: 0 P: 7	R: 0 E: 0 K: 0 S: 3	H: 0 LOB: 0 BB: 0 P: 3	R: 0 E: 0 K: 1 S: 5	H: 0 LOB: 2 BB: 2 P: 13	R: 0 E: 0 K: 1 S: 5	H: 0 LOB: 2 BB: 0 P: 5	1B: 1 2B: 0 3B: 1 HR: 1		SF: 0 SAC: 0 DP: 0 HBP: 0	WP: 0 PB: 0 SB: 0 CS: 0
PITCHER Early Wynn, R (1, 1) ERA: 4.86 Sam Zoldak, L (8, 1) ERA: 10.2	IP: 7.0 WLS: L BF: 27 H: 3 R: 2 ER: 2 SO: 5 BB: 3 IBB: 0 HBP: 0 BLK: 0 WP: 0 HR: 1 S: 34 P: 46 ERA: 2.57 WHIP: 0.857															PITCHER		

Batter	1	2	3	4	5	6	7	8	9	AB	R	H	RBI	BB	SO	LOB	TOP					
Lou Boudreau, R OBP: 0.323, SLG: 0.286 (1, 6)										4	2	0	0	1	0	3						
Mickey Vernon, L OBP: 0.276, SLG: 0.195 (1, 3)										4	0	1	0	1	0	1						
Joe Gordon, R OBP: 0.289, SLG: 0.382 (1, 4)										4	0	1	1	0	0	2						
Allie Clark, R OBP: 0.244, SLG: 0.324 (1, 7)										5	2	1	1	0	0	2						
Larry Doby, L OBP: 0.480, SLG: 0.607 (1, 8)										5	1	2	3	0	0	0						
Al Rosen, R OBP: 0.365, SLG: 0.550 (1, 5)										5	2	1	1	0	2	1						
Bob Kennedy, R OBP: 0.396, SLG: 0.528 (1, 9)										3	0	2	1	1	0	0						
Jim Hegan, R OBP: 0.386, SLG: 0.447 (1, 2)										2	0	0	0	2	0	1						
Steve Gromek, S OBP: 0.400, SLG: 0.333 (1, 1)										3	0	1	0	1	1	4						
Inning Stats	R: 0 E: 0 K: 0 S: 3	H: 0 LOB: 0 BB: 0 P: 3	R: 1 E: 1 K: 1 S: 7	H: 1 LOB: 2 BB: 1 P: 11	R: 0 E: 0 K: 0 S: 3	H: 0 LOB: 0 BB: 0 P: 3	R: 2 E: 1 K: 1 S: 7	H: 1 LOB: 2 BB: 2 P: 15	R: 0 E: 0 K: 0 S: 2	H: 0 LOB: 0 BB: 1 P: 6	R: 1 E: 0 K: 0 S: 4	H: 1 LOB: 0 BB: 0 P: 4	R: 1 E: 0 K: 0 S: 5	H: 2 LOB: 1 BB: 0 P: 5	R: 0 E: 0 K: 0 S: 4	H: 1 LOB: 2 BB: 1 P: 8	R: 2 E: 0 K: 1 S: 7	H: 3 LOB: 1 BB: 1 P: 11	1B: 5 2B: 2 3B: 1 HR: 2	SF: 0 SAC: 1 DP: 2 HBP: 0	WP: 0 PB: 0 SB: 0 CS: 0	PA: 42
PITCHER	IP	WLS	BF	H	R	ER	SO	BB	IBB	HBP	BLK	WP	HR	S	P	ERA	WHIP					
Mickey Haefner, L ERA: 4.87 (1, 1)	6.0	L	26	3	4	2	2	3	1	0	0	0	2	26	42	3.00	1.000					
Luis Aloma, R ERA: 5.59 (7, 1)	2.0		10	3	1	1	0	1	0	0	0	0	0	9	13	4.50	2.000					
Jack Bruner, L ERA: 2.79 (9, 1)	1.0		6	3	2	2	1	1	0	0	0	0	0	7	11	18.00	4.000					

Cleveland Indians @ Chicago White Sox
Comiskey Park, Chicago, IL
Sun May 28 1950, 4:38 AM EDT
Att: 23,559 - Unknown


AB 35
R 7
H 9
RBI 7
BB 6
SO 3
LOB 14

Batter	1	2	3	4	5	6	7	8	9	AB	R	H	RBI	BB	SO	LOB	BOTTOM				
Herb Adams, L OBP: 0.274, SLG: 0.299 (1, 8)										1	0	0	0	0	0	0					
Jim Busby, R OBP: 0.222, SLG: 0.205 (3, FR)										2	0	0	0	0	0	1					
Dave Philley, S OBP: 0.316, SLG: 0.333 (1, 9)										4	0	0	0	0	0	3					
Cass Michaels, R OBP: 0.372, SLG: 0.455 (1, 4)										4	0	1	0	0	0	0					
Hank Majeski, R OBP: 0.388, SLG: 0.460 (1, 5)										4	0	0	0	0	0	3					
Gus Zernial, R OBP: 0.290, SLG: 0.424 (1, 7)										3	0	0	0	0	0	0					
Gordon Goldsberry, L OBP: 0.390, SLG: 0.528 (1, 3)										2	0	0	0	1	0	0					
Eddie Malone, R OBP: 0.300, SLG: 0.244 (1, 2)										3	0	0	0	0	0	1					
Chico Carrasquel, R OBP: 0.331, SLG: 0.299 (1, 6)										3	0	1	0	0	0	0					
Mickey Haefner, L OBP: 0.385, SLG: 0.200 (1, 1)										0	0	0	0	0	0	0					
Floyd Baker, L OBP: 0.371, SLG: 0.667 (6, PH)										1	0	1	0	0	0	0					
Luis Aloma, R (7, 1)										0	0	0	0	0	0	0					
Nellie Fox, L OBP: 0.250, SLG: 0.143 (8, PH)										1	0	0	0	0	0	0					
Jack Bruner, L (9, 1)										0	0	0	0	0	0	0					
Inning Stats	R: 0 E: 0 K: 0 S: 3	H: 0 LOB: 0 BB: 0 P: 3	R: 0 E: 0 K: 0 S: 4	H: 1 LOB: 2 BB: 0 P: 5	R: 0 E: 0 K: 0 S: 3	H: 0 LOB: 0 BB: 0 P: 3	R: 0 E: 0 K: 0 S: 2	H: 0 LOB: 0 BB: 1 P: 6	R: 0 E: 1 K: 0 S: 5	H: 2 LOB: 2 BB: 0 P: 5	R: 0 E: 0 K: 0 S: 3	H: 0 LOB: 0 BB: 0 P: 3	R: 0 E: 0 K: 0 S: 3	H: 0 LOB: 0 BB: 0 P: 3	R: 0 E: 0 K: 0 S: 3	H: 0 LOB: 0 BB: 0 P: 3	1B: 3 2B: 0 3B: 0 HR: 0	SF: 0 SAC: 1 DP: 2 HBP: 1	WP: 0 PB: 0 SB: 0 CS: 0	PA: 31	
PITCHER	IP	WLS	BF	H	R	ER	SO	BB	IBB	HBP	BLK	WP	HR	S	P	ERA	WHIP				
Steve Gromek, R ERA: 4.94 (1, 1)	9.0	W	31	3	0	0	0	1	0	1	0	0	0	29	34	0.00	0.444				

Cleveland Indians @ Chicago White Sox
Comiskey Park, Chicago, IL
Sun May 28 1950, 4:38 AM EDT
Att: 23,559 - Unknown

AB 28
R 0
H 3
RBI 0
BB 1
SO 0
LOB 8


Batter	1	2	3	4	5	6	7	8	9	AB	R	H	RBI	BB	SO	LOB	TOP
Jim Busby, R <small>OBP: 0.224, SLG: 0.208</small> Johnny Ostrowski, R <small>OBP: 0.370, SLG: 0.432</small>										4	0	1	0	0	0	1	Chicago White Sox @ St. Louis Browns Sportsman's Park, St. Louis, MO Mon May 29 1950, 4:33 AM EDT Att: 624 - Unknown
Dave Philley, S <small>OBP: 0.326, SLG: 0.351</small>										5	4	3	1	0	0	2	
Cass Michaels, R <small>OBP: 0.359, SLG: 0.438</small>										5	0	0	1	0	0	5	
Gus Zernial, R <small>OBP: 0.308, SLG: 0.435</small>										6	1	4	1	0	1	2	
Hank Majeski, R <small>OBP: 0.393, SLG: 0.454</small>										4	2	1	1	2	0	2	
Gordon Goldsberry, L <small>OBP: 0.462, SLG: 0.517</small>										2	1	0	1	3	0	2	
Phil Masi, R <small>OBP: 0.389, SLG: 0.386</small>										5	0	2	5	0	1	1	
Chico Carrasquel, R <small>OBP: 0.333, SLG: 0.306</small>										4	1	1	0	1	0	2	
Randy Gumpert, R <small>OBP: 0.286, SLG: 0.167</small> Howie Judson, R <small>OBP: 0.625, SLG: 0.667</small> Floyd Baker, L <small>OBP: 0.375, SLG: 0.400</small> Bob Cain, L <small>OBP: 0.375, SLG: 0.400</small>										1	0	0	0	1	0	2	
Inning Stats	R: 4 H: 3 E: 0 K: 0 S: 6	R: 1 H: 3 E: 0 K: 0 S: 6	R: 1 H: 2 E: 0 K: 1 S: 7	R: 0 H: 0 E: 0 K: 1 S: 5	R: 0 H: 0 E: 1 K: 0 S: 3	R: 0 H: 1 E: 0 K: 0 S: 4	R: 0 H: 0 E: 0 K: 0 S: 3	R: 4 H: 2 E: 0 K: 0 S: 5	R: 2 H: 2 E: 1 K: 0 S: 6	1B: 10 2B: 2 3B: 1 HR: 0	SF: 0 SAC: 3 DP: 2 HBP: 0	WP: 2 PA: 50 CS: 0					
PITCHER	IP WLS BF H R ER SO BB IBB HBP BLK WP HR S P ERA WHIP	IP WLS BF H R ER SO BB IBB HBP BLK WP HR S P ERA WHIP	IP WLS BF H R ER SO BB IBB HBP BLK WP HR S P ERA WHIP	IP WLS BF H R ER SO BB IBB HBP BLK WP HR S P ERA WHIP	IP WLS BF H R ER SO BB IBB HBP BLK WP HR S P ERA WHIP	IP WLS BF H R ER SO BB IBB HBP BLK WP HR S P ERA WHIP	IP WLS BF H R ER SO BB IBB HBP BLK WP HR S P ERA WHIP	IP WLS BF H R ER SO BB IBB HBP BLK WP HR S P ERA WHIP	IP WLS BF H R ER SO BB IBB HBP BLK WP HR S P ERA WHIP	IP WLS BF H R ER SO BB IBB HBP BLK WP HR S P ERA WHIP	IP WLS BF H R ER SO BB IBB HBP BLK WP HR S P ERA WHIP	IP WLS BF H R ER SO BB IBB HBP BLK WP HR S P ERA WHIP					
Sid Schacht, R <small>ERA: 16.62</small> Dick Starr, R <small>ERA: 5.88</small> Cuddles Marshall, R <small>ERA: 5.79</small> Tommy Fine, R <small>ERA: 6.75</small> Tom Ferrick, R <small>ERA: 3.86</small>	0.2 7 3 4 4 0 2 0 0 0 0 1 0 5 13 54.00 7.500	1.1 8 3 1 1 0 1 0 0 0 0 0 0 7 11 6.75 3.000	1.2 9 2 1 1 2 2 0 0 0 0 0 0 11 19 5.40 2.400	3.1 13 1 2 2 0 2 0 0 0 0 0 0 11 19 5.40 0.900	2.0 L 13 4 4 2 0 2 0 0 0 0 0 0 11 19 9.00 3.000	0.2 7 3 4 4 0 2 0 0 0 0 1 0 5 13 54.00 7.500	1.1 8 3 1 1 0 1 0 0 0 0 0 0 7 11 6.75 3.000	1.2 9 2 1 1 2 2 0 0 0 0 0 0 11 19 5.40 2.400	3.1 13 1 2 2 0 2 0 0 0 0 0 0 11 19 5.40 0.900	2.0 L 13 4 4 2 0 2 0 0 0 0 0 0 11 19 9.00 3.000	0.2 7 3 4 4 0 2 0 0 0 0 1 0 5 13 54.00 7.500	1.1 8 3 1 1 0 1 0 0 0 0 0 0 7 11 6.75 3.000	1.2 9 2 1 1 2 2 0 0 0 0 0 0 11 19 5.40 2.400	3.1 13 1 2 2 0 2 0 0 0 0 0 0 11 19 5.40 0.900	2.0 L 13 4 4 2 0 2 0 0 0 0 0 0 11 19 9.00 3.000		
Tom Upton, R <small>OBP: 0.310, SLG: 0.171</small>										5	2	2	0	0	0	0	Chicago White Sox @ St. Louis Browns Sportsman's Park, St. Louis, MO Mon May 29 1950, 4:33 AM EDT Att: 624 - Unknown
Ray Coleman, L <small>OBP: 0.246, SLG: 0.375</small>										4	2	2	2	1	1	0	
Sherm Lollar, R <small>OBP: 0.365, SLG: 0.558</small>										5	0	3	1	0	0	1	
Dick Kokos, L <small>OBP: 0.370, SLG: 0.389</small>										4	0	0	0	1	0	2	
Hank Arft, L <small>OBP: 0.410, SLG: 0.415</small> Ken Wood, R <small>OBP: 0.356, SLG: 0.541</small>										2	0	0	0	2	0	0	
Leo Thomas, R <small>OBP: 0.323, SLG: 0.298</small>										4	1	1	0	1	0	4	
Don Lenhardt, R <small>OBP: 0.333, SLG: 0.472</small>										3	2	1	2	2	1	2	
Owen Friend, R <small>OBP: 0.364, SLG: 0.382</small>										4	0	0	0	0	2	4	
Sid Schacht, R <small>ERA: 16.62</small> Dick Starr, R <small>ERA: 5.88</small> Cuddles Marshall, R <small>ERA: 5.79</small> Tommy Fine, S <small>OBP: 0.333, SLG: 0.500</small> Tom Ferrick, R <small>OBP: 0.333, SLG: 0.333</small>										0	0	0	0	0	0	0	
Inning Stats	R: 1 H: 1 E: 0 K: 0 S: 4	R: 2 H: 2 E: 2 K: 0 S: 5	R: 0 H: 0 E: 0 K: 0 S: 3	R: 3 H: 4 E: 1 K: 1 S: 9	R: 2 H: 2 E: 0 K: 1 S: 7	R: 0 H: 0 E: 0 K: 0 S: 3	R: 0 H: 0 E: 0 K: 0 S: 2	R: 0 H: 0 E: 0 K: 1 S: 5	R: 0 H: 1 E: 0 K: 2 S: 8	1B: 5 2B: 3 3B: 1 HR: 1	SF: 0 SAC: 0 DP: 1 HBP: 0	WP: 1 PA: 43 CS: 0					
PITCHER	IP WLS BF H R ER SO BB IBB HBP BLK WP HR S P ERA WHIP	IP WLS BF H R ER SO BB IBB HBP BLK WP HR S P ERA WHIP	IP WLS BF H R ER SO BB IBB HBP BLK WP HR S P ERA WHIP	IP WLS BF H R ER SO BB IBB HBP BLK WP HR S P ERA WHIP	IP WLS BF H R ER SO BB IBB HBP BLK WP HR S P ERA WHIP	IP WLS BF H R ER SO BB IBB HBP BLK WP HR S P ERA WHIP	IP WLS BF H R ER SO BB IBB HBP BLK WP HR S P ERA WHIP	IP WLS BF H R ER SO BB IBB HBP BLK WP HR S P ERA WHIP	IP WLS BF H R ER SO BB IBB HBP BLK WP HR S P ERA WHIP	IP WLS BF H R ER SO BB IBB HBP BLK WP HR S P ERA WHIP	IP WLS BF H R ER SO BB IBB HBP BLK WP HR S P ERA WHIP	IP WLS BF H R ER SO BB IBB HBP BLK WP HR S P ERA WHIP					
Randy Gumpert, R <small>ERA: 6.75</small> Howie Judson, R <small>ERA: 1.59</small> Bob Cain, L <small>ERA: 2.09</small>	3.2 7 6 4 1 3 0 0 0 0 0 1 13 25 5.40 1.500	3.1 W 14 2 2 2 1 3 0 0 0 0 0 1 13 25 5.40 1.500	2.0 S 8 1 0 0 3 1 0 0 0 0 0 0 13 17 0.00 1.000	3.2 7 6 4 1 3 0 0 0 0 0 1 13 25 5.40 1.500	3.1 W 14 2 2 2 1 3 0 0 0 0 0 1 13 25 5.40 1.500	2.0 S 8 1 0 0 3 1 0 0 0 0 0 0 13 17 0.00 1.000	3.2 7 6 4 1 3 0 0 0 0 0 1 13 25 5.40 1.500	3.1 W 14 2 2 2 1 3 0 0 0 0 0 1 13 25 5.40 1.500	2.0 S 8 1 0 0 3 1 0 0 0 0 0 0 13 17 0.00 1.000	3.2 7 6 4 1 3 0 0 0 0 0 1 13 25 5.40 1.500	3.1 W 14 2 2 2 1 3 0 0 0 0 0 1 13 25 5.40 1.500	2.0 S 8 1 0 0 3 1 0 0 0 0 0 0 13 17 0.00 1.000					

Batter	1	2	3	4	5	6	7	8	9	AB	R	H	RBI	BB	SO	LOB	TOP								
Chico Carrasquel, R OBP: 0.346, SLG: 0.325 Luke Appling, R OBP: 0.309, SLG: 0.311 (9, 6)	F9 1-3 1B	K		F8 E 2B	P4		1B 1B 1B	4-3	PB HBP	6	2	3	0	0	1	5									
Dave Philley, S OBP: 0.331, SLG: 0.355 (1, 8)	1-3 1-2		1B	F8	F7		1B 1B 1B	BB 1B	4-3	7	2	3	0	0	0	7									
Mary Rickert, L OBP: 0.269, SLG: 0.240 (1, 9)	F9 2-3		HR 1B	4-3	1B		SH1-4 1B 1-2 2-3	G3 1B BB		5	2	3	2	1	0	2									
Gus Zernial, R OBP: 0.338, SLG: 0.477 (1, 7)	BB		HR	CS E BB	1B		SH1-4 1B 1-2 2-3	G3 1B		4	2	4	6	2	0	0									
Hank Majeski, R OBP: 0.387, SLG: 0.444 Floyd Baker, L OBP: 0.625, SLG: 0.667 (8, 5)	4-3		1B 1B	E4	P6		SH1-4 1B 1-2 2-3	G3		5	1	1	0	0	0	7									
Cass Michaels, R OBP: 0.365, SLG: 0.440 (1, 4)		P1	1B 1-2	CS	BB E BB		P6 FC5-4 1B 2-H 3-H	6-3		6	1	3	2	0	0	2									
Phil Masi, R OBP: 0.376, SLG: 0.371 (1, 2)	4-3		1B		E6 BB BB 1B		F7 FC5-4 1-2	F7		6	1	1	1	0	0	2	AB 45 R 14 H 21 RBI 13 BB 8 SO 2 LOB 30								
Gordon Goldsberry, L OBP: 0.443, SLG: 0.409 (1, 3)			G6-4-3 IBB		BB 1B BB		HR	PB SH1-3 1B		3	2	3	1	3	0	0									
Bob Kuzava, S OBP: 0.313, SLG: 0.083 (1, 1)	BB		G6-4-3 1-2		1B BB		1-3	SH1-3		3	1	0	1	2	1	5									
Inning Stats	R: 0 E: 0 K: 0 S: 4	H: 1 LOB: 2 BB: 1 P: 8	R: 0 E: 0 K: 1 S: 6	H: 1 LOB: 2 BB: 1 P: 10	R: 3 E: 0 K: 0 S: 7	H: 6 LOB: 2 BB: 1 P: 11	R: 1 E: 1 K: 0 S: 4	H: 1 LOB: 1 BB: 1 P: 8	R: 4 E: 1 K: 0 S: 7	H: 3 LOB: 2 BB: 2 P: 15	R: 1 E: 0 K: 0 S: 4	H: 1 LOB: 0 BB: 0 P: 4	R: 4 E: 1 K: 1 S: 10	H: 5 LOB: 2 BB: 1 P: 14	R: 1 E: 0 K: 0 S: 5	H: 2 LOB: 2 BB: 1 P: 9	R: 0 E: 0 K: 0 S: 4	H: 1 LOB: 3 BB: 0 P: 5	1B: 17 2B: 2 3B: 0 HR: 2	SF: 0 SAC: 2 DP: 1 HBP: 1	WP: 0 PB: 1 SB: 0 CS: 1	PA: 57			
PITCHER	IP WLS BF H R ER SO BB IBB HBP BLK WP HR S P ERA WHIP																								
Ned Garver, R ERA: 4.21 Stubby Overmire, L ERA: 7.95 Lou Kretlow, R ERA: 9.0	(1, 1) (5, 1) (7, 1)	4.2 1.2 2.2	L 11 14	31 6 3	12 5 1	8 5 1	3 0 1	1 0 1	1 0 1	5 0 2	1 0 0	0 0 1	0 0 0	0 0 0	0 1 0	27 11 13	51 11 22	5.79 27.00 3.38	3.643 3.600 1.875						

Chicago White Sox @ St. Louis Browns
Sportsman's Park, St. Louis, MO
Tue May 30 1950, 4:33 AM EDT
Unknown

AB 45
R 14
H 21
RBI 13
BB 8
SO 2
LOB 30





Batter	1	2	3	4	5	6	7	8	9	AB	R	H	RBI	BB	SO	LOB	BOTTOM							
Ray Coleman, L OBP: 0.231, SLG: 0.350 (1, 8)	F7		K		FC3-6 1-2			F9		4	0	0	0	0	1	1								
Tom Upton, R OBP: 0.348, SLG: 0.211 (1, 6)	6-3		BB		G4-6-3 1B			HR 1B		3	1	2	0	1	0	0								
Don Lenhardt, R OBP: 0.330, SLG: 0.500 (1, 7)	5-3		F9		P4			HR		4	1	1	2	0	0	2								
Sherm Lollar, R OBP: 0.370, SLG: 0.556 (1, 2)		1B 1B		G6-4-3 1B		G4-6-3 1-2		F2		4	0	2	0	0	0	1								
Dick Kokos, L OBP: 0.366, SLG: 0.384 (1, 9)				F8				P5		4	0	1	0	0	0	1								
Leo Thomas, R OBP: 0.320, SLG: 0.295 (1, 5)				G6-4-3 1-2				E5 G3 WP		4	0	1	0	0	0	3								
Hank Arft, L OBP: 0.394, SLG: 0.395 (1, 3)	F9				3-1			G3		4	0	0	0	0	0	4	AB 33 R 2 H 8 RBI 2 BB 2 SO 1 LOB 17							
Owen Friend, R OBP: 0.360, SLG: 0.370 (1, 4)	5-3				FC1-8 BB			F7		3	0	0	0	1	0	4								
Ned Garver, R OBP: 0.263, SLG: 0.222 Stubby Overmire, R OBP: 0.625, SLG: 0.400 Lou Kretlow, R (7, 1)					FC1-6 FC3-6 1-2			F3		1	0	1	0	0	0	0								
Inning Stats	R: 0 E: 0 K: 0 S: 3	H: 0 LOB: 0 BB: 0 P: 3	R: 0 E: 0 K: 0 S: 5	H: 2 LOB: 2 BB: 0 P: 5	R: 0 E: 0 K: 1 S: 5	H: 1 LOB: 1 BB: 1 P: 9	R: 0 E: 0 K: 0 S: 3	H: 1 LOB: 0 BB: 0 P: 3	R: 0 E: 0 K: 0 S: 3	H: 0 LOB: 1 BB: 1 P: 7	R: 0 E: 0 K: 0 S: 3	H: 1 LOB: 0 BB: 0 P: 3	R: 0 E: 1 K: 0 S: 4	H: 0 LOB: 1 BB: 0 P: 4	R: 2 E: 0 K: 0 S: 5	H: 2 LOB: 0 BB: 0 P: 5	R: 0 E: 0 K: 0 S: 4	H: 1 LOB: 1 BB: 0 P: 4	1B: 7 2B: 0 3B: 0 HR: 1	SF: 0 SAC: 0 DP: 2 HBP: 0	WP: 1 PB: 0 SB: 0 CS: 0	PA: 35		
PITCHER	IP WLS BF H R ER SO BB IBB HBP BLK WP HR S P ERA WHIP																							
Bob Kuzava, L ERA: 5.88	(1, 1)	9.0 W	35	8	2	2	2	1	2	0	0	0	1	1	35	43	2.00	1.111						

Chicago White Sox @ St. Louis Browns
Sportsman's Park, St. Louis, MO
Tue May 30 1950, 4:33 AM EDT
Unknown

AB 33
R 2
H 8
RBI 2
BB 2
SO 1
LOB 17



Batter	1	2	3	4	5	6	7	8	9	AB	R	H	RBI	BB	SO	LOB	TOP										
Chico Carrasquel, R (1, 6) OBP: 0.346, SLG: 0.325											0	0	0	0	0	0	0	Chicago White Sox @ St. Louis Browns Sportsman's Park, St. Louis, MO Tue May 30 1950, 4:38 AM EDT Att: 3,537 - Unknown livebaseballscorecards.com									
Dave Philley, S (1, 8) OBP: 0.331, SLG: 0.355											0	0	0	0	0	0	0										
Mary Rickert, L (1, 9) OBP: 0.269, SLG: 0.240											0	0	0	0	0	0	0										
Gus Zernial, R (1, 7) OBP: 0.338, SLG: 0.477											0	0	0	0	0	0	0										
Hank Majeski, R (1, 5) OBP: 0.397, SLG: 0.444											0	0	0	0	0	0	0										
Cass Michaels, R (1, 4) OBP: 0.365, SLG: 0.440											0	0	0	0	0	0	0										
Eddie Malone, R (1, 2) OBP: 0.300, SLG: 0.244											0	0	0	0	0	0	0										
Gordon Goldsberry, L (1, 3) OBP: 0.443, SLG: 0.409											0	0	0	0	0	0	0										
Ken Holcombe, R (1, 1)											0	0	0	0	0	0	0										
Inning Stats											1B: 0	SF: 0	WP: 0	PA: 0	2B: 0	SAC: 0	FB: 0		3B: 0	DP: 0	SB: 0	CS: 0	HR: 0	HBP: 0			
PITCHER Cliff Fannin, R (1, 1) ERA: 8.57	IP	WLS	BF	H	R	ER	SO	BB	IBB	HBP	BLK	WP	HR	S	P	ERA	WHIP	PITCHER									
	0.0		0	0	0	0	0	0	0	0	0	0	0	0	0	∞	∞										

Batter	1	2	3	4	5	6	7	8	9	AB	R	H	RBI	BB	SO	LOB	BOTTOM										
Tom Upton, R (1, 6) OBP: 0.346, SLG: 0.211											0	0	0	0	0	0	0	Chicago White Sox @ St. Louis Browns Sportsman's Park, St. Louis, MO Tue May 30 1950, 4:38 AM EDT Att: 3,537 - Unknown livebaseballscorecards.com									
Ray Coleman, L (1, 8) OBP: 0.231, SLG: 0.350											0	0	0	0	0	0	0										
Don Lenhardt, R (1, 7) OBP: 0.330, SLG: 0.500											0	0	0	0	0	0	0										
Dick Kokos, L (1, 9) OBP: 0.366, SLG: 0.384											0	0	0	0	0	0	0										
Hank Arft, L (1, 3) OBP: 0.394, SLG: 0.395											0	0	0	0	0	0	0										
Les Moss, R (1, 2) OBP: 0.333, SLG: 0.143											0	0	0	0	0	0	0										
Leo Thomas, R (1, 5) OBP: 0.320, SLG: 0.295											0	0	0	0	0	0	0										
Owen Friend, R (1, 4) OBP: 0.360, SLG: 0.370											0	0	0	0	0	0	0										
Cliff Fannin, L (1, 1) OBP: 0.167, SLG: 0.333											0	0	0	0	0	0	0										
Inning Stats											1B: 0	SF: 0	WP: 0	PA: 0	2B: 0	SAC: 0	FB: 0		3B: 0	DP: 0	SB: 0	CS: 0	HR: 0	HBP: 0			
PITCHER Ken Holcombe, R (1, 1) ERA: 8.1	IP	WLS	BF	H	R	ER	SO	BB	IBB	HBP	BLK	WP	HR	S	P	ERA	WHIP	PITCHER									
	0.0		0	0	0	0	0	0	0	0	0	0	0	0	0	∞	∞										

Batter	1	2	3	4	5	6	7	8	9	10	11	12	AB R H RBI BB SO LOB	TOP												
Chico Carrasquel, R OBP: 0.367, SLG: 0.339	F9		HBP	F9		F4			BB 1B		FC6-4		5 0 1 0 0 0 2	Chicago White Sox @ New York Yankees Yankee Stadium, Bronx, NY Fri Jun 02 1950, 3:33 AM EDT Alt. 10,886 - Unknown												
Dave Philley, S OBP: 0.333, SLG: 0.351	K		F5	F9			1-3		FC6 BB		F4		5 0 0 0 1 1 4													
Mary Rickert, L OBP: 0.233, SLG: 0.195	BB		F8				F8		FC6		FC6	1B 2B 1B	5 1 1 1 1 1 4													
Gus Zernial, R OBP: 0.333, SLG: 0.479 Herb Adams, L OBP: 0.274, SLG: 0.299	K		K				F3		1-2		6-3	1B 2B 1B	6 1 2 0 0 2 3 0 0 0 0 0 0 0													
Eddie Robinson, L OBP: 0.371, SLG: 0.353		F6		HR				K		1-3		1-2 2B	5 1 2 3 1 1 0													
Hank Majeski, R OBP: 0.363, SLG: 0.440	K		6-3				F9		4-3		F2	5-3	6 0 0 0 0 1 3													
Phil Masi, R OBP: 0.398, SLG: 0.408	5-3			1B 1B 2B			FC6-4		F3		5-3	BB	5 1 1 0 1 0 2													
Nellie Fox, L OBP: 0.308, SLG: 0.182			F8 BB	1B 1B			F9		F8		FC6-4 BB	1-5-3	4 2 1 0 2 0 2													
Ray Scarborough, R OBP: 0.154, SLG: 0.160			E5	1B			K		K		F1		5 0 1 2 0 2 2													
Inning Stats	R: 0 E: 0 K: 2 S: 7	H: 0 LOB: 1 BB: 1 P: 11	R: 0 E: 0 K: 1 S: 5	H: 0 LOB: 0 BB: 0 P: 5	R: 1 E: 1 K: 1 S: 6	H: 0 LOB: 2 BB: 1 P: 11	R: 3 E: 0 K: 0 S: 7	H: 4 LOB: 1 BB: 0 P: 7	R: 0 E: 0 K: 1 S: 6	H: 1 LOB: 2 BB: 1 P: 10	R: 0 E: 0 K: 0 S: 5	H: 0 LOB: 0 BB: 0 P: 5	R: 0 E: 0 K: 1 S: 5		H: 0 LOB: 0 BB: 0 P: 3	R: 0 E: 0 K: 1 S: 6	H: 1 LOB: 2 BB: 1 P: 10	R: 0 E: 0 K: 0 S: 3	H: 0 LOB: 0 BB: 0 P: 3	R: 0 E: 0 K: 0 S: 3	H: 0 LOB: 1 BB: 1 P: 7	R: 2 E: 0 K: 0 S: 6	H: 3 LOB: 2 BB: 1 P: 10	1B: 6 2B: 2 3B: 0 HR: 1	SF: 0 SAC: 0 DP: 0 HBP: 1	WP: 0 PB: 0 CS: 0
PITCHER Vic Raschi, R ERA: 3.88	IP: 12.0 WLS: 5 BF: 53 H: 9 R: 6 ER: 5 SO: 8 BB: 6 IBB: 0 HBP: 1 BLK: 0 WP: 0 HR: 1 S: 62 P: 87 ERA: 3.75 WHIP: 1.250																									

AB	46
R	6
H	9
RBI	6
BB	6
SO	8
LOB	22



Batter	1	2	3	4	5	6	7	8	9	10	11	12	AB R H RBI BB SO LOB	BOTTOM												
Phil Rizzuto, R OBP: 0.453, SLG: 0.460	2B	F8			G4-6-3 HBP			FC4-6 1B		K		F4	5 1 2 0 0 1 1	Chicago White Sox @ New York Yankees Yankee Stadium, Bronx, NY Fri Jun 02 1950, 3:33 AM EDT Alt. 10,886 - Unknown												
Cliff Mapes, L OBP: 0.392, SLG: 0.516	1B	4-3			G4-6-3		F7		WP 1B		2B	6 1 3 1 0 0 2														
Joe Collins, L OBP: 0.344, SLG: 0.418	F4	5-3			F3		FC4-6 HR		F3		F3	6 1 0 0 0 0 4														
Joe DiMaggio, R OBP: 0.374, SLG: 0.493	F2			F7		F8		HR		F8			5 1 1 2 0 0 2													
Yogi Berra, L OBP: 0.398, SLG: 0.480	1B			F8		F9		F9			8-4-3 1B		5 0 2 1 0 0 0													
Bobby Brown, L OBP: 0.292, SLG: 0.278	4-3			F4		K		4-3		F1			5 0 0 0 0 1 2													
Gene Woodling, L OBP: 0.434, SLG: 0.433		F7		BB 1B		4-3		E9 1B 1B		8-4-3			5 0 2 0 0 0 1													
Jerry Coleman, R OBP: 0.359, SLG: 0.371		SH1-4 1B				6-3						6-3	4 0 2 0 1 0 0													
Vic Raschi, R OBP: 0.217, SLG: 0.143 Tommy Henrich, L OBP: 0.482, SLG: 0.797	SH1-4			BB		K		K		F8		HR	3 0 0 0 0 2 3 1 1 1 1 0 0 0													
Inning Stats	R: 2 E: 0 K: 0 S: 6	H: 3 LOB: 1 BB: 0 P: 6	R: 0 E: 0 K: 0 S: 4	H: 1 LOB: 1 BB: 0 P: 4	R: 0 E: 0 K: 0 S: 3	H: 0 LOB: 0 BB: 0 P: 3	R: 0 E: 0 K: 1 S: 6	H: 1 LOB: 2 BB: 1 P: 10	R: 0 E: 0 K: 0 S: 2	H: 0 LOB: 0 BB: 0 P: 3	R: 0 E: 0 K: 0 S: 5	H: 0 LOB: 0 BB: 0 P: 5	R: 2 E: 0 K: 0 S: 5		H: 2 LOB: 0 BB: 0 P: 5	R: 0 E: 1 K: 0 S: 4	H: 2 LOB: 1 BB: 0 P: 4	R: 0 E: 0 K: 0 S: 6	H: 1 LOB: 1 BB: 0 P: 6	R: 0 E: 0 K: 0 S: 3	H: 1 LOB: 0 BB: 0 P: 3	R: 1 E: 0 K: 0 S: 6	H: 2 LOB: 1 BB: 0 P: 6	1B: 8 2B: 4 3B: 0 HR: 2	SF: 0 SAC: 1 DP: 2 HBP: 1	WP: 1 PB: 0 CS: 0
PITCHER Ray Scarborough, R ERA: 3.97	IP: 12.0 WLS: 7 BF: 48 H: 13 R: 5 ER: 5 SO: 4 BB: 1 IBB: 0 HBP: 1 BLK: 0 WP: 1 HR: 2 S: 54 P: 59 ERA: 3.75 WHIP: 1.167																									

AB	45
R	5
H	13
RBI	5
BB	1
SO	4
LOB	15




Batter	1	2	3	4	5	6	7	8	9	AB	R	H	RBI	BB	SO	LOB	TOP			
Herb Adams, L (1, 8) OBP: 0.280, SLG: 0.297	4-0 1B BB		0-0 1B		0-0 5-3		0-3 K		0-0 L7	4	0	1	0	1	1	1	Chicago White Sox @ New York Yankees Yankee Stadium, Bronx, NY Sat Jun 03 1950, 3:33 AM EDT Unknown			
Dave Philley, S (1, 9) OBP: 0.325, SLG: 0.346	0-3 K		0-0 G1-4-6-3		0-0 3-1		0-0 1B		0-0 F7	5	0	1	0	0	1	2				
Al Kozar, R (1, 4) Joe Eruatt, R (7, PH) Nellie Fox, L (7, 4) OBP: 0.308, SLG: 0.182	0-0 F8		0-0 1B		0-0 HR		0-0 P6			3	1	2	1	0	0	1				
Eddie Robinson, L (1, 3) OBP: 0.380, SLG: 0.359	0-0 FC4-6 1B		0-0 F8		4-0 BB		0-0 1B		0-0 1B	3	0	2	0	1	0	1				
Hank Majeski, R (1, 5) OBP: 0.386, SLG: 0.442	0-0 FC4-6			0-0 E 1B		0-0 F8		0-0 1B	0-0 FC6-4 1B	4	0	2	0	0	0	3				
Eddie Malone, R (1, 2) OBP: 0.311, SLG: 0.255		0-0 1B		0-0 FC6 G5-4-3 1B		0-0 F7		0-0 F5		4	0	1	0	0	0	4				
Mary Rickert, L (1, 7) Luke Appling, R (8, PH) Floyd Baker, L (8, 7) OBP: 0.217, SLG: 0.182 OBP: 0.304, SLG: 0.306 OBP: 0.667, SLG: 0.714	0-3 K		0-3 K		0-0 P3					3	0	0	0	0	2	4				
Chico Carrasquel, R (1, 6) OBP: 0.357, SLG: 0.318	0-0 F8		0-0 G5-4-3				0-0 P6	0-0 FC6-4		4	0	0	0	0	0	5				
Bob Cain, L (1, 1) Gordon Goldsberry, L (8, PH) OBP: 0.368, SLG: 0.353 OBP: 0.456, SLG: 0.468	0-3 K			0-0 1-3			4-0 1B BB		0-0 F5	2	0	0	0	1	1	1				
Inning Stats	R: 0 E: 0 K: 1 S: 6	H: 1 LOB: 2 BB: 1 P: 10	R: 0 E: 0 K: 2 S: 8	H: 1 LOB: 1 BB: 0 P: 8	R: 0 E: 1 K: 1 S: 4	H: 2 LOB: 1 BB: 0 P: 4	R: 0 E: 0 K: 0 S: 3	H: 0 LOB: 0 BB: 0 P: 3	R: 1 E: 0 K: 0 S: 4	H: 1 LOB: 1 BB: 1 P: 8	R: 0 E: 0 K: 1 S: 6	H: 1 LOB: 2 BB: 1 P: 10	R: 0 E: 0 K: 0 S: 5	H: 2 LOB: 2 BB: 0 P: 5	R: 0 E: 0 K: 0 S: 3	H: 0 LOB: 0 BB: 0 P: 3		1B: 8 2B: 0 3B: 0 HR: 1	SF: 0 SAC: 0 DP: 2 HBP: 0	WP: 0 PB: 0 SB: 0 CS: 0
PITCHER Tommy Byrne, L (1, 1) ERA: 3.47	IP: 9.0 WLS: W BF: 38 H: 9 R: 1 ER: 1 SO: 5 BB: 3 IBB: 0 HBP: 0 BLK: 0 WP: 0 HR: 1 S: 45 P: 57 ERA: 1.00 WHIP: 1.333															PITCHER				

Batter	1	2	3	4	5	6	7	8	9	AB	R	H	RBI	BB	SO	LOB	BOTTOM			
Phil Rizzuto, R (1, 6) OBP: 0.462, SLG: 0.487	0-0 P6		0-0 3B		0-0 S 1B	4-0 1B BB		0-0 1H 2H 2B		4	1	3	2	1	0	0	Chicago White Sox @ New York Yankees Yankee Stadium, Bronx, NY Sat Jun 03 1950, 3:33 AM EDT Unknown			
Gene Woodling, L (1, 7) OBP: 0.423, SLG: 0.415	4-0 2B BB		0-3 K		0-0 F8	0-0 F8		0-0 G3		4	0	0	0	1	1	6				
Hank Bauer, R (1, 9) OBP: 0.370, SLG: 0.456	0-0 1-3 2B		0-3 K		0-0 L6-4 2H 1B		0-0 G6-4-3 1B			4	0	3	1	0	1	1				
Joe DiMaggio, R (1, 8) OBP: 0.377, SLG: 0.486	4-0 BB		0-0 5-3		4-0 1-2 1B		0-0 G6-4-3			2	0	0	0	2	0	2				
Yogi Berra, L (1, 2) OBP: 0.389, SLG: 0.468	0-0 F8			0-0 F8	0-0 L6-4		0-3 K			4	0	0	0	0	1	5				
Billy Johnson, R (1, 5) OBP: 0.418, SLG: 0.455	0-0			0-0 2B		0-0 F7		0-0 BB 2B 1B		4	1	2	0	0	0	3				
Jerry Coleman, R (1, 4) OBP: 0.356, SLG: 0.368		0-0 P6		0-0 P4		0-0 1B 1B		0-0 F2		4	0	1	0	0	0	2				
Joe Collins, L (1, 3) OBP: 0.362, SLG: 0.420	0-3 K		0-0 BB		4-0 BB 1B		4-0 1-2 2B BB			2	1	1	0	2	1	0				
Tommy Byrne, L (1, 1) OBP: 0.360, SLG: 0.435	0-0 P5		0-0 F8		0-0 F7		0-0 F7			4	0	0	0	0	0	6				
Inning Stats	R: 0 E: 0 K: 0 S: 4	H: 1 LOB: 3 BB: 2 P: 12	R: 0 E: 0 K: 1 S: 5	H: 0 LOB: 0 BB: 0 P: 5	R: 0 E: 0 K: 2 S: 8	H: 1 LOB: 1 BB: 0 P: 8	R: 0 E: 0 K: 0 S: 4	H: 1 LOB: 2 BB: 1 P: 8	R: 1 E: 0 K: 0 S: 5	H: 2 LOB: 3 BB: 1 P: 9	R: 0 E: 0 K: 1 S: 5	H: 1 LOB: 0 BB: 0 P: 5	R: 2 E: 0 K: 0 S: 5	H: 2 LOB: 1 BB: 1 P: 9	R: 0 E: 0 K: 0 S: 5	H: 0 LOB: 0 BB: 0 P: 3		1B: 6 2B: 4 3B: 1 HR: 0	SF: 0 SAC: 0 DP: 2 HBP: 0	WP: 0 PB: 0 SB: 1 CS: 0
PITCHER Bob Cain, L (1, 1) ERA: 2.25	IP: 8.0 WLS: L BF: 38 H: 10 R: 3 ER: 3 SO: 4 BB: 5 IBB: 1 HBP: 0 BLK: 0 WP: 0 HR: 0 S: 40 P: 64 ERA: 3.38 WHIP: 1.875															PITCHER				

Batter	1	2	3	4	5	6	7	8	9	AB	R	H	RBI	BB	SO	LOB	TOP					
Herb Adams, L (1, 8) OBP: 0.295, SLG: 0.305										4	1	2	0	1	0	3						
Dave Philley, S (1, 9) OBP: 0.331, SLG: 0.360										5	0	2	2	0	0	1						
Many Rickert, L (1, 7) OBP: 0.200, SLG: 0.167										4	0	0	0	0	0	1						
Phil Masi, R (9, PH) OBP: 0.395, SLG: 0.404										1	0	0	0	0	0	3						
Eddie Robinson, L (1, 3) OBP: 0.377, SLG: 0.356										4	0	1	0	0	0	0						
Hank Majeski, R (1, 5) OBP: 0.379, SLG: 0.433										3	0	0	0	0	0	0						
Floyd Baker, L (7, 5) OBP: 0.700, SLG: 0.714										0	0	0	0	1	0	0						
Nellie Fox, L (1, 4) OBP: 0.310, SLG: 0.240										3	1	1	0	0	1	0						
Luke Appling, R (8, PH) OBP: 0.300, SLG: 0.302										1	0	0	0	0	1	2						
Chico Carrasquel, R (1, 6) OBP: 0.361, SLG: 0.331										4	0	2	1	0	0	0						
Eddie Malone, R (1, 2) OBP: 0.308, SLG: 0.254										4	1	1	0	0	1	2						
Bill Wight, L (1, 1) Howie Judson, R (8, 1) Joe Erazut, R (9, PH)										1	0	0	0	1	1	1						
Inning Stats	R: 0 E: 0 K: 0 S: 3	H: 1 LOB: 0 BB: 0 P: 3	R: 0 E: 0 K: 1 S: 5	H: 0 LOB: 0 BB: 0 P: 5	R: 2 E: 0 K: 1 S: 8	H: 3 LOB: 1 BB: 0 P: 8	R: 0 E: 0 K: 0 S: 3	H: 0 LOB: 1 BB: 0 P: 3	R: 0 E: 0 K: 1 S: 6	H: 1 LOB: 1 BB: 0 P: 6	R: 0 E: 0 K: 0 S: 3	H: 0 LOB: 0 BB: 0 P: 3	R: 1 E: 0 K: 0 S: 5	H: 2 LOB: 2 BB: 1 P: 9	R: 0 E: 0 K: 1 S: 6	H: 1 LOB: 2 BB: 1 P: 10	R: 0 E: 0 K: 0 S: 4	H: 1 LOB: 3 BB: 2 P: 12	1B: 6 2B: 2 3B: 1 HR: 0	SF: 0 SAC: 1 DP: 1 HBP: 0	WP: 0 PB: 0 SB: 0 CS: 0	PA: 39
PITCHER	IP WLS BF H R ER SO BB IBB HBP BLK WP HR S P ERA WHIP																					
Fred Sanford, R (1, 1) ERA: 4.47	7.0 W 28 7 3 3 3 1 0 0 0 0 0 33 37 3.86 1.143																					
Joe Page, L (8, 1) ERA: 3.14	2.0 S 11 2 0 0 1 3 0 0 0 0 0 10 22 0.00 2.500																					

Chicago White Sox @ New York Yankees
Yankee Stadium, Bronx, NY
Sat Jun 03 1950, 3:38 AM EDT
Att: 29,990 - Unknown


AB 34
R 3
H 9
RBI 3
BB 4
SO 4
LOB 13



Batter	1	2	3	4	5	6	7	8	9	AB	R	H	RBI	BB	SO	LOB	BOTTOM			
Phil Rizzuto, R (1, 6) OBP: 0.460, SLG: 0.481										4	0	1	0	1	0	0				
Gene Woodling, L (1, 7) OBP: 0.422, SLG: 0.402										3	2	0	0	2	1	4				
Hank Bauer, R (1, 9) OBP: 0.377, SLG: 0.458										4	2	2	0	0	0	2				
Joe DiMaggio, R (1, 8) OBP: 0.385, SLG: 0.510										3	1	2	4	1	0	0				
Yogi Berra, L (1, 2) OBP: 0.385, SLG: 0.462										4	0	1	1	0	0	1				
Billy Johnson, R (1, 5) OBP: 0.411, SLG: 0.444										4	0	1	0	0	0	2				
Jerry Coleman, R (1, 4) OBP: 0.353, SLG: 0.360										3	1	0	0	1	0	4				
Joe Collins, L (1, 3) OBP: 0.357, SLG: 0.412										4	0	1	0	0	0	3				
Fred Sanford, S (1, 1) OBP: 0.250, SLG: 0.333										2	0	0	0	0	0	1				
Jackie Jensen, R (7, PH) OBP: 0.250, SLG: 0.182										1	0	0	0	0	0	0				
Joe Page, L (8, 1) OBP: 0.333, SLG: 0.400										1	0	1	1	0	0	0				
Inning Stats	R: 0 E: 0 K: 0 S: 3	H: 0 LOB: 0 BB: 0 P: 3	R: 0 E: 0 K: 0 S: 3	H: 0 LOB: 0 BB: 0 P: 3	R: 2 E: 0 K: 0 S: 6	H: 3 LOB: 2 BB: 1 P: 10	R: 0 E: 0 K: 0 S: 4	H: 1 LOB: 1 BB: 1 P: 8	R: 3 E: 0 K: 0 S: 5	H: 2 LOB: 0 BB: 1 P: 9	R: 1 E: 0 K: 0 S: 4	H: 1 LOB: 2 BB: 2 P: 12	1B: 7 2B: 1 3B: 0 HR: 1	SF: 0 SAC: 0 DP: 0 HBP: 0	WP: 0 PB: 0 SB: 0 CS: 0	PA: 38				
PITCHER	IP WLS BF H R ER SO BB IBB HBP BLK WP HR S P ERA WHIP																			
Bill Wight, L (1, 1) ERA: 4.36	7.0 L 32 8 5 5 1 2 0 0 0 0 0 31 43 6.43 1.571																			
Howie Judson, R (8, 1) ERA: 2.14	1.0 6 1 1 1 0 2 0 0 0 0 0 4 12 9.00 3.000																			

Chicago White Sox @ New York Yankees
Yankee Stadium, Bronx, NY
Sat Jun 03 1950, 3:38 AM EDT
Att: 29,990 - Unknown

AB 33
R 6
H 9
RBI 6
BB 5
SO 1
LOB 17



Batter	1	2	3	4	5	6	7	8	9	AB	R	H	RBI	BB	SO	LOB	TOP					
Herb Adams, L OBP: 0.308, SLG: 0.306 (1, 8)	6-3		1B BB			1B 1B		BB		3	1	1	0	2	1	0	Chicago White Sox @ Boston Red Sox Fenway Park, Boston, MA Sun Jun 04 1950, 3:33 AM EDT Att: 21,251 - Unknown					
Chico Carrasquel, R OBP: 0.366, SLG: 0.340 (1, 6)	F9		1B			1B 1B		F8		5	1	3	2	0	0	1						
Dave Philley, S OBP: 0.328, SLG: 0.355 (1, 9)	F9		1B			1B 1B		1-3		5	0	1	1	0	0	2						
Eddie Robinson, L OBP: 0.378, SLG: 0.353 (1, 3)		F8	F3			BB 1B		F3		4	0	1	1	1	0	2						
Hank Majeski, R OBP: 0.374, SLG: 0.426 (1, 5)	6-3			E6		F6		6-3		5	1	1	0	0	0	2						
Phil Masi, R OBP: 0.393, SLG: 0.396 (6, 2)	5-3			F9		1-2 2-3 BB				2	0	0	0	1	0	1						
Eddie Malone, R OBP: 0.328, SLG: 0.254 (6, 2)										0	0	0	0	2	0	0						
Mary Rickert, L OBP: 0.212, SLG: 0.163 (5, PH)			SH5-4 1B BB	K		K		F6		1	1	0	0	1	1	1						
Gus Zernial, R OBP: 0.331, SLG: 0.476 (5, 7)										1	0	0	0	1	1	3						
Floyd Baker, L OBP: 0.583, SLG: 0.556 (5, 7)										2	0	0	0	0	0	4						
Nellie Fox, L OBP: 0.353, SLG: 0.250 (1, 4)			1-2 1B 1B	SH5-4	FC1-4-6			5-3		3	2	1	1	1	0	1						
Mickey Haefner, L OBP: 0.333, SLG: 0.167 (5, 1)										1	0	0	0	0	0	0						
Luis Aloma, R OBP: 0.442, SLG: 0.354 (6, PH)										0	0	0	0	0	0	0						
Gordon Goldsberry, L OBP: 0.342, SLG: 0.184 (6, 1)										1	1	1	2	0	0	0						
Randy Gumpert, R OBP: 0.355, SLG: 0.184 (6, 1)										0	0	0	0	0	0	0						
Bob Cain, L OBP: 0.323, SLG: 0.323 (8, PH)										1	0	0	0	0	0	0						
Howie Judson, R OBP: 0.200, SLG: 0.400 (8, 1)										0	0	0	0	0	0	0						
Luke Appling, R OBP: 0.298, SLG: 0.297 (9, PH)										1	0	0	0	0	0	3						
Inning Stats	R: 0 E: 0 K: 0 S: 3	H: 0 LOB: 0 BB: 0 P: 3	R: 0 E: 0 K: 0 S: 3	H: 0 LOB: 0 BB: 0 P: 3	R: 2 E: 0 K: 0 S: 5	H: 2 LOB: 2 BB: 2 P: 13	R: 0 E: 1 K: 1 S: 6	H: 0 LOB: 1 BB: 0 P: 6	R: 2 E: 0 K: 1 S: 9	H: 4 LOB: 3 BB: 1 P: 13	R: 2 E: 0 K: 1 S: 6	H: 2 LOB: 0 BB: 0 P: 7	R: 0 E: 0 K: 0 S: 3	H: 0 LOB: 1 BB: 1 P: 7	R: 0 E: 0 K: 0 S: 3	H: 0 LOB: 1 BB: 1 P: 7	R: 1 E: 0 K: 0 S: 4	H: 1 LOB: 3 BB: 3 P: 16	1B: 8 2B: 0 3B: 0 HR: 1	SF: 0 SAC: 1 DP: 0 HBP: 1	WP: 0 PB: 0 SB: 0 CS: 0	PA: 45
PITCHER	IP	WLS	BF	H	R	ER	SO	BB	IBB	HBP	BLK	WP	HR	S	P	ERA	WHIP					
Chuck Stobbs, L ERA: 4.41 (1, 1)	4.2		24	6	4	4	1	3	0	0	0	0	0	23	35	7.71	1.929					
Charley Schanz, R ERA: 6.11 (5, 1)	4.1	W	21	3	3	3	2	5	0	1	0	0	1	19	40	6.23	1.846					

AB	35
R	7
H	9
RBI	7
BB	8
SO	3
LOB	20




Batter	1	2	3	4	5	6	7	8	9	AB	R	H	RBI	BB	SO	LOB	BOTTOM				
Dom DiMaggio, R OBP: 0.437, SLG: 0.420 (1, 8)	5-3					F8				3	0	1	0	0	0	2	Chicago White Sox @ Boston Red Sox Fenway Park, Boston, MA Sun Jun 04 1950, 3:33 AM EDT Att: 21,251 - Unknown				
Clyde Vollmer, R OBP: 0.447, SLG: 0.606 (4, FR) (5, 8)		F8				1B 2B		6 1B 1-2 2-H 1-3 1B		2	3	1	1	1	0	3					
6 Johnny Pesky, L OBP: 0.460, SLG: 0.409 (1, 5)	1-3		4-3			F8		4-3		6	0	1	1	0	0	6					
Ted Williams, L OBP: 0.462, SLG: 0.662 (1, 7)	4-3					1B BB		1-3		5	3	3	2	1	0	1					
Vern Stephens, R OBP: 0.366, SLG: 0.518 (1, 6)		1B 2B 1B	F4			1B 2B		1-3 2-H 3-H		3	2	1	0	3	0	4					
Walt Dropo, R OBP: 0.418, SLG: 0.687 (1, 3)						F2		F7		6	3	3	3	0	1	5					
Al Zarilla, L OBP: 0.437, SLG: 0.516 (1, 9)						1-2 2B 1B		1-2 3B 1B		5	3	4	4	1	0	0					
Bobby Doerr, R OBP: 0.339, SLG: 0.374 (1, 4)								1-2 2B 1B		5	1	2	2	1	0	4					
Birdie Tebbetts, R OBP: 0.416, SLG: 0.554 (1, 2)						F9		F8		6	1	4	4	0	0	3					
Chuck Stobbs, L OBP: 0.381, SLG: 0.235 (1, 1)										1	0	0	0	1	0	0					
Charley Schanz, R OBP: 0.222, SLG: 0.125 (5, 1)										3	1	1	0	1	2	4					
Inning Stats	R: 0 E: 0 K: 0 S: 3	H: 0 LOB: 0 BB: 0 P: 3	R: 2 E: 0 K: 0 S: 6	H: 3 LOB: 2 BB: 1 P: 10	R: 2 E: 0 K: 0 S: 6	H: 3 LOB: 2 BB: 1 P: 10	R: 1 E: 0 K: 0 S: 5	H: 2 LOB: 2 BB: 1 P: 9	R: 4 E: 1 K: 2 S: 12	H: 4 LOB: 2 BB: 1 P: 16	R: 0 E: 0 K: 0 S: 6	H: 3 LOB: 0 BB: 0 P: 6	R: 3 E: 0 K: 0 S: 5	H: 3 LOB: 0 BB: 1 P: 9	R: 5 E: 0 K: 1 S: 8	H: 3 LOB: 2 BB: 4 P: 24		1B: 16 2B: 4 3B: 1 HR: 0	SF: 0 SAC: 0 DP: 1 HBP: 0	WP: 0 PB: 0 SB: 0 CS: 0	PA: 54
PITCHER	IP	WLS	BF	H	R	ER	SO	BB	IBB	HBP	BLK	WP	HR	S	P	ERA	WHIP				
Mickey Haefner, L ERA: 5.98 (1, 1)	4.0	L	24	9	6	6	0	3	0	0	0	0	0	21	33	13.50	3.000				
Luis Aloma, R ERA: 6.84 (5, 1)	1.0		8	3	3	3	2	1	0	0	0	0	0	11	15	27.00	4.000				
Randy Gumpert, R ERA: 6.99 (6, 1)	2.0		12	6	3	3	0	1	0	0	0	0	0	11	15	13.50	3.500				
Howie Judson, R ERA: 4.09 (8, 1)	1.0		10	3	5	5	1	4	0	0	0	0	0	8	24	45.00	7.000				


AB	45
R	17
H	21
RBI	17
BB	9
SO	3
LOB	32



Batter	1	2	3	4	5	6	7	8	9	AB	R	H	RBI	BB	SO	LOB	TOP		
Herb Adams, L OBP: 0.304, SLG: 0.294 (1, 8)	F9	FC1-6		1B		1-3			F8	4	0	0	0	1	0	2	Chicago White Sox @ Boston Red Sox Fenway Park, Boston, MA Mon Jun 05 1950, 3:33 AM EDT Att: 29,372 - Unknown		
Nelle Fox, L OBP: 0.359, SLG: 0.250 (1, 4)	BB	F7		1B		F8			F8	4	0	1	0	1	0	2			
Dave Philley, S OBP: 0.330, SLG: 0.349 (1, 9)	BB			FC3-6		6-3			L6	3	0	0	0	2	0	2			
Eddie Robinson, L OBP: 0.370, SLG: 0.344 (1, 3)	F4		FC3-6		L4				F7	4	0	0	0	0	0	3			
Mary Rickert, L OBP: 0.214, SLG: 0.154 (1, 7)	BB		K		K				F8	3	0	0	0	1	2	1			
Phil Masi, R OBP: 0.400, SLG: 0.413 Eddie Malone, R OBP: 0.338, SLG: 0.267 (1, 2) (5, 2)	K		FC6		BB					3	0	2	0	0	1	3			
Floyd Baker, L OBP: 0.500, SLG: 0.417 (1, 5)			FC6		BB				L5	3	0	0	0	1	0	2			
Chico Carrasquel, R OBP: 0.371, SLG: 0.336 (1, 6)	FC1-6			4-3		1-3			1-3	2	0	0	0	2	0	0			
Billy Pierce, L OBP: 0.316, SLG: 0.250 Randy Gumpert, R OBP: 0.288, SLG: 0.167 Guillermo, R OBP: 0.328, SLG: 0.473 Luis Aloma, R OBP: 0.372, SLG: 0.423 Hank Majeski, R OBP: 0.300, SLG: 0.400 (1, 1) (4, 1) (5, PH) (5, 1) (8, PH) (8, 1)	FC1-6			K		K			K	1	0	0	0	1	1	0			
Inning Stats	R: 0 E: 0 K: 1 S: 5	H: 0 LOB: 3 BB: 3 P: 17	R: 0 E: 0 K: 0 S: 3	H: 0 LOB: 2 BB: 2 P: 11	R: 0 E: 0 K: 1 S: 6	H: 1 LOB: 2 BB: 1 P: 10	R: 0 E: 0 K: 1 S: 6	H: 1 LOB: 3 BB: 2 P: 10	R: 0 E: 0 K: 0 S: 3	H: 0 LOB: 0 BB: 0 P: 3	R: 0 E: 0 K: 0 S: 3	H: 1 LOB: 1 BB: 0 P: 3	R: 0 E: 0 K: 1 S: 5	H: 0 LOB: 0 BB: 0 P: 5	R: 0 E: 0 K: 0 S: 3	H: 0 LOB: 0 BB: 0 P: 3		1B: 3 2B: 1 3B: 0 HR: 0	SF: 0 SAC: 0 DP: 0 HBP: 0
PITCHER	IP	WLS	BF	H	R	ER	SO	BB	IBB	HBP	BLK	WP	HR	S	P	ERA	WHIP		
Elis Kinder, R ERA: 3.96 (1, 1)	0.1		3	0	0	0	0	2	0	0	0	0	0	1	9	0.00	6.000		
Mickey McDermott, L ERA: 5.36 (1, 1)	8.2	W	36	4	0	0	6	7	0	0	0	0	0	41	69	0.00	1.269		

Batter	1	2	3	4	5	6	7	8	9	AB	R	H	RBI	BB	SO	LOB	BOTTOM		
Clyde Vollmer, R OBP: 0.442, SLG: 0.579 (1, 8)	K	F8		FC6-4					K	5	2	2	0	0	2	2	Chicago White Sox @ Boston Red Sox Fenway Park, Boston, MA Mon Jun 05 1950, 3:33 AM EDT Att: 29,372 - Unknown		
6 Johnny Pesky, L OBP: 0.456, SLG: 0.405 (1, 5)	HR	E3		SH1-3		6-3			6-3	4	1	1	1	0	0	1			
Ted Williams, L OBP: 0.466, SLG: 0.664 (1, 7)	HR	F8		1B		4-3			2B	4	3	2	2	1	0	1			
Vern Stephens, R OBP: 0.371, SLG: 0.538 (1, 6)	HR	F9		1B		6-3			2B	4	2	2	4	1	0	1			
Walt Dropo, R OBP: 0.418, SLG: 0.674 (1, 3)	1-3			K		E6			G6-4-3	4	1	1	1	1	1	0			
Al Zarilla, L OBP: 0.435, SLG: 0.504 (1, 9)	E3			BB		F8			F7	3	1	0	1	2	0	3			
Bobby Doerr, R OBP: 0.335, SLG: 0.369 (1, 4)	F7			F9		F2			G6-4-3	5	0	1	1	0	0	5			
Birdie Tebbetts, R OBP: 0.410, SLG: 0.552 (1, 2)		1B		F9		FC6-4				4	1	1	0	0	0	5			
Elis Kinder, R OBP: 0.091, SLG: 0.091 Mickey McDermott, L OBP: 0.400, SLG: 0.313 (1, 1) (1, 1)		5-3				K				0	0	0	0	0	0	0			
Inning Stats	R: 3 E: 1 K: 1 S: 8	H: 2 LOB: 1 BB: 1 P: 12	R: 2 E: 1 K: 0 S: 6	H: 2 LOB: 1 BB: 0 P: 6	R: 0 E: 0 K: 1 S: 5	H: 0 LOB: 1 BB: 1 P: 9	R: 6 E: 0 K: 0 S: 8	H: 5 LOB: 2 BB: 3 P: 20	R: 0 E: 0 K: 0 S: 3	H: 0 LOB: 0 BB: 0 P: 3	R: 0 E: 1 K: 0 S: 4	H: 0 LOB: 1 BB: 0 P: 4	R: 0 E: 0 K: 2 S: 7	H: 0 LOB: 0 BB: 0 P: 7	R: 1 E: 0 K: 0 S: 4	H: 2 LOB: 1 BB: 1 P: 8		1B: 7 2B: 3 3B: 0 HR: 1	SF: 0 SAC: 1 DP: 1 HBP: 0
PITCHER	IP	WLS	BF	H	R	ER	SO	BB	IBB	HBP	BLK	WP	HR	S	P	ERA	WHIP		
Billy Pierce, L ERA: 5.33 (1, 1)	3.1	L	24	7	1	10	2	4	1	0	0	0	0	4	4	0.00	3.000		
Randy Gumpert, R ERA: 6.83 (4, 1)	0.2		4	2	0	0	0	0	0	0	0	0	0	4	4	0.00	3.000		
Luis Aloma, R ERA: 5.52 (5, 1)	3.0		10	0	0	0	2	0	0	0	0	0	0	14	14	0.00	0.000		
Howie Judson, R ERA: 4.3 (8, 1)	1.0		5	2	1	1	0	1	0	0	0	0	0	4	8	9.00	3.000		

Batter	1	2	3	4	5	6	7	8	9	AB	R	H	RBI	BB	SO	LOB	TOP										
Chico Carrasquel, R (1, 6) OBP: 0.384, SLG: 0.347											0	0	0	0	0	0	0	Chicago White Sox @ Philadelphia Athletics Shibe Park, Philadelphia, PA Wed Jun 07 1950, 3:33 AM EDT Att: 2,536 - Unknown livebaseballscorecards.com									
Nelle Fox, L (1, 4) OBP: 0.341, SLG: 0.270											0	0	0	0	0	0	0										
Dave Philley, S (1, 9) OBP: 0.323, SLG: 0.341											0	0	0	0	0	0	0										
Gus Zernial, R (1, 7) OBP: 0.333, SLG: 0.513											0	0	0	0	0	0	0										
Eddie Robinson, L (1, 3) OBP: 0.378, SLG: 0.373											0	0	0	0	0	0	0										
Hank Majeski, R (1, 5) OBP: 0.366, SLG: 0.416											0	0	0	0	0	0	0										
Phil Masi, R (1, 2) OBP: 0.395, SLG: 0.435											0	0	0	0	0	0	0										
Herb Adams, L (1, 8) OBP: 0.303, SLG: 0.292											0	0	0	0	0	0	0										
Ray Scarborough, R (1, 1) OBP: 0.154, SLG: 0.160											0	0	0	0	0	0	0										
Inning Stats											1B: 0	SF: 0	WP: 0	PA: 0	2B: 0	SAC: 0	FB: 0		3B: 0	DP: 0	SB: 0	CS: 0	HR: 0	HBP: 0			
PITCHER Bobby Shantz, L (1, 1) ERA: 4.5	IP	WLS	BF	H	R	ER	SO	BB	IBB	HBP	BLK	WP	HR	S	P	ERA	WHIP	PITCHER									
	0.0	W	0	0	0	0	0	0	0	0	0	0	0	0	0	∞	∞										

Batter	1	2	3	4	5	6	7	8	9	AB	R	H	RBI	BB	SO	LOB	BOTTOM										
Bob Dillinger, R (1, 5) OBP: 0.346, SLG: 0.430											0	0	0	0	0	0	0	Chicago White Sox @ Philadelphia Athletics Shibe Park, Philadelphia, PA Wed Jun 07 1950, 3:33 AM EDT Att: 2,536 - Unknown livebaseballscorecards.com									
Wally Moses, L (1, 9) OBP: 0.349, SLG: 0.432											0	0	0	0	0	0	0										
Paul Lehner, L (1, 7) OBP: 0.380, SLG: 0.497											0	0	0	0	0	0	0										
Sam Chapman, R (1, 8) OBP: 0.335, SLG: 0.394											0	0	0	0	0	0	0										
Ferris Fain, L (1, 3) OBP: 0.416, SLG: 0.484											0	0	0	0	0	0	0										
Eddie Joest, R (1, 6) OBP: 0.396, SLG: 0.407											0	0	0	0	0	0	0										
Billy Hitchcock, R (1, 4) OBP: 0.367, SLG: 0.586											0	0	0	0	0	0	0										
Joe Astroth, R (1, 2) OBP: 0.400, SLG: 0.400											0	0	0	0	0	0	0										
Bobby Shantz, R (1, 1) OBP: 0.261, SLG: 0.150											0	0	0	0	0	0	0										
Inning Stats											1B: 0	SF: 0	WP: 0	PA: 0	2B: 0	SAC: 0	FB: 0		3B: 0	DP: 0	SB: 0	CS: 0	HR: 0	HBP: 0			
PITCHER Ray Scarborough, R (1, 1) ERA: 3.97	IP	WLS	BF	H	R	ER	SO	BB	IBB	HBP	BLK	WP	HR	S	P	ERA	WHIP	PITCHER									
	0.0	L	0	0	0	0	0	0	0	0	0	0	0	0	0	∞	∞										

Batter	1	2	3	4	5	6	7	8	9	AB	R	H	RBI	BB	SO	LOB	TOP					
Nellie Fox, L (1,4) OBP: 0.308, SLG: 0.244										4	1	1	0	0	0	2	Chicago White Sox @ Philadelphia Athletics Shibe Park, Philadelphia, PA Thu Jun 08 1950, 3:33 AM EDT Att: 2,280 - Unknown					
Dave Philley, S (1,9) OBP: 0.320, SLG: 0.353										4	1	1	2	0	0	2						
Chico Carrasquel, R (1,6) OBP: 0.379, SLG: 0.361										4	1	1	0	0	2	0						
Gus Zernial, R (1,7) OBP: 0.335, SLG: 0.503										3	1	1	0	1	1	1						
Phil Masi, R (1,2) OBP: 0.397, SLG: 0.425										3	0	1	1	1	0	1						
Eddie Robinson, L (1,3) OBP: 0.376, SLG: 0.370										3	0	1	1	1	0	2						
Hank Majeski, R (1,5) Floyd Baker, L (0, PR) OBP: 0.500, SLG: 0.417										3	0	0	0	1	0	3						
Herb Adams, L (1,8) Luke Appling, R (0, PH) OBP: 0.290, SLG: 0.279 OBP: 0.286, SLG: 0.288										3	0	0	0	0	0	0						
Bob Cain, L (1,1) Randy Gumpert, R (4,1) Eddie Malone, R (0, PH) OBP: 0.364, SLG: 0.316 OBP: 0.250, SLG: 0.143 OBP: 0.329, SLG: 0.258										1	0	0	0	1	0	1						
Inning Stats	R: 3 E: 0 K: 1 S: 8	H: 3 LOB: 1 BB: 1 P: 12	R: 0 E: 0 K: 0 S: 3	H: 0 LOB: 1 BB: 1 P: 7	R: 1 E: 0 K: 0 S: 3	H: 0 LOB: 1 BB: 2 P: 11	R: 0 E: 1 K: 0 S: 4	H: 0 LOB: 1 BB: 0 P: 4	R: 0 E: 0 K: 0 S: 5	H: 1 LOB: 0 BB: 0 P: 5	R: 0 E: 0 K: 0 S: 3	H: 1 LOB: 0 BB: 0 P: 3	R: 0 E: 0 K: 0 S: 3	H: 0 LOB: 0 BB: 0 P: 3	R: 0 E: 1 K: 1 S: 6	H: 1 LOB: 1 BB: 0 P: 6		R: 0 E: 0 K: 0 S: 2	H: 0 LOB: 1 BB: 1 P: 6	1B: 4 2B: 3 3B: 1 HR: 1	SF: 0 SAC: 0 DP: 3 HBP: 0	WP: 1 PB: 0 CS: 0
PITCHER Alex Kellner, L (1,1) ERA: 5.24	IP: 9.0 WLS: W BF: 36 H: 6 R: 4 ER: 4 SO: 3 BB: 5 IBB: 0 HBP: 0 BLK: 0 WP: 1 HR: 1 S: 37 P: 57 ERA: 4.00 WHIP: 1.222															PITCHER						

Batter	1	2	3	4	5	6	7	8	9	AB	R	H	RBI	BB	SO	LOB	BOTTOM					
Bob Dillinger, R (1,5) OBP: 0.352, SLG: 0.435										3	2	2	1	1	0	0	Chicago White Sox @ Philadelphia Athletics Shibe Park, Philadelphia, PA Thu Jun 08 1950, 3:33 AM EDT Att: 2,280 - Unknown					
Wally Moses, L (1,9) OBP: 0.380, SLG: 0.465										3	0	1	1	0	0	1						
Paul Lehner, L (1,7) OBP: 0.368, SLG: 0.479										4	0	1	0	0	0	2						
Sam Chapman, R (1,8) OBP: 0.331, SLG: 0.396										4	0	0	1	0	1	2						
Ferris Fain, L (1,3) OBP: 0.424, SLG: 0.484										2	1	0	0	2	0	2						
Eddie Joest, R (1,6) OBP: 0.402, SLG: 0.419										3	1	1	0	1	1	3						
Billy Hitchcock, R (1,4) OBP: 0.342, SLG: 0.514										4	0	1	2	0	0	2						
Mike Guerra, R (1,2) OBP: 0.298, SLG: 0.364										4	1	1	0	0	1	1						
Alex Kellner, R (1,1) OBP: 0.296, SLG: 0.308										3	0	0	0	0	0	2						
Inning Stats	R: 0 E: 0 K: 1 S: 6	H: 1 LOB: 0 BB: 0 P: 6	R: 0 E: 0 K: 1 S: 4	H: 0 LOB: 0 BB: 1 P: 8	R: 1 E: 0 K: 0 S: 4	H: 1 LOB: 1 BB: 1 P: 8	R: 2 E: 0 K: 0 S: 4	H: 1 LOB: 1 BB: 2 P: 12	R: 1 E: 0 K: 0 S: 6	H: 1 LOB: 2 BB: 0 P: 6	R: 1 E: 0 K: 0 S: 5	H: 2 LOB: 1 BB: 0 P: 5	R: 0 E: 0 K: 0 S: 3	H: 0 LOB: 0 BB: 0 P: 3	R: 0 E: 0 K: 1 S: 5	H: 1 LOB: 0 BB: 0 P: 5		R: 0 E: 0 K: 0 S: 5	H: 1 LOB: 0 BB: 0 P: 5	1B: 4 2B: 3 3B: 0 HR: 0	SF: 0 SAC: 1 DP: 2 HBP: 0	WP: 1 PB: 0 CS: 0
PITCHER Bob Cain, L (1,1) ERA: 2.58 Randy Gumpert, R (4,1) ERA: 6.15	IP: 3.1 WLS: L BF: 19 H: 4 R: 2 ER: 1 SO: 1 BB: 0 IBB: 0 HBP: 0 BLK: 0 WP: 0 HR: 0 S: 16 P: 21 ERA: 8.10 WHIP: 2.100															PITCHER						

Batter	1	2	3	4	5	6	7	8	9	AB	R	H	RBI	BB	SO	LOB	TOP		
Chico Carrasquel, R OBP: 0.371, SLG: 0.366 (1, 6)										2	0	0	0	0	0	0	Chicago White Sox @ Washington Senators Griffith Stadium, Washington, DC Sat Jun 10 1950, 3:33 AM EDT Att: 4,688 - Unknown livebaseballscores.com		
Nelle Fox, L OBP: 0.276, SLG: 0.216 (1, 4)										2	0	0	0	0	0	0			
Dave Philley, S OBP: 0.325, SLG: 0.360 (1, 8)										2	0	2	0	0	0	0			
Gus Zernial, R OBP: 0.324, SLG: 0.485 (1, 7)										2	0	0	0	0	2	0			
Eddie Robinson, L OBP: 0.376, SLG: 0.368 (1, 3)										2	0	0	0	0	1	0			
Hank Majeski, R OBP: 0.357, SLG: 0.399 (1, 5)										2	0	0	0	0	0	0			
Mary Rickert, L OBP: 0.230, SLG: 0.263 (1, 9)										2	0	1	0	0	0	0			
Phil Masi, R OBP: 0.397, SLG: 0.419 (1, 2)										1	0	0	0	1	0	0			
Billy Pierce, L OBP: 0.304, SLG: 0.238 (1, 1)										1	0	0	0	0	0	0			
Luis Aloma, R (3, 1)										0	0	0	0	0	0	0			
Floyd Baker, L OBP: 0.471, SLG: 0.385 (5, PH)										1	0	0	0	0	2	0			
Inning Stats	R: 0 E: 0 K: 0 S: 4	H: 1 LOB: 1 BB: 0 P: 4	R: 0 E: 0 K: 0 S: 3	H: 0 LOB: 0 BB: 0 P: 3	R: 0 E: 0 K: 0 S: 3	H: 0 LOB: 0 BB: 0 P: 3	R: 0 E: 0 K: 0 S: 4	H: 1 LOB: 1 BB: 0 P: 4	R: 0 E: 0 K: 0 S: 3	H: 1 LOB: 1 BB: 1 P: 7							1B: 1 2B: 2 3B: 1 HR: 0	SF: 0 SAC: 0 DP: 1 HBP: 0	WP: 0 PA: 18
PITCHER Sandy Consuegra, R ERA:	IP: 5.0 WLS: W BF: 18 H: 3 R: 0 ER: 0 SO: 0 BB: 1 IBB: 0 HBP: 0 BLK: 0 WP: 0 HR: 0 S: 17 P: 21 ERA: 0.00 WHIP: 0.800															PITCHER	IP: WLS: BF: H: R: ER: SO: BB: IBB: HBP: BLK: WP: HR: S: P: ERA: WHIP:		

Batter	1	2	3	4	5	6	7	8	9	AB	R	H	RBI	BB	SO	LOB	BOTTOM		
Eddie Yost, R OBP: 0.435, SLG: 0.477 (1, 5)										3	1	1	0	0	0	0	Chicago White Sox @ Washington Senators Griffith Stadium, Washington, DC Sat Jun 10 1950, 3:33 AM EDT Att: 4,688 - Unknown livebaseballscores.com		
Sam Dente, R OBP: 0.275, SLG: 0.262 (1, 6)										2	1	1	0	0	0	0			
Cass Michaels, R OBP: 0.387, SLG: 0.461 (1, 4)										1	2	1	1	2	0	0			
Irv Noren, L OBP: 0.411, SLG: 0.505 (1, 3)										3	1	2	2	0	1	0			
Sam Mele, R OBP: 0.455, SLG: 0.558 (1, 8)										3	1	1	1	0	2	0			
Johnny Ostrowski, R OBP: 0.378, SLG: 0.421 (1, 7)										3	0	1	2	0	0	0			
Roberto Ortiz, R OBP: 0.293, SLG: 0.296 (1, 9)										2	0	1	0	0	1	0			
Al Evans, R OBP: 0.301, SLG: 0.319 (1, 2)										1	0	0	0	1	1	0			
Sandy Consuegra, R (1, 1)										2	0	0	0	1	3	0			
Inning Stats	R: 1 E: 0 K: 0 S: 4	H: 1 LOB: 1 BB: 1 P: 8	R: 0 E: 0 K: 1 S: 6	H: 1 LOB: 1 BB: 0 P: 6	R: 4 E: 1 K: 0 S: 7	H: 4 LOB: 2 BB: 2 P: 15	R: 1 E: 0 K: 0 S: 5	H: 2 LOB: 1 BB: 0 P: 5	R: 0 E: 0 K: 0 S: 0	H: 0 LOB: 0 BB: 0 P: 0							1B: 5 2B: 2 3B: 1 HR: 0	SF: 0 SAC: 1 DP: 0 HBP: 0	WP: 1 PA: 24
PITCHER Billy Pierce, L ERA: 5.93 Luis Aloma, R ERA: 6.23	IP: 2.1 WLS: L BF: 14 H: 5 R: 5 ER: 5 SO: 1 BB: 0 IBB: 0 HBP: 0 BLK: 0 WP: 0 HR: 0 S: 14 P: 22 ERA: 19.29 WHIP: 3.000															PITCHER	IP: WLS: BF: H: R: ER: SO: BB: IBB: HBP: BLK: WP: HR: S: P: ERA: WHIP:		

Batter	1	2	3	4	5	6	7	8	9	AB	R	H	RBI	BB	SO	LOB	TOP					
Chico Carrasquel, R OBP: 0.372, SLG: 0.360	4-0 FC1-5 BB BB	0-0 L5	0-3 K	0-3 K		4-0 2B BB		0-0 6-3		3	1	0	0	2	1	0	Chicago White Sox @ Washington Senators Griffith Stadium, Washington, DC Sun Jun 11 1950, 3:33 AM EDT Unknown livebaseballscorecards.com					
Dave Philley, S OBP: 0.322, SLG: 0.352	4-0 FC1-5 FC6-4 BB	0-3 K			0-0 F8	0-0 F7		0-0 F7		4	1	0	0	1	1	1						
Phil Masi, R OBP: 0.397, SLG: 0.426	0-0 FC1-5 FC6-4 1-2 2-3	0-0 F8			0-0 BB 1B	0-0 1B 2B		0-0 F7		5	1	2	1	0	0	2						
Gus Zernial, R OBP: 0.326, SLG: 0.479	0-0 FC6-4 2B BB 1-2 2-H		0-0 SH2-3 1B		4-0 1B 2B BB	0-0 F4		0-0 4-3		4	2	1	1	1	0	2						
Eddie Robinson, L OBP: 0.379, SLG: 0.377	0-0 BB 1B 2B		0-0 SH2-3		0-0 BB 2B 1B	0-0 F4		0-0 G3		4	2	2	1	0	0	0						
Hank Majeski, R OBP: 0.360, SLG: 0.403	4-0 BB 1B IBB		0-0 F6		0-0 BB 2B	0-0 5-3				3	1	1	1	1	0	1						
Herb Adams, L OBP: 0.297, SLG: 0.281	4-0 1B BB 1-2 2-3 3-H		0-0 F8		0-0 BB 2B	0-0 F8		0-0 FC4-6 1B		3	0	1	2	1	0	2						
Nellie Fox, L OBP: 0.274, SLG: 0.218	0-0 1B		0-0 L6		0-0 4-3			0-0 FC4-6		4	0	1	2	0	0	2						
Ken Holcombe, R OBP: 0.111, SLG: 0.222	0-0 F5		0-3 K		0-3 K			0-0 5-3		4	0	0	0	0	2	2						
Inning Stats	R: 4 E: 0 K: 0 S: 5	H: 2 LOB: 2 BB: 4 P: 21	R: 0 E: 0 K: 1 S: 5	H: 0 LOB: 0 BB: 0 P: 5	R: 0 E: 0 K: 2 S: 4	H: 1 LOB: 1 BB: 0 P: 4	R: 0 E: 0 K: 2 S: 7	H: 0 LOB: 0 BB: 0 P: 7	R: 3 E: 0 K: 0 S: 6	H: 3 LOB: 1 BB: 1 P: 10	R: 1 E: 0 K: 1 S: 6	H: 1 LOB: 1 BB: 1 P: 10	R: 0 E: 0 K: 0 S: 4	H: 1 LOB: 1 BB: 0 P: 4	R: 0 E: 0 K: 0 S: 3	H: 0 LOB: 0 BB: 0 P: 3	R: 0 E: 0 K: 0 S: 3	H: 0 LOB: 0 BB: 0 P: 3	1B: 5 2B: 3 3B: 0 HR: 0	SF: 0 SAC: 1 DP: 0 HBP: 0	WP: 0 PB: 0 SB: 0 CS: 0	PA: 41
PITCHER	IP WLS BF H R ER SO BB IBB HBP BLK WP HR S P ERA WHIP	IP WLS BF H R ER SO BB IBB HBP BLK WP HR S P ERA WHIP																				
Steve Nagy, L ERA: 5.86	(1, 1) 4.1 L 24 6 7 7 3 4 1 0 0 0 0 0 25 45 14.54 2.308																					
Dick Weik, R ERA: 4.51	(5, 1) 1.2 7 1 1 1 1 1 0 0 0 0 0 0 8 12 5.40 1.200																					
Joe Haynes, R ERA: 6.69	(7, 1) 3.0 10 1 0 0 0 0 0 0 0 0 0 0 10 10 0.00 0.333																					

Batter	1	2	3	4	5	6	7	8	9	AB	R	H	RBI	BB	SO	LOB	BOTTOM					
Eddie Yost, R OBP: 0.430, SLG: 0.469	0-0 F5		0-3 K		0-0 2B 1B	0-0 F4		0-0 F2		5	1	1	0	0	1	3	Chicago White Sox @ Washington Senators Griffith Stadium, Washington, DC Sun Jun 11 1950, 3:33 AM EDT Unknown livebaseballscorecards.com					
Bud Stewart, L OBP: 0.352, SLG: 0.366	0-0 G3		0-0 1B 3B		0-0 F8	0-0 F6		0-0 1B		5	1	2	0	0	0	1						
Cass Michaels, R OBP: 0.383, SLG: 0.450	0-0 5-3		4-0 1B BB		0-3 K	0-0 5-3		0-0 1-3		4	0	0	0	1	1	3						
Irv Noren, L OBP: 0.414, SLG: 0.514		0-3 K	0-0 1B		0-0 2B	0-0 F6				4	0	2	2	0	1	0						
Sam Mele, R OBP: 0.439, SLG: 0.535		0-0 F8	0-3 K		0-0 F9			0-0 F6		4	0	0	0	0	1	3						
Shery Robertson, L OBP: 0.342, SLG: 0.379		0-0 FC6-4 1B		0-0 F9		0-0 1B 1B		0-0 F7		4	0	2	0	0	0	0						
Sam Dente, R OBP: 0.270, SLG: 0.257		0-0 FC6-4		0-0 4-3		0-0 F8		0-0 6-3		4	0	0	0	0	0	2						
Mickey Grasso, R OBP: 0.340, SLG: 0.367			0-0 3-1 3B		4-0 BB	0-0 1B				3	1	2	0	1	1	0						
Steve Nagy, L OBP: 0.333, SLG: 0.429	(1, 1) 0.0 W 39 9 3 3 6 3 0 0 0 0 0 0 48 60 3.00 1.333																					
Dick Weik, R OBP: 0.154, SLG: 0.154	(5, 1) 0.0 W 39 9 3 3 6 3 0 0 0 0 0 0 48 60 3.00 1.333																					
Johnny Ostrowski, R OBP: 0.154, SLG: 0.416	(6, PH) 0.0 W 39 9 3 3 6 3 0 0 0 0 0 0 48 60 3.00 1.333																					
Joe Haynes, R OBP: 0.231, SLG: 0.538	(7, 1) 0.0 W 39 9 3 3 6 3 0 0 0 0 0 0 48 60 3.00 1.333																					
Mert Combs, L OBP: 0.424, SLG: 0.298	(9, PH) 0.0 W 39 9 3 3 6 3 0 0 0 0 0 0 48 60 3.00 1.333																					
Inning Stats	R: 0 E: 0 K: 0 S: 3	H: 0 LOB: 0 BB: 0 P: 3	R: 0 E: 0 K: 1 S: 6	H: 1 LOB: 1 BB: 0 P: 6	R: 2 E: 0 K: 2 S: 10	H: 3 LOB: 2 BB: 1 P: 14	R: 0 E: 0 K: 1 S: 5	H: 0 LOB: 1 BB: 1 P: 9	R: 1 E: 0 K: 1 S: 7	H: 2 LOB: 1 BB: 0 P: 7	R: 0 E: 0 K: 0 S: 5	H: 2 LOB: 2 BB: 0 P: 5	R: 0 E: 0 K: 0 S: 3	H: 0 LOB: 0 BB: 0 P: 3	R: 0 E: 0 K: 0 S: 3	H: 0 LOB: 0 BB: 0 P: 3	R: 0 E: 0 K: 1 S: 6	H: 1 LOB: 2 BB: 1 P: 10	1B: 6 2B: 1 3B: 2 HR: 0	SF: 0 SAC: 0 DP: 0 HBP: 0	WP: 0 PB: 0 SB: 0 CS: 0	PA: 39
PITCHER	IP WLS BF H R ER SO BB IBB HBP BLK WP HR S P ERA WHIP	IP WLS BF H R ER SO BB IBB HBP BLK WP HR S P ERA WHIP																				
Ken Holcombe, R ERA: 6.2	(1, 1) 9.0 W 39 9 3 3 6 3 0 0 0 0 0 0 48 60 3.00 1.333																					

Batter	1	2	3	4	5	6	7	8	9	AB	R	H	RBI	BB	SO	LOB	TOP					
Chico Carrasquel, R OBP: 0.371, SLG: 0.359 (1, 6)										3	1	1	0	0	0	0	Chicago White Sox @ Washington Senators Griffith Stadium, Washington, DC Sun Jun 11 1950, 3:38 AM EDT Att: 13,946 - Unknown livebaseballscorecards.com					
Dave Philley, S OBP: 0.327, SLG: 0.350 (1, 8)										4	1	1	2	0	1	1						
Hank Majeski, R OBP: 0.358, SLG: 0.400 (1, 5)										4	0	1	1	0	0	1						
Gus Zernial, R OBP: 0.330, SLG: 0.480 (1, 7)										4	0	2	1	0	0	1						
Eddie Robinson, L OBP: 0.371, SLG: 0.369 (1, 3)										4	1	0	0	0	0	2						
Eddie Malone, R OBP: 0.333, SLG: 0.281 Phil Masi, R OBP: 0.392, SLG: 0.419 (4, 2)										2	0	1	1	0	0	1						
Marv Rickert, L OBP: 0.215, SLG: 0.246 (1, 9)										4	0	0	0	0	0	2						
Nellie Fox, L OBP: 0.288, SLG: 0.237 (1, 4)										4	1	2	0	0	0	1						
Ray Scarborough, R OBP: 0.156, SLG: 0.161 (1, 1)										4	1	1	0	0	0	2						
Inning Stats	R: 1 E: 1 K: 0 S: 4	H: 2 LOB: 1 BB: 0 P: 4	R: 1 E: 1 K: 0 S: 5	H: 1 LOB: 1 BB: 0 P: 5	R: 0 E: 0 K: 0 S: 3	H: 0 LOB: 0 BB: 0 P: 3	R: 0 E: 0 K: 0 S: 4	H: 1 LOB: 1 BB: 0 P: 4	R: 3 E: 0 K: 0 S: 7	H: 4 LOB: 1 BB: 0 P: 7	R: 0 E: 0 K: 0 S: 3	H: 0 LOB: 0 BB: 0 P: 3	R: 0 E: 0 K: 1 S: 5	H: 0 LOB: 0 BB: 0 P: 5	R: 0 E: 0 K: 0 S: 3	H: 0 LOB: 0 BB: 0 P: 3	R: 0 E: 0 K: 1 S: 6	H: 1 LOB: 1 BB: 0 P: 6	1B: 8 2B: 1 3B: 0 HR: 0	SF: 0 SAC: 1 DP: 0 HBP: 0	WP: 0 PB: 0 CS: 0	PA: 36
PITCHER	IP WLS BF H R ER SO BB IBB HBP BLK WP HR S P ERA WHIP																					
Lloyd Hittle, L ERA: 4.98 Mickey Harris, L ERA: 2.67 (1, 1) (6, 1)	5.0 L 23 8 5 3 0 0 0 0 0 0 0 0 0 23 23 5.40 1.600																					

Batter	1	2	3	4	5	6	7	8	9	AB	R	H	RBI	BB	SO	LOB	BOTTOM					
Eddie Yost, R OBP: 0.425, SLG: 0.467 (1, 5)										5	1	1	0	0	0	2	Chicago White Sox @ Washington Senators Griffith Stadium, Washington, DC Sun Jun 11 1950, 3:38 AM EDT Att: 13,946 - Unknown livebaseballscorecards.com					
Bud Stewart, L OBP: 0.354, SLG: 0.374 (1, 9)										5	1	2	1	0	0	0						
Cass Michaels, R OBP: 0.383, SLG: 0.449 (1, 4)										5	1	2	1	0	0	1						
Irv Noren, L OBP: 0.402, SLG: 0.496 (1, 3)										4	0	0	0	0	0	3						
Sam Mele, R OBP: 0.449, SLG: 0.563 (1, 8)										4	0	3	1	0	0	0						
Johnny Ostrowski, R OBP: 0.372, SLG: 0.400 (1, 7)										3	0	0	0	1	0	2						
Sam Dente, R OBP: 0.274, SLG: 0.263 (1, 6)										3	0	1	1	1	0	0						
Al Evans, R OBP: 0.307, SLG: 0.325 (1, 2)										4	1	2	0	0	0	4						
Lloyd Hittle, R OBP: 0.143, SLG: 0.077 Mickey Harris, L OBP: 0.333, SLG: 0.250 Sherry Robertson, L OBP: 0.338, SLG: 0.373 (1, 1) (6, 1) (9, PH)										2	0	0	0	0	0	0						
Inning Stats	R: 0 E: 0 K: 0 S: 4	H: 1 LOB: 1 BB: 0 P: 4	R: 0 E: 0 K: 0 S: 4	H: 2 LOB: 1 BB: 0 P: 4	R: 3 E: 0 K: 0 S: 7	H: 4 LOB: 3 BB: 2 P: 15	R: 0 E: 0 K: 0 S: 3	H: 0 LOB: 0 BB: 0 P: 3	R: 0 E: 0 K: 0 S: 4	H: 1 LOB: 1 BB: 0 P: 4	R: 0 E: 0 K: 1 S: 6	H: 1 LOB: 1 BB: 0 P: 6	R: 0 E: 0 K: 0 S: 3	H: 0 LOB: 0 BB: 0 P: 3	R: 0 E: 0 K: 0 S: 3	H: 0 LOB: 0 BB: 0 P: 3	R: 1 E: 0 K: 0 S: 5	H: 2 LOB: 1 BB: 0 P: 5	1B: 7 2B: 3 3B: 1 HR: 0	SF: 0 SAC: 0 DP: 1 HBP: 0	WP: 1 PB: 0 CS: 0	PA: 39
PITCHER	IP WLS BF H R ER SO BB IBB HBP BLK WP HR S P ERA WHIP																					
Ray Scarborough, R ERA: 3.86 (1, 1)	9.0 W 39 11 4 4 1 2 0 0 0 0 1 0 0 39 47 4.00 1.444																					

Batter	1	2	3	4	5	6	7	8	9	AB	R	H	RBI	BB	SO	LOB	TOP					
Phil Rizzuto, R (1, 6) OBP: 0.436, SLG: 0.467	4-0 BB		0-0 F5		0-0 P6			0-0 CS 1B		3	0	1	0	1	0	0						
Cliff Mapes, L (1, 9) OBP: 0.382, SLG: 0.503	0-0 G4-6-3		0-0 F7					0-0 F8		3	0	0	0	0	1	1						
Tommy Henrich, L (8, PH) OBP: 0.466, SLG: 0.764										1	0	0	1	0	0	1						
Gene Woodling, L (8, 7) OBP: 0.443, SLG: 0.415	1-2									0	0	0	0	0	0	0						
Hank Bauer, R (1, 7) OBP: 0.356, SLG: 0.444	0-0 P5		0-0 F2					0-0 1B		4	1	2	1	0	0	0						
Joe DiMaggio, R (1, 8) OBP: 0.374, SLG: 0.522								0-0 HR 2B		4	1	1	0	0	0	1						
Yogi Berra, L (1, 2) OBP: 0.364, SLG: 0.423			0-0 F5		0-0 F7			0-0 F7		4	0	0	0	0	0	2						
Billy Johnson, R (1, 5) OBP: 0.412, SLG: 0.464	4-0 HR BB		4-0 1B BB					0-3 K		2	1	0	0	2	1	0						
Jerry Coleman, R (1, 4) OBP: 0.346, SLG: 0.386	0-0 HR		0-0 1B					0-0 5-3		4	1	2	3	0	0	0						
Joe Collins, L (1, 3) OBP: 0.324, SLG: 0.438	0-0 F2							0-0 G3		3	0	0	0	0	0	0						
Tommy Byrne, L (1, 1) OBP: 0.333, SLG: 0.484	0-0 4-3							0-0 K		3	1	1	0	0	1	0						
Joe Page, L (9, 1) OBP: 0.333, SLG: 0.400								0-0 1B F8 2B		0	0	0	0	0	0	0						
Inning Stats	R: 0 E: 0 K: 0 S: 2	H: 0 LOB: 0 BB: 1 P: 6	R: 3 E: 0 K: 0 S: 5	H: 2 LOB: 0 BB: 1 P: 9	R: 0 E: 0 K: 0 S: 3	H: 0 LOB: 0 BB: 0 P: 3	R: 0 E: 0 K: 0 S: 3	H: 1 LOB: 2 BB: 1 P: 7	R: 0 E: 0 K: 1 S: 5	H: 0 LOB: 0 BB: 0 P: 5	R: 0 E: 0 K: 1 S: 6	H: 1 LOB: 1 BB: 0 P: 6	R: 0 E: 0 K: 1 S: 5	H: 0 LOB: 0 BB: 0 P: 5	R: 2 E: 0 K: 0 S: 5	H: 3 LOB: 0 BB: 0 P: 5	R: 0 E: 0 K: 0 S: 3	H: 0 LOB: 0 BB: 0 P: 3	1B: 3 2B: 2 3B: 0 HR: 2	SF: 0 SAC: 0 DP: 1 HBP: 0	WP: 0 PB: 0 CS: 1	PA: 34
PITCHER Bob Cain, L (1, 1) ERA: 2.9	IP: 9.0 WLS: W BF: 34 H: 7 R: 5 ER: 5 SO: 3 BB: 3 IBB: 0 HBP: 0 BLK: 0 WP: 0 HR: 2 S: 37 P: 49 ERA: 5.00 WHIP: 1.111															PITCHER	IP: 9.0 WLS: W BF: 34 H: 7 R: 5 ER: 5 SO: 3 BB: 3 IBB: 0 HBP: 0 BLK: 0 WP: 0 HR: 2 S: 37 P: 49 ERA: 5.00 WHIP: 1.111					

New York Yankees @ Chicago White Sox
Comiskey Park, Chicago, IL
Tue Jun 13 1950, 4:33 AM EDT
Att: 42,970 - Unknown

AB 31
R 5
H 7
RBI 5
BB 3
SO 3
LOB 5



Batter	1	2	3	4	5	6	7	8	9	AB	R	H	RBI	BB	SO	LOB	BOTTOM					
Chico Carrasquel, R (1, 6) OBP: 0.377, SLG: 0.363	4-0 HR BB		0-0 1-3					0-0 SH5-4 1B BB		4	3	2	0	1	0	0						
Dave Philley, S (1, 9) OBP: 0.324, SLG: 0.350	0-3 K		4-0 BB					0-0 BB SH5-4 F8 1B		3	1	1	0	1	1	1						
Phil Masi, R (1, 2) OBP: 0.388, SLG: 0.414	0-0 P4		0-0 F8					0-0 SH5-4 1-2 2-3		4	0	1	1	0	0	2						
Gus Zernial, R (1, 7) OBP: 0.339, SLG: 0.497	0-0 1-H HR		0-0 F9					4-0 BB IBB		2	1	1	2	2	0	1						
Eddie Robinson, L (1, 3) OBP: 0.373, SLG: 0.367	0-0 F9							0-0 F9		1	0	0	0	1	0	0						
Luke Appling, R (5, PH) OBP: 0.237, SLG: 0.288								0-0 F9		0	0	0	1	1	0	0						
Gordon Goldsberry, L (5, PR) OBP: 0.443, SLG: 0.459								0-0 F9		1	0	0	0	0	0	1						
Hank Majeski, R (1, 5) OBP: 0.361, SLG: 0.418								0-0 FC6 1B		4	1	2	2	0	0	3						
Jerry Scala, L (1, 8) OBP: 0.200, SLG: 0.200	0-0 F9		0-0 F9					0-0 FC6 1B		4	0	1	0	0	0	3						
Nellie Fox, L (1, 4) OBP: 0.271, SLG: 0.222	0-3 K		0-3 K					0-0 P4		4	0	0	0	0	1	3						
Bob Cain, L (1, 1) OBP: 0.308, SLG: 0.261	0-0 FC6		0-0 FC6					0-3 K		4	0	0	0	0	2	3						
Inning Stats	R: 2 E: 0 K: 1 S: 6	H: 1 LOB: 1 BB: 1 P: 10	R: 0 E: 0 K: 1 S: 6	H: 1 LOB: 1 BB: 0 P: 6	R: 0 E: 0 K: 0 S: 3	H: 0 LOB: 1 BB: 1 P: 7	R: 0 E: 0 K: 0 S: 4	H: 1 LOB: 2 BB: 1 P: 8	R: 2 E: 0 K: 0 S: 5	H: 2 LOB: 2 BB: 2 P: 13	R: 0 E: 0 K: 1 S: 5	H: 0 LOB: 0 BB: 0 P: 5	R: 0 E: 0 K: 0 S: 3	H: 0 LOB: 1 BB: 1 P: 7	R: 1 E: 0 K: 1 S: 6	H: 1 LOB: 0 BB: 0 P: 6	R: 1 E: 0 K: 0 S: 3	H: 2 LOB: 1 BB: 0 P: 3	1B: 6 2B: 0 3B: 0 HR: 2	SF: 0 SAC: 2 DP: 0 HBP: 0	WP: 0 PB: 0 CS: 0	PA: 39
PITCHER Tommy Byrne, L (1, 1) ERA: 3.63	IP: 8.0 WLS: L BF: 36 H: 6 R: 5 ER: 5 SO: 4 BB: 5 IBB: 1 HBP: 0 BLK: 0 WP: 0 HR: 2 S: 38 P: 62 ERA: 5.62 WHIP: 1.375															PITCHER	IP: 8.0 WLS: L BF: 36 H: 6 R: 5 ER: 5 SO: 4 BB: 5 IBB: 1 HBP: 0 BLK: 0 WP: 0 HR: 2 S: 38 P: 62 ERA: 5.62 WHIP: 1.375					
Joe Page, L (9, 1) ERA: 3.6	0.1 L 3 2 1 1 0 0 0 0 0 0 0 3 3 27.00 6.000																					

New York Yankees @ Chicago White Sox
Comiskey Park, Chicago, IL
Tue Jun 13 1950, 4:33 AM EDT
Att: 42,970 - Unknown

AB 31
R 6
H 8
RBI 6
BB 6
SO 4
LOB 17




Batter	1	2	3	4	5	6	7	8	9	AB	R	H	RBI	BB	SO	LOB	TOP					
Phil Rizzuto, R OBP: 0.431, SLG: 0.460 (1, 6)	5-3		5-3		F7		FC3-6 1B		1-3	5	0	1	0	0	0	1						
Cliff Mapes, L OBP: 0.384, SLG: 0.497 (1, 9)	FC6-4 BB		K				FC3-6 FC5-4 1-2			2	0	0	0	2	1	1						
Hank Bauer, R OBP: 0.352, SLG: 0.437 (1, 7)	FC6-4 1-2 1B				F6		FC5-4 1-2			4	1	1	0	0	0	3						
Joe DiMaggio, R OBP: 0.372, SLG: 0.516 (1, 8)					6-3		E6 1B		F3	4	0	1	1	0	0	1						
Yogi Berra, L OBP: 0.362, SLG: 0.419 (1, 2)	6-3						F8		4-3	4	1	1	0	0	0	2						
Billy Johnson, R OBP: 0.407, SLG: 0.465 (1, 5)							K		K	4	0	1	1	0	2	1						
Jerry Coleman, R OBP: 0.354, SLG: 0.387 (1, 4)							FC4-6 1B			2	0	1	0	2	0	0						
Joe Collins, L OBP: 0.314, SLG: 0.424 (1, 3)							FC4-6 1-2		G4-6-3 BB	4	0	0	0	0	0	5						
Allie Reynolds, R OBP: 0.300, SLG: 0.259 (1, 1)										3	0	0	0	1	0	0						
Joe Page, L OBP: 0.333, SLG: 0.400 (9, 1)										0	0	0	0	0	0	0						
Inning Stats	R: 1 E: 1 K: 0 S: 4	H: 1 LOB: 1 BB: 1 P: 8	R: 0 E: 0 K: 0 S: 3	H: 0 LOB: 0 BB: 0 P: 3	R: 0 E: 0 K: 1 S: 5	H: 0 LOB: 0 BB: 0 P: 5	R: 1 E: 0 K: 0 S: 5	H: 3 LOB: 2 BB: 1 P: 9	R: 0 E: 0 K: 0 S: 3	H: 0 LOB: 1 BB: 0 P: 7	R: 0 E: 0 K: 1 S: 7	H: 1 LOB: 2 BB: 0 P: 7	R: 0 E: 0 K: 0 S: 4	H: 1 LOB: 1 BB: 0 P: 4	R: 0 E: 0 K: 1 S: 5	H: 0 LOB: 0 BB: 0 P: 5	R: 0 E: 0 K: 0 S: 2	H: 0 LOB: 1 BB: 2 P: 10	1B: 5 2B: 1 3B: 0 HR: 0	SF: 0 SAC: 0 DP: 1 HBP: 0	WP: 0 PB: 0 CS: 0	PA: 37
PITCHER Bill Wight, L ERA: 3.75 (1, 1)	IP: 9.0 WLS: W BF: 37 H: 6 R: 2 ER: 1 SO: 3 BB: 5 IBB: 0 HBP: 0 BLK: 0 WP: 0 HR: 0 S: 38 P: 58 ERA: 1.00 WHIP: 1.222															PITCHER						

New York Yankees @ Chicago White Sox
Comiskey Park, Chicago, IL
Wed Jun 14 1950, 4:33 AM EDT
Att: 7,675 - Unknown

livebaseballscorecards.com

AB 32
R 2
H 6
RBI 2
BB 5
SO 3
LOB 14




Batter	1	2	3	4	5	6	7	8	9	AB	R	H	RBI	BB	SO	LOB	BOTTOM					
Chico Carrasquel, R OBP: 0.382, SLG: 0.386 (1, 6)	F8		FC1-2 1B		6-3 BB		6-3		1-2 2-H HR 1B	4	1	2	1	1	0	0						
Dave Philley, S OBP: 0.326, SLG: 0.371 (1, 9)	1B 2B		FC1-2 1-2 3-H		F5		K		1-H 2-H HR	5	2	2	3	0	1	3						
Jerry Scala, L OBP: 0.222, SLG: 0.222 (1, 8)	G5-4-3 2-H 1B		3-1		6-3				K	4	0	1	1	0	1	3						
Gus Zernial, R OBP: 0.337, SLG: 0.492 (1, 7)	G5-4-3 1-2				BB 1B		F7		F3	4	0	1	0	0	0	2						
Eddie Robinson, L OBP: 0.375, SLG: 0.370 (1, 3)					F9				F2	4	0	2	0	0	0	1						
Hank Majeski, R OBP: 0.358, SLG: 0.415 (1, 5)	P5				BB 1B		K		F5	4	0	1	0	0	1	2						
Phil Masi, R OBP: 0.391, SLG: 0.412 (1, 2)	G5-4-3 1-2				1-2 2-3 BB		G6-4-3 1B		6-3	3	0	1	0	1	0	1						
Nellie Fox, L OBP: 0.282, SLG: 0.234 (1, 4)					F6		G6-4-3			1	0	1	0	0	0	0						
Many Rickert, L OBP: 0.212, SLG: 0.242 (4, PH)									BB 1B	1	0	0	0	0	0	3						
Al Kozar, R OBP: 0.281, SLG: 0.288 (5, 4)					1B FC1-2 1B		1-2		BB 1B	1	1	1	0	0	0	0						
Floyd Baker, L OBP: 0.500, SLG: 0.429 (9, PH)							1-2		1B 1B	1	1	1	0	0	0	0						
Bill Wight, L OBP: 0.307, SLG: 0.288 (9, PH)					K				1-2 HR BB	0	1	0	0	0	0	0						
Billy Pierce, L OBP: 0.304, SLG: 0.238 (9, PR)					F3					0	1	0	0	0	0	0						
Inning Stats	R: 1 E: 0 K: 0 S: 4	H: 2 LOB: 0 BB: 0 P: 4	R: 0 E: 0 K: 0 S: 3	H: 1 LOB: 0 BB: 0 P: 3	R: 0 E: 0 K: 1 S: 7	H: 2 LOB: 2 BB: 0 P: 7	R: 0 E: 0 K: 0 S: 5	H: 2 LOB: 3 BB: 1 P: 9	R: 0 E: 0 K: 0 S: 3	H: 0 LOB: 1 BB: 1 P: 7	R: 0 E: 0 K: 1 S: 6	H: 2 LOB: 1 BB: 0 P: 6	R: 0 E: 0 K: 1 S: 5	H: 0 LOB: 0 BB: 0 P: 5	R: 0 E: 0 K: 1 S: 5	H: 0 LOB: 0 BB: 0 P: 5	R: 4 E: 0 K: 0 S: 5	H: 3 LOB: 1 BB: 1 P: 9	1B: 10 2B: 1 3B: 0 HR: 1	SF: 0 SAC: 0 DP: 3 HBP: 0	WP: 0 PB: 0 CS: 0	PA: 38
PITCHER Allie Reynolds, R ERA: 4.02 (1, 1)	IP: 8.2 WLS: L BF: 37 H: 11 R: 4 ER: 4 SO: 4 BB: 3 IBB: 0 HBP: 0 BLK: 0 WP: 0 HR: 0 S: 42 P: 54 ERA: 4.15 WHIP: 1.615															PITCHER						
Joe Page, L ERA: 3.9 (9, 1)	IP: 0.0 WLS: 1 BF: 1 H: 1 R: 1 ER: 1 SO: 0 BB: 0 IBB: 0 HBP: 0 BLK: 0 WP: 0 HR: 1 S: 1 P: 1 ERA: ∞ WHIP: ∞															PITCHER						

New York Yankees @ Chicago White Sox
Comiskey Park, Chicago, IL
Wed Jun 14 1950, 4:33 AM EDT
Att: 7,675 - Unknown

livebaseballscorecards.com

AB 35
R 5
H 12
RBI 5
BB 3
SO 4
LOB 21



Batter	1	2	3	4	5	6	7	8	9	AB	R	H	RBI	BB	SO	LOB	TOP			
Phil Rizzuto, R OBP: 0.424, SLG: 0.451 (1, 6)	F1		F4		F5			K		4	0	0	0	0	1	3				
Cliff Mays, L OBP: 0.381, SLG: 0.487 (1, 9)	F9							K		3	0	0	0	1	2	0				
Hank Bauer, R OBP: 0.339, SLG: 0.421 (1, 7)	4-3			6-3				5-3		4	0	0	0	0	0	1				
Joe DiMaggio, R OBP: 0.370, SLG: 0.508 (1, 8)		K								3	0	0	0	1	2	1				
Yogi Berra, L OBP: 0.356, SLG: 0.411 (1, 2)	F8									4	0	0	0	0	0	2				
Billy Johnson, R OBP: 0.410, SLG: 0.462 (1, 5) (7, 3)	F9									3	0	1	0	1	1	0				
Jerry Coleman, R OBP: 0.354, SLG: 0.383 (1, 4)			5-3							2	0	0	0	1	0	1				
Joe Collins, L OBP: 0.310, SLG: 0.417 (1, 3) Bobby Brown, L OBP: 0.275, SLG: 0.278 (7, PH) (7, 5)	4-3		4-3							2	0	0	0	0	1	2				
Ed Lopat, L OBP: 0.371, SLG: 0.387 (1, 1)				1-3						2	0	0	0	1	0	3				
Inning Stats	R: 0 E: 0 K: 0 S: 3	H: 0 LOB: 0 BB: 0 P: 3	R: 0 E: 0 K: 1 S: 5	H: 0 LOB: 0 BB: 1 P: 5	R: 0 E: 0 K: 0 S: 3	H: 0 LOB: 1 BB: 1 P: 7	R: 0 E: 0 K: 1 S: 5	H: 1 LOB: 2 BB: 1 P: 9	R: 0 E: 0 K: 0 S: 3	H: 0 LOB: 1 BB: 1 P: 7	R: 0 E: 0 K: 0 S: 3	H: 0 LOB: 0 BB: 1 P: 7	R: 0 E: 0 K: 2 S: 7	H: 0 LOB: 0 BB: 0 P: 7	R: 0 E: 0 K: 0 S: 7	H: 0 LOB: 0 BB: 0 P: 7	1B: 1 2B: 0 3B: 0 HR: 0	SF: 0 SAC: 0 DP: 0 HBP: 0	WP: 0 PB: 1 CS: 0	PA: 33
PITCHER Billy Pierce, L ERA: 5.09 (1, 1)	IP: 9.0 WLS: W BF: 33 H: 1 R: 0 ER: 0 SO: 7 BB: 5 IBB: 0 HBP: 0 BLK: 0 WP: 0 HR: 0 S: 42 P: 62 ERA: 0.00 WHIP: 0.667															PITCHER				

New York Yankees @ Chicago White Sox
Comiskey Park, Chicago, IL
Thu Jun 15 1950, 4:33 AM EDT
Att: 6,349 - Unknown

AB 28
R 0
H 1
RBI 0
BB 5
SO 7
LOB 14





Batter	1	2	3	4	5	6	7	8	9	AB	R	H	RBI	BB	SO	LOB	BOTTOM			
Chico Carrasquel, R OBP: 0.385, SLG: 0.385 (1, 6)	HR	1-3								4	2	2	1	0	0	0				
Dave Philley, S OBP: 0.326, SLG: 0.370 (1, 9)	F3									3	1	1	0	0	0	0				
Phil Masi, R OBP: 0.390, SLG: 0.406 (1, 2)	1B									2	0	0	0	1	0	1				
Gus Zernial, R OBP: 0.340, SLG: 0.497 (8, PR) Mary Rickert, L OBP: 0.212, SLG: 0.242 (9, 7)	1B									4	1	2	0	0	0	1				
Eddie Robinson, L OBP: 0.373, SLG: 0.372 (1, 3)	1B									0	1	0	0	0	0	0				
Hank Majeski, R OBP: 0.361, SLG: 0.416 (1, 5)	1B									4	0	1	0	0	0	3				
Jerry Scala, L OBP: 0.231, SLG: 0.167 (1, 8)	F3									4	0	2	2	0	1	1				
Nellie Fox, L OBP: 0.267, SLG: 0.221 (1, 4)										3	0	0	0	1	0	4				
Billy Pierce, L OBP: 0.308, SLG: 0.250 (1, 1)	K									3	0	1	0	0	1	0				
Inning Stats	R: 2 E: 0 K: 0 S: 6	H: 3 LOB: 2 BB: 1 P: 10	R: 0 E: 0 K: 1 S: 5	H: 0 LOB: 0 BB: 0 P: 5	R: 0 E: 0 K: 0 S: 3	H: 0 LOB: 0 BB: 0 P: 3	R: 0 E: 0 K: 2 S: 8	H: 2 LOB: 3 BB: 1 P: 12	R: 2 E: 1 K: 0 S: 5	H: 1 LOB: 0 BB: 0 P: 5	R: 0 E: 0 K: 0 S: 3	H: 0 LOB: 0 BB: 0 P: 3	R: 0 E: 0 K: 0 S: 4	H: 1 LOB: 1 BB: 0 P: 4	R: 1 E: 0 K: 0 S: 5	H: 2 LOB: 2 BB: 0 P: 5	1B: 6 2B: 2 3B: 0 HR: 1	SF: 0 SAC: 2 DP: 1 HBP: 0	WP: 0 PB: 0 CS: 0	PA: 35
PITCHER Ed Lopat, L ERA: 4.61 (1, 1)	IP: 8.0 WLS: L BF: 35 H: 9 R: 5 ER: 3 SO: 3 BB: 2 IBB: 0 HBP: 0 BLK: 0 WP: 0 HR: 1 S: 39 P: 47 ERA: 3.38 WHIP: 1.375															PITCHER				

New York Yankees @ Chicago White Sox
Comiskey Park, Chicago, IL
Thu Jun 15 1950, 4:33 AM EDT
Att: 6,349 - Unknown

AB 31
R 5
H 9
RBI 3
BB 2
SO 3
LOB 14



Batter	1	2	3	4	5	6	7	8	9	AB	R	H	RBI	BB	SO	LOB	TOP			
Eddie Yost, R OBP: 0.428, SLG: 0.470 (1, 5)	4-0 BB		4-0 PB BB BB		0-0 F7		0-0 F7		0-0 1-2 1B	3	0	1	0	2	0	0	Washington Senators @ Chicago White Sox Comiskey Park, Chicago, IL Fri Jun 16 1950, 4:33 AM EDT Att: 24,026 - Unknown 			
Mickey Vernon, L OBP: 0.295, SLG: 0.194 (1, 3)	0-0 F8		4-0 PB BB		0-3 K		0-0 S 1B		0-0 F8	4	0	1	0	1	1	3				
Irv Noren, L OBP: 0.406, SLG: 0.504 (1, 8)	0-3 K		0-3 K		4-0 1B BB		0-3 K		0-0 G3	4	0	0	0	1	3	6				
Sam Mele, R OBP: 0.400, SLG: 0.484 (1, 9)	0-0 F8		4-0 BB		0-0 1-3 1B				0-0 6-3	3	0	1	0	1	0	1				
Cass Michaels, R OBP: 0.372, SLG: 0.421 (1, 4)		4-0 G4-6-3 BB	0-0 1-3		0-3 K				0-0 F7	3	0	0	0	1	1	5				
Bud Stewart, L OBP: 0.342, SLG: 0.369 (1, 7)	0-0 F8				0-0 BB 1B				4-0 G6-3 BB	2	0	1	0	2	0	1				
Sam Dente, R OBP: 0.281, SLG: 0.274 (1, 6)	0-0 G4-6-3				4-0 G1-6-3 BB				0-0 1-3	3	0	0	0	1	0	3				
Mickey Grasso, R OBP: 0.339, SLG: 0.382 (1, 2)			0-0 SH1-3 PB 2B		0-3 K				4-0 1B BB	3	1	1	0	0	2	2				
Merl Combs, L OBP: 0.426, SLG: 0.292 (9, PH)					0-3 K					0	0	0	0	1	0	0				
Steve Nagy, L OBP: 0.320, SLG: 0.409 (1, 1)			0-0 SH1-3		0-0 G1-6-3				0-3 K	0	0	0	0	0	0	0				
Bob Ross, R OBP: 0.341, SLG: 0.356 (3, 1)										2	0	0	0	0	0	2				
Sherry Robertson, L OBP: 0.341, SLG: 0.356 (9, PH)										1	0	0	0	0	1	1				
Inning Stats	R: 0 E: 0 K: 1 S: 5	H: 0 LOB: 1 BB: 1 P: 9	R: 0 E: 0 K: 0 S: 2	H: 0 LOB: 0 BB: 1 P: 6	R: 1 E: 0 K: 1 S: 6	H: 1 LOB: 3 BB: 3 P: 18	R: 0 E: 0 K: 1 S: 5	H: 1 LOB: 1 BB: 1 P: 9	R: 0 E: 0 K: 2 S: 8	H: 0 LOB: 2 BB: 1 P: 12	R: 0 E: 0 K: 1 S: 6	H: 1 LOB: 0 BB: 0 P: 6	R: 0 E: 0 K: 0 S: 3	H: 0 LOB: 1 BB: 1 P: 7	R: 0 E: 0 K: 1 S: 6	H: 1 LOB: 2 BB: 1 P: 10	1B: 4 2B: 1 3B: 0 HR: 0	SF: 0 SAC: 1 DP: 3 HBP: 0	WP: 0 PB: 1 CS: 1	PA: 39
PITCHER Ray Scarborough, R ERA: 3.59 (1, 1)	IP: 9.0 WLS: W BF: 39 H: 5 R: 1 ER: 1 SO: 8 BB: 10 IBB: 0 HBP: 0 BLK: 0 WP: 0 HR: 0 S: 45 P: 85 ERA: 1.00 WHIP: 1.667															PITCHER				

Batter	1	2	3	4	5	6	7	8	9	AB	R	H	RBI	BB	SO	LOB	BOTTOM			
Chico Carrasquel, R OBP: 0.380, SLG: 0.377 (1, 6)	0-0 F4		0-0 HR BB FC6-4		0-0 6-3				0-0 5-3	4	1	0	0	1	0	4	Washington Senators @ Chicago White Sox Comiskey Park, Chicago, IL Fri Jun 16 1950, 4:33 AM EDT Att: 24,026 - Unknown 			
Dave Philley, S OBP: 0.328, SLG: 0.382 (1, 9)	4-0 G6-4-3 BB		0-0 1-H 3-H HR		0-0 5-3				0-0 5-3	4	1	1	3	1	0	0				
Phil Masi, R OBP: 0.392, SLG: 0.409 (1, 2)	0-0 G6-4-3		0-0 1B 1B		0-0 WP 1B				0-0 6-3	4	1	2	0	0	0	1				
Gus Zernial, R OBP: 0.333, SLG: 0.486 (1, 7)		0-3 K	0-3 K		0-0 F5				0-0 4-3	4	0	0	0	0	2	2				
Eddie Robinson, L OBP: 0.379, SLG: 0.374 (1, 3)		0-0 1-3 1B 1B	4-0 BB 1B BB		0-0 4-3				4-0 FC4-6 BB	2	1	1	0	2	0	1				
Hank Majeski, R OBP: 0.394, SLG: 0.418 (1, 5)		0-0 1-3	0-0 1-2 2-H 1B 1B						0-0 FC4-6	4	1	2	1	0	0	2				
Jerry Scala, L OBP: 0.294, SLG: 0.200 (1, 8)		0-0 2-H 1B	4-0 1-2 2-3 1B BB		0-3 K				0-0 F7	3	1	1	0	1	1	2				
Nellie Fox, L OBP: 0.291, SLG: 0.268 (1, 4)			4-0 HR 3B						0-0 1-3	3	1	2	2	1	0	1				
Ray Scarborough, R OBP: 0.171, SLG: 0.176 (1, 1)			0-0 K2-3		0-0 SH1-3				0-0 1-3	3	0	1	1	0	1	1				
Inning Stats	R: 0 E: 0 K: 0 S: 2	H: 0 LOB: 0 BB: 1 P: 6	R: 0 E: 0 K: 1 S: 6	H: 2 LOB: 2 BB: 0 P: 6	R: 7 E: 0 K: 2 S: 13	H: 6 LOB: 2 BB: 3 P: 25	R: 0 E: 0 K: 0 S: 4	H: 1 LOB: 1 BB: 0 P: 4	R: 0 E: 0 K: 1 S: 6	H: 1 LOB: 2 BB: 1 P: 10	R: 0 E: 0 K: 0 S: 3	H: 0 LOB: 0 BB: 0 P: 3	R: 0 E: 0 K: 0 S: 3	H: 0 LOB: 1 BB: 1 P: 7	R: 0 E: 0 K: 0 S: 3	H: 0 LOB: 0 BB: 0 P: 3		1B: 8 2B: 0 3B: 1 HR: 1	SF: 0 SAC: 1 DP: 1 HBP: 0	WP: 2 PB: 0 CS: 0
PITCHER Steve Nagy, L ERA: 6.58 (1, 1)	IP: 2.2 WLS: L BF: 15 H: 6 R: 6 ER: 6 SO: 3 BB: 3 IBB: 0 HBP: 0 BLK: 0 WP: 1 HR: 0 S: 22 P: 30 ERA: 20.25 WHIP: 3.375															PITCHER				
Bob Ross, L ERA: 1.69 (3, 1)	IP: 5.1 WLS: L BF: 23 H: 4 R: 1 ER: 1 SO: 1 BB: 3 IBB: 0 HBP: 0 BLK: 0 WP: 0 HR: 0 S: 22 P: 34 ERA: 1.69 WHIP: 1.312															PITCHER				

Batter	1	2	3	4	5	6	7	8	9	AB	R	H	RBI	BB	SO	LOB	TOP			
Eddie Yost, R OBP: 0.427, SLG: 0.466 (1, 5)	F7	BB BB		SH3-4		SH1-4		K		2	0	0	0	1	1	1	Washington Senators @ Chicago White Sox Comiskey Park, Chicago, IL Sat Jun 17 1950, 4:33 AM EDT Att: 3,285 - Unknown livebaseballscorecards.com			
Bud Stewart, L OBP: 0.345, SLG: 0.372 (1, 7)	BB BB 2B	F9		FC4-6 1B		3-1		1B G5-2-3		4	1	2	1	1	0	2				
Irv Noren, L OBP: 0.413, SLG: 0.500 (1, 8)	BB BB 2B			FC4-6 1B		G3		BB G5-2-3 1B		3	1	1	0	2	0	2				
Mickey Vernon, L OBP: 0.316, SLG: 0.208 (1, 3)	BB BB 2B	F7		PO		FC S FC6-2-5 1B		G6-4-3 1B		3	1	2	0	2	0	2				
Sam Mele, R OBP: 0.393, SLG: 0.481 (1, 9)	PB 1B 2B	K				FC		F9		5	1	1	3	0	1	7				
Cass Michaels, R OBP: 0.368, SLG: 0.415 (1, 4)	E 1B			F8		FC6-2-5		G6-4-3		5	1	1	1	0	0	5				
Sam Dente, R OBP: 0.284, SLG: 0.279 (1, 6)	E9 1B 2B			K		F8		BB		3	0	1	1	1	1	2				
Al Evans, R OBP: 0.312, SLG: 0.331 (1, 2)	K			F8		F9		F8		4	0	0	0	0	1	4				
Bob Kuzava, S OBP: 0.269, SLG: 0.050 (1, 1)	K			SH3-4 1B BB		3-1 SH1-4 BB		K		2	1	0	0	2	2	2				
Inning Stats	R: 5 E: 1 K: 2 S: 10	H: 3 LOB: 1 BB: 3 P: 22	R: 0 E: 0 K: 1 S: 5	H: 0 LOB: 2 BB: 2 P: 13	R: 0 E: 0 K: 1 S: 5	H: 0 LOB: 0 BB: 1 P: 5	R: 1 E: 0 K: 0 S: 3	H: 1 LOB: 1 BB: 1 P: 7	R: 0 E: 0 K: 0 S: 5	H: 0 LOB: 1 BB: 1 P: 7	R: 0 E: 0 K: 0 S: 3	H: 1 LOB: 0 BB: 0 P: 3	R: 0 E: 0 K: 2 S: 7	H: 0 LOB: 1 BB: 1 P: 11	R: 0 E: 0 K: 0 S: 4	H: 2 LOB: 2 BB: 1 P: 8	1B: 6 2B: 2 3B: 0 HR: 0	SF: 0 SAC: 2 DP: 2 HBP: 0	WP: 0 PB: 1 CS: 1	PA: 43
PITCHER	IP WLS BF H R ER SO BB IBB HBP BLK WP HR S P ERA WHIP	IP WLS BF H R ER SO BB IBB HBP BLK WP HR S P ERA WHIP																		
Ken Holcombe, R ERA: 7.92 (1, 1)	0.1 L 6 2 5 5 0 3 0 0 0 0 0 0 3 15 135.00 15.000																			
Randy Gumpert, R ERA: 5.79 (1, 1)	3.2 15 2 1 1 4 3 0 0 0 0 0 0 20 32 2.46 1.364																			
Howie Judson, R ERA: 3.81 (5, 1)	3.0 2 0 0 0 1 0 0 0 0 0 0 11 15 0.00 1.000																			
Luis Aloma, R ERA: 5.99 (8, 1)	2.0 9 2 0 0 2 2 0 0 0 0 0 11 19 0.00 2.000																			


Batter	1	2	3	4	5	6	7	8	9	AB	R	H	RBI	BB	SO	LOB	BOTTOM					
Chico Carrasquel, R OBP: 0.381, SLG: 0.378 (1, 6)	BLK BB 1B	F9				6-3		2B 1B		5	1	2	0	0	0	0	Washington Senators @ Chicago White Sox Comiskey Park, Chicago, IL Sat Jun 17 1950, 4:33 AM EDT Att: 3,285 - Unknown livebaseballscorecards.com					
Dave Philley, S OBP: 0.325, SLG: 0.382 (1, 9)	F8			F8		F5		K		5	0	1	0	0	1	1						
Phil Masi, R OBP: 0.396, SLG: 0.409 (1, 2)						F8				0	1	0	0	1	0	0						
Eddie Malone, R OBP: 0.333, SLG: 0.273 (3, 2)	BLK 1B BB			K				BB		2	0	0	0	1	1	0						
Gus Zernial, R OBP: 0.332, SLG: 0.481 (1, 7)	F7			F6		F9 FC 1B		K		4	1	1	0	0	1	5						
Eddie Robinson, L OBP: 0.383, SLG: 0.378 (1, 3)										3	0	2	2	0	1	0						
Luke Appling, R OBP: 0.297, SLG: 0.284 (7, PH)										1	0	0	0	0	0	3						
Gordon Goldsberry, L OBP: 0.443, SLG: 0.459 (8, 3)	E 1B									0	0	0	0	0	0	0						
Hank Majeski, R OBP: 0.362, SLG: 0.412 (1, 5)										3	0	0	0	1	1	2						
Jerry Scala, L OBP: 0.286, SLG: 0.211 (1, 8)	K					1B 1B		FC		4	0	1	1	0	1	3						
Nellie Fox, L OBP: 0.301, SLG: 0.280 (1, 4)										4	0	2	0	0	0	1						
Ken Holcombe, R ERA: 7.92 (1, 1)	0.1 L 6 2 5 5 0 3 0 0 0 0 0 0 3 15 135.00 15.000																					
Randy Gumpert, R ERA: 5.79 (1, 1)	3.2 15 2 1 1 4 3 0 0 0 0 0 0 20 32 2.46 1.364																					
Howie Judson, R ERA: 3.81 (5, 1)	3.0 2 0 0 0 1 0 0 0 0 0 0 11 15 0.00 1.000																					
Luis Aloma, R ERA: 5.99 (8, 1)	2.0 9 2 0 0 2 2 0 0 0 0 0 11 19 0.00 2.000																					
Inning Stats	R: 2 E: 1 K: 1 S: 7	H: 2 LOB: 2 BB: 2 P: 15	R: 0 E: 0 K: 0 S: 3	H: 1 LOB: 0 BB: 0 P: 3	R: 0 E: 0 K: 1 S: 5	H: 0 LOB: 0 BB: 0 P: 5	R: 0 E: 0 K: 3 S: 11	H: 2 LOB: 2 BB: 0 P: 11	R: 0 E: 0 K: 0 S: 3	H: 0 LOB: 0 BB: 0 P: 3	R: 1 E: 0 K: 0 S: 5	H: 2 LOB: 1 BB: 0 P: 5	R: 0 E: 0 K: 1 S: 7	H: 2 LOB: 3 BB: 1 P: 11	R: 0 E: 0 K: 0 S: 3	H: 0 LOB: 0 BB: 0 P: 3	R: 0 E: 0 K: 1 S: 5	H: 0 LOB: 0 BB: 0 P: 5	1B: 8 2B: 2 3B: 0 HR: 0	SF: 0 SAC: 1 DP: 1 HBP: 0	WP: 0 PB: 0 CS: 0	PA: 38
PITCHER	IP WLS BF H R ER SO BB IBB HBP BLK WP HR S P ERA WHIP	IP WLS BF H R ER SO BB IBB HBP BLK WP HR S P ERA WHIP																				
Bob Kuzava, L ERA: 5.35 (1, 1)	9.0 W 38 9 3 3 7 3 0 0 0 0 0 49 61 3.00 1.333																					

Batter	1	2	3	4	5	6	7	8	9	10	11	AB R H RBI BB SO LOB															
Eddie Yost, R OBP: 0.426, SLG: 0.462 (1, 5)	F8		E7 1B		F7		FC1-2 BB			F7		4 0 1 0 1 0 0															
Sam Dente, R OBP: 0.263, SLG: 0.274 (1, 6)	6-3		F4			F3	FC1-2			BB		4 0 0 0 1 0 4															
Irv Noren, L OBP: 0.406, SLG: 0.486 (1, 8)	BB BB		4-3			F8	G3			K		4 0 0 0 1 1 5															
Mickey Vernon, L OBP: 0.320, SLG: 0.210 (1, 3)	BB BB			4-3		5-3				F9		4 0 1 0 1 0 1															
Sam Mele, R OBP: 0.387, SLG: 0.493 (1, 9)	F7										1-3	5 1 1 1 0 1 3															
Cass Michaels, R OBP: 0.263, SLG: 0.412 (1, 4)			F4		F5		1B 1B			F4		4 1 1 0 1 0 0															
Johnny Ostrowski, R OBP: 0.302, SLG: 0.363 Bud Stewart, L OBP: 0.347, SLG: 0.370 (1, 7) (9, 7)			K		F7						F9	0 1 0 0 0 0 0 1 0 0 0 0 0 0 1															
Al Evans, R OBP: 0.308, SLG: 0.326 (1, 2)			F4				BB 1B FC1-2 1B			F3		5 0 1 1 0 1 1															
Sid Hudson, R OBP: 0.280, SLG: 0.306 (1, 1)				5-3			FC1-2 BB 1-2 3H 1B				4-3	4 0 1 1 0 0 0															
Inning Stats	R: 0 E: 0 K: 0 S: 3	H: 0 LOB: 2 P: 11	R: 0 E: 0 K: 1 S: 5	H: 0 LOB: 0 BB: 0 P: 5	R: 0 E: 1 K: 0 S: 4	H: 1 LOB: 1 BB: 0 P: 4	R: 1 E: 0 K: 0 S: 4	H: 1 LOB: 0 BB: 0 P: 4	R: 0 E: 0 K: 1 S: 5	H: 0 LOB: 0 BB: 0 P: 5	R: 0 E: 0 K: 0 S: 3	H: 1 LOB: 0 BB: 0 P: 3	R: 2 E: 0 K: 1 S: 9	H: 4 LOB: 3 BB: 1 P: 13	R: 0 E: 0 K: 0 S: 3	H: 1 LOB: 0 BB: 0 P: 3	R: 0 E: 0 K: 0 S: 3	H: 0 LOB: 0 BB: 0 P: 3	R: 0 E: 0 K: 1 S: 5	H: 0 LOB: 1 BB: 1 P: 9	R: 0 E: 0 K: 0 S: 3	H: 0 LOB: 1 BB: 1 P: 7	1B: 6 2B: 0 3B: 0 HR: 1	SF: 0 SAC: 0 DP: 0 HBP: 0	WP: 0 PB: 0 SB: 1 CS: 1	PA: 44	
PITCHER	IP 7.0	WLS 2.0	BF 30	H 6	R 3	ER 3	SO 3	BB 3	IBB 0	HBP 0	BLK 0	WP 0	HR 0	S 33	P 45	ERA 3.86	WHIP 1.286										
Bob Cain, L ERA: 2.99 (1, 1)																											
Ray Scarborough, R ERA: 3.51 (8, 1)																											
Randy Gumpert, R ERA: 5.49 (10, 1)																											

Washington Senators @ Chicago White Sox
Comiskey Park, Chicago, IL
Mon Jun 19 1950, 4:33 AM EDT
Att: 7,638 - Unknown

livebaseballscores.com

AB 35
R 3
H 6
RBI 3
BB 5
SO 3
LOB 15




Batter	1	2	3	4	5	6	7	8	9	10	11	AB R H RBI BB SO LOB															
Chico Carrasquel, R OBP: 0.377, SLG: 0.373 (1, 6)	5-3		5-3			1B 1B				F8		5 0 1 0 0 0 1															
Dave Philley, S OBP: 0.326, SLG: 0.383 (1, 9)	F8						L3 1B			1-3		5 0 2 1 0 0 1															
Jerry Scala, L OBP: 0.231, SLG: 0.167 (1, 8)	6-3									F5		5 0 0 0 0 0 2															
Mary Rickert, L OBP: 0.225, SLG: 0.299 (1, 7)			F5		4-3		L3					5 2 2 1 0 0 2															
Eddie Robinson, L OBP: 0.387, SLG: 0.398 Billy Pierce, L OBP: 0.308, SLG: 0.250 Phil Masi, R OBP: 0.400, SLG: 0.413 Joe Erautt, R (7, PR) (8, 2) (9, PR) (10, 2)			F9				SH3-4 1B					3 1 2 1 0 0 0 0 0 0 0 0 0 0 1 0 1 0 0 0 0 0 0 0 0 0 0 0															
Hank Majeski, R OBP: 0.363, SLG: 0.413 (1, 5)					5-3					SH3-4		2 0 1 0 0 0 0															
Eddie Malone, R OBP: 0.325, SLG: 0.266 Floyd Barker, L OBP: 0.285, SLG: 0.285 Ray Scarborough, R OBP: 0.311, SLG: 0.316 Gus Zernial, R OBP: 0.320, SLG: 0.481 Al Kozar, R OBP: 0.277, SLG: 0.283 Randy Gumpert, R OBP: 0.282, SLG: 0.143 (1, 2) (7, PR) (8, 1) (9, PR) (10, 1)												2 0 0 0 0 0 1 1 0 0 0 0 0 1 2 0 0 0 0 0 0 0 0 0 0 0 0 0 1 0 0 0 0 0 0 0 0 0 0 0 0 0 0 0 0 0 0															
Nellie Fox, L OBP: 0.310, SLG: 0.295 (1, 4)												3 1 1 1 1 0 2															
Bob Cain, L OBP: 0.263, SLG: 0.240 Gordon Goldsberry, L OBP: 0.434, SLG: 0.447 (1, 1) (7, PR) (8, 3)												2 0 0 0 0 0 1 2 0 0 0 0 0 1 4															
Inning Stats	R: 0 E: 0 K: 0 S: 3	H: 0 LOB: 0 P: 3	R: 0 E: 0 K: 0 S: 4	H: 1 LOB: 1 BB: 0 P: 4	R: 1 E: 0 K: 0 S: 4	H: 2 LOB: 2 BB: 0 P: 4	R: 1 E: 0 K: 0 S: 4	H: 1 LOB: 0 BB: 0 P: 4	R: 0 E: 0 K: 0 S: 3	H: 0 LOB: 0 BB: 0 P: 3	R: 0 E: 0 K: 0 S: 3	H: 0 LOB: 0 BB: 0 P: 3	R: 1 E: 0 K: 0 S: 5	H: 2 LOB: 2 BB: 1 P: 9	R: 0 E: 1 K: 0 S: 3	H: 0 LOB: 0 BB: 0 P: 3	R: 1 E: 0 K: 0 S: 1	H: 1 LOB: 0 BB: 0 P: 1	1B: 7 2B: 2 3B: 0 HR: 2	SF: 0 SAC: 2 DP: 2 HBP: 0	WP: 0 PB: 0 SB: 0 CS: 0	PA: 40					
PITCHER	IP 10.0	WLS L	BF 40	H 10	R 4	ER 4	SO 2	BB 1	IBB 1	HBP 0	BLK 0	WP 0	HR 2	S 42	P 50	ERA 3.60	WHIP 1.100										
Sid Hudson, R ERA: 3.76 (1, 1)																											

Washington Senators @ Chicago White Sox
Comiskey Park, Chicago, IL
Mon Jun 19 1950, 4:33 AM EDT
Att: 7,638 - Unknown

livebaseballscores.com

AB 36
R 4
H 10
RBI 4
BB 2
SO 2
LOB 16





Batter	1	2	3	4	5	6	7	8	9	AB	R	H	RBI	BB	SO	LOB	TOP			
Dom DiMaggio, R OBP: 0.416, SLG: 0.400	6-3		S 1B		G3-4-3 1B		SH5-3		F9	4	0	2	0	0	0	0	Boston Red Sox @ Chicago White Sox Comiskey Park, Chicago, IL Wed Jun 21 1950, 4:33 AM EDT Att: 7,336 - Unknown			
Billy Goodman, L OBP: 0.370, SLG: 0.460	4-3		F5		K		F9		FC5-4 BB	4	0	0	0	1	1	5				
Ted Williams, L OBP: 0.464, SLG: 0.689	E4		K		G3-4-3 1-2				K	4	0	0	0	1	2	3				
Vern Stephens, R OBP: 0.371, SLG: 0.564	1-2 BB		F9				F7		FC5-4	4	0	0	0	1	0	5				
Walt Dropo, R OBP: 0.408, SLG: 0.652	K				F9-5-6 2B BB		4-3		K	3	1	0	0	1	2	2				
Bobby Doerr, R OBP: 0.394, SLG: 0.500			K		F9-5-6 1-2 BB				1B	2	0	1	0	2	1	0				
Al Zarilla, L OBP: 0.422, SLG: 0.487			F4		F9-5-6 1-2 2-3		F2		1B	4	0	1	0	0	0	3				
Birdie Tebbetts, R OBP: 0.399, SLG: 0.500									F8	3	0	3	1	0	0	0				
Lou Stringer, R OBP: 0.214, SLG: 0.214							SH5-3 BB			0	0	0	0	0	0	0				
Matt Batts, R OBP: 0.272, SLG: 0.316			FC6-4 1B		3-H 2B					1	0	0	0	0	0	2				
Joe Dobson, R OBP: 0.286, SLG: 0.171			FC6-4				SH5-3 BB		K	2	0	0	0	0	1	2				
Clyde Volmer, R OBP: 0.295, SLG: 0.309										0	0	0	0	0	0	0				
Mickey Vernon, L OBP: 0.426, SLG: 0.389										0	0	0	0	0	0	0				
Earl Johnson, L OBP: 0.193, SLG: 0.143										0	0	0	0	0	0	0				
Buddy Rosar, R OBP: 0.193, SLG: 0.143										1	0	0	0	0	1	2				
Al Papai, R OBP: 0.133, SLG: 0.154										0	0	0	0	0	0	0				
Inning Stats	R: 0 E: 1 K: 1 S: 6	H: 0 LOB: 2 BB: 1 P: 10	R: 0 E: 0 K: 1 S: 6	H: 1 LOB: 1 BB: 0 P: 6	R: 0 E: 0 K: 1 S: 6	H: 1 LOB: 1 BB: 2 P: 6	R: 1 E: 0 K: 1 S: 5	H: 1 LOB: 0 BB: 1 P: 13	R: 0 E: 0 K: 0 S: 3	H: 0 LOB: 1 BB: 1 P: 7	R: 0 E: 0 K: 0 S: 4	H: 1 LOB: 3 BB: 2 P: 12	R: 0 E: 0 K: 2 S: 9	H: 2 LOB: 2 BB: 0 P: 9	R: 0 E: 0 K: 1 S: 5	H: 0 LOB: 1 BB: 1 P: 9	1B: 6 2B: 2 3B: 0 HR: 0	SF: 0 SAC: 1 DP: 2 HBP: 0	WP: 0 PB: 0 SB: 1 CS: 0	PA: 40
PITCHER Billy Pierce, L ERA: 4.88	IP: 9.0 WLS: W BF: 40	H: 7 R: 1 ER: 1 SO: 8	BB: 7 IBB: 0 HBP: 0 BLK: 0	WP: 0 HR: 0 S: 49 P: 77	ERA: 1.00 WHIP: 1.556	PITCHER										IP: 9.0 WLS: W BF: 40	H: 7 R: 1 ER: 1 SO: 8	BB: 7 IBB: 0 HBP: 0 BLK: 0	WP: 0 HR: 0 S: 49 P: 77	ERA: 1.00 WHIP: 1.556


Batter	1	2	3	4	5	6	7	8	9	AB	R	H	RBI	BB	SO	LOB	BOTTOM			
Chico Carrasquel, R OBP: 0.377, SLG: 0.370	4-3		F5		BB		4-3			3	0	0	0	1	0	2	Boston Red Sox @ Chicago White Sox Comiskey Park, Chicago, IL Wed Jun 21 1950, 4:33 AM EDT Att: 7,336 - Unknown			
Dave Philley, S OBP: 0.324, SLG: 0.378	E4 1B		E5 G4-3		5-3				4-3	4	1	1	0	0	0	1				
Nellie Fox, L OBP: 0.326, SLG: 0.349	1B F8 2-H		G4-3				FC1-6 1B		F6	4	1	2	1	0	0	1				
Mary Rickert, L OBP: 0.241, SLG: 0.297							FC1-6 L4-3		4-3	4	0	2	0	0	0	1				
Eddie Robinson, L OBP: 0.380, SLG: 0.389			F8		G1-6-3 1-2		L4-3			3	0	0	1	0	0	3				
Hank Majeski, R OBP: 0.361, SLG: 0.406			5-3		F9					2	0	0	0	1	0	1				
Phil Masi, R OBP: 0.396, SLG: 0.430			F8				FC5-6 BB		FC5-6 SH1-4 BB	3	1	1	1	0	0	1				
Jerry Scala, L OBP: 0.194, SLG: 0.138							HR			2	0	0	0	0	0	0				
Gus Zernial, R OBP: 0.337, SLG: 0.479			L5				4-3		SH1-4 BB	0	0	0	0	1	0	0				
Billy Pierce, L OBP: 0.286, SLG: 0.231			K				1-3		SH1-4	2	0	0	0	0	1	0				
Inning Stats	R: 2 E: 1 K: 0 S: 6	H: 3 LOB: 1 BB: 0 P: 6	R: 0 E: 0 K: 1 S: 5	H: 0 LOB: 0 BB: 0 P: 5	R: 0 E: 0 K: 0 S: 3	H: 1 LOB: 0 BB: 0 P: 3	R: 0 E: 0 K: 0 S: 3	H: 1 LOB: 0 BB: 1 P: 3	R: 0 E: 0 K: 0 S: 3	H: 1 LOB: 0 BB: 2 P: 3	R: 0 E: 0 K: 0 S: 3	H: 0 LOB: 2 BB: 2 P: 11	R: 0 E: 0 K: 0 S: 3	H: 0 LOB: 0 BB: 0 P: 3	1B: 5 2B: 1 3B: 0 HR: 1	SF: 0 SAC: 1 DP: 3 HBP: 0	WP: 0 PB: 0 SB: 0 CS: 0	PA: 31		
PITCHER Joe Dobson, R ERA: 3.98	IP: 6.0 WLS: L BF: 23	H: 6 R: 3 ER: 3 SO: 1	BB: 1 IBB: 0 HBP: 0 BLK: 0	WP: 0 HR: 0 S: 24 P: 28	ERA: 4.50 WHIP: 1.167	PITCHER										IP: 6.0 WLS: L BF: 23	H: 6 R: 3 ER: 3 SO: 1	BB: 1 IBB: 0 HBP: 0 BLK: 0	WP: 0 HR: 0 S: 24 P: 28	ERA: 4.50 WHIP: 1.167
Mickey McDermott, L ERA: 5.27	0.1	3	0	0	0	0	0	0	0	0	0	1	9	0.00	6.000					
Earl Johnson, L ERA: 6.03	0.2	2	0	0	0	0	0	0	0	0	2	2	0.00	0.000						
Al Papai, R ERA: 4.95	1.0	3	0	0	0	0	0	0	0	0	3	3	0.00	0.000						


Batter	1	2	3	4	5	6	7	8	9	AB	R	H	RBI	BB	SO	LOB	TOP					
Dom DiMaggio, R (1, 8) OBP: 0.413, SLG: 0.411	F7		F4			HR		F4		4	1	1	1	0	0	1	Boston Red Sox @ Chicago White Sox Comiskey Park, Chicago, IL Thu Jun 22 1950, 4:33 AM EDT Att: 7,807 - Unknown					
Billy Goodman, L (1, 5) OBP: 0.357, SLG: 0.442	4-3			4-3		F9		F9		4	0	0	0	0	0	1						
Ted Williams, L (1, 7) OBP: 0.461, SLG: 0.686	K			3-1		4-3			E 1B 2B	4	1	1	0	0	1	0						
Vern Stephens, R (1, 6) OBP: 0.373, SLG: 0.561		BB		E5 FC6-4			FC5-4 1B		E6 1B	3	0	1	0	1	0	1						
Walt Dropo, R (1, 3) OBP: 0.401, SLG: 0.639	F8			FC6-4 1-2		FC5-4 1-2		F4		4	0	0	0	0	0	5						
Al Zarilla, L (1, 9) OBP: 0.419, SLG: 0.482	F2				K		K			4	0	1	1	0	2	2						
Bobby Doerr, R (1, 4) OBP: 0.387, SLG: 0.491	K				K		6-3		1-2 3-H 0-0 1B	4	0	0	0	0	2	4						
Birdie Tebbetts, R (1, 2) OBP: 0.397, SLG: 0.493			5-3		F7			BB		2	0	0	0	1	0	0						
Lou Stringer, R (8, PR) OBP: 0.514, SLG: 0.214										0	0	0	0	0	0	0						
Matt Batts, R (8, 2) OBP: 0.272, SLG: 0.316										0	0	0	0	0	0	0						
Tom Wright, L (9, PH) OBP: 0.344, SLG: 0.345										1	0	0	0	0	1	2						
Mel Parnell, L (1, 1) OBP: 0.267, SLG: 0.220		4-3				K		F9		3	0	0	0	0	1	1						
Inning Stats	R: 0 E: 0 K: 1 S: 5	H: 0 LOB: 0 BB: 0 P: 5	R: 0 E: 0 K: 1 S: 5	H: 0 LOB: 1 BB: 1 P: 9	R: 0 E: 0 K: 0 S: 3	H: 0 LOB: 0 BB: 0 P: 3	R: 0 E: 1 K: 0 S: 4	H: 0 LOB: 1 BB: 0 P: 4	R: 0 E: 0 K: 2 S: 7	H: 0 LOB: 0 BB: 0 P: 7	R: 1 E: 0 K: 1 S: 6	H: 1 LOB: 0 BB: 0 P: 6	R: 0 E: 0 K: 1 S: 6	H: 1 LOB: 1 BB: 0 P: 6	R: 0 E: 0 K: 0 S: 3	H: 0 LOB: 1 BB: 1 P: 7	R: 1 E: 1 K: 1 S: 8	H: 2 LOB: 2 BB: 0 P: 8	1B: 2 2B: 1 3B: 0 HR: 1	SF: 0 SAC: 0 DP: 0 HBP: 0	WP: 0 PB: 0 SB: 0 CS: 0	PA: 35
PITCHER Ray Scarborough, R (1, 1) ERA: 3.39	IP: 9.0 WLS: W BF: 35 H: 4 R: 2 ER: 2 SO: 7 BB: 2 IBB: 0 HBP: 0 BLK: 0 WP: 0 HR: 1 S: 47 P: 55 ERA: 2.00 WHIP: 0.667															PITCHER						

Batter	1	2	3	4	5	6	7	8	9	AB	R	H	RBI	BB	SO	LOB	BOTTOM			
Chico Carrasquel, R (1, 6) OBP: 0.379, SLG: 0.373	G5-4-3 HR 1B	K			F9			1-2 1B		4	1	2	0	0	1	1	Boston Red Sox @ Chicago White Sox Comiskey Park, Chicago, IL Thu Jun 22 1950, 4:33 AM EDT Att: 7,807 - Unknown			
Dave Philley, S (1, 8) OBP: 0.323, SLG: 0.376	G5-4-3 1-2 1B		5-3		F6		F9			4	0	1	0	0	0	3				
Phil Masi, R (1, 2) OBP: 0.399, SLG: 0.428	G5-4-3 1-2 2-3		F9			CS BB		E 1B 1B		3	1	1	0	1	0	2				
Gus Zernial, R (1, 7) OBP: 0.340, SLG: 0.477	HR BB		1-3			K	1-2	E7 1B		3	1	1	0	1	1	1				
Eddie Robinson, L (1, 3) OBP: 0.386, SLG: 0.411	HR			5-3		FC5-4 1B		1B 1B		4	1	3	4	0	0	0				
Hank Majeski, R (1, 5) OBP: 0.363, SLG: 0.407	1B			F9		FC5-4 1-2		1B 1B		4	0	2	0	0	0	1				
Mary Rickert, L (1, 9) OBP: 0.229, SLG: 0.282	K			1-3				F8		4	0	0	0	0	2	2				
Nellie Fox, L (1, 4) OBP: 0.327, SLG: 0.348		4-3			SH5-4 1B		6-3			3	0	1	0	0	0	0				
Ray Scarborough, R (1, 1) OBP: 0.189, SLG: 0.194	G3				SH5-4 1-2		1B 1B			2	0	1	0	0	0	0				
Inning Stats	R: 3 E: 0 K: 1 S: 8	H: 4 LOB: 1 BB: 1 P: 12	R: 0 E: 0 K: 1 S: 5	H: 0 LOB: 0 BB: 0 P: 5	R: 0 E: 0 K: 0 S: 3	H: 0 LOB: 0 BB: 0 P: 3	R: 0 E: 0 K: 0 S: 3	H: 0 LOB: 0 BB: 0 P: 3	R: 0 E: 0 K: 1 S: 5	H: 1 LOB: 1 BB: 0 P: 4	R: 0 E: 0 K: 1 S: 5	H: 1 LOB: 1 BB: 1 P: 9	R: 0 E: 0 K: 0 S: 5	H: 2 LOB: 2 BB: 0 P: 5	R: 1 E: 1 K: 1 S: 7	H: 4 LOB: 1 BB: 0 P: 7		1B: 11 2B: 1 3B: 0 HR: 1	SF: 0 SAC: 1 DP: 2 HBP: 0	WP: 0 PB: 0 SB: 0 CS: 1
PITCHER Mel Parnell, L (1, 1) ERA: 4.11	IP: 8.0 WLS: L BF: 34 H: 12 R: 4 ER: 4 SO: 4 BB: 2 IBB: 0 HBP: 0 BLK: 0 WP: 0 HR: 1 S: 40 P: 48 ERA: 4.50 WHIP: 1.750															PITCHER				

Batter	1	2	3	4	5	6	7	8	9	AB	R	H	RBI	BB	SO	LOB	TOP	
Bob Dillinger, R (1, 5) OBP: 0.355, SLG: 0.453											0	0	0	0	0	0	0	Philadelphia Athletics @ Chicago White Sox Comiskey Park, Chicago, IL Fri Jun 23 1950, 4:33 AM EDT Att: 22,971 - Unknown livebaseballscorecards.com
Wally Moses, L (1, 9) OBP: 0.387, SLG: 0.393											0	0	0	0	0	0	0	
Elmer Valo, L (1, 7) OBP: 0.381, SLG: 0.393											0	0	0	0	0	0	0	
Sam Chapman, R (1, 8) OBP: 0.346, SLG: 0.493											0	0	0	0	0	0	0	
Ferris Fain, L (1, 3) OBP: 0.422, SLG: 0.456											0	0	0	0	0	0	0	
Eddie Joest, R (1, 6) OBP: 0.384, SLG: 0.397											0	0	0	0	0	0	0	
Billy Hitchcock, R (1, 4) OBP: 0.381, SLG: 0.429											0	0	0	0	0	0	0	
Mike Guerra, R (1, 2) OBP: 0.333, SLG: 0.360											0	0	0	0	0	0	0	
Alex Kellner, R (1, 1) OBP: 0.281, SLG: 0.290											0	0	0	0	0	0	0	
Inning Stats											1B: 0 SF: 0 2B: 0 SAC: 0 3B: 0 DP: 0 HR: 0 HBP: 0	WP: 0 PA: 0 FB: 0 SB: 0 CS: 0						
PITCHER Randy Gumpert, R (1, 1) ERA: 5.49	IP	WLS	BF	H	R	ER	SO	BB	IBB	HBP	BLK	WP	HR	S	P	ERA	WHIP	PITCHER IP WLS BF H R ER SO BB IBB HBP BLK WP HR S P ERA WHIP

Batter	1	2	3	4	5	6	7	8	9	AB	R	H	RBI	BB	SO	LOB	BOTTOM	
Chico Carrasquel, R (1, 6) OBP: 0.379, SLG: 0.373											0	0	0	0	0	0	0	Philadelphia Athletics @ Chicago White Sox Comiskey Park, Chicago, IL Fri Jun 23 1950, 4:33 AM EDT Att: 22,971 - Unknown livebaseballscorecards.com
Dave Philley, S (1, 8) OBP: 0.323, SLG: 0.376											0	0	0	0	0	0	0	
Phil Masi, R (1, 2) OBP: 0.399, SLG: 0.428											0	0	0	0	0	0	0	
Gus Zernial, R (1, 7) OBP: 0.340, SLG: 0.477											0	0	0	0	0	0	0	
Eddie Robinson, L (1, 3) OBP: 0.386, SLG: 0.411											0	0	0	0	0	0	0	
Hank Majeski, R (1, 5) OBP: 0.383, SLG: 0.407											0	0	0	0	0	0	0	
Mary Rickert, L (1, 9) OBP: 0.229, SLG: 0.282											0	0	0	0	0	0	0	
Nellie Fox, L (1, 4) OBP: 0.327, SLG: 0.348											0	0	0	0	0	0	0	
Randy Gumpert, R (1, 1) OBP: 0.250, SLG: 0.143											0	0	0	0	0	0	0	
Inning Stats											1B: 0 SF: 0 2B: 0 SAC: 0 3B: 0 DP: 0 HR: 0 HBP: 0	WP: 0 PA: 0 FB: 0 SB: 0 CS: 0						
PITCHER Alex Kellner, L (1, 1) ERA: 5.28	IP	WLS	BF	H	R	ER	SO	BB	IBB	HBP	BLK	WP	HR	S	P	ERA	WHIP	PITCHER IP WLS BF H R ER SO BB IBB HBP BLK WP HR S P ERA WHIP

Batter	1	2	3	4	5	6	7	8	9	AB	R	H	RBI	BB	SO	LOB	TOP										
Bob Dillinger, R OBP: 0.353, SLG: 0.445	F7	F7				F9		K		4	0	0	0	1	1	3	Philadelphia Athletics @ Chicago White Sox Comiskey Park, Chicago, IL Sun Jun 25 1950, 4:33 AM EDT Unknown										
Wally Moses, L OBP: 0.388, SLG: 0.429	6-3 1B 2B		G3-6 1B			K		L4	F8	5	1	2	0	0	1	2											
Elmer Valo, L OBP: 0.379, SLG: 0.403	6-3 2-3		G3-6 1-2					F2	FC3-5 1B	4	0	1	0	1	0	2											
Sam Chapman, R OBP: 0.349, SLG: 0.484	BB 1B		1-3			P4		BB HR BB	CS FC3-5 BB	3	1	1	1	2	0	2											
Fernis Fain, L OBP: 0.419, SLG: 0.443	4-0 1-2 BB					6-3		S BB 1B BB	FC3-5 CS	2	2	0	0	3	0	2											
Eddie Joest, R OBP: 0.399, SLG: 0.410	F8					F8		S BB 1B BB	1-2 2-3 K	4	2	1	3	1	1	4											
Billy Hitchcock, R OBP: 0.394, SLG: 0.453								1-2 2-3 K	F7	4	0	2	0	0	1	2											
Mike Guerra, R OBP: 0.326, SLG: 0.351									F5	3	0	1	2	0	0	1											
Lou Brissie, L OBP: 0.111, SLG: 0.059										3	0	0	0	1	0	2											
Inning Stats	R: 1 E: 0 K: 0 S: 5	H: 2 LOB: 2 BB: 1 P: 9	R: 0 E: 0 K: 0 S: 4	H: 1 LOB: 1 BB: 0 P: 4	R: 0 E: 0 K: 0 S: 3	H: 1 LOB: 0 BB: 0 P: 3	R: 0 E: 0 K: 0 S: 4	H: 1 LOB: 1 BB: 0 P: 4	R: 0 E: 0 K: 1 S: 5	H: 0 LOB: 2 BB: 2 P: 13	R: 2 E: 0 K: 1 S: 6	H: 1 LOB: 1 BB: 2 P: 14	R: 3 E: 0 K: 0 S: 4	H: 1 LOB: 0 BB: 2 P: 12	R: 0 E: 0 K: 1 S: 5	H: 0 LOB: 1 BB: 1 P: 9		R: 0 E: 0 K: 1 S: 5	H: 1 LOB: 1 BB: 1 P: 9	1B: 5 2B: 2 3B: 0 HR: 1	SF: 0 SAC: 1 DP: 1 HBP: 0	WP: 0 PB: 0 SB: 2 CS: 2	PA: 42				
PITCHER	IP	WLS	BF	H	R	ER	SO	BB	IBB	HBP	BLK	WP	HR	S	P	ERA	WHIP										
Bill Wight, L ERA: 3.94	5.1	W	26	6	3	3	2	5	0	0	0	0	0	25	45	5.06	2.062										
Mickey Haefner, L ERA: 5.09	1.1		6	0	2	2	0	2	0	0	0	0	0	4	12	13.50	1.500										
Luis Aloma, R ERA: 5.09	2.1	S	10	2	1	1	2	2	0	0	0	0	1	12	20	3.86	1.714										

Batter	1	2	3	4	5	6	7	8	9	AB	R	H	RBI	BB	SO	LOB	BOTTOM										
Chico Carrasquel, R OBP: 0.386, SLG: 0.376	FC6-4 BB		5-3			E6 2B HR		5-3		4	1	1	1	1	0	1	Philadelphia Athletics @ Chicago White Sox Comiskey Park, Chicago, IL Sun Jun 25 1950, 4:33 AM EDT Unknown										
Dave Philley, S OBP: 0.326, SLG: 0.391	FC6-4 1B					G6-4-3 1B		G6-4-3		3	2	1	0	1	0	3											
Phil Masi, R OBP: 0.412, SLG: 0.447	1B E BB					5-3				1	1	0	0	3	0	2											
Gus Zernial, R OBP: 0.339, SLG: 0.483	F8		G6-4-3					FC1-4		4	1	1	3	0	0	5											
Eddie Robinson, L OBP: 0.388, SLG: 0.404	E 1B					3-1		K		4	0	1	1	0	1	1											
Hank Majeski, R OBP: 0.358, SLG: 0.400	F7									4	0	1	0	0	0	2											
Mary Rickert, L OBP: 0.261, SLG: 0.294			4-3			F2		1B 1B		3	1	1	0	1	0	1											
Nellie Fox, L OBP: 0.352, SLG: 0.375			B1-6-3 1B			F8		1B 1B		3	1	2	0	0	0	1											
Bill Wight, L ERA: 4.6			B1-6-3			K		1B 1B		2	0	0	0	0	1	1											
Inning Stats	R: 2 E: 1 K: 0 S: 4	H: 1 LOB: 1 BB: 2 P: 12	R: 0 E: 0 K: 0 S: 3	H: 1 LOB: 0 BB: 0 P: 3	R: 0 E: 0 K: 0 S: 2	H: 0 LOB: 1 BB: 2 P: 10	R: 0 E: 0 K: 0 S: 4	H: 1 LOB: 1 BB: 0 P: 4	R: 3 E: 1 K: 2 S: 10	H: 2 LOB: 0 BB: 0 P: 10	R: 2 E: 0 K: 0 S: 6	H: 4 LOB: 1 BB: 0 P: 6	R: 0 E: 0 K: 0 S: 3	H: 0 LOB: 1 BB: 1 P: 7	R: 0 E: 0 K: 1 S: 5	H: 0 LOB: 1 BB: 1 P: 9		R: 0 E: 0 K: 1 S: 5	H: 0 LOB: 1 BB: 1 P: 9	1B: 7 2B: 1 3B: 0 HR: 1	SF: 0 SAC: 1 DP: 3 HBP: 0	WP: 0 PB: 0 SB: 0 CS: 0	PA: 37				
PITCHER	IP	WLS	BF	H	R	ER	SO	BB	IBB	HBP	BLK	WP	HR	S	P	ERA	WHIP										
Lou Brissie, L ERA: 4.6	8.0	L	37	9	7	3	3	6	0	0	0	0	1	37	61	3.38	1.875										

Batter	1	2	3	4	5	6	7	8	9	AB	R	H	RBI	BB	SO	LOB	TOP										
Bob Dillinger, R OBP: 0.363, SLG: 0.454 (1, 5)										4	2	3	0	2	0	0	Philadelphia Athletics @ Chicago White Sox Comiskey Park, Chicago, IL Sun Jun 25 1950, 4:38 AM EDT Att: 25,126 - Unknown										
Elmer Vato, L OBP: 0.397, SLG: 0.397 (1, 9)										3	2	0	0	3	1	2											
Paul Lehner, L OBP: 0.365, SLG: 0.446 (1, 7)										4	2	1	0	1	0	2											
Sam Chapman, R OBP: 0.352, SLG: 0.493 (1, 8)										4	2	1	3	2	1	1											
Fernis Fain, L OBP: 0.426, SLG: 0.444 (1, 3)										2	2	1	3	3	0	0											
Eddie Joost, R OBP: 0.403, SLG: 0.426 (1, 6)										4	3	2	4	1	0	3											
Billy Hitchcock, R OBP: 0.395, SLG: 0.449 (1, 4)										5	0	2	1	0	0	3											
Joe Astroth, R OBP: 0.333, SLG: 0.310 (1, 2)										5	0	2	1	0	0	2											
Bob Hooper, R OBP: 0.182, SLG: 0.313 (1, 1)										5	0	0	0	0	1	4											
Inning Stats	R: 6 E: 0 K: 0 S: 5	H: 2 LOB: 0 BB: 4 P: 21	R: 4 E: 1 K: 1 S: 9	H: 4 LOB: 2 BB: 17	R: 2 E: 0 K: 0 S: 4	H: 1 LOB: 2 BB: 3 P: 16	R: 0 E: 0 K: 0 S: 3	H: 0 LOB: 0 BB: 0 P: 3	R: 0 E: 0 K: 1 S: 5	H: 1 LOB: 1 BB: 1 P: 7	R: 0 E: 0 K: 0 S: 3	H: 1 LOB: 1 BB: 1 P: 7	R: 1 E: 0 K: 0 S: 5	H: 2 LOB: 2 BB: 1 P: 9	R: 0 E: 0 K: 1 S: 6	H: 1 LOB: 1 BB: 0 P: 6		1B: 9 2B: 1 3B: 0 HR: 2	SF: 0 SAC: 1 DP: 2 HBP: 0	WP: 1 PB: 0 CS: 0	PA: 49						
PITCHER	IP	WLS	BF	H	R	ER	SO	BB	IBB	HBP	BLK	WP	HR	S	P	ERA	WHIP										
Bob Cain, L ERA: 3.35 (1, 1)	0.0	L	3	0	3	3	0	3	0	0	0	0	0	0	12	∞	∞										
Ken Holcombe, R ERA: 8.64 (1, 1)	0.0		2	1	0	0	0	1	0	0	0	0	0	1	5	∞	∞										
Howie Judson, R ERA: 4.88 (1, 1)	1.2		12	5	7	6	0	2	0	0	0	0	2	10	18	32.40	4.200										
Jack Bruner, L ERA: 3.65 (2, 1)	0.2		6	1	2	2	1	3	0	0	0	0	0	5	17	27.00	6.000										
Mickey Haefner, L ERA: 5.52 (3, 1)	6.2		26	5	1	1	2	3	0	0	0	1	0	27	39	1.35	1.200										
Batter	1	2	3	4	5	6	7	8	9	AB	R	H	RBI	BB	SO	LOB	BOTTOM										
Chico Carrasquel, R OBP: 0.383, SLG: 0.372 (1, 6)										2	0	0	0	0	0	1	Philadelphia Athletics @ Chicago White Sox Comiskey Park, Chicago, IL Sun Jun 25 1950, 4:38 AM EDT Att: 25,126 - Unknown										
Luke Appling, R OBP: 0.295, SLG: 0.275 (5, 6)										2	0	0	0	0	0	0											
Dave Philley, S OBP: 0.324, SLG: 0.389 (1, 8)										1	0	0	0	0	0	0											
Jerry Scala, L OBP: 0.206, SLG: 0.188 (4, 8)										3	1	1	0	0	1	0											
Nellie Fox, L OBP: 0.349, SLG: 0.371 (1, 4)										1	0	0	0	0	0	0											
Al Kozar, R OBP: 0.279, SLG: 0.286 (4, 4)										3	1	1	1	0	0	0											
Gus Zernial, R OBP: 0.342, SLG: 0.483 (1, 7)										4	1	2	0	0	0	0											
Eddie Robinson, L OBP: 0.386, SLG: 0.402 (1, 3)										1	0	0	0	0	0	0											
Gordon Goldsberry, L OBP: 0.441, SLG: 0.469 (4, 3)										3	1	2	1	0	0	0											
Hank Majeski, R OBP: 0.356, SLG: 0.398 (1, 5)										1	0	0	0	0	0	0											
Floyd Baker, L OBP: 0.478, SLG: 0.421 (4, 5)										3	0	2	1	0	0	2											
Mary Rickert, L OBP: 0.250, SLG: 0.281 (1, 9)										4	0	0	0	0	0	2											
Eddie Malone, R OBP: 0.321, SLG: 0.254 (1, 2)										1	0	0	0	0	0	0											
Joe Erazut, R (5, 2)										3	0	0	0	0	0	0											
Bob Cain, L OBP: 0.286, SLG: 0.240 (1, 1)										0	0	0	0	0	0	0											
Ken Holcombe, R OBP: 0.111, SLG: 0.222 (1, 1)										0	0	0	0	0	0	0											
Howie Judson, R OBP: 0.200, SLG: 0.400 (1, 1)										0	0	0	0	0	0	0											
Jack Bruner, L (2, 1)										0	0	0	0	0	0	0											
Mickey Haefner, L OBP: 0.350, SLG: 0.235 (3, 1)										3	0	1	0	0	0	0											
Inning Stats	R: 0 E: 0 K: 0 S: 3	H: 0 LOB: 0 BB: 0 P: 3	R: 0 E: 0 K: 0 S: 3	H: 0 LOB: 0 BB: 0 P: 3	R: 0 E: 0 K: 0 S: 4	H: 1 LOB: 1 BB: 0 P: 4	R: 0 E: 0 K: 0 S: 5	H: 2 LOB: 2 BB: 0 P: 5	R: 0 E: 0 K: 0 S: 3	H: 0 LOB: 0 BB: 0 P: 3	R: 0 E: 0 K: 1 S: 5	H: 0 LOB: 0 BB: 0 P: 5	R: 0 E: 0 K: 0 S: 4	H: 1 LOB: 1 BB: 0 P: 4	R: 0 E: 0 K: 0 S: 3	H: 0 LOB: 0 BB: 0 P: 3		R: 4 E: 0 K: 0 S: 7	H: 5 LOB: 0 BB: 0 P: 7	1B: 7 2B: 2 3B: 0 HR: 0	SF: 0 SAC: 0 DP: 1 HBP: 0	WP: 0 PB: 0 CS: 0	PA: 35				
PITCHER	IP	WLS	BF	H	R	ER	SO	BB	IBB	HBP	BLK	WP	HR	S	P	ERA	WHIP										
Bob Hooper, R ERA: 4.18 (1, 1)	9.0	W	35	9	4	4	1	0	0	0	0	0	0	37	37	4.00	1.000										

Batter	1	2	3	4	5	6	7	8	9	AB	R	H	RBI	BB	SO	LOB	TOP					
Chico Carrasquel, R (1, 6) OBP: 0.381, SLG: 0.374	0-0 HR 2B	0-0 SH5-3		0-0 FC6-4			0-0 5-3		0-0 G6-4-3	4	1	1	0	0	0	3	Chicago White Sox @ Detroit Tigers Briggs Stadium, Detroit, MI Mon Jun 26 1950, 4:33 AM EDT Att: 7,458 - Unknown					
Dave Philley, S (1, 8) OBP: 0.323, SLG: 0.387	0-0 F7	0-0 F9			0-0 SH2-4 1B		0-0 5-3			4	0	1	0	0	0	2						
Nellie Fox, L (1, 4) OBP: 0.349, SLG: 0.370	0-0 F7	0-0 F5			0-0 SH2-4 1-2			0-0 G6-4-3 1B	3	0	1	0	0	0	2							
Gus Zernial, R (1, 7) OBP: 0.341, SLG: 0.493	0-0 2H HR		0-0 5-3		0-0 5-3			0-0 G6-4-3 1-2	4	1	1	2	0	0	2							
Eddie Robinson, L (1, 3) OBP: 0.388, SLG: 0.401	4-0 WP 2B BB		0-0 F8		0-0 F8			0-0 1B	3	1	1	0	1	0	1							
Hank Majeski, R (1, 5) OBP: 0.355, SLG: 0.393	4-0 2B WP BB		0-0 G3			0-0 1-3		0-0 1-3	3	1	0	0	1	0	1							
Floyd Baker, L (8, 5) OBP: 0.478, SLG: 0.421	1-2 WP BB					0-0 1-3			0	0	0	0	0	0	0							
Mary Rickert, L (1, 9) OBP: 0.280, SLG: 0.301	0-0 WP 1-3 2H 2B		0-0 5-3		0-0 K			0-0 1B 6-3 1B	4	0	2	1	0	1	0							
Phil Masi, R (1, 2) OBP: 0.403, SLG: 0.435	0-3 K		0-0 F7		0-0 6-3			0-0 6-3 1-2	4	0	0	0	0	1	2							
Billy Pierce, L (1, 1) OBP: 0.323, SLG: 0.276		0-0 SH5-3 1B		0-0 FC6-4 1B			0-0 1-3		0-0 G6-4-3 2-3 1B	3	0	2	0	0	0	0						
Randy Gumpert, R (8, 1) OBP: 0.152, SLG: 0.100										0	0	0	0	0	0	0						
Gordon Goldsberry, L (9, PH) OBP: 0.447, SLG: 0.475										1	0	1	0	0	0	0						
Inning Stats	R: 4 E: 0 K: 1 S: 8	H: 3 LOB: 1 BB: 2 P: 16	R: 0 E: 0 K: 0 S: 4	H: 1 LOB: 1 BB: 0 P: 4	R: 0 E: 0 K: 0 S: 3	H: 0 LOB: 0 BB: 0 P: 3	R: 0 E: 0 K: 0 S: 4	H: 1 LOB: 1 BB: 0 P: 4	R: 0 E: 0 K: 1 S: 5	H: 0 LOB: 0 BB: 0 P: 5	R: 0 E: 0 K: 0 S: 3	H: 0 LOB: 0 BB: 0 P: 3	R: 0 E: 0 K: 0 S: 4	H: 2 LOB: 1 BB: 0 P: 4	R: 0 E: 0 K: 0 S: 4	H: 2 LOB: 1 BB: 0 P: 4	1B: 7 2B: 2 3B: 0 HR: 1	SF: 0 SAC: 2 DP: 2 HBP: 0	WP: 2 PB: 0 SB: 0 CS: 0	PA: 37		
PITCHER	IP WLS BF H R ER SO BB IBB HBP BLK WP HR S P ERA WHIP	8.0 W 33 8 4 4 2 2 0 0 0 0 2 1 35 43 4.50 1.250	1.0 S 4 2 0 0 0 0 0 0 0 0 0 0 4 4 0.00 2.000																			

AB 33
R 4
H 10
RBI 3
BB 2
SO 2
LOB 13



Batter	1	2	3	4	5	6	7	8	9	AB	R	H	RBI	BB	SO	LOB	BOTTOM				
Johnny Lipon, R (1, 6) OBP: 0.405, SLG: 0.398	0-0 5-3		0-0 F8		0-0 F8		0-0 G4-6-3	0-0 6-3		5	0	0	0	0	0	4	Chicago White Sox @ Detroit Tigers Briggs Stadium, Detroit, MI Mon Jun 26 1950, 4:33 AM EDT Att: 7,458 - Unknown				
Jerry Priddy, R (1, 4) OBP: 0.372, SLG: 0.382	0-0 6-3		0-0 4-3			0-0 6-3		0-0 1B 1B	4	0	1	0	0	0	0						
Neil Berry, R (8, FR) (9, 4)								0-0 1B 1B	0	1	0	0	0	0	0						
George Kell, R (1, 5) OBP: 0.446, SLG: 0.528	0-0 BB 1B		0-0 6-3			4-0 BB 1B BB		0-0 1B CS 1B	3	1	2	0	1	0	0						
Vic Wertz, L (1, 9) OBP: 0.371, SLG: 0.524	4-0 1-2 BB			0-0 6-3		4-0 FC6-4 1B BB		0-0 CS 1B	2	1	1	1	2	0	0						
Hoot Evers, R (1, 7) OBP: 0.410, SLG: 0.665	0-0 5-3			0-0 6-3		0-0 FC6-4 1B		0-3 K	4	0	1	1	0	1	4						
Johnny Groth, R (1, 8) OBP: 0.392, SLG: 0.468		0-0 6-3		0-0 4-3		0-0 FC6-4 FC4		4-0 3B BB	3	1	0	0	1	0	2						
Don Kolloway, R (1, 3) OBP: 0.283, SLG: 0.365		0-0 F9			0-3 K	0-0 FC4		0-0 3B 3B	4	1	1	2	0	1	2						
Aaron Robinson, L (1, 2) OBP: 0.460, SLG: 0.500		4-0 BB			4-0 BB		0-0 F4	4-0 3B BB	1	1	0	0	3	0	0						
Hal White, R (1, 1) OBP: 0.143, SLG: 0.143		0-3 K			0-3 K		0-0 G4-6-3 1B	0-0 3B 3H 3B	3	0	1	0	0	2	2						
Eddie Lake, R (8, PH)									0	0	0	0	0	0	0						
Charlie Keller, L (8, PH) OBP: 0.583, SLG: 0.500									1	0	1	2	0	0	0						
Dizzy Trout, R (9, 1) OBP: 0.294, SLG: 0.438									0	0	0	0	0	0	0						
Inning Stats	R: 0 E: 0 K: 0 S: 4	H: 1 LOB: 2 BB: 1 P: 8	R: 0 E: 0 K: 1 S: 5	H: 0 LOB: 1 BB: 1 P: 9	R: 0 E: 0 K: 0 S: 3	H: 0 LOB: 0 BB: 0 P: 3	R: 0 E: 0 K: 0 S: 3	H: 0 LOB: 0 BB: 0 P: 3	R: 0 E: 0 K: 0 S: 4	H: 1 LOB: 2 BB: 2 P: 12	R: 0 E: 0 K: 0 S: 3	H: 1 LOB: 0 BB: 0 P: 3	R: 5 E: 0 K: 1 S: 9	H: 5 LOB: 2 BB: 2 P: 17	1B: 6 2B: 1 3B: 2 HR: 0	SF: 0 SAC: 0 DP: 2 HBP: 0	WP: 0 PB: 0 SB: 0 CS: 2	PA: 37			
PITCHER	IP WLS BF H R ER SO BB IBB HBP BLK WP HR S P ERA WHIP	7.2 L 35 7 6 6 4 7 0 0 0 0 0 0 36 64 7.04 1.826	0.1 2 1 0 0 0 0 0 0 0 0 0 0 2 2 0.00 3.000																		

AB 30
R 6
H 8
RBI 6
BB 7
SO 4
LOB 14



Batter	1	2	3	4	5	6	7	8	9	AB	R	H	RBI	BB	SO	LOB	TOP					
Chico Carrasquel, R (1, 6) OBP: 0.389, SLG: 0.380										4	0	0	0	0	1	2	Chicago White Sox @ Detroit Tigers Briggs Stadium, Detroit, MI Wed Jun 28 1950, 4:33 AM EDT Att: 9,684 - Unknown					
Dave Philley, S (1, 8) OBP: 0.320, SLG: 0.379										4	0	1	0	0	0	1						
Nellie Fox, L (1, 4) OBP: 0.350, SLG: 0.374										4	1	1	0	0	0	3						
Gus Zernial, R (1, 7) OBP: 0.349, SLG: 0.495										4	1	3	1	0	0	0						
Eddie Robinson, L (1, 3) Al Kozar, R (9, PR) OBP: 0.395, SLG: 0.404 OBP: 0.275, SLG: 0.281										4	0	2	0	0	0	1						
Hank Majeski, R (1, 5) Gordon Goldsberry, L (9, PH) OBP: 0.390, SLG: 0.391 OBP: 0.442, SLG: 0.489										1	0	0	0	2	0	0						
Mary Rickert, L (1, 9) OBP: 0.250, SLG: 0.287										4	0	0	1	0	0	3						
Phil Masi, R (1, 2) OBP: 0.389, SLG: 0.423										4	0	0	0	0	1	2						
Ken Holcombe, R (1, 1) Floyd Baker, L (8, PH) Randy Gumpert, R (8, 1) OBP: 0.182, SLG: 0.273 OBP: 0.500, SLG: 0.450 OBP: 0.182, SLG: 0.100										2	0	1	0	0	0	0						
Inning Stats	R: 1 E: 0 K: 0 S: 5	H: 2 LOB: 1 BB: 0 P: 5	R: 0 E: 0 K: 0 S: 2	H: 0 LOB: 0 BB: 1 P: 6	R: 0 E: 0 K: 0 S: 4	H: 1 LOB: 1 BB: 0 P: 4	R: 0 E: 0 K: 0 S: 3	H: 2 LOB: 1 BB: 1 P: 7	R: 0 E: 0 K: 1 S: 5	H: 1 LOB: 0 BB: 0 P: 5	R: 0 E: 0 K: 0 S: 3	H: 0 LOB: 0 BB: 0 P: 3	R: 0 E: 0 K: 0 S: 3	H: 0 LOB: 0 BB: 0 P: 3	R: 0 E: 1 K: 1 S: 7	H: 1 LOB: 2 BB: 0 P: 7		R: 1 E: 0 K: 0 S: 5	H: 2 LOB: 1 BB: 0 P: 5	1B: 7 2B: 2 3B: 0 HR: 0	SF: 0 SAC: 0 DP: 2 HBP: 0	WP: 0 PB: 0 SB: 0 CS: 0
PITCHER Art Houtteman, R (1, 1) ERA: 3.02	IP: 9.0 WLS: W BF: 35 H: 9 R: 2 ER: 2 SO: 2 BB: 2 IBB: 0 HBP: 0 BLK: 0 WP: 0 HR: 0 S: 37 P: 45 ERA: 2.00 WHIP: 1.222															PITCHER						

AB 33
R 2
H 9
RBI 2
BB 2
SO 2
LOB 14




Batter	1	2	3	4	5	6	7	8	9	AB	R	H	RBI	BB	SO	LOB	BOTTOM					
Johnny Lipon, R (1, 6) OBP: 0.405, SLG: 0.409										5	1	2	0	0	0	0	Chicago White Sox @ Detroit Tigers Briggs Stadium, Detroit, MI Wed Jun 28 1950, 4:33 AM EDT Att: 9,684 - Unknown					
Jerry Priddy, R (1, 4) OBP: 0.375, SLG: 0.380										4	1	2	0	1	0	0						
George Kell, R (1, 5) OBP: 0.448, SLG: 0.531										4	1	3	1	0	0	1						
Vic Wertz, L (1, 9) OBP: 0.372, SLG: 0.521										4	0	0	0	0	0	5						
Hoot Evers, R (1, 7) OBP: 0.413, SLG: 0.676										4	1	1	2	0	0	0						
Johnny Groth, R (1, 8) OBP: 0.395, SLG: 0.469										4	0	1	0	0	0	0						
Aaron Robinson, L (1, 2) OBP: 0.467, SLG: 0.496										2	1	1	0	2	1	1						
Don Kolloway, R (1, 3) OBP: 0.262, SLG: 0.385										4	1	2	2	0	0	2						
Art Houtteman, R (1, 1) OBP: 0.256, SLG: 0.231										4	0	0	0	0	1	2						
Inning Stats	R: 0 E: 0 K: 0 S: 4	H: 1 LOB: 1 BB: 0 P: 4	R: 0 E: 0 K: 0 S: 4	H: 1 LOB: 1 BB: 0 P: 4	R: 1 E: 0 K: 0 S: 5	H: 2 LOB: 1 BB: 0 P: 5	R: 0 E: 0 K: 0 S: 4	H: 1 LOB: 2 BB: 1 P: 8	R: 3 E: 1 K: 0 S: 6	H: 3 LOB: 0 BB: 0 P: 6	R: 2 E: 0 K: 1 S: 7	H: 3 LOB: 2 BB: 2 P: 15	R: 0 E: 0 K: 1 S: 6	H: 1 LOB: 1 BB: 0 P: 6	R: 0 E: 0 K: 0 S: 3	H: 0 LOB: 0 BB: 0 P: 3		R: 0 E: 0 K: 0 S: 3	H: 0 LOB: 0 BB: 0 P: 3	1B: 8 2B: 2 3B: 0 HR: 2	SF: 0 SAC: 0 DP: 0 HBP: 0	WP: 0 PB: 0 SB: 0 CS: 1
PITCHER Ken Holcombe, R (1, 1) ERA: 7.59 Randy Gumpert, R (8, 1) ERA: 5.51	IP: 7.0 WLS: L BF: 35 H: 12 R: 6 ER: 3 SO: 2 BB: 3 IBB: 0 HBP: 0 BLK: 0 WP: 0 HR: 1 S: 36 P: 48 ERA: 3.86 WHIP: 2.143															PITCHER						

AB 35
R 6
H 12
RBI 5
BB 3
SO 2
LOB 11




Batter	1	2	3	4	5	6	7	8	9	AB	R	H	RBI	BB	SO	LOB	TOP										
Nellie Fox, L OBP: 0.339, SLG: 0.360 (1,4)										4	0	0	1	0	0	2	Chicago White Sox @ Detroit Tigers Briggs Stadium, Detroit, MI Thu Jun 29 1950, 4:33 AM EDT Att: 7,717 - Unknown										
Dave Philley, S OBP: 0.327, SLG: 0.379 (1,8)										5	0	2	2	0	0	1											
Mary Rickert, L OBP: 0.248, SLG: 0.283 (1,9)										5	1	1	0	0	2	3											
Gus Zernial, R OBP: 0.358, SLG: 0.505 (1,7)										4	2	3	0	1	1	0											
Eddie Robinson, L OBP: 0.396, SLG: 0.404 (1,3)										5	0	2	2	0	0	4											
Gordon Goldsberry, L OBP: 0.442, SLG: 0.469 (9,3)										0	0	0	0	0	0	0											
Phil Masi, R OBP: 0.387, SLG: 0.419 (1,2)										4	0	1	1	0	0	1											
Floyd Baker, L OBP: 0.404, SLG: 0.458 (1,5)										4	1	1	0	0	1	2											
Chico Carrasquel, R OBP: 0.374, SLG: 0.366 (1,6)										4	2	3	0	0	0	0											
Bob Cain, L OBP: 0.290, SLG: 0.286 (1,1)										3	1	1	1	0	1	1											
Inning Stats	R: 0 E: 0 K: 1 S: 5	H: 1 LOB: 0 BB: 0 P: 5	R: 0 E: 0 K: 0 S: 3	H: 1 LOB: 0 BB: 0 P: 3	R: 1 E: 0 K: 0 S: 5	H: 2 LOB: 1 BB: 0 P: 5	R: 0 E: 0 K: 1 S: 5	H: 0 LOB: 0 BB: 0 P: 5	R: 1 E: 0 K: 0 S: 7	H: 2 LOB: 1 BB: 0 P: 7	R: 0 E: 0 K: 1 S: 5	H: 0 LOB: 0 BB: 0 P: 5	R: 2 E: 0 K: 1 S: 9	H: 4 LOB: 2 BB: 0 P: 9	R: 2 E: 1 K: 0 S: 6	H: 2 LOB: 2 BB: 1 P: 10	1B: 11 2B: 3 3B: 0 HR: 0	SF: 0 SAC: 2 DP: 2 HBP: 0	WP: 0 PB: 0 SB: 0 CS: 1	PA: 42							
PITCHER	IP	WLS	BF	H	R	ER	SO	BB	IBB	HBP	BLK	WP	HR	S	P	ERA	WHIP										
Fred Hutchinson, R ERA: 4.86 (1,1)	8.0	L	35	13	6	6	5	0	0	0	0	0	0	45	45	6.75	1.625										
Saul Rogovin, R ERA: 6.0 (9,1)	1.0		6	1	1	0	0	1	0	0	0	0	0	5	9	0.00	2.000										

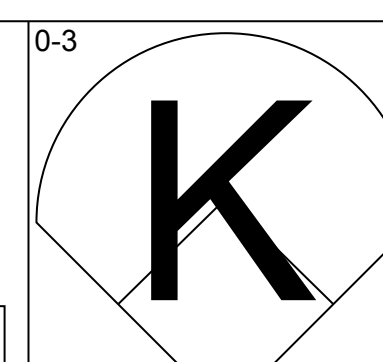
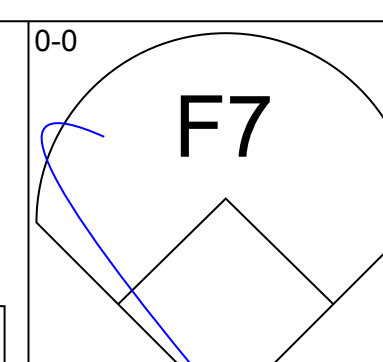
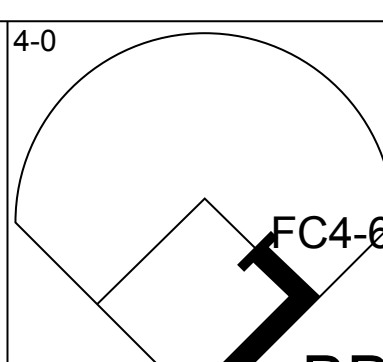
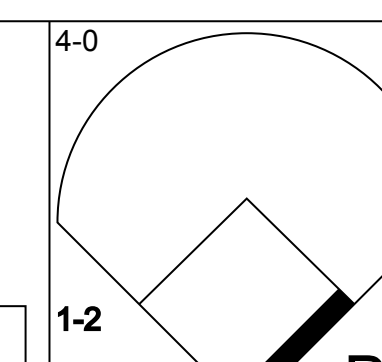
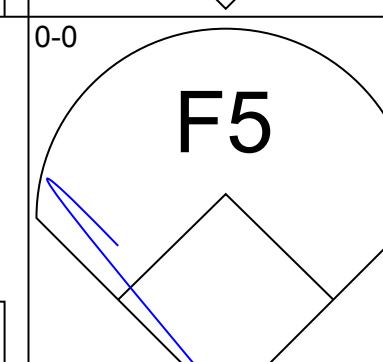
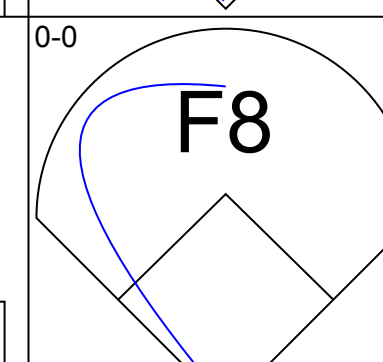
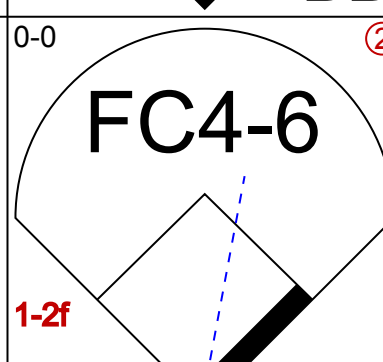
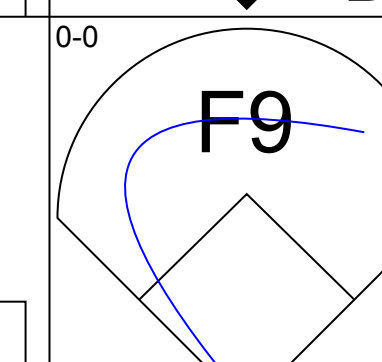
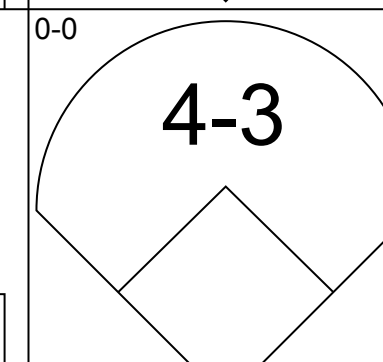
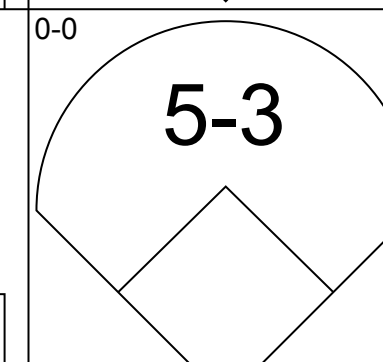
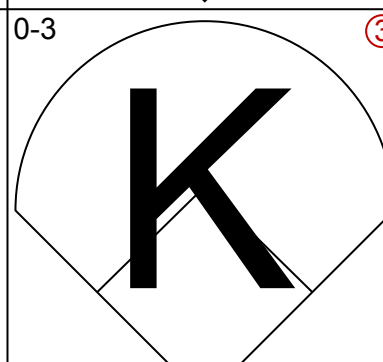
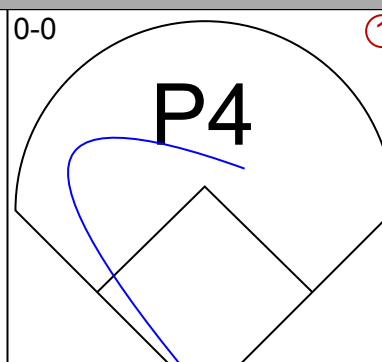
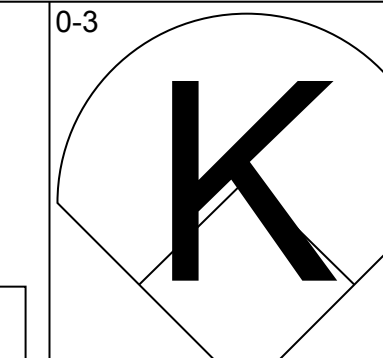
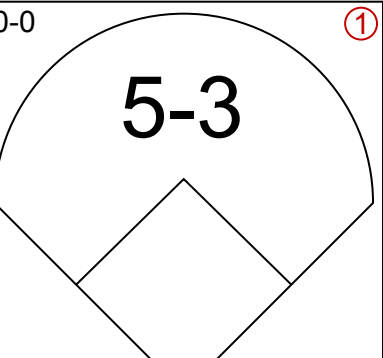
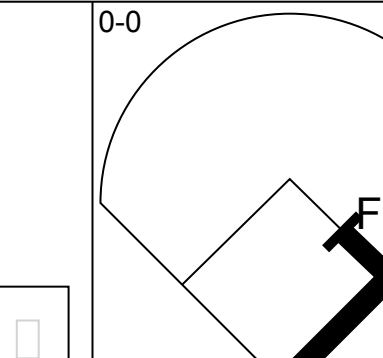
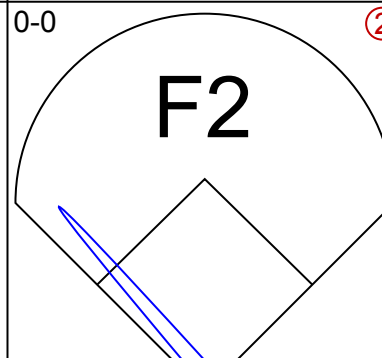
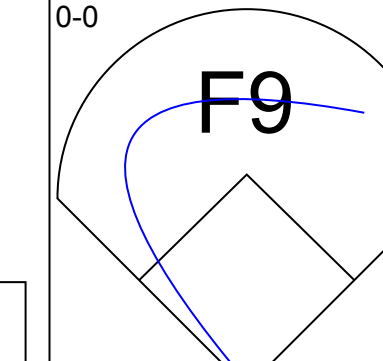
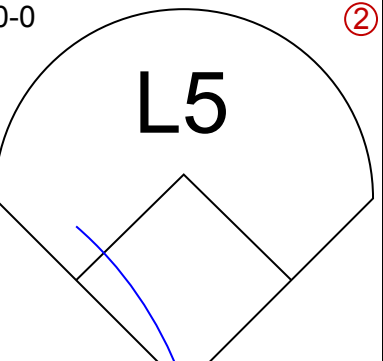
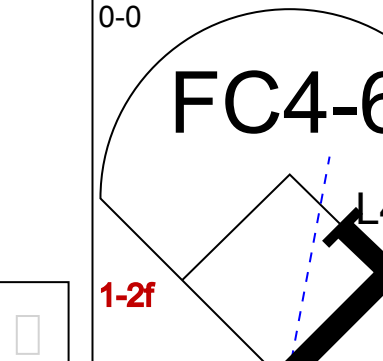
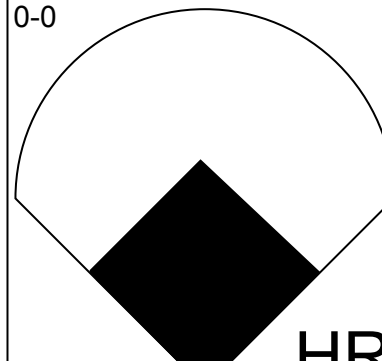
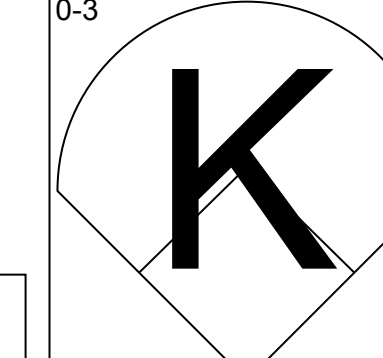
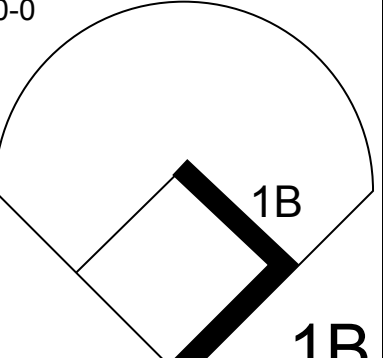
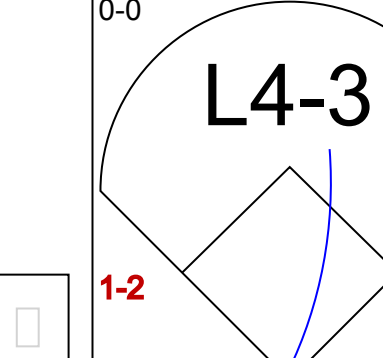
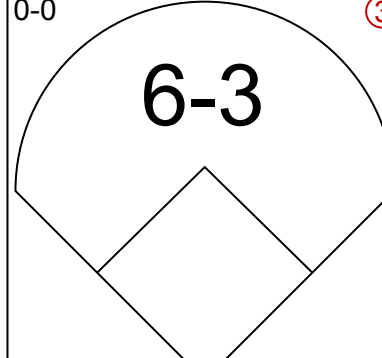
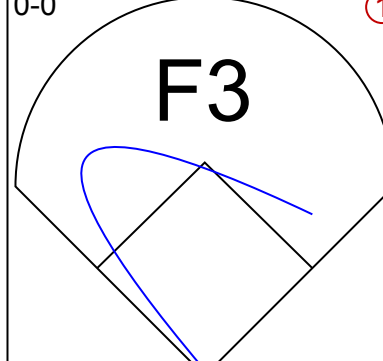
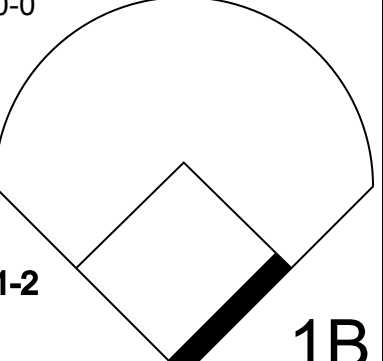
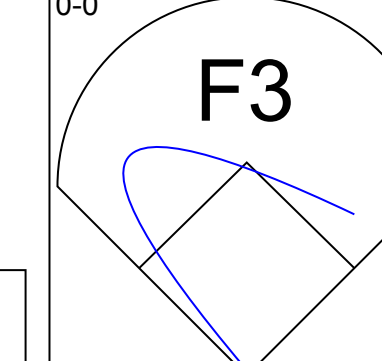
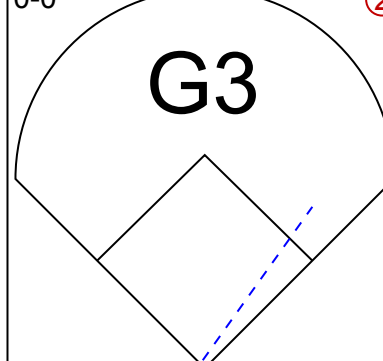
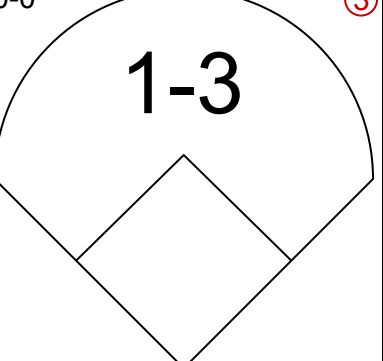
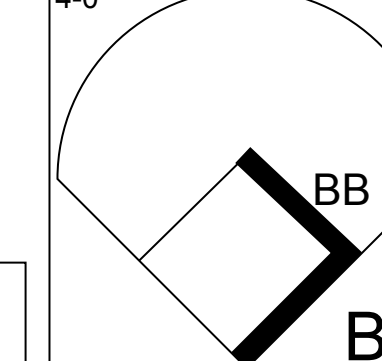
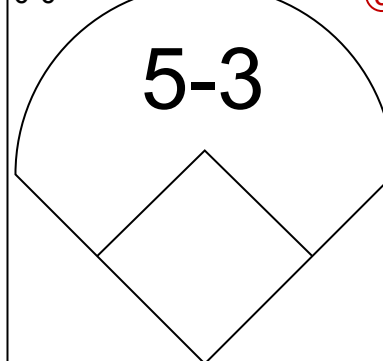
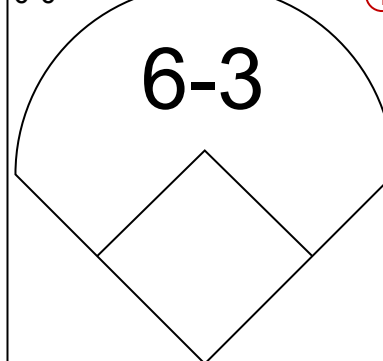
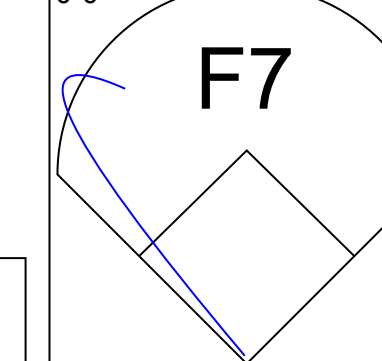
AB	38
R	7
H	14
RBI	7
BB	1
SO	5
LOB	14

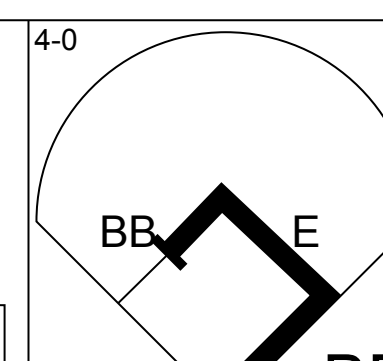
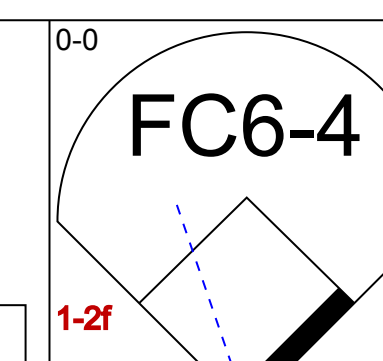
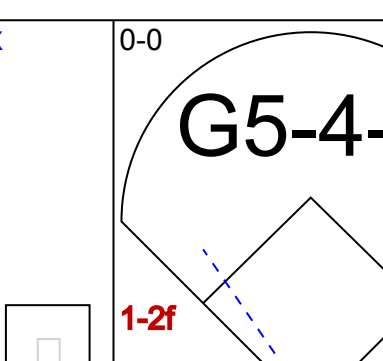
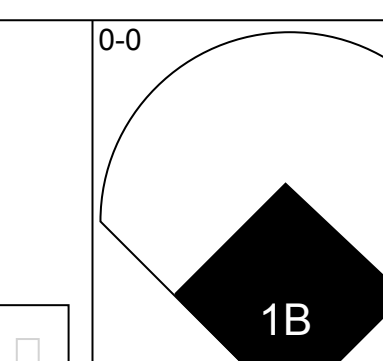
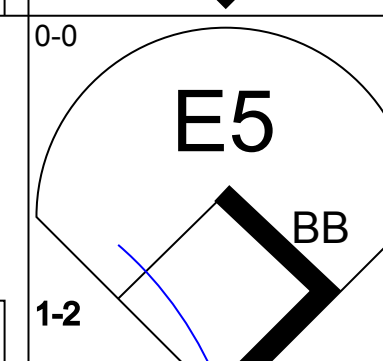
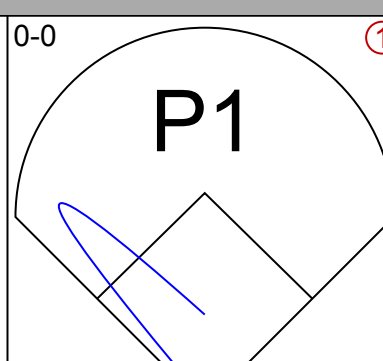
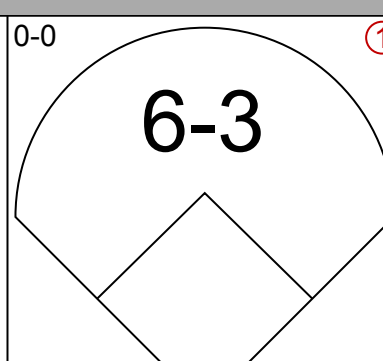
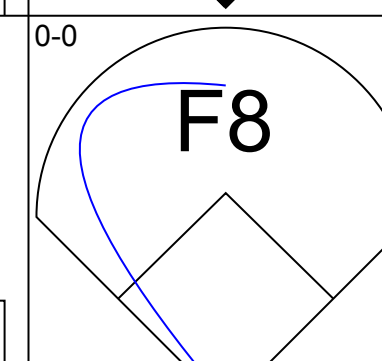
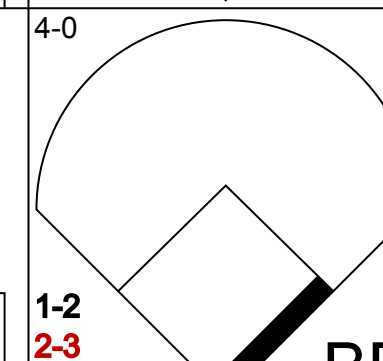
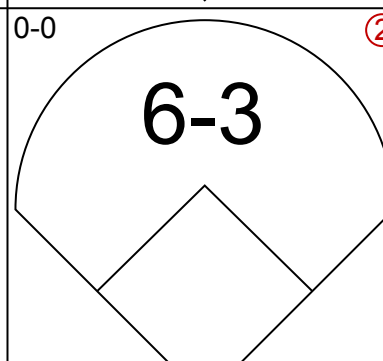
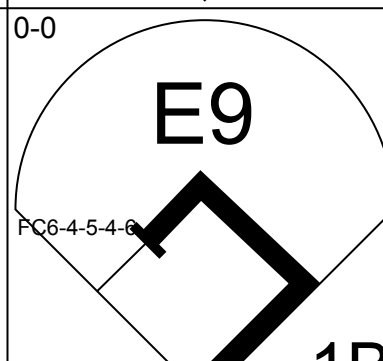
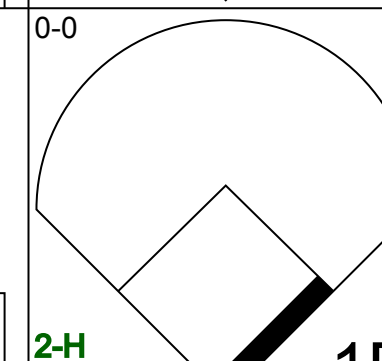
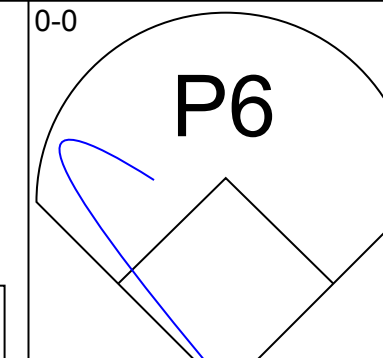
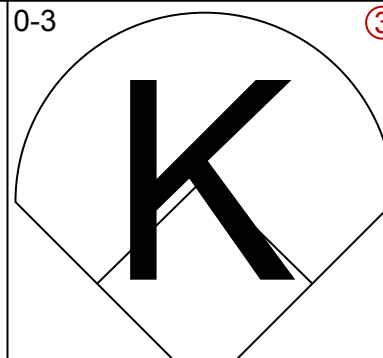
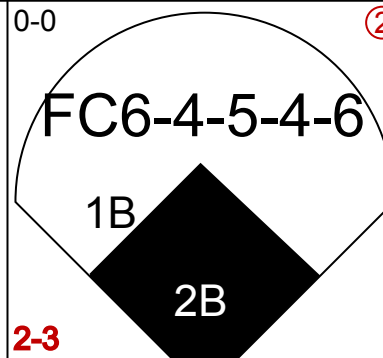
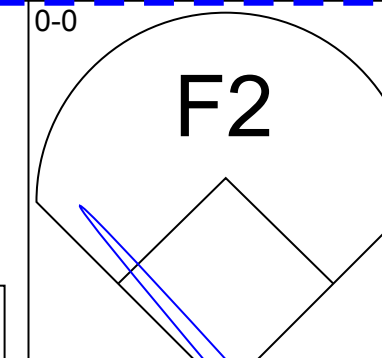
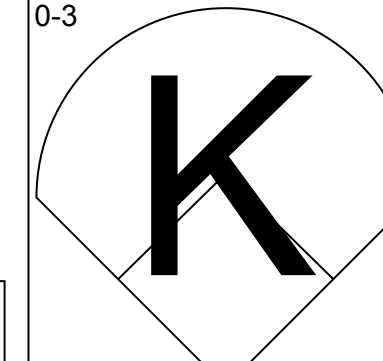
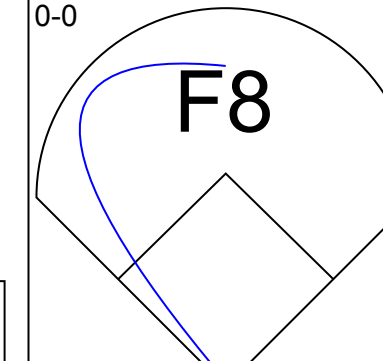
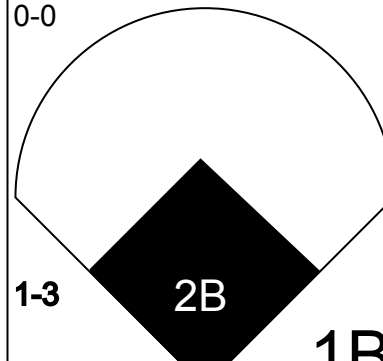
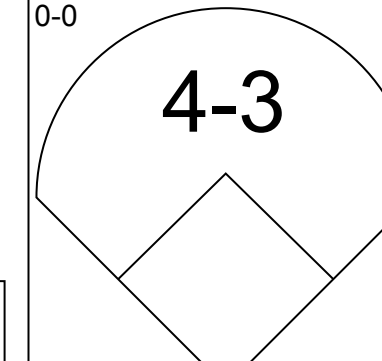
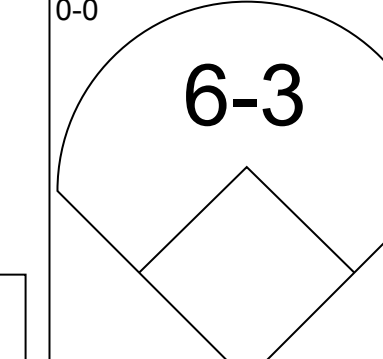
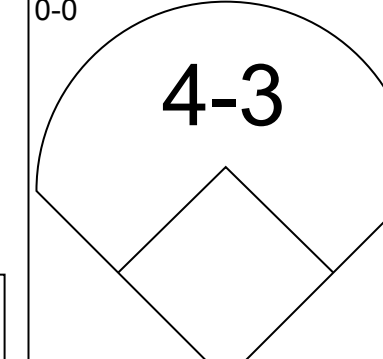
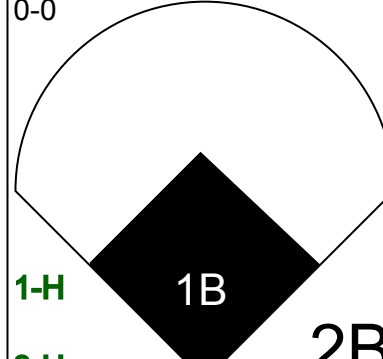
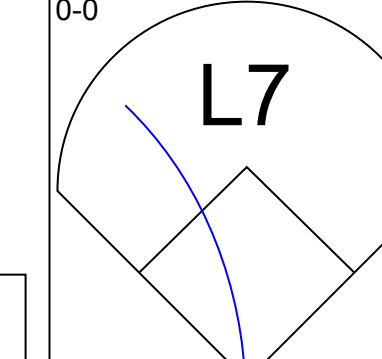
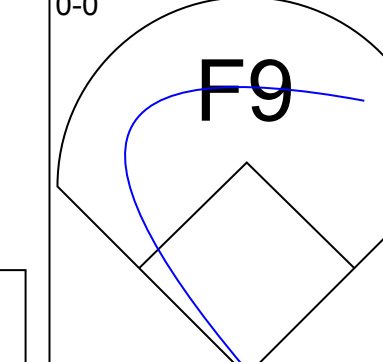
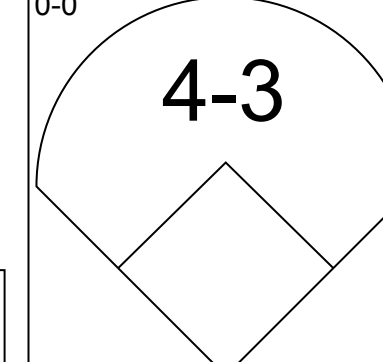
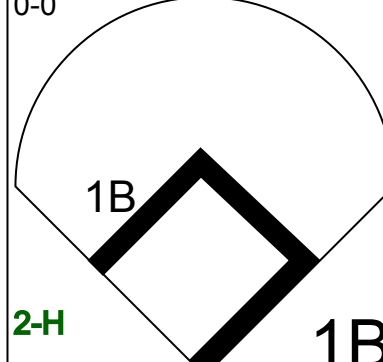
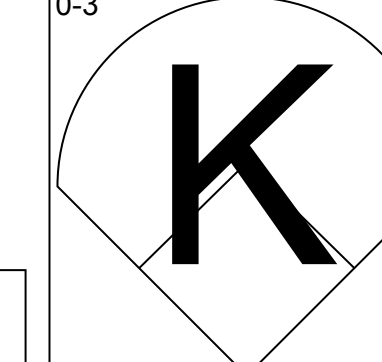
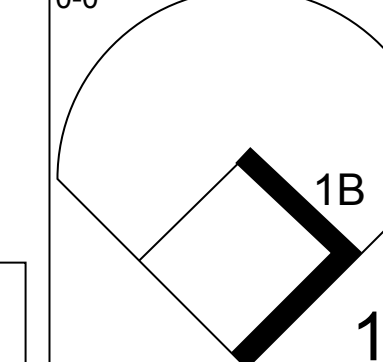
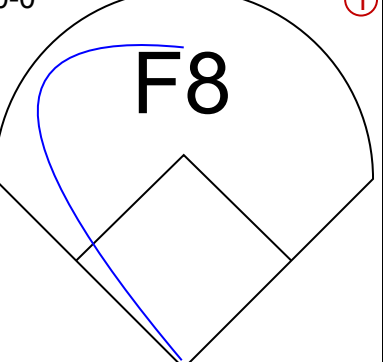
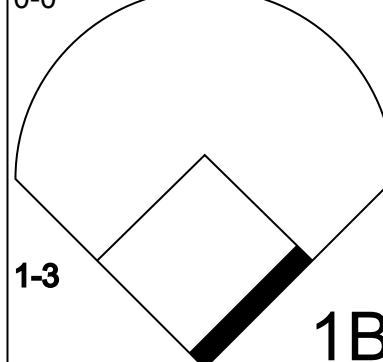
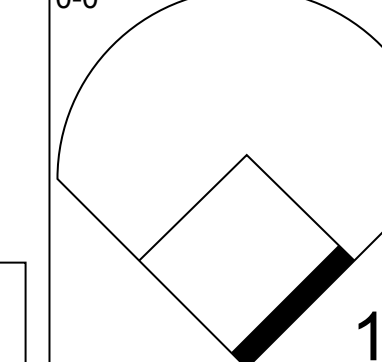
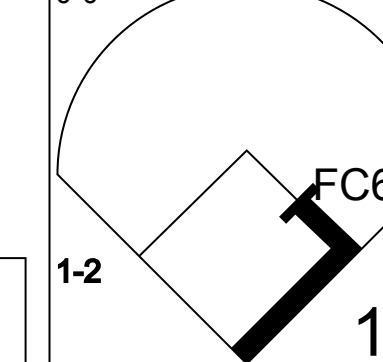
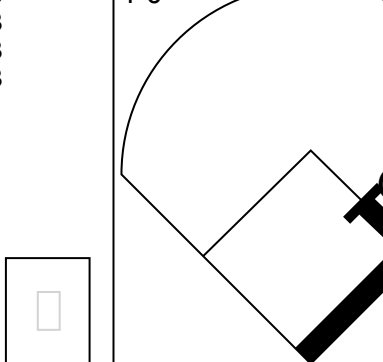
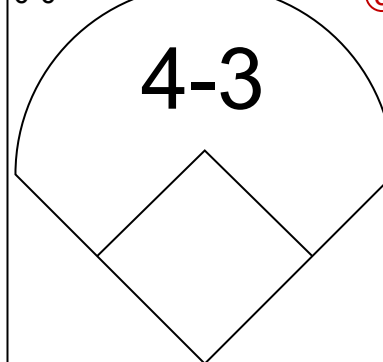
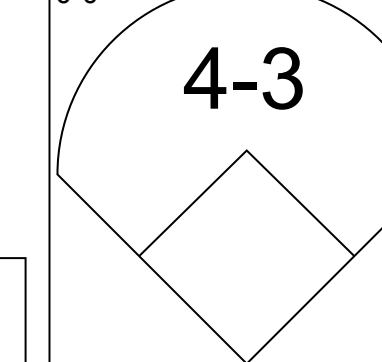


Batter	1	2	3	4	5	6	7	8	9	AB	R	H	RBI	BB	SO	LOB	BOTTOM										
Johnny Lipon, R OBP: 0.399, SLG: 0.403 (1,6)										4	0	0	0	0	1	2	Chicago White Sox @ Detroit Tigers Briggs Stadium, Detroit, MI Thu Jun 29 1950, 4:33 AM EDT Att: 7,717 - Unknown										
Jerry Priddy, R OBP: 0.373, SLG: 0.381 (1,4)										5	1	2	1	0	1	0											
George Kell, R OBP: 0.445, SLG: 0.527 (1,5)										4	1	1	0	0	0	1											
Vic Wertz, L OBP: 0.370, SLG: 0.517 (1,9)										4	0	1	1	0	0	1											
Hoot Evers, R OBP: 0.415, SLG: 0.671 (1,7)										3	0	1	1	1	0	0											
Johnny Groth, R OBP: 0.396, SLG: 0.469 (1,8)										4	0	2	0	0	0	3											
Don Kolloway, R OBP: 0.261, SLG: 0.380 (1,3)										4	0	1	0	0	0	2											
Aaron Robinson, L OBP: 0.468, SLG: 0.492 (1,2)										3	0	1	0	1	1	3											
Fred Hutchinson, L OBP: 0.370, SLG: 0.375 (1,1)										2	1	0	0	1	0	3											
Saul Rogovin, R OBP: 0.370, SLG: 0.375 (9,1)										0	0	0	0	0	0	0											
Eddie Lake, R (9, PH)										0	0	0	0	1	0	0											
Inning Stats	R: 2 E: 0 K: 1 S: 8	H: 4 LOB: 1 BB: 0 P: 8	R: 0 E: 0 K: 0 S: 4	H: 1 LOB: 0 BB: 0 P: 4	R: 0 E: 0 K: 1 S: 5	H: 0 LOB: 0 BB: 0 P: 5	R: 0 E: 0 K: 0 S: 4	H: 1 LOB: 2 BB: 1 P: 8	R: 0 E: 0 K: 0 S: 4	H: 1 LOB: 1 BB: 1 P: 8	R: 1 E: 0 K: 0 S: 4	H: 1 LOB: 0 BB: 0 P: 8	R: 0 E: 0 K: 1 S: 6	H: 1 LOB: 1 BB: 0 P: 6	R: 0 E: 0 K: 0 S: 2	H: 0 LOB: 0 BB: 1 P: 6	1B: 9 2B: 0 3B: 0 HR: 0	SF: 0 SAC: 1 DP: 2 HBP: 0	WP: 0 PB: 0 SB: 0 CS: 0	PA: 38							
PITCHER	IP	WLS	BF	H	R	ER	SO	BB	IBB	HBP	BLK	WP	HR	S	P	ERA	WHIP										
Bob Cain, L ERA: 3.31 (1,1)	9.0	W	38	9	3	3	3	4	0	0	0	0	0	40	56	3.00	1.444										


AB	33
R	3
H	9
RBI	3
BB	4
SO	3
LOB	15



Batter	1	2	3	4	5	6	7	8	9	AB	R	H	RBI	BB	SO	LOB	TOP			
Snuffy Stirrweiss, R OBP: 0.333, SLG: 0.250 (1.5)										2	0	0	0	2	1	0	St. Louis Browns @ Chicago White Sox Comiskey Park, Chicago, IL Sat Jul 01 1950, 4:33 AM EDT Att: 3,444 - Unknown			
Dick Kokos, L OBP: 0.398, SLG: 0.487 (1.7)										4	0	0	0	0	0	3				
Don Lenhardt, R OBP: 0.388, SLG: 0.512 (1.3)										4	0	0	0	0	1	1				
Ken Wood, R OBP: 0.313, SLG: 0.454 (1.9)										4	0	1	0	0	1	0				
Les Moss, R OBP: 0.367, SLG: 0.327 (1.2)										4	1	1	1	0	0	1				
Owen Friend, R OBP: 0.355, SLG: 0.367 (1.4)										4	0	1	0	0	1	1				
Roy Sievers, R OBP: 0.280, SLG: 0.301 (1.8)										3	0	1	0	0	0	0				
Tom Upton, R OBP: 0.330, SLG: 0.276 (1.6)										2	0	0	0	1	0	2				
Stubby Overmire, R OBP: 0.476, SLG: 0.154 Don Johnson, R (7.1)										2	0	0	0	0	0	0				
Bill Sommers, R OBP: 0.306, SLG: 0.241 Cliff Fannin, L OBP: 0.133, SLG: 0.200 (8.1)										0	0	0	0	0	0	0				
Inning Stats	R: 0 E: 0 K: 1 S: 5	H: 0 LOB: 0 BB: 0 P: 5	R: 0 E: 0 K: 2 S: 7	H: 0 LOB: 0 BB: 0 P: 7	R: 0 E: 0 K: 0 S: 3	H: 0 LOB: 0 BB: 0 P: 3	R: 0 E: 0 K: 0 S: 3	H: 2 LOB: 2 BB: 0 P: 3	R: 0 E: 0 K: 1 S: 5	H: 0 LOB: 1 BB: 1 P: 9	R: 0 E: 0 K: 0 S: 3	H: 1 LOB: 0 BB: 0 P: 3	R: 0 E: 0 K: 0 S: 3	H: 0 LOB: 2 BB: 2 P: 11	R: 1 E: 0 K: 0 S: 4	H: 1 LOB: 0 BB: 0 P: 4	1B: 3 2B: 1 3B: 0 HR: 1	SF: 0 SAC: 0 DP: 1 HBP: 0	WP: 0 PB: 0 SB: 0 CS: 0	PA: 33
PITCHER Billy Pierce, L ERA: 4.43 (1.1)	IP: 9.0 WLS: W BF: 33 H: 4 R: 1 ER: 1 SO: 4 BB: 3 IBB: 0 HBP: 0 BLK: 0 WP: 0 HR: 1 S: 38 P: 50 ERA: 1.00 WHIP: 0.778																			

Batter	1	2	3	4	5	6	7	8	9	AB	R	H	RBI	BB	SO	LOB	BOTTOM			
Chico Carrasquel, R OBP: 0.374, SLG: 0.388 (1.6)										3	1	1	0	1	0	3	St. Louis Browns @ Chicago White Sox Comiskey Park, Chicago, IL Sat Jul 01 1950, 4:33 AM EDT Att: 3,444 - Unknown			
Dave Philley, S OBP: 0.314, SLG: 0.367 (1.8)										4	0	0	0	0	0	2				
Phil Masi, R OBP: 0.394, SLG: 0.429 (1.2)										3	0	2	1	1	0	0				
Gus Zernial, R OBP: 0.348, SLG: 0.500 (1.7)										4	1	0	0	0	1	4				
Eddie Robinson, L OBP: 0.399, SLG: 0.410 (1.3)										4	1	1	0	0	1	3				
Hank Majeski, R OBP: 0.357, SLG: 0.391 (1.5)										4	1	1	2	0	0	0				
Mary Rickert, L OBP: 0.252, SLG: 0.293 (1.9)										4	0	1	1	0	1	0				
Nellie Fox, L OBP: 0.351, SLG: 0.367 (1.4)										4	0	3	0	0	0	0				
Billy Pierce, L OBP: 0.343, SLG: 0.281 (1.1)										3	0	1	0	1	0	3				
Inning Stats	R: 0 E: 1 K: 1 S: 5	H: 0 LOB: 2 BB: 2 P: 13	R: 0 E: 0 K: 0 S: 5	H: 2 LOB: 2 BB: 0 P: 5	R: 0 E: 0 K: 0 S: 3	H: 0 LOB: 0 BB: 0 P: 3	R: 0 E: 0 K: 0 S: 3	H: 0 LOB: 0 BB: 0 P: 3	R: 0 E: 0 K: 0 S: 3	H: 2 LOB: 1 BB: 0 P: 5	R: 1 E: 0 K: 0 S: 5	H: 2 LOB: 1 BB: 0 P: 5	R: 0 E: 0 K: 1 S: 6	H: 1 LOB: 1 BB: 0 P: 6	R: 0 E: 0 K: 1 S: 6	H: 1 LOB: 1 BB: 0 P: 6		1B: 8 2B: 2 3B: 0 HR: 0	SF: 0 SAC: 0 DP: 1 HBP: 0	WP: 0 PB: 0 SB: 0 CS: 0
PITCHER Stubby Overmire, L ERA: 6.18 Don Johnson, R ERA: 10.66 Cliff Fannin, R ERA: 9.7 (8.1)	IP: 6.1 WLS: L BF: 30 H: 9 R: 4 ER: 4 SO: 4 BB: 3 IBB: 0 HBP: 0 BLK: 0 WP: 0 HR: 0 S: 31 P: 43 ERA: 5.68 WHIP: 1.895																			

AB	30
R	1
H	4
RBI	1
BB	3
SO	4
LOB	9

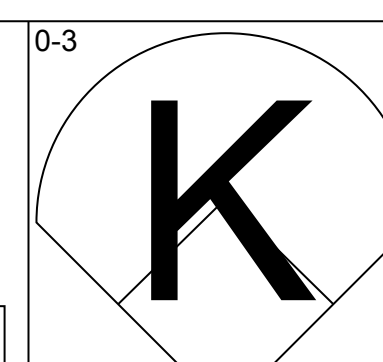
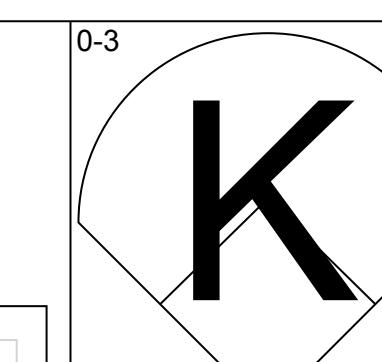
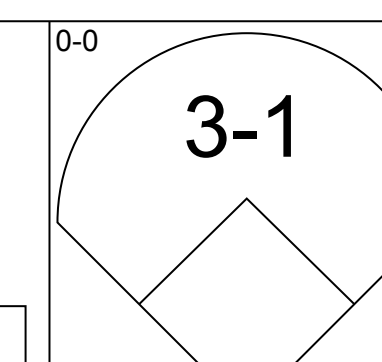
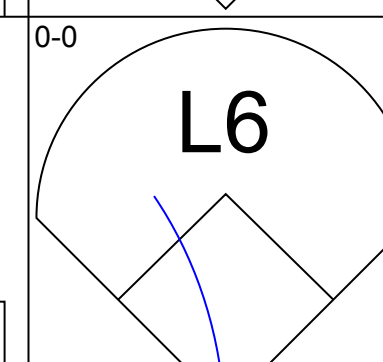
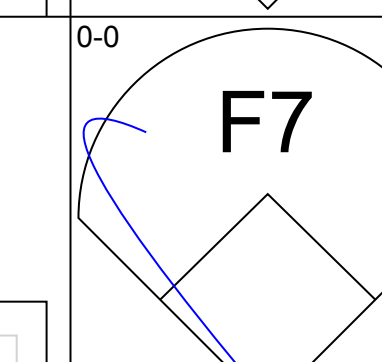
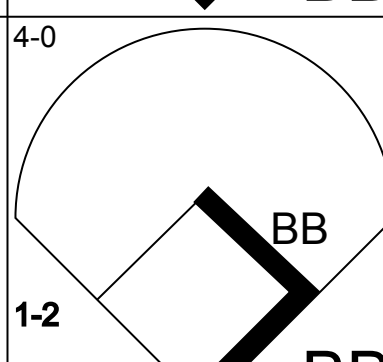
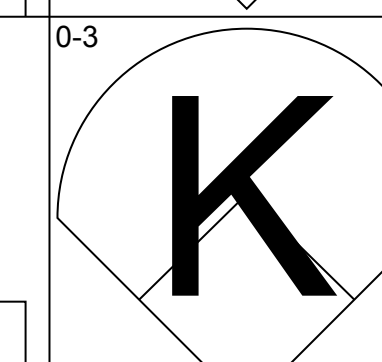
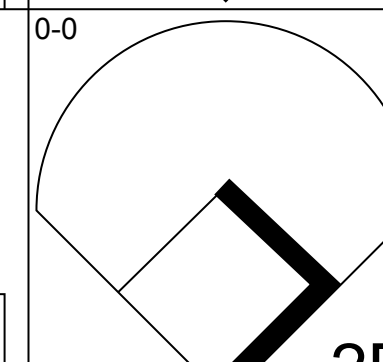
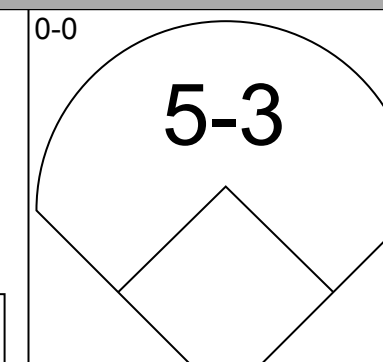
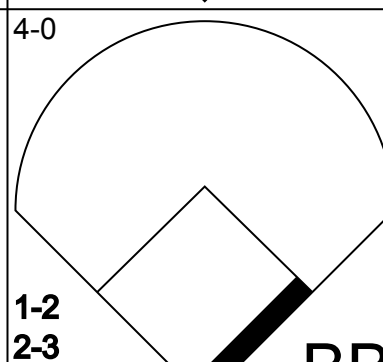
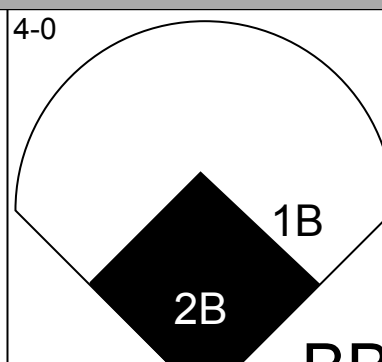
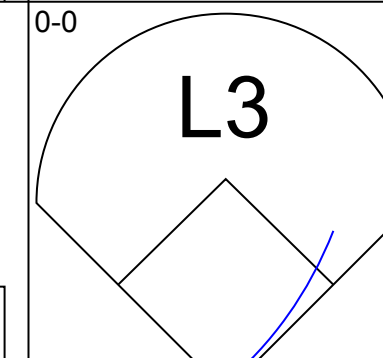

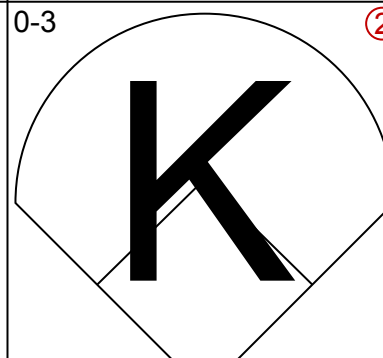
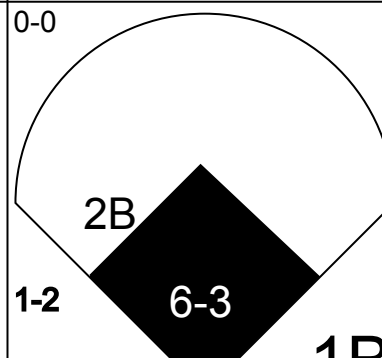
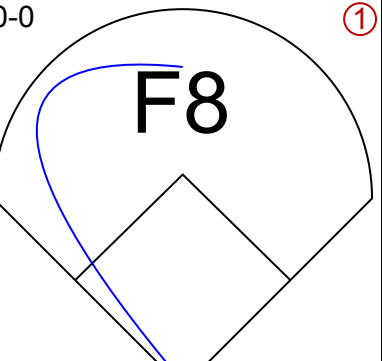
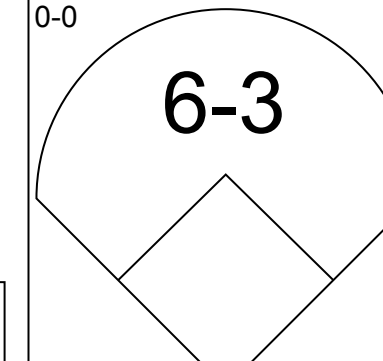
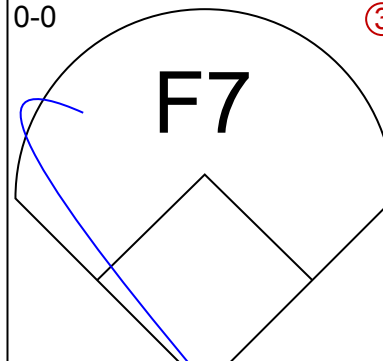
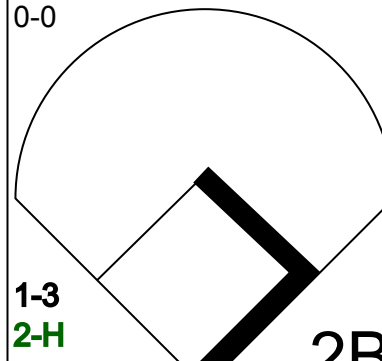

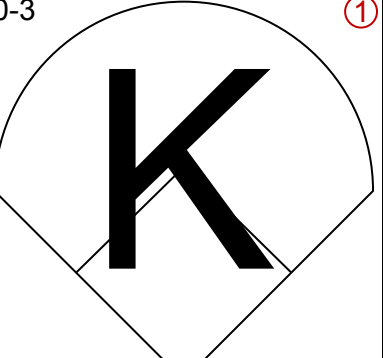
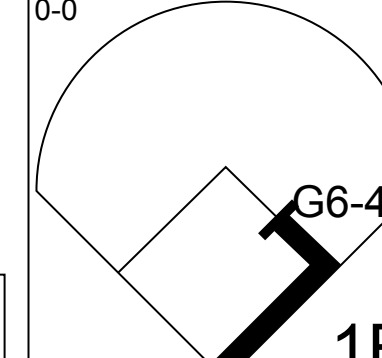
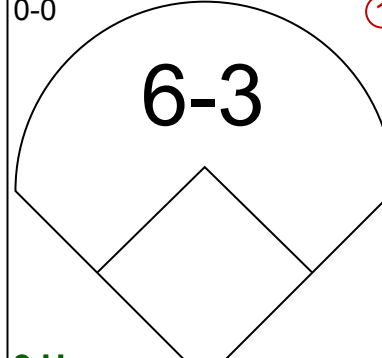
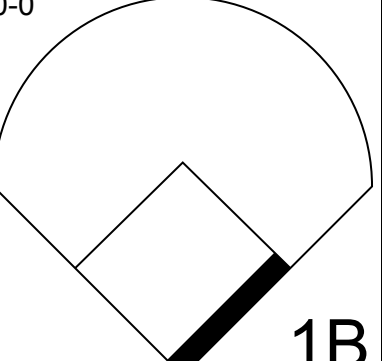
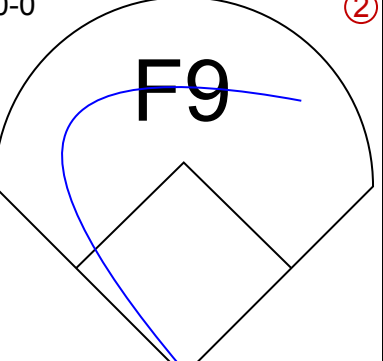
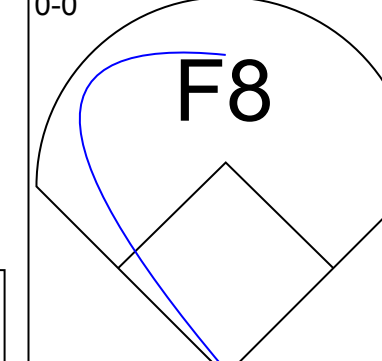
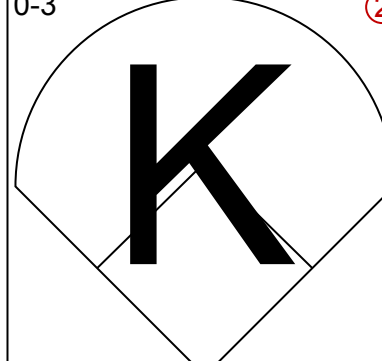
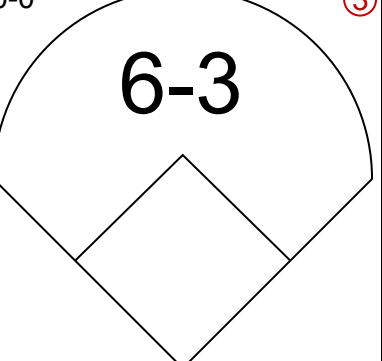
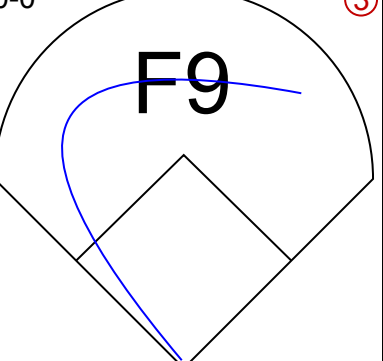
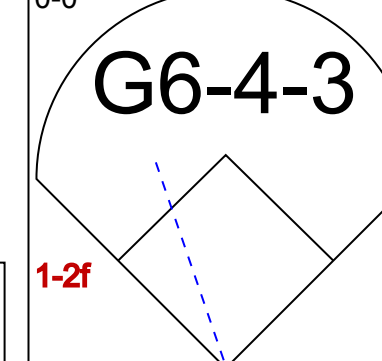
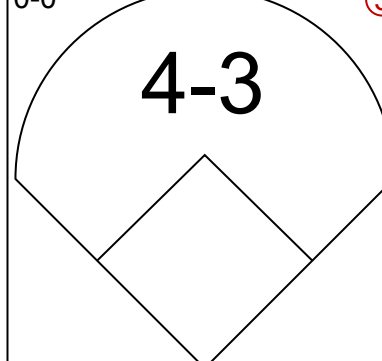
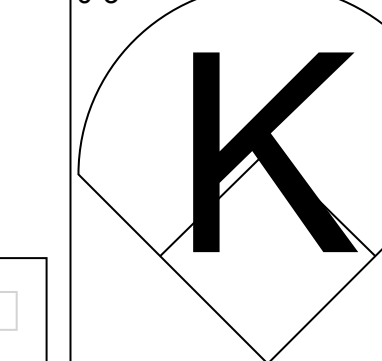
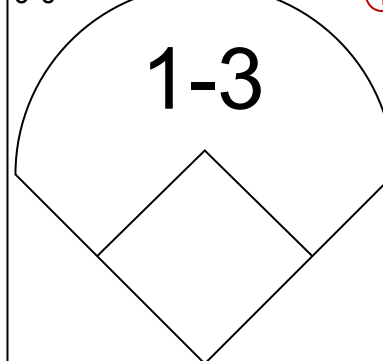
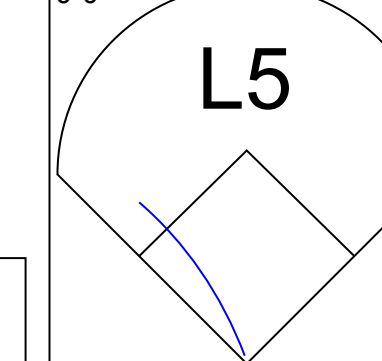


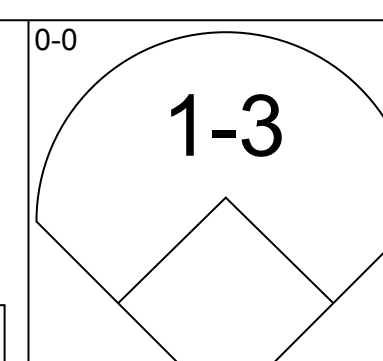
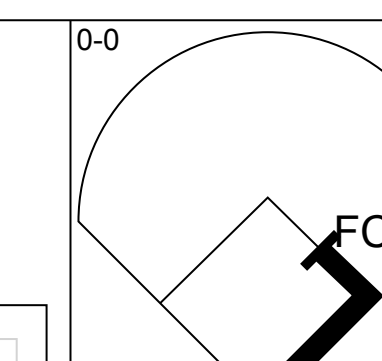
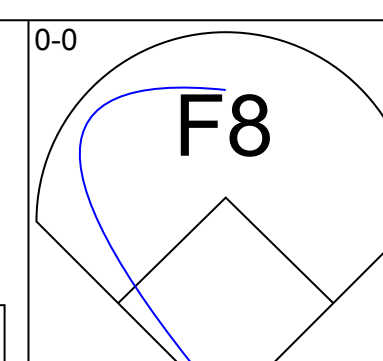
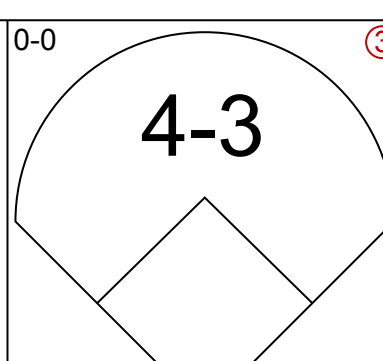
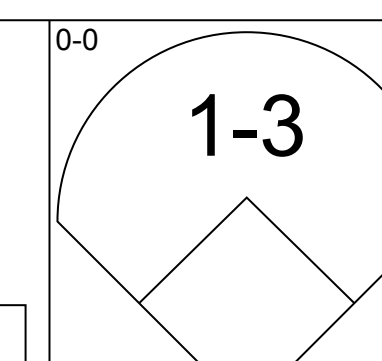
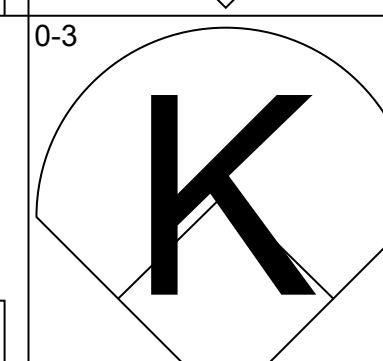
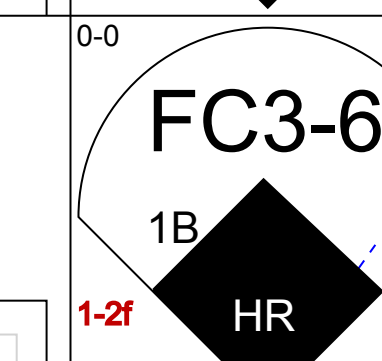
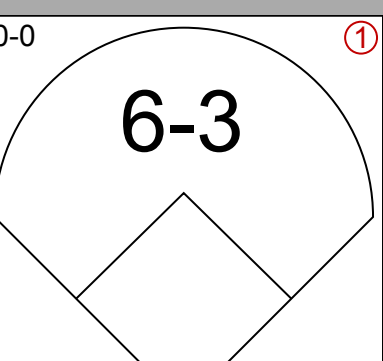
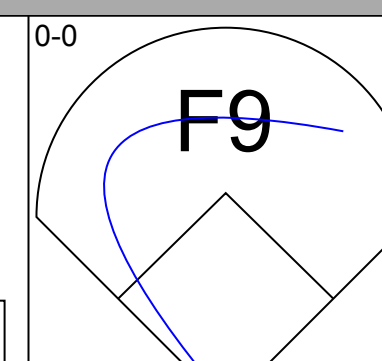
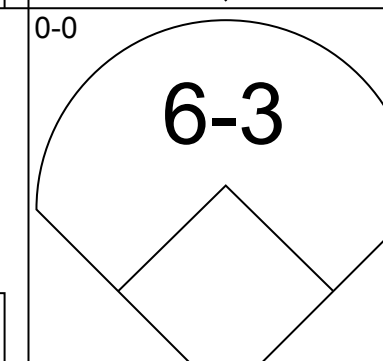
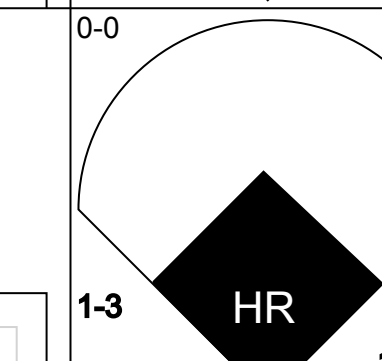
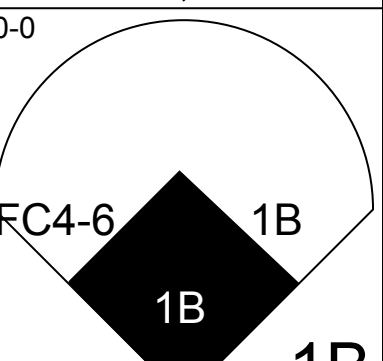
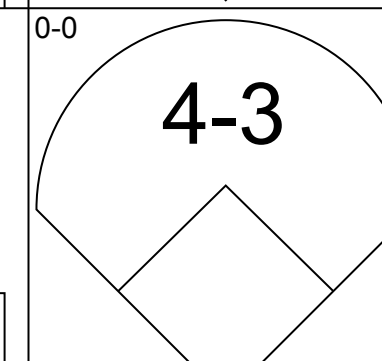
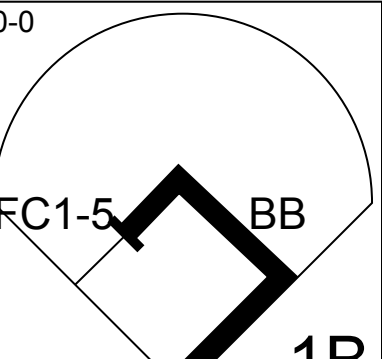
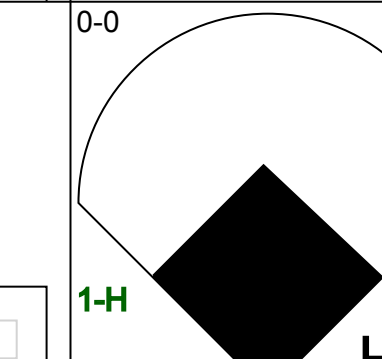
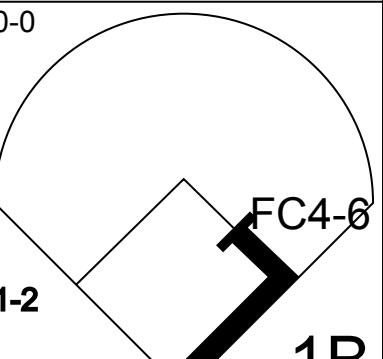
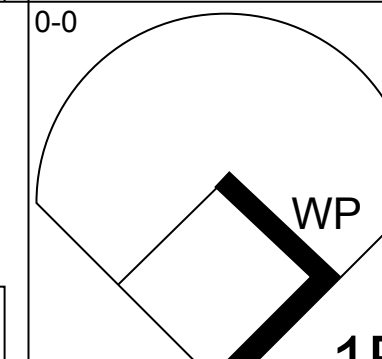
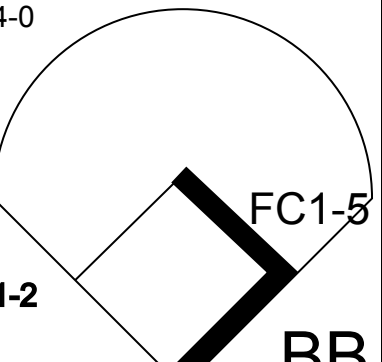
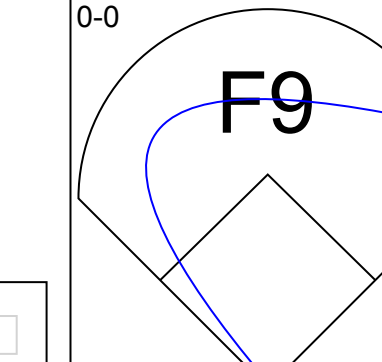
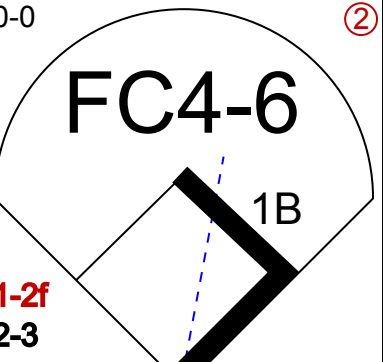
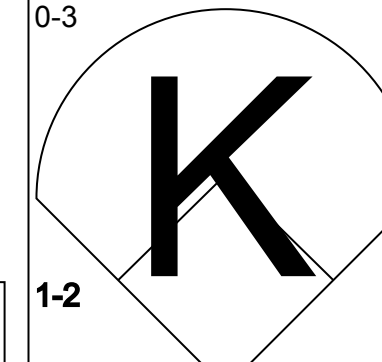
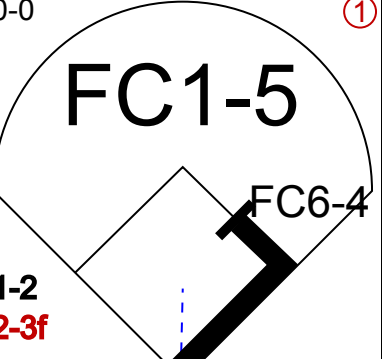
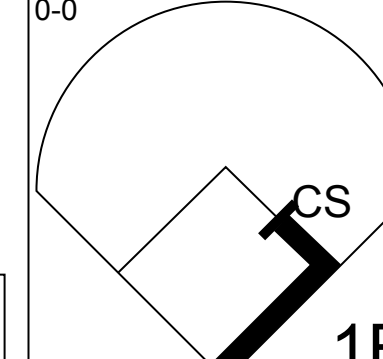
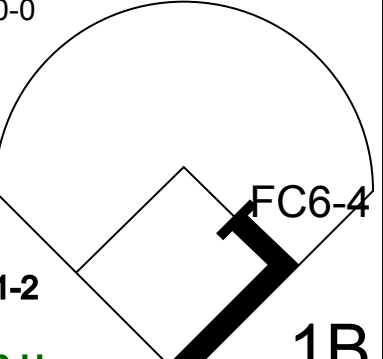
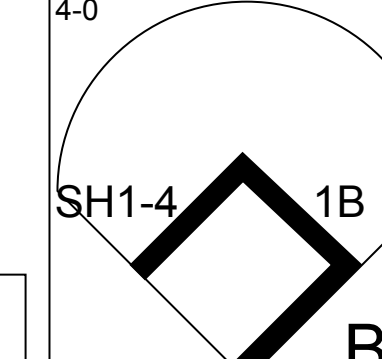

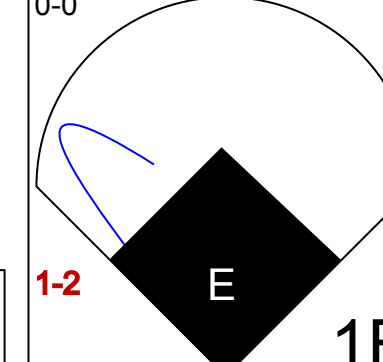
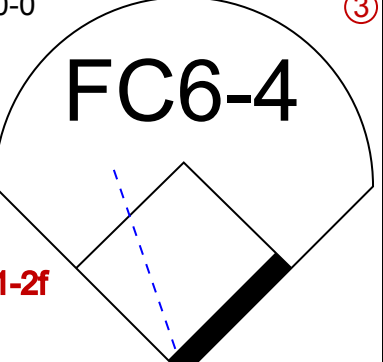
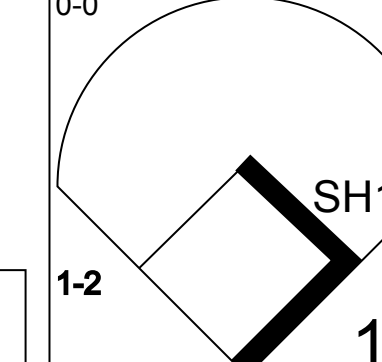
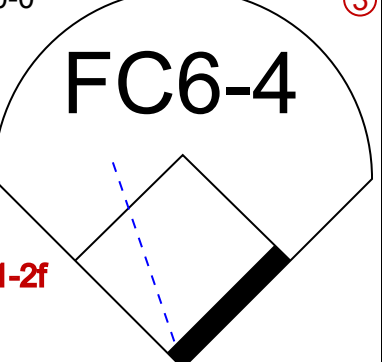
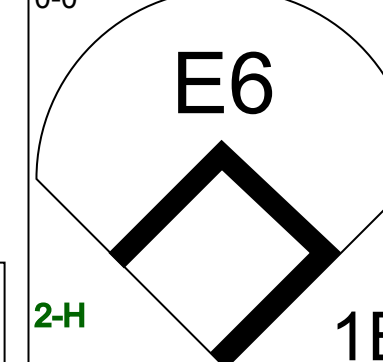
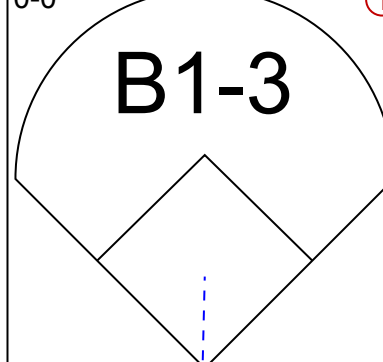
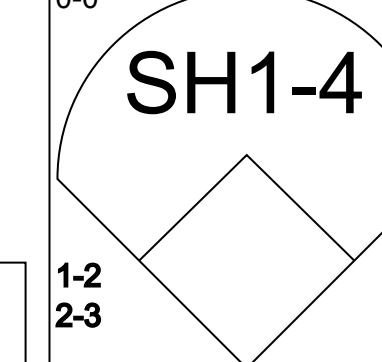
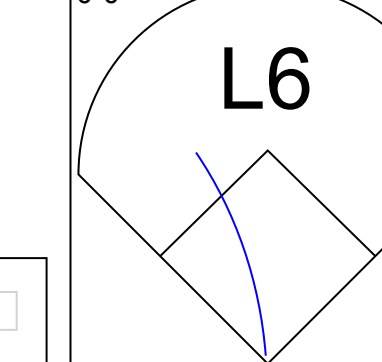
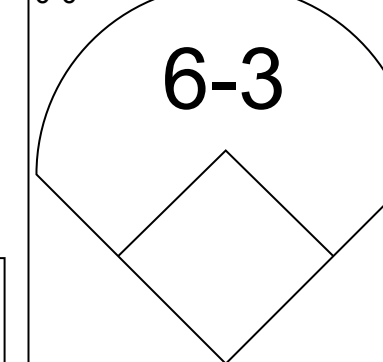
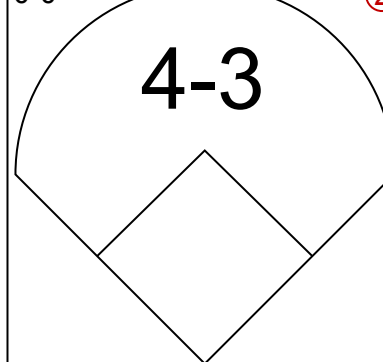
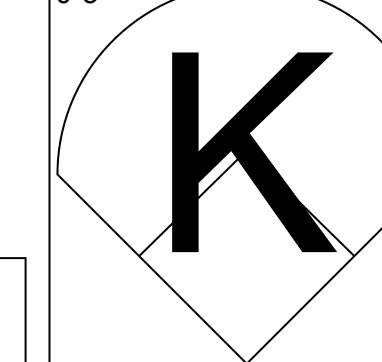
WP	0
PB	0
SB	0
CS	0


AB	33
R	4
H	10
RBI	4
BB	3
SO	3
LOB	15





WP	0
PB	0
SB	0
CS	0


Batter	1	2	3	4	5	6	7	8	9	AB	R	H	RBI	BB	SO	LOB	TOP			
Snuffy Stirnweiss, R OBP: 0.329, SLG: 0.236 (1, 5)										3	0	0	0	1	2	0	St. Louis Browns @ Chicago White Sox Comiskey Park, Chicago, IL Sun Jul 02 1950, 4:33 AM EDT Unknown			
Jim Delsing, L OBP: 0.394, SLG: 0.286 (1, 8)										3	0	0	0	1	1	0				
Don Lenhardt, R OBP: 0.394, SLG: 0.517 (1, 3)										2	1	1	0	2	0	0				
Dick Kokos, L OBP: 0.396, SLG: 0.483 (1, 7)									4	1	1	0	0	2	4					
Ray Coleman, L OBP: 0.312, SLG: 0.416 (1, 9)										4	0	1	1	0	0	3				
Les Moss, R OBP: 0.396, SLG: 0.321 (1, 2)										4	0	1	1	0	2	1				
Owen Friend, R OBP: 0.353, SLG: 0.365 (1, 4)										4	0	1	0	0	1	2				
Tom Upton, R OBP: 0.322, SLG: 0.269 (1, 6)										4	0	0	0	0	0	3				
Harry Dorish, R OBP: 0.360, SLG: 0.300 Ken Wood, R (8, PH) OBP: 0.311, SLG: 0.450 Don Johnson, R (8, 1)										2	0	0	0	0	1	0				
Inning Stats	R: 0 E: 0 K: 1 S: 6	H: 1 LOB: 1 BB: 0 P: 6	R: 0 E: 0 K: 1 S: 6	H: 1 LOB: 1 BB: 0 P: 6	R: 0 E: 0 K: 2 S: 7	H: 0 LOB: 0 BB: 0 P: 7	R: 0 E: 0 K: 1 S: 5	H: 0 LOB: 0 BB: 0 P: 5	R: 0 E: 0 K: 1 S: 5	H: 0 LOB: 3 BB: 3 P: 17	R: 0 E: 0 K: 0 S: 3	H: 1 LOB: 0 BB: 0 P: 3	R: 0 E: 0 K: 1 S: 5	H: 0 LOB: 0 BB: 0 P: 5	R: 2 E: 0 K: 1 S: 7	H: 2 LOB: 1 BB: 1 P: 11		1B: 3 2B: 2 3B: 0 HR: 0	SF: 0 SAC: 0 DP: 1 HBP: 0	WP: 0 PB: 0 SB: 0 CS: 0
PITCHER Ray Scarborough, R ERA: 3.57 (1, 1)	IP: 9.0 WLS: W BF: 35	H: 5 R: 2 ER: 2 SO: 9	BB: 4 IBB: 0 HBP: 0 BLK: 0	WP: 0 HR: 0 S: 49 P: 65	ERA: 2.00 WHIP: 1.000	PITCHER										IP: WLS: BF: H: R: ER: SO: BB: IBB: HBP: BLK: WP: HR: S: P: ERA: WHIP				


Batter	1	2	3	4	5	6	7	8	9	AB	R	H	RBI	BB	SO	LOB	BOTTOM			
Nellie Fox, L OBP: 0.346, SLG: 0.360 (1, 4)										5	0	1	0	0	0	3	St. Louis Browns @ Chicago White Sox Comiskey Park, Chicago, IL Sun Jul 02 1950, 4:33 AM EDT Unknown			
Dave Philley, S OBP: 0.310, SLG: 0.361 (1, 8)										4	1	0	0	0	1	1				
Mary Rickert, L OBP: 0.260, SLG: 0.300 (1, 9)										4	2	2	0	0	0	0				
Gus Zernial, R OBP: 0.358, SLG: 0.521 (1, 7)										4	1	4	3	0	0	0				
Eddie Robinson, L OBP: 0.396, SLG: 0.405 (1, 3)										3	0	0	0	1	1	3				
Hank Majeski, R OBP: 0.363, SLG: 0.394 (1, 5)										3	0	2	1	1	0	2				
Phil Masi, R OBP: 0.396, SLG: 0.430 (1, 2)										4	1	2	0	0	1	4				
Chico Carrasquel, R OBP: 0.373, SLG: 0.368 (1, 6)										3	0	1	0	0	0	2				
Ray Scarborough, R OBP: 0.182, SLG: 0.167 (1, 1)										4	0	0	0	0	1	3				
Inning Stats	R: 0 E: 0 K: 1 S: 5	H: 0 LOB: 0 BB: 0 P: 5	R: 0 E: 0 K: 1 S: 6	H: 1 LOB: 2 BB: 1 P: 10	R: 3 E: 0 K: 0 S: 6	H: 3 LOB: 0 BB: 0 P: 6	R: 1 E: 1 K: 0 S: 5	H: 3 LOB: 1 BB: 0 P: 5	R: 1 E: 0 K: 0 S: 6	H: 3 LOB: 2 BB: 0 P: 6	R: 0 E: 0 K: 0 S: 3	H: 0 LOB: 0 BB: 0 P: 3	R: 0 E: 0 K: 1 S: 6	H: 1 LOB: 1 BB: 0 P: 6	R: 0 E: 0 K: 1 S: 6	H: 1 LOB: 2 BB: 1 P: 10		1B: 11 2B: 0 3B: 0 HR: 1	SF: 0 SAC: 1 DP: 0 HBP: 0	WP: 1 PB: 0 SB: 0 CS: 1
PITCHER Harry Dorish, R ERA: 6.33 Don Johnson, R ERA: 10.25 (8, 1)	IP: 7.0 WLS: L BF: 32	H: 11 R: 5 ER: 4 SO: 3	BB: 1 IBB: 0 HBP: 0 BLK: 0	WP: 1 HR: 1 S: 37 P: 41	ERA: 5.14 WHIP: 1.714	PITCHER										IP: WLS: BF: H: R: ER: SO: BB: IBB: HBP: BLK: WP: HR: S: P: ERA: WHIP				


Batter	1	2	3	4	5	6	7	8	9	AB	R	H	RBI	BB	SO	LOB	TOP																	
Don Lenhardt, R (1, 3) OBP: 0.394, SLG: 0.517											0	0	0	0	0	0	0	St. Louis Browns @ Chicago White Sox Comiskey Park, Chicago, IL Sun Jul 02 1950, 4:38 AM EDT Att: 14,214 - Unknown livebaseballscorecards.com																
Jim Delsing, L (1, 8) OBP: 0.364, SLG: 0.286											0	0	0	0	0	0	0																	
Sherm Lollar, R (1, 2) OBP: 0.376, SLG: 0.500											0	0	0	0	0	0	0																	
Dick Kokos, L (1, 7) OBP: 0.396, SLG: 0.483											0	0	0	0	0	0	0																	
Ray Coleman, L (1, 9) OBP: 0.312, SLG: 0.416											0	0	0	0	0	0	0																	
Owen Friend, R (1, 4) OBP: 0.353, SLG: 0.365											0	0	0	0	0	0	0																	
Bill Sommers, R (1, 5) OBP: 0.306, SLG: 0.241											0	0	0	0	0	0	0																	
Tom Upton, R (1, 6) OBP: 0.322, SLG: 0.269											0	0	0	0	0	0	0																	
Al Widmar, R (1, 1) OBP: 0.167, SLG: 0.130											0	0	0	0	0	0	0																	
Inning Stats											1B: 0	SF: 0	WP: 0	PA: 0	2B: 0	SAC: 0	FB: 0	3B: 0	DP: 0	SB: 0	CS: 0	HR: 0	HBP: 0											
PITCHER Randy Gumpert, R (1, 1) ERA: 5.51	IP	WLS	BF	H	R	ER	SO	BB	IBB	HBP	BLK	WP	HR	S	P	ERA	WHIP																	
PITCHER																		IP	WLS	BF	H	R	ER	SO	BB	IBB	HBP	BLK	WP	HR	S	P	ERA	WHIP


Batter	1	2	3	4	5	6	7	8	9	AB	R	H	RBI	BB	SO	LOB	BOTTOM																	
Nellie Fox, L (1, 4) OBP: 0.346, SLG: 0.360											0	0	0	0	0	0	0	St. Louis Browns @ Chicago White Sox Comiskey Park, Chicago, IL Sun Jul 02 1950, 4:38 AM EDT Att: 14,214 - Unknown livebaseballscorecards.com																
Dave Philley, S (1, 8) OBP: 0.310, SLG: 0.361											0	0	0	0	0	0	0																	
Mary Rickert, L (1, 9) OBP: 0.260, SLG: 0.300											0	0	0	0	0	0	0																	
Gus Zernial, R (1, 7) OBP: 0.358, SLG: 0.521											0	0	0	0	0	0	0																	
Eddie Robinson, L (1, 3) OBP: 0.396, SLG: 0.405											0	0	0	0	0	0	0																	
Hank Majeski, R (1, 5) OBP: 0.363, SLG: 0.394											0	0	0	0	0	0	0																	
Chico Carrasquel, R (1, 6) OBP: 0.373, SLG: 0.368											0	0	0	0	0	0	0																	
Gus Niarhos, R (1, 2)											0	0	0	0	0	0	0																	
Randy Gumpert, R (1, 1) OBP: 0.182, SLG: 0.100											0	0	0	0	0	0	0																	
Inning Stats											1B: 0	SF: 0	WP: 0	PA: 0	2B: 0	SAC: 0	FB: 0	3B: 0	DP: 0	SB: 0	CS: 0	HR: 0	HBP: 0											
PITCHER Al Widmar, R (1, 1) ERA: 4.89	IP	WLS	BF	H	R	ER	SO	BB	IBB	HBP	BLK	WP	HR	S	P	ERA	WHIP																	
PITCHER																		IP	WLS	BF	H	R	ER	SO	BB	IBB	HBP	BLK	WP	HR	S	P	ERA	WHIP


Batter	1	2	3	4	5	6	7	8	9	AB	R	H	RBI	BB	SO	LOB	TOP																	
Johnny Lipon, R (1, 6) OBP: 0.381, SLG: 0.380											0	0	0	0	0	0	0	Detroit Tigers @ Chicago White Sox Comiskey Park, Chicago, IL Mon Jul 03 1950, 4:33 AM EDT Att: 12,710 - Unknown livebaseballscorecards.com																
Jerry Priddy, R (1, 4) OBP: 0.375, SLG: 0.391											0	0	0	0	0	0	0																	
George Kell, R (1, 5) OBP: 0.449, SLG: 0.535											0	0	0	0	0	0	0																	
Vic Wertz, L (1, 9) OBP: 0.377, SLG: 0.528											0	0	0	0	0	0	0																	
Hoot Evers, R (1, 7) OBP: 0.414, SLG: 0.665											0	0	0	0	0	0	0																	
Johnny Groth, R (1, 8) OBP: 0.401, SLG: 0.469											0	0	0	0	0	0	0																	
Aaron Robinson, L (1, 2) OBP: 0.465, SLG: 0.483											0	0	0	0	0	0	0																	
Don Kolloway, R (1, 3) OBP: 0.273, SLG: 0.387											0	0	0	0	0	0	0																	
Fred Hutchinson, L (1, 1) OBP: 0.370, SLG: 0.375											0	0	0	0	0	0	0																	
Inning Stats											1B: 0	SF: 0	2B: 0	SAC: 0	3B: 0	DP: 0	HR: 0		HBP: 0	WP: 0	PA: 0	FB: 0	SB: 0	CS: 0										
PITCHER Ken Holcombe, R (1, 1) ERA: 7.59	IP	WLS	BF	H	R	ER	SO	BB	IBB	HBP	BLK	WP	HR	S	P	ERA	WHIP																	
PITCHER																		IP	WLS	BF	H	R	ER	SO	BB	IBB	HBP	BLK	WP	HR	S	P	ERA	WHIP


Batter	1	2	3	4	5	6	7	8	9	AB	R	H	RBI	BB	SO	LOB	BOTTOM																	
Nellie Fox, L (1, 4) OBP: 0.340, SLG: 0.354											0	0	0	0	0	0	0	Detroit Tigers @ Chicago White Sox Comiskey Park, Chicago, IL Mon Jul 03 1950, 4:33 AM EDT Att: 12,710 - Unknown livebaseballscorecards.com																
Dave Philley, S (1, 8) OBP: 0.305, SLG: 0.358											0	0	0	0	0	0	0																	
Mary Rickert, L (1, 9) OBP: 0.258, SLG: 0.290											0	0	0	0	0	0	0																	
Gus Zernial, R (1, 7) OBP: 0.355, SLG: 0.515											0	0	0	0	0	0	0																	
Eddie Robinson, L (1, 3) OBP: 0.389, SLG: 0.397											0	0	0	0	0	0	0																	
Hank Majeski, R (1, 5) OBP: 0.365, SLG: 0.400											0	0	0	0	0	0	0																	
Phil Masi, R (1, 2) OBP: 0.392, SLG: 0.425											0	0	0	0	0	0	0																	
Chico Carrasquel, R (1, 6) OBP: 0.381, SLG: 0.366											0	0	0	0	0	0	0																	
Ken Holcombe, R (1, 1) OBP: 0.182, SLG: 0.273											0	0	0	0	0	0	0																	
Inning Stats											1B: 0	SF: 0	2B: 0	SAC: 0	3B: 0	DP: 0	HR: 0		HBP: 0	WP: 0	PA: 0	FB: 0	SB: 0	CS: 0										
PITCHER Fred Hutchinson, R (1, 1) ERA: 4.86	IP	WLS	BF	H	R	ER	SO	BB	IBB	HBP	BLK	WP	HR	S	P	ERA	WHIP																	
PITCHER																		IP	WLS	BF	H	R	ER	SO	BB	IBB	HBP	BLK	WP	HR	S	P	ERA	WHIP


Batter	1	2	3	4	5	6	7	8	9	AB	R	H	RBI	BB	SO	LOB	TOP																		
Johnny Lipon, R (1, 6) OBP: 0.380, SLG: 0.374											0	0	0	0	0	0	0	Detroit Tigers @ Chicago White Sox Comiskey Park, Chicago, IL Tue Jul 04 1950, 4:38 AM EDT Att: 35,998 - Unknown livebaseballscorecards.com																	
Jerry Priddy, R (1, 4) OBP: 0.374, SLG: 0.387											0	0	0	0	0	0	0																		
George Kell, R (1, 5) OBP: 0.445, SLG: 0.534											0	0	0	0	0	0	0																		
Vic Wertz, L (1, 9) OBP: 0.376, SLG: 0.531											0	0	0	0	0	0	0																		
Hoot Evers, R (1, 7) OBP: 0.415, SLG: 0.661											0	0	0	0	0	0	0																		
Johnny Groth, R (1, 8) OBP: 0.399, SLG: 0.479											0	0	0	0	0	0	0																		
Don Kolloway, R (1, 3) OBP: 0.276, SLG: 0.392											0	0	0	0	0	0	0																		
Bob Swift, R (1, 2) OBP: 0.296, SLG: 0.217											0	0	0	0	0	0	0																		
Hal Newhouser, L (1, 1) OBP: 0.250, SLG: 0.231											0	0	0	0	0	0	0																		
Inning Stats											1B: 0	SF: 0	WP: 0	PA: 0	2B: 0	SAC: 0	FB: 0		3B: 0	DP: 0	SB: 0	CS: 0	HR: 0	HBP: 0											
PITCHER Bob Cain, L (1, 1) ERA: 3.38	IP	WLS	BF	H	R	ER	SO	BB	IBB	HBP	BLK	WP	HR	S	P	ERA	WHIP																		
																		PITCHER	IP	WLS	BF	H	R	ER	SO	BB	IBB	HBP	BLK	WP	HR	S	P	ERA	WHIP


Batter	1	2	3	4	5	6	7	8	9	AB	R	H	RBI	BB	SO	LOB	BOTTOM																		
Chico Carrasquel, R (1, 6) OBP: 0.382, SLG: 0.363											0	0	0	0	0	0	0	Detroit Tigers @ Chicago White Sox Comiskey Park, Chicago, IL Tue Jul 04 1950, 4:38 AM EDT Att: 35,998 - Unknown livebaseballscorecards.com																	
Dave Philley, S (1, 9) OBP: 0.301, SLG: 0.350											0	0	0	0	0	0	0																		
Mike McCormick, R (1, 8) OBP: 0.200, SLG: 0.200											0	0	0	0	0	0	0																		
Gus Zernial, R (1, 7) OBP: 0.351, SLG: 0.508											0	0	0	0	0	0	0																		
Eddie Robinson, L (1, 3) OBP: 0.386, SLG: 0.390											0	0	0	0	0	0	0																		
Hank Majeski, R (1, 5) OBP: 0.396, SLG: 0.409											0	0	0	0	0	0	0																		
Gus Niarhos, R (1, 2)											0	0	0	0	0	0	0																		
Nellie Fox, L (1, 4) OBP: 0.347, SLG: 0.360											0	0	0	0	0	0	0																		
Bob Cain, L (1, 1) OBP: 0.290, SLG: 0.286											0	0	0	0	0	0	0																		
Inning Stats											1B: 0	SF: 0	WP: 0	PA: 0	2B: 0	SAC: 0	FB: 0		3B: 0	DP: 0	SB: 0	CS: 0	HR: 0	HBP: 0											
PITCHER Hal Newhouser, L (1, 1) ERA: 4.6	IP	WLS	BF	H	R	ER	SO	BB	IBB	HBP	BLK	WP	HR	S	P	ERA	WHIP																		
																		PITCHER	IP	WLS	BF	H	R	ER	SO	BB	IBB	HBP	BLK	WP	HR	S	P	ERA	WHIP


Batter	1	2	3	4	5	6	7	8	9	AB	R	H	RBI	BB	SO	LOB	TOP					
Nellie Fox, L OBP: 0.335, SLG: 0.342 (1, 4)	0-3 K		0-3 K		0-0 F8		0-0 F8		0-0 F8	5	0	0	1	0	2	5	Chicago White Sox @ Cleveland Indians Cleveland Municipal Stadium, Cleveland, OH Thu Jul 06 1950, 3:33 AM EDT Att: 13,405 - Unknown AB 31 R 2 H 4 RBI 2 BB 7 SO 11 LOB 21 					
Dave Philley, S OBP: 0.302, SLG: 0.355 (1, 8)	4-0 BB		0-3 K		0-0 1B		0-0 F7		0-0 5-3	4	0	1	1	1	1	3						
Mary Rickert, L OBP: 0.280, SLG: 0.302 (1, 9)	0-0 F4			0-0 4-3	0-0 F8				0-0 1B	4	0	1	0	0	0	3						
Gus Zernial, R OBP: 0.349, SLG: 0.496 (1, 7)	0-3 K			0-3 K		0-3 K			0-0 1B	4	0	1	0	0	3	1						
Eddie Robinson, L OBP: 0.382, SLG: 0.406 (1, 3)		0-0 G3		0-0 L9		0-3 K			0-3 K	4	0	0	0	0	2	2						
Hank Majeski, R OBP: 0.366, SLG: 0.405 (1, 5)	4-0 BB				0-3 K	0-3 K			0-3 K	3	0	0	0	1	3	2						
Chico Carrasquel, R OBP: 0.381, SLG: 0.365 (1, 6)	0-0 F3				4-0 1B F8 BB		0-0 F7		0-0 4-3	3	1	0	0	1	0	3						
Gus Niarhos, R OBP: 0.538, SLG: 0.455 (1, 2)	0-0 F8				0-0 1B BB	1-3 1B	4-0 BB		4-0 BB	2	1	1	0	2	0	1						
Ray Scarborough, R OBP: 0.196, SLG: 0.163 (7, PH)			0-0 5-3		4-0 1B		4-0 BB		0-0 F6	1	0	0	0	1	0	0						
Gordon Godfrey, L OBP: 0.449, SLG: 0.882 (7, PH)					1-2 BB					0	0	0	0	1	0	0						
Billy Pierce, L OBP: 0.324, SLG: 0.265 (7, PH)					1-2 BB					0	0	0	0	0	0	0						
Mickey Haffner, L OBP: 0.347, SLG: 0.271 (7, 1)					1-2 BB					0	0	0	0	0	0	0						
Luis Aloma, R OBP: 0.395, SLG: 0.382 (6, PH)					1-2 BB					1	0	0	0	0	0	1						
Inning Stats	R: 0 E: 0 K: 2 S: 7	H: 0 LOB: 1 BB: 1 P: 11	R: 0 E: 0 K: 0 S: 3	H: 0 LOB: 1 BB: 1 P: 7	R: 0 E: 0 K: 2 S: 7	H: 0 LOB: 0 BB: 0 P: 7	R: 0 E: 0 K: 1 S: 5	H: 0 LOB: 0 BB: 0 P: 5	R: 2 E: 0 K: 1 S: 7	H: 2 LOB: 2 BB: 2 P: 15	R: 0 E: 0 K: 3 S: 9	H: 0 LOB: 0 BB: 0 P: 9	R: 0 E: 0 K: 0 S: 3	H: 0 LOB: 2 BB: 0 P: 11	R: 0 E: 0 K: 2 S: 9	H: 2 LOB: 2 BB: 1 P: 9	R: 0 E: 0 K: 0 S: 3	H: 0 LOB: 1 BB: 1 P: 7	1B: 4 2B: 0 3B: 0 HR: 0	SF: 0 SAC: 0 DP: 0 HBP: 0	WP: 0 PB: 0 CS: 0	PA: 38
PITCHER Early Wynn, R ERA: 3.87 (1, 1)	IP: 9.0 WLS: W BF: 38 H: 4 R: 2 ER: 2 SO: 11 BB: 7 IBB: 0 HBP: 0 BLK: 0 WP: 0 HR: 0 S: 53 P: 81 ERA: 2.00 WHIP: 1.222																					


Batter	1	2	3	4	5	6	7	8	9	AB	R	H	RBI	BB	SO	LOB	BOTTOM			
Dale Mitchell, L OBP: 0.365, SLG: 0.367 (1, 7)	0-0 4-3		0-0 F8	0-0 G3		0-0 1B			0-0 BB	5	0	2	1	0	0	1	Chicago White Sox @ Cleveland Indians Cleveland Municipal Stadium, Cleveland, OH Thu Jul 06 1950, 3:33 AM EDT Att: 13,405 - Unknown AB 32 R 5 H 10 RBI 5 BB 9 SO 2 LOB 21 			
Thurman Tucker, L OBP: 0.348, SLG: 0.268 (1, 9)	4-0 1B BB		0-0 3-1	0-0 G3		0-0 4-3			0-0 F8	4	1	0	0	1	0	3				
Luke Easter, L OBP: 0.408, SLG: 0.576 (1, 3)	0-0 1B		0-0 BB BB		0-0 F7		4-0 FC3-6 BB		0-0 F2	4	0	2	0	1	0	1				
Larry Doby, L OBP: 0.481, SLG: 0.549 (1, 8)	0-0 L6-4		4-0 FC5 BB		0-3 K		0-0 FC3-6 BB		4-0 BB	3	1	1	1	2	1	1				
Al Rosen, R OBP: 0.404, SLG: 0.653 (1, 5)	0-0 L6-4		4-0 1-2 2-3 BB		0-0 6-3		0-0 BB		4-0 1B BB	3	0	1	0	2	0	2				
Ray Boone, R OBP: 0.440, SLG: 0.515 (1, 6)		0-3 K	0-0 FC5			0-0 6-3		4-0 BB	0-0 F4	4	0	0	0	1	1	6				
Bobby Avila, R OBP: 0.409, SLG: 0.359 (1, 4)		0-0 F4		4-0 SH3-4 1B BB		0-0 5-3		4-0 1-2 2-3 3-H BB		2	1	0	1	2	0	0				
Jim Hegan, R OBP: 0.335, SLG: 0.483 (1, 2)		0-0 1B		0-0 SH3-4		0-0 2B 1B		0-0 F4		3	1	2	0	0	0	3				
Early Wynn, S OBP: 0.424, SLG: 0.538 (1, 1)		0-0 L3		0-0 1B		0-0 1B 2B		0-0 F8		4	1	2	2	0	0	4				
Inning Stats	R: 1 E: 0 K: 0 S: 4	H: 2 LOB: 1 BB: 1 P: 8	R: 0 E: 0 K: 1 S: 6	H: 1 LOB: 0 BB: 0 P: 6	R: 0 E: 0 K: 0 S: 4	H: 1 LOB: 3 BB: 2 P: 12	R: 1 E: 0 K: 0 S: 4	H: 1 LOB: 1 BB: 1 P: 8	R: 0 E: 0 K: 1 S: 5	H: 0 LOB: 0 BB: 0 P: 5	R: 2 E: 0 K: 0 S: 6	H: 3 LOB: 1 BB: 0 P: 6	R: 1 E: 0 K: 0 S: 4	H: 1 LOB: 3 BB: 3 P: 16	R: 0 E: 0 K: 0 S: 4	H: 1 LOB: 3 BB: 2 P: 12		1B: 7 2B: 4 3B: 0 HR: 0	SF: 0 SAC: 1 DP: 1 HBP: 0	WP: 0 PB: 0 CS: 0
PITCHER Ray Scarborough, R ERA: 3.69 (1, 1)	IP: 6.0 WLS: L BF: 29 H: 8 R: 4 ER: 4 SO: 2 BB: 4 IBB: 0 HBP: 0 BLK: 0 WP: 0 HR: 0 S: 29 P: 45 ERA: 6.00 WHIP: 2.000																			
PITCHER Mickey Haefer, L ERA: 5.46 (7, 1)	0.1 BF: 5 H: 1 R: 1 ER: 1 SO: 0 BB: 2 IBB: 0 HBP: 0 BLK: 0 WP: 0 HR: 0 S: 2 P: 14 ERA: 27.00 WHIP: 9.000																			
PITCHER Luis Aloma, R ERA: 4.32 (7, 1)	1.2 BF: 8 H: 1 R: 0 ER: 0 SO: 0 BB: 1 IBB: 1 HBP: 0 BLK: 0 WP: 0 HR: 0 S: 6 P: 14 ERA: 0.00 WHIP: 1.200																			


Batter	1	2	3	4	5	6	7	8	9	AB	R	H	RBI	BB	SO	LOB	TOP																		
Chico Carrasquel, R (1, 6) OBP: 0.381, SLG: 0.367											0	0	0	0	0	0	0	Chicago White Sox @ St. Louis Browns Sportsman's Park, St. Louis, MO Sat Jul 08 1950, 4:33 AM EDT Unknown livebaseballscorecards.com																	
Dave Philley, S (1, 9) OBP: 0.305, SLG: 0.373											0	0	0	0	0	0	0																		
Mike McCormick, R (1, 8) OBP: 0.308, SLG: 0.100											0	0	0	0	0	0	0																		
Gus Zernial, R (1, 7) OBP: 0.344, SLG: 0.489											0	0	0	0	0	0	0																		
Eddie Robinson, L (1, 3) OBP: 0.389, SLG: 0.413											0	0	0	0	0	0	0																		
Hank Majeski, R (1, 5) OBP: 0.369, SLG: 0.404											0	0	0	0	0	0	0																		
Phil Masi, R (1, 2) OBP: 0.390, SLG: 0.436											0	0	0	0	0	0	0																		
Nellie Fox, L (1, 4) OBP: 0.331, SLG: 0.333											0	0	0	0	0	0	0																		
Ken Holcombe, R (1, 1) OBP: 0.167, SLG: 0.250											0	0	0	0	0	0	0																		
Inning Stats											1B: 0	SF: 0	WP: 0	PA: 0																					
PITCHER Stubby Overmire, L (1, 1) ERA: 6.18	IP	WLS	BF	H	R	ER	SO	BB	IBB	HBP	BLK	WP	HR	S	P	ERA	WHIP																		
																		PITCHER	IP	WLS	BF	H	R	ER	SO	BB	IBB	HBP	BLK	WP	HR	S	P	ERA	WHIP

Batter	1	2	3	4	5	6	7	8	9	AB	R	H	RBI	BB	SO	LOB	BOTTOM																		
Tom Upton, R (1, 6) OBP: 0.327, SLG: 0.254											0	0	0	0	0	0	0	Chicago White Sox @ St. Louis Browns Sportsman's Park, St. Louis, MO Sat Jul 08 1950, 4:33 AM EDT Unknown livebaseballscorecards.com																	
Jim Delsing, L (1, 8) OBP: 0.325, SLG: 0.274											0	0	0	0	0	0	0																		
Don Lenhardt, R (1, 3) OBP: 0.391, SLG: 0.511											0	0	0	0	0	0	0																		
Dick Kokos, L (1, 7) OBP: 0.391, SLG: 0.466											0	0	0	0	0	0	0																		
Ray Coleman, L (1, 9) OBP: 0.340, SLG: 0.445											0	0	0	0	0	0	0																		
Les Moss, R (1, 2) OBP: 0.356, SLG: 0.377											0	0	0	0	0	0	0																		
Owen Friend, R (1, 4) OBP: 0.338, SLG: 0.351											0	0	0	0	0	0	0																		
Snuffy Stirnweiss, R (1, 5) OBP: 0.337, SLG: 0.231											0	0	0	0	0	0	0																		
Stubby Overmire, R (1, 1) OBP: 0.476, SLG: 0.154											0	0	0	0	0	0	0																		
Inning Stats											1B: 0	SF: 0	WP: 0	PA: 0																					
PITCHER Ken Holcombe, R (1, 1) ERA: 6.34	IP	WLS	BF	H	R	ER	SO	BB	IBB	HBP	BLK	WP	HR	S	P	ERA	WHIP																		
																		PITCHER	IP	WLS	BF	H	R	ER	SO	BB	IBB	HBP	BLK	WP	HR	S	P	ERA	WHIP

Batter	1	2	3	4	5	6	7	8	9	AB	R	H	RBI	BB	SO	LOB	TOP										
Chico Carrasquel, R (1, 6) OBP: 0.377, SLG: 0.360											0	0	0	0	0	0	0	Chicago White Sox @ St. Louis Browns Sportsman's Park, St. Louis, MO Sat Jul 08 1950, 4:38 AM EDT Att: 4,457 - Unknown livebaseballscorecards.com									
Jerry Scala, L (1, 8) OBP: 0.237, SLG: 0.222											0	0	0	0	0	0	0										
Eddie Robinson, L (1, 3) OBP: 0.393, SLG: 0.417											0	0	0	0	0	0	0										
Gus Zernial, R (1, 7) OBP: 0.348, SLG: 0.491											0	0	0	0	0	0	0										
Dave Philley, S (1, 9) OBP: 0.304, SLG: 0.369											0	0	0	0	0	0	0										
Hank Majeski, R (1, 5) OBP: 0.373, SLG: 0.406											0	0	0	0	0	0	0										
Nellie Fox, L (1, 4) OBP: 0.328, SLG: 0.329											0	0	0	0	0	0	0										
Gus Niarhos, R (1, 2) OBP: 0.444, SLG: 0.333											0	0	0	0	0	0	0										
Mickey Haefner, L (1, 1) OBP: 0.318, SLG: 0.211											0	0	0	0	0	0	0										
Inning Stats											1B: 0	SF: 0	WP: 0	PA: 0	2B: 0	SAC: 0	FB: 0		3B: 0	DP: 0	SB: 0	CS: 0	HR: 0	HBP: 0			
PITCHER Duane Pilette, R (1, 1) ERA: 7.54	IP	WLS	BF	H	R	ER	SO	BB	IBB	HBP	BLK	WP	HR	S	P	ERA	WHIP	PITCHER									
	0.0	W	0	0	0	0	0	0	0	0	0	0	0	0	0	∞	∞										

Batter	1	2	3	4	5	6	7	8	9	AB	R	H	RBI	BB	SO	LOB	BOTTOM										
Don Lenhardt, R (1, 3) OBP: 0.389, SLG: 0.504											0	0	0	0	0	0	0	Chicago White Sox @ St. Louis Browns Sportsman's Park, St. Louis, MO Sat Jul 08 1950, 4:38 AM EDT Att: 4,457 - Unknown livebaseballscorecards.com									
Dick Kokos, L (1, 7) OBP: 0.399, SLG: 0.472											0	0	0	0	0	0	0										
Sherm Lollar, R (1, 2) OBP: 0.381, SLG: 0.506											0	0	0	0	0	0	0										
Ken Wood, R (1, 9) OBP: 0.309, SLG: 0.443											0	0	0	0	0	0	0										
Roy Sievers, R (1, 8) OBP: 0.301, SLG: 0.337											0	0	0	0	0	0	0										
Owen Friend, R (1, 4) OBP: 0.335, SLG: 0.346											0	0	0	0	0	0	0										
Snuffy Stirnweiss, R (1, 5) OBP: 0.329, SLG: 0.221											0	0	0	0	0	0	0										
Tom Upton, R (1, 6) OBP: 0.329, SLG: 0.254											0	0	0	0	0	0	0										
Duane Pilette, R (1, 1)											0	0	0	0	0	0	0										
Inning Stats											1B: 0	SF: 0	WP: 0	PA: 0	2B: 0	SAC: 0	FB: 0		3B: 0	DP: 0	SB: 0	CS: 0	HR: 0	HBP: 0			
PITCHER Mickey Haefner, L (1, 1) ERA: 5.46	IP	WLS	BF	H	R	ER	SO	BB	IBB	HBP	BLK	WP	HR	S	P	ERA	WHIP	PITCHER									
	0.0	L	0	0	0	0	0	0	0	0	0	0	0	0	0	∞	∞										

Batter	1	2	3	4	5	6	7	8	9	AB	R	H	RBI	BB	SO	LOB	TOP										
Chico Carrasquel, R (1, 6) OBP: 0.379, SLG: 0.362											0	0	0	0	0	0	0	Chicago White Sox @ St. Louis Browns Sportsman's Park, St. Louis, MO Sun Jul 09 1950, 4:33 AM EDT Att: 6,486 - Unknown livebaseballscorecards.com									
Gordon Goldsberry, L (1, 9) OBP: 0.450, SLG: 0.462											0	0	0	0	0	0	0										
Eddie Robinson, L (1, 3) OBP: 0.391, SLG: 0.425											0	0	0	0	0	0	0										
Gus Zernial, R (1, 7) OBP: 0.353, SLG: 0.505											0	0	0	0	0	0	0										
Dave Philley, S (1, 8) OBP: 0.300, SLG: 0.365											0	0	0	0	0	0	0										
Hank Majeski, R (1, 5) OBP: 0.368, SLG: 0.400											0	0	0	0	0	0	0										
Phil Masi, R (1, 2) OBP: 0.395, SLG: 0.442											0	0	0	0	0	0	0										
Nellie Fox, L (1, 4) OBP: 0.326, SLG: 0.327											0	0	0	0	0	0	0										
Billy Pierce, L (1, 1) OBP: 0.324, SLG: 0.265											0	0	0	0	0	0	0										
Inning Stats											1B: 0	SF: 0	WP: 0	PA: 0	2B: 0	SAC: 0	FB: 0		3B: 0	DP: 0	SB: 0	CS: 0	HR: 0	HBP: 0			
PITCHER Ned Garver, R (1, 1) ERA: 3.92	IP	WLS	BF	H	R	ER	SO	BB	IBB	HBP	BLK	WP	HR	S	P	ERA	WHIP	PITCHER									
	0.0	W	0	0	0	0	0	0	0	0	0	0	0	0	0	∞	∞										

Batter	1	2	3	4	5	6	7	8	9	AB	R	H	RBI	BB	SO	LOB	BOTTOM										
Don Lenhardt, R (1, 3) OBP: 0.393, SLG: 0.506											0	0	0	0	0	0	0	Chicago White Sox @ St. Louis Browns Sportsman's Park, St. Louis, MO Sun Jul 09 1950, 4:33 AM EDT Att: 6,486 - Unknown livebaseballscorecards.com									
Dick Kokos, L (1, 7) OBP: 0.396, SLG: 0.465											0	0	0	0	0	0	0										
Sherm Lollar, R (1, 2) OBP: 0.388, SLG: 0.512											0	0	0	0	0	0	0										
Ken Wood, R (1, 9) OBP: 0.314, SLG: 0.440											0	0	0	0	0	0	0										
Roy Sievers, R (1, 8) OBP: 0.313, SLG: 0.360											0	0	0	0	0	0	0										
Owen Friend, R (1, 4) OBP: 0.336, SLG: 0.357											0	0	0	0	0	0	0										
Snuffy Stirnweiss, R (1, 5) OBP: 0.330, SLG: 0.250											0	0	0	0	0	0	0										
Tom Upton, R (1, 6) OBP: 0.327, SLG: 0.254											0	0	0	0	0	0	0										
Ned Garver, R (1, 1) OBP: 0.372, SLG: 0.385											0	0	0	0	0	0	0										
Inning Stats											1B: 0	SF: 0	WP: 0	PA: 0	2B: 0	SAC: 0	FB: 0		3B: 0	DP: 0	SB: 0	CS: 0	HR: 0	HBP: 0			
PITCHER Billy Pierce, L (1, 1) ERA: 4.72	IP	WLS	BF	H	R	ER	SO	BB	IBB	HBP	BLK	WP	HR	S	P	ERA	WHIP	PITCHER									
	0.0	L	0	0	0	0	0	0	0	0	0	0	0	0	0	∞	∞										

Batter	1	2	3	4	5	6	7	8	9	AB	R	H	RBI	BB	SO	LOB	TOP	
Chico Carrasquel, R (1,6)	0-0 BB 1B	0-0 F8		4-0 BB		0-0 FC6-4		4-0 FC5 1B BB		3	1	1	0	2	0	1	Chicago White Sox @ Boston Red Sox Fenway Park, Boston, MA Thu Jul 13 1950, 3:33 AM EDT Att: 23,751 - Unknown	
Many Rickert, L (1,9)	0-3 K	0-0 4-3		0-0 F8				0-0 BB		4	1	1	2	1	1	3		
Billy Pierce, L (8, FR)										0	0	0	0	0	0	0		
Randy Gumpert, R (8, 1)								1-2 2-H 3-H BB		0	0	0	0	0	0	0		
Eddie Robinson, L (1,3)	4-0 BB 1B		0-0 BB 1B	0-0 F3				0-0 E8 F8 1B		4	2	2	0	1	0	4		
Gus Zernial, R (1,7)	0-0 FC6-4 1B		0-3 K		0-0 F3			4-0 BB		4	0	1	1	1	1	3		
Dave Philley, S (1,8)	0-0 FC6-4 1B		0-0 BB 1B	0-0 K				0-0 F8		4	1	1	2	0	1	2		
Hank Majeski, R (1,5)	1-0 BB 1B		0-3 K	0-0 L8				0-0 G6-4-3		3	0	0	0	0	1	3		
Phil Masi, R (1,2)	0-0 BB 1B		0-3 K					0-0 F5		4	1	2	1	0	1	2		
Nellie Fox, L (1,4)	0-3 K		0-0 F5					0-0 FC1-6 1B		3	1	1	0	1	1	2		
Ray Scarborough, R (1,1)		0-0 L3		4-0 BB				0-0 FC1-6 FC6-4		0	0	0	0	0	0	0		
Inning Stats	R: 3 E: 0 K: 2 S: 10	H: 3 LOB: 2 BB: 1 P: 15	R: 0 E: 0 K: 0 S: 3	H: 0 LOB: 0 BB: 0 P: 3	R: 0 E: 0 K: 3 S: 11	H: 2 LOB: 2 BB: 0 P: 11	R: 0 E: 0 K: 0 S: 3	H: 0 LOB: 2 BB: 2 P: 11	R: 0 E: 0 K: 1 S: 5	H: 1 LOB: 1 BB: 0 P: 4	R: 2 E: 1 K: 0 S: 3	H: 1 LOB: 0 BB: 2 P: 11	R: 2 E: 0 K: 1 S: 7	H: 2 LOB: 2 BB: 2 P: 15	1B: 9 2B: 0 3B: 0 HR: 0	SF: 0 SAC: 0 DP: 1 HBP: 1	WP: 1 PA: 40 PB: 0 SB: 1 CS: 0	
PITCHER	IP WLS BF H R ER SO BB IBB HBP BLK WP HR S P ERA WHIP	IP WLS BF H R ER SO BB IBB HBP BLK WP HR S P ERA WHIP																
Willard Nixon, R (1,1)	6.0 W 31 7 5 4 6 5 0 1 0 0 0 0 37 58 6.00 2.000																	
Joe Dobson, R (7,1)	1.1 7 2 2 2 1 2 0 0 0 0 1 0 7 15 13.50 3.000																	
Mickey McDermott, L (8,1)	0.2 S 2 0 0 0 0 0 0 0 0 0 0 0 2 2 0.00 0.000																	

AB	32
R	7
H	9
RBI	6
BB	7
SO	7
LOB	23



Batter	1	2	3	4	5	6	7	8	9	AB	R	H	RBI	BB	SO	LOB	BOTTOM	
Dom DiMaggio, R (1,8)	0-0 F9	0-0 6-3			0-0 6-3	4-0 BB	0-0 F8			4	0	0	0	1	0	3	Chicago White Sox @ Boston Red Sox Fenway Park, Boston, MA Thu Jul 13 1950, 3:33 AM EDT Att: 23,751 - Unknown	
6 Johnny Pesky, L (1,5)	0-0 2B	0-0 F5			0-0 5-3	0-0 F9	0-0 1-3			5	1	1	0	0	0	5		
Clyde Vollmer, R (1,7)	0-0 HR 2B	0-0 6-3			0-0 HR	4-0 BB		0-0 1B 2B		4	2	3	2	1	0	0		
Vern Stephens, R (1,6)	0-0 HR 2B		0-0 5-3		0-0 1B 2B	0-0 L7		0-0 2-3 1B		5	2	3	2	0	0	3		
Walt Dropo, R (1,3)	0-0 L5		0-0 F7		4-0 1B			0-0 2B BB 1B		3	1	1	0	1	0	0		
Bobby Doerr, R (1,4)	4-0 BB 1B		0-0 F2		0-0 1-2 2-H 1B			0-0 F6		3	1	1	1	1	0	1		
Al Zarilla, L (1,9)	0-0 BB 1B		0-0 P4		0-0 L8			0-0 BB 2B		4	1	2	0	0	0	2		
Matt Batts, R (1,2)	0-0 1B		0-0 F3		0-0 K			4-0 BB BB 1B		3	0	1	1	1	1	0		
Willard Nixon, L (1,1)	0-0 K		0-3 K		0-0 BB BB 1B			4-0 1-2 2-3 3-H BB		3	0	1	0	0	2	1		
Inning Stats	R: 5 E: 1 K: 1 S: 10	H: 5 LOB: 1 BB: 1 P: 14	R: 0 E: 0 K: 0 S: 3	H: 0 LOB: 0 BB: 0 P: 3	R: 0 E: 0 K: 1 S: 5	H: 0 LOB: 0 BB: 0 P: 5	R: 2 E: 0 K: 0 S: 6	H: 3 LOB: 2 BB: 1 P: 10	R: 0 E: 0 K: 1 S: 6	H: 1 LOB: 2 BB: 2 P: 14	R: 1 E: 0 K: 0 S: 5	H: 2 LOB: 3 BB: 2 P: 13	R: 0 E: 0 K: 0 S: 2	H: 2 LOB: 2 BB: 0 P: 2	1B: 6 2B: 5 3B: 0 HR: 2	SF: 0 SAC: 0 DP: 0 HBP: 0		WP: 0 PA: 40 PB: 0 SB: 0 CS: 0
PITCHER	IP WLS BF H R ER SO BB IBB HBP BLK WP HR S P ERA WHIP	IP WLS BF H R ER SO BB IBB HBP BLK WP HR S P ERA WHIP																
Ray Scarborough, R (1,1)	0.2 L 17 3 2 2 2 1 0 0 0 0 0 1 20 24 4.15 0.692																	
Howie Judson, R (1,1)	4.1 13 3 2 2 2 0 1 0 0 0 0 1 20 24 4.15 0.692																	
Luis Aloma, R (6,1)	2.0 13 3 1 1 1 3 1 0 0 0 0 0 11 27 4.50 3.000																	
Randy Gumpert, R (8,1)	0.0 2 2 0 0 0 0 0 0 0 0 0 0 2 2 ∞ ∞																	

AB	34
R	8
H	13
RBI	7
BB	6
SO	3
LOB	15



Batter	1	2	3	4	5	6	7	8	9	AB	R	H	RBI	BB	SO	LOB	TOP									
Chico Carrasquel, R OBP: 0.385, SLG: 0.361 (1, 6)										2	0	1	0	2	0	0	Chicago White Sox @ Boston Red Sox Fenway Park, Boston, MA Fri Jul 14 1950, 3:33 AM EDT Att: 8,730 - Unknown									
Dave Philley, S OBP: 0.304, SLG: 0.368 (1, 8)										4	0	1	1	0	1	2										
Mary Rickert, L OBP: 0.281, SLG: 0.303 (1, 9)										4	0	0	0	0	1	3										
Gus Zernial, R OBP: 0.348, SLG: 0.491 (1, 7)										4	0	0	0	0	2											
Eddie Robinson, L OBP: 0.391, SLG: 0.419 (1, 3)										3	0	1	0	1	0	0										
Hank Majeski, R OBP: 0.360, SLG: 0.388 (1, 5)										4	0	0	0	0	1	2										
Phil Masi, R OBP: 0.386, SLG: 0.433 Gus Niarhos, R OBP: 0.478, SLG: 0.450 (1, 2) (4, 2)										2	0	0	0	0	0	1										
Nellie Fox, L OBP: 0.330, SLG: 0.328 (1, 4)										3	0	1	0	0	0	0										
Ken Holcombe, R OBP: 0.333, SLG: 0.400 Luis Aloma, R (3, 1)										1	1	1	0	0	0	0										
Floyd Baker, L OBP: 0.405, SLG: 0.361 Mickey Haefner, L OBP: 0.304, SLG: 0.200 (8, PH) (8, 1)										1	0	0	0	0	0	1										
Inning Stats	R: 0 E: 0 K: 0 S: 2	H: 0 LOB: 0 BB: 1 P: 6	R: 0 E: 0 K: 1 S: 6	H: 1 LOB: 1 BB: 0 P: 6	R: 1 E: 0 K: 0 S: 6	H: 3 LOB: 2 BB: 0 P: 6	R: 0 E: 0 K: 0 S: 3	H: 0 LOB: 0 BB: 0 P: 3	R: 0 E: 0 K: 2 S: 7	H: 1 LOB: 0 BB: 0 P: 3	R: 0 E: 0 K: 0 S: 3	H: 0 LOB: 0 BB: 0 P: 3	R: 0 E: 0 K: 0 S: 3	H: 0 LOB: 1 BB: 1 P: 7	R: 0 E: 0 K: 0 S: 3	H: 0 LOB: 1 BB: 1 P: 7	1B: 4 2B: 1 3B: 0 HR: 0	SF: 0 SAC: 0 DP: 2 HBP: 0	WP: 0 PB: 0 SB: 0 CS: 0	PA: 33						
PITCHER Ellis Kinder, R ERA: 4.56 (1, 1)	IP: 9.0 WLS: W BF: 33	H: 5 R: 1 ER: 1 SO: 3	BB: 3 IBB: 0 HBP: 0 BLK: 0	WP: 0 HR: 0 S: 36 P: 48	ERA: 1.00 WHIP: 0.889											ERA: 1.00 WHIP: 0.889										

AB	30
R	1
H	5
RBI	1
BB	3
SO	3
LOB	11



Batter	1	2	3	4	5	6	7	8	9	AB	R	H	RBI	BB	SO	LOB	BOTTOM									
Dom DiMaggio, R OBP: 0.424, SLG: 0.421 (1, 8)										5	1	3	0	0	0	0	Chicago White Sox @ Boston Red Sox Fenway Park, Boston, MA Fri Jul 14 1950, 3:33 AM EDT Att: 8,730 - Unknown									
6 Johnny Pesky, L OBP: 0.420, SLG: 0.390 (1, 5)										4	2	1	0	1	0	2										
Clyde Vollmer, R OBP: 0.389, SLG: 0.531 (1, 7)										5	2	2	0	0	2	3										
Vern Stephens, R OBP: 0.376, SLG: 0.558 (1, 6)										5	2	1	3	0	0	4										
Walt Dropo, R OBP: 0.399, SLG: 0.629 (1, 3)										4	2	2	0	1	1	1										
Bobby Doerr, R OBP: 0.377, SLG: 0.472 (1, 4)										3	2	2	2	1	0	0										
Al Zarilla, L OBP: 0.428, SLG: 0.482 (1, 9)										4	1	1	1	0	0	3										
Birdie Tebbetts, R OBP: 0.413, SLG: 0.517 (1, 2)										5	1	2	3	0	1	1										
Ellis Kinder, R OBP: 0.186, SLG: 0.238 (1, 1)										4	0	0	0	0	3	1										
Inning Stats	R: 0 E: 0 K: 1 S: 6	H: 1 LOB: 1 BB: 0 P: 6	R: 1 E: 0 K: 0 S: 5	H: 2 LOB: 1 BB: 0 P: 5	R: 11 E: 2 K: 1 S: 15	H: 7 LOB: 2 BB: 3 P: 27	R: 0 E: 0 K: 2 S: 7	H: 0 LOB: 0 BB: 0 P: 7	R: 0 E: 0 K: 1 S: 6	H: 1 LOB: 0 BB: 0 P: 6	R: 0 E: 0 K: 1 S: 6	H: 1 LOB: 1 BB: 0 P: 6	R: 0 E: 0 K: 1 S: 6	H: 1 LOB: 1 BB: 0 P: 6	1B: 9 2B: 2 3B: 1 HR: 2	SF: 0 SAC: 2 DP: 0 HBP: 0		WP: 0 PB: 0 SB: 0 CS: 0	PA: 44							
PITCHER Ken Holcombe, R ERA: 7.35 Luis Aloma, R ERA: 4.15 Mickey Haefner, L ERA: 5.89 (1, 1) (3, 1) (8, 1)	IP: 2.0 WLS: L BF: 17	H: 8 R: 9 ER: 7 SO: 1	BB: 1 IBB: 0 HBP: 0 BLK: 0	WP: 0 HR: 1 S: 18 P: 22	ERA: 31.50 WHIP: 4.500											ERA: 1.80 WHIP: 1.400										

AB	39
R	13
H	14
RBI	9
BB	3
SO	7
LOB	15



Batter	1	2	3	4	5	6	7	8	9	AB	R	H	RBI	BB	SO	LOB	TOP			
Chico Carrasquel, R OBP: 0.383, SLG: 0.357 (1, 6)	0-0 6-3		0-0 4-3		0-0 1-2 1B		0-0 F6		0-0 6-3	5	0	1	0	0	0	1				
Dave Philley, S OBP: 0.302, SLG: 0.382 (1, 8)	0-3 K		0-0 F9		0-0 F8			0-0 F9		4	0	0	0	0	1	2				
Mary Rickert, L OBP: 0.287, SLG: 0.308 (1, 9)	0-3 K		0-0 4-3			0-0 G3 1B		0-0 1B		4	0	2	0	0	1	0				
Gus Zernial, R OBP: 0.345, SLG: 0.487 (1, 7)		0-0 6-3		0-0 6-3		0-0 G3 1B		0-0 P6		4	0	1	0	0	0	1				
Eddie Robinson, L OBP: 0.395, SLG: 0.418 (1, 3)		4-0 BB 1B BB		0-0 P6		0-0 G3		0-0 1-2 1B		3	1	1	0	1	0	2				
Hank Majeski, R OBP: 0.264, SLG: 0.385 (1, 5)		4-0 FC4-6 1B BB		0-0 F8		0-3 K		0-3 K		2	0	0	0	1	1	2				
Gordon Goldsberry, L OBP: 0.443, SLG: 0.461 (8, PH)										1	0	0	0	0	1	2				
Floyd Baker, L OBP: 0.405, SLG: 0.361 (8, 5)										0	0	0	0	0	0	0				
Phil Masi, R OBP: 0.390, SLG: 0.431 (1, 2)		0-0 FC4-6 1B		0-0 F2		0-0 6-3		0-0 F2		4	0	1	1	0	0	2				
Nellie Fox, L OBP: 0.332, SLG: 0.328 (1, 4)		0-0 FC4-6		0-0 F7		0-0 F8		4-0 BB		3	0	0	0	1	0	2				
Billy Pierce, L OBP: 0.302, SLG: 0.250 (1, 1)		0-0 F7		0-0 F7		0-0 4-3		0-3 K		3	0	1	0	0	0	2				
Mike McCormick, R OBP: 0.273, SLG: 0.167 (9, PH)										1	0	0	0	0	1	1				
Inning Stats	R: 0 E: 0 K: 2 S: 7	H: 0 LOB: 0 BB: 0 P: 7	R: 1 E: 0 K: 0 S: 4	H: 1 LOB: 2 BB: 2 P: 12	R: 0 E: 0 K: 0 S: 3	H: 0 LOB: 0 BB: 0 P: 3	R: 0 E: 0 K: 0 S: 3	H: 2 LOB: 2 BB: 0 P: 5	R: 0 E: 0 K: 1 S: 7	H: 2 LOB: 2 BB: 0 P: 7	R: 0 E: 0 K: 0 S: 3	H: 0 LOB: 0 BB: 0 P: 3	R: 0 E: 0 K: 1 S: 7	H: 2 LOB: 2 BB: 0 P: 7	R: 0 E: 0 K: 1 S: 5	H: 0 LOB: 1 BB: 1 P: 9	1B: 7 2B: 0 3B: 0 HR: 0	SF: 0 SAC: 0 DP: 0 HBP: 0	WP: 0 PB: 0 SB: 0 CS: 0	PA: 37
PITCHER Vic Raschi, R ERA: 4.07 (1, 1)	IP: 9.0 WLS: W BF: 37 H: 7 R: 1 ER: 1 SO: 5 BB: 3 IBB: 0 HBP: 0 BLK: 0 WP: 0 HR: 0 S: 44 P: 56 ERA: 1.00 WHIP: 1.111																			

Chicago White Sox @ New York Yankees
Yankee Stadium, Bronx, NY
Sun Jul 16 1950, 3:33 AM EDT
Unknown

AB	34
R	1
H	7
RBI	1
BB	3
SO	5
LOB	17



Batter	1	2	3	4	5	6	7	8	9	AB	R	H	RBI	BB	SO	LOB	BOTTOM	
Gene Woodling, L OBP: 0.409, SLG: 0.433 (1, 7)	0-3 K	0-0 2B			0-0 F8		4-0 BB			3	0	1	2	1	1	0		
Phil Rizzuto, R OBP: 0.417, SLG: 0.422 (1, 6)	4-0 E BB	0-0 F7			0-0 P4		0-0 FC5			3	0	0	0	1	0	3		
Tommy Henrich, L OBP: 0.411, SLG: 0.644 (1, 3)	0-0 F2		0-0 F9		0-0 P4			0-0 FC6-4 1B		4	0	1	0	0	0	1		
Joe Collins, L OBP: 0.304, SLG: 0.436 (8, PR) (9, 3)	1-2									0	0	0	0	0	0	0		
Joe DiMaggio, R OBP: 0.377, SLG: 0.545 (1, 8)	4-0 BB		0-0 1B		4-0 FC4-6 BB		0-0 FC6-4 G3			2	0	1	0	2	0	1		
Bobby Brown, L OBP: 0.312, SLG: 0.325 (1, 5)	0-0 1-3		0-0 F9		0-0 FC4-6 G4-6-3		0-0 G3			4	0	0	0	0	0	5		
Cliff Mages, L OBP: 0.369, SLG: 0.459 (1, 9)		0-3 K	0-0 F8		0-0 G4-6-3		0-0 5-3			4	0	0	0	0	1	4		
Jerry Coleman, R OBP: 0.374, SLG: 0.389 (1, 4)		0-0 6-3 1B 2B		0-0 F8		0-0 5-3				3	1	1	0	0	0	0		
Charles Silvera, R OBP: 0.227, SLG: 0.190 (1, 2)		0-0 6-3 2B		0-0 P6		0-0 FC1-6 1B				3	1	2	0	0	0	0		
Vic Raschi, R OBP: 0.250, SLG: 0.200 (1, 1)		0-0 6-3		0-0 F9		0-0 FC1-6 FC5 BB				3	0	0	0	0	0	3		
Inning Stats	R: 0 E: 0 K: 1 S: 5	H: 0 LOB: 2 BB: 2 P: 13	R: 2 E: 0 K: 1 S: 8	H: 3 LOB: 1 BB: 0 P: 8	R: 0 E: 0 K: 0 S: 4	H: 1 LOB: 1 BB: 0 P: 4	R: 0 E: 0 K: 0 S: 3	H: 0 LOB: 0 BB: 0 P: 3	R: 0 E: 0 K: 0 S: 2	H: 0 LOB: 1 BB: 1 P: 6	R: 0 E: 0 K: 0 S: 4	H: 1 LOB: 2 BB: 1 P: 8	R: 0 E: 0 K: 0 S: 4	H: 1 LOB: 2 BB: 0 P: 4	1B: 5 2B: 1 3B: 0 HR: 0	SF: 0 SAC: 0 DP: 1 HBP: 0	WP: 0 PB: 0 SB: 0 CS: 0	PA: 33
PITCHER Billy Pierce, L ERA: 4.61 (1, 1)	IP: 8.0 WLS: L BF: 33 H: 6 R: 2 ER: 2 SO: 2 BB: 4 IBB: 0 HBP: 0 BLK: 0 WP: 0 HR: 0 S: 33 P: 49 ERA: 2.25 WHIP: 1.250																	

Chicago White Sox @ New York Yankees
Yankee Stadium, Bronx, NY
Sun Jul 16 1950, 3:33 AM EDT
Unknown


AB	29
R	2
H	6
RBI	2
BB	4
SO	2
LOB	17



Batter	1	2	3	4	5	6	7	8	9	AB	R	H	RBI	BB	SO	LOB	TOP				
Chico Carrasquel, R OBP: 0.381, SLG: 0.355	6-3	P3		K		L5-6 2H 1B		SH1-4		4	0	1	1	0	1	2					
Dave Philley, S OBP: 0.307, SLG: 0.379	HBP 1B		K	4-3		L5-6 2-2		F7		5	0	1	0	0	1	2					
Mary Rickert, L OBP: 0.284, SLG: 0.305	F7		K	K			FC1-5 1B	F9		5	0	1	0	0	2	2					
Gus Zernial, R OBP: 0.352, SLG: 0.490	HBP 1-2		BB 1B				FC4-6 1B FC1-5 1B	K		4	2	3	0	0	1	0					
Eddie Robinson, L OBP: 0.395, SLG: 0.413	P5		1B 1B				FC1-5 FC4-6 1-2 2-3F	2B BB		3	1	0	0	2	0	5					
Floyd Baker, L OBP: 0.426, SLG: 0.415		1B 1B	1B 1B				FC4-6 FC5 1B 1-2 2-3	2B		5	1	3	1	0	0	3					
Nellie Fox, L OBP: 0.338, SLG: 0.335		1B	1B				1-2 3H	1-3		5	0	3	2	0	0	3					
Gus Niarhos, R OBP: 0.448, SLG: 0.400	F9		1-2 2H 1B				SH2-4 1B HBP 2-3F	F7		4	1	1	1	0	0	6					
Bob Cain, L OBP: 0.237, SLG: 0.229	F7		F7				SH2-4 1-2	E3 SH1-4		3	0	0	0	0	0	4					
Inning Stats	R: 0 E: 0 K: 0 S: 4	H: 1 LOB: 2 BB: 0 P: 5	R: 0 E: 0 K: 0 S: 5	H: 2 LOB: 2 BB: 0 P: 5	R: 3 E: 0 K: 2 S: 11	H: 4 LOB: 2 BB: 1 P: 15	R: 0 E: 0 K: 2 S: 7	H: 0 LOB: 0 BB: 0 P: 7	R: 0 E: 0 K: 0 S: 4	H: 1 LOB: 1 BB: 0 P: 4	R: 1 E: 0 K: 0 S: 6	H: 3 LOB: 2 BB: 0 P: 6	R: 0 E: 1 K: 0 S: 4	H: 0 LOB: 1 BB: 0 P: 4	R: 0 E: 0 K: 1 S: 6	H: 1 LOB: 2 BB: 1 P: 10	1B: 12 2B: 2 3B: 0 HR: 0	SF: 0 SAC: 2 DP: 1 HBP: 2	WP: 0 PB: 0 SB: 0 CS: 0	PA: 44	
PITCHER	IP WLS BF H R ER SO BB IBB HBP BLK WP HR S P ERA WHIP	IP WLS BF H R ER SO BB IBB HBP BLK WP HR S P ERA WHIP	IP WLS BF H R ER SO BB IBB HBP BLK WP HR S P ERA WHIP	IP WLS BF H R ER SO BB IBB HBP BLK WP HR S P ERA WHIP	IP WLS BF H R ER SO BB IBB HBP BLK WP HR S P ERA WHIP	IP WLS BF H R ER SO BB IBB HBP BLK WP HR S P ERA WHIP	IP WLS BF H R ER SO BB IBB HBP BLK WP HR S P ERA WHIP	IP WLS BF H R ER SO BB IBB HBP BLK WP HR S P ERA WHIP	IP WLS BF H R ER SO BB IBB HBP BLK WP HR S P ERA WHIP	IP WLS BF H R ER SO BB IBB HBP BLK WP HR S P ERA WHIP	IP WLS BF H R ER SO BB IBB HBP BLK WP HR S P ERA WHIP	IP WLS BF H R ER SO BB IBB HBP BLK WP HR S P ERA WHIP	IP WLS BF H R ER SO BB IBB HBP BLK WP HR S P ERA WHIP	IP WLS BF H R ER SO BB IBB HBP BLK WP HR S P ERA WHIP	IP WLS BF H R ER SO BB IBB HBP BLK WP HR S P ERA WHIP	IP WLS BF H R ER SO BB IBB HBP BLK WP HR S P ERA WHIP	IP WLS BF H R ER SO BB IBB HBP BLK WP HR S P ERA WHIP	IP WLS BF H R ER SO BB IBB HBP BLK WP HR S P ERA WHIP	IP WLS BF H R ER SO BB IBB HBP BLK WP HR S P ERA WHIP	IP WLS BF H R ER SO BB IBB HBP BLK WP HR S P ERA WHIP	IP WLS BF H R ER SO BB IBB HBP BLK WP HR S P ERA WHIP
Allie Reynolds, R ERA: 3.67	(1, 1)																				
Fred Sanford, R ERA: 4.97	(8, 1)																				

Chicago White Sox @ New York Yankees
Yankee Stadium, Bronx, NY
Sun Jul 16 1950, 3:38 AM EDT
Att: 21,249 - Unknown


AB 38
R 5
H 13
RBI 5
BB 2
SO 5
LOB 27



Batter	1	2	3	4	5	6	7	8	9	AB	R	H	RBI	BB	SO	LOB	BOTTOM					
Gene Woodling, L OBP: 0.409, SLG: 0.433	3-1		2B 1B	F9					G3	5	0	2	1	0	0	3						
Phil Rizzuto, R OBP: 0.416, SLG: 0.420	1B		P5		F7		5-3		3H 1-0 HBP	4	0	1	0	0	0	2						
Cliff Mapes, L OBP: 0.366, SLG: 0.458	F7		1-3 2B		P6			P6	K	5	0	1	0	0	1	3						
Billy Johnson, R OBP: 0.374, SLG: 0.398	5-3		K		P2			FC5-4 BB		3	0	0	0	1	1	3						
Bobby Brown, L OBP: 0.316, SLG: 0.320		G5-4-3 BB		3B BB		5-3		F7		2	1	0	0	2	0	1						
Jackie Jensen, R OBP: 0.195, SLG: 0.135	G5-4-3		P2		F8			FC5-4		4	0	0	0	0	0	3						
Jerry Coleman, R OBP: 0.379, SLG: 0.406						4-3			1B G3 BB	3	1	2	1	1	0	0						
Ralph Houk, R OBP: 0.167, SLG: 0.333										2	0	0	0	0	0	2						
Johnny Mize, L OBP: 0.343, SLG: 0.452										1	0	0	0	0	1	0						
Charles Silvera, R OBP: 0.227, SLG: 0.190										0	0	0	0	0	0	0						
Yogi Berra, L OBP: 0.375, SLG: 0.472										1	0	1	0	0	0	0						
Tommy Byrne, L OBP: 0.313, SLG: 0.489										0	0	0	0	0	0	0						
Allie Reynolds, R OBP: 0.333, SLG: 0.273										1	0	0	0	1	0	0						
Billy Martin, R OBP: 0.417, SLG: 0.455										1	0	0	0	0	0	0						
Fred Sanford, S OBP: 0.240, SLG: 0.292										0	0	0	0	0	0	0						
Tommy Henrich, L OBP: 0.408, SLG: 0.638										1	0	0	0	0	1	2						
Inning Stats	R: 0 E: 0 K: 0 S: 4	H: 1 LOB: 1 BB: 0 P: 4	R: 0 E: 0 K: 0 S: 3	H: 1 LOB: 1 BB: 1 P: 7	R: 0 E: 0 K: 1 S: 7	H: 2 LOB: 2 BB: 0 P: 7	R: 1 E: 0 K: 0 S: 4	H: 1 LOB: 2 BB: 2 P: 12	R: 0 E: 0 K: 0 S: 3	H: 0 LOB: 0 BB: 0 P: 3	R: 0 E: 0 K: 0 S: 3	H: 0 LOB: 0 BB: 0 P: 3	R: 0 E: 0 K: 1 S: 6	H: 1 LOB: 1 BB: 0 P: 6	R: 0 E: 0 K: 0 S: 3	H: 0 LOB: 1 BB: 1 P: 7	R: 1 E: 0 K: 2 S: 8	H: 1 LOB: 2 BB: 1 P: 13	1B: 4 2B: 1 3B: 2 HR: 0	SF: 0 SAC: 0 DP: 1 HBP: 1	WP: 0 PB: 0 SB: 0 CS: 0	PA: 39
PITCHER	IP WLS BF H R ER SO BB IBB HBP BLK WP HR S P ERA WHIP	IP WLS BF H R ER SO BB IBB HBP BLK WP HR S P ERA WHIP	IP WLS BF H R ER SO BB IBB HBP BLK WP HR S P ERA WHIP	IP WLS BF H R ER SO BB IBB HBP BLK WP HR S P ERA WHIP	IP WLS BF H R ER SO BB IBB HBP BLK WP HR S P ERA WHIP	IP WLS BF H R ER SO BB IBB HBP BLK WP HR S P ERA WHIP	IP WLS BF H R ER SO BB IBB HBP BLK WP HR S P ERA WHIP	IP WLS BF H R ER SO BB IBB HBP BLK WP HR S P ERA WHIP	IP WLS BF H R ER SO BB IBB HBP BLK WP HR S P ERA WHIP	IP WLS BF H R ER SO BB IBB HBP BLK WP HR S P ERA WHIP	IP WLS BF H R ER SO BB IBB HBP BLK WP HR S P ERA WHIP	IP WLS BF H R ER SO BB IBB HBP BLK WP HR S P ERA WHIP	IP WLS BF H R ER SO BB IBB HBP BLK WP HR S P ERA WHIP	IP WLS BF H R ER SO BB IBB HBP BLK WP HR S P ERA WHIP	IP WLS BF H R ER SO BB IBB HBP BLK WP HR S P ERA WHIP	IP WLS BF H R ER SO BB IBB HBP BLK WP HR S P ERA WHIP	IP WLS BF H R ER SO BB IBB HBP BLK WP HR S P ERA WHIP	IP WLS BF H R ER SO BB IBB HBP BLK WP HR S P ERA WHIP	IP WLS BF H R ER SO BB IBB HBP BLK WP HR S P ERA WHIP	IP WLS BF H R ER SO BB IBB HBP BLK WP HR S P ERA WHIP	IP WLS BF H R ER SO BB IBB HBP BLK WP HR S P ERA WHIP	
Bob Cain, L ERA: 3.47	(1, 1)																					

Chicago White Sox @ New York Yankees
Yankee Stadium, Bronx, NY
Sun Jul 16 1950, 3:38 AM EDT
Att: 21,249 - Unknown


AB 33
R 2
H 7
RBI 2
BB 5
SO 4
LOB 19



Batter	1	2	3	4	5	6	7	8	9	AB	R	H	RBI	BB	SO	LOB	TOP			
Chico Carrasquel, R OBP: 0.387, SLG: 0.388 (1, 6)	0-0 BB 1B		1-0 2B 1B HBP		0-0 5-3			0-0 HR	4-0 BB	3	2	2	1	1	0	0				
Dave Philley, S OBP: 0.305, SLG: 0.383 (1, 9) (8, 8)	4-0 1-2 BB		0-0 1-3 1B 2B		0-0 1-3 1B			0-0 F4	0-0 F5	4	1	2	0	1	0	1				
Phil Masi, R OBP: 0.388, SLG: 0.427 (1, 2)	0-3 K		0-0 G6-4-3 1B		0-0 L1-3			0-0 F2		4	0	1	2	0	1	3				
Gus Zernial, R OBP: 0.350, SLG: 0.487 (1, 7)	0-0 F1		0-0 G6-4-3 1-2		0-0 5-3			0-0 1B BB 1B		4	0	1	0	0	0	3				
Eddie Robinson, L OBP: 0.393, SLG: 0.409 Billy Pierce, L OBP: 0.302, SLG: 0.250 Gordon Goldsberry, L OBP: 0.443, SLG: 0.461 (1, 3) (8, PR) (8, 3)	0-3 K		0-0 F7		0-0 F4			4-0 1B BB		3	0	0	0	1	1	2				
Hank Majeski, R OBP: 0.362, SLG: 0.383 (1, 5)		0-0 F9		0-0 6-3				0-0 F4		4	0	1	0	0	0	0				
Mike McCormick, R Mary Rickert, L OBP: 0.282, SLG: 0.303 (1, 8) (8, PH) (8, 9)		0-0 F9		0-0 1B				0-0 F9	0-3 K	3	0	1	0	0	0	0				
Nellie Fox, L OBP: 0.337, SLG: 0.330 (1, 4)		4-0 BB		0-0 F3				0-0 F6	0-0 6-3	3	0	0	0	1	0	1				
Bill Wight, L Floyd Baker, L OBP: 0.417, SLG: 0.405 (1, 1) (9, PH)		0-3 K		0-0 F8				0-0 4-3	0-0 4-3	3	0	0	0	0	1	2				
Inning Stats	R: 0 E: 0 K: 2 S: 8	H: 1 LOB: 2 BB: 1 P: 12	R: 0 E: 0 K: 1 S: 5	H: 0 LOB: 1 BB: 1 P: 9	R: 2 E: 0 K: 0 S: 4	H: 2 LOB: 0 BB: 0 P: 5	R: 0 E: 0 K: 0 S: 4	H: 1 LOB: 1 BB: 0 P: 4	R: 0 E: 0 K: 0 S: 3	H: 0 LOB: 0 BB: 0 P: 3	R: 0 E: 0 K: 0 S: 3	H: 0 LOB: 0 BB: 0 P: 3	R: 0 E: 0 K: 1 S: 8	H: 3 LOB: 3 BB: 1 P: 12	R: 0 E: 0 K: 0 S: 3	H: 0 LOB: 1 BB: 1 P: 7	1B: 6 2B: 2 3B: 0 HR: 1	SF: 0 SAC: 0 DP: 2 HBP: 1	WP: 0 PB: 0 SB: 0 CS: 0	PA: 38
PITCHER	IP WLS BF H R ER SO BB IBB HBP BLK WP HR S P ERA WHIP	IP WLS BF H R ER SO BB IBB HBP BLK WP HR S P ERA WHIP																		
Whitey Ford, L ERA: 5.59 Tom Ferrick, R ERA: 4.61 (1, 1) (8, 1)	7.2 W 33 8 3 3 3 3 0 0 0 0 1 35 48 3.52 1.435	1.1 S 5 0 0 0 1 1 0 0 0 0 0 6 10 0.00 0.750																		

Chicago White Sox @ New York Yankees
Yankee Stadium, Bronx, NY
Mon Jul 17 1950, 3:33 AM EDT
Att: 24,218 - Unknown

AB 33
R 3
H 8
RBI 3
BB 4
SO 4
LOB 15



Batter	1	2	3	4	5	6	7	8	9	AB	R	H	RBI	BB	SO	LOB	BOTTOM	
Gene Woodling, L OBP: 0.407, SLG: 0.429 (1, 7)	0-0 F8		0-0 BB 1B		0-0 F6			0-0 F4		4	1	1	0	0	0	0		
Phil Rizzuto, R OBP: 0.420, SLG: 0.421 (1, 6)	0-0 G4-6-3 1B		4-0 1-2 1B BB		0-0 F7			4-0 2B BB		2	1	1	0	2	0	0		
Tommy Henrich, L OBP: 0.403, SLG: 0.624 (1, 3)	0-0 G4-6-3 1-2		0-0 F9		0-0 1B			0-0 6-3	1-2	4	0	1	0	0	0	4		
Hank Bauer, R OBP: 0.389, SLG: 0.541 (1, 9)		0-0 F9 FC4 2B	0-0 1-2 2H 1B		0-0 FC6-4 1B			4-0 2B BB		3	2	3	1	1	0	0		
Yogi Berra, L OBP: 0.374, SLG: 0.472 (1, 2)		0-0 F9	0-0 F6		0-0 FC6-4			0-0 1-1 2H 2B		4	0	1	2	0	0	5		
Bobby Brown, L OBP: 0.309, SLG: 0.312 (1, 5)		0-0 FC4 BB	0-0 F6		0-0 F9			0-3 K		4	0	0	1	0	1	3		
Jerry Coleman, R OBP: 0.374, SLG: 0.401 (1, 4)		0-0 F8		0-0 F2				0-0 6-3		4	0	0	0	0	0	1		
Cliff Mapes, L OBP: 0.364, SLG: 0.452 (1, 8)		4-0 1-2 BB		0-0 4-3				0-3 K		3	0	0	0	1	1	1		
Whitey Ford, L Tom Ferrick, R OBP: 0.250, SLG: 0.143 (1, 1) (8, 1)		0-0 4-3		0-0 1-3				0-3 K		3	0	0	0	0	0	3		
Inning Stats	R: 0 E: 0 K: 0 S: 3	H: 1 LOB: 0 BB: 0 P: 3	R: 1 E: 0 K: 0 S: 5	H: 1 LOB: 2 BB: 1 P: 9	R: 1 E: 0 K: 0 S: 5	H: 2 LOB: 1 BB: 1 P: 9	R: 0 E: 0 K: 0 S: 3	H: 0 LOB: 0 BB: 0 P: 3	R: 0 E: 1 K: 0 S: 4	H: 0 LOB: 1 BB: 0 P: 4	R: 2 E: 0 K: 1 S: 6	H: 1 LOB: 2 BB: 2 P: 14	R: 0 E: 0 K: 2 S: 7	H: 0 LOB: 0 BB: 0 P: 7	1B: 5 2B: 2 3B: 0 HR: 0	SF: 0 SAC: 0 DP: 1 HBP: 0	WP: 0 PB: 0 SB: 0 CS: 0	PA: 36
PITCHER	IP WLS BF H R ER SO BB IBB HBP BLK WP HR S P ERA WHIP	IP WLS BF H R ER SO BB IBB HBP BLK WP HR S P ERA WHIP																
Bill Wight, L ERA: 3.88 (1, 1)	8.0 L 36 7 4 4 3 4 0 0 0 0 0 38 54 4.50 1.375																	

Chicago White Sox @ New York Yankees
Yankee Stadium, Bronx, NY
Mon Jul 17 1950, 3:33 AM EDT
Att: 24,218 - Unknown

AB 32
R 4
H 7
RBI 4
BB 4
SO 3
LOB 17



Batter	1	2	3	4	5	6	7	8	9	AB	R	H	RBI	BB	SO	LOB	TOP			
Chico Carrasquel, R OBP: 0.385, SLG: 0.367 (1, 6)										4	0	1	0	0	1	1	Chicago White Sox @ Washington Senators Griffith Stadium, Washington, DC Tue Jul 18 1950, 3:33 AM EDT Att: 6,027 - Unknown livebaseballscorecards.com			
Dave Philley, S OBP: 0.307, SLG: 0.379 (1, 8)										4	0	0	0	0	0	1				
Mary Rickert, L OBP: 0.282, SLG: 0.302 (1, 9)										4	0	1	0	0	0	0				
Gus Zernial, R OBP: 0.349, SLG: 0.484 (1, 7)										4	0	1	0	0	0	0				
Eddie Robinson, L OBP: 0.392, SLG: 0.407 (1, 3)										4	0	1	0	0	0	2				
Phil Masi, R OBP: 0.382, SLG: 0.420 (1, 2)										4	0	0	0	0	0	1				
Floyd Baker, L OBP: 0.442, SLG: 0.435 (1, 5)										4	1	3	0	0	0	0				
Nellie Fox, L OBP: 0.340, SLG: 0.333 (1, 4)										4	1	2	0	0	0	3				
Ray Scarborough, R OBP: 0.191, SLG: 0.159 Gordon Goldsberry, L OBP: 0.448, SLG: 0.467 Luis Aloma, R (5, 1)										1	0	0	0	0	0	1				
										1	0	1	1	0	0	0				
										1	0	0	0	0	1	1				
Inning Stats	R: 0 E: 0 K: 0 S: 5	H: 3 LOB: 2 BB: 0 P: 5	R: 0 E: 0 K: 0 S: 4	H: 1 LOB: 1 BB: 0 P: 4	R: 0 E: 0 K: 0 S: 3	H: 0 LOB: 0 BB: 0 P: 3	R: 0 E: 0 K: 0 S: 3	H: 0 LOB: 0 BB: 0 P: 3	R: 2 E: 0 K: 0 S: 5	H: 3 LOB: 0 BB: 0 P: 5	R: 0 E: 0 K: 0 S: 3	H: 0 LOB: 1 BB: 0 P: 6	R: 0 E: 0 K: 1 S: 5	H: 0 LOB: 0 BB: 0 P: 5	R: 0 E: 0 K: 0 S: 5	H: 2 LOB: 2 BB: 0 P: 5	1B: 10 2B: 0 3B: 0 HR: 0	SF: 0 SAC: 0 DP: 1 HBP: 0	WP: 0 PB: 0 SB: 0 CS: 0	PA: 35
PITCHER Sandy Consuegra, R ERA: 4.34 (1, 1)	IP: 9.0 WLS: W BF: 35 H: 10 R: 2 ER: 2 SO: 2 BB: 0 IBB: 0 HBP: 0 BLK: 0 WP: 0 HR: 0 S: 39 P: 39 ERA: 2.00 WHIP: 1.111															PITCHER				

Batter	1	2	3	4	5	6	7	8	9	AB	R	H	RBI	BB	SO	LOB	BOTTOM			
Eddie Yost, R OBP: 0.417, SLG: 0.437 (1, 5)										2	2	1	0	2	1	0	Chicago White Sox @ Washington Senators Griffith Stadium, Washington, DC Tue Jul 18 1950, 3:33 AM EDT Att: 6,027 - Unknown livebaseballscorecards.com			
Gil Coan, L OBP: 0.316, SLG: 0.443 (1, 7)										4	1	1	1	0	0	3				
Irv Noren, L OBP: 0.392, SLG: 0.465 (1, 8)										4	1	2	2	0	0	0				
Mickey Vernon, L OBP: 0.373, SLG: 0.330 (1, 3)										3	0	0	1	1	0	2				
Bud Stewart, L OBP: 0.373, SLG: 0.407 (1, 9)										3	0	1	1	1	0	0				
Cass Michaels, R OBP: 0.386, SLG: 0.426 (1, 4)										4	0	0	0	0	0	3				
Sam Dente, R OBP: 0.299, SLG: 0.295 (1, 6)										4	0	0	0	0	0	0				
Mickey Grasso, R OBP: 0.363, SLG: 0.394 (1, 2)										3	1	1	0	1	1	0				
Sandy Consuegra, R OBP: 0.273, SLG: 0.238 (1, 1)										2	0	0	0	0	1	1				
Inning Stats	R: 2 E: 0 K: 0 S: 5	H: 2 LOB: 1 BB: 1 P: 9	R: 3 E: 0 K: 1 S: 9	H: 4 LOB: 1 BB: 0 P: 9	R: 0 E: 0 K: 0 S: 3	H: 0 LOB: 0 BB: 0 P: 3	R: 0 E: 0 K: 1 S: 5	H: 0 LOB: 2 BB: 2 P: 11	R: 0 E: 0 K: 0 S: 3	H: 0 LOB: 0 BB: 0 P: 3	R: 0 E: 0 K: 1 S: 5	H: 0 LOB: 0 BB: 0 P: 5	R: 0 E: 0 K: 0 S: 5	H: 0 LOB: 0 BB: 0 P: 5	R: 0 E: 0 K: 0 S: 5	H: 0 LOB: 0 BB: 0 P: 5	1B: 5 2B: 1 3B: 0 HR: 0	SF: 0 SAC: 1 DP: 0 HBP: 0	WP: 1 PB: 0 SB: 1 CS: 0	PA: 35
PITCHER Ray Scarborough, R ERA: 4.14 Luis Aloma, R ERA: 3.6 (5, 1)	IP: 4.0 WLS: L BF: 19 H: 6 R: 5 ER: 5 SO: 2 BB: 1 IBB: 0 HBP: 0 BLK: 0 WP: 1 HR: 0 S: 22 P: 26 ERA: 11.25 WHIP: 1.750															PITCHER				

Batter	1	2	3	4	5	6	7	8	9	AB	R	H	RBI	BB	SO	LOB	TOP			
Chico Carrasquel, R (1.6) OBP: 0.391, SLG: 0.372											0	0	0	0	0	0	0	Chicago White Sox @ Philadelphia Athletics Shibe Park, Philadelphia, PA Fri Jul 21 1950, 3:33 AM EDT Att: 1,512 - Unknown livebaseballscorecards.com		
Dave Philley, S (1.9) OBP: 0.300, SLG: 0.376											0	0	0	0	0	0	0			
Phil Masi, R (1.2) OBP: 0.382, SLG: 0.420											0	0	0	0	0	0	0			
Gus Zernial, R (1.7) OBP: 0.350, SLG: 0.481											0	0	0	0	0	0	0			
Eddie Robinson, L (1.3) OBP: 0.389, SLG: 0.402											0	0	0	0	0	0	0			
Hank Majeski, R (1.5) OBP: 0.391, SLG: 0.382											0	0	0	0	0	0	0			
Mike McCormick, R (1.8) OBP: 0.269, SLG: 0.182											0	0	0	0	0	0	0			
Nellie Fox, L (1.4) OBP: 0.336, SLG: 0.335											0	0	0	0	0	0	0			
Bob Cain, L (1.1) OBP: 0.237, SLG: 0.229											0	0	0	0	0	0	0			
Inning Stats											1B: 0	SF: 0	WP: 0		PA: 0					
PITCHER Lou Brissie, L (1.1) ERA: 4.13		IP: 0.0	WLS: 0	BF: 0	H: 0	R: 0	ER: 0	SO: 0	BB: 0	IBB: 0	HBP: 0	BLK: 0	WP: 0	HR: 0	S: 0	P: 0	ERA: ∞	WHIP: ∞	PITCHER IP: 0.0 WLS: 0 BF: 0 H: 0 R: 0 ER: 0 SO: 0 BB: 0 IBB: 0 HBP: 0 BLK: 0 WP: 0 HR: 0 S: 0 P: 0 ERA: ∞ WHIP: ∞	

AB 0
R 0
H 0
RBI 0
BB 0
SO 0
LOB 0



WP: 0 PA: 0
 FB: 0
 SB: 0
 CS: 0

Batter	1	2	3	4	5	6	7	8	9	AB	R	H	RBI	BB	SO	LOB	BOTTOM			
Eddie Joost, R (1.6) OBP: 0.391, SLG: 0.410											0	0	0	0	0	0	0	Chicago White Sox @ Philadelphia Athletics Shibe Park, Philadelphia, PA Fri Jul 21 1950, 3:33 AM EDT Att: 1,512 - Unknown livebaseballscorecards.com		
Wally Moses, L (1.9) OBP: 0.385, SLG: 0.420											0	0	0	0	0	0	0			
Elmer Valo, L (1.7) OBP: 0.399, SLG: 0.394											0	0	0	0	0	0	0			
Sam Chapman, R (1.8) OBP: 0.368, SLG: 0.477											0	0	0	0	0	0	0			
Ferris Fain, L (1.3) OBP: 0.433, SLG: 0.415											0	0	0	0	0	0	0			
Billy Hitchcock, R (1.4) OBP: 0.389, SLG: 0.405											0	0	0	0	0	0	0			
Kermit Wahl, R (1.5) OBP: 0.241, SLG: 0.262											0	0	0	0	0	0	0			
Joe Tipton, R (1.2) OBP: 0.264, SLG: 0.328											0	0	0	0	0	0	0			
Lou Brissie, L (1.1) OBP: 0.135, SLG: 0.100											0	0	0	0	0	0	0			
Inning Stats											1B: 0	SF: 0	WP: 0		PA: 0					
PITCHER Bob Cain, L (1.1) ERA: 3.47		IP: 0.0	WLS: 0	BF: 0	H: 0	R: 0	ER: 0	SO: 0	BB: 0	IBB: 0	HBP: 0	BLK: 0	WP: 0	HR: 0	S: 0	P: 0	ERA: ∞	WHIP: ∞	PITCHER IP: 0.0 WLS: 0 BF: 0 H: 0 R: 0 ER: 0 SO: 0 BB: 0 IBB: 0 HBP: 0 BLK: 0 WP: 0 HR: 0 S: 0 P: 0 ERA: ∞ WHIP: ∞	

AB 0
R 0
H 0
RBI 0
BB 0
SO 0
LOB 0




WP: 0 PA: 0
 FB: 0
 SB: 0
 CS: 0

Batter	1	2	3	4	5	6	7	8	9	AB	R	H	RBI	BB	SO	LOB	TOP			
Chico Carrasquel, R (1, 6) OBP: 0.391, SLG: 0.380	E5 4-3	K				K HR 1B	K	P4		5	1	1	0	0	2	3				
Dave Philley, S (1, 9) OBP: 0.395, SLG: 0.396	4-3 1-2					K HR 1B	4-3		SH5-3 BB	4	1	2	2	1	0	1				
Phil Masi, R (1, 2) OBP: 0.384, SLG: 0.431	K		F2			K HR		FC1-4 1B	SH5-3	4	1	2	1	0	1	2				
Gus Zernial, R (1, 7) OBP: 0.343, SLG: 0.469	K					K HR 2B		P3	F8	5	1	1	0	0	1	3				
Hank Majeski, R (1, 5) OBP: 0.368, SLG: 0.394		G3 1B 2B	G1-6-3 1-2			F9		FC1-4 1-2		4	1	1	0	1	0	4				
Eddie Robinson, L (1, 3) OBP: 0.389, SLG: 0.406		G3 2-3				1-3 7-2 2B		F7	G3	5	1	2	1	0	0	4				
Mike McCormick, R (1, 8) OBP: 0.313, SLG: 0.286		FC3-6 1B 3-H				1-3 2-3 2B			F8 3-1 1B	4	0	3	2	0	0	1				
Nellie Fox, L (1, 4) OBP: 0.323, SLG: 0.320		FC3-6 1-2 E				7-2 3-H			3-1	4	0	0	0	0	0	4				
Billy Pierce, L (1, 1) OBP: 0.277, SLG: 0.227	E6 1-2					K		4-3	F8 2-3	4	0	0	0	0	1	2				
Inning Stats	R: 0 E: 1 K: 2 S: 8	H: 0 LOB: 1 BB: 0 P: 8	R: 1 E: 1 K: 1 S: 8	H: 2 LOB: 2 BB: 0 P: 8	R: 0 E: 0 K: 0 S: 4	H: 2 LOB: 1 BB: 0 P: 4	R: 0 E: 0 K: 0 S: 3	H: 1 LOB: 0 BB: 0 P: 3	R: 5 E: 1 K: 1 S: 11	H: 5 LOB: 1 BB: 0 P: 11	R: 0 E: 0 K: 1 S: 5	H: 0 LOB: 0 BB: 0 P: 5	R: 0 E: 0 K: 0 S: 4	H: 1 LOB: 1 BB: 0 P: 4	R: 0 E: 0 K: 0 S: 4	H: 1 LOB: 1 BB: 2 P: 11	1B: 6 2B: 5 3B: 0 HR: 2	SF: 0 SAC: 1 DP: 2 HBP: 0	WP: 0 PB: 0 CS: 0	PA: 42
PITCHER	IP WLS BF H R ER SO BB IBB HBP BLK WP HR S P ERA WHIP	IP WLS BF H R ER SO BB IBB HBP BLK WP HR S P ERA WHIP																		
Bobby Shantz, L (1, 1) ERA: 4.81	5.0 L 26 10 6 4 4 0 0 0 0 0 2 34 34 7.20 2.000																			
Moe Burtshy, R (6, 1) ERA: 4.61	4.0 16 2 0 0 1 2 0 0 0 0 0 0 16 24 0.00 1.000																			

Chicago White Sox @ Philadelphia Athletics
 Shibe Park, Philadelphia, PA
 Sat Jul 22 1950, 3:33 AM EDT
 Att: 4,657 - Unknown


AB	39
R	6
H	12
RBI	6
BB	2
SO	5
LOB	24



Batter	1	2	3	4	5	6	7	8	9	AB	R	H	RBI	BB	SO	LOB	BOTTOM					
Eddie Joost, R (1, 6) OBP: 0.389, SLG: 0.403	K		F7				F2			4	0	1	0	0	1	1						
Wally Moses, L (1, 9) OBP: 0.385, SLG: 0.415	F8		G3				P4		F8	4	0	0	0	0	0	3						
Elmer Valo, L (1, 7) OBP: 0.402, SLG: 0.401	6-3					WP L8 2B	F3		F7	4	1	1	0	0	0	2						
Sam Chapman, R (1, 8) OBP: 0.369, SLG: 0.473						K			F9	4	0	1	0	0	1	1						
Feris Fain, L (1, 3) OBP: 0.433, SLG: 0.412		F8				L8 2-H			1B BB	3	0	0	1	1	0	2						
Billy Hitchcock, R (1, 4) OBP: 0.394, SLG: 0.406		F3				FC5-4 BB			1B	3	0	1	0	1	0	2						
Kermit Wahl, R (1, 5) OBP: 0.242, SLG: 0.209						FC5-4 1-2			F7	3	0	0	0	0	0	3						
Mike Guerra, R (9, PH) OBP: 0.348, SLG: 0.389		6-3				FC5-4 1-2			F8	1	0	0	0	0	0	2						
Joe Astroth, R (1, 2) OBP: 0.380, SLG: 0.328						FC3-6 BB			F8	2	0	0	0	2	0	2						
Bobby Shantz, R (1, 1) OBP: 0.286, SLG: 0.209						FC3-6 BB			F9	1	0	0	0	0	0	1						
Barney McCosky, L (5, PH) OBP: 0.333, SLG: 0.354						FC3-6			F8	1	0	0	0	0	0	1						
Moe Burtshy, R (6, 1) OBP: 0.348, SLG: 0.389						FC3-6			F9	1	0	0	0	0	0	0						
Pete Suder, R (9, PH) OBP: 0.293, SLG: 0.353						1-2			K	1	0	0	0	0	1	2						
Inning Stats	R: 0 E: 0 K: 1 S: 5	H: 0 LOB: 0 BB: 0 P: 5	R: 0 E: 0 K: 0 S: 4	H: 1 LOB: 1 BB: 0 P: 4	R: 0 E: 0 K: 0 S: 3	H: 0 LOB: 1 BB: 1 P: 7	R: 1 E: 0 K: 1 S: 6	H: 1 LOB: 1 BB: 1 P: 10	R: 0 E: 0 K: 0 S: 4	H: 1 LOB: 2 BB: 1 P: 8	R: 0 E: 1 K: 0 S: 4	H: 0 LOB: 1 BB: 0 P: 4	R: 0 E: 0 K: 0 S: 3	H: 0 LOB: 0 BB: 0 P: 3	R: 0 E: 0 K: 0 S: 3	H: 0 LOB: 0 BB: 0 P: 3	R: 0 E: 0 K: 1 S: 6	H: 1 LOB: 2 BB: 1 P: 10	1B: 3 2B: 1 3B: 0 HR: 0	SF: 0 SAC: 0 DP: 0 HBP: 0	WP: 1 PB: 1 CS: 0	PA: 36
PITCHER	IP WLS BF H R ER SO BB IBB HBP BLK WP HR S P ERA WHIP	IP WLS BF H R ER SO BB IBB HBP BLK WP HR S P ERA WHIP																				
Billy Pierce, L (1, 1) ERA: 4.34	9.0 W 36 4 1 1 3 4 0 0 0 1 0 38 54 1.00 0.889																					

Chicago White Sox @ Philadelphia Athletics
 Shibe Park, Philadelphia, PA
 Sat Jul 22 1950, 3:33 AM EDT
 Att: 4,657 - Unknown

AB	32
R	1
H	4
RBI	1
BB	4
SO	3
LOB	22




Batter	1	2	3	4	5	6	7	8	9	AB	R	H	RBI	BB	SO	LOB	TOP		
Chico Carrasquel, R OBP: 0.393, SLG: 0.380 (1, 6)	0-0 5-3		0-0 G6-4-3 1B		0-0 6-3			0-0 BB		3	0	1	0	1	0	0	Chicago White Sox @ Philadelphia Athletics Shibe Park, Philadelphia, PA Sun Jul 23 1950, 3:33 AM EDT Unknown		
Dave Philley, S OBP: 0.305, SLG: 0.392 (1, 8)	0-0 F8		0-0 F8			0-0 1-3		0-0 L5		4	0	0	1	0	0	3			
Mary Rickert, L OBP: 0.288, SLG: 0.315 (1, 9)	0-0 F8		0-0 G6-4-3			0-0 F8			0-3 K	4	0	0	0	0	1	2			
Eddie Robinson, L OBP: 0.388, SLG: 0.404 Jerry Scala, L OBP: 0.236, SLG: 0.205 (9, PR)		0-0 4-3		0-0 F2		0-0 F4			0-0 E 1B	4	0	1	0	0	0	0			
Gus Zernial, R OBP: 0.342, SLG: 0.465 (1, 7)		0-0 F7		1-0 CS HBP			0-0 F2		0-0 E6 G6-4-3	3	0	0	0	0	0	1			
Hank Majeski, R OBP: 0.370, SLG: 0.395 (1, 5)		0-0 1B		0-0 FC5-4 1B			0-0 F7		0-0 G6-4-3	4	0	2	0	0	0	2			
Phil Masi, R OBP: 0.380, SLG: 0.426 (1, 2)		0-0 L6		0-0 FC5-4 1B			0-0 F7			3	0	0	0	0	0	2			
Nellie Fox, L OBP: 0.324, SLG: 0.322 Gordon Goldsberry, L OBP: 0.449, SLG: 0.478 Randy Gumpert, R OBP: 0.100, SLG: 0.053 (8, PH)			0-0 1B SH F8 1B		0-0 F7			0-0 F7		2	1	1	0	0	0	0			
Bill Wight, L Floyd Baker, L OBP: 0.418, SLG: 0.408 (8, PH)			0-0 SH 1B		0-0 4-3			0-0 F6		1	0	0	0	0	0	0			
										1	0	0	0	0	0	0			
Inning Stats	R: 0 E: 0 K: 0 S: 3	H: 0 LOB: 0 BB: 0 P: 3	R: 0 E: 0 K: 0 S: 4	H: 1 LOB: 1 BB: 0 P: 4	R: 1 E: 0 K: 0 S: 5	H: 2 LOB: 1 BB: 0 P: 5	R: 0 E: 0 K: 0 S: 3	H: 1 LOB: 1 BB: 0 P: 4	R: 0 E: 0 K: 0 S: 3	H: 0 LOB: 0 BB: 0 P: 3	R: 0 E: 0 K: 0 S: 3	H: 0 LOB: 0 BB: 0 P: 3	R: 0 E: 0 K: 0 S: 3	H: 0 LOB: 0 BB: 0 P: 3	R: 0 E: 1 K: 1 S: 6	H: 1 LOB: 2 BB: 0 P: 6	1B: 5 2B: 0 3B: 0 HR: 0	SF: 0 SAC: 1 DP: 2 HBP: 1	WP: 0 PA: 33 CS: 1
PITCHER Hank Wyse, R ERA: 6.11 (1, 1)	IP: 9.0 WLS: W BF: 33 H: 5 R: 1 ER: 1 SO: 1 BB: 1 IBB: 0 HBP: 1 BLK: 0 WP: 0 HR: 0 S: 33 P: 38 ERA: 1.00 WHIP: 0.667															PITCHER			

Batter	1	2	3	4	5	6	7	8	9	AB	R	H	RBI	BB	SO	LOB	BOTTOM
Eddie Joost, R OBP: 0.384, SLG: 0.397 (1, 6)	0-0 L6		0-0 F9		0-0 F7		0-0 5-3			4	0	0	0	0	0	1	Chicago White Sox @ Philadelphia Athletics Shibe Park, Philadelphia, PA Sun Jul 23 1950, 3:33 AM EDT Unknown
Wally Moses, L OBP: 0.383, SLG: 0.411 (1, 9)	0-0 WP 1B		0-0 4-3		0-0 FC4-6			0-0 F8		4	0	1	0	0	0	1	
Elmer Valo, L OBP: 0.401, SLG: 0.399 (1, 7)	0-0 F8			0-0 1-3		0-0 3-1		0-0 G6-4-3 1B		4	0	1	0	0	0	1	
Sam Chapman, R OBP: 0.370, SLG: 0.472 (1, 8)	0-0 BB			0-0 5-3		0-0 CS 1B		0-0 G6-4-3		3	0	1	0	1	0	1	
Fernis Fain, L OBP: 0.432, SLG: 0.409 (1, 3)	0-0 6-3			0-0 F9		0-0 1B BB				2	0	0	0	1	0	2	
Billy Hitchcock, R OBP: 0.393, SLG: 0.405 (1, 4)		0-0 4-3			0-0 6-3		0-0 1B			3	0	1	0	0	0	0	
Kermit Wahl, R OBP: 0.245, SLG: 0.277 (1, 5)		0-0 6-3			0-0 2B 3B		0-3 K			3	1	1	0	0	1	2	
Joe Astroth, R OBP: 0.378, SLG: 0.344 (1, 2)		0-0 6-3			0-0 1B 2B		0-0 F3			3	1	1	1	0	0	0	
Hank Wyse, R OBP: 0.214, SLG: 0.185 (1, 1)			0-0 F4		0-0 FC4-6 1B		0-0 5-3			3	0	1	1	0	0	0	
										3	0	1	1	0	0	0	
Inning Stats	R: 0 E: 0 K: 0 S: 4	H: 1 LOB: 2 BB: 1 P: 8	R: 0 E: 0 K: 0 S: 3	H: 0 LOB: 0 BB: 0 P: 3	R: 0 E: 0 K: 0 S: 3	H: 0 LOB: 0 BB: 0 P: 3	R: 0 E: 0 K: 1 S: 6	H: 2 LOB: 1 BB: 1 P: 10	R: 0 E: 0 K: 0 S: 3	H: 0 LOB: 0 BB: 0 P: 3	R: 0 E: 0 K: 0 S: 3	H: 1 LOB: 0 BB: 0 P: 3	1B: 5 2B: 1 3B: 1 HR: 0	SF: 0 SAC: 0 DP: 1 HBP: 0	WP: 1 PA: 31 CS: 1		
PITCHER Bill Wight, L ERA: 3.62 Randy Gumpert, R ERA: 4.54 (8, 1)	IP: 7.0 WLS: L BF: 28 H: 6 R: 2 ER: 2 SO: 1 BB: 2 IBB: 0 HBP: 0 BLK: 0 WP: 1 HR: 0 S: 28 P: 36 ERA: 2.57 WHIP: 1.143															PITCHER	

AB	30
R	1
H	5
RBI	1
BB	1
SO	1
LOB	10



AB	29
R	2
H	7
RBI	2
BB	2
SO	1
LOB	8



Batter	1	2	3	4	5	6	7	8	9	AB	R	H	RBI	BB	SO	LOB	TOP										
Chico Carrasquel, R (1, 6) OBP: 0.393, SLG: 0.383	F6		4-3 2B		FC5-4		F7		FC5-6 1B	5	0	2	0	0	0	2											
Nelle Fox, L (1, 4) OBP: 0.322, SLG: 0.319	K		4-3		F7		1B 2B 1B		FC5-6 FC4-6	5	1	1	0	0	1	3											
Mary Rickert, L (1, 9) OBP: 0.286, SLG: 0.311	K		4-3		L8		2B 1B		FC4-6	5	1	1	1	0	1	2											
Eddie Robinson, L (1, 3) OBP: 0.385, SLG: 0.404		K	F9		L9		2B		F8	5	0	1	2	0	1	2											
Dave Philley, S (1, 8) OBP: 0.311, SLG: 0.397		BB BB BB		G4-3 1B		2B	K			3	0	2	0	1	1	1											
Gus Zernial, R (1, 7) OBP: 0.338, SLG: 0.459		K		G4-3 1B		4-3			F3	4	0	0	0	0	1	3											
Hank Majeski, R (1, 5) OBP: 0.374, SLG: 0.399		BB BB		F8			1B 2B BB			2	1	1	0	2	0	0											
Gus Niarhos, R (1, 2) OBP: 0.421, SLG: 0.364		BB BB BB		F7			1B 1B		F9	3	1	1	0	1	0	1											
Ray Scarborough, R (1, 1) OBP: 0.294, SLG: 0.174		BB BB					F9			2	0	1	0	0	1	3											
Gordon Goldsberry, L (7, PH) OBP: 0.445, SLG: 0.473										1	0	0	1	0	0	1											
Luis Aloma, R (7, 1)										1	0	0	0	0	1	1											
Mickey Haefner, L (9, 1) OBP: 0.304, SLG: 0.200							FC5-4 1B		K	0	0	0	0	0	0	0											
Inning Stats	R: 0 E: 0 K: 2 S: 7	H: 0 LOB: 0 BB: 7 P: 7	R: 0 E: 0 K: 3 S: 9	H: 0 LOB: 3 BB: 3 P: 21	R: 0 E: 0 K: 0 S: 4	H: 1 LOB: 1 BB: 0 P: 4	R: 0 E: 0 K: 0 S: 3	H: 1 LOB: 0 BB: 0 P: 3	R: 0 E: 0 K: 0 S: 4	H: 1 LOB: 1 BB: 0 P: 4	R: 0 E: 0 K: 0 S: 4	H: 1 LOB: 1 BB: 0 P: 4	R: 4 E: 0 K: 1 S: 10	H: 5 LOB: 1 BB: 0 P: 10	R: 0 E: 0 K: 1 S: 5	H: 0 LOB: 1 BB: 1 P: 9	R: 0 E: 0 K: 0 S: 4	H: 1 LOB: 1 BB: 0 P: 4	1B: 6 2B: 4 3B: 0 HR: 0	SF: 0 SAC: 0 DP: 1 HBP: 0	WP: 0 PB: 0 SB: 0 CS: 0	PA: 40					
PITCHER	IP	WLS	BF	H	R	ER	SO	BB	IBB	HBP	BLK	WP	HR	S	P	ERA	WHIP										
Bob Hooper, R (1, 1) ERA: 5.23	6.2		30	8	4	4	5	3	0	0	0	0	0	37	49	5.40	1.650										
Lou Brisse, L (7, 1) ERA: 4.17	0.1		2	1	0	0	1	0	0	0	0	0	0	4	4	0.00	3.000										
Carl Scheib, R (8, 1) ERA: 7.74	2.0	W	8	1	0	0	1	1	0	0	0	0	0	9	13	0.00	1.000										

Chicago White Sox @ Philadelphia Athletics
 Shibe Park, Philadelphia, PA
 Sun Jul 23 1950, 3:38 AM EDT
 Att: 3,541 - Unknown


AB	36
R	4
H	10
RBI	4
BB	4
SO	7
LOB	19



Batter	1	2	3	4	5	6	7	8	9	AB	R	H	RBI	BB	SO	LOB	BOTTOM										
Eddie Joost, R (1, 6) OBP: 0.384, SLG: 0.398	6-3		F7		2B		F2		1B BB BB	4	0	1	1	1	0	1											
Wally Moses, L (1, 9) OBP: 0.383, SLG: 0.413	F7		2B		F8		FC4-6		1B BB	4	0	1	1	1	0	2											
Paul Lehner, L (1, 7) OBP: 0.356, SLG: 0.425	1B		BB		F2				BB 1B	3	0	2	1	2	0	1											
Sam Chapman, R (1, 8) OBP: 0.366, SLG: 0.466	K		F4		5-3		K			4	0	0	0	0	2	4											
Fernis Fain, L (1, 3) OBP: 0.427, SLG: 0.403		6-3	G3		L6		F7			4	0	0	0	0	0	3											
Billy Hitchcock, R (1, 4) OBP: 0.390, SLG: 0.407		HR 2B		F8		E6		K		4	1	1	0	0	1	1											
Kermit Wahl, R (1, 5) OBP: 0.255, SLG: 0.309		HR		6-3		K			1B BB BB	3	2	1	2	1	1	1											
Mike Guerra, R (1, 2) OBP: 0.351, SLG: 0.388		2H HR		F5			FC6-4 1B		BB BB BB	3	1	1	0	1	0	0											
Bob Hooper, R (1, 1) OBP: 0.163, SLG: 0.262										2	0	0	0	0	2	0											
Lou Brisse, L (7, 1) OBP: 0.145, SLG: 0.113										0	0	0	0	0	0	0											
Barnes McCoskey, L (7, PH) OBP: 0.335, SLG: 0.350										1	0	0	0	0	0	1											
Bobby Shantz, R (7, PH) OBP: 0.175, SLG: 0.209										0	0	0	0	0	0	0											
Carl Scheib, R (8, 1) OBP: 0.175, SLG: 0.250										0	0	0	0	0	0	0											
Pete Stader, L (9, PH) OBP: 0.207, SLG: 0.357										1	0	1	0	0	0	0											
Elmer Valo, L (9, PH) OBP: 0.401, SLG: 0.390									1-2 2-3	0	1	0	0	0	0	0											
Inning Stats	R: 0 E: 0 K: 1 S: 6	H: 1 LOB: 1 BB: 0 P: 6	R: 2 E: 0 K: 1 S: 7	H: 2 LOB: 0 BB: 0 P: 7	R: 0 E: 0 K: 0 S: 4	H: 1 LOB: 2 BB: 1 P: 8	R: 0 E: 0 K: 0 S: 3	H: 0 LOB: 0 BB: 0 P: 3	R: 0 E: 0 K: 1 S: 6	H: 0 LOB: 1 BB: 0 P: 6	R: 0 E: 0 K: 1 S: 6	H: 0 LOB: 1 BB: 0 P: 6	R: 0 E: 0 K: 2 S: 7	H: 0 LOB: 1 BB: 1 P: 11	R: 3 E: 0 K: 0 S: 2	H: 2 LOB: 3 BB: 4 P: 18	1B: 4 2B: 3 3B: 0 HR: 1	SF: 0 SAC: 0 DP: 0 HBP: 0	WP: 0 PB: 0 SB: 0 CS: 0	PA: 39							
PITCHER	IP	WLS	BF	H	R	ER	SO	BB	IBB	HBP	BLK	WP	HR	S	P	ERA	WHIP										
Ray Scarborough, R (1, 1) ERA: 4.1	6.0		25	5	2	2	4	1	0	0	0	0	0	32	36	3.00	1.000										
Luis Aloma, R (7, 1) ERA: 4.2	2.0	L	12	2	3	3	2	4	0	0	0	0	0	12	28	13.50	3.000										
Mickey Haefner, L (9, 1) ERA: 5.83	0.0		2	1	0	0	0	1	0	0	0	0	0	1	5	∞	∞										

Chicago White Sox @ Philadelphia Athletics
 Shibe Park, Philadelphia, PA
 Sun Jul 23 1950, 3:38 AM EDT
 Att: 3,541 - Unknown

AB	33
R	5
H	8
RBI	5
BB	6
SO	6
LOB	14



Batter	1	2	3	4	5	6	7	8	9	AB	R	H	RBI	BB	SO	LOB	TOP								
Eddie Yost, R OBP: 0.415, SLG: 0.422 (1, 5)	0-0 6-3		4-0 BB		4-0 BB		0-0 6-3		0-0 F5	3	0	0	0	2	0	0	Washington Senators @ Chicago White Sox Comiskey Park, Chicago, IL Tue Jul 25 1950, 4:33 AM EDT Att: 11,973 - Unknown livebaseballscorecards.com								
Cass Michaels, R OBP: 0.377, SLG: 0.406 (1, 4)	0-0 F2		0-0 G4-6-3		0-0 FC5-4		0-0 4-3		0-0 F9	5	0	0	0	0	0	3									
Irv Noren, L OBP: 0.392, SLG: 0.460 (1, 8)	0-0 F8		0-0 1B		0-0 F5		4-0 CS		0-0 F3	4	0	1	1	1	0	1									
Mickey Vernon, L OBP: 0.391, SLG: 0.341 (1, 3)		4-0 3B	0-0 F9		0-0 E		0-0 CS		0-0 F5	3	2	1	0	1	0	1									
Sam Mele, R OBP: 0.390, SLG: 0.479 (1, 9)		0-0 F9		0-3 K		0-0 E8		0-0 HR	4	3	3	2	0	1	0										
Johnny Ostrowski, R OBP: 0.316, SLG: 0.341 (1, 7)		0-0 F9		0-0 1B		0-0 1B		0-0 HR	0	0	0	0	0	0	0	0									
Gil Coan, L OBP: 0.316, SLG: 0.443 (6, PH)		0-0 F9		0-0 1B		0-0 1B		0-0 HR	2	1	2	3	0	0	0	0									
Sam Dente, R OBP: 0.296, SLG: 0.290 (1, 6)		0-0 CS		0-0 F8		0-0 F8		0-0 5-3	3	0	0	0	1	0	2										
Mickey Grasso, R OBP: 0.365, SLG: 0.384 (1, 2)		0-3 K		0-3 K		0-0 F2		0-0 1B	1	0	0	0	0	1	1										
Joe Haynes, R OBP: 0.200, SLG: 0.400 (3, 1)		0-3 K		0-3 K		0-0 F2		0-0 1B	3	0	1	0	0	1	2										
Jim Pearce, R OBP: 0.286, SLG: 0.286 (1, 1)			0-0 1B		0-0 F7		0-0 F6		0-3 K	0	0	0	0	0	0	0									
Al Evans, R OBP: 0.301, SLG: 0.296 (3, PH)			0-0 1B		0-0 F7		0-0 F6		0-3 K	4	1	1	0	0	1	2									
Inning Stats	R: 0 E: 0 K: 0 S: 3	H: 0 LOB: 0 BB: 0 P: 3	R: 2 E: 0 K: 1 S: 5	H: 1 LOB: 2 BB: 2 P: 13	R: 1 E: 0 K: 0 S: 4	H: 2 LOB: 1 BB: 1 P: 8	R: 0 E: 0 K: 2 S: 8	H: 1 LOB: 1 BB: 0 P: 8	R: 0 E: 0 K: 0 S: 3	H: 0 LOB: 1 BB: 1 P: 7	R: 2 E: 1 K: 0 S: 6	H: 3 LOB: 1 BB: 0 P: 6	R: 0 E: 0 K: 0 S: 2	H: 0 LOB: 0 BB: 0 P: 6	R: 2 E: 0 K: 1 S: 8	H: 3 LOB: 1 BB: 0 P: 8	R: 0 E: 0 K: 0 S: 3	H: 0 LOB: 0 BB: 0 P: 3	1B: 6 2B: 2 3B: 2 HR: 1	SF: 0 SAC: 0 DP: 2 HBP: 0	WP: 0 BS: 0 CS: 2	PA: 40			
PITCHER	IP	WLS	BF	H	R	ER	SO	BB	IBB	HBP	BLK	WP	HR	S	P	ERA	WHIP								
Bob Cain, L ERA: 3.74 (1, 1)	5.0	L	23	6	5	4	3	4	0	0	0	0	0	25	41	7.20	2.000								
Howie Judson, R ERA: 4.05 (6, 1)	4.0		16	4	2	2	1	1	0	0	0	0	1	17	21	4.50	1.250								

Batter	1	2	3	4	5	6	7	8	9	AB	R	H	RBI	BB	SO	LOB	BOTTOM								
Chico Carrasquel, R OBP: 0.394, SLG: 0.390 (1, 6)	0-0 4-3		0-0 F7		0-0 F7		0-0 6-3		0-0 G3	4	0	2	2	0	0	2	Washington Senators @ Chicago White Sox Comiskey Park, Chicago, IL Tue Jul 25 1950, 4:33 AM EDT Att: 11,973 - Unknown livebaseballscorecards.com								
Dave Philley, S OBP: 0.305, SLG: 0.393 (1, 8)	0-0 F7		0-0 F6		0-0 G3		0-0 G3		0-0 F9	4	0	0	0	0	0	4									
Marv Rickert, L OBP: 0.280, SLG: 0.305 (1, 9)	0-0 4-3		0-0 3-1		0-0 F8		0-0 G3		0-0 F9	4	0	0	0	0	0	1									
Eddie Robinson, L OBP: 0.381, SLG: 0.399 (1, 3)	0-0 4-3		0-0 4-3		0-0 4-3		0-0 F9		0-0 F7	4	0	0	0	0	0	1									
Gus Zernial, R OBP: 0.340, SLG: 0.467 (1, 7)		4-0 SH5-4	0-0 HR		0-0 F3		0-0 F7		0-0 F7	3	2	1	1	1	0	0									
Floyd Baker, L OBP: 0.407, SLG: 0.385 (1, 5)		4-0 1B	0-0 F7		0-0 6-3		0-0 5-3		0-0 5-3	3	1	0	0	1	0	0									
Phil Masi, R OBP: 0.375, SLG: 0.420 (1, 2)		0-0 SH5-4		0-0 6-3		0-0 1-3		0-0 L7	3	0	0	0	0	0	0	0									
Nellie Fox, L OBP: 0.325, SLG: 0.323 (1, 4)		0-0 2B		0-0 1B		0-0 3-1		0-0 6-3	4	1	2	1	0	0	0	0									
Bob Cain, L OBP: 0.262, SLG: 0.256 (1, 1)		0-0 2B		0-0 1B		0-0 F2			2	0	1	0	0	1	2										
Howie Judson, R OBP: 0.167, SLG: 0.162 (6, 1)		0-0 K		0-0 1B					1	0	0	0	0	0	0	0									
Inning Stats	R: 0 E: 0 K: 0 S: 4	H: 1 LOB: 1 BB: 0 P: 4	R: 3 E: 0 K: 1 S: 7	H: 2 LOB: 2 BB: 2 P: 15	R: 1 E: 0 K: 0 S: 4	H: 1 LOB: 0 BB: 0 P: 4	R: 0 E: 0 K: 0 S: 5	H: 2 LOB: 2 BB: 0 P: 5	R: 0 E: 0 K: 0 S: 3	H: 0 LOB: 0 BB: 0 P: 3	R: 0 E: 0 K: 0 S: 3	H: 0 LOB: 0 BB: 0 P: 3	R: 0 E: 0 K: 0 S: 3	H: 0 LOB: 0 BB: 0 P: 3	R: 0 E: 0 K: 0 S: 3	H: 0 LOB: 0 BB: 0 P: 3	1B: 3 2B: 2 3B: 0 HR: 1	SF: 0 SAC: 1 DP: 0 HBP: 0	WP: 0 BS: 0 CS: 0	PA: 35					
PITCHER	IP	WLS	BF	H	R	ER	SO	BB	IBB	HBP	BLK	WP	HR	S	P	ERA	WHIP								
Jim Pearce, R ERA: 6.23 (1, 1)	2.0		11	3	3	3	1	2	0	0	0	0	0	11	19	13.50	2.500								
Joe Haynes, R ERA: 5.61 (3, 1)	7.0	W	24	3	1	1	0	0	0	0	0	0	1	24	24	1.29	0.429								


Batter	1	2	3	4	5	6	7	8	9	AB	R	H	RBI	BB	SO	LOB	TOP				
Eddie Yost, R OBP: 0.414, SLG: 0.419 (1, 5)	F3			F8		4-3		G3 1B BB	FC6-4 BB	3	1	0	0	2	0	0	Washington Senators @ Chicago White Sox Comiskey Park, Chicago, IL Thu Jul 27 1950, 4:33 AM EDT Unknown livebaseballscorecards.com				
Cass Michaels, R OBP: 0.377, SLG: 0.401 (1, 4)	F8			BB			6-3	G3 1B BB	FC6-4 BB	3	1	0	0	2	0	2					
Irv Noren, L OBP: 0.390, SLG: 0.461 (1, 8)	F8			F9			BB 2B	G3		4	0	1	1	0	0	3					
Mickey Vernon, L OBP: 0.393, SLG: 0.338 (1, 3)		F7		F5			BB BB	1B BB		2	0	0	0	2	0	1					
Sam Mele, R OBP: 0.391, SLG: 0.477 (1, 9)		G3			5-3		BB BB	BB		3	0	1	2	1	0	0					
Johnny Ostrowski, R OBP: 0.310, SLG: 0.333 (8, PH)					F8		BB BB	1B		0	0	0	0	0	0	0					
Bud Stewart, L OBP: 0.357, SLG: 0.386 (8, PH)								F6		1	0	0	0	0	0	2					
Mickey Grasso, R OBP: 0.365, SLG: 0.384 (8, 2)										0	0	0	0	0	0	0					
Sam Dente, R OBP: 0.295, SLG: 0.287 (1, 6)					L6			F8		3	0	0	0	1	0	3					
Al Evans, R OBP: 0.298, SLG: 0.293 (8, PH)										2	0	0	0	0	0	1					
Gil Coan, L OBP: 0.325, SLG: 0.447 (8, 7)				L9		1-3		BB SH1-4 G3 BB	S 1B	1	1	1	0	1	0	0					
Sid Hudson, R OBP: 0.254, SLG: 0.276 (1, 1)						6-3		SH1-4	5-3	3	0	0	0	0	0	2					
Inning Stats	R: 0 E: 0 K: 0 S: 3	H: 0 LOB: 0 BB: 0 P: 3	R: 0 E: 0 K: 1 S: 5	H: 0 LOB: 0 BB: 0 P: 5	R: 0 E: 0 K: 0 S: 2	H: 0 LOB: 0 BB: 1 P: 6	R: 0 E: 0 K: 0 S: 3	H: 0 LOB: 1 BB: 1 P: 7	R: 0 E: 0 K: 0 S: 3	H: 0 LOB: 0 BB: 0 P: 3	R: 0 E: 0 K: 1 S: 6	H: 1 LOB: 3 BB: 2 P: 14	R: 3 E: 0 K: 0 S: 4	H: 1 LOB: 2 BB: 4 P: 20	R: 0 E: 0 K: 0 S: 4	H: 1 LOB: 2 BB: 1 P: 8	1B: 2 2B: 1 3B: 0 HR: 0	SF: 0 SAC: 1 DP: 1 HBP: 0	WP: 0 PB: 0 CS: 1	PA: 38	
PITCHER	IP WLS BF	H R ER SO	BB IBB HBP BLK	WP HR S P	ERA WHIP	PITCHER														ERA WHIP	
Billy Pierce, L ERA: 4.29 (1, 1)	7.2 L	31 1 3 3 2	8 0 0 0 0	0 0 0 0 0	0 0 0 0 0	3.52 1.174															
Howie Judson, R ERA: 4.03 (8, 1)	0.1	2 1 0 0 0	0 0 0 0 0	0 0 0 0 0	0 0 0 0 0	0.00 3.000															
Luis Aloma, R ERA: 4.11 (9, 1)	1.0	5 1 0 0 0	1 0 0 0 0	0 0 0 0 0	0 0 0 0 0	0.00 2.000															

Batter	1	2	3	4	5	6	7	8	9	AB	R	H	RBI	BB	SO	LOB	BOTTOM				
Chico Carrasquel, R OBP: 0.392, SLG: 0.389 (1, 6)	K		F9			5-3		1B 1B		4	0	1	1	0	1	1	Washington Senators @ Chicago White Sox Comiskey Park, Chicago, IL Thu Jul 27 1950, 4:33 AM EDT Unknown livebaseballscorecards.com				
Dave Philley, S OBP: 0.310, SLG: 0.394 (1, 8)	F8		FC5 1B			6-3		1B 1B		4	0	2	1	0	0	0					
Phil Masi, R OBP: 0.374, SLG: 0.417 (1, 2)	FC4-6 1B		FC5			L5		F7		4	0	1	0	0	0	3					
Eddie Robinson, L OBP: 0.378, SLG: 0.395 (1, 3)	FC4-6			4-3			4-3		G3	4	0	0	0	0	0	1					
Gus Zernial, R OBP: 0.339, SLG: 0.465 (1, 7)		4-3			G4-3 1B		6-3		K	4	0	1	0	0	1	0					
Hank Majeski, R OBP: 0.373, SLG: 0.397 (8, FR)		F8			G4-3		6-3		1B	4	0	1	0	0	0	1					
Jerry Scala, L OBP: 0.238, SLG: 0.205 (9, FR)										0	0	0	0	0	0	0					
Mary Rickert, L OBP: 0.279, SLG: 0.304 (1, 9)	F7								G3	4	1	1	0	0	0	1					
Nellie Fox, L OBP: 0.325, SLG: 0.323 (1, 4)			4-3			3-1				3	0	1	0	0	0	0					
Billy Pierce, L OBP: 0.286, SLG: 0.261 (8, 1)						6-3				2	1	1	0	0	0	0					
Howie Judson, R OBP: 0.197, SLG: 0.182 (8, PH)								G1-6-3 1B		0	0	0	0	0	0	0					
Gordon Goldsberry, L OBP: 0.442, SLG: 0.468 (8, PH)										1	0	0	0	0	0	2					
Luis Aloma, R (9, 1)										0	0	0	0	0	0	0					
Inning Stats	R: 0 E: 0 K: 1 S: 6	H: 1 LOB: 1 BB: 0 P: 6	R: 0 E: 0 K: 0 S: 3	H: 0 LOB: 0 BB: 0 P: 3	R: 1 E: 0 K: 0 S: 5	H: 2 LOB: 1 BB: 0 P: 5	R: 0 E: 0 K: 0 S: 3	H: 1 LOB: 0 BB: 0 P: 3	R: 0 E: 0 K: 0 S: 3	H: 0 LOB: 0 BB: 0 P: 3	R: 0 E: 0 K: 0 S: 3	H: 0 LOB: 0 BB: 0 P: 3	R: 0 E: 0 K: 0 S: 6	H: 4 LOB: 2 BB: 0 P: 6	R: 0 E: 0 K: 1 S: 6	H: 1 LOB: 1 BB: 0 P: 6	1B: 8 2B: 1 3B: 0 HR: 0	SF: 0 SAC: 0 DP: 2 HBP: 0	WP: 0 PB: 0 CS: 0	PA: 34	
PITCHER	IP WLS BF	H R ER SO	BB IBB HBP BLK	WP HR S P	ERA WHIP	PITCHER														ERA WHIP	
Sid Hudson, R ERA: 3.89 (1, 1)	9.0 W	34 9 2 2 2	0 0 0 0 0	0 0 0 0 0	0 0 0 0 0	2.00 1.000															

Batter	1	2	3	4	5	6	7	8	9	AB	R	H	RBI	BB	SO	LOB	TOP			
Eddie Yost, R OBP: 0.412, SLG: 0.414 (1, 5)	0-0 4-3		0-0 F7	1-0 HBP		0-0 F4			0-0 5-3	4	0	0	0	0	0	2				
Gil Coan, L OBP: 0.321, SLG: 0.434 (1, 7)	0-0 F8		4-0 F8 1B 1-2 2-3 S BB	0-0 F2			0-0 4-3		0-0 F4	4	1	0	0	1	0	2				
Irv Noren, L OBP: 0.388, SLG: 0.458 (1, 8)	0-0 F9		0-0 S IBB 1-2 2-3 3-H 1B	0-3 K			0-0 F7			4	0	1	1	0	1	2				
Mickey Vernon, L OBP: 0.391, SLG: 0.341 (1, 3)		0-0 2-3	0-0 F8		0-0 G3					4	0	1	1	0	0	2				
Sam Mele, R OBP: 0.389, SLG: 0.471 (1, 9)		0-3 K	4-0 S IBB 1-2		0-3 K				0-0 F6	3	0	0	0	1	2	1				
Cass Michaels, R OBP: 0.382, SLG: 0.402 (1, 4)		4-0 BB	4-0 1-2 2-3 3-H BB		0-0 1B				0-0 F8	2	0	1	0	2	0	0				
Sam Dente, R OBP: 0.292, SLG: 0.284 (1, 6)	0-0 F8		0-0 F8		0-0 F9				0-0 4-3	4	0	0	0	0	0	5				
Mickey Grasso, R OBP: 0.380, SLG: 0.400 (1, 2)			0-0 BB 1B 1B		0-0 SH3 1B				0-0 F7	4	1	3	0	0	0	0				
Connie Marrero, R OBP: 0.220, SLG: 0.184 (1, 1)			0-0 1B BB 1-2 F8 1B		0-0 SH3				0-0 F9	2	1	1	0	0	0	1				
Elmer Singleton, R OBP: 1.000, SLG: 2.000 (6, 1)										0	0	0	0	0	0	0				
Sherry Robertson, L OBP: 0.380, SLG: 0.380 (9, PH)										1	0	0	0	0	0	0				
Inning Stats	R: 0 E: 0 K: 0 S: 3	H: 0 LOB: 0 BB: 0 P: 3	R: 0 E: 0 K: 1 S: 5	H: 0 LOB: 1 BB: 1 P: 9	R: 3 E: 0 K: 0 S: 6	H: 3 LOB: 3 BB: 3 P: 18	R: 0 E: 0 K: 1 S: 6	H: 1 LOB: 2 BB: 0 P: 7	R: 0 E: 0 K: 1 S: 6	H: 1 LOB: 1 BB: 0 P: 6	R: 0 E: 0 K: 0 S: 4	H: 1 LOB: 1 BB: 0 P: 4	R: 0 E: 0 K: 0 S: 3	H: 0 LOB: 0 BB: 0 P: 3	R: 0 E: 0 K: 0 S: 3	H: 0 LOB: 0 BB: 0 P: 3	1B: 6 2B: 1 3B: 0 HR: 0	SF: 0 SAC: 1 DP: 1 HBP: 1	WP: 0 PB: 0 CS: 3	PA: 38
PITCHER Randy Gumpert, R ERA: 4.38 (1, 1)	IP: 9.0 WLS: W BF: 38 H: 7 R: 3 ER: 3 SO: 3 BB: 3 IBB: 1 HBP: 1 BLK: 0 WP: 0 HR: 0 S: 39 P: 56 ERA: 3.00 WHIP: 1.111																			

Washington Senators @ Chicago White Sox
Comiskey Park, Chicago, IL
Thu Jul 27 1950, 4:38 AM EDT
Att: 5,174 - Unknown


AB 32
R 3
H 7
RBI 2
BB 4
SO 3
LOB 15



Batter	1	2	3	4	5	6	7	8	9	AB	R	H	RBI	BB	SO	LOB	BOTTOM			
Nellie Fox, L OBP: 0.325, SLG: 0.323 (1, 4)	0-0 F8		0-0 IHR 1B		0-0 SH5-4	0-0 L9				3	1	1	0	0	0	1				
Dave Philley, S OBP: 0.311, SLG: 0.401 (1, 9)	0-0 F7		0-0 IHR		4-0 FC4-6 1B IBB	0-0 G1				3	1	1	2	1	0	1				
Chico Carrasquel, R OBP: 0.391, SLG: 0.387 (1, 6)	0-0 F8		0-0 2-3		0-0 FC4-6 1B				0-0 4-3	4	0	1	1	0	0	0				
Eddie Robinson, L OBP: 0.374, SLG: 0.390 (1, 3)		0-0 F3		0-0 L9	0-0 FC4-6	0-3 K				4	0	0	1	0	1	2				
Gus Zernial, R OBP: 0.338, SLG: 0.462 (1, 7)		0-0 FC4-6 1B		0-0 F7	0-3 K				0-0 F9	4	0	1	0	0	1	2				
Jerry Scala, L OBP: 0.281, SLG: 0.233 (1, 8)		0-0 FC4-6 1B		0-0 1B		0-0 FC3-6 1B			0-0 4-3	4	0	2	0	0	0	1				
Hank Majeski, R OBP: 0.371, SLG: 0.395 (1, 5)		0-3 K		0-0 1B	0-0 FC3-6 1B	0-3 K			0-3 K	4	1	1	0	0	2	2				
Gus Niarhos, R OBP: 0.429, SLG: 0.378 (1, 2)			0-0 F8		0-0 SH5-4 1B 1B	0-0 1B			0-0 5-3	4	2	2	0	0	0	0				
Randy Gumpert, R OBP: 0.174, SLG: 0.136 (1, 1)			0-0 F6		0-0 1B SH5-4 FC4-6 1B	0-0 1B				3	1	2	2	0	0	0				
Inning Stats	R: 0 E: 0 K: 0 S: 3	H: 0 LOB: 0 BB: 0 P: 3	R: 0 E: 0 K: 1 S: 6	H: 1 LOB: 0 BB: 0 P: 6	R: 2 E: 0 K: 0 S: 5	H: 2 LOB: 0 BB: 0 P: 5	R: 0 E: 0 K: 0 S: 4	H: 2 LOB: 2 BB: 0 P: 4	R: 2 E: 0 K: 0 S: 8	H: 3 LOB: 2 BB: 1 P: 12	R: 2 E: 0 K: 0 S: 6	H: 3 LOB: 1 BB: 0 P: 6	R: 0 E: 0 K: 1 S: 5	H: 0 LOB: 0 BB: 0 P: 5	R: 0 E: 0 K: 1 S: 5	H: 0 LOB: 0 BB: 0 P: 5	1B: 10 2B: 0 3B: 0 HR: 1	SF: 0 SAC: 1 DP: 0 HBP: 0	WP: 0 PB: 0 CS: 0	PA: 35
PITCHER Connie Marrero, R ERA: 3.98 (1, 1)	IP: 5.1 WLS: L BF: 26 H: 10 R: 6 ER: 6 SO: 2 BB: 0 IBB: 1 HBP: 0 BLK: 0 WP: 0 HR: 0 S: 29 P: 33 ERA: 10.12 WHIP: 1.875																			
Elmer Singleton, R ERA: 6.3 (6, 1)	IP: 2.2 WLS: 9 BF: 1 H: 0 R: 0 ER: 0 SO: 2 BB: 0 IBB: 0 HBP: 0 BLK: 0 WP: 0 HR: 0 S: 13 P: 13 ERA: 0.00 WHIP: 0.375																			


Washington Senators @ Chicago White Sox
Comiskey Park, Chicago, IL
Thu Jul 27 1950, 4:38 AM EDT
Att: 5,174 - Unknown


AB 33
R 6
H 11
RBI 6
BB 1
SO 4
LOB 9





Batter	1	2	3	4	5	6	7	8	9	AB	R	H	RBI	BB	SO	LOB	TOP										
Gene Woodling, L (1,7) OBP: 0.397, SLG: 0.433	4-3		6-3			K	4-3			4	0	0	0	1	1	2	New York Yankees @ Chicago White Sox Comiskey Park, Chicago, IL Fri Jul 28 1950, 4:33 AM EDT Att: 33,058 - Unknown livebaseballscorecards.com										
Phil Rizzuto, R (1,6) OBP: 0.419, SLG: 0.432	1B		L5			HR			BB	4	2	2	1	1	1	1											
Hank Bauer, R (1,9) OBP: 0.391, SLG: 0.529	K			F8		HR			HR	5	1	2	2	0	1	2											
Johnny Mize, L (1,3) OBP: 0.407, SLG: 0.633 Joe Collins, L (9,3) OBP: 0.305, SLG: 0.435	4-3			P5		G3			1B	4	1	1	0	0	0	1											
Joe DiMaggio, R (1,8) OBP: 0.376, SLG: 0.556		6-3		5-3		1-3			1B	4	0	1	0	0	0	0											
Yogi Berra, L (1,2) OBP: 0.383, SLG: 0.486		P4			L6			F8	1B	4	0	1	1	0	0	0											
Billy Johnson, R (1,5) OBP: 0.363, SLG: 0.384		E3			5-3			6-3	F9	4	0	0	0	0	0	2											
Jerry Coleman, R (1,4) OBP: 0.372, SLG: 0.387		6-3				2B		1B	P4	4	0	2	0	0	0	3											
Allie Reynolds, R (1,1) OBP: 0.321, SLG: 0.265			4-3			6-3			F7	4	0	1	0	0	0	1											
Inning Stats	R: 0 E: 0 K: 1 S: 6	H: 1 LOB: 1 BB: 0 P: 6	R: 0 E: 1 K: 0 S: 4	H: 0 LOB: 1 BB: 0 P: 4	R: 0 E: 0 K: 0 S: 3	H: 0 LOB: 0 BB: 0 P: 3	R: 0 E: 0 K: 0 S: 3	H: 0 LOB: 0 BB: 0 P: 3	R: 0 E: 0 K: 0 S: 4	H: 1 LOB: 1 BB: 0 P: 4	R: 2 E: 0 K: 1 S: 6	H: 1 LOB: 0 BB: 1 P: 10	R: 0 E: 0 K: 0 S: 5	H: 2 LOB: 2 BB: 0 P: 5	R: 2 E: 0 K: 0 S: 7	H: 5 LOB: 5 BB: 0 P: 7		R: 0 E: 0 K: 1 S: 5	H: 0 LOB: 1 BB: 1 P: 9	1B: 7 2B: 1 3B: 0 HR: 2	SF: 0 SAC: 0 DP: 0 HBP: 0	WP: 0 PB: 0 CS: 0	PA: 39				
PITCHER	IP	WLS	BF	H	R	ER	SO	BB	IBB	HBP	BLK	WP	HR	S	P	ERA	WHIP										
Bill Wight, L (1,1) ERA: 3.69	7.1	L	33	10	4	4	2	1	0	0	0	0	2	36	40	4.91	1.500										
Howie Judson, R (8,1) ERA: 3.92	1.2		6	0	0	0	1	1	0	0	0	0	0	7	11	0.00	0.600										


Batter	1	2	3	4	5	6	7	8	9	AB	R	H	RBI	BB	SO	LOB	BOTTOM										
Nellie Fox, L (1,4) OBP: 0.331, SLG: 0.323	1B		SH5-4	CS	F7			G1-6-3	G3	3	0	1	0	2	0	1	New York Yankees @ Chicago White Sox Comiskey Park, Chicago, IL Fri Jul 28 1950, 4:33 AM EDT Att: 33,058 - Unknown livebaseballscorecards.com										
Dave Philley, S (1,9) OBP: 0.317, SLG: 0.398	P4		SH5-4		K			G1-6-3		3	0	0	0	1	1	2											
Chico Carrasquel, R (1,6) OBP: 0.393, SLG: 0.390	1B		SH5-4		P4			1B	1B	3	1	2	0	0	0	0											
Eddie Robinson, L (1,3) OBP: 0.378, SLG: 0.392	F9							1B	1B	3	0	2	0	1	0	2											
Gus Zernial, R (1,7) OBP: 0.337, SLG: 0.460	FC5-4		K		K			1B	1B	4	0	1	1	0	2	6											
Jerry Scala, L (1,8) OBP: 0.245, SLG: 0.217 Gordon Goldsberry, L (8,PH) OBP: 0.438, SLG: 0.463 Mary Rickert, L (9,9) OBP: 0.279, SLG: 0.304		1-3		K		G6-4-3		K		3	0	0	0	0	1	4											
Hank Majeski, R (1,5) OBP: 0.370, SLG: 0.391				4-3				F7		3	0	0	0	1	0	0											
Phil Masi, R (1,2) OBP: 0.372, SLG: 0.412	K			6-3				K		3	0	0	0	1	2	1											
Bill Wight, L (1,1) Howie Judson, R (8,1) Floyd Baker, L (9,PH) OBP: 0.400, SLG: 0.377				K		K		4-3		3	0	0	0	0	2	1											
Inning Stats	R: 0 E: 0 K: 0 S: 4	H: 1 LOB: 2 BB: 1 P: 8	R: 0 E: 0 K: 2 S: 7	H: 0 LOB: 1 BB: 1 P: 11	R: 0 E: 0 K: 2 S: 7	H: 0 LOB: 3 BB: 3 P: 19	R: 0 E: 1 K: 1 S: 5	H: 0 LOB: 0 BB: 0 P: 5	R: 0 E: 0 K: 1 S: 5	H: 1 LOB: 0 BB: 0 P: 5	R: 0 E: 0 K: 1 S: 5	H: 0 LOB: 0 BB: 0 P: 5	R: 0 E: 0 K: 1 S: 8	H: 4 LOB: 2 BB: 0 P: 8	R: 0 E: 1 K: 0 S: 3	H: 0 LOB: 1 BB: 1 P: 7		1B: 6 2B: 0 3B: 0 HR: 0	SF: 0 SAC: 1 DP: 2 HBP: 0	WP: 0 PB: 0 CS: 1	PA: 38						
PITCHER	IP	WLS	BF	H	R	ER	SO	BB	IBB	HBP	BLK	WP	HR	S	P	ERA	WHIP										
Allie Reynolds, R (1,1) ERA: 3.51	9.0	W	37	6	1	1	9	6	0	0	0	0	0	49	73	1.00	1.333										

Batter	1	2	3	4	5	6	7	8	9	AB	R	H	RBI	BB	SO	LOB	TOP										
Gene Woodling, L (1, 7) OBP: 0.397, SLG: 0.433											0	0	0	0	0	0	0	New York Yankees @ Chicago White Sox Comiskey Park, Chicago, IL Sat Jul 29 1950, 4:33 AM EDT Att: 7,686 - Unknown livebaseballscorecards.com									
Phil Rizzuto, R (1, 6) OBP: 0.419, SLG: 0.432											0	0	0	0	0	0	0										
Hank Bauer, R (1, 9) OBP: 0.391, SLG: 0.529											0	0	0	0	0	0	0										
Johnny Mize, L (1, 3) OBP: 0.407, SLG: 0.633											0	0	0	0	0	0	0										
Joe DiMaggio, R (1, 8) OBP: 0.376, SLG: 0.556											0	0	0	0	0	0	0										
Yogi Berra, L (1, 2) OBP: 0.383, SLG: 0.486											0	0	0	0	0	0	0										
Bobby Brown, L (1, 5) OBP: 0.324, SLG: 0.325											0	0	0	0	0	0	0										
Jerry Coleman, R (1, 4) OBP: 0.372, SLG: 0.387											0	0	0	0	0	0	0										
Ed Lopat, L (1, 1) OBP: 0.424, SLG: 0.367											0	0	0	0	0	0	0										
Inning Stats											1B: 0	SF: 0	WP: 0	PA: 0													
PITCHER Ray Scarborough, R (1, 1) ERA: 4.1	IP	WLS	BF	H	R	ER	SO	BB	IBB	HBP	BLK	WP	HR	S	P	ERA	WHIP	PITCHER									
	0.0	L	0	0	0	0	0	0	0	0	0	0	0	0	0	∞	∞										

Batter	1	2	3	4	5	6	7	8	9	AB	R	H	RBI	BB	SO	LOB	BOTTOM										
Chico Carrasquel, R (1, 6) OBP: 0.393, SLG: 0.390											0	0	0	0	0	0	0	New York Yankees @ Chicago White Sox Comiskey Park, Chicago, IL Sat Jul 29 1950, 4:33 AM EDT Att: 7,686 - Unknown livebaseballscorecards.com									
Dave Philley, S (1, 9) OBP: 0.311, SLG: 0.398											0	0	0	0	0	0	0										
Phil Masi, R (1, 2) OBP: 0.372, SLG: 0.412											0	0	0	0	0	0	0										
Gus Zernial, R (1, 7) OBP: 0.337, SLG: 0.460											0	0	0	0	0	0	0										
Eddie Robinson, L (1, 3) OBP: 0.378, SLG: 0.392											0	0	0	0	0	0	0										
Hank Majeski, R (1, 5) OBP: 0.370, SLG: 0.391											0	0	0	0	0	0	0										
Mike McCormick, R (1, 8) OBP: 0.313, SLG: 0.286											0	0	0	0	0	0	0										
Nellie Fox, L (1, 4) OBP: 0.331, SLG: 0.323											0	0	0	0	0	0	0										
Ray Scarborough, R (1, 1) OBP: 0.204, SLG: 0.174											0	0	0	0	0	0	0										
Inning Stats											1B: 0	SF: 0	WP: 0	PA: 0													
PITCHER Ed Lopat, L (1, 1) ERA: 3.69	IP	WLS	BF	H	R	ER	SO	BB	IBB	HBP	BLK	WP	HR	S	P	ERA	WHIP	PITCHER									
	0.0	W	0	0	0	0	0	0	0	0	0	0	0	0	0	∞	∞										

Batter	1	2	3	4	5	6	7	8	9	AB	R	H	RBI	BB	SO	LOB	TOP																	
Gene Woodling, L (1, 7) OBP: 0.399, SLG: 0.440											0	0	0	0	0	0	0	New York Yankees @ Chicago White Sox Comiskey Park, Chicago, IL Sun Jul 30 1950, 4:33 AM EDT Unknown livebaseballscorecards.com																
Phil Rizzuto, R (1, 6) OBP: 0.422, SLG: 0.433											0	0	0	0	0	0	0																	
Hank Bauer, R (1, 9) OBP: 0.398, SLG: 0.548											0	0	0	0	0	0	0																	
Johnny Mize, L (1, 3) OBP: 0.410, SLG: 0.624											0	0	0	0	0	0	0																	
Joe DiMaggio, R (1, 8) OBP: 0.380, SLG: 0.557											0	0	0	0	0	0	0																	
Yogi Berra, L (1, 2) OBP: 0.384, SLG: 0.489											0	0	0	0	0	0	0																	
Billy Johnson, R (1, 5) OBP: 0.363, SLG: 0.384											0	0	0	0	0	0	0																	
Jerry Coleman, R (1, 4) OBP: 0.368, SLG: 0.382											0	0	0	0	0	0	0																	
Vic Raschi, R (1, 1) OBP: 0.269, SLG: 0.208											0	0	0	0	0	0	0																	
Inning Stats											1B: 0	SF: 0	WP: 0	PA: 0	2B: 0	SAC: 0	FB: 0	3B: 0	DP: 0	SB: 0	CS: 0	HR: 0	HBP: 0											
PITCHER Bob Cain, L (1, 1) ERA: 3.74	IP	WLS	BF	H	R	ER	SO	BB	IBB	HBP	BLK	WP	HR	S	P	ERA	WHIP																	
PITCHER																		IP	WLS	BF	H	R	ER	SO	BB	IBB	HBP	BLK	WP	HR	S	P	ERA	WHIP


Batter	1	2	3	4	5	6	7	8	9	AB	R	H	RBI	BB	SO	LOB	BOTTOM																	
Nellie Fox, L (1, 4) OBP: 0.329, SLG: 0.319											0	0	0	0	0	0	0	New York Yankees @ Chicago White Sox Comiskey Park, Chicago, IL Sun Jul 30 1950, 4:33 AM EDT Unknown livebaseballscorecards.com																
Dave Philley, S (1, 9) OBP: 0.312, SLG: 0.399											0	0	0	0	0	0	0																	
Luke Appling, R (1, 6) OBP: 0.282, SLG: 0.263											0	0	0	0	0	0	0																	
Eddie Robinson, L (1, 3) OBP: 0.374, SLG: 0.388											0	0	0	0	0	0	0																	
Gus Zernial, R (1, 7) OBP: 0.333, SLG: 0.455											0	0	0	0	0	0	0																	
Hank Majeski, R (1, 5) OBP: 0.374, SLG: 0.405											0	0	0	0	0	0	0																	
Phil Masi, R (1, 2) OBP: 0.373, SLG: 0.425											0	0	0	0	0	0	0																	
Jerry Scala, L (1, 8) OBP: 0.245, SLG: 0.217											0	0	0	0	0	0	0																	
Bob Cain, L (1, 1) OBP: 0.262, SLG: 0.256											0	0	0	0	0	0	0																	
Inning Stats											1B: 0	SF: 0	WP: 0	PA: 0	2B: 0	SAC: 0	FB: 0	3B: 0	DP: 0	SB: 0	CS: 0	HR: 0	HBP: 0											
PITCHER Vic Raschi, R (1, 1) ERA: 4.24	IP	WLS	BF	H	R	ER	SO	BB	IBB	HBP	BLK	WP	HR	S	P	ERA	WHIP																	
PITCHER																		IP	WLS	BF	H	R	ER	SO	BB	IBB	HBP	BLK	WP	HR	S	P	ERA	WHIP

Batter	1	2	3	4	5	6	7	8	9	AB	R	H	RBI	BB	SO	LOB	TOP
Gene Woodling, L (1, 7) OBP: 0.399, SLG: 0.455	F7		SH2-3 1-H 2B	4-3		FC4-6 1-2f				4	0	1	1	0	0	3	New York Yankees @ Chicago White Sox Comiskey Park, Chicago, IL Sun Jul 30 1950, 4:38 AM EDT Att: 29,925 - Unknown livebaseballscorecards.com
Phil Rizzuto, R (1, 6) OBP: 0.419, SLG: 0.429	K		SH2-3 2-3		6-3		P3			3	0	0	0	0	1	0	
Hank Bauer, R (1, 9) OBP: 0.403, SLG: 0.544	K		G4-6-3 BB		FC4-6 1B		1-3			3	0	1	0	1	1	0	
Tommy Henrich, L (1, 3) OBP: 0.393, SLG: 0.596 Joe Collins, L (8, 3) OBP: 0.305, SLG: 0.433		4-3	G4-6-3 1-2f		FC4-6 1-2f		P3			4	0	0	0	0	0	3	
Joe DiMaggio, R (1, 8) OBP: 0.384, SLG: 0.575				F7	3-1			P4		4	1	1	1	0	0	1	
Yogi Berra, L (1, 2) OBP: 0.388, SLG: 0.511								4-3		4	2	3	1	0	0	0	
Bobby Brown, L (1, 5) OBP: 0.338, SLG: 0.337					1B 2B			HR		4	0	3	1	0	0	1	
Jerry Coleman, R (1, 4) OBP: 0.367, SLG: 0.393					1B 2H			FC5-4 1B		4	0	0	0	0	2	4	
Whitey Ford, L (1, 1) Fred Sanford, S (1, 1) Tom Ferrick, R (8, 1) OBP: 0.250, SLG: 0.100										0	0	0	0	0	0	0	
			2B 1B		1-2 1B					3	1	2	0	0	1	1	
										0	0	0	0	0	0	0	
Inning Stats	R: 0 E: 0 K: 2 S: 7	H: 0 LOB: 0 BB: 0 P: 7	R: 1 E: 0 K: 0 S: 5	H: 2 LOB: 1 BB: 0 P: 5	R: 1 E: 0 K: 0 S: 4	H: 2 LOB: 1 BB: 1 P: 8	R: 1 E: 0 K: 1 S: 8	H: 3 LOB: 2 BB: 0 P: 8	R: 0 E: 0 K: 0 S: 4	H: 1 LOB: 1 BB: 0 P: 4	R: 1 E: 0 K: 2 S: 9	H: 2 LOB: 1 BB: 0 P: 9	R: 0 E: 0 K: 0 S: 3	H: 0 LOB: 0 BB: 0 P: 3	R: 0 E: 0 K: 0 S: 4	H: 1 LOB: 1 BB: 0 P: 4	AB 33 R 4 H 11 RBI 4 BB 1 SO 5 LOB 13 
PITCHER Ken Holcombe, R (1, 1) ERA: 6.75	IP: 8.0 WLS: L BF: 35 H: 11 R: 4 ER: 4 SO: 5 BB: 1 IBB: 0 HBP: 0 BLK: 0 WP: 0 HR: 2 S: 44 P: 48 ERA: 4.50 WHIP: 1.500																WP 0 PA 35 1B: 6 2B: 3 3B: 0 HR: 2 SF: 0 SAC: 1 DP: 1 HBP: 0

Batter	1	2	3	4	5	6	7	8	9	AB	R	H	RBI	BB	SO	LOB	BOTTOM
Nellie Fox, L (1, 4) OBP: 0.322, SLG: 0.308	F7		1-3							4	0	0	0	0	0	2	New York Yankees @ Chicago White Sox Comiskey Park, Chicago, IL Sun Jul 30 1950, 4:38 AM EDT Att: 29,925 - Unknown livebaseballscorecards.com
Dave Philley, S (1, 9) OBP: 0.312, SLG: 0.400			P3							4	1	1	0	0	0	1	
Luke Appling, R (1, 6) OBP: 0.290, SLG: 0.310										4	1	3	1	0	0	0	
Gus Zernial, R (1, 7) OBP: 0.339, SLG: 0.486										4	1	3	2	0	1	1	
Hank Majeski, R (1, 5) OBP: 0.378, SLG: 0.408 Mary Rickert, L (8, PH) OBP: 0.278, SLG: 0.302										3	0	1	0	0	0	1	
Eddie Robinson, L (1, 3) OBP: 0.372, SLG: 0.393 Billy Pierce, L (6, FR) OBP: 0.286, SLG: 0.261 Jerry Scala, L (7, 8) OBP: 0.235, SLG: 0.213										1	0	0	0	0	0	2	
										2	0	0	0	1	0	1	
										0	0	0	0	0	0	0	
										0	0	0	0	0	0	0	
Inning Stats	R: 3 E: 0 K: 0 S: 6	H: 4 LOB: 0 BB: 0 P: 6	R: 0 E: 0 K: 0 S: 3	H: 0 LOB: 0 BB: 0 P: 3	R: 0 E: 0 K: 1 S: 6	H: 1 LOB: 0 BB: 0 P: 6	R: 0 E: 0 K: 0 S: 3	H: 0 LOB: 0 BB: 0 P: 3	R: 0 E: 0 K: 0 S: 3	H: 0 LOB: 1 BB: 1 P: 7	R: 0 E: 0 K: 1 S: 6	H: 1 LOB: 1 BB: 1 P: 10	R: 0 E: 0 K: 0 S: 3	H: 1 LOB: 0 BB: 0 P: 3	R: 0 E: 0 K: 0 S: 4	H: 2 LOB: 1 BB: 0 P: 4	
PITCHER Whitey Ford, L (1, 1) ERA: 6.04 Fred Sanford, R (1, 1) ERA: 4.55 Tom Ferrick, R (8, 1) ERA: 3.93	IP: 7.0 WLS: W BF: 26 H: 5 R: 0 ER: 0 SO: 2 BB: 2 IBB: 0 HBP: 0 BLK: 0 WP: 0 HR: 0 S: 28 P: 36 ERA: 0.00 WHIP: 1.000																WP 0 PA 32 1B: 5 2B: 3 3B: 1 HR: 1 SF: 0 SAC: 1 DP: 3 HBP: 0

Batter	1	2	3	4	5	6	7	8	9	AB	R	H	RBI	BB	SO	LOB	TOP			
Eddie Joost, R OBP: 0.376, SLG: 0.394 (1, 6)	0-0 6-3		0-0 P6		0-0 F8			0-0 F5		4	0	0	0	0	0	1	Philadelphia Athletics @ Chicago White Sox Comiskey Park, Chicago, IL Thu Aug 03 1950, 4:33 AM EDT Att: 2,259 - Unknown			
Barney McCosky, L OBP: 0.310, SLG: 0.320 (1, 7)	0-0 1-3		0-0 1B		0-0 4-3			0-0 F7		4	0	1	0	0	0	0				
Elmer Valo, L OBP: 0.397, SLG: 0.412 (1, 9)	0-0 4-3		0-0 F9			0-0 3-1			0-0 F9	4	0	0	0	0	0	2				
Sam Chapman, R OBP: 0.368, SLG: 0.492 (1, 8)		0-3 K		0-0 5-3		0-0 F9			0-0 5-3	4	0	0	0	0	1	0				
Fernis Fain, L OBP: 0.429, SLG: 0.412 (1, 3)		0-0 F7		0-0 4-3		0-0 6-3			4-0 FC6-4 BB	3	0	0	0	1	0	0				
Billy Hitchcock, R OBP: 0.392, SLG: 0.414 (1, 4)		0-0 1B		4-0 1B BB			0-0 F8		0-0 FC6-4 1-2	3	0	1	0	1	0	1				
Kermit Wahl, R OBP: 0.267, SLG: 0.286 (1, 5)		0-0 F8		0-0 1-2 1B			0-0 5-3			3	0	1	0	0	0	1				
Joe Tipton, R OBP: 0.295, SLG: 0.373 (1, 2)			0-0 1B E 1B		0-0 F7		0-0 6-3			3	0	1	0	0	0	2				
Hank Wyse, R OBP: 0.182, SLG: 0.156 (1, 1)			0-0 L1			0-0 F9		0-0 F3		2	0	0	0	0	0	1				
Wally Moses, L OBP: 0.384, SLG: 0.399 (8, PH)										1	0	0	0	0	0	0				
Bob Hooper, R OBP: 0.163, SLG: 0.262 (8, 1)										0	0	0	0	0	0	0				
Inning Stats	R: 0 E: 0 K: 0 S: 3	H: 0 LOB: 0 BB: 0 P: 3	R: 0 E: 0 K: 1 S: 6	H: 1 LOB: 1 BB: 0 P: 6	R: 0 E: 1 K: 0 S: 5	H: 2 LOB: 2 BB: 0 P: 5	R: 0 E: 0 K: 0 S: 4	H: 1 LOB: 2 BB: 1 P: 8	R: 0 E: 0 K: 0 S: 3	H: 0 LOB: 0 BB: 0 P: 3	R: 0 E: 0 K: 0 S: 3	H: 0 LOB: 0 BB: 0 P: 3	R: 0 E: 0 K: 0 S: 3	H: 0 LOB: 1 BB: 1 P: 7	R: 0 E: 0 K: 0 S: 3	H: 0 LOB: 0 BB: 0 P: 7	1B: 4 2B: 0 3B: 0 HR: 0	SF: 0 SAC: 0 DP: 0 HBP: 0	WP: 0 PB: 0 SB: 0 CS: 0	PA: 33
PITCHER Randy Gumpert, R ERA: 4.64 (1, 1)	IP: 9.0 WLS: W BF: 33 H: 4 R: 0 ER: 0 SO: 1 BB: 2 IBB: 0 HBP: 0 BLK: 0 WP: 0 HR: 0 S: 33 P: 41 ERA: 0.00 WHIP: 0.667																			

AB 31
R 0
H 4
RBI 0
BB 2
SO 1
LOB 8



Batter	1	2	3	4	5	6	7	8	9	AB	R	H	RBI	BB	SO	LOB	BOTTOM			
Chico Carrasquel, R OBP: 0.391, SLG: 0.393 (1, 6)	0-0 P6		0-3 K			0-0 FC1-6 1B		0-0 F8		4	0	1	0	0	1	0	Philadelphia Athletics @ Chicago White Sox Comiskey Park, Chicago, IL Thu Aug 03 1950, 4:33 AM EDT Att: 2,259 - Unknown			
Dave Philley, S OBP: 0.314, SLG: 0.407 (1, 9)	4-0 1B BB		0-0 4-3			0-0 FC1-6 1B		0-0 F8		3	0	1	0	1	0	0				
Jerry Scala, L OBP: 0.302, SLG: 0.236 (1, 8)	0-0 1-2 1B			4-0 FC5-4 BB		0-0 FC1-6 1-2 2-3				2	0	1	0	1	0	2				
Gus Zernial, R OBP: 0.338, SLG: 0.477 (1, 7)	0-3 K		0-0 FC5-4 G4-6-3		0-0 K					3	0	0	0	0	2	5				
Eddie Robinson, L OBP: 0.370, SLG: 0.403 (1, 3)			0-0 F9		0-0 G4-6-3					3	0	1	0	0	0	3				
Mike McCormick, R OBP: 0.339, SLG: 0.314 (7, PR)										0	1	0	0	0	0	0				
Gordon Goldsberry, L OBP: 0.440, SLG: 0.475 (8, 3)										0	0	0	0	0	0	0				
Hank Majeski, R OBP: 0.377, SLG: 0.405 (1, 5)		0-0 4-3			0-0 F8		0-0 FC3-6 1B			3	0	1	1	0	0	0				
Phil Masi, R OBP: 0.363, SLG: 0.422 (1, 2)		0-0 1-3			0-0 1-3		0-0 FC3-6 G6-4-3			3	0	0	0	0	0	2				
Nellie Fox, L OBP: 0.317, SLG: 0.301 (1, 4)		0-0 P3			0-0 P2		0-0 G6-4-3			3	0	0	0	0	0	2				
Randy Gumpert, R OBP: 0.154, SLG: 0.120 (1, 1)			0-0 P4			0-0 4-3		0-0 F8		3	0	0	0	0	0	0				
Inning Stats	R: 0 E: 0 K: 1 S: 6	H: 1 LOB: 2 BB: 1 P: 10	R: 0 E: 0 K: 0 S: 3	H: 0 LOB: 0 BB: 0 P: 3	R: 0 E: 0 K: 1 S: 5	H: 0 LOB: 0 BB: 0 P: 5	R: 0 E: 0 K: 0 S: 2	H: 0 LOB: 0 BB: 1 P: 6	R: 0 E: 0 K: 1 S: 7	H: 2 LOB: 2 BB: 0 P: 7	R: 1 E: 0 K: 0 S: 4	H: 2 LOB: 1 BB: 0 P: 4	R: 0 E: 0 K: 0 S: 3	H: 0 LOB: 0 BB: 0 P: 3	R: 0 E: 0 K: 0 S: 3	H: 0 LOB: 0 BB: 0 P: 3	1B: 4 2B: 0 3B: 1 HR: 0	SF: 0 SAC: 0 DP: 2 HBP: 0	WP: 0 PB: 0 SB: 0 CS: 0	PA: 29
PITCHER Hank Wyse, R ERA: 6.06 (1, 1)	IP: 7.0 WLS: L BF: 26 H: 5 R: 1 ER: 1 SO: 1 BB: 2 IBB: 0 HBP: 0 BLK: 0 WP: 0 HR: 0 S: 30 P: 38 ERA: 1.29 WHIP: 1.000																			
Bob Hooper, R ERA: 5.29 (8, 1)	IP: 1.0 WLS: 3 BF: 0 H: 0 R: 0 ER: 0 SO: 0 BB: 0 IBB: 0 HBP: 0 BLK: 0 WP: 0 HR: 0 S: 3 P: 3 ERA: 0.00 WHIP: 0.000																			

AB 27
R 1
H 5
RBI 1
BB 2
SO 3
LOB 14




Batter	1	2	3	4	5	6	7	8	9	10	AB	R	H	RBI	BB	SO	LOB	TOP
Billy Goodman, L OBP: 0.413, SLG: 0.456 (1, 7)	4-3		6 1B 1B		L5						5	1	1	0	0	0	0	
6 Johnny Pesky, L OBP: 0.454, SLG: 0.418 (1, 5)	4-3		1B 1B		F7						4	1	2	0	1	0	0	
Dom DiMaggio, R OBP: 0.406, SLG: 0.427 (1, 8)	1B 1B		1B 1B		F8			K			4	0	2	1	1	1	1	
Vern Stephens, R OBP: 0.354, SLG: 0.527 (1, 6)	1B 1B		1B G6-4-3		K			FC5-4 1B			5	0	3	1	0	1	2	
Walt Dropo, R OBP: 0.388, SLG: 0.619 (1, 3)	F8		G6-4-3 1-2f		6-3			FC5-4 1-2f 1B			5	0	0	0	0	1	8	
Bobby Doer, R OBP: 0.379, SLG: 0.524 (1, 4)		6-3			K						4	0	0	0	0	1	0	
Al Zarilla, L OBP: 0.420, SLG: 0.468 (1, 9)	F7		1B 1B					F8			4	0	2	0	0	0	0	
Buddy Rosar, R OBP: 0.250, SLG: 0.250 (1, 2)	6-3		1B G4-6-3		5-3						4	0	1	0	0	0	1	
Willard Nixon, L OBP: 0.250, SLG: 0.211 Mel Parnell, L OBP: 0.246, SLG: 0.228 (9, 1)			4-3 1-2f		G4-6-3 1-2f			4-3			4	0	0	0	0	0	3	
											0	0	0	0	0	0	0	
Inning Stats	R: 0 E: 0 K: 0 S: 5	H: 2 LOB: 2 BB: 0 P: 5	R: 0 E: 0 K: 0 S: 3	H: 0 LOB: 0 BB: 0 P: 3	R: 2 E: 0 K: 1 S: 6	H: 4 LOB: 1 BB: 0 P: 6	R: 0 E: 0 K: 1 S: 3	H: 0 LOB: 0 BB: 0 P: 3	R: 0 E: 0 K: 1 S: 5	H: 0 LOB: 0 BB: 0 P: 5	R: 0 E: 0 K: 0 S: 3	H: 1 LOB: 1 BB: 0 P: 4	R: 0 E: 0 K: 1 S: 5	H: 0 LOB: 2 BB: 2 P: 13	1B: 11 2B: 0 3B: 0 HR: 0	SF: 0 SAC: 0 DP: 2 HBP: 0	WP: 0 PA: 41	
PITCHER	IP 9.0	WLS 36	H 11	R 2	ER 2	SO 3	BB 0	IBB 0	HBP 0	BLK 0	WP 0	HR 0	S 42	P 42	ERA 2.00	WHIP 1.222		
Ken Holcombe, R ERA: 6.09																		
Ray Scarborough, R ERA: 4.7	1.0	W	5	0	0	1	2	0	0	0	0	0	5	13	0.00	2.000		

Boston Red Sox @ Chicago White Sox
Comiskey Park, Chicago, IL
Fri Aug 04 1950, 4:33 AM EDT
Att. 18,106 - Unknown

livebaseballscorecards.com

AB 39
R 2
H 11
RBI 2
BB 2
SO 4
LOB 15




WP: 0 PA: 41
PB: 0
SB: 0
CS: 0

Batter	1	2	3	4	5	6	7	8	9	10	AB	R	H	RBI	BB	SO	LOB	BOTTOM			
Chico Carrasquel, R OBP: 0.391, SLG: 0.391 (1, 6)	G3		BB BB			F8					4	1	1	0	1	0	1				
Dave Philley, S OBP: 0.318, SLG: 0.407 (1, 9)	G3		BB BB								2	0	1	0	2	0	0				
Jerry Scala, L OBP: 0.254, SLG: 0.220 Joe Erautt, R OBP: 0.273, SLG: 0.200 (10, PH)	K		6-3			K		B5-6-4 1B			4	0	0	0	0	2	5				
Eddie Robinson, L OBP: 0.371, SLG: 0.405 Mike McCormick, R OBP: 0.308, SLG: 0.314 Gordon Goldsberry, L OBP: 0.440, SLG: 0.475 (1, 3)		F5				4-3					3	0	1	0	1	0	1				
Hank Majeski, R OBP: 0.379, SLG: 0.405 (1, 5)			BB BB			G1-6-3 BB		HR BB			3	1	1	0	1	1	2				
Gus Zernial, R OBP: 0.337, SLG: 0.483 (1, 7)			1B G6-4-3			L6		HR 1-H			4	1	1	2	0	1	1				
Phil Masi, R OBP: 0.365, SLG: 0.421 (1, 2)			F5			5-3		SH BB			3	0	1	0	1	0	0				
Nellie Fox, L OBP: 0.317, SLG: 0.305 Gus Niarhos, R OBP: 0.417, SLG: 0.357 Floyd Baker, L OBP: 0.387, SLG: 0.364 (10, 4)			BB 2B			L1					3	0	1	0	0	0	1				
Ken Holcombe, R OBP: 0.250, SLG: 0.300 Luke Appling, R OBP: 0.257, SLG: 0.306 Ray Scarborough, R OBP: 0.200, SLG: 0.170 (10, 1)			K			1-3		SH			1	0	0	0	0	0	1				
Inning Stats	R: 0 E: 0 K: 1 S: 5	H: 0 LOB: 0 BB: 0 P: 5	R: 0 E: 0 K: 0 S: 3	H: 1 LOB: 0 BB: 0 P: 3	R: 0 E: 0 K: 1 S: 6	H: 1 LOB: 3 BB: 2 P: 14	R: 0 E: 0 K: 0 S: 3	H: 0 LOB: 0 BB: 0 P: 3	R: 0 E: 0 K: 1 S: 5	H: 1 LOB: 1 BB: 1 P: 9	R: 2 E: 0 K: 0 S: 4	H: 1 LOB: 1 BB: 2 P: 12	R: 0 E: 0 K: 1 S: 6	H: 2 LOB: 1 BB: 0 P: 6	R: 0 E: 0 K: 1 S: 6	H: 1 LOB: 1 BB: 0 P: 6	R: 1 E: 0 K: 0 S: 3	H: 2 LOB: 1 BB: 0 P: 3	1B: 5 2B: 2 3B: 0 HR: 1	SF: 0 SAC: 2 DP: 3 HBP: 0	WP: 0 PA: 39 PB: 0 SB: 1 CS: 0
PITCHER	IP 8.1	WLS 34	H 6	R 2	ER 2	SO 5	BB 6	IBB 0	HBP 0	BLK 0	WP 0	HR 1	S 38	P 62	ERA 2.16	WHIP 1.440					
Willard Nixon, R ERA: 4.91																					
Mel Parnell, L ERA: 4.07	1.0	L	5	2	1	0	0	0	0	0	0	0	5	5	9.00	2.000					

Boston Red Sox @ Chicago White Sox
Comiskey Park, Chicago, IL
Fri Aug 04 1950, 4:33 AM EDT
Att. 18,106 - Unknown

livebaseballscorecards.com

AB 31
R 3
H 8
RBI 3
BB 6
SO 5
LOB 14



WP: 0 PA: 39
PB: 0
SB: 1
CS: 0

Batter	1	2	3	4	5	6	7	8	9	AB	R	H	RBI	BB	SO	LOB	TOP				
Dom DiMaggio, R (1, 8) OBP: 0.414, SLG: 0.434	0-0 L5-3 1B			0-0 1B	4-0 BB		0-0 BB		4-0 BB	3	2	2	2	3	0	0	Boston Red Sox @ Chicago White Sox Comiskey Park, Chicago, IL Sat Aug 05 1950, 4:33 AM EDT Att: 4,506 - Unknown				
6 Johnny Pesky, L (1, 5) OBP: 0.452, SLG: 0.413	0-0 L5-3 1-2			0-0 F8	4-0 BB		0-0 BB		0-0 FC6-4 BB	4	1	0	0	2	0	5					
Billy Goodman, L (1, 7) OBP: 0.411, SLG: 0.450	0-3 K			0-0 P6	0-0 F8		4-0 BB 1B	0-0 WP 1B	0-0 FC1-6	5	2	1	1	1	1	4					
Vern Stephens, R (1, 6) OBP: 0.364, SLG: 0.523		0-0 6-3		4-0 1B BB		0-0 5-3	0-0 F2	0-0 2B 1B	0-0 F2	5	1	1	1	1	0	4					
Walt Dropo, R (1, 3) OBP: 0.389, SLG: 0.616		0-0 F		0-0 1-2 2-H 1B		0-0 F8	0-0 BB BB 1B	0-0 F8		5	1	2	3	0	0	1					
Bobby Doerr, R (1, 4) OBP: 0.379, SLG: 0.528		0-0 6-3		0-0 K		0-0 2B	0-0 K	0-0 S E 2B		5	1	2	1	0	2	4					
Al Zarilla, L (1, 9) OBP: 0.425, SLG: 0.478			0-3 K		0-0 HR	4-0 BB	4-0 BB BB 2B	4-0 S BB		2	2	1	1	3	1	0					
Birdie Tebbetts, R (1, 2) OBP: 0.403, SLG: 0.500			0-3 K		0-0 G6-4-3 1B	0-0 G3	4-0 BB BB 2B	0-0 5-3		4	1	1	1	1	1	3					
Walt Masterson, R (1, 1) Jim McDonald, R (4, 1) Clyde Volmer, R (6, PH) Dick Littlefield, L (5, 1) Matt Batts, R (7, PH) Mickey McDermott, L (7, 1) OBP: 0.346, SLG: 0.478 OBP: 0.425, SLG: 0.425	0-0 F8		0-0 F8		0-0 G6-4-3 1-2		0-0 BB BB 1B	0-3 K		1	0	0	0	0	0	0					
Inning Stats	R: 0 E: 0 K: 1 S: 5	H: 1 LOB: 0 BB: 0 P: 5	R: 0 E: 0 K: 0 S: 3	H: 0 LOB: 0 BB: 0 P: 3	R: 0 E: 0 K: 2 S: 7	H: 0 LOB: 0 BB: 0 P: 7	R: 1 E: 0 K: 1 S: 7	H: 2 LOB: 2 BB: 1 P: 11	R: 1 E: 0 K: 0 S: 4	H: 2 LOB: 2 BB: 2 P: 12	R: 0 E: 0 K: 0 S: 4	H: 1 LOB: 1 BB: 1 P: 8	R: 7 E: 0 K: 1 S: 8	H: 3 LOB: 2 BB: 6 P: 32	R: 3 E: 0 K: 1 S: 8	H: 3 LOB: 1 BB: 1 P: 12	R: 0 E: 1 K: 0 S: 3	H: 0 LOB: 1 BB: 1 P: 7	1B: 8 2B: 4 3B: 0 HR: 1	SF: 0 SAC: 0 DP: 2 HBP: 0	WP: 2 PA: 49 PB: 0 SB: 3 CS: 0
PITCHER	IP WLS BF H R ER SO BB IBB HBP BLK WP HR S P ERA WHIP	6.0 L 5 1 0 6 4 7 0 0 0 0 1 31 59 9.00 2.333	0.2 L 5 1 0 0 1 2 0 0 0 0 0 5 13 0.00 4.500	1.1 L 10 4 6 5 1 2 0 0 0 1 0 10 18 33.75 4.500	1.0 L 4 0 0 0 0 1 0 0 0 0 0 3 7 0.00 1.000	PITCHER										IP WLS BF H R ER SO BB IBB HBP BLK WP HR S P ERA WHIP					

Batter	1	2	3	4	5	6	7	8	9	AB	R	H	RBI	BB	SO	LOB	BOTTOM		
Chico Carrasquel, R (1, 6) OBP: 0.391, SLG: 0.390	0-0 G		0-0 L4	0-3 K		0-0 FC6-5 SH1-4 1B		4-0 1B BB		4	0	1	0	1	1	1	Boston Red Sox @ Chicago White Sox Comiskey Park, Chicago, IL Sat Aug 05 1950, 4:33 AM EDT Att: 4,506 - Unknown		
Dave Philley, S (1, 8) OBP: 0.317, SLG: 0.408	0-0 F		0-0 5-3	1-0 2B		0-0 SH1-4		0-3 K		4	1	1	1	0	1	2			
Many Rickert, L (1, 9) Mike McCormick, R (6, PH) OBP: 0.317, SLG: 0.324	4-0 BB		0-0 1B	2-H 1B	2B	0-0 FC6-5		0-0 1-2 2-H 1B		2	2	2	1	1	0	0			
Eddie Robinson, L (1, 3) OBP: 0.371, SLG: 0.405	0-0 P		0-0 1B	2-H 1B	1B	0-0 P4		0-0 G3		5	1	2	2	0	0	4			
Hank Majeski, R (1, 5) OBP: 0.379, SLG: 0.403		0-0 F9	0-0 1B	0-0 F7		0-0 1-3		4-0 WP BB		4	0	1	0	1	0	1			
Gus Zernial, R (1, 7) OBP: 0.337, SLG: 0.481		0-0 F7	0-0 1-3 2-H 1B		0-0 P4		0-0 G6-4-3 1B		0-3 K	5	0	2	1	0	1	1			
Phil Masi, R (1, 2) OBP: 0.365, SLG: 0.422	4-0 BB BB		0-0 1B	0-0 E 2B	0-0 F5		0-0 G6-4-3 1-2		0-3 K	4	1	1	0	1	1	2			
Nellie Fox, L (1, 4) OBP: 0.322, SLG: 0.308	4-0 1-2 BB		0-0 P5	0-0 E3 2B 1B	0-0 K		0-0 K		0-0 4-3	4	1	2	0	1	0	2			
Bob Cain, L (1, 1) Luis Aloma, R (7, 1) Mickey Haefner, L (7, 1) Joe Errault, R (8, PH) Lou Kretlow, R (9, 1) OBP: 0.267, SLG: 0.262 OBP: 0.304, SLG: 0.200 OBP: 0.250, SLG: 0.182	0-0 F7		0-0 P5	2-H 2B 1B	0-0 K		0-3 K			3	1	1	0	0	1	3			
Inning Stats	R: 0 E: 0 K: 0 S: 3	H: 0 LOB: 1 BB: 1 P: 7	R: 0 E: 0 K: 0 S: 3	H: 0 LOB: 2 BB: 2 P: 11	R: 2 E: 0 K: 0 S: 6	H: 4 LOB: 0 BB: 0 P: 6	R: 4 E: 1 K: 1 S: 10	H: 5 LOB: 1 BB: 0 P: 10	R: 0 E: 0 K: 0 S: 4	H: 1 LOB: 1 BB: 0 P: 4	R: 0 E: 0 K: 0 S: 3	H: 1 LOB: 0 BB: 0 P: 3	R: 1 E: 0 K: 2 S: 9	H: 2 LOB: 2 BB: 1 P: 13	R: 0 E: 0 K: 2 S: 7	H: 0 LOB: 1 BB: 1 P: 11	1B: 10 2B: 4 3B: 0 HR: 0	SF: 0 SAC: 1 DP: 1 HBP: 0	WP: 1 PA: 44 PB: 0 SB: 0 CS: 0
PITCHER	IP WLS BF H R ER SO BB IBB HBP BLK WP HR S P ERA WHIP	3.2 L 1 0 0 6 1 3 0 0 0 0 0 21 33 14.73 3.273	0.1 L 1 0 0 0 0 0 0 0 0 0 0 1 1 0.00 0.000	2.0 W 8 2 0 0 1 0 0 0 0 0 0 10 10 0.00 1.000	3.0 S 13 3 1 1 4 2 0 0 0 1 0 19 27 3.00 1.667	PITCHER										IP WLS BF H R ER SO BB IBB HBP BLK WP HR S P ERA WHIP			

AB	37
R	12
H	12
RBI	11
BB	12
SO	6
LOB	23



AB	38
R	7
H	14
RBI	6
BB	5
SO	6
LOB	18



Batter	1	2	3	4	5	6	7	8	9	AB	R	H	RBI	BB	SO	LOB	TOP																		
Dom DiMaggio, R (1, 8) OBP: 0.414, SLG: 0.437											0	0	0	0	0	0	0	Boston Red Sox @ Chicago White Sox Comiskey Park, Chicago, IL Sun Aug 06 1950, 4:38 AM EDT Att: 21,035 - Unknown livebaseballscorecards.com																	
6 Johnny Pesky, L (1, 5) OBP: 0.449, SLG: 0.413											0	0	0	0	0	0	0																		
Billy Goodman, L (1, 7) OBP: 0.407, SLG: 0.445											0	0	0	0	0	0	0																		
Vern Stephens, R (1, 6) OBP: 0.364, SLG: 0.522											0	0	0	0	0	0	0																		
Walt Dropo, R (1, 3) OBP: 0.384, SLG: 0.607											0	0	0	0	0	0	0																		
Bobby Doerr, R (1, 4) OBP: 0.382, SLG: 0.539											0	0	0	0	0	0	0																		
Al Zarilla, L (1, 9) OBP: 0.422, SLG: 0.473											0	0	0	0	0	0	0																		
Birdie Tebbetts, R (1, 2) OBP: 0.404, SLG: 0.495											0	0	0	0	0	0	0																		
Joe Dobson, R (1, 1) OBP: 0.281, SLG: 0.167											0	0	0	0	0	0	0																		
Inning Stats											1B: 0	SF: 0	WP: 0	PA: 0	2B: 0	SAC: 0	FB: 0	3B: 0	DP: 0	SB: 0	CS: 0	HR: 0	HBP: 0												
PITCHER Howie Judson, R (1, 1) ERA: 3.97	IP	WLS	BF	H	R	ER	SO	BB	IBB	HBP	BLK	WP	HR	S	P	ERA	WHIP	PITCHER	IP	WLS	BF	H	R	ER	SO	BB	IBB	HBP	BLK	WP	HR	S	P	ERA	WHIP
	0.0	L	0	0	0	0	0	0	0	0	0	0	0	0	0	∞	∞																		

AB 0
R 0
H 0
RBI 0
BB 0
SO 0
LOB 0



WP: 0 PA: 0
FB: 0
SB: 0
CS: 0

Batter	1	2	3	4	5	6	7	8	9	AB	R	H	RBI	BB	SO	LOB	BOTTOM																			
Chico Carrasquel, R (1, 6) OBP: 0.387, SLG: 0.385											0	0	0	0	0	0	0	Boston Red Sox @ Chicago White Sox Comiskey Park, Chicago, IL Sun Aug 06 1950, 4:38 AM EDT Att: 21,035 - Unknown livebaseballscorecards.com																		
Floyd Baker, L (1, 5) OBP: 0.387, SLG: 0.364											0	0	0	0	0	0	0																			
Dave Philley, S (1, 8) OBP: 0.314, SLG: 0.404											0	0	0	0	0	0	0																			
Eddie Robinson, L (1, 3) OBP: 0.372, SLG: 0.414											0	0	0	0	0	0	0																			
Mary Rickert, L (1, 9) OBP: 0.288, SLG: 0.333											0	0	0	0	0	0	0																			
Gus Zernial, R (1, 7) OBP: 0.337, SLG: 0.478											0	0	0	0	0	0	0																			
Nellie Fox, L (1, 4) OBP: 0.319, SLG: 0.305											0	0	0	0	0	0	0																			
Gus Niarhos, R (1, 2) OBP: 0.417, SLG: 0.357											0	0	0	0	0	0	0																			
Howie Judson, R (1, 1) OBP: 0.286, SLG: 0.250											0	0	0	0	0	0	0																			
Inning Stats											1B: 0	SF: 0	WP: 0	PA: 0	2B: 0	SAC: 0	FB: 0	3B: 0	DP: 0	SB: 0	CS: 0	HR: 0	HBP: 0													
PITCHER Joe Dobson, R (1, 1) ERA: 4.3	IP	WLS	BF	H	R	ER	SO	BB	IBB	HBP	BLK	WP	HR	S	P	ERA	WHIP	PITCHER	IP	WLS	BF	H	R	ER	SO	BB	IBB	HBP	BLK	WP	HR	S	P	ERA	WHIP	
	0.0	W	0	0	0	0	0	0	0	0	0	0	0	0	0	∞	∞																			

AB 0
R 0
H 0
RBI 0
BB 0
SO 0
LOB 0




WP: 0 PA: 0
FB: 0
SB: 0
CS: 0


Batter	1	2	3	4	5	6	7	8	9	AB	R	H	RBI	BB	SO	LOB	TOP								
Johnny Lipon, R OBP: 0.393, SLG: 0.378 (1, 6)	0-0 6-3		0-0 5-3		0-0 E8 1B		0-0 F3		0-0 2B	5	1	2	1	0	0	0	Detroit Tigers @ Chicago White Sox Comiskey Park, Chicago, IL Wed Aug 09 1950, 4:33 AM EDT Att: 6,486 - Unknown								
Jerry Priddy, R OBP: 0.375, SLG: 0.389 (1, 4)	0-0 F8		0-3 K		0-0 1B			0-0 6-3	0-3 K	5	0	1	1	0	2	2									
George Kell, R OBP: 0.420, SLG: 0.512 (1, 5)	0-0 F3		0-0 F7		0-0 F8			0-0 HR 2B	4-0 IBB	4	1	1	0	1	0	0									
Vic Wertz, L OBP: 0.390, SLG: 0.575 (1, 9)		0-0 FC6-4 1B		0-0 F9		0-0 F9		0-0 HR 2B	0-3 K	5	1	2	2	0	1	3									
Hoot Evers, R OBP: 0.400, SLG: 0.573 (1, 7)		0-0 P4		0-3 K		0-0 F8		0-0 E1 S		4	0	0	0	0	1	1									
Johnny Groth, R OBP: 0.406, SLG: 0.463 (1, 8)		0-0 FC6-4 BB 1B		0-0 2B		4-0 FC5-4 BB		0-0 F2		3	1	1	0	1	0	2									
Don Kolloway, R OBP: 0.350, SLG: 0.436 (1, 3)		0-0 BB 1B		0-3 K		0-0 FC5-4 1-2		0-0 F8		4	0	1	0	0	1	3									
Aaron Robinson, L OBP: 0.419, SLG: 0.386 (1, 2)		4-0 1B BB		0-0 F5		0-0 G3		0-0 5-3		3	0	0	0	1	0	0									
Fred Hutchinson, L OBP: 0.403, SLG: 0.418 (1, 1)		0-0 1-2 2-H 3-H 1B		0-0 E 2B		0-0 6-3		4-0 2B BB		3	1	2	1	1	0	0									
Inning Stats	R: 0 E: 0 K: 0 S: 3	H: 0 LOB: 0 BB: 0 P: 3	R: 1 E: 0 K: 0 S: 5	H: 3 LOB: 3 BB: 1 P: 9	R: 0 E: 0 K: 1 S: 5	H: 0 LOB: 0 BB: 0 P: 5	R: 0 E: 0 K: 2 S: 8	H: 1 LOB: 1 BB: 0 P: 8	R: 2 E: 1 K: 0 S: 5	H: 3 LOB: 0 BB: 0 P: 5	R: 0 E: 0 K: 0 S: 3	H: 0 LOB: 0 BB: 0 P: 7	R: 0 E: 0 K: 0 S: 3	H: 0 LOB: 0 BB: 0 P: 3	R: 2 E: 1 K: 0 S: 6	H: 2 LOB: 1 BB: 0 P: 6	R: 0 E: 0 K: 2 S: 8	H: 1 LOB: 3 BB: 2 P: 16	1B: 5 2B: 4 3B: 0 HR: 1	SF: 0 SAC: 0 DP: 0 HBP: 0	WP: 0 PB: 0 SB: 1 CS: 0	PA: 40			
PITCHER	IP	WLS	BF	H	R	ER	SO	BB	IBB	HBP	BLK	WP	HR	S	P	ERA	WHIP								
Ray Scarborough, R ERA: 4.69 (1, 1)	8.0	L	34	9	5	4	3	2	0	0	0	0	1	38	46	4.50	1.375								
Billy Pierce, L ERA: 4.06 (9, 1)	1.0		6	1	0	0	2	1	1	0	0	0	0	8	16	0.00	2.000								

Batter	1	2	3	4	5	6	7	8	9	AB	R	H	RBI	BB	SO	LOB	BOTTOM								
Chico Carrasquel, R OBP: 0.388, SLG: 0.385 (1, 6)	0-3 K		4-0 BB		0-0 F7		0-0 2B		0-0 1-H 2B	3	0	1	1	1	1	0	Detroit Tigers @ Chicago White Sox Comiskey Park, Chicago, IL Wed Aug 09 1950, 4:33 AM EDT Att: 6,486 - Unknown								
Floyd Baker, L OBP: 0.413, SLG: 0.349 (1, 5)	0-0 F8		0-0 G3-6-3 1-2		0-0 6-3		0-0 P4		0-0 4-3	4	0	0	0	0	2	2									
Dave Philley, S OBP: 0.316, SLG: 0.401 (1, 8)	0-0 4-3		0-0 G4-6-3 1B		0-0 3-1		0-0 4-3		0-0 4-3	4	0	1	0	0	0	1									
Eddie Robinson, L OBP: 0.371, SLG: 0.416 (1, 3)		0-0 F3		0-0 F9		0-0 2B 6-3 1B		0-0 F7		4	1	1	0	0	0	2									
Mary Rickert, L OBP: 0.289, SLG: 0.333 (1, 9)		0-0 F9		0-0 G4-6-3 1-2		0-0 4-3 1-3 2B		0-0 1B		4	0	2	0	0	0	1									
Gus Zernial, R OBP: 0.340, SLG: 0.483 (1, 7)		0-0 2B 1B		0-0 5-3		0-0 6-3		0-0 F9		1	1	1	0	0	0	0									
Jerry Scala, L OBP: 0.279, SLG: 0.217 (5, 7)		0-0 1B		0-0 1B		0-0 4-3		0-0 K		1	0	0	0	0	0	1									
Gordon Goldsberry, L OBP: 0.431, SLG: 0.462 (7, PH) (8, 7)		0-0 2B 1B		0-0 1B HBP		0-0 4-3		0-0 K		1	0	0	0	0	1	1									
Phil Masi, R OBP: 0.371, SLG: 0.424 (1, 2)		0-0 2B		0-0 G6-4-3 1B		0-0 3-1		0-0 FC6-4 1B		4	0	2	0	0	0	2									
Gus Niarhos, R OBP: 0.404, SLG: 0.348 (5, PR) (6, 2)		0-0 1B		0-0 5-3		0-0 G6-4-3		0-0 FC6-4 1B		2	0	0	0	0	0	2									
Luke Appling, R OBP: 0.284, SLG: 0.302 (9, PH)		0-0 G3		0-0 5-3		0-0 2B BB		0-0 FC6-4 1-2		0	0	0	0	0	0	0									
Nellie Fox, L OBP: 0.320, SLG: 0.303 (1, 4)		0-0 G3		0-0 5-3		0-0 2B BB		0-0 FC6-4 1-2		1	0	0	0	0	0	2									
Ray Scarborough, R OBP: 0.192, SLG: 0.163 (1, 1)		0-0 5-3		0-0 5-3		0-0 2B BB		0-0 FC6-4		0	1	0	0	1	0	0									
Hank Majeski, R OBP: 0.390, SLG: 0.402 (8, PH)		0-0 5-3		0-0 5-3		0-0 2B BB		0-0 FC6-4		0	0	0	0	0	0	0									
Billy Pierce, L OBP: 0.309, SLG: 0.275 (9, 1)		0-0 5-3		0-0 5-3		0-0 2B BB		0-0 FC6-4		0	0	0	0	0	0	0									
Mike McCormick, R OBP: 0.326, SLG: 0.316 (9, PH)		0-0 5-3		0-0 5-3		0-0 2B BB		0-0 FC6-4		1	0	0	0	0	0	2									
Inning Stats	R: 0 E: 0 K: 1 S: 5	H: 0 LOB: 0 BB: 0 P: 5	R: 1 E: 0 K: 0 S: 5	H: 2 LOB: 1 BB: 0 P: 5	R: 0 E: 0 K: 0 S: 2	H: 0 LOB: 0 BB: 1 P: 6	R: 0 E: 0 K: 0 S: 3	H: 1 LOB: 0 BB: 0 P: 3	R: 0 E: 0 K: 0 S: 3	H: 1 LOB: 2 BB: 0 P: 4	R: 0 E: 0 K: 0 S: 3	H: 0 LOB: 0 BB: 0 P: 3	R: 1 E: 0 K: 0 S: 5	H: 2 LOB: 1 BB: 0 P: 5	R: 1 E: 0 K: 0 S: 4	H: 1 LOB: 1 BB: 1 P: 8	R: 0 E: 0 K: 1 S: 7	H: 2 LOB: 2 BB: 0 P: 7	1B: 6 2B: 3 3B: 0 HR: 0	SF: 0 SAC: 0 DP: 3 HBP: 1	WP: 0 PB: 0 SB: 0 CS: 0	PA: 36			
PITCHER	IP	WLS	BF	H	R	ER	SO	BB	IBB	HBP	BLK	WP	HR	S	P	ERA	WHIP								
Fred Hutchinson, R ERA: 4.78 (1, 1)	9.0	W	36	9	3	3	2	2	0	1	0	0	0	37	46	3.00	1.222								

Batter	1	2	3	4	5	6	7	8	9	AB	R	H	RBI	BB	SO	LOB	TOP			
Johnny Lipon, R OBP: 0.391, SLG: 0.376 (1, 6)										5	1	1	0	0	0	1	Detroit Tigers @ Chicago White Sox Comiskey Park, Chicago, IL Thu Aug 10 1950, 4:33 AM EDT Unknown			
Jerry Priddy, R OBP: 0.375, SLG: 0.389 (1, 4)										5	2	2	0	0	0	1				
George Kell, R OBP: 0.421, SLG: 0.512 (1, 5)										4	1	2	0	0	0	0				
Vic Wertz, L OBP: 0.390, SLG: 0.570 (1, 9)										3	2	0	1	2	1	3				
Hoot Evers, R OBP: 0.402, SLG: 0.575 (1, 7)										4	2	2	1	1	0	2				
Johnny Groth, R OBP: 0.411, SLG: 0.466 (1, 8)										2	2	1	2	3	1	0				
Don Kolloway, R OBP: 0.351, SLG: 0.439 (1, 3)										5	0	2	4	0	0	4				
Bob Swift, R OBP: 0.347, SLG: 0.253 (1, 2)										2	0	1	1	2	0	1				
Art Houtteman, R OBP: 0.191, SLG: 0.159 Marlin Stuart, L (9, 1)										5	0	0	0	0	2	5				
Inning Stats	R: 0 E: 0 K: 0 S: 3	H: 0 LOB: 0 BB: 0 P: 3	R: 2 E: 0 K: 0 S: 3	H: 1 LOB: 0 BB: 2 P: 11	R: 0 E: 0 K: 0 S: 3	H: 0 LOB: 0 BB: 0 P: 3	R: 3 E: 0 K: 0 S: 5	H: 2 LOB: 1 BB: 2 P: 13	R: 1 E: 0 K: 1 S: 6	H: 2 LOB: 3 BB: 0 P: 6	R: 0 E: 0 K: 1 S: 5	H: 0 LOB: 0 BB: 0 P: 5	R: 0 E: 0 K: 1 S: 5	H: 0 LOB: 1 BB: 1 P: 9	R: 4 E: 0 K: 1 S: 10	H: 5 LOB: 2 BB: 1 P: 14	1B: 8 2B: 3 3B: 0 HR: 0	SF: 0 SAC: 2 DP: 1 HBP: 0	WP: 1 PB: 0 SB: 0 CS: 0	PA: 45
PITCHER	IP WLS BF H R ER SO BB IBB HBP BLK WP HR S P ERA WHIP																			
Ken Holcombe, R ERA: 6.39 (1, 1)	4.0 L 18 3 5 5 0 4 0 0 0 0 1 0 14 30 11.25 1.750																			
Lou Kretlow, R ERA: 8.67 (5, 1)	4.0 18 3 1 1 3 3 0 0 0 0 0 0 21 33 2.25 1.500																			
Bob Cain, L ERA: 4.59 (9, 1)	1.0 9 5 4 4 1 1 0 0 0 0 0 0 10 14 36.00 6.000																			

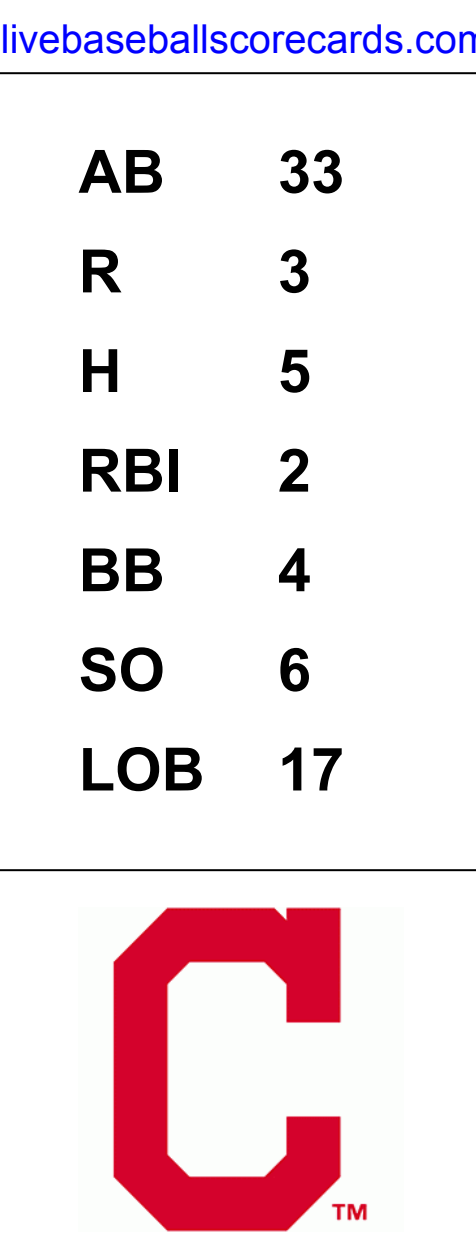
Batter	1	2	3	4	5	6	7	8	9	AB	R	H	RBI	BB	SO	LOB	BOTTOM			
Chico Carrasquel, R OBP: 0.386, SLG: 0.383 (1, 6)										5	0	1	0	0	0	3	Detroit Tigers @ Chicago White Sox Comiskey Park, Chicago, IL Thu Aug 10 1950, 4:33 AM EDT Unknown			
Floyd Baker, L OBP: 0.413, SLG: 0.343 (1, 5)										4	2	1	0	1	0	2				
Dave Philley, S OBP: 0.317, SLG: 0.400 (1, 9)										4	1	1	0	1	0	2				
Eddie Robinson, L OBP: 0.371, SLG: 0.416 (1, 3)										5	1	2	0	0	0	3				
Mary Rickert, L OBP: 0.300, SLG: 0.349 (1, 7)										5	2	4	2	0	0	1				
Phil Masi, R OBP: 0.372, SLG: 0.422 (1, 2)										4	0	1	0	1	0	4				
Jerry Scala, L OBP: 0.274, SLG: 0.203 (1, 8)										4	0	0	1	1	1	5				
Nellie Fox, L OBP: 0.321, SLG: 0.305 (1, 4)										5	0	2	1	0	0	4				
Ken Holcombe, R HBP: 0.238, SLG: 0.286 Hank Messers, R OBP: 0.379, SLG: 0.401 Lou Kretlow, R (4, PH) (5, 1) Gordon Goldsberry, L OBP: 0.409, SLG: 0.567 Bob Cain, L OBP: 0.315, SLG: 0.262 Mike McCormick, R OBP: 0.316, SLG: 0.306 (5, PH)										1	0	0	0	0	0	2				
Inning Stats	R: 0 E: 0 K: 0 S: 4	H: 1 LOB: 1 BB: 0 P: 4	R: 0 E: 0 K: 1 S: 6	H: 1 LOB: 2 BB: 1 P: 10	R: 2 E: 1 K: 0 S: 6	H: 2 LOB: 2 BB: 1 P: 10	R: 0 E: 0 K: 0 S: 4	H: 1 LOB: 1 BB: 0 P: 4	R: 0 E: 0 K: 0 S: 3	H: 0 LOB: 0 BB: 0 P: 3	R: 0 E: 0 K: 0 S: 4	H: 1 LOB: 1 BB: 0 P: 4	R: 1 E: 0 K: 0 S: 6	H: 3 LOB: 2 BB: 0 P: 6	R: 3 E: 0 K: 0 S: 6	H: 3 LOB: 2 BB: 2 P: 14	1B: 12 2B: 1 3B: 0 HR: 0	SF: 0 SAC: 0 DP: 0 HBP: 0	WP: 0 PB: 0 SB: 0 CS: 0	PA: 45
PITCHER	IP WLS BF H R ER SO BB IBB HBP BLK WP HR S P ERA WHIP																			
Art Houtteman, R ERA: 3.32 (1, 1)	8.1 W 41 12 6 5 1 3 0 0 0 0 0 0 3 7 5.40 1.800																			
Marlin Stuart, R ERA: 5.02 (9, 1)	0.2 S 4 1 0 0 0 1 0 0 0 0 0 0 3 7 0.00 3.000																			

Batter	1	2	3	4	5	6	7	8	9	AB	R	H	RBI	BB	SO	LOB	TOP																		
Johnny Lipon, R (1, 6) OBP: 0.391, SLG: 0.376											0	0	0	0	0	0	0	Detroit Tigers @ Chicago White Sox Comiskey Park, Chicago, IL Thu Aug 10 1950, 4:38 AM EDT Att: 11,684 - Unknown livebaseballscorecards.com																	
Jerry Priddy, R (1, 4) OBP: 0.376, SLG: 0.389											0	0	0	0	0	0	0																		
George Kell, R (1, 5) OBP: 0.421, SLG: 0.512											0	0	0	0	0	0	0																		
Vic Wertz, L (1, 9) OBP: 0.390, SLG: 0.570											0	0	0	0	0	0	0																		
Hoot Evers, R (1, 7) OBP: 0.402, SLG: 0.575											0	0	0	0	0	0	0																		
Johnny Groth, R (1, 8) OBP: 0.411, SLG: 0.466											0	0	0	0	0	0	0																		
Don Kolloway, R (1, 3) OBP: 0.351, SLG: 0.439											0	0	0	0	0	0	0																		
Aaron Robinson, L (1, 2) OBP: 0.419, SLG: 0.386											0	0	0	0	0	0	0																		
Hal Newhouser, L (1, 1) OBP: 0.293, SLG: 0.243											0	0	0	0	0	0	0																		
Inning Stats											1B: 0	SF: 0	WP: 0	PA: 0	2B: 0	SAC: 0	FB: 0	3B: 0	DP: 0	SB: 0	CS: 0	HR: 0	HBP: 0												
PITCHER Randy Gumpert, R (1, 1) ERA: 4.61	IP	WLS	BF	H	R	ER	SO	BB	IBB	HBP	BLK	WP	HR	S	P	ERA	WHIP																		
																		PITCHER	IP	WLS	BF	H	R	ER	SO	BB	IBB	HBP	BLK	WP	HR	S	P	ERA	WHIP

Batter	1	2	3	4	5	6	7	8	9	AB	R	H	RBI	BB	SO	LOB	BOTTOM																		
Nellie Fox, L (1, 4) OBP: 0.321, SLG: 0.305											0	0	0	0	0	0	0	Detroit Tigers @ Chicago White Sox Comiskey Park, Chicago, IL Thu Aug 10 1950, 4:38 AM EDT Att: 11,684 - Unknown livebaseballscorecards.com																	
Dave Philley, S (1, 9) OBP: 0.317, SLG: 0.400											0	0	0	0	0	0	0																		
Chico Carrasquel, R (1, 6) OBP: 0.386, SLG: 0.363											0	0	0	0	0	0	0																		
Eddie Robinson, L (1, 3) OBP: 0.371, SLG: 0.416											0	0	0	0	0	0	0																		
Hank Majeski, R (1, 5) OBP: 0.379, SLG: 0.401											0	0	0	0	0	0	0																		
Mike McCormick, R (1, 8) OBP: 0.318, SLG: 0.308											0	0	0	0	0	0	0																		
Mary Rickert, L (1, 7) OBP: 0.300, SLG: 0.349											0	0	0	0	0	0	0																		
Gus Niarhos, R (1, 2) OBP: 0.404, SLG: 0.348											0	0	0	0	0	0	0																		
Randy Gumpert, R (1, 1) OBP: 0.154, SLG: 0.120											0	0	0	0	0	0	0																		
Inning Stats											1B: 0	SF: 0	WP: 0	PA: 0	2B: 0	SAC: 0	FB: 0	3B: 0	DP: 0	SB: 0	CS: 0	HR: 0	HBP: 0												
PITCHER Hal Newhouser, L (1, 1) ERA: 5.22	IP	WLS	BF	H	R	ER	SO	BB	IBB	HBP	BLK	WP	HR	S	P	ERA	WHIP																		
																		PITCHER	IP	WLS	BF	H	R	ER	SO	BB	IBB	HBP	BLK	WP	HR	S	P	ERA	WHIP

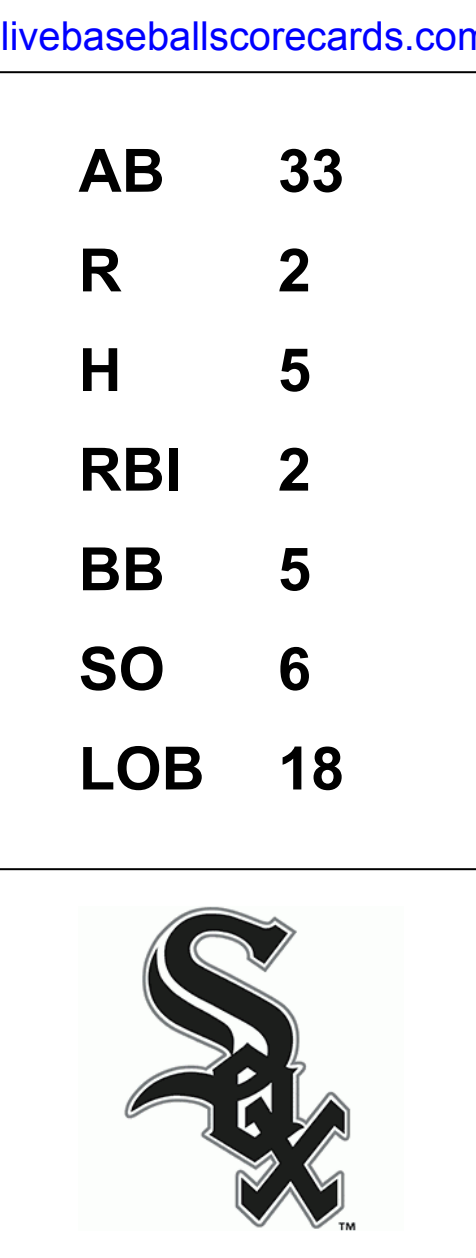
Batter	1	2	3	4	5	6	7	8	9	AB	R	H	RBI	BB	SO	LOB	TOP
Ray Boone, R OBP: 0.421, SLG: 0.470 (1, 6)	0-3 K		0-0 1B		0-0 6-3		0-0 6-3		0-0 1B	5	0	2	1	0	1	0	
Bob Kennedy, R OBP: 0.397, SLG: 0.439 (1, 9)	0-0 F4		0-0 L7			1-0 E HBP		0-0 1-3	0-0 F8	4	1	0	0	0	0	2	
Larry Doby, L OBP: 0.466, SLG: 0.586 (1, 8)	0-3 K			0-3 K		0-0 E1		0-0 1B		4	0	1	0	0	2	1	
Luke Easter, L OBP: 0.393, SLG: 0.510 (1, 3)		0-0 E3 BB		0-0 F8		0-0 F8		0-0 F8		4	0	0	0	0	0	2	
Al Rosen, R OBP: 0.397, SLG: 0.584 (1, 5)		0-3 K		0-0 BB 1B		3-H 4-0 BB		0-0 F7		3	0	1	0	1	1	2	
Joe Gordon, R OBP: 0.347, SLG: 0.426 (1, 4)		4-0 BB G5-4-3		4-0 BB		0-0 F9		0-0 1B BB F7		1	1	0	0	3	0	2	
Allie Clark, R OBP: 0.248, SLG: 0.352 (1, 7)		0-0 G5-4-3		0-0 4-3		0-3 K		0-0 1-3 1B BB F7		4	1	1	0	0	1	6	
AB 33																	
R 3																	
H 5																	
RBI 2																	
BB 4																	
SO 6																	
LOB 17																	
WP: 0																	PA: 38
PA: 38																	
ERA: 3.94																	
ERA: 2.00																	
WHIP: 1.000																	
WHIP: 1.111																	

Cleveland Indians @ Chicago White Sox
Comiskey Park, Chicago, IL
Fri Aug 11 1950, 4:33 AM EDT
Att: 6,554 - Unknown



Batter	1	2	3	4	5	6	7	8	9	AB	R	H	RBI	BB	SO	LOB	BOTTOM
Chico Carrasquel, R OBP: 0.381, SLG: 0.378 (1, 6)	0-3 K		0-0 F3		0-0 5-3		0-0 F2		0-0 1B	5	0	1	0	0	1	2	
Floyd Baker, L OBP: 0.400, SLG: 0.324 (1, 5)	0-0 5-3		4-0 BB BB		0-0 4-3		0-0 F9		0-0 4-3	4	0	0	0	1	0	1	
Dave Philley, S OBP: 0.321, SLG: 0.401 (1, 9)	0-0 F3		4-0 BB 1-2 2-3 3-H		0-0 6-3		0-0 1B 1B			3	1	1	1	1	0	0	
Eddie Robinson, L OBP: 0.367, SLG: 0.411 (1, 3)		0-0 F7		0-0 F7		0-0 FC1-5 1-3 1B		0-0 F5		4	0	1	0	0	0	3	
Mary Rickert, L OBP: 0.301, SLG: 0.345 (1, 7)		0-3 K		0-0 6-3		0-0 FC FC1-5 1-2 3-H 1B		0-0 6-3		4	0	1	1	0	1	0	
Phil Masi, R OBP: 0.369, SLG: 0.416 (1, 2)		0-0 6-3		0-0 4-3		0-0 FC1-5 FC1-2 FC		0-0 BB		3	0	0	0	1	0	2	
AB 33																	
R 2																	
H 5																	
RBI 2																	
BB 5																	
SO 6																	
LOB 18																	
WP: 0																	PA: 38
PA: 38																	
ERA: 2.00																	
WHIP: 1.111																	
WHIP: 1.111																	

Cleveland Indians @ Chicago White Sox
Comiskey Park, Chicago, IL
Fri Aug 11 1950, 4:33 AM EDT
Att: 6,554 - Unknown



Batter	1	2	3	4	5	6	7	8	9	AB	R	H	RBI	BB	SO	LOB	TOP					
Ray Boone, R (1, 6) OBP: 0.422, SLG: 0.466										5	0	2	0	0	0	2						
Bob Kennedy, R (1, 9) OBP: 0.394, SLG: 0.434										4	1	1	0	0	0	3						
Larry Doby, L (1, 8) OBP: 0.464, SLG: 0.596										4	1	1	2	0	0	1						
Luke Easter, L (1, 3) OBP: 0.390, SLG: 0.504										4	1	1	0	0	1	0						
Al Rosen, R (1, 5) OBP: 0.395, SLG: 0.577										4	0	2	0	0	0	0						
Joe Gordon, R (1, 4) OBP: 0.350, SLG: 0.436										4	0	1	1	0	0	1						
Allie Clark, R (1, 7) Bobby Avila, R (8, PR) Sam Zoldak, L (8, 1) OBP: 0.357, SLG: 0.357 OBP: 0.405, SLG: 0.372 OBP: 0.353, SLG: 0.214										3	0	2	0	0	0	0						
Jim Hegan, R (1, 2) OBP: 0.312, SLG: 0.444										3	0	0	0	0	1	2						
Bob Feller, R (1, 1) Lou Boudreau, R (8, PH) Dale Mitchell, L (8, PR) OBP: 0.131, SLG: 0.138 OBP: 0.337, SLG: 0.324 OBP: 0.363, SLG: 0.365										2	0	1	0	0	0	1						
Inning Stats	R: 0 E: 0 K: 0 S: 3	H: 1 LOB: 0 BB: 0 P: 3	R: 0 E: 0 K: 0 S: 3	H: 1 LOB: 0 BB: 0 P: 3	R: 0 E: 0 K: 0 S: 4	H: 1 LOB: 1 BB: 0 P: 4	R: 0 E: 0 K: 1 S: 5	H: 0 LOB: 0 BB: 0 P: 5	R: 0 E: 0 K: 1 S: 6	H: 0 LOB: 1 BB: 0 P: 6	R: 0 E: 0 K: 0 S: 4	H: 2 LOB: 1 BB: 0 P: 4	R: 0 E: 0 K: 0 S: 3	H: 0 LOB: 0 BB: 0 P: 3	R: 5 E: 1 K: 0 S: 10	H: 7 LOB: 2 BB: 0 P: 10	R: 0 E: 0 K: 0 S: 3	H: 0 LOB: 0 BB: 0 P: 3	1B: 11 2B: 1 3B: 1 HR: 0	SF: 0 SAC: 1 DP: 2 HBP: 0	WP: 0 PB: 0 SB: 1 CS: 0	PA: 37
PITCHER	IP WLS BF H R ER SO BB IBB HBP BLK WP HR S P ERA WHIP																					
Bill Wight, L (1, 1) ERA: 3.83	7.2 L 32 11 5 5 2 0 0 0 0 0 0 0 36 36 5.87 1.435																					
Randy Gumpert, R (8, 1) ERA: 4.33	1.1 5 1 0 0 0 0 0 0 0 0 0 0 5 5 0.00 0.750																					

Cleveland Indians @ Chicago White Sox
Comiskey Park, Chicago, IL
Sun Aug 13 1950, 4:33 AM EDT
Unknown

AB 36
R 5
H 12
RBI 4
BB 0
SO 2
LOB 12



Batter	1	2	3	4	5	6	7	8	9	AB	R	H	RBI	BB	SO	LOB	BOTTOM			
Nellie Fox, L (1, 4) OBP: 0.327, SLG: 0.318										4	0	1	0	0	0	0				
Dave Philley, S (1, 9) OBP: 0.319, SLG: 0.402										4	1	1	0	0	0	2				
Mary Rickert, L (1, 7) OBP: 0.306, SLG: 0.351										4	1	2	0	0	0	1				
Eddie Robinson, L (1, 3) OBP: 0.373, SLG: 0.429										3	0	1	1	1	1	2				
Hank Majeski, R (1, 5) OBP: 0.383, SLG: 0.414										4	0	1	1	0	0	2				
Mike McCormick, R (1, 8) OBP: 0.350, SLG: 0.346										4	0	1	0	0	2	3				
Chico Carrasquel, R (1, 6) OBP: 0.376, SLG: 0.374										4	0	0	0	0	0	1				
Phil Masi, R (1, 2) OBP: 0.368, SLG: 0.412										3	0	0	0	0	0	0				
Bill Wight, L (1, 1) Randy Gumpert, R (8, 1) OBP: 0.143, SLG: 0.111										2	0	0	0	0	2	0				
Inning Stats	R: 1 E: 0 K: 1 S: 7	H: 2 LOB: 2 BB: 1 P: 11	R: 0 E: 0 K: 1 S: 5	H: 0 LOB: 0 BB: 0 P: 5	R: 0 E: 0 K: 1 S: 6	H: 1 LOB: 1 BB: 0 P: 6	R: 0 E: 0 K: 0 S: 3	H: 1 LOB: 0 BB: 0 P: 3	R: 0 E: 0 K: 1 S: 6	H: 1 LOB: 1 BB: 0 P: 6	R: 0 E: 0 K: 1 S: 5	H: 0 LOB: 0 BB: 0 P: 5	R: 1 E: 1 K: 0 S: 5	H: 1 LOB: 1 BB: 0 P: 5	R: 0 E: 0 K: 0 S: 3	H: 0 LOB: 0 BB: 0 P: 3	1B: 6 2B: 1 3B: 0 HR: 0	SF: 0 SAC: 1 DP: 1 HBP: 1	WP: 0 PB: 0 SB: 0 CS: 0	PA: 36
PITCHER	IP WLS BF H R ER SO BB IBB HBP BLK WP HR S P ERA WHIP																			
Bob Feller, R (1, 1) ERA: 3.61	7.0 W 27 6 1 1 5 1 0 0 0 0 0 0 35 40 1.29 1.000																			
Sam Zoldak, L (8, 1) ERA: 4.71	2.0 S 8 1 1 0 0 0 0 0 0 0 0 0 8 8 0.00 0.500																			

Cleveland Indians @ Chicago White Sox
Comiskey Park, Chicago, IL
Sun Aug 13 1950, 4:33 AM EDT
Unknown

AB 32
R 2
H 7
RBI 2
BB 1
SO 5
LOB 11

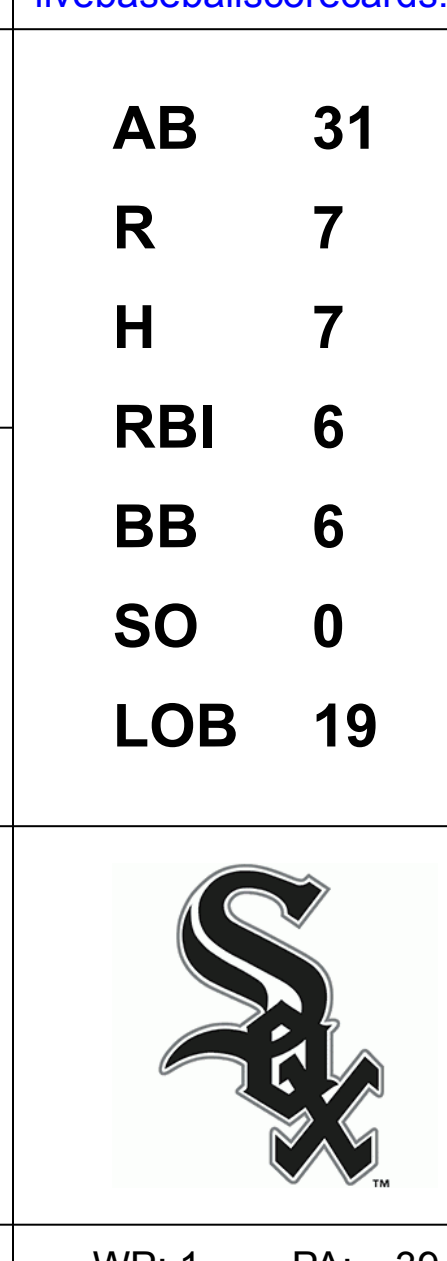


Batter	1	2	3	4	5	6	7	8	9	AB	R	H	RBI	BB	SO	LOB	TOP																				
Dale Mitchell, L OBP: 0.366, SLG: 0.366 (1, 7)	0-0 4-3		0-0 F8			0-0 HBP 1B BB	0-0 4-3 1B		4-0 5-3 1B BB	4	2	2	0	1	0	1	Cleveland Indians @ Chicago White Sox Comiskey Park, Chicago, IL Sun Aug 13 1950, 4:38 AM EDT Att: 37,940 - Unknown																				
Bob Kennedy, R OBP: 0.382, SLG: 0.429 (1, 9)	0-3 K		0-0 F8			4-0 HBP 1B BB	0-0 4-3		0-0 5-3	4	1	0	0	1	1	3																					
Larry Doby, L OBP: 0.466, SLG: 0.593 (1, 8)	0-3 K			0-0 4-3		1-0 1B G6-4-3 HBP	4-0		0-0 G4-6-3 1B	3	1	1	1	1	1	0																					
Luke Easter, L OBP: 0.388, SLG: 0.500 (1, 3)		0-0 L3		0-0 F8		0-0 G6-4-3 1B	0-0 4-3		0-0 G4-6-3	5	0	1	2	0	0	4																					
Al Rosen, R OBP: 0.396, SLG: 0.575 (1, 5)		0-0 F7			0-0 BB G6-4-3 1B	0-0 G6-4-3		4-0 1B BB		3	1	1	0	1	0	1																					
Ray Boone, R OBP: 0.424, SLG: 0.461 (1, 6)		0-0 6-3			4-0 G6-4-3 BB	4-0 BB		0-3 K		2	0	0	0	2	1	1																					
Joe Gordon, R OBP: 0.350, SLG: 0.433 Bobby Avila, R OBP: 0.411, SLG: 0.379 (1, 4) (6, 4)			0-0 5-3		4-0 G6-4-3 BB	0-3 K		0-0 1B		2	0	0	0	1	1	1																					
Jim Hegan, R OBP: 0.313, SLG: 0.443 Sam Zoldak, L OBP: 0.333, SLG: 0.200 Al Benton, R OBP: 0.375, SLG: 0.167 Bob Lemon, L OBP: 0.343, SLG: 0.515 Marino Pieretti, R OBP: 0.250, SLG: 0.250 (1, 1) (1, 1) (3, PH) (3, 1) (5, PH) (5, 2)			4-0 BB		0-0 F8		0-0 1-3	0-0 F2		1	0	0	0	1	0	2																					
Dick Weik, R OBP: 0.125, SLG: 0.125 Steve Gromek, R OBP: 0.172, SLG: 0.143 Thurman Lockery, L OBP: 0.246, SLG: 0.235 Jesse Flores, R OBP: 0.311, SLG: 0.440 (1, 1) (1, 1) (3, PH) (3, 1) (5, PH) (5, 2)			0-3 K		0-0 F8		0-0 4-3 1B	0-0 F5		0	0	0	0	0	0	0																					
Inning Stats	R: 0 E: 0 K: 2 S: 7	H: 0 LOB: 0 BB: 0 P: 7	R: 0 E: 0 K: 0 S: 3	H: 0 LOB: 0 BB: 0 P: 3	R: 0 E: 0 K: 1 S: 5	H: 0 LOB: 1 BB: 1 P: 9	R: 0 E: 0 K: 0 S: 3	H: 0 LOB: 0 BB: 0 P: 3	R: 1 E: 0 K: 0 S: 3	H: 1 LOB: 1 BB: 2 P: 11	R: 3 E: 0 K: 1 S: 6	H: 2 LOB: 1 BB: 2 P: 15	R: 0 E: 0 K: 0 S: 5	H: 2 LOB: 3 BB: 1 P: 9	R: 0 E: 0 K: 1 S: 6	H: 1 LOB: 2 BB: 1 P: 10		R: 1 E: 0 K: 0 S: 3	H: 1 LOB: 0 BB: 1 P: 7	1B: 7 2B: 0 3B: 0 HR: 0	SF: 0 SAC: 0 DP: 3 HBP: 1	WP: 0 PB: 0 SB: 0 CS: 0	PA: 40														
PITCHER	IP	WLS	BF	H	R	ER	SO	BB	IBB	HBP	BLK	WP	HR	S	P	ERA	WHIP	PITCHER		IP	WLS	BF	H	R	ER	SO	BB	IBB	HBP	BLK	WP	HR	S	P	ERA	WHIP	
Ray Scarborough, R ERA: 4.76 (1, 1)	5.0	W	22	3	4	4	3	4	0	1	0	0	0	23	40	7.20	1.400			1.0	3	3	0	0	0	0	0	0	0	0	0	0	3	3	0.00	0.000	
Ken Holcombe, R ERA: 6.16 (6, 1)	4.0	S	18	4	1	1	2	4	0	0	0	0	0	18	34	2.25	2.000			8.1	1	1	0	0	0	0	0	0	0	0	0	0	0	0	0	0.00	0.000

AB	31
R	5
H	7
RBI	3
BB	8
SO	5
LOB	19



Batter	1	2	3	4	5	6	7	8	9	AB	R	H	RBI	BB	SO	LOB	BOTTOM																					
Nellie Fox, L OBP: 0.322, SLG: 0.313 (1, 4)	0-0 F3		0-0 3-1			0-0 F7		0-0 F6		5	0	0	0	0	0	3	Cleveland Indians @ Chicago White Sox Comiskey Park, Chicago, IL Sun Aug 13 1950, 4:38 AM EDT Att: 37,940 - Unknown																					
Floyd Baker, L OBP: 0.400, SLG: 0.329 (1, 5)	0-0 6-3	0-0 E 1B		0-0 S 1B		0-0 6-3		0-0 F7		5	1	2	0	0	0	0																						
Mary Rickert, L OBP: 0.312, SLG: 0.353 (1, 7)	4-0 E WP	0-0 E5		0-0 F8		0-0 1B BB		0-0 5-3		4	2	2	0	1	0	1																						
Eddie Robinson, L OBP: 0.374, SLG: 0.427 (1, 3)	1-0 E BB	0-0 L8		0-0 F9		4-0 IBB 1B BB				2	1	0	1	1	0	2																						
Dave Philley, S OBP: 0.318, SLG: 0.400 (1, 9)	0-0 E6	0-0 F8		0-0 4-3		0-0 IBB		1-2 2-3 1B		4	1	1	0	0	0	3																						
Mike McCormick, R OBP: 0.365, SLG: 0.352 Gordon Goldsberry, L OBP: 0.429, SLG: 0.458 Jerry Scala, L OBP: 0.274, SLG: 0.203 (1, 8) (7, PH) (8, 8)	4-0 2B	0-0 1-3			0-0 G4-6-3 1B		0-0 F7			2	1	1	0	1	0	1																						
Chico Carrasquel, R OBP: 0.377, SLG: 0.373 (1, 6)	4-0 2B		0-0 F6		0-0 G4-6-3		0-0 IBB			2	1	0	1	2	0	1																						
Gus Niarhos, R OBP: 0.386, SLG: 0.353 Hank Majeski, R OBP: 0.392, SLG: 0.413 Phil Masi, R OBP: 0.368, SLG: 0.412 (1, 2) (7, PH) (8, 2)	0-0 2B		0-0 E1		0-0 F9		0-0 F6			3	0	1	3	0	0	0																						
Ray Scarborough, R OBP: 0.208, SLG: 0.163 Ken Holcombe, R OBP: 0.217, SLG: 0.261 (1, 1) (6, 1)	4-0 BB		0-0 SH1-4			0-0 5-3		0-0 G3		0	0	0	0	1	0	0																						
Inning Stats	R: 5 E: 1 K: 0 S: 5	H: 1 LOB: 2 BB: 4 P: 22	R: 1 E: 1 K: 0 S: 5	H: 2 LOB: 1 BB: 0 P: 5	R: 0 E: 1 K: 0 S: 4	H: 0 LOB: 1 BB: 0 P: 4	R: 0 E: 0 K: 0 S: 4	H: 1 LOB: 1 BB: 0 P: 4	R: 0 E: 0 K: 0 S: 3	H: 1 LOB: 0 BB: 0 P: 3	R: 0 E: 0 K: 0 S: 3	H: 0 LOB: 0 BB: 0 P: 3	R: 1 E: 0 K: 0 S: 5	H: 2 LOB: 3 BB: 2 P: 13	R: 0 E: 0 K: 0 S: 3	H: 0 LOB: 0 BB: 0 P: 3		1B: 6 2B: 1 3B: 0 HR: 0	SF: 0 SAC: 1 DP: 1 HBP: 1	WP: 1 PB: 0 SB: 2 CS: 0	PA: 39																	
PITCHER	IP	WLS	BF	H	R	ER	SO	BB	IBB	HBP	BLK	WP	HR	S	P	ERA	WHIP	PITCHER		IP	WLS	BF	H	R	ER	SO	BB	IBB	HBP	BLK	WP	HR	S	P	ERA	WHIP		
Dick Weik, R ERA: 4.55 (1, 1)	0.2	L	9	1	5	0	0	4	0	0	0	0	0	6	6	0.00	1.500			8.1	1	1	0	0	0	0	0	0	0	0	0	0	0	0	0.00	0.000		
Steve Gromek, R ERA: 4.44 (1, 1)	1.1		6	2	1	0	0	0	0	0	0	0	0	6	6	0.00	1.500			1.0	3	3	0	0	0	0	0	0	0	0	0	0	0	0	0	0.00	0.000	
Jesse Flores, R ERA: 4.73 (3, 1)	2.0		8	1	0	0	0	0	0	0	0	0	0	8	8	0.00	0.500			1.0	3	3	0	0	0	0	0	0	0	0	0	0	0	0	0	0.00	0.000	
Sam Zoldak, L ERA: 4.7 (5, 1)	2.0		9	3	1	1	0	1	0	0	0	0	0	8	12	4.50	2.000			8.1	1	1	0	0	0	0	0	0	0	0	0	0	0	0	0	0.00	0.000	
Al Benton, R ERA: 3.47 (7, 1)	1.0		4	0	0	0	0	0	1	0	0	0	0	3	7	0.00	0.000			1.0	3	3	0	0	0	0	0	0	0	0	0	0	0	0	0	0	0.00	0.000



Batter	1	2	3	4	5	6	7	8	9	AB	R	H	RBI	BB	SO	LOB	TOP						
Nellie Fox, L OBP: 0.321, SLG: 0.312 (1, 4)	0-0 4-3	0-0 4-3			0-0 4-3			0-0 BB 1B		4	0	1	0	0	0	1	Chicago White Sox @ Detroit Tigers Briggs Stadium, Detroit, MI Wed Aug 16 1950, 4:33 AM EDT Att: 50,262 - Unknown						
Floyd Baker, L OBP: 0.415, SLG: 0.333 (1, 5)	0-0 2B 1B		0-0 5-3			4-0 PB BB		4-0 1-2 BB		2	1	1	0	2	0	0							
Mary Rickert, L OBP: 0.307, SLG: 0.347 (1, 9) (2, 7)	0-3 K 1-2		0-0 1-3			0-3 K 1-2		0-0 F8		4	0	0	0	0	2	4							
Eddie Robinson, L OBP: 0.375, SLG: 0.425 (1, 3)	4-0 2B BB		0-0 F8			4-0 L3-1 BB		0-0 P3		2	1	0	0	2	0	2							
Gus Zernial, R OBP: 0.342, SLG: 0.487 Mike McCormick, R OBP: 0.348, SLG: 0.333 (1, 7) (2, 8)	0-0 1-H 2-H 2B			0-0 4-3		0-0 L3-1 1-1			0-3 K	1	0	1	2	0	0	0							
Dave Philley, S OBP: 0.318, SLG: 0.398 (1, 8) (2, 9)	0-0 3-1			0-0 F8			0-0 2-3		4-0 1B BB	3	0	0	0	1	0	1							
Phil Masi, R OBP: 0.367, SLG: 0.409 (1, 2)		0-0 3-1		0-0 F7			0-0 G5-4-3 1B		0-3 K	4	0	1	0	0	1	1							
Chico Carrasquel, R OBP: 0.378, SLG: 0.372 (1, 6)		4-0 SH1-4 BB			0-0 4-3		0-0 G5-4-3 1-2		0-0 1-2 1B	3	0	1	0	1	0	1							
Billy Pierce, L OBP: 0.310, SLG: 0.264 Luis Aloma, R OBP: 0.311, SLG: 0.111 Hank Majeski, R OBP: 0.381, SLG: 0.412 Howie Judson, R OBP: 0.222, SLG: 0.188 Gordon Goldsberry, L OBP: 0.425, SLG: 0.454 (1, 1) (2, 1) (8, PH) (8, 1) (9, PH)		0-0 SH1-4			0-0 4-3			0-0 F7	0-0 3-1	0	0	0	0	0	0	0							
Inning Stats	R: 2 E: 1 K: 1 S: 7	H: 2 LOB: 1 BB: 1 P: 11	R: 0 E: 0 K: 0 S: 3	H: 0 LOB: 0 BB: 0 P: 7	R: 0 E: 0 K: 0 S: 3	H: 0 LOB: 0 BB: 0 P: 3	R: 0 E: 0 K: 0 S: 3	H: 0 LOB: 0 BB: 0 P: 3	R: 0 E: 0 K: 1 S: 4	H: 1 LOB: 1 BB: 2 P: 12	R: 0 E: 0 K: 0 S: 3	H: 1 LOB: 2 BB: 1 P: 8	R: 0 E: 0 K: 2 S: 8	H: 1 LOB: 2 BB: 1 P: 12	1B: 4 2B: 2 3B: 0 HR: 0	SF: 0 SAC: 1 DP: 2 HBP: 0		WP: 0 PB: 1 SB: 0 CS: 0	PA: 36				
PITCHER Dizzy Trout, R ERA: 3.58 (1, 1)	IP: 9.0 WLS: W BF: 36 H: 5 R: 2 ER: 0 SO: 4 BB: 6 IBB: 0 HBP: 0 BLK: 0 WP: 0 HR: 0 S: 38 P: 62 ERA: 0.00 WHIP: 1.222											PITCHER	IP: 9.0 WLS: W BF: 36 H: 5 R: 2 ER: 0 SO: 4 BB: 6 IBB: 0 HBP: 0 BLK: 0 WP: 0 HR: 0 S: 38 P: 62 ERA: 0.00 WHIP: 1.222										

Batter	1	2	3	4	5	6	7	8	9	AB	R	H	RBI	BB	SO	LOB	BOTTOM						
Neil Berry, R OBP: 0.350, SLG: 0.294 (1, 6)	4-0 G3 1B BB	0-0 2B 1B		0-3 K		0-0 1-3 2B		0-3 K		4	1	2	1	1	2	0	Chicago White Sox @ Detroit Tigers Briggs Stadium, Detroit, MI Wed Aug 16 1950, 4:33 AM EDT Att: 50,262 - Unknown						
Jerry Priddy, R OBP: 0.375, SLG: 0.383 (1, 4)	0-0 G3 1B 1-2	0-0 2B 1B 2B		0-0 P6		0-0 F8				4	1	2	1	0	0	2							
George Kell, R OBP: 0.416, SLG: 0.499 (1, 5)	0-0 F8	0-0 BLK 1B 1B		0-0 F7		0-0 P6				4	1	1	1	0	0	2							
Vic Wertz, L OBP: 0.404, SLG: 0.572 (1, 9)	0-0 G3 1-2 2-3	0-0 F7			0-0 F7		0-0 BB 1B			4	0	1	0	0	0	3							
Hoot Evers, R OBP: 0.403, SLG: 0.567 (1, 7)	0-0 6-3	0-0 E8 1B		0-3 K		0-0 P4				4	0	1	1	0	1	3							
Johnny Groth, R OBP: 0.407, SLG: 0.469 (1, 8)		4-0 SH1-3 E BB BB		0-0 P5		4-0 5-3		4-0 1-2 BB		2	1	0	0	2	0	0							
Don Kolloway, R OBP: 0.345, SLG: 0.423 (1, 3)		4-0 SH1-3 E BB		0-0 P3		0-0 F9 F8				3	1	0	0	1	0	2							
Bob Swift, R OBP: 0.356, SLG: 0.262 (1, 2)		0-0 SH1-3 1-2 2-3		0-0 1B		0-0 2B 1B		0-0 F9		3	0	2	0	0	0	0							
Dizzy Trout, R OBP: 0.289, SLG: 0.300 (1, 1)		0-0 E7 1B 1B		0-0 1-3		0-3 K		0-0 5-3		4	1	1	2	0	1	2							
Inning Stats	R: 0 E: 0 K: 0 S: 4	H: 1 LOB: 2 BB: 1 P: 8	R: 6 E: 2 K: 0 S: 7	H: 5 LOB: 2 BB: 2 P: 15	R: 0 E: 0 K: 0 S: 4	H: 1 LOB: 1 BB: 0 P: 4	R: 0 E: 0 K: 1 S: 5	H: 0 LOB: 0 BB: 0 P: 5	R: 0 E: 0 K: 1 S: 7	H: 2 LOB: 2 BB: 0 P: 7	R: 0 E: 0 K: 0 S: 4	H: 1 LOB: 1 BB: 1 P: 8	R: 0 E: 0 K: 1 S: 5	H: 0 LOB: 0 BB: 0 P: 5	1B: 8 2B: 2 3B: 0 HR: 0	SF: 0 SAC: 1 DP: 0 HBP: 0		WP: 0 PB: 0 SB: 0 CS: 0	PA: 37				
PITCHER Billy Pierce, L ERA: 4.2 Luis Aloma, R ERA: 4.48 Howie Judson, R ERA: 4.18 (1, 1) (2, 1) (8, 1)	IP: 1.1 WLS: L BF: 23 H: 6 R: 1 ER: 1 SO: 3 BB: 1 IBB: 0 HBP: 0 BLK: 1 WP: 0 HR: 0 S: 28 P: 32 ERA: 1.59 WHIP: 1.235											PITCHER	IP: 1.1 WLS: L BF: 23 H: 6 R: 1 ER: 1 SO: 3 BB: 1 IBB: 0 HBP: 0 BLK: 1 WP: 0 HR: 0 S: 28 P: 32 ERA: 1.59 WHIP: 1.235										

Batter	1	2	3	4	5	6	7	8	9	AB	R	H	RBI	BB	SO	LOB	TOP				
Nellie Fox, L OBP: 0.320, SLG: 0.309 (1, 4)	4-3		BB		4-3		4-3			3	0	0	0	1	0	2	Chicago White Sox @ Detroit Tigers Briggs Stadium, Detroit, MI Thu Aug 17 1950, 4:33 AM EDT Att: 13,967 - Unknown				
Floyd Baker, L OBP: 0.396, SLG: 0.317 (1, 5)	K		F9			G3		4-3	4	0	0	0	0	1	1						
Dave Philley, S OBP: 0.317, SLG: 0.397 (1, 9)	6-3			F5		F9		BB	4	0	1	0	0	0	0						
Eddie Robinson, L OBP: 0.376, SLG: 0.424 (1, 3)		4-3		1B		F8		BB	3	1	1	0	1	0	0						
Mary Rickert, L OBP: 0.306, SLG: 0.346 (1, 7)		F7		1B			F7	BB	4	0	1	0	0	0	2						
Mike McCormick, R OBP: 0.357, SLG: 0.367 (1, 8)		1-3		E6			1B	BB	3	1	1	1	1	0	1						
Chico Carrasquel, R OBP: 0.377, SLG: 0.371 (1, 6)			5-3	G6-4-3			K	BB	4	0	1	0	0	1	3						
Gus Niarhos, R OBP: 0.393, SLG: 0.352 (1, 2)			E	F8			1B	BB	3	1	1	0	1	0	2						
Randy Gumpert, R OBP: 0.133, SLG: 0.103 (1, 1)			6-3					F3	2	0	0	1	0	1	0	AB 32 R 3 H 7 RBI 3 BB 4 SO 3 LOB 12					
Gordon Goldsberry, L OBP: 0.430, SLG: 0.469 (7, PH)									1	0	1	1	0	0	0						
Lou Kretlow, R OBP: 0.380, SLG: 0.411 (9, PH)									1	0	0	0	0	0	1						
Hank Majeski, R OBP: 0.380, SLG: 0.411 (9, PH)									1	0	0	0	0	0	1						
Inning Stats	R: 0 E: 0 K: 1 S: 5	H: 0 LOB: 0 BB: 0 P: 5	R: 0 E: 0 K: 0 S: 3	H: 0 LOB: 0 BB: 0 P: 3	R: 1 E: 1 K: 0 S: 4	H: 1 LOB: 1 BB: 1 P: 8	R: 1 E: 1 K: 0 S: 5	H: 2 LOB: 1 BB: 0 P: 5	R: 0 E: 0 K: 1 S: 3	H: 0 LOB: 0 BB: 0 P: 3	R: 1 E: 0 K: 1 S: 7	H: 2 LOB: 2 BB: 1 P: 11	R: 0 E: 0 K: 0 S: 3	H: 1 LOB: 1 BB: 1 P: 7	R: 0 E: 0 K: 0 S: 3		H: 1 LOB: 1 BB: 1 P: 7	1B: 6 2B: 0 3B: 1 HR: 0	SF: 0 SAC: 0 DP: 3 HBP: 0	WP: 0 PB: 0 CS: 0	PA: 36
PITCHER	IP WLS BF H R ER SO BB IBB HBP BLK WP HR S P ERA WHIP	IP WLS BF H R ER SO BB IBB HBP BLK WP HR S P ERA WHIP																			
Hal White, R ERA: 4.32 (1, 1)	9.0	W	36	7	3	2	3	4	0	0	0	0	0	0	0		0	2.00	1.222		

Batter	1	2	3	4	5	6	7	8	9	AB	R	H	RBI	BB	SO	LOB	BOTTOM		
Jerry Priddy, R OBP: 0.377, SLG: 0.384 (1, 4)	SH1-4	FC4-6		E6		F8		G6-4-3		4	1	2	0	1	0	0	Chicago White Sox @ Detroit Tigers Briggs Stadium, Detroit, MI Thu Aug 17 1950, 4:33 AM EDT Att: 13,967 - Unknown		
Don Kolloway, R OBP: 0.340, SLG: 0.417 (1, 3)	SH1-4	F9		G4-6-3		F8		G6-4-3	4	0	0	1	0	0	4				
George Kell, R OBP: 0.416, SLG: 0.504 (1, 5)	G1-6-3	FC4-6				F8		F7	5	1	2	2	0	0	2				
Vic Wertz, L OBP: 0.403, SLG: 0.571 (1, 9)	G1-6-3		SH1-3	F8		F7			4	1	1	0	0	0	1				
Hoot Evers, R OBP: 0.407, SLG: 0.567 (1, 7)		2B	SH1-3	2B		2B		CS	0	2	0	0	3	0	0				
Johnny Groth, R OBP: 0.410, SLG: 0.475 (1, 8)		1B	6-3	FC5-4		BB		BB	3	1	2	1	1	0	0				
Aaron Robinson, L OBP: 0.416, SLG: 0.384 (1, 2)		FC1-5	HR	FC5-4		BB		BB	1	1	1	1	3	0	0				
Neil Berry, R OBP: 0.375, SLG: 0.300 (1, 6)		1B	L7	FC5-4		BB		BB	3	1	1	3	1	0	2				
Hal White, R OBP: 0.107, SLG: 0.143 (1, 1)	FC1-5		F7	K		K			4	0	0	0	0	2	7	AB 28 R 8 H 9 RBI 8 BB 9 SO 2 LOB 16			
Inning Stats	R: 1 E: 0 K: 0 S: 4	H: 2 LOB: 0 BB: 0 P: 4	R: 3 E: 0 K: 0 S: 6	H: 3 LOB: 2 BB: 2 P: 14	R: 2 E: 0 K: 0 S: 5	H: 2 LOB: 0 BB: 0 P: 5	R: 0 E: 1 K: 0 S: 3	H: 0 LOB: 0 BB: 0 P: 3	R: 2 E: 0 K: 1 S: 7	H: 2 LOB: 2 BB: 2 P: 15	R: 0 E: 0 K: 0 S: 3	H: 0 LOB: 3 BB: 4 P: 20	R: 0 E: 0 K: 0 S: 2	H: 0 LOB: 0 BB: 1 P: 6	1B: 4 2B: 3 3B: 0 HR: 2		SF: 0 SAC: 2 DP: 3 HBP: 0	WP: 0 PB: 0 CS: 2	PA: 39
PITCHER	IP WLS BF H R ER SO BB IBB HBP BLK WP HR S P ERA WHIP	IP WLS BF H R ER SO BB IBB HBP BLK WP HR S P ERA WHIP																	
Randy Gumpert, R ERA: 4.75 (7, 1)	6.0	L	30	9	8	8	1	2	2	28	44	12.00	1.833						
Lou Kretlow, R ERA: 6.07 (7, 1)	2.0		9	0	0	0	1	5	0	0	0	0	0	6	26		0.00	2.500	

Batter	1	2	3	4	5	6	7	8	9	AB	R	H	RBI	BB	SO	LOB	TOP					
Nellie Fox, L OBP: 0.319, SLG: 0.308 (1,4)	F3		1B			4-3		6-3		4	0	1	0	0	0	0	Chicago White Sox @ Cleveland Indians Cleveland Municipal Stadium, Cleveland, OH Sat Aug 19 1950, 3:33 AM EDT Att: 13,745 - Unknown livebaseballscorecards.com					
Floyd Baker, L OBP: 0.396, SLG: 0.310 Gordon Goldsberry, L OBP: 0.426, SLG: 0.455 (1,5)	BB		G3			K		F8		2	0	0	0	1	1	1						
Dave Philley, S OBP: 0.315, SLG: 0.393 (1,9)	F2			1-3		F8		6-3		4	0	0	0	0	1							
Eddie Robinson, L OBP: 0.373, SLG: 0.420 (1,3)	F4			L3		F3		F4		4	0	0	0	0	1							
Mary Rickert, L OBP: 0.303, SLG: 0.342 (1,7)		K		K		6-3				3	0	0	0	0	2	0						
Phil Masi, R OBP: 0.367, SLG: 0.409 (1,2)		K			5-3					3	0	1	0	0	1	0						
Mike McCormick, R OBP: 0.342, SLG: 0.349 (1,8)		F4			6-3		1B			3	0	0	0	0	1							
Chico Carrasquel, R OBP: 0.377, SLG: 0.373 (1,6)			F4					G3		3	0	1	0	0	0	0						
Ken Holcombe, R OBP: 0.192, SLG: 0.231 (1,1)			K			F4		6-3		3	0	0	0	0	1	1						
Inning Stats	R: 0 E: 0 K: 0 S: 3	H: 0 LOB: 1 BB: 1 P: 7	R: 0 E: 0 K: 2 S: 7	H: 0 LOB: 0 BB: 0 P: 7	R: 0 E: 0 K: 1 S: 6	H: 1 LOB: 0 BB: 0 P: 6	R: 0 E: 0 K: 1 S: 5	H: 0 LOB: 0 BB: 0 P: 5	R: 0 E: 0 K: 0 S: 4	H: 1 LOB: 1 BB: 0 P: 4	R: 0 E: 0 K: 1 S: 5	H: 0 LOB: 0 BB: 0 P: 5	R: 0 E: 0 K: 0 S: 4	H: 1 LOB: 1 BB: 0 P: 4	R: 0 E: 0 K: 0 S: 3	H: 0 LOB: 0 BB: 0 P: 3	R: 0 E: 0 K: 0 S: 3	H: 0 LOB: 0 BB: 0 P: 3	1B: 2 2B: 1 3B: 0 HR: 0	SF: 0 SAC: 0 DP: 0 HBP: 0	WP: 0 PB: 0 CS: 0	PA: 31
PITCHER Early Wynn, R ERA: 3.43 (1,1)	IP: 9.0 WLS: W BF: 31 H: 3 R: 0 ER: 0 SO: 5 BB: 1 IBB: 0 HBP: 0 BLK: 0 WP: 0 HR: 0 S: 40 P: 44 ERA: 0.00 WHIP: 0.444															PITCHER						


Batter	1	2	3	4	5	6	7	8	9	AB	R	H	RBI	BB	SO	LOB	BOTTOM				
Dale Mitchell, L OBP: 0.376, SLG: 0.367 (1,7)	G6-3 1B				4-3					3	0	2	0	1	0	1	Chicago White Sox @ Cleveland Indians Cleveland Municipal Stadium, Cleveland, OH Sat Aug 19 1950, 3:33 AM EDT Att: 13,745 - Unknown livebaseballscorecards.com				
Bobby Avila, R OBP: 0.386, SLG: 0.349 (1,4)	G6-3 1-2		F9			F9	FC5			4	0	0	0	0	5						
Thurman Tucker, L OBP: 0.368, SLG: 0.293 (1,8)	BB		4-3					F8		3	0	1	0	1	0	1					
Luke Easter, L OBP: 0.387, SLG: 0.496 (1,3)	3-1			E4 F6		K		HR		4	1	1	1	0	1	2					
Al Rosen, R OBP: 0.394, SLG: 0.575 (1,5)		FC5-4 1B		F6 1-2		F9		6-3		4	0	1	0	0	2						
Ray Boone, R OBP: 0.422, SLG: 0.463 (1,6)		L6		6-3			F3			4	0	1	0	0	1						
Bob Kennedy, R OBP: 0.369, SLG: 0.432 (1,9)		FC5-4 1-2			1B 2B		2B 1B	4-3		4	0	2	0	0	2						
Ray Murray, R OBP: 0.358, SLG: 0.430 (1,2)		F3			1B 2-3		F7			3	0	1	0	0	2						
Early Wynn, S OBP: 0.339, SLG: 0.463 (1,1)			4-3			F8	FC5 1-3			3	0	1	0	0	1						
Inning Stats	R: 0 E: 0 K: 0 S: 3	H: 1 LOB: 1 BB: 1 P: 7	R: 0 E: 0 K: 0 S: 4	H: 1 LOB: 1 BB: 0 P: 4	R: 0 E: 0 K: 0 S: 3	H: 0 LOB: 0 BB: 0 P: 3	R: 0 E: 0 K: 1 S: 6	H: 2 LOB: 1 BB: 0 P: 4	R: 0 E: 0 K: 0 S: 5	H: 1 LOB: 1 BB: 0 P: 6	R: 0 E: 0 K: 0 S: 5	H: 2 LOB: 3 BB: 1 P: 9	R: 1 E: 0 K: 0 S: 5	H: 2 LOB: 1 BB: 0 P: 5	R: 0 E: 0 K: 0 S: 5	H: 0 LOB: 0 BB: 0 P: 5		1B: 5 2B: 4 3B: 0 HR: 1	SF: 0 SAC: 0 DP: 1 HBP: 0	WP: 0 PB: 0 CS: 0	PA: 34
PITCHER Ken Holcombe, R ERA: 5.67 (1,1)	IP: 8.0 WLS: L BF: 34 H: 10 R: 1 ER: 1 SO: 1 BB: 2 IBB: 0 HBP: 0 BLK: 0 WP: 0 HR: 1 S: 34 P: 42 ERA: 1.12 WHIP: 1.500															PITCHER					


Batter	1	2	3	4	5	6	7	8	9	AB	R	H	RBI	BB	SO	LOB	TOP			
Nellie Fox, L OBP: 0.318, SLG: 0.310 (1.4)	F4		FC1-4 BB					4-3		4	0	1	0	0	0	1	Chicago White Sox @ Cleveland Indians Cleveland Municipal Stadium, Cleveland, OH Sun Aug 20 1950, 3:33 AM EDT Unknown livebaseballscores.com			
Floyd Baker, L OBP: 0.390, SLG: 0.299 (1.5)	6-3						1-3	6-3		3	0	0	0	1	0	1				
Dave Philley, S OBP: 0.314, SLG: 0.392 (1.8)	4-3		5-3				K	1B 1B		4	0	1	0	0	1	3				
Eddie Robinson, L OBP: 0.374, SLG: 0.419 (1.3)		F2					3-1	1B 1-2 1B		3	1	1	0	1	0	0				
Gus Zernial, R OBP: 0.341, SLG: 0.485 Mike McCormick, R OBP: 0.342, SLG: 0.349 (8.7)				K			F4	K		4	0	1	0	0	2	3				
0 0 0 0 0 0 0										0	0	0	0	0	0	0				
Mary Rickett, L OBP: 0.302, SLG: 0.352 (1.9)		F5					G3			4	1	1	2	0	1	1				
Phil Masi, R OBP: 0.362, SLG: 0.403 (1.2)										4	0	0	0	0	1	1				
Chico Carrasquel, R OBP: 0.376, SLG: 0.374 (1.6)										4	0	1	0	0	0	0				
Bill Wight, L OBP: 0.302, SLG: 0.352 (1.1)										3	0	0	0	0	2	1				
Inning Stats	R: 0 E: 0 K: 0 S: 3	H: 0 LOB: 0 BB: 0 P: 3	R: 0 E: 0 K: 0 S: 4	H: 1 LOB: 1 BB: 0 P: 4	R: 0 E: 0 K: 0 S: 4	H: 1 LOB: 2 BB: 1 P: 8	R: 2 E: 0 K: 1 S: 6	H: 1 LOB: 0 BB: 1 P: 10	R: 0 E: 0 K: 2 S: 8	H: 0 LOB: 1 BB: 0 P: 8	R: 0 E: 0 K: 0 S: 7	H: 0 LOB: 0 BB: 0 P: 7	R: 0 E: 0 K: 1 S: 7	H: 2 LOB: 2 BB: 0 P: 7	R: 0 E: 0 K: 1 S: 5	H: 0 LOB: 0 BB: 0 P: 5	1B: 3 2B: 2 3B: 0 HR: 1	SF: 0 SAC: 0 DP: 0 HBP: 0	WP: 0 PB: 0 CS: 0	PA: 35
PITCHER Bob Lemon, R ERA: 3.53 (1.1)	IP: 9.0 WLS: L BF: 35 H: 6 R: 2 ER: 2 SO: 7 BB: 2 IBB: 0 HBP: 0 BLK: 0 WP: 0 HR: 1 S: 47 P: 55 ERA: 2.00 WHIP: 0.889																			


Batter	1	2	3	4	5	6	7	8	9	AB	R	H	RBI	BB	SO	LOB	BOTTOM					
Thurman Tucker, L OBP: 0.347, SLG: 0.274 (1.8)	6-3		4-3							4	0	0	0	0	0	2	Chicago White Sox @ Cleveland Indians Cleveland Municipal Stadium, Cleveland, OH Sun Aug 20 1950, 3:33 AM EDT Unknown livebaseballscores.com					
Bobby Avila, R OBP: 0.389, SLG: 0.348 (1.4)	1B						L9	F8		3	0	1	0	1	0	2						
Jim Lemon, R OBP: 0.250, SLG: 0.250 (1.7)	F8									4	0	1	0	0	2	2						
Luke Easter, L OBP: 0.385, SLG: 0.494 (1.3)										4	0	1	0	0	1	1						
Al Rosen, R OBP: 0.393, SLG: 0.571 (1.5)	F4									3	0	0	0	1	0	3						
Ray Boone, R OBP: 0.418, SLG: 0.464 (1.6)										4	1	1	0	0	0	1						
Bob Kennedy, R OBP: 0.367, SLG: 0.433 (1.9)										4	0	1	1	0	1	1						
Jim Hegan, R OBP: 0.306, SLG: 0.428 (9, PH) Joe Gordon, R OBP: 0.343, SLG: 0.422 (1.2)										3	0	0	0	0	0	1						
1 0 0 0 0 1 0										1	0	0	0	0	1	0						
Bob Lemon, L OBP: 0.336, SLG: 0.486 (1.1)										3	0	0	0	0	1	2						
Inning Stats	R: 0 E: 0 K: 0 S: 5	H: 2 LOB: 2 BB: 0 P: 5	R: 0 E: 0 K: 1 S: 5	H: 0 LOB: 0 BB: 0 P: 5	R: 0 E: 1 K: 2 S: 7	H: 0 LOB: 1 BB: 1 P: 11	R: 0 E: 0 K: 1 S: 5	H: 0 LOB: 1 BB: 1 P: 9	R: 0 E: 0 K: 0 S: 3	H: 0 LOB: 0 BB: 0 P: 3	R: 0 E: 0 K: 0 S: 4	H: 1 LOB: 1 BB: 0 P: 4	R: 1 E: 0 K: 0 S: 6	H: 2 LOB: 2 BB: 0 P: 6	R: 0 E: 0 K: 1 S: 5	H: 0 LOB: 0 BB: 0 P: 5	R: 0 E: 0 K: 1 S: 5	H: 0 LOB: 0 BB: 0 P: 5	1B: 3 2B: 2 3B: 0 HR: 0	SF: 0 SAC: 0 DP: 0 HBP: 0	WP: 0 PB: 0 CS: 0	PA: 35
PITCHER Bill Wight, L ERA: 3.67 (1.1)	IP: 9.0 WLS: W BF: 35 H: 5 R: 1 ER: 1 SO: 6 BB: 2 IBB: 0 HBP: 0 BLK: 0 WP: 0 HR: 0 S: 45 P: 53 ERA: 1.00 WHIP: 0.778																					


Batter	1	2	3	4	5	6	7	8	9	AB	R	H	RBI	BB	SO	LOB	TOP				
Nellie Fox, L OBP: 0.320, SLG: 0.312 (1, 4)	F6		FC6-4	FC6-4				4-3		5	1	2	1	0	0	3	Chicago White Sox @ Cleveland Indians Cleveland Municipal Stadium, Cleveland, OH Sun Aug 20 1950, 3:38 AM EDT Att: 48,885 - Unknown livebaseballscorecards.com				
Floyd Baker, L OBP: 0.382, SLG: 0.293 (1, 5)	F7		FC6-4		L6	G6-4-3			5-3	5	0	1	0	0	0	2					
Dave Philley, S OBP: 0.313, SLG: 0.389 (1, 8)	BB		FC6-4		E7			4-3	F9	4	1	0	1	1	0	1					
Eddie Robinson, L OBP: 0.372, SLG: 0.417 (1, 3)	K		3-1		G3				F8	5	0	1	0	0	1	3					
Gus Zernial, R OBP: 0.342, SLG: 0.491 (1, 7)		K			6-3				FC6-4	5	1	2	2	0	1	1					
Mary Rickett, L OBP: 0.301, SLG: 0.351 (1, 9)	K				G3					4	1	1	0	0	1	1					
Chico Carrasquel, R OBP: 0.377, SLG: 0.376 (1, 6)					1B				FC6-4	4	0	2	0	0	0	0					
Gus Niarhos, R OBP: 0.400, SLG: 0.362 (1, 2)			F3		FC6-4				FC6-4	4	1	2	1	0	0	1					
Billy Pierce, L OBP: 0.306, SLG: 0.263 (1, 1)			1B		K				FC1-6	4	1	1	0	0	1	4					
Inning Stats	R: 0 E: 0 K: 1 S: 5	H: 0 LOB: 1 BB: 1 P: 9	R: 0 E: 0 K: 2 S: 7	H: 0 LOB: 0 BB: 0 P: 7	R: 2 E: 1 K: 0 S: 6	H: 3 LOB: 1 BB: 0 P: 6	R: 1 E: 0 K: 1 S: 8	H: 3 LOB: 2 BB: 0 P: 8	R: 1 E: 1 K: 0 S: 5	H: 1 LOB: 1 BB: 0 P: 5	R: 1 E: 1 K: 0 S: 4	H: 1 LOB: 0 BB: 0 P: 4	R: 0 E: 0 K: 0 S: 4	H: 1 LOB: 1 BB: 0 P: 4	R: 0 E: 0 K: 0 S: 4	H: 1 LOB: 1 BB: 0 P: 4		1B: 11 2B: 0 3B: 0 HR: 1	SF: 0 SAC: 0 DP: 1 HBP: 0	WP: 0 PB: 0 CS: 0	PA: 41
PITCHER	IP	WLS	BF	H	R	ER	SO	BB	IBB	HBP	BLK	WP	HR	S	P	ERA	WHIP			ERA	WHIP
Mike Garcia, R ERA: 4.33 (1, 1)	7.0	L	33	10	6	3	4	1	0	0	0	0	1	40	44	3.86	1.571				
Sam Zoldak, L ERA: 4.47 (8, 1)	2.0		8	2	0	0	0	0	0	0	0	0	0	8	8	0.00	1.000				

Batter	1	2	3	4	5	6	7	8	9	AB	R	H	RBI	BB	SO	LOB	BOTTOM					
Thurman Tucker, L OBP: 0.351, SLG: 0.328 (1, 8)	5-3		F2						F8	5	1	2	1	0	0	0	Chicago White Sox @ Cleveland Indians Cleveland Municipal Stadium, Cleveland, OH Sun Aug 20 1950, 3:38 AM EDT Att: 48,885 - Unknown livebaseballscorecards.com					
Al Rosen, R OBP: 0.396, SLG: 0.578 (1, 5)	HR		BB		K					2	1	1	1	1	1	0						
Jim Lemon, R OBP: 0.125, SLG: 0.125 (1, 7)	4-3		K		K				F2	4	0	0	0	0	2	4						
Luke Easter, L OBP: 0.384, SLG: 0.491 (1, 3)	HR		F9						F8	4	1	1	0	0	0	1						
Joe Gordon, R OBP: 0.344, SLG: 0.431 (1, 4)	HR				PB				F2	3	2	1	2	1	0	0						
Ray Boone, R OBP: 0.420, SLG: 0.462 (1, 6)	6-3				BB				6-3	3	0	1	1	1	0	0						
Bob Kennedy, R OBP: 0.364, SLG: 0.428 (1, 9)			F7		K				F3	4	0	0	0	0	1	2						
Ray Murray, R OBP: 0.345, SLG: 0.413 (1, 2)			6-3		G6-4-3				F4	4	0	0	0	0	1	1						
Mike Garcia, R OBP: 0.191, SLG: 0.234 (1, 1)					K				F9	2	0	0	0	0	2	0						
Early Wynn, S OBP: 0.349, SLG: 0.463 (7, PH)										0	0	0	0	1	0	0						
Marino Pieretti, R OBP: 0.250, SLG: 0.250 (7, PR)										0	0	0	0	0	0	0						
Sam Zoldak, L OBP: 0.333, SLG: 0.200 (8, 1)										0	0	0	0	0	0	0						
Lou Boudreau, R OBP: 0.336, SLG: 0.323 (9, PH)										1	0	0	0	0	0	0						
Inning Stats	R: 3 E: 0 K: 0 S: 6	H: 3 LOB: 0 BB: 0 P: 6	R: 0 E: 0 K: 1 S: 5	H: 0 LOB: 0 BB: 0 P: 5	R: 0 E: 0 K: 1 S: 5	H: 0 LOB: 1 BB: 1 P: 9	R: 1 E: 0 K: 1 S: 5	H: 1 LOB: 0 BB: 1 P: 9	R: 1 E: 0 K: 3 S: 10	H: 1 LOB: 0 BB: 0 P: 10	R: 0 E: 0 K: 0 S: 3	H: 0 LOB: 0 BB: 0 P: 3	R: 0 E: 0 K: 1 S: 6	H: 1 LOB: 3 BB: 1 P: 11	R: 0 E: 0 K: 0 S: 3	H: 0 LOB: 1 BB: 1 P: 7	R: 0 E: 0 K: 0 S: 3	H: 0 LOB: 0 BB: 0 P: 3	1B: 3 2B: 0 3B: 0 HR: 3	SF: 0 SAC: 0 DP: 1 HBP: 1	WP: 0 PB: 1 CS: 0	PA: 37
PITCHER	IP	WLS	BF	H	R	ER	SO	BB	IBB	HBP	BLK	WP	HR	S	P	ERA	WHIP			ERA	WHIP	
Billy Pierce, L ERA: 4.19 (1, 1)	9.0	W	37	6	5	4	7	4	0	1	0	0	3	46	63	4.00	1.111					

Batter	1	2	3	4	5	6	7	8	9	AB	R	H	RBI	BB	SO	LOB	TOP	
Nellie Fox, L (1, 4) OBP: 0.319, SLG: 0.309											0	0	0	0	0	0	0	Chicago White Sox @ Philadelphia Athletics Shibe Park, Philadelphia, PA Wed Aug 23 1950, 3:38 AM EDT Att: 1,568 - Unknown livebaseballscorecards.com
Floyd Baker, L (1, 5) OBP: 0.382, SLG: 0.293											0	0	0	0	0	0	0	
Dave Philley, S (1, 8) OBP: 0.311, SLG: 0.385											0	0	0	0	0	0	0	
Eddie Robinson, L (1, 3) OBP: 0.373, SLG: 0.415											0	0	0	0	0	0	0	
Gus Zernial, R (1, 7) OBP: 0.339, SLG: 0.486											0	0	0	0	0	0	0	
Mary Rickert, L (1, 9) OBP: 0.301, SLG: 0.351											0	0	0	0	0	0	0	
Chico Carrasquel, R (1, 6) OBP: 0.373, SLG: 0.371											0	0	0	0	0	0	0	
Gus Niarhos, R (1, 2) OBP: 0.400, SLG: 0.362											0	0	0	0	0	0	0	
Randy Gumpert, R (1, 1) OBP: 0.133, SLG: 0.103											0	0	0	0	0	0	0	
Inning Stats											1B: 0 SF: 0 2B: 0 SAC: 0 3B: 0 DP: 0 HR: 0 HBP: 0	WP: 0 PA: 0 FB: 0 SB: 0 CS: 0						
PITCHER Hank Wyse, R (1, 1) ERA: 6.3	IP	WLS	BF	H	R	ER	SO	BB	IBB	HBP	BLK	WP	HR	S	P	ERA	WHIP	PITCHER IP WLS BF H R ER SO BB IBB HBP BLK WP HR S P ERA WHIP

Batter	1	2	3	4	5	6	7	8	9	AB	R	H	RBI	BB	SO	LOB	BOTTOM	
Eddie Joost, R (1, 6) OBP: 0.386, SLG: 0.399											0	0	0	0	0	0	0	Chicago White Sox @ Philadelphia Athletics Shibe Park, Philadelphia, PA Wed Aug 23 1950, 3:38 AM EDT Att: 1,568 - Unknown livebaseballscorecards.com
Barney McCosky, L (1, 7) OBP: 0.331, SLG: 0.317											0	0	0	0	0	0	0	
Ferris Fain, L (1, 3) OBP: 0.418, SLG: 0.403											0	0	0	0	0	0	0	
Sam Chapman, R (1, 8) OBP: 0.356, SLG: 0.482											0	0	0	0	0	0	0	
Roberto Ortiz, R (1, 9) OBP: 0.286, SLG: 0.265											0	0	0	0	0	0	0	
Kermit Wahl, R (1, 5) OBP: 0.335, SLG: 0.354											0	0	0	0	0	0	0	
Pete Suder, R (1, 4) OBP: 0.293, SLG: 0.351											0	0	0	0	0	0	0	
Joe Tipton, R (1, 2) OBP: 0.306, SLG: 0.377											0	0	0	0	0	0	0	
Hank Wyse, R (1, 1) OBP: 0.179, SLG: 0.158											0	0	0	0	0	0	0	
Inning Stats											1B: 0 SF: 0 2B: 0 SAC: 0 3B: 0 DP: 0 HR: 0 HBP: 0	WP: 0 PA: 0 FB: 0 SB: 0 CS: 0						
PITCHER Randy Gumpert, R (1, 1) ERA: 4.75	IP	WLS	BF	H	R	ER	SO	BB	IBB	HBP	BLK	WP	HR	S	P	ERA	WHIP	PITCHER IP WLS BF H R ER SO BB IBB HBP BLK WP HR S P ERA WHIP

Batter	1	2	3	4	5	6	7	8	9	AB	R	H	RBI	BB	SO	LOB	TOP					
Chico Carrasquel, R (1.6) OBP: 0.374, SLG: 0.371	0-3 K		0-0 BB 1B		0-0 F4	0-0 4-3		4-0 FC4 BB		4	1	1	0	1	1	0	Chicago White Sox @ Washington Senators Griffith Stadium, Washington, DC Fri Aug 25 1950, 3:33 AM EDT Unknown livebaseballscorecards.com					
Dave Philley, S (1.9) OBP: 0.311, SLG: 0.383	0-3 K		0-0 F3		0-0 F9	0-0 BB S 1B		0-0 FC4 S 1-2		5	0	1	0	0	1	3						
Phil Masi, R (1.2) OBP: 0.373, SLG: 0.406	4-0 BB		4-0 1B BB		4-0 BB 1B	4-0 FC5 BB		0-3 K		1	2	0	0	4	1	1						
Eddie Robinson, L (1.3) OBP: 0.379, SLG: 0.423	0-0 F3		0-0 1B 1B		4-0 1B BB	4-0 BB		0-0 BB 1B		3	1	2	2	2	0	1						
Gus Zernial, R (1.7) OBP: 0.336, SLG: 0.481		0-0 F9	0-0 1B		0-0 2B BB	0-0 FC5		0-0 F8		5	1	2	2	0	0	4						
Hank Majeski, R (1.5) OBP: 0.377, SLG: 0.409		0-0 F9	0-3 K		0-0 2B		0-0 F3		0-0 F3		5	0	1	2	0	1		3				
Mike McCormick, R (1.8) OBP: 0.354, SLG: 0.333	0-0 1-3			0-0 L4	4-0 BB		0-3 K		4-0 BB		3	0	0	0	2	1		0				
Nellie Fox, L (1.4) OBP: 0.316, SLG: 0.307			0-0 BB 1B 1B	0-0 L3	0-0 F5		0-0 4-3		0-0 4-3		5	1	1	0	0	0		4				
Ken Holcombe, R (1.1) OBP: 0.167, SLG: 0.200			0-0 F9	0-0 F7		0-0 F3		0-0 F7		4	0	0	0	0	0	1						
Inning Stats	R: 0 E: 0 K: 2 S: 7	H: 0 LOB: 1 BB: 1 P: 11	R: 0 E: 0 K: 0 S: 3	H: 0 LOB: 0 BB: 0 P: 3	R: 3 E: 0 K: 1 S: 9	H: 4 LOB: 2 BB: 1 P: 13	R: 0 E: 0 K: 0 S: 3	H: 0 LOB: 0 BB: 0 P: 3	R: 3 E: 0 K: 0 S: 5	H: 2 LOB: 2 BB: 3 P: 17	R: 0 E: 0 K: 0 S: 4	H: 1 LOB: 3 BB: 2 P: 12	R: 0 E: 0 K: 1 S: 5	H: 0 LOB: 0 BB: 0 P: 5	R: 0 E: 0 K: 1 S: 5	H: 0 LOB: 1 BB: 1 P: 9	R: 0 E: 0 K: 0 S: 4		H: 1 LOB: 2 BB: 1 P: 8	1B: 7 2B: 1 3B: 0 HR: 0	SF: 0 SAC: 0 DP: 0 HBP: 0	WP: 0 PB: 0 CS: 2
PITCHER	IP WLS BF H R ER SO BB IBB HBP BLK WP HR S P ERA WHIP	5.0 L 26 6 6 6 3 5 0 0 0 0 0 0 27 47 10.80 2.200	4.0 L 18 2 0 0 2 4 0 0 0 0 0 0 18 34 0.00 1.500																			

Batter	1	2	3	4	5	6	7	8	9	AB	R	H	RBI	BB	SO	LOB	BOTTOM					
Eddie Yost, R (1.5) OBP: 0.425, SLG: 0.403	0-0 5-3		0-0 FC5-4 1B		0-0 6-3			0-0 1B 1B		4	1	2	0	0	0	0	Chicago White Sox @ Washington Senators Griffith Stadium, Washington, DC Fri Aug 25 1950, 3:33 AM EDT Unknown livebaseballscorecards.com					
Gil Coan, L (1.7) OBP: 0.332, SLG: 0.418	0-0 1B		0-0 FC5-4 BB		0-0 G3		0-0 F9 1B		0-0 F9 1B		4	0	2	0	0	1						
Irv Noren, L (1.8) OBP: 0.386, SLG: 0.460	0-0 1B		4-0 1B BB		0-0 2B		0-0 1B		0-0 F8		3	0	3	0	1	0						
Sam Mele, R (1.3) OBP: 0.373, SLG: 0.455	0-0 F8		0-0 F4		0-0 L6-5-6-3-4		0-0 F8		0-0 F8		4	0	0	0	0	8						
Bud Stewart, L (1.9) OBP: 0.343, SLG: 0.360	0-3 K			0-0 F9		4-0 BB		0-0 F9		3	0	0	1	1	1	4						
Cass Michaels, R (1.4) OBP: 0.373, SLG: 0.396		0-0 F8		0-0 G3 2B		0-0 F8		0-0 F7		4	0	1	0	0	0	3						
Sam Dente, R (1.6) OBP: 0.284, SLG: 0.278		0-0 6-3		0-0 G3		0-0 G6-3 1B		0-0 5-3		4	0	1	0	0	0	1						
Mickey Grasso, R (1.2) OBP: 0.383, SLG: 0.359		0-0 5-3		0-0 F4		0-0 G6-3		0-0 F2		4	0	0	0	0	0	2						
Al Sima, R (1.1) OBP: 0.154, SLG: 0.154			0-3 K		0-0 5-3		0-0 6-3		0-0 4-3		1	0	0	0	0	1						
Inning Stats	R: 0 E: 0 K: 1 S: 7	H: 2 LOB: 2 BB: 0 P: 7	R: 0 E: 0 K: 0 S: 3	H: 0 LOB: 0 BB: 0 P: 3	R: 0 E: 0 K: 1 S: 6	H: 1 LOB: 2 BB: 1 P: 10	R: 0 E: 0 K: 0 S: 4	H: 1 LOB: 1 BB: 0 P: 4	R: 0 E: 0 K: 0 S: 3	H: 0 LOB: 0 BB: 0 P: 3	R: 0 E: 0 K: 0 S: 3	H: 1 LOB: 1 BB: 1 P: 7	R: 0 E: 0 K: 0 S: 6	H: 1 LOB: 0 BB: 0 P: 3	R: 1 E: 0 K: 0 S: 6	H: 3 LOB: 2 BB: 0 P: 6	R: 0 E: 0 K: 0 S: 3		H: 0 LOB: 0 BB: 0 P: 3	1B: 7 2B: 3 3B: 0 HR: 0	SF: 0 SAC: 0 DP: 2 HBP: 0	WP: 0 PB: 0 CS: 0
PITCHER	IP WLS BF H R ER SO BB IBB HBP BLK WP HR S P ERA WHIP	9.0 W 36 9 1 1 2 2 0 0 0 0 0 0 38 46 1.00 1.222																				

Batter	1	2	3	4	5	6	7	8	9	AB	R	H	RBI	BB	SO	LOB	TOP				
Nellie Fox, L OBP: 0.315, SLG: 0.305 (1, 4)	F9		F8			E6		F9		5	0	1	0	0	0	2	Chicago White Sox @ Washington Senators Griffith Stadium, Washington, DC Fri Aug 25 1950, 3:38 AM EDT Att: 3,643 - Unknown livebaseballscorecards.com				
Floyd Baker, L OBP: 0.376, SLG: 0.290 (1, 5)	F3		F8							4	1	2	2	1	0	1					
Dave Philley, S OBP: 0.310, SLG: 0.381 (1, 8) (7, 9)	4-3		F7			FC5		FC4-6		5	0	1	2	0	0	4					
Eddie Robinson, L OBP: 0.383, SLG: 0.425 (1, 3)										3	2	2	0	2	0	1					
Gus Zernial, R OBP: 0.335, SLG: 0.477 (1, 7)	F3									5	1	1	0	0	1	4					
Many Rickert, L OBP: 0.297, SLG: 0.345 Mike McCormick, R OBP: 0.357, SLG: 0.338 (7, PH) (7, 8)	G3-6-3									3	1	0	0	0	0	3					
Chico Carrasquel, R OBP: 0.376, SLG: 0.374 (1, 6)										5	2	3	1	0	1	2					
Gus Niarhos, R OBP: 0.392, SLG: 0.358 (1, 2)										5	1	2	3	0	0	2					
Billy Pierce, L OBP: 0.313, SLG: 0.271 Luis Aloma, R OBP: 0.083, SLG: 0.083 (5, 1)										2	2	1	1	0	0	0					
										3	0	0	0	0	1	3					
Inning Stats	R: 0 E: 0 K: 0 S: 3	H: 0 LOB: 0 BB: 0 P: 3	R: 0 E: 0 K: 0 S: 2	H: 0 LOB: 0 BB: 1 P: 6	R: 2 E: 2 K: 0 S: 6	H: 2 LOB: 1 BB: 0 P: 6	R: 6 E: 1 K: 1 S: 10	H: 5 LOB: 1 BB: 1 P: 14	R: 0 E: 0 K: 0 S: 5	H: 1 LOB: 2 BB: 0 P: 5	R: 1 E: 0 K: 0 S: 6	H: 3 LOB: 2 BB: 0 P: 6	R: 0 E: 0 K: 0 S: 3	H: 0 LOB: 1 BB: 0 P: 7	R: 1 E: 0 K: 1 S: 7	H: 2 LOB: 1 BB: 0 P: 7	1B: 14 2B: 0 3B: 0 HR: 0	SF: 0 SAC: 0 DP: 1 HBP: 0	WP: 1 PB: 0 SB: 0 CS: 0	PA: 45	
PITCHER	IP WLS BF H R ER SO BB IBB HBP BLK WP HR S P ERA WHIP	IP WLS BF H R ER SO BB IBB HBP BLK WP HR S P ERA WHIP	IP WLS BF H R ER SO BB IBB HBP BLK WP HR S P ERA WHIP	IP WLS BF H R ER SO BB IBB HBP BLK WP HR S P ERA WHIP	IP WLS BF H R ER SO BB IBB HBP BLK WP HR S P ERA WHIP	IP WLS BF H R ER SO BB IBB HBP BLK WP HR S P ERA WHIP	IP WLS BF H R ER SO BB IBB HBP BLK WP HR S P ERA WHIP	IP WLS BF H R ER SO BB IBB HBP BLK WP HR S P ERA WHIP	IP WLS BF H R ER SO BB IBB HBP BLK WP HR S P ERA WHIP	IP WLS BF H R ER SO BB IBB HBP BLK WP HR S P ERA WHIP	IP WLS BF H R ER SO BB IBB HBP BLK WP HR S P ERA WHIP	IP WLS BF H R ER SO BB IBB HBP BLK WP HR S P ERA WHIP	IP WLS BF H R ER SO BB IBB HBP BLK WP HR S P ERA WHIP	IP WLS BF H R ER SO BB IBB HBP BLK WP HR S P ERA WHIP	IP WLS BF H R ER SO BB IBB HBP BLK WP HR S P ERA WHIP	IP WLS BF H R ER SO BB IBB HBP BLK WP HR S P ERA WHIP	IP WLS BF H R ER SO BB IBB HBP BLK WP HR S P ERA WHIP	IP WLS BF H R ER SO BB IBB HBP BLK WP HR S P ERA WHIP	IP WLS BF H R ER SO BB IBB HBP BLK WP HR S P ERA WHIP	IP WLS BF H R ER SO BB IBB HBP BLK WP HR S P ERA WHIP	IP WLS BF H R ER SO BB IBB HBP BLK WP HR S P ERA WHIP

AB	42
R	10
H	14
RBI	9
BB	3
SO	3
LOB	23



Batter	1	2	3	4	5	6	7	8	9	AB	R	H	RBI	BB	SO	LOB	BOTTOM			
Eddie Yost, R OBP: 0.423, SLG: 0.400 (1, 5)			K	K	F8			5-3		4	0	0	0	1	2	4	Chicago White Sox @ Washington Senators Griffith Stadium, Washington, DC Fri Aug 25 1950, 3:38 AM EDT Att: 3,643 - Unknown livebaseballscorecards.com			
Cass Michaels, R OBP: 0.373, SLG: 0.395 (1, 4)	FC4-6							1-3		4	2	1	0	1	0	1				
Irv Noren, L OBP: 0.384, SLG: 0.457 (1, 8)	F5		F8					F8		5	1	1	0	0	0	2				
Sam Mele, R OBP: 0.376, SLG: 0.457 (1, 3)	F8									5	1	3	1	0	0	1				
Johnny Ostrowski, R OBP: 0.337, SLG: 0.390 (1, 9)										3	0	1	2	2	0	2				
Gil Coan, L OBP: 0.329, SLG: 0.414 (1, 7)										5	0	1	1	0	0	4				
Sam Dente, R OBP: 0.287, SLG: 0.280 (1, 6)										4	0	2	0	1	0	2				
Al Evans, R OBP: 0.297, SLG: 0.289 Mickey Grasso, R OBP: 0.388, SLG: 0.361 Len Okrie, R OBP: 0.333, SLG: 0.143 (8, 2)										1	0	0	0	0	1	2				
Connie Marrero, R OBP: 0.220, SLG: 0.156 Bud Stewart, L OBP: 0.345, SLG: 0.300 Elmer Singleton, R OBP: 0.306, SLG: 0.400 Sherry Robertson, L OBP: 0.362, SLG: 0.454 Mickey Harris, L OBP: 0.250, SLG: 0.300 (4, PH) (5, 1) (6, 1) (6, PH)										0	0	0	0	0	0	0				
										0	0	0	0	1	0	0				
										1	0	0	0	0	1	2				
										1	0	0	0	0	0	3				
Inning Stats	R: 0 E: 0 K: 0 S: 3	H: 1 LOB: 2 BB: 1 P: 10	R: 2 E: 0 K: 1 S: 7	H: 2 LOB: 1 BB: 1 P: 11	R: 0 E: 0 K: 1 S: 5	H: 0 LOB: 1 BB: 1 P: 9	R: 3 E: 0 K: 0 S: 7	H: 4 LOB: 3 BB: 2 P: 15	R: 0 E: 0 K: 0 S: 3	H: 0 LOB: 0 BB: 0 P: 3	R: 0 E: 0 K: 1 S: 7	H: 2 LOB: 2 BB: 0 P: 7	R: 0 E: 0 K: 0 S: 3	H: 0 LOB: 0 BB: 0 P: 3	R: 0 E: 0 K: 1 S: 6	H: 1 LOB: 3 BB: 2 P: 14	1B: 9 2B: 0 3B: 1 HR: 0	SF: 0 SAC: 0 DP: 0 HBP: 0	WP: 0 PB: 0 SB: 0 CS: 0	PA: 45
PITCHER	IP WLS BF H R ER SO BB IBB HBP BLK WP HR S P ERA WHIP	IP WLS BF H R ER SO BB IBB HBP BLK WP HR S P ERA WHIP	IP WLS BF H R ER SO BB IBB HBP BLK WP HR S P ERA WHIP	IP WLS BF H R ER SO BB IBB HBP BLK WP HR S P ERA WHIP	IP WLS BF H R ER SO BB IBB HBP BLK WP HR S P ERA WHIP	IP WLS BF H R ER SO BB IBB HBP BLK WP HR S P ERA WHIP	IP WLS BF H R ER SO BB IBB HBP BLK WP HR S P ERA WHIP	IP WLS BF H R ER SO BB IBB HBP BLK WP HR S P ERA WHIP	IP WLS BF H R ER SO BB IBB HBP BLK WP HR S P ERA WHIP	IP WLS BF H R ER SO BB IBB HBP BLK WP HR S P ERA WHIP	IP WLS BF H R ER SO BB IBB HBP BLK WP HR S P ERA WHIP	IP WLS BF H R ER SO BB IBB HBP BLK WP HR S P ERA WHIP	IP WLS BF H R ER SO BB IBB HBP BLK WP HR S P ERA WHIP	IP WLS BF H R ER SO BB IBB HBP BLK WP HR S P ERA WHIP	IP WLS BF H R ER SO BB IBB HBP BLK WP HR S P ERA WHIP	IP WLS BF H R ER SO BB IBB HBP BLK WP HR S P ERA WHIP	IP WLS BF H R ER SO BB IBB HBP BLK WP HR S P ERA WHIP	IP WLS BF H R ER SO BB IBB HBP BLK WP HR S P ERA WHIP	IP WLS BF H R ER SO BB IBB HBP BLK WP HR S P ERA WHIP	IP WLS BF H R ER SO BB IBB HBP BLK WP HR S P ERA WHIP

AB	37
R	4
H	10
RBI	5
BB	8
SO	5
LOB	28



Batter	1	2	3	4	5	6	7	8	9	10	AB	R	H	RBI	BB	SO	LOB	TOP			
Nellie Fox, L OBP: 0.313, SLG: 0.304 (1, 4)	4-3			F8		G4-6-3			5-3		4	0	0	0	0	0	1	Chicago White Sox @ New York Yankees Yankee Stadium, Bronx, NY Sun Aug 27 1950, 3:33 AM EDT Att: 45,878 - Unknown livebaseballscorecards.com			
Floyd Baker, L OBP: 0.374, SLG: 0.288 (1, 5)	6-3					K			F7		4	0	1	0	0	1	0				
Dave Philley, S OBP: 0.309, SLG: 0.382 (1, 8)	P6			F9					K		4	0	0	0	0	1	1				
Eddie Robinson, L OBP: 0.380, SLG: 0.418 (1, 3)		F8				K				4-3	4	0	0	0	0	1	1				
Gus Zernial, R OBP: 0.333, SLG: 0.472 (1, 7)		5-3				K			F7		4	0	0	0	0	1	0				
Mary Rickert, L OBP: 0.296, SLG: 0.341 (1, 9)		K				G6-4-3 BB				4-3	3	0	0	0	1	2	0				
Phil Masi, R OBP: 0.376, SLG: 0.407 (1, 2)			F8			G6-4-3					3	0	0	0	0	0	1				
Chico Carrasquel, R OBP: 0.376, SLG: 0.377 (1, 6)			K			E G4-6-3 BB					2	1	1	0	1	1	0				
Bob Cain, L OBP: 0.250, SLG: 0.244 (1, 1)			K			E3 G4-6-3					3	0	0	0	0	1	2				
Inning Stats	R: 0 E: 0 K: 0 S: 3	H: 0 LOB: 0 BB: 0 P: 3	R: 0 E: 0 K: 1 S: 5	H: 0 LOB: 0 BB: 0 P: 5	R: 0 E: 0 K: 2 S: 7	H: 0 LOB: 0 BB: 0 P: 7	R: 0 E: 0 K: 1 S: 6	H: 1 LOB: 1 BB: 0 P: 6	R: 0 E: 0 K: 1 S: 4	H: 0 LOB: 0 BB: 1 P: 8	R: 1 E: 1 K: 1 S: 5	H: 0 LOB: 0 BB: 1 P: 9	R: 0 E: 0 K: 0 S: 3	H: 0 LOB: 0 BB: 0 P: 3	R: 0 E: 0 K: 1 S: 5	H: 0 LOB: 0 BB: 0 P: 5	R: 0 E: 0 K: 0 S: 3	H: 0 LOB: 0 BB: 0 P: 3	1B: 1 2B: 1 3B: 0 HR: 0	SF: 0 SAC: 0 DP: 2 HBP: 0	WP: 0 PA: 33 PB: 0 SB: 0 CS: 0
PITCHER Allie Reynolds, R ERA: 3.39 (1, 1)	IP: 10.0 WLS: W BF: 33 H: 2 R: 1 ER: 0 SO: 8 BB: 2 IBB: 0 HBP: 0 BLK: 0 WP: 0 HR: 0 S: 47 P: 55 ERA: 0.00 WHIP: 0.400																				

Batter	1	2	3	4	5	6	7	8	9	10	AB	R	H	RBI	BB	SO	LOB	BOTTOM					
Gene Woodling, L OBP: 0.376, SLG: 0.409 (1, 7)	P4		4-3		P6						3	0	0	0	2	0	0	Chicago White Sox @ New York Yankees Yankee Stadium, Bronx, NY Sun Aug 27 1950, 3:33 AM EDT Att: 45,878 - Unknown livebaseballscorecards.com					
Phil Rizzuto, R OBP: 0.430, SLG: 0.429 (1, 6)	F2										3	0	0	0	2	0	4						
Yogi Berra, L OBP: 0.391, SLG: 0.520 (1, 2)											4	1	1	0	1	0	2						
Joe DiMaggio, R OBP: 0.374, SLG: 0.557 (1, 8)											5	1	3	1	0	0	1						
Hank Bauer, R OBP: 0.393, SLG: 0.505 (1, 9)	F7										5	0	2	0	0	0	3						
Johnny Mize, L OBP: 0.362, SLG: 0.543 Joe Collins, L OBP: 0.329, SLG: 0.431 (1, 3) (9, 3)		F8									4	0	0	0	0	0	3						
Billy Johnson, R OBP: 0.360, SLG: 0.376 Jackie Jensen, R OBP: 0.196, SLG: 0.120 Bobby Brown, L OBP: 0.335, SLG: 0.325 Tommy Henrich, L OBP: 0.373, SLG: 0.545 (1, 5) (9, PR) (10, 5) (10, PH)											2	0	0	0	2	0	2						
Jerry Coleman, R OBP: 0.365, SLG: 0.372 (1, 4)											4	0	0	0	0	0	4						
Allie Reynolds, R OBP: 0.278, SLG: 0.246 (1, 1)											2	0	0	0	0	1	0						
Inning Stats	R: 1 E: 0 K: 0 S: 4	H: 1 LOB: 1 BB: 1 P: 8	R: 0 E: 0 K: 0 S: 3	H: 0 LOB: 0 BB: 0 P: 3	R: 0 E: 0 K: 0 S: 3	H: 0 LOB: 1 BB: 1 P: 7	R: 0 E: 1 K: 0 S: 5	H: 1 LOB: 2 BB: 0 P: 5	R: 0 E: 0 K: 1 S: 5	H: 0 LOB: 0 BB: 1 P: 9	R: 0 E: 1 K: 0 S: 3	H: 1 LOB: 1 BB: 0 P: 3	R: 0 E: 0 K: 0 S: 3	H: 0 LOB: 2 BB: 2 P: 11	R: 0 E: 0 K: 0 S: 4	H: 1 LOB: 1 BB: 0 P: 4	R: 0 E: 0 K: 0 S: 3	H: 0 LOB: 2 BB: 1 P: 11	R: 1 E: 0 K: 0 S: 4	H: 3 LOB: 3 BB: 1 P: 8	1B: 6 2B: 0 3B: 1 HR: 0	SF: 0 SAC: 2 DP: 1 HBP: 0	WP: 1 PA: 43 PB: 0 SB: 1 CS: 0
PITCHER Bob Cain, L ERA: 4.4 (1, 1)	IP: 9.1 WLS: L BF: 43 H: 7 R: 2 ER: 2 SO: 1 BB: 7 IBB: 1 HBP: 0 BLK: 0 WP: 1 HR: 0 S: 37 P: 69 ERA: 1.93 WHIP: 1.500																						

Batter	1	2	3	4	5	6	7	8	9	AB	R	H	RBI	BB	SO	LOB	TOP					
Nellie Fox, L OBP: 0.317, SLG: 0.304 (1, 4)										3	1	1	0	2	0	0						
Floyd Baker, L OBP: 0.375, SLG: 0.294 (1, 5)										5	0	2	0	0	0	3						
Dave Philley, S OBP: 0.308, SLG: 0.383 (1, 8) (5, 9)											5	0	1	1	0	2						
Eddie Robinson, L OBP: 0.380, SLG: 0.416 (1, 3)											4	2	1	0	1	2						
Gus Zernial, R OBP: 0.333, SLG: 0.480 (1, 7)											5	1	2	2	0	1	3					
Mary Rickert, L OBP: 0.288, SLG: 0.340 Mike McCormick, R OBP: 0.356, SLG: 0.329 (5, PH) (5, 8)											1	1	0	0	1	0						
Phil Masi, R OBP: 0.374, SLG: 0.403 (1, 2)											3	0	0	0	1	0	3					
Chico Carrasquel, R OBP: 0.373, SLG: 0.374 (1, 6)										4	1	0	1	0	0	3						
Ray Scarborough, R OBP: 0.213, SLG: 0.175 (1, 1)										4	0	1	1	0	0	0						
Inning Stats	R: 1 E: 0 K: 1 S: 6	H: 1 LOB: 1 BB: 1 P: 10	R: 0 E: 0 K: 0 S: 3	H: 0 LOB: 0 BB: 0 P: 3	R: 0 E: 0 K: 1 S: 4	H: 1 LOB: 1 BB: 4 P: 4	R: 3 E: 1 K: 1 S: 6	H: 1 LOB: 2 BB: 0 P: 22	R: 2 E: 0 K: 0 S: 6	H: 3 LOB: 1 BB: 0 P: 6	R: 0 E: 0 K: 1 S: 6	H: 1 LOB: 2 BB: 1 P: 10	R: 0 E: 0 K: 0 S: 3	H: 0 LOB: 0 BB: 0 P: 3	R: 0 E: 0 K: 0 S: 4	H: 1 LOB: 1 BB: 0 P: 4	1B: 6 2B: 2 3B: 0 HR: 1	SF: 0 SAC: 0 DP: 1 HBP: 0	WP: 0 PB: 0 SB: 1 CS: 0	PA: 41		
PITCHER	IP WLS BF H R ER SO BB IBB HBP BLK WP HR S P ERA WHIP	IP WLS BF H R ER SO BB IBB HBP BLK WP HR S P ERA WHIP																				
Fred Sanford, R ERA: 4.31 (1, 1)	3.2 L 18 3 4 3 2 4 0 0 0 0 0 18 34 7.36 1.909	Joe Ostrowski, L ERA: 3.75 (4, 1)	3.1 16 5 2 2 1 2 0 0 0 0 1 16 24 5.40 2.100	Joe Page, L ERA: 4.62 (8, 1)	2.0 7 1 0 0 0 0 0 0 0 0 0 7 7 0.00 0.500																	

Chicago White Sox @ New York Yankees
Yankee Stadium, Bronx, NY
Mon Aug 28 1950, 3:33 AM EDT
Att: 9,760 - Unknown

AB 35
R 6
H 9
RBI 5
BB 6
SO 3
LOB 16

Batter	1	2	3	4	5	6	7	8	9	AB	R	H	RBI	BB	SO	LOB	BOTTOM			
Gene Woodling, L OBP: 0.377, SLG: 0.408 (1, 7)										3	2	1	0	1	1	0				
Phil Rizzuto, R OBP: 0.429, SLG: 0.426 (1, 6)										3	0	0	0	1	0	1				
Hank Bauer, R OBP: 0.391, SLG: 0.502 (1, 9)										4	0	1	0	0	0	3				
Joe DiMaggio, R OBP: 0.375, SLG: 0.561 (1, 8)										4	1	2	2	0	0	2				
Yogi Berra, L OBP: 0.389, SLG: 0.516 (1, 2)										3	1	0	1	1	0	2				
Tommy Henrich, L OBP: 0.377, SLG: 0.543 (1, 3)										4	0	2	0	0	0	0				
Bobby Brown, L OBP: 0.330, SLG: 0.320 (1, 5)										4	0	0	0	0	0	3				
Jerry Coleman, R OBP: 0.363, SLG: 0.369 Joe Collins, L OBP: 0.327, SLG: 0.429 (9, PH)										3	0	0	1	0	0	2				
Fred Sanford, S OBP: 0.257, SLG: 0.294 Joe Ostrowski, L OBP: 0.345, SLG: 0.333 Cliff Mages, L OBP: 0.337, SLG: 0.415 Joe Page, L OBP: 0.375, SLG: 0.429 Johnny Mize, L OBP: 0.360, SLG: 0.539 (9, PH)											1	0	0	0	0	1				
Inning Stats	R: 1 E: 0 K: 0 S: 4	H: 1 LOB: 1 BB: 0 P: 8	R: 0 E: 0 K: 0 S: 4	H: 1 LOB: 1 BB: 0 P: 4	R: 0 E: 0 K: 1 S: 6	H: 1 LOB: 1 BB: 0 P: 6	R: 1 E: 0 K: 0 S: 4	H: 1 LOB: 1 BB: 1 P: 8	R: 0 E: 0 K: 0 S: 3	H: 0 LOB: 0 BB: 0 P: 3	R: 0 E: 0 K: 1 S: 5	H: 0 LOB: 0 BB: 0 P: 5	R: 0 E: 0 K: 0 S: 4	H: 1 LOB: 0 BB: 0 P: 4	R: 0 E: 0 K: 0 S: 3	H: 0 LOB: 0 BB: 0 P: 3	1B: 5 2B: 0 3B: 1 HR: 0	SF: 0 SAC: 0 DP: 0 HBP: 0	WP: 0 PB: 0 SB: 0 CS: 0	PA: 36
PITCHER	IP WLS BF H R ER SO BB IBB HBP BLK WP HR S P ERA WHIP	IP WLS BF H R ER SO BB IBB HBP BLK WP HR S P ERA WHIP																		
Ray Scarborough, R ERA: 4.48 (1, 1)	9.0 W 36 6 4 4 2 3 0 0 0 0 0 37 49 4.00 1.000																			

Chicago White Sox @ New York Yankees
Yankee Stadium, Bronx, NY
Mon Aug 28 1950, 3:33 AM EDT
Att: 9,760 - Unknown

AB 33
R 4
H 6
RBI 4
BB 3
SO 2
LOB 15


Batter	1	2	3	4	5	6	7	8	9	AB	R	H	RBI	BB	SO	LOB	TOP			
Chico Carrasquel, R (1,6)										5	1	2	0	0	0	3	Chicago White Sox @ Boston Red Sox Fenway Park, Boston, MA Tue Aug 29 1950, 3:33 AM EDT Att: 8,381 - Unknown			
Dave Philley, S (1,9)										5	1	1	1	0	0	2				
Phil Masi, R (1,2)										5	1	1	0	0	1	1				
Eddie Robinson, L (1,3)										3	1	1	0	0	0	0				
Gus Zernial, R (1,7)										4	0	1	3	0	0	1				
Hank Majeski, R (1,5)										3	1	0	0	1	0	2				
Mike McCormick, R (1,8)										4	1	2	0	0	0	1				
Nellie Fox, L (1,4)										4	0	1	1	0	0	1				
Randy Gumpert, R (1,1)										2	0	0	1	0	0	1				
Luis Aloma, R (5,1)										0	0	0	0	0	0	0				
Gus Niarhos, R (6,PH)										0	0	0	0	1	0	0				
Lou Kretlow, R (6,1)										0	0	0	0	0	0	0				
Joe Erault, R (9,PH)										1	0	0	0	0	0	0				
Inning Stats	R: 3 E: 0 K: 0 S: 6	H: 3 LOB: 1 BB: 0 P: 7	R: 0 E: 1 K: 0 S: 3	H: 0 LOB: 0 BB: 0 P: 3	R: 0 E: 0 K: 0 S: 3	H: 0 LOB: 0 BB: 0 P: 3	R: 2 E: 0 K: 0 S: 5	H: 2 LOB: 1 BB: 1 P: 9	R: 1 E: 0 K: 0 S: 5	H: 2 LOB: 1 BB: 0 P: 5	R: 0 E: 0 K: 0 S: 3	H: 0 LOB: 1 BB: 1 P: 7	R: 0 E: 0 K: 0 S: 4	H: 1 LOB: 1 BB: 0 P: 4	R: 0 E: 0 K: 1 S: 6	H: 1 LOB: 1 BB: 0 P: 6	1B: 7 2B: 1 3B: 0 HR: 1	SF: 0 SAC: 0 DP: 1 HBP: 1	WP: 0 PB: 0 SB: 0 CS: 0	PA: 39
PITCHER	IP: 9.0 WLS: W BF: 39 ERA: 3.96	H: 9 R: 6 ER: 6 SO: 1	BB: 2 IBB: 0 HBP: 1 BLK: 0	WP: 0 HR: 1 S: 38 P: 47	ERA: 6.00 WHIP: 1.222	PITCHER														

Batter	1	2	3	4	5	6	7	8	9	AB	R	H	RBI	BB	SO	LOB	BOTTOM			
Dom DiMaggio, R (1,8)										5	3	3	0	0	0	1	Chicago White Sox @ Boston Red Sox Fenway Park, Boston, MA Tue Aug 29 1950, 3:33 AM EDT Att: 8,381 - Unknown			
6 Johnny Pesky, L (1,6)										2	2	0	0	3	0	1				
Billy Goodman, L (1,5)										5	1	3	3	0	0	4				
Clyde Vollmer, R (1,7)										4	2	2	3	1	1	1				
Walt Dropo, R (1,3)										4	1	2	2	1	0	0				
Bobby Doerr, R (1,4)										5	2	2	3	0	0	2				
Al Zarilla, L (1,9)										4	2	2	1	1	1	0				
Buddy Rosar, R (1,2)										5	0	1	0	0	0	4				
Mel Parnell, L (1,1)										5	0	0	1	0	0	2				
Inning Stats	R: 2 E: 0 K: 0 S: 5	H: 2 LOB: 0 BB: 0 P: 5	R: 0 E: 0 K: 0 S: 4	H: 1 LOB: 1 BB: 0 P: 4	R: 3 E: 0 K: 0 S: 7	H: 4 LOB: 2 BB: 1 P: 11	R: 1 E: 0 K: 0 S: 5	H: 2 LOB: 1 BB: 0 P: 5	R: 3 E: 0 K: 0 S: 6	H: 3 LOB: 2 BB: 2 P: 14	R: 0 E: 0 K: 1 S: 5	H: 0 LOB: 0 BB: 0 P: 5	R: 3 E: 1 K: 0 S: 5	H: 2 LOB: 3 BB: 3 P: 17	R: 1 E: 0 K: 1 S: 6	H: 1 LOB: 0 BB: 0 P: 6		1B: 7 2B: 4 3B: 1 HR: 3	SF: 0 SAC: 0 DP: 0 HBP: 0	WP: 0 PB: 0 SB: 0 CS: 0
PITCHER	IP: 4.0 WLS: L BF: 25 ERA: 5.55	H: 11 R: 9 ER: 9 SO: 0	BB: 2 IBB: 0 HBP: 0 BLK: 0	WP: 0 HR: 2 S: 23 P: 31	ERA: 20.25 WHIP: 3.250	PITCHER														
Randy Gumpert, R (1,1)	IP: 1.0 WLS: L BF: 5 ERA: 4.01	H: 1 R: 0 ER: 0 SO: 0	BB: 1 IBB: 0 HBP: 0 BLK: 0	WP: 0 HR: 0 S: 4 P: 8	ERA: 0.00 WHIP: 2.000															
Lou Kretlow, R (6,1)	IP: 3.0 WLS: L BF: 15 ERA: 7.59	H: 3 R: 4 ER: 1 SO: 2	BB: 3 IBB: 0 HBP: 0 BLK: 0	WP: 0 HR: 1 S: 16 P: 28	ERA: 3.00 WHIP: 2.000															

Batter	1	2	3	4	5	6	7	8	9	AB	R	H	RBI	BB	SO	LOB	TOP					
Herb Adams, L (1, 8) OBP: 0.288, SLG: 0.271	0-0 6-3		0-0 4-3			0-0 1-4-3		0-0 F9		4	0	0	0	0	0	0						
Floyd Baker, L (1, 5) OBP: 0.394, SLG: 0.327	0-0 G6-4-3 1B			0-0 1B		0-0 1B		0-0 2B		4	1	4	0	0	0	0						
Dave Philley, S (1, 9) OBP: 0.306, SLG: 0.386	0-0 G6-4-3 1-2			0-0 F6		0-0 1B		0-0 F5		4	0	1	0	0	0	3						
Eddie Robinson, L (1, 3) OBP: 0.382, SLG: 0.418		4-0 1B BB		0-0 F4		0-3 K		0-0 2B		3	0	1	1	1	1	3						
Gus Zernial, R (1, 7) OBP: 0.332, SLG: 0.477		0-0 F3		0-0 5-3			0-0 F3	4-0 FC6-4 BB		3	0	0	0	1	0	2						
Phil Masi, R (1, 2) OBP: 0.373, SLG: 0.399		0-0 G6-4-3 1B			0-0 L5		4-0 FC4-6 BB	0-0 FC6-4		3	0	1	0	1	0	2						
Chico Carrasquel, R (1, 6) OBP: 0.375, SLG: 0.374		0-0 G6-4-3 1-2			0-0 3-1		0-0 FC4-6 1B	4-0 G4-6-3 BB		3	0	1	0	1	0	2						
Nellie Fox, L (1, 4) OBP: 0.313, SLG: 0.300			0-0 F8		0-3 K		0-0 FC4-6 1-2 2-3	0-0 F9		4	0	0	0	0	1	3						
Ken Holcombe, R (1, 1) OBP: 0.156, SLG: 0.188			0-3 K			0-3 K		0-0 G4-6-3 1-2		2	0	0	0	0	2	0						
Gordon Goldsberry, L (7, PH) OBP: 0.420, SLG: 0.446										1	0	0	0	0	1	2						
Howie Judson, R (7, 1) OBP: 0.222, SLG: 0.188										0	0	0	0	0	0	0						
Mary Rickett, L (9, PH) OBP: 0.297, SLG: 0.338										1	0	0	0	0	0	1						
Inning Stats	R: 0 E: 0 K: 0 S: 3	H: 1 LOB: 0 BB: 0 P: 3	R: 0 E: 0 K: 0 S: 3	H: 1 LOB: 1 BB: 1 P: 7	R: 0 E: 0 K: 1 S: 5	H: 0 LOB: 0 BB: 0 P: 5	R: 0 E: 0 K: 0 S: 4	H: 1 LOB: 1 BB: 0 P: 4	R: 0 E: 0 K: 1 S: 5	H: 0 LOB: 0 BB: 0 P: 5	R: 0 E: 0 K: 2 S: 9	H: 2 LOB: 2 BB: 0 P: 9	R: 0 E: 0 K: 1 S: 6	H: 1 LOB: 2 BB: 1 P: 10	R: 1 E: 0 K: 0 S: 5	H: 2 LOB: 2 BB: 1 P: 9	R: 0 E: 0 K: 0 S: 2	H: 0 LOB: 0 BB: 1 P: 6	1B: 6 2B: 2 3B: 0 HR: 0	SF: 0 SAC: 0 DP: 3 HBP: 0	WP: 0 PB: 0 SB: 0 CS: 0	PA: 36
PITCHER Joe Dobson, R (1, 1) ERA: 4.01	IP: 9.0 WLS: W BF: 36 H: 8 R: 1 ER: 1 SO: 5 BB: 4 IBB: 0 HBP: 0 BLK: 0 WP: 0 HR: 0 S: 42 P: 58 ERA: 1.00 WHIP: 1.333															PITCHER	IP: 9.0 WLS: W BF: 36 H: 8 R: 1 ER: 1 SO: 5 BB: 4 IBB: 0 HBP: 0 BLK: 0 WP: 0 HR: 0 S: 42 P: 58 ERA: 1.00 WHIP: 1.333					

Chicago White Sox @ Boston Red Sox
Fenway Park, Boston, MA
Wed Aug 30 1950, 3:33 AM EDT
Att: 9,898 - Unknown

AB 32
R 1
H 8
RBI 1
BB 4
SO 5
LOB 18



Batter	1	2	3	4	5	6	7	8	9	AB	R	H	RBI	BB	SO	LOB	BOTTOM	
Dom DiMaggio, R (1, 8) OBP: 0.425, SLG: 0.468	0-0 4-3 G3 1B		0-0 FC5 2B	0-0 FC5-4 1-2		0-0 1B	0-0 FC5-4 1-2			5	1	2	0	0	0	5		
6 Johnny Pesky, L (1, 6) OBP: 0.437, SLG: 0.394	0-0 G3 1-2		0-0 E1 2B	4-0 BB		0-0 4-3		0-0 F7		4	1	0	0	1	0	4		
Billy Goodman, L (1, 5) OBP: 0.442, SLG: 0.490	0-0 4-3 2-3		0-0 E 1-3 2B	0-0 F7			0-0 F8	0-0 F7		5	1	1	1	0	0	3		
Clyde Vollmer, R (1, 7) OBP: 0.358, SLG: 0.475	0-0 F8		0-0 E7 2H 3H	0-3 K		0-0 F4	0-0 F8			5	1	0	0	0	1	1		
Walt Dropo, R (1, 3) OBP: 0.377, SLG: 0.591		0-0 6-3	0-0 E8 2H	0-0 F7		4-0 2B BB				3	1	0	0	1	0	0		
Bobby Doerr, R (1, 4) OBP: 0.388, SLG: 0.519		0-0 L3	4-0 BB	0-0 F8		0-0 1B 2B				3	1	1	1	1	0	0		
Al Zarilla, L (1, 9) OBP: 0.437, SLG: 0.513		0-0 G3	0-0 3-1			0-0 L4	0-0 1B 2B			4	0	1	1	0	0	2		
Buddy Rosar, R (1, 2) OBP: 0.368, SLG: 0.308			4-0 FC5 SH1-4 BB	0-0 6-3		0-0 L6	0-0 BB 1B			3	0	1	0	1	0	0		
Joe Dobson, R (1, 1) OBP: 0.297, SLG: 0.219			0-0 SH1-4	0-0 FC5-4 1B		0-0 1B	4-0 FC5-4 BB			2	0	2	0	1	0	0		
Inning Stats	R: 0 E: 0 K: 0 S: 4	H: 1 LOB: 1 BB: 0 P: 4	R: 0 E: 0 K: 0 S: 3	H: 0 LOB: 0 BB: 0 P: 3	R: 4 E: 3 K: 0 S: 7	H: 1 LOB: 2 BB: 2 P: 15	R: 0 E: 0 K: 0 S: 4	H: 1 LOB: 2 BB: 1 P: 8	R: 0 E: 0 K: 0 S: 5	H: 0 LOB: 0 BB: 0 P: 5	R: 2 E: 0 K: 0 S: 6	H: 3 LOB: 3 BB: 2 P: 14	R: 0 E: 0 K: 0 S: 3	H: 0 LOB: 0 BB: 0 P: 3	1B: 6 2B: 2 3B: 0 HR: 0	SF: 0 SAC: 1 DP: 0 HBP: 0	WP: 0 PB: 1 SB: 0 CS: 0	PA: 40
PITCHER Ken Holcombe, R (1, 1) ERA: 4.88	IP: 6.0 WLS: L BF: 29 H: 5 R: 4 ER: 0 SO: 1 BB: 3 IBB: 0 HBP: 0 BLK: 0 WP: 0 HR: 0 S: 28 P: 40 ERA: 0.00 WHIP: 1.333															PITCHER Howie Judson, R (7, 1) ERA: 4.19	IP: 2.0 WLS: 11 BF: 3 H: 2 R: 2 ER: 2 SO: 0 BB: 2 IBB: 0 HBP: 0 BLK: 0 WP: 0 HR: 0 S: 9 P: 17 ERA: 9.00 WHIP: 2.500	

Chicago White Sox @ Boston Red Sox
Fenway Park, Boston, MA
Wed Aug 30 1950, 3:33 AM EDT
Att: 9,898 - Unknown

AB 34
R 6
H 8
RBI 3
BB 5
SO 1
LOB 15



Batter	1	2	3	4	5	6	7	8	9	AB	R	H	RBI	BB	SO	LOB	TOP																			
Nellie Fox, L OBP: 0.311, SLG: 0.297 (1,4)	E7		F4		FC4-6		SH3-4		SH	3	0	0	0	0	0	1	Chicago White Sox @ Boston Red Sox Fenway Park, Boston, MA Thu Aug 31 1950, 3:33 AM EDT Att: 5,578 - Unknown																			
Floyd Baker, L OBP: 0.390, SLG: 0.325 (1,5)	F8				G3		F8		SH	4	0	1	0	0	0	3																				
Dave Philley, S OBP: 0.309, SLG: 0.385 (1,8)	4-3		F5			HR	FC5-4		BB	3	1	1	0	2	0	2																				
Eddie Robinson, L OBP: 0.380, SLG: 0.422 (1,3)	F6		3-1			HR	FC5-4		F4	5	1	1	2	0	0	7																				
Gus Zernial, R OBP: 0.331, SLG: 0.481 (1,7)		F6		F6		K		HR	K	5	1	1	1	0	2	3																				
Mary Rickett, L OBP: 0.296, SLG: 0.337 (1,9)		1B		6-3		F7				4	0	1	0	0	0	0																				
Phil Masi, R OBP: 0.372, SLG: 0.398 (1,2)		1B		5-3					K	4	0	1	0	0	1	1																				
Chico Carrasquel, R OBP: 0.375, SLG: 0.373 (1,6)					FC4-6	F6				3	0	1	0	1	0	1																				
Billy Pierce, L OBP: 0.324, SLG: 0.286 (1,1)		F8			B2		SH3-4		SH	4	0	2	0	0	0	3																				
Inning Stats	R: 0 E: 1 K: 0 S: 4	H: 0 LOB: 1 BB: 0 P: 4	R: 0 E: 0 K: 0 S: 5	H: 2 LOB: 2 BB: 0 P: 5	R: 0 E: 0 K: 0 S: 4	H: 1 LOB: 1 BB: 0 P: 4	R: 0 E: 0 K: 0 S: 3	H: 0 LOB: 0 BB: 0 P: 3	R: 0 E: 0 K: 0 S: 3	H: 0 LOB: 1 BB: 1 P: 7	R: 2 E: 0 K: 1 S: 8	H: 3 LOB: 1 BB: 0 P: 8	R: 0 E: 0 K: 0 S: 4	H: 1 LOB: 2 BB: 1 P: 8	R: 1 E: 0 K: 1 S: 6	H: 1 LOB: 0 BB: 0 P: 6	R: 0 E: 0 K: 1 S: 7	H: 1 LOB: 3 BB: 1 P: 11	1B: 7 2B: 0 3B: 0 HR: 2	SF: 0 SAC: 3 DP: 0 HBP: 0	WP: 0 PB: 0 SB: 0 CS: 0	PA: 41														
PITCHER	IP	WLS	BF	H	R	ER	SO	BB	IBB	HBP	BLK	WP	HR	S	P	ERA	WHIP	PITCHER		IP	WLS	BF	H	R	ER	SO	BB	IBB	HBP	BLK	WP	HR	S	P	ERA	WHIP
Walt Masterson, R ERA: 5.82 (1,1)	7.0		32	8	3	3	1	2	0	0	0	0	2	32	40	3.86	1.429																			
Ellis Kinder, R ERA: 4.34 (8,1)	2.0	W	9	1	0	0	2	1	0	0	0	0	0	12	16	0.00	1.000																			

AB 35
R 3
H 9
RBI 3
BB 3
SO 3
LOB 21



Batter	1	2	3	4	5	6	7	8	9	AB	R	H	RBI	BB	SO	LOB	BOTTOM																				
Dom DiMaggio, R OBP: 0.425, SLG: 0.466 (1,8)	L4		F5				5-3			4	0	1	0	1	0	0	Chicago White Sox @ Boston Red Sox Fenway Park, Boston, MA Thu Aug 31 1950, 3:33 AM EDT Att: 5,578 - Unknown																				
6 Johnny Pesky, L OBP: 0.434, SLG: 0.397 (1,6)	6-3			1B	CS	F5	1-3		FC4-6	5	1	1	0	0	0	2																					
Billy Goodman, L OBP: 0.442, SLG: 0.490 (1,5)	4-3			3B			K		BB	4	1	1	0	1	1	1																					
Clyde Vollmer, R OBP: 0.364, SLG: 0.473 (1,7)				K		2B			BB	3	1	1	1	2	1	1																					
Walt Dropo, R OBP: 0.380, SLG: 0.593 (1,3)		1-3		1B		BB			BB	3	0	2	2	1	0	1																					
Bobby Doerr, R OBP: 0.387, SLG: 0.517 (1,4)			K			2B	E5		BB	4	0	1	1	0	2	3																					
Al Zarilla, L OBP: 0.433, SLG: 0.507 (1,9)			K		1B				K	4	0	0	0	0	1	6																					
Buddy Rosar, R OBP: 0.377, SLG: 0.309 (9, PR)			6-3				F4		FC4-6	3	0	1	0	1	0	0																					
Walt Masterson, R OBP: 0.154, SLG: 0.135 (1,1)									SH	3	0	0	0	0	3	3																					
Ellis Kinder, R OBP: 0.209, SLG: 0.277 (8,1)			K				K		SH	0	0	0	0	0	0	0																					
Inning Stats	R: 0 E: 0 K: 0 S: 3	H: 0 LOB: 0 BB: 0 P: 3	R: 0 E: 0 K: 2 S: 8	H: 1 LOB: 1 BB: 0 P: 8	R: 0 E: 0 K: 1 S: 5	H: 0 LOB: 0 BB: 0 P: 5	R: 1 E: 0 K: 1 S: 7	H: 2 LOB: 2 BB: 1 P: 11	R: 0 E: 0 K: 1 S: 5	H: 1 LOB: 0 BB: 0 P: 5	R: 2 E: 1 K: 1 S: 8	H: 2 LOB: 3 BB: 2 P: 16	R: 0 E: 0 K: 1 S: 5	H: 0 LOB: 0 BB: 0 P: 5	R: 0 E: 0 K: 1 S: 6	H: 1 LOB: 1 BB: 0 P: 6	R: 1 E: 0 K: 0 S: 3	H: 1 LOB: 3 BB: 3 P: 15	1B: 5 2B: 2 3B: 1 HR: 0	SF: 0 SAC: 1 DP: 0 HBP: 0	WP: 0 PB: 0 SB: 0 CS: 1	PA: 41															
PITCHER	IP	WLS	BF	H	R	ER	SO	BB	IBB	HBP	BLK	WP	HR	S	P	ERA	WHIP	PITCHER		IP	WLS	BF	H	R	ER	SO	BB	IBB	HBP	BLK	WP	HR	S	P	ERA	WHIP	
Billy Pierce, L ERA: 4.33 (1,1)	8.2	L	40	8	4	4	8	5	1	0	0	0	0	50	74	4.15	1.500																				

AB 33
R 4
H 8
RBI 4
BB 6
SO 8
LOB 17



Batter	1	2	3	4	5	6	7	8	9	AB	R	H	RBI	BB	SO	LOB	TOP					
Chico Carrasquel, R OBP: 0.372, SLG: 0.389	0-0 1-3		0-0 5-3		0-0 P4		0-0 4-3		0-0 4-3	5	0	0	0	0	0	3	Chicago White Sox @ Detroit Tigers Briggs Stadium, Detroit, MI Sat Sep 02 1950, 4:33 AM EDT Att: 16,815 - Unknown					
Dave Philley, S OBP: 0.307, SLG: 0.382	0-3 K		0-0 6-3					0-3 K		4	0	0	0	0	3	0						
Phil Masi, R OBP: 0.375, SLG: 0.408 Gus Niarhos, R OBP: 0.403, SLG: 0.353	0-0 HR		4-0 BB					0-0 5-3		1	1	1	1	1	0	0						
Eddie Robinson, L OBP: 0.381, SLG: 0.422	0-0 3-1		0-0 F9					0-0 1B		4	0	2	0	0	0	1						
Gus Zernial, R OBP: 0.330, SLG: 0.479		0-0 G6-4-3 1B		0-0 4-3				0-3 K		4	0	1	0	0	2	3						
Mike McCormick, R OBP: 0.357, SLG: 0.333		0-0 G6-4-3 1-2		0-0 G6-3				0-0 FC4		4	1	1	0	0	0	3						
Floyd Baker, L OBP: 0.393, SLG: 0.325		4-0 1B BB		0-0 4-3				0-0 1B		3	0	1	0	1	0	1						
Nellie Fox, L OBP: 0.315, SLG: 0.302		0-0 1-2 1B						0-0 FC4-3-6 1-2		4	0	3	1	0	0	1						
Ray Scarborough, R OBP: 0.210, SLG: 0.172 Howie Judson, R OBP: 0.200, SLG: 0.167 Joe Erault, R OBP: 0.214, SLG: 0.154	0-0 1-4-3		0-0 1-2 1B		0-0 K			0-3 P4		1	0	0	0	0	0	2						
Inning Stats	R: 1 E: 0 K: 1 S: 6	H: 1 LOB: 0 BB: 0 P: 6	R: 0 E: 0 K: 0 S: 4	H: 2 LOB: 2 BB: 1 P: 8	R: 0 E: 0 K: 0 S: 3	H: 0 LOB: 1 BB: 1 P: 7	R: 0 E: 0 K: 0 S: 3	H: 0 LOB: 0 BB: 0 P: 3	R: 0 E: 0 K: 1 S: 5	H: 1 LOB: 0 BB: 0 P: 5	R: 0 E: 0 K: 2 S: 8	H: 1 LOB: 2 BB: 1 P: 12	R: 0 E: 0 K: 0 S: 4	H: 1 LOB: 1 BB: 0 P: 4	R: 0 E: 0 K: 2 S: 8	H: 1 LOB: 1 BB: 0 P: 8	R: 1 E: 0 K: 1 S: 7	H: 2 LOB: 1 BB: 0 P: 7	1B: 8 2B: 0 3B: 0 HR: 1	SF: 0 SAC: 0 DP: 1 HBP: 0	WP: 0 PB: 0 SB: 1 CS: 1	PA: 37
PITCHER Hal Newhouser, L ERA: 4.7	IP: 9.0 WLS: W BF: 37 H: 9 R: 2 ER: 2 SO: 7 BB: 3 IBB: 0 HBP: 0 BLK: 0 WP: 0 HR: 1 S: 48 P: 60 ERA: 2.00 WHIP: 1.333															PITCHER	IP: WLS: BF: H: R: ER: SO: BB: IBB: HBP: BLK: WP: HR: S: P: ERA: WHIP:					

Batter	1	2	3	4	5	6	7	8	9	AB	R	H	RBI	BB	SO	LOB	BOTTOM			
Don Kolloway, R OBP: 0.332, SLG: 0.399	0-0 FC1-5 HBP 1B		0-0 P4		0-0 1B 1B				0-0 G6-4-3 1B	4	1	3	2	0	0	0	Chicago White Sox @ Detroit Tigers Briggs Stadium, Detroit, MI Sat Sep 02 1950, 4:33 AM EDT Att: 16,815 - Unknown			
George Kell, R OBP: 0.405, SLG: 0.487	1-0 FC1-5 HR HBP		0-0 5-3		0-0 1B 1B			0-0 G6-4-3 1-2		3	1	1	1	0	0	1				
Pat Mullin, L OBP: 0.292, SLG: 0.275	0-0 FC1-5 HR		0-0 G3		0-0 1B			0-0 F8		4	1	1	0	0	0	2				
Vic Wertz, L OBP: 0.394, SLG: 0.545	0-0 HR				0-0 1B BB			0-0 F7		3	2	1	3	1	0	2				
Johnny Groth, R OBP: 0.413, SLG: 0.483	0-0 6-3				0-0 1B SH4-3 2B			0-3 K		3	1	1	0	1	1	0				
Johnny Lipon, R OBP: 0.396, SLG: 0.390	0-0 4-3				4-0 SH4-3 1B BB			0-0 F7		3	1	0	0	1	0	1				
Jerry Priddy, R OBP: 0.380, SLG: 0.393		0-0 5-3			0-0 SH4-3 1B 1B			0-0 5-3		4	1	2	1	0	0	1				
Aaron Robinson, L OBP: 0.390, SLG: 0.350		0-0 P3			0-0 F7			0-3 K		4	0	0	0	0	1	5				
Hal Newhouser, L OBP: 0.241, SLG: 0.204		0-0 4-3			0-0 SH4-3			0-0 F7		3	0	0	1	0	0	1				
Inning Stats	R: 3 E: 0 K: 0 S: 5	H: 2 LOB: 0 BB: 0 P: 6	R: 0 E: 0 K: 0 S: 3	H: 0 LOB: 0 BB: 0 P: 3	R: 0 E: 0 K: 0 S: 3	H: 0 LOB: 0 BB: 0 P: 3	R: 5 E: 0 K: 0 S: 8	H: 5 LOB: 2 BB: 2 P: 16	R: 0 E: 0 K: 1 S: 5	H: 0 LOB: 0 BB: 1 P: 9	R: 0 E: 0 K: 0 S: 3	H: 1 LOB: 0 BB: 0 P: 3	R: 0 E: 0 K: 1 S: 5	H: 0 LOB: 0 BB: 0 P: 5	R: 0 E: 0 K: 0 S: 4	H: 1 LOB: 1 BB: 0 P: 4	1B: 6 2B: 2 3B: 0 HR: 1	SF: 0 SAC: 1 DP: 1 HBP: 1	WP: 0 PB: 0 SB: 0 CS: 0	PA: 36
PITCHER Ray Scarborough, R ERA: 4.79 Howie Judson, R ERA: 4.0	IP: 3.2 WLS: L BF: 20 H: 6 R: 8 ER: 8 SO: 8 BB: 2 IBB: 1 HBP: 0 BLK: 0 WP: 0 HR: 1 S: 17 P: 26 ERA: 19.64 WHIP: 2.182															PITCHER	IP: WLS: BF: H: R: ER: SO: BB: IBB: HBP: BLK: WP: HR: S: P: ERA: WHIP:			

Batter	1	2	3	4	5	6	7	8	9	AB	R	H	RBI	BB	SO	LOB	TOP							
Dale Mitchell, L OBP: 0.385, SLG: 0.383 Ray Murray, R OBP: 0.336, SLG: 0.402	0-0 SH2-4 1B	0-0 F5			0-0 G6-4-3 1B		0-0 1B		0-0 FC5-4 E	4	0	3	1	0	0	1								
Bobby Avila, R OBP: 0.390, SLG: 0.381 Joe Gordon, R OBP: 0.337, SLG: 0.416	0-0 SH2-4		0-0 F4		0-0 G6-4-3		0-0 F9		0-0 F8	3	0	0	0	0	0	3								
Larry Doby, L OBP: 0.460, SLG: 0.571	0-0 4-3		0-0 G4-6-3 1B				0-0 WP 1B		0-0 F8	5	0	2	0	0	0	2								
Luke Easter, L OBP: 0.388, SLG: 0.490	4-0 BB BB		0-0 G4-6-3				0-0 F8		0-0 BB 2B	4	0	1	0	1	0	4								
Al Rosen, R OBP: 0.406, SLG: 0.552	4-0 1-2 BB			4-0 G6-4-3 BB			4-0 G4-6-3 BB		4-0 BB BB	0	0	0	0	4	0	0								
Ray Boone, R OBP: 0.412, SLG: 0.454	0-0 F8			0-0 G6-4-3			0-0 G4-6-3		4-0 1-2 2-3 BB	3	0	0	0	1	0	6								
Bob Kennedy, R OBP: 0.363, SLG: 0.427		0-0 F7		0-0 5-3			0-0 1-3 1B		0-0 F8	4	1	1	0	0	0	3								
Jim Hegan, R OBP: 0.296, SLG: 0.396 Jim Lemon, R OBP: 0.182, SLG: 0.182		0-0 F8			0-3 K		0-3 K		0-0 L8	2	0	0	0	0	1	0								
Early Wynn, S OBP: 0.448 Allie Clark, R OBP: 0.273, SLG: 0.382										1	0	0	0	0	0	3								
Bob Lemon, L OBP: 0.354, SLG: 0.483	4-0 BB				0-0 1B		0-0 1B		4-0 FC5-4 BB	2	0	1	0	2	0	1								
Inning Stats	R: 0 E: 0 K: 0 S: 4	H: 1 LOB: 3 BB: 2 P: 12	R: 0 E: 0 K: 0 S: 3	H: 0 LOB: 1 BB: 1 P: 7	R: 0 E: 0 K: 0 S: 3	H: 1 LOB: 0 BB: 0 P: 3	R: 0 E: 0 K: 0 S: 2	H: 0 LOB: 0 BB: 1 P: 6	R: 0 E: 0 K: 1 S: 6	H: 2 LOB: 1 BB: 0 P: 6	R: 0 E: 0 K: 0 S: 3	H: 1 LOB: 1 BB: 1 P: 7	R: 1 E: 0 K: 1 S: 7	H: 2 LOB: 1 BB: 0 P: 7	R: 0 E: 0 K: 0 S: 4	H: 1 LOB: 3 BB: 2 P: 12	R: 0 E: 1 K: 0 S: 4	H: 0 LOB: 2 BB: 1 P: 8	1B: 7 2B: 1 3B: 0 HR: 0	SF: 0 SAC: 1 DP: 4 HBP: 0	WP: 1 PB: 0 SB: 0 CS: 0	PA: 40		
PITCHER	IP WLS BF H R ER SO BB IBB HBP BLK WP HR S P ERA WHIP	7.1 W 33 8 1 1 2 7 0 0 0 1 0 30 58 1.23 2.045	8.1 S 7 0 0 0 0 1 0 0 0 0 0 6 10 0.00 0.600																					

Cleveland Indians @ Chicago White Sox
Comiskey Park, Chicago, IL
Mon Sep 04 1950, 4:33 AM EDT
Unknown


AB 31
R 1
H 8
RBI 1
BB 8
SO 2
LOB 26



Batter	1	2	3	4	5	6	7	8	9	AB	R	H	RBI	BB	SO	LOB	BOTTOM							
Nellie Fox, L OBP: 0.310, SLG: 0.298	0-0 G3		0-0 L9	0-0 2-3 1B		0-0 3-1	0-0 1-3			5	0	1	0	0	0	3								
Floyd Baker, L OBP: 0.385, SLG: 0.326	0-0 5-3		0-3 K	0-3 K			0-0 1B E	0-0 4-3		5	1	1	0	0	2	2								
Dave Philley, S OBP: 0.309, SLG: 0.388	0-0 HR		0-0 HBP 1B		0-0 F7		0-0 F5	4-0 BB		4	1	2	1	1	0	1								
Eddie Robinson, L OBP: 0.383, SLG: 0.428 Jerry Scatena, L OBP: 0.284, SLG: 0.215 Gordon Goldsberry, L OBP: 0.414, SLG: 0.439	4-0 BB BB		1-0 HBP		0-3 K		0-0 E 1B	0-0 F9		2	0	1	0	1	1	0								
Gus Zernial, R OBP: 0.326, SLG: 0.470	4-0 1-2 BB		0-3 K		0-3 K		0-3 K	0-0 F8		4	0	0	0	1	3	5								
Mary Rickert, L OBP: 0.299, SLG: 0.339	0-0 G3			0-3 K		0-0 2B 1B	0-0 E7 1B			4	2	2	1	0	1	2								
Phil Masi, R OBP: 0.374, SLG: 0.404		0-0 F7		4-0 2B F8 BB		0-0 F7	1-3 3-H 1B	0-0 1B 1B		3	2	1	2	1	0	1								
Chico Carrasquel, R OBP: 0.376, SLG: 0.379	0-0 F4			0-0 1B 1-3 2B		0-0 1B	2-H 3-H 1B	0-0 1B		4	0	3	2	0	0	0								
Bob Cain, L OBP: 0.231, SLG: 0.224 Luis Aloma, R OBP: 0.083, SLG: 0.083		0-3 K		0-0 F8		0-3 K	0-0 E6			4	0	0	1	0	2	4								
Inning Stats	R: 1 E: 0 K: 0 S: 4	H: 1 LOB: 2 BB: 2 P: 12	R: 0 E: 0 K: 1 S: 5	H: 0 LOB: 0 BB: 0 P: 5	R: 0 E: 0 K: 2 S: 8	H: 1 LOB: 2 BB: 0 P: 9	R: 1 E: 0 K: 2 S: 9	H: 2 LOB: 2 BB: 1 P: 13	R: 0 E: 0 K: 2 S: 7	H: 0 LOB: 0 BB: 0 P: 7	R: 1 E: 0 K: 1 S: 7	H: 2 LOB: 1 BB: 0 P: 7	R: 4 E: 2 K: 1 S: 11	H: 5 LOB: 2 BB: 0 P: 11	R: 0 E: 0 K: 0 S: 3	H: 0 LOB: 1 BB: 1 P: 7	1B: 8 2B: 2 3B: 0 HR: 1	SF: 0 SAC: 0 DP: 0 HBP: 1	WP: 0 PB: 0 SB: 0 CS: 0	PA: 41				
PITCHER	IP WLS BF H R ER SO BB IBB HBP BLK WP HR S P ERA WHIP	8.0 L 41 11 7 4 9 4 0 1 0 0 1 54 71 4.50 1.875																						

Cleveland Indians @ Chicago White Sox
Comiskey Park, Chicago, IL
Mon Sep 04 1950, 4:33 AM EDT
Unknown

AB 36
R 7
H 11
RBI 7
BB 4
SO 9
LOB 19



Batter	1	2	3	4	5	6	7	8	9	AB	R	H	RBI	BB	SO	LOB	TOP								
Ray Boone, R OBP: 0.407, SLG: 0.447 (1, 6)										4	0	0	0	0	0	2									
Bob Kennedy, R OBP: 0.384, SLG: 0.427 (1, 9)										4	0	2	1	0	0	1									
Larry Doby, L OBP: 0.457, SLG: 0.566 (1, 8)										4	0	0	0	0	0	2									
Luke Easter, L OBP: 0.385, SLG: 0.486 (1, 3)										4	0	0	0	0	1	1									
Al Rosen, R OBP: 0.403, SLG: 0.547 (1, 5)										4	0	0	0	0	1	0									
Allie Clark, R OBP: 0.274, SLG: 0.381 (1, 7)										3	0	1	0	0	1	0									
Joe Gordon, R OBP: 0.334, SLG: 0.412 (1, 4)										3	0	0	0	0	2	1									
Ray Murray, R OBP: 0.345, SLG: 0.409 (1, 2)										3	1	2	0	0	0	0									
Mike Garcia, R OBP: 0.218, SLG: 0.241 Sam Zoldak, L OBP: 0.316, SLG: 0.188 (1, 1) (6, 1)										2	0	0	0	0	0	1									
										1	0	0	0	0	0	1									
Inning Stats	R: 0 E: 0 K: 0 S: 4	H: 1 LOB: 1 BB: 0 P: 4	R: 0 E: 0 K: 1 S: 5	H: 0 LOB: 0 BB: 0 P: 5	R: 1 E: 0 K: 0 S: 5	H: 2 LOB: 1 BB: 0 P: 5	R: 0 E: 0 K: 2 S: 7	H: 1 LOB: 0 BB: 0 P: 7	R: 0 E: 0 K: 1 S: 5	H: 0 LOB: 0 BB: 0 P: 5	R: 0 E: 0 K: 0 S: 3	H: 0 LOB: 0 BB: 0 P: 3	R: 0 E: 1 K: 1 S: 6	H: 0 LOB: 1 BB: 0 P: 6	R: 0 E: 0 K: 0 S: 4	H: 1 LOB: 1 BB: 0 P: 4	R: 0 E: 0 K: 0 S: 3	H: 0 LOB: 0 BB: 0 P: 3	1B: 5 2B: 0 3B: 0 HR: 0	SF: 0 SAC: 0 DP: 0 HBP: 0	WP: 0 PB: 0 SB: 1 CS: 1	PA: 33			
PITCHER	IP	WLS	BF	H	R	ER	SO	BB	IBB	HBP	BLK	WP	HR	S	P	ERA	WHIP								
Randy Gumpert, R ERA: 5.27 Howie Judson, R ERA: 3.95	(1, 1) (9, 1)	8.0 1.0	L 3	29 0	5 0	1 0	1 0	5 0	0 0	0 0	0 0	0 0	0 0	39 3	39 3	1.12 0.00	0.625 0.000								

Cleveland Indians @ Chicago White Sox
Comiskey Park, Chicago, IL
Mon Sep 04 1950, 4:38 AM EDT
Att: 33,489 - Unknown

AB 32
R 1
H 5
RBI 1
BB 0
SO 5
LOB 9



Batter	1	2	3	4	5	6	7	8	9	AB	R	H	RBI	BB	SO	LOB	BOTTOM								
Nellie Fox, L OBP: 0.310, SLG: 0.297 (1, 4)										4	0	1	0	0	0	1									
Floyd Baker, L OBP: 0.388, SLG: 0.326 Luke Appling, R OBP: 0.281, SLG: 0.299 (1, 5) (9, PH)										3	0	1	0	0	0	1									
Dave Philley, S OBP: 0.307, SLG: 0.385 (1, 8) (6, 9)										4	0	0	0	0	0	2									
Eddie Robinson, L OBP: 0.380, SLG: 0.424 (1, 3)										4	0	0	0	0	1	2									
Gus Zernial, R OBP: 0.326, SLG: 0.470 (1, 7)										3	0	1	0	0	0	0									
Mary Rickert, L OBP: 0.288, SLG: 0.338 Mike McCormick, R OBP: 0.354, SLG: 0.329 (1, 9) (6, 8)										1	0	0	0	0	0	0									
Chico Carrasquel, R OBP: 0.374, SLG: 0.376 (1, 6)										3	0	0	0	0	1	1									
Gus Niarhos, R OBP: 0.413, SLG: 0.357 (1, 2)										2	0	1	0	1	0	0									
Randy Gumpert, R OBP: 0.114, SLG: 0.088 Phil Masi, R OBP: 0.373, SLG: 0.403 Howie Judson, R OBP: 0.200, SLG: 0.167 (1, 1) (8, PH) (9, 1)										1	0	0	0	0	0	2									
										1	0	0	0	0	1	0									
										0	0	0	0	0	0	0									
Inning Stats	R: 0 E: 0 K: 0 S: 3	H: 0 LOB: 0 BB: 0 P: 3	R: 0 E: 0 K: 1 S: 5	H: 0 LOB: 0 BB: 0 P: 5	R: 0 E: 0 K: 0 S: 4	H: 1 LOB: 1 BB: 0 P: 4	R: 0 E: 0 K: 0 S: 3	H: 1 LOB: 0 BB: 0 P: 3	R: 0 E: 0 K: 1 S: 6	H: 1 LOB: 2 BB: 1 P: 10	R: 0 E: 0 K: 0 S: 4	H: 1 LOB: 1 BB: 0 P: 4	R: 0 E: 0 K: 0 S: 3	H: 0 LOB: 0 BB: 0 P: 3	R: 0 E: 0 K: 1 S: 5	H: 0 LOB: 0 BB: 0 P: 5	R: 0 E: 0 K: 0 S: 3	H: 0 LOB: 0 BB: 0 P: 3	1B: 4 2B: 0 3B: 0 HR: 0	SF: 0 SAC: 2 DP: 1 HBP: 0	WP: 0 PB: 0 SB: 0 CS: 0	PA: 31			
PITCHER	IP	WLS	BF	H	R	ER	SO	BB	IBB	HBP	BLK	WP	HR	S	P	ERA	WHIP								
Mike Garcia, R ERA: 3.97 Sam Zoldak, L ERA: 4.07	(1, 1) (6, 1)	5.0 4.0	W S	19 12	4 0	0 0	0 1	0 0	0 0	0 0	0 0	0 0	0 0	22 14	26 14	0.00 0.00	0.800 0.000								

Cleveland Indians @ Chicago White Sox
Comiskey Park, Chicago, IL
Mon Sep 04 1950, 4:38 AM EDT
Att: 33,489 - Unknown

AB 28
R 0
H 4
RBI 0
BB 1
SO 3
LOB 9



Batter	1	2	3	4	5	6	7	8	9	10	AB	R	H	RBI	BB	SO	LOB	TOP					
Ray Boone, R OBP: 0.401, SLG: 0.439 (1, 6)	6-3		5-3		K		6-3		6-3		5	0	0	0	0	1	2						
Bob Kennedy, R OBP: 0.365, SLG: 0.426 (1, 9)	L8		F7			6-3		FC5-4, BB		FC1-6	4	0	1	0	1	0	0						
Larry Doby, L OBP: 0.454, SLG: 0.564 (1, 8)	2B		K			F4		K		FC1-6	5	0	1	0	0	2	2						
Luke Easter, L OBP: 0.365, SLG: 0.484 (8, PH)	K				F5			6-3		FC5-2	2	0	0	0	1	1	1						
Lou Boudreau, R OBP: 0.337, SLG: 0.326 (8, 3)	K					BB		6-3		1B	2	1	1	0	0	0	1						
Al Rosen, R OBP: 0.406, SLG: 0.548 (1, 5)						BB				1B	3	0	2	0	2	0	2						
Allie Clark, R OBP: 0.265, SLG: 0.368 (1, 7)	G6-4-3		G5-4-3			BB		1B		FC5-2	5	0	0	0	0	0	7						
Joe Gordon, R OBP: 0.340, SLG: 0.426 (1, 4)						BB		FC6-4		E6	3	2	2	1	2	0	0						
Ray Murray, R OBP: 0.341, SLG: 0.404 (1, 2)						HR		FC5-4		1B	4	0	1	1	0	0	3						
Steve Gromek, S OBP: 0.176, SLG: 0.152 (1, 1)											4	0	1	0	0	2	2						
Inning Stats	R: 0 E: 0 K: 1 S: 6	H: 1 LOB: 1 BB: 0 P: 6	R: 1 E: 0 K: 0 S: 5	H: 3 LOB: 1 BB: 0 P: 5	R: 0 E: 0 K: 1 S: 5	H: 0 LOB: 0 BB: 0 P: 5	R: 0 E: 0 K: 0 S: 3	H: 1 LOB: 0 BB: 0 P: 3	R: 0 E: 0 K: 1 S: 6	H: 1 LOB: 1 BB: 0 P: 6	R: 0 E: 0 K: 0 S: 3	H: 0 LOB: 2 BB: 2 P: 11	R: 1 E: 0 K: 1 S: 6	H: 1 LOB: 0 BB: 0 P: 6	R: 0 E: 0 K: 1 S: 5	H: 0 LOB: 2 BB: 2 P: 13	R: 0 E: 0 K: 1 S: 5	H: 0 LOB: 1 BB: 1 P: 9	R: 1 E: 1 K: 0 S: 6	H: 2 LOB: 3 BB: 1 P: 10	1B: 6 2B: 2 3B: 0 HR: 1	SF: 0 SAC: 1 DP: 2 HBP: 0	WP: 0 PA: 44
PITCHER Billy Pierce, L ERA: 4.19 (1, 1)	IP: 10.0 WLS: L BF: 44 H: 9 R: 3 ER: 2 SO: 6 BB: 4 IBB: 2 HBP: 0 BLK: 0 WP: 0 HR: 1 S: 50 P: 74 ERA: 1.80 WHIP: 1.300																						

Cleveland Indians @ Chicago White Sox
Comiskey Park, Chicago, IL
Tue Sep 05 1950, 4:33 AM EDT
Att: 2,577 - Unknown

AB	37
R	3
H	9
RBI	2
BB	6
SO	6
LOB	20





Batter	1	2	3	4	5	6	7	8	9	10	AB	R	H	RBI	BB	SO	LOB	BOTTOM					
Nellie Fox, L OBP: 0.306, SLG: 0.293 (1, 4)	3-1			F9		6-3		L8		F8	5	0	0	0	0	2							
Floyd Baker, L OBP: 0.362, SLG: 0.316 (1, 5)	F8			F6			SH5-3, BB		F9	F2	4	1	0	0	1	0	1						
Dave Philley, S OBP: 0.308, SLG: 0.388 (1, 8)	4-3			K			SH5-3, BB			3B	3	1	1	0	1	1	0						
Eddie Robinson, L OBP: 0.380, SLG: 0.422 (1, 3)			G3		K		SH5-3			IBB	2	0	0	0	1	1	0						
Gus Zernial, R OBP: 0.329, SLG: 0.471 (1, 7)			K							IBB	3	0	2	2	1	1	0						
Mary Rickert, L OBP: 0.284, SLG: 0.333 (1, 9)							G4-6-3			IBB	4	0	0	0	0	1	5						
Phil Masi, R OBP: 0.369, SLG: 0.398 (1, 2)							G4-6-3		F7	F9	4	0	0	0	0	1	4						
Chico Carrasquel, R OBP: 0.372, SLG: 0.373 (1, 6)											4	0	0	0	0	0	0						
Billy Pierce, L OBP: 0.324, SLG: 0.303 (10, PH)											3	0	1	0	0	0	0						
Gordon Goldsberry, L OBP: 0.418, SLG: 0.443 (10, PH)											1	0	1	0	0	0	0						
Inning Stats	R: 0 E: 0 K: 0 S: 3	H: 0 LOB: 0 BB: 0 P: 3	R: 0 E: 0 K: 1 S: 5	H: 0 LOB: 0 BB: 0 P: 5	R: 0 E: 0 K: 0 S: 3	H: 0 LOB: 0 BB: 0 P: 3	R: 0 E: 0 K: 1 S: 5	H: 0 LOB: 0 BB: 0 P: 5	R: 0 E: 0 K: 3 S: 10	H: 1 LOB: 1 BB: 0 P: 10	R: 0 E: 0 K: 0 S: 3	H: 0 LOB: 0 BB: 0 P: 3	R: 2 E: 0 K: 0 S: 3	H: 1 LOB: 2 BB: 2 P: 11	R: 0 E: 0 K: 0 S: 4	H: 1 LOB: 1 BB: 0 P: 4	R: 0 E: 0 K: 0 S: 4	H: 1 LOB: 3 BB: 2 P: 12	R: 0 E: 0 K: 0 S: 4	H: 1 LOB: 1 BB: 0 P: 4	1B: 3 2B: 1 3B: 1 HR: 0	SF: 0 SAC: 1 DP: 1 HBP: 0	WP: 0 PA: 38
PITCHER Steve Gromek, R ERA: 3.88 (1, 1)	IP: 10.0 WLS: W BF: 38 H: 5 R: 2 ER: 2 SO: 5 BB: 2 IBB: 2 HBP: 0 BLK: 0 WP: 0 HR: 0 S: 44 P: 60 ERA: 1.80 WHIP: 0.700																						


Cleveland Indians @ Chicago White Sox
Comiskey Park, Chicago, IL
Tue Sep 05 1950, 4:33 AM EDT
Att: 2,577 - Unknown


AB	33
R	2
H	5
RBI	2
BB	4
SO	5
LOB	12



Batter	1	2	3	4	5	6	7	8	9	AB	R	H	RBI	BB	SO	LOB	TOP																		
Don Lenhardt, R (1, 7) OBP: 0.390, SLG: 0.491											0	0	0	0	0	0	0	St. Louis Browns @ Chicago White Sox Comiskey Park, Chicago, IL Thu Sep 07 1950, 4:33 AM EDT Att: 1,086 - Unknown livebaseballscorecards.com																	
Ray Coleman, L (1, 8) OBP: 0.345, SLG: 0.456											0	0	0	0	0	0	0																		
Les Moss, R (1, 2) OBP: 0.356, SLG: 0.431											0	0	0	0	0	0	0																		
Dick Kokos, L (1, 9) OBP: 0.374, SLG: 0.433											0	0	0	0	0	0	0																		
Roy Sievers, R (1, 5) OBP: 0.298, SLG: 0.383											0	0	0	0	0	0	0																		
Hank Arft, L (1, 3) OBP: 0.380, SLG: 0.354											0	0	0	0	0	0	0																		
Snuffy Stirnweiss, R (1, 4) OBP: 0.324, SLG: 0.281											0	0	0	0	0	0	0																		
Tom Upton, R (1, 6) OBP: 0.328, SLG: 0.267											0	0	0	0	0	0	0																		
Dick Starr, R (1, 1) OBP: 0.143, SLG: 0.111											0	0	0	0	0	0	0																		
Inning Stats											1B: 0	SF: 0	WP: 0	PA: 0	2B: 0	SAC: 0	FB: 0		3B: 0	DP: 0	SB: 0	CS: 0	HR: 0	HBP: 0											
PITCHER Howie Judson, R (1, 1) ERA: 3.95	IP	WLS	BF	H	R	ER	SO	BB	IBB	HBP	BLK	WP	HR	S	P	ERA	WHIP																		
																		PITCHER	IP	WLS	BF	H	R	ER	SO	BB	IBB	HBP	BLK	WP	HR	S	P	ERA	WHIP

Batter	1	2	3	4	5	6	7	8	9	AB	R	H	RBI	BB	SO	LOB	BOTTOM																		
Floyd Baker, L (1, 5) OBP: 0.377, SLG: 0.312											0	0	0	0	0	0	0	St. Louis Browns @ Chicago White Sox Comiskey Park, Chicago, IL Thu Sep 07 1950, 4:33 AM EDT Att: 1,086 - Unknown livebaseballscorecards.com																	
Nellie Fox, L (1, 4) OBP: 0.302, SLG: 0.289											0	0	0	0	0	0	0																		
Dave Philley, S (1, 8) OBP: 0.311, SLG: 0.387											0	0	0	0	0	0	0																		
Eddie Robinson, L (1, 3) OBP: 0.382, SLG: 0.423											0	0	0	0	0	0	0																		
Gus Zernial, R (1, 7) OBP: 0.331, SLG: 0.482											0	0	0	0	0	0	0																		
Mary Rickett, L (1, 9) OBP: 0.290, SLG: 0.329											0	0	0	0	0	0	0																		
Phil Masi, R (1, 2) OBP: 0.370, SLG: 0.398											0	0	0	0	0	0	0																		
Chico Carrasquel, R (1, 6) OBP: 0.373, SLG: 0.373											0	0	0	0	0	0	0																		
Howie Judson, R (1, 1) OBP: 0.200, SLG: 0.167											0	0	0	0	0	0	0																		
Inning Stats											1B: 0	SF: 0	WP: 0	PA: 0	2B: 0	SAC: 0	FB: 0		3B: 0	DP: 0	SB: 0	CS: 0	HR: 0	HBP: 0											
PITCHER Dick Starr, R (1, 1) ERA: 5.33	IP	WLS	BF	H	R	ER	SO	BB	IBB	HBP	BLK	WP	HR	S	P	ERA	WHIP																		
																		PITCHER	IP	WLS	BF	H	R	ER	SO	BB	IBB	HBP	BLK	WP	HR	S	P	ERA	WHIP

Batter	1	2	3	4	5	6	7	8	9	AB	R	H	RBI	BB	SO	LOB	TOP																	
Don Kolloway, R (1, 3) OBP: 0.332, SLG: 0.386											0	0	0	0	0	0	0	Detroit Tigers @ Chicago White Sox Comiskey Park, Chicago, IL Fri Sep 08 1950, 4:33 AM EDT Att: 17,742 - Unknown livebaseballscorecards.com																
Johnny Lipon, R (1, 6) OBP: 0.392, SLG: 0.387											0	0	0	0	0	0	0																	
George Kell, R (1, 5) OBP: 0.410, SLG: 0.502											0	0	0	0	0	0	0																	
Vic Wertz, L (1, 9) OBP: 0.402, SLG: 0.544											0	0	0	0	0	0	0																	
Hoot Evers, R (1, 7) OBP: 0.409, SLG: 0.581											0	0	0	0	0	0	0																	
Johnny Groth, R (1, 8) OBP: 0.412, SLG: 0.475											0	0	0	0	0	0	0																	
Jerry Priddy, R (1, 4) OBP: 0.390, SLG: 0.402											0	0	0	0	0	0	0																	
Bob Swift, R (1, 2) OBP: 0.353, SLG: 0.300											0	0	0	0	0	0	0																	
Dizzy Trout, R (1, 1) OBP: 0.286, SLG: 0.333											0	0	0	0	0	0	0																	
Inning Stats											1B: 0	SF: 0	WP: 0	PA: 0	2B: 0	SAC: 0	FB: 0		3B: 0	DP: 0	SB: 0	CS: 0	HR: 0	HBP: 0										
PITCHER Bob Cain, L (1, 1) ERA: 4.23	IP	WLS	BF	H	R	ER	SO	BB	IBB	HBP	BLK	WP	HR	S	P	ERA	WHIP																	
PITCHER																		IP	WLS	BF	H	R	ER	SO	BB	IBB	HBP	BLK	WP	HR	S	P	ERA	WHIP

Batter	1	2	3	4	5	6	7	8	9	AB	R	H	RBI	BB	SO	LOB	BOTTOM																	
Chico Carrasquel, R (1, 6) OBP: 0.375, SLG: 0.373											0	0	0	0	0	0	0	Detroit Tigers @ Chicago White Sox Comiskey Park, Chicago, IL Fri Sep 08 1950, 4:33 AM EDT Att: 17,742 - Unknown livebaseballscorecards.com																
Nellie Fox, L (1, 4) OBP: 0.302, SLG: 0.289											0	0	0	0	0	0	0																	
Dave Philley, S (1, 8) OBP: 0.310, SLG: 0.386											0	0	0	0	0	0	0																	
Eddie Robinson, L (1, 3) OBP: 0.383, SLG: 0.424											0	0	0	0	0	0	0																	
Gus Zernial, R (1, 7) OBP: 0.330, SLG: 0.480											0	0	0	0	0	0	0																	
Mary Rickert, L (1, 9) OBP: 0.287, SLG: 0.324											0	0	0	0	0	0	0																	
Phil Masi, R (1, 2) OBP: 0.372, SLG: 0.399											0	0	0	0	0	0	0																	
Floyd Baker, L (1, 5) OBP: 0.371, SLG: 0.308											0	0	0	0	0	0	0																	
Bob Cain, L (1, 1) OBP: 0.231, SLG: 0.224											0	0	0	0	0	0	0																	
Inning Stats											1B: 0	SF: 0	WP: 0	PA: 0	2B: 0	SAC: 0	FB: 0		3B: 0	DP: 0	SB: 0	CS: 0	HR: 0	HBP: 0										
PITCHER Dizzy Trout, R (1, 1) ERA: 3.73	IP	WLS	BF	H	R	ER	SO	BB	IBB	HBP	BLK	WP	HR	S	P	ERA	WHIP																	
PITCHER																		IP	WLS	BF	H	R	ER	SO	BB	IBB	HBP	BLK	WP	HR	S	P	ERA	WHIP

Batter	1	2	3	4	5	6	7	8	9	10	11	12	AB	R	H	RBI	BB	SO	LOB	TOP		
Don Kolloway, R OBP: 0.326, SLG: 0.378 (1.3)	1-4-3		F7		F7		F5			5-3			5	0	0	0	0	0	3			
Johnny Lipon, R OBP: 0.392, SLG: 0.383 (1.6)	CS 1B		F6		F8			F7			F7		5	0	1	0	0	0	2			
George Kell, R OBP: 0.409, SLG: 0.496 (1.5)	6-3				F8			F8			G1-6-3 1B		5	0	1	0	0	0	1			
Vic Wertz, L OBP: 0.400, SLG: 0.536 (1.9)		L9		3-1		P6		F7			G1-6-3 1B		5	0	0	0	0	0	1			
Hoot Evers, R OBP: 0.418, SLG: 0.587 (1.7)		FC4-6 1B								P5			4	1	3	0	1	0	0			
Johnny Groth, R OBP: 0.411, SLG: 0.470 (1.8)		FC4-6 HBP		5-3		F2		F3				F8 5-3 1B	5	0	1	1	0	0	3			
Jerry Priddy, R OBP: 0.381, SLG: 0.404 (1.4)						E SH1-4 1B		F9		K		5-3	4	0	1	0	0	1	1			
Joe Ginsberg, L OBP: 0.258, SLG: 0.200 (1.2)		4-3			SH1-4			P6				F8	4	0	1	0	0	0	3			
Hal Newhouser, L OBP: 0.227, SLG: 0.210 (1.1)						E6				G5-6-3 1B		6-3	5	0	1	0	0	1	3			
Inning Stats	R: 0 E: 0 K: 0 S: 3	H: 1 LOB: 0 BB: 0 P: 3	R: 0 E: 0 K: 0 S: 4	H: 1 LOB: 2 BB: 0 P: 5	R: 0 E: 0 K: 1 S: 5	H: 0 LOB: 0 BB: 0 P: 5	R: 0 E: 0 K: 0 S: 5	H: 0 LOB: 1 BB: 1 P: 7	R: 0 E: 1 K: 0 S: 5	H: 2 LOB: 2 BB: 0 P: 5	R: 0 E: 0 K: 0 S: 4	H: 0 LOB: 0 BB: 0 P: 3	R: 0 E: 0 K: 1 S: 5	H: 0 LOB: 0 BB: 0 P: 5	R: 0 E: 0 K: 0 S: 3	H: 1 LOB: 0 BB: 0 P: 3	R: 1 E: 0 K: 0 S: 5	H: 2 LOB: 1 BB: 0 P: 6	1B: 7 2B: 1 3B: 1 HR: 0	SF: 0 SAC: 1 DP: 2 HBP: 1	WP: 0 PB: 0 SB: 0 CS: 1	PA: 45
PITCHER Randy Gumpert, R ERA: 4.81 (1.1)	IP: 12.0 WLS: L BF: 45 H: 9 R: 1 ER: 1 SO: 2 BB: 1 IBB: 0 HBP: 1 BLK: 0 WP: 0 HR: 0 S: 47 P: 52 ERA: 0.75 WHIP: 0.833											PITCHER IP: 12.0 WLS: L BF: 45 H: 9 R: 1 ER: 1 SO: 2 BB: 1 IBB: 0 HBP: 1 BLK: 0 WP: 0 HR: 0 S: 47 P: 52 ERA: 0.75 WHIP: 0.833										

Detroit Tigers @ Chicago White Sox
Comiskey Park, Chicago, IL
Sun Sep 10 1950, 4:33 AM EDT
Unknown

AB 42
R 1
H 9
RBI 1
BB 1
SO 2
LOB 17



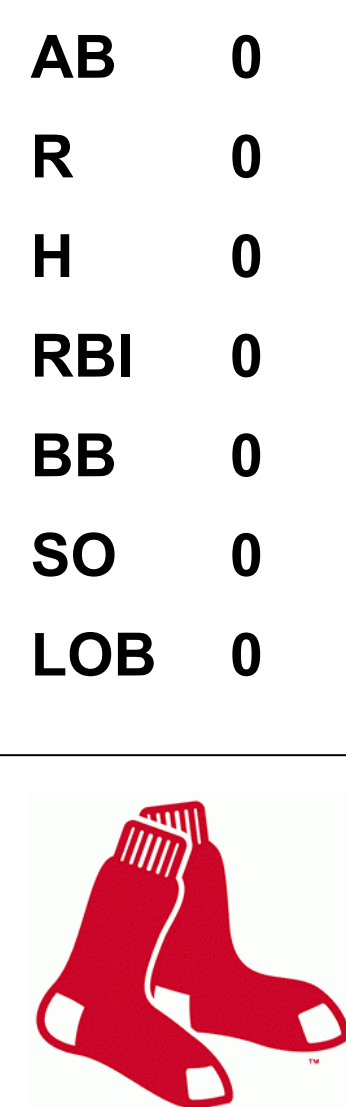
Batter	1	2	3	4	5	6	7	8	9	10	11	12	AB	R	H	RBI	BB	SO	LOB	BOTTOM		
Chico Carrasquel, R OBP: 0.366, SLG: 0.363 (1.6)	K			P4		B1-3		4-3		P4			5	0	0	0	0	1	1			
Dave Philley, S OBP: 0.312, SLG: 0.386 (1.9)	F2			2B 1B				CS 1B			5-3		5	0	3	0	0	0	0			
Phil Masi, R OBP: 0.368, SLG: 0.397 (1.2)	K					L8		F5			5-3		5	0	1	0	0	1	2			
Eddie Robinson, L OBP: 0.387, SLG: 0.427 (9, PR) Jerry Scala, L OBP: 0.289, SLG: 0.212 (10, 3) Gordon Goddshery, L OBP: 0.410, SLG: 0.432 (10, 3)			F8									K	3	0	1	0	1	0	1			
Gus Zernial, R OBP: 0.326, SLG: 0.471 (1.7)		P4						CS 1B		FC1-6 1B			5	0	1	0	0	1	4			
Hank Mejski, R OBP: 0.371, SLG: 0.400 (1.5)		4-3								G6-4-3 1B		SH3-4 1B	4	0	0	0	0	4				
Mike McCormick, R OBP: 0.349, SLG: 0.337 (1.8)			L9			6-3				1-3		6-3	5	0	1	0	0	0	1			
Nellie Fox, L OBP: 0.288, SLG: 0.281 (12, PH) Luke Appling, R OBP: 0.276, SLG: 0.295 (12, PH)			4-3			3-1				SH5-4 BB		K	2	0	0	0	2	0	0			
Randy Gumpert, R OBP: 0.105, SLG: 0.081 (1.1)			4-3			P3		F8		SH5-4			3	0	0	0	0	2				
Inning Stats	R: 0 E: 0 K: 2 S: 7	H: 0 LOB: 0 BB: 0 P: 3	R: 0 E: 0 K: 0 S: 3	H: 0 LOB: 0 BB: 0 P: 3	R: 0 E: 0 K: 1 S: 7	H: 2 LOB: 3 BB: 1 P: 11	R: 0 E: 0 K: 0 S: 3	H: 0 LOB: 0 BB: 0 P: 3	R: 0 E: 0 K: 0 S: 4	H: 1 LOB: 1 BB: 0 P: 4	R: 0 E: 0 K: 0 S: 3	H: 1 LOB: 0 BB: 0 P: 3	R: 0 E: 0 K: 0 S: 3	H: 0 LOB: 1 BB: 1 P: 7	R: 0 E: 0 K: 1 S: 5	H: 0 LOB: 0 BB: 0 P: 5	R: 0 E: 0 K: 1 S: 6	H: 1 LOB: 1 BB: 0 P: 6	1B: 5 2B: 2 3B: 0 HR: 0	SF: 0 SAC: 2 DP: 1 HBP: 0	WP: 0 PB: 0 SB: 0 CS: 1	PA: 45
PITCHER Hal Newhouser, L ERA: 4.3 (1.1)	IP: 12.0 WLS: W BF: 44 H: 7 R: 0 ER: 0 SO: 5 BB: 2 IBB: 1 HBP: 0 BLK: 0 WP: 0 HR: 0 S: 51 P: 63 ERA: 0.00 WHIP: 0.750											PITCHER IP: 12.0 WLS: W BF: 44 H: 7 R: 0 ER: 0 SO: 5 BB: 2 IBB: 1 HBP: 0 BLK: 0 WP: 0 HR: 0 S: 51 P: 63 ERA: 0.00 WHIP: 0.750										

Detroit Tigers @ Chicago White Sox
Comiskey Park, Chicago, IL
Sun Sep 10 1950, 4:33 AM EDT
Unknown

AB 39
R 0
H 7
RBI 0
BB 3
SO 5
LOB 16



Batter	1	2	3	4	5	6	7	8	9	AB	R	H	RBI	BB	SO	LOB	TOP																				
Dom DiMaggio, R (1, 8) OBP: 0.423, SLG: 0.460											0	0	0	0	0	0	0	Boston Red Sox @ Chicago White Sox Comiskey Park, Chicago, IL Tue Sep 12 1950, 4:33 AM EDT Att: 9,119 - Unknown livebaseballscorecards.com																			
6 Johnny Pesky, L (1, 5) OBP: 0.435, SLG: 0.392											0	0	0	0	0	0	0																				
Billy Goodman, L (1, 7) OBP: 0.436, SLG: 0.473											0	0	0	0	0	0	0																				
Vern Stephens, R (1, 6) OBP: 0.371, SLG: 0.543											0	0	0	0	0	0	0																				
Walt Dropo, R (1, 3) OBP: 0.384, SLG: 0.616											0	0	0	0	0	0	0																				
Bobby Doerr, R (1, 4) OBP: 0.377, SLG: 0.521											0	0	0	0	0	0	0																				
Al Zarilla, L (1, 9) OBP: 0.427, SLG: 0.505											0	0	0	0	0	0	0																				
Matt Batts, R (1, 2) OBP: 0.321, SLG: 0.388											0	0	0	0	0	0	0																				
Mel Parnell, L (1, 1) OBP: 0.244, SLG: 0.247											0	0	0	0	0	0	0																				
Inning Stats											1B: 0	SF: 0	2B: 0	SAC: 0	3B: 0	DP: 0	HR: 0	HBP: 0	WP: 0	PA: 0																	
PITCHER	IP	WLS	BF	H	R	ER	SO	BB	IBB	HBP	BLK	WP	HR	S	P	ERA	WHIP	PITCHER	IP	WLS	BF	H	R	ER	SO	BB	IBB	HBP	BLK	WP	HR	S	P	ERA	WHIP		
Bill Wight, L (1, 1) ERA: 3.95	0.0	L	0	0	0	0	0	0	0	0	0	0	0	0	0	∞	∞																				



AB 0
R 0
H 0
RBI 0
BB 0
SO 0
LOB 0

Batter	1	2	3	4	5	6	7	8	9	AB	R	H	RBI	BB	SO	LOB	BOTTOM																				
Chico Carrasquel, R (1, 6) OBP: 0.369, SLG: 0.366											0	0	0	0	0	0	0	Boston Red Sox @ Chicago White Sox Comiskey Park, Chicago, IL Tue Sep 12 1950, 4:33 AM EDT Att: 9,119 - Unknown livebaseballscorecards.com																			
Dave Philley, S (1, 9) OBP: 0.310, SLG: 0.383											0	0	0	0	0	0	0																				
Mike McCormick, R (1, 8) OBP: 0.346, SLG: 0.333											0	0	0	0	0	0	0																				
Eddie Robinson, L (1, 3) OBP: 0.389, SLG: 0.436											0	0	0	0	0	0	0																				
Gus Zernial, R (1, 7) OBP: 0.327, SLG: 0.470											0	0	0	0	0	0	0																				
Hank Majeski, R (1, 5) OBP: 0.371, SLG: 0.400											0	0	0	0	0	0	0																				
Phil Masi, R (1, 2) OBP: 0.368, SLG: 0.397											0	0	0	0	0	0	0																				
Nellie Fox, L (1, 4) OBP: 0.298, SLG: 0.280											0	0	0	0	0	0	0																				
Bill Wight, L (1, 1)											0	0	0	0	0	0	0																				
Inning Stats											1B: 0	SF: 0	2B: 0	SAC: 0	3B: 0	DP: 0	HR: 0	HBP: 0	WP: 0	PA: 0																	
PITCHER	IP	WLS	BF	H	R	ER	SO	BB	IBB	HBP	BLK	WP	HR	S	P	ERA	WHIP	PITCHER	IP	WLS	BF	H	R	ER	SO	BB	IBB	HBP	BLK	WP	HR	S	P	ERA	WHIP		
Mel Parnell, L (1, 1) ERA: 3.87	0.0	W	0	0	0	0	0	0	0	0	0	0	0	0	0	∞	∞																				




AB 0
R 0
H 0
RBI 0
BB 0
SO 0
LOB 0


Batter	1	2	3	4	5	6	7	8	9	AB	R	H	RBI	BB	SO	LOB	TOP										
Paul Lehner, L (1, 7) OBP: 0.372, SLG: 0.445																	0	0	0	0	0	0	0	Philadelphia Athletics @ Chicago White Sox Comiskey Park, Chicago, IL Thu Sep 14 1950, 4:33 AM EDT Att: 1,204 - Unknown livebaseballscorecards.com			
Elmer Valo, L (1, 9) OBP: 0.408, SLG: 0.417																	0	0	0	0	0	0	0				
Ferns Fain, L (1, 3) OBP: 0.429, SLG: 0.409																	0	0	0	0	0	0	0				
Billy Hitchcock, R (1, 4) OBP: 0.344, SLG: 0.357																	0	0	0	0	0	0	0				
Sam Chapman, R (1, 8) OBP: 0.342, SLG: 0.449																	0	0	0	0	0	0	0				
Kermit Wahl, R (1, 5) OBP: 0.330, SLG: 0.342																	0	0	0	0	0	0	0				
Eddie Joost, R (1, 6) OBP: 0.368, SLG: 0.382																	0	0	0	0	0	0	0				
Joe Astroth, R (1, 2) OBP: 0.409, SLG: 0.355																	0	0	0	0	0	0	0				
Bobby Shantz, R (1, 1) OBP: 0.239, SLG: 0.230																	0	0	0	0	0	0	0				
Inning Stats																	1B: 0 SF: 0 2B: 0 SAC: 0 3B: 0 DP: 0 HR: 0 HBP: 0	WP: 0 PA: 0 FB: 0 SB: 0 CS: 0									
PITCHER Bob Cain, L (1, 1) ERA: 4.15	IP	WLS	BF	H	R	ER	SO	BB	IBB	HBP	BLK	WP	HR	S	P	ERA	WHIP										


Batter	1	2	3	4	5	6	7	8	9	AB	R	H	RBI	BB	SO	LOB	BOTTOM										
Nellie Fox, L (1, 4) OBP: 0.298, SLG: 0.278																	0	0	0	0	0	0	0	Philadelphia Athletics @ Chicago White Sox Comiskey Park, Chicago, IL Thu Sep 14 1950, 4:33 AM EDT Att: 1,204 - Unknown livebaseballscorecards.com			
Dave Philley, S (1, 9) OBP: 0.308, SLG: 0.381																	0	0	0	0	0	0	0				
Mike McCormick, R (1, 8) OBP: 0.342, SLG: 0.323																	0	0	0	0	0	0	0				
Eddie Robinson, L (1, 3) OBP: 0.388, SLG: 0.433																	0	0	0	0	0	0	0				
Gus Zernial, R (1, 7) OBP: 0.326, SLG: 0.468																	0	0	0	0	0	0	0				
Luke Appling, R (1, 6) OBP: 0.276, SLG: 0.292																	0	0	0	0	0	0	0				
Gus Niarhos, R (1, 2) OBP: 0.425, SLG: 0.368																	0	0	0	0	0	0	0				
Floyd Baker, L (1, 5) OBP: 0.391, SLG: 0.327																	0	0	0	0	0	0	0				
Bob Cain, L (1, 1) OBP: 0.255, SLG: 0.250																	0	0	0	0	0	0	0				
Inning Stats																	1B: 0 SF: 0 2B: 0 SAC: 0 3B: 0 DP: 0 HR: 0 HBP: 0	WP: 0 PA: 0 FB: 0 SB: 0 CS: 0									
PITCHER Bobby Shantz, L (1, 1) ERA: 4.49	IP	WLS	BF	H	R	ER	SO	BB	IBB	HBP	BLK	WP	HR	S	P	ERA	WHIP										


Batter	1	2	3	4	5	6	7	8	9	AB	R	H	RBI	BB	SO	LOB	TOP										
Paul Lehner, L (1, 7) OBP: 0.372, SLG: 0.450																	0	0	0	0	0	0	0	Philadelphia Athletics @ Chicago White Sox Comiskey Park, Chicago, IL Fri Sep 15 1950, 4:33 AM EDT Att: 3,131 - Unknown livebaseballscorecards.com			
Elmer Valo, L (1, 9) OBP: 0.405, SLG: 0.413																	0	0	0	0	0	0	0				
Wally Moses, L (1, 8) OBP: 0.369, SLG: 0.397																	0	0	0	0	0	0	0				
Ferris Fain, L (1, 3) OBP: 0.430, SLG: 0.409																	0	0	0	0	0	0	0				
Billy Hitchcock, R (1, 4) OBP: 0.345, SLG: 0.356																	0	0	0	0	0	0	0				
Kermit Wahl, R (1, 5) OBP: 0.336, SLG: 0.347																	0	0	0	0	0	0	0				
Eddie Joost, R (1, 6) OBP: 0.367, SLG: 0.380																	0	0	0	0	0	0	0				
Joe Tipton, R (1, 2) OBP: 0.324, SLG: 0.379																	0	0	0	0	0	0	0				
Hank Wyse, R (1, 1) OBP: 0.189, SLG: 0.173																	0	0	0	0	0	0	0				
Inning Stats																	1B: 0 SF: 0 2B: 0 SAC: 0 3B: 0 DP: 0 HR: 0 HBP: 0	WP: 0 PA: 0 FB: 0 SB: 0 CS: 0									
PITCHER Ray Scarborough, R (1, 1) ERA: 4.77	IP	WLS	BF	H	R	ER	SO	BB	IBB	HBP	BLK	WP	HR	S	P	ERA	WHIP										

Batter	1	2	3	4	5	6	7	8	9	AB	R	H	RBI	BB	SO	LOB	BOTTOM										
Nellie Fox, L (1, 4) OBP: 0.302, SLG: 0.293																	0	0	0	0	0	0	0	Philadelphia Athletics @ Chicago White Sox Comiskey Park, Chicago, IL Fri Sep 15 1950, 4:33 AM EDT Att: 3,131 - Unknown livebaseballscorecards.com			
Mike McCormick, R (1, 8) OBP: 0.328, SLG: 0.307																	0	0	0	0	0	0	0				
Dave Philley, S (1, 9) OBP: 0.307, SLG: 0.379																	0	0	0	0	0	0	0				
Eddie Robinson, L (1, 3) OBP: 0.391, SLG: 0.435																	0	0	0	0	0	0	0				
Gus Zernial, R (1, 7) OBP: 0.326, SLG: 0.466																	0	0	0	0	0	0	0				
Luke Appling, R (1, 6) OBP: 0.294, SLG: 0.323																	0	0	0	0	0	0	0				
Hank Majeski, R (1, 5) OBP: 0.375, SLG: 0.402																	0	0	0	0	0	0	0				
Gus Niarhos, R (1, 2) OBP: 0.418, SLG: 0.363																	0	0	0	0	0	0	0				
Ray Scarborough, R (1, 1) OBP: 0.206, SLG: 0.172																	0	0	0	0	0	0	0				
Inning Stats																	1B: 0 SF: 0 2B: 0 SAC: 0 3B: 0 DP: 0 HR: 0 HBP: 0	WP: 0 PA: 0 FB: 0 SB: 0 CS: 0									
PITCHER Hank Wyse, R (1, 1) ERA: 5.99	IP	WLS	BF	H	R	ER	SO	BB	IBB	HBP	BLK	WP	HR	S	P	ERA	WHIP										

Batter	1	2	3	4	5	6	7	8	9	AB	R	H	RBI	BB	SO	LOB	TOP			
Eddie Yost, R (1, 5) OBP: 0.435, SLG: 0.396	0-0 5-3		0-0 5-3		0-3 K			0-0 G6-4-3 1B		4	0	1	0	0	1	1	Washington Senators @ Chicago White Sox Comiskey Park, Chicago, IL Sun Sep 17 1950, 4:33 AM EDT Unknown 			
Cass Michaels, R (1, 4) OBP: 0.359, SLG: 0.371	0-0 1-3		0-0 1B		0-0 L8			0-0 G6-4-3 1-2		4	0	1	0	0	0	2				
Irv Noren, L (1, 8) OBP: 0.383, SLG: 0.453	0-0 1B 2B		0-0 F8				0-0 G6-4-3 1B		0-0 4-3	4	0	2	0	0	0	1				
Mickey Vernon, L (1, 3) OBP: 0.378, SLG: 0.369	0-0 2H 1B				0-0 4-3		0-0 F9		0-0 G6-4-3 1B	4	0	2	0	0	0	1				
Sam Mele, R (1, 9) OBP: 0.360, SLG: 0.433		4-0 SH5-3 BB			0-0 5-3		0-0 G6-4-3 1-2		0-0 F9	3	0	0	0	1	0	2				
Gil Coan, L (1, 7) OBP: 0.349, SLG: 0.416		0-0 SH5-3 1-2			0-0 FC6-4 1B			0-0 G6-4-3 1B	0-0 F8	3	0	2	0	0	0	1				
Sam Dente, R (1, 6) OBP: 0.282, SLG: 0.283		0-0 F5			0-0 FC6-4 1-2			0-0 G6-4-3 1-2		3	0	0	0	0	0	3				
Al Evans, R (1, 2) OBP: 0.302, SLG: 0.295		0-0 6-3					0-0 4-3			3	0	1	0	0	0	1				
Connie Marrero, R (1, 1) OBP: 0.226, SLG: 0.149					0-3 K			0-0 F9		2	0	0	0	0	2	1				
Bud Stewart, L (8, PH) OBP: 0.341, SLG: 0.360										1	0	0	0	0	0	0				
Gene Bearden, L (8, 1) OBP: 0.297, SLG: 0.313										0	0	0	0	0	0	0				
Inning Stats	R: 0 E: 0 K: 0 S: 4	H: 2 LOB: 2 BB: 0 P: 4	R: 0 E: 0 K: 0 S: 3	H: 0 LOB: 1 BB: 1 P: 7	R: 0 E: 0 K: 1 S: 6	H: 1 LOB: 1 BB: 0 P: 6	R: 0 E: 0 K: 0 S: 4	H: 1 LOB: 1 BB: 0 P: 4	R: 0 E: 0 K: 2 S: 8	H: 1 LOB: 0 BB: 0 P: 8	R: 0 E: 0 K: 0 S: 3	H: 1 LOB: 0 BB: 0 P: 3	R: 0 E: 0 K: 0 S: 3	H: 1 LOB: 1 BB: 0 P: 3	R: 0 E: 0 K: 0 S: 4	H: 1 LOB: 1 BB: 0 P: 4	1B: 8 2B: 1 3B: 0 HR: 0	SF: 0 SAC: 1 DP: 3 HBP: 0	WP: 0 PB: 0 CS: 1	PA: 33
PITCHER Bill Wight, L (1, 1) ERA: 3.67	IP: 9.0 WLS: W BF: 33 H: 9 R: 0 ER: 0 SO: 3 BB: 1 IBB: 0 HBP: 0 BLK: 0 WP: 0 HR: 0 S: 38 P: 42 ERA: 0.00 WHIP: 1.111															PITCHER				

Batter	1	2	3	4	5	6	7	8	9	AB	R	H	RBI	BB	SO	LOB	BOTTOM			
Nellie Fox, L (1, 4) OBP: 0.301, SLG: 0.291	0-0 L7		0-0 5-3			0-0 F9		4-0 1B S F9 BB		4	1	0	0	1	0	3	Washington Senators @ Chicago White Sox Comiskey Park, Chicago, IL Sun Sep 17 1950, 4:33 AM EDT Unknown 			
Mike McCormick, R (1, 8) OBP: 0.333, SLG: 0.315	0-0 6-3 1B		0-0 F8		0-0 1B 1B		0-0 1-3 1B		0-0 P4	5	1	3	0	0	0	0				
Dave Philley, S (1, 9) OBP: 0.305, SLG: 0.373	0-0 6-3 1-2		0-3 K		0-0 1B 1B		0-0 F9		0-0 1-3	5	1	1	1	0	1	2				
Eddie Robinson, L (1, 3) OBP: 0.388, SLG: 0.436	0-0 G3		0-3 K		0-0 F5		0-0 L9			4	0	0	0	0	1	4				
Gus Zernial, R (1, 7) OBP: 0.328, SLG: 0.461		0-0 F7			0-0 4-3		0-0 1B 1-3 2H		4-0 SH1-3 BB	3	0	1	1	1	0	0				
Luke Appling, R (1, 6) OBP: 0.304, SLG: 0.350		0-0 P4			0-0 F8 3B		0-0 1-3 3H		0-0 SH1-3	3	1	2	1	0	0	0				
Floyd Baker, L (1, 5) OBP: 0.404, SLG: 0.321		4-0 1B BB			0-0 F8		0-0 1-2 BB		4-0 BB	1	0	0	1	3	0	0				
Gus Niarhos, R (1, 2) OBP: 0.426, SLG: 0.382		0-0 BB 1B			0-0 F7		0-0 F7		0-0 F7	4	0	2	0	0	0	5				
Bill Wight, L (1, 1) ERA: 4.72		4-0 1-2 BB			0-0 F8		0-0 F8		0-0 F8	3	0	0	0	1	0	3				
Inning Stats	R: 0 E: 0 K: 0 S: 4	H: 1 LOB: 1 BB: 0 P: 4	R: 0 E: 0 K: 0 S: 4	H: 1 LOB: 2 BB: 2 P: 12	R: 0 E: 0 K: 2 S: 7	H: 0 LOB: 0 BB: 0 P: 7	R: 1 E: 0 K: 0 S: 5	H: 2 LOB: 1 BB: 0 P: 5	R: 2 E: 0 K: 0 S: 7	H: 4 LOB: 3 BB: 1 P: 11	R: 1 E: 0 K: 0 S: 4	H: 1 LOB: 1 BB: 1 P: 8	R: 0 E: 0 K: 0 S: 3	H: 0 LOB: 2 BB: 2 P: 11	R: 0 E: 0 K: 0 S: 3	H: 0 LOB: 0 BB: 0 P: 3	1B: 7 2B: 1 3B: 1 HR: 0	SF: 0 SAC: 1 DP: 0 HBP: 0	WP: 0 PB: 0 CS: 0	PA: 39
PITCHER Connie Marrero, R (1, 1) ERA: 4.72	IP: 7.0 WLS: L BF: 36 H: 9 R: 4 ER: 4 SO: 2 BB: 6 IBB: 0 HBP: 0 BLK: 0 WP: 0 HR: 0 S: 34 P: 58 ERA: 5.14 WHIP: 2.143															PITCHER				
Gene Bearden, L (8, 1) ERA: 5.31	IP: 1.0 WLS: L BF: 3 H: 0 R: 0 ER: 0 SO: 0 BB: 0 IBB: 0 HBP: 0 BLK: 0 WP: 0 HR: 0 S: 3 P: 3 ERA: 0.00 WHIP: 0.000															PITCHER				

Batter	1	2	3	4	5	6	7	8	9	AB	R	H	RBI	BB	SO	LOB	TOP	
Eddie Yost, R (1, 5) OBP: 0.435, SLG: 0.396											0	0	0	0	0	0	0	Washington Senators @ Chicago White Sox Comiskey Park, Chicago, IL Sun Sep 17 1950, 4:38 AM EDT Att: 6,270 - Unknown livebaseballscorecards.com
Gil Coan, L (1, 7) OBP: 0.349, SLG: 0.416											0	0	0	0	0	0		
Irv Noren, L (1, 8) OBP: 0.383, SLG: 0.453											0	0	0	0	0	0		
Mickey Vernon, L (1, 3) OBP: 0.378, SLG: 0.369											0	0	0	0	0	0		
Bud Stewart, L (1, 9) OBP: 0.341, SLG: 0.360											0	0	0	0	0	0		
Cass Michaels, R (1, 4) OBP: 0.359, SLG: 0.371											0	0	0	0	0	0		
Sam Dente, R (1, 6) OBP: 0.282, SLG: 0.283											0	0	0	0	0	0		
Hal Keller, L (1, 2) OBP: 0.200, SLG: 0.222											0	0	0	0	0	0		
Bob Kuzava, S (1, 1) OBP: 0.231, SLG: 0.161											0	0	0	0	0	0		
Inning Stats											1B: 0	SF: 0	WP: 0	PA: 0				
<table border="0" style="width:100%"> <tr> <td style="width:50%"> PITCHER Randy Gumpert, R (1, 1) ERA: 4.81 </td> <td style="width:50%"> PITCHER IP: 0.0 WLS: L BF: 0 H: 0 R: 0 ER: 0 SO: 0 BB: 0 IBB: 0 HBP: 0 BLK: 0 WP: 0 HR: 0 S: 0 P: 0 ERA: ∞ WHIP: ∞ </td> </tr> </table>																	PITCHER Randy Gumpert, R (1, 1) ERA: 4.81	PITCHER IP: 0.0 WLS: L BF: 0 H: 0 R: 0 ER: 0 SO: 0 BB: 0 IBB: 0 HBP: 0 BLK: 0 WP: 0 HR: 0 S: 0 P: 0 ERA: ∞ WHIP: ∞
PITCHER Randy Gumpert, R (1, 1) ERA: 4.81	PITCHER IP: 0.0 WLS: L BF: 0 H: 0 R: 0 ER: 0 SO: 0 BB: 0 IBB: 0 HBP: 0 BLK: 0 WP: 0 HR: 0 S: 0 P: 0 ERA: ∞ WHIP: ∞																	

Batter	1	2	3	4	5	6	7	8	9	AB	R	H	RBI	BB	SO	LOB	BOTTOM	
Chico Carrasquel, R (1, 6) OBP: 0.369, SLG: 0.385											0	0	0	0	0	0	Washington Senators @ Chicago White Sox Comiskey Park, Chicago, IL Sun Sep 17 1950, 4:38 AM EDT Att: 6,270 - Unknown livebaseballscorecards.com	
Mike McCormick, R (1, 8) OBP: 0.333, SLG: 0.315											0	0	0	0	0	0		
Dave Philley, S (1, 9) OBP: 0.305, SLG: 0.373											0	0	0	0	0	0		
Eddie Robinson, L (1, 3) OBP: 0.388, SLG: 0.436											0	0	0	0	0	0		
Gus Zernial, R (1, 7) OBP: 0.328, SLG: 0.461											0	0	0	0	0	0		
Hank Majeski, R (1, 5) OBP: 0.374, SLG: 0.403											0	0	0	0	0	0		
Phil Masi, R (1, 2) OBP: 0.368, SLG: 0.397											0	0	0	0	0	0		
Nellie Fox, L (1, 4) OBP: 0.301, SLG: 0.291											0	0	0	0	0	0		
Randy Gumpert, R (1, 1) OBP: 0.105, SLG: 0.081											0	0	0	0	0	0		
Inning Stats											1B: 0	SF: 0	WP: 0	PA: 0				
<table border="0" style="width:100%"> <tr> <td style="width:50%"> PITCHER Bob Kuzava, L (1, 1) ERA: 4.16 </td> <td style="width:50%"> PITCHER IP: 0.0 WLS: W BF: 0 H: 0 R: 0 ER: 0 SO: 0 BB: 0 IBB: 0 HBP: 0 BLK: 0 WP: 0 HR: 0 S: 0 P: 0 ERA: ∞ WHIP: ∞ </td> </tr> </table>																	PITCHER Bob Kuzava, L (1, 1) ERA: 4.16	PITCHER IP: 0.0 WLS: W BF: 0 H: 0 R: 0 ER: 0 SO: 0 BB: 0 IBB: 0 HBP: 0 BLK: 0 WP: 0 HR: 0 S: 0 P: 0 ERA: ∞ WHIP: ∞
PITCHER Bob Kuzava, L (1, 1) ERA: 4.16	PITCHER IP: 0.0 WLS: W BF: 0 H: 0 R: 0 ER: 0 SO: 0 BB: 0 IBB: 0 HBP: 0 BLK: 0 WP: 0 HR: 0 S: 0 P: 0 ERA: ∞ WHIP: ∞																	

Batter	1	2	3	4	5	6	7	8	9	AB	R	H	RBI	BB	SO	LOB	TOP										
Gene Woodling, L (1, 7) OBP: 0.370, SLG: 0.398																	0	0	0	0	0	0	0	0	0		New York Yankees @ Chicago White Sox Comiskey Park, Chicago, IL Wed Sep 20 1950, 4:33 AM EDT Att: 6,470 - Unknown livebaseballscorecards.com
Phil Rizzuto, R (1, 6) OBP: 0.420, SLG: 0.431																	0	0	0	0	0	0	0	0	0		
Yogi Berra, L (1, 2) OBP: 0.381, SLG: 0.518																	0	0	0	0	0	0	0	0	0		
Joe DiMaggio, R (1, 8) OBP: 0.385, SLG: 0.591																	0	0	0	0	0	0	0	0	0		
Johnny Mize, L (1, 3) OBP: 0.355, SLG: 0.617																	0	0	0	0	0	0	0	0	0		
Bobby Brown, L (1, 5) OBP: 0.336, SLG: 0.324																	0	0	0	0	0	0	0	0	0		
Cliff Mapes, L (1, 9) OBP: 0.344, SLG: 0.424																	0	0	0	0	0	0	0	0	0		
Jerry Coleman, R (1, 4) OBP: 0.369, SLG: 0.372																	0	0	0	0	0	0	0	0	0		
Whitey Ford, L (1, 1) OBP: 0.250, SLG: 0.143																	0	0	0	0	0	0	0	0	0		
Inning Stats																	1B: 0 SF: 0 2B: 0 SAC: 0 3B: 0 DP: 0 HR: 0 HBP: 0	WP: 0 PA: 0 FB: 0 SB: 0 CS: 0									
PITCHER Ray Scarborough, R (1, 1) ERA: 4.77	IP	WLS	BF	H	R	ER	SO	BB	IBB	HBP	BLK	WP	HR	S	P	ERA	WHIP										



Batter	1	2	3	4	5	6	7	8	9	AB	R	H	RBI	BB	SO	LOB	BOTTOM										
Chico Carrasquel, R (1, 6) OBP: 0.370, SLG: 0.366																	0	0	0	0	0	0	0	0		New York Yankees @ Chicago White Sox Comiskey Park, Chicago, IL Wed Sep 20 1950, 4:33 AM EDT Att: 6,470 - Unknown livebaseballscorecards.com	
Dave Philley, S (1, 9) OBP: 0.301, SLG: 0.368																	0	0	0	0	0	0	0	0	0		
Mike McCormick, R (1, 8) OBP: 0.338, SLG: 0.333																	0	0	0	0	0	0	0	0	0		
Eddie Robinson, L (1, 3) OBP: 0.389, SLG: 0.441																	0	0	0	0	0	0	0	0	0		
Gus Zernial, R (1, 7) OBP: 0.327, SLG: 0.464																	0	0	0	0	0	0	0	0	0		
Hank Majeski, R (1, 5) OBP: 0.376, SLG: 0.405																	0	0	0	0	0	0	0	0	0		
Gus Niarhos, R (1, 2) OBP: 0.433, SLG: 0.402																	0	0	0	0	0	0	0	0	0		
Nellie Fox, L (1, 4) OBP: 0.300, SLG: 0.294																	0	0	0	0	0	0	0	0	0		
Ray Scarborough, R (1, 1) OBP: 0.203, SLG: 0.169																	0	0	0	0	0	0	0	0	0		
Inning Stats																	1B: 0 SF: 0 2B: 0 SAC: 0 3B: 0 DP: 0 HR: 0 HBP: 0	WP: 0 PA: 0 FB: 0 SB: 0 CS: 0									
PITCHER Whitey Ford, L (1, 1) ERA: 2.61	IP	WLS	BF	H	R	ER	SO	BB	IBB	HBP	BLK	WP	HR	S	P	ERA	WHIP										



Batter	1	2	3	4	5	6	7	8	9	AB	R	H	RBI	BB	SO	LOB	TOP					
Nellie Fox, L OBP: 0.302, SLG: 0.302	4-0 CS BB		0-0 3B			0-0 F8	0-0 F8			3	0	1	0	1	0	2						
Mike McCormick, R OBP: 0.327, SLG: 0.321	0-0 6-3 1-2		0-0 F9			0-0 4-3		0-0 F8		4	0	0	0	0	0	2						
Luke Appling, R OBP: 0.322, SLG: 0.355	4-0 BB			0-0 PB 6-3 1B		0-0 1B 1B		0-0 F2		3	0	2	0	1	0	0						
Eddie Robinson, L OBP: 0.396, SLG: 0.445	0-0 P3			0-0 6-3 1-2		0-0 1B 1-3 1B		0-0 1B		4	0	2	0	0	0	2						
Gus Zernial, R OBP: 0.324, SLG: 0.459		0-3 K		0-0 P6		0-0 F8		0-3 K		4	0	0	0	0	2	4						
Hank Majeski, R OBP: 0.377, SLG: 0.406		0-0 G6-4-3 1B		0-0 F8 2-3			0-0 L8		0-0 G5-4-3 1B	4	0	2	0	0	0	1						
Dave Philley, S OBP: 0.303, SLG: 0.366		0-0 G6-4-3 1-2			0-0 F2		0-0 FC4-6 1B		0-0 G5-4-3 1-2	4	0	1	0	0	0	2						
Phil Masi, R OBP: 0.366, SLG: 0.390			0-0 6-3		0-0 P6		0-0 FC4-6 BB 1-2		0-0 4-3	3	0	0	0	0	0	1						
Joe Erazo, R OBP: 0.200, SLG: 0.143					0-0 P6					1	0	0	0	0	0	0						
Randy Gumpert, R OBP: 0.093, SLG: 0.071			0-3 K		0-0 5-3					2	0	0	0	0	1	0						
Bill Wilson, R (7, PH)										0	0	0	0	1	0	0						
Howie Judson, R OBP: 0.217, SLG: 0.150							0-0 1-2 BB			0	0	0	0	0	0	0						
Inning Stats	R: 0 E: 0 K: 0 S: 2	H: 0 LOB: 1 BB: 2 P: 10	R: 0 E: 0 K: 1 S: 5	H: 1 LOB: 0 BB: 0 P: 5	R: 0 E: 0 K: 1 S: 6	H: 1 LOB: 1 BB: 0 P: 6	R: 0 E: 0 K: 0 S: 4	H: 0 LOB: 0 BB: 0 P: 4	R: 0 E: 0 K: 0 S: 3	H: 0 LOB: 2 BB: 0 P: 3	R: 0 E: 0 K: 0 S: 5	H: 2 LOB: 2 BB: 0 P: 5	R: 0 E: 0 K: 0 S: 4	H: 1 LOB: 2 BB: 1 P: 8	R: 0 E: 0 K: 1 S: 6	H: 1 LOB: 1 BB: 0 P: 6	R: 0 E: 0 K: 0 S: 3	H: 1 LOB: 0 BB: 0 P: 3	1B: 7 2B: 0 3B: 1 HR: 0	SF: 0 SAC: 0 DP: 2 HBP: 0	WP: 0 PB: 1 SB: 0 CS: 1	PA: 35
PITCHER Stubby Overmire, L ERA: 4.05	IP: 9.0 WLS: W BF: 35 H: 8 R: 0 ER: 0 SO: 3 BB: 3 IBB: 0 HBP: 0 BLK: 0 WP: 0 HR: 0 S: 38 P: 50 ERA: 0.00 WHIP: 1.222															PITCHER	IP: 9.0 WLS: W BF: 35 H: 8 R: 0 ER: 0 SO: 3 BB: 3 IBB: 0 HBP: 0 BLK: 0 WP: 0 HR: 0 S: 38 P: 50 ERA: 0.00 WHIP: 1.222					

Chicago White Sox @ St. Louis Browns
Sportsman's Park, St. Louis, MO
Sun Sep 24 1950, 4:33 AM EST
Unknown

AB 32
R 0
H 8
RBI 0
BB 3
SO 3
LOB 14



Batter	1	2	3	4	5	6	7	8	9	AB	R	H	RBI	BB	SO	LOB	BOTTOM			
Ken Wood, R OBP: 0.296, SLG: 0.404	0-0 E7 1B		4-0 FC1-5 1B BB	0-0 5-3		0-0 G4-6-3 1B				3	1	2	1	1	0	1				
Ray Coleman, L OBP: 0.331, SLG: 0.433	0-0 F8		0-0 FC1-5 1-2 1B		0-0 F9	0-0 G4-6-3 1-2				4	0	1	0	0	0	2				
Les Moss, R OBP: 0.352, SLG: 0.421	0-0 F2		0-0 FC1-5 1-2 2-3F		0-0 4-3 2B 1B		0-0 6-3			4	1	1	0	0	0	3				
Dick Kokos, L OBP: 0.372, SLG: 0.434	0-0 CS 2H 1B		0-0 F9		0-0 4-3		1-0 4-3-2 1B HBP			3	0	1	1	0	0	3				
Hank Arft, L OBP: 0.369, SLG: 0.354	0-0 CS 1-2	0-0 P5	0-0 F8		0-0 1B 2B		0-0 4-3-2 1B			4	1	2	1	0	0	2				
Don Lenhardt, R OBP: 0.394, SLG: 0.498		0-0 2B		0-0 SH3-4 1B	0-0 FC6-4 2H 1B		0-0 4-3-2 1-2 2H			4	1	3	1	0	0	2				
Bill Sommers, R OBP: 0.362, SLG: 0.286		0-0 F7		0-0 SH3-4 1-2	0-0 FC6-4 1-2		0-0 F8			3	0	0	0	0	0	2				
Tom Upton, R OBP: 0.320, SLG: 0.278		4-0 BB		0-0 1B		0-0 P5		0-3 K		3	0	1	1	1	1	0				
Stubby Overmire, R OBP: 0.333, SLG: 0.200		0-0 4-3		0-0 F8		0-0 1B 3B		0-0 1-3		4	1	1	0	0	0	3				
Inning Stats	R: 1 E: 1 K: 0 S: 4	H: 2 LOB: 0 BB: 0 P: 4	R: 0 E: 0 K: 0 S: 4	H: 1 LOB: 2 BB: 1 P: 8	R: 0 E: 0 K: 0 S: 4	H: 1 LOB: 1 BB: 1 P: 8	R: 1 E: 0 K: 0 S: 5	H: 2 LOB: 0 BB: 0 P: 5	R: 2 E: 0 K: 0 S: 6	H: 3 LOB: 1 BB: 0 P: 6	R: 1 E: 0 K: 0 S: 4	H: 2 LOB: 0 BB: 0 P: 4	R: 0 E: 0 K: 0 S: 3	H: 1 LOB: 1 BB: 0 P: 4	R: 0 E: 0 K: 1 S: 5	H: 0 LOB: 0 BB: 0 P: 5	1B: 9 2B: 3 3B: 1 HR: 0	SF: 0 SAC: 1 DP: 2 HBP: 1	WP: 0 PB: 0 SB: 0 CS: 1	PA: 37
PITCHER Randy Gumpert, R ERA: 4.75 Howie Judson, R ERA: 4.05	IP: 6.0 WLS: L BF: 29 H: 11 R: 5 ER: 4 SO: 2 BB: 2 IBB: 0 HBP: 0 BLK: 0 WP: 0 HR: 0 S: 27 P: 35 ERA: 6.00 WHIP: 2.167															PITCHER	IP: 2.0 WLS: 7 BF: 7 H: 1 R: 0 ER: 0 SO: 1 BB: 0 IBB: 0 HBP: 1 BLK: 0 WP: 0 HR: 0 S: 8 P: 9 ERA: 0.00 WHIP: 0.500			

Chicago White Sox @ St. Louis Browns
Sportsman's Park, St. Louis, MO
Sun Sep 24 1950, 4:33 AM EST
Unknown

AB 32
R 5
H 12
RBI 5
BB 2
SO 1
LOB 18





Batter	1	2	3	4	5	6	7	8	9	AB	R	H	RBI	BB	SO	LOB	TOP			
Nellie Fox, L OBP: 0.305, SLG: 0.306 (1, 4)	0-0 1B		0-0 3-1		0-0 WP 1B			0-0 G1-6-3 1B		4	0	3	0	0	0	0	Chicago White Sox @ Cleveland Indians Cleveland Municipal Stadium, Cleveland, OH Tue Sep 26 1950, 3:33 AM EST Att: 8,870 - Unknown			
Floyd Baker, L OBP: 0.495, SLG: 0.333 (1, 5)	0-0 1B		0-0 F9		0-0 F8			0-0 L4		4	0	1	0	0	0	2				
Dave Philley, S OBP: 0.302, SLG: 0.362 (1, 9)	0-3 K			4-0 BB BB		4-0 BB		0-0 G1-6-3 1-2		2	0	0	0	2	1	3				
Eddie Robinson, L OBP: 0.393, SLG: 0.441 (1, 3)	0-0 F4			0-0 F6		0-0 F4			0-0 SH1-3 1B	4	0	1	0	0	0	4				
Jerry Scala, L OBP: 0.299, SLG: 0.254 (9, PR)										0	0	0	0	0	0	0				
Gus Zernial, R OBP: 0.327, SLG: 0.457 (9, PR)	0-3 K			4-0 BB		0-3 K			0-0 SH1-3 1B	3	0	1	0	1	2	3				
Ed McGhee, R				1-2 BB					1-2 1B	0	0	0	0	0	0	0				
Luke Appling, R OBP: 0.304, SLG: 0.333 (1, 6)		0-0 1-3		0-0 F3		0-0 4-3			0-0 SH1-3 1-2 2-3	3	0	0	0	0	0	3				
Mike McCormick, R OBP: 0.330, SLG: 0.313 (9, PH)	0-3 K			0-0 F9			0-0 1-3		0-3 K	3	0	0	0	0	1	2				
Gordon Goldsberry, L OBP: 0.399, SLG: 0.418 (9, PH)										1	0	0	0	0	1	3				
Gus Niarhos, R OBP: 0.407, SLG: 0.370 (1, 2)	0-0 F5				0-0 F7		0-0 5-3		0-3 K	3	0	0	0	0	0	0				
Mary Rickert, L OBP: 0.282, SLG: 0.315 (9, PH)										1	0	0	0	0	1	3				
Bob Cain, L OBP: 0.234, SLG: 0.230 (1, 1)			0-0 1-3		0-0 F8		0-0 F8			3	0	0	0	0	0	0				
Luis Aloma, R OBP: 0.071, SLG: 0.071 (8, 1)										0	0	0	0	0	0	0				
Inning Stats	R: 0 E: 0 K: 2 S: 9	H: 2 LOB: 2 BB: 0 P: 9	R: 0 E: 0 K: 1 S: 5	H: 0 LOB: 0 BB: 0 P: 5	R: 0 E: 0 K: 0 S: 3	H: 0 LOB: 0 BB: 0 P: 3	R: 0 E: 0 K: 0 S: 3	H: 0 LOB: 2 BB: 2 P: 11	R: 0 E: 0 K: 0 S: 4	H: 1 LOB: 1 BB: 0 P: 4	R: 0 E: 0 K: 1 S: 5	H: 0 LOB: 1 BB: 1 P: 9	R: 0 E: 0 K: 0 S: 3	H: 0 LOB: 0 BB: 0 P: 3	R: 0 E: 0 K: 2 S: 9	H: 2 LOB: 3 BB: 0 P: 9	1B: 6 2B: 0 3B: 0 HR: 0	SF: 0 SAC: 1 DP: 1 HBP: 0	WP: 1 PB: 0 SB: 0 CS: 0	PA: 35
PITCHER Early Wynn, R ERA: 3.16 (1, 1)	IP: 9.0 WLS: W BF: 35	H: 6 R: 0 ER: 0 SO: 6	BB: 3 IBB: 0 HBP: 0 BLK: 0	WP: 1 HR: 0 S: 44 P: 56	ERA: 0.00 WHIP: 1.000	PITCHER										IP: 9.0 WLS: W BF: 35	H: 6 R: 0 ER: 0 SO: 6	BB: 3 IBB: 0 HBP: 0 BLK: 0	WP: 1 HR: 0 S: 44 P: 56	ERA: 0.00 WHIP: 1.000

Batter	1	2	3	4	5	6	7	8	9	AB	R	H	RBI	BB	SO	LOB	BOTTOM			
Dale Mitchell, L OBP: 0.391, SLG: 0.396 (1, 7)	0-0 FC1-4 1B		0-0 4-3		0-0 3B			0-0 SH3-4		3	0	2	0	0	0	1	Chicago White Sox @ Cleveland Indians Cleveland Municipal Stadium, Cleveland, OH Tue Sep 26 1950, 3:33 AM EST Att: 8,870 - Unknown			
Bob Kennedy, R OBP: 0.358, SLG: 0.416 (1, 9)	0-0 FC1-4 1-2		0-0 F8		0-3 K			0-0 6-3		4	0	0	0	0	1	4				
Larry Doby, L OBP: 0.445, SLG: 0.552 (1, 8)	0-0 G6-3 1-2			0-3 K		0-0 F8		0-0 4-3		4	0	0	0	0	1	2				
Luke Easter, L OBP: 0.370, SLG: 0.490 (1, 3)		0-0 F5		0-0 1B		0-3 K				3	0	1	0	0	1	0				
Al Rosen, R OBP: 0.399, SLG: 0.537 (1, 5)		0-0 HR		0-3 K		0-0 6-3				3	1	1	1	0	1	1				
Ray Boone, R OBP: 0.400, SLG: 0.437 (1, 6)		0-0 5-3		0-0 F7			0-0 F5			3	0	0	0	0	0	1				
Bobby Avila, R OBP: 0.374, SLG: 0.348 (1, 4)		0-0 F9			4-0 S SH3-4 4-3 BB		0-3 K			2	1	0	0	1	1	0				
Jim Hegan, R OBP: 0.291, SLG: 0.373 (1, 2)			0-0 4-3 SH1-3 1B		0-0 SH3-4		0-0 F6			2	0	1	0	0	0	0				
Early Wynn, S OBP: 0.322, SLG: 0.403 (1, 1)			0-0 SH1-3		0-0 4-3			0-0 SH3-4 1B		2	0	1	1	0	0	0				
Inning Stats	R: 0 E: 0 K: 0 S: 3	H: 1 LOB: 0 BB: 0 P: 3	R: 1 E: 0 K: 0 S: 4	H: 1 LOB: 0 BB: 0 P: 4	R: 0 E: 0 K: 2 S: 8	H: 1 LOB: 1 BB: 0 P: 8	R: 0 E: 0 K: 1 S: 5	H: 0 LOB: 0 BB: 0 P: 5	R: 0 E: 0 K: 1 S: 5	H: 0 LOB: 0 BB: 0 P: 5	R: 0 E: 0 K: 0 S: 4	H: 1 LOB: 1 BB: 0 P: 4	R: 0 E: 0 K: 0 S: 4	H: 1 LOB: 1 BB: 0 P: 4	R: 0 E: 0 K: 0 S: 4	H: 1 LOB: 1 BB: 0 P: 4		1B: 4 2B: 0 3B: 1 HR: 1	SF: 0 SAC: 3 DP: 1 HBP: 0	WP: 0 PB: 0 SB: 1 CS: 0
PITCHER Bob Cain, L ERA: 3.93 (1, 1)	IP: 7.0 WLS: L BF: 27	H: 6 R: 2 ER: 2 SO: 5	BB: 1 IBB: 0 HBP: 0 BLK: 0	WP: 0 HR: 1 S: 36 P: 40	ERA: 2.57 WHIP: 1.000	PITCHER										IP: 7.0 WLS: L BF: 27	H: 6 R: 2 ER: 2 SO: 5	BB: 1 IBB: 0 HBP: 0 BLK: 0	WP: 0 HR: 1 S: 36 P: 40	ERA: 2.57 WHIP: 1.000
PITCHER Luis Aloma, R ERA: 3.72 (8, 1)	IP: 1.0 WLS: L BF: 3	H: 0 R: 0 ER: 0 SO: 0	BB: 0 IBB: 0 HBP: 0 BLK: 0	WP: 0 HR: 0 S: 3 P: 3	ERA: 0.00 WHIP: 0.000	PITCHER										IP: 1.0 WLS: L BF: 3	H: 0 R: 0 ER: 0 SO: 0	BB: 0 IBB: 0 HBP: 0 BLK: 0	WP: 0 HR: 0 S: 3 P: 3	ERA: 0.00 WHIP: 0.000

Batter	1	2	3	4	5	6	7	8	9	AB	R	H	RBI	BB	SO	LOB	TOP				
Nellie Fox, L OBP: 0.305, SLG: 0.305 (1,4)	F5		6-3						F8	4	0	1	0	0	0	0	Chicago White Sox @ Cleveland Indians Cleveland Municipal Stadium, Cleveland, OH Wed Sep 27 1950, 3:33 AM EST Att: 5,429 - Unknown livebaseballscorecards.com				
Floyd Baker, L OBP: 0.411, SLG: 0.343 (1,5)	E9 1B			G1-6-3 1B		G3				4	0	3	0	0	0	1					
Dave Philley, S OBP: 0.300, SLG: 0.360 (1,9)	4-3			G1-6-3 1-2f			5-3		F5	4	0	0	0	0	0	3					
Eddie Robinson, L OBP: 0.392, SLG: 0.439 (1,3)	4-3			F9					5-3	4	0	1	0	0	0	2					
Gus Zernial, R OBP: 0.325, SLG: 0.455 (1,7)		F7			K				G6-4-3 1B	3	0	0	0	0	1	1					
Luke Appling, R OBP: 0.297, SLG: 0.325 (1,6)	F5				5-3					3	0	0	0	0	0	0					
Bill Wilson, R (1,8)	5-3				K				F6	3	0	0	0	0	1	0					
Gus Niarhos, R OBP: 0.405, SLG: 0.363 (1,2)			K			K			BB	2	0	0	0	1	2	0					
Ray Scarborough, R OBP: 0.200, SLG: 0.167 (1,1)			1-3			K				1	0	0	0	0	0	0					
Luis Aloma, R OBP: 0.390, SLG: 0.415 (8, PH)									F9	1	0	0	0	0	1	0					
Gordon Goldsberry, L OBP: 0.390, SLG: 0.415 (8, PH)										1	0	0	0	0	1	0					
Howie Judson, R OBP: 0.217, SLG: 0.150 (8,1)										0	0	0	0	0	0	0					
Inning Stats	R: 0 E: 1 K: 0 S: 4	H: 1 LOB: 1 BB: 0 P: 4	R: 0 E: 0 K: 0 S: 3	H: 0 LOB: 0 BB: 0 P: 3	R: 0 E: 0 K: 1 S: 5	H: 0 LOB: 0 BB: 0 P: 5	R: 0 E: 0 K: 0 S: 3	H: 1 LOB: 0 BB: 0 P: 3	R: 0 E: 0 K: 2 S: 7	H: 0 LOB: 0 BB: 0 P: 7	R: 0 E: 0 K: 2 S: 8	H: 1 LOB: 1 BB: 0 P: 8	R: 0 E: 0 K: 0 S: 3	H: 1 LOB: 1 BB: 1 P: 7	R: 0 E: 0 K: 0 S: 3	H: 0 LOB: 1 BB: 1 P: 7	R: 0 E: 0 K: 0 S: 4	H: 1 LOB: 1 BB: 0 P: 4	1B: 5 2B: 0 3B: 0 HR: 0	SF: 0 SAC: 0 DP: 2 HBP: 0	WP: 0 PA: 31 CS: 0
PITCHER Bob Feller, R ERA: 3.46 (1,1)	IP: 9.0 WLS: W BF: 31 H: 5 R: 0 ER: 0 SO: 5 BB: 1 IBB: 0 HBP: 0 BLK: 0 WP: 0 HR: 0 S: 40 P: 44 ERA: 0.00 WHIP: 0.667															PITCHER					

Batter	1	2	3	4	5	6	7	8	9	AB	R	H	RBI	BB	SO	LOB	BOTTOM		
Dale Mitchell, L OBP: 0.393, SLG: 0.397 (1,7)	F4					4-3 1B				4	1	2	0	1	0	1	Chicago White Sox @ Cleveland Indians Cleveland Municipal Stadium, Cleveland, OH Wed Sep 27 1950, 3:33 AM EST Att: 5,429 - Unknown livebaseballscorecards.com		
Bob Kennedy, R OBP: 0.380, SLG: 0.416 (1,9)	L6		9-3 1-2f		2B BB					4	1	2	1	1	0	1			
Larry Doby, L OBP: 0.443, SLG: 0.551 (1,8)	K			F4	1B 2B		F7			5	1	1	1	0	1	4			
Luke Easter, L OBP: 0.370, SLG: 0.489 (1,3)		E6 1B FC6-4			2B 1B				F5	3	2	1	0	1	0	0			
Al Rosen, R OBP: 0.402, SLG: 0.541 (1,5)		E7 1B FC6-4			1B				6-3	4	0	3	2	0	0	0			
Ray Boone, R OBP: 0.399, SLG: 0.435 (1,6)		FC6-4 1-2f			K					4	0	1	2	0	1	4			
Bobby Avila, R OBP: 0.372, SLG: 0.351 (1,4)		F9 3-H			K					4	1	1	0	0	2	4			
Jim Hegan, R OBP: 0.290, SLG: 0.372 (1,2)		F9							F8	4	0	1	1	0	0	1			
Bob Feller, R OBP: 0.170, SLG: 0.217 (1,1)			6-3			BB 1B			K	4	1	1	0	0	2	1			
Inning Stats	R: 0 E: 0 K: 1 S: 5	H: 0 LOB: 0 BB: 0 P: 5	R: 1 E: 2 K: 0 S: 5	H: 1 LOB: 1 BB: 0 P: 5	R: 0 E: 0 K: 0 S: 3	H: 1 LOB: 0 BB: 0 P: 3	R: 0 E: 0 K: 2 S: 9	H: 2 LOB: 2 BB: 0 P: 9	R: 5 E: 0 K: 0 S: 6	H: 4 LOB: 0 BB: 2 P: 14	R: 1 E: 0 K: 1 S: 7	H: 2 LOB: 2 BB: 1 P: 11	R: 0 E: 0 K: 1 S: 6	H: 1 LOB: 1 BB: 0 P: 6	R: 0 E: 0 K: 1 S: 7	H: 2 LOB: 2 BB: 0 P: 7		1B: 10 2B: 5 3B: 0 HR: 0	SF: 0 SAC: 0 DP: 2 HBP: 0
PITCHER Ray Scarborough, R ERA: 4.94 (1,1)	IP: 4.1 WLS: L BF: 21 H: 7 R: 5 ER: 4 SO: 3 BB: 1 IBB: 0 HBP: 0 BLK: 0 WP: 1 HR: 0 S: 26 P: 30 ERA: 8.31 WHIP: 1.846															PITCHER			
Luis Aloma, R ERA: 3.81 (5,1)	2.2	13	4	2	2	2	1	1	0	0	1	0	15	23	6.75	1.875			
Howie Judson, R ERA: 4.02 (8,1)	1.0	5	2	0	0	1	0	0	0	0	0	0	7	7	0.00	2.000			

Batter	1	2	3	4	5	6	7	8	9	AB	R	H	RBI	BB	SO	LOB	TOP																		
Ray Coleman, L (1, 8) OBP: 0.333, SLG: 0.438											0	0	0	0	0	0	0	St. Louis Browns @ Chicago White Sox Comiskey Park, Chicago, IL Sat Sep 30 1950, 4:33 AM EST Att: 839 - Unknown livebaseballscorecards.com																	
Snuffy Stirrweiss, R (1, 4) OBP: 0.323, SLG: 0.289											0	0	0	0	0	0	0																		
Sherm Lollar, R (1, 2) OBP: 0.391, SLG: 0.454											0	0	0	0	0	0	0																		
Don Lenhardt, R (1, 5) OBP: 0.392, SLG: 0.487											0	0	0	0	0	0	0																		
Dick Kokos, L (1, 7) OBP: 0.373, SLG: 0.438											0	0	0	0	0	0	0																		
Ken Wood, R (1, 9) OBP: 0.296, SLG: 0.403											0	0	0	0	0	0	0																		
Tom Upton, R (1, 6) OBP: 0.320, SLG: 0.278											0	0	0	0	0	0	0																		
Hank Arft, L (1, 3) OBP: 0.370, SLG: 0.354											0	0	0	0	0	0	0																		
AJ Widmar, R (1, 1) OBP: 0.191, SLG: 0.185											0	0	0	0	0	0	0																		
Inning Stats											1B: 0	SF: 0	WP: 0	PA: 0	2B: 0	SAC: 0	FB: 0	3B: 0	DP: 0	SB: 0	CS: 0	HR: 0	HBP: 0												
PITCHER Billy Pierce, L (1, 1) ERA: 4.11	IP	WLS	BF	H	R	ER	SO	BB	IBB	HBP	BLK	WP	HR	S	P	ERA	WHIP	PITCHER	IP	WLS	BF	H	R	ER	SO	BB	IBB	HBP	BLK	WP	HR	S	P	ERA	WHIP

Batter	1	2	3	4	5	6	7	8	9	AB	R	H	RBI	BB	SO	LOB	BOTTOM																		
Nellie Fox, L (1, 4) OBP: 0.305, SLG: 0.305											0	0	0	0	0	0	0	St. Louis Browns @ Chicago White Sox Comiskey Park, Chicago, IL Sat Sep 30 1950, 4:33 AM EST Att: 839 - Unknown livebaseballscorecards.com																	
Floyd Baker, L (1, 5) OBP: 0.411, SLG: 0.343											0	0	0	0	0	0	0																		
Dave Philley, S (1, 9) OBP: 0.300, SLG: 0.360											0	0	0	0	0	0	0																		
Eddie Robinson, L (1, 3) OBP: 0.392, SLG: 0.439											0	0	0	0	0	0	0																		
Gus Zernial, R (1, 7) OBP: 0.325, SLG: 0.455											0	0	0	0	0	0	0																		
Luke Appling, R (1, 6) OBP: 0.297, SLG: 0.325											0	0	0	0	0	0	0																		
Mike McCormick, R (1, 8) OBP: 0.320, SLG: 0.313											0	0	0	0	0	0	0																		
Gus Niarhos, R (1, 2) OBP: 0.405, SLG: 0.363											0	0	0	0	0	0	0																		
Billy Pierce, L (1, 1) OBP: 0.325, SLG: 0.288											0	0	0	0	0	0	0																		
Inning Stats											1B: 0	SF: 0	WP: 0	PA: 0	2B: 0	SAC: 0	FB: 0	3B: 0	DP: 0	SB: 0	CS: 0	HR: 0	HBP: 0												
PITCHER AJ Widmar, R (1, 1) ERA: 4.67	IP	WLS	BF	H	R	ER	SO	BB	IBB	HBP	BLK	WP	HR	S	P	ERA	WHIP	PITCHER	IP	WLS	BF	H	R	ER	SO	BB	IBB	HBP	BLK	WP	HR	S	P	ERA	WHIP


Batter	1	2	3	4	5	6	7	8	9	AB	R	H	RBI	BB	SO	LOB	TOP					
Ray Coleman, L (1, 8) OBP: 0.327, SLG: 0.429	1-3			4-3	F2			G3		4	0	0	0	0	0	2	St. Louis Browns @ Chicago White Sox Comiskey Park, Chicago, IL Sun Oct 01 1950, 4:33 AM EST Unknown					
Snuffy Stirrweiss, R (1, 4) OBP: 0.332, SLG: 0.287 Bill Sommers, R (6, PR) OBP: 0.363, SLG: 0.293	5-3			5-3		6-3 E 5-3 BB		5-3		2	0	0	0	1	0	0						
Sherm Lollar, R (1, 2) OBP: 0.391, SLG: 0.449	K					5-3				2	0	0	0	2	1	1						
Don Lenhardt, R (1, 5) OBP: 0.388, SLG: 0.481		6-3		1-3		6-3		F7		4	0	0	0	0	4							
Dick Kokos, L (1, 7) OBP: 0.373, SLG: 0.441	F8					E4				4	2	0	0	0	1							
Ken Wood, R (1, 9) OBP: 0.294, SLG: 0.397	F8					F9				4	0	1	0	0	2							
Tom Upton, R (1, 6) OBP: 0.324, SLG: 0.291 Roy Sievers, R (9, PH) OBP: 0.305, SLG: 0.395 Billy DeMars, R (9, 6) OBP: 0.332, SLG: 0.288			5-3		FC5-4 FC3-6 1B 1-2 2-3			BB		3	0	1	0	0	2							
Hank Artt, L (1, 3) OBP: 0.371, SLG: 0.360 Les Moss, R (9, PH) OBP: 0.350, SLG: 0.410 Owen Friend, R (9, 5) OBP: 0.309, SLG: 0.341			K		FC3-6 1B 1-2 3-H			F8		3	0	1	1	0	2	1						
Ned Garver, R (1, 1) OBP: 0.343, SLG: 0.363	5-3				FC3-6 1-2 2-3			F7		4	0	0	0	0	4							
Inning Stats	R: 0 E: 0 K: 1 S: 5	H: 0 LOB: 0 BB: 0 P: 5	R: 0 E: 0 K: 0 S: 3	H: 0 LOB: 0 BB: 0 P: 3	R: 0 E: 0 K: 1 S: 5	H: 0 LOB: 0 BB: 0 P: 5	R: 0 E: 0 K: 0 S: 3	H: 0 LOB: 1 BB: 1 P: 7	R: 1 E: 0 K: 0 S: 6	H: 3 LOB: 2 BB: 0 P: 6	R: 1 E: 1 K: 0 S: 4	H: 0 LOB: 1 BB: 1 P: 8	R: 0 E: 0 K: 1 S: 5	H: 1 LOB: 0 BB: 0 P: 5	R: 0 E: 0 K: 0 S: 3	H: 0 LOB: 1 BB: 1 P: 7		R: 1 E: 0 K: 0 S: 4	H: 1 LOB: 1 BB: 1 P: 8	1B: 4 2B: 0 3B: 1 HR: 0	SF: 0 SAC: 0 DP: 1 HBP: 0	WP: 0 PB: 0 CS: 0
PITCHER Bill Wight, L (1, 1) ERA: 3.88	IP: 9.0 WLS: W BF: 36 H: 5 R: 3 ER: 2 SO: 3 BB: 4 IBB: 0 HBP: 0 BLK: 0 WP: 0 HR: 0 S: 38 P: 54 ERA: 2.00 WHIP: 1.000															PITCHER						


AB	32
R	3
H	5
RBI	2
BB	4
SO	3
LOB	18



Batter	1	2	3	4	5	6	7	8	9	AB	R	H	RBI	BB	SO	LOB	BOTTOM			
Nellie Fox, L (1, 4) OBP: 0.303, SLG: 0.303	F7				4-3	4-3		3-1		5	0	1	0	0	0	1	St. Louis Browns @ Chicago White Sox Comiskey Park, Chicago, IL Sun Oct 01 1950, 4:33 AM EST Unknown			
Floyd Baker, L (1, 5) OBP: 0.417, SLG: 0.355	E6				E 2B			F7		5	1	2	0	0	3					
Dave Philley, S (1, 9) OBP: 0.303, SLG: 0.361					F7					3	1	1	0	1	0	1				
Eddie Robinson, L (1, 3) OBP: 0.396, SLG: 0.451					HR 2B			F9		4	1	3	2	1	0	1				
Gus Zernial, R (1, 7) OBP: 0.328, SLG: 0.466	K				HR 2B			BB		3	1	1	2	1	2	4				
Luke Appling, R (1, 6) OBP: 0.301, SLG: 0.323	F9				1B			BB		3	0	1	0	1	0	4				
Mike McCormick, R (1, 8) OBP: 0.304, SLG: 0.296		6-3			F7	5-3		F8		4	0	0	0	0	4					
Phil Masi, R (1, 2) OBP: 0.367, SLG: 0.391					F7			3-1 SH1-4 1B		4	0	2	0	0	0	0				
Bill Wight, L (1, 1)		FC1-6 1B			F6			SH1-4 1-2		3	0	0	0	0	0	1				
Inning Stats	R: 0 E: 1 K: 1 S: 6	H: 2 LOB: 2 BB: 0 P: 5	R: 0 E: 0 K: 0 S: 5	H: 1 LOB: 1 BB: 0 P: 6	R: 0 E: 0 K: 0 S: 3	H: 0 LOB: 0 BB: 0 P: 3	R: 3 E: 1 K: 0 S: 7	H: 4 LOB: 1 BB: 0 P: 7	R: 0 E: 0 K: 0 S: 3	H: 0 LOB: 0 BB: 0 P: 3	R: 0 E: 0 K: 0 S: 4	H: 1 LOB: 3 BB: 2 P: 12	R: 0 E: 0 K: 0 S: 4	H: 1 LOB: 1 BB: 0 P: 4	R: 1 E: 0 K: 0 S: 2	H: 2 LOB: 1 BB: 0 P: 2		1B: 8 2B: 2 3B: 0 HR: 1	SF: 0 SAC: 2 DP: 0 HBP: 0	WP: 1 PB: 0 CS: 0
PITCHER Ned Garver, R (1, 1) ERA: 3.39	IP: 8.0 WLS: L BF: 40 H: 11 R: 4 ER: 4 SO: 2 BB: 4 IBB: 0 HBP: 0 BLK: 0 WP: 1 HR: 1 S: 40 P: 56 ERA: 4.50 WHIP: 1.875															PITCHER				



Batter	1	2	3	4	5	6	7	8	9	AB	R	H	RBI	BB	SO	LOB	TOP																	
Ken Wood, R (1, 9) OBP: 0.294, SLG: 0.397											0	0	0	0	0	0	0	St. Louis Browns @ Chicago White Sox Comiskey Park, Chicago, IL Sun Oct 01 1950, 4:38 AM EST Att: 4,548 - Unknown livebaseballscorecards.com																
Ray Coleman, L (1, 8) OBP: 0.327, SLG: 0.429											0	0	0	0	0	0	0																	
Les Moss, R (1, 2) OBP: 0.350, SLG: 0.410											0	0	0	0	0	0	0																	
Dick Kokos, L (1, 7) OBP: 0.373, SLG: 0.441											0	0	0	0	0	0	0																	
Don Lenhardt, R (1, 5) OBP: 0.388, SLG: 0.481											0	0	0	0	0	0	0																	
Hank Arft, L (1, 3) OBP: 0.371, SLG: 0.360											0	0	0	0	0	0	0																	
Tom Upton, R (1, 6) OBP: 0.324, SLG: 0.291											0	0	0	0	0	0	0																	
Bill Sommers, R (1, 4) OBP: 0.363, SLG: 0.293											0	0	0	0	0	0	0																	
Stubby Overmire, R (1, 1) OBP: 0.333, SLG: 0.200											0	0	0	0	0	0	0																	
Inning Stats											1B: 0	SF: 0	WP: 0	PA: 0	2B: 0	SAC: 0	FB: 0		3B: 0	DP: 0	SB: 0	CS: 0	HR: 0	HBP: 0										
PITCHER Gus Keriazakos, R (1, 1) ERA: ∞	IP	WLS	BF	H	R	ER	SO	BB	IBB	HBP	BLK	WP	HR	S	P	ERA	WHIP	PITCHER																
																		IP	WLS	BF	H	R	ER	SO	BB	IBB	HBP	BLK	WP	HR	S	P	ERA	WHIP

Batter	1	2	3	4	5	6	7	8	9	AB	R	H	RBI	BB	SO	LOB	BOTTOM																	
Nellie Fox, L (1, 4) OBP: 0.303, SLG: 0.303											0	0	0	0	0	0	0	St. Louis Browns @ Chicago White Sox Comiskey Park, Chicago, IL Sun Oct 01 1950, 4:38 AM EST Att: 4,548 - Unknown livebaseballscorecards.com																
Ed McGhee, R (1, 9)											0	0	0	0	0	0	0																	
Dave Philley, S (1, 8) OBP: 0.303, SLG: 0.361											0	0	0	0	0	0	0																	
Eddie Robinson, L (1, 3) OBP: 0.396, SLG: 0.451											0	0	0	0	0	0	0																	
Gus Zernial, R (1, 7) OBP: 0.328, SLG: 0.466											0	0	0	0	0	0	0																	
Joe Kirrene, R (1, 5)											0	0	0	0	0	0	0																	
Luke Appling, R (1, 6) OBP: 0.301, SLG: 0.323											0	0	0	0	0	0	0																	
Joe Erazutt, R (1, 2) OBP: 0.200, SLG: 0.143											0	0	0	0	0	0	0																	
Gus Keriazakos, R (1, 1)											0	0	0	0	0	0	0																	
Inning Stats											1B: 0	SF: 0	WP: 0	PA: 0	2B: 0	SAC: 0	FB: 0		3B: 0	DP: 0	SB: 0	CS: 0	HR: 0	HBP: 0										
PITCHER Stubby Overmire, L (1, 1) ERA: 4.1	IP	WLS	BF	H	R	ER	SO	BB	IBB	HBP	BLK	WP	HR	S	P	ERA	WHIP	PITCHER																
																		IP	WLS	BF	H	R	ER	SO	BB	IBB	HBP	BLK	WP	HR	S	P	ERA	WHIP