


Chicago White Sox - 1951

Batter	1	2	3	4	5	6	7	8	9	AB	R	H	RBI	BB	SO	LOB	TOP															
Chico Carrasquel, R (1, 6)																	0	0	0	0	0	0	0	0	0	0	0	0	Chicago White Sox @ St. Louis Browns Sportsman's Park, St. Louis, MO Tue Apr 17 1951, 4:33 AM EST Att. 5,660 - Unknown livebaseballscorecards.com			
Floyd Baker, L (1, 5)																	0	0	0	0	0	0	0	0	0	0	0	0		0	0	0
Al Zarilla, L (1, 9)																	0	0	0	0	0	0	0	0	0	0	0	0		0	0	0
Gus Zernial, R (1, 7)																	0	0	0	0	0	0	0	0	0	0	0	0		0	0	0
Eddie Robinson, L (1, 3)																	0	0	0	0	0	0	0	0	0	0	0	0		0	0	0
Phil Masi, R (1, 2)																	0	0	0	0	0	0	0	0	0	0	0	0		0	0	0
Jim Busby, R (1, 8)																	0	0	0	0	0	0	0	0	0	0	0	0		0	0	0
Nellie Fox, L (1, 4)																	0	0	0	0	0	0	0	0	0	0	0	0		0	0	0
Billy Pierce, L (1, 1)	0	0	0	0	0	0	0	0	0	0	0	0	0	0	0																	
Inning Stats	1B: 0	SF: 0	WP: 0	PA: 0	2B: 0	SAC: 0	PB: 0	3B: 0	DP: 0	SB: 0	HR: 0	HBP: 0	CS: 0																			
PITCHER Ned Garver, R (1, 1) ERA:	IP	WLS	BF	H	R	ER	SO	BB	IBB	HBP	BLK	WP	HR	S	P	ERA	WHIP	PITCHER IP WLS BF H R ER SO BB IBB HBP BLK WP HR S P ERA WHIP														

Batter	1	2	3	4	5	6	7	8	9	AB R H RBI BB SO LOB	BOTTOM
--------	---	---	---	---	---	---	---	---	---	----------------------	--------

Bobby Young, L (1, 4)										0 0 0 0 0 0 0 0	<p>Chicago White Sox @ St. Louis Browns Sportsman's Park, St. Louis, MO Tue Apr 17 1951, 4:33 AM EST Att. 5,660 - Unknown</p> <p>livebaseballscorecards.com</p> <p>AB 0 R 0 H 0 RBI 0 BB 0 SO 0 LOB 0</p> 
Tom Upton, R (1, 6)										0 0 0 0 0 0 0 0	
Johnny Berardino, R (1, 5)										0 0 0 0 0 0 0 0	
Ken Wood, R (1, 9)										0 0 0 0 0 0 0 0	
Roy Sievers, R (1, 8)										0 0 0 0 0 0 0 0	
Don Lenhardt, R (1, 7)										0 0 0 0 0 0 0 0	
Sherm Lollar, R (1, 2)										0 0 0 0 0 0 0 0	
Joe Lutz, L (1, 3)										0 0 0 0 0 0 0 0	
Ned Garver, R (1, 1)										0 0 0 0 0 0 0 0	

Inning Stats	1B: 0 SF: 0	WP: 0 PA: 0
	2B: 0 SAC: 0	PB: 0
	3B: 0 DP: 0	SB: 0
	HR: 0 HBP: 0	CS: 0

PITCHER Billy Pierce, L (1, 1) <small>ERA:</small>	IP 0.0 WLS W BF 0 H 0 R 0 ER 0 SO 0 BB 0 IBB 0 HBP 0 BLK 0 WP 0 HR 0 S 0 P 0 ERA ∞ WHIP ∞	PITCHER IP WLS BF H R ER SO BB IBB HBP BLK WP HR S P ERA WHIP
--	---	---

Batter	1	2	3	4	5	6	7	8	9	AB	R	H	RBI	BB	SO	LOB	TOP																							
Chico Carrasquel, R (1, 6) Joe Demaestri, R (8, 6)	0-0 HR 2B		0-0 F8 HR 2B	0-0 S 1B		4-0 G6-3 BB		F9 F8		5	3	3	1	1	0	3																								
Floyd Baker, L (1, 5) OBP: 0.692, SLG: 0.625	4-0 HR BB		0-0 F9	4-0 1-2 BB		0-0 1-3 1B		0-0 BB 1B	0-0 F9	4	2	2	0	2	0	1																								
Al Zarilla, L (1, 9) OBP: 0.538, SLG: 1.091	0-0 HR		4-0 HR BB	K		0-0 G6-3		0-0 HBP BB 1B	0-0 F8	5	3	2	3	1	1	3																								
Gus Zernial, R (1, 7) OBP: 0.308, SLG: 0.182	0-0 F9		0-0 F8			0-0 F8		4-0 HBP 2B 1B	0-0 F7	5	1	0	0	1	0	2																								
Eddie Robinson, L (1, 3) Gordon Goldsberry, L (7, 3)	0-0 P5		0-0 HR			0-0 2B		0-0 F8		4	2	3	3	0	0	0																								
Phil Masi, R (1, 2) OBP: 0.545, SLG: 0.429	0-0 P3		0-0 F9			0-0 2B		4-0 FC1-5 BB 1B	1-0 2B BB HBP	3	1	1	1	1	0	0																								
Jim Busby, R (1, 8) OBP: 0.545, SLG: 0.600		0-0 1-3				0-0 P5		0-0 FC1-5	0-0 BB 2B	5	1	2	2	0	0	3																								
Nellie Fox, L (1, 4) OBP: 0.600, SLG: 0.857		0-0 CS 2B				0-0 SH5-3		0-0 F8	4-0 BB BB	2	0	1	0	2	0	2																								
Marv Rotblatt, S (1, 1) Hal Brown, R (7, 1)		0-0 G3				0-0 4-3		0-3 K	4-0 BB	4	0	0	0	0	2	6																								
Inning Stats	R: 3 E: 0 K: 0 S: 5	H: 2 LOB: 0 BB: 1 P: 9	R: 0 E: 0 K: 0 S: 3	H: 1 LOB: 0 BB: 0 P: 3	R: 3 E: 0 K: 0 S: 5	H: 2 LOB: 2 BB: 1 P: 11	R: 1 E: 0 K: 1 S: 7	H: 2 LOB: 2 BB: 1 P: 11	R: 1 E: 0 K: 0 S: 3	H: 1 LOB: 0 BB: 1 P: 7	R: 0 E: 0 K: 1 S: 6	H: 1 LOB: 2 BB: 1 P: 10	R: 4 E: 0 K: 0 S: 6	H: 3 LOB: 3 BB: 3 P: 19	R: 0 E: 0 K: 0 S: 3	H: 0 LOB: 0 BB: 0 P: 3	1B: 6 2B: 6 3B: 0 HR: 2	SF: 0 SAC: 1 DP: 1 HBP: 1	WP: 0 PB: 0 SB: 1 CS: 1	PA: 49																				
PITCHER	IP	WLS	BF	H	R	ER	SO	BB	IBB	HBP	BLK	WP	HR	S	P	ERA	WHIP					PITCHER	IP	WLS	BF	H	R	ER	SO	BB	IBB	HBP	BLK	WP	HR	S	P	ERA	WHIP	
Al Widmar, R (1, 1) ERA: 18.0	3.0	L	15	5	6	6	0	2	0	0	0	0	2	13	21	18.00	2.333																							
Bill Kennedy, L (4, 1) ERA: 2.84	2.0		12	4	2	2	2	1	1	0	0	0	0	14	22	9.00	2.500																							
Lou Sleater, L (6, 1) ERA: 4.5	2.0		9	2	1	1	1	2	0	0	0	0	0	9	17	4.50	2.000																							
Bobby Herrera, R (8, 1) ERA: 54.0	0.2		9	3	4	4	0	3	0	1	0	0	0	5	18	54.00	9.000																							
Sid Schacht, R (8, 1) ERA: 19.29	1.1		4	0	0	0	0	0	0	0	0	0	0	4	4	0.00	0.000																							

Chicago White Sox @ St. Louis Browns
Sportsman's Park, St. Louis, MO
Thu Apr 19 1951, 4:33 AM EST
Att. 1,079 - Unknown

AB	38
R	13
H	14
RBI	12
BB	9
SO	3
LOB	22



Batter	1	2	3	4	5	6	7	8	9	AB R H RBI BB SO LOB	TOP
Johnny Lipon, R (1, 6) OBP: 0.077, SLG: 0.077	0-0 F7		0-0 F7			0-0 FC5-4		0-0 F7		4 0 0 0 0 0 3	
Neil Berry, R (1, 5) OBP: 0.300, SLG: 0.125 Steve Souchock, R (9, PH) OBP: 1.000, SLG: 1.000	4-0 1B BB			0-0 F8		0-0 F7		0-0 G4-6-3 1B		2 0 0 0 1 0 1 1 0 1 0 0 0 0	
Don Kolloway, R (1, 3) OBP: 0.182, SLG: 0.455	0-0 G4-6-3 1B			0-0 5-3			0-0 F7		0-0 G4-6-3	4 0 1 0 0 0 1	
Vic Wertz, L (1, 9)	0-0 G4-6-3			0-0 F8			0-0 F2		0-0 G3	4 0 0 0 0 0 2	
Hoot Evers, R (1, 7) OBP: 0.200, SLG: 0.111		0-0 F3			0-0 L5		0-3 K			3 0 0 0 0 1 0	
Johnny Groth, R (1, 8)		0-0 6-3			0-0 4-3			0-0 F9		3 0 0 0 0 0 0	
Jerry Priddy, R (1, 4) OBP: 0.300, SLG: 0.333		0-0 F7			0-0 G3			0-0 5-3		3 0 0 0 0 0 0	
Joe Ginsberg, L (1, 2)			0-0 3-1			0-0 F2		4-0 1B BB		2 0 0 0 1 0 0	
Ted Gray, S (1, 1) Dick Kryhoski, L (6, PH) Ray Herbert, R (6, 1) Charlie Keller, L (8, PH) Wayne McLeland, R (8, 1)			0-3 K			4-0 FC5-4 BB		0-0 1B		1 0 0 0 0 1 0 0 0 0 0 1 0 0 0 0 0 0 0 0 0 1 0 1 0 0 0 0 0 0 0 0 0 0 0	
Inning Stats	R: 0 H: 1 E: 0 LOB: 1 K: 0 BB: 1 S: 3 P: 7	R: 0 H: 0 E: 0 LOB: 0 K: 0 BB: 0 S: 3 P: 3	R: 0 H: 0 E: 0 LOB: 0 K: 1 BB: 0 S: 5 P: 5	R: 0 H: 0 E: 0 LOB: 0 K: 0 BB: 0 S: 3 P: 3	R: 0 H: 0 E: 0 LOB: 0 K: 0 BB: 0 S: 3 P: 3	R: 0 H: 0 E: 0 LOB: 1 K: 0 BB: 1 S: 3 P: 7	R: 0 H: 0 E: 0 LOB: 0 K: 1 BB: 0 S: 5 P: 5	R: 0 H: 1 E: 0 LOB: 2 K: 0 BB: 1 S: 4 P: 8	R: 0 H: 1 E: 0 LOB: 0 K: 0 BB: 0 S: 3 P: 3	1B: 3 SF: 0 2B: 0 SAC: 0 3B: 0 DP: 2 HR: 0 HBP: 0	WP: 0 PA: 31 PB: 0 SB: 0 CS: 0
PITCHER Randy Gumpert, R (1, 1) ERA:	IP WLS BF H R ER SO BB IBB HBP BLK WP HR S P ERA WHIP										
	9.0 W 31 3 0 0 2 3 0 0 0 0 0 0 32 44 0.00 0.667										

Detroit Tigers @ Chicago White Sox
 Comiskey Park, Chicago, IL
 Fri Apr 20 1951, 4:33 AM EST
 Att. 8,731 - Unknown

livebaseballscorecards.com

AB	28
R	0
H	3
RBI	0
BB	3
SO	2
LOB	7



Batter	1	2	3	4	5	6	7	8	9
Chico Carrasquel, R OBP: 0.471, SLG: 0.563 (1, 6)	0-0 4-3		0-0 E6 BB E 1-2	0-0 1B			0-0 1B		
Floyd Baker, L OBP: 0.529, SLG: 0.417 (1, 5)	0-3 K		0-0 F7	0-0 F9			0-3 K 1-1		
Al Zarilla, L OBP: 0.412, SLG: 0.800 (1, 9)	0-3 K		0-0 F7		0-0 4-3		0-3 K		
Gus Zernial, R OBP: 0.235, SLG: 0.133 (1, 7)		0-3 K	0-0 E6 BB 1-2 2-H 3-H		0-0 F2		0-0 F7		
Gordon Goldsberry, L OBP: 0.400, SLG: 0.250 (1, 3)		0-0 F9	0-0 BB BB BB 4-0	0-0 BB 1-2 2-3	0-0 4-3		0-0 G3 1B 1B		
Gus Niarhos, R (1, 2)		0-0 F8	0-0 4-3		0-0 BB BB BB 4-0	0-0 BB 8-3	0-0 G3 1-2		
Jim Busby, R OBP: 0.533, SLG: 0.571 (1, 8)			0-0 E5 WP HBP 1B	0-0 S SH1-4 1B		0-3 K	0-0 1B 2-H 1B		
Nellie Fox, L OBP: 0.571, SLG: 0.700 (1, 4)			1-0 1B WP E HBP	0-0 F8 1-3		0-0 8-3 1-2f	0-0 1B 1-2 1B		
Randy Gumpert, R OBP: 0.333, SLG: 0.333 (1, 1)			0-0 E E 1-3 2-H	0-0 SH1-4 3-H			0-0 6-3		

AB	R	H	RBI	BB	SO	LOB
4	0	2	0	0	0	2
4	0	0	0	0	2	5
4	0	0	0	0	2	4
4	0	0	0	0	1	1
3	1	1	0	1	0	0
3	0	0	0	1	0	4
4	2	2	1	0	1	1
3	1	1	0	0	0	2
3	1	1	2	0	1	2

BOTTOM

Detroit Tigers @ Chicago White Sox
Comiskey Park, Chicago, IL
Fri Apr 20 1951, 4:33 AM EST
Att. 8,731 - Unknown

AB	32
R	5
H	7
RBI	3
BB	2
SO	7
LOB	21



1B:	7	SF:	0
2B:	1	SAC:	1
3B:	0	DP:	1
HR:	0	HBP:	1

WP:	1	PA:	36
PB:	0		
SB:	2		
CS:	0		

Inning Stats	R	H	E	K	S	R	H	E	K	S	R	H	E	K	S	R	H	E	K	S
	0	0	0	2	7	0	0	0	1	5	3	1	0	0	7	0	0	0	0	5
	0	0	0	0	5	0	0	0	1	5	0	0	0	0	5	0	0	0	0	5
	3	1	3	0	7	1	0	0	0	5	1	0	0	0	5	0	0	0	0	5
	0	0	0	0	5	0	0	0	0	5	0	0	0	0	5	0	0	0	0	5

PITCHER	IP	WLS	BF	H	R	ER	SO	BB	IBB	HBP	BLK	WP	HR	S	P	ERA	WHIP
Ted Gray, L ERA: 1.8 (1, 1)	5.0	L	23	3	4	1	3	1	0	0	0	1	0	27	32	1.80	0.800
Ray Herbert, R ERA: (6, 1)	2.0		7	1	0	0	4	1	0	0	0	0	0	14	18	0.00	1.000
Wayne McLeland, R ERA: 9.0 (8, 1)	1.0		6	3	1	1	0	0	0	0	0	0	0	6	6	9.00	3.000

Batter	1	2	3	4	5	6	7	8	9	AB R H RBI BB SO LOB	TOP		
Don Kolloway, R (1, 3) OBP: 0.267, SLG: 0.429	0-3 K		0-0 3B 1B	0-0 5-3		0-0 SH2-3		4-0 BB BB		3 1 1 0 1 1 0			
Jerry Priddy, R (1, 4) OBP: 0.267, SLG: 0.286	0-0 E 1B		0-3 K	0-0 5-3		0-3 K		0-0 F9		5 0 1 0 0 2 3			
Vic Wertz, L (1, 9) OBP: 0.294, SLG: 0.231	0-0 E4 G1-4-3		0-0 E 3B		0-0 F7	0-0 4-3		4-0 BB BB		4 1 1 1 1 0 2			
Hoot Evers, R (1, 7) OBP: 0.133, SLG: 0.071	0-0 G1-4-3		0-0 E5 1B 1B		0-0 5-3		0-3 K	0-0 4-1		5 1 0 0 0 1 4			
Joe Ginsberg, L (1, 2) OBP: 0.333, SLG: 0.167		4-0 BB BB 3B BB	0-0 F4		0-0 1B 1B		0-0 4-3	0-0 1B	0-0 1B	4 1 2 0 1 0 1			
Johnny Groth, R (1, 8) OBP: 0.286, SLG: 0.500		0-0 1B 3B	0-0 1B 1B		0-0 1B		0-0 2B	0-3 K		5 2 4 1 0 1 0			
Johnny Lipon, R (1, 6) OBP: 0.222, SLG: 0.278		0-3 K	0-0 1B		0-0 F8		0-0 2B	0-0 1B		5 0 3 2 0 1 3			
Neil Berry, R (1, 5) OBP: 0.333, SLG: 0.231		0-0 CS 1B	0-3 K		0-0 5-3		0-0 1B 1B	0-0 F6		5 1 2 1 0 1 4			
Hal Newhouser, L (1, 1) Fred Hutchinson, L (3, 1) Earl Johnson, L (9, 1)	0-3 K		0-0 4-3		0-0 E9 SH2-3 1B		0-0 3-1			1 0 0 0 0 1 1 3 0 1 0 0 0 0 0 0 0 0 0 0 0			
Inning Stats	R: 0 H: 1 E: 1 LOB: 1 K: 1 BB: 0 S: 6 P: 6	R: 2 H: 2 E: 0 LOB: 1 K: 2 BB: 1 S: 8 P: 12	R: 3 H: 4 E: 1 LOB: 2 K: 2 BB: 0 S: 12 P: 12	R: 0 H: 0 E: 0 LOB: 0 K: 0 BB: 0 S: 3 P: 3	R: 0 H: 2 E: 0 LOB: 2 K: 0 BB: 0 S: 5 P: 5	R: 1 H: 2 E: 1 LOB: 1 K: 1 BB: 0 S: 7 P: 7	R: 1 H: 2 E: 0 LOB: 1 K: 1 BB: 0 S: 7 P: 7	R: 0 H: 0 E: 0 LOB: 2 K: 0 BB: 2 S: 3 P: 11	R: 0 H: 2 E: 0 LOB: 1 K: 1 BB: 0 S: 6 P: 6	1B: 11 SF: 0 2B: 3 SAC: 1 3B: 2 DP: 2 HR: 0 HBP: 0	WP: 0 PA: 44 PB: 0 SB: 0 CS: 1		
PITCHER	IP WLS BF H R ER SO BB IBB HBP BLK WP HR S P ERA WHIP											PITCHER	IP WLS BF H R ER SO BB IBB HBP BLK WP HR S P ERA WHIP
Lou Kretlow, R (1, 1) ERA: 10.13	2.2 L 16 7 5 3 4 1 0 0 0 0 0 0 23 27 10.12 3.000												
Harry Dorish, R (3, 1) ERA: 2.08	4.1 19 6 2 1 3 0 0 0 0 0 0 0 25 25 2.08 1.385												
Joe Dobson, R (8, 1) ERA:	2.0 9 2 0 0 1 2 0 0 0 0 0 0 9 17 0.00 2.000												

Detroit Tigers @ Chicago White Sox
 Comiskey Park, Chicago, IL
 Sat Apr 21 1951, 4:33 AM EST
 Att. 3,231 - Unknown

livebaseballscorecards.com

AB	40
R	7
H	15
RBI	5
BB	3
SO	8
LOB	18



BOTTOM

Detroit Tigers @ Chicago White Sox
Comiskey Park, Chicago, IL
Sat Apr 21 1951, 4:33 AM EST
Att. 3,231 - Unknown

livebaseballscorecards.com

AB	37
R	6
H	9
RBI	6
BB	2
SO	4
LOB	14



WP	0	PA	39
PB	0		
SB	0		
CS	0		

AB R H RBI BB SO LOB

5	1	1	0	0	0	2
1	0	0	0	0	1	0
4	1	2	3	0	0	0
0	0	0	0	0	0	0
5	0	2	2	0	0	2
4	0	0	0	0	0	2
3	1	0	0	1	1	1
2	0	0	0	1	0	0
1	0	0	0	0	0	1
0	0	0	0	0	0	0
4	2	3	1	0	1	0
4	1	1	0	0	0	3
0	0	0	0	0	0	0
2	0	0	0	0	0	2
1	0	0	0	0	0	0
0	0	0	0	0	0	0
1	0	0	0	0	1	1

1B: 8 SF: 0
2B: 1 SAC: 0
3B: 0 DP: 0
HR: 0 HBP: 0

WP	0	PA	39
ERA		WHIP	

Batter	1	2	3	4	5	6	7	8	9
Chico Carrasquel, R (1, 6) OBP: 0.409, SLG: 0.476	0-0 6-3		0-0 E5 1B 2B		0-0 F3		0-0 2-3		0-0 E7 1B 1B
Floyd Baker, L (1, 5) OBP: 0.500, SLG: 0.385 Hank Majeski, R (3, PH) OBP: 0.500, SLG: 0.500 Hal Brown, R (9, PR)	0-3 K		0-0 2B 1B		0-0 F9		0-0 1-3		0-0 FC6-4 1B
Al Zarilla, L (1, 9) OBP: 0.409, SLG: 0.750	0-0 6-3		0-0 2B 1B		0-0 6-3		0-0 6-3		0-0 FC6-4 1B
Gus Zernial, R (1, 7) OBP: 0.190, SLG: 0.105		0-0 6-3	0-0 G3		0-0 1-3		0-0 F6		
Gordon Goldsberry, L (1, 3) OBP: 0.333, SLG: 0.143		0-3 K	4-0 BB		0-0 E4 1B		0-0 F6		
Gus Niarhos, R (1, 2) Eddie Robinson, L (8, PH) OBP: 0.750, SLG: 1.250 Phil Masi, R (9, 2) OBP: 0.545, SLG: 0.429		0-0 F7	0-0 2-5	0-0 5-3		4-0 1B BB	0-0 G3		
Jim Busby, R (1, 8) OBP: 0.579, SLG: 0.611			0-0 E 1B 1B		0-3 K		0-0 1-2 2-H 1B		0-0 E 1B 1B
Nellie Fox, L (1, 4) OBP: 0.500, SLG: 0.571			0-0 1B 1B		0-0 4-3		0-0 4-3		0-0 F9
Lou Kretlow, R (1, 1) Harry Dorish, R (3, 1) Bud Stewart, L (7, PH) Joe Dobson, R (8, 1) Dave Philley, S (9, PH)			0-0 F8		0-0 5-3		0-0 F8		0-3 K

Inning Stats	R: 0	H: 0	E: 0	K: 1	S: 5	R: 0	H: 0	E: 0	K: 1	S: 5	R: 4	H: 4	E: 1	K: 0	S: 7	R: 0	H: 0	E: 0	K: 1	S: 5	R: 0	H: 0	E: 0	K: 0	S: 3	R: 1	H: 1	E: 1	K: 0	S: 5	R: 0	H: 0	E: 0	K: 0	S: 3	R: 0	H: 1	E: 0	K: 0	S: 4	R: 1	H: 3	E: 1	K: 1	S: 8
	LOB: 0	BB: 0	P: 5	LOB: 0	BB: 0	P: 5	LOB: 2	BB: 1	P: 11	LOB: 0	BB: 0	P: 5	LOB: 0	BB: 0	P: 3	LOB: 2	BB: 1	P: 9	LOB: 0	BB: 0	P: 3	LOB: 1	BB: 0	P: 4	LOB: 2	BB: 0	P: 8	LOB: 0	BB: 0	P: 8															

PITCHER	IP	WLS	BF	H	R	ER	SO	BB	IBB	HBP	BLK	WP	HR	S	P	ERA	WHIP
Hal Newhouser, L (1, 1) ERA: 2.38	2.1		12	4	4	3	2	0	0	0	0	0	0	16	16	11.57	1.714
Fred Hutchinson, R (3, 1) ERA: 1.42	6.1	W	27	5	2	1	2	2	0	0	0	0	0	28	36	1.42	1.105
Earl Johnson, L (9, 1) ERA:	0.1	S	1	0	0	0	0	0	0	0	0	0	0	1	1	0.00	0.000

TOP

Chicago White Sox @ Cleveland Indians
 Cleveland Municipal Stadium, Cleveland, OH

Tue Apr 24 1951, 3:33 AM EST
 Att. 5,162 - Unknown

AB	35
R	2
H	10
RBI	2
BB	3
SO	1
LOB	19



Batter	1	2	3	4	5	6	7	8	9	AB R H RBI BB SO LOB	
Chico Carrasquel, R (1, 6) OBP: 0.387, SLG: 0.433	0-0 G6-3 1B		0-0 BB 1B 2-H		0-0 1B 1B		0-0 F8 ①		0-0 F3 ②	5 0 3 1 0 0 0	
Dave Philley, S (1, 7) OBP: 0.300, SLG: 0.222	0-0 G6-3 1-2f		4-0 BB 1-2		0-0 1B 1-2		0-0 F8 ②		0-0 4-3 ③	4 0 1 0 1 0 1	
Al Zarilla, L (1, 9) OBP: 0.367, SLG: 0.593	4-0 BB		0-0 F7 ②		0-0 F8 ②		0-0 4-3 ③			3 0 0 0 1 0 4	
Eddie Robinson, L (1, 3) OBP: 0.579, SLG: 1.067	0-0 F8 ③		0-0 F4 ③		0-3 K ③			0-0 F9 ①		4 0 0 0 0 1 5	
Hank Majeski, R (1, 5) Joe Demaestri, R (8, PR) (8, 5)		0-0 6-3 ①		0-0 F9 ①		0-0 4-3 1B 2B		0-0 1B 1B		4 1 2 0 0 0 0 0 0 0 0 0 0 0	
Gus Niarhos, R (1, 2) OBP: 0.364, SLG: 0.125		4-0 G4-6-3 BB		0-0 S 1B		0-0 4-3 2-3		0-0 F2		3 0 1 0 1 0 2	
Jim Busby, R (1, 8) OBP: 0.538, SLG: 0.560		0-0 G4-6-3 1-2f		0-0 F9 ②		0-0 S 1B		0-0 1B 1-2		4 0 2 1 0 0 2	
Nellie Fox, L (1, 4) OBP: 0.440, SLG: 0.524			0-0 F9 ①		0-0 F9 ③		0-0 F9 ②		0-0 F9 ③	4 0 0 0 0 0 4	
Bob Cain, L (1, 1) OBP: 0.333, SLG: 0.667 Floyd Baker, L (9, PH) OBP: 0.474, SLG: 0.357			0-0 1B 2B		0-0 4-3 ①		0-0 1-3 ③		0-0 F8 ①	3 1 1 0 0 0 1 1 0 0 0 0 0 0	
Inning Stats	R: 0 E: 0 K: 0 S: 3 H: 1 LOB: 1 BB: 1 P: 7	R: 0 E: 0 K: 0 S: 2 H: 0 LOB: 0 BB: 1 P: 6	R: 1 E: 0 K: 0 S: 5 H: 2 LOB: 2 BB: 1 P: 9	R: 0 E: 0 K: 0 S: 4 H: 1 LOB: 1 BB: 0 P: 4	R: 0 E: 0 K: 1 S: 7 H: 2 LOB: 2 BB: 0 P: 7	R: 1 E: 0 K: 0 S: 5 H: 2 LOB: 1 BB: 0 P: 5	R: 0 E: 0 K: 0 S: 3 H: 0 LOB: 0 BB: 0 P: 3	R: 0 E: 0 K: 0 S: 5 H: 2 LOB: 2 BB: 0 P: 5	R: 0 E: 0 K: 0 S: 3 H: 0 LOB: 0 BB: 0 P: 3	1B: 8 2B: 2 3B: 0 HR: 0 SF: 0 SAC: 0 DP: 2 HBP: 0	WP: 0 PB: 0 SB: 2 CS: 0 PA: 38
PITCHER Bob Feller, R (1, 1) ERA: 1.5	IP: 9.0 WLS: W BF: 38 H: 10 R: 2 ER: 2 SO: 1 BB: 3 IBB: 0 HBP: 0 BLK: 0 WP: 0 HR: 0 S: 37 P: 49 ERA: 2.00 WHIP: 1.444						PITCHER	IP: 0.0 WLS: 0 BF: 0 H: 0 R: 0 ER: 0 SO: 0 BB: 0 IBB: 0 HBP: 0 BLK: 0 WP: 0 HR: 0 S: 0 P: 0 ERA: 0.00 WHIP: 0.000			

livebaseballscorecards.com

Batter	1	2	3	4	5	6	7	8	9	AB	R	H	RBI	BB	SO	LOB
Dale Mitchell, L (1, 7) OBP: 0.364, SLG: 0.259	0-0 F3	0-0 1B		0-0 6-3		4-0 BB		0-0 F9		4	0	1	1	1	0	1
Bobby Avila, R (1, 4) OBP: 0.375, SLG: 0.200	0-0 L6	0-3 K		0-0 F8		0-0 G5-4-3		0-0 F7		5	0	0	0	0	1	4
Luke Easter, L (1, 3) OBP: 0.500, SLG: 0.435	4-0 BB			0-0 4-3		0-0 F9 HBP		0-0 E		3	2	2	0	1	0	0
Al Rosen, R (1, 5) OBP: 0.452, SLG: 0.333	0-0 L7			0-0 6-3		1-0 F8 F9 HBP		0-0 E7		3	0	0	0	0	0	1
Larry Doby, L (1, 8) OBP: 0.333, SLG: 0.481		4-0 2B BB		0-0 1B 2B		0-0 F9		0-0 G3		3	2	1	0	1	0	3
Bob Kennedy, R (1, 9) OBP: 0.414, SLG: 0.400		0-0 F4		0-0 1B		4-0 F8		4-0 B1-6-4		2	0	1	1	2	0	1
Merl Combs, L (1, 6) OBP: 0.182, SLG: 0.200		0-0 1B 2B		0-0 F4		0-0 F8		0-0 B1-6-4		2	1	1	1	0	0	1
Minnie Minoso, R (5, PH)		1-H 1B 2B				1-2 2-3 3-H		1-2 F8		1	0	0	1	0	0	2
Ray Boone, R (6, 6) OBP: 0.235, SLG: 0.133								1-2 F8		1	0	0	0	0	0	1
Jim Hegan, R (1, 2) OBP: 0.500, SLG: 0.611		0-0 F2		0-0 SH1-4 2B		4-0 IBB		0-0 F8		3	0	1	0	1	0	1
Bob Feller, R (1, 1) OBP: 0.286, SLG: 0.167		0-0 1B		0-0 SH1-4		0-0 1-3		0-0 F6		3	0	1	0	0	0	3

Inning Stats	R: 0	H: 0	E: 0	K: 0	S: 3	H: 0	LOB: 1	BB: 1	P: 7	R: 2	H: 3	E: 0	K: 1	S: 8	H: 2	LOB: 2	BB: 1	P: 12	R: 1	H: 2	E: 0	K: 0	S: 5	H: 1	LOB: 1	BB: 0	P: 5	R: 0	H: 1	E: 0	K: 0	S: 4	R: 1	H: 1	E: 0	K: 0	S: 4	R: 1	H: 1	E: 1	K: 0	S: 4	R: 0	H: 0	E: 0	K: 0	S: 2	R: 0	H: 0	E: 0	K: 0	S: 3	R: 0	H: 0	E: 0	K: 0	S: 3	1B: 4	SF: 0	2B: 4	SAC: 1	3B: 0	DP: 2	HR: 0	HBP: 1	WP: 0	PA: 38
--------------	------	------	------	------	------	------	--------	-------	------	------	------	------	------	------	------	--------	-------	-------	------	------	------	------	------	------	--------	-------	------	------	------	------	------	------	------	------	------	------	------	------	------	------	------	------	------	------	------	------	------	------	------	------	------	------	------	------	------	------	------	-------	-------	-------	--------	-------	-------	-------	--------	-------	--------

PITCHER	IP	WLS	BF	H	R	ER	SO	BB	IBB	HBP	BLK	WP	HR	S	P	ERA	WHIP
Bob Cain, L (1, 1) ERA: 4.5	8.0	L	38	8	5	4	1	4	2	1	0	0	0	33	58	4.50	1.500

BOTTOM

Chicago White Sox @ Cleveland Indians
Cleveland Municipal Stadium, Cleveland, OH

Tue Apr 24 1951, 3:33 AM EST
Att. 5,162 - Unknown

livebaseballscorecards.com

AB	30
R	5
H	8
RBI	4
BB	6
SO	1
LOB	18



Batter	1	2	3	4	5	6	7	8	9
Chico Carrasquel, R (1, 6) OBP: 0.389, SLG: 0.441	4-0 S HR BB	0-0 F8		0-0 4-3 1-H 2-H 2B	0-3 K		0-0 F4		
Dave Philley, S (1, 7) OBP: 0.200, SLG: 0.143	0-3 K 1-2		0-0 4-3	0-0 4-3 2-3		0-0 F7		0-3 K	
Al Zarilla, L (1, 9) OBP: 0.429, SLG: 0.733	0-0 2-H HR		4-0 HR BB	4-0 BB		0-0 2B		0-0 G3	
Eddie Robinson, L (1, 3) OBP: 0.542, SLG: 1.053	0-0 4-3		0-0 HR	0-0 F7		0-0 4-3		4-0 1B BB	
Gordon Goldsberry, L (8, PR) OBP: 0.300, SLG: 0.125			1-H HR						
Hank Majeski, R (1, 5) OBP: 0.333, SLG: 0.467	0-0 G3		0-0 5-3		0-0 F9	0-0 4-3		0-0 1B	
Joe Demaestri, R (8, 5) OBP: 1.000, SLG: 1.000								1-2 1B	
Gus Niarhos, R (1, 2) OBP: 0.250, SLG: 0.077		0-0 F8	0-0 5-3		0-3 K		0-0 5-3	0-0 1-3	
Jim Busby, R (1, 8) OBP: 0.567, SLG: 0.621		0-0 SH5-4 2B		0-0 1-3	0-0 BB S 1B		0-0 S E 1B		
Nellie Fox, L (1, 4) OBP: 0.517, SLG: 0.609		4-0 SH5-4 BB		0-0 1B 2B 1B	4-0 BB 1-2 BB		0-0 E4 1-H F7 2B		
Randy Gumpert, R (1, 1) OBP: 0.333, SLG: 0.333		0-0 SH5-4		0-0 2B 1B	4-0 BB 1-2 BB		0-0 F7		
Bud Stewart, L (4, PH) OBP: 0.500, SLG: 0.500				1-2 2-3 2B 1B	1-2 2-3 BB		3-H		
Dick Littlefield, L (5, 1)									
Floyd Baker, L (7, PH) OBP: 0.450, SLG: 0.333									
Harry Dorish, R (8, 1)									

Inning Stats	R: 2 E: 0 K: 1 S: 6	H: 1 LOB: 0 BB: 1 P: 10	R: 0 E: 0 K: 0 S: 4	H: 1 LOB: 2 BB: 1 P: 8	R: 2 E: 0 K: 0 S: 4	H: 1 LOB: 0 BB: 1 P: 8	R: 2 E: 0 K: 0 S: 6	H: 3 LOB: 2 BB: 1 P: 10	R: 0 E: 0 K: 2 S: 8	H: 1 LOB: 3 BB: 2 P: 16	R: 0 E: 0 K: 0 S: 4	H: 1 LOB: 1 BB: 0 P: 4	R: 2 E: 1 K: 0 S: 5	H: 2 LOB: 0 BB: 0 P: 5	R: 0 E: 0 K: 1 S: 6	H: 1 LOB: 2 BB: 1 P: 10
1B: 5 2B: 4 3B: 0 HR: 2	SF: 0 SAC: 1 DP: 0 HBP: 0	WP: 0 PB: 0 SB: 3 CS: 0														


PITCHER	IP	WLS	BF	H	R	ER	SO	BB	IBB	HBP	BLK	WP	HR	S	P	ERA	WHIP
Al Widmar, R ERA: 17.05	(1, 1)	3.1	19	6	6	6	1	3	0	0	0	0	2	18	30	16.20	2.700
Duane Pillette, R ERA: 2.45	(4, 1)	3.2	18	4	2	1	2	3	0	0	0	0	0	19	31	2.46	1.909
Bill Kennedy, L ERA: 5.19	(8, 1)	1.0	5	1	0	0	1	1	0	0	0	0	0	6	10	0.00	2.000

BOTTOM

St. Louis Browns @ Chicago White Sox
Comiskey Park, Chicago, IL
Wed Apr 25 1951, 4:33 AM EST
Unknown

AB	34
R	8
H	11
RBI	8
BB	7
SO	4
LOB	13

livebaseballscorecards.com



AB	R	H	RBI	BB	SO	LOB
4	1	1	2	1	1	5
5	0	0	0	0	2	2
3	2	2	2	2	0	0
4	1	1	2	1	0	3
0	0	0	0	0	0	0
4	0	0	0	0	0	1
1	0	1	0	0	0	0
5	0	0	0	0	1	2
4	1	3	0	0	0	0
2	2	2	1	2	0	0
0	0	0	0	0	0	0
1	1	1	0	0	0	0
0	0	0	0	1	0	0
1	0	0	1	0	0	0
0	0	0	0	0	0	0

AB	34
R	7
H	9
RBI	7
BB	4
SO	9
LOB	9



WP	1	PA	38
PB	0		
SB	0		
CS	0		

Batter	1	2	3	4	5	6	7	8	9	AB	R	H	RBI	BB	SO	LOB
Bobby Young, L (1, 4) OBP: 0.279, SLG: 0.341	0-3 K		0-3 K		0-0 F7			0-0 1-3	0-0 WP 1-2 1B	5	0	1	1	0	2	2
Johnny Berardino, R (1, 5) OBP: 0.405, SLG: 0.371	0-0 F8			0-0 G3	4-0 2B BB			0-0 F7	0-3 K	4	0	0	0	1	1	2
Jim Delsing, L (1, 8) OBP: 0.375, SLG: 0.571 Roy Sievers, R (8, PH) OBP: 0.320, SLG: 0.273	0-0 1B			0-0 G1-6-3 1B	0-0 2B			0-3 K		3	0	3	2	0	0	0
Ray Coleman, L (1, 7) OBP: 0.360, SLG: 0.750	0-0 4-3			0-0 G1-6-3 1-2f		0-3 K			0-0 HR	4	1	1	1	0	1	2
Ken Wood, R (1, 9) OBP: 0.282, SLG: 0.447		0-0 4-1			0-0 BB BB 1B	0-0 F5			0-0 F9	4	1	1	0	0	0	0
Hank Aft, L (1, 3) OBP: 0.500, SLG: 0.600		0-0 4-3			4-0 BB BB F7 BB	0-3 K			0-3 K	3	1	0	0	1	2	0
Les Moss, R (1, 2) OBP: 0.333, SLG: 0.235 Fred Marsh, R (9, PR) Sherm Lollar, R (9, 2) OBP: 0.556, SLG: 0.429		0-0 F3			4-0 BB BB 2B BB		0-0 F8		0-0 2B 2B	3	1	1	0	1	0	0
Tom Upton, R (1, 6) OBP: 0.143, SLG: 0.148 Johnny Bero, L (5, PH) OBP: 0.444, SLG: 0.429			0-0 1-3		4-0 BB BB 2B BB		0-3 K		0-0 1B 2B	1	0	0	0	0	0	0
Dick Starr, R (1, 1) Ned Garver, R (7, 1) OBP: 0.667, SLG: 0.500			0-0 F9		0-3 K		0-0 6-3		0-0 WP 1B 1B	3	0	0	0	0	1	3

Inning Stats	R: 0	H: 1	E: 0	K: 1	S: 6	P: 6	R: 0	H: 0	E: 0	K: 0	S: 3	P: 3	R: 0	H: 0	E: 0	K: 1	S: 5	P: 5	R: 0	H: 1	E: 0	K: 0	S: 3	P: 3	R: 4	H: 2	E: 0	K: 1	S: 6	P: 22	R: 0	H: 0	E: 0	K: 2	S: 7	P: 7	R: 0	H: 0	E: 0	K: 1	S: 5	P: 5	R: 0	H: 0	E: 0	K: 1	S: 5	P: 5	R: 3	H: 5	E: 0	K: 2	S: 12	P: 12	1B: 5	2B: 3	3B: 0	HR: 1	SF: 0	SAC: 0	DP: 1	HBP: 0	WP: 1	PA: 38
--------------	------	------	------	------	------	------	------	------	------	------	------	------	------	------	------	------	------	------	------	------	------	------	------	------	------	------	------	------	------	-------	------	------	------	------	------	------	------	------	------	------	------	------	------	------	------	------	------	------	------	------	------	------	-------	-------	-------	-------	-------	-------	-------	--------	-------	--------	-------	--------

PITCHER	IP	WLS	BF	H	R	ER	SO	BB	IBB	HBP	BLK	WP	HR	S	P	ERA	WHIP
Joe Dobson, R (1, 1) ERA: 4.0	7.0		27	4	4	4	6	4	0	0	0	0	0	35	51	5.14	1.143
Mary Rotblatt, L (8, 1) ERA: 5.87	1.2	L	8	3	3	3	2	0	0	0	0	0	1	12	12	16.20	1.800
Harry Dorish, R (9, 1) ERA: 1.35	0.1		3	2	0	0	1	0	0	0	0	1	0	5	5	0.00	6.000

Batter	1	2	3	4	5	6	7	8	9	AB	R	H	RBI	BB	SO	LOB
--------	---	---	---	---	---	---	---	---	---	----	---	---	-----	----	----	-----

Chico Carrasquel, R (1, 6) <small>OBP: 0.439, SLG: 0.526</small> Joe Demaestri, R (9, PR) <small>OBP: 1.000, SLG: 1.000</small>	0-0 		0-0 		0-0 		0-0 		1-0 	4	1	3	2	0	0	0
Floyd Baker, L (1, 5) <small>OBP: 0.360, SLG: 0.250</small>	0-0 		0-0 			0-0 	0-0 		0-0 	5	0	0	0	0	0	5
Al Zarilla, L (1, 9) <small>OBP: 0.436, SLG: 0.697</small>	0-3 		4-0 			0-0 	0-0 			3	0	1	1	1	1	1
Eddie Robinson, L (1, 3) <small>OBP: 0.536, SLG: 0.955</small>	4-0 		0-0 			0-0 	0-0 			3	1	1	0	1	0	3
Dave Philley, S (1, 7) <small>OBP: 0.211, SLG: 0.118</small>	0-0 			0-0 		4-0 		0-0 		3	0	0	0	1	0	2
Phil Masi, R (1, 2) <small>OBP: 0.389, SLG: 0.286</small>		0-0 		0-0 		0-0 		0-3 		4	0	1	1	0	1	0
Jim Busby, R (1, 8) <small>OBP: 0.559, SLG: 0.594</small>		0-0 		0-0 			0-0 	1-0 		3	1	1	0	0	0	0
Nellie Fox, L (1, 4) <small>OBP: 0.515, SLG: 0.593</small>		0-0 			0-0 		0-0 	0-0 	0-0 	5	1	2	0	0	0	1
Joe Dobson, R (1, 1) Bud Stewart, L (7, PH) <small>OBP: 0.333, SLG: 0.333</small> Marv Rotblatt, S (8, 1) Harry Dorish, R (9, 1) Gordon Goldsberry, L (9, PH) <small>OBP: 0.273, SLG: 0.111</small>			0-0 		0-3 		0-0 		0-3 	2	0	0	0	0	1	0

Inning Stats	R: 0	H: 1	E: 0	K: 1	S: 6	LOB: 2	BB: 1	P: 10	R: 0	H: 0	E: 0	K: 0	S: 3	LOB: 0	BB: 0	P: 3	R: 0	H: 0	E: 0	K: 0	S: 3	LOB: 0	BB: 0	P: 3	R: 0	H: 0	E: 0	K: 1	S: 5	LOB: 0	BB: 0	P: 5	R: 1	H: 2	E: 0	K: 0	S: 4	LOB: 2	BB: 1	P: 8	R: 3	H: 4	E: 0	K: 0	S: 7	LOB: 1	BB: 0	P: 7	R: 0	H: 0	E: 0	K: 1	S: 4	LOB: 0	BB: 0	P: 5	R: 0	H: 1	E: 0	K: 1	S: 5	LOB: 2	BB: 0	P: 6	1B: 7	SF: 0	2B: 2	SAC: 0	3B: 0	DP: 1	HR: 0	HBP: 2	WP: 0	PA: 39
--------------	------	------	------	------	------	--------	-------	-------	------	------	------	------	------	--------	-------	------	------	------	------	------	------	--------	-------	------	------	------	------	------	------	--------	-------	------	------	------	------	------	------	--------	-------	------	------	------	------	------	------	--------	-------	------	------	------	------	------	------	--------	-------	------	------	------	------	------	------	--------	-------	------	-------	-------	-------	--------	-------	-------	-------	--------	-------	--------

PITCHER	IP	WLS	BF	H	R	ER	SO	BB	IBB	HBP	BLK	WP	HR	S	P	ERA	WHIP
Dick Starr, R (1, 1) <small>ERA: 7.04</small>	6.0		25	5	2	2	2	3	0	0	0	0	0	26	38	3.00	1.333
Ned Garver, R (7, 1) <small>ERA: 5.93</small>	3.0	W	14	4	2	2	2	0	0	2	0	0	0	15	17	6.00	1.333

BOTTOM

St. Louis Browns @ Chicago White Sox
 Comiskey Park, Chicago, IL
 Wed Apr 25 1951, 4:38 AM EST
 Att. 4,558 - Unknown

livebaseballscorecards.com

AB	34
R	4
H	9
RBI	4
BB	3
SO	4
LOB	15




Batter	1	2	3	4	5	6	7	8	9	AB R H RBI BB SO LOB	TOP												
Nellie Fox, L (1, 4) OBP: 0.526, SLG: 0.613	0-0 F9		0-0 4-3		0-0 1B F7 1B		4-0 G4-6-3 BB		0-0 2B	4 1 2 1 1 0 0	<p>Chicago White Sox @ Detroit Tigers</p> <p>Briggs Stadium, Detroit, MI</p> <p>Sat Apr 28 1951, 3:33 AM EST</p> <p>Att. 11,640 - Unknown</p>												
Hank Majeski, R (1, 5) OBP: 0.250, SLG: 0.350	0-0 L1		0-0 L9		0-0 L7		0-0 F9		0-0 4-3	5 0 0 0 0 0 3													
Al Zarilla, L (1, 9) OBP: 0.409, SLG: 0.632	0-0 F8		0-0 F7		0-0 1B 1B		0-0 G4-6-3 1-2f		0-0 L4	5 0 1 0 0 0 2													
Eddie Robinson, L (1, 3) OBP: 0.531, SLG: 0.880		0-0 4-3		0-0 2B 1B	0-0 F7		4-0 FC5-6-4 BB			3 1 1 1 1 0 1													
Chico Carrasquel, R (1, 6) OBP: 0.444, SLG: 0.524		0-0 2B 6-3 1B		0-0 P4	0-0 1B		0-0 FC5-6-4 FC5-4 1-2f			4 1 2 0 0 0 2													
Dave Philley, S (1, 7) OBP: 0.261, SLG: 0.286		0-0 6-3 1-3 2B		0-0 5-3 1-H 2B	0-0 1-3		0-0 F9			4 0 2 1 0 0 3													
Jim Busby, R (1, 8) OBP: 0.500, SLG: 0.528		0-0 6-3 2-3 3-H		0-0 5-3 2-3	0-0 6-3		0-0 FC5-4 1-2f			4 0 0 1 0 0 3													
Phil Masi, R (1, 2) OBP: 0.429, SLG: 0.267 Floyd Baker, L (9, PH) OBP: 0.385, SLG: 0.286		4-0 IBB		4-0 IBB	0-0 1-3		0-0 4-3		0-0 2B 1B	1 0 0 0 2 0 0 1 1 1 0 0 0 0													
Billy Pierce, L (1, 1) OBP: 0.333, SLG: 0.273 Hal Brown, R (7, 1) Bud Stewart, L (9, PH) OBP: 0.250, SLG: 0.250		0-0 4-3		0-0 P6	0-3 K		0-0 4-3		0-0 4-3	3 0 0 0 0 1 4 0 0 0 0 0 0 0 1 0 0 0 0 0 1													
Inning Stats	R: 0 E: 0 K: 0 S: 3	H: 0 LOB: 0 BB: 0 P: 3	R: 1 E: 0 K: 0 S: 5	H: 2 LOB: 2 BB: 1 P: 9	R: 0 E: 0 K: 0 S: 3	H: 0 LOB: 0 BB: 0 P: 3	R: 1 E: 0 K: 0 S: 5	H: 2 LOB: 2 BB: 1 P: 9	R: 1 E: 0 K: 0 S: 6	H: 3 LOB: 2 BB: 0 P: 6	R: 0 E: 0 K: 1 S: 5	H: 0 LOB: 0 BB: 0 P: 5	R: 0 E: 0 K: 0 S: 2	H: 0 LOB: 0 BB: 1 P: 6	R: 0 E: 0 K: 0 S: 3	H: 0 LOB: 1 BB: 1 P: 7	R: 1 E: 0 K: 0 S: 5	H: 2 LOB: 1 BB: 0 P: 5	1B: 6 2B: 3 3B: 0 HR: 0	SF: 0 SAC: 0 DP: 1 HBP: 0	WP: 0 PB: 0 SB: 0 CS: 0	PA: 39	
PITCHER	IP WLS BF H R ER SO BB IBB HBP BLK WP HR S P ERA WHIP																						
Ted Gray, L (1, 1) ERA: 3.72	4.2	23	7	3	3	0	0	2	0	0	0	0	0	21	29	5.79	1.500					ERA	WHIP
Saul Rogovin, R (5, 1) ERA: 3.48	4.1	W	16	2	1	1	1	2	0	0	0	0	0	16	24	2.08	0.923						

livebaseballscorecards.com

AB	35
R	4
H	9
RBI	4
BB	4
SO	1
LOB	19



Batter	1	2	3	4	5	6	7	8	9	AB R H RBI BB SO LOB	TOP											
Nellie Fox, L (1, 4) OBP: 0.512, SLG: 0.571	1-0 G4-6-3 HBP		0-0 FC1-6 1-2f		0-0 G1-2-3 3-Hf		0-0 1B 1B		0-0 F8	4 1 1 2 0 0 5												
Hank Majeski, R (1, 5) Joe Demaestri, R (7, PR) OBP: 1.000, SLG: 1.000	0-0 G4-6-3 1-2f		0-0 F8 1-2			0-0 6-3	0-0 1B 1B			4 0 1 1 0 0 2 0 0 0 0 0 0 0												
Al Zarilla, L (1, 9) OBP: 0.375, SLG: 0.571	0-3 K			0-0 F8		0-0 1-3	0-0 CS 1-2	0-0 4-3		4 0 0 0 0 1 0												
Eddie Robinson, L (1, 3) Gordon Goldsberry, L (8, PR) OBP: 0.273, SLG: 0.111		0-0 FC5 1B 1B		0-0 6-3		0-0 1B		0-0 4-3 1B 2B		4 0 3 0 0 0 0 0 1 0 0 0 0 0												
Chico Carrasquel, R (1, 6) OBP: 0.429, SLG: 0.500		0-0 FC5 1-2 1B		0-0 F9		0-0 F3		0-0 4-3 2-3		4 0 1 0 0 0 2												
Dave Philley, S (1, 7) OBP: 0.296, SLG: 0.320		0-0 FC5 FC6-4 1-3 2-3		0-0 1B BB G1-2-3 1B		0-0 1-3	0-0 CS 1B			4 0 2 1 0 0 2												
Jim Busby, R (1, 8) OBP: 0.500, SLG: 0.513		0-0 FC6-4 1-2f		4-0 1B 1-2 BB		0-0 SH1-3 BB 1B	0-0 CS 1-2	0-0 F8	3 1 1 0 1 0 1		AB 32 R 4 H 12 RBI 4 BB 2 SO 2 LOB 15											
Gus Niarhos, R (1, 2) OBP: 0.350, SLG: 0.188			0-0 6-3		0-0 1-2 2-3 1B		4-0 SH1-3 BB 1B		0-0 SH1-4 1B	3 1 2 0 1 0 0												
Ken Holcombe, R (1, 1) OBP: 0.500, SLG: 0.500			0-0 FC1-6 1B		0-3 K		0-0 SH1-3		0-0 SH1-4	2 0 1 0 0 1 3												
Inning Stats	R: 0 E: 0 K: 1 S: 4	H: 0 LOB: 0 BB: 0 P: 5	R: 0 E: 0 K: 0 S: 4	H: 2 LOB: 1 BB: 0 P: 4	R: 0 E: 0 K: 0 S: 4	H: 1 LOB: 1 BB: 0 P: 4	R: 0 E: 0 K: 0 S: 3	H: 0 LOB: 0 BB: 0 P: 3	R: 0 E: 0 K: 1 S: 6	H: 2 LOB: 2 BB: 1 P: 10	R: 0 E: 0 K: 0 S: 4	H: 1 LOB: 1 BB: 0 P: 4	R: 3 E: 0 K: 0 S: 5	H: 3 LOB: 1 BB: 1 P: 9	R: 1 E: 0 K: 0 S: 4	H: 2 LOB: 1 BB: 0 P: 4	R: 0 E: 0 K: 0 S: 4	H: 1 LOB: 1 BB: 0 P: 4	1B: 11 2B: 1 3B: 0 HR: 0	SF: 0 SAC: 2 DP: 2 HBP: 1	WP: 0 PB: 0 SB: 2 CS: 2	PA: 39
PITCHER	IP WLS BF H R ER SO BB IBB HBP BLK WP HR S P ERA WHIP												PITCHER	IP WLS BF H R ER SO BB IBB HBP BLK WP HR S P ERA WHIP								
Hal Newhouser, L (1, 1) ERA: 2.95	7.0 L 29 9 3 3 2 2 0 1 0 0 0 0 30 39 3.86 1.571																					
Virgil Trucks, R (8, 1) ERA: 2.25	2.0 8 3 1 1 0 0 0 0 0 0 0 0 8 8 4.50 1.500																					

Chicago White Sox @ Detroit Tigers
 Briggs Stadium, Detroit, MI
 Sun Apr 29 1951, 4:33 AM EDT
 Att. 21,301 - Unknown

livebaseballscorecards.com

Batter	1	2	3	4	5	6	7	8	9	AB R H RBI BB SO LOB
Chico Carrasquel, R (1, 6) OBP: 0.426, SLG: 0.490	0-0 F9		0-3 K		0-0 FC1-2 SH2-4 1B		0-0 5-3		0-0	5 0 2 1 0 1 1
Paul Lehner, L (1, 7) OBP: 0.182, SLG: 0.188	0-0 HR 1B		0-0 F7		0-0 SH2-4 1B		0-0 F8		0-0 F4	4 1 1 0 0 0 3
Minnie Minoso, R (1, 5) OBP: 0.524, SLG: 0.722	0-0 HR 1B		0-0 F9		0-0 FC1-2 1B					4 1 2 2 0 0 2
Eddie Robinson, L (1, 3) OBP: 0.500, SLG: 0.788	0-0 F4			0-0 F9	0-0 F8			0-0 F9		4 0 0 0 0 0 3
Al Zarilla, L (1, 9) OBP: 0.365, SLG: 0.533	4-0 BB			0-0 4-3		0-3 K		0-3 K		3 0 0 0 1 2 1
Jim Busby, R (1, 8) OBP: 0.457, SLG: 0.465	0-0 5-3			0-0 E6 FC3-6		0-0 F8		0-0 4-3		4 0 0 0 0 0 2
Nellie Fox, L (1, 4) OBP: 0.468, SLG: 0.513		0-3 K		0-0 FC3-6 1-2f		0-0 F7			0-0 5-3	4 0 0 0 0 1 1
Gus Niarhos, R (1, 2) OBP: 0.375, SLG: 0.250		0-0 6-3			0-0 1B 1B		0-0 4-3 1B		0-0 F8	4 1 2 0 0 0 0
Bob Cain, L (1, 1) OBP: 0.250, SLG: 0.500 Bud Stewart, L (5, PH) OBP: 0.400, SLG: 0.400 Randy Gumpert, R (6, 1) OBP: 0.333, SLG: 0.333 Gordon Goldsberry, L (7, PH) OBP: 0.250, SLG: 0.100 Marv Rotblatt, S (8, 1) Floyd Baker, L (9, PH) OBP: 0.407, SLG: 0.318		0-3 K			0-0 SH2-4 FC1-2 1B		0-0 4-3 1B		0-0 1B	1 0 0 0 0 0 1 0 1 0 1 0 0 0 0 0 0 0 0 0 0 0 0 0 1 0 0 0 0 0 0 1 0 0 0 0 0 0 0 0 1 0 1 0 0 0 0 0

Inning Stats	R: 2	H: 2	E: 0	K: 0	S: 5	LOB: 1	BB: 1	P: 9	R: 0	H: 0	E: 0	K: 2	S: 7	LOB: 0	BB: 0	P: 7	R: 0	H: 0	E: 0	K: 1	S: 5	LOB: 0	BB: 0	P: 5	R: 0	H: 0	E: 1	K: 0	S: 4	LOB: 1	BB: 0	P: 4	R: 1	H: 3	E: 0	K: 0	S: 6	LOB: 2	BB: 0	P: 6	R: 0	H: 0	E: 0	K: 1	S: 5	LOB: 0	BB: 0	P: 5	R: 0	H: 1	E: 0	K: 0	S: 4	LOB: 1	BB: 0	P: 4	R: 0	H: 1	E: 0	K: 1	S: 6	LOB: 1	BB: 0	P: 6	R: 0	H: 2	E: 0	K: 0	S: 5	LOB: 2	BB: 0	P: 5	1B: 8	2B: 0	3B: 0	HR: 1	SF: 0	SAC: 1	DP: 0	HBP: 0	WP: 0	PA: 38
PITCHER	IP	WLS	BF	H	R	ER	SO	BB	IBB	HBP	BLK	WP	HR	S	P	ERA	WHIP																																																																	
Vic Raschi, R (1, 1) ERA: 2.81	7.0	W	29	6	3	3	4	1	0	0	0	0	0	36	40	3.86	1.000																																																																	
Tom Ferrick, R (8, 1) ERA:	2.0	S	9	3	0	0	1	0	0	0	0	0	0	11	11	0.00	1.500																																																																	


BOTTOM

New York Yankees @ Chicago White Sox
Comiskey Park, Chicago, IL

Tue May 01 1951, 4:33 AM EDT
Att. 14,776 - Unknown

livebaseballscorecards.com

AB	36
R	3
H	9
RBI	3
BB	1
SO	5
LOB	14



Batter	1	2	3	4	5	6	7	8	9	AB R H RBI BB SO LOB	TOP						
Gene Woodling, L (1, 7) OBP: 0.308, SLG: 0.143	0-0 L3 1B		0-0 BB BB 1-2 1B		0-0 F7	0-0 4-3		0-0 4-3		5 0 2 0 0 0 1							
Phil Rizzuto, R (1, 6) OBP: 0.354, SLG: 0.419	0-0 L3 1-2		0-0 F2		0-0 4-3	0-0 FC5-4 1B		0-0 6-3		5 0 1 0 0 0 3							
Gil McDougald, R (1, 5) OBP: 0.435, SLG: 0.294 (3, 4)	4-0 1B BB		4-0 BB 1-2 2-3 BB		0-0 BB BB E 1B	0-0 FC5-4 1-2f		0-0 E5 3B		3 2 1 0 2 0 1							
Johnny Mize, L (1, 3) OBP: 0.350, SLG: 0.265 Joe Collins, L (7, 3) OBP: 0.375, SLG: 0.429	0-0 FC6-4 1-2 1B		0-0 F7 3-H		4-0 BB BB E BB		4-0 L4-3 BB		0-0 F8 1-H 3B	2 1 1 1 2 0 2 1 1 1 1 0 0 0							
Jackie Jensen, R (1, 8) OBP: 0.385, SLG: 0.489	0-0 FC6-4 1-2f		4-0 1-2 2-3 BB		4-0 BB BB E 1B BB		0-0 F2		0-0 F8 3-H	3 1 0 1 2 0 3							
Cliff Mapes, L (1, 9) OBP: 0.167, SLG: 0.167 Billy Johnson, R (5, PH) OBP: 0.457, SLG: 0.414 Mickey Mantle, S (5, PR) OBP: 0.273, SLG: 0.333 (5, 9)		0-3 K	0-0 F8		0-0 E6 1B 1-2 2-H 3-H		0-0 L4-3 1-2		0-0 1-3	2 0 0 0 0 1 3 1 0 0 0 0 0 1 2 0 0 0 0 0 1							
Jerry Coleman, R (1, 4) OBP: 0.362, SLG: 0.345 Fred Sanford, S (3, 1) Hank Bauer, R (5, PH) OBP: 0.750, SLG: 0.667 Allie Reynolds, R (5, PR) Joe Ostrowski, L (5, 1) Ralph Houk, R (1, 2)		0-0 F9		0-0 F8	0-0 S 1B		0-0 FC3-6 BB		4-0 F9	1 0 0 0 0 0 0 1 0 0 0 0 0 0 1 0 1 1 0 0 0 0 0 0 0 0 0 0 0 0 0 0 1 0 0	AB 34 R 6 H 7 RBI 4 BB 8 SO 2 LOB 19						
Spec Shea, R (1, 1) OBP: 0.286, SLG: 0.286 Bobby Brown, L (3, PH) (3, 5)		0-0 F7		0-3 K	0-0 6-3		0-0 F9		0-0 FC3-6 1-2f	4 0 0 0 0 1 3							
		4-0 BB BB F7 BB		0-0 F5		0-0 L4				0 0 0 0 0 0 0 3 1 0 0 1 0 1							
Inning Stats	R: 0 H: 2 E: 0 LOB: 2 K: 0 BB: 1 S: 4 P: 8	R: 0 H: 0 E: 0 LOB: 0 K: 1 BB: 0 S: 5 P: 5	R: 1 H: 1 E: 0 LOB: 3 K: 0 BB: 3 S: 4 P: 16	R: 0 H: 0 E: 0 LOB: 0 K: 1 BB: 0 S: 5 P: 5	R: 3 H: 2 E: 1 LOB: 3 K: 0 BB: 2 S: 6 P: 14	R: 0 H: 1 E: 0 LOB: 1 K: 0 BB: 0 S: 4 P: 4	R: 0 H: 0 E: 0 LOB: 0 K: 0 BB: 1 S: 2 P: 6	R: 0 H: 0 E: 0 LOB: 1 K: 0 BB: 1 S: 3 P: 7	R: 2 H: 1 E: 1 LOB: 0 K: 0 BB: 0 S: 5 P: 5	1B: 6 SF: 0 2B: 2 SAC: 0 3B: 1 DP: 2 HR: 0 HBP: 0	WP: 0 PA: 42 PB: 0 SB: 1 CS: 0						
PITCHER	IP WLS BF H R ER SO BB IBB HBP BLK WP HR S P ERA WHIP																
Dick Littlefield, L (1, 1) ERA: 3.0	6.0	31	6	4	1	2	7	0	0	0	0	0	0	28	56	1.50	2.167
Harry Dorish, R (7, 1) ERA: 0.93	3.0	L	11	1	2	0	0	1	0	0	0	0	0	10	14	0.00	0.667

New York Yankees @ Chicago White Sox
 Comiskey Park, Chicago, IL
 Wed May 02 1951, 4:33 AM EDT
 Att. 8,802 - Unknown

livebaseballscorecards.com



Batter	1	2	3	4	5	6	7	8	9	AB R H RBI BB SO LOB
Chico Carrasquel, R (1, 6) OBP: 0.424, SLG: 0.473	4-0 BB 2B	0-0 F9			0-0 1-3		0-0 5-3		0-0 1B	4 1 1 0 1 0 2
Paul Lehner, L (1, 7) OBP: 0.211, SLG: 0.222	4-0 2B F9 BB	0-0 1-3 2B			0-0 4-3			0-0 F9	0-0 4-1	4 1 1 0 1 0 1
Minnie Minoso, R (1, 5) OBP: 0.520, SLG: 0.773	0-0 F9 L9 2B	0-0 4-3			0-0 6-3			0-0 BB 2B		4 1 2 1 0 0 2
Eddie Robinson, L (1, 3) OBP: 0.477, SLG: 0.722	0-0 F9		0-0 4-3		0-0 1-6-3			4-0 BB IBB		3 0 0 1 1 0 1
Gordon Goldsberry, L (8, PR) (9, 3) OBP: 0.250, SLG: 0.100	2-3 3-H									0 0 0 0 0 0 0
Al Zarilla, L (1, 9) OBP: 0.339, SLG: 0.490	0-0 L9		0-0 F7		0-0 G3			0-0 F8		4 0 0 1 0 0 2
Jim Busby, R (1, 8) OBP: 0.460, SLG: 0.457	0-0 3-H		0-0 F7		0-0 4-3			4-0 BB FC6		3 1 1 0 1 0 0
Nellie Fox, L (1, 4) OBP: 0.480, SLG: 0.524	0-0 CS 1B			0-0 F9			0-0 G6-3 1B	0-0 FC6		3 0 2 1 0 0 0
Hank Majeski, R (8, PH) OBP: 0.240, SLG: 0.320	1-H							1-2 2-3		1 0 0 0 0 0 3
Joe Demaestri, R (9, 4) OBP: 1.000, SLG: 1.000	CS 1B									0 0 0 0 0 0 0
Gus Niarhos, R (1, 2) OBP: 0.321, SLG: 0.208	0-0 CS	0-0 5-3		0-0 F7			0-0 G6-3		0-0 6-3	4 0 0 0 0 0 1
Dick Littlefield, L (1, 1)										
Harry Dorish, R (7, 1) OBP: 0.333, SLG: 0.333		4-0 2B BB			0-0 1-3				0-0 1-3	1 0 0 0 1 0 0
Phil Masi, R (9, PH) OBP: 0.409, SLG: 0.250										1 0 1 0 0 0 0
										1 0 0 0 0 0 0

Inning Stats	R: 4 E: 0 K: 5 S: 5	H: 3 LOB: 0 BB: 2 P: 13	R: 0 E: 0 K: 0 S: 4	H: 1 LOB: 2 BB: 1 P: 8	R: 0 E: 0 K: 0 S: 3	H: 0 LOB: 0 BB: 0 P: 3	R: 0 E: 0 K: 0 S: 3	H: 0 LOB: 0 BB: 0 P: 3	R: 0 E: 0 K: 0 S: 3	H: 0 LOB: 0 BB: 0 P: 3	R: 0 E: 0 K: 0 S: 4	H: 2 LOB: 1 BB: 0 P: 4	R: 0 E: 0 K: 0 S: 4	H: 1 LOB: 3 BB: 2 P: 12	R: 0 E: 0 K: 0 S: 4	H: 1 LOB: 1 BB: 0 P: 4	1B: 5 2B: 3 3B: 0 HR: 0	SF: 0 SAC: 0 DP: 1 HBP: 0
--------------	------------------------------	----------------------------------	------------------------------	---------------------------------	------------------------------	---------------------------------	------------------------------	---------------------------------	------------------------------	---------------------------------	------------------------------	---------------------------------	------------------------------	----------------------------------	------------------------------	---------------------------------	----------------------------------	------------------------------------


PITCHER	IP	WLS	BF	H	R	ER	SO	BB	IBB	HBP	BLK	WP	HR	S	P	ERA	WHIP
Spec Shea, R ERA: 4.5	(1, 1)	2.0	12	4	4	4	0	3	0	0	0	0	0	9	21	18.00	3.500
Fred Sanford, R ERA:	(3, 1)	2.0	6	0	0	0	0	0	0	0	0	0	0	6	6	0.00	0.000
Joe Ostrowski, L ERA:	(5, 1)	5.0	20	4	0	0	0	1	1	0	0	0	0	18	26	0.00	1.000

BOTTOM

New York Yankees @ Chicago White Sox
Comiskey Park, Chicago, IL

Wed May 02 1951, 4:33 AM EDT
Att. 8,802 - Unknown

AB	33
R	4
H	8
RBI	4
BB	5
SO	0
LOB	12



WP	PA	ERA	WHIP
0	39		
0			
1			
1			

Batter	1	2	3	4	5	6	7	8	9	AB R H RBI BB SO LOB	TOP											
Eddie Yost, R OBP: 0.453, SLG: 0.375 (1, 5) X	0-0 5-3		0-0 G1-4-3		0-0 HR		4-0 6-3 BB	0-0 2B		4 1 2 3 1 0 1												
Mike McCormick, R OBP: 0.476, SLG: 0.300 (1, 7) X	0-0 6-3		0-0 BB 1B		0-0 2B 1B		0-0 6-3	0-0 6-3		5 1 2 0 0 0 3												
Irv Noren, L OBP: 0.422, SLG: 0.463 (1, 8) X	0-0 F5		4-0 BB		0-0 1B 2B		0-3 K		0-0 4-3	4 1 1 1 1 1 1												
Mickey Vernon, L OBP: 0.410, SLG: 0.593 (1, 3) X		0-0 F8	0-3 K		0-0 1B			0-0 1B 2B	0-0 4-1	5 1 2 1 0 1 2												
Sam Mele, R OBP: 0.383, SLG: 0.396 (1, 9) X		0-0 F8		0-0 F7		0-0 F7		0-0 2B 1B	4-0 FC6-4 BB	4 1 1 0 1 0 1												
Cass Michaels, R OBP: 0.450, SLG: 0.684 (1, 4) X		0-0 3B		0-0 F9			0-0 6-3	0-0 2B 1B	0-0 FC6-4 BB	5 1 2 1 0 0 1												
Sam Dente, R OBP: 0.370, SLG: 0.273 (1, 6) X		0-0 4-3		0-0 5-3			0-0 6-3	0-0 6-3		4 0 0 0 0 0 3												
Mickey Grasso, R OBP: 0.373, SLG: 0.349 (1, 2) X			0-0 1B G1-4-3 1B		0-0 F4		0-0 6-3	4-0 2B IBB		3 1 1 0 1 0 0												
Connie Marrero, R OBP: 0.364, SLG: 0.300 (1, 1) X			0-0 G1-4-3 1B		0-3 K		0-0 G3	0-0 F3		4 0 1 0 0 1 3												
Inning Stats	R: 0 E: 0 K: 0 S: 3	H: 0 LOB: 0 BB: 0 P: 3	R: 0 E: 0 K: 0 S: 4	H: 1 LOB: 1 BB: 0 P: 4	R: 1 E: 0 K: 1 S: 7	H: 3 LOB: 2 BB: 1 P: 11	R: 0 E: 0 K: 0 S: 3	H: 0 LOB: 0 BB: 0 P: 3	R: 3 E: 0 K: 1 S: 9	H: 4 LOB: 1 BB: 0 P: 9	R: 0 E: 0 K: 0 S: 3	H: 0 LOB: 0 BB: 0 P: 3	R: 0 E: 0 K: 1 S: 5	H: 0 LOB: 1 BB: 1 P: 9	R: 3 E: 0 K: 0 S: 7	H: 4 LOB: 2 BB: 1 P: 11	R: 0 E: 0 K: 0 S: 3	H: 0 LOB: 1 BB: 1 P: 7	1B: 7 2B: 3 3B: 1 HR: 1	SF: 0 SAC: 0 DP: 1 HBP: 0	WP: 0 PB: 0 SB: 0 CS: 0	PA: 42
PITCHER	IP WLS BF H R ER SO BB IBB HBP BLK WP HR S P ERA WHIP																					
Billy Pierce, L ERA: 4.35 (1, 1)	7.0 L 33 11 7 7 3 2 0 0 0 0 0 1 37 45 9.00 1.857																					
Bob Mahoney, R ERA: (8, 1)	2.0 9 1 0 0 0 1 1 0 0 0 0 7 15 0.00 1.000																					

Washington Senators @ Chicago White Sox
Comiskey Park, Chicago, IL
Thu May 03 1951, 4:33 AM EDT
Att. 4,058 - Unknown

AB	38
R	7
H	12
RBI	6
BB	4
SO	3
LOB	15



Batter	1	2	3	4	5	6	7	8	9	10	11	AB	R	H	RBI	BB	SO	LOB	TOP								
Eddie Yost, R OBP: 0.429, SLG: 0.407 (1, 5)												6	1	1	2	0	0	3	Washington Senators @ Chicago White Sox Comiskey Park, Chicago, IL Fri May 04 1951, 4:33 AM EDT Att. 10,089 - Unknown								
Gil Coan, L OBP: 0.387, SLG: 0.800 (1, 7)												5	1	3	0	1	1	1									
Irv Noren, L OBP: 0.391, SLG: 0.424 (1, 8)												5	0	0	1	0	0	4									
Mickey Vernon, L OBP: 0.394, SLG: 0.576 (1, 3)												5	0	1	0	0	2	0									
Sam Mele, R OBP: 0.385, SLG: 0.414 (1, 9)												5	0	2	0	0	0	1									
Cass Michaels, R OBP: 0.440, SLG: 0.609 (1, 4)												4	1	1	0	1	0	1									
Sam Dente, R OBP: 0.356, SLG: 0.250 (1, 6)												4	1	0	0	1	0	4									
Mickey Grasso, R OBP: 0.352, SLG: 0.326 Len Okrie, R (8, 2)												3	0	0	0	0	0	3									
Mike McCormick, R OBP: 0.488, SLG: 0.323 Frank Sacka, R OBP: 0.250, SLG: 0.250 (9, PH)												1	0	1	1	0	0	0									
Al Sima, R OBP: 0.333, SLG: 0.400 Sherry Robertson, L Alton Brown, R Mickey Harris, L OBP: 0.500, SLG: 0.500 Gene Verble, R OBP: 0.227, SLG: 0.214 Joe Haynes, R (8, PH)												1	0	0	0	0	1	0									
Inning Stats	R: 1 E: 0 K: 1 S: 6	H: 1 LOB: 0 BB: 0 P: 6	R: 0 E: 1 K: 0 S: 4	H: 1 LOB: 1 BB: 0 P: 4	R: 0 E: 0 K: 1 S: 6	H: 1 LOB: 1 BB: 0 P: 6	R: 0 E: 0 K: 0 S: 3	H: 0 LOB: 0 BB: 0 P: 3	R: 0 E: 1 K: 0 S: 4	H: 0 LOB: 1 BB: 0 P: 4	R: 0 E: 0 K: 0 S: 3	H: 0 LOB: 1 BB: 1 P: 7	R: 2 E: 0 K: 1 S: 7	H: 2 LOB: 1 BB: 1 P: 11	R: 2 E: 1 K: 0 S: 6	H: 2 LOB: 2 BB: 1 P: 10	R: 0 E: 0 K: 1 S: 5	H: 1 LOB: 1 BB: 1 P: 9		R: 0 E: 0 K: 0 S: 4	H: 1 LOB: 1 BB: 0 P: 4	1B: 6 2B: 2 3B: 1 HR: 1	SF: 0 SAC: 1 DP: 3 HBP: 0	WP: 1 PB: 0 SB: 0 CS: 0	PA: 47		
PITCHER	IP	WLS	BF	H	R	ER	SO	BB	IBB	HBP	BLK	WP	HR	S	P	ERA	WHIP										
Joe Dobson, R ERA: 3.71 (1, 1)	8.0		32	6	3	3	3	2	0	0	0	0	1	36	44	3.38	1.000										
Harry Dorish, R ERA: 0.87 (9, 1)	0.2		5	2	2	0	0	0	0	0	0	1	0	5	5	0.00	3.000										
Marv Rotblatt, L ERA: 4.5 (9, 1)	2.1	W	10	2	0	0	1	1	1	0	0	0	0	10	18	0.00	1.286										

livebaseballscorecards.com

AB	42
R	5
H	10
RBI	5
BB	4
SO	4
LOB	19



Batter	1	2	3	4	5	6	7	8	9	10	11	AB	R	H	RBI	BB	SO	LOB
Chico Carrasquel, R OBP: 0.414, SLG: 0.485 (1, 6)	0-0 6-3 ①		0-0 1-3 ①		0-0 E8 F8 1B 2-H		0-0 1-3 ②	0-0 1-3 ③			0-0 2B 2-H	6	1	2	2	0	0	3
Al Zarilla, L OBP: 0.323, SLG: 0.439 (1, 9)	0-3 K ②		0-0 CS PB 1B		0-0 F8 ②		0-0 4-3 ③		0-0 L7 ①			5	0	1	1	0	1	0
Minnie Minoso, R OBP: 0.469, SLG: 0.714 Paul Lehner, L OBP: 0.195, SLG: 0.205 (1, 7) (8, 7)	0-0 1B 3B		4-0 1-2 BB		0-3 K ③			0-0 F5 ①	0-0 4-3 ②			2	1	1	0	1	1	0
Eddie Robinson, L OBP: 0.442, SLG: 0.638 Gordon Goldsberry, L OBP: 0.231, SLG: 0.091 (1, 3) (8, PR) (9, 3)	0-0 1B 3-H		0-3 K ② ③		0-0 1-3 ①			0-0 BB E 1B ③	0-0 F7 ③			4	0	2	1	0	1	2
Hank Majeski, R OBP: 0.250, SLG: 0.296 Billy Pierce, L OBP: 0.400, SLG: 0.308 Floyd Baker, L OBP: 0.455, SLG: 0.385 (1, 5) (6, PR) (7, 5)	0-0 F9 ③			0-0 6-3 ①		4-0 1B BB		4-0 E 1B BB 1-2		4-0 G6-4-3 BB		2	0	0	0	1	0	1
Jim Busby, R OBP: 0.441, SLG: 0.455 (1, 8)		0-0 1-3 ①		0-0 5-3 ②		0-0 1-2 1B		0-0 BB E7 1B 1-3 2-H		0-0 G6-4-3 ① ②		5	0	2	1	0	0	1
Nellie Fox, L OBP: 0.424, SLG: 0.451 (1, 4)		0-0 F7 ②		0-0 4-3 ③		0-0 F8 ②		0-0 F3 ②		0-0 F9 ③		5	0	0	0	0	0	5
Gus Niarhos, R OBP: 0.394, SLG: 0.231 (1, 2)		4-0 BB		4-0 SH3-4 E BB		0-0 F7 ③		4-0 BB IBB			0-0 SH1-4 2B 1B	2	2	1	0	3	0	2
Joe Dobson, R Phil Masi, R OBP: 0.423, SLG: 0.263 Harry Dorish, R OBP: 0.333, SLG: 0.333 Marv Rotblatt, S (1, 1) (8, PH) (9, 1) (9, 1)		0-3 K ③		0-0 SH3-4 ①		0-3 K ①		4-0 1-2 2-3 3-H BB			0-0 SH1-4 ①	2	0	0	0	0	2	1

Inning Stats	R: 1	H: 2	E: 0	LOB: 1	K: 1	BB: 0	S: 7	P: 7
	R: 0	H: 0	E: 0	LOB: 1	K: 1	BB: 1	S: 5	P: 9
	R: 0	H: 1	E: 0	LOB: 2	K: 1	BB: 1	S: 5	P: 9
	R: 0	H: 0	E: 0	LOB: 0	K: 0	BB: 0	S: 3	P: 3
	R: 2	H: 1	E: 1	LOB: 0	K: 1	BB: 1	S: 6	P: 10
	R: 0	H: 1	E: 0	LOB: 2	K: 0	BB: 1	S: 4	P: 8
	R: 0	H: 0	E: 0	LOB: 0	K: 1	BB: 0	S: 5	P: 5
	R: 2	H: 2	E: 1	LOB: 3	K: 0	BB: 3	S: 5	P: 17
	R: 0	H: 0	E: 0	LOB: 0	K: 0	BB: 0	S: 3	P: 3
	R: 0	H: 0	E: 0	LOB: 0	K: 0	BB: 1	S: 2	P: 6
	R: 1	H: 2	E: 0	LOB: 1	K: 0	BB: 0	S: 3	P: 3

1B	2B	3B	HR	SF	SAC	DP	HBP
7	2	1	0	0	2	2	0

Washington Senators @ Chicago White Sox
Comiskey Park, Chicago, IL
Fri May 04 1951, 4:33 AM EDT
Att. 10,089 - Unknown

AB	36
R	6
H	9
RBI	6
BB	8
SO	5
LOB	15



PITCHER	IP	WLS	BF	H	R	ER	SO	BB	IBB	HBP	BLK	WP	HR	S	P	ERA	WHIP
Al Sima, L ERA: 3.42 (1, 1)	7.0		29	5	3	2	5	4	0	0	0	0	0	35	51	2.57	1.286
Alton Brown, R ERA: 10.13 (8, 1)	0.1		3	1	2	2	0	1	0	0	0	0	0	2	6	54.00	6.000
Mickey Harris, L ERA: 1.86 (8, 1)	0.2		5	1	0	0	0	1	1	0	0	0	0	3	11	0.00	3.000
Joe Haynes, R ERA: 12.27 (9, 1)	2.1	L	9	2	1	1	0	1	0	0	0	0	0	8	12	3.86	1.286

Batter	1	2	3	4	5	6	7	8	9
Chico Carrasquel, R (1, 6) OBP: 0.413, SLG: 0.471	0-0 F7		4-0 1B BB		0-0 FC6-4 1B	0-0 4-3		0-0 F6	
Al Zarilla, L (1, 9) OBP: 0.343, SLG: 0.443	4-0 CS BB		0-0 1B 1B		0-0 FC6-4 3B		0-0 1B BB 1B	0-0 F6	
Minnie Minoso, R (1, 7) OBP: 0.459, SLG: 0.727	0-3 K		0-0 1B		0-0 F8 3B		0-0 F8	0-3 K	
Eddie Robinson, L (1, 3) OBP: 0.429, SLG: 0.596		0-0 F8	0-0 4-3		0-0 F8		4-0 BB 1B BB		
Hank Majeski, R (1, 5) OBP: 0.226, SLG: 0.267		0-0 4-3		0-0 E6 1B		0-0 F9		0-3 K	
Floyd Baker, L (6, 5) OBP: 0.441, SLG: 0.370									
Jim Busby, R (1, 8) OBP: 0.476, SLG: 0.492		0-0 S 1B		0-0 FC1-5 E 1B		0-0 S SH1-3 3B 1B		0-0 BB BB 1B	
Nellie Fox, L (1, 4) OBP: 0.419, SLG: 0.434		0-0 F3		0-0 FC1-5 FC6-4		0-0 SH1-3		4-0 FC5 BB BB	
Phil Masi, R (1, 2) OBP: 0.433, SLG: 0.364			0-0 F7		0-0 FC6-4		0-0 BB BB BB	4-0 BB BB BB	
Bob Cain, L (1, 1) OBP: 0.143, SLG: 0.286			0-3 K		0-3 K		0-0 F5	0-0 FC5	
Randy Gumpert, R (7, 1) OBP: 0.250, SLG: 0.250									

AB	R	H	RBI	BB	SO	LOB
4	1	1	0	1	0	1
4	2	2	0	1	0	1
5	1	2	2	0	2	2
3	1	0	1	1	0	2
3	0	0	0	0	0	0
1	0	0	0	0	1	2
4	2	4	0	0	0	0
2	0	0	1	1	0	3
3	0	1	2	1	0	1
3	0	0	0	0	2	2
1	0	0	0	0	0	3


AB	R	H	RBI	BB	SO	LOB
33	7	10	6	5	5	17

Inning Stats		R: 0	H: 0	E: 0	K: 1	S: 4	LOB: 0	BB: 1	P: 8
R: 0 H: 1 E: 0 K: 0 S: 4		R: 0 H: 1 E: 0 K: 0 S: 4		R: 1 H: 2 E: 0 K: 1 S: 7		R: 1 H: 1 E: 2 K: 1 S: 7		R: 2 H: 2 E: 0 K: 0 S: 5	
R: 1 H: 2 E: 0 K: 1 S: 7		R: 1 H: 2 E: 0 K: 1 S: 7		R: 1 H: 2 E: 0 K: 1 S: 5		R: 2 H: 2 E: 0 K: 1 S: 7		R: 0 H: 0 E: 0 K: 1 S: 5	

WP	HR	S	P	ERA	WHIP
0	0	12	24	9.00	2.500

Washington Senators @ Chicago White Sox
 Comiskey Park, Chicago, IL
 Sat May 05 1951, 4:33 AM EDT
 Att. 3,109 - Unknown

livebaseballscorecards.com



Batter	1	2	3	4	5	6	7	8	9	AB R H RBI BB SO LOB	TOP													
Eddie Joost, R (1, 6) OBP: 0.357, SLG: 0.486	0-0 F9		0-0 4-3		0-0 F8			0-0 1B 2B		4 1 1 0 0 0 1	Philadelphia Athletics @ Chicago White Sox Comiskey Park, Chicago, IL Sun May 06 1951, 4:33 AM EDT Unknown													
Elmer Valo, L (1, 9) OBP: 0.350, SLG: 0.303	0-0 F7		0-0 4-3			4-0 BB		0-0 1B		3 0 1 1 1 0 0														
Dave Philley, S (1, 8) OBP: 0.380, SLG: 0.419	0-0 1B			4-0 BB		0-0 BB		0-0 1B		3 0 1 0 1 0 2														
Ferris Fain, L (1, 3) OBP: 0.446, SLG: 0.377	0-0 F8			0-3 K		4-0 BB		0-3 K		3 0 0 0 1 2 3														
Gus Zernial, R (1, 7) OBP: 0.235, SLG: 0.161		0-3 K		0-3 K		0-3 K			0-0 F5	0 0 0 0 0 0 0														
Billy Hitchcock, R (1, 5) OBP: 0.333, SLG: 0.219		4-0 BB		0-0 5-3			0-0 1B		0-0 4-3	3 0 1 0 1 0 1														
Pete Suder, R (1, 4) OBP: 0.290, SLG: 0.276 Wally Moses, L (9, PH)		0-0 F9			0-0 F9		0-0 G1-6-4-3		0-0 F5	3 0 0 0 0 0 2 1 0 0 0 0 0 0														
Joe Astroth, R (1, 2)		0-0 6-3			0-0 6-3		0-0 6-3			3 0 0 0 0 0 1														
Carl Scheib, R (1, 1) OBP: 0.500, SLG: 0.444			0-0 F5		0-0 1B			0-0 6-3		3 0 1 0 0 0 0														
Inning Stats	R: 0 E: 0 K: 0 S: 4	H: 1 LOB: 1 BB: 0 P: 4	R: 0 E: 0 K: 1 S: 5	H: 0 LOB: 1 BB: 1 P: 9	R: 0 E: 0 K: 0 S: 3	H: 0 LOB: 0 BB: 0 P: 3	R: 0 E: 0 K: 2 S: 7	H: 0 LOB: 1 BB: 1 P: 11	R: 0 E: 0 K: 0 S: 4	H: 1 LOB: 1 BB: 0 P: 4	R: 0 E: 0 K: 1 S: 4	H: 0 LOB: 1 BB: 2 P: 12	R: 0 E: 0 K: 0 S: 3	H: 1 LOB: 0 BB: 0 P: 3	R: 1 E: 0 K: 1 S: 7	H: 2 LOB: 1 BB: 0 P: 7	R: 0 E: 0 K: 0 S: 3	H: 0 LOB: 0 BB: 0 P: 3	1B: 4 2B: 1 3B: 0 HR: 0	SF: 0 SAC: 0 DP: 2 HBP: 0	WP: 0 PB: 0 SB: 2 CS: 0	PA: 34		
PITCHER Ken Holcombe, R (1, 1) ERA: 0.5	IP 9.0	WLS W	BF 34	H 5	R 1	ER 1	SO 5	BB 4	IBB 0	HBP 0	BLK 0	WP 0	HR 0	S 40	P 56	ERA 1.00	WHIP 1.000						ERA 1.000	WHIP 1.000

livebaseballscorecards.com

AB 26
R 1
H 5
RBI 1
BB 4
SO 2
LOB 10



Batter	1	2	3	4	5	6	7	8	9	AB	R	H	RBI	BB	SO	LOB
Chico Carrasquel, R OBP: 0.392, SLG: 0.446 (1, 6)	0-0 F8 ①		0-0 1-3 ①		0-0 F9 ①		0-0 4-3 ②			4	0	0	1	0	0	1
Floyd Baker, L OBP: 0.447, SLG: 0.400 (1, 5)	4-0 BB BB BB		0-0 1-3 ②		0-0 4-3 ②		0-0 E 2B			3	1	1	0	1	0	1
Minnie Minoso, R OBP: 0.475, SLG: 0.706 Paul Lehner, L OBP: 0.214, SLG: 0.225 (1, 7) (7, 7)	0-0 F8 ②		4-0 S BB BB BB		1-0 S 1B HBP		0-0 E8 1B 2-H			1	1	0	0	1	0	1
Eddie Robinson, L OBP: 0.417, SLG: 0.569 (1, 3)	0-0 G3 ③		0-0 1-3 ③		0-0 1B 1-H 3-H		0-0 L4 ③			4	0	1	2	0	0	3
Al Zarilla, L OBP: 0.351, SLG: 0.453 (1, 9)		4-0 BB BB BB FC5-4 BB		0-3 K ①		0-0 2B		0-0 4-3 ①		3	0	1	0	1	1	0
Jim Busby, R OBP: 0.448, SLG: 0.460 (1, 8)		0-0 FC5-4 S 1-2f		0-0 F7 ②		0-0 F5 ①		0-0 6-3 ②		4	0	0	0	0	0	2
Nellie Fox, L OBP: 0.394, SLG: 0.404 (1, 4)		0-0 F9 ②		0-0 6-3 ③		0-0 G3 ②		0-0 F9 ③		4	0	0	0	0	0	2
Gus Niarhos, R OBP: 0.417, SLG: 0.222 (1, 2)		4-0 BB BB BB BB			4-0 E F9 BB		0-3 K ③			1	1	0	0	2	1	1
Ken Holcombe, R OBP: 0.400, SLG: 0.400 (1, 1)		0-3 K ③			0-0 E6 4-3 1B 1B		0-0 4-3 ①			3	1	1	0	0	1	2

Inning Stats	R: 0	H: 0	E: 0	LOB: 1	K: 0	BB: 1	S: 3	R: 0	H: 0	E: 0	LOB: 2	K: 1	BB: 2	S: 5	R: 0	H: 0	E: 0	LOB: 0	K: 1	BB: 0	S: 5	R: 3	H: 2	E: 1	LOB: 3	K: 0	BB: 1	S: 4	R: 0	H: 1	E: 0	LOB: 1	K: 1	BB: 0	S: 6	R: 1	H: 2	E: 1	LOB: 1	K: 0	BB: 0	S: 5	R: 0	H: 0	E: 0	LOB: 0	K: 0	BB: 0	S: 3
	0	0	0	1	0	1	3	0	0	0	2	1	2	5	0	0	0	0	0	0	0	5	3	2	1	3	0	1	6	0	1	0	1	0	0	5	2	1	0	1	0	0	3	0	0	0	0	3	

PITCHER	IP	WLS	BF	H	R	ER	SO	BB	IBB	HBP	BLK	WP	HR	S	P	ERA	WHIP	PITCHER	IP	WLS	BF	H	R	ER	SO	BB	IBB	HBP	BLK	WP	HR	S	P	ERA	WHIP												
Carl Scheib, R ERA: 2.33 (1, 1)	8.0	L	34	5	4	3	3	5	0	1	0	0	0	34	55	3.38	1.250																														

BOTTOM

Philadelphia Athletics @ Chicago White Sox
Comiskey Park, Chicago, IL
Sun May 06 1951, 4:33 AM EDT
Unknown

AB	28
R	4
H	5
RBI	4
BB	5
SO	3
LOB	13



Batter	1	2	3	4	5	6	7	8	9	AB R H RBI BB SO LOB	TOP																
Eddie Joost, R (1, 6) OBP: 0.371, SLG: 0.487	0-0 FC1-6 1B	0-0 BB BB 1-2 3-H 1B		4-0 BB BB BB			0-0 F5		0-3 K	4 0 2 1 1 1 1																	
Elmer Valo, L (1, 9) OBP: 0.357, SLG: 0.304	0-0 FC1-6 4-3 2B	4-0 BB 1-2 2-3 BB		0-0 5-3			0-0 1B			3 1 1 0 1 0 2																	
Dave Philley, S (1, 8) OBP: 0.370, SLG: 0.391	0-0 4-3 1-2	4-0 BB 1-2 2-3 3-H BB			0-0 6-3		0-0 F8			3 0 0 1 1 0 2																	
Ferris Fain, L (1, 3) OBP: 0.436, SLG: 0.385	0-0 2-H 2B	0-3 K			0-0 G3			0-0 4-3		4 0 1 1 0 1 3																	
Gus Zernial, R (1, 7) OBP: 0.211, SLG: 0.143	0-0 F8			0-0 F8		0-0 6-3		0-0 F5		0 0 0 0 0 0 0																	
Billy Hitchcock, R (1, 5) OBP: 0.326, SLG: 0.200		4-0 1B BB 3-1 1B BB		0-0 F9		0-0 6-3		0-0 F8		3 1 0 0 1 0 0																	
Pete Suder, R (1, 4) OBP: 0.257, SLG: 0.242		0-0 3-1 1-2		0-0 6-3		0-0 6-3		0-0 F9		4 0 0 0 0 0 1																	
Ray Murray, R (1, 2) OBP: 0.222, SLG: 0.333		0-3 K		0-0 5-3		0-0 F8		0-0 F8		4 0 0 0 0 1 1																	
Joe Coleman, R (1, 1) Morrie Martin, L (1, 1) Moe Burtchay, R (2, 1) Tod Davis, R (7, PH) Johnny Kucab, R (7, 1) Lou Limmer, L (9, PH)		0-0 BB BB 2-3 BB 1B		0-3 K		0-0 F7		4-0 BB BB BB		0 0 0 0 0 0 0 1 1 1 0 0 0 0 1 0 0 0 0 1 0 1 0 0 0 0 0 0 0 0 0 0 0 0 0 0 0 0 0 1 0 0																	
Inning Stats	R: 1 E: 0 K: 0 S: 5	H: 2 LOB: 1 BB: 0 P: 5	R: 2 E: 0 K: 2 S: 9	H: 2 LOB: 3 BB: 3 P: 21	R: 0 E: 0 K: 0 S: 3	H: 0 LOB: 0 BB: 0 P: 3	R: 0 E: 0 K: 1 S: 5	H: 0 LOB: 1 BB: 1 P: 9	R: 0 E: 0 K: 0 S: 3	H: 0 LOB: 0 BB: 0 P: 3	R: 0 E: 0 K: 0 S: 4	H: 1 LOB: 1 BB: 0 P: 4	R: 0 E: 0 K: 0 S: 3	H: 0 LOB: 0 BB: 0 P: 3	R: 0 E: 0 K: 1 S: 5	H: 0 LOB: 1 BB: 1 P: 9	1B: 4 2B: 1 3B: 0 HR: 0	SF: 0 SAC: 0 DP: 0 HBP: 0	WP: 0 PB: 0 SB: 0 CS: 0	PA: 37							
PITCHER	IP	WLS	BF	H	R	ER	SO	BB	IBB	HBP	BLK	WP	HR	S	P	ERA	WHIP										
Lou Kretlow, R (1, 1) ERA: 12.46	1.2		11	4	3	3	1	2	0	0	0	0	0	11	19	16.20	3.600										
Mary Rotblatt, L (2, 1) ERA: 2.79	7.1	W	26	1	0	0	3	3	0	0	0	0	0	29	41	0.00	0.545										

Philadelphia Athletics @ Chicago White Sox
Comiskey Park, Chicago, IL
Sun May 06 1951, 4:38 AM EDT
Att. 14,576 - Unknown

livebaseballscorecards.com

AB 28
R 3
H 5
RBI 3
BB 5
SO 4
LOB 10



Batter	1	2	3	4	5	6	7	8	9	AB	R	H	RBI	BB	SO	LOB
Chico Carrasquel, R OBP: 0.381, SLG: 0.430										5	0	1	0	0	1	4
Floyd Baker, L OBP: 0.488, SLG: 0.387										1	4	0	0	4	0	0
Minnie Minoso, R OBP: 0.533, SLG: 0.771										1	2	1	1	4	0	0
Eddie Robinson, L OBP: 0.415, SLG: 0.554										5	0	2	2	0	0	4
Al Zarilla, L OBP: 0.380, SLG: 0.470										2	1	1	2	3	0	0
Jim Busby, R OBP: 0.431, SLG: 0.433										4	1	0	1	1	1	5
Nellie Fox, L OBP: 0.394, SLG: 0.426										4	0	1	0	0	0	7
Phil Masi, R OBP: 0.457, SLG: 0.400										3	0	1	1	2	0	4
Lou Kretlow, R Marv Rotblatt, S										0	0	0	1	1	0	0
										3	0	0	0	0	1	3

Inning Stats	R: 4	H: 1	E: 0	LOB: 3	K: 1	P: 30	R: 1	H: 1	E: 1	LOB: 3	K: 0	P: 16	R: 1	H: 2	E: 0	LOB: 1	K: 1	P: 10	R: 0	H: 0	E: 0	LOB: 2	K: 1	P: 13	R: 2	H: 1	E: 0	LOB: 1	K: 0	P: 12	R: 0	H: 1	E: 0	LOB: 1	K: 0	P: 4	R: 0	H: 0	E: 0	LOB: 0	K: 0	P: 6	R: 0	H: 1	E: 0	LOB: 1	K: 0	P: 4
PITCHER	IP	WLS	BF	H	R	ER	SO	BB	IBB	HBP	BLK	WP	HR	S	P	ERA	WHIP																															
Joe Coleman, R ERA: 4.43	(1, 1)	0.2	L	9	1	4	4	1	6	0	0	0	0	5	29	54.00	10.500																															
Morie Martin, L ERA: 2.61	(1, 1)	0.1		3	0	1	0	2	0	0	0	0	0	1	9	27.00	6.000																															
Moe Burtis, R ERA: 4.5	(2, 1)	5.0		25	5	3	3	6	0	1	0	2	0	22	47	5.40	2.200																															
Johnny Kucab, R ERA: 6.43	(7, 1)	2.0		7	1	0	0	1	0	0	0	0	0	6	10	0.00	1.000																															

BOTTOM

Philadelphia Athletics @ Chicago White Sox
Comiskey Park, Chicago, IL
Sun May 06 1951, 4:38 AM EDT
Att. 14,576 - Unknown

AB 28
R 8
H 7
RBI 8
BB 15
SO 3
LOB 27



WP: 2 PA: 44
PB: 0
SB: 0
CS: 2

1B: 3 SF: 0
2B: 2 SAC: 0
3B: 2 DP: 0
HR: 0 HBP: 1

livebaseballscorecards.com

Batter	1	2	3	4	5	6	7	8	9	AB R H RBI BB SO LOB	TOP																
Eddie Joost, R OBP: 0.383, SLG: 0.524 (1, 6) X	0-0 F9	0-0 HR		0-3 K	4-0 BB 1-2 2-3		0-0 1B			4 1 2 1 1 1 0																	
Ferris Fain, L OBP: 0.446, SLG: 0.426 (1, 3) B B B	4-0 BB 1B BB	0-0 HR		0-0 4-3	4-0 BB 1-2 2-3 3-H		0-0 F7			3 2 1 2 2 0 1																	
Dave Philley, S OBP: 0.373, SLG: 0.392 (1, 9) X	0-0 BB BB 1-2 1B	0-0 4-3		0-0 1B	0-3 K			0-0 5-3		5 1 2 0 0 1 3																	
Sam Chapman, R OBP: 0.282, SLG: 0.150 (1, 8) B B B	4-0 BB BB 1-2 2-3 1B	0-0 5-3		0-0 F2	0-0 4-3			0-3 K		4 1 0 0 1 1 4																	
Gus Zernial, R OBP: 0.256, SLG: 0.200 (1, 7) S S S	0-3 K	0-0 1B			0-0 1B	0-0 1B		0-0 F7		0 1 0 0 0 0 0																	
Billy Hitchcock, R OBP: 0.333, SLG: 0.205 (1, 5) B B B	4-0 BB 1-2 2-3 3-H 1B	0-0 5-3			0-0 F9 1B 1-2 1B	0-0 F2 1-2		0-0 F8		4 2 1 1 1 0 2																	
Pete Suder, R OBP: 0.300, SLG: 0.270 (1, 4) B B B	4-0 1B BB 1-2 2-3 3-H		0-0 6-3		0-0 BB 1B 1-2 2-3 1B	0-3 K		0-0 4-3 1B		4 1 2 1 1 1 0																	
Joe Astroth, R OBP: 0.091, SLG: 0.048 (1, 2) X	0-0 1B		0-0 1-3		0-0 F9		0-0 4-3		0-0 4-3	5 0 1 3 0 0 3																	
Bobby Shantz, R OBP: 0.222, SLG: 0.222 (1, 1) S S S	0-3 K		0-3 K		0-0 BB BB 1-2 1B 3-H		0-0 F8		0-0 F7	5 0 1 1 0 2 3																	
Inning Stats	R: 4 E: 0 K: 2 S: 9	H: 2 LOB: 2 BB: 4 P: 25	R: 2 E: 0 K: 0 S: 6	H: 3 LOB: 1 BB: 0 P: 6	R: 0 E: 0 K: 1 S: 5	H: 0 LOB: 0 BB: 0 P: 5	R: 0 E: 0 K: 1 S: 6	H: 1 LOB: 1 BB: 0 P: 6	R: 3 E: 0 K: 1 S: 9	H: 4 LOB: 3 BB: 2 P: 17	R: 0 E: 0 K: 1 S: 5	H: 1 LOB: 0 BB: 0 P: 5	R: 0 E: 0 K: 0 S: 4	H: 1 LOB: 1 BB: 0 P: 4	R: 0 E: 0 K: 1 S: 5	H: 0 LOB: 0 BB: 0 P: 5	R: 0 E: 0 K: 0 S: 4	H: 1 LOB: 1 BB: 0 P: 4	1B: 11 2B: 0 3B: 0 HR: 2	SF: 0 SAC: 0 DP: 0 HBP: 0	WP: 0 PB: 0 SB: 0 CS: 1	PA: 45					
PITCHER	IP	WLS	BF	H	R	ER	SO	BB	IBB	HBP	BLK	WP	HR	S	P	ERA	WHIP										
Dick Littlefield, L ERA: 6.52 (1, 1)	0.2	L	7	1	4	4	1	4	0	0	0	0	0	5	21	54.00	7.500										
Hal Brown, R ERA: 9.35 (1, 1)	3.2		22	9	5	5	3	2	0	0	0	0	2	26	34	12.27	3.000										
Bob Mahoney, R ERA: (5, 1)	2.2		9	2	0	0	2	0	0	0	0	0	0	13	13	0.00	0.750										
Lou Kretlow, R ERA: 10.13 (8, 1)	1.0		3	0	0	0	1	0	0	0	0	0	0	5	5	0.00	0.000										
Marv Rotblatt, L ERA: 2.86 (9, 1)	1.0		4	1	0	0	0	0	0	0	0	0	0	4	4	0.00	1.000										

Philadelphia Athletics @ Chicago White Sox
Comiskey Park, Chicago, IL
Tue May 08 1951, 4:33 AM EDT
Att. 3,309 - Unknown

livebaseballscorecards.com

AB 34
R 9
H 10
RBI 9
BB 6
SO 6
LOB 16



Batter	1	2	3	4	5	6	7	8	9	AB R H RBI BB SO LOB	
Chico Carrasquel, R (1, 6) OBP: 0.382, SLG: 0.429	0-0 5-3 		0-0 FC5-4 	0-0 6-3 			0-0 G4-3 		0-0 G1-6-3 	5 1 2 0 0 0 3	
Al Zarilla, L (1, 9) OBP: 0.369, SLG: 0.479	0-0 F3 		0-0 		0-3 K 		0-0 G4-3 		0-0 G1-6-3 	5 0 1 1 0 1 2	
Minnie Minoso, R (1, 7) OBP: 0.531, SLG: 0.763	0-0 		0-0 L6 		0-0 6-3 			4-0 1B FC4-6 BB 		3 1 1 0 1 0 1	
Eddie Robinson, L (1, 3) OBP: 0.391, SLG: 0.517	0-0 F4 		0-0 F8 		0-0 3-1 			0-0 F9 		4 0 0 0 0 0 3	
Hank Majeski, R (1, 5) OBP: 0.265, SLG: 0.364		0-0 		0-0 5-3 		0-0 FC1-5 		0-0 		3 1 2 0 0 0 0	
Lou Kretlow, R (8, 1)										0 0 0 0 0 0 0	
Phil Masi, R (8, PH) OBP: 0.472, SLG: 0.423										1 0 1 0 0 0 0	
Jim Busby, R (1, 8) OBP: 0.421, SLG: 0.437		0-0 F9 		0-0 		0-0 6-3 		0-0 FC4-6 		4 1 1 1 0 0 3	
Nellie Fox, L (1, 4) OBP: 0.400, SLG: 0.422		0-0 		0-0 5-3 		0-0 FC1-5 		4-0 		3 0 1 1 1 0 2	
Gus Niarhos, R (1, 2) OBP: 0.400, SLG: 0.226		0-0 G4-6-3 		0-0 		0-0 L5 		0-0 6-3 		4 0 1 1 0 0 4	
Marv Rotblatt, S (9, 1)										0 0 0 0 0 0 0	
Dick Littlefield, L (1, 1)			0-0 		0-0 		0-0 5-3 		0-0 5-3 		0 0 0 0 0 0 0
Hal Brown, R (1, 1) OBP: 1.000, SLG: 1.000										2 0 2 0 0 0 0	
Bob Mahoney, R (5, 1)										0 0 0 0 0 0 0	
Joe Demaestri, R (7, PH) OBP: 0.333, SLG: 0.333										2 0 0 0 0 0 0	


Inning Stats	R: 0	H: 1	E: 0	K: 0	S: 4	H: 1	LOB: 1	BB: 0	P: 4	R: 1	H: 2	E: 0	K: 0	S: 4	R: 1	H: 2	E: 0	K: 0	S: 5	R: 1	H: 3	E: 0	K: 0	S: 6	R: 0	H: 0	E: 0	K: 1	S: 5	R: 0	H: 1	E: 0	K: 0	S: 4	R: 0	H: 1	E: 0	K: 0	S: 3	R: 1	H: 1	E: 0	K: 0	S: 4	R: 0	H: 1	E: 0	K: 0	S: 3	R: 0	H: 1	E: 0	K: 0	S: 3	1B: 7	2B: 4	3B: 1	HR: 0	SF: 0	SAC: 0	DP: 3	HBP: 0	WP: 0	PB: 0	SB: 0	CS: 0	PA: 38
--------------	------	------	------	------	------	------	--------	-------	------	------	------	------	------	------	------	------	------	------	------	------	------	------	------	------	------	------	------	------	------	------	------	------	------	------	------	------	------	------	------	------	------	------	------	------	------	------	------	------	------	------	------	------	------	------	-------	-------	-------	-------	-------	--------	-------	--------	-------	-------	-------	-------	--------

PITCHER	IP	WLS	BF	H	R	ER	SO	BB	IBB	HBP	BLK	WP	HR	S	P	ERA	WHIP
Bobby Shantz, L (1, 1) ERA: 5.14	9.0	W	38	12	4	4	1	2	0	0	0	0	0	38	46	4.00	1.556


BOTTOM

Philadelphia Athletics @ Chicago White Sox
Comiskey Park, Chicago, IL
Tue May 08 1951, 4:33 AM EDT
Att. 3,309 - Unknown

AB	36
R	4
H	12
RBI	4
BB	2
SO	1
LOB	18



PITCHER	IP	WLS	BF	H	R	ER	SO	BB	IBB	HBP	BLK	WP	HR	S	P	ERA	WHIP
---------	----	-----	----	---	---	----	----	----	-----	-----	-----	----	----	---	---	-----	------

Batter	1	2	3	4	5	6	7	8	9	AB R H RBI BB SO LOB	TOP											
Dale Mitchell, L (1, 7) OBP: 0.352, SLG: 0.356	0-0 F8		0-0 F7			0-0 F7		0-0 4-3		4 0 0 0 0 0 1												
Ray Boone, R (1, 6) OBP: 0.284, SLG: 0.186	0-0 F4		0-0 F8			0-0 F7		4-0 BB E BB	3 1 0 0 1 0 0													
Harry Simpson, L (1, 3) OBP: 0.410, SLG: 0.323	0-3 K			4-0 FC6-4 BB		0-0 F6		4-0 1-2 BB FC6-4	2 0 0 0 2 1 0													
Al Rosen, R (1, 5) OBP: 0.405, SLG: 0.486		0-0 5-3		0-0 FC6-4 FC6-4 1-2f		0-0 F8		0-0 FC6-4 1-2f 2-H	4 0 0 0 0 0 2													
Larry Doby, L (1, 8) OBP: 0.415, SLG: 0.620		0-0 E3		0-3 K		0-0 F8		0-3 K	4 0 0 0 0 2 2													
Bob Kennedy, R (1, 9) OBP: 0.319, SLG: 0.328		0-0 F6		0-0 FC6-4 1-2f		0-0 F7		0-0 F8	4 0 0 0 0 0 3													
Snuffy Stirweiss, R (1, 4)		4-0 BB			4-0 FC5-4 BB			0-0 5-3	1 0 0 0 2 0 0		AB 28 R 1 H 1 RBI 0 BB 5 SO 3 LOB 12											
Birdie Tebbetts, R (1, 2) OBP: 0.333, SLG: 0.286		0-0 5-3			0-0 FC5-4 G5-4-3 1-2f			0-0 1-3	3 0 0 0 0 0 3													
Early Wynn, S (1, 1) OBP: 0.250, SLG: 0.286			0-0 G3		0-0 G5-4-3 1-2f			0-0 2B	1 0 0 0 0 0 0													
Sam Chapman, R (5, PH) OBP: 0.295, SLG: 0.182									1 0 0 0 0 0 1													
Steve Gromek, S (5, 1)									0 0 0 0 0 0 0													
Bobby Avila, R (8, PH) OBP: 0.427, SLG: 0.343									1 0 1 0 0 0 0													
George Zuverink, R (8, 1)									0 0 0 0 0 0 0													
Inning Stats	R: 0 E: 0 K: 1 S: 5	H: 0 LOB: 0 BB: 0 P: 5	R: 0 E: 1 K: 0 S: 4	H: 0 LOB: 2 BB: 1 P: 8	R: 0 E: 0 K: 0 S: 3	H: 0 LOB: 0 BB: 0 P: 3	R: 0 E: 0 K: 1 S: 5	H: 0 LOB: 1 BB: 1 P: 9	R: 0 E: 0 K: 0 S: 2	H: 0 LOB: 0 BB: 1 P: 6	R: 0 E: 0 K: 0 S: 3	H: 0 LOB: 0 BB: 0 P: 3	R: 0 E: 0 K: 0 S: 3	H: 0 LOB: 0 BB: 0 P: 3	R: 0 E: 0 K: 0 S: 4	H: 1 LOB: 1 BB: 0 P: 4	R: 1 E: 1 K: 1 S: 5	H: 0 LOB: 1 BB: 2 P: 13	1B: 0 2B: 1 3B: 0 HR: 0	SF: 0 SAC: 0 DP: 1 HBP: 0	WP: 0 PB: 0 SB: 0 CS: 0	PA: 33
PITCHER Joe Dobson, R (1, 1) ERA: 2.42	IP 9.0 WLS W BF 33 H 1 R 1 ER 0 SO 3 BB 5 IBB 0 HBP 0 BLK 0 WP 0 HR 0 S 34 P 54 ERA 0.00 WHIP 0.667											PITCHER	IP WLS BF H R ER SO BB IBB HBP BLK WP HR S P ERA WHIP									

Cleveland Indians @ Chicago White Sox
 Comiskey Park, Chicago, IL
 Fri May 11 1951, 4:33 AM EDT
 Att: 17,183 - Unknown

livebaseballscorecards.com

Batter	1	2	3	4	5	6	7	8	9	AB	R	H	RBI	BB	SO	LOB
Chico Carrasquel, R <small>(1, 6) OBP: 0.394, SLG: 0.472</small>	0-0 3B		0-0 3B 2B	0-0 FC 1B		0-0 1B	0-0 F7			5	2	3	1	0	0	2
Floyd Baker, L <small>(1, 5) OBP: 0.458, SLG: 0.417</small>	0-3 K		0-0 F8	0-0 FC 1B		0-0 F8	0-0 1B			5	1	1	2	0	1	4
Minnie Minoso, R <small>(1, 7) OBP: 0.537, SLG: 0.791</small>	0-0 6-3		0-0 1B 3B	0-0 F2			0-0 HR 1B			5	2	3	2	0	0	3
Eddie Robinson, L <small>(1, 3) OBP: 0.419, SLG: 0.571</small>	4-0 BB		4-0 1B BB	0-0 1B			0-0 HR			3	1	2	3	2	0	1
Al Zarilla, L <small>(1, 9) OBP: 0.382, SLG: 0.480</small>	0-0 F6		0-0 FC5-4 1B		0-0 F6		1-0 1B HBP	0-0 1B		4	1	2	1	0	0	2
Jim Busby, R <small>(1, 8) OBP: 0.407, SLG: 0.413</small>		0-0 6-3	0-0 FC5-4		0-3 K		1-0 1B FC HBP	0-0 F9		4	1	0	0	0	1	3
Nellie Fox, L <small>(1, 4) OBP: 0.400, SLG: 0.449</small>		0-0 SH3-4 3B	0-0 F4		0-0 F3		0-0 SH3-4 FC 1B	0-0 F2		5	2	2	1	0	0	3
Gus Niarhos, R <small>(1, 2) OBP: 0.409, SLG: 0.235</small>		0-0 SH3-4		4-0 E SH1 FC BB		0-0 F2	0-0 FC SH3-4 3B	0-0 1B		3	2	1	2	1	0	1
Joe Dobson, R <small>(1, 1)</small>		0-0 F2		0-0 SH1		0-3 K	0-0 SH3-4	0-0 1-3		3	0	0	0	0	1	2

Inning Stats	R: 0	H: 1	E: 0	K: 1	S: 6	LOB: 2	BB: 1	P: 10
	R: 1	H: 1	E: 0	K: 0	S: 4	LOB: 0	BB: 0	P: 4
	R: 2	H: 3	E: 0	K: 0	S: 6	LOB: 2	BB: 1	P: 10
	R: 2	H: 1	E: 1	K: 0	S: 5	LOB: 3	BB: 1	P: 9
	R: 0	H: 0	E: 0	K: 1	S: 5	LOB: 0	BB: 0	P: 5
	R: 0	H: 1	E: 0	K: 1	S: 6	LOB: 1	BB: 0	P: 6
	R: 7	H: 5	E: 0	K: 0	S: 9	LOB: 1	BB: 0	P: 11
	R: 0	H: 2	E: 0	K: 0	S: 5	LOB: 2	BB: 0	P: 5

PITCHER	IP	WLS	BF	H	R	ER	SO	BB	IBB	HBP	BLK	WP	HR	S	P	ERA	WHIP
Early Wynn, R <small>(1, 1) ERA: 3.6</small>	4.0	L	22	6	5	3	1	3	0	0	0	0	0	21	33	6.75	2.250
Steve Gromek, R <small>(5, 1) ERA: 12.6</small>	3.0		18	6	7	7	2	0	0	2	0	0	1	20	22	21.00	2.000
George Zuverink, R <small>(8, 1) ERA: 4.35</small>	1.0		5	2	0	0	0	0	0	0	0	0	0	5	5	0.00	2.000

BOTTOM

Cleveland Indians @ Chicago White Sox
Comiskey Park, Chicago, IL

Fri May 11 1951, 4:33 AM EDT
Att. 17,183 - Unknown

AB	37
R	12
H	14
RBI	12
BB	3
SO	3
LOB	21



WP	HR	S	P	ERA	WHIP
0	0	0	0	0	0

Batter	1	2	3	4	5	6	7	8	9	AB R H RBI BB SO LOB	TOP											
Harry Simpson, L (1, 3) OBP: 0.386, SLG: 0.286	0-0 F7		4-0 BB 1B BB	0-0 FC6-4		0-0 G3			0-0 F7	4 0 0 0 1 0 3												
Ray Boone, R (1, 6) OBP: 0.278, SLG: 0.188	0-0 4-3		0-0 BB 1-2 1B		0-0 E5		0-0 5-3		0-0 F9	5 0 1 0 0 0 0												
Sam Chapman, R (1, 7) OBP: 0.313, SLG: 0.176	0-0 L6		4-0 BB 1-2 2-3		4-0 BB 1-2		4-0 BB		0-3 K	2 0 0 0 3 1 0												
Al Rosen, R (1, 5) OBP: 0.386, SLG: 0.462		0-0 F7	0-0 F8		0-0 F2		0-3 K		0-3 K	4 0 0 0 0 1 6												
Larry Doby, L (1, 8) OBP: 0.419, SLG: 0.608		4-0 BB 6-3		0-0 E7 1B	0-0 F5		0-3 K			3 1 1 0 1 1 3												
Bob Kennedy, R (1, 9) OBP: 0.329, SLG: 0.354		0-0 BB 6-3		0-0 BB 1B	0-0 F8			0-0 F8 F7 2B		4 1 2 1 0 0 3												
Snuffy Stirrweiss, R (1, 4) OBP: 0.329, SLG: 0.354		0-0 F8		4-0 BB 1-2 FC6-4 BB		0-0 5-3		0-0 F8		3 0 0 0 1 0 2												
Birdie Tebbetts, R (1, 2) OBP: 0.316, SLG: 0.235			0-0 4-3	0-0 F8		4-0 BB		0-0 F7		3 0 0 1 1 0 2												
Mike Garcia, R (1, 1) OBP: 0.167, SLG: 0.250			0-3 K	0-3 K		0-0 F8		0-0 F8		3 0 0 0 0 2 3												
Bobby Avila, R (8, PH) OBP: 0.422, SLG: 0.338										1 0 0 0 0 0 0												
Lou Brissie, L (8, 1) OBP: 0.250, SLG: 0.250										0 0 0 0 0 0 0												
Inning Stats	R: 0 E: 0 K: 0 S: 3	H: 0 LOB: 0 BB: 0 P: 3	R: 0 E: 0 K: 0 S: 3	H: 0 LOB: 1 BB: 1 P: 7	R: 0 E: 0 K: 1 S: 6	H: 1 LOB: 3 BB: 2 P: 14	R: 1 E: 1 K: 1 S: 7	H: 2 LOB: 2 BB: 1 P: 11	R: 0 E: 1 K: 0 S: 4	H: 0 LOB: 2 BB: 1 P: 8	R: 0 E: 0 K: 0 S: 3	H: 0 LOB: 1 BB: 1 P: 7	R: 0 E: 0 K: 2 S: 7	H: 0 LOB: 1 BB: 1 P: 11	R: 1 E: 0 K: 0 S: 4	H: 1 LOB: 0 BB: 0 P: 4	R: 0 E: 0 K: 1 S: 5	H: 0 LOB: 0 BB: 0 P: 5	1B: 3 2B: 1 3B: 0 HR: 0	SF: 0 SAC: 0 DP: 0 HBP: 0	WP: 0 PB: 0 SB: 1 CS: 0	PA: 39
PITCHER Billy Pierce, L (1, 1) ERA: 3.83	IP: 9.0 WLS: W BF: 39 H: 4 R: 2 ER: 2 SO: 5 BB: 7 IBB: 0 HBP: 0 BLK: 0 WP: 0 HR: 0 S: 42 P: 70 ERA: 2.00 WHIP: 1.222																					

Cleveland Indians @ Chicago White Sox
 Comiskey Park, Chicago, IL
 Sat May 12 1951, 4:33 AM EDT
 Att: 10,514 - Unknown

AB	32
R	2
H	4
RBI	2
BB	7
SO	5
LOB	22



Batter	1	2	3	4	5	6	7	8	9	AB	R	H	RBI	BB	SO	LOB
Chico Carrasquel, R (1, 6) OBP: 0.388, SLG: 0.462	0-0 1-3 1B	0-0 1-3 1B			0-0 L3 1B		0-3 K2-3			4	0	1	1	0	1	1
Floyd Baker, L (1, 5) OBP: 0.462, SLG: 0.410	4-0 4-3 BB	0-3 K			0-0 1B 1B		0-0 5-3			3	0	1	0	1	1	2
Minnie Minoso, R (1, 7) OBP: 0.527, SLG: 0.773	0-0 4-3 1-2				0-0 F8 1B		0-0 G1-6-3 1B		0-0 4-3	1	0	0	0	0	0	1
Paul Lehner, L (2, 7) OBP: 0.222, SLG: 0.233										3	0	1	0	0	0	0
Eddie Robinson, L (1, 3) OBP: 0.397, SLG: 0.537	0-0 6-3				0-0 5-3		0-0 G1-6-3 1-2		0-0 6-3	4	0	0	0	0	0	3
Al Zarilla, L (1, 9) OBP: 0.366, SLG: 0.456		0-0 6-3			0-0 F6		0-0 F9		0-0 F9	4	0	0	0	0	0	0
Jim Busby, R (1, 8) OBP: 0.393, SLG: 0.397		0-0 E6 1B			0-0 F4		0-0 5-3			3	1	0	0	0	0	0
Nellie Fox, L (1, 4) OBP: 0.422, SLG: 0.472		0-0 1B WP			0-0 S 1B		0-0 CS 1B			3	1	3	0	0	0	0
Phil Masi, R (1, 2) OBP: 0.487, SLG: 0.448		0-0 S 1B			0-0 6-3 1-2		0-0 CS 1-2		0-0 SH1-4 1B	3	1	2	1	0	0	1
Billy Pierce, L (1, 1) OBP: 0.412, SLG: 0.286		4-0 1B BB			0-3 K2-3		0-0 SH1-4 1-2			1	0	0	0	1	1	1

Inning Stats	R: 0	H: 0	E: 0	K: 0	S: 3	R: 3	H: 3	E: 1	K: 1	S: 8	R: 0	H: 0	E: 0	K: 0	S: 3	R: 0	H: 2	E: 0	K: 0	S: 4	R: 0	H: 1	E: 0	K: 0	S: 3	R: 0	H: 1	E: 0	K: 1	S: 6	R: 0	H: 0	E: 0	K: 0	S: 3	R: 0	H: 0	E: 0	K: 0	S: 3
	LOB: 1	BB: 1	P: 7	LOB: 1	BB: 1	LOB: 0	BB: 0	LOB: 1	BB: 0	P: 3	LOB: 1	BB: 1	LOB: 0	BB: 0	P: 3	LOB: 1	BB: 0	LOB: 0	BB: 0	P: 3	LOB: 1	BB: 0	LOB: 0	BB: 0	P: 3	LOB: 1	BB: 0	LOB: 0	BB: 0	P: 3	LOB: 0	BB: 0	LOB: 0	BB: 0	P: 3	LOB: 0	BB: 0	LOB: 0	BB: 0	P: 3

PITCHER	IP	WLS	BF	H	R	ER	SO	BB	IBB	HBP	BLK	WP	HR	S	P	ERA	WHIP
Mike Garcia, R (1, 1) ERA: 3.86	7.0	L	29	8	3	2	3	2	0	0	0	1	0	33	41	2.57	1.429
Lou Brissie, L (8, 1) ERA: 5.88	1.0		3	0	0	0	0	0	0	0	0	0	0	3	3	0.00	0.000

BOTTOM

Cleveland Indians @ Chicago White Sox
Comiskey Park, Chicago, IL

Sat May 12 1951, 4:33 AM EDT
Att. 10,514 - Unknown

AB	29
R	3
H	8
RBI	2
BB	2
SO	3
LOB	9



WP	HR	S	P	ERA	WHIP
1	0	0	33		

Batter	1	2	3	4	5	6	7	8	9	AB R H RBI BB SO LOB	TOP											
Dale Mitchell, L (1, 7) OBP: 0.333, SLG: 0.333	0-0 4-3	0-0 F7		0-0 6-3		0-0 FC4-6 2B BB	0-0 4-3			5 1 0 1 0 0 3												
Snuffy Stirrweiss, R (1, 4) OBP: 0.467, SLG: 0.222	0-3 K	4-0 3-H S BB		0-3 K		0-0 BB 1-3 3-H HR 2B		0-0 6-3		4 1 1 1 1 2 0												
Larry Doby, L (1, 8) OBP: 0.440, SLG: 0.649	0-0 2B	4-0 1-2 FC1-4 BB		0-0 F7		4-0 BB HR BB		0-0 3B		3 1 2 0 2 0 0												
Sam Chapman, R (1, 9) OBP: 0.307, SLG: 0.167	0-0 F7	0-0 FC1-4 1-2f			0-0 F8	4-0 1-2 2-3 3-H HR BB		0-3 K		4 1 0 1 1 1 4												
Al Rosen, R (1, 5) OBP: 0.398, SLG: 0.500		0-0 BB 1B	4-0 1-3 S 1B BB		0-0 E5 G4-6-3	0-0 1-H 2-H 3-H HR		0-0 6-3		4 3 2 4 1 0 1												
Harry Simpson, L (1, 3) OBP: 0.388, SLG: 0.263		4-0 1-2 1B E BB	0-0 1-3		0-0 G4-6-3 1-2f	0-0 F8		4-0 1-6-3 1B BB		3 1 0 0 2 0 2												
Ray Boone, R (1, 6) OBP: 0.299, SLG: 0.206		0-0 1-2 2-H E 1B	0-3 K			4-0 FC4-6 2B BB	0-0 6-3	0-0 1-6-3 1B		4 2 2 1 1 1 1												
Jim Hegan, R (1, 2) OBP: 0.333, SLG: 0.321		0-0 SH1-4 1-H 2-H F7 1B	0-0 3-H 1B			4-0 1-2 FC4-6 BB	0-0 F4	0-0 1-6-3 1B		4 1 2 2 1 0 2												
Bob Feller, R (1, 1) OBP: 0.214, SLG: 0.083		0-0 SH1-4 2-3	0-3 K			0-3 K	4-0 BB			2 0 0 0 1 2 3												
Inning Stats	R: 0 E: 0 K: 1 S: 6	H: 1 LOB: 1 BB: 0 P: 6	R: 4 E: 1 K: 0 S: 6	H: 3 LOB: 2 BB: 3 P: 18	R: 1 E: 0 K: 2 S: 8	H: 1 LOB: 1 BB: 1 P: 12	R: 0 E: 0 K: 1 S: 5	H: 0 LOB: 0 BB: 0 P: 5	R: 0 E: 1 K: 0 S: 3	H: 0 LOB: 0 BB: 0 P: 3	R: 6 E: 0 K: 1 S: 7	H: 2 LOB: 0 BB: 4 P: 23	R: 0 E: 0 K: 0 S: 3	H: 0 LOB: 1 BB: 1 P: 7	R: 0 E: 0 K: 1 S: 6	H: 1 LOB: 1 BB: 0 P: 6	R: 0 E: 0 K: 0 S: 2	H: 1 LOB: 0 BB: 1 P: 6	1B: 5 2B: 2 3B: 2 HR: 1	SF: 0 SAC: 1 DP: 1 HBP: 0	WP: 0 PB: 0 SB: 2 CS: 0	PA: 44
PITCHER	IP WLS BF H R ER SO BB IBB HBP BLK WP HR S P ERA WHIP																					
Ken Holcombe, R (1, 1) ERA: 1.83	1.2 L 12 4 4 3 1 3 0 0 0 0 0 0 11 23 16.20 4.200																					
Lou Kretlow, R (2, 1) ERA: 7.27	3.1 12 1 1 1 3 1 0 0 0 0 0 0 17 21 2.70 0.600																					
Dick Littlefield, L (6, 1) ERA: 8.38	0.0 2 0 2 2 0 2 0 0 0 0 0 0 0 8 ∞ ∞																					
Bob Mahoney, R (6, 1) ERA: 5.4	2.0 11 2 4 4 1 3 0 0 0 0 0 1 10 22 18.00 2.500																					
Marv Rotblatt, L (8, 1) ERA: 2.42	2.0 7 2 0 0 1 1 0 0 0 0 0 0 8 12 0.00 1.500																					

Cleveland Indians @ Chicago White Sox
Comiskey Park, Chicago, IL
Sun May 13 1951, 4:33 AM EDT
Unknown

livebaseballscorecards.com

AB	33
R	11
H	9
RBI	10
BB	10
SO	6
LOB	16



Batter	1	2	3	4	5	6	7	8	9	AB	R	H	RBI	BB	SO	LOB
Chico Carrasquel, R (1, 6) OBP: 0.369, SLG: 0.439	0-0 F8		0-0 L5		0-0 3-1		0-0 5-3		0-0 1-3	5	0	0	0	0	0	2
Floyd Baker, L (1, 5) OBP: 0.456, SLG: 0.409	0-0 1-3		0-0 G3		0-0 4-3		0-0 E2 BB 2-H 1B		0-0 G6-4-3 1B	5	0	2	1	0	0	1
Minnie Minoso, R (1, 7) OBP: 0.500, SLG: 0.708	0-0 E6 BB		0-3 K				0-0 5-3 BB BB		0-0 G6-4-3 1-2f	4	0	0	0	1	1	1
Eddie Robinson, L (1, 3) OBP: 0.415, SLG: 0.551	4-0 1-2 BB			0-0 F7		0-0 G3 1B 2B		4-0 1-2 2-3 BB			2	1	1	0	2	0
Al Zarilla, L (1, 9) OBP: 0.351, SLG: 0.434 Marv Rotblatt, S (8, 1)	0-0 F8			0-0 G3		0-0 G3 2-3		0-0 F8			4	0	0	0	0	6
Jim Busby, R (1, 8) OBP: 0.409, SLG: 0.427		0-0 2B		0-0 1B		0-0 1B 3-H		0-0 F8			4	0	3	1	0	0
Nellie Fox, L (1, 4) OBP: 0.402, SLG: 0.447		0-0 F7		0-0 4-3		0-0 4-3		0-0 F7			4	0	0	0	0	3
Gus Niarhos, R (1, 2) OBP: 0.413, SLG: 0.250 Joe Erautt, R (7, 2) OBP: 0.500, SLG: 0.500		0-0 F7			0-0 3-1 1B		0-0 E7 E 5-3		0-0 1B	2	0	1	0	0	0	1
Ken Holcombe, R (1, 1) OBP: 0.440, SLG: 0.400 Lou Kretlow, R (2, 1) Bud Stewart, L (5, PH) OBP: 0.429, SLG: 0.571 Dick Littlefield, L (6, 1) Bob Mahoney, R (6, 1) Paul Lehner, L (7, PH) OBP: 0.213, SLG: 0.222 (8, 9)		0-3 K			0-0 F7		0-0 F3		0-0 F7	0	0	0	0	0	0	0

Inning Stats	R: 0	H: 0	E: 1	K: 0	S: 4	H: 0	LOB: 2	BB: 1	P: 8	R: 0	H: 1	E: 0	K: 1	S: 6	H: 0	LOB: 0	BB: 0	P: 6	R: 0	H: 0	E: 0	K: 1	S: 5	H: 1	LOB: 1	BB: 0	P: 4	R: 0	H: 1	E: 0	K: 0	S: 4	R: 1	H: 2	E: 0	K: 0	S: 5	H: 1	LOB: 3	BB: 2	P: 13	R: 0	H: 1	E: 0	K: 0	S: 4	R: 0	H: 1	E: 0	K: 0	S: 3	H: 1	LOB: 0	BB: 0	P: 3	1B: 6	SF: 0	2B: 2	SAC: 0	3B: 0	DP: 1	HR: 0	HBP: 0	WP: 0	PB: 0	SB: 0	CS: 0	PA: 39
--------------	------	------	------	------	------	------	--------	-------	------	------	------	------	------	------	------	--------	-------	------	------	------	------	------	------	------	--------	-------	------	------	------	------	------	------	------	------	------	------	------	------	--------	-------	-------	------	------	------	------	------	------	------	------	------	------	------	--------	-------	------	-------	-------	-------	--------	-------	-------	-------	--------	-------	-------	-------	-------	--------

PITCHER	IP	WLS	BF	H	R	ER	SO	BB	IBB	HBP	BLK	WP	HR	S	P	ERA	WHIP
Bob Feller, R (1, 1) ERA: 1.25	9.0	W	39	8	2	1	2	3	0	0	0	0	0	40	52	1.00	1.222

BOTTOM


Cleveland Indians @ Chicago White Sox

Comiskey Park, Chicago, IL

Sun May 13 1951, 4:33 AM EDT

Unknown

AB	36
R	2
H	8
RBI	2
BB	3
SO	2
LOB	18



livebaseballscorecards.com

Batter	1	2	3	4	5	6	7	8	9	AB R H RBI BB SO LOB	TOP					
Dale Mitchell, L (1, 7) OBP: 0.340, SLG: 0.341 Bob Kennedy, R (8, 9) OBP: 0.329, SLG: 0.354	0-0 1B F9 1B		0-0 BB 1B		0-0 F7		0-0 F5			4 1 2 0 0 0 0 0 0 0 0 0 0 0						
Snuffy Stirrweiss, R (1, 4) OBP: 0.526, SLG: 0.333	0-0 1-3 F9 1B		4-0 1-2 BB		0-0 F8			0-0 1B 1B		3 0 2 0 1 0 0						
Larry Doby, L (1, 8) OBP: 0.432, SLG: 0.630	0-0 1-2 3-H F9		0-0 F8			0-0 F9		0-0 1-2 G4-3 1B		4 0 1 1 0 0 3						
Sam Chapman, R (1, 9) OBP: 0.315, SLG: 0.184	0-0 5-3			0-0 HR 1B		0-0 L4 1B 1B		0-0 F4		4 1 2 0 0 0 2						
Al Rosen, R (1, 5) OBP: 0.402, SLG: 0.535		0-0 F4		0-0 1-H HR		0-0 1-2 1B		0-0 G4-3		4 1 2 2 0 0 2						
Harry Simpson, L (1, 3) OBP: 0.358, SLG: 0.238		0-3 K		0-0 F9		0-0 L4		0-0 F9		4 0 0 0 0 1 2						
Ray Boone, R (1, 6) OBP: 0.284, SLG: 0.194		0-0 F4		0-0 5-3			0-0 L5		0-0 F7	4 0 0 0 0 0 0						
Birdie Tebbetts, R (1, 2) OBP: 0.261, SLG: 0.190 Jim Hegan, R (9, 2) OBP: 0.333, SLG: 0.321			0-0 F3		0-0 F8		0-0 F4		0-0 6-3	4 0 0 0 0 0 0 0 0 0 0 0 0 0						
Bob Chakales, R (1, 1) OBP: 0.200, SLG: 0.800 Bob Lemon, L (7, 1)			0-0 F7			0-0 F7		0-0 HR		3 1 1 1 0 0 0 0 0 0 0 0 0 0						
Inning Stats	R: 1 H: 2 E: 0 LOB: 0 K: 0 BB: 0 S: 4 P: 4	R: 0 H: 0 E: 0 LOB: 0 K: 1 BB: 0 S: 5 P: 5	R: 0 H: 1 E: 0 LOB: 2 K: 0 BB: 1 S: 4 P: 8	R: 2 H: 2 E: 0 LOB: 0 K: 0 BB: 0 S: 5 P: 5	R: 0 H: 0 E: 0 LOB: 0 K: 0 BB: 0 S: 3 P: 3	R: 0 H: 2 E: 0 LOB: 1 K: 0 BB: 0 S: 4 P: 4	R: 1 H: 1 E: 0 LOB: 0 K: 0 BB: 0 S: 4 P: 4	R: 0 H: 2 E: 0 LOB: 1 K: 0 BB: 0 S: 4 P: 4	R: 0 H: 0 E: 0 LOB: 0 K: 0 BB: 0 S: 3 P: 3	1B: 8 SF: 0 2B: 1 SAC: 0 3B: 0 DP: 2 HR: 2 HBP: 0	WP: 0 PA: 35 PB: 0 SB: 0 CS: 0					
PITCHER	IP WLS BF H R ER SO BB IBB HBP BLK WP HR S P ERA WHIP															
Bob Cain, L (1, 1) ERA: 3.76	7.0	28	8	4	4	1	1	0	0	0	0	2	29	33	5.14	1.286
Harry Dorish, R (8, 1) ERA: 0.73	2.0	7	2	0	0	0	0	0	0	0	0	0	7	7	0.00	1.000

Cleveland Indians @ Chicago White Sox
Comiskey Park, Chicago, IL
Sun May 13 1951, 4:38 AM EDT
Att. 37,707 - Unknown

livebaseballscorecards.com

AB	34
R	4
H	10
RBI	4
BB	1
SO	1
LOB	9



Batter	1	2	3	4	5	6	7	8	9	10	11	AB	R	H	RBI	BB	SO	LOB	TOP								
Chico Carrasquel, R OBP: 0.374, SLG: 0.440 (1, 6)	0-0 6-3	0-0 5-3		0-3 K		1-0 HBP		0-0 2-H 1B		0-0 6-3	0-0	6	0	2	1	0	1	2									
Paul Lehner, L OBP: 0.236, SLG: 0.245 (1, 7) (3, 8)	0-0 HBP 1B		0-0 FC4-6 1B	0-0 F5		0-3 K		0-0 F7		0-0 1-3	0-0 F7	7	1	2	0	0	1	5									
Minnie Minoso, R OBP: 0.522, SLG: 0.717 Billy Pierce, L OBP: 0.412, SLG: 0.286 Floyd Baker, L OBP: 0.435, SLG: 0.388 (1, 5) (9, 1) (9, 5)	1-0 HR HBP		4-0 FC4-6 1B		4-0 1B F7 BB		0-0 1-3		0-0 2B 1B		0-0 1B	2	3	1	0	2	0	0									
Eddie Robinson, L OBP: 0.409, SLG: 0.563 (1, 3)	0-0 HR		0-0 FC4-6 BB		0-0 1-3 1B		0-3 K		0-0 F6		0-0 1B	6	1	3	3	0	1	3									
Al Zarilla, L OBP: 0.333, SLG: 0.391 (1, 9)	0-0 F3		0-3 K		0-0 F7		0-0 G3		0-0 F8		0-0 4-3	6	0	0	1	0	1	5									
Jim Busby, R OBP: 0.404, SLG: 0.414 Bud Stewart, L OBP: 0.462, SLG: 0.455 (1, 8) (3, 7)	0-0 6-3		4-0 1B BB		4-0 F6			4-0 WP 2B SH2-3 BB		0-0 2B 1B	4-0 HR BB	1	0	0	0	1	0	0									
Nellie Fox, L OBP: 0.427, SLG: 0.512 (1, 4)		0-0 F7		0-0 1B		0-0 CS 1B		0-0 SH2-3		0-0 1-2 2B	0-0 1-H HR	5	1	4	3	0	0	0									
Phil Masi, R OBP: 0.521, SLG: 0.486 (1, 2)		4-0 SH1-3 BB		0-0 4-3		4-0 SH3-4 BB		0-0 1-2 1B 2B		0-0 2-H 1B 2B	0-0 G1-6-3 1B	3	1	2	1	3	0	0									
Howie Judson, R Hank Majeski, R Harry Dorish, R (1, 1) (8, PH) (8, 1) (9, 5) (9, 1)		0-0 SH1-3		0-0 E5		0-0 SH3-4		0-0 5-3		0-0 P3	0-0 G1-6-3	1	0	0	0	0	0	0									
Inning Stats	R: 3 E: 0 K: 0 S: 5	H: 2 LOB: 0 BB: 0 P: 6	R: 0 E: 0 K: 0 S: 3	H: 0 LOB: 1 BB: 1 P: 7	R: 0 E: 0 K: 1 S: 6	H: 2 LOB: 3 BB: 2 P: 14	R: 0 E: 1 K: 1 S: 6	H: 0 LOB: 1 BB: 0 P: 6	R: 1 E: 0 K: 0 S: 3	H: 1 LOB: 0 BB: 1 P: 7	R: 0 E: 0 K: 1 S: 5	H: 0 LOB: 0 BB: 0 P: 5	R: 2 E: 0 K: 0 S: 5	H: 2 LOB: 1 BB: 1 P: 9	R: 1 E: 0 K: 0 S: 6	H: 3 LOB: 3 BB: 1 P: 10	R: 0 E: 0 K: 0 S: 5	H: 2 LOB: 2 BB: 0 P: 5	R: 2 E: 0 K: 0 S: 5	H: 3 LOB: 1 BB: 1 P: 9	1B: 12 2B: 2 3B: 0 HR: 2	SF: 0 SAC: 3 DP: 1 HBP: 2	WP: 1 PB: 0 SB: 0 CS: 1	PA: 56			
PITCHER	IP	WLS	BF	H	R	ER	SO	BB	IBB	HBP	BLK	WP	HR	S	P	ERA	WHIP										
Willard Nixon, R ERA: 4.43 (1, 1)	7.1		35	7	6	6	4	6	0	2	0	1	1	35	61	7.36	1.773										
Walt Masterson, R ERA: 6.23 (8, 1)	1.1		7	3	1	1	0	0	0	0	0	0	0	7	7	6.75	2.250										
Ellis Kinder, R ERA: 4.4 (9, 1)	0.1		3	1	0	0	0	0	1	0	0	0	0	2	6	0.00	3.000										
Ray Scarborough, R ERA: 6.93 (10, 1)	2.0	L	11	5	2	2	0	1	0	0	0	0	1	10	14	9.00	3.000										

Chicago White Sox @ Boston Red Sox
Fenway Park, Boston, MA
Tue May 15 1951, 3:33 AM EDT
Att: 8,923 - Unknown

livebaseballscorecards.com

AB	43
R	9
H	16
RBI	9
BB	8
SO	4
LOB	20



Batter	1	2	3	4	5	6	7	8	9	10	11	AB R H RBI BB SO LOB	BOTTOM					
Dom DiMaggio, R OBP: 0.375, SLG: 0.421 (1, 8)	4-0 SH 6 1B 2B BB	0-0 G3 6 1B	0-0 F7			0-0 F9		0-0 5-3		0-0 F9		5 1 1 0 1 0 3	Chicago White Sox @ Boston Red Sox Fenway Park, Boston, MA Tue May 15 1951, 3:33 AM EDT Att: 8,923 - Unknown					
6 Johnny Pesky, L OBP: 0.378, SLG: 0.342 (1, 5) (10, 6)	0-0 SH 2B 1B	0-0 E3 G3		0-0 F5		0-0 WP BB 1-2 1B		0-0 4-3		0-0 4-3		6 1 2 0 0 0 1						
Billy Goodman, L OBP: 0.387, SLG: 0.360 (1, 9) (10, 3)	0-0 SH 2B 1B	0-0 G3		0-0 G3		0-0 F5		0-0 1-3		0-0 G3		5 1 0 0 0 0 4						
Ted Williams, L OBP: 0.439, SLG: 0.526 (1, 7)	0-0 1B 1-3 2-H 3-H	4-0 BB		0-0 HR		4-0 WP 1-2 2-3 BB		0-0 P6		0-0 1-3		4 2 2 3 2 0 0						
Lou Boudreau, R OBP: 0.326, SLG: 0.427 Fred Hatfield, L (1, 6) (9, PR) (10, 5)	0-0 PB 2-3 3-H 1B	0-0 F7		0-0 5-3		0-0 2-3		4-0 1B FC3-2 BB		0-0 F4		4 0 1 1 1 0 5 1 0 0 0 0 0 0						
Wait Dropo, R OBP: 0.397, SLG: 0.396 Mickey McDermott, L OBP: 0.298, SLG: 0.286 Matt Batts, R OBP: 0.148, SLG: 0.154 (1, 3) (9, PR) (10, 2)	0-0 5-3		4-0 SH1-4 1B BB		0-0 5-3		0-0 F8		0-0 FC3-2 2B 1B		0-0 6-3	4 0 1 0 1 0 1 0 1 0 0 0 0 0 1 0 0 0 0 0 0						
Bobby Doerr, R OBP: 0.382, SLG: 0.473 (1, 4)	0-0 F4		0-0 SH1-4 1-2 1B		0-0 F7		0-3 K		0-0 FC3-2 2B 1-2 3-H			5 0 1 0 0 1 3						
Buddy Rosar, R OBP: 0.440, SLG: 0.222 Tom Wright, L OBP: 0.324, SLG: 0.433 (1, 2) (9, PH) (10, 9)	0-3 K		0-0 SH1-4 1-2 2-3		0-0 F3		0-0 1B		0-0 FC3-2 1-3 2-H 2B			3 0 1 0 0 1 1 1 0 1 1 0 0 0						
Willard Nixon, L OBP: 0.444, SLG: 0.750 Walt Masterson, R Ellis Kinder, R Clyde Vollmer, R OBP: 0.308, SLG: 0.545 Ray Scarborough, R OBP: 0.429, SLG: 0.333 (1, 1) (8, 1) (9, 1) (9, PH) (10, 1)		0-3 K	0-0 F3			0-0 BB 6 1B WP 1B		0-0 F7		0-0 1-3		4 1 1 0 0 1 3 0 0 0 0 0 0 0 0 0 0 0 0 0 0 1 0 0 0 0 0 3 0 0 0 0 0 0 0						
Inning Stats	R: 4 H: 3 E: 1 LOB: 1 K: 1 BB: 1 S: 9 P: 13	R: 0 H: 1 E: 1 LOB: 3 K: 1 BB: 1 S: 7 P: 11	R: 0 H: 1 E: 0 LOB: 2 K: 0 BB: 1 S: 4 P: 8	R: 1 H: 1 E: 0 LOB: 0 K: 0 BB: 0 S: 4 P: 4	R: 0 H: 0 E: 0 LOB: 0 K: 0 BB: 0 S: 3 P: 3	R: 1 H: 2 E: 0 LOB: 2 K: 0 BB: 1 S: 5 P: 9	R: 0 H: 1 E: 0 LOB: 1 K: 1 BB: 0 S: 6 P: 6	R: 0 H: 0 E: 0 LOB: 0 K: 0 BB: 0 S: 3 P: 3	R: 1 H: 2 E: 0 LOB: 3 K: 0 BB: 1 S: 5 P: 9	R: 0 H: 0 E: 0 LOB: 0 K: 0 BB: 0 S: 3 P: 3	R: 0 H: 0 E: 0 LOB: 0 K: 0 BB: 0 S: 3 P: 3	1B: 8 SF: 0 2B: 2 SAC: 2 3B: 0 DP: 0 HR: 1 HBP: 0		WP: 1 PA: 51 PB: 1 SB: 0 CS: 0				
PITCHER	IP WLS BF H R ER SO BB IBB HBP BLK WP HR S P ERA WHIP																	
Howie Judson, R ERA: 6.43 Harry Dorish, R ERA: 1.13 Billy Pierce, L ERA: 3.79 Harry Dorish, R ERA: 1.13	(1, 1) (8, 1) (9, 1) (9, 1)	7.0 3.2 0.1 3.2	WLS W L W	36 14 1 14	H 2 0 2	R 1 0 1	ER 5 0 1	SO 3 0 0	BB 4 1 0 1	IBB 0 0 0	HBP 0 0 0	BLK 0 0 0	WP 1 0 0 0	HR 1 0 0 0	S 38 13 1 13	P 54 17 1 17	ERA 6.43 2.46 0.00 2.46	WHIP 1.857 0.818 0.000 0.818

AB	44
R	7
H	11
RBI	5
BB	5
SO	3
LOB	24



Batter	1	2	3	4	5	6	7	8	9	AB R H RBI BB SO LOB	TOP												
Chico Carrasquel, R OBP: 0.367, SLG: 0.430 (1, 6) X	0-0 1-3 ① X	0-0 5-3 ① X	0-0 F9 ③			0-0 F8 ③ X			0-0 FC5-4 ① X 2-H 1B	5 0 1 1 0 0 0													
Paul Lehner, L OBP: 0.250, SLG: 0.246 (1, 7) X	0-0 1B 2B 1B ① X	4-0 1B 1B ① X			0-0 F8 ① X		0-0 F7 ① X		0-0 F8 ② X	4 2 1 0 1 0 1													
Minnie Minoso, R OBP: 0.527, SLG: 0.696 (1, 5) B B B B	4-0 1B 2B 1B ① X	0-0 1B F8 1B ① X			4-0 L4-6 PB BB ① X		0-0 6-3 ② X		0-0 FC5-4 ③ X 1-2f	3 2 1 0 2 0 1 0 0 0 0 0 0 0													
Floyd Baker, L OBP: 0.435, SLG: 0.388 (9, 5) B B B B																							
Eddie Robinson, L OBP: 0.412, SLG: 0.560 (1, 3) X	0-0 2B 1B 1B ① X	0-0 1-3 3B 1B ① X			0-0 L4-6 ② ③ X		0-0 F7 ③ X			4 2 2 1 0 0 1													
Al Zarilla, L OBP: 0.330, SLG: 0.396 (1, 9) X	0-0 1B 3B 2B ① X	0-0 F8 ② X					0-0 4-3 ① X		0-0 4-3 ① X	4 1 1 3 0 0 1													
Jim Busby, R OBP: 0.408, SLG: 0.440 (1, 8) X	0-0 3B 1B ① X	0-0 1-H 3B ① X					0-0 G3 ② X		0-0 F5 ② X	4 1 2 2 0 0 0													
Nellie Fox, L OBP: 0.420, SLG: 0.523 (1, 4) X	0-0 1-H 3-H 3B ① X	0-0 6-3 ③ X					0-0 3-1 ③ X		0-0 F9 ③ X	4 0 1 2 0 0 1													
Gus Niarhos, R OBP: 0.400, SLG: 0.231 (1, 2) X	0-0 B3-4 ② X					0-0 F7 ① X			4-0 L5 ① X	3 1 0 0 1 0 1													
Joe Dobson, R (1, 1) X	0-0 F8 ③ X					0-0 F9 ② X			0-0 SH1-4 ① X	3 0 0 0 0 1 1													
Inning Stats	R: 5 E: 0 K: 0 S: 8	H: 5 LOB: 1 BB: 1 P: 12	R: 3 E: 0 K: 0 S: 6	H: 3 LOB: 1 BB: 1 P: 10	R: 0 E: 0 K: 0 S: 3	H: 0 LOB: 0 BB: 0 P: 3	R: 0 E: 0 K: 0 S: 2	H: 0 LOB: 0 BB: 1 P: 6	R: 0 E: 0 K: 0 S: 3	H: 0 LOB: 0 BB: 0 P: 3	R: 0 E: 0 K: 1 S: 5	H: 0 LOB: 0 BB: 0 P: 5	R: 0 E: 0 K: 0 S: 3	H: 0 LOB: 0 BB: 0 P: 3	R: 0 E: 0 K: 0 S: 3	H: 0 LOB: 0 BB: 0 P: 3	R: 1 E: 0 K: 0 S: 4	H: 1 LOB: 1 BB: 1 P: 8	1B: 6 2B: 2 3B: 2 HR: 0	SF: 0 SAC: 1 DP: 1 HBP: 0	WP: 0 PB: 1 SB: 1 CS: 0	PA: 39	
PITCHER	IP WLS BF H R ER SO BB IBB HBP BLK WP HR S P ERA WHIP																					PITCHER	IP WLS BF H R ER SO BB IBB HBP BLK WP HR S P ERA WHIP
Chuck Stobbs, L ERA: 4.2 (1, 1)	0.1 L 7 5 5 5 0 1 0 0 0 0 0 0 6 10 135.00 18.000																						
Paul Hinrichs, R ERA: 20.25 (1, 1)	1.1 8 3 3 3 0 1 0 0 0 0 0 0 7 11 20.25 3.000																						
Bill Evans, R ERA: 1.08 (2, 1)	7.1 24 1 1 1 1 2 0 0 0 0 0 0 24 32 1.23 0.409																						

Chicago White Sox @ Boston Red Sox
Fenway Park, Boston, MA
Wed May 16 1951, 3:33 AM EDT
Att. 5,828 - Unknown

livebaseballscorecards.com

AB	34
R	9
H	9
RBI	9
BB	4
SO	1
LOB	7



Batter	1	2	3	4	5	6	7	8	9	AB R H RBI BB SO LOB
Dom DiMaggio, R (1, 8) OBP: 0.385, SLG: 0.440	0-0 1B		0-0 1B	5-3		0-0 1B			0-3 K	5 1 3 0 0 1 0
6 Johnny Pesky, L (1, 5) OBP: 0.360, SLG: 0.326	0-3 K		0-0 F8	1B		0-3 K			0-0 4-3	5 0 1 0 0 2 2
Billy Goodman, L (1, 9) OBP: 0.391, SLG: 0.366	0-3 K		0-0 5-3 HR	1B				0-0 6-3		4 1 2 1 0 1 1
Ted Williams, L (1, 7) OBP: 0.432, SLG: 0.506	0-0 3-1		4-0 HR	5-3 BB				0-0 4-3		3 1 0 0 1 0 3
Lou Boudreau, R (1, 6) OBP: 0.323, SLG: 0.419		0-0 L7	0-0 5-3			0-0 FC6-4 1B		0-0 F6		4 0 1 0 0 0 2
Walt Dropo, R (1, 3) OBP: 0.403, SLG: 0.509		0-0 HR	0-0 HR			0-3 K		0-0 5-3		4 2 2 4 0 1 1
Bobby Doerr, R (1, 4) OBP: 0.387, SLG: 0.468		0-0 F7	4-0 BB			0-3 K		0-0 G4-6-3 1B		3 0 1 0 1 1 1
Matt Batts, R (1, 2) OBP: 0.167, SLG: 0.172		0-0 1B				0-0 FC6-4		0-0 G4-6-3		3 0 1 0 0 0 2
Tom Wright, L (8, PH) OBP: 0.314, SLG: 0.419		0-0 F7				1-2f		1-2f		1 0 0 0 0 0 1
Buddy Rosar, R (9, 2) OBP: 0.440, SLG: 0.222										0 0 0 0 0 0 0
Chuck Stobbs, L (1, 1) OBP: 0.071, SLG: 0.071		0-0 G3							0-0 P4	0 0 0 0 0 0 0
Paul Hinrichs, R (1, 1)										0 0 0 0 0 0 0
Bill Evans, R (2, 1)										3 0 0 0 0 0 1
Vern Stephens, R (9, PH) OBP: 0.390, SLG: 0.478										1 0 0 0 0 0 0

Inning Stats	R: 0 E: 0 K: 2 S: 8	H: 1 LOB: 1 BB: 0 P: 8	R: 1 E: 0 K: 0 S: 5	H: 2 LOB: 1 BB: 0 P: 5	R: 4 E: 0 K: 0 S: 6	H: 3 LOB: 1 BB: 2 P: 14	R: 0 E: 0 K: 0 S: 5	H: 2 LOB: 2 BB: 0 P: 5	R: 0 E: 0 K: 2 S: 8	H: 1 LOB: 1 BB: 0 P: 8	R: 0 E: 0 K: 1 S: 5	H: 1 LOB: 0 BB: 0 P: 5	R: 0 E: 0 K: 0 S: 3	H: 0 LOB: 0 BB: 0 P: 3	R: 0 E: 0 K: 0 S: 3	H: 1 LOB: 0 BB: 0 P: 3	R: 0 E: 0 K: 1 S: 5	H: 0 LOB: 0 BB: 0 P: 5	1B: 8 2B: 1 3B: 0 HR: 2	SF: 0 SAC: 0 DP: 1 HBP: 0	WP: 0 PB: 0 SB: 1 CS: 0	PA: 38
--------------	------------------------------	---------------------------------	------------------------------	---------------------------------	------------------------------	----------------------------------	------------------------------	---------------------------------	------------------------------	---------------------------------	------------------------------	---------------------------------	------------------------------	---------------------------------	------------------------------	---------------------------------	------------------------------	---------------------------------	----------------------------------	------------------------------------	----------------------------------	--------

PITCHER	IP	WLS	BF	H	R	ER	SO	BB	IBB	HBP	BLK	WP	HR	S	P	ERA	WHIP
Joe Dobson, R (1, 1) ERA: 3.09	9.0	W	38	11	5	5	6	2	0	0	0	0	2	48	56	5.00	1.444

Chicago White Sox @ Boston Red Sox
 Fenway Park, Boston, MA
 Wed May 16 1951, 3:33 AM EDT
 Att. 5,828 - Unknown



Batter	1	2	3	4	5	6	7	8	9	AB R H RBI BB SO LOB	TOP											
Chico Carrasquel, R OBP: 0.360, SLG: 0.420 (1, 6)	0-3 K		0-0 L7		0-0 S 1B		0-0 F8	0-0 6-3		5 0 1 1 0 1 3												
Paul Lehner, L OBP: 0.231, SLG: 0.226 (1, 7) (2, 8)	0-0 F9		0-3 K		0-0 G3		0-0 F7		0-0 G3	5 0 0 0 0 1 3												
Minnie Minoso, R OBP: 0.519, SLG: 0.672 (1, 5) Floyd Baker, L OBP: 0.435, SLG: 0.388 (9, 5)	0-0 5-3			0-0 1-3		0-0 6-3		0-0 1B CI HR 1B	0-0 S 1B	5 1 2 0 0 0 0 0 0 0 0 0 0 0												
Eddie Robinson, L OBP: 0.406, SLG: 0.540 (1, 3)		0-0 G3		4-0 E BB		0-0 F9		0-1 CI HR 1B	0-0 F9	3 1 0 0 1 0 1												
Al Zarilla, L OBP: 0.325, SLG: 0.386 (1, 9)		0-0 6-3		0-0 E4 4-3		0-0 F3		0-0 HR 1B	0-3 K	5 1 1 0 0 1 2												
Jim Busby, R OBP: 0.404, SLG: 0.435 (1, 8) Bud Stewart, L OBP: 0.438, SLG: 0.643 (2, 7)		0-3 K		0-0 4-3			0-0 4-3			1 0 0 0 0 1 0 3 1 1 4 0 0 2												
Nellie Fox, L OBP: 0.423, SLG: 0.554 (1, 4)			0-0 HR	0-0 4-3			0-0 1B E 1B	0-0 F4		4 2 2 1 0 0 2												
Phil Masi, R OBP: 0.519, SLG: 0.487 (1, 2) Gus Niarhos, R OBP: 0.400, SLG: 0.231 (9, 2)			0-0 F3		0-3 K		0-0 E5 F8 1B	0-0 SH3-4 1B		4 1 2 0 0 1 0 0 0 0 0 0 0 0												
Billy Pierce, L OBP: 0.450, SLG: 0.267 (1, 1)			4-0 BB		0-0 6-3		4-0 BB BB	0-0 SH3-4		1 0 0 0 2 0 0												
Inning Stats	R: 0 E: 0 K: 1 S: 5	H: 0 LOB: 0 BB: 0 P: 5	R: 0 E: 0 K: 1 S: 5	H: 0 LOB: 0 BB: 0 P: 5	R: 1 E: 0 K: 1 S: 6	H: 1 LOB: 1 BB: 1 P: 10	R: 0 E: 1 K: 0 S: 4	H: 0 LOB: 2 BB: 1 P: 8	R: 0 E: 0 K: 1 S: 6	H: 1 LOB: 1 BB: 0 P: 6	R: 0 E: 0 K: 0 S: 3	H: 0 LOB: 0 BB: 0 P: 3	R: 2 E: 1 K: 0 S: 5	H: 2 LOB: 1 BB: 1 P: 9	R: 4 E: 1 K: 0 S: 8	H: 4 LOB: 1 BB: 0 P: 8	R: 0 E: 0 K: 1 S: 6	H: 1 LOB: 1 BB: 0 P: 6	1B: 7 2B: 0 3B: 0 HR: 2	SF: 0 SAC: 1 DP: 0 HBP: 0	WP: 0 PB: 0 SB: 2 CS: 0	PA: 41
PITCHER	IP WLS BF H R ER SO BB IBB HBP BLK WP HR S P ERA WHIP																					
Spec Shea, R ERA: 5.28 (1, 1)	8.0 L 37 8 7 5 4 3 0 0 0 0 0 2 42 54 5.62 1.375																					
Joe Ostrowski, L ERA: 5.11 (9, 1)	1.0 4 1 0 0 1 0 0 0 0 0 0 0 6 6 0.00 1.000																					

Chicago White Sox @ New York Yankees
 Yankee Stadium, Bronx, NY
 Fri May 18 1951, 3:33 AM EDT
 Att. 7,353 - Unknown

livebaseballscorecards.com

AB	36
R	7
H	9
RBI	6
BB	3
SO	5
LOB	13



Batter	1	2	3	4	5	6	7	8	9	AB	R	H	RBI	BB	SO	LOB	BOTTOM
--------	---	---	---	---	---	---	---	---	---	----	---	---	-----	----	----	-----	--------

Phil Rizzuto, R OBP: 0.391, SLG: 0.416 (1, 6) X	0-0 	0-0 			0-0 6-3	0-0 B1-3		0-0 F2		5	0	2	0	0	0	5	
Mickey Mantle, S OBP: 0.381, SLG: 0.491 (1, 9) X	0-0 	0-0 			0-0 		0-0 F5		0-0 F7	5	1	3	0	0	0	0	
Gil McDougald, R OBP: 0.444, SLG: 0.635 (1, 5) X	0-0 	0-0 			0-0 6-3		0-0 F7		0-0 	5	0	2	1	0	0	3	
Joe DiMaggio, R OBP: 0.362, SLG: 0.419 (1, 8) X	0-0 		0-0 F4			1-0 2B F7 HBP	0-3 K		0-0 	4	2	0	0	0	1	2	
Yogi Berra, L OBP: 0.417, SLG: 0.544 (1, 2) B B B B	4-0 		0-0 3-1			0-0 WP 2B		0-0 1B F8 1B	0-0 G3	4	1	2	0	1	0	1	
Hank Bauer, R OBP: 0.455, SLG: 0.733 (1, 7) X	0-0 		0-0 6-3			4-0 WP IBB		0-0 F8		3	0	1	1	1	0	1	
Jerry Coleman, R OBP: 0.370, SLG: 0.352 (1, 4) X	0-0 F9			0-0 F4		0-0 F7		0-0 		4	0	1	1	0	0	4	
Joe Collins, L OBP: 0.375, SLG: 0.405 (1, 3)		0-0 B1-3		0-0 L7		4-0 		4-0 		2	0	0	0	1	0	0	
Jackie Jensen, R OBP: 0.370, SLG: 0.540 (8, PH)						1-2 2-3 IBB		1-2 		0	0	0	0	1	0	0	
Johnny Hopp, L OBP: 0.417, SLG: 0.600 (9, 3)						0-3 K		0-0 F8		0	0	0	0	0	0	0	
Spec Shea, R OBP: 0.182, SLG: 0.182 (1, 1)		0-0 F4		0-0 4-3				0-0 F8		3	0	0	0	0	1	3	
Billy Martin, R OBP: 0.250, SLG: 0.250 (8, PH)										1	0	0	1	0	0	2	
Joe Ostrowski, L OBP: 0.250, SLG: 0.250 (9, 1)										0	0	0	0	0	0	0	

Inning Stats	R: 2 E: 1 K: 0 S: 6	H: 4 LOB: 2 BB: 1 P: 10	R: 0 E: 0 K: 0 S: 5	H: 2 LOB: 2 BB: 0 P: 5	R: 0 E: 0 K: 0 S: 3	H: 0 LOB: 0 BB: 0 P: 3	R: 0 E: 0 K: 0 S: 3	H: 0 LOB: 0 BB: 0 P: 3	R: 0 E: 0 K: 0 S: 3	H: 1 LOB: 0 BB: 0 P: 3	R: 1 E: 0 K: 1 S: 6	H: 1 LOB: 3 BB: 2 P: 15	R: 0 E: 0 K: 1 S: 5	H: 0 LOB: 0 BB: 0 P: 5	R: 1 E: 0 K: 0 S: 5	H: 2 LOB: 2 BB: 1 P: 9	R: 0 E: 0 K: 0 S: 4	H: 1 LOB: 1 BB: 0 P: 4	1B: 8 2B: 2 3B: 1 HR: 0	SF: 0 SAC: 0 DP: 0 HBP: 1	WP: 1 PB: 0 SB: 0 CS: 1	PA: 41
--------------	------------------------------	----------------------------------	------------------------------	---------------------------------	------------------------------	---------------------------------	------------------------------	---------------------------------	------------------------------	---------------------------------	------------------------------	----------------------------------	------------------------------	---------------------------------	------------------------------	---------------------------------	------------------------------	---------------------------------	----------------------------------	------------------------------------	----------------------------------	--------

PITCHER	Billy Pierce, L ERA: 3.65 (1, 1)	IP	WLS	BF	H	R	ER	SO	BB	IBB	HBP	BLK	WP	HR	S	P	ERA	WHIP
		9.0	W	41	11	4	3	2	2	2	1	0	1	0	40	57	3.00	1.444

Chicago White Sox @ New York Yankees
 Yankee Stadium, Bronx, NY
 Fri May 18 1951, 3:33 AM EDT
 Att. 7,353 - Unknown

AB	36
R	4
H	11
RBI	4
BB	4
SO	2
LOB	21



livebaseballscores.com

Batter	1	2	3	4	5	6	7	8	9	AB R H RBI BB SO LOB	TOP												
Nellie Fox, L OBP: 0.413, SLG: 0.557 (1, 4) X	0-0 F7		0-0 6-3		0-0 F9	0-0 F3			0-0 FC5-3-5 3B	5 0 1 0 0 0 2	Chicago White Sox @ Washington Senators Griffith Stadium, Washington, DC Sun May 20 1951, 3:33 AM EDT Att. 11,773 - Unknown livebaseballscorecards.com												
Bud Stewart, L OBP: 0.333, SLG: 0.474 (1, 7) X (8, 8)	0-0 F9		0-0 F7		0-0 F5		0-0 F5	0-0 4-3	5 0 0 0 0 0 1														
Minnie Minoso, R OBP: 0.500, SLG: 0.631 (1, 5) X (8, 7)	0-0 6-3			0-0 E6 SH1-4 1B 1B	4-0 HR BB		0-0 F8	0-0 FC5-3-5 2B	4 3 0 0 1 0 1														
Eddie Robinson, L OBP: 0.425, SLG: 0.593 (1, 3)		4-0 G6-4-3 BB		0-0 SH1-4 1-2 1B 1B	0-0 HR		0-0 L5	0-0 2B	4 1 3 3 1 0 0														
Chico Carrasquel, R OBP: 0.397, SLG: 0.415 (1, 6)		0-0 G6-4-3 1-2f		0-0 SH1-4 1-2 2-3	0-0 6-3			0-0 F9	4 0 1 0 0 0 2														
Al Zarilla, L OBP: 0.347, SLG: 0.398 (1, 9)		4-0 1B E BB		0-0 E 1B 2-H 3-H		0-0 1-3 1B		4-0 1-2 BB	2 1 2 1 2 0 0														
Paul Lehner, L OBP: 0.250, SLG: 0.234 Bob Dillinger, R OBP: 0.244, SLG: 0.295 Floyd Baker, L OBP: 0.435, SLG: 0.388 (1, 8) X (8, PH) (8, 5)		0-0 E7 1-H 1B		4-0 E IBB		0-0 1-3 1-2		0-3 K	2 0 1 0 1 0 1 1 0 0 0 0 0 1 2 0 0 0 0 0 0 0 0														
Gus Niarhos, R OBP: 0.389, SLG: 0.214 (1, 2) X		0-0 F3		0-0 E5 1-2 2-3		4-0 BB		0-0 F8	3 0 0 0 1 0 5														
Ken Holcombe, R OBP: 0.222, SLG: 0.222 (1, 1) X			0-3 K	0-0 F8		0-3 K		0-0 F2	4 0 0 0 0 2 7														
Inning Stats	R: 0 E: 0 K: 0 S: 3	H: 0 LOB: 0 BB: 0 P: 3	R: 1 E: 1 K: 0 S: 3	H: 1 LOB: 1 BB: 2 P: 11	R: 0 E: 0 K: 1 S: 5	H: 0 LOB: 0 BB: 0 P: 5	R: 1 E: 2 K: 0 S: 6	H: 2 LOB: 3 BB: 1 P: 10	R: 2 E: 0 K: 0 S: 4	H: 1 LOB: 0 BB: 1 P: 8		R: 0 E: 0 K: 1 S: 6	H: 1 LOB: 2 BB: 1 P: 10	R: 0 E: 0 K: 0 S: 3	H: 0 LOB: 0 BB: 0 P: 3	R: 0 E: 0 K: 1 S: 6	H: 1 LOB: 2 BB: 1 P: 10	R: 1 E: 0 K: 0 S: 5	H: 2 LOB: 1 BB: 0 P: 5	1B: 5 2B: 1 3B: 1 HR: 1	SF: 0 SAC: 1 DP: 1 HBP: 0	WP: 0 PB: 0 SB: 1 CS: 0	PA: 41
PITCHER Sandy Consuegra, R ERA: 4.28 Al Sima, L ERA: 4.26	IP 5.0 WLS L	WLS L	BF 23 18	H 4 4	R 4 1	ER 2 1	SO 1 2	BB 3 2	IBB 1 0	HBP 0 0	BLK 0 0	WP 0 0	HR 1 0	S 21 20	P 37 28	ERA 3.60 2.25	WHIP 1.400 1.500						



Batter	1	2	3	4	5	6	7	8	9	AB R H RBI BB SO LOB
Eddie Yost, R OBP: 0.453, SLG: 0.429 (1, 5) S S	0-3 K		0-0 4-3		0-0 2B		0-0 L9		0-0 FC4-6	5 0 1 1 0 1 2
Gil Coan, L OBP: 0.415, SLG: 0.640 (1, 7) X	0-0 E1 BB		0-0 2B		0-0 2B			0-0 F8		4 0 1 2 0 0 1
Irv Noren, L OBP: 0.363, SLG: 0.389 (1, 8) B B B	4-0 G1-6-3 1-2 BB		0-0 F8		0-0 F5			0-0 1B 2B		3 1 1 0 1 0 2
Mickey Vernon, L OBP: 0.354, SLG: 0.493 (1, 3) X	0-0 G1-6-3 1-2f			0-0 4-3	0-0 F9			0-0 F4		4 0 0 0 0 0 4
Sam Mele, R OBP: 0.350, SLG: 0.411 (1, 9) X		0-0 L4		0-0 F8		0-0 1-3		0-0 1B		4 0 1 1 0 0 0
Cass Michaels, R OBP: 0.359, SLG: 0.371 (1, 4) X		0-0 6-3		0-0 E6		0-0 6-3		0-0 F7		4 0 0 0 0 0 1
Gene Verble, R OBP: 0.246, SLG: 0.224 (1, 6) X		0-0 5-3		0-0 4-3		0-0 2-3			0-0 6-3	4 0 0 0 0 0 1
Mike Guerra, R OBP: 0.288, SLG: 0.179 (1, 2) X			0-0 4-3 SH2-4 2B 1B		0-0 2B 1B		0-0 6-3		0-0 1-3	4 2 2 0 0 0 0
Sandy Consuegra, R OBP: 0.118, SLG: 0.118 (1, 1) Shery Robertson, L OBP: 0.286, SLG: 0.091 (5, PH) Al Sima, R OBP: 0.200, SLG: 0.222 (6, 1) Mike McCormick, R OBP: 0.404, SLG: 0.329 (9, PH)			0-0 SH2-4		4-0 2B 4-3 BB		0-3 K		4-0 FC4-6 BB	0 0 0 0 0 0 0 0 1 0 0 1 0 0 1 0 0 0 0 1 0 0 0 0 0 1 0 0

Inning Stats	R: 0	H: 0	E: 1	LOB: 1	K: 1	P: 9	R: 0	H: 0	E: 0	LOB: 0	K: 0	P: 3	R: 1	H: 2	E: 0	LOB: 1	K: 0	P: 5	R: 0	H: 0	E: 1	LOB: 1	K: 0	P: 4	R: 2	H: 2	E: 0	LOB: 1	K: 0	P: 9	R: 0	H: 0	E: 0	LOB: 0	K: 0	P: 3	R: 0	H: 0	E: 0	LOB: 0	K: 1	P: 5	R: 1	H: 2	E: 0	LOB: 1	K: 0	P: 5	R: 0	H: 0	E: 0	LOB: 1	K: 0	P: 7	1B: 3	SF: 0	2B: 3	SAC: 1	3B: 0	DP: 1	HR: 0	HBP: 0	WP: 0	PA: 37
PITCHER Ken Holcombe, R ERA: 2.51 (1, 1)	IP	WLS	BF	H	R	ER	SO	BB	IBB	HBP	BLK	WP	HR	S	P	ERA	WHIP	IP	WLS	BF	H	R	ER	SO	BB	IBB	HBP	BLK	WP	HR	S	P	ERA	WHIP	IP	WLS	BF	H	R	ER	SO	BB	IBB	HBP	BLK	WP	HR	S	P	ERA	WHIP													

BOTTOM


Chicago White Sox @ Washington Senators
Griffith Stadium, Washington, DC

Sun May 20 1951, 3:33 AM EDT
Att. 11,773 - Unknown

livebaseballscorecards.com

AB 33
R 4
H 6
RBI 4
BB 3
SO 2
LOB 11



Batter	1	2	3	4	5	6	7	8	9	AB R H RBI BB SO LOB	TOP		
Nellie Fox, L (1, 4) OBP: 0.398, SLG: 0.535	0-0 E4 2B 4-3		0-0 4-3	0-0 F7			0-0 F7			4 1 0 0 0 0 1			
Bud Stewart, L (1, 7) OBP: 0.360, SLG: 0.522	0-0 4-3 1-3 2B F9		0-0 L9		0-0 G6-4-3 1B		0-0 F6			4 1 2 0 0 0 0			
Minnie Minoso, R (1, 5) OBP: 0.500, SLG: 0.632	0-0 4-3 2-3 3-H		4-0 E S 3B BB		0-0 G6-4-3 1-2f			0-0 F8 2B		3 2 1 1 1 0 2			
Eddie Robinson, L (1, 3) OBP: 0.418, SLG: 0.600	0-0 F9 3-H		0-0 E 3B		0-0 F8			0-0 F8 2-3		4 1 1 2 0 0 1			
Al Zarilla, L (1, 9) OBP: 0.344, SLG: 0.393	0-0 1-3		0-0 E9 3-H 1B			0-0 4-3		0-0 L6		4 0 1 1 0 0 1			
Chico Carrasquel, R (1, 6) OBP: 0.353, SLG: 0.409		0-0 6-3	0-0 6-3			0-0 F6		0-0 CS 1B 3-H		4 0 1 1 0 0 1			
Paul Lehner, L (1, 8) OBP: 0.278, SLG: 0.242		0-0 4-3		4-0 SH1-4 BB		0-0 1B		0-0 CS 1-2	4-0 G6-4-3 BB	2 0 1 0 2 0 0	AB 32 R 5 H 7 RBI 5 BB 3 SO 1 LOB 10		
Gus Niarhos, R (1, 2) OBP: 0.362, SLG: 0.196		0-0 E5		0-0 F9		0-0 6-3			0-0 G6-4-3 1-2f	4 0 0 0 0 0 3			
Joe Dobson, R (1, 1) Billy Pierce, L (8, 1) Harry Dorish, R (9, 1) OBP: 0.167, SLG: 0.167		0-3 K		0-0 SH1-4 1-2			0-0 5-3		0-0 F7	2 0 0 0 0 1 1 1 0 0 0 0 0 0 0 0 0 0 0 0 0			
Inning Stats	R: 2 E: 1 K: 0 S: 5 H: 1 LOB: 0 BB: 0 P: 5	R: 0 E: 1 K: 1 S: 6 H: 0 LOB: 1 BB: 0 P: 6	R: 2 E: 1 K: 0 S: 5 H: 2 LOB: 1 BB: 1 P: 9	R: 0 E: 0 K: 0 S: 3 H: 0 LOB: 1 BB: 1 P: 7	R: 0 E: 0 K: 0 S: 3 H: 1 LOB: 0 BB: 0 P: 3	R: 0 E: 0 K: 0 S: 4 H: 1 LOB: 1 BB: 0 P: 4	R: 0 E: 0 K: 0 S: 3 H: 0 LOB: 0 BB: 0 P: 3	R: 1 E: 0 K: 0 S: 4 H: 2 LOB: 0 BB: 0 P: 4	R: 0 E: 0 K: 0 S: 2 H: 0 LOB: 0 BB: 1 P: 6	1B: 4 2B: 2 3B: 1 HR: 0 SF: 0 SAC: 1 DP: 2 HBP: 0	WP: 0 PB: 0 SB: 1 CS: 1 PA: 37		
PITCHER	IP WLS BF H R ER SO BB IBB HBP BLK WP HR S P ERA WHIP											PITCHER	IP WLS BF H R ER SO BB IBB HBP BLK WP HR S P ERA WHIP
Julio Moreno, R (1, 1) ERA: 2.83	6.0 L 26 5 4 2 1 2 0 0 0 0 0 0 26 34 3.00 1.167												
Mickey Harris, L (7, 1) ERA: 2.82	3.0 10 2 1 1 0 1 0 0 0 0 0 0 9 13 3.00 1.000												

Chicago White Sox @ Washington Senators
Griffith Stadium, Washington, DC
Mon May 21 1951, 3:33 AM EDT
Att. 8,898 - Unknown

livebaseballscorecards.com

Batter	1	2	3	4	5	6	7	8	9	AB	R	H	RBI	BB	SO	LOB
Eddie Yost, R OBP: 0.462, SLG: 0.430 (1, 5)	0-0 1B		0-0 F8			4-0 1-2 HR BB		4-0 BB BB BB BB		2	1	1	0	2	0	0
Gil Coan, L OBP: 0.407, SLG: 0.658 (1, 7)	0-0 F9				0-0 G3			0-3 SS SS		4	1	1	3	0	1	2
Irv Noren, L OBP: 0.371, SLG: 0.375 (1, 8)	0-0 F6				0-0 E4 G1-6-3			0-0 F8		4	0	0	0	0	0	2
Sam Mele, R OBP: 0.346, SLG: 0.422 (1, 3)	0-0 F3				0-0 G1-6-3 1-2f			0-0 5-3		4	0	1	0	0	0	2
Mike McCormick, R OBP: 0.398, SLG: 0.317 (1, 9)								0-3 SS SS		3	0	0	0	1	1	1
Cass Michaels, R OBP: 0.341, SLG: 0.351 (1, 4)								0-3 SS SS		4	0	0	0	0	2	2
Gene Verble, R OBP: 0.246, SLG: 0.213 (1, 6)								4-0 SS SS SS		3	0	0	0	1	0	1
Mike Guerra, R OBP: 0.286, SLG: 0.183 (1, 2)								0-0 SS SS		4	0	1	0	0	2	3
Julio Moreno, R OBP: 0.333, SLG: 0.250 (1, 1)								0-0 SS SS		1	0	0	0	0	0	0
Sherry Robertson, L OBP: 0.333, SLG: 0.091 (6, PH)								4-0 SS SS		0	1	0	0	1	0	0
Mickey Harris, L OBP: 0.286, SLG: 0.167 (7, 1)								0-0 SS SS		1	0	0	0	0	0	1

Inning Stats	R: 0	H: 1	E: 0	K: 0	S: 4	LOB: 1	BB: 0	P: 4	R: 0	H: 0	E: 0	K: 0	S: 3	LOB: 0	BB: 0	P: 3	R: 0	H: 0	E: 0	K: 1	S: 5	LOB: 0	BB: 0	P: 5	R: 0	H: 0	E: 1	K: 0	S: 3	LOB: 0	BB: 0	P: 3	R: 0	H: 0	E: 0	K: 2	S: 7	LOB: 1	BB: 1	P: 11	R: 3	H: 1	E: 0	K: 1	S: 6	LOB: 0	BB: 2	P: 14	R: 0	H: 1	E: 0	K: 0	S: 4	LOB: 1	BB: 0	P: 4	R: 0	H: 0	E: 0	K: 1	S: 4	LOB: 0	BB: 1	P: 8	R: 0	H: 1	E: 0	K: 1	S: 6	LOB: 2	BB: 1	P: 10	1B: 2	SF: 0	2B: 0	SAC: 0	3B: 1	DP: 2	HBP: 0	WP: 0	PA: 35
--------------	------	------	------	------	------	--------	-------	------	------	------	------	------	------	--------	-------	------	------	------	------	------	------	--------	-------	------	------	------	------	------	------	--------	-------	------	------	------	------	------	------	--------	-------	-------	------	------	------	------	------	--------	-------	-------	------	------	------	------	------	--------	-------	------	------	------	------	------	------	--------	-------	------	------	------	------	------	------	--------	-------	-------	-------	-------	-------	--------	-------	-------	--------	-------	--------

PITCHER	IP	WLS	BF	H	R	ER	SO	BB	IBB	HBP	BLK	WP	HR	S	P	ERA	WHIP
Joe Dobson, R ERA: 3.21 (1, 1)	7.0	W	28	3	3	3	4	4	0	0	0	0	1	32	48	3.86	1.000
Billy Pierce, L ERA: 3.53 (8, 1)	1.2		6	1	0	0	2	1	0	0	0	0	0	9	13	0.00	1.200
Harry Dorish, R ERA: 1.1 (9, 1)	0.1	S	1	0	0	0	0	0	0	0	0	0	0	1	1	0.00	0.000

BOTTOM

Chicago White Sox @ Washington Senators
 Griffith Stadium, Washington, DC
 Mon May 21 1951, 3:33 AM EDT
 Att. 8,898 - Unknown

livebaseballscorecards.com

AB	30
R	3
H	4
RBI	3
BB	5
SO	6
LOB	14



Batter	1	2	3	4	5	6	7	8	9	AB R H RBI BB SO LOB	TOP
Bob Dillinger, R (1, 5) <small>OBP: 0.275, SLG: 0.340</small> Floyd Baker, L (9, 5) <small>OBP: 0.435, SLG: 0.388</small>	0-0 3B 1B		0-0 3-1 1B		0-0 E4 F8 SH5-3	0-0 2B	0-0 FC6 1-2f		0-0 4-3	6 1 3 1 0 0 2 0 0 0 0 0 0 0	Chicago White Sox @ Washington Senators Griffith Stadium, Washington, DC Tue May 22 1951, 3:33 AM EDT Att: 10,328 - Unknown livebaseballscorecards.com
Paul Lehner, L (1, 8) <small>OBP: 0.289, SLG: 0.300</small>	0-0 1-H 6-3 3B		0-0 3-1		0-0 SH5-3	0-0 4-3		0-0 G3 1B 2B	4 2 2 1 0 0 2		
Minnie Minoso, R (1, 7) <small>OBP: 0.484, SLG: 0.597</small>	0-0 6-3			0-0 E6 SH2-4 FC3-6	0-0 F8		1-0 1B HBP	0-0 G3	4 2 0 1 0 0 2		
Eddie Robinson, L (1, 3) <small>OBP: 0.426, SLG: 0.592</small>	0-0 3-H G3			4-0 FC3-6 SH2-4 BB	4-0 BB		0-0 F6 1-2	0-0 1B 1B	3 0 1 1 2 0 1		
Al Zarilla, L (1, 9) <small>OBP: 0.333, SLG: 0.378</small> Bud Stewart, L (8, 9) <small>OBP: 0.360, SLG: 0.522</small>	0-0 F7			0-0 SH2-4	0-0 L9		0-3 K	0-0 F9	4 0 0 0 0 1 4 0 0 0 0 0 0 0		
Chico Carrasquel, R (1, 6) <small>OBP: 0.362, SLG: 0.412</small>		0-0 4-3		4-0 FC3-6 IBB		0-0 F2	0-0 IHR 1B	0-0 1B 1B	4 1 2 1 1 0 0		
Nellie Fox, L (1, 4) <small>OBP: 0.407, SLG: 0.566</small>		0-0 CS 1B		0-0 FC3-6 BB		0-0 2B E 1B	0-0 IHR	0-0 L6	5 2 3 3 0 0 4		
Gus Niarhos, R (1, 2) <small>OBP: 0.381, SLG: 0.220</small>		0-0 1-2 1B		4-0 BB		0-0 F9	0-0 1B 1B	0-0 5-3	4 0 2 0 1 0 1		
Saul Rogovin, R (1, 1) <small>OBP: 0.300, SLG: 0.444</small> Harry Dorish, R (5, 1) <small>OBP: 0.333, SLG: 0.444</small>			0-0 F9	0-0 F7		0-0 E7 1-H 2B	0-0 FC6 1B	0-0 1-3	2 0 0 0 0 0 3 3 1 2 0 0 0 0		
Inning Stats	R: 2 E: 0 K: 0 S: 5 H: 2 LOB: 0 BB: 0 P: 5	R: 0 E: 0 K: 0 S: 3 H: 2 LOB: 1 BB: 0 P: 3	R: 0 E: 0 K: 0 S: 3 H: 1 LOB: 0 BB: 0 P: 3	R: 1 E: 1 K: 0 S: 4 H: 0 LOB: 3 BB: 3 P: 16	R: 0 E: 1 K: 0 S: 4 H: 0 LOB: 2 BB: 1 P: 8	R: 2 E: 1 K: 0 S: 6 H: 3 LOB: 1 BB: 0 P: 6	R: 3 E: 0 K: 1 S: 9 H: 4 LOB: 2 BB: 0 P: 10	R: 1 E: 0 K: 0 S: 6 H: 3 LOB: 2 BB: 0 P: 6	R: 0 E: 0 K: 0 S: 3 H: 0 LOB: 0 BB: 0 P: 3	1B: 10 2B: 3 3B: 1 HR: 1 SF: 0 SAC: 2 DP: 0 HBP: 1	
PITCHER Bob Kuzava, L (1, 1) <small>ERA: 4.94</small> Joe Haynes, R (4, 1) <small>ERA: 11.81</small> Al Sima, L (7, 1) <small>ERA: 4.35</small> Sandy Consuegra, R (9, 1) <small>ERA: 4.17</small>	IP WLS BF H R ER SO BB IBB HBP BLK WP HR S P ERA WHIP										
	3.2 0 16 5 3 2 0 1 1 0 0 0 0 14 22 4.91 1.636										
	3.0 L 19 6 5 5 1 2 0 1 0 0 0 0 18 27 15.00 2.667										
	1.1 0 8 4 1 1 0 0 0 0 0 0 0 8 8 6.75 3.000										
	1.0 0 3 0 0 0 0 0 0 0 0 0 0 3 3 0.00 0.000										




Batter	1	2	3	4	5	6	7	8	9	AB	R	H	RBI	BB	SO	LOB
Eddie Yost, R OBP: 0.467, SLG: 0.427 (1, 5) X	0-0 F7 ①		4-0 BB		4-0 E BB	0-3 K		0-0 FC3-8 1B		3	1	1	1	2	1	1
Gil Coan, L OBP: 0.396, SLG: 0.631 (1, 7) X	0-0 F7 ②		0-3 K		0-0 E BLK 1B	0-0 FC4-6 E9		0-0 FC3-6 1B		5	1	1	1	0	1	4
Irv Noren, L OBP: 0.358, SLG: 0.359 (1, 8) X	0-0 F7 ③			0-0 4-3	0-0 F7	0-0 E9		0-0 4-3		5	0	0	1	0	0	4
Mickey Vernon, L OBP: 0.369, SLG: 0.500 (1, 3) X		0-0 G4-6-3 1B		0-0 F9	0-0 E7 BLK 1B		0-0 3-1		0-0 CS 1B	5	1	3	1	0	0	0
Mike McCormick, R OBP: 0.398, SLG: 0.317 (9, PR) X										0	0	0	0	0	0	0
Sam Mele, R OBP: 0.348, SLG: 0.421 (1, 9) X		0-0 G4-6-3 1B		0-0 FC6-4 1B	0-0 1B	0-0 1B	0-0 5-3		0-0 F9 1B	5	0	2	1	0	0	2
Cass Michaels, R OBP: 0.333, SLG: 0.380 (1, 4) X		0-0 4-3		0-0 FC6-4 1B	0-0 L7		0-0 HR		0-0 F8	5	1	1	1	0	0	3
Mike Guerra, R OBP: 0.297, SLG: 0.203 (1, 2) X			0-0 F8		0-0 1B	0-0 1B	0-0 4-3			4	1	2	0	0	0	0
Willy Miranda, S OBP: 0.500, SLG: 0.500 (1, 6) X			0-0 5-3 1B		0-0 1B	0-0 1B	0-0 4-3		0-0 E1 4-3 1B	4	2	2	0	0	0	2
Bob Kuzava, S OBP: 0.238, SLG: 0.071 (1, 1) X			0-0 5-3		0-0 1B	0-0 1B	0-0 4-3		0-0 4-3	1	0	0	0	0	0	1
Joe Haynes, R OBP: 0.067, SLG: 0.500 (4, 1) X					0-0 1B	0-0 1B	0-0 4-3			1	1	1	1	1	0	0
Al Sima, R OBP: 0.200, SLG: 0.222 (7, 1) X					0-0 1B	0-0 1B	0-0 4-3			0	0	0	0	0	0	0
Sherry Robertson, L OBP: 0.313, SLG: 0.083 (8, PH) X					0-0 1B	0-0 1B	0-0 4-3			1	0	0	0	0	0	1
Sandy Consuegra, R OBP: 0.118, SLG: 0.118 (9, 1) X			0-0 5-3		1-2 F7 1B	0-0 FC4-6 BB		0-0 4-3		0	0	0	0	0	0	0

Inning Stats	R: 0	H: 0	E: 0	K: 0	S: 3	P: 3	R: 0	H: 1	E: 0	K: 0	S: 3	P: 3	R: 0	H: 1	E: 0	K: 1	S: 6	R: 6	H: 7	E: 1	K: 10	S: 10	R: 0	H: 0	E: 1	K: 0	S: 5	R: 1	H: 1	E: 0	K: 0	S: 4	R: 1	H: 1	E: 1	K: 0	S: 5	R: 0	H: 1	E: 0	K: 0	S: 3	1B: 12	2B: 0	3B: 0	HR: 1	SF: 0	SAC: 0	DP: 1	HBP: 0	WP: 0	PA: 42
PITCHER	IP	WLS	BF	H	R	ER	SO	BB	IBB	HBP	BLK	WP	HR	S	P	ERA	WHIP	IP	WLS	BF	H	R	ER	SO	BB	IBB	HBP	BLK	WP	HR	S	P	ERA	WHIP																		
Saul Rogovin, R ERA: 6.35 (1, 1)	4.1		23	9	6	6	1	2	0	0	1	0	0	23	31	12.46	2.538																																			
Harry Dorish, R ERA: 1.29 (5, 1)	4.2	W	19	4	2	1	1	1	0	0	0	0	1	20	24	1.93	1.071																																			

Chicago White Sox @ Washington Senators
 Griffith Stadium, Washington, DC
 Tue May 22 1951, 3:33 AM EDT
 Att. 10,328 - Unknown

AB	39
R	8
H	13
RBI	7
BB	3
SO	2
LOB	18



Batter	1	2	3	4	5	6	7	8	9	AB	R	H	RBI	BB	SO	LOB	TOP										
Nellie Fox, L (1, 4) OBP: 0.407, SLG: 0.559	0-0 4-3	0-0 F2		0-0 F8		0-0 1B		0-0 1B		5	0	2	0	0	0	3											
Bud Stewart, L (1, 7) OBP: 0.367, SLG: 0.519	0-0 2B		4-0 FC3-6 F8 BB	0-0 F7		0-0 F9		0-0 1-3		4	1	1	0	1	0	3											
Minnie Minoso, R (1, 5) OBP: 0.490, SLG: 0.605	0-0 5-3		0-0 FC3-6 1B	0-0 2B			0-0 F4		4-0 2B BB	4	0	2	1	1	0	1											
Eddie Robinson, L (1, 3) OBP: 0.425, SLG: 0.621	0-0 1-3		0-0 FC3-6 1B	0-0 F9			0-0 HR		0-0 L5-6-4 1-3 2B	5	1	2	1	0	0	4											
Al Zarilla, L (1, 9) OBP: 0.331, SLG: 0.374		0-0 FC6-4 1B	0-0 F8		0-0 F6		0-0 F5		0-0 F6	4	0	1	1	0	0	1											
Jim Busby, R (8, 8) OBP: 0.400, SLG: 0.430										1	0	0	0	0	0	2											
Chico Carrasquel, R (1, 6) OBP: 0.364, SLG: 0.412		0-0 FC6-4 1B BB	0-0 FC4-6 1B		0-0 L7		0-0 1B		0-0 L5-6-4	5	1	2	0	0	0	3											
Paul Lehner, L (1, 8) OBP: 0.300, SLG: 0.292		4-0 FC1-5 1B BB	0-0 FC4-6		4-0 CS BB		0-0 F4			2	0	0	0	2	0	3											
Gus Niarhos, R (1, 2) OBP: 0.403, SLG: 0.231		0-0 FC1-5 1B		4-0 SH BB		0-0 CS		4-0 5-3		2	1	1	1	2	0	0											
Randy Gumpert, R (1, 1) OBP: 0.143, SLG: 0.143		0-0 FC1-5		0-0 SH 2B		0-0 F8		0-0 G5-4-3		3	1	0	0	0	0	3											
Inning Stats	R: 0 E: 0 K: 0 S: 4	H: 1 LOB: 1 BB: 0 P: 4	R: 1 E: 0 K: 0 S: 5	H: 2 LOB: 2 BB: 1 P: 9	R: 1 E: 0 K: 0 S: 5	H: 2 LOB: 2 BB: 1 P: 9	R: 2 E: 1 K: 0 S: 5	H: 1 LOB: 1 BB: 1 P: 9	R: 0 E: 0 K: 0 S: 2	H: 0 LOB: 0 BB: 1 P: 6	R: 0 E: 0 K: 0 S: 4	H: 1 LOB: 1 BB: 0 P: 4	R: 1 E: 0 K: 0 S: 5	H: 2 LOB: 1 BB: 0 P: 5	R: 0 E: 0 K: 0 S: 3	H: 1 LOB: 1 BB: 1 P: 7	R: 0 E: 0 K: 0 S: 3	H: 1 LOB: 1 BB: 1 P: 7	1B: 7 2B: 4 3B: 0 HR: 1	SF: 0 SAC: 1 DP: 2 HBP: 0	WP: 0 PB: 0 SB: 1 CS: 1	PA: 43					
PITCHER	IP	WLS	BF	H	R	ER	SO	BB	IBB	HBP	BLK	WP	HR	S	P	ERA	WHIP										
Joe Coleman, R (1, 1) ERA: 6.52	7.0	L	34	9	5	3	0	4	0	0	0	0	1	30	46	3.86	1.857										
Carl Scheib, R (8, 1) ERA: 3.32	2.0		8	2	0	0	0	2	0	0	0	0	0	6	14	0.00	2.000										

Chicago White Sox @ Philadelphia Athletics
Shibe Park, Philadelphia, PA
Thu May 24 1951, 3:33 AM EDT
Att. 1,064 - Unknown

AB	35
R	5
H	11
RBI	4
BB	6
SO	0
LOB	23



WP: 0	PA: 43
PB: 0	
SB: 1	
CS: 1	

Batter	1	2	3	4	5	6	7	8	9	AB R H RBI BB SO LOB
Pete Suder, R (1, 6) OBP: 0.293, SLG: 0.282	0-0 2B		0-0 1B		0-0 4-3		0-0 F5		0-0 1B	5 0 3 0 0 0 2
Ferris Fain, L (1, 3) OBP: 0.475, SLG: 0.542	0-0 F4		4-0 1-2 BB			0-0 G3-6-3 1B	0-0 2-3 3-H 1B		0-0 6-3	4 0 2 1 1 0 3
Wally Moses, L (1, 9) OBP: 0.267, SLG: 0.083	0-0 F8		0-3 K			0-0 G3-6-3 1-2f	0-0 F3			4 0 0 0 0 1 6
Gus Zernial, R (1, 7) OBP: 0.352, SLG: 0.568	0-3 K		0-3 K			0-0 1B		0-0 F9		4 0 1 0 0 2 3
Dave Philley, S (1, 8) OBP: 0.306, SLG: 0.340		0-0 4-3		0-0 F8		0-0 F8		0-0 4-3		4 0 0 0 0 0 1
Kermit Wahl, R (1, 5) OBP: 0.299, SLG: 0.224		0-0 F8		0-0 5-3			0-0 5-3 1B		0-0 F8	3 1 1 0 0 0 0
Carl Scheib, R (8, 1) OBP: 0.533, SLG: 0.571										1 0 0 0 0 0 0
Lou Klein, R (1, 4) OBP: 0.286, SLG: 0.360		0-0 1B		0-0 F2			0-0 5-3		0-0 1B 1-3 1B	3 0 1 0 0 0 1
Allie Clark, R (9, PH) OBP: 0.400, SLG: 0.684							1-2			1 0 1 0 0 0 0
Ray Murray, R (1, 2) OBP: 0.395, SLG: 0.378		0-0 F5			0-0 L6		0-0 2B 1B		0-0 F8	4 1 1 1 0 0 2
Joe Coleman, R (1, 1)			0-0 6-3		0-3 K		0-0 1B 2B		0-0 1-3	2 0 0 0 0 1 0
Lou Limmer, L (7, PH) OBP: 0.316, SLG: 0.706										1 0 1 0 0 0 0
Billy Hitchcock, R (8, 5) OBP: 0.354, SLG: 0.265										0 0 0 0 0 0 0
Elmer Valo, L (9, PH) OBP: 0.336, SLG: 0.315										1 0 0 0 0 0 1


Inning Stats	R: 0	H: 1	E: 0	K: 1	S: 6	LOB: 1	BB: 0	P: 6
	R: 0	H: 1	E: 0	K: 0	S: 4	LOB: 1	BB: 0	P: 4
	R: 0	H: 1	E: 0	K: 2	S: 8	LOB: 2	BB: 1	P: 12
	R: 0	H: 0	E: 0	K: 0	S: 3	LOB: 0	BB: 0	P: 3
	R: 0	H: 0	E: 0	K: 1	S: 5	LOB: 0	BB: 0	P: 5
	R: 0	H: 2	E: 0	K: 0	S: 4	LOB: 1	BB: 0	P: 4
	R: 2	H: 4	E: 0	K: 0	S: 7	LOB: 2	BB: 0	P: 7
	R: 0	H: 0	E: 0	K: 0	S: 3	LOB: 0	BB: 0	P: 3
	R: 0	H: 2	E: 0	K: 0	S: 5	LOB: 2	BB: 0	P: 5
	1B: 9	SF: 0	2B: 2	SAC: 0	3B: 0	DP: 1	HR: 0	HBP: 0

PITCHER	IP	WLS	BF	H	R	ER	SO	BB	IBB	HBP	BLK	WP	HR	S	P	ERA	WHIP
Randy Gumpert, R (1, 1) ERA: 2.7	9.0	W	38	11	2	2	4	1	0	0	0	0	0	45	49	2.00	1.333

BOTTOM

Chicago White Sox @ Philadelphia Athletics
Shibe Park, Philadelphia, PA
 Thu May 24 1951, 3:33 AM EDT
 Att. 1,064 - Unknown

AB	37
R	2
H	11
RBI	2
BB	1
SO	4
LOB	19



WP: 0	PA: 38
PB: 0	
SB: 0	
CS: 0	

Batter	1	2	3	4	5	6	7	8	9	AB R H RBI BB SO LOB	TOP											
Nellie Fox, L (1, 4) OBP: 0.406, SLG: 0.548	4-0 BB	0-0 1B		0-0 G1			0-0 F8		0-0 3-1	4 0 1 1 1 0 0												
Bud Stewart, L (1, 7) OBP: 0.314, SLG: 0.438	0-3 K	0-0 G3		0-0 4-3			0-0 F7		0-0 F7	5 0 0 0 0 1 2												
Minnie Minoso, R (1, 5) OBP: 0.480, SLG: 0.600	0-0 F9			0-0 4-3			0-0 E9 1B 2B			4 1 1 0 0 0 1												
Eddie Robinson, L (1, 3) OBP: 0.427, SLG: 0.645	0-0 F8			0-0 HR			0-0 F6			4 1 2 2 0 0 1												
Al Zarilla, L (1, 9) OBP: 0.338, SLG: 0.390							0-3 K			3 1 2 0 0 1 0												
Jim Busby, R (6, 8) OBP: 0.396, SLG: 0.426							0-3 K			1 0 0 0 0 1 1												
Chico Carrasquel, R (1, 6) OBP: 0.361, SLG: 0.407							0-0 F2			4 1 1 1 0 0 1												
Paul Lehner, L (1, 8) OBP: 0.310, SLG: 0.303							0-0 1-3			4 1 2 0 0 0 0												
Phil Masi, R (1, 2) OBP: 0.509, SLG: 0.548							0-0 HR			3 1 1 1 0 0 2												
Billy Pierce, L (1, 1) OBP: 0.360, SLG: 0.200							0-0 4-3			4 0 0 0 0 2 1												
Inning Stats	R: 0 E: 0 K: 1 S: 5	H: 0 LOB: 1 BB: 1 P: 9	R: 3 E: 1 K: 1 S: 9	H: 4 LOB: 1 BB: 0 P: 9	R: 1 E: 0 K: 0 S: 6	H: 3 LOB: 2 BB: 0 P: 6	R: 0 E: 0 K: 0 S: 3	H: 0 LOB: 0 BB: 0 P: 3	R: 0 E: 0 K: 1 S: 5	H: 0 LOB: 0 BB: 0 P: 5	R: 1 E: 0 K: 0 S: 4	H: 1 LOB: 0 BB: 0 P: 4	R: 1 E: 1 K: 1 S: 7	H: 2 LOB: 1 BB: 0 P: 7	R: 0 E: 0 K: 0 S: 3	H: 0 LOB: 0 BB: 0 P: 3	R: 0 E: 0 K: 1 S: 5	H: 0 LOB: 0 BB: 0 P: 5	1B: 6 2B: 2 3B: 0 HR: 2	SF: 0 SAC: 1 DP: 0 HBP: 0	WP: 0 PB: 0 SB: 0 CS: 0	PA: 38
PITCHER	IP WLS BF H R ER SO BB IBB HBP BLK WP HR S P ERA WHIP																					
Bob Lemon, R (1, 1) ERA: 4.34	6.0 L 27 8 5 5 3 1 0 0 0 0 0 2 32 36 7.50 1.500																					
George Zuverink, R (7, 1) ERA: 3.95	2.0 8 2 1 1 1 0 0 0 0 0 0 0 10 10 4.50 1.000																					
Lou Brissie, L (9, 1) ERA: 6.43	1.0 3 0 0 0 0 1 0 0 0 0 0 0 5 5 0.00 0.000																					

Chicago White Sox @ Cleveland Indians
Cleveland Municipal Stadium, Cleveland, OH

Fri May 25 1951, 3:33 AM EDT
Att. 20,412 - Unknown

livebaseballscorecards.com

AB	36
R	6
H	10
RBI	5
BB	1
SO	5
LOB	9



Batter	1	2	3	4	5	6	7	8	9	AB	R	H	RBI	BB	SO	LOB
Bobby Avila, R OBP: 0.412, SLG: 0.376 (1, 4)	0-3 K	0-0 L8			0-0 1B	0-0 5-3		0-0 F9		5	0	1	0	0	1	4
Ray Boone, R OBP: 0.308, SLG: 0.236 (1, 6)	0-0 F9		0-0 6-3		0-0 1B		0-0 F6		0-0 G6-4-3	5	0	2	0	0	0	0
Larry Doby, L OBP: 0.429, SLG: 0.543 (1, 8)	4-0 S BB		0-0 F8		0-0 1B		0-0 2B		0-0 F6	4	1	2	0	1	0	1
Al Rosen, R OBP: 0.362, SLG: 0.476 (1, 5)	4-0 1-2 BB		0-0 F4		0-0 1B		0-0 F7		0-0 G6-4-3	4	0	1	1	1	0	1
Sam Chapman, R OBP: 0.292, SLG: 0.223 (1, 7)	0-0 1-3			0-3 K		0-3 K		0-0 F5		4	0	0	0	0	2	3
Bob Kennedy, R OBP: 0.354, SLG: 0.409 (1, 9)		0-0 5-3		0-0 L5		0-0 1B		0-0 F9		4	1	1	0	0	0	1
Harry Simpson, L OBP: 0.368, SLG: 0.278 (1, 3)		0-0 E 1B		0-0 F4		4-0 1B		0-0 4-3		3	1	1	0	1	0	0
Jim Hegan, R OBP: 0.379, SLG: 0.458 (1, 2)		0-0 E5			0-0 F6			0-0 5-3		4	1	2	0	0	0	1
Bob Lemon, L OBP: 0.086, SLG: 0.050 (6, PH) Birdie Febbets, R OBP: 0.257, SLG: 0.242 (6, PR) Mill Nielsen, L (7, 1) George Zuverink, R OBP: 0.455, SLG: 0.391 (8, PH) Snuffy Stirrweiss, R OBP: 0.200, SLG: 0.200 (9, 1)		0-3 K			0-0 F3			0-0 5-3		2	0	0	0	0	1	2

Inning Stats	R: 0	H: 0	E: 0	K: 1	S: 5	R: 0	H: 1	E: 1	K: 1	S: 7	R: 0	H: 0	E: 0	K: 0	S: 3	R: 0	H: 0	E: 0	K: 1	S: 5	R: 0	H: 3	E: 0	K: 0	S: 5	R: 3	H: 3	E: 0	K: 1	S: 8	R: 1	H: 2	E: 0	K: 0	S: 5	R: 0	H: 1	E: 0	K: 0	S: 4	R: 0	H: 1	E: 0	K: 0	S: 3	1B: 9	2B: 2	3B: 0	HR: 0	SF: 0	SAC: 0	DP: 1	HBP: 0	WP: 0	PB: 0	SB: 1	CS: 0	PA: 40
--------------	------	------	------	------	------	------	------	------	------	------	------	------	------	------	------	------	------	------	------	------	------	------	------	------	------	------	------	------	------	------	------	------	------	------	------	------	------	------	------	------	------	------	------	------	------	-------	-------	-------	-------	-------	--------	-------	--------	-------	-------	-------	-------	--------

PITCHER	IP	WLS	BF	H	R	ER	SO	BB	IBB	HBP	BLK	WP	HR	S	P	ERA	WHIP
Billy Pierce, L ERA: 3.6 (1, 1)	9.0	W	40	11	4	4	4	3	0	0	0	0	0	45	57	4.00	1.556

BOTTOM

Chicago White Sox @ Cleveland Indians
Cleveland Municipal Stadium, Cleveland, OH

Fri May 25 1951, 3:33 AM EDT
Att. 20,412 - Unknown

livebaseballscorecards.com

AB	37
R	4
H	11
RBI	4
BB	3
SO	4
LOB	14



Batter	1	2	3	4	5	6	7	8	9	AB R H RBI BB SO LOB	TOP	
Nellie Fox, L (1, 4) OBP: 0.409, SLG: 0.546	0-0 F7		0-0 FC5-2 1B	0-0 1B		0-0 F7		0-0 SH2-3		4 0 2 1 0 0 1		
Bud Stewart, L (1, 7) OBP: 0.333, SLG: 0.429 Hank Majeski, R (8, PH) OBP: 0.278, SLG: 0.371 Bob Dillinger, R (8, PR) OBP: 0.275, SLG: 0.340 Floyd Baker, L (8, 5) OBP: 0.435, SLG: 0.388	0-0 F8		0-0 FC5-2 1B	0-0 F9		4-0 BB		0-0 CS 1B		3 1 1 1 1 0 2 1 0 1 1 0 0 0 0 0 0 0 0 0 0 0 0 0 0 0 0 0		
Minnie Minoso, R (1, 5) OBP: 0.467, SLG: 0.588	0-0 6-3		0-0 FC5-2 1B		0-0 F8	0-0 F8		0-0 CS	0-0 2B F7 2B	5 1 1 0 0 0 4		
Eddie Robinson, L (1, 3) OBP: 0.426, SLG: 0.643		0-0 F7	0-0 BB 1B		0-0 F8		0-0 F4		0-0 2B 2B	5 0 2 1 0 0 0		
Al Zarilla, L (1, 9) OBP: 0.343, SLG: 0.383 Jim Busby, R (7, 8) OBP: 0.392, SLG: 0.421		0-0 6-3	4-0 BB 1B		4-0 BB		0-0 F6		0-0 F7	2 0 0 0 2 0 0 1 0 0 1 0 0 1		
Chico Carrasquel, R (1, 6) OBP: 0.355, SLG: 0.400		0-0 5-3	0-0 F5		0-0 1B		0-0 6-3		0-0 F9	5 0 1 0 0 0 4		
Paul Lehner, L (1, 8) OBP: 0.315, SLG: 0.313			4-0 BB 1B BB	0-0 FC1-5-2 2B	0-0 3-1			0-0 4-3	0-0 F7	4 1 1 0 1 0 3		
Gus Niarhos, R (1, 2) OBP: 0.394, SLG: 0.250			0-3 K	0-0 1-3		0-0 6-3		0-0 2B 2B		4 1 1 0 0 1 2		
Ken Holcombe, R (1, 1) OBP: 0.385, SLG: 0.417			4-0 1B BB	0-0 FC1-5-2 1B		0-0 BB 1B		0-0 SH2-3 1B 2B		3 2 2 1 1 0 1		
Inning Stats	R: 0 E: 0 K: 0 S: 3 H: 0 LOB: 0 BB: 0 P: 3	R: 0 E: 0 K: 0 S: 3 H: 0 LOB: 0 BB: 0 P: 3	R: 3 E: 0 K: 1 S: 8 H: 3 LOB: 3 BB: 3 P: 20	R: 0 E: 0 K: 0 S: 5 H: 2 LOB: 2 BB: 0 P: 5	R: 0 E: 0 K: 0 S: 4 H: 1 LOB: 2 BB: 1 P: 8	R: 0 E: 0 K: 0 S: 4 H: 1 LOB: 2 BB: 1 P: 8	R: 0 E: 0 K: 0 S: 3 H: 0 LOB: 0 BB: 0 P: 3	R: 2 E: 0 K: 0 S: 5 H: 3 LOB: 1 BB: 0 P: 5	R: 1 E: 0 K: 0 S: 5 H: 2 LOB: 1 BB: 0 P: 5	1B: 7 2B: 5 3B: 0 HR: 0 SF: 0 SAC: 1 DP: 0 HBP: 0	WP: 0 PB: 0 SB: 0 CS: 1 PA: 44	
PITCHER Mike Garcia, R (1, 1) ERA: 3.8 Lou Brissie, L (8, 1) ERA: 6.81	IP 7.0 WLS L BF 33 H 7 R 3 ER 3 SO 1 BB 5 IBB 0 HBP 0 BLK 0 WP 0 HR 0 S 30 P 50 ERA 3.86 WHIP 1.714	IP 2.0 WLS BF 10 H 5 R 3 ER 3 SO 0 BB 0 IBB 0 HBP 0 BLK 0 WP 0 HR 0 S 10 P 10 ERA 13.50 WHIP 2.500	PITCHER IP WLS BF H R ER SO BB IBB HBP BLK WP HR S P ERA WHIP									

Chicago White Sox @ Cleveland Indians
Cleveland Municipal Stadium, Cleveland, OH
Sat May 26 1951, 3:33 AM EDT
Att. 8,237 - Unknown

livebaseballscorecards.com



Batter	1	2	3	4	5	6	7	8	9	AB	R	H	RBI	BB	SO	LOB
Dale Mitchell, L (1, 7) OBP: 0.297, SLG: 0.291	0-0 L6		0-0 F7		0-0 G4-6-3			0-0 4-3		4	0	0	0	0	0	1
Ray Boone, R (1, 6) OBP: 0.306, SLG: 0.229	0-0 F9		4-0 CS BB BB			0-0 F9		0-0 6-3		3	0	0	0	1	0	0
Larry Doby, L (1, 8) OBP: 0.438, SLG: 0.542	4-0 BB		4-0 BB			0-0 1B		0-0 4-3		2	0	1	0	2	0	0
Al Rosen, R (1, 5) OBP: 0.359, SLG: 0.465	0-0 L8		0-3 K			0-0 F5		4-0 BB		3	0	0	0	1	1	4
Harry Simpson, L (1, 3) OBP: 0.352, SLG: 0.263		0-0 L4		0-0 6-3		0-0 4-3		0-0 4-3		4	0	0	0	0	0	2
Bob Kennedy, R (1, 9) OBP: 0.340, SLG: 0.391		0-0 L5		0-0 F4		0-0 F8		0-0 5-3		4	0	0	0	0	0	1
Bobby Avila, R (1, 4) OBP: 0.407, SLG: 0.371		0-0 1B 1B		0-0 6-3		0-0 1-3		0-0 F8		4	0	1	0	0	0	1
Jim Hegan, R (1, 2) OBP: 0.388, SLG: 0.465		0-0 1B		0-0 1-3 1B		0-0 1-3		0-0 1B		3	0	2	0	0	0	0
Mike Garcia, R (1, 1) OBP: 0.263, SLG: 0.316		0-0 4-3				0-0 K				2	0	1	0	0	0	2
Milt Nielsen, L (7, PH)										1	0	0	0	0	1	1
Lou Brissie, L (8, 1)										0	0	0	0	0	0	0

Inning Stats	R: 0	H: 0	E: 0	K: 0	S: 3	R: 0	H: 2	E: 0	K: 0	S: 5	R: 0	H: 0	E: 0	K: 1	S: 4	R: 0	H: 0	E: 0	K: 0	S: 3	R: 0	H: 1	E: 0	K: 0	S: 3	R: 0	H: 1	E: 0	K: 1	S: 6	R: 0	H: 0	E: 0	K: 0	S: 3	R: 0	H: 0	E: 0	K: 0	S: 3	R: 0	H: 0	E: 0	K: 0	S: 7
	LOB: 1	BB: 1	P: 7	LOB: 2	BB: 0	P: 5	LOB: 2	BB: 2	P: 12	LOB: 0	BB: 0	P: 3	LOB: 0	BB: 0	P: 3	LOB: 1	BB: 0	P: 4	LOB: 1	BB: 0	P: 6	LOB: 0	BB: 0	P: 3	LOB: 0	BB: 0	P: 3	LOB: 1	BB: 1	P: 7	LOB: 0	BB: 0	P: 3	LOB: 1	BB: 1	P: 7	LOB: 0	BB: 0	P: 3	LOB: 0	BB: 0	P: 3	LOB: 1	BB: 1	P: 7

PITCHER	IP	WLS	BF	H	R	ER	SO	BB	IBB	HBP	BLK	WP	HR	S	P	ERA	WHIP
Ken Holcombe, R (1, 1) ERA: 1.91	9.0	W	34	5	0	0	2	4	0	0	0	0	0	34	50	0.00	1.000


BOTTOM

Chicago White Sox @ Cleveland Indians
Cleveland Municipal Stadium, Cleveland, OH

Sat May 26 1951, 3:33 AM EDT
Att. 8,237 - Unknown

livebaseballscorecards.com

AB	30
R	0
H	5
RBI	0
BB	4
SO	2
LOB	12



WP: 0	PA: 34
PB: 0	
SB: 0	
CS: 1	

Batter	1	2	3	4	5	6	7	8	9	AB R H RBI BB SO LOB	TOP
Nellie Fox, L OBP: 0.412, SLG: 0.553 (1, 4) X	0-0 F7		0-0 1B 2B			0-0 2B 1B	0-0 F6			4 2 2 1 0 0 1	
Bud Stewart, L OBP: 0.349, SLG: 0.462 (1, 7) X	0-0 F8		0-0 CS 1B			0-0 1B 2B	0-0 F3			4 1 2 1 0 0 1	
Minnie Minoso, R OBP: 0.468, SLG: 0.584 (1, 5) X	0-0 FC6-4 1B		0-3 K			0-0 2B 1B		0-0 F3		4 1 2 1 0 1 1	
Eddie Robinson, L OBP: 0.414, SLG: 0.621 (1, 3) X	0-0 FC6-4			0-0 F2		0-0 F9		0-0 F3		4 0 0 0 0 0 3	
Al Zarilla, L OBP: 0.350, SLG: 0.393 Jim Busby, R OBP: 0.388, SLG: 0.417 (1, 9) (6, PR) (6, 8)		0-0 G3		4-0 G4-6-3 BB		0-0 2B		0-0 5-3		2 0 1 2 1 0 0 1 0 0 0 0 0 0	
Chico Carrasquel, R OBP: 0.346, SLG: 0.389 (1, 6)		0-0 F8		0-0 G4-6-3		0-3 K		0-0 F8		4 0 0 0 0 1 2	
Paul Lehner, L OBP: 0.301, SLG: 0.298 (1, 8) (6, 9)		0-0 4-3			0-0 F3	0-0 F8		0-0 F9		4 0 0 0 0 0 1	
Gus Niarhos, R OBP: 0.413, SLG: 0.259 (1, 2)			4-0 SH3-4 2B BB		0-0 1-3		0-0 FC1-6 1B		4-0 WP BB	2 1 1 0 2 0 0	
Joe Dobson, R (1, 1)			0-0 SH3-4		0-3 K		0-0 FC1-6 PB		0-3 K	3 0 0 0 0 2 2	
Inning Stats	R: 0 H: 1 E: 0 LOB: 1 K: 0 BB: 0 S: 4 P: 4	R: 0 H: 0 E: 0 LOB: 0 K: 0 BB: 0 S: 3 P: 3	R: 2 H: 2 E: 0 LOB: 1 K: 1 BB: 1 S: 6 P: 10	R: 0 H: 0 E: 0 LOB: 0 K: 0 BB: 1 S: 2 P: 6	R: 0 H: 0 E: 0 LOB: 0 K: 1 BB: 0 S: 5 P: 5	R: 3 H: 4 E: 0 LOB: 1 K: 1 BB: 0 S: 9 P: 9	R: 0 H: 1 E: 0 LOB: 1 K: 0 BB: 0 S: 4 P: 4	R: 0 H: 0 E: 0 LOB: 0 K: 0 BB: 0 S: 3 P: 3	R: 0 H: 0 E: 0 LOB: 1 K: 1 BB: 1 S: 5 P: 9	1B: 5 SF: 0 2B: 4 SAC: 1 3B: 0 DP: 2 HR: 0 HBP: 0	WP: 1 PA: 36 PB: 1 SB: 0 CS: 1
PITCHER Early Wynn, R ERA: 3.52 Lou Brissie, L ERA: 6.2	IP WLS BF H R ER SO BB IBB HBP BLK WP HR S P ERA WHIP										
	(1, 1) 5.1 L 23 7 5 5 2 2 0 0 0 0 0 0 25 33 8.44 1.688										
	(6, 1) 3.2 13 1 0 0 2 1 0 0 0 1 0 16 20 0.00 0.545										

Chicago White Sox @ Cleveland Indians
Cleveland Municipal Stadium, Cleveland, OH
Sun May 27 1951, 3:33 AM EDT
Unknown

livebaseballscorecards.com

AB	32
R	5
H	8
RBI	5
BB	3
SO	4
LOB	11



Batter	1	2	3	4	5	6	7	8	9	AB R H RBI BB SO LOB
Dale Mitchell, L (1, 7) OBP: 0.303, SLG: 0.299	0-0 4-3		0-0 FC4-6 1B		0-0 2B 1B			0-0 1B		4 2 2 0 0 0 1
Bobby Avila, R (1, 4) OBP: 0.413, SLG: 0.389 Snuffy Stirrweiss, R (8, 4) OBP: 0.441, SLG: 0.375	0-0 1-3		0-0 BB 1B		0-0 1-H 2B			0-3 K		3 0 2 2 0 0 0 1 0 0 0 0 1 1
Harry Simpson, L (1, 3) OBP: 0.358, SLG: 0.256	4-0 BB BB		4-0 L4-3 BB		0-0 F5			0-0 F8		2 0 0 0 2 0 1
Larry Doby, L (1, 8) OBP: 0.432, SLG: 0.529	4-0 1-2 BB		0-0 L4-3		0-0 4-3			0-0 F8		3 0 0 0 1 0 3
Al Rosen, R (1, 5) OBP: 0.356, SLG: 0.459	0-0 L6		0-0 CS 1B 1B		0-0 5-3			0-3 K		4 0 1 0 0 1 2
Ray Boone, R (1, 6) OBP: 0.297, SLG: 0.221		0-0 F2		0-3 K		0-0 F5		0-0 6-3		4 0 0 0 0 1 1
Bob Kennedy, R (1, 9) OBP: 0.336, SLG: 0.385		0-0 F7		0-0 CS 1B			0-0 L5		0-0 F9	4 0 1 0 0 0 0
Jim Hegan, R (1, 2) OBP: 0.376, SLG: 0.449		0-3 K		0-0 6-3			0-3 K			3 0 0 0 0 2 2
Early Wynn, S (1, 1) OBP: 0.231, SLG: 0.250 Lou Brissie, L (6, 1) OBP: 0.182, SLG: 0.182			0-0 FC4-6 1B		0-0 4-3		0-0 4-3			2 0 1 0 0 0 0 1 0 0 0 0 0 0

Inning Stats	R: 0 E: 0 K: 0 S: 3	H: 0 LOB: 2 BB: 2 P: 11	R: 0 E: 0 K: 1 S: 5	H: 0 LOB: 0 BB: 0 P: 5	R: 1 E: 1 K: 0 S: 4	H: 2 LOB: 1 BB: 1 P: 8	R: 0 E: 0 K: 1 S: 6	H: 2 LOB: 1 BB: 0 P: 6	R: 1 E: 0 K: 0 S: 4	H: 2 LOB: 0 BB: 0 P: 4	R: 0 E: 0 K: 0 S: 3	H: 0 LOB: 0 BB: 0 P: 3	R: 0 E: 0 K: 1 S: 5	H: 0 LOB: 0 BB: 0 P: 5	R: 0 E: 0 K: 1 S: 6	H: 1 LOB: 1 BB: 0 P: 6	R: 0 E: 0 K: 1 S: 5	H: 0 LOB: 0 BB: 0 P: 5	1B: 6 2B: 2 3B: 0 HR: 0	SF: 0 SAC: 0 DP: 1 HBP: 0	WP: 0 PB: 0 SB: 0 CS: 2	PA: 34		
PITCHER Joe Dobson, R (1, 1) ERA: 3.0	IP: 9.0 WLS: W BF: 34 H: 7 R: 2 ER: 2 SO: 5	BB: 3 IBB: 0 HBP: 0 BLK: 0	WP: 0 HR: 0 S: 41 P: 53	ERA: 2.00 WHIP: 1.111	PITCHER	IP: 9.0 WLS: W BF: 34 H: 7 R: 2 ER: 2 SO: 5	BB: 3 IBB: 0 HBP: 0 BLK: 0	WP: 0 HR: 0 S: 41 P: 53	ERA: 2.00 WHIP: 1.111	PITCHER	IP: 9.0 WLS: W BF: 34 H: 7 R: 2 ER: 2 SO: 5	BB: 3 IBB: 0 HBP: 0 BLK: 0	WP: 0 HR: 0 S: 41 P: 53	ERA: 2.00 WHIP: 1.111	PITCHER	IP: 9.0 WLS: W BF: 34 H: 7 R: 2 ER: 2 SO: 5	BB: 3 IBB: 0 HBP: 0 BLK: 0	WP: 0 HR: 0 S: 41 P: 53	ERA: 2.00 WHIP: 1.111	PITCHER	IP: 9.0 WLS: W BF: 34 H: 7 R: 2 ER: 2 SO: 5	BB: 3 IBB: 0 HBP: 0 BLK: 0	WP: 0 HR: 0 S: 41 P: 53	ERA: 2.00 WHIP: 1.111

BOTTOM

Chicago White Sox @ Cleveland Indians
Cleveland Municipal Stadium, Cleveland, OH

Sun May 27 1951, 3:33 AM EDT
Unknown

livebaseballscorecards.com

AB	31
R	2
H	7
RBI	2
BB	3
SO	5
LOB	11



Batter	1	2	3	4	5	6	7	8	9	AB R H RBI BB SO LOB	TOP
Fred Marsh, R (1, 5) OBP: 0.279, SLG: 0.368	4-0 BB 1B		0-0 5-3		0-0 E1		0-0 1-3		0-0 6-3	4 0 0 0 1 0 4	
Bobby Young, L (1, 4) OBP: 0.287, SLG: 0.338	0-0 BB BB 1B		0-0 F2		0-0 F8		0-0 4-3			4 0 1 2 0 0 3	
Ray Coleman, L (1, 9) OBP: 0.398, SLG: 0.552	4-0 BB BB 1-2		0-0 4-3		0-0 F9		0-0 1-3			3 0 0 0 1 0 3	
Don Lenhardt, R (1, 7) OBP: 0.326, SLG: 0.463	0-3 K			0-0 F8		0-0 1B		0-0 5-3		4 0 1 0 0 1 2	
Jim Delsing, L (1, 8) OBP: 0.349, SLG: 0.464	4-0 BB BB 1-2 2-3		0-3 K		0-0 F8		0-0 F9			3 0 0 0 1 1 1	
Sherm Lollar, R (1, 2) OBP: 0.351, SLG: 0.444	0-0 F9		0-0 6-3		0-0 F8		0-0 BB			3 0 0 0 1 0 4	
Hank Arft, L (1, 3) OBP: 0.336, SLG: 0.375		0-0 F7		4-0 E BLK F8 BB		0-0 F6		0-0 5-3		3 1 0 0 1 0 2	
Johnny Bero, L (1, 6) OBP: 0.338, SLG: 0.308		0-0 F6		4-0 E BB 1-2		4-0 1-3 BB 4-3 BB		0-0 4-3		2 1 0 0 2 0 0	
Duane Pilette, R (1, 1) OBP: 0.231, SLG: 0.167		0-3 K		0-3 K		4-0 1-2 BB 4-3 BB		0-0 F8		2 0 0 0 0 2 2	
Dick Starr, R (6, 1) OBP: 0.125, SLG: 0.125										0 0 0 0 0 0 0	
Johnny Berardino, R (7, PH) OBP: 0.344, SLG: 0.330										0 0 0 0 1 0 0	
Bobby Hogue, R (7, 1) OBP: 0.333, SLG: 0.333										0 0 0 0 0 0 0	
Matt Batts, R (9, PH) OBP: 0.286, SLG: 0.435										1 0 0 0 0 0 0	
Inning Stats	R: 0 H: 1 E: 0 LOB: 3 K: 1 BB: 3 S: 5 P: 17	R: 0 H: 0 E: 0 LOB: 0 K: 1 BB: 0 S: 5 P: 5	R: 0 H: 0 E: 0 LOB: 0 K: 0 BB: 0 S: 3 P: 3	R: 0 H: 0 E: 0 LOB: 0 K: 1 BB: 0 S: 5 P: 5	R: 1 H: 0 E: 1 LOB: 2 K: 1 BB: 2 S: 6 P: 14	R: 0 H: 1 E: 0 LOB: 1 K: 0 BB: 0 S: 4 P: 4	R: 1 H: 0 E: 0 LOB: 1 K: 0 BB: 2 S: 3 P: 11	R: 0 H: 0 E: 0 LOB: 1 K: 0 BB: 1 S: 3 P: 7	R: 0 H: 0 E: 0 LOB: 0 K: 0 BB: 0 S: 3 P: 3	1B: 2 SF: 0 2B: 0 SAC: 0 3B: 0 DP: 0 HR: 0 HBP: 0	WP: 0 PA: 37 PB: 0 SB: 0 CS: 0
PITCHER Saul Rogovin, R (1, 1) ERA: 5.06	IP WLS BF H R ER SO BB IBB HBP BLK WP HR S P ERA WHIP	9.0 W 37 2 2 1 4 8 0 0 1 0 0 37 69 1.00 1.111									

St. Louis Browns @ Chicago White Sox
 Comiskey Park, Chicago, IL
 Mon May 28 1951, 4:33 AM EDT
 Att: 23,138 - Unknown

AB	29
R	2
H	2
RBI	2
BB	8
SO	4
LOB	21



Batter	1	2	3	4	5	6	7	8	9	AB	R	H	RBI	BB	SO	LOB	BOTTOM
--------	---	---	---	---	---	---	---	---	---	----	---	---	-----	----	----	-----	--------

Nellie Fox, L OBP: 0.424, SLG: 0.562 (1, 4)	0-0 BB E 1B	4-0 BB BB			0-0 1-2 4-1	0-0 1-3				3	1	1	0	1	0	2	St. Louis Browns @ Chicago White Sox Comiskey Park, Chicago, IL Mon May 28 1951, 4:33 AM EDT Att. 23,138 - Unknown livebaseballscorecards.com
Bud Stewart, L OBP: 0.365, SLG: 0.457 (1, 7)	4-0 1B E 1B BB	0-0 F8			0-0 2-H 1B 2B		0-0 3-1			3	2	1	1	1	0	1	
Minnie Minoso, R OBP: 0.475, SLG: 0.588 (1, 5)	0-3 K		0-0 G3-6-3 1B		0-0 6-3		0-0 1-3			4	0	1	0	0	1	3	
Eddie Robinson, L OBP: 0.423, SLG: 0.613 (1, 3)	0-0 E8 1B 1B		0-0 G3-6-3 1-2f		0-0 BB 1B		0-0 F9			4	0	2	2	0	0	1	
Al Zarilla, L OBP: 0.367, SLG: 0.438 Jim Busby, R OBP: 0.381, SLG: 0.408 (1, 9) (6, 8)	0-0 1-2 1B		0-3 K		4-0 1-2 BB		0-0 E6 5-3			2	0	1	0	1	1	0	
Paul Lehner, L OBP: 0.294, SLG: 0.275 (1, 8) (6, 9)	0-0 F7			0-0 1-3		0-0 F8		0-3 K		4	0	0	0	0	1	5	
Gus Niarhos, R OBP: 0.405, SLG: 0.258 (1, 2)	0-0 F2			0-0 1-3 1B		0-0 F7		0-0 5-3 1-2		4	0	1	0	0	0	3	
Joe Demaestri, R OBP: 0.125, SLG: 0.125 (1, 6)		0-0 5-3		0-0 1-3 1-2f		0-0 5-3		0-3 K		4	0	0	0	0	1	2	
Saul Rogovin, R OBP: 0.385, SLG: 0.583 (1, 1)		0-0 4-3			0-0 4-1 2B 1B		0-0 2B			3	1	2	0	0	0	0	

Inning Stats	R: 2 E: 1 K: 1 S: 8	H: 3 LOB: 2 BB: 1 P: 12	R: 0 E: 0 K: 0 S: 3	H: 0 LOB: 1 BB: 1 P: 7	R: 0 E: 0 K: 1 S: 5	H: 1 LOB: 0 BB: 0 P: 5	R: 0 E: 0 K: 0 S: 3	H: 1 LOB: 0 BB: 0 P: 3	R: 2 E: 0 K: 0 S: 6	H: 3 LOB: 2 BB: 1 P: 10	R: 0 E: 0 K: 0 S: 4	H: 1 LOB: 1 BB: 0 P: 4	R: 0 E: 0 K: 0 S: 3	H: 0 LOB: 0 BB: 0 P: 3	R: 0 E: 1 K: 2 S: 8	H: 0 LOB: 1 BB: 0 P: 8	1B: 7 2B: 3 3B: 0 HR: 0	SF: 0 SAC: 0 DP: 2 HBP: 0	WP: 0 PB: 0 SB: 0 CS: 0	PA: 35
---------------------	------------------------------	----------------------------------	------------------------------	---------------------------------	------------------------------	---------------------------------	------------------------------	---------------------------------	------------------------------	----------------------------------	------------------------------	---------------------------------	------------------------------	---------------------------------	------------------------------	---------------------------------	----------------------------------	------------------------------------	----------------------------------	--------

PITCHER	IP	WLS	BF	H	R	ER	SO	BB	IBB	HBP	BLK	WP	HR	S	P	ERA	WHIP	PITCHER	IP	WLS	BF	H	R	ER	SO	BB	IBB	HBP	BLK	WP	HR	S	P	ERA	WHIP		
Duane Pillette, R ERA: 6.69 (1, 1)	5.0	L	24	8	4	4	2	3	0	0	0	0	0	25	37	7.20	2.200																				
Dick Starr, R ERA: 9.55 (6, 1)	1.0		4	1	0	0	0	0	0	0	0	0	0	4	4	0.00	1.000																				
Bobby Hogue, R ERA: 5.84 (7, 1)	2.0		7	0	0	0	2	0	0	0	0	0	0	11	11	0.00	0.000																				



Batter	1	2	3	4	5	6	7	8	9	AB R H RBI BB SO LOB	TOP																						
Fred Marsh, R (1, 5) OBP: 0.273, SLG: 0.344	4-0 BB		0-0 F3		0-3 K		0-0 F8		0-0 F2	4 0 0 0 1 1 1																							
Bobby Young, L (1, 4) OBP: 0.285, SLG: 0.340	0-0 F2		0-0 1B 2B		0-0 4-3		0-0 4-3		0-0 4-3	5 1 1 0 0 0 2																							
Ray Coleman, L (1, 9) OBP: 0.409, SLG: 0.558	0-3 K		0-0 1B 1B		0-0 FC3-6 1B		0-0 FC3-6 1B		0-0 6-3 1B	4 1 3 1 0 1 1																							
Don Lenhardt, R (1, 7) OBP: 0.322, SLG: 0.452	0-0 L6		0-0 1B		0-0 FC3-6 1B		0-0 FC3-6 1B		0-3 K	4 0 1 0 0 1 3																							
Jim Delsing, L (1, 8) OBP: 0.345, SLG: 0.455		0-0 L6	0-0 F7		0-0 1B		0-0 1B		0-0 6-3	4 0 1 0 0 0 3																							
Sherm Lollar, R (1, 2) OBP: 0.357, SLG: 0.440		0-0 F9		4-0 FC1-6 BB		0-0 F8		0-0 1B 1B	0-0 1B	3 0 1 1 1 0 2																							
Hank Arft, L (1, 3) OBP: 0.336, SLG: 0.374		0-0		0-0 FC1-6 CS		0-0 4-3		0-0 1B	0-0 1B	3 0 1 0 0 0 3																							
Matt Batts, R (8, PH) OBP: 0.300, SLG: 0.447				0-0 1B						1 0 1 0 0 0 0																							
Johnny Berardino, R (8, 3) OBP: 0.344, SLG: 0.330				0-0 1B						0 0 0 0 0 0 0																							
Johnny Bero, L (1, 6) OBP: 0.321, SLG: 0.290		0-0 F8		0-3 K		0-3 K		0-3 K	0-3 K	4 0 0 0 0 3 4																							
Jim Suhecki, R (1, 1) OBP: 0.315, SLG: 0.358			0-3 K		0-0 4-3		0-0 1B		0-3 K	2 0 0 0 0 1 0																							
Roy Sievers, R (7, PH) OBP: 0.315, SLG: 0.358										1 0 1 0 0 0 0																							
Lou Sleater, L (7, 1) OBP: 0.294, SLG: 0.412										0 0 0 0 0 0 0																							
Ken Wood, R (9, PH) OBP: 0.266, SLG: 0.341										1 0 0 0 0 1 0																							
Inning Stats	R: 0 E: 0 K: 1 S: 5	H: 0 LOB: 1 BB: 1 P: 9	R: 0 E: 0 K: 0 S: 4	H: 1 LOB: 1 BB: 0 P: 4	R: 1 E: 0 K: 1 S: 8	H: 3 LOB: 2 BB: 0 P: 8	R: 0 E: 0 K: 1 S: 4	H: 0 LOB: 1 BB: 1 P: 8	R: 0 E: 0 K: 1 S: 5	H: 0 LOB: 0 BB: 0 P: 5	R: 0 E: 0 K: 0 S: 5	H: 2 LOB: 2 BB: 0 P: 5	R: 0 E: 0 K: 1 S: 6	H: 1 LOB: 1 BB: 0 P: 6	R: 1 E: 0 K: 2 S: 10	H: 3 LOB: 2 BB: 0 P: 10	R: 0 E: 0 K: 1 S: 5	H: 0 LOB: 0 BB: 0 P: 5	1B: 9 2B: 2 3B: 0 HR: 0	SF: 0 SAC: 0 DP: 1 HBP: 0	WP: 0 PB: 0 SB: 0 CS: 1	PA: 38											
PITCHER Billy Pierce, L (1, 1) ERA: 3.39	IP 9.0	WLS W	BF 38	H 10	R 2	ER 2	SO 8	BB 2	IBB 0	HBP 0	BLK 0	WP 0	HR 0	S 52	P 60	ERA 2.00	WHIP 1.333																
											PITCHER	IP	WLS	BF	H	R	ER	SO	BB	IBB	HBP	BLK	WP	HR	S	P	ERA	WHIP					

St. Louis Browns @ Chicago White Sox
Comiskey Park, Chicago, IL
Wed May 30 1951, 4:33 AM EDT
Unknown

livebaseballscorecards.com

AB 36
R 2
H 10
RBI 2
BB 2
SO 8
LOB 19



Batter	1	2	3	4	5	6	7	8	9	AB	R	H	RBI	BB	SO	LOB
Nellie Fox, L OBP: 0.426, SLG: 0.575 (1, 4)	0-0 G5-4-3 1B			0-0 E 3B	0-0 F7			0-0 4-3		4	1	2	0	0	0	1
Bud Stewart, L OBP: 0.375, SLG: 0.520 (1, 7)	0-0 F9			0-0 E4 3B 2B		0-0 1B 3B		0-0 F3		4	2	2	1	0	0	1
Minnie Minoso, R OBP: 0.476, SLG: 0.604 (1, 5)	0-0 G5-4-3 1-2f			0-0 3-H F9 3B		0-0 3-H WP S SH3-4 1B		0-3 K		4	2	2	2	0	1	1
Eddie Robinson, L OBP: 0.414, SLG: 0.598 (1, 3)		0-3 K		0-0 F6		0-0 F3 1-3				3	0	0	0	0	1	2
Al Zarilla, L OBP: 0.362, SLG: 0.431 (1, 9)		0-0 4-3		0-0 F9		0-0 SH3-4				2	0	0	2	0	0	0
Jim Busby, R OBP: 0.381, SLG: 0.408 (7, 8)				0-0 3-H F9		0-0 3-H SH3-4				0	0	0	0	0	0	0
Chico Carrasquel, R OBP: 0.331, SLG: 0.372 (1, 6)		0-0 1-3		0-0 F3		0-0 6-3				3	0	0	0	0	0	0
Paul Lehner, L OBP: 0.286, SLG: 0.266 (1, 8) (7, 9)			0-0 F8		0-0 F3		0-0 1-3			3	0	0	0	0	0	0
Phil Masi, R OBP: 0.484, SLG: 0.521 (1, 2)			0-0 6-3		0-0 PB 2B		0-3 K2-3			3	0	1	0	0	1	0
Billy Pierce, L OBP: 0.321, SLG: 0.174 (1, 1)			0-0 4-3		0-3 K 2-3		0-0 1-6-3			3	0	0	0	0	1	1

Inning Stats	R: 0	H: 1	E: 0	LOB: 0	K: 0	BB: 0	S: 3	P: 3	R: 0	H: 0	E: 0	LOB: 0	K: 1	BB: 0	S: 5	P: 5	R: 0	H: 0	E: 0	LOB: 0	K: 0	BB: 0	S: 3	P: 3	R: 3	H: 3	E: 1	LOB: 0	K: 0	BB: 0	S: 6	P: 6	R: 0	H: 1	E: 0	LOB: 1	K: 1	BB: 0	S: 6	P: 6	R: 2	H: 2	E: 0	LOB: 0	K: 0	BB: 0	S: 5	P: 5	R: 0	H: 0	E: 0	LOB: 0	K: 1	BB: 0	S: 5	P: 5	R: 0	H: 0	E: 0	LOB: 0	K: 1	BB: 0	S: 5	P: 5	R: 0	H: 0	E: 0	LOB: 0	K: 1	BB: 0	S: 5	P: 5
--------------	------	------	------	--------	------	-------	------	------	------	------	------	--------	------	-------	------	------	------	------	------	--------	------	-------	------	------	------	------	------	--------	------	-------	------	------	------	------	------	--------	------	-------	------	------	------	------	------	--------	------	-------	------	------	------	------	------	--------	------	-------	------	------	------	------	------	--------	------	-------	------	------	------	------	------	--------	------	-------	------	------

PITCHER	IP	WLS	BF	H	R	ER	SO	BB	IBB	HBP	BLK	WP	HR	S	P	ERA	WHIP
Jim Suchecky, R ERA: 5.0 (1, 1)	6.0	L	24	7	5	5	2	0	0	0	0	1	0	28	28	7.50	1.167
Lou Slesater, L ERA: 5.21 (7, 1)	2.0		6	0	0	0	2	0	0	0	0	0	0	10	10	0.00	0.000

BOTTOM


St. Louis Browns @ Chicago White Sox
Comiskey Park, Chicago, IL
Wed May 30 1951, 4:33 AM EDT
Unknown

livebaseballscorecards.com

AB	29
R	5
H	7
RBI	5
BB	0
SO	4
LOB	6



WP	PA	3B	SF	SAC	DP	HBP	HR	S	P	ERA	WHIP
1B: 2	2B: 2	3B: 3	SF: 0	SAC: 1	DP: 1	HBP: 0	HR: 0	WP: 1	PA: 30		

Batter	1	2	3	4	5	6	7	8	9	AB R H RBI BB SO LOB	TOP									
Fred Marsh, R (1, 5) OBP: 0.286, SLG: 0.344	4-0 SH2-3 BB		0-0 2-H 1B		0-0 F6		0-0 F7			3 0 1 1 1 0 3										
Bobby Young, L (1, 4) OBP: 0.286, SLG: 0.339	0-0 SH2-3 1-2		0-0 F9			0-0 4-3		0-0 G4-6-3 1B		3 0 1 0 0 0 1										
Ray Coleman, L (1, 9) OBP: 0.397, SLG: 0.540	0-0 F8		0-0 L4			0-0 6-3		0-0 G4-6-3 1-2f		4 0 0 0 0 0 3										
Don Lenhardt, R (1, 7) OBP: 0.319, SLG: 0.443	0-0 F9			0-3 K		0-0 F8		0-0 WP 1B		4 0 1 0 0 1 1										
Jim Delsing, L (1, 8) OBP: 0.333, SLG: 0.438		0-0 G3		0-0 F8			0-0 4-3	0-0 F9 1-2		4 0 0 0 0 0 1										
Matt Batts, R (1, 2) OBP: 0.315, SLG: 0.440		0-0 6-3		0-0 1B		4-0 BB BB BB		0-0 F6		3 0 1 0 1 0 0										
Hank Arft, L (1, 3) OBP: 0.328, SLG: 0.363 Roy Sievers, R (9, PH) OBP: 0.311, SLG: 0.353		0-0 F7		0-0 F8		0-0 F5		0-3 K		3 0 0 0 0 0 2 1 0 0 0 0 1 0	AB 29 R 1 H 5 RBI 1 BB 4 SO 2 LOB 11									
Johnny Bero, L (1, 6) OBP: 0.329, SLG: 0.292			0-0 SH3-4 1B 1B		0-0 4-1		4-0 BB 1-2 BB	0-0 F9		3 1 1 0 1 0 0										
Al Widmar, R (1, 1) OBP: 0.071, SLG: 0.143 Sherm Lollar, R (7, PH) OBP: 0.364, SLG: 0.440 Duane Pilette, R (7, PR) OBP: 0.231, SLG: 0.167 Dick Starr, R (7, 1) OBP: 0.125, SLG: 0.125 Cliff Fannin, L (8, 1) OBP: 0.250, SLG: 0.250			0-0 SH3-4		0-0 4-1		4-0 BB 1-2 2-3 BB			1 0 0 0 0 0 0 0 0 0 0 1 0										
Inning Stats	R: 0 E: 0 K: 0 S: 3	H: 0 LOB: 1 BB: 1 P: 7	R: 0 E: 0 K: 0 S: 3	H: 0 LOB: 0 BB: 0 P: 3	R: 1 E: 0 K: 0 S: 5	H: 2 LOB: 1 BB: 0 P: 5	R: 0 E: 0 K: 1 S: 6	H: 1 LOB: 1 BB: 0 P: 6	R: 0 E: 0 K: 0 S: 3	H: 0 LOB: 0 BB: 0 P: 3	R: 0 E: 0 K: 0 S: 3	H: 0 LOB: 3 BB: 3 P: 15	R: 0 E: 0 K: 0 S: 4	H: 2 LOB: 1 BB: 0 P: 4	R: 0 E: 0 K: 1 S: 5	H: 0 LOB: 0 BB: 0 P: 5	1B: 5 2B: 0 3B: 0 HR: 0	SF: 0 SAC: 2 DP: 1 HBP: 0	WP: 1 PB: 0 SB: 0 CS: 0	PA: 35
PITCHER Randy Gumpert, R (1, 1) ERA: 2.27	IP: 9.0 WLS: W BF: 35 H: 5 R: 1 ER: 1 SO: 2 BB: 4 IBB: 0 HBP: 0 BLK: 0 WP: 1 HR: 0 S: 35 P: 51 ERA: 1.00 WHIP: 1.000																			

St. Louis Browns @ Chicago White Sox
Comiskey Park, Chicago, IL
Wed May 30 1951, 4:38 AM EDT
Att: 34,856 - Unknown

livebaseballscorecards.com

Batter	1	2	3	4	5	6	7	8	9	AB	R	H	RBI	BB	SO	LOB
Nellie Fox, L OBP: 0.431, SLG: 0.572 (1, 4)	0-0 F6	0-0 4-3		0-0 1-2 2-H 1B		0-0 1-2 1B	4-0 BB BB BB 1B			4	0	2	1	1	0	2
Bud Stewart, L OBP: 0.377, SLG: 0.500 (1, 7)	0-0 F8		0-0 F9	0-0 4-3		0-0 1-2 2-3 1B	4-0 BB BB BB BB 1B			4	0	1	1	1	0	2
Minnie Minoso, R OBP: 0.465, SLG: 0.613 (1, 5)	0-0 6-3		0-0 5-3		0-0 HR	0-0 1-2 2-3 1B	0-0 F8			5	1	1	1	0	0	6
Eddie Robinson, L OBP: 0.427, SLG: 0.620 (1, 3)		4-0 SH1-4 1B BB	4-0 S BB		0-0 4-3		4-0 BB BB BB BB 2B E BB	0-0 HR		2	3	1	1	3	0	0
Al Zarilla, L OBP: 0.365, SLG: 0.440 (1, 9)		0-0 SH1-4 1B BB	0-3 K		0-0 F5		0-0 BB BB BB BB 1-3 E 2B	0-0 5-3		4	1	2	0	0	1	1
Jim Busby, R OBP: 0.377, SLG: 0.404 (7, PR) (8, 8)		1-2 1B	1-2 K		0-0 F5		0-0 BB BB BB BB 1-3 E 2B	0-0 5-3		1	1	0	0	0	0	0
Chico Carrasquel, R OBP: 0.323, SLG: 0.363 (1, 6)		0-0 SH1-4		0-0 1-3	0-0 5-3		0-0 BB BB BB BB 1-2 2-3 6-3	0-3 K		4	0	0	0	0	1	2
Paul Lehner, L OBP: 0.273, SLG: 0.253 (1, 8) (8, 9)		0-0 4-3		0-0 F8		0-0 4-3	0-0 BB BB BB BB 1-2 2-3 6-3	0-3 K		5	0	0	0	0	1	4
Gus Niarhos, R OBP: 0.434, SLG: 0.270 (1, 2)		4-0 1B IBB		4-0 1B BB		0-0 1B BB	4-0 BB BB BB BB 1B BB E IBB			1	2	1	0	3	0	0
Randy Gumpert, R OBP: 0.273, SLG: 0.273 (1, 1)		0-0 1-2 2-H 3-H 1B		0-0 1-2 1B		0-0 1-2 1B	0-0 BB BB BB BB 1-2 2-H 3-H E5 BB BB			4	0	2	2	0	0	2


Inning Stats	R: 0	H: 0	E: 0	K: 0	S: 3	LOB: 0	BB: 0	P: 3
	R: 2	H: 2	E: 0	K: 0	S: 5	LOB: 2	BB: 2	P: 13
	R: 0	H: 0	E: 0	K: 1	S: 5	LOB: 1	BB: 1	P: 9
	R: 1	H: 2	E: 0	K: 0	S: 5	LOB: 2	BB: 2	P: 9
	R: 1	H: 1	E: 0	K: 0	S: 4	LOB: 0	BB: 0	P: 4
	R: 0	H: 3	E: 0	K: 0	S: 6	LOB: 3	BB: 0	P: 6
	R: 3	H: 1	E: 1	K: 0	S: 5	LOB: 3	BB: 4	P: 21
	R: 1	H: 1	E: 0	K: 2	S: 8	LOB: 0	BB: 0	P: 8

PITCHER	IP	WLS	BF	H	R	ER	SO	BB	IBB	HBP	BLK	WP	HR	S	P	ERA	WHIP
Al Widmar, R ERA: 6.26 (1, 1)	6.0	L	30	8	4	4	1	3	1	0	0	0	1	28	44	6.00	1.833
Dick Starr, R ERA: 9.13 (7, 1)	1.0		9	1	3	0	0	3	1	0	0	0	0	5	21	0.00	4.000
Cliff Fannin, R ERA: 6.46 (8, 1)	1.0		4	1	1	1	2	0	0	0	0	0	1	8	8	9.00	1.000

BOTTOM

St. Louis Browns @ Chicago White Sox
Comiskey Park, Chicago, IL
Wed May 30 1951, 4:38 AM EDT
Att. 34,856 - Unknown

AB	34
R	8
H	10
RBI	6
BB	8
SO	3
LOB	19



WP	HR	S	P	ERA	WHIP
0	1	0	43	0	0

Batter	1	2	3	4	5	6	7	8	9	AB R H RBI BB SO LOB	TOP
Eddie Joost, R (1, 6) OBP: 0.423, SLG: 0.489	0-0 F5			0-0 L5		0-3 K	0-0 1B			4 0 1 0 0 1 0	Philadelphia Athletics @ Chicago White Sox Comiskey Park, Chicago, IL Sat Jun 02 1951, 4:33 AM EDT Att. 10,491 - Unknown
Ferris Fain, L (1, 9) OBP: 0.494, SLG: 0.543	0-0 L4			0-0 F3		4-0 BB	0-0 1B			3 0 1 1 1 0 0	
Allie Clark, R (1, 5) OBP: 0.260, SLG: 0.348 Elmer Valo, L (7, PH) OBP: 0.347, SLG: 0.320 Billy Hitchcock, R (7, 5) OBP: 0.354, SLG: 0.265	0-0 F4			0-0 6-3		0-0 5-3	0-0 F7			3 0 0 0 0 0 1 1 0 0 0 0 0 2 0 0 0 0 0 0 0	
Gus Zernial, R (1, 7) OBP: 0.350, SLG: 0.560		0-0 F7			0-0 HR		4-0 BB	0-0 F8		0 2 0 0 0 0 0	
Dave Philley, S (1, 8) OBP: 0.336, SLG: 0.405		0-0 4-3			0-0 4-3		0-0 FC4-6 SH2-4 S 1B	0-0 F5		4 1 1 0 0 0 0	
Lou Limmer, L (1, 3) OBP: 0.296, SLG: 0.522		0-0 F9			4-0 BB		0-0 SH2-4	0-0 F2		2 0 0 0 1 0 0	
Pete Suder, R (1, 4) OBP: 0.308, SLG: 0.278			0-0 6-3		0-0 F9		4-0 FC4-6 IBB	0-0 F8		3 0 0 0 1 0 1	
Joe Tipton, R (1, 2) OBP: 0.246, SLG: 0.207 Wally Moses, L (7, PH) OBP: 0.283, SLG: 0.108 Joe Astroth, R (7, 2) OBP: 0.103, SLG: 0.054			0-0 5-3		0-0 F7		0-0 FC4-6 E S 1B	0-0 5-3		2 0 0 0 0 0 1 1 1 0 1 0 0 2 1 0 0 0 0 0 0	
Bob Hooper, R (1, 1) OBP: 0.333, SLG: 0.417			0-3 K		0-0 5-3		0-0 1B 1B	0-3 K		4 1 1 1 0 2 0	
Inning Stats	R: 0 H: 0 E: 0 LOB: 0 K: 0 BB: 0 S: 3 P: 3	R: 0 H: 0 E: 0 LOB: 0 K: 0 BB: 0 S: 3 P: 3	R: 0 H: 0 E: 0 LOB: 0 K: 1 BB: 0 S: 5 P: 5	R: 0 H: 0 E: 0 LOB: 0 K: 0 BB: 0 S: 3 P: 3	R: 1 H: 1 E: 0 LOB: 1 K: 0 BB: 1 S: 4 P: 8	R: 0 H: 0 E: 0 LOB: 1 K: 1 BB: 1 S: 5 P: 9	R: 4 H: 4 E: 0 LOB: 2 K: 0 BB: 2 S: 7 P: 15	R: 0 H: 0 E: 0 LOB: 0 K: 0 BB: 0 S: 3 P: 3	R: 0 H: 0 E: 0 LOB: 0 K: 1 BB: 0 S: 5 P: 5	1B: 4 SF: 0 2B: 0 SAC: 1 3B: 0 DP: 0 HR: 1 HBP: 0	WP: 0 PA: 36 PB: 0 SB: 2 CS: 0
PITCHER	IP WLS BF H R ER SO BB IBB HBP BLK WP HR S P ERA WHIP										
Joe Dobson, R (1, 1) ERA: 3.43	6.2 L 29 5 5 5 2 3 1 0 0 0 1 29 45 6.75 1.200										
Luis Aloma, R (7, 1) ERA:	1.1 4 0 0 0 0 0 0 0 0 0 0 4 4 0.00 0.000										
Randy Gumpert, R (9, 1) ERA: 2.21	1.0 3 0 0 0 0 1 0 0 0 0 0 0 5 5 0.00 0.000										

AB	28
R	5
H	4
RBI	3
BB	3
SO	3
LOB	7



livebaseballscorecards.com

Batter	1	2	3	4	5	6	7	8	9	AB	R	H	RBI	BB	SO	LOB
Nellie Fox, L OBP: 0.420, SLG: 0.556 (1, 4)	0-0 6-3		0-0 G3			0-0 6-3		0-0 F7		4	0	0	0	0	0	1
Bud Stewart, L OBP: 0.354, SLG: 0.466 (1, 7)	0-3 K		0-3 K			0-0 F9			0-0 F7	4	0	0	0	0	2	1
Minnie Minoso, R OBP: 0.459, SLG: 0.600 (1, 5)	0-0 F9			0-0 F8			0-0 5-3		0-0 1B	4	0	1	0	0	0	0
Eddie Robinson, L OBP: 0.435, SLG: 0.618 (1, 3)		4-0 1B		0-0 F9		4-0 1B		0-0 1B	2	1	1	0	2	0	0	0
Al Zarilla, L OBP: 0.356, SLG: 0.428 (1, 9)		0-0 P4		0-0 L3			0-0 G3		0-0 F5	4	0	0	0	0	0	4
Jim Busby, R OBP: 0.373, SLG: 0.398 (1, 8)		0-0 E6			0-0 6-3		0-0 FC6-4		0-0 F7	4	0	1	1	0	0	3
Chico Carrasquel, R OBP: 0.324, SLG: 0.362 (1, 6)		0-0 1B			0-0 6-3		0-0 FC6-4			3	0	1	0	0	0	1
Phil Masi, R OBP: 0.477, SLG: 0.549 (1, 2)			0-0 3B		0-0 F9			0-0 1-3		3	0	1	0	0	0	0
Joe Dobson, R (1, 1)			0-0 5-3			0-0 6-3		0-3 K		2	0	0	0	0	0	1
Luis Aloma, R (7, 1)										0	0	0	0	0	0	0
Floyd Baker, L (8, PH)										1	0	0	0	0	1	0
Randy Gumpert, R (9, 1)										0	0	0	0	0	0	0


Inning Stats	R: 0	H: 0	R: 0	H: 1	R: 0	H: 1	R: 0	H: 0	R: 0	H: 0	R: 1	H: 1	R: 0	H: 0	R: 0	H: 2	1B: 4	SF: 0	WP: 0	PA: 33	
	E: 0	LOB: 0	E: 1	LOB: 2	E: 0	LOB: 1	E: 0	LOB: 0	E: 0	LOB: 0	E: 0	LOB: 1	E: 0	LOB: 2	E: 0	LOB: 2	2B: 0	SAC: 0	PB: 0		
	K: 1	BB: 0	K: 0	BB: 1	K: 1	BB: 0	K: 0	BB: 0	K: 0	BB: 0	K: 0	BB: 1	K: 1	BB: 0	K: 0	BB: 0	3B: 1	DP: 0	SB: 0		
	S: 5	P: 5	S: 3	P: 7	S: 6	P: 6	S: 3	P: 3	S: 3	P: 3	S: 4	P: 8	S: 5	P: 5	S: 5	P: 5	HR: 0	HBP: 0	CS: 0		
PITCHER Bob Hooper, R (1, 1) ERA: 3.13	IP: 9.0	WLS: W	BF: 33	H: 5	R: 1	ER: 1	SO: 3	BB: 2	IBB: 0	HBP: 0	BLK: 0	WP: 0	HR: 0	S: 37	P: 45	ERA: 1.00	WHIP: 0.778				
PITCHER	IP	WLS	BF	H	R	ER	SO	BB	IBB	HBP	BLK	WP	HR	S	P	ERA	WHIP				

BOTTOM

Philadelphia Athletics @ Chicago White Sox
Comiskey Park, Chicago, IL


Sat Jun 02 1951, 4:33 AM EDT
Att. 10,491 - Unknown

AB	31
R	1
H	5
RBI	1
BB	2
SO	3
LOB	11



WP	PA	ERA	WHIP
0	33		

livebaseballscorecards.com

Batter	1	2	3	4	5	6	7	8	9	AB R H RBI BB SO LOB	TOP			
Dom DiMaggio, R (1, 8) OBP: 0.399, SLG: 0.464	0-0 5-3		0-0 SH2-3 1B	0-0 F8		0-0 G4-6-3		0-0 F9		5 1 1 0 0 0 3				
Billy Goodman, L (1, 9) OBP: 0.396, SLG: 0.354	0-0 F8		0-0 SH2-3 1-2	0-3 K			0-0 F8		0-0 G6-3 1B	4 0 1 0 0 1 1				
Ted Williams, L (1, 7) OBP: 0.473, SLG: 0.629	4-0 1B 2B BB		4-0 1B BB IBB	0-0 F8			0-0 F8		0-0 G6-3 1-2f	3 2 0 0 2 0 2				
Lou Boudreau, R (1, 6) OBP: 0.365, SLG: 0.427	0-0 2B 1-2 1B		4-0 1B 1-2 2-3 BB		0-0 G6-4-3 1B		0-0 1B 2B		0-0 6-3	4 2 3 0 1 0 0				
Vern Stephens, R (1, 5) OBP: 0.447, SLG: 0.574	0-0 2B 1-3 2-H		0-0 1B 1-2 2-H 3-H 1B		0-0 G6-4-3 1-2f		0-0 1B			4 1 3 4 0 0 1				
Walt Dropo, R (1, 3) OBP: 0.362, SLG: 0.417	0-0 6-3		0-0 1B 1-3 2-H		0-0 F9		0-3 K			4 0 1 1 0 1 3				
Bobby Doerr, R (1, 4) OBP: 0.420, SLG: 0.486		0-0 5-3	0-0 FC6-4 1-2f 3-H			0-0 1B 1B		0-0 6-3		4 0 1 1 0 0 1				
Les Moss, R (1, 2) OBP: 0.314, SLG: 0.352		4-0 L6-3 BB	0-0 F7			0-0 F9		0-0 HR		3 1 1 1 1 0 2				
Mel Parnell, L (1, 1) Ellis Kinder, R (6, 1)		0-0 L6-3 1-2		0-0 1B		0-0 G4-6-3 1B		0-3 K		3 0 2 0 0 0 1 1 0 0 0 0 1 0				
Inning Stats	R: 1 E: 0 K: 0 S: 5 H: 2 LOB: 2 BB: 1 P: 9	R: 0 E: 0 K: 0 S: 2 H: 0 LOB: 0 BB: 1 P: 6	R: 4 E: 0 K: 0 S: 6 H: 3 LOB: 1 BB: 2 P: 14	R: 0 E: 0 K: 1 S: 6 H: 1 LOB: 1 BB: 0 P: 6	R: 0 E: 0 K: 0 S: 3 H: 1 LOB: 0 BB: 0 P: 3	R: 0 E: 0 K: 0 S: 4 H: 2 LOB: 1 BB: 0 P: 4	R: 1 E: 0 K: 1 S: 7 H: 2 LOB: 1 BB: 0 P: 7	R: 1 E: 0 K: 1 S: 6 H: 1 LOB: 0 BB: 0 P: 6	R: 0 E: 0 K: 0 S: 3 H: 1 LOB: 0 BB: 0 P: 3	1B: 10 2B: 3 3B: 0 HR: 1 SF: 0 SAC: 1 DP: 4 HBP: 0	WP: 0 PB: 0 SB: 0 CS: 0 PA: 40			
PITCHER	IP WLS BF H R ER SO BB IBB HBP BLK WP HR S P ERA WHIP												PITCHER	IP WLS BF H R ER SO BB IBB HBP BLK WP HR S P ERA WHIP
Ken Holcombe, R (1, 1) ERA: 2.88	3.0 L 17 5 5 5 0 3 1 0 0 0 0 0 13 29 15.00 2.667													
Luis Aloma, R (4, 1) ERA:	2.0 7 2 0 0 1 0 0 0 0 0 0 0 9 9 0.00 1.000													
Lou Kretlow, R (6, 1) ERA: 6.52	1.0 4 2 0 0 0 0 0 0 0 0 0 0 4 4 0.00 2.000													
Marv Rotblatt, L (7, 1) ERA: 2.6	3.0 12 4 2 2 2 0 0 0 0 0 0 1 16 16 6.00 1.333													

Boston Red Sox @ Chicago White Sox
Comiskey Park, Chicago, IL
Sun Jun 03 1951, 4:33 AM EDT
Unknown

livebaseballscorecards.com

Batter	1	2	3	4	5	6	7	8	9	AB R H RBI BB SO LOB
Bob Dillinger, R OBP: 0.286, SLG: 0.345 (1, 5)	0-0 F7		0-0 1B		0-3 K		0-3 K		0-0 1B	5 0 2 0 0 2 0
Nellie Fox, L OBP: 0.420, SLG: 0.551 (1, 4)	0-0 F9		0-0 1B		0-0 4-3		0-0 3B 1B		0-0 F8	5 1 2 0 0 0 1
Minnie Minoso, R OBP: 0.457, SLG: 0.605 (1, 7)	0-0 6-3		0-0 F7			4-0 HR BB	0-0 1-H F9 3B		0-0 F8	4 2 1 1 1 0 3
Eddie Robinson, L OBP: 0.443, SLG: 0.649 (1, 3)		0-0 2B		4-0 1B 6-3 BB		0-0 1-H HR	0-0 F9			3 2 2 3 1 0 0
Al Zarilla, L OBP: 0.354, SLG: 0.423 (1, 9)		0-0 F2		0-0 G5-3 6-3 1B		0-0 G3	0-0 F5			4 0 1 0 0 0 1
Jim Busby, R OBP: 0.368, SLG: 0.393 (1, 8)		0-0 4-3		0-0 6-3 1B		0-0 1B 1B		0-0 F8		4 0 1 1 0 0 2
Chico Carrasquel, R OBP: 0.328, SLG: 0.361 (1, 6)		0-0 1-3		4-0 BB		0-0 1-2 1B		0-0 6-3		3 0 1 0 1 0 1
Gus Niarhos, R OBP: 0.424, SLG: 0.262 (1, 2)			0-0 4-3		0-0 G5-3		0-0 F5		0-0 F8	2 0 0 0 0 0 2
Bud Stewart, L OBP: 0.348, SLG: 0.458 (6, PH)					2-3f					1 0 0 0 0 0 2
Phil Masi, R OBP: 0.470, SLG: 0.538 (7, 2)										1 0 0 0 0 0 0
Ken Holcombe, R OBP: 0.386, SLG: 0.417 (1, 1)			0-0 1B		0-3 K		0-0 1-3		0-0 F3	0 0 0 0 0 0 0
Joe Erazo, R OBP: 0.667, SLG: 0.667 (3, PH)										1 0 1 0 0 0 0
Luis Alomia, R OBP: 0.111, SLG: 0.111 (4, 1)										0 0 0 0 0 0 0
Joe Demaestri, R OBP: 0.111, SLG: 0.111 (5, PH)										1 0 0 0 0 0 1
Lou Kretlow, R OBP: 0.422, SLG: 0.373 (6, PH)										0 0 0 0 0 0 0
Floyd Baker, L OBP: 0.422, SLG: 0.373 (6, PH)										1 0 0 0 0 0 2
Marv Rotblatt, S OBP: 0.270, SLG: 0.250 (7, 1)										0 0 0 0 0 0 0
Paul Lehner, L OBP: 0.270, SLG: 0.250 (9, PH)										1 0 0 0 0 0 0

Inning Stats	R: 0	H: 0	E: 0	K: 0	S: 3	LOB: 0	BB: 0	P: 3	R: 0	H: 1	E: 0	K: 0	S: 4	LOB: 1	BB: 0	P: 4	R: 0	H: 3	E: 0	K: 0	S: 5	LOB: 2	BB: 0	P: 5	R: 1	H: 1	E: 0	K: 0	S: 3	LOB: 1	BB: 2	P: 11	R: 0	H: 0	E: 0	K: 2	S: 7	LOB: 0	BB: 0	P: 7	R: 2	H: 3	E: 0	K: 0	S: 6	LOB: 2	BB: 1	P: 10	R: 2	H: 2	E: 0	K: 1	S: 7	LOB: 0	BB: 0	P: 7	R: 0	H: 0	E: 0	K: 0	S: 3	LOB: 0	BB: 0	P: 3	R: 0	H: 1	E: 0	K: 0	S: 4	LOB: 1	BB: 0	P: 4	1B: 8	SF: 0	2B: 1	SAC: 0	3B: 1	DP: 1	HR: 1	HBP: 0	WP: 0	PA: 39
--------------	------	------	------	------	------	--------	-------	------	------	------	------	------	------	--------	-------	------	------	------	------	------	------	--------	-------	------	------	------	------	------	------	--------	-------	-------	------	------	------	------	------	--------	-------	------	------	------	------	------	------	--------	-------	-------	------	------	------	------	------	--------	-------	------	------	------	------	------	------	--------	-------	------	------	------	------	------	------	--------	-------	------	-------	-------	-------	--------	-------	-------	-------	--------	-------	--------

PITCHER	IP	WLS	BF	H	R	ER	SO	BB	IBB	HBP	BLK	WP	HR	S	P	ERA	WHIP
Mel Parnell, L ERA: 3.21 (1, 1)	5.1	W	25	8	3	3	2	3	0	0	0	0	1	26	38	5.06	2.062
Ellis Kinder, R ERA: 5.12 (6, 1)	3.2	S	14	3	2	2	1	0	0	0	0	0	0	16	16	4.91	0.818

BOTTOM

Boston Red Sox @ Chicago White Sox
Comiskey Park, Chicago, IL

Sun Jun 03 1951, 4:33 AM EDT
Unknown

AB	36
R	5
H	11
RBI	5
BB	3
SO	3
LOB	14

livebaseballscorecards.com



Batter	1	2	3	4	5	6	7	8	9	AB R H RBI BB SO LOB	TOP	
Dom DiMaggio, R (1, 8) OBP: 0.406, SLG: 0.470	0-0 SH5-3-6 1B		0-0 G4-6-3 1B		0-0 F8			0-0 2-H 4-3 1B		4 0 3 1 0 0 1		
Billy Goodman, L (1, 9) OBP: 0.395, SLG: 0.349	0-0 SH5-3-6 1-3f		0-0 G4-6-3 1-2f			4-0 FC5 5-3 BB		0-0 F8		2 0 0 0 1 0 2		
Ted Williams, L (1, 7) OBP: 0.469, SLG: 0.616	4-0 BLK 1B BB			0-0 F2		0-0 F9		0-0 4-3 1-2		3 1 0 0 1 0 2		
Lou Boudreau, R (1, 6) OBP: 0.362, SLG: 0.422	0-0 1-H 1B			0-0 1-3		0-0 5-3 1-2		0-0 F7		4 0 1 1 0 0 2		
Vern Stephens, R (1, 5) OBP: 0.441, SLG: 0.563	0-0 F8			0-0 FC6 1B		0-0 FC5 2-3			0-0 6-3	4 0 1 0 0 0 2		
Walt Dropo, R (1, 3) OBP: 0.359, SLG: 0.407		4-0 G1-6-3 BB		0-0 FC6 1-2f		0-0 F2			0-0 5-3	3 0 0 0 1 0 1		
Bobby Doerr, R (1, 4) OBP: 0.417, SLG: 0.480		0-0 G1-6-3 1-2f			0-0 WP 1B		0-0 F9		0-0 1-3	4 0 1 0 0 0 1		
Les Moss, R (1, 2) OBP: 0.306, SLG: 0.343		0-0 2-3			0-0 F5 1-2		0-3 K			3 0 0 0 0 1 1		
Chuck Stobbs, L (1, 1) OBP: 0.174, SLG: 0.261			0-0 4-3		0-0 F4			0-0 1B 2B		1 0 0 0 0 0 0		
6 Johnny Pesky, L (5, PH) OBP: 0.570, SLG: 0.375										1 0 0 0 0 0 1		
Bill Evans, R (5, 1)										0 0 0 0 0 0 0		
Walt Masterson, R (6, 1)										0 0 0 0 0 0 0		
Fred Hatfield, L (8, PH) OBP: 0.333, SLG: 0.667										1 1 1 0 0 0 0		
Paul Hinrichs, R (8, 1)										0 0 0 0 0 0 0		
Mickey McDermott, L (8, 1) OBP: 0.250, SLG: 0.350										0 0 0 0 0 0 0		
Inning Stats	R: 1 H: 2 E: 0 LOB: 1 K: 0 BB: 1 S: 4 P: 8	R: 0 H: 0 E: 0 LOB: 0 K: 0 BB: 1 S: 2 P: 6	R: 0 H: 1 E: 0 LOB: 0 K: 0 BB: 0 S: 3 P: 3	R: 0 H: 1 E: 0 LOB: 1 K: 0 BB: 0 S: 4 P: 4	R: 0 H: 1 E: 0 LOB: 1 K: 0 BB: 0 S: 4 P: 4	R: 0 H: 0 E: 0 LOB: 1 K: 0 BB: 1 S: 3 P: 7	R: 0 H: 0 E: 0 LOB: 0 K: 1 BB: 0 S: 5 P: 5	R: 1 H: 2 E: 0 LOB: 1 K: 0 BB: 0 S: 5 P: 5	R: 0 H: 0 E: 0 LOB: 0 K: 0 BB: 0 S: 3 P: 3	1B: 6 SF: 0 2B: 2 SAC: 1 3B: 0 DP: 3 HR: 0 HBP: 0	WP: 1 PA: 34 PB: 0 SB: 0 CS: 0	
PITCHER Howie Judson, R (1, 1) ERA: 3.97	IP WLS BF H R ER SO BB IBB HBP BLK WP HR S P ERA WHIP	9.0 W 34 7 2 2 1 3 0 0 1 1 0 33 45 2.00 1.111										

Boston Red Sox @ Chicago White Sox
Comiskey Park, Chicago, IL
Sun Jun 03 1951, 4:38 AM EDT
Att. 35,362 - Unknown

livebaseballscorecards.com

AB	30
R	2
H	7
RBI	2
BB	3
SO	1
LOB	13



Batter	1	2	3	4	5	6	7	8	9	AB	R	H	RBI	BB	SO	LOB
Bob Dillinger, R OBP: 0.323, SLG: 0.367 (1, 5)	0-0 6-3		0-0 2B E 1B	0-0 2B 1B	4-0 1-2 2-3 BB		0-0 1B	0-0 L5		5	2	3	1	1	0	0
Nellie Fox, L OBP: 0.419, SLG: 0.559 (1, 4)	0-0 G3 2B		0-0 E 1B 2B	0-0 F7	0-0 4-3		0-0 F9			5	1	2	0	0	0	5
Minnie Minoso, R OBP: 0.476, SLG: 0.624 (1, 7)	4-0 G3 BB		4-0 1B E BB	0-0 1-H 2B		0-0 1B 1B		0-0 S 2B 1B		3	2	3	1	2	0	0
Eddie Robinson, L OBP: 0.442, SLG: 0.647 (1, 3)	0-0 G3		0-0 E3 1B	0-0 4-3		0-0 G6-4-3 1B 1B		0-0 BB 3B 2B		5	1	2	2	0	0	5
Al Zarilla, L OBP: 0.349, SLG: 0.417 (1, 9)	0-0 4-3		0-0 F3			0-0 G3		4-0 BB 3B BB		2	0	0	0	0	0	5
Bud Stewart, L OBP: 0.362, SLG: 0.459 (5, PH) (6, 9)						0-0 1-2 2-H 1B		4-0 BB BB		2	1	1	1	1	0	0
Jim Busby, R OBP: 0.378, SLG: 0.396 (1, 8)		0-0 5-3	0-0 1-2 2-3 3-H 1B		0-0 1B 1B	0-0 G6-4-3		4-0 1-2 2-3 3B BB		4	2	2	1	1	0	2
Chico Carrasquel, R OBP: 0.330, SLG: 0.374 (1, 6)		0-0 F8	0-0 4-3		0-0 BB 1B 1B	0-0 F7		0-0 1-H 2-H 3-H 3B		5	1	2	3	0	0	4
Phil Masi, R OBP: 0.451, SLG: 0.500 (1, 2)		0-0 6-3		4-0 SH2-4 1B BB	0-0 F8		0-3 K	0-0 F8		4	1	0	1	1	1	2
Howie Judson, R OBP: 0.250, SLG: 0.143 (1, 1)			0-0 1-3	0-0 SH2-4	0-0 BB 1B	0-0 K	0-3 K	0-0 4-1		4	0	1	1	0	1	0

Inning Stats	R: 0	H: 1	LOB: 2	K: 0	P: 8	R: 0	H: 0	LOB: 0	K: 0	P: 3	R: 2	H: 3	LOB: 3	K: 0	P: 11	R: 2	H: 2	LOB: 1	K: 0	P: 9	R: 1	H: 3	LOB: 3	K: 0	P: 10	R: 1	H: 3	LOB: 1	K: 2	P: 5	R: 0	H: 1	LOB: 1	K: 2	P: 8	R: 5	H: 3	LOB: 0	K: 0	P: 14
--------------	------	------	--------	------	------	------	------	--------	------	------	------	------	--------	------	-------	------	------	--------	------	------	------	------	--------	------	-------	------	------	--------	------	------	------	------	--------	------	------	------	------	--------	------	-------


PITCHER	IP	WLS	BF	H	R	ER	SO	BB	IBB	HBP	BLK	WP	HR	S	P	ERA	WHIP
Chuck Stobbs, L ERA: 4.1	4.0	L	22	6	4	3	0	3	0	0	0	0	0	19	31	6.75	2.250
Bill Evans, R ERA: 2.61	1.0		9	5	2	2	0	1	0	0	0	0	0	8	12	18.00	6.000
Walt Masterson, R ERA: 5.06	2.0		7	2	0	0	2	0	0	0	0	0	0	11	11	0.00	1.000
Paul Hinrichs, R ERA: 47.25	0.0		3	2	3	3	0	1	0	0	0	0	0	2	6	∞	∞
Mickey McDermott, L ERA: 2.7	1.0		5	1	2	2	0	1	0	0	0	0	0	4	8	18.00	2.000

BOTTOM

Boston Red Sox @ Chicago White Sox
Comiskey Park, Chicago, IL

Sun Jun 03 1951, 4:38 AM EDT
Att. 35,362 - Unknown

AB	39
R	11
H	16
RBI	11
BB	6
SO	2
LOB	23



1B:	11	SF:	0	WP:	0	PA:	46
2B:	4	SAC:	1	PB:	0		
3B:	1	DP:	1	SB:	1		
HR:	0	HBP:	0	CS:	0		

Batter	1	2	3	4	5	6	7	8	9	AB R H RBI BB SO LOB	TOP																														
Dom DiMaggio, R (1, 8) OBP: 0.411, SLG: 0.471	0-0 F4	0-0 1B 1-2 3-H			4-0 CS 1B BB		0-0 5-3		0-0 1B	4 0 2 1 1 0 0																															
Billy Goodman, L (1, 9) OBP: 0.407, SLG: 0.371	0-0 E 2B	0-0 CS 1B 1-3 2-H			0-0 1B 1-2			0-0 2B 1B	0-0 1-3	5 2 4 1 0 0 1																															
Ted Williams, L (1, 7) OBP: 0.474, SLG: 0.627	0-0 E7 1B 2-H	0-0 CS 1B 1-2	0-0 G4-3 1B		0-3 K 2-3			0-0 4-3 1B 1-H		4 1 3 2 0 1 2																															
Lou Boudreau, R (1, 6) OBP: 0.354, SLG: 0.411	0-0 6-3			0-3 K		0-0 F9		0-0 5-3		4 0 0 0 0 1 3																															
Vern Stephens, R (1, 5) OBP: 0.436, SLG: 0.554	0-0 F4			0-0 G4-3 1-2f		0-0 1B		0-0 4-3		4 0 1 0 0 0 3																															
Walt Dropo, R (1, 3) OBP: 0.356, SLG: 0.402		0-0 F7			0-0 6-3		0-0 F4		0-0 1B 3-H	4 0 1 1 0 0 1																															
Bobby Doerr, R (1, 4) OBP: 0.408, SLG: 0.468		0-0 1-3			0-0 F2		0-0 F9		0-0 F9	4 0 0 0 0 0 2																															
Les Moss, R (1, 2) OBP: 0.305, SLG: 0.333		4-0 E 1B PB BB			0-0 F2		0-3 K		0-0 6-3	3 1 0 0 1 1 0																															
Ray Scarborough, R (1, 1) OBP: 0.286, SLG: 0.231		0-0 E4 1B			0-0 1-3		0-0 F8		0-0 F9	2 1 0 0 0 0 1																															
Ellis Kinder, R (5, 1)										0 0 0 0 0 0 0																															
Clyde Vollmer, R (7, PH) OBP: 0.200, SLG: 0.333										1 0 0 0 0 0 0																															
Walt Masterson, R (7, 1)										0 0 0 0 0 0 0																															
6 Johnny Pesky, L (9, PH) OBP: 0.365, SLG: 0.369										1 0 0 0 0 0 0																															
Inning Stats	R: 1 E: 1 K: 0 S: 5	H: 2 LOB: 1 BB: 0 P: 5	R: 2 E: 1 K: 0 S: 5	H: 2 LOB: 1 BB: 1 P: 9	R: 0 E: 0 K: 1 S: 5	H: 1 LOB: 0 BB: 0 P: 5	R: 0 E: 0 K: 0 S: 3	H: 0 LOB: 0 BB: 0 P: 3	R: 0 E: 0 K: 1 S: 5	H: 1 LOB: 2 BB: 1 P: 9	R: 0 E: 0 K: 0 S: 4	H: 1 LOB: 1 BB: 0 P: 4	R: 0 E: 0 K: 1 S: 5	H: 0 LOB: 0 BB: 0 P: 5	R: 2 E: 0 K: 0 S: 6	H: 3 LOB: 1 BB: 0 P: 6	R: 0 E: 0 K: 0 S: 4	H: 1 LOB: 1 BB: 0 P: 4	1B: 9 2B: 3 3B: 0 HR: 0	SF: 0 SAC: 0 DP: 2 HBP: 0	WP: 0 PB: 1 SB: 0 CS: 2	PA: 39																			
PITCHER Billy Pierce, L (1, 1) ERA: 3.35	IP 9.0	WLS W	BF 38	H 11	R 5	ER 3	SO 3	BB 2	IBB 0	HBP 0	BLK 0	WP 0	HR 0	S 42	P 50	ERA 3.00	WHIP 1.444						PITCHER		IP 9.0	WLS W	BF 38	H 11	R 5	ER 3	SO 3	BB 2	IBB 0	HBP 0	BLK 0	WP 0	HR 0	S 42	P 50	ERA 3.00	WHIP 1.444

Boston Red Sox @ Chicago White Sox
Comiskey Park, Chicago, IL
Mon Jun 04 1951, 4:33 AM EDT
Unknown

livebaseballscorecards.com

AB	36
R	5
H	11
RBI	5
BB	2
SO	3
LOB	13




Batter	1	2	3	4	5	6	7	8	9	AB	R	H	RBI	BB	SO	LOB
Bob Dillinger, R OBP: 0.348, SLG: 0.381 (1, 5)	0-0 S 3B 1B		0-0 F8		0-0 E8 FC3-2 1B	4-0 1B BB				3	1	2	0	1	0	0
Nellie Fox, L OBP: 0.421, SLG: 0.555 (1, 4)	0-3 K 1-2		1-0 HBP		0-0 L3	0-0 G4-6-3 1B				3	0	1	0	0	1	2
Minnie Minoso, R OBP: 0.469, SLG: 0.608 (1, 7)	0-0 F9		0-0 F9		4-0 HBP FC3-2 WP BB	0-0 G4-6-3				3	1	0	0	1	0	4
Eddie Robinson, L OBP: 0.443, SLG: 0.655 (1, 3)	0-0 2-H 3B		0-0 4-3		0-0 FC3-2 WP HBP 1B		4-0 9-3 BB			3	1	1	1	1	0	3
Al Zarilla, L OBP: 0.353, SLG: 0.422 (1, 9)	0-0 4-3			0-0 1B 2B	1-0 1B WP HBP		0-0 9-3			3	2	1	0	0	0	2
Bud Stewart, L OBP: 0.362, SLG: 0.459 (8, 9)					1-2 2-3 3-H		0-0 1-2f			0	0	0	0	0	0	0
Jim Busby, R OBP: 0.390, SLG: 0.404 (1, 8)		0-0 S 1B 1B		0-0 1B 2B	4-0 1B BB		0-0 F3			3	1	2	1	1	0	0
Chico Carrasquel, R OBP: 0.333, SLG: 0.377 (1, 6)		0-0 F7 1-2		0-0 4-3 1B	0-0 1-2 2-3 3-H			0-0 1-3		4	0	2	2	0	0	1
Phil Masi, R OBP: 0.440, SLG: 0.483 (1, 2)		0-0 CS 1B		0-0 4-3 1B	0-0 F3			0-0 6-3		4	0	1	1	0	0	3
Billy Pierce, L OBP: 0.281, SLG: 0.148 (1, 1)		0-0 4-3		0-0 F4		0-3 K		0-3 K		4	0	0	0	0	2	2

Inning Stats		R: 1	H: 2	R: 1	H: 2	R: 0	H: 0	R: 1	H: 3	R: 3	H: 2	R: 0	H: 1	R: 0	H: 0	R: 0	H: 0	R: 0	H: 0
		E: 0	LOB: 1	E: 0	LOB: 0	E: 0	LOB: 1	E: 0	LOB: 1	E: 1	LOB: 2	E: 0	LOB: 1	E: 0	LOB: 0	E: 0	LOB: 0	E: 0	LOB: 0
		K: 1	BB: 0	K: 0	BB: 0	K: 0	BB: 0	K: 0	BB: 0	K: 0	BB: 2	K: 1	BB: 1	K: 0	BB: 1	K: 1	BB: 0	K: 1	BB: 0
		S: 7	P: 7	S: 4	P: 4	S: 3	P: 4	S: 5	P: 5	S: 5	P: 14	S: 5	P: 9	S: 2	P: 6	S: 5	P: 5	S: 5	P: 5

BOTTOM

Boston Red Sox @ Chicago White Sox
Comiskey Park, Chicago, IL
Mon Jun 04 1951, 4:33 AM EDT
Unknown

AB	30
R	6
H	10
RBI	5
BB	4
SO	3
LOB	17



1B	8	SF	0	WP	1	PA	36
2B	2	SAC	0	PB	0		
3B	1	DP	2	SB	2		
HR	0	HBP	2	CS	1		

PITCHER		IP	WLS	BF	H	R	ER	SO	BB	IBB	HBP	BLK	WP	HR	S	P	ERA	WHIP
Ray Scarborough, R	(1, 1)	4.2	L	24	8	6	6	1	2	0	2	0	1	0	22	32	11.57	2.143
Ellis Kinder, R	(5, 1)	1.1		6	2	0	0	1	1	0	0	0	0	0	7	11	0.00	2.250
Walt Masterson, R	(7, 1)	2.0		6	0	0	0	1	1	0	0	0	0	0	7	11	0.00	0.500

livebaseballscores.com

Batter	1	2	3	4	5	6	7	8	9	AB R H RBI BB SO LOB	TOP									
Dom DiMaggio, R (1, 8) OBP: 0.412, SLG: 0.471	0-0 1-6 6 BB 1B		0-0 F9		0-0 FC6 1-2f			0-0 1B 1B		4 0 2 0 0 0 2	Boston Red Sox @ Chicago White Sox Comiskey Park, Chicago, IL Mon Jun 04 1951, 4:38 AM EDT Att: 42,718 - Unknown									
6 Johnny Pesky, L (1, 6) OBP: 0.359, SLG: 0.353	4-0 1-2 BB			0-0 6-3		0-0 4-3		0-0 F8		3 0 0 0 1 0 1										
Billy Goodman, L (1, 9) OBP: 0.414, SLG: 0.381	0-0 1-6 2-3f			0-0 FC6-4 1B		0-0 WP 1B		0-0 FC6-4 1B		4 0 3 0 0 0 2										
Ted Williams, L (1, 7) OBP: 0.470, SLG: 0.614	0-0 6-3			0-0 F3		4-0 G6-4-3 BB		0-0 F8		3 0 0 0 1 0 4										
Vern Stephens, R (1, 5) OBP: 0.425, SLG: 0.537		0-0 F5		0-0 FC6-4 1-2f		0-0 G6-4-3 1-2f		0-0 FC6-4 1-2f		4 0 0 0 0 0 5										
Walt Dropo, R (1, 3) OBP: 0.347, SLG: 0.389		0-0 F8			0-0 6-3		0-3 K		0-0 F4	4 0 0 0 0 1 0										
Bobby Doerr, R (1, 4) OBP: 0.410, SLG: 0.465		0-0 F8			4-0 1B BB		0-0 E 1B		0-0 F8	3 0 1 0 1 0 0										
Buddy Rosar, R (1, 2) OBP: 0.429, SLG: 0.238			0-0 F3		0-0 FC6 1-2 1B		0-0 E1 G4-6-3		0-0 F8	3 0 1 0 0 0 1										
Clyde Vollmer, R (7, PR) OBP: 0.200, SLG: 0.333					0-0 3-1		0-0 K			0 0 0 0 0 0 0										
Les Moss, R (7, 2) OBP: 0.302, SLG: 0.330						0-3 K		0-0 G4-6-3 1-2f		1 0 0 0 0 0 0										
Bill Wight, L (1, 1) OBP: 0.133, SLG: 0.071										2 0 0 0 0 1 2										
Fred Hatfield, L (7, PH) OBP: 0.250, SLG: 0.500										1 0 0 0 0 0 2										
Bill Evans, R (7, 1)										0 0 0 0 0 0 0										
Inning Stats	R: 0 E: 0 K: 0 S: 3	H: 1 LOB: 1 BB: 1 P: 7	R: 0 E: 0 K: 0 S: 3	H: 0 LOB: 0 BB: 0 P: 3	R: 0 E: 0 K: 0 S: 3	H: 0 LOB: 0 BB: 0 P: 3	R: 0 E: 0 K: 0 S: 4	H: 1 LOB: 1 BB: 0 P: 4	R: 0 E: 0 K: 1 S: 6	H: 1 LOB: 2 BB: 1 P: 10	R: 0 E: 0 K: 1 S: 3	H: 1 LOB: 2 BB: 0 P: 6	R: 0 E: 0 K: 0 S: 5	H: 2 LOB: 2 BB: 0 P: 5	R: 0 E: 0 K: 0 S: 3	H: 0 LOB: 0 BB: 0 P: 3	1B: 7 2B: 1 3B: 0 HR: 0	SF: 0 SAC: 0 DP: 3 HBP: 0	WP: 1 PB: 0 SB: 0 CS: 0	PA: 35
PITCHER Saul Rogovin, R (1, 1) ERA: 4.08	IP: 9.0 WLS: W BF: 35 H: 7 R: 0 ER: 0 SO: 2 BB: 3 IBB: 0 HBP: 0 BLK: 0 WP: 1 HR: 0 S: 36 P: 48 ERA: 0.00 WHIP: 1.111																			

livebaseballscorecards.com

AB	32
R	0
H	7
RBI	0
BB	3
SO	2
LOB	19



Batter	1	2	3	4	5	6	7	8	9	AB	R	H	RBI	BB	SO	LOB
Bob Dillinger, R OBP: 0.343, SLG: 0.373 (1, 5)	0-0 BB 1B		0-0 4-3			0-0 6-3	0-0 F8			4	0	1	0	0	0	1
Nellie Fox, L OBP: 0.423, SLG: 0.557 (1, 4)	4-0 1B BB 1-2		0-0 G3			0-0 3B 2B	0-0 F7			3	1	1	0	1	0	1
Minnie Minoso, R OBP: 0.477, SLG: 0.629 (1, 7)	0-0 G4-6-3 1B 1-2		0-0 PO 1B			0-0 2B 3B 2-H		0-3 K		4	1	3	1	0	1	0
Eddie Robinson, L OBP: 0.444, SLG: 0.655 (1, 3)	0-0 G4-6-3 1-2f		0-0 PO 1-2	0-0 G3		0-0 2B		4-0 G6-4-3 BB		3	0	1	1	1	0	2
Jim Busby, R OBP: 0.378, SLG: 0.390 (1, 8)		0-3 K		0-3 K		0-0 6-3		0-0 G6-4-3 1-2f		4	0	0	0	0	2	2
Chico Carrasquel, R OBP: 0.333, SLG: 0.376 (1, 6)		0-0 6-3		0-0 4-3		0-0 FC6-4 1B				3	0	1	0	0	0	0
Bud Stewart, L OBP: 0.361, SLG: 0.469 (1, 9)		0-0 2B			0-3 K	0-0 FC6-4 1-2f				3	0	1	0	0	1	2
Gus Niarhos, R OBP: 0.432, SLG: 0.258 (1, 2)		4-0 BB			0-0 5-3		4-0 BB			1	0	0	0	2	0	0
Saul Rogovin, R OBP: 0.313, SLG: 0.467 (1, 1)		0-0 F2			0-0 6-3		0-0 F9			3	0	0	0	0	0	3

Inning Stats	R: 0	H: 2	E: 0	K: 0	S: 3	LOB: 1	BB: 1	P: 7	R: 0	H: 1	E: 0	K: 1	S: 6	LOB: 2	BB: 1	P: 10	R: 0	H: 1	E: 0	K: 0	S: 3	LOB: 0	BB: 0	P: 3	R: 0	H: 0	E: 0	K: 1	S: 5	LOB: 0	BB: 0	P: 5	R: 2	H: 4	E: 0	K: 0	S: 7	LOB: 2	BB: 0	P: 7	R: 0	H: 0	E: 0	K: 0	S: 3	LOB: 1	BB: 1	P: 7	R: 0	H: 0	E: 0	K: 1	S: 4	LOB: 0	BB: 1	P: 8
1B: 4	SF: 0	2B: 3	SAC: 0	3B: 1	DP: 2	HR: 0	HBP: 0	WP: 0	PA: 33	WP: 0	PA: 33	PB: 0	SB: 0	CS: 0																																										

PITCHER	IP	WLS	BF	H	R	ER	SO	BB	IBB	HBP	BLK	WP	HR	S	P	ERA	WHIP
Bill Wight, L ERA: 6.38 (1, 1)	6.0	L	25	8	2	2	3	2	0	0	0	0	0	29	37	3.00	1.667
Bill Evans, R ERA: 2.19 (7, 1)	2.0		7	0	0	0	1	2	0	0	0	0	0	7	15	0.00	1.000

BOTTOM

Boston Red Sox @ Chicago White Sox
Comiskey Park, Chicago, IL

Mon Jun 04 1951, 4:38 AM EDT
Att. 42,718 - Unknown

AB	28
R	2
H	8
RBI	2
BB	4
SO	4
LOB	11

livebaseballscorecards.com

Batter	1	2	3	4	5	6	7	8	9	AB R H RBI BB SO LOB	TOP
Dom DiMaggio, R (1, 8) OBP: 0.419, SLG: 0.477	0-0 4-3 1B		0-0 6 SH5-4 1B		0-0 SH1-3		0-0 6-3		0-0 6 E 1B	4 0 3 2 0 0 0	
6 Johnny Pesky, L (1, 6) OBP: 0.354, SLG: 0.347	0-0 F7		0-0 SH5-4 1B		0-0 4-3			0-0 4-3 1B	0-0 E4 FC6-4	4 0 1 0 0 0 3	
Billy Goodman, L (1, 9) OBP: 0.409, SLG: 0.371	0-0 4-3 1-2		0-0 4-3			4-0 BB FC5-2-5-2-5 1B		0-0 4-3 1-2	0-0 FC6-4 1-2f	4 0 0 0 1 0 6	
Ted Williams, L (1, 7) OBP: 0.466, SLG: 0.605	0-0 6-3		0-0 6-3			0-0 1B FC5-2-5-2-5 1B		0-0 4-3 2-3		4 0 1 0 0 0 4	
Vern Stephens, R (1, 5) OBP: 0.417, SLG: 0.526		0-0 F7		0-0 F4		0-0 FC5-2-5-2-5 FC5-4 1-2 2-3f		4-0 BB BB		3 0 0 0 0 0 2	
Fred Hatfield, L (7, 5) OBP: 0.400, SLG: 0.500										0 0 0 0 1 0 0	
Walt Dropo, R (1, 3) OBP: 0.338, SLG: 0.378		0-0 F8		0-0 L3		0-0 FC5-4 1-2f		0-0 F8		4 0 0 0 0 0 4	
Bobby Doerr, R (1, 4) OBP: 0.406, SLG: 0.460		0-0 F9		0-0 4-3		0-0 F6			0-0 BLK 1B 1B	4 1 1 0 0 0 2	
Les Moss, R (1, 2) OBP: 0.301, SLG: 0.336			0-0 SH 1B 2B		0-0 5-3		0-0 F7		0-3 K 1-2	4 1 1 0 0 1 1	
Willard Nixon, L (1, 1) OBP: 0.455, SLG: 0.600			0-0 SH 1B		0-0 4-3		0-0 4-3		0-0 F7	1 0 1 0 0 0 0	
Mel Parnell, L (6, 1) OBP: 0.500, SLG: 0.435			0-0 6 SH5-4 1B		0-0 SH1-3 1B					1 0 0 0 0 0 0	
Bill Evans, R (8, 1)										0 0 0 0 0 0 0	
Chuck Stobbs, L (8, 1) OBP: 0.174, SLG: 0.261										0 0 0 0 0 0 0	
Tom Wright, L (9, PH) OBP: 0.304, SLG: 0.350										1 0 0 0 0 0 1	
Inning Stats	R: 0 H: 1 E: 0 LOB: 1 K: 0 BB: 0 S: 4 P: 4	R: 0 H: 0 E: 0 LOB: 0 K: 0 BB: 0 S: 3 P: 3	R: 1 H: 2 E: 0 LOB: 2 K: 0 BB: 0 S: 6 P: 6	R: 0 H: 0 E: 0 LOB: 0 K: 0 BB: 0 S: 3 P: 3	R: 0 H: 1 E: 0 LOB: 1 K: 0 BB: 0 S: 4 P: 4	R: 0 H: 1 E: 0 LOB: 2 K: 0 BB: 1 S: 4 P: 8	R: 0 H: 0 E: 0 LOB: 0 K: 0 BB: 0 S: 3 P: 3	R: 0 H: 1 E: 0 LOB: 2 K: 0 BB: 1 S: 4 P: 8	R: 1 H: 2 E: 1 LOB: 2 K: 1 BB: 0 S: 8 P: 8	1B: 7 SF: 0 2B: 1 SAC: 3 3B: 0 DP: 0 HR: 0 HBP: 0	WP: 0 PA: 39 PB: 0 SB: 0 CS: 0
PITCHER Randy Gumpert, R (1, 1) ERA: 2.17	IP WLS BF H R ER SO BB IBB HBP BLK WP HR S P ERA WHIP										
	9.0 W 39 8 2 2 1 2 0 0 0 1 0 0 39 47 2.00 1.111										

Boston Red Sox @ Chicago White Sox
 Comiskey Park, Chicago, IL
 Tue Jun 05 1951, 4:33 AM EDT
 Att. 11,328 - Unknown

livebaseballscorecards.com

AB 34
R 2
H 8
RBI 2
BB 2
SO 1
LOB 23



Batter	1	2	3	4	5	6	7	8	9
Nellie Fox, L OBP: 0.428, SLG: 0.556 (1, 4)	4-0 BB		0-0 1-3		0-0 F8		0-0 SH5-3 1B	0-0 BB F9 1B	
Bud Stewart, L OBP: 0.368, SLG: 0.471 (1, 7) (7, 9)	0-0 F7		0-0 F9			0-0 1B BB 1B	0-0 SH5-3	0-0 F9 BB FC1-2 1B	
Minnie Minoso, R OBP: 0.474, SLG: 0.617 (1, 5) (7, 7)	0-0 P3		0-0 4-3			0-0 BB BB 1B	0-0 4-3	4-0 F9 BB	
Eddie Robinson, L OBP: 0.438, SLG: 0.640 (1, 3)	0-0 P6			0-0 L4		0-0 BB BB FC5-2 1B	0-3 K	0-0 F9	
Al Zarilla, L OBP: 0.353, SLG: 0.416 (1, 9)		0-0 6-3		0-0 F9		4-0 FC5-2 BB 1B BB		0-0 HR 1B	
Bob Dillinger, R OBP: 0.347, SLG: 0.377 (6, PR) (7, 5)						1-2 2-3 3-H		FC1-2	
Jim Busby, R OBP: 0.394, SLG: 0.443 (1, 8)		0-0 CS 1B		0-0 3B		4-0 FC5-2 1B BB		HR G3	
Chico Carrasquel, R OBP: 0.337, SLG: 0.381 (1, 6)		4-0 WP 1B BB		0-0 5-3		0-0 FC5-2 1B		1B 2B	
Gus Niarhos, R OBP: 0.435, SLG: 0.271 (1, 2)		0-0 WP 1B			0-0 5-3	0-3 K		S 1B 1B	
Randy Gumpert, R OBP: 0.333, SLG: 0.333 (1, 1)		0-0 F3			0-0 F8	0-0 1B		1B BB 1B	

AB	R	H	RBI	BB	SO	LOB
4	1	2	1	1	0	0
4	1	2	0	0	0	1
4	1	1	1	1	0	2
5	0	1	1	0	1	4
2	0	0	1	1	0	0
2	2	1	0	0	0	2
4	2	3	3	1	0	2
3	1	1	0	1	0	4
4	1	2	0	0	1	3
4	1	2	3	0	0	2

BOTTOM

Boston Red Sox @ Chicago White Sox
Comiskey Park, Chicago, IL
Tue Jun 05 1951, 4:33 AM EDT
Att. 11,328 - Unknown

livebaseballscorecards.com

AB	36
R	10
H	15
RBI	10
BB	5
SO	2
LOB	20



Inning Stats	R: 0	H: 0	E: 0	K: 0	S: 3	R: 0	H: 2	E: 0	K: 0	S: 4	R: 0	H: 0	E: 0	K: 0	S: 3	R: 0	H: 1	E: 0	K: 0	S: 4	R: 0	H: 0	E: 0	K: 0	S: 3	R: 4	H: 4	E: 0	K: 1	S: 8	R: 0	H: 1	E: 0	K: 1	S: 6	R: 6	H: 7	E: 0	K: 0	S: 10	1B: 12	2B: 1	3B: 1	HR: 1	SF: 0	SAC: 1	DP: 0	HBP: 0	WP: 1	PB: 0	SB: 2	CS: 1	PA: 42
--------------	------	------	------	------	------	------	------	------	------	------	------	------	------	------	------	------	------	------	------	------	------	------	------	------	------	------	------	------	------	------	------	------	------	------	------	------	------	------	------	-------	--------	-------	-------	-------	-------	--------	-------	--------	-------	-------	-------	-------	--------

PITCHER	IP	WLS	BF	H	R	ER	SO	BB	IBB	HBP	BLK	WP	HR	S	P	ERA	WHIP
Willard Nixon, R ERA: 4.29 (1, 1)	5.0	L	23	6	4	4	0	3	0	0	0	1	0	20	32	7.20	1.800
Mel Parnell, L ERA: 3.63 (6, 1)	2.0		12	6	4	4	2	1	0	0	0	0	1	15	19	18.00	3.500
Bill Evans, R ERA: 3.65 (8, 1)	0.0		3	3	0	0	0	0	0	0	0	0	0	3	3	∞	∞
Chuck Stobbs, L ERA: 4.02 (8, 1)	1.0		4	0	2	2	0	1	0	0	0	0	0	3	7	18.00	1.000

Batter	1	2	3	4	5	6	7	8	9	AB R H RBI BB SO LOB	TOP											
Eddie Yost, R OBP: 0.402, SLG: 0.382 (1, 5) X	0-0 F8		4-0 BB		0-0 F4		0-0 6-3			3 0 0 0 1 0 2												
Gil Coan, L OBP: 0.348, SLG: 0.500 (1, 7) S S	0-3 K2-3		0-3 K		4-0 BB		0-0 G3			3 0 0 0 1 2 1												
Irv Noren, L OBP: 0.371, SLG: 0.448 (1, 8) X	0-0 6-3			0-0 G3 3B	0-0 F8			0-0 F8		4 1 1 1 0 0 2												
Mickey Vernon, L OBP: 0.350, SLG: 0.435 (1, 3) S S		0-3 K		4-0 G3 BB	0-0 G3			0-0 F6		3 0 0 0 1 1 2												
Shery Robertson, L OBP: 0.240, SLG: 0.095 (1, 9) X		0-0 4-3		0-0 G3		0-3 K2-3		0-0 F9		4 0 0 1 0 1 1												
Cass Michaels, R OBP: 0.333, SLG: 0.362 (1, 4) B B B B		4-0 BB		0-0 F7		0-0 6-3		0-0 F8		3 0 0 0 1 0 1												
Sam Dente, R OBP: 0.307, SLG: 0.278 (1, 6) X		0-0 L9		0-0 6-3		0-0 1B		0-0 F9		4 0 1 0 0 0 2												
Mike Guerra, R OBP: 0.269, SLG: 0.179 (1, 2) X			0-0 4-3		0-0 BB F8 1B		0-0 F5		0-3 K	4 1 1 0 0 1 1												
Connie Marrero, R OBP: 0.259, SLG: 0.200 (1, 1) S S			0-3 K		0-0 BB 1B		0-0 F8			3 0 1 0 0 1 0												
Inning Stats	R: 0 E: 0 K: 1 S: 5	H: 0 LOB: 0 BB: 0 P: 5	R: 0 E: 0 K: 1 S: 5	H: 0 LOB: 1 BB: 1 P: 9	R: 0 E: 0 K: 2 S: 7	H: 0 LOB: 1 BB: 1 P: 11	R: 1 E: 0 K: 0 S: 4	H: 1 LOB: 1 BB: 1 P: 8	R: 1 E: 0 K: 0 S: 5	H: 2 LOB: 2 BB: 1 P: 9	R: 0 E: 0 K: 1 S: 6	H: 1 LOB: 1 BB: 0 P: 6	R: 0 E: 0 K: 0 S: 3	H: 0 LOB: 0 BB: 0 P: 3	R: 0 E: 0 K: 1 S: 5	H: 0 LOB: 0 BB: 0 P: 5	R: 0 E: 0 K: 1 S: 5	H: 0 LOB: 0 BB: 0 P: 5	1B: 3 2B: 0 3B: 1 HR: 0	SF: 0 SAC: 0 DP: 0 HBP: 0	WP: 0 PB: 0 SB: 0 CS: 0	PA: 35
PITCHER Lou Kretlow, R ERA: 4.34 (1, 1)	IP: 9.0 WLS: W BF: 35 H: 4 R: 2 ER: 2 SO: 6 BB: 4 IBB: 0 HBP: 0 BLK: 0 WP: 0 HR: 0 S: 43 P: 59 ERA: 2.00 WHIP: 0.889																					

Washington Senators @ Chicago White Sox
Comiskey Park, Chicago, IL
Wed Jun 06 1951, 4:33 AM EDT
Att. 5,665 - Unknown

AB	31
R	2
H	4
RBI	2
BB	4
SO	6
LOB	12



Batter	1	2	3	4	5	6	7	8	9	AB R H RBI BB SO LOB	BOTTOM
--------	---	---	---	---	---	---	---	---	---	----------------------	--------

<p>Nellie Fox, L (1, 4) OBP: 0.424, SLG: 0.554</p>			<p>0-0 F8</p>	<p>0-0 1-3</p>			<p>0-0 4-3</p>			4 1 1 0 0 0 2	<p>Washington Senators @ Chicago White Sox Comiskey Park, Chicago, IL Wed Jun 06 1951, 4:33 AM EDT Att. 5,665 - Unknown</p>
<p>Bud Stewart, L (1, 7) OBP: 0.363, SLG: 0.451</p>	<p>4-0</p>		<p>0-0 G3</p>		<p>0-0 F7</p>		<p>0-0 2-3</p>			3 0 0 0 1 0 0	
<p>Minnie Minoso, R (1, 5) OBP: 0.469, SLG: 0.606</p>	<p>0-0 F8</p>		<p>0-0 F9</p>		<p>0-0 F8</p>		<p>BB BB 6-3 1B</p>			4 1 1 0 0 0 2	
<p>Eddie Robinson, L (1, 3) OBP: 0.433, SLG: 0.627</p>	<p>0-0 F9</p>		<p>0-0 F5</p>	<p>0-0 F9</p>		<p>BB BB 6-3 BB 1-2 BB</p>				3 0 0 0 1 0 2	
<p>Al Zarilla, L (1, 9) OBP: 0.362, SLG: 0.417</p>	<p>0-0 1-2 3-H 1B</p>		<p>4-0 1B BB</p>		<p>0-0 F8</p>		<p>BB BB 6-3 BB 1-2 2-3 BB</p>			2 1 1 1 2 0 0	
<p>Jim Busby, R (1, 8) OBP: 0.390, SLG: 0.437</p>	<p>0-0 F8</p>		<p>0-0 1B BB</p>	<p>0-0 1B BB</p>	<p>0-0 F6</p>		<p>BB BB 6-3 BB</p>			4 1 1 1 0 0 4	
<p>Chico Carrasquel, R (1, 6) OBP: 0.335, SLG: 0.378</p>		<p>0-0 F7</p>	<p>0-0 F7 1B</p>	<p>0-0 F6</p>		<p>BB BB 6-3 BB</p>	<p>0-0 F3</p>			4 0 1 1 0 0 2	
<p>Phil Masi, R (1, 2) OBP: 0.436, SLG: 0.476</p>		<p>0-0 F5</p>	<p>0-0 F5</p>	<p>0-0 1B BB</p>		<p>BB BB 6-3 BB</p>	<p>0-0 6-3</p>			3 0 1 0 0 0 0	
<p>Lou Kretlow, R (1, 1)</p>		<p>0-0 F6</p>	<p>0-0 F6</p>	<p>0-0 F7</p>		<p>BB BB 6-3 BB</p>	<p>0-0 1-3</p>			3 0 0 1 0 0 2	

Inning Stats	R: 1 E: 0 K: 0 S: 5	H: 2 LOB: 2 BB: 1 P: 9	R: 0 E: 0 K: 0 S: 3	H: 0 LOB: 0 BB: 0 P: 3	R: 0 E: 0 K: 0 S: 3	H: 0 LOB: 0 BB: 0 P: 3	R: 2 E: 0 K: 0 S: 6	H: 3 LOB: 2 BB: 1 P: 10	R: 0 E: 0 K: 0 S: 3	H: 0 LOB: 0 BB: 0 P: 3	R: 0 E: 0 K: 0 S: 3	H: 0 LOB: 0 BB: 0 P: 3	R: 0 E: 0 K: 0 S: 3	H: 0 LOB: 0 BB: 0 P: 3	R: 1 E: 0 K: 0 S: 4	H: 1 LOB: 2 BB: 2 P: 12	1B: 5 2B: 1 3B: 0 HR: 0	SF: 0 SAC: 0 DP: 0 HBP: 0	WP: 0 PB: 0 SB: 0 CS: 0	PA: 34
PITCHER Connie Marrero, R (1, 1) ERA: 3.71	IP 8.0 WLS L BF 34 H 6 R 4 ER 4 SO 0 BB 4 IBB 0 HBP 0 BLK 0 WP 0 HR 0 S 30 P 46 ERA 4.50 WHIP 1.250																			

livebaseballscores.com

AB	30
R	4
H	6
RBI	4
BB	4
SO	0
LOB	14



Batter	1	2	3	4	5	6	7	8	9	AB R H RBI BB SO LOB	TOP											
Eddie Yost, R (1, 5) OBP: 0.399, SLG: 0.375	0-0 5-3		4-0 CS BB			0-0 L7		0-0 5-3		3 0 0 0 1 0 1												
Gil Coan, L (1, 7) OBP: 0.352, SLG: 0.496	0-0 1-3		0-0 CS	0-0 G4-6-3 1B		0-0 2-3		1-0 FC3-6 HBP		3 0 1 0 0 0 0												
Irv Noren, L (1, 8) OBP: 0.369, SLG: 0.440	4-0 S BB			0-0 G4-6-3		0-0 6-3		0-0 FC3-6 FC5-4		3 0 0 0 1 0 2												
Mickey Vernon, L (1, 3) OBP: 0.340, SLG: 0.422	0-0 F8			0-0 6-3			0-0 F8	0-0 FC5-4 FC4		4 0 0 0 0 0 2												
Sherry Robertson, L (1, 9) OBP: 0.207, SLG: 0.080		0-0 F7			0-0 F5		0-0 F7	0-0 FC4		4 0 0 0 0 0 1												
Cass Michaels, R (1, 4) OBP: 0.340, SLG: 0.364		4-0 G6-4-3 BB			0-0 FC5-4 1B		0-0 1-3			2 0 1 0 1 0 0												
Sam Dente, R (1, 6) OBP: 0.307, SLG: 0.279		0-0 G6-4-3			0-0 FC5-4 1B			0-0 G4-6-3 1B		3 0 1 0 0 0 2												
Mike Guerra, R (1, 2) OBP: 0.279, SLG: 0.194			0-0 F7		0-0 1-2 1B		0-0 1-2 1B	0-0 G4-6-3 1B		3 0 2 0 0 0 0												
Julio Moreno, R (1, 1) OBP: 0.231, SLG: 0.167			0-0 6-3		0-0 4-3		0-0 G4-6-3			1 0 0 0 0 0 0												
Sam Mele, R (5, PH) OBP: 0.344, SLG: 0.394								0-0 G4-6-3		1 0 0 0 0 0 2												
Joe Haynes, R (5, 1) OBP: 0.500, SLG: 0.333								1-2f 2-3		0 0 0 0 0 0 0												
Mike McCormick, R (8, PH) OBP: 0.378, SLG: 0.310										1 0 0 0 0 0 2												
Sandy Consuegra, R (8, 1) OBP: 0.143, SLG: 0.100										0 0 0 0 0 0 0												
Inning Stats	R: 0 E: 0 K: 0 S: 3	H: 0 LOB: 1 BB: 1 P: 7	R: 0 E: 0 K: 0 S: 2	H: 0 LOB: 0 BB: 1 P: 6	R: 0 E: 0 K: 0 S: 2	H: 0 LOB: 0 BB: 1 P: 6	R: 0 E: 0 K: 0 S: 3	H: 1 LOB: 0 BB: 0 P: 3	R: 0 E: 0 K: 0 S: 5	H: 2 LOB: 2 BB: 0 P: 5	R: 0 E: 0 K: 0 S: 3	H: 0 LOB: 0 BB: 0 P: 3	R: 0 E: 0 K: 0 S: 3	H: 0 LOB: 0 BB: 0 P: 3	R: 0 E: 0 K: 0 S: 4	H: 2 LOB: 1 BB: 0 P: 4	R: 0 E: 0 K: 0 S: 3	H: 0 LOB: 1 BB: 0 P: 4	1B: 5 2B: 0 3B: 0 HR: 0	SF: 0 SAC: 0 DP: 3 HBP: 1	WP: 0 PB: 0 SB: 1 CS: 1	PA: 33
PITCHER Harry Dorish, R (1, 1) ERA: 0.9	IP 9.0	WLS W	BF 32	H 5	R 0	ER 0	SO 0	BB 3	IBB 0	HBP 1	BLK 0	WP 0	HR 0	S 28	P 41	ERA 0.00	WHIP 0.889					

Washington Senators @ Chicago White Sox
Comiskey Park, Chicago, IL
Thu Jun 07 1951, 4:33 AM EDT
Att. 7,703 - Unknown

livebaseballscores.com

AB	28
R	0
H	5
RBI	0
BB	3
SO	0
LOB	12



Batter	1	2	3	4	5	6	7	8	9	AB R H RBI BB SO LOB	TOP											
Gene Woodling, L (1, 7) OBP: 0.392, SLG: 0.356	0-0 F8		0-3 K		0-0 SH1-3 1B		0-0 F8			4 1 1 1 0 1 0												
Phil Rizzuto, R (1, 6) OBP: 0.383, SLG: 0.415	0-0 F7		0-0 5-3		0-0 SH1-3			0-0 5-3		3 0 0 0 0 0 0												
Bobby Brown, L (1, 5) OBP: 0.407, SLG: 0.571 Gil McDougald, R (8, PR) OBP: 0.431, SLG: 0.558	4-0 FC5-4 BB			4-0 2B BB	0-0 FC4 1B			4-0 1-3 BB		1 1 1 1 3 0 0 0 0 0 0 0 0 0												
Joe DiMaggio, R (1, 8) OBP: 0.379, SLG: 0.450 Jackie Jensen, R (9, 8) OBP: 0.374, SLG: 0.559	0-0 FC5-4 1-2f		0-3 K	0-3 K	0-0 FC4		0-0 FC4	0-0 1-3		4 0 0 0 0 1 4 0 0 0 0 0 0 0												
Johnny Hopp, L (1, 3) OBP: 0.371, SLG: 0.500		4-0 S BB		0-0 1B 2B		0-0 6-3 4-3 1B		0-3 K		3 1 2 1 1 1 2												
Mickey Mantle, S (1, 9) OBP: 0.330, SLG: 0.409 Hank Bauer, R (8, 9) OBP: 0.353, SLG: 0.481		0-3 K		0-0 G1-6-3 1B		0-0 4-3		0-0 F3		3 0 1 1 0 1 2 1 0 0 0 0 0 0												
Charles Silvera, R (1, 2) OBP: 0.111, SLG: 0.111		0-0 F9		0-0 G1-6-3		0-0 6-3		0-0 4-3		4 0 0 0 0 0 3												
Jerry Coleman, R (1, 4) OBP: 0.377, SLG: 0.378		0-0 1-6-3			0-0 SH1-4 1B		0-0 6-3		0-0 1-4-3	4 1 1 0 0 0 1												
Vic Raschi, R (1, 1) OBP: 0.182, SLG: 0.161			0-0 6-3		0-0 SH1-4		0-3 K			2 0 0 0 0 1 0												
Inning Stats	R: 0 E: 0 K: 0 S: 3	H: 0 LOB: 1 BB: 1 P: 7	R: 0 E: 0 K: 1 S: 5	H: 0 LOB: 1 BB: 1 P: 9	R: 0 E: 0 K: 1 S: 5	H: 0 LOB: 0 BB: 0 P: 5	R: 2 E: 0 K: 1 S: 6	H: 2 LOB: 0 BB: 1 P: 10	R: 2 E: 0 K: 0 S: 6	H: 3 LOB: 1 BB: 0 P: 6	R: 0 E: 0 K: 0 S: 3	H: 1 LOB: 0 BB: 0 P: 3	R: 0 E: 0 K: 1 S: 5	H: 0 LOB: 0 BB: 0 P: 5	R: 0 E: 0 K: 1 S: 5	H: 0 LOB: 2 BB: 1 P: 9	R: 0 E: 0 K: 0 S: 3	H: 0 LOB: 0 BB: 0 P: 3	1B: 5 2B: 1 3B: 0 HR: 0	SF: 0 SAC: 2 DP: 1 HBP: 0	WP: 0 PB: 0 SB: 1 CS: 0	PA: 35
PITCHER	IP WLS BF H R ER SO BB IBB HBP BLK WP HR S P ERA WHIP																					
Ken Holcombe, R (1, 1) ERA: 3.21	7.0 L 28 6 4 4 4 3 0 0 0 0 0 0 33 45 5.14 1.286																					
Mary Rotblatt, L (8, 1) ERA: 2.43	2.0 7 0 0 0 1 1 0 0 0 0 0 0 8 12 0.00 0.500																					

New York Yankees @ Chicago White Sox
Comiskey Park, Chicago, IL
Fri Jun 08 1951, 4:33 AM EDT
Att: 53,940 - Unknown

AB	29
R	4
H	6
RBI	4
BB	4
SO	5
LOB	12



livebaseballscorecards.com

Batter	1	2	3	4	5	6	7	8	9	AB	R	H	RBI	BB	SO	LOB
Bob Dillinger, R OBP: 0.354, SLG: 0.385 (1, 5)	0-0 F9 1B		0-0 BB 1B	0-0 CS 1-2	0-0 F5 1B	0-0 F4 1B		0-0 G1-2-3 1B		5	0	2	1	0	0	2
Nellie Fox, L OBP: 0.421, SLG: 0.545 (1, 4)	0-0 F7 1B		0-0 F7 1B		4-0 BB 1B BB	0-0 G3 1B		0-0 G1-2-3 1B		4	1	0	0	1	0	6
Minnie Minoso, R OBP: 0.480, SLG: 0.590 (1, 9)	1-0 HBP 1B		4-0 BB 1B		4-0 1B F7 BB		0-0 6-3 1B	0-0 5-3 1B		2	1	0	0	2	0	2
Eddie Robinson, L OBP: 0.440, SLG: 0.634 (1, 3)	0-0 F9 1B		0-0 F7 1B		0-0 1B 1-3 2-H		4-0 BB 1B		0-0 4-3 1B	4	0	1	1	1	0	3
Bud Stewart, L OBP: 0.356, SLG: 0.425 Don Lenhardt, R OBP: 0.295, SLG: 0.425 (5, PH) (6, 7)		0-0 5-3 F7 1B	0-0 F7 1B		0-0 F7 3-H		0-0 F8 1B		0-3 K 1B	2	1	1	0	0	0	2
Jim Busby, R OBP: 0.369, SLG: 0.401 (1, 8)		0-0 F7 1-2 1B		4-0 WP 1B BB	0-0 4-3 1B		0-0 F8 1B		0-0 6-3 1B	4	1	0	0	1	0	3
Chico Carrasquel, R OBP: 0.335, SLG: 0.366 (1, 6)		0-0 5-3 2-3 1B		0-0 F6 1-2 1B		4-0 1B 1-3 BB		1-0 BB 1B HBP		2	1	0	0	1	0	2
Phil Masi, R OBP: 0.439, SLG: 0.470 (1, 2)		0-0 PB 1B 3-H		0-0 F3 1B		0-0 1-3 1B		4-0 1B BB G1-2-3 BB		3	0	1	1	1	0	2
Billy Pierce, L OBP: 0.284, SLG: 0.172 Lou Kretlow, R OBP: 0.446, SLG: 0.308 Gus Niarhos, R OBP: 0.446, SLG: 0.308 Marv Robblatt, S OBP: 0.750, SLG: 0.667 Joe Erazt, R OBP: 0.333, SLG: 0.333 Randy Gumpert, R OBP: 0.333, SLG: 0.333 (1, 1) (5, 1) (6, PH) (7, 1) (8, PH) (9, 1)		0-0 6-3 1-2 1B		0-0 CS 1B 2-H		0-0 2-3 1B		4-0 G1-2-3 1B 1-2 2-3 BB		2	0	1	1	0	0	1


Inning Stats	R: 0	H: 0	E: 0	K: 0	S: 3	P: 4	R: 1	H: 2	E: 0	K: 0	S: 5	P: 5	R: 0	H: 1	E: 0	K: 0	S: 4	R: 1	H: 1	E: 0	K: 0	S: 3	P: 7	R: 2	H: 1	E: 0	K: 0	S: 4	P: 12	R: 0	H: 0	E: 0	K: 0	S: 3	R: 1	H: 1	E: 0	K: 0	S: 3	R: 0	H: 0	E: 0	K: 1	S: 5	P: 5	1B: 7	2B: 0	3B: 0	HR: 0	SF: 0	SAC: 0	DP: 1	HBP: 2	WP: 1	PB: 1	SB: 0	CS: 1	PA: 43
Spec Shea, R ERA: 4.04 (1, 1)	IP	WLS	BF	H	R	ER	SO	BB	IBB	HBP	BLK	WP	HR	S	P	ERA	WHIP																																									
Tommy Byrne, L ERA: 6.53 (5, 1)	2.2	W	14	1	1	1	0	4	0	1	0	0	0	9	26	3.38	1.875																																									
Joe Ostrowski, L ERA: 3.22 (8, 1)	2.0	S	6	1	0	0	1	0	0	0	0	0	0	8	8	0.00	0.500																																									

BOTTOM


New York Yankees @ Chicago White Sox
Comiskey Park, Chicago, IL

Sat Jun 09 1951, 4:33 AM EDT
Att. 24,726 - Unknown

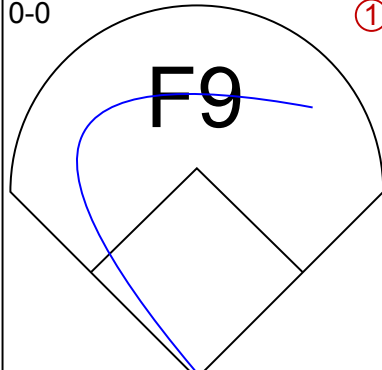
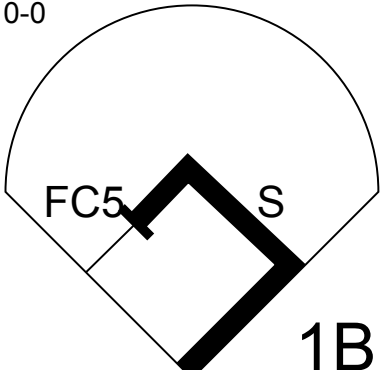
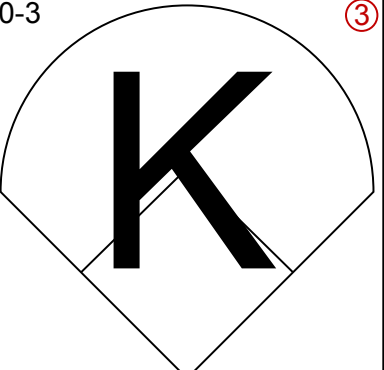
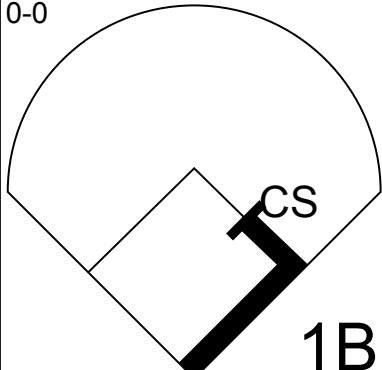
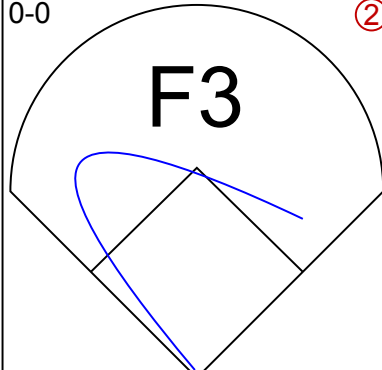
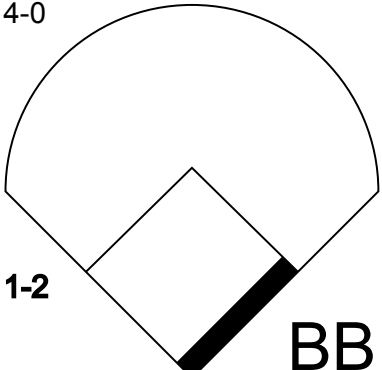
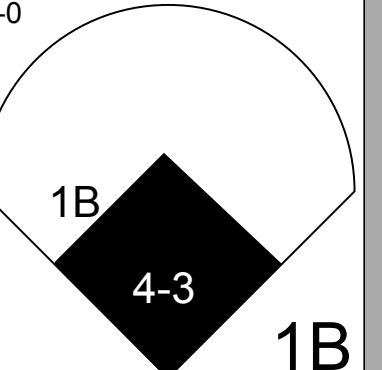
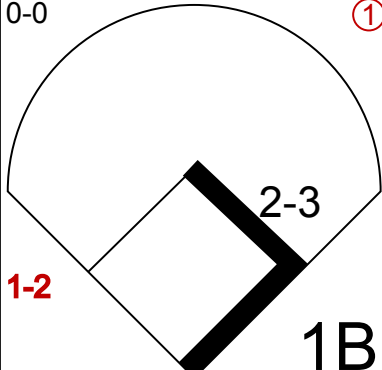
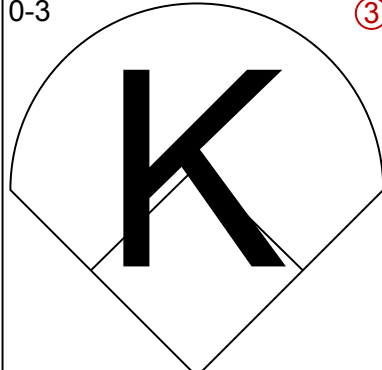
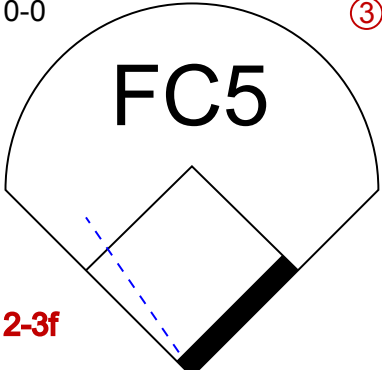
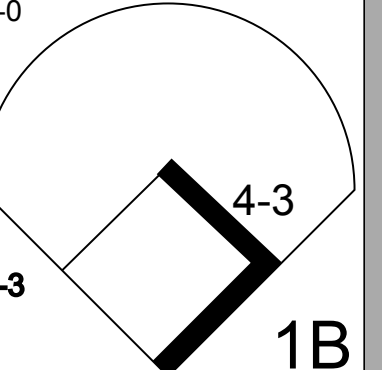
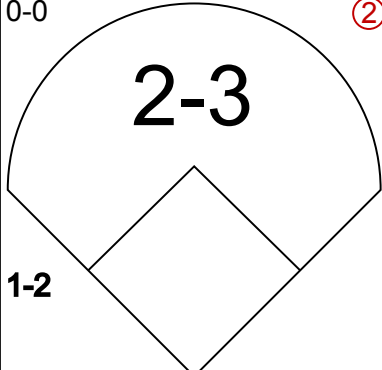
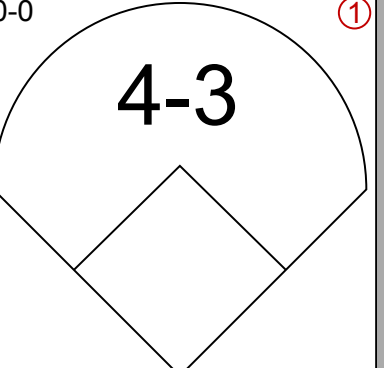
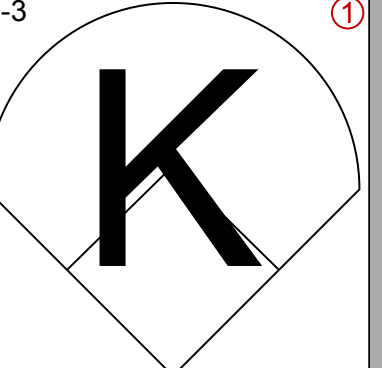
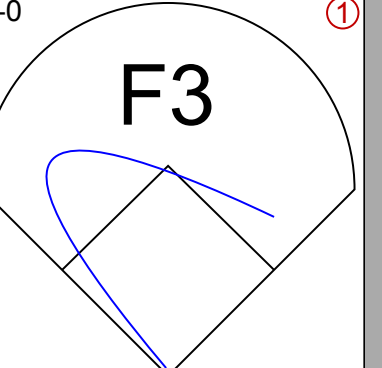
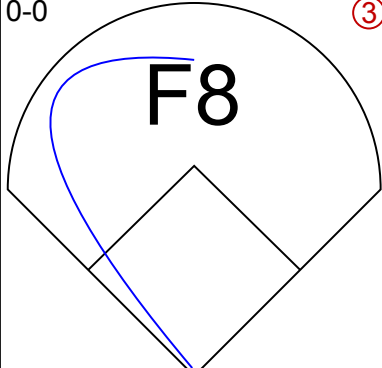
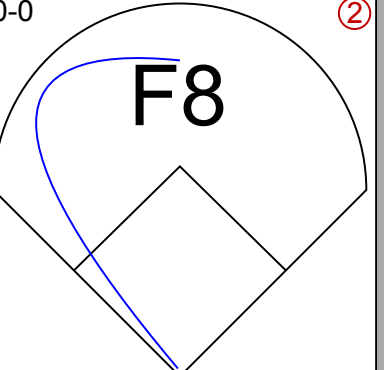
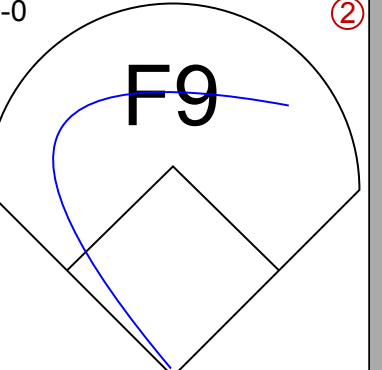
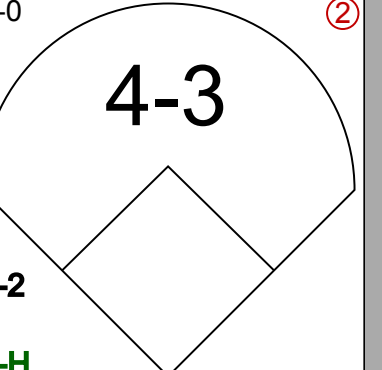
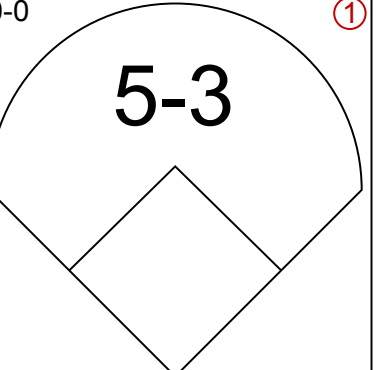
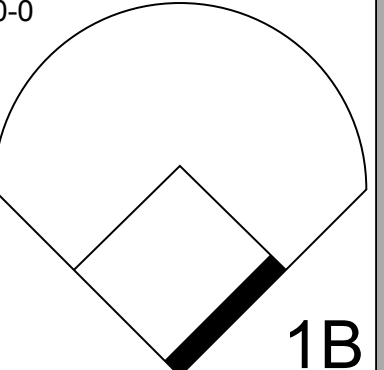
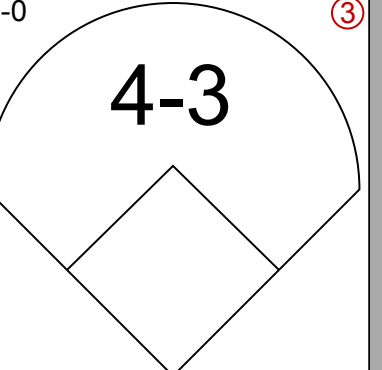
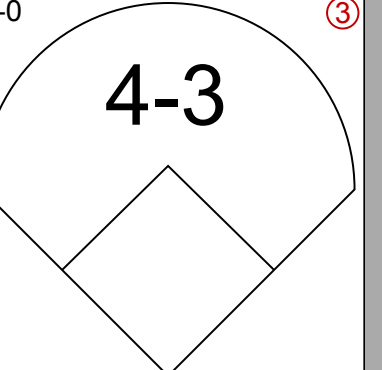
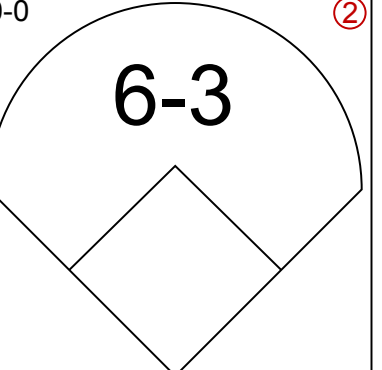
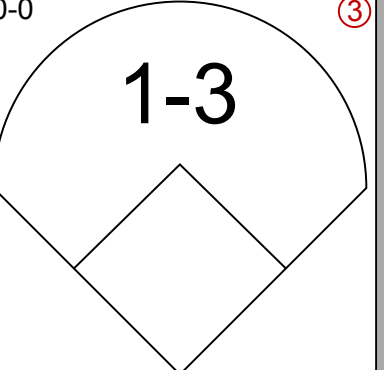
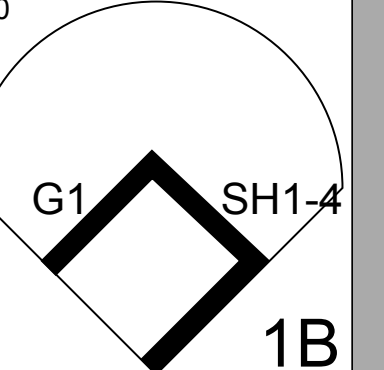
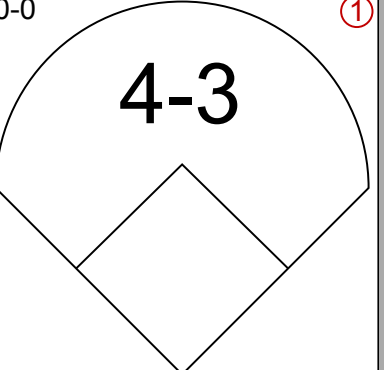
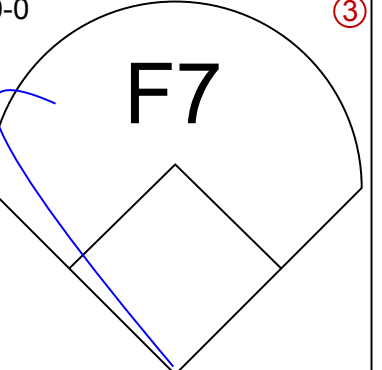
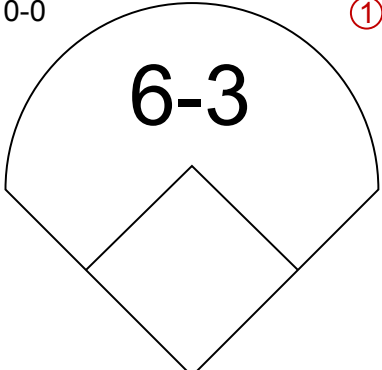
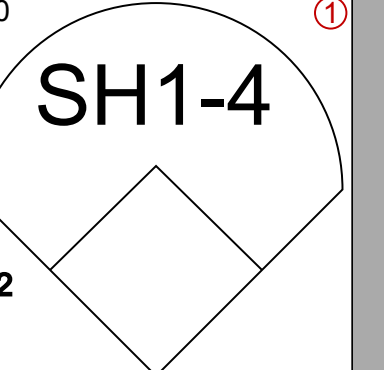
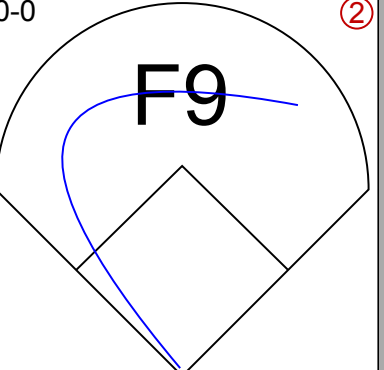
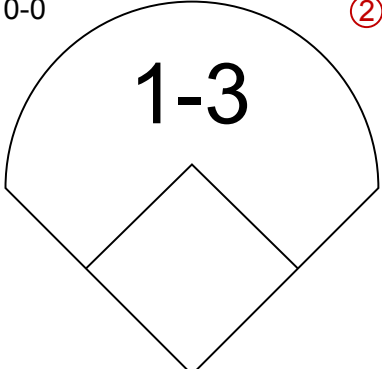
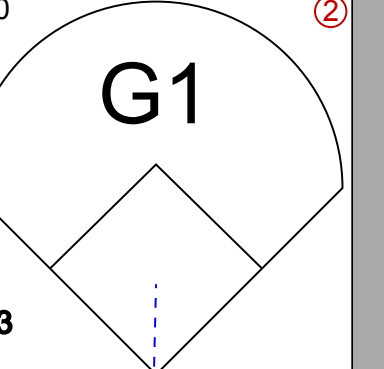
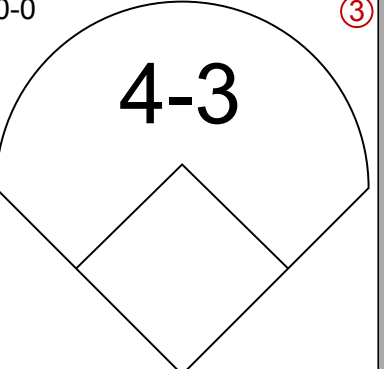
AB	32
R	5
H	7
RBI	5
BB	8
SO	1
LOB	25



livebaseballscorecards.com

Batter	1	2	3	4	5	6	7	8	9	AB R H RBI BB SO LOB	TOP																								
Mickey Mantle, S (1, 9) OBP: 0.328, SLG: 0.409 Cliff Mapes, L (8, 9) OBP: 0.304, SLG: 0.500	0-3 K		0-0 6-3		0-0 1B			0-0 SH3-4 1B		4 0 2 1 0 1 1 0 0 0 0 0 0 0	<p>New York Yankees @ Chicago White Sox Comiskey Park, Chicago, IL Sun Jun 10 1951, 4:33 AM EDT Unknown</p> <p>livebaseballscorecards.com</p> <table border="1"> <tr><td>AB</td><td>30</td></tr> <tr><td>R</td><td>2</td></tr> <tr><td>H</td><td>6</td></tr> <tr><td>RBI</td><td>2</td></tr> <tr><td>BB</td><td>3</td></tr> <tr><td>SO</td><td>5</td></tr> <tr><td>LOB</td><td>18</td></tr> </table> 	AB	30	R	2	H	6	RBI	2	BB	3	SO	5	LOB	18										
AB	30																																		
R	2																																		
H	6																																		
RBI	2																																		
BB	3																																		
SO	5																																		
LOB	18																																		
Phil Rizzuto, R (1, 6) OBP: 0.383, SLG: 0.413	0-0 F8		0-0 F5		0-3 K			0-0 SH3-4		3 0 0 0 0 1 3																									
Gene Woodling, L (1, 7) OBP: 0.389, SLG: 0.341	4-0 CS BB			0-0 F8		0-0 4-3		0-0 F9		3 0 0 1 1 0 1																									
Yogi Berra, L (1, 2) OBP: 0.384, SLG: 0.523	0-0 CS 1-2	4-0 BB		0-0 F8		0-0 G1-6-3 1B		0-0 F8		3 0 1 0 1 0 1																									
Bobby Brown, L (1, 5) OBP: 0.389, SLG: 0.541 Gil McDougald, R (9, PR) OBP: 0.439, SLG: 0.567		0-0 F7		0-0 F7		0-0 G1-6-3 1-2f		0-0 E3 F8 CS F8		4 0 0 0 0 0 2 0 0 0 0 0 0 0																									
Johnny Mize, L (1, 3) OBP: 0.406, SLG: 0.333 Billy Martin, R (5, PR) OBP: 0.300, SLG: 0.278 Johnny Hopp, L (5, 3) OBP: 0.368, SLG: 0.469		0-3 K			0-0 FC1-5 1B		0-0 F2		0-0 F8 1-2	2 0 1 0 0 1 1 0 0 0 0 0 0 0 2 0 0 0 0 0 1																									
Jackie Jensen, R (1, 8) OBP: 0.371, SLG: 0.539		0-0 F7			0-0 FC1-5 1B		0-3 K		0-0 F8 2-3	4 1 1 0 0 1 3																									
Jerry Coleman, R (1, 4) OBP: 0.371, SLG: 0.367		4-0 BB		0-0 FC1-5 1B		0-0 5-3		0-0 CS		2 0 0 0 1 0 2																									
Ed Lopat, L (1, 1) OBP: 0.343, SLG: 0.576			4-0 6-3 4-3 BB		0-0 4-3			0-0 SH3-4 F9 1B		3 1 1 0 0 1 3																									
Inning Stats	R: 0 E: 0 K: 1 S: 4	H: 0 LOB: 0 BB: 1 P: 8	R: 0 E: 0 K: 1 S: 5	H: 0 LOB: 1 BB: 1 P: 9	R: 0 E: 0 K: 0 S: 3	H: 0 LOB: 0 BB: 0 P: 7	R: 0 E: 0 K: 0 S: 3	H: 0 LOB: 0 BB: 0 P: 3	R: 1 E: 0 K: 1 S: 5	H: 3 LOB: 2 BB: 0 P: 10	R: 0 E: 0 K: 1 S: 5	H: 1 LOB: 0 BB: 0 P: 3	R: 0 E: 0 K: 1 S: 5	H: 0 LOB: 0 BB: 0 P: 5	R: 1 E: 0 K: 0 S: 5	H: 2 LOB: 1 BB: 0 P: 5	R: 0 E: 1 K: 0 S: 3	H: 0 LOB: 1 BB: 0 P: 3	1B: 6 2B: 0 3B: 0 HR: 0	SF: 0 SAC: 1 DP: 1 HBP: 0	WP: 0 PB: 0 SB: 0 CS: 2	PA: 36													
PITCHER Saul Rogovin, R (1, 1) ERA: 3.74	IP 9.0	WLS L	BF 34	H 6	R 2	ER 2	SO 5	BB 3	IBB 0	HBP 0	BLK 0	WP 0	HR 0	S 41	P 53	ERA 2.00	WHIP 1.000	PITCHER	IP	WLS	BF	H	R	ER	SO	BB	IBB	HBP	BLK	WP	HR	S	P	ERA	WHIP

Batter	1	2	3	4	5	6	7	8	9	AB R H RBI BB SO LOB
--------	---	---	---	---	---	---	---	---	---	----------------------

Bob Dillinger, R <small>OBP: 0.360, SLG: 0.390</small> (1, 5) X 										4 0 2 0 0 1 1
Nellie Fox, L <small>OBP: 0.428, SLG: 0.547</small> (1, 4) X 										3 1 2 0 1 0 0
Minnie Minoso, R <small>OBP: 0.475, SLG: 0.580</small> (1, 9) S S S 										4 0 1 0 0 1 3
Eddie Robinson, L <small>OBP: 0.431, SLG: 0.619</small> (1, 3) X 										4 0 0 0 0 1 3
Don Lenhardt, R <small>OBP: 0.284, SLG: 0.409</small> (1, 7) X 										4 0 0 1 0 0 1
Jim Busby, R <small>OBP: 0.366, SLG: 0.397</small> (1, 8) X 										4 0 1 0 0 0 1
Chico Carrasquel, R <small>OBP: 0.333, SLG: 0.364</small> (1, 6) X 										4 0 1 0 0 0 1
Gus Niarhos, R <small>OBP: 0.437, SLG: 0.300</small> (1, 2) X 										2 0 0 0 0 0 0
Saul Rogovin, R <small>OBP: 0.263, SLG: 0.389</small> (1, 1) X 										3 0 0 0 0 0 1

Inning Stats	R: 0 E: 0 K: 1 S: 5	H: 0 LOB: 0 BB: 0 P: 5	R: 0 E: 0 K: 0 S: 4	H: 1 LOB: 1 BB: 0 P: 4	R: 0 E: 0 K: 0 S: 4	H: 1 LOB: 2 BB: 1 P: 8	R: 0 E: 0 K: 1 S: 5	H: 0 LOB: 0 BB: 0 P: 5	R: 0 E: 0 K: 1 S: 6	H: 1 LOB: 1 BB: 0 P: 6	R: 1 E: 0 K: 0 S: 5	H: 2 LOB: 1 BB: 0 P: 5	R: 0 E: 0 K: 0 S: 3	H: 0 LOB: 0 BB: 0 P: 3	R: 0 E: 0 K: 0 S: 4	H: 2 LOB: 1 BB: 0 P: 4	R: 0 E: 0 K: 0 S: 3	H: 0 LOB: 0 BB: 0 P: 3	1B: 7 2B: 0 3B: 0 HR: 0	SF: 0 SAC: 1 DP: 0 HBP: 0	WP: 0 PB: 0 SB: 1 CS: 1	PA: 34
--------------	------------------------------	---------------------------------	------------------------------	---------------------------------	------------------------------	---------------------------------	------------------------------	---------------------------------	------------------------------	---------------------------------	------------------------------	---------------------------------	------------------------------	---------------------------------	------------------------------	---------------------------------	------------------------------	---------------------------------	----------------------------------	------------------------------------	----------------------------------	--------

PITCHER	Ed Lopat, L <small>ERA: 2.8</small>	(1, 1)	IP 9.0	WLS W	BF 34	H 7	R 1	ER 1	SO 3	BB 1	IBB 0	HBP 0	BLK 0	WP 0	HR 0	S 39	P 43	ERA 1.00	WHIP 0.889
---------	--	--------	-----------	----------	----------	--------	--------	---------	---------	---------	----------	----------	----------	---------	---------	---------	---------	-------------	---------------

BOTTOM

New York Yankees @ Chicago White Sox
 Comiskey Park, Chicago, IL
 Sun Jun 10 1951, 4:33 AM EDT
 Unknown

livebaseballscorecards.com

AB	32
R	1
H	7
RBI	1
BB	1
SO	3
LOB	11



Batter	1	2	3	4	5	6	7	8	9	AB R H RBI BB SO LOB	TOP																										
Mickey Mantle, S (1, 9) OBP: 0.335, SLG: 0.416	0-0 SH3-4 2B 1B	0-0 1-H 2B		4-0 1-2 2-3 BB		0-0 FC4-6 E S		0-0 F8		4 1 2 2 1 0 1																											
Phil Rizzuto, R (1, 6) OBP: 0.380, SLG: 0.410	0-0 SH3-4 1-2	0-0 F4		0-0 8-2 3-H		0-0 F7 1-3		0-0 E S 1B		4 0 1 0 0 0 5																											
Gene Woodling, L (1, 7) OBP: 0.389, SLG: 0.330	4-0 2B BB		0-0 1-3		0-0 F7		4-0 1B 1B BB	0-0 F8 1-3		3 2 0 0 2 0 1																											
Yogi Berra, L (1, 2) OBP: 0.389, SLG: 0.547	0-0 1-H 2-H 2B		0-0 HR		0-0 F7		0-0 1B 1-3 1B	0-0 F8		5 1 3 3 0 0 0																											
Bobby Brown, L (1, 5) OBP: 0.389, SLG: 0.526	0-3 K		4-0 L3-6 BB		0-0 3-1		0-0 1-3 3-H 1B	0-0 F5		4 0 1 1 1 1 1																											
Johnny Mize, L (1, 3) OBP: 0.404, SLG: 0.333	0-0 F7		0-0 L3-6 BB 1-2		0-0 1B 1B		0-0 F6	0-0 F8		3 0 1 0 0 0 2 2 1 0 0 0 0 2																											
Johnny Hopp, L (6, PR) OBP: 0.350, SLG: 0.441																																					
Jackie Jensen, R (1, 8) OBP: 0.378, SLG: 0.538		0-0 FC5-4 1B		4-0 BB 8-2 1B BB		0-0 F5	0-3 K			2 0 1 0 1 0 1 1 0 0 0 0 1 2																											
Cliff Mapes, L (7, PH) OBP: 0.292, SLG: 0.478																																					
Jerry Coleman, R (1, 4) OBP: 0.374, SLG: 0.370		0-3 K		0-0 BB 1-2 1B		0-0 1B FC4-6 1B	0-0 5-3			4 1 2 0 0 1 3																											
Allie Reynolds, R Joe DiMaggio, R Billy Martin, R Jack Kramer, R Tommy Byrne, L Tom Ferrick, R Hank Bauer, R Joe Ostrowski, L Fred Sanford, S		0-0 FC5-4 2B 1-2		0-3 K		0-0 FC4-6 1B		0-0 1-3 3-H	0-0 1-3	2 1 0 0 0 0 1 3 1 0 1 1 0																											
Inning Stats	R: 2 E: 0 K: 1 S: 7	H: 2 LOB: 1 BB: 1 P: 11	R: 1 E: 0 K: 1 S: 7	H: 2 LOB: 1 BB: 0 P: 7	R: 1 E: 0 K: 0 S: 3	H: 1 LOB: 0 BB: 1 P: 7	R: 0 E: 0 K: 1 S: 5	H: 1 LOB: 2 BB: 2 P: 13	R: 0 E: 0 K: 0 S: 3	H: 0 LOB: 0 BB: 0 P: 3	R: 2 E: 0 K: 0 S: 6	H: 3 LOB: 2 BB: 0 P: 6	R: 1 E: 0 K: 1 S: 7	H: 2 LOB: 2 BB: 1 P: 11	R: 0 E: 0 K: 0 S: 4	H: 1 LOB: 1 BB: 0 P: 4	R: 0 E: 0 K: 0 S: 3	H: 0 LOB: 0 BB: 0 P: 3	1B: 9 2B: 4 3B: 0 HR: 1	SF: 0 SAC: 1 DP: 2 HBP: 0	WP: 0 PB: 0 SB: 2 CS: 0	PA: 42															
PITCHER	IP WLS BF H R ER SO BB IBB HBP BLK WP HR S P ERA WHIP																																				
Joe Dobson, R (1, 1) ERA: 3.86	3.0		17	6	4	4	2	3	0	0	0	0	1	18	30	12.00	3.000																				
Luis Aloma, R (4, 1) ERA:	2.0		6	0	0	0	1	1	0	0	0	0	0	7	11	0.00	0.500																				
Ken Holcombe, R (6, 1) ERA: 3.56	0.1		4	3	2	2	0	0	0	0	0	0	0	4	4	54.00	9.000																				
Randy Gumpert, R (6, 1) ERA: 2.15	3.2	W	15	3	1	1	1	1	0	0	0	0	0	16	20	2.46	1.091																				

New York Yankees @ Chicago White Sox
Comiskey Park, Chicago, IL
Sun Jun 10 1951, 4:38 AM EDT
Att: 52,054 - Unknown

AB 36
R 7
H 12
RBI 7
BB 5
SO 4
LOB 21



WP: 0 PA: 42
PB: 0
SB: 2
CS: 0

Batter	1	2	3	4	5	6	7	8	9
Bob Dillinger, R OBP: 0.360, SLG: 0.388 Ken Holcombe, R OBP: 0.333, SLG: 0.357 Randy Gumpert, R OBP: 0.353, SLG: 0.313	0-0 6-3		0-3 K		0-0 2B 1B	4-0 BB BB		0-0 E6 SH1-3 1B	
Nellie Fox, L OBP: 0.429, SLG: 0.549	0-0 F4			0-0 E1 4-3	0-0 1B 2B	4-0 BB BB		0-0 SH1-3	
Minnie Minoso, R OBP: 0.478, SLG: 0.578	0-0 1B			0-0 4-3 1-2f	0-0 E S 1B	0-0 F9		4-0 1B IBB	
Eddie Robinson, L OBP: 0.426, SLG: 0.607	0-0 F8			0-0 F9	0-0 F9		0-0 4-3	0-0 2B 1B 1B	
Don Lenhardt, R OBP: 0.289, SLG: 0.417		0-0 F8			0-3 K	0-0 FC3-6 1B	0-0 F4	0-0 1B 2B	
Jim Busby, R OBP: 0.373, SLG: 0.404		0-0 F4			0-0 2B 1B	0-0 FC3-6 1B	0-0 S 1B	0-0 1B	
Chico Carrasquel, R OBP: 0.330, SLG: 0.356		0-0 F9			0-0 P4	0-0 F7	4-0 BB BB	0-0 F4	
Phil Masi, R OBP: 0.442, SLG: 0.486			0-0 5-3		0-0 1B 2B	0-0 BB 1B BB 1B	0-0 F8		
Joe Dobson, R Luis Aloma, R Floyd Baker, L OBP: 0.426, SLG: 0.382			0-3 K2-3		0-0 1B 2B 1B	0-0 BB BB 1B		0-0 F8	

Inning Stats	R: 0 E: 0 K: 4	H: 1 LOB: 1 BB: 0 P: 4	R: 0 E: 0 K: 3	H: 0 LOB: 0 BB: 3 P: 3	R: 0 E: 0 K: 7	H: 0 LOB: 0 BB: 0 P: 7	R: 0 E: 1 K: 3	H: 0 LOB: 0 BB: 0 P: 3	R: 5 E: 0 K: 11	H: 6 LOB: 1 BB: 0 P: 11	R: 2 E: 0 K: 6	H: 3 LOB: 3 BB: 2 P: 14	R: 0 E: 0 K: 4	H: 1 LOB: 2 BB: 1 P: 8	R: 4 E: 1 K: 7	H: 3 LOB: 1 BB: 1 P: 11
1B: 11 2B: 4 3B: 0 HR: 0	SF: 0 SAC: 1 DP: 1 HBP: 0	WP: 0 PA: 43														

PITCHER	IP	WLS	BF	H	R	ER	SO	BB	IBB	HBP	BLK	WP	HR	S	P	ERA	WHIP
Allie Reynolds, R ERA: 3.93	(1, 1)	5.0	22	7	5	5	3	0	0	0	0	0	0	28	28	9.00	1.400
Jack Kramer, R ERA: 6.97	(6, 1)	0.2	4	2	2	2	0	0	0	0	0	0	0	4	4	27.00	3.000
Tommy Byrne, L ERA: 6.53	(6, 1)	0.0	2	1	0	0	0	1	0	0	0	0	0	1	5	∞	∞
Tom Ferrick, R ERA: 7.5	(6, 1)	1.1	7	1	0	0	0	2	0	0	0	0	0	5	13	0.00	2.250
Joe Ostrowski, L ERA: 3.16	(8, 1)	0.2	L 7	3	4	0	0	0	1	0	0	0	0	6	10	0.00	4.500

BOTTOM

AB	R	H	RBI	BB	SO	LOB
3	1	1	0	0	1	0
0	0	0	0	0	0	0
1	1	0	0	1	0	0
3	1	1	3	1	0	0
4	1	2	1	1	0	4
5	1	1	1	0	0	2
5	1	2	1	0	1	0
5	2	3	2	0	0	1
4	0	0	0	1	0	3
4	2	2	2	0	0	2
1	0	0	0	0	1	0
0	0	0	0	0	0	0
3	1	2	1	0	0	0

AB	38
R	11
H	14
RBI	11
BB	4
SO	3
LOB	12



New York Yankees @ Chicago White Sox
Comiskey Park, Chicago, IL
 Sun Jun 10 1951, 4:38 AM EDT
 Att. 52,054 - Unknown

livebaseballscorecards.com

Batter	1	2	3	4	5	6	7	8	9	AB R H RBI BB SO LOB	TOP
Bob Dillinger, R (1, 5) OBP: 0.372, SLG: 0.393	4-0 FC1-6 BB		0-0 HBP SH F7 1B		0-0 CS 1B		0-0 F7		0-0 6-3	4 1 2 0 1 0 0	
Nellie Fox, L (1, 4) OBP: 0.421, SLG: 0.537	0-0 FC1-6 BB 1-2f		0-0 SH 1B HBP		0-0 G3 1-2		0-0 F3		0-0 4-3	4 1 0 0 0 0 2	
Minnie Minoso, R (1, 9) OBP: 0.489, SLG: 0.597	4-0 1-2 BB		1-0 1B 1-2 2-3 HBP		0-0 1B 2B		0-0 2B			2 1 2 0 1 0 0	
Eddie Robinson, L (1, 3) OBP: 0.427, SLG: 0.602	0-0 F7		0-0 F7 3-H		0-0 1B 2-H		4-0 IBB			3 0 1 2 1 0 4	
Don Lenhardt, R (1, 7) OBP: 0.288, SLG: 0.412	0-0 F7		0-0 L6-3 1B 1-3 2-H		0-0 F8		0-0 F8			4 0 1 1 0 0 5	
Jim Busby, R (1, 8) OBP: 0.377, SLG: 0.407		0-0 BB 1B	0-0 L6-3		0-0 SH3 1B		0-3 K			4 0 2 0 0 1 2	
Chico Carrasquel, R (1, 6) OBP: 0.330, SLG: 0.353		4-0 1-2 BB		0-0 F7		0-0 SH3 1-2		0-0 5-3		2 0 0 0 1 0 0	
Phil Masi, R (1, 2) OBP: 0.422, SLG: 0.459		0-0 F8		0-3 K		0-0 F8		0-0 F6		4 0 0 0 0 1 2	
Lou Kretlow, R (1, 1) OBP: 0.422, SLG: 0.459		0-0 F8		0-0 F4		0-0 6-3		0-0 F9		4 0 0 0 0 0 2	
Inning Stats	R: 0 E: 0 K: 0 S: 3 H: 0 LOB: 2 BB: 2 P: 11	R: 0 E: 0 K: 0 S: 3 H: 1 LOB: 1 BB: 1 P: 7	R: 2 E: 1 K: 0 S: 5 H: 2 LOB: 1 BB: 0 P: 6	R: 0 E: 0 K: 1 S: 5 H: 0 LOB: 0 BB: 0 P: 5	R: 1 E: 0 K: 0 S: 5 H: 3 LOB: 1 BB: 0 P: 5	R: 0 E: 0 K: 0 S: 4 H: 1 LOB: 1 BB: 0 P: 4	R: 0 E: 0 K: 0 S: 4 H: 1 LOB: 2 BB: 1 P: 8	R: 0 E: 0 K: 1 S: 5 H: 0 LOB: 0 BB: 0 P: 5	R: 0 E: 0 K: 0 S: 3 H: 0 LOB: 0 BB: 0 P: 3	1B: 6 2B: 3 3B: 0 HR: 0 SF: 0 SAC: 2 DP: 1 HBP: 1	WP: 0 PB: 0 SB: 0 CS: 1 PA: 38
PITCHER Connie Marrero, R (1, 1) ERA: 3.51	IP WLS BF H R ER SO BB IBB HBP BLK WP HR S P ERA WHIP										

Chicago White Sox @ Washington Senators
Griffith Stadium, Washington, DC
Tue Jun 12 1951, 3:33 AM EDT
Att. 12,524 - Unknown

AB	31
R	3
H	8
RBI	3
BB	4
SO	2
LOB	17



Batter	1	2	3	4	5	6	7	8	9	AB	R	H	RBI	BB	SO	LOB
Gil Coan, L OBP: 0.352, SLG: 0.497 (1, 7) S S S	0-3 K		0-3 K		0-0 F4		0-0 1B			4	0	1	0	0	2	2
Cass Michaels, R OBP: 0.354, SLG: 0.385 (1, 4) X	0-0 2B		0-0 F7		0-0 F8		0-0 5-3			4	0	1	0	0	0	3
Irv Noren, L OBP: 0.367, SLG: 0.422 (1, 8) B B B B	4-0 BB		0-0 4-3		4-0 FC4-6 1-2 BB			0-0 F2		2	0	0	0	2	0	1
Sam Mele, R OBP: 0.330, SLG: 0.390 (1, 9) X	0-0 F9			0-0 F9	0-0 FC4-6 1-2f			0-0 6-3		4	0	0	0	0	0	4
Mickey Vernon, L OBP: 0.329, SLG: 0.399 (1, 3) S S S	0-3 K			0-0 BB 1B		0-3 K		0-0 F7		4	0	1	0	0	2	2
Eddie Yost, R OBP: 0.405, SLG: 0.403 (1, 5) Gene Verble, R OBP: 0.233, SLG: 0.203 (6, PH) (7, 5)		0-0 5-3		4-0 BB 1B		0-0 G5-4-3 1B		0-0 1-3		1	0	0	0	1	0	0
Sam Dente, R OBP: 0.308, SLG: 0.284 (1, 6) X		0-0 F9		0-0 F9		0-0 G5-4-3 1-2f		0-0 F8		4	0	0	0	0	0	3
Mike Guerra, R OBP: 0.283, SLG: 0.206 (1, 2) S S S		0-3 K		0-0 F3			0-0 5-3		0-0 F5	4	0	0	0	0	1	2
Connie Marrero, R OBP: 0.300, SLG: 0.192 (1, 1) B B B B			4-0 BB		4-0 BB BB		0-0 G3			1	0	0	0	2	0	0

Inning Stats	R: 0 E: 0 K: 2 S: 8	H: 1 LOB: 2 BB: 1 P: 12	R: 0 E: 0 K: 1 S: 5	H: 0 LOB: 0 BB: 0 P: 5	R: 0 E: 0 K: 1 S: 5	H: 0 LOB: 1 BB: 1 P: 9	R: 0 E: 0 K: 0 S: 4	H: 1 LOB: 2 BB: 1 P: 8	R: 0 E: 0 K: 0 S: 3	H: 0 LOB: 2 BB: 2 P: 11	R: 0 E: 0 K: 1 S: 5	H: 1 LOB: 0 BB: 0 P: 5	R: 0 E: 0 K: 0 S: 4	H: 1 LOB: 1 BB: 0 P: 4	R: 0 E: 0 K: 0 S: 3	H: 0 LOB: 0 BB: 0 P: 3	R: 0 E: 0 K: 0 S: 3	H: 0 LOB: 0 BB: 0 P: 3	1B: 3 2B: 1 3B: 0 HR: 0	SF: 0 SAC: 0 DP: 1 HBP: 0	WP: 0 PB: 0 SB: 0 CS: 0	PA: 35											
PITCHER Lou Kretlow, R ERA: 3.34 (1, 1)	IP 9.0	WLS W	BF 35	H 4	R 0	ER 0	SO 5	BB 5	IBB 0	HBP 0	BLK 0	WP 0	HR 0	S 40	P 60	ERA 0.00	WHIP 1.000																
PITCHER																	IP	WLS	BF	H	R	ER	SO	BB	IBB	HBP	BLK	WP	HR	S	P	ERA	WHIP

Chicago White Sox @ Washington Senators
Griffith Stadium, Washington, DC
Tue Jun 12 1951, 3:33 AM EDT
Att. 12,524 - Unknown

livebaseballscorecards.com

AB	30
R	0
H	4
RBI	0
BB	5
SO	5
LOB	17



Batter	1	2	3	4	5	6	7	8	9	AB R H RBI BB SO LOB	TOP											
Bob Dillinger, R (1, 5) <small>OBP: 0.364, SLG: 0.383</small> Randy Gumpert, R (8, 1) <small>OBP: 0.353, SLG: 0.313</small>	0-0 5-3		0-0 4-3		0-0 2B E 1-2 1B	0-0 G3		0-0 F9		5 1 1 0 0 0 3 0 0 0 0 0 0 0	Chicago White Sox @ Washington Senators Griffith Stadium, Washington, DC Thu Jun 14 1951, 3:33 AM EDT Unknown											
Nellie Fox, L (1, 4) <small>OBP: 0.425, SLG: 0.542</small>	0-0 G3		1-0 2B HBP		0-0 1-3 2-H E 2B		0-0 6-3	0-0 2-3 1B		4 2 2 1 0 0 0												
Minnie Minoso, R (1, 9) <small>OBP: 0.492, SLG: 0.605</small> Bud Stewart, L (5, 9) <small>OBP: 0.363, SLG: 0.469</small> Don Lenhardt, R (8, PH) <small>OBP: 0.286, SLG: 0.408</small>	0-0 1B		0-0 1-H 2B		0-0 PO BB 2-H 3-H E6		0-0 HR	0-0 F4		3 0 2 2 0 0 0 1 1 1 1 0 0 0 1 0 0 0 0 0 2												
Eddie Robinson, L (1, 3) <small>OBP: 0.422, SLG: 0.589</small>	0-0 F4		0-0 G3		4-0 1-2 BB		0-0 G3	0-0 F8		4 0 0 0 1 0 2												
Al Zarilla, L (1, 7) <small>OBP: 0.351, SLG: 0.403</small>		0-0 1B F8 1B		0-3 K	0-0 F9		0-0 4-3	0-3 K		5 1 1 0 0 2 2												
Jim Busby, R (1, 8) <small>OBP: 0.389, SLG: 0.416</small>		0-0 1-3 F8 1B		0-0 L5-3 1B	0-0 PO	0-0 F8		0-0 2B 1B CS BB		4 1 3 0 1 0 0												
Chico Carrasquel, R (1, 6) <small>OBP: 0.333, SLG: 0.357</small>		0-0 F8		0-0 L5-3	4-0 SH2-4 E BB		0-0 2B 2B	0-0 CS		3 1 1 1 1 0 2												
Phil Masi, R (1, 2) <small>OBP: 0.415, SLG: 0.442</small>	0-0 1-3		0-0 1-3		0-0 F3	4-0 SH2-4 BB		0-0 5-3		3 0 0 0 1 0 2												
Billy Pierce, L (1, 1) <small>OBP: 0.286, SLG: 0.167</small> Luis Aloma, R (4, 1) Marv Rotblatt, S (5, 1) Floyd Baker, L (8, PH) <small>OBP: 0.435, SLG: 0.411</small>			0-0 1-3		0-0 E5 1B 2B	0-0 SH2-4		0-0 1B 2B		1 0 0 0 0 0 0 1 1 0 0 0 0 0 0 0 0 0 0 0 0 1 0 1 2 0 0 0												
Inning Stats	R: 0 E: 0 K: 0 S: 4	H: 1 LOB: 1 BB: 0 P: 4	R: 1 E: 0 K: 0 S: 4	H: 2 LOB: 0 BB: 0 P: 4	R: 1 E: 0 K: 0 S: 4	H: 1 LOB: 1 BB: 0 P: 5	R: 0 E: 0 K: 1 S: 5	H: 1 LOB: 0 BB: 0 P: 5	R: 3 E: 2 K: 0 S: 6	H: 2 LOB: 1 BB: 1 P: 10		R: 0 E: 1 K: 0 S: 3	H: 0 LOB: 2 BB: 2 P: 11	R: 1 E: 0 K: 0 S: 4	H: 1 LOB: 0 BB: 0 P: 4	R: 2 E: 0 K: 0 S: 7	H: 4 LOB: 2 BB: 0 P: 7	R: 0 E: 0 K: 1 S: 4	H: 0 LOB: 0 BB: 1 P: 8	1B: 7 2B: 5 3B: 0 HR: 1	SF: 0 SAC: 1 DP: 1 HBP: 1	WP: 0 PB: 0 SB: 0 CS: 1
PITCHER	IP WLS BF H R ER SO BB IBB HBP BLK WP HR S P ERA WHIP											PITCHER	IP WLS BF H R ER SO BB IBB HBP BLK WP HR S P ERA WHIP									
Sid Hudson, R (1, 1) <small>ERA: 11.51</small> Sandy Consuegra, R (8, 1) <small>ERA: 5.66</small> Mickey Harris, L (8, 1) <small>ERA: 4.26</small>	7.0 L 34 10 8 5 1 3 0 1 0 0 0 3 45 6.43 1.857																					

livebaseballscorecards.com

AB	36
R	8
H	12
RBI	7
BB	4
SO	2
LOB	13



Batter	1	2	3	4	5	6	7	8	9	AB	R	H	RBI	BB	SO	LOB
Eddie Yost, R OBP: 0.409, SLG: 0.402 (1, 5)	0-0 F9		0-0 HR	4-0 BB	4-0 BB		0-0 4-3			3	1	1	1	2	0	1
Cass Michaels, R OBP: 0.355, SLG: 0.405 (1, 4)	0-0 1B		0-0 HR	0-0 F8	0-0 5-3			0-0 F9		5	2	2	2	0	0	5
Irv Noren, L OBP: 0.363, SLG: 0.416 (1, 8)	0-0 1B		0-0 1-3	0-0 F9		0-0 F7		0-0 F8		5	0	1	0	0	0	2
Sam Mele, R OBP: 0.337, SLG: 0.398 (1, 9)	0-0 FC6-4		0-3 K		4-0 BB	0-0 G1		0-0 F4		4	1	2	1	1	1	0
Mickey Vernon, L OBP: 0.325, SLG: 0.388 (1, 3)	0-0 L8		0-0 F2		0-0 3-4-1	0-0 G1			4-0 BB	4	0	0	0	1	0	4
Willy Miranda, S OBP: 0.444, SLG: 0.444 (9, PR)										0	0	0	0	0	0	0
Mike McCormick, R OBP: 0.383, SLG: 0.315 (1, 7)	0-0 FC6-4			0-0 2B	0-0 BB	0-0 4-3			0-3 K	4	2	2	1	0	0	3
Gil Coan, L OBP: 0.350, SLG: 0.493 (9, PH)				0-0 1B	0-0 BB					1	0	0	0	0	1	1
Sam Dente, R OBP: 0.313, SLG: 0.291 (1, 6)		0-0 F8		0-0 SH5-3	4-0 BB		0-0 6-3		0-0 F9	3	1	1	1	1	0	0
Sherry Robertson, L OBP: 0.194, SLG: 0.074 (9, PH)				0-0 E	0-0 BB					1	0	0	0	0	0	1
Mickey Grasso, R OBP: 0.291, SLG: 0.260 (1, 2)		0-0 4-3		0-0 SH5-3	0-0 F6		0-0 5-3		0-0 5-3	3	0	1	0	0	0	2
Clyde Kluttz, R OBP: 0.500, SLG: 0.600 (9, PH)				0-0 2-3	0-0 F6					1	0	0	0	0	0	1
Sid Hudson, R OBP: 0.250, SLG: 0.143 (1, 1)		0-0 F3		0-0 E5	4-0 BB		0-0 FC1-6			3	0	0	0	1	0	1
Sandy Consuegra, R OBP: 0.130, SLG: 0.091 (8, 1)				0-0 BB	0-0 BB					0	0	0	0	0	0	0
Mickey Harris, L OBP: 0.250, SLG: 0.143 (8, 1)				0-0 BB	0-0 BB					0	0	0	0	0	0	0


Inning Stats	R: 1	H: 3	E: 0	K: 0	S: 6	LOB: 2	BB: 0	P: 6	R: 0	H: 0	E: 0	K: 0	S: 3	LOB: 0	BB: 0	P: 3	R: 2	H: 2	E: 1	K: 1	S: 7	LOB: 0	BB: 0	P: 7	R: 2	H: 1	E: 0	K: 0	S: 4	LOB: 3	BB: 4	P: 20	R: 0	H: 1	E: 0	K: 0	S: 4	LOB: 1	BB: 0	P: 4	R: 0	H: 1	E: 0	K: 0	S: 4	LOB: 1	BB: 0	P: 4	R: 0	H: 0	E: 0	K: 0	S: 3	LOB: 0	BB: 0	P: 3	R: 0	H: 0	E: 0	K: 1	S: 5	LOB: 1	BB: 1	P: 9	1B: 7	SF: 0	2B: 2	SAC: 1	3B: 0	DP: 0	HR: 1	HBP: 0	WP: 0	PA: 44
--------------	------	------	------	------	------	--------	-------	------	------	------	------	------	------	--------	-------	------	------	------	------	------	------	--------	-------	------	------	------	------	------	------	--------	-------	-------	------	------	------	------	------	--------	-------	------	------	------	------	------	------	--------	-------	------	------	------	------	------	------	--------	-------	------	------	------	------	------	------	--------	-------	------	-------	-------	-------	--------	-------	-------	-------	--------	-------	--------

PITCHER	IP	WLS	BF	H	R	ER	SO	BB	IBB	HBP	BLK	WP	HR	S	P	ERA	WHIP
Billy Pierce, L ERA: 4.13 (1, 1)	3.0		16	7	5	4	1	0	0	0	0	0	1	18	18	12.00	2.333
Luis Aloma, R ERA: 2.57 (4, 1)	1.2		12	1	2	2	0	5	0	0	0	0	0	7	27	10.80	3.600
Mary Rotblatt, L ERA: 2.38 (5, 1)	2.1	W	9	2	0	0	0	0	0	0	0	0	0	9	9	0.00	0.857
Randy Gumpert, R ERA: 2.06 (8, 1)	2.0	S	7	0	0	0	1	1	0	0	0	0	0	8	12	0.00	0.500

BOTTOM

Chicago White Sox @ Washington Senators
Griffith Stadium, Washington, DC
Thu Jun 14 1951, 3:33 AM EDT
Unknown

AB	37
R	7
H	10
RBI	6
BB	6
SO	2
LOB	21



PITCHER	IP	WLS	BF	H	R	ER	SO	BB	IBB	HBP	BLK	WP	HR	S	P	ERA	WHIP
---------	----	-----	----	---	---	----	----	----	-----	-----	-----	----	----	---	---	-----	------

Batter	1	2	3	4	5	6	7	8	9	AB	R	H	RBI	BB	SO	LOB	TOP																																	
Bob Dillinger, R OBP: 0.362, SLG: 0.380 (1, 5)	0-0 F8	0-0 FC1-2 E 1B	0-0 F9			0-0 E 1B			0-0 1-3	6	2	2	3	0	0	5																																		
Nellie Fox, L OBP: 0.418, SLG: 0.530 (1, 4)	0-0 6-3	0-0 E7 1B	0-0 E4			0-0 E4 1B			0-0 F9	6	2	1	2	0	0	3																																		
Jim Busby, R OBP: 0.393, SLG: 0.415 (1, 8)	4-0 BB	0-0 S 2B 1B	0-3 K			0-0 E 1B			0-0 F4	5	2	2	2	1	2	3																																		
Eddie Robinson, L OBP: 0.417, SLG: 0.584 (1, 3)	0-0 F9	0-0 FC5 1-H 2B			0-0 F9	0-0 F3			0-0 4-1	5	0	1	1	0	0	3																																		
Don Lenhardt, R OBP: 0.290, SLG: 0.408 (1, 7)		0-0 F7 FC5			0-0 FC6-4 1B	0-0 E6 1B			0-0 F9	5	0	2	1	0	0	1																																		
Chico Carrasquel, R OBP: 0.335, SLG: 0.360 Joe Demaestri, R OBP: 0.111, SLG: 0.111 (1, 6) (7, 6)		4-0 2B E BB	0-0 BB F9 2B		0-0 FC6-4 1-2f	0-0 F8			0-0 6-3	4	2	1	0	1	0	2																																		
Al Zarilla, L OBP: 0.356, SLG: 0.410 Bud Stewart, L OBP: 0.366, SLG: 0.463 (1, 9) (6, PH) (6, 9)		0-0 E FC1-2 2B	1-0 F9 E BB HBP		0-0 F8			4-0 FC1-5 1B BB	0-0 F6	2	1	1	0	0	0	1																																		
Gus Niarhos, R OBP: 0.444, SLG: 0.301 (1, 2)		4-0 FC1-2 E IBB	4-0 F9 E BB			0-0 F8		0-0 FC1-5 1B 1B	0-0 F6	3	3	1	0	2	0	0																																		
Joe Dobson, R OBP: 0.043, SLG: 0.087 (1, 1)		0-0 E6 FC1-2 E	0-0 F4			0-0 1B 2B		0-0 FC1-5 1B	0-0 F5	5	2	1	1	0	0	7																																		
Inning Stats	R: 0 E: 0 K: 0 S: 3	H: 0 LOB: 1 BB: 1 P: 7	R: 6 E: 2 K: 0 S: 8	H: 3 LOB: 1 BB: 2 P: 16	R: 3 E: 1 K: 1 S: 7	H: 2 LOB: 1 BB: 1 P: 12	R: 0 E: 1 K: 0 S: 4	H: 1 LOB: 1 BB: 0 P: 4	R: 4 E: 2 K: 0 S: 8	H: 4 LOB: 1 BB: 0 P: 8	R: 1 E: 0 K: 1 S: 7	H: 2 LOB: 2 BB: 1 P: 11	R: 0 E: 0 K: 0 S: 3	H: 0 LOB: 0 BB: 0 P: 3	R: 0 E: 0 K: 0 S: 3	H: 0 LOB: 0 BB: 0 P: 3	1B: 8 2B: 4 3B: 0 HR: 0	SF: 0 SAC: 0 DP: 0 HBP: 1	WP: 0 PB: 0 SB: 1 CS: 0	PA: 48																														
PITCHER	IP	WLS	BF	H	R	ER	SO	BB	IBB	HBP	BLK	WP	HR	S	P	ERA	WHIP	PITCHER										IP	WLS	BF	H	R	ER	SO	BB	IBB	HBP	BLK	WP	HR	S	P	ERA	WHIP						
Al Sima, L ERA: 5.4 (1, 1)	2.0	L	14	3	6	1	0	2	1	0	0	0	0	11	23	4.50	2.500																																	
Hank Wyse, R ERA: 8.63 (3, 1)	3.0		19	7	7	4	1	1	0	1	0	0	0	19	24	12.00	2.667																																	
Julio Moreno, R ERA: 4.07 (6, 1)	3.0		12	2	1	1	1	1	0	0	0	0	0	13	17	3.00	1.000																																	
Joe Haynes, R ERA: 7.71 (9, 1)	1.0		3	0	0	0	0	0	0	0	0	0	0	3	3	0.00	0.000																																	

Chicago White Sox @ Washington Senators
Griffith Stadium, Washington, DC
Thu Jun 14 1951, 3:38 AM EDT
Att. 17,678 - Unknown

AB	42
R	14
H	12
RBI	10
BB	5
SO	2
LOB	25



livebaseballscorecards.com

Batter	1	2	3	4	5	6	7	8	9	AB	R	H	RBI	BB	SO	LOB
Gil Coan, L OBP: 0.351, SLG: 0.497 (1, 7)	0-0 F9		0-0 1-3		0-0 1B		0-0 2B	0-3 K		5	1	2	0	0	1	2
Cass Michaels, R OBP: 0.356, SLG: 0.411 (1, 4)	0-0 4-3 1B		0-3 K		0-0 F2		0-0 2B	0-0 E5		5	1	2	1	0	1	4
Irv Noren, L OBP: 0.368, SLG: 0.421 (1, 8)	0-0 1-2 1B		0-0 F8		0-0 1-3 1B		0-0 2-H 1B	0-0 F7		5	0	3	2	0	0	3
Mickey Vernon, L OBP: 0.316, SLG: 0.376 (1, 3)	0-0 4-3			0-0 L6	0-0 4-3		0-0 F8		0-0 L5	5	0	0	0	0	0	5
Sam Mele, R OBP: 0.329, SLG: 0.388 (1, 9)	0-0 6-3			0-0 4-3		0-0 F6		0-0 4-3	0-0 F9	5	0	0	0	0	0	2
Eddie Yost, R OBP: 0.417, SLG: 0.421 (1, 5)		0-0 1B		0-0 2B		0-0 6-3		0-0 1B 2B	4-0 BB	4	1	3	0	1	0	0
Sam Dente, R OBP: 0.309, SLG: 0.288 (1, 6)		0-0 F8		0-0 F8		0-0 L6		0-0 2B 1B	0-0 F2	5	1	1	0	0	0	3
Mike Guerra, R OBP: 0.282, SLG: 0.207 (1, 2)		0-0 F4			0-0 5-3		0-0 F7	0-0 2B 1B		4	0	1	1	0	0	1
Al Sima, R OBP: 0.286, SLG: 0.500 (1, 1)		0-3 K			0-0 1B 1B		0-3 K	0-0 2B		0	0	0	0	0	0	0
Sherry Robertson, L OBP: 0.188, SLG: 0.071 (2, PH)										1	0	0	0	0	1	1
Hank Wyse, R OBP: 0.125, SLG: 0.125 (3, 1)										0	0	0	0	0	0	0
Mike McCormick, R OBP: 0.389, SLG: 0.321 (5, PH)										1	1	1	0	0	0	0
Julio Moreno, R OBP: 0.214, SLG: 0.154 (6, 1)										1	0	0	0	0	1	0
Gene Verbie, R OBP: 0.243, SLG: 0.229 (8, PH)										1	0	1	1	0	0	0
Joe Haynes, R OBP: 0.500, SLG: 0.333 (9, 1)										0	0	0	0	0	0	0

Inning Stats	R: 0	H: 2	E: 0	LOB: 2	K: 0	BB: 0	S: 5	P: 5	R: 0	H: 1	E: 0	LOB: 1	K: 1	BB: 0	S: 6	P: 6	R: 0	H: 0	E: 0	LOB: 0	K: 1	BB: 0	S: 5	P: 5	R: 0	H: 1	E: 0	LOB: 1	K: 0	BB: 0	S: 4	P: 4	R: 1	H: 3	E: 0	LOB: 2	K: 0	BB: 0	S: 6	P: 6	R: 0	H: 0	E: 0	LOB: 0	K: 0	BB: 0	S: 3	P: 3	R: 2	H: 3	E: 0	LOB: 1	K: 1	BB: 0	S: 8	P: 8	R: 2	H: 4	E: 1	LOB: 3	K: 1	BB: 0	S: 10	P: 10	R: 0	H: 0	E: 0	LOB: 1	K: 0	BB: 1	S: 3	P: 7	1B: 9	SF: 0	2B: 5	SAC: 0	3B: 0	DP: 0	HR: 0	HBP: 0	WP: 0	PA: 43
PITCHER Joe Dobson, R ERA: 4.0 (1, 1)	IP	WLS	BF	H	R	ER	SO	BB	IBB	HBP	BLK	WP	HR	S	P	ERA	WHIP	IP	WLS	BF	H	R	ER	SO	BB	IBB	HBP	BLK	WP	HR	S	P	ERA	WHIP	IP	WLS	BF	H	R	ER	SO	BB	IBB	HBP	BLK	WP	HR	S	P	ERA	WHIP																															

Chicago White Sox @ Washington Senators
Griffith Stadium, Washington, DC
Thu Jun 14 1951, 3:38 AM EDT
Att. 17,678 - Unknown

livebaseballscorecards.com

AB 42
R 5
H 14
RBI 5
BB 1
SO 4
LOB 21



Batter	1	2	3	4	5	6	7	8	9	10	11	AB R H RBI BB SO LOB	TOP	
Bob Dillinger, R OBP: 0.355, SLG: 0.371 (1, 5)	0-0 3-1		0-0 L6		0-0 F9			0-0 1B			0-3 K	5 0 1 0 0 1 1	Chicago White Sox @ Philadelphia Athletics Shibe Park, Philadelphia, PA Fri Jun 15 1951, 3:33 AM EDT Unknown	
Nellie Fox, L OBP: 0.418, SLG: 0.522 (1, 4)	0-0 L3			1-0 1B HBP		0-0 F5		0-0 L7			4-0 FC6-4 BB	3 1 0 0 1 0 1		
Minnie Minoso, R OBP: 0.479, SLG: 0.586 (1, 9)	0-0 F3			0-0 F8		0-0 F9		0-0 F9			0-0 FC6-4 WP	5 0 0 0 0 0 3		
Eddie Robinson, L OBP: 0.421, SLG: 0.598 (1, 3)		0-0 HR		0-0 1B		0-0 3-1			0-0 F8		4-0 1-2 IBB	4 1 2 1 1 0 0		
Al Zarilla, L OBP: 0.358, SLG: 0.428 (1, 7)		0-3 K		0-0 1B			0-0 HR		0-3 K		0-0 F2	5 1 2 2 0 2 2		
Jim Busby, R OBP: 0.384, SLG: 0.405 (1, 8)		0-0 F8		0-0 5-3		0-0 5-3			0-0 F6			4 0 0 0 0 0 1		
Chico Carrasquel, R OBP: 0.329, SLG: 0.353 (1, 6)		0-0 F8			0-0 5-3		0-0 F5			0-0 6-3		4 0 0 0 0 0 0		
Gus Niarhos, R OBP: 0.429, SLG: 0.287 (1, 2)			0-0 5-3		0-0 5-3		0-0 F8			0-0 F2		4 0 0 0 0 0 0		
Saul Rogovin, R OBP: 0.261, SLG: 0.364 (1, 1)			0-0 1-3					0-0 F8		0-0 1-6-3		4 0 1 0 0 0 0		
Inning Stats	R: 0 H: 0 E: 0 LOB: 0 K: 0 BB: 0 S: 3 P: 3	R: 1 H: 1 E: 0 LOB: 0 K: 1 BB: 0 S: 6 P: 6	R: 0 H: 0 E: 0 LOB: 0 K: 0 BB: 0 S: 3 P: 3	R: 1 H: 2 E: 0 LOB: 1 K: 0 BB: 0 S: 4 P: 5	R: 0 H: 1 E: 0 LOB: 1 K: 0 BB: 0 S: 4 P: 4	R: 0 H: 0 E: 0 LOB: 0 K: 0 BB: 0 S: 3 P: 3	R: 1 H: 1 E: 0 LOB: 0 K: 0 BB: 0 S: 4 P: 4	R: 0 H: 1 E: 0 LOB: 1 K: 0 BB: 0 S: 4 P: 4	R: 0 H: 0 E: 0 LOB: 0 K: 1 BB: 0 S: 5 P: 5	R: 0 H: 0 E: 0 LOB: 0 K: 0 BB: 0 S: 3 P: 3	R: 0 H: 0 E: 0 LOB: 2 K: 1 BB: 2 S: 5 P: 13	1B: 4 SF: 0 2B: 0 SAC: 0 3B: 0 DP: 0 HR: 2 HBP: 1		WP: 1 PA: 41 PB: 0 SB: 0 CS: 0
PITCHER Bob Hooper, R ERA: 3.56 (1, 1)	IP WLS BF H R ER SO BB IBB HBP BLK WP HR S P ERA WHIP	11.0 W 41 6 3 3 3 1 1 1 0 1 2 44 53 2.46 0.636												

livebaseballscorecards.com

AB	38
R	3
H	6
RBI	3
BB	2
SO	3
LOB	8



Batter	1	2	3	4	5	6	7	8	9	10	11	AB R H RBI BB SO LOB	BOTTOM	
Eddie Joost, R OBP: 0.379, SLG: 0.441 (1, 6) X	0-0 F9 ①		0-0 F4 ①		0-0 5-3 ①		0-0 F5 ①		4-0 SH5-3 BB		0-0 L6 ①	5 0 0 0 1 0 0	Chicago White Sox @ Philadelphia Athletics Shibe Park, Philadelphia, PA Fri Jun 15 1951, 3:33 AM EDT Unknown	
Ferris Fain, L OBP: 0.469, SLG: 0.508 (1, 3) X	0-0 F7 ②		4-0 2B BB		0-0 4-3 ②		4-0 BB		0-0 SH5-3 ①		0-0 1B	3 0 1 0 2 0 0		
Elmer Valo, L OBP: 0.381, SLG: 0.350 (1, 9) X	0-0 BB 2B 1B		0-0 1-3 2B		0-0 4-3 ③		0-0 L8 ②		4-0 IBB		4-0 2B E BB	4 2 2 0 2 0 1		
Gus Zernial, R OBP: 0.369, SLG: 0.538 (1, 7) B B B B	4-0 1-2 BB		0-3 K ②			0-0 2B	0-3 K ③		0-0 L8 ②		0-0 1-H 2B	5 0 2 0 1 2 5		
Dave Philley, S OBP: 0.340, SLG: 0.404 (1, 8) X	0-0 1-3 2-H 2B		0-0 6-3 ③		4-0 G6-4-3 1B BB		0-0 3-1 ① X		0-0 3-1 ③			4 1 1 1 1 0 4		
Hank Majeski, R OBP: 0.338, SLG: 0.408 (1, 5) X	0-0 F6 ⑤		0-0 F8 ①		0-0 1-2 2-3 1B		0-0 6-3 ②		4-0 SH3-4 BB			4 0 1 0 1 0 2		
Pete Suder, R OBP: 0.329, SLG: 0.321 (1, 4) X		0-0 F8 ①		0-0 4-3 ②		0-0 G6-4-3 ① ②		0-0 2B		0-0 SH3-4 ①		4 0 1 0 0 0 2		
Ray Murray, R OBP: 0.397, SLG: 0.367 (1, 2) X		0-0 F3 ②		0-0 2B		0-0 1-2 2-3 3-H 1B		4-0 IBB		4-0 G1-6-3 IBB		3 0 2 1 2 0 0		
Bob Hooper, R OBP: 0.263, SLG: 0.316 (1, 1) S S S		0-3 K ③		0-3 K ③		0-0 3-H F2 ③		0-0 F7 ③		0-0 1-2 G1-6-3 ② ③		5 0 0 0 0 2 6		
Inning Stats	R: 1 H: 2 E: 0 LOB: 2 K: 0 BB: 1 S: 5 P: 9	R: 0 H: 0 E: 0 LOB: 0 K: 1 BB: 0 S: 5 P: 5	R: 0 H: 1 E: 0 LOB: 2 K: 1 BB: 1 S: 6 P: 10	R: 0 H: 1 E: 0 LOB: 1 K: 1 BB: 0 S: 6 P: 6	R: 0 H: 0 E: 0 LOB: 0 K: 0 BB: 0 S: 3 P: 3	R: 2 H: 3 E: 0 LOB: 1 K: 0 BB: 1 S: 5 P: 9	R: 0 H: 0 E: 0 LOB: 1 K: 1 BB: 1 S: 5 P: 9	R: 0 H: 1 E: 0 LOB: 2 K: 0 BB: 1 S: 4 P: 8	R: 0 H: 0 E: 0 LOB: 2 K: 0 BB: 2 S: 3 P: 11	R: 0 H: 0 E: 0 LOB: 1 K: 0 BB: 2 S: 2 P: 10	R: 1 H: 2 E: 1 LOB: 1 K: 0 BB: 1 S: 3 P: 7	1B: 4 SF: 0 2B: 6 SAC: 2 3B: 0 DP: 2 HR: 0 HBP: 0		WP: 0 PA: 49 PB: 0 SB: 0 CS: 0
PITCHER Saul Rogovin, R ERA: 3.55 (1, 1)	IP WLS BF H R ER SO BB IBB HBP BLK WP HR S P ERA WHIP													
	10.2 L 49 10 4 3 4 7 3 0 0 0 0 47 87 2.53 1.594													

livebaseballscores.com

AB	37
R	3
H	10
RBI	2
BB	10
SO	4
LOB	20



Batter	1	2	3	4	5	6	7	8	9	AB R H RBI BB SO LOB	TOP
Bob Dillinger, R (1, 5) <small>OBP: 0.365, SLG: 0.394</small> 	4-0 		0-0 		0-0 		0-0 	0-0 		4 2 2 0 1 0 0	
Nellie Fox, L (1, 4) <small>OBP: 0.412, SLG: 0.515</small> Joe Demaestri, R (5, 4) <small>OBP: 0.091, SLG: 0.091</small>	0-0 		0-0 		0-0 		0-0 		0-3 	3 0 0 1 0 0 1 2 0 0 0 0 1 1	
Minnie Minoso, R (1, 9) <small>OBP: 0.477, SLG: 0.580</small>	0-0 		0-0 		0-0 		0-0 		0-0 	5 0 2 0 0 0 2	
Eddie Robinson, L (1, 3) <small>OBP: 0.418, SLG: 0.591</small> Bud Stewart, L (7, 7) <small>OBP: 0.372, SLG: 0.463</small>	0-0 		0-0 		0-0 		0-0 	4-0 	4-0 	4 1 1 1 0 0 4 0 0 0 0 1 0 0	
Don Lenhardt, R (1, 7) <small>OBP: 0.294, SLG: 0.426</small> (7, 3)		0-0 		0-0 		0-3 	4-0 	0-0 	0-0 	4 1 1 1 1 1 1	
Jim Busby, R (1, 8) <small>OBP: 0.381, SLG: 0.401</small>		0-0 		0-0 		0-0 	0-0 			4 0 1 1 0 0 0	
Chico Carrasquel, R (1, 6) <small>OBP: 0.332, SLG: 0.370</small>			0-0 		0-0 	0-0 	0-0 			4 1 2 1 0 0 2	
Phil Masi, R (1, 2) <small>OBP: 0.418, SLG: 0.444</small> Marv Rotblatt, S (8, 1)		0-0 		0-0 		0-0 		0-0 		4 0 2 0 0 0 0 0 0 0 0 0 0 0	
Ken Holcombe, R (1, 1) <small>OBP: 0.333, SLG: 0.357</small> Lou Kretlow, R (2, 1) Joe Erault, R (8, PH) <small>OBP: 0.600, SLG: 0.500</small> (8, 2)			0-3 	0-0 		0-0 		0-0 		0 0 0 0 0 0 0 3 0 0 0 0 1 3 1 0 0 0 0 0 0	
Inning Stats	R: 0 H: 0 E: 0 LOB: 1 K: 0 BB: 1 S: 3 P: 7	R: 1 H: 1 E: 0 LOB: 0 K: 0 BB: 0 S: 4 P: 4	R: 1 H: 2 E: 1 LOB: 1 K: 1 BB: 0 S: 7 P: 7	R: 0 H: 2 E: 0 LOB: 2 K: 0 BB: 0 S: 5 P: 5	R: 0 H: 1 E: 0 LOB: 1 K: 0 BB: 0 S: 4 P: 4	R: 1 H: 2 E: 0 LOB: 1 K: 1 BB: 0 S: 7 P: 7	R: 2 H: 3 E: 0 LOB: 2 K: 0 BB: 1 S: 6 P: 10	R: 0 H: 0 E: 0 LOB: 0 K: 0 BB: 0 S: 3 P: 3	R: 0 H: 0 E: 0 LOB: 1 K: 1 BB: 1 S: 5 P: 9	1B: 8 SF: 0 2B: 0 SAC: 0 3B: 1 DP: 1 HR: 2 HBP: 0	WP: 0 PA: 41 PB: 0 SB: 2 CS: 0
PITCHER Bobby Shantz, L (1, 1) <small>ERA: 5.63</small>	IP WLS BF H R ER SO BB IBB HBP BLK WP HR S P ERA WHIP 9.0 W 41 11 5 5 3 3 0 0 0 0 2 44 56 5.00 1.556										

Chicago White Sox @ Philadelphia Athletics
 Shibe Park, Philadelphia, PA
 Fri Jun 15 1951, 3:38 AM EDT
 Att. 13,161 - Unknown

livebaseballscorecards.com

AB	38
R	5
H	11
RBI	5
BB	3
SO	3
LOB	14



Batter	1	2	3	4	5	6	7	8	9	AB	R	H	RBI	BB	SO	LOB
Eddie Joost, R OBP: 0.379, SLG: 0.434 (1, 6)	4-0 E 1B HR BB	4-0 2B BB		0-3 K	0-3 K		0-0 6-3			3	2	0	0	2	2	2
Ferris Fain, L OBP: 0.472, SLG: 0.513 (1, 3)	0-0 E HR 1B	0-0 1-H 2B		0-0 L8		4-0 F9 SH 2B BB	0-0 F7			4	2	2	1	1	0	1
Allie Clark, R OBP: 0.254, SLG: 0.311 (1, 9)	0-0 E1 HR 1-2 2-3	0-0 F2			0-0 F3	0-0 SH 2B		0-0 F2		4	2	0	0	0	0	3
Gus Zernial, R OBP: 0.370, SLG: 0.553 (1, 7)	0-0 HR 1-H 2-H 3-H	0-0 L8			0-0 E5	0-0 F9		0-0 1B		5	0	2	4	0	0	3
Dave Philley, S OBP: 0.342, SLG: 0.406 (1, 8)	0-0 F4		0-0 4-3		0-0 BB 3B 2B	0-0 P4		4-0 BB 1-2 BB		4	1	1	0	1	0	2
Hank Majeski, R OBP: 0.354, SLG: 0.427 (1, 5)	0-0 1B		0-0 L9		4-0 BB 3B IBB	0-0 2B 2B		0-0 F3		4	2	2	2	1	0	2
Pete Suder, R OBP: 0.331, SLG: 0.326 (1, 4)	0-0 F2		0-3 K		4-0 BB 1-2 2-3 3-H	0-0 2B		0-0 4-3		4	1	1	2	1	1	3
Joe Astroth, R OBP: 0.182, SLG: 0.173 (1, 2)	0-0 F2			4-0 PB BB	0-0 3B	0-0 L6				3	0	1	3	1	0	2
Bobby Shantz, R OBP: 0.348, SLG: 0.333 (1, 1)		0-0 1-3		0-3 K	0-0 1-3		0-0 F4			4	0	0	0	0	1	2

Inning Stats	R: 4	H: 3	LOB: 1	K: 0	S: 7	P: 11	R: 1	H: 1	LOB: 1	K: 0	S: 4	P: 8	R: 0	H: 0	LOB: 0	K: 1	S: 5	P: 5	R: 0	H: 0	LOB: 1	K: 2	S: 7	P: 11	R: 4	H: 2	LOB: 1	K: 1	S: 8	P: 16	R: 3	H: 2	LOB: 1	K: 0	S: 6	P: 10	R: 0	H: 0	LOB: 0	K: 0	S: 3	P: 3	R: 0	H: 1	LOB: 2	K: 0	S: 4	P: 8
--------------	------	------	--------	------	------	-------	------	------	--------	------	------	------	------	------	--------	------	------	------	------	------	--------	------	------	-------	------	------	--------	------	------	-------	------	------	--------	------	------	-------	------	------	--------	------	------	------	------	------	--------	------	------	------

PITCHER	IP	WLS	BF	H	R	ER	SO	BB	IBB	HBP	BLK	WP	HR	S	P	ERA	WHIP
Ken Holcombe, R ERA: 4.2 (1, 1)	1.1	L	11	4	5	4	0	2	0	0	0	0	1	9	17	27.00	4.500
Lou Kretlow, R ERA: 3.57 (2, 1)	5.2		27	4	7	3	4	3	1	0	0	0	0	31	47	4.76	1.235
Marv Rotblatt, L ERA: 2.31 (8, 1)	1.0		5	1	0	0	0	1	0	0	0	0	0	4	8	0.00	2.000

BOTTOM

Chicago White Sox @ Philadelphia Athletics
 Shibe Park, Philadelphia, PA
 Fri Jun 15 1951, 3:38 AM EDT
 Att. 13,161 - Unknown

AB	35
R	10
H	9
RBI	12
BB	7
SO	4
LOB	20

WP: 0 PA: 43
 PB: 1
 SB: 0
 CS: 0

1B: 3 SF: 0
 2B: 4 SAC: 1
 3B: 1 DP: 0
 HR: 1 HBP: 0

livebaseballscorecards.com



Batter	1	2	3	4	5	6	7	8	9	10	11	AB R H RBI BB SO LOB	TOP													
Bob Dillinger, R (1, 5) <small>OBP: 0.375, SLG: 0.398</small> Billy Pierce, L (9, 1) <small>OBP: 0.288, SLG: 0.167</small>												4 1 2 0 1 0 0 0 0 0 0 0 0 0	Chicago White Sox @ Philadelphia Athletics Shibe Park, Philadelphia, PA Sat Jun 16 1951, 3:33 AM EDT Att: 3,718 - Unknown													
Nellie Fox, L (1, 4) <small>OBP: 0.412, SLG: 0.512</small>												5 1 2 1 0 0 2														
Minnie Minoso, R (1, 9) <small>OBP: 0.480, SLG: 0.587</small>												5 1 3 0 0 0 2														
Eddie Robinson, L (1, 3) <small>OBP: 0.413, SLG: 0.579</small>												4 0 0 1 1 0 4														
Al Zarilla, L (1, 7) <small>OBP: 0.359, SLG: 0.456</small>												5 1 2 3 0 0 1														
Jim Busby, R (1, 8) <small>OBP: 0.378, SLG: 0.398</small>												4 0 1 0 0 0 1														
Chico Carrasquel, R (1, 6) <small>OBP: 0.328, SLG: 0.365</small> Floyd Baker, L (9, PH) <small>OBP: 0.423, SLG: 0.397</small>												3 0 0 0 0 0 2 2 0 0 0 0 0 0														
Phil Masi, R (1, 2) <small>OBP: 0.426, SLG: 0.439</small> Bud Stewart, L (9, PH) <small>OBP: 0.368, SLG: 0.458</small> Joe Erault, R (9, 2) <small>OBP: 0.500, SLG: 0.400</small>														1 0 0 0 2 0 0 1 0 0 0 0 0 0 1 0 0 0 0 0 0												
Howie Judson, R (1, 1) <small>OBP: 0.182, SLG: 0.100</small> Don Lenhardt, R (9, PH) <small>OBP: 0.299, SLG: 0.431</small> Joe Demaestri, R (9, 6) <small>OBP: 0.083, SLG: 0.083</small>												3 0 0 0 0 2 3 1 1 1 0 0 0 0 1 0 0 0 0 0 0														
Inning Stats	R: 0 H: 0 E: 0 LOB: 0 K: 0 BB: 1 S: 2 P: 6	R: 0 H: 1 E: 0 LOB: 1 K: 0 BB: 1 S: 3 P: 7	R: 0 H: 0 E: 0 LOB: 0 K: 1 BB: 0 S: 5 P: 5	R: 0 H: 1 E: 0 LOB: 0 K: 0 BB: 0 S: 3 P: 3	R: 1 H: 1 E: 0 LOB: 1 K: 1 BB: 1 S: 6 P: 10	R: 1 H: 2 E: 0 LOB: 0 K: 0 BB: 0 S: 4 P: 4	R: 0 H: 0 E: 1 LOB: 2 K: 0 BB: 1 S: 4 P: 8	R: 2 H: 3 E: 0 LOB: 1 K: 0 BB: 0 S: 6 P: 6	R: 1 H: 3 E: 0 LOB: 2 K: 0 BB: 0 S: 6 P: 6	R: 0 H: 0 E: 0 LOB: 0 K: 0 BB: 0 S: 3 P: 3	R: 0 H: 0 E: 0 LOB: 0 K: 0 BB: 0 S: 3 P: 3	1B: 8 SF: 0 2B: 2 SAC: 1 3B: 1 DP: 3 HR: 1 HBP: 0		WP: 0 PA: 45 PB: 0 SB: 1 CS: 1												
PITCHER	IP WLS BF H R ER SO BB IBB HBP BLK WP HR S P ERA WHIP													IP WLS BF H R ER SO BB IBB HBP BLK WP HR S P ERA WHIP												
Dick Fowler, R (1, 1) <small>ERA: 5.4</small>	7.2																									
Johnny Kucab, R (8, 1) <small>ERA: 5.09</small>	1.1																									
Morrie Martin, L (10, 1) <small>ERA: 4.82</small>	2.0	W																								

livebaseballscorecards.com

AB	40
R	5
H	11
RBI	5
BB	4
SO	2
LOB	15




Batter	1	2	3	4	5	6	7	8	9	10	11	AB R H RBI BB SO LOB
Eddie Joost, R OBP: 0.382, SLG: 0.475 (1, 6)	0-0 F7		0-0 F6		0-0 HR		0-0 HR		0-0 F2		0-0 3B	6 2 3 5 0 0 0
Ferris Fain, L OBP: 0.466, SLG: 0.505 (1, 3)	5-3 1B		4-3		1-3		1-3		0-0 F8			5 0 1 0 0 0 0
Wally Moses, L OBP: 0.291, SLG: 0.196 (1, 9)	5-3			0-0 4-3 2B		0-0 K2-6 1B					0-3 K	5 1 3 0 0 1 1
Gus Zernial, R OBP: 0.370, SLG: 0.548 (1, 7)	0-0 F8			0-3 K		0-0 1-2 1B		0-0 F7			0-0 1B	5 0 2 0 0 1 3
Dave Philley, S OBP: 0.338, SLG: 0.397 (1, 8)		4-0 FC6-4 BB		0-0 4-3		0-3 K2-6		0-0 F2		0-3 K		4 0 0 0 1 2 4
Hank Majeski, R OBP: 0.345, SLG: 0.425 (1, 5)		0-0 FC6-4		0-0 2B		0-0 6-3		0-0 F7		0-0 F2		5 0 1 1 0 0 3
Pete Suder, R OBP: 0.340, SLG: 0.331 (1, 4)		0-0 FC6-4		0-0 F9			0-0 SH1-4 HR 1B	0-0 FC6-4 1B			4-0 FC1-6 BB	4 1 2 0 1 0 2
Ray Murray, R OBP: 0.371, SLG: 0.340 (1, 2)		0-0 F2			0-0 F8		0-0 SH1-4	0-0 FC6-4			0-0 F9	4 0 0 0 0 0 3
Dick Fowler, R OBP: 0.267, SLG: 0.231 (1, 1)			0-0 6-3		0-0 F9		4-0 HR BB		0-0 L7		0-0 FC1-6 3B	2 1 0 0 1 0 0
Johnny Kucab, R (8, 1)												0 0 0 0 0 0 0
Allie Clark, R OBP: 0.250, SLG: 0.306 (9, PH)												1 0 0 0 0 0 0
Morrie Martin, L OBP: 0.313, SLG: 0.267 (10, 1)												1 1 0 0 0 0 1

Inning Stats	R: 0	H: 1	E: 0	K: 0	S: 4	R: 0	H: 0	E: 1	K: 0	S: 3	R: 0	H: 0	E: 0	K: 0	S: 3	R: 1	H: 2	E: 0	K: 1	S: 7	R: 1	H: 1	E: 0	K: 0	S: 4	R: 0	H: 2	E: 0	K: 1	S: 6	R: 3	H: 3	E: 0	K: 0	S: 6	R: 0	H: 1	E: 0	K: 0	S: 4	R: 0	H: 0	E: 0	K: 0	S: 3	R: 0	H: 1	E: 0	K: 2	S: 8	R: 1	H: 1	E: 0	K: 0	S: 3
Howie Judson, R ERA: 4.4 (1, 1)	8.0	35	10	5	5	2	2	0	0	0	0	2	37	45	5.62	1.500																																							
Billy Pierce, L ERA: 4.11 (9, 1)	2.2	11	2	1	1	2	1	0	0	0	0	0	14	18	3.38	1.125																																							

BOTTOM

Chicago White Sox @ Philadelphia Athletics
 Shibe Park, Philadelphia, PA
 Sat Jun 16 1951, 3:33 AM EDT
 Att: 3,718 - Unknown

AB	42
R	6
H	12
RBI	6
BB	3
SO	4
LOB	17



WP: 0	PA: 46
PB: 0	
SB: 0	
CS: 0	

Batter	1	2	3	4	5	6	7	8	9	AB R H RBI BB SO LOB	TOP
Bob Dillinger, R (1, 5) <small>OBP: 0.379, SLG: 0.402</small> Floyd Baker, L (6, 5) <small>OBP: 0.417, SLG: 0.390</small>	0-3 		0-0 		0-0 	0-0 			0-0 	4 1 2 0 0 1 0 1 0 0 0 0 0 0	
Nellie Fox, L (1, 4) <small>OBP: 0.409, SLG: 0.507</small>	0-0 		0-0 		0-0 		0-0 		0-0 	4 0 1 1 0 0 0	
Minnie Minoso, R (1, 9) <small>OBP: 0.481, SLG: 0.582</small>	1-0 		0-0 		0-0 		0-0 			3 0 1 0 0 0 4	
Eddie Robinson, L (1, 3) <small>OBP: 0.410, SLG: 0.570</small>	0-0 		0-0 		4-0 		0-0 			3 1 0 0 1 0 4	
Al Zarilla, L (1, 7) <small>OBP: 0.366, SLG: 0.457</small>		4-0 		0-0 	4-0 			0-0 		2 1 1 0 2 0 0	
Jim Busby, R (1, 8) <small>OBP: 0.383, SLG: 0.399</small>		0-0 		4-0 	0-0 			0-0 		2 0 1 1 1 0 1	
Chico Carrasquel, R (1, 6) <small>OBP: 0.335, SLG: 0.369</small>		0-0 		4-0 	0-0 			0-0 		3 0 2 1 1 0 2	
Joe Erautt, R (1, 2) <small>OBP: 0.500, SLG: 0.500</small>		0-0 	1-0 	0-0 		0-0 		0-0 		3 1 1 0 0 0 1	
Randy Gumpert, R (1, 1) <small>OBP: 0.333, SLG: 0.300</small>			0-0 	0-3 		0-0 			0-0 	4 0 1 0 0 1 2	
Inning Stats	R: 0 H: 0 E: 0 LOB: 1 K: 1 BB: 0 S: 5 P: 6	R: 0 H: 1 E: 0 LOB: 0 K: 0 BB: 1 S: 2 P: 6	R: 1 H: 3 E: 0 LOB: 2 K: 0 BB: 0 S: 5 P: 6	R: 0 H: 1 E: 0 LOB: 2 K: 1 BB: 2 S: 5 P: 13	R: 2 H: 2 E: 0 LOB: 2 K: 0 BB: 2 S: 5 P: 13	R: 0 H: 0 E: 0 LOB: 0 K: 0 BB: 0 S: 3 P: 3	R: 0 H: 1 E: 0 LOB: 0 K: 0 BB: 0 S: 3 P: 3	R: 1 H: 2 E: 0 LOB: 0 K: 0 BB: 0 S: 4 P: 4	R: 0 H: 0 E: 0 LOB: 0 K: 0 BB: 0 S: 3 P: 3	1B: 9 SF: 0 2B: 1 SAC: 2 3B: 0 DP: 3 HR: 0 HBP: 2	WP: 1 PA: 39 PB: 0 SB: 1 CS: 2
PITCHER Carl Scheib, R (1, 1) <small>ERA: 3.96</small>	IP: 9.0 WLS: L BF: 38 H: 10 R: 4 ER: 4 SO: 2 BB: 4 IBB: 1 HBP: 2 BLK: 0 WP: 1 HR: 0 S: 35 P: 57 ERA: 4.00 WHIP: 1.556					PITCHER IP: WLS: BF: H: R: ER: SO: BB: IBB: HBP: BLK: WP: HR: S: P: ERA: WHIP					

Chicago White Sox @ Philadelphia Athletics
 Shibe Park, Philadelphia, PA
 Sun Jun 17 1951, 3:33 AM EDT
 Unknown

livebaseballscorecards.com

AB	29
R	4
H	10
RBI	3
BB	5
SO	2
LOB	14

Batter	1	2	3	4	5	6	7	8	9	AB	R	H	RBI	BB	SO	LOB
Eddie Joost, R OBP: 0.393, SLG: 0.488 (1, 6)	0-0 4-3 1B 2B		4-0 F8 1B BB		0-0 1-2 1B		0-0 1-3 1B			3	1	3	0	1	0	0
Ferris Fain, L OBP: 0.463, SLG: 0.500 (1, 3)	0-0 4-3 2-3		0-0 1-2 1B		0-0 2-3		0-0 L8			4	0	1	0	0	0	5
Wally Moses, L OBP: 0.288, SLG: 0.200 (1, 9)	0-0 1B		0-0 F8 2-3		0-0 5-3		0-0 F9			4	0	1	1	0	0	4
Gus Zernial, R OBP: 0.363, SLG: 0.535 (1, 7)	0-3 K		0-0 5-3		0-0 F7		0-0 F7			4	0	0	0	0	1	3
Dave Philley, S OBP: 0.332, SLG: 0.388 (1, 8)	0-0 1-3			0-0 6-3		0-0 4-3		0-0 F9		4	0	0	0	0	0	1
Hank Majeski, R OBP: 0.330, SLG: 0.405 (1, 5)		0-0 F7		0-0 L7		0-0 F9		0-0 L8		4	0	0	0	0	0	0
Pete Suder, R OBP: 0.343, SLG: 0.336 (1, 4)		0-0 E5 G1-6-3		0-0 1-3		0-0 1B 1B		0-0 1B 1B		4	0	2	0	0	0	0
Ray Murray, R OBP: 0.359, SLG: 0.327 (1, 2)		0-0 G1-6-3		0-0 F8		0-3 K		0-3 K		2	0	0	0	0	0	1
Allie Clark, R OBP: 0.246, SLG: 0.302 (7, PH)		1-2f		0-0 F8		0-0 K		0-3 K		1	0	0	0	0	1	1
Joe Tipton, R OBP: 0.261, SLG: 0.225 (8, 2)				0-0 F8		0-0 K		0-0 K		0	0	0	0	0	0	0
Lou Limmer, L OBP: 0.254, SLG: 0.339 (9, PH)				0-0 F8		0-0 K		0-0 K		1	0	0	0	0	1	1
Carl Scheib, R OBP: 0.448, SLG: 0.643 (1, 1)			0-0 6-3		0-0 F9 1B 1B		0-0 F3		0-0 L6	3	0	1	0	0	0	1
Lou Klein, R OBP: 0.242, SLG: 0.300 (9, PH)										1	0	0	0	0	0	1


Inning Stats	R: 1	H: 2	R: 0	H: 0	R: 0	H: 1	R: 0	H: 0	R: 0	H: 2	R: 0	H: 0	R: 0	H: 0	R: 0	H: 1	R: 0	H: 0	R: 0	H: 1	1B: 7	SF: 0	WP: 0	PA: 36
	E: 0	LOB: 1	E: 1	LOB: 0	E: 0	LOB: 2	E: 0	LOB: 0	E: 0	LOB: 2	E: 0	LOB: 0	E: 0	LOB: 0	E: 0	LOB: 1	E: 0	LOB: 0	E: 0	LOB: 1	2B: 1	SAC: 0	PB: 0	
	K: 1	BB: 0	K: 0	BB: 0	K: 0	BB: 1	K: 0	BB: 0	K: 0	BB: 0	K: 1	BB: 0	K: 0	BB: 0	K: 1	BB: 0	K: 1	BB: 0	K: 1	BB: 0	3B: 0	DP: 1	SB: 0	
	P: 7		S: 3	P: 3	S: 4	P: 8	S: 3	P: 3	S: 5	P: 5	S: 7	P: 7	S: 3	P: 3	S: 6	P: 6	S: 6	P: 6	S: 6	P: 6	HR: 0	HBP: 0	CS: 0	

PITCHER	IP	WLS	BF	H	R	ER	SO	BB	IBB	HBP	BLK	WP	HR	S	P	ERA	WHIP
Randy Gumpert, R ERA: 1.91 (1, 1)	9.0	W	36	8	1	1	3	1	0	0	0	0	0	41	45	1.00	1.000

BOTTOM

Chicago White Sox @ Philadelphia Athletics
 Shibe Park, Philadelphia, PA
 Sun Jun 17 1951, 3:33 AM EDT
 Unknown

AB	35
R	1
H	8
RBI	1
BB	1
SO	3
LOB	18



livebaseballscorecards.com

Batter	1	2	3	4	5	6	7	8	9	AB	R	H	RBI	BB	SO	LOB	TOP
Bob Dillinger, R OBP: 0.369, SLG: 0.390 (1, 5) X	0-0 1-3	0-0 F8	0-0 L9		0-0 E 3B 1B	0-0 5-3			0-0 4-3	6	1	1	0	0	0	3	Chicago White Sox @ Philadelphia Athletics Shibe Park, Philadelphia, PA Sun Jun 17 1951, 3:38 AM EDT Att: 17,514 - Unknown
Nellie Fox, L OBP: 0.412, SLG: 0.511 (1, 4) X	0-0 1B 1B		0-0 4-3	0-0 2B F8 1B	0-0 E4 1-2 3B		0-0 F9	0-0 1B 2B	6	2	3	0	0	0	1		
Minnie Minoso, R OBP: 0.495, SLG: 0.609 (1, 9) X	0-0 S 1-3 1B		1-0 1B 2B HBP	0-0 1-3 1B 2B	0-0 1-1 2-H 1B 3B		4-0 G4-6-3 BB	0-0 FC6-4 2-H 1B	4	3	4	2	1	0	0		
Eddie Robinson, L OBP: 0.408, SLG: 0.563 (1, 3) X	0-0 F5 1-2		0-0 2B HR 1B	0-0 3-4-3	0-0 E WP 1B		0-0 G4-6-3 1-2f	0-0 F5	6	1	2	1	0	0	6		
Don Lenhardt, R OBP: 0.315, SLG: 0.436 (1, 7) X	4-0 IBB		0-0 1-3 3-H HR 2B	4-0 1B BB	4-0 1-2 E BB		0-0 5-3	0-0 FC6-4 1-2f	3	1	1	1	3	0	1		
Jim Busby, R OBP: 0.378, SLG: 0.410 (1, 8) X	0-0 G3		0-0 2-H 3-H HR	0-0 F8	0-0 E4 1-2 2-3		0-0 5-3		5	1	1	4	0	0	7		
Chico Carrasquel, R OBP: 0.340, SLG: 0.371 (1, 6) X		0-0 F8	0-0 1B 1B	0-0 1-2 2-H 1B	0-0 F7		4-0 1B BB		4	0	2	1	1	0	3		
Phil Masi, R OBP: 0.415, SLG: 0.425 (1, 2) X		0-0 F6	0-0 F4	0-0 F4		0-0 1-3		0-0 1-2 1B	5	0	1	0	0	0	3		
Luis Aloma, R OBP: 0.333, SLG: 0.200 (1, 1) X		4-0 BB	0-0 1-2 1B		0-3 K	0-0 6-3		0-0 F7	4	0	1	0	1	1	2		
Inning Stats	R: 0 E: 0 K: 0 S: 5 H: 2 LOB: 3 BB: 1 P: 9	R: 0 E: 0 K: 0 S: 3 H: 0 LOB: 1 BB: 1 P: 7	R: 4 E: 0 K: 0 S: 8 H: 5 LOB: 2 BB: 0 P: 9	R: 2 E: 0 K: 0 S: 6 H: 3 LOB: 2 BB: 1 P: 10	R: 2 E: 2 K: 1 S: 9 H: 3 LOB: 3 BB: 1 P: 13	R: 0 E: 0 K: 0 S: 3 H: 0 LOB: 0 BB: 0 P: 3	R: 0 E: 0 K: 0 S: 2 H: 0 LOB: 0 BB: 1 P: 6	R: 0 E: 0 K: 0 S: 4 H: 1 LOB: 2 BB: 1 P: 8	R: 1 E: 0 K: 0 S: 5 H: 2 LOB: 1 BB: 0 P: 5	1B: 11 2B: 3 3B: 1 HR: 1	SF: 0 SAC: 0 DP: 1 HBP: 1	WP: 1 PB: 0 SB: 1 CS: 0	PA: 50				
PITCHER	IP WLS BF H R ER SO BB IBB HBP BLK WP HR S P ERA WHIP	IP WLS BF H R ER SO BB IBB HBP BLK WP HR S P ERA WHIP	IP WLS BF H R ER SO BB IBB HBP BLK WP HR S P ERA WHIP	IP WLS BF H R ER SO BB IBB HBP BLK WP HR S P ERA WHIP	IP WLS BF H R ER SO BB IBB HBP BLK WP HR S P ERA WHIP	IP WLS BF H R ER SO BB IBB HBP BLK WP HR S P ERA WHIP	IP WLS BF H R ER SO BB IBB HBP BLK WP HR S P ERA WHIP	IP WLS BF H R ER SO BB IBB HBP BLK WP HR S P ERA WHIP	IP WLS BF H R ER SO BB IBB HBP BLK WP HR S P ERA WHIP								
Alex Kellner, L ERA: 5.42 (1, 1)	2.2 L 18 7 4 4 0 1 1 1 0 0 1 15 24 13.50 3.000																
Morrie Martin, L ERA: 5.33 (3, 1)	2.1 16 6 4 4 1 2 0 0 0 1 0 16 24 15.43 3.429																
Moe Burtch, R ERA: 2.57 (6, 1)	4.0 16 3 1 1 0 2 0 0 0 0 0 14 22 2.25 1.250																

livebaseballscorecards.com

AB	43
R	9
H	16
RBI	9
BB	6
SO	1
LOB	26



Batter	1	2	3	4	5	6	7	8	9	AB	R	H	RBI	BB	SO	LOB
Eddie Joost, R OBP: 0.386, SLG: 0.479 (1, 6)	0-3 K		0-0 6-3			0-0 F9		0-0 G5-4-3		4	0	0	0	0	1	1
Wally Moses, L OBP: 0.302, SLG: 0.222 (1, 9)	0-0 S 1B		0-0 1B			0-0 F8			0-0 3-1	4	0	2	0	0	0	0
Dave Philley, S OBP: 0.325, SLG: 0.380 (1, 8)	0-0 L8 1-2		0-0 F9			0-0 4-3			0-0 4-3	4	0	0	0	0	0	2
Gus Zernial, R OBP: 0.360, SLG: 0.529 (1, 7)	0-3 K			0-0 1B				0-3 K	0-0 5-3	4	0	1	0	0	2	1
Ferris Fain, L OBP: 0.461, SLG: 0.498 (1, 3)		0-0 F2		0-0 F5				0-0 FC6-4 1B		3	0	1	0	0	0	1
Hank Majeski, R OBP: 0.330, SLG: 0.395 (1, 5)		4-0 BB BB		0-0 L4-3				0-0 L8		2	0	0	0	1	0	2
Pete Suder, R OBP: 0.337, SLG: 0.329 (1, 4)		0-0 F4				0-0 6-3		0-0 FC6-4		3	0	0	0	0	0	2
Joe Astroth, R OBP: 0.172, SLG: 0.164 (1, 2)		0-0 L8				0-0 F4		0-0 F2		3	0	0	0	0	0	1
Alex Kellner, R OBP: 0.185, SLG: 0.185 (1, 1)			0-0 4-3			0-0 L8		0-0 G5-4-3 1B		0	0	0	0	0	0	0
Morrie Martin, L OBP: 0.294, SLG: 0.250 (3, 1)										1	0	0	0	0	0	0
Billy Hitchcock, R OBP: 0.375, SLG: 0.311 (5, PH)										1	0	0	0	0	0	0
Moe Burtzschy, R OBP: 0.333, SLG: 0.333 (6, 1)										1	0	1	0	0	0	0

Inning Stats	R: 0	H: 1	E: 0	LOB: 1	K: 2	BB: 0	S: 8	P: 8	R: 0	H: 0	E: 0	LOB: 1	K: 0	BB: 1	S: 3	P: 7	R: 0	H: 1	E: 0	LOB: 1	K: 0	BB: 0	S: 4	P: 4	R: 0	H: 0	E: 0	LOB: 0	K: 0	BB: 0	S: 3	P: 3	R: 0	H: 0	E: 0	LOB: 0	K: 0	BB: 0	S: 3	P: 3	R: 0	H: 1	E: 0	LOB: 1	K: 1	BB: 0	S: 6	P: 6	R: 0	H: 1	E: 0	LOB: 0	K: 0	BB: 0	S: 3	P: 3	R: 0	H: 0	E: 0	LOB: 0	K: 0	BB: 0	S: 3	P: 3
PITCHER Luis Aloma, R ERA: 1.13 (1, 1)	IP	WLS	BF	H	R	ER	SO	BB	IBB	HBP	BLK	WP	HR	S	P	ERA	WHIP	IP	WLS	BF	H	R	ER	SO	BB	IBB	HBP	BLK	WP	HR	S	P	ERA	WHIP	IP	WLS	BF	H	R	ER	SO	BB	IBB	HBP	BLK	WP	HR	S	P	ERA	WHIP													

BOTTOM

Chicago White Sox @ Philadelphia Athletics
 Shibe Park, Philadelphia, PA
 Sun Jun 17 1951, 3:38 AM EDT
 Att. 17,514 - Unknown

AB	30
R	0
H	5
RBI	0
BB	1
SO	3
LOB	10

livebaseballscorecards.com

A

WP: 0	PA: 31
PB: 0	
SB: 1	
CS: 0	

Batter	1	2	3	4	5	6	7	8	9
Mickey Mantle, S OBP: 0.335, SLG: 0.416 (1, 9)									
Phil Rizzuto, R OBP: 0.376, SLG: 0.399 (1, 6)									
Hank Bauer, R OBP: 0.377, SLG: 0.479 (1, 7)									
Jackie Jensen, R OBP: 0.377, SLG: 0.526 (1, 8)									
Jack Kramer, R OBP: 0.500, SLG: 0.250 (4, 1)									
Cliff Mapes, L OBP: 0.250, SLG: 0.407 (5, PH)									
Joe Ostrowski, L (6, 1)									
Yogi Berra, L OBP: 0.368, SLG: 0.527 (1, 2)									
Johnny Mize, L OBP: 0.414, SLG: 0.374 (1, 3)									
Joe Collins, L OBP: 0.425, SLG: 0.514 (6, PR)									
(7, 3)									
Gil McDougald, R OBP: 0.412, SLG: 0.515 (1, 5)									
Bobby Brown, L OBP: 0.388, SLG: 0.506 (3, PH)									
(4, 5)									
Jerry Coleman, R OBP: 0.359, SLG: 0.355 (1, 4)									
Stubby Overmire, R OBP: 0.278, SLG: 0.143 (1, 1)									
Spec Shea, R OBP: 0.273, SLG: 0.381 (3, 1)									
Gene Woodling, L OBP: 0.383, SLG: 0.327 (3, PH)									
(4, 8)									

AB	R	H	RBI	BB	SO	LOB
4	2	3	4	1	0	0
4	0	1	1	1	0	4
4	1	2	1	0	1	2
3	1	1	0	0	0	1
0	0	0	0	0	0	0
1	0	0	0	0	1	3
1	0	0	0	0	0	0
5	1	1	3	0	1	3
2	1	1	0	1	0	0
1	1	0	0	0	0	0
1	0	0	0	0	1	1
4	1	2	1	0	0	1
5	1	2	0	0	0	3
0	0	0	0	1	0	0
0	0	0	0	0	0	0
4	2	2	1	0	1	0

Chicago White Sox @ New York Yankees
 Yankee Stadium, Bronx, NY
 Tue Jun 19 1951, 3:33 AM EDT
 Unknown

livebaseballscores.com

AB	39
R	11
H	15
RBI	11
BB	4
SO	5
LOB	18



Inning	R	H	E	K	S	W	L	S	BB	IBB	HBP	BLK	WP	HR	S	P	ERA	WHIP
1	5	4	1	10	19	0	0	0	0	0	0	0	0	1	5	6	81.00	9.000
2	0	0	0	2	7	0	0	0	0	0	0	0	0	0	31	48	11.57	2.786
3	4	5	0	8	8	0	0	0	0	0	0	0	0	0	13	13	0.00	1.000
4	0	0	0	0	0	0	0	0	0	0	0	0	0	0	0	0	0.00	1.000
5	0	1	0	1	11	0	0	0	0	0	0	0	0	0	0	0	0.00	1.000
6	2	5	0	7	7	0	0	0	0	0	0	0	0	0	0	0	0.00	1.000
7	0	0	0	0	3	0	0	0	0	0	0	0	0	0	0	0	0.00	1.000
8	0	0	0	1	5	0	0	0	0	0	0	0	0	0	0	0	0.00	1.000
9	0	0	0	5	5	0	0	0	0	0	0	0	0	0	0	0	0.00	1.000

PITCHER	IP	WLS	BF	H	R	ER	SO	BB	IBB	HBP	BLK	WP	HR	S	P	ERA	WHIP
Mary Rotblatt, L ERA: 3.06 (1, 1)	0.1		6	3	5	3	0	0	0	0	0	0	1	5	6	81.00	9.000
Lou Kretlow, R ERA: 4.28 (1, 1)	4.2	L	28	9	6	6	4	4	0	1	0	0	1	31	48	11.57	2.786
Luis Aloma, R ERA: 1.42 (6, 1)	3.0		11	3	0	0	1	0	0	0	0	0	0	13	13	0.00	1.000

WP	PA
0	45

1B	SF	2B	SAC	3B	DP	HR	HBP
12	0	1	0	0	1	2	2

Batter	1	2	3	4	5	6	7	8	9	AB R H RBI BB SO LOB	TOP																					
Bob Dillinger, R (1, 5) OBP: 0.370, SLG: 0.397	0-0 F9		0-0 SH5-3		0-0 F6		0-0 F7		0-0 1B	4 0 1 0 0 0 2																						
Nellie Fox, L (1, 4) Joe Erautt, R (9, PH) OBP: 0.405, SLG: 0.498 OBP: 0.417, SLG: 0.400	0-0 F3		0-0 4-3		0-0 1B		0-0 4-3		0-3 K	4 0 1 0 0 0 2 1 0 0 0 0 1 2																						
Minnie Minoso, R (1, 9) OBP: 0.489, SLG: 0.587	1-0 HBP			0-0 1B	0-0 6-3			0-0 6-3		3 0 1 0 0 0 2																						
Eddie Robinson, L (1, 3) OBP: 0.407, SLG: 0.558	0-0 F9			0-0 1B	0-0 1-3			0-0 G3		4 1 1 0 0 0 1																						
Don Lenhardt, R (1, 7) OBP: 0.322, SLG: 0.446		0-0 6-3		0-0 1B	0-0 6-3			0-0 FC6-4		4 0 2 0 0 0 0																						
Jim Busby, R (1, 8) OBP: 0.379, SLG: 0.405		0-0 6-3		0-0 E5	0-0 1B			0-0 FC6-4		4 0 1 1 0 0 2																						
Chico Carrasquel, R (1, 6) OBP: 0.338, SLG: 0.365		0-0 F8		0-0 G1-4-3	0-0 F4			0-0 F7		4 0 0 0 0 0 3																						
Phil Masi, R (1, 2) OBP: 0.444, SLG: 0.505			0-0 SH5-3		0-0 1B		0-0 SH2-3		0-0 E4	4 0 3 0 0 0 0																						
Billy Pierce, L (1, 1) Floyd Baker, L (9, PH) Gus Niarhos, R (9, PR) OBP: 0.270, SLG: 0.156 OBP: 0.413, SLG: 0.387 OBP: 0.429, SLG: 0.287			0-0 F3		0-3 K		0-0 SH2-3		0-0 FC6-4	2 0 0 0 0 1 2 1 0 0 0 0 0 1 0 0 0 0 0 0 0																						
Inning Stats	R: 0 E: 0 K: 0 S: 3	H: 0 LOB: 1 BB: 0 P: 4	R: 0 E: 0 K: 0 S: 3	H: 0 LOB: 0 BB: 0 P: 3	R: 0 E: 0 K: 0 S: 4	H: 1 LOB: 1 BB: 0 P: 4	R: 1 E: 1 K: 0 S: 5	H: 3 LOB: 1 BB: 0 P: 5	R: 0 E: 0 K: 1 S: 7	H: 2 LOB: 2 BB: 0 P: 7	R: 0 E: 0 K: 0 S: 4	H: 1 LOB: 1 BB: 0 P: 4	R: 0 E: 0 K: 0 S: 4	H: 1 LOB: 1 BB: 0 P: 4	R: 0 E: 1 K: 1 S: 7	H: 1 LOB: 2 BB: 0 P: 7	1B: 9 2B: 1 3B: 0 HR: 0	SF: 0 SAC: 2 DP: 1 HBP: 1	WP: 0 PB: 0 SB: 0 CS: 0	PA: 38												
PITCHER Ed Lopat, L (1, 1) ERA: 2.58	IP 9.0	WLS W	BF 38	H 10	R 1	ER 1	SO 2	BB 0	IBB 0	HBP 1	BLK 0	WP 0	HR 0	S 41	P 42	ERA 1.00	WHIP 1.111															
											PITCHER	IP	WLS	BF	H	R	ER	SO	BB	IBB	HBP	BLK	WP	HR	S	P	ERA	WHIP				

Chicago White Sox @ New York Yankees
 Yankee Stadium, Bronx, NY
 Wed Jun 20 1951, 3:33 AM EDT
 Att. 21,020 - Unknown

AB	35
R	1
H	10
RBI	1
BB	0
SO	2
LOB	17



Batter	1	2	3	4	5	6	7	8	9
Mickey Mantle, S OBP: 0.332, SLG: 0.421 <i>(1, 9)</i>	<i>x</i> 0-0 F8		<i>x</i> 0-0 F2			<i>s s</i> 0-3 K		<i>B B B B</i> 4-0 FC3-5 1-2 1B BB	
Cliff Mapes, L OBP: 0.241, SLG: 0.393 <i>(9, 9)</i>									
Phil Rizzuto, R OBP: 0.372, SLG: 0.394 <i>(1, 6)</i>	<i>x</i> 0-0 F9			<i>x</i> 0-0 6-3		<i>s s</i> 0-3 K		<i>x</i> 0-0 FC3-5 1-2 1B 2-3f	
Hank Bauer, R OBP: 0.386, SLG: 0.481 <i>(1, 7)</i>	<i>x</i> 0-0 1B			<i>x</i> 0-0 1-3			<i>x</i> 0-0 4-3 1B	<i>x</i> 0-0 BB 1-3 2-H 1B	
Johnny Mize, L OBP: 0.413, SLG: 0.375 <i>(1, 3)</i>	<i>x</i> 0-0 F7			<i>x</i> 0-0 1B			<i>x</i> 0-0 4-3 1-2	<i>s s</i> 0-3 K	
Joe Collins, L OBP: 0.420, SLG: 0.507 <i>(9, 3)</i>									
Yogi Berra, L OBP: 0.368, SLG: 0.519 <i>(1, 2)</i>		<i>x</i> 0-0 F6		<i>x</i> 0-0 F8			<i>x</i> 0-0 SH 2-H 1B	<i>B B B B</i> 4-0 BB 1-2	
Jackie Jensen, R OBP: 0.368, SLG: 0.513 <i>(1, 8)</i>		<i>x</i> 0-0 F4			<i>x</i> 0-0 F7		<i>x</i> 0-0 SH 1-2	<i>x</i> 0-0 F2	
Gil McDougald, R OBP: 0.402, SLG: 0.500 <i>(1, 5)</i>		<i>x</i> 0-0 6-3			<i>x</i> 0-0 5-3		<i>s s</i> 0-3 K		
Jerry Coleman, R OBP: 0.357, SLG: 0.345 <i>(1, 4)</i>					<i>x</i> 0-0 F4		<i>x</i> 0-0 F6		
Ed Lopat, L OBP: 0.317, SLG: 0.500 <i>(1, 1)</i>			<i>x</i> 4-0 G4-6-3 1-2f			<i>x</i> 0-0 L6		<i>B B B B</i> 4-0 FC3-5 BB BB	

AB	R	H	RBI	BB	SO	LOB
3	1	0	0	1	1	0
0	0	0	0	0	0	0
4	0	0	0	0	1	2
4	1	3	1	0	0	0
4	0	1	0	0	1	4
0	0	0	0	0	0	0
3	0	1	1	1	0	1
3	0	0	0	0	0	3
3	0	0	0	0	1	2
2	0	0	0	1	0	2
2	0	0	0	1	0	1

BOTTOM

Chicago White Sox @ New York Yankees
Yankee Stadium, Bronx, NY
Wed Jun 20 1951, 3:33 AM EDT
Att. 21,020 - Unknown

livebaseballscores.com

AB	28
R	2
H	5
RBI	2
BB	4
SO	4
LOB	15



Inning Stats		R: 0	H: 1	E: 0	LOB: 1	K: 0	BB: 0	S: 4	P: 4
		R: 0	H: 0	E: 0	LOB: 0	K: 0	BB: 0	S: 3	P: 3
		R: 0	H: 0	E: 0	LOB: 0	K: 0	BB: 1	S: 2	P: 6
		R: 0	H: 1	E: 0	LOB: 1	K: 0	BB: 0	S: 4	P: 4
		R: 0	H: 0	E: 0	LOB: 0	K: 0	BB: 0	S: 3	P: 3
		R: 0	H: 0	E: 0	LOB: 0	K: 2	BB: 0	S: 7	P: 7
		R: 1	H: 2	E: 1	LOB: 2	K: 1	BB: 0	S: 8	P: 8
		R: 1	H: 1	E: 0	LOB: 3	K: 1	BB: 3	S: 6	P: 18

PITCHER		IP	WLS	BF	H	R	ER	SO	BB	IBB	HBP	BLK	WP	HR	S	P	ERA	WHIP
Billy Pierce, L ERA: 3.95 <i>(1, 1)</i>		8.0	L	33	5	2	2	4	4	0	0	0	0	0	37	53	2.25	1.125

PITCHER		IP	WLS	BF	H	R	ER	SO	BB	IBB	HBP	BLK	WP	HR	S	P	ERA	WHIP


WP: 0 PA: 33
PB: 0
SB: 0
CS: 0

Batter	1	2	3	4	5	6	7	8	9	AB R H RBI BB SO LOB	TOP			
Nellie Fox, L (1, 4) OBP: 0.412, SLG: 0.511	0-0 F7 3B		4-0 2B BB		0-0 F6		0-0 1-2 2-H 1B		0-0 1B	4 1 3 1 1 0 1				
Bud Stewart, L (1, 7) OBP: 0.346, SLG: 0.463 Don Lenhardt, R (7, PH) OBP: 0.325, SLG: 0.447	0-0 F7		0-0 2B		0-3 K		0-3 K		0-0 1B	3 0 1 1 0 1 1 2 0 1 1 0 1 2				
Bob Dillinger, R (9, PR) OBP: 0.370, SLG: 0.397 Gus Niarhos, R (9, 2) OBP: 0.429, SLG: 0.287	0-0 3-H 1B		1-3 2B		0-3 K		0-0 6-3		1-3 3-H 1B	0 0 0 0 0 0 0 0 0 0 0 0 0 0				
Minnie Minoso, R (1, 5) OBP: 0.483, SLG: 0.577	0-0 G4-6-3 1B		0-0 3-1		0-3 K		0-0 6-3		0-0 G6-4-3 1-2f	5 0 1 0 0 1 7				
Eddie Robinson, L (1, 3) OBP: 0.409, SLG: 0.570	0-0 G4-6-3 1-2f				0-0 1B G6-3 1B		0-0 F8		0-0 HR	4 2 2 1 0 0 1				
Al Zarilla, L (1, 9) OBP: 0.363, SLG: 0.445			0-3 K		0-0 G6-3 1B		4-0 G6-4-3 BB		0-0 4-3	3 0 1 0 1 1 0				
Jim Busby, R (1, 8) OBP: 0.376, SLG: 0.402			0-0 1B		0-0 G6-3 1-2f 3-H		0-0 G6-4-3 1-2f		0-3 K	4 0 1 0 0 1 2				
Chico Carrasquel, R (1, 6) OBP: 0.345, SLG: 0.370			4-0 CS BB		4-0 BB		0-0 FC1-5 2B		0-0 F8	2 0 1 0 2 0 0				
Phil Masi, R (1, 2) OBP: 0.442, SLG: 0.495 Floyd Baker, L (9, PH) OBP: 0.408, SLG: 0.381	0-0 CS 1-2		0-0 F9		0-3 K		1-0 1B FC1-5 HBP		0-0 F7	2 1 0 0 0 1 1 1 0 0 0 0 0 0				
Saul Rogovin, R (1, 1) OBP: 0.296, SLG: 0.385			0-0 6-3		0-0 1B		0-0 FC1-5 1-2 2-3f 1B		0-0 1B 1B	4 1 2 0 0 0 2				
Inning Stats	R: 1 E: 0 K: 0 S: 4 H: 2 LOB: 0 BB: 0 P: 4	R: 0 E: 0 K: 1 S: 4 H: 1 LOB: 0 BB: 1 P: 8	R: 0 E: 0 K: 0 S: 4 H: 1 LOB: 2 BB: 1 P: 8	R: 1 E: 0 K: 1 S: 6 H: 2 LOB: 1 BB: 1 P: 10	R: 0 E: 0 K: 2 S: 8 H: 1 LOB: 1 BB: 0 P: 8	R: 0 E: 0 K: 0 S: 2 H: 0 LOB: 0 BB: 1 P: 6	R: 1 E: 0 K: 1 S: 7 H: 2 LOB: 2 BB: 0 P: 8	R: 1 E: 0 K: 1 S: 6 H: 1 LOB: 0 BB: 0 P: 6	R: 1 E: 0 K: 0 S: 5 H: 3 LOB: 2 BB: 0 P: 5	1B: 9 2B: 2 3B: 1 HR: 1 SF: 0 SAC: 0 DP: 4 HBP: 1	WP: 0 PB: 0 SB: 0 CS: 1 PA: 40			
PITCHER	IP WLS BF H R ER SO BB IBB HBP BLK WP HR S P ERA WHIP												PITCHER	IP WLS BF H R ER SO BB IBB HBP BLK WP HR S P ERA WHIP
Spec Shea, R (1, 1) ERA: 4.06	6.1 L 28 9 3 3 4 4 0 1 0 0 0 0 31 48 4.26 2.053													
Bob Kuzava, L (7, 1) ERA: 5.5	1.2 6 1 1 1 2 0 0 0 0 0 1 10 10 5.40 0.600													
Jack Kramer, R (9, 1) ERA: 6.46	1.0 5 3 1 1 0 0 0 0 0 0 0 0 5 5 9.00 3.000													

Chicago White Sox @ New York Yankees
 Yankee Stadium, Bronx, NY
 Thu Jun 21 1951, 3:33 AM EDT
 Att. 20,399 - Unknown

AB	34
R	5
H	13
RBI	4
BB	4
SO	6
LOB	17



Batter	1	2	3	4	5	6	7	8	9	AB	R	H	RBI	BB	SO	LOB	BOTTOM					
Mickey Mantle, S OBP: 0.331, SLG: 0.418 (1, 9) X	0-0 F6 ①			X 0-0 F8 ①		X 0-0 1B ③		X 0-0 G3 ③		4	0	1	0	0	0	0	Chicago White Sox @ New York Yankees Yankee Stadium, Bronx, NY Thu Jun 21 1951, 3:33 AM EDT Att. 20,399 - Unknown AB 31 R 2 H 4 RBI 2 BB 1 SO 1 LOB 5 					
Phil Rizzuto, R OBP: 0.366, SLG: 0.386 (1, 6) X	0-0 F6 ②			0-3 K ②		X 0-0 F8 ③			X 0-0 6-3 ①	4	0	0	0	0	1	1						
Gene Woodling, L OBP: 0.363, SLG: 0.330 (1, 8) X	0-0 F7 ③			X 0-0 F7 ③			X 0-0 4-3 ①		X 0-0 G3 1B ②	4	0	1	0	0	0	0						
Johnny Mize, L OBP: 0.416, SLG: 0.435 (1, 3)		X 0-0 G3 ①			X 0-0 HR ①		X 0-0 HR ①		X 0-0 G3 1-2 ②	4	2	2	2	0	0	1						
Yogi Berra, L OBP: 0.366, SLG: 0.512 (1, 2)		X 0-0 3-1 ②			X 0-0 1-3 ①		BB BB BB 4-0 BB		X 0-0 F8 ③	3	0	0	0	1	0	1						
Bobby Brown, L OBP: 0.376, SLG: 0.478 (1, 5)		X 0-0 G3 ③			X 0-0 F2 ②		X 0-0 F7 ②			3	0	0	0	0	0	1						
Hank Bauer, R OBP: 0.376, SLG: 0.467 (1, 7)			X 0-0 L7 ①		X 0-0 5-3 ③		X 0-0 F8 ③			3	0	0	0	0	0	1						
Jerry Coleman, R OBP: 0.351, SLG: 0.339 (1, 4)			X 0-0 F7 ②			X 0-0 4-3 ①		X 0-0 L4 ①		3	0	0	0	0	0	0						
Spec Shea, R OBP: 0.250, SLG: 0.348 Bob Kuzava, S OBP: 0.300, SLG: 0.176 Johnny Hopp, L OBP: 0.327, SLG: 0.381 Jack Kramer, R OBP: 0.500, SLG: 0.250 (1, 1) (7, 1) (8, PH) (9, 1)			X 0-0 4-3 ③			X 0-0 F3 ②		X 0-0 F4 ②		2	0	0	0	0	0	0						
Inning Stats	R: 0 E: 0 K: 0 S: 3	H: 0 LOB: 0 BB: 0 P: 3	R: 0 E: 0 K: 0 S: 3	H: 0 LOB: 0 BB: 0 P: 3	R: 0 E: 0 K: 0 S: 3	H: 0 LOB: 0 BB: 0 P: 5	R: 0 E: 0 K: 1 S: 5	H: 0 LOB: 0 BB: 0 P: 5	R: 1 E: 0 K: 0 S: 4	H: 1 LOB: 0 BB: 0 P: 4	R: 1 E: 0 K: 0 S: 4	H: 1 LOB: 1 BB: 0 P: 4	R: 1 E: 0 K: 0 S: 4	H: 1 LOB: 1 BB: 1 P: 8	R: 0 E: 0 K: 0 S: 3	H: 0 LOB: 0 BB: 0 P: 3	R: 0 E: 0 K: 0 S: 4	H: 1 LOB: 1 BB: 0 P: 4	1B: 2 2B: 0 3B: 0 HR: 2	SF: 0 SAC: 0 DP: 0 HBP: 0	WP: 0 PB: 0 SB: 0 CS: 0	PA: 32 ERA WHIP
PITCHER Saul Rogovin, R ERA: 3.36 (1, 1)	IP 9.0 WLS W BF 32 H 4 R 2 ER 2 SO 1 BB 1 IBB 0 HBP 0 BLK 0 WP 0 HR 2 S 33 P 37 ERA 2.00 WHIP 0.556																	PITCHER IP WLS BF H R ER SO BB IBB HBP BLK WP HR S P ERA WHIP				

Batter	1	2	3	4	5	6	7	8	9	AB R H RBI BB SO LOB	TOP									
Bob Dillinger, R (1, 5) OBP: 0.364, SLG: 0.390	0-0 5-3		0-0 S 1B		0-0 F8			0-0 6-3	0-0 F9	5 1 1 0 0 0 0										
Nellie Fox, L (1, 4) OBP: 0.417, SLG: 0.513	0-0 4-3		0-0 1-H HR 1B		0-0 1B			4-0 FC5-4 BB		3 1 2 1 1 0 0										
Minnie Minoso, R (1, 9) OBP: 0.479, SLG: 0.585	0-0 L9		0-0 1-H HR		0-0 F9			0-0 FC5-4 1B 1-2f		4 2 1 2 0 0 2										
Eddie Robinson, L (1, 3) OBP: 0.406, SLG: 0.564		0-0 F9	0-0 4-3			0-0 1-3		0-0 1B 2B 1B		4 1 1 0 0 0 0										
Don Lenhardt, R (1, 7) OBP: 0.323, SLG: 0.441		0-0 6-3		0-0 F3		0-0 6-3		0-0 2B 1B		4 0 1 1 0 0 0										
Jim Busby, R (1, 8) OBP: 0.379, SLG: 0.406		4-0 BB		0-0 L8		0-0 F9		0-0 1-3 2-H 2B		3 0 1 1 1 0 0										
Chico Carrasquel, R (1, 6) OBP: 0.347, SLG: 0.372		0-3 K		0-0 1B			0-0 G4-6-3 1B	0-0 F7		4 0 2 0 0 1 3										
Phil Masi, R (1, 2) OBP: 0.431, SLG: 0.480			0-0 L9	0-0 F8			0-3 K		0-0 F5	3 0 0 0 0 1 2										
Floyd Baker, L (9, PH) OBP: 0.403, SLG: 0.375										1 0 0 0 0 0 0										
Randy Gumpert, R (1, 1) OBP: 0.318, SLG: 0.286			0-3 K		0-0 1B		0-0 G4-6-3		0-0 F6	1 0 0 0 0 1 0										
Joe Demaestri, R (5, PH) OBP: 0.154, SLG: 0.154										1 0 1 0 0 0 0										
Luis Aloma, R (5, 1) OBP: 0.296, SLG: 0.167										0 0 0 0 0 0 0										
Joe Erazu, R (7, PH) OBP: 0.386, SLG: 0.364										1 0 0 0 0 0 1										
Marv Rotblatt, S (7, 1)										0 0 0 0 0 0 0										
Bud Stewart, L (9, PH) OBP: 0.343, SLG: 0.458										1 0 0 0 0 0 0										
Inning Stats	R: 0 E: 0 K: 0 S: 3	H: 0 LOB: 0 BB: 0 P: 3	R: 0 E: 0 K: 1 S: 5	H: 0 LOB: 1 BB: 1 P: 9	R: 3 E: 0 K: 1 S: 8	H: 3 LOB: 0 BB: 0 P: 8	R: 0 E: 0 K: 0 S: 4	H: 1 LOB: 1 BB: 0 P: 4	R: 0 E: 0 K: 0 S: 4	H: 2 LOB: 1 BB: 0 P: 4	R: 0 E: 0 K: 1 S: 5	H: 1 LOB: 0 BB: 0 P: 5	R: 2 E: 0 K: 0 S: 6	H: 3 LOB: 2 BB: 1 P: 10	R: 0 E: 0 K: 0 S: 3	H: 0 LOB: 0 BB: 0 P: 3	1B: 8 2B: 1 3B: 0 HR: 1	SF: 0 SAC: 0 DP: 1 HBP: 0	WP: 0 PB: 0 SB: 1 CS: 0	PA: 37
PITCHER	IP WLS BF H R ER SO BB IBB HBP BLK WP HR S P ERA WHIP																			
Mel Parnell, L (1, 1) ERA: 3.72	7.2 W 33 10 5 5 3 2 0 0 0 0 0 1 37 45 5.87 1.565																			
Ellis Kinder, R (8, 1) ERA: 4.09	1.1 S 4 0 0 0 0 0 0 0 0 0 0 0 4 4 0.00 0.000																			

Chicago White Sox @ Boston Red Sox
 Fenway Park, Boston, MA
 Fri Jun 22 1951, 3:33 AM EDT
 Att: 33,045 - Unknown


livebaseballscorecards.com

AB	35
R	5
H	10
RBI	5
BB	2
SO	3
LOB	8



Batter	1	2	3	4	5	6	7	8	9
Dom DiMaggio, R OBP: 0.393, SLG: 0.440 (1, 8)	0-0 F7 1B 2B	0-0 1-2 1B		0-0 F9 1B		4-0 SH1-3 BB		0-0 FC4-2 1B	
6 Johnny Pesky, L OBP: 0.386, SLG: 0.374 (1, 6)	0-0 BB 2-3 1B			0-0 F4 1B		0-0 F3 1B		0-0 FC4-2 1B	
Billy Goodman, L OBP: 0.398, SLG: 0.368 (1, 3)	0-0 F7 3-H		0-0 1-2 1B	0-0 S 2B 1B		0-0 SH1-3 1-2		0-0 FC4-2 1-2 3-H	
Ted Williams, L OBP: 0.489, SLG: 0.608 (1, 7)	4-0 1-2 BB		0-0 BB 1B	0-0 1-H HR 2B		4-0 BB		0-0 F3	
Vern Stephens, R OBP: 0.389, SLG: 0.527 (1, 5)	0-0 F7		0-0 F6 2B	0-0 2-H HR		0-0 F4			
Bobby Doerr, R OBP: 0.403, SLG: 0.451 (1, 4)	0-0 F2		4-0 1-2 1B BB	0-0 5-3		0-0 F7			
Clyde Vollmer, R OBP: 0.424, SLG: 0.564 (1, 9)		0-0 F7 1-3 2-H	0-0 1-3 2-H 1B 1B		0-0 5-3	0-3 K		0-3 K	
Les Moss, R OBP: 0.321, SLG: 0.335 (1, 2)		0-0 FC4-6 1B	0-0 1-2 3-H 1B		0-0 F7	0-3 K			
Mel Parnell, L OBP: 0.429, SLG: 0.367 Ellis Kinder, R (8, 1)		0-0 FC4-6 1B 1-2f	0-0 F8		0-0 4-3	0-0 5-3		0-0 5-3	

AB	R	H	RBI	BB	SO	LOB
4	1	3	0	1	0	0
5	0	2	0	0	0	3
4	1	1	1	0	0	3
3	2	2	1	2	0	2
4	1	1	2	0	0	5
3	1	0	0	1	0	2
4	0	1	1	0	1	0
4	0	2	1	0	1	0
3	0	0	0	0	0	3
1	0	0	0	0	0	0

BOTTOM	
Chicago White Sox @ Boston Red Sox Fenway Park, Boston, MA Fri Jun 22 1951, 3:33 AM EDT Att. 33,045 - Unknown	
AB 35	
R 6	
H 12	
RBI 6	
BB 4	
SO 2	
LOB 18	
	
WP: 0 PA: 40	
PB: 0	
SB: 1	
CS: 0	

Inning Stats	R: 1	H: 2	E: 0	K: 0	S: 5	H: 2	LOB: 2	BB: 1	P: 9	R: 0	H: 2	E: 0	K: 0	S: 5	H: 3	LOB: 2	BB: 1	P: 10	R: 3	H: 3	E: 0	K: 0	S: 6	H: 0	LOB: 0	BB: 0	P: 6	R: 0	H: 0	E: 0	K: 0	S: 3	H: 0	LOB: 2	BB: 2	P: 11	R: 0	H: 0	E: 0	K: 2	S: 7	H: 0	LOB: 0	BB: 0	P: 7	R: 0	H: 2	E: 0	K: 0	S: 5	H: 2	LOB: 2	BB: 0	P: 5
PITCHER	IP	WLS	BF	H	R	ER	SO	BB	IBB	HBP	BLK	WP	HR	S	P	ERA	WHIP																																					
Randy Gumpert, R ERA: 2.71 (1, 1)	4.0	L	24	10	6	6	0	2	0	0	0	0	0	22	30	13.50	3.000																																					
Luis Aloma, R ERA: 1.29 (5, 1)	2.0		8	0	0	0	0	2	0	0	0	0	0	6	14	0.00	1.000																																					
Marv Rotblatt, L ERA: 2.89 (7, 1)	2.0		8	2	0	0	2	0	0	0	0	0	0	12	12	0.00	1.000																																					

Batter	1	2	3	4	5	6	7	8	9	10	11	AB	R	H	RBI	BB	SO	LOB	TOP								
Bob Dillinger, R (1, 5) OBP: 0.367, SLG: 0.388 Billy Pierce, L (7, 1) OBP: 0.282, SLG: 0.176	SH1-3 1B		L3		5-3		1B BB	K		1B		3	1	1	0	1	0	0									
Nellie Fox, L (1, 4) OBP: 0.424, SLG: 0.516	SH1-3 1-2		E4 1B		HBP		1B 3B	FC6-4		1B		4	2	3	0	0	0	2									
Minnie Minoso, R (1, 9) OBP: 0.475, SLG: 0.578	F6		HR 1B		F6		1B 3B	K		F8		6	2	2	2	0	1	7									
Eddie Robinson, L (1, 3) OBP: 0.404, SLG: 0.580	L8		HR		4-3		1B 3B			F7		6	2	2	4	0	0	2									
Al Zarilla, L (1, 7) OBP: 0.367, SLG: 0.446 Don Lenhardt, R (7, PH) OBP: 0.323, SLG: 0.441 Bud Stewart, L (7, PH) OBP: 0.351, SLG: 0.465			FC6-4 BB		FC6-4 1B		4-3	FC5-4 1B		F7		2	0	1	0	1	0	0									
Jim Busby, R (1, 8) OBP: 0.373, SLG: 0.396			F9		FC6-4		F7	K		4-3		5	0	0	0	1	1	3									
Chico Carrasquel, R (1, 6) OBP: 0.343, SLG: 0.372			F8		6-3		2B	FC5-4		K		6	0	1	0	0	1	4									
Phil Masi, R (1, 2) OBP: 0.422, SLG: 0.467	FC6-4		1-2f		1-3		K			6-3		5	0	1	0	0	1	2									
Howie Judson, R (1, 1) OBP: 0.154, SLG: 0.083 Floyd Baker, L (7, PH) OBP: 0.413, SLG: 0.369			K		K		5-3	FC6-4 BB		1B BB		2	0	0	0	0	2	0									
												1	0	0	0	2	0	0									
Inning Stats	R: 0 E: 0 K: 0 S: 4	H: 1 LOB: 1 BB: 0 P: 4	R: 0 E: 0 K: 0 S: 3	H: 0 LOB: 1 BB: 1 P: 7	R: 3 E: 1 K: 1 S: 9	H: 4 LOB: 1 BB: 0 P: 9	R: 0 E: 0 K: 1 S: 5	H: 0 LOB: 0 BB: 0 P: 5	R: 0 E: 0 K: 0 S: 3	H: 0 LOB: 1 BB: 0 P: 4	R: 0 E: 0 K: 1 S: 6	H: 1 LOB: 1 BB: 0 P: 6	R: 4 E: 0 K: 1 S: 9	H: 4 LOB: 1 BB: 1 P: 13	R: 0 E: 0 K: 2 S: 8	H: 1 LOB: 2 BB: 1 P: 12	R: 0 E: 0 K: 0 S: 3	H: 0 LOB: 0 BB: 0 P: 3	R: 0 E: 0 K: 1 S: 7	H: 2 LOB: 3 BB: 1 P: 11	R: 0 E: 0 K: 0 S: 3	H: 1 LOB: 1 BB: 1 P: 7	1B: 11 2B: 1 3B: 1 HR: 1	SF: 0 SAC: 1 DP: 1 HBP: 1	WP: 0 PB: 0 SB: 1 CS: 0	PA: 52	
PITCHER	IP	WLS	BF	H	R	ER	SO	BB	IBB	HBP	BLK	WP	HR	S	P	ERA	WHIP										
Ray Scarborough, R (1, 1) ERA: 5.65	6.1		30	8	6	6	3	2	0	1	0	0	1	33	42	8.53	1.579										
Mickey McDermott, L (7, 1) ERA: 3.67	0.0		1	1	0	0	0	0	0	0	0	0	0	1	1	∞	∞										
Ellis Kinder, R (7, 1) ERA: 4.01	0.2		3	1	1	1	1	0	0	0	0	0	0	5	5	13.50	1.500										
Walt Masterson, R (8, 1) ERA: 2.91	1.0		5	1	0	0	2	1	0	0	0	0	0	8	12	0.00	2.000										
Willard Nixon, R (9, 1) ERA: 4.33	3.0	W	13	3	0	0	1	2	0	0	0	0	0	13	21	0.00	1.667										

Chicago White Sox @ Boston Red Sox
Fenway Park, Boston, MA
Sat Jun 23 1951, 3:33 AM EDT
Att. 17,567 - Unknown

AB	45
R	7
H	14
RBI	7
BB	5
SO	7
LOB	22



Batter	1	2	3	4	5	6	7	8	9	10	11	AB	R	H	RBI	BB	SO	LOB	BOTTOM	
Dom DiMaggio, R (1, 8) OBP: 0.395, SLG: 0.444	6-3	1-H, 6 3B, 2B		G4-3, 1-2f		E7, 1B		6 BB, 2B, BB		F5		5	2	2	1	1	0	1	Chicago White Sox @ Boston Red Sox Fenway Park, Boston, MA Sat Jun 23 1951, 3:33 AM EDT Att. 17,567 - Unknown	
6 Johnny Pesky, L (1, 6) OBP: 0.397, SLG: 0.398	4-3, 2B, 1B	2-H, 3B		E3, 1B		4-3		1-2, 2B, BB		F3		5	2	3	1	1	0	1		
Billy Goodman, L (1, 3) OBP: 0.393, SLG: 0.367	4-3, 1-2	4-3		F8				1-H, 2-H, 2B		F7		6	0	1	2	0	1	3		
Ted Williams, L (1, 7) OBP: 0.493, SLG: 0.610	2-H, 1B, 2B		L3		6-3		BB, 1B	4-0, 2-3, IBB		2B, BB		4	2	2	1	2	0	0		
Vern Stephens, R (1, 5) OBP: 0.391, SLG: 0.535	2-H, 1B		1B, 2B		F7		2-3, P6			1-H, 2B		6	1	3	2	0	1	3		
Bobby Doerr, R (1, 4) OBP: 0.410, SLG: 0.458	F9		2-H, 1B, 1B					4-0, 1-2, BB		BB		3	0	2	1	2	0	1		
Clyde Vollmer, R (1, 9) OBP: 0.408, SLG: 0.533		S, S, K	1-2, G6-4-3, 1B		5-3		F5			F4		5	0	1	0	0	1	4		
Les Moss, R (1, 2) OBP: 0.313, SLG: 0.326		F4	G6-4-3, 1-2f			F4		F6		F4		5	0	0	0	0	0	3		
Ray Scarborough, R (1, 1) OBP: 0.330, SLG: 0.227 Mickey McDermott, L (7, 1) OBP: 0.222, SLG: 0.269 Ellis Kinder, R (7, 1) Walt Masterson, R (8, 1) Lou Boudreau, R (8, PH) OBP: 0.354, SLG: 0.397 Willard Nixon, L (9, 1) OBP: 0.444, SLG: 0.583		4-0, 2B, BB		4-0, G4-3, BB		4-3		0-3, K		0-3, K		1	1	0	0	2	0	0		
Inning Stats	R: 2, H: 3, E: 0, K: 0, S: 6 LOB: 1, BB: 0, P: 6	R: 2, H: 2, E: 0, K: 1, S: 7 LOB: 1, BB: 1, P: 11	R: 1, H: 3, E: 0, K: 0, S: 5 LOB: 1, BB: 0, P: 5	R: 0, H: 1, E: 1, K: 0, S: 3 LOB: 1, BB: 1, P: 7	R: 0, H: 1, E: 0, K: 0, S: 4 LOB: 1, BB: 0, P: 4	R: 0, H: 1, E: 1, K: 0, S: 4 LOB: 1, BB: 0, P: 4	R: 0, H: 1, E: 0, K: 2, S: 8 LOB: 2, BB: 1, P: 12	R: 2, H: 1, E: 0, K: 1, S: 6 LOB: 2, BB: 3, P: 18	R: 0, H: 0, E: 0, K: 1, S: 5 LOB: 1, BB: 1, P: 9	R: 0, H: 0, E: 0, K: 0, S: 3 LOB: 0, BB: 0, P: 3	R: 1, H: 1, E: 0, K: 0, S: 1 LOB: 1, BB: 1, P: 5	1B: 7, 2B: 6, 3B: 1, HR: 0 SF: 0, SAC: 0, DP: 2, HBP: 0	WP: 0, PA: 50 PB: 0, SB: 1, CS: 0							
PITCHER	IP, WLS, BF, H, R, ER, SO, BB, IBB, HBP, BLK, WP, HR, S, P, ERA, WHIP																			
Howie Judson, R (1, 1) ERA: 4.78 Billy Pierce, L (7, 1) ERA: 4.06	6.0, 29, 11, 5, 5, 1, 2, 0, 0, 0, 0, 0, 29, 37, 7.50, 2.167																			

AB	42
R	8
H	14
RBI	8
BB	8
SO	5
LOB	17



Batter	1	2	3	4	5	6	7	8	9	AB R H RBI BB SO LOB	TOP											
Bob Dillinger, R (1, 5) <small>OBP: 0.382, SLG: 0.403</small> Floyd Baker, L (9, 5) <small>OBP: 0.413, SLG: 0.369</small>	0-0 FC5-4 1B	0-0 F8			0-0 5-3 SH5-3 1B		0-0 HR 1B		0-0 FC6-4 1B	5 2 4 0 0 0 0 0 0 0 0 0 0 0												
Nellie Fox, L (1, 4) <small>OBP: 0.425, SLG: 0.514</small>	0-0 FC5-4 1B			4-0 SH1-3 BB	0-0 SH5-3		0-0 F4		0-0 FC6-4	3 0 1 0 1 0 2												
Minnie Minoso, R (1, 9) <small>OBP: 0.467, SLG: 0.567</small>	0-0 FC5-4 1-2f 3-H			0-0 SH1-3	0-0 5-3		0-3 K		0-0 5-3	4 0 0 1 0 1 4												
Eddie Robinson, L (1, 3) <small>OBP: 0.402, SLG: 0.587</small>	0-0 F8			0-3 K	0-0 F3		0-0 HR			4 1 1 2 0 1 3												
Don Lenhardt, R (1, 7) <small>OBP: 0.314, SLG: 0.430</small>	0-0 L7 1-2			0-0 6-3			0-0 F8		0-0 F6	4 0 0 0 0 0 2												
Jim Busby, R (1, 8) <small>OBP: 0.379, SLG: 0.397</small>		0-0 HR 1B			0-0 F8		4-0 S BB		4-0 K BB	2 1 1 0 2 0 0												
Chico Carrasquel, R (1, 6) <small>OBP: 0.338, SLG: 0.366</small>		0-0 F4			0-0 F1		0-0 F5 1-2		0-3 K 1-2	4 0 0 0 0 1 3												
Phil Masi, R (1, 2) <small>OBP: 0.432, SLG: 0.527</small>		0-0 HR 1-H			0-0 HR		4-0 BB		0-0 4-3	3 2 2 3 1 0 0												
Joe Dobson, R (1, 1) <small>OBP: 0.037, SLG: 0.074</small> Joe Demaestri, R (6, PH) <small>OBP: 0.143, SLG: 0.143</small> Ken Holcombe, R (6, 1) <small>OBP: 0.313, SLG: 0.333</small>		0-0 F4			0-0 F8		0-3 K		0-0 F7	2 0 0 0 0 0 0 1 0 0 0 0 1 2 1 0 0 0 0 0 0												
Inning Stats	R: 1 E: 0 K: 0 S: 5	H: 2 LOB: 1 BB: 0 P: 5	R: 2 E: 0 K: 0 S: 5	H: 2 LOB: 0 BB: 0 P: 5	R: 0 E: 0 K: 1 S: 5	H: 0 LOB: 1 BB: 1 P: 9	R: 1 E: 0 K: 0 S: 4	H: 1 LOB: 0 BB: 0 P: 4	R: 0 E: 0 K: 0 S: 4	H: 1 LOB: 1 BB: 0 P: 4	R: 0 E: 0 K: 1 S: 5	H: 0 LOB: 2 BB: 2 P: 13	R: 2 E: 0 K: 1 S: 7	H: 2 LOB: 0 BB: 0 P: 7	R: 0 E: 0 K: 1 S: 4	H: 0 LOB: 0 BB: 1 P: 8	R: 0 E: 0 K: 0 S: 4	H: 1 LOB: 1 BB: 0 P: 4	1B: 6 2B: 0 3B: 0 HR: 3	SF: 0 SAC: 2 DP: 0 HBP: 0	WP: 0 PB: 0 SB: 2 CS: 0	PA: 39
PITCHER	IP WLS BF H R ER SO BB IBB HBP BLK WP HR S P ERA WHIP																					
Chuck Stobbs, L (1, 1) <small>ERA: 4.11</small> Harry Taylor, R (8, 1) <small>ERA: 5.62</small>	7.0 L 32 8 6 6 3 3 0 0 0 0 0 3 35 47 7.71 1.571																					
	2.0 7 1 0 0 1 1 0 0 0 0 0 0 8 12 0.00 1.000																					

Chicago White Sox @ Boston Red Sox
Fenway Park, Boston, MA
Sun Jun 24 1951, 3:33 AM EDT
Unknown

livebaseballscorecards.com

AB 33
R 6
H 9
RBI 6
BB 4
SO 4
LOB 16



Batter	1	2	3	4	5	6	7	8	9	AB R H RBI BB SO LOB	TOP																	
Bob Dillinger, R (1, 5) OBP: 0.382, SLG: 0.399	4-0 SH1-3 WP 1B BB		x 0-0 4-3			x 0-0 1B	x 0-0 FC5 E	x 0-0 F9		4 1 1 0 1 0 5																		
Nellie Fox, L (1, 4) OBP: 0.419, SLG: 0.506	x 0-0 SH1-3		x 0-0 F5			x 0-0 F8	x 0-0 E4		x 0-0 1-3	4 0 0 0 0 0 4																		
Minnie Minoso, R (1, 9) OBP: 0.466, SLG: 0.563	x 0-0 CS SH5-3 1B			0-3 K		x 0-0 G2-6-3 1B	x 0-0 FC5		x 0-0 6-3	5 0 2 2 0 1 2																		
Eddie Robinson, L (1, 3) OBP: 0.400, SLG: 0.582	x 0-0 SH5-3			x 0-0 F8		x 0-0 G2-6-3			x 0-0 FC5-4 1B	4 0 1 0 0 0 2																		
Don Lenhardt, R (1, 7) OBP: 0.313, SLG: 0.425	0-0 CS 2-3	0-3 K		x 0-0 F5			x 0-0 FC8-6 1B	x 0-0 FC5-4 1B		4 1 1 0 0 1 1																		
Jim Busby, R (1, 8) OBP: 0.382, SLG: 0.401		x 0-0 1-3			x 0-0 6-3		x 0-0 FC8-6 2B	4-0 1B BB		3 1 1 0 1 0 0																		
Chico Carrasquel, R (1, 6) OBP: 0.340, SLG: 0.365		x 0-0 5-3			x 0-0 5-3		4-0 FC8-6 BB	0-0 E 1B 1-2 2-H 1B		3 1 1 0 1 0 0																		
Phil Masi, R (1, 2) OBP: 0.434, SLG: 0.526			x 0-0 2B 1B		0-3 K		x 0-0 L5	0-0 E 1-2 2-H 1B		4 0 2 1 0 1 3																		
Harry Dorish, R (1, 1) OBP: 0.286, SLG: 0.429			x 0-0 4-3 1-2 2B			4-0 1B BB	x 0-0 FC8-6 E	x 0-0 E4		1 0 1 0 0 0 0																		
Joe Demaestri, R (6, PH) OBP: 0.200, SLG: 0.143										0 1 0 0 1 0 0																		
Lou Kretlow, R (6, 1) OBP: 0.153, SLG: 0.071										0 0 0 0 0 0 0																		
Bud Stewart, L (7, PH) OBP: 0.348, SLG: 0.460										1 1 0 1 0 0 2																		
Marv Rotblatt, S (7, 1) OBP: 0.154, SLG: 0.083										0 0 0 0 0 0 0																		
Howie Judson, R (7, 1) OBP: 0.154, SLG: 0.083										0 0 0 0 0 0 0																		
Al Zarilla, L (8, PH) OBP: 0.366, SLG: 0.443										1 0 0 0 0 0 2																		
Ken Holcombe, R (8, 1) OBP: 0.313, SLG: 0.333										0 0 0 0 0 0 0																		
Inning Stats	R: 1 H: 1 E: 0 LOB: 0 K: 0 BB: 1 S: 3 P: 7	R: 0 H: 0 E: 0 LOB: 0 K: 1 BB: 0 S: 5 P: 5	R: 0 H: 2 E: 0 LOB: 1 K: 0 BB: 0 S: 4 P: 4	R: 0 H: 0 E: 0 LOB: 0 K: 1 BB: 0 S: 5 P: 5	R: 0 H: 0 E: 0 LOB: 0 K: 1 BB: 0 S: 5 P: 5	R: 1 H: 2 E: 0 LOB: 1 K: 0 BB: 1 S: 4 P: 8	R: 3 H: 2 E: 2 LOB: 2 K: 0 BB: 1 S: 7 P: 11	R: 1 H: 3 E: 1 LOB: 3 K: 0 BB: 1 S: 6 P: 10	R: 0 H: 0 E: 0 LOB: 0 K: 0 BB: 0 S: 3 P: 3	1B: 8 SF: 0 2B: 2 SAC: 2 3B: 0 DP: 1 HR: 0 HBP: 0	WP: 1 PA: 41 PB: 0 SB: 0 CS: 1																	
PITCHER	IP WLS BF H R ER SO BB IBB HBP BLK WP HR S P ERA WHIP												PITCHER	IP WLS BF H R ER SO BB IBB HBP BLK WP HR S P ERA WHIP														
Bill Wight, L (1, 1) ERA: 6.32	6.0	25	7	5	4	3	3	0	0	0	1	0	28	40	6.00	1.667												
Walt Masterson, R (7, 1) ERA: 3.09	1.2	W	10	3	1	1	0	1	0	0	0	0	9	13	5.40	2.400												
Mel Pamell, L (8, 1) ERA: 3.66	1.1	S	5	0	0	0	0	0	0	0	0	0	5	5	0.00	0.000												

Chicago White Sox @ Boston Red Sox
Fenway Park, Boston, MA
Sun Jun 24 1951, 3:38 AM EDT
Att. 34,869 - Unknown

livebaseballscorecards.com

AB	34
R	6
H	10
RBI	4
BB	4
SO	3
LOB	21



Batter	1	2	3	4	5	6	7	8	9
Dom DiMaggio, R (1, 8) OBP: 0.400, SLG: 0.470	0-0 5-3 ①		0-0 HR		0-0 1B 2B		4-0 1B 6 BB BB	0-3 K ②	
6 Johnny Pesky, L (1, 6) OBP: 0.406, SLG: 0.412	0-0 6-3 ②		0-0 6-3 ②		0-0 1B 1B BB F7		4-0 1B 1B BB FC6-2	0-0 1B	
Billy Goodman, L (1, 3) OBP: 0.387, SLG: 0.362	0-0 4-3 ③		0-0 3-1 ③		0-0 1B BB		0-0 1B 1B FC6-2	0-0 F4 ③	
Ted Williams, L (1, 7) OBP: 0.497, SLG: 0.618		0-0 F4 ①		0-0 1B 2B WP	4-0 1B BB BB FC6-4		0-0 1B FC5 FC6-2		
Vern Stephens, R (1, 5) OBP: 0.387, SLG: 0.543		0-0 HR		0-0 2B WP	0-0 F7 ②		0-0 FC6-2 ①		
Bobby Doerr, R (1, 4) OBP: 0.406, SLG: 0.453		0-0 F7 ②		4-0 1B BB G6-4-3	0-0 FC6-4 ③		0-0 FC5 ②		
Clyde Vollmer, R (1, 9) OBP: 0.392, SLG: 0.485		4-0 1B BB FC5-4		0-0 F7 ①		0-0 F7 ①	1-0 1-2 HBP		
Les Moss, R (1, 2) OBP: 0.300, SLG: 0.311		0-0 FC5-4 ③		0-0 G6-4-3 ② ③		0-0 F8 ②	0-0 F6 ③		
Bill Wight, L (1, 1) Walt Masterson, R (7, 1) Mel Parnell, L (8, 1) OBP: 0.130, SLG: 0.091 OBP: 0.417, SLG: 0.355			0-3 K ①		0-0 F9 ①	0-3 K ③		0-0 F6 ①	


Inning Stats	R: 0	H: 0	E: 0	K: 0	S: 3	LOB: 0	BB: 0	P: 3	R: 1	H: 1	E: 0	K: 0	S: 4	LOB: 1	BB: 1	P: 8	R: 1	H: 1	E: 0	K: 1	S: 6	LOB: 0	BB: 0	P: 6	R: 1	H: 2	E: 0	K: 0	S: 4	LOB: 1	BB: 1	P: 8	R: 2	H: 3	E: 0	K: 0	S: 6	LOB: 2	BB: 1	P: 10	R: 0	H: 0	E: 0	K: 1	S: 5	LOB: 0	BB: 0	P: 5	R: 3	H: 2	E: 1	K: 0	S: 5	LOB: 2	BB: 2	P: 14	R: 0	H: 1	E: 0	K: 1	S: 6	LOB: 1	BB: 0	P: 6
1B: 6	SF: 0	2B: 2	SAC: 0	3B: 0	DP: 1	HR: 2	HBP: 1	WP: 1	PA: 39																																																							

PITCHER	IP	WLS	BF	H	R	ER	SO	BB	IBB	HBP	BLK	WP	HR	S	P	ERA	WHIP
Harry Dorish, R (1, 1) ERA: 2.06	5.0		24	7	5	5	1	3	0	0	0	1	2	23	35	9.00	2.000
Lou Kretlow, R (6, 1) ERA: 4.17	1.0		3	0	0	0	1	0	0	0	0	0	0	5	5	0.00	0.000
Mary Rotblatt, L (7, 1) ERA: 3.38	0.0	L	4	2	3	2	0	2	0	0	0	0	0	2	10	∞	∞
Howie Judson, R (7, 1) ERA: 4.66	1.0		4	0	0	0	0	0	0	1	0	0	0	3	4	0.00	0.000
Ken Holcombe, R (8, 1) ERA: 3.98	1.0		4	1	0	0	1	0	0	0	0	0	0	6	6	0.00	1.000

BOTTOM

Chicago White Sox @ Boston Red Sox
 Fenway Park, Boston, MA
 Sun Jun 24 1951, 3:38 AM EDT
 Att. 34,869 - Unknown

AB	33
R	8
H	10
RBI	6
BB	5
SO	3
LOB	16



Batter	1	2	3	4	5	6	7	8	9	AB R H RBI BB SO LOB	TOP														
Johnny Lipon, R OBP: 0.336, SLG: 0.303 (1, 6)	0-0 F7		0-0 PO 1B			0-0 F8	0-0 F7		4-0 S BB	4 0 1 0 1 0 2															
Jerry Priddy, R OBP: 0.361, SLG: 0.379 (1, 4)	0-0 5-3		0-0 PO 1-2	0-0 L4		4-0 BB	0-0 F4		0-0 F9 1-2	4 0 0 0 1 0 3															
George Kell, R OBP: 0.406, SLG: 0.362 (1, 5)	4-0 BB			0-0 1B		0-0 F3		0-0 1B SH2-3 F8 1B	0-0 L6	4 1 2 0 1 0 2															
Vic Wertz, L OBP: 0.409, SLG: 0.541 (1, 9)	0-0 F4			0-3 K		0-0 F4		0-0 SH2-3 1-2		3 0 0 0 0 1 3															
Pat Mullin, L OBP: 0.350, SLG: 0.438 (1, 7)		0-0 F4		0-3 K			0-0 F2	0-0 BB 1B		4 0 1 0 0 1 1															
Dick Kryhoski, L OBP: 0.384, SLG: 0.476 (1, 3)		0-0 6-3			0-0 L5		4-0 1B BB	0-0 F8 3-H		3 1 0 1 1 0 1															
Hoot Evers, R OBP: 0.306, SLG: 0.331 (1, 8)		0-0 F8			0-0 2B		0-0 1B SH 1B	4-0 1-2 BB		3 1 2 0 1 0 0															
Aaron Robinson, L OBP: 0.321, SLG: 0.273 (1, 2)			0-0 4-3		0-0 F7		0-0 SH 1B	0-3 K		2 0 0 0 0 0 1															
Charlie Keller, L OBP: 0.364, SLG: 0.222 (7, PH)							1-3 3-H			1 0 1 1 0 0 0															
Bob Swift, R (7, 2)							0-0 SH 1B			1 0 0 0 0 1 2															
Ted Gray, S OBP: 0.212, SLG: 0.161 (1, 1)			0-0 F5		0-3 K		0-0 SH		0-0 5-3	2 0 0 1 0 1 1															
Virgil Trucks, R OBP: 0.250, SLG: 0.375 (7, 1)							1-2 3-H			1 0 0 0 0 0 0															
Inning Stats	R: 0 E: 0 K: 0 S: 3	H: 0 LOB: 1 BB: 1 P: 7	R: 0 E: 0 K: 0 S: 3	H: 0 LOB: 0 BB: 0 P: 3	R: 0 E: 0 K: 0 S: 3	H: 1 LOB: 0 BB: 0 P: 3	R: 0 E: 0 K: 2 S: 8	H: 1 LOB: 1 BB: 0 P: 8	R: 0 E: 0 K: 1 S: 6	H: 1 LOB: 1 BB: 0 P: 6	R: 0 E: 0 K: 0 S: 3	H: 0 LOB: 1 BB: 1 P: 7	R: 2 E: 0 K: 0 S: 6	H: 2 LOB: 2 BB: 1 P: 10	R: 1 E: 0 K: 1 S: 7	H: 2 LOB: 2 BB: 1 P: 11	R: 0 E: 0 K: 0 S: 3	H: 0 LOB: 1 BB: 1 P: 7	1B: 6 2B: 1 3B: 0 HR: 0	SF: 0 SAC: 2 DP: 0 HBP: 0	WP: 0 PB: 0 SB: 1 CS: 0	PA: 40			
PITCHER	IP WLS BF H R ER SO BB IBB HBP BLK WP HR S P ERA WHIP																								
Saul Rogovin, R ERA: 3.29 (1, 1)	7.0		29	5	2	2	3	3	0	0	0	0	0	32	44	2.57	1.143								
Harry Dorish, R ERA: 2.19 (8, 1)	2.0	L	10	2	1	1	1	2	0	0	0	0	0	10	18	4.50	2.000								

Detroit Tigers @ Chicago White Sox
 Comiskey Park, Chicago, IL
 Wed Jun 27 1951, 4:33 AM EDT
 Att. 12,606 - Unknown

livebaseballscorecards.com

AB	32
R	3
H	7
RBI	3
BB	5
SO	4
LOB	16



Batter	1	2	3	4	5	6	7	8	9	AB	R	H	RBI	BB	SO	LOB
Bob Dillinger, R OBP: 0.367, SLG: 0.382 (1, 5)	0-0 F9		0-0 F9		0-0 F9		0-0 G1-2-3			4	0	1	1	0	0	3
Nellie Fox, L OBP: 0.413, SLG: 0.494 (1, 4)	0-0 BB 1B		0-0 F5		0-0 F9		0-0 1-3			4	0	1	0	0	0	4
Minnie Minoso, R OBP: 0.469, SLG: 0.569 (1, 9)	4-0 1-2 BB				0-0 F9		0-0 7-4 SH5-3 1B		0-0 4-3	3	0	1	0	1	0	0
Eddie Robinson, L OBP: 0.406, SLG: 0.580 (1, 3)	0-0 F9				0-0 CS 1B		0-0 SH5-3		0-3 K	3	0	1	0	0	1	2
Don Lenhardt, R OBP: 0.312, SLG: 0.419 (1, 7)	0-0 F8				0-3 K 1-2		0-0 7-4		0-3 K	4	0	0	0	0	2	4
Jim Busby, R OBP: 0.394, SLG: 0.410 (1, 8)			0-0 1-3				4-0 BB BB BB		0-0 F9	2	1	0	0	2	0	0
Chico Carrasquel, R OBP: 0.338, SLG: 0.369 (1, 6)			0-0 F9				0-3 K		0-0 F2	4	0	0	0	0	1	2
Gus Niarhos, R OBP: 0.430, SLG: 0.284 (1, 2)							4-0 BB BB BB		0-0 1-3	1	1	0	0	1	0	0
Bud Stewart, L (7, PH) OBP: 0.354, SLG: 0.460			0-0 6-3				1-2 1B BB		0-0 1-3	0	0	0	0	1	0	0
Phil Masi, R (8, 2) OBP: 0.426, SLG: 0.513							1-2 1B BB		0-0 1-3	1	0	0	0	0	0	0
Saul Rogovin, R (1, 1) OBP: 0.310, SLG: 0.393			0-0 F9				0-0 1B			2	0	1	0	0	0	0
Floyd Baker, L (7, PH) OBP: 0.420, SLG: 0.369							1-2 1B			0	0	0	1	1	0	0
Harry Dorish, R (8, 1) OBP: 0.286, SLG: 0.429							1-2 1B			0	0	0	0	0	0	0

Inning Stats	R: 0	H: 1	E: 0	K: 0	S: 4	R: 0	H: 0	E: 0	K: 0	S: 3	R: 0	H: 1	E: 0	K: 1	S: 5	R: 1	H: 2	E: 0	K: 1	S: 6	R: 0	H: 1	E: 0	K: 0	S: 3	R: 1	H: 0	E: 1	K: 0	S: 3	R: 0	H: 0	E: 0	K: 2	S: 7	R: 0	H: 0	E: 0	K: 0	S: 3	R: 0	H: 0	E: 0	K: 0	S: 3	1B: 5	SF: 0	2B: 1	SAC: 1	3B: 0	DP: 2	HR: 0	HBP: 0	WP: 0	PA: 35
PITCHER	IP	WLS	BF	H	R	ER	SO	BB	IBB	HBP	BLK	WP	HR	S	P	ERA	WHIP																																						
Ted Gray, L (1, 1) ERA: 4.32	6.0		25	5	2	2	2	4	0	0	0	0	0	25	41	3.00	1.500																																						
Virgil Trucks, R (7, 1) ERA: 4.5	3.0	W	10	0	0	0	2	2	0	0	0	0	0	12	20	0.00	0.667																																						

DETROIT TIGERS @ CHICAGO WHITE SOX
 Comiskey Park, Chicago, IL
 Wed Jun 27 1951, 4:33 AM EDT
 Att. 12,606 - Unknown

livebaseballscores.com

AB	28
R	2
H	5
RBI	2
BB	6
SO	4
LOB	15




Batter	1	2	3	4	5	6	7	8	9	AB R H RBI BB SO LOB	TOP																						
Bobby Young, L (1, 4) OBP: 0.303, SLG: 0.335	0-0 4-3		0-0 4-1		0-0 2B F9 1B		0-3 K			4 1 1 1 0 1 1																							
Tom Upton, R (1, 6) OBP: 0.245, SLG: 0.287	0-0 F5		1-2 3-H 4-0 5-3 BB		0-0 1-3 2-H 2B		0-3 K			3 0 1 1 1 1 0																							
Ray Coleman, L (1, 7) OBP: 0.348, SLG: 0.467	0-0 F7		0-0 5-3		0-0 F9			0-0 FC4-6 1B		4 0 1 1 0 0 3																							
Hank Art, L (1, 3) OBP: 0.367, SLG: 0.439		0-0 F7	0-0 5-3		0-0 F7			0-0 F7		4 0 0 0 0 0 4																							
Sherm Lollar, R (1, 2) OBP: 0.379, SLG: 0.423		4-0 CS BB BB BB BB BB BB BB		0-0 6-3		0-0 2B		0-0 FC4-6 1-2f		3 0 1 0 1 0 1																							
Ken Wood, R (1, 9) OBP: 0.265, SLG: 0.371		4-0 1-2 BB		0-3 K		0-0 5-3		0-3 K		3 0 0 0 1 2 2																							
Paul Lehner, L (1, 8) OBP: 0.250, SLG: 0.250		0-3 K 2-3		0-0 F7		0-0 F5			0-0 6-3	4 0 0 0 0 1 3	AB 33																						
Fred Marsh, R (1, 5) OBP: 0.291, SLG: 0.320			0-0 1B 4-1 1B		0-0 F8	0-0 1-3			0-3 K	4 1 1 0 0 1 1	R 3																						
Tommy Byrne, L (1, 1) OBP: 0.273, SLG: 0.636			0-0		0-0		0-0 4-3		0-0 F2	0 0 0 0 0 0 0	H 7																						
Jim Suchecki, R (1, 1) OBP: 0.250, SLG: 0.143			5-3 4-1 1B		0-0 1B 2B 1B					0 0 0 0 0 0 0	RBI 3																						
Bob Mahoney, R (2, 1) OBP: 0.667, SLG: 0.667			1-3							3 1 2 0 0 0 0	BB 3																						
Dale Long, L (9, PH) OBP: 0.304, SLG: 0.373										1 0 0 0 0 0 0	SO 6																						
Inning Stats	R: 0 E: 0 K: 0 S: 3	H: 0 LOB: 0 BB: 0 P: 3	R: 0 E: 0 K: 1 S: 4	H: 0 LOB: 2 BB: 2 P: 12	R: 1 E: 0 K: 0 S: 5	H: 2 LOB: 2 BB: 1 P: 9	R: 0 E: 0 K: 1 S: 5	H: 0 LOB: 0 BB: 0 P: 5	R: 2 E: 0 K: 0 S: 6	H: 3 LOB: 1 BB: 0 P: 6	R: 0 E: 0 K: 2 S: 7	H: 0 LOB: 0 BB: 0 P: 7	R: 0 E: 0 K: 1 S: 6	H: 1 LOB: 1 BB: 0 P: 6	R: 0 E: 0 K: 1 S: 5	H: 0 LOB: 0 BB: 0 P: 5	1B: 5 2B: 3 3B: 0 HR: 0	SF: 0 SAC: 0 DP: 1 HBP: 0	WP: 0 PB: 0 SB: 0 CS: 1	PA: 36													
PITCHER Howie Judson, R (1, 1) ERA: 4.34	IP 9.0	WLS W	BF 36	H 7	R 3	ER 3	SO 6	BB 3	IBB 0	HBP 0	BLK 0	WP 0	HR 0	S 45	P 57	ERA 3.00	WHIP 1.111																
											PITCHER	IP	WLS	BF	H	R	ER	SO	BB	IBB	HBP	BLK	WP	HR	S	P	ERA	WHIP					

St. Louis Browns @ Chicago White Sox
Comiskey Park, Chicago, IL
Fri Jun 29 1951, 4:33 AM EDT
Att. 23,352 - Unknown

livebaseballscorecards.com

AB 33
R 3
H 7
RBI 3
BB 3
SO 6
LOB 15



Batter	1	2	3	4	5	6	7	8	9	AB	R	H	RBI	BB	SO	LOB
Bob Dillinger, R OBP: 0.368, SLG: 0.395 (1, 5)	0-0 G3	0-0 BB 2B 1B	0-0 1B 3B		0-0 F5		0-0 5-3			5	2	2	0	0	0	1
Nellie Fox, L OBP: 0.416, SLG: 0.496 (1, 4)	4-0 BB 1B BB	4-0 2B 1B BB	0-0 F9		0-0 3-1			0-0 2B		3	2	1	0	2	0	2
Minnie Minoso, R OBP: 0.472, SLG: 0.575 (1, 9)	0-0 BB 1B 1-2	0-0 1B 2B 1-3 2-H	0-0 CS 1B 3-H		0-0 6-3			0-0 F2		5	2	3	2	0	0	1
Eddie Robinson, L OBP: 0.406, SLG: 0.586 (1, 3)	4-0 1B BB 1-2 2-3	0-0 F9	0-0 4-3 1-2		0-0 HR			0-0 4-3		4	2	1	1	1	0	4
Don Lenhardt, R OBP: 0.314, SLG: 0.418 (1, 7)	0-3 K	0-0 1B 2B 1B 2-3 3-H		0-0 G6-4-3 1B		0-0 F2		0-0 1-3		5	1	2	1	0	1	4
Jim Busby, R OBP: 0.400, SLG: 0.414 (1, 8)	0-0 BB 1B 1-2 2-H 3-H	0-0 2B F8 1B 1-2 3-H		0-0 G6-4-3 1-2f		4-0 FC5-4 BB				3	1	2	3	1	0	1
Chico Carrasquel, R OBP: 0.340, SLG: 0.375 (1, 6)	0-0 BB 1B 1-2 2-H	0-0 1B 2B 1-3 2-H		0-0 6-3		0-0 FC5-4 1-2f				4	0	2	2	0	0	1
Gus Niarhos, R OBP: 0.432, SLG: 0.278 (1, 2)	4-0 1-2 2-3 BB	0-0 F8 3-H		4-0 SH3-4 BB		0-0 F7				2	0	0	1	2	0	1
Howie Judson, R OBP: 0.125, SLG: 0.067 (1, 1)	0-0 F9	0-0 F4		0-0 SH3-4 1-2		0-0 F2				3	0	0	0	0	0	4

Inning Stats	R: 3	H: 3	E: 0	K: 1	S: 8	LOB: 3	BB: 3	P: 20	R: 5	H: 5	E: 0	K: 0	S: 8	LOB: 1	BB: 1	P: 12	R: 1	H: 2	E: 0	K: 0	S: 4	LOB: 0	BB: 0	P: 4	R: 0	H: 1	E: 0	K: 0	S: 3	LOB: 1	BB: 1	P: 7	R: 1	H: 1	E: 0	K: 0	S: 4	LOB: 1	BB: 1	P: 8	R: 0	H: 0	E: 0	K: 0	S: 3	LOB: 0	BB: 0	P: 3	R: 0	H: 0	E: 0	K: 0	S: 3	LOB: 0	BB: 0	P: 3	R: 0	H: 1	E: 0	K: 0	S: 4	LOB: 1	BB: 0	P: 4
--------------	------	------	------	------	------	--------	-------	-------	------	------	------	------	------	--------	-------	-------	------	------	------	------	------	--------	-------	------	------	------	------	------	------	--------	-------	------	------	------	------	------	------	--------	-------	------	------	------	------	------	------	--------	-------	------	------	------	------	------	------	--------	-------	------	------	------	------	------	------	--------	-------	------


PITCHER	IP	WLS	BF	H	R	ER	SO	BB	IBB	HBP	BLK	WP	HR	S	P	ERA	WHIP
Tommy Byrne, L ERA: 8.1 (1, 1)	0.2	L	8	3	3	3	1	3	0	0	0	0	0	7	19	40.50	9.000
Jim Suchecki, R ERA: 5.45 (1, 1)	0.2		8	5	5	5	0	1	0	0	0	0	0	7	11	67.50	9.000
Bob Mahoney, R ERA: 5.24 (2, 1)	6.2		25	5	2	2	0	2	0	0	0	0	1	23	31	2.70	1.050

BOTTOM

St. Louis Browns @ Chicago White Sox
Comiskey Park, Chicago, IL

Fri Jun 29 1951, 4:33 AM EDT
Att. 23,352 - Unknown

AB	34
R	10
H	13
RBI	10
BB	6
SO	1
LOB	19



Batter	1	2	3	4	5	6	7	8	9	AB	R	H	RBI	BB	SO	LOB	TOP										
Bobby Young, L (1, 4) OBP: 0.298, SLG: 0.328	0-3 K	0-0 FC6-4		0-0 4-3		0-0 FC6-4			0-0 4-3	5	0	0	0	0	1	4											
Ray Coleman, L (1, 7) OBP: 0.341, SLG: 0.457	0-0 F7		0-0 6-3		0-0 F3		0-0 F9		0-0 F7	5	0	0	0	0	0	0											
Sherm Lollar, R (1, 2) OBP: 0.382, SLG: 0.425	0-0 WP 1B		0-3 K		0-0 E S 4-3 1B		0-0 4-3		0-0 4-3	4	2	2	0	0	1	0											
Hank Art, L (1, 3) OBP: 0.383, SLG: 0.448	0-0 1B		0-0 HR 1B		4-0 4-3 BB		4-0 BB		4-0 BB	2	1	2	1	2	0	0											
Dale Long, L (9, 3) OBP: 0.304, SLG: 0.373	0-0 1B		0-0 HR 1B		1-3 BB		0-0 BB		0-0 BB	0	0	0	0	0	0	0											
Ken Wood, R (1, 9) OBP: 0.265, SLG: 0.389	0-0 F5		0-0 HR		0-0 4-3		0-0 F8		0-0 F8	4	1	1	3	0	0	3											
Paul Lehner, L (1, 8) OBP: 0.250, SLG: 0.250		0-0 4-3 1B		0-0 L3		0-0 1-3		0-0 4-3		4	0	1	0	0	0	1											
Fred Marsh, R (1, 5) OBP: 0.284, SLG: 0.312		0-0 4-3		0-0 6-3		0-3 K		0-0 F7		4	0	0	0	0	1	1											
Tom Upton, R (1, 6) OBP: 0.255, SLG: 0.289		4-0 FC6-4 BB		0-0 SH3-4 1B		0-3 K		0-0 F2		3	0	1	0	1	1	0											
Dick Starr, R (1, 1) OBP: 0.231, SLG: 0.308		0-3 K		0-0 SH3-4		0-0 FC6-4 1B			0-3 K	3	0	1	0	0	2	2											
Bobby Hogue, R (9, 1) OBP: 0.600, SLG: 0.333				1-2						0	0	0	0	0	0	0											
Inning Stats	R: 1 E: 0 K: 1 S: 7	H: 2 LOB: 1 BB: 0 P: 7	R: 0 E: 0 K: 1 S: 6	H: 1 LOB: 2 BB: 1 P: 10	R: 2 E: 0 K: 1 S: 7	H: 2 LOB: 0 BB: 0 P: 7	R: 0 E: 0 K: 0 S: 4	H: 1 LOB: 1 BB: 0 P: 4	R: 1 E: 0 K: 0 S: 4	H: 1 LOB: 1 BB: 1 P: 8	R: 0 E: 0 K: 2 S: 8	H: 1 LOB: 1 BB: 0 P: 8	R: 0 E: 0 K: 0 S: 3	H: 0 LOB: 1 BB: 1 P: 7	R: 0 E: 0 K: 0 S: 3	H: 0 LOB: 0 BB: 0 P: 3	R: 0 E: 0 K: 1 S: 5	H: 0 LOB: 0 BB: 0 P: 5	1B: 7 2B: 0 3B: 0 HR: 1	SF: 0 SAC: 1 DP: 0 HBP: 0	WP: 1 PB: 0 SB: 1 CS: 0	PA: 38					
PITCHER	IP	WLS	BF	H	R	ER	SO	BB	IBB	HBP	BLK	WP	HR	S	P	ERA	WHIP										
Joe Dobson, R (1, 1) ERA: 4.19	4.1	L	22	7	4	3	3	2	0	0	0	1	1	26	34	6.23	2.077										
Harry Dorish, R (5, 1) ERA: 2.15	0.2		2	0	0	0	0	0	0	0	0	0	0	2	2	0.00	0.000										
Mary Rotblatt, L (6, 1) ERA: 3.12	3.0		11	1	0	0	2	1	0	0	0	0	0	14	18	0.00	0.667										
Billy Pierce, L (9, 1) ERA: 4.02	1.0		3	0	0	0	1	0	0	0	0	0	0	5	5	0.00	0.000										

St. Louis Browns @ Chicago White Sox
 Comiskey Park, Chicago, IL
 Sat Jun 30 1951, 4:33 AM EDT
 Att. 10,124 - Unknown

livebaseballscorecards.com

AB 34
R 4
H 8
RBI 4
BB 3
SO 6
LOB 11



BOTTOM

St. Louis Browns @ Chicago White Sox
Comiskey Park, Chicago, IL
Sat Jun 30 1951, 4:33 AM EDT
Att. 10,124 - Unknown

livebaseballscorecards.com

AB	32
R	3
H	7
RBI	3
BB	4
SO	1
LOB	19



WP:	0	PA:	37
PB:	0		
SB:	0		
CS:	0		

AB R H RBI BB SO LOB

5	0	1	1	0	0	3
4	0	0	0	0	0	1
2	0	0	0	1	0	0
4	0	1	0	0	0	3
3	1	2	0	1	0	1
4	0	0	0	0	0	4
3	0	0	0	1	0	3
3	2	2	0	1	0	1
1	0	0	0	0	0	1
0	0	0	0	0	0	0
1	0	0	0	0	0	1
0	0	0	0	0	0	0
1	0	1	2	0	0	0
0	0	0	0	0	0	0

Batter	1	2	3	4	5	6	7	8	9
Bob Dillinger, R OBP: 0.364, SLG: 0.389 (1, 5) X	0-0 5-3 ①		0-0 F8 ②		0-0 G5-3 ② 2-3f			0-0 BB 1B 2-H	0-0 6-3 ③
Nellie Fox, L OBP: 0.411, SLG: 0.489 (1, 4) X	0-0 F8 ②		0-0 L3 ③			0-0 1-3 ①		0-0 F7 ②	
Minnie Minoso, R OBP: 0.472, SLG: 0.570 (1, 7) H	1-0 HBP			0-0 F2 ①		0-0 F8 ②		4-0 1-2 BB	
Eddie Robinson, L OBP: 0.404, SLG: 0.581 (1, 3) X	0-0 F3 ③			0-0 1B		0-0 1-3 ③		0-0 F8 ③	
Al Zarilla, L OBP: 0.374, SLG: 0.447 (1, 9)		4-0 BB BB BB BB		0-0 F8 ②		0-0 1-3 1B		0-0 1B 2B 1B	
Jim Busby, R OBP: 0.393, SLG: 0.406 (1, 8)		0-0 FC5-4 1-2f		0-0 F8 ③		0-0 F6 ①		0-0 F9 ①	
Chico Carrasquel, R OBP: 0.339, SLG: 0.371 (1, 6)		0-0 F9 ②			4-0 G5-3 BB BB		0-0 1-3 ② ③ 1-2f		0-0 F7 ②
Phil Masi, R OBP: 0.434, SLG: 0.525 (1, 2)		0-0 F8 ③			4-0 1-2 BB		0-0 1B 2B	0-0 1-2 2B 1B	
Joe Dobson, R OBP: 0.036, SLG: 0.071 (1, 1)			0-3 K ①		0-0 F2 ①			0-0 F5 ①	0-0 1-H 2-H 2B
Harry Dorosh, R OBP: 0.286, SLG: 0.429 (5, 1)									
Bud Stewart, L OBP: 0.351, SLG: 0.455 (5, PH)									
Marv Robblatt, S (6, 1)									
Floyd Baker, L OBP: 0.416, SLG: 0.364 (8, PH)									
Billy Pierce, L OBP: 0.282, SLG: 0.176 (9, 1)									
Don Lenhardt, R OBP: 0.318, SLG: 0.428 (9, PH)									
Gus Niarhos, R OBP: 0.432, SLG: 0.278 (9, PR)									

Inning Stats	R: 0	H: 0	E: 0	K: 0	S: 3	R: 0	H: 0	E: 0	K: 0	S: 3	R: 0	H: 1	E: 0	K: 0	S: 4	R: 0	H: 0	E: 0	K: 0	S: 2	R: 0	H: 0	E: 0	K: 0	S: 3	R: 0	H: 1	E: 0	K: 0	S: 3	R: 1	H: 2	E: 0	K: 0	S: 5	R: 2	H: 3	E: 0	K: 0	S: 6	1B: 5	SF: 0	2B: 3	SAC: 0	3B: 0	DP: 2	HR: 0	HBP: 1	WP: 0	PA: 37
--------------	------	------	------	------	------	------	------	------	------	------	------	------	------	------	------	------	------	------	------	------	------	------	------	------	------	------	------	------	------	------	------	------	------	------	------	------	------	------	------	------	-------	-------	-------	--------	-------	-------	-------	--------	-------	--------

PITCHER	IP	WLS	BF	H	R	ER	SO	BB	IBB	HBP	BLK	WP	HR	S	P	ERA	WHIP
Dick Starr, R ERA: 7.36 (1, 1)	8.2	W	36	7	3	3	1	4	0	1	0	0	0	33	50	3.12	1.269
Bobby Hogue, R ERA: 3.51 (9, 1)	0.1	S	1	0	0	0	0	0	0	0	0	0	0	1	1	0.00	0.000

PITCHER	IP	WLS	BF	H	R	ER	SO	BB	IBB	HBP	BLK	WP	HR	S	P	ERA	WHIP
---------	----	-----	----	---	---	----	----	----	-----	-----	-----	----	----	---	---	-----	------

Batter	1	2	3	4	5	6	7	8	9	10	11	AB R H RBI BB SO LOB	TOP												
Bobby Young, L (1.4) OBP: 0.300, SLG: 0.337	0-0 G3		0-0 FC4 3B		0-0 F5			0-0 5-3		0-0 1B		5 1 2 0 0 0 1	St. Louis Browns @ Chicago White Sox Comiskey Park, Chicago, IL Sun Jul 01 1951, 4:33 AM EDT Unknown												
Ray Coleman, L (1.7) OBP: 0.339, SLG: 0.452	0-0 1-3		0-0 FC4 G6-4-3		0-0 1B			0-0 F8		0-0 F5		5 0 1 1 0 0 1													
Sherm Lollar, R (1.2) OBP: 0.377, SLG: 0.413	4-0 1B BB		0-0 G6-4-3 1-2f		0-0 P5			0-3 K		0-0 F8		4 0 0 0 1 1 4													
Hank Arft, L (1.3) OBP: 0.386, SLG: 0.449 Johnny Bero, L (9, PR) OBP: 0.346, SLG: 0.328	0-0 1-2 FC6-4 1B				0-0 F7			0-0 F5		0-0 1B 1B	4-0 FC3-6 BB	4 0 2 0 0 0 0 0 0 0 0 1 0 0													
Ken Wood, R (1.9) OBP: 0.256, SLG: 0.376	0-0 FC6-4 1-2f				0-0 F7			0-0 F8		0-3 K	0-0 FC3-6 1-2f	5 0 0 0 0 1 4													
Paul Lehner, L (1.8) OBP: 0.249, SLG: 0.255		0-0 4-3			0-0 F7			0-0 6-3		0-0 F8	0-0 F5	5 0 1 0 0 0 2													
Fred Marsh, R (1.5) OBP: 0.282, SLG: 0.308		0-0 F5			0-0 F2			0-0 F8		0-0 1-2 1B	0-0 F8	5 0 1 0 0 0 2													
Tom Upton, R (1.6) OBP: 0.257, SLG: 0.290 Lou Sleater, L (9, PH) OBP: 0.261, SLG: 0.348 Dale Long, L (9, 3) OBP: 0.304, SLG: 0.373		0-0 F9						0-0 6-3		0-0 4-3		3 0 1 0 0 0 0 1 0 0 0 0 0 2 0 0 0 0 0 0 0													
Duane Pillette, R (1.1) OBP: 0.222, SLG: 0.087			0-0 6-3					0-0 SH3-4 1B		0-3 K		3 0 0 0 0 1 0													
Inning Stats	R: 0 E: 0 K: 0 S: 4	H: 1 LOB: 2 BB: 1 P: 8	R: 0 E: 0 K: 0 S: 3	H: 0 LOB: 0 BB: 0 P: 3	R: 1 E: 0 K: 0 S: 4	H: 1 LOB: 0 BB: 0 P: 4	R: 0 E: 0 K: 0 S: 4	H: 1 LOB: 1 BB: 0 P: 4	R: 0 E: 0 K: 0 S: 5	H: 2 LOB: 2 BB: 0 P: 5	R: 0 E: 0 K: 1 S: 5	H: 0 LOB: 0 BB: 0 P: 3		R: 0 E: 0 K: 1 S: 5	H: 0 LOB: 0 BB: 0 P: 5	R: 0 E: 0 K: 1 S: 7	H: 2 LOB: 2 BB: 0 P: 7	R: 0 E: 0 K: 1 S: 6	H: 1 LOB: 1 BB: 0 P: 6	R: 0 E: 0 K: 0 S: 3	H: 0 LOB: 1 BB: 1 P: 7	1B: 6 2B: 1 3B: 1 HR: 0	SF: 0 SAC: 1 DP: 1 HBP: 0	WP: 0 PB: 0 SB: 0 CS: 0	PA: 43
PITCHER Ken Holcombe, R (1.1) ERA: 3.44	IP 11.0 WLS W BF 43 H 8 R 1 ER 1 SO 3 BB 2 IBB 0 HBP 0 BLK 0 WP 0 HR 0 S 47 P 55 ERA 0.82 WHIP 0.909																								

livebaseballscorecards.com

AB	40
R	1
H	8
RBI	1
BB	2
SO	3
LOB	16



Batter	1	2	3	4	5	6	7	8	9	10	11	AB R H RBI BB SO LOB	BOTTOM															
Bob Dillinger, R OBP: 0.365, SLG: 0.401 (1, 5)	0-0 4-3		0-0 2-H 3B		0-0 F3			0-0 6-3		0-0 1-2 2-3 1B		5 0 2 1 0 0 2	St. Louis Browns @ Chicago White Sox Comiskey Park, Chicago, IL Sun Jul 01 1951, 4:33 AM EDT Unknown livebaseballscorecards.com															
Nellie Fox, L OBP: 0.404, SLG: 0.480 (1, 4)	0-0 F7		0-3 K			0-0 3-1		0-0 L4		0-0 FC4-2-5		5 0 0 0 0 1 4																
Minnie Minoso, R OBP: 0.471, SLG: 0.577 (1, 7)	0-0 6-3					4-0 1B BB		0-0 5-3		0-0 HR		4 1 1 1 1 0 0																
Eddie Robinson, L OBP: 0.402, SLG: 0.576 (1, 3)		0-0 4-3				0-0 4-3		0-0 1-2 1B		0-3 K		4 0 1 0 0 1 0																
Al Zarilla, L OBP: 0.372, SLG: 0.440 (1, 9)		4-0 G6-4-3 BB				0-0 F9		0-0 F9		0-0 G3		3 0 0 0 1 0 2																
Jim Busby, R OBP: 0.387, SLG: 0.399 (1, 8)		0-0 G6-4-3 1-2				0-0 6-3		0-0 F7		0-0 F8		4 0 0 0 0 0 3																
Chico Carrasquel, R OBP: 0.338, SLG: 0.367 (1, 6)			0-0 6-3			0-0 F7		0-0 F7		4-0 FC3-6 BB		3 0 0 0 1 0 0																
Phil Masi, R OBP: 0.436, SLG: 0.524 (1, 2)			0-0 SH5-4 3B 1B			0-0 1B 1B		0-0 F7		0-0 FC3-6 1B 1B 1-2		4 1 2 0 0 0 1																
Ken Holcombe, R OBP: 0.368, SLG: 0.389 (1, 1)			0-0 SH5-4 1-2 1B			0-0 1B		0-3 K		0-0 FC4-2-5 1B 1-2 1B		3 0 2 0 0 1 0																
Inning Stats	R: 0 E: 0 K: 0 S: 3	H: 0 LOB: 0 BB: 0 P: 3	R: 0 E: 0 K: 0 S: 2	H: 0 LOB: 0 BB: 1 P: 6	R: 1 E: 0 K: 1 S: 7	H: 2 LOB: 1 BB: 0 P: 7	R: 0 E: 0 K: 0 S: 3	H: 0 LOB: 0 BB: 0 P: 3	R: 0 E: 0 K: 0 S: 5	H: 2 LOB: 2 BB: 0 P: 5	R: 0 E: 0 K: 1 S: 5	H: 0 LOB: 0 BB: 0 P: 5		R: 0 E: 0 K: 1 S: 5	H: 0 LOB: 0 BB: 0 P: 5	R: 0 E: 0 K: 1 S: 5	H: 0 LOB: 0 BB: 0 P: 5	R: 0 E: 0 K: 1 S: 4	H: 0 LOB: 0 BB: 0 P: 3	R: 0 E: 0 K: 1 S: 5	H: 0 LOB: 0 BB: 0 P: 5	R: 0 E: 0 K: 1 S: 4	H: 2 LOB: 3 BB: 1 P: 8	R: 1 E: 0 K: 0 S: 1	H: 1 LOB: 0 BB: 0 P: 1	1B: 6 2B: 0 3B: 1 HR: 1	SF: 0 SAC: 1 DP: 1 HBP: 0	WP: 0 PB: 0 SB: 0 CS: 0
PITCHER Duane Pilette, R ERA: 4.41 (1, 1)	IP 10.0	WLS L	BF 39	H 8	R 2	ER 2	SO 3	BB 3	IBB 0	HBP 0	BLK 0	WP 0	HR 1	S 42	P 54	ERA 1.80	WHIP 1.100											



Batter	1	2	3	4	5	6	7	8	9	AB R H RBI BB SO LOB	TOP											
Bobby Young, L (1, 4) OBP: 0.299, SLG: 0.336	0-3 K		0-0 1-2 1B		0-0 F7			0-0 F6		4 0 1 0 0 1 0												
Ray Coleman, L (1, 7) OBP: 0.337, SLG: 0.449	0-3 K		0-0 F4		0-0 F7			0-0 1B		4 0 1 0 0 1 2												
Matt Batts, R (1, 2) OBP: 0.330, SLG: 0.417	0-0 F6			4-0 2B F9 BB		0-0 HR		0-0 F7		3 2 1 1 1 0 1												
Dale Long, L (1, 3) OBP: 0.313, SLG: 0.384		4-0 G5-4-3 BB		0-0 F9 1-3 1B 2B		0-0 4-3		0-0 5-3		3 1 1 0 1 0 1												
Ken Wood, R (1, 9) OBP: 0.250, SLG: 0.366		0-0 G5-4-3		0-0 F9		0-3 K		0-0 2-3		4 0 0 1 0 1 2												
Paul Lehner, L (1, 8) OBP: 0.249, SLG: 0.261		0-0 5-3		0-3 K		0-0 F7		0-0 2B		4 0 1 0 0 1 1												
Fred Marsh, R (1, 5) OBP: 0.281, SLG: 0.307			0-0 6-3	0-0 S 1B		0-0 F4		0-3 K		4 0 1 1 0 1 1												
Tom Upton, R (1, 6) OBP: 0.257, SLG: 0.289			0-0 1B 1B	0-3 K		0-3 K		0-0 F4		4 0 1 0 0 2 2												
Ned Garver, R (1, 1) OBP: 0.357, SLG: 0.324			0-0 F3		0-0 3-1		0-3 K			3 0 0 0 0 1 1												
Inning Stats	R: 0 E: 0 K: 2 S: 7	H: 0 LOB: 0 BB: 0 P: 7	R: 0 E: 0 K: 0 S: 2	H: 0 LOB: 0 BB: 1 P: 6	R: 0 E: 0 K: 0 S: 5	H: 2 LOB: 2 BB: 0 P: 5	R: 2 E: 0 K: 2 S: 9	H: 2 LOB: 1 BB: 1 P: 13	R: 0 E: 0 K: 0 S: 3	H: 0 LOB: 0 BB: 0 P: 3	R: 1 E: 0 K: 1 S: 6	H: 1 LOB: 0 BB: 0 P: 6	R: 0 E: 0 K: 2 S: 7	H: 0 LOB: 0 BB: 0 P: 7	R: 0 E: 0 K: 0 S: 4	H: 1 LOB: 1 BB: 0 P: 4	R: 0 E: 0 K: 1 S: 6	H: 1 LOB: 1 BB: 0 P: 6	1B: 4 2B: 2 3B: 0 HR: 1	SF: 0 SAC: 0 DP: 1 HBP: 0	WP: 0 PB: 0 SB: 1 CS: 0	PA: 35
PITCHER	IP WLS BF H R ER SO BB IBB HBP BLK WP HR S P ERA WHIP																					
Lou Kretlow, R (1, 1) ERA: 4.04	8.0 L 31 6 3 3 7 2 0 0 0 0 0 1 43 51 3.38 1.000																					
Luis Aloma, R (9, 1) ERA: 1.01	1.0 4 1 0 0 1 0 0 0 0 0 0 0 6 6 0.00 1.000																					

St. Louis Browns @ Chicago White Sox
 Comiskey Park, Chicago, IL
 Sun Jul 01 1951, 4:38 AM EDT
 Att. 27,572 - Unknown

livebaseballscorecards.com

AB	33
R	3
H	7
RBI	3
BB	2
SO	8
LOB	11



Batter	1	2	3	4	5	6	7	8	9	AB	R	H	RBI	BB	SO	LOB
Bob Dillinger, R OBP: 0.357, SLG: 0.392 (1, 5)	0-0 1-3		0-0 6-3		0-0 1-4-3			0-0 L4		4	0	0	0	0	0	0
Nellie Fox, L OBP: 0.405, SLG: 0.478 (1, 4)	0-0 WP 1B		4-0 BB			0-0 F7			0-0 L3	3	0	1	0	1	0	0
Minnie Minoso, R OBP: 0.464, SLG: 0.567 (1, 7)	0-0 1-2 5-3		0-0 F4			0-0 F9			0-0 5-3	4	0	0	0	0	0	2
Eddie Robinson, L OBP: 0.397, SLG: 0.567 (1, 3)	0-0 4-3		0-0 F4			0-0 F9			0-0 F8	4	0	0	0	0	0	2
Al Zarilla, L OBP: 0.371, SLG: 0.436 (1, 9)		4-0 SH3-4 1B BB		0-0 F9			0-0 F7			2	1	0	0	1	0	0
Jim Busby, R OBP: 0.384, SLG: 0.396 (1, 8)		0-0 SH3-4		0-3 K			0-0 5-3			2	0	0	0	0	1	0
Chico Carrasquel, R OBP: 0.338, SLG: 0.367 (1, 6)		0-0 2-H 1B		0-3 K			0-0 F6			3	0	1	1	0	1	0
Gus Niarhos, R OBP: 0.438, SLG: 0.275 (1, 2)		4-0 BB			4-0 CS BB			0-0 5-3		1	0	0	0	2	0	0
Lou Kretlow, R OBP: 0.118, SLG: 0.063 (1, 1)		0-0 F9			0-3 K			0-0 4-3		2	0	0	0	0	1	2
Floyd Baker, L OBP: 0.410, SLG: 0.358 (8, PH)					1-2					1	0	0	0	0	0	0
Luis Aloma, R OBP: 0.222, SLG: 0.125 (9, 1)										0	0	0	0	0	0	0

Inning Stats	R: 0	H: 1	E: 0	K: 0	S: 4	R: 1	H: 1	E: 0	K: 0	S: 3	R: 0	H: 0	E: 0	K: 2	S: 7	R: 0	H: 0	E: 0	K: 1	S: 4	R: 0	H: 0	E: 0	K: 0	S: 3	R: 0	H: 0	E: 0	K: 0	S: 3	R: 0	H: 0	E: 0	K: 0	S: 3	R: 0	H: 0	E: 0	K: 0	S: 3
PITCHER Ned Garver, R ERA: 4.33 (1, 1)	IP	WLS	BF	H	R	ER	SO	BB	IBB	HBP	BLK	WP	HR	S	P	ERA	WHIP																							
	9.0	W	31	2	1	1	3	4	0	0	0	1	0	33	49	1.00	0.667																							


BOTTOM

St. Louis Browns @ Chicago White Sox
Comiskey Park, Chicago, IL

Sun Jul 01 1951, 4:38 AM EDT
Att. 27,572 - Unknown

livebaseballscorecards.com

AB	26
R	1
H	2
RBI	1
BB	4
SO	3
LOB	6



WP: 1	PA: 31
PB: 0	
SB: 0	
CS: 1	

Batter	1	2	3	4	5	6	7	8	9	AB R H RBI BB SO LOB	TOP																								
Dale Mitchell, L (1, 7) OBP: 0.300, SLG: 0.304 Bob Kennedy, R (9, 9) OBP: 0.308, SLG: 0.349	0-0 6-3		0-0 S 2-H 1B		4-0 E 1B BB	0-0 F4			0-0 F7	4 0 1 1 1 0 1 0 0 0 0 0 0 0																									
Bobby Avila, R (1, 4) OBP: 0.397, SLG: 0.411	0-0 F7		0-0 L7		0-0 E 1B		0-0 F8		0-0 1-3	5 0 1 1 0 0 1																									
Larry Doby, L (1, 8) OBP: 0.459, SLG: 0.527 Milt Nielsen, L (7, PR)	0-0 F8			0-0 2B	0-0 E3 1-2 2-3		0-0 1B 2B		0-0 L3	4 0 2 0 0 0 2 0 0 0 0 0 0 0 1 0 0 0 0 0 0																									
Sam Chapman, R (7, 8) OBP: 0.325, SLG: 0.347																																			
Luke Easter, L (1, 3) OBP: 0.386, SLG: 0.559		0-0 F5		0-0 F7	0-3 K		0-0 2-3 1B			4 0 1 0 0 1 4																									
Al Rosen, R (1, 5) OBP: 0.355, SLG: 0.458		0-3 K		4-0 BB	0-3 K2-3		0-0 F6			3 0 0 0 1 2 6																									
Harry Simpson, L (1, 9) OBP: 0.326, SLG: 0.270		0-3 K		0-0 F7		0-0 4-3	0-0 4-3			4 0 0 0 0 1 5																									
Ray Boone, R (1, 6) OBP: 0.322, SLG: 0.304			0-0 6-3	0-0 F5		0-3 K		0-0 F7		4 0 0 0 0 1 2																									
Jim Hegan, R (1, 2) OBP: 0.343, SLG: 0.434			0-0 E5 SH3 1B		0-0 SH3-4 1B 1B	0-0 2B 1B		0-0 6-3		4 3 2 0 0 0 0																									
Mike Garcia, R (1, 1) OBP: 0.184, SLG: 0.216 Steve Gromek, S (6, 1) OBP: 0.250, SLG: 0.250 Lou Brissie, L (7, 1) OBP: 0.211, SLG: 0.263			0-0 SH3		0-0 SH3-4	0-0 2B		0-0 F7		1 0 1 1 0 0 0 0 0 0 0 0 0 0 1 0 0 0 0 0 0																									
Inning Stats	R: 0 E: 0 K: 0 S: 3	H: 0 LOB: 0 BB: 0 P: 3	R: 0 E: 0 K: 2 S: 7	H: 0 LOB: 0 BB: 0 P: 7	R: 1 E: 1 K: 0 S: 5	H: 1 LOB: 1 BB: 0 P: 5	R: 0 E: 0 K: 0 S: 4	H: 1 LOB: 2 BB: 1 P: 8	R: 1 E: 1 K: 2 S: 10	H: 2 LOB: 3 BB: 1 P: 14	R: 1 E: 0 K: 1 S: 7	H: 2 LOB: 1 BB: 0 P: 7	R: 0 E: 0 K: 0 S: 5	H: 2 LOB: 3 BB: 0 P: 5	R: 0 E: 0 K: 0 S: 3	H: 0 LOB: 0 BB: 0 P: 3	R: 0 E: 0 K: 0 S: 3	H: 0 LOB: 0 BB: 0 P: 3	1B: 5 2B: 3 3B: 0 HR: 0	SF: 0 SAC: 2 DP: 0 HBP: 0	WP: 0 PB: 0 SB: 1 CS: 0	PA: 39													
PITCHER Saul Rogovin, R (1, 1) ERA: 3.16	IP 9.0	WLS L	BF 39	H 8	R 3	ER 2	SO 5	BB 2	IBB 0	HBP 0	BLK 0	WP 0	HR 0	S 47	P 55	ERA 2.00	WHIP 1.111	PITCHER	IP	WLS	BF	H	R	ER	SO	BB	IBB	HBP	BLK	WP	HR	S	P	ERA	WHIP

Cleveland Indians @ Chicago White Sox
Comiskey Park, Chicago, IL
Mon Jul 02 1951, 4:33 AM EDT
Att: 47,966 - Unknown

livebaseballscorecards.com

AB	35
R	3
H	8
RBI	3
BB	2
SO	5
LOB	21



Batter	1	2	3	4	5	6	7	8	9	AB	R	H	RBI	BB	SO	LOB
Bob Dillinger, R OBP: 0.354, SLG: 0.385 (1, 5)	0-0 4-3		0-0 6-3		0-0 SH5-3		4-0 SH3-1 BB		0-0 F3	3	0	0	0	1	0	0
Nellie Fox, L OBP: 0.401, SLG: 0.473 (1, 4)	0-0 4-3		0-0 F8		0-0 F6		0-0 SH3-1			3	0	0	0	0	0	1
Minnie Minoso, R OBP: 0.468, SLG: 0.577 (1, 7) (9, 9)	4-0 CS BB			0-0 1B 3B		0-0 2B 1B		0-0 F9		3	2	2	0	1	0	1
Eddie Robinson, L OBP: 0.395, SLG: 0.566 (1, 3)	0-0 CS	0-0 F8		0-0 F7		0-0 1B 2B		0-0 L9		4	0	1	0	0	0	2
Al Zarilla, L OBP: 0.371, SLG: 0.431 (1, 9) Don Lenhardt, R OBP: 0.316, SLG: 0.425 (8, PH) (9, 7)		4-0 FC 1B BB		0-0 F5		0-3 K		0-0 F3		2	0	0	0	1	1	3
Jim Busby, R OBP: 0.390, SLG: 0.399 (1, 8)		0-0 FC 1B		0-0 1B		1-0 1B HBP		0-0 6-3		3	0	2	1	0	0	0
Chico Carrasquel, R OBP: 0.336, SLG: 0.364 (1, 6) Bud Stewart, L OBP: 0.357, SLG: 0.461 (6, PH) Joe Demaestri, R OBP: 0.200, SLG: 0.143 (7, 6) Bert Haas, R OBP: 0.410, SLG: 0.358 (8, PH) Floyd Baker, L OBP: 0.410, SLG: 0.358 (9, 6)		0-0 FC G6-4-3		0-0 1-3		0-0 1B		0-0 F9		2	0	0	0	0	0	3
Phil Masi, R OBP: 0.431, SLG: 0.515 (1, 2)		0-0 G6-4-3				0-0 SH5-3 1B		0-3 K		4	0	1	0	0	2	6
Saul Rogovin, R OBP: 0.273, SLG: 0.344 (1, 1)			0-0 4-3		0-0 F9		0-0 F7		0-0 F9	4	0	0	0	0	0	4

BOTTOM

Cleveland Indians @ Chicago White Sox
Comiskey Park, Chicago, IL
Mon Jul 02 1951, 4:33 AM EDT
Att. 47,966 - Unknown

livebaseballscorecards.com

AB	31
R	2
H	7
RBI	2
BB	3
SO	3
LOB	20



Inning Stats	R: 0	H: 0	E: 0	K: 0	S: 2	R: 0	H: 1	E: 0	K: 0	S: 4	R: 0	H: 0	E: 0	K: 0	S: 3	R: 1	H: 2	E: 0	K: 0	S: 5	R: 0	H: 1	E: 0	K: 0	S: 4	R: 1	H: 3	E: 0	K: 2	S: 10	R: 0	H: 0	E: 0	K: 0	S: 3	R: 0	H: 0	E: 0	K: 0	S: 3	R: 0	H: 0	E: 0	K: 1	S: 5	1B: 5	SF: 0	2B: 1	SAC: 2	3B: 1	DP: 1	HR: 0	HBP: 1	WP: 0	PA: 38
--------------	------	------	------	------	------	------	------	------	------	------	------	------	------	------	------	------	------	------	------	------	------	------	------	------	------	------	------	------	------	-------	------	------	------	------	------	------	------	------	------	------	------	------	------	------	------	-------	-------	-------	--------	-------	-------	-------	--------	-------	--------

PITCHER	IP	WLS	BF	H	R	ER	SO	BB	IBB	HBP	BLK	WP	HR	S	P	ERA	WHIP
Mike Garcia, R ERA: 3.29 (1, 1)	5.1	W	25	7	2	2	1	2	0	1	0	0	0	24	33	3.38	1.688
Steve Gromek, R ERA: 5.32 (6, 1)	1.1		5	0	0	0	1	1	0	0	0	0	0	6	10	0.00	0.750
Lou Brissie, L ERA: 5.1 (7, 1)	2.1	S	7	0	0	0	1	0	0	0	0	0	0	9	9	0.00	0.000

Batter	1	2	3	4	5	6	7	8	9	AB R H RBI BB SO LOB	TOP											
Dale Mitchell, L (1, 7) OBP: 0.299, SLG: 0.299	0-0 6-3		0-0 F8			4-0 G6-4-3 BB		0-0 5-3		3 0 0 0 1 0 1	Cleveland Indians @ Chicago White Sox Comiskey Park, Chicago, IL Tue Jul 03 1951, 4:33 AM EDT Att: 17,227 - Unknown livebaseballscorecards.com											
Bobby Avila, R (1, 4) OBP: 0.390, SLG: 0.404	0-3 K		0-0 4-3			0-0 G6-4-3 1-2f		0-0 1-3		4 0 0 0 0 1 2												
Sam Chapman, R (1, 8) OBP: 0.324, SLG: 0.342	0-0 F3				0-0 F5					3 0 0 0 1 0 0												
Luke Easter, L (1, 3) OBP: 0.378, SLG: 0.545		0-3 K			0-3 K					4 0 0 0 0 2 1												
Al Rosen, R (1, 5) OBP: 0.357, SLG: 0.466		0-0 2B			0-0 5-3					4 0 2 0 0 0 0												
Bob Kennedy, R (1, 9) OBP: 0.308, SLG: 0.360		0-0 6-3			0-0 F8 3B					3 1 1 0 0 0 2												
Ray Boone, R (1, 6) OBP: 0.319, SLG: 0.300		0-0 F7			0-0 F9					3 0 0 0 0 0 3												
Jim Hegan, R (1, 2) OBP: 0.338, SLG: 0.427			0-0 F4			0-0 F8 3-H				3 0 0 1 0 0 1												
Bob Lemon, L (1, 1) OBP: 0.217, SLG: 0.286 Snuffy Stirrweiss, R (8, PH) OBP: 0.369, SLG: 0.269 Dick Rozek, L (8, 1)			4-0 BB			0-0 F3		0-0 6-3		1 0 0 0 1 0 0 1 0 0 0 0 0 0 0 0 0 0 0 0 0												
Inning Stats	R: 0 E: 0 K: 1 S: 5	H: 0 LOB: 0 BB: 0 P: 5	R: 0 E: 0 K: 1 S: 6	H: 1 LOB: 1 BB: 0 P: 6	R: 0 E: 0 K: 0 S: 3	H: 0 LOB: 1 BB: 1 P: 7	R: 0 E: 0 K: 1 S: 5	H: 0 LOB: 0 BB: 0 P: 5	R: 1 E: 0 K: 0 S: 4	H: 1 LOB: 0 BB: 0 P: 4	R: 0 E: 0 K: 0 S: 2	H: 0 LOB: 1 BB: 2 P: 10	R: 0 E: 0 K: 0 S: 4	H: 1 LOB: 1 BB: 0 P: 4	R: 0 E: 0 K: 0 S: 3	H: 0 LOB: 0 BB: 0 P: 3	R: 0 E: 0 K: 0 S: 3	H: 0 LOB: 0 BB: 0 P: 3	1B: 0 2B: 2 3B: 1 HR: 0	SF: 0 SAC: 0 DP: 1 HBP: 0	WP: 0 PB: 0 SB: 0 CS: 0	PA: 32
PITCHER Billy Pierce, L (1, 1) ERA: 3.78	IP: 9.0 WLS: W BF: 32 H: 3 R: 1 ER: 1 SO: 3 BB: 3 IBB: 0 HBP: 0 BLK: 0 WP: 0 HR: 0 S: 35 P: 47 ERA: 1.00 WHIP: 0.667											PITCHER	IP: 9.0 WLS: W BF: 32 H: 3 R: 1 ER: 1 SO: 3 BB: 3 IBB: 0 HBP: 0 BLK: 0 WP: 0 HR: 0 S: 35 P: 47 ERA: 1.00 WHIP: 0.667									



Batter	1	2	3	4	5	6	7	8	9	AB	R	H	RBI	BB	SO	LOB
--------	---	---	---	---	---	---	---	---	---	----	---	---	-----	----	----	-----

Bob Dillinger, R <small>OBP: 0.363, SLG: 0.393</small> (1, 5)										4	1	3	1	0	0	0
Nellie Fox, L <small>OBP: 0.401, SLG: 0.470</small> (1, 4)										2	0	0	0	1	0	2
Minnie Minoso, R <small>OBP: 0.467, SLG: 0.574</small> Bud Stewart, L <small>OBP: 0.353, SLG: 0.456</small> (1, 7) (7, 7)										3	1	1	0	0	0	1
Eddie Robinson, L <small>OBP: 0.396, SLG: 0.565</small> (1, 3)										4	0	2	1	0	0	1
Al Zarilla, L <small>OBP: 0.369, SLG: 0.428</small> (1, 9)										4	0	1	1	0	1	1
Jim Busby, R <small>OBP: 0.391, SLG: 0.405</small> (1, 8)										4	1	2	0	0	0	3
Chico Carrasquel, R <small>OBP: 0.338, SLG: 0.367</small> (1, 6)										3	0	1	1	1	1	3
Gus Niarhos, R <small>OBP: 0.440, SLG: 0.284</small> (1, 2)										4	1	2	0	0	0	3
Billy Pierce, L <small>OBP: 0.268, SLG: 0.167</small> (1, 1)										2	0	0	0	0	0	2

Inning Stats	R: 2	H: 4	E: 0	LOB: 2	K: 1	P: 9	R: 1	H: 2	E: 0	LOB: 0	K: 0	P: 4	R: 0	H: 0	E: 0	LOB: 0	K: 0	P: 3	R: 0	H: 2	E: 0	LOB: 1	K: 0	P: 4	R: 0	H: 1	E: 0	LOB: 1	K: 0	P: 4	R: 1	H: 2	E: 0	LOB: 1	K: 0	P: 5	R: 0	H: 0	E: 0	LOB: 0	K: 0	P: 6	R: 0	H: 1	E: 0	LOB: 2	K: 1	P: 10
--------------	------	------	------	--------	------	------	------	------	------	--------	------	------	------	------	------	--------	------	------	------	------	------	--------	------	------	------	------	------	--------	------	------	------	------	------	--------	------	------	------	------	------	--------	------	------	------	------	------	--------	------	-------

PITCHER																	PITCHER																																	
IP	WLS	BF	H	R	ER	SO	BB	IBB	HBP	BLK	WP	HR	S	P	ERA	WHIP	IP	WLS	BF	H	R	ER	SO	BB	IBB	HBP	BLK	WP	HR	S	P	ERA	WHIP																	
Bob Lemon, R	(1, 1)	7.0	L	30	11	4	4	1	1	0	0	0	0	31	35	5.14	1.714																																	
Dick Rozek, L	(8, 1)	1.0		5	1	0	0	1	1	0	0	0	0	6	10	0.00	2.000																																	

BOTTOM


Cleveland Indians @ Chicago White Sox
 Comiskey Park, Chicago, IL
 Tue Jul 03 1951, 4:33 AM EDT
 Att. 17,227 - Unknown

livebaseballscorecards.com

AB	31
R	4
H	12
RBI	4
BB	2
SO	2
LOB	17




WP: 0	PA: 35
PB: 0	SB: 0
CS: 0	

Batter	1	2	3	4	5	6	7	8	9	AB R H RBI BB SO LOB	TOP							
Bob Dillinger, R (1, 5) OBP: 0.363, SLG: 0.393											0 0 0 0 0 0 0 0	<p>Chicago White Sox @ Detroit Tigers Briggs Stadium, Detroit, MI Wed Jul 04 1951, 4:33 AM EDT Unknown</p> <p>livebaseballscorecards.com</p> <p>AB 0 R 0 H 0 RBI 0 BB 0 SO 0 LOB 0</p> 						
Jim Busby, R (1, 8) OBP: 0.391, SLG: 0.405											0 0 0 0 0 0 0 0							
Minnie Minoso, R (1, 9) OBP: 0.467, SLG: 0.574											0 0 0 0 0 0 0 0							
Eddie Robinson, L (1, 3) OBP: 0.396, SLG: 0.565											0 0 0 0 0 0 0 0							
Don Lenhardt, R (1, 7) OBP: 0.316, SLG: 0.425											0 0 0 0 0 0 0 0							
Phil Masi, R (1, 2) OBP: 0.431, SLG: 0.515											0 0 0 0 0 0 0 0							
Chico Carrasquel, R (1, 6) OBP: 0.338, SLG: 0.367											0 0 0 0 0 0 0 0							
Joe Demaestri, R (1, 4) OBP: 0.200, SLG: 0.143											0 0 0 0 0 0 0 0							
Randy Gumpert, R (1, 1) OBP: 0.292, SLG: 0.261	0 0 0 0 0 0 0 0	1B: 0 SF: 0 2B: 0 SAC: 0 3B: 0 DP: 0 HR: 0 HBP: 0 WP: 0 PA: 0 PB: 0 SB: 0 CS: 0																
Inning Stats																		
PITCHER Hal Newhouser, L (1, 1) ERA: 3.77	IP	WLS	BF	H	R	ER	SO	BB	IBB	HBP	BLK	WP	HR	S	P	ERA	WHIP	PITCHER IP WLS BF H R ER SO BB IBB HBP BLK WP HR S P ERA WHIP
	0.0	W	0	0	0	0	0	0	0	0	0	0	0	0	0	∞	∞	


Batter	1	2	3	4	5	6	7	8	9	AB R H RBI BB SO LOB	BOTTOM
--------	---	---	---	---	---	---	---	---	---	----------------------	--------

Jerry Priddy, R (1, 4) OBP: 0.352, SLG: 0.362										0 0 0 0 0 0 0	<p>Chicago White Sox @ Detroit Tigers Briggs Stadium, Detroit, MI Wed Jul 04 1951, 4:33 AM EDT Unknown</p> <p>livebaseballscorecards.com</p>
Dick Kryhoski, L (1, 3) OBP: 0.365, SLG: 0.447										0 0 0 0 0 0 0	
George Kell, R (1, 5) OBP: 0.396, SLG: 0.351										0 0 0 0 0 0 0	
Vic Wertz, L (1, 9) OBP: 0.404, SLG: 0.523										0 0 0 0 0 0 0	
Hoot Evers, R (1, 7) OBP: 0.297, SLG: 0.318										0 0 0 0 0 0 0	
Joe Ginsberg, L (1, 2) OBP: 0.401, SLG: 0.378										0 0 0 0 0 0 0	
Johnny Groth, R (1, 8) OBP: 0.337, SLG: 0.348										0 0 0 0 0 0 0	
Johnny Lipon, R (1, 6) OBP: 0.322, SLG: 0.290										0 0 0 0 0 0 0	
Hal Newhouser, L (1, 1) OBP: 0.414, SLG: 0.292										0 0 0 0 0 0 0	

AB 0 R 0 H 0 RBI 0 BB 0 SO 0 LOB 0	
---	---

Inning Stats	1B: 0 SF: 0 WP: 0 PA: 0
2B: 0 SAC: 0 PB: 0	
3B: 0 DP: 0 SB: 0	
HR: 0 HBP: 0 CS: 0	

PITCHER Randy Gumpert, R (1, 1) ERA: 2.93	IP WLS BF H R ER SO BB IBB HBP BLK WP HR S P ERA WHIP 0.0 L 0 0 0 0 0 0 0 0 0 0 0 0 0 0 ∞ ∞	PITCHER IP WLS BF H R ER SO BB IBB HBP BLK WP HR S P ERA WHIP	
--	--	---	--

Batter	1	2	3	4	5	6	7	8	9	AB R H RBI BB SO LOB	TOP																												
Floyd Baker, L (1, 4) OBP: 0.410, SLG: 0.358											0 0 0 0 0 0 0 0	<p style="text-align: center;">Chicago White Sox @ Detroit Tigers Briggs Stadium, Detroit, MI Wed Jul 04 1951, 4:38 AM EDT Att. 38,024 - Unknown</p> <p style="text-align: right;">livebaseballscorecards.com</p> <table border="0"> <tr><td>AB</td><td>0</td></tr> <tr><td>R</td><td>0</td></tr> <tr><td>H</td><td>0</td></tr> <tr><td>RBI</td><td>0</td></tr> <tr><td>BB</td><td>0</td></tr> <tr><td>SO</td><td>0</td></tr> <tr><td>LOB</td><td>0</td></tr> </table> 	AB	0	R	0	H	0	RBI	0	BB	0	SO	0	LOB	0													
AB											0																												
R											0																												
H											0																												
RBI											0																												
BB											0																												
SO											0																												
LOB											0																												
Bud Stewart, L (1, 7) OBP: 0.353, SLG: 0.456	0 0 0 0 0 0 0 0																																						
Minnie Minoso, R (1, 5) OBP: 0.467, SLG: 0.569	0 0 0 0 0 0 0 0																																						
Eddie Robinson, L (1, 3) OBP: 0.397, SLG: 0.564	0 0 0 0 0 0 0 0																																						
Al Zarilla, L (1, 9) OBP: 0.369, SLG: 0.428	0 0 0 0 0 0 0 0																																						
Jim Busby, R (1, 8) OBP: 0.389, SLG: 0.407	0 0 0 0 0 0 0 0																																						
Gus Niarhos, R (1, 2) OBP: 0.444, SLG: 0.292	0 0 0 0 0 0 0 0																																						
Chico Carrasquel, R (1, 6) OBP: 0.334, SLG: 0.363	0 0 0 0 0 0 0 0																																						
Joe Dobson, R (1, 1) OBP: 0.036, SLG: 0.071	0 0 0 0 0 0 0 0	<table border="0"> <tr><td>1B: 0</td><td>SF: 0</td><td>WP: 0</td><td>PA: 0</td></tr> <tr><td>2B: 0</td><td>SAC: 0</td><td>PB: 0</td><td></td></tr> <tr><td>3B: 0</td><td>DP: 0</td><td>SB: 0</td><td></td></tr> <tr><td>HR: 0</td><td>HBP: 0</td><td>CS: 0</td><td></td></tr> </table>	1B: 0	SF: 0	WP: 0	PA: 0	2B: 0	SAC: 0	PB: 0		3B: 0	DP: 0	SB: 0		HR: 0	HBP: 0	CS: 0																						
1B: 0	SF: 0		WP: 0	PA: 0																																			
2B: 0	SAC: 0	PB: 0																																					
3B: 0	DP: 0	SB: 0																																					
HR: 0	HBP: 0	CS: 0																																					
Inning Stats																																							
PITCHER Dizzy Trout, R (1, 1) ERA: 4.13	IP	WLS	BF	H	R	ER	SO	BB	IBB	HBP	BLK	WP	HR	S	P	ERA	WHIP	0.0	L	0	0	0	0	0	0	0	0	∞	∞										
PITCHER	IP	WLS	BF	H	R	ER	SO	BB	IBB	HBP	BLK	WP	HR	S	P	ERA	WHIP																						

Batter	1	2	3	4	5	6	7	8	9	AB R H RBI BB SO LOB	TOP	
Bob Dillinger, R OBP: 0.363, SLG: 0.393 (1, 5) X	0-0 5-3 ① X	0-0 1-3 ③			0-0 FC6-4 1B X			0-0 1-3 ① X		4 0 1 0 0 0 2		
Floyd Baker, L OBP: 0.418, SLG: 0.356 (1, 4) X	0-0 1B 1B X		0-0 F8 ① X		0-0 FC6-4 1-2f X			0-0 4-3 ② X		4 0 1 0 0 0 1		
Minnie Minoso, R OBP: 0.460, SLG: 0.563 (1, 7) S S S	0-3 K ②		0-0 1-3 ② X				0-0 F9 ① X	0-0 6-3 ③ X		4 0 0 0 0 1 1		
Eddie Robinson, L OBP: 0.399, SLG: 0.557 (1, 3) X Phil Masi, R OBP: 0.436, SLG: 0.515 (9, PR)	0-0 1-2 1B X		0-0 4-3 ③ X				0-0 5-3 ② X	4-0 FC1-4 BB X	3 0 1 0 1 0 0 0 0 0 0 0 0 0			
Al Zarilla, L OBP: 0.363, SLG: 0.433 (1, 9) X	0-0 4-3 ③			0-0 F5 ① X		0-0 1B X		0-3 K ① S S S	4 0 1 0 0 1 3			
Jim Busby, R OBP: 0.385, SLG: 0.402 (1, 8)		0-0 F8 ① X		0-0 F8 ② X		0-0 F8 ③ X		0-0 FC1-4 1-2f X	4 0 0 0 0 0 2			
Gus Niarhos, R OBP: 0.418, SLG: 0.269 (1, 2)		0-0 E6 SH1-3 1B X		0-0 5-3 ③ X			0-0 P6 ① X	0-0 4-3 ③ X	4 0 0 0 0 0 1			
Chico Carrasquel, R OBP: 0.331, SLG: 0.359 (1, 6) Joe Demaestri, R OBP: 0.211, SLG: 0.167 (6, 6)		0-0 SH1-3 1B X			0-3 K ① S S S		0-0 F2 ② X		2 0 1 0 0 1 0 1 0 0 0 0 0 0			
Lou Kretlow, R OBP: 0.118, SLG: 0.063 (1, 1) Harry Dorish, R OBP: 0.250, SLG: 0.375 (3, 1)		0-0 SH1-3 ② X 1-2 2-3			0-0 1-3 ② X		0-0 1-3 ③ X		0 0 0 0 0 0 0 2 0 0 0 0 0 0			
Inning Stats	R: 0 H: 2 E: 0 LOB: 2 K: 1 BB: 0 S: 7 P: 7	R: 0 H: 1 E: 1 LOB: 2 K: 0 BB: 0 S: 5 P: 5	R: 0 H: 0 E: 0 LOB: 0 K: 0 BB: 0 S: 3 P: 3	R: 0 H: 0 E: 0 LOB: 0 K: 0 BB: 0 S: 3 P: 3	R: 0 H: 1 E: 0 LOB: 1 K: 1 BB: 0 S: 6 P: 6	R: 0 H: 1 E: 0 LOB: 1 K: 0 BB: 0 S: 4 P: 4	R: 0 H: 0 E: 0 LOB: 0 K: 0 BB: 0 S: 3 P: 3	R: 0 H: 0 E: 0 LOB: 1 K: 1 BB: 1 S: 5 P: 9	1B: 5 SF: 0 2B: 0 SAC: 1 3B: 0 DP: 0 HR: 0 HBP: 0	WP: 0 PA: 34 PB: 0 SB: 0 CS: 0		
PITCHER Fred Hutchinson, R ERA: 3.14 (1, 1)	IP WLS BF H R ER SO BB IBB HBP BLK WP HR S P ERA WHIP	9.0 W 34 5 0 0 3 1 0 0 0 0 0 0 39 43 0.00 0.667										

Chicago White Sox @ Detroit Tigers
 Briggs Stadium, Detroit, MI
 Thu Jul 05 1951, 4:33 AM EDT
 Att. 11,462 - Unknown

livebaseballscorecards.com

AB 32
 R 0
 H 5
 RBI 0
 BB 1
 SO 3
 LOB 10



Batter	1	2	3	4	5	6	7	8	9	AB R H RBI BB SO LOB	BOTTOM
--------	---	---	---	---	---	---	---	---	---	----------------------	--------

<p>Jerry Priddy, R (1, 4) OBP: 0.350, SLG: 0.357</p>				<p>K (1)</p>						3 2 1 0 1 1 0	<p>Chicago White Sox @ Detroit Tigers Briggs Stadium, Detroit, MI Thu Jul 05 1951, 4:33 AM EDT Att. 11,462 - Unknown</p>
<p>Dick Kryhoski, L (1, 3) OBP: 0.363, SLG: 0.451</p>				<p>K (2)</p>						4 1 2 1 0 1 0	
<p>George Kell, R (1, 5) OBP: 0.391, SLG: 0.356</p>				<p>K (3)</p>						3 1 1 1 0 1 0	
<p>Vic Wertz, L (1, 9) OBP: 0.407, SLG: 0.526</p>										3 1 2 1 1 0 1	
<p>Hoot Evers, R (1, 7) OBP: 0.294, SLG: 0.327</p>										3 1 0 1 1 1 3	
<p>Joe Ginsberg, L (1, 2) OBP: 0.406, SLG: 0.407</p>										3 0 1 1 1 0 2	
<p>Johnny Groth, R (1, 8) OBP: 0.337, SLG: 0.349</p>										4 0 0 0 0 0 5	
<p>Johnny Lipon, R (1, 6) OBP: 0.324, SLG: 0.292</p>										2 1 1 2 2 0 0	
<p>Fred Hutchinson, L (1, 1) OBP: 0.244, SLG: 0.211</p>										3 1 1 1 1 0 2	

Inning Stats	R: 1	H: 2	E: 0	K: 1	S: 7	LOB: 1	BB: 0	P: 7	R: 0	H: 0	E: 0	K: 0	S: 2	LOB: 0	BB: 1	P: 6	R: 7	H: 4	E: 0	K: 0	S: 6	LOB: 0	BB: 4	P: 22	R: 0	H: 0	E: 0	K: 3	S: 9	LOB: 0	BB: 0	P: 9	R: 0	H: 2	E: 0	K: 0	S: 4	LOB: 1	BB: 0	P: 4	R: 0	H: 0	E: 0	K: 0	S: 2	LOB: 0	BB: 1	P: 6	R: 0	H: 1	E: 0	K: 0	S: 4	LOB: 1	BB: 0	P: 4	R: 0	H: 0	E: 0	K: 0	S: 3	LOB: 1	BB: 1	P: 7	1B: 6	2B: 4	3B: 0	HR: 0	SF: 0	SAC: 1	DP: 3	HBP: 0	WP: 0	PB: 0	SB: 0	CS: 1	PA: 37
--------------	------	------	------	------	------	--------	-------	------	------	------	------	------	------	--------	-------	------	------	------	------	------	------	--------	-------	-------	------	------	------	------	------	--------	-------	------	------	------	------	------	------	--------	-------	------	------	------	------	------	------	--------	-------	------	------	------	------	------	------	--------	-------	------	------	------	------	------	------	--------	-------	------	-------	-------	-------	-------	-------	--------	-------	--------	-------	-------	-------	-------	--------

PITCHER	IP	WLS	BF	H	R	ER	SO	BB	IBB	HBP	BLK	WP	HR	S	P	ERA	WHIP
Lou Kretlow, R (1, 1) ERA: 4.76	2.0	L	12	4	5	5	1	3	0	0	0	0	0	11	23	22.50	3.500
Harry Dorish, R (3, 1) ERA: 2.47	6.0		24	5	3	3	3	4	0	0	0	0	0	26	42	4.50	1.500


AB	28
R	8
H	9
RBI	8
BB	7
SO	4
LOB	13




livebaseballscorecards.com

Batter	1	2	3	4	5	6	7	8	9	AB R H RBI BB SO LOB	TOP																																			
Bob Dillinger, R (1, 5) OBP: 0.363, SLG: 0.393										0 0 0 0 0 0 0 0	Chicago White Sox @ St. Louis Browns Sportsman's Park, St. Louis, MO Fri Jul 06 1951, 4:33 AM EDT Unknown livebaseballscorecards.com																																			
Nellie Fox, L (1, 4) OBP: 0.401, SLG: 0.470										0 0 0 0 0 0 0 0																																				
Minnie Minoso, R (1, 7) OBP: 0.460, SLG: 0.563										0 0 0 0 0 0 0 0																																				
Eddie Robinson, L (1, 3) OBP: 0.399, SLG: 0.557										0 0 0 0 0 0 0 0																																				
Al Zarilla, L (1, 9) OBP: 0.363, SLG: 0.433										0 0 0 0 0 0 0 0																																				
Jim Busby, R (1, 8) OBP: 0.385, SLG: 0.402										0 0 0 0 0 0 0 0																																				
Gus Niarhos, R (1, 2) OBP: 0.418, SLG: 0.269										0 0 0 0 0 0 0 0																																				
Chico Carrasquel, R (1, 6) OBP: 0.331, SLG: 0.359										0 0 0 0 0 0 0 0																																				
Ken Holcombe, R (1, 1) OBP: 0.368, SLG: 0.389										0 0 0 0 0 0 0 0	AB 0 R 0 H 0 RBI 0 BB 0 SO 0 LOB 0																																			
Inning Stats										1B: 0 SF: 0 2B: 0 SAC: 0 3B: 0 DP: 0 HR: 0 HBP: 0	WP: 0 PA: 0 PB: 0 SB: 0 CS: 0																																			
PITCHER										IP	WLS	BF	H	R	ER	SO	BB	IBB	HBP	BLK	WP	HR	S	P	ERA	WHIP	PITCHER	IP	WLS	BF	H	R	ER	SO	BB	IBB	HBP	BLK	WP	HR	S	P	ERA	WHIP		
Dick Starr, R (1, 1) ERA: 7.36										0.0	L	0	0	0	0	0	0	0	0	0	0	0	0	0	∞	∞																				



Batter	1	2	3	4	5	6	7	8	9	AB	R	H	RBI	BB	SO	LOB	TOP																		
Bob Dillinger, R (1, 5) OBP: 0.356, SLG: 0.385																	0	0	0	0	0	0	0	0	0	0	0	0	Chicago White Sox @ St. Louis Browns Sportsman's Park, St. Louis, MO Fri Jul 06 1951, 4:38 AM EDT Att. 10,392 - Unknown livebaseballscorecards.com						
Nellie Fox, L (1, 4) OBP: 0.399, SLG: 0.466																	0	0	0	0	0	0	0	0	0	0	0	0		0	0	0	0		
Minnie Minoso, R (1, 7) OBP: 0.454, SLG: 0.554																	0	0	0	0	0	0	0	0	0	0	0	0		0	0	0	0		
Eddie Robinson, L (1, 3) OBP: 0.397, SLG: 0.551																	0	0	0	0	0	0	0	0	0	0	0	0		0	0	0	0		
Al Zarilla, L (1, 9) OBP: 0.361, SLG: 0.430																	0	0	0	0	0	0	0	0	0	0	0	0		0	0	0	0		
Jim Busby, R (1, 8) OBP: 0.387, SLG: 0.415																	0	0	0	0	0	0	0	0	0	0	0	0		0	0	0	0		
Phil Masi, R (1, 2) OBP: 0.436, SLG: 0.515																	0	0	0	0	0	0	0	0	0	0	0	0		0	0	0	0		
Joe Demaestri, R (1, 6) OBP: 0.238, SLG: 0.200																	0	0	0	0	0	0	0	0	0	0	0	0		0	0	0	0		
Howie Judson, R (1, 1) OBP: 0.125, SLG: 0.067	0	0	0	0	0	0	0	0	0	0	0	0	0	0	0	0																			
Inning Stats	1B: 0	SF: 0	2B: 0	SAC: 0	3B: 0	DP: 0	HR: 0	HBP: 0	WP: 0	PA: 0	PB: 0	SB: 0	CS: 0	ERA	WHIP																				
PITCHER Ned Garver, R (1, 1) ERA: 4.33	IP	WLS	BF	H	R	ER	SO	BB	IBB	HBP	BLK	WP	HR	S	P	ERA	WHIP	PITCHER	IP	WLS	BF	H	R	ER	SO	BB	IBB	HBP	BLK	WP	HR	S	P	ERA	WHIP

Batter	1	2	3	4	5	6	7	8	9	AB	R	H	RBI	BB	SO	LOB	TOP																		
Bob Dillinger, R (1, 5) OBP: 0.354, SLG: 0.382																	0	0	0	0	0	0	0	0	0	0	0	0	Chicago White Sox @ St. Louis Browns Sportsman's Park, St. Louis, MO Sat Jul 07 1951, 4:33 AM EDT Att. 12,490 - Unknown livebaseballscorecards.com						
Nellie Fox, L (1, 4) OBP: 0.400, SLG: 0.467																	0	0	0	0	0	0	0	0	0	0	0	0		0	0	0	0		
Minnie Minoso, R (1, 7) OBP: 0.451, SLG: 0.549																	0	0	0	0	0	0	0	0	0	0	0	0		0	0	0	0		
Eddie Robinson, L (1, 3) OBP: 0.395, SLG: 0.545																	0	0	0	0	0	0	0	0	0	0	0	0		0	0	0	0		
Al Zarilla, L (1, 9) OBP: 0.364, SLG: 0.431																	0	0	0	0	0	0	0	0	0	0	0	0		0	0	0	0		
Jim Busby, R (1, 8) OBP: 0.388, SLG: 0.417																	0	0	0	0	0	0	0	0	0	0	0	0		0	0	0	0		
Gus Niarhos, R (1, 2) OBP: 0.413, SLG: 0.269																	0	0	0	0	0	0	0	0	0	0	0	0		0	0	0	0		
Chico Carrasquel, R (1, 6) OBP: 0.332, SLG: 0.358																	0	0	0	0	0	0	0	0	0	0	0	0		0	0	0	0		
Saul Rogovin, R (1, 1) OBP: 0.273, SLG: 0.344	0	0	0	0	0	0	0	0	0	0	0	0	0	0	0	0																			
Inning Stats	1B: 0	SF: 0	2B: 0	SAC: 0	3B: 0	DP: 0	HR: 0	HBP: 0	WP: 0	PA: 0	PB: 0	SB: 0	CS: 0	ERA: 4.41	WHIP: ∞	ERA: ∞		WHIP: ∞																	
PITCHER Duane Pillette, R (1, 1) ERA: 4.41	IP	WLS	BF	H	R	ER	SO	BB	IBB	HBP	BLK	WP	HR	S	P	ERA	WHIP	PITCHER	IP	WLS	BF	H	R	ER	SO	BB	IBB	HBP	BLK	WP	HR	S	P	ERA	WHIP

Batter	1	2	3	4	5	6	7	8	9	AB R H RBI BB SO LOB	BOTTOM
--------	---	---	---	---	---	---	---	---	---	----------------------	--------

Bobby Young, L (1, 4) OBP: 0.299, SLG: 0.333										0 0 0 0 0 0 0	<p>Chicago White Sox @ St. Louis Browns Sportsman's Park, St. Louis, MO Sat Jul 07 1951, 4:33 AM EDT Att. 12,490 - Unknown</p> <p>livebaseballscorecards.com</p>
Jim Delsing, L (1, 8) OBP: 0.372, SLG: 0.404										0 0 0 0 0 0 0	
Sherm Lollar, R (1, 2) OBP: 0.378, SLG: 0.405										0 0 0 0 0 0 0	
Ray Coleman, L (1, 7) OBP: 0.335, SLG: 0.433										0 0 0 0 0 0 0	
Hank Arft, L (1, 3) OBP: 0.379, SLG: 0.430										0 0 0 0 0 0 0	
Ken Wood, R (1, 9) OBP: 0.246, SLG: 0.383										0 0 0 0 0 0 0	
Fred Marsh, R (1, 5) OBP: 0.282, SLG: 0.294										0 0 0 0 0 0 0	
Tom Upton, R (1, 6) OBP: 0.271, SLG: 0.287										0 0 0 0 0 0 0	
Duane Pilette, R (1, 1) OBP: 0.222, SLG: 0.087										0 0 0 0 0 0 0	

Inning Stats	1B: 0	SF: 0	WP: 0	PA: 0
	2B: 0	SAC: 0	PB: 0	
	3B: 0	DP: 0	SB: 0	
	HR: 0	HBP: 0	CS: 0	

PITCHER Saul Rogovin, R (1, 1) ERA: 3.16	IP 0.0 WLS W BF 0 H 0 R 0 ER 0 SO 0 BB 0 IBB 0 HBP 0 BLK 0 WP 0 HR 0 S 0 P 0 ERA ∞ WHIP ∞	PITCHER IP WLS BF H R ER SO BB IBB HBP BLK WP HR S P ERA WHIP
--	--	--

Batter	1	2	3	4	5	6	7	8	9	AB R H RBI BB SO LOB	TOP
Bob Dillinger, R (1, 5) OBP: 0.352, SLG: 0.389 Joe Dobson, R (8, 1) OBP: 0.065, SLG: 0.097 Marv Rotblatt, S (9, 1) Luis Aloma, R (9, 1) OBP: 0.222, SLG: 0.125	0-0 F9 3B		H 1-0 HBP		0-0 5-3	0-0 F5		0-0 F9 3-H		4 1 1 1 0 0 4 0	
Nellie Fox, L (1, 4) OBP: 0.397, SLG: 0.458	0-0 F9 3-H		H 1-0 G5-4-3 HBP		0-0 4-3	0-0 P6		0-0 P3		4 0 0 1 0 0 4	
Minnie Minoso, R (1, 9) OBP: 0.444, SLG: 0.542	0-0 4-3		0-0 G5-4-3 1-2f		0-0 1B		0-0 1B 2B	0-0 5-3		5 1 2 0 0 0 3	
Eddie Robinson, L (1, 3) OBP: 0.396, SLG: 0.541	0-0 L3			0-0 1-3	0-0 1B		0-0 5-3 1B 2-H	0-0 F9		5 0 2 1 0 0 0	
Don Lenhardt, R (1, 7) OBP: 0.317, SLG: 0.440 Floyd Baker, L (8, 5) OBP: 0.409, SLG: 0.347		4-0 CS BB BB		0-0 HR	0-0 F2		0-0 F7	0-0 4-3		3 1 1 1 1 0 3 1 0 0 0 0 0 0	
Jim Busby, R (1, 8) OBP: 0.383, SLG: 0.408		0-3 K		4-0 2B BB		0-0 P5	0-0 5-3	0-0 CS 1B		4 1 1 0 1 1 2	
Gus Niarhos, R (1, 2) OBP: 0.418, SLG: 0.265		4-0 1-2 BB		0-0 F8	0-0 1B 1B BB	4-0 F2		0-0 CS 1-2		2 0 0 0 2 0 2	
Chico Carrasquel, R (1, 6) OBP: 0.339, SLG: 0.382		0-3 K 2-3		0-0 1-H 2B	0-0 1B 1B		0-0 1B F9 1B		4 1 3 1 0 1 2		
Billy Pierce, L (1, 1) OBP: 0.273, SLG: 0.179 Bud Stewart, L (8, PH) OBP: 0.367, SLG: 0.462 (8, 7)			0-0 P6	0-0 F3	0-0 1B 1-2 2-3		0-0 1B 1-3		3 0 1 0 0 0 1 1 0 1 0 0 0 0		
Inning Stats	R: 1 H: 1 E: 0 LOB: 0 K: 0 BB: 0 S: 4 P: 4	R: 0 H: 0 E: 0 LOB: 2 K: 2 BB: 2 S: 6 P: 14	R: 0 H: 0 E: 0 LOB: 1 K: 0 BB: 0 S: 2 P: 4	R: 2 H: 2 E: 0 LOB: 1 K: 0 BB: 1 S: 5 P: 9	R: 0 H: 2 E: 0 LOB: 2 K: 0 BB: 0 S: 5 P: 5	R: 0 H: 2 E: 0 LOB: 3 K: 0 BB: 1 S: 5 P: 9	R: 1 H: 2 E: 0 LOB: 1 K: 0 BB: 0 S: 5 P: 5	R: 1 H: 2 E: 0 LOB: 1 K: 0 BB: 0 S: 5 P: 5	R: 0 H: 1 E: 0 LOB: 0 K: 0 BB: 0 S: 3 P: 3	1B: 8 SF: 0 2B: 3 SAC: 0 3B: 1 DP: 2 HR: 1 HBP: 2	WP: 0 PA: 43 PB: 0 SB: 0 CS: 2
PITCHER Tommy Byrne, L (1, 1) ERA: 6.81 Bob Mahoney, R (5, 1) ERA: 4.6	IP WLS BF H R ER SO BB IBB HBP BLK WP HR S P ERA WHIP 4.0 0 18 3 3 3 2 3 0 2 0 0 1 17 31 6.75 1.500					PITCHER IP WLS BF H R ER SO BB IBB HBP BLK WP HR S P ERA WHIP 5.0 L 24 9 2 2 0 1 0 0 0 0 0 0 23 27 3.60 2.000					

Chicago White Sox @ St. Louis Browns
 Sportsman's Park, St. Louis, MO
 Sun Jul 08 1951, 4:33 AM EDT
 Att. 7,283 - Unknown

livebaseballscorecards.com

AB	36
R	5
H	12
RBI	5
BB	4
SO	2
LOB	21



BOTTOM

Chicago White Sox @ St. Louis Browns
Sportsman's Park, St. Louis, MO
Sun Jul 08 1951, 4:33 AM EDT
Att. 7,283 - Unknown

livebaseballscorecards.com

AB 34
R 4
H 7
RBI 2
BB 2
SO 4
LOB 18



WP: 0 PA: 37
PB: 0
SB: 0
CS: 1

AB R H RBI BB SO LOB

4 0 0 0 0 1 1

3 1 1 0 1 0 0

4 0 1 0 0 0 1

4 0 1 1 0 0 1

4 0 0 0 0 1 3

4 0 1 0 0 0 3

3 1 1 0 0 0 3
0 0 0 0 1 0 0

4 1 1 1 0 1 4

1 1 1 0 0 0 0
1 0 0 0 0 0 0
1 0 0 0 0 1 0
1 0 0 0 0 0 2

1B: 4 SF: 0
2B: 1 SAC: 0
3B: 2 DP: 1
HR: 0 HBP: 0

Batter	1	2	3	4	5	6	7	8	9
Bobby Young, L (1, 4) OBP: 0.297, SLG: 0.330	0-3 K		0-0 F7		0-0 P3		0-0 4-3		
Tom Upton, R (1, 6) OBP: 0.272, SLG: 0.281	0-0 F8		4-0 1B 1-2 E BB		0-0 CS 1B		0-0 5-3		
Ray Coleman, L (1, 7) OBP: 0.332, SLG: 0.425	0-0 L6		0-0 FC5-4 1-2 2-3 1B		0-0 P2		0-0 G3		
Matt Batts, R (1, 2) OBP: 0.321, SLG: 0.388		0-0 E5 FC6-4	0-0 FC5-4 1-2f 2-H 3-H		0-0 CS 1-2	0-0 FC4-6 E 1B		0-0 5-3	
Ken Wood, R (1, 9) OBP: 0.246, SLG: 0.391	0-3 K		0-0 P5		0-0 E5 1-2 FC4-6		0-0 5-3		
Jim Delsing, L (1, 8) OBP: 0.366, SLG: 0.401		0-0 FC6-4 1-2f		0-0 4-3		0-0 F8			0-0 2B
Hank Arft, L (1, 3) OBP: 0.381, SLG: 0.443		0-0 P5		0-0 F7 3B		0-0 FC4-6 1-2f 2-3 FC5-4			4-0 G6-4-3 BB
Ned Garver, R (9, PH) OBP: 0.362, SLG: 0.300									0-3 K
Fred Marsh, R (1, 5) OBP: 0.281, SLG: 0.308			0-0 E 3B		0-0 F7 3-H		0-0 FC5-4 1-2f		0-0 G6-4-3 1-2f
Tommy Byrne, L (1, 1) OBP: 0.313, SLG: 0.563			0-0 E2 1B BB FC5-4 1B 3-H		0-0 5-3		0-3 K		
Kermit Wahl, R (4, PH) OBP: 0.286, SLG: 0.213									
Bob Mahoney, R (5, 1) OBP: 0.500, SLG: 0.500									
Sherm Lollar, R (9, PH) OBP: 0.379, SLG: 0.401									

Inning Stats	R: 0	H: 0	E: 0	K: 1	S: 5	LOB: 0	BB: 0	P: 5
	R: 0	H: 0	E: 1	K: 1	S: 6	LOB: 1	BB: 0	P: 6
	R: 3	H: 3	E: 2	K: 0	S: 6	LOB: 1	BB: 1	P: 10
	R: 1	H: 1	E: 0	K: 0	S: 4	LOB: 0	BB: 0	P: 4
	R: 0	H: 1	E: 1	K: 0	S: 3	LOB: 2	BB: 0	P: 3
	R: 0	H: 0	E: 0	K: 1	S: 5	LOB: 0	BB: 0	P: 5
	R: 0	H: 0	E: 0	K: 0	S: 3	LOB: 0	BB: 0	P: 3
	R: 0	H: 1	E: 0	K: 1	S: 5	LOB: 1	BB: 1	P: 9

PITCHER	IP	WLS	BF	H	R	ER	SO	BB	IBB	HBP	BLK	WP	HR	S	P	ERA	WHIP
Billy Pierce, L (1, 1) ERA: 3.7	7.0		29	6	4	2	3	1	0	0	0	0	0	34	38	2.57	1.000
Joe Dobson, R (8, 1) ERA: 3.87	1.0		4	1	0	0	0	0	0	0	0	0	0	4	4	0.00	1.000
Mary Rotblatt, L (9, 1) ERA: 2.91	0.1		2	0	0	0	1	1	0	0	0	0	0	3	7	0.00	3.000
Luis Aloma, R (9, 1) ERA: 0.92	0.2	S	1	0	0	0	0	0	0	0	0	0	0	1	1	0.00	0.000

Batter	1	2	3	4	5	6	7	8	9	AB R H RBI BB SO LOB	TOP	
Dom DiMaggio, R (1, 8) OBP: 0.383, SLG: 0.466	4-0 BB G4-6-3		0-0 SH5-4 1B		0-3 K			0-0 6-3		3 0 1 0 1 1 0	Boston Red Sox @ Chicago White Sox Comiskey Park, Chicago, IL Thu Jul 12 1951, 4:33 AM EDT Unknown	
6 Johnny Pesky, L (1, 6) OBP: 0.417, SLG: 0.388	0-0 G4-6-3 1-2f		0-0 SH5-4 1-2			0-0 F8		4-0 2B BB		2 1 0 0 1 0 1		
Ted Williams, L (1, 7) OBP: 0.493, SLG: 0.604	4-0 FC4 BB		0-0 F6			0-0 6-3		0-0 F6		3 0 0 0 1 0 2		
Lou Boudreau, R (1, 5) OBP: 0.359, SLG: 0.423	0-0 FC4 1-2f		0-0 F9			0-0 F8		0-0 1-H 2B		4 0 1 1 0 0 2		
Bobby Doerr, R (1, 4) OBP: 0.384, SLG: 0.442		0-0 FC4-6 1B		0-0 4-3			0-0 F7	0-0 6-3		4 0 1 0 0 0 1		
Billy Goodman, L (1, 3) OBP: 0.384, SLG: 0.367		0-0 FC4-6 BB 1-2f		0-0 4-3		4-0 HR BB		0-0 F2		3 1 0 0 1 0 1		
Clyde Vollmer, R (1, 9) OBP: 0.370, SLG: 0.578		0-3 K		0-0 6-3		0-0 1-H HR		0-0 F9		4 1 1 2 0 1 1		
Buddy Rosar, R (1, 2) OBP: 0.368, SLG: 0.328		4-0 1-2 BB			0-0 F7		0-0 G1-6-3 1B	0-0 F7		3 0 1 0 1 0 0		
Mel Parnell, L (1, 1) OBP: 0.340, SLG: 0.286		0-0 1-3			0-0 F9		0-0 G1-6-3			3 0 0 0 0 0 3		
Harry Taylor, R (9, 1) OBP: 0.136, SLG: 0.182						1-2f				0 0 0 0 0 0 0		
Inning Stats	R: 0 E: 0 K: 0 S: 2 H: 0 LOB: 1 BB: 2 P: 10	R: 0 E: 0 K: 1 S: 6 H: 1 LOB: 2 BB: 1 P: 10	R: 0 E: 0 K: 0 S: 4 H: 1 LOB: 1 BB: 0 P: 4	R: 0 E: 0 K: 0 S: 3 H: 0 LOB: 0 BB: 0 P: 3	R: 0 E: 0 K: 1 S: 5 H: 0 LOB: 0 BB: 0 P: 5	R: 0 E: 0 K: 0 S: 3 H: 0 LOB: 0 BB: 0 P: 3	R: 2 E: 0 K: 0 S: 4 H: 2 LOB: 0 BB: 1 P: 8	R: 1 E: 0 K: 0 S: 4 H: 1 LOB: 1 BB: 1 P: 8	R: 0 E: 0 K: 0 S: 3 H: 0 LOB: 0 BB: 0 P: 3	1B: 3 2B: 1 3B: 0 HR: 1 SF: 0 SAC: 1 DP: 2 HBP: 0	WP: 0 PB: 0 SB: 0 CS: 0 PA: 35	
PITCHER	IP WLS BF H R ER SO BB IBB HBP BLK WP HR S P ERA WHIP											
Joe Dobson, R (1, 1) ERA: 3.78	7.0 L 27 4 2 2 2 4 0 0 0 0 0 1 27 43 2.57 1.143											
Mary Rotblatt, L (8, 1) ERA: 2.98	2.0 8 1 1 1 0 1 0 0 0 0 0 0 7 11 4.50 1.000											

livebaseballscorecards.com

AB	29
R	3
H	5
RBI	3
BB	5
SO	2
LOB	11



Batter	1	2	3	4	5	6	7	8	9	AB	R	H	RBI	BB	SO	LOB	BOTTOM					
Bob Dillinger, R OBP: 0.348, SLG: 0.385 (1, 5)	0-0 SH5-3 1B 1B		0-0 1-3		0-0 6-3			0-0 F8	0-0 4-3	5	0	1	0	0	0	2						
Nellie Fox, L OBP: 0.399, SLG: 0.458 (1, 4)	0-0 SH5-3 1-2		4-0 BB			0-0 F9		0-0 1B		2	0	1	0	1	0	0						
Minnie Minoso, R OBP: 0.445, SLG: 0.541 (1, 9)	0-0 2-H CS 1B		0-0 L3			0-0 1B		0-0 F4		4	0	2	0	0	0	2						
Eddie Robinson, L OBP: 0.395, SLG: 0.540 (1, 3)	0-0 1-2 CS	0-0 4-3		0-0 2B		0-0 F8		0-0 F9		4	0	1	0	0	0	2						
Don Lenhardt, R OBP: 0.316, SLG: 0.433 (1, 7)																						
Joe Demaestri, R OBP: 0.217, SLG: 0.182 (9, PR)																						
Jim Busby, R OBP: 0.385, SLG: 0.413 (1, 8)																						
Phil Masi, R OBP: 0.439, SLG: 0.511 (1, 2)																						
Chico Carrasquel, R OBP: 0.339, SLG: 0.379 (1, 6)																						
Bud Stewart, L OBP: 0.364, SLG: 0.458 (9, PH)																						
Joe Dobson, R OBP: 0.061, SLG: 0.091 (1, 1)																						
Gus Niarhos, R OBP: 0.415, SLG: 0.263 (7, PH)																						
Marv Rotblatt, S (8, 1)																						
Al Zarilla, L OBP: 0.360, SLG: 0.426 (9, PH)																						
Inning Stats	R: 0 E: 0 K: 0 S: 3	H: 2 LOB: 0 BB: 0 P: 3	R: 0 E: 0 K: 1 S: 6	H: 1 LOB: 2 BB: 1 P: 10	R: 0 E: 0 K: 0 S: 3	H: 0 LOB: 1 BB: 1 P: 7	R: 0 E: 0 K: 0 S: 4	H: 1 LOB: 1 BB: 0 P: 4	R: 0 E: 0 K: 0 S: 5	H: 0 LOB: 0 BB: 0 P: 5	R: 0 E: 0 K: 0 S: 4	H: 1 LOB: 1 BB: 0 P: 4	R: 0 E: 0 K: 0 S: 3	H: 1 LOB: 1 BB: 1 P: 7	R: 0 E: 0 K: 0 S: 5	H: 1 LOB: 1 BB: 0 P: 4	R: 2 E: 0 K: 0 S: 5	H: 2 LOB: 2 BB: 1 P: 9	1B: 7 2B: 3 3B: 0 HR: 0	SF: 0 SAC: 1 DP: 1 HBP: 0	WP: 0 PB: 0 SB: 0 CS: 1	PA: 38
PITCHER	IP WLS BF H R ER SO BB IBB HBP BLK WP HR S P ERA WHIP	IP WLS BF H R ER SO BB IBB HBP BLK WP HR S P ERA WHIP																				
Mel Parnell, L ERA: 3.38 (1, 1)	8.0 W 34 9 2 2 2 4 0 0 0 0 0 34 50 2.25 1.625	1.0 S 3 0 0 0 0 0 0 0 0 0 0 3 3 0.00 0.000																				
Harry Taylor, R ERA: 5.43 (9, 1)																						

Boston Red Sox @ Chicago White Sox
Comiskey Park, Chicago, IL
Thu Jul 12 1951, 4:33 AM EDT
Unknown

AB	32
R	2
H	9
RBI	2
BB	4
SO	2
LOB	18



WP: 0	PA: 38
ERA	WHIP

IP	WLS	BF	H	R	ER	SO	BB	IBB	HBP	BLK	WP	HR	S	P	ERA	WHIP
----	-----	----	---	---	----	----	----	-----	-----	-----	----	----	---	---	-----	------

Batter	1	2	3	4	5	6	7	8	9	10	11	12	13	14	15	16	17	AB	R	H	RBI	BB	SO	LOB	TOP							
Dom DiMaggio, R <small>(1, 6) OBP: 0.381, SLG: 0.461</small>																		6	0	1	1	1	2	1								
6 Johnny Pesky, L <small>(1, 6) OBP: 0.409, SLG: 0.376</small>																		6	0	0	0	1	0	3								
Ted Williams, L <small>(1, 7) OBP: 0.494, SLG: 0.604</small> Charlie Maxwell, L <small>(2, 9) OBP: 0.211, SLG: 0.118</small>																		0	0	0	0	1	0	0								
Lou Boudreau, R <small>(1, 5) OBP: 0.361, SLG: 0.421</small>																		6	2	2	0	1	0	2								
Bobby Doerr, R <small>(1, 4) OBP: 0.382, SLG: 0.449</small>																		7	2	2	2	0	0	3								
Billy Goodman, L <small>(1, 3) OBP: 0.382, SLG: 0.365</small>																		7	0	2	0	0	1	0								
Clyde Vollmer, R <small>(1, 9) OBP: 0.365, SLG: 0.556</small> <small>(2, 7)</small>																		6	0	1	1	1	1	2								
Les Moss, R <small>(1, 2) OBP: 0.288, SLG: 0.293</small> Vern Stephens, R <small>(9, PH) OBP: 0.396, SLG: 0.570</small> Buddy Rosar, R <small>(9, 2) OBP: 0.367, SLG: 0.319</small>																		3	0	0	0	0	1	0								
Leo Kiely, L <small>(1, 1) OBP: 0.167, SLG: 0.167</small> Ray Scarborough, R <small>(7, 1) OBP: 0.281, SLG: 0.207</small> Fred Hatfield, L <small>(8, PH) OBP: 0.304, SLG: 0.300</small> Ellis Kinder, R <small>(8, 1) OBP: 0.059, SLG: 0.118</small>																		2	0	1	0	0	0	0								
Inning Stats	R: 0 E: 0 K: 0 S: 2	H: 0 LOB: 1 BB: 2 P: 10	R: 1 E: 0 K: 1 S: 6	H: 2 LOB: 0 BB: 0 P: 6	R: 0 E: 0 K: 1 S: 6	H: 1 LOB: 1 BB: 0 P: 6	R: 0 E: 0 K: 0 S: 3	H: 0 LOB: 0 BB: 0 P: 3	R: 0 E: 0 K: 0 S: 3	H: 0 LOB: 0 BB: 0 P: 3	R: 2 E: 0 K: 0 S: 5	H: 2 LOB: 0 BB: 0 P: 5	R: 1 E: 0 K: 0 S: 5	H: 2 LOB: 1 BB: 1 P: 9	R: 0 E: 0 K: 1 S: 4	H: 0 LOB: 0 BB: 1 P: 8	R: 0 E: 0 K: 2 S: 7	H: 0 LOB: 0 BB: 0 P: 7	R: 0 E: 0 K: 1 S: 5	H: 0 LOB: 1 BB: 1 P: 9	R: 0 E: 0 K: 0 S: 3	H: 0 LOB: 0 BB: 0 P: 3	R: 0 E: 0 K: 1 S: 5	H: 1 LOB: 0 BB: 0 P: 5	R: 0 E: 0 K: 0 S: 3	H: 0 LOB: 0 BB: 0 P: 3	R: 0 E: 0 K: 0 S: 5	H: 2 LOB: 2 BB: 1 P: 9	1B: 9 2B: 0 3B: 0 HR: 1	SF: 0 SAC: 0 DP: 4 HBP: 0	WP: 0 PB: 0 SB: 0 CS: 0	PA: 63
PITCHER Saul Rogovin, R <small>(1, 1) ERA: 2.92</small>	IP: 17.0 WLS: L BF: 63	H: 10 R: 5 ER: 4 SO: 9	BB: 6 IBB: 0 HBP: 0 BLK: 0	WP: 0 HR: 1 S: 75 P: 99	ERA: 2.12 WHIP: 0.941																											

Boston Red Sox @ Chicago White Sox
 Comiskey Park, Chicago, IL
 Thu Jul 12 1951, 4:38 AM EDT
 Att: 52,592 - Unknown

AB 57
 R 5
 H 10
 RBI 4
 BB 6
 SO 9
 LOB 18



Batter	1	2	3	4	5	6	7	8	9	10	11	12	13	14	15	16	17	AB	R	H	RBI	BB	SO	LOB				
Bob Dillinger, R OBP: 0.341, SLG: 0.376 (1, 5)	F9	FC6-4			L3		4-3		4-3			1B SH1-4 1B	4-3			F7		8	0	1	1	0	0	3				
Nellie Fox, L OBP: 0.400, SLG: 0.454 (1, 4)	HBP 1B HBP				1-3		1-2 3-H 0-0 1B 1B		F8			SH1-4 1-2 1B		F7		F7		5	1	1	1	1	0	0				
Minnie Minoso, R OBP: 0.445, SLG: 0.536 (1, 9) (13, 7)	K				K		1-2 1B		4-3			BB 1B		6-3		BB BB		6	0	2	0	1	2	1				
Eddie Robinson, L OBP: 0.397, SLG: 0.533 (1, 3)	1B S HBP				F9		4-3 F5		F6			1-2 BB 1B				BB BB		4	1	0	0	3	0	3				
Don Lenhardt, R OBP: 0.313, SLG: 0.426 (1, 7)	0-0				F7				4-3			0-3 K		0-3 K		0-3 K		5	0	1	1	0	2	1				
Floyd Baker, L OBP: 0.404, SLG: 0.342 (12, PH)																		1	0	0	0	0	1	3				
Al Zarilla, L OBP: 0.358, SLG: 0.422 (13, 9)	1-3 2-H S 1B																	2	0	0	0	0	2	3				
Jim Busby, R OBP: 0.375, SLG: 0.401 (1, 8)	1-2 3-H K				G3		6-3		6-3			F9		4-3				8	0	0	0	0	2	4				
Gus Niarhos, R OBP: 0.426, SLG: 0.269 (1, 2)																		5	1	2	0	3	0	0				
Chico Carrasquel, R OBP: 0.336, SLG: 0.375 (1, 6)																												
Bud Stewart, L OBP: 0.361, SLG: 0.454 (11, PH)																												
Joe Demaestri, R OBP: 0.231, SLG: 0.200 (12, 6)																												
Saul Rogovin, R OBP: 0.295, SLG: 0.395 (1, 1)																												
Inning Stats	R: 2 E: 0 K: 2 S: 8	H: 1 LOB: 1 BB: 0 P: 10	R: 0 E: 0 K: 0 S: 4	H: 2 LOB: 1 BB: 0 P: 4	R: 0 E: 0 K: 0 S: 3	H: 0 LOB: 1 BB: 1 P: 7	R: 0 E: 0 K: 1 S: 5	H: 0 LOB: 0 BB: 0 P: 5	R: 0 E: 0 K: 1 S: 6	H: 1 LOB: 1 BB: 0 P: 6	R: 0 E: 0 K: 0 S: 3	H: 0 LOB: 0 BB: 0 P: 3	R: 0 E: 0 K: 0 S: 3	H: 0 LOB: 1 BB: 1 P: 7	R: 0 E: 0 K: 1 S: 7	H: 1 LOB: 3 BB: 1 P: 11	R: 0 E: 0 K: 0 S: 4	H: 0 LOB: 1 BB: 1 P: 9	R: 0 E: 0 K: 0 S: 5	H: 1 LOB: 1 BB: 0 P: 4	R: 0 E: 0 K: 1 S: 5	H: 0 LOB: 2 BB: 2 P: 13	R: 0 E: 0 K: 1 S: 5	H: 0 LOB: 0 BB: 0 P: 5	1B: 10 2B: 1 3B: 0 HR: 0	SF: 0 SAC: 3 DP: 0 HBP: 2	WP: 0 PA: 71 PB: 0 SB: 3 CS: 1	
PITCHER Leo Kiely, L ERA: 3.45 Ray Scarborough, R ERA: 5.1 Ellis Kinder, R ERA: 3.21	IP 6.2 WLS 0.1 10.0	WLS 29 2 W	H 5 1 5	R 4 0 0	ER 4 0 0	SO 4 0 5	BB 3 0 0	IBB 0 0 0	HBP 2 0 0	BLK 0 0 0	WP 0 0 0	HR 0 2 0	S 32 2 45	P 46 2 65	ERA 5.40 0.00 0.00	WHIP 1.200 3.000 1.000												

BOTTOM

Boston Red Sox @ Chicago White Sox
Comiskey Park, Chicago, IL
Thu Jul 12 1951, 4:38 AM EDT
Att. 52,592 - Unknown

livebaseballscorecards.com

AB	58
R	4
H	11
RBI	3
BB	8
SO	9
LOB	25



Batter	1	2	3	4	5	6	7	8	9	10	11	12	13	14	15	16	17	18	19	AB	R	H	RBI	BB	SO	LOB	TOP			
Dom DiMaggio, R OBP: 0.380, SLG: 0.460 (1, 8)	SH1 1B 2B		K		G4-6-3 1-2r			BB 1B		K			F8		1B			1-3	FC5-2	9	1	3	0	0	2	5				
Karl Olson, R OBP: 0.111, SLG: 0.111 (1, 9)	SH1		G4-6-3				1-3						5-3		K				4-3	2	0	0	0	0	0	1				
Ted Williams, L OBP: 0.496, SLG: 0.604 (8, PH)	SH1		G4-6-3				1-3						5-3		K				4-3	0	0	0	0	1	0	0				
Fred Hatfield, L OBP: 0.304, SLG: 0.306 (8, PR)	2-3		G4-6-3				1-3						5-3		K				4-3	0	0	0	0	0	0	0				
Charlie Maxwell, L OBP: 0.250, SLG: 0.143 (8, 9)	2-3		G4-6-3				1-3						5-3		K				4-3	4	0	1	0	1	1	4				
Lou Boudreau, R OBP: 0.359, SLG: 0.413 (1, 6)	G6-4-3 1B			F5			F7						SH3-4 BB		F8				F5	6	0	1	1	0	0	5				
Vern Stephens, R OBP: 0.398, SLG: 0.554 (1, 5)	G6-4-3 1-2r			F5			F7						SH3-4 BB		F8				F5	6	0	1	1	0	0	5				
Bobby Doerr, R OBP: 0.379, SLG: 0.447 (1, 4)				F2			F2						6-3		K				6-3	8	1	2	0	0	1	2				
Billy Goodman, L OBP: 0.382, SLG: 0.361 (1, 3)				F2			F2						6-3		K				6-3	8	1	2	0	0	1	2				
Clyde Volmer, R OBP: 0.366, SLG: 0.569 (1, 7)				F2			F2						6-3		K				6-3	6	1	1	0	2	0	2				
Buddy Rosar, R OBP: 0.370, SLG: 0.324 (1, 2)				F2			F2						6-3		K				6-3	6	1	1	0	2	0	2				
Les Moss, R OBP: 0.285, SLG: 0.289 (5, 2)				F2			F2						6-3		K				6-3	6	1	1	0	2	0	2				
Mickey McDermott, L OBP: 0.286, SLG: 0.341 (1, 1)				F2			F2						6-3		K				6-3	8	1	3	2	0	1	3				
Harry Taylor, R OBP: 0.130, SLG: 0.174 (19, 1)				F2			F2						6-3		K				6-3	6	1	1	0	2	0	2				
Ray Scarborough, R OBP: 0.281, SLG: 0.207 (19, 1)				F2			F2						6-3		K				6-3	6	1	1	0	2	0	2				
Inning Stats	R: 1 E: 0 K: 0 S: 4	H: 2 LOB: 0 BB: 0 P: 4	R: 0 E: 0 K: 0 S: 4	H: 1 LOB: 1 BB: 0 P: 4	R: 0 E: 0 K: 1 S: 5	H: 1 LOB: 0 BB: 0 P: 5	R: 0 E: 0 K: 0 S: 3	H: 0 LOB: 0 BB: 0 P: 7	R: 0 E: 0 K: 0 S: 3	H: 0 LOB: 0 BB: 0 P: 3	R: 0 E: 0 K: 1 S: 6	H: 0 LOB: 1 BB: 0 P: 6	R: 0 E: 0 K: 0 S: 3	H: 0 LOB: 1 BB: 1 P: 7	R: 0 E: 0 K: 1 S: 6	H: 1 LOB: 1 BB: 0 P: 6	R: 0 E: 0 K: 0 S: 3	H: 0 LOB: 0 BB: 0 P: 3	R: 0 E: 0 K: 0 S: 3	H: 1 LOB: 0 BB: 0 P: 3	R: 0 E: 0 K: 0 S: 7	H: 1 LOB: 3 BB: 1 P: 11	R: 0 E: 0 K: 0 S: 3	H: 1 LOB: 0 BB: 0 P: 3	R: 0 E: 0 K: 0 S: 3	H: 1 LOB: 0 BB: 0 P: 3	AB: 12 R: 2 H: 1 RBI: 1	SF: 0 SAC: 2 DP: 5 HBP: 1	WP: 0 PB: 0 SB: 0 CS: 1	PA: 74
PITCHER	IP	WLS	BF	H	R	ER	SO	BB	IBB	HBP	BLK	WP	HR	S	P	ERA	WHIP													
Billy Pierce, L ERA: 3.63 (1, 1)	7.1		29	8	2	2	1	2	0	0	0	0	1	29	37	2.46	1.364													
Luis Aloma, R ERA: 0.77 (8, 1)	5.2		20	1	0	0	2	2	0	1	0	0	0	21	30	0.00	0.529													
Harry Dorish, R ERA: 2.36 (14, 1)	6.0	W	25	6	2	1	2	0	1	0	0	0	0	28	32	1.50	1.000													

Boston Red Sox @ Chicago White Sox
Comiskey Park, Chicago, IL
Fri Jul 13 1951, 4:33 AM EDT
Att. 25,211 - Unknown

AB 66
R 4
H 15
RBI 4
BB 5
SO 5
LOB 35



Batter	1	2	3	4	5	6	7	8	9	10	11	12	13	14	15	16	17	18	19	AB	R	H	RBI	BB	SO	LOB	BOTTOM			
Bob Dillinger, R (1, 5) OBP: 0.340, SLG: 0.374	F9		F4		1B WP 1B		FC5-4 BB 1B		F9			F9		F7		F8			1B	9	2	3	0	0	0	1				
Nellie Fox, L (1, 4) OBP: 0.401, SLG: 0.452	6-3		F6		1B WP 1B		FC5-4 BB 1B		4-3					F7			F8		1B	8	1	3	1	1	0	1				
Jim Busby, R (1, 8) OBP: 0.371, SLG: 0.394 Bud Stewart, L (19, PH) OBP: 0.366, SLG: 0.459	K				K		FC5-4 BB 1B		4-3			4-3		K					1B	7	0	1	0	1	3	4				
Eddie Robinson, L (1, 3) OBP: 0.359, SLG: 0.524 Joe Demaestri, R (13, PR) OBP: 0.231, SLG: 0.200 Al Zarilla, L (14, 9) OBP: 0.357, SLG: 0.421		K	K		K				F8				E4 SH1-4		4-3		F2		1B	5	0	0	0	1	3	3				
Don Lenhardt, R (1, 7) OBP: 0.300, SLG: 0.408		F7		F4	F9				F7				E5		1-3		FC5-4		1B	8	0	0	1	0	0	7				
Bert Haas, R (1, 9) OBP: 0.300, SLG: 0.444														F4						7	0	2	0	1	0	0				
Gus Niarhos, R (1, 2) OBP: 0.417, SLG: 0.256														1-3 BB						6	0	0	0	2	0	3				
Chico Carrasquel, R (1, 6) OBP: 0.331, SLG: 0.367														1-3						7	0	0	0	1	3	3				
Billy Pierce, L (1, 1) OBP: 0.298, SLG: 0.175 Luis Aloma, R (8, 1) OBP: 0.182, SLG: 0.100 Minnie Minoso, R (13, PH) OBP: 0.443, SLG: 0.535 Harry Dorish, R (14, 1) OBP: 0.294, SLG: 0.412 Floyd Baker, L (19, PH) OBP: 0.411, SLG: 0.351																				1	1	0	0	2	0	0				
Inning Stats	R: 0 E: 0 K: 1 S: 5	H: 0 LOB: 0 BB: 0 P: 5	R: 0 E: 0 K: 2 S: 8	H: 1 LOB: 2 BB: 1 P: 12	R: 0 E: 0 K: 1 S: 6	H: 1 LOB: 2 BB: 1 P: 10	R: 2 E: 0 K: 2 S: 9	H: 2 LOB: 1 BB: 1 P: 13	R: 0 E: 0 K: 0 S: 3	H: 0 LOB: 0 BB: 0 P: 3	R: 0 E: 0 K: 0 S: 3	H: 0 LOB: 0 BB: 0 P: 3	R: 0 E: 1 K: 0 S: 3	H: 0 LOB: 1 BB: 0 P: 3	R: 0 E: 0 K: 1 S: 6	H: 1 LOB: 1 BB: 0 P: 6	R: 0 E: 1 K: 0 S: 4	H: 0 LOB: 3 BB: 2 P: 12	R: 0 E: 0 K: 1 S: 5	H: 1 LOB: 1 BB: 0 P: 4	R: 0 E: 0 K: 1 S: 5	H: 0 LOB: 1 BB: 0 P: 7	R: 0 E: 0 K: 0 S: 5	H: 0 LOB: 0 BB: 0 P: 5	R: 3 E: 0 K: 0 S: 6	H: 5 LOB: 3 BB: 0 P: 6	1B: 12 2B: 0 3B: 1 HR: 0	SF: 0 SAC: 1 DP: 0 HBP: 0	WP: 1 PB: 0 SB: 1 CS: 0	PA: 77
PITCHER	IP	WLS	BF	H	R	ER	SO	BB	IBB	HBP	BLK	WP	HR	S	P	ERA	WHIP													
Mickey McDermott, L (1, 1) ERA: 2.84	17.0		68	8	2	2	9	9	0	0	0	1	0	77	113	1.06	1.000													
Harry Taylor, R (18, 1) ERA: 5.70	1.0	L	7	4	3	3	1	0	0	0	1	0	0	9	9	27.00	4.000													
Ray Scarborough, R (19, 1) ERA: 5.08	0.1		2	1	0	0	0	0	0	0	0	0	0	2	2	0.00	3.000													

Boston Red Sox @ Chicago White Sox
Comiskey Park, Chicago, IL
Fri Jul 13 1951, 4:33 AM EDT
Att: 25,211 - Unknown

AB	67
R	5
H	13
RBI	4
BB	9
SO	10
LOB	26



Batter	1	2	3	4	5	6	7	8	9	AB R H RBI BB SO LOB	TOP																													
Dom DiMaggio, R (1, 8) OBP: 0.375, SLG: 0.453	0-3 K		0-0 FC3-5 6 G3-6-3 1-2 2-3f		0-0 FC4-6 6 BB 1-2f			0-0 F3	0-0 4-3	5 0 0 0 0 1 4																														
6 Johnny Pesky, L (1, 6) OBP: 0.415, SLG: 0.377	4-0 G6-3 BB		0-0 G3-6-3 1-2f		4-0 BB 1-2 BB			0-0 4-3 1B		2 0 1 0 2 0 2																														
Ted Williams, L (1, 7) OBP: 0.493, SLG: 0.609	0-0 G6-3 1-2f			0-0 HR	0-0 F9			0-0 4-3 1-2		4 1 1 1 0 0 4																														
Vern Stephens, R (1, 5) OBP: 0.387, SLG: 0.548		4-0 BB S BB		0-0 F2		0-0 F8		0-0 F7		3 0 0 0 1 0 1																														
Bobby Doerr, R (1, 4) OBP: 0.378, SLG: 0.444		0-0 4-3 1-2		0-0 L6		0-0 5-3		0-0 2B 1B 1B		4 1 1 0 0 0 1																														
Billy Goodman, L (1, 3) OBP: 0.383, SLG: 0.366		0-0 1-3		0-0 1B		0-0 4-3		0-0 1-3 1B 2B		4 1 2 0 0 0 1																														
Clyde Vollmer, R (1, 9) OBP: 0.370, SLG: 0.563		0-0 F4		0-0 F8		4-0 BB G5-4-3 BB		0-0 2-H 3-H FC1-6 1B		3 0 1 2 1 0 2																														
Les Moss, R (1, 2) OBP: 0.284, SLG: 0.288			0-0 FC3-5 1B 1B		0-0 F9		0-0 G5-4-3 1-2f	0-0 1-2f FC1-6 SH2-4		4 0 1 0 0 0 2																														
Chuck Stobbs, L (1, 1) OBP: 0.316, SLG: 0.294			0-0 FC3-5 1B		4-0 BB FC4-6 BB		0-3 K	0-0 1-2 SH2-4		2 0 1 0 1 1 0																														
Inning Stats	R: 0 E: 0 K: 1 S: 4	H: 0 LOB: 0 BB: 1 P: 8	R: 0 E: 0 K: 0 S: 3	H: 0 LOB: 1 BB: 1 P: 7	R: 0 E: 0 K: 0 S: 4	H: 2 LOB: 1 BB: 0 P: 4	R: 1 E: 0 K: 0 S: 5	H: 2 LOB: 1 BB: 0 P: 5	R: 0 E: 0 K: 0 S: 3	H: 0 LOB: 2 BB: 2 P: 11	R: 0 E: 0 K: 1 S: 4	H: 0 LOB: 0 BB: 1 P: 8	R: 0 E: 0 K: 0 S: 4	H: 1 LOB: 1 BB: 0 P: 4	R: 2 E: 0 K: 0 S: 6	H: 3 LOB: 1 BB: 0 P: 6	1B: 6 2B: 1 3B: 0 HR: 1	SF: 0 SAC: 1 DP: 3 HBP: 0	WP: 0 PB: 0 SB: 1 CS: 0	PA: 37																				
PITCHER Ken Holcombe, R (1, 1) ERA: 3.43	IP 9.0	WLS L	BF 37	H 8	R 3	ER 3	SO 2	BB 5	IBB 0	HBP 0	BLK 0	WP 0	HR 1	S 36	P 56	ERA 3.00	WHIP 1.444																							
																					PITCHER	IP	WLS	BF	H	R	ER	SO	BB	IBB	HBP	BLK	WP	HR	S	P	ERA	WHIP		

Boston Red Sox @ Chicago White Sox
Comiskey Park, Chicago, IL
Sat Jul 14 1951, 4:33 AM EDT
Att: 27,092 - Unknown

livebaseballscorecards.com

AB	31
R	3
H	8
RBI	3
BB	5
SO	2
LOB	17



Batter	1	2	3	4	5	6	7	8	9	AB R H RBI BB SO LOB
Bob Dillinger, R (1, 5) Floyd Baker, L (8, 5) OBP: 0.335, SLG: 0.368 OBP: 0.406, SLG: 0.346	0-0 6-3		0-0 5-3		0-0 L5		0-0 4-3		0-0 F5	4 0 0 0 0 0 2 1 0 0 0 0 0 3
Nellie Fox, L (1, 4) OBP: 0.405, SLG: 0.455	0-0 2B		1-0 2B HBP		4-0 G4-6-3 BB			0-0 6-3		2 1 1 0 1 0 0
Minnie Minoso, R (1, 9) OBP: 0.441, SLG: 0.534 (9, 7)	0-0 F9		0-0 2B		0-0 G4-6-3			0-3 K		4 0 1 2 0 1 2
Bert Haas, R (1, 3) OBP: 0.214, SLG: 0.308	0-0 F7		0-0 F7					0-0 F8		4 0 0 0 0 0 2
Don Lenhardt, R (1, 7) Al Zarilla, L (9, 9) OBP: 0.296, SLG: 0.402 OBP: 0.356, SLG: 0.419		0-0 F8		0-0 F6				0-0 6-3		3 0 0 0 0 0 0 1 0 0 0 0 0 0
Jim Busby, R (1, 8) OBP: 0.373, SLG: 0.394		0-0 F8		4-0 1B BB			0-3 K		0-0 1B	3 0 1 0 1 1 0
Phil Masi, R (1, 2) Gus Niarhos, R (4, 2) OBP: 0.436, SLG: 0.507 OBP: 0.416, SLG: 0.258		0-0 F7		0-0 F5				0-0 F8	0-0 1B	1 0 0 0 0 0 0 3 0 1 0 0 0 1
Chico Carrasquel, R (1, 6) OBP: 0.336, SLG: 0.370			0-0 SH3-4 WP 2B 1B		0-0 S 1B			4-0 SH1-4 BB	0-0 F7	3 1 2 0 1 0 2
Ken Holcombe, R (1, 1) Eddie Robinson, L (9, PH) OBP: 0.348, SLG: 0.364 OBP: 0.395, SLG: 0.524			0-0 SH3-4		0-3 K			0-0 SH1-4	4-0 BB	1 0 0 0 0 0 1 2 0 0 0 0 1 0 0


Inning Stats	R: 0 E: 0 K: 0 S: 4	H: 1 LOB: 1 BB: 0 P: 4	R: 0 E: 0 K: 0 S: 3	H: 0 LOB: 0 BB: 0 P: 3	R: 2 E: 0 K: 0 S: 5	H: 2 LOB: 1 BB: 0 P: 6	R: 0 E: 0 K: 1 S: 6	H: 1 LOB: 2 BB: 1 P: 10	R: 0 E: 0 K: 0 S: 2	H: 0 LOB: 0 BB: 0 P: 6	R: 0 E: 0 K: 1 S: 5	H: 0 LOB: 0 BB: 0 P: 5	R: 0 E: 0 K: 0 S: 3	H: 0 LOB: 1 BB: 1 P: 7	R: 0 E: 0 K: 1 S: 5	H: 0 LOB: 0 BB: 0 P: 5	R: 0 E: 0 K: 0 S: 5	H: 2 LOB: 3 BB: 1 P: 9	1B: 4 2B: 2 3B: 0 HR: 0	SF: 0 SAC: 2 DP: 1 HBP: 1
--------------	------------------------------	---------------------------------	------------------------------	---------------------------------	------------------------------	---------------------------------	------------------------------	----------------------------------	------------------------------	---------------------------------	------------------------------	---------------------------------	------------------------------	---------------------------------	------------------------------	---------------------------------	------------------------------	---------------------------------	----------------------------------	------------------------------------

PITCHER	IP	WLS	BF	H	R	ER	SO	BB	IBB	HBP	BLK	WP	HR	S	P	ERA	WHIP	PITCHER	IP	WLS	BF	H	R	ER	SO	BB	IBB	HBP	BLK	WP	HR	S	P	ERA	WHIP	
Chuck Stobbs, L (1, 1) ERA: 3.75	9.0	W	37	6	2	2	3	4	0	1	0	1	0	38	55	2.00	1.111																			

BOTTOM

Boston Red Sox @ Chicago White Sox
Comiskey Park, Chicago, IL
Sat Jul 14 1951, 4:33 AM EDT
Att. 27,092 - Unknown

AB	30
R	2
H	6
RBI	2
BB	4
SO	3
LOB	14



Batter	1	2	3	4	5	6	7	8	9	AB R H RBI BB SO LOB	TOP												
Pete Suder, R (1, 6) OBP: 0.308, SLG: 0.300	0-0 5-3		0-0 F6			0-0 F8		0-0 F8	0-0 6-3	5 0 0 0 0 0 0													
Elmer Valo, L (1, 9) OBP: 0.409, SLG: 0.472	0-0 F8			0-0 2B		4-0 BB		0-0 1B 1B		3 0 2 0 1 0 0													
Dave Philley, S (1, 8) OBP: 0.331, SLG: 0.351	4-0 BB			0-0 F3		0-0 4-3		0-0 1B		3 0 1 0 1 0 2													
Gus Zernial, R (1, 7) OBP: 0.375, SLG: 0.616	0-3 K			0-0 F7		0-0 F6		0-3 K		0 0 0 0 0 0 0													
Ferris Fain, L (1, 3) OBP: 0.457, SLG: 0.464		0-0 F7		0-0 F6			4-0 FC6-4 BB		0-0 SH3-4 HR 1B	2 0 0 0 1 0 1													
Lou Limmer, L (7, 3) OBP: 0.269, SLG: 0.338										1 1 1 0 0 0 0													
Hank Majeski, R (1, 5) OBP: 0.340, SLG: 0.360		0-0 F4			0-0 1-3		0-0 FC6-4 1B		0-0 SH3-4	3 0 0 0 0 0 1													
Lou Klein, R (1, 4) OBP: 0.252, SLG: 0.381		0-0 F8			0-0 F7		0-0 FC6-4 1B		0-0 F7	4 0 1 0 0 0 1													
Joe Tipton, R (1, 2) OBP: 0.306, SLG: 0.248			0-0 F2		0-0 F6		0-0 FC6-4		4-0 HR IBB	3 1 0 0 1 0 2													
Bob Hooper, R (1, 1) OBP: 0.294, SLG: 0.455			0-3 K			0-0 F7		0-0 F4	0-0 HR	4 1 1 3 0 1 0													
Inning Stats	R: 0 E: 0 K: 1 S: 5	H: 0 LOB: 1 BB: 1 P: 9	R: 0 E: 0 K: 0 S: 3	H: 0 LOB: 0 BB: 0 P: 3	R: 0 E: 0 K: 1 S: 5	H: 0 LOB: 0 BB: 0 P: 5	R: 0 E: 0 K: 0 S: 4	H: 1 LOB: 1 BB: 0 P: 4	R: 0 E: 0 K: 0 S: 3	H: 0 LOB: 0 BB: 0 P: 3	R: 0 E: 0 K: 0 S: 3	H: 0 LOB: 1 BB: 1 P: 7	R: 0 E: 0 K: 0 S: 4	H: 1 LOB: 2 BB: 1 P: 8	R: 0 E: 0 K: 1 S: 7	H: 2 LOB: 2 BB: 0 P: 7	R: 3 E: 0 K: 0 S: 5	H: 2 LOB: 0 BB: 1 P: 9	1B: 4 2B: 1 3B: 0 HR: 1	SF: 0 SAC: 1 DP: 0 HBP: 0	WP: 0 PB: 0 SB: 1 CS: 0	PA: 37	
PITCHER Randy Gumpert, R (1, 1) ERA: 3.32	IP 9.0	WLS L	BF 37	H 6	R 3	ER 3	SO 3	BB 3	IBB 1	HBP 0	BLK 0	WP 0	HR 1	S 39	P 55	ERA 3.00	WHIP 1.000						PITCHER IP WLS BF H R ER SO BB IBB HBP BLK WP HR S P ERA WHIP

Philadelphia Athletics @ Chicago White Sox
Comiskey Park, Chicago, IL
Sun Jul 15 1951, 4:33 AM EDT
Unknown

livebaseballscorecards.com

AB 28
R 3
H 6
RBI 3
BB 4
SO 1
LOB 7



Batter	1	2	3	4	5	6	7	8	9	AB R H RBI BB SO LOB
Bob Dillinger, R OBP: 0.336, SLG: 0.368 (1, 5)	0-0 FC3-6 1B	0-0 F3			0-0 FC5-6 FC6-4 1B 1-2f		0-0 FC1-6 1B 1-2f		0-0 E 1B 1-3	5 0 2 0 0 0 3
Nellie Fox, L OBP: 0.405, SLG: 0.454 (1, 4)	0-0 FC3-6 BB 1B 1-2f		0-0 F3		0-0 FC6-4 1B 1-2		0-0 1B 1-3		0-0 E6 1-2	5 0 2 0 0 0 2
Minnie Minoso, R OBP: 0.438, SLG: 0.528 (1, 8)	0-0 BB 1B 1-2		0-0 F9		0-0 FC6-4 1-2f 2-3		0-0 F8		0-0 F2 3-H	5 0 1 0 0 0 5
Eddie Robinson, L OBP: 0.393, SLG: 0.521 (1, 3)	0-0 F8		0-0 1B		0-0 F9			0-0 F9		4 0 1 0 0 0 4
Bud Stewart, L OBP: 0.370, SLG: 0.450 (1, 7)	4-0 BB 1-2 2-3 BB		0-0 F7			4-0 BB 6-3 BB		0-0 G3		2 0 0 0 2 0 1
Al Zarilla, L OBP: 0.351, SLG: 0.412 (1, 9)	0-3 K			0-0 F9		0-0 6-3 1-2		0-0 F8		4 0 0 0 0 1 4
Chico Carrasquel, R OBP: 0.332, SLG: 0.365 (1, 6)		0-0 5-3		0-0 F7		0-0 F7		0-0 F8		4 0 0 0 0 0 1
Joe Erault, R OBP: 0.313, SLG: 0.286 (1, 2)			0-0 F5		0-0 L1		0-0 4-3		0-0 1B E 1B	3 0 0 0 0 0 1 1 1 1 0 0 0 0
Floyd Baker, L OBP: 0.412, SLG: 0.354 (9, PH)										
Randy Gumpert, R OBP: 0.345, SLG: 0.321 (1, 1)		0-0 1B			0-0 FC5-6 1B		0-0 FC1-6 1B		0-0 L6	3 0 3 0 0 0 0 1 0 0 0 0 0 1
Bert Haas, R OBP: 0.200, SLG: 0.286 (9, PH)										


Inning Stats	R: 0 E: 0 K: 1 S: 7	H: 2 LOB: 3 BB: 1 P: 11	R: 0 E: 0 K: 0 S: 4	H: 1 LOB: 1 BB: 0 P: 4	R: 0 E: 0 K: 0 S: 4	H: 0 LOB: 0 BB: 0 P: 3	R: 0 E: 0 K: 0 S: 5	H: 2 LOB: 2 BB: 0 P: 5	R: 0 E: 0 K: 0 S: 3	H: 0 LOB: 1 BB: 1 P: 7	R: 0 E: 0 K: 0 S: 4	H: 2 LOB: 1 BB: 0 P: 4	R: 0 E: 0 K: 0 S: 3	H: 0 LOB: 0 BB: 0 P: 3	R: 1 E: 1 K: 0 S: 6	H: 2 LOB: 2 BB: 0 P: 6	1B: 10 2B: 0 3B: 0 HR: 0	SF: 0 SAC: 0 DP: 0 HBP: 0	WP: 0 PB: 0 SB: 0 CS: 0	PA: 39
---------------------	------------------------------	----------------------------------	------------------------------	---------------------------------	------------------------------	---------------------------------	------------------------------	---------------------------------	------------------------------	---------------------------------	------------------------------	---------------------------------	------------------------------	---------------------------------	------------------------------	---------------------------------	-----------------------------------	------------------------------------	----------------------------------	--------

PITCHER Bob Hooper, R ERA: 4.31 (1, 1)	IP 9.0	WLS W	BF 39	H 10	R 1	ER 0	SO 1	BB 2	IBB 0	HBP 0	BLK 0	WP 0	HR 0	S 39	P 47	ERA 0.00	WHIP 1.333	PITCHER	IP 9.0	WLS W	BF 39	H 10	R 1	ER 0	SO 1	BB 2	IBB 0	HBP 0	BLK 0	WP 0	HR 0	S 39	P 47	ERA 0.00	WHIP 1.333
---	-----------	----------	----------	---------	--------	---------	---------	---------	----------	----------	----------	---------	---------	---------	---------	-------------	---------------	----------------	-----------	----------	----------	---------	--------	---------	---------	---------	----------	----------	----------	---------	---------	---------	---------	-------------	---------------

BOTTOM

Philadelphia Athletics @ Chicago White Sox
Comiskey Park, Chicago, IL
Sun Jul 15 1951, 4:33 AM EDT
Unknown

AB	37
R	1
H	10
RBI	0
BB	2
SO	1
LOB	22



livebaseballscorecards.com

Batter	1	2	3	4	5	6	7	8	9	AB R H RBI BB SO LOB	TOP																
Pete Suder, R (1, 6) OBP: 0.303, SLG: 0.295	0-0 1-3		0-0 1B	0-0 FC6-4			0-0 3-1		0-0 5-3	5 1 1 0 0 0 3																	
Elmer Valo, L (1, 8) OBP: 0.400, SLG: 0.458	0-0 4-3		0-0 1B		0-0 F8		0-0 F6		0-0 4-3	5 0 1 1 0 0 1																	
Allie Clark, R (1, 9) OBP: 0.327, SLG: 0.460	0-0 F2		0-0 1B		0-0 2B		0-0 HR			4 1 3 3 0 0 0																	
Gus Zernial, R (1, 7) OBP: 0.372, SLG: 0.606		0-0 F7	0-0 F2		0-0 L5		0-0 1B			0 0 0 0 0 0 0																	
Lou Limmer, L (1, 3) OBP: 0.244, SLG: 0.303		0-0 F9	0-0 F7		0-0 3-1		0-3 K			4 0 0 0 0 1 4																	
Hank Majeski, R (1, 5) OBP: 0.342, SLG: 0.366	0-3 K			0-0 1B		0-0 F8		0-0 F6		4 0 1 0 0 1 0																	
Lou Klein, R (1, 4) OBP: 0.279, SLG: 0.423			0-0 HR	0-0 FC6-4		0-0 6-3		0-0 F2		4 1 2 1 0 0 0																	
Joe Tipton, R (1, 2) OBP: 0.304, SLG: 0.248			0-0 1B	0-0 F2		0-3 K		0-0 F7		4 1 1 0 0 1 2																	
Bobby Shantz, R (1, 1) OBP: 0.359, SLG: 0.314			0-0 SH3-4	0-3 K			0-0 HR		0-0 F8	1 0 0 0 0 1 2																	
Johnny Kucab, R (4, 1)										0 0 0 0 0 0 0																	
Wally Moses, L (7, PH) OBP: 0.279, SLG: 0.231										1 1 1 0 0 0 0																	
Joe Coleman, R (7, 1)										0 0 0 0 0 0 0																	
Dave Philley, S (9, PH) OBP: 0.330, SLG: 0.350										1 0 0 0 0 0 0																	
Inning Stats	R: 0 E: 0 K: 0 S: 3	H: 0 LOB: 0 BB: 0 P: 3	R: 0 E: 0 K: 1 S: 5	H: 0 LOB: 0 BB: 0 P: 5	R: 3 E: 0 K: 0 S: 8	H: 5 LOB: 2 BB: 0 P: 8	R: 0 E: 0 K: 1 S: 7	H: 2 LOB: 2 BB: 0 P: 7	R: 0 E: 0 K: 0 S: 4	H: 1 LOB: 1 BB: 0 P: 4	R: 0 E: 0 K: 1 S: 5	H: 0 LOB: 0 BB: 0 P: 5	R: 2 E: 0 K: 1 S: 8	H: 3 LOB: 1 BB: 0 P: 8	R: 0 E: 0 K: 0 S: 3	H: 0 LOB: 0 BB: 0 P: 3	R: 0 E: 0 K: 0 S: 3	H: 0 LOB: 0 BB: 0 P: 3	1B: 7 2B: 2 3B: 0 HR: 2	SF: 0 SAC: 1 DP: 0 HBP: 0	WP: 0 PB: 0 SB: 0 CS: 0	PA: 38					
PITCHER	IP	WLS	BF	H	R	ER	SO	BB	IBB	HBP	BLK	WP	HR	S	P	ERA	WHIP										
Joe Dobson, R (1, 1) ERA: 3.93	3.0		16	7	3	3	1	0	0	0	0	0	1	18	18	9.00	2.333										
Luis Aloma, R (4, 1) ERA: 1.15	4.0	W	16	4	2	2	3	0	0	0	0	0	1	22	22	4.50	1.000										
Harry Dorish, R (8, 1) ERA: 2.26	2.0	S	6	0	0	0	0	0	0	0	0	0	0	6	6	0.00	0.000										

Philadelphia Athletics @ Chicago White Sox
Comiskey Park, Chicago, IL
Mon Jul 16 1951, 4:33 AM EDT
Att. 5,176 - Unknown

livebaseballscorecards.com

AB	33
R	5
H	10
RBI	5
BB	0
SO	4
LOB	12



Batter	1	2	3	4	5	6	7	8	9
Nellie Fox, L OBP: 0.399, SLG: 0.446 (1, 4)	0-0 4-3		0-0 FC6-4 1B	0-0 4-3		0-0 F7	0-0 4-3		
Jim Busby, R OBP: 0.370, SLG: 0.390 (1, 8)	0-0 F6		0-0 FC6-4 5-3 1B	0-0 1B		0-0 1-3 2B 1B		0-0 F9	
Minnie Minoso, R OBP: 0.433, SLG: 0.531 (1, 5)	0-0 HR		0-0 5-3	0-0 F8		0-0 1-2 2B 1B		0-0 F9	
Eddie Robinson, L OBP: 0.393, SLG: 0.516 (1, 3)	0-0 F9		0-0 FC6-4 1B		0-0 HR 1B	0-0 1-3		0-3 K	
Don Lenhardt, R OBP: 0.305, SLG: 0.429 (1, 7)		0-0 G6-4-3 BB 1B	0-0 FC6-4		0-0 HR	0-0 WP 1B 2B			
Bert Haas, R OBP: 0.227, SLG: 0.211 (1, 9)		4-0 G6-4-3 BB		0-0 F3	0-0 6-3	4-0 1B BB			
Al Zarilla, L OBP: 0.351, SLG: 0.412 (7, 9)		1-2 BB		0-0 F3	0-0 6-3	2-3 BB			
Gus Niarhos, R OBP: 0.410, SLG: 0.267 (1, 2)		0-0 G6-4-3		0-0 1B 2B	0-0 5-3	1-3 CS 1B			
Chico Carrasquel, R OBP: 0.337, SLG: 0.368 (1, 6)		4-0 BB		0-0 4-3 1B 1B	0-0 FC5-4 1B	0-0 CS	0-0 5-3		
Joe Dobson, R OBP: 0.059, SLG: 0.088 (1, 1)		0-3 K		0-0 1B 4-3 1B	0-0 FC5-4		0-0 F8		
Luis Aloma, R OBP: 0.231, SLG: 0.167 (4, 1)				1-2 3-H					
Bud Stewart, L OBP: 0.367, SLG: 0.446 (7, PH)									
Harry Dorish, R OBP: 0.294, SLG: 0.412 (8, 1)									

Inning Stats	R: 1	H: 1	E: 0	LOB: 0	K: 0	P: 4	R: 0	H: 1	E: 0	LOB: 2	K: 1	P: 13	R: 1	H: 2	E: 0	LOB: 1	K: 0	P: 5	R: 2	H: 4	E: 0	LOB: 2	K: 0	P: 7	R: 2	H: 3	E: 0	LOB: 1	K: 0	P: 6	R: 3	H: 4	E: 0	LOB: 1	K: 0	P: 10	R: 0	H: 0	E: 0	LOB: 0	K: 1	P: 5	R: 0	H: 0	E: 0	LOB: 0	K: 1	P: 5
	1	1	0	0	0	4	0	1	0	2	1	13	1	2	0	1	0	5	7	2	4	0	2	0	7	2	3	0	1	0	6	3	4	0	10	0	0	0	0	5	0	0	0	5				

PITCHER	IP	WLS	BF	H	R	ER	SO	BB	IBB	HBP	BLK	WP	HR	S	P	ERA	WHIP
Bobby Shantz, L ERA: 5.03 (1, 1)	3.2	L	20	8	4	4	1	2	0	0	0	0	1	20	28	9.82	2.727
Johnny Kucab, R ERA: 5.55 (4, 1)	2.1		14	7	5	5	0	1	0	0	0	1	1	13	17	19.29	3.429
Joe Coleman, R ERA: 6.87 (7, 1)	2.0		6	0	0	0	1	0	0	0	0	0	0	8	8	0.00	0.000

BOTTOM

Philadelphia Athletics @ Chicago White Sox
Comiskey Park, Chicago, IL
Mon Jul 16 1951, 4:33 AM EDT
Att. 5,176 - Unknown


AB	R	H	RBI	BB	SO	LOB
5	0	1	0	0	0	2
5	2	2	1	0	0	1
5	2	2	1	0	0	3
5	1	2	1	0	1	2
4	2	3	4	0	0	1
2	0	0	0	2	0	0
0	0	0	0	0	0	0
4	1	2	1	0	0	2
3	1	2	0	1	0	0
1	0	0	0	0	1	2
2	0	1	1	0	0	1
1	0	0	0	0	0	0
0	0	0	0	0	0	0

AB	37
R	9
H	15
RBI	9
BB	3
SO	2
LOB	14

WP: 1 PA: 41
PB: 0
SB: 0
CS: 1



PITCHER	IP	WLS	BF	H	R	ER	SO	BB	IBB	HBP	BLK	WP	HR	S	P	ERA	WHIP
Bobby Shantz, L ERA: 5.03 (1, 1)	3.2	L	20	8	4	4	1	2	0	0	0	0	1	20	28	9.82	2.727
Johnny Kucab, R ERA: 5.55 (4, 1)	2.1		14	7	5	5	0	1	0	0	0	1	1	13	17	19.29	3.429
Joe Coleman, R ERA: 6.87 (7, 1)	2.0		6	0	0	0	1	0	0	0	0	0	0	8	8	0.00	0.000

Batter	1	2	3	4	5	6	7	8	9	10	AB R H RBI BB SO LOB	TOP									
Jackie Jensen, R OBP: 0.373, SLG: 0.497 (1, 8) X	0-0 F7 ①		X 0-0 S 1B			B B B B 4-0 S BB		X 0-0 1B		X 0-0 1B ①	4 0 3 0 1 0 0	New York Yankees @ Chicago White Sox Comiskey Park, Chicago, IL Tue Jul 17 1951, 4:33 AM EDT Att. 45,580 - Unknown livebaseballscorecards.com									
Phil Rizzuto, R OBP: 0.362, SLG: 0.379 (1, 6) X	0-0 F9 ②		X 0-0 F6 ③			X 0-0 F9 ②		X 0-0 F7 ②		X 0-0 L6 ②	5 0 0 0 0 0 3										
Gene Woodling, L OBP: 0.384, SLG: 0.426 (1, 7) X	0-0 1B			X 0-0 F8 ①		X 0-0 F4 ③		X 0-0 4-3 ③		X 0-0 F8 ③	5 0 1 0 0 0 2										
Yogi Berra, L OBP: 0.362, SLG: 0.516 (1, 2) X	0-0 F8 ③			X 0-0 6-3 ②			B B B B 4-0 FC5-4 BB		X 0-0 F9 ①		3 0 0 0 1 0 1										
Johnny Mize, L OBP: 0.385, SLG: 0.421 (1, 3)		X 0-0 G5-4-3 1B		X 0-0 F8 ③			X 0-0 F9 ①		B B B B 4-0 2B 4-3 BB		3 0 1 0 0 0 1										
Joe Collins, L OBP: 0.383, SLG: 0.540 (7, 3)											0 1 0 0 1 0 0										
Gil McDougald, R OBP: 0.391, SLG: 0.503 (1, 5)		S S S 0-3 K ①			X 0-0 F8 ①		X 0-0 FC5-4 ②		X 0-0 4-3 2B		3 1 0 0 0 1 2										
Bobby Brown, L OBP: 0.377, SLG: 0.430 (9, PH) (9, 5)											1 0 1 0 0 0 0										
Hank Bauer, R OBP: 0.353, SLG: 0.457 (1, 9)		X 0-0 G5-4-3 ② ③			X 0-0 1-3 ②		X 0-0 1-2 HR		B B B B 4-0 4-3 BB		3 1 1 2 1 0 1										
Jerry Coleman, R OBP: 0.314, SLG: 0.323 (1, 4)			X 0-0 F7 ①		X 0-0 F3 ③		X 0-0 F9 ③		X 0-0 4-3 ②		3 0 0 0 0 0 0										
Johnny Hopp, L OBP: 0.327, SLG: 0.362 (9, PH)											1 0 0 1 0 0 2										
Billy Martin, R OBP: 0.286, SLG: 0.250 (9, 4)											0 0 0 0 0 0 0										
Allie Reynolds, R OBP: 0.224, SLG: 0.182 (1, 1)			X 0-0 4-3 ②			S S S 0-3 K ①		S S S 0-3 K ①		X 0-0 3-1 ③	3 0 0 0 0 2 0										
Cliff Mapes, L OBP: 0.244, SLG: 0.375 (9, PH)											1 0 0 0 0 0 2										
Stubby Overmire, R OBP: 0.263, SLG: 0.133 (9, 1)											0 0 0 0 0 0 0										
Inning Stats	R: 0 H: 1 E: 0 K: 0 S: 4	H: 1 LOB: 1 BB: 0 P: 4	R: 0 H: 1 E: 0 K: 1 S: 5	H: 1 LOB: 0 BB: 0 P: 5	R: 0 H: 1 E: 0 K: 0 S: 4	H: 1 LOB: 1 BB: 0 P: 4	R: 0 H: 0 E: 0 K: 0 S: 3	H: 0 LOB: 0 BB: 0 P: 3	R: 0 H: 0 E: 0 K: 1 S: 5	H: 0 LOB: 1 BB: 1 P: 9	R: 2 H: 1 E: 0 K: 0 S: 4	H: 1 LOB: 0 BB: 1 P: 8	R: 0 H: 1 E: 0 K: 1 S: 6	H: 1 LOB: 1 BB: 0 P: 6	R: 1 H: 1 E: 0 K: 0 S: 4	H: 1 LOB: 2 BB: 2 P: 12	R: 0 H: 1 E: 0 K: 0 S: 3	H: 1 LOB: 0 BB: 0 P: 3	1B: 5 2B: 1 3B: 0 HR: 1	SF: 0 SAC: 0 DP: 1 HBP: 0	WP: 0 PA: 39
PITCHER Saul Rogovin, R ERA: 2.91 (1, 1)	IP 10.0 WLS 7 BF 39 H 7 R 3 ER 3 SO 3 BB 4 IBB 0 HBP 0 BLK 0 WP 0 HR 1 S 41 P 57 ERA 2.70 WHIP 1.100											PITCHER	IP WLS BF H R ER SO BB IBB HBP BLK WP HR S P ERA WHIP								

BOTTOM

New York Yankees @ Chicago White Sox
 Comiskey Park, Chicago, IL
 Tue Jul 17 1951, 4:33 AM EDT
 Att: 45,580 - Unknown

livebaseballscorecards.com

AB	34
R	4
H	10
RBI	4
BB	5
SO	0
LOB	11



AB	R	H	RBI	BB	SO	LOB
5	1	1	0	0	0	0

AB	R	H	RBI	BB	SO	LOB
5	2	2	1	0	0	0

AB	R	H	RBI	BB	SO	LOB
3	0	2	1	2	0	0

AB	R	H	RBI	BB	SO	LOB
5	0	2	2	0	0	2

AB	R	H	RBI	BB	SO	LOB
3	0	1	0	1	0	1
0	0	0	0	0	0	0

AB	R	H	RBI	BB	SO	LOB
4	0	2	0	0	0	3

AB	R	H	RBI	BB	SO	LOB
3	0	0	0	0	0	2

AB	R	H	RBI	BB	SO	LOB
2	0	0	0	0	0	0
0	0	0	0	1	0	0
0	0	0	0	1	0	0

AB	R	H	RBI	BB	SO	LOB
4	1	0	0	0	0	3

1B	2B	3B	HR	SF	SAC	DP	HBP
9	1	0	0	0	1	2	0

WP	PA
0	40

1B	2B	3B	HR	SF	SAC	DP	HBP
9	1	0	0	0	1	2	0

WP	PA
0	40

Batter	1	2	3	4	5	6	7	8	9	10
Nellie Fox, L OBP: 0.396, SLG: 0.442 (1, 4)	L6		F6			3-1		1B 1-2 1B		4-3
Bud Stewart, L OBP: 0.368, SLG: 0.453 (1, 9) (9, 7)	F8			F9		4-3		1B 1-3 2-H 1B		1B 2B
Minnie Minoso, R OBP: 0.438, SLG: 0.532 (1, 5) B B B B	1B BB			E 1B 1B		5-3		1-3 3-H 1B		1B BB
Eddie Robinson, L OBP: 0.393, SLG: 0.514 (1, 3)	1-3 1B			F6			3-1	4-3		1-2 2-H 1B
Don Lenhardt, R OBP: 0.308, SLG: 0.428 (1, 7)		4-0 B B B B		E6			F8	5-3		
Phil Masi, R OBP: 0.436, SLG: 0.507 (9, 2)				1-3 1B						
Jim Busby, R OBP: 0.372, SLG: 0.391 (1, 8)			F9	F3			1B		SH3-4 1B	
Chico Carrasquel, R OBP: 0.394, SLG: 0.364 (1, 6)			G5-4-3 1-2f			6-3	6-3		1-2 SH3-4	
Joe Eruzione, R OBP: 0.278, SLG: 0.250 (1, 2)								4-0 B B B B	4-0 B B B B	
Floyd Baker, L OBP: 0.418, SLG: 0.354 (8, PH)										
Al Zarilla, L OBP: 0.353, SLG: 0.412 (9, 9)								FC6-4 BB	G5-4-3 BB	
Saul Rogovin, R OBP: 0.271, SLG: 0.362 (1, 1)								1-2f 1B	1-2f G5-4-3	

Inning Stats	R: 0	H: 1	E: 0	K: 0	S: 3	P: 7	R: 0	H: 0	E: 0	K: 0	S: 2	P: 6	R: 0	H: 0	E: 0	K: 0	S: 3	P: 3	R: 0	H: 2	E: 1	K: 0	S: 5	P: 5	R: 0	H: 0	E: 0	K: 0	S: 3	P: 3	R: 0	H: 0	E: 0	K: 0	S: 3	P: 3	R: 0	H: 1	E: 0	K: 0	S: 4	P: 4	R: 3	H: 3	E: 0	K: 0	S: 6	P: 10	R: 0	H: 1	E: 0	K: 0	S: 3	P: 7	R: 1	H: 2	E: 0	K: 0	S: 3	P: 7	1B: 9	2B: 1	3B: 0	HR: 0	SF: 0	SAC: 1	DP: 2	HBP: 0	WP: 0	PA: 40
PITCHER	IP	WLS	BF	H	R	ER	SO	BB	IBB	HBP	BLK	WP	HR	S	P	ERA	WHIP																																																					
Allie Reynolds, R ERA: 3.31 (1, 1)	8.0		32	7	3	3	0	3	0	0	0	0	0	29	41	3.38	1.250																																																					
Stubby Overmire, L ERA: 4.48 (9, 1)	1.1	L	8	3	1	1	0	2	0	0	0	0	0	6	14	6.75	3.750																																																					

AB	38
R	5
H	13
RBI	5
BB	2
SO	1
LOB	16



Batter	1	2	3	4	5	6	7	8	9	AB R H RBI BB SO LOB
Gene Woodling, L OBP: 0.388, SLG: 0.427 (1, 7) (8, 8)	0-0 E6 G6-4-3		0-0 G3 1B		0-0 F6		0-0 1B		4-0 1B BB	4 0 2 0 1 0 0
Phil Rizzuto, R OBP: 0.357, SLG: 0.373 (1, 6)	0-0 G6-4-3 1-2f		0-0 G3 1-2		0-0 L6		0-0 F7 3-H		0-0 F7	5 0 0 1 0 0 4
Hank Bauer, R OBP: 0.358, SLG: 0.468 (1, 9)	0-0 3B		0-0 4-3		4-0 BB		0-0 5-3		0-0 1B	4 0 2 0 1 0 2
Yogi Berra, L OBP: 0.363, SLG: 0.514 (1, 2)	0-0 F7			0-0 1B		0-0 F6		0-0 HR 1B	0-0 L4	5 1 2 0 0 0 4
Johnny Mize, L OBP: 0.382, SLG: 0.435 Joe Collins, L OBP: 0.383, SLG: 0.540 (1, 3) (8, 3)		0-0 3-4-1		0-0 3 1-2f		0-0 F5		0-0 HR		4 1 1 2 0 0 2 0 0 0 0 0 0 0
Gil McDougald, R OBP: 0.393, SLG: 0.516 (1, 5)		0-0 2B		0-0 2B		0-0 F4		0-0 F6		4 1 2 0 0 0 1
Jackie Jensen, R OBP: 0.376, SLG: 0.503 (1, 8) (8, 7)		0-0 F9		0-0 2B 2-H		0-0 1B CS		0-0 F4		4 0 2 1 0 0 1
Jerry Coleman, R OBP: 0.313, SLG: 0.321 (1, 4)		0-0 F4		0-0 5-3		0-0 1B CS		0-0 F4		4 1 1 0 0 0 2
Vic Raschi, R OBP: 0.250, SLG: 0.226 Allie Reynolds, R OBP: 0.224, SLG: 0.182 Bob Kuzava, S OBP: 0.233, SLG: 0.115 (1, 1) (7, PR) (7, 1)			0-0 F9		0-0 4-3		0-0 1B 1B 1-H 2-3		0-3 K	3 0 1 1 0 0 0 0 1 0 0 0 0 0 1 0 0 0 0 1 0

Inning Stats	R: 0 E: 1 K: 0 S: 4	H: 1 LOB: 1 BB: 0 P: 4	R: 0 E: 0 K: 0 S: 4	H: 1 LOB: 1 BB: 0 P: 4	R: 0 E: 0 K: 0 S: 4	H: 1 LOB: 1 BB: 0 P: 4	R: 1 E: 0 K: 0 S: 5	H: 3 LOB: 1 BB: 0 P: 5	R: 0 E: 0 K: 0 S: 3	H: 0 LOB: 0 BB: 0 P: 3	R: 0 E: 0 K: 0 S: 3	H: 0 LOB: 1 BB: 1 P: 7	R: 2 E: 0 K: 0 S: 6	H: 4 LOB: 1 BB: 0 P: 6	R: 2 E: 0 K: 0 S: 5	H: 2 LOB: 0 BB: 0 P: 5	R: 0 E: 0 K: 1 S: 6	H: 1 LOB: 2 BB: 1 P: 10	1B: 8 2B: 4 3B: 1 HR: 1	SF: 0 SAC: 0 DP: 2 HBP: 0	WP: 0 PB: 0 SB: 0 CS: 2	PA: 40
--------------	------------------------------	---------------------------------	------------------------------	---------------------------------	------------------------------	---------------------------------	------------------------------	---------------------------------	------------------------------	---------------------------------	------------------------------	---------------------------------	------------------------------	---------------------------------	------------------------------	---------------------------------	------------------------------	----------------------------------	----------------------------------	------------------------------------	----------------------------------	--------

PITCHER	IP	WLS	BF	H	R	ER	SO	BB	IBB	HBP	BLK	WP	HR	S	P	ERA	WHIP
Billy Pierce, L ERA: 3.64 (1, 1)	7.0	L	30	10	3	3	0	1	0	0	0	0	0	29	33	3.86	1.571
Mary Rotblatt, L ERA: 3.35 (8, 1)	0.0		2	2	2	2	0	0	0	0	0	0	1	2	2	∞	∞
Luis Aloma, R ERA: 1.1 (8, 1)	2.0		8	1	0	0	1	1	0	0	0	0	0	9	13	0.00	1.000

PITCHER	IP	WLS	BF	H	R	ER	SO	BB	IBB	HBP	BLK	WP	HR	S	P	ERA	WHIP
---------	----	-----	----	---	---	----	----	----	-----	-----	-----	----	----	---	---	-----	------

Batter	1	2	3	4	5	6	7	8	9	AB R H RBI BB SO LOB	TOP													
Gene Woodling, L (1, 8) OBP: 0.380, SLG: 0.416	0-0 F8		0-0 F7		0-0 4-3		0-0 G1-6-3		0-0 F9	5 0 0 1 0 0 3														
Phil Rizzuto, R (1, 6) OBP: 0.362, SLG: 0.377	0-0 1B		0-0 CS 1B		0-0 FC1-4 1B		0-0 CS 1B			4 0 3 0 0 0 1														
Hank Bauer, R (1, 9) OBP: 0.355, SLG: 0.464	0-0 F2		0-3 K		0-0 1B		0-0 CS	0-0 G3		2 0 0 0 0 1 2														
Joe Collins, L (5, PH) OBP: 0.385, SLG: 0.539										2 0 1 0 0 0 0														
Yogi Berra, L (1, 2) OBP: 0.365, SLG: 0.512	0-0 1B			0-0 4-3		0-0 F9		0-0 FC5-4 BB		3 0 1 0 1 0 2														
Johnny Mize, L (1, 3) OBP: 0.374, SLG: 0.424	0-0 G3			0-0 F8		0-0 F8		0-0 E3 FC5-4		4 0 0 0 0 0 3														
Gil McDougald, R (1, 5) OBP: 0.396, SLG: 0.515		0-3 K		0-0 FC6-4 1B		0-0 1B		0-0 FC5-4		4 0 2 0 0 1 2														
Jackie Jensen, R (1, 7) OBP: 0.378, SLG: 0.503		0-0 1B		0-0 FC6-4		0-3 K		0-0 4-3		2 0 1 0 0 0 1														
Johnny Hopp, L (6, PH) OBP: 0.321, SLG: 0.354										1 0 0 0 0 1 1														
Cliff Mapes, L (6, 7) OBP: 0.238, SLG: 0.366										1 0 0 0 0 0 2														
Jerry Coleman, R (1, 4) OBP: 0.317, SLG: 0.325		0-0 1B				0-0 E 4-3 1B		0-0 F2		3 1 2 0 0 0 1														
Bobby Brown, L (9, PH) OBP: 0.381, SLG: 0.430										0 0 0 0 1 0 0														
Billy Martin, R (9, PR) OBP: 0.286, SLG: 0.250		1-3 1B							0-0 CS BB	0 0 0 0 0 0 0														
Ed Lopat, L (1, 1) OBP: 0.273, SLG: 0.392	0-0 F9				0-0 E4 FC1-4		0-0 G1-6-3 1B		0-3 K	4 0 1 0 0 1 3														
Inning Stats	R: 0 E: 0 K: 0 S: 5	H: 2 LOB: 2 BB: 0 P: 5	R: 0 E: 0 K: 1 S: 6	H: 2 LOB: 1 BB: 0 P: 6	R: 0 E: 0 K: 1 S: 5	H: 1 LOB: 0 BB: 0 P: 5	R: 0 E: 0 K: 0 S: 4	H: 1 LOB: 1 BB: 0 P: 4	R: 1 E: 1 K: 0 S: 6	H: 2 LOB: 2 BB: 0 P: 6	R: 0 E: 0 K: 1 S: 6	H: 1 LOB: 1 BB: 0 P: 6	R: 0 E: 1 K: 0 S: 3	H: 2 LOB: 0 BB: 0 P: 3	R: 0 E: 0 K: 0 S: 4	H: 0 LOB: 2 BB: 1 P: 8	R: 0 E: 0 K: 1 S: 4	H: 0 LOB: 1 BB: 1 P: 8	R: 0 E: 0 K: 1 S: 4	H: 0 LOB: 1 BB: 1 P: 8	1B: 11 2B: 1 3B: 0 HR: 0	SF: 0 SAC: 0 DP: 2 HBP: 0	WP: 0 PB: 0 SB: 0 CS: 3	PA: 38
PITCHER	IP WLS BF H R ER SO BB IBB HBP BLK WP HR S P ERA WHIP																					PITCHER	IP WLS BF H R ER SO BB IBB HBP BLK WP HR S P ERA WHIP	
Howie Judson, R (1, 1) ERA: 3.91	8.0 W 35 11 1 0 3 2 0 0 0 0 0 0 39 47 0.00 1.625																							
Billy Pierce, L (9, 1) ERA: 3.61	1.0 S 2 0 0 0 1 0 0 0 0 0 0 0 4 4 0.00 0.000																							

New York Yankees @ Chicago White Sox
 Comiskey Park, Chicago, IL
 Thu Jul 19 1951, 4:33 AM EDT
 Att. 23,758 - Unknown

livebaseballscorecards.com

AB	35
R	1
H	11
RBI	1
BB	2
SO	4
LOB	21



Batter	1	2	3	4	5	6	7	8	9	AB	R	H	RBI	BB	SO	LOB
Bob Dillinger, R (1, 5) OBP: 0.327, SLG: 0.357 Al Zarilla, L (9, 9) OBP: 0.353, SLG: 0.412	0-0 6-3		0-0 F8		0-0 F8			0-0 FC3-6		4	0	0	1	0	0	3
Nellie Fox, L (1, 4) OBP: 0.392, SLG: 0.442	0-0 F1		0-0 F1		0-0 F4			0-0 F3		4	0	1	1	0	0	2
Minnie Minoso, R (1, 9) OBP: 0.434, SLG: 0.533 (9, 5)	0-0 F3		4-0 BB					0-0 F9		3	0	0	0	1	0	1
Eddie Robinson, L (1, 3) OBP: 0.386, SLG: 0.503		0-0 4-3	0-0 F9					0-0 F6		3	0	0	0	0	0	2
Don Lenhardt, R (1, 7) OBP: 0.317, SLG: 0.438		0-0 1-3			0-0 F6			0-0 F8		3	0	0	0	0	0	0
Jim Busby, R (1, 8) OBP: 0.370, SLG: 0.389		0-0 PO 1B			0-0 F7			0-0 6-3		3	0	1	0	0	0	0
Chico Carrasquel, R (1, 6) OBP: 0.333, SLG: 0.363		0-0 PO	0-0 SH3 BB F8 1B		0-0 F7			0-0 6-3		3	1	1	0	0	0	0
Joe Erautt, R (1, 2) OBP: 0.333, SLG: 0.250			4-0 SH3 2B BB					0-0 F8		2	1	0	0	1	0	0
Howie Judson, R (1, 1) OBP: 0.182, SLG: 0.143 Billy Pierce, L (9, 1) OBP: 0.286, SLG: 0.167			0-0 SH3					0-0 FC3-6 1B		2	0	2	0	0	0	0
			1-2 2-3							0	0	0	0	0	0	0

Inning Stats	R: 0	H: 0	E: 0	K: 0	S: 3	R: 0	H: 1	E: 0	K: 0	S: 3	R: 0	H: 2	E: 0	K: 0	S: 5	R: 0	H: 0	E: 0	K: 0	S: 3	R: 0	H: 1	E: 0	K: 0	S: 4	R: 0	H: 0	E: 0	K: 0	S: 3	R: 0	H: 0	E: 0	K: 0	S: 3	R: 0	H: 1	E: 0	K: 0	S: 4
	LOB: 0	BB: 0	P: 3	LOB: 0	BB: 0	LOB: 0	BB: 0	LOB: 0	BB: 0	P: 3	LOB: 0	BB: 0	LOB: 0	BB: 0	P: 3	LOB: 1	BB: 0	LOB: 0	BB: 0	P: 3	LOB: 0	BB: 0	LOB: 0	BB: 0	P: 3	LOB: 0	BB: 0	LOB: 1	BB: 0	LOB: 0	BB: 0	P: 4	LOB: 0	BB: 0	LOB: 1	BB: 0	P: 4			
PITCHER Ed Lopat, L (1, 1) ERA: 3.11	IP: 8.0	WLS: L	BF: 30	H: 5	R: 2	ER: 2	SO: 0	BB: 2	IBB: 0	HBP: 0	BLK: 0	WP: 0	HR: 0	S: 28	P: 36	ERA: 2.25	WHIP: 0.875																							


BOTTOM

New York Yankees @ Chicago White Sox
Comiskey Park, Chicago, IL

Thu Jul 19 1951, 4:33 AM EDT
Att. 23,758 - Unknown

livebaseballscorecards.com

AB	27
R	2
H	5
RBI	2
BB	2
SO	0
LOB	8



WP: 0	PA: 31
PB: 0	SB: 0
CS: 0	

Batter	1	2	3	4	5	6	7	8	9	10	AB R H RBI BB SO LOB	TOP
Eddie Yost, R (1, 5) OBP: 0.439, SLG: 0.422	0-0 F7		0-0 F7		0-0 2B		4-0 1B BB		0-0 2B 1B		4 1 2 0 1 0 0	Washington Senators @ Chicago White Sox Comiskey Park, Chicago, IL Fri Jul 20 1951, 4:33 AM EDT Att. 35,697 - Unknown
Gil Coan, L (1, 7) OBP: 0.394, SLG: 0.538	0-0 1B		0-0 1B		4-0 BB		0-0 1-2 2-3 1B		0-0 1+H 2B		4 0 4 1 1 0 0	
Irv Noren, L (1, 8) OBP: 0.370, SLG: 0.458	0-0 BB 1-3 1B		0-0 E3 1-2		0-3 K		0-0 F2		0-0 F9		5 0 1 0 0 1 6	
Mickey Vernon, L (1, 3) OBP: 0.334, SLG: 0.394	4-0 G5-4-3 1-2 BB		0-3 K		0-0 1-3			0-3 K		0-0 1B 6-3 1B	4 1 1 0 1 2 4	
Sam Mele, R (1, 9) OBP: 0.307, SLG: 0.364	0-0 G5-4-3 1-2			0-3 K		0-0 F4		0-0 2B		0-0 1-3 1B 6-3 1B	5 0 2 0 0 1 3	
Pete Runnels, L (1, 6) OBP: 0.275, SLG: 0.271		0-3 K		0-0 F8		0-0 CS 1B		0-0 6-3		0-3 K	5 0 1 0 0 2 3	
Cass Michaels, R (1, 4) OBP: 0.331, SLG: 0.348		0-0 F8		0-0 1B		0-3 K 1-2		0-0 F7		0-0 6-3 1-2 3+H 1B	5 0 1 1 0 1 3	
Mickey Grasso, R (1, 2) OBP: 0.292, SLG: 0.248 Sherry Robertson, L (9, PH) OBP: 0.234, SLG: 0.233 Mickey Harris, L (9, 1) OBP: 0.231, SLG: 0.250		0-0 6-3		0-0 4-3			4-0 1B SH2-4 BB		0-3 K	0-0 F7	2 0 0 0 1 0 1 1 0 0 0 0 1 0 1 0 0 0 0 0 1	
Sid Hudson, R (1, 1) OBP: 0.346, SLG: 0.261 Clyde Kluttz, R (9, PH) OBP: 0.360, SLG: 0.303			0-0 L4		0-0 6-3		0-0 SH2-4 1-2		0-0 4-3		2 0 0 0 0 0 0 1 0 0 0 0 0 0	
Inning Stats	R: 0 H: 2 E: 0 LOB: 2 K: 0 BB: 1 S: 4 P: 8	R: 0 H: 0 E: 0 LOB: 0 K: 1 BB: 0 S: 5 P: 5	R: 0 H: 1 E: 1 LOB: 2 K: 1 BB: 0 S: 7 P: 7	R: 0 H: 1 E: 0 LOB: 1 K: 1 BB: 0 S: 6 P: 6	R: 0 H: 1 E: 0 LOB: 2 K: 1 BB: 1 S: 6 P: 10	R: 0 H: 1 E: 0 LOB: 0 K: 1 BB: 0 S: 5 P: 5	R: 0 H: 1 E: 0 LOB: 2 K: 0 BB: 2 S: 3 P: 11	R: 0 H: 1 E: 0 LOB: 1 K: 1 BB: 0 S: 6 P: 6	R: 1 H: 2 E: 0 LOB: 1 K: 1 BB: 0 S: 7 P: 7	R: 1 H: 2 E: 0 LOB: 1 K: 1 BB: 0 S: 7 P: 7	1B: 9 SF: 0 2B: 3 SAC: 1 3B: 0 DP: 1 HR: 0 HBP: 0	
PITCHER Lou Kretlow, R (1, 1) ERA: 4.28	IP WLS BF H R ER SO BB IBB HBP BLK WP HR S P ERA WHIP	10.0 L 44 12 2 2 8 4 0 0 0 0 0 0 56 72 1.80 1.600										

livebaseballscorecards.com

AB	39
R	2
H	12
RBI	2
BB	4
SO	8
LOB	21



Batter	1	2	3	4	5	6	7	8	9	10	AB	R	H	RBI	BB	SO	LOB	BOTTOM									
Nellie Fox, L (1, 4) OBP: 0.390, SLG: 0.445	0-0 F7		0-0 4-3		0-0 1B 3B		0-0 F8			0-0 L5	5	1	1	0	0	0	0	Washington Senators @ Chicago White Sox Comiskey Park, Chicago, IL Fri Jul 20 1951, 4:33 AM EDT Att: 35,697 - Unknown									
Bud Stewart, L (1, 9) OBP: 0.355, SLG: 0.432 Bob Dillinger, R (10, PH) OBP: 0.326, SLG: 0.356	0-0 F9		0-0 1B 7-2 1B		0-0 G3		0-0 G3			0-3 K	4	0	1	0	0	0	1										
Minnie Minoso, R (1, 5) OBP: 0.439, SLG: 0.536	0-0 5-3		0-0 1B 1B		0-0 G3-6-3 1B			0-0 SH3-4 1B		4-0 FC5 S BB	4	0	3	1	1	0	0										
Eddie Robinson, L (1, 3) OBP: 0.387, SLG: 0.502 Randy Gumpert, R (10, PR) OBP: 0.345, SLG: 0.321		0-0 E2 E 1B	0-0 1B 1-2 2-3		0-0 G3-6-3 1-2f			0-0 SH3-4 1-2		4-0 BB 1-2	3	0	1	0	1	0	1										
Don Lenhardt, R (1, 7) OBP: 0.314, SLG: 0.429	0-0 F9		0-0 7-2 3-Hf			0-0 G1		4-0 G4-6-3 BB		0-0 FC5 2-3f	4	0	0	0	1	0	6										
Jim Busby, R (1, 8) OBP: 0.371, SLG: 0.390	0-0 E 1B 1-2		0-0 6-3 1-4-3 1B			0-3 K		0-0 G4-6-3 1-2f			4	0	2	0	0	1	2										
Chico Carrasquel, R (1, 6) OBP: 0.332, SLG: 0.360	0-0 E5 1-2 2-3		0-0 1-4-3 1-2			4-0 BB			0-0 F4		3	0	0	0	1	0	3										
Joe Erault, R (1, 2) OBP: 0.286, SLG: 0.208	0-0 F5		0-0 6-3 2-3			0-0 F6			0-3 K		4	0	0	0	0	1	5										
Lou Kretlow, R (1, 1) OBP: 0.095, SLG: 0.050	0-0 6-3		0-0 F9				0-0 4-3		0-3 K		4	0	0	0	0	1	4										
Inning Stats	R: 0 E: 0 K: 0 S: 3	H: 0 LOB: 0 BB: 0 P: 3	R: 0 E: 2 K: 0 S: 6	H: 1 LOB: 3 BB: 0 P: 6	R: 0 E: 0 K: 0 S: 5	H: 3 LOB: 2 BB: 0 P: 5	R: 0 E: 0 K: 0 S: 4	H: 1 LOB: 1 BB: 0 P: 4	R: 1 E: 0 K: 0 S: 4	H: 2 LOB: 0 BB: 0 P: 4	R: 0 E: 0 K: 1 S: 5	H: 0 LOB: 1 BB: 1 P: 9	R: 0 E: 0 K: 0 S: 3	H: 0 LOB: 0 BB: 0 P: 3	R: 0 E: 0 K: 2 S: 7	H: 1 LOB: 1 BB: 1 P: 7	R: 0 E: 0 K: 2 S: 7		H: 0 LOB: 0 BB: 0 P: 7	R: 0 E: 0 K: 1 S: 5	H: 0 LOB: 2 BB: 2 P: 13	1B: 7 2B: 1 3B: 1 HR: 0	SF: 0 SAC: 1 DP: 3 HBP: 0	WP: 0 PB: 0 SB: 1 CS: 0	PA: 41		
PITCHER	IP	WLS	BF	H	R	ER	SO	BB	IBB	HBP	BLK	WP	HR	S	P	ERA	WHIP										
Sid Hudson, R (1, 1) ERA: 5.37	8.0		33	8	1	1	1	2	0	0	0	0	0	33	41	1.12	1.250										
Mickey Harris, L (9, 1) ERA: 3.98	2.0	W	8	0	0	0	3	2	0	0	0	0	0	12	20	0.00	1.000										

livebaseballscorecards.com

AB	36
R	1
H	8
RBI	1
BB	4
SO	4
LOB	22



Washington Senators @ Chicago White Sox
 Comiskey Park, Chicago, IL
 Sat Jul 21 1951, 4:33 AM EDT
 Att. 6,338 - Unknown

AB	38
R	10
H	14
RBI	10
BB	2
SO	2
LOB	13



WP:	0	PA:	42
PB:	0		
SB:	0		
CS:	0		

AB R H RBI BB SO LOB

4	2	1	0	0	0	1
4	1	1	0	0	0	0
5	1	1	1	0	0	2
5	2	4	2	0	0	1
4	2	3	2	1	0	1
3	1	0	0	1	0	4
1	0	0	0	0	0	1
4	1	2	4	0	1	1
4	0	1	1	0	1	1
4	0	1	0	0	0	1

Batter	1	2	3	4	5	6	7	8	9
Eddie Yost, R (1, 5) OBP: 0.438, SLG: 0.419	0-0 6-3		1-0 1B HBP	0-0 2B	0-0 6-3			0-0 F7	
Gil Coan, L (1, 7) OBP: 0.392, SLG: 0.534	0-0 4-3		0-0 1B 2B	0-0 SH1-3		0-0 L8		0-0 4-3	
Irv Noren, L (1, 8) OBP: 0.368, SLG: 0.457	0-0 F7		0-0 F9	0-0 1B 2B		0-0 F7		0-0 3-1	
Mickey Vernon, L (1, 3) OBP: 0.342, SLG: 0.411		0-0 HR	0-0 2B HR	0-0 L9		0-0 E7		0-0 G5-4-3 1B	
Sam Mele, R (1, 9) OBP: 0.314, SLG: 0.371		0-0 E8 1B	0-0 HR	0-0 1B		4-0 BB		0-0 F9	
Pete Runnels, L (1, 6) OBP: 0.273, SLG: 0.255		0-0 F9	0-0 HR	0-0 IBB		0-0 F7		0-0 G5-4-3	
Sam Dente, R (9, PH) OBP: 0.325, SLG: 0.296									
Cass Michaels, R (1, 4) OBP: 0.333, SLG: 0.360		0-3 K	0-0 HR			0-0 G6-4-3 1B		0-0 F3	
Mickey Grasso, R (1, 2) OBP: 0.291, SLG: 0.248		0-0 1B	0-3 K			0-0 G6-4-3		0-0 F8	
Julio Moreno, R (1, 1) OBP: 0.231, SLG: 0.240		0-0 1-3	0-0 F8			0-0 2B		0-0 F9	

Inning Stats	R: 0	H: 0	E: 0	K: 0	S: 3	P: 3	R: 2	H: 3	E: 1	K: 1	S: 8	P: 8	R: 6	H: 4	E: 0	K: 1	S: 9	P: 14	R: 2	H: 3	E: 0	K: 0	S: 6	P: 6	R: 0	H: 2	E: 0	K: 0	S: 4	P: 4	R: 0	H: 1	E: 1	K: 0	S: 4	P: 8	R: 0	H: 0	E: 0	K: 0	S: 3	P: 3	R: 0	H: 0	E: 0	K: 0	S: 3	P: 3	R: 0	H: 1	E: 0	K: 0	S: 3	P: 3
--------------	------	------	------	------	------	------	------	------	------	------	------	------	------	------	------	------	------	-------	------	------	------	------	------	------	------	------	------	------	------	------	------	------	------	------	------	------	------	------	------	------	------	------	------	------	------	------	------	------	------	------	------	------	------	------

PITCHER	IP	WLS	BF	H	R	ER	SO	BB	IBB	HBP	BLK	WP	HR	S	P	ERA	WHIP
Randy Gumpert, R (1, 1) ERA: 3.74	2.1	L	14	6	6	5	1	0	0	1	0	0	1	15	16	19.29	2.571
Luis Aloma, R (3, 1) ERA: 1.85	2.2		14	6	4	4	1	0	1	0	0	0	1	15	19	13.50	2.250
Joe Dobson, R (6, 1) ERA: 3.82	3.0		11	1	0	0	0	1	0	0	0	0	0	10	14	0.00	0.667
Marv Rotblatt, L (9, 1) ERA: 3.28	1.0		3	1	0	0	0	0	0	0	0	0	0	3	3	0.00	1.000


PITCHER	IP	WLS	BF	H	R	ER	SO	BB	IBB	HBP	BLK	WP	HR	S	P	ERA	WHIP
---------	----	-----	----	---	---	----	----	----	-----	-----	-----	----	----	---	---	-----	------

Batter	1	2	3	4	5	6	7	8	9	AB	R	H	RBI	BB	SO	LOB
Jim Busby, R OBP: 0.369, SLG: 0.390 (1, 8) X	0-0 F8 2B		0-0 F8 1		0-0 F9 2		0-0 E6 F8	0-0 F8 3		5	1	1	0	0	0	3
Nellie Fox, L OBP: 0.390, SLG: 0.450 (1, 4) X	0-0 F6 1		0-0 2-H 3B		0-0 1B		0-0 E3 1-3		0-0 F8 1	5	0	2	1	0	0	2
Minnie Minoso, R OBP: 0.439, SLG: 0.542 (1, 5) B B B	4-0 BB		0-0 6-3 2		0-0 F9 3		0-0 F8 1		0-0 HR	4	1	1	1	1	0	4
Eddie Robinson, L OBP: 0.382, SLG: 0.494 (1, 3) X	0-0 F2 2		0-0 F8 3			0-0 4-3 1	0-0 F8 2		0-0 F8 2	5	0	0	1	0	0	4
Don Lenhardt, R OBP: 0.312, SLG: 0.438 (1, 7) X	0-0 F3 3			0-0 6-3 1		0-0 HR	0-0 F8 3		0-3 K 3	5	1	1	1	0	1	3
Al Zarilla, L OBP: 0.359, SLG: 0.419 (1, 9) X		0-0 4-3 1		0-0 1B		0-0 4-3 2B 2B		4-0 FC1-6 BB		3	1	2	0	1	0	0
Chico Carrasquel, R OBP: 0.331, SLG: 0.358 (1, 6) X		0-0 5-3 2		0-0 F5 2		0-0 4-3 2B 2B		0-0 FC1-6 BB		2	0	0	0	0	0	1
Joe Demaestri, R OBP: 0.200, SLG: 0.172 (6, 6)						2-3		1-2 BB		2	0	0	0	0	0	2
Joe Erault, R OBP: 0.276, SLG: 0.200 (1, 2) X		0-0 F2 3		0-0 F8 3		0-0 2B 3-H		4-0 1-2 BB		1	0	0	0	0	0	0
Sam Hairston, R OBP: 0.667, SLG: 1.000 (4, PH) (5, 2)										2	0	1	1	1	0	1
Randy Gumpert, R OBP: 0.348, SLG: 0.321 (1, 1) X			0-0 3B 2B		0-0 F8 1	0-0 F7 3		0-0 F9 2		0	0	0	0	0	0	0
Luis Aloma, R OBP: 0.289, SLG: 0.308 (3, 1)										1	1	1	0	0	0	0
Bert Haas, R OBP: 0.250, SLG: 0.238 (5, PH)										1	0	0	0	0	0	0
Joe Dobson, R OBP: 0.057, SLG: 0.086 (6, 1)										1	0	0	0	0	0	1
Floyd Baker, L OBP: 0.414, SLG: 0.350 (8, PH)										1	0	0	0	0	0	2
Marv Rotblatt, S (9, 1)										0	0	0	0	0	0	0

Inning Stats	R: 0	H: 1	E: 0	LOB: 2	K: 0	BB: 1	S: 4	P: 8	R: 0	H: 0	E: 0	LOB: 0	K: 0	BB: 0	S: 3	P: 3	R: 1	H: 2	E: 0	LOB: 1	K: 0	BB: 0	S: 5	P: 5	R: 0	H: 1	E: 0	LOB: 1	K: 0	BB: 0	S: 4	P: 4	R: 0	H: 1	E: 0	LOB: 1	K: 0	BB: 0	S: 4	P: 4	R: 2	H: 3	E: 0	LOB: 1	K: 0	BB: 0	S: 6	P: 6	R: 1	H: 0	E: 2	LOB: 1	K: 0	BB: 0	S: 5	P: 5	R: 0	H: 0	E: 0	LOB: 2	K: 0	BB: 2	S: 3	P: 11	R: 1	H: 1	E: 0	LOB: 0	K: 1	BB: 0	S: 6	P: 6	1B: 2	SF: 0	2B: 4	SAC: 0	3B: 1	DP: 0	HR: 2	HBP: 0	WP: 0	PA: 41
PITCHER Julio Moreno, R ERA: 4.64 (1, 1)	IP	WLS	BF	H	R	ER	SO	BB	IBB	HBP	BLK	WP	HR	S	P	ERA	WHIP	IP	WLS	BF	H	R	ER	SO	BB	IBB	HBP	BLK	WP	HR	S	P	ERA	WHIP	IP	WLS	BF	H	R	ER	SO	BB	IBB	HBP	BLK	WP	HR	S	P	ERA	WHIP																															

Washington Senators @ Chicago White Sox
Comiskey Park, Chicago, IL
Sat Jul 21 1951, 4:33 AM EDT
Att. 6,338 - Unknown

AB 38
R 5
H 9
RBI 5
BB 3
SO 1
LOB 23



Batter	1	2	3	4	5	6	7	8	9	AB R H RBI BB SO LOB	TOP																									
Eddie Yost, R OBP: 0.441, SLG: 0.417 (1, 5) X	0-0 F6		4-0 1B BB		4-0 BB BB BB	4-0 BB BB BB		0-3 K		2 0 0 0 3 1 1																										
Gil Coan, L OBP: 0.386, SLG: 0.525 (1, 7) S S S	0-3 K		0-0 F6		0-0 1-3	0-3 K		0-0 F9		5 0 0 0 0 2 7																										
Irv Noren, L OBP: 0.368, SLG: 0.456 (1, 8) X	0-0 G3		0-0 1B 1-H 2-H 3-H			0-0 1-3	0-0 F2		0-0 CS 1B	5 0 2 2 0 0 0																										
Mickey Vernon, L OBP: 0.343, SLG: 0.412 (1, 3) X		0-0 4-3		0-0 F9		0-0 2B 2B	0-0 5-3		4-0 1-2 2B BB	4 2 1 0 1 0 0																										
Sam Mele, R OBP: 0.318, SLG: 0.381 (1, 9) X		0-0 F8		0-0 6-3		0-0 HR 2B	0-0 1B		0-0 1-H 2B	5 1 3 2 0 0 0																										
Pete Runnels, L OBP: 0.271, SLG: 0.241 (1, 6) X		0-0 6-3		0-0 F7		4-0 HR BB	0-0 F8		0-0 F6	3 1 0 0 1 0 1 1 0 0 0 0 0 1																										
Sam Dente, R OBP: 0.324, SLG: 0.294 (7, 6)																																				
Cass Michaels, R OBP: 0.335, SLG: 0.362 (1, 4) X			0-0 BB 1B 1B		0-0 6-3	0-0 F3		0-0 1B		4 1 2 0 0 0 2																										
Mike Guerra, R OBP: 0.257, SLG: 0.222 (1, 2) X			0-0 BB 1B 1B		0-3 K	0-0 1-H 2-H HR		0-3 K		4 2 2 3 0 2 1																										
Connie Marrero, R OBP: 0.304, SLG: 0.179 (1, 1) S S S			0-3 K		0-0 BB 1B	0-0 2B		0-3 K		1 0 0 0 0 1 2 3 0 2 0 0 1 1																										
Sandy Consuegra, R OBP: 0.200, SLG: 0.207 (3, 1) S S S																																				
Inning Stats	R: 0 E: 0 K: 1 S: 5	H: 0 LOB: 0 BB: 0 P: 5	R: 0 E: 0 K: 0 S: 3	H: 0 LOB: 0 BB: 0 P: 3	R: 2 E: 0 K: 1 S: 7	H: 3 LOB: 2 BB: 1 P: 11	R: 0 E: 0 K: 0 S: 3	H: 0 LOB: 0 BB: 0 P: 3	R: 0 E: 0 K: 1 S: 6	H: 1 LOB: 2 BB: 1 P: 10	R: 4 E: 0 K: 1 S: 9	H: 4 LOB: 2 BB: 2 P: 17	R: 0 E: 0 K: 0 S: 4	H: 1 LOB: 1 BB: 0 P: 4	R: 0 E: 0 K: 3 S: 10	H: 1 LOB: 1 BB: 0 P: 10	R: 1 E: 0 K: 0 S: 4	H: 2 LOB: 1 BB: 1 P: 8	1B: 7 2B: 4 3B: 0 HR: 1	SF: 0 SAC: 0 DP: 0 HBP: 0	WP: 0 PB: 0 SB: 0 CS: 1	PA: 42														
PITCHER	IP WLS BF H R ER SO BB IBB HBP BLK WP HR S P ERA WHIP																																			
Saul Rogovin, R ERA: 3.19 (1, 1)	5.2		26	7	6	6	3	3	0	0	0	0	1	29	41	9.53	1.765																			
Randy Gumpert, R ERA: 3.74 (6, 1)	0.0		2	1	0	0	0	1	0	0	0	0	0	1	5	∞	∞																			
Billy Pierce, L ERA: 3.59 (6, 1)	3.1	L	14	4	1	1	4	1	0	0	0	0	0	21	25	2.70	1.500																			

Washington Senators @ Chicago White Sox
Comiskey Park, Chicago, IL
Sun Jul 22 1951, 4:33 AM EDT
Unknown

AB	37
R	7
H	12
RBI	7
BB	5
SO	7
LOB	16



WP: 0	PA: 42
PB: 0	
SB: 0	
CS: 1	

PITCHER	IP	WLS	BF	H	R	ER	SO	BB	IBB	HBP	BLK	WP	HR	S	P	ERA	WHIP
---------	----	-----	----	---	---	----	----	----	-----	-----	-----	----	----	---	---	-----	------

Saul Rogovin, R	5.2		26	7	6	6	3	3	0	0	0	0	1	29	41	9.53	1.765
Randy Gumpert, R	0.0		2	1	0	0	0	1	0	0	0	0	0	1	5	∞	∞
Billy Pierce, L	3.1	L	14	4	1	1	4	1	0	0	0	0	0	21	25	2.70	1.500

Batter	1	2	3	4	5	6	7	8	9	AB	R	H	RBI	BB	SO	LOB
Bob Dillinger, R OBP: 0.331, SLG: 0.369 (1, 5)	0-0 SH5-3 1B	0-0 2B	0-0 G3		0-0 F9		0-0 2B			5	2	3	0	0	0	3
Nellie Fox, L OBP: 0.388, SLG: 0.448 (1, 4)	0-0 SH5-3 1-2	0-0 F8		0-0 F7		0-0 CS 1B	0-0 F8			4	0	1	0	0	0	2
Minnie Minoza, R OBP: 0.444, SLG: 0.548 (1, 7)	4-0 1B BB	0-0 2B 2-H		0-0 1B		0-0 1B 1-2	0-0 F2			4	1	3	1	1	0	0
Eddie Robinson, L OBP: 0.382, SLG: 0.493 (1, 3)	0-0 1B 1-2 2-3	0-0 F2		0-0 F8		0-0 BB 1B 1-3	0-0 1-3			5	1	2	0	0	0	2
Al Zarilla, L OBP: 0.363, SLG: 0.418 (1, 9)	0-0 F5		0-0 BB 2B 1B		0-0 F9	4-0 FC1-4 BB 1-2	4-0 BB			3	1	1	0	2	0	4
Jim Busby, R OBP: 0.372, SLG: 0.392 (1, 8)	0-0 FC5 1B 1-2 2-H 3-H		4-0 BB 2B 1B		0-0 BB 1B	0-0 F6	0-0 F8			4	1	2	2	1	0	4
Phil Masi, R OBP: 0.432, SLG: 0.500 (1, 2)	0-0 1B		0-0 F3		0-0 F8	0-0 FC1-4 1-2f				4	0	1	1	0	0	6
Floyd Baker, L OBP: 0.410, SLG: 0.346 (9, PH)	1-2 2-H									1	0	0	0	0	0	0
Chico Carrasquel, R OBP: 0.332, SLG: 0.360 (1, 6)	0-0 FC5 2-3f		0-0 1-3 2B 1-H 2-H		4-0 BB 1-2		0-0 5-3			3	0	1	2	1	0	2
Bud Stewart, L OBP: 0.352, SLG: 0.429 (9, PH)										1	0	0	0	0	0	0
Saul Rogovin, R OBP: 0.255, SLG: 0.340 (1, 1)			0-0 F3		0-0 F9		0-0 L7			3	0	0	0	0	0	3
Randy Gumpert, R OBP: 0.345, SLG: 0.321 (6, 1)										0	0	0	0	0	0	0
Billy Pierce, L OBP: 0.280, SLG: 0.163 (6, 1)										1	0	0	0	0	0	0
Don Lenhardt, R OBP: 0.310, SLG: 0.436 (9, PH)										1	0	0	0	0	0	0

Inning Stats	R: 3	H: 4	E: 0	LOB: 2	K: 0	BB: 1	S: 7	P: 11	R: 1	H: 2	E: 0	LOB: 1	K: 0	BB: 0	S: 5	P: 5	R: 2	H: 2	E: 0	LOB: 1	K: 0	BB: 1	S: 5	P: 9	R: 0	H: 1	E: 0	LOB: 1	K: 0	BB: 0	S: 4	P: 4	R: 0	H: 1	E: 0	LOB: 2	K: 0	BB: 1	S: 4	P: 8	R: 0	H: 3	E: 0	LOB: 3	K: 0	BB: 1	S: 5	P: 9	R: 0	H: 1	E: 0	LOB: 1	K: 0	BB: 0	S: 4	P: 4	R: 0	H: 0	E: 0	LOB: 1	K: 0	BB: 1	S: 3	P: 7	R: 0	H: 0	E: 0	LOB: 0	K: 0	BB: 0	S: 3	P: 3
1B: 10	SF: 0	2B: 4	SAC: 1	3B: 0	DP: 0	HR: 0	HBP: 0	WP: 0	PA: 45																																																															


PITCHER	IP	WLS	BF	H	R	ER	SO	BB	IBB	HBP	BLK	WP	HR	S	P	ERA	WHIP
Connie Marrero, R ERA: 3.6 (1, 1)	2.1		17	8	6	6	0	2	0	0	0	0	0	15	23	23.14	4.286
Sandy Consuegra, R ERA: 4.3 (3, 1)	6.2	W	28	6	0	0	0	3	0	0	0	0	0	25	37	0.00	1.350

BOTTOM

Washington Senators @ Chicago White Sox
Comiskey Park, Chicago, IL

Sun Jul 22 1951, 4:33 AM EDT
Unknown

AB	39
R	6
H	14
RBI	6
BB	5
SO	0
LOB	26



livebaseballscorecards.com

Batter	1	2	3	4	5	6	7	8	9	AB R H RBI BB SO LOB	TOP											
Eddie Yost, R OBP: 0.441, SLG: 0.413 (1, 5)	4-0 4-3 BB BB	4-0 2B 2B BB	0-3 K		0-0 5-3		0-0 FC5-3		4-0 1-2 BB	3 1 0 1 3 1 2												
Gil Coan, L OBP: 0.382, SLG: 0.517 (1, 7)	4-0 4-3 BB BB	0-0 F6	0-0 F7			0-3 K		0-0 E5 1B	0-0 3-1	5 1 0 0 1 1 5												
Irv Noren, L OBP: 0.368, SLG: 0.458 (1, 8)	0-0 4-3 1-2 2-3	0-0 2B 2B		0-0 E 4-3 1B		0-0 G3		0-0 L4		5 2 2 2 0 0 3												
Mickey Vernon, L OBP: 0.349, SLG: 0.415 (1, 3)	4-0 BB	4-0 2B 2B IBB		0-0 E3 4-3 1B		0-0 E 1B		0-0 G4-6-3 1B		3 2 2 1 2 0 1												
Sam Mele, R OBP: 0.319, SLG: 0.384 (1, 9)	0-0 F5	0-0 2B E 2B		0-0 F8		0-0 1B		0-0 G4-6-3		5 1 2 3 0 0 6												
Pete Runnels, L OBP: 0.274, SLG: 0.263 (1, 6)	0-3 K	0-0 E6 2B		0-0 4-3		0-3 K			0-0 5-3	3 0 1 2 0 1 4												
Sam Dente, R OBP: 0.321, SLG: 0.292 (5, 6)				2-3 3-H						2 0 0 0 0 1 1												
Cass Michaels, R OBP: 0.336, SLG: 0.363 (1, 4)				0-0 P2					0-0 E5 1B	5 2 2 0 0 0 2												
Mickey Grasso, R OBP: 0.303, SLG: 0.273 (1, 2)					0-0 6-3				0-0 FC5-3 2B	5 1 3 0 0 0 1												
Fred Sanford, S OBP: 0.143, SLG: 0.105 (1, 1)					0-0 6-3				0-0 F7	3 1 0 0 1 0 2												
Joe Haynes, R OBP: 0.385, SLG: 0.333 (8, 1)									0-0 BB 1B	1 0 1 1 0 0 0												
Inning Stats	R: 0 E: 0 K: 1 S: 5	H: 0 LOB: 3 BB: 3 P: 17	R: 7 E: 1 K: 0 S: 8	H: 5 LOB: 1 BB: 3 P: 20	R: 0 E: 0 K: 1 S: 5	H: 0 LOB: 0 BB: 0 P: 5	R: 1 E: 1 K: 0 S: 5	H: 1 LOB: 1 BB: 0 P: 5	R: 0 E: 0 K: 0 S: 3	H: 0 LOB: 0 BB: 0 P: 3	R: 1 E: 0 K: 2 S: 9	H: 2 LOB: 1 BB: 0 P: 9	R: 0 E: 0 K: 0 S: 4	H: 2 LOB: 1 BB: 0 P: 4	R: 1 E: 1 K: 0 S: 4	H: 1 LOB: 0 BB: 0 P: 4	R: 1 E: 1 K: 0 S: 5	H: 2 LOB: 2 BB: 1 P: 9	1B: 9 2B: 5 3B: 0 HR: 0	SF: 0 SAC: 0 DP: 2 HBP: 0	WP: 0 PB: 0 SB: 2 CS: 0	PA: 47
PITCHER	IP WLS BF H R ER SO BB IBB HBP BLK WP HR S P ERA WHIP																					
Ken Holcombe, R ERA: 3.83 (1, 1)	1.0 L 9 2 3 3 1 4 0 0 0 0 0 0 7 23 27.00 6.000																					
Harry Dorish, R ERA: 2.54 (2, 1)	5.0 24 6 6 4 3 1 1 0 0 0 0 28 36 7.20 1.400																					
Joe Dobson, R ERA: 3.75 (7, 1)	2.0 8 3 1 0 0 0 0 0 0 0 0 8 8 0.00 1.500																					
Marv Rotblatt, L ERA: 3.21 (9, 1)	1.0 6 2 1 0 0 1 0 0 0 0 0 5 9 0.00 3.000																					

Washington Senators @ Chicago White Sox
Comiskey Park, Chicago, IL
Sun Jul 22 1951, 4:38 AM EDT
Att. 24,223 - Unknown

AB	40
R	11
H	13
RBI	10
BB	7
SO	4
LOB	27



WP: 0	PA: 47
-------	--------

Batter	1	2	3	4	5	6	7	8	9	AB R H RBI BB SO LOB	TOP
Bob Dillinger, R OBP: 0.342, SLG: 0.369 (1, 5) X	0-0 FC6-4 1B		4-0 FC5-4 BB			4-0 FC6-4 BB		4-0 FC6 BB		1 0 1 0 3 0 0	
Jim Busby, R OBP: 0.363, SLG: 0.381 (1, 8) X	0-0 FC6-4 5-3 1-2f		0-3 K			0-0 F6		0-3 K		4 0 0 0 0 2 5	
Minnie Minoso, R OBP: 0.444, SLG: 0.545 (1, 9) X	0-0 5-3 1-2		0-0 FC5-4 1-2f			0-0 FC6-4 1-2f		0-0 FC6 1-2f 2-3 HR		4 1 0 0 0 0 5	
Don Lenhardt, R OBP: 0.309, SLG: 0.446 (1, 7) X	0-0 5-3				0-0 F6		0-0 FC6-4 1-2f		0-0 HR	4 1 1 3 0 0 2	
Bert Haas, R OBP: 0.241, SLG: 0.200 (1, 3) X		0-0 F8		0-0 5-3		0-0 F9		0-0 F7		4 0 0 0 0 0 0	
Phil Masi, R OBP: 0.417, SLG: 0.480 (1, 2) X		0-0 F8		0-3 K		0-0 6-3		0-0 F9		4 0 0 0 0 1 0	
Chico Carrasquel, R OBP: 0.339, SLG: 0.365 (1, 6) X		0-0 1B			0-0 1-3		0-0 1B		0-0 6-3	4 0 2 0 0 0 0	
Joe Demaestri, R OBP: 0.176, SLG: 0.152 (1, 4) X		0-0 1-3			0-0 6-3		0-0 5-3		0-0 4-3	4 0 0 0 0 0 2	
Howie Judson, R OBP: 0.182, SLG: 0.143 (1, 1)			0-3 K		0-0 6-3			4-0 FC6 BB HR BB		0 0 0 0 0 0 0	
Harry Dorish, R OBP: 0.286, SLG: 0.381 (1, 1)										2 0 0 0 0 1 0	
Sam Hairston, R OBP: 0.667, SLG: 0.750 (8, PH)										0 1 0 0 1 0 0	
Randy Gumpert, R OBP: 0.345, SLG: 0.321 (8, 1)										0 0 0 0 0 0 0	
Inning Stats	R: 0 E: 0 K: 0 S: 4 H: 1 LOB: 1 BB: 0 P: 4	R: 0 E: 0 K: 0 S: 4 H: 1 LOB: 1 BB: 0 P: 4	R: 0 E: 0 K: 2 S: 7 H: 0 LOB: 1 BB: 1 P: 11	R: 0 E: 0 K: 1 S: 5 H: 0 LOB: 0 BB: 0 P: 5	R: 0 E: 0 K: 0 S: 3 H: 0 LOB: 0 BB: 0 P: 3	R: 0 E: 0 K: 0 S: 3 H: 0 LOB: 1 BB: 1 P: 7	R: 0 E: 0 K: 0 S: 4 H: 1 LOB: 1 BB: 0 P: 4	R: 3 E: 0 K: 1 S: 6 H: 1 LOB: 0 BB: 2 P: 14	R: 0 E: 0 K: 0 S: 3 H: 0 LOB: 0 BB: 0 P: 3	1B: 3 2B: 0 3B: 0 HR: 1 SF: 0 SAC: 0 DP: 0 HBP: 0	WP: 0 PB: 0 SB: 0 CS: 0 PA: 35
PITCHER Leo Kiely, L ERA: 2.79 (1, 1)	IP: 9.0 WLS: W BF: 35 H: 4 R: 3 ER: 3 SO: 4 BB: 4 IBB: 0 HBP: 0 BLK: 0 WP: 0 HR: 1 S: 39 P: 55 ERA: 3.00 WHIP: 0.889										

Chicago White Sox @ Boston Red Sox
Fenway Park, Boston, MA
Tue Jul 24 1951, 3:33 AM EDT
Att: 35,327 - Unknown

livebaseballscorecards.com

AB	31
R	3
H	4
RBI	3
BB	4
SO	4
LOB	14



Batter	1	2	3	4	5	6	7	8	9
Dom DiMaggio, R OBP: 0.372, SLG: 0.439 (1, 8)			0-0 6-3			0-0 4-3	0-0 5-3		
6 Johnny Pesky, L OBP: 0.413, SLG: 0.380 (1, 6)				0-0 6-3		0-0 G3		0-3 K	
Ted Williams, L OBP: 0.485, SLG: 0.588 (1, 7)		0-0 HR		0-0 E 1B		0-0 F2		0-0 1B 1B	
Vern Stephens, R OBP: 0.376, SLG: 0.529 (1, 5)		0-0 L5		0-0 F8			0-0 6-3	0-0 FC4 1B	
Bobby Doerr, R OBP: 0.367, SLG: 0.426 (1, 4)		0-0 F2		0-0 E6 FC6-4			0-0 6-3	0-3 K	
Billy Goodman, L OBP: 0.381, SLG: 0.377 (1, 3)		0-0 2B		0-0 FC6-4			0-0 BB 1B 2B	0-0 FC4	
Clyde Vollmer, R OBP: 0.370, SLG: 0.577 (1, 9)		0-0 6-3			0-0 F8		0-0 BB 1B BB		
Al Evans, R OBP: 0.286, SLG: 0.167 (1, 2)			0-0 G3		0-0 F8		0-0 1B BB		
Leo Kiely, L OBP: 0.250, SLG: 0.182 (1, 1)			0-0 L8		0-0 1-3		0-0 1B		

Inning Stats	R: 5 E: 0 K: 0 S: 6	H: 3 LOB: 3 BB: 5 P: 26	R: 1 E: 0 K: 0 S: 5	H: 2 LOB: 1 BB: 0 P: 5	R: 0 E: 0 K: 0 S: 3	H: 0 LOB: 0 BB: 0 P: 3	R: 0 E: 1 K: 0 S: 5	H: 1 LOB: 2 BB: 0 P: 5	R: 0 E: 0 K: 0 S: 3	H: 0 LOB: 0 BB: 0 P: 3	R: 0 E: 0 K: 0 S: 3	H: 0 LOB: 0 BB: 0 P: 3	R: 2 E: 0 K: 0 S: 5	H: 2 LOB: 2 BB: 2 P: 13	R: 0 E: 0 K: 2 S: 9	H: 2 LOB: 2 BB: 0 P: 9
1B: 7 2B: 2 3B: 0 HR: 1	SF: 0 SAC: 0 DP: 0 HBP: 0	WP: 0 PB: 0 SB: 0 CS: 0	PA: 42													

PITCHER	IP	WLS	BF	H	R	ER	SO	BB	IBB	HBP	BLK	WP	HR	S	P	ERA	WHIP
Howie Judson, R ERA: 4.5 (1, 1)	0.2	L	9	3	5	5	0	4	0	0	0	0	0	5	21	67.50	10.500
Harry Dorish, R ERA: 2.71 (1, 1)	6.1		28	5	3	3	0	3	0	0	0	0	1	25	37	4.26	1.263
Randy Gumpert, R ERA: 3.7 (8, 1)	1.0		5	2	0	0	2	0	0	0	0	0	0	9	9	0.00	2.000

BOTTOM

Chicago White Sox @ Boston Red Sox
Fenway Park, Boston, MA
Tue Jul 24 1951, 3:33 AM EDT
Att. 35,327 - Unknown

livebaseballscorecards.com

AB	35
R	8
H	10
RBI	8
BB	7
SO	2
LOB	18



Batter	1	2	3	4	5	6	7	8	9	AB R H RBI BB SO LOB	TOP											
Bob Dillinger, R (1, 5) <small>OBP: 0.341, SLG: 0.367</small> Floyd Baker, L (8, 5) <small>OBP: 0.412, SLG: 0.341</small>	0-0 F3		0-0 G6-4-3			0-0 F8	0-0 1B		4-0 SH5-3 2B BB	4 0 1 1 0 0 2 0 1 0 0 1 0 0												
Nellie Fox, L (1, 4) <small>OBP: 0.387, SLG: 0.445</small>	0-0 F7			0-0 F2		0-0 1B HR	0-0 F9		0-0 SH5-3	4 1 1 0 0 0 2												
Minnie Minoso, R (1, 9) <small>OBP: 0.446, SLG: 0.549</small>	0-0 1-3			0-3 K		0-0 1B HR			0-0 2B	5 2 3 1 0 1 0												
Don Lenhardt, R (1, 7) <small>OBP: 0.315, SLG: 0.463</small>		0-3 K		0-0 1B		0-0 HR		0-0 1B E7 BB	0-0 5-3	5 1 3 3 0 1 1												
Bert Haas, R (1, 3) <small>OBP: 0.206, SLG: 0.167</small>		0-0 5-3		0-0 F7		0-0 6-3		0-3 K	0-0 F8	5 0 0 0 0 1 4												
Jim Busby, R (1, 8) <small>OBP: 0.367, SLG: 0.382</small>		4-0 BB CS BB			0-0 1B G3-6-3		0-0 6-3	4-0 BB BB		2 0 1 0 2 0 0												
Phil Masi, R (1, 2) <small>OBP: 0.425, SLG: 0.480</small>		0-0 CS	0-0 FC1-5 1B		0-0 F3		4-0 1B 5-3 BB	4-0 BB BB		2 1 1 1 2 0 1												
Chico Carrasquel, R (1, 6) <small>OBP: 0.338, SLG: 0.364</small>			0-0 FC1-5 1B		0-0 G3-6-3		0-0 5-3	0-0 F6		4 0 1 0 0 0 5												
Ken Holcombe, R (1, 1) <small>OBP: 0.333, SLG: 0.346</small>			0-0 FC1-5 1B		0-3 K		0-0 1B	0-3 K		4 0 1 0 0 2 5												
Inning Stats	R: 0 E: 0 K: 0 S: 3	H: 0 LOB: 0 BB: 0 P: 3	R: 0 E: 0 K: 1 S: 4	H: 0 LOB: 0 BB: 1 P: 8	R: 0 E: 0 K: 0 S: 4	H: 2 LOB: 1 BB: 0 P: 4	R: 0 E: 0 K: 1 S: 6	H: 1 LOB: 1 BB: 0 P: 6	R: 0 E: 0 K: 0 S: 3	H: 1 LOB: 0 BB: 0 P: 3	R: 3 E: 0 K: 1 S: 8	H: 3 LOB: 0 BB: 0 P: 8	R: 1 E: 0 K: 0 S: 5	H: 2 LOB: 2 BB: 1 P: 9	R: 1 E: 1 K: 2 S: 9	H: 2 LOB: 3 BB: 2 P: 17	R: 1 E: 0 K: 0 S: 4	H: 1 LOB: 1 BB: 1 P: 8	1B: 10 2B: 1 3B: 0 HR: 1	SF: 0 SAC: 1 DP: 2 HBP: 0	WP: 0 PB: 0 SB: 0 CS: 1	PA: 42
PITCHER	IP WLS BF H R ER SO BB IBB HBP BLK WP HR S P ERA WHIP																					
Mel Parnell, L (1, 1) <small>ERA: 3.39</small>	7.0 L 29 9 4 4 3 2 0 0 0 0 0 1 33 41 5.14 1.571																					
Walt Masterson, R (8, 1) <small>ERA: 2.72</small>	1.0 7 2 1 1 2 2 0 0 0 0 0 0 9 17 9.00 4.000																					
Harry Taylor, R (9, 1) <small>ERA: 5.5</small>	1.0 5 1 1 1 0 1 0 0 0 0 0 0 4 8 9.00 2.000																					

Chicago White Sox @ Boston Red Sox
Fenway Park, Boston, MA
Wed Jul 25 1951, 3:33 AM EDT
Att: 26,794 - Unknown

livebaseballscorecards.com

AB	35
R	6
H	12
RBI	6
BB	5
SO	5
LOB	20



Batter	1	2	3	4	5	6	7	8	9	AB	R	H	RBI	BB	SO	LOB
Dom DiMaggio, R (1, 8) OBP: 0.371, SLG: 0.440	0-0 F8 F7 2B		0-0 6-3			0-0 F3		0-0 FC6-4 1-2f		4	1	1	0	0	0	1
6 Johnny Pesky, L (1, 6) OBP: 0.411, SLG: 0.378	0-0 F8 2-3			0-0 F9		0-0 F5			0-0 FC3-6 1B	4	0	1	0	0	0	1
Ted Williams, L (1, 7) OBP: 0.480, SLG: 0.581	0-0 F7 3-H			0-0 F8			0-0 3-1		0-0 FC3-6 1-2f	4	0	0	1	0	0	1
Vern Stephens, R (1, 5) OBP: 0.371, SLG: 0.521	0-0 5-3			0-0 F8			0-0 F7		0-0 F9	4	0	0	0	0	0	1
Bobby Doerr, R (1, 4) OBP: 0.363, SLG: 0.422		0-0 F7			0-0 F8		0-0 6-3		0-0 F7	4	0	0	0	0	0	1
Billy Goodman, L (1, 3) OBP: 0.380, SLG: 0.376		0-0 4-3			0-0 1B			0-0 5-3		3	0	1	0	0	0	0
Clyde Vollmer, R (1, 9) OBP: 0.370, SLG: 0.572		0-0 6-3			0-0 F8			0-0 4-3 1B		3	1	1	0	0	0	1
Al Evans, R (1, 2) OBP: 0.250, SLG: 0.143			0-0 6-3			0-0 F3		0-0 4-3		2	0	0	0	0	0	1
Fred Hatfield, L (8, PH) OBP: 0.344, SLG: 0.321								0-0 1-2		1	0	0	0	0	0	1
Les Moss, R (9, 2) OBP: 0.290, SLG: 0.293								0-0 2-H		0	0	0	0	0	0	0
Mel Parnell, L (1, 1) OBP: 0.340, SLG: 0.289			0-0 F5			0-0 F9		0-0 FC6-4 1B		2	0	0	0	0	0	0
Walt Masterson, R (8, 1)										0	0	0	0	0	0	0
Charlie Maxwell, L (8, PH) OBP: 0.310, SLG: 0.320										1	0	1	1	0	0	0
Harry Taylor, R (9, 1) OBP: 0.148, SLG: 0.154										0	0	0	0	0	0	0

Inning Stats	R: 1	H: 1	R: 0	H: 0	R: 0	H: 0	R: 0	H: 1	R: 0	H: 0	R: 0	H: 0	R: 1	H: 2	R: 0	H: 1	1B: 4	SF: 0	WP: 0	PA: 32
	E: 0	LOB: 0	E: 0	LOB: 0	E: 0	LOB: 0	E: 0	LOB: 1	E: 0	LOB: 0	E: 0	LOB: 0	E: 0	LOB: 1	E: 0	LOB: 1	2B: 1	SAC: 0	PB: 0	
	K: 0	BB: 0	K: 0	BB: 0	K: 0	BB: 0	K: 0	BB: 0	K: 0	BB: 0	K: 0	BB: 0	K: 0	BB: 0	K: 0	BB: 0	3B: 0	DP: 0	SB: 0	
	S: 4	P: 4	S: 3	P: 3	S: 3	P: 3	S: 4	P: 4	S: 3	P: 3	S: 3	P: 3	S: 5	P: 5	S: 4	P: 4	HR: 0	HBP: 0	CS: 0	


PITCHER	IP	WLS	BF	H	R	ER	SO	BB	IBB	HBP	BLK	WP	HR	S	P	ERA	WHIP	PITCHER	IP	WLS	BF	H	R	ER	SO	BB	IBB	HBP	BLK	WP	HR	S	P	ERA	WHIP		
Ken Holcombe, R (1, 1) ERA: 3.65	9.0	W	32	5	2	2	0	0	0	0	0	0	0	32	32	2.00	0.556																				

BOTTOM

Chicago White Sox @ Boston Red Sox
 Fenway Park, Boston, MA
 Wed Jul 25 1951, 3:33 AM EDT
 Att. 26,794 - Unknown

livebaseballscorecards.com

AB	32
R	2
H	5
RBI	2
BB	0
SO	0
LOB	8



Batter	1	2	3	4	5	6	7	8	9	AB	R	H	RBI	BB	SO	LOB	TOP										
Nellie Fox, L (1, 4) OBP: 0.384, SLG: 0.439	4-0 1B BB	0-0 F7	0-0 F8			0-0 F9	0-0 4-3		0-0 F8	5	1	0	0	1	0	4											
Al Zarilla, L (1, 9) OBP: 0.372, SLG: 0.430	0-0 1B 1B	0-0 1B HR			0-0 G1-5-3 1B	0-0 HBP 1B		0-0 F7		5	3	4	0	0	0	0											
Minnie Minoso, R (1, 5) OBP: 0.450, SLG: 0.558	0-0 P4	0-0 HR 1B			0-0 G1-5-3 1B	4-0 HBP 1B		0-0 3B		4	2	3	1	1	0	2											
Eddie Robinson, L (1, 3) OBP: 0.383, SLG: 0.501	0-0 1B FC6-4	0-0 HR			0-0 G1-5-3	0-0 F9		0-3 K		5	2	2	5	0	1	5											
Don Lenhardt, R (1, 7) OBP: 0.321, SLG: 0.461	0-0 FC6-4 1B	4-0 E BB			0-0 5-3	1-0 1B HBP		0-3 K		3	0	1	1	1	1	2											
Jim Busby, R (1, 8) OBP: 0.365, SLG: 0.379	0-0 FC6-4	0-0 E6			0-0 6-3	0-0 S 1B		0-0 F8		5	0	1	3	0	0	2											
Bud Sheely, L (1, 2) Phil Masi, R (2, PH) (2, 2)	0-0 F7	0-0 5-3			0-0 1-3	0-3 K		0-3 K		1	0	0	0	0	0	1											
Chico Carrasquel, R (1, 6) Floyd Baker, L (9, PH)		0-0 5-3	0-0 F8		0-0 F7		0-0 F7		0-0 BB 1B	4	0	0	0	0	0	0											
Joe Dobson, R (1, 1) Luis Aloma, R (1, 1) Bob Dillinger, R (2, PH) Randy Gumpert, R (2, 1) Saul Rogovin, R (6, PH) Billy Pierce, L (6, PH) Harry Dorish, R (6, PH) Bud Stewart, L (9, PH)		0-0 1B 1B	0-0 5-3		0-0 F9 1B		0-3 K		4-0 1B BB	1	0	1	0	0	0	0											
Inning Stats	R: 3 E: 0 K: 0 S: 6	H: 3 LOB: 1 BB: 1 P: 10	R: 4 E: 1 K: 0 S: 8	H: 4 LOB: 2 BB: 1 P: 12	R: 0 E: 0 K: 0 S: 3	H: 0 LOB: 0 BB: 0 P: 3	R: 0 E: 0 K: 0 S: 4	H: 2 LOB: 1 BB: 0 P: 4	R: 0 E: 0 K: 1 S: 3	H: 0 LOB: 0 BB: 0 P: 3	R: 3 E: 0 K: 1 S: 8	H: 3 LOB: 3 BB: 1 P: 13	R: 0 E: 0 K: 1 S: 5	H: 0 LOB: 0 BB: 0 P: 5	R: 0 E: 0 K: 2 S: 8	H: 1 LOB: 1 BB: 0 P: 8	R: 0 E: 0 K: 1 S: 6	H: 1 LOB: 2 BB: 1 P: 10	1B: 12 2B: 0 3B: 1 HR: 1	SF: 0 SAC: 0 DP: 1 HBP: 1	WP: 0 PB: 0 SB: 1 CS: 0	PA: 46					
PITCHER	IP	WLS	BF	H	R	ER	SO	BB	IBB	HBP	BLK	WP	HR	S	P	ERA	WHIP										
Willard Nixon, R (1, 1) ERA: 4.87	1.2		12	6	6	6	0	1	0	0	0	0	0	11	15	32.40	4.200										
Bill Wight, L (2, 1) ERA: 6.37	0.0		3	1	1	1	0	1	0	0	0	0	1	2	6	∞	∞										
Chuck Stobbs, L (2, 1) ERA: 4.16	4.0		18	5	3	3	0	1	0	1	0	0	0	16	21	6.75	1.500										
Ellis Kinder, R (6, 1) ERA: 3.34	3.1	W	13	2	0	0	5	1	0	0	0	0	0	22	26	0.00	0.900										

Chicago White Sox @ Boston Red Sox
Fenway Park, Boston, MA
 Thu Jul 26 1951, 3:33 AM EDT
 Att. 21,679 - Unknown

livebaseballscorecards.com

AB	41
R	10
H	14
RBI	10
BB	4
SO	5
LOB	20



Batter	1	2	3	4	5	6	7	8	9	AB	R	H	RBI	BB	SO	LOB
Dom DiMaggio, R OBP: 0.378, SLG: 0.455 (1, 8)	0-0 1B 6 1B	0-0 HR 6 G3		0-0 1B 6 4-3	0-0 HR 1-H		0-0 1B 6 CS			5	3	5	2	0	0	0
6 Johnny Pesky, L OBP: 0.411, SLG: 0.378 (1, 6)	0-0 1B 1-2 3B	0-0 G3 1-2		0-0 1B 4-3	0-3 K 1-2		0-0 1B 1-2			5	1	2	0	0	1	2
Ted Williams, L OBP: 0.482, SLG: 0.589 (1, 7)	0-0 P3 2-H	0-0 HR 2-H		4-0 BB 1-2		0-0 1B G6-4-3	0-3 K 1-2			4	1	2	2	1	1	3
Vern Stephens, R OBP: 0.368, SLG: 0.516 (1, 5)	0-0 1B 1-2 2-H 3B	0-0 F9 1-2		0-3 K 1-2		0-0 1B G6-4-3		0-3 K 1-2		5	1	1	1	0	2	3
Bobby Doerr, R OBP: 0.366, SLG: 0.433 (1, 4)	0-0 HR 1-H 2-H 3B	0-0 1B 1-2		0-0 F8 1-2		0-0 HR 2B		0-0 F7 1-2		5	2	3	2	0	0	2
Billy Goodman, L OBP: 0.378, SLG: 0.372 (1, 3)	0-0 L4 1-2	0-0 4-3 1-2			0-0 F8 1-2	4-0 HR BB		0-0 F7 1-2		4	1	0	0	1	0	2
Clyde Vollmer, R OBP: 0.378, SLG: 0.632 (1, 9)	0-0 HR 3-H		0-0 F7 1-2		0-0 HR 1-H 2-H		0-0 HR 1-H 2-H			4	3	3	6	0	0	0
Al Evans, R OBP: 0.250, SLG: 0.222 (1, 2)	0-0 2B 1-2		0-0 F8 1-2		0-0 P4 1-2	0-0 5-3 1-2				4	0	1	0	0	0	0
Willard Nixon, L OBP: 0.405, SLG: 0.529 (1, 1)	0-0 L8 1-2		0-0 P4 1-2		0-0 HR 1-2		0-0 6-3 1-2			1	0	0	0	0	0	1
Bill Wight, L OBP: 0.160, SLG: 0.087 (2, 1)										0	0	0	0	0	0	0
Chuck Stobbs, L OBP: 0.286, SLG: 0.263 (2, 1)										2	1	0	0	0	0	0
Ellis Kinder, R OBP: 0.043, SLG: 0.087 (6, 1)										1	0	0	0	0	0	0


Inning Stats	R: 5	H: 6	LOB: 1	K: 0	S: 9	P: 9	R: 2	H: 3	LOB: 1	K: 0	S: 6	P: 6	R: 0	H: 0	LOB: 0	K: 0	S: 3	P: 3	R: 0	H: 1	LOB: 2	K: 1	S: 6	P: 10	R: 3	H: 2	LOB: 0	K: 1	S: 8	P: 8	R: 3	H: 3	LOB: 0	K: 0	S: 5	P: 9	R: 0	H: 2	LOB: 1	K: 1	S: 6	P: 6	R: 0	H: 0	LOB: 0	K: 1	S: 5	P: 5
--------------	------	------	--------	------	------	------	------	------	--------	------	------	------	------	------	--------	------	------	------	------	------	--------	------	------	-------	------	------	--------	------	------	------	------	------	--------	------	------	------	------	------	--------	------	------	------	------	------	--------	------	------	------

PITCHER	IP	WLS	BF	H	R	ER	SO	BB	IBB	HBP	BLK	WP	HR	S	P	ERA	WHIP
Joe Dobson, R ERA: 3.82 (1, 1)	0.1		5	4	4	2	0	0	0	0	0	0	0	5	5	54.00	12.000
Luis Aloma, R ERA: 2.03 (1, 1)	0.2		4	2	1	0	0	0	0	0	0	0	1	4	4	0.00	3.000
Randy Gumpert, R ERA: 3.83 (2, 1)	4.0		20	6	5	3	2	1	0	0	0	0	3	23	27	6.75	1.750
Harry Dorish, R ERA: 3.0 (6, 1)	3.0	L	13	5	3	3	2	1	0	0	0	0	1	16	20	9.00	2.000

BOTTOM

Chicago White Sox @ Boston Red Sox
 Fenway Park, Boston, MA
 Thu Jul 26 1951, 3:33 AM EDT
 Att. 21,679 - Unknown

AB	40
R	13
H	17
RBI	13
BB	2
SO	4
LOB	13



WP: 0	PA: 42
PB: 0	
SB: 0	
CS: 1	

livebaseballscorecards.com

Batter	1	2	3	4	5	6	7	8	9	AB R H RBI BB SO LOB	TOP
--------	---	---	---	---	---	---	---	---	---	----------------------	-----

Nellie Fox, L OBP: 0.385, SLG: 0.439 (1, 4) X	0-0 1B FC5-4 1B		X 0-0 5-3 1B		X 0-0 4-3			X 0-0 F9		4 1 2 0 0 0 0
Al Zarilla, L OBP: 0.370, SLG: 0.427 (1, 9) X	0-0 1-3 FC5-4 1B		S 0-3 K		X 0-0 3-1			X 0-0 F8		4 0 1 0 0 1 1
Minnie Minoso, R OBP: 0.448, SLG: 0.554 (1, 5) X	0-0 FC5-4 FC4-6 1-2f 3-H		X 0-0 5-3 1-2		X 0-0 G3-6 1B			X 0-0 1-3		4 0 1 1 0 0 2
Eddie Robinson, L OBP: 0.380, SLG: 0.497 (1, 3) X	0-0 FC4-6 FC4-6 1-2f		X 0-0 G3		X 0-0 G3-6 1-2f					3 0 0 0 0 0 3
Bud Stewart, L OBP: 0.347, SLG: 0.415 (1, 7) X	0-0 FC4-6 1-2f		X 0-0 L7		X 0-0 G3					3 0 0 0 0 0 1

Jim Busby, R OBP: 0.362, SLG: 0.375 (1, 8)		X 0-0 F7	S 0-3 K							3 0 0 0 0 2 0
Bud Sheely, L OBP: 0.500, SLG: 0.500 (1, 2)		X 0-0 FC5-4 1B	X 0-0 FC5-4 1B		X 0-0 G3					3 0 2 0 0 0 0
Chico Carrasquel, R OBP: 0.334, SLG: 0.358 (1, 6)		X 0-0 FC5-4 1-2f	X 0-0 FC5-4 1-2f		X 4-0 BB					2 0 0 0 1 0 2
Billy Pierce, L OBP: 0.264, SLG: 0.152 (1, 1)		X 0-0 6-3	X 0-0 6-3		X 0-0 6-3					3 0 0 0 0 1 2

Inning Stats	R: 1 E: 0 K: 0 S: 5	H: 2 LOB: 1 BB: 0 P: 5	R: 0 E: 0 K: 0 S: 4	H: 1 LOB: 1 BB: 0 P: 4	R: 0 E: 0 K: 1 S: 6	H: 1 LOB: 1 BB: 0 P: 6	R: 0 E: 0 K: 1 S: 6	H: 1 LOB: 1 BB: 0 P: 6	R: 0 E: 0 K: 0 S: 3	H: 0 LOB: 0 BB: 0 P: 3	R: 0 E: 0 K: 0 S: 3	H: 1 LOB: 0 BB: 0 P: 3	R: 0 E: 0 K: 2 S: 7	H: 0 LOB: 1 BB: 1 P: 11	R: 0 E: 0 K: 0 S: 3	H: 0 LOB: 0 BB: 0 P: 3
---------------------	------------------------------	---------------------------------	------------------------------	---------------------------------	------------------------------	---------------------------------	------------------------------	---------------------------------	------------------------------	---------------------------------	------------------------------	---------------------------------	------------------------------	----------------------------------	------------------------------	---------------------------------

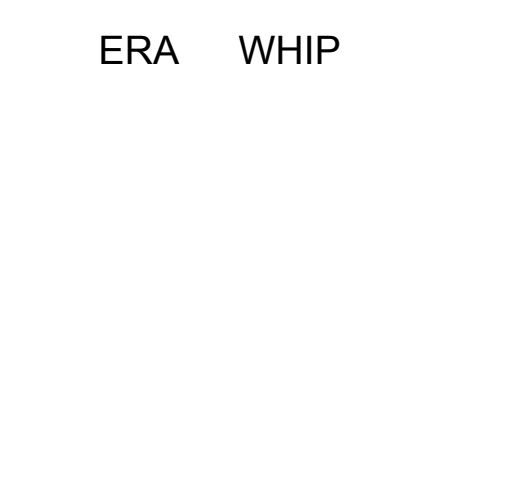
PITCHER Tom Morgan, R ERA: 3.29 (1, 1)	IP: 8.0 WLS: W BF: 30 H: 6 R: 1 ER: 1 SO: 4 BB: 1 IBB: 0 HBP: 0 BLK: 0 WP: 0 HR: 0 S: 37 P: 41 ERA: 1.12 WHIP: 0.875
---	--

PITCHER	IP	WLS	BF	H	R	ER	SO	BB	IBB	HBP	BLK	WP	HR	S	P	ERA	WHIP
----------------	----	-----	----	---	---	----	----	----	-----	-----	-----	----	----	---	---	-----	------

Chicago White Sox @ New York Yankees
Yankee Stadium, Bronx, NY
Fri Jul 27 1951, 3:33 AM EDT
Att: 50,125 - Unknown

AB	29
R	1
H	6
RBI	1
BB	1
SO	4
LOB	11

1B: 6	SF: 0	WP: 0	PA: 30
2B: 0	SAC: 0	PB: 0	
3B: 0	DP: 1	SB: 0	
HR: 0	HBP: 0	CS: 0	



Batter	1	2	3	4	5	6	7	8	9	AB	R	H	RBI	BB	SO	LOB
Gene Woodling, L (1, 7) OBP: 0.374, SLG: 0.432	0-3 K ①		0-0 HR		0-0 2-H 1B		0-3 K ③			4	1	2	2	0	2	2
Phil Rizzuto, R (1, 6) OBP: 0.356, SLG: 0.370	0-0 P3		0-0 F2		0-0 F7			0-0 6-3 ①		4	0	0	0	0	0	1
Gil McDougald, R (1, 5) OBP: 0.362, SLG: 0.500	0-0 F8 ③			0-0 F5 ①		0-0 L4 ①		0-0 F7 ②		4	0	0	0	0	0	0
Joe DiMaggio, R (1, 8) OBP: 0.356, SLG: 0.429		0-0 F7 ①		0-3 K ②		0-0 F8 ②		0-0 HR		4	1	1	1	0	1	0
Yogi Berra, L (1, 2) OBP: 0.359, SLG: 0.505		0-0 FC4-6 1B		0-0 1B		0-0 P4		0-0 1B 1B 1B		4	0	3	0	0	0	0
Johnny Mize, L (1, 3) OBP: 0.381, SLG: 0.457		0-0 P6 ②		0-0 G3 ③			0-0 3-1 ①	0-0 1B 1B		3	0	0	0	0	0	2
Joe Collins, L (8, 3) OBP: 0.393, SLG: 0.528								1-2 1B 1B		1	0	1	0	0	0	0
Hank Bauer, R (1, 9) OBP: 0.371, SLG: 0.459		0-0 FC4-6 1-2f				0-0 6-3 ①		0-0 FC4-6 1B 1-2 2-3 1B		4	0	2	0	0	0	1
Jerry Coleman, R (1, 4) OBP: 0.314, SLG: 0.326			0-0 5-3 ①		0-0 SH1-4 1B ②		0-0 FC4-6 1-2f E ②	0-3 K ③		4	1	1	0	0	1	4
Tom Morgan, R (1, 1) OBP: 0.250, SLG: 0.292			0-0 5-3 ②		0-0 SH1-4 1-2 ②		0-0 E6 1-2			2	0	0	0	0	0	1

Inning Stats	R: 0	H: 0	E: 0	K: 1	S: 5	R: 0	H: 1	E: 0	K: 0	S: 4	R: 1	H: 1	E: 0	K: 0	S: 4	R: 0	H: 1	E: 0	K: 1	S: 6	R: 1	H: 2	E: 0	K: 0	S: 5	R: 0	H: 0	E: 0	K: 1	S: 3	R: 0	H: 1	E: 1	K: 1	S: 7	R: 1	H: 4	E: 0	K: 1	S: 9
	LOB: 0	BB: 0	P: 5	LOB: 1	BB: 0	P: 4	LOB: 0	BB: 0	P: 4	LOB: 1	BB: 0	P: 4	LOB: 1	BB: 0	P: 4	LOB: 0	BB: 0	P: 6	LOB: 1	BB: 0	P: 5	LOB: 1	BB: 0	P: 5	LOB: 0	BB: 0	P: 3	LOB: 2	BB: 0	P: 7	LOB: 3	BB: 0	P: 9	LOB: 0	BB: 0	P: 9				


PITCHER	IP	WLS	BF	H	R	ER	SO	BB	IBB	HBP	BLK	WP	HR	S	P	ERA	WHIP	IP	WLS	BF	H	R	ER	SO	BB	IBB	HBP	BLK	WP	HR	S	P	ERA	WHIP			
Billy Pierce, L (1, 1) ERA: 3.58	8.0	L	35	10	3	3	4	0	0	0	0	0	2	43	43	3.38	1.250																				

BOTTOM

Chicago White Sox @ New York Yankees
 Yankee Stadium, Bronx, NY
 Fri Jul 27 1951, 3:33 AM EDT
 Att. 50,125 - Unknown

AB	34
R	3
H	10
RBI	3
BB	0
SO	4
LOB	11

WP: 0 PA: 35
 PB: 0 SB: 0
 CS: 0



1B: 8	SF: 0	WP: 0	PA: 35
2B: 0	SAC: 1	PB: 0	
3B: 0	DP: 0	SB: 0	
HR: 2	HBP: 0	CS: 0	

Batter	1	2	3	4	5	6	7	8	9	AB R H RBI BB SO LOB	TOP											
Nellie Fox, L (1, 4) OBP: 0.385, SLG: 0.441	0-0 1B 2B	0-0 1-2 1B			0-0 4-1		0-0 4-3		0-0 P6	5 1 2 0 0 0 4												
Al Zarilla, L (1, 9) OBP: 0.365, SLG: 0.420	0-0 F7	0-3 K			0-3 K			0-3 K		4 0 0 0 0 3 3												
Minnie Minoso, R (1, 5) OBP: 0.449, SLG: 0.552	0-0 S 1B 2-3		0-3 K		4-0 G6-3 BB			0-3 K		3 1 1 0 1 2 0												
Eddie Robinson, L (1, 3) OBP: 0.379, SLG: 0.494	0-3 K		0-0 FC4-6 1B		0-0 F8			0-3 K		4 0 1 0 0 2 3												
Bud Stewart, L (1, 7) OBP: 0.351, SLG: 0.440	0-0 2-H 3-H 1B		0-0 FC4-6 CS 1-2f		0-0 G6-3 1-2f			0-0 HR		4 1 2 3 0 0 2												
Jim Busby, R (1, 8) OBP: 0.360, SLG: 0.372	0-0 F8		0-0 CS 1-2	0-3 K			0-3 K	4-0 1B BB		3 0 0 0 1 2 1												
Bud Sheely, L (1, 2) OBP: 0.375, SLG: 0.375		0-3 K		0-0 P6		0-0 FC6-4 1B 1B		0-0 F8		4 0 1 0 0 1 1												
Chico Carrasquel, R (1, 6) OBP: 0.338, SLG: 0.362		0-0 1B 1B		0-0 5-3		0-0 FC6-4 1-2 1B		0-0 1-2 1B		4 0 3 0 0 0 0												
Lou Kretlow, R (1, 1) OBP: 0.087, SLG: 0.045		0-3 K		0-3 K		0-0 FC6-4 1-2f 2-3		0-3 K		2 0 0 0 0 0 2 1												
Harry Dorish, R (6, 1) OBP: 0.273, SLG: 0.364										0 0 0 0 0 0 0 0												
Bert Haas, R (7, PH) OBP: 0.230, SLG: 0.161										1 0 0 0 0 0 0 2												
Howie Judson, R (7, 1) OBP: 0.182, SLG: 0.143										0 0 0 0 0 0 0 0												
Floyd Baker, L (9, PH) OBP: 0.417, SLG: 0.349										0 0 0 0 0 0 0 0												
Bob Dillinger, R (9, PH) OBP: 0.342, SLG: 0.368										1 0 0 0 0 0 1 2												
Inning Stats	R: 2 E: 0 K: 1 S: 8	H: 3 LOB: 1 BB: 0 P: 8	R: 0 E: 0 K: 3 S: 11	H: 2 LOB: 2 BB: 0 P: 11	R: 0 E: 0 K: 1 S: 5	H: 1 LOB: 0 BB: 0 P: 5	R: 0 E: 0 K: 1 S: 5	H: 0 LOB: 0 BB: 0 P: 5	R: 0 E: 0 K: 2 S: 7	H: 0 LOB: 0 BB: 0 P: 7	R: 0 E: 0 K: 0 S: 2	H: 0 LOB: 0 BB: 1 P: 6	R: 0 E: 0 K: 1 S: 7	H: 2 LOB: 2 BB: 0 P: 7	R: 0 E: 0 K: 3 S: 9	H: 0 LOB: 0 BB: 0 P: 9	R: 1 E: 0 K: 1 S: 7	H: 2 LOB: 2 BB: 1 P: 11	1B: 8 2B: 1 3B: 0 HR: 1	SF: 0 SAC: 0 DP: 1 HBP: 0	WP: 0 PB: 0 SB: 1 CS: 1	PA: 38
PITCHER	IP WLS BF H R ER SO BB IBB HBP BLK WP HR S P ERA WHIP																					
Vic Raschi, R (1, 1) ERA: 3.59	8.1 W 35 10 3 3 12 2 0 0 0 0 1 57 65 3.24 1.440																					
Joe Ostrowski, L (9, 1) ERA: 3.72	0.2 S 2 0 0 0 1 0 0 0 0 0 0 4 4 0.00 0.000																					

Chicago White Sox @ New York Yankees
 Yankee Stadium, Bronx, NY
 Sun Jul 29 1951, 3:33 AM EDT
 Unknown

livebaseballscorecards.com

AB	35
R	3
H	10
RBI	3
BB	2
SO	13
LOB	19



Batter	1	2	3	4	5	6	7	8	9	AB	R	H	RBI	BB	SO	LOB
Gene Woodling, L (1, 7) OBP: 0.371, SLG: 0.424	0-3 K		0-0 4-3		4-0 3B BB	0-0 F5		0-0 F5		4	1	0	0	1	1	0
Joe Collins, L (1, 9) OBP: 0.407, SLG: 0.546 (8, 3)	4-0 1-3 HR BB		0-0 BB 1B		0-0 1-H 2B 3B	4-0 1B HR BB		0-0 F2		3	3	2	1	2	0	0
Bobby Brown, L (1, 5) OBP: 0.379, SLG: 0.445	0-0 1-3		0-0 F7		0-0 1B 2B	0-0 1-2 HR 1B				4	2	2	1	0	0	2
Joe DiMaggio, R (1, 8) OBP: 0.363, SLG: 0.464	0-0 2-H HR		4-0 1-2 BB		0-3 K	0-0 1-H 2-H HR				3	2	2	5	1	1	1
Yogi Berra, L (1, 2) OBP: 0.358, SLG: 0.502	0-0 6-3		0-3 K		0-0 2-H 1B	0-0 L3				4	0	1	1	0	1	2
Johnny Mize, L (1, 3) OBP: 0.379, SLG: 0.450 Hank Bauer, R (8, 9) OBP: 0.371, SLG: 0.459		0-0 5-3		0-3 K	4-0 1-2 FC6-4 BB		0-0 F5			3	0	0	0	1	1	0
Gil McDougald, R (1, 4) OBP: 0.379, SLG: 0.500		0-0 F8		0-0 4-3 2B	0-3 K		0-3 K			4	0	1	0	0	2	2
Phil Rizzuto, R (1, 6) OBP: 0.355, SLG: 0.368		0-0 S 1B		0-0 4-3	0-0 FC6-4		0-0 F7			4	0	1	0	0	0	3
Vic Raschi, R (1, 1) OBP: 0.222, SLG: 0.200 Joe Ostrowski, L (9, 1)		0-3 K		0-0 P4		0-3 K		0-3 K		4	0	0	0	0	3	2
										0	0	0	0	0	0	0

Inning Stats	R: 2	H: 1	E: 0	K: 1	S: 6	LOB: 0	BB: 1	P: 10	R: 0	H: 1	E: 0	K: 1	S: 6	LOB: 1	BB: 0	P: 6	R: 0	H: 1	E: 0	K: 1	S: 6	LOB: 2	BB: 1	P: 10	R: 0	H: 1	E: 0	K: 1	S: 6	LOB: 3	BB: 1	P: 6	R: 3	H: 3	E: 0	K: 2	S: 10	LOB: 2	BB: 2	P: 18	R: 3	H: 2	E: 0	K: 1	S: 7	LOB: 0	BB: 1	P: 11	R: 0	H: 0	E: 0	K: 1	S: 5	LOB: 0	BB: 0	P: 5	R: 0	H: 0	E: 0	K: 1	S: 5	LOB: 0	BB: 0	P: 5
--------------	------	------	------	------	------	--------	-------	-------	------	------	------	------	------	--------	-------	------	------	------	------	------	------	--------	-------	-------	------	------	------	------	------	--------	-------	------	------	------	------	------	-------	--------	-------	-------	------	------	------	------	------	--------	-------	-------	------	------	------	------	------	--------	-------	------	------	------	------	------	------	--------	-------	------


PITCHER	IP	WLS	BF	H	R	ER	SO	BB	IBB	HBP	BLK	WP	HR	S	P	ERA	WHIP
Lou Kretlow, R (1, 1) ERA: 5.0	5.2	L	31	9	8	8	7	5	0	0	0	0	2	40	60	12.71	2.471
Harry Dorish, R (6, 1) ERA: 2.98	0.1		1	0	0	0	0	0	0	0	0	0	0	1	1	0.00	0.000
Howie Judson, R (7, 1) ERA: 4.38	2.0		6	0	0	0	2	0	0	0	0	0	0	10	10	0.00	0.000

BOTTOM

Chicago White Sox @ New York Yankees
 Yankee Stadium, Bronx, NY
 Sun Jul 29 1951, 3:33 AM EDT
 Unknown

livebaseballscorecards.com

AB	33
R	8
H	9
RBI	8
BB	5
SO	9
LOB	12



1B: 4	SF: 0	WP: 0	PA: 38
2B: 2	SAC: 0	PB: 0	
3B: 1	DP: 0	SB: 1	
HR: 2	HBP: 0	CS: 0	

Batter	1	2	3	4	5	6	7	8	9	AB R H RBI BB SO LOB	TOP
Bob Dillinger, R OBP: 0.340, SLG: 0.367 (1, 5) X	0-0 WP 4-3 1B		0-0 F9		0-0 6-3			0-0 F8		4 0 1 0 0 0 0	
Nellie Fox, L OBP: 0.384, SLG: 0.439 (1, 4) X	0-0 F9		0-0 F7		0-0 4-3			0-0 1B 1B		4 0 1 0 0 0 1	
Minnie Minoso, R OBP: 0.447, SLG: 0.548 (1, 9) X	0-0 4-3 1-2		0-0 6-3				0-0 F9	0-0 1-3 1B		4 0 1 0 0 0 1	
Don Lenhardt, R OBP: 0.320, SLG: 0.455 (1, 7) S S	0-3 K 2-3			4-0 BB BB			0-0 F9	0-0 F9		3 0 0 0 1 1 3	
Eddie Robinson, L OBP: 0.377, SLG: 0.490 (1, 3)		0-3 K		4-0 BB 1-2 BB			0-0 5-3	0-0 F9		3 0 0 0 1 1 2	
Phil Masi, R OBP: 0.412, SLG: 0.463 (1, 2)		0-3 K		0-0 P6			0-0 5-3 1B	0-0 F7		4 0 1 0 0 1 2	
Jim Busby, R OBP: 0.362, SLG: 0.372 (1, 8)		4-0 S BB BB		0-0 F8			0-0 P6	0-0 1B		3 0 1 0 1 0 3	
Chico Carrasquel, R OBP: 0.337, SLG: 0.359 (1, 6)		4-0 S BB BB		0-3 K			0-0 5-3 1-2	0-3 K		3 0 0 0 1 2 4	
Saul Rogovin, R OBP: 0.255, SLG: 0.333 (1, 1)		0-3 K		0-3 K			0-3 K	0-3 K		3 0 0 0 0 3 3	
Bert Haas, R OBP: 0.194, SLG: 0.156 (9, PH)		1-2 2-3 K								1 0 0 0 0 1 1	
Inning Stats	R: 0 E: 0 K: 1 S: 6 H: 1 LOB: 1 BB: 0 P: 6	R: 0 E: 0 K: 3 S: 9 H: 0 LOB: 2 BB: 2 P: 17	R: 0 E: 0 K: 0 S: 3 H: 0 LOB: 0 BB: 0 P: 3	R: 0 E: 0 K: 1 S: 5 H: 0 LOB: 2 BB: 2 P: 13	R: 0 E: 0 K: 1 S: 5 H: 0 LOB: 0 BB: 0 P: 5	R: 0 E: 0 K: 0 S: 3 H: 0 LOB: 0 BB: 0 P: 3	R: 0 E: 0 K: 1 S: 6 H: 1 LOB: 1 BB: 0 P: 6	R: 0 E: 0 K: 0 S: 5 H: 2 LOB: 2 BB: 0 P: 5	R: 0 E: 0 K: 2 S: 8 H: 1 LOB: 1 BB: 0 P: 8	1B: 5 2B: 0 3B: 0 HR: 0 SF: 0 SAC: 0 DP: 0 HBP: 0	WP: 1 PB: 0 SB: 2 CS: 0 PA: 36
PITCHER Bob Kuzava, L ERA: 4.06 (1, 1)	IP: 9.0 WLS: W BF: 36 H: 5 R: 0 ER: 0 SO: 9 BB: 4 IBB: 0 HBP: 0 BLK: 0 WP: 1 HR: 0 S: 50 P: 66 ERA: 0.00 WHIP: 1.000										

Chicago White Sox @ New York Yankees
Yankee Stadium, Bronx, NY
 Sun Jul 29 1951, 3:38 AM EDT
 Att: 70,972 - Unknown

AB	32
R	0
H	5
RBI	0
BB	4
SO	9
LOB	20



Batter	1	2	3	4	5	6	7	8	9	AB	R	H	RBI	BB	SO	LOB	
Gene Woodling, L (1, 7) OBP: 0.369, SLG: 0.426	0-0 1B 2B		0-0 P6		0-0 P6		0-0 F8			4	1	1	0	0	0	1	
Joe Collins, L (1, 9) (8, 3) OBP: 0.403, SLG: 0.537	0-0 6-3		0-0 L3		0-0 3-1			0-0 SH1-4 1B		4	0	1	0	0	0	1	
Bobby Brown, L (1, 5) OBP: 0.379, SLG: 0.443	0-0 2-H 1B		0-0 4-3			0-0 F2		0-0 SH1-4 1-2		3	0	1	1	0	0	0	
Joe DiMaggio, R (1, 8) OBP: 0.361, SLG: 0.460	0-0 F2			0-0 1B SH 1B		0-0 F8		0-0 F7 2-3		4	1	1	0	0	0	2	
Yogi Berra, L (1, 2) OBP: 0.360, SLG: 0.500	0-0 F7			0-0 F7		0-0 1B		4-0 FC6-4 BB		3	0	1	0	1	0	2	
Johnny Mize, L (1, 3) Hank Bauer, R (8, 9) OBP: 0.378, SLG: 0.448 OBP: 0.369, SLG: 0.456		0-0 F2		0-0 SH 1B		0-0 P4		0-0 FC6-4 1-2f		3	0	1	0	0	0	1	
Gil McDougald, R (1, 4) OBP: 0.361, SLG: 0.498		0-3 K		0-0 SH G4-6-3 1-2 3-H			4-0 CS BB			1	0	0	1	1	1	0	
Phil Rizzuto, R (1, 6) OBP: 0.354, SLG: 0.371		0-0 2B		0-0 G4-6-3 1-2f			0-0 F8 1-2			3	0	1	0	0	0	3	
Bob Kuzava, S (1, 1) OBP: 0.265, SLG: 0.138		0-0 5-3			0-3 K		0-0 1B			3	0	1	0	0	1	1	
Inning Stats	R: 1 E: 0 K: 0 S: 5	H: 2 LOB: 1 BB: 0 P: 5	R: 0 E: 0 K: 1 S: 6	H: 1 LOB: 1 BB: 0 P: 6	R: 0 E: 0 K: 0 S: 3	H: 0 LOB: 0 BB: 0 P: 3	R: 1 E: 0 K: 0 S: 5	H: 2 LOB: 1 BB: 0 P: 5	R: 0 E: 0 K: 1 S: 5	H: 1 LOB: 1 BB: 0 P: 4	R: 0 E: 0 K: 0 S: 4	H: 1 LOB: 1 BB: 1 P: 7	R: 0 E: 0 K: 0 S: 4	H: 1 LOB: 2 BB: 1 P: 8	1B: 6 2B: 2 3B: 0 HR: 0	SF: 0 SAC: 2 DP: 1 HBP: 0	WP: 0 PB: 0 SB: 1 CS: 1
PITCHER Saul Rogovin, R (1, 1) ERA: 3.14	IP 8.0	WLS L	BF 33	H 8	R 2	ER 2	SO 2	BB 2	IBB 0	HBP 0	BLK 0	WP 0	HR 0	S 35	P 43	ERA 2.25	WHIP 1.250
PITCHER	IP	WLS	BF	H	R	ER	SO	BB	IBB	HBP	BLK	WP	HR	S	P	ERA	WHIP


BOTTOM

Chicago White Sox @ New York Yankees
 Yankee Stadium, Bronx, NY
 Sun Jul 29 1951, 3:38 AM EDT
 Att. 70,972 - Unknown

livebaseballscorecards.com

AB 29
R 2
H 8
RBI 2
BB 2
SO 2
LOB 13



Batter	1	2	3	4	5	6	7	8	9	AB	R	H	RBI	BB	SO	LOB	TOP															
Bob Dillinger, R (1, 5) OBP: 0.340, SLG: 0.367																	0	0	0	0	0	0	0	0	Chicago White Sox @ Philadelphia Athletics Shibe Park, Philadelphia, PA Tue Jul 31 1951, 3:33 AM EDT Att. 5,872 - Unknown							
Nellie Fox, L (1, 4) OBP: 0.384, SLG: 0.439																	0	0	0	0	0	0	0									
Minnie Minoso, R (1, 9) OBP: 0.447, SLG: 0.548																	0	0	0	0	0	0	0									
Gus Zernial, R (1, 7) OBP: 0.365, SLG: 0.574																	0	0	0	0	0	0	0									
Eddie Robinson, L (1, 3) OBP: 0.377, SLG: 0.490																	0	0	0	0	0	0	0									
Jim Busby, R (1, 8) OBP: 0.362, SLG: 0.372																	0	0	0	0	0	0	0									
Phil Masi, R (1, 2) OBP: 0.412, SLG: 0.463																	0	0	0	0	0	0	0									
Chico Carrasquel, R (1, 6) OBP: 0.337, SLG: 0.359																	0	0	0	0	0	0	0									
Ken Holcombe, R (1, 1) OBP: 0.333, SLG: 0.346	0	0	0	0	0	0	0																									
Inning Stats	1B: 0	SF: 0	WP: 0	PA: 0	2B: 0	SAC: 0	PB: 0		3B: 0	DP: 0	SB: 0	HR: 0	HBP: 0	CS: 0																		
PITCHER Alex Kellner, L (1, 1) ERA: 5.37	IP	WLS	BF	H	R	ER	SO	BB	IBB	HBP	BLK	WP	HR	S	P	ERA	WHIP	0.0	W	0	0	0	0	0	0	0	0	0	0	∞	∞	PITCHER IP WLS BF H R ER SO BB IBB HBP BLK WP HR S P ERA WHIP

livebaseballscorecards.com

Batter	1	2	3	4	5	6	7	8	9	AB R H RBI BB SO LOB	TOP
Bob Dillinger, R (1, 5) <small>OBP: 0.341, SLG: 0.367</small> Floyd Baker, L (9, 5) <small>OBP: 0.417, SLG: 0.349</small>	0-0 1B	0-0 G5-4-3 1-2f			0-0 6-3 6-3		0-0 G1-5-3 HBP 1B		0-0 SH1-4 1-2	4 1 2 0 0 0 2 0 0 0 0 0 0 0	
Nellie Fox, L (1, 4) <small>OBP: 0.383, SLG: 0.438</small>	0-0 F6 F6		0-0 F7 F7		0-0 6-3 6-3		1-0 G1-5-3 HBP 1B		0-0 2B	4 0 1 1 0 0 1	
Minnie Minoso, R (1, 9) <small>OBP: 0.444, SLG: 0.550</small>	0-0 E7 F9 1B		0-0 HR		0-0 5-3 5-3		0-0 G1-5-3 1-2 2-3f		1-0 HBP	4 2 2 1 0 0 2	
Don Lenhardt, R (1, 7) <small>OBP: 0.336, SLG: 0.456</small> Jim Busby, R (9, 8) <small>OBP: 0.363, SLG: 0.373</small>	4-0 BB		0-0 E7 1B		0-0 BB 4-3 1B		4-0 IBB		0-0 F9 F9	3 0 2 0 2 0 2 0 0 0 0 0 0 0	
Eddie Robinson, L (1, 3) <small>OBP: 0.372, SLG: 0.481</small>	0-0 F9 F9 3-H		0-3 K K		0-0 F9 F9		0-0 4-3 4-3		0-0 L9 L9	5 0 0 1 0 1 7	
Ray Coleman, L (1, 8) <small>OBP: 0.325, SLG: 0.397</small>	0-0 L9 L9 3-H		0-0 4-3 4-3		0-0 4-3 4-3 1-2		0-0 P4 P4		0-0 P4 P4	4 0 0 0 0 0 3	
Phil Masi, R (1, 2) <small>OBP: 0.410, SLG: 0.458</small>		4-0 1B 5-3 BB		0-0 L5 L5		4-0 BB BB		0-0 5-3 5-3		2 0 0 0 2 0 0	
Chico Carrasquel, R (1, 6) <small>OBP: 0.336, SLG: 0.355</small>		0-0 5-3 5-3 1-2		0-0 5-3 5-3		4-0 FC6-4 BB FC6-4 BB 1-2 2-3		0-0 F2 F2		3 0 0 0 1 0 1	
Billy Pierce, L (1, 1) <small>OBP: 0.281, SLG: 0.180</small>		0-0 G5-4-3 1B 2-3		0-0 F7 F7		0-0 FC6-4 FC6-4 1-2f		0-0 SH1-4 2B 1B		4 1 2 0 0 0 3	
Inning Stats	R: 2 H: 2 E: 1 LOB: 1 K: 0 BB: 1 S: 5 P: 9	R: 0 H: 1 E: 0 LOB: 1 K: 0 BB: 1 S: 3 P: 7	R: 1 H: 2 E: 1 LOB: 1 K: 1 BB: 0 S: 7 P: 7	R: 0 H: 0 E: 0 LOB: 0 K: 0 BB: 0 S: 3 P: 3	R: 0 H: 0 E: 0 LOB: 0 K: 0 BB: 0 S: 3 P: 3	R: 0 H: 1 E: 0 LOB: 3 K: 0 BB: 2 S: 4 P: 12	R: 0 H: 1 E: 0 LOB: 2 K: 0 BB: 1 S: 3 P: 8	R: 0 H: 0 E: 0 LOB: 0 K: 0 BB: 0 S: 3 P: 3	R: 1 H: 2 E: 0 LOB: 2 K: 0 BB: 0 S: 5 P: 6	1B: 7 SF: 0 2B: 1 SAC: 1 3B: 0 DP: 2 HR: 1 HBP: 2	WP: 0 PA: 41 PB: 0 SB: 0 CS: 0
PITCHER Morrie Martin, L (1, 1) <small>ERA: 4.12</small>	IP 9.0 WLS L BF 41 H 9 R 4 ER 3 SO 1 BB 4 IBB 1 HBP 2 BLK 0 WP 0 HR 1 S 36 P 58 ERA 3.00 WHIP 1.444					PITCHER IP WLS BF H R ER SO BB IBB HBP BLK WP HR S P ERA WHIP					

Chicago White Sox @ Philadelphia Athletics
 Shibe Park, Philadelphia, PA
 Wed Aug 01 1951, 3:33 AM EDT
 Att. 4,622 - Unknown

livebaseballscorecards.com

AB	33
R	4
H	9
RBI	3
BB	5
SO	1
LOB	21




Batter	1	2	3	4	5	6	7	8	9	AB R H RBI BB SO LOB	BOTTOM
Eddie Joost, R OBP: 0.401, SLG: 0.465 (1, 6) X	0-0 HR	4-0 BB		4-0 BB		4-0 BB		0-0 L8		2 1 1 2 3 0 0	
Elmer Valo, L OBP: 0.392, SLG: 0.429 (1, 8) X	0-0 6-3	0-0 3-1		0-0 4-3		0-0 F5		0-0 F6		5 0 0 0 0 0 6	
Allie Clark, R OBP: 0.318, SLG: 0.420 (1, 9) X	0-0 6-3		0-0 FC6-5 2B		0-0 6-3	0-0 F2		0-0 5-3		5 0 1 0 0 0 2	
Gus Zernial, R OBP: 0.359, SLG: 0.561 (1, 7) X	0-0 6-3		0-0 F9		0-0 F8		0-0 4-3		0-3 K	5 0 0 0 0 1 1	
Lou Limmer, L OBP: 0.286, SLG: 0.308 (1, 3)		0-0 BB 2B	0-0 FC6-5 1B	4-0 S 3B BB		0-0 4-3		4-0 FC5-4 BB		3 2 1 0 2 0 1	
Hank Majeski, R OBP: 0.375, SLG: 0.430 (1, 5)		4-0 BB BB BB	0-0 1-3 1B	0-0 1-3 3B		0-0 1B 1B		0-0 FC5-4 1-2f		4 0 3 1 1 0 1	
Pete Suder, R OBP: 0.289, SLG: 0.286 (1, 4)		0-3 K	0-0 1-3		0-0 F9		0-0 1-2 1B		0-3 K	4 0 1 0 0 1 5	
Joe Tipton, R OBP: 0.321, SLG: 0.254 (1, 2)		4-0 BB 1-2 2-3 BB		0-0 F8		0-0 E6 SH1-3		0-3 K		3 0 0 0 1 1 2	
Morrie Martin, L OBP: 0.273, SLG: 0.250 (1, 1)		0-3 K		0-3 K		0-0 SH1-3 1-2		0-0 4-3		3 0 0 0 0 2 3	

AB	34
R	3
H	7
RBI	3
BB	7
SO	5
LOB	21

Inning Stats	R: 1 E: 0 K: 0 S: 4	H: 1 LOB: 0 BB: 0 P: 4	R: 1 E: 0 K: 2 S: 8	H: 1 LOB: 3 BB: 3 P: 20	R: 0 E: 0 K: 0 S: 5	H: 2 LOB: 2 BB: 0 P: 5	R: 0 E: 0 K: 1 S: 5	H: 0 LOB: 1 BB: 1 P: 9	R: 1 E: 0 K: 0 S: 4	H: 1 LOB: 1 BB: 1 P: 8	R: 0 E: 1 K: 0 S: 4	H: 0 LOB: 2 BB: 1 P: 8	R: 0 E: 0 K: 1 S: 7	H: 2 LOB: 2 BB: 0 P: 7	R: 0 E: 0 K: 0 S: 3	H: 0 LOB: 0 BB: 0 P: 3	R: 0 E: 0 K: 1 S: 5	H: 0 LOB: 1 BB: 1 P: 9	1B: 3 2B: 2 3B: 1 HR: 1	SF: 0 SAC: 1 DP: 0 HBP: 0	WP: 0 PB: 0 SB: 1 CS: 0	PA: 42
PITCHER Billy Pierce, L ERA: 3.54 (1, 1)	IP 9.0	WLS W	BF 42	H 7	R 3	ER 3	SO 5	BB 7	IBB 0	HBP 0	BLK 0	WP 0	HR 1	S 45	P 73	ERA 3.00	WHIP 1.556					
PITCHER	IP	WLS	BF	H	R	ER	SO	BB	IBB	HBP	BLK	WP	HR	S	P	ERA	WHIP					

Chicago White Sox @ Philadelphia Athletics
Shibe Park, Philadelphia, PA
Wed Aug 01 1951, 3:33 AM EDT
Att. 4,622 - Unknown



Chicago White Sox @ Philadelphia Athletics
 Shibe Park, Philadelphia, PA
 Thu Aug 02 1951, 3:33 AM EDT
 Att: 4,127 - Unknown

livebaseballscorecards.com

AB	33
R	4
H	8
RBI	4
BB	5
SO	3
LOB	12



Batter	1	2	3	4	5	6	7	8	9	10	AB	R	H	RBI	BB	SO	LOB
Nellie Fox, L OBP: 0.383, SLG: 0.436 (1, 4)	4-0 G4-6-3 BB			3-1		3B 1B		F9		L7	4	1	1	0	1	0	0
Bud Stewart, L OBP: 0.355, SLG: 0.457 Jim Busby, R OBP: 0.365, SLG: 0.384 (1, 7) (8, 8)	0-0 G4-6-3 1-2f			1B		1-H E 3B		L8		HR	4	1	2	1	0	0	1
Minnie Minoso, R OBP: 0.441, SLG: 0.545 (1, 5) (9, 7)	0-3 K			K		E6 CS			0-0 1B BB F7 1B	5-3	5	1	1	1	0	2	1
Eddie Robinson, L OBP: 0.371, SLG: 0.477 (1, 3)				K		F8			4-0 SH5-3 1-2 BB		3	0	0	0	1	1	2
Ray Coleman, L OBP: 0.327, SLG: 0.398 (1, 8) (8, 7) (9, 9)						4-3			0-0 CS 1B		4	0	2	0	0	0	0
Al Zarilla, L OBP: 0.371, SLG: 0.422 Don Lenhardt, R OBP: 0.336, SLG: 0.456 Floyd Baker, L OBP: 0.413, SLG: 0.345 (1, 9) (9, PH) (9, PH) (9, 5)						BB BB			4-0 1-2 FC5-4 BB		1	0	1	0	2	0	0
Bud Sheely, L OBP: 0.364, SLG: 0.300 (1, 2)						4-3			0-0 SH5-3 1-2 2-3		2	0	0	0	1	0	1
Chico Carrasquel, R OBP: 0.333, SLG: 0.352 (1, 6)						L6			0-0 5-3		4	0	0	0	0	0	5
Randy Gumpert, R OBP: 0.294, SLG: 0.273 Harry Dorish, R OBP: 0.273, SLG: 0.364 (1, 1) (10, 1)						4-3			0-0 6-3		4	0	0	0	0	0	0

Inning Stats	R: 0	H: 0	E: 0	K: 1	S: 4	LOB: 0	BB: 1	P: 8	R: 0	H: 1	E: 0	K: 0	S: 3	LOB: 1	BB: 0	P: 3	R: 0	H: 0	E: 0	K: 0	S: 3	LOB: 0	BB: 0	P: 3	R: 0	H: 1	E: 0	K: 2	S: 8	LOB: 1	BB: 0	P: 8	R: 0	H: 0	E: 0	K: 0	S: 2	LOB: 1	BB: 2	P: 10	R: 2	H: 2	E: 1	K: 0	S: 5	LOB: 0	BB: 0	P: 5	R: 0	H: 1	E: 0	K: 0	S: 3	LOB: 1	BB: 1	P: 7	R: 0	H: 0	E: 0	K: 0	S: 3	LOB: 0	BB: 0	P: 3	R: 1	H: 2	E: 0	K: 0	S: 5	LOB: 2	BB: 1	P: 9	R: 1	H: 1	E: 0	K: 0	S: 4	LOB: 0	BB: 0	P: 4	1B: 6	2B: 0	3B: 1	HR: 1	SF: 0	SAC: 1	DP: 2	HBP: 0	WP: 0	PB: 0	SB: 0	CS: 2	PA: 39
--------------	------	------	------	------	------	--------	-------	------	------	------	------	------	------	--------	-------	------	------	------	------	------	------	--------	-------	------	------	------	------	------	------	--------	-------	------	------	------	------	------	------	--------	-------	-------	------	------	------	------	------	--------	-------	------	------	------	------	------	------	--------	-------	------	------	------	------	------	------	--------	-------	------	------	------	------	------	------	--------	-------	------	------	------	------	------	------	--------	-------	------	-------	-------	-------	-------	-------	--------	-------	--------	-------	-------	-------	-------	--------

PITCHER	IP	WLS	BF	H	R	ER	SO	BB	IBB	HBP	BLK	WP	HR	S	P	ERA	WHIP
Bob Hooper, R ERA: 4.24 (1, 1)	8.0		29	5	2	2	3	4	0	0	0	0	0	31	47	2.25	1.125
Bobby Shantz, L ERA: 4.86 (9, 1)	0.0		3	2	1	1	0	1	0	0	0	0	0	2	6	∞	∞
Joe Coleman, R ERA: 6.58 (9, 1)	2.0	L	7	1	1	1	0	0	0	0	0	0	1	7	7	4.50	0.500

BOTTOM

Chicago White Sox @ Philadelphia Athletics
Shibe Park, Philadelphia, PA
Thu Aug 02 1951, 3:33 AM EDT
Att. 4,127 - Unknown

livebaseballscorecards.com

AB 39
R 2
H 9
RBI 3
BB 0
SO 2
LOB 11



WP: 0 PA: 39
PB: 0
SB: 0
CS: 0

AB R H RBI BB SO LOB

5 1 1 0 0 0 1

5 0 1 0 0 0 3
4 0 1 1 0 1 1
0 1 0 0 0 0 0
1 0 0 0 0 0 2

4 0 1 1 0 0 1

4 0 1 0 0 0 0

4 0 1 1 0 1 0

4 0 1 0 0 0 2

4 0 0 0 0 0 1

2 0 1 0 0 0 0
1 0 0 0 0 0 0
0 0 0 0 0 0 0
0 0 0 0 0 0 0
1 0 1 0 0 0 0

1B: 8 SF: 0
2B: 0 SAC: 0
3B: 0 DP: 0
HR: 1 HBP: 0

Batter	1	2	3	4	5	6	7	8	9	10
Eddie Joost, R OBP: 0.399, SLG: 0.462 (1, 6)	F7			F8		F2			E7 1B	
Elmer Valo, L OBP: 0.389, SLG: 0.424 (1, 8) (10, 9)	F8			L9		F4				F7 1B
Allie Clark, R OBP: 0.316, SLG: 0.415 (1, 9) Pete Suder, R OBP: 0.289, SLG: 0.286 (9, PR) Dave Philley, S OBP: 0.336, SLG: 0.347 (10, 8)	L8			K		F9				4-3
Gus Zernial, R OBP: 0.358, SLG: 0.566 (1, 7)		5-3						F7	F8	
Lou Limmer, L OBP: 0.285, SLG: 0.307 (1, 3)		F7				F6		F6		
Hank Majeski, R OBP: 0.373, SLG: 0.427 (1, 5)		F8				6-3		K		
Billy Hitchcock, R OBP: 0.349, SLG: 0.298 (1, 4)			L8					F7	F9	
Joe Tipton, R OBP: 0.312, SLG: 0.246 (1, 2)			L5			FC4-6		F3		L7
Bob Hooper, R OBP: 0.286, SLG: 0.415 (1, 1) Wally Moses, L OBP: 0.291, SLG: 0.220 (8, PH) Bobby Shantz, R OBP: 0.378, SLG: 0.366 (9, 1) Joe Coleman, R OBP: 0.211, SLG: 0.176 (9, 1) Carl Scheib, R OBP: 0.413, SLG: 0.614 (10, PH)			6-3					4-3		

Inning Stats	R: 0	H: 0	R: 0	H: 0	R: 0	H: 0	R: 0	H: 2	R: 0	H: 1	R: 0	H: 0	R: 0	H: 0	R: 2	H: 4	R: 0	H: 2
	E: 0	LOB: 0	E: 0	LOB: 0	E: 0	LOB: 0	E: 0	LOB: 1	E: 0	LOB: 0	E: 1	LOB: 2	E: 0	LOB: 0	E: 0	LOB: 2	E: 0	LOB: 2
	K: 0	BB: 0	K: 0	BB: 0	K: 1	BB: 0	K: 0	BB: 0	K: 0	BB: 0	K: 1	BB: 0	K: 0	BB: 0	K: 0	BB: 0	K: 0	BB: 0
	S: 3	P: 3	S: 3	P: 3	S: 3	P: 5	S: 5	P: 5	S: 4	P: 4	S: 5	P: 5	S: 3	P: 3	S: 7	P: 7	S: 5	P: 5

PITCHER	IP	WLS	BF	H	R	ER	SO	BB	IBB	HBP	BLK	WP	HR	S	P	ERA	WHIP
Randy Gumpert, R ERA: 3.57 (1, 1)	9.1	W	36	8	3	1	2	0	0	0	0	0	1	40	40	0.96	0.857
Harry Dorish, R ERA: 2.96 (10, 1)	0.2	S	3	1	0	0	0	0	0	0	0	0	0	3	3	0.00	1.500

Chicago White Sox @ Washington Senators
Griffith Stadium, Washington, DC

Fri Aug 03 1951, 3:33 AM EDT
Att. 9,321 - Unknown

livebaseballscorecards.com

AB	37
R	7
H	12
RBI	7
BB	2
SO	3
LOB	16



WP:	0	PA:	41
PB:	0		
SB:	2		
CS:	1		

AB R H RBI BB SO LOB

4	3	2	0	1	0	3
4	2	3	1	0	0	1
1	0	0	0	0	0	0
5	1	3	4	0	0	1
5	0	1	1	0	1	2
4	0	0	0	0	1	2
3	1	1	0	1	0	1
3	0	0	0	0	0	2
4	0	2	1	0	0	1
4	0	0	0	0	1	3

Batter	1	2	3	4	5	6	7	8	9
Nellie Fox, L OBP: 0.385, SLG: 0.437 (1, 4) BB	4-0 2B 6-3 BB		0-0 S 1B	0-0 L3		0-0 3B 1B		0-0 F9	
Bud Stewart, L OBP: 0.365, SLG: 0.493 Jim Busby, R OBP: 0.364, SLG: 0.383 (1, 7) (8, 8) X	0-0 1-3 2B		0-0 F7		0-0 2B 2B	0-0 1B 3B		0-0 L7	
Minnie Minoso, R OBP: 0.443, SLG: 0.549 (1, 5) X	0-0 6-3		0-0 S 1B		0-0 1B 2B	0-0 CS 1B		0-0 F8	
Eddie Robinson, L OBP: 0.369, SLG: 0.474 (1, 3) SS	0-3 K		0-0 F9		0-0 1B	0-0 CS	0-0 P4	0-0 P3	
Ray Coleman, L OBP: 0.324, SLG: 0.394 (1, 8) (8, 7) SS	0-3 K			0-0 3-1	0-0 P4		0-0 F8		
Al Zarilla, L OBP: 0.373, SLG: 0.421 (1, 9) BB		4-0 G5-4-3 BB		0-0 1B HBP	0-0 P6		0-0 4-3		
Bud Sheely, L OBP: 0.333, SLG: 0.231 (1, 2) X	0-0 F9		0-0 1B HBP	1-0 1B HBP	0-0 P4		0-0 4-3		
Chico Carrasquel, R OBP: 0.334, SLG: 0.353 (1, 6) X	0-0 G5-4-3		0-0 1B	0-0 1B		0-0 F7	0-0 1B		
Saul Rogovin, R OBP: 0.237, SLG: 0.310 (1, 1) X			0-0 F7	0-0 L8		0-0 F8	0-3 K		

Inning Stats	R: 1	H: 1	E: 0	K: 2	S: 8	P: 12	R: 0	H: 0	E: 0	K: 0	S: 2	P: 6	R: 1	H: 2	E: 0	K: 0	S: 5	P: 5	R: 1	H: 2	E: 0	K: 0	S: 5	P: 6	R: 2	H: 3	E: 0	K: 0	S: 6	P: 6	R: 2	H: 3	E: 0	K: 0	S: 5	P: 5	R: 0	H: 0	E: 0	K: 0	S: 3	P: 3	R: 0	H: 1	E: 0	K: 1	S: 6	P: 6	R: 0	H: 0	E: 0	K: 0	S: 3	P: 3	R: 0	H: 0	E: 0	K: 0	S: 3	P: 3
--------------	------	------	------	------	------	-------	------	------	------	------	------	------	------	------	------	------	------	------	------	------	------	------	------	------	------	------	------	------	------	------	------	------	------	------	------	------	------	------	------	------	------	------	------	------	------	------	------	------	------	------	------	------	------	------	------	------	------	------	------	------

PITCHER	IP	WLS	BF	H	R	ER	SO	BB	IBB	HBP	BLK	WP	HR	S	P	ERA	WHIP
Sid Hudson, R ERA: 5.58 (1, 1)	4.0	L	21	7	5	5	2	2	0	1	0	0	0	22	31	11.25	2.250
Sandy Consuegra, R ERA: 4.13 (5, 1)	3.0		12	4	2	2	0	0	0	0	0	0	0	12	12	6.00	1.333
Mickey Harris, L ERA: 4.38 (8, 1)	2.0		7	1	0	0	1	0	0	0	0	0	0	9	9	0.00	0.500

PITCHER	IP	WLS	BF	H	R	ER	SO	BB	IBB	HBP	BLK	WP	HR	S	P	ERA	WHIP
---------	----	-----	----	---	---	----	----	----	-----	-----	-----	----	----	---	---	-----	------

Batter	1	2	3	4	5	6	7	8	9	AB	R	H	RBI	BB	SO	LOB
Eddie Yost, R OBP: 0.429, SLG: 0.385 (1, 5)	1-0 G6-4-3 HBP	0-0 FC5 2-3f			0-0 F2		0-0 P6			3	0	0	0	0	0	3
Gil Coan, L OBP: 0.393, SLG: 0.510 (1, 7)	0-3 K		0-0 F9 1B 1B		0-0 P6		0-3 K			4	1	1	0	0	2	2
Mike McCormick, R OBP: 0.396, SLG: 0.359 (1, 8)	0-0 G6-4-3 1-2f		0-3 K 1-2		0-0 G3			0-0 6-3		4	0	0	0	0	1	2
Mickey Vernon, L OBP: 0.346, SLG: 0.422 (1, 3)		0-0 E S 1B 1B	0-0 F9 2-3		0-0 6-3			0-0 P4		4	1	1	0	0	0	1
Sam Mele, R OBP: 0.317, SLG: 0.388 (1, 9)		0-3 K	0-0 1B		0-0 F8			0-0 4-3		4	0	1	1	0	1	1
Pete Runnels, L OBP: 0.359, SLG: 0.353 (1, 6)		0-0 L8	0-0 1-3		0-0 6-3				0-0 G6-4-3 1B	4	0	1	0	0	0	2
Gene Verble, R OBP: 0.277, SLG: 0.257 (1, 4)		4-0 1B 1B BB		0-0 3-1		0-0 2B F9 1B		0-0 G6-4-3	3 2 1 0 1 0 1							
Clyde Kluttz, R OBP: 0.391, SLG: 0.351 (1, 2)		0-0 FC5 1B 1B		4-0 G1-6-3 BB		0-0 F9 2B		0-0 P6	3 0 2 1 1 0 0							
Sid Hudson, R OBP: 0.367, SLG: 0.269 (1, 1)		0-0 1B		0-0 G1-6-3		0-0 F9			2 0 1 1 0 0 1							
Sandy Consuegra, R OBP: 0.235, SLG: 0.242 (5, 1)									0 0 0 0 0 0 0							
Irv Noren, L OBP: 0.363, SLG: 0.438 (7, PH)									1 0 0 1 0 0 1							
Mickey Harris, L OBP: 0.200, SLG: 0.214 (8, 1)		1-2 3-H 1B		1-2f		2-3 3-H			0 0 0 0 0 0 0							

Inning Stats	R: 0	H: 0	E: 0	K: 1	S: 4	H: 0	LOB: 0	BB: 0	P: 5	R: 2	H: 3	E: 0	K: 1	S: 8	R: 1	H: 2	E: 0	K: 1	S: 7	R: 0	H: 0	E: 0	K: 0	S: 2	R: 0	H: 0	E: 0	K: 0	S: 3	R: 0	H: 0	E: 0	K: 0	S: 3	R: 1	H: 2	E: 0	K: 1	S: 7	R: 0	H: 0	E: 0	K: 0	S: 3	R: 0	H: 1	E: 0	K: 0	S: 3	1B: 7	SF: 0	2B: 1	SAC: 0	3B: 0	DP: 3	HR: 0	HBP: 1	WP: 0	PA: 35
--------------	------	------	------	------	------	------	--------	-------	------	------	------	------	------	------	------	------	------	------	------	------	------	------	------	------	------	------	------	------	------	------	------	------	------	------	------	------	------	------	------	------	------	------	------	------	------	------	------	------	------	-------	-------	-------	--------	-------	-------	-------	--------	-------	--------


PITCHER	IP	WLS	BF	H	R	ER	SO	BB	IBB	HBP	BLK	WP	HR	S	P	ERA	WHIP
Saul Rogovin, R ERA: 3.19 (1, 1)	9.0	W	35	8	4	4	4	2	0	1	0	0	0	40	49	4.00	1.111

BOTTOM

Chicago White Sox @ Washington Senators
Griffith Stadium, Washington, DC

Fri Aug 03 1951, 3:33 AM EDT
Att. 9,321 - Unknown

AB	32
R	4
H	8
RBI	4
BB	2
SO	4
LOB	14



Batter	1	2	3	4	5	6	7	8	9	AB R H RBI BB SO LOB	TOP											
Nellie Fox, L (1, 4) OBP: 0.387, SLG: 0.440	0-0 CS 1B		0-0 L1-3			0-0 2B			0-0 F7	4 0 2 0 0 0 1												
Bud Stewart, L (1, 7) OBP: 0.356, SLG: 0.479	0-0 L5				0-0 F5	0-0 L9			0-0 G3	4 0 0 0 0 0 2												
Minnie Minoso, R (1, 5) OBP: 0.441, SLG: 0.544	4-0 FC3-6 BB			0-3 K		0-0 F8			0-0 F7	3 0 0 0 1 1 1												
Eddie Robinson, L (1, 3) OBP: 0.368, SLG: 0.473	0-0 FC3-6			0-0 1B		0-0 F5			0-0 F5	3 0 1 0 0 0 1												
Ray Coleman, L (1, 8) OBP: 0.321, SLG: 0.390		0-0 P6		0-0 L6		0-0 F2			0-0 F2	3 0 0 0 0 0 1												
Al Zarilla, L (1, 9) OBP: 0.369, SLG: 0.417		0-0 G3			0-0 L9	0-0 P4			0-0 P4	3 0 0 0 0 0 0												
Bud Sheely, L (1, 2) OBP: 0.278, SLG: 0.188		0-0 1-3			0-0 F8			0-0 F7	0-0 F7	3 0 0 0 0 0 0												
Chico Carrasquel, R (1, 6) OBP: 0.333, SLG: 0.351			0-0 F9		0-0 P5			0-0 F7	0-0 F7	2 0 0 0 0 0 0												
Floyd Baker, L (8, PH) OBP: 0.410, SLG: 0.341										1 0 0 0 0 0 0												
Joe Demaestri, R (8, 6) OBP: 0.171, SLG: 0.147										0 0 0 0 0 0 0												
Ken Holcombe, R (1, 1) OBP: 0.345, SLG: 0.333			4-0 L1-3 BB			0-0 6-3			0-3 K	0 0 0 0 1 0 0												
Bob Dillinger, R (6, PH) OBP: 0.340, SLG: 0.366										1 0 0 0 0 0 0												
Howie Judson, R (6, 1) OBP: 0.167, SLG: 0.130										1 0 0 0 0 1 0												
Inning Stats	R: 0 E: 0 K: 0 S: 3	H: 1 LOB: 1 BB: 1 P: 7	R: 0 E: 0 K: 0 S: 3	H: 0 LOB: 0 BB: 0 P: 3	R: 0 E: 0 K: 0 S: 2	H: 0 LOB: 0 BB: 1 P: 6	R: 0 E: 0 K: 1 S: 6	H: 1 LOB: 1 BB: 0 P: 6	R: 0 E: 0 K: 0 S: 3	H: 0 LOB: 0 BB: 0 P: 3	R: 0 E: 0 K: 0 S: 4	H: 1 LOB: 1 BB: 0 P: 4	R: 0 E: 0 K: 0 S: 3	H: 0 LOB: 0 BB: 0 P: 3	R: 0 E: 0 K: 1 S: 5	H: 0 LOB: 0 BB: 0 P: 5	R: 0 E: 0 K: 0 S: 3	H: 0 LOB: 0 BB: 0 P: 3	1B: 2 2B: 2 3B: 0 HR: 0	SF: 0 SAC: 0 DP: 1 HBP: 0	WP: 0 PB: 0 SB: 0 CS: 1	PA: 30
PITCHER Connie Marrero, R (1, 1) ERA: 3.14	IP: 9.0 WLS: W BF: 30 H: 3 R: 0 ER: 0 SO: 2 BB: 2 IBB: 0 HBP: 0 BLK: 0 WP: 0 HR: 0 S: 32 P: 40 ERA: 0.00 WHIP: 0.556																				PITCHER	IP: 9.0 WLS: W BF: 30 H: 3 R: 0 ER: 0 SO: 2 BB: 2 IBB: 0 HBP: 0 BLK: 0 WP: 0 HR: 0 S: 32 P: 40 ERA: 0.00 WHIP: 0.556

Chicago White Sox @ Washington Senators
Griffith Stadium, Washington, DC
Sat Aug 04 1951, 3:33 AM EDT
Att: 11,449 - Unknown

AB	28
R	0
H	3
RBI	0
BB	2
SO	2
LOB	6



Batter	1	2	3	4	5	6	7	8	9
Eddie Yost, R OBP: 0.427, SLG: 0.385 (1, 5) X	0-0 5-3		0-3 K		0-0 1B 2B		0-0 1-3	0-0 FC5-4	
Gil Coan, L OBP: 0.392, SLG: 0.507 (1, 7) X	0-0 5-3			0-0 P6	0-0 F8		0-0 1B		
Pete Runnels, L OBP: 0.354, SLG: 0.348 (1, 6) X	0-0 4-3			0-0 L7	0-0 BB 1B		0-0 F8		
Mickey Vernon, L OBP: 0.350, SLG: 0.422 (1, 3) X		0-0 6-3		0-0 1B 1B	4-0 1-2 BB			4-0 1B BB	
Sam Mele, R OBP: 0.319, SLG: 0.388 (1, 9) H		1-0 E HBP		0-0 1-3 1B	0-0 5-3			0-0 G3	
Mike McCormick, R OBP: 0.393, SLG: 0.356 (1, 8) X		0-0 F8		0-0 1-3		0-3 K		0-0 BB 1B	
Gene Verble, R OBP: 0.276, SLG: 0.252 (1, 4) X		0-0 F2			0-0 F7	0-0 4-3		4-0 1B BB	
Mike Guerra, R OBP: 0.259, SLG: 0.224 (1, 2) X			0-0 6-3		0-0 1B 2B 1B	0-0 P5		0-0 F5	
Connie Marrero, R OBP: 0.302, SLG: 0.196 (1, 1) X			0-0 1-3		0-0 2B 1B 1B		0-0 1-3	0-0 FC5-4 1B	

Inning Stats	R: 0	H: 0	E: 0	LOB: 0	K: 0	BB: 0	S: 3	P: 3
	R: 0	H: 0	E: 1	LOB: 1	K: 0	BB: 0	S: 3	P: 4
	R: 0	H: 0	E: 0	LOB: 0	K: 1	BB: 0	S: 5	P: 5
	R: 0	H: 2	E: 0	LOB: 2	K: 0	BB: 0	S: 5	P: 5
	R: 3	H: 4	E: 0	LOB: 2	K: 0	BB: 1	S: 7	P: 11
	R: 0	H: 0	E: 0	LOB: 0	K: 1	BB: 0	S: 5	P: 5
	R: 0	H: 1	E: 0	LOB: 1	K: 0	BB: 0	S: 4	P: 4
	R: 2	H: 2	E: 0	LOB: 2	K: 0	BB: 2	S: 5	P: 13

PITCHER	IP	WLS	BF	H	R	ER	SO	BB	IBB	HBP	BLK	WP	HR	S	P	ERA	WHIP
Ken Holcombe, R ERA: 3.78 (1, 1)	5.0	L	23	6	3	3	3	1	1	0	0	0	0	23	28	5.40	1.400
Howie Judson, R ERA: 4.43 (6, 1)	3.0		14	3	2	2	1	2	0	0	0	0	0	14	22	6.00	1.667

BOTTOM

AB	R	H	RBI	BB	SO	LOB
5	1	1	1	0	1	2
4	0	1	0	0	0	2
4	0	1	2	0	0	1
2	1	1	0	2	0	0
3	0	1	0	0	0	3
4	1	1	1	0	1	3
3	0	0	0	1	0	1
4	1	1	0	0	0	2
4	1	2	1	0	0	0


AB	33
R	5
H	9
RBI	5
BB	3
SO	2
LOB	14



WP	PA	ERA	WHIP
0	37		

Chicago White Sox @ Washington Senators
Griffith Stadium, Washington, DC
Sat Aug 04 1951, 3:33 AM EDT
Att. 11,449 - Unknown

livebaseballscorecards.com

Batter	1	2	3	4	5	6	7	8	9	AB R H RBI BB SO LOB	TOP		
Nellie Fox, L (1, 4) OBP: 0.384, SLG: 0.437	0-0 F2			0-0 1B 2B 1B	0-0 G3	0-0 4-3			0-0 4-3	5 1 1 0 0 0 2			
Bud Stewart, L (1, 7) OBP: 0.359, SLG: 0.477	4-0 CS BB			0-0 2B 1-3 1B	0-0 5-3			0-0 4-3	0-0 5-3	3 1 1 0 1 0 0 1 0 0 0 0 0 0			
Jim Busby, R (7, 8) OBP: 0.363, SLG: 0.382													
Minnie Minoso, R (1, 5) OBP: 0.443, SLG: 0.549	0-0 F7 1-2			0-0 2B 1-3 2B	4-0 BB			0-0 5-3	0-0 2B	4 1 2 1 1 0 1			
Eddie Robinson, L (1, 3) OBP: 0.367, SLG: 0.472		0-0 F8		0-0 3B 2B 2-H 3-H	0-0 4-3			0-0 F8	0-0 F9	5 1 1 2 0 0 2			
Ray Coleman, L (1, 8) OBP: 0.320, SLG: 0.394		0-0 5-3		0-0 F7 3B 2-H		0-0 F8		0-0 F6		4 1 1 1 0 0 0			
Al Zarilla, L (1, 9) OBP: 0.368, SLG: 0.418		0-0 G3		0-0 F7 3-H		0-0 1B 1B 2B		0-0 3-1		4 1 1 1 0 0 0			
Phil Masi, R (1, 2) OBP: 0.407, SLG: 0.453			0-0 F8	0-0 6-3		0-0 F8		0-0 1B 1B		4 0 1 0 0 0 1	AB 38 R 6 H 12 RBI 6 BB 2 SO 1 LOB 9		
Chico Carrasquel, R (1, 6) OBP: 0.336, SLG: 0.355			0-0 F7	0-0 1B		0-0 1B 2-3 1B		0-0 1B 1-2 1B		4 0 3 0 0 0 0			
Lou Kretlow, R (1, 1) OBP: 0.111, SLG: 0.077			0-3 K	0-0 F7		0-0 1B 1-3 3-H		0-0 1-3		4 0 1 1 0 1 3			
Inning Stats	R: 0 E: 0 K: 0 S: 2 H: 0 LOB: 0 BB: 1 P: 6	R: 0 E: 0 K: 0 S: 3 H: 0 LOB: 0 BB: 0 P: 3	R: 0 E: 0 K: 1 S: 5 H: 0 LOB: 0 BB: 0 P: 5	R: 5 E: 0 K: 0 S: 9 H: 6 LOB: 1 BB: 0 P: 9	R: 0 E: 0 K: 0 S: 3 H: 0 LOB: 1 BB: 1 P: 7	R: 1 E: 0 K: 0 S: 6 H: 3 LOB: 2 BB: 0 P: 6	R: 0 E: 0 K: 0 S: 3 H: 0 LOB: 0 BB: 0 P: 3	R: 0 E: 0 K: 0 S: 5 H: 2 LOB: 2 BB: 0 P: 5	R: 0 E: 0 K: 0 S: 4 H: 1 LOB: 1 BB: 0 P: 4	1B: 7 2B: 4 3B: 1 HR: 0 SF: 0 SAC: 0 DP: 0 HBP: 0	WP: 0 PB: 0 SB: 0 CS: 1 PA: 40		
PITCHER	IP WLS BF H R ER SO BB IBB HBP BLK WP HR S P ERA WHIP											PITCHER	IP WLS BF H R ER SO BB IBB HBP BLK WP HR S P ERA WHIP
Dick Starr, R (1, 1) ERA: 7.27	5.0 L 22 6 5 5 1 2 0 0 0 0 0 0 22 30 9.00 1.600												
Julio Moreno, R (6, 1) ERA: 4.39	2.0 9 3 1 1 0 0 0 0 0 0 0 0 9 9 4.50 1.500												
Sandy Consuegra, R (8, 1) ERA: 4.05	2.0 9 3 0 0 0 0 0 0 0 0 0 0 9 9 0.00 1.500												

Chicago White Sox @ Washington Senators
Griffith Stadium, Washington, DC
Sun Aug 05 1951, 3:33 AM EDT
Att. 16,845 - Unknown

livebaseballscorecards.com

Batter	1	2	3	4	5	6	7	8	9	AB	R	H	RBI	BB	SO	LOB
Eddie Yost, R OBP: 0.424, SLG: 0.388 (1, 5)	0-0 F2 ①		0-0 5-3 1-2 ②			0-0 F8 ①		0-0 2B 3B	0-0 5-3 3-H	5	1	1	1	0	0	2
Gil Coan, L OBP: 0.389, SLG: 0.506 (1, 7)	0-0 F4 ②		0-0 4-3 ③			0-0 F8 ②		0-0 2B	0-0 G3 ③	5	0	1	1	0	0	2
Pete Runnels, L OBP: 0.350, SLG: 0.344 (1, 6)	0-0 5-3 ③			0-0 L9 ①		0-0 1B E 1B		0-0 F8 ①		4	1	1	0	0	0	1
Mickey Vernon, L OBP: 0.349, SLG: 0.420 (1, 3)		0-0 F8 ①		0-0 F7 ②		0-0 E 1-3 1B		0-0 F7 ②		4	0	1	0	0	0	1
Sam Mele, R OBP: 0.316, SLG: 0.384 (1, 9)		0-0 6-3 ②		0-0 F8 ③		0-0 E7 1-3 3-H		0-0 5-3 ③		4	0	0	0	0	0	2
Mike McCormick, R OBP: 0.390, SLG: 0.349 (1, 8)		4-0 FC5-4 BB			0-0 4-3 ①	0-0 4-3 ③			0-0 F8 ①	3	0	0	0	1	0	2
Gene Verble, R OBP: 0.282, SLG: 0.248 (1, 4)		0-0 FC5-4 1-2f			4-0 FC5-4 BB			0-0 F7 ①	4-0 E 3B BB	2	1	0	0	2	0	1
Clyde Kluttz, R OBP: 0.377, SLG: 0.337 Mike Guerra, R OBP: 0.259, SLG: 0.224 (1, 2) (9, PR)			0-0 5-3 ①		0-0 FC5-4 1-2f		0-0 6-3 ②		0-0 E1 3B 1-2	4	0	0	0	0	0	2
Dick Starr, R OBP: 0.273, SLG: 0.300 Irv Noren, L OBP: 0.363, SLG: 0.437 Julio Moreno, R OBP: 0.207, SLG: 0.214 Cass Michaels, R OBP: 0.331, SLG: 0.348 Sandy Consuegra, R OBP: 0.235, SLG: 0.242 Sherry Robertson, L OBP: 0.255, SLG: 0.283 (5, PH) (6, 1) (7, PH) (8, 1) (9, PH)			4-0 5-3 BB		0-0 F6 ③		0-0 F9 ③		0-0 5-3 3B 1-H 2-H	0	0	0	0	1	0	0

Inning Stats	R: 0	H: 0	E: 0	LOB: 0	K: 0	BB: 0	S: 3	P: 3	R: 0	H: 0	E: 0	LOB: 1	K: 0	BB: 1	S: 3	P: 7	R: 0	H: 0	E: 0	LOB: 0	K: 0	BB: 0	S: 3	P: 3	R: 0	H: 0	E: 0	LOB: 1	K: 0	BB: 1	S: 3	P: 7	R: 1	H: 2	E: 1	LOB: 2	K: 0	BB: 0	S: 6	P: 6	R: 0	H: 0	E: 0	LOB: 0	K: 0	BB: 0	S: 3	P: 3	R: 1	H: 2	E: 0	LOB: 1	K: 0	BB: 0	S: 5	P: 5	R: 3	H: 1	E: 1	LOB: 1	K: 0	BB: 1	S: 5	P: 9	1B: 2	SF: 0	2B: 1	SAC: 0	3B: 2	DP: 0	HR: 0	HBP: 0	WP: 0	PA: 38
PITCHER Lou Kretlow, R ERA: 4.64 (1, 1)	IP	WLS	BF	H	R	ER	SO	BB	IBB	HBP	BLK	WP	HR	S	P	ERA	WHIP	IP	WLS	BF	H	R	ER	SO	BB	IBB	HBP	BLK	WP	HR	S	P	ERA	WHIP	IP	WLS	BF	H	R	ER	SO	BB	IBB	HBP	BLK	WP	HR	S	P	ERA	WHIP																							


BOTTOM

Chicago White Sox @ Washington Senators
Griffith Stadium, Washington, DC

Sun Aug 05 1951, 3:33 AM EDT
Att. 16,845 - Unknown

AB	34
R	5
H	5
RBI	4
BB	4
SO	0
LOB	14



Batter	1	2	3	4	5	6	7	8	9	AB R H RBI BB SO LOB	TOP														
Nellie Fox, L (1, 4) OBP: 0.384, SLG: 0.437										0 0 0 0 0 0 0 0	<p style="text-align: center;">Chicago White Sox @ Detroit Tigers Briggs Stadium, Detroit, MI Mon Aug 06 1951, 4:33 AM EDT Att. 33,704 - Unknown</p> <p style="text-align: right;">livebaseballscorecards.com</p> <table border="0"> <tr><td>AB</td><td>0</td></tr> <tr><td>R</td><td>0</td></tr> <tr><td>H</td><td>0</td></tr> <tr><td>RBI</td><td>0</td></tr> <tr><td>BB</td><td>0</td></tr> <tr><td>SO</td><td>0</td></tr> <tr><td>LOB</td><td>0</td></tr> </table> 	AB	0	R	0	H	0	RBI	0	BB	0	SO	0	LOB	0
AB										0															
R										0															
H										0															
RBI										0															
BB										0															
SO										0															
LOB										0															
Bud Stewart, L (1, 7) OBP: 0.359, SLG: 0.477	0 0 0 0 0 0 0 0																								
Minnie Minoso, R (1, 5) OBP: 0.443, SLG: 0.549	0 0 0 0 0 0 0 0																								
Eddie Robinson, L (1, 3) OBP: 0.367, SLG: 0.472	0 0 0 0 0 0 0 0																								
Ray Coleman, L (1, 8) OBP: 0.320, SLG: 0.394	0 0 0 0 0 0 0 0																								
Al Zarilla, L (1, 9) OBP: 0.368, SLG: 0.418	0 0 0 0 0 0 0 0																								
Bud Sheely, L (1, 2) OBP: 0.278, SLG: 0.188	0 0 0 0 0 0 0 0																								
Chico Carrasquel, R (1, 6) OBP: 0.336, SLG: 0.355	0 0 0 0 0 0 0 0																								
Joe Dobson, R (1, 1) OBP: 0.057, SLG: 0.086	0 0 0 0 0 0 0 0																								
Inning Stats										1B: 0 SF: 0 2B: 0 SAC: 0 3B: 0 DP: 0 HR: 0 HBP: 0	WP: 0 PA: 0 PB: 0 SB: 0 CS: 0														
PITCHER Hal White, R (1, 1) ERA: 4.47	IP	WLS	BF	H	R	ER	SO	BB	IBB	HBP	BLK	WP	HR	S	P	ERA	WHIP	PITCHER IP WLS BF H R ER SO BB IBB HBP BLK WP HR S P ERA WHIP							

Batter	1	2	3	4	5	6	7	8	9	10	11	12	13	AB R H RBI BB SO LOB	TOP															
Bob Dillinger, R (1, 5) Floyd Baker, L (7, 5) OBP: 0.342, SLG: 0.367 OBP: 0.402, SLG: 0.333	0-0 F8		0-0 1B		0-0 5-3		0-0 1B		0-0 F8			0-0 F8		4 0 2 0 0 0 0 2 0 0 0 0 0 1																
Nellie Fox, L (1, 4) OBP: 0.381, SLG: 0.430	1-0 CS HBP		0-0 1B		0-0 P5		0-0 F8		0-0 6-3			0-0 3-1		5 0 1 0 0 0 1																
Minnie Minoso, R (1, 7) OBP: 0.441, SLG: 0.544	0-3 K		0-3 K				0-0 5-3		0-0 F8			0-0 L7		6 0 1 0 0 2 3																
Eddie Robinson, L (1, 3) OBP: 0.376, SLG: 0.501	0-0 CS	0-0 HR		4-0 1B BB		0-0 P4		0-0 SH1-4 1B		1-0 HBP		4-0 1B BB		2 2 1 1 2 0 0																
Bert Haas, R (1, 9) Ray Coleman, L (13, 9) OBP: 0.233, SLG: 0.184 OBP: 0.321, SLG: 0.403		0-0 F3		0-0 1B		0-0 1B		0-0 P3		0-3 K		0-0 4-3		6 0 2 0 0 1 3 0 0 0 0 0 0 0																
Jim Busby, R (1, 8) OBP: 0.362, SLG: 0.380		0-3 K		0-0 F3		0-0 1B		0-0 5-3			0-0 P6		0-0 1B	6 0 2 1 0 1 3																
Phil Masi, R (1, 2) OBP: 0.396, SLG: 0.438		0-0 6-3		0-3 K		0-0 1-3		0-0 5-3		0-0 F9		0-0 P6		6 0 0 0 0 1 5																
Chico Carrasquel, R (1, 6) OBP: 0.336, SLG: 0.353			0-0 5-3		0-0 F8		0-0 F9		0-0 F7		0-0 L5			5 0 0 0 0 0 2																
Billy Pierce, L (1, 1) OBP: 0.274, SLG: 0.167			0-3 K		0-0 L7		0-0 F8		4-0 BB			0-0 6-3		4 0 0 0 1 1 0																
Inning Stats	R: 0 E: 0 K: 1 S: 4	H: 0 LOB: 0 BB: 0 P: 5	R: 1 E: 0 K: 1 S: 6	H: 1 LOB: 0 BB: 0 P: 6	R: 0 E: 0 K: 2 S: 9	H: 2 LOB: 2 BB: 0 P: 9	R: 0 E: 0 K: 1 S: 6	H: 1 LOB: 2 BB: 1 P: 10	R: 0 E: 0 K: 0 S: 3	H: 0 LOB: 0 BB: 0 P: 3	R: 0 E: 0 K: 0 S: 5	H: 2 LOB: 2 BB: 0 P: 5	R: 0 E: 0 K: 0 S: 4	H: 1 LOB: 1 BB: 0 P: 4	R: 0 E: 0 K: 0 S: 4	H: 1 LOB: 1 BB: 0 P: 4	R: 0 E: 0 K: 1 S: 5	H: 0 LOB: 1 BB: 1 P: 7	R: 0 E: 0 K: 1 S: 5	H: 0 LOB: 1 BB: 0 P: 6	R: 0 E: 0 K: 0 S: 3	H: 0 LOB: 0 BB: 0 P: 3	R: 0 E: 0 K: 0 S: 3	H: 0 LOB: 0 BB: 0 P: 3	R: 1 E: 0 K: 0 S: 4	H: 1 LOB: 1 BB: 1 P: 8	1B: 8 2B: 0 3B: 0 HR: 1	SF: 0 SAC: 1 DP: 0 HBP: 2	WP: 0 PB: 0 SB: 0 CS: 1	PA: 53
PITCHER	IP WLS BF H R ER SO BB IBB HBP BLK WP HR S P ERA WHIP															IP WLS BF H R ER SO BB IBB HBP BLK WP HR S P ERA WHIP														
Ted Gray, L (1, 1) ERA: 4.12	12.0																													
Bob Cain, L (13, 1) ERA: 4.65	0.0																													

Chicago White Sox @ Detroit Tigers
Briggs Stadium, Detroit, MI
Tue Aug 07 1951, 4:33 AM EDT
Att. 7,275 - Unknown

AB	46
R	2
H	9
RBI	2
BB	3
SO	6
LOB	18



Batter	1	2	3	4	5	6	7	8	9	10	11	12	13	AB R H RBI BB SO LOB
--------	---	---	---	---	---	---	---	---	---	----	----	----	----	----------------------


Johnny Lipon, R <small>(1, 6) OBP: 0.327, SLG: 0.291</small>														6 0 1 0 0 0 0
Jerry Priddy, R <small>(1, 4) OBP: 0.347, SLG: 0.355</small>														6 0 3 0 0 0 1
George Kell, R <small>(1, 5) OBP: 0.399, SLG: 0.386</small>														5 0 1 0 0 0 3
Vic Wertz, L <small>(1, 9) OBP: 0.391, SLG: 0.497</small> Pat Mullin, L <small>(10, 9) OBP: 0.358, SLG: 0.450</small>														2 0 0 0 2 0 2 1 0 0 0 1 0 1
Steve Souchock, R <small>(1, 7) OBP: 0.313, SLG: 0.522</small>														5 1 1 0 0 1 4
Hoot Evers, R <small>(1, 8) OBP: 0.301, SLG: 0.370</small>														4 0 0 0 1 0 2
Don Kolloway, R <small>(1, 3) OBP: 0.313, SLG: 0.338</small>														5 0 2 1 0 0 2
Joe Ginsberg, L <small>(1, 2) OBP: 0.386, SLG: 0.449</small>														5 0 1 0 0 0 2
Ted Gray, S <small>(1, 1) OBP: 0.190, SLG: 0.150</small> Neil Berry, R <small>(12, PH) OBP: 0.317, SLG: 0.303</small> Bob Cain, L <small>(13, 1) OBP: 0.292, SLG: 0.318</small>														4 0 0 0 0 2 2 1 0 0 0 0 0 1 0 0 0 0 0 0 0

Inning Stats	R: 0	H: 1	E: 0	LOB: 1	K: 0	BB: 0	S: 4	P: 4	R: 0	H: 1	E: 0	LOB: 0	K: 0	BB: 0	S: 3	P: 3	R: 0	H: 0	E: 0	LOB: 1	K: 1	BB: 1	S: 5	P: 9	R: 0	H: 1	E: 0	LOB: 1	K: 0	BB: 0	S: 3	P: 3	R: 0	H: 2	E: 1	LOB: 0	K: 0	BB: 0	S: 3	P: 3	R: 0	H: 0	E: 0	LOB: 1	K: 0	BB: 2	S: 2	P: 10	R: 0	H: 0	E: 0	LOB: 0	K: 1	BB: 0	S: 5	P: 5	R: 0	H: 1	E: 0	LOB: 1	K: 0	BB: 0	S: 4	P: 4	R: 0	H: 0	E: 1	LOB: 1	K: 0	BB: 0	S: 4	P: 4	R: 0	H: 1	E: 0	LOB: 2	K: 0	BB: 1	S: 4	P: 8	1B: 7	SF: 0	2B: 3	SAC: 2	3B: 0	DP: 3	HR: 0	HBP: 0	WP: 0	PA: 51
PITCHER Billy Pierce, L <small>(1, 1) ERA: 3.32</small>	IP	WLS	BF	H	R	ER	SO	BB	IBB	HBP	BLK	WP	HR	S	P	ERA	WHIP																																																																									

Chicago White Sox @ Detroit Tigers
 Briggs Stadium, Detroit, MI
 Tue Aug 07 1951, 4:33 AM EDT
 Att. 7,275 - Unknown

AB	44
R	1
H	9
RBI	1
BB	4
SO	3
LOB	20

PITCHER	IP	WLS	BF	H	R	ER	SO	BB	IBB	HBP	BLK	WP	HR	S	P	ERA	WHIP
Billy Pierce, L	13.0	W	50	9	1	1	3	4	0	0	0	0	0	52	68	0.69	1.000

Batter	1	2	3	4	5	6	7	8	9	AB R H RBI BB SO LOB	TOP							
Nellie Fox, L (1, 4) OBP: 0.381, SLG: 0.430											0 0 0 0 0 0 0 0	<p>Chicago White Sox @ Detroit Tigers Briggs Stadium, Detroit, MI Wed Aug 08 1951, 4:33 AM EDT Att. 3,765 - Unknown</p> <p>livebaseballscorecards.com</p> <p>AB 0 R 0 H 0 RBI 0 BB 0 SO 0 LOB 0</p> 						
Bud Stewart, L (1, 7) OBP: 0.357, SLG: 0.467											0 0 0 0 0 0 0 0							
Minnie Minoso, R (1, 5) OBP: 0.441, SLG: 0.544											0 0 0 0 0 0 0 0							
Eddie Robinson, L (1, 3) OBP: 0.376, SLG: 0.501											0 0 0 0 0 0 0 0							
Ray Coleman, L (1, 8) OBP: 0.321, SLG: 0.403											0 0 0 0 0 0 0 0							
Al Zarilla, L (1, 9) OBP: 0.371, SLG: 0.415											0 0 0 0 0 0 0 0							
Bud Sheely, L (1, 2) OBP: 0.286, SLG: 0.211											0 0 0 0 0 0 0 0							
Chico Carrasquel, R (1, 6) OBP: 0.336, SLG: 0.353											0 0 0 0 0 0 0 0							
Saul Rogovin, R (1, 1) OBP: 0.237, SLG: 0.310	0 0 0 0 0 0 0 0																	
Inning Stats											1B: 0 SF: 0 2B: 0 SAC: 0 3B: 0 DP: 0 HR: 0 HBP: 0	WP: 0 PA: 0 PB: 0 SB: 0 CS: 0						
PITCHER Fred Hutchinson, R (1, 1) ERA: 3.49	IP	WLS	BF	H	R	ER	SO	BB	IBB	HBP	BLK	WP	HR	S	P	ERA	WHIP	PITCHER IP WLS BF H R ER SO BB IBB HBP BLK WP HR S P ERA WHIP
	0.0		0	0	0	0	0	0	0	0	0	0	0	0	0	∞	∞	

Batter	1	2	3	4	5	6	7	8	9	AB R H RBI BB SO LOB	TOP									
Nellie Fox, L (1, 4) OBP: 0.381, SLG: 0.432	4-0 1B BB	0-0 1B			0-0 4-3		0-0 F7		0-0 F7	4 1 1 0 1 0 1	<p>Chicago White Sox @ Cleveland Indians</p> <p>Cleveland Municipal Stadium, Cleveland, OH</p> <p>Fri Aug 10 1951, 3:33 AM EDT</p> <p>Att: 44,990 - Unknown</p> <p>livebaseballscorecards.com</p>									
Bud Stewart, L (1, 7) OBP: 0.365, SLG: 0.475	0-0 F5	0-0 1B			4-0 HR BB		0-0 G3			3 1 1 0 1 0 1										
Minnie Minoso, R (1, 5) OBP: 0.440, SLG: 0.548	0-0 1B 1-3	0-3 K			0-0 HR 1-H		0-0 F8			4 2 2 2 0 1 2										
Eddie Robinson, L (1, 3) OBP: 0.381, SLG: 0.500	0-0 1B 1-3 FC1-3-5 3-H				4-0 G4-6-3 BB		0-0 4-3			3 0 1 1 1 0 0										
Ray Coleman, L (1, 8) OBP: 0.319, SLG: 0.399	0-0 1B 1-3 FC1-3-5 3-H				0-0 G4-6-3 1-2f		0-0 F8			4 0 1 1 0 0 1										
Al Zarilla, L (1, 9) OBP: 0.371, SLG: 0.411	0-0 FC1-3-5 1-2 3-H				0-0 F8		0-0 1-3 FC6-4 BB			3 0 0 0 1 0 2										
Bud Sheely, L (1, 2) OBP: 0.231, SLG: 0.167	0-0 4-3				0-0 F3		0-0 F3			3 0 0 0 0 0 3										
Floyd Baker, L (9, PH) OBP: 0.391, SLG: 0.322										1 0 0 0 0 0 0										
Chico Carrasquel, R (1, 6) OBP: 0.333, SLG: 0.350		0-0 F6			0-0 F7		0-0 FC6-4 1-2f		0-3 K	4 0 0 0 0 1 1										
Ken Holcombe, R (1, 1) OBP: 0.313, SLG: 0.300					0-3 K		0-3 K		0-0 1B	3 0 0 0 0 2 1										
Randy Gumpert, R (7, 1) OBP: 0.294, SLG: 0.273										0 0 0 0 0 0 0										
Bert Haas, R (9, PH) OBP: 0.250, SLG: 0.205										1 0 1 0 0 0 0										
Inning Stats	R: 2 E: 0 K: 0 S: 6	H: 3 LOB: 2 BB: 1 P: 10	R: 0 E: 0 K: 1 S: 7	H: 2 LOB: 2 BB: 0 P: 7	R: 0 E: 0 K: 0 S: 3	H: 0 LOB: 0 BB: 0 P: 3	R: 0 E: 0 K: 1 S: 5	H: 0 LOB: 0 BB: 0 P: 5	R: 2 E: 0 K: 0 S: 3	H: 1 LOB: 0 BB: 2 P: 11	R: 0 E: 0 K: 1 S: 5	H: 0 LOB: 1 BB: 1 P: 9	R: 0 E: 0 K: 0 S: 3	H: 0 LOB: 0 BB: 0 P: 3	R: 0 E: 0 K: 1 S: 6	H: 1 LOB: 1 BB: 0 P: 6	1B: 6 2B: 0 3B: 0 HR: 1	SF: 0 SAC: 0 DP: 1 HBP: 0	WP: 0 PB: 0 SB: 0 CS: 0	PA: 37
PITCHER Bob Lemon, R (1, 1) ERA: 3.83	IP: 9.0 WLS: W BF: 37 H: 7 R: 4 ER: 4 SO: 4 BB: 4 IBB: 0 HBP: 0 BLK: 0 WP: 0 HR: 1 S: 41 P: 57 ERA: 4.00 WHIP: 1.222											PITCHER	IP: WLS: BF: H: R: ER: SO: BB: IBB: HBP: BLK: WP: HR: S: P: ERA: WHIP:							



Batter	1	2	3	4	5	6	7	8	9	AB R H RBI BB SO LOB
Dale Mitchell, L (1, 7) OBP: 0.366, SLG: 0.410	0-0 F8 ①		0-0 FC4-6 ① 1-2f		0-0 G3 1B 1-2 3-H		0-0 6-3 ②	0-0 4-3 ②		5 0 1 1 0 0 2
Bobby Avila, R (1, 4) OBP: 0.400, SLG: 0.409	0-0 F8 ②		0-0 F7 ②		0-0 G3 1B 1-2 2-H		0-0 S 2B 1B	4-0 BB		4 1 2 1 1 0 1
Larry Doby, L (1, 8) OBP: 0.428, SLG: 0.539	0-0 F8 ③		0-0 4-3 ③		0-0 G3 ② 1-2 2-3		0-0 E 2B 1-H	0-0 F8 ③		5 1 1 1 0 0 5
Luke Easter, L (1, 3) OBP: 0.353, SLG: 0.498		0-0 F8 ①		0-0 4-3 ①	0-0 4-3 ③		0-0 E4 HR 1B 2-H			4 1 1 0 0 0 2
Al Rosen, R (1, 5) OBP: 0.356, SLG: 0.453		0-0 2B		0-0 6-3 ②		0-0 1-3	0-0 HR 2-H			4 1 2 2 0 0 0
Harry Simpson, L (1, 9) OBP: 0.331, SLG: 0.280		0-0 F9 ②		0-3 K ③		0-0 1B	0-0 S 1B			4 0 2 0 0 1 1
Ray Boone, R (1, 6) OBP: 0.321, SLG: 0.328		4-0 BB			0-0 F8 ①	0-0 F8 ②	0-0 F8 ③ 1-2			3 0 0 0 1 0 2
Jim Hegan, R (1, 2) OBP: 0.330, SLG: 0.410		0-0 F7 ③			0-0 1B 1B	0-0 F8 ③		0-0 F9 2B		4 1 2 0 0 0 3
Bob Lemon, L (1, 1) OBP: 0.227, SLG: 0.314			4-0 FC4-6 BB		0-0 1B 1B 1-3		0-0 1-3 ①	0-0 F9 ① 2-3		3 1 1 0 1 0 1

Inning Stats	R: 0 E: 0 K: 0 S: 3	H: 0 LOB: 0 BB: 0 P: 3	R: 0 E: 0 K: 0 S: 4	H: 1 LOB: 2 BB: 1 P: 8	R: 0 E: 0 K: 0 S: 3	H: 0 LOB: 1 BB: 1 P: 7	R: 0 E: 0 K: 1 S: 5	H: 0 LOB: 0 BB: 0 P: 5	R: 2 E: 0 K: 0 S: 7	H: 4 LOB: 2 BB: 0 P: 7	R: 0 E: 0 K: 0 S: 4	H: 1 LOB: 1 BB: 0 P: 4	R: 4 E: 1 K: 0 S: 8	H: 5 LOB: 1 BB: 0 P: 8	R: 0 E: 0 K: 0 S: 4	H: 1 LOB: 2 BB: 1 P: 8	1B: 8 2B: 3 3B: 0 HR: 1	SF: 0 SAC: 0 DP: 0 HBP: 0	WP: 0 PB: 0 SB: 2 CS: 0	PA: 39
--------------	------------------------------	---------------------------------	------------------------------	---------------------------------	------------------------------	---------------------------------	------------------------------	---------------------------------	------------------------------	---------------------------------	------------------------------	---------------------------------	------------------------------	---------------------------------	------------------------------	---------------------------------	----------------------------------	------------------------------------	----------------------------------	--------

PITCHER	IP	WLS	BF	H	R	ER	SO	BB	IBB	HBP	BLK	WP	HR	S	P	ERA	WHIP	PITCHER	IP	WLS	BF	H	R	ER	SO	BB	IBB	HBP	BLK	WP	HR	S	P	ERA	WHIP		
Ken Holcombe, R (1, 1) ERA: 4.05	6.2	L	32	10	6	6	1	2	0	0	0	0	1	32	40	8.10	1.800																				
Randy Gumpert, R (7, 1) ERA: 3.53	1.1		7	2	0	0	0	1	0	0	0	0	0	6	10	0.00	2.250																				

BOTTOM

Chicago White Sox @ Cleveland Indians
Cleveland Municipal Stadium, Cleveland, OH

Fri Aug 10 1951, 3:33 AM EDT
Att. 44,990 - Unknown

AB	36
R	6
H	12
RBI	5
BB	3
SO	1
LOB	17



WP : 0	PA : 39
ERA	WHIP

Batter	1	2	3	4	5	6	7	8	9	AB R H RBI BB SO LOB	TOP
Chico Carrasquel, R (1, 6) <small>OBP: 0.331, SLG: 0.347</small> Bud Stewart, L (8, PH) <small>OBP: 0.363, SLG: 0.472</small> Joe Demaestri, R (8, 6) <small>OBP: 0.171, SLG: 0.147</small>	0-3 K		0-0 1-3			0-0 6-3		0-0 1-4-3		3 0 0 0 0 1 0 1 0 0 0 0 0 0 0 0 0 0 0 0 0	Chicago White Sox @ Cleveland Indians Cleveland Municipal Stadium, Cleveland, OH Sat Aug 11 1951, 3:33 AM EDT Att: 58,040 - Unknown livebaseballscorecards.com
Nellie Fox, L (1, 4) <small>OBP: 0.379, SLG: 0.430</small>	0-0 F7		0-0 F6			0-0 1B		0-0 F8		4 0 1 0 0 0 0	
Minnie Minoso, R (1, 5) <small>OBP: 0.436, SLG: 0.542</small>	0-0 F9				0-0 F6		0-0 F5		0-0 F7	4 0 0 0 0 0 1	
Eddie Robinson, L (1, 3) <small>OBP: 0.383, SLG: 0.509</small> Bob Dillinger, R (7, PR) <small>OBP: 0.340, SLG: 0.365</small> Bert Haas, R (7, 3) <small>OBP: 0.244, SLG: 0.200</small>		0-0 HR			0-0 4-3		0-0 1B 1B		0-0 6-3	3 1 2 1 0 0 0 0 0 0 0 0 0 0 1 0 0 0 0 0 0	
Don Lenhardt, R (1, 7) <small>OBP: 0.337, SLG: 0.450</small> Randy Gumpert, R (9, PR) <small>OBP: 0.294, SLG: 0.273</small>		1-0 FC4-6 HBP			0-0 6-3		0-0 F9		4-0 BB	2 0 0 0 1 0 1 0 0 0 0 0 0 0	
Ray Coleman, L (1, 9) <small>OBP: 0.318, SLG: 0.397</small>		0-0 FC4-6 1-2f			0-0 6-3		0-0 FC4 1B		0-0 F5	4 0 1 0 0 0 2	
Jim Busby, R (1, 8) <small>OBP: 0.360, SLG: 0.375</small>		0-0 L8			0-0 F4		0-0 F8			3 0 0 0 0 0 3	
Phil Masi, R (1, 2) <small>OBP: 0.385, SLG: 0.424</small>		0-0 F3			0-0 F7		0-0 FC4 1-2f			3 0 0 0 0 0 3	
Joe Dobson, R (1, 1) <small>OBP: 0.073, SLG: 0.098</small> Floyd Baker, L (8, PH) <small>OBP: 0.387, SLG: 0.319</small> Luis Aloma, R (8, 1) <small>OBP: 0.286, SLG: 0.308</small>		0-3 K			0-3 K		0-0 4-3			2 0 0 0 0 2 0 1 0 0 0 0 0 0 0 0 0 0 0 0 0	
Inning Stats	R: 0 H: 0 E: 0 LOB: 0 K: 1 BB: 0 S: 5 P: 5	R: 1 H: 1 E: 0 LOB: 1 K: 0 BB: 0 S: 4 P: 5	R: 0 H: 0 E: 0 LOB: 0 K: 1 BB: 0 S: 5 P: 5	R: 0 H: 0 E: 0 LOB: 0 K: 0 BB: 0 S: 3 P: 3	R: 0 H: 0 E: 0 LOB: 0 K: 0 BB: 0 S: 3 P: 3	R: 0 H: 1 E: 0 LOB: 1 K: 1 BB: 0 S: 6 P: 6	R: 0 H: 2 E: 0 LOB: 2 K: 0 BB: 0 S: 5 P: 5	R: 0 H: 0 E: 0 LOB: 0 K: 0 BB: 0 S: 3 P: 3	R: 0 H: 0 E: 0 LOB: 1 K: 0 BB: 1 S: 3 P: 7	1B: 3 SF: 0 2B: 0 SAC: 0 3B: 0 DP: 0 HR: 1 HBP: 1	WP: 0 PA: 33 PB: 0 SB: 0 CS: 0
PITCHER Early Wynn, R (1, 1) <small>ERA: 3.42</small>	IP WLS BF H R ER SO BB IBB HBP BLK WP HR S P ERA WHIP 9.0 W 33 4 1 1 3 1 0 1 0 0 0 1 37 42 1.00 0.556										

AB	31
R	1
H	4
RBI	1
BB	1
SO	3
LOB	10



Batter	1	2	3	4	5	6	7	8	9	AB	R	H	RBI	BB	SO	LOB
Dale Mitchell, L (1, 7) OBP: 0.367, SLG: 0.409	0-0 1B		0-0 F7		4-0 1B BB		0-0 F3			3	0	1	0	1	0	1
Bobby Avila, R (1, 4) OBP: 0.399, SLG: 0.408	0-0 F3		0-0 F9		0-0 1B			0-0 L7		4	0	1	0	0	0	2
Larry Doby, L (1, 8) OBP: 0.426, SLG: 0.535	0-0 L9		0-0 1B		0-0 F8			0-0 F7		4	0	1	0	0	0	3
Luke Easter, L (1, 3) OBP: 0.349, SLG: 0.492	0-0 L7		0-0 G3			0-0 4-3		0-0 F5		4	0	0	0	0	0	3
Al Rosen, R (1, 5) OBP: 0.356, SLG: 0.459		0-0 HR		0-0 F7		0-0 5-3				3	1	1	1	0	0	0
Harry Simpson, L (1, 9) OBP: 0.327, SLG: 0.277		0-3 K		0-0 1-3		0-0 4-3				3	0	0	0	0	1	0
Ray Boone, R (1, 6) OBP: 0.318, SLG: 0.325		0-0 G3		0-0 F7			0-0 F3			3	0	0	0	0	0	0
Jim Hegan, R (1, 2) OBP: 0.327, SLG: 0.406		0-0 F5			0-0 6-3		0-0 F6			3	0	0	0	0	0	0
Early Wynn, S (1, 1) OBP: 0.273, SLG: 0.333			0-0 1B		0-0 4-3		0-0 HR			3	1	2	1	0	0	0

Inning Stats	R: 0	H: 1	E: 0	LOB: 1	K: 0	BB: 0	S: 4	P: 4	R: 1	H: 1	E: 0	LOB: 0	K: 1	BB: 0	S: 6	P: 6	R: 0	H: 2	E: 0	LOB: 2	K: 0	BB: 0	S: 5	P: 5	R: 0	H: 0	E: 0	LOB: 0	K: 0	BB: 0	S: 3	P: 3	R: 0	H: 1	E: 0	LOB: 2	K: 0	BB: 1	S: 4	P: 8	R: 0	H: 0	E: 0	LOB: 0	K: 0	BB: 0	S: 3	P: 3	R: 1	H: 1	E: 0	LOB: 0	K: 0	BB: 0	S: 4	P: 4	R: 0	H: 0	E: 0	LOB: 0	K: 0	BB: 0	S: 3	P: 3
	1B: 4	SF: 0	2B: 0	SAC: 0	3B: 0	DP: 0	HR: 2	HBP: 0	WP: 0	PA: 31	1B: 4	SF: 0	2B: 0	SAC: 0	3B: 0	DP: 0	HR: 2	HBP: 0	WP: 0	PA: 31	1B: 4	SF: 0	2B: 0	SAC: 0	3B: 0	DP: 0	HR: 2	HBP: 0	WP: 0	PA: 31	1B: 4	SF: 0	2B: 0	SAC: 0	3B: 0	DP: 0	HR: 2	HBP: 0	WP: 0	PA: 31	1B: 4	SF: 0	2B: 0	SAC: 0	3B: 0	DP: 0	HR: 2	HBP: 0	WP: 0	PA: 31														

PITCHER	IP	WLS	BF	H	R	ER	SO	BB	IBB	HBP	BLK	WP	HR	S	P	ERA	WHIP
Joe Dobson, R (1, 1) ERA: 3.57	7.0	L	28	6	2	2	1	1	0	0	0	0	2	29	33	2.57	1.000
Luis Aloma, R (8, 1) ERA: 1.97	1.0		3	0	0	0	0	0	0	0	0	0	0	3	3	0.00	0.000

BOTTOM

Chicago White Sox @ Cleveland Indians
Cleveland Municipal Stadium, Cleveland, OH

Sat Aug 11 1951, 3:33 AM EDT
Att. 58,040 - Unknown

livebaseballscorecards.com

AB	30
R	2
H	6
RBI	2
BB	1
SO	1
LOB	9



Batter	1	2	3	4	5	6	7	8	9	AB R H RBI BB SO LOB	TOP												
Chico Carrasquel, R OBP: 0.332, SLG: 0.345 (1, 6) BB	4-0 FC6-4 E F9 BB	0-0 FC6-4 1-2f			0-3 K		4-0 BB		0-0 F7	3 1 0 0 2 1 3													
Nellie Fox, L OBP: 0.376, SLG: 0.426 (1, 4) X	0-0 E6 FC6-4 1-2		0-0 F3		0-0 4-3		0-0 G3			4 0 0 0 0 0 3													
Minnie Minoso, R OBP: 0.435, SLG: 0.542 (1, 5) X	0-0 FC6-4 1-2f 2-3		0-3 K		0-0 F3			0-0 2B		4 0 1 0 0 1 2													
Eddie Robinson, L OBP: 0.384, SLG: 0.506 (1, 3) S S S	4-0 CS 1-2 IBB		0-3 K			4-0 G6-4-3 BB		0-0 F4		2 0 0 0 2 1 1													
Don Lenhardt, R OBP: 0.332, SLG: 0.443 (1, 7) X	0-0 F9 3-H			0-0 F8		0-0 G6-4-3 1-2f		0-3 K		4 0 0 1 0 1 4													
Ray Coleman, L OBP: 0.319, SLG: 0.398 (1, 9) Al Zarilla, L OBP: 0.368, SLG: 0.408 (5, 9)	0-0 CS 1-2	0-0 6-3		0-0 BB 1B		0-0 4-3		0-0 F9		2 0 1 0 0 0 0 2 0 0 0 0 0 1													
Jim Busby, R OBP: 0.361, SLG: 0.373 (1, 8) BB B B B		0-0 F2		4-0 1-2 BB			4-0 SH1-3 BB		0-0 F3	2 0 0 0 2 0 0													
Phil Masi, R OBP: 0.384, SLG: 0.422 (1, 2) X		0-0 1B 1B		0-0 F6			0-0 SH1-3		0-3 K FC6-4	3 0 1 0 0 1 2													
Billy Pierce, L OBP: 0.261, SLG: 0.179 (6, 1) Lou Kretlow, R OBP: 0.111, SLG: 0.077 (7, PH) Floyd Baker, L OBP: 0.384, SLG: 0.315 (7, 1) Howie Judson, R OBP: 0.187, SLG: 0.130 (8, 1) Harry Dorsh, R OBP: 0.273, SLG: 0.364 (8, PH) Bob Dillinger, R OBP: 0.339, SLG: 0.364 (9, PH)		0-0 FC6-4 1-2 1B		0-0 F7			0-0 F7		0-0 FC6-4 1-2f	2 0 1 0 0 0 2 0 0 0 0 0 0 0 1 0 0 0 0 0 1 0 0 0 0 0 0 0 0 0 0 0 0 0 0 1 0 0 0 0 0 1													
Inning Stats	R: 1 E: 1 K: 0 S: 3	H: 0 LOB: 1 BB: 2 P: 11	R: 0 E: 0 K: 0 S: 5	H: 2 LOB: 2 BB: 0 P: 5	R: 0 E: 0 K: 2 S: 7	H: 0 LOB: 0 BB: 0 P: 7	R: 0 E: 0 K: 0 S: 4	H: 1 LOB: 2 BB: 1 P: 8	R: 0 E: 0 K: 1 S: 5	H: 0 LOB: 0 BB: 0 P: 5	R: 0 E: 0 K: 0 S: 2	H: 0 LOB: 0 BB: 1 P: 6	R: 0 E: 0 K: 0 S: 3	H: 0 LOB: 2 BB: 2 P: 11	R: 0 E: 0 K: 1 S: 6	H: 1 LOB: 1 BB: 0 P: 6	R: 0 E: 1 K: 1 S: 6	H: 0 LOB: 1 BB: 0 P: 6	1B: 3 2B: 1 3B: 0 HR: 0	SF: 0 SAC: 1 DP: 1 HBP: 0	WP: 0 PB: 0 SB: 1 CS: 1	PA: 38	
PITCHER Mike Garcia, R ERA: 2.5 (1, 1)	IP 9.0	WLS W	BF 37	H 4	R 1	ER 0	SO 5	BB 5	IBB 1	HBP 0	BLK 0	WP 0	HR 0	S 41	P 65	ERA 0.00	WHIP 1.000						PITCHER IP WLS BF H R ER SO BB IBB HBP BLK WP HR S P ERA WHIP

Chicago White Sox @ Cleveland Indians
Cleveland Municipal Stadium, Cleveland, OH

Sun Aug 12 1951, 3:33 AM EDT
Att: 48,537 - Unknown

livebaseballscorecards.com

AB	30
R	1
H	4
RBI	1
BB	6
SO	5
LOB	20



Batter	1	2	3	4	5	6	7	8	9
Dale Mitchell, L (1, 7) OBP: 0.371, SLG: 0.419	0-0 HR 1B	0-0 SH3 1-2 2-3		0-0 3B		0-0 CS 1B		0-0 FC3-2 BB 1-2 3-H	
Bobby Avila, R (1, 4) OBP: 0.397, SLG: 0.413	0-0 HR 1-H	0-0 L5		0-0 6-3		0-0 F2 1-2		0-0 F6	
Larry Doby, L (1, 8) OBP: 0.431, SLG: 0.544	4-0 FC6-4 BB	4-0 IBB			0-0 HR		0-3 K2-3 BB BB BB	4-0 BB 1-2 2-3	
Luke Easter, L (1, 3) OBP: 0.347, SLG: 0.487	0-0 F8	0-3 K		0-3 K		0-0 FC6 1B		0-0 F8	
Al Rosen, R (1, 5) OBP: 0.355, SLG: 0.459	0-0 F2		0-0 F7		0-0 HR 2B		0-3 K		
Bob Kennedy, R (1, 9) OBP: 0.315, SLG: 0.364	0-0 FC6-4 1-2f		0-0 F2		0-0 F7		0-0 FC6 1-2f		
Ray Boone, R (1, 6) OBP: 0.322, SLG: 0.338		0-0 1B 1B	0-0 F8		0-0 HR 2-H		0-0 2B 1B		
Birdie Tebbetts, R (1, 2) OBP: 0.303, SLG: 0.363		0-0 SH3 1B 1-2		0-0 6-3	0-0 F3		0-0 1B FC3-2 1-H		
Mike Garcia, R (1, 1) OBP: 0.235, SLG: 0.328		0-0 SH3 1B 1-2 2-H		0-0 6-3		0-0 L9		0-0 BB FC3-2 2-3	

Inning Stats	R: 2	H: 2	E: 0	K: 5	S: 5	L: 26	WLS	IP	W	L	B	F	H	R	ER	SO	BB	IBB	HBP	BLK	WP	HR	S	P	ERA	WHIP
	0	0	0	0	0	0	0	0	0	0	0	0	0	0	0	0	0	0	0	0	0	0	0	0	0.00	1.000
	0	0	0	0	0	0	0	0	0	0	0	0	0	0	0	0	0	0	0	0	0	0	0	0	9.00	4.000
	0	0	0	0	0	0	0	0	0	0	0	0	0	0	0	0	0	0	0	0	0	0	0	0	0.00	1.000

PITCHER	IP	WLS	BF	H	R	ER	SO	BB	IBB	HBP	BLK	WP	HR	S	P	ERA	WHIP
Billy Pierce, L (1, 1) ERA: 3.54	5.0		26	9	6	6	2	1	1	0	0	0	3	28	36	10.80	2.000
Lou Kretlow, R (6, 1) ERA: 4.58	1.0		3	1	0	0	0	0	0	0	0	0	0	3	3	0.00	1.000
Howie Judson, R (7, 1) ERA: 4.48	1.0		7	4	1	1	2	0	0	0	0	0	0	11	11	9.00	4.000
Harry Dorish, R (8, 1) ERA: 2.91	1.0		4	0	0	0	0	1	0	0	0	0	0	3	7	0.00	1.000

AB R H RBI BB SO LOB

4	1	3	0	0	0	2
5	1	1	2	0	0	6
2	1	1	1	3	1	0
5	0	1	0	0	2	7
4	1	1	0	0	1	2
4	0	0	0	0	0	3
4	3	3	2	0	0	0
4	0	2	1	0	0	0
4	0	2	1	0	0	0

AB	36
R	7
H	14
RBI	7
BB	3
SO	4
LOB	20



1B: 8	SF: 0	WP: 0	PA: 40
2B: 2	SAC: 1	PB: 0	
3B: 1	DP: 0	SB: 0	
HR: 3	HBP: 0	CS: 1	

PITCHER	IP	WLS	BF	H	R	ER	SO	BB	IBB	HBP	BLK	WP	HR	S	P	ERA	WHIP
Billy Pierce, L (1, 1) ERA: 3.54	5.0		26	9	6	6	2	1	1	0	0	0	3	28	36	10.80	2.000
Lou Kretlow, R (6, 1) ERA: 4.58	1.0		3	1	0	0	0	0	0	0	0	0	0	3	3	0.00	1.000
Howie Judson, R (7, 1) ERA: 4.48	1.0		7	4	1	1	2	0	0	0	0	0	0	11	11	9.00	4.000
Harry Dorish, R (8, 1) ERA: 2.91	1.0		4	0	0	0	0	1	0	0	0	0	0	3	7	0.00	1.000

Chicago White Sox @ Cleveland Indians
Cleveland Municipal Stadium, Cleveland, OH
 Sun Aug 12 1951, 3:33 AM EDT
 Att. 48,537 - Unknown

livebaseballscorecards.com

Batter	1	2	3	4	5	6	7	8	9	AB R H RBI BB SO LOB	TOP							
Jerry Priddy, R (1, 4) OBP: 0.347, SLG: 0.359	0-0 5-3			0-0 1B		0-0 4-3			0-0 4-3	4 0 1 0 0 0 0								
Dick Kryhoski, L (1, 3) OBP: 0.331, SLG: 0.419	0-3 K			0-0 F9		0-0 2B			0-0 2B 1B	4 0 2 0 0 1 1								
George Kell, R (1, 5) OBP: 0.400, SLG: 0.390	0-0 5-3			0-0 1-3 1B		0-0 4-3			0-0 1-3 2B	4 0 2 0 0 0 1								
Vic Wertz, L (1, 9) OBP: 0.386, SLG: 0.491		0-3 K		0-3 1-2 K			0-0 F7		0-3 K	4 0 0 0 0 3 4								
Pat Mullin, L (1, 7) OBP: 0.367, SLG: 0.473		0-0 F2		0-0 3-1			0-0 1-3		0-0 L3	4 0 0 0 0 0 4								
Joe Ginsberg, L (1, 2) OBP: 0.360, SLG: 0.412		0-0 4-3			0-0 F3		0-0 F6			3 0 0 0 0 0 0								
Johnny Groth, R (1, 8) OBP: 0.358, SLG: 0.399			0-0 F8		0-3 K			0-0 F4		3 0 0 0 0 1 0								
Neil Berry, R (1, 6) OBP: 0.302, SLG: 0.300			0-0 F9		0-3 K			0-0 1-3		3 0 0 0 0 1 0								
Virgil Trucks, R (1, 1) OBP: 0.192, SLG: 0.231			0-0 F2		0-3 K			0-0 F2		3 0 0 0 0 1 0								
Inning Stats	R: 0 E: 0 K: 1 S: 5	H: 0 LOB: 0 BB: 0 P: 5	R: 0 E: 0 K: 1 S: 5	H: 0 LOB: 0 BB: 0 P: 5	R: 0 E: 0 K: 0 S: 3	H: 0 LOB: 0 BB: 0 P: 3	R: 0 E: 0 K: 1 S: 7	H: 2 LOB: 2 BB: 0 P: 7	R: 0 E: 0 K: 2 S: 7	H: 0 LOB: 0 BB: 0 P: 7	R: 0 E: 0 K: 0 S: 3	H: 0 LOB: 0 BB: 0 P: 3	R: 0 E: 0 K: 1 S: 7	H: 2 LOB: 2 BB: 0 P: 7	1B: 3 2B: 2 3B: 0 HR: 0	SF: 0 SAC: 0 DP: 0 HBP: 0	WP: 0 PB: 0 SB: 1 CS: 0	PA: 32
PITCHER Saul Rogovin, R (1, 1) ERA: 3.14	IP: 9.0 WLS: W BF: 32 H: 5 R: 0 ER: 0 SO: 7 BB: 0 IBB: 0 HBP: 0 BLK: 0 WP: 0 HR: 0 S: 46 P: 46 ERA: 0.00 WHIP: 0.556											PITCHER	IP: WLS: BF: H: R: ER: SO: BB: IBB: HBP: BLK: WP: HR: S: P: ERA: WHIP:					

Detroit Tigers @ Chicago White Sox
 Comiskey Park, Chicago, IL
 Wed Aug 15 1951, 4:33 AM EDT
 Att: 22,576 - Unknown

AB	32
R	0
H	5
RBI	0
BB	0
SO	7
LOB	10



Batter	1	2	3	4	5	6	7	8	9
Chico Carrasquel, R (1, 6) OBP: 0.330, SLG: 0.342	0-0 F4		0-3 K			0-0 SH1-4	0-0 1-3		
Nellie Fox, L (1, 4) OBP: 0.375, SLG: 0.427	0-0 3-1			0-0 G1		0-0 E 2B		0-0 F8	
Minnie Minoso, R (1, 5) OBP: 0.433, SLG: 0.539	0-0 6-3			0-0 F2		0-0 E6 2-3		0-0 1B	
Eddie Robinson, L (1, 3) OBP: 0.383, SLG: 0.502		0-3 K		0-0 G3		0-3 K 1-2		4-0 FC2-5 1B BB	
Ray Coleman, L (1, 7) OBP: 0.321, SLG: 0.397		0-0 4-3			0-3 K	4-0 IBB		0-0 FC2-5 1B	
Jim Busby, R (1, 8) OBP: 0.360, SLG: 0.370		4-0 BB			0-0 F7	0-0 F4		0-0 FC2-5	
Al Zarilla, L (1, 9) OBP: 0.370, SLG: 0.411		0-0 4-3			0-0 2B		4-0 WP SH2-4 BB	0-3 K	
Phil Masi, R (1, 2) OBP: 0.381, SLG: 0.418			0-3 K		0-0 5-3		0-0 SH2-4		
Saul Rogovin, R (1, 1) OBP: 0.254, SLG: 0.297			0-0 F2			4-0 SH1-4 2B BB	0-3 K		

Inning Stats	R: 0	H: 0	E: 0	K: 0	S: 3	R: 0	H: 0	E: 0	K: 1	S: 5	R: 0	H: 0	E: 0	K: 2	S: 7	R: 0	H: 0	E: 0	K: 0	S: 3	R: 0	H: 1	E: 0	K: 1	S: 6	R: 1	H: 1	E: 1	K: 1	S: 7	R: 0	H: 0	E: 0	K: 1	S: 5	R: 1	H: 2	E: 0	K: 1	S: 7
	LOB: 0	BB: 0	P: 3	LOB: 1	BB: 1	P: 9	LOB: 0	BB: 0	P: 7		LOB: 0	BB: 0	P: 3	LOB: 1	BB: 0	P: 6	LOB: 3	BB: 2	P: 15		LOB: 1	BB: 1	P: 9	LOB: 2	BB: 1	P: 11		LOB: 0	BB: 0	P: 3	LOB: 0	BB: 0	P: 7	LOB: 0	BB: 0	P: 11		LOB: 0	BB: 0	P: 11

PITCHER	IP	WLS	BF	H	R	ER	SO	BB	IBB	HBP	BLK	WP	HR	S	P	ERA	WHIP	PITCHER	IP	WLS	BF	H	R	ER	SO	BB	IBB	HBP	BLK	WP	HR	S	P	ERA	WHIP							
Virgil Trucks, R (1, 1) ERA: 5.82	8.0	L	34	4	2	2	7	4	1	0	0	1	0	43	63	2.25	1.000																									

BOTTOM

AB	R	H	RBI	BB	SO	LOB
3	0	0	0	0	1	1
4	0	1	1	0	0	0
4	1	1	0	0	0	1
3	0	0	0	1	2	2
3	0	1	1	1	1	0
3	0	0	0	1	0	5
3	0	1	0	1	1	3
2	0	0	0	0	1	1
2	1	0	0	1	1	1

AB	27
R	2
H	4
RBI	2
BB	5
SO	7
LOB	14



WP	PA
1	34

Detroit Tigers @ Chicago White Sox
Comiskey Park, Chicago, IL
 Wed Aug 15 1951, 4:33 AM EDT
 Att. 22,576 - Unknown

livebaseballscorecards.com

Batter	1	2	3	4	5	6	7	8	9	AB R H RBI BB SO LOB	TOP																													
Jerry Priddy, R (1, 4) OBP: 0.343, SLG: 0.355	0-0 F8		0-0 1-3		0-0 4-3		0-0 F4		0-3 K	5 0 0 0 0 1 1																														
Dick Kryhoski, L (1, 3) OBP: 0.333, SLG: 0.421	0-0 FC6-4 1B		0-0 F7		0-0 FC6 1B		0-0 1-3			4 0 2 0 0 0 1																														
George Kell, R (1, 5) OBP: 0.401, SLG: 0.394	0-0 FC6-4 1-2f		0-0 1B 1B		0-3 K			0-0 2B		4 0 2 0 0 1 2																														
Pat Mullin, L (1, 7) OBP: 0.365, SLG: 0.469	0-3 K 1-2		0-0 1B		0-0 FC6 1-2f			0-0 F6		4 0 1 0 0 1 3																														
Steve Souchock, R (1, 9) OBP: 0.324, SLG: 0.549		0-0 3-4 3B	0-0 F7		0-0 4-3			4-0 FC6-4 BB		3 1 1 0 1 0 2																														
Joe Ginsberg, L (1, 2) OBP: 0.357, SLG: 0.407		0-3 K		0-0 4-3		0-0 F6		0-0 F8		3 0 0 0 0 1 1																														
Bob Swift, R (6, 2) OBP: 0.289, SLG: 0.238										1 0 0 0 0 0 2																														
Johnny Groth, R (1, 8) OBP: 0.354, SLG: 0.393			0-0 3-4		0-0 F7		0-0 6-3		0-0 FC6-4 1-2f	4 0 0 1 0 0 2																														
Neil Berry, R (1, 6) OBP: 0.309, SLG: 0.301		3-H 4-0 BB		0-0 F3			0-0 SH3-4 1B		0-0 F7	3 0 1 0 1 0 0																														
Dizzy Trout, R (1, 1) OBP: 0.382, SLG: 0.348			0-0 F4		0-0 HR		0-0 SH3-4		0-3 K	3 1 1 1 0 1 1																														
Inning Stats	R: 0 E: 0 K: 1 S: 6	H: 1 LOB: 1 BB: 0 P: 6	R: 1 E: 0 K: 1 S: 6	H: 1 LOB: 1 BB: 1 P: 10	R: 0 E: 0 K: 0 S: 5	H: 2 LOB: 2 BB: 0 P: 5	R: 0 E: 0 K: 0 S: 3	H: 0 LOB: 0 BB: 0 P: 3	R: 1 E: 0 K: 1 S: 7	H: 2 LOB: 1 BB: 0 P: 7	R: 0 E: 0 K: 0 S: 3	H: 0 LOB: 0 BB: 0 P: 3	R: 0 E: 0 K: 0 S: 4	H: 1 LOB: 1 BB: 0 P: 4	R: 0 E: 0 K: 0 S: 4	H: 1 LOB: 2 BB: 1 P: 8	R: 0 E: 0 K: 2 S: 7	H: 0 LOB: 0 BB: 0 P: 7	1B: 5 2B: 1 3B: 1 HR: 1	SF: 0 SAC: 1 DP: 0 HBP: 0	WP: 0 PB: 0 SB: 1 CS: 0	PA: 37																		
PITCHER Joe Dobson, R (1, 1) ERA: 3.46	IP 9.0	WLS L	BF 37	H 8	R 2	ER 2	SO 5	BB 2	IBB 0	HBP 0	BLK 0	WP 0	HR 1	S 45	P 53	ERA 2.00	WHIP 1.111						PITCHER	IP 9.0	WLS L	BF 37	H 8	R 2	ER 2	SO 5	BB 2	IBB 0	HBP 0	BLK 0	WP 0	HR 1	S 45	P 53	ERA 2.00	WHIP 1.111

Detroit Tigers @ Chicago White Sox
 Comiskey Park, Chicago, IL
 Thu Aug 16 1951, 4:33 AM EDT
 Att. 8,356 - Unknown

livebaseballscorecards.com

AB	34
R	2
H	8
RBI	2
BB	2
SO	5
LOB	15



Batter	1	2	3	4	5	6	7	8	9	AB	R	H	RBI	BB	SO	LOB
Chico Carrasquel, R OBP: 0.333, SLG: 0.344 (1, 6)	0-0 F5		0-0 G4-6-3 1B		0-0 L6-3 1B			4-0 FC3-8 BB		3	0	2	0	1	0	0
Nellie Fox, L OBP: 0.372, SLG: 0.423 (1, 4)	0-3 K		0-0 G4-6-3 1-2f		0-0 L6-3 1-2			0-0 FC3-6 4-3 1-2f		4	0	0	0	0	1	3
Minnie Minoso, R OBP: 0.432, SLG: 0.538 (1, 5)	0-0 F3		4-0 BB				0-0 F8		0-0 4-3 1-2	1	0	0	0	0	0	0
Bob Dillinger, R OBP: 0.339, SLG: 0.361 (3, 5)										2	0	0	0	1	0	1
Eddie Robinson, L OBP: 0.384, SLG: 0.502 (1, 3)		0-0 FC5-4 1B	0-3 K				0-0 1B		0-0 F4	4	0	2	0	0	1	2
Ray Coleman, L OBP: 0.318, SLG: 0.393 (1, 7)		0-0 FC5-4 1B		0-3 K G4-6-3 1B			0-3 K		0-0 1-3	4	1	0	0	0	2	2
Jim Busby, R OBP: 0.361, SLG: 0.372 (1, 8)		0-0 1B		0-0 G4-6-3 1B			0-0 6-3		0-0 6-3	4	0	2	1	0	0	1
Al Zarilla, L OBP: 0.366, SLG: 0.405 (1, 9)		0-3 K		0-0 G4-6-3 1-2f 2-3			0-0 4-3		0-0 F7	4	0	0	0	0	1	3
Phil Masi, R OBP: 0.380, SLG: 0.414 (1, 2)		4-0 BB		0-0 5-3			0-3 K			2	0	0	0	1	1	1
Joe Dobson, R OBP: 0.068, SLG: 0.091 (1, 1)		0-0 F8			0-3 K		0-0 6-3			3	0	0	0	0	1	2

Inning Stats	R: 0	H: 0	E: 0	K: 1	S: 5	R: 1	H: 2	E: 0	K: 1	S: 7	R: 0	H: 1	E: 0	K: 1	S: 5	R: 0	H: 1	E: 1	K: 1	S: 6	R: 0	H: 1	E: 0	K: 1	S: 5	R: 0	H: 1	E: 0	K: 1	S: 6	R: 0	H: 0	E: 0	K: 1	S: 5	R: 0	H: 0	E: 0	K: 0	S: 3	R: 0	H: 0	E: 0	K: 0	S: 3	R: 0	H: 0	E: 0	K: 0	S: 3			
	LOB: 0	BB: 0	P: 5	LOB: 2	BB: 1	P: 11	LOB: 1	BB: 1	P: 9	LOB: 1	BB: 0	P: 6	LOB: 0	BB: 0	P: 5	LOB: 1	BB: 0	P: 6	LOB: 0	BB: 0	P: 5	LOB: 0	BB: 0	P: 5	LOB: 1	BB: 0	P: 6	LOB: 0	BB: 0	P: 5	LOB: 0	BB: 0	P: 5	LOB: 0	BB: 0	P: 7	LOB: 1	BB: 1	P: 7	LOB: 0	BB: 0	P: 3	LOB: 0	BB: 0	P: 3								
PITCHER Dizzy Trout, R ERA: 3.99 (1, 1)	IP: 9.0	WLS: W	BF: 34	H: 6	R: 1	ER: 1	SO: 7	BB: 3	IBB: 0	HBP: 0	BLK: 0	WP: 0	HR: 0	S: 45	P: 57	ERA: 1.00	WHIP: 1.000																																				
																		PITCHER	IP: 9.0	WLS: W	BF: 34	H: 6	R: 1	ER: 1	SO: 7	BB: 3	IBB: 0	HBP: 0	BLK: 0	WP: 0	HR: 0	S: 45	P: 57	ERA: 1.00	WHIP: 1.000																		

BOTTOM

Detroit Tigers @ Chicago White Sox
Comiskey Park, Chicago, IL

Thu Aug 16 1951, 4:33 AM EDT
Att. 8,356 - Unknown

AB	31
R	1
H	6
RBI	1
BB	3
SO	7
LOB	15



WP: 0	PA: 34
PB: 0	SB: 2
CS: 0	

Batter	1	2	3	4	5	6	7	8	9	AB R H RBI BB SO LOB	TOP	
Dale Mitchell, L (1, 7) OBP: 0.367, SLG: 0.409	0-0 G1-6-3 1B		0-0 6-3		0-0 1-3			0-3 K		4 0 1 0 0 1 0		
Bobby Avila, R (1, 4) OBP: 0.388, SLG: 0.399	0-0 G1-6-3 1-2f		0-0 4-3			0-0 5-3		0-0 F5		4 0 0 0 0 0 1		
Sam Chapman, R (1, 8) OBP: 0.309, SLG: 0.310	0-0 1B		0-0 F4			0-0 F8		4-0 2B BB		3 1 1 0 1 0 0		
Luke Easter, L (1, 3) OBP: 0.332, SLG: 0.462	0-0 F6			0-3 K		0-0 L6		0-0 F9		4 0 0 0 0 1 2		
Al Rosen, R (1, 5) OBP: 0.357, SLG: 0.469		4-0 L9 1B BB		0-3 K		0-0 6-3		0-0 2B 1-H		3 0 1 1 1 1 0		
Bob Kennedy, R (1, 9) OBP: 0.315, SLG: 0.361		0-0 F7		0-0 1B		0-0 5-3		0-0 F3		4 0 1 0 0 0 2		
Ray Boone, R (1, 6) OBP: 0.321, SLG: 0.340		0-0 1-2 1B		0-0 F4		0-0 F3				3 0 1 0 0 0 1		
Jim Hegan, R (1, 2) OBP: 0.322, SLG: 0.396		0-0 L9			0-0 L8		0-3 K			3 0 0 0 0 1 2		
Bob Feller, R (1, 1) OBP: 0.222, SLG: 0.167 Clarence Maddern, R (8, PH) Dick Rozek, L (8, 1)		0-3 K		0-3 K			0-3 K			2 0 0 0 0 2 2 1 0 0 0 0 1 0 0 0 0 0 0 0 0		
Inning Stats	R: 0 H: 2 E: 0 LOB: 1 K: 0 BB: 0 S: 4 P: 4	R: 0 H: 1 E: 0 LOB: 2 K: 1 BB: 1 S: 6 P: 10	R: 0 H: 0 E: 0 LOB: 0 K: 0 BB: 0 S: 3 P: 3	R: 0 H: 1 E: 0 LOB: 1 K: 2 BB: 0 S: 8 P: 8	R: 0 H: 0 E: 0 LOB: 0 K: 1 BB: 0 S: 5 P: 5	R: 0 H: 0 E: 0 LOB: 0 K: 0 BB: 0 S: 3 P: 3	R: 0 H: 0 E: 0 LOB: 0 K: 0 BB: 0 S: 3 P: 3	R: 0 H: 0 E: 0 LOB: 0 K: 3 BB: 0 S: 9 P: 9	R: 1 H: 1 E: 0 LOB: 1 K: 0 BB: 1 S: 4 P: 8	1B: 4 SF: 0 2B: 1 SAC: 0 3B: 0 DP: 1 HR: 0 HBP: 0	WP: 0 PA: 33 PB: 0 SB: 0 CS: 0	
PITCHER Billy Pierce, L (1, 1) ERA: 3.41	IP WLS BF H R ER SO BB IBB HBP BLK WP HR S P ERA WHIP	9.0 W 33 5 1 1 7 2 0 0 0 0 0 0 45 53 1.00 0.778										

Cleveland Indians @ Chicago White Sox
Comiskey Park, Chicago, IL
Fri Aug 17 1951, 4:33 AM EDT
Unknown

livebaseballscorecards.com

AB 31
R 1
H 5
RBI 1
BB 2
SO 7
LOB 10



Batter	1	2	3	4	5	6	7	8	9
Chico Carrasquel, R <small>(1, 6) OBP: 0.332, SLG: 0.343</small>	0-0 5-3 1B	0-0 2-H 1B		0-3 K		0-0 L5-4		0-0 F6	
Nellie Fox, L <small>(1, 4) OBP: 0.371, SLG: 0.422</small>	0-0 BB 1B	0-0 F8		0-0 F8			0-0 F9		
Minnie Minoso, R <small>(1, 5) OBP: 0.431, SLG: 0.537</small>	0-0 F7		0-0 F7		0-0 F7		0-0 HR 2B		
Eddie Robinson, L <small>(1, 3) OBP: 0.389, SLG: 0.504</small>	4-0 1-2 BB		0-0 FC6-4 1B		1-0 G3 HBP		4-0 HR BB		
Ray Coleman, L <small>(1, 7) OBP: 0.317, SLG: 0.399</small>	0-0 F9		0-3 K		0-0 G3		0-0 1-H 2-H HR		
Jim Busby, R <small>(1, 8) OBP: 0.360, SLG: 0.370</small>		0-0 HR 1B	0-0 FC6-4		0-0 F5		0-0 F8		
Al Zarilla, L <small>(1, 9) OBP: 0.370, SLG: 0.422</small>		0-0 1-H HR		4-0 SH3-4 1B BB		0-0 2B	0-0 6-3		
Bud Sheely, L <small>(1, 2) OBP: 0.241, SLG: 0.154</small>		0-0 F6		0-0 SH3-4		4-0 L5-4 BB	0-0 F9		
Billy Pierce, L <small>(1, 1) OBP: 0.294, SLG: 0.217</small>		0-0 1B 2B		0-0 1B		0-3 K	0-0 6-3		

Inning Stats	R: 0	H: 1	E: 0	K: 0	S: 4	P: 8	R: 3	H: 4	E: 0	K: 0	S: 6	R: 0	H: 1	E: 0	K: 1	S: 6	R: 1	H: 1	E: 0	K: 1	S: 6	R: 0	H: 0	E: 0	K: 0	S: 3	R: 0	H: 1	E: 0	K: 1	S: 5	R: 3	H: 2	E: 0	K: 0	S: 5	R: 0	H: 0	E: 0	K: 0	S: 3	1B: 5	SF: 0	2B: 4	SAC: 1	3B: 0	DP: 1	HR: 2	HBP: 1	WP: 0	PA: 37
--------------	------	------	------	------	------	------	------	------	------	------	------	------	------	------	------	------	------	------	------	------	------	------	------	------	------	------	------	------	------	------	------	------	------	------	------	------	------	------	------	------	------	-------	-------	-------	--------	-------	-------	-------	--------	-------	--------

PITCHER	IP	WLS	BF	H	R	ER	SO	BB	IBB	HBP	BLK	WP	HR	S	P	ERA	WHIP
Bob Feller, R <small>(1, 1) ERA: 3.31</small>	7.0	L	34	10	7	7	3	4	0	1	0	0	2	35	52	9.00	2.000
Dick Rozek, L <small>(8, 1) ERA: 9.95</small>	1.0		3	0	0	0	0	0	0	0	0	0	0	3	3	0.00	0.000

BOTTOM

Cleveland Indians @ Chicago White Sox
Comiskey Park, Chicago, IL
Fri Aug 17 1951, 4:33 AM EDT
Unknown

livebaseballscorecards.com

AB	31
R	7
H	10
RBI	7
BB	4
SO	3
LOB	13



Batter	1	2	3	4	5	6	7	8	9	AB R H RBI BB SO LOB	TOP																									
Dale Mitchell, L (1, 7) X OBP: 0.369, SLG: 0.407	0-0 4-3 ①		0-0 F7 ②		4-0 G3 FC3-5 BB		4-0 G6-4-3 BB		4-0 BB	2 0 0 0 3 0 1																										
Bobby Avila, R (1, 4) X OBP: 0.384, SLG: 0.394	0-0 F4 ②		0-0 6-3 ③		0-0 FC3-5 G3		0-0 G6-4-3 ② ③		0-0 F4 ③	5 0 0 0 0 0 6																										
Barney McCosky, L (1, 8) X OBP: 0.383, SLG: 0.471	0-0 F9 ③			0-0 E 1B FC 1B	0-0 G3			0-0 F9 ①		4 1 1 0 0 0 2																										
Harry Simpson, L (1, 9) X OBP: 0.328, SLG: 0.284		0-0 G3 ①		0-0 E1 FC 1B	0-3 K ③			0-0 4-3 ②		4 1 1 0 0 1 3																										
Al Rosen, R (1, 5) X OBP: 0.358, SLG: 0.470		0-0 E5 L6 E		0-0 FC 8-5 1B		0-0 1B		0-0 1B		4 0 2 1 0 0 1																										
Luke Easter, L (1, 3) X OBP: 0.332, SLG: 0.459		0-0 L6 ② ③		0-0 3-H		0-0 F6 ①		0-0 F2 ③		4 0 1 1 0 0 3																										
Ray Boone, R (1, 6) X OBP: 0.323, SLG: 0.342			0-0 E8 1B 1B	0-0 8-5 ① ②		0-0 F8 ②			0-0 1-3 1B	4 1 2 0 0 0 3																										
Birdie Tebbetts, R (1, 2) X OBP: 0.284, SLG: 0.339			0-0 F7 ①	0-0 F7 ③		0-0 4-3			0-0 F7 ①	4 0 0 0 0 0 4																										
Bob Chakales, R (1, 1) X OBP: 0.389, SLG: 0.556			0-0 2-H 1B		4-0 FC3-5 BB		0-0 F6 ①		0-0 1-3 ②	1 0 1 1 0 0 0																										
Paul Lehner, L (5, PH) OBP: 0.246, SLG: 0.249										0 0 0 0 0 1 0 0 0																										
Snuffy Stirrweiss, R (5, PR) OBP: 0.394, SLG: 0.293										0 0 0 0 0 0 0 0 0																										
Lou Brissie, L (5, 1) OBP: 0.289, SLG: 0.320										0 0 0 0 0 0 0 0 0																										
Bob Lemon, L (7, PH) OBP: 0.228, SLG: 0.311										1 0 0 0 0 0 0 0 0																										
Mike Garcia, R (7, 1) OBP: 0.243, SLG: 0.324										0 0 0 0 0 0 0 0 0																										
Merf Combs, L (9, PH) OBP: 0.182, SLG: 0.238										1 0 0 0 0 0 0 0 1																										
Inning Stats	R: 0 H: 0 E: 0 K: 0 S: 3	H: 0 LOB: 0 BB: 0 P: 3	R: 0 H: 0 E: 2 K: 0 S: 3	H: 0 LOB: 0 BB: 0 P: 3	R: 1 H: 2 E: 1 K: 0 S: 5	H: 2 LOB: 1 BB: 0 P: 5	R: 2 H: 3 E: 1 K: 0 S: 6	H: 3 LOB: 1 BB: 0 P: 6	R: 0 H: 0 E: 0 K: 1 S: 5	H: 0 LOB: 3 BB: 2 P: 13	R: 0 H: 1 E: 0 K: 0 S: 4	H: 1 LOB: 1 BB: 0 P: 4	R: 0 H: 0 E: 0 K: 0 S: 2	H: 0 LOB: 0 BB: 1 P: 6	R: 0 H: 1 E: 0 K: 0 S: 4	H: 1 LOB: 1 BB: 0 P: 4	R: 0 H: 1 E: 0 K: 0 S: 4	H: 1 LOB: 2 BB: 1 P: 8	1B: 8 SF: 0 2B: 2 SAC: 0 3B: 0 DP: 3 HR: 0 HBP: 0	WP: 0 PA: 38 PB: 0 SB: 0 CS: 0																
PITCHER	IP WLS BF H R ER SO BB IBB HBP BLK WP HR S P ERA WHIP																																			
Randy Gumpert, R (1, 1) ERA: 3.68	3.0	15	5	3	3	0	0	0	0	0	0	0	0	15	15	9.00	1.667																			
Luis Aloma, R (4, 1) ERA: 1.74	6.0	23	3	0	0	1	4	0	0	0	0	0	0	21	37	0.00	1.167																			

Cleveland Indians @ Chicago White Sox
Comiskey Park, Chicago, IL
Fri Aug 17 1951, 4:38 AM EDT
Att: 30,083 - Unknown

livebaseballscorecards.com

AB	34
R	3
H	8
RBI	3
BB	4
SO	1
LOB	24



Batter	1	2	3	4	5	6	7	8	9
Chico Carrasquel, R (1, 6) OBP: 0.333, SLG: 0.341	4-0 1B FC6-4 BB		0-3 K		0-0 FC3-6 E 1-2f		4-0 1-2 BB		
Nellie Fox, L (1, 4) OBP: 0.370, SLG: 0.420	0-0 FC6-4 1-3 1B		0-0 G3		0-0 F8 1-3		0-0 4-1		
Minnie Minoso, R (1, 5) OBP: 0.431, SLG: 0.539	0-0 FC6-4 E 1-2f 3-H 1B			0-0 1B F3 2B	0-3 K			0-0 1B 1B	
Eddie Robinson, L (1, 3) OBP: 0.392, SLG: 0.506	0-0 CS 1-H 1B			0-0 HR 2-3 1B		0-0 4-3		0-0 1B E 1B	
Bob Dillinger, R (8, PR) OBP: 0.339, SLG: 0.361									
Bert Haas, R (9, 3) OBP: 0.244, SLG: 0.200									
Ray Coleman, L (1, 7) OBP: 0.319, SLG: 0.399	0-0 F8			0-0 F8		4-0 G1-4-3 BB		0-0 E F7 1B	
Jim Busby, R (1, 8) OBP: 0.359, SLG: 0.377	0-0 CS 1-2	0-0 F4		0-0 HR		0-0 G1-4-3		0-0 L6	
Al Zarilla, L (1, 9) OBP: 0.369, SLG: 0.417					4-0 F6 BB		0-3 K	0-0 F7	
Phil Masi, R (1, 2) OBP: 0.373, SLG: 0.405					0-0 F6		0-0 F6	0-0 F6	
Randy Gumpert, R (1, 1) OBP: 0.286, SLG: 0.265									
Luis Aloma, R (4, 1) OBP: 0.375, SLG: 0.400			0-3 K		0-0 FC3-6 1B		0-0 BB 1B		

Inning Stats	R: 2 E: 0 K: 0 S: 4	H: 2 LOB: 0 BB: 1 P: 8	R: 0 E: 0 K: 0 S: 3	H: 0 LOB: 0 BB: 0 P: 3	R: 0 E: 0 K: 2 S: 7	H: 0 LOB: 0 BB: 0 P: 7	R: 3 E: 0 K: 0 S: 5	H: 3 LOB: 1 BB: 1 P: 9	R: 0 E: 1 K: 1 S: 6	H: 1 LOB: 1 BB: 0 P: 6	R: 0 E: 0 K: 0 S: 2	H: 0 LOB: 0 BB: 1 P: 6	R: 0 E: 0 K: 1 S: 6	H: 1 LOB: 2 BB: 1 P: 10	R: 3 E: 1 K: 0 S: 6	H: 3 LOB: 1 BB: 0 P: 6
--------------	------------------------------	---------------------------------	------------------------------	---------------------------------	------------------------------	---------------------------------	------------------------------	---------------------------------	------------------------------	---------------------------------	------------------------------	---------------------------------	------------------------------	----------------------------------	------------------------------	---------------------------------

PITCHER	IP	WLS	BF	H	R	ER	SO	BB	IBB	HBP	BLK	WP	HR	S	P	ERA	WHIP
Bob Chakales, R (1, 1) ERA: 4.52	4.0	L	17	5	5	5	2	2	0	0	0	0	1	19	27	11.25	1.750
Lou Brissie, L (5, 1) ERA: 3.77	2.0		7	1	0	0	1	1	0	0	0	0	0	8	12	0.00	1.000
Mike Garcia, R (7, 1) ERA: 2.68	2.0		11	4	3	2	1	1	0	0	0	0	0	12	16	9.00	2.500

AB	R	H	RBI	BB	SO	LOB
2	1	0	0	2	1	1
4	0	1	0	0	0	3
4	3	2	1	0	1	2
4	1	3	1	0	0	0
0	1	0	0	0	0	0
0	0	0	0	0	0	0
3	1	1	2	1	0	2
4	1	1	2	0	0	2
3	0	0	1	1	1	1
4	0	0	0	0	0	2
1	0	0	0	0	1	0
2	0	2	0	0	0	0

AB	31
R	8
H	10
RBI	7
BB	4
SO	4
LOB	13

WP: 0 PA: 36
PB: 0
SB: 1
CS: 1

Cleveland Indians @ Chicago White Sox
Comiskey Park, Chicago, IL
Fri Aug 17 1951, 4:38 AM EDT
Att. 30,083 - Unknown

livebaseballscorecards.com



Batter	1	2	3	4	5	6	7	8	9	AB R H RBI BB SO LOB	TOP											
Dale Mitchell, L (1, 7) OBP: 0.377, SLG: 0.430	0-0 HR	4-0 BB		0-0 1B			0-0 1B	0-0 HR		4 2 4 4 1 0 0												
Bobby Avila, R (1, 4) OBP: 0.381, SLG: 0.394	0-0 F8	0-0 FC6-4		0-0 G6-4-3			0-0 FC1-6	0-0 E7		5 1 1 0 0 0 6												
Barney McCosky, L (1, 8) OBP: 0.392, SLG: 0.471 Sam Chapman, R (5, PR) OBP: 0.310, SLG: 0.311	0-0 4-3						0-0 1B	0-3 K		2 1 1 0 1 0 0 2 0 1 0 0 1 0												
Al Rosen, R (1, 5) OBP: 0.355, SLG: 0.464	0-0 L5						0-0 F8			5 0 0 0 0 1 4												
Luke Easter, L (1, 3) OBP: 0.332, SLG: 0.461							0-3 K			5 0 2 1 0 1 3												
Harry Simpson, L (1, 9) OBP: 0.329, SLG: 0.283							0-0 1-3			4 1 1 0 1 0 2												
Ray Boone, R (1, 6) OBP: 0.326, SLG: 0.345							0-3 K			5 0 3 0 0 1 1												
Jim Hegan, R (1, 2) OBP: 0.323, SLG: 0.396							0-3 K			5 1 2 1 0 1 3												
Bob Lemon, L (1, 1) OBP: 0.241, SLG: 0.333							0-0 1-3			4 1 2 0 0 1 2												
Inning Stats	R: 1 E: 0 K: 0 S: 4	H: 1 LOB: 0 BB: 0 P: 4	R: 1 E: 0 K: 1 S: 8	H: 3 LOB: 3 BB: 1 P: 12	R: 1 E: 1 K: 0 S: 4	H: 1 LOB: 1 BB: 1 P: 8	R: 0 E: 0 K: 0 S: 4	H: 3 LOB: 1 BB: 0 P: 4	R: 0 E: 0 K: 1 S: 6	H: 1 LOB: 1 BB: 0 P: 6	R: 0 E: 0 K: 2 S: 7	H: 0 LOB: 0 BB: 0 P: 7	R: 0 E: 0 K: 0 S: 5	H: 2 LOB: 2 BB: 0 P: 5	R: 4 E: 2 K: 1 S: 9	H: 5 LOB: 0 BB: 0 P: 9	R: 0 E: 0 K: 1 S: 6	H: 1 LOB: 2 BB: 1 P: 10	1B: 12 2B: 3 3B: 0 HR: 2	SF: 0 SAC: 0 DP: 1 HBP: 0	WP: 0 PB: 0 SB: 0 CS: 1	PA: 44
PITCHER	IP WLS BF H R ER SO BB IBB HBP BLK WP HR S P ERA WHIP																					
Ken Holcombe, R (1, 1) ERA: 4.17	1.1 L 8 4 2 2 0 0 0 0 0 0 0 1 8 8 13.50 3.000																					
Harry Dorish, R (2, 1) ERA: 3.09	7.2 36 13 5 4 6 3 0 0 0 0 0 1 45 57 4.70 2.087																					

Cleveland Indians @ Chicago White Sox
 Comiskey Park, Chicago, IL
 Sat Aug 18 1951, 4:33 AM EDT
 Att: 22,263 - Unknown

AB	41
R	7
H	17
RBI	6
BB	3
SO	6
LOB	21



WP: 0	PA: 44
PB: 0	
SB: 0	
CS: 1	

ERA	WHIP
13.50	3.000
4.70	2.087

1B: 12	SF: 0
2B: 3	SAC: 0
3B: 0	DP: 1
HR: 2	HBP: 0

Batter	1	2	3	4	5	6	7	8	9	AB R H RBI BB SO LOB
Chico Carrasquel, R (1, 6) OBP: 0.333, SLG: 0.340	0-0 5-3		0-0 F8		0-3 K			0-0 1B 4-3 1B		4 0 1 0 0 1 1
Nellie Fox, L (1, 4) OBP: 0.371, SLG: 0.418	4-0 BB		4-0 G6-4-3 BB		0-0 4-3			0-0 4-3 1-2		2 0 0 0 2 0 2
Minnie Minoso, R (1, 5) OBP: 0.430, SLG: 0.536	0-0 F9		0-0 G6-4-3 1-2f		0-0 F8			0-0 2-3 1B		4 0 1 0 0 0 2
Eddie Robinson, L (1, 3) OBP: 0.389, SLG: 0.501	0-0 F4			0-3 K		0-0 F6		0-0 F8		4 0 0 0 0 1 3
Ray Coleman, L (1, 7) OBP: 0.318, SLG: 0.396		0-0 4-3		4-0 BB		0-0 F2		0-0 F2		3 0 0 0 1 0 0
Jim Busby, R (1, 8) OBP: 0.356, SLG: 0.373		0-3 K		0-3 K		0-0 4-3		0-0 F7		4 0 0 0 0 2 1
Al Zarilla, L (1, 9) OBP: 0.367, SLG: 0.418		0-0 2B		0-0 F8		0-0 F4		0-3 K		4 0 1 0 0 1 1
Bud Sheely, L (1, 2) OBP: 0.250, SLG: 0.143		4-0 BB		0-3 K		0-3 K				2 0 0 0 1 2 0
Ken Holcombe, R (1, 1) OBP: 0.313, SLG: 0.300		0-0 F4			0-0 E3			0-0 5-3		0 0 0 0 0 0 0
Harry Dorish, R (2, 1) OBP: 0.240, SLG: 0.320										3 0 0 0 0 0 2

Inning Stats	R: 0 E: 0 K: 0 S: 3	H: 0 LOB: 1 BB: 1 P: 7	R: 0 E: 0 K: 1 S: 6	H: 1 LOB: 2 BB: 1 P: 10	R: 0 E: 0 K: 0 S: 2	H: 0 LOB: 0 BB: 1 P: 6	R: 0 E: 0 K: 2 S: 7	H: 0 LOB: 1 BB: 1 P: 11	R: 0 E: 1 K: 2 S: 8	H: 0 LOB: 1 BB: 0 P: 8	R: 0 E: 0 K: 0 S: 3	H: 0 LOB: 0 BB: 0 P: 3	R: 0 E: 0 K: 1 S: 5	H: 0 LOB: 0 BB: 0 P: 5	R: 0 E: 0 K: 0 S: 5	H: 2 LOB: 2 BB: 0 P: 5	R: 0 E: 0 K: 1 S: 5	H: 0 LOB: 0 BB: 0 P: 5	1B: 2 2B: 1 3B: 0 HR: 0	SF: 0 SAC: 0 DP: 1 HBP: 0	WP: 0 PB: 0 SB: 0 CS: 0	PA: 34
PITCHER Bob Lemon, R (1, 1) ERA: 3.79	IP: 9.0 WLS: W BF: 34 H: 3 R: 0 ER: 0 SO: 7 BB: 4 IBB: 0 HBP: 0 BLK: 0 WP: 0 HR: 0 S: 44 P: 60 ERA: 0.00 WHIP: 0.778																					


BOTTOM

Cleveland Indians @ Chicago White Sox
Comiskey Park, Chicago, IL
Sat Aug 18 1951, 4:33 AM EDT
Att. 22,263 - Unknown

livebaseballscorecards.com

AB	30
R	0
H	3
RBI	0
BB	4
SO	7
LOB	12



Batter	1	2	3	4	5	6	7	8	9	AB R H RBI BB SO LOB	TOP									
Dale Mitchell, L (1, 7) OBP: 0.373, SLG: 0.425	0-0 F5	0-0 G3			0-0 6-3		0-3 K			4 0 0 0 0 1 1										
Bobby Avila, R (1, 4) OBP: 0.378, SLG: 0.391	0-0 1-3		0-0 F9		0-0 5-3		0-3 K2-3			4 0 0 0 0 1 0										
Larry Doby, L (1, 8) OBP: 0.438, SLG: 0.558 Sam Chapman, R (6, PR) OBP: 0.313, SLG: 0.325	0-0 F8		0-3 K			0-0 1-3 BB 1B		0-0 HR		3 0 1 0 0 1 0 1 1 1 1 0 0 0										
Al Rosen, R (1, 5) OBP: 0.354, SLG: 0.461		0-0 E6 1B F8	0-0 5-3			4-0 1-3 BB 1-2		0-0 F6		3 1 0 0 1 0 0										
Luke Easter, L (1, 3) OBP: 0.332, SLG: 0.459		0-0 2B 1B		0-0 F4		0-0 1-3 1-2 2-3		0-3 K		4 1 1 0 0 1 2										
Harry Simpson, L (1, 9) OBP: 0.331, SLG: 0.281		0-0 F8		4-0 BB		4-0 IBB		0-3 K		2 0 0 1 2 1 1										
Ray Boone, R (1, 6) OBP: 0.325, SLG: 0.346		0-0 2B 2B		0-0 F8		0-0 F8			0-0 F8	4 1 1 1 0 0 4	AB 33 R 4 H 5 RBI 4 BB 3 SO 6 LOB 13									
Jim Hegan, R (1, 2) OBP: 0.319, SLG: 0.391		0-3 K		0-0 F7		0-0 F9			0-0 6-3	4 0 0 0 0 1 5										
Early Wynn, S (1, 1) OBP: 0.274, SLG: 0.354		0-0 2B			0-0 F8		0-0 F8		0-0 5-3	4 0 1 1 0 0 0										
Inning Stats	R: 0 E: 0 K: 0 S: 3	H: 0 LOB: 0 BB: 0 P: 3	R: 3 E: 1 K: 1 S: 9	H: 3 LOB: 1 BB: 0 P: 9	R: 0 E: 0 K: 1 S: 5	H: 0 LOB: 0 BB: 0 P: 5	R: 0 E: 0 K: 0 S: 3	H: 0 LOB: 1 BB: 1 P: 7	R: 0 E: 0 K: 0 S: 4	H: 1 LOB: 3 BB: 2 P: 12	R: 0 E: 0 K: 2 S: 7	H: 0 LOB: 0 BB: 0 P: 7	R: 1 E: 0 K: 2 S: 8	H: 1 LOB: 0 BB: 0 P: 8	R: 0 E: 0 K: 0 S: 3	H: 0 LOB: 0 BB: 0 P: 3	1B: 2 2B: 2 3B: 0 HR: 1	SF: 0 SAC: 0 DP: 0 HBP: 0	WP: 0 PB: 0 SB: 0 CS: 0	PA: 36
PITCHER	IP WLS BF H R ER SO BB IBB HBP BLK WP HR S P ERA WHIP																			
Howie Judson, R (1, 1) ERA: 4.18	6.0 L 26 4 3 0 2 2 1 0 0 0 0 27 39 0.00 1.000																			
Joe Dobson, R (7, 1) ERA: 3.48	2.0 7 1 1 1 4 0 0 0 0 0 1 15 15 4.50 0.500																			
Harry Dorish, R (9, 1) ERA: 3.05	1.0 3 0 0 0 0 0 0 0 0 0 0 3 3 0.00 0.000																			

Cleveland Indians @ Chicago White Sox
Comiskey Park, Chicago, IL
Sun Aug 19 1951, 4:33 AM EDT
Unknown

livebaseballscorecards.com

Batter	1	2	3	4	5	6	7	8	9	AB	R	H	RBI	BB	SO	LOB
Chico Carrasquel, R (1, 6) OBP: 0.331, SLG: 0.339 Floyd Baker, L (6, PH) OBP: 0.381, SLG: 0.312 Joe Demaestri, R (7, 6) OBP: 0.171, SLG: 0.147 Bert Haas, R (8, PH) OBP: 0.239, SLG: 0.195	0-0 5-3		0-0 4-1			0-0 G3-6-3		0-3 K		2	0	0	0	0	0	0
Nellie Fox, L (1, 4) OBP: 0.372, SLG: 0.419	0-0 CS 1B			0-0 4-3		0-0 BB 1B		0-0 F2		4	0	2	0	0	0	2
Minnie Minoso, R (1, 5) OBP: 0.428, SLG: 0.533	0-0 F7			0-0 5-3		4-0 BB 1-2 BB		0-0 5-3		3	0	0	0	1	0	3
Eddie Robinson, L (1, 3) OBP: 0.385, SLG: 0.496	0-0 CS 1-2	0-0 F2		0-3 K		0-0 F6		0-0 F4		4	0	0	0	0	1	2
Ray Coleman, L (1, 7) OBP: 0.320, SLG: 0.399		0-0 2B			0-0 G4-6-3 1B		0-3 K		0-0 F7	4	0	2	0	0	1	0
Jim Busby, R (1, 8) OBP: 0.352, SLG: 0.369		0-0 F3			0-0 G4-6-3 1-2f		0-0 4-3		0-0 F8	4	0	0	0	0	0	2
Al Zarilla, L (1, 9) OBP: 0.367, SLG: 0.418		0-0 F7			0-0 1B		0-0 4-3			3	0	1	0	0	0	1
Bud Sheely, L (1, 2) OBP: 0.235, SLG: 0.133 Don Lenhardt, R (8, PH) OBP: 0.335, SLG: 0.453 Phil Masi, R (9, 2) OBP: 0.373, SLG: 0.405			0-0 F7		0-0 F8			0-0 3B		2	0	0	0	0	0	1
Howie Judson, R (1, 1) OBP: 0.160, SLG: 0.125 Bob Dillinger, R (6, PH) OBP: 0.341, SLG: 0.363 Joe Dobson, R (7, 1) OBP: 0.068, SLG: 0.091 Bud Stewart, L (8, PH) OBP: 0.366, SLG: 0.472 Harry Dorish, R (9, 1) OBP: 0.240, SLG: 0.320			0-0 1-3			0-0 G3-6-3 1B		4-0 BB		1	0	0	0	0	0	0


Inning Stats	R: 0	H: 1	R: 0	H: 1	R: 0	H: 0	R: 0	H: 2	R: 0	H: 2	R: 0	H: 0	R: 0	H: 1	R: 0	H: 0
	E: 0	LOB: 0	E: 0	LOB: 1	E: 0	LOB: 0	E: 0	LOB: 1	E: 0	LOB: 2	E: 0	LOB: 0	E: 0	LOB: 2	E: 0	LOB: 0
	K: 0	BB: 0	K: 0	BB: 0	K: 1	BB: 0	K: 0	BB: 0	K: 1	BB: 1	K: 1	BB: 0	K: 1	BB: 1	K: 0	BB: 0
	S: 3	P: 3	S: 4	P: 4	S: 3	P: 3	S: 5	P: 5	S: 4	P: 4	S: 5	P: 5	S: 6	P: 10	S: 3	P: 3

PITCHER	IP	WLS	BF	H	R	ER	SO	BB	IBB	HBP	BLK	WP	HR	S	P	ERA	WHIP
Early Wynn, R (1, 1) ERA: 3.32	9.0	W	33	7	0	0	3	2	0	0	0	0	0	37	45	0.00	1.000

BOTTOM

Cleveland Indians @ Chicago White Sox
Comiskey Park, Chicago, IL
Sun Aug 19 1951, 4:33 AM EDT
Unknown

AB	31
R	0
H	7
RBI	0
BB	2
SO	3
LOB	14



WP	PA	ERA	WHIP
0	34		

Batter	1	2	3	4	5	6	7	8	9	AB R H RBI BB SO LOB	TOP		
Dale Mitchell, L (1, 7) OBP: 0.376, SLG: 0.433	0-0 BB 1B F9	0-0 F7			0-0 F9		0-0 3B	0-0 3B 1B		5 2 3 1 0 0 1			
Bobby Avila, R (1, 4) OBP: 0.378, SLG: 0.394	0-0 F8		4-0 CS BB		0-0 5-3		0-0 1-3	0-0 3B		4 0 1 2 1 0 2			
Larry Doby, L (1, 8) OBP: 0.440, SLG: 0.559 Sam Chapman, R (1, PR) OBP: 0.312, SLG: 0.321	0-0 BB 1B 1-2		0-0 F4		0-0 G5-4-3 BB		0-3 K	0-0 F4		1 0 1 0 0 0 0 3 0 0 0 1 1 3			
Al Rosen, R (1, 5) OBP: 0.354, SLG: 0.458	4-0 1-2 2-3 BB		0-0 F8		0-0 G5-4-3 1-2f			4-0 HR BB	0-0 F8	3 1 0 0 2 0 2			
Luke Easter, L (1, 3) OBP: 0.335, SLG: 0.469	0-0 F9 3-H		0-0 CS 1-2	0-0 HBP 1B		0-0 1B 1B		0-0 HR HR	0-3 K	5 1 3 3 0 1 2			
Harry Simpson, L (1, 9) OBP: 0.333, SLG: 0.288 Clarence Maddern, R (9, PH) OBP: 0.250, SLG: 0.250 Snuffy Stirrweiss, R (9, PR) OBP: 0.394, SLG: 0.293	0-0 6-3		0-0 F8	0-0 F8		0-0 HBP 1B		0-0 1B 1B 2B	0-0 1B	4 1 2 0 0 0 3 1 0 1 0 0 0 0 0 0 0 0 0 0 0			
Ray Boone, R (1, 6) OBP: 0.326, SLG: 0.344		0-0 F8		1-0 HBP 1B		1-0 HBP HBP		0-0 6-3	0-3 K	3 0 0 0 0 1 2			
Birdie Tebbetts, R (1, 2) OBP: 0.286, SLG: 0.339 Paul Lehner, L (8, PH) OBP: 0.250, SLG: 0.253 Jim Hegan, R (8, 2) OBP: 0.319, SLG: 0.391		0-0 SH2-3 1B		0-0 G6-4-3 HBP		0-0 5-3		0-0 1B		3 0 1 0 0 0 5 1 0 1 0 0 0 0 0 0 0 0 0 0 0			
Steve Gromek, S (1, 1) OBP: 0.500, SLG: 0.438 Barney McCosky, L (7, PH) OBP: 0.388, SLG: 0.466 Lou Brissie, L (7, 1) OBP: 0.280, SLG: 0.320 Bob Lemon, L (8, PH) OBP: 0.250, SLG: 0.333		0-0 SH2-3		0-3 K		0-3 K		4-0 1B 3B BB		1 0 0 0 0 1 0 1 0 0 0 0 1 0 0 0 0 0 0 0 0 0 1 0 0 1 0 0			
Inning Stats	R: 1 H: 2 E: 0 LOB: 2 K: 0 BB: 1 S: 5 P: 9	R: 0 H: 1 E: 0 LOB: 1 K: 0 BB: 0 S: 4 P: 4	R: 0 H: 0 E: 0 LOB: 0 K: 0 BB: 1 S: 2 P: 6	R: 0 H: 1 E: 0 LOB: 1 K: 0 BB: 0 S: 3 P: 4	R: 0 H: 0 E: 0 LOB: 0 K: 1 BB: 0 S: 5 P: 5	R: 0 H: 2 E: 0 LOB: 3 K: 0 BB: 1 S: 4 P: 9	R: 0 H: 1 E: 0 LOB: 1 K: 2 BB: 0 S: 8 P: 8	R: 5 H: 5 E: 0 LOB: 1 K: 0 BB: 2 S: 7 P: 15	R: 0 H: 1 E: 0 LOB: 1 K: 2 BB: 0 S: 8 P: 8	1B: 9 SF: 0 2B: 1 SAC: 1 3B: 2 DP: 2 HR: 1 HBP: 2	WP: 0 PA: 44 PB: 0 SB: 0 CS: 1		
PITCHER	IP WLS BF H R ER SO BB IBB HBP BLK WP HR S P ERA WHIP											PITCHER	IP WLS BF H R ER SO BB IBB HBP BLK WP HR S P ERA WHIP
Lou Kretlow, R (1, 1) ERA: 4.63	7.0 W 33 9 4 4 3 4 0 2 0 0 1 33 51 5.14 1.857												
Randy Gumpert, R (8, 1) ERA: 3.82	0.2 5 3 2 2 0 1 0 0 0 0 0 4 8 27.00 6.000												
Billy Pierce, L (8, 1) ERA: 3.39	1.1 S 5 1 0 0 2 0 0 0 0 0 0 0 9 9 0.00 0.750												

Cleveland Indians @ Chicago White Sox
Comiskey Park, Chicago, IL
Sun Aug 19 1951, 4:38 AM EDT
Att: 46,864 - Unknown

AB	35
R	6
H	13
RBI	6
BB	5
SO	5
LOB	20



livebaseballscorecards.com

Batter	1	2	3	4	5	6	7	8	9	AB R H RBI BB SO LOB	TOP											
Eddie Joost, R (1, 6) OBP: 0.405, SLG: 0.456	0-0 FC6-4 1B		0-0 8-2	4-0 BB		4-0 BB			0-0 1B 2B	3 1 2 0 2 0 2												
Elmer Valo, L (1, 9) OBP: 0.396, SLG: 0.435	0-0 F9		0-0 4-3	0-0 F8		0-0 F6			0-0 F8	5 0 0 0 0 0 8												
Dave Philley, S (1, 8) OBP: 0.346, SLG: 0.347	0-0 FC6-4 1-2f			0-0 1B 1B	0-0 F5		0-0 G3		0-0 2-H 1B	5 1 2 1 0 0 1												
Gus Zernial, R (1, 7) OBP: 0.357, SLG: 0.535	0-0 F2			0-0 F6	0-3 K		0-3 K		0-0 F2	0 0 0 0 0 0 0												
Hank Majeski, R (1, 5) OBP: 0.370, SLG: 0.429		0-0 5-3		0-0 E 1B 1B	0-0 F8		0-0 F8			4 1 1 0 0 0 0												
Ferris Fain, L (1, 3) OBP: 0.457, SLG: 0.465		0-0 G6-4-3 1B		0-0 F6		0-0 4-3		0-0 G4-6-3 1B		4 0 2 0 0 0 2												
Pete Suder, R (1, 4) OBP: 0.293, SLG: 0.282		0-0 G6-4-3 1-2f		0-0 E 1B 1B	1-2 2-H	0-0 L6		0-0 G4-6-3 1-2f		4 1 1 1 0 0 2												
Joe Astroth, R (1, 2) OBP: 0.274, SLG: 0.321			0-0 1B 8-2 1B	0-0 E6 BB 1B	0-0 2B 1B		0-0 F5			4 1 2 0 0 0 2												
Bobby Shantz, R (1, 1) OBP: 0.352, SLG: 0.327			0-0 1B	0-0 BB 1B		0-0 2B			0-3 K	0 0 0 0 0 0 0												
Joe Coleman, R (2, 1) OBP: 0.292, SLG: 0.318										3 0 3 3 0 0 0												
Lou Limmer, L (9, PH) OBP: 0.258, SLG: 0.295			1-3 1B	1-2 2-H 3-H 1B		1-H 2B				1 0 0 0 0 1 0												
Inning Stats	R: 0 E: 0 K: 0 S: 4	H: 1 LOB: 1 BB: 0 P: 4	R: 0 E: 0 K: 0 S: 3	H: 1 LOB: 0 BB: 0 P: 3	R: 0 E: 0 K: 0 S: 4	H: 2 LOB: 1 BB: 0 P: 4	R: 3 E: 1 K: 0 S: 8	H: 4 LOB: 3 BB: 1 P: 12	R: 0 E: 0 K: 1 S: 5	H: 0 LOB: 0 BB: 0 P: 5	R: 1 E: 0 K: 0 S: 5	H: 2 LOB: 2 BB: 1 P: 9	R: 0 E: 0 K: 1 S: 5	H: 0 LOB: 0 BB: 0 P: 5	R: 0 E: 0 K: 0 S: 3	H: 1 LOB: 0 BB: 0 P: 3	R: 1 E: 0 K: 1 S: 7	H: 2 LOB: 1 BB: 0 P: 7	1B: 11 2B: 3 3B: 0 HR: 0	SF: 0 SAC: 0 DP: 3 HBP: 0	WP: 0 PB: 0 SB: 0 CS: 0	PA: 40
PITCHER Saul Rogovin, R (1, 1) ERA: 3.13	IP: 3.2 WLS: 1 BF: 19 H: 8 R: 3 ER: 1 SO: 0 BB: 1 IBB: 0 HBP: 0 BLK: 0 WP: 0 HR: 0 S: 18 P: 22 ERA: 2.46 WHIP: 2.455																					
PITCHER Luis Aloma, R (4, 1) ERA: 1.89	IP: 5.1 WLS: 2 BF: 21 H: 5 R: 2 ER: 2 SO: 3 BB: 1 IBB: 0 HBP: 0 BLK: 0 WP: 0 HR: 0 S: 26 P: 30 ERA: 3.38 WHIP: 1.125																					

Philadelphia Athletics @ Chicago White Sox
Comiskey Park, Chicago, IL
Tue Aug 21 1951, 4:33 AM EDT
Att: 16,748 - Unknown

livebaseballscorecards.com

AB 33
R 5
H 13
RBI 5
BB 2
SO 1
LOB 17



Batter	1	2	3	4	5	6	7	8	9	AB	R	H	RBI	BB	SO	LOB	BOTTOM		
Bob Dillinger, R (1, 5) x OBP: 0.340, SLG: 0.360 Ray Coleman, L (7, 7) OBP: 0.320, SLG: 0.403	0-0 F7	4-0 SH5-4 1B BB	0-3 K		0-0 SH1-3		0-0 2B 3B	0-0 FC4-6		2	1	0	1	1	1	1			
Nellie Fox, L (1, 4) x OBP: 0.371, SLG: 0.419	0-0 1-3	0-0 SH5-4 1B BB	0-0 1B		0-0 F7		0-0 2B			4	0	2	1	0	0	0			
Minnie Minoso, R (1, 9) H OBP: 0.429, SLG: 0.527 (7, 5)	1-0 WP 2B S HBP	4-0 1B 1B BB	0-0 F7		0-0 FC6-4 S BB		0-0 6-3			2	2	0	0	2	0	3			
Eddie Robinson, L (1, 3) B OBP: 0.387, SLG: 0.494 (7, 5)	4-0 2B 1B BB	0-0 1B 1B BB		0-0 F8		0-0 F4		0-0 4-3		4	2	1	2	1	0	1			
Don Lenhardt, R (1, 7) x OBP: 0.343, SLG: 0.462 Al Zarilla, L (7, 9) OBP: 0.368, SLG: 0.425	0-0 1B 2B	0-0 FC6-4 1B		0-0 FC6-4 1B		0-0 FC6-4 BB		4-0 2B BB		4	1	3	4	0	0	1			
Jim Busby, R (1, 8) x OBP: 0.357, SLG: 0.375	0-0 1B 1B	0-0 F8		0-0 F7		4-0 1B BB		0-0 1B 2B		4	2	2	2	1	0	2			
Chico Carrasquel, R (1, 6) x OBP: 0.333, SLG: 0.341	0-0 1B	0-0 FC6-4		0-0 FC6-4		0-0 F5		0-0 1B 1B		5	1	2	2	0	0	4			
Phil Masi, R (1, 2) x OBP: 0.369, SLG: 0.401	0-0 1-3		0-0 F9		0-0 SH5-4 SH1-3 2B		0-0 4-3	0-0 F8		5	1	1	0	0	0	2			
Saul Rogovin, R (1, 1) OBP: 0.275, SLG: 0.318 Luis Aloma, R (4, 1) OBP: 0.389, SLG: 0.412		0-0 SH5-4 BB 1B 1B	0-0 1B 1B		0-0 SH5-4		0-3 K	0-0 FC4-6 1B		2	1	2	0	0	0	0			
Inning Stats	R: 4 E: 0 K: 0 S: 6	H: 3 LOB: 1 BB: 1 P: 11	R: 4 E: 0 K: 0 S: 6	H: 3 LOB: 1 BB: 2 P: 14	R: 0 E: 0 K: 1 S: 7	H: 2 LOB: 2 BB: 0 P: 7	R: 0 E: 0 K: 0 S: 4	H: 1 LOB: 1 BB: 0 P: 4	R: 1 E: 0 K: 0 S: 3	H: 0 LOB: 2 BB: 2 P: 11	R: 1 E: 0 K: 1 S: 7	H: 2 LOB: 1 BB: 0 P: 7	R: 3 E: 0 K: 0 S: 6	H: 3 LOB: 1 BB: 1 P: 10	1B: 10 SF: 0 2B: 4 SAC: 3 3B: 1 DP: 0 HR: 0 HBP: 1		WP: 1 PA: 46 PB: 0 SB: 4 CS: 0		
PITCHER	IP WLS BF H R ER SO	IP WLS BF H R ER SO	IP WLS BF H R ER SO	IP WLS BF H R ER SO	IP WLS BF H R ER SO	IP WLS BF H R ER SO	IP WLS BF H R ER SO	IP WLS BF H R ER SO	IP WLS BF H R ER SO	IP WLS BF H R ER SO	IP WLS BF H R ER SO	IP WLS BF H R ER SO	IP WLS BF H R ER SO	IP WLS BF H R ER SO	IP WLS BF H R ER SO	IP WLS BF H R ER SO	ERA WHIP	ERA WHIP	
Bobby Shantz, L (1, 1) ERA: 5.05 Joe Coleman, R (2, 1) ERA: 6.46	1.1 L	6.2	10	5	5	2	3	0	0	0	0	0	0	0	0	0	6.75	1.950	

Philadelphia Athletics @ Chicago White Sox
 Comiskey Park, Chicago, IL
 Tue Aug 21 1951, 4:33 AM EDT
 Att. 16,748 - Unknown

AB	36
R	13
H	15
RBI	13
BB	6
SO	2
LOB	15



Batter	1	2	3	4	5	6	7	8	9	AB R H RBI BB SO LOB	TOP		
Eddie Joost, R OBP: 0.409, SLG: 0.457 (1, 6) X	0-0 FC6-5 1-3 1B		0-0 2B 1B		4-0 FC1-2-5 1B BB		4-0 L4-3 BB		0-0 F9	3 1 2 0 2 0 0	Philadelphia Athletics @ Chicago White Sox Comiskey Park, Chicago, IL Wed Aug 22 1951, 4:33 AM EDT Unknown livebaseballscorecards.com		
Ferris Fain, L OBP: 0.458, SLG: 0.468 (1, 3) X	0-0 1-3 1-2		0-0 1-H 2B		0-0 1-2 1B		0-0 L4-3 1-2			4 1 2 1 0 0 2			
Allie Clark, R OBP: 0.313, SLG: 0.383 (1, 9) X	0-0 FC6-5 HR		0-0 L4		0-0 FC1-2-5 1-2 2-3f		0-0 1B			4 1 1 0 0 0 4			
Gus Zernial, R OBP: 0.359, SLG: 0.541 (1, 7) X	0-0 1-H HR		0-3 K		0-0 1-2 2-H 1B		0-3 K			0 1 0 0 0 0 0			
Hank Majeski, R OBP: 0.372, SLG: 0.428 (1, 5) X	0-0 FC6-4 1B		0-0 5-3		4-0 4-3 E BB		0-0 F4			3 1 1 0 1 0 1			
Dave Philley, S OBP: 0.343, SLG: 0.343 (1, 8) X	0-0 FC6-4 1-2f			0-0 F8		0-0 4-3 1-2		0-3 K		4 0 0 0 0 1 2			
Pete Suder, R OBP: 0.290, SLG: 0.278 (1, 4) X		0-0 4-3		0-3 K		0-0 4-3 2-3		0-0 1-3		4 0 0 0 0 1 1			
Joe Astroth, R OBP: 0.267, SLG: 0.312 (1, 2) X		0-0 6-3		0-0 4-3		0-0 E5 3-H		0-0 1-3		4 0 0 0 0 0 0			
Bob Hooper, R OBP: 0.241, SLG: 0.340 (1, 1) X		0-0 6-3			0-0 F8	0-0 1-3		0-0 F2		4 0 0 0 0 0 1			
Inning Stats	R: 2 H: 3 E: 0 LOB: 1 K: 0 BB: 0 S: 6 P: 6	R: 0 H: 0 E: 0 LOB: 0 K: 0 BB: 0 S: 3 P: 3	R: 1 H: 2 E: 0 LOB: 1 K: 1 BB: 0 S: 7 P: 7	R: 0 H: 0 E: 0 LOB: 0 K: 1 BB: 0 S: 5 P: 5	R: 1 H: 2 E: 0 LOB: 1 K: 0 BB: 1 S: 4 P: 8	R: 1 H: 0 E: 1 LOB: 1 K: 0 BB: 1 S: 4 P: 8	R: 0 H: 1 E: 0 LOB: 1 K: 1 BB: 1 S: 5 P: 9	R: 0 H: 0 E: 0 LOB: 0 K: 1 BB: 0 S: 5 P: 5	R: 0 H: 0 E: 0 LOB: 0 K: 0 BB: 0 S: 3 P: 3	1B: 6 SF: 0 2B: 2 SAC: 0 3B: 0 DP: 1 HR: 1 HBP: 0	WP: 0 PA: 37 PB: 0 SB: 0 CS: 0		
PITCHER	IP WLS BF H R ER SO BB IBB HBP BLK WP HR S P ERA WHIP											PITCHER	IP WLS BF H R ER SO BB IBB HBP BLK WP HR S P ERA WHIP
Billy Pierce, L ERA: 3.49 (1, 1)	5.0 L 22 7 4 4 2 1 0 0 0 0 0 1 25 29 7.20 1.600												
Howie Judson, R ERA: 4.04 (6, 1)	3.0 12 1 1 0 2 2 0 0 0 0 0 0 14 22 0.00 1.000												
Harry Dorish, R ERA: 3.01 (9, 1)	1.0 3 0 0 0 0 0 0 0 0 0 0 0 3 3 0.00 0.000												


Batter	1	2	3	4	5	6	7	8	9	AB	R	H	RBI	BB	SO	LOB
Nellie Fox, L OBP: 0.370, SLG: 0.418 (1, 4)	0-0 3-1		0-0 4-3		0-0 F8			0-0 1-3 1B		4	0	1	0	0	0	2
Ray Coleman, L OBP: 0.317, SLG: 0.400 (1, 8)	0-0 F2			0-3 K		0-0 3-1		0-0 1-3		4	0	0	0	0	1	2
Minnie Minoso, R OBP: 0.427, SLG: 0.525 (1, 5)	0-0 F7			0-0 G3 1B		0-0 F9		0-0 F4		4	0	1	0	0	0	2
Eddie Robinson, L OBP: 0.384, SLG: 0.490 (1, 3)		0-3 K		0-0 G3		0-0 1-3			0-3 K	4	0	0	0	0	2	1
Don Lenhardt, R OBP: 0.338, SLG: 0.455 (1, 7)		0-0 F8		0-0 F6			0-0 F7		0-0 F3	4	0	0	0	0	0	1
Al Zarilla, L OBP: 0.369, SLG: 0.426 (1, 9)		0-3 K			0-0 1B 4-3 1B		0-3 K		0-0 1B 1B	4	2	2	0	0	2	0
Chico Carrasquel, R OBP: 0.335, SLG: 0.342 (1, 6)			0-0 1B		0-0 F8		0-0 5-3		0-0 1B 1B	4	0	2	0	0	0	1
Bud Sheely, L OBP: 0.263, SLG: 0.176 (1, 2)			0-0 F7		0-0 4-3 1B			0-3 K2-3	0-0 1B	4	0	2	1	0	1	1
Joe Demaestri, R OBP: 0.171, SLG: 0.147 (9, PR)			0-0 F7		0-0 4-3			0-0 1B BB	0-0 G3	0	0	0	0	0	0	0
Billy Pierce, L OBP: 0.230, SLG: 0.213 (1, 1)					0-0 4-3					1	0	0	0	0	0	1
Bud Stewart, L OBP: 0.364, SLG: 0.467 (5, PH)										1	0	0	1	0	0	1
Howie Judson, R OBP: 0.180, SLG: 0.125 (6, 1)										0	0	0	0	0	0	0
Bob Dillinger, R OBP: 0.342, SLG: 0.360 (8, PH)										0	0	0	0	1	0	0
Harry Dorish, R OBP: 0.240, SLG: 0.320 (9, 1)										0	0	0	0	0	0	0
Jim Busby, R OBP: 0.356, SLG: 0.374 (9, PH)										1	0	0	0	0	0	2

Inning Stats	R: 0	H: 0	E: 0	K: 0	S: 3	P: 3	R: 0	H: 0	E: 0	K: 2	S: 7	R: 0	H: 1	E: 0	K: 0	S: 4	R: 0	H: 1	E: 0	K: 1	S: 6	R: 1	H: 2	E: 0	K: 0	S: 5	R: 0	H: 0	E: 0	K: 1	S: 5	R: 0	H: 0	E: 0	K: 1	S: 5	R: 0	H: 1	E: 0	K: 1	S: 6	R: 1	H: 3	E: 0	K: 1	S: 8	1B: 8	2B: 0	3B: 0	HR: 0	SF: 0	SAC: 0	DP: 0	HBP: 0	WP: 0	PB: 0	SB: 0	CS: 0	PA: 36
PITCHER Bob Hooper, R ERA: 4.21 (1, 1)	IP	WLS	BF	H	R	ER	SO	BB	IBB	HBP	BLK	WP	HR	S	P	ERA	WHIP																			IP	WLS	BF	H	R	ER	SO	BB	IBB	HBP	BLK	WP	HR	S	P	ERA	WHIP							

BOTTOM

Philadelphia Athletics @ Chicago White Sox
Comiskey Park, Chicago, IL
Wed Aug 22 1951, 4:33 AM EDT
Unknown

AB	35
R	2
H	8
RBI	2
BB	1
SO	6
LOB	14



Batter	1	2	3	4	5	6	7	8	9	AB R H RBI BB SO LOB	TOP											
Eddie Joost, R OBP: 0.411, SLG: 0.460 (1, 6) X	0-0 BB F7 2B	4-0 BB BB	4-0 BB	0-0 F9 3-H	0-0 F9 2	0-0 BB 1B	0-0 BB	0-0 BB	0-0 F7 1	4 1 2 2 1 0 0	Philadelphia Athletics @ Chicago White Sox Comiskey Park, Chicago, IL Thu Aug 23 1951, 4:33 AM EDT Att. 7,388 - Unknown											
Ferris Fain, L OBP: 0.456, SLG: 0.461 (1, 3) B B B	4-0 F7 F8 BB BB	0-0 F7 2	0-0 F6 3	0-0 F6 3	0-0 F6 3	4-0 BB 1B	0-0 BB	0-0 4-3 2	3 1 0 0 2 0 2													
Elmer Valo, L OBP: 0.401, SLG: 0.442 (1, 9) B B B	4-0 1-2 2-3 2B BB	0-0 F7 3	0-0 F7 3	0-0 4-3 1	0-0 4-3 1	0-0 G1-2-3 2 3	0-0 G1-2-3 2 3	4-0 BB	3 1 0 0 2 0 5													
Gus Zernial, R OBP: 0.357, SLG: 0.541 (1, 7) X	0-0 F7 2-3 3-H	0-0 4-3 1	0-0 4-3 1	0-0 4-3 1	0-0 4-3 1	0-0 F7 1	0-0 F7 1	0-0 F7 3	0 0 0 0 0 0 0													
Hank Majeski, R OBP: 0.371, SLG: 0.442 (1, 5) X	0-0 F8 3-H	0-0 F8 2	0-0 HR	0-0 HR	0-3 K 2	0-0 F8 2	0-0 F8 2	0-0 F8 2	4 1 1 2 0 1 2													
Dave Philley, S OBP: 0.343, SLG: 0.342 (1, 8) X	0-0 1-H 2B	0-0 F7 2	0-0 F7 2	0-0 F7 2	0-0 F4 3	0-0 F4 3	0-0 1-3 3	0-0 1-3 3	4 0 1 1 0 0 1													
Pete Suder, R OBP: 0.291, SLG: 0.280 (1, 4) S S S	0-3 K 3	0-0 F8 3	0-0 F8 3	0-0 F8 3	0-0 F8 3	0-0 F6 1	0-0 F6 1	0-0 G5-4-3 1B	4 0 1 0 0 1 1													
Joe Astroth, R OBP: 0.273, SLG: 0.324 (1, 2) X	0-0 5-3 1	0-0 5-3 1	0-0 E7 F9 2B	0-0 E7 F9 2B	0-0 E7 F9 2B	0-0 E 1B 1B	0-0 E 1B 1B	0-0 F4 1	4 2 2 0 0 0 1													
Dick Fowler, R OBP: 0.262, SLG: 0.263 (1, 1)	0-0 6-3 2B	0-0 6-3 2B	0-0 6-3 2B	0-0 6-3 2B	0-0 6-3 2B	0-0 E6 BB 1B	0-0 E6 BB 1B	0-0 G5-4-3 1-2 2 3	4 0 1 0 0 0 3													
Carl Scheib, R OBP: 0.451, SLG: 0.625 (8, 1)	0-0 6-3 2B	0-0 6-3 2B	0-0 6-3 2B	0-0 6-3 2B	0-0 6-3 2B	0-0 E6 BB 1B	0-0 E6 BB 1B	0-0 G5-4-3 1-2 2 3	0 0 0 0 0 0 0													
Inning Stats	R: 3 E: 0 K: 1 S: 7	H: 2 LOB: 1 BB: 2 P: 15	R: 0 E: 0 K: 0 S: 4	H: 1 LOB: 2 BB: 1 P: 8	R: 1 E: 0 K: 0 S: 4	H: 1 LOB: 0 BB: 0 P: 4	R: 1 E: 1 K: 0 S: 4	H: 1 LOB: 0 BB: 0 P: 4	R: 0 E: 0 K: 1 S: 6	H: 1 LOB: 1 BB: 0 P: 6	R: 1 E: 1 K: 0 S: 5	H: 2 LOB: 2 BB: 1 P: 9	R: 0 E: 0 K: 0 S: 3	H: 0 LOB: 0 BB: 0 P: 3	R: 0 E: 0 K: 0 S: 3	H: 1 LOB: 0 BB: 0 P: 3	R: 0 E: 0 K: 0 S: 3	H: 0 LOB: 1 BB: 1 P: 7	1B: 4 2B: 4 3B: 0 HR: 1	SF: 0 SAC: 0 DP: 2 HBP: 0	WP: 0 PB: 0 SB: 0 CS: 0	PA: 40
PITCHER	IP WLS BF H R ER SO BB IBB HBP BLK WP HR S P ERA WHIP												PITCHER	IP WLS BF H R ER SO BB IBB HBP BLK WP HR S P ERA WHIP								
Randy Gumpert, R ERA: 4.12 (1, 1)	5.1 L 29 8 6 6 2 4 0 0 0 0 0 1 29 45 10.12 2.250																					
Harry Dorish, R ERA: 2.91 (6, 1)	0.2 1 0 0 0 0 0 0 0 0 0 0 0 1 1 0.00 0.000																					
Howie Judson, R ERA: 4.18 (7, 1)	3.0 10 1 0 0 0 1 0 0 0 0 0 0 9 13 0.00 0.667																					

livebaseballscorecards.com

AB	30
R	6
H	8
RBI	5
BB	5
SO	2
LOB	15



Batter	1	2	3	4	5	6	7	8	9	AB R H RBI BB SO LOB
Nellie Fox, L (1, 4) OBP: 0.368, SLG: 0.416	0-0 PB 6-3 2B	0-3 K2-3		0-0 3-1		0-0 1-2 1B			0-0 4-3	5 1 2 0 0 1 2
Bud Stewart, L (1, 7) OBP: 0.366, SLG: 0.464	0-0 F5 2-3		0-0 2B 1B		4-0 FC3-6 BB F8	0-0 F8			0-0 1-3	3 2 1 0 1 0 3 0 0 0 0 0 0 0 1 0 0 0 0 0 0
Howie Judson, R (7, 1) OBP: 0.192, SLG: 0.125										
Bob Dillinger, R (9, PH) OBP: 0.343, SLG: 0.360										
Minnie Minoso, R (1, 5) OBP: 0.423, SLG: 0.517	0-0 6-3		0-0 F9		4-0 FC3-6 BB			0-0 F6	0-0 6-3	4 0 0 1 1 0 1
Eddie Robinson, L (1, 3) OBP: 0.382, SLG: 0.488	0-0 2B 1B		0-0 2B		0-0 FC3-6			0-3 K2-3		4 0 2 1 0 1 2
Ray Coleman, L (1, 8) OBP: 0.317, SLG: 0.400	0-0 1-3 2B		0-0 F9		0-0 F8			0-0 F2		4 0 1 1 0 0 2
Al Zarilla, L (1, 9) OBP: 0.368, SLG: 0.422	0-0 F7		0-0 F2		0-0 F7			4-0 G6-4-3 BB		3 0 0 0 1 0 4
Bud Sheely, L (1, 2) OBP: 0.262, SLG: 0.162			0-0 F9		0-0 F8			4-0 G6-4-3 BB		3 0 0 0 1 0 0 0 0 0 0 0 0 0
Joe Demaestri, R (9, 6) OBP: 0.167, SLG: 0.143										
Chico Carrasquel, R (1, 6) OBP: 0.333, SLG: 0.338			0-0 4-3		0-0 5-3			4-0 1B BB	0-0 G6-4-3	2 0 0 0 1 0 0 1 0 0 0 0 0 2 0 0 0 0 0 0 0
Jim Busby, R (8, PH) OBP: 0.366, SLG: 0.374										
Phil Masi, R (9, 2) OBP: 0.369, SLG: 0.400										
Randy Gumpert, R (1, 1) OBP: 0.324, SLG: 0.314			4-0 BB		0-0 2B			0-0 F3	0-0 F7	1 0 1 0 1 0 0 0 0 0 0 0 0 0 2 0 0 0 0 0 2
Harry Dorish, R (6, 1) OBP: 0.240, SLG: 0.320										
Don Lenhardt, R (6, PH) OBP: 0.331, SLG: 0.444										

Inning Stats	R: 1 E: 0 K: 0 S: 6	H: 3 LOB: 2 BB: 0 P: 6	R: 0 E: 0 K: 1 S: 5	H: 0 LOB: 1 BB: 1 P: 9	R: 0 E: 0 K: 0 S: 5	H: 2 LOB: 1 BB: 0 P: 5	R: 0 E: 0 K: 0 S: 4	H: 1 LOB: 1 BB: 0 P: 4	R: 0 E: 0 K: 0 S: 3	H: 0 LOB: 1 BB: 2 P: 11	R: 0 E: 0 K: 0 S: 4	H: 1 LOB: 2 BB: 1 P: 8	R: 0 E: 0 K: 1 S: 5	H: 0 LOB: 0 BB: 0 P: 5	R: 0 E: 0 K: 0 S: 2	H: 0 LOB: 1 BB: 2 P: 10	R: 0 E: 0 K: 0 S: 3	H: 0 LOB: 0 BB: 0 P: 3	1B: 3 2B: 4 3B: 0 HR: 0	SF: 0 SAC: 0 DP: 1 HBP: 0
--------------	------------------------------	---------------------------------	------------------------------	---------------------------------	------------------------------	---------------------------------	------------------------------	---------------------------------	------------------------------	----------------------------------	------------------------------	---------------------------------	------------------------------	---------------------------------	------------------------------	----------------------------------	------------------------------	---------------------------------	----------------------------------	------------------------------------


PITCHER	IP	WLS	BF	H	R	ER	SO	BB	IBB	HBP	BLK	WP	HR	S	P	ERA	WHIP
Dick Fowler, R (1, 1) ERA: 5.08	7.0	W	34	7	3	3	2	6	0	0	0	0	0	32	56	3.86	1.857
Carl Scheib, R (8, 1) ERA: 4.68	2.0	S	5	0	0	0	0	0	0	0	0	0	0	5	5	0.00	0.000

BOTTOM

Philadelphia Athletics @ Chicago White Sox
Comiskey Park, Chicago, IL

Thu Aug 23 1951, 4:33 AM EDT
Att. 7,388 - Unknown

AB	33
R	3
H	7
RBI	3
BB	6
SO	2
LOB	18



WP	PA	ERA	WHIP
0	39		

Batter	1	2	3	4	5	6	7	8	9	AB R H RBI BB SO LOB	TOP
6 Johnny Pesky, L OBP: 0.412, SLG: 0.398 (1, 6) X	0-0 FC6-4 1B		0-0 F7		0-0 E6 WP 1-3 2-H 1B		0-0 4-3			4 0 2 1 0 0 0	
Billy Goodman, L OBP: 0.388, SLG: 0.373 (1, 4) X	0-0 F5			0-0 F8	4-0 BB			0-0 6-3		3 0 0 0 1 0 1	
Ted Williams, L OBP: 0.471, SLG: 0.573 (1, 7) X	0-0 F7			0-0 E3 1B	0-0 F7			4-0 BB		3 0 0 0 1 0 3	
Walt Dropo, R OBP: 0.317, SLG: 0.356 (1, 3) X	0-0 FC6-4 1-2f			0-3 K	0-0 F8			0-3 K		4 0 0 0 0 2 5	
Charlie Maxwell, L OBP: 0.277, SLG: 0.419 (1, 9) SSS		0-3 K		0-0 1-2 1B		0-0 6-3		0-0 F7		4 0 1 0 0 1 1	
Clyde Vollmer, R OBP: 0.354, SLG: 0.522 (1, 8) X		0-0 F7		0-3 K		0-0 F9		0-3 K		4 0 0 0 0 2 2	
Fred Hatfield, L OBP: 0.329, SLG: 0.304 (1, 5) X		0-0 F8			0-0 FC4-6 1B	0-0 6-3		0-0 5-3		4 0 1 0 0 0 0	
Aaron Robinson, L OBP: 0.340, SLG: 0.264 (1, 2) X			0-0 4-3		0-0 FC4-6 6 1B 1-2f		0-3 K		0-0 F5	4 1 0 0 0 1 1	
Ray Scarborough, R OBP: 0.233, SLG: 0.193 (1, 1) X			0-0 F4		0-0 6 E 6 1B WP 1-2		0-3 K			3 1 1 0 0 1 0	
Inning Stats	R: 0 E: 0 K: 0 S: 4 H: 1 LOB: 1 BB: 0 P: 4	R: 0 E: 0 K: 1 S: 5 H: 0 LOB: 0 BB: 0 P: 5	R: 0 E: 0 K: 0 S: 3 H: 0 LOB: 0 BB: 0 P: 3	R: 0 E: 1 K: 2 S: 9 H: 1 LOB: 2 BB: 0 P: 9	R: 2 E: 1 K: 0 S: 6 H: 3 LOB: 2 BB: 1 P: 10	R: 0 E: 0 K: 0 S: 3 H: 0 LOB: 0 BB: 0 P: 3	R: 0 E: 0 K: 2 S: 7 H: 0 LOB: 0 BB: 0 P: 7	R: 0 E: 0 K: 1 S: 5 H: 0 LOB: 1 BB: 1 P: 9	R: 0 E: 0 K: 1 S: 5 H: 0 LOB: 0 BB: 0 P: 5	1B: 5 2B: 0 3B: 0 HR: 0 SF: 0 SAC: 0 DP: 0 HBP: 0	WP: 2 PB: 0 SB: 0 CS: 0 PA: 35
PITCHER Lou Kretlow, R ERA: 4.27 (1, 1)	IP: 9.0 WLS: W BF: 35 H: 5 R: 2 ER: 1 SO: 7 BB: 2 IBB: 0 HBP: 0 BLK: 0 WP: 1 HR: 0 S: 47 P: 55 ERA: 1.00 WHIP: 0.778										

Boston Red Sox @ Chicago White Sox
Comiskey Park, Chicago, IL
Fri Aug 24 1951, 4:33 AM EDT
Att: 24,281 - Unknown

livebaseballscorecards.com

AB 33
R 2
H 5
RBI 1
BB 2
SO 7
LOB 13



Batter	1	2	3	4	5	6	7	8	9	AB R H RBI BB SO LOB	BOTTOM								
Nellie Fox, L OBP: 0.367, SLG: 0.415 (1, 4) X	0-0 F9 (1) X	0-0 F8 (3) X			0-0 CS 1B X			0-0 F7 (2) X		4 0 1 0 0 0 1									
Ray Coleman, L OBP: 0.316, SLG: 0.399 (1, 7) X	0-0 F9 (2) X		0-0 F9 (1) X		0-0 CS (3) X	0-0 SH5-4 1B X		0-3 K (3) X		4 1 1 0 0 1 0									
Minnie Minoso, R OBP: 0.424, SLG: 0.517 (1, 5) X	0-0 2B S 1B X		0-0 5-3 (2) X			0-0 SH5-4 (1) X				2 1 1 0 0 0 0									
Eddie Robinson, L OBP: 0.384, SLG: 0.491 (1, 3) X	0-0 2B 1-H X		0-0 3-1 (3) X			0-0 FC3-6 1B X				3 0 2 2 0 0 0									
Al Zarilla, L OBP: 0.365, SLG: 0.418 (1, 9) S S S	0-3 K (3) X			0-0 F6 (1) X		0-0 FC3-6 (2) X				3 0 0 0 0 1 2									
Jim Busby, R OBP: 0.354, SLG: 0.371 (1, 8) X		0-0 F7 (1) X		0-0 F8 (2) X		0-0 CS (3) X	0-0 3-1 (1) X			3 0 0 0 0 0 0									
Bud Sheely, L OBP: 0.267, SLG: 0.175 (1, 2) X		0-0 2-3 1B X		0-0 G1 (3) X			0-0 F5 (2) X			3 1 1 0 0 0 0									
Chico Carrasquel, R OBP: 0.331, SLG: 0.336 (1, 6) X		0-0 2-3 (2) X			0-0 F8 (1) X		0-0 F5 (3) X			3 0 0 0 0 0 1									
Lou Kretlow, R OBP: 0.152, SLG: 0.125 (1, 1) X		0-0 WP 1B (2-H) X			0-3 K (2) S S S			0-3 K (1) S S S		3 0 1 1 0 2 0									
Inning Stats	R: 1 E: 0 K: 1 S: 7	H: 2 LOB: 1 BB: 0 P: 7	R: 1 E: 0 K: 0 S: 5	H: 2 LOB: 1 BB: 0 P: 5	R: 0 E: 0 K: 0 S: 3	H: 0 LOB: 0 BB: 0 P: 3	R: 0 E: 0 K: 1 S: 5	H: 1 LOB: 0 BB: 0 P: 5	R: 1 E: 0 K: 0 S: 4	H: 2 LOB: 0 BB: 0 P: 4	R: 0 E: 0 K: 0 S: 3	H: 0 LOB: 0 BB: 0 P: 3	R: 0 E: 0 K: 2 S: 7	H: 0 LOB: 0 BB: 0 P: 7	1B: 6 2B: 1 3B: 0 HR: 0	SF: 0 SAC: 1 DP: 0 HBP: 0	WP: 1 PB: 0 SB: 1 CS: 2	PA: 31	
PITCHER Ray Scarborough, R ERA: 4.25 (1, 1)	IP: 8.0 WLS: L BF: 29 H: 7 R: 3 ER: 3 SO: 4 BB: 0 IBB: 0 HBP: 0 BLK: 0 WP: 1 HR: 0 S: 37 P: 37 ERA: 3.38 WHIP: 0.875																		

Boston Red Sox @ Chicago White Sox
Comiskey Park, Chicago, IL

Fri Aug 24 1951, 4:33 AM EDT
Att. 24,281 - Unknown

livebaseballscorecards.com

AB	28
R	3
H	7
RBI	3
BB	0
SO	4
LOB	4



Batter	1	2	3	4	5	6	7	8	9	AB R H RBI BB SO LOB	TOP											
Dom DiMaggio, R (1, 8) OBP: 0.378, SLG: 0.437	0-0 6-3		4-0 6 BB BB		0-0 6 BB 1B		0-0 FC6 1-2f		0-0 FC5 1-2 2-3f 3-H	4 0 1 1 1 0 3												
6 Johnny Pesky, L (1, 6) OBP: 0.412, SLG: 0.395	0-0 4-3		4-0 1-2 BB		4-0 1-2 BB			0-0 6-3	0-0 5-3	3 0 0 0 2 0 2												
Ted Williams, L (1, 7) OBP: 0.468, SLG: 0.568	0-0 F9		0-0 F8		0-0 4-1			0-0 1-3		4 0 0 0 0 0 4												
Walt Dropo, R (1, 3) OBP: 0.319, SLG: 0.353		0-0 5-3		4-0 3-1 BB		0-0 F7		4-0 BB		2 0 0 0 2 0 0												
Billy Goodman, L (1, 4) OBP: 0.386, SLG: 0.370		0-3 K		0-0 3-1		4-0 G5-4-3 BB		0-0 F5		3 0 0 0 1 1 2												
Clyde Vollmer, R (1, 9) OBP: 0.353, SLG: 0.518		0-0 F2		0-0 F8		0-0 G5-4-3 1-2f			0-0 1B BB FC5 1B	4 1 1 0 0 0 2												
Fred Hatfield, L (1, 5) OBP: 0.326, SLG: 0.292			0-0 F8	0-0 4-3			0-0 F5		4-0 FC5 1B 1-2 BB	3 0 0 0 1 0 1												
Aaron Robinson, L (1, 2) OBP: 0.351, SLG: 0.304			0-0 HR		0-0 G4-6-3 1B		0-0 F8		0-0 FC5 1B 1-2 2-3	4 1 3 1 0 0 0												
Willard Nixon, L (1, 1) OBP: 0.364, SLG: 0.463			0-0 F7		0-0 G4-6-3 1-2f		0-0 FC6 1B		0-0 F4	2 0 0 0 0 0 1												
Walt Masterson, R (5, 1) OBP: 0.200, SLG: 0.200										1 0 1 0 0 0 0												
Vern Stephens, R (9, PH) OBP: 0.369, SLG: 0.513										1 0 0 0 0 0 3												
Inning Stats	R: 0 E: 0 K: 0 S: 3	H: 0 LOB: 0 BB: 0 P: 3	R: 0 E: 0 K: 1 S: 5	H: 0 LOB: 0 BB: 0 P: 5	R: 1 E: 0 K: 0 S: 4	H: 1 LOB: 2 BB: 2 P: 12	R: 0 E: 0 K: 0 S: 3	H: 0 LOB: 1 BB: 1 P: 7	R: 0 E: 0 K: 0 S: 4	H: 2 LOB: 2 BB: 1 P: 8	R: 0 E: 0 K: 0 S: 2	H: 0 LOB: 0 BB: 1 P: 6	R: 0 E: 0 K: 0 S: 4	H: 1 LOB: 1 BB: 0 P: 4	R: 0 E: 0 K: 0 S: 3	H: 0 LOB: 1 BB: 1 P: 7	R: 1 E: 0 K: 0 S: 5	H: 2 LOB: 2 BB: 1 P: 9	1B: 5 2B: 0 3B: 0 HR: 1	SF: 0 SAC: 0 DP: 2 HBP: 0	WP: 0 PB: 0 SB: 0 CS: 0	PA: 38
PITCHER Ken Holcombe, R (1, 1) ERA: 3.99	IP: 9.0 WLS: W BF: 38 H: 6 R: 2 ER: 2 SO: 1 BB: 7 IBB: 0 HBP: 0 BLK: 0 WP: 0 HR: 1 S: 33 P: 61 ERA: 2.00 WHIP: 1.444											PITCHER	IP: 9.0 WLS: W BF: 38 H: 6 R: 2 ER: 2 SO: 1 BB: 7 IBB: 0 HBP: 0 BLK: 0 WP: 0 HR: 1 S: 33 P: 61 ERA: 2.00 WHIP: 1.444									

Boston Red Sox @ Chicago White Sox
Comiskey Park, Chicago, IL
Sat Aug 25 1951, 4:33 AM EDT
Att: 21,009 - Unknown

livebaseballscorecards.com

AB	31
R	2
H	6
RBI	2
BB	7
SO	1
LOB	18



Batter	1	2	3	4	5	6	7	8	9
Nellie Fox, L OBP: 0.369, SLG: 0.415 (1, 4) X	0-0 4-3 ①		0-0 1B 2-H 1B ①	4-0 BB	0-0 4-3 ③			0-0 1B ③	
Ray Coleman, L OBP: 0.315, SLG: 0.397 (1, 7) X	0-0 4-3 ②		0-0 1B 1-3 F9 1B ①	0-0 F3		0-0 F4 ①		0-0 F9 ③	
Minnie Minoso, R OBP: 0.424, SLG: 0.516 (1, 5) S S S	0-3 K ③		0-0 1B 1-3 BB 3-H ①	0-0 G3		4-0 CS BB ①			
Eddie Robinson, L OBP: 0.385, SLG: 0.489 (1, 3)		0-0 F8 ①	4-0 1B 1-2 FC6-4 BB ①		4-0 E BB ①	0-0 F9 1-2 ② ③			
Al Zarilla, L OBP: 0.366, SLG: 0.417 (1, 9)		0-0 1B ①	0-0 F9 3-H ②		4-0 2B E BB 1-2 ①		0-0 F7 ①		
Jim Busby, R OBP: 0.353, SLG: 0.370 (1, 8)		0-0 F9 ②	0-0 FC6-4 1-2f ③		0-0 F4 ①		0-0 CS 1B ①		
Bud Sheely, L OBP: 0.286, SLG: 0.227 (1, 2)	0-0 4-3 ③			0-0 B1-4 BB 1B ①	0-0 E3 E 2B 1-H 2-H ①		0-0 F2 1-2 ② ③		
Chico Carrasquel, R OBP: 0.332, SLG: 0.336 (1, 6)			0-0 SH1-4 1B 1B ①	4-0 B1-4 BB ①	0-0 E6 5-3 3-H ①		0-3 K ①		
Ken Holcombe, R OBP: 0.286, SLG: 0.273 (1, 1)			0-0 SH1-4 1-2 ①	0-0 B1-4 1-2 2-3 ①	0-0 5-3 1-2 ②		0-3 K ②		

Inning Stats	R: 0	H: 0	E: 0	K: 1	S: 5	R: 0	H: 1	E: 0	K: 0	S: 4	R: 3	H: 4	E: 0	K: 0	S: 7	R: 0	H: 1	E: 0	K: 0	S: 4	R: 3	H: 1	E: 2	K: 0	S: 5	R: 0	H: 0	E: 0	K: 0	S: 2	R: 0	H: 1	E: 0	K: 0	S: 3	R: 0	H: 1	E: 0	K: 2	S: 8
	LOB: 0	BB: 0	P: 5			LOB: 1	BB: 0	P: 4			LOB: 2	BB: 1	P: 11			LOB: 3	BB: 2	P: 12			LOB: 1	BB: 2	P: 13			LOB: 0	BB: 1	P: 3			LOB: 1	BB: 0	P: 8							

PITCHER	IP	WLS	BF	H	R	ER	SO	BB	IBB	HBP	BLK	WP	HR	S	P	ERA	WHIP
Willard Nixon, R ERA: 5.07 (1, 1)	4.1	L	26	7	6	4	1	5	0	0	0	1	0	23	43	8.31	2.769
Walt Masterson, R ERA: 2.94 (5, 1)	3.2		12	2	0	0	2	1	0	0	0	0	0	15	19	0.00	0.818

BOTTOM


Boston Red Sox @ Chicago White Sox
Comiskey Park, Chicago, IL

Sat Aug 25 1951, 4:33 AM EDT
Att. 21,009 - Unknown

livebaseballscorecards.com

AB	31
R	6
H	9
RBI	4
BB	6
SO	3
LOB	21

WP: 1 **PA: 38**
PB: 0 **CS: 2**
SB: 0 **SF: 0**
HR: 0 **SAC: 1**
HBP: 0 **DP: 0**



PITCHER	IP	WLS	BF	H	R	ER	SO	BB	IBB	HBP	BLK	WP	HR	S	P	ERA	WHIP
Willard Nixon, R ERA: 5.07 (1, 1)	4.1	L	26	7	6	4	1	5	0	0	0	1	0	23	43	8.31	2.769
Walt Masterson, R ERA: 2.94 (5, 1)	3.2		12	2	0	0	2	1	0	0	0	0	0	15	19	0.00	0.818

Batter	1	2	3	4	5	6	7	8	9	AB R H RBI BB SO LOB	TOP									
Phil Rizzuto, R (1, 6) OBP: 0.358, SLG: 0.361	0-0 F8	4-0 BB			0-0 F3		0-0 4-3		0-0 1-3	4 0 0 0 1 0 2	New York Yankees @ Chicago White Sox Comiskey Park, Chicago, IL Sun Aug 26 1951, 4:33 AM EDT Unknown livebaseballscorecards.com									
Mickey Mantle, S (1, 9) OBP: 0.340, SLG: 0.429	0-0 4-3	0-0 G3			0-0 4-3		0-0 F9		4-0 BB	4 0 0 0 1 0 3										
Gene Woodling, L (1, 7) OBP: 0.387, SLG: 0.475	0-0 F8				0-0 1-3		0-0 6-3		0-3 K	5 0 0 0 0 1 3										
Joe DiMaggio, R (1, 8) OBP: 0.370, SLG: 0.435		0-0 HR			0-3 K		4-0 BB 1B BB		0-0 6-3	3 1 1 1 1 1 0										
Yogi Berra, L (1, 2) OBP: 0.353, SLG: 0.494		0-0 2B 1B			0-0 G3		0-0 F5		0-0 3-1	4 0 1 0 0 0 1										
Johnny Mize, L (1, 3) OBP: 0.356, SLG: 0.417		0-0 F7			0-0 F7		0-0 BB 1B		0-0 F8	4 0 1 0 0 0 1										
Joe Collins, L (8, 3) OBP: 0.366, SLG: 0.463										0 0 0 0 0 0 0										
Bobby Brown, L (1, 5) OBP: 0.389, SLG: 0.413		0-0 E 2B			0-0 1-3		0-0 F8		0-0 1-3 2B	4 1 2 0 0 0 2										
Billy Martin, R (9, PR) OBP: 0.333, SLG: 0.354										0 0 0 0 0 0 0										
Gil McDougald, R (1, 4) OBP: 0.383, SLG: 0.479		0-0 E5 BB 1B			0-0 E5 FC5-4		4-0 BB 1B BB		0-0 1-3 1B	3 0 1 0 1 0 0										
Tom Morgan, R (1, 1) OBP: 0.256, SLG: 0.359		0-0 BB 1B			0-0 FC5-4		0-0 F5		0-0 F2	3 0 1 0 0 0 4										
Hank Bauer, R (9, PH) OBP: 0.382, SLG: 0.472										1 0 0 0 0 0 2										
Bob Kuzava, S (9, 1) OBP: 0.279, SLG: 0.189		1-2 1B			1-2f					0 0 0 0 0 0 0										
Inning Stats	R: 0 E: 0 K: 0 S: 3	H: 0 LOB: 0 BB: 0 P: 3	R: 2 E: 1 K: 0 S: 7	H: 4 LOB: 3 BB: 1 P: 11	R: 0 E: 0 K: 1 S: 5	H: 0 LOB: 0 BB: 0 P: 5	R: 0 E: 1 K: 0 S: 4	H: 0 LOB: 1 BB: 0 P: 4	R: 0 E: 0 K: 0 S: 3	H: 0 LOB: 0 BB: 0 P: 3	R: 0 E: 0 K: 0 S: 4	H: 1 LOB: 3 BB: 2 P: 12	R: 0 E: 0 K: 0 S: 3	H: 0 LOB: 0 BB: 0 P: 3	R: 0 E: 0 K: 1 S: 7	H: 2 LOB: 3 BB: 1 P: 11	1B: 4 2B: 2 3B: 0 HR: 1	SF: 0 SAC: 0 DP: 0 HBP: 0	WP: 0 PB: 0 SB: 0 CS: 0	PA: 39
PITCHER Saul Rogovin, R (1, 1) ERA: 3.02	IP: 9.0 WLS: W BF: 39 H: 7 R: 2 ER: 1 SO: 2 BB: 4 IBB: 0 HBP: 0 BLK: 0 WP: 0 HR: 1 S: 39 P: 55 ERA: 1.00 WHIP: 1.222											PITCHER	IP: 9.0 WLS: W BF: 39 H: 7 R: 2 ER: 1 SO: 2 BB: 4 IBB: 0 HBP: 0 BLK: 0 WP: 0 HR: 1 S: 39 P: 55 ERA: 1.00 WHIP: 1.222							



Batter	1	2	3	4	5	6	7	8	9	AB R H RBI BB SO LOB
Nellie Fox, L (1, 4) OBP: 0.367, SLG: 0.415	0-0 F3		0-0 FC4-6 WP 1-2f 1-3 1B		0-0 4-3		0-0 F9		0-0 2B	5 1 1 1 0 0 2
Ray Coleman, L (1, 7) OBP: 0.314, SLG: 0.395	0-0 1B		0-0 1-3		0-0 L6		0-0 3-1			4 0 1 0 0 0 2
Minnie Minoso, R (1, 5) OBP: 0.423, SLG: 0.514	0-0 F2		0-0 1B 2-H		0-0 6-3			0-0 6-3		4 0 1 1 0 0 1
Eddie Robinson, L (1, 3) OBP: 0.385, SLG: 0.496	0-0 F3		0-0 1B		0-0 G3			0-0 HR		4 1 2 1 0 0 1
Al Zarilla, L (1, 9) OBP: 0.368, SLG: 0.418		0-0 FC5-4 1B	0-0 F7		0-0 4-3			0-0 1B		4 0 2 0 0 0 2
Jim Busby, R (1, 8) OBP: 0.354, SLG: 0.371		0-0 FC5-4 1-2f 1B		0-0 SH1-3 1B		0-0 1B		0-0 1-3		4 0 2 0 0 0 1
Bud Sheely, L (1, 2) OBP: 0.275, SLG: 0.217		0-0 F7		0-0 SH1-3		0-0 1-3			4-0 SH2-4 2B BB	2 0 0 0 0 0 2 0 1 0 0 1 0 0
Don Lenhardt, R (9, PH) OBP: 0.333, SLG: 0.444		0-0 F7		0-0 F7					0-0 SH2-4	3 0 1 0 0 0 2
Chico Carrasquel, R (1, 6) OBP: 0.332, SLG: 0.336							0-0 FC3-6 1B		0-0 SH2-4	
Saul Rogovin, R (1, 1) OBP: 0.274, SLG: 0.314			0-0 FC4-6 1B		0-0 6-3		0-0 FC3-6 1-2f		0-3 K	4 0 1 0 0 1 3

Inning Stats	R: 0 E: 0 K: 0 S: 4	H: 1 LOB: 1 BB: 0 P: 4	R: 0 E: 0 K: 0 S: 4	H: 1 LOB: 1 BB: 0 P: 4	R: 1 E: 0 K: 0 S: 6	H: 3 LOB: 2 BB: 0 P: 6	R: 0 E: 0 K: 0 S: 4	H: 1 LOB: 1 BB: 0 P: 4	R: 0 E: 0 K: 0 S: 3	H: 0 LOB: 0 BB: 0 P: 3	R: 0 E: 0 K: 0 S: 4	H: 1 LOB: 1 BB: 0 P: 4	R: 1 E: 0 K: 0 S: 4	H: 2 LOB: 0 BB: 0 P: 4	R: 1 E: 0 K: 1 S: 5	H: 1 LOB: 1 BB: 1 P: 9	1B: 9 2B: 1 3B: 0 HR: 1	SF: 0 SAC: 2 DP: 0 HBP: 0	WP: 1 PB: 0 SB: 2 CS: 0	PA: 37
PITCHER	IP	WLS	BF	H	R	ER	SO	BB	IBB	HBP	BLK	WP	HR	S	P	ERA	WHIP			
Tom Morgan, R (1, 1) ERA: 3.6	8.0		33	10	2	2	0	0	0	0	0	1	1	33	33	2.25	1.250			
Bob Kuzava, L (9, 1) ERA: 3.95	0.2	L	4	1	1	1	1	1	0	0	0	0	0	5	9	13.50	3.000			


BOTTOM

New York Yankees @ Chicago White Sox
Comiskey Park, Chicago, IL

Sun Aug 26 1951, 4:33 AM EDT
Unknown

livebaseballscorecards.com

AB	34
R	3
H	11
RBI	3
BB	1
SO	1
LOB	16



Batter	1	2	3	4	5	6	7	8	9	AB R H RBI BB SO LOB	TOP											
Hank Bauer, R (1, 9) OBP: 0.380, SLG: 0.467	0-0 1B 1B	0-0 4-3		0-3 K		0-0 5-3		0-0 5-3		5 1 1 0 0 1 0												
Phil Rizzuto, R (1, 6) OBP: 0.357, SLG: 0.359	0-0 1B 1B F8	0-0 F9		0-0 5-3			0-0 6-3		0-0 F7	5 1 1 0 0 0 0												
Gene Woodling, L (1, 7) OBP: 0.384, SLG: 0.471	0-0 E 1B FC6-4		0-0 F7		0-0 F6		0-0 6-3		0-0 F7	5 1 1 1 0 0 0												
Joe DiMaggio, R (1, 8) OBP: 0.368, SLG: 0.431	0-0 E 1B		0-0 5-3		0-0 F8		0-0 E6 2B		0-0 F8	5 1 1 0 0 0 0												
Yogi Berra, L (1, 2) OBP: 0.354, SLG: 0.500	0-0 F8		0-0 E8 2B		0-0 HR		4-0 2B BB			3 3 1 2 1 0 2												
Johnny Mize, L (1, 3) OBP: 0.359, SLG: 0.423	0-0 E4 FC6-4		0-0 1B 2B		0-0 1B		0-0 2B			3 1 2 1 0 0 2												
Joe Collins, L (5, PR) OBP: 0.369, SLG: 0.471	0-0 FC6-4		1-H 2B		1-H 2B		1-H 2-H 2B			1 0 1 2 0 0 0												
Gil McDougald, R (1, 5) OBP: 0.392, SLG: 0.476	0-0 FC6-4		0-0 1B		0-0 F3		0-3 K			4 0 1 2 0 1 4												
Jerry Coleman, R (1, 4) OBP: 0.309, SLG: 0.319	0-0 F3		0-0 6-3			0-0 F7		0-0 F8		4 0 0 0 0 0 3												
Art Schallack, L (1, 1) OBP: 0.389, SLG: 0.313		0-3 K		0-0 6-3		0-3 K		0-3 K		3 0 0 0 0 2 0												
Allie Reynolds, R (7, 1) OBP: 0.246, SLG: 0.207										1 0 0 0 0 1 0												
Inning Stats	R: 3 E: 1 K: 0 S: 8	H: 4 LOB: 2 BB: 0 P: 8	R: 0 E: 0 K: 1 S: 5	H: 0 LOB: 0 BB: 0 P: 5	R: 2 E: 1 K: 0 S: 6	H: 2 LOB: 1 BB: 0 P: 6	R: 0 E: 0 K: 1 S: 5	H: 0 LOB: 0 BB: 0 P: 5	R: 1 E: 0 K: 0 S: 5	H: 2 LOB: 1 BB: 0 P: 5	R: 0 E: 0 K: 1 S: 5	H: 0 LOB: 0 BB: 0 P: 5	R: 2 E: 1 K: 1 S: 7	H: 1 LOB: 1 BB: 1 P: 11	R: 0 E: 0 K: 1 S: 5	H: 0 LOB: 0 BB: 0 P: 5	R: 0 E: 0 K: 0 S: 3	H: 0 LOB: 0 BB: 0 P: 3	1B: 6 2B: 2 3B: 0 HR: 1	SF: 0 SAC: 0 DP: 0 HBP: 0	WP: 0 PB: 0 SB: 0 CS: 0	PA: 40
PITCHER	IP WLS BF H R ER SO BB IBB HBP BLK WP HR S P ERA WHIP																					
Billy Pierce, L (1, 1) ERA: 3.54	5.0 L 25 8 6 3 2 0 0 0 0 0 0 1 29 29 5.40 1.600																					
Howie Judson, R (6, 1) ERA: 4.09	2.0 9 1 2 0 2 1 0 0 0 0 0 0 12 16 0.00 1.000																					
Randy Gumpert, R (8, 1) ERA: 4.05	2.0 6 0 0 0 1 0 0 0 0 0 0 0 8 8 0.00 0.000																					

New York Yankees @ Chicago White Sox
 Comiskey Park, Chicago, IL
 Sun Aug 26 1951, 4:38 AM EDT
 Att: 43,593 - Unknown

AB	39
R	8
H	9
RBI	8
BB	1
SO	5
LOB	11



WP: 0	PA: 40
-------	--------

BOTTOM

New York Yankees @ Chicago White Sox
Comiskey Park, Chicago, IL
Sun Aug 26 1951, 4:38 AM EDT
Att. 43,593 - Unknown

livebaseballscorecards.com

AB 35
R 6
H 9
RBI 6
BB 4
SO 3
LOB 13



WP: 0 PA: 40
PB: 0
SB: 0
CS: 0

AB R H RBI BB SO LOB

3 0 0 0 0 1 0
1 0 0 0 1 0 1

3 0 1 0 0 0 0
1 0 0 0 0 0 1

3 0 0 0 2 1 3

4 2 2 1 1 0 2

4 2 2 2 0 0 2

1 0 1 0 0 0 0
3 0 0 0 0 0 1

4 1 1 1 0 0 1

4 0 0 0 0 0 2

1 0 0 0 0 1 0
1 0 0 0 0 0 0
0 0 0 0 0 0 0
1 1 1 2 0 0 0
0 0 0 0 0 0 0
1 0 1 0 0 0 0

1B: 4 SF: 0
2B: 2 SAC: 0
3B: 0 DP: 1
HR: 3 HBP: 1

Batter	1	2	3	4	5	6	7	8	9
Bob Dillinger, R (1, 5) OBP: 0.340, SLG: 0.357 Al Zarilla, L (7, PH) OBP: 0.368, SLG: 0.417 (8, 9)	0-3 K ①		0-0 6-3 ②		0-0 F9 ③		4-0 HBP BB		0-0 F8 ①
Nellie Fox, L (1, 4) OBP: 0.368, SLG: 0.415 Floyd Baker, L (9, 4) OBP: 0.377, SLG: 0.309	0-0 4-3 ②		0-0 1B			0-0 G3 ①	1-0 1-2 HBP		0-0 F8 ②
Minnie Minoso, R (1, 9) OBP: 0.423, SLG: 0.510 (8, 5)	4-0 1B BB		0-0 F8 ③			0-0 F9 ②	0-3 K ③		4-0 1-2 BB
Eddie Robinson, L (1, 3) OBP: 0.388, SLG: 0.502	0-0 1-2 1B			0-0 HR		0-0 F4 ③		4-0 HR BB	0-0 F2 ③
Don Lenhardt, R (1, 7) OBP: 0.336, SLG: 0.460	0-0 F9 ③			0-0 F2 ①			0-0 2B 2B	0-0 1-H HR	
Jim Busby, R (1, 8) OBP: 0.356, SLG: 0.373 Ray Coleman, L (4, 8) OBP: 0.312, SLG: 0.393		0-0 G4-6-3 1B		0-0 F2 ②			0-0 L4 ①	0-0 F7 ①	
Phil Masi, R (1, 2) OBP: 0.367, SLG: 0.402		0-0 F8 ①		0-0 1-3 ③			0-0 HR 2B	0-0 6-3 ②	
Chico Carrasquel, R (1, 6) OBP: 0.329, SLG: 0.333		0-0 G4-6-3 ② ③			0-0 F8 ①		0-0 5-3 ②	0-0 F6 ③	
Billy Pierce, L (1, 1) OBP: 0.286, SLG: 0.210 Sam Hairston, R (5, PH) OBP: 0.571, SLG: 0.600 Howie Judson, R (6, 1) OBP: 0.192, SLG: 0.125 Bert Haas, R (7, PH) OBP: 0.250, SLG: 0.279 Randy Gumpert, R (8, 1) OBP: 0.324, SLG: 0.314 Bud Stewart, L (9, PH) OBP: 0.370, SLG: 0.467			0-3 K ①		0-0 6-3 ②		0-0 HR ②		0-0 BB 1B

Inning Stats	R: 0	H: 1	E: 0	LOB: 2	K: 1	BB: 1	S: 6	R: 0	H: 1	E: 0	LOB: 0	K: 0	BB: 0	S: 3	R: 0	H: 1	E: 0	LOB: 1	K: 1	BB: 0	S: 6	R: 1	H: 1	E: 0	LOB: 0	K: 0	BB: 0	S: 4	R: 0	H: 0	E: 0	LOB: 0	K: 0	BB: 0	S: 3	R: 0	H: 0	E: 0	LOB: 0	K: 1	BB: 1	S: 8	R: 2	H: 1	E: 0	LOB: 0	K: 0	BB: 1	S: 4	R: 0	H: 1	E: 0	LOB: 2	K: 0	BB: 1	S: 4	1B: 4	SF: 0	2B: 2	SAC: 0	3B: 0	DP: 1	HR: 3	HBP: 1	WP: 0	PA: 40
--------------	------	------	------	--------	------	-------	------	------	------	------	--------	------	-------	------	------	------	------	--------	------	-------	------	------	------	------	--------	------	-------	------	------	------	------	--------	------	-------	------	------	------	------	--------	------	-------	------	------	------	------	--------	------	-------	------	------	------	------	--------	------	-------	------	-------	-------	-------	--------	-------	-------	-------	--------	-------	--------

PITCHER	IP	WLS	BF	H	R	ER	SO	BB	IBB	HBP	BLK	WP	HR	S	P	ERA	WHIP
Art Schallack, L (1, 1) ERA: 4.17	6.2	W	27	7	4	4	2	1	0	0	0	0	2	30	34	5.40	1.200
Allie Reynolds, R (7, 1) ERA: 3.43	2.1	S	13	2	2	2	1	3	0	1	0	0	1	11	24	7.71	2.143

Batter	1	2	3	4	5	6	7	8	9	10	AB	R	H	RBI	BB	SO	LOB
Nellie Fox, L (1, 4) OBP: 0.370, SLG: 0.421	F9	F9		F9			CS 1B			SH1-4 2B 1B	5	2	3	2	0	0	0
Al Zarilla, L (1, 9) OBP: 0.367, SLG: 0.415	BB 1B 1B	F9			F8		4-3			SH1-4 1-2	4	0	1	1	0	0	1
Minnie Minoso, R (1, 5) OBP: 0.424, SLG: 0.509	BB 1-2 1B	K			4-0 BB BB		4-3			2B BB	3	0	1	0	2	1	0
Eddie Robinson, L (1, 3) OBP: 0.384, SLG: 0.497	F2			F1			F9			F4	5	0	0	0	0	0	5
Ray Coleman, L (1, 8) OBP: 0.315, SLG: 0.394	1-2 2-3 BB			BB BB BB			F5			F9	3	0	1	1	2	0	1
Don Lenhardt, R (1, 7) OBP: 0.331, SLG: 0.453	K			F9			5-3			F8	4	0	0	0	0	1	4
Bud Sheely, L (1, 2) OBP: 0.273, SLG: 0.220				F7			4-3			F9	4	0	1	0	0	0	1
Joe Demaestri, R (1, 6) OBP: 0.179, SLG: 0.158				FC3-6 1B			F7			K	3	1	1	0	0	0	1
Bud Stewart, L (9, PH) OBP: 0.368, SLG: 0.465				1-2f 3B			FC4-6 1B				1	0	0	0	0	1	0
Chico Carrasquel, R (10, 6) OBP: 0.329, SLG: 0.333											0	0	0	0	0	0	0
Harry Dorish, R (1, 1) OBP: 0.241, SLG: 0.310				1-2 3B 1B			5-3			1-3	4	1	1	0	0	0	1

Inning Stats	R: 0	H: 2	E: 0	K: 1	S: 7	P: 11	R: 3	H: 3	E: 0	K: 1	S: 8	P: 8	R: 0	H: 0	E: 0	K: 0	S: 3	R: 0	H: 0	E: 0	K: 0	S: 3	P: 7	R: 0	H: 0	E: 0	K: 0	S: 3	P: 4	R: 0	H: 1	E: 0	K: 0	S: 3	P: 3	R: 0	H: 1	E: 0	K: 0	S: 3	P: 3	R: 0	H: 0	E: 0	K: 1	S: 5	P: 5	R: 1	H: 2	E: 0	K: 0	S: 4	P: 8	1B: 7	2B: 1	3B: 1	HR: 0	SF: 0	SAC: 1	DP: 0	HBP: 0	WP: 0	PA: 41
Bob Porterfield, R (1, 1) ERA: 4.17	PITCHER	IP	WLS	BF	H	R	ER	SO	BB	IBB	HBP	BLK	WP	HR	S	P	ERA	WHIP																																													
	9.2	L	41	9	4	4	3	4	4	0	0	0	0	0	43	59	3.72	1.345																																													

BOTTOM


Washington Senators @ Chicago White Sox
 Comiskey Park, Chicago, IL
 Tue Aug 28 1951, 4:33 AM EDT
 Att: 20,008 - Unknown

livebaseballscorecards.com

AB	36
R	4
H	9
RBI	4
BB	4
SO	3
LOB	14



WP: 0	PA: 41
FB: 0	
SB: 0	
CS: 1	

Batter	1	2	3	4	5	6	7	8	9	10	11	12	13	AB R H RBI BB SO LOB	TOP															
Eddie Yost, R OBP: 0.428, SLG: 0.419 (1, 5)	G6-3 1B		G6-3 1B		FC6-4 BB			SH5-4 1B				1B HBP		4 0 4 1 1 0 0	<p>Washington Senators @ Chicago White Sox Comiskey Park, Chicago, IL Wed Aug 29 1951, 4:33 AM EDT Att: 8,633 - Unknown</p> <p>livebaseballscores.com</p> <table border="1"> <tr><td>AB</td><td>47</td></tr> <tr><td>R</td><td>2</td></tr> <tr><td>H</td><td>12</td></tr> <tr><td>RBI</td><td>1</td></tr> <tr><td>BB</td><td>3</td></tr> <tr><td>SO</td><td>8</td></tr> <tr><td>LOB</td><td>24</td></tr> </table> 	AB	47	R	2	H	12	RBI	1	BB	3	SO	8	LOB	24	
AB	47																													
R	2																													
H	12																													
RBI	1																													
BB	3																													
SO	8																													
LOB	24																													
Pete Runnels, L OBP: 0.341, SLG: 0.323 (1, 6)	K		F7		FC6-4			SH5-4		1-3		1B		5 0 1 0 0 1 3																
Gil Coan, L OBP: 0.377, SLG: 0.469 (1, 7)	G6-3							K				F9		6 0 1 0 0 2 4																
Mickey Vernon, L OBP: 0.362, SLG: 0.440 (1, 3)														6 1 3 0 0 0 2																
Sam Mele, R OBP: 0.322, SLG: 0.395 (1, 8)														5 0 1 0 1 2 3																
Cass Michaels, R OBP: 0.353, SLG: 0.364 (1, 4)														5 0 1 0 1 1 4																
Sherry Robertson, L OBP: 0.264, SLG: 0.267 (1, 9)														6 0 0 0 0 1 6																
Mickey Grasso, R OBP: 0.285, SLG: 0.252 (1, 2)														6 1 1 0 0 0 2																
Connie Marrero, R OBP: 0.246, SLG: 0.155 Mickey Harris, L OBP: 0.278, SLG: 0.250 (12, 1)														4 0 0 0 0 1 0 0 0 0 0 0 0 0																
Inning Stats	R: 0 E: 0 K: 1 S: 5	H: 1 LOB: 0 BB: 0 P: 5	R: 0 E: 0 K: 0 S: 4	H: 1 LOB: 1 BB: 0 P: 4	R: 1 E: 0 K: 0 S: 4	H: 2 LOB: 0 BB: 0 P: 4	R: 0 E: 0 K: 0 S: 5	H: 2 LOB: 2 BB: 0 P: 5	R: 0 E: 0 K: 2 S: 7	H: 0 LOB: 1 BB: 1 P: 11	R: 0 E: 0 K: 1 S: 6	H: 0 LOB: 0 BB: 0 P: 3	R: 0 E: 0 K: 1 S: 6	H: 1 LOB: 1 BB: 0 P: 6	R: 0 E: 0 K: 1 S: 6	H: 1 LOB: 2 BB: 1 P: 10	R: 0 E: 0 K: 0 S: 4	H: 1 LOB: 2 BB: 0 P: 5	R: 1 E: 1 K: 0 S: 5	H: 2 LOB: 1 BB: 0 P: 5	1B: 12 2B: 0 3B: 0 HR: 0	SF: 0 SAC: 2 DP: 1 HBP: 1	WP: 0 PB: 0 SB: 2 CS: 1	PA: 53						
PITCHER																														
Lou Kretlow, R ERA: 4.05 (1, 1)	IP: 7.1	WLS: 29	BF: 7	H: 1	R: 1	ER: 1	SO: 3	BB: 2	IBB: 0	HBP: 0	BLK: 0	WP: 0	HR: 0	S: 33	P: 41	ERA: 1.23	WHIP: 1.227													
Billy Pierce, L ERA: 3.53 (8, 1)	0.2		2	0	0	0	1	0	0	0	0	0	0	4	4	0.00	0.000													
Luis Aloma, R ERA: 1.77 (9, 1)	4.0	L	17	3	0	0	4	0	1	1	0	0	0	23	28	0.00	0.750													
Randy Gumpert, R ERA: 4.09 (13, 1)	1.0	L	5	2	1	1	0	0	0	0	0	0	0	5	5	9.00	2.000													

Batter	1	2	3	4	5	6	7	8	9	10	11	12	13
Nellie Fox, L OBP: 0.372, SLG: 0.421 (1, 4)	0-0 G3			0-3 K		0-0 4-3 1B		0-0 1B		0-0 F3		0-0 E9 1-3 1B	
Al Zarilla, L OBP: 0.366, SLG: 0.410 (1, 9)	0-0 4-3			4-0 BB		0-0 4-3		0-0 F9		0-0 F7		4-0 BB	
Minnie Minoso, R OBP: 0.422, SLG: 0.504 (1, 5)	0-0 F8			0-0 F7		0-0 5-3			0-0 E7 BB 7-2 1B		0-0 F4	0-0 9-2 3-Hr	
Eddie Robinson, L OBP: 0.383, SLG: 0.494 Jim Busby, R OBP: 0.357, SLG: 0.376 (9, PR) (10, 8)		0-0 F9		0-0 F9			0-3 K		4-0 BB BB		0-0 2B		0-0 F3
Ray Coleman, L OBP: 0.322, SLG: 0.405 (1, 8) (10, 7)		0-0 G4-3 1B			0-0 1B		0-0 HR		4-0 1-2 2-3 BB		4-0 BB		0-0 F8
Don Lenhardt, R OBP: 0.328, SLG: 0.447 (1, 7) (10, 3)		0-0 G4-3 1-2r			0-0 F9		0-0 F4		0-0 7-2		0-0 F6		0-0 1B
Bud Sheely, L OBP: 0.250, SLG: 0.200 Saul Rogovin, R OBP: 0.270, SLG: 0.310 (13, PH)			0-0 F7		0-0 F4		0-0 F4		0-0 G3		0-0 F8		0-3 K
Joe Demaestri, R OBP: 0.171, SLG: 0.150 Bob Dillinger, R OBP: 0.339, SLG: 0.355 Chico Carrasquel, R OBP: 0.328, SLG: 0.332 (8, PH) (9, 6)			0-0 F8		0-0 1-3			0-0 F8		0-0 F7		0-0 E5 FC1-6	
Lou Kretlow, R OBP: 0.143, SLG: 0.118 Billy Pierce, L OBP: 0.289, SLG: 0.210 Bud Stewart, L OBP: 0.369, SLG: 0.462 Luis Aloma, R OBP: 0.409, SLG: 0.421 Phil Masi, R OBP: 0.402, SLG: 0.402 Randy Gumpert, R OBP: 0.324, SLG: 0.314 (1, 1) (8, 1) (8, PH) (9, 1) (12, PR) (13, 1)			0-0 1-3		0-3 K			0-0 F4				0-0 FC1-6 9-2	

Inning Stats	R: 0	H: 0	E: 0	LOB: 0	K: 0	S: 3	P: 3	R: 0	H: 1	E: 0	LOB: 0	K: 0	S: 3	P: 3	R: 0	H: 0	E: 0	LOB: 0	K: 0	S: 3	P: 3	R: 0	H: 0	E: 0	LOB: 1	K: 1	S: 5	P: 9	R: 0	H: 1	E: 0	LOB: 1	K: 0	S: 4	P: 4	R: 0	H: 1	E: 0	LOB: 0	K: 1	S: 6	P: 6	R: 1	H: 1	E: 0	LOB: 0	K: 1	S: 6	P: 6	R: 0	H: 1	E: 0	LOB: 1	K: 0	S: 4	P: 4	R: 0	H: 1	E: 1	LOB: 2	K: 0	S: 3	P: 11	R: 0	H: 1	E: 0	LOB: 1	K: 0	S: 4	P: 4	R: 0	H: 1	E: 0	LOB: 2	K: 0	S: 4	P: 8	R: 0	H: 1	E: 2	LOB: 2	K: 0	S: 4	P: 8	R: 0	H: 1	E: 0	LOB: 1	K: 1	S: 6	P: 6	R: 0	H: 1	E: 0	LOB: 1	K: 1	S: 6	P: 6	R: 0	H: 1	E: 0	LOB: 1	K: 1	S: 6	P: 6
--------------	------	------	------	--------	------	------	------	------	------	------	--------	------	------	------	------	------	------	--------	------	------	------	------	------	------	--------	------	------	------	------	------	------	--------	------	------	------	------	------	------	--------	------	------	------	------	------	------	--------	------	------	------	------	------	------	--------	------	------	------	------	------	------	--------	------	------	-------	------	------	------	--------	------	------	------	------	------	------	--------	------	------	------	------	------	------	--------	------	------	------	------	------	------	--------	------	------	------	------	------	------	--------	------	------	------	------	------	------	--------	------	------	------

PITCHER	IP	WLS	BF	H	R	ER	SO	BB	IBB	HBP	BLK	WP	HR	S	P	ERA	WHIP
Connie Marrero, R ERA: 3.39 (1, 1)	11.1		46	9	1	1	3	4	0	0	0	0	1	48	64	0.79	1.147
Mickey Harris, L ERA: 4.15 (12, 1)	1.2	W	6	1	0	0	1	1	0	0	0	0	0	7	11	0.00	1.200

AB	R	H	RBI	BB	SO	LOB
6	0	3	0	0	1	1
4	0	0	0	2	0	3
6	0	1	0	0	0	5
3	0	0	0	1	1	1
2	0	1	0	0	0	0
4	1	3	1	2	0	0
6	0	1	0	0	0	7
5	0	0	0	0	0	5
1	0	0	0	0	1	1
2	0	0	0	0	0	1
1	0	0	0	0	0	0
2	0	1	0	0	0	1
0	0	0	0	0	0	0
0	0	0	0	0	0	0

WP	PA
0	52

AB	47
R	1
H	10
RBI	1
BB	5
SO	4
LOB	25



Washington Senators @ Chicago White Sox
Comiskey Park, Chicago, IL
Wed Aug 29 1951, 4:33 AM EDT
Att. 8,633 - Unknown

livebaseballscorecards.com

Batter	1	2	3	4	5	6	7	8	9	AB R H RBI BB SO LOB	TOP	
Nellie Fox, L OBP: 0.373, SLG: 0.422 (1, 4) X	0-0 P3 ①			X 0-0 SH3-4 1B		X 0-0 E S E 1B		0-3 K ①		4 1 2 0 0 1 0	<p>Chicago White Sox @ Detroit Tigers</p> <p>Briggs Stadium, Detroit, MI</p> <p>Fri Aug 31 1951, 4:33 AM EDT</p> <p>Att: 26,698 - Unknown</p>	
Bud Stewart, L OBP: 0.362, SLG: 0.457 Jim Busby, R OBP: 0.358, SLG: 0.377 (8, PH) (8, 8)	0-0 1-3 ②			X 0-0 SH3-4 1-2		X 0-0 P4 1-3		0-0 S 1B		2 0 0 0 0 0 1 1 0 1 0 0 0 0		
Minnie Minoso, R OBP: 0.418, SLG: 0.500 (1, 5) X	0-0 5-3 ③			X 0-0 P3		X 0-0 E6 1B		0-0 F8 1-2		4 1 0 0 0 0 2		
Eddie Robinson, L OBP: 0.382, SLG: 0.491 (1, 3)		X 0-0 F8 ①		X 0-0 P3 ③		X 0-0 3-H 1B		0-0 F5 ③		4 0 1 1 0 0 2		
Ray Coleman, L OBP: 0.323, SLG: 0.405 (8, 7)		X 0-0 4-3 ②			X 0-0 FC1-6 1B	X 0-3 K ②		0-0 1-3 1B		4 0 2 0 0 1 1		
Al Zarilla, L OBP: 0.365, SLG: 0.406 (1, 9)		BB BB BB BB 4-0 PO BB		X 0-0 FC1-6 1-2f BB	X 0-0 1-3 ③			X 0-0 1-3 1-2 ①		3 0 0 0 1 0 3		
Bud Sheely, L OBP: 0.250, SLG: 0.190 (1, 2)		0-0 PO 1-2 ③ X	0-0 F4 ①		BB BB BB 4-0 1-2 BB		X 0-0 F9 ①	X 0-0 4-3 ②		3 0 0 0 1 0 1		
Chico Carrasquel, R OBP: 0.326, SLG: 0.329 (1, 6)			X 0-0 F6 ②		0-3 K ②		X 0-0 6-3 ②	X 0-0 F7 ③		4 0 0 0 0 1 3		
Saul Rogovin, R OBP: 0.260, SLG: 0.297 (1, 1)			X 0-0 F8 ③		X 0-0 P5 ③		X 0-0 F8 ③			3 0 0 0 0 0 2		
Inning Stats	R: 0 H: 0 E: 0 LOB: 0 K: 0 BB: 0 S: 3 P: 3	R: 0 H: 0 E: 0 LOB: 0 K: 0 BB: 1 S: 2 P: 6	R: 0 H: 0 E: 0 LOB: 0 K: 0 BB: 0 S: 3 P: 3	R: 0 H: 1 E: 0 LOB: 1 K: 0 BB: 0 S: 4 P: 4	R: 0 H: 1 E: 0 LOB: 2 K: 1 BB: 1 S: 6 P: 10	R: 2 H: 2 E: 1 LOB: 1 K: 1 BB: 0 S: 8 P: 8	R: 0 H: 0 E: 0 LOB: 0 K: 0 BB: 0 S: 3 P: 3	R: 0 H: 1 E: 0 LOB: 1 K: 1 BB: 0 S: 6 P: 6	R: 0 H: 1 E: 0 LOB: 1 K: 0 BB: 0 S: 4 P: 4	1B: 6 SF: 0 2B: 0 SAC: 1 3B: 0 DP: 0 HR: 0 HBP: 0	WP: 0 PA: 36 PB: 0 SB: 2 CS: 0	
PITCHER Marlin Stuart, R ERA: 3.21 (1, 1)	IP WLS BF H R ER SO BB IBB HBP BLK WP HR S P ERA WHIP	9.0 L 35 6 2 1 3 2 0 0 0 0 0 0 39 47 1.00 0.889										

livebaseballscorecards.com

AB	32
R	2
H	6
RBI	1
BB	2
SO	3
LOB	15



Batter	1	2	3	4	5	6	7	8	9	AB R H RBI BB SO LOB	TOP							
Bob Dillinger, R (1, 5) OBP: 0.339, SLG: 0.355											0 0 0 0 0 0 0 0	<p style="text-align: center;">Chicago White Sox @ Detroit Tigers</p> <p style="text-align: center;">Briggs Stadium, Detroit, MI</p> <p style="text-align: center;">Sat Sep 01 1951, 4:33 AM EDT</p> <p style="text-align: center;">Att. 5,102 - Unknown</p> <p style="text-align: right;">livebaseballscorecards.com</p>						
Nellie Fox, L (1, 4) OBP: 0.373, SLG: 0.422											0 0 0 0 0 0 0 0							
Minnie Minoso, R (1, 7) OBP: 0.418, SLG: 0.500											0 0 0 0 0 0 0 0							
Eddie Robinson, L (1, 3) OBP: 0.382, SLG: 0.491											0 0 0 0 0 0 0 0							
Ray Coleman, L (1, 9) OBP: 0.323, SLG: 0.405											0 0 0 0 0 0 0 0							
Jim Busby, R (1, 8) OBP: 0.358, SLG: 0.377											0 0 0 0 0 0 0 0							
Bud Sheely, L (1, 2) OBP: 0.250, SLG: 0.190											0 0 0 0 0 0 0 0							
Chico Carrasquel, R (1, 6) OBP: 0.326, SLG: 0.329											0 0 0 0 0 0 0 0							
Ken Holcombe, R (1, 1) OBP: 0.286, SLG: 0.273	0 0 0 0 0 0 0 0	AB 0 R 0 H 0 RBI 0 BB 0 SO 0 LOB 0																
Inning Stats											1B: 0 SF: 0 2B: 0 SAC: 0 3B: 0 DP: 0 HR: 0 HBP: 0	WP: 0 PA: 0 PB: 0 SB: 0 CS: 0						
PITCHER Fred Hutchinson, R (1, 1) ERA: 3.81	IP	WLS	BF	H	R	ER	SO	BB	IBB	HBP	BLK	WP	HR	S	P	ERA	WHIP	PITCHER IP WLS BF H R ER SO BB IBB HBP BLK WP HR S P ERA WHIP

Batter	1	2	3	4	5	6	7	8	9	AB R H RBI BB SO LOB	BOTTOM
--------	---	---	---	---	---	---	---	---	---	----------------------	--------

Johnny Lipon, R (1, 6) <small>OBP: 0.322, SLG: 0.292</small>										0 0 0 0 0 0 0 0	Chicago White Sox @ Detroit Tigers Briggs Stadium, Detroit, MI Sat Sep 01 1951, 4:33 AM EDT Att. 5,102 - Unknown livebaseballscorecards.com
Dick Kryhoski, L (1, 3) <small>OBP: 0.333, SLG: 0.429</small>										0 0 0 0 0 0 0 0	
Hoot Evers, R (1, 7) <small>OBP: 0.312, SLG: 0.385</small>										0 0 0 0 0 0 0 0	
Vic Wertz, L (1, 9) <small>OBP: 0.388, SLG: 0.493</small>										0 0 0 0 0 0 0 0	
George Kell, R (1, 5) <small>OBP: 0.404, SLG: 0.418</small>										0 0 0 0 0 0 0 0	
Johnny Groth, R (1, 8) <small>OBP: 0.357, SLG: 0.399</small>										0 0 0 0 0 0 0 0	
Jerry Priddy, R (1, 4) <small>OBP: 0.342, SLG: 0.379</small>										0 0 0 0 0 0 0 0	
Bob Swift, R (1, 2) <small>OBP: 0.241, SLG: 0.182</small>										0 0 0 0 0 0 0 0	
Fred Hutchinson, L (1, 1) <small>OBP: 0.250, SLG: 0.225</small>										0 0 0 0 0 0 0 0	

Inning Stats										1B: 0 SF: 0 2B: 0 SAC: 0 3B: 0 DP: 0 HR: 0 HBP: 0	WP: 0 PA: 0 PB: 0 SB: 0 CS: 0																										
PITCHER Ken Holcombe, R (1, 1) <small>ERA: 3.99</small>	IP	WLS	BF	H	R	ER	SO	BB	IBB	HBP	BLK	WP	HR	S	P	ERA	WHIP																				
	0.0	W	0	0	0	0	0	0	0	0	0	0	0	0	0	∞	∞																				
										PITCHER	IP	WLS	BF	H	R	ER	SO	BB	IBB	HBP	BLK	WP	HR	S	P	ERA	WHIP										

Batter	1	2	3	4	5	6	7	8	9	AB R H RBI BB SO LOB	BOTTOM
--------	---	---	---	---	---	---	---	---	---	----------------------	--------

Johnny Lipon, R (1, 6) <small>OBP: 0.324, SLG: 0.292</small>										0 0 0 0 0 0 0 0	Chicago White Sox @ Detroit Tigers Briggs Stadium, Detroit, MI Sun Sep 02 1951, 4:33 AM EDT Att. 15,168 - Unknown livebaseballscorecards.com
Jerry Priddy, R (1, 4) <small>OBP: 0.342, SLG: 0.376</small>										0 0 0 0 0 0 0 0	
Hoot Evers, R (1, 7) <small>OBP: 0.312, SLG: 0.384</small>										0 0 0 0 0 0 0 0	
Vic Wertz, L (1, 9) <small>OBP: 0.389, SLG: 0.495</small>										0 0 0 0 0 0 0 0	
George Kell, R (1, 5) <small>OBP: 0.402, SLG: 0.416</small>										0 0 0 0 0 0 0 0	
Johnny Groth, R (1, 8) <small>OBP: 0.356, SLG: 0.400</small>										0 0 0 0 0 0 0 0	
Don Kolloway, R (1, 3) <small>OBP: 0.313, SLG: 0.326</small>										0 0 0 0 0 0 0 0	
Bob Swift, R (1, 2) <small>OBP: 0.247, SLG: 0.190</small>										0 0 0 0 0 0 0 0	
Virgil Trucks, R (1, 1) <small>OBP: 0.182, SLG: 0.212</small>	0 0 0 0 0 0 0 0										

Inning Stats	
---------------------	--

PITCHER Billy Pierce, L (1, 1) <small>ERA: 3.53</small>	PITCHER <small>IP WLS BF H R ER SO BB IBB HBP BLK WP HR S P ERA WHIP</small>
---	--

AB	0
R	0
H	0
RBI	0
BB	0
SO	0
LOB	0

WP: 0	PA: 0
PB: 0	
SB: 0	
CS: 0	

Chicago White Sox @ Cleveland Indians
 Cleveland Municipal Stadium, Cleveland, OH

Mon Sep 03 1951, 3:33 AM EDT
 Unknown

AB	34
R	3
H	9
RBI	3
BB	3
SO	3
LOB	18



Batter	1	2	3	4	5	6	7	8	9	AB R H RBI BB SO LOB	TOP
Bob Dillinger, R (1, 5) OBP: 0.334, SLG: 0.350	0-0 1B		0-0 F9	0-0 FC1-5		0-0 F7			0-0 4-3	5 0 1 0 0 0 2	
Nellie Fox, L (1, 4) OBP: 0.368, SLG: 0.417	0-0 F5		0-0 BB 1B	0-0 F9			0-0 F9		0-0 1-3	5 1 1 0 0 0 2	
Minnie Minoso, R (1, 7) OBP: 0.418, SLG: 0.504 Al Zarilla, L (3, PH) OBP: 0.365, SLG: 0.401	0-0 1B		4-0 BB 1B BB		0-0 F9		0-0 F8			1 0 1 0 0 0 0 2 1 0 0 1 0 0	
Eddie Robinson, L (1, 3) OBP: 0.380, SLG: 0.493	0-3 K		0-3 K		0-0 G4-6-3 1B		0-0 F4			4 0 1 0 0 2 4	
Ray Coleman, L (1, 9) OBP: 0.331, SLG: 0.415	4-0 IBB		4-0 1-2 2-3 BB		0-0 G4-6-3 1-2f			0-0 G3 2B		2 0 1 0 2 0 1	
Jim Busby, R (1, 8) OBP: 0.356, SLG: 0.373	0-3 K		0-0 1-2 2-H 3-H 1B		0-0 F3			0-0 L5		4 0 1 2 0 1 4	
Bud Sheely, L (1, 2) OBP: 0.232, SLG: 0.175 Bud Stewart, L (3, PH) OBP: 0.359, SLG: 0.451 Gus Niarhos, R (3, 2) OBP: 0.411, SLG: 0.277		0-0 F6	0-0 4-3			0-0 6-3 1B 2B		0-0 G3		1 0 0 0 0 0 0 1 0 0 0 0 0 2 2 1 1 0 0 0 1	
Chico Carrasquel, R (1, 6) OBP: 0.329, SLG: 0.335		0-0 F7		0-0 FC1-5 SH1-4 1B		0-0 6-3		0-0 F7		4 0 1 0 0 0 2	
Lou Kretlow, R (1, 1) OBP: 0.139, SLG: 0.114 Ross Grimsley, L (2, 1) Floyd Baker, L (6, PH) OBP: 0.383, SLG: 0.316 Howie Judson, R (6, 1) OBP: 0.192, SLG: 0.125 Phil Masi, R (9, PH) OBP: 0.361, SLG: 0.394		0-0 4-3		0-0 SH1-4		0-0 3-H 1B		0-0 5-3		1 0 0 0 0 0 0 0 0 0 0 0 0 0 1 0 1 1 0 0 0 0 0 0 0 0 0 0 1 0 0 0 0 0 0	
Inning Stats	R: 0 H: 2 E: 0 LOB: 3 K: 2 BB: 1 S: 9 P: 13	R: 0 H: 0 E: 0 LOB: 0 K: 0 BB: 0 S: 3 P: 3	R: 2 H: 2 E: 0 LOB: 2 K: 1 BB: 2 S: 7 P: 15	R: 0 H: 1 E: 0 LOB: 1 K: 0 BB: 0 S: 4 P: 4	R: 0 H: 1 E: 0 LOB: 0 K: 0 BB: 0 S: 3 P: 3	R: 1 H: 2 E: 0 LOB: 1 K: 0 BB: 0 S: 5 P: 5	R: 0 H: 0 E: 0 LOB: 0 K: 0 BB: 0 S: 3 P: 3	R: 0 H: 1 E: 0 LOB: 1 K: 0 BB: 0 S: 4 P: 4	R: 0 H: 0 E: 0 LOB: 0 K: 0 BB: 0 S: 3 P: 3	1B: 6 SF: 0 2B: 3 SAC: 1 3B: 0 DP: 1 HR: 0 HBP: 0	WP: 0 PA: 38 PB: 0 SB: 0 CS: 0
PITCHER Bob Feller, R (1, 1) ERA: 3.3 Mike Garcia, R (9, 1) ERA: 2.81	IP WLS BF H R ER SO BB IBB HBP BLK WP HR S P ERA WHIP	8.0 W 35 9 3 3 3 2 1 0 0 0 0 0 38 50 3.38 1.375	1.0 S 3 0 0 0 0 0 0 0 0 0 0 0 3 3 0.00 0.000								

Batter	1	2	3	4	5	6	7	8	9	AB	R	H	RBI	BB	SO	LOB
Dale Mitchell, L (1, 7) OBP: 0.364, SLG: 0.430	0-0 1B 2B	0-0 FC4-6 BB 1-2 2-H 3-H 1B		4-0 9-3 BB	0-3 K		0-0 F7			4	1	2	2	1	1	3
Bobby Avila, R (1, 4) OBP: 0.380, SLG: 0.413	0-0 1B 2-H	4-0 FC4-6 BB 1-2 2-3 1B		0-0 9-3 1-2f BB	0-0 F3			4-0 E BB BB		3	0	1	1	2	0	4
Harry Simpson, L (1, 8) OBP: 0.332, SLG: 0.309	0-0 1B	0-0 FC4-6 BB 1-2f 2-3 1B		4-0 1B BB	0-3 K			0-0 F8		4	0	1	0	1	1	6
Al Rosen, R (1, 5) OBP: 0.367, SLG: 0.462	0-3 K	4-0 1-2 BB		0-0 1-2 1B		0-0 5-3		0-3 K		4	0	1	0	1	2	2
Luke Easter, L (1, 3) OBP: 0.326, SLG: 0.465	0-0 F7	0-0 F8		0-0 F9		0-0 1B		0-0 E4 1-3		5	0	1	0	0	0	7
Barney McCosky, L (1, 9) OBP: 0.393, SLG: 0.442		0-0 1B 1B	0-0 6-3 1B		4-0 1B 1B BB	0-0 F9		0-0 F4		3	2	2	0	1	0	1
Bob Kennedy, R (8, 9) OBP: 0.321, SLG: 0.377										1	0	0	0	0	0	2
Ray Boone, R (1, 6) OBP: 0.314, SLG: 0.326		0-0 BB 1B 1-2 1B 1B	0-0 6-3		0-0 BB 1B 1-2 1B	0-0 F8				4	1	2	0	0	0	2
Jim Hegan, R (1, 2) OBP: 0.303, SLG: 0.359		0-0 BB 1-2 2-H 1B 1B	0-0 F3		0-0 BB 1-2 2-3 1B		0-0 L9			4	1	2	1	0	0	1
Bob Feller, R (1, 1) OBP: 0.225, SLG: 0.153		4-0 BB 1B 1-2 2-3 BB	0-3 K		4-0 1-2 2-3 3-H BB		0-3 K			2	0	0	1	2	2	1
Mike Garcia, R (9, 1) OBP: 0.238, SLG: 0.321										0	0	0	0	0	0	0

Inning Stats	R: 1	H: 3	E: 0	K: 1	S: 7	H: 3	LOB: 1	BB: 0	P: 7	R: 3	H: 4	E: 0	K: 0	S: 6	H: 1	LOB: 1	BB: 0	P: 6	R: 0	H: 1	E: 0	K: 1	S: 6	R: 0	H: 1	E: 0	K: 0	S: 3	R: 1	H: 2	E: 0	K: 2	S: 9	R: 0	H: 1	E: 0	K: 0	S: 4	R: 0	H: 0	E: 0	K: 1	S: 5	R: 0	H: 0	E: 1	K: 1	S: 6	H: 0	LOB: 2	BB: 1	P: 10
--------------	------	------	------	------	------	------	--------	-------	------	------	------	------	------	------	------	--------	-------	------	------	------	------	------	------	------	------	------	------	------	------	------	------	------	------	------	------	------	------	------	------	------	------	------	------	------	------	------	------	------	------	--------	-------	-------


PITCHER	IP	WLS	BF	H	R	ER	SO	BB	IBB	HBP	BLK	WP	HR	S	P	ERA	WHIP
Lou Kretlow, R (1, 1) ERA: 4.37	1.0	L	9	6	4	4	1	1	0	0	0	0	0	10	14	36.00	7.000
Ross Grimsley, L (2, 1) ERA: 2.25	4.0		21	5	1	1	3	6	0	0	0	0	0	21	45	2.25	2.750
Howie Judson, R (6, 1) ERA: 3.97	3.0		12	1	0	0	2	1	0	0	0	0	0	15	19	0.00	0.667

BOTTOM

Chicago White Sox @ Cleveland Indians
Cleveland Municipal Stadium, Cleveland, OH

Mon Sep 03 1951, 3:33 AM EDT
Unknown

AB	34
R	5
H	12
RBI	5
BB	8
SO	6
LOB	29



WP	HR	S	P	ERA	WHIP
0	0	0	0	0	0

Batter	1	2	3	4	5	6	7	8	9	AB R H RBI BB SO LOB	TOP							
Bob Dillinger, R (1, 5) OBP: 0.330, SLG: 0.346	0-0 6-3		0-0 F8			0-0 6-3			0-0 F9	4 0 0 0 0 0 1								
Nellie Fox, L (1, 4) OBP: 0.366, SLG: 0.414	0-0 L3		0-0 4-3			0-0 F8			0-0 F8	4 0 0 0 0 0 1								
Jim Busby, R (1, 8) OBP: 0.353, SLG: 0.370	0-0 F6			0-0 5-3		0-3 K2-3			0-0 6-3	4 0 0 0 0 1 0								
Eddie Robinson, L (1, 3) OBP: 0.378, SLG: 0.490		0-0 4-1		0-0 F6			0-0 F9			3 0 0 0 0 0 0								
Ray Coleman, L (1, 7) OBP: 0.331, SLG: 0.421		0-0 HR		0-0 F3			0-0 1-3			3 1 1 1 0 0 0								
Al Zarilla, L (1, 9) OBP: 0.362, SLG: 0.398		0-0 F6			0-0 F8		0-0 1-3			3 0 0 0 0 0 0								
Gus Niarhos, R (1, 2) OBP: 0.412, SLG: 0.275		0-0 F7			4-0 BB			0-0 G4-6-3 1B		1 0 0 0 1 0 0	AB 29							
Floyd Baker, L (8, PH) OBP: 0.388, SLG: 0.323										1 0 1 0 0 0 0	R 1							
Phil Masi, R (8, 2) OBP: 0.361, SLG: 0.394										0 0 0 0 0 0 0	H 3							
Chico Carrasquel, R (1, 6) OBP: 0.328, SLG: 0.333			0-0 F8		0-0 F3			0-0 G4-6-3 1-2f		2 0 0 0 0 0 1	RBI 1							
Bud Stewart, L (8, PH) OBP: 0.357, SLG: 0.449										1 0 0 0 0 0 1	BB 1							
Joe Demaestri, R (8, 6) OBP: 0.171, SLG: 0.150										0 0 0 0 0 0 0	SO 3							
Harry Dorish, R (1, 1) OBP: 0.241, SLG: 0.310			0-0 1B		0-3 K			0-3 K		3 0 1 0 0 2 1	LOB 5							
Howie Judson, R (1, 1) OBP: 0.207, SLG: 0.148																		
Inning Stats	R: 0 E: 0 K: 0 S: 3	H: 0 LOB: 0 BB: 0 P: 3	R: 1 E: 0 K: 0 S: 4	H: 1 LOB: 0 BB: 0 P: 4	R: 0 E: 0 K: 0 S: 4	H: 1 LOB: 1 BB: 0 P: 4	R: 0 E: 0 K: 1 S: 5	H: 0 LOB: 0 BB: 0 P: 5	R: 0 E: 0 K: 0 S: 3	H: 0 LOB: 0 BB: 0 P: 3	R: 0 E: 0 K: 1 S: 5	H: 1 LOB: 0 BB: 0 P: 5	R: 0 E: 0 K: 0 S: 3	H: 0 LOB: 0 BB: 0 P: 3	1B: 2 2B: 0 3B: 0 HR: 1	SF: 0 SAC: 0 DP: 1 HBP: 0	WP: 0 PB: 0 SB: 0 CS: 0	PA: 30
PITCHER Steve Gromek, R (1, 1) ERA: 2.23	IP 9.0 WLS W BF 30 H 3 R 1 ER 1 SO 3 BB 1 IBB 0 HBP 0 BLK 0 WP 0 HR 1 S 35 P 39 ERA 1.00 WHIP 0.444											PITCHER IP WLS BF H R ER SO BB IBB HBP BLK WP HR S P ERA WHIP						

Chicago White Sox @ Cleveland Indians
Cleveland Municipal Stadium, Cleveland, OH

Mon Sep 03 1951, 3:38 AM EDT
Att: 37,362 - Unknown

livebaseballscorecards.com



Batter	1	2	3	4	5	6	7	8	9	AB	R	H	RBI	BB	SO	LOB
Dale Mitchell, L OBP: 0.363, SLG: 0.428 (1, 7)	0-0 1B 1B	0-0 F7		0-0 FC3-6 1-2f			0-0 L8			4	1	1	0	0	0	2
Bobby Avila, R OBP: 0.379, SLG: 0.411 (1, 4)	0-0 1B 1B	0-0 6-3		0-0 L5			0-0 G6-4-3 1-2f			4	1	1	0	0	0	2
Harry Simpson, L OBP: 0.331, SLG: 0.319 (1, 8)	0-3 K		0-0 F7		0-0 F8			0-0 HR		4	1	1	1	0	1	2
Al Rosen, R OBP: 0.366, SLG: 0.460 (1, 5)	0-0 1B 1B		0-3 K		0-0 1-3			0-0 F7		4	1	1	1	0	1	0
Luke Easter, L OBP: 0.328, SLG: 0.465 (1, 3)	0-0 1B 1B		0-0 BB 1B		0-0 F3			0-3 K		4	1	2	1	0	1	0
Bob Kennedy, R OBP: 0.320, SLG: 0.373 (1, 9)	0-0 F2		4-0 BB		0-0 5-3			0-0 F7		3	0	0	0	1	0	2
Ray Boone, R OBP: 0.314, SLG: 0.326 (1, 6)	0-0 1B E		0-0 L8		0-0 F8			0-0 F7		3	1	1	1	0	0	2
Birdie Tebbetts, R OBP: 0.275, SLG: 0.323 (1, 2)	0-0 E1 1B		0-0 F2		0-0 6-3					3	0	1	1	0	0	0
Steve Gromek, S OBP: 0.429, SLG: 0.348 (1, 1)		0-0 4-3		4-0 FC3-6 BB			0-0 G6-4-3 1B			2	0	1	0	1	0	0

Inning Stats	R: 5	H: 6	LOB: 1	K: 10	S: 10	R: 0	H: 0	LOB: 0	K: 0	S: 3	R: 0	H: 1	LOB: 2	K: 1	S: 6	R: 0	H: 0	LOB: 0	K: 0	S: 3	R: 0	H: 0	LOB: 0	K: 0	S: 3	R: 0	H: 1	LOB: 0	K: 1	S: 6	R: 1	H: 1	LOB: 0	K: 1	S: 6	1B: 8	2B: 0	3B: 0	HR: 1	SF: 0	SAC: 0	DP: 1	HBP: 0	WP: 0	PB: 0	SB: 0	CS: 0	PA: 33
--------------	------	------	--------	-------	-------	------	------	--------	------	------	------	------	--------	------	------	------	------	--------	------	------	------	------	--------	------	------	------	------	--------	------	------	------	------	--------	------	------	-------	-------	-------	-------	-------	--------	-------	--------	-------	-------	-------	-------	--------

PITCHER	IP	WLS	BF	H	R	ER	SO	BB	IBB	HBP	BLK	WP	HR	S	P	ERA	WHIP
Harry Dorish, R ERA: 3.16 (1, 1)	0.2	L	7	5	5	4	1	0	0	0	0	0	0	9	9	54.00	7.500
Howie Judson, R ERA: 3.79 (1, 1)	7.1		26	4	1	1	2	2	0	0	0	0	1	28	36	1.23	0.818

BOTTOM

Chicago White Sox @ Cleveland Indians
Cleveland Municipal Stadium, Cleveland, OH

Mon Sep 03 1951, 3:38 AM EDT
Att. 37,362 - Unknown

livebaseballscorecards.com

AB	31
R	6
H	9
RBI	5
BB	2
SO	3
LOB	10



Batter	1	2	3	4	5	6	7	8	9	10	11	AB R H RBI BB SO LOB	TOP													
Floyd Baker, L (1, 5) OBP: 0.380, SLG: 0.310	0-0 1-6-3		4-0 1B BB		0-0 FC4-6-3-5 1-2 2-3		0-3 K			0-0 4-3		4 0 0 0 1 1 4														
Nellie Fox, L (1, 4) OBP: 0.366, SLG: 0.416	0-0 4-3		0-0 G1-6-3 1-2 1B			0-0 5-3			0-0 F8		0-0 SH2-4 F9 2B	5 1 2 0 0 0 0														
Al Zarilla, L (1, 9) OBP: 0.361, SLG: 0.394	4-0 BB		0-0 G1-6-3 1-2f			0-0 F7			0-0 F7		0-0 SH2-4 2-3	3 0 0 0 1 0 2														
Eddie Robinson, L (1, 3) OBP: 0.378, SLG: 0.494	0-0 F9			0-0 F9		0-0 HR			0-0 F5		4-0 WP 2B IBB	4 2 1 1 1 0 1														
Ray Coleman, L (1, 7) OBP: 0.327, SLG: 0.417		0-0 F9		0-3 K2-3		0-0 F9			0-0 F6		0-0 F9 1-2	5 0 0 1 0 1 1														
Jim Busby, R (1, 8) OBP: 0.356, SLG: 0.372		4-0 BLK BB		0-3 K			0-0 F7		4-0 G6-3 BB		0-0 2-H 2B	3 0 1 1 2 1 0														
Gus Niarhos, R (1, 2) OBP: 0.417, SLG: 0.279		4-0 G6-3 BB			0-0 FC6-4 1B		0-0 6-3		0-0 G6-3 1-2f		0-3 K	2 0 1 0 1 0 0 1 0 0 0 0 0 1 1 0 0 0 0 1 1														
Bud Stewart, L (9, PH) OBP: 0.355, SLG: 0.446																										
Phil Masi, R (9, 2) OBP: 0.358, SLG: 0.393																										
Chico Carrasquel, R (1, 6) OBP: 0.327, SLG: 0.331		0-0 G6-3 1-2f		0-0 FC6-4 S 1-2f		4-0 BB BB					0-0 F7	3 0 0 0 1 0 3														
Saul Rogovin, R (1, 1) OBP: 0.272, SLG: 0.289			0-3 K		4-0 FC4-6-3-5 1-2 BB		4-0 BB BB			0-0 F8		2 0 0 0 2 1 0														
Inning Stats	R: 0 E: 0 K: 0 S: 3	H: 0 LOB: 1 BB: 1 P: 7	R: 0 E: 0 K: 0 S: 2	H: 0 LOB: 1 BB: 2 P: 10	R: 0 E: 0 K: 1 S: 5	H: 1 LOB: 1 BB: 1 P: 9	R: 0 E: 0 K: 2 S: 7	H: 0 LOB: 0 BB: 0 P: 7	R: 0 E: 0 K: 0 S: 3	H: 1 LOB: 1 BB: 1 P: 7	R: 1 E: 0 K: 0 S: 4	H: 1 LOB: 0 BB: 0 P: 4	R: 0 E: 0 K: 1 S: 5	H: 0 LOB: 2 BB: 2 P: 13	R: 0 E: 0 K: 0 S: 3	H: 0 LOB: 0 BB: 0 P: 3	R: 0 E: 0 K: 0 S: 2	H: 0 LOB: 0 BB: 1 P: 6	R: 0 E: 0 K: 0 S: 3	H: 0 LOB: 0 BB: 0 P: 3	R: 2 E: 0 K: 1 S: 7	H: 2 LOB: 1 BB: 1 P: 11	1B: 2 2B: 2 3B: 0 HR: 1	SF: 0 SAC: 1 DP: 4 HBP: 0	WP: 1 PB: 0 SB: 1 CS: 0	PA: 43
PITCHER Bob Lemon, R (1, 1) ERA: 3.59	IP 11.0	WLS L	BF 43	H 5	R 3	ER 3	SO 5	BB 8	IBB 1	HBP 0	BLK 1	WP 1	HR 1	S 44	P 80	ERA 2.46	WHIP 1.182									

Chicago White Sox @ Cleveland Indians
Cleveland Municipal Stadium, Cleveland, OH

AB	33
R	3
H	5
RBI	3
BB	9
SO	5
LOB	13



Tue Sep 04 1951, 3:33 AM EDT
Att. 20,021 - Unknown

livebaseballscorecards.com

Batter	1	2	3	4	5	6	7	8	9	10	11	AB	R	H	RBI	BB	SO	LOB	BOTTOM
--------	---	---	---	---	---	---	---	---	---	----	----	----	---	---	-----	----	----	-----	--------

Dale Mitchell, L OBP: 0.363, SLG: 0.428 (1, 7)	0-0 1B		0-0 F7			0-0 G4-3 1B		0-0 L9		0-0 FC6 1-2f		5	0	2	0	0	0	1	
Bobby Avila, R OBP: 0.377, SLG: 0.409 (1, 4)	0-0 L7		0-0 F6			0-0 F9		0-0 S 1B			0-0 F9	5	0	1	0	0	0	2	
Harry Simpson, L OBP: 0.329, SLG: 0.320 (1, 8)	0-0 F8					0-0 G4-3 1-2f		0-0 F7 1-2			0-0 FC 2B	5	0	1	0	0	0	3	
Al Rosen, R OBP: 0.365, SLG: 0.458 (1, 5)	0-0 F5					0-0 F9				0-0 F4	0-0 5-3	5	0	1	0	0	0	2	
Luke Easter, L OBP: 0.331, SLG: 0.472 (1, 3)		0-0 F2				0-0 HR		0-0 L8		4-0 G4-6-3 BB	4-0 FC BB	3	1	1	1	2	0	1	
Snuffy Stirrweiss, R OBP: 0.392, SLG: 0.286 (11, PR)												0	0	0	0	0	0	0	
Barney McCosky, L OBP: 0.388, SLG: 0.435 (1, 9)		0-0				0-0 F7		0-0 FC6-4 WP 1-2f		0-0 G4-6-3 1-2f	0-0 FC 1-2 2-3	4	0	1	0	0	0	2	
Bob Kennedy, R OBP: 0.320, SLG: 0.373 (11, 9)												0	0	0	0	0	0	0	
Early Wynn, S OBP: 0.263, SLG: 0.318 (11, PH)												1	0	0	0	0	0	2	
Doug Hansen, R OBP: 0.263, SLG: 0.318 (11, PR)												0	0	0	0	0	0	0	
Ray Boone, R OBP: 0.314, SLG: 0.324 (1, 6)		0-0 F7						4-0 WP 1-2 BB		0-0 F2	0-0 F5	3	0	0	0	1	0	1	
Paul Lehner, L OBP: 0.245, SLG: 0.247 (11, PH)												1	0	0	0	0	0	3	
Jim Hegan, R OBP: 0.303, SLG: 0.358 (1, 2)		0-0 6-3						0-3 K 1-2 2-3		0-0 FC6 1B		4	0	1	0	0	2	3	
Bob Lemon, L OBP: 0.247, SLG: 0.337 (1, 1)			0-0 F8							0-0 F8	0-0 F9	4	0	0	0	0	1	1	

Inning Stats	R: 0 E: 0 K: 0 S: 4	H: 1 LOB: 1 BB: 0 P: 4	R: 0 E: 0 K: 0 S: 4	H: 1 LOB: 1 BB: 0 P: 4	R: 0 E: 0 K: 0 S: 3	H: 0 LOB: 0 BB: 0 P: 3	R: 1 E: 0 K: 0 S: 4	H: 1 LOB: 0 BB: 0 P: 4	R: 0 E: 0 K: 2 S: 7	H: 0 LOB: 0 BB: 0 P: 7	R: 0 E: 0 K: 0 S: 3	H: 1 LOB: 0 BB: 0 P: 3	R: 0 E: 0 K: 1 S: 6	H: 1 LOB: 2 BB: 1 P: 10	R: 0 E: 0 K: 0 S: 4	H: 1 LOB: 1 BB: 0 P: 4	R: 0 E: 0 K: 0 S: 2	H: 0 LOB: 0 BB: 1 P: 6	R: 0 E: 0 K: 0 S: 4	H: 1 LOB: 1 BB: 0 P: 4	R: 0 E: 0 K: 0 S: 5	H: 1 LOB: 3 BB: 1 P: 9	1B: 6 2B: 1 3B: 0 HR: 1	SF: 0 SAC: 0 DP: 2 HBP: 0	WP: 1 PB: 0 SB: 2 CS: 0	PA: 43
PITCHER Saul Rogovin, R ERA: 2.77 (1, 1)	IP	WLS	BF	H	R	ER	SO	BB	IBB	HBP	BLK	WP	HR	S	P	ERA	WHIP									
	11.0	W	43	8	1	1	3	3	0	0	0	1	1	46	58	0.82	1.000									

Chicago White Sox @ Cleveland Indians
Cleveland Municipal Stadium, Cleveland, OH
 Tue Sep 04 1951, 3:33 AM EDT
 Att. 20,021 - Unknown

AB	40
R	1
H	8
RBI	1
BB	3
SO	3
LOB	21



Batter	1	2	3	4	5	6	7	8	9	AB	R	H	RBI	BB	SO	LOB	TOP		
Floyd Baker, L (1, 5) OBP: 0.380, SLG: 0.310											0	0	0	0	0	0	0		
Nellie Fox, L (1, 4) OBP: 0.366, SLG: 0.416											0	0	0	0	0	0	0	0	
Minnie Minoso, R (1, 7) OBP: 0.418, SLG: 0.504											0	0	0	0	0	0	0	0	
Eddie Robinson, L (1, 3) OBP: 0.378, SLG: 0.494											0	0	0	0	0	0	0	0	
Ray Coleman, L (1, 9) OBP: 0.327, SLG: 0.417											0	0	0	0	0	0	0	0	
Jim Busby, R (1, 8) OBP: 0.356, SLG: 0.372											0	0	0	0	0	0	0	0	
Gus Niarhos, R (1, 2) OBP: 0.417, SLG: 0.279											0	0	0	0	0	0	0	0	
Chico Carrasquel, R (1, 6) OBP: 0.327, SLG: 0.331											0	0	0	0	0	0	0	0	
Randy Gumpert, R (1, 1) OBP: 0.324, SLG: 0.314	0	0	0	0	0	0	0	0											
Inning Stats											1B: 0	SF: 0	WP: 0	PA: 0					
											2B: 0	SAC: 0	PB: 0						
											3B: 0	DP: 0	SB: 0						
											HR: 0	HBP: 0	CS: 0						
PITCHER Jim McDonald, R (1, 1) ERA: 4.04	IP	WLS	BF	H	R	ER	SO	BB	IBB	HBP	BLK	WP	HR	S	P	ERA	WHIP		
	0.0	L	0	0	0	0	0	0	0	0	0	0	0	0	0	∞	∞		
PITCHER	IP	WLS	BF	H	R	ER	SO	BB	IBB	HBP	BLK	WP	HR	S	P	ERA	WHIP		

Chicago White Sox @ St. Louis Browns
 Sportsman's Park, St. Louis, MO
 Thu Sep 06 1951, 4:33 AM EDT
 Att. 2,464 - Unknown

AB	0
R	0
H	0
RBI	0
BB	0
SO	0
LOB	0




Batter	1	2	3	4	5	6	7	8	9	AB	R	H	RBI	BB	SO	LOB
Bobby Young, L (1, 4) OBP: 0.323, SLG: 0.335										0	0	0	0	0	0	0
Fred Marsh, R (1, 5) OBP: 0.287, SLG: 0.315										0	0	0	0	0	0	0
Matt Batts, R (1, 2) OBP: 0.351, SLG: 0.445										0	0	0	0	0	0	0
Hank Arft, L (1, 3) OBP: 0.355, SLG: 0.420										0	0	0	0	0	0	0
Cliff Mapes, L (1, 9) OBP: 0.310, SLG: 0.358										0	0	0	0	0	0	0
Jim Delsing, L (1, 8) OBP: 0.341, SLG: 0.367										0	0	0	0	0	0	0
Ken Wood, R (1, 7) OBP: 0.286, SLG: 0.403										0	0	0	0	0	0	0
Bill Jennings, R (1, 6) OBP: 0.259, SLG: 0.248										0	0	0	0	0	0	0
Jim McDonald, R (1, 1) OBP: 0.217, SLG: 0.273										0	0	0	0	0	0	0
Inning Stats																

BOTTOM

Chicago White Sox @ St. Louis Browns
Sportsman's Park, St. Louis, MO
 Thu Sep 06 1951, 4:33 AM EDT
 Att. 2,464 - Unknown

AB	0
R	0
H	0
RBI	0
BB	0
SO	0
LOB	0



PITCHER	IP	WLS	BF	H	R	ER	SO	BB	IBB	HBP	BLK	WP	HR	S	P	ERA	WHIP
Randy Gumpert, R (1, 1) ERA: 4.09	0.0	W	0	0	0	0	0	0	0	0	0	0	0	0	0	∞	∞

PITCHER	IP	WLS	BF	H	R	ER	SO	BB	IBB	HBP	BLK	WP	HR	S	P	ERA	WHIP

WP: 0	PA: 0
PB: 0	
SB: 0	
CS: 0	

Batter	1	2	3	4	5	6	7	8	9	AB R H RBI BB SO LOB	TOP	
Johnny Lipon, R (1, 6) OBP: 0.330, SLG: 0.294	0-0 G1-6-3 1B		0-0 F9		0-0 6-3			0-0 1B 1B		4 1 2 1 0 0 2		
Jerry Priddy, R (1, 4) OBP: 0.344, SLG: 0.377	0-0 G1-6-3 1-2f		0-0 5-3			0-0 1-3		0-0 1B FC6-4 1B		4 1 1 0 0 0 2		
George Kell, R (1, 5) OBP: 0.395, SLG: 0.410	0-0 5-3			0-0 F4		0-0 6-3		0-0 FC6-4 1B		4 0 1 1 0 0 0		
Vic Wertz, L (1, 9) OBP: 0.390, SLG: 0.499 Steve Souchock, R (8, PR) OBP: 0.319, SLG: 0.500 (8, 9)		4-0 BB BB BB	0-0 G6-4-3 BB	0-0 2B		0-0 F8		0-0 FC6-4 1-2f 3-H		3 0 1 1 1 0 1 0 0 0 0 0 0 0		
Hoot Evers, R (1, 7) OBP: 0.304, SLG: 0.365	0-0 G6-4-3 1-2f		0-0 5-3			0-0 F5		0-3 K		4 0 0 0 0 1 3		
Johnny Groth, R (1, 8) OBP: 0.346, SLG: 0.388	0-0 1-3		0-0 L4			0-0 FC4-6 1B		0-0 F8		4 0 1 0 0 0 1		
Dick Kryhoski, L (1, 3) OBP: 0.336, SLG: 0.437			0-0 SH5-4 F9 1B 1B		0-0 F6		0-0 FC4-6 1-2f	0-0 1B 2B		4 2 2 0 0 0 1		
Frank House, L (1, 2) OBP: 0.385, SLG: 0.273			0-0 SH5-4 1-2 1B		0-0 1B		0-0 F6	0-0 2-H 1B		4 0 3 1 0 0 1		
Ted Gray, S (1, 1) OBP: 0.190, SLG: 0.130			0-0 SH5-4 1-2 2-3		0-3 K		0-0 G1	0-3 K		3 0 0 0 0 2 1		
Inning Stats	R: 0 H: 1 E: 0 LOB: 0 K: 0 BB: 0 S: 3 P: 3	R: 0 H: 0 E: 0 LOB: 0 K: 0 BB: 1 S: 2 P: 6	R: 1 H: 2 E: 0 LOB: 1 K: 0 BB: 0 S: 5 P: 5	R: 0 H: 1 E: 0 LOB: 1 K: 0 BB: 0 S: 4 P: 4	R: 0 H: 1 E: 0 LOB: 1 K: 1 BB: 0 S: 6 P: 6	R: 0 H: 0 E: 0 LOB: 0 K: 0 BB: 0 S: 3 P: 3	R: 0 H: 1 E: 0 LOB: 1 K: 0 BB: 0 S: 4 P: 4	R: 2 H: 3 E: 0 LOB: 1 K: 1 BB: 0 S: 8 P: 8	R: 1 H: 2 E: 0 LOB: 0 K: 1 BB: 0 S: 6 P: 6	1B: 9 SF: 0 2B: 2 SAC: 1 3B: 0 DP: 2 HR: 0 HBP: 0	WP: 0 PA: 36 PB: 0 SB: 0 CS: 0	
PITCHER Ken Holcombe, R (1, 1) ERA: 3.79	IP WLS BF H R ER SO BB IBB HBP BLK WP HR S P ERA WHIP	9.0 L 36 11 4 4 3 1 0 0 0 0 0 0 41 45 4.00 1.333										

Detroit Tigers @ Chicago White Sox
 Comiskey Park, Chicago, IL
 Fri Sep 07 1951, 4:33 AM EDT
 Unknown

livebaseballscorecards.com

AB	34
R	4
H	11
RBI	4
BB	1
SO	3
LOB	12



Batter	1	2	3	4	5	6	7	8	9	AB	R	H	RBI	BB	SO	LOB
Bob Dillinger, R OBP: 0.326, SLG: 0.342 (1, 5)	0-0 F7		0-0 6-3			0-0 F7		0-3 K		4	0	0	0	0	1	1
Nellie Fox, L OBP: 0.367, SLG: 0.419 (1, 4)	0-0 F9			0-0 3-1		0-0 1B		0-0 F8		4	1	2	0	0	0	0
Minnie Minoso, R OBP: 0.419, SLG: 0.511 (1, 9)	0-3 K			0-3 K		0-0 1B		0-0 F8		4	0	1	1	0	2	0
Eddie Robinson, L OBP: 0.375, SLG: 0.494 (1, 3)		0-0 F8		0-3 K		0-0 G3		0-0 G3		4	0	0	0	0	1	2
Don Lenhardt, R OBP: 0.327, SLG: 0.442 (1, 7)		0-3 K			4-0 2B		0-0 F7		0-3 K	3	0	0	0	1	2	0
Jim Busby, R OBP: 0.355, SLG: 0.371 (1, 8)		0-3 K			0-0 F8		0-0 CS		0-0 6-3	4	0	1	0	0	1	1
Gus Niarhos, R OBP: 0.423, SLG: 0.283 (1, 2)			4-0 5-3		0-0 2B		4-0 E		0-0 1-4-3	2	0	1	0	2	0	0
Chico Carrasquel, R OBP: 0.328, SLG: 0.332 (1, 6)			0-0 5-3		0-0 5-3		0-0 E6			3	0	0	0	0	0	3
Ken Holcombe, R OBP: 0.250, SLG: 0.237 (1, 1)			0-3 K			0-0 4-3		0-3 K		3	0	0	0	0	2	3

Inning Stats	R: 0	H: 0	E: 0	LOB: 0	K: 1	BB: 0	S: 5	P: 5	R: 0	H: 0	E: 0	LOB: 0	K: 2	BB: 0	S: 7	P: 7	R: 0	H: 0	E: 0	LOB: 1	K: 1	BB: 1	S: 5	P: 9	R: 0	H: 1	E: 0	LOB: 1	K: 0	BB: 1	S: 3	P: 7	R: 0	H: 2	E: 0	LOB: 2	K: 0	BB: 0	S: 5	P: 5	R: 0	H: 1	E: 1	LOB: 2	K: 1	BB: 1	S: 6	P: 10	R: 1	H: 1	E: 0	LOB: 0	K: 1	BB: 0	S: 6	P: 6	R: 0	H: 0	E: 0	LOB: 0	K: 1	BB: 0	S: 5	P: 5	1B: 3	SF: 0	2B: 1	SAC: 0	3B: 1	DP: 0	HR: 0	HBP: 0	WP: 0	PA: 34
PITCHER Ted Gray, L ERA: 4.19 (1, 1)	IP	WLS	BF	H	R	ER	SO	BB	IBB	HBP	BLK	WP	HR	S	P	ERA	WHIP	IP	WLS	BF	H	R	ER	SO	BB	IBB	HBP	BLK	WP	HR	S	P	ERA	WHIP	IP	WLS	BF	H	R	ER	SO	BB	IBB	HBP	BLK	WP	HR	S	P	ERA	WHIP																							

DETROIT TIGERS @ CHICAGO WHITE SOX
 Comiskey Park, Chicago, IL
 Fri Sep 07 1951, 4:33 AM EDT
 Unknown

AB	31
R	1
H	5
RBI	1
BB	3
SO	9
LOB	10



WP: 0	PA: 34
PB: 0	
SB: 1	
CS: 1	

Batter	1	2	3	4	5	6	7	8	9	10	11	12	13	14	AB R H RBI BB SO LOB	TOP
Johnny Lipon, R (1, 6) OBP: 0.327, SLG: 0.292	0-0 4-3		0-0 9-6			0-0 F5		0-0 6-3 1B	0-0 F9			0-3 K		0-0 F2	7 0 1 0 0 1 6	
Jerry Priddy, R (1, 4) OBP: 0.340, SLG: 0.373	0-0 6-3			0-3 K		0-3 K		0-0 6-3 1-2		0-0 1-3		0-3 K			6 0 0 0 0 3 3	
George Kell, R (1, 5) OBP: 0.394, SLG: 0.407	0-0 4-3			0-0 6-3		0-0 F7		4-0 BB		0-0 F7			4-0 G3-6-4 BB		4 0 0 0 2 0 0	
Vic Wertz, L (1, 9) OBP: 0.391, SLG: 0.505 Steve Souchock, R (14, 9) OBP: 0.319, SLG: 0.500		4-0 SH5-4 BB		0-0 1B		0-0 F9		0-0 F9		0-0 F7			0-0 G3-6-4 1-2f		5 1 2 1 1 0 3 0 0 0 0 0 0 0	
Hoot Evers, R (1, 7) OBP: 0.300, SLG: 0.360	0-0 SH5-4 1-2		0-0 F8			0-3 K		0-0 F7			0-0 F6		0-0 F3		5 0 0 0 0 1 3	
Johnny Groth, R (1, 8) OBP: 0.351, SLG: 0.395	0-0 F8			0-0 6-3 1B		0-0 K		0-0 1B 1B		0-0 1-3 SH1-4 1B		0-0 F3		0-0 FC4-5 2B	6 0 4 0 0 0 1	
Don Kolloway, R (1, 3) OBP: 0.305, SLG: 0.317	0-3 K			0-0 F8		0-0 F8		0-0 F9		0-0 SH1-4		0-0 F8		0-0 FC4-5 2B	5 1 0 0 0 1 4	
Bob Swift, R (1, 2) OBP: 0.245, SLG: 0.196 Neil Berry, R (12, PR) OBP: 0.278, SLG: 0.295 Frank House, L (12, 2) OBP: 0.357, SLG: 0.250		0-0 E5 9-6 SH1-4		0-0 6-3		0-0 1B 1-2		0-0 1B 1-2		0-0 E5 1-3		0-0 SH1-4 1B		0-0 F7	5 0 2 0 0 0 2 0 0 0 0 0 0 0 1 0 0 0 0 0 1	
Virgil Trucks, R (1, 1) OBP: 0.175, SLG: 0.225		0-0 SH1-4 1-2		0-0 F4		0-3 K		0-0 1-3 1-2 2-3		0-0 1-3		0-0 SH1-4		0-0 1-2 1-H 2B	4 0 1 1 0 1 5	
Inning Stats	R: 0 H: 0 E: 0 LOB: 0 K: 0 BB: 0 S: 3 P: 3	R: 0 H: 0 E: 0 LOB: 1 K: 1 BB: 1 S: 5 P: 9	R: 0 H: 0 E: 1 LOB: 0 K: 0 BB: 0 S: 3 P: 3	R: 0 H: 1 E: 0 LOB: 1 K: 1 BB: 0 S: 6 P: 6	R: 0 H: 1 E: 0 LOB: 1 K: 0 BB: 0 S: 4 P: 4	R: 0 H: 0 E: 0 LOB: 0 K: 1 BB: 0 S: 5 P: 5	R: 1 H: 3 E: 0 LOB: 2 K: 2 BB: 0 S: 10 P: 10	R: 0 H: 1 E: 0 LOB: 2 K: 0 BB: 1 S: 4 P: 8	R: 0 H: 1 E: 1 LOB: 2 K: 0 BB: 0 S: 5 P: 5	R: 0 H: 0 E: 0 LOB: 0 K: 0 BB: 0 S: 3 P: 3	R: 0 H: 0 E: 0 LOB: 0 K: 0 BB: 0 S: 3 P: 3	R: 0 H: 1 E: 0 LOB: 2 K: 2 BB: 0 S: 8 P: 8	R: 0 H: 0 E: 0 LOB: 0 K: 0 BB: 1 S: 2 P: 6	R: 1 H: 2 E: 0 LOB: 1 K: 0 BB: 0 S: 5 P: 5	1B: 7 SF: 0 2B: 3 SAC: 4 3B: 0 DP: 2 HR: 1 HBP: 0	WP: 0 PA: 55 PB: 0 SB: 0 CS: 0
PITCHER Billy Pierce, L (1, 1) ERA: 3.29	IP 14.0 WLS L BF 55 H 10 R 2 ER 2 SO 7 BB 3 IBB 0 HBP 0 BLK 0 WP 0 HR 1 S 66 P 78 ERA 1.29 WHIP 0.929	PITCHER IP WLS BF H R ER SO BB IBB HBP BLK WP HR S P ERA WHIP														

Detroit Tigers @ Chicago White Sox
 Comiskey Park, Chicago, IL
 Fri Sep 07 1951, 4:38 AM EDT
 Att. 20,256 - Unknown

livebaseballscorecards.com

AB	48
R	2
H	10
RBI	2
BB	3
SO	7
LOB	28



Batter	1	2	3	4	5	6	7	8	9	10	11	12	13	14	AB	R	H	RBI	BB	SO	LOB
Floyd Baker, L (1, 5) OBP: 0.361, SLG: 0.297	0-0 4-6 2B		0-0 1-3			0-0 3-1		0-0 FC6-4 1-2f		0-0 F7			0-0 F7		6	0	1	0	0	0	2
Nellie Fox, L (1, 4) OBP: 0.363, SLG: 0.414	0-0 F9			0-0 G3		0-0 F7			0-0 F8		0-0 F7		0-0 F8		6	0	0	0	0	0	1
Minnie Minoso, R (1, 7) OBP: 0.418, SLG: 0.507	0-0 4-6 2-3f			0-0 F4		0-3 K			0-0 S 1B		4-0 FC4-6 BB			0-0 6-3	5	0	1	0	1	1	1
Eddie Robinson, L (1, 3) OBP: 0.373, SLG: 0.490		0-3 K		0-0 G3			0-3 K		0-0 F4 1-2		0-0 F5		0-0 G4-6-3 1B	6	0	1	0	0	2	2	
Ray Coleman, L (1, 9) OBP: 0.332, SLG: 0.418		4-0 E S BB			0-0 FC1-6 1B		0-0 L6		4-0 BB BB BB BB BB BB		0-0 FC4-6 1-2f		0-0 G4-6-3 1-2f	4	0	1	0	2	0	2	
Jim Busby, R (1, 8) OBP: 0.351, SLG: 0.367		0-3 K			0-0 FC1-6 E E		0-0 F8		0-3 K				0-0 6-3	5	1	0	0	0	2	4	
Bud Sheely, L (1, 2) OBP: 0.216, SLG: 0.162		0-0 L4			0-0 E6 1-2			0-0 F8		0-0 1-3			0-3 K	5	0	0	0	0	1	2	
Chico Carrasquel, R (1, 6) OBP: 0.325, SLG: 0.329			0-0 F4		0-0 E4 G6-4-3 1-2 2-H			0-0 5-3		0-0 F6			0-0 F9	5	0	0	0	0	0	1	
Billy Pierce, L (1, 1) OBP: 0.289, SLG: 0.209			0-0 6-3		0-0 G6-4-3 1-2f			4-0 FC6-4 BB		0-0 1B			0-3 K	4	0	1	0	1	1	2	

Inning Stats	R: 0	H: 1	E: 0	LOB: 0	K: 0	BB: 0	S: 3	P: 3	R: 0	H: 0	E: 0	LOB: 0	K: 2	BB: 0	S: 7	P: 11	R: 0	H: 0	E: 0	LOB: 0	K: 0	BB: 0	S: 3	P: 3	R: 0	H: 0	E: 0	LOB: 0	K: 0	BB: 0	S: 3	P: 3	R: 1	H: 1	E: 2	LOB: 1	K: 0	BB: 0	S: 5	P: 5	R: 0	H: 0	E: 0	LOB: 0	K: 1	BB: 0	S: 5	P: 5	R: 0	H: 0	E: 0	LOB: 1	K: 0	BB: 1	S: 3	P: 7	R: 0	H: 0	E: 0	LOB: 1	K: 0	BB: 1	S: 6	P: 10	R: 0	H: 1	E: 0	LOB: 2	K: 1	BB: 1	S: 4	P: 4	R: 0	H: 1	E: 0	LOB: 1	K: 0	BB: 0	S: 3	P: 7	R: 0	H: 0	E: 0	LOB: 0	K: 1	BB: 0	S: 5	P: 5	R: 0	H: 0	E: 0	LOB: 0	K: 1	BB: 0	S: 5	P: 5	R: 0	H: 1	E: 0	LOB: 0	K: 0	BB: 0	S: 3	P: 3	1B: 4	SF: 0	2B: 2	SAC: 0	3B: 0	DP: 3	HR: 0	HBP: 0	WP: 0	PA: 50
PITCHER	IP	WLS	BF	H	R	ER	SO	BB	IBB	HBP	BLK	WP	HR	S	P	ERA	WHIP	PITCHER																		IP	WLS	BF	H	R	ER	SO	BB	IBB	HBP	BLK	WP	HR	S	P	ERA	WHIP																																																														
Virgil Trucks, R (1, 1) ERA: 4.64	14.0	5	50	5	1	0	7	4	0	0	0	0	0	60	76	0.00	0.643																			14.0	5	50	5	1	0	7	4	0	0	0	0	60	76	0.00	0.643																																																															

Detroit Tigers @ Chicago White Sox
 Comiskey Park, Chicago, IL
 Fri Sep 07 1951, 4:38 AM EDT
 Att. 20,256 - Unknown

livebaseballscores.com

AB	46
R	1
H	5
RBI	0
BB	4
SO	7
LOB	17



Batter	1	2	3	4	5	6	7	8	9	AB R H RBI BB SO LOB	TOP										
Johnny Lipon, R OBP: 0.329, SLG: 0.294 (1, 6) X	0-0 SH1-4 1B	0-0 F6			0-0 6-3		0-0 1B			4 1 2 0 0 0 1											
Jerry Priddy, R OBP: 0.340, SLG: 0.371 (1, 4) X	0-0 SH1-4 1-2		4-0 1-3 BB		0-3 K		0-0 F9			2 0 0 0 1 1 1											
Dick Kryhoski, L OBP: 0.335, SLG: 0.435 (1, 3) X	0-0 F6		0-0 1-3 1-2		0-0 CS 1B			0-0 G3		4 0 1 0 0 0 2											
Pat Mullin, L OBP: 0.375, SLG: 0.506 (1, 7) X	0-0 BB 2-H 1B		0-0 F8		0-0 CS 1-2	0-3 K		0-0 F4		4 0 1 1 0 1 1											
Russ Sullivan, L (1, 9) B B B	4-0 1-2 BB		0-0 L5		0-0 F5			0-0 5-3		3 0 0 0 1 0 1											
Johnny Groth, R OBP: 0.348, SLG: 0.391 (1, 8) S S S	0-3 K			0-0 5-3		0-0 F7			0-0 5-3	4 0 0 0 0 1 2											
Frank House, L OBP: 0.333, SLG: 0.250 (1, 2)		0-3 K		0-0 6-3		0-0 4-3 WP SH1-4 1B		0-0 F9		4 1 1 0 0 1 0											
Neil Berry, R OBP: 0.278, SLG: 0.289 (1, 5) X		0-0 6-3		4-0 BB		0-0 4-3 1-3		0-0 6-3		3 0 0 0 1 0 1											
Fred Hutchinson, L OBP: 0.265, SLG: 0.224 (1, 1) Dizzy Trout, R OBP: 0.390, SLG: 0.347 (9, 1) Hoot Evers, R OBP: 0.300, SLG: 0.360 (9, 7)		4-0 BB		0-0 1-3		0-0 SH1-4 3-H				1 0 0 1 1 0 1 0 0 0 0 0 0 0 0 0 0 0 0 0 0											
Inning Stats	R: 1 E: 0 K: 1 S: 7	H: 2 LOB: 2 BB: 1 P: 11	R: 0 E: 0 K: 1 S: 5	H: 0 LOB: 1 BB: 1 P: 9	R: 0 E: 0 K: 0 S: 3	H: 0 LOB: 1 BB: 1 P: 7	R: 0 E: 0 K: 0 S: 3	H: 1 LOB: 0 BB: 0 P: 5	R: 0 E: 0 K: 1 S: 5	H: 0 LOB: 0 BB: 0 P: 5	R: 1 E: 0 K: 0 S: 5	H: 2 LOB: 1 BB: 0 P: 5	R: 0 E: 0 K: 0 S: 3	H: 0 LOB: 0 BB: 0 P: 3	R: 0 E: 0 K: 0 S: 3	H: 0 LOB: 0 BB: 0 P: 3	1B: 5 2B: 0 3B: 0 HR: 0	SF: 0 SAC: 2 DP: 0 HBP: 0	WP: 1 PB: 0 SB: 0 CS: 1	PA: 36	
PITCHER Lou Kretlow, R ERA: 4.25 (1, 1) Luis Aloma, R ERA: 1.71 (8, 1)	IP	WLS	BF	H	R	ER	SO	BB	IBB	HBP	BLK	WP	HR	S	P	ERA	WHIP				
	7.0		29	5	2	2	4	4	0	0	0	1	0	33	49	2.57	1.286				
	2.0	W	6	0	0	0	0	0	0	0	0	0	0	6	6	0.00	0.000				

Detroit Tigers @ Chicago White Sox
Comiskey Park, Chicago, IL
Sat Sep 08 1951, 4:33 AM EDT
Att. 6,103 - Unknown

AB	29
R	2
H	5
RBI	2
BB	4
SO	4
LOB	10



WP: 1	PA: 36
PB: 0	
SB: 0	
CS: 1	

ERA	WHIP		

1B: 5	SF: 0	WP: 1	PA: 36
2B: 0	SAC: 2	PB: 0	
3B: 0	DP: 0	SB: 0	
HR: 0	HBP: 0	CS: 1	

livebaseballscorecards.com

Batter	1	2	3	4	5	6	7	8	9	AB	R	H	RBI	BB	SO	LOB
Chico Carrasquel, R (1, 6) OBP: 0.322, SLG: 0.326	0-0 5-3		0-0 5-3			0-0 B5-3	0-0 F7			4	0	0	0	0	0	3
Bud Stewart, L (1, 7) OBP: 0.353, SLG: 0.453	0-0 F9			0-0 L1		0-0 F7 3B		0-0 F9		4	1	1	0	0	0	0
Minnie Minoso, R (1, 5) OBP: 0.415, SLG: 0.503	0-0 F3			0-0 6-3		0-0 F7 3-H		0-0 6-3		4	0	0	1	0	0	0
Eddie Robinson, L (1, 3) OBP: 0.372, SLG: 0.488		0-0 F6		0-0 1B		0-0 G3		0-0 3-1		4	0	1	0	0	0	0
Ray Coleman, L (1, 9) OBP: 0.331, SLG: 0.421		0-0 F7		0-0 F7			0-0 4-3		0-0 1B 3B	4	1	1	0	0	0	1
Jim Busby, R (1, 8) OBP: 0.351, SLG: 0.366		0-0 6-3			0-0 G3 1B		0-0 F8		0-0 1-3	4	0	1	0	0	0	1
Gus Niarhos, R (1, 2) OBP: 0.430, SLG: 0.302			0-0 2B		0-0 G3 1-2		0-0 1B 1B		0-0 1B	4	1	3	1	0	0	1
Joe Demaestri, R (1, 4) OBP: 0.182, SLG: 0.163			0-0 F9		0-0 5-3		0-0 1B 1B			3	0	1	0	0	0	2
Lou Kretlow, R (1, 1) OBP: 0.132, SLG: 0.108			0-3 K		0-3 K		0-0 1-2 2-H 1B			2	0	0	0	0	2	2
Bob Boyd, L (7, PH) OBP: 1.000, SLG: 1.000										1	0	1	1	0	0	0
Luis Aloma, R (8, 1) OBP: 0.400, SLG: 0.421										0	0	0	0	0	0	0

Inning Stats	R: 0	H: 0	E: 0	K: 0	S: 3	LOB: 0	BB: 0	P: 3	R: 0	H: 0	E: 0	K: 0	S: 3	LOB: 0	BB: 0	P: 3	R: 0	H: 0	E: 0	K: 0	S: 3	LOB: 0	BB: 0	P: 3	R: 0	H: 0	E: 0	K: 0	S: 3	LOB: 0	BB: 0	P: 3	R: 1	H: 2	E: 0	K: 0	S: 3	LOB: 1	BB: 0	P: 3
PITCHER	IP	WLS	BF	H	R	ER	SO	BB	IBB	HBP	BLK	WP	HR	S	P	ERA	WHIP																							
Fred Hutchinson, R (1, 1) ERA: 3.8	8.0	L	32	8	3	3	2	0	0	0	0	0	0	36	36	3.38	1.000																							
Dizzy Trout, R (9, 1) ERA: 4.31	0.1		2	1	0	0	0	0	0	0	0	0	0	2	2	0.00	3.000																							

BOTTOM

Detroit Tigers @ Chicago White Sox
Comiskey Park, Chicago, IL

Sat Sep 08 1951, 4:33 AM EDT
Att. 6,103 - Unknown

livebaseballscorecards.com

AB	34
R	3
H	9
RBI	3
BB	0
SO	2
LOB	10



WP: 0 PA: 34
PB: 0 SB: 0 CS: 0
SF: 0 SAC: 0 DP: 0 HBP: 0
1B: 6 2B: 1 3B: 2 HR: 0
R: 1 H: 2 E: 0 K: 0 S: 3
LOB: 1 BB: 0 P: 3

Batter	1	2	3	4	5	6	7	8	9	AB R H RBI BB SO LOB	TOP	
Johnny Lipon, R (1, 6) OBP: 0.330, SLG: 0.296	0-0 F9		0-0 2B		4-0 1-2 2-3 BB	0-0 FC6-4		0-0 FC5-4		4 0 1 0 1 0 3		
Jerry Priddy, R (1, 4) OBP: 0.340, SLG: 0.370 Pat Mullin, L (9, PH) OBP: 0.373, SLG: 0.504	0-0 BB S 1B		0-0 F9		0-3 K		0-0 6-3		0-0 F6	4 0 1 0 0 1 4 1 0 0 0 0 0 0		
George Kell, R (1, 5) OBP: 0.393, SLG: 0.403	4-0 1-3 BB		0-0 F4		0-0 F9		0-0 F7		0-0 F8	4 0 0 0 1 0 4		
Vic Wertz, L (1, 9) OBP: 0.393, SLG: 0.515 Steve Souchock, R (9, PR) OBP: 0.319, SLG: 0.500	0-3 K			0-0 G3		0-0 1B 2B		0-0 HR	0-0 1B	5 2 3 1 0 1 1 0 0 0 0 0 0 0		
Russ Sullivan, L (1, 7) OBP: 0.222, SLG: 0.125		0-0 F9		0-0 6-3		0-0 F8		0-0 1B	0-0 F7	5 0 1 0 0 0 2		
Johnny Groth, R (1, 8) OBP: 0.347, SLG: 0.390		0-0 1B		0-0 F8		0-0 E5 1B 1B		0-0 4-3		4 1 1 0 0 0 2		
Dick Kryhoski, L (1, 3) OBP: 0.332, SLG: 0.430		0-0 F2			0-0 1-3	0-0 F6		0-0 F8		4 0 0 0 0 0 3		
Frank House, L (1, 2) OBP: 0.364, SLG: 0.263		0-0 5-3			4-0 BB SH BB	0-0 1-2 2-H 1B 1B		0-0 F9		3 0 1 1 1 0 1		
Wayne McLeland, R (1, 1) Bob Cain, L (5, 1) OBP: 0.286, SLG: 0.294 Hoot Evers, R (6, PH) OBP: 0.302, SLG: 0.362 Hal White, R (6, 1) OBP: 0.287, SLG: 0.333 Joe Ginsberg, L (8, PH) OBP: 0.353, SLG: 0.387 Gene Bearden, L (8, 1) OBP: 0.207, SLG: 0.483			0-0 6-3		0-0 SH BB	0-0 1-2 2-H 1B FC6-4 1B		0-0 FC5-4 1B		1 0 0 0 0 0 0 0 0 0 0 0 0 0 0 0 1 0 0 1 1 0 0 0 0 0 0 0 0 0 0 0 1 0 1 0 0 0 0 0 0 0 0 0 0 0 0 0		
Inning Stats	R: 0 H: 1 E: 0 LOB: 1 K: 1 BB: 1 S: 5 P: 9	R: 0 H: 1 E: 0 LOB: 1 K: 0 BB: 0 S: 4 P: 4	R: 0 H: 1 E: 0 LOB: 1 K: 0 BB: 0 S: 4 P: 4	R: 0 H: 0 E: 0 LOB: 0 K: 0 BB: 0 S: 3 P: 3	R: 0 H: 0 E: 0 LOB: 3 K: 1 BB: 2 S: 6 P: 14	R: 2 H: 3 E: 1 LOB: 2 K: 0 BB: 0 S: 7 P: 7	R: 1 H: 2 E: 0 LOB: 1 K: 0 BB: 0 S: 5 P: 5	R: 0 H: 1 E: 0 LOB: 1 K: 0 BB: 0 S: 4 P: 4	R: 0 H: 1 E: 0 LOB: 1 K: 0 BB: 0 S: 4 P: 4	1B: 7 SF: 0 2B: 2 SAC: 1 3B: 0 DP: 0 HR: 1 HBP: 0	WP: 0 PA: 41 PB: 0 SB: 1 CS: 0	
PITCHER	IP WLS BF H R ER SO BB IBB HBP BLK WP HR S P ERA WHIP											
Saul Rogovin, R (1, 1) ERA: 2.72	7.0 W 33 8 3 1 2 3 0 0 0 0 0 1 34 46 1.29 1.571											
Luis Aloma, R (8, 1) ERA: 1.66	2.0 S 8 2 0 0 0 0 0 0 0 0 0 0 8 8 0.00 1.000											

Detroit Tigers @ Chicago White Sox
 Comiskey Park, Chicago, IL
 Sun Sep 09 1951, 4:33 AM EDT
 Att: 13,844 - Unknown

livebaseballscorecards.com

AB	37
R	3
H	10
RBI	3
BB	3
SO	2
LOB	20



Batter	1	2	3	4	5	6	7	8	9
Chico Carrasquel, R (1, 6) OBP: 0.324, SLG: 0.326 Floyd Baker, L (2, 4) OBP: 0.375, SLG: 0.316	4-0 FC3-6 BB		0-0 1B		0-0 2B 1B		0-0 CS 1B		
Bud Stewart, L (1, 7) OBP: 0.346, SLG: 0.443	0-0 FC3-6 3-1 BB 1-2f		0-0 F7		0-0 F8		0-0 F7 1-2		
Minnie Minoso, R (1, 5) OBP: 0.416, SLG: 0.502	4-0 3-1 BB 1-2		0-0 F8		0-0 2B 1B 1-2		0-0 6-3		
Eddie Robinson, L (1, 3) OBP: 0.375, SLG: 0.497	0-0 3-1 1-2 2-3			0-0 HR	0-0 2B		4-0 BB BB BB		
Ray Coleman, L (1, 9) OBP: 0.329, SLG: 0.417	0-0 F5			0-0 F9	0-0 F3		0-0 L6		
Jim Busby, R (1, 8) OBP: 0.350, SLG: 0.365		0-0 CS 1B		0-0 L6		0-0 F3	0-0 F8		
Bud Sheely, L (1, 2) OBP: 0.221, SLG: 0.169		0-0 G5-4-3 1-2 1B		0-0 3-1		0-0 F4			
Joe Demaestri, R (1, 4) OBP: 0.191, SLG: 0.217 (2, 6)		0-0 G5-4-3 1-2f			0-0 1B 3B		0-0 L1		
Saul Rogovin, R (1, 1) OBP: 0.265, SLG: 0.282 Bob Boyd, L (7, PH) OBP: 0.500, SLG: 0.500 Luis Aloma, R (8, 1) OBP: 0.400, SLG: 0.421			0-0 F9		0-0 G3		0-3 K		

Inning Stats	R: 0 E: 0 K: 0 S: 3	H: 0 LOB: 2 BB: 2 P: 11	R: 0 E: 0 K: 0 S: 3	H: 2 LOB: 0 BB: 0 P: 3	R: 0 E: 0 K: 0 S: 4	H: 1 LOB: 1 BB: 0 P: 4	R: 1 E: 0 K: 0 S: 4	H: 1 LOB: 0 BB: 0 P: 4	R: 3 E: 0 K: 0 S: 7	H: 4 LOB: 1 BB: 0 P: 7	R: 0 E: 0 K: 0 S: 3	H: 0 LOB: 0 BB: 0 P: 3	R: 0 E: 0 K: 1 S: 5	H: 1 LOB: 0 BB: 0 P: 5	R: 0 E: 0 K: 0 S: 3	H: 0 LOB: 1 BB: 1 P: 7
--------------	------------------------------	----------------------------------	------------------------------	---------------------------------	------------------------------	---------------------------------	------------------------------	---------------------------------	------------------------------	---------------------------------	------------------------------	---------------------------------	------------------------------	---------------------------------	------------------------------	---------------------------------

PITCHER														PITCHER																			
IP	WLS	BF	H	R	ER	SO	BB	IBB	HBP	BLK	WP	HR	S	P	ERA	WHIP	IP	WLS	BF	H	R	ER	SO	BB	IBB	HBP	BLK	WP	HR	S	P	ERA	WHIP
Wayne McLeland, R (1, 1) ERA: 8.59	4.2	L	22	8	4	4	0	2	0	0	0	1	20	28	7.71	2.143																	
Bob Cain, L (5, 1) ERA: 4.38	0.1		1	0	0	0	0	0	0	0	0	0	1	1	0.00	0.000																	
Hal White, R (6, 1) ERA: 5.15	2.0		6	1	0	1	0	0	0	0	0	0	8	8	0.00	0.500																	
Gene Bearden, L (8, 1) ERA: 4.75	1.0		4	0	0	0	1	0	0	0	0	0	3	7	0.00	1.000																	

AB R H RBI BB SO LOB

0	0	0	0	1	0	0
3	1	3	1	0	0	0
4	0	0	0	0	0	4
3	1	1	0	1	0	1
3	1	2	3	1	0	2
4	0	0	0	0	0	4
4	0	1	0	0	0	1
3	0	1	0	0	0	0
3	1	1	0	0	0	1
2	0	0	0	0	0	1
1	0	0	0	0	1	0
0	0	0	0	0	0	0

AB 30
R 4
H 9
RBI 4
BB 3
SO 1
LOB 14



WP: 0 PA: 33
PB: 0
SB: 0
CS: 2

WP: 0 PA: 33
ERA 7.71
WHIP 2.143

Detroit Tigers @ Chicago White Sox
Comiskey Park, Chicago, IL
Sun Sep 09 1951, 4:33 AM EDT
Att. 13,844 - Unknown

livebaseballscorecards.com

Batter	1	2	3	4	5	6	7	8	9	10	AB R H RBI BB SO LOB	TOP												
Nellie Fox, L OBP: 0.365, SLG: 0.415 (1, 4) X	0-0 F2		X 0-0 HR 1B	X 0-0 4-3			X 0-0 BB 1B	4-0 BB 1-2			4 2 2 0 1 0 0	Chicago White Sox @ Washington Senators Griffith Stadium, Washington, DC Tue Sep 11 1951, 3:33 AM EDT Att: 6,751 - Unknown livebaseballscorecards.com												
Al Zarilla, L OBP: 0.364, SLG: 0.404 (1, 9) S	0-3 K		X 0-0 1-H HR		X 0-0 FC4-6 1B		B 4-0 1B 1-2	X 0-0 4-3			4 1 2 2 1 1 2													
Minnie Minoso, R OBP: 0.415, SLG: 0.500 (1, 5) B	4-0 BB		X 0-0 F4		X 0-0 F8		X 0-0 3-1 1-3 2-H 1B	X 0-0 5-3			4 0 1 1 1 0 1													
Eddie Robinson, L OBP: 0.374, SLG: 0.494 (1, 3) X	0-0 F8		X 0-0 1B		X 0-0 FC4-6 1-2f		X 0-0 3-1	S 0-3 K			5 0 1 0 0 1 3													
Ray Coleman, L OBP: 0.331, SLG: 0.418 (1, 8) (6, 7)		X 0-0 1B G6-4-3 1B	X 0-0 G3		X 0-0 F4		B 4-0 BB	X 0-0 1B			4 1 2 0 1 0 2													
Bud Stewart, L OBP: 0.352, SLG: 0.449 Jim Busby, R OBP: 0.348, SLG: 0.362 (1, 7) (6, PH) (6, 8)		X 0-0 1-3 G6-4-3 1B		X 0-0 E S 3B 1B		S 0-3 K	X 0-0 F9	X 0-0 L6			2 1 2 0 0 0 0 3 0 0 0 0 1 3													
Bud Sheely, L OBP: 0.215, SLG: 0.164 Phil Masi, R OBP: 0.359, SLG: 0.392 (1, 2) (6, PH) (6, 2)		X 0-0 1-2f 3-H G6-4-3		X 0-0 1-3 F7		X 0-0 G3		X 0-0 SH5-3 1B 1B			2 0 0 0 0 0 2 3 0 1 0 0 1 0													
Chico Carrasquel, R OBP: 0.325, SLG: 0.331 (1, 6)		X 0-0 L5		X 0-0 3-H 3B WP 3B		X 0-0 1B		X 0-0 SH5-3 1-2			4 1 2 1 0 0 0													
Howie Judson, R OBP: 0.200, SLG: 0.143 Ross Grimsley, L (1, 1) (3, 1)			S 0-3 K	S 0-3 K		X 0-0 F6		X 0-0 BB 1B			1 0 0 0 0 1 0 1 0 0 0 0 1 0 1 0 0 0 0 0 1 2 0 1 0 0 0 0													
Bob Dillinger, R OBP: 0.326, SLG: 0.341 Harry Dorish, R OBP: 0.258, SLG: 0.323 (6, PH) (6, 1)																								
Inning Stats	R: 0 E: 0 K: 1 S: 5	H: 0 LOB: 1 BB: 1 P: 9	R: 1 E: 0 K: 0 S: 4	H: 2 LOB: 0 BB: 0 P: 4	R: 2 E: 0 K: 1 S: 8	H: 3 LOB: 1 BB: 0 P: 8	R: 2 E: 0 K: 1 S: 7	H: 2 LOB: 0 BB: 0 P: 7	R: 0 E: 0 K: 1 S: 4	H: 1 LOB: 1 BB: 0 P: 4	R: 0 E: 0 K: 1 S: 6	H: 1 LOB: 1 BB: 0 P: 6	R: 1 E: 0 K: 0 S: 4	H: 2 LOB: 2 BB: 2 P: 12	R: 0 E: 0 K: 0 S: 4	H: 2 LOB: 2 BB: 1 P: 8	R: 0 E: 0 K: 1 S: 6	H: 1 LOB: 1 BB: 0 P: 6	R: 0 E: 0 K: 1 S: 5	H: 0 LOB: 0 BB: 0 P: 5	1B: 12 2B: 0 3B: 1 HR: 1	SF: 0 SAC: 1 DP: 1 HBP: 0	WP: 1 PB: 0 SB: 1 CS: 0	PA: 45
PITCHER	IP WLS BF H R ER SO BB IBB HBP BLK WP HR S P ERA WHIP												IP WLS BF H R ER SO BB IBB HBP BLK WP HR S P ERA WHIP											
Connie Marrero, R ERA: 3.64 (1, 1)	3.1	17	7	5	5	2	1	0	0	0	0	1	0	17	25	2.70	1.800							
Al Sima, L ERA: 5.07 (4, 1)	3.1	15	4	1	1	2	2	0	0	0	0	0	0	5	9	0.00	2.250							
Sandy Consuegra, R ERA: 4.06 (7, 1)	1.1	6	2	0	0	0	1	0	0	0	0	0	0	5	9	0.00	2.250							
Tom Ferrick, R ERA: 3.71 (9, 1)	2.0	W 7	1	0	0	2	0	0	0	0	0	0	0	11	11	0.00	0.500							



Batter	1	2	3	4	5	6	7	8	9	AB R H RBI BB SO LOB	TOP
Nellie Fox, L OBP: 0.367, SLG: 0.417 (1, 4) X	0-0 1B F9 1B		0-0 G4-6-3 1-2 1B		0-0 1B		0-0 F8 1		0-0 G3 3	5 1 3 0 0 0 0	Chicago White Sox @ Washington Senators Griffith Stadium, Washington, DC Wed Sep 12 1951, 3:33 AM EDT Att. 3,612 - Unknown livebaseballscorecards.com
Al Zarilla, L OBP: 0.365, SLG: 0.403 (1, 9) X	0-0 1-3 F9 1B		0-0 G4-6-3 1-2 2-3 1B		4-0 BB		0-0 F5 2			3 0 1 0 1 0 2	
Minnie Minoso, R OBP: 0.416, SLG: 0.499 (1, 5) X	0-0 1-2 F9 3-H 1B		0-0 3-H 1B		0-0 F9 3		4-0 F9 3			3 0 1 2 1 0 2	
Ray Coleman, L OBP: 0.331, SLG: 0.417 (1, 8) X	0-0 F8 2		0-0 F9 3		0-0 3B 1B		0-3 K 1-2 3			4 1 1 0 0 1 3	
Bud Stewart, L OBP: 0.346, SLG: 0.440 (1, 7) X	0-0 4-3 3			0-0 F9 1		0-0 F3 1		0-0 4-3 1		4 0 0 0 0 0 2	
Bob Boyd, L OBP: 0.333, SLG: 0.667 (1, 3) X		0-0 4-3 1		0-0 F7 2		0-0 1-H 3B		0-0 F6 2		4 0 1 1 0 0 0	
Gus Niarhos, R OBP: 0.426, SLG: 0.301 (1, 2) X		0-0 5-3 2		0-0 K 1B		0-3 K 2		0-0 6-3 3		4 0 1 0 0 1 1	
Joe Demaestri, R OBP: 0.196, SLG: 0.204 (1, 6) X		0-3 K 3		0-0 F9 3		4-0 BB		0-0 5-3 1		3 0 0 0 1 1 1	
Billy Pierce, L OBP: 0.288, SLG: 0.211 (1, 1) X			0-0 G4-6-3 1B 1B		0-0 F8 1		0-0 1-3 3		0-0 1-3 2	4 1 1 0 0 0 2	
Inning Stats	R: 1 E: 0 K: 0 S: 5 H: 2 LOB: 1 BB: 0 P: 5	R: 0 E: 0 K: 1 S: 5 H: 0 LOB: 0 BB: 0 P: 5	R: 1 E: 0 K: 0 S: 5 H: 3 LOB: 1 BB: 0 P: 5	R: 0 E: 0 K: 0 S: 4 H: 1 LOB: 1 BB: 0 P: 4	R: 0 E: 0 K: 0 S: 3 H: 1 LOB: 1 BB: 1 P: 7	R: 1 E: 0 K: 1 S: 7 H: 2 LOB: 2 BB: 1 P: 11	R: 0 E: 0 K: 1 S: 5 H: 0 LOB: 1 BB: 1 P: 9	R: 0 E: 0 K: 0 S: 3 H: 0 LOB: 0 BB: 0 P: 3	R: 0 E: 0 K: 0 S: 3 H: 0 LOB: 0 BB: 0 P: 3	1B: 8 2B: 0 3B: 1 HR: 0 SF: 0 SAC: 0 DP: 1 HBP: 0	WP: 0 PB: 0 SB: 1 CS: 0 PA: 37
PITCHER Sid Hudson, R ERA: 5.07 (1, 1)	IP: 9.0 WLS: L BF: 37 H: 9 R: 3 ER: 3 SO: 3 BB: 3 IBB: 0 HBP: 0 BLK: 0 WP: 0 HR: 0 S: 40 P: 52 ERA: 3.00 WHIP: 1.333										



BOTTOM

Chicago White Sox @ Washington Senators

Griffith Stadium, Washington, DC

Wed Sep 12 1951, 3:33 AM EDT
Att. 3,612 - Unknown

livebaseballscorecards.com

AB	29
R	0
H	6
RBI	0
BB	0
SO	2
LOB	6



WP: 0	PA: 29
PB: 0	
SB: 0	
CS: 0	

AB R H RBI BB SO LOB


4	0	2	0	0	0	0
4	0	0	0	0	0	1
3	0	1	0	0	0	0
3	0	0	0	0	0	1
3	0	1	0	0	0	0
3	0	1	0	0	0	1
3	0	0	0	0	1	2
3	0	0	0	0	1	1
2	0	1	0	0	0	0
1	0	0	0	0	0	0

Batter 1 2 3 4 5 6 7 8 9

Eddie Yost, R OBP: 0.423, SLG: 0.412 (1, 5)	F5 0-0 1		F2 0-0 2					L6-3 0-0 1B
Cass Michaels, R OBP: 0.350, SLG: 0.357 (1, 4)	6-3 0-0 2		F4 0-0 3	5-3 0-0 1				L6-3 0-0 1-2
Irv Noren, L OBP: 0.357, SLG: 0.427 (1, 8)	F8 0-0 3		G6-4-3 0-0 1B	4-3 0-0 2				
Sam Mele, R OBP: 0.310, SLG: 0.380 (1, 9)	F3 0-0 1		G6-4-3 0-0 1-2f	F2 0-0 3				
Mickey Vernon, L OBP: 0.354, SLG: 0.422 (1, 3)	4-3 0-0 2		1-3 0-0 3	FC6-4 0-0 1B				
Mike McCormick, R OBP: 0.367, SLG: 0.370 (1, 7)	F9 0-0 3		F8 0-0 1					G4-3 0-0 1B
Sam Dente, R OBP: 0.306, SLG: 0.281 (1, 6)	F8 0-0 1		K 0-3 2					G4-3 0-0 1-2f
Mike Guerra, R OBP: 0.254, SLG: 0.216 (1, 2)	F2 0-0 2		FC6-4 0-0 1-2f					K 0-3 3
Sid Hudson, R OBP: 0.295, SLG: 0.225 Pete Runnels, L OBP: 0.339, SLG: 0.321 (9, PH)	5-3 0-0 1B		5-3 0-0 1					5-3 0-0 1

Inning Stats	R: 0 E: 0 K: 0 S: 3	H: 0 LOB: 0 BB: 0 P: 3	R: 0 E: 0 K: 0 S: 3	H: 0 LOB: 0 BB: 0 P: 3	R: 0 E: 0 K: 0 S: 4	H: 2 LOB: 2 BB: 0 P: 4	R: 0 E: 0 K: 0 S: 3	H: 0 LOB: 0 BB: 0 P: 3	R: 0 E: 0 K: 1 S: 6	H: 1 LOB: 1 BB: 0 P: 6	R: 0 E: 0 K: 0 S: 3	H: 1 LOB: 0 BB: 0 P: 3	R: 0 E: 0 K: 1 S: 5	H: 1 LOB: 0 BB: 0 P: 5	R: 0 E: 0 K: 0 S: 3	H: 1 LOB: 0 BB: 0 P: 3	1B: 6 2B: 1 3B: 0 HR: 0	SF: 0 SAC: 0 DP: 3 HBP: 0
---------------------	------------------------------	---------------------------------	------------------------------	---------------------------------	------------------------------	---------------------------------	------------------------------	---------------------------------	------------------------------	---------------------------------	------------------------------	---------------------------------	------------------------------	---------------------------------	------------------------------	---------------------------------	----------------------------------	------------------------------------

PITCHER Billy Pierce, L ERA: 3.16 (1, 1)	IP 9.0	WLS W	BF 29	H 6	R 0	ER 0	SO 2	BB 0	IBB 0	HBP 0	BLK 0	WP 0	HR 0	S 33	P 33	ERA 0.00	WHIP 0.667
PITCHER	IP	WLS	BF	H	R	ER	SO	BB	IBB	HBP	BLK	WP	HR	S	P	ERA	WHIP

Batter	1	2	3	4	5	6	7	8	9	AB R H RBI BB SO LOB	TOP
Bob Dillinger, R OBP: 0.327, SLG: 0.341 (1, 5) X	0-0 F9 ①		0-0 1B 5-3 1B	0-0 FC6-4 ③			0-0 CS 1B		0-0 6-3 ②	5 0 2 0 0 0 3	Chicago White Sox @ Philadelphia Athletics Shibe Park, Philadelphia, PA Fri Sep 14 1951, 3:33 AM EDT Att. 3,179 - Unknown livebaseballscorecards.com
Jim Busby, R OBP: 0.344, SLG: 0.358 (1, 8) X	0-0 4-3 ②		0-0 5-3 ②		0-0 F9 ①		0-0 F9 ① ②		0-0 F8 ③	5 0 0 0 0 0 2	
Minnie Minoso, R OBP: 0.417, SLG: 0.498 (1, 9) X	0-0 5-3 ③		0-0 1B		4-0 BB BB BB		0-0 F8 ③			3 0 1 0 1 0 0	
Eddie Robinson, L OBP: 0.371, SLG: 0.490 (1, 3)		0-3 K ①	0-0 F2 ③		0-0 F5 ②			0-0 4-3 ①		4 0 0 0 0 1 3	
Don Lenhardt, R OBP: 0.329, SLG: 0.441 (1, 7)		4-0 BB BB BB		0-0 4-3 ①		0-0 F8 ③		0-0 FC5-4 1B		3 0 1 0 1 0 1	
Chico Carrasquel, R OBP: 0.326, SLG: 0.333 (1, 6)		0-0 FC6-4 BB ②		0-0 FC6 BB 1B		0-0 BB 1B		0-0 FC5-4 1B ②		4 0 2 0 0 0 2	
Phil Masi, R OBP: 0.369, SLG: 0.394 (1, 2)		4-0 BB BB BB		4-0 FC6 BB 1-2		4-0 F7 BB 1-2		0-0 1B 1-2		1 0 1 0 3 0 0	
Joe Demaestri, R OBP: 0.182, SLG: 0.189 (1, 4)		0-0 F8 ③		0-0 FC6 FC6-4 1-2 2-3		0-0 F7 ① ②		0-0 F7 ③		4 0 0 0 0 0 8	
Lou Kretlow, R OBP: 0.122, SLG: 0.100 (1, 1)			0-3 K ①	0-3 K ②		0-3 K ③			0-0 6-3 ①	3 0 0 0 0 3 4	
Gus Niarhos, R OBP: 0.424, SLG: 0.299 (9, PH)										1 0 0 0 0 0 0	
Inning Stats	R: 0 H: 0 E: 0 LOB: 0 K: 0 BB: 0 S: 3 P: 3	R: 0 H: 0 E: 0 LOB: 2 K: 1 BB: 2 S: 5 P: 13	R: 0 H: 2 E: 0 LOB: 2 K: 1 BB: 0 S: 7 P: 7	R: 0 H: 1 E: 0 LOB: 3 K: 1 BB: 1 S: 7 P: 11	R: 0 H: 0 E: 0 LOB: 1 K: 0 BB: 1 S: 3 P: 7	R: 0 H: 1 E: 0 LOB: 1 K: 1 BB: 1 S: 5 P: 9	R: 0 H: 1 E: 0 LOB: 0 K: 0 BB: 0 S: 3 P: 3	R: 0 H: 2 E: 0 LOB: 2 K: 0 BB: 0 S: 5 P: 5	R: 0 H: 0 E: 0 LOB: 0 K: 0 BB: 0 S: 3 P: 3	1B: 7 SF: 0 2B: 0 SAC: 0 3B: 0 DP: 0 HR: 0 HBP: 0	WP: 0 PA: 38 PB: 0 SB: 1 CS: 1
PITCHER Bobby Shantz, L ERA: 4.22 (1, 1)	IP WLS BF H R ER SO BB IBB HBP BLK WP HR S P ERA WHIP										
											


Batter	1	2	3	4	5	6	7	8	9	AB	R	H	RBI	BB	SO	LOB
Eddie Joost, R OBP: 0.408, SLG: 0.465 (1, 6)	0-3 K	0-0 S 1B			0-3 K		4-0 FC1-6 BB			3	0	1	0	1	2	0
Ferris Fain, L OBP: 0.445, SLG: 0.451 (1, 3)	4-0 BB E BB	0-0 4-3			0-0 2B		0-0 FC1-6 1B 1-2f 2-3			3	2	1	0	1	0	3
Elmer Valo, L OBP: 0.413, SLG: 0.449 (1, 9)	4-0 G6-4 BB				4-0 BB		0-0 1B 1-3 3-H			2	0	2	1	2	0	0
Gus Zernial, R OBP: 0.352, SLG: 0.521 (1, 7)	0-0 G6-4				0-3 K		0-0 1B			4	0	1	1	0	2	4
Billy Hitchcock, R OBP: 0.385, SLG: 0.437 (1, 5)	4-0 S BB				0-0 3-1		0-0 FC4 1B			3	0	1	0	1	0	2
Dave Philley, S OBP: 0.346, SLG: 0.350 (1, 8)	4-0 1-2 2-3 BB				0-0 4-3		0-0 FC4 CS			3	0	0	0	1	0	1
Pete Suder, R OBP: 0.286, SLG: 0.283 (1, 4)	0-3 K				0-0 F6		0-3 K			4	0	0	0	0	3	4
Joe Tipton, R OBP: 0.385, SLG: 0.328 (1, 2)					0-0 F2		4-0 FC1-6 BB			3	0	1	0	1	0	0
Bobby Shantz, R OBP: 0.328, SLG: 0.311 (1, 1)					0-0 F9		0-0 FC1-6 BB 1-2f 1B			3	1	0	0	0	1	2
Inning Stats	R: 1 E: 1 K: 2 S: 7	H: 0 LOB: 3 BB: 4 P: 23	R: 0 E: 0 K: 0 S: 4	H: 2 LOB: 1 BB: 0 P: 4	R: 0 E: 0 K: 1 S: 5	H: 1 LOB: 0 BB: 0 P: 5	R: 0 E: 0 K: 0 S: 3	H: 0 LOB: 0 BB: 0 P: 3	R: 0 E: 0 K: 3 S: 10	H: 1 LOB: 2 BB: 1 P: 14	R: 0 E: 0 K: 1 S: 5	H: 1 LOB: 0 BB: 0 P: 5	R: 2 E: 0 K: 0 S: 5	H: 2 LOB: 2 BB: 2 P: 13	R: 0 E: 0 K: 1 S: 5	H: 0 LOB: 0 BB: 0 P: 5

BOTTOM

Chicago White Sox @ Philadelphia Athletics
Shibe Park, Philadelphia, PA
 Fri Sep 14 1951, 3:33 AM EDT
 Att. 3,179 - Unknown

livebaseballscorecards.com

AB	28
R	3
H	7
RBI	2
BB	7
SO	8
LOB	16



PITCHER	IP	WLS	BF	H	R	ER	SO	BB	IBB	HBP	BLK	WP	HR	S	P	ERA	WHIP
Lou Kretlow, R ERA: 4.11 (1, 1)	8.0	L	35	7	3	2	8	7	0	0	0	0	0	44	72	2.25	1.750

WP: 0	PA: 35
PB: 0	
SB: 3	
CS: 1	

Batter	1	2	3	4	5	6	7	8	9	10	11	12	AB	R	H	RBI	BB	SO	LOB	TOP			
Nellie Fox, L OBP: 0.367, SLG: 0.415 (1, 4)	0-0 3-1		4-0 BB		0-0 F9	0-0 4-3			0-0 F7			0-0 FC3-6 SH3-4 1B	5	0	1	0	1	0	1				
Al Zarilla, L OBP: 0.366, SLG: 0.405 (1, 9)	0-0 4-3		0-0 F9		4-0 2B			0-0 4-3 2B	0-0 F6			0-0 SH3-4	4	1	1	0	1	0	1				
Bud Stewart, L OBP: 0.346, SLG: 0.440 (9, 9)												1-2	0	0	0	0	0	0	0				
Minnie Minoso, R OBP: 0.419, SLG: 0.499 (1, 5)	4-0 BB		4-0 1-2 BB		0-0 F9 2B			0-0 F9		0-0 5-3		4-0 FC3-6 BB	3	1	1	1	3	0	1				
Eddie Robinson, L OBP: 0.367, SLG: 0.485 (1, 3)	0-0 F2		0-0 F3		0-0 F9			0-0 4-3		0-0 F5		0-0 FC3-6 BB	6	0	0	1	0	0	6				
Ray Coleman, L OBP: 0.333, SLG: 0.418 (1, 8)												0-0 1-2 2-3	1	1	1	0	1	0	0				
Jim Busby, R OBP: 0.343, SLG: 0.356 (4, 8)			G3 1B		4-0 HR BB			4-0 1B BB				0-0 5-3	3	0	0	0	1	1	3				
Don Lenhardt, R OBP: 0.330, SLG: 0.451 (1, 7)													5	1	2	2	0	1	1				
Bud Sheely, L OBP: 0.205, SLG: 0.156 (1, 2)													4	0	0	0	0	1	1				
Bob Boyd, L OBP: 0.286, SLG: 0.571 (11, PH)													1	0	0	0	0	0	0				
Gus Niarhos, R OBP: 0.424, SLG: 0.299 (11, 2)													0	0	0	0	0	0	0				
Joe Demaestri, R OBP: 0.217, SLG: 0.259 (1, 6)													5	0	3	0	0	0	1				
Randy Gumpert, R OBP: 0.364, SLG: 0.357 (1, 1)													2	0	0	0	0	1	1				
Ross Grimsley, L OBP: 0.298, SLG: 0.350 (11, PH)													1	0	0	0	0	0	0				
Harry Dorish, R OBP: 0.258, SLG: 0.323 (11, 1)													1	0	0	0	0	0	1				
													0	0	0	0	0	0	0				
Inning Stats	R: 0 E: 0 K: 0 S: 3	H: 0 LOB: 1 BB: 1 P: 7	R: 0 E: 0 K: 0 S: 4	H: 1 LOB: 1 BB: 0 P: 4	R: 0 E: 0 K: 1 S: 6	H: 2 LOB: 1 BB: 1 P: 10	R: 2 E: 0 K: 0 S: 4	H: 2 LOB: 1 BB: 2 P: 12	R: 0 E: 0 K: 1 S: 6	H: 1 LOB: 1 BB: 0 P: 6	R: 0 E: 0 K: 2 S: 7	H: 0 LOB: 0 BB: 0 P: 7	R: 0 E: 0 K: 0 S: 3	H: 0 LOB: 0 BB: 0 P: 3	R: 0 E: 0 K: 0 S: 4	H: 1 LOB: 1 BB: 0 P: 4	R: 0 E: 0 K: 0 S: 4	H: 1 LOB: 2 BB: 1 P: 8	1B: 5 2B: 3 3B: 1 HR: 1	SF: 0 SAC: 2 DP: 1 HBP: 0	WP: 0 PB: 0 SB: 0 CS: 1	PA: 50	
PITCHER	IP WLS BF H R ER SO ERA WHIP	IP WLS BF H R ER SO ERA WHIP																					
Dick Fowler, R ERA: 5.37 (1, 1)	5.0	24	5	4	4	1	6	0	0	0	0	7.20	2.200										
Johnny Kucab, R ERA: 4.27 (6, 1)	7.0	26	4	0	0	3	1	0	0	0	0	0.00	0.714										

Chicago White Sox @ Philadelphia Athletics
 Shibe Park, Philadelphia, PA
 Sat Sep 15 1951, 3:33 AM EDT
 Att: 1,921 - Unknown

livebaseballscorecards.com

AB	41
R	4
H	9
RBI	4
BB	7
SO	4
LOB	17



Batter	1	2	3	4	5	6	7	8	9	10	11	12	AB R H RBI BB SO LOB
Eddie Joost, R (1, 6) OBP: 0.407, SLG: 0.463	0-0 E6 K2-6-3 1B		0-0 F2		0-0 5-3		4-0 S BB			0-0 F2		0-0 1-2 2-H 1B	5 0 1 1 1 0 2
Ferris Fain, L (1, 3) OBP: 0.449, SLG: 0.455	0-0 K2-6-3 1B		0-0 1-3 1B			0-0 2B HR 1B	0-0 F9 1-2			0-0 G6-3 1B			5 1 4 0 0 0 1
Elmer Valo, L (1, 9) OBP: 0.410, SLG: 0.448	0-3 K2-6-3 1-2f 2-3		0-0 F8			0-0 1-3 HR 2B		0-0 F8		0-0 G6-3 1-2f			5 1 1 0 0 1 5
Gus Zernial, R (1, 7) OBP: 0.351, SLG: 0.524		0-0 F8		0-0 F7		0-0 2-H 3-H HR		0-0 F8			0-0 F7		5 0 1 3 0 0 0
Billy Hitchcock, R (1, 5) OBP: 0.381, SLG: 0.430		0-0 E5 4-3		0-0 F6		0-0 5-3		0-0 5-3			0-0 G4-6-3 1B		5 0 1 0 0 0 0
Dave Philley, S (1, 8) OBP: 0.345, SLG: 0.355		0-0 4-3 1-2		0-0 F8		0-0 6-3			0-0 HR		0-0 G4-6-3 1-2f		5 1 1 1 0 0 2
Pete Suder, R (1, 4) OBP: 0.285, SLG: 0.282		0-3 K			0-0 5-3 1B	0-0 F7			0-0 F6			0-3 K	5 0 1 0 0 2 1
Joe Tipton, R (1, 2) OBP: 0.386, SLG: 0.335			0-0 1B 1B		0-0 5-3		0-0 F7		0-0 F4			0-0 1B 2B	5 0 2 0 0 0 1
Bobby Shantz, R (12, PR) OBP: 0.328, SLG: 0.311					1-2 5-3		0-0 F7						0 1 0 0 0 0 0
Dick Fowler, R (1, 1) OBP: 0.250, SLG: 0.250			0-3 K		0-0 F4		0-0 F9		0-0 5-3			4-0 1B BB	1 0 0 0 0 1 1
Lou Limmer, L (5, PH) OBP: 0.253, SLG: 0.289													1 0 0 0 0 0 1
Johnny Kucab, R (6, 1)													2 0 0 0 0 0 0
Wally Moses, L (12, PH) OBP: 0.291, SLG: 0.229													0 0 0 0 1 0 0


Inning Stats	R: 0	H: 1	E: 1	K: 1	S: 5	LOB: 1	BB: 0	P: 5	R: 0	H: 0	E: 1	K: 1	S: 6	LOB: 1	BB: 0	P: 6	R: 0	H: 2	E: 0	K: 1	S: 7	LOB: 2	BB: 0	P: 7	R: 0	H: 0	E: 0	K: 0	S: 3	LOB: 0	BB: 0	P: 3	R: 0	H: 1	E: 0	K: 0	S: 4	LOB: 1	BB: 0	P: 4	R: 3	H: 3	E: 0	K: 0	S: 6	LOB: 0	BB: 0	P: 6	R: 0	H: 0	E: 0	K: 0	S: 3	LOB: 1	BB: 1	P: 7	R: 0	H: 0	E: 0	K: 0	S: 3	LOB: 0	BB: 0	P: 3	R: 1	H: 1	E: 0	K: 0	S: 4	LOB: 0	BB: 0	P: 4	R: 0	H: 1	E: 0	K: 0	S: 3	LOB: 0	BB: 0	P: 3	R: 0	H: 1	E: 0	K: 0	S: 3	LOB: 0	BB: 0	P: 3	R: 0	H: 1	E: 0	K: 1	S: 5	LOB: 2	BB: 1	P: 9	1B: 8	2B: 3	3B: 0	HR: 2	SF: 0	SAC: 0	DP: 3	HBP: 0	WP: 0	PA: 46
--------------	------	------	------	------	------	--------	-------	------	------	------	------	------	------	--------	-------	------	------	------	------	------	------	--------	-------	------	------	------	------	------	------	--------	-------	------	------	------	------	------	------	--------	-------	------	------	------	------	------	------	--------	-------	------	------	------	------	------	------	--------	-------	------	------	------	------	------	------	--------	-------	------	------	------	------	------	------	--------	-------	------	------	------	------	------	------	--------	-------	------	------	------	------	------	------	--------	-------	------	------	------	------	------	------	--------	-------	------	-------	-------	-------	-------	-------	--------	-------	--------	-------	--------

PITCHER	IP	WLS	BF	H	R	ER	SO	BB	IBB	HBP	BLK	WP	HR	S	P	ERA	WHIP
Randy Gumpert, R (1, 1) ERA: 4.08	6.2		28	7	3	3	3	1	0	0	0	0	1	33	37	4.05	1.200
Ross Grimsley, L (7, 1) ERA: 1.74	3.1		11	2	1	1	0	0	0	0	0	0	1	11	11	2.70	0.600
Harry Dorish, R (11, 1) ERA: 3.17	1.1	L	7	3	1	1	1	1	0	0	0	0	0	8	12	6.75	3.000

BOTTOM

Chicago White Sox @ Philadelphia Athletics
 Shibe Park, Philadelphia, PA
 Sat Sep 15 1951, 3:33 AM EDT
 Att. 1,921 - Unknown

AB	44
R	4
H	12
RBI	5
BB	2
SO	4
LOB	14



livebaseballscorecards.com

Batter	1	2	3	4	5	6	7	8	9	AB R H RBI BB SO LOB	TOP																					
Bob Dillinger, R OBP: 0.326, SLG: 0.340 (1, 5) X	0-0 F9		0-0 5-3			0-0 E PB 1B		0-0 E6		4 1 1 1 0 0 0																						
Jim Busby, R OBP: 0.341, SLG: 0.353 (1, 8) X	0-0 6-3			0-0 5-3		0-0 5-3		0-0 E3		4 0 0 0 0 0 2																						
Minnie Minoso, R OBP: 0.418, SLG: 0.496 (1, 9) X	0-0 5-3			0-0 5-3		4-0 BB		0-0 G4-3		3 0 0 0 1 0 2																						
Don Lenhardt, R OBP: 0.329, SLG: 0.458 (1, 7)		0-0 HR		0-3 K		0-0 F7			0-3 K	4 1 1 1 0 2 1																						
Eddie Robinson, L OBP: 0.368, SLG: 0.484 Bob Boyd, L OBP: 0.286, SLG: 0.571 (1, 3) (9, PR)		0-0 3-1			0-0 CS 1B		0-0 3-1		4-0 1B BB	3 0 1 0 1 0 0 0 0 0 0 0 0 0																						
Gus Niarhos, R OBP: 0.421, SLG: 0.297 (1, 2)		0-0 6-3		0-3 K			0-0 F4		0-0 1B	4 0 1 0 0 1 1																						
Chico Carrasquel, R OBP: 0.324, SLG: 0.330 (1, 6)		0-0 5-3			0-0 4-3		0-0 5-3		0-0 5-3	4 0 0 0 0 0 1																						
Joe Demaestri, R OBP: 0.238, SLG: 0.279 (1, 4)			0-0 F9			0-0 SH5-4 1B 1B		0-0 SH1-4 E 1B		3 2 2 0 0 0 0																						
Ken Holcombe, R OBP: 0.244, SLG: 0.231 (1, 1)			0-0 6-3			0-0 SH5-4		0-0 SH1-4		1 0 0 0 0 0 0																						
Inning Stats	R: 0 E: 0 K: 0 S: 3	H: 0 LOB: 0 BB: 0 P: 3	R: 1 E: 0 K: 0 S: 4	H: 1 LOB: 0 BB: 0 P: 4	R: 0 E: 0 K: 0 S: 3	H: 0 LOB: 0 BB: 0 P: 3	R: 0 E: 0 K: 1 S: 5	H: 0 LOB: 0 BB: 0 P: 5	R: 0 E: 0 K: 0 S: 3	H: 0 LOB: 0 BB: 0 P: 3	R: 1 E: 2 K: 0 S: 5	H: 1 LOB: 1 BB: 0 P: 5	R: 0 E: 0 K: 1 S: 5	H: 1 LOB: 1 BB: 1 P: 9	R: 0 E: 0 K: 1 S: 5	H: 1 LOB: 1 BB: 1 P: 9	1B: 5 2B: 1 3B: 0 HR: 1	SF: 0 SAC: 2 DP: 2 HBP: 0	WP: 0 PB: 1 SB: 0 CS: 1	PA: 34												
PITCHER Leo Kiely, L ERA: 3.1 (1, 1)	IP 9.0	WLS W	BF 34	H 6	R 4	ER 2	SO 3	BB 2	IBB 0	HBP 0	BLK 0	WP 0	HR 1	S 38	P 46	ERA 2.00	WHIP 0.889															
											PITCHER	IP	WLS	BF	H	R	ER	SO	BB	IBB	HBP	BLK	WP	HR	S	P	ERA	WHIP				

Chicago White Sox @ Boston Red Sox
Fenway Park, Boston, MA
Sun Sep 16 1951, 3:33 AM EDT
Att: 29,736 - Unknown

livebaseballscorecards.com

AB	30
R	4
H	6
RBI	2
BB	2
SO	3
LOB	7



Batter	1	2	3	4	5	6	7	8	9	AB R H RBI BB SO LOB	TOP	
Nellie Fox, L (1, 4) OBP: 0.369, SLG: 0.414	4-0 BB BB		x 0-0 F9		x 0-0 L3		H 1-0 HBP HBP		x 0-0 FC5-4 1B	3 0 1 1 1 0 1		
Al Zarilla, L (1, 9) OBP: 0.364, SLG: 0.402	0-3 K		x 0-0 FC6-4 1B			x 0-0 F8	x 0-0 F3		x 0-3 K	5 0 1 0 0 2 5		
Minnie Minoso, R (1, 5) OBP: 0.420, SLG: 0.495	4-0 FC4 BB		x 0-0 FC6-4 1-2f			x 0-0 1B FC5-2 1B	H 1-0 1-2 2-3 HBP		x 0-0 FC5-4 1B HR	3 1 1 1 1 0 2		
Eddie Robinson, L (1, 3) Phil Masi, R (6, 2) OBP: 0.368, SLG: 0.483 OBP: 0.370, SLG: 0.395	0-3 K			x 0-0 F8		x 0-0 FC5-2 BB 1B	x 0-0 F9		x 0-0 HR 1B	3 0 1 0 0 1 2 2 1 1 0 0 0 3		
Don Lenhardt, R (1, 7) OBP: 0.333, SLG: 0.469	0-0 FC4 1-2f			x 0-0 F5		B 4-0 BB BB 1-2 FC5-2 BB		x 0-0 FC3-6 1B	x 0-0 HR	4 1 2 3 1 0 2		
Ray Coleman, L (1, 8) OBP: 0.330, SLG: 0.414		x 0-0 F9		x 0-0 F9		x 0-0 FC5-2 1-2 2-3 3-Hf		x 0-0 FC3-6 L4-3	x 0-0 F8	5 0 0 0 0 0 4		
Bud Sheely, L (1, 2) Bob Boyd, L (6, PH) OBP: 0.212, SLG: 0.154 OBP: 0.222, SLG: 0.444		x 0-0 F9			B 4-0 BB BB BB	x 0-0 F7		x 0-0 L4-3		1 0 0 0 1 0 0 2 0 0 0 0 0 4		
Joe Demaestri, R (1, 6) Rocky Nelson, L (5, PH) Chico Carrasquel, R (5, 6) OBP: 0.234, SLG: 0.274 OBP: 0.296, SLG: 0.349 OBP: 0.324, SLG: 0.333		x 0-0 F4			x 0-0 F9		x 0-0 6-3		x 0-0 1B 1B 2B	1 0 0 0 0 0 0 1 0 0 0 0 0 1 2 1 1 0 0 0 0		
Howie Judson, R (1, 1) Luis Aloma, R (1, 1) Floyd Baker, L (5, PH) Ross Grimsley, L (5, 1) Randy Gumpert, R (5, 1) Bud Stewart, L (9, PH) OBP: 0.200, SLG: 0.143 OBP: 0.381, SLG: 0.400 OBP: 0.372, SLG: 0.313			x 0-3 K		x 0-0 F7		x 0-0 HBP HBP 1B		x 0-0 1B FC5-4 1B	0 0 0 0 0 0 0 1 0 0 0 0 1 0 1 0 0 0 0 0 1 0 0 0 0 0 0 0 1 0 1 0 0 0 0 1 1 1 0 0 0 0		
Inning Stats	R: 0 E: 0 K: 2 S: 7 H: 0 LOB: 2 BB: 2 P: 15	R: 0 E: 0 K: 0 S: 3 H: 0 LOB: 0 BB: 0 P: 3	R: 0 E: 0 K: 1 S: 6 H: 1 LOB: 1 BB: 0 P: 6	R: 0 E: 0 K: 0 S: 3 H: 0 LOB: 0 BB: 0 P: 3	R: 0 E: 0 K: 0 S: 3 H: 0 LOB: 1 BB: 1 P: 7	R: 0 E: 0 K: 0 S: 5 H: 2 LOB: 3 BB: 1 P: 9	R: 0 E: 0 K: 0 S: 4 H: 1 LOB: 3 BB: 0 P: 6	R: 0 E: 0 K: 1 S: 10 H: 1 LOB: 0 BB: 0 P: 3	R: 5 E: 0 K: 1 S: 10 H: 5 LOB: 0 BB: 0 P: 10	1B: 8 2B: 2 3B: 0 HR: 1 SF: 0 SAC: 0 DP: 1 HBP: 2	WP: 0 PB: 0 SB: 0 CS: 0 PA: 42	
PITCHER Ray Scarborough, R (1, 1) ERA: 4.79	IP WLS BF H R ER SO BB IBB HBP BLK WP HR S P ERA WHIP	9.0 W 42 10 5 5 4 4 0 2 0 0 1 44 62 5.00 1.556										

Chicago White Sox @ Boston Red Sox
Fenway Park, Boston, MA
Mon Sep 17 1951, 3:33 AM EDT
Att. 8,709 - Unknown

livebaseballscorecards.com

AB	36
R	5
H	10
RBI	5
BB	4
SO	4
LOB	25



Batter	1	2	3	4	5	6	7	8	9	AB	R	H	RBI	BB	SO	LOB
Dom DiMaggio, R OBP: 0.377, SLG: 0.433	4-0 6 HBP 1B BB	4-0 6 1B BB		0-0 1B 4-3 1B	4-0 6 FC4-6 BB		0-0 F8			2	2	1	0	3	0	0
6 Johnny Pesky, L OBP: 0.423, SLG: 0.409	1-0 1B FC5-4 HBP	0-0 1B 1-2 1B		0-0 F9	0-0 FC4-6 2B HR		0-0 F5			4	2	1	0	0	0	4
Ted Williams, L OBP: 0.474, SLG: 0.573	0-0 FC5-4 1B	0-0 1B		4-0 4-3 1B IBB	0-0 HR 2B		0-0 HR			4	2	4	3	1	0	0
Clyde Vollmer, R OBP: 0.362, SLG: 0.487	0-0 FC5-4 BB 1B 3B	0-0 F7		0-0 4-3 1B	0-0 HR		0-0 L4-3 1B			5	2	3	5	0	0	3
Billy Goodman, L OBP: 0.389, SLG: 0.373	0-0 BB 1B 3B	0-0 G3		0-0 4-3 1B	0-0 L8		0-0 L4-3			5	1	1	1	0	0	5
Walt Dropo, R OBP: 0.316, SLG: 0.357	4-0 1B 3B BB		0-0 6-3	0-0 5-3		0-0 F2		0-0 1B		4	0	1	0	1	0	2
Fred Hatfield, L OBP: 0.298, SLG: 0.303	0-0 3B		0-3 K		4-0 WP F8 S BB	0-0 L6		0-0 F8		4	1	1	2	1	1	1
Buddy Rosar, R OBP: 0.310, SLG: 0.291	4-0 IBB		0-0 F4		0-0 F8	0-0 F6				3	0	0	1	1	0	0
Ray Scarborough, R OBP: 0.246, SLG: 0.215	0-0 F4			0-0 1B 1B	4-0 FC4-6 2B BB		0-0 F6			3	2	1	0	1	0	2


Inning Stats	R: 4	H: 3	E: 0	LOB: 2	K: 0	BB: 3	S: 5	P: 18	R: 0	H: 2	E: 0	LOB: 2	K: 0	BB: 1	S: 4	P: 8	R: 0	H: 0	E: 0	LOB: 0	K: 1	BB: 0	S: 5	P: 5	R: 2	H: 3	E: 0	LOB: 2	K: 0	BB: 1	S: 6	P: 10	R: 5	H: 2	E: 0	LOB: 0	K: 0	BB: 3	S: 5	P: 17	R: 0	H: 0	E: 0	LOB: 0	K: 0	BB: 0	S: 3	P: 3	R: 0	H: 0	E: 0	LOB: 0	K: 0	BB: 0	S: 3	P: 3	R: 1	H: 3	E: 0	LOB: 1	K: 0	BB: 0	S: 5	P: 5
--------------	------	------	------	--------	------	-------	------	-------	------	------	------	--------	------	-------	------	------	------	------	------	--------	------	-------	------	------	------	------	------	--------	------	-------	------	-------	------	------	------	--------	------	-------	------	-------	------	------	------	--------	------	-------	------	------	------	------	------	--------	------	-------	------	------	------	------	------	--------	------	-------	------	------

PITCHER	IP	WLS	BF	H	R	ER	SO	BB	IBB	HBP	BLK	WP	HR	S	P	ERA	WHIP
Howie Judson, R ERA: 4.27	0.1	L	5	2	4	4	0	1	0	1	0	0	0	3	8	108.00	9.000
Luis Aloma, R ERA: 1.83	3.2		19	6	2	2	1	2	2	0	0	0	0	17	33	4.91	2.182
Ross Grimsley, L ERA: 4.91	0.2		6	1	4	4	0	3	0	0	0	1	0	3	15	54.00	6.000
Randy Gumpert, R ERA: 4.11	3.1		13	4	2	2	0	0	0	0	0	0	2	13	13	5.40	1.200

BOTTOM

Chicago White Sox @ Boston Red Sox
 Fenway Park, Boston, MA
 Mon Sep 17 1951, 3:33 AM EDT
 Att. 8,709 - Unknown

AB	34
R	12
H	13
RBI	12
BB	8
SO	1
LOB	17



1B: 9	SF: 0	WP: 1	PA: 43
2B: 2	SAC: 0	PB: 0	
3B: 1	DP: 1	SB: 1	
HR: 2	HBP: 1	CS: 0	

livebaseballscores.com

Batter	1	2	3	4	5	6	7	8	9	AB	R	H	RBI	BB	SO	LOB	TOP								
Nellie Fox, L OBP: 0.369, SLG: 0.414 (1, 4)	0-0 G4-6-3 1B	0-0 P4			0-0 P6		0-0 F7	0-0 1B 1-3 2-H 3-H		5	0	2	2	0	0	2									
Al Zarilla, L OBP: 0.365, SLG: 0.399 Jim Busby, R OBP: 0.342, SLG: 0.354 (8, 8)	0-0 G4-6-3 1-2f		0-0 G3		1-0 BB HBP			SH 1B BB		2	0	0	0	1	0	1									
Minnie Minoso, R OBP: 0.421, SLG: 0.495 (1, 5)	0-0 1B 1B		0-0 F9		4-0 1-2 BB			SH 1B 1B		4	1	2	0	1	0	2									
Eddie Robinson, L OBP: 0.368, SLG: 0.482 Bob Boyd, L OBP: 0.200, SLG: 0.400 (8, 3)	0-0 1-3 1B		0-0 F2		0-0 F2			SH SH6-4 1B E 1-2 2-3	0-0 4-3	3	0	1	0	0	0	2									
Bud Stewart, L OBP: 0.355, SLG: 0.459 (1, 7)	0-0 3-1			0-0 HR		0-0 1-3		E SH6-4 1B 1B 1-2 2-3	1-0 CS HBP	4	2	2	3	0	0	2									
Ray Coleman, L OBP: 0.330, SLG: 0.411 (8, 9)		4-0 CS BB		0-0 6-3		0-3 K		SH6-4 1B 1B 1-2 2-3	0-3 K	3	0	0	0	1	2	1									
Gus Niarhos, R OBP: 0.417, SLG: 0.292 (1, 2)		4-0 FC1-5 1B BB 1-2		0-0 F7		0-0 4-3		F8		3	0	0	0	1	0	3									
Chico Carrasquel, R OBP: 0.326, SLG: 0.333 (1, 6)		0-0 FC1-5 1B 1-2		0-0 6-3			0-0 F8	4-0 E 1B IBB		3	1	1	0	1	0	0									
Billy Pierce, L OBP: 0.274, SLG: 0.200 (1, 1)		0-0 FC1-5 1-2 2-3f		0-3 K		0-0 6-3		0-0 E2 1B 1B 1-2 2-3 3-H		4	1	0	0	0	1	4									
Inning Stats	R: 0 E: 0 K: 0 S: 5	H: 3 LOB: 2 BB: 0 P: 5	R: 0 E: 0 K: 0 S: 3	H: 1 LOB: 2 BB: 2 P: 11	R: 0 E: 0 K: 0 S: 3	H: 0 LOB: 0 BB: 0 P: 3	R: 1 E: 0 K: 0 S: 4	H: 1 LOB: 0 BB: 0 P: 4	R: 0 E: 0 K: 1 S: 5	H: 0 LOB: 2 BB: 1 P: 10	R: 0 E: 0 K: 1 S: 5	H: 0 LOB: 0 BB: 0 P: 5	R: 0 E: 0 K: 0 S: 3	H: 0 LOB: 0 BB: 0 P: 3	R: 6 E: 2 K: 0 S: 9	H: 4 LOB: 3 BB: 2 P: 17	R: 0 E: 0 K: 1 S: 4	H: 0 LOB: 1 BB: 0 P: 5	1B: 8 2B: 1 3B: 0 HR: 1	SF: 0 SAC: 2 DP: 2 HBP: 2	WP: 0 PB: 0 SB: 1 CS: 2	PA: 42			
PITCHER	IP	WLS	BF	H	R	ER	SO	BB	IBB	HBP	BLK	WP	HR	S	P	ERA	WHIP								
Vic Raschi, R ERA: 3.52 (1, 1)	7.0	L	32	7	5	3	2	4	0	1	0	0	1	31	48	3.86	1.571								
Joe Ostrowski, L ERA: 3.53 (8, 1)	0.2		6	2	2	0	0	0	1	0	0	0	0	5	9	0.00	3.000								
Bobby Hogue, R ERA: 4.54 (8, 1)	0.1		1	0	0	0	0	0	0	0	0	0	0	1	1	0.00	0.000								
Stubby Overmire, L ERA: 4.04 (9, 1)	1.0		3	0	0	0	1	0	0	1	0	0	0	4	5	0.00	0.000								

Chicago White Sox @ New York Yankees
 Yankee Stadium, Bronx, NY
 Tue Sep 18 1951, 3:33 AM EDT
 Att: 44,214 - Unknown

AB	33
R	7
H	9
RBI	6
BB	5
SO	3
LOB	17



Batter	1	2	3	4	5	6	7	8	9	AB	R	H	RBI	BB	SO	LOB
Mickey Mantle, S OBP: 0.343, SLG: 0.444 (1, 9)	0-3 K		0-0 FC1-6-5		0-0 3-4			0-0 FC4-8 1B		4	0	1	0	0	1	2
Phil Rizzuto, R OBP: 0.353, SLG: 0.350 (1, 6)	0-0 F7		0-0 F5			0-0 P4		0-0 FC4-6 1-2f		4	0	0	0	0	0	2
Gil McDougald, R OBP: 0.403, SLG: 0.486 (1, 5)	0-0 F5			0-0 F8		0-0 FC6-4 1B		0-0 F7		4	0	1	0	0	0	1
Yogi Berra, L OBP: 0.359, SLG: 0.513 (1, 2)		0-0 G3		0-0 1B FC1-2-5-6-5		0-0 FC6-4 1-2f		0-0 P6		4	0	1	0	0	0	1
Joe DiMaggio, R OBP: 0.388, SLG: 0.427 (1, 8)		0-0 5-3		0-0 1B FC1-2-5-6-5		0-0 F7		0-0 5-3		4	0	1	0	0	0	1
Hank Bauer, R OBP: 0.369, SLG: 0.454 (1, 7)		0-3 K		0-0 FC1-2-5-6-5-2 1-3 3-H			0-0 FC5-4 1B		0-0 6-3	4	0	1	0	0	1	2
Jerry Coleman, R OBP: 0.306, SLG: 0.314 (1, 4)			0-0 1B S		0-0 F8		0-0 FC5-4 CS 1-2f			3	1	1	0	0	0	3
Joe Collins, L OBP: 0.358, SLG: 0.432 (1, 3)			0-0 SH1-4 1B 1-H			0-0 FC1-6 1B		0-0 F2 1-2		3	0	2	1	0	0	1
Vic Raschi, R OBP: 0.224, SLG: 0.188 (1, 1)			0-0 SH1-4			0-0 FC1-6 1-2f		0-0 6-3		1	0	0	0	0	0	1
Joe Ostrowski, L OBP: 0.172, SLG: 0.077 (8, 1)										0	0	0	0	0	0	0
Bobby Hogue, R OBP: 0.714, SLG: 0.600 (8, 1)										0	0	0	0	0	0	0
Archie Wilson, R (8, PH)										1	0	0	0	0	0	0
Stubby Overmire, R OBP: 0.269, SLG: 0.143 (9, 1)										0	0	0	0	0	0	0

Inning Stats	R: 0	H: 0	E: 0	K: 1	S: 5	R: 0	H: 0	E: 0	K: 1	S: 5	R: 1	H: 2	E: 0	K: 0	S: 5	R: 0	H: 2	E: 0	K: 0	S: 5	R: 0	H: 1	E: 0	K: 0	S: 3	R: 0	H: 1	E: 0	K: 0	S: 4	R: 0	H: 1	E: 0	K: 0	S: 3	R: 0	H: 1	E: 0	K: 0	S: 4	R: 0	H: 0	E: 0	K: 0	S: 3	R: 0	H: 0	E: 0	K: 0	S: 3	1B: 8	SF: 0	2B: 1	SAC: 1	3B: 0	DP: 1	HR: 0	HBP: 0	WP: 0	PA: 33
--------------	------	------	------	------	------	------	------	------	------	------	------	------	------	------	------	------	------	------	------	------	------	------	------	------	------	------	------	------	------	------	------	------	------	------	------	------	------	------	------	------	------	------	------	------	------	------	------	------	------	------	-------	-------	-------	--------	-------	-------	-------	--------	-------	--------

PITCHER	IP	WLS	BF	H	R	ER	SO	BB	IBB	HBP	BLK	WP	HR	S	P	ERA	WHIP
Billy Pierce, L ERA: 3.07 (1, 1)	9.0	W	33	8	1	1	2	0	0	0	0	0	0	37	37	1.00	0.889

BOTTOM

Chicago White Sox @ New York Yankees
Yankee Stadium, Bronx, NY

Tue Sep 18 1951, 3:33 AM EDT
Att. 44,214 - Unknown

AB	32
R	1
H	8
RBI	1
BB	0
SO	2
LOB	14



Batter	1	2	3	4	5	6	7	8	9	AB R H RBI BB SO LOB	TOP											
Nellie Fox, L (1, 4) OBP: 0.368, SLG: 0.413	0-0 CS 1B		0-0 F8		0-0 4-3		0-0 FC6 1-2f			4 0 1 0 0 0 1												
Al Zarilla, L (1, 9) OBP: 0.366, SLG: 0.403	0-0 F7 1-2		0-0 2B		0-0 4-3			0-0 FC5-4 1B		4 0 2 0 0 0 1												
Minnie Minoso, R (1, 5) OBP: 0.420, SLG: 0.495	0-0 1B 2B		0-3 K		0-0 5-3		0-0 FC5-4 FC6-4 1-2f			4 1 1 0 0 1 2												
Eddie Robinson, L (1, 3) OBP: 0.369, SLG: 0.482 Bob Boyd, L (8, 3) OBP: 0.200, SLG: 0.400	0-0 CS 2-H 1B		0-3 K		0-0 FC6-4 1B		0-3 K			4 0 2 1 0 2 2 0 0 0 0 0 0 0												
Bud Stewart, L (1, 7) OBP: 0.353, SLG: 0.457 Jim Busby, R (2, 8) OBP: 0.342, SLG: 0.354	0-0 CS 1-2	0-3 K		0-0 FC2-6 1B		0-0 FC6-4 1-2f	0-0 FC6-4 1-2f			1 0 0 0 0 1 0 3 0 1 0 0 0 2												
Ray Coleman, L (1, 8) OBP: 0.328, SLG: 0.409 Don Lenhardt, R (9, PH) OBP: 0.332, SLG: 0.468		0-0 4-3		0-0 FC2-6 1-2f		0-3 K		0-0 P4		3 0 0 0 0 1 2 1 0 0 0 0 0 0												
Gus Niarhos, R (1, 2) OBP: 0.424, SLG: 0.317		4-0 1B BLK BB		0-0 5-3		0-0 FC6 1B		0-0 HR		3 2 2 1 1 0 1												
Chico Carrasquel, R (1, 6) OBP: 0.325, SLG: 0.332		0-0 BLK 1-3 1B		0-3 K		0-0 F8		0-0 1-3		4 0 1 0 0 1 2												
Lou Kretlow, R (1, 1) OBP: 0.116, SLG: 0.095 Bob Dillinger, R (7, PH) OBP: 0.325, SLG: 0.339 Ken Holcombe, R (7, 1) OBP: 0.244, SLG: 0.231 Phil Masi, R (9, PH) OBP: 0.369, SLG: 0.394		0-3 K 2-3 3-H		0-3 K		0-0 P3		0-3 K		2 0 0 0 0 2 1 1 0 0 0 0 0 1 0 0 0 0 0 0 0 1 0 0 0 0 1 0												
Inning Stats	R: 1 E: 0 K: 0 S: 4	H: 3 LOB: 0 BB: 0 P: 4	R: 1 E: 0 K: 2 S: 8	H: 1 LOB: 1 BB: 1 P: 12	R: 0 E: 0 K: 2 S: 8	H: 1 LOB: 1 BB: 0 P: 8	R: 0 E: 1 K: 1 S: 6	H: 1 LOB: 1 BB: 0 P: 6	R: 0 E: 0 K: 1 S: 5	H: 0 LOB: 0 BB: 0 P: 5	R: 0 E: 0 K: 1 S: 6	H: 1 LOB: 1 BB: 0 P: 6	R: 0 E: 0 K: 0 S: 4	H: 1 LOB: 1 BB: 0 P: 4	R: 0 E: 0 K: 1 S: 6	H: 1 LOB: 1 BB: 0 P: 6	R: 1 E: 0 K: 1 S: 6	H: 1 LOB: 0 BB: 0 P: 6	1B: 7 2B: 2 3B: 0 HR: 1	SF: 0 SAC: 0 DP: 0 HBP: 0	WP: 0 PB: 0 SB: 0 CS: 2	PA: 37
PITCHER Tom Morgan, R (1, 1) ERA: 3.77 Bob Kuzava, L (3, 1) ERA: 3.55	IP 2.0	WLS 9	BF 4	H 2	R 2	ER 2	SO 2	BB 1	IBB 0	HBP 0	BLK 1	WP 0	HR 0	S 12	P 16	ERA 9.00	WHIP 2.500					
PITCHER	IP	WLS	BF	H	R	ER	SO	BB	IBB	HBP	BLK	WP	HR	S	P	ERA	WHIP					

Chicago White Sox @ New York Yankees
 Yankee Stadium, Bronx, NY
 Wed Sep 19 1951, 3:33 AM EDT
 Att: 12,127 - Unknown

AB	35
R	3
H	10
RBI	2
BB	1
SO	9
LOB	15



BOTTOM

Chicago White Sox @ New York Yankees
Yankee Stadium, Bronx, NY

AB	26
R	5
H	3
RBI	5
BB	5
SO	0
LOB	5



WP:	0	PA:	33
PB:	0	CS:	1
SB:	0		

Wed Sep 19 1951, 3:33 AM EDT
Att. 12,127 - Unknown

livebaseballscorecards.com

Batter	1	2	3	4	5	6	7	8	9	AB	R	H	RBI	BB	SO	LOB				
Mickey Mantle, S OBP: 0.342, SLG: 0.451 (1, 9)	0-0 E3 SH2-4 BB BB	0-0 L6		0-0 HR 1-H 2-H			0-0 3-1			4	2	1	3	0	0	0				
Joe Collins, L OBP: 0.360, SLG: 0.431 (1, 3)	4-0 BB SH2-4 1-2 BB		0-0 P4	0-0 G3			0-0 CS 1B			3	0	1	0	1	0	0				
Gil McDougald, R OBP: 0.403, SLG: 0.493 (1, 4)	0-0 SH2-4 1-2 2-3		0-0 HR		0-0 F8		0-0 CS 1-2	0-0 6-3		3	1	1	1	0	0	0				
Yogi Berra, L OBP: 0.357, SLG: 0.509 (1, 2)	0-0 F5		0-0 F7		0-0 F8		0-0 F8	0-0 4-3		4	0	0	0	0	0	2				
Joe DiMaggio, R OBP: 0.367, SLG: 0.424 (1, 8)	4-0 BB BB BB BB		0-0 F8		0-0 F8		0-0 F8	0-0 F5		3	0	0	0	1	0	0				
Gene Woodling, L OBP: 0.377, SLG: 0.459 (1, 7)	4-0 1-2 2-3 3-H BB			0-0 6-3			0-0 1-3			2	0	0	1	1	0	0				
Bobby Brown, L OBP: 0.372, SLG: 0.393 (1, 5)	0-0 F7		0-0 F7		0-0 F7		0-0 F7			3	0	0	0	0	0	3				
Phil Rizzuto, R OBP: 0.353, SLG: 0.349 (1, 6)		0-0 6-3		4-0 BB HR BB BB BB			0-0 F2			2	1	0	0	1	0	0				
Tom Morgan, R OBP: 0.238, SLG: 0.333 Jackie Jensen, R OBP: 0.369, SLG: 0.506 Bob Kuzava, S OBP: 0.304, SLG: 0.184 (1, 1) (2, PH) (3, 1)		0-0 1-3		4-0 HR BB 1-2			0-0 F7			0	0	0	0	0	0	0				
Inning Stats	R: 1 E: 1 K: 0 S: 4	H: 0 LOB: 3 BB: 3 P: 16	R: 0 E: 0 K: 0 S: 3	H: 0 LOB: 0 BB: 0 P: 3	R: 1 E: 0 K: 0 S: 4	H: 1 LOB: 0 BB: 0 P: 4	R: 3 E: 0 K: 0 S: 4	H: 1 LOB: 0 BB: 2 P: 12	R: 0 E: 0 K: 0 S: 3	H: 0 LOB: 0 BB: 0 P: 3	R: 0 E: 0 K: 0 S: 3	H: 1 LOB: 0 BB: 0 P: 3	R: 0 E: 0 K: 0 S: 3	H: 0 LOB: 0 BB: 0 P: 3	R: 0 E: 0 K: 0 S: 3	H: 0 LOB: 0 BB: 0 P: 3	1B: 1 2B: 0 3B: 0 HR: 2	SF: 0 SAC: 1 DP: 0 HBP: 0	WP: 0 PB: 0 SB: 0 CS: 1	PA: 33
PITCHER	IP WLS L	WLS L	H R	R ER	SO	BB	IBB	HBP	BLK	WP	HR	S	P	ERA	WHIP					
Lou Kretlow, R ERA: 4.2 Ken Holcombe, R ERA: 3.84	(1, 1) 6.0	(7, 1) 2.0	2 5	4 5	0 0	5 0	0 0	0 0	0 0	0 0	2 0	21 6	41 6	6.00	1.167					
PITCHER	IP WLS BF	H R	ER SO	BB IBB	HBP BLK	WP HR	S P	ERA WHIP												

Chicago White Sox @ New York Yankees
 Yankee Stadium, Bronx, NY
 Thu Sep 20 1951, 3:33 AM EDT
 Att: 13,712 - Unknown

AB	39
R	4
H	13
RBI	4
BB	5
SO	3
LOB	23



WP	0	PA	44
PB	0		
SB	2		
CS	0		

AB R H RBI BB SO LOB

5	1	3	0	0	0	0
5	0	1	0	0	2	4
5	1	1	1	0	1	2
4	2	2	1	1	0	2
0	0	0	0	1	0	0
4	0	1	1	0	0	0
0	0	0	0	0	0	0
5	0	2	1	0	0	2
0	0	0	0	0	0	0
2	0	1	0	1	0	0
1	0	0	0	0	0	0
0	0	0	0	0	0	0
1	0	1	0	0	0	0
3	0	1	0	1	0	5
1	0	0	0	0	0	2
3	0	0	0	1	0	4

1B	11	SF	0
2B	1	SAC	0
3B	1	DP	1
HR	1	HBP	0

Batter	1	2	3	4	5	6	7	8	9
Nellie Fox, L OBP: 0.370, SLG: 0.415 (1, 4) X	0-0 1B 1B	0-0 1-3 1B		0-0 1-2 1B		0-0 F7		0-0 4-3	
Al Zarilla, L OBP: 0.364, SLG: 0.401 (1, 9) X	0-0 1-3 1B	0-3 1-2 K		0-0 1-2 L1-3		0-3 K		0-0 F4	
Minnie Mino, R OBP: 0.418, SLG: 0.492 (1, 5) (7, 7) X	0-0 BB S F4 1B	0-0 F7			0-3 K		0-0 5-3	0-0 F8	
Eddie Robinson, L OBP: 0.371, SLG: 0.492 (1, 3) BB BB BB	4-0 3-H 1-2 BB BB	0-0 F8			0-0 F9 3B		0-0 HR	0-0 3-1	
Bud Stewart, L OBP: 0.356, SLG: 0.457 (1, 7) Phil Masi, R OBP: 0.367, SLG: 0.391 (1, 2) BB BB	4-0 1-2 2-3 BB BB		0-0 F3		0-0 F9		0-0 1-6-3 1B 1B	0-0 5-3	
Ray Coleman, L OBP: 0.328, SLG: 0.409 (1, 8) Jim Busby, R OBP: 0.342, SLG: 0.355 (1, PH) (1, 8)	0-0 F4		0-0 F2		0-0 1B 1B		0-0 1-6-3 1B 1B	0-0 E6 1B	
Bud Sheely, L OBP: 0.212, SLG: 0.154 (1, 2) Don Lenhardt, R OBP: 0.336, SLG: 0.488 (1, PH) (1, 7) Bob Boyd, L OBP: 0.182, SLG: 0.364 (7, PH) Joe Demaree, R OBP: 0.234, SLG: 0.274 (7, 5) Bob Dillinger, R OBP: 0.327, SLG: 0.341 (9, PH)	4-0 3-H 1-2 2-3 BB BB		0-0 F8		0-0 1B		0-0 1-6-3 2 1-2 2-3	0-0 1B	
Chico Carrasquel, R OBP: 0.326, SLG: 0.332 (1, 6) Rocky Nelson, L OBP: 0.295, SLG: 0.347 (9, PH)	0-0 FC6-4 1-2f			0-0 1B 1B		0-0 F8		0-0 4-3	
Saul Rogovin, R OBP: 0.264, SLG: 0.272 (1, 1) BB BB BB		4-0 1B BB		0-0 F6		0-0 5-3		0-0 F9	

Inning Stats	R: 2	H: 3	E: 0	K: 0	S: 5	P: 17	R: 0	H: 1	E: 0	K: 1	S: 6	P: 10	R: 0	H: 0	E: 0	K: 0	S: 3	P: 3	R: 0	H: 2	E: 0	K: 0	S: 4	P: 4	R: 1	H: 3	E: 0	K: 1	S: 8	P: 8	R: 0	H: 0	E: 0	K: 1	S: 5	P: 5	R: 1	H: 3	E: 0	K: 0	S: 6	P: 10	R: 0	H: 0	E: 0	K: 0	S: 3	P: 3	R: 0	H: 1	E: 1	K: 0	S: 5	P: 5
--------------	------	------	------	------	------	-------	------	------	------	------	------	-------	------	------	------	------	------	------	------	------	------	------	------	------	------	------	------	------	------	------	------	------	------	------	------	------	------	------	------	------	------	-------	------	------	------	------	------	------	------	------	------	------	------	------

PITCHER	IP	WLS	BF	H	R	ER	SO	BB	IBB	HBP	BLK	WP	HR	S	P	ERA	WHIP
Johnny Sain, R ERA: 4.48 (1, 1)	0.1		5	3	2	2	0	2	0	0	0	0	0	3	11	54.00	15.000
Joe Ostrowski, L ERA: 3.49 (1, 1)	6.0		28	9	2	2	3	2	0	0	0	0	1	32	40	3.00	1.833
Bobby Hogue, R ERA: 4.35 (7, 1)	1.2	W	6	0	0	0	0	1	0	0	0	0	0	5	9	0.00	0.600
Art Schallcock, L ERA: 3.88 (9, 1)	0.2		4	1	0	0	0	0	0	0	0	0	0	4	4	0.00	1.500
Tom Morgan, R ERA: 3.76 (9, 1)	0.1	S	1	0	0	0	0	0	0	0	0	0	0	1	1	0.00	0.000

PITCHER	IP	WLS	BF	H	R	ER	SO	BB	IBB	HBP	BLK	WP	HR	S	P	ERA	WHIP
---------	----	-----	----	---	---	----	----	----	-----	-----	-----	----	----	---	---	-----	------

Batter	1	2	3	4	5	6	7	8	9
Mickey Mantle, S OBP: 0.344, SLG: 0.448 (1, 9)	4-0 BB 1B BB		0-0 F7 ①			0-0 4-3 ①		4-0 1-2 HR BB	
Joe Collins, L OBP: 0.362, SLG: 0.444 (1, 3)	0-0 1-2 1B L7 1B		0-0 F2 ②			0-0 3-1 ②		0-0 1-H 2-H HR	
Gil McDougald, R OBP: 0.401, SLG: 0.491 (1, 4)	0-0 1-3 2-H 1B F7		0-0 F2 ③			0-0 F8 ③		0-3 K ②	
Yogi Berra, L OBP: 0.356, SLG: 0.507 (1, 2)	0-0 L7 ①			0-0 F9 ①			0-0 FC4-6 1B	0-0 F7 ③	
Joe DiMaggio, R OBP: 0.364, SLG: 0.421 (1, 8)	0-0 1-2 F7 ② ③			0-0 L8 ②			0-0 F3 ①		
Gene Woodling, L OBP: 0.374, SLG: 0.456 (1, 7)		0-0 F9 ①		0-0 4-3 ③			0-0 FC4-6 1-2f ②		
Bobby Brown, L OBP: 0.372, SLG: 0.392 (1, 5)		0-0 5-3 1B 1B			0-0 6-3 ①		0-0 F9 ③		
Phil Rizzuto, R OBP: 0.353, SLG: 0.349 (1, 6)		0-0 5-3 1-2			0-0 F7 ②			0-0 BB HR 1B	
Johnny Sain, R OBP: 0.294, SLG: 0.328 (1, 1)		0-0 2-H 1B			0-0 4-3 ③			0-0 F7 ①	
Joe Ostrowski, L OBP: 0.194, SLG: 0.107 (7, 1)									
Bobby Hogue, R OBP: 0.714, SLG: 0.600 (8, PH)									
Johnny Mize, L OBP: 0.342, SLG: 0.398 (9, 1)									
Art Schallack, L OBP: 0.266, SLG: 0.294 (9, 1)									
Tom Morgan, R OBP: 0.236, SLG: 0.333 (9, 1)									

Inning Stats	R: 2	H: 2	E: 0	LOB: 0	K: 0	P: 8	R: 0	H: 2	E: 0	LOB: 2	K: 0	P: 4	R: 0	H: 0	E: 0	LOB: 0	K: 0	P: 3	R: 0	H: 0	E: 0	LOB: 0	K: 0	P: 3	R: 0	H: 0	E: 0	LOB: 0	K: 0	P: 3	R: 0	H: 1	E: 0	LOB: 1	K: 0	P: 4	R: 3	H: 2	E: 0	LOB: 0	K: 1	P: 11	R: 0	H: 0	E: 0	LOB: 0	K: 0	P: 0
	S: 4	BB: 1	S: 4	BB: 0	S: 4	BB: 0	S: 3	BB: 3	S: 3	BB: 0	S: 3	BB: 0	S: 3	BB: 0	S: 3	BB: 0	S: 3	BB: 0	S: 3	BB: 0	S: 3	BB: 0	S: 3	BB: 0	S: 3	BB: 0	S: 3	BB: 0	S: 3	BB: 0	S: 3	BB: 0	S: 4	BB: 0	S: 4	BB: 0	S: 7	BB: 1	S: 7	BB: 1	S: 7	BB: 1	S: 7	BB: 1	S: 7	BB: 1	S: 7	BB: 1

PITCHER	IP	WLS	BF	H	R	ER	SO	BB	IBB	HBP	BLK	WP	HR	S	P	ERA	WHIP	PITCHER	IP	WLS	BF	H	R	ER	SO	BB	IBB	HBP	BLK	WP	HR	S	P	ERA	WHIP														
Saul Rogovin, R ERA: 2.78 (1, 1)	8.0	L	31	7	5	4	1	2	0	0	0	0	1	31	39	4.50	1.125																																

BOTTOM

Chicago White Sox @ New York Yankees
Yankee Stadium, Bronx, NY

Thu Sep 20 1951, 3:33 AM EDT
Att. 13,712 - Unknown

livebaseballscorecards.com

AB	29
R	5
H	7
RBI	5
BB	2
SO	1
LOB	7



1B:	6	SF:	0	WP:	0	PA:	31
2B:	0	SAC:	0	PB:	0		
3B:	0	DP:	0	SB:	0		
HR:	1	HBP:	0	CS:	0		

TOP

St. Louis Browns @ Chicago White Sox

Comiskey Park, Chicago, IL

Sat Sep 22 1951, 4:33 AM EDT
Att. 2,238 - Unknown

AB	33
R	5
H	11
RBI	5
BB	4
SO	1
LOB	14



AB R H RBI BB SO LOB

4	1	1	1	1	0	1	
4	0	1	1	1	0	2	
4	1	2	0	1	0	3	
0	0	0	0	0	0	0	
4	2	1	2	1	1	2	
3	0	0	0	0	0	0	
4	0	2	1	0	0	0	
4	0	2	0	0	0	2	
3	1	1	0	0	0	1	
3	0	1	0	0	0	3	
1B: 8	SF: 0	2B: 1	SAC: 3	3B: 1	DP: 1	HR: 1	HBP: 0
WP: 0	PA: 40	PB: 1	SB: 0	CS: 0			

Batter	1	2	3	4	5	6	7	8	9
Bobby Young, L (1, 4) OBP: 0.310, SLG: 0.317	0-0 4-3		4-0 BB		0-0 F7		0-0 1B 2B		0-0 F5
Cliff Mapes, L (1, 8) OBP: 0.331, SLG: 0.409	4-0 FC4-6 BB		0-0 F9			0-0 F4	0-0 1B		0-0 G3
Bob Nieman, R (1, 7) OBP: 0.400, SLG: 0.778	0-0 F8		0-0 F4			4-0 HR BB	0-0 1B		0-0 3B
Jim Delsing, L (9, PR) OBP: 0.333, SLG: 0.348									
Earl Rapp, L (1, 9) OBP: 0.352, SLG: 0.481	0-0 FC4-6 1-2f			0-0 1-3		0-0 HR		4-0 SH1-4 1B BB	0-3 K
Hank Art, L (1, 3) OBP: 0.341, SLG: 0.405		0-0 4-3		0-0 4-3		0-0 G3		0-0 SH1-4	
Matt Batts, R (1, 2) OBP: 0.343, SLG: 0.419			0-0 G1-4-3 1B		0-0 F9		0-0 F7		0-0 1B PB 1B
Fred Marsh, R (1, 5) OBP: 0.292, SLG: 0.319			0-0 G1-4-3 1-2f			0-0 SH2-4 1B		0-0 FC3-6 1B	0-0 F8
Bill Jennings, R (1, 6) OBP: 0.286, SLG: 0.245				0-0 F3		0-0 SH2-4	0-0 FC3-6 SH1-3 2B		0-0 1B
Ned Garver, R (1, 1) OBP: 0.351, SLG: 0.391				0-0 BB 1B		0-0 F7	0-0 SH1-3		0-0 4-3

Inning Stats	R: 0	H: 0	E: 0	K: 0	S: 3	P: 7	R: 0	H: 1	E: 0	K: 0	S: 3	P: 3	R: 0	H: 1	E: 0	K: 0	S: 4	P: 8	R: 0	H: 1	E: 0	K: 0	S: 4	P: 4	R: 2	H: 1	E: 0	K: 0	S: 4	P: 8	R: 2	H: 4	E: 0	K: 0	S: 6	P: 6	R: 1	H: 2	E: 0	K: 0	S: 5	P: 9	R: 0	H: 1	E: 0	K: 1	S: 6	P: 6
--------------	------	------	------	------	------	------	------	------	------	------	------	------	------	------	------	------	------	------	------	------	------	------	------	------	------	------	------	------	------	------	------	------	------	------	------	------	------	------	------	------	------	------	------	------	------	------	------	------

PITCHER	IP	WLS	BF	H	R	ER	SO	BB	IBB	HBP	BLK	WP	HR	S	P	ERA	WHIP
Ken Holcombe, R (1, 1) ERA: 3.95	7.1	L	33	9	5	5	0	4	0	0	0	0	1	29	45	6.14	1.773
Luis Aloma, R (8, 1) ERA: 1.82	0.2		3	1	0	0	0	0	0	0	0	0	0	3	3	0.00	1.500
Ross Grimsley, L (9, 1) ERA: 4.5	1.0		4	1	0	0	1	0	0	0	0	0	0	6	6	0.00	1.000

PITCHER	IP	WLS	BF	H	R	ER	SO	BB	IBB	HBP	BLK	WP	HR	S	P	ERA	WHIP
---------	----	-----	----	---	---	----	----	----	-----	-----	-----	----	----	---	---	-----	------

livebaseballscorecards.com

Batter	1	2	3	4	5	6	7	8	9	AB	R	H	RBI	BB	SO	LOB
Chico Carrasquel, R (1, 6) OBP: 0.324, SLG: 0.330	0-0 5-3 ①		0-0 F7 ②			0-0 6-3 ①		0-0 F8 ②		4	0	0	0	0	0	0
Nellie Fox, L (1, 4) OBP: 0.371, SLG: 0.414	0-0 1B S 4-6-3 1B		0-0 G3 ③			0-0 4-3 ②		4-0 1B BB		3	1	1	0	1	0	0
Minnie Minoso, R (1, 7) OBP: 0.420, SLG: 0.494	0-0 4-6-3 1-3 1B			0-0 E 1B 1B		0-0 F4 ③		0-0 1-2 1B		4	0	3	0	0	0	0
Ray Coleman, L (1, 9) OBP: 0.327, SLG: 0.407	0-0 4-6-3 1-2 3-H			0-0 E7 G5-4-3 1B			0-0 F7 ①	0-0 4-3 ③		4	0	1	1	0	0	3
Bob Boyd, L (1, 3) OBP: 0.200, SLG: 0.266	0-0 3-1 ③			0-3 K ①			4-0 FC6-4 BB		0-0 6-3 ①	3	0	0	0	1	1	3
Jim Busby, R (1, 8) OBP: 0.340, SLG: 0.352		0-0 F5 ①		0-0 G5-4-3 1-2f ② ③			0-0 FC6-4 1B 1-2f ②		0-0 5-3 ②	4	0	0	0	0	0	3
Bob Dillinger, R (1, 5) OBP: 0.329, SLG: 0.343		0-0 1-3 ②			0-0 G1-4-3 1B ① ②		0-0 1-2 1B		0-0 1-3 ③	4	0	2	0	0	0	0
Red Wilson, R (1, 2) Eddie Robinson, L (7, PH) Bud Sheely, L (8, 2) OBP: 0.370, SLG: 0.491 OBP: 0.212, SLG: 0.154		0-0 1-3 ③			0-0 G1-4-3 1-2f ① ②		0-0 F8 ③			2	0	0	0	0	0	1
Ken Holcombe, R (1, 1) Luis Aloma, R (8, 1) Rocky Nelson, L (8, PH) Ross Grimsley, L (9, 1) OBP: 0.233, SLG: 0.220 OBP: 0.381, SLG: 0.400 OBP: 0.294, SLG: 0.346			0-0 1-4-3 ①			0-0 F7 ③		0-0 F6 ①		0	0	0	0	0	0	0

Inning Stats	R: 1	H: 2	E: 0	K: 0	S: 5	R: 0	H: 0	E: 0	K: 0	S: 3	R: 0	H: 0	E: 0	K: 0	S: 3	R: 0	H: 2	E: 1	K: 1	S: 6	R: 0	H: 1	E: 0	K: 0	S: 3	R: 0	H: 0	E: 0	K: 0	S: 3	R: 0	H: 1	E: 0	K: 0	S: 4	R: 0	H: 1	E: 0	K: 0	S: 4	R: 0	H: 0	E: 0	K: 0	S: 3	R: 0	H: 0	E: 0	K: 0	S: 3	1B: 7	2B: 0	3B: 0	HR: 0	SF: 0	SAC: 0	DP: 2	HBP: 0	WP: 0	PB: 0	SB: 1	CS: 0	PA: 34
PITCHER Ned Garver, R (1, 1) ERA: 3.83	IP: 9.0	WLS: W	BF: 34	H: 7	R: 1	ER: 1	SO: 1	BB: 2	IBB: 0	HBP: 0	BLK: 0	WP: 0	HR: 0	S: 34	P: 42	ERA: 1.00	WHIP: 1.000													PITCHER	IP: 9.0	WLS: W	BF: 34	H: 7	R: 1	ER: 1	SO: 1	BB: 2	IBB: 0	HBP: 0	BLK: 0	WP: 0	HR: 0	S: 34	P: 42	ERA: 1.00	WHIP: 1.000																

BOTTOM


St. Louis Browns @ Chicago White Sox

Comiskey Park, Chicago, IL

Sat Sep 22 1951, 4:33 AM EDT
Att. 2,238 - Unknown

livebaseballscorecards.com

AB	32
R	1
H	7
RBI	1
BB	2
SO	1
LOB	12



Batter	1	2	3	4	5	6	7	8	9	AB R H RBI BB SO LOB	TOP												
Bobby Young, L (1, 4) OBP: 0.309, SLG: 0.316	0-0 6-3		0-0 6-3			0-3 K	0-0 2B 1B	0-0 1-3		5 1 1 1 0 1 1													
Cliff Mapes, L (1, 8) OBP: 0.332, SLG: 0.410 Jim Delsing, L (4, 8) OBP: 0.337, SLG: 0.356	0-0 F5			0-0 FC6-4 1B 1B		4-0 BB BB	0-0 G3 F9 2B		0-0 SH L6 2B	2 0 1 0 0 0 0 2 2 2 2 1 0 0													
Ken Wood, R (1, 7) OBP: 0.295, SLG: 0.430	0-0 1B			0-0 FC6-4 1B		0-0 F7	0-0 G3		0-0 SH L6	4 0 2 0 0 0 3													
Earl Rapp, L (1, 9) OBP: 0.344, SLG: 0.458	0-0 F8			0-0 FC6-4 BB		4-0 1-2 BB	0-0 F9		0-0 L6	4 0 0 1 1 0 5													
Hank Art, L (1, 3) OBP: 0.340, SLG: 0.400		0-0 F7		4-0 G4-3 BB		0-0 F7	0-3 K		0-3 K	4 0 0 0 1 2 3													
Matt Batts, R (1, 2) OBP: 0.342, SLG: 0.417		0-0 F4		0-0 G4-3			0-0 BB BB 1B	0-0 5-3		4 1 1 0 0 0 3													
Fred Marsh, R (1, 5) OBP: 0.296, SLG: 0.323		0-0 F8			0-0 L3 1B		4-0 BB BB 1B BB	0-0 2B 2B		3 2 2 0 1 0 0													
Bill Jennings, R (1, 6) OBP: 0.271, SLG: 0.243 Bob Nieman, R (8, PH) OBP: 0.429, SLG: 0.842 Bud Thomas, R (8, PR) OBP: 0.300, SLG: 0.600			4-0 G1-6-3 BB		0-0 L3		4-0 1B BB WP BB	0-0 2B		1 1 0 0 2 0 1 1 0 1 1 0 0 0 0 0 0 0 0 0 0													
Satchel Paige, R (1, 1) OBP: 0.133, SLG: 0.133 Duke Markell, R (4, 1) Tommy Byrne, L (7, PH) OBP: 0.339, SLG: 0.443 Frank Saucier, L (7, PR) OBP: 0.276, SLG: 0.143 Duane Pilette, R (7, 1) OBP: 0.228, SLG: 0.143 Jim McDonald, R (7, 1) OBP: 0.233, SLG: 0.310 Ben Taylor, L (8, PH) OBP: 0.337, SLG: 0.405 Bob Mahoney, R (8, 1) OBP: 0.300, SLG: 0.222			0-0 G1-6-3		0-0 F9		4-0 2B BB	0-0 F8		1 0 0 0 0 0 0 1 1 0 0 0 0 0 0 0 0 0 0 0 1 1 0 0 0 1 0 1 0 0 0 0 0 0 1 0 0 0 0 0 0 0 0													
Inning Stats	R: 0 E: 0 K: 0 S: 4	H: 1 LOB: 1 BB: 0 P: 4	R: 0 E: 0 K: 0 S: 3	H: 0 LOB: 0 BB: 0 P: 3	R: 0 E: 0 K: 0 S: 2	H: 0 LOB: 0 BB: 1 P: 6	R: 0 E: 0 K: 0 S: 4	H: 2 LOB: 2 BB: 1 P: 8	R: 0 E: 0 K: 1 S: 3	H: 1 LOB: 0 BB: 0 P: 3	R: 0 E: 0 K: 1 S: 5	H: 0 LOB: 2 BB: 2 P: 13	R: 6 E: 0 K: 1 S: 8	H: 3 LOB: 1 BB: 3 P: 20	R: 1 E: 0 K: 0 S: 5	H: 2 LOB: 1 BB: 0 P: 5	R: 1 E: 1 K: 1 S: 6	H: 1 LOB: 0 BB: 0 P: 6	1B: 6 2B: 6 3B: 0 HR: 0	SF: 0 SAC: 1 DP: 4 HBP: 0	WP: 1 PB: 0 SB: 0 CS: 0	PA: 41	
PITCHER	IP WLS BF H R ER SO BB IBB HBP BLK WP HR S P ERA WHIP																						
Lou Kretlow, R (1, 1) ERA: 4.29	6.0		27	5	4	4	1	7	0	0	0	0	0	22	50	6.00	2.000					ERA	WHIP
Harry Dorish, R (7, 1) ERA: 3.35	0.0		2	2	1	1	0	0	0	0	0	1	0	2	2	∞	∞					ERA	WHIP
Randy Gumpert, R (7, 1) ERA: 4.12	2.0	L	10	3	3	2	1	0	0	0	0	0	0	12	12	9.00	1.500					ERA	WHIP
Ross Grimsley, L (9, 1) ERA: 4.15	1.0		2	0	0	0	1	0	0	0	0	0	0	4	4	0.00	0.000					ERA	WHIP

St. Louis Browns @ Chicago White Sox
 Comiskey Park, Chicago, IL
 Sun Sep 23 1951, 4:33 AM EDT
 Att. 23,054 - Unknown

livebaseballscorecards.com

AB	33
R	8
H	10
RBI	6
BB	7
SO	3
LOB	18



BOTTOM

St. Louis Browns @ Chicago White Sox
Comiskey Park, Chicago, IL
Sun Sep 23 1951, 4:33 AM EDT
Att. 23,054 - Unknown

livebaseballscorecards.com

AB	33
R	7
H	10
RBI	7
BB	10
SO	6
LOB	18



WP:	0	PA:	44
PB:	0		
SB:	2		
CS:	0		

AB	R	H	RBI	BB	SO	LOB
4	0	1	0	1	1	3
4	1	1	0	1	0	1
4	3	2	0	1	0	1
3	1	1	1	0	0	1
0	0	0	0	1	0	0
3	2	1	2	2	0	3
5	0	1	2	0	1	3
3	0	0	0	0	1	2
0	0	0	0	1	0	0
0	0	0	0	0	0	0
2	0	2	0	1	0	0
2	0	1	2	0	0	1
2	0	0	0	1	2	2
0	0	0	0	0	0	0
1	0	0	0	0	1	1
0	0	0	0	0	0	0

Batter	1	2	3	4	5	6	7	8	9
Chico Carrasquel, R OBP: 0.325, SLG: 0.329 (1, 6)	0-0 6-3 1B		0-0 1B		4-0 BB	0-3 K		0-0 1-4-3	
Nellie Fox, L OBP: 0.371, SLG: 0.413 (1, 4)	0-0 L6		0-0 F8		0-0 G3		0-0 HBP 1B E 1B	4-0 S BB	
Minnie Minoso, R OBP: 0.422, SLG: 0.494 (1, 8) (8, 7)	4-0 S 3B BB		0-0 L1			0-0 4-3 2B 1B	0-0 HBP E 1B	0-0 F6	
Bud Stewart, L OBP: 0.358, SLG: 0.465 Gus Niarhos, R OBP: 0.427, SLG: 0.317 (1, 7) (8, 2)	0-0 1-H 3B			0-0 F9		0-0 4-3	1-0 E 1B HBP	4-0 BB	
Bob Boyd, L OBP: 0.300, SLG: 0.294 (1, 3)	0-0 4-3			4-0 4-3 BB		4-0 2B BB	0-0 E7 1B 1B	0-0 4-3	
Al Zarilla, L OBP: 0.362, SLG: 0.401 (1, 9)				0-0 4-3		0-0 BB 2B	0-0 4-3	0-0 1-3	
Bob Dillinger, R OBP: 0.326, SLG: 0.340 Eddie Robinson, L OBP: 0.371, SLG: 0.491 Joe Demasisti, R OBP: 0.234, SLG: 0.274 (1, 5) (7, PH) (7, PR) (8, 5)			0-0 F9		0-0 6-3	0-3 K	4-0 1B BB	4-0 G4-6-3 BB	
Rocky Nelson, L OBP: 0.287, SLG: 0.346 Jim Busby, R OBP: 0.340, SLG: 0.352 (9, PH) (9, PR)									
Red Wilson, R OBP: 0.600, SLG: 0.750 Ray Coleman, L OBP: 0.328, SLG: 0.408 (1, 2) (7, PH) (8, 8)						0-0 K 1B	4-0 BB BB	0-0 G4-6-3	
Lou Kretlow, R OBP: 0.130, SLG: 0.091 Harry Dorish, R OBP: 0.258, SLG: 0.323 Randy Gumpert, R OBP: 0.370, SLG: 0.364 Ross Grimsley, L (1, 1) (7, 1) (7, 1) (9, 1)			0-3 K			0-3 K	4-0 BB BB	0-3 K	

Inning	R	H	E	K	S	LOB	BB	P
1	1	1	0	4	3	1	8	8
2	0	1	0	2	3	1	8	8
3	0	1	0	3	3	0	3	3
4	0	0	0	5	17	1	9	9
5	0	1	0	2	3	2	21	21
6	2	2	1	8	13	4	13	13
7	4	4	1	8	13	1	13	13
8	0	0	0	3	11	2	11	11
9	0	0	0	2	6	1	6	6

PITCHER	IP	WLS	BF	H	R	ER	SO	BB	IBB	HBP	BLK	WP	HR	S	P	ERA	WHIP
Satchel Paige, R ERA: 4.88 (1, 1)	3.0		12	3	1	1	2	1	1	0	0	0	0	15	19	3.00	1.333
Duke Markell, R ERA: 7.94 (4, 1)	3.0		16	3	2	2	3	5	0	0	0	0	0	17	37	6.00	2.667
Duane Pillette, R ERA: 4.99 (7, 1)	0.0		3	2	3	3	0	0	0	1	0	0	0	2	3	∞	∞
Jim McDonald, R ERA: 4.64 (7, 1)	1.0		5	2	1	1	1	1	0	0	0	0	0	6	10	9.00	3.000
Bob Mahoney, R ERA: 4.19 (8, 1)	2.0	W	8	0	0	0	0	3	0	0	0	0	0	5	17	0.00	1.500

Batter	1	2	3	4	5	6	7	8	9	AB R H RBI BB SO LOB	TOP
Dale Mitchell, L (1, 7) x OBP: 0.362, SLG: 0.429	0-0 4-3 1B		x 0-0 F8		x 0-0 F5			x 0-0 1-3 1B 2B	x 0-0 L1-3	5 1 2 0 0 0 4	
Snuffy Stirrweiss, R (1, 4) s OBP: 0.375, SLG: 0.265	0-3 K		s 0-3 K			x 0-0 F4		x 0-0 F3		4 0 0 0 0 2 4	
Larry Doby, L (1, 8) x OBP: 0.431, SLG: 0.519	0-0 4-3 1-2			x 0-0 F5		x 0-0 F6		B B B B 4-0 1B BB		3 0 0 0 1 0 1	
Al Rosen, R (1, 5) x OBP: 0.363, SLG: 0.450	0-0 F6			x 0-0 2-3 1B		x 0-0 F3		x 0-0 1-3 2-H 3-H 1B		4 0 2 2 0 0 1	
Luke Easter, L (1, 3) x OBP: 0.330, SLG: 0.464		x 0-0 L7		x 0-0 2-3 1-2			s 0-3 K	x 0-0 F5		4 0 0 0 0 1 2	
Ray Boone, R (1, 6) x OBP: 0.307, SLG: 0.333		x 0-0 6-3		x 0-0 F7			x 0-0 F2	x 0-0 BB BB 1B		4 0 1 0 0 0 1	
Harry Simpson, L (1, 9) x OBP: 0.327, SLG: 0.314		x 0-0 1B			x 0-0 4-3		x 0-0 1B	B B B B 4-0 1-2 BB BB		3 0 2 0 1 0 0	
Jim Hegan, R (1, 2) x OBP: 0.302, SLG: 0.346		x 0-0 5-3			x 0-0 1B		x 0-0 5-3	x 0-0 F3		4 0 1 0 0 0 4	
Early Wynn, S (1, 1) OBP: 0.235, SLG: 0.308			x 0-0 6-3		x 0-0 F1			x 0-0 2B 1B 1B	B B B B 4-0 1-2 2-3 BB	1 0 0 0 0 0 0 1 0 0 0 0 0 1 0 0 0 0 0 0 0 1 0 1 0 0 0 0 0 1 0 0 0 0 0 0 0 0 0 0 0 0 0 0 0 0 1 0 0 0 0 0 0 0 0 0	
Clarence Maddern, R (5, PH) OBP: 0.167, SLG: 0.167											
Bob Lemon, L (5, 1) OBP: 0.254, SLG: 0.347											
Birdie Tebbetts, R (8, PH) OBP: 0.306, SLG: 0.350											
Paul Lehner, L (8, PR) OBP: 0.244, SLG: 0.246											
Mike Garcia, R (8, 1) OBP: 0.250, SLG: 0.318											
Bobby Avila, R (9, PH) OBP: 0.375, SLG: 0.409											
Barney McCosky, L (9, PR) OBP: 0.344, SLG: 0.382											
Inning Stats	R: 0 H: 1 E: 0 LOB: 1 K: 1 BB: 0 S: 6 P: 6	R: 0 H: 1 E: 0 LOB: 1 K: 0 BB: 0 S: 4 P: 4	R: 0 H: 0 E: 0 LOB: 0 K: 1 BB: 0 S: 5 P: 5	R: 0 H: 1 E: 0 LOB: 1 K: 0 BB: 0 S: 4 P: 4	R: 0 H: 1 E: 0 LOB: 1 K: 0 BB: 0 S: 4 P: 4	R: 0 H: 0 E: 0 LOB: 0 K: 0 BB: 0 S: 3 P: 3	R: 0 H: 1 E: 0 LOB: 1 K: 1 BB: 0 S: 6 P: 6	R: 2 H: 3 E: 0 LOB: 1 K: 0 BB: 1 S: 5 P: 9	R: 0 H: 1 E: 0 LOB: 3 K: 0 BB: 2 S: 3 P: 11	1B: 8 SF: 0 2B: 2 SAC: 0 3B: 0 DP: 1 HR: 0 HBP: 0	WP: 0 PA: 37 PB: 0 SB: 0 CS: 0
PITCHER Billy Pierce, L (1, 1) ERA: 3.03	IP WLS BF H R ER SO BB IBB HBP BLK WP HR S P ERA WHIP										
	9.0 W 37 9 2 2 3 3 0 0 0 0 0 0 40 52 2.00 1.333										
PITCHER	IP WLS BF H R ER SO BB IBB HBP BLK WP HR S P ERA WHIP										

Cleveland Indians @ Chicago White Sox
Comiskey Park, Chicago, IL
Tue Sep 25 1951, 4:33 AM EDT
Att. 24,959 - Unknown

livebaseballscorecards.com

AB	34
R	2
H	9
RBI	2
BB	3
SO	3
LOB	18



Batter	1	2	3	4	5	6	7	8	9
Nellie Fox, L OBP: 0.372, SLG: 0.414 (1, 4)	0-0 G4-6-3 1B		0-0 F7	0-0 1-2 2-H 1B		0-0 FC1-4			
Bud Stewart, L OBP: 0.352, SLG: 0.456 (1, 7)	0-0 G4-6-3 1-2f		0-0 F3		0-3 K	0-0 4-3			
Minnie Minoso, R OBP: 0.422, SLG: 0.500 (1, 5)	0-0 CS 1B		0-0 F7		0-0 L4		0-0 HR		
Eddie Robinson, L OBP: 0.372, SLG: 0.490 (1, 3)	0-0 CS 1-2	0-0 BB 1B		0-0 4-3	4-0 1B BB		0-0 5-3		
Ray Coleman, L OBP: 0.328, SLG: 0.410 (1, 9)		0-0 F7		0-0 1B FC3-2 2B	0-0 1-2 1B		0-0 F7		
Jim Busby, R OBP: 0.341, SLG: 0.352 (1, 8)		4-0 1B 1-2 BB		0-0 FC3-2 1B 2-3 1B	0-0 4-3		0-0 G3		
Gus Niarhos, R OBP: 0.419, SLG: 0.310 (1, 2)		0-3 K		0-0 FC3-2 1B 1-2 3-H 1B		0-0 1-3		0-0 E5 G1-6-3	
Chico Carrasquel, R OBP: 0.328, SLG: 0.331 (1, 6)		0-0 1-3 2-H 1B		0-0 1B 1-3 2-H 1B		4-0 1B S BB		0-0 G1-6-3 1-2f	
Billy Pierce, L OBP: 0.284, SLG: 0.215 (1, 1)		0-3 K		0-0 1B 1-2 3-H 1B		0-0 FC1-4 1-3 1B		0-0 5-3	

Inning Stats	R: 0	H: 2	E: 0	LOB: 0	K: 0	P: 3	R: 1	H: 2	E: 0	LOB: 2	K: 2	P: 13	R: 0	H: 0	E: 0	LOB: 0	K: 0	P: 3	R: 2	H: 5	E: 0	LOB: 2	K: 0	P: 7	R: 0	H: 1	E: 0	LOB: 2	K: 1	P: 10	R: 0	H: 1	E: 0	LOB: 2	K: 0	P: 8	R: 1	H: 1	E: 0	LOB: 0	K: 0	P: 4	R: 0	H: 0	E: 1	LOB: 0	K: 0	P: 3	
	3	3	3	0	3	9	0	13	0	0	0	0	0	0	0	0	0	0	0	0	0	0	0	0	0	0	0	0	0	0	0	0	0	0	0	0	0	0	0	0	0	0	0	0	0	0	0	0	0

PITCHER	IP	WLS	BF	H	R	ER	SO	BB	IBB	HBP	BLK	WP	HR	S	P	ERA	WHIP
Early Wynn, R ERA: 3.02 (1, 1)	4.0	L	19	9	3	3	2	1	0	0	0	0	0	22	26	6.75	2.500
Bob Lemon, R ERA: 3.55 (5, 1)	3.0		14	3	1	1	1	2	0	0	0	0	1	14	22	3.00	1.667
Mike Garcia, R ERA: 3.19 (8, 1)	1.0		3	0	0	0	0	0	0	0	0	0	0	3	3	0.00	0.000


BOTTOM

Cleveland Indians @ Chicago White Sox
Comiskey Park, Chicago, IL
Tue Sep 25 1951, 4:33 AM EDT
Att. 24,959 - Unknown

AB	33
R	4
H	12
RBI	4
BB	3
SO	3
LOB	15



1B	2B	3B	HR	SF	SAC	DP	HBP	WP	PA
10	1	0	1	0	0	2	0	0	37

Batter	1	2	3	4	5	6	7	8	9	AB	R	H	RBI	BB	SO	LOB	TOP	
Floyd Baker, L (1, 5) OBP: 0.373, SLG: 0.311										0	0	0	0	0	0	0	Chicago White Sox @ St. Louis Browns Sportsman's Park, St. Louis, MO Fri Sep 28 1951, 4:38 AM EDT Att. 1,787 - Unknown livebaseballscorecards.com	
Nellie Fox, L (1, 4) OBP: 0.373, SLG: 0.419										0	0	0	0	0	0	0		
Don Lenhardt, R (1, 7) OBP: 0.336, SLG: 0.463										0	0	0	0	0	0	0		
Eddie Robinson, L (1, 3) OBP: 0.372, SLG: 0.496										0	0	0	0	0	0	0		
Ray Coleman, L (1, 8) OBP: 0.326, SLG: 0.406										0	0	0	0	0	0	0		
Bud Stewart, L (1, 9) OBP: 0.353, SLG: 0.449										0	0	0	0	0	0	0		
Red Wilson, R (1, 2) OBP: 0.600, SLG: 0.750										0	0	0	0	0	0	0		AB 0 R 0 H 0 RBI 0 BB 0 SO 0 LOB 0
Joe Demaestri, R (1, 6) OBP: 0.235, SLG: 0.273										0	0	0	0	0	0	0		
Howie Judson, R (1, 1) OBP: 0.200, SLG: 0.143										0	0	0	0	0	0	0		
Inning Stats										1B: 0	SF: 0						WP: 0 PA: 0 PB: 0 SB: 0 CS: 0	
PITCHER Duane Pillette, R (1, 1) ERA: 4.99	IP	WLS	BF	H	R	ER	SO	BB	IBB	HBP	BLK	WP	HR	S	P	ERA	WHIP	PITCHER IP WLS BF H R ER SO BB IBB HBP BLK WP HR S P ERA WHIP
	0.0		0	0	0	0	0	0	0	0	0	0	0	0	0	∞	∞	

Batter	1	2	3	4	5	6	7	8	9	AB R H RBI BB SO LOB	TOP							
Floyd Baker, L (1, 5) OBP: 0.374, SLG: 0.315											0 0 0 0 0 0 0 0	Chicago White Sox @ St. Louis Browns Sportsman's Park, St. Louis, MO Sat Sep 29 1951, 4:33 AM EDT Att. 1,014 - Unknown livebaseballscorecards.com						
Nellie Fox, L (1, 4) OBP: 0.376, SLG: 0.426											0 0 0 0 0 0 0 0							
Al Zarilla, L (1, 9) OBP: 0.362, SLG: 0.399											0 0 0 0 0 0 0 0							
Eddie Robinson, L (1, 3) OBP: 0.371, SLG: 0.494											0 0 0 0 0 0 0 0							
Ray Coleman, L (1, 8) OBP: 0.328, SLG: 0.418											0 0 0 0 0 0 0 0							
Bud Stewart, L (1, 7) OBP: 0.363, SLG: 0.469											0 0 0 0 0 0 0 0							
Bud Sheely, L (1, 2) OBP: 0.231, SLG: 0.179											0 0 0 0 0 0 0 0							
Joe Demaestri, R (1, 6) OBP: 0.254, SLG: 0.269											0 0 0 0 0 0 0 0							
Lou Kretlow, R (1, 1) OBP: 0.130, SLG: 0.091	0 0 0 0 0 0 0 0	AB 0 R 0 H 0 RBI 0 BB 0 SO 0 LOB 0																
Inning Stats	1B: 0 SF: 0 2B: 0 SAC: 0 3B: 0 DP: 0 HR: 0 HBP: 0		WP: 0 PA: 0 PB: 0 SB: 0 CS: 0															
PITCHER Bob Turley, R (1, 1) ERA:	IP	WLS	BF	H	R	ER	SO	BB	IBB	HBP	BLK	WP	HR	S	P	ERA	WHIP	PITCHER IP WLS BF H R ER SO BB IBB HBP BLK WP HR S P ERA WHIP
	0.0	L	0	0	0	0	0	0	0	0	0	0	0	0	0	∞	∞	



Batter	1	2	3	4	5	6	7	8	9	AB R H RBI BB SO LOB	TOP	
Floyd Baker, L (1, 5) OBP: 0.376, SLG: 0.323	0-0 F8		0-0 F5	0-0 G3		0-0 F8		0-0 4-3		5 0 0 0 0 0 1		
Nellie Fox, L (1, 4) OBP: 0.373, SLG: 0.425	0-0 4-3		0-0 BB 1B 1B	0-0 F7		0-0 6-3		0-0 4-3		5 1 1 0 0 0 0		
Al Zarilla, L (1, 9) OBP: 0.364, SLG: 0.402 Jim Busby, R (5, PR) OBP: 0.344, SLG: 0.354 (5, 8)	0-0 F6		0-0 BB 1-2 1B		0-0 2B 1B		0-0 G6-4-3 1B	0-0 FC4-6 1B		3 1 2 0 0 0 0 2 0 2 0 0 0 0		
Eddie Robinson, L (1, 3) OBP: 0.371, SLG: 0.495		0-0 F8	4-0 1B 1-2 2-3 BB		0-0 2B		0-0 F5	0-0 FC4-6 1-2f		4 0 1 0 1 0 2		
Ray Coleman, L (1, 8) OBP: 0.330, SLG: 0.418 (5, 7)		0-0 WP 1B	0-0 1-2 2-H 3-H 1B		0-0 E5		0-0 G6-4-3 1-2f	0-0 G3		5 0 2 2 0 0 5		
Bud Stewart, L (1, 7) OBP: 0.367, SLG: 0.465 (5, 9)	4-0 FC6-4 BB		0-0 4-3		0-3 K			0-0 E 6-3 1B		3 1 1 0 1 1 5		
Red Wilson, R (1, 2) OBP: 0.333, SLG: 0.364	0-3 K			0-0 HR 1B	0-0 F5			0-0 E1 6-3		4 1 1 0 0 1 6		
Joe Demaestri, R (1, 6) OBP: 0.253, SLG: 0.297	0-0 FC6-4 1-2f			0-0 HR	0-0 F6			0-0 6-3 1-2 3-H		4 1 1 3 0 0 6		
Joe Dobson, R (1, 1) OBP: 0.065, SLG: 0.087 Bud Sheely, L (4, PH) OBP: 0.240, SLG: 0.202 Randy Gumpert, R (4, 1) OBP: 0.362, SLG: 0.356 Rocky Nelson, L (8, PH) OBP: 0.296, SLG: 0.344 Ross Grimsley, L (8, 1)		0-0 5-3	0-0 6-3		0-3 K			0-0 1-3		1 0 0 0 0 0 0 1 0 0 0 0 0 0 1 0 0 0 0 1 0 1 0 0 0 0 0 1 0 0 0 0 0 0 0		
Inning Stats	R: 0 H: 0 E: 0 LOB: 0 K: 0 BB: 0 S: 3 P: 3	R: 0 H: 1 E: 0 LOB: 2 K: 1 BB: 1 S: 6 P: 10	R: 2 H: 3 E: 0 LOB: 2 K: 0 BB: 1 S: 6 P: 10	R: 2 H: 2 E: 0 LOB: 0 K: 0 BB: 0 S: 5 P: 5	R: 0 H: 2 E: 1 LOB: 3 K: 1 BB: 0 S: 8 P: 8	R: 0 H: 0 E: 0 LOB: 0 K: 1 BB: 0 S: 5 P: 5	R: 0 H: 1 E: 0 LOB: 0 K: 0 BB: 0 S: 3 P: 3	R: 1 H: 1 E: 1 LOB: 1 K: 0 BB: 0 S: 5 P: 5	R: 0 H: 1 E: 0 LOB: 1 K: 0 BB: 0 S: 4 P: 4	1B: 9 SF: 0 2B: 1 SAC: 0 3B: 0 DP: 1 HR: 1 HBP: 0	WP: 1 PA: 41 PB: 0 SB: 0 CS: 0	
PITCHER Ned Garver, R (1, 1) ERA: 3.73	IP WLS BF H R ER SO BB IBB HBP BLK WP HR S P ERA WHIP	9.0 W 41 11 5 4 3 2 0 0 0 1 1 45 53 4.00 1.444										
PITCHER	IP WLS BF H R ER SO BB IBB HBP BLK WP HR S P ERA WHIP											

Chicago White Sox @ St. Louis Browns
Sportsman's Park, St. Louis, MO
Sun Sep 30 1951, 4:33 AM EST
Att: 14,771 - Unknown

livebaseballscorecards.com

AB 39
R 5
H 11
RBI 5
BB 2
SO 3
LOB 26




Batter	1	2	3	4	5	6	7	8	9	AB	R	H	RBI	BB	SO	LOB
Bobby Young, L (1, 4) OBP: 0.310, SLG: 0.316	0-0 F8	0-0 F7		0-0 4-3 1B		0-0 4-3		0-0 5-3		5	0	1	0	0	0	1
Cliff Mapes, L (1, 8) OBP: 0.343, SLG: 0.433	0-0 6-3		0-0 2B 1B 1B	0-0 4-3		0-0 4-3		0-0 F8		5	1	1	0	0	0	1
Bob Nieman, R (1, 7) OBP: 0.413, SLG: 0.628	0-0 1B		0-0 1B 2B	0-0 F9			0-0 F7			4	1	2	0	0	0	1
Jim Delsing, L (8, 8) OBP: 0.339, SLG: 0.356										0	0	0	0	0	0	0
Earl Rapp, L (1, 9) OBP: 0.377, SLG: 0.459	0-0 F7		0-0 SH1-4 1B		0-0 4-3		0-0 E 1B			4	1	2	2	0	0	1
Hank Arft, L (1, 3) OBP: 0.339, SLG: 0.397		4-0 6-3 1B BB	0-0 SH1-4		0-0 F7		0-0 E6 5-3 2B			2	2	1	1	1	0	0
Sherm Lollar, R (1, 2) OBP: 0.350, SLG: 0.397		0-0 6-3 1-2	0-0 5-3		0-0 E5 HR		0-0 5-3			4	1	0	1	0	0	2
Fred Marsh, R (1, 5) OBP: 0.299, SLG: 0.335		0-0 2-H 1B	0-0 F7		0-0 1-H HR		0-0 2B			4	1	3	3	0	0	1
Bill Jennings, R (1, 6) OBP: 0.276, SLG: 0.251		0-0 1B E 1B		0-0 F8		0-0 F9		0-3 K		4	1	1	0	0	1	1
Ned Garver, R (1, 1) OBP: 0.359, SLG: 0.421		0-0 1-H E8 1B		0-0 HR		0-3 K		0-0 5-3		4	1	2	1	0	1	0

BOTTOM

Chicago White Sox @ St. Louis Browns
Sportsman's Park, St. Louis, MO

livebaseballscorecards.com

AB	36
R	9
H	13
RBI	8
BB	1
SO	2
LOB	8



Inning Stats	R: 0	H: 1	E: 0	K: 0	S: 4	H: 1	LOB: 1	BB: 0	P: 4	R: 2	H: 3	E: 1	K: 0	S: 5	H: 3	LOB: 1	BB: 0	P: 6	R: 1	H: 2	E: 0	K: 0	S: 5	H: 1	LOB: 0	BB: 0	P: 5	R: 2	H: 3	E: 1	K: 1	S: 8	R: 0	H: 0	E: 0	K: 1	S: 5	H: 0	LOB: 0	BB: 0	P: 5	R: 2	H: 3	E: 1	K: 1	S: 8	R: 0	H: 0	E: 0	K: 0	S: 3
--------------	------	------	------	------	------	------	--------	-------	------	------	------	------	------	------	------	--------	-------	------	------	------	------	------	------	------	--------	-------	------	------	------	------	------	------	------	------	------	------	------	------	--------	-------	------	------	------	------	------	------	------	------	------	------	------

PITCHER	IP	WLS	BF	H	R	ER	SO	BB	IBB	HBP	BLK	WP	HR	S	P	ERA	WHIP
Joe Dobson, R (1, 1) ERA: 3.68	3.0		16	7	4	3	0	1	0	0	0	0	0	15	19	9.00	2.667
Randy Gumpert, R (4, 1) ERA: 4.19	4.0	L	19	6	5	3	2	0	0	0	0	0	2	23	23	6.75	1.500
Ross Grimsley, L (8, 1) ERA: 3.86	1.0		3	0	0	0	0	0	0	0	0	0	0	3	3	0.00	0.000

WP: 0	PA: 38
PB: 0	
SB: 0	
CS: 0	

WP	HR	S	P	ERA	WHIP
0	0	0	0	0.00	0.000

Sun Sep 30 1951, 4:33 AM EST
Att. 14,771 - Unknown