

Chicago White Sox - 1951


Batter	1	2	3	4	5	6	7	8	9	AB	R	H	RBI	BB	SO	LOB	TOP							
Chico Carrasquel, R (1.6)																	0	0	0	0	0	0	0	Chicago White Sox @ St. Louis Browns Sportsman's Park, St. Louis, MO Tue Apr 17 1951, 4:33 AM EST Att: 5,660 - Unknown livebaseballscorecards.com
Floyd Baker, L (1.5)																	0	0	0	0	0	0	0	
Al Zarilla, L (1.9)																	0	0	0	0	0	0	0	
Gus Zernial, R (1.7)																	0	0	0	0	0	0	0	
Eddie Robinson, L (1.3)																	0	0	0	0	0	0	0	
Phil Masi, R (1.2)																	0	0	0	0	0	0	0	
Jim Busby, R (1.8)																	0	0	0	0	0	0	0	
Nellie Fox, L (1.4)																	0	0	0	0	0	0	0	
Billy Pierce, L (1.1)																	0	0	0	0	0	0	0	
Inning Stats																	1B: 0 SF: 0 2B: 0 SAC: 0 3B: 0 DP: 0 HR: 0 HBP: 0	WP: 0 PA: 0 FB: 0 SB: 0 CS: 0						
PITCHER Ned Garver, R (1.1) <small>ERA:</small>	IP	WLS	BF	H	R	ER	SO	BB	IBB	HBP	BLK	WP	HR	S	P	ERA	WHIP	PITCHER IP WLS BF H R ER SO BB IBB HBP BLK WP HR S P ERA WHIP						

Batter	1	2	3	4	5	6	7	8	9	AB	R	H	RBI	BB	SO	LOB	BOTTOM							
Bobby Young, L (1.4)																	0	0	0	0	0	0	0	Chicago White Sox @ St. Louis Browns Sportsman's Park, St. Louis, MO Tue Apr 17 1951, 4:33 AM EST Att: 5,660 - Unknown livebaseballscorecards.com
Tom Upton, R (1.6)																	0	0	0	0	0	0	0	
Johnny Berardino, R (1.5)																	0	0	0	0	0	0	0	
Ken Wood, R (1.9)																	0	0	0	0	0	0	0	
Roy Sievers, R (1.8)																	0	0	0	0	0	0	0	
Don Lenhardt, R (1.7)																	0	0	0	0	0	0	0	
Sherm Lollar, R (1.2)																	0	0	0	0	0	0	0	
Joe Lutz, L (1.3)																	0	0	0	0	0	0	0	
Ned Garver, R (1.1)																	0	0	0	0	0	0	0	
Inning Stats																	1B: 0 SF: 0 2B: 0 SAC: 0 3B: 0 DP: 0 HR: 0 HBP: 0	WP: 0 PA: 0 FB: 0 SB: 0 CS: 0						
PITCHER Billy Pierce, L (1.1) <small>ERA:</small>	IP	WLS	BF	H	R	ER	SO	BB	IBB	HBP	BLK	WP	HR	S	P	ERA	WHIP	PITCHER IP WLS BF H R ER SO BB IBB HBP BLK WP HR S P ERA WHIP						

Batter	1	2	3	4	5	6	7	8	9	AB	R	H	RBI	BB	SO	LOB	TOP			
Johnny Lipon, R OBP: 0.077, SLG: 0.077 (1, 6)	F7		F7			FC5-4		F7		4	0	0	0	0	0	3				
Neil Berry, R OBP: 0.300, SLG: 0.125 Steve Souchock, R (9, PH) OBP: 1.000, SLG: 1.000 (1, 5)	BB			F8		F7		G4-6-3		2	0	0	0	1	0	1				
Don Kolloway, R OBP: 0.182, SLG: 0.455 (1, 3)	G4-6-3			5-3			F7		G4-6-3	4	0	1	0	0	0	1				
Vic Wertz, L (1, 9)	G4-6-3			F8			F2		G3	4	0	0	0	0	2					
Hoot Evers, R OBP: 0.200, SLG: 0.111 (1, 7)		F3			L5					3	0	0	0	0	1	0				
Johnny Groth, R (1, 8)				6-3						3	0	0	0	0	0	0				
Jerry Priddy, R OBP: 0.300, SLG: 0.333 (1, 4)				F7						3	0	0	0	0	0	0				
Joe Ginsberg, L (1, 2)				3-1			F2			2	0	0	0	1	0	0				
Ted Gray, S (1, 1) Dick Kryhoski, L (6, PH) Ray Herbert, R (6, 1) Charlie Keller, L (8, PH) Wayne McLeland, R (8, 1)				K			FC5-4			1	0	0	0	0	1	0				
Inning Stats	R: 0 E: 0 K: 0 S: 3	H: 1 LOB: 1 BB: 1 P: 7	R: 0 E: 0 K: 0 S: 3	H: 0 LOB: 0 BB: 0 P: 3	R: 0 E: 0 K: 1 S: 5	H: 0 LOB: 0 BB: 0 P: 5	R: 0 E: 0 K: 0 S: 3	H: 0 LOB: 0 BB: 0 P: 3	R: 0 E: 0 K: 0 S: 3	H: 0 LOB: 1 BB: 1 P: 7	R: 0 E: 0 K: 1 S: 5	H: 0 LOB: 0 BB: 0 P: 5	R: 0 E: 0 K: 0 S: 4	H: 1 LOB: 2 BB: 1 P: 8	R: 0 E: 0 K: 0 S: 3	H: 1 LOB: 0 BB: 0 P: 3	1B: 3 2B: 0 3B: 0 HR: 0	SF: 0 SAC: 0 DP: 2 HBP: 0	WP: 0 PB: 0 CS: 0	PA: 31
PITCHER Randy Gumpert, R ERA:	IP: 9.0 WLS: W BF: 31 H: 3 R: 0 ER: 0 SO: 2 BB: 3 IBB: 0 HBP: 0 BLK: 0 WP: 0 HR: 0 S: 32 P: 44 ERA: 0.00 WHIP: 0.667															PITCHER				

Detroit Tigers @ Chicago White Sox
Comiskey Park, Chicago, IL
Fri Apr 20 1951, 4:33 AM EST
Att: 8,731 - Unknown


AB 28
R 0
H 3
RBI 0
BB 3
SO 2
LOB 7

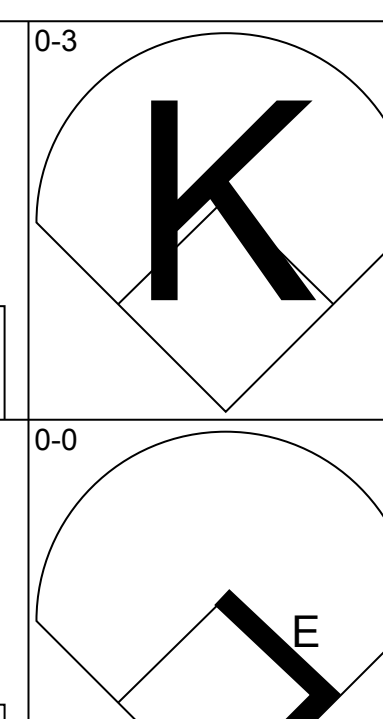
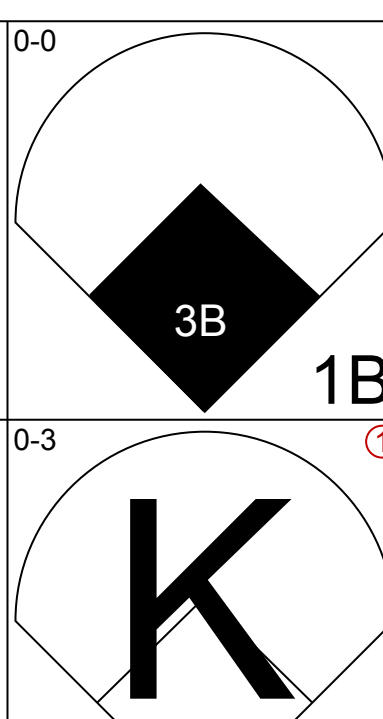
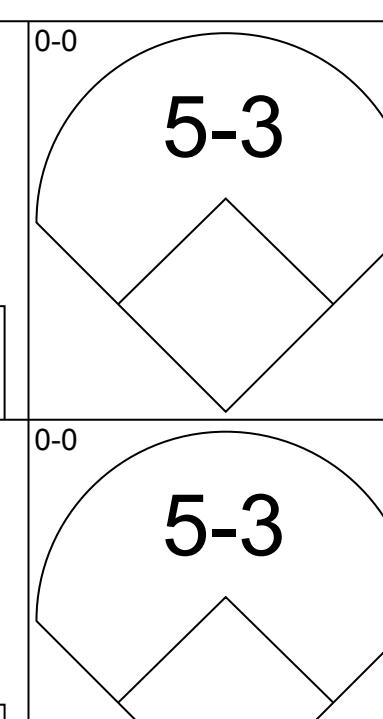
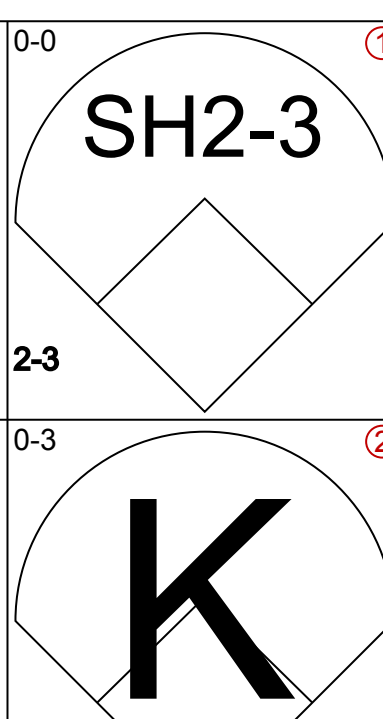
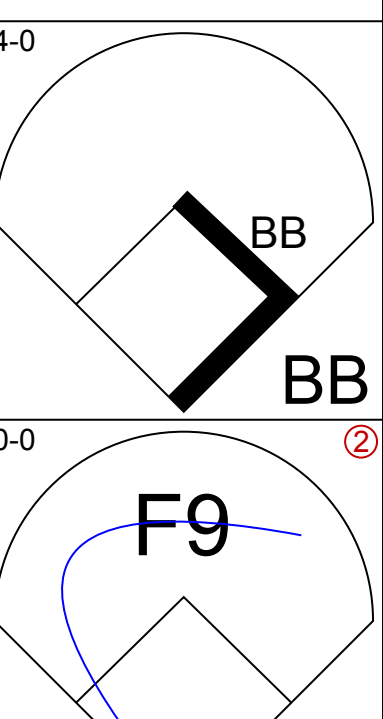
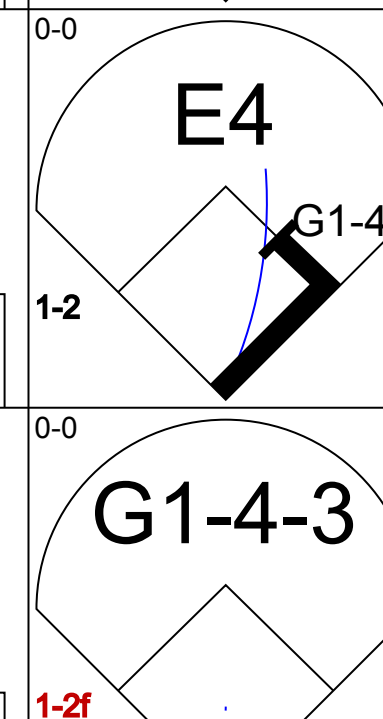
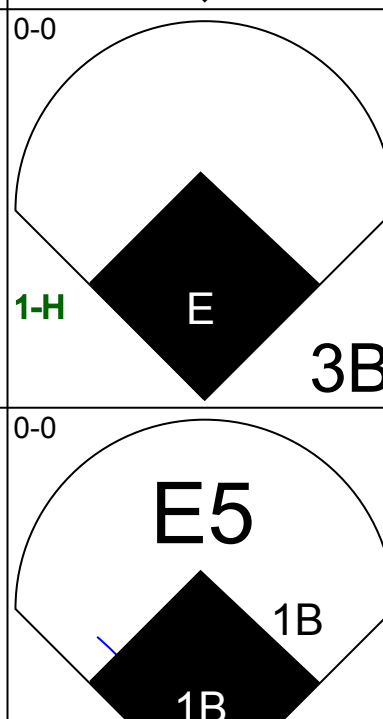

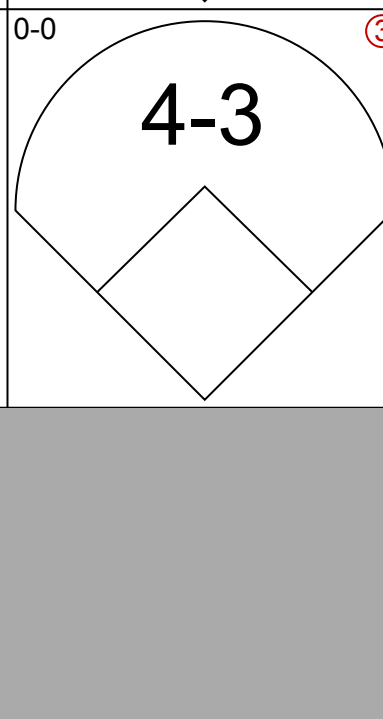
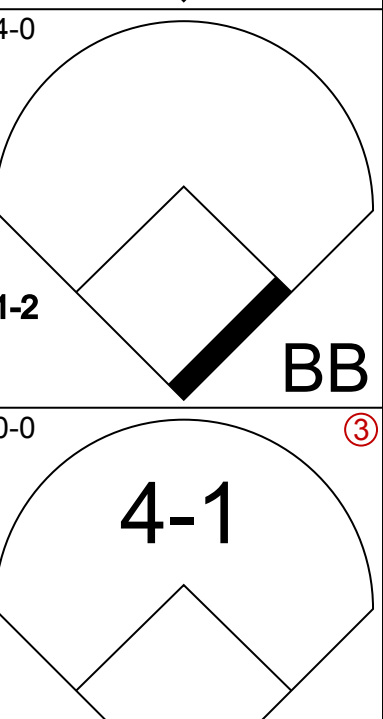

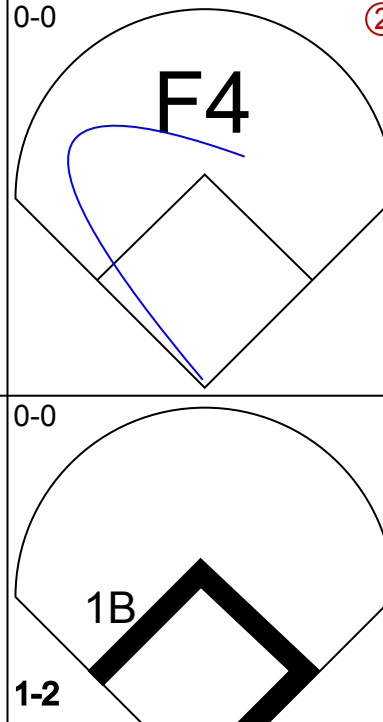
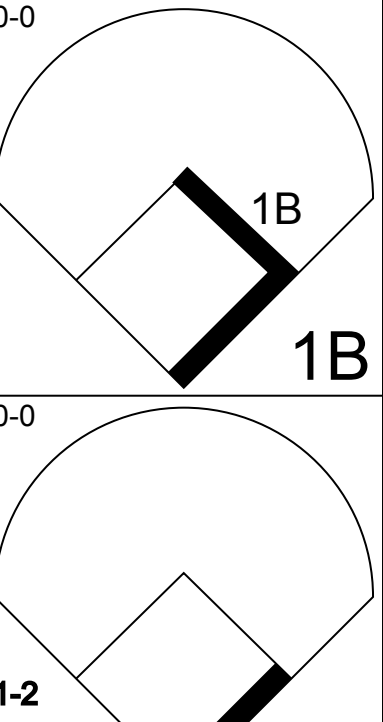



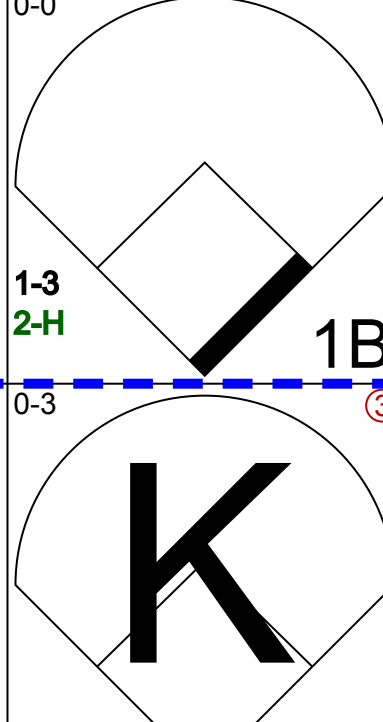
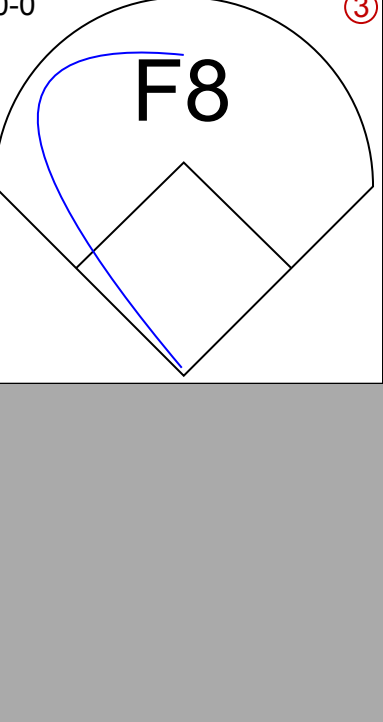
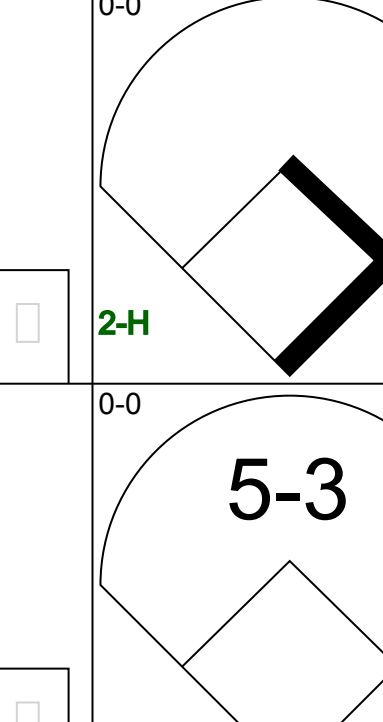

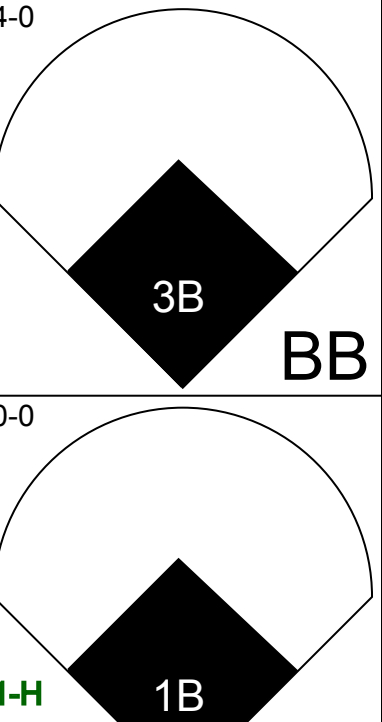
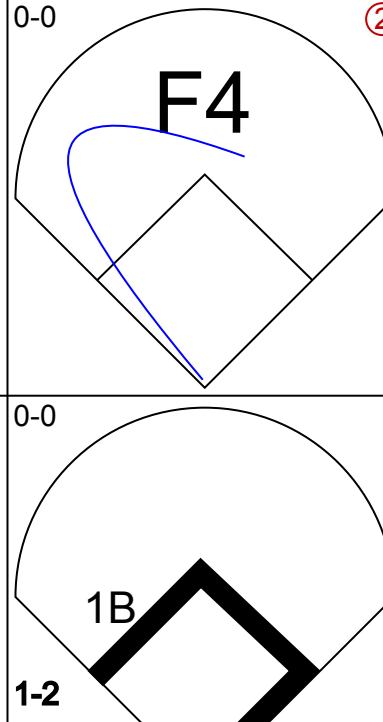
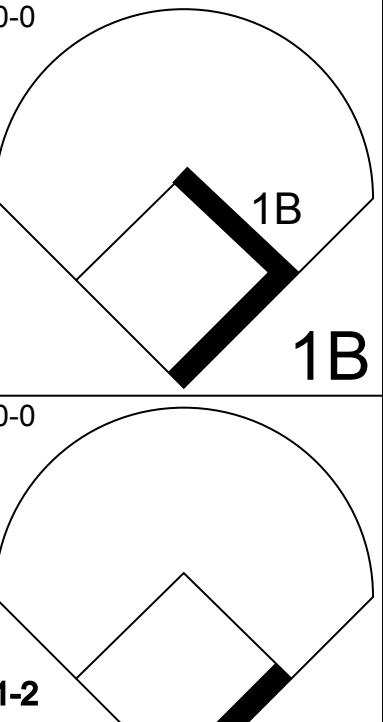
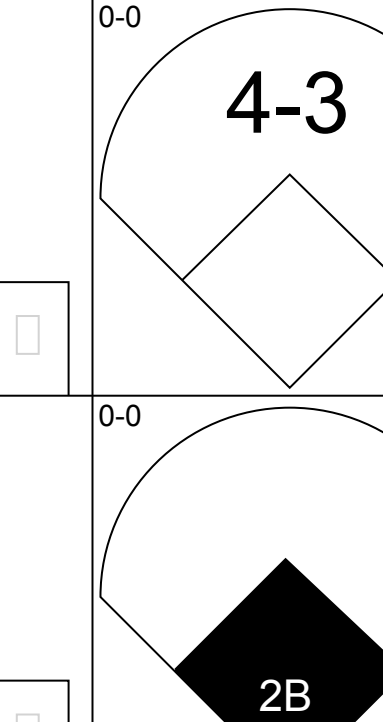
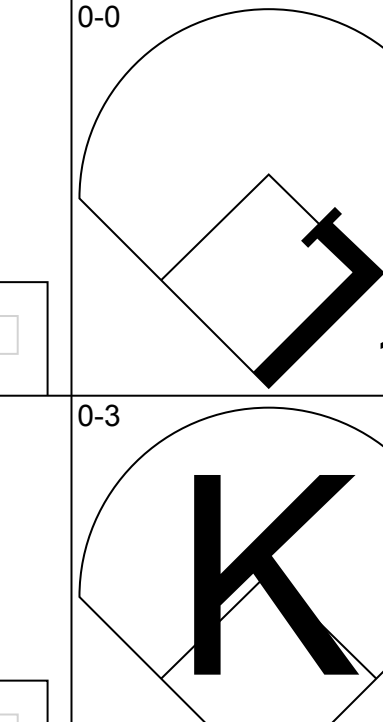
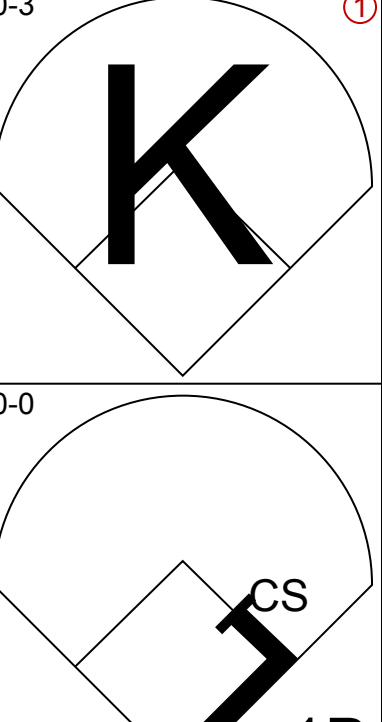
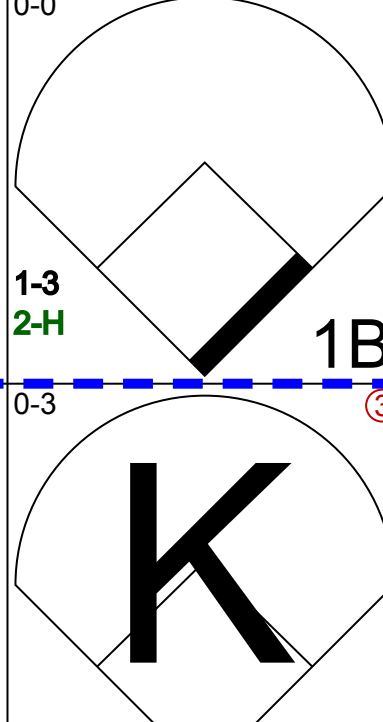
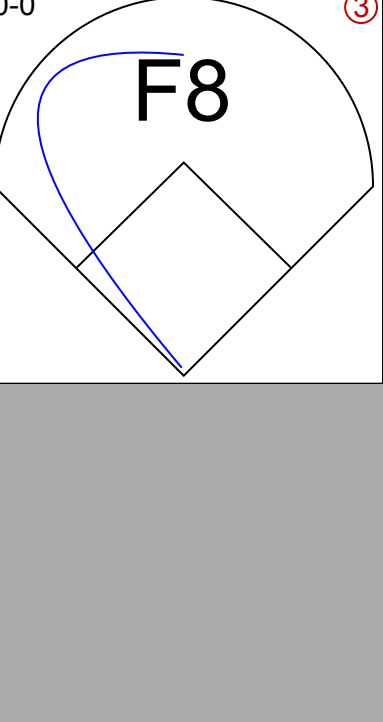
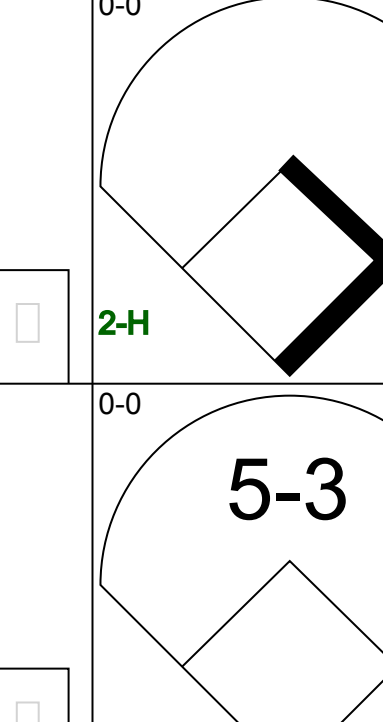
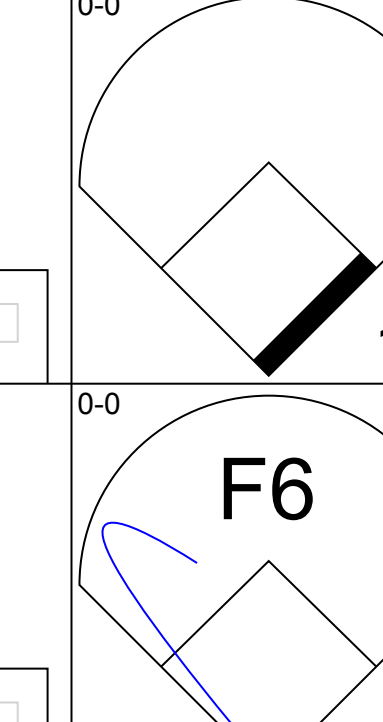
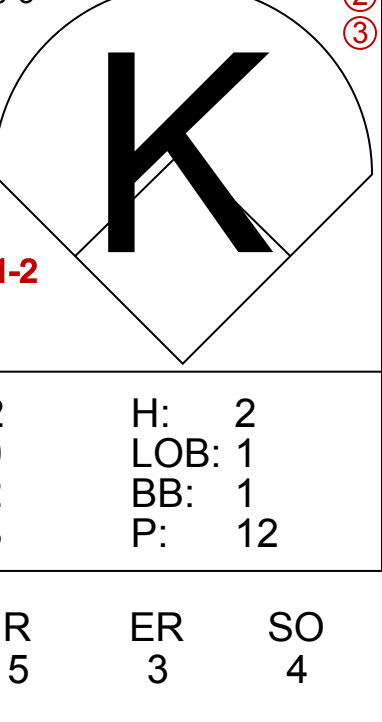

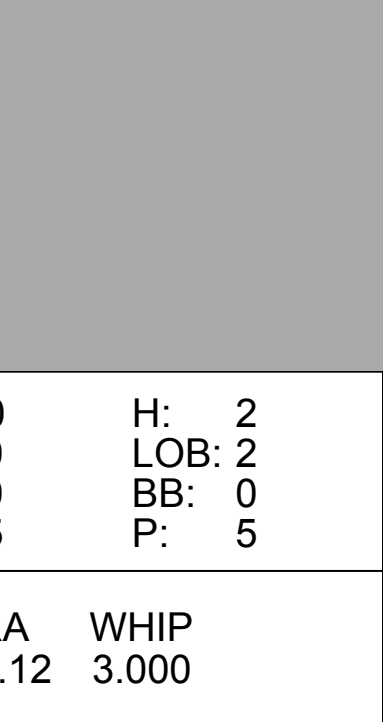
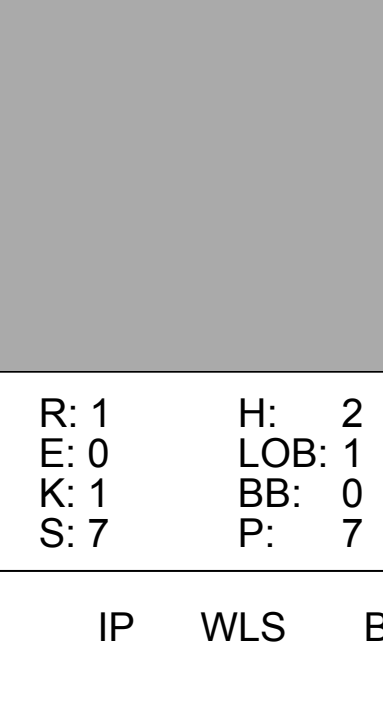
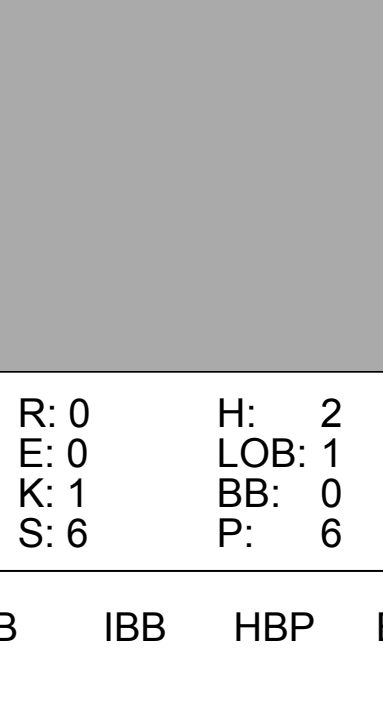
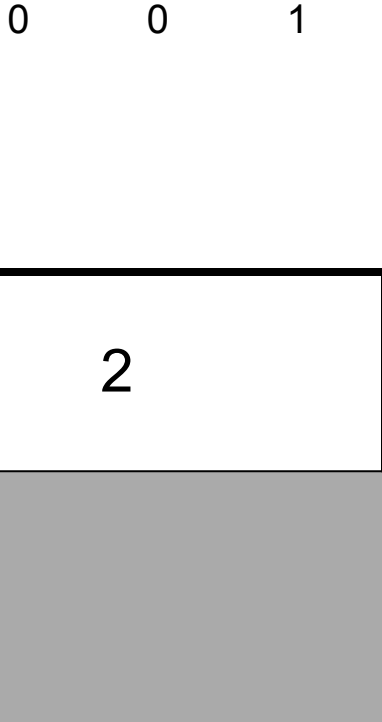
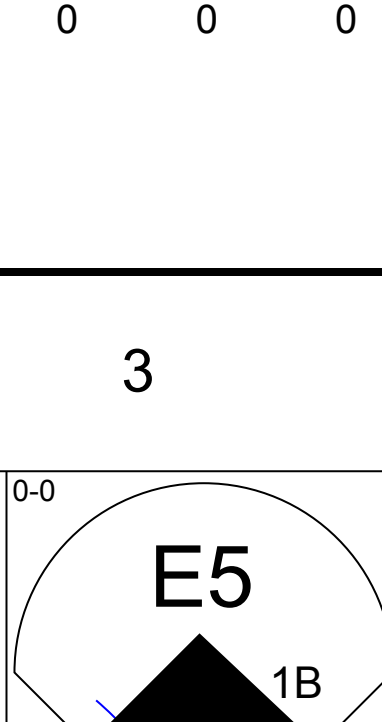
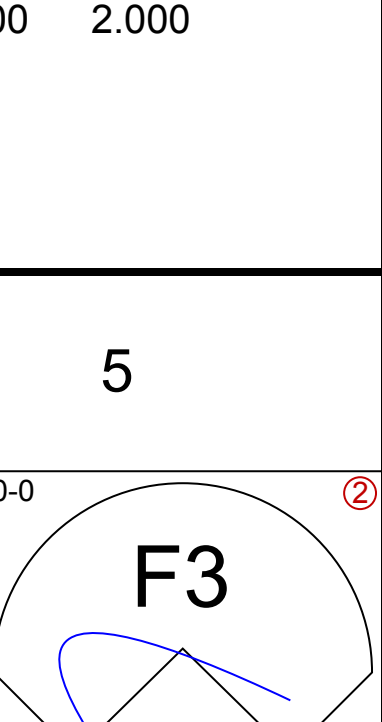
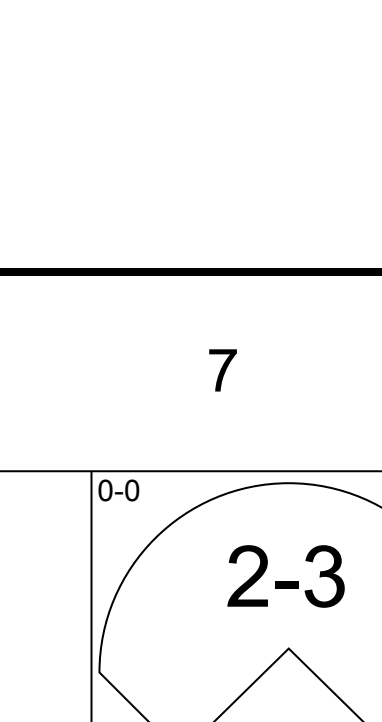
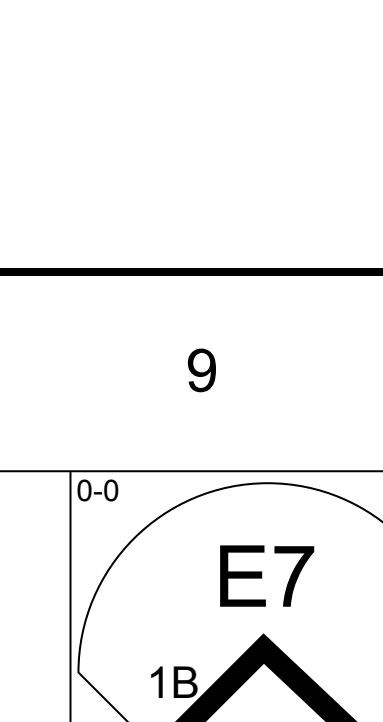
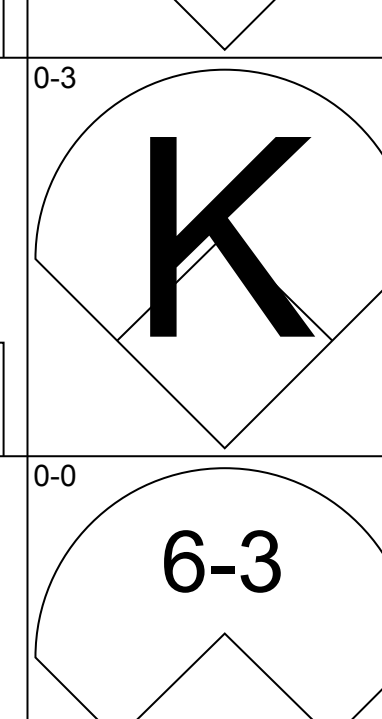

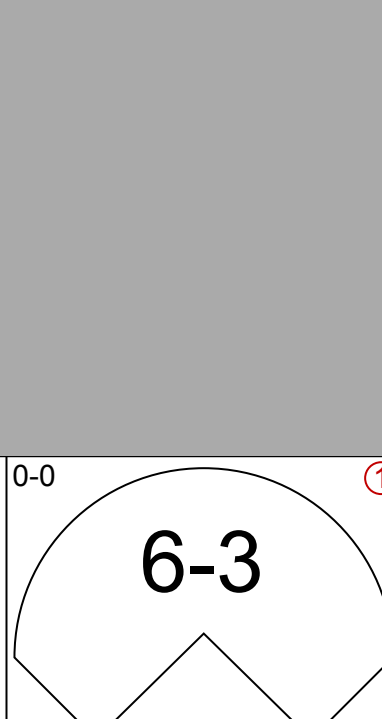
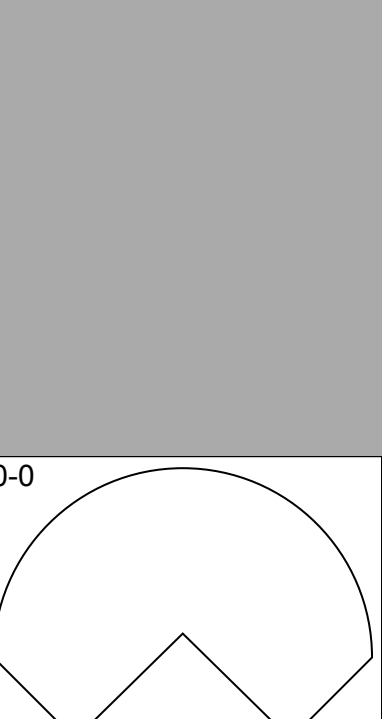


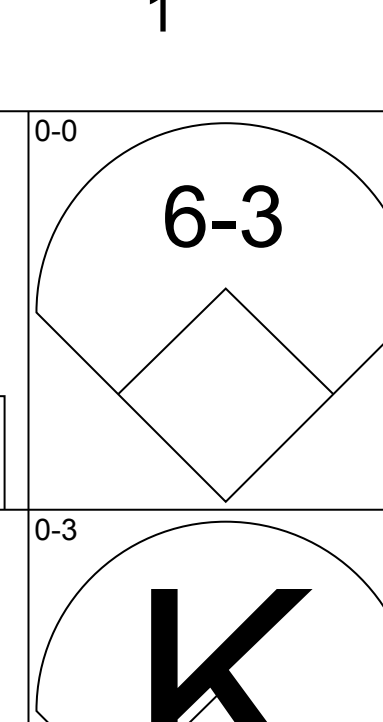
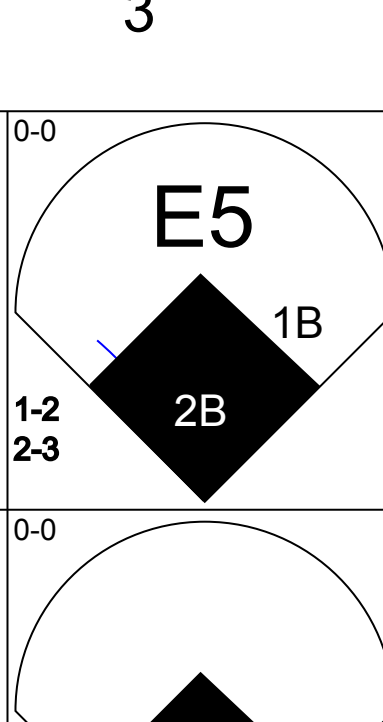
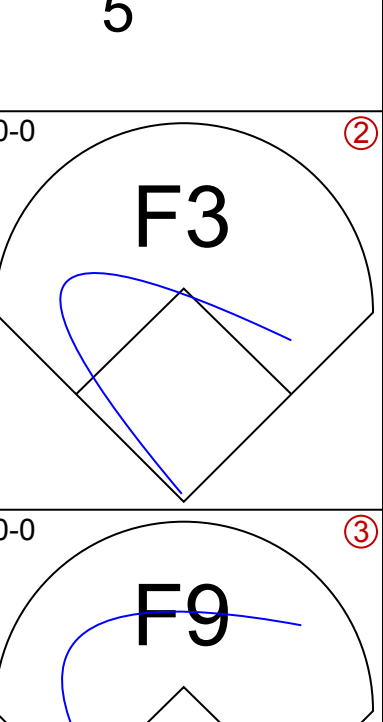
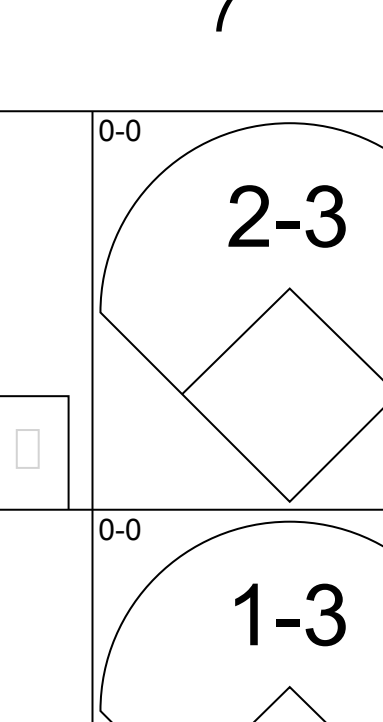
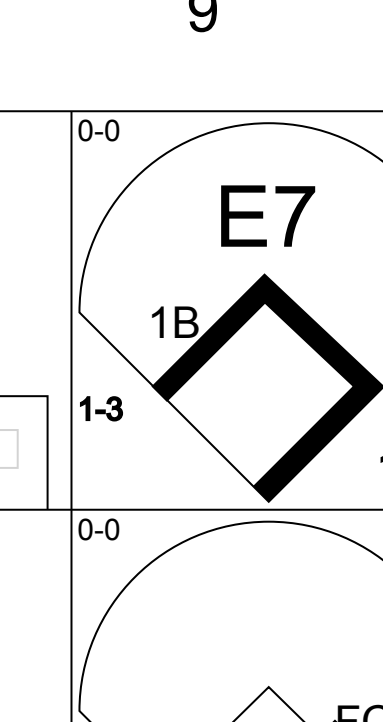
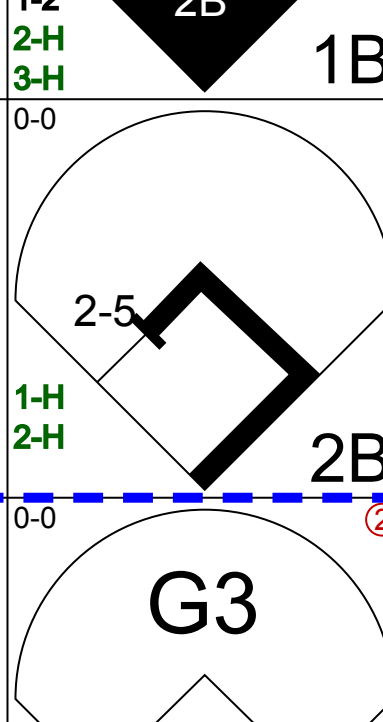

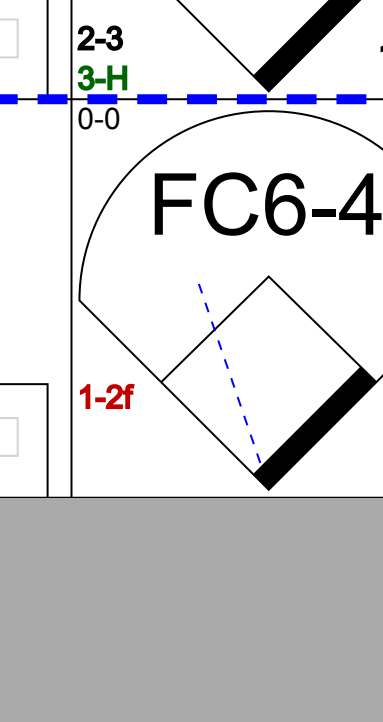

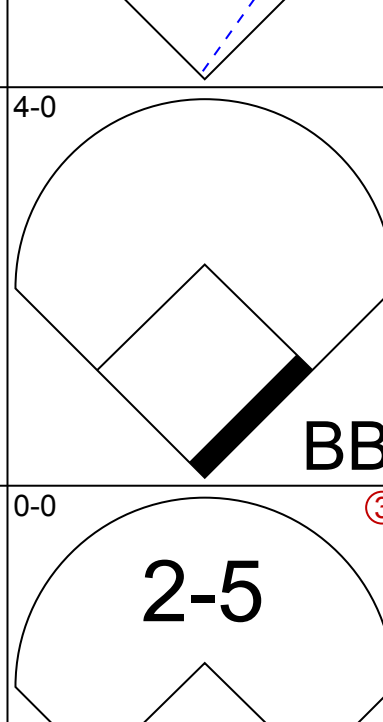


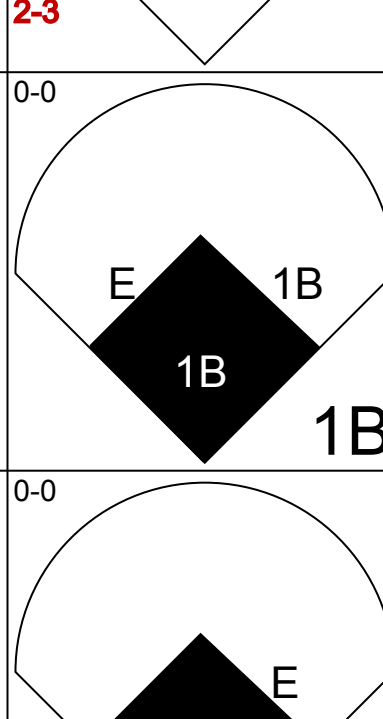
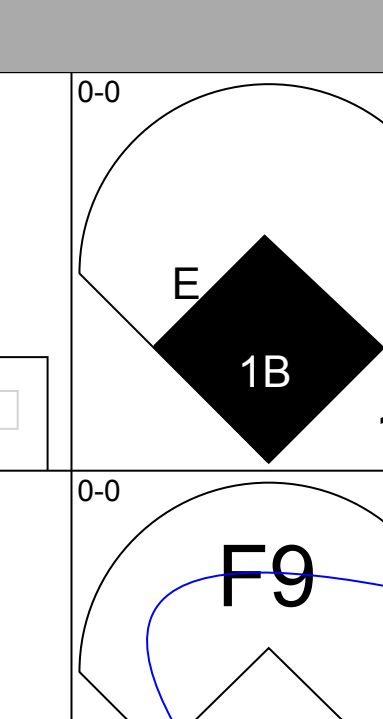
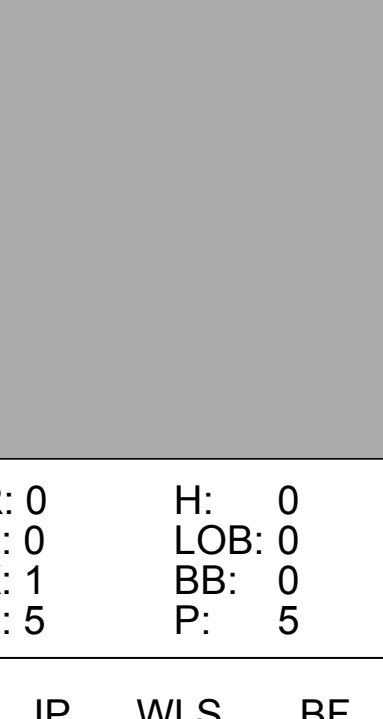
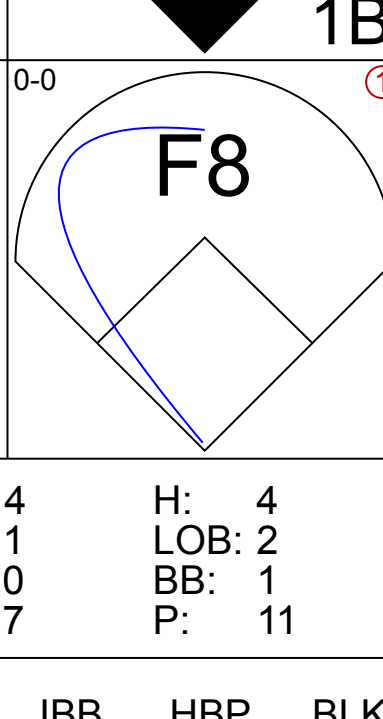
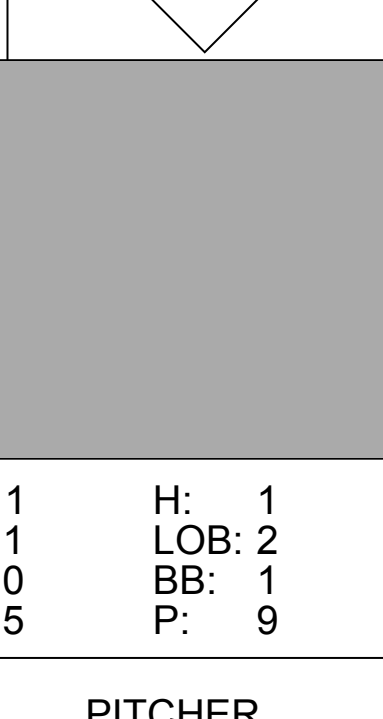
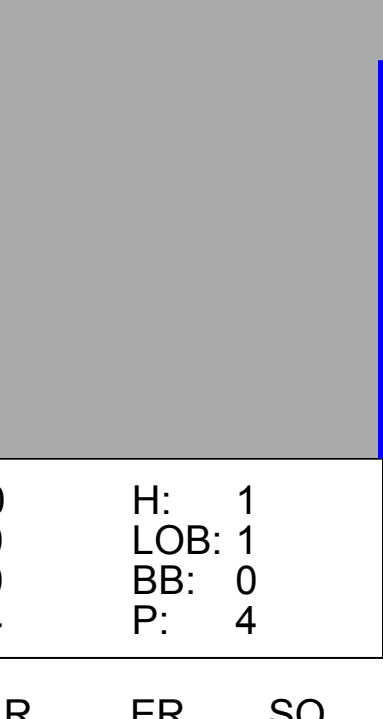
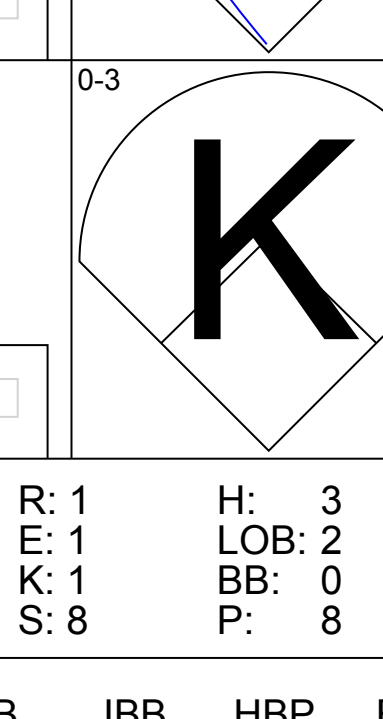
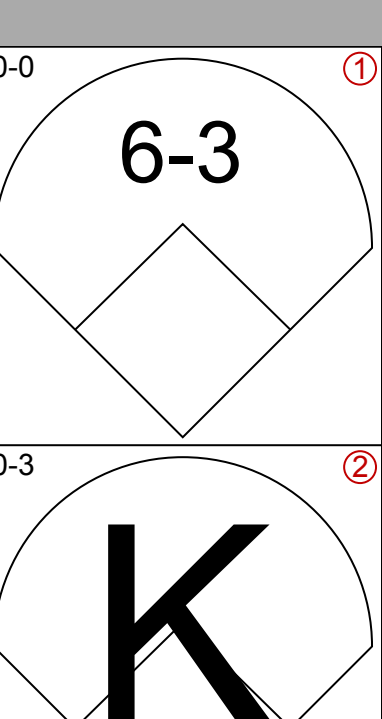
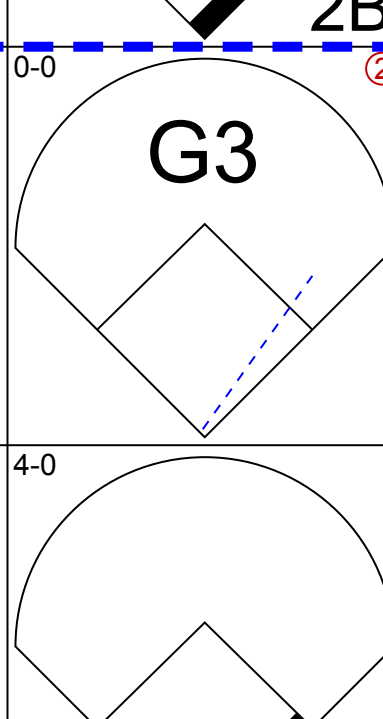
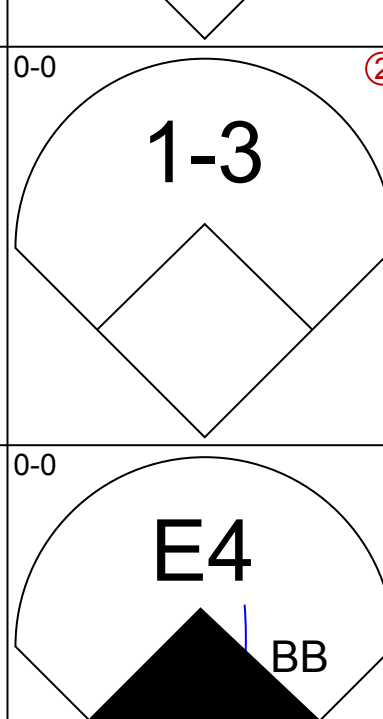
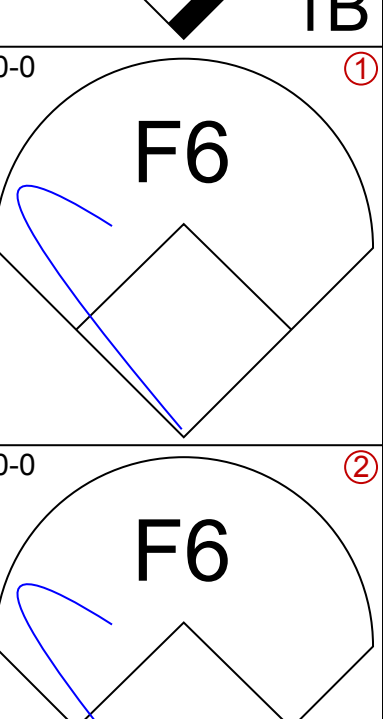
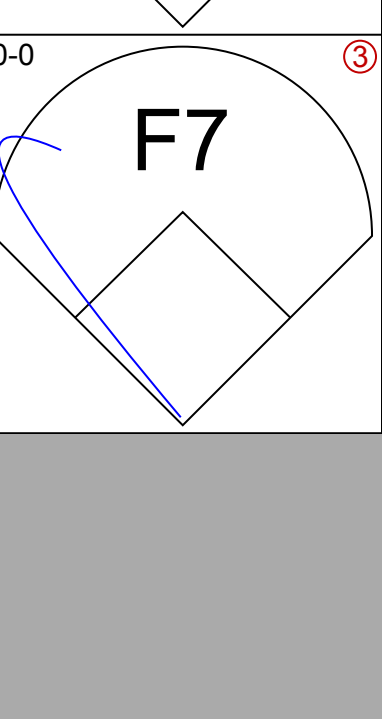
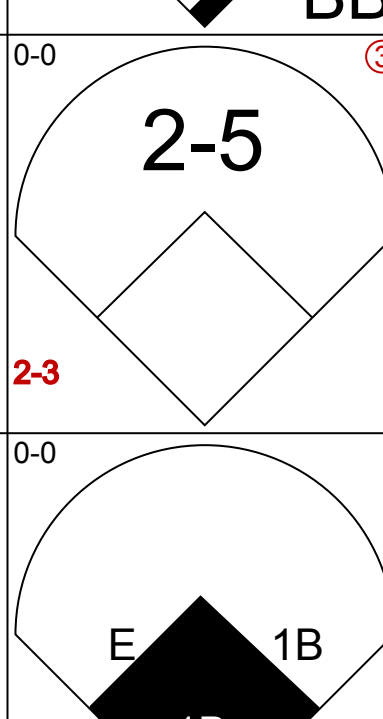
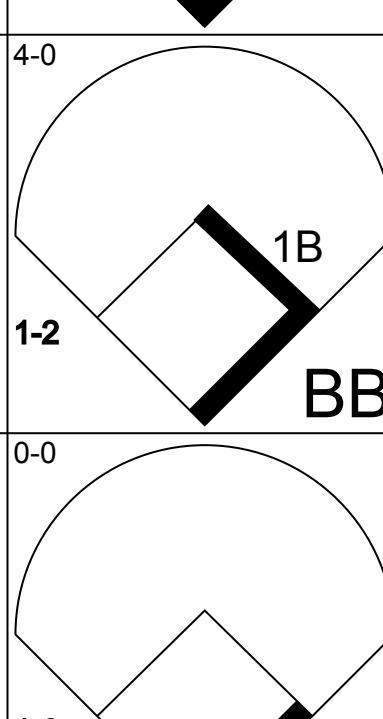
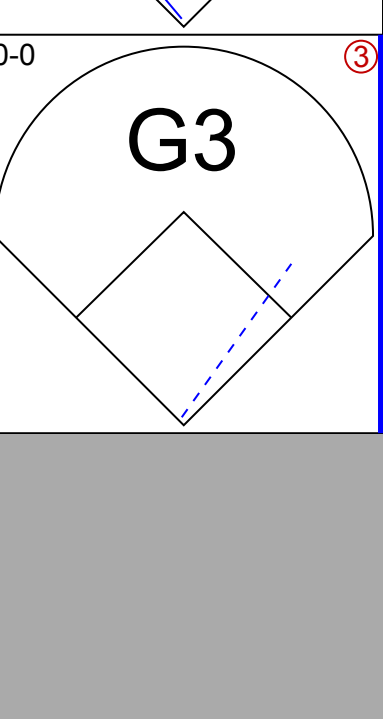

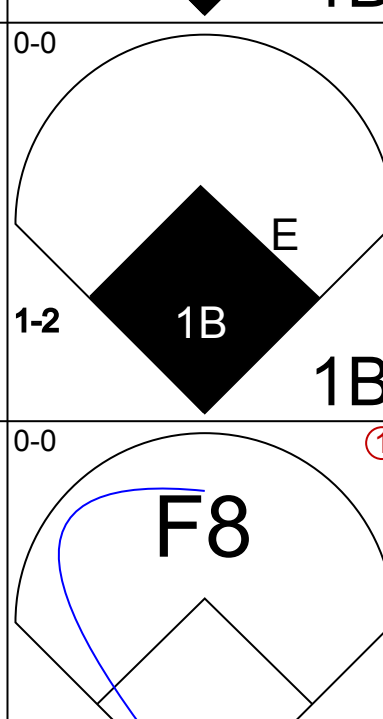
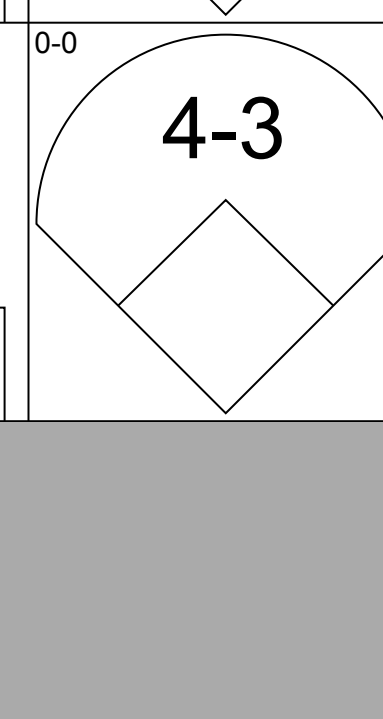
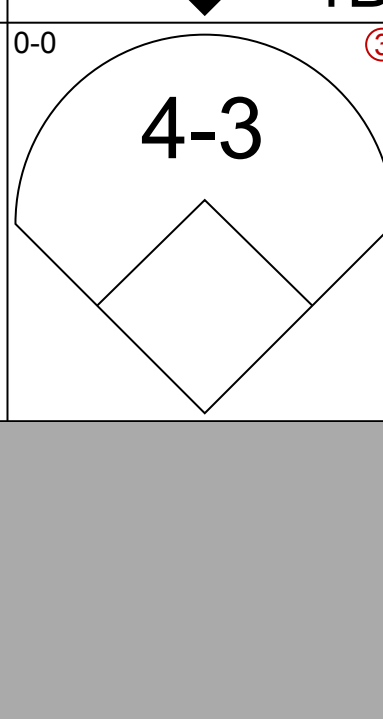

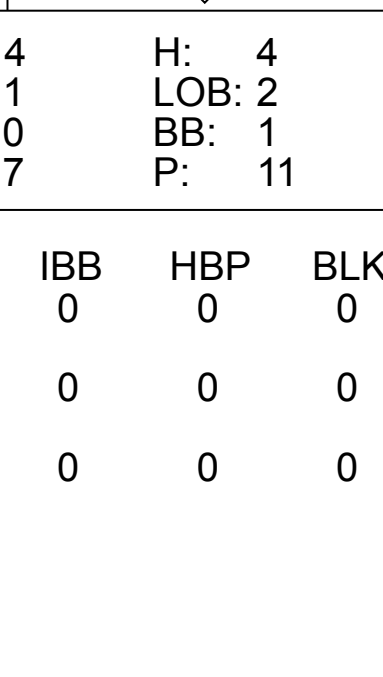
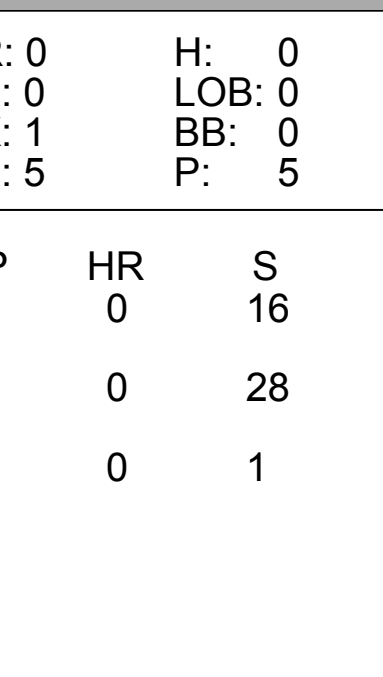
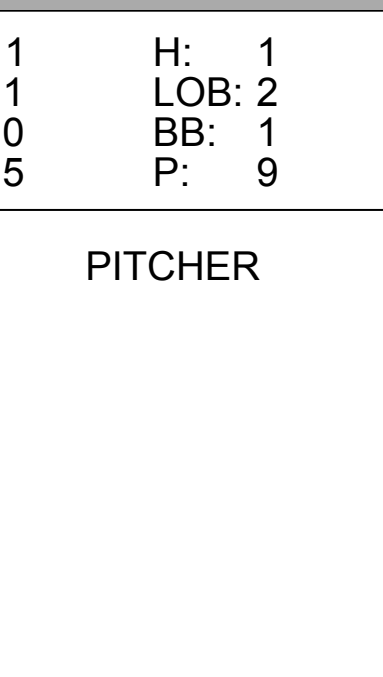
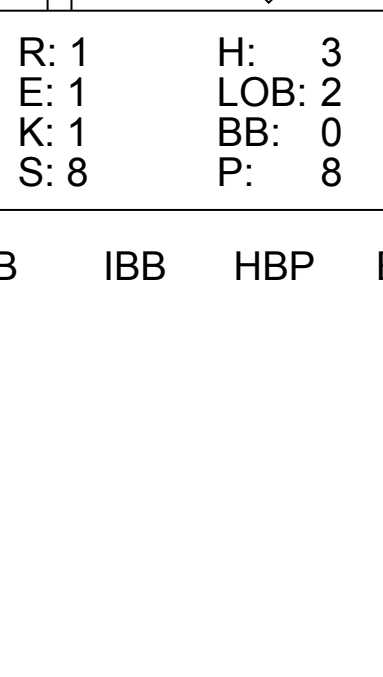
Batter	1	2	3	4	5	6	7	8	9	AB	R	H	RBI	BB	SO	LOB	BOTTOM			
Chico Carrasquel, R OBP: 0.471, SLG: 0.563 (1, 6)	4-3		E6							4	0	2	0	0	0	2				
Floyd Baker, L OBP: 0.525, SLG: 0.417 (1, 5)	K		F7							4	0	0	0	0	2	5				
Al Zarilla, L OBP: 0.412, SLG: 0.800 (1, 9)	K		F7							4	0	0	0	0	2	4				
Gus Zernial, R OBP: 0.235, SLG: 0.133 (1, 7)		K	E6							4	0	0	0	0	1	1				
Gordon Goldsberry, L OBP: 0.400, SLG: 0.250 (1, 3)		F9								3	1	1	0	1	0	0				
Gus Niarhos, R (1, 2)		F8	4-3							3	0	0	0	1	0	4				
Jim Busby, R OBP: 0.533, SLG: 0.571 (1, 8)			E5							4	2	2	1	0	1	1				
Nellie Fox, L OBP: 0.571, SLG: 0.700 (1, 4)										3	1	1	0	0	0	2				
Randy Gumpert, R OBP: 0.333, SLG: 0.333 (1, 1)										3	1	1	2	0	1	2				
Inning Stats	R: 0 E: 0 K: 2 S: 7	H: 0 LOB: 0 BB: 0 P: 7	R: 0 E: 0 K: 1 S: 5	H: 0 LOB: 0 BB: 0 P: 5	R: 3 E: 3 K: 0 S: 7	H: 1 LOB: 3 BB: 1 P: 12	R: 1 E: 0 K: 0 S: 5	H: 2 LOB: 1 BB: 0 P: 5	R: 0 E: 0 K: 0 S: 3	H: 0 LOB: 0 BB: 0 P: 3	R: 0 E: 0 K: 1 S: 4	H: 0 LOB: 1 BB: 1 P: 8	R: 0 E: 1 K: 3 S: 10	H: 1 LOB: 1 BB: 0 P: 10	R: 1 E: 0 K: 0 S: 6	H: 3 LOB: 2 BB: 0 P: 6	1B: 7 2B: 1 3B: 0 HR: 0	SF: 0 SAC: 1 DP: 1 HBP: 1	WP: 1 PB: 0 CS: 0	PA: 36
PITCHER Ted Gray, L ERA: 1.8 Ray Herbert, R ERA Wayne McLeland, R ERA: 9.0	IP: 5.0 WLS: L BF: 23 H: 3 R: 4 ER: 1 SO: 3 BB: 1 IBB: 0 HBP: 0 BLK: 0 WP: 0 HR: 0 S: 14 P: 18 ERA: 0.00 WHIP: 1.000															PITCHER				

Detroit Tigers @ Chicago White Sox
Comiskey Park, Chicago, IL
Fri Apr 20 1951, 4:33 AM EST
Att: 8,731 - Unknown

AB 32
R 5
H 7
RBI 3
BB 2
SO 7
LOB 21



Batter	1	2	3	4	5	6	7	8	9	AB	R	H	RBI	BB	SO	LOB	TOP					
Don Kolloway, R OBP: 0.267, SLG: 0.429										3	1	1	0	1	1	0	Detroit Tigers @ Chicago White Sox Comiskey Park, Chicago, IL Sat Apr 21 1951, 4:33 AM EST Att: 3,231 - Unknown					
Jerry Priddy, R OBP: 0.297, SLG: 0.286										5	0	1	0	0	2	3						
Vic Wertz, L OBP: 0.294, SLG: 0.231										4	1	1	1	1	0	2						
Hoot Evers, R OBP: 0.133, SLG: 0.071										5	1	0	0	0	1	4						
Joe Ginsberg, L OBP: 0.333, SLG: 0.167										4	1	2	0	1	0	1						
Johnny Groth, R OBP: 0.286, SLG: 0.500										5	2	4	1	0	1	0						
Johnny Lipon, R OBP: 0.222, SLG: 0.278										5	0	3	2	0	1	3						
Neil Berry, R OBP: 0.333, SLG: 0.231										5	1	2	1	0	1	4						
Hal Newhouser, L Fred Hutchinson, L Earl Johnson, L										1	0	0	0	0	1	1						
Inning Stats	R: 0 E: 1 K: 1 S: 6	H: 1 LOB: 1 BB: 0 P: 6	R: 2 E: 0 K: 2 S: 8	H: 2 LOB: 1 BB: 1 P: 12	R: 3 E: 1 K: 2 S: 12	H: 4 LOB: 2 BB: 0 P: 12	R: 0 E: 0 K: 0 S: 3	H: 0 LOB: 0 BB: 0 P: 3	R: 0 E: 0 K: 0 S: 5	H: 2 LOB: 2 BB: 0 P: 5	R: 1 E: 1 K: 1 S: 7	H: 2 LOB: 1 BB: 0 P: 7	R: 1 E: 0 K: 1 S: 7	H: 2 LOB: 1 BB: 0 P: 7	R: 0 E: 0 K: 0 S: 3	H: 0 LOB: 2 BB: 2 P: 11	R: 0 E: 0 K: 1 S: 6	H: 2 LOB: 1 BB: 0 P: 6	1B: 11 2B: 3 3B: 2 HR: 0	SF: 0 SAC: 1 DP: 2 HBP: 0	WP: 0 PB: 0 SB: 0 CS: 1	PA: 44
PITCHER	IP	WLS	BF	H	R	ER	SO	BB	IBB	HBP	BLK	WP	HR	S	P	ERA	WHIP					
Lou Kretlow, R ERA: 10.13	2.2	L	16	7	5	3	4	1	0	0	0	0	0	23	27	10.12	3.000					
Harry Dorish, R ERA: 2.08	4.1		19	6	2	1	3	0	0	0	0	0	0	25	25	2.08	1.385					
Joe Dobson, R ERA:	2.0		9	2	0	0	1	2	0	0	0	0	0	9	17	0.00	2.000					

Batter	1	2	3	4	5	6	7	8	9	AB	R	H	RBI	BB	SO	LOB	BOTTOM					
Chico Carrasquel, R OBP: 0.409, SLG: 0.476										5	1	1	0	0	0	2	Detroit Tigers @ Chicago White Sox Comiskey Park, Chicago, IL Sat Apr 21 1951, 4:33 AM EST Att: 3,231 - Unknown					
Floyd Baker, L OBP: 0.500, SLG: 0.385										1	0	0	0	0	1	0						
Hank Majeski, R OBP: 0.500, SLG: 0.500										4	1	2	3	0	0	0						
Hal Brown, R										0	0	0	0	0	0	0						
Al Zarilla, L OBP: 0.409, SLG: 0.750										5	0	2	2	0	0	2						
Gus Zernial, R OBP: 0.190, SLG: 0.105										4	0	0	0	0	0	2						
Gordon Goldsberry, L OBP: 0.333, SLG: 0.143										3	1	0	0	1	1	1						
Gus Niarhos, R Eddie Robinson, L Phil Masi, R										2	0	0	0	1	0	0						
Jim Busby, R OBP: 0.579, SLG: 0.611										4	2	3	1	0	1	0						
Nellie Fox, L OBP: 0.500, SLG: 0.571										4	1	1	0	0	0	3						
Lou Kretlow, R Harry Dorish, R Bud Stewart, L Joe Dobson, R Dave Philley, S										0	0	0	0	0	0	0						
Inning Stats	R: 0 E: 0 K: 1 S: 5	H: 0 LOB: 0 BB: 0 P: 5	R: 0 E: 0 K: 1 S: 5	H: 0 LOB: 0 BB: 0 P: 5	R: 4 E: 1 K: 0 S: 7	H: 4 LOB: 2 BB: 1 P: 11	R: 0 E: 0 K: 1 S: 5	H: 0 LOB: 0 BB: 0 P: 5	R: 0 E: 0 K: 0 S: 3	H: 0 LOB: 0 BB: 0 P: 3	R: 1 E: 1 K: 0 S: 5	H: 1 LOB: 2 BB: 1 P: 9	R: 0 E: 0 K: 0 S: 3	H: 0 LOB: 0 BB: 0 P: 3	R: 0 E: 0 K: 0 S: 4	H: 1 LOB: 1 BB: 0 P: 4	R: 1 E: 1 K: 1 S: 8	H: 3 LOB: 2 BB: 0 P: 8	1B: 8 2B: 1 3B: 0 HR: 0	SF: 0 SAC: 0 DP: 0 HBP: 0	WP: 0 PB: 0 SB: 0 CS: 0	PA: 39
PITCHER	IP	WLS	BF	H	R	ER	SO	BB	IBB	HBP	BLK	WP	HR	S	P	ERA	WHIP					
Hal Newhouser, L ERA: 2.38	2.1		12	4	4	3	2	0	0	0	0	0	0	16	16	11.57	1.714					
Fred Hutchinson, R ERA: 1.42	6.1	W	27	5	2	1	2	2	0	0	0	0	0	28	36	1.42	1.105					
Earl Johnson, L ERA:	0.1	S	1	0	0	0	0	0	0	0	0	0	0	1	1	0.00	0.000					

AB 40
R 7
H 15
RBI 5
BB 3
SO 8
LOB 18



AB 37
R 6
H 9
RBI 6
BB 2
SO 4
LOB 14



Batter	1	2	3	4	5	6	7	8	9	AB	R	H	RBI	BB	SO	LOB	TOP					
Chico Carrasquel, R (1, 6) OBP: 0.387, SLG: 0.433	0-0 G6-3 1B		0-0 BB 1B		0-0 1B 1B		0-0 F8		0-0 F3	5	0	3	1	0	0	0	Chicago White Sox @ Cleveland Indians Cleveland Municipal Stadium, Cleveland, OH Tue Apr 24 1951, 3:33 AM EST Att: 5,162 - Unknown livebaseballscorecards.com					
Dave Philley, S (1, 7) OBP: 0.300, SLG: 0.222	0-0 G6-3 1-2		4-0 BB 1B		0-0 1B 1B		0-0 F8		0-0 4-3	4	0	1	0	1	0	1						
Al Zarilla, L (1, 9) OBP: 0.367, SLG: 0.593	4-0 BB		0-0 F7		0-0 F8		0-0 4-3			3	0	0	0	1	0	4						
Eddie Robinson, L (1, 3) OBP: 0.579, SLG: 1.067	0-0 F8		0-0 F4		0-3 K				0-0 F9	4	0	0	0	0	1	5						
Hank Majeski, R (1, 5) OBP: 0.455, SLG: 0.636 Joe Demaestri, R (8, PR) (8, 5)		0-0 6-3		0-0 F9		0-0 4-3 1B 2B		0-0 1B 1B		4	1	2	0	0	0	0						
Gus Niarhos, R (1, 2) OBP: 0.384, SLG: 0.125	4-0 G4-6-3 BB		0-0 S 1B		0-0 4-3 2-3		0-0 F2			3	0	1	0	1	0	2						
Jim Busby, R (1, 8) OBP: 0.538, SLG: 0.560	0-0 G4-6-3 1-2		0-0 F9		0-0 S 1B		0-0 1B		0-0 1B	4	0	2	1	0	0	2						
Nellie Fox, L (1, 4) OBP: 0.440, SLG: 0.524			0-0 F9		0-0 F9		0-0 F9		0-0 F9	4	0	0	0	0	0	4						
Bob Cain, L (1, 1) OBP: 0.333, SLG: 0.667 Floyd Baker, L (9, PH) (9, PH)			0-0 1B 2B		0-0 4-3		0-0 1-3		0-0 F8	3	1	1	0	0	0	1						
Inning Stats	R: 0 E: 0 K: 0 S: 3	H: 1 LOB: 1 BB: 1 P: 7	R: 0 E: 0 K: 0 S: 2	H: 0 LOB: 0 BB: 1 P: 6	R: 1 E: 0 K: 0 S: 5	H: 2 LOB: 2 BB: 1 P: 9	R: 0 E: 0 K: 0 S: 4	H: 1 LOB: 1 BB: 0 P: 4	R: 0 E: 0 K: 1 S: 7	H: 2 LOB: 2 BB: 0 P: 7	R: 1 E: 0 K: 0 S: 5	H: 2 LOB: 1 BB: 0 P: 5	R: 0 E: 0 K: 0 S: 3	H: 0 LOB: 0 BB: 0 P: 3	R: 0 E: 0 K: 0 S: 5	H: 2 LOB: 2 BB: 0 P: 5		R: 0 E: 0 K: 0 S: 3	H: 0 LOB: 0 BB: 0 P: 3	1B: 8 2B: 2 3B: 0 HR: 0	SF: 0 SAC: 0 DP: 2 HBP: 0	WP: 0 PB: 0 CS: 2
PITCHER Bob Feller, R (1, 1) ERA: 1.5	IP: 9.0 WLS: W BF: 38 H: 10 R: 2 ER: 2 SO: 1 BB: 3 IBB: 0 HBP: 0 BLK: 0 WP: 0 HR: 0 S: 37 P: 49 ERA: 2.00 WHIP: 1.444															PITCHER	IP: 9.0 WLS: W BF: 38 H: 10 R: 2 ER: 2 SO: 1 BB: 3 IBB: 0 HBP: 0 BLK: 0 WP: 0 HR: 0 S: 37 P: 49 ERA: 2.00 WHIP: 1.444					

Batter	1	2	3	4	5	6	7	8	9	AB	R	H	RBI	BB	SO	LOB	BOTTOM					
Dale Mitchell, L (1, 7) OBP: 0.364, SLG: 0.259	0-0 F3		0-0 1-2 3H 1B		0-0 6-3		4-0 G5-4-3 BB		0-0 F9	4	0	1	1	1	0	1	Chicago White Sox @ Cleveland Indians Cleveland Municipal Stadium, Cleveland, OH Tue Apr 24 1951, 3:33 AM EST Att: 5,162 - Unknown livebaseballscorecards.com					
Bobby Avila, R (1, 4) OBP: 0.375, SLG: 0.200	0-0 L6		0-3 K		0-0 F8		0-0 G5-4-3 1-2		0-0 F7	5	0	0	0	0	1	4						
Luke Easter, L (1, 3) OBP: 0.500, SLG: 0.435	4-0 BB		0-0 4-3		0-0 F9 HBP 1B		0-0 E 2B			3	2	2	0	1	0	0						
Al Rosen, R (1, 5) OBP: 0.452, SLG: 0.333	0-0 L7		0-0 6-3		1-0 F8 F9 HBP		0-0 E7 2H			3	0	0	0	0	0	1						
Larry Doby, L (1, 8) OBP: 0.333, SLG: 0.481		4-0 2B BB		0-0 1B 2B		0-0 F9 1-2 2-3		0-0 G3		3	2	1	0	1	0	3						
Bob Kennedy, R (1, 9) OBP: 0.414, SLG: 0.400	0-0 F4		0-0 2H 1B		4-0 F8 IBB		4-0 B1-6-4 BB			2	0	1	1	2	0	1						
Merl Combs, L (1, 6) OBP: 0.182, SLG: 0.200 Minnie Minoso, R (5, PH) (5, PH) Ray Boone, R (6, 6) (6, 6)		0-0 1B 2B		0-0 F4		0-0 F8		0-0 B1-6-4 1-2		2	1	1	1	0	0	1						
Jim Hegan, R (1, 2) OBP: 0.500, SLG: 0.611	0-0 F2		0-0 SH1-4 2B		0-0 SH1-4 2B		0-0 F8			3	0	1	0	1	0	1						
Bob Feller, R (1, 1) OBP: 0.286, SLG: 0.167	0-0 1B 2-3		0-0 SH1-4		0-0 1-3				0-0 F6	3	0	1	0	0	0	3						
Inning Stats	R: 0 E: 0 K: 0 S: 3	H: 0 LOB: 1 BB: 1 P: 7	R: 2 E: 0 K: 1 S: 8	H: 3 LOB: 2 BB: 1 P: 12	R: 1 E: 0 K: 0 S: 5	H: 2 LOB: 1 BB: 0 P: 5	R: 0 E: 0 K: 0 S: 4	H: 1 LOB: 1 BB: 0 P: 4	R: 1 E: 0 K: 0 S: 4	H: 1 LOB: 3 BB: 2 P: 13	R: 1 E: 1 K: 0 S: 4	H: 1 LOB: 1 BB: 1 P: 8	R: 0 E: 0 K: 0 S: 2	H: 0 LOB: 0 BB: 1 P: 6	R: 0 E: 0 K: 0 S: 3	H: 0 LOB: 0 BB: 0 P: 3		R: 0 E: 0 K: 0 S: 3	H: 0 LOB: 0 BB: 0 P: 3	1B: 4 2B: 4 3B: 0 HR: 0	SF: 0 SAC: 1 DP: 2 HBP: 1	WP: 0 PB: 0 CS: 0
PITCHER Bob Cain, L (1, 1) ERA: 4.5	IP: 8.0 WLS: L BF: 38 H: 8 R: 5 ER: 4 SO: 1 BB: 4 IBB: 2 HBP: 1 BLK: 0 WP: 0 HR: 0 S: 33 P: 58 ERA: 4.50 WHIP: 1.500															PITCHER	IP: 8.0 WLS: L BF: 38 H: 8 R: 5 ER: 4 SO: 1 BB: 4 IBB: 2 HBP: 1 BLK: 0 WP: 0 HR: 0 S: 33 P: 58 ERA: 4.50 WHIP: 1.500					

Batter	1	2	3	4	5	6	7	8	9	AB	R	H	RBI	BB	SO	LOB	TOP								
Bobby Young, L (1,4) OBP: 0.279, SLG: 0.341	K		K		F7			1-3	WP 1B	5	0	1	1	0	2	2									
Johnny Berardino, R (1,5) OBP: 0.466, SLG: 0.371	F8			G3	2B BB			F7	K	4	0	0	0	1	1	2									
Jim Delsing, L (1,8) OBP: 0.375, SLG: 0.571										3	0	3	2	0	0	0									
Roy Stevers, R (8,PH) OBP: 0.320, SLG: 0.273				G1-6-3 1B				K		1	0	0	0	0	1	0									
Ray Coleman, L (1,7) OBP: 0.360, SLG: 0.750	4-3			G1-6-3					HR	4	1	1	1	0	1	2									
Ken Wood, R (1,9) OBP: 0.282, SLG: 0.447		4-1			BB BB 1B			F5	F9	4	1	1	0	0	0	0									
Hank Arft, L (1,3) OBP: 0.500, SLG: 0.600		4-3			BB BB F7 BB			K	K	3	1	0	0	1	2	0									
Les Moss, R (1,2) OBP: 0.333, SLG: 0.235								F8		3	1	1	0	1	0	0									
Fred Marsh, R (9,PR) OBP: 0.556, SLG: 0.429					BB BB 2B BB				2B	0	0	0	0	0	0	0									
Sherm Lollar, R (9,2) OBP: 0.556, SLG: 0.429					1-2 2-3 BB				2B	0	0	0	0	0	0	0									
Tom Upton, R (1,6) OBP: 0.143, SLG: 0.148										1	0	0	0	0	0	0									
Johnny Bero, L (5,PH) OBP: 0.444, SLG: 0.429			1-3		BB BB 2B BB			K		2	2	1	2	1	1	0									
Dick Starr, R (1,1) OBP: 0.667, SLG: 0.500										3	0	0	0	0	1	3									
Ned Garver, R (7,1) OBP: 0.667, SLG: 0.500				F9				6-3	WP 1B	1	0	1	1	0	0	0									
Inning Stats	R: 0 E: 0 K: 1 S: 6	H: 1 LOB: 1 BB: 0 P: 6	R: 0 E: 0 K: 0 S: 3	H: 0 LOB: 0 BB: 0 P: 3	R: 0 E: 0 K: 1 S: 5	H: 0 LOB: 0 BB: 0 P: 5	R: 0 E: 0 K: 0 S: 3	H: 1 LOB: 0 BB: 0 P: 3	R: 4 E: 0 K: 1 S: 6	H: 2 LOB: 2 BB: 4 P: 22	R: 0 E: 0 K: 2 S: 7	H: 0 LOB: 0 BB: 0 P: 7	R: 0 E: 0 K: 1 S: 5	H: 0 LOB: 0 BB: 0 P: 5	R: 0 E: 0 K: 1 S: 5	H: 0 LOB: 0 BB: 0 P: 5	R: 3 E: 0 K: 2 S: 12	H: 5 LOB: 2 BB: 0 P: 12	1B: 5 2B: 3 3B: 0 HR: 1	SF: 0 SAC: 0 DP: 1 HBP: 0	WP: 1 PB: 0 SB: 0 CS: 0	PA: 38			
PITCHER	IP	WLS	BF	H	R	ER	SO	BB	IBB	HBP	BLK	WP	HR	S	P	ERA	WHIP								
Joe Dobson, R (1,1) ERA: 4.0	7.0		27	4	4	4	6	4	0	0	0	0	0	35	51	5.14	1.143								
Mary Rotblatt, L (8,1) ERA: 5.87	1.2	L	8	3	3	3	2	0	0	0	0	0	1	12	12	16.20	1.800								
Harry Dorish, R (9,1) ERA: 1.35	0.1		3	2	0	0	1	0	0	0	0	1	0	5	5	0.00	6.000								

St. Louis Browns @ Chicago White Sox
Comiskey Park, Chicago, IL
Wed Apr 25 1951, 4:38 AM EST
Att: 4,558 - Unknown


AB 34
R 7
H 9
RBI 7
BB 4
SO 9
LOB 9



Batter	1	2	3	4	5	6	7	8	9	AB	R	H	RBI	BB	SO	LOB	BOTTOM								
Chico Carrasquel, R (1,6) OBP: 0.439, SLG: 0.526	1-3 2B				4-3					4	1	3	2	0	0	0									
Joe Demaestri, R (9,PR) OBP: 1.000, SLG: 1.000			S 1B						G1-6-3 HBP	0	0	0	0	0	0	0									
Floyd Baker, L (1,5) OBP: 0.380, SLG: 0.250	1-3 2-3		F8			4-3	F2		G1-6-3	5	0	0	0	0	0	5									
Al Zarilla, L (1,9) OBP: 0.436, SLG: 0.697	K		FC4 BB			3-1				3	0	1	1	1	1	1									
Eddie Robinson, L (1,3) OBP: 0.536, SLG: 0.955			FC4 BB				BB 1B		F7	3	1	1	0	1	0	3									
Dave Philley, S (1,7) OBP: 0.211, SLG: 0.118	F8				4-3		1B BB		5-3	3	0	0	0	1	0	2									
Phil Masi, R (1,2) OBP: 0.389, SLG: 0.286			1-3						K	4	0	1	1	0	1	0									
Jim Busby, R (1,8) OBP: 0.559, SLG: 0.594			5-1							3	1	1	0	0	0	0									
Nellie Fox, L (1,4) OBP: 0.515, SLG: 0.593			5-1							5	1	2	0	0	0	1									
Joe Dobson, R (1,1) OBP: 0.333, SLG: 0.333										2	0	0	0	0	1	0									
Bud Stewart, L (7,PH) OBP: 0.333, SLG: 0.333										1	0	0	0	0	0	2									
Marv Rotblatt, S (8,1) OBP: 0.273, SLG: 0.111										0	0	0	0	0	0	0									
Harry Dorish, R (9,PH) OBP: 0.273, SLG: 0.111										1	0	0	0	0	1	1									
Inning Stats	R: 0 E: 0 K: 1 S: 6	H: 1 LOB: 2 BB: 1 P: 10	R: 0 E: 0 K: 0 S: 3	H: 0 LOB: 0 BB: 0 P: 3	R: 0 E: 0 K: 0 S: 4	H: 1 LOB: 2 BB: 1 P: 8	R: 0 E: 0 K: 0 S: 3	H: 0 LOB: 0 BB: 0 P: 3	R: 0 E: 0 K: 1 S: 5	H: 0 LOB: 0 BB: 0 P: 5	R: 1 E: 0 K: 0 S: 4	H: 2 LOB: 2 BB: 1 P: 8	R: 3 E: 0 K: 0 S: 7	H: 4 LOB: 1 BB: 0 P: 7	R: 0 E: 0 K: 1 S: 4	H: 0 LOB: 0 BB: 0 P: 5	R: 0 E: 0 K: 1 S: 5	H: 1 LOB: 2 BB: 0 P: 6	1B: 7 2B: 2 3B: 0 HR: 0	SF: 0 SAC: 0 DP: 1 HBP: 2	WP: 0 PB: 0 SB: 1 CS: 1	PA: 39			
PITCHER	IP	WLS	BF	H	R	ER	SO	BB	IBB	HBP	BLK	WP	HR	S	P	ERA	WHIP								
Dick Starr, R (1,1) ERA: 7.04	6.0		25	5	2	2	2	3	0	0	0	0	0	26	38	3.00	1.333								
Ned Garver, R (7,1) ERA: 5.93	3.0	W	14	4	2	2	2	0	0	2	0	0	0	15	17	6.00	1.333								

St. Louis Browns @ Chicago White Sox
Comiskey Park, Chicago, IL
Wed Apr 25 1951, 4:38 AM EST
Att: 4,558 - Unknown

AB 34
R 4
H 9
RBI 4
BB 3
SO 4
LOB 15



Batter	1	2	3	4	5	6	7	8	9	AB	R	H	RBI	BB	SO	LOB	TOP					
Nellie Fox, L OBP: 0.526, SLG: 0.613 (1,4)										4	1	2	1	1	0	0	Chicago White Sox @ Detroit Tigers Briggs Stadium, Detroit, MI Sat Apr 28 1951, 3:33 AM EST Att: 11,640 - Unknown					
Hank Majeski, R OBP: 0.250, SLG: 0.350 (1,5)										5	0	0	0	0	0	3						
Al Zarilla, L OBP: 0.409, SLG: 0.632 (1,9)										5	0	1	0	0	0	2						
Eddie Robinson, L OBP: 0.531, SLG: 0.880 (1,3)										3	1	1	1	1	0	1						
Chico Carrasquel, R OBP: 0.444, SLG: 0.524 (1,6)										4	1	2	0	0	0	2						
Dave Philley, S OBP: 0.281, SLG: 0.286 (1,7)										4	0	2	1	0	0	3						
Jim Busby, R OBP: 0.500, SLG: 0.528 (1,8)										4	0	0	1	0	0	3						
Phil Masi, R OBP: 0.429, SLG: 0.267 (9, PH)										1	0	0	0	2	0	0						
Floyd Baker, L OBP: 0.385, SLG: 0.286 (9, PH)										1	1	1	0	0	0	0						
Billy Pierce, L OBP: 0.333, SLG: 0.273 (1,1)										3	0	0	0	0	1	4						
Hal Brown, R OBP: 0.250, SLG: 0.250 (9, PH)										0	0	0	0	0	0	0						
Bud Stewart, L OBP: 0.250, SLG: 0.250 (9, PH)										1	0	0	0	0	0	1						
Inning Stats	R: 0 E: 0 K: 0 S: 3	H: 0 LOB: 0 BB: 0 P: 3	R: 1 E: 0 K: 0 S: 5	H: 2 LOB: 2 BB: 1 P: 9	R: 0 E: 0 K: 0 S: 3	H: 0 LOB: 0 BB: 0 P: 3	R: 1 E: 0 K: 0 S: 5	H: 2 LOB: 2 BB: 1 P: 9	R: 1 E: 0 K: 0 S: 6	H: 3 LOB: 2 BB: 0 P: 6	R: 0 E: 0 K: 0 S: 5	H: 0 LOB: 0 BB: 0 P: 5	R: 0 E: 0 K: 0 S: 2	H: 0 LOB: 0 BB: 1 P: 6	R: 0 E: 0 K: 0 S: 3	H: 0 LOB: 1 BB: 1 P: 7	R: 1 E: 0 K: 0 S: 5	H: 2 LOB: 1 BB: 0 P: 5	1B: 6 2B: 3 3B: 0 HR: 0	SF: 0 SAC: 0 DP: 1 HBP: 0	WP: 0 PB: 0 CS: 0	PA: 39
PITCHER	IP WLS BF H R ER SO BB IBB HBP BLK WP HR S P ERA WHIP																					
Ted Gray, L ERA: 3.72 (1,1)	4.2	23	7	3	3	0	0	2	0	0	0	0	0	0	21	29	5.79	1.500				
Saul Rogovin, R ERA: 3.48 (5,1)	4.1	W 16	2	1	1	1	2	0	0	0	0	0	0	0	16	24	2.08	0.923				

Batter	1	2	3	4	5	6	7	8	9	AB	R	H	RBI	BB	SO	LOB	BOTTOM					
Don Kolloway, R OBP: 0.208, SLG: 0.304 (1,3)										5	1	1	0	0	0	0	Chicago White Sox @ Detroit Tigers Briggs Stadium, Detroit, MI Sat Apr 28 1951, 3:33 AM EST Att: 11,640 - Unknown					
George Kell, R OBP: 0.750, SLG: 0.500 (1,5)										2	1	1	0	2	0	0						
Vic Wertz, L OBP: 0.300, SLG: 0.385 (1,9)										4	0	1	1	0	0	2						
Hoot Evers, R OBP: 0.259, SLG: 0.292 (1,7)										4	2	3	1	0	0	2						
Johnny Groth, R OBP: 0.240, SLG: 0.400 (1,8)										3	0	2	1	0	0	0						
Jerry Priddy, R OBP: 0.346, SLG: 0.364 (1,4)										4	0	1	1	0	1	3						
Johnny Lipon, R OBP: 0.233, SLG: 0.241 (1,6)										4	1	1	0	0	0	2						
Joe Ginsberg, L OBP: 0.407, SLG: 0.545 (1,2)										3	2	1	1	1	0	0						
Ted Gray, S ERA: 3.0 (1,1)										2	0	0	0	0	2	3						
Saul Rogovin, R ERA: 7.2 (5,1)										2	0	0	1	0	0	0						
Inning Stats	R: 0 E: 0 K: 0 S: 3	H: 0 LOB: 0 BB: 0 P: 3	R: 1 E: 0 K: 0 S: 4	H: 1 LOB: 0 BB: 0 P: 4	R: 1 E: 0 K: 1 S: 6	H: 1 LOB: 1 BB: 1 P: 10	R: 0 E: 0 K: 2 S: 9	H: 2 LOB: 3 BB: 1 P: 13	R: 2 E: 0 K: 0 S: 5	H: 3 LOB: 1 BB: 1 P: 9	R: 2 E: 1 K: 0 S: 6	H: 2 LOB: 1 BB: 0 P: 6	R: 1 E: 0 K: 0 S: 4	H: 2 LOB: 0 BB: 0 P: 4	R: 0 E: 0 K: 0 S: 3	H: 0 LOB: 0 BB: 0 P: 3	R: 0 E: 0 K: 0 S: 3	H: 0 LOB: 0 BB: 0 P: 3	1B: 8 2B: 1 3B: 0 HR: 2	SF: 0 SAC: 1 DP: 1 HBP: 0	WP: 0 PB: 0 CS: 0	PA: 37
PITCHER	IP WLS BF H R ER SO BB IBB HBP BLK WP HR S P ERA WHIP																					
Billy Pierce, L ERA: 3.0 (1,1)	6.0	L 30	9	6	4	3	0	0	0	0	0	0	0	0	7	7	4.50	1.000				
Hal Brown, R ERA: 7.2 (7,1)	2.0	7	2	1	1	0	0	0	0	0	0	0	0	0	7	7	4.50	1.000				


Batter	1	2	3	4	5	6	7	8	9	AB	R	H	RBI	BB	SO	LOB	TOP					
Nellie Fox, L OBP: 0.512, SLG: 0.571 (1, 4)										4	1	1	2	0	0	5	Chicago White Sox @ Detroit Tigers Briggs Stadium, Detroit, MI Sun Apr 29 1951, 4:33 AM EDT Att: 21,301 - Unknown					
Hank Majeski, R OBP: 0.250, SLG: 0.333 Joe Demaestri, R OBP: 1.000, SLG: 1.000 (7, PR) (7, 5)										4	0	1	1	0	0	2						
Al Zarilla, L OBP: 0.375, SLG: 0.571 (1, 9)										4	0	0	0	0	1	0						
Eddie Robinson, L OBP: 0.556, SLG: 0.897 Gordon Goldsberry, L OBP: 0.273, SLG: 0.111 (8, PR) (8, 3)										4	0	3	0	0	0	0						
Chico Carrasquel, R OBP: 0.429, SLG: 0.500 (1, 6)										4	0	1	0	0	0	2						
Dave Philley, S OBP: 0.295, SLG: 0.320 (1, 7)										4	0	2	1	0	0	2						
Jim Busby, R OBP: 0.500, SLG: 0.513 (1, 8)										3	1	1	0	1	0	1						
Gus Niarhos, R OBP: 0.350, SLG: 0.188 (1, 2)										3	1	2	0	1	0	0						
Ken Holcombe, R OBP: 0.500, SLG: 0.500 (1, 1)										2	0	1	0	0	1	3						
Inning Stats	R: 0 E: 0 K: 1 S: 4	H: 0 LOB: 0 BB: 0 P: 5	R: 0 E: 0 K: 0 S: 4	H: 2 LOB: 1 BB: 0 P: 4	R: 0 E: 0 K: 0 S: 4	H: 1 LOB: 1 BB: 0 P: 4	R: 0 E: 0 K: 0 S: 3	H: 0 LOB: 0 BB: 0 P: 3	R: 0 E: 0 K: 1 S: 6	H: 2 LOB: 2 BB: 1 P: 10	R: 0 E: 0 K: 0 S: 4	H: 1 LOB: 1 BB: 0 P: 4	R: 3 E: 0 K: 0 S: 5	H: 3 LOB: 1 BB: 1 P: 9	R: 1 E: 0 K: 0 S: 4	H: 2 LOB: 1 BB: 0 P: 4		R: 0 E: 0 K: 0 S: 4	H: 1 LOB: 1 BB: 0 P: 4	1B: 11 2B: 1 3B: 0 HR: 0	SF: 0 SAC: 2 DP: 2 HBP: 1	WP: 0 PB: 0 CS: 2
PITCHER	IP WLS BF L	WLS BF L	H R ER SO	R ER SO	BB IBB HBP BLK	WP HR S P	ERA WHIP	PITCHER	IP WLS BF L	H R ER SO	R ER SO	BB IBB HBP BLK	WP HR S P	ERA WHIP								
Hal Newhouser, L ERA: 2.95 (1, 1)	7.0	29	9	3	3	2	2	0	0	1	0	0	0	0	0	0	3.86	1.571				
Virgil Trucks, R ERA: 2.25 (8, 1)	2.0	8	3	1	1	0	0	0	0	0	0	0	0	0	8	8	4.50	1.500				

Batter	1	2	3	4	5	6	7	8	9	AB	R	H	RBI	BB	SO	LOB	BOTTOM					
Jerry Priddy, R OBP: 0.333, SLG: 0.320 (1, 4)										3	0	0	0	1	0	2	Chicago White Sox @ Detroit Tigers Briggs Stadium, Detroit, MI Sun Apr 29 1951, 4:33 AM EDT Att: 21,301 - Unknown					
George Kell, R OBP: 0.429, SLG: 0.200 (1, 5)										3	0	0	0	0	0	0						
Vic Wertz, L OBP: 0.294, SLG: 0.345 (1, 9)										3	0	0	0	1	0	1						
Hoot Evers, R OBP: 0.226, SLG: 0.250 (1, 7)										4	0	0	0	0	0	2						
Dick Kryhoski, L OBP: 0.333, SLG: 0.143 (1, 3)										4	0	0	0	0	0	2						
Johnny Groth, R OBP: 0.276, SLG: 0.414 (1, 8)										4	0	2	0	0	0	0						
Johnny Lipon, R OBP: 0.235, SLG: 0.242 (1, 6)										4	0	1	0	0	0	2						
Joe Ginsberg, L OBP: 0.387, SLG: 0.500 (1, 2)										4	0	1	0	0	0	2						
Hal Newhouser, L OBP: 0.167, SLG: 0.167 Charlie Keller, L OBP: 0.200, SLG: 0.200 Virgil Trucks, R (7, PH) (8, 1)										2	0	1	0	0	0	0						
Inning Stats	R: 0 E: 0 K: 0 S: 3	H: 0 LOB: 1 BB: 1 P: 7	R: 0 E: 0 K: 0 S: 4	H: 1 LOB: 1 BB: 0 P: 4	R: 0 E: 0 K: 0 S: 3	H: 0 LOB: 0 BB: 0 P: 3	R: 0 E: 0 K: 0 S: 3	H: 0 LOB: 0 BB: 0 P: 3	R: 0 E: 1 K: 0 S: 5	H: 2 LOB: 2 BB: 0 P: 5	R: 0 E: 0 K: 0 S: 3	H: 0 LOB: 0 BB: 0 P: 3	R: 0 E: 1 K: 0 S: 4	H: 0 LOB: 2 BB: 1 P: 8	R: 0 E: 0 K: 0 S: 3	H: 0 LOB: 0 BB: 0 P: 3		1B: 5 2B: 0 3B: 0 HR: 0	SF: 0 SAC: 1 DP: 0 HBP: 0	WP: 0 PB: 0 CS: 0	PA: 35	
PITCHER	IP WLS BF W	WLS BF W	H R ER SO	R ER SO	BB IBB HBP BLK	WP HR S P	ERA WHIP	PITCHER	IP WLS BF W	H R ER SO	R ER SO	BB IBB HBP BLK	WP HR S P	ERA WHIP								
Ken Holcombe, R ERA: (1, 1)	9.0	35	5	0	0	0	2	0	0	0	0	0	0	0	0	0	0.00	0.778				

Batter	1	2	3	4	5	6	7	8	9	AB	R	H	RBI	BB	SO	LOB	TOP			
Gene Woodling, L OBP: 0.308, SLG: 0.143	0-0 L3 1B		0-0 BB 1-2 1B		0-0 F7	0-0 4-3		0-0 4-3		5	0	2	0	0	0	1				
Phil Rizzuto, R OBP: 0.354, SLG: 0.419	0-0 L3		0-0 F2		0-0 4-3	0-0 FC5-4 1B		0-0 6-3		5	0	1	0	0	0	3				
Gil McDougald, R OBP: 0.435, SLG: 0.294	4-0 1B BB		4-0 1-2 2-3 BB		0-0 BB E 1B	0-0 FC5-4 1-2		0-0 E5 3B		3	2	1	0	2	0	1				
Johnny Mize, L OBP: 0.350, SLG: 0.265	0-0 FC6-4 1B		0-0 F7		4-0 BB E BB		4-0 L4-3 BB		0-0 F8 3B		2	1	1	1	2	0	2			
Joe Collins, L OBP: 0.375, SLG: 0.429	1-2 1B		3-H F7		1-2 2-3 BB		0-0 L4-3 BB		1-H F8 3B		1	1	1	1	0	0	0			
Jackie Jensen, R OBP: 0.385, SLG: 0.489	0-0 FC6-4 1-2		4-0 1-2 2-3 BB		4-0 1-2 2-3 BB		0-0 F2		0-0 F8		3	1	0	1	2	0	3			
Cliff Mapes, L OBP: 0.167, SLG: 0.167		0-3 K		0-0 F8		0-0 E6 1B		0-0 L4-3		2	0	0	0	0	1	3				
Billy Johnson, R OBP: 0.457, SLG: 0.414						1-2 2-H 3-H BB				2	0	0	0	0	0	1				
Mickey Mantle, S OBP: 0.273, SLG: 0.333										2	0	0	0	0	0	1				
Jerry Coleman, R OBP: 0.362, SLG: 0.345										1	0	0	0	0	0	0				
Fred Sanford, S										1	0	0	0	0	0	0				
Hank Bauer, R OBP: 0.750, SLG: 0.667										1	0	1	1	0	0	0				
Allie Reynolds, R										0	0	0	0	0	0	0				
Joe Ostrowski, L										0	0	0	0	1	0	0				
Ralph Houk, R										4	0	0	0	0	1	3				
Spec Shea, R OBP: 0.286, SLG: 0.286										0	0	0	0	0	0	0				
Bobby Brown, L ERA: 0.93										3	1	0	0	1	0	1				
Inning Stats	R: 0 E: 0 K: 0 S: 4	H: 2 LOB: 2 BB: 1 P: 8	R: 0 E: 0 K: 1 S: 5	H: 0 LOB: 0 BB: 0 P: 5	R: 1 E: 0 K: 0 S: 4	H: 1 LOB: 3 BB: 3 P: 16	R: 0 E: 0 K: 1 S: 5	H: 0 LOB: 0 BB: 0 P: 5	R: 3 E: 1 K: 0 S: 6	H: 2 LOB: 3 BB: 2 P: 14	R: 0 E: 0 K: 0 S: 2	H: 0 LOB: 0 BB: 1 P: 6	R: 0 E: 0 K: 0 S: 3	H: 0 LOB: 1 BB: 1 P: 7	R: 2 E: 1 K: 0 S: 5	H: 1 LOB: 0 BB: 0 P: 5	1B: 6 2B: 2 3B: 1 HR: 0	SF: 0 SAC: 0 DP: 2 HBP: 0	WP: 0 PB: 0 SB: 1 CS: 0	PA: 42
PITCHER	IP	WLS	BF	H	R	ER	SO	BB	IBB	HBP	BLK	WP	HR	S	P	ERA	WHIP			
Dick Littlefield, L ERA: 3.0	6.0		31	6	4	1	2	7	0	0	0	0	0	28	56	1.50	2.167			
Harry Dorish, R ERA: 0.93	3.0	L	11	1	2	0	0	1	0	0	0	0	0	10	14	0.00	0.667			

New York Yankees @ Chicago White Sox
Comiskey Park, Chicago, IL
Wed May 02 1951, 4:33 AM EDT
Att: 8,802 - Unknown


AB 34
R 6
H 7
RBI 4
BB 8
SO 2
LOB 19





Batter	1	2	3	4	5	6	7	8	9	AB	R	H	RBI	BB	SO	LOB	BOTTOM			
Chico Carrasquel, R OBP: 0.424, SLG: 0.473	4-0 BB 2B		0-0 F9		0-0 1-3		0-0 5-3		0-0 1B		4	1	1	0	1	0	2			
Paul Lehner, L OBP: 0.211, SLG: 0.222	4-0 2B F9		0-0 1-3 2B		0-0 4-3		0-0 F9		0-0 4-1		4	1	1	0	1	0	1			
Minnie Minoso, R OBP: 0.520, SLG: 0.773	0-0 F9 L9 2B		0-0 4-3		0-0 6-3		0-0 BB 2B				4	1	2	1	0	0	2			
Eddie Robinson, L OBP: 0.477, SLG: 0.722	0-0 F9		0-0 4-3		0-0 1-6-3		4-0 BB IBB				3	0	0	1	1	0	1			
Gordon Goldsberry, L OBP: 0.250, SLG: 0.100	2-3 3-H									0	0	0	0	0	0	0	0			
Al Zarilla, L OBP: 0.339, SLG: 0.490	0-0 L9		0-0 F7		0-0 G3		0-0 F8				4	0	0	1	0	0	2			
Jim Busby, R OBP: 0.460, SLG: 0.457	0-0 3-H 1B		0-0 F7		0-0 4-3		4-0 FC6 BB				3	1	1	0	1	0	0			
Nellie Fox, L OBP: 0.480, SLG: 0.524	0-0 1B				0-0 F9		0-0 G6-3 1B		0-0 FC6 1-2		3	0	2	1	0	0	0			
Hank Majeski, R OBP: 0.240, SLG: 0.320										1	0	0	0	0	0	0	3			
Joe Demaestri, R OBP: 1.000, SLG: 1.000										0	0	0	0	0	0	0	0			
Gus Niarhos, R OBP: 0.321, SLG: 0.208	0-0 CS		0-0 5-3		0-0 F7		0-0 G6-3 1-2		0-0 6-3		4	0	0	0	0	0	1			
Dick Littlefield, L ERA: 3.0										1	0	0	0	1	0	0	0			
Harry Dorish, R OBP: 0.333, SLG: 0.333										1	0	1	0	0	0	0	0			
Phil Masi, R OBP: 0.409, SLG: 0.250										1	0	0	0	0	0	0	0			
Inning Stats	R: 4 E: 0 K: 0 S: 5	H: 3 LOB: 0 BB: 2 P: 13	R: 0 E: 0 K: 0 S: 4	H: 1 LOB: 2 BB: 1 P: 8	R: 0 E: 0 K: 0 S: 3	H: 0 LOB: 0 BB: 0 P: 3	R: 0 E: 0 K: 0 S: 3	H: 0 LOB: 0 BB: 0 P: 3	R: 0 E: 0 K: 0 S: 4	H: 2 LOB: 1 BB: 0 P: 4	R: 0 E: 0 K: 0 S: 4	H: 1 LOB: 3 BB: 2 P: 12	R: 0 E: 0 K: 0 S: 4	H: 1 LOB: 1 BB: 0 P: 4	1B: 5 2B: 3 3B: 0 HR: 0	SF: 0 SAC: 0 DP: 1 HBP: 0	WP: 0 PB: 0 SB: 1 CS: 1	PA: 39		
PITCHER	IP	WLS	BF	H	R	ER	SO	BB	IBB	HBP	BLK	WP	HR	S	P	ERA	WHIP			
Spec Shea, R ERA: 4.5	2.0		12	4	4	4	0	3	0	0	0	0	0	9	21	18.00	3.500			
Fred Sanford, R ERA:	2.0		6	0	0	0	0	0	0	0	0	0	0	6	6	0.00	0.000			
Joe Ostrowski, L ERA:	5.0	W	20	4	0	0	0	1	1	0	0	0	0	18	26	0.00	1.000			

New York Yankees @ Chicago White Sox
Comiskey Park, Chicago, IL
Wed May 02 1951, 4:33 AM EDT
Att: 8,802 - Unknown

AB 33
R 4
H 8
RBI 4
BB 5
SO 0
LOB 12



Batter	1	2	3	4	5	6	7	8	9	AB	R	H	RBI	BB	SO	LOB	TOP								
Eddie Yost, R OBP: 0.453, SLG: 0.375 (1, 5)	0-0 5-3		0-0 G1-4-3		0-0 HR		4-0 6-3 BB	0-0 2B		4	1	2	3	1	0	1	Washington Senators @ Chicago White Sox Comiskey Park, Chicago, IL Thu May 03 1951, 4:33 AM EDT Att: 4,058 - Unknown 								
Mike McCormick, R OBP: 0.476, SLG: 0.300 (1, 7)	0-0 6-3		0-0 BB 1B		0-0 2B 1B		0-0 6-3	0-0 6-3		5	1	2	0	0	0	3									
Irv Noren, L OBP: 0.422, SLG: 0.463 (1, 8)	0-0 F5		4-0 BB		0-0 1B 2B		0-3 K		0-0 4-3	4	1	1	1	1	1	1									
Mickey Vernon, L OBP: 0.410, SLG: 0.593 (1, 3)		0-0 F8	0-3 K		0-0 2B 1B			0-0 1B 2B	0-0 4-1	5	1	2	1	0	1	2									
Sam Mele, R OBP: 0.383, SLG: 0.396 (1, 9)		0-0 F8		0-0 F7	0-0 F7			0-0 2B 1B	4-0 FC6-4 BB	4	1	1	0	1	0	1									
Cass Michaels, R OBP: 0.450, SLG: 0.684 (1, 4)		0-0 3B		0-0 F9		0-0 6-3		0-0 2B 2B	0-0 FC6-4	5	1	2	1	0	0	1									
Sam Dente, R OBP: 0.370, SLG: 0.273 (1, 6)		0-0 4-3		0-0 5-3		0-0 6-3		0-0 6-3		4	0	0	0	0	0	3									
Mickey Grasso, R OBP: 0.373, SLG: 0.349 (1, 2)			0-0 1B G1-4-3 1B		0-0 F4	0-0 6-3		4-0 2B IBB		3	1	1	0	1	0	0									
Connie Marrero, R OBP: 0.364, SLG: 0.300 (1, 1)			0-0 1B G1-4-3 1B		0-3 K		0-0 G3	0-0 F3		4	0	1	0	0	1	3									
Inning Stats	R: 0 E: 0 K: 0 S: 3	H: 0 LOB: 0 BB: 0 P: 3	R: 0 E: 0 K: 0 S: 4	H: 1 LOB: 1 BB: 0 P: 4	R: 1 E: 0 K: 1 S: 7	H: 3 LOB: 2 BB: 1 P: 11	R: 0 E: 0 K: 0 S: 3	H: 0 LOB: 0 BB: 0 P: 3	R: 3 E: 0 K: 1 S: 9	H: 4 LOB: 1 BB: 0 P: 9	R: 0 E: 0 K: 0 S: 3	H: 0 LOB: 0 BB: 0 P: 3	R: 0 E: 0 K: 1 S: 5	H: 0 LOB: 1 BB: 1 P: 9	R: 3 E: 0 K: 0 S: 7	H: 4 LOB: 2 BB: 1 P: 11	R: 0 E: 0 K: 0 S: 3	H: 0 LOB: 1 BB: 1 P: 7	1B: 7 2B: 3 3B: 1 HR: 1	SF: 0 SAC: 0 DP: 1 HBP: 0	WP: 0 PB: 0 CS: 0	PA: 42			
PITCHER	IP	WLS	BF	H	R	ER	SO	BB	IBB	HBP	BLK	WP	HR	S	P	ERA	WHIP								
Billy Pierce, L ERA: 4.35 (1, 1)	7.0	L	33	11	7	7	3	2	0	0	0	0	1	37	45	9.00	1.857								
Bob Mahoney, R ERA: (8, 1)	2.0		9	1	0	0	0	1	1	0	0	0	0	7	15	0.00	1.000								

Batter	1	2	3	4	5	6	7	8	9	AB	R	H	RBI	BB	SO	LOB	BOTTOM								
Chico Carrasquel, R OBP: 0.422, SLG: 0.483 (1, 6)	0-0 6-3		0-0 1B 4-2 1B		0-0 E6		0-0 2B		0-0 5-6-3	5	0	2	0	0	0	2	Washington Senators @ Chicago White Sox Comiskey Park, Chicago, IL Thu May 03 1951, 4:33 AM EDT Att: 4,058 - Unknown 								
Floyd Baker, L OBP: 0.419, SLG: 0.385 (1, 5)	0-0 FC1-5 2B		0-0 1B		0-0 F7		0-0 F5			4	0	2	1	0	0	3									
Minnie Minoso, R OBP: 0.448, SLG: 0.654 (1, 7)	0-0 FC1-5 WP		0-0 4-2		0-0 F8		0-0 6-3			4	0	0	0	0	0	3									
Eddie Robinson, L OBP: 0.438, SLG: 0.650 (1, 3)	0-0 F9		0-0 4-3		0-0 F8		0-0 F8		0-0 F8	4	0	0	0	0	0	1									
Al Zarilla, L OBP: 0.333, SLG: 0.462 (1, 9)		0-3 K2-3		0-0 F8		4-0 BB		0-0 F8		3	0	0	0	1	1	0									
Jim Busby, R OBP: 0.444, SLG: 0.460 (1, 8)		0-3 K		0-0 2B		0-3 K		0-0 F8		4	0	1	0	0	2	1									
Nellie Fox, L OBP: 0.463, SLG: 0.500 (1, 4)		0-0 F8		0-0 L8		0-0 5-3		0-0 2B 1B		4	0	1	0	0	0	1									
Phil Masi, R OBP: 0.400, SLG: 0.263 (1, 2)			0-0 F8		0-0 G4-6-3 1B		0-3 K		0-0 2B	3	0	1	0	0	1	0									
Bud Stewart, L OBP: 0.500, SLG: 0.667 (9, PH)			0-0 1B 1B BB		0-0 G4-6-3		0-0 2B 1B		0-0 F6	1	0	1	0	0	0	0									
Billy Pierce, L OBP: 0.400, SLG: 0.308 (1, 1)					0-0 G4-6-3					2	1	1	0	1	0	1									
Bob Mahoney, R (8, 1)										0	0	0	0	0	0	0									
Paul Lehner, L OBP: 0.205, SLG: 0.216 (9, PH)										1	0	0	0	0	0	2									
Inning Stats	R: 0 E: 0 K: 0 S: 4	H: 1 LOB: 0 BB: 0 P: 4	R: 0 E: 0 K: 2 S: 7	H: 0 LOB: 0 BB: 0 P: 7	R: 1 E: 0 K: 0 S: 4	H: 2 LOB: 1 BB: 1 P: 8	R: 0 E: 0 K: 0 S: 4	H: 1 LOB: 1 BB: 0 P: 4	R: 0 E: 0 K: 1 S: 5	H: 0 LOB: 2 BB: 1 P: 9	R: 0 E: 0 K: 1 S: 7	H: 2 LOB: 0 BB: 0 P: 7	R: 0 E: 0 K: 0 S: 3	H: 0 LOB: 0 BB: 0 P: 3	R: 0 E: 0 K: 0 S: 5	H: 2 LOB: 2 BB: 0 P: 5	1B: 5 2B: 5 3B: 0 HR: 0	SF: 0 SAC: 0 DP: 2 HBP: 0	WP: 1 PB: 0 CS: 0	PA: 37					
PITCHER	IP	WLS	BF	H	R	ER	SO	BB	IBB	HBP	BLK	WP	HR	S	P	ERA	WHIP								
Connie Marrero, R ERA: 1.0 (1, 1)	9.0	W	37	9	1	1	4	2	0	0	0	1	0	43	51	1.00	1.222								

Batter	1	2	3	4	5	6	7	8	9	10	11	AB	R	H	RBI	BB	SO	LOB	TOP			
Eddie Yost, R OBP: 0.429, SLG: 0.407 (1, 5)	F8		5-3		L7			HR	F8		L8	6	1	1	2	0	0	3				
Gl Coan, L OBP: 0.367, SLG: 0.800 (1, 7)	3-1		1B			G1-6-3		K			F7	5	1	3	0	1	1	1				
Irv Noren, L OBP: 0.391, SLG: 0.424 (1, 8)	3-1		5-3			G1-6-3		F9	3-1			5	0	0	1	0	0	4				
Mickey Vernon, L OBP: 0.394, SLG: 0.576 (1, 3)	K				F5						K	5	0	1	0	0	2	0				
Sam Mele, R OBP: 0.385, SLG: 0.414 (1, 9)		E			F4			L8	6-3			5	0	2	0	0	0	1				
Cass Michaels, R OBP: 0.447, SLG: 0.609 (1, 4)		F5			6-3			4-3				4	1	1	0	1	0	1				
Sam Dente, R OBP: 0.356, SLG: 0.250 (1, 6)		E1			L6				E4		G1-6-3	4	1	0	0	1	0	4				
Mickey Grasso, R OBP: 0.352, SLG: 0.326 Len Okrie, R (1, 2) (8, 2)		G6-4-3			E7			FC4				3	0	0	0	0	0	0				
Mike McCormick, R OBP: 0.488, SLG: 0.323 Frank Sacka, R OBP: 0.250, SLG: 0.250 (9, PH) (9, 2)		G6-4-3			SH1-4			FC4				1	0	1	1	0	0	0				
Al Sims, R Sherry Robertson, L Alton Brown, R Mickey Harris, L Gene Verbeeke, R Joe Haynes, R (1, 1) (8, PH) (8, 1) (8, PH) (8, PH) (8, 1)					K							1	0	0	0	0	1	0				
Inning Stats	R: 1 E: 0 K: 1 S: 6	H: 1 LOB: 0 BB: 0 P: 6	R: 0 E: 1 K: 0 S: 4	H: 1 LOB: 1 BB: 0 P: 4	R: 0 E: 0 K: 1 S: 6	H: 1 LOB: 1 BB: 0 P: 6	R: 0 E: 0 K: 0 S: 3	H: 0 LOB: 0 BB: 0 P: 3	R: 0 E: 1 K: 0 S: 4	H: 0 LOB: 1 BB: 0 P: 4	R: 0 E: 0 K: 1 S: 3	H: 1 LOB: 2 BB: 1 P: 7	R: 2 E: 0 K: 1 S: 7	H: 2 LOB: 1 BB: 1 P: 11	R: 0 E: 0 K: 1 S: 5	H: 1 LOB: 1 BB: 1 P: 9	R: 0 E: 0 K: 0 S: 4	H: 1 LOB: 1 BB: 0 P: 4	1B: 6 2B: 2 3B: 1 HR: 1	SF: 0 SAC: 1 DP: 3 HBP: 0	WP: 1 PB: 0 SB: 0 CS: 0	PA: 47
PITCHER	IP ERA WLS BF H R ER SO BB IBB HBP BLK WP HR S P ERA WHIP	Joe Dobson, R ERA: 3.71 Harry Dorish, R ERA: 0.87 Marv Rotblatt, L ERA: 4.5	IP WLS BF H R ER SO BB IBB HBP BLK WP HR S P ERA WHIP	PITCHER	IP WLS BF H R ER SO BB IBB HBP BLK WP HR S P ERA WHIP	Joe Dobson, R ERA: 3.71 Harry Dorish, R ERA: 0.87 Marv Rotblatt, L ERA: 4.5																

Washington Senators @ Chicago White Sox
Comiskey Park, Chicago, IL
Fri May 04 1951, 4:33 AM EDT
Att: 10,089 - Unknown

livebaseballscores.com

AB 42
R 5
H 10
RBI 5
BB 4
SO 4
LOB 19




Batter	1	2	3	4	5	6	7	8	9	10	11	AB	R	H	RBI	BB	SO	LOB	BOTTOM							
Chico Carrasquel, R OBP: 0.414, SLG: 0.485 (1, 6)	6-3		1-3		E8			1-3	1-3			6	1	2	2	0	0	3								
Al Zarilla, L OBP: 0.323, SLG: 0.439 (1, 9)	K		CS		F8			4-3			L7	5	0	1	1	0	1	0								
Minnie Minoso, R OBP: 0.489, SLG: 0.714 Paul Lehner, L OBP: 0.195, SLG: 0.205 (1, 7) (8, 7)			1B		3H			K			F5	2	1	1	0	1	1	0								
Eddie Robinson, L Gordon Goldsberry, L OBP: 0.442, SLG: 0.636 OBP: 0.231, SLG: 0.091 (1, 3) (8, PR) (9, 3)			3B		K			1-3			F7	4	0	2	1	0	1	2								
Hank Majeski, R Billy Pierce, L Floyd Baker, L OBP: 0.290, SLG: 0.296 OBP: 0.400, SLG: 0.308 OBP: 0.455, SLG: 0.385 (1, 5) (6, PR) (7, 5)		F9			6-3			1B			E	2	0	0	0	1	0	1								
Jim Busby, R OBP: 0.441, SLG: 0.455 (1, 8)			1-3		5-3			1B			E7	5	0	2	1	0	0	1								
Nellie Fox, L OBP: 0.424, SLG: 0.451 (1, 4)		F7			4-3			F8			F3	5	0	0	0	0	0	5								
Gus Niarhos, R OBP: 0.394, SLG: 0.231 (1, 2)								F7				2	2	1	0	3	0	2								
Joe Dobson, R Phil Masi, R Harry Dorish, R Marv Rotblatt, S (1, 1) (8, PH) (9, 1) (9, 1)					SH3-4			K				2	0	0	0	0	2	1								
Inning Stats	R: 1 E: 0 K: 1 S: 7	H: 2 LOB: 1 BB: 0 P: 7	R: 0 E: 0 K: 1 S: 5	H: 0 LOB: 1 BB: 1 P: 9	R: 0 E: 0 K: 1 S: 5	H: 1 LOB: 1 BB: 1 P: 9	R: 0 E: 0 K: 0 S: 3	H: 0 LOB: 0 BB: 0 P: 3	R: 2 E: 1 K: 1 S: 6	H: 1 LOB: 0 BB: 1 P: 10	R: 0 E: 0 K: 0 S: 4	H: 1 LOB: 2 BB: 1 P: 8	R: 0 E: 0 K: 1 S: 5	H: 0 LOB: 0 BB: 0 P: 5	R: 2 E: 1 K: 0 S: 5	H: 2 LOB: 3 BB: 3 P: 17	R: 0 E: 0 K: 0 S: 3	H: 0 LOB: 0 BB: 0 P: 3	R: 0 E: 0 K: 0 S: 2	H: 0 LOB: 0 BB: 1 P: 6	R: 1 E: 0 K: 0 S: 3	H: 2 LOB: 1 BB: 0 P: 3	1B: 7 2B: 2 3B: 1 HR: 0	SF: 0 SAC: 2 DP: 2 HBP: 0	WP: 0 PB: 1 SB: 0 CS: 1	PA: 46
PITCHER	IP ERA WLS BF H R ER SO BB IBB HBP BLK WP HR S P ERA WHIP	Al Sims, L ERA: 3.42 Alton Brown, R ERA: 10.13 Mickey Harris, L ERA: 1.86 Joe Haynes, R ERA: 12.27	IP WLS BF H R ER SO BB IBB HBP BLK WP HR S P ERA WHIP	PITCHER	IP WLS BF H R ER SO BB IBB HBP BLK WP HR S P ERA WHIP	Al Sims, L ERA: 3.42 Alton Brown, R ERA: 10.13 Mickey Harris, L ERA: 1.86 Joe Haynes, R ERA: 12.27																				

Washington Senators @ Chicago White Sox
Comiskey Park, Chicago, IL
Fri May 04 1951, 4:33 AM EDT
Att: 10,089 - Unknown

livebaseballscores.com

AB 36
R 6
H 9
RBI 6
BB 8
SO 5
LOB 15



Batter	1	2	3	4	5	6	7	8	9	AB	R	H	RBI	BB	SO	LOB	TOP										
Eddie Yost, R OBP: 0.446, SLG: 0.400 (1, 5)	4-0 BB		0-0 F8		4-0 BB		4-0 BB			1	0	0	0	3	0	1											
Mike McCormick, R OBP: 0.447, SLG: 0.286 (1, 7)	0-0 F4		0-0 G6-4-3		0-0 F3		0-0 F4			4	0	0	0	0	0	7											
Irv Noren, L OBP: 0.370, SLG: 0.397 (1, 8)	0-0 F7			0-0 L6	0-0 F4		0-0 4-3			4	0	0	0	0	0	6											
Mickey Vernon, L OBP: 0.371, SLG: 0.540 (1, 3)	0-0 4-3			0-0 F2		0-0 G3		0-0 F7		4	0	0	0	0	0	1											
Sam Mele, R OBP: 0.362, SLG: 0.387 (1, 9)		0-0 F9		0-0 E5		0-0 F7		0-0 1-3		4	0	0	0	0	0	0											
Cass Michaels, R OBP: 0.379, SLG: 0.519 (1, 4)		0-0 F3		0-0 E6		0-0 6-3		0-3 K		4	0	0	0	0	1	1											
Sam Dente, R OBP: 0.349, SLG: 0.250 (1, 6)				0-0 L7			0-0 5-3		0-0 F9	4	0	1	0	0	0	2											
Len Okrie, R OBP: 0.667, SLG: 1.000 (9, PH)		0-0 F2					4-0 BB BB		0-0 G3	2	0	1	0	1	0	1											
Gil Coan, L OBP: 0.375, SLG: 0.774 (9, PH)							0-0 2B			1	0	0	0	0	0	0											
Bob Kuzava, S OBP: 0.167, SLG: 0.091 (7, PH)							0-0 F4		0-0 1-3	2	0	1	0	0	0	1											
Gene Verble, R OBP: 0.294, SLG: 0.214 (7, 1)										0	0	0	0	1	0	0											
Alton Brown, R (7, 1)										0	0	0	0	0	0	0											
Sherry Robertson, L (9, PH)										1	0	0	0	0	0	0											
Inning Stats	R: 0 E: 0 K: 0 S: 3	H: 0 LOB: 1 BB: 1 P: 7	R: 0 E: 0 K: 0 S: 4	H: 1 LOB: 1 BB: 0 P: 4	R: 0 E: 0 K: 0 S: 3	H: 1 LOB: 0 BB: 0 P: 3	R: 0 E: 2 K: 0 S: 5	H: 0 LOB: 2 BB: 0 P: 5	R: 0 E: 0 K: 0 S: 4	H: 1 LOB: 2 BB: 1 P: 8	R: 0 E: 0 K: 0 S: 3	H: 0 LOB: 0 BB: 0 P: 3	R: 0 E: 0 K: 0 S: 5	H: 0 LOB: 0 BB: 0 P: 5	R: 0 E: 0 K: 0 S: 3	H: 0 LOB: 0 BB: 0 P: 3	1B: 2 2B: 1 3B: 0 HR: 0	SF: 0 SAC: 0 DP: 1 HBP: 0	WP: 0 PB: 0 CS: 0	PA: 36							
PITCHER	IP	WLS	BF	H	R	ER	SO	BB	IBB	HBP	BLK	WP	HR	S	P	ERA	WHIP										
Bob Cain, L ERA: 3.26	(1, 1)	6.1	W	28	3	0	0	0	5	0	0	0	0	23	43	0.00	1.263										
Randy Gumpert, R ERA: 3.06	(7, 1)	2.2	S	8	0	0	0	1	0	0	0	0	0	10	10	0.00	0.000										

Washington Senators @ Chicago White Sox
Comiskey Park, Chicago, IL
Sat May 05 1951, 4:33 AM EDT
Att: 3,109 - Unknown

AB 31
R 0
H 3
RBI 0
BB 5
SO 1
LOB 20



Batter	1	2	3	4	5	6	7	8	9	AB	R	H	RBI	BB	SO	LOB	BOTTOM										
Chico Carrasquel, R OBP: 0.413, SLG: 0.471 (1, 6)	0-0 F7		4-0 1B BB		0-0 FC6-4 1B		0-0 4-3		0-0 F6	4	1	1	0	1	0	1											
Al Zarilla, L OBP: 0.343, SLG: 0.443 (1, 9)	4-0 CS BB		0-0 1B		0-0 FC6-4 3B		0-0 1B BB		0-0 F6	4	2	2	0	1	0	1											
Minnie Minoso, R OBP: 0.459, SLG: 0.727 (1, 7)	0-3 K		0-0 1B		0-0 F8 3B		0-0 F8		0-3 K	5	1	2	2	0	2	2											
Eddie Robinson, L OBP: 0.429, SLG: 0.596 (1, 3)		0-0 F8	0-0 4-3		0-0 F8		4-0 BB 1B BB			3	1	0	1	1	0	2											
Hank Majeski, R OBP: 0.226, SLG: 0.267 (6, 5)		0-0 4-3		0-0 E6 FC1-5 1B		0-0 F9		0-3 K		3	0	0	0	0	0	0											
Floyd Baker, L OBP: 0.441, SLG: 0.370 (6, 5)										1	0	0	0	0	1	2											
Jim Busby, R OBP: 0.476, SLG: 0.492 (1, 8)		0-0 S 1B		0-0 FC1-5 E 1B		0-0 S SH1-3 3B 1B		0-0 BB BB 1B		4	2	4	0	0	0	0											
Nellie Fox, L OBP: 0.419, SLG: 0.434 (1, 4)		0-0 F3		0-0 FC1-5 FC6-4		0-0 SH1-3		4-0 FC5 BB BB		2	0	0	1	1	0	3											
Phil Masi, R OBP: 0.433, SLG: 0.364 (1, 2)					0-0 F7 FC6-4		0-0 SH1-3		4-0 FC5 BB BB	3	0	1	2	1	0	1											
Bob Cain, L OBP: 0.143, SLG: 0.286 (7, 1)					0-3 K		0-0 F5		0-0 FC5	3	0	0	0	0	2	2											
Randy Gumpert, R OBP: 0.250, SLG: 0.250 (7, 1)										1	0	0	0	0	0	3											
Inning Stats	R: 0 E: 0 K: 1 S: 4	H: 0 LOB: 0 BB: 1 P: 8	R: 0 E: 0 K: 0 S: 4	H: 1 LOB: 1 BB: 0 P: 4	R: 1 E: 0 K: 1 S: 7	H: 2 LOB: 1 BB: 1 P: 11	R: 1 E: 2 K: 1 S: 7	H: 1 LOB: 1 BB: 0 P: 7	R: 2 E: 0 K: 0 S: 5	H: 2 LOB: 0 BB: 0 P: 5	R: 1 E: 0 K: 0 S: 5	H: 2 LOB: 1 BB: 0 P: 5	R: 2 E: 0 K: 1 S: 7	H: 2 LOB: 3 BB: 3 P: 19	R: 0 E: 0 K: 1 S: 5	H: 0 LOB: 0 BB: 0 P: 5	1B: 8 2B: 0 3B: 2 HR: 0	SF: 0 SAC: 1 DP: 0 HBP: 0	WP: 0 PB: 0 CS: 1	PA: 39							
PITCHER	IP	WLS	BF	H	R	ER	SO	BB	IBB	HBP	BLK	WP	HR	S	P	ERA	WHIP										
Bob Kuzava, L ERA: 4.94	(1, 1)	6.0	L	28	8	5	4	3	2	0	0	0	0	32	40	6.00	1.667										
Alton Brown, R ERA: 9.64	(7, 1)	2.0		11	2	2	2	2	3	0	0	0	0	12	24	9.00	2.500										


Washington Senators @ Chicago White Sox
Comiskey Park, Chicago, IL
Sat May 05 1951, 4:33 AM EDT
Att: 3,109 - Unknown

AB 33
R 7
H 10
RBI 6
BB 5
SO 5
LOB 17



Batter	1	2	3	4	5	6	7	8	9	AB	R	H	RBI	BB	SO	LOB	TOP					
Eddie Joost, R OBP: 0.357, SLG: 0.486 (1, 6)										4	1	1	0	0	0	1	Philadelphia Athletics @ Chicago White Sox Comiskey Park, Chicago, IL Sun May 06 1951, 4:33 AM EDT Unknown					
Elmer Vato, L OBP: 0.350, SLG: 0.303 (1, 9)										3	0	1	1	1	0	0						
Dave Philley, S OBP: 0.380, SLG: 0.419 (1, 8)										3	0	1	0	1	0	2						
Feris Fain, L OBP: 0.446, SLG: 0.377 (1, 3)										3	0	0	0	1	2	3						
Gus Zernial, R OBP: 0.235, SLG: 0.161 (1, 7)										0	0	0	0	0	0	0						
Billy Hitchcock, R OBP: 0.333, SLG: 0.219 (1, 5)										3	0	1	0	1	0	1						
Pete Suder, R Wally Moses, L (9, PH)										3	0	0	0	0	0	2						
Joe Astroth, R (1, 2)										3	0	0	0	0	0	1						
Carl Scheib, R OBP: 0.500, SLG: 0.444 (1, 1)										3	0	1	0	0	0	0						
Inning Stats	R: 0 E: 0 K: 0 S: 4	H: 1 LOB: 1 BB: 0 P: 4	R: 0 E: 0 K: 1 S: 5	H: 0 LOB: 1 BB: 1 P: 9	R: 0 E: 0 K: 0 S: 3	H: 0 LOB: 0 BB: 0 P: 3	R: 0 E: 0 K: 2 S: 7	H: 0 LOB: 1 BB: 1 P: 11	R: 0 E: 0 K: 0 S: 4	H: 1 LOB: 1 BB: 0 P: 4	R: 0 E: 0 K: 1 S: 4	H: 0 LOB: 1 BB: 2 P: 12	R: 0 E: 0 K: 0 S: 3	H: 1 LOB: 0 BB: 0 P: 3	R: 1 E: 0 K: 1 S: 7	H: 2 LOB: 1 BB: 0 P: 7	R: 0 E: 0 K: 0 S: 3	H: 0 LOB: 0 BB: 0 P: 3	1B: 4 2B: 1 3B: 0 HR: 0	SF: 0 SAC: 0 DP: 2 HBP: 0	WP: 0 PB: 0 SB: 2 CS: 0	PA: 34
PITCHER Ken Holcombe, R ERA: 0.5 (1, 1)	IP: 9.0 WLS: W BF: 34 H: 5 R: 1 ER: 1 SO: 5 BB: 4 IBB: 0 HBP: 0 BLK: 0 WP: 0 HR: 0 S: 40 P: 56 ERA: 1.00 WHIP: 1.000															PITCHER Ken Holcombe, R ERA: 0.5 (1, 1)	IP: 9.0 WLS: W BF: 34 H: 5 R: 1 ER: 1 SO: 5 BB: 4 IBB: 0 HBP: 0 BLK: 0 WP: 0 HR: 0 S: 40 P: 56 ERA: 1.00 WHIP: 1.000					

AB 26
R 1
H 5
RBI 1
BB 4
SO 2
LOB 10



Batter	1	2	3	4	5	6	7	8	9	AB	R	H	RBI	BB	SO	LOB	BOTTOM			
Chico Carrasquel, R OBP: 0.392, SLG: 0.446 (1, 6)										4	0	0	1	0	0	1	Philadelphia Athletics @ Chicago White Sox Comiskey Park, Chicago, IL Sun May 06 1951, 4:33 AM EDT Unknown			
Floyd Baker, L OBP: 0.447, SLG: 0.400 (1, 5)										3	1	1	0	1	0	1				
Minnie Minoza, R Paul Lehner, L (7, 7)										1	1	0	0	1	0	1				
Eddie Robinson, L (1, 3)										4	0	1	2	0	0	3				
Al Zarilla, L OBP: 0.351, SLG: 0.453 (1, 9)										3	0	1	0	1	1	0				
Jim Busby, R OBP: 0.448, SLG: 0.460 (1, 8)										4	0	0	0	0	0	2				
Nellie Fox, L OBP: 0.394, SLG: 0.404 (1, 4)										4	0	0	0	0	0	2				
Gus Niarhos, R OBP: 0.417, SLG: 0.222 (1, 2)										1	1	0	0	2	1	1				
Ken Holcombe, R OBP: 0.400, SLG: 0.400 (1, 1)										3	1	1	0	0	1	2				
Inning Stats	R: 0 E: 0 K: 0 S: 3	H: 0 LOB: 1 BB: 2 P: 7	R: 0 E: 0 K: 1 S: 5	H: 0 LOB: 2 BB: 2 P: 13	R: 0 E: 0 K: 0 S: 3	H: 0 LOB: 1 BB: 1 P: 7	R: 0 E: 0 K: 1 S: 5	H: 0 LOB: 0 BB: 0 P: 5	R: 3 E: 1 K: 0 S: 4	H: 2 LOB: 3 BB: 1 P: 9	R: 0 E: 0 K: 1 S: 6	H: 1 LOB: 1 BB: 0 P: 6	R: 1 E: 1 K: 0 S: 5	H: 2 LOB: 1 BB: 0 P: 5	R: 0 E: 0 K: 0 S: 3	H: 0 LOB: 0 BB: 0 P: 3	1B: 3 2B: 2 3B: 0 HR: 0	SF: 0 SAC: 0 DP: 0 HBP: 1	WP: 0 PB: 0 SB: 3 CS: 0	PA: 34
PITCHER Carl Scheib, R ERA: 2.33 (1, 1)	IP: 8.0 WLS: L BF: 34 H: 5 R: 4 ER: 3 SO: 3 BB: 5 IBB: 0 HBP: 1 BLK: 0 WP: 0 HR: 0 S: 34 P: 55 ERA: 3.38 WHIP: 1.250															PITCHER Carl Scheib, R ERA: 2.33 (1, 1)	IP: 8.0 WLS: L BF: 34 H: 5 R: 4 ER: 3 SO: 3 BB: 5 IBB: 0 HBP: 1 BLK: 0 WP: 0 HR: 0 S: 34 P: 55 ERA: 3.38 WHIP: 1.250			

AB 28
R 4
H 5
RBI 4
BB 5
SO 3
LOB 13



Batter	1	2	3	4	5	6	7	8	9	AB	R	H	RBI	BB	SO	LOB	TOP		
Eddie Joost, R OBP: 0.371, SLG: 0.487 (1, 6)	0-0 FC1-6 1B	0-0 BB BB 1B		4-0 BB			0-0 F5		0-3 K	4	0	2	1	1	1	1	Philadelphia Athletics @ Chicago White Sox Comiskey Park, Chicago, IL Sun May 06 1951, 4:38 AM EDT Att: 14,576 - Unknown		
Elmer Valo, L OBP: 0.357, SLG: 0.304 (1, 9)	0-0 FC1-6 4-3 2B	4-0 BB BB BB		0-0 5-3			0-0 1B			3	1	1	0	1	0	2			
Dave Philley, S OBP: 0.370, SLG: 0.391 (1, 8)	0-0 4-3 1-2	4-0 BB BB BB		0-0 6-3			0-0 F8			3	0	0	1	1	0	2			
Feris Fain, L OBP: 0.436, SLG: 0.385 (1, 3)	0-0 2H 2B	0-0 K		0-0 G3			0-0 4-3			4	0	1	1	0	1	3			
Gus Zernial, R OBP: 0.211, SLG: 0.143 (1, 7)	0-0 F8		0-0 F8				0-0 6-3		0-0 F5	0	0	0	0	0	0	0			
Billy Hitchcock, R OBP: 0.326, SLG: 0.200 (1, 5)		4-0 1B BB 3-1 1B		0-0 F9			0-0 6-3		0-0 F8	3	1	0	0	1	0	0			
Pete Suder, R OBP: 0.257, SLG: 0.242 (1, 4)		0-0 3-1 1-2		0-0 6-3			0-0 6-3		0-0 F9	4	0	0	0	0	0	1			
Ray Murray, R OBP: 0.222, SLG: 0.333 (1, 2)		0-3 K		0-0 5-3			0-0 F8		0-0 F8	4	0	0	0	0	1	1			
Joe Coleman, R (1, 1)		0-0 BB BB 1B		0-3 K			0-0 F7		4-0 BB	0	0	0	0	0	0	0			
Morris Martin, L OBP: 0.333, SLG: 0.333 (2, 1)										1	1	1	0	0	0	0			
Tod Davis, R OBP: 0.143, SLG: 0.077 (7, 1)										1	0	0	0	0	0	0			
Johanny Kucab, R (7, 1)										0	0	0	0	0	0	0			
Lou Limmer, L OBP: 0.304, SLG: 1.000 (9, 1)										0	0	0	0	1	0	0			
Inning Stats	R: 1 E: 0 K: 0 S: 5	H: 2 LOB: 1 BB: 0 P: 5	R: 2 E: 0 K: 2 S: 9	H: 2 LOB: 3 BB: 3 P: 21	R: 0 E: 0 K: 1 S: 3	H: 0 LOB: 0 BB: 0 P: 3	R: 0 E: 0 K: 1 S: 5	H: 0 LOB: 1 BB: 1 P: 9	R: 0 E: 0 K: 0 S: 3	H: 0 LOB: 0 BB: 0 P: 3	R: 0 E: 0 K: 0 S: 4	H: 1 LOB: 1 BB: 0 P: 4	R: 0 E: 0 K: 0 S: 3	H: 0 LOB: 0 BB: 0 P: 3	R: 0 E: 0 K: 1 S: 5	H: 0 LOB: 1 BB: 1 P: 9	1B: 4 2B: 1 3B: 0 HR: 0	SF: 0 SAC: 0 DP: 0 HBP: 0	WP: 0 PA: 37 CS: 0
PITCHER	IP	WLS	BF	H	R	ER	SO	BB	IBB	HBP	BLK	WP	HR	S	P	ERA	WHIP		
Lou Kretlow, R ERA: 12.46	1.2		11	4	3	3	1	2	0	0	0	0	0	11	19	16.20	3.600		
Mary Rotblatt, L ERA: 2.79	7.1	W	26	1	0	0	3	3	0	0	0	0	0	29	41	0.00	0.545		

Batter	1	2	3	4	5	6	7	8	9	AB	R	H	RBI	BB	SO	LOB	BOTTOM		
Chico Carrasquel, R OBP: 0.381, SLG: 0.430 (1, 6)	0-0 K		0-0 CS 1B		0-0 1-3	0-0 F6				5	0	1	0	0	1	4	Philadelphia Athletics @ Chicago White Sox Comiskey Park, Chicago, IL Sun May 06 1951, 4:38 AM EDT Att: 14,576 - Unknown		
Floyd Baker, L OBP: 0.488, SLG: 0.387 (1, 5)	4-0 BB BB 1B	4-0 BB BB BB	4-0 BB BB BB	4-0 1-2 3B BB	4-0 3-1 WP 2B BB		0-0 F7			1	4	0	0	4	0	0			
Minnie Minoso, R OBP: 0.533, SLG: 0.771 (1, 7)	4-0 BB BB 1B	4-0 E BB BB	0-0 BB BB BB	0-0 1-2 2B BB	4-0 3-1 BB BB	4-0 BB BB BB	4-0 CS BB			1	2	1	1	4	0	0			
Eddie Robinson, L OBP: 0.415, SLG: 0.554 (1, 3)	0-0 BB BB FC3-2 1B	0-0 E7 FC5-2 1B	0-0 4-3	0-0 3-1	0-0 3-1	0-0 F8			5	0	2	2	0	0	4				
Al Zarilla, L OBP: 0.380, SLG: 0.470 (1, 9)	4-0 FC3-2 BB BB	4-0 FC5-2 BB		4-0 WP BB	0-0 2B		0-0 F9			2	1	1	2	3	0	0			
Jim Busby, R OBP: 0.431, SLG: 0.433 (1, 8)	4-0 BB BB FC3-2	0-0 FC5-2		0-3 K	0-0 F7		0-0 F2			4	1	0	1	1	1	5			
Nellie Fox, L OBP: 0.394, SLG: 0.426 (1, 4)	0-0 FC3-2 BB BB	0-0 F7		0-0 3-1		1-0 2B HBP		0-0 3B	4	0	1	0	0	0	7				
Phil Masi, R OBP: 0.457, SLG: 0.400 (1, 2)	4-0 BB BB	0-0 F7		4-0 BB		0-0 1-3			3	0	1	1	2	0	4				
Lou Kretlow, R (1, 1)	4-0 BB BB		0-3 K		0-0 F7		0-0 FC3			0	0	0	1	1	0	0			
Mary Rotblatt, S (2, 1)	4-0 FC6-4 BB		0-0 K		0-0 F7				3	0	0	0	0	1	3				
Inning Stats	R: 4 E: 0 K: 1 S: 6	H: 1 LOB: 3 BB: 6 P: 30	R: 1 E: 1 K: 0 S: 4	H: 1 LOB: 3 BB: 3 P: 16	R: 1 E: 0 K: 1 S: 6	H: 2 LOB: 1 BB: 1 P: 10	R: 0 E: 0 K: 1 S: 5	H: 0 LOB: 2 BB: 2 P: 13	R: 2 E: 0 K: 0 S: 4	H: 1 LOB: 1 BB: 2 P: 12	R: 0 E: 0 K: 0 S: 2	H: 0 LOB: 0 BB: 1 P: 6	R: 0 E: 0 K: 0 S: 4	H: 1 LOB: 1 BB: 0 P: 4	R: 0 E: 0 K: 0 S: 4	H: 1 LOB: 1 BB: 0 P: 4	1B: 3 2B: 2 3B: 2 HR: 0	SF: 0 SAC: 0 DP: 0 HBP: 1	WP: 2 PA: 44 CS: 2
PITCHER	IP	WLS	BF	H	R	ER	SO	BB	IBB	HBP	BLK	WP	HR	S	P	ERA	WHIP		
Joe Coleman, R ERA: 4.43	0.2	L	9	1	4	4	1	6	0	0	0	0	0	1	9	27.00	6.000		
Morris Martin, L ERA: 2.61	0.1		3	0	1	1	0	2	0	0	0	0	0	1	9	27.00	6.000		
Moe Burtch, R ERA: 4.5	5.0		25	5	3	3	2	6	0	1	0	2	0	22	47	5.40	2.200		
Johanny Kucab, R ERA: 6.43	2.0		7	1	0	0	0	1	0	0	0	0	0	6	10	0.00	1.000		

Batter	1	2	3	4	5	6	7	8	9	AB	R	H	RBI	BB	SO	LOB	TOP											
Eddie Joost, R OBP: 0.383, SLG: 0.524 (1, 6)										4	1	2	1	1	1	0	Philadelphia Athletics @ Chicago White Sox Comiskey Park, Chicago, IL Tue May 08 1951, 4:33 AM EDT Att: 3,309 - Unknown											
Ferns Fain, L OBP: 0.446, SLG: 0.426 (1, 3)										3	2	1	2	2	0	1												
Dave Philley, S OBP: 0.373, SLG: 0.392 (1, 9)										5	1	2	0	0	1	3												
Sam Chapman, R OBP: 0.282, SLG: 0.150 (1, 8)										4	1	0	0	1	1	4												
Gus Zernial, R OBP: 0.256, SLG: 0.200 (1, 7)										0	1	0	0	0	0	0												
Billy Hitchcock, R OBP: 0.333, SLG: 0.205 (1, 5)										4	2	1	1	1	0	2												
Pete Suder, R OBP: 0.300, SLG: 0.270 (1, 4)										4	1	2	1	1	1	0												
Joe Astroth, R OBP: 0.091, SLG: 0.048 (1, 2)										5	0	1	3	0	0	3												
Bobby Shantz, R OBP: 0.222, SLG: 0.222 (1, 1)										5	0	1	1	0	2	3												
Inning Stats	R: 4 E: 0 K: 2 S: 9	H: 2 LOB: 2 BB: 4 P: 25	R: 2 E: 0 K: 0 S: 6	H: 3 LOB: 1 BB: 0 P: 6	R: 0 E: 0 K: 1 S: 5	H: 0 LOB: 0 BB: 0 P: 5	R: 0 E: 0 K: 1 S: 6	H: 1 LOB: 1 BB: 0 P: 6	R: 3 E: 0 K: 1 S: 9	H: 4 LOB: 3 BB: 2 P: 17	R: 0 E: 0 K: 1 S: 5	H: 1 LOB: 0 BB: 0 P: 5	R: 0 E: 0 K: 1 S: 4	H: 0 LOB: 0 BB: 0 P: 5	R: 0 E: 0 K: 0 S: 4	H: 1 LOB: 1 BB: 0 P: 4	R: 0 E: 0 K: 1 S: 5	H: 1 LOB: 0 BB: 0 P: 4	R: 0 E: 0 K: 0 S: 4	H: 1 LOB: 1 BB: 0 P: 4	1B: 11 2B: 0 3B: 0 HR: 2	SF: 0 SAC: 0 DP: 0 HBP: 0	WP: 0 PB: 0 SB: 0 CS: 1	PA: 45				
PITCHER	IP	WLS	BF	H	R	ER	SO	BB	IBB	HBP	BLK	WP	HR	S	P	ERA	WHIP											
Dick Littlefield, L ERA: 6.52	(1, 1)	0.2	L	7	1	4	4	1	4	0	0	0	0	0	5	21	54.00	7.500										
Hal Brown, R ERA: 9.35	(1, 1)	3.2		22	9	5	5	3	2	0	0	0	0	2	26	34	12.27	3.000										
Bob Mahoney, R ERA:	(5, 1)	2.2		9	2	0	0	2	0	0	0	0	0	0	13	13	0.00	0.750										
Lou Kretlow, R ERA: 10.13	(8, 1)	1.0		3	0	0	0	1	0	0	0	0	0	0	5	5	0.00	0.000										
Marv Rotblatt, L ERA: 2.98	(9, 1)	1.0		4	1	0	0	0	0	0	0	0	0	0	4	4	0.00	1.000										

Batter	1	2	3	4	5	6	7	8	9	AB	R	H	RBI	BB	SO	LOB	BOTTOM											
Chico Carrasquel, R OBP: 0.382, SLG: 0.429 (1, 6)										5	1	2	0	0	0	3	Philadelphia Athletics @ Chicago White Sox Comiskey Park, Chicago, IL Tue May 08 1951, 4:33 AM EDT Att: 3,309 - Unknown											
Al Zarilla, L OBP: 0.369, SLG: 0.479 (1, 9)										5	0	1	1	0	1	2												
Minnie Minoso, R OBP: 0.531, SLG: 0.763 (1, 7)										3	1	1	0	1	0	1												
Eddie Robinson, L OBP: 0.391, SLG: 0.517 (1, 3)										4	0	0	0	0	0	3												
Hank Majeski, R OBP: 0.265, SLG: 0.364	(8, 1)									3	1	2	0	0	0	0												
Phil Masi, R OBP: 0.472, SLG: 0.423 (8, PH) (9, 2)										0	0	0	0	0	0	0												
Jim Busby, R OBP: 0.421, SLG: 0.437 (1, 8)										4	1	1	1	0	0	3												
Nellie Fox, L OBP: 0.400, SLG: 0.422 (1, 4)										3	0	1	1	1	0	2												
Gus Niarhos, R OBP: 0.400, SLG: 0.226	(1, 2)									4	0	1	1	0	0	4												
Marv Rotblatt, S (9, 1)										0	0	0	0	0	0	0												
Dick Littlefield, L (1, 1)										0	0	0	0	0	0	0												
Hal Brown, R OBP: 1.000, SLG: 1.000	(1, 1)									2	0	2	0	0	0	0												
Bob Mahoney, R (5, 1)										0	0	0	0	0	0	0												
Joe Demaestri, R OBP: 0.333, SLG: 0.333 (7, PH) (8, 5)										2	0	0	0	0	0	0												
Inning Stats	R: 0 E: 0 K: 0 S: 4	H: 1 LOB: 1 BB: 0 P: 4	R: 1 E: 0 K: 0 S: 4	H: 2 LOB: 0 BB: 0 P: 4	R: 1 E: 0 K: 0 S: 5	H: 2 LOB: 1 BB: 0 P: 5	R: 1 E: 0 K: 0 S: 6	H: 3 LOB: 2 BB: 0 P: 6	R: 0 E: 0 K: 1 S: 5	H: 0 LOB: 0 BB: 0 P: 5	R: 0 E: 0 K: 0 S: 4	H: 1 LOB: 1 BB: 0 P: 4	R: 0 E: 0 K: 0 S: 3	H: 1 LOB: 0 BB: 0 P: 3	R: 1 E: 0 K: 0 S: 4	H: 1 LOB: 2 BB: 2 P: 12	R: 0 E: 0 K: 0 S: 3	H: 1 LOB: 0 BB: 0 P: 3	1B: 7 2B: 4 3B: 1 HR: 0	SF: 0 SAC: 0 DP: 3 HBP: 0	WP: 0 PB: 0 SB: 0 CS: 0	PA: 38						
PITCHER	IP	WLS	BF	H	R	ER	SO	BB	IBB	HBP	BLK	WP	HR	S	P	ERA	WHIP											
Bobby Shantz, L ERA: 5.14	(1, 1)	9.0	W	38	12	4	4	1	2	0	0	0	0	0	38	46	4.00	1.556										

Batter	1	2	3	4	5	6	7	8	9	AB	R	H	RBI	BB	SO	LOB	TOP			
Harry Simpson, L (1, 3) OBP: 0.386, SLG: 0.286	F7		BB 1B BB	FC6-4		G3			F7	4	0	0	0	1	0	3	Cleveland Indians @ Chicago White Sox Comiskey Park, Chicago, IL Sat May 12 1951, 4:33 AM EDT Att: 10,514 - Unknown			
Ray Boone, R (1, 6) OBP: 0.278, SLG: 0.188	4-3		BB 1B		E5		5-3		F9	5	0	1	0	0	0	0				
Sam Chapman, R (1, 7) OBP: 0.313, SLG: 0.176	L6		BB						K	2	0	0	0	3	1	0				
Al Rosen, R (1, 5) OBP: 0.386, SLG: 0.462		F7	F8		F2				K	4	0	0	0	0	1	6				
Larry Doby, L (1, 8) OBP: 0.419, SLG: 0.608		BB 6-3 BB		E7 1B 1B	F5				K	3	1	1	0	1	1	3				
Bob Kennedy, R (1, 9) OBP: 0.329, SLG: 0.354	6-3		BB 1B		F8				F8 2B	4	1	2	1	0	0	3				
Snuffy Stirrweiss, R (1, 4) OBP: 0.329, SLG: 0.354	F8		BB 1B	FC6-4 BB		5-3			F8	3	0	0	0	1	0	2				
Birdie Tebbetts, R (1, 2) OBP: 0.316, SLG: 0.235			4-3	F8		BB			F7	3	0	0	1	1	0	2				
Mike Garcia, R (1, 1) OBP: 0.167, SLG: 0.250						F8			F8	3	0	0	0	0	2	3				
Bobby Avila, R (8, PH) OBP: 0.422, SLG: 0.338			K	K		F8			F8	1	0	0	0	0	0	0				
Lou Brissie, L (8, 1) OBP: 0.250, SLG: 0.250									F8	0	0	0	0	0	0	0				
Inning Stats	R: 0 E: 0 K: 0 S: 3	H: 0 LOB: 0 BB: 0 P: 3	R: 0 E: 0 K: 0 S: 3	H: 0 LOB: 1 BB: 1 P: 7	R: 0 E: 0 K: 1 S: 6	H: 1 LOB: 3 BB: 2 P: 14	R: 1 E: 1 K: 1 S: 7	H: 2 LOB: 2 BB: 1 P: 11	R: 0 E: 0 K: 0 S: 4	H: 0 LOB: 1 BB: 1 P: 7	R: 0 E: 0 K: 2 S: 7	H: 0 LOB: 1 BB: 1 P: 11	R: 1 E: 0 K: 0 S: 4	H: 1 LOB: 0 BB: 0 P: 4	R: 0 E: 0 K: 1 S: 5	H: 0 LOB: 0 BB: 0 P: 5	1B: 3 2B: 1 3B: 0 HR: 0	SF: 0 SAC: 0 DP: 0 HBP: 0	WP: 0 PB: 0 SB: 1 CS: 0	PA: 39
PITCHER Billy Pierce, L (1, 1) ERA: 3.83	IP: 9.0 WLS: W BF: 39 H: 4 R: 2 ER: 2 SO: 5 BB: 7 IBB: 0 HBP: 0 BLK: 0 WP: 0 HR: 0 S: 42 P: 70 ERA: 2.00 WHIP: 1.222																			

Batter	1	2	3	4	5	6	7	8	9	AB	R	H	RBI	BB	SO	LOB	BOTTOM			
Chico Carrasquel, R (1, 6) OBP: 0.389, SLG: 0.462	1-3	1B			L3		K2-3			4	0	1	1	0	1	1	Cleveland Indians @ Chicago White Sox Comiskey Park, Chicago, IL Sat May 12 1951, 4:33 AM EDT Att: 10,514 - Unknown			
Floyd Baker, L (1, 5) OBP: 0.482, SLG: 0.410	4-3	K			1B		5-3			3	0	1	0	1	1	2				
Minnie Minoso, R (1, 7) OBP: 0.527, SLG: 0.773	4-3				F8				4-3	1	0	0	0	0	0	1				
Paul Lehner, L (2, 7) OBP: 0.222, SLG: 0.233	1-2				G1-6-3 1B					3	0	1	0	0	0	0				
Eddie Robinson, L (1, 3) OBP: 0.397, SLG: 0.537	6-3				5-3		G1-6-3		6-3	4	0	0	0	0	0	3				
Al Zarilla, L (1, 9) OBP: 0.366, SLG: 0.456		6-3			F6				F9	4	0	0	0	0	0	0				
Jim Busby, R (1, 8) OBP: 0.393, SLG: 0.397		E6 1B			F4		5-3			3	1	0	0	0	0	0				
Nellie Fox, L (1, 4) OBP: 0.422, SLG: 0.472		1B WP 1B								3	1	3	0	0	0	0				
Phil Masi, R (1, 2) OBP: 0.487, SLG: 0.448		1B S 1B			6-3		CS		SH1-4 1B	3	1	2	1	0	0	1				
Billy Pierce, L (1, 1) OBP: 0.412, SLG: 0.286		1B 3H BB			K2-3				SH1-4	1	0	0	0	1	1	1				
Inning Stats	R: 0 E: 0 K: 0 S: 3	H: 0 LOB: 1 BB: 1 P: 7	R: 3 E: 1 K: 1 S: 8	H: 3 LOB: 1 BB: 1 P: 12	R: 0 E: 0 K: 0 S: 3	H: 0 LOB: 0 BB: 0 P: 3	R: 0 E: 0 K: 1 S: 6	H: 1 LOB: 1 BB: 0 P: 6	R: 0 E: 0 K: 0 S: 4	H: 2 LOB: 1 BB: 0 P: 4	R: 0 E: 0 K: 0 S: 3	H: 1 LOB: 1 BB: 0 P: 3	R: 0 E: 0 K: 1 S: 6	H: 1 LOB: 1 BB: 0 P: 6	R: 0 E: 0 K: 0 S: 3	H: 0 LOB: 0 BB: 0 P: 3	1B: 8 2B: 0 3B: 0 HR: 0	SF: 0 SAC: 1 DP: 1 HBP: 0	WP: 1 PB: 0 SB: 2 CS: 1	PA: 33
PITCHER Mike Garcia, R (1, 1) ERA: 3.86	IP: 7.0 WLS: L BF: 29 H: 8 R: 3 ER: 2 SO: 3 BB: 2 IBB: 0 HBP: 0 BLK: 0 WP: 0 HR: 0 S: 33 P: 41 ERA: 2.57 WHIP: 1.429																			
Lou Brissie, L (8, 1) ERA: 5.99	IP: 1.0 WLS: L BF: 3 H: 0 R: 0 ER: 0 SO: 0 BB: 0 IBB: 0 HBP: 0 BLK: 0 WP: 0 HR: 0 S: 3 P: 3 ERA: 0.00 WHIP: 0.000																			


Batter	1	2	3	4	5	6	7	8	9	AB	R	H	RBI	BB	SO	LOB	TOP					
Dale Mitchell, L (1, 7) OBP: 0.340, SLG: 0.341	0-0 1B F9 1B		0-0 BB 1B			0-0 F7		0-0 F5		4	1	2	0	0	0	0	Cleveland Indians @ Chicago White Sox Comiskey Park, Chicago, IL Sun May 13 1951, 4:38 AM EDT Att: 37,707 - Unknown					
Bob Kennedy, R (8, 9) OBP: 0.329, SLG: 0.354										3	0	2	0	1	0							
Snuffy Stirrweiss, R (1, 4) OBP: 0.526, SLG: 0.333	0-0 1-3 F9 1B		4-0 1-2 BB			0-0 F8				4	0	1	1	0	0	3						
Larry Doby, L (1, 8) OBP: 0.432, SLG: 0.630	0-0 1-2 F9		0-0 F8			0-0 F9		0-0 G4-3 1B		4	1	2	0	0	0	2						
Sam Chapman, R (1, 9) OBP: 0.315, SLG: 0.184	0-0 5-3			0-0 HR 1B		0-0 L4 1B		0-0 F4		4	1	2	2	0	0	2						
Al Rosen, R (1, 5) OBP: 0.402, SLG: 0.535		0-0 F4		0-0 HR		0-0 1B		0-0 G4-3		4	1	2	2	0	0	2						
Harry Simpson, L (1, 3) OBP: 0.358, SLG: 0.238	0-3 K		0-0 F9			0-0 L4			0-0 F9	4	0	0	0	0	1	2						
Ray Boone, R (1, 6) OBP: 0.284, SLG: 0.194	0-0 F4			0-0 5-3			0-0 L5		0-0 F7	4	0	0	0	0	0	0						
Birdie Tebbetts, R (1, 2) OBP: 0.261, SLG: 0.190			0-0 F3		0-0 F8		0-0 F4		0-0 6-3	4	0	0	0	0	0	0						
Jim Hegan, R (9, 2) OBP: 0.333, SLG: 0.321										0	0	0	0	0	0	0						
Bob Chakales, R (1, 1) OBP: 0.200, SLG: 0.800			0-0 F7			0-0 F7				3	1	1	1	0	0	0						
Bob Lemon, L (7, 1) OBP: 0.200, SLG: 0.800								HR		0	0	0	0	0	0	0						
Inning Stats	R: 1 E: 0 K: 0 S: 4	H: 2 LOB: 0 BB: 0 P: 4	R: 0 E: 0 K: 1 S: 5	H: 0 LOB: 0 BB: 0 P: 5	R: 0 E: 0 K: 0 S: 4	H: 1 LOB: 2 BB: 1 P: 8	R: 2 E: 0 K: 0 S: 5	H: 2 LOB: 0 BB: 0 P: 5	R: 0 E: 0 K: 0 S: 3	H: 0 LOB: 0 BB: 0 P: 3	R: 0 E: 0 K: 0 S: 4	H: 2 LOB: 1 BB: 0 P: 4	R: 1 E: 0 K: 0 S: 4	H: 1 LOB: 0 BB: 0 P: 4	R: 0 E: 0 K: 0 S: 4	H: 2 LOB: 1 BB: 0 P: 4	R: 0 E: 0 K: 0 S: 3	H: 0 LOB: 0 BB: 0 P: 3	1B: 8 2B: 1 3B: 0 HR: 2	SF: 0 SAC: 0 DP: 2 HBP: 0	WP: 0 PB: 0 SB: 0 CS: 0	PA: 35
PITCHER	IP WLS BF H R ER SO BB IBB HBP BLK WP HR S P ERA WHIP																					
Bob Cain, L (1, 1) ERA: 3.76	7.0 28 8 4 4 1 1 0 0 0 0 2 29 33 5.14 1.286																					
Harry Dorish, R (8, 1) ERA: 0.73	2.0 7 2 0 0 0 0 0 0 0 0 0 7 7 0.00 1.000																					

Batter	1	2	3	4	5	6	7	8	9	AB	R	H	RBI	BB	SO	LOB	BOTTOM					
Chico Carrasquel, R (1, 6) OBP: 0.370, SLG: 0.447	0-0 4-3		0-0 SH5-3 1B		0-3 K		0-0 FC6-5 2B	0-0 6-3		5	0	2	1	0	1	3	Cleveland Indians @ Chicago White Sox Comiskey Park, Chicago, IL Sun May 13 1951, 4:38 AM EDT Att: 37,707 - Unknown					
Floyd Baker, L (1, 5) OBP: 0.426, SLG: 0.375	0-0 1-3		0-0 SH5-3		0-0 FC6-4		0-0 FC6-5 BB		0-3 K	4	0	0	0	0	1	2						
Minnie Minoso, R (1, 7) OBP: 0.500, SLG: 0.725	0-0 1-3		0-3 K			0-0 F7 3B	4-0 BB		0-0 6-3	3	1	1	0	1	1	2						
Harry Dorish, R (8, 1) OBP: 0.250, SLG: 0.250										1	0	0	0	0	0	0						
Eddie Robinson, L (1, 3) OBP: 0.402, SLG: 0.527		0-0 F6	0-0 4-3			0-3 K	0-0 4-3		0-0 1B	5	0	1	0	0	1	5						
Al Zarilla, L (1, 9) OBP: 0.353, SLG: 0.419		4-0 S BB		0-0 4-3		0-0 F7		4-0 FC2-5 1B	0-0 1-3	3	0	0	1	2	0	1						
Jim Busby, R (1, 8) OBP: 0.402, SLG: 0.419		0-3 K		0-0 4-3		0-0 F8		0-0 FC2-5 1B		4	1	1	0	0	1	1						
Nellie Fox, L (1, 4) OBP: 0.407, SLG: 0.443		4-0 FC6-4 BB		0-0 F6			0-0 1B G3	0-0 FC2-5 1B	0-0 G3 1B	3	1	1	0	1	0	2						
Phil Masi, R (1, 2) OBP: 0.476, SLG: 0.438		0-0 FC6-4			0-0 F5		0-0 G3 1B	0-0 G3 1B		3	1	1	0	0	0	2						
Paul Lehner, L (8, PH) OBP: 0.229, SLG: 0.239							0-0 G3 1B	0-0 G3 1B		1	0	1	1	0	0	0						
Gus Niarhos, R (9, 2) OBP: 0.413, SLG: 0.250										0	0	0	0	0	0	0						
Bob Cain, L (1, 1) OBP: 0.333, SLG: 0.444							0-0 G3	0-0 G3		2	0	2	0	0	0	0						
Bud Stewart, L (7, PH) OBP: 0.333, SLG: 0.444			SH5-3 1B				0-0 FC6-4 1B			2	0	0	1	0	0	3						
Inning Stats	R: 0 E: 0 K: 0 S: 3	H: 0 LOB: 0 BB: 0 P: 3	R: 0 E: 0 K: 1 S: 5	H: 0 LOB: 2 BB: 2 P: 13	R: 0 E: 0 K: 1 S: 7	H: 2 LOB: 2 BB: 0 P: 7	R: 0 E: 0 K: 0 S: 3	H: 0 LOB: 0 BB: 0 P: 3	R: 0 E: 0 K: 1 S: 6	H: 1 LOB: 1 BB: 0 P: 6	R: 1 E: 0 K: 1 S: 6	H: 1 LOB: 0 BB: 0 P: 6	R: 2 E: 0 K: 0 S: 6	H: 3 LOB: 2 BB: 1 P: 10	R: 1 E: 0 K: 0 S: 5	H: 2 LOB: 2 BB: 1 P: 9	R: 0 E: 0 K: 1 S: 6	H: 1 LOB: 1 BB: 0 P: 6	1B: 8 2B: 1 3B: 1 HR: 0	SF: 0 SAC: 1 DP: 0 HBP: 0	WP: 0 PB: 0 SB: 1 CS: 0	PA: 41
PITCHER	IP WLS BF H R ER SO BB IBB HBP BLK WP HR S P ERA WHIP																					
Bob Chakales, R (1, 1) ERA: 2.76	6.1 28 7 3 3 4 2 0 0 0 0 0 34 42 4.26 1.421																					
Bob Lemon, R (7, 1) ERA: 3.98	2.2 13 3 1 1 1 2 0 0 0 0 0 0 13 21 3.38 1.875																					

Batter	1	2	3	4	5	6	7	8	9	10	11	AB	R	H	RBI	BB	SO	LOB	TOP								
Chico Carrasquel, R OBP: 0.374, SLG: 0.440	(1, 6) X 6-3	(1, 0) X 5-3		(0, 3) X K		(1, 0) X HBP		(0, 0) X 2H 1B		(0, 0) X 6-3	(0, 0) X 1B	6	0	2	1	0	1	2									
Paul Lehner, L OBP: 0.236, SLG: 0.245	(1, 7) X (3, 8) X HBP HR 1B		(0, 0) X FC4-6 BB 1B	(0, 0) X F5		(0, 3) X K		(0, 0) X F7		(0, 0) X 1-3	(0, 0) X F7	7	1	2	0	0	1	5									
Minnie Minoso, R OBP: 0.522, SLG: 0.717	(1, 5) H (9, 1) X FC4-6 BB 1B		(4, 0) X FC4-6 BB 1B		(4, 0) X 1B F7 BB		(0, 0) X 1-3		(0, 0) X 2B 1B	(0, 0) X 1B		2	3	1	0	2	0	0									
Billy Pierce, L OBP: 0.412, SLG: 0.286	(9, 1) X HR HBP		(1, 2) X HR HBP		(1, 3) X 1B		(0, 3) X K		(0, 0) X F6	(0, 0) X 1B		0	0	0	0	0	0	0									
Floyd Baker, L OBP: 0.435, SLG: 0.388	(9, 5) X HR HBP		(1, 2) X HR HBP		(1, 3) X 1B		(0, 3) X K		(0, 0) X F6	(0, 0) X 1B		1	0	1	0	0	0	0									
Eddie Robinson, L OBP: 0.409, SLG: 0.563	(1, 3) X HR		(0, 0) X FC4-6 BB		(0, 0) X 1B		(0, 3) X K		(0, 0) X F6	(0, 0) X 1B		6	1	3	3	0	1	3									
Al Zarilla, L OBP: 0.333, SLG: 0.391	(1, 9) X F3		(0, 3) X K		(0, 0) X F7		(0, 0) X G3		(0, 0) X F8	(0, 0) X 4-3		6	0	0	1	0	1	5									
Jim Busby, R OBP: 0.404, SLG: 0.414	(1, 8) X 6-3		(4, 0) X 1B BB		(0, 0) X F6		(4, 0) X WP SH2-3 2B BB		(0, 0) X 2B 1B			1	0	0	0	1	0	0									
Bud Stewart, L OBP: 0.462, SLG: 0.455	(3, 7) X 6-3		(1, 2) X 1B BB		(0, 0) X F6		(4, 0) X WP SH2-3 2B BB		(1, 2) X 2B 1B			2	2	1	0	2	0	0									
Nellie Fox, L OBP: 0.427, SLG: 0.512	(1, 4) X F7		(0, 0) X F7		(0, 0) X 1B		(0, 0) X SH2-3		(0, 0) X SH2-3			5	1	4	3	0	0	0									
Phil Masi, R OBP: 0.521, SLG: 0.486	(1, 2) X SH1-3 BB		(4, 0) X SH1-3 BB		(0, 0) X 4-3		(4, 0) X SH3-4 BB		(0, 0) X SH3-4 BB			3	1	2	1	3	0	0									
Howie Judson, R OBP: 0.257, SLG: 0.353	(8, PH) X SH1-3		(0, 0) X SH1-3		(0, 0) X E5		(0, 0) X SH3-4 BB		(0, 0) X SH3-4 BB			1	0	0	0	0	0	0									
Hank Majeski, R OBP: 0.167, SLG: 0.167	(8, 1) X SH1-3		(1, 2) X SH1-3		(0, 0) X E5		(0, 0) X SH3-4 BB		(0, 0) X SH3-4 BB			1	0	0	0	0	0	1									
Harry Dorish, R OBP: 0.167, SLG: 0.167	(8, 1) X SH1-3		(1, 2) X SH1-3		(0, 0) X E5		(0, 0) X SH3-4 BB		(0, 0) X SH3-4 BB			2	0	0	0	0	0	4									
Inning Stats	R: 3 E: 0 K: 0 S: 5	H: 2 LOB: 0 BB: 0 P: 6	R: 0 E: 0 K: 1 S: 3	H: 0 LOB: 1 BB: 1 P: 7	R: 0 E: 0 K: 1 S: 6	H: 2 LOB: 3 BB: 2 P: 14	R: 0 E: 0 K: 1 S: 6	H: 0 LOB: 0 BB: 0 P: 6	R: 1 E: 0 K: 0 S: 3	H: 1 LOB: 0 BB: 1 P: 7	R: 0 E: 0 K: 1 S: 5	H: 0 LOB: 0 BB: 0 P: 5	R: 2 E: 0 K: 0 S: 5	H: 2 LOB: 1 BB: 1 P: 9	R: 1 E: 0 K: 0 S: 6	H: 3 LOB: 3 BB: 1 P: 10	R: 0 E: 0 K: 0 S: 5	H: 2 LOB: 2 BB: 0 P: 5	R: 2 E: 0 K: 0 S: 5	H: 3 LOB: 1 BB: 1 P: 9	1B: 12 2B: 2 3B: 0 HR: 2	SF: 0 SAC: 3 DP: 1 HBP: 2	WP: 1 PB: 0 SB: 0 CS: 1	PA: 56			
PITCHER	IP 7.1	WLS 1.1	BF 7	H 3	R 1	ER 1	SO 0	BB 0	IBB 0	HBP 0	BLK 0	WP 0	HR 0	S 7	P 7	ERA 6.75	WHIP 2.250										
Willard Nixon, R ERA: 4.43	(1, 1)																										
Walt Masterson, R ERA: 6.23	(8, 1)																										
Ellis Kinder, R ERA: 14.4	(9, 1)																										
Ray Scarborough, R ERA: 6.93	(10, 1)	L	11	5	2	2	0	1	0	0	0	0	1	10	14	9.00	3.000										

Chicago White Sox @ Boston Red Sox
Fenway Park, Boston, MA
Tue May 15 1951, 3:33 AM EDT
Att: 8,923 - Unknown


AB 43
R 9
H 16
RBI 9
BB 8
SO 4
LOB 20



Batter	1	2	3	4	5	6	7	8	9	10	11	AB	R	H	RBI	BB	SO	LOB	BOTTOM							
Dom DiMaggio, R OBP: 0.375, SLG: 0.421	(1, 8) X SH 6B 2B BB	(0, 0) X G3 1B	(0, 0) X F7			(0, 0) X F9		(0, 0) X 5-3		(0, 0) X F9		5	1	1	0	1	0	3								
6 Johnny Pesky, L OBP: 0.379, SLG: 0.342	(1, 5) X (10, 6) X SH 2B 1B	(0, 0) X E3 G3		(0, 0) X F5		(0, 0) X WP BB 1B		(0, 0) X 4-3		(0, 0) X 4-3		6	1	2	0	0	0	1								
Billy Goodman, L OBP: 0.387, SLG: 0.360	(1, 9) X (10, 3) X SH 2B 1B	(0, 0) X G3		(0, 0) X G3		(0, 0) X F5		(0, 0) X 1-3		(0, 0) X G3		5	1	0	0	0	0	4								
Ted Williams, L OBP: 0.439, SLG: 0.526	(1, 7) X 1B PB 2B	(4, 0) X BB		(0, 0) X HR		(4, 0) X WP BB		(0, 0) X P6		(0, 0) X 1-3		4	2	2	3	2	0	0								
Lou Boudreau, R OBP: 0.444, SLG: 0.427	(1, 6) X PB 1B	(0, 0) X F7		(0, 0) X 5-3		(0, 0) X 2-3		(0, 0) X P6		(0, 0) X F4		4	0	1	1	1	0	5								
Fred Hatfield, L OBP: 0.299, SLG: 0.299	(9, PR) X (10, 5) X 2B 3H 1B					(1, 2) X 2B 3H 1B		(0, 0) X 1B FC3-2 BB		(0, 0) X F4		1	0	0	0	0	0	0								
Walt Droop, R OBP: 0.397, SLG: 0.396	(1, 3) X (9, PR) X 5-3		(4, 0) X SH1-4 BB		(0, 0) X 5-3		(0, 0) X F8		(0, 0) X FC3-2 BB			4	0	1	0	1	0	1								
Mickey McDermott, L OBP: 0.299, SLG: 0.299	(9, PR) X (10, 2) X 1-2 3H		(0, 0) X SH1-4 BB		(0, 0) X 5-3		(0, 0) X F8		(0, 0) X FC3-2 BB			0	1	0	0	0	0	0								
Matt Batts, R OBP: 0.148, SLG: 0.154	(10, 2) X 1-2 3H		(0, 0) X SH1-4 BB		(0, 0) X 5-3		(0, 0) X F8		(0, 0) X FC3-2 BB			1	0	0	0	0	0	0								
Bobby Doerr, R OBP: 0.382, SLG: 0.473	(1, 4) X F4		(0, 0) X SH1-4 BB		(0, 0) X F7		(0, 3) X K		(0, 0) X FC3-2 BB			5	0	1	0	0	1	3								
Buddy Rosar, R OBP: 0.440, SLG: 0.222	(1, 2) X (9, PH) X K		(0, 0) X SH1-4 BB		(0, 0) X F3		(0, 0) X 1B		(0, 0) X FC3-2 BB			3	0	1	0	0	1	1								
Tom Wright, L OBP: 0.324, SLG: 0.433	(10, 9) X K		(1, 2) X 2B 3H						(0, 0) X FC3-2 BB			1	0	1	1	0	0	0								
Willard Nixon, L OBP: 0.444, SLG: 0.750	(1, 1) X K		(0, 3) X K		(0, 0) X F3		(0, 0) X BB 6B 1B		(0, 0) X 1-3			4	1	1	0	0	1	3								
Walt Masterson, R ERA: 6.43	(8, 1)											0	0	0	0	0	0	0								
Ellis Kinder, R ERA: 1.13	(9, 1)											0	0	0	0	0	0	0								
Clyde Vollmer, R OBP: 0.308, SLG: 0.545	(9, PH) X K											1	0	0	0	0	0	3								
Ray Scarborough, R OBP: 0.429, SLG: 0.333	(10, 1) X K											0	0	0	0	0	0	0								
Inning Stats	R: 4 E: 1 K: 1 S: 9	H: 3 LOB: 1 BB: 1 P: 13	R: 0 E: 1 K: 1 S: 7	H: 1 LOB: 3 BB: 1 P: 11	R: 0 E: 0 K: 0 S: 4	H: 1 LOB: 1 BB: 1 P: 8	R: 0 E: 0 K: 0 S: 4	H: 0 LOB: 0 BB: 0 P: 4	R: 1 E: 0 K: 0 S: 3	H: 1 LOB: 0 BB: 1 P: 7	R: 0 E: 0 K: 0 S: 5	H: 1 LOB: 1 BB: 0 P: 6	R: 0 E: 0 K: 0 S: 3	H: 0 LOB: 0 BB: 0 P: 3	R: 1 E: 0 K: 0 S: 6	H: 2 LOB: 3 BB: 1 P: 9	R: 0 E: 0 K: 0 S: 3	H: 0 LOB: 0 BB: 0 P: 3	R: 0 E: 0 K: 0 S: 3	H: 0 LOB: 0 BB: 0 P: 3	1B: 8 2B: 2 3B: 0 HR: 1	SF: 0 SAC: 2 DP: 0 HBP: 0	WP: 1 PB: 1 SB: 0 CS: 0	PA: 51		
PITCHER	IP 7.0	WLS 3.2	BF 14	H 9	R 2	ER 1	SO 3	BB 4	IBB 0	HBP 0	BLK 0	WP 0	HR 1	S 13	P 13	ERA 2.46	WHIP 0.818									
Howie Judson, R ERA: 6.43	(1, 1)																									
Harry Dorish, R ERA: 1.13	(8, 1)																									
Billy Pierce, L ERA: 3.79	(9, 1)																									
Harry Dorish, R ERA: 1.13	(9, 1)																									

Chicago White Sox @ Boston Red Sox
Fenway Park, Boston, MA
Tue May 15 1951, 3:33 AM EDT
Att: 8,923 - Unknown

AB 44
R 7
H 11
RBI 5
BB 5
SO 3
LOB 24



Batter	1	2	3	4	5	6	7	8	9	AB	R	H	RBI	BB	SO	LOB	TOP								
Nellie Fox, L OBP: 0.413, SLG: 0.557 (1, 4)	F7		6-3		F9	F3			3B	5	0	1	0	0	0	2	Chicago White Sox @ Washington Senators Griffith Stadium, Washington, DC Sun May 20 1951, 3:33 AM EDT Att: 11,773 - Unknown livebaseballscorecards.com								
Bud Stewart, L OBP: 0.333, SLG: 0.474 (1, 7) (8, 8)	F9		F7		F5		F5		4-3	5	0	0	0	0	0	1									
Minnie Minoso, R OBP: 0.500, SLG: 0.631 (1, 5) (6, 7)	6-3			E6 SH1-4 1B	HR		F8		FC5-3-5 2B	4	3	0	0	1	0	1									
Eddie Robinson, L OBP: 0.425, SLG: 0.593 (1, 3)		G6-4-3 BB		SH1-4 1B	HR		L5		2B	4	1	3	3	1	0	0									
Chico Carrasquel, R OBP: 0.357, SLG: 0.415 (1, 6)	G6-4-3		SH1-4		6-3			BB 1B	F9	4	0	1	0	0	0	2									
Al Zarilla, L OBP: 0.347, SLG: 0.398 (1, 9)	1B BB			E 1B		1-3 1B		BB		2	1	2	1	2	0	0									
Paul Lehner, L OBP: 0.250, SLG: 0.234 Bob Dillinger, R OBP: 0.244, SLG: 0.295 Floyd Baker, L OBP: 0.435, SLG: 0.388 (8, PH) (8, 5)	E7 1B			E IBB		1-3		K		2	0	1	0	1	0	1									
Gus Niarhos, R OBP: 0.389, SLG: 0.214 (1, 2)	F3			E5		BB		F8		3	0	0	0	1	0	5									
Ken Holcombe, R OBP: 0.222, SLG: 0.222 (1, 1)			K		F8		K		F2	4	0	0	0	0	2	7									
Inning Stats	R: 0 E: 0 K: 0 S: 3	H: 0 LOB: 0 BB: 0 P: 3	R: 1 E: 1 K: 0 S: 3	H: 1 LOB: 1 BB: 2 P: 11	R: 0 E: 0 K: 1 S: 5	H: 0 LOB: 0 BB: 0 P: 5	R: 1 E: 2 K: 0 S: 6	H: 2 LOB: 3 BB: 1 P: 10	R: 2 E: 0 K: 0 S: 4	H: 1 LOB: 0 BB: 1 P: 8	R: 0 E: 0 K: 1 S: 6	H: 1 LOB: 2 BB: 1 P: 10	R: 0 E: 0 K: 0 S: 3	H: 0 LOB: 0 BB: 0 P: 3	R: 0 E: 0 K: 1 S: 6	H: 1 LOB: 2 BB: 0 P: 10		R: 1 E: 0 K: 0 S: 5	H: 2 LOB: 1 BB: 0 P: 5	1B: 5 2B: 1 3B: 1 HR: 1	SF: 0 SAC: 1 DP: 1 HBP: 0	WP: 0 PB: 0 SB: 1 CS: 0	PA: 41		
PITCHER	IP	WLS	BF	H	R	ER	SO	BB	IBB	HBP	BLK	WP	HR	S	P	ERA	WHIP								
Sandy Consuegra, R ERA: 4.28 Al Sima, L ERA: 4.26	(1, 1) (6, 1)	5.0 L	23 18	4 4	4 1	2 1	1 2	3 2	1 0	0 0	0 0	0 0	1 0	21 20	37 28	3.60 2.25	1.400 1.500								

Batter	1	2	3	4	5	6	7	8	9	AB	R	H	RBI	BB	SO	LOB	BOTTOM								
Eddie Yost, R OBP: 0.453, SLG: 0.429 (1, 5)	K		4-3				L9		FC4-6	5	0	1	1	0	1	2	Chicago White Sox @ Washington Senators Griffith Stadium, Washington, DC Sun May 20 1951, 3:33 AM EDT Att: 11,773 - Unknown livebaseballscorecards.com								
Gil Coan, L OBP: 0.415, SLG: 0.640 (1, 7)	E1 BB				4-3			F8		4	0	1	2	0	0	1									
Irv Noren, L OBP: 0.383, SLG: 0.389 (1, 8)			F8		F5			1B 2B		3	1	1	0	1	0	2									
Mickey Vernon, L OBP: 0.354, SLG: 0.493 (1, 3)	G1-6-3 BB			4-3	F9			F4		4	0	0	0	0	0	4									
Sam Mele, R OBP: 0.350, SLG: 0.411 (1, 9)		L4		F8		1-3		1B		4	0	1	1	0	0	0									
Cass Michaels, R OBP: 0.359, SLG: 0.371 (1, 4)		6-3		E6		6-3		F7		4	0	0	0	0	0	1									
Gene Verble, R OBP: 0.246, SLG: 0.224 (1, 6)		5-3		4-3		2-3			6-3	4	0	0	0	0	0	1									
Mike Guerra, R OBP: 0.288, SLG: 0.179 (1, 2)			4-3 SH2-4 2B				6-3		1-3	4	2	2	0	0	0	0									
Sandy Consuegra, R OBP: 0.118, SLG: 0.118 Sherry Robertson, L OBP: 0.236, SLG: 0.051 Al Sima, R OBP: 0.230, SLG: 0.222 Mike McCormick, R OBP: 0.404, SLG: 0.329 (8, PH)			SH2-4		2B 1B			FC4-6 BB		0	0	0	0	0	0	0									
Inning Stats	R: 0 E: 1 K: 1 S: 5	H: 0 LOB: 1 BB: 1 P: 9	R: 0 E: 0 K: 0 S: 3	H: 0 LOB: 0 BB: 0 P: 3	R: 1 E: 0 K: 0 S: 5	H: 2 LOB: 1 BB: 0 P: 5	R: 0 E: 1 K: 0 S: 4	H: 0 LOB: 1 BB: 0 P: 4	R: 2 E: 0 K: 0 S: 5	H: 2 LOB: 1 BB: 1 P: 9	R: 0 E: 0 K: 0 S: 3	H: 0 LOB: 0 BB: 0 P: 3	R: 0 E: 0 K: 1 S: 5	H: 0 LOB: 0 BB: 0 P: 5	R: 0 E: 0 K: 0 S: 3	H: 0 LOB: 1 BB: 1 P: 7		R: 0 E: 0 K: 0 S: 3	H: 0 LOB: 1 BB: 1 P: 7	1B: 3 2B: 3 3B: 0 HR: 0	SF: 0 SAC: 1 DP: 1 HBP: 0	WP: 0 PB: 0 SB: 0 CS: 0	PA: 37		
PITCHER	IP	WLS	BF	H	R	ER	SO	BB	IBB	HBP	BLK	WP	HR	S	P	ERA	WHIP								
Ken Holcombe, R ERA: 2.51	(1, 1)	9.0 W	37 37	6 6	4 4	4 4	2 2	3 3	0 0	0 0	0 0	0 0	0 0	38 38	50	4.00	1.000								

Batter	1	2	3	4	5	6	7	8	9	AB	R	H	RBI	BB	SO	LOB	TOP			
Nellie Fox, L OBP: 0.398, SLG: 0.535 (1,4)										4	1	0	0	0	0	1	Chicago White Sox @ Washington Senators Griffith Stadium, Washington, DC Mon May 21 1951, 3:33 AM EDT Att: 8,898 - Unknown livebaseballscorecards.com			
Bud Stewart, L OBP: 0.380, SLG: 0.522 (1,7)										4	1	2	0	0	0	0				
Minnie Minoso, R OBP: 0.500, SLG: 0.632 (1,5)										3	2	1	1	1	0	2				
Eddie Robinson, L OBP: 0.418, SLG: 0.600 (1,3)										4	1	1	2	0	0	1				
Al Zarilla, L OBP: 0.344, SLG: 0.393 (1,9)										4	0	1	1	0	0	1				
Chico Carrasquel, R OBP: 0.353, SLG: 0.409 (1,6)										4	0	1	1	0	0	1				
Paul Lehner, L OBP: 0.276, SLG: 0.242 (1,8)										2	0	1	0	2	0	0				
Gus Niarhos, R OBP: 0.362, SLG: 0.196 (1,2)										4	0	0	0	0	0	3				
Joe Dobson, R (1,1) Billy Pierce, L (8,1) Harry Dorish, R (9,1)										2	0	0	0	0	1	1				
Inning Stats	R: 2 E: 1 K: 0 S: 5	H: 1 LOB: 0 BB: 0 P: 5	R: 0 E: 1 K: 1 S: 6	H: 0 LOB: 1 BB: 0 P: 6	R: 2 E: 1 K: 0 S: 5	H: 2 LOB: 1 BB: 1 P: 9	R: 0 E: 0 K: 0 S: 3	H: 0 LOB: 0 BB: 1 P: 7	R: 0 E: 0 K: 0 S: 4	H: 1 LOB: 0 BB: 0 P: 4	R: 0 E: 0 K: 0 S: 3	H: 0 LOB: 0 BB: 0 P: 3	R: 0 E: 0 K: 0 S: 4	H: 2 LOB: 0 BB: 0 P: 4	R: 0 E: 0 K: 0 S: 2	H: 0 LOB: 0 BB: 1 P: 6	1B: 4 2B: 2 3B: 1 HR: 0	SF: 0 SAC: 1 DP: 2 HBP: 0	WP: 0 PB: 0 SB: 1 CS: 1	PA: 37
PITCHER	IP WLS BF H R ER SO BB IBB HBP BLK WP HR S P ERA WHIP																			
Julio Moreno, R (1,1) ERA: 2.83	6.0 L 26 5 4 2 1 2 0 0 0 0 0 0 26 34 3.00 1.167																			
Mickey Harris, L (7,1) ERA: 2.82	3.0 10 2 1 1 0 1 0 0 0 0 0 0 9 13 3.00 1.000																			

Batter	1	2	3	4	5	6	7	8	9	AB	R	H	RBI	BB	SO	LOB	BOTTOM			
Eddie Yost, R OBP: 0.462, SLG: 0.430 (1,5)										2	1	1	0	2	0	0	Chicago White Sox @ Washington Senators Griffith Stadium, Washington, DC Mon May 21 1951, 3:33 AM EDT Att: 8,898 - Unknown livebaseballscorecards.com			
Gil Coan, L OBP: 0.407, SLG: 0.658 (1,7)										4	1	1	3	0	1	2				
Irv Noren, L OBP: 0.371, SLG: 0.375 (1,8)										4	0	0	0	0	0	2				
Sam Mele, R OBP: 0.346, SLG: 0.422 (1,3)										4	0	1	0	0	0	2				
Mike McCormick, R OBP: 0.398, SLG: 0.317 (1,9)										3	0	0	0	1	1	1				
Cass Michaels, R OBP: 0.341, SLG: 0.351 (1,4)										4	0	0	0	0	2	2				
Gene Verble, R OBP: 0.246, SLG: 0.213 (1,6)										3	0	0	0	1	0	1				
Mike Guerra, R OBP: 0.286, SLG: 0.183 (1,2)										4	0	1	0	0	2	3				
Julio Moreno, R (1,1) Sherry Robertson, L (6, PH) Mickey Harris, L (7,1)										1	0	0	0	0	0	0				
Inning Stats	R: 0 E: 0 K: 0 S: 4	H: 1 LOB: 1 BB: 0 P: 4	R: 0 E: 0 K: 0 S: 3	H: 0 LOB: 0 BB: 0 P: 3	R: 0 E: 1 K: 0 S: 3	H: 0 LOB: 0 BB: 0 P: 3	R: 0 E: 0 K: 2 S: 7	H: 0 LOB: 1 BB: 1 P: 11	R: 3 E: 0 K: 1 S: 6	H: 1 LOB: 0 BB: 2 P: 14	R: 0 E: 0 K: 0 S: 4	H: 1 LOB: 1 BB: 0 P: 4	R: 0 E: 0 K: 1 S: 4	H: 0 LOB: 0 BB: 1 P: 8	R: 0 E: 0 K: 1 S: 6	H: 1 LOB: 2 BB: 1 P: 10	1B: 2 2B: 0 3B: 1 HR: 1	SF: 0 SAC: 0 DP: 2 HBP: 0	WP: 0 PB: 0 SB: 1 CS: 0	PA: 35
PITCHER	IP WLS BF H R ER SO BB IBB HBP BLK WP HR S P ERA WHIP																			
Joe Dobson, R (1,1) ERA: 3.21	7.0 W 28 3 3 3 4 4 0 0 0 0 0 0 1 32 48 3.86 1.000																			
Billy Pierce, L (8,1) ERA: 3.53	1.2 6 1 0 0 2 1 0 0 0 0 0 0 9 13 0.00 1.200																			
Harry Dorish, R (9,1) ERA: 1.1	0.1 S 1 0 0 0 0 0 0 0 0 0 0 0 1 1 0.00 0.000																			

Batter	1	2	3	4	5	6	7	8	9	AB	R	H	RBI	BB	SO	LOB	TOP																	
Bob Dillinger, R (1.5) Floyd Baker, L (9.5) OBP: 0.275, SLG: 0.340 OBP: 0.435, SLG: 0.388										6	1	3	1	0	0	2	Chicago White Sox @ Washington Senators Griffith Stadium, Washington, DC Tue May 22 1951, 3:33 AM EDT Att: 10,328 - Unknown livebaseballscorecards.com																	
Paul Lehner, L (1.8) OBP: 0.285, SLG: 0.300									4	2	2	1	0	0	2																			
Minnie Minoso, R (1.7) OBP: 0.484, SLG: 0.597									4	2	0	1	0	0	2																			
Eddie Robinson, L (1.3) OBP: 0.426, SLG: 0.592									3	0	1	1	2	0	1																			
Al Zarilla, L (1.9) Bud Stewart, L (8.9) OBP: 0.333, SLG: 0.378 OBP: 0.360, SLG: 0.522									4	0	0	0	0	1	4																			
Chico Carrasquel, R (1.6) OBP: 0.362, SLG: 0.412									4	1	2	1	1	0	0																			
Nellie Fox, L (1.4) OBP: 0.407, SLG: 0.566									5	2	3	3	0	0	4																			
Gus Niarhos, R (1.2) OBP: 0.381, SLG: 0.220									4	0	2	0	1	0	1																			
Saul Rogovin, R (1.1) Harry Dorish, R (5.1) OBP: 0.300, SLG: 0.444 OBP: 0.333, SLG: 0.444									2	0	0	0	0	0	3																			
									3	1	2	0	0	0	0																			
Inning Stats	R: 2 E: 0 K: 0 S: 5	H: 2 LOB: 0 BB: 0 P: 5	R: 0 E: 0 K: 0 S: 3	H: 2 LOB: 1 BB: 0 P: 3	R: 0 E: 0 K: 0 S: 3	H: 1 LOB: 3 BB: 0 P: 3	R: 1 E: 1 K: 0 S: 4	H: 0 LOB: 3 BB: 3 P: 16	R: 0 E: 1 K: 0 S: 4	H: 0 LOB: 2 BB: 1 P: 8	R: 2 E: 1 K: 0 S: 6	H: 3 LOB: 1 BB: 0 P: 6	R: 3 E: 0 K: 1 S: 9	H: 4 LOB: 2 BB: 0 P: 10	R: 1 E: 0 K: 0 S: 6	H: 3 LOB: 2 BB: 0 P: 6	R: 0 E: 0 K: 0 S: 3	H: 0 LOB: 0 BB: 0 P: 3	1B: 10 2B: 3 3B: 1 HR: 1	SF: 0 SAC: 2 DP: 0 HBP: 1	WP: 0 PB: 0 SB: 1 CS: 1	PA: 46												
PITCHER	IP WLS BF H R ER SO BB IBB HBP BLK WP HR S P ERA WHIP																																	
Bob Kuzava, L (1.1) ERA: 4.94	3.2		16	5	3	2	0	1	1	0	0	0	0	0	14	22	4.91	1.636																
Joe Haynes, R (4.1) ERA: 11.81	3.0	L	19	6	5	5	1	2	0	1	0	0	0	0	18	27	15.00	2.667																
Al Sima, L (7.1) ERA: 4.35	1.1		8	4	1	1	0	0	0	0	0	0	0	0	8	8	6.75	3.000																
Sandy Consuegra, R (9.1) ERA: 4.17	1.0		3	0	0	0	0	0	0	0	0	0	0	0	3	3	0.00	0.000																

Batter	1	2	3	4	5	6	7	8	9	AB	R	H	RBI	BB	SO	LOB	BOTTOM																	
Eddie Yost, R (1.5) OBP: 0.467, SLG: 0.427										3	1	1	1	2	1	1	Chicago White Sox @ Washington Senators Griffith Stadium, Washington, DC Tue May 22 1951, 3:33 AM EDT Att: 10,328 - Unknown livebaseballscorecards.com																	
Gil Coan, L (1.7) OBP: 0.396, SLG: 0.631									5	1	1	1	0	1	4																			
Irv Noren, L (1.8) OBP: 0.358, SLG: 0.359									5	0	0	1	0	0	4																			
Mickey Vernon, L (1.3) Mike McCormick, R (9. PR) OBP: 0.369, SLG: 0.500 OBP: 0.398, SLG: 0.517									5	1	3	1	0	0	0																			
Sam Mele, R (1.9) OBP: 0.348, SLG: 0.421									5	0	2	1	0	0	2																			
Cass Michaels, R (1.4) OBP: 0.333, SLG: 0.380									5	1	1	1	0	0	3																			
Mike Guerra, R (1.2) OBP: 0.297, SLG: 0.203									4	1	2	0	0	0	0																			
Willy Miranda, S (1.6) OBP: 0.500, SLG: 0.500									4	2	2	0	0	0	2																			
Bob Kuzava, S (1.1) Joe Haynes, R (4.1) Al Sima, R (7.1) Sherry Robertson, L (8. PH) Sandy Consuegra, R (9.1) OBP: 0.235, SLG: 0.071 OBP: 0.607, SLG: 0.500 OBP: 0.250, SLG: 0.222 OBP: 0.313, SLG: 0.083 OBP: 0.118, SLG: 0.118										1	0	0	0	0	0	1																		
									1	1	1	1	1	0	0																			
Inning Stats	R: 0 E: 0 K: 0 S: 3	H: 0 LOB: 0 BB: 0 P: 3	R: 0 E: 0 K: 0 S: 3	H: 1 LOB: 0 BB: 0 P: 3	R: 0 E: 0 K: 1 S: 6	H: 1 LOB: 2 BB: 1 P: 10	R: 0 E: 0 K: 0 S: 4	H: 1 LOB: 1 BB: 0 P: 4	R: 6 E: 1 K: 0 S: 10	H: 7 LOB: 2 BB: 1 P: 14	R: 0 E: 1 K: 1 S: 5	H: 0 LOB: 1 BB: 1 P: 9	R: 1 E: 0 K: 0 S: 4	H: 1 LOB: 0 BB: 0 P: 4	R: 1 E: 1 K: 0 S: 5	H: 1 LOB: 1 BB: 0 P: 5	R: 0 E: 0 K: 0 S: 3	H: 1 LOB: 1 BB: 0 P: 3	1B: 12 2B: 0 3B: 0 HR: 1	SF: 0 SAC: 0 DP: 1 HBP: 0	WP: 0 PB: 1 SB: 0 CS: 1	PA: 42												
PITCHER	IP WLS BF H R ER SO BB IBB HBP BLK WP HR S P ERA WHIP																																	
Saul Rogovin, R (1.1) ERA: 6.35	4.1		23	9	6	6	1	2	0	0	1	0	0	0	20	24	12.46	2.538																
Harry Dorish, R (5.1) ERA: 1.29	4.2	W	19	4	2	1	1	1	0	0	0	0	0	1	20	24	1.93	1.071																

Batter	1	2	3	4	5	6	7	8	9	AB	R	H	RBI	BB	SO	LOB	TOP							
Nellie Fox, L OBP: 0.409, SLG: 0.546 (1,4)	F7		F7			F7		SH2-3		4	0	2	1	0	0	1	Chicago White Sox @ Cleveland Indians Cleveland Municipal Stadium, Cleveland, OH Sat May 26 1951, 3:33 AM EDT Att: 8,237 - Unknown							
Bud Stewart, L OBP: 0.333, SLG: 0.429 (1,7)	F8		FC5-2							3	1	1	1	1	0	2								
Hank Majeski, R OBP: 0.278, SLG: 0.371 (8, PH)	F8									1	0	1	1	0	0	0								
Bob Dillinger, R OBP: 0.275, SLG: 0.340 (8, PR)			FC5-2							0	0	0	0	0	0	0								
Floyd Baker, L OBP: 0.435, SLG: 0.388 (8, 5)			1B							0	0	0	0	0	0	0								
Minnie Minoso, R OBP: 0.467, SLG: 0.588 (8, 7)	6-3		FC5-2			F8		F8		5	1	1	0	0	0	4								
Eddie Robinson, L OBP: 0.426, SLG: 0.643 (1, 3)		F7	BB			F8		F4		5	0	2	1	0	0	0								
Al Zarilla, L OBP: 0.343, SLG: 0.383 (7, 8)	6-3		BB					F6		2	0	0	0	2	0	0								
Jim Busby, R OBP: 0.392, SLG: 0.421 (7, 8)			BB			BB				1	0	0	1	0	0	1								
Chico Carrasquel, R OBP: 0.355, SLG: 0.400 (1, 6)	5-3		F5					6-3		5	0	1	0	0	0	4								
Paul Lehner, L OBP: 0.315, SLG: 0.313 (7, 9)			BB			3-1				4	1	1	0	1	0	3								
Gus Niarhos, R OBP: 0.394, SLG: 0.250 (1, 2)			K			1-3		6-3		4	1	1	0	0	1	2								
Ken Holcombe, R OBP: 0.385, SLG: 0.417 (1, 1)			BB			FC1-5-2		SH2-3		3	2	2	1	1	0	1								
Inning Stats	R: 0 E: 0 K: 0 S: 3	H: 0 LOB: 0 BB: 0 P: 3	R: 0 E: 0 K: 0 S: 3	H: 0 LOB: 0 BB: 0 P: 3	R: 3 E: 0 K: 1 S: 8	H: 3 LOB: 3 BB: 3 P: 20	R: 0 E: 0 K: 0 S: 5	H: 2 LOB: 2 BB: 0 P: 5	R: 0 E: 0 K: 0 S: 4	H: 1 LOB: 2 BB: 1 P: 8	R: 0 E: 0 K: 0 S: 3	H: 0 LOB: 0 BB: 0 P: 3	R: 2 E: 0 K: 0 S: 5	H: 3 LOB: 1 BB: 0 P: 5	R: 1 E: 0 K: 0 S: 5	H: 2 LOB: 1 BB: 0 P: 5	1B: 7 2B: 5 3B: 0 HR: 0	SF: 0 SAC: 1 DP: 0 HBP: 0	WP: 0 PB: 0 SB: 0 CS: 1	PA: 44				
PITCHER	IP WLS BF H R ER SO BB IBB HBP BLK WP HR S P ERA WHIP	7.0 L 33 7 3 3 1 5 0 0 0 0 0 0 30 50 3.86 1.714	2.0 L 10 5 3 3 0 0 0 0 0 0 0 0 10 10 13.50 2.500											IP WLS BF H R ER SO BB IBB HBP BLK WP HR S P ERA WHIP										
Mike Garcia, R ERA: 3.8 (1, 1)																								
Lou Brissie, L ERA: 6.61 (8, 1)																								

Batter	1	2	3	4	5	6	7	8	9	AB	R	H	RBI	BB	SO	LOB	BOTTOM						
Dale Mitchell, L OBP: 0.297, SLG: 0.291 (1, 7)	L6		F7			G4-6-3		4-3		4	0	0	0	0	0	1	Chicago White Sox @ Cleveland Indians Cleveland Municipal Stadium, Cleveland, OH Sat May 26 1951, 3:33 AM EDT Att: 8,237 - Unknown						
Ray Boone, R OBP: 0.306, SLG: 0.229 (1, 6)	F9		CS					6-3		3	0	0	0	1	0	0							
Larry Doby, L OBP: 0.438, SLG: 0.542 (1, 8)			BB					4-3		2	0	1	0	2	0	0							
Al Rosen, R OBP: 0.359, SLG: 0.465 (1, 5)	L8		K			F5				3	0	0	0	1	1	4							
Harry Simpson, L OBP: 0.352, SLG: 0.263 (1, 3)	L4					4-3		4-3		4	0	0	0	0	0	2							
Bob Kennedy, R OBP: 0.340, SLG: 0.391 (1, 9)	L5					F8		5-3		4	0	0	0	0	0	1							
Bobby Avila, R OBP: 0.407, SLG: 0.371 (1, 4)	1B					1-3		F8		4	0	1	0	0	0	1							
Jim Hegan, R OBP: 0.388, SLG: 0.465 (1, 2)						1-3				3	0	2	0	0	0	0							
Mike Garcia, R OBP: 0.263, SLG: 0.316 (1, 1)										2	0	1	0	0	0	2							
Mitt Nielsen, L (7, PH)	4-3									1	0	0	0	0	1	1							
Lou Brissie, L OBP: 0.200, SLG: 0.200 (8, 1)						G4-6-3		K		0	0	0	0	0	0	0							
Inning Stats	R: 0 E: 0 K: 0 S: 3	H: 0 LOB: 1 BB: 1 P: 7	R: 0 E: 0 K: 0 S: 5	H: 2 LOB: 2 BB: 0 P: 5	R: 0 E: 0 K: 1 S: 4	H: 0 LOB: 2 BB: 2 P: 12	R: 0 E: 0 K: 0 S: 3	H: 0 LOB: 0 BB: 0 P: 3	R: 0 E: 0 K: 0 S: 4	H: 1 LOB: 1 BB: 0 P: 4	R: 0 E: 0 K: 1 S: 6	H: 1 LOB: 1 BB: 0 P: 6	R: 0 E: 0 K: 0 S: 3	H: 0 LOB: 0 BB: 0 P: 3	R: 0 E: 0 K: 0 S: 3	H: 0 LOB: 1 BB: 1 P: 7	1B: 5 2B: 1 3B: 0 HR: 0	SF: 0 SAC: 0 DP: 2 HBP: 0	WP: 0 PB: 0 SB: 0 CS: 1	PA: 34			
PITCHER	IP WLS BF H R ER SO BB IBB HBP BLK WP HR S P ERA WHIP	9.0 W 34 5 0 0 2 4 0 0 0 0 0 0 34 50 0.00 1.000											IP WLS BF H R ER SO BB IBB HBP BLK WP HR S P ERA WHIP										
Ken Holcombe, R ERA: 1.91 (1, 1)																							

Batter	1	2	3	4	5	6	7	8	9	AB	R	H	RBI	BB	SO	LOB	TOP					
Nellie Fox, L OBP: 0.412, SLG: 0.553 (1, 4)	F7		1B			2B	F6			4	2	2	1	0	0	1	Chicago White Sox @ Cleveland Indians Cleveland Municipal Stadium, Cleveland, OH Sun May 27 1951, 3:33 AM EDT Unknown livebaseballscorecards.com					
Bud Stewart, L OBP: 0.345, SLG: 0.462 (1, 7)	F8		CS			1B	F3			4	1	2	1	0	0	1						
Minnie Minoso, R OBP: 0.468, SLG: 0.584 (1, 5)	FC6-4		K			2B				4	1	2	1	0	1	1						
Eddie Robinson, L OBP: 0.414, SLG: 0.621 (1, 3)	FC6-4					F9				4	0	0	0	0	0	3						
Al Zarilla, L OBP: 0.350, SLG: 0.393 Jim Busby, R OBP: 0.388, SLG: 0.417 (6, PR) (6, 8)	G3									2	0	1	2	1	0	0						
Chico Carrasquel, R OBP: 0.346, SLG: 0.389 (1, 6)	F8					K				4	0	0	0	0	1	2						
Paul Lehner, L OBP: 0.301, SLG: 0.298 (6, 9)	4-3					F3	F8			4	0	0	0	0	0	1						
Gus Niarhos, R OBP: 0.413, SLG: 0.259 (1, 2)			SH3-4			1-3				2	1	1	0	2	0	0						
Joe Dobson, R (1, 1)			SH3-4			K	FC1-6			3	0	0	0	0	2	2						
							FC1-6															
Inning Stats	R: 0 E: 0 K: 0 S: 4	H: 1 LOB: 1 BB: 0 P: 4	R: 0 E: 0 K: 0 S: 3	H: 0 LOB: 0 BB: 0 P: 3	R: 2 E: 1 K: 1 S: 6	H: 2 LOB: 1 BB: 1 P: 10	R: 0 E: 0 K: 0 S: 2	H: 0 LOB: 0 BB: 1 P: 6	R: 0 E: 0 K: 1 S: 5	H: 0 LOB: 0 BB: 0 P: 5	R: 3 E: 0 K: 1 S: 9	H: 4 LOB: 1 BB: 0 P: 9	R: 0 E: 0 K: 0 S: 4	H: 1 LOB: 1 BB: 0 P: 4	R: 0 E: 0 K: 1 S: 3	H: 0 LOB: 0 BB: 0 P: 3	R: 0 E: 0 K: 1 S: 5	H: 0 LOB: 1 BB: 1 P: 9	1B: 5 2B: 4 3B: 0 HR: 0	SF: 0 SAC: 1 DP: 2 HBP: 0	WP: 1 PB: 1 CS: 0	PA: 36
PITCHER	IP	WLS	BF	H	R	ER	SO	BB	IBB	HBP	BLK	WP	HR	S	P	ERA	WHIP					
Early Wynn, R ERA: 3.52 Lou Brissie, L ERA: 6.2	(1, 1)	5.1	L	23	7	5	5	2	2	0	0	0	0	25	33	8.44	1.688					
	(6, 1)	3.2		13	1	0	0	2	1	0	0	0	1	0	16	20	0.00	0.545				

Batter	1	2	3	4	5	6	7	8	9	AB	R	H	RBI	BB	SO	LOB	BOTTOM					
Dale Mitchell, L OBP: 0.303, SLG: 0.299 (1, 7)	4-3		FC4-6			2B				4	2	2	0	0	0	1	Chicago White Sox @ Cleveland Indians Cleveland Municipal Stadium, Cleveland, OH Sun May 27 1951, 3:33 AM EDT Unknown livebaseballscorecards.com					
Bobby Avila, R OBP: 0.413, SLG: 0.389 Snuffy Stirrweiss, R OBP: 0.441, SLG: 0.375 (8, 4)	1-3		BB			1B				3	0	2	2	0	0	0						
Harry Simpson, L OBP: 0.358, SLG: 0.256 (1, 3)	BB		BB			2B				2	0	0	0	2	0	1						
Larry Doby, L OBP: 0.432, SLG: 0.529 (1, 8)	BB		L4-3							3	0	0	0	1	0	3						
Al Rosen, R OBP: 0.356, SLG: 0.459 (1, 5)	L6					5-3				4	0	1	0	0	1	2						
Ray Boone, R OBP: 0.297, SLG: 0.221 (1, 6)			F2			F5				4	0	0	0	0	1	1						
Bob Kennedy, R OBP: 0.336, SLG: 0.385 (1, 9)			F7							4	0	1	0	0	0	0						
Jim Hegan, R OBP: 0.376, SLG: 0.449 (1, 2)			K							3	0	0	0	0	2	2						
Early Wynn, S OBP: 0.231, SLG: 0.250 Lou Brissie, L OBP: 0.182, SLG: 0.182 (6, 1)										2	0	1	0	0	0	0						
										1	0	0	0	0	0	0						
Inning Stats	R: 0 E: 0 K: 0 S: 3	H: 0 LOB: 2 BB: 2 P: 11	R: 0 E: 0 K: 1 S: 5	H: 0 LOB: 0 BB: 0 P: 5	R: 1 E: 1 K: 0 S: 4	H: 2 LOB: 1 BB: 1 P: 8	R: 0 E: 0 K: 1 S: 6	H: 2 LOB: 1 BB: 0 P: 6	R: 1 E: 0 K: 0 S: 4	H: 2 LOB: 0 BB: 0 P: 4	R: 0 E: 0 K: 0 S: 3	H: 0 LOB: 0 BB: 0 P: 3	R: 0 E: 0 K: 1 S: 5	H: 0 LOB: 0 BB: 0 P: 5	R: 0 E: 0 K: 1 S: 6	H: 1 LOB: 1 BB: 0 P: 6	R: 0 E: 0 K: 1 S: 5	H: 0 LOB: 0 BB: 0 P: 5	1B: 6 2B: 2 3B: 0 HR: 0	SF: 0 SAC: 0 DP: 1 HBP: 0	WP: 0 PB: 0 CS: 2	PA: 34
PITCHER	IP	WLS	BF	H	R	ER	SO	BB	IBB	HBP	BLK	WP	HR	S	P	ERA	WHIP					
Joe Dobson, R ERA: 3.0	(1, 1)	9.0	W	34	7	2	2	5	3	0	0	0	0	41	53	2.00	1.111					

Batter	1	2	3	4	5	6	7	8	9	AB	R	H	RBI	BB	SO	LOB	TOP			
Fred Marsh, R OBP: 0.279, SLG: 0.368 (1, 5)	4-0 1B BB		0-0 5-3		0-0 E1		0-0 1-3		0-0 6-3	4	0	0	0	1	0	4				
Bobby Young, L OBP: 0.297, SLG: 0.338 (1, 4)	0-0 BB BB 1B		0-0 F2		0-0 F8		0-0 4-3			4	0	1	2	0	0	3				
Ray Coleman, L OBP: 0.398, SLG: 0.552 (1, 9)	4-0 BB BB 1-2 BB		0-0 4-3		0-0 F9		0-0 1-3			3	0	0	0	1	0	3				
Don Lenhardt, R OBP: 0.326, SLG: 0.463 (1, 7)	0-3 K			0-0 F8		0-0 1B		0-0 5-3		4	0	1	0	0	1	2				
Jim Delsing, L OBP: 0.349, SLG: 0.464 (1, 8)	4-0 BB BB 1-2 2-3 BB		0-3 K		0-0 F8		0-0 F9			3	0	0	0	1	1	1				
Sherm Lollar, R OBP: 0.351, SLG: 0.444 (1, 2)	0-0 F9		0-0 6-3		0-0 F8		0-0 BB			3	0	0	0	1	0	4				
Hank Arft, L OBP: 0.336, SLG: 0.375 (1, 3)		0-0 F7		4-0 E BLK F8 BB		0-0 F6		0-0 5-3		3	1	0	0	1	0	2				
Johnny Bero, L OBP: 0.338, SLG: 0.308 (1, 6)		0-0 F6		4-0 E BB 1-2 BB		4-0 1-3 BB 4-3 BB		0-0 4-3		2	1	0	0	2	0	0				
Duane Pilette, R OBP: 0.231, SLG: 0.167 Dick Starr, R OBP: 0.153, SLG: 0.125 Johnny Berardino, R OBP: 0.344, SLG: 0.330 Bobby Hogue, R OBP: 0.333, SLG: 0.333 Matt Batts, R OBP: 0.250, SLG: 0.435 (1, 1) (6, 1) (7, PH) (7, 1) (9, PH)	0-3 K		0-3 K		0-3 K		4-0 1-2 BB 4-3 1-3 BB		0-0 F8	2	0	0	0	0	2	2				
Inning Stats	R: 0 E: 0 K: 1 S: 5	H: 1 LOB: 3 BB: 3 P: 17	R: 0 E: 0 K: 1 S: 5	H: 0 LOB: 0 BB: 0 P: 5	R: 0 E: 0 K: 0 S: 3	H: 0 LOB: 0 BB: 0 P: 3	R: 1 E: 1 K: 1 S: 6	H: 0 LOB: 2 BB: 2 P: 14	R: 0 E: 0 K: 0 S: 4	H: 1 LOB: 1 BB: 0 P: 4	R: 1 E: 0 K: 0 S: 3	H: 0 LOB: 1 BB: 2 P: 11	R: 0 E: 0 K: 0 S: 3	H: 0 LOB: 1 BB: 1 P: 7	R: 0 E: 0 K: 0 S: 3	H: 0 LOB: 0 BB: 0 P: 3	1B: 2 2B: 0 3B: 0 HR: 0	SF: 0 SAC: 0 DP: 0 HBP: 0	WP: 0 PB: 0 SB: 0 CS: 0	PA: 37
PITCHER Saul Rogovin, R ERA: 5.06 (1, 1)	IP: 9.0 WLS: W BF: 37 H: 2 R: 2 ER: 1 SO: 4 BB: 8 IBB: 0 HBP: 0 BLK: 1 WP: 0 HR: 0 S: 37 P: 69 ERA: 1.00 WHIP: 1.111																			

St. Louis Browns @ Chicago White Sox
Comiskey Park, Chicago, IL
Mon May 28 1951, 4:33 AM EDT
Att: 23,138 - Unknown

AB 29
R 2
H 2
RBI 2
BB 8
SO 4
LOB 21



Batter	1	2	3	4	5	6	7	8	9	AB	R	H	RBI	BB	SO	LOB	BOTTOM			
Nellie Fox, L OBP: 0.424, SLG: 0.562 (1, 4)	0-0 BB E 1B	4-0 BB			0-0 4-1	0-0 1-3				3	1	1	0	1	0	2				
Bud Stewart, L OBP: 0.395, SLG: 0.457 (1, 7)	4-0 BB E BB 1-2	0-0 F8			0-0 1B 2B 2H		0-0 3-1			3	2	1	1	1	0	1				
Minnie Minoso, R OBP: 0.475, SLG: 0.588 (1, 5)	0-3 K		0-0 G3-6-3 1B		0-0 6-3		0-0 1-3			4	0	1	0	0	1	3				
Eddie Robinson, L OBP: 0.423, SLG: 0.613 (1, 3)	0-0 E8 1B 1H 2H 1B		0-0 G3-6-3 1-2		0-0 BB 1B 2H		0-0 F9			4	0	2	2	0	0	1				
Al Zarilla, L OBP: 0.367, SLG: 0.438 Jim Busby, R OBP: 0.381, SLG: 0.408 (1, 9) (6, 8)	0-0 1-2 1B		0-3 K		4-0 BB 1-2 BB		0-0 E6 5-3			2	0	1	0	1	1	0				
Paul Lehner, L OBP: 0.294, SLG: 0.275 (1, 8) (6, 9)	0-0 F7			0-0 1-3	0-0 F8		0-3 K			4	0	0	0	0	1	5				
Gus Niarhos, R OBP: 0.405, SLG: 0.258 (1, 2)	0-0 F2			0-0 1-3 1B		0-0 F7		0-0 5-3		4	0	1	0	0	0	3				
Joe Demaestri, R OBP: 0.125, SLG: 0.125 (1, 6)		0-0 5-3		0-0 1-3		0-0 5-3		0-3 K		4	0	0	0	0	1	2				
Saul Rogovin, R OBP: 0.385, SLG: 0.583 (1, 1)		0-0 4-3			0-0 4-1 2B 1B					3	1	2	0	0	0	0				
Inning Stats	R: 2 E: 1 K: 1 S: 8	H: 3 LOB: 2 BB: 1 P: 12	R: 0 E: 0 K: 0 S: 3	H: 0 LOB: 1 BB: 1 P: 7	R: 0 E: 0 K: 1 S: 5	H: 1 LOB: 0 BB: 0 P: 5	R: 0 E: 0 K: 0 S: 3	H: 1 LOB: 0 BB: 0 P: 3	R: 2 E: 1 K: 0 S: 6	H: 3 LOB: 2 BB: 1 P: 10	R: 0 E: 0 K: 0 S: 4	H: 1 LOB: 0 BB: 0 P: 4	R: 0 E: 0 K: 0 S: 3	H: 0 LOB: 0 BB: 0 P: 3	R: 0 E: 1 K: 2 S: 8	H: 0 LOB: 1 BB: 0 P: 8	1B: 7 2B: 3 3B: 0 HR: 0	SF: 0 SAC: 0 DP: 2 HBP: 0	WP: 0 PB: 0 SB: 0 CS: 0	PA: 35
PITCHER Duane Pilette, R ERA: 6.69 Dick Starr, R ERA: 9.55 Bobby Hogue, R ERA: 5.84 (1, 1) (6, 1) (7, 1)	IP: 5.0 WLS: L BF: 24 H: 8 R: 4 ER: 4 SO: 2 BB: 3 IBB: 0 HBP: 0 BLK: 0 WP: 0 HR: 0 S: 25 P: 37 ERA: 7.20 WHIP: 2.200																			

St. Louis Browns @ Chicago White Sox
Comiskey Park, Chicago, IL
Mon May 28 1951, 4:33 AM EDT
Att: 23,138 - Unknown

AB 32
R 4
H 9
RBI 3
BB 3
SO 4
LOB 17



Batter	1	2	3	4	5	6	7	8	9	AB	R	H	RBI	BB	SO	LOB	TOP			
Fred Marsh, R OBP: 0.273, SLG: 0.344 (1, 5)										4	0	0	0	1	1	1	St. Louis Browns @ Chicago White Sox Comiskey Park, Chicago, IL Wed May 30 1951, 4:33 AM EDT Unknown			
Bobby Young, L OBP: 0.285, SLG: 0.340 (1, 4)										5	1	1	0	0	0	2				
Ray Coleman, L OBP: 0.409, SLG: 0.558 (1, 9)										4	1	3	1	0	1	1				
Don Lenhardt, R OBP: 0.322, SLG: 0.452 (1, 7)										4	0	1	0	0	1	3				
Jim Delsing, L OBP: 0.345, SLG: 0.455 (1, 8)										4	0	1	0	0	0	3				
Sherm Lollar, R OBP: 0.357, SLG: 0.440 (1, 2)										3	0	1	1	1	0	2				
Hank Art, L OBP: 0.338, SLG: 0.374 (1, 3)										3	0	1	0	0	0	3				
Matt Batts, R OBP: 0.300, SLG: 0.447 (8, PH)										1	0	1	0	0	0	0				
Johnny Bernardino, R OBP: 0.344, SLG: 0.330 (8, 3)										0	0	0	0	0	0	0				
Johnny Bero, L OBP: 0.321, SLG: 0.290 (1, 6)										4	0	0	0	0	3	4				
Jim Suchecki, R (1, 1)										2	0	0	0	0	1	0				
Roy Sievers, R OBP: 0.315, SLG: 0.358 (7, PH)										1	0	1	0	0	0	0				
Lou Sletter, L OBP: 0.294, SLG: 0.412 (7, 1)										0	0	0	0	0	0	0				
Ken Wood, R OBP: 0.268, SLG: 0.341 (8, PH)										1	0	0	0	0	1	0				
Inning Stats	R: 0 E: 0 K: 1 S: 5	H: 0 LOB: 1 BB: 1 P: 9	R: 0 E: 0 K: 0 S: 4	H: 1 LOB: 1 BB: 0 P: 4	R: 1 E: 0 K: 1 S: 8	H: 3 LOB: 2 BB: 0 P: 8	R: 0 E: 1 K: 1 S: 4	H: 0 LOB: 0 BB: 1 P: 8	R: 0 E: 0 K: 1 S: 5	H: 2 LOB: 2 BB: 0 P: 5	R: 0 E: 0 K: 1 S: 6	H: 1 LOB: 1 BB: 0 P: 6	R: 1 E: 0 K: 2 S: 10	H: 3 LOB: 2 BB: 0 P: 10	R: 0 E: 0 K: 1 S: 5	H: 0 LOB: 0 BB: 0 P: 5	1B: 9 2B: 2 3B: 0 HR: 0	SF: 0 SAC: 0 DP: 1 HBP: 0	WP: 0 PB: 0 CS: 1	PA: 38
PITCHER Billy Pierce, L ERA: 3.39 (1, 1)	IP: 9.0 WLS: W BF: 38 H: 10 R: 2 ER: 2 SO: 8 BB: 2 IBB: 0 HBP: 0 BLK: 0 WP: 0 HR: 0 S: 52 P: 60 ERA: 2.00 WHIP: 1.333															PITCHER				

Batter	1	2	3	4	5	6	7	8	9	AB	R	H	RBI	BB	SO	LOB	BOTTOM				
Nellie Fox, L OBP: 0.426, SLG: 0.575 (1, 4)										4	1	2	0	0	0	1	St. Louis Browns @ Chicago White Sox Comiskey Park, Chicago, IL Wed May 30 1951, 4:33 AM EDT Unknown				
Bud Stewart, L OBP: 0.375, SLG: 0.520 (1, 7)										4	2	2	1	0	0	1					
Minnie Minoso, R OBP: 0.476, SLG: 0.604 (1, 5)										4	2	2	2	0	1	1					
Eddie Robinson, L OBP: 0.414, SLG: 0.598 (1, 3)										3	0	0	0	0	1	2					
Al Zarilla, L OBP: 0.362, SLG: 0.431 (1, 9)										2	0	0	2	0	0	0					
Jim Busby, R OBP: 0.381, SLG: 0.408 (7, 8)										0	0	0	0	0	0	0					
Chico Carrasquel, R OBP: 0.331, SLG: 0.372 (1, 6)										3	0	0	0	0	0	0					
Paul Lehner, L OBP: 0.286, SLG: 0.266 (1, 8) (7, 9)										3	0	0	0	0	0	0					
Phil Masi, R OBP: 0.484, SLG: 0.521 (1, 2)										3	0	1	0	0	1	0					
Billy Pierce, L OBP: 0.321, SLG: 0.174 (1, 1)										3	0	0	0	0	1	1					
Inning Stats	R: 0 E: 0 K: 0 S: 3	H: 1 LOB: 0 BB: 0 P: 3	R: 0 E: 0 K: 1 S: 5	H: 0 LOB: 0 BB: 0 P: 5	R: 0 E: 0 K: 0 S: 3	H: 0 LOB: 0 BB: 0 P: 3	R: 3 E: 1 K: 0 S: 6	H: 3 LOB: 0 BB: 0 P: 6	R: 0 E: 0 K: 1 S: 6	H: 1 LOB: 1 BB: 0 P: 6	R: 2 E: 0 K: 0 S: 5	H: 2 LOB: 0 BB: 0 P: 5	R: 0 E: 0 K: 1 S: 5	H: 0 LOB: 0 BB: 0 P: 5	R: 0 E: 0 K: 1 S: 5	H: 0 LOB: 0 BB: 0 P: 5		1B: 2 2B: 2 3B: 3 HR: 0	SF: 0 SAC: 1 DP: 1 HBP: 0	WP: 1 PB: 1 SB: 1 CS: 0	PA: 30
PITCHER Jim Suchecki, R ERA: 5.0 (1, 1)	IP: 6.0 WLS: L BF: 24 H: 7 R: 5 ER: 5 SO: 2 BB: 0 IBB: 0 HBP: 0 BLK: 0 WP: 0 HR: 0 S: 28 P: 28 ERA: 7.50 WHIP: 1.167															PITCHER					
Lou Sletter, L ERA: 5.21 (7, 1)	IP: 2.0 WLS: L BF: 6 H: 0 R: 0 ER: 0 SO: 2 BB: 0 IBB: 0 HBP: 0 BLK: 0 WP: 0 HR: 0 S: 10 P: 10 ERA: 0.00 WHIP: 0.000															PITCHER					

Batter	1	2	3	4	5	6	7	8	9	AB	R	H	RBI	BB	SO	LOB	TOP			
Fred Marsh, R OBP: 0.286, SLG: 0.344	4-0 SH2-3 BB		0-0 2H 1B		0-0 F6		0-0 F7			3	0	1	1	1	1	0	3			
Bobby Young, L OBP: 0.286, SLG: 0.339	0-0 SH2-3 1-2		0-0 F9			0-0 4-3		0-0 G4-6-3 1B		3	0	1	0	0	0	1				
Ray Coleman, L OBP: 0.397, SLG: 0.540	0-0 F8		0-0 L4			0-0 6-3		0-0 G4-6-3 1-2 1B		4	0	0	0	0	0	3				
Don Lenhardt, R OBP: 0.319, SLG: 0.443	0-0 F9			0-3 K		0-0 F8		0-0 WP 1B		4	0	1	0	0	1	1				
Jim Delsing, L OBP: 0.333, SLG: 0.438		0-0 G3		0-0 F8			0-0 4-3	0-0 F9 1-2		4	0	0	0	0	0	1				
Matt Batts, R OBP: 0.315, SLG: 0.440		0-0 6-3		0-0 1B			4-0 BB BB		0-0 F6	3	0	1	0	1	0	0				
Hank Arft, L OBP: 0.328, SLG: 0.363 Roy Stevers, R OBP: 0.311, SLG: 0.353		0-0 F7		0-0 F8			0-0 F5		0-3 K	3	0	0	0	0	0	2	AB 29 R 1 H 5 RBI 1 BB 4 SO 2 LOB 11			
Johnny Bero, L OBP: 0.329, SLG: 0.292			0-0 SH3-4 1B 1B		0-0 4-1		4-0 BB BB		0-0 F9	3	1	1	0	1	0	0				
Al Widmar, R OBP: 0.071, SLG: 0.143 Sherm Lollar, R OBP: 0.364, SLG: 0.440 Duane Pilette, R OBP: 0.231, SLG: 0.167 Dick Starr, R OBP: 0.125, SLG: 0.125 Cliff Fannin, L OBP: 0.250, SLG: 0.250			0-0 SH3-4 1-2		0-0 4-1		4-0 1-2 2-3 BB			1	0	0	0	0	0	0				
Inning Stats	R: 0 E: 0 K: 0 S: 3	H: 0 LOB: 1 BB: 1 P: 7	R: 0 E: 0 K: 0 S: 3	H: 0 LOB: 0 BB: 0 P: 3	R: 1 E: 0 K: 1 S: 5	H: 2 LOB: 1 BB: 0 P: 5	R: 0 E: 0 K: 1 S: 6	H: 1 LOB: 1 BB: 0 P: 6	R: 0 E: 0 K: 0 S: 3	H: 0 LOB: 0 BB: 0 P: 3	R: 0 E: 0 K: 0 S: 3	H: 0 LOB: 3 BB: 3 P: 15	R: 0 E: 0 K: 0 S: 4	H: 2 LOB: 1 BB: 0 P: 4	R: 0 E: 0 K: 1 S: 5	H: 0 LOB: 0 BB: 0 P: 5	1B: 5 2B: 0 3B: 0 HR: 0	SF: 0 SAC: 2 DP: 1 HBP: 0	WP: 1 PB: 0 SB: 0 CS: 0	PA: 35
PITCHER Randy Gumpert, R ERA: 2.27	IP: 9.0 WLS: W BF: 35 H: 5 R: 1 ER: 1 SO: 2 BB: 4 IBB: 0 HBP: 0 BLK: 0 WP: 1 HR: 0 S: 35 P: 51 ERA: 1.00 WHIP: 1.000															PITCHER				

St. Louis Browns @ Chicago White Sox
Comiskey Park, Chicago, IL
Wed May 30 1951, 4:38 AM EDT
Att: 34,856 - Unknown


AB 29
R 1
H 5
RBI 1
BB 4
SO 2
LOB 11



Batter	1	2	3	4	5	6	7	8	9	AB	R	H	RBI	BB	SO	LOB	BOTTOM			
Nellie Fox, L OBP: 0.431, SLG: 0.572	0-0 F6		0-0 4-3		0-0 1-2 2H 1B		0-0 1B 1B		4-0 1-2 2-3 BB	4	0	2	1	1	0	2				
Bud Stewart, L OBP: 0.377, SLG: 0.500	0-0 F8		0-0 F9		0-0 4-3		0-0 FC6-4 1B		4-0 1-2 2-3 3H BB	4	0	1	1	1	0	2				
Minnie Minoso, R OBP: 0.465, SLG: 0.613	0-0 6-3		0-0 5-3		0-0 HR		0-0 FC6-4 1-2		0-0 F8	5	1	1	1	0	0	6				
Eddie Robinson, L OBP: 0.427, SLG: 0.620		4-0 SH1-4 1B BB	4-0 S BB		0-0 4-3		4-0 2B E BB		0-0 HR	2	3	1	1	3	0	0				
Al Zarilla, L OBP: 0.365, SLG: 0.440 Jim Busby, R OBP: 0.377, SLG: 0.404		0-0 SH1-4 1B 1B	0-3 K		0-0 F5		0-0 E 2B		0-0 5-3	4	1	2	0	0	1	1				
Chico Carrasquel, R OBP: 0.323, SLG: 0.363	0-0 SH1-4 1-2 2-3			0-0 1-3		0-0 5-3		0-0 6-3	0-3 K	4	0	0	0	0	1	2				
Paul Lehner, L OBP: 0.273, SLG: 0.253		0-0 4-3		0-0 F8		0-0 4-3		0-3 K		5	0	0	0	0	1	4	AB 34 R 8 H 10 RBI 6 BB 8 SO 3 LOB 19			
Gus Niarhos, R OBP: 0.434, SLG: 0.270		4-0 1B IBB		4-0 1B BB		0-0 1B 1B		4-0 BB E BB IBB		1	2	1	0	3	0	0				
Randy Gumpert, R OBP: 0.273, SLG: 0.273		0-0 1-2 2H 3H 1B		0-0 1B		0-0 F5		0-0 E5 BB BB		4	0	2	2	0	0	2				
Inning Stats	R: 0 E: 0 K: 0 S: 3	H: 0 LOB: 0 BB: 0 P: 3	R: 2 E: 0 K: 0 S: 5	H: 2 LOB: 2 BB: 2 P: 13	R: 0 E: 0 K: 1 S: 5	H: 0 LOB: 1 BB: 1 P: 9	R: 1 E: 0 K: 0 S: 5	H: 2 LOB: 2 BB: 1 P: 9	R: 1 E: 0 K: 0 S: 4	H: 1 LOB: 0 BB: 0 P: 4	R: 0 E: 0 K: 0 S: 6	H: 3 LOB: 3 BB: 0 P: 6	R: 3 E: 1 K: 0 S: 5	H: 1 LOB: 3 BB: 4 P: 21	R: 1 E: 0 K: 2 S: 8	H: 1 LOB: 0 BB: 0 P: 8	1B: 7 2B: 1 3B: 0 HR: 2	SF: 0 SAC: 1 DP: 0 HBP: 0	WP: 0 PB: 0 SB: 1 CS: 0	PA: 43
PITCHER Al Widmar, R ERA: 6.26 Dick Starr, R ERA: 9.13 Cliff Fannin, R ERA: 6.46	IP: 6.0 WLS: L BF: 30 H: 8 R: 4 ER: 4 SO: 4 BB: 3 IBB: 1 HBP: 0 BLK: 0 WP: 0 HR: 1 S: 28 P: 44 ERA: 6.00 WHIP: 1.833															PITCHER				


St. Louis Browns @ Chicago White Sox
Comiskey Park, Chicago, IL
Wed May 30 1951, 4:38 AM EDT
Att: 34,856 - Unknown


AB 34
R 8
H 10
RBI 6
BB 8
SO 3
LOB 19



Batter	1	2	3	4	5	6	7	8	9	AB	R	H	RBI	BB	SO	LOB	TOP								
Eddie Joost, R OBP: 0.423, SLG: 0.489 (1, 6)										4	0	1	0	0	1	0	Philadelphia Athletics @ Chicago White Sox Comiskey Park, Chicago, IL Sat Jun 02 1951, 4:33 AM EDT Att: 10,491 - Unknown								
Fernis Fain, L OBP: 0.494, SLG: 0.543 (1, 9)										3	0	1	1	1	0	0									
Allie Clark, R OBP: 0.260, SLG: 0.348 Elmer Valo, L OBP: 0.347, SLG: 0.320 Billy Hitchcock, R OBP: 0.354, SLG: 0.265 (1, 5)										3	0	0	0	0	0	1									
Gus Zernial, R OBP: 0.350, SLG: 0.560 (1, 7)										0	2	0	0	0	0	0									
Dave Philley, S OBP: 0.336, SLG: 0.405 (1, 8)										4	1	1	0	0	0	0									
Lou Limmer, L OBP: 0.296, SLG: 0.522 (1, 3)										2	0	0	0	1	0	0									
Pete Suder, R OBP: 0.308, SLG: 0.278 (1, 4)										3	0	0	0	1	0	1									
Joe Tipton, R OBP: 0.246, SLG: 0.207 Wally Moses, L OBP: 0.283, SLG: 0.108 Joe Astroth, R OBP: 0.103, SLG: 0.054 (1, 2)										2	0	0	0	0	0	1									
Bob Hooper, R OBP: 0.333, SLG: 0.417 (1, 1)										4	1	1	1	0	2	0									
Inning Stats	R: 0 E: 0 K: 0 S: 3	H: 0 LOB: 0 BB: 0 P: 3	R: 0 E: 0 K: 0 S: 3	H: 0 LOB: 0 BB: 0 P: 3	R: 0 E: 0 K: 1 S: 5	H: 0 LOB: 0 BB: 0 P: 5	R: 0 E: 0 K: 0 S: 3	H: 0 LOB: 0 BB: 0 P: 3	R: 1 E: 0 K: 0 S: 4	H: 1 LOB: 1 BB: 1 P: 8	R: 0 E: 0 K: 1 S: 5	H: 0 LOB: 1 BB: 1 P: 9	R: 4 E: 0 K: 0 S: 7	H: 4 LOB: 2 BB: 2 P: 15	R: 0 E: 0 K: 0 S: 3	H: 0 LOB: 0 BB: 0 P: 3		R: 0 E: 0 K: 1 S: 5	H: 0 LOB: 0 BB: 0 P: 5	1B: 4 2B: 0 3B: 0 HR: 1	SF: 0 SAC: 1 DP: 0 HBP: 0	WP: 0 PB: 0 SB: 2 CS: 0	PA: 36		
PITCHER	IP	WLS	BF	H	R	ER	SO	BB	IBB	HBP	BLK	WP	HR	S	P	ERA	WHIP								
Joe Dobson, R ERA: 3.43 (1, 1)	6.2	L	29	5	5	5	2	3	1	0	0	0	1	29	45	6.75	1.200								
Luis Aloma, R ERA: (7, 1)	1.1		4	0	0	0	0	0	0	0	0	0	0	4	4	0.00	0.000								
Randy Gumpert, R ERA: 2.21 (9, 1)	1.0		3	0	0	0	1	0	0	0	0	0	0	5	5	0.00	0.000								

Batter	1	2	3	4	5	6	7	8	9	AB	R	H	RBI	BB	SO	LOB	BOTTOM								
Nellie Fox, L OBP: 0.420, SLG: 0.556 (1, 4)										4	0	0	0	0	0	1	Philadelphia Athletics @ Chicago White Sox Comiskey Park, Chicago, IL Sat Jun 02 1951, 4:33 AM EDT Att: 10,491 - Unknown								
Bud Stewart, L OBP: 0.354, SLG: 0.466 (1, 7)										4	0	0	0	0	2	1									
Minnie Minoso, R OBP: 0.459, SLG: 0.600 (1, 5)										4	0	1	0	0	0	0									
Eddie Robinson, L OBP: 0.435, SLG: 0.618 (1, 3)										2	1	1	0	2	0	0									
Al Zarilla, L OBP: 0.356, SLG: 0.428 (1, 9)										4	0	0	0	0	0	4									
Jim Busby, R OBP: 0.373, SLG: 0.398 (1, 8)										4	0	1	1	0	0	3									
Chico Carrasquel, R OBP: 0.324, SLG: 0.362 (1, 6)										3	0	1	0	0	0	1									
Phil Masi, R OBP: 0.477, SLG: 0.549 (1, 2)										3	0	1	0	0	0	0									
Joe Dobson, R (1, 1)										2	0	0	0	0	0	1									
Luis Aloma, R (7, 1)										0	0	0	0	0	0	0									
Floyd Baker, L OBP: 0.429, SLG: 0.380 Randy Gumpert, R OBP: 0.273, SLG: 0.273 (9, 1)										1	0	0	0	0	1	0									
Inning Stats	R: 0 E: 0 K: 1 S: 5	H: 1 LOB: 2 BB: 1 P: 7	R: 0 E: 1 K: 0 S: 3	H: 1 LOB: 1 BB: 0 P: 6	R: 0 E: 0 K: 1 S: 6	H: 1 LOB: 1 BB: 0 P: 6	R: 0 E: 0 K: 0 S: 3	H: 0 LOB: 0 BB: 0 P: 3	R: 0 E: 0 K: 0 S: 3	H: 0 LOB: 0 BB: 0 P: 3	R: 1 E: 0 K: 0 S: 4	H: 1 LOB: 1 BB: 1 P: 8	R: 0 E: 0 K: 1 S: 5	H: 0 LOB: 2 BB: 0 P: 5	R: 0 E: 0 K: 0 S: 5	H: 2 LOB: 2 BB: 0 P: 5	1B: 4 2B: 0 3B: 1 HR: 0	SF: 0 SAC: 0 DP: 0 HBP: 0	WP: 0 PB: 0 SB: 0 CS: 0	PA: 33					
PITCHER	IP	WLS	BF	H	R	ER	SO	BB	IBB	HBP	BLK	WP	HR	S	P	ERA	WHIP								
Bob Hooper, R ERA: 3.13 (1, 1)	9.0	W	33	5	1	1	3	2	0	0	0	0	0	37	45	1.00	0.778								

Batter	1	2	3	4	5	6	7	8	9	AB	R	H	RBI	BB	SO	LOB	TOP					
Dom DiMaggio, R OBP: 0.395, SLG: 0.464 (1, 8)	5-3		SH2-3 1B	F8		G4-6-3		F9		5	1	1	0	0	0	3	Boston Red Sox @ Chicago White Sox Comiskey Park, Chicago, IL Sun Jun 03 1951, 4:33 AM EDT Unknown livebaseballscorecards.com					
Billy Goodman, L OBP: 0.395, SLG: 0.354 (1, 9)	F8		SH2-3 1-2	K			F8	G6-3 1B		4	0	1	0	0	1	1						
Ted Williams, L OBP: 0.473, SLG: 0.629 (1, 7)	1B 2B BB		1B BB	F8			F8	G6-3 1-2		3	2	0	0	2	0	2						
Lou Boudreau, R OBP: 0.365, SLG: 0.427 (1, 6)	2B 1-2 1B		1B 1-2 2-3 BB			G6-4-3 1B	1B 2B			4	2	3	0	1	0	0						
Vern Stephens, R OBP: 0.447, SLG: 0.574 (1, 5)			1B FC6-4 1B			G6-4-3 1-2				4	1	3	4	0	0	1						
Walt Dropo, R OBP: 0.362, SLG: 0.417 (1, 3)	6-3		1-3 2-H 1B			F9	2-H 1B			4	0	1	1	0	1	3						
Bobby Doerr, R OBP: 0.420, SLG: 0.486 (1, 4)		5-3	FC6-4 1-2 3-H 1B			1B 1B		6-3		4	0	1	1	0	0	1						
Les Moss, R OBP: 0.314, SLG: 0.352 (1, 2)		L6-3 BB	F7			F9		HR		3	1	1	1	1	0	2						
Mel Parnell, L OBP: 0.519, SLG: 0.455 Ellis Kinder, R (6, 1)	L6-3 1-2					G4-6-3 1-2 1B		K		3	0	2	0	0	0	1						
Inning Stats	R: 1 E: 0 K: 0 S: 5	H: 2 LOB: 2 BB: 1 P: 9	R: 0 E: 0 K: 0 S: 2	H: 0 LOB: 0 BB: 1 P: 6	R: 4 E: 0 K: 0 S: 6	H: 3 LOB: 1 BB: 2 P: 14	R: 0 E: 0 K: 1 S: 6	H: 1 LOB: 1 BB: 0 P: 6	R: 0 E: 0 K: 0 S: 3	H: 1 LOB: 0 BB: 0 P: 3	R: 0 E: 0 K: 0 S: 4	H: 2 LOB: 1 BB: 0 P: 4	R: 1 E: 0 K: 1 S: 7	H: 2 LOB: 1 BB: 0 P: 7	R: 1 E: 0 K: 1 S: 6	H: 1 LOB: 0 BB: 0 P: 6		R: 0 E: 0 K: 0 S: 3	H: 1 LOB: 0 BB: 0 P: 3	1B: 10 2B: 3 3B: 0 HR: 1	SF: 0 SAC: 1 DP: 4 HBP: 0	WP: 0 PB: 0 SB: 0 CS: 0
PITCHER	IP WLS BF H R ER SO BB IBB HBP BLK WP HR S P ERA WHIP	Ken Holcombe, R ERA: 2.88 Luis Aloma, R ERA: Lou Kretlow, R ERA: 6.52 Marv Rotblatt, L ERA: 2.6	3.0 L 17 5 5 5 0 3 1 0 0 0 0 0 13 29 15.00 2.667	2.0 7 2 0 0 1 0 0 0 0 0 0 0 9 9 0.00 1.000	1.0 4 2 0 0 0 0 0 0 0 0 0 0 4 4 0.00 2.000	3.0 12 4 2 2 2 0 0 0 0 0 1 16 16 6.00 1.333	PITCHER	IP WLS BF H R ER SO BB IBB HBP BLK WP HR S P ERA WHIP	Ken Holcombe, R ERA: 2.88 Luis Aloma, R ERA: Lou Kretlow, R ERA: 6.52 Marv Rotblatt, L ERA: 2.6	3.0 L 17 5 5 5 0 3 1 0 0 0 0 0 13 29 15.00 2.667	2.0 7 2 0 0 1 0 0 0 0 0 0 0 9 9 0.00 1.000	1.0 4 2 0 0 0 0 0 0 0 0 0 0 4 4 0.00 2.000	3.0 12 4 2 2 2 0 0 0 0 0 1 16 16 6.00 1.333									

Batter	1	2	3	4	5	6	7	8	9	AB	R	H	RBI	BB	SO	LOB	BOTTOM					
Bob Dillinger, R OBP: 0.286, SLG: 0.345 (1, 5)	F7		1B 1-2 1B			K		K		5	0	2	0	0	2	0	Boston Red Sox @ Chicago White Sox Comiskey Park, Chicago, IL Sun Jun 03 1951, 4:33 AM EDT Unknown livebaseballscorecards.com					
Nellie Fox, L OBP: 0.420, SLG: 0.551 (1, 4)	F9		1-2 2-H 1B			4-3		3B 1B	F8	5	1	2	0	0	0	1						
Minnie Minoso, R OBP: 0.457, SLG: 0.605 (1, 7)	6-3		F7				HR BB	1-H F9 3B	F8	4	2	1	1	1	0	3						
Eddie Robinson, L OBP: 0.443, SLG: 0.649 (1, 3)		2B		1B 6-3 BB			1-H HR	F9		3	2	2	3	1	0	0						
Al Zarilla, L OBP: 0.354, SLG: 0.423 (1, 9)	F2		G5-3 6-3 1-3 1B			G3		F5		4	0	1	0	0	0	1						
Jim Busby, R OBP: 0.366, SLG: 0.393 (1, 8)	4-3		6-3			1B		F8		4	0	1	1	0	0	2						
Chico Carrasquel, R OBP: 0.329, SLG: 0.361 (1, 6)	1-3					1-2 1B		6-3		3	0	1	0	1	0	1						
Gus Niarhos, R OBP: 0.424, SLG: 0.262 Bud Stewart, L OBP: 0.348, SLG: 0.458 Phil Masi, R OBP: 0.470, SLG: 0.538 (1, 2) (6, PH) (7, 2)	4-3		G5-3			F5		F8		2	0	0	0	0	0	2						
Ken Holcombe, R Joe Egan, R Luis Aloma, R Joe Demaestri, R Lou Kretlow, R Floyd Baker, L Marv Rotblatt, S Paul Lehner, R (1, 1) (3, PH) (4, 1) (5, PH) (6, 1) (6, PH) (7, 1) (9, PH)			1B 1B			K		1-3	F3	0	0	0	0	0	0	0						
Inning Stats	R: 0 E: 0 K: 0 S: 3	H: 0 LOB: 0 BB: 0 P: 3	R: 0 E: 0 K: 0 S: 4	H: 1 LOB: 1 BB: 0 P: 4	R: 0 E: 0 K: 0 S: 5	H: 3 LOB: 2 BB: 0 P: 5	R: 1 E: 0 K: 0 S: 3	H: 1 LOB: 1 BB: 2 P: 11	R: 0 E: 0 K: 2 S: 7	H: 0 LOB: 0 BB: 0 P: 7	R: 2 E: 0 K: 0 S: 6	H: 3 LOB: 2 BB: 1 P: 10	R: 2 E: 0 K: 1 S: 7	H: 2 LOB: 0 BB: 0 P: 7	R: 0 E: 0 K: 0 S: 3	H: 0 LOB: 0 BB: 0 P: 3		R: 0 E: 0 K: 0 S: 4	H: 1 LOB: 1 BB: 0 P: 4	1B: 8 2B: 1 3B: 1 HR: 1	SF: 0 SAC: 0 DP: 1 HBP: 0	WP: 0 PB: 0 SB: 0 CS: 0
PITCHER	IP WLS BF H R ER SO BB IBB HBP BLK WP HR S P ERA WHIP	Mel Parnell, L ERA: 3.21 Ellis Kinder, R ERA: 5.12	5.1 W 25 8 3 3 3 3 0 0 0 0 0 26 38 5.06 2.062	3.2 S 14 3 2 2 1 0 0 0 0 0 0 16 16 4.91 0.818	PITCHER	IP WLS BF H R ER SO BB IBB HBP BLK WP HR S P ERA WHIP	Mel Parnell, L ERA: 3.21 Ellis Kinder, R ERA: 5.12	5.1 W 25 8 3 3 3 3 0 0 0 0 0 26 38 5.06 2.062	3.2 S 14 3 2 2 1 0 0 0 0 0 0 16 16 4.91 0.818													

Batter	1	2	3	4	5	6	7	8	9	AB	R	H	RBI	BB	SO	LOB	TOP			
Dom DiMaggio, R OBP: 0.406, SLG: 0.470 (1, 8)										4	0	3	1	0	0	1	Boston Red Sox @ Chicago White Sox Comiskey Park, Chicago, IL Sun Jun 03 1951, 4:38 AM EDT Att: 35,362 - Unknown			
Billy Goodman, L OBP: 0.395, SLG: 0.349 (1, 9)										2	0	0	0	1	0	2				
Ted Williams, L OBP: 0.469, SLG: 0.616 (1, 7)										3	1	0	0	1	0	2				
Lou Boudreau, R OBP: 0.362, SLG: 0.422 (1, 6)										4	0	1	1	0	0	2				
Vern Stephens, R OBP: 0.441, SLG: 0.563 (1, 5)										4	0	1	0	0	0	2				
Walt Drogo, R OBP: 0.359, SLG: 0.407 (1, 3)										3	0	0	0	1	0	1				
Bobby Doerr, R OBP: 0.417, SLG: 0.480 (1, 4)										4	0	1	0	0	0	1				
Les Moss, R OBP: 0.306, SLG: 0.343 (1, 2)										3	0	0	0	0	1	1				
Chuck Stobbs, L OBP: 0.174, SLG: 0.261 (5, PH) Bill Evans, R OBP: 0.279, SLG: 0.376 (5, 1) Walt Masterson, R OBP: 0.322, SLG: 0.607 Paul Hinrichs, R OBP: 0.320, SLG: 0.352 Mickey McDermott, L OBP: 0.250, SLG: 0.350 (8, 1)										1	0	0	0	0	0	0				
Inning Stats	R: 1 E: 0 K: 0 S: 4	H: 2 LOB: 1 BB: 1 P: 8	R: 0 E: 0 K: 0 S: 2	H: 0 LOB: 0 BB: 1 P: 6	R: 0 E: 0 K: 0 S: 3	H: 1 LOB: 0 BB: 0 P: 3	R: 0 E: 0 K: 0 S: 4	H: 1 LOB: 1 BB: 0 P: 4	R: 0 E: 0 K: 0 S: 3	H: 0 LOB: 1 BB: 1 P: 7	R: 0 E: 0 K: 1 S: 5	H: 0 LOB: 0 BB: 0 P: 5	R: 1 E: 0 K: 0 S: 5	H: 2 LOB: 1 BB: 0 P: 5	R: 0 E: 0 K: 0 S: 3	H: 0 LOB: 0 BB: 0 P: 3		1B: 6 2B: 2 3B: 0 HR: 0	SF: 0 SAC: 1 DP: 3 HBP: 0	WP: 1 PB: 0 SB: 0 CS: 0
PITCHER Howie Judson, R ERA: 3.97 (1, 1)	IP: 9.0 WLS: W BF: 34 H: 7 R: 2 ER: 2 SO: 1 BB: 3 IBB: 0 HBP: 0 BLK: 1 WP: 1 HR: 0 S: 33 P: 45 ERA: 2.00 WHIP: 1.111															PITCHER				

Batter	1	2	3	4	5	6	7	8	9	AB	R	H	RBI	BB	SO	LOB	BOTTOM			
Bob Dillinger, R OBP: 0.323, SLG: 0.367 (1, 5)										5	2	3	1	1	0	0	Boston Red Sox @ Chicago White Sox Comiskey Park, Chicago, IL Sun Jun 03 1951, 4:38 AM EDT Att: 35,362 - Unknown			
Nellie Fox, L OBP: 0.419, SLG: 0.559 (1, 4)										5	1	2	0	0	0	5				
Minnie Minoso, R OBP: 0.476, SLG: 0.624 (1, 7)										3	2	3	1	2	0	0				
Eddie Robinson, L OBP: 0.442, SLG: 0.647 (1, 3)										5	1	2	2	0	0	5				
Al Zarilla, L OBP: 0.349, SLG: 0.417 (5, PH) Bud Stewart, L OBP: 0.362, SLG: 0.459 (6, 9)										2	0	0	0	0	0	5				
Jim Busby, R OBP: 0.376, SLG: 0.396 (1, 8)										4	2	2	1	1	0	2				
Chico Carrasquel, R OBP: 0.330, SLG: 0.374 (1, 6)										5	1	2	3	0	0	4				
Phil Masi, R OBP: 0.451, SLG: 0.500 (1, 2)										4	1	0	1	1	1	2				
Howie Judson, R OBP: 0.250, SLG: 0.143 (1, 1)										4	0	1	1	0	1	0				
Inning Stats	R: 0 E: 0 K: 0 S: 4	H: 1 LOB: 2 BB: 1 P: 8	R: 0 E: 0 K: 0 S: 3	H: 0 LOB: 0 BB: 0 P: 3	R: 2 E: 1 K: 0 S: 7	H: 3 LOB: 3 BB: 1 P: 11	R: 2 E: 0 K: 0 S: 5	H: 2 LOB: 1 BB: 1 P: 9	R: 1 E: 0 K: 0 S: 6	H: 3 LOB: 3 BB: 1 P: 10	R: 1 E: 0 K: 0 S: 5	H: 3 LOB: 1 BB: 0 P: 5	R: 0 E: 0 K: 2 S: 8	H: 1 LOB: 1 BB: 0 P: 8	R: 5 E: 0 K: 0 S: 6	H: 3 LOB: 0 BB: 2 P: 14		1B: 11 2B: 4 3B: 1 HR: 0	SF: 0 SAC: 1 DP: 1 HBP: 0	WP: 0 PB: 0 SB: 1 CS: 0
PITCHER Chuck Stobbs, L ERA: 4.1 Bill Evans, R ERA: 2.81 Walt Masterson, R ERA: 5.06 Paul Hinrichs, R ERA: 47.25 Mickey McDermott, L ERA: 5.7	IP: 6 WLS: L BF: 22 H: 4 R: 4 ER: 3 SO: 0 BB: 3 IBB: 0 HBP: 0 BLK: 0 WP: 0 HR: 0 S: 19 P: 31 ERA: 6.75 WHIP: 2.250															PITCHER				

Batter	1	2	3	4	5	6	7	8	9	AB	R	H	RBI	BB	SO	LOB	TOP			
Dom DiMaggio, R OBP: 0.411, SLG: 0.471	F4	1B			CS 1B BB		5-3			4	0	2	1	1	0	0	Boston Red Sox @ Chicago White Sox Comiskey Park, Chicago, IL Mon Jun 04 1951, 4:33 AM EDT Unknown			
Billy Goodman, L OBP: 0.407, SLG: 0.371	E	2B			1B			1B	1-3	5	2	4	1	0	0	1				
Ted Williams, L OBP: 0.474, SLG: 0.627	E7	CS			G4-3 1B			4-3 1B	2B	4	1	3	2	0	1	2				
Lou Boudreau, R OBP: 0.354, SLG: 0.411	6-3				K			5-3		4	0	0	0	0	1	3				
Vern Stephens, R OBP: 0.436, SLG: 0.554	F4				G4-3			4-3		4	0	1	0	0	0	3				
Walt Drono, R OBP: 0.356, SLG: 0.402		F7			6-3			F4		4	0	1	1	0	0	1				
Bobby Doerr, R OBP: 0.408, SLG: 0.468		1-3			F2			F9		4	0	0	0	0	0	2				
Les Moss, R OBP: 0.305, SLG: 0.333		E			F2			K		3	1	0	0	1	1	0				
Ray Scarborough, R OBP: 0.286, SLG: 0.231		E4			1-3			F8		2	1	0	0	0	0	1				
Ellis Kinder, R										0	0	0	0	0	0	0				
Clyde Vollmer, R OBP: 0.200, SLG: 0.333										1	0	0	0	0	0	0				
Walt Masterson, R										0	0	0	0	0	0	0				
6 Johnny Pesky, L OBP: 0.365, SLG: 0.369										1	0	0	0	0	0	0				
Inning Stats	R: 1 E: 1 K: 0 S: 5	H: 2 LOB: 1 BB: 0 P: 5	R: 2 E: 1 K: 0 S: 5	H: 2 LOB: 1 BB: 1 P: 9	R: 0 E: 0 K: 1 S: 5	H: 1 LOB: 0 BB: 0 P: 5	R: 0 E: 0 K: 0 S: 3	H: 0 LOB: 0 BB: 0 P: 3	R: 0 E: 0 K: 1 S: 4	H: 1 LOB: 2 BB: 1 P: 9	R: 0 E: 0 K: 0 S: 5	H: 0 LOB: 0 BB: 0 P: 5	R: 2 E: 0 K: 0 S: 6	H: 3 LOB: 1 BB: 0 P: 6	R: 0 E: 0 K: 0 S: 4	H: 1 LOB: 1 BB: 0 P: 4	1B: 9 2B: 3 3B: 0 HR: 0	SF: 0 SAC: 0 DP: 2 HBP: 0	WP: 0 PB: 1 SB: 0 CS: 2	PA: 39
PITCHER Billy Pierce, L ERA: 3.35	IP: 9.0 WLS: W BF: 38 H: 11 R: 5 ER: 3 SO: 3	BB: 2 IBB: 0 HBP: 0 BLK: 0	WP: 0 HR: 0 S: 42 P: 50	ERA: 3.00 WHIP: 1.444												ERA: 3.00 WHIP: 1.444				

AB 36
R 5
H 11
RBI 5
BB 2
SO 3
LOB 13




Batter	1	2	3	4	5	6	7	8	9	AB	R	H	RBI	BB	SO	LOB	BOTTOM			
Bob Dillinger, R OBP: 0.348, SLG: 0.381	S 3B				F8					3	1	2	0	1	0	0	Boston Red Sox @ Chicago White Sox Comiskey Park, Chicago, IL Mon Jun 04 1951, 4:33 AM EDT Unknown			
Nellie Fox, L OBP: 0.421, SLG: 0.555	K				HBP					3	0	1	0	0	1	2				
Minnie Minoso, R OBP: 0.469, SLG: 0.608	F9				F9					3	1	0	0	1	0	4				
Eddie Robinson, L OBP: 0.443, SLG: 0.655	2H 3B				4-3					3	1	1	1	1	0	3				
Al Zarilla, L OBP: 0.353, SLG: 0.422	4-3				1B					3	2	1	0	0	0	2				
Bud Stewart, L OBP: 0.362, SLG: 0.459					1B					0	0	0	0	0	0	0				
Jim Busby, R OBP: 0.390, SLG: 0.404					1B					3	1	2	1	1	0	0				
Chico Carrasquel, R OBP: 0.333, SLG: 0.377	F7				1B					4	0	2	2	0	0	1				
Phil Masi, R OBP: 0.440, SLG: 0.483	CS 1B				4-3					4	0	1	1	0	0	3				
Billy Pierce, L OBP: 0.281, SLG: 0.148	4-3				F4					4	0	0	0	0	2	2				
Inning Stats	R: 1 E: 0 K: 1 S: 7	H: 2 LOB: 1 BB: 0 P: 7	R: 1 E: 0 K: 0 S: 4	H: 2 LOB: 0 BB: 0 P: 4	R: 0 E: 0 K: 0 S: 3	H: 0 LOB: 1 BB: 0 P: 4	R: 1 E: 0 K: 0 S: 5	H: 3 LOB: 1 BB: 0 P: 5	R: 3 E: 1 K: 0 S: 5	H: 2 LOB: 2 BB: 2 P: 14	R: 0 E: 0 K: 1 S: 5	H: 1 LOB: 1 BB: 1 P: 9	R: 0 E: 0 K: 0 S: 2	H: 0 LOB: 0 BB: 1 P: 6	R: 0 E: 0 K: 1 S: 5	H: 0 LOB: 0 BB: 0 P: 5	1B: 8 2B: 2 3B: 1 HR: 0	SF: 0 SAC: 0 DP: 2 HBP: 2	WP: 1 PB: 0 SB: 2 CS: 1	PA: 36
PITCHER Ray Scarborough, R ERA: 6.31	IP: 4.2 WLS: L BF: 24 H: 8 R: 6 ER: 6 SO: 1	BB: 2 IBB: 0 HBP: 0 BLK: 0	WP: 0 HR: 0 S: 22 P: 32	ERA: 11.57 WHIP: 2.143												ERA: 11.57 WHIP: 2.143				
Ellis Kinder, R ERA: 4.79	1.1	6	2	0	0	1	1	0	0	0	0	7	11	0.00	2.250					
Walt Masterson, R ERA: 4.26	2.0	6	0	0	0	1	1	0	0	0	0	7	11	0.00	0.500					


AB 30
R 6
H 10
RBI 5
BB 4
SO 3
LOB 17



Batter	1	2	3	4	5	6	7	8	9	AB	R	H	RBI	BB	SO	LOB	TOP			
Dom DiMaggio, R OBP: 0.412, SLG: 0.471 (1, 8)										4	0	2	0	0	0	2	Boston Red Sox @ Chicago White Sox Comiskey Park, Chicago, IL Mon Jun 04 1951, 4:38 AM EDT Att: 42,718 - Unknown			
6 Johnny Pesky, L OBP: 0.359, SLG: 0.353 (1, 6)										3	0	0	0	1	0	1				
Billy Goodman, L OBP: 0.414, SLG: 0.381 (1, 9)										4	0	3	0	0	0	2				
Ted Williams, L OBP: 0.470, SLG: 0.614 (1, 7)										3	0	0	0	1	0	4				
Vern Stephens, R OBP: 0.425, SLG: 0.537 (1, 5)										4	0	0	0	0	0	5				
Walt Dropo, R OBP: 0.347, SLG: 0.389 (1, 3)											4	0	0	0	0	1		0		
Bobby Doerr, R OBP: 0.410, SLG: 0.465 (1, 4)											3	0	1	0	1	0		0		
Buddy Rosar, R OBP: 0.429, SLG: 0.238 (1, 2)											3	0	1	0	0	0		1		
Clyde Volmer, R OBP: 0.200, SLG: 0.333 (7, PR)											0	0	0	0	0	0		0		
Les Moss, R OBP: 0.302, SLG: 0.330 (7, 2)											1	0	0	0	0	0		0		
Bill Wight, L OBP: 0.133, SLG: 0.071 (1, 1)											2	0	0	0	0	1		2		
Fred Hatfield, L OBP: 0.250, SLG: 0.500 (7, PH)											1	0	0	0	0	2				
Bill Evans, R (7, 1)											0	0	0	0	0	0				
Inning Stats	R: 0 E: 0 K: 0 S: 3	H: 1 LOB: 1 BB: 1 P: 7	R: 0 E: 0 K: 0 S: 3	H: 0 LOB: 0 BB: 0 P: 3	R: 0 E: 0 K: 0 S: 3	H: 0 LOB: 0 BB: 0 P: 3	R: 0 E: 0 K: 0 S: 4	H: 1 LOB: 1 BB: 0 P: 4	R: 0 E: 0 K: 1 S: 6	H: 1 LOB: 2 BB: 1 P: 10	R: 0 E: 0 K: 0 S: 3	H: 1 LOB: 2 BB: 0 P: 6	R: 0 E: 0 K: 0 S: 5	H: 2 LOB: 2 BB: 0 P: 5	R: 0 E: 0 K: 0 S: 3	H: 0 LOB: 0 BB: 0 P: 3	1B: 7 2B: 1 3B: 0 HR: 0	SF: 0 SAC: 0 DP: 3 HBP: 0	WP: 1 PB: 0 SB: 0 CS: 0	PA: 35
PITCHER Saul Rogovin, R ERA: 4.08 (1, 1)	IP: 9.0 WLS: W BF: 35 H: 7 R: 0 ER: 0 SO: 2 BB: 3 IBB: 0 HBP: 0 BLK: 0 WP: 1 HR: 0 S: 36 P: 48 ERA: 0.00 WHIP: 1.111															PITCHER				

Batter	1	2	3	4	5	6	7	8	9	AB	R	H	RBI	BB	SO	LOB	BOTTOM				
Bob Dillinger, R OBP: 0.343, SLG: 0.373 (1, 5)										4	0	1	0	0	0	1	Boston Red Sox @ Chicago White Sox Comiskey Park, Chicago, IL Mon Jun 04 1951, 4:38 AM EDT Att: 42,718 - Unknown				
Nellie Fox, L OBP: 0.423, SLG: 0.557 (1, 4)										3	1	1	0	1	0	1					
Minnie Minoso, R OBP: 0.477, SLG: 0.629 (1, 7)										4	1	3	1	0	1	0					
Eddie Robinson, L OBP: 0.444, SLG: 0.655 (1, 3)										3	0	1	1	1	0	2					
Jim Busby, R OBP: 0.378, SLG: 0.390 (1, 8)										4	0	0	0	0	2	2					
Chico Carrasquel, R OBP: 0.333, SLG: 0.376 (1, 6)										3	0	1	0	0	0	0					
Bud Stewart, L OBP: 0.361, SLG: 0.469 (1, 9)										3	0	1	0	0	1	2					
Gus Niarhos, R OBP: 0.432, SLG: 0.258 (1, 2)										1	0	0	0	2	0	0					
Saul Rogovin, R OBP: 0.313, SLG: 0.467 (1, 1)										3	0	0	0	0	0	3					
Inning Stats	R: 0 E: 0 K: 0 S: 3	H: 2 LOB: 1 BB: 1 P: 7	R: 0 E: 0 K: 1 S: 6	H: 1 LOB: 2 BB: 1 P: 10	R: 0 E: 0 K: 1 S: 5	H: 1 LOB: 0 BB: 0 P: 3	R: 0 E: 0 K: 1 S: 5	H: 0 LOB: 0 BB: 0 P: 5	R: 0 E: 0 K: 0 S: 7	H: 4 LOB: 2 BB: 0 P: 7	R: 0 E: 0 K: 0 S: 3	H: 0 LOB: 1 BB: 1 P: 7	R: 0 E: 0 K: 1 S: 4	H: 0 LOB: 0 BB: 1 P: 8	R: 0 E: 0 K: 1 S: 4	H: 0 LOB: 0 BB: 1 P: 8		1B: 4 2B: 3 3B: 1 HR: 0	SF: 0 SAC: 0 DP: 2 HBP: 0	WP: 0 PB: 0 SB: 0 CS: 0	PA: 33
PITCHER Bill Wight, L ERA: 6.38 (7, 1)	IP: 6.0 WLS: L BF: 25 H: 8 R: 2 ER: 2 SO: 3 BB: 2 IBB: 0 HBP: 0 BLK: 0 WP: 0 HR: 0 S: 29 P: 37 ERA: 3.00 WHIP: 1.667															PITCHER					
Bill Evans, R ERA: 2.19 (7, 1)	IP: 2.0 WLS: 7 BF: 7 H: 0 R: 0 ER: 0 SO: 1 BB: 2 IBB: 0 HBP: 0 BLK: 0 WP: 0 HR: 0 S: 7 P: 15 ERA: 0.00 WHIP: 1.000															PITCHER					

Batter	1	2	3	4	5	6	7	8	9	AB	R	H	RBI	BB	SO	LOB	TOP							
Dom DiMaggio, R OBP: 0.418, SLG: 0.477 (1, 8)	0-0 4-3 1B		0-0 6 SH5-4 1B		0-0 SH1-3		0-0 6-3		0-0 6 E 1B	4	0	3	2	0	0	0	Boston Red Sox @ Chicago White Sox Comiskey Park, Chicago, IL Tue Jun 05 1951, 4:33 AM EDT Att: 11,328 - Unknown AB 34 R 2 H 8 RBI 2 BB 2 SO 1 LOB 23 							
6 Johnny Pesky, L OBP: 0.354, SLG: 0.347 (1, 6)	0-0 F7		0-0 SH5-4		0-0 4-3			0-0 4-3 1B	4	0	1	0	0	0	3									
Billy Goodman, L OBP: 0.409, SLG: 0.371 (1, 9)	0-0 4-3		0-0 4-3			4-0 1B BB		0-0 4-3	4	0	0	0	1	0	6									
Ted Williams, L OBP: 0.466, SLG: 0.605 (1, 7)	0-0 6-3		0-0 6-3			0-0 1B		0-0 4-3	4	0	1	0	0	0	4									
Vern Stephens, R OBP: 0.417, SLG: 0.526 (1, 5)		0-0 F7		0-0 F4		0-0 FC5-2-5-2-5 FC5-4		4-0 BB	3	0	0	0	0	0	2									
Fred Hatfield, L OBP: 0.400, SLG: 0.500 (7, 5)						1-2 2-3			0	0	0	0	1	0	0									
Walt Dropo, R OBP: 0.338, SLG: 0.378 (1, 3)	0-0 F8		0-0 L3		0-0 L3	0-0 FC5-4		0-0 BB	4	0	0	0	0	0	4									
Bobby Doerr, R OBP: 0.406, SLG: 0.460 (1, 4)	0-0 F9		0-0 4-3		0-0 4-3	0-0 F6			4	1	1	0	0	0	2									
Les Moss, R OBP: 0.301, SLG: 0.336 (1, 2)			0-0 SH 1B 2B		0-0 5-3		0-0 F7	0-3 K	4	1	1	0	0	1	1									
Willard Nixon, L OBP: 0.455, SLG: 0.600 (1, 1)			0-0 SH 1B		0-0 SH1-3 1B		0-0 4-3	0-0 F7	1	0	1	0	0	0	0									
Mei Parnell, L OBP: 0.500, SLG: 0.435 (6, 1)								0-0 F7	1	0	0	0	0	0	0									
Bill Evans, R OBP: 0.394, SLG: 0.350 (8, 1)								0-0 F7	1	0	0	0	0	0	0									
Chuck Stobbs, L OBP: 0.174, SLG: 0.261 (8, 1)								0-0 F7	1	0	0	0	0	0	0									
Tom Wright, L OBP: 0.304, SLG: 0.350 (9, PH)								0-0 F7	1	0	0	0	0	0	1									
Inning Stats	R: 0 E: 0 K: 0 S: 4	H: 1 LOB: 1 BB: 0 P: 4	R: 0 E: 0 K: 0 S: 3	H: 0 LOB: 0 BB: 0 P: 3	R: 1 E: 0 K: 0 S: 6	H: 2 LOB: 2 BB: 0 P: 6	R: 0 E: 0 K: 0 S: 3	H: 0 LOB: 0 BB: 0 P: 3	R: 0 E: 0 K: 0 S: 4	H: 1 LOB: 1 BB: 1 P: 4	R: 0 E: 0 K: 0 S: 3	H: 0 LOB: 0 BB: 0 P: 3	R: 0 E: 0 K: 0 S: 4	H: 0 LOB: 0 BB: 0 P: 8	R: 0 E: 0 K: 0 S: 3	H: 0 LOB: 0 BB: 0 P: 3	R: 0 E: 0 K: 0 S: 4	H: 1 LOB: 2 BB: 1 P: 8	R: 1 E: 1 K: 1 S: 8	H: 2 LOB: 2 BB: 0 P: 8	1B: 7 2B: 1 3B: 0 HR: 0	SF: 0 SAC: 3 DP: 0 HBP: 0	WP: 0 PB: 0 SB: 0 CS: 0	PA: 39
PITCHER Randy Gumpert, R ERA: 2.17 (1, 1)	IP: 9.0 WLS: W BF: 39 H: 8 R: 2 ER: 2 SO: 1 BB: 2 IBB: 0 HBP: 0 BLK: 1 WP: 0 HR: 0 S: 39 P: 47 ERA: 2.00 WHIP: 1.111															PITCHER	IP: 9.0 WLS: W BF: 39 H: 8 R: 2 ER: 2 SO: 1 BB: 2 IBB: 0 HBP: 0 BLK: 1 WP: 0 HR: 0 S: 39 P: 47 ERA: 2.00 WHIP: 1.111							

Batter	1	2	3	4	5	6	7	8	9	AB	R	H	RBI	BB	SO	LOB	BOTTOM			
Nellie Fox, L OBP: 0.428, SLG: 0.556 (1, 4)	4-0 S BB		0-0 1-3		0-0 F8		0-0 SH5-3 1B	0-0 BB 1B	4	1	2	1	1	0	0	Boston Red Sox @ Chicago White Sox Comiskey Park, Chicago, IL Tue Jun 05 1951, 4:33 AM EDT Att: 11,328 - Unknown AB 36 R 10 H 15 RBI 10 BB 5 SO 2 LOB 20 				
Bud Stewart, L OBP: 0.388, SLG: 0.471 (1, 7)	0-0 F7		0-0 F9		0-0 F8	0-0 1B BB	0-0 SH5-3	0-0 F9 BB	4	1	2	0	0	0	1					
Minnie Minoso, R OBP: 0.474, SLG: 0.617 (1, 5)	0-0 P3		0-0 4-3		0-0 4-3	0-0 BB 1B	0-0 4-3	4-0 F9 BB	4	1	1	1	1	0	2					
Eddie Robinson, L OBP: 0.438, SLG: 0.640 (1, 3)	0-0 P6		0-0 L4		0-0 L4	0-0 BB FC5-2 1B	0-3 K	0-0 F9	5	0	1	1	0	1	4					
Al Zarilla, L OBP: 0.353, SLG: 0.416 (6, PR)		0-0 6-3		0-0 F9		4-0 FC5-2 BB		0-0 FC1-2	2	0	0	1	1	0	0					
Bob Dillinger, R OBP: 0.347, SLG: 0.377 (7, 5)						1-2 2-3 3-H		0-0 FC1-2	2	2	1	0	0	0	2					
Jim Busby, R OBP: 0.394, SLG: 0.443 (1, 8)		0-0 CS 1B		0-0 3B		4-0 FC5-2 BB		0-0 HR G3	4	2	3	3	1	0	2					
Chico Carrasquel, R OBP: 0.337, SLG: 0.361 (1, 6)	4-0 WP 1B BB		0-0 5-3		0-0 5-3	0-0 FC5-2 BB		0-0 1B 2B	3	1	1	0	1	0	4					
Gus Niarhos, R OBP: 0.435, SLG: 0.271 (1, 2)	0-0 WP 1B		0-0 5-3		0-0 5-3	0-3 K		0-0 S 1B 1B	4	1	2	0	0	1	3					
Randy Gumpert, R OBP: 0.333, SLG: 0.333 (1, 1)	0-0 F3		0-0 F8		0-0 F8	0-0 1B		0-0 1B BB	4	1	2	3	0	0	2					
Inning Stats	R: 0 E: 0 K: 0 S: 3	H: 0 LOB: 1 BB: 1 P: 7	R: 0 E: 0 K: 0 S: 4	H: 2 LOB: 2 BB: 1 P: 8	R: 0 E: 0 K: 0 S: 3	H: 0 LOB: 0 BB: 0 P: 3	R: 0 E: 0 K: 0 S: 4	H: 1 LOB: 1 BB: 0 P: 4	R: 0 E: 0 K: 0 S: 3	H: 0 LOB: 0 BB: 0 P: 3	R: 4 E: 0 K: 1 S: 8	H: 4 LOB: 3 BB: 2 P: 16	R: 0 E: 0 K: 1 S: 6	H: 1 LOB: 1 BB: 0 P: 6	R: 6 E: 0 K: 0 S: 10	H: 7 LOB: 2 BB: 1 P: 14	1B: 12 2B: 1 3B: 1 HR: 1	SF: 0 SAC: 1 DP: 0 HBP: 0	WP: 1 PB: 0 SB: 2 CS: 1	PA: 42
PITCHER Willard Nixon, R ERA: 4.29 (1, 1)	IP: 5.0 WLS: L BF: 23 H: 6 R: 4 ER: 4 SO: 2 BB: 3 IBB: 0 HBP: 0 BLK: 0 WP: 0 HR: 0 S: 20 P: 32 ERA: 7.20 WHIP: 1.800															PITCHER	IP: 5.0 WLS: L BF: 23 H: 6 R: 4 ER: 4 SO: 2 BB: 3 IBB: 0 HBP: 0 BLK: 0 WP: 0 HR: 0 S: 20 P: 32 ERA: 7.20 WHIP: 1.800			
Mei Parnell, L ERA: 3.65 (6, 1)	2.0 6 4 4 2 1 0 0 0 0 0 1 15 19 18.00 3.500																			
Bill Evans, R ERA: 3.65 (8, 1)	0.0 3 3 0 0 0 0 0 0 0 0 0 3 3 ∞ ∞																			
Chuck Stobbs, L ERA: 4.02 (8, 1)	1.0 4 0 2 2 0 1 0 0 0 0 0 3 7 18.00 1.000																			

Batter	1	2	3	4	5	6	7	8	9	AB	R	H	RBI	BB	SO	LOB	TOP			
Eddie Yost, R OBP: 0.402, SLG: 0.382 (1.5)	F8		BB		F4		6-3			3	0	0	0	1	0	2	Washington Senators @ Chicago White Sox Comiskey Park, Chicago, IL Wed Jun 06 1951, 4:33 AM EDT Att: 5,665 - Unknown			
Gil Coan, L OBP: 0.348, SLG: 0.500 (1.7)	K2-3		K				G3			3	0	0	0	1	2	1				
Irv Noren, L OBP: 0.371, SLG: 0.448 (1.8)	6-3									4	1	1	1	0	0	2				
Mickey Vernon, L OBP: 0.350, SLG: 0.435 (1.3)		K								3	0	0	0	1	1	2				
Sherry Robertson, L OBP: 0.240, SLG: 0.095 (1.9)		4-3								4	0	0	1	0	1	1				
Cass Michaels, R OBP: 0.333, SLG: 0.362 (1.4)										3	0	0	0	1	0	1				
Sam Dente, R OBP: 0.307, SLG: 0.278 (1.6)										4	0	1	0	0	0	2				
Mike Guerra, R OBP: 0.269, SLG: 0.179 (1.2)										4	1	1	0	0	1	1				
Connie Marrero, R OBP: 0.259, SLG: 0.200 (1.1)										3	0	1	0	0	1	0	AB 31 R 2 H 4 RBI 2 BB 4 SO 6 LOB 12			
Inning Stats	R: 0 E: 0 K: 1 S: 5	H: 0 LOB: 0 BB: 0 P: 5	R: 0 E: 0 K: 1 S: 5	H: 0 LOB: 1 BB: 1 P: 9	R: 0 E: 0 K: 2 S: 7	H: 0 LOB: 1 BB: 1 P: 11	R: 1 E: 0 K: 0 S: 4	H: 1 LOB: 1 BB: 1 P: 8	R: 1 E: 0 K: 0 S: 5	H: 2 LOB: 2 BB: 1 P: 9	R: 0 E: 0 K: 1 S: 6	H: 1 LOB: 1 BB: 0 P: 6	R: 0 E: 0 K: 0 S: 3	H: 0 LOB: 0 BB: 0 P: 3	R: 0 E: 0 K: 1 S: 5	H: 0 LOB: 0 BB: 0 P: 5		1B: 3 2B: 0 3B: 1 HR: 0	SF: 0 SAC: 0 DP: 0 HBP: 0	WP: 0 PB: 0 CS: 0
PITCHER Lou Kretlow, R ERA: 4.34 (1.1)	IP: 9.0 WLS: W BF: 35 H: 4 R: 2 ER: 2 SO: 6 BB: 4 IBB: 0 HBP: 0 BLK: 0 WP: 0 HR: 0 S: 43 P: 59 ERA: 2.00 WHIP: 0.889															PITCHER				

Batter	1	2	3	4	5	6	7	8	9	AB	R	H	RBI	BB	SO	LOB	BOTTOM			
Nellie Fox, L OBP: 0.424, SLG: 0.554 (1.4)	F9		F8	1-3			4-3			4	1	1	0	0	0	2	Washington Senators @ Chicago White Sox Comiskey Park, Chicago, IL Wed Jun 06 1951, 4:33 AM EDT Att: 5,665 - Unknown			
Bud Stewart, L OBP: 0.383, SLG: 0.451 (1.7)			G3							3	0	0	0	1	0	0				
Minnie Minoso, R OBP: 0.469, SLG: 0.606 (1.5)	F8		F9							4	1	1	0	0	0	2				
Eddie Robinson, L OBP: 0.433, SLG: 0.627 (1.3)	F9									3	0	0	0	1	0	2				
Al Zarilla, L OBP: 0.362, SLG: 0.417 (1.9)										2	1	1	1	2	0	0				
Jim Busby, R OBP: 0.390, SLG: 0.437 (1.8)	F8									4	1	1	1	0	0	4				
Chico Carrasquel, R OBP: 0.335, SLG: 0.376 (1.6)										4	0	1	1	0	0	2				
Phil Masi, R OBP: 0.436, SLG: 0.476 (1.2)										3	0	1	0	0	0	0		AB 30 R 4 H 6 RBI 4 BB 4 SO 0 LOB 14		
Lou Kretlow, R (1.1)										3	0	0	1	0	0	2				
Inning Stats	R: 1 E: 0 K: 0 S: 5	H: 2 LOB: 2 BB: 1 P: 9	R: 0 E: 0 K: 0 S: 3	H: 0 LOB: 0 BB: 0 P: 3	R: 0 E: 0 K: 0 S: 3	H: 0 LOB: 0 BB: 0 P: 3	R: 2 E: 0 K: 0 S: 6	H: 3 LOB: 2 BB: 1 P: 10	R: 0 E: 0 K: 0 S: 3	H: 0 LOB: 0 BB: 0 P: 3	R: 0 E: 0 K: 0 S: 3	H: 0 LOB: 0 BB: 0 P: 3	R: 0 E: 0 K: 0 S: 3	H: 0 LOB: 0 BB: 0 P: 3	R: 1 E: 0 K: 0 S: 4	H: 1 LOB: 2 BB: 2 P: 12	1B: 5 2B: 1 3B: 0 HR: 0	SF: 0 SAC: 0 DP: 0 HBP: 0	WP: 0 PB: 0 CS: 0	PA: 34
PITCHER Connie Marrero, R ERA: 3.71 (1.1)	IP: 8.0 WLS: L BF: 34 H: 6 R: 4 ER: 4 SO: 0 BB: 4 IBB: 0 HBP: 0 BLK: 0 WP: 0 HR: 0 S: 30 P: 46 ERA: 4.50 WHIP: 1.250															PITCHER				

Batter	1	2	3	4	5	6	7	8	9	AB	R	H	RBI	BB	SO	LOB	TOP			
Eddie Yost, R OBP: 0.399, SLG: 0.375 (1, 5)	0-0 5-3		4-0 CS BB			0-0 L7		0-0 5-3		3	0	0	0	1	0	1				
Gil Coan, L OBP: 0.352, SLG: 0.496 (1, 7)	0-0 1-3		0-0 CS	0-0 G4-6-3 1B		0-0 2-3			1-0 FC3-6 HBP	3	0	1	0	0	0	0				
Irv Noren, L OBP: 0.369, SLG: 0.440 (1, 8)	4-0 S BB			0-0 G4-6-3 1-2		0-0 6-3			0-0 FC3-6 FC5-4	3	0	0	0	1	0	2				
Mickey Vernon, L OBP: 0.340, SLG: 0.422 (1, 3)	0-0 F8 1-2			0-0 6-3					0-0 FC5-4 FC4	4	0	0	0	0	0	2				
Sherry Robertson, L OBP: 0.267, SLG: 0.080 (1, 9)		0-0 F7				0-0 F5			0-0 F7 FC4	4	0	0	0	0	0	1				
Cass Michaels, R OBP: 0.340, SLG: 0.364 (1, 4)		4-0 G6-4-3 BB				0-0 FC5-4 1B				2	0	1	0	1	0	0				
Sam Dente, R OBP: 0.307, SLG: 0.279 (1, 6)		0-0 G6-4-3 1-2				0-0 FC5-4 1B			0-0 G4-6-3 1B	3	0	1	0	0	0	2				
Mike Guerra, R OBP: 0.279, SLG: 0.194 (1, 2)			0-0 F7			0-0 1-2 1B			0-0 G4-6-3 1B	3	0	2	0	0	0	0				
Julio Moreno, R OBP: 0.231, SLG: 0.167 (1, 1)			0-0 6-3			0-0 4-3			0-0 G4-6-3 1-2 2-3	1	0	0	0	0	0	0				
Sam Mele, R OBP: 0.344, SLG: 0.394 (5, PH)										1	0	0	0	0	0	2				
Joe Haynes, R OBP: 0.500, SLG: 0.333 (5, 1)										0	0	0	0	0	0	0				
Mike McCormick, R OBP: 0.378, SLG: 0.310 (8, PH)										1	0	0	0	0	0	2				
Sandy Consuegra, R OBP: 0.143, SLG: 0.100 (8, 1)										0	0	0	0	0	0	0				
Inning Stats	R: 0 E: 0 K: 0 S: 3	H: 0 LOB: 1 BB: 1 P: 7	R: 0 E: 0 K: 0 S: 2	H: 0 LOB: 0 BB: 1 P: 6	R: 0 E: 0 K: 0 S: 2	H: 1 LOB: 0 BB: 0 P: 3	R: 0 E: 0 K: 0 S: 5	H: 2 LOB: 2 BB: 0 P: 5	R: 0 E: 0 K: 0 S: 3	H: 0 LOB: 0 BB: 0 P: 3	R: 0 E: 0 K: 0 S: 3	H: 0 LOB: 0 BB: 0 P: 3	R: 0 E: 0 K: 0 S: 4	H: 2 LOB: 1 BB: 0 P: 4	R: 0 E: 0 K: 0 S: 3	H: 0 LOB: 1 BB: 0 P: 4	1B: 5 2B: 0 3B: 0 HR: 0	SF: 0 SAC: 0 DP: 3 HBP: 1	WP: 0 PB: 0 CS: 1	PA: 33
PITCHER Harry Dorish, R ERA: 0.9 (1, 1)	IP: 9.0 WLS: W BF: 32 H: 5 R: 0 ER: 0 SO: 0 BB: 3 IBB: 0 HBP: 1 BLK: 0 WP: 0 HR: 0 S: 28 P: 41 ERA: 0.00 WHIP: 0.889																			

Washington Senators @ Chicago White Sox
Comiskey Park, Chicago, IL
Thu Jun 07 1951, 4:33 AM EDT
Att: 7,703 - Unknown

AB 28
R 0
H 5
RBI 0
BB 3
SO 0
LOB 12



Batter	1	2	3	4	5	6	7	8	9	AB	R	H	RBI	BB	SO	LOB	BOTTOM			
Bob Dillinger, R OBP: 0.355, SLG: 0.389 (1, 5)	4-0 S 1B BB		0-0 F7	0-0 2B		0-0 6-3				3	1	1	0	1	0	0				
Nellie Fox, L OBP: 0.426, SLG: 0.553 (1, 4)	0-0 F5 1-2		0-0 BB 1B	0-0 F8			0-0 FC3-6 FC4-6 1B			4	2	2	0	0	0	2				
Minnie Minoso, R OBP: 0.482, SLG: 0.612 (1, 9)	0-0 2H 1B		4-0 1B FC BB		4-0 F9 S 5-3 BB		0-0 FC3-6 1B			2	2	2	1	2	0	0				
Eddie Robinson, L OBP: 0.435, SLG: 0.622 (1, 3)	0-0 F8		0-0 FC 1B		4-0 5-3 BB		0-0 FC3-6 FC4-6			3	0	1	1	1	0	2				
Bud Stewart, L OBP: 0.345, SLG: 0.427 (1, 7)		0-0 F5	0-0 FC CS		0-0 F9		0-0 FC4-6			4	0	0	2	0	0	4				
Jim Busby, R OBP: 0.386, SLG: 0.426 (1, 8)		0-0 L3	4-0 S BB		0-0 5-3		0-0 6-3			3	0	0	1	1	0	2				
Chico Carrasquel, R OBP: 0.333, SLG: 0.376 (1, 6)		0-0 1B 1B	0-0 5-3 1-2			0-0 6-3				4	0	1	0	0	0	3				
Gus Niarhos, R OBP: 0.448, SLG: 0.288 (1, 2)		0-0 1B		4-0 CS BB		0-0 5-3				3	0	2	0	1	0	0				
Harry Dorish, R OBP: 0.231, SLG: 0.308 (1, 1)	0-3 K		0-0 F1 1-2			0-0 6-3			0-0 F8	4	0	0	0	0	1	4				
Inning Stats	R: 1 E: 0 K: 0 S: 3	H: 1 LOB: 0 BB: 1 P: 7	R: 0 E: 0 K: 1 S: 7	H: 2 LOB: 2 BB: 0 P: 7	R: 2 E: 0 K: 0 S: 5	H: 2 LOB: 2 BB: 2 P: 13	R: 0 E: 0 K: 0 S: 3	H: 1 LOB: 1 BB: 1 P: 7	R: 1 E: 0 K: 0 S: 3	H: 0 LOB: 1 BB: 2 P: 11	R: 0 E: 0 K: 0 S: 3	H: 0 LOB: 0 BB: 0 P: 3	R: 1 E: 0 K: 0 S: 5	H: 2 LOB: 1 BB: 0 P: 5	R: 0 E: 0 K: 0 S: 3	H: 1 LOB: 0 BB: 0 P: 3	1B: 8 2B: 1 3B: 0 HR: 0	SF: 0 SAC: 0 DP: 0 HBP: 0	WP: 0 PB: 0 CS: 3	PA: 36
PITCHER Julio Moreno, R ERA: 4.14 (1, 1)	IP: 4.0 WLS: L BF: 20 H: 6 R: 3 ER: 3 SO: 3 BB: 4 IBB: 0 HBP: 0 BLK: 0 WP: 0 HR: 0 S: 18 P: 34 ERA: 6.75 WHIP: 2.500																			
Joe Haynes, R ERA: 8.15 (5, 1)	3.0 WLS: L BF: 13 H: 2 R: 2 ER: 2 SO: 0 BB: 2 IBB: 0 HBP: 0 BLK: 0 WP: 0 HR: 0 S: 11 P: 19 ERA: 6.00 WHIP: 1.333																			
Sandy Consuegra, R ERA: 5.95 (8, 1)	1.0 WLS: L BF: 3 H: 1 R: 0 ER: 0 SO: 0 BB: 0 IBB: 0 HBP: 0 BLK: 0 WP: 0 HR: 0 S: 3 P: 3 ERA: 0.00 WHIP: 1.000																			

Washington Senators @ Chicago White Sox
Comiskey Park, Chicago, IL
Thu Jun 07 1951, 4:33 AM EDT
Att: 7,703 - Unknown

AB 30
R 5
H 9
RBI 5
BB 6
SO 1
LOB 17



Batter	1	2	3	4	5	6	7	8	9	AB	R	H	RBI	BB	SO	LOB	TOP																	
Gene Woodling, L (1, 7) OBP: 0.392, SLG: 0.356	F8		K		SH1-3 1B		F8			4	1	1	1	0	1	0	New York Yankees @ Chicago White Sox Comiskey Park, Chicago, IL Fri Jun 08 1951, 4:33 AM EDT Att: 53,940 - Unknown livebaseballscores.com																	
Phil Rizzuto, R (1, 6) OBP: 0.393, SLG: 0.415	F7		5-3		SH1-3			5-3		3	0	0	0	0	0	0																		
Bobby Brown, L (1, 5) OBP: 0.407, SLG: 0.571 Gil McDougald, R (8, PR) OBP: 0.431, SLG: 0.558	FC5-4 BB			2B BB	FC4 1B			1-3 BB		1	1	1	1	3	0	0																		
Joe DiMaggio, R (1, 8) OBP: 0.379, SLG: 0.450 Jackie Jensen, R (9, 8) OBP: 0.374, SLG: 0.559	FC5-4			K	FC4			1-3		4	0	0	0	0	1	4																		
Johnny Hopp, L (1, 3) OBP: 0.371, SLG: 0.500		S BB		1B 2B		6-3 4-3 1B		K		3	1	2	1	1	1	2																		
Mickey Mantle, S (1, 9) OBP: 0.330, SLG: 0.409 Hank Bauer, R (8, 9) OBP: 0.353, SLG: 0.481		K		1B	G1-6-3 1B		4-3		F3	3	0	1	1	0	1	2																		
Charles Silvera, R (1, 2) OBP: 0.111, SLG: 0.111	F9			G1-6-3 1B		6-3		4-3		4	0	0	0	0	0	3																		
Jerry Coleman, R (1, 4) OBP: 0.377, SLG: 0.378	1-6-3					SH1-4 1B		6-3		4	1	1	0	0	0	1																		
Vic Raschi, R (1, 1) OBP: 0.182, SLG: 0.161			6-3		SH1-4 1B		K			2	0	0	0	0	1	0																		
Inning Stats	R: 0 E: 0 K: 0 S: 3	H: 0 LOB: 1 BB: 1 P: 7	R: 0 E: 0 K: 1 S: 5	H: 0 LOB: 1 BB: 1 P: 9	R: 0 E: 0 K: 1 S: 5	H: 2 LOB: 0 BB: 0 P: 10	R: 2 E: 0 K: 1 S: 6	H: 3 LOB: 1 BB: 0 P: 6	R: 0 E: 0 K: 0 S: 3	H: 1 LOB: 0 BB: 0 P: 3	R: 0 E: 0 K: 1 S: 5	H: 0 LOB: 2 BB: 1 P: 9	R: 0 E: 0 K: 0 S: 3	H: 0 LOB: 0 BB: 0 P: 3	R: 0 E: 0 K: 0 S: 3	H: 0 LOB: 0 BB: 0 P: 3		1B: 5 2B: 1 3B: 0 HR: 0	SF: 0 SAC: 2 DP: 1 HBP: 0	WP: 0 PB: 0 SB: 1 CS: 1	PA: 35													
PITCHER	IP WLS BF H R ER SO BB IBB HBP BLK WP HR S P ERA WHIP	IP WLS BF H R ER SO BB IBB HBP BLK WP HR S P ERA WHIP																																
Ken Holcombe, R (1, 1) ERA: 3.21	7.0	L	28	6	4	4	4	3	0	0	0	0	0	0	33	45	5.14	1.286																
Mary Rotblatt, L (8, 1) ERA: 2.43	2.0		7	0	0	0	1	1	0	0	0	0	0	0	8	12	0.00	0.500																

Batter	1	2	3	4	5	6	7	8	9	AB	R	H	RBI	BB	SO	LOB	BOTTOM																
Nellie Fox, L (1, 4) OBP: 0.427, SLG: 0.557	WP BB 9-2 1B		HR 2B		F7		K			4	1	2	0	0	1	1	New York Yankees @ Chicago White Sox Comiskey Park, Chicago, IL Fri Jun 08 1951, 4:33 AM EDT Att: 53,940 - Unknown livebaseballscores.com																
Bud Stewart, L (1, 7) OBP: 0.352, SLG: 0.423	1B BB 1-3		F5		CS 1B		1-3			3	0	1	0	1	0	2																	
Minnie Minoso, R (1, 5) OBP: 0.476, SLG: 0.599	9-2		5-3		CS 1B	4-0 1B BB		F9		3	0	0	0	1	0	3																	
Eddie Robinson, L (1, 3) OBP: 0.441, SLG: 0.644	1-3 1B		HR		FC6 1B			K		4	1	3	2	0	1	0																	
Al Zarilla, L (1, 9) OBP: 0.356, SLG: 0.409 Bob Dillinger, R (7, 5) OBP: 0.351, SLG: 0.384	6-3		K		F2			F8		3	0	0	0	0	1	4																	
Jim Busby, R (1, 8) OBP: 0.375, SLG: 0.414			6-3		F8			F8		4	0	0	0	0	0	2																	
Chico Carrasquel, R (1, 6) OBP: 0.332, SLG: 0.370		S BB		4-3		FC6		1-3		3	0	0	0	1	0	2																	
Gus Niarhos, R (1, 2) OBP: 0.440, SLG: 0.299			5-3		K			K		4	0	1	0	0	2	1																	
Ken Holcombe, R (1, 1) OBP: 0.333, SLG: 0.357 Floyd Baker, L (7, PH) OBP: 0.415, SLG: 0.365 Mary Rotblatt, S (8, 1)	6-3				K			5-3		2	0	0	0	0	1	1																	
Inning Stats	R: 0 E: 0 K: 0 S: 4	H: 2 LOB: 2 BB: 1 P: 8	R: 0 E: 0 K: 0 S: 3	H: 0 LOB: 1 BB: 1 P: 7	R: 2 E: 0 K: 1 S: 7	H: 2 LOB: 0 BB: 0 P: 7	R: 0 E: 0 K: 1 S: 5	H: 0 LOB: 0 BB: 0 P: 5	R: 0 E: 0 K: 1 S: 5	H: 1 LOB: 0 BB: 0 P: 5	R: 0 E: 0 K: 0 S: 4	H: 1 LOB: 2 BB: 1 P: 8	R: 0 E: 0 K: 1 S: 6	H: 1 LOB: 1 BB: 0 P: 6	R: 0 E: 0 K: 1 S: 5	H: 0 LOB: 0 BB: 0 P: 5		R: 0 E: 0 K: 1 S: 5	H: 0 LOB: 0 BB: 0 P: 5	1B: 4 2B: 3 3B: 0 HR: 1	SF: 0 SAC: 0 DP: 1 HBP: 0	WP: 1 PB: 0 SB: 1 CS: 1	PA: 36										
PITCHER	IP WLS BF H R ER SO BB IBB HBP BLK WP HR S P ERA WHIP	IP WLS BF H R ER SO BB IBB HBP BLK WP HR S P ERA WHIP																															
Vic Raschi, R (1, 1) ERA: 3.43	9.0	W	35	7	2	2	6	3	0	0	0	1	1	44	56	2.00	1.111																

Batter	1	2	3	4	5	6	7	8	9	AB	R	H	RBI	BB	SO	LOB	TOP					
Mickey Mantle, S OBP: 0.328, SLG: 0.409 Cliff Mapes, L OBP: 0.304, SLG: 0.500	0-3 K		0-0 6-3		0-0 1-2 2-H 1B			0-0 SH3-4 1B		4	0	2	1	0	1	1	New York Yankees @ Chicago White Sox Comiskey Park, Chicago, IL Sun Jun 10 1951, 4:33 AM EDT Unknown					
Phil Rizzuto, R OBP: 0.393, SLG: 0.413	0-0 F8		0-0 F5		0-3 K			0-0 SH3-4		3	0	0	0	0	1	3						
Gene Woodling, L OBP: 0.389, SLG: 0.341	4-0 CS BB			0-0 F8		0-0 4-3		0-0 F9		3	0	0	1	1	0	1						
Yogi Berra, L OBP: 0.384, SLG: 0.523	0-0 CS 1-2	4-0 BB		0-0 F8		0-0 G1-6-3 1B		0-0 F8		3	0	1	0	1	0	1						
Bobby Brown, L OBP: 0.389, SLG: 0.541 Gil McDougald, R OBP: 0.439, SLG: 0.567		0-0 F7		0-0 F7		0-0 G1-6-3 1B			0-0 E3 F8 CS	4	0	0	0	0	0	2						
Johnny Mize, L OBP: 0.406, SLG: 0.333 Billy Martin, R OBP: 0.300, SLG: 0.278 Johnny Hopp, L OBP: 0.366, SLG: 0.469		0-3 K			0-0 FC1-5 1B		0-0 F2		0-0 F8 1-2	2	0	1	0	0	1	1						
Jackie Jensen, R OBP: 0.371, SLG: 0.539		0-0 F7			0-0 FC1-5 1B		0-3 K		0-0 F8 2-3	4	1	1	0	0	1	3						
Jerry Coleman, R OBP: 0.371, SLG: 0.367			4-0 6-3 4-3 BB		0-0 FC1-5 1B		0-0 5-3		0-0 CS	2	0	0	0	1	0	2						
Ed Lopat, L OBP: 0.343, SLG: 0.576			0-0 4-3		0-3 K			0-0 SH3-4 1B F9 1B		3	1	1	0	0	1	3						
Inning Stats	R: 0 E: 0 K: 1 S: 4	H: 0 LOB: 0 BB: 1 P: 8	R: 0 E: 0 K: 1 S: 5	H: 0 LOB: 1 BB: 1 P: 9	R: 0 E: 0 K: 0 S: 3	H: 0 LOB: 0 BB: 0 P: 7	R: 0 E: 0 K: 0 S: 3	H: 0 LOB: 0 BB: 0 P: 3	R: 1 E: 0 K: 2 S: 10	H: 3 LOB: 2 BB: 0 P: 10	R: 0 E: 0 K: 0 S: 3	H: 1 LOB: 0 BB: 0 P: 3	R: 0 E: 0 K: 1 S: 5	H: 0 LOB: 0 BB: 0 P: 5	R: 1 E: 0 K: 0 S: 5	H: 2 LOB: 1 BB: 0 P: 5		R: 0 E: 1 K: 0 S: 3	H: 0 LOB: 1 BB: 0 P: 3	1B: 6 2B: 0 3B: 0 HR: 0	SF: 0 SAC: 1 DP: 1 HBP: 0	WP: 0 PB: 0 CS: 2
PITCHER Saul Rogovin, R ERA: 3.74	IP: 9.0 WLS: L BF: 34	H: 6 R: 2 ER: 2 SO: 5	BB: 3 IBB: 0 HBP: 0 BLK: 0	WP: 0 HR: 0 S: 41 P: 53	ERA: 2.00 WHIP: 1.000											ERA: 2.00 WHIP: 1.000						

AB	30
R	2
H	6
RBI	2
BB	3
SO	5
LOB	18



Batter	1	2	3	4	5	6	7	8	9	AB	R	H	RBI	BB	SO	LOB	BOTTOM			
Bob Dillinger, R OBP: 0.360, SLG: 0.390	0-0 F9		0-0 FC5 S 1B		0-3 K			0-0 CS 1B		4	0	2	0	0	1	1	New York Yankees @ Chicago White Sox Comiskey Park, Chicago, IL Sun Jun 10 1951, 4:33 AM EDT Unknown			
Nellie Fox, L OBP: 0.428, SLG: 0.547	0-0 F3		4-0 1-2 BB		0-0 1B 4-3 1B		0-0 1B 4-3 1B	0-0 2-3 1B		3	1	2	0	1	0	0				
Minnie Minoso, R OBP: 0.475, SLG: 0.580	0-3 K		0-0 FC5		0-0 1-3 1B		0-0 F3	0-0 2-3		4	0	1	0	0	1	3				
Eddie Robinson, L OBP: 0.431, SLG: 0.619		0-0 4-3		0-3 K		0-0 F3		0-0 F8		4	0	0	0	0	1	3				
Don Lenhardt, R OBP: 0.284, SLG: 0.409		0-0 F8		0-0 F9		0-0 4-3		0-0 5-3		4	0	0	1	0	0	1				
Jim Busby, R OBP: 0.386, SLG: 0.397		0-0 1B		0-0 4-3		0-0 4-3		0-0 6-3		4	0	1	0	0	0	1				
Chico Carrasquel, R OBP: 0.333, SLG: 0.364		0-0 1-3			0-0 G1 SH1-4 1B		0-0 4-3		0-0 F7	4	0	1	0	0	0	1				
Gus Niarhos, R OBP: 0.437, SLG: 0.300			0-0 6-3		0-0 SH1-4		0-0 F9			2	0	0	0	0	0	0				
Saul Rogovin, R OBP: 0.263, SLG: 0.389			0-0 1-3		0-0 G1		0-0 4-3			3	0	0	0	0	0	1				
Inning Stats	R: 0 E: 0 K: 1 S: 5	H: 1 LOB: 0 BB: 0 P: 5	R: 0 E: 0 K: 0 S: 4	H: 1 LOB: 0 BB: 0 P: 4	R: 0 E: 0 K: 1 S: 5	H: 0 LOB: 0 BB: 0 P: 5	R: 0 E: 0 K: 1 S: 6	H: 1 LOB: 1 BB: 0 P: 6	R: 1 E: 0 K: 0 S: 5	H: 2 LOB: 1 BB: 0 P: 5	R: 0 E: 0 K: 0 S: 3	H: 0 LOB: 0 BB: 0 P: 3	R: 0 E: 0 K: 0 S: 4	H: 2 LOB: 1 BB: 0 P: 4	R: 0 E: 0 K: 0 S: 3	H: 0 LOB: 0 BB: 0 P: 3		1B: 7 2B: 0 3B: 0 HR: 0	SF: 0 SAC: 1 DP: 0 HBP: 0	WP: 0 PB: 0 CS: 1
PITCHER Ed Lopat, L ERA: 2.8	IP: 9.0 WLS: W BF: 34	H: 7 R: 1 ER: 1 SO: 3	BB: 1 IBB: 0 HBP: 0 BLK: 0	WP: 0 HR: 0 S: 39 P: 43	ERA: 1.00 WHIP: 0.889											ERA: 1.00 WHIP: 0.889				

AB	32
R	1
H	7
RBI	1
BB	1
SO	3
LOB	11



Batter	1	2	3	4	5	6	7	8	9	AB	R	H	RBI	BB	SO	LOB	TOP			
Bob Dillinger, R (1.5) OBP: 0.372, SLG: 0.393	FC1-6 BB		HBP SH F7 1B		CS 1B		F7		6-3	4	1	2	0	1	0	0	Chicago White Sox @ Washington Senators Griffith Stadium, Washington, DC Tue Jun 12 1951, 3:33 AM EDT Att: 12,524 - Unknown livebaseballscorecards.com			
Nelle Fox, L (1.4) OBP: 0.421, SLG: 0.537	FC1-6 BB 1-2		SH HBP 1B		G3 1-2		F3		4-3	4	1	0	0	0	0	2				
Minnie Minoso, R (1.9) OBP: 0.489, SLG: 0.597			1B HBP		1B 2B					2	1	2	0	1	0	0				
Eddie Robinson, L (1.3) OBP: 0.427, SLG: 0.602	F7		F7		1B					3	0	1	2	1	0	4				
Don Lenhardt, R (1.7) OBP: 0.288, SLG: 0.412	F7		3-H 2-H 1B		2-H 1B		IBB			4	0	1	1	0	0	5				
Jim Busby, R (1.8) OBP: 0.377, SLG: 0.407			L6-3 1B		SH3 1B				K	4	0	2	0	0	1	2				
Chico Carrasquel, R (1.6) OBP: 0.330, SLG: 0.353			F7 1B		SH3 1B				5-3	2	0	0	0	1	0	0				
Phil Masi, R (1.2) OBP: 0.422, SLG: 0.459			F8 1B		K				F6	4	0	0	0	0	1	2				
Lou Kretlow, R (1.1) OBP: 0.377, SLG: 0.407			F8 1B		F4				6-3	4	0	0	0	0	0	2				
Inning Stats	R: 0 E: 0 K: 0 S: 3	H: 0 LOB: 2 BB: 2 P: 11	R: 2 E: 1 K: 0 S: 5	H: 2 LOB: 1 BB: 0 P: 6	R: 0 E: 0 K: 1 S: 5	H: 0 LOB: 0 BB: 0 P: 5	R: 1 E: 0 K: 0 S: 5	H: 3 LOB: 1 BB: 0 P: 5	R: 0 E: 0 K: 0 S: 4	H: 1 LOB: 1 BB: 0 P: 4	R: 0 E: 0 K: 0 S: 4	H: 1 LOB: 2 BB: 1 P: 8	R: 0 E: 0 K: 1 S: 5	H: 0 LOB: 0 BB: 0 P: 5	R: 0 E: 0 K: 0 S: 3	H: 0 LOB: 0 BB: 0 P: 3	1B: 6 2B: 3 3B: 0 HR: 0	SF: 0 SAC: 2 DP: 1 HBP: 1	WP: 0 PB: 0 SB: 0 CS: 1	PA: 38
PITCHER Connie Marrero, R (1.1) ERA: 3.51	IP: 9.0 WLS: L BF: 38	H: 8 R: 3 ER: 2 SO: 2	BB: 3 IBB: 1 HBP: 1 BLK: 0	WP: 0 HR: 0 S: 37 P: 54	ERA: 2.00 WHIP: 1.222	PITCHER										IP: 9.0 WLS: W BF: 35	H: 4 R: 0 ER: 0 SO: 5	BB: 5 IBB: 0 HBP: 0 BLK: 0	WP: 0 HR: 0 S: 40 P: 60	ERA: 0.00 WHIP: 1.000

Batter	1	2	3	4	5	6	7	8	9	AB	R	H	RBI	BB	SO	LOB	BOTTOM			
Gil Coan, L (1.7) OBP: 0.352, SLG: 0.497	K		K		F4					4	0	1	0	0	2	2	Chicago White Sox @ Washington Senators Griffith Stadium, Washington, DC Tue Jun 12 1951, 3:33 AM EDT Att: 12,524 - Unknown livebaseballscorecards.com			
Cass Michaels, R (1.4) OBP: 0.354, SLG: 0.385			F7		F8		1B		5-3	4	0	1	0	0	0	3				
Irv Noren, L (1.8) OBP: 0.367, SLG: 0.422			4-3				FC4-6 BB		F2	2	0	0	0	2	0	1				
Sam Mele, R (1.9) OBP: 0.330, SLG: 0.390	F9				F9		FC4-6 BB		6-3	4	0	0	0	0	0	4				
Mickey Vernon, L (1.3) OBP: 0.329, SLG: 0.399	K				BB 1B		K		F7	4	0	1	0	0	2	2				
Eddie Yost, R (1.5) OBP: 0.405, SLG: 0.403									1-3	1	0	0	0	1	0	0				
Gene Verble, R (6, FH) OBP: 0.233, SLG: 0.203	5-3				BB		G5-4-3 1B			2	0	1	0	0	0	0				
Sam Dente, R (1.6) OBP: 0.308, SLG: 0.284	F9				F9		G5-4-3 1B		F8	4	0	0	0	0	0	3				
Mike Guerra, R (1.2) OBP: 0.283, SLG: 0.206	K				F3				5-3	4	0	0	0	0	1	2				
Connie Marrero, R (1.1) OBP: 0.300, SLG: 0.192					BB		BB		G3	1	0	0	0	2	0	0				
Inning Stats	R: 0 E: 0 K: 2 S: 8	H: 1 LOB: 2 BB: 1 P: 12	R: 0 E: 0 K: 1 S: 5	H: 0 LOB: 0 BB: 0 P: 5	R: 0 E: 0 K: 1 S: 5	H: 0 LOB: 1 BB: 1 P: 9	R: 0 E: 0 K: 0 S: 4	H: 1 LOB: 2 BB: 1 P: 8	R: 0 E: 0 K: 0 S: 3	H: 0 LOB: 2 BB: 2 P: 11	R: 0 E: 0 K: 1 S: 5	H: 1 LOB: 1 BB: 0 P: 4	R: 0 E: 0 K: 0 S: 3	H: 0 LOB: 0 BB: 0 P: 3	R: 0 E: 0 K: 0 S: 3	H: 0 LOB: 0 BB: 0 P: 3	1B: 3 2B: 1 3B: 0 HR: 0	SF: 0 SAC: 0 DP: 1 HBP: 0	WP: 0 PB: 0 SB: 0 CS: 0	PA: 35
PITCHER Lou Kretlow, R (1.1) ERA: 3.34	IP: 9.0 WLS: W BF: 35	H: 4 R: 0 ER: 0 SO: 5	BB: 5 IBB: 0 HBP: 0 BLK: 0	WP: 0 HR: 0 S: 40 P: 60	ERA: 0.00 WHIP: 1.000	PITCHER										IP: 9.0 WLS: W BF: 35	H: 4 R: 0 ER: 0 SO: 5	BB: 5 IBB: 0 HBP: 0 BLK: 0	WP: 0 HR: 0 S: 40 P: 60	ERA: 0.00 WHIP: 1.000

Batter	1	2	3	4	5	6	7	8	9	AB	R	H	RBI	BB	SO	LOB	TOP								
Bob Dillinger, R (1.5) Randy Gumpert, R (8.1) OBP: 0.364, SLG: 0.383 OBP: 0.353, SLG: 0.313	5-3		4-3			G3		F9		5	1	1	0	0	0	3	Chicago White Sox @ Washington Senators Griffith Stadium, Washington, DC Thu Jun 14 1951, 3:33 AM EDT Unknown livebaseballscorecards.com								
Nellie Fox, L (1.4) OBP: 0.425, SLG: 0.542	G3		2B HBP							4	2	2	1	0	0	0									
Minnie Minoso, R (1.9) Bud Stewart, L (5.9) Don Lenhardt, R (8.7) OBP: 0.492, SLG: 0.605 OBP: 0.363, SLG: 0.469 OBP: 0.286, SLG: 0.408						E6		F4		3	0	2	2	0	0	0									
Eddie Robinson, L (1.3) OBP: 0.422, SLG: 0.589	F4		G3							4	0	0	0	1	0	2									
Al Zarilla, L (1.7) OBP: 0.351, SLG: 0.403										5	1	1	0	0	2	2									
Jim Busby, R (1.8) OBP: 0.389, SLG: 0.416										4	1	3	0	1	0	0									
Chico Carrasquel, R (1.6) OBP: 0.333, SLG: 0.357										3	1	1	1	1	0	2									
Phil Masi, R (1.2) OBP: 0.415, SLG: 0.442										3	0	0	0	1	0	2									
Billy Pierce, L (1.1) Luis Aloma, R (4.1) Mary Rotblatt, S (5.1) Floyd Baker, L (8.5) OBP: 0.286, SLG: 0.167 OBP: 0.130, SLG: 0.444 OBP: 0.435, SLG: 0.411			1-3							1	0	0	0	0	0	0									
Inning Stats	R: 0 E: 0 K: 0 S: 4	H: 1 LOB: 1 BB: 0 P: 4	R: 1 E: 0 K: 0 S: 4	H: 2 LOB: 0 BB: 0 P: 4	R: 1 E: 0 K: 0 S: 4	H: 1 LOB: 1 BB: 0 P: 5	R: 0 E: 0 K: 1 S: 5	H: 1 LOB: 2 BB: 0 P: 5	R: 3 E: 2 K: 0 S: 6	H: 2 LOB: 1 BB: 1 P: 10	R: 0 E: 1 K: 0 S: 3	H: 0 LOB: 2 BB: 2 P: 11	R: 1 E: 0 K: 0 S: 4	H: 1 LOB: 0 BB: 0 P: 4	R: 2 E: 0 K: 0 S: 7	H: 4 LOB: 2 BB: 0 P: 7		R: 0 E: 0 K: 1 S: 4	H: 0 LOB: 0 BB: 1 P: 8	1B: 7 2B: 5 3B: 0 HR: 1	SF: 0 SAC: 1 DP: 1 HBP: 1	WP: 0 PB: 0 SB: 0 CS: 1	PA: 44		
PITCHER	IP	WLS	BF	H	R	ER	SO	BB	IBB	HBP	BLK	WP	HR	S	P	ERA	WHIP								
Sid Hudson, R (1.1) ERA: 11.51	7.0	L	34	10	8	5	1	3	0	1	0	0	1	32	45	6.43	1.857								
Sandy Consuegra, R (8.1) ERA: 5.69	0.2		3	1	0	0	0	0	0	0	0	0	0	3	3	0.00	1.500								
Mickey Harris, L (8.1) ERA: 4.26	1.1		5	1	0	0	1	1	0	0	0	0	0	6	10	0.00	1.500								

Batter	1	2	3	4	5	6	7	8	9	AB	R	H	RBI	BB	SO	LOB	BOTTOM								
Eddie Yost, R (1.5) OBP: 0.409, SLG: 0.402	F9									3	1	1	1	2	0	1	Chicago White Sox @ Washington Senators Griffith Stadium, Washington, DC Thu Jun 14 1951, 3:33 AM EDT Unknown livebaseballscorecards.com								
Cass Michaels, R (1.4) OBP: 0.355, SLG: 0.405										5	2	2	2	0	0	5									
Irv Noren, L (1.8) OBP: 0.363, SLG: 0.416										5	0	1	0	0	0	2									
Sam Mele, R (1.9) OBP: 0.337, SLG: 0.398										4	1	2	1	1	1	0									
Mickey Vernon, L (1.3) Willy Miranda, S (9.7) OBP: 0.325, SLG: 0.388 OBP: 0.444, SLG: 0.444										4	0	0	0	1	0	4									
Mike McCormick, R (1.7) Gil Coan, L (9.7) OBP: 0.383, SLG: 0.315 OBP: 0.350, SLG: 0.493										4	2	2	1	0	0	3									
Sam Dente, R (1.6) Shery Robertson, L (9.7) OBP: 0.291, SLG: 0.291 OBP: 0.194, SLG: 0.074										3	1	1	1	1	0	0									
Mickey Grasso, R (1.2) Clyde Klutz, R (9.7) OBP: 0.291, SLG: 0.260 OBP: 0.500, SLG: 0.600										3	0	1	0	0	0	2									
Sid Hudson, R (1.1) Sandy Consuegra, R (8.1) Mickey Harris, L (8.1) OBP: 0.250, SLG: 0.143 OBP: 0.130, SLG: 0.091 OBP: 0.250, SLG: 0.143										3	0	0	0	1	0	1									
Inning Stats	R: 1 E: 0 K: 0 S: 6	H: 3 LOB: 2 BB: 0 P: 6	R: 0 E: 0 K: 0 S: 3	H: 0 LOB: 0 BB: 0 P: 3	R: 2 E: 0 K: 1 S: 7	H: 2 LOB: 0 BB: 0 P: 7	R: 2 E: 1 K: 0 S: 6	H: 2 LOB: 2 BB: 1 P: 10	R: 2 E: 0 K: 0 S: 4	H: 1 LOB: 3 BB: 4 P: 20	R: 0 E: 0 K: 0 S: 4	H: 1 LOB: 1 BB: 0 P: 4	R: 0 E: 0 K: 0 S: 4	H: 1 LOB: 1 BB: 0 P: 4	R: 0 E: 0 K: 0 S: 3	H: 0 LOB: 0 BB: 0 P: 3		R: 0 E: 0 K: 1 S: 5	H: 0 LOB: 1 BB: 1 P: 9	1B: 7 2B: 2 3B: 0 HR: 1	SF: 0 SAC: 1 DP: 0 HBP: 0	WP: 0 PB: 0 SB: 0 CS: 0	PA: 44		
PITCHER	IP	WLS	BF	H	R	ER	SO	BB	IBB	HBP	BLK	WP	HR	S	P	ERA	WHIP								
Billy Pierce, L (1.1) ERA: 4.13	3.0		16	7	4	4	0	0	0	0	0	0	0	18	18	12.00	2.333								
Luis Aloma, R (4.1) ERA: 2.57	1.2		12	1	2	2	0	5	0	0	0	0	0	7	27	10.80	3.600								
Mary Rotblatt, L (5.1) ERA: 2.38	2.1	W	9	2	0	0	0	0	0	0	0	0	0	9	9	0.00	0.857								
Randy Gumpert, R (8.1) ERA: 2.06	2.0	S	7	0	0	0	1	1	0	0	0	0	0	8	12	0.00	0.500								

Batter	1	2	3	4	5	6	7	8	9	AB	R	H	RBI	BB	SO	LOB	TOP					
Bob Dillinger, R OBP: 0.362, SLG: 0.380 (1, 5)	F8	FC1-2 E 1B	F9		E 1B	F9			1-3	6	2	3	0	0	5		Chicago White Sox @ Washington Senators Griffith Stadium, Washington, DC Thu Jun 14 1951, 3:38 AM EDT Att: 17,678 - Unknown livebaseballscorecards.com					
Nellie Fox, L OBP: 0.416, SLG: 0.530 (1, 4)	6-3	E7 1B	E4		E4 1B	F9			F9	6	2	1	2	0	3							
Jim Busby, R OBP: 0.393, SLG: 0.415 (1, 8)			K						F4	5	2	2	2	1	2	3						
Eddie Robinson, L OBP: 0.417, SLG: 0.584 (1, 3)	F9	FC5 1B			F9	F3			4-1	5	0	1	1	0	0	3						
Don Lenhardt, R OBP: 0.290, SLG: 0.408 (1, 7)		F7			F9	E6			F9	5	0	2	1	0	0	1						
Chico Carrasquel, R OBP: 0.356, SLG: 0.360 Joe Demaestri, R OBP: 0.111, SLG: 0.111 (7, 6)					FC6-4 1B	F8			6-3	4	2	1	0	1	0	2						
Al Zarilla, L OBP: 0.385, SLG: 0.410 Bud Stewart, L OBP: 0.366, SLG: 0.463 (6, PH) (6, 9)					F8				F6	2	1	1	0	0	0	1						
Gus Niarhos, R OBP: 0.444, SLG: 0.301 (1, 2)									F6	3	3	1	0	2	0	0						
Joe Dobson, R OBP: 0.043, SLG: 0.087 (1, 1)									F5	5	2	1	1	0	0	7						
Inning Stats	R: 0 E: 0 K: 0 S: 3	H: 0 LOB: 1 BB: 1 P: 7	R: 6 E: 2 K: 0 S: 8	H: 3 LOB: 1 BB: 2 P: 16	R: 3 E: 1 K: 1 S: 7	H: 2 LOB: 1 BB: 1 P: 12	R: 0 E: 1 K: 0 S: 4	H: 1 LOB: 1 BB: 0 P: 4	R: 4 E: 2 K: 0 S: 8	H: 4 LOB: 1 BB: 0 P: 8	R: 1 E: 0 K: 1 S: 7	H: 2 LOB: 2 BB: 1 P: 11	R: 0 E: 0 K: 0 S: 3	H: 0 LOB: 0 BB: 0 P: 3	R: 0 E: 0 K: 0 S: 3	H: 0 LOB: 0 BB: 0 P: 3		1B: 8 2B: 4 3B: 0 HR: 0	SF: 0 SAC: 0 DP: 0 HBP: 1	WP: 0 PB: 0 SB: 1 CS: 0	PA: 48	
PITCHER	IP WLS BF H R ER SO BB IBB HBP BLK WP HR S P ERA WHIP	IP WLS BF H R ER SO BB IBB HBP BLK WP HR S P ERA WHIP																				
Al Sima, L ERA: 5.4 (1, 1)	2.0	L	14	3	6	1	0	2	1	0	0	0	0	0	11	23	4.50	2.500				
Hank Wyse, R ERA: 8.63 (3, 1)	3.0		19	7	7	4	1	1	0	1	0	0	0	0	19	24	12.00	2.667				
Julio Moreno, R ERA: 4.07 (6, 1)	3.0		12	2	1	1	1	1	0	0	0	0	0	0	13	17	3.00	1.000				
Joe Haynes, R ERA: 7.71 (9, 1)	1.0		3	0	0	0	0	0	0	0	0	0	0	3	3	0.00	0.000					
Batter	1	2	3	4	5	6	7	8	9	AB	R	H	RBI	BB	SO	LOB	BOTTOM					
Gil Coan, L OBP: 0.351, SLG: 0.497 (1, 7)	F9		1-3		1B					5	1	2	0	0	1	2	Chicago White Sox @ Washington Senators Griffith Stadium, Washington, DC Thu Jun 14 1951, 3:38 AM EDT Att: 17,678 - Unknown livebaseballscorecards.com					
Cass Michaels, R OBP: 0.356, SLG: 0.411 (1, 4)	4-3 1B		K		F2				E5	5	1	2	1	0	1	4						
Irv Noren, L OBP: 0.368, SLG: 0.421 (1, 8)	4-3 1B		F8						F7	5	0	3	2	0	0	3						
Mickey Vernon, L OBP: 0.316, SLG: 0.376 (1, 3)	4-3				L6				L5	5	0	0	0	0	0	5						
Sam Mele, R OBP: 0.329, SLG: 0.388 (1, 9)	6-3				4-3				F9	5	0	0	0	0	0	2						
Eddie Yost, R OBP: 0.417, SLG: 0.421 (1, 5)									BB	4	1	3	0	1	0	0						
Sam Dente, R OBP: 0.309, SLG: 0.288 (1, 6)					F8				F2	5	1	1	0	0	0	3						
Mike Guerra, R OBP: 0.282, SLG: 0.207 (1, 2)					F4				1B	4	0	1	1	0	0	1						
Al Sima, R OBP: 0.286, SLG: 0.590 Sherry Robertson, L OBP: 0.188, SLG: 0.071 Hank Wyse, R OBP: 0.325, SLG: 0.325 Mike McCormick, R OBP: 0.306, SLG: 0.351 Julio Moreno, R OBP: 0.242, SLG: 0.154 Gene Verble, R OBP: 0.243, SLG: 0.229 Joe Haynes, R OBP: 0.250, SLG: 0.333 (1, 1) (2, PH) (3, 1) (5, PH) (6, 1) (8, PH) (9, 1)										0	0	0	0	0	0	0						
Inning Stats	R: 0 E: 0 K: 0 S: 5	H: 2 LOB: 2 BB: 0 P: 5	R: 0 E: 0 K: 1 S: 6	H: 1 LOB: 0 BB: 0 P: 6	R: 0 E: 0 K: 1 S: 5	H: 0 LOB: 0 BB: 0 P: 5	R: 0 E: 0 K: 0 S: 4	H: 1 LOB: 1 BB: 0 P: 4	R: 1 E: 0 K: 0 S: 6	H: 3 LOB: 2 BB: 0 P: 6	R: 0 E: 0 K: 0 S: 3	H: 0 LOB: 0 BB: 0 P: 3	R: 2 E: 0 K: 1 S: 8	H: 3 LOB: 1 BB: 0 P: 8	R: 2 E: 1 K: 1 S: 10	H: 4 LOB: 3 BB: 0 P: 10		R: 0 E: 0 K: 0 S: 3	H: 0 LOB: 1 BB: 1 P: 7	1B: 9 2B: 5 3B: 0 HR: 0	SF: 0 SAC: 0 DP: 0 HBP: 0	WP: 0 PB: 0 SB: 0 CS: 0
PITCHER	IP WLS BF H R ER SO BB IBB HBP BLK WP HR S P ERA WHIP	IP WLS BF H R ER SO BB IBB HBP BLK WP HR S P ERA WHIP																				
Joe Dobson, R ERA: 4.0 (1, 1)	9.0	W	43	14	5	5	4	1	0	0	0	0	0	0	50	54	5.00	1.667				

Batter	1	2	3	4	5	6	7	8	9	10	11	AB	R	H	RBI	BB	SO	LOB	TOP		
Bob Dillinger, R OBP: 0.355, SLG: 0.371 (1.5)	3-1		L6		F9			1B			K	5	0	1	0	0	1	1			
Nellie Fox, L OBP: 0.418, SLG: 0.522 (1.4)	L3			1B HBP	F5			L7			FC6-4 BB	3	1	0	0	1	0	1			
Minnie Minsos, R OBP: 0.479, SLG: 0.586 (1.9)	F3			F8	F9			F9			FC6-4 WP 1-2	5	0	0	0	0	0	3			
Eddie Robinson, L OBP: 0.421, SLG: 0.598 (1.3)		HR		1B	3-1						F8	4	1	2	1	1	0	0			
Al Zarilla, L OBP: 0.358, SLG: 0.428 (1.7)		K		1B				HR			F2	5	1	2	2	0	2	2			
Jim Busby, R OBP: 0.384, SLG: 0.405 (1.8)		F8		5-3				5-3				4	0	0	0	0	0	1			
Chico Carrasquel, R OBP: 0.329, SLG: 0.383 (1.6)		F8			5-3			F5			6-3	4	0	0	0	0	0	0			
Gus Niarhos, R OBP: 0.429, SLG: 0.287 (1.2)				5-3	5-3			F8			F2	4	0	0	0	0	0	0			
Saul Rogovin, R OBP: 0.261, SLG: 0.364 (1.1)				1-3				F8			1-6-3	4	0	1	0	0	0	0			
Inning Stats	R: 0 E: 0 K: 0 S: 3	H: 0 LOB: 0 BB: 0 P: 3	R: 1 E: 0 K: 1 S: 6	H: 1 LOB: 0 BB: 0 P: 6	R: 0 E: 0 K: 0 S: 3	H: 0 LOB: 0 BB: 0 P: 3	R: 1 E: 0 K: 0 S: 4	H: 2 LOB: 1 BB: 0 P: 5	R: 0 E: 0 K: 0 S: 4	H: 1 LOB: 1 BB: 0 P: 4	R: 0 E: 0 K: 0 S: 5	H: 0 LOB: 0 BB: 0 P: 5	R: 0 E: 0 K: 0 S: 3	H: 0 LOB: 0 BB: 0 P: 3	R: 0 E: 0 K: 1 S: 5	H: 0 LOB: 2 BB: 2 P: 13	1B: 4 2B: 0 3B: 0 HR: 2	SF: 0 SAC: 0 DP: 0 HBP: 1	WP: 1 PB: 0 SB: 0 CS: 0	PA: 41	
PITCHER Bob Hooper, R ERA: 3.56 (1.1)	IP: 11.0 WLS: 41 BF: 41 H: 6 R: 3 ER: 3 SO: 3 BB: 1 IBB: 1 HBP: 1 BLK: 0 WP: 1 HR: 2 S: 44 P: 53 ERA: 2.46 WHIP: 0.636																				

Chicago White Sox @ Philadelphia Athletics
Shibe Park, Philadelphia, PA
Fri Jun 15 1951, 3:33 AM EDT
Unknown


AB 38
R 3
H 6
RBI 3
BB 2
SO 3
LOB 8



Batter	1	2	3	4	5	6	7	8	9	10	11	AB	R	H	RBI	BB	SO	LOB	BOTTOM					
Eddie Joost, R OBP: 0.379, SLG: 0.441 (1.6)	F9		F4		5-3			F5			L6	5	0	0	0	1	0	0						
Ferris Fain, L OBP: 0.409, SLG: 0.508 (1.3)	F7		2B BB		4-3						SH5-3 BB	3	0	1	0	2	0	0						
Elmer Valo, L OBP: 0.381, SLG: 0.350 (1.9)	BB 2B 1B		BB		4-3			L8			1B	4	2	2	0	2	0	1						
Gus Zernial, R OBP: 0.369, SLG: 0.538 (1.7)			K					K			L8	5	0	2	0	1	2	5						
Dave Philley, S OBP: 0.340, SLG: 0.404 (1.8)			6-3					3-1			E2	4	1	1	1	1	0	4						
Hank Majeski, R OBP: 0.338, SLG: 0.408 (1.5)	F6				F8			6-3			2B BB	4	0	1	0	1	0	2						
Pete Suder, R OBP: 0.329, SLG: 0.321 (1.4)			F8		4-3			G6-4-3 1B			SH3-4 BB	4	0	1	0	0	2							
Ray Murray, R OBP: 0.397, SLG: 0.367 (1.2)			F3								SH3-4	3	0	2	1	2	0	0						
Bob Hooper, R OBP: 0.263, SLG: 0.316 (1.1)			K					F2			G1-6-3 IBB	5	0	0	0	0	2	6						
Inning Stats	R: 1 E: 0 K: 0 S: 5	H: 2 LOB: 2 BB: 1 P: 9	R: 0 E: 0 K: 1 S: 5	H: 0 LOB: 0 BB: 0 P: 5	R: 0 E: 0 K: 1 S: 6	H: 1 LOB: 2 BB: 1 P: 10	R: 0 E: 0 K: 1 S: 6	H: 1 LOB: 1 BB: 0 P: 6	R: 0 E: 0 K: 0 S: 3	H: 3 LOB: 1 BB: 1 P: 9	R: 0 E: 0 K: 1 S: 5	H: 0 LOB: 1 BB: 1 P: 9	R: 0 E: 0 K: 0 S: 4	H: 1 LOB: 2 BB: 1 P: 8	R: 0 E: 0 K: 0 S: 3	H: 0 LOB: 2 BB: 2 P: 11	R: 0 E: 0 K: 0 S: 2	H: 0 LOB: 1 BB: 2 P: 10	R: 1 E: 1 K: 0 S: 3	H: 2 LOB: 1 BB: 1 P: 7	1B: 4 2B: 6 3B: 0 HR: 0	SF: 0 SAC: 2 DP: 2 HBP: 0	WP: 0 PB: 0 SB: 0 CS: 0	PA: 49
PITCHER Saul Rogovin, R ERA: 3.55 (1.1)	IP: 10.2 WLS: L BF: 49 H: 10 R: 4 ER: 3 SO: 4 BB: 7 IBB: 3 HBP: 0 BLK: 0 WP: 0 HR: 0 S: 47 P: 87 ERA: 2.53 WHIP: 1.594																							

Chicago White Sox @ Philadelphia Athletics
Shibe Park, Philadelphia, PA
Fri Jun 15 1951, 3:33 AM EDT
Unknown


AB 37
R 3
H 10
RBI 2
BB 10
SO 4
LOB 20



Batter	1	2	3	4	5	6	7	8	9	AB	R	H	RBI	BB	SO	LOB	TOP					
Bob Dillinger, R (1.5) OBP: 0.365, SLG: 0.394										4	2	2	0	1	0	0						
Nelle Fox, L (1.4) OBP: 0.412, SLG: 0.515										3	0	0	1	0	0	1						
Joe Demaestri, R (5.4) OBP: 0.091, SLG: 0.091										5	0	2	0	0	0	2						
Minnie Minoso, R (1.9) OBP: 0.477, SLG: 0.580										4	1	1	1	0	0	4						
Eddie Robinson, L (1.3) OBP: 0.418, SLG: 0.591										0	0	0	0	0	1	0						
Bud Stewart, L (7.7) OBP: 0.372, SLG: 0.463										4	1	1	1	1	1	1						
Don Lenhardt, R (1.7) OBP: 0.294, SLG: 0.426										4	0	1	1	0	0	0						
Jim Busby, R (1.8) OBP: 0.381, SLG: 0.401										4	0	1	1	0	0	0						
Chico Carrasquel, R (1.6) OBP: 0.332, SLG: 0.370										4	1	2	1	0	0	2						
Phil Masi, R (1.2) OBP: 0.418, SLG: 0.444										4	0	2	0	0	0	0						
Mary Rotblatt, S (8.1)										0	0	0	0	0	0	0						
Ken Holcombe, R (1.1) OBP: 0.333, SLG: 0.357										3	0	0	0	0	1	3						
Lou Kretlow, R (2.1)										1	0	0	0	0	0	0						
Joe Erault, R (8. PH) OBP: 0.600, SLG: 0.500										0	0	0	0	0	0	0						
Inning Stats	R: 0 E: 0 K: 0 S: 3	H: 0 LOB: 1 BB: 1 P: 7	R: 1 E: 0 K: 0 S: 4	H: 1 LOB: 0 BB: 0 P: 4	R: 1 E: 1 K: 1 S: 7	H: 2 LOB: 1 BB: 0 P: 7	R: 0 E: 0 K: 0 S: 5	H: 2 LOB: 2 BB: 0 P: 5	R: 0 E: 0 K: 1 S: 4	H: 1 LOB: 1 BB: 0 P: 4	R: 1 E: 0 K: 1 S: 7	H: 2 LOB: 1 BB: 1 P: 7	R: 2 E: 0 K: 0 S: 6	H: 3 LOB: 2 BB: 1 P: 10	R: 0 E: 0 K: 0 S: 3	H: 0 LOB: 0 BB: 0 P: 3	R: 0 E: 0 K: 1 S: 5	H: 0 LOB: 1 BB: 1 P: 9	1B: 8 2B: 0 3B: 1 HR: 2	SF: 0 SAC: 0 DP: 1 HBP: 0	WP: 0 PB: 0 SB: 2 CS: 0	PA: 41
PITCHER Bobby Shantz, L (1.1) ERA: 5.63	IP: 9.0 WLS: W BF: 41	H: 11 R: 5 ER: 5 SO: 3	BB: 3 IBB: 0 HBP: 0 BLK: 0	WP: 0 HR: 2 S: 44 P: 56	ERA: 5.00 WHIP: 1.556	PITCHER										IP: 9.0 WLS: W BF: 41	H: 11 R: 5 ER: 5 SO: 3	BB: 3 IBB: 0 HBP: 0 BLK: 0	WP: 0 HR: 2 S: 44 P: 56	ERA: 5.00 WHIP: 1.556		

Chicago White Sox @ Philadelphia Athletics
Shibe Park, Philadelphia, PA
Fri Jun 15 1951, 3:38 AM EDT
Att: 13,161 - Unknown


AB 38
R 5
H 11
RBI 5
BB 3
SO 3
LOB 14



Batter	1	2	3	4	5	6	7	8	9	AB	R	H	RBI	BB	SO	LOB	BOTTOM								
Eddie Joost, R (1.6) OBP: 0.379, SLG: 0.434										3	2	0	0	2	2	2									
Ferns Fain, L (1.3) OBP: 0.472, SLG: 0.513										4	2	2	1	1	0	1									
Allie Clark, R (1.9) OBP: 0.254, SLG: 0.311										4	2	0	0	0	0	3									
Gus Zernial, R (1.7) OBP: 0.370, SLG: 0.553										5	0	2	4	0	0	3									
Dave Philley, S (1.8) OBP: 0.342, SLG: 0.406										4	1	1	0	1	0	2									
Hank Majeski, R (1.5) OBP: 0.354, SLG: 0.427										4	2	2	2	1	0	2									
Pete Suder, R (1.4) OBP: 0.331, SLG: 0.326										4	1	1	2	1	1	3									
Joe Astroth, R (1.2) OBP: 0.182, SLG: 0.173										3	0	1	3	1	0	2									
Bobby Shantz, R (1.1) OBP: 0.348, SLG: 0.333										4	0	0	0	0	1	2									
Inning Stats	R: 4 E: 1 K: 0 S: 7	H: 3 LOB: 1 BB: 1 P: 11	R: 1 E: 0 K: 0 S: 4	H: 1 LOB: 1 BB: 1 P: 8	R: 0 E: 0 K: 1 S: 5	H: 0 LOB: 0 BB: 0 P: 5	R: 0 E: 0 K: 2 S: 7	H: 0 LOB: 1 BB: 1 P: 11	R: 4 E: 0 K: 1 S: 8	H: 2 LOB: 1 BB: 2 P: 16	R: 3 E: 1 K: 0 S: 6	H: 2 LOB: 1 BB: 1 P: 10	R: 0 E: 0 K: 0 S: 3	H: 0 LOB: 0 BB: 0 P: 3	R: 0 E: 0 K: 0 S: 4	H: 1 LOB: 2 BB: 1 P: 8	1B: 3 2B: 4 3B: 1 HR: 1	SF: 0 SAC: 1 DP: 0 HBP: 0	WP: 0 PB: 1 SB: 0 CS: 0	PA: 43					
PITCHER Ken Holcombe, R (1.1) ERA: 4.2	IP: 1.1 WLS: L	H: 4 R: 5 ER: 4 SO: 0	BB: 2 IBB: 0 HBP: 0 BLK: 0	WP: 0 HR: 1 S: 9 P: 17	ERA: 27.00 WHIP: 4.500	PITCHER										IP: 1.1 WLS: L	H: 4 R: 5 ER: 4 SO: 0	BB: 2 IBB: 0 HBP: 0 BLK: 0	WP: 0 HR: 1 S: 9 P: 17	ERA: 27.00 WHIP: 4.500					
Lou Kretlow, R (2.1) ERA: 3.57	5.2	4	7	3	4	3	1	0	0	0	0	31	47	4.76	1.235										
Mary Rotblatt, L (8.1) ERA: 2.31	1.0	5	1	0	0	0	1	0	0	0	0	4	8	0.00	2.000										

Chicago White Sox @ Philadelphia Athletics
Shibe Park, Philadelphia, PA
Fri Jun 15 1951, 3:38 AM EDT
Att: 13,161 - Unknown

AB 35
R 10
H 9
RBI 12
BB 7
SO 4
LOB 20



Batter	1	2	3	4	5	6	7	8	9	AB	R	H	RBI	BB	SO	LOB	TOP			
Bob Dillinger, R (1, 5) OBP: 0.379, SLG: 0.402 Floyd Baker, L (6, 5) OBP: 0.417, SLG: 0.390	0-3 K		0-0 G1-2-3 1B		0-0 6-3 SH1-3 WP 1B	0-0 1-6-3			0-0 4-3	4	1	2	0	0	1	0				
Nelle Fox, L (1, 4) OBP: 0.409, SLG: 0.507	0-0 F7		0-0 G1-2-3 1B		0-0 SH1-3				0-0 F7	4	0	1	1	0	0	0				
Minnie Minoso, R (1, 9) OBP: 0.481, SLG: 0.582	1-0 HBP		0-0 G1-2-3		0-0 6-3					3	0	1	0	0	0	4				
Eddie Robinson, L (1, 3) OBP: 0.410, SLG: 0.570	0-0 3-1		0-0 F5		4-0 WP 1B BB					3	1	0	0	1	0	4				
Al Zarilla, L (1, 7) OBP: 0.366, SLG: 0.457		4-0 FC6-4 BB			4-0 F8				0-0 SH5-4 1B	2	1	1	0	2	0	0				
Jim Busby, R (1, 8) OBP: 0.383, SLG: 0.399		0-0 FC6-4 1B			4-0 CS BB				0-0 SH5-4	2	0	1	1	1	0	1				
Chico Carrasquel, R (1, 6) OBP: 0.335, SLG: 0.369		0-0 CS 1B			4-0 2B BB				0-0 G6-4-3 1B	3	0	2	1	1	0	2				
Joe Eruatt, R (1, 2) OBP: 0.500, SLG: 0.500		0-0 CS		1-0 1B 1B HBP					0-0 G6-4-3	3	1	1	0	0	0	1				
Randy Gumpert, R (1, 1) OBP: 0.333, SLG: 0.300			0-0 1B 1B G1-2-3 1B		0-3 K				0-0 5-3	4	0	1	0	0	1	2				
Inning Stats	R: 0 E: 0 K: 1 S: 5	H: 0 LOB: 1 BB: 0 P: 6	R: 0 E: 0 K: 0 S: 2	H: 1 LOB: 0 BB: 1 P: 6	R: 1 E: 0 K: 0 S: 5	H: 3 LOB: 2 BB: 0 P: 6	R: 0 E: 0 K: 1 S: 5	H: 1 LOB: 2 BB: 2 P: 13	R: 2 E: 0 K: 0 S: 5	H: 2 LOB: 0 BB: 0 P: 3	R: 0 E: 0 K: 0 S: 3	H: 1 LOB: 0 BB: 0 P: 3	R: 1 E: 0 K: 0 S: 4	H: 2 LOB: 0 BB: 0 P: 4	R: 0 E: 0 K: 0 S: 3	H: 0 LOB: 0 BB: 0 P: 3	1B: 9 2B: 1 3B: 0 HR: 0	SF: 0 SAC: 2 DP: 3 HBP: 2	WP: 1 PB: 0 SB: 1 CS: 2	PA: 39
PITCHER Carl Scheib, R (1, 1) ERA: 3.96	IP: 9.0 WLS: L BF: 38	H: 10 R: 4 ER: 4 SO: 2	BB: 4 IBB: 1 HBP: 2 BLK: 0	WP: 1 HR: 0 S: 35 P: 57	ERA: 4.00 WHIP: 1.556	PITCHER														

Chicago White Sox @ Philadelphia Athletics
Shibe Park, Philadelphia, PA
Sun Jun 17 1951, 3:33 AM EDT
Unknown


AB 29
R 4
H 10
RBI 3
BB 5
SO 2
LOB 14



Batter	1	2	3	4	5	6	7	8	9	AB	R	H	RBI	BB	SO	LOB	BOTTOM					
Eddie Joost, R (1, 6) OBP: 0.393, SLG: 0.488	0-0 4-3 1B 2B		4-0 F8 1B BB							3	1	3	0	1	0	0						
Fernis Fain, L (1, 3) OBP: 0.483, SLG: 0.500	0-0 4-3		0-0 1-2 1B		0-0 F9				0-0 L8	4	0	1	0	0	0	5						
Wally Moses, L (1, 9) OBP: 0.288, SLG: 0.200	0-0 1B		0-0 F8		0-0 5-3				0-0 F9	4	0	1	1	0	0	4						
Gus Zernial, R (1, 7) OBP: 0.363, SLG: 0.535	0-3 K		0-0 5-3						0-0 F7	4	0	0	0	0	1	3						
Dave Philley, S (1, 8) OBP: 0.332, SLG: 0.388	0-0 1-3				0-0 6-3				0-0 F9	4	0	0	0	0	0	1						
Hank Majeski, R (1, 5) OBP: 0.330, SLG: 0.405		0-0 F7			0-0 L7				0-0 L8	4	0	0	0	0	0	0						
Pete Suder, R (1, 4) OBP: 0.343, SLG: 0.336		0-0 E5 G1-6-3			0-0 1-3				0-0 1B 1B	4	0	2	0	0	0	0						
Ray Murray, R (1, 2) OBP: 0.359, SLG: 0.327 Allie Clark, R (7, PH) OBP: 0.246, SLG: 0.302 Joe Tipton, R (8, 2) OBP: 0.261, SLG: 0.225 Lou Limmer, L (9, PH) OBP: 0.254, SLG: 0.339		0-0 G1-6-3			0-0 F8				0-3 K	2	0	0	0	0	0	1						
Carl Scheib, R (1, 1) OBP: 0.448, SLG: 0.643 Lou Klein, R (9, PH) OBP: 0.242, SLG: 0.300			0-0 6-3		0-0 F9 1B				0-0 L6	3	0	1	0	0	0	1						
Inning Stats	R: 1 E: 0 K: 1 S: 7	H: 2 LOB: 1 BB: 0 P: 7	R: 0 E: 1 K: 0 S: 3	H: 0 LOB: 0 BB: 0 P: 3	R: 0 E: 0 K: 0 S: 4	H: 1 LOB: 2 BB: 1 P: 8	R: 0 E: 0 K: 0 S: 3	H: 0 LOB: 0 BB: 0 P: 3	R: 0 E: 0 K: 0 S: 5	H: 2 LOB: 2 BB: 0 P: 5	R: 0 E: 0 K: 0 S: 3	H: 0 LOB: 0 BB: 0 P: 3	R: 0 E: 0 K: 1 S: 7	H: 2 LOB: 2 BB: 0 P: 7	R: 0 E: 0 K: 0 S: 3	H: 0 LOB: 0 BB: 0 P: 3	R: 0 E: 0 K: 1 S: 6	H: 1 LOB: 1 BB: 0 P: 6	1B: 7 2B: 1 3B: 0 HR: 0	SF: 0 SAC: 0 DP: 1 HBP: 0	WP: 0 PB: 0 SB: 0 CS: 0	PA: 36
PITCHER Randy Gumpert, R (1, 1) ERA: 1.91	IP: 9.0 WLS: W BF: 36	H: 8 R: 1 ER: 1 SO: 3	BB: 1 IBB: 0 HBP: 0 BLK: 0	WP: 0 HR: 0 S: 41 P: 45	ERA: 1.00 WHIP: 1.000	PITCHER																

Chicago White Sox @ Philadelphia Athletics
Shibe Park, Philadelphia, PA
Sun Jun 17 1951, 3:33 AM EDT
Unknown

AB 35
R 1
H 8
RBI 1
BB 1
SO 3
LOB 18



Batter	1	2	3	4	5	6	7	8	9	AB	R	H	RBI	BB	SO	LOB	TOP				
Bob Dillinger, R OBP: 0.389, SLG: 0.390 (1.5)	0-0 1-3	0-0 F8	0-0 L9		0-0 3B 1B	0-0 5-3			0-0 4-3	6	1	1	0	0	0	3					
Nelle Fox, L OBP: 0.412, SLG: 0.511 (1.4)	0-0 1B		0-0 4-3	0-0 2B 1B	0-0 E4 3B 1-2		0-0 F9		0-0 1B 2B	6	2	3	0	0	0	1					
Minnie Minoso, R OBP: 0.495, SLG: 0.609 (1.9)	0-0 1-3 1B		1-0 1B 2B HBP	0-0 1-3 1B 2B	0-0 1B 3B		4-0 G4-6-3 BB		0-0 FC6-4 1B	4	3	4	2	1	0	0					
Eddie Robinson, L OBP: 0.408, SLG: 0.563 (1.3)	0-0 F5		0-0 2B HR 1B	0-0 3-4-3	0-0 E WP 1B		0-0 G4-6-3 1-2		0-0 F5	6	1	2	1	0	0	6					
Don Lenhardt, R OBP: 0.315, SLG: 0.436 (1.7)	4-0 IBB		0-0 1-3 HR 2B	4-0 1B BB	4-0 E BB			0-0 5-3	0-0 FC6-4 1-2	3	1	1	1	3	0	1					
Jim Busby, R OBP: 0.378, SLG: 0.410 (1.8)	0-0 G3		0-0 2-H 3-H HR	0-0 F8	0-0 E4 1-2 2-3			0-0 5-3		5	1	1	4	0	0	7					
Chico Carrasquel, R OBP: 0.340, SLG: 0.371 (1.6)		0-0 F8	0-0 1B 1B	0-0 1-2 2-H 1B		0-0 F7		4-0 1B BB		4	0	2	1	1	0	3					
Phil Masi, R OBP: 0.415, SLG: 0.425 (1.2)		0-0 F6	0-0 F4	0-0 F4		0-0 1-3		0-0 1-2 1B		5	0	1	0	0	0	3					
Luis Aloma, R OBP: 0.333, SLG: 0.200 (1.1)		4-0 BB	0-0 1-2 1B		0-3 K	0-0 6-3		0-0 F7		4	0	1	0	1	1	2					
Inning Stats	R: 0 E: 0 K: 0 S: 5	H: 2 LOB: 3 BB: 1 P: 9	R: 0 E: 0 K: 0 S: 3	H: 0 LOB: 1 BB: 1 P: 7	R: 4 E: 0 K: 0 S: 8	H: 5 LOB: 2 BB: 0 P: 9	R: 2 E: 0 K: 0 S: 6	H: 3 LOB: 2 BB: 1 P: 10	R: 2 E: 2 K: 1 S: 9	H: 3 LOB: 3 BB: 1 P: 13	R: 0 E: 0 K: 0 S: 3	H: 0 LOB: 0 BB: 1 P: 6	R: 0 E: 0 K: 0 S: 4	H: 1 LOB: 2 BB: 1 P: 8	R: 1 E: 0 K: 0 S: 5	H: 2 LOB: 1 BB: 0 P: 5	1B: 11 2B: 3 3B: 1 HR: 1	SF: 0 SAC: 0 DP: 1 HBP: 1	WP: 1 PB: 0 SB: 1 CS: 0	PA: 50	
PITCHER	IP WLS BF H R ER SO	IP WLS BF H R ER SO	IP WLS BF H R ER SO	IP WLS BF H R ER SO	IP WLS BF H R ER SO	IP WLS BF H R ER SO	IP WLS BF H R ER SO	IP WLS BF H R ER SO	IP WLS BF H R ER SO	IP WLS BF H R ER SO	IP WLS BF H R ER SO	IP WLS BF H R ER SO	IP WLS BF H R ER SO	IP WLS BF H R ER SO	IP WLS BF H R ER SO	IP WLS BF H R ER SO	ERA WHIP	ERA WHIP			
Alex Kellner, L ERA: 5.42 (1.1)	2.2	2.1	4.0																		
Morie Martin, L ERA: 5.33 (3.1)																					
Moe Burtzsch, R ERA: 2.57 (6.1)																					

Chicago White Sox @ Philadelphia Athletics
 Shibe Park, Philadelphia, PA
 Sun Jun 17 1951, 3:38 AM EDT
 Att: 17,514 - Unknown

livebaseballscorecards.com

AB 43
 R 9
 H 16
 RBI 9
 BB 6
 SO 1
 LOB 26



Batter	1	2	3	4	5	6	7	8	9	AB	R	H	RBI	BB	SO	LOB	BOTTOM				
Eddie Joost, R OBP: 0.386, SLG: 0.479 (1.6)	0-3 K		0-0 6-3			0-0 F9		0-0 G5-4-3 1-2		4	0	0	0	0	1	1					
Wally Moses, L OBP: 0.302, SLG: 0.222 (1.9)	0-0 S 1B		0-0 1B			0-0 F8			0-0 3-1	4	0	2	0	0	0	0					
Dave Philley, S OBP: 0.325, SLG: 0.380 (1.8)	0-0 L8 1-2		0-0 F9			0-0 4-3			0-0 4-3	4	0	0	0	0	0	2					
Gus Zernial, R OBP: 0.360, SLG: 0.529 (1.7)	0-3 K			0-0 1B		0-3 K			0-0 5-3	4	0	1	0	0	2	1					
Ferris Fain, L OBP: 0.461, SLG: 0.498 (1.3)		0-0 F2		0-0 F5		0-0 FC6-4 1B				3	0	1	0	0	0	1					
Hank Majeski, R OBP: 0.330, SLG: 0.395 (1.5)		4-0 BB		0-0 L4-3 1-		0-0 L8				2	0	0	0	1	0	2					
Pete Suder, R OBP: 0.337, SLG: 0.329 (1.4)		0-0 F4			0-0 6-3		0-0 FC6-4 1-2			3	0	0	0	0	0	2					
Joe Astroth, R OBP: 0.172, SLG: 0.164 (1.2)		0-0 L8			0-0 F4			0-0 F2		3	0	0	0	0	0	1					
Alex Kellner, R OBP: 0.185, SLG: 0.185 (1.1)										0	0	0	0	0	0	0					
Morie Martin, L OBP: 0.294, SLG: 0.250 (3.1)										1	0	0	0	0	0	0					
Billy Hitchcock, R OBP: 0.375, SLG: 0.311 (5. PH)										1	0	0	0	0	0	0					
Moe Burtzsch, R OBP: 0.333, SLG: 0.333 (6.1)								0-0 G5-4-3 1B		1	0	1	0	0	0	0					
Inning Stats	R: 0 E: 0 K: 2 S: 8	H: 1 LOB: 1 BB: 0 P: 8	R: 0 E: 0 K: 0 S: 3	H: 0 LOB: 1 BB: 1 P: 7	R: 0 E: 0 K: 0 S: 4	H: 1 LOB: 1 BB: 0 P: 4	R: 0 E: 0 K: 0 S: 3	H: 1 LOB: 0 BB: 0 P: 3	R: 0 E: 0 K: 0 S: 3	H: 0 LOB: 0 BB: 0 P: 3	R: 0 E: 0 K: 1 S: 6	H: 1 LOB: 1 BB: 0 P: 6	R: 0 E: 0 K: 0 S: 3	H: 1 LOB: 0 BB: 0 P: 3	R: 0 E: 0 K: 0 S: 3	H: 0 LOB: 0 BB: 0 P: 3	1B: 5 2B: 1 3B: 0 HR: 0	SF: 0 SAC: 0 DP: 2 HBP: 0	WP: 0 PB: 0 SB: 1 CS: 0	PA: 31	
PITCHER	IP WLS BF H R ER SO	IP WLS BF H R ER SO	IP WLS BF H R ER SO	IP WLS BF H R ER SO	IP WLS BF H R ER SO	IP WLS BF H R ER SO	IP WLS BF H R ER SO	IP WLS BF H R ER SO	IP WLS BF H R ER SO	IP WLS BF H R ER SO	IP WLS BF H R ER SO	IP WLS BF H R ER SO	IP WLS BF H R ER SO	IP WLS BF H R ER SO	IP WLS BF H R ER SO	IP WLS BF H R ER SO	ERA WHIP	ERA WHIP			
Luis Aloma, R ERA: 1.13 (1.1)	9.0																				

Chicago White Sox @ Philadelphia Athletics
 Shibe Park, Philadelphia, PA
 Sun Jun 17 1951, 3:38 AM EDT
 Att: 17,514 - Unknown

livebaseballscorecards.com


AB 30
 R 0
 H 5
 RBI 0
 BB 1
 SO 3
 LOB 10



Batter	1	2	3	4	5	6	7	8	9	AB	R	H	RBI	BB	SO	LOB	TOP			
Bob Dillinger, R (1, 5) OBP: 0.370, SLG: 0.397	F9		SH5-3		F6		F7		1B	4	0	1	0	0	0	2				
Nelle Fox, L (1, 4) OBP: 0.405, SLG: 0.498 Joe Erault, R (9, PH) OBP: 0.417, SLG: 0.400	F3		4-3				4-3		K	4	0	1	0	0	0	2				
Minnie Minoso, R (1, 9) OBP: 0.489, SLG: 0.587	HBP				6-3				6-3	3	0	1	0	0	0	2				
Eddie Robinson, L (1, 3) OBP: 0.407, SLG: 0.558	F9				1B				G3	4	1	1	0	0	0	1				
Don Lenhardt, R (1, 7) OBP: 0.322, SLG: 0.446			6-3		6-3				FC6-4	4	0	2	0	0	0	0				
Jim Busby, R (1, 8) OBP: 0.379, SLG: 0.405			6-3		E5				FC6-4	4	0	1	1	0	0	2				
Chico Carrasquel, R (1, 6) OBP: 0.339, SLG: 0.365			F8		G1-4-3				F7	4	0	0	0	0	0	3				
Phil Masi, R (1, 2) OBP: 0.444, SLG: 0.505									E4	4	0	3	0	0	0	0				
Billy Pierce, L (1, 1) OBP: 0.270, SLG: 0.156 Floyd Baker, L (9, PH) OBP: 0.413, SLG: 0.387 Gus Niarhos, R (9, PR) OBP: 0.429, SLG: 0.287			F3						FC6-4	2	0	0	0	0	1	2				
Inning Stats	R: 0 E: 0 K: 0 S: 3	H: 0 LOB: 1 BB: 0 P: 4	R: 0 E: 0 K: 0 S: 3	H: 0 LOB: 0 BB: 0 P: 3	R: 0 E: 0 K: 0 S: 4	H: 1 LOB: 1 BB: 0 P: 4	R: 1 E: 1 K: 0 S: 5	H: 3 LOB: 1 BB: 0 P: 5	R: 0 E: 0 K: 1 S: 7	H: 2 LOB: 2 BB: 0 P: 7	R: 0 E: 0 K: 0 S: 4	H: 1 LOB: 1 BB: 0 P: 4	R: 0 E: 0 K: 0 S: 4	H: 1 LOB: 0 BB: 0 P: 4	R: 0 E: 1 K: 1 S: 7	H: 1 LOB: 2 BB: 0 P: 7	1B: 9 2B: 1 3B: 0 HR: 0	SF: 0 SAC: 2 DP: 1 HBP: 1	WP: 0 PB: 0 SB: 0 CS: 0	PA: 38
PITCHER Ed Lopat, L (1, 1) ERA: 2.88	IP: 9.0 WLS: W BF: 38 H: 10 R: 1 ER: 1 SO: 2 BB: 0 IBB: 0 HBP: 1 BLK: 0 WP: 0 HR: 0 S: 41 P: 42 ERA: 1.00 WHIP: 1.111															PITCHER				

Chicago White Sox @ New York Yankees
Yankee Stadium, Bronx, NY
Wed Jun 20 1951, 3:33 AM EDT
Att: 21,020 - Unknown


AB 35
R 1
H 10
RBI 1
BB 0
SO 2
LOB 17



Batter	1	2	3	4	5	6	7	8	9	AB	R	H	RBI	BB	SO	LOB	BOTTOM			
Mickey Mantle, S (1, 9) OBP: 0.332, SLG: 0.421 Cliff Mapes, L (9, 9) OBP: 0.241, SLG: 0.393	F8		F2							3	1	0	0	1	1	0				
Phil Rizzuto, R (1, 6) OBP: 0.372, SLG: 0.394	F9				6-3				FC3-5	4	0	0	0	0	1	2				
Hank Bauer, R (1, 7) OBP: 0.386, SLG: 0.481					1-3				BB	4	1	3	1	0	0	0				
Johnny Mize, L (1, 3) OBP: 0.413, SLG: 0.375 Joe Collins, L (9, 3) OBP: 0.420, SLG: 0.507	F7								BB	4	0	1	0	0	1	4				
Yogi Berra, L (1, 2) OBP: 0.368, SLG: 0.519			F6		F8				BB	3	0	1	1	1	0	1				
Jackie Jensen, R (1, 8) OBP: 0.388, SLG: 0.513	F4								BB	3	0	0	0	0	0	3				
Gil McDougald, R (1, 5) OBP: 0.402, SLG: 0.500			6-3						BB	3	0	0	0	0	1	2				
Jerry Coleman, R (1, 4) OBP: 0.357, SLG: 0.345									BB	2	0	0	0	1	0	2				
Ed Lopat, L (1, 1) OBP: 0.317, SLG: 0.500			G4-6-3						BB	2	0	0	0	1	0	1				
Inning Stats	R: 0 E: 0 K: 0 S: 4	H: 1 LOB: 1 BB: 0 P: 4	R: 0 E: 0 K: 0 S: 3	H: 0 LOB: 0 BB: 0 P: 3	R: 0 E: 0 K: 0 S: 2	H: 0 LOB: 0 BB: 1 P: 6	R: 0 E: 0 K: 0 S: 4	H: 1 LOB: 1 BB: 0 P: 4	R: 0 E: 0 K: 0 S: 3	H: 0 LOB: 0 BB: 0 P: 3	R: 0 E: 0 K: 2 S: 7	H: 0 LOB: 0 BB: 0 P: 7	R: 1 E: 1 K: 1 S: 8	H: 2 LOB: 2 BB: 0 P: 8	R: 1 E: 0 K: 1 S: 6	H: 1 LOB: 3 BB: 3 P: 18	1B: 5 2B: 0 3B: 0 HR: 0	SF: 0 SAC: 1 DP: 1 HBP: 0	WP: 0 PB: 0 SB: 0 CS: 0	PA: 33
PITCHER Billy Pierce, L (1, 1) ERA: 3.95	IP: 8.0 WLS: L BF: 33 H: 5 R: 2 ER: 2 SO: 4 BB: 4 IBB: 0 HBP: 0 BLK: 0 WP: 0 HR: 0 S: 37 P: 53 ERA: 2.25 WHIP: 1.125															PITCHER				


Chicago White Sox @ New York Yankees
Yankee Stadium, Bronx, NY
Wed Jun 20 1951, 3:33 AM EDT
Att: 21,020 - Unknown


AB 28
R 2
H 5
RBI 2
BB 4
SO 4
LOB 15



Batter	1	2	3	4	5	6	7	8	9	AB	R	H	RBI	BB	SO	LOB	TOP			
Nellie Fox, L OBP: 0.412, SLG: 0.511 (1, 4)										4	1	3	1	1	0	1	Chicago White Sox @ New York Yankees Yankee Stadium, Bronx, NY Thu Jun 21 1951, 3:33 AM EDT Att: 20,399 - Unknown			
Bud Stewart, L OBP: 0.346, SLG: 0.463 Don Lenhardt, R OBP: 0.325, SLG: 0.447 (7, PH)										3	0	1	1	0	1	1				
Bob Dillinger, R OBP: 0.370, SLG: 0.397 Gus Niarhos, R OBP: 0.429, SLG: 0.287 (9, PR)										0	0	0	0	0	0	0				
Minnie Minoso, R OBP: 0.483, SLG: 0.577 (1, 5)										5	0	1	0	0	1	7				
Eddie Robinson, L OBP: 0.409, SLG: 0.570 (1, 3)										4	2	2	1	0	0	1				
Al Zarilla, L OBP: 0.363, SLG: 0.445 (1, 9)										3	0	1	0	1	1	0				
Jim Busby, R OBP: 0.376, SLG: 0.402 (1, 8)										4	0	1	0	0	1	2				
Chico Carrasquel, R OBP: 0.345, SLG: 0.370 (1, 6)										2	0	1	0	2	0	0				
Phil Masi, R OBP: 0.442, SLG: 0.495 Floyd Baker, L OBP: 0.406, SLG: 0.381 (9, PH)									2	1	0	0	0	1	1	1				
Saul Rogovin, R OBP: 0.296, SLG: 0.385 (1, 1)									1	0	0	0	0	0	0	0				
Inning Stats	R: 1 E: 0 K: 0 S: 4	H: 2 LOB: 0 BB: 4	R: 0 E: 0 K: 1 S: 4	H: 1 LOB: 0 BB: 1 P: 8	R: 0 E: 0 K: 0 S: 4	H: 1 LOB: 2 BB: 1 P: 8	R: 1 E: 0 K: 2 S: 6	H: 2 LOB: 1 BB: 0 P: 10	R: 0 E: 0 K: 0 S: 2	H: 0 LOB: 0 BB: 1 P: 6	R: 1 E: 0 K: 1 S: 7	H: 2 LOB: 2 BB: 0 P: 8	R: 1 E: 0 K: 1 S: 6	H: 1 LOB: 0 BB: 0 P: 6	R: 1 E: 0 K: 0 S: 5	H: 3 LOB: 2 BB: 5	1B: 9 2B: 2 3B: 1 HR: 1	SF: 0 SAC: 0 DP: 4 HBP: 1	WP: 0 PB: 0 SB: 0 CS: 1	PA: 40
PITCHER	IP WLS BF H R ER SO BB IBB HBP BLK WP HR S P ERA WHIP	6.1 L 28 9 3 3 4 4 0 1 0 0 0 31 48 4.26 2.053	1.2 6 1 1 1 2 0 0 0 0 0 1 10 10 5.40 0.600	1.0 5 3 1 1 0 0 0 0 0 0 5 5 9.00 3.000																

Batter	1	2	3	4	5	6	7	8	9	AB	R	H	RBI	BB	SO	LOB	BOTTOM			
Mickey Mantle, S OBP: 0.331, SLG: 0.418 (1, 9)										4	0	1	0	0	0	0	Chicago White Sox @ New York Yankees Yankee Stadium, Bronx, NY Thu Jun 21 1951, 3:33 AM EDT Att: 20,399 - Unknown			
Phil Rizzuto, R OBP: 0.396, SLG: 0.386 (1, 6)										4	0	0	0	1	1					
Gene Woodling, L OBP: 0.383, SLG: 0.330 (1, 8)										4	0	1	0	0	0					
Johnny Mize, L OBP: 0.416, SLG: 0.435 (1, 3)										4	2	2	2	0	0	1				
Yogi Berra, L OBP: 0.366, SLG: 0.512 (1, 2)										3	0	0	0	1	0	1				
Bobby Brown, L OBP: 0.376, SLG: 0.478 (1, 5)										3	0	0	0	0	0	1				
Hank Bauer, R OBP: 0.376, SLG: 0.467 (1, 7)										3	0	0	0	0	0	1				
Jerry Coleman, R OBP: 0.351, SLG: 0.339 (1, 4)										3	0	0	0	0	0	0				
Spec Shea, R OBP: 0.250, SLG: 0.348 Bob Kuzava, S OBP: 0.300, SLG: 0.176 Johnny Hopp, L OBP: 0.327, SLG: 0.381 Jack Kramer, R OBP: 0.500, SLG: 0.250 (1, 1)										2	0	0	0	0	0	0				
Inning Stats	R: 0 E: 0 K: 0 S: 3	H: 0 LOB: 0 BB: 0 P: 3	R: 0 E: 0 K: 0 S: 3	H: 0 LOB: 0 BB: 0 P: 3	R: 0 E: 0 K: 1 S: 5	H: 0 LOB: 0 BB: 0 P: 5	R: 1 E: 0 K: 0 S: 4	H: 1 LOB: 0 BB: 0 P: 4	R: 0 E: 0 K: 0 S: 4	H: 1 LOB: 1 BB: 0 P: 4	R: 1 E: 0 K: 0 S: 4	H: 1 LOB: 1 BB: 1 P: 8	R: 0 E: 0 K: 0 S: 3	H: 0 LOB: 0 BB: 0 P: 3	R: 0 E: 0 K: 0 S: 4	H: 1 LOB: 1 BB: 0 P: 4		1B: 2 2B: 0 3B: 0 HR: 2	SF: 0 SAC: 0 DP: 0 HBP: 0	WP: 0 PB: 0 SB: 0 CS: 0
PITCHER	IP WLS BF H R ER SO BB IBB HBP BLK WP HR S P ERA WHIP	9.0 W 32 4 2 2 1 1 0 0 0 0 2 33 37 2.00 0.556																		

Batter	1	2	3	4	5	6	7	8	9	AB	R	H	RBI	BB	SO	LOB	TOP								
Bob Dillinger, R OBP: 0.364, SLG: 0.390 (1, 5)	0-0 5-3		0-0 1B					0-0 6-3	0-0 F9	5	1	1	0	0	0	0	Chicago White Sox @ Boston Red Sox Fenway Park, Boston, MA Fri Jun 22 1951, 3:33 AM EDT Att: 33,045 - Unknown AB 35 R 5 H 10 RBI 5 BB 2 SO 3 LOB 8 								
Nelle Fox, L OBP: 0.417, SLG: 0.513 (1, 4)	0-0 4-3		0-0 HR					4-0 FC5-4 BB		3	1	2	1	1	0	0									
Minnie Minoso, R OBP: 0.479, SLG: 0.585 (1, 9)	0-0 L9		0-0 HR					0-0 FC5-4 1B		4	2	1	2	0	0	2									
Eddie Robinson, L OBP: 0.406, SLG: 0.564 (1, 3)		0-0 F9	0-0 4-3					0-0 1B 2B		4	1	1	0	0	0	0									
Don Lenhardt, R OBP: 0.323, SLG: 0.441 (1, 7)		0-0 6-3		0-0 F3				0-0 6-3 2B		4	0	1	1	0	0	0									
Jim Busby, R OBP: 0.379, SLG: 0.406 (1, 8)		4-0 BB		0-0 L8				0-0 F9 1B		3	0	1	1	1	0	0									
Chico Carrasquel, R OBP: 0.347, SLG: 0.372 (1, 6)		0-3 K		0-0 1B				0-0 F7 1B		4	0	2	0	0	1	3									
Phil Masi, R OBP: 0.431, SLG: 0.480 (9, PH)			0-0 L9	0-0 F8				0-3 K	0-0 F5	3	0	0	0	0	1	2									
Floyd Baker, L OBP: 0.403, SLG: 0.375 (1, 1)			0-3 K		0-0 1B			0-0 G4-6-3	0-0 F6	1	0	0	0	0	1	0									
Randy Gumpert, R OBP: 0.316, SLG: 0.286 (5, PH)								0-0 G4-6-3		1	0	0	0	0	1	0									
Inning Stats	R: 0 E: 0 K: 0 S: 3	H: 0 LOB: 0 BB: 0 P: 3	R: 0 E: 0 K: 1 S: 5	H: 0 LOB: 1 BB: 1 P: 9	R: 3 E: 0 K: 1 S: 8	H: 3 LOB: 0 BB: 0 P: 8	R: 0 E: 0 K: 0 S: 4	H: 1 LOB: 1 BB: 0 P: 4	R: 0 E: 0 K: 0 S: 4	H: 2 LOB: 1 BB: 0 P: 4	R: 0 E: 0 K: 0 S: 3	H: 0 LOB: 0 BB: 0 P: 3	R: 0 E: 0 K: 1 S: 5	H: 1 LOB: 0 BB: 0 P: 5	R: 2 E: 0 K: 0 S: 6	H: 3 LOB: 2 BB: 1 P: 10	R: 0 E: 0 K: 0 S: 3	H: 0 LOB: 0 BB: 0 P: 3	1B: 8 2B: 1 3B: 0 HR: 1	SF: 0 SAC: 0 DP: 1 HBP: 0	WP: 0 PB: 0 SB: 1 CS: 0	PA: 37			
PITCHER	IP	WLS	BF	H	R	ER	SO	BB	IBB	HBP	BLK	WP	HR	S	P	ERA	WHIP								
Mel Parnell, L ERA: 3.72 (1, 1)	7.2	W	33	10	5	5	3	2	0	0	0	0	1	37	45	5.87	1.565								
Ellis Kinder, R ERA: 4.09 (8, 1)	1.1	S	4	0	0	0	0	0	0	0	0	0	0	4	4	0.00	0.000								

Batter	1	2	3	4	5	6	7	8	9	AB	R	H	RBI	BB	SO	LOB	BOTTOM								
Dom DiMaggio, R OBP: 0.393, SLG: 0.440 (1, 8)	0-0 6 1B F7				0-0 F9			0-0 SH1-3 BB		4	1	3	0	1	0	0	Chicago White Sox @ Boston Red Sox Fenway Park, Boston, MA Fri Jun 22 1951, 3:33 AM EDT Att: 33,045 - Unknown AB 35 R 6 H 12 RBI 6 BB 4 SO 2 LOB 18 								
6 Johnny Pesky, L OBP: 0.386, SLG: 0.374 (1, 6)	0-0 BB	0-0 F4		0-0 F4		0-0 F3		0-0 FC4-2 1B		5	0	2	0	0	0	3									
Billy Goodman, L OBP: 0.398, SLG: 0.368 (1, 3)	0-0 F7			0-0 S 2B		0-0 SH1-3		0-0 FC4-2 1B		4	1	1	1	0	0	3									
Ted Williams, L OBP: 0.489, SLG: 0.608 (1, 7)	4-0 3-H			0-0 BB 1B	0-0 HR	4-0 BB		0-0 F3		3	2	2	1	2	0	2									
Vern Stephens, R OBP: 0.389, SLG: 0.527 (1, 5)	0-0 F7		0-0 F6	0-0 HR		0-0 F4				4	1	1	2	0	0	5									
Bobby Doerr, R OBP: 0.403, SLG: 0.451 (1, 4)	0-0 F2		4-0 1B BB	0-0 5-3		0-0 F7				3	1	0	0	1	0	2									
Clyde Vollmer, R OBP: 0.424, SLG: 0.564 (1, 9)		0-0 F7	0-0 1B		0-0 5-3			0-3 K		4	0	1	1	0	1	0									
Les Moss, R OBP: 0.321, SLG: 0.335 (1, 2)		0-0 FC4-6 1B	0-0 1B		0-0 F7			0-3 K		4	0	2	1	0	1	0									
Mel Parnell, L OBP: 0.429, SLG: 0.367 (1, 1)		0-0 FC4-6 1B	0-0 F8		0-0 4-3			0-0 5-3		3	0	0	0	0	0	3									
Ellis Kinder, R ERA: 4.09 (8, 1)										1	0	0	0	0	0	0									
Inning Stats	R: 1 E: 0 K: 0 S: 5	H: 2 LOB: 2 BB: 1 P: 9	R: 0 E: 0 K: 0 S: 5	H: 2 LOB: 2 BB: 0 P: 5	R: 2 E: 0 K: 0 S: 6	H: 3 LOB: 2 BB: 1 P: 10	R: 3 E: 0 K: 0 S: 6	H: 3 LOB: 0 BB: 0 P: 6	R: 0 E: 0 K: 0 S: 3	H: 0 LOB: 0 BB: 0 P: 3	R: 0 E: 0 K: 0 S: 3	H: 0 LOB: 2 BB: 2 P: 11	R: 0 E: 0 K: 2 S: 7	H: 0 LOB: 0 BB: 0 P: 7	R: 0 E: 0 K: 0 S: 5	H: 2 LOB: 2 BB: 0 P: 5	1B: 9 2B: 2 3B: 0 HR: 1	SF: 0 SAC: 1 DP: 0 HBP: 0	WP: 0 PB: 0 SB: 1 CS: 0	PA: 40					
PITCHER	IP	WLS	BF	H	R	ER	SO	BB	IBB	HBP	BLK	WP	HR	S	P	ERA	WHIP								
Randy Gumpert, R ERA: 2.71 (5, 1)	4.0	L	24	10	6	6	0	2	0	0	0	0	0	6	14	0.00	1.000								
Luis Aloma, R ERA: 1.29 (7, 1)	2.0		8	0	0	0	0	2	0	0	0	0	0	6	14	0.00	1.000								
Mary Rotblatt, L ERA: 2.89 (7, 1)	2.0		8	2	0	0	2	0	0	0	0	0	0	12	12	0.00	1.000								

Batter	1	2	3	4	5	6	7	8	9	AB	R	H	RBI	BB	SO	LOB	TOP										
Bob Dillinger, R OBP: 0.382, SLG: 0.399 (1, 5)	4-0 SH1-3 1B WP BB		0-0 4-3			0-0 1B	0-0 E6 FC5 E	0-0 F9		4	1	1	0	1	0	5											
Nelle Fox, L OBP: 0.419, SLG: 0.506 (1, 4)	0-0 SH1-3		0-0 F5			0-0 F8	0-0 E4 1-2 2-H	0-0 1-3		4	0	0	0	0	0	4											
Minnie Minoso, R OBP: 0.466, SLG: 0.563 (1, 9)	0-0 CS SH5-3 1B 3-H			0-3 K		0-0 1B G2-6-3 1-2 2-H	0-0 FC5 2-3F	0-0 6-3		5	0	2	2	0	1	2											
Eddie Robinson, L OBP: 0.400, SLG: 0.582 (1, 3)	0-0 SH5-3		0-0 F8			0-0 G2-6-3 1-2		0-0 FC5-4 1B		4	0	1	0	0	0	2											
Don Lenhardt, R OBP: 0.313, SLG: 0.425 (1, 7)	0-0 CS 2-3	0-3 K		0-0 F5				0-0 FC5-4 BB 1B 1-2F		4	1	1	0	0	1	1											
Jim Busby, R OBP: 0.382, SLG: 0.401 (1, 8)		0-0 1-3			0-0 6-3			0-0 FC8-6 1B BB 1B 1-2		3	1	1	0	1	0	0											
Chico Carrasquel, R OBP: 0.340, SLG: 0.365 (1, 6)		0-0 5-3			0-0 5-3			0-0 FC8-6 E BB 1B 1-2 2-H		3	1	1	0	1	0	0											
Phil Masi, R OBP: 0.434, SLG: 0.526 (1, 2)			0-0 2B 1B		0-3 K			0-0 L5 1-2 2-H 1B		4	0	2	1	0	1	3											
Harry Dorish, R OBP: 0.286, SLG: 0.429 (5, PH) Joe Domestici, R OBP: 0.200, SLG: 0.143 (6, PH) Lou Kretlow, R OBP: 0.131, SLG: 0.071 (7, PH) Bud Stewart, R OBP: 0.047, SLG: 0.480 (7, PH) Marv Rotblatt, S OBP: 0.124, SLG: 0.203 (7, PH) Howie Judson, R OBP: 0.305, SLG: 0.443 (8, PH) Al Zarilla, S OBP: 0.333, SLG: 0.333 (8, PH)			0-0 4-3 2B 1-2			0-0 1B BB	0-0 FC8-6 E	0-0 E4 1-2 2-3		1	0	1	0	0	0	0											
Inning Stats	R: 1 E: 0 K: 0 S: 3	H: 1 LOB: 0 BB: 1 P: 7	R: 0 E: 0 K: 1 S: 5	H: 0 LOB: 0 BB: 0 P: 5	R: 0 E: 0 K: 1 S: 4	H: 2 LOB: 1 BB: 0 P: 4	R: 0 E: 0 K: 1 S: 5	H: 0 LOB: 0 BB: 0 P: 5	R: 0 E: 0 K: 1 S: 5	H: 0 LOB: 2 BB: 0 P: 5	R: 1 E: 0 K: 0 S: 4	H: 2 LOB: 1 BB: 1 P: 8	R: 3 E: 2 K: 0 S: 7	H: 2 LOB: 2 BB: 1 P: 11	R: 1 E: 1 K: 0 S: 6	H: 3 LOB: 3 BB: 1 P: 10	R: 0 E: 0 K: 0 S: 3	H: 0 LOB: 0 BB: 0 P: 3	1B: 8 2B: 2 3B: 0 HR: 0	SF: 0 SAC: 2 DP: 1 HBP: 0	WP: 1 PB: 0 SB: 0 CS: 1	PA: 41					
PITCHER	IP	WLS	BF	H	R	ER	SO	BB	IBB	HBP	BLK	WP	HR	S	P	ERA	WHIP										
Bill Wight, L ERA: 6.32 (1, 1)	6.0		25	7	5	4	3	3	0	0	0	1	0	28	40	6.00	1.667										
Walt Masterson, R ERA: 3.09 (7, 1)	1.2	W	10	3	1	1	0	1	0	0	0	0	0	9	13	5.40	2.400										
Mel Parnell, L ERA: 3.66 (8, 1)	1.1	S	5	0	0	0	0	0	0	0	0	0	0	5	5	0.00	0.000										

Chicago White Sox @ Boston Red Sox
Fenway Park, Boston, MA
Sun Jun 24 1951, 3:38 AM EDT
Att: 34,869 - Unknown

AB	34
R	6
H	10
RBI	4
BB	4
SO	3
LOB	21



Batter	1	2	3	4	5	6	7	8	9	AB	R	H	RBI	BB	SO	LOB	BOTTOM										
Dom DiMaggio, R OBP: 0.400, SLG: 0.470 (1, 8)	0-0 5-3		0-0 HR		0-0 6 1B 2B		0-0 1B BB BB	0-3 K		4	3	2	1	1	1	0											
6 Johnny Pesky, L OBP: 0.406, SLG: 0.412 (1, 6)	0-0 6-3		0-0 6-3		0-0 BB F7 1B 2-3		0-0 1B BB BB FC6-2	0-0 1B		4	1	2	0	1	0	0											
Billy Goodman, L OBP: 0.387, SLG: 0.362 (1, 3)	0-0 4-3		0-0 3-1		0-0 BB 1B 1-2 3-H		0-0 FC6-2 FC5 1B	0-0 F4		5	1	2	1	0	0	1											
Ted Williams, L OBP: 0.497, SLG: 0.618 (1, 7)		0-0 F4		0-0 2B WP 1B	0-0 FC6-4 BB 1-2 2-3		0-0 FC5 FC6-2 1B 1-2 2-3 3-H			3	1	2	1	1	0	0											
Vern Stephens, R OBP: 0.387, SLG: 0.543 (1, 5)		0-0 HR		0-0 WP 2B 1-3	0-0 F7 3-H		0-0 FC6-2 E 1-2 2-3 3-H			4	2	2	2	0	0	5											
Bobby Doerr, R OBP: 0.406, SLG: 0.453 (1, 4)		0-0 F7		0-0 G6-4-3 BB 2-3 3-H	0-0 FC6-4 1-2F		0-0 FC5 HBP 1-1H 2-3F 3-H			3	0	0	1	1	0	3											
Clyde Vollmer, R OBP: 0.392, SLG: 0.485 (1, 9)		0-0 FC5-4 BB		0-0 F7		0-0 F7	0-0 HBP 1-2			2	0	0	0	1	0	2											
Les Moss, R OBP: 0.300, SLG: 0.311 (1, 2)		0-0 FC5-4 1-2F		0-0 G6-4-3 1-2F		0-0 F8	0-0 F6			4	0	0	0	0	0	5											
Bill Wight, L OBP: 0.130, SLG: 0.091 (1, 1)			0-3 K		0-0 F9		0-3 K		0-0 F6		3	0	0	0	0	2											
Walt Masterson, R ERA: 4.17 (7, 1)										0	0	0	0	0	0	0											
Mel Parnell, L OBP: 0.417, SLG: 0.355 (8, 1)										1	0	0	0	0	0	0											
Inning Stats	R: 0 E: 0 K: 0 S: 3	H: 0 LOB: 0 BB: 0 P: 3	R: 1 E: 0 K: 0 S: 4	H: 1 LOB: 1 BB: 1 P: 8	R: 1 E: 0 K: 1 S: 6	H: 1 LOB: 0 BB: 0 P: 6	R: 1 E: 0 K: 0 S: 4	H: 2 LOB: 1 BB: 1 P: 8	R: 2 E: 0 K: 0 S: 6	H: 3 LOB: 2 BB: 1 P: 10	R: 0 E: 0 K: 1 S: 5	H: 0 LOB: 0 BB: 0 P: 5	R: 3 E: 1 K: 0 S: 5	H: 2 LOB: 2 BB: 2 P: 14	R: 0 E: 0 K: 1 S: 6	H: 1 LOB: 1 BB: 0 P: 6	1B: 6 2B: 2 3B: 0 HR: 2	SF: 0 SAC: 0 DP: 1 HBP: 1	WP: 1 PB: 0 SB: 0 CS: 0	PA: 39							
PITCHER	IP	WLS	BF	H	R	ER	SO	BB	IBB	HBP	BLK	WP	HR	S	P	ERA	WHIP										
Harry Dorish, R ERA: 2.06 (1, 1)	5.0		24	7	5	5	1	3	0	0	0	1	0	23	35	2.06	2.000										
Lou Kretlow, R ERA: 4.17 (6, 1)	1.0		3	0	0	0	1	0	0	0	0	0	0	5	5	0.00	0.000										
Mary Rotblatt, L ERA: 3.38 (7, 1)	0.0	L	4	2	3	2	0	2	0	0	0	0	0	2	10	∞	∞										
Howie Judson, R ERA: 4.86 (7, 1)	1.0		4	0	0	0	0	0	0	1	0	0	0	3	4	0.00	0.000										
Ken Holcombe, R ERA: 3.98 (8, 1)	1.0		4	1	0	0	1	0	0	0	0	0	0	6	6	0.00	1.000										

Chicago White Sox @ Boston Red Sox
Fenway Park, Boston, MA
Sun Jun 24 1951, 3:38 AM EDT
Att: 34,869 - Unknown


AB	33
R	8
H	10
RBI	6
BB	5
SO	3
LOB	16



Batter	1	2	3	4	5	6	7	8	9	AB	R	H	RBI	BB	SO	LOB	TOP							
Johnny Lipon, R OBP: 0.336, SLG: 0.303	F7		PO 1B			F8	F7		F9	4	0	1	0	1	0	2								
Jerry Priddy, R OBP: 0.391, SLG: 0.379	5-3		PO 1-2	L4			F4		F9	4	0	0	0	1	0	3								
George Kell, R OBP: 0.406, SLG: 0.362					1B				L6	4	1	2	0	1	0	2								
Vic Wertz, L OBP: 0.409, SLG: 0.541	F4			K		F4		SH2-3 1B		3	0	0	0	0	1	3								
Pat Mullin, L OBP: 0.350, SLG: 0.438		F4		K			F2	BB 1B		4	0	1	0	0	1	1								
Dick Knyhoski, L OBP: 0.384, SLG: 0.476		6-3			L5		1B BB	F8		3	1	0	1	1	0	1								
Hoot Evers, R OBP: 0.306, SLG: 0.331		F8					1B SH 1B			3	1	2	0	1	0	0								
Aaron Robinson, L OBP: 0.321, SLG: 0.273			4-3		F7			K		2	0	0	0	0	0	1								
Charlie Keller, L OBP: 0.364, SLG: 0.222							SH 1B			1	0	1	1	0	0	0								
Bob Swift, R OBP: 0.354, SLG: 0.222										1	0	0	0	0	1	2								
Ted Gray, S OBP: 0.212, SLG: 0.161			F5		K		SH			2	0	0	1	0	1	1								
Virgil Trucks, R OBP: 0.250, SLG: 0.375								5-3		1	0	0	0	0	0	0								
Inning Stats	R: 0 E: 0 K: 0 S: 3	H: 0 LOB: 1 BB: 1 P: 7	R: 0 E: 0 K: 0 S: 3	H: 0 LOB: 0 BB: 0 P: 3	R: 0 E: 0 K: 0 S: 3	H: 1 LOB: 0 BB: 0 P: 3	R: 0 E: 0 K: 2 S: 8	H: 1 LOB: 1 BB: 0 P: 8	R: 0 E: 0 K: 1 S: 6	H: 1 LOB: 1 BB: 0 P: 6	R: 0 E: 0 K: 0 S: 3	H: 0 LOB: 1 BB: 1 P: 7	R: 2 E: 0 K: 0 S: 6	H: 2 LOB: 2 BB: 1 P: 10	R: 1 E: 0 K: 1 S: 7	H: 2 LOB: 2 BB: 1 P: 11	R: 0 E: 0 K: 0 S: 3	H: 0 LOB: 1 BB: 1 P: 7	1B: 6 2B: 1 3B: 0 HR: 0	SF: 0 SAC: 2 DP: 0 HBP: 0	WP: 0 PB: 0 SB: 1 CS: 0	PA: 40		
PITCHER	IP WLS BF H R ER SO BB IBB HBP BLK WP HR S P ERA WHIP	7.0 L 29 5 2 2 3 3 0 0 0 0 0 0 32 44 2.57 1.143	2.0 L 10 2 1 1 1 2 0 0 0 0 0 0 10 18 4.50 2.000																					

Detroit Tigers @ Chicago White Sox
 Comiskey Park, Chicago, IL
 Wed Jun 27 1951, 4:33 AM EDT
 Att: 12,606 - Unknown


AB 32
 R 3
 H 7
 RBI 3
 BB 5
 SO 4
 LOB 16



Batter	1	2	3	4	5	6	7	8	9	AB	R	H	RBI	BB	SO	LOB	BOTTOM						
Bob Dillinger, R OBP: 0.367, SLG: 0.382	F9		F9				G1-2-3			4	0	1	1	0	0	3							
Nellie Fox, L OBP: 0.413, SLG: 0.494			F5		F9		1-3			4	0	1	0	0	0	4							
Minnie Minoso, R OBP: 0.469, SLG: 0.569					F9				4-3	3	0	1	0	1	0	0							
Eddie Robinson, L OBP: 0.406, SLG: 0.580						SH5-3 1B			K	3	0	1	0	0	1	2							
Don Lenhardt, R OBP: 0.312, SLG: 0.419			F8		K		7-4		K	4	0	0	0	0	2	4							
Jim Busby, R OBP: 0.394, SLG: 0.410			1-3						F9	2	1	0	0	2	0	0							
Chico Carrasquel, R OBP: 0.339, SLG: 0.369			F9		K		E1 BB BB		F2	4	0	0	0	0	1	2							
Gus Niarhos, R OBP: 0.430, SLG: 0.284										1	1	0	0	1	0	0							
Bud Stewart, L OBP: 0.254, SLG: 0.460			6-3						1-3	0	0	0	0	1	0	0							
Phil Masi, R OBP: 0.426, SLG: 0.513										1	0	0	0	0	0	0							
Saul Rogovin, R OBP: 0.310, SLG: 0.393					F9					2	0	1	0	0	0	0							
Floyd Baker, L OBP: 0.420, SLG: 0.369										0	0	0	1	1	0	0							
Harry Dorish, R OBP: 0.286, SLG: 0.429										0	0	0	0	0	0	0							
Inning Stats	R: 0 E: 0 K: 0 S: 4	H: 1 LOB: 2 BB: 1 P: 8	R: 0 E: 0 K: 0 S: 3	H: 0 LOB: 0 BB: 0 P: 3	R: 0 E: 0 K: 1 S: 5	H: 0 LOB: 0 BB: 0 P: 5	R: 1 E: 0 K: 1 S: 6	H: 2 LOB: 2 BB: 2 P: 14	R: 0 E: 0 K: 0 S: 3	H: 1 LOB: 0 BB: 0 P: 3	R: 1 E: 1 K: 0 S: 3	H: 0 LOB: 3 BB: 3 P: 15	R: 0 E: 0 K: 2 S: 7	H: 0 LOB: 0 BB: 0 P: 7	R: 0 E: 0 K: 0 S: 3	H: 0 LOB: 0 BB: 0 P: 3	1B: 5 2B: 1 3B: 0 HR: 0	SF: 0 SAC: 1 DP: 2 HBP: 0	WP: 0 PB: 0 SB: 0 CS: 1	PA: 35			
PITCHER	IP WLS BF H R ER SO BB IBB HBP BLK WP HR S P ERA WHIP	6.0 W 25 5 0 2 2 4 0 0 0 0 0 0 25 41 3.00 1.500	3.0 W 10 0 0 0 2 2 0 0 0 0 0 0 12 20 0.00 0.667																				

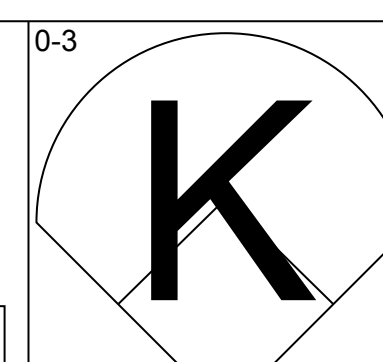
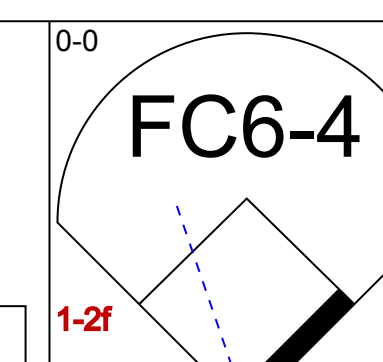
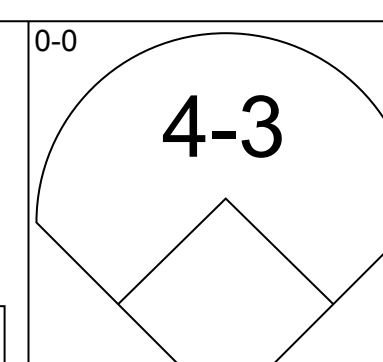
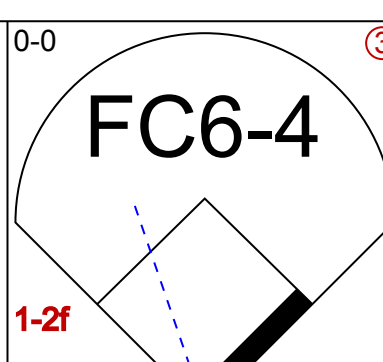
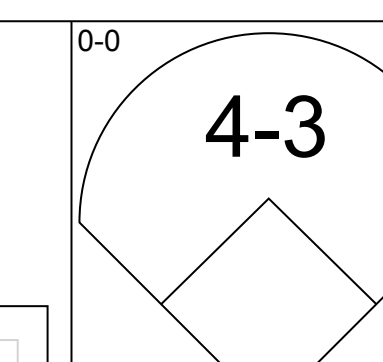
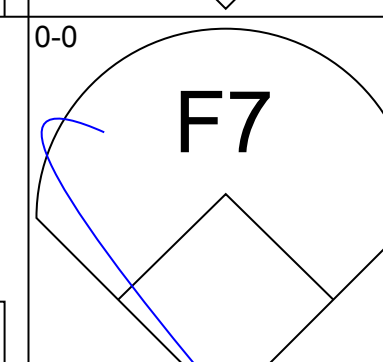
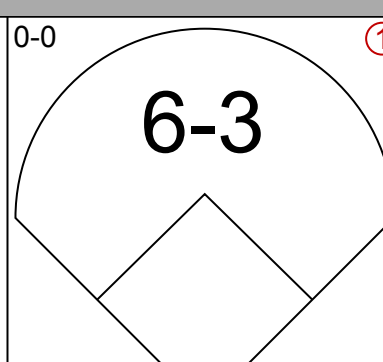
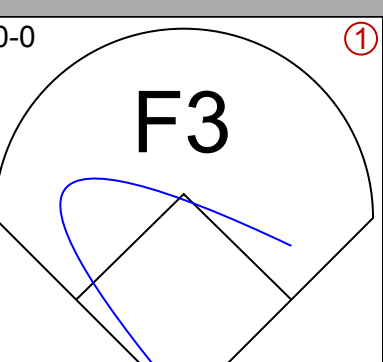
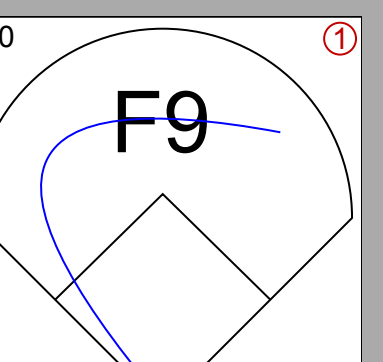
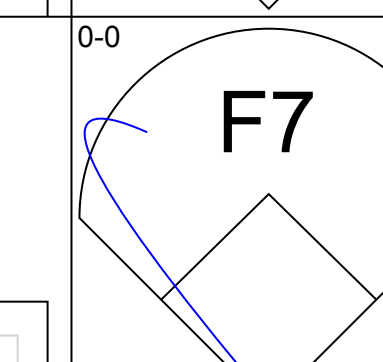
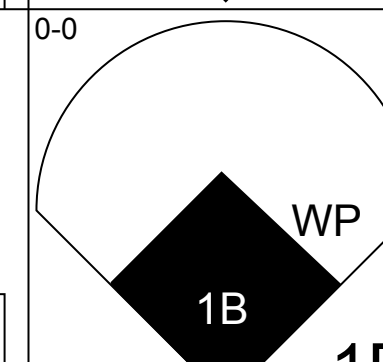
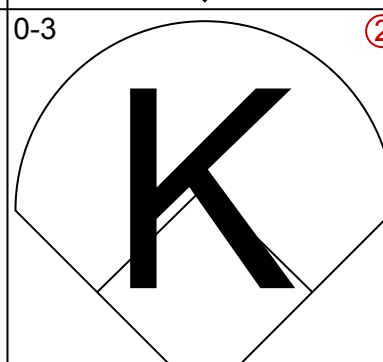
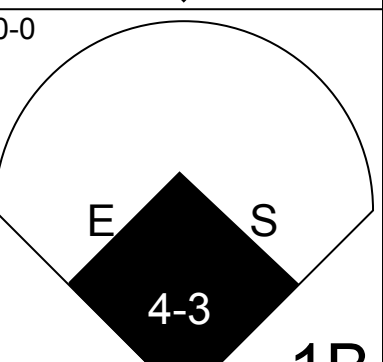
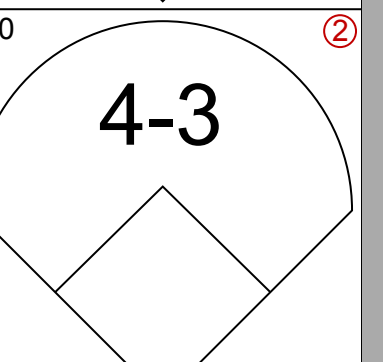
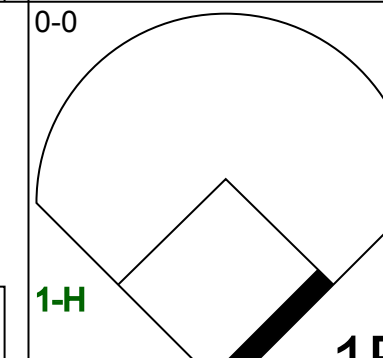
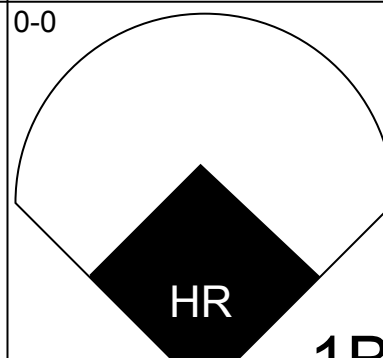
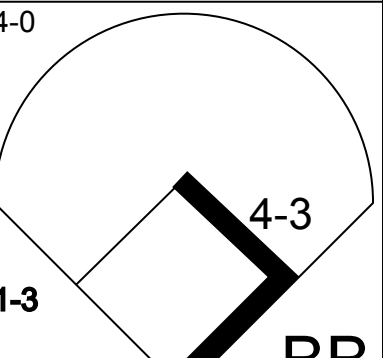
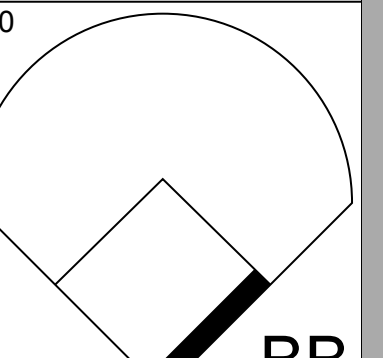
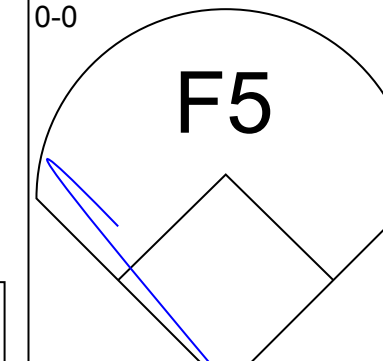
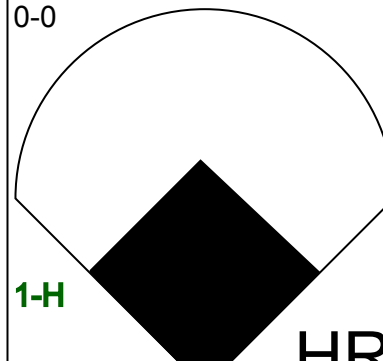
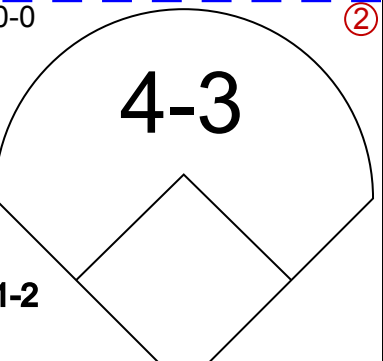
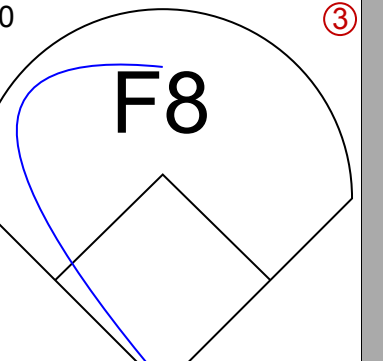
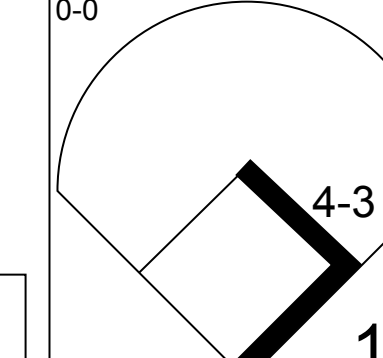
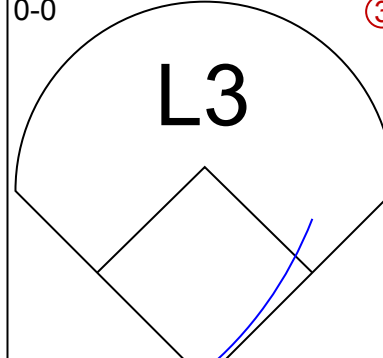
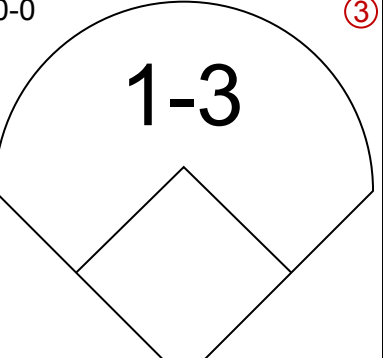
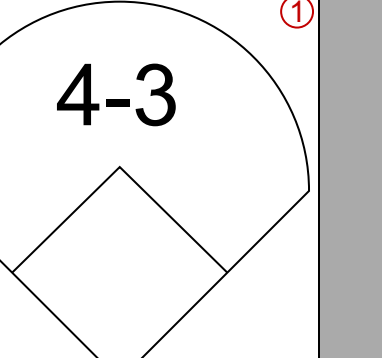
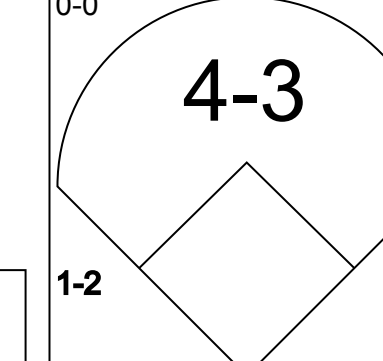
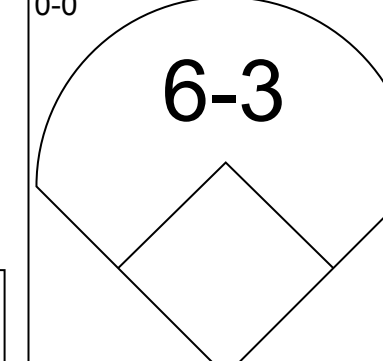
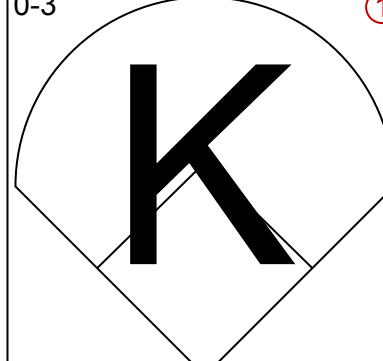
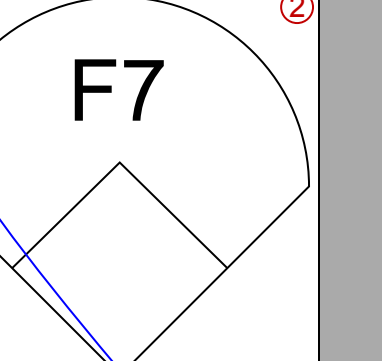
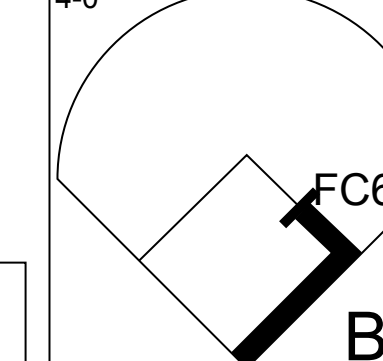
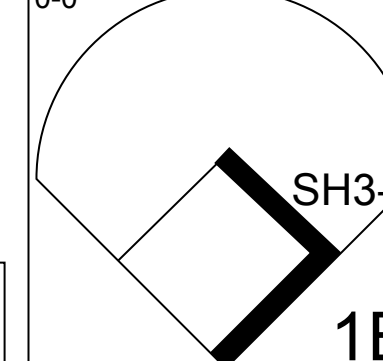
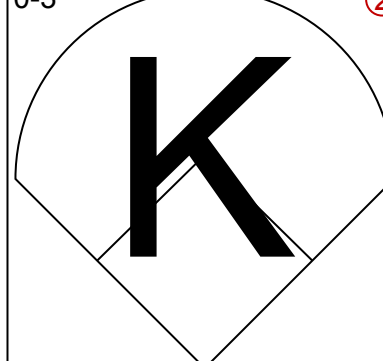
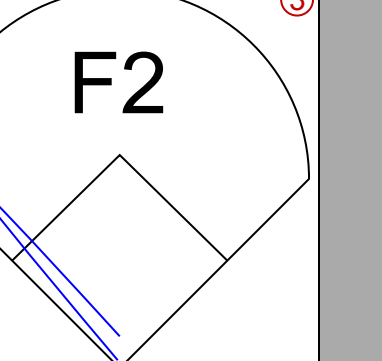
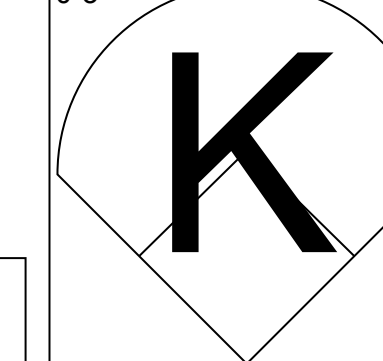
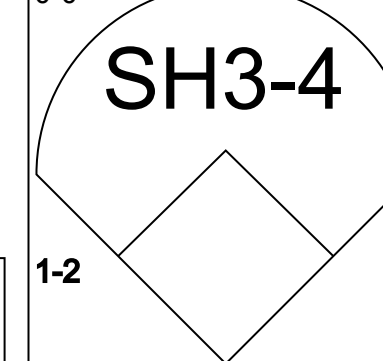
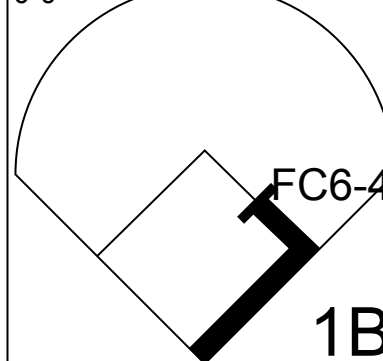
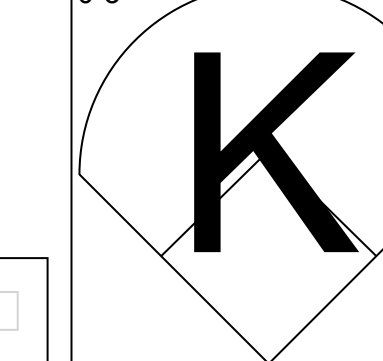
Detroit Tigers @ Chicago White Sox
 Comiskey Park, Chicago, IL
 Wed Jun 27 1951, 4:33 AM EDT
 Att: 12,606 - Unknown

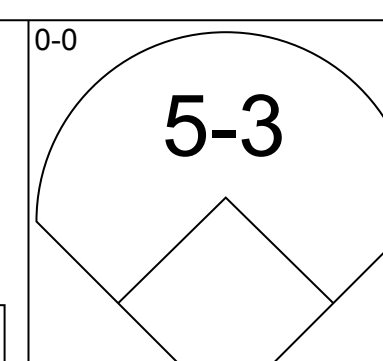
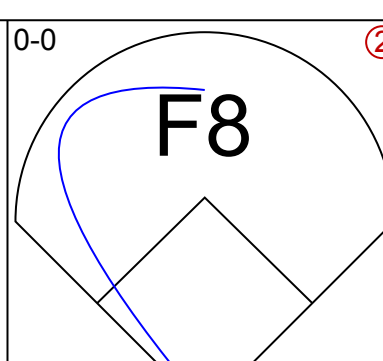
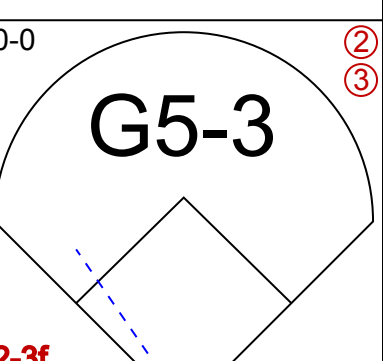
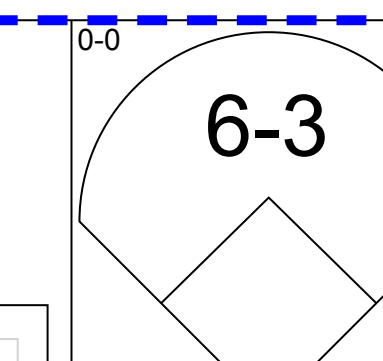
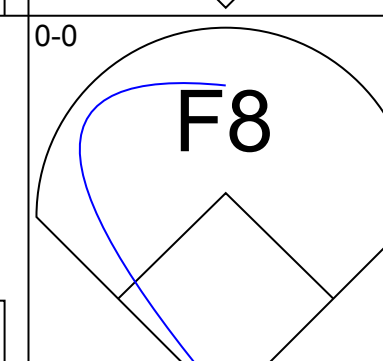
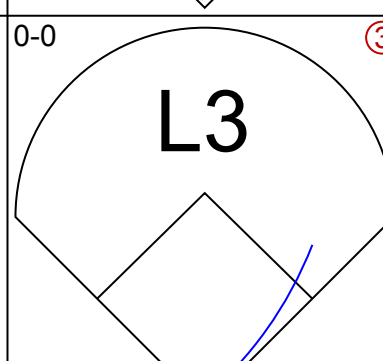
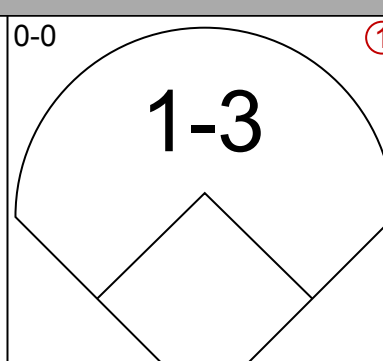
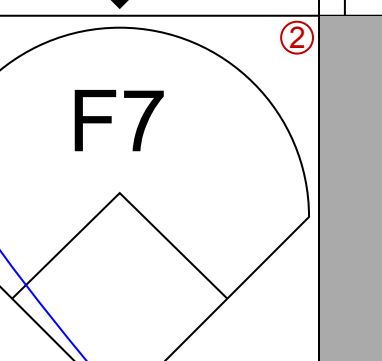
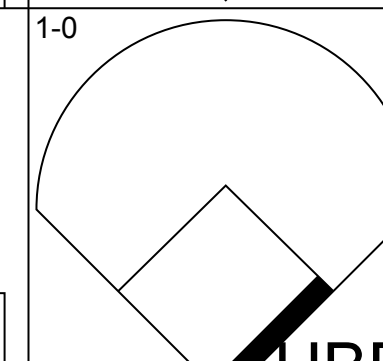
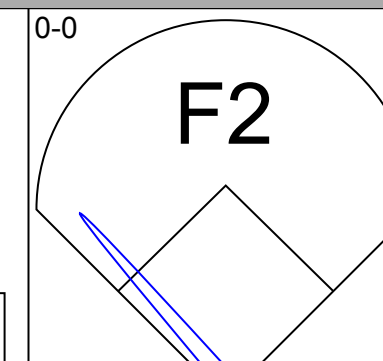
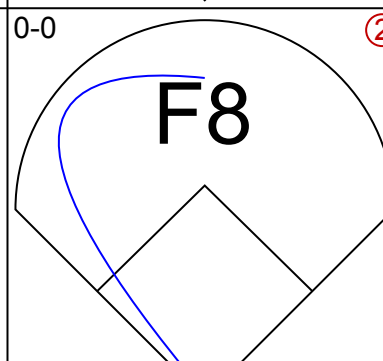
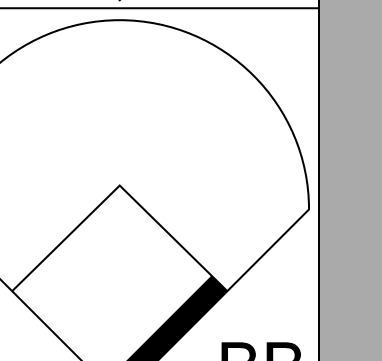
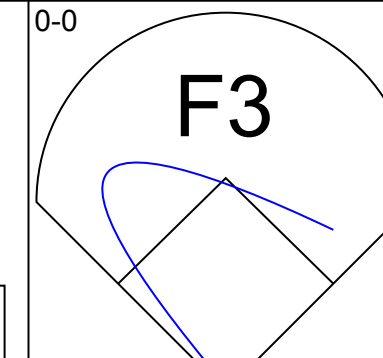
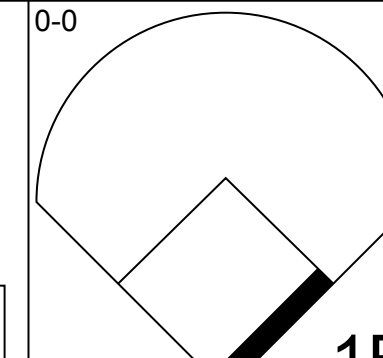
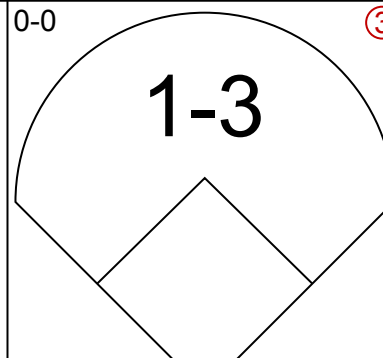
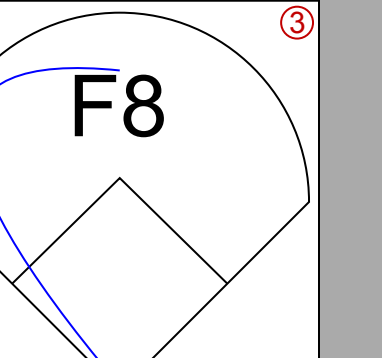
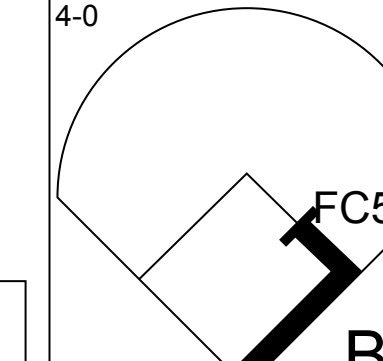
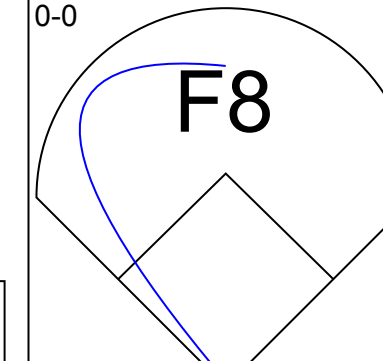
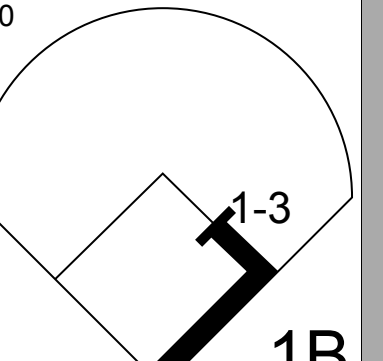
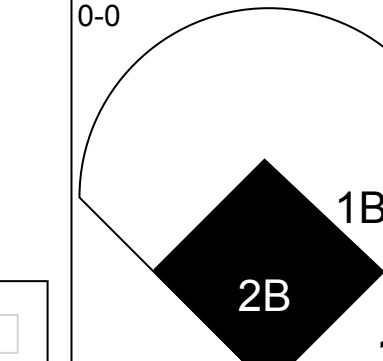
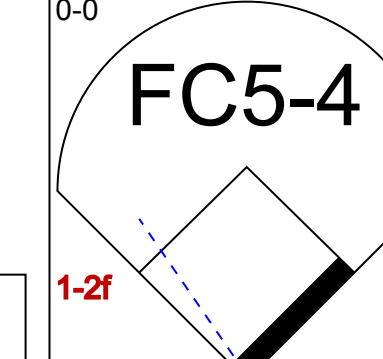
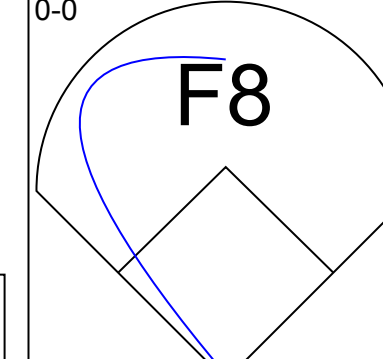
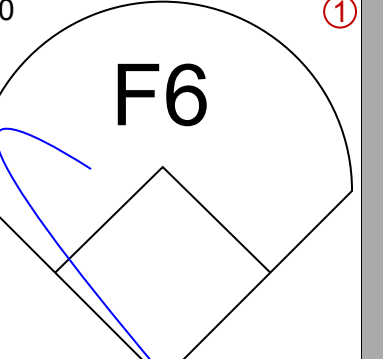
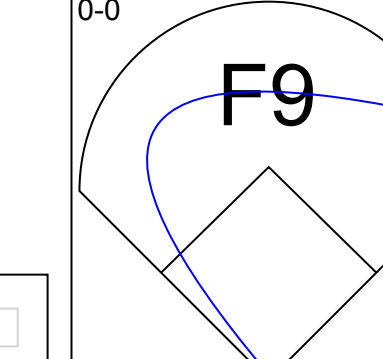
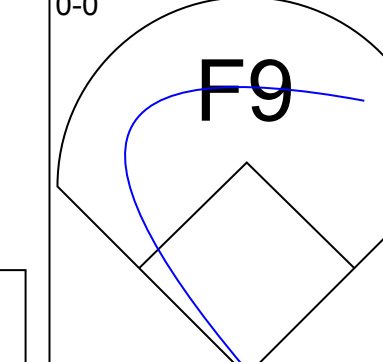
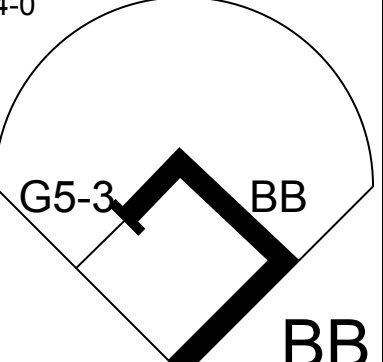

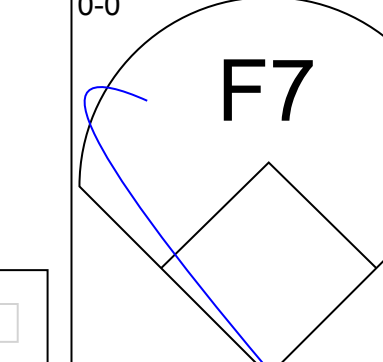
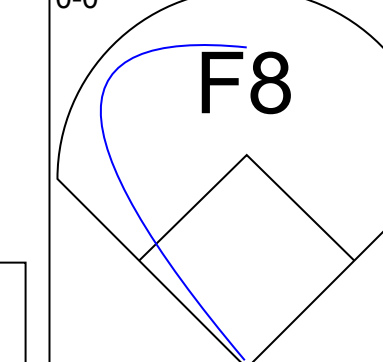
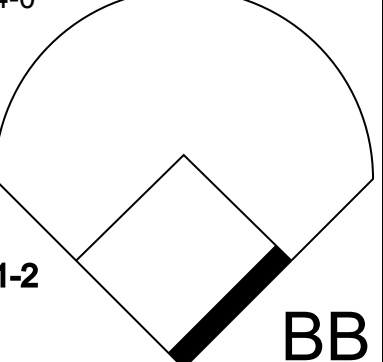
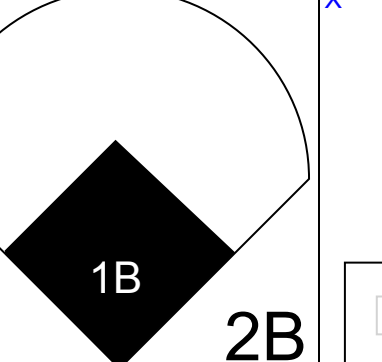
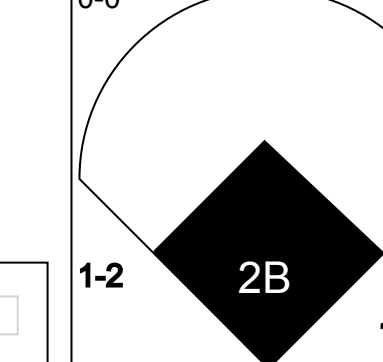
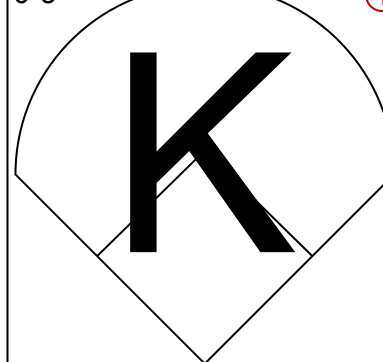
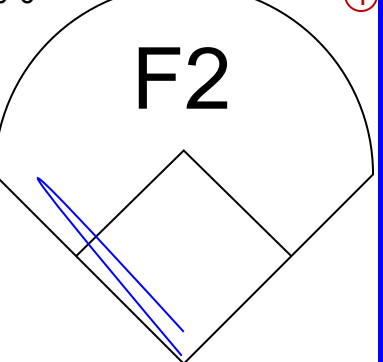
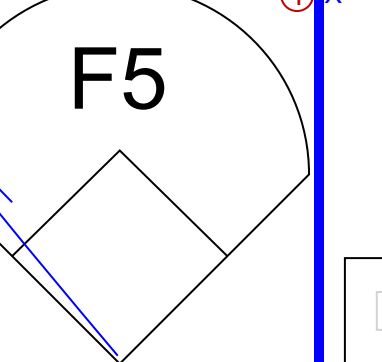
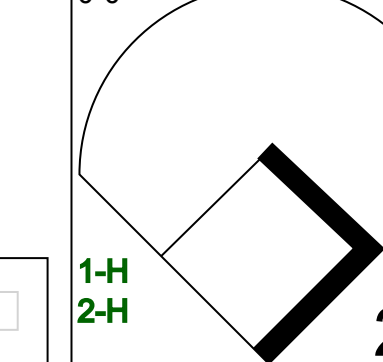
AB 28
 R 2
 H 5
 RBI 2
 BB 6
 SO 4
 LOB 15



Batter	1	2	3	4	5	6	7	8	9	AB	R	H	RBI	BB	SO	LOB	TOP					
Bobby Young, L OBP: 0.303, SLG: 0.335 (1, 4)	0-0 4-3		0-0 4-1		0-0 2B F9 1B		0-3 K			4	1	1	1	0	1	1	St. Louis Browns @ Chicago White Sox Comiskey Park, Chicago, IL Fri Jun 29 1951, 4:33 AM EDT Att: 23,352 - Unknown					
Tom Upton, R OBP: 0.245, SLG: 0.287 (1, 6)	0-0 F5		1-2 3-H 4-0 5-3 BB		0-0 1-3 2-H 2B		0-3 K			3	0	1	1	1	1	0						
Ray Coleman, L OBP: 0.348, SLG: 0.467 (1, 7)	0-0 F7		0-0 5-3		0-0 F9			0-0 FC4-6 1B		4	0	1	1	0	0	3						
Hank Artt, L OBP: 0.367, SLG: 0.439 (1, 3)		0-0 F7	0-0 5-3		0-0 3-H 0-0 F7			0-0 F7		4	0	0	0	0	0	4						
Sherm Lollar, R OBP: 0.379, SLG: 0.423 (1, 2)		4-0 CS BB BB		0-0 6-3				0-0 FC4-6 1-2		3	0	1	0	1	0	1						
Ken Wood, R OBP: 0.265, SLG: 0.371 (1, 9)		4-0 BB 1-2		0-3 K				0-3 5-3 K		3	0	0	0	1	2	2						
Paul Lehner, L OBP: 0.250, SLG: 0.250 (1, 8)		0-3 K 2-3		0-0 F7				0-0 F5		4	0	0	0	0	1	3						
Fred Marsh, R OBP: 0.291, SLG: 0.320 (1, 5)			0-0 1B 4-1 1B		0-0 F8			0-3 1-3 K		4	1	1	0	0	1	1						
Tommy Byrne, L OBP: 0.273, SLG: 0.636 (1, 1)			0-0 5-3 4-1 1B		0-0 2B 1B			0-0 4-3		0	0	0	0	0	0	0						
Jim Suchecki, R OBP: 0.250, SLG: 0.143 (1, 1)									0-0 F2	0	0	0	0	0	0	0						
Bob Mahoney, R OBP: 0.667, SLG: 0.667 (2, 1)										3	1	2	0	0	0	0						
Dale Long, L OBP: 0.304, SLG: 0.373 (9, FH)										1	0	0	0	0	0	0						
Inning Stats	R: 0 E: 0 K: 0 S: 3	H: 0 LOB: 0 BB: 3 P: 3	R: 0 E: 0 K: 1 S: 4	H: 0 LOB: 2 BB: 2 P: 12	R: 1 E: 0 K: 0 S: 5	H: 2 LOB: 2 BB: 1 P: 9	R: 0 E: 0 K: 1 S: 5	H: 0 LOB: 0 BB: 0 P: 5	R: 2 E: 0 K: 0 S: 6	H: 3 LOB: 1 BB: 0 P: 6	R: 0 E: 0 K: 0 S: 4	H: 1 LOB: 1 BB: 0 P: 4	R: 0 E: 0 K: 2 S: 7	H: 0 LOB: 0 BB: 0 P: 7	R: 0 E: 0 K: 1 S: 6	H: 1 LOB: 1 BB: 0 P: 6	R: 0 E: 0 K: 1 S: 5	H: 0 LOB: 0 BB: 0 P: 5	1B: 5 2B: 3 3B: 0 HR: 0	SF: 0 SAC: 0 DP: 1 HBP: 0	WP: 0 PB: 0 SB: 0 CS: 1	PA: 36
PITCHER Howie Judson, R ERA: 4.34 (1, 1)	IP: 9.0 WLS: W BF: 36 H: 7 R: 3 ER: 3 SO: 6 BB: 3 IBB: 0 HBP: 0 BLK: 0 WP: 0 HR: 0 S: 45 P: 57 ERA: 3.00 WHIP: 1.111															PITCHER	IP: 9.0 WLS: W BF: 36 H: 7 R: 3 ER: 3 SO: 6 BB: 3 IBB: 0 HBP: 0 BLK: 0 WP: 0 HR: 0 S: 45 P: 57 ERA: 3.00 WHIP: 1.111					

Batter	1	2	3	4	5	6	7	8	9	AB	R	H	RBI	BB	SO	LOB	BOTTOM			
Bob Dillinger, R OBP: 0.368, SLG: 0.395 (1, 5)	0-0 G3		0-0 BB 2B 1B		0-0 1B 3B		0-0 F5		0-0 5-3	5	2	2	0	0	0	1	St. Louis Browns @ Chicago White Sox Comiskey Park, Chicago, IL Fri Jun 29 1951, 4:33 AM EDT Att: 23,352 - Unknown			
Nellie Fox, L OBP: 0.416, SLG: 0.496 (1, 4)	4-0 BB 1B BB		0-0 F9		0-0 3-1			0-0 2B		3	2	1	0	2	0	2				
Minnie Minoza, R OBP: 0.472, SLG: 0.575 (1, 9)	0-0 1B 1-2		0-0 1B 2B		0-0 CS 1B		0-0 6-3		0-0 F2	5	2	3	2	0	0	1				
Eddie Robinson, L OBP: 0.406, SLG: 0.586 (1, 3)	4-0 1B 1-2 2-3 BB		0-0 F9		0-0 4-3		0-0 HR		0-0 4-3	4	2	1	1	1	0	4				
Don Lenhardt, R OBP: 0.314, SLG: 0.418 (1, 7)	0-3 K		0-0 1B 2B 1B		0-0 G6-4-3 1B		0-0 F2		0-0 1-3	5	1	2	1	0	1	4				
Jim Busby, R OBP: 0.400, SLG: 0.414 (1, 8)	0-0 BB 1B 1-2 2-H 3-H		0-0 F8 1B		0-0 G6-4-3 1-2		4-0 FC5-4 BB			3	1	2	3	1	0	1				
Chico Carrasquel, R OBP: 0.340, SLG: 0.375 (1, 6)	0-0 1B 1-2 2-H		0-0 2B		0-0 6-3		0-0 FC5-4 1-2			4	0	2	2	0	0	1				
Gus Niarhos, R OBP: 0.432, SLG: 0.278 (1, 2)	4-0 BB 1-2 2-3		0-0 F8		4-0 SH3-4 BB		0-0 F7			2	0	0	1	2	0	1				
Howie Judson, R OBP: 0.125, SLG: 0.067 (1, 1)	0-0 F9		0-0 F4		0-0 SH3-4		0-0 F2			3	0	0	0	0	0	4				
Inning Stats	R: 3 E: 0 K: 1 S: 8	H: 3 LOB: 3 BB: 3 P: 20	R: 5 E: 0 K: 0 S: 8	H: 5 LOB: 1 BB: 1 P: 12	R: 1 E: 0 K: 0 S: 4	H: 2 LOB: 0 BB: 0 P: 4	R: 0 E: 0 K: 0 S: 3	H: 1 LOB: 0 BB: 0 P: 3	R: 0 E: 0 K: 0 S: 3	H: 0 LOB: 1 BB: 1 P: 7	R: 1 E: 0 K: 0 S: 4	H: 1 LOB: 1 BB: 1 P: 8	R: 0 E: 0 K: 0 S: 3	H: 0 LOB: 0 BB: 0 P: 3	R: 0 E: 0 K: 0 S: 4	H: 1 LOB: 1 BB: 0 P: 4		1B: 8 2B: 3 3B: 1 HR: 1	SF: 0 SAC: 1 DP: 1 HBP: 0	WP: 0 PB: 0 SB: 0 CS: 1
PITCHER Tommy Byrne, L ERA: 8.1 (1, 1)	IP: 0.2 WLS: L BF: 8 H: 5 R: 3 ER: 3 SO: 3 BB: 1 IBB: 0 HBP: 0 BLK: 0 WP: 0 HR: 0 S: 7 P: 19 ERA: 40.50 WHIP: 9.000															PITCHER	IP: 0.2 WLS: L BF: 8 H: 5 R: 3 ER: 3 SO: 3 BB: 1 IBB: 0 HBP: 0 BLK: 0 WP: 0 HR: 0 S: 7 P: 19 ERA: 40.50 WHIP: 9.000			
Jim Suchecki, R ERA: 5.45 (1, 1)	0.2	8	5	5	5	0	1	0	0	0	0	7	11	67.50	9.000					
Bob Mahoney, R ERA: 5.24 (2, 1)	6.2	25	5	2	2	0	2	0	0	0	0	1	23	31	2.70	1.050				


Batter	1	2	3	4	5	6	7	8	9	AB	R	H	RBI	BB	SO	LOB	TOP								
Bobby Young, L OBP: 0.298, SLG: 0.328 (1, 4)										5	0	0	0	0	1	4	St. Louis Browns @ Chicago White Sox Comiskey Park, Chicago, IL Sat Jun 30 1951, 4:33 AM EDT Att: 10,124 - Unknown								
Ray Coleman, L OBP: 0.341, SLG: 0.457 (1, 7)										5	0	0	0	0	0	0									
Sherm Lollar, R OBP: 0.382, SLG: 0.425 (1, 2)										4	2	2	0	0	1	0									
Hank Artt, L OBP: 0.383, SLG: 0.448 Dale Long, L OBP: 0.304, SLG: 0.373 (1, 3)										2	1	2	1	2	0	0									
Ken Wood, R OBP: 0.265, SLG: 0.389 (1, 9)										4	1	1	3	0	0	3									
Paul Lehner, L OBP: 0.250, SLG: 0.250 (1, 8)										4	0	1	0	0	0	1									
Fred Marsh, R OBP: 0.284, SLG: 0.312 (1, 5)										4	0	0	0	0	1	1									
Tom Upton, R OBP: 0.255, SLG: 0.289 (1, 6)										3	0	1	0	1	1	0									
Dick Starr, R OBP: 0.231, SLG: 0.308 Bobby Hogue, R OBP: 0.600, SLG: 0.333 (1, 1)										3	0	1	0	0	2	2									
Inning Stats	R: 1 E: 0 K: 1 S: 7	H: 2 LOB: 1 BB: 0 P: 7	R: 0 E: 0 K: 1 S: 6	H: 1 LOB: 2 BB: 1 P: 10	R: 2 E: 0 K: 1 S: 7	H: 2 LOB: 0 BB: 0 P: 7	R: 0 E: 0 K: 0 S: 4	H: 1 LOB: 1 BB: 0 P: 4	R: 1 E: 0 K: 0 S: 4	H: 1 LOB: 1 BB: 1 P: 8	R: 0 E: 0 K: 2 S: 8	H: 1 LOB: 1 BB: 0 P: 8	R: 0 E: 0 K: 0 S: 3	H: 0 LOB: 1 BB: 1 P: 7	R: 0 E: 0 K: 0 S: 3	H: 0 LOB: 0 BB: 0 P: 3		R: 0 E: 0 K: 1 S: 5	H: 0 LOB: 0 BB: 0 P: 5	1B: 7 2B: 0 3B: 0 HR: 1	SF: 0 SAC: 1 DP: 0 HBP: 0	WP: 1 PB: 0 SB: 1 CS: 0	PA: 38		
PITCHER	IP	WLS	BF	H	R	ER	SO	BB	IBB	HBP	BLK	WP	HR	S	P	ERA	WHIP								
Joe Dobson, R ERA: 4.19 (1, 1)	4.1	L	22	7	4	3	3	2	0	0	0	1	1	26	34	6.23	2.077								
Harry Dorish, R ERA: 2.15 (5, 1)	0.2		2	0	0	0	0	0	0	0	0	0	0	2	2	0.00	0.000								
Marv Rotblatt, L ERA: 3.12 (6, 1)	3.0		11	1	0	0	2	1	0	0	0	0	0	14	18	0.00	0.667								
Billy Pierce, L ERA: 4.02 (9, 1)	1.0		3	0	0	0	1	0	0	0	0	0	0	5	5	0.00	0.000								

Batter	1	2	3	4	5	6	7	8	9	AB	R	H	RBI	BB	SO	LOB	BOTTOM								
Bob Dillinger, R OBP: 0.364, SLG: 0.389 (1, 5)										5	0	1	1	0	0	3	St. Louis Browns @ Chicago White Sox Comiskey Park, Chicago, IL Sat Jun 30 1951, 4:33 AM EDT Att: 10,124 - Unknown								
Nellie Fox, L OBP: 0.411, SLG: 0.489 (1, 4)										4	0	0	0	0	1										
Minnie Minoso, R OBP: 0.472, SLG: 0.570 (1, 7)										2	0	0	0	1	0	0									
Eddie Robinson, L OBP: 0.404, SLG: 0.581 (1, 3)										4	0	1	0	0	0	3									
Al Zarilla, L OBP: 0.374, SLG: 0.447 (1, 9)										3	1	2	0	1	0	1									
Jim Busby, R OBP: 0.393, SLG: 0.406 (1, 8)										4	0	0	0	0	0	4									
Chico Carrasquel, R OBP: 0.339, SLG: 0.371 (1, 6)										3	0	0	0	1	0	3									
Phil Masi, R OBP: 0.434, SLG: 0.525 (1, 2)										3	2	2	0	1	0	1									
Joe Dobson, R OBP: 0.336, SLG: 0.071 Harry Dorish, R OBP: 0.298, SLG: 0.429 Bud Stewart, S OBP: 0.307, SLG: 0.455 Marv Rotblatt, L OBP: 0.455 Floyd Baker, L OBP: 0.364, SLG: 0.364 Billy Pierce, L OBP: 0.295, SLG: 0.176 Don Lenhardt, R OBP: 0.316, SLG: 0.428 Gus Niarhos, R OBP: 0.432, SLG: 0.278 (1, 1)										1	0	0	0	0	1	0									
Inning Stats	R: 0 E: 0 K: 0 S: 3	H: 0 LOB: 1 BB: 0 P: 4	R: 0 E: 0 K: 0 S: 3	H: 0 LOB: 1 BB: 1 P: 7	R: 0 E: 0 K: 1 S: 5	H: 0 LOB: 0 BB: 0 P: 5	R: 0 E: 0 K: 0 S: 4	H: 1 LOB: 1 BB: 0 P: 4	R: 0 E: 0 K: 0 S: 2	H: 0 LOB: 1 BB: 2 P: 10	R: 0 E: 0 K: 0 S: 3	H: 0 LOB: 0 BB: 0 P: 3	R: 0 E: 0 K: 0 S: 3	H: 1 LOB: 0 BB: 0 P: 3	R: 1 E: 0 K: 0 S: 5	H: 2 LOB: 2 BB: 1 P: 9		R: 2 E: 0 K: 0 S: 6	H: 3 LOB: 1 BB: 0 P: 6	1B: 5 2B: 3 3B: 0 HR: 0	SF: 0 SAC: 0 DP: 2 HBP: 1	WP: 0 PB: 0 SB: 0 CS: 0	PA: 37		
PITCHER	IP	WLS	BF	H	R	ER	SO	BB	IBB	HBP	BLK	WP	HR	S	P	ERA	WHIP								
Dick Starr, R ERA: 7.36 (1, 1)	8.2	W	36	7	3	3	1	4	0	1	0	0	0	33	50	3.12	1.269								
Bobby Hogue, R ERA: 3.51 (9, 1)	0.1	S	1	0	0	0	0	0	0	0	0	0	0	1	1	0.00	0.000								

Batter	1	2	3	4	5	6	7	8	9	10	11	AB	R	H	RBI	BB	SO	LOB	TOP						
Bobby Young, L OBP: 0.300, SLG: 0.337 (1, 4)	G3		FC4 3B		F5			5-3		1B		5	1	2	0	0	0	1							
Ray Coleman, L OBP: 0.339, SLG: 0.452 (1, 7)	1-3		FC4 G6-4-3		1B			F8		F5		5	0	1	1	0	0	1							
Sherm Lollar, R OBP: 0.377, SLG: 0.413 (1, 2)	1B BB		G6-4-3		P5			K		F8		4	0	0	0	1	1	4							
Hank Arrt, L OBP: 0.386, SLG: 0.449 Johnny Bero, L OBP: 0.346, SLG: 0.328 (9, PR) (9, 6)	FC6-4 1B				F7			F5		1B 1B		4	0	2	0	0	0	0							
Ken Wood, R OBP: 0.256, SLG: 0.376 (1, 9)	FC6-4				F7			F8		K		5	0	0	0	0	1	4							
Paul Lehner, L OBP: 0.249, SLG: 0.255 (1, 8)					F7			6-3		F8		5	0	1	0	0	0	2							
Fred Marsh, R OBP: 0.282, SLG: 0.308 (1, 5)					F2			F8		1B		5	0	1	0	0	0	2							
Tom Upton, R OBP: 0.257, SLG: 0.290 Lou Sleater, L OBP: 0.261, SLG: 0.348 Dale Long, L OBP: 0.304, SLG: 0.373 (9, PH) (9, 3)					F9			6-3		4-3		3	0	1	0	0	0	0							
Duane Pilette, R OBP: 0.222, SLG: 0.087 (1, 1)					SH3-4 1B			F2		K		3	0	0	0	0	1	0							
Inning Stats	R: 0 E: 0 K: 0 S: 4	H: 1 LOB: 2 BB: 1 P: 8	R: 0 E: 0 K: 0 S: 3	H: 0 LOB: 0 BB: 0 P: 3	R: 1 E: 0 K: 0 S: 4	H: 1 LOB: 0 BB: 0 P: 4	R: 0 E: 0 K: 0 S: 4	H: 1 LOB: 1 BB: 0 P: 4	R: 0 E: 0 K: 0 S: 5	H: 2 LOB: 2 BB: 0 P: 5	R: 0 E: 0 K: 0 S: 3	H: 0 LOB: 0 BB: 0 P: 3	R: 0 E: 0 K: 1 S: 5	H: 0 LOB: 0 BB: 0 P: 5	R: 0 E: 0 K: 1 S: 7	H: 2 LOB: 2 BB: 0 P: 7	R: 0 E: 0 K: 1 S: 6	H: 1 LOB: 1 BB: 0 P: 6	R: 0 E: 0 K: 0 S: 3	H: 0 LOB: 1 BB: 1 P: 7	1B: 6 2B: 1 3B: 1 HR: 0	SF: 0 SAC: 1 DP: 1 HBP: 0	WP: 0 PB: 0 SB: 0 CS: 0	PA: 43	
PITCHER Ken Holcombe, R ERA: 3.44 (1, 1)	IP 11.0	WLS W 43	BF 43	H 8	R 1	ER 1	SO 3	BB 2	IBB 0	HBP 0	BLK 0	WP 0	HR 0	S 47	P 55	ERA 0.82	WHIP 0.909								

St. Louis Browns @ Chicago White Sox
Comiskey Park, Chicago, IL
Sun Jul 01 1951, 4:33 AM EDT
Unknown


AB 40
R 1
H 8
RBI 1
BB 2
SO 3
LOB 16



Batter	1	2	3	4	5	6	7	8	9	10	11	AB	R	H	RBI	BB	SO	LOB	BOTTOM						
Bob Dillinger, R OBP: 0.365, SLG: 0.401 (1, 5)	4-3		3B		F3			6-3		1B		5	0	2	1	0	0	2							
Nellie Fox, L OBP: 0.404, SLG: 0.480 (1, 4)	F7		K					L4		FC4-2-5		5	0	0	0	0	1	4							
Minnie Minoso, R OBP: 0.471, SLG: 0.577 (1, 7)	6-3				F8			5-3				4	1	1	1	1	0	0							
Eddie Robinson, L OBP: 0.402, SLG: 0.576 (1, 3)					4-3			K				4	0	1	0	0	1	0							
Al Zarilla, L OBP: 0.372, SLG: 0.440 (1, 9)					F9			F9		G3		3	0	0	0	1	0	2							
Jim Busby, R OBP: 0.387, SLG: 0.399 (1, 8)					G6-4-3			6-3		F8		4	0	0	0	0	0	3							
Chico Carrasquel, R OBP: 0.338, SLG: 0.387 (1, 6)					6-3			F7		F7		3	0	0	0	1	0	0							
Phil Masi, R OBP: 0.436, SLG: 0.524 (1, 2)					SH5-4 3B 1B			F7		FC3-6 1B 1B		4	1	2	0	0	0	1							
Ken Holcombe, R OBP: 0.369, SLG: 0.389 (1, 1)					SH5-4			K		FC4-3 1B 1B		3	0	2	0	0	1	0							
Inning Stats	R: 0 E: 0 K: 0 S: 3	H: 0 LOB: 0 BB: 0 P: 3	R: 0 E: 0 K: 0 S: 2	H: 0 LOB: 0 BB: 1 P: 6	R: 1 E: 0 K: 1 S: 7	H: 2 LOB: 1 BB: 0 P: 7	R: 0 E: 0 K: 0 S: 3	H: 0 LOB: 0 BB: 0 P: 3	R: 0 E: 0 K: 0 S: 5	H: 2 LOB: 2 BB: 0 P: 5	R: 0 E: 0 K: 1 S: 5	H: 0 LOB: 0 BB: 0 P: 3	R: 0 E: 0 K: 0 S: 3	H: 0 LOB: 0 BB: 0 P: 5	R: 0 E: 0 K: 1 S: 5	H: 0 LOB: 0 BB: 0 P: 5	R: 0 E: 0 K: 0 S: 4	H: 2 LOB: 3 BB: 1 P: 8	R: 1 E: 0 K: 0 S: 1	H: 1 LOB: 0 BB: 0 P: 1	1B: 6 2B: 0 3B: 1 HR: 1	SF: 0 SAC: 1 DP: 1 HBP: 0	WP: 0 PB: 0 SB: 0 CS: 0	PA: 39	
PITCHER Duane Pilette, R ERA: 4.41 (1, 1)	IP 10.0	WLS L 39	BF 39	H 8	R 2	ER 2	SO 3	BB 3	IBB 0	HBP 0	BLK 0	WP 0	HR 1	S 42	P 54	ERA 1.80	WHIP 1.100								

St. Louis Browns @ Chicago White Sox
Comiskey Park, Chicago, IL
Sun Jul 01 1951, 4:33 AM EDT
Unknown

AB 35
R 2
H 8
RBI 2
BB 3
SO 3
LOB 12




Batter	1	2	3	4	5	6	7	8	9	AB	R	H	RBI	BB	SO	LOB	TOP								
Bobby Young, L OBP: 0.299, SLG: 0.336 (1, 4)	0-3 K		0-0 1-2 1B		0-0 F7			0-0 F6		4	0	1	0	0	1	0	St. Louis Browns @ Chicago White Sox Comiskey Park, Chicago, IL Sun Jul 01 1951, 4:38 AM EDT Att: 27,572 - Unknown livebaseballscorecards.com								
Ray Coleman, L OBP: 0.337, SLG: 0.449 (1, 7)	0-3 K		0-0 F4		0-0 F7			0-0 1B		4	0	1	0	0	1	2									
Matt Batts, R OBP: 0.330, SLG: 0.417 (1, 2)	0-0 F6			4-0 2B F9 BB		0-0 HR		0-0 F7		3	2	1	1	1	0	1									
Dale Long, L OBP: 0.313, SLG: 0.384 (1, 3)		4-0 G5-4-3 BB		0-0 F9 1B 2B		0-0 4-3		0-0 5-3		3	1	1	0	1	0	1									
Ken Wood, R OBP: 0.250, SLG: 0.366 (1, 9)		0-0 G5-4-3		0-0 F9		0-3 K			0-0 2-3	4	0	0	1	0	1	2									
Paul Lehner, L OBP: 0.249, SLG: 0.261 (1, 8)		0-0 5-3		0-0 K		0-0 F7			0-0 2B	4	0	1	0	0	1	1									
Fred Marsh, R OBP: 0.281, SLG: 0.307 (1, 5)			0-0 6-3	0-0 S 1B		0-0 F4		0-3 K		4	0	1	1	0	1	1									
Tom Upton, R OBP: 0.257, SLG: 0.289 (1, 6)			0-0 1B	0-3 K		0-3 K		0-0 F4		4	0	1	0	0	2	2									
Ned Garver, R OBP: 0.357, SLG: 0.324 (1, 1)			0-0 F3		0-0 3-1		0-3 K			3	0	0	0	0	1	1									
Inning Stats	R: 0 E: 0 K: 2 S: 7	H: 0 LOB: 0 BB: 0 P: 7	R: 0 E: 0 K: 0 S: 2	H: 0 LOB: 0 BB: 1 P: 6	R: 0 E: 0 K: 0 S: 5	H: 2 LOB: 2 BB: 0 P: 5	R: 2 E: 0 K: 2 S: 9	H: 2 LOB: 1 BB: 1 P: 13	R: 0 E: 0 K: 0 S: 3	H: 0 LOB: 0 BB: 0 P: 3	R: 1 E: 0 K: 1 S: 6	H: 1 LOB: 0 BB: 0 P: 6	R: 0 E: 0 K: 0 S: 7	H: 0 LOB: 0 BB: 0 P: 7	R: 0 E: 0 K: 0 S: 4	H: 1 LOB: 1 BB: 0 P: 4	R: 0 E: 0 K: 1 S: 6	H: 1 LOB: 1 BB: 0 P: 6	1B: 4 2B: 2 3B: 0 HR: 1	SF: 0 SAC: 0 DP: 1 HBP: 0	WP: 0 PB: 0 SB: 1 CS: 0	PA: 35			
PITCHER	IP	WLS	BF	H	R	ER	SO	BB	IBB	HBP	BLK	WP	HR	S	P	ERA	WHIP								
Lou Kretlow, R ERA: 4.04 (1, 1)	8.0	L	31	6	3	3	7	2	0	0	0	0	1	43	51	3.38	1.000								
Luis Aloma, R ERA: 1.01 (9, 1)	1.0		4	1	0	0	1	0	0	0	0	0	0	6	6	0.00	1.000								

Batter	1	2	3	4	5	6	7	8	9	AB	R	H	RBI	BB	SO	LOB	BOTTOM								
Bob Dillinger, R OBP: 0.357, SLG: 0.392 (1, 5)	0-0 1-3		0-0 6-3		0-0 1-4-3			0-0 L4		4	0	0	0	0	0	0	St. Louis Browns @ Chicago White Sox Comiskey Park, Chicago, IL Sun Jul 01 1951, 4:38 AM EDT Att: 27,572 - Unknown livebaseballscorecards.com								
Nellie Fox, L OBP: 0.405, SLG: 0.478 (1, 4)	0-0 WP 1B		4-0 BB		0-0 F7			0-0 L3		3	0	1	0	1	0	0									
Minnie Minoso, R OBP: 0.464, SLG: 0.567 (1, 7)	0-0 5-3		0-0 F4		0-0 F9			0-0 5-3		4	0	0	0	0	0	2									
Eddie Robinson, L OBP: 0.397, SLG: 0.567 (1, 3)	0-0 4-3		0-0 F4		0-0 F9			0-0 F8		4	0	0	0	0	0	2									
Al Zarilla, L OBP: 0.371, SLG: 0.436 (1, 9)		4-0 SH3-4 1B BB		0-0 F9		0-0 F7				2	1	0	0	1	0	0									
Jim Busby, R OBP: 0.384, SLG: 0.396 (1, 8)		0-0 SH3-4		0-3 K		0-0 5-3				2	0	0	0	0	1	0									
Chico Carrasquel, R OBP: 0.339, SLG: 0.367 (1, 6)		0-0 2H 1B		0-3 K		0-0 F6				3	0	1	1	0	1	0									
Gus Niarhos, R OBP: 0.438, SLG: 0.275 (1, 2)		4-0 CS BB		4-0 CS BB		0-0 5-3				1	0	0	0	2	0	0									
Lou Kretlow, R OBP: 0.118, SLG: 0.063 (1, 1)		0-0 F9		0-3 K		0-0 4-3				2	0	0	0	0	1	2									
Floyd Baker, L OBP: 0.410, SLG: 0.358 (8, PH)										1	0	0	0	0	0	0									
Luis Aloma, R OBP: 0.222, SLG: 0.125 (9, 1)										0	0	0	0	0	0	0									
Inning Stats	R: 0 E: 0 K: 0 S: 4	H: 1 LOB: 1 BB: 0 P: 4	R: 1 E: 0 K: 0 S: 3	H: 1 LOB: 1 BB: 2 P: 11	R: 0 E: 0 K: 0 S: 3	H: 0 LOB: 1 BB: 1 P: 7	R: 0 E: 0 K: 2 S: 7	H: 0 LOB: 0 BB: 0 P: 7	R: 0 E: 0 K: 1 S: 4	H: 0 LOB: 0 BB: 1 P: 8	R: 0 E: 0 K: 0 S: 3	H: 0 LOB: 0 BB: 0 P: 3	R: 0 E: 0 K: 0 S: 3	H: 0 LOB: 0 BB: 0 P: 3	R: 0 E: 0 K: 0 S: 3	H: 0 LOB: 0 BB: 0 P: 3	R: 0 E: 0 K: 0 S: 3	H: 0 LOB: 0 BB: 0 P: 3	1B: 2 2B: 0 3B: 0 HR: 0	SF: 0 SAC: 1 DP: 0 HBP: 0	WP: 1 PB: 0 SB: 0 CS: 1	PA: 31			
PITCHER	IP	WLS	BF	H	R	ER	SO	BB	IBB	HBP	BLK	WP	HR	S	P	ERA	WHIP								
Ned Garver, R ERA: 4.33 (1, 1)	9.0	W	31	2	1	1	3	4	0	0	0	1	0	33	49	1.00	0.667								

Batter	1	2	3	4	5	6	7	8	9	AB	R	H	RBI	BB	SO	LOB	TOP			
Dale Mitchell, L (1, 7) OBP: 0.300, SLG: 0.304 Bob Kennedy, R (9, 9) OBP: 0.308, SLG: 0.349	0-0 6-3		0-0 S 1B		4-0 E 1B BB	0-0 F4			0-0 F7	4	0	1	1	1	0	1				
Bobby Avila, R (1, 4) OBP: 0.397, SLG: 0.411	0-0 F7		0-0 L7		0-0 E 1B			0-0 F8	0-0 1-3	5	0	1	1	0	0	1				
Larry Doby, L (1, 8) OBP: 0.459, SLG: 0.527 Milt Nielsen, L (7, PR) Sam Chapman, R (7, 8) OBP: 0.325, SLG: 0.347	0-0 F8				0-0 E3			0-0 1B 2B	0-0 L3	4	0	2	0	0	0	2				
Luke Easter, L (1, 3) OBP: 0.386, SLG: 0.559		0-0 F5		0-0 F7	0-3 K			0-0 2B 1B		4	0	1	0	0	1	4				
Al Rosen, R (1, 5) OBP: 0.355, SLG: 0.458		0-3 K		4-0 BB	0-3 K2-3			0-0 F6		3	0	0	0	1	2	6				
Harry Simpson, L (1, 9) OBP: 0.326, SLG: 0.270		0-3 K		0-0 F7				0-0 4-3	0-0 4-3	4	0	0	0	0	1	5				
Ray Boone, R (1, 6) OBP: 0.322, SLG: 0.304			0-0 6-3	0-0 F5		0-3 K		0-0 F7		4	0	0	0	0	1	2				
Jim Hegan, R (1, 2) OBP: 0.343, SLG: 0.434			0-0 E5 1B SH3		0-0 SH3-4 1B	0-0 2B 1B		0-0 6-3		4	3	2	0	0	0	0				
Mike Garcia, R (1, 1) OBP: 0.184, SLG: 0.216 Steve Gromek, S (6, 1) OBP: 0.250, SLG: 0.250 Lou Brissie, L (7, 1) OBP: 0.211, SLG: 0.263			0-0 SH3		0-0 SH3-4	0-0 1B 2B		0-0 F7		1	0	1	1	0	0	0				
Inning Stats	R: 0 E: 0 K: 0 S: 3	H: 0 LOB: 0 BB: 0 P: 3	R: 0 E: 0 K: 2 S: 7	H: 0 LOB: 0 BB: 0 P: 7	R: 1 E: 1 K: 0 S: 5	H: 1 LOB: 1 BB: 0 P: 5	R: 0 E: 0 K: 0 S: 4	H: 1 LOB: 2 BB: 1 P: 8	R: 1 E: 1 K: 2 S: 10	H: 2 LOB: 3 BB: 1 P: 14	R: 1 E: 0 K: 1 S: 7	H: 2 LOB: 1 BB: 0 P: 7	R: 0 E: 0 K: 0 S: 3	H: 0 LOB: 0 BB: 0 P: 3	R: 0 E: 0 K: 0 S: 3	H: 0 LOB: 0 BB: 0 P: 3	1B: 5 2B: 3 3B: 0 HR: 0	SF: 0 SAC: 2 DP: 0 HBP: 0	WP: 0 PB: 0 SB: 1 CS: 0	PA: 39
PITCHER Saul Rogovin, R (1, 1) ERA: 3.16	IP: 9.0 WLS: L BF: 39 H: 8 R: 3 ER: 2 SO: 5 BB: 2 IBB: 0 HBP: 0 BLK: 0 WP: 0 HR: 0 S: 47 P: 55 ERA: 2.00 WHIP: 1.111															PITCHER				

Cleveland Indians @ Chicago White Sox
Comiskey Park, Chicago, IL
Mon Jul 02 1951, 4:33 AM EDT
Att: 47,966 - Unknown


AB 35
R 3
H 8
RBI 3
BB 2
SO 5
LOB 21



Batter	1	2	3	4	5	6	7	8	9	AB	R	H	RBI	BB	SO	LOB	BOTTOM					
Bob Dillinger, R (1, 5) OBP: 0.354, SLG: 0.385	0-0 4-3		0-0 6-3		0-0 SH5-3				0-0 F3	3	0	0	0	1	0	0						
Nellie Fox, L (1, 4) OBP: 0.401, SLG: 0.473	0-0 4-3		0-0 F8		0-0 F6					3	0	0	0	0	0	1						
Minnie Minoso, R (1, 7) OBP: 0.468, SLG: 0.577	4-0 CS BB				0-0 1B 3B				0-0 F9	3	2	2	0	1	0	1						
Eddie Robinson, L (1, 3) OBP: 0.395, SLG: 0.566	0-0 CS	0-0 F8		0-0 F7		0-0 1B 2B		0-0 L9		4	0	1	0	0	0	2						
Al Zarilla, L (1, 9) OBP: 0.371, SLG: 0.431 Don Lenhardt, R (8, PH) OBP: 0.316, SLG: 0.425		4-0 FC 1B BB		0-0 F5		0-3 K		0-0 F3		2	0	0	0	1	1	3						
Jim Busby, R (1, 8) OBP: 0.390, SLG: 0.399		0-0 FC 1B		0-0 1B		1-0 1B HBP		0-0 6-3		3	0	2	1	0	0	0						
Chico Carrasquel, R (1, 6) OBP: 0.336, SLG: 0.364 Bud Stewart, L (6, PH) OBP: 0.357, SLG: 0.461 Joe Demaestri, R (7, 6) OBP: 0.200, SLG: 0.143 Bert Haas, R (8, PH) Floyd Baker, L (9, 6) OBP: 0.410, SLG: 0.358		0-0 FC G6-4-3		0-0 1-3		0-0 1B		0-0 F9		2	0	0	0	0	0	3						
Phil Masi, R (1, 2) OBP: 0.431, SLG: 0.515		0-0 G6-4-3		0-0 SH5-3 1B		0-3 K		0-3 K		4	0	1	0	0	2	6						
Saul Rogovin, R (1, 1) OBP: 0.273, SLG: 0.344			0-0 4-3		0-0 F9			0-0 F7		4	0	0	0	0	0	4						
Inning Stats	R: 0 E: 0 K: 0 S: 2	H: 0 LOB: 1 BB: 1 P: 6	R: 0 E: 0 K: 0 S: 4	H: 1 LOB: 2 BB: 1 P: 8	R: 0 E: 0 K: 0 S: 3	H: 0 LOB: 0 BB: 0 P: 3	R: 1 E: 0 K: 0 S: 5	H: 2 LOB: 1 BB: 0 P: 5	R: 0 E: 0 K: 0 S: 4	H: 1 LOB: 1 BB: 0 P: 4	R: 1 E: 0 K: 2 S: 10	H: 3 LOB: 3 BB: 0 P: 11	R: 0 E: 0 K: 0 S: 3	H: 0 LOB: 1 BB: 1 P: 7	R: 0 E: 0 K: 0 S: 3	H: 0 LOB: 0 BB: 0 P: 3	R: 0 E: 0 K: 1 S: 5	H: 0 LOB: 0 BB: 0 P: 5	1B: 5 2B: 1 3B: 1 HR: 0	SF: 0 SAC: 2 DP: 1 HBP: 1	WP: 0 PB: 0 SB: 0 CS: 1	PA: 38
PITCHER Mike Garcia, R (1, 1) ERA: 3.29 Steve Gromek, R (6, 1) ERA: 5.32 Lou Brissie, L (7, 1) ERA: 5.1	IP: 5.1 WLS: W BF: 25 H: 7 R: 2 ER: 2 SO: 1 BB: 1 IBB: 0 HBP: 0 BLK: 0 WP: 0 HR: 0 S: 24 P: 33 ERA: 3.38 WHIP: 1.688															PITCHER						

Cleveland Indians @ Chicago White Sox
Comiskey Park, Chicago, IL
Mon Jul 02 1951, 4:33 AM EDT
Att: 47,966 - Unknown

AB 31
R 2
H 7
RBI 2
BB 3
SO 3
LOB 20



Batter	1	2	3	4	5	6	7	8	9	AB	R	H	RBI	BB	SO	LOB	TOP					
Dale Mitchell, L OBP: 0.299, SLG: 0.299	0-0 6-3		0-0 F8			4-0 G6-4-3 BB		0-0 5-3		3	0	0	0	1	0	1	Cleveland Indians @ Chicago White Sox Comiskey Park, Chicago, IL Tue Jul 03 1951, 4:33 AM EDT Att: 17,227 - Unknown livebaseballscores.com					
Bobby Avila, R OBP: 0.390, SLG: 0.404	0-3 K		0-0 4-3			0-0 G6-4-3 1-2		0-0 1-3		4	0	0	0	0	1	2						
Sam Chapman, R OBP: 0.324, SLG: 0.342	0-0 F3			0-0 F5		4-0 BB			0-0 F8	3	0	0	0	1	0	0						
Luke Easter, L OBP: 0.378, SLG: 0.545		0-3 K		0-3 K		0-0 F8			0-0 5-3	4	0	0	0	0	2	1						
Al Rosen, R OBP: 0.357, SLG: 0.466		0-0 2B		0-0 5-3					0-0 L6	4	0	2	0	0	0	0						
Bob Kennedy, R OBP: 0.308, SLG: 0.360		0-0 6-3			0-0 F8 3B					3	1	1	0	0	0	2						
Ray Boone, R OBP: 0.319, SLG: 0.300			0-0 F7		0-0 F9				0-0 L1	3	0	0	0	0	0	3						
Jim Hegan, R OBP: 0.338, SLG: 0.427			0-0 F4		0-0 F8				0-0 5-3	3	0	0	1	0	0	1						
Bob Lemon, L OBP: 0.217, SLG: 0.286			4-0 BB		0-0 F3				0-0 6-3	1	0	0	0	1	0	0						
Snuffy Stirrweiss, R OBP: 0.359, SLG: 0.299										1	0	0	0	0	0	0						
Dick Rozek, L										0	0	0	0	0	0	0						
Inning Stats	R: 0 E: 0 K: 1 S: 5	H: 0 LOB: 0 BB: 0 P: 5	R: 0 E: 0 K: 1 S: 6	H: 1 LOB: 1 BB: 0 P: 6	R: 0 E: 0 K: 0 S: 3	H: 0 LOB: 1 BB: 1 P: 7	R: 0 E: 0 K: 1 S: 5	H: 0 LOB: 0 BB: 0 P: 5	R: 1 E: 0 K: 0 S: 4	H: 1 LOB: 0 BB: 0 P: 4	R: 0 E: 0 K: 0 S: 2	H: 0 LOB: 1 BB: 2 P: 10	R: 0 E: 0 K: 0 S: 4	H: 1 LOB: 1 BB: 0 P: 4	R: 0 E: 0 K: 0 S: 3	H: 0 LOB: 0 BB: 0 P: 3	R: 0 E: 0 K: 0 S: 3	H: 0 LOB: 0 BB: 0 P: 3	1B: 0 2B: 2 3B: 1 HR: 0	SF: 0 SAC: 0 DP: 1 HBP: 0	WP: 0 PB: 0 SB: 0 CS: 0	PA: 32
PITCHER Billy Pierce, L ERA: 3.78	IP: 9.0 WLS: W BF: 32 H: 3 R: 1 ER: 1 SO: 3 BB: 3 IBB: 0 HBP: 0 BLK: 0 WP: 0 HR: 0 S: 35 P: 47 ERA: 1.00 WHIP: 0.667															PITCHER						

Batter	1	2	3	4	5	6	7	8	9	AB	R	H	RBI	BB	SO	LOB	BOTTOM			
Bob Dillinger, R OBP: 0.363, SLG: 0.393	0-0 1B	0-0 G6-4-3 1B			0-0 SH3-4 1B		0-0 L1			4	1	3	1	0	0	0	Cleveland Indians @ Chicago White Sox Comiskey Park, Chicago, IL Tue Jul 03 1951, 4:33 AM EDT Att: 17,227 - Unknown livebaseballscores.com			
Nellie Fox, L OBP: 0.401, SLG: 0.470	0-0 F6	0-0 G6-4-3 1-2			0-0 SH3-4 1-2		4-0 BB			2	0	0	0	1	0	2				
Minnie Minoso, R OBP: 0.467, SLG: 0.574	0-0 1B		0-0 6-3		0-0 F3		0-0 3			3	1	1	0	0	0	1				
Bud Stewart, L OBP: 0.353, SLG: 0.456	1-3 1B				0-0 F3		1-2 3			1	0	0	0	0	0	1				
Eddie Robinson, L OBP: 0.396, SLG: 0.565	0-0 FCS-2 1-2 2-H 1B		0-0 F2		0-0 F3			0-0 BB 1B		4	0	2	1	0	0	1				
Al Zarilla, L OBP: 0.369, SLG: 0.428	0-0 FCS-2-5 1-2 2-H 1B		0-0 F3			0-0 5-3		0-3 K		4	0	1	1	0	1	1				
Jim Busby, R OBP: 0.391, SLG: 0.405	0-0 FC5-2-5 1-2 2-3F 1B			0-0 G1-6-3 1B		0-0 2B		0-0 F3		4	1	2	0	0	0	3				
Chico Carrasquel, R OBP: 0.339, SLG: 0.367	0-3 K			0-0 G1-6-3 1-2		0-0 2B		4-0 BB		3	0	1	1	1	1	3				
Gus Niarhos, R OBP: 0.440, SLG: 0.284		0-0 SH2-4 1B			0-0 1B		0-0 F9		0-0 F6	4	1	2	0	0	0	3				
Billy Pierce, L OBP: 0.268, SLG: 0.167		0-0 SH2-4 1-2		0-0 1-3		0-0 6-3				2	0	0	0	0	0	2				
Inning Stats	R: 2 E: 0 K: 1 S: 9	H: 4 LOB: 2 BB: 0 P: 9	R: 1 E: 0 K: 0 S: 4	H: 2 LOB: 0 BB: 0 P: 4	R: 0 E: 0 K: 0 S: 3	H: 0 LOB: 0 BB: 0 P: 3	R: 0 E: 0 K: 0 S: 4	H: 2 LOB: 1 BB: 0 P: 4	R: 0 E: 0 K: 0 S: 5	H: 1 LOB: 1 BB: 0 P: 4	R: 1 E: 0 K: 0 S: 2	H: 2 LOB: 1 BB: 0 P: 5	R: 0 E: 0 K: 0 S: 2	H: 0 LOB: 0 BB: 1 P: 6	R: 0 E: 0 K: 1 S: 6	H: 1 LOB: 2 BB: 1 P: 10	1B: 10 2B: 3 3B: 0 HR: 0	SF: 0 SAC: 2 DP: 3 HBP: 0	WP: 0 PB: 0 SB: 0 CS: 0	PA: 35
PITCHER Bob Lemon, R ERA: 3.6	IP: 7.0 WLS: L BF: 30 H: 11 R: 4 ER: 4 SO: 1 BB: 1 IBB: 0 HBP: 0 BLK: 0 WP: 0 HR: 0 S: 31 P: 35 ERA: 5.14 WHIP: 1.714															PITCHER				
Dick Rozek, L ERA: 6.75	IP: 1.0 WLS: L BF: 5 H: 1 R: 0 ER: 0 SO: 1 BB: 1 IBB: 0 HBP: 0 BLK: 0 WP: 0 HR: 0 S: 6 P: 10 ERA: 0.00 WHIP: 2.000															PITCHER				

Batter	1	2	3	4	5	6	7	8	9	AB	R	H	RBI	BB	SO	LOB	TOP			
Bob Dillinger, R OBP: 0.363, SLG: 0.393 (1, 5)	5-3	1-3			FC6-4 1B			1-3		4	0	1	0	0	0	2	Chicago White Sox @ Detroit Tigers Briggs Stadium, Detroit, MI Thu Jul 05 1951, 4:33 AM EDT Att: 11,462 - Unknown			
Floyd Baker, L OBP: 0.418, SLG: 0.356 (1, 4)	1B		F8		FC6-4 1-2			4-3		4	0	1	0	0	0	1				
Minnie Minoso, R OBP: 0.460, SLG: 0.563 (1, 7)	K		1-3					6-3		4	0	0	0	0	1	1				
Eddie Robinson, L OBP: 0.399, SLG: 0.557 Phil Masi, R OBP: 0.436, SLG: 0.515 (9, PR)	1B		4-3					5-3	FC1-4 BB	3	0	1	0	1	0	0				
Al Zarilla, L OBP: 0.363, SLG: 0.433 (1, 9)	4-3			F5				1B		4	0	1	0	0	1	3				
Jim Busby, R OBP: 0.385, SLG: 0.402 (1, 8)		F8		F8				F8	FC1-4 1-2	4	0	0	0	0	0	2				
Gus Niarhos, R OBP: 0.418, SLG: 0.269 (1, 2)		E6 SH1-3 1B		5-3				P6		4	0	0	0	0	0	1				
Chico Carrasquel, R OBP: 0.331, SLG: 0.359 Joe Demasestri, R OBP: 0.211, SLG: 0.167 (6, 6)					K			F2		2	0	1	0	0	1	0				
Lou Kretlow, R OBP: 0.118, SLG: 0.063 Harry Dorish, R OBP: 0.250, SLG: 0.375 (3, 1)		SH1-3			1-3			1-3		0	0	0	0	0	0	0				
Inning Stats	R: 0 E: 0 K: 1 S: 7	H: 2 LOB: 2 BB: 0 P: 7	R: 0 E: 1 K: 0 S: 5	H: 1 LOB: 2 BB: 0 P: 5	R: 0 E: 0 K: 0 S: 3	H: 0 LOB: 0 BB: 0 P: 3	R: 0 E: 0 K: 0 S: 3	H: 0 LOB: 0 BB: 0 P: 3	R: 0 E: 0 K: 1 S: 6	H: 1 LOB: 1 BB: 0 P: 6	R: 0 E: 0 K: 0 S: 4	H: 0 LOB: 0 BB: 0 P: 3	R: 0 E: 0 K: 0 S: 3	H: 0 LOB: 0 BB: 0 P: 3	R: 0 E: 0 K: 1 S: 5	H: 0 LOB: 1 BB: 1 P: 9	1B: 5 2B: 0 3B: 0 HR: 0	SF: 0 SAC: 1 DP: 0 HBP: 0	WP: 0 PB: 0 CS: 0	PA: 34
PITCHER Fred Hutchinson, R ERA: 3.14 (1, 1)	IP: 9.0 WLS: W BF: 34 H: 5 R: 0 ER: 0 SO: 3 BB: 1 IBB: 0 HBP: 0 BLK: 0 WP: 0 HR: 0 S: 39 P: 43 ERA: 0.00 WHIP: 0.667															PITCHER				

Batter	1	2	3	4	5	6	7	8	9	AB	R	H	RBI	BB	SO	LOB	BOTTOM			
Jerry Priddy, R OBP: 0.350, SLG: 0.357 (1, 4)	SH5-3 4-3 1B		1B BB CS	K		6-3				3	2	1	0	1	1	0	Chicago White Sox @ Detroit Tigers Briggs Stadium, Detroit, MI Thu Jul 05 1951, 4:33 AM EDT Att: 11,462 - Unknown			
Dick Kryhoski, L OBP: 0.393, SLG: 0.451 (1, 3)	4-3 SH5-3 1B		1B BB 3-H	K				G3		4	1	2	1	0	1	0				
George Kell, R OBP: 0.391, SLG: 0.356 (1, 5)	SH5-3		BB BB 3-4 1B	K				F8		3	1	1	1	0	1	0				
Vic Wertz, L OBP: 0.407, SLG: 0.526 (1, 9)	4-3		3-4 2B BB			1B 2B				3	1	2	1	1	0	1				
Hoot Evers, R OBP: 0.294, SLG: 0.327 (1, 7)	K		3-4 2B BB			6-3		5-3		3	1	0	1	1	1	3				
Joe Ginsberg, L OBP: 0.406, SLG: 0.407 (1, 2)		G4-3 BB	3-4			G6-4-3 1B		P3		3	0	1	1	1	0	2				
Johnny Groth, R OBP: 0.337, SLG: 0.349 (1, 8)	G4-3		F7			G6-4-3		6-3		4	0	0	0	0	0	5				
Johnny Lipon, R OBP: 0.324, SLG: 0.292 (1, 6)	4-3		1B 2B			L8-3 BB				2	1	1	2	2	0	0				
Fred Hutchinson, L OBP: 0.244, SLG: 0.211 (1, 1)			1B BB			L8-3		F9		3	1	1	1	1	0	2				
Inning Stats	R: 1 E: 0 K: 1 S: 7	H: 2 LOB: 1 BB: 0 P: 7	R: 0 E: 0 K: 0 S: 2	H: 0 LOB: 0 BB: 1 P: 6	R: 7 E: 0 K: 0 S: 6	H: 4 LOB: 0 BB: 4 P: 22	R: 0 E: 0 K: 3 S: 9	H: 0 LOB: 0 BB: 0 P: 9	R: 0 E: 0 K: 0 S: 4	H: 2 LOB: 1 BB: 0 P: 4	R: 0 E: 0 K: 0 S: 2	H: 0 LOB: 1 BB: 1 P: 6	R: 0 E: 0 K: 0 S: 4	H: 1 LOB: 1 BB: 0 P: 4	R: 0 E: 0 K: 0 S: 3	H: 0 LOB: 1 BB: 1 P: 7	1B: 6 2B: 4 3B: 0 HR: 0	SF: 0 SAC: 1 DP: 3 HBP: 0	WP: 0 PB: 0 CS: 1	PA: 37
PITCHER Lou Kretlow, R ERA: 4.76 Harry Dorish, R ERA: 2.47 (3, 1)	IP: 2.0 WLS: L BF: 12 H: 4 R: 5 ER: 5 SO: 1 BB: 3 IBB: 0 HBP: 0 BLK: 0 WP: 0 HR: 0 S: 11 P: 23 ERA: 22.50 WHIP: 3.500															PITCHER				

Batter	1	2	3	4	5	6	7	8	9	AB	R	H	RBI	BB	SO	LOB	TOP																						
Bob Dillinger, R (1, 5) OBP: 0.363, SLG: 0.393											0	0	0	0	0	0	0	Chicago White Sox @ St. Louis Browns Sportsman's Park, St. Louis, MO Fri Jul 06 1951, 4:33 AM EDT Unknown livebaseballscorecards.com																					
Nelle Fox, L (1, 4) OBP: 0.401, SLG: 0.470											0	0	0	0	0	0	0		0																				
Minnie Minoso, R (1, 7) OBP: 0.460, SLG: 0.563											0	0	0	0	0	0	0		0																				
Eddie Robinson, L (1, 3) OBP: 0.399, SLG: 0.557											0	0	0	0	0	0	0		0																				
Al Zarilla, L (1, 9) OBP: 0.363, SLG: 0.433											0	0	0	0	0	0	0		0																				
Jim Busby, R (1, 8) OBP: 0.385, SLG: 0.402											0	0	0	0	0	0	0		0																				
Gus Niarhos, R (1, 2) OBP: 0.418, SLG: 0.269											0	0	0	0	0	0	0		0																				
Chico Carrasquel, R (1, 6) OBP: 0.331, SLG: 0.359											0	0	0	0	0	0	0		0																				
Ken Holcombe, R (1, 1) OBP: 0.368, SLG: 0.389											0	0	0	0	0	0	0		0																				
Inning Stats																					1B: 0	SF: 0	WP: 0	PA: 0															
PITCHER	IP	WLS	BF	H	R	ER	SO	BB	IBB	HBP	BLK	WP	HR	S	P	ERA	WHIP	PITCHER	IP	WLS	BF	H	R	ER	SO	BB	IBB	HBP	BLK	WP	HR	S	P	ERA	WHIP				
Dick Starr, R (1, 1) ERA: 7.36	0.0	L	0	0	0	0	0	0	0	0	0	0	0	0	0	∞	∞																						


AB 0
R 0
H 0
RBI 0
BB 0
SO 0
LOB 0




WP: 0 PA: 0
FB: 0
SB: 0
CS: 0


Batter	1	2	3	4	5	6	7	8	9	AB	R	H	RBI	BB	SO	LOB	BOTTOM																					
Bobby Young, L (1, 4) OBP: 0.300, SLG: 0.336											0	0	0	0	0	0	0	Chicago White Sox @ St. Louis Browns Sportsman's Park, St. Louis, MO Fri Jul 06 1951, 4:33 AM EDT Unknown livebaseballscorecards.com																				
Jim Delsing, L (1, 8) OBP: 0.372, SLG: 0.409											0	0	0	0	0	0	0		0																			
Sherm Lollar, R (1, 2) OBP: 0.361, SLG: 0.413											0	0	0	0	0	0	0		0																			
Ray Coleman, L (1, 7) OBP: 0.337, SLG: 0.439											0	0	0	0	0	0	0		0																			
Dale Long, L (1, 3) OBP: 0.306, SLG: 0.375											0	0	0	0	0	0	0		0																			
Ken Wood, R (1, 9) OBP: 0.236, SLG: 0.348											0	0	0	0	0	0	0		0																			
Fred Marsh, R (1, 5) OBP: 0.291, SLG: 0.304											0	0	0	0	0	0	0		0																			
Tom Upton, R (1, 6) OBP: 0.274, SLG: 0.298											0	0	0	0	0	0	0		0																			
Dick Starr, R (1, 1) OBP: 0.231, SLG: 0.308											0	0	0	0	0	0	0		0																			
Inning Stats																					1B: 0	SF: 0	WP: 0	PA: 0														
PITCHER	IP	WLS	BF	H	R	ER	SO	BB	IBB	HBP	BLK	WP	HR	S	P	ERA	WHIP	PITCHER	IP	WLS	BF	H	R	ER	SO	BB	IBB	HBP	BLK	WP	HR	S	P	ERA	WHIP			
Ken Holcombe, R (1, 1) ERA: 3.44	0.0	W	0	0	0	0	0	0	0	0	0	0	0	0	0	∞	∞																					


AB 0
R 0
H 0
RBI 0
BB 0
SO 0
LOB 0




WP: 0 PA: 0
FB: 0
SB: 0
CS: 0

Batter	1	2	3	4	5	6	7	8	9	AB	R	H	RBI	BB	SO	LOB	TOP																		
Bob Dillinger, R (1, 5) OBP: 0.354, SLG: 0.382											0	0	0	0	0	0	0	Chicago White Sox @ St. Louis Browns Sportsman's Park, St. Louis, MO Sat Jul 07 1951, 4:33 AM EDT Att: 12,490 - Unknown livebaseballscorecards.com																	
Nelle Fox, L (1, 4) OBP: 0.400, SLG: 0.467											0	0	0	0	0	0	0																		
Minnie Minoso, R (1, 7) OBP: 0.451, SLG: 0.549											0	0	0	0	0	0	0																		
Eddie Robinson, L (1, 3) OBP: 0.395, SLG: 0.545											0	0	0	0	0	0	0																		
Al Zarilla, L (1, 9) OBP: 0.364, SLG: 0.431											0	0	0	0	0	0	0																		
Jim Busby, R (1, 8) OBP: 0.388, SLG: 0.417											0	0	0	0	0	0	0																		
Gus Niarhos, R (1, 2) OBP: 0.413, SLG: 0.269											0	0	0	0	0	0	0																		
Chico Carrasquel, R (1, 6) OBP: 0.332, SLG: 0.358											0	0	0	0	0	0	0																		
Saul Rogovin, R (1, 1) OBP: 0.273, SLG: 0.344											0	0	0	0	0	0	0																		
Inning Stats											1B: 0	SF: 0	WP: 0	PA: 0	2B: 0	SAC: 0	FB: 0		3B: 0	DP: 0	SB: 0	CS: 0	HR: 0	HBP: 0											
PITCHER Duane Pillette, R (1, 1) ERA: 4.41	IP	WLS	BF	H	R	ER	SO	BB	IBB	HBP	BLK	WP	HR	S	P	ERA	WHIP																		
																		PITCHER	IP	WLS	BF	H	R	ER	SO	BB	IBB	HBP	BLK	WP	HR	S	P	ERA	WHIP

Batter	1	2	3	4	5	6	7	8	9	AB	R	H	RBI	BB	SO	LOB	BOTTOM																		
Bobby Young, L (1, 4) OBP: 0.299, SLG: 0.333											0	0	0	0	0	0	0	Chicago White Sox @ St. Louis Browns Sportsman's Park, St. Louis, MO Sat Jul 07 1951, 4:33 AM EDT Att: 12,490 - Unknown livebaseballscorecards.com																	
Jim Delsing, L (1, 8) OBP: 0.372, SLG: 0.404											0	0	0	0	0	0	0																		
Sherm Lollar, R (1, 2) OBP: 0.378, SLG: 0.405											0	0	0	0	0	0	0																		
Ray Coleman, L (1, 7) OBP: 0.335, SLG: 0.433											0	0	0	0	0	0	0																		
Hank Arft, L (1, 3) OBP: 0.379, SLG: 0.430											0	0	0	0	0	0	0																		
Ken Wood, R (1, 9) OBP: 0.246, SLG: 0.383											0	0	0	0	0	0	0																		
Fred Marsh, R (1, 5) OBP: 0.282, SLG: 0.294											0	0	0	0	0	0	0																		
Tom Upton, R (1, 6) OBP: 0.271, SLG: 0.287											0	0	0	0	0	0	0																		
Duane Pillette, R (1, 1) OBP: 0.222, SLG: 0.087											0	0	0	0	0	0	0																		
Inning Stats											1B: 0	SF: 0	WP: 0	PA: 0	2B: 0	SAC: 0	FB: 0		3B: 0	DP: 0	SB: 0	CS: 0	HR: 0	HBP: 0											
PITCHER Saul Rogovin, R (1, 1) ERA: 3.16	IP	WLS	BF	H	R	ER	SO	BB	IBB	HBP	BLK	WP	HR	S	P	ERA	WHIP																		
																		PITCHER	IP	WLS	BF	H	R	ER	SO	BB	IBB	HBP	BLK	WP	HR	S	P	ERA	WHIP

Batter	1	2	3	4	5	6	7	8	9	AB	R	H	RBI	BB	SO	LOB	TOP		
Bob Dillinger, R (1, 5) OBP: 0.352, SLG: 0.389	0-0 F9 3B		1-0 HBP		0-0 5-3	0-0 F5		0-0 F9		4	1	1	1	0	0	4	Chicago White Sox @ St. Louis Browns Sportsman's Park, St. Louis, MO Sun Jul 08 1951, 4:33 AM EDT Att: 7,283 - Unknown AB 36 R 5 H 12 RBI 5 BB 4 SO 2 LOB 21 		
Joe Dobson, R (8, 1) OBP: 0.065, SLG: 0.097			1-0 HBP		0-0 4-3	0-0 P6		0-0 P3		4	0	0	1	0	0	4			
Mary Rotblatt, S (9, 1)					0-0 4-3														
Luis Aloma, R (9, 1) OBP: 0.222, SLG: 0.125					0-0 G5-4-3 HBP														
Nellie Fox, L (1, 4) OBP: 0.397, SLG: 0.458	0-0 F9 3H		1-2 HBP		0-0 4-3														
Minnie Minoso, R (1, 9) OBP: 0.444, SLG: 0.542	0-0 4-3		0-0 G5-4-3 HBP		0-0 1B														
Eddie Robinson, L (1, 3) OBP: 0.396, SLG: 0.541	0-0 L3				0-0 1B														
Don Lenhardt, R (1, 7) OBP: 0.317, SLG: 0.440		4-0 CS BB			0-0 1B														
Floyd Baker, L (8, 5) OBP: 0.409, SLG: 0.347					0-0 HR														
Jim Busby, R (1, 8) OBP: 0.383, SLG: 0.408		0-3 K			4-0 2B BB														
Gus Niarhos, R (1, 2) OBP: 0.418, SLG: 0.265		4-0 BB			0-0 F8														
Chico Carrasquel, R (1, 6) OBP: 0.339, SLG: 0.382		0-3 K			0-0 1B														
Billy Pierce, L (1, 1) OBP: 0.273, SLG: 0.179					0-0 P6														
Bud Stewart, L (8, PH) OBP: 0.367, SLG: 0.462					0-0 F3														
Inning Stats	R: 1 E: 0 K: 0 S: 4	H: 1 LOB: 0 BB: 0 P: 4	R: 0 E: 0 K: 2 S: 6	H: 0 LOB: 2 BB: 2 P: 14	R: 0 E: 0 K: 0 S: 2	H: 0 LOB: 1 BB: 0 P: 4	R: 2 E: 0 K: 0 S: 5	H: 2 LOB: 1 BB: 1 P: 9	R: 0 E: 0 K: 0 S: 5	H: 2 LOB: 2 BB: 0 P: 5	R: 1 E: 0 K: 0 S: 5	H: 2 LOB: 1 BB: 0 P: 5	R: 1 E: 0 K: 0 S: 3	H: 2 LOB: 0 BB: 0 P: 3	1B: 8 2B: 3 3B: 1 HR: 1	SF: 0 SAC: 0 DP: 2 HBP: 2		WP: 0 PB: 0 SB: 0 CS: 2	PA: 43
PITCHER	IP WLS BF H R ER SO BB IBB HBP BLK WP HR S P ERA WHIP																		
Tommy Byrne, L (1, 1) ERA: 6.81	4.0	18	3	3	3	2	3	0	2	0	0	0	1	17	31	6.75	1.500		
Bob Mahoney, R (5, 1) ERA: 4.6	5.0	L 24	9	2	2	0	1	0	0	0	0	0	0	23	27	3.60	2.000		

Batter	1	2	3	4	5	6	7	8	9	AB	R	H	RBI	BB	SO	LOB	BOTTOM				
Bobby Young, L (1, 4) OBP: 0.297, SLG: 0.330	0-3 K		0-0 F7		0-0 P3					4	0	0	0	0	1	1	Chicago White Sox @ St. Louis Browns Sportsman's Park, St. Louis, MO Sun Jul 08 1951, 4:33 AM EDT Att: 7,283 - Unknown AB 34 R 4 H 7 RBI 2 BB 2 SO 4 LOB 18 				
Tom Upton, R (1, 6) OBP: 0.272, SLG: 0.281	0-0 F8		4-0 1B E BB		0-0 CS 1B					3	1	1	0	1	0	0					
Ray Coleman, L (1, 7) OBP: 0.332, SLG: 0.425	0-0 L6		0-0 FC5-4 1B		0-0 P2					4	0	1	0	0	0	1					
Matt Batts, R (1, 2) OBP: 0.321, SLG: 0.388		0-0 E5 FC6-4	0-0 FC5-4 1-2 2H 3H		0-0 CS 1-2	0-0 FC4-6 E 1B				4	0	1	1	0	0	1					
Ken Wood, R (1, 9) OBP: 0.246, SLG: 0.391	0-3 K		0-0 P5		0-0 E5 FC4-6					4	0	0	0	0	1	3					
Jim Delsing, L (1, 8) OBP: 0.366, SLG: 0.401	0-0 FC6-4 1-2		0-0 4-3		0-0 F8					4	0	1	0	0	0	3					
Hank Arft, L (1, 3) OBP: 0.381, SLG: 0.443	0-0 P5		0-0 F7 3B		0-0 FC4-6 FC5-4 1-2 2-3					3	1	1	0	0	0	3					
Ned Garver, R (8, PH) OBP: 0.362, SLG: 0.300					0-0 F7 3B					0	0	0	0	1	0	0					
Fred Marsh, R (1, 5) OBP: 0.281, SLG: 0.308			0-0 E 3B		0-0 F7					4	1	1	1	0	1	4					
Tommy Byrne, L (1, 1) OBP: 0.313, SLG: 0.563			0-0 E2 1B BB		0-0 5-3					1	1	1	0	0	0	0					
Kermit Wahl, R (4, PH) OBP: 0.286, SLG: 0.213			0-0 FC5-4 1B							1	0	0	0	0	0	0					
Bob Mahoney, R (5, 1) OBP: 0.500, SLG: 0.500										1	0	0	0	0	1	0					
Sherm Lollar, R (8, PH) OBP: 0.379, SLG: 0.401			0-0 FC5-4 1B							1	0	0	0	0	0	2					
Inning Stats	R: 0 E: 0 K: 1 S: 5	H: 0 LOB: 0 BB: 0 P: 5	R: 0 E: 1 K: 1 S: 6	H: 0 LOB: 1 BB: 0 P: 6	R: 3 E: 2 K: 0 S: 6	H: 3 LOB: 1 BB: 1 P: 10	R: 1 E: 0 K: 0 S: 4	H: 1 LOB: 0 BB: 0 P: 4	R: 0 E: 0 K: 0 S: 3	H: 1 LOB: 2 BB: 0 P: 3	R: 0 E: 0 K: 1 S: 5	H: 0 LOB: 0 BB: 0 P: 5	R: 0 E: 0 K: 0 S: 3	H: 0 LOB: 0 BB: 0 P: 3	R: 0 E: 0 K: 1 S: 5	H: 1 LOB: 1 BB: 1 P: 9		1B: 4 2B: 1 3B: 2 HR: 0	SF: 0 SAC: 0 DP: 1 HBP: 0	WP: 0 PB: 0 SB: 0 CS: 1	PA: 37
PITCHER	IP WLS BF H R ER SO BB IBB HBP BLK WP HR S P ERA WHIP																				
Billy Pierce, L (1, 1) ERA: 3.7	7.0	W 29	6	4	2	3	1	0	0	0	0	0	0	4	4	0.00	1.000				
Joe Dobson, R (8, 1) ERA: 3.87	1.0	4	1	0	0	0	0	0	0	0	0	0	0	3	7	0.00	3.000				
Mary Rotblatt, L (9, 1) ERA: 2.91	0.1	S 2	0	0	0	1	1	0	0	0	0	0	0	1	1	0.00	0.000				
Luis Aloma, R (9, 1) ERA: 0.92	0.2	S 1	0	0	0	0	0	0	0	0	0	0	0	1	1	0.00	0.000				

Batter	1	2	3	4	5	6	7	8	9	AB	R	H	RBI	BB	SO	LOB	TOP		
Dom DiMaggio, R (1, 8) OBP: 0.385, SLG: 0.466	4-0 G4-6-3 BB		0-0 SH5-4 1B		0-3 K			0-0 6-3		3	0	1	0	1	1	0	Boston Red Sox @ Chicago White Sox Comiskey Park, Chicago, IL Thu Jul 12 1951, 4:33 AM EDT Unknown		
6 Johnny Pesky, L (1, 6) OBP: 0.417, SLG: 0.388	0-0 G4-6-3 1-2		0-0 SH5-4 1-2			0-0 F8		4-0 2B BB		2	1	0	0	1	0	1			
Ted Williams, L (1, 7) OBP: 0.493, SLG: 0.604	4-0 FC4 BB		0-0 F6			0-0 6-3		0-0 F6		3	0	0	0	1	0	2			
Lou Boudreau, R (1, 5) OBP: 0.359, SLG: 0.423	0-0 FC4 1-2		0-0 F9			0-0 F8		0-0 2B		4	0	1	1	0	0	2			
Bobby Doerr, R (1, 4) OBP: 0.384, SLG: 0.442		0-0 FC4-6 1B		0-0 4-3			0-0 F7	0-0 6-3		4	0	1	0	0	0	1			
Billy Goodman, L (1, 3) OBP: 0.384, SLG: 0.367		0-0 FC4-6 BB 1-2		0-0 4-3			4-0 HR BB		0-0 F2	3	1	0	0	1	0	1			
Clyde Vollmer, R (1, 9) OBP: 0.370, SLG: 0.578		0-3 K		0-0 6-3			0-0 HR		0-0 F9	4	1	1	2	0	1	1			
Buddy Rosar, R (1, 2) OBP: 0.368, SLG: 0.328		4-0 1-2 BB		0-0 F7			0-0 G1-6-3 1B		0-0 F7	3	0	1	0	1	0	0			
Mel Parnell, L (1, 1) Harry Taylor, R (9, 1) OBP: 0.136, SLG: 0.162		0-0 1-3		0-0 F9			0-0 G1-6-3 1-2			3	0	0	0	0	0	3			
										0	0	0	0	0	0	0			
Inning Stats	R: 0 E: 0 K: 0 S: 2	H: 0 LOB: 1 BB: 2 P: 10	R: 0 E: 0 K: 1 S: 6	H: 1 LOB: 2 BB: 1 P: 10	R: 0 E: 0 K: 0 S: 4	H: 1 LOB: 1 BB: 0 P: 4	R: 0 E: 0 K: 0 S: 3	H: 0 LOB: 0 BB: 0 P: 3	R: 0 E: 0 K: 1 S: 5	H: 0 LOB: 0 BB: 0 P: 5	R: 2 E: 0 K: 0 S: 4	H: 2 LOB: 0 BB: 1 P: 8	R: 1 E: 0 K: 0 S: 4	H: 1 LOB: 1 BB: 1 P: 8	R: 0 E: 0 K: 0 S: 3	H: 0 LOB: 0 BB: 0 P: 3	1B: 3 2B: 1 3B: 0 HR: 1	SF: 0 SAC: 1 DP: 2 HBP: 0	WP: 0 PA: 35 PB: 0 SB: 0 CS: 0
PITCHER	IP WLS BF H R ER SO BB IBB HBP BLK WP HR S P ERA WHIP	7.0 L 27 4 2 2 2 4 0 0 0 0 1 27 43 2.57 1.143	2.0 S 8 1 1 1 0 1 0 0 0 0 0 7 11 4.50 1.000																

AB 29
R 3
H 5
RBI 3
BB 5
SO 2
LOB 11



Batter	1	2	3	4	5	6	7	8	9	AB	R	H	RBI	BB	SO	LOB	BOTTOM
Bob Dillinger, R (1, 5) OBP: 0.348, SLG: 0.385	0-0 SH5-3 1B		0-0 1-3		0-0 6-3			0-0 F8	0-0 4-3	5	0	1	0	0	0	2	Boston Red Sox @ Chicago White Sox Comiskey Park, Chicago, IL Thu Jul 12 1951, 4:33 AM EDT Unknown
Nellie Fox, L (1, 4) OBP: 0.399, SLG: 0.458	0-0 SH5-3 1-2		4-0 BB			0-0 F9		0-0 1B		2	0	1	0	1	0	0	
Minnie Minoso, R (1, 9) OBP: 0.445, SLG: 0.541	0-0 CS 2H 1B		0-0 L3			0-0 1B		0-0 F4		4	0	2	0	0	0	2	
Eddie Robinson, L (1, 3) OBP: 0.395, SLG: 0.540	0-0 CS 1-2	0-0 4-3		0-0 2B		0-0 F8		0-0 F9		4	0	1	0	0	0	2	
Don Lenhardt, R (1, 7) Joe Demaestri, R (9, PR) OBP: 0.217, SLG: 0.162		0-0 6-3		0-0 6-3		0-0 F2		4-0 1B 4-1 BB		3	0	0	0	1	0	2	
Jim Busby, R (1, 8) OBP: 0.385, SLG: 0.413		0-0 2B		0-0 4-3			0-0 1-3	0-0 4-1 4-3 1B		4	1	2	0	0	0	1	
Phil Masi, R (1, 2) OBP: 0.439, SLG: 0.511		4-0 BB		0-0 L5			0-0 BB 1B	0-0 4-3 4-1 1B		3	0	2	0	1	0	1	
Chico Carrasquel, R (1, 6) Bird Stewart, L (9, PH) OBP: 0.364, SLG: 0.458		0-3 K		0-0 4-3			4-0 7-4 BB	0-0 4-1		2	0	0	0	1	1	2	
Joe Dobson, R (1, 1) Gus Niarhos, R (7, PH) Marv Rotblatt, S (8, 1) Al Zarilla, L (9, PH) OBP: 0.360, SLG: 0.426			0-0 6-3		0-3 K		0-0 7-4 BB	0-0 4-3		2	0	0	0	0	1	0	
										1	0	0	0	0	0	2	
										1	0	0	1	0	0	2	
Inning Stats	R: 0 E: 0 K: 0 S: 3	H: 2 LOB: 0 BB: 0 P: 3	R: 0 E: 0 K: 1 S: 6	H: 1 LOB: 2 BB: 1 P: 10	R: 0 E: 0 K: 0 S: 3	H: 0 LOB: 1 BB: 1 P: 7	R: 0 E: 0 K: 0 S: 4	H: 1 LOB: 1 BB: 0 P: 4	R: 0 E: 0 K: 0 S: 3	H: 1 LOB: 1 BB: 1 P: 7	R: 0 E: 0 K: 0 S: 4	H: 1 LOB: 1 BB: 0 P: 4	R: 2 E: 0 K: 0 S: 5	H: 2 LOB: 2 BB: 1 P: 9	1B: 7 2B: 3 3B: 0 HR: 0	SF: 0 SAC: 1 DP: 1 HBP: 0	WP: 0 PA: 38 PB: 0 SB: 0 CS: 1
PITCHER	IP WLS BF H R ER SO BB IBB HBP BLK WP HR S P ERA WHIP	8.0 W 34 9 2 2 2 4 0 0 0 0 0 3 3 0.00 0.000															

AB 32
R 2
H 9
RBI 2
BB 4
SO 2
LOB 18



Batter	1	2	3	4	5	6	7	8	9	10	11	12	13	14	15	16	17	AB	R	H	RBI	BB	SO	LOB	TOP											
Dom DiMaggio, R OBP: 0.381, SLG: 0.461 (1, 6)			FC4-6 			5-3 		E9 		K 			K 			5-3 		6	0	1	1	1	2	1												
6 Johnny Pesky, L OBP: 0.406, SLG: 0.376 (1, 6)	F9 		F4 			6-3 		4-3 		F8 						L6 		6	0	0	0	1	0	3												
Ted Williams, L OBP: 0.494, SLG: 0.604 Charlie Maxwell, L OBP: 0.211, SLG: 0.118 (2, 9)			K 			G3 		F2 			1-3 					F7 		0	0	0	0	1	0	0												
Lou Boudreau, R OBP: 0.361, SLG: 0.421 (1, 9)	G6-4-3 					F9 					F7 				F8 			6	2	2	0	1	0	2												
Bobby Doerr, R OBP: 0.362, SLG: 0.449 (1, 4)		1B G6-4-3 				L6 					F4 					F9 		7	2	2	2	0	0	3												
Billy Goodman, L OBP: 0.382, SLG: 0.365 (1, 3)						6-3 												7	0	2	0	0	1	0												
Clyde Volmer, R OBP: 0.366, SLG: 0.556 (2, 7)		G6-4-3 						F8 					K 					6	0	1	1	1	1	2												
Les Moss, R OBP: 0.388, SLG: 0.293 Vern Stephens, R OBP: 0.396, SLG: 0.570 Buddy Rosar, R OBP: 0.367, SLG: 0.319 (8, 2)			K 					F9 								G5-4-3 		3	0	0	0	0	1	0												
Leo Kieley, L OBP: 0.167, SLG: 0.167 Ray Scarborough, R OBP: 0.281, SLG: 0.207 Fred Hatfield, L OBP: 0.304, SLG: 0.300 Ellis Kinder, R OBP: 0.559, SLG: 0.118 (8, 1)								4-3 										2	0	1	0	0	0	0												
Inning Stats	R: 0 E: 0 K: 0 S: 2	H: 0 LOB: 1 BB: 0 P: 10	R: 1 E: 0 K: 1 S: 6	H: 2 LOB: 0 BB: 0 P: 6	R: 0 E: 0 K: 1 S: 6	H: 1 LOB: 1 BB: 0 P: 6	R: 0 E: 0 K: 0 S: 3	H: 0 LOB: 0 BB: 0 P: 3	R: 0 E: 0 K: 0 S: 3	H: 0 LOB: 0 BB: 0 P: 3	R: 0 E: 0 K: 2 S: 7	H: 0 LOB: 0 BB: 0 P: 7	R: 0 E: 0 K: 2 S: 7	H: 0 LOB: 0 BB: 0 P: 7	R: 0 E: 0 K: 1 S: 5	H: 1 LOB: 0 BB: 0 P: 5	R: 0 E: 0 K: 0 S: 3	H: 0 LOB: 0 BB: 0 P: 3	R: 0 E: 0 K: 1 S: 5	H: 0 LOB: 0 BB: 0 P: 3	R: 0 E: 0 K: 1 S: 5	H: 0 LOB: 0 BB: 0 P: 3	R: 0 E: 0 K: 1 S: 5	H: 0 LOB: 0 BB: 0 P: 3	R: 0 E: 0 K: 1 S: 5	H: 0 LOB: 0 BB: 0 P: 3	R: 0 E: 0 K: 1 S: 5	H: 0 LOB: 0 BB: 0 P: 3	R: 0 E: 0 K: 1 S: 5	H: 0 LOB: 0 BB: 0 P: 3	R: 1 E: 0 K: 0 S: 5	H: 2 LOB: 2 BB: 1 P: 9	1B: 9 2B: 0 3B: 0 HR: 1	SF: 0 SAC: 0 DP: 4 HBP: 0	WP: 0 PB: 0 SB: 0 CS: 0	PA: 63
PITCHER Saul Rogovin, R ERA: 2.92 (1, 1)	IP: 17.0 WLS: 17 BF: 63 H: 10 R: 5 ER: 4 SO: 9 BB: 6 IBB: 0 HBP: 0 BLK: 0 WP: 0 HR: 1 S: 75 P: 99 ERA: 2.12 WHIP: 0.941																																			

Boston Red Sox @ Chicago White Sox
Comiskey Park, Chicago, IL
Thu Jul 12 1951, 4:38 AM EDT
Alt. 52,592 - Unknown

AB: 57
R: 5
H: 10
RBI: 4
BB: 6
SO: 9
LOB: 18



Batter	1	2	3	4	5	6	7	8	9	10	11	12	13	14	15	16	17	AB	R	H	RBI	BB	SO	LOB	BOTTOM											
Bob Dillinger, R OBP: 0.341, SLG: 0.376 (1, 5)	F9 	FC6-4 					4-3 		4-3 							F7 		8	0	1	1	0	0	3												
Nellie Fox, L OBP: 0.400, SLG: 0.454 (1, 4)							1-3 									F7 		5	1	1	1	1	0	0												
Minnie Minsoso, R OBP: 0.446, SLG: 0.538 (13, 7)	HBP 1B HBP 		SH1-3 BB 													F7 		6	0	2	0	1	2	1												
Eddie Robinson, L OBP: 0.397, SLG: 0.533 (1, 3)	HBP 1B HBP 		SH1-3 													6-3 		4	1	0	0	3	0	3												
Don Lenhardt, R OBP: 0.393, SLG: 0.426 Floyd Baker, L OBP: 0.404, SLG: 0.342 Al Zarilla, L OBP: 0.368, SLG: 0.422 (12, PH)																		5	0	1	1	0	2	1												
Jim Busby, R OBP: 0.376, SLG: 0.401 (1, 8)																		1	0	0	0	0	1	3												
Gus Niarhos, R OBP: 0.426, SLG: 0.289 (1, 2)																		2	0	0	0	0	2	4												
Chico Carrasquel, R OBP: 0.393, SLG: 0.375 Bud Stewart, L OBP: 0.454, SLG: 0.454 Joe Demasini, R OBP: 0.251, SLG: 0.200 (11, PH)																		5	1	2	0	3	0	0												
Saul Rogovin, R OBP: 0.286, SLG: 0.395 (1, 1)																		7	1	3	0	0	0	3												
Inning Stats	R: 2 E: 0 K: 2 S: 8	H: 1 LOB: 1 BB: 0 P: 10	R: 0 E: 0 K: 0 S: 4	H: 2 LOB: 1 BB: 0 P: 4	R: 0 E: 0 K: 0 S: 3	H: 0 LOB: 1 BB: 1 P: 7	R: 0 E: 0 K: 0 S: 3	H: 0 LOB: 0 BB: 1 P: 7	R: 0 E: 0 K: 1 S: 6	H: 0 LOB: 0 BB: 0 P: 5	R: 0 E: 0 K: 1 S: 5	H: 0 LOB: 0 BB: 0 P: 5	R: 2 E: 0 K: 0 S: 6	H: 3 LOB: 2 BB: 1 P: 10	R: 0 E: 0 K: 0 S: 5	H: 1 LOB: 1 BB: 0 P: 6	R: 0 E: 0 K: 0 S: 3	H: 0 LOB: 0 BB: 0 P: 3	R: 0 E: 0 K: 0 S: 3	H: 0 LOB: 0 BB: 0 P: 3	R: 0 E: 0 K: 1 S: 7	H: 0 LOB: 3 BB: 1 P: 7	R: 0 E: 0 K: 0 S: 4	H: 1 LOB: 1 BB: 0 P: 4	R: 0 E: 0 K: 1 S: 5	H: 0 LOB: 1 BB: 1 P: 9	R: 0 E: 0 K: 0 S: 4	H: 1 LOB: 0 BB: 0 P: 4	R: 0 E: 0 K: 1 S: 5	H: 0 LOB: 2 BB: 2 P: 13	R: 0 E: 0 K: 1 S: 5	H: 0 LOB: 2 BB: 1 P: 13	1B: 10 2B: 1 3B: 0 HR: 0	SF: 0 SAC: 3 DP: 0 HBP: 2	WP: 0 PB: 0 SB: 3 CS: 1	PA: 71
PITCHER Leo Kieley, L ERA: 3.45 (1, 1)	IP: 6.2 WLS: 6 BF: 29 H: 4 R: 4 ER: 4 SO: 4 BB: 3 IBB: 0 HBP: 0 BLK: 0 WP: 0 HR: 0 S: 32 P: 46 ERA: 5.40 WHIP: 1.200																																			
Ray Scarborough, R ERA: 5.1 (7, 1)	IP: 0.1 WLS: 2 BF: 1 H: 0 R: 0 ER: 0 SO: 0 BB: 0 IBB: 0 HBP: 0 BLK: 0 WP: 0 HR: 0 S: 2 P: 2 ERA: 0.00 WHIP: 3.000																																			
Ellis Kinder, R ERA: 3.21 (8, 1)	IP: 10.0 WLS: 10 BF: 40 H: 5 R: 0 ER: 0 SO: 5 BB: 5 IBB: 0 HBP: 0 BLK: 0 WP: 0 HR: 0 S: 45 P: 65 ERA: 0.00 WHIP: 1.000																																			

Boston Red Sox @ Chicago White Sox
Comiskey Park, Chicago, IL
Thu Jul 12 1951, 4:38 AM EDT
Alt. 52,592 - Unknown

AB: 58
R: 4
H: 11
RBI: 3
BB: 8
SO: 9
LOB: 25




Batter	1	2	3	4	5	6	7	8	9	10	11	12	13	14	15	16	17	18	19	AB	R	H	RBI	BB	SO	LOB																		
Dom DiMaggio, R OBP: 0.390, SLG: 0.460 (1, 8)	SH1 1B		K		G4-6-3			1B		K			F8		1B			1-3	FC5-2	9	1	3	0	0	2	5																		
Karl Olson, R OBP: 0.111, SLG: 0.111 (1, 9)	SH1		G4-6-3				1-3	1B					5-3		1B				4-3	2	0	0	0	0	0	1																		
Ted Williams, L OBP: 0.498, SLG: 0.804 (8, PH)																				0	0	0	0	1	0	0																		
Fred Hodder, L OBP: 0.304, SLG: 0.300 (8, PR)																				0	0	0	0	0	0	0																		
Charlie Maxwell OBP: 0.250, SLG: 0.143 (8, 9)																				4	0	1	0	1	1	4																		
Lou Boudreau, R OBP: 0.388, SLG: 0.413 (1, 6)																				6	0	1	1	0	0	5																		
Vern Stephens, R OBP: 0.388, SLG: 0.554 (1, 5)																				7	0	0	0	1	0	3																		
Bobby Doerr, R OBP: 0.379, SLG: 0.447 (1, 4)																				8	1	2	0	0	1	2																		
Billy Goodman, L OBP: 0.382, SLG: 0.361 (1, 3)																				6	1	1	0	2	0	2																		
Clyde Volmer, R OBP: 0.366, SLG: 0.569 (1, 7)																				8	1	3	2	0	1	3																		
Buddy Rosar, R OBP: 0.370, SLG: 0.324 (1, 2)																				2	0	1	0	0	0	1																		
Les Moss, R OBP: 0.285, SLG: 0.289 (5, 2)																				6	0	1	0	0	0	4																		
Mickey McDermott, L OBP: 0.286, SLG: 0.341 (1, 1)																				7	0	2	0	0	0	3																		
Harry Taylor, R OBP: 0.170, SLG: 0.174 (18, 1)																				1	0	0	1	0	0	2																		
Ray Scarborough, S OBP: 0.281, SLG: 0.287 (18, 1)																				0	0	0	0	0	0	0																		
Inning Stats	R: 1 E: 0 K: 0 S: 4	H: 2 LOB: 0 BB: 0 P: 4	R: 0 E: 0 K: 0 S: 4	H: 1 LOB: 1 BB: 0 P: 4	R: 0 E: 0 K: 1 S: 5	H: 1 LOB: 0 BB: 0 P: 5	R: 0 E: 0 K: 0 S: 3	H: 0 LOB: 0 BB: 1 P: 7	R: 1 E: 0 K: 0 S: 4	H: 2 LOB: 0 BB: 0 P: 4	R: 0 E: 0 K: 0 S: 3	H: 0 LOB: 0 BB: 0 P: 3	R: 0 E: 0 K: 0 S: 3	H: 0 LOB: 2 BB: 1 P: 6	R: 0 E: 0 K: 1 S: 5	H: 1 LOB: 1 BB: 0 P: 6	R: 0 E: 0 K: 0 S: 3	H: 0 LOB: 0 BB: 0 P: 3	R: 0 E: 0 K: 0 S: 3	R: 2 E: 2 K: 0 S: 7	H: 2 LOB: 3 BB: 1 P: 11	1B: 12 2B: 2 3B: 0 HR: 1	SF: 0 SAC: 2 DP: 5 HBP: 1	WP: 0 PB: 0 SB: 0 CS: 1	PA: 74																			
PITCHER	IP	WLS	BF	H	R	ER	SO	BB	IBB	HBP	BLK	WP	HR	S	P	ERA	WHIP	PITCHER										IP	WLS	BF	H	R	ER	SO	BB	IBB	HBP	BLK	WP	HR	S	P	ERA	WHIP
Billy Pierce, L ERA: 3.63 (1, 1)	7.1		29	8	2	2	1	2	0	1	0	0	0	21	30	0.00	0.529											7.1		29	8	2	2	1	2	0	1	0	0	21	30	0.00	0.529	
Luis Aloma, R ERA: 0.77 (8, 1)	5.2		20	1	0	0	2	2	0	1	0	0	0	21	30	0.00	0.529											5.2		20	1	0	0	2	2	0	1	0	0	21	30	0.00	0.529	
Harry Donah, R ERA: 2.36 (14, 1)	6.0	W	25	6	2	1	2	0	1	0	0	0	0	28	32	1.50	1.000											6.0	W	25	6	2	1	2	0	1	0	0	0	28	32	1.50	1.000	

Boston Red Sox @ Chicago White Sox
Comiskey Park, Chicago, IL
Fri Jul 13 1951, 4:33 AM EDT
Att. 25,211 - Unknown

livebaseballscorecards.com

AB 66
R 4
H 15
RBI 4
SO 5
LOB 35





Batter	1	2	3	4	5	6	7	8	9	10	11	12	13	14	15	16	17	18	19	AB	R	H	RBI	BB	SO	LOB																		
Bob Dillinger, R OBP: 0.340, SLG: 0.374 (1, 5)	F9		F4		1B WP								F9							9	2	3	0	0	1																			
Nellie Fox, L OBP: 0.401, SLG: 0.452 (1, 4)	6-3		F6		1B WP															8	1	3	1	1	0	1																		
Jim Busby, R OBP: 0.391, SLG: 0.394 (1, 8)																				7	0	1	0	1	3	4																		
Bud Stewart, L OBP: 0.368, SLG: 0.459 (19, PH)	K																			1	0	1	2	0	0	0																		
Eddie Robinson, L OBP: 0.330, SLG: 0.524 (1, 3)																				5	0	0	0	1	3	3																		
Joe Demaestri, R OBP: 0.231, SLG: 0.200 (13, PR)																				0	0	0	0	0	0	0																		
Al Zarilla, L OBP: 0.357, SLG: 0.421 (14, 9)																				3	0	1	0	0	0	1																		
Don Lenhardt, R OBP: 0.300, SLG: 0.408 (1, 7)																				8	0	0	1	0	0	7																		
Bert Haas, R OBP: 0.300, SLG: 0.444 (1, 9)																				7	0	2	0	1	0	0																		
Gus Niarhos, R OBP: 0.417, SLG: 0.256 (1, 2)																				6	0	0	0	2	0	3																		
Chico Carrasquel, R OBP: 0.331, SLG: 0.367 (1, 6)																				7	0	0	0	1	3	3																		
Billy Pierce, L OBP: 0.298, SLG: 0.175 (1, 1)																				1	1	0	0	2	0	0																		
Luis Aloma, R OBP: 0.182, SLG: 0.100 (8, 1)																				2	0	0	0	0	1	0																		
Minnie Miñoso, R OBP: 0.443, SLG: 0.533 (13, PH)																				1	0	0	0	0	0	3																		
Harry Donah, R OBP: 0.294, SLG: 0.412 (14, 1)																				1	0	1	0	0	0	0																		
Floyd Baker, R OBP: 0.411, SLG: 0.351 (19, PH)																				1	1	1	0	0	0	0																		
Inning Stats	R: 0 E: 0 K: 1 S: 5	H: 0 LOB: 0 BB: 0 P: 5	R: 0 E: 0 K: 2 S: 8	H: 1 LOB: 2 BB: 1 P: 12	R: 0 E: 0 K: 1 S: 6	H: 1 LOB: 2 BB: 1 P: 10	R: 0 E: 0 K: 0 S: 9	H: 0 LOB: 1 BB: 1 P: 7	R: 2 E: 0 K: 2 S: 9	H: 2 LOB: 1 BB: 1 P: 13	R: 0 E: 0 K: 0 S: 3	H: 0 LOB: 0 BB: 0 P: 3	R: 0 E: 0 K: 0 S: 3	H: 0 LOB: 0 BB: 0 P: 3	R: 0 E: 0 K: 0 S: 3	H: 0 LOB: 1 BB: 0 P: 3	R: 0 E: 0 K: 1 S: 6	H: 1 LOB: 1 BB: 0 P: 5	R: 0 E: 0 K: 0 S: 5	H: 0 LOB: 0 BB: 0 P: 5	R: 0 E: 0 K: 1 S: 5	H: 0 LOB: 1 BB: 1 P: 7	R: 0 E: 0 K: 0 S: 6	H: 0 LOB: 0 BB: 0 P: 6	R: 3 E: 0 K: 0 S: 6	H: 5 LOB: 3 BB: 1 P: 6	1B: 12 2B: 0 3B: 1 HR: 0	SF: 0 SAC: 1 DP: 0 HBP: 0	WP: 1 PB: 0 SB: 1 CS: 0	PA: 77														
PITCHER	IP	WLS	BF	H	R	ER	SO	BB	IBB	HBP	BLK	WP	HR	S	P	ERA	WHIP	PITCHER										IP	WLS	BF	H	R	ER	SO	BB	IBB	HBP	BLK	WP	HR	S	P	ERA	WHIP
Mickey McDermott, L ERA: 2.84 (1, 1)	6.0		24	8	2	2	9	9	0	0	0	0	0	77	113	1.06	1.000											6.0		24	8	2	2	9	9	0	0	0	0	77	113	1.06	1.000	
Harry Taylor, R ERA: 3.79 (18, 1)	1.0	L	7	4	3	3	1	0	0	0	1	0	0	9	9	27.00	4.000											1.0	L	7	4	3	3	1	0	0	0	1	0	9	9	27.00	4.000	
Ray Scarborough, R ERA: 5.00 (18, 1)	0.1		2	1	0	0	0	0	0	0	0	0	0	2	2	0.00	3.000											0.1		2	1	0	0	0	0	0	0	0	2	2	0.00	3.000		


Boston Red Sox @ Chicago White Sox
Comiskey Park, Chicago, IL
Fri Jul 13 1951, 4:33 AM EDT
Att. 25,211 - Unknown

livebaseballscorecards.com

AB 67
R 5
H 13
RBI 4
SO 10
LOB 26



Batter	1	2	3	4	5	6	7	8	9	AB	R	H	RBI	BB	SO	LOB	TOP										
Dom DiMaggio, R OBP: 0.375, SLG: 0.453 (1, 8)	0-3 K		0-0 FC3-5 6 G3-6-3		0-0 FC4-6 6 BB			0-0 F3	0-0 4-3	5	0	0	0	0	1	4	Boston Red Sox @ Chicago White Sox Comiskey Park, Chicago, IL Sat Jul 14 1951, 4:33 AM EDT Att: 27,092 - Unknown AB 31 R 3 H 8 RBI 3 BB 5 SO 2 LOB 17 										
6 Johnny Pesky, L OBP: 0.415, SLG: 0.377 (1, 6)	4-0 BB		0-0 G3-6-3		4-0 BB			0-0 4-3 1B		2	0	1	0	2	0	2											
Ted Williams, L OBP: 0.493, SLG: 0.609 (1, 7)	0-0 G6-3			0-0 HR				0-0 4-3		4	1	1	1	0	0	4											
Vern Stephens, R OBP: 0.387, SLG: 0.548 (1, 5)		4-0 BB		0-0 F2				0-0 F7		3	0	0	0	1	0	1											
Bobby Doerr, R OBP: 0.378, SLG: 0.444 (1, 4)		0-0 4-3		0-0 L6				0-0 5-3		4	1	1	0	0	0	1											
Billy Goodman, L OBP: 0.383, SLG: 0.366 (1, 3)		0-0 1-3		0-0 1B				0-0 4-3		4	1	2	0	0	0	1											
Clyde Vollmer, R OBP: 0.370, SLG: 0.563 (1, 9)		0-0 F4		0-0 F8			4-0 BB	0-0 FC1-6 1B		3	0	1	2	1	0	2											
Les Moss, R OBP: 0.284, SLG: 0.288 (1, 2)			0-0 FC3-5 1B		0-0 F9		0-0 G5-4-3	0-0 FC1-6 SH2-4		4	0	1	0	0	0	2											
Chuck Stobbs, L OBP: 0.316, SLG: 0.294 (1, 1)			0-0 FC3-5 1B		4-0 BB		0-3 K	0-0 SH2-4		2	0	1	0	1	1	0											
Inning Stats	R: 0 E: 0 K: 1 S: 4	H: 0 LOB: 0 BB: 1 P: 8	R: 0 E: 0 K: 0 S: 3	H: 0 LOB: 1 BB: 1 P: 7	R: 0 E: 0 K: 0 S: 4	H: 2 LOB: 1 BB: 0 P: 4	R: 1 E: 0 K: 0 S: 5	H: 2 LOB: 1 BB: 0 P: 5	R: 0 E: 0 K: 0 S: 3	H: 0 LOB: 2 BB: 2 P: 11	R: 0 E: 0 K: 1 S: 4	H: 0 LOB: 0 BB: 1 P: 8	R: 0 E: 0 K: 0 S: 4	H: 1 LOB: 1 BB: 0 P: 4	R: 2 E: 0 K: 0 S: 6	H: 3 LOB: 1 BB: 0 P: 6		1B: 6 2B: 1 3B: 0 HR: 1	SF: 0 SAC: 1 DP: 3 HBP: 0	WP: 0 PB: 0 SB: 1 CS: 0	PA: 37						
PITCHER Ken Holcombe, R ERA: 3.43 (1, 1)	IP: 9.0	WLS: L	BF: 37	H: 8	R: 3	ER: 3	SO: 2	BB: 5	IBB: 0	HBP: 0	BLK: 0	WP: 0	HR: 1	S: 36	P: 56	ERA: 3.00	WHIP: 1.444										

Batter	1	2	3	4	5	6	7	8	9	AB	R	H	RBI	BB	SO	LOB	BOTTOM										
Bob Dillinger, R OBP: 0.335, SLG: 0.368 (1, 5)	0-0 6-3		0-0 5-3		0-0 L5			0-0 4-3		4	0	0	0	0	0	2	Boston Red Sox @ Chicago White Sox Comiskey Park, Chicago, IL Sat Jul 14 1951, 4:33 AM EDT Att: 27,092 - Unknown AB 30 R 2 H 6 RBI 2 BB 4 SO 3 LOB 14 										
Floyd Baker, L OBP: 0.406, SLG: 0.346 (8, 5)									0-0 F5	1	0	0	0	0	0	3											
Nellie Fox, L OBP: 0.405, SLG: 0.455 (1, 4)	0-0 2B		1-0 2B HBP		4-0 BB			0-0 6-3		2	1	1	0	1	0	0											
Minnie Minoso, R OBP: 0.441, SLG: 0.534 (1, 9) (9, 7)	0-0 F9		0-0 2B		0-0 G4-6-3			0-3 K		4	0	1	2	0	1	2											
Bert Haas, R OBP: 0.214, SLG: 0.308 (1, 3)	0-0 F7		0-0 F7					0-0 F8		4	0	0	0	0	0	2											
Don Lenhardt, R OBP: 0.296, SLG: 0.402 (1, 7)		0-0 F8		0-0 F6				0-0 6-3		3	0	0	0	0	0	0											
Al Zarilla, L OBP: 0.356, SLG: 0.419 (9, 9)									0-0 6-3	1	0	0	0	0	0	0											
Jim Busby, R OBP: 0.373, SLG: 0.394 (1, 8)		0-0 F8		4-0 1B BB			0-3 K		0-0 BB 1B	3	0	1	0	1	1	0											
Phil Masi, R OBP: 0.436, SLG: 0.507 (1, 2)									0-0 BB 1B	1	0	0	0	0	0	0											
Gus Niarhos, R OBP: 0.416, SLG: 0.258 (4, 2)		0-0 F7		0-0 F5				0-0 F8		3	0	1	0	0	0	1											
Chico Carrasquel, R OBP: 0.336, SLG: 0.370 (1, 6)			0-0 SH3-4 2B		0-0 S 1B			4-0 SH1-4 BB		3	1	2	0	1	0	2											
Ken Holcombe, R OBP: 0.348, SLG: 0.364 Eddie Robinson, L (9, PH) OBP: 0.395, SLG: 0.524 (1, 1)			0-0 SH3-4		0-3 K			0-0 SH1-4		1	0	0	0	0	1	2											
Inning Stats	R: 0 E: 0 K: 0 S: 4	H: 1 LOB: 1 BB: 0 P: 4	R: 0 E: 0 K: 0 S: 3	H: 0 LOB: 0 BB: 0 P: 3	R: 2 E: 0 K: 0 S: 5	H: 2 LOB: 1 BB: 0 P: 6	R: 0 E: 0 K: 1 S: 6	H: 1 LOB: 2 BB: 1 P: 10	R: 0 E: 0 K: 1 S: 2	H: 0 LOB: 0 BB: 1 P: 6	R: 0 E: 0 K: 1 S: 5	H: 0 LOB: 0 BB: 0 P: 5	R: 0 E: 0 K: 1 S: 3	H: 0 LOB: 1 BB: 1 P: 7	R: 0 E: 0 K: 1 S: 5	H: 0 LOB: 0 BB: 0 P: 5	R: 0 E: 0 K: 0 S: 5	H: 2 LOB: 3 BB: 1 P: 9	1B: 4 2B: 2 3B: 0 HR: 0	SF: 0 SAC: 2 DP: 1 HBP: 1	WP: 1 PB: 0 SB: 1 CS: 0	PA: 37					
PITCHER Chuck Stobbs, L ERA: 3.75 (1, 1)	IP: 9.0	WLS: W	BF: 37	H: 6	R: 2	ER: 2	SO: 3	BB: 4	IBB: 0	HBP: 1	BLK: 0	WP: 1	HR: 0	S: 38	P: 55	ERA: 2.00	WHIP: 1.111										


Batter	1	2	3	4	5	6	7	8	9	AB	R	H	RBI	BB	SO	LOB	TOP					
Pete Suder, R OBP: 0.308, SLG: 0.300 (1, 6)	0-0 5-3		0-0 F6			0-0 F8		0-0 F8	0-0 6-3	5	0	0	0	0	0	0	Philadelphia Athletics @ Chicago White Sox Comiskey Park, Chicago, IL Sun Jul 15 1951, 4:33 AM EDT Unknown					
Elmer Vato, L OBP: 0.409, SLG: 0.472 (1, 9)	0-0 F8			0-0 2B		4-0 BB		0-0 1B		3	0	2	0	1	0	0						
Dave Philley, S OBP: 0.331, SLG: 0.351 (1, 8)	4-0 BB			0-0 F3		0-0 4-3		0-0 1B		3	0	1	0	1	0	2						
Gus Zernial, R OBP: 0.375, SLG: 0.616 (1, 7)	0-3 K			0-0 F7			0-0 F6	0-3 K		0	0	0	0	0	0	0						
Feris Fain, L OBP: 0.457, SLG: 0.464 Lou Limmer, L OBP: 0.269, SLG: 0.338 (1, 3) (7, 3)		0-0 F7		0-0 F6			4-0 FC6-4 BB		0-0 SH3-4 HR	2	0	0	0	1	0	1						
Hank Majeski, R OBP: 0.340, SLG: 0.360 (1, 5)		0-0 F4			0-0 1-3		0-0 FC6-4 1B		0-0 SH3-4	3	0	0	0	0	0	1						
Lou Klein, R OBP: 0.252, SLG: 0.381 (1, 4)		0-0 F8			0-0 F7		0-0 FC6-4 1B		0-0 F7	4	0	1	0	0	0	1						
Joe Tipton, R OBP: 0.306, SLG: 0.248 (1, 2)			0-0 F2		0-0 F6		0-0 FC6-4		4-0 HR	3	1	0	0	1	0	2						
Bob Hooper, R OBP: 0.294, SLG: 0.455 (1, 1)			0-3 K			0-0 F7		0-0 F4	0-0 HR	4	1	1	3	0	1	0						
Inning Stats	R: 0 E: 0 K: 1 S: 5	H: 0 LOB: 1 BB: 1 P: 9	R: 0 E: 0 K: 0 S: 3	H: 0 LOB: 0 BB: 0 P: 3	R: 0 E: 0 K: 1 S: 5	H: 0 LOB: 0 BB: 0 P: 5	R: 0 E: 0 K: 0 S: 4	H: 1 LOB: 1 BB: 0 P: 4	R: 0 E: 0 K: 0 S: 3	H: 0 LOB: 0 BB: 0 P: 3	R: 0 E: 0 K: 0 S: 3	H: 0 LOB: 1 BB: 1 P: 7	R: 0 E: 0 K: 0 S: 4	H: 1 LOB: 2 BB: 1 P: 8	R: 0 E: 0 K: 1 S: 7	H: 2 LOB: 2 BB: 0 P: 7		R: 3 E: 0 K: 0 S: 5	H: 2 LOB: 0 BB: 1 P: 9	1B: 4 2B: 1 3B: 0 HR: 1	SF: 0 SAC: 1 DP: 0 HBP: 0	WP: 0 PB: 0 SB: 1 CS: 0
PITCHER Randy Gumpert, R ERA: 3.32 (1, 1)	IP: 9.0 WLS: L BF: 37	H: 6 R: 3 ER: 3 SO: 3	BB: 3 IBB: 1 HBP: 0 BLK: 0	WP: 0 HR: 1 S: 39 P: 55	ERA: 3.00 WHIP: 1.000											ERA: 3.32 WHIP: 1.000						

Batter	1	2	3	4	5	6	7	8	9	AB	R	H	RBI	BB	SO	LOB	BOTTOM	
Bob Dillinger, R OBP: 0.336, SLG: 0.368 (1, 5)	0-0 FC3-6 1B		0-0 F3			0-0 FC5-6 FC6-4 1B		0-0 FC1-6 1B		0-0 E 1B	5	0	2	0	0	3	Philadelphia Athletics @ Chicago White Sox Comiskey Park, Chicago, IL Sun Jul 15 1951, 4:33 AM EDT Unknown	
Nellie Fox, L OBP: 0.405, SLG: 0.454 (1, 4)	0-0 FC3-6 BB 1B		0-0 F3		0-0 FC6-4 1B		0-0 1B		0-0 E6	5	0	2	0	0	2			
Minnie Minoso, R OBP: 0.438, SLG: 0.528 (1, 8)	0-0 BB 1B		0-0 F9		0-0 FC6-4		0-0 F8		0-0 F2	5	0	1	0	0	5			
Eddie Robinson, L OBP: 0.393, SLG: 0.521 (1, 3)	0-0 F8		0-0 1B		0-0 F9			0-0 F9		4	0	1	0	0	4			
Bud Stewart, L OBP: 0.370, SLG: 0.450 (1, 7)	4-0 1B BB		0-0 F7			4-0 6-3 BB		0-0 G3		2	0	0	0	2	0	1		
Al Zarilla, L OBP: 0.351, SLG: 0.412 (1, 9)	0-3 K			0-0 F9		0-0 6-3		0-0 F8		4	0	0	0	0	1	4		
Chico Carrasquel, R OBP: 0.332, SLG: 0.365 (1, 6)		0-0 5-3		0-0 F7		0-0 F7		0-0 F8		4	0	0	0	0	1			
Joe Erazut, R OBP: 0.313, SLG: 0.286 Floyd Baker, L OBP: 0.412, SLG: 0.354 (1, 2) (9, PH)		0-0 F5		0-0 L1		0-0 4-3			0-0 1B E 1B	3	0	0	0	0	1			
Randy Gumpert, R OBP: 0.345, SLG: 0.321 Bert Haas, R OBP: 0.200, SLG: 0.286 (1, 1) (9, PH)		0-0 1B			0-0 FC5-6 1B		0-0 FC1-6 1B		0-0 L6	3	0	3	0	0	0			
Inning Stats	R: 0 E: 0 K: 1 S: 7	H: 2 LOB: 3 BB: 1 P: 11	R: 0 E: 0 K: 0 S: 4	H: 1 LOB: 1 BB: 0 P: 4	R: 0 E: 0 K: 0 S: 3	H: 0 LOB: 0 BB: 0 P: 3	R: 0 E: 0 K: 0 S: 3	H: 0 LOB: 1 BB: 1 P: 7	R: 0 E: 0 K: 0 S: 4	H: 2 LOB: 1 BB: 0 P: 4	R: 0 E: 0 K: 0 S: 3	H: 0 LOB: 0 BB: 0 P: 3	R: 1 E: 1 K: 0 S: 6	H: 2 LOB: 2 BB: 0 P: 6	1B: 10 2B: 0 3B: 0 HR: 0	SF: 0 SAC: 0 DP: 0 HBP: 0		WP: 0 PB: 0 SB: 0 CS: 0
PITCHER Bob Hooper, R ERA: 4.31 (1, 1)	IP: 9.0 WLS: W BF: 39	H: 10 R: 1 ER: 0 SO: 1	BB: 2 IBB: 0 HBP: 0 BLK: 0	WP: 0 HR: 0 S: 39 P: 47	ERA: 0.00 WHIP: 1.333											ERA: 4.31 WHIP: 1.333		

Batter	1	2	3	4	5	6	7	8	9	AB	R	H	RBI	BB	SO	LOB	TOP										
Pete Suder, R OBP: 0.303, SLG: 0.295 (1,6)	1-3		1B	FC6-4			3-1		5-3	5	1	1	0	0	0	3											
Elmer Valo, L OBP: 0.400, SLG: 0.458 (1,8)	4-3		1B			F8	F6		4-3	5	0	1	1	0	0	1											
Allie Clark, R OBP: 0.327, SLG: 0.460 (1,9)	F2									4	1	3	3	0	0	0											
Gus Zernial, R OBP: 0.372, SLG: 0.606 (1,7)		F7	F2		L5					0	0	0	0	0	0	0											
Lou Limmer, L OBP: 0.244, SLG: 0.303 (1,3)	F9	F7			3-1		K			4	0	0	0	0	1	4											
Hank Majeski, R OBP: 0.342, SLG: 0.366 (1,5)	K					F8		F6		4	0	1	0	0	1	0											
Lou Klein, R OBP: 0.279, SLG: 0.423 (1,4)						6-3		F2		4	1	2	1	0	0	0											
Joe Tipton, R OBP: 0.304, SLG: 0.248 (1,2)						K		F7		4	1	1	0	0	1	2											
Bobby Shantz, R OBP: 0.359, SLG: 0.314 (1,1)									F8	1	0	0	0	0	1	2											
Johnny Kucab, R (4,1)										0	0	0	0	0	0	0											
Wally Moses, L OBP: 0.279, SLG: 0.231 (7,PH)										1	1	1	0	0	0	0											
Joe Coleman, R OBP: 0.167, SLG: 0.125 (7,1)										0	0	0	0	0	0	0											
Dave Philley, S OBP: 0.330, SLG: 0.350 (9,PH)										1	0	0	0	0	0	0											
Inning Stats	R: 0 E: 0 K: 0 S: 3	H: 0 LOB: 0 BB: 0 P: 3	R: 0 E: 0 K: 1 S: 5	H: 0 LOB: 0 BB: 0 P: 5	R: 3 E: 0 K: 0 S: 8	H: 5 LOB: 2 BB: 0 P: 8	R: 0 E: 0 K: 1 S: 7	H: 2 LOB: 2 BB: 0 P: 7	R: 0 E: 0 K: 0 S: 4	H: 1 LOB: 1 BB: 0 P: 4	R: 0 E: 0 K: 1 S: 5	H: 0 LOB: 0 BB: 0 P: 5	R: 2 E: 0 K: 1 S: 8	H: 3 LOB: 1 BB: 0 P: 8	R: 0 E: 0 K: 0 S: 3	H: 0 LOB: 0 BB: 0 P: 3	R: 0 E: 0 K: 0 S: 3	H: 0 LOB: 0 BB: 0 P: 3	1B: 7 2B: 2 3B: 0 HR: 2	SF: 0 SAC: 1 DP: 0 HBP: 0	WP: 0 PB: 0 SB: 0 CS: 0	PA: 38					
PITCHER	IP	WLS	BF	H	R	ER	SO	BB	IBB	HBP	BLK	WP	HR	S	P	ERA	WHIP										
Joe Dobson, R ERA: 3.93 (1,1)	3.0		16	7	3	3	1	0	0	0	0	0	1	18	18	9.00	2.333										
Luis Aloma, R ERA: 1.15 (4,1)	4.0	W	16	4	2	2	3	0	0	0	0	0	1	22	22	4.50	1.000										
Harry Dorish, R ERA: 2.26 (8,1)	2.0	S	6	0	0	0	0	0	0	0	0	0	0	6	6	0.00	0.000										

Philadelphia Athletics @ Chicago White Sox
Comiskey Park, Chicago, IL
Mon Jul 16 1951, 4:33 AM EDT
Att: 5,176 - Unknown


AB 33
R 5
H 10
RBI 5
BB 0
SO 4
LOB 12



Batter	1	2	3	4	5	6	7	8	9	AB	R	H	RBI	BB	SO	LOB	BOTTOM										
Nellie Fox, L OBP: 0.399, SLG: 0.446 (1,4)	4-3			4-3		F7	4-3			5	0	1	0	0	0	2											
Jim Busby, R OBP: 0.370, SLG: 0.390 (1,8)	F6								F9	5	2	2	1	0	0	1											
Minnie Minoso, R OBP: 0.433, SLG: 0.531 (1,5)									F9	5	2	2	1	0	0	3											
Eddie Robinson, L OBP: 0.393, SLG: 0.516 (1,3)	F9									5	1	2	1	0	1	2											
Don Lenhardt, R OBP: 0.305, SLG: 0.429 (1,7)										4	2	3	4	0	0	1											
Bert Haas, R OBP: 0.227, SLG: 0.211 (1,9)										2	0	0	0	2	0	0											
Al Zarilla, L OBP: 0.351, SLG: 0.412 (7,9)										0	0	0	0	0	0	0											
Gus Niarhos, R OBP: 0.410, SLG: 0.267 (1,2)										4	1	2	1	0	0	2											
Chico Carrasquel, R OBP: 0.337, SLG: 0.368 (1,6)										3	1	2	0	1	0	0											
Joe Dobson, R OBP: 0.059, SLG: 0.088 (1,1)										1	0	0	0	0	1	2											
Luis Aloma, R OBP: 0.231, SLG: 0.167 (4,1)										2	0	1	1	0	0	1											
Bud Stewart, L OBP: 0.367, SLG: 0.446 (7,PH)										1	0	0	0	0	0	0											
Harry Dorish, R OBP: 0.294, SLG: 0.412 (8,1)										0	0	0	0	0	0	0											
Inning Stats	R: 1 E: 0 K: 0 S: 4	H: 1 LOB: 0 BB: 0 P: 4	R: 0 E: 0 K: 1 S: 5	H: 1 LOB: 2 BB: 2 P: 13	R: 1 E: 0 K: 0 S: 5	H: 2 LOB: 1 BB: 0 P: 5	R: 2 E: 0 K: 0 S: 7	H: 4 LOB: 2 BB: 0 P: 7	R: 2 E: 0 K: 0 S: 6	H: 3 LOB: 1 BB: 0 P: 6	R: 3 E: 0 K: 0 S: 6	H: 4 LOB: 1 BB: 1 P: 10	R: 0 E: 0 K: 0 S: 3	H: 0 LOB: 0 BB: 0 P: 3	R: 0 E: 0 K: 1 S: 5	H: 0 LOB: 0 BB: 0 P: 5	1B: 11 2B: 2 3B: 0 HR: 2	SF: 0 SAC: 0 DP: 1 HBP: 0	WP: 1 PB: 0 SB: 0 CS: 1	PA: 41							
PITCHER	IP	WLS	BF	H	R	ER	SO	BB	IBB	HBP	BLK	WP	HR	S	P	ERA	WHIP										
Bobby Shantz, L ERA: 5.03 (1,1)	3.2	L	20	8	4	4	1	2	0	0	0	0	1	20	28	9.82	2.727										
Johnny Kucab, R ERA: 5.55 (4,1)	2.1		14	7	5	5	0	1	0	0	0	1	1	13	17	19.29	3.429										
Joe Coleman, R ERA: 6.87 (7,1)	2.0		6	0	0	0	1	0	0	0	0	0	0	8	8	0.00	0.000										

Philadelphia Athletics @ Chicago White Sox
Comiskey Park, Chicago, IL
Mon Jul 16 1951, 4:33 AM EDT
Att: 5,176 - Unknown

AB 37
R 9
H 15
RBI 9
BB 3
SO 2
LOB 14




Batter	1	2	3	4	5	6	7	8	9	10	AB	R	H	RBI	BB	SO	LOB					
Jackie Jensen, R OBP: 0.373, SLG: 0.497 (1, 8)	F7		S 1B			S BB		1B		1B	4	0	3	0	1	0	0					
Phil Rizzuto, R OBP: 0.362, SLG: 0.379 (1, 6)	F9		F6			F9		F7		L6	5	0	0	0	0	0	3					
Gene Woodling, L OBP: 0.384, SLG: 0.426 (1, 7)	1B			F8		F4		4-3		F8	5	0	1	0	0	0	2					
Yogi Berra, L OBP: 0.362, SLG: 0.516 (1, 2)	F8			6-3					F9		3	0	0	0	1	0	1					
Johnny Mize, L OBP: 0.395, SLG: 0.421 (1, 3)											3	0	1	0	0	0	1					
Joe Collins, L OBP: 0.383, SLG: 0.540 (7, 3)											0	1	0	0	1	0	0					
Gil McDougald, R OBP: 0.351, SLG: 0.503 (1, 5)											3	1	0	0	0	1	2					
Bobby Brown, L OBP: 0.377, SLG: 0.430 (9, PH) (9, 5)											1	0	1	0	0	0	0					
Hank Bauer, R OBP: 0.353, SLG: 0.457 (1, 9)											3	1	1	2	1	0	1					
Jerry Coleman, R OBP: 0.314, SLG: 0.323 (1, 4)											3	0	0	0	0	0	0					
Johnny Hopp, L OBP: 0.327, SLG: 0.362 (9, PH)											1	0	0	1	0	0	2					
Billy Martin, R OBP: 0.286, SLG: 0.250 (9, 4)											0	0	0	0	0	0	0					
Allie Reynolds, R OBP: 0.224, SLG: 0.182 (1, 1)											3	0	0	0	0	2	0					
Cliff Mapes, L OBP: 0.244, SLG: 0.375 (9, PH)											1	0	0	0	0	0	2					
Stubby Overmire, R OBP: 0.263, SLG: 0.133 (9, 1)											0	0	0	0	0	0	0					
Inning Stats	R: 0 E: 0 K: 0 S: 4	H: 1 LOB: 1 BB: 0 P: 4	R: 0 E: 0 K: 1 S: 5	H: 1 LOB: 0 BB: 0 P: 5	R: 0 E: 0 K: 0 S: 4	H: 1 LOB: 1 BB: 0 P: 4	R: 0 E: 0 K: 0 S: 3	H: 0 LOB: 0 BB: 0 P: 3	R: 0 E: 0 K: 0 S: 5	H: 0 LOB: 0 BB: 1 P: 9	R: 2 E: 0 K: 0 S: 4	H: 1 LOB: 0 BB: 1 P: 8	R: 0 E: 0 K: 1 S: 6	H: 1 LOB: 1 BB: 0 P: 6	R: 1 E: 0 K: 0 S: 4	H: 1 LOB: 2 BB: 2 P: 12	R: 0 E: 0 K: 0 S: 3	H: 1 LOB: 0 BB: 0 P: 3	1B: 5 2B: 1 3B: 0 HR: 1	SF: 0 SAC: 0 DP: 1 HBP: 0	WP: 0 PB: 0 SB: 2 CS: 0	PA: 39
PITCHER Saul Rogovin, R ERA: 2.91 (1, 1)	IP: 10.0 WLS: 7 BF: 39 H: 7 R: 3 ER: 3 SO: 3 BB: 4 IBB: 0 HBP: 0 BLK: 0 WP: 0 HR: 1 S: 41 P: 57 ERA: 2.70 WHIP: 1.100																					

TOP

New York Yankees @ Chicago White Sox
Comiskey Park, Chicago, IL
Tue Jul 17 1951, 4:33 AM EDT
Att: 45,580 - Unknown

AB 35
R 3
H 7
RBI 3
BB 4
SO 3
LOB 14




Batter	1	2	3	4	5	6	7	8	9	10	AB	R	H	RBI	BB	SO	LOB					
Nellie Fox, L OBP: 0.396, SLG: 0.442 (1, 4)	L6		F6			3-1		1B 1B		4-3	5	1	1	0	0	0	0					
Bud Stewart, L OBP: 0.368, SLG: 0.453 (1, 9) (9, 7)	F8					4-3		1B 4-3		1B	5	2	2	1	0	0	0					
Minnie Minoso, R OBP: 0.438, SLG: 0.532 (1, 5) BB	1B					5-3		1B 4-3		1B	3	0	2	1	2	0	0					
Eddie Robinson, L OBP: 0.393, SLG: 0.514 (1, 3)	1B							3-1 4-3		1B	5	0	2	2	0	0	2					
Don Lenhardt, R OBP: 0.306, SLG: 0.426 (1, 7)								1-2 3H		1B	3	0	1	0	1	0	1					
Phil Masi, R OBP: 0.436, SLG: 0.507 (9, 2)								1-2 3H		1B	0	0	0	0	0	0	0					
Jim Busby, R OBP: 0.372, SLG: 0.391 (1, 8)								1-2 3H		1B	4	0	2	0	0	0	3					
Chico Carrasquel, R OBP: 0.334, SLG: 0.364 (1, 6)								1-2 3H		1B	3	0	0	0	0	0	2					
Joe Eruzione, R OBP: 0.278, SLG: 0.250 (1, 2)								1-2			2	0	0	0	0	0	0					
Floyd Baker, L OBP: 0.418, SLG: 0.354 (8, PH)								1-2			0	0	0	0	1	0	0					
Al Zarilla, L OBP: 0.353, SLG: 0.412 (9, 9)								1-2			0	0	0	0	1	0	0					
Saul Rogovin, R OBP: 0.271, SLG: 0.362 (1, 1)								1-2			4	1	0	0	0	0	3					
Inning Stats	R: 0 E: 0 K: 0 S: 3	H: 1 LOB: 2 BB: 1 P: 7	R: 0 E: 0 K: 0 S: 2	H: 0 LOB: 0 BB: 1 P: 6	R: 0 E: 0 K: 0 S: 3	H: 0 LOB: 0 BB: 0 P: 3	R: 0 E: 1 K: 0 S: 5	H: 2 LOB: 2 BB: 0 P: 5	R: 0 E: 0 K: 0 S: 3	H: 0 LOB: 0 BB: 0 P: 3	R: 0 E: 0 K: 0 S: 4	H: 1 LOB: 1 BB: 0 P: 4	R: 3 E: 0 K: 0 S: 6	H: 3 LOB: 1 BB: 1 P: 10	R: 0 E: 0 K: 0 S: 3	H: 1 LOB: 1 BB: 1 P: 7	R: 1 E: 0 K: 0 S: 3	H: 2 LOB: 2 BB: 1 P: 7	1B: 9 2B: 1 3B: 0 HR: 0	SF: 0 SAC: 1 DP: 2 HBP: 0	WP: 0 PB: 0 SB: 0 CS: 0	PA: 40
PITCHER Allie Reynolds, R ERA: 3.31 Stubby Overmire, L ERA: 4.48 (1, 1) (9, 1)	IP: 8.0 WLS: 7 BF: 32 H: 7 R: 3 ER: 3 SO: 0 BB: 3 IBB: 0 HBP: 0 BLK: 0 WP: 0 HR: 0 S: 29 P: 41 ERA: 3.38 WHIP: 1.250																					

BOTTOM

New York Yankees @ Chicago White Sox
Comiskey Park, Chicago, IL
Tue Jul 17 1951, 4:33 AM EDT
Att: 45,580 - Unknown

AB 34
R 4
H 10
RBI 4
BB 5
SO 0
LOB 11



Batter	1	2	3	4	5	6	7	8	9	AB	R	H	RBI	BB	SO	LOB	TOP										
Gene Woodling, L (1,7) OBP: 0.398, SLG: 0.427 (8,8)										4	0	2	0	1	0	0	New York Yankees @ Chicago White Sox Comiskey Park, Chicago, IL Wed Jul 18 1951, 4:33 AM EDT Att: 36,713 - Unknown livebaseballscorecards.com										
Phil Rizzuto, R (1,6) OBP: 0.397, SLG: 0.373										5	0	0	1	0	0	4											
Hank Bauer, R (1,9) OBP: 0.358, SLG: 0.468										4	0	2	0	1	0	2											
Yogi Berra, L (1,2) OBP: 0.363, SLG: 0.514										5	1	2	0	0	0	4											
Johnny Mize, L (1,3) OBP: 0.382, SLG: 0.435 Joe Collins, L (8,3) OBP: 0.383, SLG: 0.540										4	1	1	2	0	0	2											
Gil McDougald, R (1,5) OBP: 0.393, SLG: 0.516										4	1	2	0	0	0	1											
Jackie Jensen, R (1,8) OBP: 0.376, SLG: 0.503 (8,7)										4	0	2	1	0	0	1											
Jerry Coleman, R (1,4) OBP: 0.313, SLG: 0.321										4	1	1	0	0	0	2											
Vic Raschi, R (1,1) OBP: 0.250, SLG: 0.226 Allie Reynolds, R (7, PR) OBP: 0.224, SLG: 0.182 Bob Kuzava, S (7,1) OBP: 0.233, SLG: 0.115										3	0	1	1	0	0	0											
Inning Stats	R: 0 E: 1 K: 0 S: 4	H: 1 LOB: 1 BB: 0 P: 4	R: 0 E: 0 K: 0 S: 4	H: 1 LOB: 1 BB: 0 P: 4	R: 0 E: 0 K: 0 S: 4	H: 1 LOB: 1 BB: 0 P: 4	R: 1 E: 0 K: 0 S: 5	H: 3 LOB: 1 BB: 0 P: 5	R: 0 E: 0 K: 0 S: 3	H: 0 LOB: 0 BB: 0 P: 3	R: 0 E: 0 K: 0 S: 3	H: 0 LOB: 1 BB: 1 P: 7	R: 2 E: 0 K: 0 S: 6	H: 4 LOB: 1 BB: 0 P: 6	R: 2 E: 0 K: 0 S: 5	H: 2 LOB: 0 BB: 0 P: 5			R: 0 E: 0 K: 1 S: 6	H: 1 LOB: 2 BB: 1 P: 10	1B: 8 2B: 4 3B: 1 HR: 1	SF: 0 SAC: 0 DP: 2 HBP: 0	WP: 0 PB: 0 SB: 0 CS: 2	PA: 40			
PITCHER	IP	WLS	BF	H	R	ER	SO	BB	IBB	HBP	BLK	WP	HR	S	P	ERA	WHIP										
Billy Pierce, L (1,1) ERA: 3.84	7.0	L	30	10	3	3	0	1	0	0	0	0	0	29	33	3.86	1.571										
Mary Rotblatt, L (8,1) ERA: 3.35	0.0		2	2	2	2	0	0	0	0	0	0	1	2	2	∞	∞										
Luis Aloma, R (8,1) ERA: 1.1	2.0	S	8	1	0	0	1	1	0	0	0	0	0	9	13	0.00	1.000										

Batter	1	2	3	4	5	6	7	8	9	AB	R	H	RBI	BB	SO	LOB	BOTTOM										
Nellie Fox, L (1,4) OBP: 0.394, SLG: 0.442										5	0	1	0	0	0	3	New York Yankees @ Chicago White Sox Comiskey Park, Chicago, IL Wed Jul 18 1951, 4:33 AM EDT Att: 36,713 - Unknown livebaseballscorecards.com										
Bud Stewart, L (1,9) OBP: 0.358, SLG: 0.438 Mary Rotblatt, S (8,1)										4	0	0	0	0	0	3											
Luis Aloma, R (8,1) OBP: 0.231, SLG: 0.167 Joe Demaestri, R (9, PH) OBP: 0.214, SLG: 0.185										0	0	0	0	0	0	0											
Minnie Minoso, R (1,5) OBP: 0.436, SLG: 0.538 (8,9)										4	1	1	1	0	1	3											
Eddie Robinson, L (1,3) OBP: 0.389, SLG: 0.508										4	0	0	0	0	1	1											
Don Lenhardt, R (1,7) OBP: 0.321, SLG: 0.444										4	0	4	0	0	0	0											
Jim Busby, R (1,8) OBP: 0.370, SLG: 0.389										4	0	1	0	0	0	3											
Chico Carrasquel, R (1,6) OBP: 0.333, SLG: 0.363										4	0	1	0	0	0	4											
Joe Erazut, R (1,2) OBP: 0.333, SLG: 0.278 Randy Gumpert, R (7, PR) OBP: 0.345, SLG: 0.321 Phil Masi, R (8,2) OBP: 0.436, SLG: 0.507 Bert Haas, R (9, PH) OBP: 0.261, SLG: 0.250										2	0	1	0	1	0	2											
Billy Pierce, L (1,1) OBP: 0.286, SLG: 0.167 Bob Dillinger, R (7, PH) OBP: 0.332, SLG: 0.363 (8,5)										2	0	0	0	0	0	4											
Inning Stats	R: 0 E: 0 K: 0 S: 4	H: 1 LOB: 1 BB: 0 P: 4	R: 0 E: 0 K: 0 S: 5	H: 3 LOB: 2 BB: 0 P: 5	R: 1 E: 0 K: 0 S: 4	H: 1 LOB: 0 BB: 0 P: 4	R: 0 E: 0 K: 0 S: 5	H: 2 LOB: 2 BB: 0 P: 5	R: 0 E: 0 K: 1 S: 5	H: 0 LOB: 0 BB: 0 P: 5	R: 0 E: 0 K: 1 S: 6	H: 1 LOB: 1 BB: 0 P: 6	R: 0 E: 0 K: 0 S: 4	H: 1 LOB: 2 BB: 1 P: 8	R: 2 E: 0 K: 0 S: 4	H: 1 LOB: 1 BB: 0 P: 4	R: 0 E: 0 K: 1 S: 6	H: 1 LOB: 1 BB: 0 P: 6	1B: 8 2B: 2 3B: 0 HR: 1	SF: 0 SAC: 0 DP: 1 HBP: 0	WP: 0 PB: 0 SB: 1 CS: 0	PA: 38					
PITCHER	IP	WLS	BF	H	R	ER	SO	BB	IBB	HBP	BLK	WP	HR	S	P	ERA	WHIP										
Vic Raschi, R (1,1) ERA: 3.76	6.0	W	25	8	1	1	2	0	0	0	0	0	0	29	29	1.50	1.333										
Bob Kuzava, L (7,1) ERA: 4.46	3.0	S	13	3	0	0	1	1	0	0	0	0	0	14	18	0.00	1.333										


Batter	1	2	3	4	5	6	7	8	9	AB	R	H	RBI	BB	SO	LOB	TOP			
Gene Woodling, L (1, 8) OBP: 0.380, SLG: 0.416										5	0	0	1	0	0	3	New York Yankees @ Chicago White Sox Comiskey Park, Chicago, IL Thu Jul 19 1951, 4:33 AM EDT Att: 23,758 - Unknown			
Phil Rizzuto, R (1, 6) OBP: 0.362, SLG: 0.377										4	0	3	0	0	0	1				
Hank Bauer, R (1, 9) OBP: 0.378, SLG: 0.464										2	0	0	0	0	1	2				
Joe Collins, L (5, PH) OBP: 0.385, SLG: 0.539										2	0	1	0	0	0	0				
Yogi Berra, L (1, 2) OBP: 0.365, SLG: 0.512										3	0	1	0	1	0	2				
Johnny Mize, L (1, 3) OBP: 0.374, SLG: 0.424										4	0	0	0	0	0	3				
Gil McDougald, R (1, 5) OBP: 0.336, SLG: 0.515										4	0	2	0	0	1	2				
Jackie Jensen, R (1, 7) OBP: 0.321, SLG: 0.503										2	0	1	0	0	0	1				
Johnny Hopp, L (6, PH) OBP: 0.321, SLG: 0.354										1	0	0	0	0	1	1				
Cliff Mapes, L (6, 7) OBP: 0.238, SLG: 0.366										1	0	0	0	0	0	2				
Jerry Coleman, R (1, 4) OBP: 0.317, SLG: 0.325										3	1	2	0	0	0	1				
Bobby Brown, L (9, PH) OBP: 0.391, SLG: 0.430										0	0	0	0	1	0	0				
Billy Martin, R (9, FR) OBP: 0.286, SLG: 0.250										0	0	0	0	0	0	0				
Ed Lopat, L (1, 1) OBP: 0.273, SLG: 0.392										4	0	1	0	0	1	3				
Inning Stats	R: 0 E: 0 K: 0 S: 5	H: 2 LOB: 2 BB: 0 P: 5	R: 0 E: 0 K: 1 S: 6	H: 2 LOB: 1 BB: 0 P: 6	R: 0 E: 0 K: 1 S: 5	H: 1 LOB: 0 BB: 0 P: 5	R: 0 E: 0 K: 0 S: 4	H: 1 LOB: 1 BB: 0 P: 4	R: 1 E: 1 K: 0 S: 6	H: 2 LOB: 2 BB: 0 P: 6	R: 0 E: 0 K: 0 S: 3	H: 2 LOB: 0 BB: 0 P: 3	R: 0 E: 1 K: 0 S: 4	H: 0 LOB: 2 BB: 1 P: 8	R: 0 E: 0 K: 1 S: 4	H: 0 LOB: 1 BB: 1 P: 8	1B: 11 2B: 1 3B: 0 HR: 0	SF: 0 SAC: 0 DP: 2 HBP: 0	WP: 0 PB: 0 CS: 3	PA: 38
PITCHER	IP WLS BF H R ER SO BB IBB HBP BLK WP HR S P ERA WHIP																			
Howie Judson, R (1, 1) ERA: 3.91	8.0 W 35 11 1 0 3 2 0 0 0 0 0 0 0 0 0.00 1.625																			
Billy Pierce, L (9, 1) ERA: 3.61	1.0 S 2 0 0 0 1 0 0 0 0 0 0 0 4 4 0.00 0.000																			

Batter	1	2	3	4	5	6	7	8	9	AB	R	H	RBI	BB	SO	LOB	BOTTOM			
Bob Dillinger, R (1, 5) OBP: 0.327, SLG: 0.357										4	0	0	1	0	0	3	New York Yankees @ Chicago White Sox Comiskey Park, Chicago, IL Thu Jul 19 1951, 4:33 AM EDT Att: 23,758 - Unknown			
Al Zarilla, L (9, 9) OBP: 0.353, SLG: 0.412										0	0	0	0	0	0	0				
Nellie Fox, L (1, 4) OBP: 0.392, SLG: 0.442										4	0	1	1	0	0	2				
Minnie Minoso, R (1, 9) OBP: 0.434, SLG: 0.533										3	0	0	0	1	0	1				
Eddie Robinson, L (1, 3) OBP: 0.386, SLG: 0.503										3	0	0	0	0	0	2				
Don Lenhardt, R (1, 7) OBP: 0.317, SLG: 0.438										3	0	0	0	0	0	0				
Jim Busby, R (1, 8) OBP: 0.370, SLG: 0.389										3	0	1	0	0	0	0				
Chico Carrasquel, R (1, 6) OBP: 0.333, SLG: 0.363										3	1	1	0	0	0	0				
Joe Eruzione, R (1, 2) OBP: 0.333, SLG: 0.250										2	1	0	0	1	0	0				
Howie Judson, R (1, 1) OBP: 0.182, SLG: 0.143										2	0	2	0	0	0	0				
Billy Pierce, L (9, 1) OBP: 0.286, SLG: 0.167										0	0	0	0	0	0	0				
Inning Stats	R: 0 E: 0 K: 0 S: 3	H: 0 LOB: 0 BB: 0 P: 3	R: 0 E: 0 K: 0 S: 3	H: 1 LOB: 0 BB: 0 P: 3	R: 2 E: 0 K: 0 S: 5	H: 2 LOB: 2 BB: 2 P: 13	R: 0 E: 0 K: 0 S: 3	H: 0 LOB: 0 BB: 0 P: 3	R: 0 E: 0 K: 0 S: 3	H: 0 LOB: 0 BB: 0 P: 3	R: 0 E: 0 K: 0 S: 3	H: 0 LOB: 0 BB: 0 P: 3	R: 0 E: 0 K: 0 S: 4	H: 1 LOB: 1 BB: 0 P: 4	R: 0 E: 0 K: 0 S: 4	H: 1 LOB: 1 BB: 0 P: 4		1B: 4 2B: 1 3B: 0 HR: 0	SF: 0 SAC: 1 DP: 0 HBP: 0	WP: 0 PB: 0 CS: 0
PITCHER	IP WLS BF H R ER SO BB IBB HBP BLK WP HR S P ERA WHIP																			
Ed Lopat, L (1, 1) ERA: 3.11	8.0 L 30 5 2 2 0 2 0 0 0 0 0 0 28 36 2.25 0.875																			

Batter	1	2	3	4	5	6	7	8	9	10	AB	R	H	RBI	BB	SO	LOB				
Eddie Yost, R OBP: 0.439, SLG: 0.422 (1.5)	F7		F7				2B		2B		4	1	2	0	1	0	0				
Gil Coan, L OBP: 0.394, SLG: 0.538 (1.7)	1B		1B				1B		1B		4	0	4	1	1	0	0				
Irv Noren, L OBP: 0.370, SLG: 0.458 (1.8)	1B		E3				1B		F9		5	0	1	0	0	1	6				
Mickey Vernon, L OBP: 0.334, SLG: 0.394 (1.3)	BB		K				1-3		K		4	1	1	0	1	2	4				
Sam Mele, R OBP: 0.307, SLG: 0.364 (1.9)	G5-4-3		K				1-3		K		5	0	2	0	0	1	3				
Pete Runnels, L OBP: 0.275, SLG: 0.271 (1.6)			F8				CS		6-3		5	0	1	0	0	2	3				
Cass Michaels, R OBP: 0.331, SLG: 0.348 (1.4)	F8						1B		F7		5	0	1	1	0	1	3				
Mickey Grasso, R OBP: 0.262, SLG: 0.248 (1.2)											2	0	0	0	1	0	1				
Sherry Robertson, L OBP: 0.234, SLG: 0.233 (9, PH)											1	0	0	0	0	1	0				
Mickey Harris, L OBP: 0.231, SLG: 0.250 (9, 1)											1	0	0	0	0	0	1				
Sid Hudson, R OBP: 0.346, SLG: 0.281 (1.1)											2	0	0	0	0	0	0				
Clyde Kluttz, R OBP: 0.360, SLG: 0.303 (9, 2)			L4								1	0	0	0	0	0	0				
Inning Stats	R: 0 E: 0 K: 0 S: 4	H: 2 LOB: 2 BB: 1 P: 8	R: 0 E: 0 K: 1 S: 5	H: 0 LOB: 0 BB: 0 P: 5	R: 0 E: 1 K: 1 S: 7	H: 1 LOB: 2 BB: 0 P: 7	R: 0 E: 0 K: 1 S: 6	H: 1 LOB: 2 BB: 0 P: 6	R: 0 E: 0 K: 1 S: 5	H: 1 LOB: 1 BB: 2 P: 11	R: 0 E: 0 K: 1 S: 6	H: 1 LOB: 1 BB: 0 P: 6	R: 1 E: 0 K: 1 S: 7	H: 2 LOB: 1 BB: 0 P: 7	R: 1 E: 0 K: 1 S: 7	H: 2 LOB: 1 BB: 0 P: 7	1B: 9 2B: 3 3B: 0 HR: 0	SF: 0 SAC: 1 DP: 1 HBP: 0			
PITCHER Lou Kretlow, R ERA: 4.28 (1.1)	IP: 10.0 WLS: L BF: 44 H: 12 R: 2 ER: 2 SO: 8 BB: 4 IBB: 0 HBP: 0 BLK: 0 WP: 0 HR: 0 S: 56 P: 72 ERA: 1.80 WHIP: 1.600																				

Washington Senators @ Chicago White Sox
Comiskey Park, Chicago, IL
Fri Jul 20 1951, 4:33 AM EDT
Att: 35,697 - Unknown

AB	39
R	2
H	12
RBI	2
BB	4
SO	8
LOB	21




WP: 0	PA: 44
PB: 0	
SB: 0	
CS: 1	

Batter	1	2	3	4	5	6	7	8	9	10	AB	R	H	RBI	BB	SO	LOB				
Nellie Fox, L OBP: 0.390, SLG: 0.445 (1.4)	F7		4-3				F8			L5	5	1	1	0	0	0	0				
Bud Stewart, L OBP: 0.355, SLG: 0.432 (1.9)	F9						G3			K	4	0	1	0	0	0	1				
Bob Dillinger, R OBP: 0.326, SLG: 0.356 (10, PH)			1B				G3				1	0	0	0	0	1	0				
Minnie Minoso, R OBP: 0.439, SLG: 0.536 (1.5)	5-3		1B				G3-6-3			FC5	4	0	3	1	1	0	0				
Eddie Robinson, L OBP: 0.307, SLG: 0.502 (1.3)							G3-6-3			SH3-4	3	0	1	0	1	0	1				
Randy Gumpert, R OBP: 0.345, SLG: 0.321 (10, PR)							G3-6-3			SH3-4	0	0	0	0	0	0	0				
Don Lenhardt, R OBP: 0.314, SLG: 0.429 (1.7)	F9		7-2				G1			FC5	4	0	0	0	1	0	6				
Jim Busby, R OBP: 0.371, SLG: 0.390 (1.8)							K			G4-6-3	4	0	2	0	0	1	2				
Chico Carrasquel, R OBP: 0.332, SLG: 0.360 (1.6)							K			F4	3	0	0	0	1	0	3				
Joe Erazut, R OBP: 0.286, SLG: 0.208 (1.2)	F5						F6			K	4	0	0	0	0	1	5				
Lou Kretlow, R OBP: 0.095, SLG: 0.050 (1.1)	6-3						4-3			K	4	0	0	0	0	1	4				
Inning Stats	R: 0 E: 0 K: 0 S: 3	H: 0 LOB: 0 BB: 0 P: 3	R: 0 E: 2 K: 0 S: 6	H: 1 LOB: 3 BB: 0 P: 6	R: 0 E: 0 K: 0 S: 5	H: 3 LOB: 2 BB: 0 P: 5	R: 0 E: 0 K: 0 S: 4	H: 1 LOB: 1 BB: 0 P: 4	R: 1 E: 0 K: 0 S: 4	H: 2 LOB: 0 BB: 0 P: 4	R: 0 E: 0 K: 1 S: 5	H: 0 LOB: 1 BB: 1 P: 9	R: 0 E: 0 K: 0 S: 3	H: 0 LOB: 0 BB: 0 P: 3	R: 0 E: 0 K: 2 S: 7	H: 0 LOB: 0 BB: 0 P: 7	R: 0 E: 0 K: 1 S: 5	H: 0 LOB: 2 BB: 2 P: 13	1B: 7 2B: 1 3B: 1 HR: 0	SF: 0 SAC: 1 DP: 3 HBP: 0	
PITCHER Sid Hudson, R ERA: 5.37 (1.1)	IP: 8.0 WLS: W BF: 33 H: 8 R: 1 ER: 1 SO: 1 BB: 2 IBB: 0 HBP: 0 BLK: 0 WP: 0 HR: 0 S: 33 P: 41 ERA: 1.12 WHIP: 1.250																				
Mickey Harris, L ERA: 3.98 (9, 1)	IP: 2.0 WLS: W BF: 8 H: 0 R: 0 ER: 0 SO: 3 BB: 2 IBB: 0 HBP: 0 BLK: 0 WP: 0 HR: 0 S: 12 P: 20 ERA: 0.00 WHIP: 1.000																				

Washington Senators @ Chicago White Sox
Comiskey Park, Chicago, IL
Fri Jul 20 1951, 4:33 AM EDT
Att: 35,697 - Unknown

AB	36
R	1
H	8
RBI	1
BB	4
SO	4
LOB	22




WP: 0	PA: 41
PB: 0	
SB: 1	
CS: 0	

Batter	1	2	3	4	5	6	7	8	9	AB	R	H	RBI	BB	SO	LOB	TOP										
Eddie Yost, R OBP: 0.438, SLG: 0.419 (1, 5)	0-0 6-3		1-0 1B HBP	0-0 SH1-3 2B 1B	0-0 6-3			0-0 F7		4	2	1	0	0	0	1											
Gil Coan, L OBP: 0.392, SLG: 0.534 (1, 7)	0-0 4-3		0-0 1B 1-2 2B 1B	0-0 SH1-3		0-0 L8		0-0 4-3		4	1	1	0	0	0	0											
Irv Noren, L OBP: 0.368, SLG: 0.457 (1, 8)	0-0 F7		0-0 F9	0-0 2H 1B 2B		0-0 F7		0-0 3-1		5	1	1	1	0	0	2											
Mickey Vernon, L OBP: 0.342, SLG: 0.411 (1, 3)		0-0 HR	0-0 2B 1-3 2H HR 1B	0-0 L9		0-0 E7 1B		0-0 G5-4-3 1B		5	2	4	2	0	0	1											
Sam Mele, R OBP: 0.314, SLG: 0.371 (1, 9)		0-0 E8 1B 1B	0-0 HR 1-3 2B	0-0 2H 1B		0-0 BB		0-0 F9		4	2	3	2	1	0	1											
Pete Runnels, L OBP: 0.273, SLG: 0.255 (9, PH)	0-0 F9		0-0 3H 4-6 HR IBB	0-0 F9		0-0 F7		0-0 G5-4-3 1-2		3	1	0	0	0	1	0											
Sam Dente, R OBP: 0.325, SLG: 0.296 (9, 6)										1	0	0	0	0	0	1											
Cass Michaels, R OBP: 0.333, SLG: 0.360 (1, 4)	0-3 K		0-0 1H 2H 3H HR		0-0 G6-4-3 1B		0-0 F3			4	1	2	4	0	1	1	AB 38										
Mickey Grasso, R OBP: 0.291, SLG: 0.248 (1, 2)	0-0 2H 1B		0-0 K		0-0 G6-4-3 1-2		0-0 F8			4	0	1	1	0	1	1	R 10										
Julio Moreno, R OBP: 0.231, SLG: 0.240 (1, 1)	0-0 1-3		0-0 F8		0-0 2B		0-0 F9			4	0	1	0	0	0	1	H 14										
Inning Stats	R: 0 E: 0 K: 0 S: 3	H: 0 LOB: 0 BB: 0 P: 3	R: 2 E: 1 K: 1 S: 8	H: 3 LOB: 1 BB: 0 P: 8	R: 6 E: 0 K: 1 S: 9	H: 4 LOB: 1 BB: 1 P: 14	R: 2 E: 0 K: 0 S: 6	H: 3 LOB: 1 BB: 0 P: 6	R: 0 E: 0 K: 0 S: 4	H: 2 LOB: 1 BB: 0 P: 4	R: 0 E: 1 K: 0 S: 4	H: 1 LOB: 2 BB: 1 P: 8	R: 0 E: 0 K: 0 S: 3	H: 0 LOB: 0 BB: 0 P: 3	R: 0 E: 0 K: 0 S: 3	H: 1 LOB: 0 BB: 0 P: 3	1B: 9 2B: 3 3B: 0 HR: 2	SF: 0 SAC: 1 DP: 2 HBP: 1	WP: 0 PB: 0 CS: 0	PA: 42							
PITCHER	IP	WLS	BF	H	R	ER	SO	BB	IBB	HBP	BLK	WP	HR	S	P	ERA	WHIP										
Randy Gumpert, R ERA: 3.74 (1, 1)	2.1	L	14	6	6	5	1	0	0	1	0	0	1	15	16	19.29	2.571										
Luis Aloma, R ERA: 1.95 (3, 1)	2.2		14	6	4	4	1	0	1	0	0	0	1	15	19	13.50	2.250										
Joe Dobson, R ERA: 3.82 (6, 1)	3.0		11	1	0	0	0	1	0	0	0	0	0	14	14	0.00	0.667										
Marv Rotblatt, L ERA: 3.28 (9, 1)	1.0		3	1	0	0	0	0	0	0	0	0	0	3	3	0.00	1.000										

Washington Senators @ Chicago White Sox
Comiskey Park, Chicago, IL
Sat Jul 21 1951, 4:33 AM EDT
Att: 6,338 - Unknown


AB 38
R 10
H 14
RBI 10
BB 2
SO 2
LOB 13



Batter	1	2	3	4	5	6	7	8	9	AB	R	H	RBI	BB	SO	LOB	BOTTOM										
Jim Busby, R OBP: 0.369, SLG: 0.390 (1, 8)	0-0 2B		0-0 F8		0-0 F9		0-0 E6 F8	0-0 F8		5	1	1	0	0	0	3											
Nellie Fox, L OBP: 0.390, SLG: 0.450 (1, 4)	0-0 F6		0-0 2H 3B		0-0 1B		0-0 E3 1-3	0-0 F8		5	0	2	1	0	0	2											
Minnie Minoza, R OBP: 0.439, SLG: 0.542 (1, 5)	4-0 BB		0-0 6-3		0-0 F9		0-0 F8	0-0 HR		4	1	1	1	1	0	4											
Eddie Robinson, L OBP: 0.382, SLG: 0.494 (1, 3)	0-0 F2		0-0 F8		0-0 F8		0-0 4-3	0-0 F8		5	0	0	1	0	0	4											
Don Lenhardt, R OBP: 0.312, SLG: 0.438 (1, 7)	0-0 F3			0-0 6-3		0-0 HR	0-0 F8	0-0 K		5	1	1	1	0	1	3											
Al Zarilla, L OBP: 0.359, SLG: 0.419 (1, 9)		0-0 4-3		0-0 1B		0-0 4-3 2B 2B		4-0 FC1-6 BB		3	1	2	0	1	0	0											
Chico Carrasquel, R OBP: 0.299, SLG: 0.321 (1, 6)		0-0 5-3		0-0 F5		0-0 2-3		0-0 FC1-6 BB		2	0	0	0	0	0	1	AB 38										
Joe Demaestri, R OBP: 0.200, SLG: 0.172 (6, 6)								1-2		2	0	0	0	0	0	2	R 5										
Joe Erazut, R OBP: 0.276, SLG: 0.200 (1, 2)		0-0 F2		0-0 F8		0-0 2B		4-0 BB		1	0	0	0	0	0	0	H 9										
Sam Hairston, R OBP: 0.697, SLG: 1.000 (4, PH) (5, 2)								1-2 BB		2	0	1	1	1	0	1	RBI 5										
Randy Gumpert, R OBP: 0.345, SLG: 0.321 (3, 1)								0-0 F9		0	0	0	0	0	0	0	BB 3										
Luis Aloma, R OBP: 0.299, SLG: 0.321 (3, 1)								0-0 F9		1	1	1	0	0	0	0	SO 1										
Bert Flanagan, R OBP: 0.299, SLG: 0.321 (5, PH)								0-0 F9		1	0	0	0	0	0	0	LOB 23										
Joe Dobson, R OBP: 0.325, SLG: 0.296 (9, 6)								0-0 F9		1	0	0	0	0	0	1											
Floyd Baker, L OBP: 0.424, SLG: 0.350 (8, PH)								0-0 F9		0	0	0	0	0	0	0											
Marv Rotblatt, S (9, 1)				0-0 3B 2B				0-0 F9		0	0	0	0	0	0	0											
Inning Stats	R: 0 E: 0 K: 0 S: 4	H: 1 LOB: 2 BB: 1 P: 8	R: 0 E: 0 K: 0 S: 3	H: 0 LOB: 0 BB: 0 P: 3	R: 1 E: 0 K: 0 S: 5	H: 2 LOB: 1 BB: 0 P: 5	R: 0 E: 0 K: 0 S: 4	H: 1 LOB: 1 BB: 0 P: 4	R: 0 E: 0 K: 0 S: 4	H: 1 LOB: 1 BB: 0 P: 4	R: 2 E: 0 K: 0 S: 6	H: 3 LOB: 1 BB: 0 P: 6	R: 1 E: 2 K: 0 S: 5	H: 0 LOB: 1 BB: 0 P: 5	R: 0 E: 0 K: 0 S: 3	H: 0 LOB: 2 BB: 2 P: 11	R: 1 E: 0 K: 1 S: 6	H: 1 LOB: 0 BB: 0 P: 6	1B: 2 2B: 4 3B: 1 HR: 2	SF: 0 SAC: 0 DP: 0 HBP: 0	WP: 0 PB: 0 CS: 0	PA: 41					
PITCHER	IP	WLS	BF	H	R	ER	SO	BB	IBB	HBP	BLK	WP	HR	S	P	ERA	WHIP										
Julio Moreno, R ERA: 4.64 (1, 1)	9.0	W	41	9	5	4	1	3	0	0	0	0	2	40	52	4.00	1.333										

Washington Senators @ Chicago White Sox
Comiskey Park, Chicago, IL
Sat Jul 21 1951, 4:33 AM EDT
Att: 6,338 - Unknown

AB 38
R 5
H 9
RBI 5
BB 3
SO 1
LOB 23



Batter	1	2	3	4	5	6	7	8	9	AB	R	H	RBI	BB	SO	LOB	TOP										
Eddie Yost, R OBP: 0.441, SLG: 0.417 (1, 5)	F6		1B BB		1-2 2-3 BB	1-2 BB		K		2	0	0	0	3	1	1	Washington Senators @ Chicago White Sox Comiskey Park, Chicago, IL Sun Jul 22 1951, 4:33 AM EDT Unknown livebaseballscores.com										
Gil Coan, L OBP: 0.386, SLG: 0.525 (1, 7)	K		F6		1-3	K			F9	5	0	0	0	0	2	7											
Irv Noren, L OBP: 0.368, SLG: 0.456 (1, 8)	G3		1B 1-H 2-H 3-H			1-3			F2	5	0	2	2	0	0	0											
Mickey Vernon, L OBP: 0.343, SLG: 0.412 (1, 3)		4-3			F9	2B 2B			5-3	4	2	1	0	1	0	0											
Sam Mele, R OBP: 0.318, SLG: 0.381 (1, 9)	F8				6-3	HR 2B				5	1	3	2	0	0	0											
Pete Runnels, L OBP: 0.271, SLG: 0.241 Sam Dente, R OBP: 0.324, SLG: 0.294 (1, 6) (7, 6)	6-3				F7	HR BB			F8	3	1	0	0	0	1	1											
Cass Michaels, R OBP: 0.335, SLG: 0.362 (1, 4)			BB 1B 1B		6-3	F3				4	1	2	0	0	0	2											
Mike Guerra, R OBP: 0.257, SLG: 0.222 (1, 2)			BB 1B 1B		K	HR			K	4	2	2	3	0	2	1											
Connie Marrero, R OBP: 0.304, SLG: 0.179 Sandy Consuegra, R OBP: 0.200, SLG: 0.207 (1, 1) (3, 1)			K			BB 1B			K	1	0	0	0	0	1	2											
Inning Stats	R: 0 E: 0 K: 1 S: 5	H: 0 LOB: 0 BB: 0 P: 5	R: 0 E: 0 K: 0 S: 3	H: 0 LOB: 0 BB: 0 P: 3	R: 2 E: 0 K: 1 S: 7	H: 3 LOB: 2 BB: 1 P: 11	R: 0 E: 0 K: 0 S: 3	H: 0 LOB: 0 BB: 0 P: 3	R: 0 E: 0 K: 1 S: 6	H: 1 LOB: 2 BB: 1 P: 10	R: 0 E: 0 K: 0 S: 4	H: 1 LOB: 1 BB: 0 P: 4	R: 0 E: 0 K: 3 S: 10	H: 1 LOB: 1 BB: 0 P: 10	R: 1 E: 0 K: 0 S: 4	H: 2 LOB: 1 BB: 1 P: 8		1B: 7 2B: 4 3B: 0 HR: 1	SF: 0 SAC: 0 DP: 0 HBP: 0	WP: 0 PB: 0 CS: 1	PA: 42						
PITCHER	IP	WLS	BF	H	R	ER	SO	BB	IBB	HBP	BLK	WP	HR	S	P	ERA	WHIP										
Saul Rogovin, R ERA: 3.19 (1, 1)	5.2		26	7	6	6	3	3	0	0	0	0	1	29	41	9.53	1.765										
Randy Gumpert, R ERA: 3.74 (6, 1)	0.0		2	1	0	0	0	1	0	0	0	0	0	1	5	∞	∞										
Billy Pierce, L ERA: 3.59 (6, 1)	3.1	L	14	4	1	1	4	1	0	0	0	0	0	21	25	2.70	1.500										

Batter	1	2	3	4	5	6	7	8	9	AB	R	H	RBI	BB	SO	LOB	BOTTOM										
Bob Dillinger, R OBP: 0.331, SLG: 0.369 (1, 5)	1B SH5-3 1B	2B 2B	G3		F9		2B			5	2	3	0	0	0	3	Washington Senators @ Chicago White Sox Comiskey Park, Chicago, IL Sun Jul 22 1951, 4:33 AM EDT Unknown livebaseballscores.com										
Nellie Fox, L OBP: 0.388, SLG: 0.448 (1, 4)	SH5-3 1-2	F8		F7		CS 1B		F8		4	0	1	0	0	0	2											
Minnie Minoso, R OBP: 0.444, SLG: 0.548 (1, 7)	1B BB	2B 2-H		1B		1B 1-2		F2		4	1	3	1	1	0	0											
Eddie Robinson, L OBP: 0.382, SLG: 0.493 (1, 3)	1B 1-2 2-3 1B	F2		F8		BB 1B		1-3		5	1	2	0	0	0	2											
Al Zarilla, L OBP: 0.363, SLG: 0.418 (1, 9)	F5		BB 2B 1B		F9	FC1-4 BB				3	1	1	0	2	0	4											
Jim Busby, R OBP: 0.372, SLG: 0.392 (1, 8)	FC5 1-2 2-H 3-H 1B		2B BB		BB 1B	F6		F8		4	1	2	2	1	0	4											
Phil Masi, R OBP: 0.432, SLG: 0.500 Floyd Baker, L OBP: 0.410, SLG: 0.346 (1, 2) (9, PH)			F3		F8	FC1-4		6-3		4	0	1	1	0	0	6											
Chico Carrasquel, R OBP: 0.352, SLG: 0.360 Bird Stewart, L OBP: 0.352, SLG: 0.429 (1, 6) (9, PH)	FC5 2-3		1-3 1-H 2-H 2B		BB	5-3		F7		3	0	1	2	1	0	2											
Saul Rogovin, R OBP: 0.255, SLG: 0.340 Randy Gumpert, R OBP: 0.345, SLG: 0.321 Billy Pierce, L OBP: 0.280, SLG: 0.163 Don Lenhardt, R OBP: 0.310, SLG: 0.436 (1, 1) (6, 1) (6, 1) (9, PH)		F3	1-3		F9	L7		F7		3	0	0	0	0	0	3											
Inning Stats	R: 3 E: 0 K: 0 S: 7	H: 4 LOB: 2 BB: 1 P: 11	R: 1 E: 0 K: 0 S: 5	H: 2 LOB: 1 BB: 0 P: 5	R: 2 E: 0 K: 0 S: 5	H: 2 LOB: 1 BB: 1 P: 9	R: 0 E: 0 K: 0 S: 4	H: 1 LOB: 1 BB: 0 P: 4	R: 0 E: 0 K: 0 S: 4	H: 3 LOB: 3 BB: 1 P: 9	R: 0 E: 0 K: 0 S: 4	H: 1 LOB: 1 BB: 0 P: 4	R: 0 E: 0 K: 0 S: 3	H: 0 LOB: 1 BB: 1 P: 7	R: 0 E: 0 K: 0 S: 3	H: 0 LOB: 0 BB: 0 P: 3		1B: 10 2B: 4 3B: 0 HR: 0	SF: 0 SAC: 1 DP: 0 HBP: 0	WP: 0 PB: 0 CS: 1	PA: 45						
PITCHER	IP	WLS	BF	H	R	ER	SO	BB	IBB	HBP	BLK	WP	HR	S	P	ERA	WHIP										
Connie Marrero, R ERA: 3.6 (1, 1)	2.1		17	8	6	6	0	2	0	0	0	0	0	15	23	23.14	4.286										
Sandy Consuegra, R ERA: 4.3 (3, 1)	6.2	W	28	6	0	0	0	3	0	0	0	0	0	25	37	0.00	1.350										

Batter	1	2	3	4	5	6	7	8	9	AB	R	H	RBI	BB	SO	LOB	TOP					
Eddie Yost, R OBP: 0.441, SLG: 0.413 (1, 5)	4-0 BB BB	4-0 2B BB	0-3 K		0-0 5-3		0-0 FC5-3		4-0 BB	3	1	0	1	3	1	2						
Gil Coan, L OBP: 0.382, SLG: 0.517 (1, 7)	4-0 BB	0-0 F6	0-0 F7			0-3 K		0-0 E5 BB	0-0 3-1	5	1	0	0	1	1	5						
Irv Noren, L OBP: 0.368, SLG: 0.458 (1, 8)	0-0 4-3	0-0 2B 2B		0-0 E 4-3 1B		0-0 G3		0-0 L4		5	2	2	2	0	0	3						
Mickey Vernon, L OBP: 0.349, SLG: 0.415 (1, 3)	4-0 BB	2B 2B		0-0 E3 4-3 1B		0-0 E S 1B		0-0 G4-6-3 1B		3	2	2	1	2	0	1						
Sam Mele, R OBP: 0.319, SLG: 0.384 (1, 9)	0-0 F5	2B E 2B		0-0 F8		0-0 1B		0-0 G4-6-3 1B		5	1	2	3	0	0	6						
Pete Runnels, L OBP: 0.274, SLG: 0.263 (1, 6)	0-3 K	0-0 E6 2B		0-0 4-3		0-3 K				3	0	1	2	0	1	4						
Sam Dente, R OBP: 0.321, SLG: 0.292 (5, 6)		2-H 2-H 3-H		2-3 3-H 0-0 P2						2	0	0	0	0	1	1						
Cass Michaels, R OBP: 0.336, SLG: 0.363 (1, 4)		BB 1B	5-3					0-0 2B 1B		5	2	2	0	0	0	2						
Mickey Grasso, R OBP: 0.303, SLG: 0.273 (1, 2)		BB 1B	L7		0-0 6-3			0-0 FC5-3 2B		5	1	3	0	0	0	1						
Fred Sanford, S OBP: 0.143, SLG: 0.105 (1, 1)		4-0 BB BB	0-0 6-3		0-0 6-3			0-0 F7		3	1	0	0	1	0	2						
Joe Haynes, R OBP: 0.385, SLG: 0.333 (8, 1)	1-2 2-3							3-H		1	0	1	1	0	0	0						
Inning Stats	R: 0 E: 0 K: 1 S: 5	H: 0 LOB: 3 BB: 3 P: 17	R: 7 E: 1 K: 0 S: 8	H: 5 LOB: 1 BB: 3 P: 20	R: 0 E: 0 K: 1 S: 5	H: 0 LOB: 0 BB: 0 P: 5	R: 1 E: 1 K: 0 S: 5	H: 1 LOB: 1 BB: 0 P: 5	R: 0 E: 0 K: 2 S: 9	H: 0 LOB: 0 BB: 0 P: 3	R: 1 E: 0 K: 2 S: 9	H: 2 LOB: 1 BB: 0 P: 9	R: 0 E: 0 K: 0 S: 4	H: 2 LOB: 1 BB: 0 P: 4	R: 1 E: 1 K: 0 S: 4	H: 1 LOB: 0 BB: 1 P: 4	R: 1 E: 1 K: 0 S: 5	H: 2 LOB: 2 BB: 1 P: 9	1B: 9 2B: 5 3B: 0 HR: 0	SF: 0 SAC: 0 DP: 2 HBP: 0	WP: 0 PB: 0 CS: 2	PA: 47
PITCHER	IP WLS BF H R ER SO BB IBB HBP BLK WP HR S P ERA WHIP																					
Ken Holcombe, R ERA: 3.83 (1, 1)	1.0 L 9 2 3 3 1 4 0 0 0 0 0 0 7 23 27.00 6.000																					
Harry Dorish, R ERA: 2.54 (2, 1)	5.0 24 6 6 4 3 1 1 0 0 0 0 0 28 36 7.20 1.400																					
Joe Dobson, R ERA: 3.75 (7, 1)	2.0 8 3 1 0 0 0 0 0 0 0 0 0 8 8 0.00 1.500																					
Marv Rotblatt, L ERA: 3.21 (9, 1)	1.0 6 2 1 0 0 1 0 0 0 0 0 0 5 9 0.00 3.000																					
Batter	1	2	3	4	5	6	7	8	9	AB	R	H	RBI	BB	SO	LOB	BOTTOM					
Bob Dillinger, R OBP: 0.332, SLG: 0.367 (1, 5)	0-0 4-3	0-0 F8		0-0 1B		0-0 F9		4-0 G6-4-3 BB		4	0	1	1	1	0	2						
Nellie Fox, L OBP: 0.388, SLG: 0.447 (1, 4)	0-0 BB 2B 1B	0-0 F8		0-0 F8		0-0 BB 1B		0-0 G6-4-3		5	1	2	0	0	0	6						
Joe Demaestri, R OBP: 0.200, SLG: 0.172 (9, 4)								1-2 2-3 3-H		0	0	0	0	0	0	0						
Minnie Minoso, R OBP: 0.448, SLG: 0.552 (1, 7)	0-0 2B 1B		0-0 1-3		0-0 1B 2B		4-0 BB			3	1	2	0	2	0	0						
Eddie Robinson, L OBP: 0.383, SLG: 0.494 (1, 3)	0-0 BB 2B		0-0 4-3		0-0 2B F8 1B		0-3 K		0-0 L9	5	1	2	1	0	1	4						
Al Zarilla, L OBP: 0.364, SLG: 0.422 (1, 9)	0-0 F7		0-0 F8		0-0 2B		0-0 6-3		0-0 G6-4-3 1B	5	0	2	1	0	0	2						
Jim Busby, R OBP: 0.367, SLG: 0.386 (1, 8)	0-0 F8			0-0 F7		0-0 K		0-0 F7		5	0	0	0	0	1	5						
Sam Hairston, R OBP: 0.600, SLG: 0.750 (1, 2)		0-0 2B 1B		0-0 6-3		0-0 F8		0-0 6-3		2	0	1	0	0	0	0						
Bud Stewart, L OBP: 0.350, SLG: 0.425 (5, PH)				0-0 6-3		0-0 F8		0-0 6-3		1	0	0	1	0	0	1						
Joe Erazut, R OBP: 0.276, SLG: 0.200 (6, 2)		2B 1B								0	0	0	0	0	0	0						
Phil Masi, R OBP: 0.427, SLG: 0.493 (7, PH)								1-2		2	0	0	0	0	0	1						
Chico Carrasquel, R OBP: 0.337, SLG: 0.364 (1, 6)		0-0 BB 2B		4-0 1B BB		0-0 F7		4-0 BB BB G6-4-3 BB		2	2	1	0	2	0	1						
Ken Holcombe, R OBP: 0.348, SLG: 0.364 (1, 1)		0-0 F3		0-0 1B BB		0-0 F8		4-0 G6-4-3 BB		0	0	0	0	0	0	0						
Harry Dorish, R OBP: 0.316, SLG: 0.421 (5, PH)										2	0	1	0	0	0	2						
Floyd Baker, R OBP: 0.406, SLG: 0.341 (7, 1)										1	0	0	0	0	0	0						
Joe Dobson, R OBP: 0.303, SLG: 0.388 (7, 1)										0	0	0	0	1	0	0						
Bert Haas, R OBP: 0.305, SLG: 0.238 (8, PH)										0	0	0	0	0	0	0						
Marv Rotblatt, S OBP: 0.329, SLG: 0.238 (9, 1)										0	0	0	0	0	0	0						
Inning Stats	R: 1 E: 0 K: 0 S: 6	H: 3 LOB: 2 BB: 0 P: 6	R: 0 E: 0 K: 0 S: 5	H: 2 LOB: 2 BB: 0 P: 5	R: 0 E: 0 K: 0 S: 3	H: 0 LOB: 0 BB: 0 P: 3	R: 1 E: 0 K: 0 S: 5	H: 2 LOB: 1 BB: 1 P: 9	R: 2 E: 0 K: 1 S: 8	H: 3 LOB: 1 BB: 0 P: 8	R: 0 E: 0 K: 1 S: 6	H: 1 LOB: 2 BB: 1 P: 10	R: 0 E: 0 K: 0 S: 3	H: 0 LOB: 0 BB: 0 P: 3	R: 1 E: 0 K: 0 S: 2	H: 0 LOB: 2 BB: 4 P: 18	R: 0 E: 0 K: 0 S: 3	H: 1 LOB: 0 BB: 0 P: 3	1B: 8 2B: 4 3B: 0 HR: 0	SF: 0 SAC: 0 DP: 2 HBP: 0	WP: 0 PB: 0 CS: 0	PA: 43
PITCHER	IP WLS BF H R ER SO BB IBB HBP BLK WP HR S P ERA WHIP																					
Fred Sanford, R ERA: 5.37 (1, 1)	7.0 W 36 11 5 5 2 4 0 0 0 0 0 0 36 52 6.43 2.143																					
Joe Haynes, R ERA: 4.69 (8, 1)	2.0 S 7 1 0 0 0 2 0 0 0 0 0 0 5 13 0.00 1.500																					

Washington Senators @ Chicago White Sox
Comiskey Park, Chicago, IL
Sun Jul 22 1951, 4:38 AM EDT
Att: 24,223 - Unknown

AB 40
R 11
H 13
RBI 10
BB 7
SO 4
LOB 27

WP: 0 PA: 47
PB: 0
CS: 2

Washington Senators @ Chicago White Sox
Comiskey Park, Chicago, IL
Sun Jul 22 1951, 4:38 AM EDT
Att: 24,223 - Unknown

AB 37
R 5
H 12
RBI 4
BB 6
SO 2
LOB 24




Batter	1	2	3	4	5	6	7	8	9	AB	R	H	RBI	BB	SO	LOB	TOP		
Bob Dillinger, R (1.5)	FC6-4 1B		FC5-4 BB			FC6-4 BB		FC6 BB		1	0	1	0	3	0	0	Chicago White Sox @ Boston Red Sox Fenway Park, Boston, MA Tue Jul 24 1951, 3:33 AM EDT Att: 35,327 - Unknown		
Jim Busby, R (1.8)	FC6-4 5-3 1-2f		K			F6		K		4	0	0	0	0	2	5			
Minnie Minoso, R (1.9)	5-3 1-2		FC5-4			FC6-4 FC6-4 1-2f		FC6 HR		4	1	0	0	0	0	5			
Don Lenhardt, R (1.7)	5-3				F6	FC6-4 1-2f		HR		4	1	1	3	0	0	2			
Bert Haas, R (1.3)		F8			5-3		F9	F7		4	0	0	0	0	0	0			
Phil Masi, R (1.2)		F8			K		6-3		F9	4	0	0	0	0	1	0			
Chico Carrasquel, R (1.6)										4	0	2	0	0	0	0			
Joe Demaestri, R (1.4)		1-3								4	0	0	0	0	0	2			
Howie Judson, R (1.1)										0	0	0	0	0	0	0			
Harry Dorish, R (1.1)										2	0	0	0	0	1	0			
Sam Hairston, R (8. PH)			K							0	1	0	0	1	0	0			
Randy Gumpert, R (8.1)								FC6 HR BB		0	0	0	0	0	0	0			
Inning Stats	R: 0 E: 0 K: 0 S: 4	H: 1 LOB: 1 BB: 0 P: 4	R: 0 E: 0 K: 0 S: 4	H: 1 LOB: 1 BB: 0 P: 4	R: 0 E: 0 K: 2 S: 7	H: 0 LOB: 1 BB: 1 P: 11	R: 0 E: 0 K: 1 S: 5	H: 0 LOB: 0 BB: 0 P: 5	R: 0 E: 0 K: 0 S: 3	H: 0 LOB: 0 BB: 0 P: 3	R: 0 E: 0 K: 0 S: 3	H: 1 LOB: 1 BB: 0 P: 4	R: 3 E: 0 K: 1 S: 6	H: 1 LOB: 0 BB: 2 P: 14	R: 0 E: 0 K: 0 S: 3	H: 0 LOB: 0 BB: 0 P: 3	1B: 3 2B: 0 3B: 0 HR: 1	SF: 0 SAC: 0 DP: 0 HBP: 0	WP: 0 PA: 35 CS: 0
PITCHER Leo Kiely, L (1.1) ERA: 2.79	IP: 9.0 WLS: W BF: 35 H: 4 R: 3 ER: 3 SO: 4 BB: 4 IBB: 0 HBP: 0 BLK: 0 WP: 0 HR: 1 S: 39 P: 55 ERA: 3.00 WHIP: 0.889											PITCHER	IP: 9.0 WLS: W BF: 35 H: 4 R: 3 ER: 3 SO: 4 BB: 4 IBB: 0 HBP: 0 BLK: 0 WP: 0 HR: 1 S: 39 P: 55 ERA: 3.00 WHIP: 0.889						

Batter	1	2	3	4	5	6	7	8	9	AB	R	H	RBI	BB	SO	LOB	BOTTOM
Dom DiMaggio, R (1.8)			6-3			4-3	5-3			3	1	0	1	2	0	2	Chicago White Sox @ Boston Red Sox Fenway Park, Boston, MA Tue Jul 24 1951, 3:33 AM EDT Att: 35,327 - Unknown
6 Johnny Pesky, L (1.6)					6-3	G3		K		5	1	1	0	0	1	3	
Ted Williams, L (1.7)						F2		1B		5	2	4	2	0	0	0	
Vern Stephens, R (1.5)						F8		1B		5	1	2	1	0	0	1	
Bobby Doerr, R (1.4)						E6		1B		5	0	0	0	0	1	5	
Billy Goodman, L (1.3)						FC6-4		1B		5	1	2	0	0	0	6	
Clyde Vollmer, R (1.9)								2B		2	2	0	0	2	0	1	
Al Evans, R (1.2)								1B		2	0	0	1	2	0	0	
Leo Kiely, L (1.1)								1B		3	0	1	3	1	0	0	
Inning Stats	R: 5 E: 0 K: 0 S: 6	H: 3 LOB: 3 BB: 5 P: 26	R: 1 E: 0 K: 0 S: 5	H: 2 LOB: 1 BB: 0 P: 5	R: 0 E: 0 K: 0 S: 3	H: 0 LOB: 0 BB: 0 P: 3	R: 0 E: 1 K: 0 S: 5	H: 1 LOB: 2 BB: 0 P: 5	R: 0 E: 0 K: 0 S: 3	H: 0 LOB: 0 BB: 0 P: 3	R: 2 E: 0 K: 0 S: 5	H: 2 LOB: 2 BB: 2 P: 13	R: 0 E: 0 K: 2 S: 9	H: 2 LOB: 2 BB: 0 P: 9	1B: 7 2B: 2 3B: 0 HR: 1	SF: 0 SAC: 0 DP: 0 HBP: 0	
PITCHER Howie Judson, R (1.1) ERA: 4.5	IP: 0.2 WLS: L BF: 9 H: 3 R: 5 ER: 5 SO: 0 BB: 4 IBB: 0 HBP: 0 BLK: 0 WP: 0 HR: 0 S: 5 P: 21 ERA: 67.50 WHIP: 10.500											PITCHER	IP: 0.2 WLS: L BF: 9 H: 3 R: 5 ER: 5 SO: 0 BB: 4 IBB: 0 HBP: 0 BLK: 0 WP: 0 HR: 0 S: 5 P: 21 ERA: 67.50 WHIP: 10.500				
Harry Dorish, R (1.1) ERA: 2.71	IP: 6.1 WLS: 28 BF: 5 H: 3 R: 3 ER: 3 SO: 0 BB: 3 IBB: 0 HBP: 0 BLK: 0 WP: 0 HR: 1 S: 25 P: 37 ERA: 4.26 WHIP: 1.263											PITCHER	IP: 6.1 WLS: 28 BF: 5 H: 3 R: 3 ER: 3 SO: 0 BB: 3 IBB: 0 HBP: 0 BLK: 0 WP: 0 HR: 1 S: 25 P: 37 ERA: 4.26 WHIP: 1.263				
Randy Gumpert, R (8.1) ERA: 3.7	IP: 1.0 WLS: 5 BF: 2 H: 0 R: 0 ER: 0 SO: 2 BB: 0 IBB: 0 HBP: 0 BLK: 0 WP: 0 HR: 0 S: 9 P: 9 ERA: 0.00 WHIP: 2.000											PITCHER	IP: 1.0 WLS: 5 BF: 2 H: 0 R: 0 ER: 0 SO: 2 BB: 0 IBB: 0 HBP: 0 BLK: 0 WP: 0 HR: 0 S: 9 P: 9 ERA: 0.00 WHIP: 2.000				

Batter	1	2	3	4	5	6	7	8	9	AB	R	H	RBI	BB	SO	LOB	TOP										
Bob Dillinger, R (1,5) OBP: 0.341, SLG: 0.367 Floyd Baker, L (8,5) OBP: 0.412, SLG: 0.341	F3		G6-4-3			F8											4 0 1 1 0 0 2 0 1 0 0 1 0 0										
Nelle Fox, L (1,4) OBP: 0.387, SLG: 0.445	F7			F2													4 1 1 0 0 0 2										
Minnie Minoso, R (1,9) OBP: 0.446, SLG: 0.549	1-3			K													5 2 3 1 0 1 0										
Don Lenhardt, R (1,7) OBP: 0.315, SLG: 0.463		K															5 1 3 3 0 1 1										
Bert Haas, R (1,3) OBP: 0.206, SLG: 0.167		5-3															5 0 0 0 0 1 4										
Jim Busby, R (1,8) OBP: 0.367, SLG: 0.382																	2 0 1 0 2 0 0										
Phil Masi, R (1,2) OBP: 0.425, SLG: 0.480																	2 1 1 1 2 0 1										
Chico Carrasquel, R (1,6) OBP: 0.338, SLG: 0.364																	4 0 1 0 0 0 5										
Ken Holcombe, R (1,1) OBP: 0.333, SLG: 0.346																	4 0 1 0 0 2 5										
Inning Stats	R: 0 E: 0 K: 0 S: 3	H: 0 LOB: 0 BB: 0 P: 3	R: 0 E: 0 K: 1 S: 4	H: 0 LOB: 0 BB: 1 P: 8	R: 0 E: 0 K: 0 S: 4	H: 2 LOB: 1 BB: 0 P: 4	R: 0 E: 0 K: 1 S: 6	H: 1 LOB: 1 BB: 0 P: 6	R: 0 E: 0 K: 0 S: 3	H: 1 LOB: 0 BB: 0 P: 3	R: 3 E: 0 K: 1 S: 8	H: 3 LOB: 0 BB: 0 P: 8	R: 1 E: 0 K: 0 S: 5	H: 2 LOB: 2 BB: 1 P: 9	R: 1 E: 1 K: 2 S: 9	H: 2 LOB: 3 BB: 2 P: 17	R: 1 E: 0 K: 0 S: 4	H: 1 LOB: 1 BB: 1 P: 8	1B: 10 2B: 1 3B: 0 HR: 1	SF: 0 SAC: 1 DP: 2 HBP: 0	WP: 0 PB: 0 SB: 0 CS: 1	PA: 42					
PITCHER	IP	WLS	BF	H	R	ER	SO	BB	IBB	HBP	BLK	WP	HR	S	P	ERA	WHIP										
Mel Parnell, L (1,1) ERA: 3.39	7.0	L	29	9	4	4	3	2	0	0	0	0	1	33	41	5.14	1.571										
Walt Masterson, R (8,1) ERA: 2.72	1.0		7	2	1	1	2	2	0	0	0	0	0	9	17	9.00	4.000										
Harry Taylor, R (9,1) ERA: 5.5	1.0		5	1	1	1	0	1	0	0	0	0	0	4	8	9.00	2.000										

Chicago White Sox @ Boston Red Sox
Fenway Park, Boston, MA
Wed Jul 25 1951, 3:33 AM EDT
Att: 26,794 - Unknown


AB	35
R	6
H	12
RBI	6
BB	5
SO	5
LOB	20



Batter	1	2	3	4	5	6	7	8	9	AB	R	H	RBI	BB	SO	LOB	BOTTOM										
Dom DiMaggio, R (1,8) OBP: 0.371, SLG: 0.440																	4 1 1 0 0 0 1										
6 Johnny Pesky, L (1,6) OBP: 0.411, SLG: 0.378																	4 0 1 0 0 0 1										
Ted Williams, L (1,7) OBP: 0.480, SLG: 0.581																	4 0 0 1 0 0 1										
Vern Stephens, R (1,5) OBP: 0.371, SLG: 0.521																	4 0 0 0 0 0 1										
Bobby Doerr, R (1,4) OBP: 0.363, SLG: 0.422																	4 0 0 0 0 0 1										
Billy Goodman, L (1,3) OBP: 0.380, SLG: 0.376																	3 0 1 0 0 0 0										
Clyde Vollmer, R (1,9) OBP: 0.370, SLG: 0.572																	3 1 1 0 0 0 1										
Al Evans, R (1,2) OBP: 0.250, SLG: 0.143																	2 0 0 0 0 0 1										
Fred Hatfield, L (8,PH) OBP: 0.344, SLG: 0.321																	1 0 0 0 0 0 1										
Les Moss, R (9,2) OBP: 0.290, SLG: 0.293																	0 0 0 0 0 0 0										
Mel Parnell, L (1,1) OBP: 0.340, SLG: 0.289																	2 0 0 0 0 0 0										
Walt Masterson, R (8,1) OBP: 0.310, SLG: 0.320																	0 0 0 0 0 0 0										
Charlie Maxwell, L (8,PH) OBP: 0.310, SLG: 0.320																	1 0 1 1 0 0 0										
Harry Taylor, R (9,1) OBP: 0.148, SLG: 0.154																	0 0 0 0 0 0 0										
Inning Stats	R: 1 E: 0 K: 0 S: 4	H: 1 LOB: 0 BB: 0 P: 4	R: 0 E: 0 K: 0 S: 3	H: 0 LOB: 0 BB: 0 P: 3	R: 0 E: 0 K: 0 S: 3	H: 0 LOB: 0 BB: 0 P: 3	R: 0 E: 0 K: 0 S: 3	H: 0 LOB: 0 BB: 0 P: 3	R: 0 E: 0 K: 0 S: 3	H: 0 LOB: 0 BB: 0 P: 3	R: 0 E: 0 K: 0 S: 3	H: 0 LOB: 0 BB: 0 P: 3	R: 0 E: 0 K: 0 S: 5	H: 2 LOB: 1 BB: 0 P: 5	R: 0 E: 0 K: 0 S: 4	H: 1 LOB: 1 BB: 0 P: 4	1B: 4 2B: 1 3B: 0 HR: 0	SF: 0 SAC: 0 DP: 0 HBP: 0	WP: 0 PB: 0 SB: 0 CS: 0	PA: 32							
PITCHER	IP	WLS	BF	H	R	ER	SO	BB	IBB	HBP	BLK	WP	HR	S	P	ERA	WHIP										
Ken Holcombe, R (1,1) ERA: 3.85	9.0	W	32	5	2	2	0	0	0	0	0	0	0	32	32	2.00	0.556										

Chicago White Sox @ Boston Red Sox
Fenway Park, Boston, MA
Wed Jul 25 1951, 3:33 AM EDT
Att: 26,794 - Unknown

AB	32
R	2
H	5
RBI	2
BB	0
SO	0
LOB	8



Batter	1	2	3	4	5	6	7	8	9	AB	R	H	RBI	BB	SO	LOB	TOP	
Nellie Fox, L OBP: 0.385, SLG: 0.439 (1, 4)										4	1	2	0	0	0	0	Chicago White Sox @ New York Yankees Yankee Stadium, Bronx, NY Fri Jul 27 1951, 3:33 AM EDT Att: 50,125 - Unknown livebaseballscorecards.com	
Al Zarilla, L OBP: 0.370, SLG: 0.427 (1, 9)										4	0	1	0	0	1	1		
Minnie Minoso, R OBP: 0.448, SLG: 0.554 (1, 5)										4	0	1	1	0	0	2		
Eddie Robinson, L OBP: 0.380, SLG: 0.497 (1, 3)										3	0	0	0	0	0	3		
Bud Stewart, L OBP: 0.347, SLG: 0.415 (1, 7)										3	0	0	0	0	1			
Jim Busby, R OBP: 0.382, SLG: 0.375 (1, 8)										3	0	0	0	0	2	0		
Bud Sheely, L OBP: 0.500, SLG: 0.500 (1, 2)										3	0	2	0	0	0	0		
Chico Carrasquel, R OBP: 0.334, SLG: 0.358 (1, 6)										2	0	0	0	1	0	2		
Billy Pierce, L OBP: 0.264, SLG: 0.152 (1, 1)										3	0	0	0	0	1	2		
Inning Stats	R: 1 E: 0 K: 0 S: 5	H: 2 LOB: 1 BB: 0 P: 5	R: 0 E: 0 K: 0 S: 4	H: 1 LOB: 1 BB: 0 P: 4	R: 0 E: 0 K: 1 S: 6	H: 1 LOB: 1 BB: 0 P: 6	R: 0 E: 0 K: 1 S: 6	H: 0 LOB: 0 BB: 0 P: 3	R: 0 E: 0 K: 0 S: 3	H: 1 LOB: 0 BB: 0 P: 3	R: 0 E: 0 K: 2 S: 7	H: 0 LOB: 1 BB: 1 P: 11	R: 0 E: 0 K: 0 S: 3	H: 0 LOB: 0 BB: 0 P: 3				
PITCHER Tom Morgan, R ERA: 3.29 (1, 1)	IP: 8.0 WLS: W BF: 30	H: 6 R: 1 ER: 1 SO: 4	BB: 1 IBB: 0 HBP: 0 BLK: 0	WP: 0 HR: 0 S: 37 P: 41	ERA: 1.12 WHIP: 0.875											1B: 6 2B: 0 3B: 0 HR: 0	SF: 0 SAC: 0 DP: 1 HBP: 0	WP: 0 PA: 30 PB: 0 SB: 0 CS: 0


Batter	1	2	3	4	5	6	7	8	9	AB	R	H	RBI	BB	SO	LOB	BOTTOM		
Gene Woodling, L OBP: 0.374, SLG: 0.432 (1, 7)										4	1	2	2	0	2	2	Chicago White Sox @ New York Yankees Yankee Stadium, Bronx, NY Fri Jul 27 1951, 3:33 AM EDT Att: 50,125 - Unknown livebaseballscorecards.com		
Phil Rizzuto, R OBP: 0.356, SLG: 0.370 (1, 6)										4	0	0	0	0	1	0			
Gil McDougald, R OBP: 0.382, SLG: 0.500 (1, 5)										4	0	0	0	0	0	0			
Joe DiMaggio, R OBP: 0.356, SLG: 0.429 (1, 8)										4	1	1	1	0	1	0			
Yogi Berra, L OBP: 0.359, SLG: 0.505 (1, 2)										4	0	3	0	0	0	0			
Johnny Mize, L OBP: 0.381, SLG: 0.457 (1, 3)										3	0	0	0	0	0	2			
Joe Collins, L OBP: 0.393, SLG: 0.528 (8, 3)										1	0	1	0	0	0	0			
Hank Bauer, R OBP: 0.371, SLG: 0.459 (1, 9)										4	0	2	0	0	0	1			
Jerry Coleman, R OBP: 0.314, SLG: 0.326 (1, 4)										4	1	1	0	0	1	4			
Tom Morgan, R OBP: 0.250, SLG: 0.292 (1, 1)										2	0	0	0	0	0	1			
Inning Stats	R: 0 E: 0 K: 1 S: 5	H: 0 LOB: 0 BB: 0 P: 5	R: 0 E: 0 K: 0 S: 4	H: 1 LOB: 1 BB: 0 P: 4	R: 1 E: 0 K: 0 S: 4	H: 1 LOB: 0 BB: 0 P: 4	R: 0 E: 0 K: 1 S: 6	H: 1 LOB: 1 BB: 0 P: 6	R: 1 E: 0 K: 0 S: 5	H: 2 LOB: 1 BB: 0 P: 5	R: 0 E: 0 K: 0 S: 3	H: 0 LOB: 0 BB: 0 P: 3	R: 0 E: 1 K: 1 S: 7	H: 1 LOB: 2 BB: 0 P: 7	R: 1 E: 0 K: 1 S: 9	H: 4 LOB: 3 BB: 0 P: 9	1B: 8 2B: 0 3B: 0 HR: 2	SF: 0 SAC: 1 DP: 0 HBP: 0	WP: 0 PA: 35 PB: 0 SB: 0 CS: 0
PITCHER Billy Pierce, L ERA: 3.58 (1, 1)	IP: 8.0 WLS: L BF: 35	H: 10 R: 3 ER: 3 SO: 4	BB: 0 IBB: 0 HBP: 0 BLK: 0	WP: 0 HR: 2 S: 43 P: 43	ERA: 3.38 WHIP: 1.250											1B: 8 2B: 0 3B: 0 HR: 2	SF: 0 SAC: 1 DP: 0 HBP: 0	WP: 0 PA: 35 PB: 0 SB: 0 CS: 0	


Batter	1	2	3	4	5	6	7	8	9	AB	R	H	RBI	BB	SO	LOB	TOP			
Nellie Fox, L OBP: 0.385, SLG: 0.441 (1, 4)										5	1	2	0	0	0	4	Chicago White Sox @ New York Yankees Yankee Stadium, Bronx, NY Sun Jul 29 1951, 3:33 AM EDT Unknown			
Al Zarilla, L OBP: 0.365, SLG: 0.420 (1, 9)										4	0	0	0	0	3	3				
Minnie Minoso, R OBP: 0.449, SLG: 0.552 (1, 5)										3	1	1	0	1	2	0				
Eddie Robinson, L OBP: 0.379, SLG: 0.494 (1, 3)										4	0	1	0	0	2	3				
Bud Stewart, L OBP: 0.351, SLG: 0.440 (1, 7)										4	1	2	3	0	0	2				
Jim Busby, R OBP: 0.360, SLG: 0.372 (1, 8)										3	0	0	0	1	2	1				
Bud Sheely, L OBP: 0.375, SLG: 0.375 (1, 2)										4	0	1	0	0	1	1				
Chico Carrasquel, R OBP: 0.338, SLG: 0.362 (1, 6)										4	0	3	0	0	0	0				
Lou Kretlow, R OBP: 0.387, SLG: 0.545 (6, 1)										2	0	0	0	0	2	1				
Harry Dorish, R OBP: 0.273, SLG: 0.364 (7, PH)										0	0	0	0	0	0	0				
Bert Flanagan, R OBP: 0.260, SLG: 0.161 (7, 1)										0	0	0	0	0	0	0				
Howie Judson, R OBP: 0.417, SLG: 0.143 (9, PH)										0	0	0	0	0	0	0				
Floyd Baker, L OBP: 0.417, SLG: 0.349 (9, PH)										0	0	0	0	0	0	0				
Bob Billinger, R OBP: 0.342, SLG: 0.398 (9, PH)										0	0	0	0	1	2					
Inning Stats	R: 2 E: 0 K: 1 S: 8	H: 3 LOB: 1 BB: 0 P: 8	R: 0 E: 0 K: 3 S: 11	H: 2 LOB: 2 BB: 0 P: 11	R: 0 E: 0 K: 1 S: 5	H: 1 LOB: 0 BB: 0 P: 5	R: 0 E: 0 K: 1 S: 5	H: 0 LOB: 0 BB: 0 P: 5	R: 0 E: 0 K: 2 S: 7	H: 0 LOB: 0 BB: 0 P: 7	R: 0 E: 0 K: 0 S: 2	H: 2 LOB: 2 BB: 0 P: 7	R: 0 E: 0 K: 3 S: 9	H: 0 LOB: 0 BB: 0 P: 9	R: 1 E: 0 K: 1 S: 7	H: 2 LOB: 2 BB: 1 P: 11	1B: 8 2B: 1 3B: 0 HR: 1	SF: 0 SAC: 0 DP: 1 HBP: 0	WP: 0 PB: 0 SB: 1 CS: 1	PA: 38
PITCHER	IP WLS BF H R ER SO BB IBB HBP BLK WP HR S P ERA WHIP	8.1 W 35 10 3 3 12 2 0 0 0 0 1 57 65 3.24 1.440	0.2 S 2 0 0 0 1 0 0 0 0 0 0 4 4 0.00 0.000																	
Vic Raschi, R ERA: 3.59 Joe Ostrowski, L ERA: 3.72																				

Batter	1	2	3	4	5	6	7	8	9	AB	R	H	RBI	BB	SO	LOB	BOTTOM				
Gene Woodling, L OBP: 0.371, SLG: 0.424 (1, 7)										4	1	0	0	1	1	0	Chicago White Sox @ New York Yankees Yankee Stadium, Bronx, NY Sun Jul 29 1951, 3:33 AM EDT Unknown				
Joe Collins, L OBP: 0.407, SLG: 0.546 (1, 9) (8, 3)										3	3	2	1	2	0	0					
Bobby Brown, L OBP: 0.379, SLG: 0.445 (1, 5)										4	2	2	1	0	0	2					
Joe DiMaggio, R OBP: 0.363, SLG: 0.464 (1, 8)										3	2	2	5	1	1	1					
Yogi Berra, L OBP: 0.358, SLG: 0.502 (1, 2)										4	0	1	1	0	1	2					
Johnny Mize, L OBP: 0.379, SLG: 0.450 Hank Bauer, R OBP: 0.371, SLG: 0.459 (1, 3) (8, 9)										3	0	0	0	1	1	0					
Gil McDougald, R OBP: 0.379, SLG: 0.500 (1, 4)										4	0	1	0	0	2	2					
Phil Rizzuto, R OBP: 0.355, SLG: 0.368 (1, 6)										4	0	1	0	0	0	3					
Vic Raschi, R OBP: 0.222, SLG: 0.200 Joe Ostrowski, L (9, 1)										4	0	0	0	0	3	2					
Inning Stats	R: 2 E: 0 K: 1 S: 6	H: 1 LOB: 1 BB: 0 P: 10	R: 0 E: 0 K: 1 S: 6	H: 1 LOB: 1 BB: 0 P: 6	R: 0 E: 0 K: 1 S: 6	H: 1 LOB: 1 BB: 0 P: 6	R: 3 E: 0 K: 2 S: 10	H: 3 LOB: 2 BB: 2 P: 18	R: 3 E: 0 K: 1 S: 7	H: 2 LOB: 1 BB: 1 P: 11	R: 0 E: 0 K: 1 S: 5	H: 0 LOB: 0 BB: 0 P: 5	R: 0 E: 0 K: 1 S: 5	H: 0 LOB: 0 BB: 0 P: 5	1B: 4 2B: 2 3B: 1 HR: 2	SF: 0 SAC: 0 DP: 0 HBP: 0	WP: 0 PB: 0 SB: 1 CS: 0	PA: 38			
PITCHER	IP WLS BF H R ER SO BB IBB HBP BLK WP HR S P ERA WHIP	5.2 L 31 9 8 8 7 0 0 0 0 0 0 1 40 60 12.71 2.471	0.1 1 0 0 0 0 0 0 0 0 0 0 1 1 0.00 0.000	2.0 6 0 0 0 2 0 0 0 0 0 0 10 10 0.00 0.000																	
Lou Kretlow, R ERA: 5.0 Harry Dorish, R ERA: 2.98 Howie Judson, R ERA: 4.38																					

Batter	1	2	3	4	5	6	7	8	9	AB	R	H	RBI	BB	SO	LOB	TOP
Bob Dillinger, R (1,5) OBP: 0.340, SLG: 0.367										4	0	1	0	0	0	0	Chicago White Sox @ New York Yankees Yankee Stadium, Bronx, NY Sun Jul 29 1951, 3:38 AM EDT Att: 70,972 - Unknown
Nellie Fox, L (1,4) OBP: 0.384, SLG: 0.439										4	0	1	0	0	0	1	
Minnie Minoso, R (1,9) OBP: 0.447, SLG: 0.548										4	0	1	0	0	0	1	
Don Lenhardt, R (1,7) OBP: 0.320, SLG: 0.455										3	0	0	0	1	1	3	
Eddie Robinson, L (1,3)										3	0	0	0	1	1	2	
Phil Masi, R (1,2) OBP: 0.412, SLG: 0.463										4	0	1	0	0	1	2	
Jim Busby, R (1,8) OBP: 0.362, SLG: 0.372										3	0	1	0	1	0	3	
Chico Carrasquel, R (1,6) OBP: 0.337, SLG: 0.359										3	0	0	0	1	2	4	
Saul Rogovin, R (1,1) OBP: 0.255, SLG: 0.333									3	0	0	0	0	3	3		
Bert Haas, R (9, PH) OBP: 0.194, SLG: 0.156										1	0	0	0	0	1		1
Inning Stats	R: 0 E: 0 K: 1 S: 6	H: 1 LOB: 1 BB: 0 P: 6	R: 0 E: 0 K: 3 S: 9	H: 0 LOB: 2 BB: 2 P: 17	R: 0 E: 0 K: 0 S: 3	H: 0 LOB: 0 BB: 0 P: 3	R: 0 E: 0 K: 1 S: 5	H: 0 LOB: 0 BB: 0 P: 5	R: 0 E: 0 K: 0 S: 3	H: 1 LOB: 1 BB: 0 P: 6	R: 0 E: 0 K: 2 S: 5	H: 2 LOB: 2 BB: 0 P: 5	R: 0 E: 0 K: 2 S: 8	H: 1 LOB: 1 BB: 0 P: 8	1B: 5 2B: 0 3B: 0 HR: 0	SF: 0 SAC: 0 DP: 0 HBP: 0	WP: 1 PA: 36 SB: 0 CS: 2
PITCHER Bob Kuzava, L (1,1) ERA: 4.06	IP: 9.0 WLS: W BF: 36 H: 5 R: 0 ER: 0 SO: 9 BB: 4 IBB: 0 HBP: 0 BLK: 0 WP: 1 HR: 0 S: 50 P: 66 ERA: 0.00 WHIP: 1.000																

Batter	1	2	3	4	5	6	7	8	9	AB	R	H	RBI	BB	SO	LOB	BOTTOM		
Gene Woodling, L (1,7) OBP: 0.369, SLG: 0.426										4	1	1	0	0	0	1	Chicago White Sox @ New York Yankees Yankee Stadium, Bronx, NY Sun Jul 29 1951, 3:38 AM EDT Att: 70,972 - Unknown		
Joe Collins, L (1,9) OBP: 0.403, SLG: 0.537										4	0	1	0	0	0	1			
Bobby Brown, L (1,5) OBP: 0.379, SLG: 0.443										3	0	1	1	0	0	0			
Joe DiMaggio, R (1,8) OBP: 0.361, SLG: 0.460										4	1	1	0	0	0	2			
Yogi Berra, L (1,2) OBP: 0.360, SLG: 0.500										3	0	1	0	1	0	2			
Johnny Mize, L (1,3) OBP: 0.376, SLG: 0.448										3	0	1	0	0	0	1			
Hank Bauer, R (8,9) OBP: 0.369, SLG: 0.456										1	0	0	0	0	0	2			
Gil McDougald, R (1,4) OBP: 0.351, SLG: 0.498										1	0	0	1	1	1	0			
Phil Rizzuto, R (1,6) OBP: 0.354, SLG: 0.371										3	0	1	0	0	0	3			
Bob Kuzava, S (1,1) OBP: 0.265, SLG: 0.138										3	0	1	0	0	1	1			
Inning Stats	R: 1 E: 0 K: 0 S: 5	H: 2 LOB: 1 BB: 0 P: 5	R: 0 E: 0 K: 1 S: 6	H: 1 LOB: 1 BB: 0 P: 6	R: 0 E: 0 K: 0 S: 3	H: 0 LOB: 0 BB: 0 P: 3	R: 1 E: 0 K: 0 S: 5	H: 2 LOB: 1 BB: 0 P: 5	R: 0 E: 0 K: 1 S: 5	H: 1 LOB: 1 BB: 0 P: 5	R: 0 E: 0 K: 0 S: 4	H: 1 LOB: 1 BB: 0 P: 4	R: 0 E: 0 K: 0 S: 3	H: 1 LOB: 1 BB: 1 P: 7	R: 0 E: 0 K: 0 S: 4	H: 1 LOB: 2 BB: 1 P: 8	1B: 6 2B: 2 3B: 0 HR: 0	SF: 0 SAC: 2 DP: 1 HBP: 0	WP: 0 PA: 33 SB: 1 CS: 1
PITCHER Saul Rogovin, R (1,1) ERA: 3.14	IP: 8.0 WLS: L BF: 33 H: 8 R: 2 ER: 2 SO: 2 BB: 2 IBB: 0 HBP: 0 BLK: 0 WP: 0 HR: 0 S: 35 P: 43 ERA: 2.25 WHIP: 1.250																		

Batter	1	2	3	4	5	6	7	8	9	AB	R	H	RBI	BB	SO	LOB	TOP																	
Bob Dillinger, R (1, 5) OBP: 0.340, SLG: 0.367											0	0	0	0	0	0	0	Chicago White Sox @ Philadelphia Athletics Shibe Park, Philadelphia, PA Tue Jul 31 1951, 3:33 AM EDT Att: 5,872 - Unknown livebaseballscorecards.com																
Nelle Fox, L (1, 4) OBP: 0.384, SLG: 0.439											0	0	0	0	0	0	0																	
Minnie Minoso, R (1, 9) OBP: 0.447, SLG: 0.548											0	0	0	0	0	0	0																	
Gus Zernial, R (1, 7) OBP: 0.365, SLG: 0.574											0	0	0	0	0	0	0																	
Eddie Robinson, L (1, 3) OBP: 0.377, SLG: 0.490											0	0	0	0	0	0	0																	
Jim Busby, R (1, 8) OBP: 0.382, SLG: 0.372											0	0	0	0	0	0	0																	
Phil Masi, R (1, 2) OBP: 0.412, SLG: 0.463											0	0	0	0	0	0	0																	
Chico Carrasquel, R (1, 6) OBP: 0.337, SLG: 0.359											0	0	0	0	0	0	0																	
Ken Holcombe, R (1, 1) OBP: 0.333, SLG: 0.346											0	0	0	0	0	0	0																	
Inning Stats											1B: 0	SF: 0	WP: 0	PA: 0	2B: 0	SAC: 0	FB: 0	3B: 0	DP: 0	SB: 0	HR: 0	HBP: 0	CS: 0											
PITCHER Alex Kellner, L (1, 1) ERA: 5.37	IP	WLS	BF	H	R	ER	SO	BB	IBB	HBP	BLK	WP	HR	S	P	ERA	WHIP																	
PITCHER																		IP	WLS	BF	H	R	ER	SO	BB	IBB	HBP	BLK	WP	HR	S	P	ERA	WHIP

Batter	1	2	3	4	5	6	7	8	9	AB	R	H	RBI	BB	SO	LOB	BOTTOM																	
Eddie Joost, R (1, 6) OBP: 0.394, SLG: 0.455											0	0	0	0	0	0	0	Chicago White Sox @ Philadelphia Athletics Shibe Park, Philadelphia, PA Tue Jul 31 1951, 3:33 AM EDT Att: 5,872 - Unknown livebaseballscorecards.com																
Elmer Vato, L (1, 8) OBP: 0.401, SLG: 0.441											0	0	0	0	0	0	0																	
Allie Clark, R (1, 9) OBP: 0.325, SLG: 0.432											0	0	0	0	0	0	0																	
Gus Zernial, R (1, 7) OBP: 0.365, SLG: 0.574											0	0	0	0	0	0	0																	
Lou Limmer, L (1, 3) OBP: 0.283, SLG: 0.310											0	0	0	0	0	0	0																	
Hank Majeski, R (1, 5) OBP: 0.360, SLG: 0.390											0	0	0	0	0	0	0																	
Pete Suder, R (1, 4) OBP: 0.290, SLG: 0.290											0	0	0	0	0	0	0																	
Joe Tipton, R (1, 2) OBP: 0.310, SLG: 0.257											0	0	0	0	0	0	0																	
Alex Kellner, R (1, 1) OBP: 0.156, SLG: 0.178											0	0	0	0	0	0	0																	
Inning Stats											1B: 0	SF: 0	WP: 0	PA: 0	2B: 0	SAC: 0	FB: 0	3B: 0	DP: 0	SB: 0	HR: 0	HBP: 0	CS: 0											
PITCHER Ken Holcombe, R (1, 1) ERA: 3.85	IP	WLS	BF	H	R	ER	SO	BB	IBB	HBP	BLK	WP	HR	S	P	ERA	WHIP																	
PITCHER																		IP	WLS	BF	H	R	ER	SO	BB	IBB	HBP	BLK	WP	HR	S	P	ERA	WHIP

Batter	1	2	3	4	5	6	7	8	9	AB	R	H	RBI	BB	SO	LOB	TOP			
Bob Dillinger, R (1.5) OBP: 0.341, SLG: 0.367 Floyd Baker, L (9.5) OBP: 0.417, SLG: 0.349										4	1	2	0	0	0	2	Chicago White Sox @ Philadelphia Athletics Shibe Park, Philadelphia, PA Wed Aug 01 1951, 3:33 AM EDT Att. 4,622 - Unknown			
Nellie Fox, L (1.4) OBP: 0.383, SLG: 0.438										4	0	1	1	0	0	1				
Minnie Minoso, R (1.9) OBP: 0.444, SLG: 0.550										4	2	2	1	0	0	2				
Don Lenhardt, R (1.7) OBP: 0.336, SLG: 0.456 Jim Busby, R (9.8) OBP: 0.363, SLG: 0.373										3	0	2	0	2	0	2				
Eddie Robinson, L (1.3) OBP: 0.372, SLG: 0.481										5	0	0	1	0	1	7				
Ray Coleman, L (1.8) OBP: 0.325, SLG: 0.397										4	0	0	0	0	0	3				
Phil Masi, R (1.2) OBP: 0.410, SLG: 0.458										2	0	0	0	2	0	0				
Chico Carrasquel, R (1.6) OBP: 0.336, SLG: 0.355										3	0	0	0	1	0	1				
Billy Pierce, L (1.1) OBP: 0.281, SLG: 0.180										4	1	2	0	0	0	3				
Inning Stats	R: 2 E: 1 K: 0 S: 5	H: 2 LOB: 1 BB: 1 P: 9	R: 0 E: 0 K: 0 S: 3	H: 1 LOB: 1 BB: 1 P: 7	R: 1 E: 1 K: 1 S: 7	H: 2 LOB: 1 BB: 0 P: 7	R: 0 E: 0 K: 0 S: 3	H: 0 LOB: 0 BB: 0 P: 3	R: 0 E: 0 K: 0 S: 4	H: 1 LOB: 3 BB: 2 P: 12	R: 0 E: 0 K: 0 S: 3	H: 1 LOB: 2 BB: 1 P: 8	R: 0 E: 0 K: 0 S: 3	H: 0 LOB: 0 BB: 0 P: 3	R: 1 E: 0 K: 0 S: 5	H: 2 LOB: 2 BB: 0 P: 6	1B: 7 2B: 1 3B: 0 HR: 1	SF: 0 SAC: 1 DP: 2 HBP: 2	WP: 0 PB: 0 SB: 0 CS: 0	PA: 41
PITCHER Morrie Martin, L (1.1) ERA: 4.12	IP: 9.0 WLS: L BF: 41	H: 9 R: 4 ER: 3 SO: 1	BB: 4 IBB: 1 HBP: 2 BLK: 0	WP: 0 HR: 1 S: 36 P: 58	ERA: 3.00 WHIP: 1.444	PITCHER										IP: 9.0 WLS: W BF: 42	H: 7 R: 3 ER: 3 SO: 5	BB: 7 IBB: 0 HBP: 0 BLK: 0	WP: 0 HR: 1 S: 45 P: 73	ERA: 3.00 WHIP: 1.556

AB	33
R	4
H	9
RBI	3
BB	5
SO	1
LOB	21



Batter	1	2	3	4	5	6	7	8	9	AB	R	H	RBI	BB	SO	LOB	BOTTOM			
Eddie Joost, R (1.6) OBP: 0.401, SLG: 0.465										2	1	1	2	3	0	0	Chicago White Sox @ Philadelphia Athletics Shibe Park, Philadelphia, PA Wed Aug 01 1951, 3:33 AM EDT Att. 4,622 - Unknown			
Elmer Valo, L (1.8) OBP: 0.392, SLG: 0.429										5	0	0	0	0	0	6				
Allie Clark, R (1.9) OBP: 0.318, SLG: 0.420										5	0	1	0	0	0	2				
Gus Zernial, R (1.7) OBP: 0.359, SLG: 0.561										5	0	0	0	0	1	1				
Lou Limmer, L (1.3) OBP: 0.286, SLG: 0.308										3	2	1	0	2	0	1				
Hank Majeski, R (1.5) OBP: 0.375, SLG: 0.430										4	0	3	1	1	0	1				
Pete Suder, R (1.4) OBP: 0.289, SLG: 0.286										4	0	1	0	0	1	5				
Joe Tipton, R (1.2) OBP: 0.321, SLG: 0.254										3	0	0	0	1	1	2				
Morrie Martin, L (1.1) OBP: 0.273, SLG: 0.250										3	0	0	0	0	2	3				
Inning Stats	R: 1 E: 0 K: 0 S: 4	H: 1 LOB: 0 BB: 0 P: 4	R: 1 E: 0 K: 2 S: 8	H: 1 LOB: 3 BB: 3 P: 20	R: 0 E: 0 K: 1 S: 5	H: 2 LOB: 0 BB: 0 P: 5	R: 0 E: 0 K: 1 S: 5	H: 0 LOB: 1 BB: 1 P: 9	R: 1 E: 1 K: 0 S: 4	H: 1 LOB: 1 BB: 1 P: 8	R: 0 E: 0 K: 0 S: 7	H: 2 LOB: 2 BB: 0 P: 7	R: 0 E: 0 K: 0 S: 3	H: 0 LOB: 0 BB: 0 P: 3	R: 0 E: 0 K: 1 S: 5	H: 0 LOB: 1 BB: 1 P: 9	1B: 3 2B: 2 3B: 1 HR: 1	SF: 0 SAC: 1 DP: 0 HBP: 0	WP: 0 PB: 0 SB: 1 CS: 0	PA: 42
PITCHER Billy Pierce, L (1.1) ERA: 3.54	IP: 9.0 WLS: W BF: 42	H: 7 R: 3 ER: 3 SO: 5	BB: 7 IBB: 0 HBP: 0 BLK: 0	WP: 0 HR: 1 S: 45 P: 73	ERA: 3.00 WHIP: 1.556	PITCHER										IP: 9.0 WLS: W BF: 42	H: 7 R: 3 ER: 3 SO: 5	BB: 7 IBB: 0 HBP: 0 BLK: 0	WP: 0 HR: 1 S: 45 P: 73	ERA: 3.00 WHIP: 1.556


AB	34
R	3
H	7
RBI	3
BB	7
SO	5
LOB	21



Batter	1	2	3	4	5	6	7	8	9	10	AB	R	H	RBI	BB	SO	LOB	TOP				
Nellie Fox, L OBP: 0.383, SLG: 0.436 (1.4)	4-0 G4-6-3 BB			3-1		3B 1B		F9		L7	4	1	1	0	1	0	0					
Bud Stewart, L OBP: 0.355, SLG: 0.457 (1.7)	0-0 G4-6-3			0-0		E		L8			4	1	2	1	0	0	1					
Jim Busby, R OBP: 0.365, SLG: 0.384 (8.8)	1-2			1B		1-H 3B				HR	1	1	1	1	0	0	0					
Minnie Minoso, R OBP: 0.441, SLG: 0.545 (1.5)	0-3 K			0-3 K		E6 CS				5-3	5	1	1	1	0	2	1					
Eddie Robinson, L OBP: 0.371, SLG: 0.477 (1.3)		0-0 F6		0-3 K		3-H F8				1B BB	3	0	0	0	1	1	2					
Ray Coleman, L OBP: 0.327, SLG: 0.398 (1.8)		0-0 F2					0-0 4-3			SH5-3 BB	4	0	2	0	0	0	0					
Al Zarilla, L OBP: 0.371, SLG: 0.422 (1.9)		0-0 F2					4-0 BB			SH5-3 1B	1	0	1	0	2	0	0					
Don Lenhardt, R OBP: 0.336, SLG: 0.456 (9. PH)		0-0 F2					BB BB			1-2 2-3	0	0	0	0	0	0	0					
Floyd Baker, L OBP: 0.413, SLG: 0.345 (9.5)		1B					BB BB			F7	1	0	0	1	0	0	2					
Bud Sheely, L OBP: 0.364, SLG: 0.300 (1.2)			0-0 4-3				4-0 BB			SH5-3	2	0	0	0	1	0	1					
Chico Carrasquel, R OBP: 0.333, SLG: 0.352 (1.6)			0-0 L6				1-2 BB			1-2 2-3	4	0	0	0	0	0	5					
Randy Gumpert, R OBP: 0.294, SLG: 0.273 (1.1)			0-0 4-3				4-0 BB			5-3	4	0	0	0	0	0	0					
Harry Dorish, R OBP: 0.273, SLG: 0.364 (10.1)			0-0 4-3				6-3			6-3	0	0	0	0	0	0	0					
Inning Stats	R: 0 E: 0 K: 1 S: 4	H: 0 LOB: 0 BB: 1 P: 8	R: 0 E: 0 K: 0 S: 3	H: 1 LOB: 1 BB: 0 P: 3	R: 0 E: 0 K: 0 S: 3	H: 0 LOB: 0 BB: 0 P: 3	R: 0 E: 0 K: 2 S: 8	H: 1 LOB: 1 BB: 0 P: 8	R: 0 E: 0 K: 0 S: 2	H: 0 LOB: 1 BB: 2 P: 10	R: 2 E: 1 K: 0 S: 5	H: 2 LOB: 0 BB: 0 P: 5	R: 0 E: 0 K: 0 S: 3	H: 0 LOB: 0 BB: 0 P: 3	R: 1 E: 0 K: 0 S: 5	H: 2 LOB: 2 BB: 1 P: 9	R: 1 E: 0 K: 0 S: 4	H: 1 LOB: 0 BB: 0 P: 4	1B: 6 2B: 0 3B: 1 HR: 1	SF: 0 SAC: 1 DP: 2 HBP: 0	WP: 0 PB: 0 SB: 0 CS: 2	PA: 39
PITCHER	IP 8.0	WLS 3	BF 29	H 5	R 2	ER 2	SO 3	BB 4	IBB 0	HBP 0	BLK 0	WP 0	HR 0	S 31	P 47	ERA 2.25	WHIP 1.125					
Bob Hooper, R ERA: 4.24 (1.1)	0.0	3	2	1	1	0	1	0	0	0	0	0	0	2	6	∞	∞					
Bobby Shantz, L ERA: 4.86 (9.1)	2.0	L	7	1	1	1	0	0	0	0	0	0	1	7	7	4.50	0.500					
Joe Coleman, R ERA: 6.58 (9.1)																						

Chicago White Sox @ Philadelphia Athletics
Shibe Park, Philadelphia, PA
Thu Aug 02 1951, 3:33 AM EDT
Att: 4,127 - Unknown


AB 33
R 4
H 8
RBI 4
BB 5
SO 3
LOB 12



Batter	1	2	3	4	5	6	7	8	9	10	AB	R	H	RBI	BB	SO	LOB	BOTTOM				
Eddie Joost, R OBP: 0.399, SLG: 0.462 (1.6)	0-0 F7			0-0 F8		0-0 F2			0-0 E7	0-0 1B	5	1	1	0	0	0	1					
Elmer Valo, L OBP: 0.389, SLG: 0.424 (1.8)	0-0 F8			0-0 L9		0-0 F4			0-0 1B	0-0 1B	5	0	1	0	0	0	3					
Allie Clark, R OBP: 0.316, SLG: 0.415 (1.9)	0-0 L8			0-3 K		0-0 F9			0-0 1B	0-0 4-3	4	0	1	1	0	1	1					
Pete Suder, P OBP: 0.289, SLG: 0.286 (9. PR)									1-2 1B		0	1	0	0	0	0	0					
Dave Philley, S OBP: 0.336, SLG: 0.347 (10.8)									1-2 1B		1	0	0	0	0	0	2					
Gus Zernial, R OBP: 0.358, SLG: 0.566 (1.7)		0-0 5-3							0-0 F8		4	0	1	1	0	0	1					
Lou Limmer, L OBP: 0.295, SLG: 0.307 (1.3)		0-0 F7							0-0 1B		4	0	1	0	0	0	0					
Hank Majeski, R OBP: 0.373, SLG: 0.427 (1.5)		0-0 F8							1-2 1B		4	0	1	1	0	1	0					
Billy Hitchcock, R OBP: 0.349, SLG: 0.298 (1.4)			0-0 L8						0-0 F9		4	0	1	0	0	0	2					
Joe Tipton, R OBP: 0.312, SLG: 0.246 (1.2)			0-0 L5						0-0 F7		4	0	0	0	0	0	1					
Bob Hooper, R OBP: 0.286, SLG: 0.415 (1.1)			0-0 6-3						0-0 F9		2	0	1	0	0	0	0					
Wally Moses, L OBP: 0.291, SLG: 0.220 (8. PH)									0-0 4-3		1	0	0	0	0	0	0					
Bobby Shantz, R OBP: 0.378, SLG: 0.366 (9.1)									0-0 1B		0	0	0	0	0	0	0					
Joe Coleman, R OBP: 0.211, SLG: 0.176 (9.1)									0-0 1B		0	0	0	0	0	0	0					
Carl Scheib, R OBP: 0.413, SLG: 0.614 (10. PH)									0-0 1B		1	0	1	0	0	0	0					
Inning Stats	R: 0 E: 0 K: 0 S: 3	H: 0 LOB: 0 BB: 0 P: 3	R: 0 E: 0 K: 0 S: 3	H: 0 LOB: 0 BB: 0 P: 3	R: 0 E: 0 K: 0 S: 3	H: 0 LOB: 0 BB: 0 P: 3	R: 0 E: 0 K: 1 S: 5	H: 0 LOB: 0 BB: 0 P: 5	R: 1 E: 0 K: 0 S: 5	H: 2 LOB: 1 BB: 0 P: 5	R: 0 E: 0 K: 0 S: 4	H: 0 LOB: 0 BB: 0 P: 4	R: 0 E: 0 K: 0 S: 3	H: 0 LOB: 0 BB: 0 P: 3	R: 2 E: 1 K: 0 S: 7	H: 4 LOB: 2 BB: 0 P: 7	R: 0 E: 0 K: 0 S: 5	H: 2 LOB: 2 BB: 0 P: 5	1B: 8 2B: 0 3B: 0 HR: 1	SF: 0 SAC: 0 DP: 0 HBP: 0	WP: 0 PB: 0 SB: 0 CS: 0	PA: 39
PITCHER	IP 9.1	WLS W	BF 36	H 8	R 3	ER 1	SO 2	BB 0	IBB 0	HBP 0	BLK 0	WP 0	HR 1	S 40	P 40	ERA 0.96	WHIP 0.857					
Randy Gumpert, R ERA: 3.57 (1.1)	0.2	S	3	1	0	0	0	0	0	0	0	0	0	3	3	0.00	1.500					
Harry Dorish, R ERA: 2.96 (10.1)																						

Chicago White Sox @ Philadelphia Athletics
Shibe Park, Philadelphia, PA
Thu Aug 02 1951, 3:33 AM EDT
Att: 4,127 - Unknown

AB 39
R 2
H 9
RBI 3
BB 0
SO 2
LOB 11



Batter	1	2	3	4	5	6	7	8	9	AB	R	H	RBI	BB	SO	LOB	TOP			
Nellie Fox, L OBP: 0.385, SLG: 0.437 (1,4)	4-0 2B 6-3 BB		0-0 S 1B	0-0 L3		0-0 3B 1B		0-0 F9		4	3	2	0	1	0	3				
Bud Stewart, L OBP: 0.385, SLG: 0.493 (1,7)	0-0		0-0 F7		0-0 2B 2B				0-0 L7	4	2	3	1	0	0	1				
Jim Busby, R OBP: 0.364, SLG: 0.383 (8,8)	1-3 2B		1-2		1-H 1B 3B				1	1	0	0	0	0	0	0				
Minnie Minoso, R OBP: 0.443, SLG: 0.549 (1,5)	0-0 6-3		0-0 S 1B		0-0 1B 2B				2	5	1	3	4	0	0	1				
Eddie Robinson, L OBP: 0.369, SLG: 0.474 (1,3)	0-3 K		0-0 F9		0-0 1B		0-0 CS		0-0 P3	5	0	1	1	0	1	2				
Ray Coleman, L OBP: 0.324, SLG: 0.394 (8,7)	0-3 K			0-0 3-1		0-0 P4			0-0 F8	4	0	0	0	0	1	2				
Al Zarilla, L OBP: 0.373, SLG: 0.421 (1,9)		4-0 G5-4-3 BB		0-0 HBP 1B		0-0 P6			0-0 4-3	3	1	1	0	1	0	1				
Bud Sheely, L OBP: 0.333, SLG: 0.231 (1,2)	0-0 F9			1-0 1B HBP		0-0 P4			0-0 4-3	3	0	0	0	0	0	2				
Chico Carrasquel, R OBP: 0.334, SLG: 0.353 (1,6)	0-0 G5-4-3			1-2 1B		0-0 F7			0-0 1B	4	0	2	1	0	0	1				
Saul Rogovin, R OBP: 0.237, SLG: 0.310 (1,1)			0-0 F7		0-0 L8				0-0 F8	4	0	0	0	0	1	3				
Inning Stats	R: 1 E: 0 K: 2 S: 8	H: 1 LOB: 1 BB: 1 P: 12	R: 0 E: 0 K: 0 S: 2	H: 0 LOB: 0 BB: 1 P: 6	R: 1 E: 0 K: 0 S: 5	H: 2 LOB: 1 BB: 0 P: 5	R: 1 E: 0 K: 0 S: 5	H: 2 LOB: 2 BB: 0 P: 6	R: 2 E: 0 K: 0 S: 6	H: 3 LOB: 1 BB: 0 P: 5	R: 0 E: 0 K: 0 S: 3	H: 0 LOB: 0 BB: 0 P: 3	R: 0 E: 0 K: 1 S: 6	H: 1 LOB: 1 BB: 0 P: 6	R: 0 E: 0 K: 0 S: 3	H: 0 LOB: 0 BB: 0 P: 3	1B: 8 2B: 3 3B: 1 HR: 0	SF: 0 SAC: 0 DP: 1 HBP: 1	WP: 0 PA: 41 SB: 0 CS: 2	
PITCHER	IP WLS BF H R ER SO BB IBB HBP BLK WP HR S P ERA WHIP	IP WLS BF H R ER SO BB IBB HBP BLK WP HR S P ERA WHIP																		
Sid Hudson, R ERA: 5.58 (1,1)	4.0 L 21 7 5 5 2	3.0 12 4 2 2 0	2.0 7 1 0 0 1	2.0 12 4 2 2 0	2.0 7 1 0 0 1	2.0 7 1 0 0 1	2.0 7 1 0 0 1	2.0 7 1 0 0 1	2.0 7 1 0 0 1	2.0 7 1 0 0 1	2.0 7 1 0 0 1	2.0 7 1 0 0 1	2.0 7 1 0 0 1	2.0 7 1 0 0 1	2.0 7 1 0 0 1	2.0 7 1 0 0 1	11.25 2.250	6.00 1.333	0.00 0.500	
Sandy Consuegra, R ERA: 4.13 (5,1)																				
Mickey Harris, L ERA: 4.38 (8,1)																				

Chicago White Sox @ Washington Senators
Griffith Stadium, Washington, DC
Fri Aug 03 1951, 3:33 AM EDT
Att: 9,321 - Unknown

AB	37
R	7
H	12
RBI	7
BB	2
SO	3
LOB	16



Batter	1	2	3	4	5	6	7	8	9	AB	R	H	RBI	BB	SO	LOB	BOTTOM			
Eddie Yost, R OBP: 0.429, SLG: 0.385 (1,5)	1-0 G6-4-3 HBP	0-0 FC5			0-0 F2		0-0 P6			3	0	0	0	0	0	3				
Gil Coan, L OBP: 0.393, SLG: 0.510 (1,7)	0-3 K		0-0 F9 S 1B		0-0 P6		0-3 K			4	1	1	0	0	2	2				
Mike McCormick, R OBP: 0.396, SLG: 0.359 (1,8)	0-0 G6-4-3		0-3 K		0-0 G3				0-0 6-3	4	0	0	0	0	1	2				
Mickey Vernon, L OBP: 0.346, SLG: 0.422 (1,3)		0-0 S 1B	0-0 F9		0-0 6-3				0-0 P4	4	1	1	0	0	0	1				
Sam Mele, R OBP: 0.317, SLG: 0.388 (1,9)		0-3 K	0-0 K		0-0 F8				0-0 4-3	4	0	1	1	0	1	1				
Pete Runnels, L OBP: 0.359, SLG: 0.353 (1,6)		0-0 L8	0-0 1-3		0-0 6-3					4	0	1	0	0	0	2				
Gene Verble, R OBP: 0.277, SLG: 0.257 (1,4)		4-0 1B BB		0-0 3-1		0-0 2B F9 1B			0-0 G6-4-3	3	2	1	0	1	0	1				
Clyde Kluttz, R OBP: 0.391, SLG: 0.351 (1,2)		0-0 FC5 1B		4-0 G1-6-3 BB		0-0 F9 2B			0-0 P6	3	0	2	1	1	0	0				
Sid Hudson, R OBP: 0.367, SLG: 0.269 (1,1)					0-0 G1-6-3				0-0 F9	2	0	1	1	0	0	1				
Sandy Consuegra, R OBP: 0.235, SLG: 0.242 (5,1)										0	0	0	0	0	0	0				
Irv Noren, L OBP: 0.363, SLG: 0.438 (7,PH)										1	0	0	1	0	0	1				
Mickey Harris, L OBP: 0.200, SLG: 0.214 (8,1)										0	0	0	0	0	0	0				
Inning Stats	R: 0 E: 0 K: 1 S: 4	H: 0 LOB: 0 BB: 0 P: 5	R: 2 E: 0 K: 1 S: 8	H: 3 LOB: 2 BB: 1 P: 12	R: 1 E: 0 K: 1 S: 7	H: 2 LOB: 1 BB: 0 P: 7	R: 0 E: 0 K: 0 S: 2	H: 0 LOB: 0 BB: 1 P: 6	R: 0 E: 0 K: 0 S: 3	H: 0 LOB: 0 BB: 0 P: 3	R: 0 E: 0 K: 1 S: 7	H: 2 LOB: 1 BB: 0 P: 7	R: 0 E: 0 K: 0 S: 3	H: 0 LOB: 0 BB: 0 P: 3	R: 0 E: 0 K: 0 S: 3	H: 1 LOB: 0 BB: 0 P: 3	1B: 7 2B: 1 3B: 0 HR: 0	SF: 0 SAC: 0 DP: 3 HBP: 1	WP: 0 PA: 35 SB: 0 CS: 0	
PITCHER	IP WLS BF H R ER SO BB IBB HBP BLK WP HR S P ERA WHIP	IP WLS BF H R ER SO BB IBB HBP BLK WP HR S P ERA WHIP																		
Saul Rogovin, R ERA: 3.19 (1,1)	9.0 W 35 8 4 4 4																	4.00 1.111		

Chicago White Sox @ Washington Senators
Griffith Stadium, Washington, DC
Fri Aug 03 1951, 3:33 AM EDT
Att: 9,321 - Unknown

AB	32
R	4
H	8
RBI	4
BB	2
SO	4
LOB	14



Batter	1	2	3	4	5	6	7	8	9	AB	R	H	RBI	BB	SO	LOB	TOP					
Nellie Fox, L OBP: 0.387, SLG: 0.440 (1,4)										4	0	2	0	0	0	1						
Bud Stewart, L OBP: 0.356, SLG: 0.479 (1,7)										4	0	0	0	0	0	2						
Minnie Minoso, R OBP: 0.441, SLG: 0.544 (1,5)										3	0	0	0	1	1	1						
Eddie Robinson, L OBP: 0.368, SLG: 0.473 (1,3)										3	0	1	0	0	0	1						
Ray Coleman, L OBP: 0.321, SLG: 0.390 (1,8)										3	0	0	0	0	0	1						
Al Zarilla, L OBP: 0.369, SLG: 0.417 (1,9)										3	0	0	0	0	0	0						
Bud Sheely, L OBP: 0.278, SLG: 0.188 (1,2)										3	0	0	0	0	0	0						
Chico Carrasquel, R OBP: 0.333, SLG: 0.351 (1,6)										2	0	0	0	0	0	0						
Floyd Baker, L OBP: 0.410, SLG: 0.341 (6, PH)										1	0	0	0	0	0	0						
Joe Demaestri, R OBP: 0.171, SLG: 0.147 (6,6)										0	0	0	0	0	0	0						
Ken Holcombe, R OBP: 0.345, SLG: 0.333 (1,1)										0	0	0	0	1	0	0						
Bob Dillinger, R OBP: 0.340, SLG: 0.366 (6, PH)										1	0	0	0	0	0	0						
Howie Judson, R OBP: 0.167, SLG: 0.130 (6,1)										1	0	0	0	0	1	0						
Inning Stats	R: 0 E: 0 K: 0 S: 3	H: 1 LOB: 1 BB: 1 P: 7	R: 0 E: 0 K: 0 S: 3	H: 0 LOB: 0 BB: 0 P: 3	R: 0 E: 0 K: 0 S: 2	H: 0 LOB: 0 BB: 1 P: 6	R: 0 E: 0 K: 1 S: 6	H: 1 LOB: 1 BB: 0 P: 6	R: 0 E: 0 K: 0 S: 3	H: 0 LOB: 2 BB: 0 P: 3	R: 0 E: 0 K: 0 S: 4	H: 1 LOB: 1 BB: 0 P: 4	R: 0 E: 0 K: 0 S: 3	H: 0 LOB: 0 BB: 0 P: 3	R: 0 E: 0 K: 1 S: 5	H: 0 LOB: 0 BB: 0 P: 5	R: 0 E: 0 K: 0 S: 3	H: 0 LOB: 0 BB: 0 P: 3	1B: 2 2B: 2 3B: 0 HR: 0	SF: 0 SAC: 0 DP: 1 HBP: 0	WP: 0 PB: 0 SB: 0 CS: 1	PA: 30
PITCHER Connie Marrero, R ERA: 3.14 (1,1)	IP: 9.0 WLS: W BF: 30 H: 3 R: 0 ER: 0 SO: 2 BB: 2 IBB: 0 HBP: 0 BLK: 0 WP: 0 HR: 0 S: 32 P: 40 ERA: 0.00 WHIP: 0.556															PITCHER						


Chicago White Sox @ Washington Senators
Griffith Stadium, Washington, DC
Sat Aug 04 1951, 3:33 AM EDT
Att: 11,449 - Unknown


AB 28
R 0
H 3
RBI 0
BB 2
SO 2
LOB 6

Batter	1	2	3	4	5	6	7	8	9	AB	R	H	RBI	BB	SO	LOB	BOTTOM			
Eddie Yost, R OBP: 0.427, SLG: 0.385 (1,5)										5	1	1	1	0	1	2				
Gil Coan, L OBP: 0.392, SLG: 0.507 (1,7)										4	0	1	0	0	0	2				
Pete Runnels, L OBP: 0.354, SLG: 0.348 (1,6)										4	0	1	2	0	0	1				
Mickey Vernon, L OBP: 0.350, SLG: 0.422 (1,3)										2	1	1	0	2	0	0				
Sam Mele, R OBP: 0.319, SLG: 0.388 (1,9)										3	0	1	0	0	0	3				
Mike McCormick, R OBP: 0.393, SLG: 0.356 (1,8)										4	1	1	1	0	1	3				
Gene Verble, R OBP: 0.276, SLG: 0.252 (1,4)										3	0	0	0	1	0	1				
Mike Guerra, R OBP: 0.259, SLG: 0.224 (1,2)										4	1	1	0	0	0	2				
Connie Marrero, R OBP: 0.302, SLG: 0.196 (1,1)										4	1	2	1	0	0	0				
Inning Stats	R: 0 E: 0 K: 0 S: 3	H: 0 LOB: 0 BB: 0 P: 3	R: 0 E: 0 K: 0 S: 3	H: 0 LOB: 0 BB: 0 P: 4	R: 0 E: 0 K: 1 S: 5	H: 0 LOB: 0 BB: 0 P: 5	R: 0 E: 0 K: 0 S: 5	H: 2 LOB: 2 BB: 0 P: 5	R: 3 E: 0 K: 0 S: 7	H: 4 LOB: 2 BB: 1 P: 11	R: 0 E: 0 K: 1 S: 5	H: 0 LOB: 0 BB: 0 P: 5	R: 0 E: 0 K: 0 S: 4	H: 1 LOB: 1 BB: 0 P: 4	R: 2 E: 0 K: 0 S: 5	H: 2 LOB: 2 BB: 2 P: 13	1B: 8 2B: 1 3B: 0 HR: 0	SF: 0 SAC: 0 DP: 0 HBP: 1	WP: 0 PB: 0 SB: 1 CS: 0	PA: 37
PITCHER Ken Holcombe, R ERA: 3.78 (1,1)	IP: 5.0 WLS: L BF: 23 H: 6 R: 3 ER: 3 SO: 3 BB: 1 IBB: 0 HBP: 1 BLK: 0 WP: 0 HR: 0 S: 23 P: 28 ERA: 5.40 WHIP: 1.400															PITCHER				
Howie Judson, R ERA: 4.43 (6,1)	IP: 3.0 WLS: L BF: 14 H: 3 R: 2 ER: 2 SO: 1 BB: 2 IBB: 0 HBP: 0 BLK: 0 WP: 0 HR: 0 S: 14 P: 22 ERA: 6.00 WHIP: 1.667															PITCHER				

Chicago White Sox @ Washington Senators
Griffith Stadium, Washington, DC
Sat Aug 04 1951, 3:33 AM EDT
Att: 11,449 - Unknown

AB 33
R 5
H 9
RBI 5
BB 3
SO 2
LOB 14

Batter	1	2	3	4	5	6	7	8	9	AB	R	H	RBI	BB	SO	LOB	TOP																	
Nellie Fox, L (1,4) OBP: 0.384, SLG: 0.437											0	0	0	0	0	0	0	Chicago White Sox @ Detroit Tigers Briggs Stadium, Detroit, MI Mon Aug 06 1951, 4:33 AM EDT Att: 33,704 - Unknown livebaseballscorecards.com																
Bud Stewart, L (1,7) OBP: 0.359, SLG: 0.477											0	0	0	0	0	0	0																	
Minnie Minoso, R (1,5) OBP: 0.443, SLG: 0.549											0	0	0	0	0	0	0																	
Eddie Robinson, L (1,3) OBP: 0.367, SLG: 0.472											0	0	0	0	0	0	0																	
Ray Coleman, L (1,8) OBP: 0.320, SLG: 0.394											0	0	0	0	0	0	0																	
Al Zarilla, L (1,9) OBP: 0.368, SLG: 0.418											0	0	0	0	0	0	0																	
Bud Sheely, L (1,2) OBP: 0.278, SLG: 0.188											0	0	0	0	0	0	0																	
Chico Carrasquel, R (1,6) OBP: 0.336, SLG: 0.355											0	0	0	0	0	0	0																	
Joe Dobson, R (1,1) OBP: 0.057, SLG: 0.086											0	0	0	0	0	0	0																	
Inning Stats											1B: 0	SF: 0	WP: 0	PA: 0	2B: 0	SAC: 0	FB: 0		3B: 0	DP: 0	SB: 0	CS: 0	HR: 0	HBP: 0										
PITCHER Hal White, R (1,1) ERA: 4.47	IP	WLS	BF	H	R	ER	SO	BB	IBB	HBP	BLK	WP	HR	S	P	ERA	WHIP																	
PITCHER																		IP	WLS	BF	H	R	ER	SO	BB	IBB	HBP	BLK	WP	HR	S	P	ERA	WHIP

Batter	1	2	3	4	5	6	7	8	9	AB	R	H	RBI	BB	SO	LOB	BOTTOM																	
Johnny Lipon, R (1,6) OBP: 0.331, SLG: 0.291											0	0	0	0	0	0	0	Chicago White Sox @ Detroit Tigers Briggs Stadium, Detroit, MI Mon Aug 06 1951, 4:33 AM EDT Att: 33,704 - Unknown livebaseballscorecards.com																
George Kell, R (1,5) OBP: 0.402, SLG: 0.387											0	0	0	0	0	0	0																	
Dick Kryhoski, L (1,3) OBP: 0.349, SLG: 0.424											0	0	0	0	0	0	0																	
Vic Wertz, L (1,9) OBP: 0.392, SLG: 0.503											0	0	0	0	0	0	0																	
Pat Mullin, L (1,7) OBP: 0.352, SLG: 0.452											0	0	0	0	0	0	0																	
Johnny Groth, R (1,8) OBP: 0.361, SLG: 0.402											0	0	0	0	0	0	0																	
Joe Ginsberg, L (1,2) OBP: 0.387, SLG: 0.441											0	0	0	0	0	0	0																	
Jerry Priddy, R (1,4) OBP: 0.347, SLG: 0.356											0	0	0	0	0	0	0																	
Hal White, R (1,1) OBP: 0.200, SLG: 0.200											0	0	0	0	0	0	0																	
Inning Stats											1B: 0	SF: 0	WP: 0	PA: 0	2B: 0	SAC: 0	FB: 0		3B: 0	DP: 0	SB: 0	CS: 0	HR: 0	HBP: 0										
PITCHER Joe Dobson, R (1,1) ERA: 3.83	IP	WLS	BF	H	R	ER	SO	BB	IBB	HBP	BLK	WP	HR	S	P	ERA	WHIP																	
PITCHER																		IP	WLS	BF	H	R	ER	SO	BB	IBB	HBP	BLK	WP	HR	S	P	ERA	WHIP

Batter	1	2	3	4	5	6	7	8	9	AB	R	H	RBI	BB	SO	LOB	TOP
Nellie Fox, L OBP: 0.381, SLG: 0.432 (1, 4)										4	1	1	0	1	0	1	Chicago White Sox @ Cleveland Indians Cleveland Municipal Stadium, Cleveland, OH Fri Aug 10 1951, 3:33 AM EDT Att: 44,990 - Unknown livebaseballscorecards.com
Bud Stewart, L OBP: 0.365, SLG: 0.475 (1, 7)										3	1	1	0	1	0	1	
Minnie Minoso, R OBP: 0.440, SLG: 0.548 (1, 5)										4	2	2	2	0	1	2	
Eddie Robinson, L OBP: 0.381, SLG: 0.500 (1, 3)										3	0	1	1	1	0	0	
Ray Coleman, L OBP: 0.319, SLG: 0.399 (1, 8)										4	0	1	1	0	0	1	
Al Zarilla, L OBP: 0.371, SLG: 0.411 (1, 9)										3	0	0	0	1	0	2	
Bud Shively, L OBP: 0.231, SLG: 0.167 (1, 2)										3	0	0	0	0	0	3	
Floyd Baker, L OBP: 0.391, SLG: 0.322 (9, PH)										1	0	0	0	0	0	0	
Chico Carrasquel, R OBP: 0.333, SLG: 0.350 (1, 6)										4	0	0	0	0	1	1	
Ken Holcombe, R OBP: 0.313, SLG: 0.300 (1, 1)										3	0	0	0	0	2	1	
Randy Gumpert, R OBP: 0.294, SLG: 0.273 (7, 1)										0	0	0	0	0	0	0	
Bert Haas, R OBP: 0.250, SLG: 0.205 (9, PH)										1	0	1	0	0	0	0	
Inning Stats	R: 2 E: 0 K: 0 S: 6	H: 3 LOB: 2 BB: 1 P: 10	R: 0 E: 0 K: 1 S: 7	H: 2 LOB: 2 BB: 0 P: 7	R: 0 E: 0 K: 1 S: 3	H: 0 LOB: 0 BB: 0 P: 3	R: 0 E: 0 K: 1 S: 5	H: 0 LOB: 1 BB: 1 P: 9	R: 0 E: 0 K: 0 S: 3	H: 0 LOB: 0 BB: 0 P: 3	R: 0 E: 0 K: 1 S: 6	H: 1 LOB: 1 BB: 0 P: 6	1B: 6 2B: 0 3B: 0 HR: 1	SF: 0 SAC: 0 DP: 1 HBP: 0	WP: 0 PB: 0 SB: 0 CS: 0	PA: 37	
PITCHER Bob Lemon, R ERA: 3.83 (1, 1)	IP: 9.0 WLS: W BF: 37 H: 7 R: 4 ER: 4 SO: 4 BB: 4 IBB: 0 HBP: 0 BLK: 0 WP: 0 HR: 1 S: 41 P: 57 ERA: 4.00 WHIP: 1.222																


Batter	1	2	3	4	5	6	7	8	9	AB	R	H	RBI	BB	SO	LOB	BOTTOM			
Dale Mitchell, L OBP: 0.366, SLG: 0.410 (1, 7)										5	0	1	1	0	0	2	Chicago White Sox @ Cleveland Indians Cleveland Municipal Stadium, Cleveland, OH Fri Aug 10 1951, 3:33 AM EDT Att: 44,990 - Unknown livebaseballscorecards.com			
Bobby Avila, R OBP: 0.400, SLG: 0.409 (1, 4)										4	1	2	1	1	0	1				
Larry Doby, L OBP: 0.428, SLG: 0.539 (1, 8)										5	1	1	1	0	0	5				
Luke Easter, L OBP: 0.353, SLG: 0.498 (1, 3)										4	1	1	0	0	0	2				
Al Rosen, R OBP: 0.356, SLG: 0.453 (1, 5)										4	1	2	2	0	0	0				
Harry Simpson, L OBP: 0.331, SLG: 0.280 (1, 9)										4	0	2	0	0	1	1				
Ray Boone, R OBP: 0.321, SLG: 0.328 (1, 6)										3	0	0	0	1	0	2				
Jim Hegan, R OBP: 0.330, SLG: 0.410 (1, 2)										4	1	2	0	0	0	3				
Bob Lemon, L OBP: 0.227, SLG: 0.314 (1, 1)										3	1	1	0	1	0	1				
Inning Stats	R: 0 E: 0 K: 0 S: 3	H: 0 LOB: 0 BB: 0 P: 3	R: 0 E: 0 K: 0 S: 4	H: 1 LOB: 2 BB: 1 P: 8	R: 0 E: 0 K: 0 S: 3	H: 0 LOB: 1 BB: 1 P: 7	R: 0 E: 0 K: 1 S: 5	H: 0 LOB: 0 BB: 0 P: 5	R: 2 E: 0 K: 0 S: 7	H: 4 LOB: 2 BB: 0 P: 7	R: 0 E: 0 K: 0 S: 4	H: 1 LOB: 1 BB: 0 P: 4	R: 4 E: 1 K: 0 S: 8	H: 5 LOB: 1 BB: 0 P: 8	R: 0 E: 0 K: 0 S: 4	H: 1 LOB: 2 BB: 1 P: 8		1B: 8 2B: 3 3B: 0 HR: 1	SF: 0 SAC: 0 DP: 0 HBP: 0	WP: 0 PB: 0 SB: 2 CS: 0
PITCHER Ken Holcombe, R ERA: 4.05 (1, 1)	IP: 6.2 WLS: L BF: 32 H: 10 R: 6 ER: 6 SO: 1 BB: 2 IBB: 0 HBP: 0 BLK: 0 WP: 0 HR: 1 S: 32 P: 40 ERA: 8.10 WHIP: 1.800																			
Randy Gumpert, R ERA: 3.53 (7, 1)	IP: 1.1 WLS: 7 BF: 2 H: 0 R: 0 ER: 0 SO: 0 BB: 1 IBB: 0 HBP: 0 BLK: 0 WP: 0 HR: 0 S: 6 P: 10 ERA: 0.00 WHIP: 2.250																			

Batter	1	2	3	4	5	6	7	8	9	AB	R	H	RBI	BB	SO	LOB	TOP			
Chico Carrasquel, R (1, 6) Bud Stewart, L (8, PH) Joe Demaestri, R (8, 6) OBP: 0.331, SLG: 0.347 OBP: 0.363, SLG: 0.472 OBP: 0.171, SLG: 0.147	0-3 K		0-0 1-3			0-0 6-3		0-0 1-4-3		3	0	0	0	0	1	0	Chicago White Sox @ Cleveland Indians Cleveland Municipal Stadium, Cleveland, OH Sat Aug 11 1951, 3:33 AM EDT Att: 58,040 - Unknown			
Nelle Fox, L (1, 4) OBP: 0.379, SLG: 0.430	0-0 F7		0-0 F6			0-0 1B		0-0 F8		4	0	1	0	0	0	0				
Minnie Minoso, R (1, 5) OBP: 0.436, SLG: 0.542	0-0 F9			0-0 F6		0-0 F5			0-0 F7	4	0	0	0	0	0	1				
Eddie Robinson, L (1, 3) Bob Dillinger, R (7, PR) Bert Haas, R (7, 3) OBP: 0.383, SLG: 0.509 OBP: 0.340, SLG: 0.365 OBP: 0.244, SLG: 0.200		0-0 HR		0-0 4-3			0-0 1B 1B		0-0 6-3	3	1	2	1	0	0	0				
Don Lenhardt, R (1, 7) Randy Gumpert, R (9, PR) OBP: 0.337, SLG: 0.450 OBP: 0.294, SLG: 0.273		1-0 FC4-6 HBP		0-0 6-3			0-0 F9		4-0 BB	2	0	0	0	1	0	1				
Ray Coleman, L (1, 9) OBP: 0.318, SLG: 0.397		0-0 FC4-6 1-2			0-0 6-3		0-0 FC4 1B		0-0 F5	4	0	1	0	0	0	2				
Jim Busby, R (1, 8) OBP: 0.360, SLG: 0.375		0-0 L8			0-0 F4		0-0 F8			3	0	0	0	0	0	3				
Phil Masi, R (1, 2) OBP: 0.385, SLG: 0.424		0-0 F3			0-0 F7		0-0 FC4 1-2			3	0	0	0	0	0	3				
Joe Dobson, R (1, 1) Floyd Baker, L (8, PH) Luis Aloma, R (8, 1) OBP: 0.073, SLG: 0.098 OBP: 0.387, SLG: 0.319 OBP: 0.286, SLG: 0.308			0-3 K			0-3 K		0-0 4-3		2	0	0	0	0	2	0				
Inning Stats	R: 0 E: 0 K: 1 S: 5	H: 0 LOB: 0 BB: 0 P: 5	R: 1 E: 0 K: 0 S: 4	H: 1 LOB: 1 BB: 0 P: 5	R: 0 E: 0 K: 1 S: 5	H: 0 LOB: 0 BB: 0 P: 5	R: 0 E: 0 K: 0 S: 3	H: 0 LOB: 0 BB: 0 P: 3	R: 0 E: 0 K: 1 S: 6	H: 1 LOB: 1 BB: 0 P: 6	R: 0 E: 0 K: 0 S: 5	H: 2 LOB: 2 BB: 0 P: 5	R: 0 E: 0 K: 0 S: 3	H: 0 LOB: 0 BB: 1 P: 3	R: 0 E: 0 K: 0 S: 3	H: 0 LOB: 1 BB: 1 P: 7		1B: 3 2B: 0 3B: 0 HR: 1	SF: 0 SAC: 0 DP: 0 HBP: 1	WP: 0 PB: 0 CS: 0
PITCHER Early Wynn, R (1, 1) ERA: 3.42	IP: 9.0 WLS: W BF: 33 H: 4 R: 1 ER: 1 SO: 3 BB: 1 IBB: 0 HBP: 1 BLK: 0 WP: 0 HR: 1 S: 37 P: 42 ERA: 1.00 WHIP: 0.556															PITCHER				


Batter	1	2	3	4	5	6	7	8	9	AB	R	H	RBI	BB	SO	LOB	BOTTOM			
Dale Mitchell, L (1, 7) OBP: 0.367, SLG: 0.409	0-0 1B		0-0 F7			4-0 1B BB		0-0 F3		3	0	1	0	1	0	1	Chicago White Sox @ Cleveland Indians Cleveland Municipal Stadium, Cleveland, OH Sat Aug 11 1951, 3:33 AM EDT Att: 58,040 - Unknown			
Bobby Avila, R (1, 4) OBP: 0.399, SLG: 0.408	0-0 F3		0-0 F9			0-0 1-2 1B		0-0 L7		4	0	1	0	0	0	2				
Larry Doby, L (1, 8) OBP: 0.426, SLG: 0.535	0-0 L9		0-0 1-2 1B		0-0 F8			0-0 F7		4	0	1	0	0	0	3				
Luke Easter, L (1, 3) OBP: 0.349, SLG: 0.492	0-0 L7		0-0 G3			0-0 4-3		0-0 F5		4	0	0	0	0	0	3				
Al Rosen, R (1, 5) OBP: 0.356, SLG: 0.459		0-0 HR		0-0 F7		0-0 5-3			0-0 F3	3	1	1	1	0	0	0				
Harry Simpson, L (1, 9) OBP: 0.327, SLG: 0.277		0-3 K		0-0 1-3		0-0 4-3				3	0	0	0	0	1	0				
Ray Boone, R (1, 6) OBP: 0.318, SLG: 0.325		0-0 G3		0-0 F7			0-0 F3			3	0	0	0	0	0	0				
Jim Hegan, R (1, 2) OBP: 0.327, SLG: 0.406		0-0 F5			0-0 6-3		0-0 F6			3	0	0	0	0	0	0				
Early Wynn, S (1, 1) OBP: 0.273, SLG: 0.333				0-0 1B 1B		0-0 4-3		0-0 HR		3	1	2	1	0	0	0				
Inning Stats	R: 0 E: 0 K: 0 S: 4	H: 1 LOB: 1 BB: 0 P: 4	R: 1 E: 0 K: 1 S: 6	H: 1 LOB: 0 BB: 0 P: 6	R: 0 E: 0 K: 0 S: 5	H: 2 LOB: 2 BB: 0 P: 5	R: 0 E: 0 K: 0 S: 3	H: 0 LOB: 0 BB: 0 P: 3	R: 1 E: 0 K: 0 S: 4	H: 1 LOB: 0 BB: 0 P: 4	R: 0 E: 0 K: 0 S: 3	H: 0 LOB: 0 BB: 0 P: 3	R: 0 E: 0 K: 0 S: 3	H: 0 LOB: 0 BB: 0 P: 3	R: 0 E: 0 K: 0 S: 3	H: 0 LOB: 0 BB: 0 P: 3		1B: 4 2B: 0 3B: 0 HR: 2	SF: 0 SAC: 0 DP: 0 HBP: 0	WP: 0 PB: 0 CS: 0
PITCHER Joe Dobson, R (1, 1) Luis Aloma, R (8, 1) ERA: 3.57 ERA: 1.97	IP: 7.0 WLS: L BF: 28 H: 6 R: 2 ER: 2 SO: 2 BB: 1 IBB: 0 HBP: 0 BLK: 0 WP: 0 HR: 2 S: 29 P: 33 ERA: 2.57 WHIP: 1.000															PITCHER				


Batter	1	2	3	4	5	6	7	8	9	AB	R	H	RBI	BB	SO	LOB	TOP					
Chico Carrasquel, R OBP: 0.332, SLG: 0.345 (1, 6)										3	1	0	0	2	1	3	Chicago White Sox @ Cleveland Indians Cleveland Municipal Stadium, Cleveland, OH Sun Aug 12 1951, 3:33 AM EDT Att: 48,537 - Unknown					
Nelle Fox, L OBP: 0.376, SLG: 0.426 (1, 4)										4	0	0	0	0	0	3						
Minnie Minoso, R OBP: 0.435, SLG: 0.542 (1, 5)										4	0	1	0	0	1	2						
Eddie Robinson, L OBP: 0.384, SLG: 0.506 (1, 3)										2	0	0	0	2	1	1						
Don Lenhardt, R OBP: 0.332, SLG: 0.443 (1, 7)										4	0	0	1	0	1	4						
Ray Coleman, L OBP: 0.318, SLG: 0.398 Al Zarilla, L OBP: 0.368, SLG: 0.408 (1, 9) (5, 9)										2	0	1	0	0	0	0						
Jim Busby, R OBP: 0.361, SLG: 0.373 (1, 8)										2	0	0	0	2	0	0						
Phil Masi, R OBP: 0.384, SLG: 0.422 (1, 2)										3	0	1	0	0	1	2						
Billy Pierce, L OBP: 0.281, SLG: 0.179 Lou Kretlow, R OBP: 0.111, SLG: 0.077 Floyd Baker, R OBP: 0.386, SLG: 0.315 Howie Judson, R OBP: 0.372, SLG: 0.138 Harry Dorish, R OBP: 0.372, SLG: 0.364 Bob Billinger, R OBP: 0.305, SLG: 0.304 (1, 1) (6, 1) (7, PH) (7, 1) (8, 1) (8, PH)										2	0	1	0	0	0	2						
Inning Stats	R: 1 E: 1 K: 0 S: 3	H: 0 LOB: 1 BB: 2 P: 11	R: 0 E: 0 K: 0 S: 5	H: 2 LOB: 2 BB: 0 P: 5	R: 0 E: 0 K: 2 S: 7	H: 0 LOB: 0 BB: 0 P: 7	R: 0 E: 0 K: 0 S: 4	H: 1 LOB: 2 BB: 1 P: 8	R: 0 E: 0 K: 1 S: 5	H: 0 LOB: 0 BB: 0 P: 5	R: 0 E: 0 K: 0 S: 2	H: 0 LOB: 0 BB: 1 P: 6	R: 0 E: 0 K: 0 S: 3	H: 0 LOB: 2 BB: 2 P: 11	R: 0 E: 1 K: 1 S: 6	H: 1 LOB: 1 BB: 0 P: 6		R: 0 E: 1 K: 1 S: 6	H: 0 LOB: 1 BB: 0 P: 6	1B: 3 2B: 1 3B: 0 HR: 0	SF: 0 SAC: 1 DP: 1 HBP: 0	WP: 0 PB: 0 SB: 1 CS: 1
PITCHER Mike Garcia, R ERA: 2.5 (1, 1)	IP: 9.0 WLS: W BF: 37 H: 4 R: 1 ER: 0 SO: 5 BB: 5 IBB: 1 HBP: 0 BLK: 0 WP: 0 HR: 0 S: 41 P: 65 ERA: 0.00 WHIP: 1.000															PITCHER						


AB	30
R	1
H	4
RBI	1
BB	6
SO	5
LOB	20



Batter	1	2	3	4	5	6	7	8	9	AB	R	H	RBI	BB	SO	LOB	BOTTOM			
Dale Mitchell, L OBP: 0.371, SLG: 0.419 (1, 7)										4	1	3	0	0	0	2	Chicago White Sox @ Cleveland Indians Cleveland Municipal Stadium, Cleveland, OH Sun Aug 12 1951, 3:33 AM EDT Att: 48,537 - Unknown			
Bobby Avila, R OBP: 0.397, SLG: 0.413 (1, 4)										5	1	1	2	0	0	6				
Larry Doby, L OBP: 0.431, SLG: 0.544 (1, 8)										2	1	1	1	3	1	0				
Luke Easter, L OBP: 0.347, SLG: 0.487 (1, 3)										5	0	1	0	0	2	7				
Al Rosen, R OBP: 0.355, SLG: 0.459 (1, 5)										4	1	1	0	0	1	2				
Bob Kennedy, R OBP: 0.315, SLG: 0.364 (1, 9)										4	0	0	0	0	0	3				
Ray Boone, R OBP: 0.322, SLG: 0.338 (1, 6)										4	3	3	2	0	0	0				
Birdie Tebbetts, R OBP: 0.303, SLG: 0.363 (1, 2)										4	0	2	1	0	0	0				
Mike Garcia, R OBP: 0.235, SLG: 0.328 (1, 1)										4	0	2	1	0	0	0				
Inning Stats	R: 2 E: 0 K: 0 S: 5	H: 2 LOB: 1 BB: 1 P: 9	R: 1 E: 0 K: 1 S: 8	H: 3 LOB: 3 BB: 1 P: 12	R: 0 E: 0 K: 0 S: 3	H: 0 LOB: 0 BB: 0 P: 3	R: 0 E: 0 K: 0 S: 4	H: 1 LOB: 1 BB: 0 P: 4	R: 3 E: 0 K: 1 S: 8	H: 3 LOB: 0 BB: 0 P: 8	R: 0 E: 0 K: 0 S: 3	H: 1 LOB: 0 BB: 0 P: 3	R: 0 E: 0 K: 2 S: 8	H: 1 LOB: 1 BB: 0 P: 8	R: 1 E: 0 K: 0 S: 6	H: 3 LOB: 3 BB: 1 P: 10		1B: 8 2B: 2 3B: 1 HR: 3	SF: 0 SAC: 1 DP: 0 HBP: 0	WP: 0 PB: 0 SB: 0 CS: 1
PITCHER Billy Pierce, L ERA: 3.54 (1, 1) Lou Kretlow, R ERA: 4.58 (6, 1) Howie Judson, R ERA: 4.48 (7, 1) Harry Dorish, R ERA: 2.91 (8, 1)	IP: 5.0 WLS: L BF: 26 H: 9 R: 6 ER: 6 SO: 2 BB: 1 IBB: 0 HBP: 0 BLK: 0 WP: 0 HR: 3 S: 28 P: 36 ERA: 10.80 WHIP: 2.000															PITCHER				



Batter	1	2	3	4	5	6	7	8	9	AB	R	H	RBI	BB	SO	LOB	TOP			
Jerry Priddy, R OBP: 0.347, SLG: 0.359	0-0 5-3			0-0 1B		0-0 4-3			0-0 4-3	4	0	1	0	0	0	0	<p>Detroit Tigers @ Chicago White Sox Comiskey Park, Chicago, IL Wed Aug 15 1951, 4:33 AM EDT Att: 22,576 - Unknown</p> <p>AB 32 R 0 H 5 RBI 0 BB 0 SO 7 LOB 10</p> 			
Dick Kryhoski, L OBP: 0.331, SLG: 0.419	0-3 K			0-0 F9		0-0 2B			0-0 2B 1B	4	0	2	0	0	1	1				
George Kell, R OBP: 0.400, SLG: 0.390	0-0 5-3			0-0 1-3 1B		0-0 4-3			0-0 1-3 2B	4	0	2	0	0	0	1				
Vic Wertz, L OBP: 0.386, SLG: 0.491		0-3 K		0-3 K			0-0 F7		0-3 K	4	0	0	0	0	3	4				
Pat Mullin, L OBP: 0.367, SLG: 0.473		0-0 F2		0-0 3-1			0-0 1-3		0-0 L3	4	0	0	0	0	0	4				
Joe Ginsberg, L OBP: 0.360, SLG: 0.412		0-0 4-3			0-0 F3		0-0 F6			3	0	0	0	0	0	0				
Johnny Groth, R OBP: 0.358, SLG: 0.399			0-0 F8		0-3 K			0-0 F4		3	0	0	0	0	1	0				
Neil Berry, R OBP: 0.302, SLG: 0.300			0-0 F9		0-3 K			0-0 1-3		3	0	0	0	0	1	0				
Virgil Trucks, R OBP: 0.192, SLG: 0.231			0-0 F2			0-3 K		0-0 F2		3	0	0	0	0	1	0				
Inning Stats	R: 0 E: 0 K: 1 S: 5	H: 0 LOB: 0 BB: 0 P: 5	R: 0 E: 0 K: 1 S: 5	H: 0 LOB: 0 BB: 0 P: 5	R: 0 E: 0 K: 0 S: 3	H: 2 LOB: 2 BB: 0 P: 3	R: 0 E: 0 K: 2 S: 7	H: 0 LOB: 0 BB: 0 P: 7	R: 0 E: 0 K: 1 S: 6	H: 1 LOB: 1 BB: 0 P: 6	R: 0 E: 0 K: 0 S: 3	H: 0 LOB: 0 BB: 0 P: 3	R: 0 E: 0 K: 0 S: 3	H: 0 LOB: 2 BB: 0 P: 7	R: 0 E: 0 K: 1 S: 7	H: 2 LOB: 2 BB: 0 P: 7	1B: 3 2B: 2 3B: 0 HR: 0	SF: 0 SAC: 0 DP: 0 HBP: 0	WP: 0 PB: 0 SB: 1 CS: 0	PA: 32
PITCHER Saul Rogovin, R ERA: 3.14	IP: 9.0 WLS: W BF: 32 H: 5 R: 0 ER: 0 SO: 7 BB: 0 IBB: 0 HBP: 0 BLK: 0 WP: 0 HR: 0 S: 46 P: 46 ERA: 0.00 WHIP: 0.556																			

Batter	1	2	3	4	5	6	7	8	9	AB	R	H	RBI	BB	SO	LOB	BOTTOM			
Chico Carrasquel, R OBP: 0.330, SLG: 0.342	0-0 F4		0-3 K			0-0 SH1-4	0-0 1-3			3	0	0	0	0	1	1	<p>Detroit Tigers @ Chicago White Sox Comiskey Park, Chicago, IL Wed Aug 15 1951, 4:33 AM EDT Att: 22,576 - Unknown</p> <p>AB 27 R 2 H 4 RBI 2 BB 5 SO 7 LOB 14</p> 			
Nellie Fox, L OBP: 0.375, SLG: 0.427	0-0 3-1			0-0 G1		0-0 2B		0-0 F8		4	0	1	1	0	0	0				
Minnie Minoso, R OBP: 0.433, SLG: 0.539	0-0 6-3			0-0 F2		0-0 2B		0-0 1B		4	1	1	0	0	0	1				
Eddie Robinson, L OBP: 0.383, SLG: 0.502		0-3 K		0-0 G3		0-3 K		4-0 1B	0-0 BB	3	0	0	0	1	2	2				
Ray Coleman, L OBP: 0.321, SLG: 0.397		0-0 4-3			0-3 K	4-0 IBB		0-0 1B	0-0 FC2-5	3	0	1	1	1	1	0				
Jim Busby, R OBP: 0.360, SLG: 0.370		4-0 BB			0-0 F7	0-0 F4		0-0 FC2-5	1-2 2-3F	3	0	0	0	1	0	5				
Al Zarilla, L OBP: 0.370, SLG: 0.411	0-0 4-3				0-0 2B		4-0 WP SH2-4 BB	0-3 K		3	0	1	0	1	1	3				
Phil Masi, R OBP: 0.381, SLG: 0.418			0-3 K		0-0 5-3		0-0 SH2-4			2	0	0	0	0	1	1				
Saul Rogovin, R OBP: 0.254, SLG: 0.297			0-0 F2			4-0 SH1-4 2B BB	0-3 K			2	1	0	0	1	1	1				
Inning Stats	R: 0 E: 0 K: 0 S: 3	H: 0 LOB: 0 BB: 1 P: 3	R: 0 E: 0 K: 1 S: 5	H: 0 LOB: 1 BB: 1 P: 9	R: 0 E: 0 K: 2 S: 7	H: 0 LOB: 0 BB: 0 P: 7	R: 0 E: 0 K: 0 S: 3	H: 0 LOB: 0 BB: 0 P: 3	R: 0 E: 1 K: 1 S: 7	H: 1 LOB: 3 BB: 2 P: 15	R: 0 E: 0 K: 1 S: 5	H: 0 LOB: 1 BB: 1 P: 9	R: 1 E: 0 K: 1 S: 7	H: 2 LOB: 2 BB: 1 P: 11	R: 1 E: 0 K: 1 S: 7	H: 2 LOB: 2 BB: 1 P: 11	1B: 2 2B: 2 3B: 0 HR: 0	SF: 0 SAC: 2 DP: 0 HBP: 0	WP: 1 PB: 0 SB: 3 CS: 0	PA: 34
PITCHER Virgil Trucks, R ERA: 5.82	IP: 8.0 WLS: L BF: 34 H: 4 R: 2 ER: 2 SO: 7 BB: 4 IBB: 1 HBP: 0 BLK: 0 WP: 1 HR: 0 S: 43 P: 63 ERA: 2.25 WHIP: 1.000																			

Batter	1	2	3	4	5	6	7	8	9	AB	R	H	RBI	BB	SO	LOB	TOP					
Jerry Priddy, R OBP: 0.343, SLG: 0.355 (1,4)										5	0	0	0	0	1	1	Detroit Tigers @ Chicago White Sox Comiskey Park, Chicago, IL Thu Aug 16 1951, 4:33 AM EDT Att: 8,356 - Unknown					
Dick Kuyboski, L OBP: 0.333, SLG: 0.421 (1,3)										4	0	2	0	0	0	1						
George Kell, R OBP: 0.401, SLG: 0.394 (1,5)										4	0	2	0	0	1	2						
Pat Mullin, L OBP: 0.365, SLG: 0.469 (1,7)										4	0	1	0	0	1	3						
Steve Souchock, R OBP: 0.324, SLG: 0.549 (1,9)										3	1	1	0	1	0	2						
Joe Ginsberg, L OBP: 0.357, SLG: 0.407 (1,2)										3	0	0	0	0	1	1						
Bob Swift, R OBP: 0.289, SLG: 0.238 (6,2)										1	0	0	0	0	2							
Johnny Groth, R OBP: 0.354, SLG: 0.393 (1,8)										4	0	0	1	0	0	2						
Neil Berry, R OBP: 0.309, SLG: 0.301 (1,6)										3	0	1	0	1	0	0						
Dizzy Trout, R OBP: 0.382, SLG: 0.348 (1,1)										3	1	1	1	0	1	1						
Inning Stats	R: 0 E: 0 K: 1 S: 6	H: 1 LOB: 1 BB: 0 P: 6	R: 1 E: 0 K: 1 S: 6	H: 1 LOB: 1 BB: 1 P: 10	R: 0 E: 0 K: 0 S: 5	H: 2 LOB: 2 BB: 0 P: 5	R: 0 E: 0 K: 0 S: 3	H: 0 LOB: 0 BB: 0 P: 3	R: 1 E: 0 K: 1 S: 7	H: 2 LOB: 1 BB: 0 P: 7	R: 0 E: 0 K: 0 S: 3	H: 0 LOB: 0 BB: 0 P: 3	R: 0 E: 0 K: 0 S: 4	H: 1 LOB: 1 BB: 0 P: 4	R: 0 E: 0 K: 0 S: 4	H: 1 LOB: 2 BB: 1 P: 8	R: 0 E: 0 K: 2 S: 7	H: 0 LOB: 0 BB: 0 P: 7	1B: 5 2B: 1 3B: 1 HR: 1	SF: 0 SAC: 1 DP: 0 HBP: 0	WP: 0 PB: 0 SB: 1 CS: 0	PA: 37
PITCHER Joe Dobson, R ERA: 3.46 (1,1)	IP: 9.0 WLS: L BF: 37	H: 8 R: 2 ER: 2 SO: 5	BB: 2 IBB: 0 HBP: 0 BLK: 0	WP: 0 HR: 1 S: 45 P: 53	ERA: 2.00 WHIP: 1.111																	

Batter	1	2	3	4	5	6	7	8	9	AB	R	H	RBI	BB	SO	LOB	BOTTOM					
Chico Carrasquel, R OBP: 0.333, SLG: 0.344 (1,6)										3	0	2	0	1	0	0	Detroit Tigers @ Chicago White Sox Comiskey Park, Chicago, IL Thu Aug 16 1951, 4:33 AM EDT Att: 8,356 - Unknown					
Nellie Fox, L OBP: 0.372, SLG: 0.423 (1,4)										4	0	0	0	0	1	3						
Minnie Minoso, R OBP: 0.432, SLG: 0.538 (1,5)										1	0	0	0	0	0	0						
Bob Dillinger, R OBP: 0.339, SLG: 0.361 (3,5)										2	0	0	0	1	0	1						
Eddie Robinson, L OBP: 0.384, SLG: 0.502 (1,3)										4	0	2	0	0	1	2						
Ray Coleman, L OBP: 0.318, SLG: 0.393 (1,7)										4	1	0	0	0	2	2						
Jim Busby, R OBP: 0.361, SLG: 0.372 (1,8)										4	0	2	1	0	0	1						
Al Zarilla, L OBP: 0.366, SLG: 0.405 (1,9)										4	0	0	0	0	1	3						
Phil Masi, R OBP: 0.380, SLG: 0.414 (1,2)										2	0	0	0	1	1	1						
Joe Dobson, R OBP: 0.068, SLG: 0.091 (1,1)										3	0	0	0	0	1	2						
Inning Stats	R: 0 E: 0 K: 1 S: 5	H: 0 LOB: 0 BB: 0 P: 5	R: 1 E: 0 K: 1 S: 7	H: 2 LOB: 2 BB: 1 P: 11	R: 0 E: 0 K: 1 S: 6	H: 1 LOB: 1 BB: 0 P: 9	R: 0 E: 1 K: 1 S: 6	H: 1 LOB: 1 BB: 0 P: 6	R: 0 E: 0 K: 1 S: 5	H: 1 LOB: 0 BB: 0 P: 5	R: 0 E: 0 K: 1 S: 6	H: 1 LOB: 1 BB: 0 P: 6	R: 0 E: 0 K: 1 S: 5	H: 0 LOB: 0 BB: 0 P: 5	R: 0 E: 0 K: 0 S: 3	H: 0 LOB: 1 BB: 1 P: 7	R: 0 E: 0 K: 0 S: 3	H: 0 LOB: 0 BB: 0 P: 3	1B: 6 2B: 1 3B: 0 HR: 0	SF: 0 SAC: 0 DP: 3 HBP: 0	WP: 0 PB: 0 SB: 2 CS: 0	PA: 34
PITCHER Dizzy Trout, R ERA: 3.99 (1,1)	IP: 9.0 WLS: W BF: 34	H: 6 R: 1 ER: 1 SO: 7	BB: 3 IBB: 0 HBP: 0 BLK: 0	WP: 0 HR: 0 S: 45 P: 57	ERA: 1.00 WHIP: 1.000																	

Batter	1	2	3	4	5	6	7	8	9	AB	R	H	RBI	BB	SO	LOB	TOP			
Dale Mitchell, L OBP: 0.367, SLG: 0.409										4	0	1	0	0	1	0	Cleveland Indians @ Chicago White Sox Comiskey Park, Chicago, IL Fri Aug 17 1951, 4:33 AM EDT Unknown			
Bobby Avila, R OBP: 0.388, SLG: 0.399										4	0	0	0	0	0	1				
Sam Chapman, R OBP: 0.309, SLG: 0.310										3	1	1	0	1	0	0				
Luke Easter, L OBP: 0.332, SLG: 0.462										4	0	0	0	0	1	2				
Al Rosen, R OBP: 0.357, SLG: 0.469										3	0	1	1	1	1	0				
Bob Kennedy, R OBP: 0.315, SLG: 0.361										4	0	1	0	0	0	2				
Ray Boone, R OBP: 0.321, SLG: 0.340										3	0	1	0	0	0	1				
Jim Hegan, R OBP: 0.322, SLG: 0.396										3	0	0	0	0	1	2				
Bob Feller, R OBP: 0.222, SLG: 0.167										2	0	0	0	0	2	2				
Clarence Maddern, R OBP: 0.222, SLG: 0.167										1	0	0	0	0	1	0				
Dick Rozek, L OBP: 0.222, SLG: 0.167										0	0	0	0	0	0	0				
Inning Stats	R: 0 E: 0 K: 0 S: 4	H: 2 LOB: 1 BB: 0 P: 4	R: 0 E: 0 K: 1 S: 6	H: 1 LOB: 2 BB: 1 P: 10	R: 0 E: 0 K: 2 S: 3	H: 0 LOB: 0 BB: 0 P: 3	R: 0 E: 0 K: 1 S: 8	H: 1 LOB: 1 BB: 0 P: 8	R: 0 E: 0 K: 2 S: 5	H: 0 LOB: 0 BB: 0 P: 5	R: 0 E: 0 K: 0 S: 3	H: 0 LOB: 0 BB: 0 P: 3	R: 0 E: 0 K: 3 S: 9	H: 0 LOB: 0 BB: 0 P: 9	R: 1 E: 0 K: 0 S: 4	H: 1 LOB: 1 BB: 1 P: 8	1B: 4 2B: 1 3B: 0 HR: 0	SF: 0 SAC: 0 DP: 1 HBP: 0	WP: 0 PB: 0 SB: 0 CS: 0	PA: 33
PITCHER Billy Pierce, L ERA: 3.41	IP: 9.0 WLS: W BF: 33 H: 5 R: 1 ER: 1 SO: 7 BB: 2 IBB: 0 HBP: 0 BLK: 0 WP: 0 HR: 0 S: 45 P: 53 ERA: 1.00 WHIP: 0.778															PITCHER				

Batter	1	2	3	4	5	6	7	8	9	AB	R	H	RBI	BB	SO	LOB	BOTTOM			
Chico Carrasquel, R OBP: 0.332, SLG: 0.343										5	0	1	1	0	1	3	Cleveland Indians @ Chicago White Sox Comiskey Park, Chicago, IL Fri Aug 17 1951, 4:33 AM EDT Unknown			
Nellie Fox, L OBP: 0.371, SLG: 0.422										4	0	1	0	0	0	1				
Minnie Minoso, R OBP: 0.431, SLG: 0.537										4	1	1	0	0	0	1				
Eddie Robinson, L OBP: 0.389, SLG: 0.504										1	1	1	0	2	0	0				
Ray Coleman, L OBP: 0.317, SLG: 0.399										4	1	1	3	0	1	4				
Jim Busby, R OBP: 0.360, SLG: 0.370										4	1	1	0	0	0	2				
Al Zarilla, L OBP: 0.370, SLG: 0.422										3	2	2	2	1	0	0				
Bud Sheely, L OBP: 0.241, SLG: 0.154										2	0	0	0	1	0	0				
Billy Pierce, L OBP: 0.294, SLG: 0.217										4	1	2	1	0	1	2				
Inning Stats	R: 0 E: 0 K: 0 S: 4	H: 1 LOB: 2 BB: 1 P: 8	R: 3 E: 0 K: 0 S: 6	H: 4 LOB: 0 BB: 0 P: 6	R: 0 E: 0 K: 1 S: 6	H: 1 LOB: 1 BB: 0 P: 6	R: 1 E: 0 K: 1 S: 6	H: 1 LOB: 1 BB: 1 P: 10	R: 0 E: 0 K: 0 S: 3	H: 0 LOB: 1 BB: 0 P: 4	R: 0 E: 0 K: 1 S: 5	H: 1 LOB: 1 BB: 1 P: 9	R: 3 E: 0 K: 0 S: 5	H: 2 LOB: 0 BB: 1 P: 9	R: 0 E: 0 K: 0 S: 3	H: 0 LOB: 0 BB: 0 P: 3		1B: 5 2B: 4 3B: 0 HR: 2	SF: 0 SAC: 1 DP: 1 HBP: 1	WP: 0 PB: 0 SB: 0 CS: 0
PITCHER Bob Feller, R ERA: 3.31	IP: 7.0 WLS: L BF: 34 H: 10 R: 7 ER: 7 SO: 3 BB: 4 IBB: 0 HBP: 1 BLK: 0 WP: 0 HR: 2 S: 35 P: 52 ERA: 9.00 WHIP: 2.000															PITCHER				
Dick Rozek, L ERA: 9.95	IP: 1.0 WLS: L BF: 3 H: 0 R: 0 ER: 0 SO: 0 BB: 0 IBB: 0 HBP: 0 BLK: 0 WP: 0 HR: 0 S: 3 P: 3 ERA: 0.00 WHIP: 0.000															PITCHER				

Batter	1	2	3	4	5	6	7	8	9	AB	R	H	RBI	BB	SO	LOB	TOP								
Dale Mitchell, L (1, 7) OBP: 0.377, SLG: 0.430	0-0 HR	4-0 FC6-4 BB		0-0 G6-4-3 1B			0-0 FC1-6 1B	0-0 HR		4	2	4	4	1	0	0									
Bobby Avila, R (1, 4) OBP: 0.381, SLG: 0.394	0-0 F8	0-0 FC6-4		0-0 G6-4-3			0-0 FC1-6 1B	0-0 E7 2B		5	1	1	0	0	0	6									
Barney McCosky, L (1, 8) OBP: 0.392, SLG: 0.471 Sam Chapman, R (5, PR) OBP: 0.310, SLG: 0.311	0-0 4-3			4-0 2B BB			0-0 1B	0-3 K		2	1	1	0	1	0	0									
Al Rosen, R (1, 5) OBP: 0.355, SLG: 0.464	0-0 L5			0-0 L7			0-0 F8	0-3 K		5	0	0	0	0	1	4									
Luke Easter, L (1, 3) OBP: 0.332, SLG: 0.461		0-0 FC4-6 1B		0-0 2B			0-3 K	0-0 4-3		5	0	2	1	0	1	3									
Harry Simpson, L (1, 9) OBP: 0.328, SLG: 0.283		0-0 FC4-6 1B		0-0 E4			0-0 1-3	0-0 CS 1B	4-0 1B BB	4	1	1	0	1	0	2									
Ray Boone, R (1, 6) OBP: 0.326, SLG: 0.345		0-0 1B		0-0 F6			0-3 K	0-0 FC6-4 1B	0-0 1B	5	0	3	0	0	1	1									
Jim Hegan, R (1, 2) OBP: 0.323, SLG: 0.396		0-0 BB		0-0 2B 1B			0-3 K	0-0 FC6-4 1B	0-0 5-3	5	1	2	1	0	1	3									
Bob Lemon, L (1, 1) OBP: 0.241, SLG: 0.333		0-3 K		0-0 1B			0-0 1-3	0-0 HR 1B		4	1	2	0	0	1	2									
Inning Stats	R: 1 E: 0 K: 0 S: 4	H: 1 LOB: 0 BB: 0 P: 4	R: 1 E: 0 K: 1 S: 8	H: 3 LOB: 3 BB: 1 P: 12	R: 1 E: 1 K: 0 S: 4	H: 1 LOB: 1 BB: 0 P: 8	R: 0 E: 0 K: 0 S: 4	H: 3 LOB: 1 BB: 0 P: 4	R: 0 E: 0 K: 1 S: 6	H: 1 LOB: 1 BB: 0 P: 6	R: 0 E: 0 K: 2 S: 7	H: 0 LOB: 0 BB: 0 P: 7	R: 0 E: 0 K: 0 S: 5	H: 2 LOB: 2 BB: 0 P: 5	R: 4 E: 2 K: 1 S: 9	H: 5 LOB: 0 BB: 0 P: 9	R: 0 E: 0 K: 1 S: 6	H: 1 LOB: 2 BB: 1 P: 10	1B: 12 2B: 3 3B: 0 HR: 2	SF: 0 SAC: 0 DP: 1 HBP: 0	WP: 0 PB: 0 SB: 0 CS: 1	PA: 44			
PITCHER	IP	WLS	BF	H	R	ER	SO	BB	IBB	HBP	BLK	WP	HR	S	P	ERA	WHIP								
Ken Holcombe, R (1, 1) ERA: 4.17	1.1	L	8	4	2	2	0	0	0	0	0	0	1	8	8	13.50	3.000								
Harry Dorish, R (2, 1) ERA: 3.09	7.2		36	13	5	4	6	3	0	0	0	0	1	45	57	4.70	2.087								

Cleveland Indians @ Chicago White Sox
Comiskey Park, Chicago, IL
Sat Aug 18 1951, 4:33 AM EDT
Att: 22,263 - Unknown

AB	41
R	7
H	17
RBI	6
BB	3
SO	6
LOB	21



Batter	1	2	3	4	5	6	7	8	9	AB	R	H	RBI	BB	SO	LOB	BOTTOM								
Chico Carrasquel, R (1, 6) OBP: 0.333, SLG: 0.340	0-0 5-3		0-0 F8		0-3 K			0-0 1B 4-3 1B		4	0	1	0	0	1	1									
Nellie Fox, L (1, 4) OBP: 0.371, SLG: 0.418	4-0 BB		4-0 G6-4-3 BB		0-0 4-3			0-0 4-3		2	0	0	0	2	0	2									
Minnie Minoso, R (1, 5) OBP: 0.430, SLG: 0.536	0-0 F9		0-0 G6-4-3				0-0 F8	0-0 1B		4	0	1	0	0	0	2									
Eddie Robinson, L (1, 3) OBP: 0.389, SLG: 0.501	0-0 F4			0-3 K			0-0 F6	0-0 F8		4	0	0	0	0	1	3									
Ray Coleman, L (1, 7) OBP: 0.318, SLG: 0.396		0-0 4-3		4-0 BB			0-0 F2	0-0 F2		3	0	0	0	1	0	0									
Jim Busby, R (1, 8) OBP: 0.356, SLG: 0.373		0-3 K		0-3 K			0-0 4-3	0-0 F7		4	0	0	0	0	2	1									
Al Zarilla, L (1, 9) OBP: 0.367, SLG: 0.418		0-0 2B		0-0 F8			0-0 F4	0-3 K		4	0	1	0	0	1	1									
Bud Sheely, L (1, 2) OBP: 0.250, SLG: 0.143		4-0 BB			0-3 K			0-3 K		2	0	0	0	1	2	0									
Ken Holcombe, R (1, 1) OBP: 0.313, SLG: 0.300 Harry Dorish, R (2, 1) OBP: 0.240, SLG: 0.320		0-0 F4		0-0 E3			0-0 5-3			0	0	0	0	0	0	0									
Inning Stats	R: 0 E: 0 K: 0 S: 3	H: 0 LOB: 1 BB: 1 P: 7	R: 0 E: 0 K: 1 S: 6	H: 1 LOB: 2 BB: 1 P: 10	R: 0 E: 0 K: 2 S: 2	H: 0 LOB: 0 BB: 1 P: 6	R: 0 E: 0 K: 2 S: 7	H: 0 LOB: 1 BB: 1 P: 11	R: 0 E: 1 K: 2 S: 8	H: 0 LOB: 1 BB: 0 P: 8	R: 0 E: 0 K: 0 S: 3	H: 0 LOB: 0 BB: 0 P: 3	R: 0 E: 0 K: 1 S: 5	H: 0 LOB: 0 BB: 0 P: 5	R: 0 E: 0 K: 0 S: 5	H: 2 LOB: 2 BB: 0 P: 5	R: 0 E: 0 K: 1 S: 5	H: 0 LOB: 0 BB: 0 P: 5	1B: 2 2B: 1 3B: 0 HR: 0	SF: 0 SAC: 0 DP: 1 HBP: 0	WP: 0 PB: 0 SB: 0 CS: 0	PA: 34			
PITCHER	IP	WLS	BF	H	R	ER	SO	BB	IBB	HBP	BLK	WP	HR	S	P	ERA	WHIP								
Bob Lemon, R (1, 1) ERA: 3.79	9.0	W	34	3	0	0	7	4	0	0	0	0	0	44	60	0.00	0.778								

Cleveland Indians @ Chicago White Sox
Comiskey Park, Chicago, IL
Sat Aug 18 1951, 4:33 AM EDT
Att: 22,263 - Unknown

AB	30
R	0
H	3
RBI	0
BB	4
SO	7
LOB	12



Batter	1	2	3	4	5	6	7	8	9	AB	R	H	RBI	BB	SO	LOB	TOP											
Dale Mitchell, L OBP: 0.373, SLG: 0.425	F5	G3			6-3		K			4	0	0	0	0	1	1	Cleveland Indians @ Chicago White Sox Comiskey Park, Chicago, IL Sun Aug 19 1951, 4:33 AM EDT Unknown											
Bobby Avila, R OBP: 0.378, SLG: 0.391	1-3		F9		5-3		K2-3			4	0	0	0	0	1	0												
Larry Doby, L OBP: 0.558, SLG: 0.558 Sam Chapman, R OBP: 0.313, SLG: 0.325	F8		K			1-3 BB		HR		3	0	1	0	0	1	0												
Al Rosen, R OBP: 0.354, SLG: 0.461		E6 1B F8	5-3			1-2 BB		F6		3	1	0	0	1	0	0												
Luke Easter, L OBP: 0.332, SLG: 0.459		2B 1B		F4		1-3		K		4	1	1	0	0	1	2												
Harry Simpson, L OBP: 0.331, SLG: 0.281	F8			BB		4-0		K		2	0	0	1	2	1	1												
Ray Boone, R OBP: 0.325, SLG: 0.346	2B			F8		F8		F8		4	1	1	1	0	0	4												
Jim Hegan, R OBP: 0.319, SLG: 0.391	K			F7		F9		6-3		4	0	0	0	0	1	5												
Early Wynn, S OBP: 0.274, SLG: 0.354	2B			F8		F8		5-3		4	0	1	1	0	0	0												
Inning Stats	R: 0 E: 0 K: 0 S: 3	H: 0 LOB: 0 BB: 0 P: 3	R: 3 E: 1 K: 1 S: 9	H: 3 LOB: 1 BB: 0 P: 9	R: 0 E: 0 K: 1 S: 5	H: 0 LOB: 0 BB: 0 P: 5	R: 0 E: 0 K: 0 S: 3	H: 0 LOB: 1 BB: 1 P: 7	R: 0 E: 0 K: 0 S: 4	H: 1 LOB: 0 BB: 2 P: 12	R: 0 E: 0 K: 2 S: 7	H: 0 LOB: 0 BB: 0 P: 7	R: 1 E: 0 K: 2 S: 8	H: 1 LOB: 0 BB: 0 P: 8	R: 0 E: 0 K: 0 S: 3	H: 0 LOB: 0 BB: 0 P: 3		1B: 2 2B: 2 3B: 0 HR: 1	SF: 0 SAC: 0 DP: 0 HBP: 0	WP: 0 PB: 0 SB: 0 CS: 0	PA: 36							
PITCHER	IP	WLS	BF	H	R	ER	SO	BB	IBB	HBP	BLK	WP	HR	S	P	ERA	WHIP											
Howie Judson, R ERA: 4.18	(1, 1)	6.0	L	26	4	3	0	2	2	1	0	0	0	27	39	0.00	1.000											
Joe Dobson, R ERA: 3.48	(7, 1)	2.0		7	1	1	1	4	0	0	0	0	0	1	15	15	4.50	0.500										
Harry Dorish, R ERA: 3.05	(9, 1)	1.0		3	0	0	0	0	0	0	0	0	0	3	3	0.00	0.000											


Batter	1	2	3	4	5	6	7	8	9	AB	R	H	RBI	BB	SO	LOB	BOTTOM										
Chico Carrasquel, R OBP: 0.331, SLG: 0.339	5-3		4-1			G3-6-3		K		2	0	0	0	0	0	0	Cleveland Indians @ Chicago White Sox Comiskey Park, Chicago, IL Sun Aug 19 1951, 4:33 AM EDT Unknown										
Floyd Baker, L OBP: 0.381, SLG: 0.312						1-2		F2		4	0	2	0	0	0	2											
Joe Demaestri, R OBP: 0.171, SLG: 0.147						BB		1B		3	0	0	0	1	0	3											
Bert Hase, R OBP: 0.239, SLG: 0.195						1B		5-3		4	0	0	0	0	1	2											
Nellie Fox, L OBP: 0.372, SLG: 0.419				4-3		1B		F2		4	0	2	0	0	0	2											
Minnie Minoso, R OBP: 0.428, SLG: 0.533	F7			5-3		BB		5-3		3	0	0	0	1	0	3											
Eddie Robinson, L OBP: 0.385, SLG: 0.496	CS	F2		K		F6		F4		4	0	0	0	0	1	2											
Ray Coleman, L OBP: 0.320, SLG: 0.399						K		F7		4	0	2	0	0	1	0											
Jim Busby, R OBP: 0.352, SLG: 0.369	F3				G4-6-3	1B		F8		4	0	0	0	0	0	2											
Al Zarilla, L OBP: 0.367, SLG: 0.418	F7					1B		4-3		3	0	1	0	0	0	1											
Bud Sheely, L OBP: 0.235, SLG: 0.133				F7				3B		2	0	0	0	0	0	1											
Don Lenhardt, R OBP: 0.335, SLG: 0.453					F8					1	0	1	0	0	0	0											
Phil Masi, R OBP: 0.373, SLG: 0.405										0	0	0	0	0	0	0											
Howie Judson, R OBP: 0.160, SLG: 0.125				1-3						1	0	0	0	0	0	0											
Bob Dillinger, R OBP: 0.341, SLG: 0.363						G3-6-3				0	0	0	0	0	0	0											
Joe Dobson, R OBP: 0.068, SLG: 0.091						1B				0	0	0	0	0	0	0											
Bud Stewart, L OBP: 0.366, SLG: 0.472										0	0	0	0	1	0	0											
Harry Dorish, R OBP: 0.240, SLG: 0.320						1B				0	0	0	0	0	0	0											
Inning Stats	R: 0 E: 0 K: 0 S: 3	H: 1 LOB: 0 BB: 0 P: 3	R: 0 E: 0 K: 0 S: 4	H: 1 LOB: 1 BB: 0 P: 4	R: 0 E: 0 K: 1 S: 5	H: 0 LOB: 0 BB: 0 P: 5	R: 0 E: 0 K: 1 S: 5	H: 0 LOB: 0 BB: 0 P: 5	R: 0 E: 0 K: 1 S: 6	H: 1 LOB: 2 BB: 1 P: 10	R: 0 E: 0 K: 0 S: 3	H: 0 LOB: 0 BB: 0 P: 3	R: 0 E: 0 K: 1 S: 3	H: 0 LOB: 0 BB: 0 P: 3	1B: 5 2B: 1 3B: 1 HR: 0	SF: 0 SAC: 0 DP: 2 HBP: 0	WP: 0 PB: 0 SB: 0 CS: 1	PA: 34									
PITCHER	IP	WLS	BF	H	R	ER	SO	BB	IBB	HBP	BLK	WP	HR	S	P	ERA	WHIP										
Early Wynn, R ERA: 3.32	(1, 1)	9.0	W	33	7	0	0	3	2	0	0	0	0	37	45	0.00	1.000										

Batter	1	2	3	4	5	6	7	8	9	AB	R	H	RBI	BB	SO	LOB	TOP			
Dale Mitchell, L (1, 7) OBP: 0.376, SLG: 0.433										5	2	3	1	0	0	1	Cleveland Indians @ Chicago White Sox Comiskey Park, Chicago, IL Sun Aug 19 1951, 4:38 AM EDT Att: 46,864 - Unknown			
Bobby Avila, R (1, 4) OBP: 0.378, SLG: 0.394										4	0	1	2	1	0	2				
Larry Doby, L (1, 8) OBP: 0.440, SLG: 0.559										1	0	1	0	0	0	0				
Sam Chapman, R (1, PR) OBP: 0.312, SLG: 0.321										3	0	0	0	1	1	3				
Al Rosen, R (1, 5) OBP: 0.354, SLG: 0.458										3	1	0	0	2	0	2				
Luke Easter, L (1, 3) OBP: 0.335, SLG: 0.469										5	1	3	3	0	1	2				
Harry Simpson, L (1, 9) OBP: 0.333, SLG: 0.288										4	1	2	0	0	0	3				
Clarence Maddern, R (9, PH) OBP: 0.250, SLG: 0.250										1	0	1	0	0	0	0				
Snuffy Stirrweiss, R (9, PR) OBP: 0.394, SLG: 0.293										0	0	0	0	0	0	0				
Ray Boone, R (1, 6) OBP: 0.326, SLG: 0.344										3	0	0	0	0	1	2				
Birdie Tebbetts, R (1, 2) OBP: 0.286, SLG: 0.339										3	0	1	0	0	0	5				
Paul Lehner, L (8, PH) OBP: 0.250, SLG: 0.253										1	0	1	0	0	0	0				
Jim Hegan, R (8, 2) OBP: 0.319, SLG: 0.391										0	0	0	0	0	0	0				
Steve Gromek, S (1, 1) OBP: 0.500, SLG: 0.438										1	0	0	0	0	1	0				
Barney McCosky, L (7, PH) OBP: 0.398, SLG: 0.466										1	0	0	0	0	1	0				
Lou Brissie, L (7, 1) OBP: 0.280, SLG: 0.320										0	0	0	0	0	0	0				
Bob Lemon, L (8, PH) OBP: 0.250, SLG: 0.333										0	1	0	0	1	0	0				
Inning Stats	R: 1 E: 0 K: 0 S: 5	H: 2 LOB: 2 BB: 1 P: 9	R: 0 E: 0 K: 0 S: 4	H: 1 LOB: 1 BB: 0 P: 4	R: 0 E: 0 K: 0 S: 2	H: 0 LOB: 0 BB: 1 P: 6	R: 0 E: 0 K: 0 S: 3	H: 1 LOB: 1 BB: 0 P: 4	R: 0 E: 0 K: 1 S: 5	H: 2 LOB: 3 BB: 0 P: 9	R: 0 E: 0 K: 2 S: 8	H: 1 LOB: 1 BB: 0 P: 8	R: 5 E: 0 K: 0 S: 7	H: 5 LOB: 1 BB: 2 P: 15	R: 0 E: 0 K: 2 S: 8	H: 1 LOB: 1 BB: 0 P: 8	1B: 9 2B: 1 3B: 2 HR: 1	SF: 0 SAC: 1 DP: 2 HBP: 2	WP: 0 PB: 0 SB: 0 CS: 1	PA: 44
PITCHER	IP WLS BF H R ER SO BB IBB HBP BLK WP HR S P ERA WHIP	7.0 W 33 9 4 4 3 4 0 0 2 0 0 1 33 51 5.14 1.857	0.2 5 3 2 2 0 1 0 0 0 0 0 0 4 8 27.00 6.000	1.1 S 5 1 0 0 2 0 0 0 0 0 0 0 9 9 0.00 0.750																

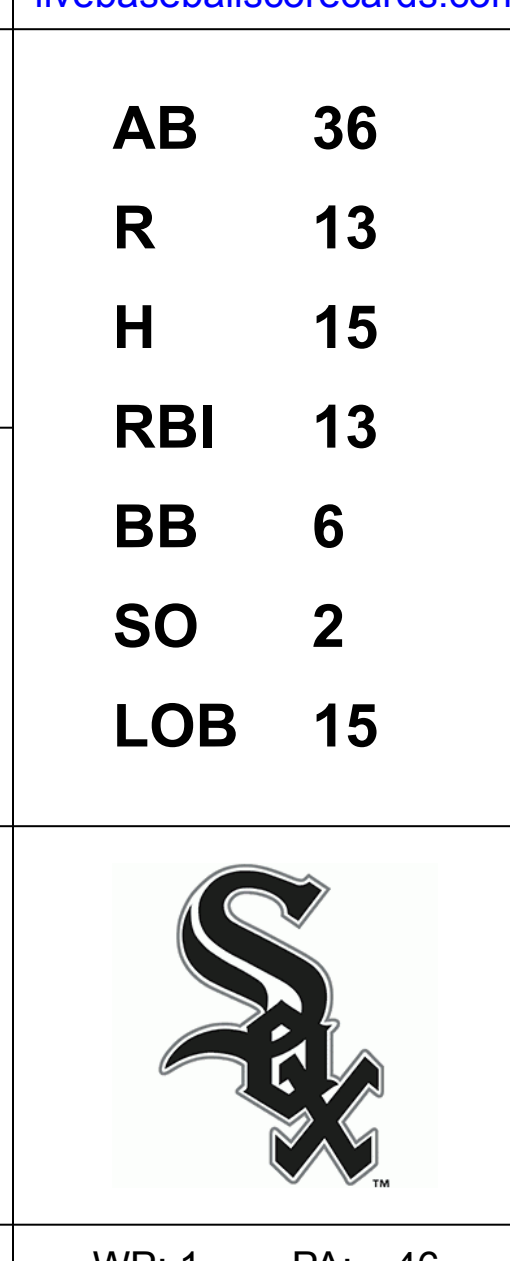
Batter	1	2	3	4	5	6	7	8	9	AB	R	H	RBI	BB	SO	LOB	BOTTOM			
Nellie Fox, L (1, 4) OBP: 0.370, SLG: 0.416										3	0	0	0	0	0	0	Cleveland Indians @ Chicago White Sox Comiskey Park, Chicago, IL Sun Aug 19 1951, 4:38 AM EDT Att: 46,864 - Unknown			
Don Lenhardt, R (7, PH) OBP: 0.337, SLG: 0.453										0	0	0	1	1	0	0				
Joe Demasestri, R (7, PR) OBP: 0.171, SLG: 0.147										0	0	0	0	0	0	0				
Bud Stewart, L (1, 7) OBP: 0.386, SLG: 0.470										3	0	1	0	0	0	0				
Jim Busby, R (7, 8) OBP: 0.354, SLG: 0.371										1	0	1	1	0	0	0				
Minnie Minoso, R (1, 5) OBP: 0.427, SLG: 0.530										4	0	1	1	0	0	3				
Eddie Robinson, L (1, 3) OBP: 0.387, SLG: 0.497										2	1	1	0	1	0	0				
Bob Dillinger, R (7, PR) OBP: 0.340, SLG: 0.362										1	1	0	0	0	0	2				
Bert Haas, R (8, 3) OBP: 0.239, SLG: 0.195										0	0	0	0	0	0	0				
Ray Coleman, L (1, 8) OBP: 0.319, SLG: 0.398										4	1	1	0	0	0	1				
Al Zarilla, L (1, 9) OBP: 0.386, SLG: 0.425										4	2	1	2	0	1	0				
Chico Carrasquel, R (1, 6) OBP: 0.333, SLG: 0.340										4	0	2	0	0	1	2				
Phil Masi, R (1, 2) OBP: 0.373, SLG: 0.401										2	1	0	0	1	0	2				
Lou Kretlow, R (1, 1) OBP: 0.133, SLG: 0.103										3	1	1	0	0	1	2				
Randy Gumpert, R (8, 1) OBP: 0.286, SLG: 0.265										0	0	0	0	0	0	0				
Billy Pierce, L (8, 1) OBP: 0.294, SLG: 0.217										0	0	0	0	0	0	0				
Inning Stats	R: 0 E: 0 K: 0 S: 3	H: 1 LOB: 0 BB: 0 P: 3	R: 2 E: 0 K: 1 S: 8	H: 3 LOB: 1 BB: 0 P: 8	R: 0 E: 0 K: 0 S: 3	H: 0 LOB: 0 BB: 0 P: 3	R: 0 E: 0 K: 0 S: 3	H: 0 LOB: 0 BB: 0 P: 3	R: 0 E: 0 K: 0 S: 3	H: 1 LOB: 0 BB: 0 P: 3	R: 5 E: 1 K: 1 S: 9	H: 3 LOB: 2 BB: 3 P: 21	R: 0 E: 0 K: 1 S: 5	H: 0 LOB: 0 BB: 0 P: 5	1B: 8 2B: 0 3B: 0 HR: 1	SF: 0 SAC: 0 DP: 1 HBP: 0	WP: 0 PB: 0 SB: 1 CS: 2	PA: 36		
PITCHER	IP WLS BF H R ER SO BB IBB HBP BLK WP HR S P ERA WHIP	6.0 L 21 6 2 2 1 0 0 0 0 0 0 1 23 23 3.00 1.000	1.0 10 3 5 3 1 2 1 0 0 0 0 0 9 21 27.00 5.000	1.0 3 0 0 0 1 0 0 0 0 0 0 0 5 5 0.00 0.000																

Batter	1	2	3	4	5	6	7	8	9	AB	R	H	RBI	BB	SO	LOB	TOP								
Eddie Joost, R OBP: 0.405, SLG: 0.456 (1, 6)										3	1	2	0	2	0	2	Philadelphia Athletics @ Chicago White Sox Comiskey Park, Chicago, IL Tue Aug 21 1951, 4:33 AM EDT Att: 16,748 - Unknown								
Elmer Vato, L OBP: 0.396, SLG: 0.435 (1, 9)										5	0	0	0	0	0	8									
Dave Philley, S OBP: 0.346, SLG: 0.347 (1, 8)										5	1	2	1	0	0	1									
Gus Zernial, R OBP: 0.357, SLG: 0.535 (1, 7)										0	0	0	0	0	0	0									
Hank Majeski, R OBP: 0.370, SLG: 0.429 (1, 5)										4	1	1	0	0	0	0									
Ferns Fain, L OBP: 0.457, SLG: 0.465 (1, 3)										4	0	2	0	0	0	2									
Pete Suder, R OBP: 0.293, SLG: 0.282 (1, 4)										4	1	1	1	0	0	2									
Joe Astroth, R OBP: 0.274, SLG: 0.321 (1, 2)										4	1	2	0	0	0	2									
Bobby Shantz, R OBP: 0.352, SLG: 0.327 (1, 1)										0	0	0	0	0	0	0									
Joe Coleman, R OBP: 0.292, SLG: 0.318 (2, 1)										3	0	3	3	0	0	0									
Lou Limmer, L OBP: 0.258, SLG: 0.295 (9, PH)										1	0	0	0	0	1	0									
Inning Stats	R: 0 E: 0 K: 0 S: 4	H: 1 LOB: 1 BB: 0 P: 4	R: 0 E: 0 K: 0 S: 3	H: 1 LOB: 0 BB: 3 P: 3	R: 0 E: 0 K: 0 S: 4	H: 2 LOB: 1 BB: 0 P: 4	R: 3 E: 1 K: 0 S: 8	H: 4 LOB: 3 BB: 1 P: 12	R: 0 E: 0 K: 1 S: 5	H: 0 LOB: 0 BB: 0 P: 5	R: 1 E: 0 K: 0 S: 5	H: 2 LOB: 2 BB: 1 P: 9	R: 0 E: 0 K: 1 S: 5	H: 0 LOB: 0 BB: 0 P: 5	R: 0 E: 0 K: 0 S: 3	H: 1 LOB: 0 BB: 0 P: 3	R: 1 E: 0 K: 1 S: 7	H: 2 LOB: 1 BB: 0 P: 7	1B: 11 2B: 3 3B: 0 HR: 0	SF: 0 SAC: 0 DP: 3 HBP: 0	WP: 0 PB: 0 SB: 0 CS: 0	PA: 40			
PITCHER	IP WLS BF H R ER SO BB IBB HBP BLK WP HR S P ERA WHIP	3.2 W 19 8 3 1 0 1 0 0 0 0 0 18 22 2.46 2.455	5.1 W 21 5 2 2 3 1 0 0 0 0 0 26 30 3.38 1.125																						
Saul Rogovin, R ERA: 3.13																									
Luis Aloma, R ERA: 1.89																									

AB	33
R	5
H	13
RBI	5
BB	2
SO	1
LOB	17




Batter	1	2	3	4	5	6	7	8	9	AB	R	H	RBI	BB	SO	LOB	BOTTOM								
Bob Dillinger, R OBP: 0.340, SLG: 0.360 (1, 5)										2	1	0	1	1	1	1	Philadelphia Athletics @ Chicago White Sox Comiskey Park, Chicago, IL Tue Aug 21 1951, 4:33 AM EDT Att: 16,748 - Unknown								
Ray Coleman, L OBP: 0.320, SLG: 0.403 (7, 7)										2	1	1	0	0	0	1									
Nellie Fox, L OBP: 0.371, SLG: 0.419 (1, 4)										4	0	2	1	0	0	0									
Minnie Minoza, R OBP: 0.429, SLG: 0.527 (1, 9) (7, 5)										2	2	0	0	0	2	3									
Eddie Robinson, L OBP: 0.387, SLG: 0.494 (1, 3)										4	2	1	2	1	0	1									
Don Lenhardt, R OBP: 0.343, SLG: 0.462 (1, 7)										4	1	3	4	0	0	1									
Al Zarilla, L OBP: 0.368, SLG: 0.425 (7, 9)										0	1	0	0	1	0	0									
Jim Busby, R OBP: 0.357, SLG: 0.375 (1, 8)										4	2	2	2	1	0	2									
Chico Carrasquel, R OBP: 0.333, SLG: 0.341 (1, 6)										5	1	2	2	0	0	4									
Phil Masi, R OBP: 0.369, SLG: 0.401 (1, 2)										5	1	1	0	0	0	2									
Saul Rogovin, R ERA: 5.05										2	1	2	0	0	0	0									
Luis Aloma, R ERA: 6.46										2	0	1	1	0	1	0									
Inning Stats	R: 4 E: 0 K: 0 S: 6	H: 3 LOB: 1 BB: 1 P: 11	R: 4 E: 0 K: 0 S: 6	H: 3 LOB: 2 BB: 2 P: 14	R: 0 E: 0 K: 1 S: 7	H: 2 LOB: 2 BB: 0 P: 7	R: 0 E: 0 K: 0 S: 4	H: 1 LOB: 1 BB: 0 P: 4	R: 1 E: 0 K: 0 S: 4	H: 1 LOB: 0 BB: 0 P: 4	R: 0 E: 0 K: 0 S: 3	H: 0 LOB: 2 BB: 2 P: 11	R: 1 E: 0 K: 1 S: 7	H: 2 LOB: 1 BB: 0 P: 7	R: 3 E: 0 K: 0 S: 6	H: 3 LOB: 1 BB: 1 P: 10	R: 1 E: 0 K: 0 S: 7	H: 0 LOB: 1 BB: 1 P: 10	1B: 10 2B: 4 3B: 1 HR: 0	SF: 0 SAC: 3 DP: 0 HBP: 1	WP: 1 PB: 0 SB: 4 CS: 0	PA: 46			
PITCHER	IP WLS BF H R ER SO BB IBB HBP BLK WP HR S P ERA WHIP	1.1 L 13 5 8 8 0 3 0 0 0 0 0 9 22 54.00 6.000	6.2 W 33 10 5 5 2 3 0 0 0 0 0 34 46 6.75 1.950																						
Bobby Shantz, L ERA: 5.05																									
Joe Coleman, R ERA: 6.46																									



Batter	1	2	3	4	5	6	7	8	9	AB	R	H	RBI	BB	SO	LOB	TOP										
Eddie Joost, R OBP: 0.409, SLG: 0.457 (1, 6)	0-0 FC6-5 1-3 1B		0-0 2B 1B		4-0 FC1-2-4 1B BB		4-0 L4-3 BB		0-0 F9	3	1	2	0	2	0	0											
Ferns Fain, L OBP: 0.456, SLG: 0.468 (1, 3)	0-0 1-3		0-0 1-2 2B		0-0 FC1-2-4 1B 1B		0-0 L4-3			4	1	2	1	0	0	2											
Allie Clark, R OBP: 0.313, SLG: 0.383 (1, 9)	0-0 FC6-5 HR		0-0 L4		0-0 FC1-2-5 1-2 2-3F 1B		0-0 1B			4	1	1	0	0	0	4											
Gus Zernial, R OBP: 0.359, SLG: 0.541 (1, 7)	0-0 1-H HR		0-3 K		0-0 1-2 2-H 1B		0-3 K			0	1	0	0	0	0	0											
Hank Majeski, R OBP: 0.372, SLG: 0.428 (1, 5)	0-0 FC6-4 1B		0-0 5-3		4-0 4-3 E BB		0-0 F4			3	1	1	0	1	0	1											
Dave Philley, S OBP: 0.343, SLG: 0.343 (1, 8)	0-0 FC6-4 1-2F				0-0 F8		0-0 4-3		0-3 K	4	0	0	0	0	1	2											
Pete Suder, R OBP: 0.290, SLG: 0.278 (1, 4)		0-0 4-3		0-3 K		0-0 4-3		0-0 1-3		4	0	0	0	0	1	1											
Joe Astroth, R OBP: 0.267, SLG: 0.312 (1, 2)		0-0 6-3		0-0 4-3		0-0 E5		0-0 1-3		4	0	0	0	0	0	0											
Bob Hooper, R OBP: 0.241, SLG: 0.340 (1, 1)		0-0 6-3				0-0 F8		0-0 1-3		4	0	0	0	0	0	1											
Inning Stats	R: 2 E: 0 K: 0 S: 6	H: 3 LOB: 1 BB: 0 P: 6	R: 0 E: 0 K: 0 S: 3	H: 0 LOB: 0 BB: 0 P: 3	R: 1 E: 0 K: 1 S: 7	H: 2 LOB: 1 BB: 0 P: 7	R: 0 E: 0 K: 1 S: 5	H: 0 LOB: 0 BB: 0 P: 5	R: 1 E: 0 K: 0 S: 4	H: 2 LOB: 1 BB: 1 P: 8	R: 0 E: 0 K: 1 S: 5	H: 1 LOB: 1 BB: 1 P: 9	R: 0 E: 0 K: 1 S: 5	H: 0 LOB: 0 BB: 0 P: 5	R: 0 E: 0 K: 0 S: 3	H: 0 LOB: 0 BB: 0 P: 3	1B: 6 2B: 2 3B: 0 HR: 1	SF: 0 SAC: 0 DP: 1 HBP: 0	WP: 0 PB: 0 CS: 0	PA: 37							
PITCHER	IP	WLS	BF	H	R	ER	SO	BB	IBB	HBP	BLK	WP	HR	S	P	ERA	WHIP										
Billy Pierce, L ERA: 3.49 (1, 1)	5.0	L	22	7	4	4	2	1	0	0	0	0	1	25	29	7.20	1.600										
Howie Judson, R ERA: 4.04 (6, 1)	3.0		12	1	1	0	2	2	0	0	0	0	0	14	22	0.00	1.000										
Harry Dorish, R ERA: 3.01 (9, 1)	1.0		3	0	0	0	0	0	0	0	0	0	0	3	3	0.00	0.000										

Philadelphia Athletics @ Chicago White Sox
Comiskey Park, Chicago, IL
Wed Aug 22 1951, 4:33 AM EDT
Unknown

AB 30
R 5
H 6
RBI 1
BB 3
SO 2
LOB 11





Batter	1	2	3	4	5	6	7	8	9	AB	R	H	RBI	BB	SO	LOB	BOTTOM										
Nellie Fox, L OBP: 0.370, SLG: 0.418 (1, 4)	0-0 3-1		0-0 4-3		0-0 F8			0-0 1-3 1B		4	0	1	0	0	0	2											
Ray Coleman, L OBP: 0.317, SLG: 0.400 (1, 8)	0-0 F2		0-3 K		0-0 3-1		0-0 1-3		0-0 1-2 2-3	4	0	0	0	0	1	2											
Minnie Minoso, R OBP: 0.427, SLG: 0.525 (1, 5)	0-0 F7		0-0 G3 1B		0-0 F9		0-0 F4			4	0	1	0	0	0	2											
Eddie Robinson, L OBP: 0.384, SLG: 0.490 (1, 3)		0-3 K		0-0 G3		0-0 1-3		0-3 K		4	0	0	0	0	2	1											
Don Lenhardt, R OBP: 0.338, SLG: 0.455 (1, 7)		0-0 F8		0-0 F6		0-0 F7		0-0 F3		4	0	0	0	0	0	1											
Al Zarilla, L OBP: 0.369, SLG: 0.426 (1, 9)		0-3 K		0-0 1B 4-3 1B		0-3 K		0-0 1B 1B		4	2	2	0	0	2	0											
Chico Carrasquel, R OBP: 0.335, SLG: 0.342 (1, 6)			0-0 1B		0-0 F8		0-0 5-3		0-0 1-2 1B	4	0	2	0	0	0	1											
Bud Sheely, L OBP: 0.263, SLG: 0.176 (1, 2)			0-0 F7		0-0 4-3 1B		0-3 K2-3		0-0 1-2 2-H 1B	4	0	2	1	0	1	1											
Joe Demeastri, R OBP: 0.171, SLG: 0.147 (9, PR)			0-0 F7		0-0 4-3		0-0 1-3 1B		0-0 G3	0	0	0	0	0	0	0											
Billy Pierce, L OBP: 0.290, SLG: 0.213 (5, PH)					0-0 F7					1	0	0	0	0	0	1											
Bud Stewart, L OBP: 0.264, SLG: 0.467 (5, PH)										1	0	0	1	0	0	1											
Howie Judson, R OBP: 0.166, SLG: 0.125 (5, PH)										0	0	0	0	0	0	0											
Bob Billinger, R OBP: 0.146, SLG: 0.360 (5, PH)										0	0	0	0	0	1	0											
Harry Dorish, R OBP: 0.340, SLG: 0.320 (9, PH)										0	0	0	0	0	0	0											
Jim Busby, R OBP: 0.330, SLG: 0.374 (5, PH)					0-0 1-2 3-H					1	0	0	0	0	0	2											
Inning Stats	R: 0 E: 0 K: 0 S: 3	H: 0 LOB: 0 BB: 0 P: 3	R: 0 E: 0 K: 2 S: 7	H: 0 LOB: 0 BB: 0 P: 7	R: 0 E: 0 K: 0 S: 4	H: 1 LOB: 1 BB: 0 P: 4	R: 0 E: 0 K: 1 S: 6	H: 1 LOB: 1 BB: 0 P: 6	R: 0 E: 0 K: 0 S: 5	H: 2 LOB: 1 BB: 0 P: 5	R: 0 E: 0 K: 0 S: 3	H: 0 LOB: 0 BB: 0 P: 3	R: 0 E: 0 K: 1 S: 5	H: 0 LOB: 0 BB: 0 P: 5	R: 0 E: 0 K: 1 S: 6	H: 1 LOB: 2 BB: 1 P: 10	R: 1 E: 0 K: 1 S: 8	H: 3 LOB: 2 BB: 0 P: 8	1B: 8 2B: 0 3B: 0 HR: 0	SF: 0 SAC: 0 DP: 0 HBP: 0	WP: 0 PB: 0 CS: 0	PA: 36					
PITCHER	IP	WLS	BF	H	R	ER	SO	BB	IBB	HBP	BLK	WP	HR	S	P	ERA	WHIP										
Bob Hooper, R ERA: 4.21 (1, 1)	9.0	W	36	8	2	2	6	1	0	0	0	0	0	47	51	2.00	1.000										

Philadelphia Athletics @ Chicago White Sox
Comiskey Park, Chicago, IL
Wed Aug 22 1951, 4:33 AM EDT
Unknown

AB 35
R 2
H 8
RBI 2
BB 1
SO 6
LOB 14



Batter	1	2	3	4	5	6	7	8	9	AB	R	H	RBI	BB	SO	LOB	TOP										
Eddie Joost, R OBP: 0.411, SLG: 0.460 (1, 6)	0-0 BB F7 2B	4-0 BB		0-0 F9 3-H		0-0 BB 1B		0-0 BB	0-0 F7	4	1	2	2	1	0	0	Philadelphia Athletics @ Chicago White Sox Comiskey Park, Chicago, IL Thu Aug 23 1951, 4:33 AM EDT Att: 7,388 - Unknown livebaseballscores.com AB 30 R 6 H 8 RBI 5 BB 5 SO 2 LOB 15 										
Ferns Fain, L OBP: 0.456, SLG: 0.461 (1, 3)	4-0 F7 BB BB	0-0 F7		0-0 F6		4-0 BB BB		0-0 BB	0-0 4-3	3	1	0	0	2	0	2											
Elmer Valo, L OBP: 0.401, SLG: 0.442 (1, 9)	4-0 2B BB	0-0 F7				0-0 4-3		0-0 G1-2-3 3-H	4-0 BB	3	1	0	0	2	0	5											
Gus Zernial, R OBP: 0.357, SLG: 0.541 (1, 7)	0-0 F7 2-3 3-H			0-0 4-3		0-0 1B		0-0 F7	0-0 F7	0	0	0	0	0	0	0											
Hank Majeski, R OBP: 0.371, SLG: 0.442 (1, 5)	0-0 F8 3-H			0-0 HR		0-3 K		0-0 F8		4	1	1	2	0	1	2											
Dave Philley, S OBP: 0.343, SLG: 0.342 (1, 8)	0-0 2B 1-H			0-0 F7		0-0 F4		0-0 1-3		4	0	1	1	0	0	1											
Pete Suder, R OBP: 0.291, SLG: 0.280 (1, 4)	0-3 K			0-0 F8		0-0 F6		0-0 G5-4-3 1B		4	0	1	0	0	1	1											
Joe Astroth, R OBP: 0.273, SLG: 0.324 (1, 2)		0-0 5-3		0-0 E7 F9 2B		0-0 1B 1B		0-0 F4		4	2	2	0	0	0	1											
Dick Fowler, R OBP: 0.262, SLG: 0.263 (1, 1)				0-0 6-3		0-0 E6 BB 1B		0-0 G5-4-3 1-2		4	0	1	0	0	0	3											
Carl Scheib, R OBP: 0.451, SLG: 0.625 (8, 1)										0	0	0	0	0	0	0											
Inning Stats	R: 3 E: 0 K: 1 S: 7	H: 2 LOB: 1 BB: 2 P: 15	R: 0 E: 0 K: 0 S: 4	H: 1 LOB: 2 BB: 1 P: 8	R: 1 E: 0 K: 0 S: 4	H: 1 LOB: 0 BB: 0 P: 4	R: 1 E: 1 K: 0 S: 4	H: 1 LOB: 0 BB: 0 P: 4	R: 0 E: 0 K: 1 S: 6	H: 1 LOB: 1 BB: 0 P: 6	R: 0 E: 0 K: 0 S: 3	H: 0 LOB: 0 BB: 0 P: 3	R: 0 E: 0 K: 0 S: 3	H: 1 LOB: 0 BB: 0 P: 3	R: 0 E: 0 K: 0 S: 3	H: 0 LOB: 1 BB: 1 P: 7	1B: 4 2B: 4 3B: 0 HR: 1	SF: 0 SAC: 0 DP: 2 HBP: 0	WP: 0 PB: 0 SB: 0 CS: 0	PA: 40							
PITCHER	IP	WLS	BF	H	R	ER	SO	BB	IBB	HBP	BLK	WP	HR	S	P	ERA	WHIP										
Randy Gumpert, R ERA: 4.12 (1, 1)	5.1	L	29	8	6	6	2	4	0	0	0	0	1	29	45	10.12	2.250										
Harry Dorish, R ERA: 2.91 (6, 1)	0.2		1	0	0	0	0	0	0	0	0	0	0	1	1	0.00	0.000										
Howie Judson, R ERA: 4.18 (7, 1)	3.0		10	1	0	0	0	1	0	0	0	0	0	9	13	0.00	0.667										

Batter	1	2	3	4	5	6	7	8	9	AB	R	H	RBI	BB	SO	LOB	BOTTOM										
Nellie Fox, L OBP: 0.368, SLG: 0.416 (1, 4)	0-0 PB 6-3 2B	0-3 K2-3		0-0 3-1		0-0 1B			0-0 4-3	5	1	2	0	0	1	2	Philadelphia Athletics @ Chicago White Sox Comiskey Park, Chicago, IL Thu Aug 23 1951, 4:33 AM EDT Att: 7,388 - Unknown livebaseballscores.com AB 33 R 3 H 7 RBI 3 BB 6 SO 2 LOB 18 										
Bud Stewart, L OBP: 0.386, SLG: 0.464 (1, 7)	0-0 F5			0-0 2B 1B		4-0 FC3-6 BB BB		0-0 F8	0-0 1-3	3	2	1	0	1	0	3											
Howie Judson, R OBP: 0.192, SLG: 0.125 (7, 1)										0	0	0	0	0	0	0											
Bob Dillinger, R OBP: 0.343, SLG: 0.360 (9, PH)	2-3									1	0	0	0	0	0	0											
Minnie Minoso, R OBP: 0.423, SLG: 0.517 (1, 5)	0-0 6-3			0-0 F9		4-0 FC3-6 1-2 BB		0-0 F6	0-0 6-3	4	0	0	1	1	0	1											
Eddie Robinson, L OBP: 0.382, SLG: 0.488 (1, 3)	0-0 2B 1B			0-0 1-H 2B		0-0 FC3-6 1-2 2-3		0-0 K2-3		4	0	2	1	0	1	2											
Ray Coleman, L OBP: 0.317, SLG: 0.400 (1, 8)	0-0 1-3 2B			0-0 F9		0-0 F8		0-0 F2		4	0	1	1	0	0	2											
Al Zarilla, L OBP: 0.368, SLG: 0.422 (1, 9)	0-0 F7			0-0 F2		0-0 F7		4-0 G6-4-3 BB BB		3	0	0	0	1	0	4											
Bud Shely, L OBP: 0.162 (1, 2)				0-0 F9		0-0 F8		0-0 G3		3	0	0	0	1	0	0											
Joe Demaestri, R OBP: 0.167, SLG: 0.143 (9, 6)								4-0 G6-4-3 BB		0	0	0	0	0	0	0											
Chico Carrasquel, R OBP: 0.333, SLG: 0.338 (1, 6)				0-0 4-3		4-0 5-3		0-0 G6-4-3 1-2 BB		2	0	0	0	1	0	0											
Jim Busby, R OBP: 0.356, SLG: 0.374 (8, PH)								0-0 G6-4-3 1-2 2-3		1	0	0	0	0	0	2											
Phil Masi, R OBP: 0.369, SLG: 0.400 (9, 2)								0-0 1B BB		0	0	0	0	0	0	0											
Randy Gumpert, R OBP: 0.324, SLG: 0.314 (1, 1)				4-0 BB		0-0 2B		0-0 F3		1	0	1	0	1	0	0											
Harry Dorish, R OBP: 0.240, SLG: 0.320 (6, 1)										0	0	0	0	0	0	0											
Don Lenhardt, R OBP: 0.331, SLG: 0.444 (6, PH) (7, 7)										2	0	0	0	0	0	2											
Inning Stats	R: 1 E: 0 K: 0 S: 6	H: 3 LOB: 2 BB: 0 P: 6	R: 0 E: 0 K: 1 S: 5	H: 0 LOB: 1 BB: 1 P: 9	R: 1 E: 0 K: 0 S: 5	H: 2 LOB: 1 BB: 0 P: 5	R: 0 E: 0 K: 0 S: 4	H: 1 LOB: 1 BB: 0 P: 4	R: 1 E: 0 K: 0 S: 3	H: 0 LOB: 1 BB: 2 P: 11	R: 0 E: 0 K: 0 S: 4	H: 1 LOB: 2 BB: 1 P: 8	R: 0 E: 0 K: 1 S: 5	H: 0 LOB: 0 BB: 0 P: 5	R: 0 E: 0 K: 0 S: 2	H: 0 LOB: 1 BB: 2 P: 10	R: 0 E: 0 K: 0 S: 3	H: 0 LOB: 0 BB: 0 P: 3	1B: 3 2B: 4 3B: 0 HR: 0	SF: 0 SAC: 0 DP: 1 HBP: 0	WP: 0 PB: 1 SB: 0 CS: 0	PA: 39					
PITCHER	IP	WLS	BF	H	R	ER	SO	BB	IBB	HBP	BLK	WP	HR	S	P	ERA	WHIP										
Dick Fowler, R ERA: 5.08 (1, 1)	7.0	W	34	7	3	3	2	6	0	0	0	0	0	32	56	3.86	1.857										
Carl Scheib, R ERA: 4.69 (8, 1)	2.0	S	5	0	0	0	0	0	0	0	0	0	0	5	5	0.00	0.000										

Batter	1	2	3	4	5	6	7	8	9	AB	R	H	RBI	BB	SO	LOB	TOP					
6 Johnny Pesky, L (1, 6) OBP: 0.412, SLG: 0.398										4	0	2	1	0	0	0	Boston Red Sox @ Chicago White Sox Comiskey Park, Chicago, IL Fri Aug 24 1951, 4:33 AM EDT Att: 24,281 - Unknown					
Billy Goodman, L (1, 4) OBP: 0.388, SLG: 0.373										3	0	0	0	1	0	1						
Ted Williams, L (1, 7) OBP: 0.471, SLG: 0.573										3	0	0	0	1	0	3						
Walt Dropo, R (1, 3) OBP: 0.317, SLG: 0.356										4	0	0	0	0	2	5						
Charlie Maxwell, L (1, 9) OBP: 0.277, SLG: 0.419										4	0	1	0	0	1	1						
Clyde Vollmer, R (1, 8) OBP: 0.354, SLG: 0.522										4	0	0	0	0	2	2						
Fred Hatfield, L (1, 5) OBP: 0.329, SLG: 0.304										4	0	1	0	0	0	0						
Aaron Robinson, L (1, 2) OBP: 0.340, SLG: 0.264										4	1	0	0	0	1	1						
Ray Scarborough, R (1, 1) OBP: 0.233, SLG: 0.193										3	1	1	0	0	1	0						
Inning Stats	R: 0 E: 0 K: 0 S: 4	H: 1 LOB: 1 BB: 0 P: 4	R: 0 E: 0 K: 1 S: 5	H: 0 LOB: 0 BB: 0 P: 5	R: 0 E: 0 K: 0 S: 3	H: 0 LOB: 0 BB: 0 P: 3	R: 0 E: 1 K: 2 S: 9	H: 1 LOB: 2 BB: 0 P: 9	R: 2 E: 1 K: 0 S: 6	H: 3 LOB: 2 BB: 1 P: 10	R: 0 E: 0 K: 0 S: 3	H: 0 LOB: 0 BB: 0 P: 3	R: 0 E: 0 K: 2 S: 7	H: 0 LOB: 0 BB: 0 P: 7	R: 0 E: 0 K: 1 S: 5	H: 0 LOB: 1 BB: 1 P: 9	R: 0 E: 0 K: 1 S: 5	H: 0 LOB: 0 BB: 0 P: 5	1B: 5 2B: 0 3B: 0 HR: 0	SF: 0 SAC: 0 DP: 0 HBP: 0	WP: 2 PB: 0 SB: 0 CS: 0	PA: 35
PITCHER Lou Kretlow, R (1, 1) ERA: 4.27	IP: 9.0 WLS: W BF: 35 H: 5 R: 2 ER: 1 SO: 7 BB: 2 IBB: 0 HBP: 0 BLK: 0 WP: 1 HR: 0 S: 47 P: 55 ERA: 1.00 WHIP: 0.778															PITCHER						

Batter	1	2	3	4	5	6	7	8	9	AB	R	H	RBI	BB	SO	LOB	BOTTOM					
Nellie Fox, L (1, 4) OBP: 0.367, SLG: 0.415										4	0	1	0	0	0	1	Boston Red Sox @ Chicago White Sox Comiskey Park, Chicago, IL Fri Aug 24 1951, 4:33 AM EDT Att: 24,281 - Unknown					
Ray Coleman, L (1, 7) OBP: 0.316, SLG: 0.399										4	1	1	0	0	1	0						
Minnie Minoso, R (1, 5) OBP: 0.424, SLG: 0.517										2	1	1	0	0	0	0						
Eddie Robinson, L (1, 3) OBP: 0.384, SLG: 0.491										3	0	2	2	0	0	0						
Al Zarilla, L (1, 9) OBP: 0.365, SLG: 0.418										3	0	0	0	0	1	2						
Jim Busby, R (1, 8) OBP: 0.354, SLG: 0.371										3	0	0	0	0	0	0						
Bud Sheely, L (1, 2) OBP: 0.267, SLG: 0.175										3	1	1	0	0	0	0						
Chico Carrasquel, R (1, 6) OBP: 0.331, SLG: 0.336										3	0	0	0	0	0	1						
Lou Kretlow, R (1, 1) OBP: 0.152, SLG: 0.125										3	0	1	1	0	2	0						
Inning Stats	R: 1 E: 0 K: 1 S: 7	H: 2 LOB: 1 BB: 0 P: 7	R: 1 E: 0 K: 0 S: 5	H: 2 LOB: 1 BB: 0 P: 5	R: 0 E: 0 K: 0 S: 3	H: 0 LOB: 0 BB: 0 P: 3	R: 0 E: 0 K: 0 S: 3	H: 0 LOB: 0 BB: 0 P: 3	R: 0 E: 0 K: 1 S: 5	H: 1 LOB: 0 BB: 0 P: 5	R: 1 E: 0 K: 0 S: 4	H: 2 LOB: 0 BB: 0 P: 4	R: 0 E: 0 K: 0 S: 3	H: 0 LOB: 0 BB: 0 P: 3	R: 0 E: 0 K: 2 S: 7	H: 0 LOB: 0 BB: 0 P: 7	R: 0 E: 0 K: 2 S: 7	H: 0 LOB: 0 BB: 0 P: 7	1B: 6 2B: 1 3B: 0 HR: 0	SF: 0 SAC: 1 DP: 0 HBP: 0	WP: 1 PB: 0 SB: 1 CS: 2	PA: 31
PITCHER Ray Scarborough, R (1, 1) ERA: 4.25	IP: 8.0 WLS: L BF: 29 H: 7 R: 3 ER: 3 SO: 4 BB: 0 IBB: 0 HBP: 0 BLK: 0 WP: 1 HR: 0 S: 37 P: 37 ERA: 3.38 WHIP: 0.875															PITCHER						

Batter	1	2	3	4	5	6	7	8	9	AB	R	H	RBI	BB	SO	LOB	TOP					
Dom DiMaggio, R OBP: 0.378, SLG: 0.437 (1, 8)	0-0 6-3		4-0 BB		0-0 BB		0-0 FC6		0-0 FC5	4	0	1	1	1	0	3						
6 Johnny Pesky, L OBP: 0.412, SLG: 0.395 (1, 6)	0-0 4-3		4-0 BB		4-0 BB			0-0 6-3	0-0 5-3	3	0	0	0	2	0	2						
Ted Williams, L OBP: 0.488, SLG: 0.568 (1, 7)	0-0 F9		0-0 F8		4-1			0-0 1-3		4	0	0	0	0	0	4						
Walt Dropo, R OBP: 0.319, SLG: 0.353 (1, 3)		0-0 5-3		4-0 BB		0-0 F7		4-0 BB		2	0	0	0	2	0	0						
Billy Goodman, L OBP: 0.386, SLG: 0.370 (1, 4)	0-3 K		0-0 3-1		4-0 BB		4-0 BB	0-0 F5		3	0	0	0	1	1	2						
Clyde Vollmer, R OBP: 0.353, SLG: 0.518 (1, 9)	0-0 F2		0-0 F8		0-0 G5-4-3				0-0 1B	4	1	1	0	0	0	2						
Fred Hatfield, L OBP: 0.326, SLG: 0.292 (1, 5)			0-0 F8		4-3			0-0 F5	4-0 FC5	3	0	0	0	1	0	1						
Aaron Robinson, L OBP: 0.351, SLG: 0.304 (1, 2)			0-0 HR		0-0 1B		0-0 F8		0-0 FC5	4	1	3	1	0	0	0						
Willard Nixon, L OBP: 0.364, SLG: 0.463 (1, 1)			0-0 F7		0-0 G4-6-3		0-0 FC6		0-0 F4	2	0	0	0	0	0	1						
Walt Masterson, R OBP: 0.200, SLG: 0.200 (5, 1)					1-2 1B					1	0	1	0	0	0	0						
Vern Stephens, R OBP: 0.369, SLG: 0.513 (9, PH)										1	0	0	0	0	0	3						
Inning Stats	R: 0 E: 0 K: 0 S: 3	H: 0 LOB: 0 BB: 0 P: 3	R: 0 E: 0 K: 1 S: 5	H: 0 LOB: 0 BB: 0 P: 5	R: 1 E: 0 K: 0 S: 4	H: 1 LOB: 2 BB: 2 P: 12	R: 0 E: 0 K: 0 S: 3	H: 0 LOB: 1 BB: 1 P: 7	R: 0 E: 0 K: 0 S: 4	H: 2 LOB: 2 BB: 1 P: 8	R: 0 E: 0 K: 0 S: 2	H: 0 LOB: 0 BB: 1 P: 6	R: 0 E: 0 K: 0 S: 4	H: 1 LOB: 1 BB: 0 P: 4	R: 0 E: 0 K: 0 S: 3	H: 0 LOB: 1 BB: 1 P: 7	R: 1 E: 0 K: 0 S: 5	H: 2 LOB: 2 BB: 1 P: 9	1B: 5 2B: 0 3B: 0 HR: 1	SF: 0 SAC: 0 DP: 2 HBP: 0	WP: 0 PB: 0 SB: 0 CS: 0	PA: 38
PITCHER Ken Holcombe, R ERA: 3.99 (1, 1)	IP: 9.0 WLS: W BF: 38 H: 6 R: 2 ER: 2 SO: 1 BB: 7 IBB: 0 HBP: 0 BLK: 0 WP: 0 HR: 1 S: 33 P: 61 ERA: 2.00 WHIP: 1.444															PITCHER						

Boston Red Sox @ Chicago White Sox
Comiskey Park, Chicago, IL
Sat Aug 25 1951, 4:33 AM EDT
Att: 21,009 - Unknown

AB 31
R 2
H 6
RBI 2
BB 7
SO 1
LOB 18



Batter	1	2	3	4	5	6	7	8	9	AB	R	H	RBI	BB	SO	LOB	BOTTOM			
Nellie Fox, L OBP: 0.369, SLG: 0.415 (1, 4)	0-0 4-3		0-0 1B		4-0 BB		0-0 4-3		0-0 1B	4	1	2	1	1	0	1				
Ray Coleman, L OBP: 0.315, SLG: 0.397 (1, 7)	0-0 4-3		0-0 1B		0-0 F3		0-0 F4		0-0 F9	5	1	1	0	0	0	4				
Minnie Minoso, R OBP: 0.424, SLG: 0.516 (1, 5)	0-3 K		0-0 BB		0-0 G3		4-0 CS			3	0	1	1	1	1	3				
Eddie Robinson, L OBP: 0.385, SLG: 0.489 (1, 3)		0-0 F8	4-0 FC6-4		4-0 BB		0-0 F9			2	1	0	0	2	0	1				
Al Zarilla, L OBP: 0.366, SLG: 0.417 (1, 9)		0-0 1B	0-0 F9		4-0 BB		0-0 F7			3	1	1	1	1	0	2				
Jim Busby, R OBP: 0.353, SLG: 0.370 (1, 8)		0-0 F9	0-0 FC6-4		0-0 F4		0-0 CS			4	0	1	0	0	0	5				
Bud Sheely, L OBP: 0.286, SLG: 0.227 (1, 2)	0-0 4-3				0-0 B1-4		0-0 F2			4	1	2	1	0	0	2				
Chico Carrasquel, R OBP: 0.332, SLG: 0.336 (1, 6)			0-0 SH1-4		4-0 BB		0-0 E6		0-3 K	3	1	1	0	1	1	0				
Ken Holcombe, R OBP: 0.286, SLG: 0.273 (1, 1)			0-0 SH1-4		0-0 B1-4		0-0 5-3		0-3 K	3	0	0	0	0	1	3				
Inning Stats	R: 0 E: 0 K: 1 S: 5	H: 1 LOB: 1 BB: 0 P: 4	R: 3 E: 0 K: 0 S: 7	H: 4 LOB: 2 BB: 1 P: 11	R: 0 E: 0 K: 0 S: 4	H: 1 LOB: 3 BB: 2 P: 12	R: 3 E: 0 K: 0 S: 5	H: 1 LOB: 1 BB: 2 P: 13	R: 0 E: 0 K: 0 S: 2	H: 0 LOB: 0 BB: 1 P: 6	R: 0 E: 0 K: 0 S: 3	H: 1 LOB: 0 BB: 0 P: 3	R: 0 E: 0 K: 2 S: 8	H: 1 LOB: 1 BB: 0 P: 8	R: 0 E: 0 K: 2 S: 8	H: 1 LOB: 1 BB: 0 P: 8	1B: 8 2B: 1 3B: 0 HR: 0	SF: 0 SAC: 1 DP: 0 HBP: 0	WP: 1 PB: 0 SB: 0 CS: 2	PA: 38
PITCHER Willard Nixon, R ERA: 5.07 (1, 1)	IP: 4.1 WLS: L BF: 26 H: 7 R: 6 ER: 4 SO: 1 BB: 5 IBB: 0 HBP: 0 BLK: 0 WP: 0 HR: 0 S: 23 P: 43 ERA: 8.31 WHIP: 2.769															PITCHER				
Walt Masterson, R ERA: 2.94 (5, 1)	IP: 3.2 WLS: L BF: 12 H: 2 R: 0 ER: 0 SO: 2 BB: 1 IBB: 0 HBP: 0 BLK: 0 WP: 0 HR: 0 S: 15 P: 19 ERA: 0.00 WHIP: 0.818															PITCHER				

Boston Red Sox @ Chicago White Sox
Comiskey Park, Chicago, IL
Sat Aug 25 1951, 4:33 AM EDT
Att: 21,009 - Unknown

AB 31
R 6
H 9
RBI 4
BB 6
SO 3
LOB 21



Batter	1	2	3	4	5	6	7	8	9	AB	R	H	RBI	BB	SO	LOB	TOP			
Phil Rizzuto, R (1, 6) OBP: 0.358, SLG: 0.361	F8					F3			1-3											
Mickey Mantle, S (1, 9) OBP: 0.340, SLG: 0.429	4-3	G3				4-3			F9											
Gene Woodling, L (1, 7) OBP: 0.387, SLG: 0.475	F8					1-3			6-3											
Joe DiMaggio, R (1, 8) OBP: 0.370, SLG: 0.435									6-3											
Yogi Berra, L (1, 2) OBP: 0.353, SLG: 0.494									F5											
Johnny Mize, L (1, 3) OBP: 0.356, SLG: 0.417																				
Joe Collins, L (8, 3) OBP: 0.366, SLG: 0.463																				
Bobby Brown, L (1, 5) OBP: 0.389, SLG: 0.413																				
Billy Martin, R (9, PR) OBP: 0.333, SLG: 0.354																				
Gil McDougald, R (1, 4) OBP: 0.393, SLG: 0.479																				
Tom Morgan, R (1, 1) OBP: 0.256, SLG: 0.359																				
Hank Bauer, R (9, PH) OBP: 0.362, SLG: 0.472																				
Bob Kuzava, S (9, 1) OBP: 0.279, SLG: 0.189																				
Inning Stats	R: 0 E: 0 K: 0 S: 3	H: 0 LOB: 0 BB: 0 P: 3	R: 2 E: 1 K: 0 S: 7	H: 4 LOB: 3 BB: 1 P: 11	R: 0 E: 0 K: 1 S: 5	H: 0 LOB: 0 BB: 0 P: 5	R: 0 E: 1 K: 0 S: 4	H: 0 LOB: 1 BB: 0 P: 4	R: 0 E: 0 K: 0 S: 3	H: 0 LOB: 0 BB: 0 P: 3	R: 0 E: 0 K: 0 S: 4	H: 1 LOB: 3 BB: 2 P: 12	R: 0 E: 0 K: 0 S: 3	H: 0 LOB: 0 BB: 0 P: 3	R: 0 E: 0 K: 1 S: 7	H: 2 LOB: 3 BB: 1 P: 11	1B: 4 2B: 2 3B: 0 HR: 1	SF: 0 SAC: 0 DP: 0 HBP: 0	WP: 0 PB: 0 CS: 0	PA: 39
PITCHER Saul Rogovin, R (1, 1) ERA: 3.02	IP: 9.0 WLS: W BF: 39 H: 7 R: 2 ER: 1 SO: 2 BB: 4 IBB: 0 HBP: 0 BLK: 0 WP: 0 HR: 1 S: 39 P: 55 ERA: 1.00 WHIP: 1.222																			

New York Yankees @ Chicago White Sox
Comiskey Park, Chicago, IL
Sun Aug 26 1951, 4:33 AM EDT
Unknown

AB 35
R 2
H 7
RBI 1
BB 4
SO 2
LOB 18



Batter	1	2	3	4	5	6	7	8	9	AB	R	H	RBI	BB	SO	LOB	BOTTOM			
Nellie Fox, L (1, 4) OBP: 0.367, SLG: 0.415	F3																			
Ray Coleman, L (1, 7) OBP: 0.314, SLG: 0.395																				
Minnie Minoso, R (1, 5) OBP: 0.423, SLG: 0.514																				
Eddie Robinson, L (1, 3) OBP: 0.385, SLG: 0.496																				
Al Zarilla, L (1, 9) OBP: 0.368, SLG: 0.418																				
Jim Busby, R (1, 8) OBP: 0.354, SLG: 0.371																				
Bud Shely, L (1, 2) OBP: 0.275, SLG: 0.217																				
Don Lenhardt, R (9, PH) OBP: 0.333, SLG: 0.444																				
Chico Carrasquel, R (1, 6) OBP: 0.332, SLG: 0.336																				
Saul Rogovin, R (1, 1) OBP: 0.274, SLG: 0.314																				
Inning Stats	R: 0 E: 0 K: 0 S: 4	H: 1 LOB: 1 BB: 0 P: 4	R: 0 E: 0 K: 0 S: 4	H: 1 LOB: 1 BB: 0 P: 4	R: 1 E: 0 K: 0 S: 6	H: 3 LOB: 2 BB: 0 P: 6	R: 0 E: 0 K: 0 S: 4	H: 1 LOB: 1 BB: 0 P: 4	R: 0 E: 0 K: 0 S: 3	H: 0 LOB: 0 BB: 0 P: 3	R: 0 E: 0 K: 0 S: 4	H: 1 LOB: 1 BB: 0 P: 4	R: 0 E: 0 K: 0 S: 4	H: 1 LOB: 1 BB: 0 P: 4	R: 1 E: 0 K: 1 S: 5	H: 1 LOB: 1 BB: 1 P: 9	1B: 9 2B: 1 3B: 0 HR: 1	SF: 0 SAC: 2 DP: 0 HBP: 0	WP: 1 PB: 0 CS: 0	PA: 37
PITCHER Tom Morgan, R (1, 1) ERA: 3.6	IP: 8.0 WLS: L BF: 4 H: 1 R: 1 ER: 2 SO: 1 BB: 1 IBB: 0 HBP: 0 BLK: 0 WP: 0 HR: 1 S: 33 P: 33 ERA: 2.25 WHIP: 1.250																			
Bob Kuzava, L (9, 1) ERA: 3.95	IP: 0.2 WLS: L BF: 4 H: 1 R: 1 ER: 1 SO: 1 BB: 1 IBB: 0 HBP: 0 BLK: 0 WP: 0 HR: 0 S: 5 P: 9 ERA: 13.50 WHIP: 3.000																			

New York Yankees @ Chicago White Sox
Comiskey Park, Chicago, IL
Sun Aug 26 1951, 4:33 AM EDT
Unknown

AB 34
R 3
H 11
RBI 3
BB 1
SO 1
LOB 16



Batter	1	2	3	4	5	6	7	8	9	AB	R	H	RBI	BB	SO	LOB	TOP							
Hank Bauer, R (1.9) OBP: 0.380, SLG: 0.467										5	1	1	0	0	1	0								
Phil Rizzuto, R (1.6) OBP: 0.357, SLG: 0.359										5	1	1	0	0	0	0								
Gene Woodling, L (1.7) OBP: 0.384, SLG: 0.471										5	1	1	1	0	0	0								
Joe DiMaggio, R (1.8) OBP: 0.368, SLG: 0.431										5	1	1	0	0	0	0								
Yogi Berra, L (1.2) OBP: 0.354, SLG: 0.500										3	3	1	2	1	0	2								
Johnny Mize, L (1.3) OBP: 0.359, SLG: 0.423										3	1	2	1	0	0	2								
Joe Collins, L (5. PR) OBP: 0.369, SLG: 0.471										1	0	1	2	0	0	0								
Gil McDougald, R (1.5) OBP: 0.392, SLG: 0.476										4	0	1	2	0	1	4								
Jerry Coleman, R (1.4) OBP: 0.309, SLG: 0.319										4	0	0	0	0	0	3								
Art Schallock, L (1.1) OBP: 0.389, SLG: 0.313										3	0	0	0	0	2	0								
Allie Reynolds, R (7.1) OBP: 0.246, SLG: 0.207										1	0	0	0	0	1	0								
Inning Stats	R: 3 E: 1 K: 0 S: 8	H: 4 LOB: 2 BB: 0 P: 8	R: 0 E: 0 K: 1 S: 5	H: 0 LOB: 0 BB: 0 P: 5	R: 2 E: 1 K: 0 S: 6	H: 2 LOB: 1 BB: 0 P: 6	R: 0 E: 0 K: 1 S: 5	H: 0 LOB: 0 BB: 0 P: 5	R: 1 E: 0 K: 0 S: 5	H: 2 LOB: 1 BB: 0 P: 5	R: 0 E: 0 K: 1 S: 5	H: 0 LOB: 0 BB: 0 P: 5	R: 2 E: 1 K: 1 S: 7	H: 1 LOB: 1 BB: 1 P: 11	R: 0 E: 0 K: 1 S: 5	H: 0 LOB: 0 BB: 0 P: 5	R: 0 E: 0 K: 0 S: 3	H: 0 LOB: 0 BB: 0 P: 3	1B: 6 2B: 2 3B: 0 HR: 1	SF: 0 SAC: 0 DP: 0 HBP: 0	WP: 0 PB: 0 CS: 0	PA: 40		
PITCHER	IP WLS BF H R ER SO BB IBB HBP BLK WP HR S P ERA WHIP	IP WLS BF H R ER SO BB IBB HBP BLK WP HR S P ERA WHIP	IP WLS BF H R ER SO BB IBB HBP BLK WP HR S P ERA WHIP	IP WLS BF H R ER SO BB IBB HBP BLK WP HR S P ERA WHIP	IP WLS BF H R ER SO BB IBB HBP BLK WP HR S P ERA WHIP	IP WLS BF H R ER SO BB IBB HBP BLK WP HR S P ERA WHIP	IP WLS BF H R ER SO BB IBB HBP BLK WP HR S P ERA WHIP	IP WLS BF H R ER SO BB IBB HBP BLK WP HR S P ERA WHIP	IP WLS BF H R ER SO BB IBB HBP BLK WP HR S P ERA WHIP	IP WLS BF H R ER SO BB IBB HBP BLK WP HR S P ERA WHIP	IP WLS BF H R ER SO BB IBB HBP BLK WP HR S P ERA WHIP	IP WLS BF H R ER SO BB IBB HBP BLK WP HR S P ERA WHIP	IP WLS BF H R ER SO BB IBB HBP BLK WP HR S P ERA WHIP	IP WLS BF H R ER SO BB IBB HBP BLK WP HR S P ERA WHIP	IP WLS BF H R ER SO BB IBB HBP BLK WP HR S P ERA WHIP	IP WLS BF H R ER SO BB IBB HBP BLK WP HR S P ERA WHIP	IP WLS BF H R ER SO BB IBB HBP BLK WP HR S P ERA WHIP	IP WLS BF H R ER SO BB IBB HBP BLK WP HR S P ERA WHIP	IP WLS BF H R ER SO BB IBB HBP BLK WP HR S P ERA WHIP	IP WLS BF H R ER SO BB IBB HBP BLK WP HR S P ERA WHIP	IP WLS BF H R ER SO BB IBB HBP BLK WP HR S P ERA WHIP	IP WLS BF H R ER SO BB IBB HBP BLK WP HR S P ERA WHIP	IP WLS BF H R ER SO BB IBB HBP BLK WP HR S P ERA WHIP	IP WLS BF H R ER SO BB IBB HBP BLK WP HR S P ERA WHIP
Billy Pierce, L (1.1) ERA: 3.54	5.0 L 25 8 6 3 2 0 0 0 0 0 1 29 29 5.40 1.600	5.0 L 25 8 6 3 2 0 0 0 0 0 1 29 29 5.40 1.600	5.0 L 25 8 6 3 2 0 0 0 0 0 1 29 29 5.40 1.600	5.0 L 25 8 6 3 2 0 0 0 0 0 1 29 29 5.40 1.600	5.0 L 25 8 6 3 2 0 0 0 0 0 1 29 29 5.40 1.600	5.0 L 25 8 6 3 2 0 0 0 0 0 1 29 29 5.40 1.600	5.0 L 25 8 6 3 2 0 0 0 0 0 1 29 29 5.40 1.600	5.0 L 25 8 6 3 2 0 0 0 0 0 1 29 29 5.40 1.600	5.0 L 25 8 6 3 2 0 0 0 0 0 1 29 29 5.40 1.600	5.0 L 25 8 6 3 2 0 0 0 0 0 1 29 29 5.40 1.600	5.0 L 25 8 6 3 2 0 0 0 0 0 1 29 29 5.40 1.600	5.0 L 25 8 6 3 2 0 0 0 0 0 1 29 29 5.40 1.600	5.0 L 25 8 6 3 2 0 0 0 0 0 1 29 29 5.40 1.600	5.0 L 25 8 6 3 2 0 0 0 0 0 1 29 29 5.40 1.600	5.0 L 25 8 6 3 2 0 0 0 0 0 1 29 29 5.40 1.600	5.0 L 25 8 6 3 2 0 0 0 0 0 1 29 29 5.40 1.600	5.0 L 25 8 6 3 2 0 0 0 0 0 1 29 29 5.40 1.600	5.0 L 25 8 6 3 2 0 0 0 0 0 1 29 29 5.40 1.600	5.0 L 25 8 6 3 2 0 0 0 0 0 1 29 29 5.40 1.600	5.0 L 25 8 6 3 2 0 0 0 0 0 1 29 29 5.40 1.600	5.0 L 25 8 6 3 2 0 0 0 0 0 1 29 29 5.40 1.600	5.0 L 25 8 6 3 2 0 0 0 0 0 1 29 29 5.40 1.600	5.0 L 25 8 6 3 2 0 0 0 0 0 1 29 29 5.40 1.600	5.0 L 25 8 6 3 2 0 0 0 0 0 1 29 29 5.40 1.600
Howie Judson, R (6.1) ERA: 4.09	2.0 9 1 2 0 2 1 0 0 0 0 0 12 16 0.00 1.000	2.0 9 1 2 0 2 1 0 0 0 0 0 12 16 0.00 1.000	2.0 9 1 2 0 2 1 0 0 0 0 0 12 16 0.00 1.000	2.0 9 1 2 0 2 1 0 0 0 0 0 12 16 0.00 1.000	2.0 9 1 2 0 2 1 0 0 0 0 0 12 16 0.00 1.000	2.0 9 1 2 0 2 1 0 0 0 0 0 12 16 0.00 1.000	2.0 9 1 2 0 2 1 0 0 0 0 0 12 16 0.00 1.000	2.0 9 1 2 0 2 1 0 0 0 0 0 12 16 0.00 1.000	2.0 9 1 2 0 2 1 0 0 0 0 0 12 16 0.00 1.000	2.0 9 1 2 0 2 1 0 0 0 0 0 12 16 0.00 1.000	2.0 9 1 2 0 2 1 0 0 0 0 0 12 16 0.00 1.000	2.0 9 1 2 0 2 1 0 0 0 0 0 12 16 0.00 1.000	2.0 9 1 2 0 2 1 0 0 0 0 0 12 16 0.00 1.000	2.0 9 1 2 0 2 1 0 0 0 0 0 12 16 0.00 1.000	2.0 9 1 2 0 2 1 0 0 0 0 0 12 16 0.00 1.000	2.0 9 1 2 0 2 1 0 0 0 0 0 12 16 0.00 1.000	2.0 9 1 2 0 2 1 0 0 0 0 0 12 16 0.00 1.000	2.0 9 1 2 0 2 1 0 0 0 0 0 12 16 0.00 1.000	2.0 9 1 2 0 2 1 0 0 0 0 0 12 16 0.00 1.000	2.0 9 1 2 0 2 1 0 0 0 0 0 12 16 0.00 1.000	2.0 9 1 2 0 2 1 0 0 0 0 0 12 16 0.00 1.000	2.0 9 1 2 0 2 1 0 0 0 0 0 12 16 0.00 1.000	2.0 9 1 2 0 2 1 0 0 0 0 0 12 16 0.00 1.000	2.0 9 1 2 0 2 1 0 0 0 0 0 12 16 0.00 1.000
Randy Gumpert, R (8.1) ERA: 4.05	2.0 6 0 0 0 1 0 0 0 0 0 0 8 8 0.00 0.000	2.0 6 0 0 0 1 0 0 0 0 0 0 8 8 0.00 0.000	2.0 6 0 0 0 1 0 0 0 0 0 0 8 8 0.00 0.000	2.0 6 0 0 0 1 0 0 0 0 0 0 8 8 0.00 0.000	2.0 6 0 0 0 1 0 0 0 0 0 0 8 8 0.00 0.000	2.0 6 0 0 0 1 0 0 0 0 0 0 8 8 0.00 0.000	2.0 6 0 0 0 1 0 0 0 0 0 0 8 8 0.00 0.000	2.0 6 0 0 0 1 0 0 0 0 0 0 8 8 0.00 0.000	2.0 6 0 0 0 1 0 0 0 0 0 0 8 8 0.00 0.000	2.0 6 0 0 0 1 0 0 0 0 0 0 8 8 0.00 0.000	2.0 6 0 0 0 1 0 0 0 0 0 0 8 8 0.00 0.000	2.0 6 0 0 0 1 0 0 0 0 0 0 8 8 0.00 0.000	2.0 6 0 0 0 1 0 0 0 0 0 0 8 8 0.00 0.000	2.0 6 0 0 0 1 0 0 0 0 0 0 8 8 0.00 0.000	2.0 6 0 0 0 1 0 0 0 0 0 0 8 8 0.00 0.000	2.0 6 0 0 0 1 0 0 0 0 0 0 8 8 0.00 0.000	2.0 6 0 0 0 1 0 0 0 0 0 0 8 8 0.00 0.000	2.0 6 0 0 0 1 0 0 0 0 0 0 8 8 0.00 0.000	2.0 6 0 0 0 1 0 0 0 0 0 0 8 8 0.00 0.000	2.0 6 0 0 0 1 0 0 0 0 0 0 8 8 0.00 0.000	2.0 6 0 0 0 1 0 0 0 0 0 0 8 8 0.00 0.000	2.0 6 0 0 0 1 0 0 0 0 0 0 8 8 0.00 0.000	2.0 6 0 0 0 1 0 0 0 0 0 0 8 8 0.00 0.000	2.0 6 0 0 0 1 0 0 0 0 0 0 8 8 0.00 0.000

New York Yankees @ Chicago White Sox
Comiskey Park, Chicago, IL
Sun Aug 26 1951, 4:38 AM EDT
Att: 43,593 - Unknown

AB	39
R	8
H	9
RBI	8
BB	1
SO	5
LOB	11




Batter	1	2	3	4	5	6	7	8	9	AB	R	H	RBI	BB	SO	LOB	BOTTOM
Bob Dillinger, R (1.5) OBP: 0.340, SLG: 0.357										3	0	0	0	0	1	0	
Al Zarilla, L (7. PH) OBP: 0.368, SLG: 0.417										1	0	0	0	1	0	1	
Nellie Fox, L (1.4) OBP: 0.368, SLG: 0.415										3	0	1	0	0	0	0	
Floyd Baker, L (9.4) OBP: 0.377, SLG: 0.309										1	0	0	0	0	0	1	
Minnie Minoso, R (1.9) OBP: 0.423, SLG: 0.510										3	0	0	0	2	1	3	
Eddie Robinson, L (1.3) OBP: 0.388, SLG: 0.502										4	2	2	1	1	0	2	
Don Lenhardt, R (1.7) OBP: 0.336, SLG: 0.460										4	2	2	2	0	0	2	
Jim Busby, R (1.8) OBP: 0.356, SLG: 0.373										1	0	1	0	0	0	0	
Ray Coleman, L (4.8) OBP: 0.312, SLG: 0.393										3	0	0	0	0	0	1	
Phil Masi, R (1.2) OBP: 0.367, SLG: 0.402										4	1	1	1	0	0	1	
Chico Carrasquel, R (1.6) OBP: 0.329, SLG: 0.333										4	0	0	0	0	0	2	
Billy Pierce, L (1.1) OBP: 0.286, SLG: 0.210										1	0	0	0	0	1	0	
Sam Harrison, R (5. PR) OBP: 0.271, SLG: 0.800										1	0	0	0	0	0	0	
Howie Judson, R (6.1) OBP: 0.271, SLG: 0.800										0	0	0	0	0	0	0	
Bert Haas, R (7. PR) OBP: 0.256, SLG: 0.125										1	1	1	2	0	0	0	
Randy Gumpert, R (8.1) OBP: 0.326, SLG: 0.378										0	0	0	0	0	0	0	
Bud Stewart, L (9. PR) OBP: 0.370, SLG: 0.467										1	0	1	0	0	0	0	
Inning Stats	R: 0 E: 0 K: 1 S: 6	H: 1 LOB: 2 BB: 1 P: 10	R: 0 E: 0 K: 0 S: 3	H: 1 LOB: 0 BB: 0 P: 3	R: 0 E: 0 K: 1 S: 6	H: 1 LOB: 1 BB: 0 P: 6	R: 1 E: 0 K: 0 S: 4	H: 1 LOB: 0 BB: 0 P: 4	R: 0 E: 0 K: 0 S: 3	H: 0 LOB: 0 BB: 0 P: 3	R: 0 E: 0 K: 0 S: 3	H: 0 LOB: 0 BB: 0 P: 3					

Batter	1	2	3	4	5	6	7	8	9	10	AB	R	H	RBI	BB	SO	LOB	
Eddie Yost, R OBP: 0.422, SLG: 0.414 Sam Dente, R OBP: 0.313, SLG: 0.287	(1,5) 4-0 BB	(0,0) F7			(0,0) F4		(0,0) SH3-4		(0,0) G6-4-3	(0,0) G6-4-3	2	0	0	0	1	0	1	
Pete Runnels, L OBP: 0.345, SLG: 0.326	(1,6) 0-0 F8		(0,0) F7			(0,0) 4-3	(0,0) 4-3		(0,0) G6-4-3	(0,0) G6-4-3	5	0	0	0	0	0	3	
Gil Coan, L OBP: 0.379, SLG: 0.473	(1,7) 0-0 FC5-4 1B		(0,0) G3			(0,0) E 1B		(0,0) G6-4-3 1B			4	1	3	0	0	0	0	
Mickey Vernon, L OBP: 0.360, SLG: 0.439	(1,3) 0-0 F8		(0,0) F7			(0,0) E3 2B 1B		(0,0) F9			4	1	1	0	0	0	3	
Sam Mele, R OBP: 0.322, SLG: 0.397	(1,8) 0-0 FC5-4			(0,0) 6-3		(0,0) F5		(0,0) G6-4-3			4	0	0	0	0	0	4	
Cass Michaels, R OBP: 0.354, SLG: 0.366	(1,4) 4-0 FC4-8 BB			(0,0) F3		(0,0) 2B		(0,0) K			3	0	1	1	1	1	0	
Sherry Robertson, L OBP: 0.279, SLG: 0.284	(1,9) 0-0 FC4-6 2B		(0,0) 4-3			(0,0) F7		(0,0) 4-3			4	1	0	0	0	0	2	
Clyde Klutznick, R OBP: 0.390, SLG: 0.360	(1,2) 0-0 2B			(0,0) 5-3			(0,0) SH3-4 1B		(0,0) 5-3		4	0	2	1	0	0	0	
Bob Porterfield, R OBP: 0.161, SLG: 0.103	(1,1) 0-0 5-3			(0,0) 6-3			(0,0) K		(0,0) 4-3		4	0	0	0	0	1	2	
Inning Stats	R: 0 E: 0 K: 0 S: 4	H: 1 LOB: 2 BB: 1 P: 8	R: 1 E: 0 K: 0 S: 4	H: 1 LOB: 1 BB: 1 P: 8	R: 0 E: 0 K: 0 S: 3	H: 0 LOB: 0 BB: 0 P: 3	R: 0 E: 0 K: 0 S: 3	H: 0 LOB: 0 BB: 0 P: 3	R: 2 E: 1 K: 0 S: 6	H: 3 LOB: 1 BB: 0 P: 6	R: 0 E: 0 K: 1 S: 5	H: 1 LOB: 0 BB: 0 P: 5	R: 0 E: 0 K: 0 S: 3	H: 0 LOB: 0 BB: 0 P: 3	R: 0 E: 0 K: 0 S: 3	H: 1 LOB: 0 BB: 0 P: 3	1B: 6 2B: 2 3B: 0 HR: 0	SF: 0 SAC: 1 DP: 2 HBP: 0
PITCHER Harry Dorish, R ERA: 2.79	(1,1)	IP: 10.0 W: 10 L: 3 S: 7	WLS: 38 BF: 8 R: 3 ER: 2 SO: 2	H: 8 R: 3 ER: 2 SO: 2	BB: 2 IBB: 0 HBP: 0 BLK: 0	WP: 0 HR: 0 S: 40 P: 48	ERA: 1.80 WHIP: 1.000		PITCHER	IP: 10.0 W: 10 L: 3 S: 7	WLS: 38 BF: 8 R: 3 ER: 2 SO: 2	H: 8 R: 3 ER: 2 SO: 2	BB: 2 IBB: 0 HBP: 0 BLK: 0	WP: 0 HR: 0 S: 40 P: 48	ERA: 1.80 WHIP: 1.000			

Washington Senators @ Chicago White Sox
Comiskey Park, Chicago, IL
Tue Aug 28 1951, 4:33 AM EDT
Att: 20,008 - Unknown

AB	35
R	3
H	8
RBI	2
BB	2
SO	2
LOB	15

WP: 0 PA: 38
PB: 0 SB: 0 CS: 0




Batter	1	2	3	4	5	6	7	8	9	10	AB	R	H	RBI	BB	SO	LOB
Nellie Fox, L OBP: 0.370, SLG: 0.421	(1,4) 0-0 F9	(0,0) F9 3B		(0,0) F9			(0,0) CS 1B			(0,0) SH1-4 2B 1B	5	2	3	2	0	0	0
Al Zarilla, L OBP: 0.367, SLG: 0.415	(1,9) 0-0 BB 1B	(0,0) F9 3B			(0,0) F8		(0,0) 4-3		(0,0) 4-3	(0,0) SH1-4	4	0	1	1	0	0	1
Minnie Minoso, R OBP: 0.424, SLG: 0.509	(1,5) 0-0 BB 1B	(0,0) K			(0,0) BB		(0,0) 4-3		(0,0) 4-3	(0,0) 2B BB	3	0	1	0	2	1	0
Eddie Robinson, L OBP: 0.384, SLG: 0.497	(1,3) 0-0 F2		(0,0) F1		(0,0) F9		(0,0) F8		(0,0) F8	(0,0) F4	5	0	0	0	0	0	5
Ray Coleman, L OBP: 0.315, SLG: 0.384	(1,8) 4-0 1-2 2-3 BB		(0,0) BB		(0,0) F5		(0,0) F9		(0,0) F9	(0,0) 2B	3	0	1	1	2	0	1
Don Lenhardt, R OBP: 0.331, SLG: 0.453	(1,7) 0-3 K		(0,0) F9			(0,0) 5-3		(0,0) F8		(0,0) F8	4	0	0	0	0	1	4
Bud Sheely, L OBP: 0.273, SLG: 0.220	(1,2) 0-0 FC3-8 1B		(0,0) F7			(0,0) 4-3			(0,0) F9		4	0	1	0	0	0	1
Joe Demaestri, R OBP: 0.179, SLG: 0.158 Bud Stewart, L OBP: 0.369, SLG: 0.465 Chico Carrasquel, R OBP: 0.329, SLG: 0.333	(1,6) 0-0 FC3-6 1B			(0,0) F7		(0,0) FC4-6 1B		(0,0) K		(0,0) K	3	1	1	0	0	0	1
Harry Dorish, R OBP: 0.241, SLG: 0.310	(1,1) 0-0 1-2 3B 1B		(0,0) 5-3			(0,0) FC4-6		(0,0) 1-3			4	1	1	0	0	0	1
Inning Stats	R: 0 E: 0 K: 1 S: 7	H: 2 LOB: 3 BB: 1 P: 11	R: 3 E: 0 K: 1 S: 8	H: 3 LOB: 0 BB: 0 P: 8	R: 0 E: 0 K: 0 S: 3	H: 0 LOB: 1 BB: 1 P: 7	R: 0 E: 0 K: 0 S: 3	H: 0 LOB: 0 BB: 0 P: 3	R: 0 E: 0 K: 0 S: 3	H: 1 LOB: 0 BB: 0 P: 3	R: 0 E: 0 K: 1 S: 5	H: 0 LOB: 0 BB: 0 P: 5	R: 0 E: 0 K: 0 S: 4	H: 2 LOB: 2 BB: 1 P: 8	1B: 7 2B: 1 3B: 1 HR: 0	SF: 0 SAC: 1 DP: 0 HBP: 0	
PITCHER Bob Porterfield, R ERA: 4.17	(1,1)	IP: 9.2 W: 9 L: 4 S: 7	WLS: 41 BF: 41 R: 4 ER: 4 SO: 3	H: 9 R: 4 ER: 4 SO: 3	BB: 4 IBB: 0 HBP: 0 BLK: 0	WP: 0 HR: 0 S: 43 P: 59	ERA: 3.72 WHIP: 1.345		PITCHER	IP: 9.2 W: 9 L: 4 S: 7	WLS: 41 BF: 41 R: 4 ER: 4 SO: 3	H: 9 R: 4 ER: 4 SO: 3	BB: 4 IBB: 0 HBP: 0 BLK: 0	WP: 0 HR: 0 S: 43 P: 59	ERA: 3.72 WHIP: 1.345		

Washington Senators @ Chicago White Sox
Comiskey Park, Chicago, IL
Tue Aug 28 1951, 4:33 AM EDT
Att: 20,008 - Unknown

AB	36
R	4
H	9
RBI	4
BB	4
SO	3
LOB	14

WP: 0 PA: 41
PB: 0 SB: 0 CS: 1



Batter	1	2	3	4	5	6	7	8	9	10	11	12	13	AB	R	H	RBI	BB	SO	LOB							
Eddie Yost, R OBP: 0.428, SLG: 0.419 (1.5)														4	0	4	1	1	0	0							
Pete Runnels, L OBP: 0.341, SLG: 0.323 (1.6)														5	0	1	0	0	1	3							
Gil Coan, L OBP: 0.377, SLG: 0.469 (1.7)														6	0	1	0	0	2	4							
Mickey Vernon, L OBP: 0.362, SLG: 0.440 (1.3)														6	1	3	0	0	0	2							
Sam Mele, R OBP: 0.322, SLG: 0.395 (1.8)														5	0	1	0	1	2	3							
Cass Michaels, R OBP: 0.353, SLG: 0.364 (1.4)														5	0	1	0	1	1	4							
Sherry Robertson, L OBP: 0.284, SLG: 0.267 (1.9)														6	0	0	0	0	1	6							
Mickey Grasso, R OBP: 0.285, SLG: 0.252 (1.2)														6	1	1	0	0	0	2							
Connie Marrero, R OBP: 0.246, SLG: 0.155 (1.1)														4	0	0	0	0	1	0							
Mickey Harris, L OBP: 0.278, SLG: 0.250 (12.1)														0	0	0	0	0	0	0							
Inning Stats	R: 0 E: 0 K: 1 S: 5	H: 1 LOB: 0 BB: 0 P: 5	R: 0 E: 0 K: 0 S: 4	H: 1 LOB: 1 BB: 4 P: 4	R: 1 E: 0 K: 0 S: 4	H: 2 LOB: 0 BB: 0 P: 4	R: 0 E: 0 K: 0 S: 5	H: 2 LOB: 2 BB: 0 P: 5	R: 0 E: 0 K: 0 S: 3	H: 0 LOB: 0 BB: 0 P: 3	R: 0 E: 0 K: 1 S: 6	H: 1 LOB: 1 BB: 0 P: 6	R: 0 E: 0 K: 2 S: 7	H: 0 LOB: 0 BB: 0 P: 7	R: 0 E: 0 K: 1 S: 6	H: 1 LOB: 2 BB: 1 P: 10	R: 0 E: 0 K: 0 S: 4	H: 1 LOB: 2 BB: 0 P: 5	R: 1 E: 1 K: 0 S: 5	H: 2 LOB: 1 BB: 0 P: 5	1B: 12 2B: 0 3B: 0 HR: 0	SF: 0 SAC: 2 DP: 1 HBP: 1	WIP: 0 PB: 0 SB: 2 CS: 1	PA: 53			
PITCHER	IP	WLS	BF	H	R	ER	SO	BB	IBB	HBP	BLK	WP	HR	S	P	ERA	WHIP										
Lou Kretlow, R ERA: 4.05 (1.1)	7.1	29	7	1	1	3	3	2	0	0	0	0	0	33	41	1.23	1.227										
Billy Pierce, L ERA: 3.53 (8.1)	0.2	2	0	0	0	1	0	0	0	0	0	0	0	4	4	0.00	0.000										
Luis Aloma, R ERA: 1.77 (9.1)	4.0	17	3	0	0	4	0	1	1	0	0	0	0	23	28	0.00	0.750										
Randy Gumpert, R ERA: 4.09 (13.1)	1.0	5	2	1	1	0	0	0	0	0	0	0	0	5	5	9.00	2.000										

Washington Senators @ Chicago White Sox
Comiskey Park, Chicago, IL
Wed Aug 29 1951, 4:33 AM EDT
Att: 8,633 - Unknown

AB 47
R 2
H 12
RBI 1
BB 3
SO 8
LOB 24



Batter	1	2	3	4	5	6	7	8	9	10	11	12	13	AB	R	H	RBI	BB	SO	LOB								
Nellie Fox, L OBP: 0.372, SLG: 0.421 (1.4)														6	0	3	0	0	1	1								
Al Zarilla, L OBP: 0.366, SLG: 0.410 (1.9)														4	0	0	0	2	0	3								
Minnie Minoso, R OBP: 0.422, SLG: 0.504 (1.5)														6	0	1	0	0	0	5								
Eddie Robinson, L OBP: 0.393, SLG: 0.494 (1.3)														3	0	0	0	1	1	1								
Jim Busby, R OBP: 0.357, SLG: 0.376 (9. PR) (10.8)														2	0	1	0	0	0	0								
Ray Coleman, L OBP: 0.322, SLG: 0.405 (1.8) (10.7)														4	1	3	1	2	0	0								
Don Lenhardt, R OBP: 0.328, SLG: 0.447 (1.7) (10.3)														6	0	1	0	0	0	7								
Bud Sheely, L OBP: 0.250, SLG: 0.200 (1.2) (13. PH)														5	0	0	0	0	0	5								
Joe Demaestri, R OBP: 0.191, SLG: 0.150 (8. PH) (1.6)														2	0	0	0	0	0	1								
Bob Dillinger, R OBP: 0.330, SLG: 0.385 (8. PH) (8.6)														1	0	0	0	0	0	0								
Chico Carrasquel, R OBP: 0.326, SLG: 0.332 (8.6)														2	0	0	0	0	0	0								
Lou Kretlow, R ERA: 4.05 (1.1) (8.1)	11.1	46	9	1	1	3	3	4	0	0	0	0	0	33	41	1.23	1.227											
Billy Pierce, L ERA: 3.53 (8.1) (8. PH)	0.2	2	0	0	0	1	0	0	0	0	0	0	0	4	4	0.00	0.000											
Luis Aloma, R ERA: 1.77 (9.1) (12. PH)	4.0	17	3	0	0	4	0	1	1	0	0	0	0	23	28	0.00	0.750											
Randy Gumpert, R ERA: 4.09 (13.1) (12. PH)	1.0	5	2	1	1	0	0	0	0	0	0	0	0	5	5	9.00	2.000											
Inning Stats	R: 0 E: 0 K: 0 S: 3	H: 0 LOB: 0 BB: 0 P: 3	R: 0 E: 0 K: 0 S: 3	H: 1 LOB: 0 BB: 0 P: 3	R: 0 E: 0 K: 0 S: 3	H: 0 LOB: 0 BB: 0 P: 3	R: 0 E: 0 K: 1 S: 5	H: 0 LOB: 1 BB: 1 P: 9	R: 0 E: 0 K: 0 S: 4	H: 1 LOB: 1 BB: 0 P: 6	R: 1 E: 0 K: 1 S: 6	H: 1 LOB: 0 BB: 0 P: 6	R: 0 E: 0 K: 0 S: 4	H: 1 LOB: 1 BB: 0 P: 4	R: 0 E: 1 K: 0 S: 3	H: 1 LOB: 2 BB: 2 P: 11	R: 0 E: 0 K: 0 S: 4	H: 1 LOB: 1 BB: 1 P: 4	R: 0 E: 0 K: 0 S: 4	H: 1 LOB: 2 BB: 1 P: 8	R: 0 E: 2 K: 0 S: 4	H: 1 LOB: 2 BB: 1 P: 8	R: 0 E: 0 K: 1 S: 6	H: 1 LOB: 1 BB: 0 P: 6	1B: 8 2B: 3 3B: 0 HR: 1	SF: 0 SAC: 0 DP: 3 HBP: 0	WIP: 0 PB: 0 SB: 0 CS: 0	PA: 52
PITCHER	IP	WLS	BF	H	R	ER	SO	BB	IBB	HBP	BLK	WP	HR	S	P	ERA	WHIP											
Connie Marrero, R ERA: 3.39 (1.1)	11.1	46	9	1	1	3	3	4	0	0	0	0	0	33	41	1.23	1.227											
Mickey Harris, L ERA: 4.15 (12.1)	1.2	6	1	0	0	1	0	0	0	0	0	0	0	7	11	0.00	1.200											

Washington Senators @ Chicago White Sox
Comiskey Park, Chicago, IL
Wed Aug 29 1951, 4:33 AM EDT
Att: 8,633 - Unknown

AB 47
R 1
H 10
RBI 1
BB 5
SO 4
LOB 25





Batter	1	2	3	4	5	6	7	8	9	AB	R	H	RBI	BB	SO	LOB	TOP							
Nellie Fox, L (1.4) OBP: 0.373, SLG: 0.422	P3			SH3-4 1B		E S E 1B		K		4	1	2	0	0	1	0	Chicago White Sox @ Detroit Tigers Briggs Stadium, Detroit, MI Fri Aug 31 1951, 4:33 AM EDT Att: 26,698 - Unknown							
Bud Stewart, L (1.7) OBP: 0.382, SLG: 0.457 Jim Busby, R (8, PH) OBP: 0.358, SLG: 0.377	1-3			SH3-4 1-2		P4 1-3		S 1B		2	0	0	0	0	0	1								
Minnie Minoso, R (1.5) OBP: 0.418, SLG: 0.500	5-3			P3		E6 1B		F8 1-2		4	1	0	0	0	2									
Eddie Robinson, L (1.3) OBP: 0.382, SLG: 0.491			F8		P3			F5		4	0	1	1	0	2									
Ray Coleman, L (1.8) OBP: 0.323, SLG: 0.405			4-3			FC1-6 1B		K 1-3		4	0	2	0	0	1	1								
Al Zarilla, L (1.9) OBP: 0.365, SLG: 0.406			4-0 PO BB		FC1-6 BB 1-2		1-3			3	0	0	0	1	0	3								
Bud Sheely, L (1.2) OBP: 0.250, SLG: 0.190			PO 1-2	F4		BB 1-2		F9		3	0	0	0	1	0	1								
Chico Carrasquel, R (1.6) OBP: 0.326, SLG: 0.329				F6		K		6-3		4	0	0	0	0	1	3								
Saul Rogovin, R (1.1) OBP: 0.260, SLG: 0.297			F8		P5			F8		3	0	0	0	0	2									
Inning Stats	R: 0 E: 0 K: 0 S: 3	H: 0 LOB: 0 BB: 0 P: 3	R: 0 E: 0 K: 0 S: 2	H: 0 LOB: 0 BB: 1 P: 6	R: 0 E: 0 K: 0 S: 3	H: 0 LOB: 0 BB: 0 P: 3	R: 0 E: 0 K: 0 S: 4	H: 1 LOB: 1 BB: 0 P: 4	R: 0 E: 0 K: 1 S: 6	H: 1 LOB: 2 BB: 1 P: 10	R: 2 E: 1 K: 1 S: 8	H: 2 LOB: 1 BB: 0 P: 8	R: 0 E: 0 K: 0 S: 3	H: 0 LOB: 0 BB: 0 P: 3	R: 0 E: 0 K: 1 S: 6	H: 1 LOB: 1 BB: 0 P: 6		R: 0 E: 0 K: 0 S: 4	H: 1 LOB: 1 BB: 0 P: 4	R: 0 E: 0 K: 0 S: 4	H: 1 LOB: 1 BB: 0 P: 4	1B: 6 2B: 0 3B: 0 HR: 0	SF: 0 SAC: 1 DP: 0 HBP: 0	WP: 0 PB: 0 CS: 0
PITCHER Marlin Stuart, R (1.1) ERA: 3.21	IP: 9.0 WLS: L BF: 35	H: 6 R: 2 ER: 1 SO: 3	BB: 2 IBB: 0 HBP: 0 BLK: 0	WP: 0 HR: 0 S: 39 P: 47	ERA: 1.00 WHIP: 0.889																			

Batter	1	2	3	4	5	6	7	8	9	AB	R	H	RBI	BB	SO	LOB	BOTTOM			
Johnny Lipon, R (1.6) OBP: 0.322, SLG: 0.292 Pat Mullin, L (8, PH) OBP: 0.378, SLG: 0.515 Neil Berry, R (9.6) OBP: 0.278, SLG: 0.295	F4		F6		P4			F3		3	0	0	0	0	0	2	Chicago White Sox @ Detroit Tigers Briggs Stadium, Detroit, MI Fri Aug 31 1951, 4:33 AM EDT Att: 26,698 - Unknown			
Dick Kryhoski, L (1.3) OBP: 0.333, SLG: 0.429			K				F6			4	0	1	0	0	1	2				
Hoot Evers, R (1.7) OBP: 0.312, SLG: 0.385	L5-3 1-2				F6		K			4	0	0	0	0	1	2				
Vic Wertz, L (1.9) OBP: 0.388, SLG: 0.493			K				FC5-4 1B			4	0	2	0	0	2	0				
George Kell, R (1.5) OBP: 0.404, SLG: 0.418			F7		P2		FC5-4 1-2			4	0	0	0	0	0	2				
Johnny Groth, R (1.8) OBP: 0.357, SLG: 0.399					K					4	0	1	0	0	1	1				
Jerry Priddy, R (1.4) OBP: 0.342, SLG: 0.379			P3		4-3			F8		3	0	0	0	0	0	1				
Bob Swift, R (1.2) OBP: 0.241, SLG: 0.182			1-3		5-3			F5		3	0	0	0	0	0	0				
Marlin Stuart, L (1.1) OBP: 0.270, SLG: 0.361								FC6-4 1B		3	0	3	0	0	0	0				
Inning Stats	R: 0 E: 0 K: 0 S: 3	H: 1 LOB: 0 BB: 0 P: 3	R: 0 E: 0 K: 1 S: 6	H: 1 LOB: 1 BB: 0 P: 6	R: 0 E: 0 K: 1 S: 6	H: 1 LOB: 1 BB: 0 P: 6	R: 0 E: 0 K: 1 S: 6	H: 1 LOB: 1 BB: 0 P: 6	R: 0 E: 0 K: 0 S: 3	H: 0 LOB: 0 BB: 0 P: 3	R: 0 E: 0 K: 0 S: 4	H: 1 LOB: 1 BB: 0 P: 4	R: 0 E: 0 K: 1 S: 4	H: 1 LOB: 1 BB: 0 P: 4	R: 0 E: 0 K: 1 S: 5	H: 0 LOB: 0 BB: 0 P: 5		1B: 6 2B: 1 3B: 1 HR: 0	SF: 0 SAC: 0 DP: 1 HBP: 0	WP: 0 PB: 0 CS: 0
PITCHER Saul Rogovin, R (1.1) ERA: 2.88	IP: 9.0 WLS: W BF: 33	H: 7 R: 0 ER: 0 SO: 5	BB: 0 IBB: 0 HBP: 0 BLK: 0	WP: 0 HR: 0 S: 43 P: 43	ERA: 0.00 WHIP: 0.778															

Batter	1	2	3	4	5	6	7	8	9	AB	R	H	RBI	BB	SO	LOB	TOP																		
Bob Dillinger, R (1, 5) OBP: 0.339, SLG: 0.355											0	0	0	0	0	0	0	Chicago White Sox @ Detroit Tigers Briggs Stadium, Detroit, MI Sat Sep 01 1951, 4:33 AM EDT Att: 5,102 - Unknown livebaseballscorecards.com																	
Nelle Fox, L (1, 4) OBP: 0.373, SLG: 0.422											0	0	0	0	0	0	0																		
Minnie Minoso, R (1, 7) OBP: 0.418, SLG: 0.500											0	0	0	0	0	0	0																		
Eddie Robinson, L (1, 3) OBP: 0.382, SLG: 0.491											0	0	0	0	0	0	0																		
Ray Coleman, L (1, 9) OBP: 0.323, SLG: 0.405											0	0	0	0	0	0	0																		
Jim Busby, R (1, 8) OBP: 0.386, SLG: 0.377											0	0	0	0	0	0	0																		
Bud Sheely, L (1, 2) OBP: 0.250, SLG: 0.190											0	0	0	0	0	0	0																		
Chico Carrasquel, R (1, 6) OBP: 0.326, SLG: 0.329											0	0	0	0	0	0	0																		
Ken Holcombe, R (1, 1) OBP: 0.286, SLG: 0.273											0	0	0	0	0	0	0																		
Inning Stats											1B: 0	SF: 0	WP: 0		PA: 0																				
PITCHER Fred Hutchinson, R (1, 1) ERA: 3.81	IP	WLS	BF	H	R	ER	SO	BB	IBB	HBP	BLK	WP	HR	S	P	ERA	WHIP																		
																		PITCHER	IP	WLS	BF	H	R	ER	SO	BB	IBB	HBP	BLK	WP	HR	S	P	ERA	WHIP

Batter	1	2	3	4	5	6	7	8	9	AB	R	H	RBI	BB	SO	LOB	BOTTOM																		
Johnny Lipon, R (1, 6) OBP: 0.322, SLG: 0.292											0	0	0	0	0	0	0	Chicago White Sox @ Detroit Tigers Briggs Stadium, Detroit, MI Sat Sep 01 1951, 4:33 AM EDT Att: 5,102 - Unknown livebaseballscorecards.com																	
Dick Kryhoski, L (1, 3) OBP: 0.333, SLG: 0.429											0	0	0	0	0	0	0																		
Hoot Evers, R (1, 7) OBP: 0.312, SLG: 0.385											0	0	0	0	0	0	0																		
Vic Wertz, L (1, 9) OBP: 0.388, SLG: 0.493											0	0	0	0	0	0	0																		
George Kell, R (1, 5) OBP: 0.404, SLG: 0.418											0	0	0	0	0	0	0																		
Johnny Groth, R (1, 8) OBP: 0.357, SLG: 0.399											0	0	0	0	0	0	0																		
Jerry Priddy, R (1, 4) OBP: 0.342, SLG: 0.379											0	0	0	0	0	0	0																		
Bob Swift, R (1, 2) OBP: 0.241, SLG: 0.182											0	0	0	0	0	0	0																		
Fred Hutchinson, L (1, 1) OBP: 0.250, SLG: 0.225											0	0	0	0	0	0	0																		
Inning Stats											1B: 0	SF: 0	WP: 0		PA: 0																				
PITCHER Ken Holcombe, R (1, 1) ERA: 3.99	IP	WLS	BF	H	R	ER	SO	BB	IBB	HBP	BLK	WP	HR	S	P	ERA	WHIP																		
																		PITCHER	IP	WLS	BF	H	R	ER	SO	BB	IBB	HBP	BLK	WP	HR	S	P	ERA	WHIP

Batter	1	2	3	4	5	6	7	8	9	AB	R	H	RBI	BB	SO	LOB	TOP																			
Bob Dillinger, R (1, 5) OBP: 0.341, SLG: 0.357											0	0	0	0	0	0	0	Chicago White Sox @ Detroit Tigers Briggs Stadium, Detroit, MI Sun Sep 02 1951, 4:33 AM EDT Att: 15,168 - Unknown livebaseballscorecards.com																		
Nelle Fox, L (1, 4) OBP: 0.371, SLG: 0.420											0	0	0	0	0	0	0																			
Minnie Minoso, R (1, 7) OBP: 0.419, SLG: 0.506											0	0	0	0	0	0	0																			
Eddie Robinson, L (1, 3) OBP: 0.383, SLG: 0.498											0	0	0	0	0	0	0																			
Ray Coleman, L (1, 8) OBP: 0.325, SLG: 0.411											0	0	0	0	0	0	0																			
Al Zarilla, L (1, 9) OBP: 0.365, SLG: 0.406											0	0	0	0	0	0	0																			
Phil Masi, R (1, 2) OBP: 0.367, SLG: 0.402											0	0	0	0	0	0	0																			
Chico Carrasquel, R (1, 6) OBP: 0.326, SLG: 0.329											0	0	0	0	0	0	0																			
Billy Pierce, L (1, 1) OBP: 0.286, SLG: 0.210											0	0	0	0	0	0	0																			
Inning Stats											1B: 0	SF: 0	WP: 0		PA: 0																					
PITCHER Virgil Trucks, R (1, 1) ERA: 5.73										IP	WLS	BF	H	R	ER	SO	BB	IBB	HBP	BLK	WP	HR	S	P	ERA	WHIP	PITCHER IP WLS BF H R ER SO BB IBB HBP BLK WP HR S P ERA WHIP									

Batter	1	2	3	4	5	6	7	8	9	AB	R	H	RBI	BB	SO	LOB	BOTTOM																			
Johnny Lipon, R (1, 6) OBP: 0.324, SLG: 0.292											0	0	0	0	0	0	0	Chicago White Sox @ Detroit Tigers Briggs Stadium, Detroit, MI Sun Sep 02 1951, 4:33 AM EDT Att: 15,168 - Unknown livebaseballscorecards.com																		
Jerry Priddy, R (1, 4) OBP: 0.342, SLG: 0.376											0	0	0	0	0	0	0																			
Hoot Evers, R (1, 7) OBP: 0.312, SLG: 0.384											0	0	0	0	0	0	0																			
Vic Wertz, L (1, 9) OBP: 0.389, SLG: 0.495											0	0	0	0	0	0	0																			
George Kell, R (1, 5) OBP: 0.402, SLG: 0.416											0	0	0	0	0	0	0																			
Johnny Groth, R (1, 8) OBP: 0.356, SLG: 0.400											0	0	0	0	0	0	0																			
Don Kolloway, R (1, 3) OBP: 0.313, SLG: 0.326											0	0	0	0	0	0	0																			
Bob Swift, R (1, 2) OBP: 0.247, SLG: 0.190											0	0	0	0	0	0	0																			
Virgil Trucks, R (1, 1) OBP: 0.182, SLG: 0.212											0	0	0	0	0	0	0																			
Inning Stats											1B: 0	SF: 0	WP: 0		PA: 0																					
PITCHER Billy Pierce, L (1, 1) ERA: 3.53										IP	WLS	BF	H	R	ER	SO	BB	IBB	HBP	BLK	WP	HR	S	P	ERA	WHIP	PITCHER IP WLS BF H R ER SO BB IBB HBP BLK WP HR S P ERA WHIP									

Batter	1	2	3	4	5	6	7	8	9	AB	R	H	RBI	BB	SO	LOB	TOP					
Bob Dillinger, R (1.5) OBP: 0.334, SLG: 0.350										5	0	1	0	0	0	2	Chicago White Sox @ Cleveland Indians Cleveland Municipal Stadium, Cleveland, OH Mon Sep 03 1951, 3:33 AM EDT Unknown livebaseballscorecards.com					
Nelle Fox, L (1.4) OBP: 0.366, SLG: 0.417										5	1	1	0	0	0	2						
Minnie Minoso, R (1.7) OBP: 0.418, SLG: 0.504 Al Zarilla, L (3.9) OBP: 0.365, SLG: 0.401										1	0	1	0	0	0	0						
Eddie Robinson, L (1.3) OBP: 0.380, SLG: 0.493										4	0	1	0	0	2	4						
Ray Coleman, L (1.9) OBP: 0.331, SLG: 0.415										2	0	1	0	2	0	1						
Jim Busby, R (1.8) OBP: 0.356, SLG: 0.373										4	0	1	2	0	1	4						
Bud Sheely, L (1.2) OBP: 0.232, SLG: 0.175 Bud Stewart, L (3.9) OBP: 0.359, SLG: 0.451 Gus Niarhos, R (3.2) OBP: 0.411, SLG: 0.277										1	0	0	0	0	0	0						
Chico Carrasquel, R (1.6) OBP: 0.329, SLG: 0.335										4	0	1	0	0	0	2						
Lou Kretlow, R (1.1) OBP: 0.139, SLG: 0.114 Ross Grimsley, L (2.1) Floyd Baker, L (6.9) OBP: 0.383, SLG: 0.316 Howie Judson, R (6.1) OBP: 0.192, SLG: 0.125 Phil Masi, R (9.9) OBP: 0.361, SLG: 0.394										1	0	0	0	0	0	0						
Inning Stats	R: 0 E: 0 K: 2 S: 9	H: 2 LOB: 3 BB: 1 P: 13	R: 0 E: 0 K: 0 S: 3	H: 0 LOB: 0 BB: 0 P: 3	R: 2 E: 0 K: 1 S: 7	H: 2 LOB: 2 BB: 2 P: 15	R: 0 E: 0 K: 0 S: 4	H: 1 LOB: 1 BB: 0 P: 4	R: 0 E: 0 K: 0 S: 3	H: 1 LOB: 0 BB: 0 P: 3	R: 1 E: 0 K: 0 S: 5	H: 2 LOB: 1 BB: 0 P: 5	R: 0 E: 0 K: 0 S: 3	H: 0 LOB: 0 BB: 0 P: 3	R: 0 E: 0 K: 0 S: 4	H: 1 LOB: 1 BB: 0 P: 4		R: 0 E: 0 K: 0 S: 3	H: 0 LOB: 0 BB: 0 P: 3	1B: 6 2B: 3 3B: 0 HR: 0	SF: 0 SAC: 1 DP: 1 HBP: 0	WP: 0 PB: 0 SB: 0 CS: 0
PITCHER	IP WLS BF H R ER SO BB IBB HBP BLK WP HR S P ERA WHIP	8.0 W 35 9 3 3 3 2 1 0 0 0 0 38 50 3.38 1.375	1.0 S 3 0 0 0 0 0 0 0 0 0 0 0 3 3 0.00 0.000																			

Batter	1	2	3	4	5	6	7	8	9	AB	R	H	RBI	BB	SO	LOB	BOTTOM			
Dale Mitchell, L (1.7) OBP: 0.364, SLG: 0.430										4	1	2	2	1	1	3	Chicago White Sox @ Cleveland Indians Cleveland Municipal Stadium, Cleveland, OH Mon Sep 03 1951, 3:33 AM EDT Unknown livebaseballscorecards.com			
Bobby Avila, R (1.4) OBP: 0.380, SLG: 0.413										3	0	1	1	2	0	4				
Harry Simpson, L (1.8) OBP: 0.332, SLG: 0.309										4	0	1	0	1	1	6				
Al Rosen, R (1.5) OBP: 0.367, SLG: 0.462										4	0	1	0	1	2	2				
Luke Easter, L (1.3) OBP: 0.326, SLG: 0.465										5	0	1	0	0	0	7				
Barney McCosky, L (1.9) OBP: 0.393, SLG: 0.442 Bob Kennedy, R (8.9) OBP: 0.321, SLG: 0.377										3	2	0	1	0	1	1				
Ray Boone, R (1.6) OBP: 0.314, SLG: 0.326										4	1	2	0	0	2	AB 34 R 5 H 12 RBI 5 BB 8 SO 6 LOB 29				
Jim Hegan, R (1.2) OBP: 0.303, SLG: 0.359										4	1	2	1	0	0	1				
Bob Feller, R (1.1) OBP: 0.225, SLG: 0.153 Mike Garcia, R (9.1) OBP: 0.238, SLG: 0.321										2	0	0	1	2	2	1				
Inning Stats	R: 1 E: 0 K: 1 S: 7	H: 3 LOB: 1 BB: 0 P: 7	R: 3 E: 0 K: 0 S: 6	H: 4 LOB: 3 BB: 3 P: 18	R: 0 E: 0 K: 1 S: 6	H: 1 LOB: 1 BB: 0 P: 6	R: 0 E: 0 K: 0 S: 3	H: 1 LOB: 2 BB: 2 P: 11	R: 1 E: 0 K: 2 S: 9	H: 2 LOB: 3 BB: 2 P: 17	R: 0 E: 0 K: 0 S: 4	H: 1 LOB: 1 BB: 0 P: 4	R: 0 E: 0 K: 1 S: 5	H: 0 LOB: 0 BB: 0 P: 5	R: 0 E: 1 K: 1 S: 6	H: 0 LOB: 2 BB: 1 P: 10		1B: 11 2B: 2 3B: 0 HR: 0	SF: 0 SAC: 0 DP: 1 HBP: 0	WP: 0 PB: 0 SB: 0 CS: 0
PITCHER	IP WLS BF H R ER SO BB IBB HBP BLK WP HR S P ERA WHIP	1.0 L 9 5 1 1 3 6 0 0 0 0 0 0 21 45 2.25 2.750	4.0 21 5 1 1 3 6 0 0 0 0 0 0 15 19 0.00 0.667																	

Batter	1	2	3	4	5	6	7	8	9	AB	R	H	RBI	BB	SO	LOB	TOP			
Bob Dillinger, R OBP: 0.330, SLG: 0.346 (1, 5)	0-0 6-3		0-0 F8			0-0 6-3		0-0 F9	4 0 0 0 0 0 1								Chicago White Sox @ Cleveland Indians Cleveland Municipal Stadium, Cleveland, OH Mon Sep 03 1951, 3:38 AM EDT Att: 37,362 - Unknown livebaseballscorecards.com			
Nelle Fox, L OBP: 0.366, SLG: 0.414 (1, 4)	0-0 L3		0-0 4-3			0-0 F8		0-0 F8	4 0 0 0 0 0 1											
Jim Busby, R OBP: 0.353, SLG: 0.370 (1, 8)	0-0 F6			0-0 5-3		0-3 K2-3		0-0 6-3	4 0 0 0 0 1 0											
Eddie Robinson, L OBP: 0.378, SLG: 0.490 (1, 3)		0-0 4-1		0-0 F6			0-0 F9		3 0 0 0 0 0 0											
Ray Coleman, L OBP: 0.331, SLG: 0.421 (1, 7)		0-0 HR		0-0 F3			0-0 1-3		3 1 1 1 0 0 0											
Al Zarilla, L OBP: 0.362, SLG: 0.398 (1, 9)		0-0 F6				0-0 F8		0-0 1-3	3 0 0 0 0 0 0											
Gus Niarhos, R OBP: 0.412, SLG: 0.275 (8, PH)					4-0 BB			0-0 G4-6-3 1B	1 0 0 0 1 0 0											
Floyd Baker, L OBP: 0.388, SLG: 0.323 (8, 2)								0-0 G4-6-3 1-2	1 0 1 0 0 0 0											
Phil Masi, R OBP: 0.361, SLG: 0.394 (8, 2)								0-0 G4-6-3 1-2	0 0 0 0 0 0 0											
Chico Carrasquel, R OBP: 0.328, SLG: 0.333 (8, PH)			0-0 F8			0-0 F3			2 0 0 0 0 0 1											
Bird Stewart, L OBP: 0.357, SLG: 0.449 (8, 6)									1 0 0 0 0 0 1											
Joe Demaestri, R OBP: 0.171, SLG: 0.150 (8, 6)									0 0 0 0 0 0 0											
Harry Dorish, R OBP: 0.241, SLG: 0.310 (1, 1)						0-3 K		0-3 K	0 0 0 0 0 0 0											
Howie Judson, R OBP: 0.207, SLG: 0.148 (1, 1)									3 0 1 0 0 2 1											
Inning Stats	R: 0 E: 0 K: 0 S: 3	H: 0 LOB: 0 BB: 0 P: 3	R: 1 E: 0 K: 0 S: 4	H: 1 LOB: 0 BB: 0 P: 4	R: 0 E: 0 K: 0 S: 4	H: 1 LOB: 1 BB: 0 P: 4	R: 0 E: 0 K: 0 S: 3	H: 0 LOB: 0 BB: 0 P: 3	R: 0 E: 0 K: 1 S: 5	H: 0 LOB: 1 BB: 1 P: 9	R: 0 E: 0 K: 0 S: 3	H: 0 LOB: 0 BB: 0 P: 3	R: 0 E: 0 K: 1 S: 5	H: 1 LOB: 0 BB: 0 P: 5	R: 0 E: 0 K: 0 S: 3	H: 0 LOB: 0 BB: 0 P: 3	1B: 2 2B: 0 3B: 0 HR: 1	SF: 0 SAC: 0 DP: 1 HBP: 0	WP: 0 PB: 0 SB: 0 CS: 0	PA: 30
PITCHER Steve Gromek, R ERA: 2.23 (1, 1)	IP: 9.0 WLS: W BF: 30 H: 3 R: 1 ER: 1 SO: 3 BB: 1 IBB: 0 HBP: 0 BLK: 0 WP: 0 HR: 1 S: 35 P: 39 ERA: 1.00 WHIP: 0.444																			

Batter	1	2	3	4	5	6	7	8	9	AB	R	H	RBI	BB	SO	LOB	BOTTOM				
Dale Mitchell, L OBP: 0.363, SLG: 0.428 (1, 7)	0-0 1B	0-0 F7		0-0 FC3-6			0-0 L8		4 1 1 0 0 0 2								Chicago White Sox @ Cleveland Indians Cleveland Municipal Stadium, Cleveland, OH Mon Sep 03 1951, 3:38 AM EDT Att: 37,362 - Unknown livebaseballscorecards.com				
Bobby Avila, R OBP: 0.379, SLG: 0.411 (1, 4)	0-0 1B	0-0 6-3		0-0 L5			0-0 G6-4-3		4 1 1 0 0 0 2												
Harry Simpson, L OBP: 0.331, SLG: 0.319 (1, 8)	0-3 K		0-0 F7			0-0 F8		0-0 HR	4 1 1 1 0 1 2												
Al Rosen, R OBP: 0.366, SLG: 0.460 (1, 5)	0-0 1B		0-3 K			0-0 1-3		0-0 F7	4 1 1 1 0 1 0												
Luke Easter, L OBP: 0.328, SLG: 0.465 (1, 3)	0-0 1B		0-0 BB			0-0 F3		0-3 K	4 1 2 1 0 1 0												
Bob Kennedy, R OBP: 0.320, SLG: 0.373 (1, 9)	0-0 F2		4-0 BB			0-0 5-3		0-0 F7	3 0 0 0 1 0 2												
Ray Boone, R OBP: 0.314, SLG: 0.326 (1, 6)	0-0 1B		0-0 L8			0-0 F8			3 1 1 1 0 0 2												
Birdie Tebbetts, R OBP: 0.275, SLG: 0.323 (1, 2)	0-0 E1			0-0 F2		0-0 6-3			3 0 1 1 0 0 0												
Steve Gromek, S OBP: 0.429, SLG: 0.348 (1, 1)		0-0 4-3		4-0 BB			0-0 G6-4-3 1B		2 0 1 0 1 0 0												
Inning Stats	R: 5 E: 1 K: 1 S: 10	H: 6 LOB: 1 BB: 0 P: 10	R: 0 E: 0 K: 0 S: 3	H: 0 LOB: 0 BB: 0 P: 3	R: 0 E: 0 K: 1 S: 6	H: 1 LOB: 2 BB: 1 P: 10	R: 0 E: 0 K: 0 S: 3	H: 0 LOB: 1 BB: 1 P: 7	R: 0 E: 0 K: 0 S: 3	H: 0 LOB: 0 BB: 0 P: 3	R: 0 E: 0 K: 0 S: 3	H: 1 LOB: 0 BB: 0 P: 3	R: 0 E: 0 K: 1 S: 6	H: 1 LOB: 0 BB: 0 P: 6	R: 1 E: 0 K: 1 S: 6	H: 1 LOB: 0 BB: 0 P: 6		1B: 8 2B: 0 3B: 0 HR: 1	SF: 0 SAC: 0 DP: 1 HBP: 0	WP: 0 PB: 0 SB: 0 CS: 0	PA: 33
PITCHER Harry Dorish, R ERA: 3.16 (1, 1)	IP: 0.2 WLS: L BF: 7 H: 5 R: 4 ER: 4 SO: 1 BB: 0 IBB: 0 HBP: 0 BLK: 0 WP: 0 HR: 0 S: 9 P: 9 ERA: 54.00 WHIP: 7.500																				
PITCHER Howie Judson, R ERA: 3.79 (1, 1)	IP: 7.1 WLS: L BF: 26 H: 4 R: 1 ER: 1 SO: 2 BB: 2 IBB: 0 HBP: 0 BLK: 0 WP: 0 HR: 1 S: 28 P: 36 ERA: 1.23 WHIP: 0.818																				

Batter	1	2	3	4	5	6	7	8	9	10	11	AB	R	H	RBI	BB	SO	LOB	TOP					
Floyd Baker, L OBP: 0.380, SLG: 0.310	1-6-3 BB		FC4-6-3-5 1-2 2-3				K			4-3		4	0	0	0	1	1	4						
Nellie Fox, L OBP: 0.366, SLG: 0.416	4-3		G1-6-3 1B				5-3			F8	SH2-4 F9 2B	5	1	2	0	0	0	0						
Al Zarilla, L OBP: 0.361, SLG: 0.394			G1-6-3 1B				F7			F7	SH2-4	3	0	0	0	1	0	2						
Eddie Robinson, L OBP: 0.378, SLG: 0.494	F9						F9			F5	WP 2B IBB	4	2	1	1	1	0	1						
Ray Coleman, L OBP: 0.327, SLG: 0.417			F9				K2-3			F6	F9	5	0	0	1	0	1	1						
Jim Busby, R OBP: 0.356, SLG: 0.372							K			F7		3	0	1	1	2	1	0						
Gus Niarhos, R OBP: 0.417, SLG: 0.279							BLK BB			G6-3 BB		3	0	1	1	2	1	0						
Bud Stewart, L OBP: 0.355, SLG: 0.446							G6-3 BB			6-3		2	0	1	0	1	0	0						
Phil Masi, R OBP: 0.399, SLG: 0.393							FC6-4 1B			G6-3	K	1	0	0	0	0	0	1						
Chico Carrasquel, R OBP: 0.327, SLG: 0.331			G6-3				FC6-4 S			F7		3	0	0	0	1	0	3						
Saul Rogovin, R OBP: 0.272, SLG: 0.289							K			F8		2	0	0	0	2	1	0						
Inning Stats	R: 0 E: 0 K: 0 S: 3	H: 0 LOB: 1 BB: 1 P: 7	R: 0 E: 0 K: 0 S: 2	H: 0 LOB: 1 BB: 2 P: 10	R: 0 E: 0 K: 1 S: 5	H: 1 LOB: 1 BB: 1 P: 9	R: 0 E: 0 K: 2 S: 7	H: 0 LOB: 0 BB: 0 P: 7	R: 0 E: 0 K: 0 S: 3	H: 1 LOB: 0 BB: 0 P: 4	R: 0 E: 0 K: 1 S: 5	H: 0 LOB: 2 BB: 2 P: 13	R: 0 E: 0 K: 0 S: 3	H: 0 LOB: 0 BB: 0 P: 3	R: 0 E: 0 K: 0 S: 2	H: 0 LOB: 1 BB: 1 P: 6	R: 0 E: 0 K: 0 S: 3	H: 0 LOB: 0 BB: 0 P: 3	R: 2 E: 0 K: 1 S: 7	H: 2 LOB: 1 BB: 1 P: 11	1B: 2 2B: 2 3B: 0 HR: 1	SF: 0 SAC: 1 DP: 4 HBP: 0	WP: 1 PB: 0 SB: 1 CS: 0	PA: 43
PITCHER Bob Lemon, R ERA: 3.59	IP: 11.0 WLS: 1 BF: 43 H: 5 R: 3 ER: 3 SO: 5 BB: 8 IBB: 1 HBP: 0 BLK: 1 WP: 1 HR: 1 S: 44 P: 80 ERA: 2.46 WHIP: 1.182											PITCHER	IP: 11.0 WLS: 1 BF: 43 H: 5 R: 3 ER: 3 SO: 5 BB: 8 IBB: 1 HBP: 0 BLK: 1 WP: 1 HR: 1 S: 44 P: 80 ERA: 2.46 WHIP: 1.182											

Chicago White Sox @ Cleveland Indians
Cleveland Municipal Stadium, Cleveland, OH
Tue Sep 04 1951, 3:33 AM EDT
Att: 20,021 - Unknown

AB	33
R	3
H	5
RBI	3
BB	9
SO	5
LOB	13



Batter	1	2	3	4	5	6	7	8	9	10	11	AB	R	H	RBI	BB	SO	LOB	BOTTOM				
Dale Mitchell, L OBP: 0.363, SLG: 0.428			F7				G4-3 1B			L9	FC6 1-2	5	0	2	0	0	0	1					
Bobby Avila, R OBP: 0.377, SLG: 0.409	L7		F6				F9				F9	5	0	1	0	0	0	2					
Harry Simpson, L OBP: 0.329, SLG: 0.320	F8						F4			G4-3	F7	5	0	1	0	0	0	3					
Al Rosen, R OBP: 0.365, SLG: 0.458	F5						F9			F4	FC 2B	5	0	1	0	0	0	2					
Luke Easter, L OBP: 0.331, SLG: 0.472			F2				L8			F4	5-3	3	1	1	1	2	0	1					
Snuffy Stirrweiss, R OBP: 0.392, SLG: 0.286							HR			G4-6-3 BB	FC BB	0	0	0	0	0	0	0					
Barney McCosky, L OBP: 0.388, SLG: 0.435							F7			G4-6-3	FC	4	0	1	0	0	0	2					
Bob Kennedy, R OBP: 0.320, SLG: 0.373							FC6-4 WP S			G4-6-3	FC	0	0	0	0	0	0	0					
Earl Wynn, S OBP: 0.263, SLG: 0.318										G4-6-3	FC	1	0	0	0	0	0	2					
Doug Hansen, R (11, PR)										1-2 2-3		0	0	0	0	0	0	0					
Ray Boone, R OBP: 0.314, SLG: 0.324							F7			F2	F5	3	0	0	0	1	0	1					
Paul Lehner, L OBP: 0.245, SLG: 0.247										F2	F5	1	0	0	0	0	0	3					
Jim Hegan, R OBP: 0.303, SLG: 0.358							6-3			K		4	0	1	0	0	2	3					
Bob Lemon, L OBP: 0.247, SLG: 0.337							F8			K		4	0	0	0	0	1	1					
Inning Stats	R: 0 E: 0 K: 0 S: 4	H: 1 LOB: 1 BB: 0 P: 4	R: 0 E: 0 K: 0 S: 4	H: 1 LOB: 1 BB: 0 P: 4	R: 0 E: 0 K: 0 S: 3	H: 0 LOB: 0 BB: 0 P: 3	R: 1 E: 0 K: 0 S: 4	H: 1 LOB: 0 BB: 0 P: 4	R: 0 E: 0 K: 2 S: 7	H: 0 LOB: 0 BB: 0 P: 7	R: 0 E: 0 K: 0 S: 3	H: 1 LOB: 1 BB: 1 P: 3	R: 0 E: 0 K: 0 S: 2	H: 0 LOB: 0 BB: 1 P: 6	R: 0 E: 0 K: 0 S: 4	H: 1 LOB: 1 BB: 0 P: 4	R: 0 E: 0 K: 0 S: 5	H: 1 LOB: 3 BB: 1 P: 9	1B: 6 2B: 1 3B: 0 HR: 1	SF: 0 SAC: 0 DP: 2 HBP: 0	WP: 1 PB: 0 SB: 2 CS: 0	PA: 43	
PITCHER Saul Rogovin, R ERA: 2.77	IP: 11.0 WLS: 1 BF: 43 H: 8 R: 1 ER: 1 SO: 3 BB: 3 IBB: 0 HBP: 0 BLK: 0 WP: 1 HR: 1 S: 46 P: 58 ERA: 0.82 WHIP: 1.000											PITCHER	IP: 11.0 WLS: 1 BF: 43 H: 8 R: 1 ER: 1 SO: 3 BB: 3 IBB: 0 HBP: 0 BLK: 0 WP: 1 HR: 1 S: 46 P: 58 ERA: 0.82 WHIP: 1.000										

Chicago White Sox @ Cleveland Indians
Cleveland Municipal Stadium, Cleveland, OH
Tue Sep 04 1951, 3:33 AM EDT
Att: 20,021 - Unknown

AB	40
R	1
H	8
RBI	1
BB	3
SO	3
LOB	21




Batter	1	2	3	4	5	6	7	8	9	AB	R	H	RBI	BB	SO	LOB	TOP																	
Floyd Baker, L (1, 5) OBP: 0.380, SLG: 0.310											0	0	0	0	0	0	0	Chicago White Sox @ St. Louis Browns Sportsman's Park, St. Louis, MO Thu Sep 06 1951, 4:33 AM EDT Att: 2,464 - Unknown livebaseballscorecards.com																
Nelle Fox, L (1, 4) OBP: 0.366, SLG: 0.416											0	0	0	0	0	0	0																	
Minnie Minoso, R (1, 7) OBP: 0.418, SLG: 0.504											0	0	0	0	0	0	0																	
Eddie Robinson, L (1, 3) OBP: 0.378, SLG: 0.494											0	0	0	0	0	0	0																	
Ray Coleman, L (1, 9) OBP: 0.327, SLG: 0.417											0	0	0	0	0	0	0																	
Jim Busby, R (1, 8) OBP: 0.356, SLG: 0.372											0	0	0	0	0	0	0																	
Gus Niarhos, R (1, 2) OBP: 0.417, SLG: 0.279											0	0	0	0	0	0	0																	
Chico Carrasquel, R (1, 6) OBP: 0.327, SLG: 0.331											0	0	0	0	0	0	0																	
Randy Gumpert, R (1, 1) OBP: 0.324, SLG: 0.314											0	0	0	0	0	0	0																	
Inning Stats											1B: 0	SF: 0	2B: 0	SAC: 0	3B: 0	DP: 0	HR: 0	HBP: 0	WP: 0	PA: 0														
PITCHER Jim McDonald, R (1, 1) ERA: 4.04	IP	WLS	BF	H	R	ER	SO	BB	IBB	HBP	BLK	WP	HR	S	P	ERA	WHIP																	
PITCHER																		IP	WLS	BF	H	R	ER	SO	BB	IBB	HBP	BLK	WP	HR	S	P	ERA	WHIP

Batter	1	2	3	4	5	6	7	8	9	AB	R	H	RBI	BB	SO	LOB	BOTTOM																	
Bobby Young, L (1, 4) OBP: 0.323, SLG: 0.335											0	0	0	0	0	0	0	Chicago White Sox @ St. Louis Browns Sportsman's Park, St. Louis, MO Thu Sep 06 1951, 4:33 AM EDT Att: 2,464 - Unknown livebaseballscorecards.com																
Fred Marsh, R (1, 5) OBP: 0.287, SLG: 0.315											0	0	0	0	0	0	0																	
Matt Batts, R (1, 2) OBP: 0.351, SLG: 0.445											0	0	0	0	0	0	0																	
Hank Arft, L (1, 3) OBP: 0.355, SLG: 0.420											0	0	0	0	0	0	0																	
Cliff Mapes, L (1, 9) OBP: 0.310, SLG: 0.358											0	0	0	0	0	0	0																	
Jim Delsing, L (1, 8) OBP: 0.341, SLG: 0.367											0	0	0	0	0	0	0																	
Ken Wood, R (1, 7) OBP: 0.286, SLG: 0.403											0	0	0	0	0	0	0																	
Bill Jennings, R (1, 6) OBP: 0.259, SLG: 0.248											0	0	0	0	0	0	0																	
Jim McDonald, R (1, 1) OBP: 0.217, SLG: 0.273											0	0	0	0	0	0	0																	
Inning Stats											1B: 0	SF: 0	2B: 0	SAC: 0	3B: 0	DP: 0	HR: 0	HBP: 0	WP: 0	PA: 0														
PITCHER Randy Gumpert, R (1, 1) ERA: 4.09	IP	WLS	BF	H	R	ER	SO	BB	IBB	HBP	BLK	WP	HR	S	P	ERA	WHIP																	
PITCHER																		IP	WLS	BF	H	R	ER	SO	BB	IBB	HBP	BLK	WP	HR	S	P	ERA	WHIP

Batter	1	2	3	4	5	6	7	8	9	AB	R	H	RBI	BB	SO	LOB	TOP			
Johnny Lipon, R OBP: 0.330, SLG: 0.294 (1, 6)										4	1	2	1	0	0	2				
Jerry Priddy, R OBP: 0.344, SLG: 0.377 (1, 4)										4	1	1	0	0	0	2				
George Kell, R OBP: 0.395, SLG: 0.410 (1, 5)										4	0	1	1	0	0	0				
Vic Wertz, L OBP: 0.390, SLG: 0.499 Steve Souchock, R OBP: 0.319, SLG: 0.590 (8, PR) (8, 9)										3	0	1	1	1	0	1				
Hoot Evers, R OBP: 0.304, SLG: 0.365 (1, 7)										4	0	0	0	0	1	3				
Johnny Groth, R OBP: 0.346, SLG: 0.388 (1, 8)										4	0	1	0	0	0	1				
Dick Kryhoski, L OBP: 0.336, SLG: 0.437 (1, 3)										4	2	2	0	0	0	1				
Frank House, L OBP: 0.385, SLG: 0.273 (1, 2)										4	0	3	1	0	0	1				
Ted Gray, S OBP: 0.190, SLG: 0.130 (1, 1)										3	0	0	0	0	2	1				
Inning Stats	R: 0 E: 0 K: 0 S: 3	H: 1 LOB: 0 BB: 0 P: 3	R: 0 E: 0 K: 0 S: 2	H: 0 LOB: 0 BB: 1 P: 6	R: 1 E: 0 K: 0 S: 5	H: 2 LOB: 1 BB: 0 P: 5	R: 0 E: 0 K: 0 S: 4	H: 1 LOB: 1 BB: 0 P: 4	R: 0 E: 0 K: 0 S: 6	H: 0 LOB: 0 BB: 0 P: 3	R: 0 E: 0 K: 0 S: 4	H: 1 LOB: 1 BB: 0 P: 4	R: 2 E: 0 K: 1 S: 8	H: 3 LOB: 1 BB: 0 P: 8	R: 1 E: 0 K: 1 S: 6	H: 2 LOB: 0 BB: 0 P: 6	1B: 9 2B: 2 3B: 0 HR: 0	SF: 0 SAC: 1 DP: 2 HBP: 0	WP: 0 PB: 0 SB: 0 CS: 0	PA: 36
PITCHER Ken Holcombe, R ERA: 3.79 (1, 1)	IP: 9.0 WLS: L BF: 36	H: 11 R: 4 ER: 4 SO: 3	BB: 1 IBB: 0 HBP: 0 BLK: 0	WP: 0 HR: 0 S: 41 P: 45	ERA: 4.00 WHIP: 1.333	PITCHER IP: WLS: BF: H: R: ER: SO: BB: IBB: HBP: BLK: WP: HR: S: P: ERA: WHIP														

Detroit Tigers @ Chicago White Sox
Comiskey Park, Chicago, IL
Fri Sep 07 1951, 4:33 AM EDT
Unknown


AB 34
R 4
H 11
RBI 4
BB 1
SO 3
LOB 12



Batter	1	2	3	4	5	6	7	8	9	AB	R	H	RBI	BB	SO	LOB	BOTTOM					
Bob Dillinger, R OBP: 0.326, SLG: 0.342 (1, 5)										4	0	0	0	0	1	1						
Nellie Fox, L OBP: 0.367, SLG: 0.419 (1, 4)										4	1	2	0	0	0	0						
Minnie Minoso, R OBP: 0.419, SLG: 0.511 (1, 9)										4	0	1	1	0	2	0						
Eddie Robinson, L OBP: 0.375, SLG: 0.494 (1, 3)										4	0	0	0	0	1	2						
Don Lenhardt, R OBP: 0.327, SLG: 0.442 (1, 7)										3	0	0	0	1	2	0						
Jim Busby, R OBP: 0.395, SLG: 0.371 (1, 8)										4	0	1	0	0	1	1						
Gus Niarhos, R OBP: 0.423, SLG: 0.283 (1, 2)										2	0	1	0	2	0	0						
Chico Carrasquel, R OBP: 0.328, SLG: 0.332 (1, 6)										3	0	0	0	0	0	3						
Ken Holcombe, R OBP: 0.250, SLG: 0.237 (1, 1)										3	0	0	0	0	2	3						
Inning Stats	R: 0 E: 0 K: 1 S: 5	H: 0 LOB: 0 BB: 0 P: 5	R: 0 E: 0 K: 2 S: 7	H: 0 LOB: 0 BB: 0 P: 7	R: 0 E: 0 K: 1 S: 5	H: 0 LOB: 1 BB: 1 P: 9	R: 0 E: 0 K: 2 S: 7	H: 0 LOB: 0 BB: 0 P: 7	R: 0 E: 0 K: 0 S: 3	H: 1 LOB: 1 BB: 1 P: 7	R: 0 E: 0 K: 0 S: 5	H: 2 LOB: 2 BB: 0 P: 5	R: 0 E: 1 K: 1 S: 6	H: 1 LOB: 2 BB: 1 P: 10	R: 1 E: 0 K: 1 S: 6	H: 1 LOB: 0 BB: 0 P: 6	R: 0 E: 0 K: 1 S: 5	H: 0 LOB: 0 BB: 0 P: 5	1B: 3 2B: 1 3B: 1 HR: 0	SF: 0 SAC: 0 DP: 0 HBP: 0	WP: 0 PB: 0 SB: 1 CS: 1	PA: 34
PITCHER Ted Gray, L ERA: 4.19 (1, 1)	IP: 9.0 WLS: W BF: 34	H: 5 R: 1 ER: 1 SO: 9	BB: 3 IBB: 0 HBP: 0 BLK: 0	WP: 0 HR: 0 S: 49 P: 61	ERA: 1.00 WHIP: 0.889	PITCHER IP: WLS: BF: H: R: ER: SO: BB: IBB: HBP: BLK: WP: HR: S: P: ERA: WHIP																

Detroit Tigers @ Chicago White Sox
Comiskey Park, Chicago, IL
Fri Sep 07 1951, 4:33 AM EDT
Unknown


AB 31
R 1
H 5
RBI 1
BB 3
SO 9
LOB 10



Batter	1	2	3	4	5	6	7	8	9	10	11	12	13	14	AB	R	H	RBI	BB	SO	LOB	TOP							
Johmy Ligon, R OBP: 0.327, SLG: 0.292 (1, 6)	4-3		9-6			F5		6-3	F9			K		F2	7	0	1	0	0	1	6								
Jerry Priddy, R OBP: 0.340, SLG: 0.373 (1, 4)	6-3			K		K		6-3		1-3		K			6	0	0	0	0	3	3								
George Kell, R OBP: 0.394, SLG: 0.407 (1, 5)	4-3			6-3		F7				F7					4	0	0	0	2	0	0								
Vic Wertz, L OBP: 0.391, SLG: 0.505 Steve Souchock, R OBP: 0.319, SLG: 0.590 (14, 9)	SH5-4 BB								F9				G3-6-4 BB		5	1	2	1	1	0	3								
Hoot Evers, R OBP: 0.300, SLG: 0.360 (1, 7)	SH5-4 BB					F8									0	0	0	0	0	0	0								
Johnny Groth, R OBP: 0.351, SLG: 0.395 (1, 8)	F8														6	0	4	0	0	0	1								
Don Kolloway, R OBP: 0.305, SLG: 0.317 (1, 3)						F8									5	1	0	0	0	1	4								
Bob Swift, R OBP: 0.245, SLG: 0.196 Neil Berry, R OBP: 0.278, SLG: 0.295 Frank House, L OBP: 0.391, SLG: 0.250 (12, 2)			E5 9-6 SH1-4			6-3				E5					5	0	2	0	0	0	2								
Virgil Trucks, R OBP: 0.175, SLG: 0.225 (1, 1)			SH1-4			F4				1-3		SH1-4			4	0	1	1	0	1	5								
Inning Stats	R: 0 E: 0 K: 0 S: 3	H: 0 LOB: 0 BB: 0 P: 3	R: 0 E: 0 K: 1 S: 5	H: 0 LOB: 1 BB: 0 P: 9	R: 0 E: 1 K: 0 S: 3	H: 0 LOB: 0 BB: 0 P: 3	R: 0 E: 0 K: 1 S: 6	H: 1 LOB: 1 BB: 0 P: 6	R: 0 E: 0 K: 1 S: 5	H: 1 LOB: 0 BB: 0 P: 5	R: 1 E: 0 K: 2 S: 10	H: 3 LOB: 2 BB: 0 P: 10	R: 0 E: 0 K: 0 S: 4	H: 1 LOB: 2 BB: 1 P: 8	R: 0 E: 0 K: 0 S: 3	H: 0 LOB: 0 BB: 0 P: 3	R: 0 E: 0 K: 0 S: 3	H: 1 LOB: 2 BB: 0 P: 8	R: 0 E: 0 K: 0 S: 2	H: 0 LOB: 0 BB: 1 P: 6	R: 1 E: 0 K: 0 S: 5	H: 2 LOB: 1 BB: 0 P: 5	1B: 7 2B: 3 3B: 0 HR: 1	SF: 0 SAC: 4 DP: 2 HBP: 0	WP: 0 PB: 0 SB: 0 CS: 0	PA: 55			
PITCHER Billy Pierce, L ERA: 3.29 (1, 1)	IP: 14.0 WLS: 14 BF: 55 H: 10 R: 2 ER: 2 SO: 7 BB: 3 IBB: 0 HBP: 0 BLK: 0 WP: 0 HR: 1 S: 66 P: 78 ERA: 1.29 WHIP: 0.929																												

Detroit Tigers @ Chicago White Sox
Comiskey Park, Chicago, IL
Fri Sep 07 1951, 4:38 AM EDT
Att. 20,256 - Unknown


AB: 48
R: 10
H: 12
RBI: 2
BB: 3
SO: 7
LOB: 28



Batter	1	2	3	4	5	6	7	8	9	10	11	12	13	14	AB	R	H	RBI	BB	SO	LOB	BOTTOM							
Floyd Baker, L OBP: 0.361, SLG: 0.297 (1, 5)	4-6 2B		1-3			3-1		FC6-4		F7			F7		6	0	1	0	0	0	2								
Nellie Fox, L OBP: 0.363, SLG: 0.414 (1, 4)	F9			G3		F7				F8			F8		6	0	0	0	0	0	1								
Minnie Minoso, R OBP: 0.418, SLG: 0.507 (1, 7)	4-6 2-3r			F4		K				S 1B			FC4-6 BB		5	0	1	0	1	1	1								
Eddie Robinson, L OBP: 0.373, SLG: 0.490 (1, 3)		K		G3				K		F4			F5		6	0	1	0	0	2	2								
Ray Coleman, L OBP: 0.332, SLG: 0.418 (1, 9)		E S BB				FC1-6 1B		L6					FC4-6 1-2r		4	0	1	0	2	0	2								
Jim Busby, R OBP: 0.351, SLG: 0.367 (1, 8)				K		FC1-6 E		F8		K			6-3		5	1	0	0	0	2	4								
Bud Sheely, L OBP: 0.216, SLG: 0.162 (1, 2)				L4				E6 E		F8			1-3		5	0	0	0	0	1	2								
Chico Carrasquel, R OBP: 0.325, SLG: 0.329 (1, 6)				F4				E4 G6-4-3		5-3			F6		5	0	0	0	0	0	1								
Billy Pierce, L OBP: 0.289, SLG: 0.209 (1, 1)				6-3				G6-4-3 BB		FC6-4 BB					4	0	1	0	1	1	2								
Inning Stats	R: 0 E: 0 K: 0 S: 3	H: 1 LOB: 0 BB: 0 P: 3	R: 0 E: 0 K: 2 S: 7	H: 0 LOB: 1 BB: 1 P: 11	R: 0 E: 0 K: 0 S: 3	H: 0 LOB: 0 BB: 0 P: 3	R: 1 E: 2 K: 0 S: 5	H: 1 LOB: 1 BB: 0 P: 5	R: 0 E: 0 K: 1 S: 5	H: 0 LOB: 0 BB: 0 P: 5	R: 0 E: 0 K: 1 S: 5	H: 0 LOB: 0 BB: 0 P: 5	R: 0 E: 0 K: 0 S: 4	H: 1 LOB: 2 BB: 1 P: 10	R: 0 E: 0 K: 0 S: 3	H: 0 LOB: 0 BB: 1 P: 7	R: 0 E: 0 K: 1 S: 5	H: 0 LOB: 0 BB: 0 P: 5	R: 0 E: 0 K: 1 S: 5	H: 0 LOB: 0 BB: 0 P: 5	R: 0 E: 0 K: 0 S: 3	H: 1 LOB: 0 BB: 0 P: 3	1B: 4 2B: 2 3B: 0 HR: 0	SF: 0 SAC: 0 DP: 3 HBP: 0	WP: 0 PB: 0 SB: 0 CS: 0	PA: 50			
PITCHER Virgil Trucks, R ERA: 4.64 (1, 1)	IP: 14.0 WLS: 14 BF: 50 H: 5 R: 1 ER: 0 SO: 7 BB: 4 IBB: 0 HBP: 0 BLK: 0 WP: 0 HR: 0 S: 60 P: 76 ERA: 0.00 WHIP: 0.643																												

Detroit Tigers @ Chicago White Sox
Comiskey Park, Chicago, IL
Fri Sep 07 1951, 4:38 AM EDT
Att. 20,256 - Unknown

AB: 46
R: 1
H: 5
RBI: 0
BB: 4
SO: 7
LOB: 17



Batter	1	2	3	4	5	6	7	8	9	AB	R	H	RBI	BB	SO	LOB	TOP										
Johnny Lipon, R OBP: 0.329, SLG: 0.294 (1, 6)											4	1	2	0	0	0	1										
Jerry Priddy, R OBP: 0.340, SLG: 0.371 (1, 4)										2	0	0	0	1	1	1											
Dick Kryhoski, L OBP: 0.335, SLG: 0.435 (1, 3)										4	0	1	0	0	0	2											
Pat Mullin, L OBP: 0.375, SLG: 0.506 (1, 7)										4	0	1	1	0	1	1											
Russ Sullivan, L (1, 9)										3	0	0	0	1	0	1											
Johnny Groth, R OBP: 0.348, SLG: 0.391 (1, 8)											4	0	0	0	0	1	2										
Frank House, L OBP: 0.333, SLG: 0.250 (1, 2)											4	1	1	0	0	1	0										
Neil Berry, R OBP: 0.278, SLG: 0.289 (1, 5)											3	0	0	0	1	0	1										
Fred Hutchinson, L OBP: 0.265, SLG: 0.224 (1, 1)										1	0	0	1	1	0	1											
Dizzy Trout, R OBP: 0.390, SLG: 0.347 (9, 1)										0	0	0	0	0	0	0											
Hoot Evers, R OBP: 0.300, SLG: 0.360 (9, 7)										0	0	0	0	0	0	0											
Inning Stats	R: 1 E: 0 K: 1 S: 7	H: 2 LOB: 2 BB: 1 P: 11	R: 0 E: 0 K: 1 S: 5	H: 0 LOB: 1 BB: 1 P: 9	R: 0 E: 0 K: 0 S: 3	H: 0 LOB: 1 BB: 1 P: 7	R: 0 E: 0 K: 0 S: 3	H: 0 LOB: 0 BB: 0 P: 5	R: 0 E: 0 K: 1 S: 5	H: 2 LOB: 1 BB: 0 P: 5	R: 0 E: 0 K: 0 S: 3	H: 0 LOB: 0 BB: 0 P: 3	R: 0 E: 0 K: 0 S: 3	H: 0 LOB: 0 BB: 0 P: 3	R: 0 E: 0 K: 0 S: 3	H: 0 LOB: 0 BB: 0 P: 3	1B: 5 2B: 0 3B: 0 HR: 0	SF: 0 SAC: 2 DP: 0 HBP: 0	WP: 1 PA: 36								
PITCHER	IP	WLS	BF	H	R	ER	SO	BB	IBB	HBP	BLK	WP	HR	S	P	ERA	WHIP										
Lou Kretlow, R ERA: 4.25 (1, 1)	7.0		29	5	2	2	4	4	0	0	0	1	0	33	49	2.57	1.286										
Luis Aloma, R ERA: 1.71 (8, 1)	2.0	W	6	0	0	0	0	0	0	0	0	0	0	6	6	0.00	0.000										

Detroit Tigers @ Chicago White Sox
 Comiskey Park, Chicago, IL
 Sat Sep 08 1951, 4:33 AM EDT
 Att: 6,103 - Unknown

AB	29
R	2
H	5
RBI	2
BB	4
SO	4
LOB	10



Batter	1	2	3	4	5	6	7	8	9	AB	R	H	RBI	BB	SO	LOB	BOTTOM										
Chico Carrasquel, R OBP: 0.322, SLG: 0.326 (1, 6)										4	0	0	0	0	0	3											
Bud Stewart, L OBP: 0.353, SLG: 0.453 (1, 7)										4	1	1	0	0	0	0											
Minnie Minoso, R OBP: 0.415, SLG: 0.503 (1, 5)										4	0	0	1	0	0	0											
Eddie Robinson, L OBP: 0.372, SLG: 0.488 (1, 3)										4	0	1	0	0	0	0											
Ray Coleman, L OBP: 0.331, SLG: 0.421 (1, 9)										4	1	1	0	0	0	1											
Jim Busby, R OBP: 0.351, SLG: 0.366 (1, 8)										4	0	1	0	0	0	1											
Gus Niarhos, R OBP: 0.430, SLG: 0.302 (1, 2)										4	1	3	1	0	0	1											
Joe Demaestri, R OBP: 0.182, SLG: 0.163 (1, 4)										3	0	1	0	0	0	2											
Lou Kretlow, R OBP: 0.132, SLG: 0.108 (1, 1)										2	0	0	0	0	2	2											
Bob Boyd, L OBP: 1.000, SLG: 1.000 (7, PH)										1	0	1	1	0	0	0											
Luis Aloma, R OBP: 0.400, SLG: 0.421 (8, 1)										0	0	0	0	0	0	0											
Inning Stats	R: 0 E: 0 K: 0 S: 3	H: 0 LOB: 0 BB: 0 P: 3	R: 0 E: 0 K: 0 S: 3	H: 0 LOB: 0 BB: 0 P: 3	R: 0 E: 0 K: 1 S: 6	H: 1 LOB: 0 BB: 0 P: 6	R: 0 E: 0 K: 0 S: 4	H: 1 LOB: 0 BB: 0 P: 4	R: 0 E: 0 K: 0 S: 6	H: 1 LOB: 0 BB: 0 P: 6	R: 1 E: 0 K: 0 S: 4	H: 3 LOB: 2 BB: 0 P: 4	R: 0 E: 0 K: 0 S: 3	H: 0 LOB: 0 BB: 0 P: 3	R: 1 E: 0 K: 0 S: 3	H: 2 LOB: 1 BB: 0 P: 3	1B: 6 2B: 1 3B: 2 HR: 0	SF: 0 SAC: 0 DP: 0 HBP: 0	WP: 0 PA: 34								
PITCHER	IP	WLS	BF	H	R	ER	SO	BB	IBB	HBP	BLK	WP	HR	S	P	ERA	WHIP										
Fred Hutchinson, R ERA: 3.8 (1, 1)	8.0	L	32	8	3	3	2	0	0	0	0	0	0	36	36	3.38	1.000										
Dizzy Trout, R ERA: 4.31 (9, 1)	0.1		2	1	0	0	0	0	0	0	0	0	0	2	2	0.00	3.000										

Detroit Tigers @ Chicago White Sox
 Comiskey Park, Chicago, IL
 Sat Sep 08 1951, 4:33 AM EDT
 Att: 6,103 - Unknown

AB	34
R	3
H	9
RBI	3
BB	0
SO	2
LOB	10



Batter	1	2	3	4	5	6	7	8	9	AB	R	H	RBI	BB	SO	LOB	TOP										
Johnny Lipon, R (1, 6) OBP: 0.330, SLG: 0.296	F9		2B			FC6-4		FC5-4		4	0	1	0	1	0	3											
Jerry Priddy, R (1, 4) OBP: 0.340, SLG: 0.370 Pat Mullin, L (9, PH) OBP: 0.373, SLG: 0.504	BB S		F9			K		6-3		4	0	1	0	0	1	4											
George Kell, R (1, 5) OBP: 0.393, SLG: 0.403	BB		F4			F9		F7		4	0	0	0	1	0	4											
Vic Wertz, L (1, 9) OBP: 0.393, SLG: 0.515 Steve Souchock, R (9, PR) OBP: 0.319, SLG: 0.590	K					G3		1B		5	2	3	1	0	1	1											
Russ Sullivan, L (1, 7) OBP: 0.222, SLG: 0.125			F9			6-3		F8		5	0	1	0	0	0	2											
Johnny Groth, R (1, 8) OBP: 0.347, SLG: 0.390						F8		E5		4	1	1	0	0	0	2											
Dick Kryhoski, L (1, 3) OBP: 0.332, SLG: 0.430			F2			1-3		F6		4	0	0	0	0	0	3											
Frank House, L (1, 2) OBP: 0.364, SLG: 0.263			5-3			BB SH		F9		3	0	1	1	1	0	1											
Wayne McLeland, R (1, 1) OBP: 0.298, SLG: 0.294 Bob Cain, L (5, 1) OBP: 0.300, SLG: 0.333 Hoot Evers, L (6, PH) OBP: 0.300, SLG: 0.333 Hal White, R (6, 1) OBP: 0.357, SLG: 0.387 Joe Ginsberg, L (8, PH) OBP: 0.357, SLG: 0.443 Gene Bearden, L (8, 1) OBP: 0.207, SLG: 0.443			6-3			SH		FC6-4		1	0	0	0	0	0	0											
Inning Stats	R: 0 E: 0 K: 1 S: 5	H: 1 LOB: 1 BB: 1 P: 9	R: 0 E: 0 K: 0 S: 4	H: 1 LOB: 1 BB: 0 P: 4	R: 0 E: 0 K: 0 S: 4	H: 1 LOB: 1 BB: 0 P: 4	R: 0 E: 0 K: 0 S: 3	H: 0 LOB: 0 BB: 0 P: 3	R: 0 E: 0 K: 1 S: 6	H: 0 LOB: 3 BB: 2 P: 14	R: 2 E: 1 K: 0 S: 7	H: 3 LOB: 2 BB: 0 P: 7	R: 1 E: 0 K: 0 S: 5	H: 2 LOB: 1 BB: 0 P: 5	R: 0 E: 0 K: 0 S: 4	H: 1 LOB: 1 BB: 0 P: 4	R: 0 E: 0 K: 0 S: 4	H: 1 LOB: 1 BB: 0 P: 4	1B: 7 2B: 2 3B: 0 HR: 1	SF: 0 SAC: 1 DP: 0 HBP: 0	WP: 0 PA: 41 PB: 0 SB: 1 CS: 0						
PITCHER	IP	WLS	BF	H	R	ER	SO	BB	IBB	HBP	BLK	WP	HR	S	P	ERA	WHIP										
Saul Rogovin, R (1, 1) ERA: 2.72	7.0	W	33	8	3	1	2	3	0	0	0	0	1	34	46	1.29	1.571										
Luis Aloma, R (8, 1) ERA: 1.66	2.0	S	8	2	0	0	0	0	0	0	0	0	0	8	8	0.00	1.000										

Detroit Tigers @ Chicago White Sox
Comiskey Park, Chicago, IL
Sun Sep 09 1951, 4:33 AM EDT
Att: 13,844 - Unknown

AB	37
R	3
H	10
RBI	3
BB	3
SO	2
LOB	20



Batter	1	2	3	4	5	6	7	8	9	AB	R	H	RBI	BB	SO	LOB	BOTTOM										
Chico Carrasquel, R (1, 6) OBP: 0.324, SLG: 0.326 Floyd Baker, L (2, 4) OBP: 0.376, SLG: 0.316	FC3-6		1B			1B		CS		0	0	0	0	1	0	0											
Bud Stewart, L (1, 7) OBP: 0.346, SLG: 0.443	FC3-6		F7			F8		F7		4	0	0	0	0	0	4											
Minnie Minoso, R (1, 5) OBP: 0.416, SLG: 0.502	BB		F8			2B		6-3		3	1	1	0	1	0	1											
Eddie Robinson, L (1, 3) OBP: 0.375, SLG: 0.497	3-1					HR		BB		3	1	2	3	1	0	2											
Ray Coleman, L (1, 9) OBP: 0.329, SLG: 0.417	F5		F8			F9		L6		4	0	0	0	0	0	4											
Jim Busby, R (1, 8) OBP: 0.350, SLG: 0.365			CS			L6		F3		4	0	1	0	0	0	1											
Bud Sheely, L (1, 2) OBP: 0.221, SLG: 0.169			1B			3-1		F4		3	0	1	0	0	0	0											
Joe Demaestri, R (1, 4) OBP: 0.191, SLG: 0.217			G5-4-3			1B		L1		3	1	1	0	0	0	1											
Saul Rogovin, R (1, 1) ERA: 8.59 Bob Cain, L (7, PH) ERA: 4.38 Hal White, R (6, 1) ERA: 5.15 Gene Bearden, L (8, 1) ERA: 4.75			F9			G3		K		2	0	0	0	0	0	1											
Inning Stats	R: 0 E: 0 K: 0 S: 3	H: 0 LOB: 2 BB: 2 P: 11	R: 0 E: 0 K: 0 S: 3	H: 2 LOB: 0 BB: 0 P: 3	R: 0 E: 0 K: 0 S: 4	H: 1 LOB: 1 BB: 0 P: 4	R: 1 E: 0 K: 0 S: 4	H: 1 LOB: 0 BB: 0 P: 4	R: 3 E: 0 K: 0 S: 7	H: 4 LOB: 1 BB: 0 P: 7	R: 0 E: 0 K: 1 S: 5	H: 0 LOB: 0 BB: 0 P: 3	R: 0 E: 0 K: 0 S: 3	H: 1 LOB: 0 BB: 0 P: 5	R: 0 E: 0 K: 0 S: 3	H: 0 LOB: 1 BB: 1 P: 7	1B: 6 2B: 1 3B: 1 HR: 1	SF: 0 SAC: 0 DP: 1 HBP: 0	WP: 0 PA: 33 PB: 0 SB: 0 CS: 2								
PITCHER	IP	WLS	BF	H	R	ER	SO	BB	IBB	HBP	BLK	WP	HR	S	P	ERA	WHIP										
Wayne McLeland, R (1, 1) ERA: 8.59	4.2	L	22	8	4	4	0	0	0	0	0	0	0	1	1	0.00	0.000										
Bob Cain, L (5, 1) ERA: 4.38	0.1		1	0	0	0	0	0	0	0	0	0	0	1	1	0.00	0.000										
Hal White, R (6, 1) ERA: 5.15	2.0		6	1	0	0	1	0	0	0	0	0	0	8	8	0.00	0.500										
Gene Bearden, L (8, 1) ERA: 4.75	1.0		4	0	0	0	0	1	0	0	0	0	0	3	7	0.00	1.000										

Detroit Tigers @ Chicago White Sox
Comiskey Park, Chicago, IL
Sun Sep 09 1951, 4:33 AM EDT
Att: 13,844 - Unknown

AB	30
R	4
H	9
RBI	4
BB	3
SO	1
LOB	14




Batter	1	2	3	4	5	6	7	8	9	AB	R	H	RBI	BB	SO	LOB	TOP					
Nellie Fox, L OBP: 0.367, SLG: 0.417 (1,4)										5	1	3	0	0	0	0	Chicago White Sox @ Washington Senators Griffith Stadium, Washington, DC Wed Sep 12 1951, 3:33 AM EDT Att: 3,612 - Unknown livebaseballscorecards.com					
Al Zarilla, L OBP: 0.365, SLG: 0.403 (1,9)										3	0	1	0	1	0	2						
Minnie Minoso, R OBP: 0.416, SLG: 0.499 (1,5)										3	0	1	2	1	0	2						
Ray Coleman, L OBP: 0.331, SLG: 0.417 (1,8)										4	1	1	0	0	1	3						
Bud Stewart, L OBP: 0.346, SLG: 0.440 (1,7)										4	0	0	0	0	0	2						
Bob Boyd, L OBP: 0.333, SLG: 0.667 (1,3)										4	0	1	1	0	0	0						
Gus Niarhos, R OBP: 0.426, SLG: 0.301 (1,2)										4	0	1	0	0	1	1						
Joe Demaestri, R OBP: 0.196, SLG: 0.204 (1,6)										3	0	0	0	1	1	1						
Billy Pierce, L OBP: 0.288, SLG: 0.211 (1,1)										4	1	1	0	0	0	2						
Inning Stats	R: 1 E: 0 K: 0 S: 5	H: 2 LOB: 1 BB: 0 P: 5	R: 0 E: 0 K: 1 S: 5	H: 0 LOB: 0 BB: 0 P: 5	R: 1 E: 0 K: 0 S: 5	H: 3 LOB: 1 BB: 0 P: 5	R: 0 E: 0 K: 0 S: 4	H: 1 LOB: 1 BB: 0 P: 4	R: 0 E: 0 K: 0 S: 3	H: 1 LOB: 1 BB: 1 P: 7	R: 1 E: 0 K: 1 S: 7	H: 2 LOB: 2 BB: 1 P: 11	R: 0 E: 0 K: 0 S: 5	H: 0 LOB: 1 BB: 1 P: 9	R: 0 E: 0 K: 0 S: 3	H: 0 LOB: 0 BB: 0 P: 3	R: 0 E: 0 K: 0 S: 3	H: 0 LOB: 0 BB: 0 P: 3	1B: 8 2B: 0 3B: 1 HR: 0	SF: 0 SAC: 0 DP: 1 HBP: 0	WP: 0 PB: 0 SB: 0 CS: 1	PA: 37
PITCHER Sid Hudson, R ERA: 5.07 (1,1)	IP: 9.0 WLS: L BF: 37 H: 9 R: 3 ER: 3 SO: 3 BB: 3 IBB: 0 HBP: 0 BLK: 0 WP: 0 HR: 0 S: 40 P: 52 ERA: 3.00 WHIP: 1.333															PITCHER						

Batter	1	2	3	4	5	6	7	8	9	AB	R	H	RBI	BB	SO	LOB	BOTTOM			
Eddie Yost, R OBP: 0.423, SLG: 0.412 (1,5)										4	0	2	0	0	0	0	Chicago White Sox @ Washington Senators Griffith Stadium, Washington, DC Wed Sep 12 1951, 3:33 AM EDT Att: 3,612 - Unknown livebaseballscorecards.com			
Cass Michaels, R OBP: 0.350, SLG: 0.357 (1,4)										4	0	0	0	0	0	1				
Irv Noren, L OBP: 0.357, SLG: 0.427 (1,8)										3	0	1	0	0	0	0				
Sam Mele, R OBP: 0.310, SLG: 0.380 (1,9)										3	0	0	0	0	0	1				
Mickey Vernon, L OBP: 0.354, SLG: 0.422 (1,3)										3	0	1	0	0	0	0				
Mike McCormick, R OBP: 0.367, SLG: 0.370 (1,7)										3	0	1	0	0	0	1				
Sam Dente, R OBP: 0.306, SLG: 0.281 (1,6)										3	0	0	0	0	1	2				
Mike Guerra, R OBP: 0.254, SLG: 0.216 (1,2)										3	0	0	0	0	1	1				
Sid Hudson, R OBP: 0.295, SLG: 0.225 (1,1) Pete Runnels, L (9, PH) OBP: 0.339, SLG: 0.321										2	0	1	0	0	0	0				
Inning Stats	R: 0 E: 0 K: 0 S: 3	H: 0 LOB: 0 BB: 0 P: 3	R: 0 E: 0 K: 0 S: 3	H: 0 LOB: 0 BB: 0 P: 3	R: 0 E: 0 K: 0 S: 4	H: 2 LOB: 2 BB: 0 P: 4	R: 0 E: 0 K: 0 S: 3	H: 0 LOB: 0 BB: 0 P: 3	R: 0 E: 0 K: 0 S: 3	H: 1 LOB: 0 BB: 0 P: 3	R: 0 E: 0 K: 1 S: 5	H: 1 LOB: 0 BB: 0 P: 5	R: 0 E: 0 K: 1 S: 3	H: 1 LOB: 0 BB: 0 P: 3	R: 0 E: 0 K: 0 S: 3	H: 1 LOB: 0 BB: 0 P: 3	1B: 6 2B: 1 3B: 0 HR: 0	SF: 0 SAC: 0 DP: 3 HBP: 0	WP: 0 PB: 0 SB: 0 CS: 0	PA: 29
PITCHER Billy Pierce, L ERA: 3.16 (1,1)	IP: 9.0 WLS: W BF: 29 H: 6 R: 0 ER: 0 SO: 2 BB: 0 IBB: 0 HBP: 0 BLK: 0 WP: 0 HR: 0 S: 33 P: 33 ERA: 0.00 WHIP: 0.667															PITCHER				

Batter	1	2	3	4	5	6	7	8	9	AB	R	H	RBI	BB	SO	LOB	TOP			
Bob Dillinger, R OBP: 0.327, SLG: 0.341 (1, 5) X	0-0 F9		0-0 1B 5-3 1B	0-0 FC6-4			0-0 CS 1B		0-0 6-3	5	0	2	0	0	0	3				
Jim Busby, R OBP: 0.344, SLG: 0.358 (1, 8) X	0-0 4-3		0-0 5-3		0-0 F9		0-0 F9		0-0 F8	5	0	0	0	0	0	2				
Minnie Minoso, R OBP: 0.417, SLG: 0.498 (1, 9) X	0-0 5-3		0-0 1B		4-0 S BB		0-0 F8			3	0	1	0	1	0	0				
Eddie Robinson, L OBP: 0.371, SLG: 0.490 (1, 3)		0-3 K	0-0 F2		0-0 F5			0-0 4-3		4	0	0	0	0	1	3				
Don Lenhardt, R OBP: 0.329, SLG: 0.441 (1, 7)		4-0 FC6-4 BB		0-0 4-3	0-0 F8			0-0 FC5-4 1B		3	0	1	0	1	0	1				
Chico Carrasquel, R OBP: 0.339, SLG: 0.333 (1, 6)		0-0 FC6-4 BB		0-0 FC6 BB 1B		0-0 BB 1B		0-0 FC5-4 1B		4	0	2	0	0	0	2				
Phil Masi, R OBP: 0.369, SLG: 0.394 (1, 2)		4-0 BB		4-0 FC6 BB		4-0 F7 BB		0-0 1B		1	0	1	0	3	0	0				
Joe Demaestri, R OBP: 0.182, SLG: 0.189 (1, 4)		0-0 F8		0-0 FC6 FC6-4		0-0 F7		0-0 F7		4	0	0	0	0	0	8				
Lou Kretlow, R OBP: 0.122, SLG: 0.100 (1, 1)			0-3 K	0-3 K						3	0	0	0	0	3	4				
Gus Niarhos, R OBP: 0.424, SLG: 0.299 (9, PH)						0-3 K			0-0 6-3	1	0	0	0	0	0	0				
Inning Stats	R: 0 E: 0 K: 0 S: 3	H: 0 LOB: 0 BB: 0 P: 3	R: 0 E: 0 K: 1 S: 5	H: 0 LOB: 2 BB: 2 P: 13	R: 0 E: 0 K: 1 S: 7	H: 2 LOB: 2 BB: 0 P: 7	R: 0 E: 0 K: 1 S: 7	H: 1 LOB: 3 BB: 1 P: 11	R: 0 E: 0 K: 0 S: 3	H: 0 LOB: 1 BB: 1 P: 7	R: 0 E: 0 K: 0 S: 3	H: 1 LOB: 0 BB: 0 P: 3	R: 0 E: 0 K: 0 S: 5	H: 2 LOB: 2 BB: 0 P: 5	R: 0 E: 0 K: 0 S: 3	H: 0 LOB: 0 BB: 0 P: 3	1B: 7 2B: 0 3B: 0 HR: 0	SF: 0 SAC: 0 DP: 0 HBP: 0	WP: 0 PB: 0 SB: 1 CS: 1	PA: 38
PITCHER Bobby Shantz, L ERA: 4.22 (1, 1)	IP: 9.0 WLS: W BF: 38 H: 7 R: 0 ER: 0 SO: 4 BB: 5 IBB: 0 HBP: 0 BLK: 0 WP: 0 HR: 0 S: 41 P: 61 ERA: 0.00 WHIP: 1.333															PITCHER				

Chicago White Sox @ Philadelphia Athletics
 Shibe Park, Philadelphia, PA
 Fri Sep 14 1951, 3:33 AM EDT
 Att: 3,179 - Unknown


AB	33
R	0
H	7
RBI	0
BB	5
SO	4
LOB	23



Batter	1	2	3	4	5	6	7	8	9	AB	R	H	RBI	BB	SO	LOB	BOTTOM			
Eddie Joost, R OBP: 0.408, SLG: 0.465 (1, 6)	0-3 K	0-0 S 1B			0-3 K		4-0 FC1-6 BB			3	0	1	0	1	2	0				
Ferns Fain, L OBP: 0.445, SLG: 0.451 (1, 3)	4-0 BB E BB	0-0 4-3			0-0 2B		0-0 FC1-6 1B			3	2	1	0	1	0	3				
Elmer Valo, L OBP: 0.413, SLG: 0.449 (1, 9)	4-0 G6-4 BB		0-0 K 1B		4-0 BB		0-0 1B 1B			2	0	2	1	2	0	0				
Gus Zernial, R OBP: 0.352, SLG: 0.521 (1, 7) X	0-0 G6-4		0-3 K		0-3 K		0-0 1B			4	0	1	1	0	2	4				
Billy Hitchcock, R OBP: 0.385, SLG: 0.437 (1, 5)	4-0 S BB		0-0 3-1		0-0 FC4 1B		0-0 1-3			3	0	1	0	1	0	2				
Dave Philley, S OBP: 0.346, SLG: 0.350 (1, 8)	4-0 1-2 2-3 BB		0-0 4-3		0-0 FC4 CS		0-0 F7			3	0	0	0	1	0	1				
Pete Suder, R OBP: 0.286, SLG: 0.283 (1, 4)	0-3 K		0-0 F6		0-3 K		0-3 K		0-3 K	4	0	0	0	0	3	4				
Joe Tipton, R OBP: 0.385, SLG: 0.328 (1, 2)		0-0 1B 2B		0-0 F2		4-0 FC1-6 BB		0-0 F8		3	0	1	0	1	0	0				
Bobby Shantz, R OBP: 0.328, SLG: 0.311 (1, 1)		0-0 F9		0-3 K		0-0 FC1-6 BB 1B				3	1	0	0	0	1	2				
Inning Stats	R: 1 E: 1 K: 2 S: 7	H: 0 LOB: 3 BB: 4 P: 23	R: 0 E: 0 K: 0 S: 4	H: 2 LOB: 1 BB: 0 P: 4	R: 0 E: 0 K: 1 S: 5	H: 1 LOB: 0 BB: 0 P: 5	R: 0 E: 0 K: 0 S: 3	H: 0 LOB: 0 BB: 0 P: 3	R: 0 E: 0 K: 0 S: 10	H: 1 LOB: 2 BB: 1 P: 14	R: 0 E: 0 K: 1 S: 5	H: 1 LOB: 0 BB: 0 P: 5	R: 2 E: 0 K: 0 S: 5	H: 2 LOB: 2 BB: 2 P: 13	R: 0 E: 0 K: 1 S: 5	H: 0 LOB: 0 BB: 0 P: 5	1B: 5 2B: 2 3B: 0 HR: 0	SF: 0 SAC: 0 DP: 0 HBP: 0	WP: 0 PB: 0 SB: 3 CS: 1	PA: 35
PITCHER Lou Kretlow, R ERA: 4.11 (1, 1)	IP: 8.0 WLS: L BF: 35 H: 7 R: 3 ER: 2 SO: 8 BB: 7 IBB: 0 HBP: 0 BLK: 0 WP: 0 HR: 0 S: 44 P: 72 ERA: 2.25 WHIP: 1.750															PITCHER				

Chicago White Sox @ Philadelphia Athletics
 Shibe Park, Philadelphia, PA
 Fri Sep 14 1951, 3:33 AM EDT
 Att: 3,179 - Unknown

AB	28
R	3
H	7
RBI	2
BB	7
SO	8
LOB	16



Batter	1	2	3	4	5	6	7	8	9	AB	R	H	RBI	BB	SO	LOB	TOP					
Bob Dillinger, R OBP: 0.326, SLG: 0.340	F9		5-3			E PB 1B		E6		4	1	1	1	0	0	0	Chicago White Sox @ Boston Red Sox Fenway Park, Boston, MA Sun Sep 16 1951, 3:33 AM EDT Att: 29,736 - Unknown					
Jim Busby, R OBP: 0.341, SLG: 0.353	6-3			5-3		5-3		E3		4	0	0	0	0	0	2						
Minnie Minoso, R OBP: 0.418, SLG: 0.496	5-3			5-3		4-0 BB		G4-3		3	0	0	0	1	0	2						
Don Lenhardt, R OBP: 0.329, SLG: 0.458		HR		K		3-H F7			K	4	1	1	1	0	2	1						
Eddie Robinson, L OBP: 0.368, SLG: 0.484	3-1									3	0	1	0	1	0	0						
Bob Boyd, L OBP: 0.286, SLG: 0.571					CS 1B			1B	BB BB	0	0	0	0	0	0	0						
Gus Niarhos, R OBP: 0.421, SLG: 0.297	6-3			K		1-2		F4		4	0	1	0	0	1	1						
Chico Carrasquel, R OBP: 0.324, SLG: 0.330	5-3			4-3				5-3		4	0	0	0	0	0	1						
Joe Demaestri, R OBP: 0.238, SLG: 0.279			F9			SH5-4 1B			SH1-4 E 1B	3	2	2	0	0	0	0						
Ken Holcombe, R OBP: 0.244, SLG: 0.231	6-3					SH5-4		SH1-4		1	0	0	0	0	0	0						
Inning Stats	R: 0 E: 0 K: 0 S: 3	H: 0 LOB: 0 BB: 0 P: 3	R: 1 E: 0 K: 0 S: 4	H: 1 LOB: 0 BB: 0 P: 4	R: 0 E: 0 K: 1 S: 3	H: 0 LOB: 0 BB: 0 P: 3	R: 0 E: 0 K: 1 S: 5	H: 0 LOB: 0 BB: 0 P: 5	R: 0 E: 0 K: 1 S: 5	H: 1 LOB: 0 BB: 0 P: 5	R: 2 E: 1 K: 0 S: 5	H: 2 LOB: 1 BB: 1 P: 9	R: 0 E: 0 K: 0 S: 3	H: 0 LOB: 0 BB: 0 P: 3	R: 1 E: 2 K: 0 S: 5	H: 1 LOB: 1 BB: 0 P: 5	R: 0 E: 0 K: 1 S: 5	H: 1 LOB: 1 BB: 1 P: 9	1B: 5 2B: 1 3B: 0 HR: 1	SF: 0 SAC: 2 DP: 2 HBP: 0	WP: 0 PB: 1 SB: 0 CS: 1	PA: 34
PITCHER Leo Kiely, L ERA: 3.1	IP: 9.0 WLS: W BF: 34	H: 6 R: 4 ER: 2 SO: 3	BB: 2 IBB: 0 HBP: 0 BLK: 0	WP: 0 HR: 1 S: 38 P: 46	ERA: 2.00 WHIP: 0.889	PITCHER										IP: 9.0 WLS: W BF: 34	H: 6 R: 4 ER: 2 SO: 3	BB: 2 IBB: 0 HBP: 0 BLK: 0	WP: 0 HR: 1 S: 38 P: 46	ERA: 2.00 WHIP: 0.889		

Batter	1	2	3	4	5	6	7	8	9	AB	R	H	RBI	BB	SO	LOB	BOTTOM			
Dom DiMaggio, R OBP: 0.375, SLG: 0.433	F9		F7		K			F5		4	0	0	0	0	1	3	Chicago White Sox @ Boston Red Sox Fenway Park, Boston, MA Sun Sep 16 1951, 3:33 AM EDT Att: 29,736 - Unknown			
Johnny Pesky, L OBP: 0.424, SLG: 0.411	F9			2B	FC4-6			4-3 1B BB		3	1	1	1	1	0	1				
Ted Williams, L OBP: 0.470, SLG: 0.561	F5			F8	4-3			4-3		4	0	0	0	0	0	3				
Clyde Vollmer, R OBP: 0.359, SLG: 0.476		K		5-3		6-3			FC3-6 1B	4	0	1	1	0	1	1				
Billy Goodman, L OBP: 0.390, SLG: 0.375	F8			4-3		G3		FC3-6 FC5-4		4	0	0	0	0	0	2				
Walt Dropo, R OBP: 0.315, SLG: 0.358	K				E 1B	5-3		FC5-4		4	1	1	0	0	1	1				
Fred Hatfield, L OBP: 0.294, SLG: 0.288			K		E 1B			4-3		3	1	1	0	0	1	0				
Buddy Rosar, R OBP: 0.311, SLG: 0.296			FC3-6 1B		E6 FC4-6 2B					3	2	3	3	0	0	0				
Leo Kiely, L OBP: 0.316, SLG: 0.161	FC3-6			FC3-6		4-3		4-3		2	0	0	0	1	0	1				
Inning Stats	R: 0 E: 0 K: 0 S: 3	H: 0 LOB: 0 BB: 0 P: 3	R: 0 E: 0 K: 2 S: 7	H: 0 LOB: 0 BB: 0 P: 7	R: 0 E: 0 K: 1 S: 6	H: 1 LOB: 1 BB: 0 P: 6	R: 0 E: 0 K: 0 S: 4	H: 1 LOB: 1 BB: 0 P: 4	R: 3 E: 1 K: 1 S: 8	H: 3 LOB: 1 BB: 1 P: 12	R: 0 E: 0 K: 0 S: 3	H: 0 LOB: 0 BB: 0 P: 3	R: 1 E: 0 K: 0 S: 4	H: 1 LOB: 0 BB: 0 P: 4	R: 1 E: 0 K: 0 S: 4	H: 1 LOB: 1 BB: 1 P: 8		1B: 4 2B: 2 3B: 0 HR: 1	SF: 0 SAC: 0 DP: 0 HBP: 0	WP: 0 PB: 0 SB: 0 CS: 0
PITCHER Ken Holcombe, R ERA: 3.89	IP: 8.0 WLS: L BF: 33	H: 7 R: 5 ER: 5 SO: 4	BB: 2 IBB: 0 HBP: 0 BLK: 0	WP: 0 HR: 1 S: 39 P: 47	ERA: 5.62 WHIP: 1.125	PITCHER										IP: 8.0 WLS: L BF: 33	H: 7 R: 5 ER: 5 SO: 4	BB: 2 IBB: 0 HBP: 0 BLK: 0	WP: 0 HR: 1 S: 39 P: 47	ERA: 5.62 WHIP: 1.125

Batter	1	2	3	4	5	6	7	8	9	AB	R	H	RBI	BB	SO	LOB	TOP			
Nellie Fox, L OBP: 0.369, SLG: 0.414 (1, 4)	4-0 BB BB		0-0 F9		0-0 L3		1-0 HBP HBP		0-0 FC5-4 1B	3	0	1	1	1	1	0	1			
Al Zarilla, L OBP: 0.364, SLG: 0.402 (1, 9)	0-3 K		0-0 FC6-4 1B		0-0 F8		0-0 F3		0-3 K	5	0	1	0	0	2	5				
Minnie Minoso, R OBP: 0.420, SLG: 0.495 (1, 5)	4-0 FC4 BB		0-0 FC6-4 1-2		0-0 FC5-2 1B		1-0 HBP		0-0 FC5-4 1B HR	3	1	1	1	1	1	0	2			
Eddie Robinson, L OBP: 0.368, SLG: 0.483 (1, 3)	0-3 K				0-0 F8				0-0 FC5-2 BB 1B	3	0	1	0	0	1	2				
Phil Masi, R OBP: 0.370, SLG: 0.395 (6, 2)									0-0 HR 1B	2	1	1	0	0	0	3				
Don Lenhardt, R OBP: 0.333, SLG: 0.469 (1, 7)	0-0 FC4 1-2				0-0 F5				0-0 FC3-6 1B HR	4	1	2	3	1	0	2				
Ray Coleman, L OBP: 0.330, SLG: 0.414 (1, 8)					0-0 F9				0-0 FC3-6 L4-3	5	0	0	0	0	0	4				
Bud Sheely, L OBP: 0.212, SLG: 0.154 (1, 2)					0-0 F9				0-0 L4-3	1	0	0	0	1	0	0				
Bob Boyd, L OBP: 0.222, SLG: 0.444 (6, PH)					0-0 F9 BB				0-0 F7	2	0	0	0	0	0	4				
Joe Demaestri, R OBP: 0.234, SLG: 0.274 (1, 6)					0-0 F9					1	0	0	0	0	0	0				
Rocky Nelson, L OBP: 0.296, SLG: 0.349 (5, PH)					0-0 F4					1	0	0	0	0	0	1				
Chico Carrasquel, R OBP: 0.324, SLG: 0.333 (5, 6)									0-0 1B 1B 2B	2	1	1	0	0	0	0				
Howie Judson, R OBP: 0.200, SLG: 0.143 (1, 1)										0	0	0	0	0	0	0				
Luis Aloma, R OBP: 0.301, SLG: 0.400 (1, 1)										1	0	0	0	0	1	0				
Floyd Baker, R OBP: 0.375, SLG: 0.513 (5, PH)										1	0	0	0	0	0	0				
Ross Grimsley, L OBP: 0.316, SLG: 0.372 (5, 1)										1	0	0	0	0	0	0				
Randy Gumpert, R OBP: 0.316, SLG: 0.372 (5, 1)										1	0	0	0	0	0	0				
Bud Stewart, L OBP: 0.340, SLG: 0.443 (5, PH)									0-0 1B FC5-4 1B	1	1	1	0	0	0	0				
Inning Stats	R: 0 E: 0 K: 2 S: 7	H: 0 LOB: 2 BB: 2 P: 15	R: 0 E: 0 K: 0 S: 3	H: 0 LOB: 0 BB: 0 P: 3	R: 0 E: 0 K: 1 S: 6	H: 1 LOB: 1 BB: 0 P: 6	R: 0 E: 0 K: 0 S: 3	H: 0 LOB: 0 BB: 0 P: 3	R: 0 E: 0 K: 0 S: 3	H: 2 LOB: 3 BB: 1 P: 9	R: 0 E: 0 K: 0 S: 4	H: 1 LOB: 3 BB: 0 P: 6	R: 0 E: 0 K: 0 S: 3	H: 1 LOB: 0 BB: 0 P: 3	R: 5 E: 0 K: 1 S: 10	H: 5 LOB: 0 BB: 0 P: 10	1B: 8 2B: 2 3B: 0 HR: 1	SF: 0 SAC: 0 DP: 1 HBP: 2	WP: 0 PB: 0 SB: 0 CS: 0	PA: 42
PITCHER Ray Scarborough, R ERA: 4.79 (1, 1)	IP: 9.0 WLS: W BF: 42	H: 10 R: 5 ER: 5 SO: 4	BB: 4 IBB: 0 HBP: 2 BLK: 0	WP: 0 HR: 1 S: 44 P: 62	ERA: 5.00 WHIP: 1.556															

Chicago White Sox @ Boston Red Sox
Fenway Park, Boston, MA
Mon Sep 17 1951, 3:33 AM EDT
Att: 8,709 - Unknown

AB	36
R	5
H	10
RBI	5
BB	4
SO	4
LOB	25



Batter	1	2	3	4	5	6	7	8	9	AB	R	H	RBI	BB	SO	LOB	BOTTOM			
Dom DiMaggio, R OBP: 0.377, SLG: 0.433 (1, 8)	4-0 6 HBP 1B BB	4-0 1B BB		0-0 1B 6 F9 4-3 1B	4-0 6 FC4-6 BB		0-0 F8			2	2	1	0	3	0	0				
6 Johnny Pesky, L OBP: 0.423, SLG: 0.409 (1, 6)	1-0 1B FC5-4 HBP	0-0 1B 1-2 1B		0-0 F9 1-2	0-0 FC4-6 2B HR 1-2 2-3		0-0 F5			4	2	1	0	0	0	4				
Ted Williams, L OBP: 0.474, SLG: 0.573 (1, 7)	0-0 FC5-4 1-3 2-H 1B	0-0 1-3 1B		4-0 4-3 1B IBB	0-0 1-3 HR 3-H 2B					4	2	4	3	1	0	0				
Clyde Vollmer, R OBP: 0.362, SLG: 0.487 (1, 9)	0-0 FC5-4 BB 1B 1-2 3B 3-H	0-0 F7		0-0 4-3 1B	0-0 HR					5	2	3	5	0	0	3				
Billy Goodman, L OBP: 0.389, SLG: 0.373 (1, 4)	0-0 1-2 3B 1B	0-0 G3		0-0 4-3 1-2 2-3 3-H	0-0 L8					5	1	1	1	0	0	5				
Walt Dropo, R OBP: 0.316, SLG: 0.357 (1, 3)	4-0 1-2 2-3 3B BB			0-0 6-3	0-0 5-3		0-0 F2			4	0	1	0	1	0	2				
Fred Hatfield, L OBP: 0.298, SLG: 0.303 (1, 5)	0-0 1-H 2-H 3-H 3B			0-0 K			0-0 L6 WP S 8 BB		0-0 F8	4	1	1	2	1	1	1				
Buddy Rosar, R OBP: 0.310, SLG: 0.291 (1, 2)	4-0 IBB			0-0 F4			0-0 F8 1-H		0-0 F6	3	0	0	1	1	0	0				
Ray Scarborough, R OBP: 0.246, SLG: 0.215 (1, 1)	0-0 F4			0-0 1B 1B	4-0 FC4-6 6 1B 2B BB		0-0 F6			3	2	1	0	1	0	2				
Inning Stats	R: 4 E: 0 K: 0 S: 5	H: 3 LOB: 3 BB: 3 P: 18	R: 0 E: 0 K: 0 S: 4	H: 2 LOB: 1 BB: 1 P: 8	R: 0 E: 0 K: 1 S: 5	H: 0 LOB: 0 BB: 0 P: 5	R: 2 E: 0 K: 0 S: 6	H: 3 LOB: 2 BB: 1 P: 10	R: 5 E: 0 K: 0 S: 5	H: 2 LOB: 0 BB: 3 P: 17	R: 0 E: 0 K: 0 S: 3	H: 0 LOB: 0 BB: 0 P: 3	R: 0 E: 0 K: 0 S: 3	H: 0 LOB: 0 BB: 0 P: 3	R: 1 E: 0 K: 0 S: 5	H: 3 LOB: 1 BB: 0 P: 5	1B: 9 2B: 2 3B: 1 HR: 2	SF: 0 SAC: 0 DP: 1 HBP: 1	WP: 1 PB: 0 SB: 1 CS: 0	PA: 43
PITCHER Howie Judson, R ERA: 4.27 (1, 1)	IP: 0.1 WLS: L	BF: 5 H: 2 R: 4 ER: 4 SO: 0	BB: 1 IBB: 1 HBP: 0 BLK: 0	WP: 0 HR: 0 S: 0 P: 8	ERA: 108.00 WHIP: 9.000															
Luis Aloma, R ERA: 1.53 (1, 1)	IP: 3.2	WLS: 19 BF: 6 H: 2 R: 2 ER: 2 SO: 1	BB: 2 IBB: 0 HBP: 0 BLK: 0	WP: 0 HR: 0 S: 17 P: 33	ERA: 4.91 WHIP: 2.182															
Ross Grimsley, L ERA: 4.91 (5, 1)	IP: 0.2	WLS: 6 BF: 1 H: 4 R: 4 ER: 4 SO: 0	BB: 3 IBB: 0 HBP: 0 BLK: 0	WP: 1 HR: 0 S: 3 P: 15	ERA: 54.00 WHIP: 6.000															
Randy Gumpert, R ERA: 4.11 (5, 1)	IP: 3.1	WLS: 13 BF: 4 H: 2 R: 2 ER: 2 SO: 0	BB: 0 IBB: 0 HBP: 0 BLK: 0	WP: 0 HR: 2 S: 13 P: 13	ERA: 5.40 WHIP: 1.200															

Chicago White Sox @ Boston Red Sox
Fenway Park, Boston, MA
Mon Sep 17 1951, 3:33 AM EDT
Att: 8,709 - Unknown

AB	34
R	12
H	13
RBI	12
BB	8
SO	1
LOB	17



Batter	1	2	3	4	5	6	7	8	9	AB	R	H	RBI	BB	SO	LOB	TOP			
Nellie Fox, L OBP: 0.368, SLG: 0.413 (1, 4)										4	0	1	0	0	0	1				
Al Zarilla, L OBP: 0.366, SLG: 0.403 (1, 9)										4	0	2	0	0	0	1				
Minnie Minoso, R OBP: 0.420, SLG: 0.495 (1, 5)										4	1	1	0	0	1	2				
Eddie Robinson, L OBP: 0.369, SLG: 0.482 (1, 3)										4	0	2	1	0	2	2				
Bob Boyd, L OBP: 0.200, SLG: 0.400 (8, 3)										0	0	0	0	0	0	0				
Bud Stewart, L OBP: 0.353, SLG: 0.457 (1, 7)										1	0	0	0	0	1	0				
Jim Busby, R OBP: 0.342, SLG: 0.354 (2, 8)										3	0	0	0	0	1	2				
Ray Coleman, L OBP: 0.328, SLG: 0.409 (1, 8)										1	0	0	0	0	0					
Don Lenhardt, R OBP: 0.332, SLG: 0.468 (9, PH)										3	2	2	1	1	0	1				
Gus Niarhos, R OBP: 0.424, SLG: 0.317 (1, 2)										4	0	1	0	0	1	2				
Chico Carrasquel, R OBP: 0.325, SLG: 0.332 (1, 6)										2	0	0	0	0	2	1				
Lou Kretlow, R OBP: 0.116, SLG: 0.095 (1, 1)										1	0	0	0	0	0	1				
Bob Dillinger, R OBP: 0.325, SLG: 0.339 (7, PH)										0	0	0	0	0	0	0				
Ken Holcombe, R OBP: 0.244, SLG: 0.231 (7, 1)										1	0	0	0	0	1	0				
Phil Masi, R OBP: 0.369, SLG: 0.394 (9, PH)										1	0	0	0	0	1	0				
Inning Stats	R: 1 E: 0 K: 0 S: 4	H: 3 LOB: 0 BB: 0 P: 4	R: 1 E: 0 K: 2 S: 8	H: 1 LOB: 1 BB: 1 P: 12	R: 0 E: 0 K: 2 S: 8	H: 1 LOB: 1 BB: 0 P: 8	R: 0 E: 1 K: 1 S: 6	H: 1 LOB: 0 BB: 0 P: 6	R: 0 E: 0 K: 1 S: 5	H: 1 LOB: 1 BB: 0 P: 6	R: 0 E: 0 K: 0 S: 4	H: 1 LOB: 0 BB: 0 P: 4	R: 0 E: 0 K: 1 S: 6	H: 1 LOB: 1 BB: 0 P: 6	R: 1 E: 0 K: 1 S: 6	H: 1 LOB: 0 BB: 0 P: 6	1B: 7 2B: 2 3B: 0 HR: 1	SF: 0 SAC: 0 DP: 0 HBP: 0	WP: 0 PB: 0 SB: 0 CS: 2	PA: 37
PITCHER	IP WLS BF H R ER SO BB IBB HBP BLK WP HR S P ERA WHIP	IP WLS BF H R ER SO BB IBB HBP BLK WP HR S P ERA WHIP																		
Tom Morgan, R ERA: 3.77 (1, 1)	2.0	9	4	2	2	2	1	0	0	0	1	0	0	12	16	9.00	2.500			
Bob Kuzava, L ERA: 3.55 (3, 1)	7.0	W	27	6	1	1	7	0	0	0	0	0	1	41	41	1.29	0.857			

Chicago White Sox @ New York Yankees
Yankee Stadium, Bronx, NY
Wed Sep 19 1951, 3:33 AM EDT
Att: 12,127 - Unknown

livebaseballscores.com

AB 35
R 3
H 10
RBI 2
BB 1
SO 9
LOB 15

Batter	1	2	3	4	5	6	7	8	9	AB	R	H	RBI	BB	SO	LOB	BOTTOM			
Mickey Mantle, S OBP: 0.342, SLG: 0.451 (1, 9)										4	2	1	3	0	0	0				
Joe Collins, L OBP: 0.360, SLG: 0.431 (1, 3)										3	0	1	0	1	0	0				
Gil McDougald, R OBP: 0.403, SLG: 0.493 (1, 4)										3	1	1	1	0	0	0				
Yogi Berra, L OBP: 0.357, SLG: 0.509 (1, 2)										4	0	0	0	0	0	2				
Joe DiMaggio, R OBP: 0.367, SLG: 0.424 (1, 8)										3	0	0	0	1	0	0				
Gene Woodling, L OBP: 0.377, SLG: 0.459 (1, 7)										2	0	0	1	1	0	0				
Bobby Brown, L OBP: 0.372, SLG: 0.393 (1, 5)										3	0	0	0	0	0	3				
Phil Rizzuto, R OBP: 0.353, SLG: 0.349 (1, 6)										2	1	0	0	1	0	0				
Tom Morgan, R OBP: 0.238, SLG: 0.333 (1, 1)										0	0	0	0	0	0	0				
Jackie Jensen, R OBP: 0.369, SLG: 0.506 (2, PH)										1	0	0	0	0	0	0				
Bob Kuzava, S OBP: 0.304, SLG: 0.184 (3, 1)										1	1	0	0	1	0	0				
Inning Stats	R: 1 E: 1 K: 0 S: 4	H: 0 LOB: 3 BB: 3 P: 16	R: 0 E: 0 K: 0 S: 3	H: 0 LOB: 0 BB: 0 P: 3	R: 1 E: 0 K: 0 S: 4	H: 1 LOB: 0 BB: 0 P: 4	R: 3 E: 0 K: 0 S: 4	H: 1 LOB: 0 BB: 2 P: 12	R: 0 E: 0 K: 0 S: 3	H: 0 LOB: 0 BB: 0 P: 3	R: 0 E: 0 K: 0 S: 3	H: 1 LOB: 0 BB: 0 P: 3	R: 0 E: 0 K: 0 S: 3	H: 0 LOB: 0 BB: 0 P: 3	R: 0 E: 0 K: 1 S: 3	H: 0 LOB: 0 BB: 0 P: 3	1B: 1 2B: 0 3B: 0 HR: 2	SF: 0 SAC: 1 DP: 0 HBP: 0	WP: 0 PB: 0 SB: 0 CS: 1	PA: 33
PITCHER	IP WLS BF H R ER SO BB IBB HBP BLK WP HR S P ERA WHIP	IP WLS BF H R ER SO BB IBB HBP BLK WP HR S P ERA WHIP																		
Lou Kretlow, R ERA: 4.2 (1, 1)	6.0	L	26	2	5	4	0	0	0	0	0	0	0	21	41	6.00	1.167			
Ken Holcombe, R ERA: 3.84 (7, 1)	2.0		6	1	0	0	0	0	0	0	0	0	6	6	0.00	0.500				

Chicago White Sox @ New York Yankees
Yankee Stadium, Bronx, NY
Wed Sep 19 1951, 3:33 AM EDT
Att: 12,127 - Unknown

livebaseballscores.com

AB 26
R 5
H 3
RBI 5
BB 5
SO 0
LOB 5

Batter	1	2	3	4	5	6	7	8	9	AB	R	H	RBI	BB	SO	LOB	TOP								
Bobby Young, L OBP: 0.310, SLG: 0.317 (1, 4)	4-3		F7		F7		1B		F5	4	1	1	1	1	0	1									
Cliff Mapes, L OBP: 0.331, SLG: 0.409 (1, 8) (9, 7)	FC4-6 BB		F9			F4	1B		G3	4	0	1	1	1	0	2									
Bob Nieman, R OBP: 0.400, SLG: 0.778 Jim Delsing, L OBP: 0.333, SLG: 0.348 (9, PR) (9, 8)	F8		F4			HR	1B			4	1	2	0	1	0	3									
Earl Rapp, L OBP: 0.352, SLG: 0.481 (1, 9)	FC4-6			1-3		HR			K	4	2	1	2	1	1	2									
Hank Artt, L OBP: 0.341, SLG: 0.405 (1, 3)		4-3		4-3		G3			SH1-4	3	0	0	0	0	0	0									
Matt Batts, R OBP: 0.343, SLG: 0.419 (1, 2)				F9		F7			1B	4	0	2	1	0	0	0									
Fred Marsh, R OBP: 0.292, SLG: 0.319 (1, 5)		G1-4-3							F8	4	0	2	0	0	0	2									
Bill Jennings, R OBP: 0.266, SLG: 0.245 (1, 6)			F3		SH2-4	1B			FC3-6	3	1	1	0	0	0	1									
Ned Garver, R OBP: 0.351, SLG: 0.391 (1, 1)					F7				SH1-3	3	0	1	0	0	0	3									
Inning Stats	R: 0 E: 0 K: 0 S: 3	H: 0 LOB: 1 BB: 1 P: 7	R: 0 E: 0 K: 0 S: 3	H: 1 LOB: 0 BB: 0 P: 3	R: 0 E: 0 K: 0 S: 4	H: 1 LOB: 2 BB: 1 P: 8	R: 0 E: 0 K: 0 S: 3	H: 0 LOB: 0 BB: 0 P: 3	R: 0 E: 0 K: 0 S: 4	H: 1 LOB: 1 BB: 0 P: 4	R: 2 E: 0 K: 0 S: 4	H: 1 LOB: 0 BB: 0 P: 8	R: 2 E: 0 K: 0 S: 6	H: 4 LOB: 2 BB: 0 P: 6	R: 1 E: 0 K: 0 S: 5	H: 2 LOB: 2 BB: 1 P: 9	R: 0 E: 0 K: 1 S: 6	H: 1 LOB: 1 BB: 0 P: 6	1B: 8 2B: 1 3B: 1 HR: 1	SF: 0 SAC: 3 DP: 1 HBP: 0	WP: 0 PB: 1 SB: 0 CS: 0	PA: 40			
PITCHER	IP	WLS	BF	H	R	ER	SO	BB	IBB	HBP	BLK	WP	HR	S	P	ERA	WHIP								
Ken Holcombe, R ERA: 3.95 (1, 1)	7.1	L	33	9	5	5	0	4	0	0	0	0	1	29	45	6.14	1.773								
Luis Aloma, R ERA: 1.92 (8, 1)	0.2		3	1	0	0	0	0	0	0	0	0	0	3	3	0.00	1.500								
Ross Grimsley, L ERA: 4.5 (9, 1)	1.0		4	1	0	0	1	0	0	0	0	0	0	6	6	0.00	1.000								

St. Louis Browns @ Chicago White Sox
Comiskey Park, Chicago, IL
Sat Sep 22 1951, 4:33 AM EDT
Att: 2,238 - Unknown


AB 33
R 5
H 11
RBI 5
BB 4
SO 1
LOB 14



Batter	1	2	3	4	5	6	7	8	9	AB	R	H	RBI	BB	SO	LOB	BOTTOM								
Chico Carrasquel, R OBP: 0.324, SLG: 0.330 (1, 6)	5-3		F7			6-3			F8	4	0	0	0	0	0	0									
Nellie Fox, L OBP: 0.371, SLG: 0.414 (1, 4)	1B S 4-6-3		G3			4-3			1B	3	1	1	0	1	0	0									
Minnie Minoso, R OBP: 0.420, SLG: 0.494 (1, 7)	4-6-3				E	F4			1B	4	0	3	0	0	0	0									
Ray Coleman, L OBP: 0.327, SLG: 0.407 (1, 9)	4-6-3			E7			F7		4-3	4	0	1	1	0	0	3									
Bob Boyd, L OBP: 0.200, SLG: 0.286 (1, 3)	3-1			K			FC6-4		6-3	3	0	0	0	1	1	3									
Jim Busby, R OBP: 0.340, SLG: 0.352 (1, 8)			F5		G5-4-3		FC6-4		5-3	4	0	0	0	0	0	3									
Bob Dillinger, R OBP: 0.329, SLG: 0.343 (1, 5)			1-3						1-3	4	0	2	0	0	0	0									
Red Wilson, R (1, 2)										2	0	0	0	0	0	1									
Eddie Robinson, L OBP: 0.370, SLG: 0.491 (7, PH)					G1-4-3					1	0	0	0	0	0	2									
Bud Sheely, L OBP: 0.212, SLG: 0.154 (8, 2)										0	0	0	0	0	0	0									
Ken Holcombe, R OBP: 0.233, SLG: 0.220 (1, 1)										2	0	0	0	0	0	0									
Luis Aloma, R OBP: 0.381, SLG: 0.400 (8, 1)										0	0	0	0	0	0	0									
Rocky Nelson, L OBP: 0.294, SLG: 0.346 (6, PH)										1	0	0	0	0	0	0									
Ross Grimsley, L (9, 1)										0	0	0	0	0	0	0									
Inning Stats	R: 1 E: 0 K: 0 S: 5	H: 2 LOB: 1 BB: 0 P: 5	R: 0 E: 0 K: 0 S: 3	H: 0 LOB: 0 BB: 0 P: 3	R: 0 E: 1 K: 1 S: 6	H: 2 LOB: 1 BB: 0 P: 6	R: 0 E: 0 K: 0 S: 3	H: 0 LOB: 0 BB: 0 P: 3	R: 0 E: 0 K: 0 S: 4	H: 1 LOB: 2 BB: 1 P: 8	R: 0 E: 0 K: 0 S: 4	H: 1 LOB: 1 BB: 1 P: 8	R: 0 E: 0 K: 0 S: 3	H: 0 LOB: 0 BB: 0 P: 3	R: 0 E: 0 K: 0 S: 3	H: 0 LOB: 0 BB: 0 P: 3	1B: 7 2B: 0 3B: 0 HR: 0	SF: 0 SAC: 0 DP: 2 HBP: 0	WP: 0 PB: 0 SB: 1 CS: 0	PA: 34					
PITCHER	IP	WLS	BF	H	R	ER	SO	BB	IBB	HBP	BLK	WP	HR	S	P	ERA	WHIP								
Ned Garver, R ERA: 3.83 (1, 1)	9.0	W	34	7	1	1	1	2	0	0	0	0	0	34	42	1.00	1.000								

St. Louis Browns @ Chicago White Sox
Comiskey Park, Chicago, IL
Sat Sep 22 1951, 4:33 AM EDT
Att: 2,238 - Unknown

AB 32
R 1
H 7
RBI 1
BB 2
SO 1
LOB 12



Batter	1	2	3	4	5	6	7	8	9	AB	R	H	RBI	BB	SO	LOB	TOP											
Bobby Young, L OBP: 0.309, SLG: 0.316 (1, 4)	6-3		6-3			K	2B	1-3		5	1	1	1	0	1	1	St. Louis Browns @ Chicago White Sox Comiskey Park, Chicago, IL Sun Sep 23 1951, 4:33 AM EDT Att: 23,054 - Unknown											
Cliff Mages, L OBP: 0.332, SLG: 0.410 Jim Delsing, L OBP: 0.337, SLG: 0.356 (1, 8) (4, 8)	F5			FC6-4		BB	G3	SH		2	0	1	0	0	0	0												
Ken Wood, R OBP: 0.295, SLG: 0.430 (1, 7)				FC6-4		F7	G3	SH		4	0	2	0	0	0	3												
Earl Rapp, L OBP: 0.344, SLG: 0.458 (1, 9)	F8			FC6-4		BB	F9	L6		4	0	0	1	1	0	5												
Hank Arft, L OBP: 0.340, SLG: 0.400 (1, 3)		F7		G4-3		F7	K	K		4	0	0	0	1	2	3												
Matt Batts, R OBP: 0.342, SLG: 0.417 (1, 2)	F4			G4-3				5-3		4	1	1	0	0	0	3												
Fred Marsh, R OBP: 0.296, SLG: 0.323 (1, 5)	F8									3	2	2	0	1	0	0												
Bill Jennings, R OBP: 0.271, SLG: 0.243 Bob Nieman, R OBP: 0.429, SLG: 0.842 Bud Thomas, R OBP: 0.300, SLG: 0.600 (1, 6) (8, PH) (8, PR) (8, 6)			G1-6-3			L3	1B	2B		1	1	0	0	2	0	1												
Satchel Paige, R OBP: 0.137, SLG: 0.133 Duke Markell, R Tommy Byrne, L Frank Saunders, R Duane Pilette, R Jim McDonald, R Ben Taylor, L Bob Mahoney, R (1, 1) (4, 1) (7, PH) (7, PR) (7, 1) (7, 1) (8, PH) (8, 1)			G1-6-3			F9	F9	F8		1	0	0	0	0	0	1												
Inning Stats	R: 0 E: 0 K: 0 S: 4	H: 1 LOB: 1 BB: 0 P: 4	R: 0 E: 0 K: 0 S: 3	H: 0 LOB: 0 BB: 0 P: 3	R: 0 E: 0 K: 0 S: 2	H: 0 LOB: 0 BB: 1 P: 6	R: 0 E: 0 K: 0 S: 4	H: 2 LOB: 2 BB: 1 P: 8	R: 0 E: 0 K: 1 S: 5	H: 1 LOB: 0 BB: 0 P: 3	R: 0 E: 0 K: 1 S: 5	H: 0 LOB: 2 BB: 2 P: 13	R: 6 E: 0 K: 1 S: 8	H: 3 LOB: 1 BB: 3 P: 20	R: 1 E: 0 K: 0 S: 5	H: 2 LOB: 1 BB: 0 P: 5		R: 1 E: 1 K: 1 S: 6	H: 1 LOB: 0 BB: 0 P: 6	1B: 6 2B: 6 3B: 0 HR: 0	SF: 0 SAC: 1 DP: 4 HBP: 0	WP: 1 PB: 0 SB: 0 CS: 0	PA: 41					
PITCHER	IP	WLS	BF	H	R	ER	SO	BB	IBB	HBP	BLK	WP	HR	S	P	ERA		WHIP										
Lou Kretlow, R ERA: 4.29 Harry Dorish, R ERA: 3.35 Randy Gumpert, R ERA: 4.12 Ross Grimsley, L ERA: 4.15 (1, 1) (7, 1) (7, 1) (9, 1)	6.0		27	5	4	4	1	7	0	0	0	0	0	22	50	6.00		2.000										

Batter	1	2	3	4	5	6	7	8	9	AB	R	H	RBI	BB	SO	LOB	BOTTOM											
Chico Carrasquel, R OBP: 0.325, SLG: 0.329 (1, 6)	6-3					K		1-4-3		4	0	1	0	1	1	3	St. Louis Browns @ Chicago White Sox Comiskey Park, Chicago, IL Sun Sep 23 1951, 4:33 AM EDT Att: 23,054 - Unknown											
Nellie Fox, L OBP: 0.371, SLG: 0.413 (1, 4)	L6		F8		G3		HBP	1B		4	1	1	0	1	0	1												
Minnie Minoso, R OBP: 0.422, SLG: 0.494 (1, 8) (8, 7)	S		L1			4-3	2B	HBP		4	3	2	0	1	0	1												
Bud Stewart, L OBP: 0.358, SLG: 0.465 Gus Niarhos, R OBP: 0.427, SLG: 0.317 (1, 7) (8, 2)				F9		4-3		E		3	1	1	1	0	0	1												
Bob Boyd, L OBP: 0.300, SLG: 0.294 (1, 3)	4-3					2B		E7		0	0	0	0	1	0	0												
Al Zarilla, L OBP: 0.362, SLG: 0.401 (1, 9)			K		4-3			4-3		5	0	1	2	0	1	3												
Bob Dillinger, R OBP: 0.305, SLG: 0.340 Eddie Robinson, R OBP: 0.371, SLG: 0.491 Joe Demarest, R OBP: 0.234, SLG: 0.274 Rocky Nelson, L OBP: 0.287, SLG: 0.346 Jim Mahoney, R OBP: 0.340, SLG: 0.352 (1, 5) (7, PH) (8, 5) (8, 5) (8, PH) (8, PH)			F9		6-3		K	1B		3	0	0	0	0	1	2												
Red Wilson, R OBP: 0.600, SLG: 0.750 Ray Coleman, L OBP: 0.328, SLG: 0.408 (1, 2) (7, PH) (8, 8)										2	0	2	0	1	0	0												
Lou Kretlow, R OBP: 0.130, SLG: 0.091 Harry Dorish, R OBP: 0.258, SLG: 0.323 Randy Gumpert, R OBP: 0.370, SLG: 0.364 Ross Grimsley, L (1, 1) (7, 1) (7, 1) (9, 1)						K		K		2	0	0	0	1	2	2												
Inning Stats	R: 1 E: 0 K: 0 S: 4	H: 1 LOB: 1 BB: 1 P: 8	R: 0 E: 0 K: 2 S: 8	H: 1 LOB: 0 BB: 0 P: 8	R: 0 E: 0 K: 0 S: 3	H: 0 LOB: 0 BB: 1 P: 3	R: 0 E: 0 K: 0 S: 3	H: 0 LOB: 1 BB: 1 P: 7	R: 0 E: 0 K: 1 S: 5	H: 1 LOB: 1 BB: 1 P: 9	R: 2 E: 0 K: 2 S: 9	H: 2 LOB: 3 BB: 3 P: 21	R: 4 E: 1 K: 1 S: 8	H: 4 LOB: 1 BB: 1 P: 13	R: 0 E: 0 K: 0 S: 3	H: 0 LOB: 2 BB: 2 P: 11		R: 0 E: 0 K: 0 S: 2	H: 0 LOB: 1 BB: 1 P: 6	1B: 7 2B: 2 3B: 1 HR: 0	SF: 0 SAC: 0 DP: 1 HBP: 1	WP: 0 PB: 0 SB: 0 CS: 0	PA: 44					
PITCHER	IP	WLS	BF	H	R	ER	SO	BB	IBB	HBP	BLK	WP	HR	S	P	ERA		WHIP										
Satchel Paige, R ERA: 4.88 Duke Markell, R ERA: 7.94 Duane Pilette, R ERA: 4.99 Jim McDonald, R ERA: 4.64 Bob Mahoney, R ERA: 4.19 (1, 1) (4, 1) (7, 1) (7, 1) (8, 1)	3.0		16	3	2	2	3	5	0	0	0	0	0	17	37	6.00		2.667										



Batter	1	2	3	4	5	6	7	8	9	AB	R	H	RBI	BB	SO	LOB	TOP		
Dale Mitchell, L (1.7)	0-0 4-3 1B		0-0 F8		0-0 F5			0-0 1B 2B	0-0 L1-3	5	1	2	0	0	0	4			
Snuffy Stirrweiss, R (1.4)	0-3 K		0-3 K			0-0 F4		0-0 F3		4	0	0	0	0	2	4			
Larry Doby, L (1.8)	0-0 4-3 1-2			0-0 F5		0-0 F6		4-0 1B BB		3	0	0	0	1	0	1			
Al Rosen, R (1.5)	0-0 F6			0-0 2-3 1B		0-0 F3		0-0 1B		4	0	2	2	0	0	1			
Luke Easter, L (1.3)		0-0 L7		0-0 2-3 1-2			0-3 K	0-0 F5		4	0	0	0	0	1	2			
Ray Boone, R (1.6)		0-0 6-3		0-0 F7			0-0 F2		0-0 BB BB 1B	4	0	1	0	0	0	1			
Harry Simpson, L (1.9)		0-0 1B		0-0 4-3			0-0 1B		4-0 BB BB 1B	3	0	2	0	1	0	0			
Jim Hegan, R (1.2)		0-0 5-3		0-0 1B			0-0 5-3		0-0 F3	4	0	1	0	0	0	4			
Early Wynn, S (1.1) Clarence Knicker, R (5. PH) Bob Lemon, R (5.1) Birdie Tebbels, R (5. PH) Paul Lehner, L (5. PH) Mike Garcia, R (8.1) Bobby Avila, R (8. PH) Barney McCosky, L (8. PH)		0-0 6-3		0-0 F1				0-0 2B 1B 1B	4-0 L1-3 BB	1	0	0	0	0	0	0			
Inning Stats	R: 0 E: 0 K: 1 S: 6	H: 1 LOB: 1 BB: 0 P: 6	R: 0 E: 0 K: 0 S: 4	H: 1 LOB: 1 BB: 0 P: 4	R: 0 E: 0 K: 1 S: 5	H: 0 LOB: 0 BB: 0 P: 5	R: 0 E: 0 K: 0 S: 4	H: 1 LOB: 1 BB: 0 P: 4	R: 0 E: 0 K: 0 S: 3	H: 0 LOB: 0 BB: 0 P: 3	R: 0 E: 0 K: 1 S: 6	H: 1 LOB: 1 BB: 0 P: 6	R: 2 E: 0 K: 0 S: 5	H: 3 LOB: 1 BB: 1 P: 9	R: 0 E: 0 K: 0 S: 3	H: 1 LOB: 3 BB: 2 P: 11	1B: 8 2B: 2 3B: 0 HR: 0	SF: 0 SAC: 0 DP: 1 HBP: 0	WP: 0 PA: 37 PB: 0 SB: 0 CS: 0
PITCHER Billy Pierce, L (1.1) ERA: 3.03	IP: 9.0 WLS: W BF: 37 H: 9 R: 2 ER: 2 SO: 3 BB: 3 IBB: 0 HBP: 0 BLK: 0 WP: 0 HR: 0 S: 40 P: 52 ERA: 2.00 WHIP: 1.333															PITCHER			

Cleveland Indians @ Chicago White Sox
Comiskey Park, Chicago, IL
Tue Sep 25 1951, 4:33 AM EDT
Att: 24,959 - Unknown

AB 34
R 2
H 9
RBI 2
BB 3
SO 3
LOB 18



Batter	1	2	3	4	5	6	7	8	9	AB	R	H	RBI	BB	SO	LOB	BOTTOM		
Nellie Fox, L (1.4)	0-0 G4-6-3 1B		0-0 F7	0-0 1-2 2H 1B		0-0 FC1-4				4	0	2	0	0	0	2			
Bud Stewart, L (1.7)	0-0 G4-6-3 1-2		0-0 F3		0-3 K	0-0 4-3				4	0	0	0	0	1	3			
Minnie Minoso, R (1.5)	0-0 CS 1B		0-0 F7		0-0 L4		0-0 HR			4	1	2	1	0	0	0			
Eddie Robinson, L (1.3)	0-0 CS 1-2	0-0 BB 1B 1B		0-0 4-3	4-0 1B BB		0-0 5-3			3	1	1	0	1	0	0			
Ray Coleman, L (1.9)		0-0 F7		0-0 1B FC3-2 2B	0-0 1-2 1B		0-0 F7			4	0	2	0	0	0	1			
Jim Busby, R (1.8)		4-0 1B BB		0-0 FC3-2 1B 1B	0-0 4-3		0-0 G3			3	1	1	0	1	0	2			
Gus Niarhos, R (1.2)		0-3 K		0-0 FC3-2 1B 1B		0-0 1-3		0-0 E5 G1-6-3		4	1	0	0	0	1	4			
Chico Carrasquel, R (1.6)		0-0 1-3 2H 1B		0-0 1B 1B 1B	4-0 1B S BB		0-0 G1-6-3			3	0	2	2	1	0	1			
Billy Pierce, L (1.1)		0-3 K		0-0 1B 1B	0-0 FC1-4 1B		0-0 5-3			4	0	2	1	0	1	2			
Inning Stats	R: 0 E: 0 K: 0 S: 3	H: 2 LOB: 0 BB: 0 P: 3	R: 1 E: 0 K: 2 S: 9	H: 2 LOB: 1 BB: 1 P: 13	R: 0 E: 0 K: 0 S: 3	H: 0 LOB: 0 BB: 0 P: 3	R: 2 E: 0 K: 0 S: 7	H: 5 LOB: 2 BB: 0 P: 7	R: 0 E: 0 K: 1 S: 6	H: 1 LOB: 2 BB: 1 P: 10	R: 0 E: 0 K: 0 S: 4	H: 1 LOB: 1 BB: 1 P: 8	R: 1 E: 0 K: 0 S: 4	H: 1 LOB: 0 BB: 0 P: 4	R: 0 E: 1 K: 0 S: 3	H: 0 LOB: 0 BB: 0 P: 3	1B: 10 2B: 1 3B: 0 HR: 1	SF: 0 SAC: 0 DP: 2 HBP: 0	WP: 0 PA: 37 PB: 0 SB: 1 CS: 1
PITCHER Early Wynn, R (1.1) ERA: 3.02 Bob Lemon, R (5.1) ERA: 3.55 Mike Garcia, R (8.1) ERA: 3.19	IP: 4.0 WLS: L BF: 19 H: 9 R: 3 ER: 3 SO: 3 BB: 1 IBB: 0 HBP: 0 BLK: 0 WP: 0 HR: 1 S: 22 P: 26 ERA: 6.75 WHIP: 2.500															PITCHER			

Cleveland Indians @ Chicago White Sox
Comiskey Park, Chicago, IL
Tue Sep 25 1951, 4:33 AM EDT
Att: 24,959 - Unknown

AB 33
R 4
H 12
RBI 4
BB 3
SO 3
LOB 15




Batter	1	2	3	4	5	6	7	8	9	AB	R	H	RBI	BB	SO	LOB	TOP																						
Floyd Baker, L (1, 5) OBP: 0.372, SLG: 0.313											0	0	0	0	0	0	0	Chicago White Sox @ St. Louis Browns Sportsman's Park, St. Louis, MO Fri Sep 28 1951, 4:33 AM EDT Unknown livebaseballscorecards.com																					
Nelle Fox, L (1, 4) OBP: 0.372, SLG: 0.414											0	0	0	0	0	0	0																						
Don Lenhardt, R (1, 7) OBP: 0.335, SLG: 0.468											0	0	0	0	0	0	0																						
Eddie Robinson, L (1, 3) OBP: 0.372, SLG: 0.490											0	0	0	0	0	0	0																						
Ray Coleman, L (1, 8) OBP: 0.328, SLG: 0.410											0	0	0	0	0	0	0																						
Bud Stewart, L (1, 9) OBP: 0.382, SLG: 0.456											0	0	0	0	0	0	0																						
Bud Sheely, L (1, 2) OBP: 0.212, SLG: 0.154											0	0	0	0	0	0	0																						
Joe Demaestri, R (1, 6) OBP: 0.234, SLG: 0.274											0	0	0	0	0	0	0																						
Ken Holcombe, R (1, 1) OBP: 0.233, SLG: 0.220											0	0	0	0	0	0	0																						
Inning Stats											1B: 0	SF: 0	WP: 0		PA: 0																								
PITCHER	IP	WLS	BF	H	R	ER	SO	BB	IBB	HBP	BLK	WP	HR	S	P	ERA	WHIP	PITCHER	IP	WLS	BF	H	R	ER	SO	BB	IBB	HBP	BLK	WP	HR	S	P	ERA	WHIP				
Bob Mahoney, R (1, 1) ERA: 4.19	0.0	L	0	0	0	0	0	0	0	0	0	0	0	0	0	∞	∞																						


Batter	1	2	3	4	5	6	7	8	9	AB	R	H	RBI	BB	SO	LOB	BOTTOM																						
Bobby Young, L (1, 4) OBP: 0.312, SLG: 0.318											0	0	0	0	0	0	0	Chicago White Sox @ St. Louis Browns Sportsman's Park, St. Louis, MO Fri Sep 28 1951, 4:33 AM EDT Unknown livebaseballscorecards.com																					
Cliff Mapes, L (1, 8) OBP: 0.340, SLG: 0.421											0	0	0	0	0	0	0																						
Bob Nieman, R (1, 7) OBP: 0.467, SLG: 0.778											0	0	0	0	0	0	0																						
Earl Rapp, L (1, 9) OBP: 0.343, SLG: 0.453											0	0	0	0	0	0	0																						
Matt Batts, R (1, 2) OBP: 0.340, SLG: 0.423											0	0	0	0	0	0	0																						
Jim Dyck, R (1, 5)											0	0	0	0	0	0	0																						
Ben Taylor, L (1, 3) OBP: 0.333, SLG: 0.388											0	0	0	0	0	0	0																						
Bud Thomas, R (1, 6) OBP: 0.385, SLG: 0.615											0	0	0	0	0	0	0																						
Bob Mahoney, R (1, 1) OBP: 0.300, SLG: 0.222											0	0	0	0	0	0	0																						
Inning Stats											1B: 0	SF: 0	WP: 0		PA: 0																								
PITCHER	IP	WLS	BF	H	R	ER	SO	BB	IBB	HBP	BLK	WP	HR	S	P	ERA	WHIP	PITCHER	IP	WLS	BF	H	R	ER	SO	BB	IBB	HBP	BLK	WP	HR	S	P	ERA	WHIP				
Ken Holcombe, R (1, 1) ERA: 3.95	0.0	W	0	0	0	0	0	0	0	0	0	0	0	0	0	∞	∞																						



Batter	1	2	3	4	5	6	7	8	9	AB	R	H	RBI	BB	SO	LOB	TOP																		
Floyd Baker, L (1, 5) OBP: 0.373, SLG: 0.311											0	0	0	0	0	0	0	Chicago White Sox @ St. Louis Browns Sportsman's Park, St. Louis, MO Fri Sep 28 1951, 4:38 AM EDT Att: 1,787 - Unknown livebaseballscorecards.com																	
Nelle Fox, L (1, 4) OBP: 0.373, SLG: 0.419											0	0	0	0	0	0	0																		
Don Lenhardt, R (1, 7) OBP: 0.336, SLG: 0.463											0	0	0	0	0	0	0																		
Eddie Robinson, L (1, 3) OBP: 0.372, SLG: 0.496											0	0	0	0	0	0	0																		
Ray Coleman, L (1, 8) OBP: 0.326, SLG: 0.406											0	0	0	0	0	0	0																		
Bud Stewart, L (1, 9) OBP: 0.353, SLG: 0.449											0	0	0	0	0	0	0																		
Red Wilson, R (1, 2) OBP: 0.600, SLG: 0.750											0	0	0	0	0	0	0																		
Joe Demaestri, R (1, 6) OBP: 0.235, SLG: 0.273											0	0	0	0	0	0	0																		
Howie Judson, R (1, 1) OBP: 0.200, SLG: 0.143											0	0	0	0	0	0	0																		
Inning Stats											1B: 0	SF: 0	2B: 0	SAC: 0	3B: 0	DP: 0	HR: 0	HBP: 0	WP: 0	PA: 0															
PITCHER Duane Pilette, R (1, 1) ERA: 4.99	IP	WLS	BF	H	R	ER	SO	BB	IBB	HBP	BLK	WP	HR	S	P	ERA	WHIP	PITCHER	IP	WLS	BF	H	R	ER	SO	BB	IBB	HBP	BLK	WP	HR	S	P	ERA	WHIP

Batter	1	2	3	4	5	6	7	8	9	AB	R	H	RBI	BB	SO	LOB	BOTTOM																		
Billy DeMars, R (1, 6)											0	0	0	0	0	0	0	Chicago White Sox @ St. Louis Browns Sportsman's Park, St. Louis, MO Fri Sep 28 1951, 4:38 AM EDT Att: 1,787 - Unknown livebaseballscorecards.com																	
Mike Goliat, R (1, 4) OBP: 0.276, SLG: 0.336											0	0	0	0	0	0	0																		
Cliff Mapes, L (1, 8) OBP: 0.342, SLG: 0.427											0	0	0	0	0	0	0																		
Earl Rapp, L (1, 9) OBP: 0.349, SLG: 0.449											0	0	0	0	0	0	0																		
Bob Nieman, R (1, 7) OBP: 0.441, SLG: 0.710											0	0	0	0	0	0	0																		
Matt Batts, R (1, 2) OBP: 0.336, SLG: 0.416											0	0	0	0	0	0	0																		
Hank Arft, L (1, 3) OBP: 0.338, SLG: 0.397											0	0	0	0	0	0	0																		
Jim Dyck, R (1, 5)											0	0	0	0	0	0	0																		
Duane Pilette, R (1, 1) OBP: 0.226, SLG: 0.143											0	0	0	0	0	0	0																		
Inning Stats											1B: 0	SF: 0	2B: 0	SAC: 0	3B: 0	DP: 0	HR: 0	HBP: 0	WP: 0	PA: 0															
PITCHER Howie Judson, R (1, 1) ERA: 4.27	IP	WLS	BF	H	R	ER	SO	BB	IBB	HBP	BLK	WP	HR	S	P	ERA	WHIP	PITCHER	IP	WLS	BF	H	R	ER	SO	BB	IBB	HBP	BLK	WP	HR	S	P	ERA	WHIP

Batter	1	2	3	4	5	6	7	8	9	AB	R	H	RBI	BB	SO	LOB	TOP										
Floyd Baker, L (1, 5) OBP: 0.374, SLG: 0.315											0	0	0	0	0	0	0	Chicago White Sox @ St. Louis Browns Sportsman's Park, St. Louis, MO Sat Sep 29 1951, 4:33 AM EDT Att: 1,014 - Unknown livebaseballscorecards.com									
Nelle Fox, L (1, 4) OBP: 0.376, SLG: 0.426											0	0	0	0	0	0	0										
Al Zarilla, L (1, 9) OBP: 0.362, SLG: 0.399											0	0	0	0	0	0	0										
Eddie Robinson, L (1, 3) OBP: 0.371, SLG: 0.494											0	0	0	0	0	0	0										
Ray Coleman, L (1, 8) OBP: 0.328, SLG: 0.418											0	0	0	0	0	0	0										
Bud Stewart, L (1, 7) OBP: 0.383, SLG: 0.469											0	0	0	0	0	0	0										
Bud Sheely, L (1, 2) OBP: 0.231, SLG: 0.179											0	0	0	0	0	0	0										
Joe Demaestri, R (1, 6) OBP: 0.254, SLG: 0.269											0	0	0	0	0	0	0										
Lou Kretlow, R (1, 1) OBP: 0.130, SLG: 0.091											0	0	0	0	0	0	0										
Inning Stats											1B: 0	SF: 0	2B: 0	SAC: 0	3B: 0	DP: 0	HR: 0		HBP: 0	WP: 0	PA: 0						
PITCHER Bob Turley, R (1, 1) ERA: ∞	IP	WLS	BF	H	R	ER	SO	BB	IBB	HBP	BLK	WP	HR	S	P	ERA	WHIP	PITCHER									
	0.0	L	0	0	0	0	0	0	0	0	0	0	0	0	0	∞	∞										

Batter	1	2	3	4	5	6	7	8	9	AB	R	H	RBI	BB	SO	LOB	BOTTOM										
Bobby Young, L (1, 4) OBP: 0.312, SLG: 0.318											0	0	0	0	0	0	0	Chicago White Sox @ St. Louis Browns Sportsman's Park, St. Louis, MO Sat Sep 29 1951, 4:33 AM EDT Att: 1,014 - Unknown livebaseballscorecards.com									
Cliff Mapes, L (1, 8) OBP: 0.347, SLG: 0.443											0	0	0	0	0	0	0										
Bob Nieman, R (1, 7) OBP: 0.421, SLG: 0.657											0	0	0	0	0	0	0										
Earl Rapp, L (1, 9) OBP: 0.368, SLG: 0.455											0	0	0	0	0	0	0										
Matt Batts, R (1, 2) OBP: 0.337, SLG: 0.414											0	0	0	0	0	0	0										
Ben Taylor, L (1, 3) OBP: 0.330, SLG: 0.393											0	0	0	0	0	0	0										
Jim Dyck, R (1, 5) OBP: 0.167, SLG: 0.091											0	0	0	0	0	0	0										
Bud Thomas, R (1, 6) OBP: 0.353, SLG: 0.529											0	0	0	0	0	0	0										
Bob Turley, R (1, 1)											0	0	0	0	0	0	0										
Inning Stats											1B: 0	SF: 0	2B: 0	SAC: 0	3B: 0	DP: 0	HR: 0		HBP: 0	WP: 0	PA: 0						
PITCHER Lou Kretlow, R (1, 1) ERA: 4.29	IP	WLS	BF	H	R	ER	SO	BB	IBB	HBP	BLK	WP	HR	S	P	ERA	WHIP	PITCHER									
	0.0	W	0	0	0	0	0	0	0	0	0	0	0	0	0	∞	∞										

