

Chicago White Sox - 1952

Batter	1	2	3	4	5	6	7	8	9	AB	R	H	RBI	BB	SO	LOB	TOP			
Harry Simpson, L (1,9) OBP: 0.400, SLG: 0.250	4-0 SH3-1 WP BB		0-0 1-3		0-3 K		0-0 SH1-4 1B		0-0 1-3	4	1	1	0	1	1	0				
Bobby Avila, R (1,4)	0-0 SH3-1		0-0 F9		0-0 F7		0-0 SH1-4		0-0 P6	3	0	0	1	0	0	0				
Larry Doby, L (1,8) OBP: 0.500, SLG: 0.333	0-0 F5		4-0 BB		0-0 F8		0-0 2-H 1B			3	0	1	1	1	0	1				
Luke Easter, L (1,3)	0-3 K		0-0 G3			0-0 F7		0-0 G3		4	0	0	0	0	1	3				
Al Rosen, R (1,5) OBP: 0.500, SLG: 0.500		0-0 F8		0-0 F8		0-0 S 1B		0-0 FC5-4 1B		4	0	2	0	0	0	0				
Jim Fridley, R (1,7)		4-0 HBP BB		0-0 F3		0-3 K		0-0 FC5-4 FC6-4		3	0	0	0	1	1	2				
Ray Boone, R (1,6)		1-0 HBP		4-0 2B BB		0-0 F2		0-0 FC6-4 FC6-4		2	1	0	0	1	0	2				
Jim Hegan, R (1,2) OBP: 0.500, SLG: 0.750		0-0 F8		0-0 1-H 2B			0-0 1B SH1-4 1B	0-0 FC6-4		4	1	2	1	0	0	3				
Early Wynn, S (1,1)		0-0 F8		0-3 K			0-0 SH3-4		0-0 F9	3	0	0	0	0	1	3				
Inning Stats	R: 0 E: 0 K: 1 S: 5	H: 0 LOB: 1 BB: 1 P: 9	R: 0 E: 0 K: 0 S: 3	H: 0 LOB: 2 BB: 1 P: 8	R: 0 E: 0 K: 0 S: 3	H: 0 LOB: 1 BB: 1 P: 7	R: 1 E: 0 K: 1 S: 6	H: 1 LOB: 0 BB: 0 P: 10	R: 0 E: 0 K: 1 S: 5	H: 1 LOB: 0 BB: 0 P: 6	R: 2 E: 0 K: 0 S: 6	H: 3 LOB: 1 BB: 0 P: 6	R: 0 E: 0 K: 0 S: 4	H: 1 LOB: 1 BB: 0 P: 4	R: 0 E: 0 K: 0 S: 3	H: 0 LOB: 0 BB: 0 P: 3	1B: 5 2B: 1 3B: 0 HR: 0	SF: 0 SAC: 3 DP: 0 HBP: 1	WP: 1 PB: 0 SB: 1 CS: 0	PA: 38
PITCHER	IP WLS BF H R ER SO BB IBB HBP BLK WP HR S P ERA WHIP																			
Billy Pierce, L (1,1) ERA: 3.38	8.0 L 35 6 3 3 4 4 0 1 0 1 0 0 0 3 3 3.38 1.250																			
Chuck Stobbs, L (9,1) ERA:	1.0 3 0 0 0 0 0 0 0 0 0 0 0 0 0 3 3 0.00 0.000																			

Cleveland Indians @ Chicago White Sox
Comiskey Park, Chicago, IL
Tue Apr 15 1952, 4:33 AM EST
Att: 25,037 - Unknown

AB	30
R	3
H	6
RBI	3
BB	4
SO	4
LOB	14



Batter	1	2	3	4	5	6	7	8	9	AB	R	H	RBI	BB	SO	LOB	BOTTOM			
Chico Carrasquel, R (1,6)	0-0 F8		0-0 F8			0-0 5-3		0-0 E5		4	0	0	0	0	0	1				
Nellie Fox, L (1,4) OBP: 0.250, SLG: 0.250	0-0 1-3			0-0 G4-6-3 1B		0-0 F8		0-0 P4		4	0	1	0	0	0	2				
Minnie Minoso, R (1,7) OBP: 0.750, SLG: 0.500	4-0 CS BB			0-0 G4-6-3 1B		0-0 F8		4-0 1B BB		2	1	1	0	2	0	2				
Eddie Robinson, L (1,3) OBP: 0.250, SLG: 0.250	0-0 CS	0-0 F8		0-0 G4-6-3		0-0 F8		0-0 FC2-5 1B		4	0	1	0	0	0	2				
Ray Coleman, L (1,9) OBP: 0.250, SLG: 0.250		0-0 1-3		0-0 3-1		0-0 F8		0-0 FC2-5 1B		4	0	1	1	0	0	1				
Sherm Lollar, R (1,2) OBP: 0.500, SLG: 1.333		4-0 BB		0-0 L5		0-0 FC2-5		0-0 FC2-5		3	1	1	1	1	0	2				
Jim Busby, R (1,8)		0-0 F8		0-0 1-3		0-0 F8		0-0 2-3		2	0	0	0	0	0	1				
Bud Stewart, L (7,PH) (8,9)						0-0 1-3		0-0 2-3		2	0	0	0	0	0	2				
Hector Rodriguez, R (1,5) OBP: 0.333, SLG: 0.667			0-0 5-3		0-0 F4			0-0 K		3	0	1	0	0	0	0				
Billy Pierce, L (1,1)			0-0 4-3			0-0 F8		0-3 K		2	0	0	0	0	0	0				
George Wilson, L (8,PH)										1	0	0	0	0	1	1				
Chuck Stobbs, L (9,1)										0	0	0	0	0	0	0				
Inning Stats	R: 0 E: 0 K: 0 S: 2	H: 0 LOB: 0 BB: 1 P: 6	R: 0 E: 0 K: 0 S: 3	H: 0 LOB: 1 BB: 1 P: 7	R: 0 E: 0 K: 0 S: 3	H: 2 LOB: 1 BB: 0 P: 4	R: 0 E: 0 K: 0 S: 3	H: 0 LOB: 0 BB: 0 P: 3	R: 0 E: 0 K: 0 S: 3	H: 0 LOB: 0 BB: 0 P: 3	R: 1 E: 0 K: 0 S: 4	H: 2 LOB: 1 BB: 1 P: 8	R: 0 E: 1 K: 1 S: 7	H: 1 LOB: 2 BB: 0 P: 7	R: 1 E: 0 K: 0 S: 4	H: 1 LOB: 0 BB: 0 P: 4	1B: 4 2B: 2 3B: 0 HR: 1	SF: 0 SAC: 0 DP: 2 HBP: 0	WP: 0 PB: 0 SB: 1 CS: 1	PA: 35
PITCHER	IP WLS BF H R ER SO BB IBB HBP BLK WP HR S P ERA WHIP																			
Early Wynn, R (1,1) ERA: 2.0	9.0 W 34 6 2 2 1 3 0 0 0 0 0 1 33 45 2.00 1.000																			

Cleveland Indians @ Chicago White Sox
Comiskey Park, Chicago, IL
Tue Apr 15 1952, 4:33 AM EST
Att: 25,037 - Unknown

AB	31
R	2
H	6
RBI	2
BB	3
SO	1
LOB	14



Batter	1	2	3	4	5	6	7	8	9	AB	R	H	RBI	BB	SO	LOB	TOP			
Harry Simpson, L OBP: 0.444, SLG: 0.375	0-0 1B		0-0 5-3			0-0 1B		0-0 F8		4	0	2	0	0	0	0				
Bobby Avila, R (1,4)	0-0 F9		0-0 F3			0-0 F5			0-0 F9	4	0	0	0	0	0	2				
Larry Doby, L OBP: 0.250, SLG: 0.143	0-3 K			0-0 4-3		0-0 F6			0-0 4-3	4	0	0	0	0	1	2				
Luke Easter, L OBP: 0.125, SLG: 0.250	0-0 F8			0-0 F5		0-0 F8			0-0 BB FC5 2B	4	0	1	0	0	0	2				
Al Rosen, R OBP: 0.375, SLG: 0.286		0-0 F2		0-0 6-3			0-0 F9		4-0 FC5 BB	3	0	0	0	1	0	0				
Jim Fritley, R OBP: 0.500, SLG: 0.800		0-0 HR			4-0 G6-4-3 BB		0-3 K		4-0 FC5 BB	2	1	1	1	2	1	0				
Ray Boone, R (1,6)	0-0 4-3				0-0 G6-4-3 1-2		0-0 F8		0-0 FC5	4	0	0	0	0	0	4				
Jim Hegan, R OBP: 0.429, SLG: 0.500	0-3 K				4-0 BB			0-0 F8		2	0	0	0	1	1	0				
Bob Lemon, L (1,1)			0-0 4-3		0-0 G3			0-0 6-3		3	0	0	0	0	0	1				
Inning Stats	R: 0 E: 0 K: 1 S: 6	H: 1 LOB: 1 BB: 0 P: 6	R: 1 E: 0 K: 1 S: 6	H: 1 LOB: 0 BB: 0 P: 6	R: 0 E: 0 K: 0 S: 3	H: 0 LOB: 0 BB: 0 P: 3	R: 0 E: 0 K: 0 S: 3	H: 0 LOB: 1 BB: 2 P: 10	R: 0 E: 0 K: 1 S: 4	H: 1 LOB: 1 BB: 0 P: 4	R: 0 E: 0 K: 1 S: 5	H: 0 LOB: 0 BB: 0 P: 5	R: 0 E: 0 K: 0 S: 3	H: 0 LOB: 0 BB: 0 P: 3	R: 0 E: 0 K: 0 S: 4	H: 1 LOB: 3 BB: 2 P: 12	1B: 2 2B: 1 3B: 0 HR: 1	SF: 0 SAC: 0 DP: 1 HBP: 0	WP: 0 PB: 0 SB: 0 CS: 0	PA: 34
PITCHER Joe Dobson, R ERA: 1.0	IP: 9.0 WLS: L BF: 34	H: 4 R: 1 ER: 1 SO: 3	BB: 4 IBB: 0 HBP: 0 BLK: 0	WP: 0 HR: 1 S: 36 P: 52	ERA: 1.00 WHIP: 0.889															

Cleveland Indians @ Chicago White Sox
Comiskey Park, Chicago, IL
Wed Apr 16 1952, 4:33 AM EST
Att: 8,897 - Unknown

AB 30
R 1
H 4
RBI 1
BB 4
SO 3
LOB 11



Batter	1	2	3	4	5	6	7	8	9	AB	R	H	RBI	BB	SO	LOB	BOTTOM			
Chico Carrasquel, R (1,6)	4-0 FC5-4 BB		0-0 6-3		0-0 E5 FC1-4			0-0 4-3		2	0	0	0	1	0	1				
Bud Stewart, L (8, PH)										1	0	0	0	0	0	0				
Willy Miranda, S (9, 6)										0	0	0	0	0	0	0				
Nellie Fox, L OBP: 0.125, SLG: 0.125	0-0 FC5-4 G3-6-3			0-0 F8	0-0 FC1-4			0-0 F7		4	0	0	0	0	0	3				
Minnie Minoso, R OBP: 0.500, SLG: 0.200	0-0 G3-6-3			4-0 1B FC1-2 BB	0-0 F4			0-0 F8		3	0	0	0	1	0	3				
Eddie Robinson, L OBP: 0.500, SLG: 0.571		0-0 2B		0-0 BB FC1-2 1B		0-0 4-3		4-0 G4-6-3 BB		3	0	2	0	1	0	0				
Don Nicholas, L (9, PR)										0	0	0	0	0	0	0				
Ray Coleman, L OBP: 0.125, SLG: 0.125	0-0 F6			0-0 FC1-2 BB		0-0 4-3		0-0 G4-6-3		4	0	0	0	0	0	4				
Sherm Lollar, R OBP: 0.375, SLG: 0.667	0-0 5-3			1-2 3-H	4-0 FC6-4 BB		0-0 L7		0-0 P3	3	0	0	0	1	0	2				
Jim Busby, R (1,8)	0-3 K			0-0 FC6-4			0-0 L7			3	0	0	0	0	1	4				
Hector Rodriguez, R OBP: 0.167, SLG: 0.333			0-0 F4		0-0 4-3			0-0 F4		3	0	0	0	0	0	0				
Joe Dobson, R OBP: 0.333, SLG: 0.333			0-0 1-3		0-0 FC1-4 E 1B		0-3 K			3	0	1	0	0	1	0				
Inning Stats	R: 0 E: 0 K: 0 S: 2	H: 0 LOB: 0 BB: 1 P: 6	R: 0 E: 0 K: 1 S: 6	H: 1 LOB: 1 BB: 0 P: 6	R: 0 E: 0 K: 0 S: 3	H: 0 LOB: 0 BB: 0 P: 3	R: 0 E: 0 K: 0 S: 4	H: 1 LOB: 3 BB: 2 P: 12	R: 0 E: 0 K: 0 S: 5	H: 1 LOB: 2 BB: 0 P: 5	R: 0 E: 0 K: 1 S: 5	H: 0 LOB: 0 BB: 0 P: 5	R: 0 E: 0 K: 0 S: 3	H: 0 LOB: 0 BB: 0 P: 3	R: 0 E: 0 K: 0 S: 3	H: 0 LOB: 1 BB: 1 P: 6	1B: 2 2B: 1 3B: 0 HR: 0	SF: 0 SAC: 0 DP: 2 HBP: 0	WP: 0 PB: 0 SB: 0 CS: 0	PA: 33
PITCHER Bob Lemon, R ERA:	IP: 9.0 WLS: W BF: 33	H: 3 R: 0 ER: 0 SO: 2	BB: 4 IBB: 0 HBP: 0 BLK: 0	WP: 0 HR: 0 S: 33 P: 49	ERA: 0.00 WHIP: 0.778															

Cleveland Indians @ Chicago White Sox
Comiskey Park, Chicago, IL
Wed Apr 16 1952, 4:33 AM EST
Att: 8,897 - Unknown

AB 29
R 0
H 3
RBI 0
BB 4
SO 2
LOB 17



Batter	1	2	3	4	5	6	7	8	9	AB	R	H	RBI	BB	SO	LOB	TOP			
Chico Carrasquel, R (1.6) OBP: 0.125, SLG: 0.067	0-0 6-3		0-0 5-3			0-0 F4		0-0 F7		4	0	0	0	0	0	0	Chicago White Sox @ St. Louis Browns Sportsman's Park, St. Louis, MO Fri Apr 18 1952, 4:33 AM EST Att: 12,573 - Unknown			
Al Zarilla, L (1.9) OBP: 0.250, SLG: 0.250	0-3 K2-3			0-0 4-3		0-0 BB 1B		0-0 F8		4	0	1	0	0	1	0				
Minnie Minoso, R (1.7) OBP: 0.375, SLG: 0.167	0-0 5-3			0-0 6-3		4-0 BB		0-0 6-3		3	0	0	0	1	0	0				
Eddie Robinson, L (1.3) OBP: 0.313, SLG: 0.400		0-0 G3 F8 2B		0-0 3-1		0-0 F8			0-0 G3	4	1	1	0	0	0	2				
Nellie Fox, L (1.4) OBP: 0.125, SLG: 0.125		0-0 G3			0-0 2B G5-2-3 1B		0-0 F7		0-0 3-1	4	0	1	0	0	0	3				
Sherm Lollar, R (1.2) OBP: 0.313, SLG: 0.462		0-0 F8			0-0 1-3 2B		0-0 F6		0-0 F8	4	0	1	1	0	0	0				
Jim Busby, R (1.8) OBP: 0.250, SLG: 0.182		0-0 3-H 4-0 CS BB			0-0 6-3		0-0 6-3			2	0	0	0	1	0	2				
Hector Rodriguez, R (1.5) OBP: 0.462, SLG: 0.455		0-0 CS	0-0 6-3		4-0 BB		0-0 BB 1B			2	0	1	0	1	0	0				
Chuck Stobbs, L (1.1) George Wilson, L (7, PH) Luis Aloma, R (7, 1) Bill Kennedy, L (8, 1)		0-3 K		0-0 G5-2-3		0-0 G3				2	0	0	0	0	1	3				
Inning Stats	R: 0 E: 0 K: 1 S: 5	H: 0 LOB: 0 BB: 0 P: 5	R: 1 E: 0 K: 0 S: 3	H: 1 LOB: 0 BB: 1 P: 7	R: 0 E: 0 K: 1 S: 5	H: 0 LOB: 0 BB: 0 P: 5	R: 0 E: 0 K: 0 S: 3	H: 0 LOB: 0 BB: 0 P: 3	R: 0 E: 0 K: 0 S: 4	H: 2 LOB: 2 BB: 1 P: 8	R: 0 E: 0 K: 0 S: 4	H: 1 LOB: 1 BB: 0 P: 4	R: 0 E: 0 K: 0 S: 3	H: 0 LOB: 0 BB: 0 P: 3	R: 0 E: 0 K: 0 S: 3	H: 0 LOB: 0 BB: 0 P: 3	1B: 3 2B: 2 3B: 0 HR: 0	SF: 0 SAC: 0 DP: 1 HBP: 0	WP: 0 PB: 0 SB: 0 CS: 1	PA: 34
PITCHER Duane Pilette, R (1.1) ERA: 1.0	IP: 9.0 WLS: W BF: 33 H: 5 R: 1 ER: 1 SO: 2 BB: 3 IBB: 0 HBP: 0 BLK: 0 WP: 0 HR: 0 S: 34 P: 46 ERA: 1.00 WHIP: 0.889																			

Batter	1	2	3	4	5	6	7	8	9	AB	R	H	RBI	BB	SO	LOB	BOTTOM			
Fred Marsh, R (1.4) Earl Rapp, L (7, PH) Bobby Young, L (8, 4)	0-0 4-3									3	0	1	0	0	0	0	Chicago White Sox @ St. Louis Browns Sportsman's Park, St. Louis, MO Fri Apr 18 1952, 4:33 AM EST Att: 12,573 - Unknown			
Marty Marion, R (1.6) Jim Rivera, L (1.8)	0-3 K		0-0 FC4-6 1B		0-0 F9		0-0 4-3	0-0 FC6-4		1	0	0	0	0	0	2				
Bob Nieman, R (1.9) Jim Delsing, L (8, 9)		4-0 1B BB BB	0-0 FC4-6 FC3-6 1-2		0-0 F9		0-0 F4	0-0 6-3		5	0	0	0	0	1	4				
Jim Dyck, R (1.7) Tom Wright, L (8, PH) (9, 7)		0-0 F7	0-0 FC3-6 1B 1-2		0-0 FC6-3 1B		0-0 G6-3	0-0 SH 2B 1B		4	1	2	0	0	0	1				
Dick Knyhoski, L (1.3) Gordon Goldsberry, L (8, PH) (9, 3)		4-0 1B BB BB	0-0 1B BB 1-2		0-0 G6-3		0-0 SH 2B 3B	0-0 SH 2B 3B		2	0	1	0	1	0	1				
Leo Thomas, R (1.5)		4-0 1B BB BB	0-0 1B BB 1-2		0-0 F5		0-0 2B 1B	0-0 K		2	1	1	0	1	0	0				
Les Moss, R (1.2) Stan Rojek, R (7, PR) Clint Courtney, L (8, 2)		0-0 F6	0-0 1B BB 1-2		0-0 F7		0-0 2B 1B	0-0 K		3	0	1	1	0	0	2				
Leo Thomas, R (1.5)		0-0 F6	0-0 1B BB 1-2		0-0 F7		0-0 2B 1B	0-0 K		1	1	1	1	0	0	0				
Les Moss, R (1.2) Stan Rojek, R (7, PR) Clint Courtney, L (8, 2)		0-0 F6	0-0 1B BB 1-2		0-0 F7		0-0 2B 1B	0-0 K		3	0	1	1	0	0	2				
Leo Thomas, R (1.5)		0-0 F6	0-0 1B BB 1-2		0-0 F7		0-0 2B 1B	0-0 K		1	1	1	1	0	0	0				
Leo Thomas, R (1.5)		0-0 F6	0-0 1B BB 1-2		0-0 F7		0-0 2B 1B	0-0 K		3	0	1	1	0	0	1				
Les Moss, R (1.2) Stan Rojek, R (7, PR) Clint Courtney, L (8, 2)		0-0 F6	0-0 1B BB 1-2		0-0 F7		0-0 2B 1B	0-0 K		3	1	1	0	1	0	1				
Les Moss, R (1.2) Stan Rojek, R (7, PR) Clint Courtney, L (8, 2)		0-0 F6	0-0 1B BB 1-2		0-0 F7		0-0 2B 1B	0-0 K		3	1	2	1	0	1	3				
Les Moss, R (1.2) Stan Rojek, R (7, PR) Clint Courtney, L (8, 2)		0-0 F6	0-0 1B BB 1-2		0-0 F7		0-0 2B 1B	0-0 K		0	0	0	0	0	0	0				
Les Moss, R (1.2) Stan Rojek, R (7, PR) Clint Courtney, L (8, 2)		0-0 F6	0-0 1B BB 1-2		0-0 F7		0-0 2B 1B	0-0 K		1	1	1	3	0	0	0				
Duane Pilette, R (1.1) ERA: 12.0	IP: 1.0 WLS: L BF: 6 H: 2 R: 2 ER: 2 SO: 0 BB: 0 IBB: 0 HBP: 0 BLK: 0 WP: 0 HR: 0 S: 6 P: 6 ERA: 18.00 WHIP: 2.000	IP: 1.0 WLS: L BF: 7 H: 3 R: 3 ER: 3 SO: 1 BB: 0 IBB: 1 HBP: 0 BLK: 0 WP: 0 HR: 0 S: 8 P: 16 ERA: 27.00 WHIP: 3.000																		
Inning Stats	R: 0 E: 0 K: 1 S: 5	H: 0 LOB: 0 BB: 0 P: 5	R: 0 E: 0 K: 2 S: 8	H: 1 LOB: 3 BB: 2 P: 16	R: 0 E: 0 K: 0 S: 4	H: 2 LOB: 1 BB: 0 P: 4	R: 0 E: 0 K: 0 S: 3	H: 0 LOB: 0 BB: 0 P: 3	R: 1 E: 0 K: 0 S: 4	H: 1 LOB: 0 BB: 0 P: 4	R: 1 E: 0 K: 0 S: 5	H: 3 LOB: 1 BB: 0 P: 5	R: 0 E: 0 K: 0 S: 4	H: 1 LOB: 2 BB: 0 P: 4	R: 5 E: 0 K: 1 S: 10	H: 4 LOB: 1 BB: 1 P: 14	1B: 8 2B: 2 3B: 1 HR: 1	SF: 0 SAC: 2 DP: 1 HBP: 0	WP: 0 PB: 0 SB: 1 CS: 0	PA: 38
PITCHER Chuck Stobbs, L (1.1) Luis Aloma, R (7, 1) Bill Kennedy, L (8, 1)	IP: 6.0 WLS: L BF: 25 H: 7 R: 2 ER: 2 SO: 2 BB: 2 IBB: 0 HBP: 0 BLK: 0 WP: 0 HR: 1 S: 29 P: 37 ERA: 3.00 WHIP: 1.500	IP: 1.0 WLS: L BF: 6 H: 2 R: 2 ER: 2 SO: 0 BB: 0 IBB: 0 HBP: 0 BLK: 0 WP: 0 HR: 0 S: 6 P: 6 ERA: 18.00 WHIP: 2.000	IP: 1.0 WLS: L BF: 7 H: 3 R: 3 ER: 3 SO: 1 BB: 0 IBB: 1 HBP: 0 BLK: 0 WP: 0 HR: 0 S: 8 P: 12 ERA: 27.00 WHIP: 3.000																	

Batter	1	2	3	4	5	6	7	8	9	AB	R	H	RBI	BB	SO	LOB	TOP					
Chico Carrasquel, R OBP: 0.227, SLG: 0.150	F9	F7		BB 1B	FC5 BB 1B		F7		BB	5	0	2	2	1	0	2						
Al Zarilla, L OBP: 0.286, SLG: 0.167	F7		F6					1-3	4-3	4	0	0	0	2	0	1						
Minnie Minoso, R OBP: 0.333, SLG: 0.176	F8		E 1B	F7	FC5			6-3		5	1	1	0	0	0	5						
Eddie Robinson, L OBP: 0.429, SLG: 0.611			E8 1B		1-3 BB 1B		F9		BB FC1-2 BB	3	3	2	1	2	0	0						
Nellie Fox, L OBP: 0.190, SLG: 0.190	B1-3				F9		4-3		BB 1B	5	0	2	2	0	0	1						
Sherm Lollar, R OBP: 0.381, SLG: 0.438			2-H 3-H 1B	K	BB 1-3 1B		F7		1-2 2-3 BB	3	1	1	0	2	1	1						
Jim Busby, R OBP: 0.176, SLG: 0.125			FC1-4 BB	6-3	1-3		4-3		FC1-2	5	1	0	0	0	0	7						
Hector Rodriguez, R OBP: 0.444, SLG: 0.400			E9 1B		F8		F9		F9	4	2	1	0	1	0	0						
Saul Rogovin, R OBP: 1.000, SLG: 1.000					K				F8	1	0	1	0	0	0	0						
Lou Kretlow, R										0	0	0	0	0	0	0						
Joe Dobson, R OBP: 0.429, SLG: 0.200					BB 1B					2	0	0	1	2	1	0						
Inning Stats	R: 0 E: 0 K: 0 S: 3	H: 0 LOB: 0 BB: 0 P: 3	R: 3 E: 1 K: 0 S: 6	H: 3 LOB: 1 BB: 1 P: 10	R: 2 E: 1 K: 1 S: 8	H: 3 LOB: 1 BB: 0 P: 8	R: 0 E: 0 K: 1 S: 6	H: 1 LOB: 2 BB: 1 P: 10	R: 3 E: 0 K: 0 S: 5	H: 2 LOB: 3 BB: 4 P: 21	R: 0 E: 0 K: 0 S: 3	H: 0 LOB: 0 BB: 0 P: 3	R: 0 E: 0 K: 0 S: 3	H: 0 LOB: 1 BB: 2 P: 7	R: 0 E: 0 K: 0 S: 4	H: 1 LOB: 3 BB: 2 P: 12	R: 0 E: 0 K: 0 S: 3	H: 0 LOB: 1 BB: 1 P: 7	1B: 9 2B: 0 3B: 0 HR: 1	SF: 0 SAC: 0 DP: 0 HBP: 0	WP: 0 PB: 0 SB: 0 CS: 0	PA: 47
PITCHER	IP	WLS	BF	H	R	ER	SO	BB	IBB	HBP	BLK	WP	HR	S	P	ERA	WHIP					
Johnny Hetki, R ERA: 4.5	4.0	L	21	7	5	2	2	2	0	0	0	0	1	23	31	4.50	2.250					
Gene Bearden, L ERA: 40.5	0.2		7	2	3	3	0	3	0	0	0	0	0	4	16	40.50	7.500					
Lou Sleater, L ERA:	1.1		5	0	0	0	0	1	0	0	0	0	0	4	8	0.00	0.750					
Dave Madison, R ERA:	3.0		14	1	0	0	0	4	0	0	0	0	0	10	26	0.00	1.667					

Chicago White Sox @ St. Louis Browns
Sportsman's Park, St. Louis, MO
Sat Apr 19 1952, 4:33 AM EST
Att: 10,313 - Unknown

AB 37
R 8
H 10
RBI 6
BB 10
SO 2
LOB 17





Batter	1	2	3	4	5	6	7	8	9	AB	R	H	RBI	BB	SO	LOB	BOTTOM					
Bobby Young, L OBP: 1.000, SLG: 2.000	F8	F8		F1			4-3		BB	4	0	0	0	0	0	3						
Marty Marion, R OBP: 0.158, SLG: 0.222	F8						F6			1	0	0	0	0	0	0						
Earl Rapp, L OBP: 0.500, SLG: 0.500		1-3			1B				K	1	0	0	0	0	0	3						
Joe Demaestri, R OBP: 0.500, SLG: 0.500					1B					2	0	1	0	0	0	0						
Jim Delsing, L OBP: 0.500, SLG: 0.500										1	0	0	0	0	1	2						
Jim Rivera, L OBP: 0.400, SLG: 0.444	4-3			FC6-4 E F7 BB			F5			3	1	1	0	1	0	0						
Tom Wright, L OBP: 0.143, SLG: 0.143				F4	E4 FC6-4		F7		K	4	0	0	0	0	1	3						
George Schmees, L OBP: 0.182, SLG: 0.364				BB 1B	FC6-4		K		K	4	1	1	0	0	2	4						
Dick Kryhoski, L OBP: 0.394, SLG: 0.400				BB 1B	F7		K		4-3	4	1	1	1	0	1	3						
Leo Thomas, R OBP: 0.400, SLG: 0.412				BB 1B	F4		G3-6-3 1B			3	0	2	0	1	0	1						
Clint Courtney, L OBP: 0.182, SLG: 0.364				BB 1B			G3-6-3		F2	4	0	1	2	0	1	2						
Johnny Hetki, R OBP: 0.227, SLG: 0.150							F7			0	0	0	0	1	0	0						
Hank Artt, L OBP: 0.227, SLG: 0.150										1	0	0	0	0	0	1						
Gene Bearden, L ERA: 40.5										0	0	0	0	0	0	0						
Lou Sleater, L ERA:										0	0	0	0	0	0	0						
Bob Nieman, R OBP: 0.500, SLG: 0.500										1	0	0	0	0	0	0						
Dave Madison, R ERA:										0	0	0	0	0	0	0						
Tommy Byrne, L OBP: 0.500, SLG: 0.400										1	0	0	0	0	0	1						
Inning Stats	R: 0 E: 0 K: 0 S: 3	H: 0 LOB: 0 BB: 0 P: 3	R: 2 E: 0 K: 0 S: 6	H: 3 LOB: 3 BB: 2 P: 14	R: 1 E: 1 K: 0 S: 4	H: 0 LOB: 1 BB: 1 P: 8	R: 0 E: 0 K: 2 S: 7	H: 0 LOB: 0 BB: 0 P: 7	R: 0 E: 0 K: 0 S: 9	H: 2 LOB: 2 BB: 0 P: 9	R: 0 E: 0 K: 0 S: 3	H: 1 LOB: 0 BB: 0 P: 3	R: 0 E: 0 K: 0 S: 3	H: 0 LOB: 0 BB: 0 P: 3	R: 0 E: 0 K: 2 S: 7	H: 0 LOB: 0 BB: 0 P: 7	R: 0 E: 0 K: 1 S: 6	H: 1 LOB: 2 BB: 1 P: 10	1B: 6 2B: 1 3B: 0 HR: 0	SF: 0 SAC: 0 DP: 1 HBP: 0	WP: 0 PB: 0 SB: 0 CS: 0	PA: 38
PITCHER	IP	WLS	BF	H	R	ER	SO	BB	IBB	HBP	BLK	WP	HR	S	P	ERA	WHIP					
Saul Rogovin, R ERA: 13.5	1.1		8	3	2	2	0	1	0	0	0	0	0	7	11	13.50	3.000					
Lou Kretlow, R ERA:	0.0		1	0	0	0	0	1	0	0	0	0	0	4								
Joe Dobson, R ERA: 0.54	7.2	W	29	4	1	0	7	2	0	0	0	0	0	41	49	0.00	0.783					

Chicago White Sox @ St. Louis Browns
Sportsman's Park, St. Louis, MO
Sat Apr 19 1952, 4:33 AM EST
Att: 10,313 - Unknown

AB 34
R 3
H 7
RBI 3
BB 4
SO 7
LOB 22



Batter	1	2	3	4	5	6	7	8	9	AB	R	H	RBI	BB	SO	LOB	TOP	
Nellie Fox, L OBP: 0.160, SLG: 0.160 (1, 4)	0-0 4-3		0-0 1-3			0-0 4-3		0-0 F6	4 0 0 0 0 0								Chicago White Sox @ St. Louis Browns Sportsman's Park, St. Louis, MO Sun Apr 20 1952, 4:33 AM EST Unknown	
Bud Stewart, L (1, 7)	0-0 F8			0-0 F7		0-0 L3		0-0 F5	4 0 0 0 0 0									
Minnie Minoso, R OBP: 0.280, SLG: 0.143 (1, 8)	0-0 F8			0-0 F9		0-3 K		0-3 K	4 0 0 0 0 2 0									
Eddie Robinson, L OBP: 0.417, SLG: 0.571 (1, 3)		0-0 1B		0-0 G3				0-0 F2	3 0 1 0 0 0 0									
George Wilson, L (1, 9)		0-0 F8			4-0 1B BB			0-0 F5	2 0 0 0 1 0 1									
Chico Carrasquel, R OBP: 0.240, SLG: 0.174 (1, 6)		0-0 F3			0-0 1-2 1B			0-0 5-3	3 0 1 0 0 0 1									
Phil Masi, R Ray Coleman, L Howie Judson, R Hal Brown, R Don Nicholas, L Marv Grissom, R (1, 2) (5, PH) (8, 1) (7, 1) (8, PH) (8, 1)		0-0 4-3			0-0 4-3 1-2 2-3			0-0 G1	1 0 0 0 0 0 0 1 1 0 0 0 0 0 0 2 0 0 0 0 0 0 0 0 0 0 0 0 0 0 0 0 1 0 0 0 0 0 0 0 0 0 0 0 0 0 0 0									AB 28 R 0 H 2 RBI 0 BB 1 SO 2 LOB 9
Hector Rodriguez, R OBP: 0.381, SLG: 0.333 (1, 5)			0-0 6-3		0-0 1-3			0-0 F8	3 0 0 0 0 0 0 2									
Ken Holcombe, R Bud Sheely, L (1, 1) (5, PH) (5, 2)		0-0 6-3			0-0 4-3			0-0 F5	0 0 0 0 0 0 0 0 2 0 0 0 0 0 0 2									
Inning Stats	R: 0 E: 0 K: 0 S: 3	H: 0 LOB: 0 BB: 0 P: 3	R: 0 E: 0 K: 0 S: 4	H: 1 LOB: 1 BB: 0 P: 4	R: 0 E: 0 K: 0 S: 3	H: 0 LOB: 0 BB: 0 P: 3	R: 0 E: 0 K: 0 S: 3	H: 0 LOB: 0 BB: 0 P: 3	R: 0 E: 0 K: 1 S: 5	H: 0 LOB: 0 BB: 0 P: 5	R: 0 E: 0 K: 0 S: 3	H: 0 LOB: 0 BB: 0 P: 3	R: 0 E: 0 K: 1 S: 5	H: 0 LOB: 0 BB: 0 P: 5	1B: 2 2B: 0 3B: 0 HR: 0	SF: 0 SAC: 0 DP: 0 HBP: 0		WP: 0 PB: 0 SB: 0 CS: 0
PITCHER Ned Garver, R ERA: (1, 1)	IP 9.0 WLS W BF 30 H 2 R 0 ER 0 SO 2 BB 1 IBB 0 HBP 0 BLK 0 WP 0 HR 0 S 33 P 37 ERA 0.00 WHIP 0.333																	

Batter	1	2	3	4	5	6	7	8	9	AB	R	H	RBI	BB	SO	LOB	BOTTOM			
Bobby Young, L OBP: 0.188, SLG: 0.133 (1, 4)	0-0 G3 1B 6-3 1B		0-0 F9			0-0 SH 1B SH5-3		0-0 F8	4 2 2 1 0 0 0								Chicago White Sox @ St. Louis Browns Sportsman's Park, St. Louis, MO Sun Apr 20 1952, 4:33 AM EST Unknown			
Marty Marion, R OBP: 0.281, SLG: 0.364 (1, 6)	0-0 6-3 G3 1-2 1B		0-0 E 1B		0-0 SH5-3		0-0 F2	0-0 FC1-6 1B	4 1 3 0 0 0 2											
Jim Rivera, L OBP: 0.440, SLG: 0.609 (1, 8)	0-0 G3 1-2 2-3		0-0 CS 1B		0-0 SH5-3 1B			0-0 FC1-6 1-2 1B	5 1 3 4 0 0 3											
Tom Wright, L OBP: 0.167, SLG: 0.333 (1, 7)	0-0 6-3 2-3 3-H		0-0 CS 1-2		0-0 HR		0-0 F9	0-3 K	4 1 1 2 0 1 2											
Earl Rapp, L (1, 9)	0-0 F8			0-3 K		0-0 F7		0-0 F6	4 0 0 0 0 1 2											
Gordon Goldsberry, L OBP: 0.833, SLG: 1.200 (1, 3)		0-0 F7		0-0 1B		0-0 1B 1B		0-0 1B 2B	4 2 3 0 0 0 0											
Leo Thomas, R OBP: 0.375, SLG: 0.381 (1, 5)		0-0 5-3		0-0 F2		0-3 K		2-H 1B	4 0 1 1 0 1 2									AB 36 R 8 H 14 RBI 8 BB 1 SO 3 LOB 15		
Clint Courtney, L OBP: 0.200, SLG: 0.333 (1, 2)		0-0 F9		0-0 F8		0-0 1B 1-2 1B		0-0 F8	4 0 1 0 0 0 2											
Ned Garver, R OBP: 0.500, SLG: 0.333 (1, 1)			0-0 F8		4-0 SH5-3 1B BB		0-0 F7	0-0 6-3	3 1 0 0 1 0 2											
Inning Stats	R: 1 E: 0 K: 0 S: 5	H: 2 LOB: 1 BB: 0 P: 5	R: 0 E: 0 K: 0 S: 3	H: 0 LOB: 0 BB: 0 P: 3	R: 1 E: 1 K: 0 S: 4	H: 2 LOB: 0 BB: 0 P: 4	R: 1 E: 0 K: 1 S: 7	H: 2 LOB: 1 BB: 0 P: 7	R: 2 E: 0 K: 0 S: 5	H: 1 LOB: 1 BB: 1 P: 9	R: 1 E: 0 K: 1 S: 8	H: 3 LOB: 2 BB: 0 P: 8	R: 2 E: 0 K: 1 S: 8	H: 3 LOB: 1 BB: 0 P: 8	R: 0 E: 0 K: 0 S: 4	H: 1 LOB: 1 BB: 0 P: 4		1B: 10 2B: 2 3B: 0 HR: 2	SF: 0 SAC: 2 DP: 0 HBP: 0	WP: 0 PB: 0 SB: 0 CS: 1
PITCHER Ken Holcombe, R ERA: 6.75 Howie Judson, R ERA: 4.5 Hal Brown, R ERA: 6.75 Marv Grissom, R ERA: 11.57 (1, 1) (5, 1) (7, 1) (8, 1)	IP 4.0 WLS L BF 17 H 6 R 3 ER 3 SO 1 BB 0 IBB 0 HBP 0 BLK 0 WP 0 HR 1 S 19 P 19 ERA 6.75 WHIP 1.500																			

Batter	1	2	3	4	5	6	7	8	9	AB	R	H	RBI	BB	SO	LOB	TOP					
Jerry Priddy, R OBP: 0.344, SLG: 0.379 (1, 4)	SH4-3 2B		K					1-4-3		4	0	2	0	0	1	0	Detroit Tigers @ Chicago White Sox Comiskey Park, Chicago, IL Tue Apr 22 1952, 4:33 AM EST Att: 3,252 - Unknown					
George Kell, R OBP: 0.290, SLG: 0.310 (1, 5)	SH4-3		1-3 2B				1B	F5		3	0	2	0	0	0	0						
Pat Mullin, L OBP: 0.391, SLG: 0.350 (1, 7)	2-3 BB		1-3				1B	F7		3	0	1	0	1	0	1						
Vic Wertz, L OBP: 0.156, SLG: 0.207 (1, 9)	K		F8				1B	F8		4	0	0	0	0	1	4						
Don Kolloway, R OBP: 0.333, SLG: 0.333 (1, 3)	5-3			5-3				F8		4	0	0	0	0	1	3						
Cliff Mages, L OBP: 0.217, SLG: 0.318 (1, 8)		F6		F8				F7		4	0	0	0	0	0	1						
Matt Batts, R OBP: 0.304, SLG: 0.238 (1, 2)		K		K				F6		3	0	0	0	0	2	0						
Johnny Lipon, R OBP: 0.500, SLG: 0.667 (1, 6)								F8		3	0	1	0	0	0	0						
Ted Gray, S Marlin Stuart, L (8, 1)	K			5-3				F2		3	0	0	0	0	1	1						
										0	0	0	0	0	0	0	D					
Inning Stats	R: 0 E: 0 K: 1 S: 6	H: 1 LOB: 2 BB: 1 P: 10	R: 0 E: 0 K: 2 S: 8	H: 1 LOB: 1 BB: 0 P: 8	R: 0 E: 0 K: 1 S: 6	H: 1 LOB: 1 BB: 0 P: 6	R: 0 E: 0 K: 1 S: 5	H: 0 LOB: 0 BB: 0 P: 5	R: 0 E: 0 K: 0 S: 4	H: 2 LOB: 1 BB: 0 P: 4	R: 0 E: 0 K: 0 S: 4	H: 1 LOB: 1 BB: 0 P: 4	R: 0 E: 0 K: 0 S: 3	H: 0 LOB: 0 BB: 0 P: 3	R: 0 E: 0 K: 0 S: 3	H: 0 LOB: 0 BB: 0 P: 3		R: 0 E: 0 K: 1 S: 5	H: 0 LOB: 0 BB: 0 P: 5	1B: 4 2B: 2 3B: 0 HR: 0	SF: 0 SAC: 1 DP: 0 HBP: 0	WP: 0 PB: 0 SB: 2 CS: 0
PITCHER Saul Rogovin, R ERA: 1.74 (1, 1)	IP: 9.0 WLS: W BF: 33 H: 6 R: 0 ER: 0 SO: 6 BB: 1 IBB: 0 HBP: 0 BLK: 0 WP: 0 HR: 0 S: 44 P: 48 ERA: 0.00 WHIP: 0.778															PITCHER						

Batter	1	2	3	4	5	6	7	8	9	AB	R	H	RBI	BB	SO	LOB	BOTTOM					
Chico Carrasquel, R OBP: 0.235, SLG: 0.161 (1, 6)	P3			4-3				E6		4	1	0	0	0	0	1	Detroit Tigers @ Chicago White Sox Comiskey Park, Chicago, IL Tue Apr 22 1952, 4:33 AM EST Att: 3,252 - Unknown					
Nellie Fox, L OBP: 0.324, SLG: 0.441 (1, 4)	G3			G3 BB 1B			E 1B	1B 2B		4	0	3	1	0	0	0						
Minnie Minoso, R OBP: 0.294, SLG: 0.143 (1, 7)	F3			G3 BB			E6	1B BB		2	0	0	0	2	0	1						
Eddie Robinson, L OBP: 0.394, SLG: 0.483 (1, 3)		L4-3 BB		G3			F9	1B		3	0	1	1	1	0	4						
Sherm Lollar, R OBP: 0.300, SLG: 0.360 (1, 2)	F6			L7			F7	8-2-4		4	0	0	0	0	0	6						
Jim Busby, R OBP: 0.150, SLG: 0.105 (1, 8)	L4-3						6-3	6-3		3	0	0	0	0	0	1						
Ray Coleman, L OBP: 0.167, SLG: 0.118 (1, 9)				F5			6-3	F9		3	0	0	0	0	0	0						
Hector Rodriguez, R OBP: 0.393, SLG: 0.360 (1, 5)				F9			K	E SH1-3 2B 1B		3	1	1	0	0	1	0						
Saul Rogovin, R OBP: 0.333, SLG: 0.333 (1, 1)				F8			6-3	SH1-3		2	0	0	0	0	0	0						
										1B: 4 2B: 3 3B: 0 HR: 0	SF: 0 SAC: 1 DP: 2 HBP: 0	WP: 0 PB: 0 SB: 0 CS: 0	PA: 32									
Inning Stats	R: 0 E: 0 K: 0 S: 3	H: 0 LOB: 0 BB: 1 P: 3	R: 0 E: 0 K: 0 S: 2	H: 0 LOB: 0 BB: 1 P: 6	R: 0 E: 0 K: 0 S: 3	H: 0 LOB: 0 BB: 0 P: 3	R: 0 E: 0 K: 0 S: 4	H: 1 LOB: 2 BB: 1 P: 8	R: 0 E: 0 K: 1 S: 5	H: 0 LOB: 0 BB: 0 P: 5	R: 0 E: 1 K: 0 S: 5	H: 1 LOB: 2 BB: 0 P: 5	R: 0 E: 0 K: 0 S: 3	H: 0 LOB: 0 BB: 0 P: 3	R: 2 E: 1 K: 0 S: 6	H: 3 LOB: 2 BB: 1 P: 10	R: 0 E: 0 K: 0 S: 3	H: 0 LOB: 0 BB: 0 P: 3	1B: 4 2B: 3 3B: 0 HR: 0	SF: 0 SAC: 1 DP: 2 HBP: 0	WP: 0 PB: 0 SB: 0 CS: 0	PA: 32
PITCHER Ted Gray, L ERA: 2.38 Marlin Stuart, R ERA: 1.35 (8, 1)	IP: 7.1 WLS: L BF: 31 H: 5 R: 2 ER: 1 SO: 1 BB: 2 IBB: 0 HBP: 0 BLK: 0 WP: 0 HR: 0 S: 30 P: 42 ERA: 1.23 WHIP: 1.091															PITCHER						

Batter	1	2	3	4	5	6	7	8	9	AB	R	H	RBI	BB	SO	LOB	TOP					
Nellie Fox, L OBP: 0.308, SLG: 0.410 (1, 4)	0-0 1-3		0-0 2H 1B		0-0 F5		0-0 F9		0-0 F9	5	0	1	1	0	0	2	Chicago White Sox @ Cleveland Indians Cleveland Municipal Stadium, Cleveland, OH Fri Apr 25 1952, 3:33 AM EST Att: 4,677 - Unknown livebaseballscorecards.com					
Bud Stewart, L OBP: 0.412, SLG: 0.538 (1, 7)	0-0 F8		0-3 K		4-0 FC6-4 BB		4-0 1B BB		0-0 E 1B	3	1	1	0	2	1	1						
Jim Busby, R OBP: 0.150, SLG: 0.105 (9, 8)			1-2 K2-3		0-0 FC6-4				0-0 E6 3B	5	1	3	1	0	1	3						
Minnie Minoso, R OBP: 0.333, SLG: 0.273 (1, 8)	0-0 1B				1-2 FC6-4		1-2 2-3 1B		1-H 3-1	5	0	0	0	0	0	4						
Eddie Robinson, L OBP: 0.342, SLG: 0.412 (1, 3)	0-0 F8				0-0 6-3		0-0 F3		0-0 F5	5	0	0	0	0	0	4						
Ray Coleman, L OBP: 0.136, SLG: 0.095 (1, 9)		0-0 4-3			0-0 G1		0-0 F9		0-3 K	4	0	0	0	0	1	0						
Sherm Lollar, R OBP: 0.294, SLG: 0.321 (1, 2)		0-3 K			0-0 F7		4-0 FC6-4 BB		0-3 K	3	0	0	0	1	2	0						
Chico Carrasquel, R OBP: 0.263, SLG: 0.229 (1, 6)		0-0 4-3			0-0 1B 2B		0-0 FC6-4		0-0 1B	4	1	2	0	0	0	1						
Hector Rodriguez, R OBP: 0.438, SLG: 0.393 (1, 5)			0-0 SH1-4 1B		0-0 FC1-5 2H 1B		4-0 1B S BB		0-0 4-3	3	1	2	1	1	0	1						
Billy Pierce, L OBP: 0.333, SLG: 0.143 (1, 1)			0-0 SH1-4		0-0 FC1-5 BB		0-0 F7		0-0 6-3	3	0	0	0	0	0	2						
Luis Aloma, R (9, 1)										0	0	0	0	0	0	0						
Bill Kennedy, L (9, 1)										0	0	0	0	0	0	0						
Inning Stats	R: 0 E: 0 K: 0 S: 4	H: 1 LOB: 1 BB: 0 P: 4	R: 0 E: 0 K: 1 S: 5	H: 0 LOB: 0 BB: 0 P: 5	R: 1 E: 0 K: 2 S: 9	H: 2 LOB: 1 BB: 0 P: 9	R: 0 E: 0 K: 0 S: 3	H: 0 LOB: 0 BB: 0 P: 3	R: 1 E: 0 K: 0 S: 5	H: 2 LOB: 2 BB: 1 P: 9	R: 0 E: 0 K: 0 S: 3	H: 0 LOB: 1 BB: 1 P: 7	R: 0 E: 0 K: 0 S: 4	H: 1 LOB: 3 BB: 2 P: 12	R: 0 E: 0 K: 2 S: 8	H: 1 LOB: 0 BB: 0 P: 8	R: 2 E: 1 K: 0 S: 5	H: 2 LOB: 0 BB: 0 P: 5	1B: 7 2B: 1 3B: 1 HR: 0	SF: 0 SAC: 1 DP: 0 HBP: 0	WP: 0 PB: 0 CS: 2	PA: 40
PITCHER Early Wynn, R ERA: 3.33 (1, 1)	IP: 9.0 WLS: W BF: 40 H: 9 R: 4 ER: 3 SO: 5 BB: 4 IBB: 0 HBP: 0 BLK: 0 WP: 0 HR: 0 S: 46 P: 62 ERA: 3.00 WHIP: 1.444															PITCHER	IP: 9.0 WLS: W BF: 40 H: 9 R: 4 ER: 3 SO: 5 BB: 4 IBB: 0 HBP: 0 BLK: 0 WP: 0 HR: 0 S: 46 P: 62 ERA: 3.00 WHIP: 1.444					

Batter	1	2	3	4	5	6	7	8	9	AB	R	H	RBI	BB	SO	LOB	BOTTOM			
Harry Simpson, L OBP: 0.372, SLG: 0.350 (1, 9)	0-0 1B			0-0 FC6-4					0-0 F6	5	1	3	2	0	0	1	Chicago White Sox @ Cleveland Indians Cleveland Municipal Stadium, Cleveland, OH Fri Apr 25 1952, 3:33 AM EST Att: 4,677 - Unknown livebaseballscorecards.com			
Bobby Avila, R OBP: 0.342, SLG: 0.389 (1, 4)	0-0 1B	0-0 F7			0-0 F9			0-0 F4	4-0 BB 2B	4	1	1	0	1	0	1				
Pete Reiser, L OBP: 0.193, SLG: 0.375 (1, 8)			0-3 K		0-3 K			0-0 6-3	4-0 BB IBB	3	0	1	0	0	2	0				
Bob Kennedy, R (8, 9)									1-2 2-3 BB	0	0	0	0	0	0	0				
Barney McCosky, L (9, PH)									1-2 2-3 BB	0	0	0	0	0	0	0				
Johnny Berardino, R (9, PH)									3-H	0	0	0	0	1	0	0				
Luke Easter, L OBP: 0.238, SLG: 0.450 (1, 3)	0-3 K		0-3 K		0-3 K			4-0 WP BB	0-0 F8	4	0	0	1	1	3	4				
Al Rosen, R OBP: 0.450, SLG: 0.697 (1, 5)	0-0 1-2 2-H 1B		4-0 BB		0-0 6-3			4-0 1-2 IBB		2	0	1	1	2	0	0				
Jim Fritley, R OBP: 0.371, SLG: 0.367 (1, 7)	0-0 F8		0-0 F3		0-0 5-3			0-3 K		4	0	0	0	0	1	5				
Ray Boone, R OBP: 0.447, SLG: 0.531 (1, 6)				0-0 F3		0-3 K			0-0 SH5-4 BB 2B 1B	4	2	2	1	0	1	0				
Jim Hegan, R OBP: 0.407, SLG: 0.333 (1, 2)		0-3 K		0-3 K				0-0 6-3	4-0 SH5-4 2B BB	3	1	0	0	1	2	0				
Early Wynn, S OBP: 0.222, SLG: 0.222 (1, 1)		0-0 F9		0-0 FC6-4 1B			0-3 K		0-0 SH5-4	3	0	1	0	0	1	0				
Inning Stats	R: 1 E: 0 K: 1 S: 8	H: 4 LOB: 2 BB: 0 P: 8	R: 1 E: 0 K: 1 S: 7	H: 2 LOB: 1 BB: 0 P: 7	R: 0 E: 0 K: 2 S: 7	H: 0 LOB: 1 BB: 1 P: 11	R: 0 E: 0 K: 1 S: 6	H: 1 LOB: 0 BB: 0 P: 6	R: 0 E: 0 K: 2 S: 7	H: 0 LOB: 0 BB: 0 P: 7	R: 0 E: 0 K: 1 S: 5	H: 0 LOB: 0 BB: 0 P: 5	R: 0 E: 0 K: 1 S: 5	H: 0 LOB: 2 BB: 2 P: 13	R: 3 E: 0 K: 0 S: 4	H: 2 LOB: 3 BB: 3 P: 16	1B: 7 2B: 1 3B: 0 HR: 1	SF: 0 SAC: 1 DP: 0 HBP: 0	WP: 1 PB: 0 CS: 0	PA: 40
PITCHER Billy Pierce, L ERA: 3.86 (1, 1)	IP: 8.1 WLS: L BF: 37 H: 9 R: 5 ER: 5 SO: 10 BB: 3 IBB: 1 HBP: 0 BLK: 0 WP: 1 HR: 1 S: 53 P: 69 ERA: 5.40 WHIP: 1.440															PITCHER	IP: 9.0 WLS: W BF: 40 H: 9 R: 4 ER: 3 SO: 5 BB: 4 IBB: 0 HBP: 0 BLK: 0 WP: 0 HR: 0 S: 46 P: 62 ERA: 3.00 WHIP: 1.444			
Luis Aloma, R ERA: 19.0 (9, 1)	0.0	1	0	0	0	0	0	0	0	0	0	0	4							
Bill Kennedy, L ERA: 9.0 (9, 1)	0.1	2	0	0	0	0	1	0	0	0	0	1	5	0.00	3.000					

Batter	1	2	3	4	5	6	7	8	9	AB	R	H	RBI	BB	SO	LOB	TOP					
Bobby Young, L (1, 4) OBP: 0.179, SLG: 0.222 Earl Rapp, L (9, FH)	F8			F7		4-3			F8	3	0	0	0	0	0	0						
Marty Marion, R (1, 6) OBP: 0.314, SLG: 0.344 Hank Arft, L (9, FH)	6-3			1B			G4-6-3 BB		K	2	0	1	0	1	0	0						
Jim Rivera, L (1, 8) OBP: 0.342, SLG: 0.429	K			K			G4-6-3 1-2			3	0	0	0	0	2	2						
Tom Wright, L (1, 7) OBP: 0.222, SLG: 0.308		F5		K						3	0	1	0	0	1	1						
Jim Delsing, L (1, 9) OBP: 0.400, SLG: 0.400	F8				FC1-4 1B				K	3	0	1	0	0	1	1						
Gordon Goldsberry, L (1, 3) OBP: 0.333, SLG: 0.375	F7			FC1-4 G4-6-3 1-2					K	3	0	0	0	0	1	1						
Leo Thomas, R (1, 5) OBP: 0.395, SLG: 0.382			5-3		G4-6-3 1-2				5-3	3	0	0	0	0	0	1						
Clint Courtney, L (1, 2) OBP: 0.222, SLG: 0.269				F9					4-3	3	0	0	0	0	0	0						
Duane Pilette, R (1, 1) OBP: 0.200, SLG: 0.200 Satchel Paige, R (7, 1) Dick Kryhoski, L (9, FH) OBP: 0.286, SLG: 0.308				K					F8	2	0	0	0	0	2	0						
Inning Stats	R: 0 E: 0 K: 1 S: 5	H: 0 LOB: 0 BB: 0 P: 5	R: 0 E: 0 K: 0 S: 3	H: 0 LOB: 0 BB: 0 P: 3	R: 0 E: 0 K: 1 S: 5	H: 0 LOB: 0 BB: 0 P: 5	R: 0 E: 0 K: 2 S: 8	H: 1 LOB: 1 BB: 0 P: 8	R: 0 E: 0 K: 0 S: 3	H: 1 LOB: 0 BB: 0 P: 3	R: 0 E: 0 K: 1 S: 5	H: 0 LOB: 0 BB: 0 P: 5	R: 0 E: 0 K: 1 S: 5	H: 1 LOB: 1 BB: 1 P: 9	R: 0 E: 0 K: 1 S: 5	H: 0 LOB: 0 BB: 0 P: 5	R: 0 E: 0 K: 1 S: 5	H: 0 LOB: 0 BB: 0 P: 5	1B: 3 2B: 0 3B: 0 HR: 0	SF: 0 SAC: 0 DP: 2 HBP: 0	WP: 0 PB: 0 SB: 0 CS: 0	PA: 29
PITCHER Joe Dobson, R (1, 1) ERA: 0.35	IP: 9.0 WLS: W BF: 29 H: 3 R: 0 ER: 0 SO: 8 BB: 1 IBB: 0 HBP: 0 BLK: 0 WP: 0 HR: 0 S: 44 P: 48 ERA: 0.00 WHIP: 0.444															PITCHER						

St. Louis Browns @ Chicago White Sox
Comiskey Park, Chicago, IL
Sat Apr 26 1952, 4:33 AM EST
Att: 12,139 - Unknown


AB 28
R 0
H 3
RBI 0
BB 1
SO 8
LOB 6



Batter	1	2	3	4	5	6	7	8	9	AB	R	H	RBI	BB	SO	LOB	BOTTOM			
Chico Carrasquel, R (1, 6) OBP: 0.244, SLG: 0.211 George Wilson, L (7, PH) Willy Miranda, S (8, 6)	F9		F8		FC5-4 1-2		1B FC5-2 1B			3	0	0	0	0	0	1				
Nellie Fox, L (1, 4) OBP: 0.326, SLG: 0.419	F8		HBP 1B		F7		FC5-2 1B F9 1B			4	1	2	1	0	0	1				
Minnie Minoso, R (1, 9) OBP: 0.372, SLG: 0.333			2B		HBP 1B		L8 F9 FC5-2 1B			3	0	2	1	0	0	0				
Eddie Robinson, L (1, 3) OBP: 0.310, SLG: 0.368	F8		3-1				FC5-2 1B			4	0	0	0	0	0	6				
Bud Stewart, L (1, 7) OBP: 0.429, SLG: 0.706 Ray Coleman, L (8, 7) (9, 8)		SH1-3 1B			F9		HR F9			4	1	2	2	0	0	2				
Sherm Lollar, R (1, 2) OBP: 0.289, SLG: 0.313	F8				1B		6-3 CS		F4	4	0	1	0	0	0	1				
Jim Busby, R (1, 8) OBP: 0.217, SLG: 0.182 Al Zarilla, L (9, 7) OBP: 0.267, SLG: 0.154		SH1-3 1-2			F8		SH 1B E 1B		CS 1B	3	1	2	0	0	0	0				
Hector Rodriguez, R (1, 5) OBP: 0.389, SLG: 0.344			4-3				E4 1B SH 1B		F9	4	1	0	0	0	0	3				
Joe Dobson, R (1, 1) OBP: 0.444, SLG: 0.286			5-3				SH 1B 1B			2	1	1	0	0	0	0				
Inning Stats	R: 0 E: 0 K: 0 S: 4	H: 1 LOB: 1 BB: 0 P: 4	R: 0 E: 0 K: 0 S: 4	H: 1 LOB: 1 BB: 0 P: 4	R: 0 E: 0 K: 0 S: 4	H: 1 LOB: 2 BB: 0 P: 5	R: 0 E: 0 K: 0 S: 3	H: 1 LOB: 0 BB: 0 P: 3	R: 0 E: 0 K: 0 S: 4	H: 1 LOB: 1 BB: 0 P: 4	R: 1 E: 0 K: 0 S: 4	H: 1 LOB: 0 BB: 0 P: 4	R: 4 E: 2 K: 0 S: 8	H: 4 LOB: 1 BB: 0 P: 8	R: 0 E: 0 K: 0 S: 3	H: 1 LOB: 0 BB: 0 P: 3	1B: 9 2B: 1 3B: 0 HR: 1	SF: 0 SAC: 2 DP: 0 HBP: 1	WP: 0 PB: 0 SB: 0 CS: 2	PA: 36
PITCHER Duane Pilette, R (1, 1) ERA: 1.8 Satchel Paige, R (7, 1) ERA	IP: 6.0 WLS: L BF: 29 H: 9 R: 5 ER: 2 SO: 0 BB: 0 IBB: 0 HBP: 1 BLK: 0 WP: 0 HR: 1 S: 28 P: 29 ERA: 3.00 WHIP: 1.500															PITCHER				

St. Louis Browns @ Chicago White Sox
Comiskey Park, Chicago, IL
Sat Apr 26 1952, 4:33 AM EST
Att: 12,139 - Unknown

AB 32
R 5
H 11
RBI 5
BB 0
SO 0
LOB 14



Batter	1	2	3	4	5	6	7	8	9	10	11	12	13	14	AB	R	H	RBI	BB	SO	LOB	TOP								
Bobby Young, L OBP: 0.226, SLG: 0.241 (1, 4)															2	1	1	0	1	0	1									
Hank Art, L OBP: 0.162, SLG: 0.455 (6, PH)															1	0	0	0	0	1	2									
Fred Marsh, R OBP: 0.125, SLG: 0.125 (6, 4)															1	0	0	0	0	0	0									
Tommy Byrne, L OBP: 0.400, SLG: 0.444 (10, PH)															0	0	0	0	1	0	0									
Mike Goliat, R (10, 4)															2	0	0	0	0	0	1									
Marty Marion, R OBP: 0.366, SLG: 0.421 (1, 6)															6	0	4	2	0	0	0									
Joe Demaestri, R OBP: 0.444, SLG: 0.556 (10, PR)															2	0	1	0	0	1	1									
Jim Rivera, L OBP: 0.311, SLG: 0.429 (1, 8)															7	1	1	0	0	3	8									
Tom Wright, L OBP: 0.235, SLG: 0.281 (1, 7)															6	1	1	0	1	1	7									
Jim Delsing, L OBP: 0.335, SLG: 0.455 (1, 9)															6	1	1	2	1	1	3									
Gordon Goldsberry, L OBP: 0.320, SLG: 0.286 (1, 3)															5	0	0	0	2	0	3									
Leo Thomas, R OBP: 0.378, SLG: 0.390 (1, 5)															7	1	2	1	0	1	4									
Clint Courtney, L OBP: 0.290, SLG: 0.310 (1, 2)															3	1	2	0	1	0	0									
Les Moss, R OBP: 0.500, SLG: 1.100 (10, PH)															1	0	1	0	0	0	0									
George Schmees, L OBP: 0.162, SLG: 0.364 (10, PR)															0	0	0	0	0	0	0									
Darrell Johnson, R OBP: 0.697, SLG: 0.900 (10, 2)															1	0	0	0	1	0	0									
Ned Garver, R OBP: 0.500, SLG: 0.286 (5, 1)															1	0	0	1	0	0	1									
Satchel Paige, R (6, PH)															0	0	0	0	0	0	0									
Dick Kryhoski, L OBP: 0.267, SLG: 0.286 (6, 1)															1	0	0	0	0	0	2									
Johnny Hetki, R (6, 1)															1	0	0	0	0	0	3									
Earl Harrist, R (9, 1)															1	0	0	0	0	0	0									
Inning Stats	R: 0 E: 0 K: 2 S: 9	H: 2 LOB: 2 BB: 0 P: 9	R: 3 E: 0 K: 1 S: 8	H: 3 LOB: 1 BB: 1 P: 12	R: 0 E: 0 K: 0 S: 3	H: 0 LOB: 1 BB: 0 P: 3	R: 0 E: 0 K: 0 S: 3	H: 0 LOB: 1 BB: 0 P: 4	R: 0 E: 0 K: 1 S: 6	H: 1 LOB: 2 BB: 1 P: 10	R: 3 E: 0 K: 0 S: 6	H: 4 LOB: 2 BB: 2 P: 14	R: 0 E: 0 K: 0 S: 4	H: 1 LOB: 1 BB: 0 P: 4	R: 0 E: 0 K: 1 S: 5	H: 0 LOB: 0 BB: 0 P: 5	R: 0 E: 0 K: 0 S: 3	H: 0 LOB: 0 BB: 0 P: 3	R: 0 E: 0 K: 0 S: 3	H: 0 LOB: 0 BB: 0 P: 3	R: 0 E: 0 K: 1 S: 7	H: 1 LOB: 3 BB: 1 P: 11	R: 0 E: 0 K: 1 S: 5	H: 0 LOB: 1 BB: 1 P: 9	R: 0 E: 0 K: 1 S: 5	H: 0 LOB: 1 BB: 1 P: 9	1B: 10 2B: 2 3B: 2 HR: 0	SF: 0 SAC: 2 DP: 1 HBP: 1	WP: 0 PB: 0 SB: 1 CS: 0	PA: 65
PITCHER	IP	WLS	BF	H	R	ER	SO	BB	IBB	HBP	BLK	WP	HR	S	P	ERA	WHIP													
Saul Rogovin, R ERA: 4.32	(1, 1)	6.1	33	9	6	6	4	0	0	0	0	0	0	36	53	8.53	2.053													
Luis Aloma, R ERA: 6.75	(7, 1)	1.2	7	2	0	0	0	0	1	0	0	0	0	6	10	0.00	1.200													
Bill Kennedy, L ERA: 7.2	(9, 1)	1.0	4	1	0	0	1	0	0	0	0	0	0	6	6	0.00	1.000													
Harry Dorish, R ERA: 4.26	(10, 1)	5.0	21	2	0	0	3	2	1	0	0	0	0	24	36	0.00	0.800													

St. Louis Browns @ Chicago White Sox
Comiskey Park, Chicago, IL
Sun Apr 27 1952, 4:33 AM EDT
Unknown


AB 54
R 6
H 14
RBI 6
BB 8
SO 8
LOB 36



Batter	1	2	3	4	5	6	7	8	9	10	11	12	13	14	AB	R	H	RBI	BB	SO	LOB	BOTTOM					
Chico Carrasquel, R OBP: 0.271, SLG: 0.244 (1, 6)															7	1	3	0	0	0	2						
Nellie Fox, L OBP: 0.340, SLG: 0.420 (1, 4)															7	3	3	1	0	0	2						
Minnie Minoso, R OBP: 0.360, SLG: 0.310 (9, 8)															6	0	1	1	0	0	5						
Eddie Robinson, L OBP: 0.333, SLG: 0.477 (1, 3)															6	2	3	4	0	0	2						
Bud Stewart, L OBP: 0.500, SLG: 0.762 (1, 7)															4	0	3	1	1	0	1						
Sherm Lollar, R OBP: 0.333, SLG: 0.343 (1, 2)															3	0	2	0	0	0	1						
Hal Brown, R (8, PR)															0	0	0	0	0	0	0						
Phil Masi, R OBP: 0.667, SLG: 0.667 (9, 2)															2	0	2	0	0	0	0						
Jim Busby, R OBP: 0.162, SLG: 0.160 (8, PH)															3	0	0	0	0	0	5						
George Wilson, L OBP: 0.250, SLG: 0.143 (9, 1)															1	0	0	0	0	0	1						
Bill Kennedy, L (9, 1)															0	0	0	0	0	0	0						
Harry Dorish, R (10, 1)															1	0	0	0	0	0	0						
Al Zarilla, L OBP: 0.235, SLG: 0.133 (10, 7)															2	0	0	0	0	1	1						
Hector Rodriguez, R OBP: 0.391, SLG: 0.342 (1, 5)															6	0	2	0	0	0	1						
Saul Rogovin, R OBP: 0.500, SLG: 0.400 (7, 1)															2	1	1	0	1	1	0						
Luis Aloma, R (7, 1)															0	0	0	0	0	0	0						
Ray Coleman, L OBP: 0.120, SLG: 0.083 (9, 9)															3	0	0	0	0	0	3						
Inning Stats	R: 0 E: 0 K: 0 S: 3	H: 0 LOB: 1 BB: 0 P: 4	R: 0 E: 0 K: 0 S: 3	H: 1 LOB: 1 BB: 0 P: 4	R: 0 E: 0 K: 0 S: 4	H: 2 LOB: 1 BB: 0 P: 4	R: 0 E: 0 K: 0 S: 4	H: 1 LOB: 1 BB: 0 P: 5	R: 0 E: 0 K: 0 S: 5	H: 2 LOB: 2 BB: 0 P: 5	R: 2 E: 0 K: 0 S: 4	H: 3 LOB: 0 BB: 0 P: 8	R: 0 E: 0 K: 0 S: 5	H: 1 LOB: 1 BB: 0 P: 5	R: 0 E: 0 K: 0 S: 4	H: 1 LOB: 1 BB: 0 P: 4	R: 0 E: 0 K: 0 S: 3	H: 1 LOB: 0 BB: 0 P: 3	R: 0 E: 0 K: 0 S: 3	H: 0 LOB: 0 BB: 0 P: 3	R: 1 E: 1 K: 0 S: 2	H: 1 LOB: 1 BB: 0 P: 2	1B: 17 2B: 3 3B: 0 HR: 1	SF: 0 SAC: 0 DP: 4 HBP: 2	WP: 0 PB: 0 SB: 0 CS: 1	PA: 59	
PITCHER	IP	WLS	BF	H	R	ER	SO	BB	IBB	HBP	BLK	WP	HR	S	P	ERA	WHIP										
Ned Garver, R ERA: 1.59	(1, 1)	4.2	24	9	4	4	0	0	0	0	0	0	0	1	1	0.00	0.000										
Satchel Paige, R ERA:	(5, 1)	0.1	1	0	0	0	0	0	0	0	0	0	0	1	1	0.00	0.000										
Johnny Hetki, R ERA: 4.91	(6, 1)	3.1	15	6	2	2	1	0	0	0	0	0	0	1	17	5.40	1.800										
Earl Harrist, R ERA: 2.35	(9, 1)	4.2	17	5	1	0	1	1	0	0	0	0	0	18	22	0.00	1.286										

St. Louis Browns @ Chicago White Sox
Comiskey Park, Chicago, IL
Sun Apr 27 1952, 4:33 AM EDT
Unknown

AB 53
R 7
H 20
RBI 7
BB 2
SO 2
LOB 24



Batter	1	2	3	4	5	6	7	8	9	AB	R	H	RBI	BB	SO	LOB	TOP								
Nellie Fox, L OBP: 0.333, SLG: 0.379 (1, 4)	F7	FC4 1B 1-2		F8					FC4-6 1B BB	4	1	1	0	1	0	1									
Bud Stewart, L OBP: 0.500, SLG: 0.696 Ray Coleman, L OBP: 0.148, SLG: 0.154 Jim Busby, R OBP: 0.167, SLG: 0.138 (1, 7) (2, 7) (5, 8)		P4							F8	1	0	0	0	1	0	2									
Minnie Minoso, R OBP: 0.373, SLG: 0.320 (1, 8) (5, 7)	FC6-4 BB 1-2								F8	1	1	1	0	0	0	0									
Eddie Robinson, L OBP: 0.351, SLG: 0.472 (1, 3)									F9	5	0	2	1	0	0	3									
Sherm Lollar, R OBP: 0.353, SLG: 0.419 (1, 2)									FC4-6 1B	5	1	2	2	0	0	4									
Al Zarilla, L OBP: 0.318, SLG: 0.167 (1, 9)									FC4-6 1B	5	0	1	0	0	1	2									
Chico Carrasquel, R OBP: 0.291, SLG: 0.275 (1, 6)									FC4-6 1B	5	0	1	0	0	1	2									
Hector Rodriguez, R OBP: 0.400, SLG: 0.364 (1, 5)									FC4-6 1B	5	0	1	0	0	1	2									
Billy Pierce, L OBP: 0.250, SLG: 0.100 Harry Dorish, R (7, 1)									FC4-6 1B	3	1	1	0	2	0	2									
									FC4-6 1B	3	1	1	0	2	0	2									
									FC4-6 1B	4	1	2	1	0	0	0									
									FC4-6 1B	4	1	1	2	0	0	2									
									FC4-6 1B	4	1	1	2	0	0	2									
									FC4-6 1B	3	1	0	0	0	0	0									
									FC4-6 1B	1	0	0	0	0	0	0									
									FC4-6 1B	1	0	0	0	0	0	0									
Inning Stats	R: 0 E: 0 K: 0 S: 3	H: 0 LOB: 1 BB: 1 P: 7	R: 4 E: 2 K: 1 S: 10	H: 3 LOB: 2 BB: 1 P: 14	R: 0 E: 0 K: 0 S: 3	H: 0 LOB: 0 BB: 0 P: 3	R: 0 E: 0 K: 0 S: 3	H: 0 LOB: 0 BB: 0 P: 3	R: 2 E: 0 K: 0 S: 7	H: 4 LOB: 2 BB: 0 P: 7	R: 0 E: 1 K: 1 S: 6	H: 1 LOB: 1 BB: 0 P: 6	R: 0 E: 0 K: 0 S: 2	H: 1 LOB: 0 BB: 1 P: 6	R: 0 E: 0 K: 0 S: 3	H: 0 LOB: 0 BB: 0 P: 3	R: 1 E: 0 K: 0 S: 5	H: 2 LOB: 2 BB: 1 P: 9	1B: 8 2B: 3 3B: 0 HR: 0	SF: 0 SAC: 0 DP: 1 HBP: 0	WP: 0 PB: 0 SB: 1 CS: 0	PA: 43			
PITCHER	IP	WLS	BF	H	R	ER	SO	BB	IBB	HBP	BLK	WP	HR	S	P	ERA	WHIP								
Bob Porterfield, R ERA: 2.35 (1, 1)	6.0	L	30	8	6	4	2	2	0	0	0	0	0	32	40	6.00	1.667								
Tom Ferrick, R ERA: (7, 1)	1.0		3	1	0	0	0	1	0	0	0	0	0	2	6	0.00	2.000								
Don Johnson, R ERA: 8.59 (8, 1)	2.0		9	2	1	1	0	1	0	0	0	0	0	8	12	4.50	1.500								

Chicago White Sox @ Washington Senators
Griffith Stadium, Washington, DC
Wed Apr 30 1952, 3:33 AM EDT
Unknown

AB 38
R 7
H 11
RBI 6
BB 4
SO 2
LOB 19



Batter	1	2	3	4	5	6	7	8	9	AB	R	H	RBI	BB	SO	LOB	BOTTOM								
Eddie Yost, R OBP: 0.317, SLG: 0.152 (1, 5)	K									2	1	0	0	2	2	0									
Gil Coan, L OBP: 0.244, SLG: 0.143 (1, 7)	4-3									3	1	0	0	1	1	1									
Irv Noren, L OBP: 0.359, SLG: 0.382 (1, 8)	6-3									3	0	0	0	1	0	4									
Sam Mele, R OBP: 0.400, SLG: 0.625 (1, 9)										4	0	2	3	0	0	1									
Mickey Vernon, L OBP: 0.342, SLG: 0.471 (1, 3)										4	0	0	0	0	0	2									
Cass Michaels, R OBP: 0.283, SLG: 0.257 (1, 4)										4	0	1	0	0	0	1									
Floyd Baker, L OBP: 0.429, SLG: 0.385 (1, 6)										4	0	1	0	0	1	1									
Clyde Kluttz, R OBP: 0.412, SLG: 0.588 (1, 2)										3	0	0	0	0	0	2									
Bob Porterfield, R (1, 1)										1	0	0	0	0	1	0									
Mickey Grasso, R OBP: 0.284, SLG: 0.250 (6, PH) Tom Ferrick, R (7, 1) Frank Campos, L OBP: 0.353, SLG: 0.375 (7, PH) Don Johnson, R OBP: 1.000, SLG: 1.000 (8, 1)										0	1	0	0	1	0	0									
										0	0	0	0	0	0	0									
										0	0	0	0	0	0	0									
										0	0	0	0	0	0	1									
										0	0	0	0	0	0	0									
										0	0	0	0	0	0	0									
Inning Stats	R: 0 E: 0 K: 1 S: 5	H: 0 LOB: 0 BB: 0 P: 5	R: 0 E: 0 K: 0 S: 3	H: 0 LOB: 0 BB: 0 P: 3	R: 0 E: 0 K: 2 S: 7	H: 0 LOB: 0 BB: 0 P: 7	R: 0 E: 0 K: 1 S: 4	H: 0 LOB: 0 BB: 1 P: 8	R: 0 E: 0 K: 0 S: 4	H: 1 LOB: 1 BB: 0 P: 4	R: 3 E: 0 K: 0 S: 4	H: 1 LOB: 1 BB: 3 P: 16	R: 0 E: 0 K: 0 S: 4	H: 2 LOB: 1 BB: 0 P: 4	R: 0 E: 0 K: 1 S: 5	H: 0 LOB: 1 BB: 1 P: 9	R: 0 E: 0 K: 0 S: 3	H: 0 LOB: 0 BB: 0 P: 3	1B: 3 2B: 1 3B: 0 HR: 0	SF: 0 SAC: 0 DP: 2 HBP: 0	WP: 0 PB: 0 SB: 0 CS: 0	PA: 34			
PITCHER	IP	WLS	BF	H	R	ER	SO	BB	IBB	HBP	BLK	WP	HR	S	P	ERA	WHIP								
Billy Pierce, L ERA: 3.99 Harry Dorish, R ERA: 2.31 (1, 1) (7, 1)	6.0		25	4	3	3	4	4	0	0	0	0	0	29	45	4.50	1.333								
	3.0	S	9	0	0	0	1	1	0	0	0	0	0	10	14	0.00	0.333								

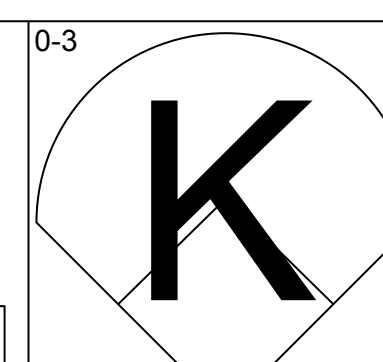
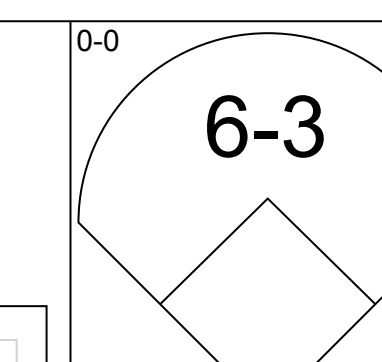
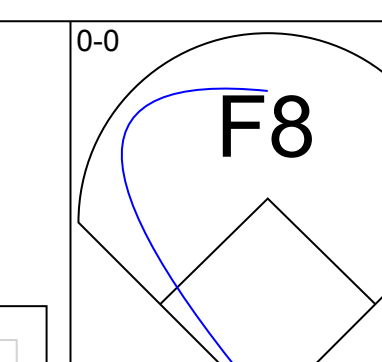
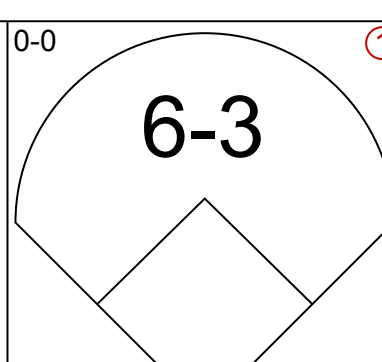
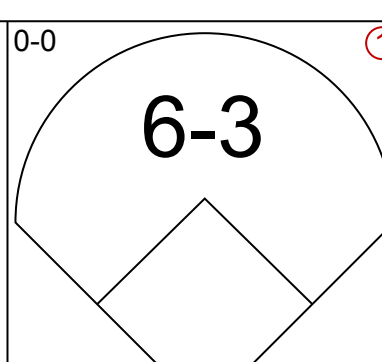
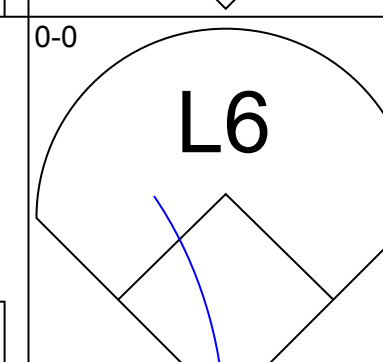
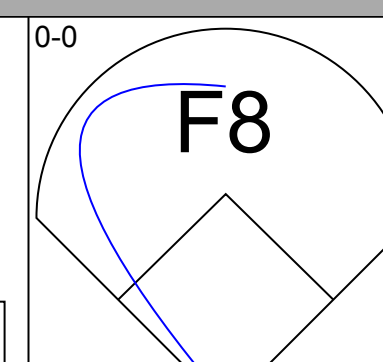
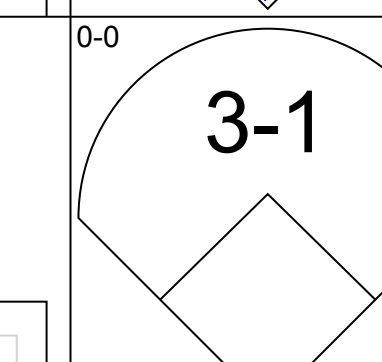
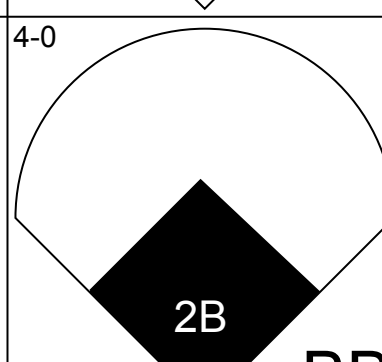
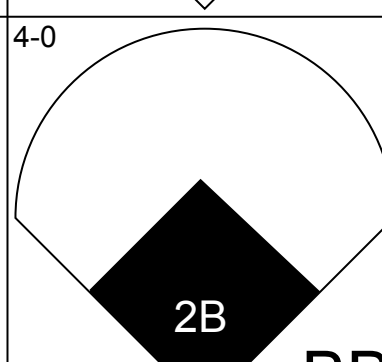
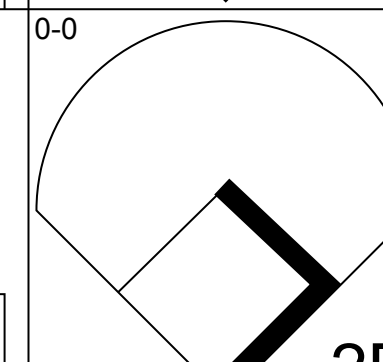
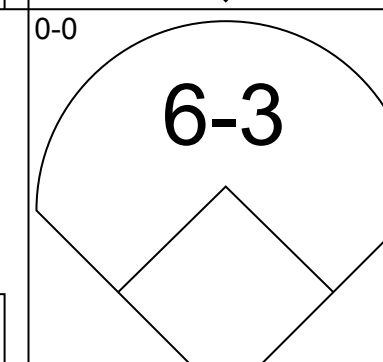
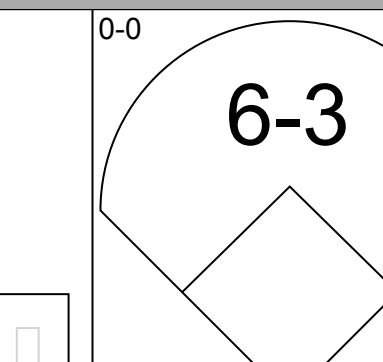
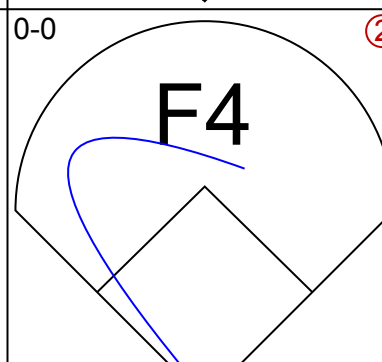
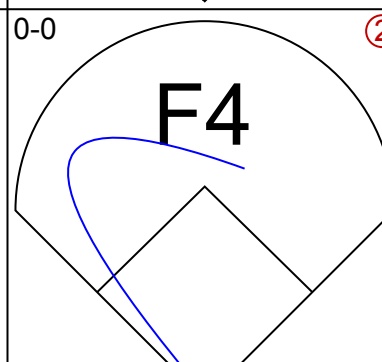
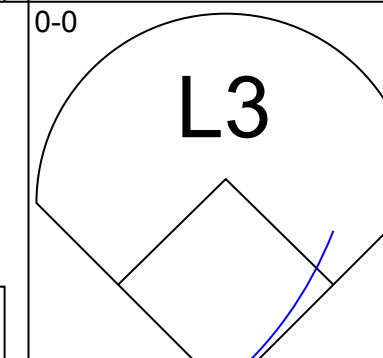
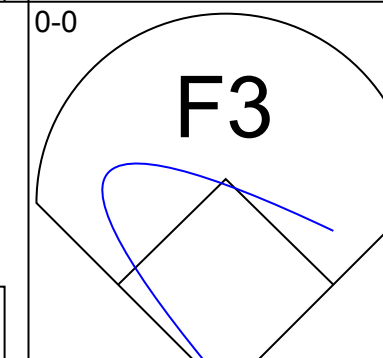
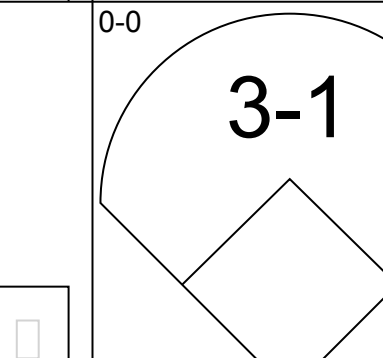
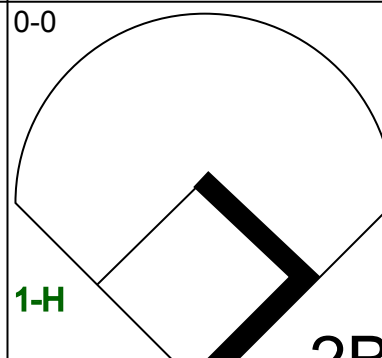
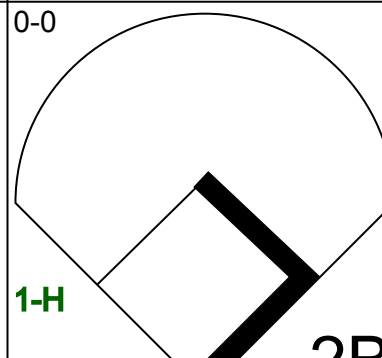
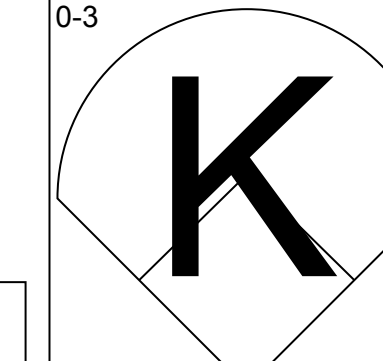
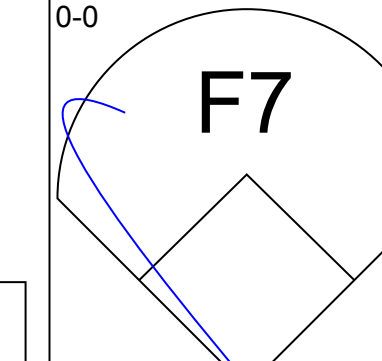
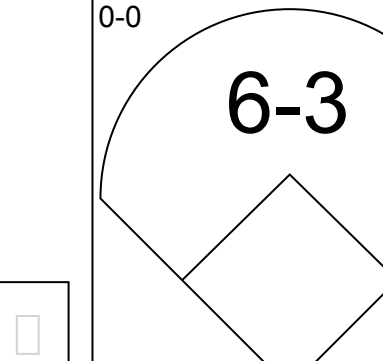
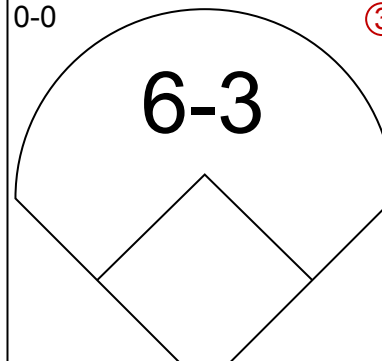
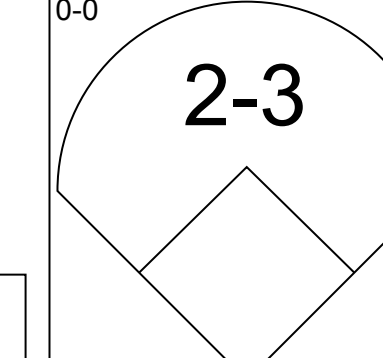
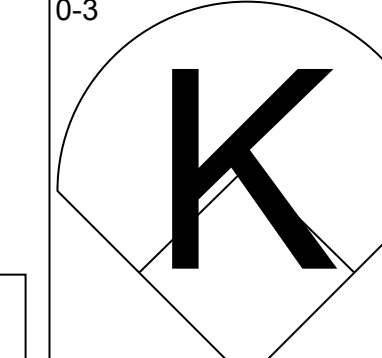
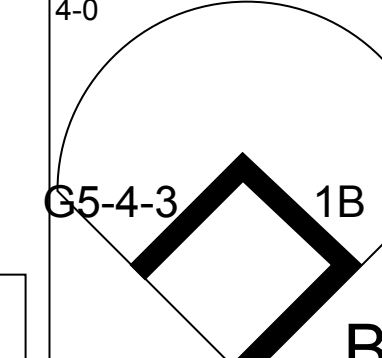
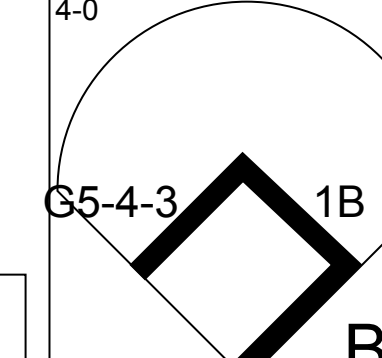
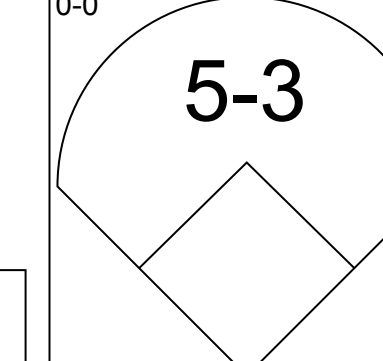
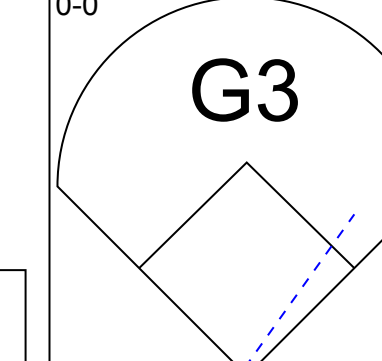
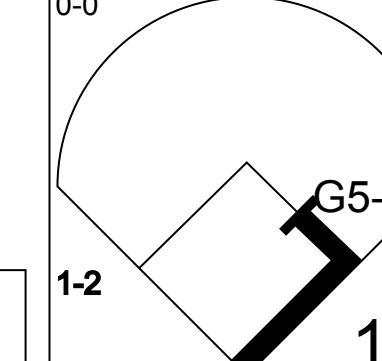
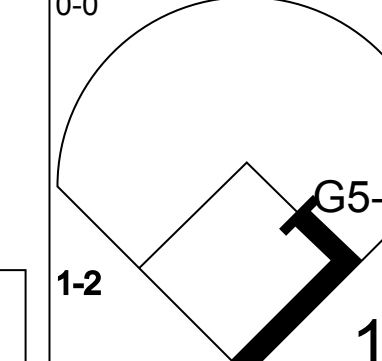
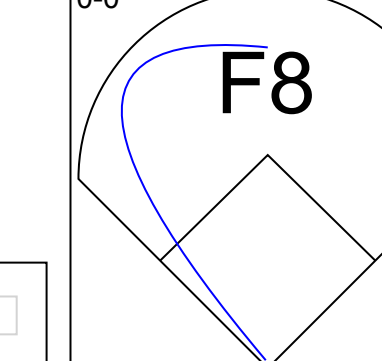
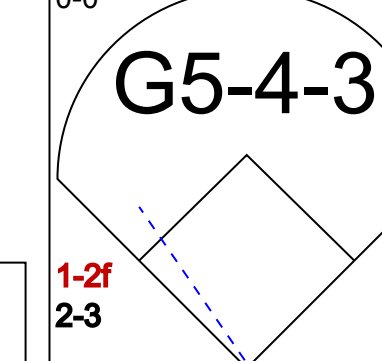
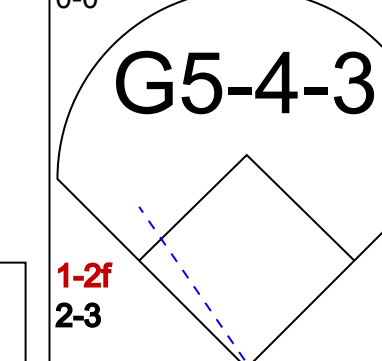
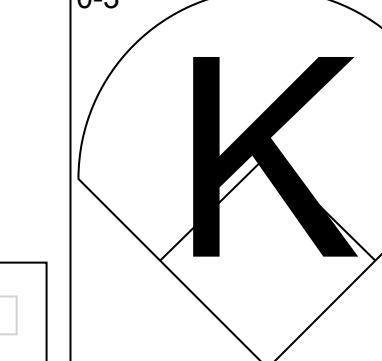
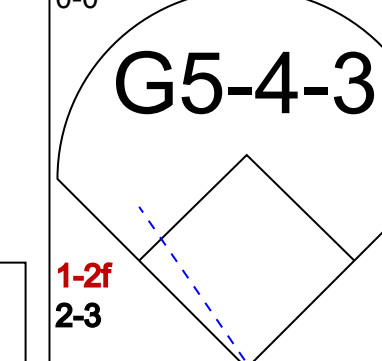
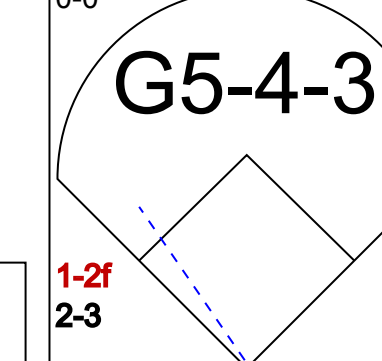
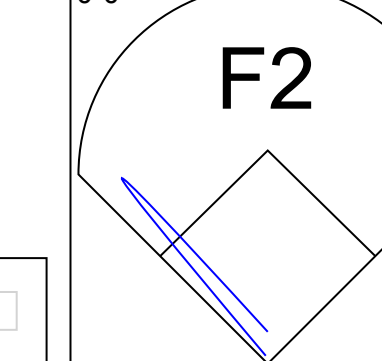
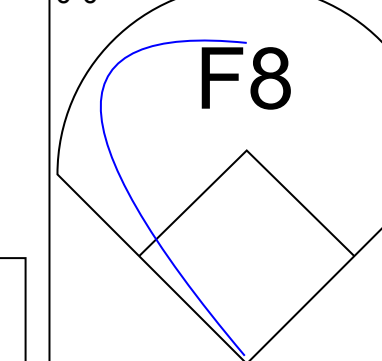
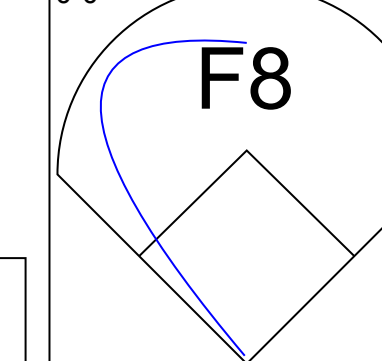
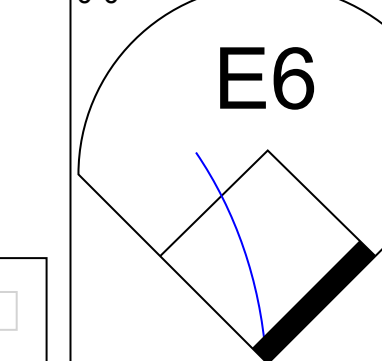
Chicago White Sox @ Washington Senators
Griffith Stadium, Washington, DC
Wed Apr 30 1952, 3:33 AM EDT
Unknown

AB 29
R 3
H 4
RBI 3
BB 5
SO 5
LOB 13



Batter	1	2	3	4	5	6	7	8	9	AB	R	H	RBI	BB	SO	LOB	TOP
Chico Carrasquel, R OBP: 0.292, SLG: 0.311 (1,6)	0-0 6-3		0-0 5-3		0-0 5-3		0-0 2B		0-0 FC5 1B	5	0	2	1	0	0	1	Chicago White Sox @ Philadelphia Athletics Shibe Park, Philadelphia, PA Thu May 01 1952, 3:33 AM EDT Att: 3,023 - Unknown
Nelle Fox, L OBP: 0.286, SLG: 0.324 (1,4)	0-0 4-3		0-0 3-1		0-0 4-3		0-0 F8		0-0 F8	5	0	0	1	0	0	5	
Minnie Minoso, R OBP: 0.333, SLG: 0.283 (1,8) (7,9)	0-0 F8		0-0 1B		0-0 6-3		0-0 6-3		0-0 FC5	5	0	1	0	0	0	2	
Eddie Robinson, L OBP: 0.333, SLG: 0.500 (1,3)		0-0 G3 2B	0-0 F8		0-0 3-1		0-0 4-1			4	0	1	0	0	0	1	
Bud Stewart, L OBP: 0.486, SLG: 0.621 (1,7)		0-0 F4		0-0 G3		0-0 F3		0-0 BB		3	0	0	0	1	0	1	
Sherm Lollar, R OBP: 0.370, SLG: 0.422 (1,2) Jim Busby, R OBP: 0.147, SLG: 0.121 (7,PR) (7,8)		4-0 G3 BB		0-0 F9			0-0 G3 2B 1B		0-3 K	2	0	1	0	1	0	0	
Al Zarilla, L OBP: 0.280, SLG: 0.143 (1,9) Phil Masi, R OBP: 0.500, SLG: 0.500 (7,2)		0-0 G3		0-0 F8			0-0 G3 1-2 1B		0-0 FC1-5 BB 1B	3	0	0	0	0	0	3	
Hector Rodriguez, R OBP: 0.466, SLG: 0.440 (1,5)		4-0 IBB			0-0 SH1-3 1B		0-0 2B 2B		4-0 1B FC1-5 BB	2	2	2	1	2	0	0	
Joe Dobson, R OBP: 0.333, SLG: 0.200 (1,1)		0-3 K			0-0 SH1-3		0-3 K		0-0 FC1-5 FC5 1B	3	0	0	0	0	2	7	
Inning Stats	R: 0 E: 0 K: 0 S: 3	H: 0 LOB: 0 BB: 0 P: 3	R: 0 E: 0 K: 1 S: 6	H: 1 LOB: 3 BB: 2 P: 14	R: 0 E: 0 K: 0 S: 4	H: 1 LOB: 1 BB: 0 P: 4	R: 0 E: 0 K: 0 S: 3	H: 0 LOB: 0 BB: 0 P: 3	R: 2 E: 0 K: 1 S: 8	H: 3 LOB: 2 BB: 0 P: 8	R: 0 E: 0 K: 1 S: 5	H: 0 LOB: 1 BB: 1 P: 9	R: 1 E: 0 K: 0 S: 5	H: 2 LOB: 2 BB: 1 P: 9	1B: 5 2B: 3 3B: 0 HR: 0	SF: 0 SAC: 1 DP: 0 HBP: 0	
PITCHER Bob Hooper, R ERA: 3.63 (1,1)	IP: 9.0 WLS: L BF: 39 H: 8 R: 3 ER: 3 SO: 3 BB: 3 IBB: 1 HBP: 0 BLK: 0 WP: 0 HR: 0 S: 41 P: 57 ERA: 3.00 WHIP: 1.222																

Batter	1	2	3	4	5	6	7	8	9	AB	R	H	RBI	BB	SO	LOB	BOTTOM
Eddie Joost, R OBP: 0.375, SLG: 0.349 (1,6)	0-0 F7			0-0 F6			0-0 6-3		0-0 4-3	4	0	0	0	0	0	1	Chicago White Sox @ Philadelphia Athletics Shibe Park, Philadelphia, PA Thu May 01 1952, 3:33 AM EDT Att: 3,023 - Unknown
Elmer Valo, L OBP: 0.469, SLG: 0.619 (1,9)	0-0 1-3			0-0 F9			4-0 BB BB		0-0 1-3	3	0	0	0	1	0	1	
Dave Philley, S OBP: 0.323, SLG: 0.308 (1,8)	0-3 K			0-0 F7			4-0 G6-4-3 BB		0-0 2-3 1B	3	0	1	0	1	1	0	
Gus Zernial, R OBP: 0.326, SLG: 0.268 (1,7)		0-0 5-3			0-0 F4		0-0 G6-4-3		0-0 F8	4	0	0	0	0	0	4	
Ferris Fain, L OBP: 0.304, SLG: 0.139 (1,3)		0-0 F7			0-0 F5			0-0 4-3		3	0	0	0	0	0	0	
Hank Majeski, R OBP: 0.400, SLG: 0.400 (1,5)		0-3 K			0-0 F8			4-0 G5-3 1B BB		2	0	0	0	1	1	0	
Skeeter Kell, R OBP: 0.308, SLG: 0.250 (1,4)			0-0 5-3			0-0 F4		0-0 1-2 1B		3	0	1	0	0	0	0	
Joe Astroth, R OBP: 0.222, SLG: 0.294 (1,2)			0-0 6-3			0-0 F7		0-0 G5-3		3	0	0	0	0	0	2	
Bob Hooper, R OBP: 0.250, SLG: 0.500 (1,1) Kite Thomas, R (9,PH)			0-0 4-3			0-0 F6			4-0 1B 4-3 BB	2	0	0	0	0	0	0	
Inning Stats	R: 0 E: 0 K: 1 S: 5	H: 0 LOB: 0 BB: 0 P: 5	R: 0 E: 0 K: 1 S: 5	H: 0 LOB: 0 BB: 0 P: 5	R: 0 E: 0 K: 0 S: 3	H: 0 LOB: 0 BB: 0 P: 3	R: 0 E: 0 K: 0 S: 3	H: 0 LOB: 0 BB: 0 P: 3	R: 0 E: 0 K: 0 S: 2	H: 0 LOB: 1 BB: 2 P: 10	R: 0 E: 0 K: 0 S: 3	H: 1 LOB: 1 BB: 1 P: 7	R: 0 E: 0 K: 0 S: 4	H: 1 LOB: 2 BB: 1 P: 8	1B: 2 2B: 0 3B: 0 HR: 0	SF: 0 SAC: 0 DP: 2 HBP: 0	
PITCHER Joe Dobson, R ERA: 0.26 (1,1)	IP: 9.0 WLS: W BF: 31 H: 2 R: 0 ER: 0 SO: 2 BB: 4 IBB: 0 HBP: 0 BLK: 0 WP: 0 HR: 0 S: 31 P: 47 ERA: 0.00 WHIP: 0.667																

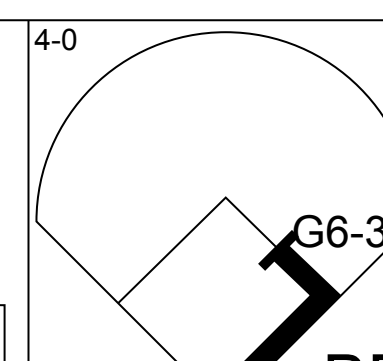
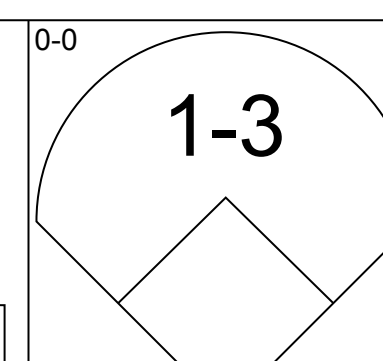
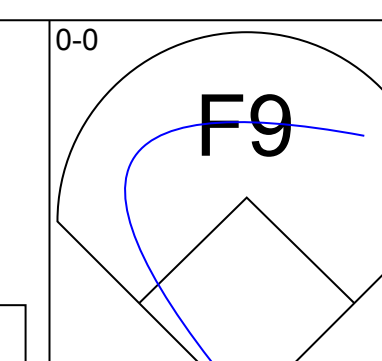
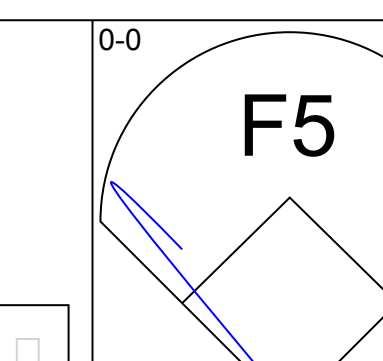
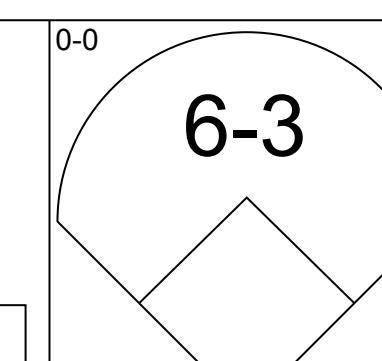
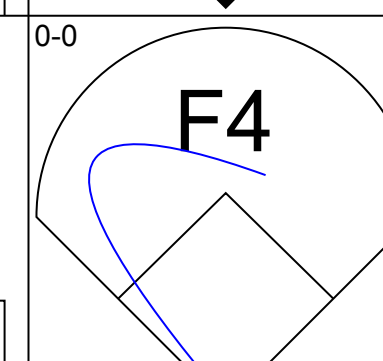
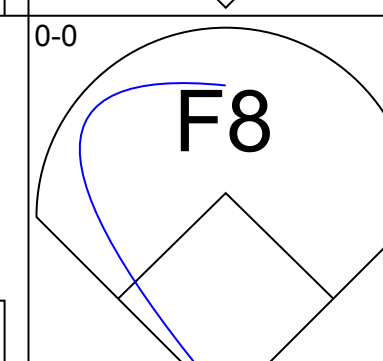
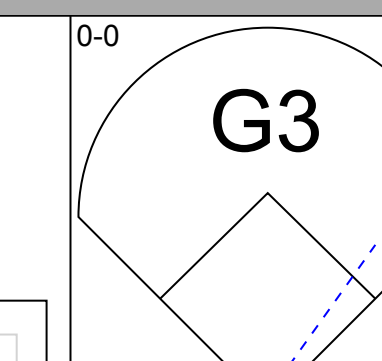
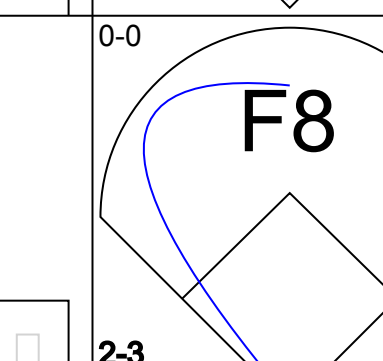
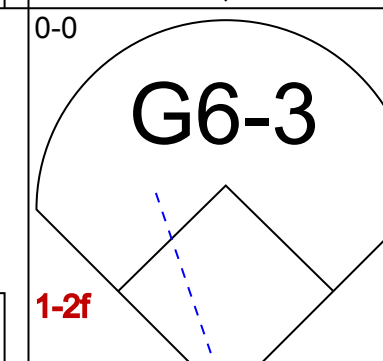
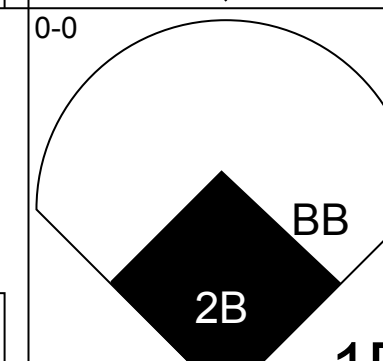
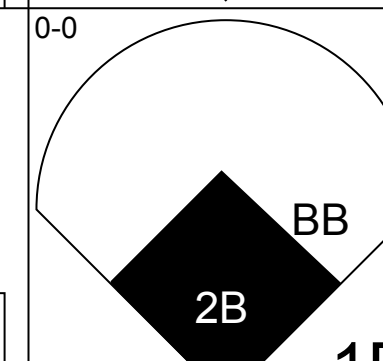
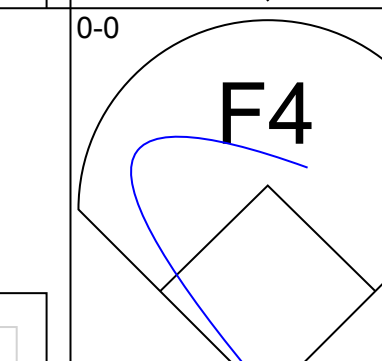
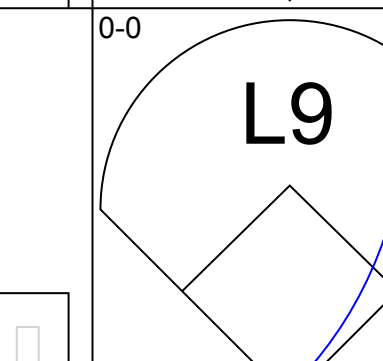
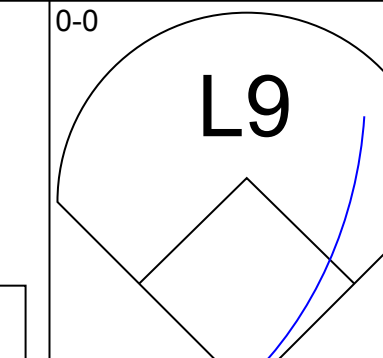
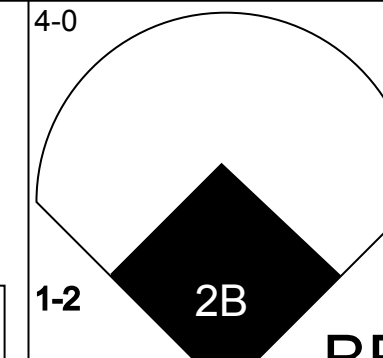
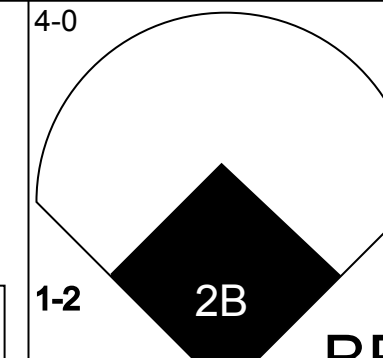
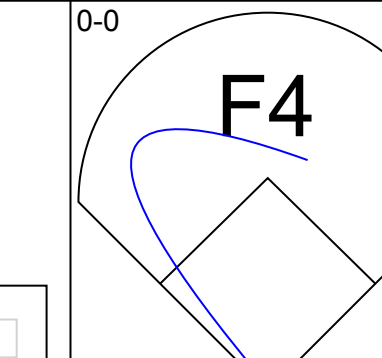
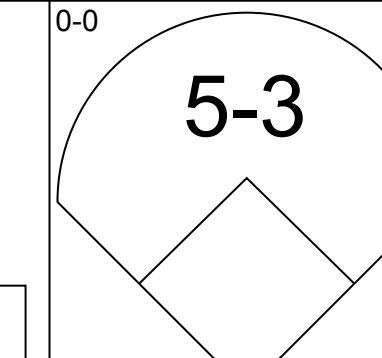
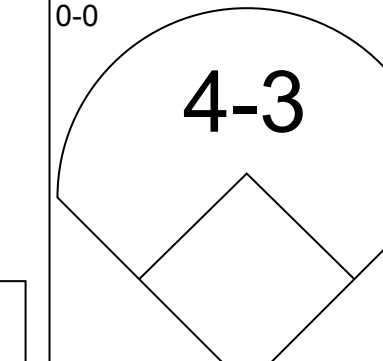
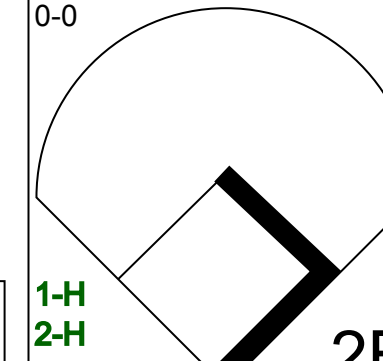
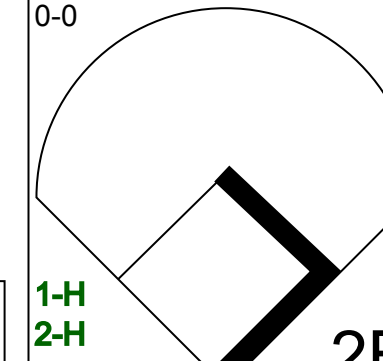
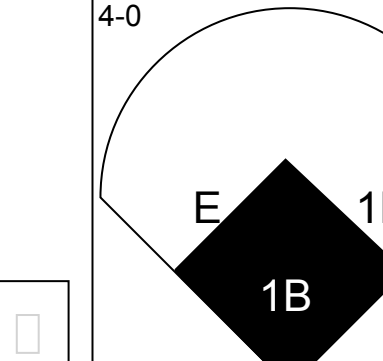
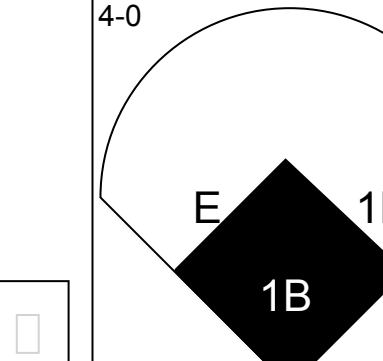
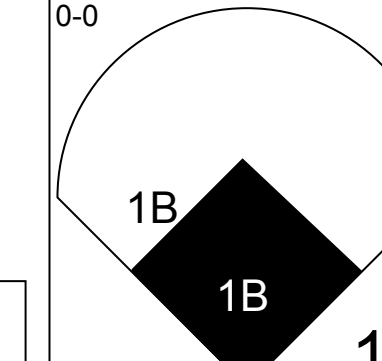
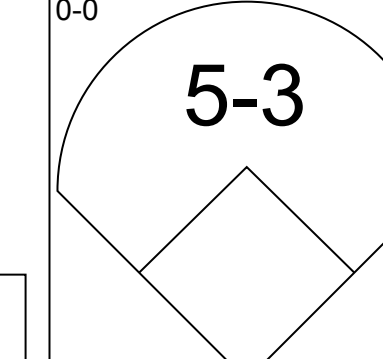
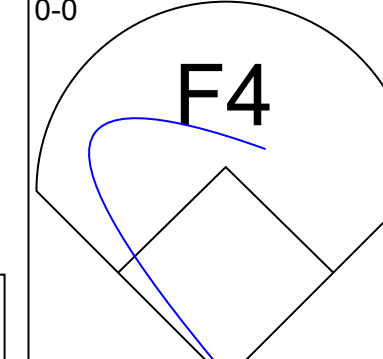
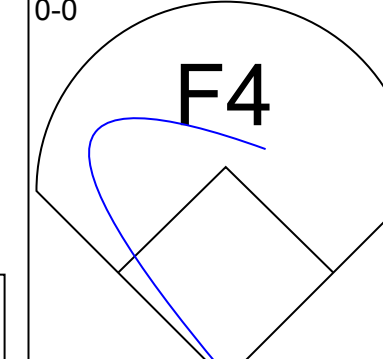
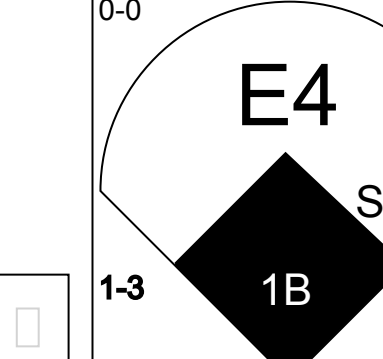
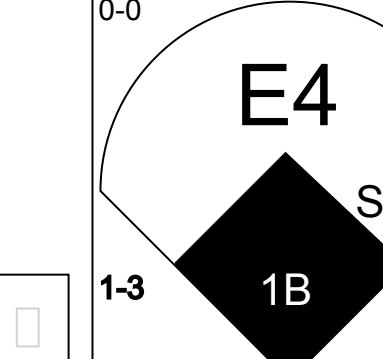
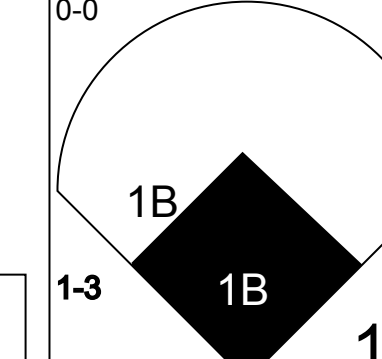
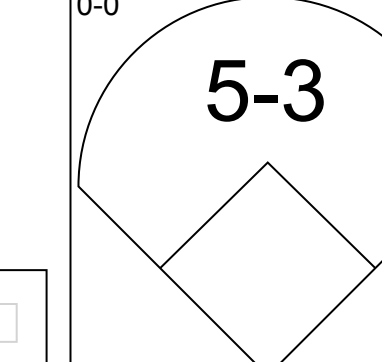
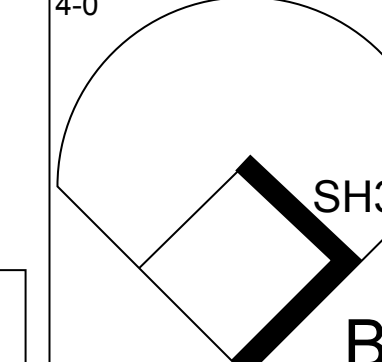
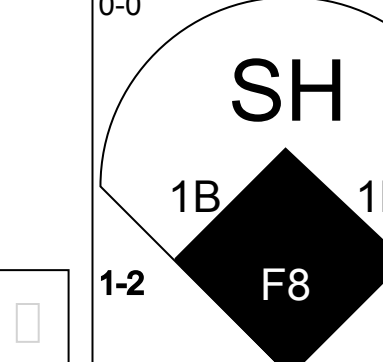
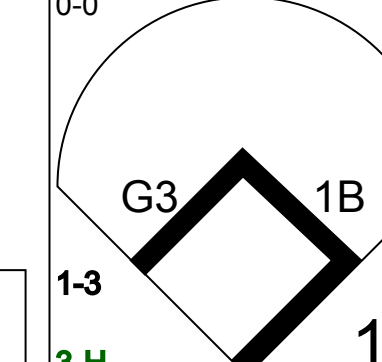

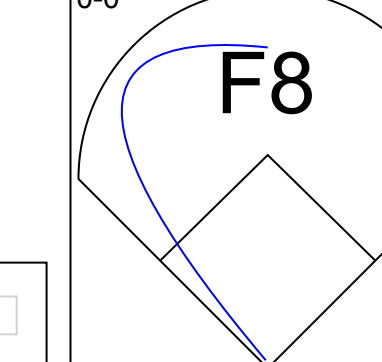
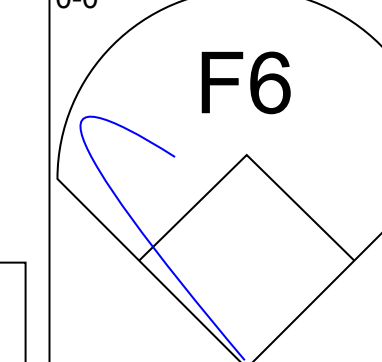
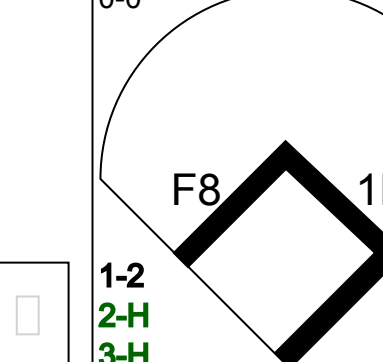
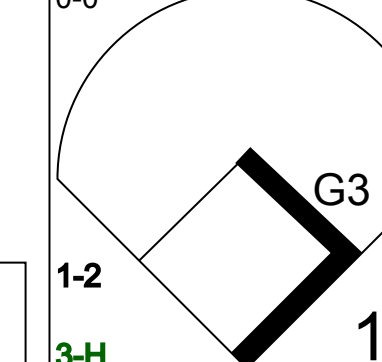

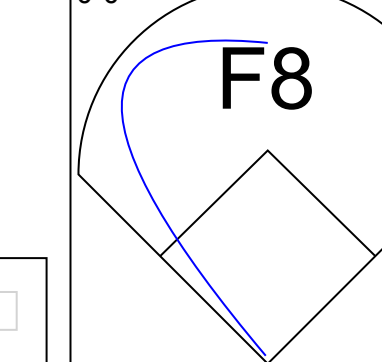
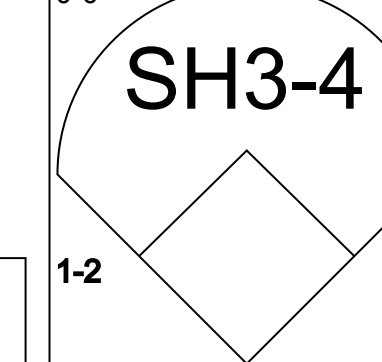
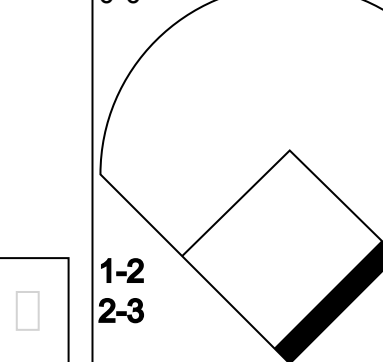
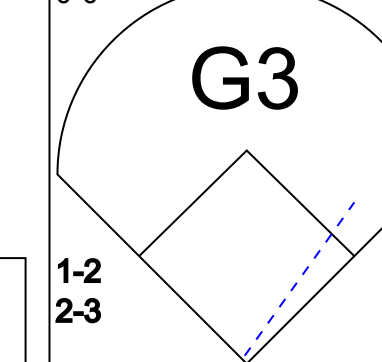

Batter	1	2	3	4	5	6	7	8	9	AB	R	H	RBI	BB	SO	LOB	TOP								
Chico Carrasquel, R OBP: 0.284, SLG: 0.300 (1, 6)										4	0	0	0	0	1	1									
Nelle Fox, L OBP: 0.291, SLG: 0.316 (1, 4)										3	1	0	0	1	0	1									
Minnie Minoso, R OBP: 0.333, SLG: 0.333 (1, 7) (8, 8)										4	0	1	0	0	0	1									
Eddie Robinson, L OBP: 0.333, SLG: 0.486 (1, 3)										4	0	1	1	0	0	1									
Sherm Lollar, R OBP: 0.365, SLG: 0.472 (1, 2)										4	0	0	0	0	1	1									
Hector Rodriguez, R OBP: 0.470, SLG: 0.418 (1, 5)										2	0	0	0	1	1	0									
Ray Coleman, L OBP: 0.161, SLG: 0.138 (1, 9)										2	0	0	0	0	0	0									
Sam Dente, R OBP: 0.333, SLG: 0.333 (8, PH)										1	0	1	0	0	0	0									
Al Zarlilla, L OBP: 0.280, SLG: 0.143 (8, 9)										0	0	0	0	0	0	0									
Jim Busby, R OBP: 0.171, SLG: 0.128 (8, PH)										2	0	0	0	0	1	0									
Phil Mast, R OBP: 0.444, SLG: 0.444 (8, PH)										1	0	0	0	0	0	2									
Bud Stewart, L OBP: 0.476, SLG: 0.563 (8, 7)										0	0	0	0	0	0	0									
Saul Rogovin, R OBP: 0.333, SLG: 0.250 (1, 1)										3	0	0	0	0	0	1									
Howie Judson, R (8, 1)										0	0	0	0	0	0	0									
Inning Stats	R: 0 E: 0 K: 1 S: 6	H: 1 LOB: 1 BB: 0 P: 6	R: 0 E: 0 K: 1 S: 5	H: 0 LOB: 0 BB: 0 P: 5	R: 0 E: 0 K: 0 S: 3	H: 0 LOB: 0 BB: 0 P: 3	R: 0 E: 0 K: 0 S: 3	H: 0 LOB: 0 BB: 0 P: 3	R: 0 E: 1 K: 1 S: 6	H: 0 LOB: 1 BB: 0 P: 6	R: 0 E: 0 K: 0 S: 3	H: 0 LOB: 0 BB: 0 P: 3	R: 0 E: 0 K: 0 S: 3	H: 0 LOB: 0 BB: 0 P: 3	R: 0 E: 0 K: 0 S: 3	H: 1 LOB: 1 BB: 1 P: 7	R: 1 E: 0 K: 0 S: 4	H: 1 LOB: 1 BB: 1 P: 8	1B: 1 2B: 2 3B: 0 HR: 0	SF: 0 SAC: 0 DP: 1 HBP: 0	WP: 0 PB: 0 CS: 0	PA: 32			
PITCHER Alex Kellner, L ERA: 5.33 (1, 1)	IP: 9.0 WLS: W BF: 32	H: 3 R: 1 ER: 1 SO: 4	BB: 2 IBB: 0 HBP: 0 BLK: 0	WP: 0 HR: 0 S: 38 P: 46	ERA: 1.00 WHIP: 0.556																				

Chicago White Sox @ Philadelphia Athletics
Shibe Park, Philadelphia, PA
Sat May 03 1952, 3:33 AM EDT
Att: 2,842 - Unknown

livebaseballscores.com

AB	30
R	1
H	3
RBI	1
BB	2
SO	4
LOB	8




Batter	1	2	3	4	5	6	7	8	9	AB	R	H	RBI	BB	SO	LOB	BOTTOM								
Eddie Joost, R OBP: 0.390, SLG: 0.353 (1, 6)										4	0	0	0	1	0	6									
Elmer Valo, L OBP: 0.458, SLG: 0.571 (1, 9)										4	0	0	1	0	0	3									
Dave Philley, S OBP: 0.350, SLG: 0.353 (1, 8)										4	1	1	0	0	0	3									
Gus Zernial, R OBP: 0.321, SLG: 0.245 (1, 7)										3	1	0	0	1	0	0									
Ferris Fain, L OBP: 0.357, SLG: 0.209 (1, 3)										3	2	2	2	1	0	0									
Hank Majeski, R OBP: 0.450, SLG: 0.406 (1, 5)										4	2	2	0	0	0	1									
Skeeter Kell, R OBP: 0.381, SLG: 0.389 (1, 4)										2	1	1	1	1	0	0									
Joe Astroth, R OBP: 0.333, SLG: 0.333 (1, 2)										4	0	2	3	0	0	1									
Alex Kellner, R OBP: 0.250, SLG: 0.143 (1, 1)										3	0	1	0	0	0	2									
Inning Stats	R: 0 E: 0 K: 0 S: 2	H: 0 LOB: 0 BB: 1 P: 6	R: 0 E: 0 K: 0 S: 3	H: 0 LOB: 0 BB: 0 P: 3	R: 0 E: 0 K: 0 S: 5	H: 2 LOB: 1 BB: 1 P: 9	R: 0 E: 0 K: 0 S: 3	H: 0 LOB: 0 BB: 0 P: 3	R: 3 E: 1 K: 0 S: 7	H: 3 LOB: 2 BB: 1 P: 11	R: 2 E: 0 K: 0 S: 7	H: 4 LOB: 2 BB: 0 P: 7	R: 2 E: 0 K: 0 S: 7	H: 4 LOB: 2 BB: 0 P: 7	1B: 8 2B: 1 3B: 0 HR: 0	SF: 0 SAC: 2 DP: 1 HBP: 0	WP: 0 PB: 0 CS: 0	PA: 37							
PITCHER Saul Rogovin, R ERA: 5.63 (1, 1)	IP: 7.1 WLS: L BF: 35	H: 9 R: 7 ER: 7 SO: 0	BB: 4 IBB: 0 HBP: 0 BLK: 0	WP: 0 HR: 0 S: 31 P: 47	ERA: 8.59 WHIP: 1.773																				
Howie Judson, R ERA: 6.35 (8, 1)	IP: 0.2 WLS: L BF: 2	H: 0 R: 0 ER: 0 SO: 0	BB: 0 IBB: 0 HBP: 0 BLK: 0	WP: 0 HR: 0 S: 2 P: 2	ERA: 0.00 WHIP: 0.000																				

Chicago White Sox @ Philadelphia Athletics
Shibe Park, Philadelphia, PA
Sat May 03 1952, 3:33 AM EDT
Att: 2,842 - Unknown

livebaseballscores.com

AB	31
R	7
H	9
RBI	7
BB	4
SO	0
LOB	16



Batter	1	2	3	4	5	6	7	8	9	AB	R	H	RBI	BB	SO	LOB	TOP			
Chico Carrasquel, R OBP: 0.289, SLG: 0.284 (1, 6)	0-0 5-3			0-0 F3		0-3 K		0-3 K		4	0	0	0	0	2	3				
Nelle Fox, L OBP: 0.289, SLG: 0.338 (1, 4)	0-0 F8			3-3 K			0-0 4-3		0-0 3B	4	0	1	0	0	1	0				
Minnie Minoso, R OBP: 0.317, SLG: 0.315 (1, 8)	0-0 5-3			0-0 5-3			0-0 4-3		0-0 6-3	4	0	0	0	0	0	1				
Eddie Robinson, L OBP: 0.354, SLG: 0.500 (1, 3)		0-0 G4-6-3 1B			0-0 G4-3 1B		0-0 FC6-4 1B		0-0 P6	4	0	3	0	0	0	1				
Sam Mele, R OBP: 0.412, SLG: 0.656 Al Zarilla, L OBP: 0.269, SLG: 0.136 (1, 9) (7, 9)		0-0 L5			0-0 G4-3		0-0 FC6-4		0-0 4-3	3	0	0	0	0	0	3				
Sherm Lollar, R OBP: 0.354, SLG: 0.455 Bud Sheely, L (1, 2) (5, 2)		0-0 G4-6-3			0-0 5-3				0-0 F7	2	0	0	0	0	0	1				
Ray Coleman, L OBP: 0.176, SLG: 0.156 (1, 7)				0-0 P6		0-0 5-3		0-0 1B		3	0	1	0	0	0	0				
Hector Rodriguez, R OBP: 0.478, SLG: 0.431 (1, 5)				0-0 2-3		0-0 1B		0-0 1-2 1B		3	0	2	0	0	0	0				
Marv Grissom, R Chuck Stobbs, L George Wilson, L Hal Brown, R Bud Stewart, L Luis Aloma, R (1, 1) (2, 1) (6, Ph) (6, 1) (8, Ph) (8, 1)				0-3 K		0-3 K		0-3 K		0	0	0	0	0	0	0				
Inning Stats	R: 0 E: 0 K: 0 S: 3	H: 0 LOB: 0 BB: 0 P: 3	R: 0 E: 0 K: 0 S: 3	H: 1 LOB: 0 BB: 0 P: 3	R: 0 E: 0 K: 1 S: 5	H: 0 LOB: 0 BB: 0 P: 5	R: 0 E: 0 K: 1 S: 5	H: 0 LOB: 0 BB: 0 P: 8	R: 0 E: 0 K: 2 S: 8	H: 1 LOB: 1 BB: 0 P: 8	R: 0 E: 0 K: 0 S: 4	H: 1 LOB: 1 BB: 0 P: 4	R: 0 E: 0 K: 2 S: 9	H: 2 LOB: 2 BB: 0 P: 9	R: 0 E: 0 K: 0 S: 4	H: 1 LOB: 1 BB: 0 P: 4	1B: 6 2B: 0 3B: 1 HR: 0	SF: 0 SAC: 0 DP: 2 HBP: 0	WP: 0 PB: 0 SB: 0 CS: 0	PA: 32
PITCHER	IP	WLS	BF	H	R	ER	SO	BB	IBB	HBP	BLK	WP	HR	S	P	ERA	WHIP			
Tom Morgan, R ERA: 1.2 Joe Ostrowski, L ERA:	(1, 1) (9, 1)	8.0 S	28 4	6 1	0 0	0 0	6 0	0 0	0 0	0 0	0 0	0 0	0 0	40 4	43 4	0.00 0.00	0.750 1.000			

Chicago White Sox @ New York Yankees
Yankee Stadium, Bronx, NY
Sun May 04 1952, 3:33 AM EDT
Unknown

AB	32
R	0
H	7
RBI	0
BB	0
SO	6
LOB	13



Batter	1	2	3	4	5	6	7	8	9	AB	R	H	RBI	BB	SO	LOB	BOTTOM			
Phil Rizzuto, R OBP: 0.356, SLG: 0.391 (1, 6)	0-0 BB 3B	0-0 F7	0-0 E4		0-0 1-2 1B			0-0 4-3		5	1	2	0	0	0	0				
Mickey Mantle, S OBP: 0.373, SLG: 0.466 (1, 9)	0-3 K	0-3 K	0-3 K		0-0 P4			0-0 1B		5	1	1	0	0	3	4				
Irv Noren, L OBP: 0.333, SLG: 0.370 (1, 8)	0-0 FC6 4-3	0-0 1B	0-0 F4			0-0 4-3		0-0 1-2 1B		5	3	2	0	0	0	2				
Yogi Berra, L OBP: 0.308, SLG: 0.100 (1, 2)	4-0 4-3 BB 3B IBB	4-0 1B E BB		0-0 F3		0-0 4-3		0-0 F9		3	2	0	0	2	0	2				
Gil McDougald, R OBP: 0.344, SLG: 0.345 (1, 4)	4-0 1-2 2-3 3-H 3B BB	0-0 E 1B		0-0 F7		0-3 K		0-0 1B		4	1	2	3	1	1	0				
Gene Woodling, L OBP: 0.418, SLG: 0.464 (1, 7)	0-0 4-3	0-0 E1 BB		0-0 F7			0-0 1B	0-0 1-3 2-H 1B		5	0	2	2	0	0	3				
Joe Collins, L OBP: 0.455, SLG: 0.500 (1, 3)	0-0 2-H 3-H 3B	0-0 1-2 4-0 BB		0-0 G3		0-0 F7		0-0 F3		4	0	1	2	1	0	3				
Bobby Brown, L OBP: 0.200, SLG: 0.077 (1, 5)	0-0 BB	0-0 L1		0-0 E6 1B		0-0 F8				3	0	0	0	1	0	4				
Tom Morgan, R OBP: 0.167, SLG: 0.167 Joe Ostrowski, L ERA:	(1, 1) (9, 1)	0-3 K		0-3 K		0-0 F8		0-3 K		4	0	0	0	0	3	4				
Inning Stats	R: 4 E: 0 K: 2 S: 10	H: 2 LOB: 2 BB: 3 P: 22	R: 2 E: 1 K: 1 S: 8	H: 2 LOB: 3 BB: 2 P: 16	R: 0 E: 1 K: 2 S: 8	H: 0 LOB: 1 BB: 0 P: 8	R: 0 E: 0 K: 0 S: 3	H: 0 LOB: 0 BB: 0 P: 3	R: 0 E: 0 K: 1 S: 5	H: 1 LOB: 2 BB: 0 P: 5	R: 0 E: 0 K: 1 S: 6	H: 1 LOB: 1 BB: 0 P: 6	R: 2 E: 0 K: 0 S: 7	H: 4 LOB: 4 BB: 0 P: 7	1B: 7 2B: 1 3B: 2 HR: 0	SF: 0 SAC: 0 DP: 0 HBP: 0	WP: 0 PB: 0 SB: 0 CS: 0	PA: 43		
PITCHER	IP	WLS	BF	H	R	ER	SO	BB	IBB	HBP	BLK	WP	HR	S	P	ERA	WHIP			
Mary Grissom, R ERA: 18.69 Chuck Stobbs, L ERA: 3.15 Hal Brown, R ERA: 3.6 Luis Aloma, R ERA: 9.82	(1, 1) (2, 1) (6, 1) (8, 1)	1.2 3.1	16 13	4 1	6 0	5 0	3 2	4 0	0 0	0 0	0 0	0 0	0 0	17 17	17 17	0.00 0.00	4.800 0.300			

Chicago White Sox @ New York Yankees
Yankee Stadium, Bronx, NY
Sun May 04 1952, 3:33 AM EDT
Unknown

AB	38
R	8
H	10
RBI	7
BB	5
SO	7
LOB	22



Batter	1	2	3	4	5	6	7	8	9	AB	R	H	RBI	BB	SO	LOB	TOP			
Chico Carrasquel, R OBP: 0.289, SLG: 0.273 (1, 6)	F9		1B BB		5-3			6-3		3	0	0	0	1	0	0				
Nelle Fox, L OBP: 0.299, SLG: 0.345 (1, 4)	1B		1-2 1B			4-3		F8		4	0	2	0	0	0	0				
Minnie Minoso, R OBP: 0.314, SLG: 0.312 (1, 8)	K		5-3				G3-6-3 1B		F8	4	0	1	0	0	1	3				
Eddie Robinson, L OBP: 0.349, SLG: 0.487 (1, 3)	5-3			5-3 1B		G3-6-3 1-2			K	4	0	1	0	0	1	2				
Sam Mele, R OBP: 0.421, SLG: 0.629 (1, 9)		4-3		K			1B G6-4-3 BB			3	1	1	0	1	1	1				
Sherm Lollar, R OBP: 0.353, SLG: 0.448 (7, PR)	F5			5-3			G6-4-3 1B		F3	3	0	1	0	0	0	1				
Bud Sheely, L (7, 2)										0	0	0	0	0	0	0				
Bill Kennedy, L OBP: 0.500, SLG: 0.500 (8, 1)				1-2						0	0	0	0	0	0	0				
Hal Brown, R (8, PH)										1	0	0	0	0	0	1				
Ray Coleman, L OBP: 0.167, SLG: 0.147 (7, PH)	6-3			K			G6-4-3 1-2 3-H			2	0	0	0	0	1	1				
Sam Dente, R OBP: 0.250, SLG: 0.250 (7, 7)										1	0	0	0	0	0	1				
Al Zarilla, L OBP: 0.269, SLG: 0.136 (8, 2)										0	0	0	0	0	0	0				
Hector Rodriguez, R OBP: 0.472, SLG: 0.426 (1, 5)			6-3				G5-6-3 1B		5-3	3	0	1	0	0	0	1				
Billy Pierce, L OBP: 0.214, SLG: 0.083 (8, PH)			K				G5-6-3 1-2		5-3	2	0	0	0	0	0	1				
Phil Masi, R OBP: 0.400, SLG: 0.400 (8, 2)										1	0	0	0	0	0	0				
Inning Stats	R: 0 E: 0 K: 1 S: 6	H: 1 LOB: 1 BB: 0 P: 6	R: 0 E: 0 K: 0 S: 3	H: 0 LOB: 0 BB: 0 P: 3	R: 0 E: 0 K: 1 S: 6	H: 1 LOB: 2 BB: 1 P: 10	R: 0 E: 0 K: 2 S: 8	H: 1 LOB: 1 BB: 0 P: 8	R: 0 E: 0 K: 0 S: 3	H: 1 LOB: 0 BB: 0 P: 3	R: 1 E: 0 K: 0 S: 3	H: 1 LOB: 1 BB: 1 P: 7	R: 0 E: 0 K: 0 S: 3	H: 0 LOB: 0 BB: 0 P: 3	R: 0 E: 0 K: 1 S: 6	H: 1 LOB: 1 BB: 0 P: 6	1B: 7 2B: 0 3B: 0 HR: 0	SF: 0 SAC: 0 DP: 3 HBP: 0	WP: 0 PB: 0 SB: 0 CS: 0	PA: 33
PITCHER Bill Miller, L ERA: 2.38 (1, 1)	IP: 9.0 WLS: W BF: 33 H: 7 R: 1 ER: 1 SO: 5 BB: 2 IBB: 0 HBP: 0 BLK: 0 WP: 0 HR: 0 S: 41 P: 49 ERA: 1.00 WHIP: 1.000															PITCHER				

Chicago White Sox @ New York Yankees
Yankee Stadium, Bronx, NY
Sun May 04 1952, 3:38 AM EDT
Att: 44,628 - Unknown

AB 31
R 1
H 7
RBI 0
BB 2
SO 5
LOB 12



Batter	1	2	3	4	5	6	7	8	9	AB	R	H	RBI	BB	SO	LOB	BOTTOM			
Phil Rizzuto, R OBP: 0.377, SLG: 0.452 (1, 6)	F4							F9 3B		4	1	3	1	0	0	0				
Mickey Mantle, S OBP: 0.352, SLG: 0.435 (1, 9)	6-3		F8		F5			F9		4	0	0	1	0	0	3				
Irv Noren, L OBP: 0.313, SLG: 0.345 (1, 8)	K2-3			K		4-3		F4		4	0	0	0	0	2	0				
Yogi Berra, L OBP: 0.300, SLG: 0.250 (1, 2)		F7		F8		HR		G3		4	1	1	1	0	0	0				
Gil McDougald, R OBP: 0.344, SLG: 0.333 (1, 4)		FC5-4 BB		F8		F9				2	0	0	0	1	0	0				
Hank Bauer, R OBP: 0.309, SLG: 0.412 (1, 7)		FC5-4 1-2			F5	F5				3	0	0	0	0	0	1				
Joe Collins, L OBP: 0.429, SLG: 0.455 (1, 3)		F8			1B 2B 1B			F5		3	1	1	0	0	0	1				
Andy Carey, R (1, 5)			G3		F7			F9		3	0	0	0	0	0	1				
Bill Miller, L OBP: 0.250, SLG: 0.250 (1, 1)			K		2B 1-2 1B			5-3		3	0	1	0	0	1	0				
Inning Stats	R: 0 E: 0 K: 1 S: 5	H: 0 LOB: 0 BB: 0 P: 5	R: 0 E: 0 K: 0 S: 3	H: 0 LOB: 1 BB: 1 P: 7	R: 0 E: 0 K: 1 S: 6	H: 1 LOB: 1 BB: 0 P: 6	R: 0 E: 0 K: 1 S: 5	H: 0 LOB: 0 BB: 0 P: 5	R: 1 E: 0 K: 0 S: 6	H: 3 LOB: 2 BB: 0 P: 6	R: 1 E: 0 K: 0 S: 4	H: 1 LOB: 0 BB: 0 P: 4	R: 0 E: 0 K: 0 S: 3	H: 0 LOB: 0 BB: 0 P: 3	R: 1 E: 0 K: 0 S: 4	H: 1 LOB: 0 BB: 0 P: 4	1B: 3 2B: 1 3B: 1 HR: 1	SF: 0 SAC: 0 DP: 0 HBP: 0	WP: 0 PB: 0 SB: 0 CS: 0	PA: 31
PITCHER Billy Pierce, L ERA: 3.72 Bill Kennedy, L ERA: 4.35 (8, 1)	IP: 7.0 WLS: L BF: 27 H: 5 R: 2 ER: 2 SO: 3 BB: 1 IBB: 0 HBP: 0 BLK: 0 WP: 0 HR: 1 S: 32 P: 36 ERA: 2.57 WHIP: 0.857															PITCHER				

Chicago White Sox @ New York Yankees
Yankee Stadium, Bronx, NY
Sun May 04 1952, 3:38 AM EDT
Att: 44,628 - Unknown

AB 30
R 3
H 6
RBI 3
BB 1
SO 3
LOB 6



Batter	1	2	3	4	5	6	7	8	9	AB	R	H	RBI	BB	SO	LOB	TOP				
Chico Carrasquel, R OBP: 0.267, SLG: 0.263 (1, 6)	0-0 6-3		0-3 K			0-0 6-3		1-0 BB HBP		3	0	0	0	0	1	0	Chicago White Sox @ Boston Red Sox Fenway Park, Boston, MA Tue May 06 1952, 3:33 AM EDT Att: 16,256 - Unknown				
Nelle Fox, L OBP: 0.300, SLG: 0.337 Sam Dente, R OBP: 0.400, SLG: 0.250 (1, 4) (6, 4)	0-0 F9			0-0 F3		1-0 HBP		4-0 BB G1-6-3		2	0	0	0	0	0	0					
Minnie Minoso, R OBP: 0.322, SLG: 0.325 (1, 8)	4-0 CS BB			0-0 2B		0-0 F4		0-0 BB G1-6-3 1-2		3	0	1	0	1	0	3					
Eddie Robinson, L OBP: 0.345, SLG: 0.488 (1, 3)	0-0 CS 1-2	0-0 F6		0-0 F4			0-0 F2		0-0 F8 1B 2B	4	1	1	0	0	0	1					
Sam Mele, R OBP: 0.405, SLG: 0.667 (1, 9)		0-0 F9		0-0 F5			0-0 HR		0-0 F8 2-3	4	1	1	1	0	0	2					
Sherm Lollar, R OBP: 0.361, SLG: 0.443 (1, 2)		4-0 BB			0-0 F7		0-3 K		0-0 E 1B	3	0	1	1	1	1	0					
Ray Coleman, L OBP: 0.175, SLG: 0.135 (1, 7)		0-0 F4			0-3 K		4-0 WP BB		0-0 F9 3-H	3	0	0	0	1	1	2					
Hector Rodriguez, R OBP: 0.447, SLG: 0.400 (1, 5)			0-0 F8		0-0 F7		0-0 4-3		0-0 E2 1-2	4	0	0	0	0	0	2					
Joe Dobson, R OBP: 0.308, SLG: 0.182 Hal Brown, R (4, 1)			0-3 K2-3			0-3 K		0-0 6-3	0-3 K	1	0	0	0	0	1	0					
Al Zarilla, L OBP: 0.259, SLG: 0.130 Luis Aloma, R (8, PH) (8, 1)										1	0	0	0	0	0	0					
Bud Stewart, L OBP: 0.455, SLG: 0.529 (9, PH)										1	0	0	0	0	1	2					
Inning Stats	R: 0 E: 0 K: 0 S: 2	H: 0 LOB: 0 BB: 1 P: 6	R: 0 E: 0 K: 0 S: 3	H: 0 LOB: 1 BB: 1 P: 7	R: 0 E: 0 K: 2 S: 7	H: 0 LOB: 0 BB: 0 P: 7	R: 0 E: 0 K: 0 S: 4	H: 1 LOB: 1 BB: 0 P: 4	R: 0 E: 0 K: 1 S: 5	H: 0 LOB: 0 BB: 0 P: 5	R: 1 E: 0 K: 1 S: 6	H: 1 LOB: 1 BB: 1 P: 10	R: 0 E: 0 K: 0 S: 2	H: 0 LOB: 1 BB: 1 P: 7	R: 1 E: 1 K: 1 S: 8	H: 2 LOB: 2 BB: 0 P: 8		1B: 1 2B: 2 3B: 0 HR: 1	SF: 0 SAC: 0 DP: 1 HBP: 2	WP: 1 PB: 0 SB: 0 CS: 1	PA: 37
PITCHER Willard Nixon, R ERA: 2.0 (1, 1)	IP: 9.0 WLS: W BF: 36 H: 4 R: 2 ER: 2 SO: 6 BB: 4 IBB: 0 HBP: 2 BLK: 0 WP: 1 HR: 1 S: 42 P: 60 ERA: 2.00 WHIP: 0.889																				

AB	30
R	2
H	4
RBI	2
BB	4
SO	6
LOB	12



Batter	1	2	3	4	5	6	7	8	9	AB	R	H	RBI	BB	SO	LOB	BOTTOM				
Dom DiMaggio, R OBP: 0.407, SLG: 0.449 (1, 8)	0-0 6 BB HR 1B	0-0 E6 6 WP 1B	0-0 F8		0-3 K			0-0 6-3		5	2	1	0	0	1	1	Chicago White Sox @ Boston Red Sox Fenway Park, Boston, MA Tue May 06 1952, 3:33 AM EDT Att: 16,256 - Unknown				
6 Johnny Pesky, L OBP: 0.276, SLG: 0.087 (1, 5)	4-0 HR BB 1-2	0-3 K		0-0 F9		0-0 F8		0-0 HR 1B		4	2	1	0	1	1	1					
Clyde Vollmer, R OBP: 0.588, SLG: 1.200 (1, 7)	0-0 1-H 2-H HR	0-0 1B		4-0 BB FC6-4 BB		0-0 2B		0-0 HR		4	3	4	6	1	0	0					
Walt Dropo, R OBP: 0.356, SLG: 0.515 (1, 3)	0-0 F4	0-3 K		0-0 FC6-4 BB 1-2 1B		0-0 F8		0-0 HR		5	1	2	1	0	1	2					
Faye Throneberry, L OBP: 0.368, SLG: 0.452 (1, 9)	4-0 1B BB		0-0 1B	4-0 FC6-4 BB		0-3 K		0-0 1B 2B		3	2	2	0	2	1	1					
Jim Piersall, R OBP: 0.443, SLG: 0.406 (1, 6)	0-3 K		0-0 1B	0-0 FC6-4 BB 1-2 2-3 1B		4-0 BB 8-4-3 BB		0-0 1B		4	1	2	2	1	1	3					
Ted Lepcio, R OBP: 0.364, SLG: 0.542 (1, 4)	0-0 1-2 1B		0-3 K	0-3 5-3		0-0 F8				4	0	1	0	0	1	5					
Sammy White, R OBP: 0.265, SLG: 0.354 (1, 2)	0-3 K		0-0 G1 1B		0-0 1-3		0-0 8-4-3			4	0	1	2	0	1	3					
Willard Nixon, L (1, 1)		0-3 K	0-0 G1		0-0 5-3			0-0 F5		4	0	0	0	0	1	1					
Inning Stats	R: 3 E: 0 K: 2 S: 10	H: 3 LOB: 2 BB: 2 P: 18	R: 1 E: 1 K: 3 S: 11	H: 1 LOB: 1 BB: 0 P: 11	R: 2 E: 0 K: 1 S: 8	H: 3 LOB: 1 BB: 0 P: 8	R: 1 E: 0 K: 0 S: 4	H: 1 LOB: 2 BB: 2 P: 12	R: 0 E: 0 K: 1 S: 5	H: 0 LOB: 0 BB: 0 P: 5	R: 0 E: 0 K: 1 S: 6	H: 1 LOB: 1 BB: 0 P: 6	R: 0 E: 0 K: 0 S: 2	H: 0 LOB: 0 BB: 1 P: 6	R: 4 E: 0 K: 0 S: 7	H: 5 LOB: 1 BB: 0 P: 7		1B: 9 2B: 3 3B: 0 HR: 3	SF: 0 SAC: 0 DP: 1 HBP: 0	WP: 1 PB: 0 SB: 0 CS: 0	PA: 42
PITCHER Joe Dobson, R ERA: 1.43 Hal Brown, R ERA: 3.0 Luis Aloma, R ERA: 15.43 (1, 1) (4, 1) (8, 1)	IP: 3.0 WLS: L BF: 19 H: 7 R: 6 ER: 5 SO: 6 BB: 2 IBB: 0 HBP: 0 BLK: 0 WP: 1 HR: 1 S: 29 P: 37 ERA: 15.00 WHIP: 3.000																				



Batter	1	2	3	4	5	6	7	8	9	AB	R	H	RBI	BB	SO	LOB	TOP																					
Nellie Fox, L OBP: 0.310, SLG: 0.337 (1,4)	F5		1-2 1B		HBP		E4 HR		F6	4	1	1	0	0	0	0																						
Bud Stewart, L OBP: 0.438, SLG: 0.579 Ray Coleman, L OBP: 0.163, SLG: 0.125 (1,7) (8,7)	6-3		F8		F5				4-3	4	1	1	2	0	0	3																						
Minnie Minoso, R OBP: 0.293, SLG: 0.292 (1,8)	6-3			1-3	6-3				4-3	4	0	0	0	0	0	1																						
Eddie Robinson, L OBP: 0.358, SLG: 0.494 (1,3)		4-3		3B 1B		4-0 BB			FC2-5 1B	3	1	2	0	1	0	0																						
Sam Mele, R OBP: 0.400, SLG: 0.660 (1,9)		F3		1B 3B		0-3 BB			FC2-5 1B	4	1	2	1	0	1	1																						
Phil Masi, R OBP: 0.400, SLG: 0.357 (1,2)		5-3				0-3 BB			FC2-5	4	0	1	1	0	1	3																						
Chico Carrasquel, R OBP: 0.263, SLG: 0.241 (1,6)			5-3	L8		0-0 L7			F6	4	0	0	0	0	0	4																						
Hector Rodriguez, R OBP: 0.405, SLG: 0.356 (1,5)			4-3	4-3					4-3	4	0	0	0	0	0	3																						
Saul Rogovin, R OBP: 0.308, SLG: 0.250 (1,1)				1B 1B					F4	4	0	1	0	0	0	0																						
Inning Stats	R: 0 E: 0 K: 0 S: 3	H: 0 LOB: 0 BB: 0 P: 3	R: 0 E: 0 K: 0 S: 3	H: 0 LOB: 0 BB: 0 P: 3	R: 0 E: 0 K: 0 S: 5	H: 2 LOB: 2 BB: 0 P: 5	R: 2 E: 0 K: 0 S: 6	H: 3 LOB: 1 BB: 0 P: 6	R: 0 E: 0 K: 2 S: 7	H: 0 LOB: 1 BB: 1 P: 11	R: 2 E: 1 K: 0 S: 5	H: 1 LOB: 0 BB: 0 P: 5	R: 0 E: 0 K: 0 S: 5	H: 2 LOB: 2 BB: 0 P: 5	R: 0 E: 0 K: 0 S: 3	H: 0 LOB: 0 BB: 0 P: 3	1B: 6 2B: 0 3B: 1 HR: 1	SF: 0 SAC: 0 DP: 0 HBP: 1	WP: 0 PB: 0 SB: 0 CS: 0	PA: 38																		
PITCHER	IP	WLS	BF	H	R	ER	SO	BB	IBB	HBP	BLK	WP	HR	S	P	ERA	WHIP	PITCHER				IP	WLS	BF	H	R	ER	SO	BB	IBB	HBP	BLK	WP	HR	S	P	ERA	WHIP
Ray Scarborough, R ERA: 3.97 (1,1)	7.0	L	32	8	4	2	2	1	0	1	0	0	1	34	39	2.57	1.286																					
Ike Delock, R ERA: 2.45 (8,1)	1.0		3	0	0	0	0	0	0	0	0	0	0	3	3	0.00	0.000																					
James Atkins, R ERA: 2.16 (9,1)	1.0		3	0	0	0	0	0	0	0	0	0	0	3	3	0.00	0.000																					

Chicago White Sox @ Boston Red Sox
Fenway Park, Boston, MA
Thu May 08 1952, 3:33 AM EDT
Att: 5,112 - Unknown

AB 36
R 4
H 8
RBI 4
BB 1
SO 2
LOB 15



Batter	1	2	3	4	5	6	7	8	9	AB	R	H	RBI	BB	SO	LOB	BOTTOM																					
Dom DiMaggio, R OBP: 0.411, SLG: 0.429 (1,8)	6 1-3 3B 1B		F9			5-3		FC4-6		4	1	1	0	0	0	1																						
6 Johnny Pesky, L OBP: 0.263, SLG: 0.129 (1,5)	1-3		F7			BB		F7		3	0	0	0	1	0	2																						
Clyde Vollmer, R OBP: 0.654, SLG: 1.250 (1,7)				L6-4 1B BB		F2				2	0	1	1	2	0	1																						
Billy Goodman, L OBP: 0.360, SLG: 0.522 (1,3)	F7			1-2 1B		1-3		F6		4	0	1	0	0	0	4																						
Faye Throneberry, L OBP: 0.325, SLG: 0.394 (1,9)	K			K					K	4	0	0	0	0	3	3																						
Jim Piersall, R OBP: 0.425, SLG: 0.394 (1,6)		F9		L6-4		F9			K	4	0	0	0	0	1	2																						
Ted Lepcio, R OBP: 0.376, SLG: 0.516 (1,4)		F3			6-3				1B BB	2	1	0	0	2	0	0																						
Sammy White, R OBP: 0.268, SLG: 0.333 Don Lenhardt, R OBP: 0.397, SLG: 0.500 (1,2) (9, PH)		5-3			F6				1B	3	0	0	0	0	0	1																						
Ray Scarborough, R OBP: 0.333, SLG: 0.333 Ike Delock, R (8,1)			4-3		K				K	2	0	0	0	0	0	0																						
Dick Gemert, R OBP: 0.333, SLG: 0.333 James Atkins, L OBP: 0.667, SLG: 0.667 Walt Drogo, R OBP: 0.351, SLG: 0.507 (8, PH) (9,1) (9, PH)								FC4-6 1B	K	1	0	1	0	0	0	0																						
Inning Stats	R: 1 E: 0 K: 1 S: 7	H: 2 LOB: 1 BB: 0 P: 7	R: 0 E: 0 K: 0 S: 3	H: 0 LOB: 0 BB: 0 P: 3	R: 0 E: 0 K: 1 S: 5	H: 0 LOB: 0 BB: 0 P: 3	R: 0 E: 0 K: 1 S: 5	H: 1 LOB: 1 BB: 1 P: 9	R: 0 E: 0 K: 1 S: 5	H: 0 LOB: 0 BB: 0 P: 5	R: 0 E: 0 K: 0 S: 3	H: 0 LOB: 1 BB: 1 P: 7	R: 0 E: 0 K: 0 S: 3	H: 0 LOB: 1 BB: 1 P: 7	R: 0 E: 1 K: 0 S: 4	H: 1 LOB: 2 BB: 1 P: 8	R: 3 E: 0 K: 3 S: 10	H: 1 LOB: 1 BB: 1 P: 14	1B: 4 2B: 1 3B: 1 HR: 0	SF: 0 SAC: 0 DP: 1 HBP: 0	WP: 0 PB: 0 SB: 0 CS: 0	PA: 36																
PITCHER	IP	WLS	BF	H	R	ER	SO	BB	IBB	HBP	BLK	WP	HR	S	P	ERA	WHIP	PITCHER				IP	WLS	BF	H	R	ER	SO	BB	IBB	HBP	BLK	WP	HR	S	P	ERA	WHIP
Saul Rogovin, R ERA: 4.64 (1,1)	9.0	W	36	5	2	2	6	5	0	0	0	0	0	43	63	2.00	1.111																					

Chicago White Sox @ Boston Red Sox
Fenway Park, Boston, MA
Thu May 08 1952, 3:33 AM EDT
Att: 5,112 - Unknown

AB 31
R 2
H 5
RBI 2
BB 5
SO 6
LOB 15



Batter	1	2	3	4	5	6	7	8	9	AB	R	H	RBI	BB	SO	LOB	TOP								
Nellie Fox, L OBP: 0.298, SLG: 0.321 (1, 4)	L7	3-1			F7		4-3	5-3		5	0	0	0	0	0	3									
Bud Stewart, L OBP: 0.435, SLG: 0.540 Ray Coleman, L OBP: 0.159, SLG: 0.122 (1, 7)	F7		F9		L9		4-3		F9	5	0	0	0	0	0	0									
Minnie Minoso, R OBP: 0.327, SLG: 0.361 (1, 8)	1B							6-3	HR	2	2	1	1	3	0	0									
Eddie Robinson, L OBP: 0.394, SLG: 0.505 (1, 3)	FC5-4		L9		4-3			1B	FC4	5	1	3	1	0	0	2									
Sherm Lollar, R OBP: 0.354, SLG: 0.397 (1, 2)	FC5-4		F7				F6	F7	FC4	4	0	0	0	1	0	3									
Al Zarilla, L OBP: 0.294, SLG: 0.233 (1, 9)							F7		FC4	5	2	3	0	0	0	2									
Chico Carrasquel, R OBP: 0.280, SLG: 0.263 (1, 6)					F3			1B	G3	5	1	3	2	0	0	3									
Hector Rodriguez, R OBP: 0.406, SLG: 0.349 (1, 5)					5-3			1B		3	0	1	1	1	0	2									
Joe Dobson, R OBP: 0.313, SLG: 0.214 Bill Kennedy, L OBP: 0.500, SLG: 0.500 (1, 1)							1-3		WP	3	0	1	1	0	1	1									
	SH1-4				K				WP	0	0	0	0	0	0	0									
Inning Stats	R: 1 E: 0 K: 0 S: 4	H: 1 LOB: 1 BB: 1 P: 8	R: 1 E: 0 K: 0 S: 4	H: 2 LOB: 1 BB: 1 P: 8	R: 0 E: 0 K: 0 S: 3	H: 0 LOB: 1 BB: 1 P: 7	R: 0 E: 0 K: 1 S: 6	H: 1 LOB: 1 BB: 0 P: 6	R: 0 E: 0 K: 0 S: 3	H: 0 LOB: 1 BB: 1 P: 7	R: 0 E: 0 K: 0 S: 4	H: 1 LOB: 1 BB: 0 P: 4	R: 0 E: 0 K: 0 S: 3	H: 0 LOB: 0 BB: 0 P: 3	R: 3 E: 0 K: 0 S: 8	H: 5 LOB: 5 BB: 0 P: 8	R: 1 E: 0 K: 0 S: 5	H: 2 LOB: 2 BB: 1 P: 9	1B: 10 2B: 1 3B: 0 HR: 1	SF: 0 SAC: 1 DP: 0 HBP: 0	WP: 1 PB: 0 SB: 0 CS: 1	PA: 43			
PITCHER	IP	WLS	BF	H	R	ER	SO	BB	IBB	HBP	BLK	WP	HR	S	P	ERA	WHIP								
Art Houtteman, R ERA: 3.68 Wayne McLeland, R ERA: 10.13 Dick Littlefield, L ERA: 3.12	7.2	L	35	9	5	5	1	4	0	0	0	0	0	33	49	5.87	1.696								
	0.1		2	1	0	0	0	0	0	0	0	1	0	2	2	0.00	3.000								
	1.0		6	2	1	1	0	1	0	0	0	0	1	5	9	9.00	3.000								

Chicago White Sox @ Detroit Tigers
Briggs Stadium, Detroit, MI
Sat May 10 1952, 4:33 AM EDT
Att: 7,533 - Unknown

AB	37
R	6
H	12
RBI	6
BB	5
SO	1
LOB	16



Batter	1	2	3	4	5	6	7	8	9	AB	R	H	RBI	BB	SO	LOB	BOTTOM								
Johnny Lipon, R OBP: 0.308, SLG: 0.328 (1, 6)	6-3			F8		6-3		L9		4	0	0	1	0	0	2									
George Kell, R OBP: 0.395, SLG: 0.419 (1, 5)				G3			6-3	F8		3	0	1	1	1	0	1									
Pat Mullin, L OBP: 0.438, SLG: 0.482 (1, 7)	G4-6-3			G3				K		4	0	1	0	0	1	3									
Vic Wertz, L OBP: 0.229, SLG: 0.485 Cliff Mapes, L OBP: 0.250, SLG: 0.280 (1, 9)				K					K	2	0	0	0	0	1	1									
Steve Souchock, R OBP: 0.314, SLG: 0.404 (1, 3)							6-3	FC5-4		2	0	0	0	0	0	1									
Johnny Groth, R OBP: 0.326, SLG: 0.375 (1, 8)								FC6-4		4	0	0	0	0	0	1									
Joe Ginsberg, L OBP: 0.286, SLG: 0.302 (1, 2)							F9			4	1	2	1	0	0	0									
Jerry Priddy, R OBP: 0.326, SLG: 0.325 (1, 4)							L4			4	1	2	0	0	0	1									
Art Houtteman, R OBP: 0.111, SLG: 0.111 Wayne McLeland, R OBP: 0.292, SLG: 0.381 George Lerchen, S OBP: 0.292, SLG: 0.381 Dick Littlefield, L ERA: 2.79 (1, 1)										2	0	0	0	0	0	1									
										0	0	0	0	0	0	0									
										0	0	0	0	1	0	0									
										0	0	0	0	0	0	0									
Inning Stats	R: 0 E: 0 K: 0 S: 2	H: 0 LOB: 0 BB: 1 P: 6	R: 0 E: 0 K: 0 S: 3	H: 0 LOB: 0 BB: 0 P: 3	R: 0 E: 0 K: 1 S: 6	H: 1 LOB: 1 BB: 0 P: 6	R: 0 E: 0 K: 0 S: 3	H: 0 LOB: 0 BB: 0 P: 3	R: 0 E: 0 K: 0 S: 4	H: 1 LOB: 1 BB: 0 P: 4	R: 3 E: 1 K: 1 S: 8	H: 2 LOB: 1 BB: 1 P: 12	R: 0 E: 0 K: 1 S: 6	H: 1 LOB: 1 BB: 0 P: 6	1B: 4 2B: 1 3B: 0 HR: 1	SF: 0 SAC: 0 DP: 2 HBP: 0	WP: 0 PB: 0 SB: 0 CS: 0	PA: 34							
PITCHER	IP	WLS	BF	H	R	ER	SO	BB	IBB	HBP	BLK	WP	HR	S	P	ERA	WHIP								
Joe Dobson, R ERA: 1.61 Bill Kennedy, L ERA: 2.79	7.0	W	26	5	3	2	1	1	0	0	0	0	0	27	31	2.57	0.857								
	2.0	S	8	1	0	0	2	1	0	0	0	0	0	11	15	0.00	1.000								

Chicago White Sox @ Detroit Tigers
Briggs Stadium, Detroit, MI
Sat May 10 1952, 4:33 AM EDT
Att: 7,533 - Unknown


AB	32
R	3
H	6
RBI	3
BB	2
SO	3
LOB	13



Batter	1	2	3	4	5	6	7	8	9	AB	R	H	RBI	BB	SO	LOB	TOP				
Nellie Fox, L OBP: 0.294, SLG: 0.316 (1, 4)	1-3	L8		1-3 HR 2H 1B		G4-6-3 1-2 2-3			L8	5	1	1	1	0	0	4					
Al Zarilla, L OBP: 0.308, SLG: 0.235 (1, 7)	F8			1-3 FC6-4 1B 1-2			FC6-5 SH1-3 BB		F3	4	0	1	0	1	0	1					
Minnie Minoso, R OBP: 0.333, SLG: 0.396 (1, 8)	F8		FC6-4 BB 1-2	HR 2H			SH1-3			4	1	2	2	0	0	1					
Sam Mele, R OBP: 0.359, SLG: 0.534 (1, 9)		F6		F8			FC6-5 HBP 2-3		L1	4	0	0	0	1	0	2					
Eddie Robinson, L OBP: 0.398, SLG: 0.495 (1, 3)		BB 1B BB	F9		4-3		HBP 1-2			2	1	0	0	1	0	2					
Sherm Lollar, R OBP: 0.360, SLG: 0.403 (1, 2)		BB 1B 1-2	F5			G5-4-3 1B		F2		4	1	2	0	0	0	4					
Chico Carrasquel, R OBP: 0.289, SLG: 0.275 (1, 6)		SH2 1B BB 1-2 2-3		1B 6-3 2B		G5-4-3 1-2		L5		3	1	1	0	1	0	1					
Hector Rodriguez, R OBP: 0.420, SLG: 0.368 (1, 5)		SH2 1B 1-2 2-H 3-H		1B 6-3 1B		G4-6-3 1B		5-3		4	1	3	2	0	0	0					
Chuck Stobbs, L OBP: 0.222, SLG: 0.125 Saul Rogovin, R OBP: 0.286, SLG: 0.231 (7, 1)	SH2			6-3		G4-6-3 1B		5-3		2	0	1	1	0	0	1					
										1	0	0	0	0	0	0					
Inning Stats	R: 0 E: 0 K: 0 S: 3	H: 0 LOB: 0 BB: 0 P: 3	R: 2 E: 0 K: 0 S: 5	H: 2 LOB: 2 BB: 2 P: 13	R: 0 E: 0 K: 0 S: 4	H: 1 LOB: 2 BB: 1 P: 8	R: 4 E: 0 K: 0 S: 7	H: 4 LOB: 0 BB: 0 P: 7	R: 0 E: 0 K: 0 S: 3	H: 2 LOB: 2 BB: 0 P: 3	R: 0 E: 0 K: 0 S: 3	H: 0 LOB: 2 BB: 1 P: 8	R: 0 E: 0 K: 0 S: 3	H: 0 LOB: 0 BB: 0 P: 3	R: 0 E: 0 K: 0 S: 4	H: 1 LOB: 1 BB: 0 P: 4	1B: 9 2B: 1 3B: 0 HR: 1	SF: 0 SAC: 2 DP: 2 HBP: 1	WP: 0 PB: 0 SB: 0 CS: 0	PA: 40	
PITCHER	IP WLS BF H R ER SO BB IBB HBP BLK WP HR S P ERA WHIP	IP WLS BF H R ER SO BB IBB HBP BLK WP HR S P ERA WHIP	IP WLS BF H R ER SO BB IBB HBP BLK WP HR S P ERA WHIP	IP WLS BF H R ER SO BB IBB HBP BLK WP HR S P ERA WHIP	IP WLS BF H R ER SO BB IBB HBP BLK WP HR S P ERA WHIP	IP WLS BF H R ER SO BB IBB HBP BLK WP HR S P ERA WHIP	IP WLS BF H R ER SO BB IBB HBP BLK WP HR S P ERA WHIP	IP WLS BF H R ER SO BB IBB HBP BLK WP HR S P ERA WHIP	IP WLS BF H R ER SO BB IBB HBP BLK WP HR S P ERA WHIP	IP WLS BF H R ER SO BB IBB HBP BLK WP HR S P ERA WHIP	IP WLS BF H R ER SO BB IBB HBP BLK WP HR S P ERA WHIP	IP WLS BF H R ER SO BB IBB HBP BLK WP HR S P ERA WHIP	IP WLS BF H R ER SO BB IBB HBP BLK WP HR S P ERA WHIP	IP WLS BF H R ER SO BB IBB HBP BLK WP HR S P ERA WHIP	IP WLS BF H R ER SO BB IBB HBP BLK WP HR S P ERA WHIP	IP WLS BF H R ER SO BB IBB HBP BLK WP HR S P ERA WHIP	IP WLS BF H R ER SO BB IBB HBP BLK WP HR S P ERA WHIP	IP WLS BF H R ER SO BB IBB HBP BLK WP HR S P ERA WHIP	IP WLS BF H R ER SO BB IBB HBP BLK WP HR S P ERA WHIP	IP WLS BF H R ER SO BB IBB HBP BLK WP HR S P ERA WHIP	IP WLS BF H R ER SO BB IBB HBP BLK WP HR S P ERA WHIP

Chicago White Sox @ Detroit Tigers
Briggs Stadium, Detroit, MI
Sun May 11 1952, 4:33 AM EDT
Unknown


AB 33
R 6
H 11
RBI 6
BB 4
SO 0
LOB 16



Batter	1	2	3	4	5	6	7	8	9	AB	R	H	RBI	BB	SO	LOB	BOTTOM				
Johnny Lipon, R OBP: 0.333, SLG: 0.361 (1, 6)	4-3 1B 2B		SH5-4 BB 2B 1B	5-3		BB BB		SH G1-2-3 SH 1-2		3	2	2	0	1	0	0					
Pat Mullin, L OBP: 0.441, SLG: 0.466 (1, 7)	4-3		SH5-4 2B BB		F5	BB BB		SH G1-2-3		2	1	0	0	2	0	1					
George Kell, R OBP: 0.391, SLG: 0.410 (1, 5)	1B 3-H		SH5-4		F8			G1-2-3		4	0	1	1	0	0	6					
Steve Souchock, R OBP: 0.339, SLG: 0.462 (1, 3)	F8		2B 2B		BB 1B			F5		5	2	3	2	0	0	3					
Johnny Groth, R OBP: 0.354, SLG: 0.409 (1, 8)	1B		1B 2B		BB BB			5-3		4	0	2	1	1	1	1					
Matt Batts, R OBP: 0.333, SLG: 0.317 Joe Ginsberg, L OBP: 0.300, SLG: 0.318 (9, PH)	F6		G4-6-3 1B		1-3			1B		4	0	2	1	0	0	4					
										1	0	1	0	0	0	0					
George Lerchen, S OBP: 0.276, SLG: 0.320 (1, 9)		K	G4-6-3			BB BB BB		F2		4	0	0	0	1	1	4					
Jerry Priddy, R OBP: 0.313, SLG: 0.310 Ben Taylor, L OBP: 0.167, SLG: 0.167 (9, PH)	4-3				6-3			K		4	0	0	0	0	0	2					
										1	0	0	0	0	1	1					
Hal Newhouser, L OBP: 0.167, SLG: 0.167 Fred Hutchinson, L (4, 1)	G3				F3			SH SH G1-2-3 BB		1	0	0	0	0	0	0					
										2	0	0	0	1	0	1					
Inning Stats	R: 1 E: 0 K: 0 S: 6	H: 3 LOB: 2 BB: 0 P: 6	R: 0 E: 0 K: 1 S: 5	H: 0 LOB: 0 BB: 0 P: 5	R: 3 E: 0 K: 0 S: 6	H: 4 LOB: 1 BB: 1 P: 10	R: 0 E: 0 K: 0 S: 3	H: 0 LOB: 0 BB: 0 P: 3	R: 0 E: 0 K: 0 S: 4	H: 1 LOB: 2 BB: 1 P: 8	R: 1 E: 0 K: 1 S: 7	H: 2 LOB: 1 BB: 0 P: 7	R: 0 E: 2 K: 0 S: 4	H: 0 LOB: 2 BB: 1 P: 8	R: 0 E: 0 K: 1 S: 6	H: 1 LOB: 1 BB: 0 P: 6	1B: 6 2B: 5 3B: 0 HR: 0	SF: 0 SAC: 3 DP: 2 HBP: 0	WP: 0 PB: 0 SB: 0 CS: 0	PA: 44	
PITCHER	IP WLS BF H R ER SO BB IBB HBP BLK WP HR S P ERA WHIP	IP WLS BF H R ER SO BB IBB HBP BLK WP HR S P ERA WHIP	IP WLS BF H R ER SO BB IBB HBP BLK WP HR S P ERA WHIP	IP WLS BF H R ER SO BB IBB HBP BLK WP HR S P ERA WHIP	IP WLS BF H R ER SO BB IBB HBP BLK WP HR S P ERA WHIP	IP WLS BF H R ER SO BB IBB HBP BLK WP HR S P ERA WHIP	IP WLS BF H R ER SO BB IBB HBP BLK WP HR S P ERA WHIP	IP WLS BF H R ER SO BB IBB HBP BLK WP HR S P ERA WHIP	IP WLS BF H R ER SO BB IBB HBP BLK WP HR S P ERA WHIP	IP WLS BF H R ER SO BB IBB HBP BLK WP HR S P ERA WHIP	IP WLS BF H R ER SO BB IBB HBP BLK WP HR S P ERA WHIP	IP WLS BF H R ER SO BB IBB HBP BLK WP HR S P ERA WHIP	IP WLS BF H R ER SO BB IBB HBP BLK WP HR S P ERA WHIP	IP WLS BF H R ER SO BB IBB HBP BLK WP HR S P ERA WHIP	IP WLS BF H R ER SO BB IBB HBP BLK WP HR S P ERA WHIP	IP WLS BF H R ER SO BB IBB HBP BLK WP HR S P ERA WHIP	IP WLS BF H R ER SO BB IBB HBP BLK WP HR S P ERA WHIP	IP WLS BF H R ER SO BB IBB HBP BLK WP HR S P ERA WHIP	IP WLS BF H R ER SO BB IBB HBP BLK WP HR S P ERA WHIP	IP WLS BF H R ER SO BB IBB HBP BLK WP HR S P ERA WHIP	IP WLS BF H R ER SO BB IBB HBP BLK WP HR S P ERA WHIP

Chicago White Sox @ Detroit Tigers
Briggs Stadium, Detroit, MI
Sun May 11 1952, 4:33 AM EDT
Unknown

AB 35
R 5
H 11
RBI 5
BB 6
SO 3
LOB 23



Batter	1	2	3	4	5	6	7	8	9	AB	R	H	RBI	BB	SO	LOB	TOP			
Nellie Fox, L OBP: 0.293, SLG: 0.314 (1.4)	4-3		4-3							4	0	1	0	0	0	1	Chicago White Sox @ Detroit Tigers Briggs Stadium, Detroit, MI Sun May 11 1952, 4:38 AM EDT Att: 24,053 - Unknown livebaseballscorecards.com			
Al Zarilla, L OBP: 0.302, SLG: 0.263 (1.7)	F6									4	0	1	1	0	0	1				
Minnie Minoso, R OBP: 0.331, SLG: 0.385 (1.8)	F9									3	0	0	0	1	0	1				
Sam Mele, R OBP: 0.353, SLG: 0.508 (1.9)										3	0	0	0	1	0	2				
Eddie Robinson, L OBP: 0.393, SLG: 0.486 (1.3)										4	0	1	0	0	0	1				
Phil Masi, R OBP: 0.360, SLG: 0.273 (1.2)										3	0	0	0	0	0	2				
Sherm Lollar, R OBP: 0.356, SLG: 0.397 (9, PH)										1	0	0	0	0	0	0				
Chico Carrasquel, R OBP: 0.290, SLG: 0.276 (1.6)										3	0	1	0	1	0	2				
Hector Rodriguez, R OBP: 0.413, SLG: 0.363 (1.5)										4	1	1	0	0	0	2				
Marv Grissom, R (1.1)										3	0	0	0	0	2	1				
Inning Stats	R: 0 E: 0 K: 0 S: 3	H: 0 LOB: 0 BB: 0 P: 3	R: 0 E: 0 K: 0 S: 3	H: 0 LOB: 1 BB: 1 P: 7	R: 1 E: 0 K: 0 S: 5	H: 2 LOB: 2 BB: 1 P: 9	R: 0 E: 0 K: 0 S: 4	H: 1 LOB: 1 BB: 0 P: 4	R: 0 E: 0 K: 1 S: 6	H: 1 LOB: 1 BB: 0 P: 6	R: 0 E: 0 K: 1 S: 5	H: 0 LOB: 0 BB: 0 P: 5	R: 0 E: 0 K: 0 S: 3	H: 0 LOB: 0 BB: 0 P: 3	R: 0 E: 0 K: 0 S: 3	H: 0 LOB: 1 BB: 1 P: 7	1B: 4 2B: 1 3B: 0 HR: 0	SF: 0 SAC: 0 DP: 0 HBP: 0	WP: 0 PB: 0 CS: 0	PA: 35
PITCHER Ted Gray, L ERA: 2.27 (1.1)	IP: 9.0 WLS: W BF: 35 H: 5 R: 1 ER: 1 SO: 2 BB: 3 IBB: 0 HBP: 0 BLK: 0 WP: 0 HR: 0 S: 36 P: 48 ERA: 1.00 WHIP: 0.889																			

Batter	1	2	3	4	5	6	7	8	9	AB	R	H	RBI	BB	SO	LOB	BOTTOM			
Johnny Lipon, R OBP: 0.329, SLG: 0.344 (1.6)	F2		F6							3	1	0	0	1	0	1	Chicago White Sox @ Detroit Tigers Briggs Stadium, Detroit, MI Sun May 11 1952, 4:38 AM EDT Att: 24,053 - Unknown livebaseballscorecards.com			
George Kell, R OBP: 0.385, SLG: 0.395 (1.5)	F9									3	0	0	0	1	1	1				
George Lerchen, S OBP: 0.333, SLG: 0.333 (1.9)										2	0	1	1	2	1	0				
Steve Souchock, R OBP: 0.317, SLG: 0.429 (1.3)	F6		F9							4	0	0	0	0	0	5				
Pat Mullin, L OBP: 0.431, SLG: 0.484 (1.7)										4	1	1	0	0	0	1				
Johnny Groth, R OBP: 0.373, SLG: 0.413 (1.8)										2	0	1	0	1	0	1				
Joe Ginsberg, L OBP: 0.283, SLG: 0.298 (1.2)										3	0	0	1	0	1	2				
Jerry Priddy, R OBP: 0.323, SLG: 0.326 (1.4)										2	0	1	0	1	1	0				
Ted Gray, S OBP: 0.083, SLG: 0.083 (1.1)										2	0	0	0	0	0	1				
Inning Stats	R: 0 E: 0 K: 0 S: 3	H: 0 LOB: 1 BB: 1 P: 7	R: 0 E: 0 K: 0 S: 2	H: 0 LOB: 0 BB: 1 P: 6	R: 0 E: 0 K: 0 S: 3	H: 0 LOB: 3 BB: 3 P: 15	R: 0 E: 0 K: 1 S: 5	H: 1 LOB: 1 BB: 0 P: 5	R: 0 E: 0 K: 1 S: 5	H: 0 LOB: 0 BB: 0 P: 5	R: 1 E: 0 K: 0 S: 5	H: 2 LOB: 1 BB: 0 P: 5	R: 1 E: 0 K: 1 S: 6	H: 1 LOB: 1 BB: 1 P: 10	R: 1 E: 0 K: 1 S: 6	H: 1 LOB: 1 BB: 1 P: 10		1B: 2 2B: 2 3B: 1 HR: 0	SF: 0 SAC: 1 DP: 2 HBP: 0	WP: 0 PB: 0 CS: 1
PITCHER Marv Grissom, R ERA: 7.43 (1.1)	IP: 8.0 WLS: L BF: 32 H: 4 R: 2 ER: 2 SO: 4 BB: 6 IBB: 0 HBP: 0 BLK: 0 WP: 0 HR: 0 S: 34 P: 58 ERA: 2.25 WHIP: 1.250																			

Batter	1	2	3	4	5	6	7	8	9	AB	R	H	RBI	BB	SO	LOB	TOP										
Dom DiMaggio, R OBP: 0.425, SLG: 0.433	5-3		F9				1-3			4	0	1	0	0	0	2											
Jim Piersall, R OBP: 0.400, SLG: 0.369	FC1-4 1B						6-3	F9		4	0	2	0	0	0	1											
Clyde Vollmer, R OBP: 0.439, SLG: 0.743	FC1-4 1-2						6-3	F9		4	0	0	0	0	0	1											
Vern Stephens, R OBP: 0.391, SLG: 0.370	F5						F9	F9		4	0	0	0	0	0	1											
Walt Dropo, R OBP: 0.359, SLG: 0.500		F8		FC1-6 1B BB					1-3	3	0	1	0	1	0	0											
Ken Wood, R OBP: 0.200, SLG: 0.200	K						F4		1-3	4	0	1	0	0	1	1											
Ted Lepcio, R OBP: 0.341, SLG: 0.462	K						FC1-6 2-3f	F8	6-3	4	0	0	0	0	1	2											
Sammy White, R OBP: 0.274, SLG: 0.322								F5		3	0	1	0	0	1	0											
Willard Nixon, L										0	0	0	0	0	0	0											
Ike Delock, R										1	0	0	0	0	1	0											
Del Wilber, R OBP: 0.333, SLG: 0.667										1	0	1	0	0	0	0											
Walt Masterson, R										0	0	0	0	0	0	0											
Bill Wight, L OBP: 0.697, SLG: 0.500										0	0	0	0	0	0	0											
Inning Stats	R: 0 E: 0 K: 0 S: 4	H: 1 LOB: 1 BB: 0 P: 4	R: 0 E: 0 K: 2 S: 7	H: 0 LOB: 0 BB: 0 P: 7	R: 0 E: 0 K: 0 S: 4	H: 2 LOB: 2 BB: 0 P: 4	R: 0 E: 0 K: 0 S: 4	H: 1 LOB: 2 BB: 1 P: 8	R: 0 E: 0 K: 1 S: 6	H: 1 LOB: 1 BB: 0 P: 6	R: 0 E: 0 K: 0 S: 4	H: 1 LOB: 1 BB: 0 P: 4	R: 0 E: 0 K: 1 S: 6	H: 1 LOB: 0 BB: 0 P: 6	R: 0 E: 0 K: 0 S: 3	H: 0 LOB: 0 BB: 0 P: 3	R: 0 E: 0 K: 0 S: 3	H: 0 LOB: 0 BB: 0 P: 3	1B: 5 2B: 2 3B: 0 HR: 0	SF: 0 SAC: 1 DP: 0 HBP: 0	WP: 0 PB: 0 SB: 0 CS: 0	PA: 34					
PITCHER	IP	WLS	BF	H	R	ER	SO	BB	IBB	HBP	BLK	WP	HR	S	P	ERA	WHIP										
Billy Pierce, L ERA: 3.33	9.0	W	34	7	0	0	4	1	0	0	0	0	0	41	45	0.00	0.889										

Boston Red Sox @ Chicago White Sox
Comiskey Park, Chicago, IL
Tue May 13 1952, 4:33 AM EDT
Att: 38,861 - Unknown

AB 32
R 0
H 7
RBI 0
BB 1
SO 4
LOB 8



Batter	1	2	3	4	5	6	7	8	9	AB	R	H	RBI	BB	SO	LOB	BOTTOM										
Nellie Fox, L OBP: 0.299, SLG: 0.328	F9									4	2	2	0	0	0	1											
Al Zarilla, L OBP: 0.340, SLG: 0.275										2	1	1	1	2	0	1											
Minnie Minoso, R OBP: 0.336, SLG: 0.417	F8									4	1	2	4	0	0	1											
Eddie Robinson, L OBP: 0.388, SLG: 0.477	F4									4	0	1	0	0	0	3											
Sam Mele, R OBP: 0.338, SLG: 0.484										3	0	0	0	0	2	1											
Ray Coleman, L OBP: 0.156, SLG: 0.119										1	0	0	0	0	0	2											
Sherm Lollar, R OBP: 0.352, SLG: 0.390										4	0	1	0	0	0	1											
Chico Carrasquel, R OBP: 0.294, SLG: 0.215										4	0	1	0	0	0	0											
Hector Rodriguez, R OBP: 0.411, SLG: 0.362										3	1	1	0	0	0	2											
Sam Denton, R OBP: 0.286, SLG: 0.167										1	0	0	0	0	0	0											
Billy Pierce, L OBP: 0.167, SLG: 0.063										2	0	0	0	0	0	2											
Inning Stats	R: 0 E: 0 K: 0 S: 3	H: 0 LOB: 1 BB: 1 P: 7	R: 0 E: 0 K: 1 S: 7	H: 2 LOB: 2 BB: 0 P: 7	R: 1 E: 0 K: 0 S: 4	H: 1 LOB: 0 BB: 0 P: 4	R: 0 E: 0 K: 0 S: 3	H: 0 LOB: 0 BB: 0 P: 3	R: 3 E: 0 K: 1 S: 9	H: 4 LOB: 1 BB: 0 P: 9	R: 0 E: 0 K: 0 S: 3	H: 0 LOB: 0 BB: 0 P: 3	R: 1 E: 0 K: 0 S: 5	H: 2 LOB: 2 BB: 1 P: 9	R: 0 E: 0 K: 0 S: 3	H: 0 LOB: 0 BB: 0 P: 3	1B: 7 2B: 1 3B: 0 HR: 1	SF: 0 SAC: 1 DP: 0 HBP: 0	WP: 0 PB: 0 SB: 0 CS: 0	PA: 35							
PITCHER	IP	WLS	BF	H	R	ER	SO	BB	IBB	HBP	BLK	WP	HR	S	P	ERA	WHIP										
Willard Nixon, R ERA: 1.86	5.1	L	23	7	4	4	2	0	0	0	0	0	1	27	27	6.75	1.312										
Ike Delock, R ERA: 4.05	0.1		4	2	1	1	0	1	0	0	0	0	0	3	7	27.00	9.000										
Walt Masterson, R ERA: 18.0	1.2		5	0	0	0	0	0	0	0	0	0	0	5	5	0.00	0.000										

Boston Red Sox @ Chicago White Sox
Comiskey Park, Chicago, IL
Tue May 13 1952, 4:33 AM EDT
Att: 38,861 - Unknown

AB 32
R 5
H 9
RBI 5
BB 2
SO 2
LOB 14



Batter	1	2	3	4	5	6	7	8	9	AB	R	H	RBI	BB	SO	LOB	TOP
Dom DiMaggio, R OBP: 0.425, SLG: 0.434 Billy Goodman, L OBP: 0.342, SLG: 0.444	0-0 4-3		0-0 1B		0-0 F9		0-0 F8			2	1	1	0	0	0	0	Boston Red Sox @ Chicago White Sox Comiskey Park, Chicago, IL Wed May 14, 1952, 4:33 AM EDT Att: 6,040 - Overcast livebaseballscorecards.com
Jim Piersall, R OBP: 0.396, SLG: 0.368	0-0 BB 1B		0-3 K		0-0 F9					3	0	1	0	0	1	1	
Clyde Vollmer, R OBP: 0.432, SLG: 0.703	4-0 FC6-4 BB		0-0 F7		0-0 5-3					2	0	0	0	1	0	1	
Vern Stephens, R OBP: 0.388, SLG: 0.368	0-0 F8		0-0 3B 1B				0-0 6-3			3	1	1	1	0	0	2	
Walt Dropo, R OBP: 0.358, SLG: 0.521	0-0 FC6-4		0-0 3B				0-0 1-3			3	0	1	1	0	0	2	
Ken Wood, R OBP: 0.250, SLG: 0.250		0-0 6-3	0-0 F2				0-0 FC6-4 1B			3	0	1	0	0	0	1	
Ted Lepcio, R OBP: 0.341, SLG: 0.457		0-0 F7					0-0 FC6-4			3	0	1	0	0	0	1	
Sammy White, R OBP: 0.277, SLG: 0.371		0-0 HR					0-0 FC6-4			3	1	1	1	0	0	1	
Bill Henry, L OBP: 0.368, SLG: 0.500		0-0 4-3					0-0 G6-4-3			3	0	0	0	0	0	1	
Inning Stats	R: 0 E: 0 K: 0 S: 4	H: 1 LOB: 2 BB: 1 P: 8	R: 1 E: 0 K: 0 S: 4	H: 1 LOB: 0 BB: 0 P: 4	R: 2 E: 0 K: 1 S: 8	H: 3 LOB: 1 BB: 0 P: 8	R: 0 E: 0 K: 0 S: 3	H: 1 LOB: 0 BB: 0 P: 3	R: 0 E: 0 K: 0 S: 3	H: 0 LOB: 0 BB: 0 P: 3	R: 0 E: 0 K: 0 S: 4	H: 1 LOB: 1 BB: 0 P: 4	R: 0 E: 0 K: 0 S: 3	H: 0 LOB: 0 BB: 0 P: 3			
PITCHER Saul Rogovin, R ERA: 4.25	IP: 7.0 WLS: W BF: 28	H: 7 R: 3 ER: 3 SO: 1	BB: 1 IBB: 0 HBP: 0 BLK: 0	WP: 0 HR: 1 S: 29 P: 33	ERA: 3.86 WHIP: 1.143	PITCHER										IP: WLS: BF: H: R: ER: SO: BB: IBB: HBP: BLK: WP: HR: S: P: ERA: WHIP	

AB 27
R 3
H 7
RBI 3
BB 1
SO 1
LOB 10



WP: 0 PA: 28
FB: 0
SB: 1
CS: 0

Batter	1	2	3	4	5	6	7	8	9	AB	R	H	RBI	BB	SO	LOB	BOTTOM
Nellie Fox, L OBP: 0.298, SLG: 0.325	0-0 G3 BB 1B		0-0 F8		0-0 F8		0-0 4-3			4	0	1	0	0	0	0	Boston Red Sox @ Chicago White Sox Comiskey Park, Chicago, IL Wed May 14, 1952, 4:33 AM EDT Att: 6,040 - Overcast livebaseballscorecards.com
Al Zarilla, L OBP: 0.353, SLG: 0.279	4-0 G3 BB		0-3 K				0-0 F7			3	1	1	0	1	1	0	
Minnie Minoso, R OBP: 0.333, SLG: 0.420	0-0 F9						0-0 F9			4	1	1	0	0	0	2	
Sam Mele, R OBP: 0.333, SLG: 0.463	0-0 G3						0-0 F7			3	0	0	0	1	0	4	
Eddie Robinson, L OBP: 0.387, SLG: 0.474	0-0 F8						0-0 F9			3	1	1	2	0	0	3	
Phil Masi, R OBP: 0.357, SLG: 0.280		0-0 5-3					0-0 F8			3	1	1	0	0	0	1	
Chico Carrasquel, R OBP: 0.297, SLG: 0.268		0-0 5-3					0-0 F8			3	0	0	1	0	0	3	
Sam Dente, R OBP: 0.300, SLG: 0.222		0-0 5-3					0-0 F5			3	1	1	1	0	0	0	
Saul Rogovin, R OBP: 0.294, SLG: 0.438			0-3 K		0-3 K2-3		0-0 HR			3	1	1	2	0	2	0	
Inning Stats	R: 0 E: 0 K: 0 S: 4	H: 1 LOB: 2 BB: 1 P: 8	R: 0 E: 0 K: 2 S: 7	H: 0 LOB: 0 BB: 0 P: 7	R: 0 E: 0 K: 0 S: 4	H: 1 LOB: 2 BB: 1 P: 8	R: 0 E: 0 K: 1 S: 5	H: 0 LOB: 0 BB: 0 P: 5	R: 6 E: 1 K: 0 S: 9	H: 5 LOB: 0 BB: 0 P: 9	R: 0 E: 0 K: 0 S: 3	H: 0 LOB: 0 BB: 0 P: 3	R: 0 E: 0 K: 0 S: 3	H: 0 LOB: 0 BB: 0 P: 3			
PITCHER Bill Henry, L ERA: 3.21	IP: 7.0 WLS: L BF: 31	H: 7 R: 6 ER: 2 SO: 3	BB: 2 IBB: 0 HBP: 0 BLK: 0	WP: 0 HR: 1 S: 35 P: 43	ERA: 2.57 WHIP: 1.286	PITCHER										IP: WLS: BF: H: R: ER: SO: BB: IBB: HBP: BLK: WP: HR: S: P: ERA: WHIP	

AB 29
R 6
H 7
RBI 6
BB 2
SO 3
LOB 13



WP: 0 PA: 31
FB: 0
SB: 0
CS: 0

Batter	1	2	3	4	5	6	7	8	9	AB	R	H	RBI	BB	SO	LOB	TOP			
Eddie Yost, R OBP: 0.346, SLG: 0.245 (1, 5)	F2							1B SH3-4		2	0	1	0	2	0	0	Washington Senators @ Chicago White Sox Comiskey Park, Chicago, IL Sun May 18 1952, 4:33 AM EDT Unknown livebaseballscorecards.com			
Jim Busby, R OBP: 0.248, SLG: 0.196 (1, 8)	F5	F3			FC1-6-4			SH3-4		3	0	0	0	0	0	3				
Jackie Jensen, R OBP: 0.391, SLG: 0.397 (1, 9)			5-3					BB		4	1	2	0	0	0	1				
Mickey Vernon, L OBP: 0.336, SLG: 0.404 (1, 3)				1-3				BB		3	1	1	1	1	0	0				
Pete Runnels, L OBP: 0.374, SLG: 0.304 (1, 6)				F5				BB		4	0	1	1	0	0	3				
Gil Coan, L OBP: 0.272, SLG: 0.229 (1, 7)	FC1-4-6				F2					4	0	0	0	0	0	1				
Floyd Baker, L OBP: 0.371, SLG: 0.333 (1, 4)		4-3								4	0	1	0	0	0	0				
Clyde Kluttz, R OBP: 0.382, SLG: 0.400 (1, 2)					G6-3					3	0	1	0	1	0	1				
Lou Sleater, L (1, 1)										4	0	0	0	0	0	2				
Inning Stats	R: 2 E: 0 K: 0 S: 6	H: 3 LOB: 1 BB: 0 P: 6	R: 0 E: 0 K: 0 S: 4	H: 1 LOB: 2 BB: 1 P: 8	R: 0 E: 0 K: 0 S: 3	H: 0 LOB: 0 BB: 0 P: 3	R: 0 E: 0 K: 0 S: 3	H: 1 LOB: 0 BB: 0 P: 3	R: 0 E: 0 K: 0 S: 3	H: 0 LOB: 1 BB: 1 P: 7	R: 0 E: 0 K: 0 S: 3	H: 0 LOB: 0 BB: 0 P: 3	R: 0 E: 0 K: 0 S: 4	H: 2 LOB: 2 BB: 1 P: 8	R: 0 E: 0 K: 0 S: 3	H: 0 LOB: 1 BB: 1 P: 7	1B: 6 2B: 1 3B: 0 HR: 0	SF: 0 SAC: 1 DP: 2 HBP: 0	WP: 0 PB: 0 CS: 1	PA: 36
PITCHER Saul Rogovin, R ERA: 3.86 (1, 1)	IP: 9.0 WLS: L BF: 36 H: 7 R: 2 ER: 2 SO: 0 BB: 4 IBB: 0 HBP: 0 BLK: 0 WP: 0 HR: 0 S: 32 P: 48 ERA: 2.00 WHIP: 1.222															PITCHER				


Batter	1	2	3	4	5	6	7	8	9	AB	R	H	RBI	BB	SO	LOB	BOTTOM					
Nellie Fox, L OBP: 0.295, SLG: 0.316 (1, 4)	F7									4	0	1	0	0	0	2	Washington Senators @ Chicago White Sox Comiskey Park, Chicago, IL Sun May 18 1952, 4:33 AM EDT Unknown livebaseballscorecards.com					
Al Zarilla, L OBP: 0.356, SLG: 0.333 (1, 7)	F8		FC6-4							4	1	1	0	0	0	3						
Minnie Minoza, R OBP: 0.328, SLG: 0.405 Ray Coleman, L OBP: 0.184, SLG: 0.152 (1, 8) (2, 8)					FC1-5					0	0	0	0	1	0	0						
Eddie Robinson, L OBP: 0.386, SLG: 0.463 (1, 3)										3	0	2	0	0	0	0						
Sam Mele, R OBP: 0.338, SLG: 0.443 (1, 9)										2	0	0	0	2	0	2						
Sherm Lollar, R OBP: 0.344, SLG: 0.378 (1, 2)										4	0	1	1	0	0	3						
Chico Carrasquel, R OBP: 0.279, SLG: 0.261 (1, 6)										4	0	1	0	0	0	4						
Hector Rodriguez, R OBP: 0.414, SLG: 0.361 (1, 5)										3	0	1	0	1	0	0						
Saul Rogovin, R OBP: 0.250, SLG: 0.368 Sam Dente, R OBP: 0.231, SLG: 0.167 (9, PH)										3	0	0	0	0	1	3						
Inning Stats	R: 0 E: 0 K: 0 S: 2	H: 0 LOB: 0 BB: 1 P: 6	R: 0 E: 0 K: 0 S: 3	H: 0 LOB: 0 BB: 0 P: 3	R: 0 E: 0 K: 1 S: 7	H: 2 LOB: 2 BB: 0 P: 7	R: 0 E: 0 K: 0 S: 5	H: 2 LOB: 2 BB: 0 P: 5	R: 0 E: 0 K: 0 S: 2	H: 0 LOB: 0 BB: 1 P: 6	R: 1 E: 0 K: 0 S: 5	H: 3 LOB: 2 BB: 1 P: 9	R: 0 E: 0 K: 0 S: 4	H: 1 LOB: 1 BB: 0 P: 4	R: 0 E: 0 K: 0 S: 3	H: 0 LOB: 1 BB: 1 P: 7	R: 0 E: 0 K: 0 S: 3	H: 0 LOB: 0 BB: 0 P: 3	1B: 8 2B: 0 3B: 0 HR: 0	SF: 0 SAC: 0 DP: 1 HBP: 0	WP: 0 PB: 0 CS: 1	PA: 37
PITCHER Lou Sleater, L ERA: 4.08 (1, 1)	IP: 9.0 WLS: W BF: 36 H: 8 R: 1 ER: 1 SO: 1 BB: 4 IBB: 0 HBP: 0 BLK: 0 WP: 0 HR: 0 S: 34 P: 50 ERA: 1.00 WHIP: 1.333															PITCHER						

Batter	1	2	3	4	5	6	7	8	9	AB	R	H	RBI	BB	SO	LOB	TOP			
Hank Bauer, R OBP: 0.367, SLG: 0.520	4-0 SH1-4 1B BB		0-0 6-3 1B	0-0 1-3			4-0 1B SH BB	0-0 F5		3	1	1	0	2	0	4				
Phil Rizzuto, R OBP: 0.400, SLG: 0.425	0-0 SH1-4		0-0 6-3		0-0 1B F9		0-0 SH 1B		0-0 F2	3	1	1	0	0	0	1				
Mickey Mantle, S OBP: 0.390, SLG: 0.466	0-0 2B 1B		0-3 K		0-0 1-3 1B		0-0 1-2 2-3 1B		0-0 1B	5	1	4	1	0	1	1				
Yogi Berra, L OBP: 0.357, SLG: 0.324	0-0 F3		0-0 F8		0-0 F9		0-0 F3		0-0 F4	5	0	0	1	0	0	6				
Gene Woodling, L OBP: 0.355, SLG: 0.479	0-0 1-H 2B			0-0 F8	0-0 G3		0-0 F4		0-0 F6	5	0	1	1	0	0	4				
Irv Noren, L OBP: 0.303, SLG: 0.343	0-3 K			0-0 4-3		0-0 6-3		4-0 1-3 1B BB		3	0	0	0	1	1	1				
Gil McDougald, R OBP: 0.310, SLG: 0.337		0-0 1-3		4-0 1B 1B BB		0-0 F8		0-0 F2		3	1	0	0	1	0	1				
Billy Martin, R OBP: 0.350, SLG: 0.316		0-0 F8		0-0 1-3 1B		0-0 4-3		0-0 1-3 1B		4	0	2	0	0	0	0				
Johnny Sain, R OBP: 0.353, SLG: 0.533		0-0 6-3		0-0 1-2 3-H 1B		0-0 6-3		0-0 1-3 1B		4	0	1	1	0	0	2				
Inning Stats	R: 2 E: 0 K: 1 S: 7	H: 2 LOB: 1 BB: 1 P: 11	R: 0 E: 0 K: 0 S: 3	H: 0 LOB: 0 BB: 0 P: 3	R: 0 E: 0 K: 1 S: 6	H: 1 LOB: 1 BB: 0 P: 6	R: 1 E: 0 K: 0 S: 4	H: 2 LOB: 0 BB: 0 P: 4	R: 0 E: 0 K: 0 S: 3	H: 0 LOB: 0 BB: 0 P: 3	R: 0 E: 1 K: 0 S: 5	H: 1 LOB: 3 BB: 1 P: 9	R: 0 E: 0 K: 0 S: 4	H: 1 LOB: 2 BB: 1 P: 8	R: 0 E: 0 K: 0 S: 4	H: 1 LOB: 1 BB: 0 P: 4	1B: 9 2B: 1 3B: 0 HR: 0	SF: 0 SAC: 2 DP: 0 HBP: 0	WP: 0 PB: 0 CS: 0	PA: 41
PITCHER	IP WLS BF H R ER SO BB IBB HBP BLK WP HR S P ERA WHIP	IP WLS BF H R ER SO BB IBB HBP BLK WP HR S P ERA WHIP																		
Ken Holcombe, R ERA: 5.26	(1, 1) 4.1 L 21 7 4 4 2 2 0 0 0 0 0 23 31 8.31 2.077	(5, 1) 4.2 20 3 0 0 0 2 0 0 0 0 0 18 26 0.00 1.071																		

New York Yankees @ Chicago White Sox
Comiskey Park, Chicago, IL
Tue May 20 1952, 4:33 AM EDT
Att: 33,294 - Unknown

livebaseballscores.com

AB 35
R 4
H 10
RBI 4
BB 4
SO 2
LOB 20




Batter	1	2	3	4	5	6	7	8	9	AB	R	H	RBI	BB	SO	LOB	BOTTOM		
Nellie Fox, L OBP: 0.304, SLG: 0.331	0-0 4-3			0-0 4-3		0-0 6-3	0-0 S 1B			4	0	1	0	0	0	0			
Al Zarilla, L OBP: 0.328, SLG: 0.356	0-0 F6			0-0 F7		0-0 G3	0-0 1-2 F2			4	0	0	0	0	0	1			
Hector Rodriguez, R OBP: 0.409, SLG: 0.346	0-0 6-3			0-0 6-3		0-0 1B 1B E 1B		0-0 F9		4	1	1	0	0	0	0			
Eddie Robinson, L OBP: 0.397, SLG: 0.480		0-0 3-1			4-0 1B 1B BB	0-0 E3 1B		0-0 F8		3	2	0	0	1	0	1			
Ray Coleman, L OBP: 0.190, SLG: 0.164		0-0 F5			0-0 F8	0-0 1-2 2-3 1B		0-0 F8		4	0	1	0	0	0	1			
Sam Mele, R OBP: 0.345, SLG: 0.446		0-0 F7			0-0 1-3 1B	0-0 1-2 2-H 3-H 1B		0-0 F8		4	0	2	2	0	0	0			
Bud Sheely, L OBP: 0.182, SLG: 0.100			0-0 F9		0-0 F8	0-0 4-1		0-0 G3		4	0	0	0	0	0	4			
Chico Carrasquel, R OBP: 0.287, SLG: 0.264			0-0 P3		0-0 1-2 1B		0-0 F8		0-0 4-3	3	0	1	1	0	0	0			
Bud Stewart, L OBP: 0.408, SLG: 0.492					0-0 3-H 1B					1	0	0	0	0	0	0			
Ken Holcombe, R ERA: 5.26	(1, 1) 9.0 W 35 6 3 1 0 1 0 0 0 0 0 34 38 1.00 0.778	(5, 1) 4.2 20 3 0 0 0 2 0 0 0 0 0 18 26 0.00 1.071																	
PITCHER	IP WLS BF H R ER SO BB IBB HBP BLK WP HR S P ERA WHIP	IP WLS BF H R ER SO BB IBB HBP BLK WP HR S P ERA WHIP																	
Johnny Sain, R ERA: 2.22	(1, 1) 9.0 W 35 6 3 1 0 1 0 0 0 0 0 34 38 1.00 0.778	(5, 1) 4.2 20 3 0 0 0 2 0 0 0 0 0 18 26 0.00 1.071																	

New York Yankees @ Chicago White Sox
Comiskey Park, Chicago, IL
Tue May 20 1952, 4:33 AM EDT
Att: 33,294 - Unknown

livebaseballscores.com

AB 34
R 3
H 6
RBI 3
BB 1
SO 0
LOB 9



Batter	1	2	3	4	5	6	7	8	9	AB	R	H	RBI	BB	SO	LOB	TOP					
Johnny Lipon, R OBP: 0.303, SLG: 0.306 (1, 6)	0-0 6-3		0-0 F7		0-0 F4	0-0 2B		0-0 1B		5	1	2	5	0	0	1	Detroit Tigers @ Chicago White Sox Comiskey Park, Chicago, IL Fri May 23 1952, 4:33 AM EDT Att: 16,524 - Unknown					
Don Kolloway, R OBP: 0.365, SLG: 0.388 (1, 3)	4-0 1B		0-0 5-3		0-0 1B	0-0 F7		0-0 4-3		4	0	2	3	1	0	1						
Pat Mullin, L OBP: 0.374, SLG: 0.471 (1, 7)	0-0 1B			0-0 F9	0-0 1-3		0-0 4-3	0-0 4-3		5	0	1	0	0	0	2						
Vic Wertz, L OBP: 0.283, SLG: 0.511 Cliff Mapes, L OBP: 0.254, SLG: 0.302 (1, 9) (9, 9)	0-0 G3-6			0-3 K		0-0 F5	0-0 1B	0-0 F9		5	0	1	0	0	1	3						
George Kell, R OBP: 0.411, SLG: 0.441 (1, 5)		0-0 F8		0-0 WP		0-0 1B	0-0 F7		0-0 F8		5	1	2	0	0	1						
Johnny Groth, R OBP: 0.361, SLG: 0.351 (1, 8)	0-0 4-3		0-0 1B	4-0 1B	0-0 F4	0-0 5-3		4-0 1B		3	0	0	0	2	0	2						
Joe Ginsberg, L OBP: 0.266, SLG: 0.254 (1, 2)	0-0 F5		0-0 F6		0-0 E4		0-0 1B	0-0 1B	0-0 FC6-4	5	2	3	0	0	0	2						
Jerry Priddy, R OBP: 0.331, SLG: 0.339 (1, 4)			0-0 SH5-4		4-0 SH1-4	4-0 1B	0-0 1B	0-0 F3		3	4	2	0	2	0	2						
Ted Gray, S OBP: 0.118, SLG: 0.118 (1, 1)			0-0 SH5-4		0-0 SH1-4	1-2 2B	0-0 1B	0-3 K	0-0 FC6-4	3	1	1	1	0	1	4						
Inning Stats	R: 0 E: 0 K: 0 S: 3	H: 1 LOB: 1 BB: 1 P: 7	R: 0 E: 0 K: 0 S: 3	H: 0 LOB: 0 BB: 0 P: 3	R: 1 E: 0 K: 0 S: 4	H: 1 LOB: 0 BB: 0 P: 4	R: 0 E: 0 K: 1 S: 6	H: 1 LOB: 2 BB: 1 P: 10	R: 1 E: 0 K: 0 S: 4	H: 1 LOB: 1 BB: 1 P: 8	R: 4 E: 1 K: 0 S: 7	H: 4 LOB: 1 BB: 1 P: 11	R: 0 E: 0 K: 0 S: 4	H: 1 LOB: 1 BB: 0 P: 4	R: 3 E: 0 K: 1 S: 9	H: 4 LOB: 1 BB: 0 P: 9		R: 0 E: 0 K: 0 S: 4	H: 1 LOB: 2 BB: 1 P: 8	1B: 12 2B: 2 3B: 0 HR: 0	SF: 0 SAC: 2 DP: 1 HBP: 0	WP: 1 PB: 0 CS: 0
PITCHER	IP	WLS	BF	H	R	ER	SO	BB	IBB	HBP	BLK	WP	HR	S	P	ERA	WHIP					
Saul Rogovin, R ERA: 4.76 (1, 1)	7.1	L	37	12	9	9	2	3	1	0	0	1	0	37	53	11.04	2.045					
Lou Kretlow, R ERA: 15.43 (8, 1)	1.2		8	2	0	0	0	1	0	0	0	0	0	7	11	0.00	1.800					

Batter	1	2	3	4	5	6	7	8	9	AB	R	H	RBI	BB	SO	LOB	BOTTOM					
Nellie Fox, L OBP: 0.301, SLG: 0.329 (1, 4)	0-0 F9		0-0 SH5-4		0-0 F9			4-0 1B	0-0 4-3	3	0	0	0	1	0	1	Detroit Tigers @ Chicago White Sox Comiskey Park, Chicago, IL Fri May 23 1952, 4:33 AM EDT Att: 16,524 - Unknown					
Al Zarilla, L OBP: 0.320, SLG: 0.333 (1, 7)	0-0 G3		0-0 5-3		0-0 5-3			4-0 1B		3	0	0	0	1	0	1						
Hector Rodriguez, R OBP: 0.389, SLG: 0.333 (1, 5)	0-0 5-3		4-0 1B		0-0 6-3			0-3 K		3	0	0	0	1	1	2						
Sam Mele, R OBP: 0.337, SLG: 0.463 (1, 9)		0-0 1B	0-0 F8		0-0 F8		0-0 1-3	0-0 1B		4	0	1	0	0	0	4						
Eddie Robinson, L OBP: 0.396, SLG: 0.466 (1, 3)	0-0 1B			0-3 K		0-0 3-1		4-0 1B		3	0	1	0	1	1	0						
Sherm Lollar, R OBP: 0.327, SLG: 0.356 (1, 2)	0-3 K			0-0 3B		0-3 K		0-3 K		4	1	1	0	0	3	5						
Ray Coleman, L OBP: 0.182, SLG: 0.159 (1, 8)	0-0 G4-6-3		0-0 F9		0-0 F9			0-0 1B		4	0	1	0	0	0	3						
Chico Carrasquel, R OBP: 0.294, SLG: 0.303 (1, 6)			0-0 1B		0-0 3B		0-0 4-3	0-0 F7		4	1	2	1	0	0	1						
Saul Rogovin, R OBP: 0.261, SLG: 0.364 Lou Kretlow, R OBP: 0.214, SLG: 0.154 (1, 1) (8, 1) (9, PH)	0-0 SH5-4		0-0 1B		0-3 K		0-3 K	0-0 F9		3	0	1	1	0	2	1						
Inning Stats	R: 0 E: 0 K: 0 S: 3	H: 0 LOB: 0 BB: 0 P: 3	R: 0 E: 0 K: 1 S: 6	H: 2 LOB: 1 BB: 0 P: 6	R: 1 E: 0 K: 0 S: 5	H: 2 LOB: 2 BB: 1 P: 9	R: 1 E: 0 K: 2 S: 9	H: 2 LOB: 1 BB: 0 P: 9	R: 0 E: 0 K: 0 S: 3	H: 0 LOB: 0 BB: 0 P: 3	R: 0 E: 0 K: 1 S: 5	H: 0 LOB: 0 BB: 0 P: 5	R: 0 E: 0 K: 1 S: 5	H: 0 LOB: 0 BB: 0 P: 5	R: 0 E: 0 K: 2 S: 7	H: 0 LOB: 3 BB: 3 P: 19		R: 0 E: 0 K: 0 S: 4	H: 1 LOB: 1 BB: 0 P: 4	1B: 5 2B: 0 3B: 2 HR: 0	SF: 0 SAC: 1 DP: 1 HBP: 0	WP: 0 PB: 0 CS: 0
PITCHER	IP	WLS	BF	H	R	ER	SO	BB	IBB	HBP	BLK	WP	HR	S	P	ERA	WHIP					
Ted Gray, L ERA: 2.22 (1, 1)	9.0	W	37	7	2	2	7	4	0	0	0	0	0	47	63	2.00	1.222					

Batter	1	2	3	4	5	6	7	8	9	AB	R	H	RBI	BB	SO	LOB	TOP		
Johnny Lipon, R OBP: 0.292, SLG: 0.294 (1, 6)										4	0	0	0	0	1	1	Detroit Tigers @ Chicago White Sox Comiskey Park, Chicago, IL Sun May 25 1952, 4:33 AM EDT Unknown		
Don Kolloway, R OBP: 0.360, SLG: 0.381 (1, 3)										4	0	1	0	0	0	0			
Pat Mullin, L OBP: 0.379, SLG: 0.473 (1, 7)										4	0	2	0	0	0	1			
Vic Wertz, L OBP: 0.272, SLG: 0.489 (1, 9)										4	0	0	0	0	0	2			
George Kell, R OBP: 0.406, SLG: 0.435 (1, 5)											4	0	1	0	0	1			
Johnny Groth, R OBP: 0.360, SLG: 0.342 (1, 8)										2	0	0	0	1	1	2			
Joe Ginsberg, L OBP: 0.256, SLG: 0.243 (1, 2)										3	0	0	0	0	0	1			
Jerry Priddy, R OBP: 0.323, SLG: 0.330 (1, 4)										3	0	0	0	0	0	0			
Virgil Trucks, R OBP: 0.214, SLG: 0.214 (8, PH)										2	0	1	0	0	0	0			
Fred Hutchinson, L OBP: 0.167, SLG: 0.091 (8, 1)										1	0	0	0	0	0	0			
Dick Littlefield, L OBP: 1.000, SLG: 1.000 (8, 1)										0	0	0	0	0	0	0			
Inning Stats	R: 0 E: 0 K: 1 S: 5	H: 0 LOB: 0 BB: 0 P: 5	R: 0 E: 0 K: 1 S: 5	H: 0 LOB: 1 BB: 1 P: 9	R: 0 E: 0 K: 0 S: 3	H: 0 LOB: 0 BB: 0 P: 3	R: 0 E: 0 K: 1 S: 7	H: 2 LOB: 2 BB: 0 P: 7	R: 0 E: 0 K: 0 S: 4	H: 1 LOB: 1 BB: 0 P: 4	R: 0 E: 0 K: 0 S: 3	H: 1 LOB: 0 BB: 0 P: 3	R: 0 E: 0 K: 0 S: 3	H: 0 LOB: 0 BB: 0 P: 3	R: 0 E: 0 K: 0 S: 4	H: 1 LOB: 1 BB: 0 P: 4	1B: 5 2B: 0 3B: 0 HR: 0	SF: 0 SAC: 0 DP: 1 HBP: 0	WP: 0 PA: 32
PITCHER Joe Dobson, R ERA: 1.79 (1, 1)	IP: 9.0 WLS: W BF: 32 H: 5 R: 0 ER: 0 SO: 3 BB: 1 IBB: 0 HBP: 0 BLK: 0 WP: 0 HR: 0 S: 37 P: 41 ERA: 0.00 WHIP: 0.667															PITCHER			


Batter	1	2	3	4	5	6	7	8	9	AB	R	H	RBI	BB	SO	LOB	BOTTOM		
Nellie Fox, L OBP: 0.300, SLG: 0.322 (1, 4)										3	0	0	0	1	0	2	Detroit Tigers @ Chicago White Sox Comiskey Park, Chicago, IL Sun May 25 1952, 4:33 AM EDT Unknown		
Al Zarilla, L OBP: 0.329, SLG: 0.333 (3, 9)										3	1	1	0	1	0	1			
Hector Rodriguez, R OBP: 0.389, SLG: 0.525 (1, 5)										3	0	0	0	0	0	1			
Eddie Robinson, L OBP: 0.392, SLG: 0.467 (1, 3)										4	1	1	0	0	1	1			
Sam Mele, R OBP: 0.344, SLG: 0.463 (3, 7)										0	0	0	0	0	0	0			
Bud Stewart, L OBP: 0.405, SLG: 0.475 (3, 7)										2	1	0	0	1	0	0			
Ray Coleman, L OBP: 0.174, SLG: 0.152 (1, 8)										3	0	0	0	0	2	1			
Bud Sheely, L OBP: 0.357, SLG: 0.182 (1, 2)									1	0	1	0	2	0	0				
Chico Carrasquel, R OBP: 0.295, SLG: 0.304 (1, 6)									3	0	1	2	0	0	3				
Joe Dobson, R OBP: 0.286, SLG: 0.211 (1, 1)									3	0	0	0	0	2	3				
Inning Stats	R: 0 E: 0 K: 0 S: 2	H: 0 LOB: 1 BB: 1 P: 6	R: 0 E: 0 K: 1 S: 5	H: 0 LOB: 2 BB: 1 P: 10	R: 0 E: 0 K: 1 S: 6	H: 1 LOB: 1 BB: 0 P: 6	R: 2 E: 0 K: 0 S: 5	H: 2 LOB: 2 BB: 2 P: 13	R: 1 E: 0 K: 0 S: 3	H: 0 LOB: 0 BB: 1 P: 7	R: 0 E: 0 K: 1 S: 6	H: 1 LOB: 1 BB: 0 P: 6	R: 0 E: 0 K: 0 S: 3	H: 0 LOB: 0 BB: 0 P: 3	R: 0 E: 0 K: 2 S: 7	H: 0 LOB: 0 BB: 0 P: 7	1B: 3 2B: 1 3B: 0 HR: 0	SF: 0 SAC: 2 DP: 0 HBP: 1	WP: 1 PA: 33
PITCHER Virgil Trucks, R ERA: 4.43 (1, 1)	IP: 7.0 WLS: L BF: 30 H: 4 R: 3 ER: 3 SO: 3 BB: 4 IBB: 1 HBP: 0 BLK: 0 WP: 1 HR: 0 S: 30 P: 51 ERA: 3.86 WHIP: 1.143															PITCHER			
Dick Littlefield, L ERA: 2.02 (8, 1)	IP: 1.0 WLS: L BF: 3 H: 0 R: 0 ER: 0 SO: 2 BB: 0 IBB: 0 HBP: 0 BLK: 0 WP: 0 HR: 0 S: 7 P: 7 ERA: 0.00 WHIP: 0.000															PITCHER			


AB	31
R	0
H	5
RBI	0
BB	1
SO	3
LOB	8



AB	25
R	3
H	4
RBI	2
BB	5
SO	5
LOB	12




Batter	1	2	3	4	5	6	7	8	9	AB	R	H	RBI	BB	SO	LOB	TOP
Johnny Lipon, R OBP: 0.291, SLG: 0.292	0-0 S 1B		0-0 6-3			0-0 F7			0-0 F6	4	0	1	0	0	0	0	Detroit Tigers @ Chicago White Sox Comiskey Park, Chicago, IL Sun May 25 1952, 4:38 AM EDT Att: 16,544 - Unknown
Don Kolloway, R OBP: 0.366, SLG: 0.379	0-3 K 1-2			0-0 G6-3 1B		4-0 BB			0-0 F4	3	0	1	0	1	1	1	
Pat Mullin, L OBP: 0.364, SLG: 0.453	0-3 K			0-3 K		0-0 F8			0-0 F7	4	0	0	0	0	2	3	
Vic Wertz, L OBP: 0.264, SLG: 0.474	0-0 F5			0-0 G6-3 1-2					0-0 4-3	3	0	0	0	0	0	2	
George Kell, R OBP: 0.397, SLG: 0.424		0-0 F9			0-0 F3				0-0 F8	3	0	0	0	0	0	0	
Johnny Groth, R OBP: 0.348, SLG: 0.329		0-0 F7			0-0 1-3				0-0 6-3	3	0	0	0	0	0	0	
Joe Ginsberg, L OBP: 0.259, SLG: 0.260		0-0 F9			0-0 2B			0-3 K2-3	3	0	1	0	0	1	0	0	
Jerry Priddy, R OBP: 0.316, SLG: 0.322			0-3 K		0-0 F7			0-0 F8	3	0	0	0	0	1	1	0	
Art Houtteman, R OBP: 0.083, SLG: 0.083			0-0 1-3			0-0 1-3		0-3 K	2	0	0	0	0	0	0	0	AB 29 R 0 H 3 RBI 0 BB 1 SO 6 LOB 7 
Cliff Mapes, L OBP: 0.250, SLG: 0.296										1	0	0	0	0	1	0	
Billy Hoelt, L OBP: 0.296, SLG: 0.296										0	0	0	0	0	0	0	
Inning Stats	R: 0 E: 0 K: 2 S: 8	H: 1 LOB: 1 BB: 0 P: 8	R: 0 E: 0 K: 0 S: 3	H: 0 LOB: 0 BB: 0 P: 3	R: 0 E: 0 K: 1 S: 5	H: 0 LOB: 0 BB: 0 P: 5	R: 0 E: 0 K: 0 S: 4	H: 1 LOB: 1 BB: 1 P: 4	R: 0 E: 0 K: 0 S: 3	H: 0 LOB: 0 BB: 0 P: 7	R: 0 E: 0 K: 0 S: 7	H: 0 LOB: 0 BB: 0 P: 7	R: 0 E: 0 K: 0 S: 3	H: 0 LOB: 0 BB: 0 P: 3	1B: 2 2B: 1 3B: 0 HR: 0	SF: 0 SAC: 0 DP: 1 HBP: 0	WP: 0 PA: 30 PB: 0 SB: 1 CS: 0
PITCHER Mary Grissom, R ERA: 4.43	IP: 9.0 WLS: W BF: 30 H: 3 R: 0 ER: 0 SO: 6 BB: 1 IBB: 0 HBP: 0 BLK: 0 WP: 0 HR: 0 S: 41 P: 45 ERA: 0.00 WHIP: 0.444															PITCHER	

Batter	1	2	3	4	5	6	7	8	9	AB	R	H	RBI	BB	SO	LOB	BOTTOM	
Nellie Fox, L OBP: 0.299, SLG: 0.321	0-0 4-3	0-0 F7			0-0 FC6-2 1B		0-0 1-3			4	0	1	0	0	0	1	Detroit Tigers @ Chicago White Sox Comiskey Park, Chicago, IL Sun May 25 1952, 4:38 AM EDT Att: 16,544 - Unknown	
Al Zarilla, L OBP: 0.337, SLG: 0.361	0-0 WP 3B		0-0 4-3		0-0 E5 FC6-2 1-3		4-0 E S BB			3	1	1	0	1	0	1		
Hector Rodriguez, R OBP: 0.393, SLG: 0.325	0-0 CS 1B		4-0 4-3 BB		0-0 FC6-2 1-2 3-H		0-0 F9 1-3			3	0	1	0	1	0	3		
Eddie Robinson, L OBP: 0.389, SLG: 0.461	0-0 2B 1-2 1B		0-0 4-3		0-0 F4			0-0 G3	4	0	1	0	0	0	3	0		
Bud Stewart, L OBP: 0.397, SLG: 0.477	0-0 1-3 2B		0-0 L1		0-0 F8			0-0 L3	4	0	1	0	0	0	1	0		
Ray Coleman, L OBP: 0.164, SLG: 0.143	0-0 F9			0-0 6-3		0-0 6-3		0-0 3-1	4	0	0	0	0	0	2	0		
Sherm Lollar, R OBP: 0.336, SLG: 0.370		0-0 2B		0-0 F4		1-0 HBP			2	0	1	0	0	0	0	0		
Chico Carrasquel, R OBP: 0.289, SLG: 0.297		0-0 5-3		0-0 6-3		0-0 F7			3	0	0	0	0	0	2	0		
Marv Grissom, R OBP: 0.296, SLG: 0.296		0-3 K			0-3 K			0-0 4-3	3	0	0	0	0	2	1	0	AB 30 R 1 H 6 RBI 0 BB 2 SO 2 LOB 14 	
Inning Stats	R: 1 E: 0 K: 0 S: 6	H: 4 LOB: 2 BB: 0 P: 6	R: 0 E: 0 K: 1 S: 6	H: 1 LOB: 1 BB: 0 P: 6	R: 0 E: 0 K: 0 S: 3	H: 0 LOB: 1 BB: 1 P: 7	R: 0 E: 0 K: 0 S: 3	H: 0 LOB: 0 BB: 0 P: 3	R: 0 E: 0 K: 0 S: 7	H: 1 LOB: 2 BB: 0 P: 7	R: 0 E: 0 K: 0 S: 3	H: 0 LOB: 1 BB: 1 P: 7	R: 0 E: 0 K: 0 S: 3	H: 0 LOB: 0 BB: 0 P: 3	1B: 3 2B: 2 3B: 1 HR: 0	SF: 0 SAC: 0 DP: 0 HBP: 1		WP: 1 PA: 33 PB: 0 SB: 1 CS: 1
PITCHER Art Houtteman, R ERA: 3.18 Billy Hoelt, L ERA: 2.4	IP: 7.0 WLS: L BF: 30 H: 6 R: 1 ER: 1 SO: 2 BB: 2 IBB: 1 HBP: 1 BLK: 0 WP: 0 HR: 0 S: 31 P: 40 ERA: 1.29 WHIP: 1.143															PITCHER		

Batter	1	2	3	4	5	6	7	8	9	AB	R	H	RBI	BB	SO	LOB	TOP											
Chico Carrasquel, R OBP: 0.267, SLG: 0.185	5-3		2B 1B BB	3B 1B	F3		G5-4-3			4	2	1	1	1	0	3												
Nellie Fox, L OBP: 0.267, SLG: 0.367	FC1-6 1B		1B 2B	3B		2B 1B	6-3			5	1	4	4	0	0	0												
Minnie Minoso, R OBP: 0.267, SLG: 0.154	FC1-6			1-3		E5 2B		4-3		5	1	1	1	0	0	3												
Willy Miranda, S	CS									0	0	0	0	0	0	0												
Eddie Robinson, L OBP: 0.379, SLG: 0.500	CS	G3	F2	F8		F7				5	0	1	0	0	0	5												
Sherm Lollar, R OBP: 0.346, SLG: 0.429		F3	L6	6-3				F7		5	0	1	2	0	0	4												
Ray Coleman, L OBP: 0.200, SLG: 0.143	L4			2B 1B BB		BB 1B		F8		4	1	1	0	1	0	2												
Bud Stewart, L OBP: 0.333, SLG: 0.600									6-3	2	2	1	2	0	0		AB 39											
Jim Busby, R OBP: 0.176, SLG: 0.125				1B 2B		1-3 1B BB				0	0	0	0	0	0		R 10											
Al Zarilla, L OBP: 0.267, SLG: 0.154			HR	1-3 1B 2B		1-2 1B BB				1	0	0	0	0	0		H 14											
Hector Rodriguez, R OBP: 0.400, SLG: 0.364			6-3	1B 3B 1B		1-2 1B		F4		4	1	2	1	0	0	2	RBI 10											
Sam Dente, R				2-3 3-H					E5	1	0	0	0	0	0		BB 6											
Billy Pierce, L OBP: 0.500, SLG: 0.250									G6-4-3	2	2	1	0	2	0	2	SO 0											
Harry Dorish, R										1	0	0	0	0	0	1												
Bill Kennedy, L			BB 2B 1B	1-2 3B BB		1-2 2-3			G5-4-3 BB	0	0	0	0	0	0	0	LOB 22											
Inning Stats	R: 0 E: 0 K: 0 S: 3	H: 1 LOB: 0 BB: 0 P: 3	R: 0 E: 0 K: 0 S: 3	H: 0 LOB: 0 BB: 0 P: 3	R: 3 E: 0 K: 0 S: 7	H: 4 LOB: 2 BB: 1 P: 11	R: 5 E: 0 K: 0 S: 7	H: 4 LOB: 1 BB: 2 P: 15	R: 0 E: 0 K: 0 S: 4	H: 2 LOB: 2 BB: 1 P: 8	R: 2 E: 1 K: 0 S: 6	H: 2 LOB: 2 BB: 1 P: 10	R: 0 E: 0 K: 0 S: 2	H: 0 LOB: 0 BB: 1 P: 6	R: 0 E: 0 K: 0 S: 4	H: 1 LOB: 1 BB: 0 P: 4	R: 0 E: 1 K: 0 S: 3	H: 0 LOB: 0 BB: 0 P: 3	1B: 9 2B: 3 3B: 1 HR: 1	SF: 0 SAC: 0 DP: 2 HBP: 0	WP: 0 PB: 0 SB: 0 CS: 1	PA: 46						
PITCHER	IP WLS BF H R ER SO BB IBB HBP BLK WP HR S P ERA WHIP											IP WLS BF H R ER SO BB IBB HBP BLK WP HR S P ERA WHIP																
Cliff Fannin, R ERA: 11.57	2.1	L	12	5	3	3	0	1	0	0	0	0	0	0	0	0	11.57	2.571										
Hal Hudson, L ERA: 54.0	0.2		6	2	4	4	0	2	0	0	0	0	0	0	0	0	54.00	6.000										
Earl Harrist, R ERA: 6.0	3.0		17	6	3	2	0	2	0	0	0	0	0	0	0	0	6.00	2.667										
Lou Sreater, L ERA:	1.0		3	0	0	0	0	1	0	0	0	0	0	0	0	0	0.00	1.000										
Gene Bearden, L ERA: 10.13	2.0		7	1	0	0	0	0	0	0	0	0	0	0	0	0	0.00	0.500										

Chicago White Sox @ St. Louis Browns
Sportsman's Park, St. Louis, MO
Mon May 26 1952, 4:33 AM EDT
Att: 25,801 - Unknown


AB 39
R 10
H 14
RBI 10
BB 6
SO 0
LOB 22



Batter	1	2	3	4	5	6	7	8	9	AB	R	H	RBI	BB	SO	LOB	BOTTOM											
Bobby Young, L OBP: 0.176, SLG: 0.125	K			K		F2		FC4-6 2B BB	FC5-4	1	0	0	0	0	1	0												
Mike Goliat, R										2	0	0	0	0	1	2												
Cass Michaels, R OBP: 0.286, SLG: 0.280										0	1	0	0	2	0	0												
Joe Demaestri, R OBP: 0.429, SLG: 0.571	F3			F8				FC4-6 1B	FC5-4	5	0	2	3	0	0	3												
Jim Rivera, L OBP: 0.379, SLG: 0.519	K			K				FC4-6 2B		4	0	0	1	0	3	2												
Bob Nieman, R OBP: 0.500, SLG: 0.800		6-3			K					3	0	1	1	1	1	0												
Jim Dyck, R OBP: 0.300, SLG: 0.125		K			F4					4	0	0	0	0	2	3												
Gordon Goldsberry, L OBP: 0.625, SLG: 0.657										2	0	0	0	0	0	0												
Dick Kryhoski, L OBP: 0.308, SLG: 0.333		6-3			F6					2	0	0	0	0	0	1												
Leo Thomas, R OBP: 0.393, SLG: 0.375										3	0	1	0	1	0	0												
Les Moss, R OBP: 0.100, SLG: 0.111										2	0	1	0	0	0	0												
Duane Pilette, R OBP: 0.333, SLG: 0.333										0	1	0	0	0	0	0												
Lou Sreater, L ERA: 6.0										0	0	0	0	0	0	0												
Gene Bearden, L ERA:										1	1	0	0	0	0	1												
George Schmies, L OBP: 0.162, SLG: 0.364										1	0	0	0	0	0	1												
Marty Marion, R OBP: 0.206, SLG: 0.348										1	0	0	0	0	1	1												
Cliff Fannin, L ERA: 11.57										0	0	0	0	0	0	0												
Hal Hudson, L ERA: 54.0										1	0	0	0	0	0	0												
Earl Harrist, R ERA: 6.0										0	0	0	0	0	0	0												
Darrell Johnson, R OBP: 1.000, SLG: 1.000										1	1	1	0	0	0	0												
Clint Courtney, L OBP: 0.204, SLG: 0.375										1	1	1	0	1	0	0												
Inning Stats	R: 0 E: 0 K: 2 S: 7	H: 0 LOB: 0 BB: 0 P: 7	R: 0 E: 0 K: 1 S: 5	H: 0 LOB: 0 BB: 0 P: 5	R: 0 E: 0 K: 0 S: 3	H: 0 LOB: 0 BB: 0 P: 3	R: 0 E: 0 K: 2 S: 7	H: 0 LOB: 0 BB: 0 P: 7	R: 0 E: 0 K: 0 S: 5	H: 3 LOB: 2 BB: 0 P: 5	R: 0 E: 0 K: 1 S: 5	H: 0 LOB: 1 BB: 1 P: 9	R: 3 E: 0 K: 1 S: 7	H: 2 LOB: 3 BB: 3 P: 19	R: 0 E: 0 K: 1 S: 7	H: 2 LOB: 3 BB: 1 P: 11	1B: 5 2B: 2 3B: 0 HR: 0	SF: 0 SAC: 0 DP: 0 HBP: 0	WP: 0 PB: 0 SB: 0 CS: 0	PA: 38								
PITCHER	IP WLS BF H R ER SO BB IBB HBP BLK WP HR S P ERA WHIP											IP WLS BF H R ER SO BB IBB HBP BLK WP HR S P ERA WHIP																
Billy Pierce, L ERA: 3.0	7.0	W	24	3	2	2	7	1	0	0	0	0	0	0	0	0	3.00	0.571										
Harry Dorish, R ERA: 20.25	1.1		10	3	3	3	1	3	0	0	0	0	0	0	0	0	20.25	4.500										
Bill Kennedy, L ERA: 9.82	0.2	S	4	1	0	0	1	1	0	0	0	0	0	0	0	0	9.82	3.000										

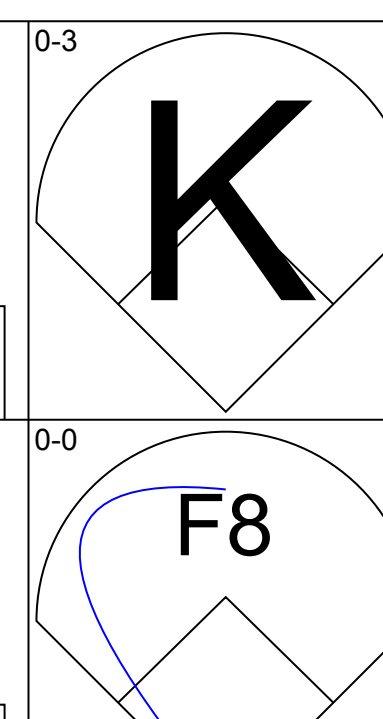
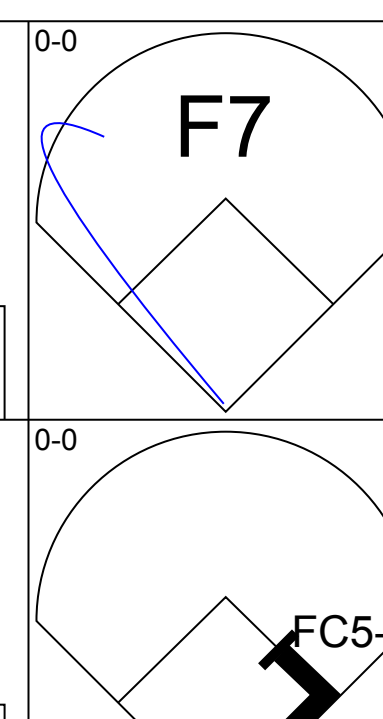
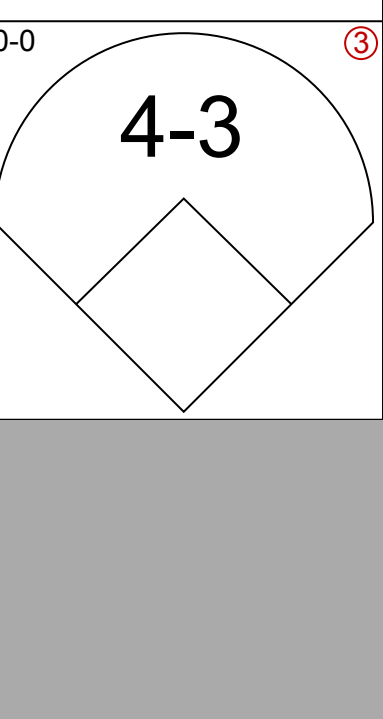
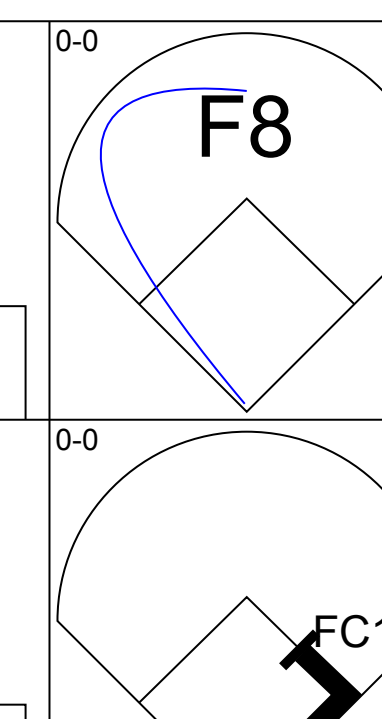
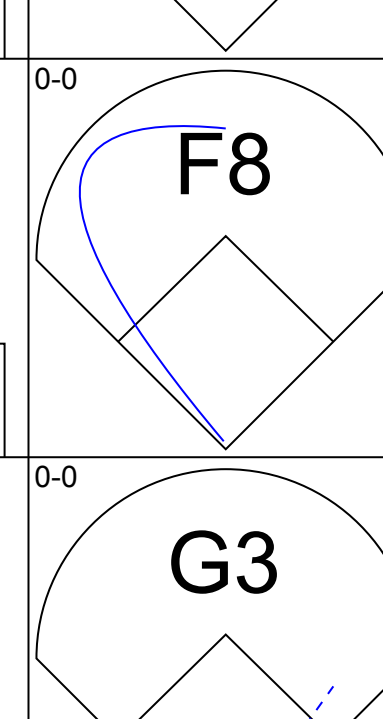
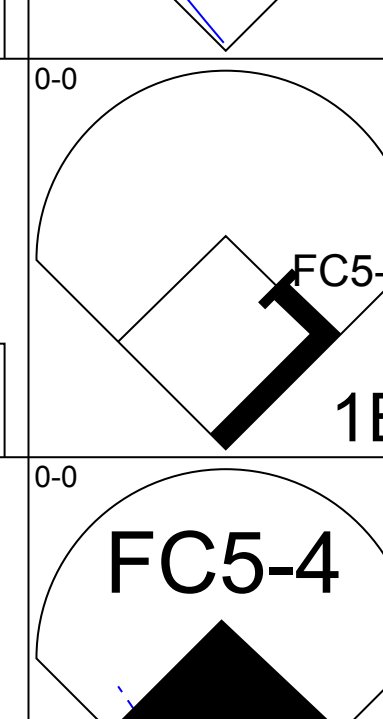
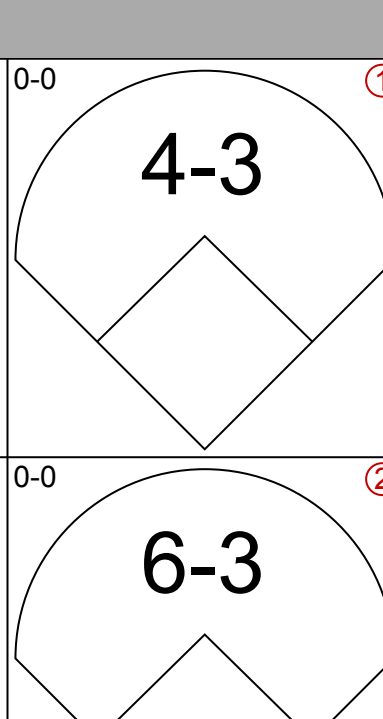
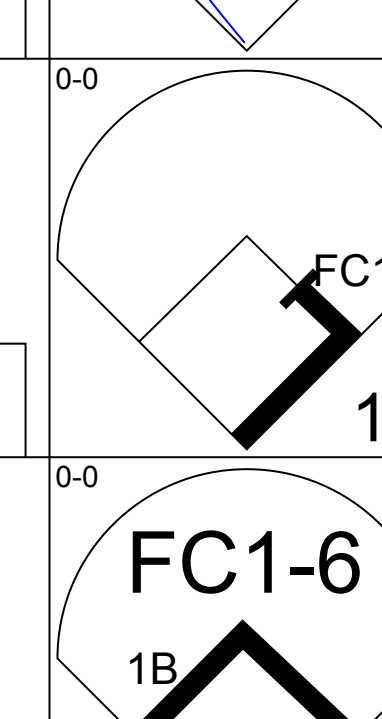
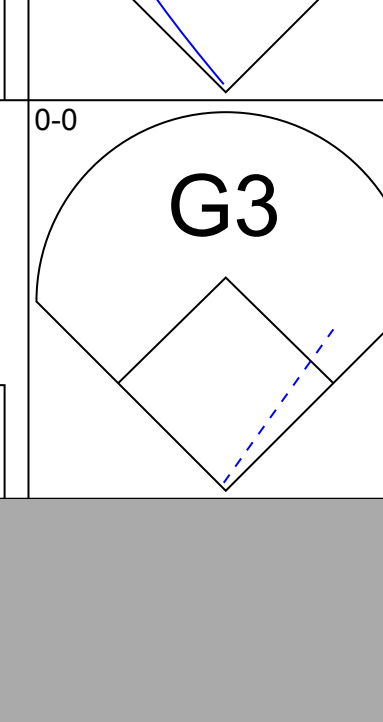
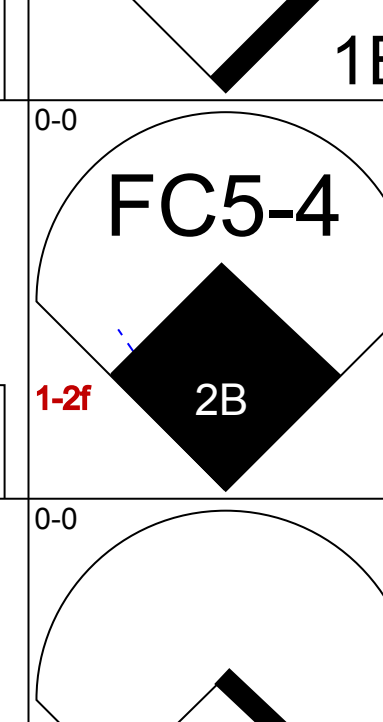
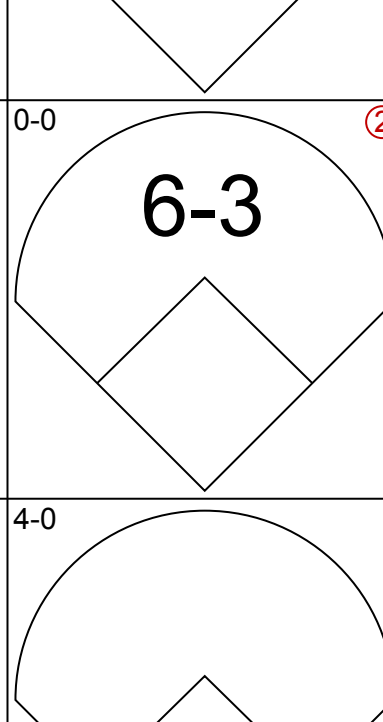
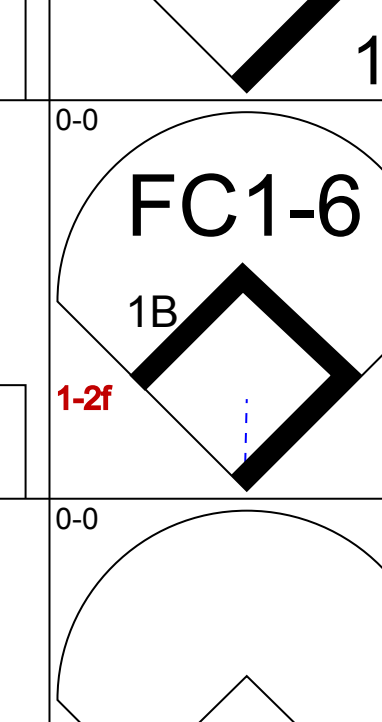
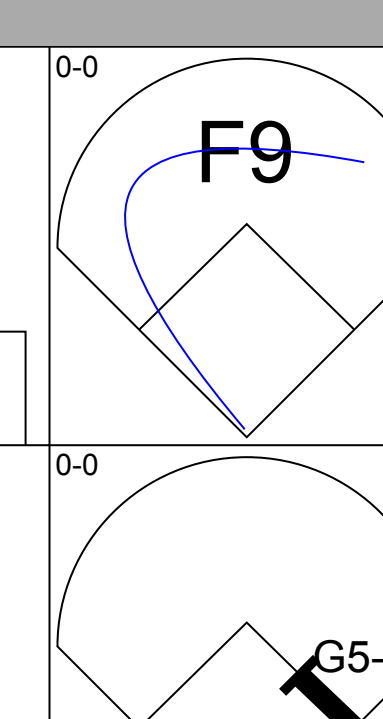
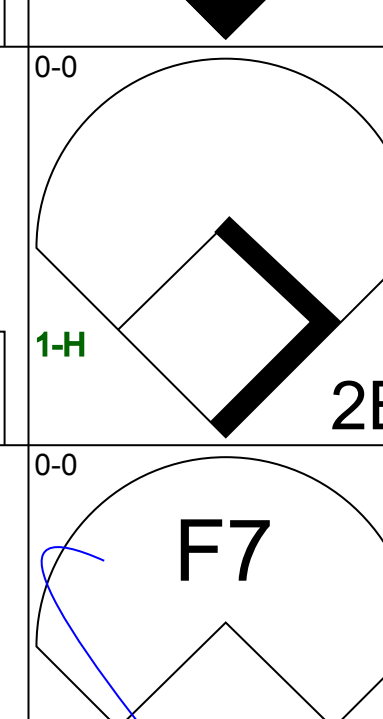
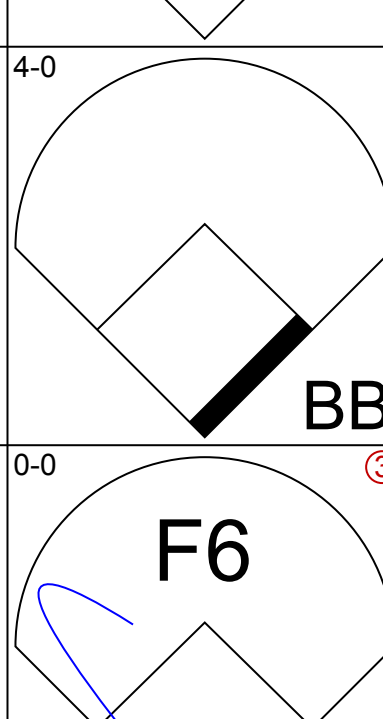
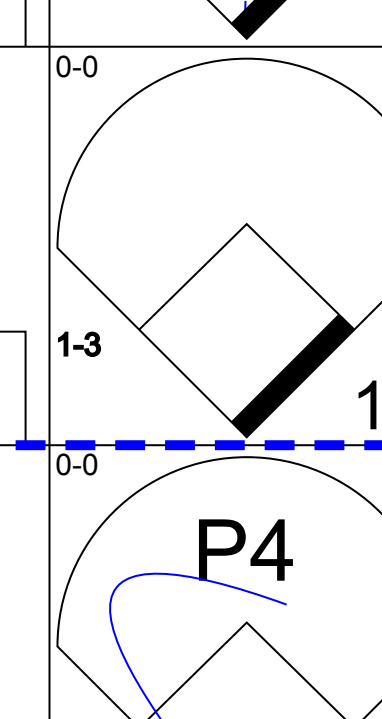
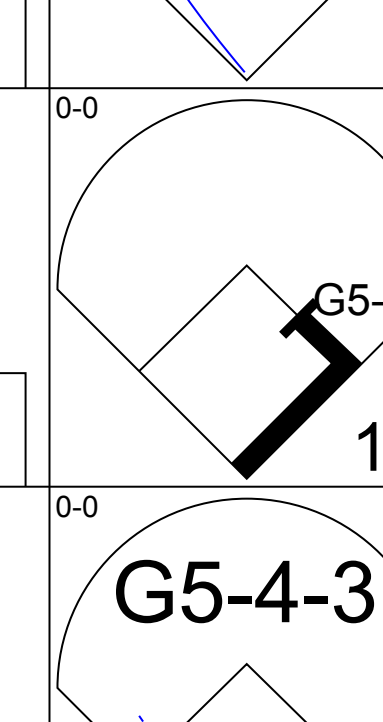
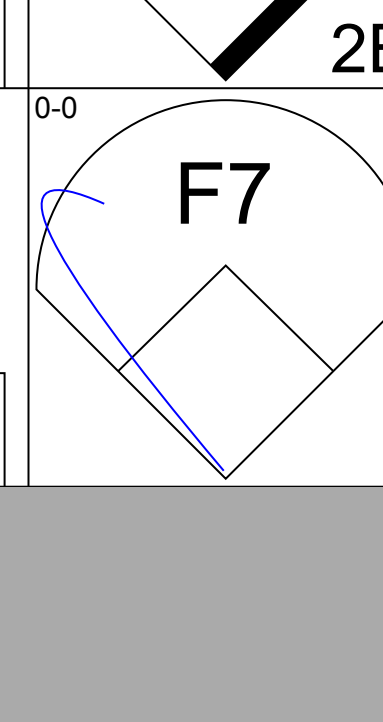
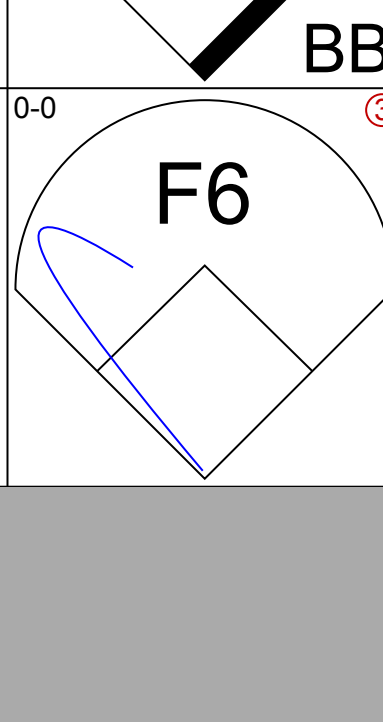
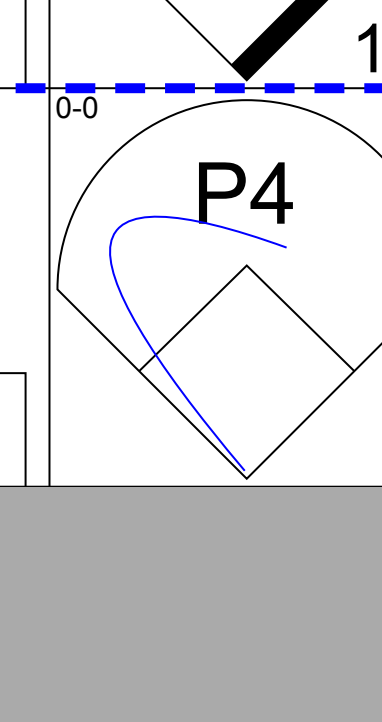
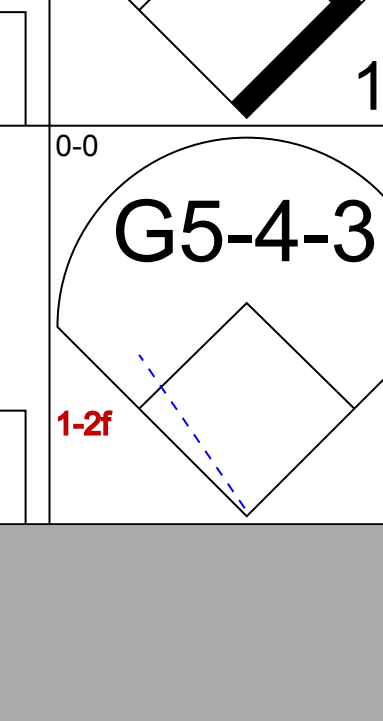
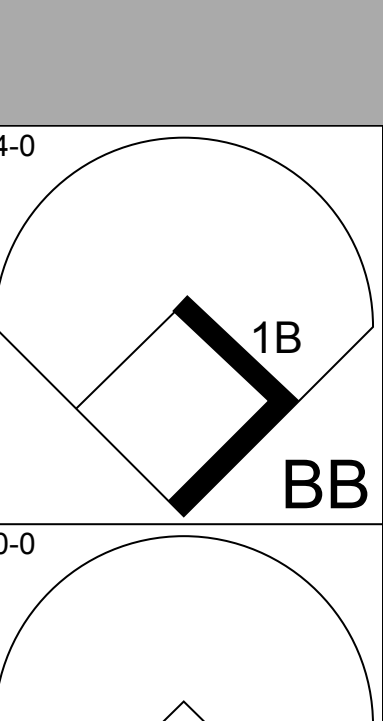
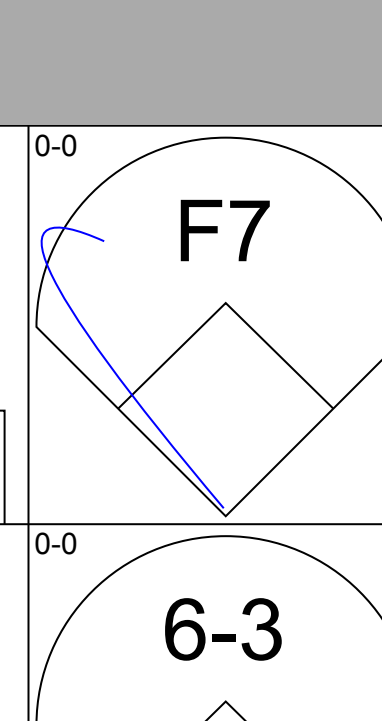
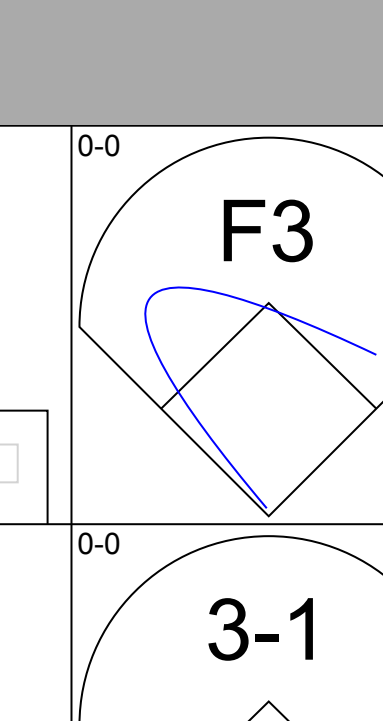
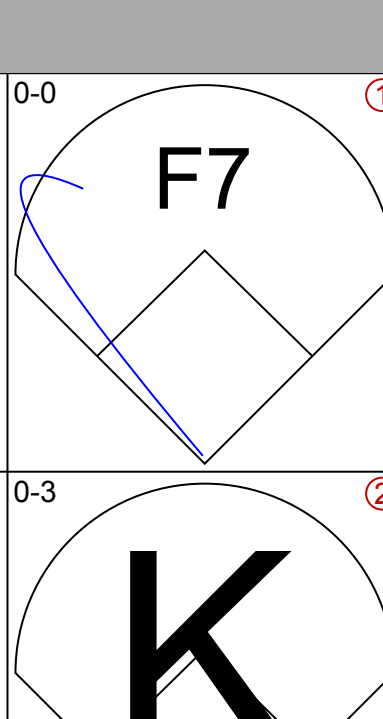
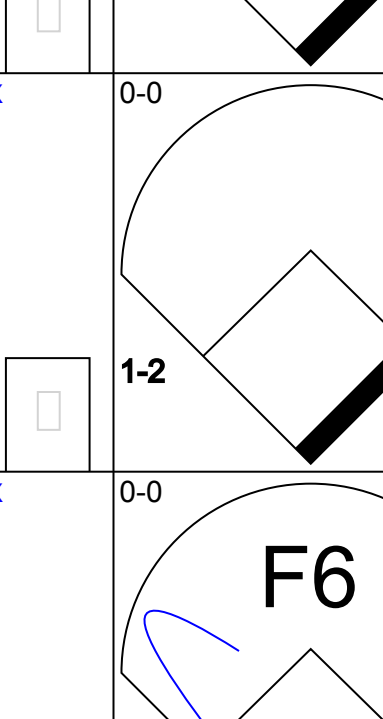
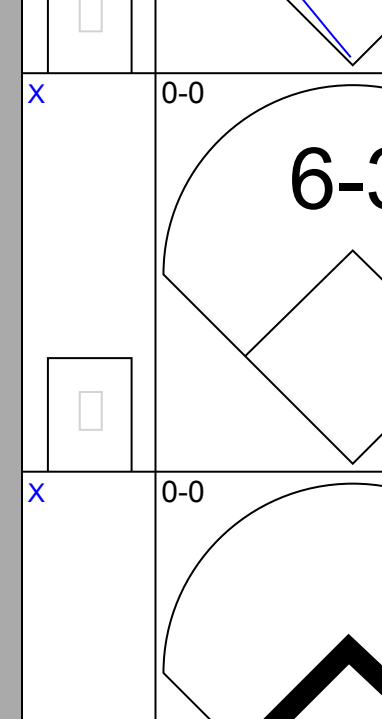
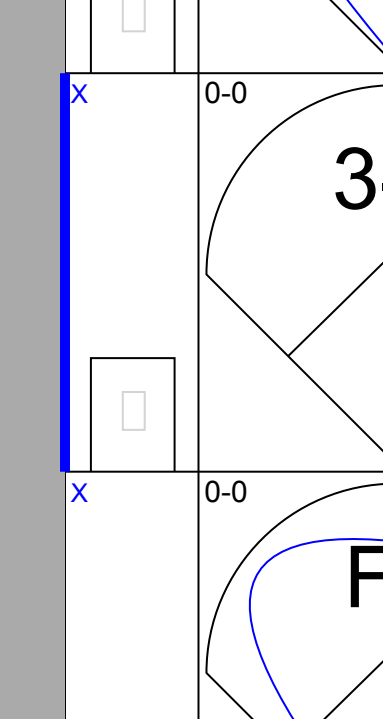
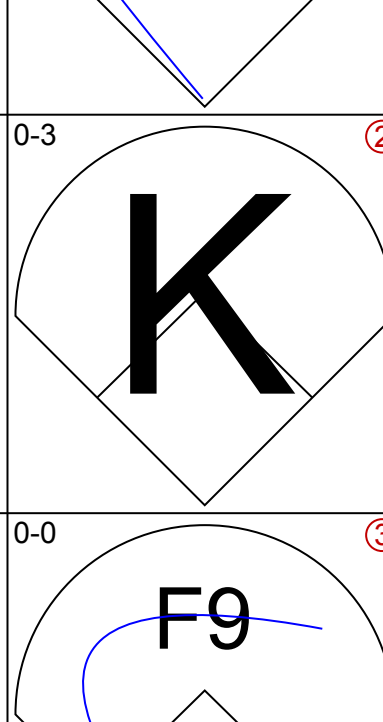
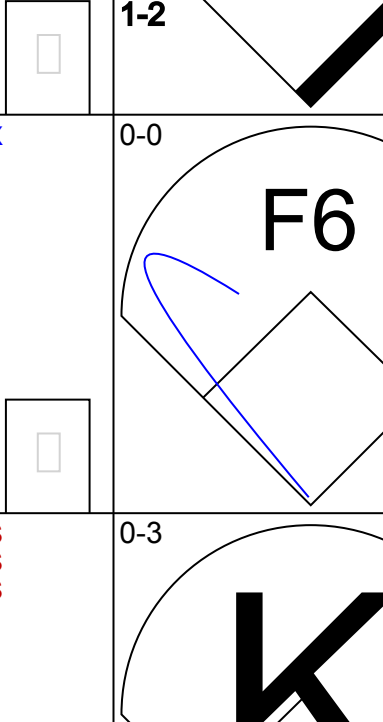
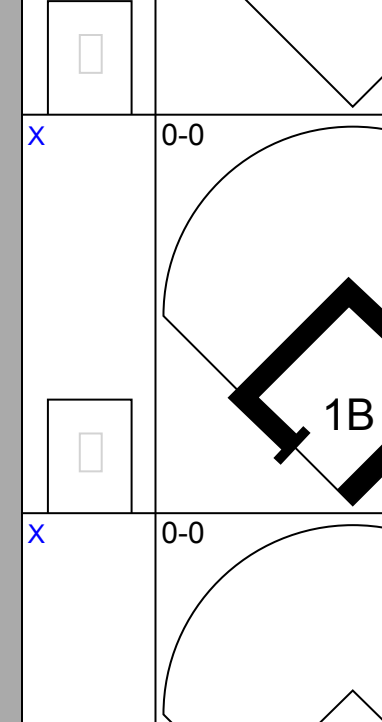
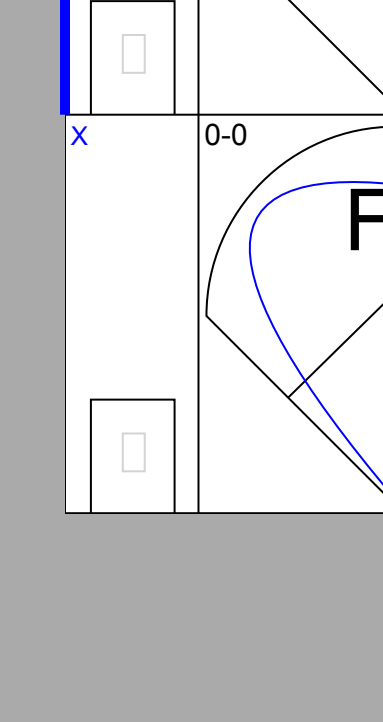
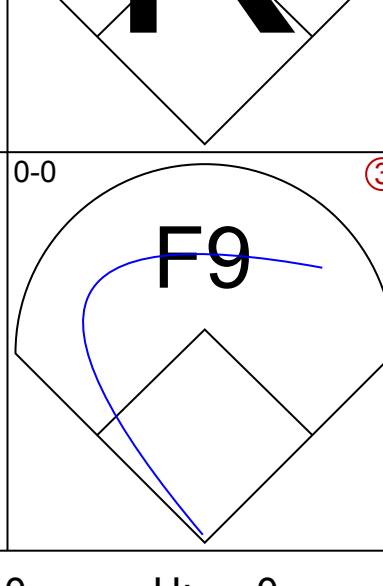
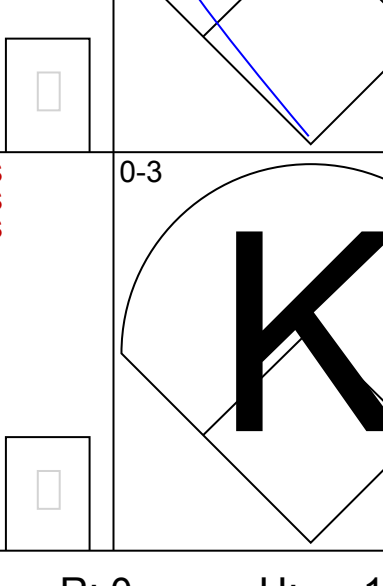
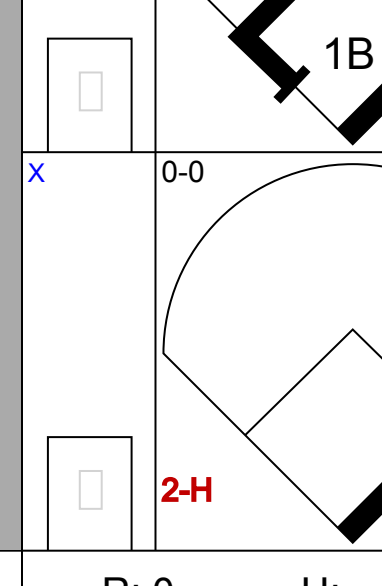
Chicago White Sox @ St. Louis Browns
Sportsman's Park, St. Louis, MO
Mon May 26 1952, 4:33 AM EDT
Att: 25,801 - Unknown

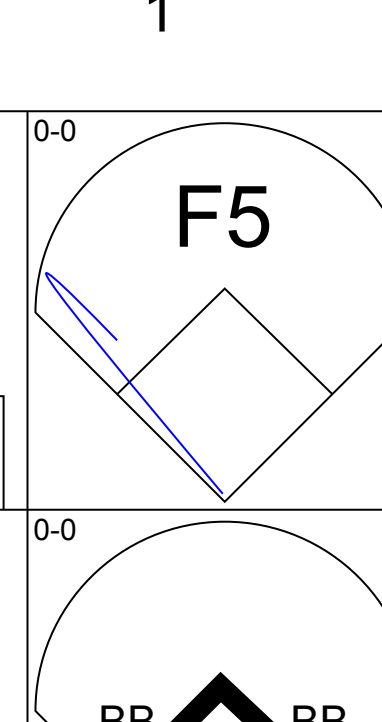
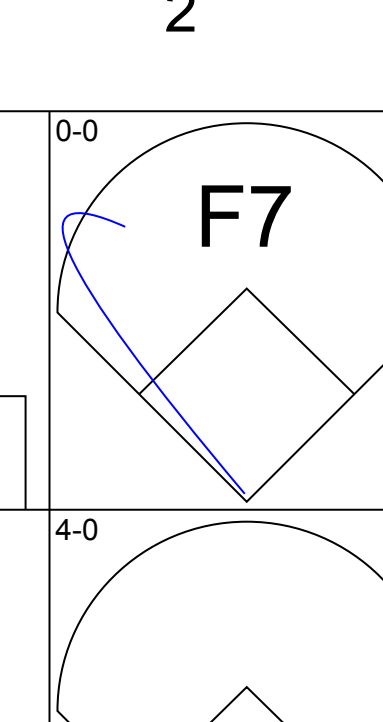
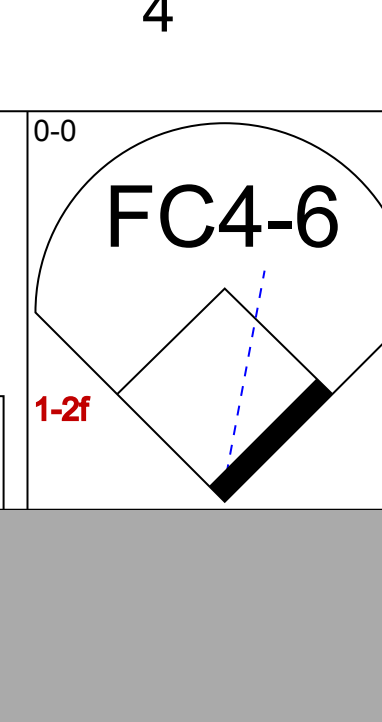
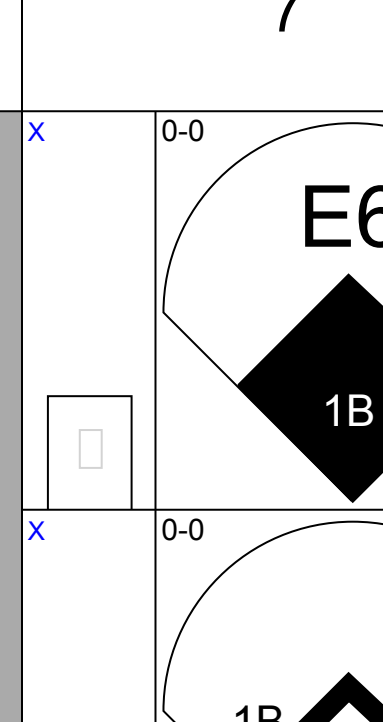
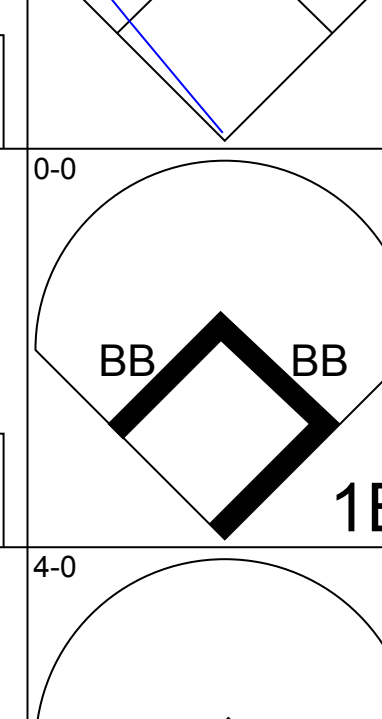
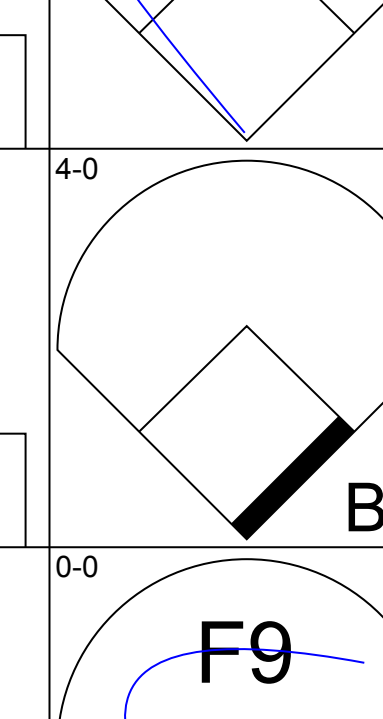
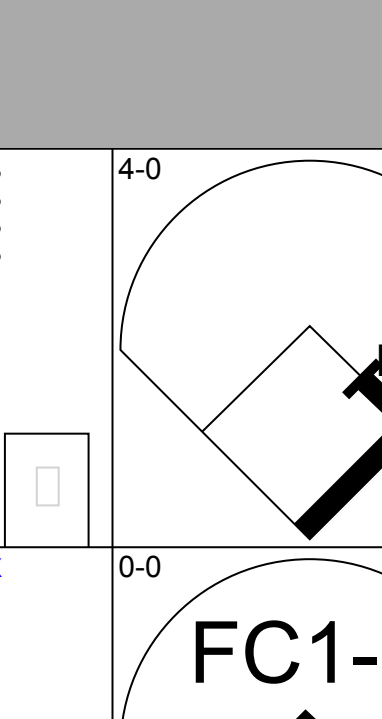
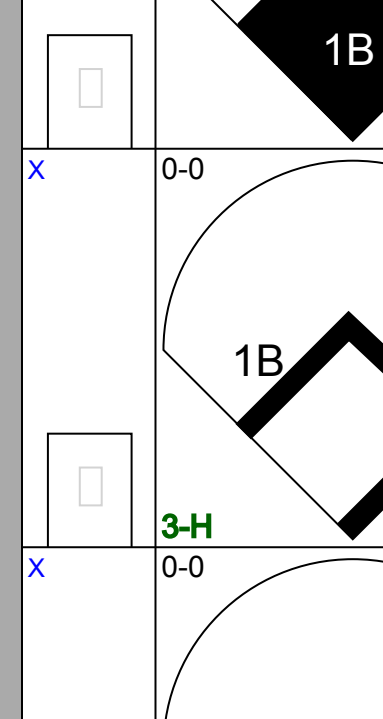
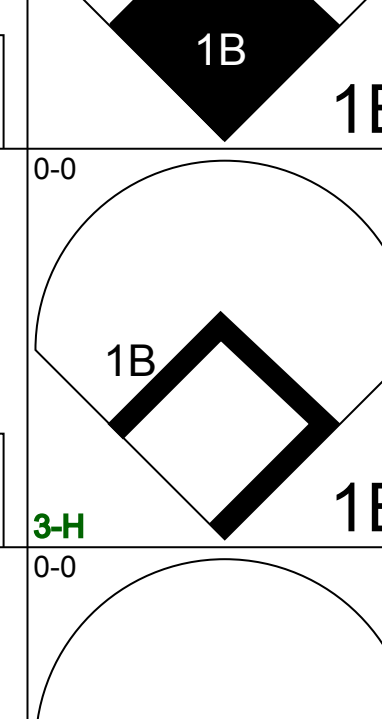
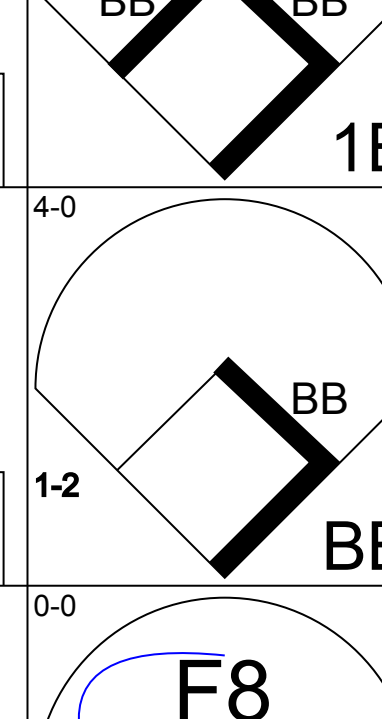
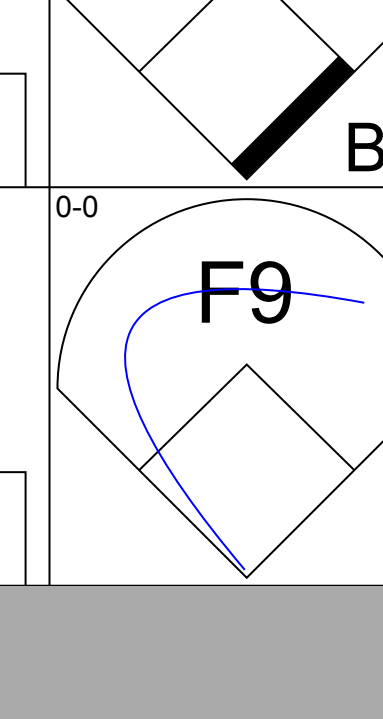
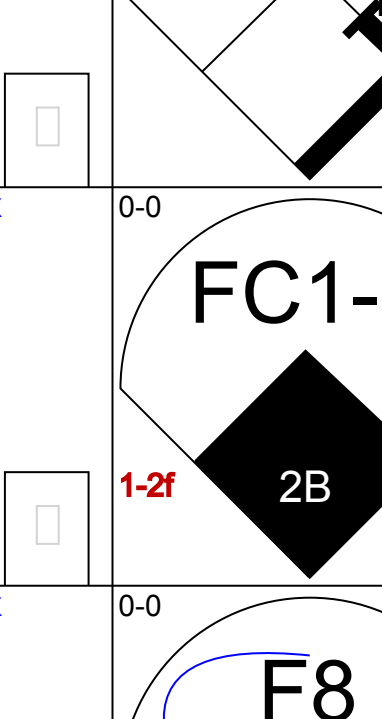
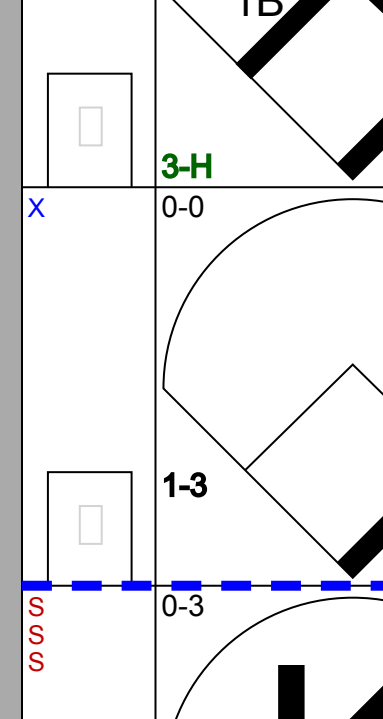
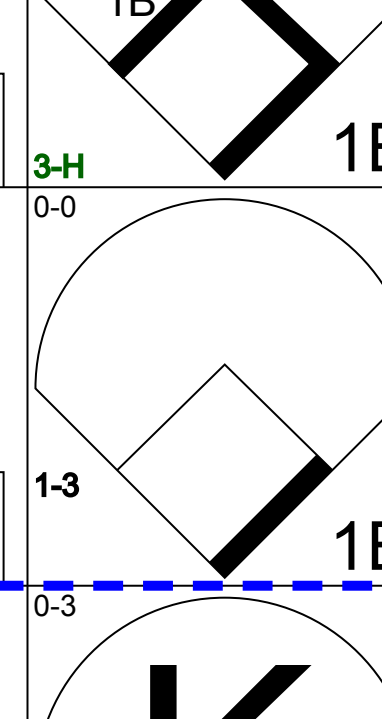
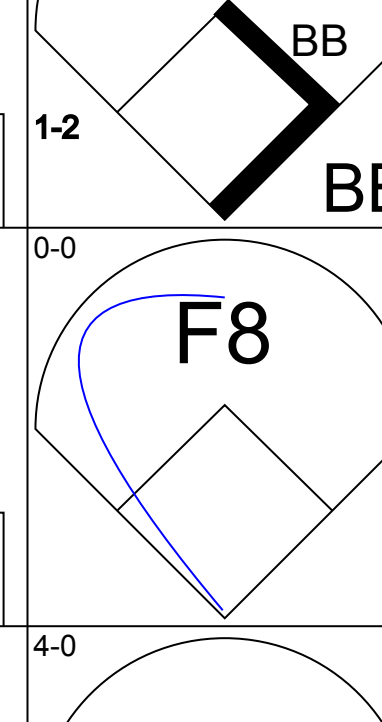
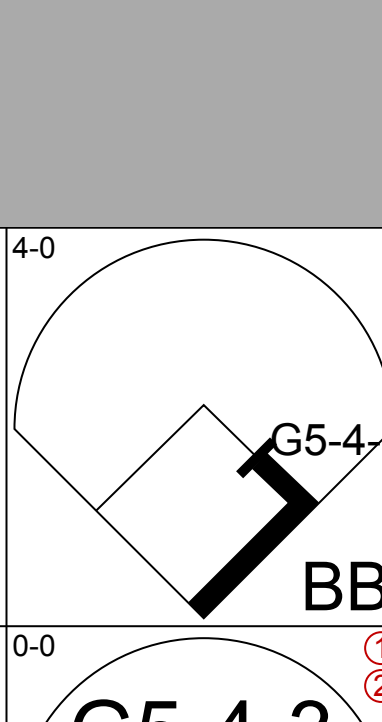
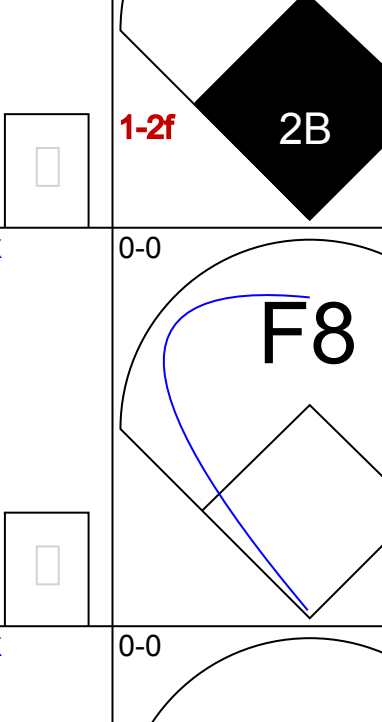
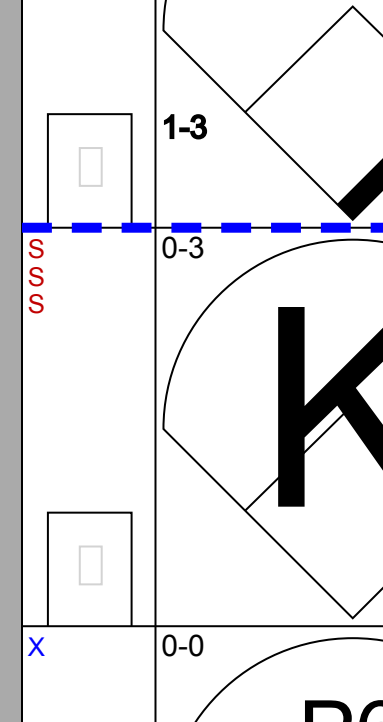
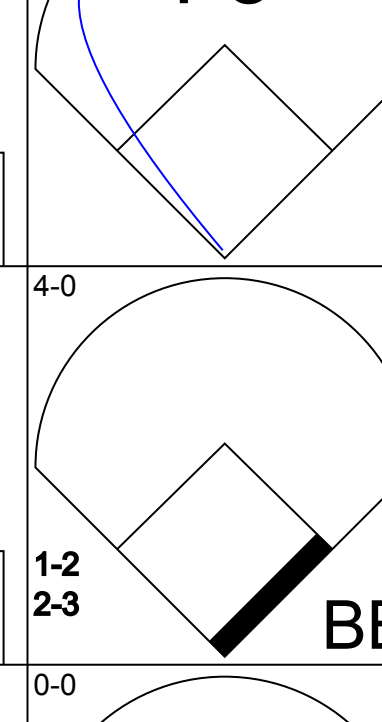

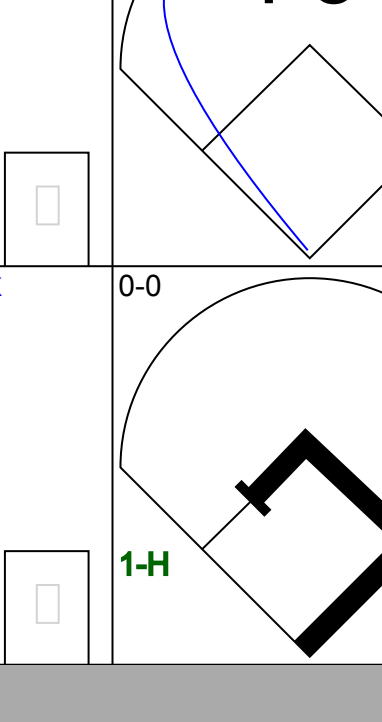
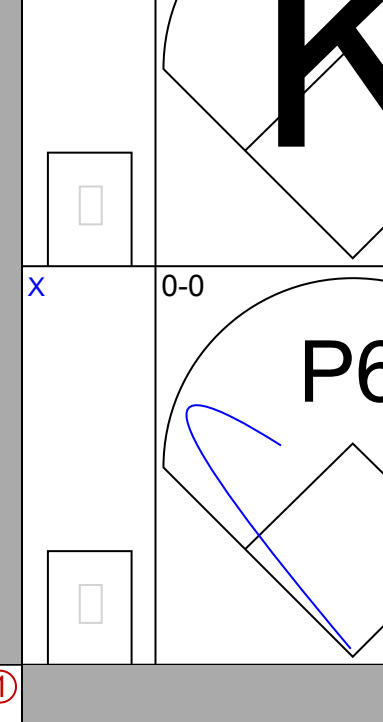
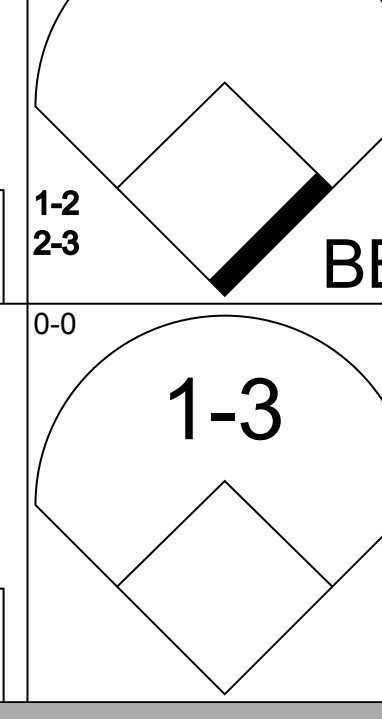
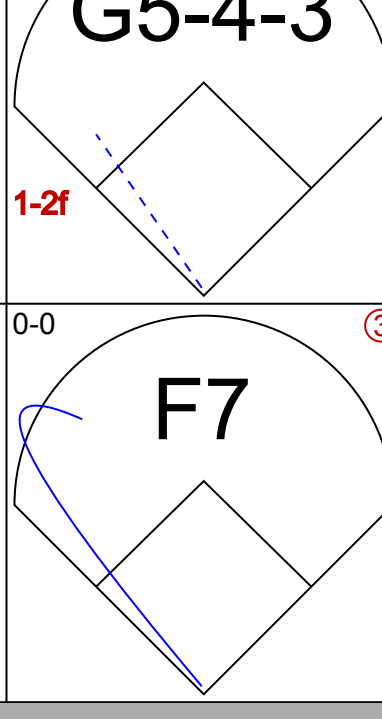
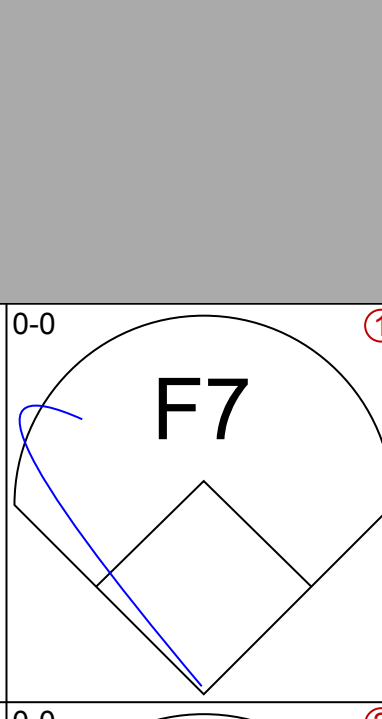
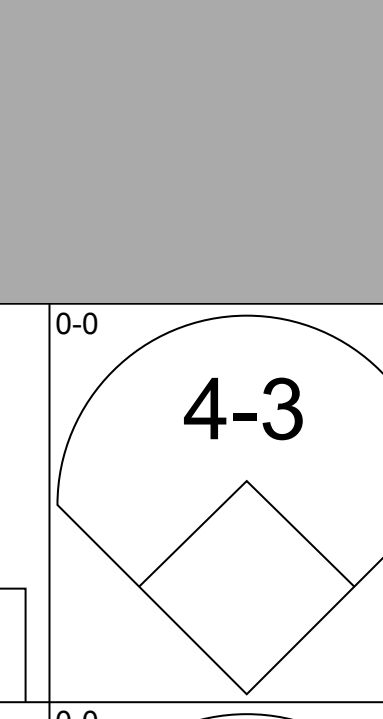
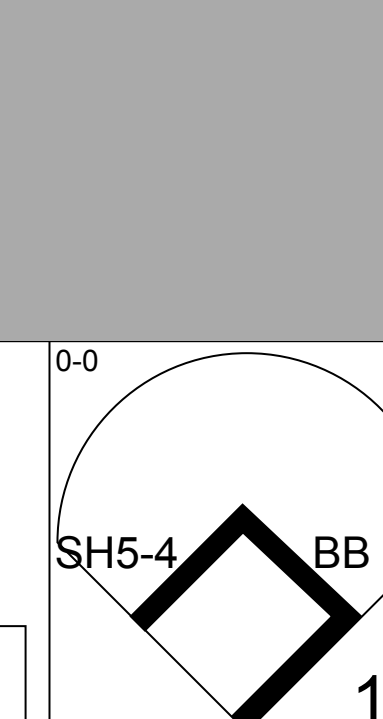
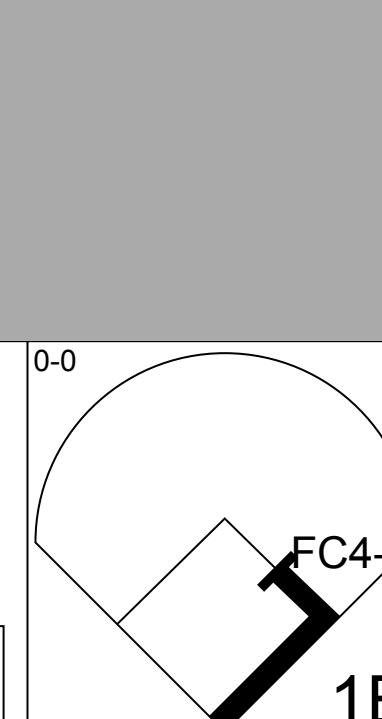
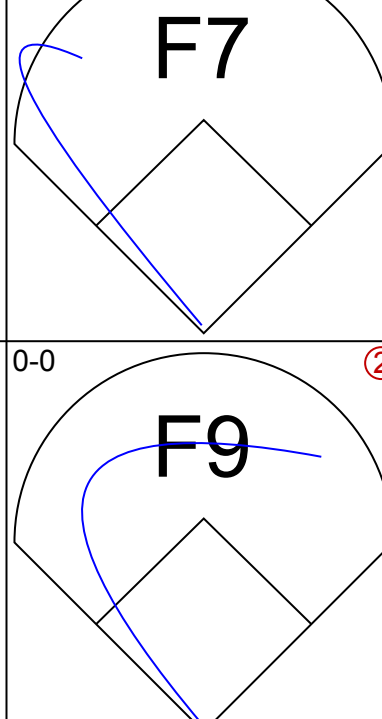
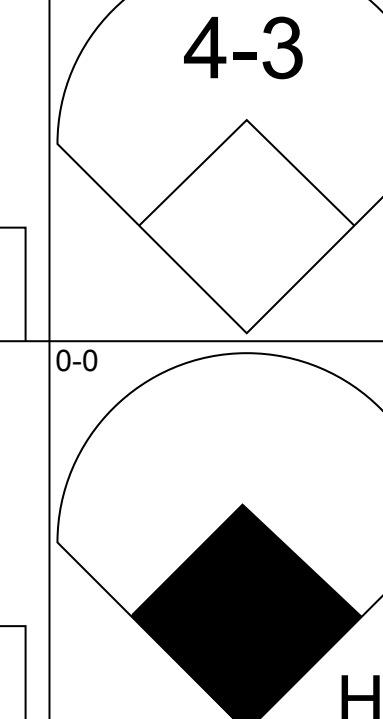
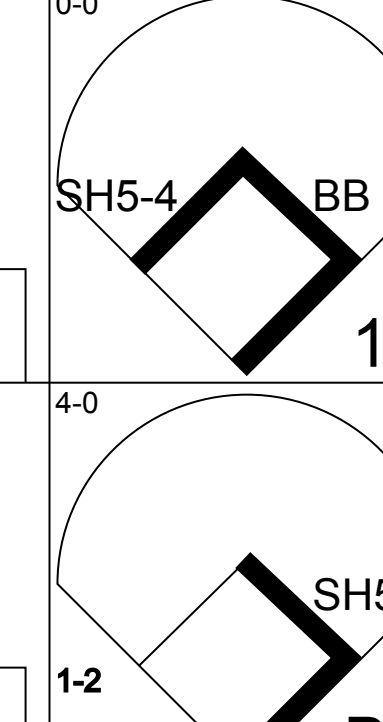
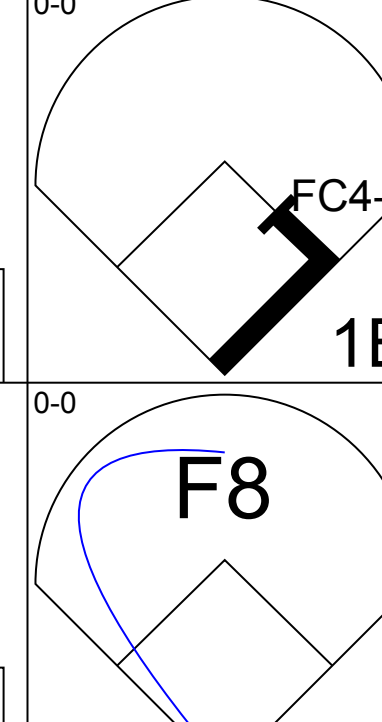
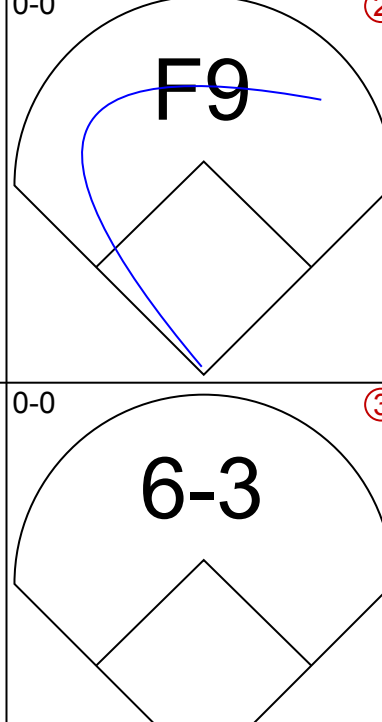
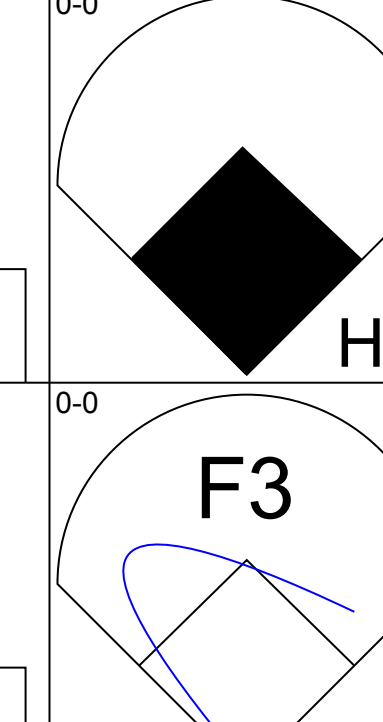
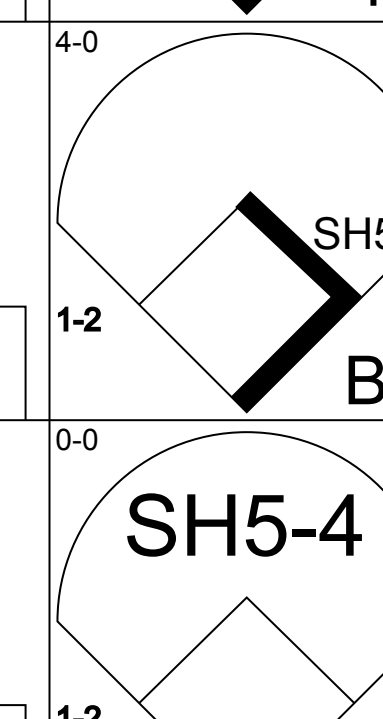
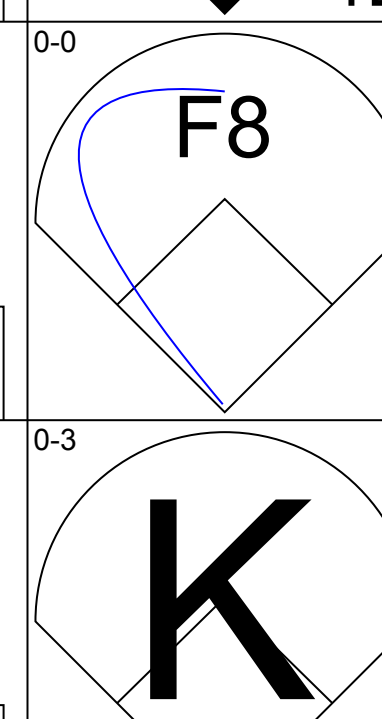
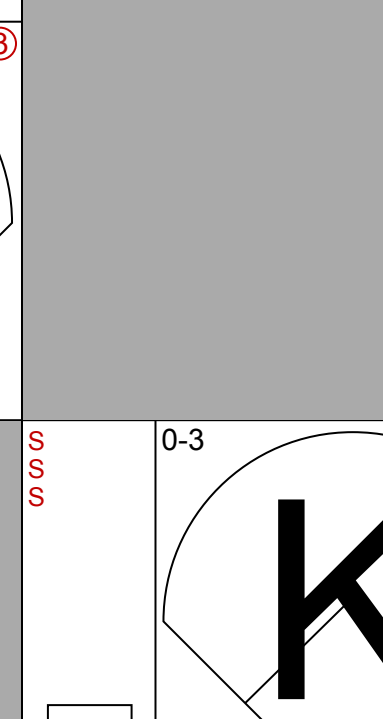
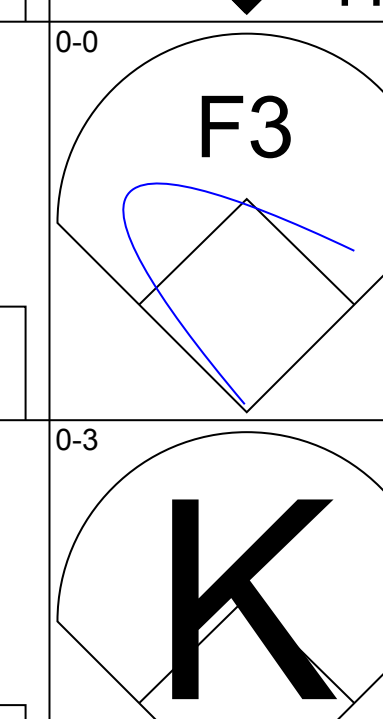
AB 33
R 5
H 7
RBI 5
BB 5
SO 9
LOB 13




Batter	1	2	3	4	5	6	7	8	9	AB	R	H	RBI	BB	SO	LOB	TOP			
Nellie Fox, L OBP: 0.312, SLG: 0.333 (1,4)	4-3	F8						G1-6-3 1B		4	0	2	0	0	0	1	Chicago White Sox @ St. Louis Browns Sportsman's Park, St. Louis, MO Tue May 27 1952, 4:33 AM EDT Att: 5,027 - Unknown			
Al Zarilla, L OBP: 0.341, SLG: 0.363 (1,9)	BB 1B	K						G1-6-3 1-2		4	1	1	0	0	2	3				
Hector Rodriguez, R OBP: 0.385, SLG: 0.315 (1,5)	BB 1B		1-3					4-3		4	1	1	0	0	0	0				
Eddie Robinson, L OBP: 0.392, SLG: 0.473 (1,3)	1-3 1B	BB	F5					K	HR	3	1	1	1	1	1	0				
Bud Stewart, L OBP: 0.407, SLG: 0.486 (1,7)	1-3 1B		F9					F8	L3	4	0	1	2	0	0	0				
Ray Coleman, L OBP: 0.160, SLG: 0.141 (1,8)	1-3 1-2 2-3			4-3				F9	4-3	4	0	0	0	0	0	2				
Bud Sheely, L OBP: 0.318, SLG: 0.263 (1,2)	F7		F6					F5	2B	4	0	1	0	0	0	2				
Chico Carrasquel, R OBP: 0.299, SLG: 0.303 (1,6)		G3		K				1B	FC4-6 BB	3	0	1	0	1	1	0				
Saul Rogovin, R OBP: 0.259, SLG: 0.320 (1,1)		HBP			4-3			K	FC4-6 1-2	3	0	0	0	0	1	3				
Inning Stats	R: 2 E: 0 K: 0 S: 6	H: 3 LOB: 2 BB: 1 P: 10	R: 0 E: 0 K: 1 S: 5	H: 0 LOB: 1 BB: 0 P: 6	R: 0 E: 0 K: 0 S: 3	H: 0 LOB: 0 BB: 0 P: 3	R: 0 E: 0 K: 1 S: 5	H: 0 LOB: 0 BB: 0 P: 5	R: 0 E: 0 K: 1 S: 5	H: 1 LOB: 0 BB: 0 P: 5	R: 0 E: 0 K: 1 S: 6	H: 1 LOB: 1 BB: 0 P: 6	R: 0 E: 0 K: 0 S: 3	H: 1 LOB: 2 BB: 1 P: 9	R: 1 E: 0 K: 0 S: 5	H: 2 LOB: 2 BB: 1 P: 9	1B: 6 2B: 1 3B: 0 HR: 1	SF: 0 SAC: 0 DP: 1 HBP: 1	WP: 0 PB: 0 SB: 0 CS: 1	PA: 36
PITCHER Ned Garver, R ERA: 3.69 (1,1)	IP: 9.0 WLS: L BF: 36 H: 8 R: 3 ER: 3 SO: 5 BB: 2 IBB: 0 HBP: 1 BLK: 0 WP: 0 HR: 1 S: 43 P: 52 ERA: 3.00 WHIP: 1.111															PITCHER				

Batter	1	2	3	4	5	6	7	8	9	AB	R	H	RBI	BB	SO	LOB	BOTTOM					
Bobby Young, L OBP: 0.362, SLG: 0.288 (1,4)	FC1-5 1B	F7			F2			F3		4	0	1	0	0	0	1	Chicago White Sox @ St. Louis Browns Sportsman's Park, St. Louis, MO Tue May 27 1952, 4:33 AM EDT Att: 5,027 - Unknown					
Jim Delsing, L OBP: 0.352, SLG: 0.433 (1,7)	HBP FC1-5 1B		F6					1B		4	0	3	0	0	0	0						
Jim Rivera, L OBP: 0.315, SLG: 0.357 (1,8)	FC1-5 HBP		K					K		4	0	0	0	0	2	4						
Bob Nieman, R OBP: 0.385, SLG: 0.470 (1,9)	1-2 2-3 HBP		6-3					F9	F7	3	0	0	0	0	0	2						
Jim Dyck, R OBP: 0.346, SLG: 0.406 (1,5)	F3			K				5-3	F5	4	0	0	0	0	1	4						
Clint Courtney, L OBP: 0.338, SLG: 0.356 (1,2)	G3			4-3				4-3	FC5-4 BB 1B	4	0	1	0	0	0	3						
Dick Kryhoski, L OBP: 0.269, SLG: 0.330 (1,3)		L4						E1 PB	FC5-4 BB	3	0	0	0	1	1	0						
Gordon Goldsberry, L OBP: 0.269, SLG: 0.234 (9, PR)				K						0	0	0	0	0	0	0						
Marty Marion, R OBP: 0.296, SLG: 0.353 (1,6)					F9			F9	FC5-4	3	0	1	0	0	0	1						
Earl Rapp, L OBP: 0.116, SLG: 0.206 (9, PH)								1-2 2-3	1-2 2-3	1	0	0	0	0	0	2						
Ned Garver, R OBP: 0.318, SLG: 0.316 (1,1)					F8			F5	F5	3	0	0	0	0	1	2						
George Schmees, L OBP: 0.205, SLG: 0.238 (9, PH)										1	0	0	0	0	0	2						
Inning Stats	R: 0 E: 0 K: 0 S: 5	H: 2 LOB: 3 BB: 0 P: 6	R: 0 E: 0 K: 0 S: 4	H: 1 LOB: 1 BB: 0 P: 4	R: 0 E: 0 K: 1 S: 5	H: 0 LOB: 0 BB: 0 P: 5	R: 0 E: 0 K: 2 S: 7	H: 0 LOB: 0 BB: 0 P: 7	R: 0 E: 0 K: 1 S: 5	H: 0 LOB: 0 BB: 0 P: 5	R: 0 E: 0 K: 0 S: 4	H: 1 LOB: 1 BB: 0 P: 4	R: 0 E: 0 K: 0 S: 4	H: 0 LOB: 1 BB: 0 P: 4	R: 0 E: 0 K: 1 S: 6	H: 1 LOB: 1 BB: 0 P: 6	R: 0 E: 0 K: 0 S: 4	H: 1 LOB: 2 BB: 1 P: 8	1B: 5 2B: 1 3B: 0 HR: 0	SF: 0 SAC: 0 DP: 0 HBP: 1	WP: 0 PB: 1 SB: 0 CS: 0	PA: 36
PITCHER Saul Rogovin, R ERA: 4.12 (1,1)	IP: 9.0 WLS: W BF: 36 H: 6 R: 0 ER: 0 SO: 5 BB: 1 IBB: 0 HBP: 1 BLK: 0 WP: 0 HR: 0 S: 44 P: 49 ERA: 0.00 WHIP: 0.778															PITCHER						

Batter	1	2	3	4	5	6	7	8	9	AB	R	H	RBI	BB	SO	LOB	TOP					
Chico Carrasquel, R OBP: 0.292, SLG: 0.295 (1, 6)										4	0	0	0	0	1	2	Chicago White Sox @ St. Louis Browns Sportsman's Park, St. Louis, MO Wed May 28 1952, 4:33 AM EDT Att: 4,463 - Unknown					
Nelle Fox, L OBP: 0.316, SLG: 0.337 (1, 4)										4	0	2	0	0	0	0						
Hector Rodriguez, R OBP: 0.374, SLG: 0.395 (1, 5)										4	1	0	0	0	0	2						
Eddie Robinson, L OBP: 0.400, SLG: 0.483 (1, 3)										3	0	2	1	1	0	0						
Sam Mele, R OBP: 0.340, SLG: 0.453 (1, 9)										4	0	1	0	0	0	4						
Sherm Lollar, R OBP: 0.333, SLG: 0.358 (1, 2)										3	0	0	0	1	0	1						
Sam Dente, R OBP: 0.235, SLG: 0.188 Al Zarilla, L OBP: 0.337, SLG: 0.358 (9, PH)										3	0	1	0	0	0	0						
Ray Coleman, L OBP: 0.165, SLG: 0.159 (1, 8)										4	0	1	0	0	1	2						
Chuck Stobbs, L OBP: 0.214, SLG: 0.154 Howie Judson, R (7, 1)										3	0	1	0	0	1	2						
										0	0	0	0	0	0	0						
Inning Stats	R: 0 E: 0 K: 1 S: 5	H: 0 LOB: 0 BB: 0 P: 5	R: 0 E: 0 K: 0 S: 3	H: 1 LOB: 0 BB: 0 P: 3	R: 0 E: 0 K: 1 S: 5	H: 0 LOB: 0 BB: 0 P: 5	R: 1 E: 0 K: 0 S: 5	H: 2 LOB: 1 BB: 0 P: 5	R: 0 E: 0 K: 0 S: 6	H: 1 LOB: 2 BB: 1 P: 10	R: 0 E: 0 K: 0 S: 3	H: 0 LOB: 1 BB: 1 P: 7	R: 0 E: 0 K: 0 S: 4	H: 2 LOB: 2 BB: 0 P: 4	R: 0 E: 0 K: 0 S: 5	H: 2 LOB: 2 BB: 0 P: 5	R: 0 E: 0 K: 0 S: 3	H: 0 LOB: 0 BB: 0 P: 3	1B: 6 2B: 2 3B: 0 HR: 0	SF: 0 SAC: 0 DP: 1 HBP: 0	WP: 0 PB: 0 SB: 0 CS: 0	PA: 35
PITCHER	IP	WLS	BF	H	R	ER	SO	BB	IBB	HBP	BLK	WP	HR	S	P	ERA	WHIP					
Bob Cain, L ERA: 4.14	(1, 1)	7.2	W	31	8	1	1	3	2	0	0	0	0	35	43	1.17	1.304					
Satchel Paige, R ERA: 2.7	(8, 1)	1.1	S	4	0	0	0	0	0	0	0	0	0	4	4	0.00	0.000					

Batter	1	2	3	4	5	6	7	8	9	AB	R	H	RBI	BB	SO	LOB	BOTTOM				
Bobby Young, L OBP: 0.359, SLG: 0.287 (1, 4)										4	1	1	0	0	0	3	Chicago White Sox @ St. Louis Browns Sportsman's Park, St. Louis, MO Wed May 28 1952, 4:33 AM EDT Att: 4,463 - Unknown				
Leo Thomas, R OBP: 0.399, SLG: 0.324 (1, 5)										2	0	2	1	2	0	0					
Jim Delsing, L OBP: 0.358, SLG: 0.430 (8, 9)										3	1	1	0	1	0	4					
Bob Nieman, R OBP: 0.381, SLG: 0.458 Jim Rivera, L OBP: 0.315, SLG: 0.357 (8, 8)										3	0	0	0	1	1	5					
Jim Dyck, R OBP: 0.354, SLG: 0.417 (1, 7)										3	0	1	1	1	0	3					
Clint Courtney, L OBP: 0.328, SLG: 0.344 (1, 2)										4	0	0	0	0	0	3					
Dick Kryhoski, L OBP: 0.289, SLG: 0.380 (1, 3)										4	1	3	1	0	0	0					
Marty Marion, R OBP: 0.295, SLG: 0.345 (1, 6)										3	0	0	0	1	0	1					
Bob Cain, L OBP: 0.188, SLG: 0.133 Satchel Paige, R (8, 1)										2	0	0	0	0	2	1					
										1	0	0	0	0	1	0					
Inning Stats	R: 0 E: 0 K: 0 S: 4	H: 1 LOB: 3 BB: 2 P: 12	R: 0 E: 0 K: 0 S: 4	H: 1 LOB: 3 BB: 2 P: 12	R: 0 E: 0 K: 1 S: 6	H: 0 LOB: 0 BB: 1 P: 6	R: 0 E: 0 K: 1 S: 6	H: 1 LOB: 1 BB: 0 P: 6	R: 1 E: 0 K: 0 S: 3	H: 1 LOB: 1 BB: 1 P: 7	R: 0 E: 0 K: 0 S: 3	H: 0 LOB: 0 BB: 0 P: 3	R: 1 E: 1 K: 2 S: 10	H: 3 LOB: 2 BB: 0 P: 10	R: 1 E: 0 K: 1 S: 6	H: 1 LOB: 0 BB: 0 P: 6	1B: 6 2B: 1 3B: 0 HR: 1	SF: 0 SAC: 1 DP: 1 HBP: 0	WP: 0 PB: 0 SB: 0 CS: 0	PA: 36	
PITCHER	IP	WLS	BF	H	R	ER	SO	BB	IBB	HBP	BLK	WP	HR	S	P	ERA	WHIP				
Chuck Stobbs, L ERA: 3.63	(1, 1)	6.1	L	30	7	2	2	2	6	0	0	0	0	28	52	2.84	2.053				
Howie Judson, R ERA: 5.63	(7, 1)	1.2		6	1	1	1	2	0	0	0	0	1	10	10	5.40	0.600				



Batter	1	2	3	4	5	6	7	8	9	AB	R	H	RBI	BB	SO	LOB	TOP																					
Nellie Fox, L OBP: 0.324, SLG: 0.345 (1, 4)	F9		1B		FC6-4		1B		1B	5	2	3	1	0	0	1	Chicago White Sox @ Cleveland Indians Cleveland Municipal Stadium, Cleveland, OH Fri May 30 1952, 3:33 AM EDT Unknown																					
Al Zarilla, L OBP: 0.323, SLG: 0.341 Ray Coleman, L OBP: 0.165, SLG: 0.159 (1, 7) (7, 8)	K		F4		G3-6-3		1-3		SH3-4	4	0	0	0	0	1	5																						
Minnie Minoso, R OBP: 0.324, SLG: 0.421 (1, 8) (7, 7)	6-3		F9				F2		F6	5	1	1	3	0	0	3																						
Eddie Robinson, L OBP: 0.411, SLG: 0.487 (1, 3)		F8		FC6-4					1B	3	0	2	0	2	0	0																						
Sam Mele, R OBP: 0.343, SLG: 0.451 (1, 9)	1-3		FC6-4						1B	5	0	2	1	0	1	2																						
Sherm Lollar, R OBP: 0.336, SLG: 0.390 (1, 2)	F7		F3				F5		HR	5	1	2	1	0	0	2																						
Hector Rodriguez, R OBP: 0.304, SLG: 0.313 (1, 5)			SH5-4						1B	3	2	2	0	1	1	0																						
Willy Miranda, S OBP: 0.400, SLG: 0.250 (1, 6)		SH5-4		F9			SH1-4		F6	2	0	0	0	0	0	2																						
Billy Pierce, L OBP: 0.241, SLG: 0.154 (1, 1)			E7				1-3		1-3	3	1	2	0	1	0	0																						
Inning Stats	R: 0 E: 0 K: 1 S: 5	H: 0 LOB: 0 BB: 0 P: 5	R: 0 E: 0 K: 0 S: 3	H: 0 LOB: 0 BB: 0 P: 3	R: 1 E: 1 K: 0 S: 6	H: 3 LOB: 2 BB: 0 P: 6	R: 0 E: 0 K: 0 S: 5	H: 2 LOB: 2 BB: 0 P: 5	R: 0 E: 0 K: 0 S: 2	H: 0 LOB: 0 BB: 1 P: 6	R: 0 E: 0 K: 0 S: 4	H: 2 LOB: 1 BB: 0 P: 4	R: 4 E: 0 K: 1 S: 8	H: 3 LOB: 1 BB: 2 P: 16	R: 1 E: 0 K: 1 S: 6	H: 1 LOB: 0 BB: 0 P: 6	R: 1 E: 0 K: 0 S: 5	H: 3 LOB: 3 BB: 1 P: 9	1B: 12 2B: 0 3B: 0 HR: 2	SF: 0 SAC: 3 DP: 1 HBP: 0	WP: 0 PB: 0 CS: 0	PA: 42																
PITCHER	IP	WLS	BF	H	R	ER	SO	BB	IBB	HBP	BLK	WP	HR	S	P	ERA	WHIP	PITCHER				IP	WLS	BF	H	R	ER	SO	BB	IBB	HBP	BLK	WP	HR	S	P	ERA	WHIP
Early Wynn, R ERA: 4.35 Mickey Harris, L ERA: 3.39 (1, 1) (9, 1)	8.2	L	41	13	7	6	3	3	1	0	0	0	2	43	59	6.23	1.846																					

AB	35
R	7
H	14
RBI	6
BB	4
SO	3
LOB	15



Batter	1	2	3	4	5	6	7	8	9	AB	R	H	RBI	BB	SO	LOB	BOTTOM																					
Harry Simpson, L OBP: 0.335, SLG: 0.443 (1, 9)	4-3		BB		F8		3-1		G6-4-3	4	0	1	0	1	0	2	Chicago White Sox @ Cleveland Indians Cleveland Municipal Stadium, Cleveland, OH Fri May 30 1952, 3:33 AM EDT Unknown																					
Bobby Avila, R OBP: 0.400, SLG: 0.404 (1, 4)	6-3		BB						G6-4-3	4	0	1	0	1	0	1																						
Al Rosen, R OBP: 0.435, SLG: 0.641 (1, 5)	4-3		BB		K		E		F6	4	1	1	0	0	1	4																						
Larry Doby, L OBP: 0.355, SLG: 0.551 (1, 8)		F9		K			E8		K	4	0	1	0	0	2	4																						
Jim Fridley, R OBP: 0.307, SLG: 0.279 (1, 7)		E5		F9			FC4-6		K	3	0	0	0	1	1	1																						
Luke Easter, L OBP: 0.284, SLG: 0.386 (1, 3)		FC5-4					F7		F8	3	1	0	1	1	0	3																						
Merl Combs, L OBP: 0.222, SLG: 0.125 (1, 6)		F2		6-3			FC4-6		K	4	0	0	0	0	1	4																						
Jim Hegan, R OBP: 0.291, SLG: 0.311 (1, 2)			BB		SH1-4		1B		6-3	2	0	0	0	2	0	0																						
Early Wynn, S OBP: 0.292, SLG: 0.227 Mickey Harris, L OBP: 0.388, SLG: 0.415 (1, 1) (9, PH)		SH1-4					F7		F6	2	0	1	1	0	0	0																						
Inning Stats	R: 0 E: 0 K: 0 S: 3	H: 0 LOB: 0 BB: 0 P: 3	R: 0 E: 1 K: 0 S: 4	H: 0 LOB: 1 BB: 0 P: 4	R: 0 E: 2 K: 2 S: 7	H: 0 LOB: 3 BB: 3 P: 19	R: 1 E: 0 K: 0 S: 4	H: 1 LOB: 2 BB: 2 P: 12	R: 1 E: 1 K: 0 S: 5	H: 2 LOB: 2 BB: 1 P: 9	R: 0 E: 0 K: 2 S: 3	H: 0 LOB: 0 BB: 0 P: 3	R: 0 E: 0 K: 1 S: 5	H: 1 LOB: 1 BB: 0 P: 8	R: 0 E: 0 K: 1 S: 5	H: 0 LOB: 0 BB: 0 P: 5	R: 0 E: 0 K: 0 S: 3	H: 1 LOB: 0 BB: 0 P: 3	1B: 5 2B: 0 3B: 0 HR: 0	SF: 0 SAC: 1 DP: 1 HBP: 0	WP: 0 PB: 0 CS: 0	PA: 38																
PITCHER	IP	WLS	BF	H	R	ER	SO	BB	IBB	HBP	BLK	WP	HR	S	P	ERA	WHIP	PITCHER				IP	WLS	BF	H	R	ER	SO	BB	IBB	HBP	BLK	WP	HR	S	P	ERA	WHIP
Billy Pierce, L ERA: 3.23 (1, 1)	9.0	W	38	5	2	2	5	5	1	0	0	0	0	42	66	2.00	1.111																					



Batter	1	2	3	4	5	6	7	8	9	AB	R	H	RBI	BB	SO	LOB	TOP	
Nellie Fox, L OBP: 0.321, SLG: 0.341 (1, 4)	0-0 4-3 1B	0-0 4-3		0-0 F8		0-0 E6		0-0 F8	5 1 1 0 0 0 3								Chicago White Sox @ Cleveland Indians Cleveland Municipal Stadium, Cleveland, OH Fri May 30 1952, 3:38 AM EDT Att: 36,064 - Unknown	
Bud Stewart, L OBP: 0.400, SLG: 0.467 Ray Coleman, L OBP: 0.174, SLG: 0.181 (1, 7) (7, 8)	0-0 F7	4-0 2-3		0-0 G3		0-3 K		0-0 2B	3 0 0 0 1 1 4 1 0 1 0 0 0 0									
Minnie Minoso, R OBP: 0.326, SLG: 0.468 (1, 8) (7, 7)	0-0 4-3	0-0 F6			0-0 HR		0-0 HR	0-3 K	5 2 2 2 0 1 4									
Eddie Robinson, L OBP: 0.411, SLG: 0.478 (1, 3)	1-0 BB 1B HBP		0-0 F2		0-0 4-3		0-0 G3	4-0 IBB	3 0 0 0 1 0 0									
Sam Mele, R OBP: 0.346, SLG: 0.442 (1, 9)	0-0 BB 1B		4-0 FC6 BB		0-0 F7		0-0 5-3	0-0 F3	4 0 1 1 1 0 2									
Bud Sheely, L OBP: 0.306, SLG: 0.227 (1, 2)	4-0 1-2 2-H		0-3 K		0-0 4-3		0-0 4-3		3 0 0 0 1 1 1									
Hector Rodriguez, R OBP: 0.381, SLG: 0.306 (1, 5)	0-0 L7		0-0 FC6		4-0 CS BB		0-3 K		3 0 0 0 1 1 4									
Willy Miranda, S OBP: 0.444, SLG: 0.286 (1, 6)		0-0 4-3 SH1-4 1B		0-0 F3		4-0 E BB		0-0 F7	3 0 1 0 1 0 0									
Joe Dobson, R OBP: 0.292, SLG: 0.227 (1, 1)		0-0 SH1-4		0-0 1B		0-0 F2		0-3 K	3 0 1 0 0 1 1									
Inning Stats	R: 1 E: 0 K: 0 S: 5	H: 2 LOB: 3 BB: 1 P: 10	R: 0 E: 0 K: 0 S: 4	H: 1 LOB: 2 BB: 1 P: 8	R: 0 E: 0 K: 1 S: 5	H: 0 LOB: 1 BB: 1 P: 9	R: 0 E: 0 K: 0 S: 4	H: 1 LOB: 0 BB: 0 P: 4	R: 1 E: 0 K: 0 S: 4	H: 1 LOB: 0 BB: 0 P: 4	R: 0 E: 0 K: 2 S: 7	H: 0 LOB: 0 BB: 0 P: 7	R: 0 E: 0 K: 1 S: 6	H: 1 LOB: 2 BB: 1 P: 10	1B: 4 2B: 1 3B: 0 HR: 2	SF: 0 SAC: 1 DP: 0 HBP: 1		WP: 0 PB: 0 CS: 1
PITCHER	IP WLS BF H R ER SO BB IBB HBP BLK WP HR S P ERA WHIP	7.0 L 33 6 3 3 2 5 0 1 0 0 0 2 31 52 3.86 1.571	2.0 L 8 1 0 0 3 0 1 0 0 0 0 13 17 0.00 0.500	PITCHER														

AB	33
R	3
H	7
RBI	3
BB	6
SO	5
LOB	19



Batter	1	2	3	4	5	6	7	8	9	AB	R	H	RBI	BB	SO	LOB	BOTTOM			
Harry Simpson, L OBP: 0.332, SLG: 0.453 (1, 9)	0-0 F7		0-3 K		0-0 G4-6-3			0-0 HR	4-3	5 1 1 1 0 1 3							Chicago White Sox @ Cleveland Indians Cleveland Municipal Stadium, Cleveland, OH Fri May 30 1952, 3:38 AM EDT Att: 36,064 - Unknown			
Bobby Avila, R OBP: 0.392, SLG: 0.394 (1, 4)	0-0 F9		0-0 4-3			0-0 L5		0-0 F8		4 0 0 0 0 0 0										
Al Rosen, R OBP: 0.430, SLG: 0.628 (1, 5)	4-0 BB			0-0 6-3		0-0 F7		0-0 F7	3 0 0 0 1 0 0											
Larry Doby, L OBP: 0.360, SLG: 0.545 (1, 8)	0-3 K			4-0 BB		0-0 5-3		0-0 BB 1B	3 0 1 0 1 1 1											
Dale Mitchell, L OBP: 0.395, SLG: 0.404 (1, 7)		0-0 4-3		0-0 F9		4-0 1B BB		4-0 1-2 BB	2 0 0 0 2 0 1											
Luke Easter, L OBP: 0.257, SLG: 0.375 (1, 3)		0-0 F7		0-3 K		0-0 F5		0-0 6-3	4 0 0 0 0 1 4											
Merl Combs, L OBP: 0.308, SLG: 0.250 (1, 6)					0-0 6-3		0-0 1-2 1B	0-0 6-3	4 0 2 0 0 0 0											
Jim Hegan, R OBP: 0.292, SLG: 0.312 Barney McCosky, L OBP: 0.333, SLG: 0.200 (1, 2) (9, PH)		0-0 F7			0-0 1B 1B		0-0 F3	0-0 1B	3 0 1 0 0 0 3 1 0 1 0 0 0 0											
Sam Jones, R OBP: 0.200, SLG: 0.200 Pete Reiser, L OBP: 0.167, SLG: 0.261 Steve Gromek, S OBP: 0.304, SLG: 0.276 (1, 1) (7, PH) (8, 1) (9, PH)				0-0 F8		0-0 G4-6-3 1B		0-0 F6	2 0 1 0 0 0 0 1 0 0 0 0 0 2 0 0 0 0 0 0 0 1 0 0 0 0 0 1											
Inning Stats	R: 0 E: 0 K: 1 S: 5	H: 0 LOB: 1 BB: 1 P: 9	R: 0 E: 0 K: 0 S: 4	H: 1 LOB: 0 BB: 0 P: 4	R: 0 E: 0 K: 1 S: 5	H: 0 LOB: 0 BB: 0 P: 5	R: 0 E: 0 K: 1 S: 5	H: 0 LOB: 1 BB: 1 P: 9	R: 0 E: 0 K: 0 S: 3	H: 2 LOB: 1 BB: 0 P: 3	R: 0 E: 0 K: 0 S: 4	H: 1 LOB: 2 BB: 1 P: 8	R: 1 E: 0 K: 0 S: 5	H: 2 LOB: 2 BB: 1 P: 9	R: 0 E: 0 K: 0 S: 4	H: 1 LOB: 1 BB: 0 P: 4		1B: 6 2B: 0 3B: 0 HR: 1	SF: 0 SAC: 0 DP: 1 HBP: 0	WP: 0 PB: 0 CS: 0
PITCHER	IP WLS BF H R ER SO BB IBB HBP BLK WP HR S P ERA WHIP	9.0 W 37 7 1 1 3 4 0 0 0 0 1 39 55 1.00 1.222	PITCHER																	



Batter	1	2	3	4	5	6	7	8	9	10	AB	R	H	RBI	BB	SO	LOB	TOP			
Nellie Fox, L OBP: 0.333, SLG: 0.368 (1,4)	6-3		G6-4-3		4-3			F7		E7	5	0	1	1	0	0	3				
Hector Rodriguez, R OBP: 0.373, SLG: 0.295 (1,5)	4-3			5-3		5-3				F5	4	0	0	0	1	0	1				
Minnie Minoso, R OBP: 0.342, SLG: 0.448 (1,7)	5-3			F5		F9		F8			4	0	0	0	0	0	1				
Eddie Robinson, L OBP: 0.412, SLG: 0.473 (1,3)		FC5-4 1B								3-1	4	0	3	0	0	0	0				
Sam Mele, R OBP: 0.342, SLG: 0.505 (1,9)		FC5-4 G6-4-3 1B				5-3				F5	4	0	0	0	0	1	3				
Sherm Lollar, R OBP: 0.328, SLG: 0.384 (1,2)		G6-4-3								1-3	4	1	1	0	0	0	1				
Ray Coleman, L OBP: 0.179, SLG: 0.196 (1,8)						F5					4	0	1	0	0	0	1				
Chico Carrasquel, R OBP: 0.310, SLG: 0.311 (1,6)								F8			3	1	2	1	1	0	0				
Ken Holcombe, R (1,1)										SH3-4 1B	3	0	0	0	0	1	3				
Inning Stats	R: 0 E: 0 K: 0 S: 3	H: 0 LOB: 0 BB: 0 P: 3	R: 0 E: 0 K: 0 S: 3	H: 1 LOB: 0 BB: 0 P: 3	R: 0 E: 0 K: 1 S: 5	H: 1 LOB: 1 BB: 1 P: 9	R: 0 E: 0 K: 1 S: 6	H: 1 LOB: 1 BB: 0 P: 6	R: 1 E: 0 K: 0 S: 5	H: 2 LOB: 1 BB: 0 P: 5	R: 0 E: 0 K: 0 S: 4	H: 1 LOB: 1 BB: 0 P: 4	R: 0 E: 0 K: 0 S: 3	H: 0 LOB: 0 BB: 0 P: 3	R: 0 E: 0 K: 0 S: 3	H: 0 LOB: 0 BB: 0 P: 3	R: 1 E: 1 K: 0 S: 5	H: 2 LOB: 1 BB: 0 P: 5	1B: 5 2B: 3 3B: 0 HR: 0	SF: 0 SAC: 1 DP: 2 HBP: 0	WP: 0 PA: 38 PB: 0 SB: 0 CS: 0
PITCHER Willard Nixon, R ERA: 3.15 (1,1)	IP	WLS	BF	H	R	ER	SO	BB	IBB	HBP	BLK	WP	HR	S	P	ERA	WHIP				
	10.0	W	38	8	2	2	2	2	2	0	0	0	0	40	48	1.80	1.000				

Chicago White Sox @ Boston Red Sox
Fenway Park, Boston, MA
Mon Jun 02 1952, 3:33 AM EDT
Att: 4,967 - Unknown

AB	35
R	2
H	8
RBI	2
BB	2
SO	2
LOB	13



Batter	1	2	3	4	5	6	7	8	9	10	AB	R	H	RBI	BB	SO	LOB	BOTTOM			
Dom DiMaggio, R OBP: 0.416, SLG: 0.436 (1,8)	G3-6-3 BB		F8			1B 2B		SH1-3 1B		IBB HR 1B	4	1	3	1	1	0	1				
Billy Goodman, L OBP: 0.367, SLG: 0.409 (1,4)	G3-6-3			1-3				SH1-3		HR IBB	3	1	1	0	1	0	1				
Don Lenhardt, R OBP: 0.363, SLG: 0.533 (1,7)	F7			6-3		6-3		6-3		HR	5	1	1	4	0	0	2				
Vern Stephens, R OBP: 0.355, SLG: 0.358 (1,6)		1-3									3	0	1	0	1	0	0				
Clyde Voltmer, R OBP: 0.396, SLG: 0.494 (1,9)											3	0	1	0	0	1	1				
Jim Piersall, R OBP: 0.370, SLG: 0.320 (7, PR)		K									0	1	0	0	0	0	0				
Ken Wood, R OBP: 0.222, SLG: 0.125 (8, 9)											1	0	0	0	0	0	0				
Walt Dropo, R OBP: 0.331, SLG: 0.470 (1,3)		L5									4	0	0	0	0	0	2				
Fred Hatfield, L OBP: 0.433, SLG: 0.560 (1,5)			F8								2	1	0	0	1	0	0				
Del Wilber, R OBP: 0.313, SLG: 0.250 (1,2)											4	0	1	1	0	0	2				
Mickey McDermott, L OBP: 0.240, SLG: 0.391 (10, PR)											0	1	0	0	0	0	0				
Willard Nixon, L OBP: 0.143, SLG: 0.143 (1,1)											3	0	1	0	0	0	0				
Sammy White, R OBP: 0.272, SLG: 0.338 (10, PH)											0	0	0	0	0	0	0				
Bill Henry, L OBP: 0.292, SLG: 0.391 (10, PH)											1	0	0	0	0	1	2				
Inning Stats	R: 0 E: 0 K: 2 S: 2	H: 0 LOB: 0 BB: 1 P: 6	R: 0 E: 0 K: 1 S: 5	H: 0 LOB: 0 BB: 0 P: 5	R: 0 E: 0 K: 0 S: 4	H: 1 LOB: 1 BB: 0 P: 4	R: 0 E: 0 K: 0 S: 4	H: 1 LOB: 1 BB: 0 P: 4	R: 1 E: 0 K: 0 S: 3	H: 1 LOB: 2 BB: 2 P: 11	R: 0 E: 0 K: 0 S: 4	H: 1 LOB: 1 BB: 0 P: 4	R: 0 E: 0 K: 0 S: 3	H: 0 LOB: 0 BB: 0 P: 3	R: 5 E: 0 K: 1 S: 6	H: 3 LOB: 1 BB: 1 P: 11	1B: 6 2B: 3 3B: 0 HR: 1	SF: 0 SAC: 1 DP: 2 HBP: 1	WP: 0 PA: 39 PB: 0 SB: 0 CS: 0		
PITCHER Ken Holcombe, R ERA: 5.4 (1,1)	IP	WLS	BF	H	R	ER	SO	BB	IBB	HBP	BLK	WP	HR	S	P	ERA	WHIP				
	9.1	L	39	9	6	6	2	2	2	1	0	0	1	38	55	5.79	1.179				

Chicago White Sox @ Boston Red Sox
Fenway Park, Boston, MA
Mon Jun 02 1952, 3:33 AM EDT
Att: 4,967 - Unknown

AB	33
R	6
H	9
RBI	6
BB	4
SO	2
LOB	11



Batter	1	2	3	4	5	6	7	8	9	10	11	12	13	AB R H RBI BB SO LOB	TOP	
Nellie Fox, L OBP: 0.332, SLG: 0.365 (1.4)														7 0 2 1 0 0 6	<p>Chicago White Sox @ New York Yankees Yankee Stadium, Bronx, NY Tue Jun 03 1952, 3:33 AM EDT Att. 32,125 - Unknown</p> <p>livebaseballscorescards.com</p> <p>AB 48 R 3 H 13 RBI 3 BB 9 SO 4 LOB 34</p>	
Hector Rodriguez, R OBP: 0.363, SLG: 0.283 (1.5)														6 0 0 0 1 1 3		
Minnie Minoso, R OBP: 0.355, SLG: 0.453 (1.7)														5 1 3 0 2 0 1		
Eddie Robinson, L OBP: 0.407, SLG: 0.468 (9, PR) Hal Brown, R OBP: 0.344, SLG: 0.500 (9, 3)														5 0 1 0 0 0 5 0 0 0 0 0 0 0 1 0 0 0 1 0 0		
Bud Stewart, L OBP: 0.412, SLG: 0.456 (12, 9) Sam Dentie, R OBP: 0.240, SLG: 0.174 (12, 9)														3 1 1 1 3 0 2 0 0 0 0 0 0 0		
Sherm Lollar, R OBP: 0.319, SLG: 0.373 (1.2)														6 0 1 0 0 1 7		
Ray Coleman, L OBP: 0.198, SLG: 0.214 (1.8)														6 0 3 0 0 0 4		
Chico Carrasquel, R OBP: 0.316, SLG: 0.315 (1.6)														4 1 2 0 1 1 0		
Billy Pierce, L OBP: 0.229, SLG: 0.129 (1.1)														5 0 0 1 1 1 6		
Inning Stats	R: 0 H: 2 E: 0 K: 0 S: 5	R: 0 H: 1 E: 0 K: 0 S: 4	R: 0 H: 1 E: 0 K: 1 S: 5	R: 1 H: 2 E: 0 K: 0 S: 5	R: 1 H: 1 E: 0 K: 1 S: 8	R: 1 H: 1 E: 0 K: 0 S: 4	R: 0 H: 2 E: 0 K: 0 S: 4	R: 0 H: 0 E: 0 K: 1 S: 5	R: 0 H: 1 E: 0 K: 1 S: 6	R: 0 H: 0 E: 0 K: 0 S: 3	R: 0 H: 0 E: 0 K: 0 S: 3	R: 0 H: 2 E: 0 K: 1 S: 7	R: 0 H: 0 E: 0 K: 0 S: 2	1B: 13 SF: 0 2B: 0 SAC: 1 3B: 0 DP: 2 HR: 0 HBP: 0		W/P: 0 PA: 58 PB: 0 SB: 0 CS: 0
PITCHER	IP WLS BF H R ER SO BB IBB HBP BLK WP HR S P ERA WHIP															
Vic Raschi, R ERA: 3.12 (1.1)	6.0 29 8 3 3 1 4 0 0 0 0 0 27 43 4.50 2.000															
Jim McDonald, R ERA: 1.25 (7.1)	6.0 26 5 0 0 3 4 0 0 0 0 0 28 44 0.00 1.500															
Bobby Hogue, R ERA: 3.78 (13.1)	1.0 3 0 0 0 0 1 0 0 0 0 0 2 6 0.00 1.000															


Batter	1	2	3	4	5	6	7	8	9	10	11	12	13	AB R H RBI BB SO LOB	BOTTOM	
Mickey Mantle, S OBP: 0.400, SLG: 0.515 (1.8)														6 2 4 0 0 1 0	<p>Chicago White Sox @ New York Yankees Yankee Stadium, Bronx, NY Tue Jun 03 1952, 3:33 AM EDT Att. 32,125 - Unknown</p> <p>livebaseballscorescards.com</p> <p>AB 47 R 4 H 12 RBI 4 BB 3 SO 6 LOB 11</p>	
Phil Rizzuto, R OBP: 0.363, SLG: 0.377 (1.6)														5 1 2 0 0 0 1		
Hank Bauer, R OBP: 0.371, SLG: 0.531 (1.9)														5 1 1 1 1 0 1		
Yogi Berra, L OBP: 0.350, SLG: 0.389 (1.2)														6 0 0 1 0 0 4		
Gil McDougald, R OBP: 0.335, SLG: 0.364 (1.5)														5 0 1 1 1 2 0		
Johnny Mize, L OBP: 0.324, SLG: 0.344 (1.3) Joe Collins, L OBP: 0.273, SLG: 0.211 (12, 3) Johnny Sain, R OBP: 0.391, SLG: 0.619 (13, PH)														5 0 1 0 0 0 1 0 0 0 0 0 0 0 1 0 1 1 0 0 0		
Bob Cerv, R OBP: 0.220, SLG: 0.277 (1.7) Gene Woodling, L OBP: 0.347, SLG: 0.457 (13, 7)														5 0 0 0 0 1 1 0 0 0 0 0 0 0		
Billy Martin, R OBP: 0.320, SLG: 0.283 (1.4)														5 0 2 0 0 0 0		
Vic Raschi, R OBP: 0.333, SLG: 0.214 (1.1) Jim McDonald, R OBP: 0.360, SLG: 0.429 (7, 1) Jim Bredeweser, R OBP: 0.200, SLG: 0.200 (13, 1)														1 0 0 0 1 0 2 2 0 0 0 0 1 1 0 0 0 0 0 1 0 0 0 0 0 0 0 0		
Inning Stats	R: 0 H: 1 E: 0 K: 0 S: 4	R: 0 H: 2 E: 0 K: 1 S: 7	R: 3 H: 4 E: 0 K: 0 S: 6	R: 0 H: 2 E: 0 K: 0 S: 4	R: 0 H: 0 E: 0 K: 1 S: 5	R: 0 H: 0 E: 0 K: 0 S: 3	R: 0 H: 0 E: 0 K: 2 S: 7	R: 0 H: 0 E: 0 K: 1 S: 5	R: 0 H: 1 E: 0 K: 0 S: 4	R: 0 H: 0 E: 0 K: 0 S: 3	R: 0 H: 0 E: 0 K: 0 S: 3	R: 0 H: 0 E: 0 K: 1 S: 5	R: 1 H: 2 E: 0 K: 0 S: 4	1B: 12 SF: 0 2B: 0 SAC: 1 3B: 0 DP: 1 HR: 0 HBP: 0		W/P: 0 PA: 51 PB: 0 SB: 0 CS: 0
PITCHER	IP WLS BF H R ER SO BB IBB HBP BLK WP HR S P ERA WHIP															
Billy Pierce, L ERA: 3.18 (1.1)	12.2 51 12 4 4 6 2 1 0 0 0 0 60 72 2.84 1.105															

Batter	1	2	3	4	5	6	7	8	9	AB	R	H	RBI	BB	SO	LOB	TOP
Chico Carrasquel, R OBP: 0.322, SLG: 0.315 (1, 6)	L5		FC6-4 1B		FC6-4 BB		G4-6-3			3	0	1	0	1	0	1	Chicago White Sox @ New York Yankees Yankee Stadium, Bronx, NY Wed Jun 04 1952, 3:33 AM EDT Att: 10,488 - Unknown
Hector Rodriguez, R OBP: 0.300, SLG: 0.277 Bill Kennedy, L OBP: 0.400, SLG: 0.400 (1, 5) (7, 1)	F9		FC6-4 1-2		FC6-4 FC6-4 1-2		FC6-4 HBP			3	0	0	1	0	0	2	
Minnie Minoso, R OBP: 0.349, SLG: 0.441 (1, 7)	L6		P6		FC6-4 1-2		FC6-4 1-2			4	0	0	0	0	0	3	
Eddie Robinson, L OBP: 0.404, SLG: 0.461 (1, 3)		5-3	K			6-3		G5-4-3 1B		4	0	1	0	0	1	1	
Sam Mele, R OBP: 0.341, SLG: 0.486 (1, 9)		K		G5-4-3 BB		E6 1B		G5-4-3 1-2		3	0	0	0	1	1	1	
Sherm Lollar, R OBP: 0.324, SLG: 0.402 (1, 2)		HR		G5-4-3 1-2		FC4-6 1B		6-3		4	1	2	1	0	0	1	
Ray Coleman, L OBP: 0.200, SLG: 0.245 (1, 8)		HR		F2		FC4-6 1-2		4-3		4	1	1	1	0	0	2	
Willy Miranda, S OBP: 0.500, SLG: 0.444 Al Zarilla, L OBP: 0.320, SLG: 0.330 (9, PH)						SH2-4 FC6-4 2B		1-3		2	1	1	0	1	0	2	
Joe Dobson, R OBP: 0.280, SLG: 0.217 Chuck Stobbs, L OBP: 0.214, SLG: 0.154 Sam Dente, R OBP: 0.259, SLG: 0.200 (7, PH)		6-3		SH2-4				1-3		1	0	0	0	0	0	1	
										0	0	0	0	0	0	0	
										2	0	1	0	0	0	0	
										0	0	0	0	0	0	0	
										2	0	1	0	0	0	0	
										1	0	0	0	0	0	1	
										0	0	0	0	0	0	0	
										2	0	1	0	0	0	0	
										0	0	0	0	0	0	0	
										2	0	1	0	0	0	0	
										1	0	0	0	0	0	1	
										0	0	0	0	0	0	0	
										2	0	1	0	0	0	0	
										0	0	0	0	0	0	0	
										2	0	1	0	0	0	0	
										1	0	0	0	0	0	1	
										0	0	0	0	0	0	0	
										2	0	1	0	0	0	0	
										0	0	0	0	0	0	0	
										2	0	1	0	0	0	0	
										1	0	0	0	0	0	1	
										0	0	0	0	0	0	0	
										2	0	1	0	0	0	0	
										0	0	0	0	0	0	0	
										2	0	1	0	0	0	0	
										1	0	0	0	0	0	1	
										0	0	0	0	0	0	0	
										2	0	1	0	0	0	0	
										0	0	0	0	0	0	0	
										2	0	1	0	0	0	0	
										1	0	0	0	0	0	1	
										0	0	0	0	0	0	0	
										2	0	1	0	0	0	0	
										0	0	0	0	0	0	0	
										2	0	1	0	0	0	0	
										1	0	0	0	0	0	1	
										0	0	0	0	0	0	0	
										2	0	1	0	0	0	0	
										0	0	0	0	0	0	0	
										2	0	1	0	0	0	0	
										1	0	0	0	0	0	1	
										0	0	0	0	0	0	0	
										2	0	1	0	0	0	0	
										0	0	0	0	0	0	0	
										2	0	1	0	0	0	0	
										1	0	0	0	0	0	1	
										0	0	0	0	0	0	0	
										2	0	1	0	0	0	0	
										0	0	0	0	0	0	0	
										2	0	1	0	0	0	0	
										1	0	0	0	0	0	1	
										0	0	0	0	0	0	0	
										2	0	1	0	0	0	0	
										0	0	0	0	0	0	0	
										2	0	1	0	0	0	0	
										1	0	0	0	0	0	1	
										0	0	0	0	0	0	0	
										2	0	1	0	0	0	0	
										0	0	0	0	0	0	0	
										2	0	1	0	0	0	0	
										1	0	0	0	0	0	1	
										0	0	0	0	0	0	0	
										2	0	1	0	0	0	0	
										0	0	0	0	0	0	0	
										2	0	1	0	0	0	0	
										1	0	0	0	0	0	1	
										0	0	0	0	0	0	0	
										2	0	1	0	0	0	0	
										0	0	0	0	0	0	0	
										2	0	1	0	0	0	0	
										1	0	0	0	0	0	1	
										0	0	0	0	0	0	0	
										2	0	1	0	0	0	0	
										0	0	0	0	0	0	0	
										2	0	1	0	0	0	0	
										1	0	0	0	0	0	1	
										0	0	0	0	0	0	0	
										2	0	1	0	0	0	0	
										0	0	0	0	0	0	0	
										2	0	1	0	0	0	0	
										1	0	0	0	0	0	1	
										0	0	0	0	0	0	0	
										2	0	1	0	0	0	0	
										0	0	0	0	0	0	0	
										2	0	1	0	0	0	0	
										1	0	0	0	0	0	1	
										0	0	0	0	0	0	0	
										2	0	1	0	0	0	0	
										0	0	0	0	0	0	0	
										2	0	1	0	0	0	0	
										1	0	0	0	0	0	1	
										0	0	0	0	0	0	0	
										2	0	1	0	0	0	0	
										0	0	0	0	0	0	0	
										2	0	1	0	0	0	0	
										1	0	0	0	0	0	1	
										0	0	0	0	0	0	0	
										2	0	1	0	0	0	0	
										0	0	0	0	0	0	0	
										2	0	1	0	0	0	0	
										1							

Batter	1	2	3	4	5	6	7	8	9	AB	R	H	RBI	BB	SO	LOB	TOP					
Chico Carrasquel, R OBP: 0.330, SLG: 0.347 (1, 6)	0-0 FC2-5 2B	0-0 1B 1B		0-0 HR			0-0 6-3		0-0 5-3	5	2	3	2	0	0	0						
Al Zarilla, L OBP: 0.327, SLG: 0.330 (1, 9)	4-0 BB FC2-5 BB	0-0 G3 1B		0-0 4-3			0-0 F7			3	0	1	0	1	0	0						
Minnie Minoso, R OBP: 0.347, SLG: 0.435 (1, 5)	0-0 FC2-5 BB	0-0 G3 1B		0-0 5-3			0-3 K			4	0	1	1	0	1	2						
Eddie Robinson, L OBP: 0.396, SLG: 0.451 (1, 3)	0-3 K	0-0 G3 1B					0-0 G3		0-3 K	4	0	0	0	0	2	4						
Bud Stewart, L OBP: 0.416, SLG: 0.451 (1, 7)	4-0 BB 1-2 2-3 BB	0-0 F4					0-0 F8			3	0	1	0	1	0	2						
Bud Sheely, L OBP: 0.267, SLG: 0.192 (1, 2)	0-0 3-1			0-0 4-3			0-3 K		0-0 F8 1B	4	0	0	0	0	1	4						
Ray Coleman, L OBP: 0.193, SLG: 0.236 (1, 8)		0-0 E1 SH 1B		0-0 5-3			0-0 4-3		0-0 G3	4	1	0	0	0	0	1						
Sam Dente, R OBP: 0.241, SLG: 0.185 (9, PH)		0-0 SH 1B		0-0 1-6-3			0-0 6-3		0-0 F7	2	1	0	0	0	0	0						
Sherm Lollar, R OBP: 0.321, SLG: 0.398 (9, PH)		1-2 1B							0-0 F7	1	0	0	0	0	0	0						
Saul Rogovin, R OBP: 0.313, SLG: 0.345 (6, PH)		0-0 1B					0-0 F7		0-0 4-3	2	0	1	1	0	0	0						
Hector Rodriguez, R OBP: 0.336, SLG: 0.275 (6, 1)		1-2 2-H 1B					0-0 F7			1	0	0	0	0	0	0						
Chuck Stobbs, L OBP: 0.214, SLG: 0.154 (9, PH)		1-2 2-H 1B					0-0 F7			1	0	0	0	0	0	0						
Nellie Fox, L OBP: 0.330, SLG: 0.363 (9, PH)		1-2 2-H 1B					0-0 F7			1	0	0	0	0	0	0						
Inning Stats	R: 0 E: 0 K: 1 S: 6	H: 1 LOB: 3 BB: 2 P: 14	R: 3 E: 2 K: 0 S: 8	H: 4 LOB: 2 BB: 0 P: 8	R: 0 E: 0 K: 0 S: 3	H: 0 LOB: 0 BB: 0 P: 3	R: 1 E: 0 K: 0 S: 4	H: 1 LOB: 0 BB: 0 P: 4	R: 0 E: 0 K: 1 S: 5	H: 0 LOB: 0 BB: 0 P: 5	R: 0 E: 0 K: 0 S: 3	H: 0 LOB: 0 BB: 0 P: 3	R: 0 E: 0 K: 1 S: 5	H: 0 LOB: 0 BB: 0 P: 5	R: 0 E: 0 K: 1 S: 6	H: 1 LOB: 1 BB: 0 P: 6	R: 0 E: 0 K: 0 S: 3	H: 0 LOB: 0 BB: 0 P: 3	1B: 5 2B: 1 3B: 0 HR: 1	SF: 0 SAC: 1 DP: 0 HBP: 0	WP: 0 PB: 0 SB: 0 CS: 0	PA: 37
PITCHER Johnny Sain, R ERA: 2.63 (1, 1)	IP: 9.0 WLS: W BF: 37 H: 7 R: 4 ER: 1 SO: 4 BB: 2 IBB: 0 HBP: 0 BLK: 0 WP: 0 HR: 1 S: 43 P: 51 ERA: 1.00 WHIP: 1.000															PITCHER	IP: 9.0 WLS: W BF: 37 H: 7 R: 4 ER: 1 SO: 4 BB: 2 IBB: 0 HBP: 0 BLK: 0 WP: 0 HR: 1 S: 43 P: 51 ERA: 1.00 WHIP: 1.000					

Chicago White Sox @ New York Yankees
Yankee Stadium, Bronx, NY
Thu Jun 05 1952, 3:33 AM EDT
Att: 8,699 - Unknown

AB 34
R 4
H 7
RBI 4
BB 2
SO 4
LOB 13

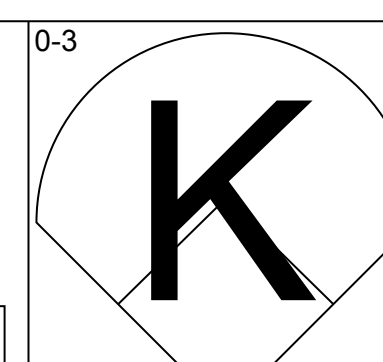
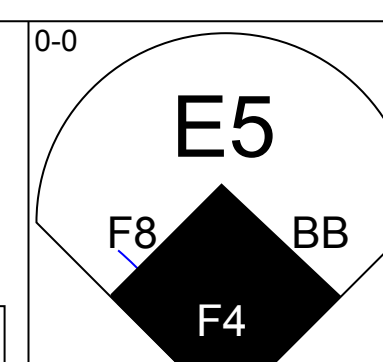
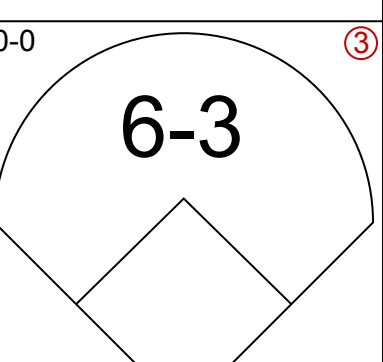
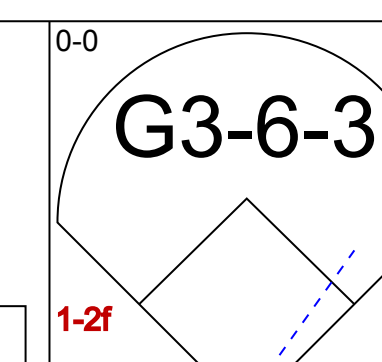
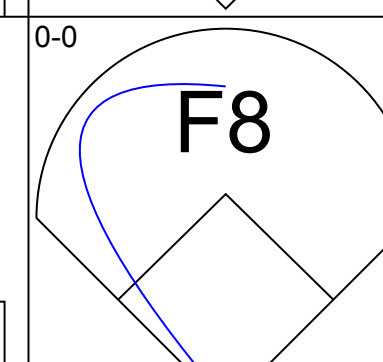
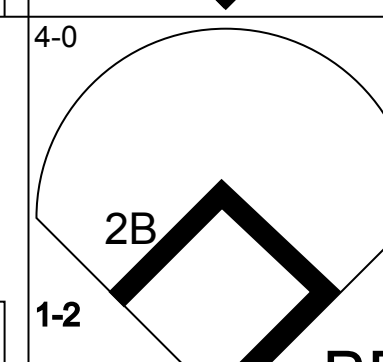
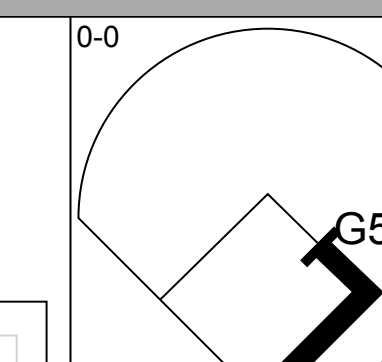
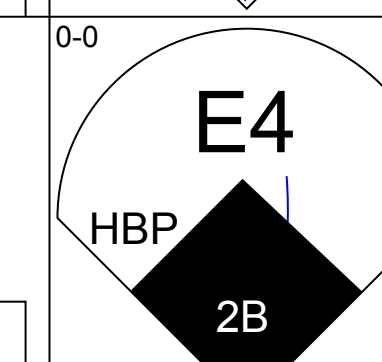
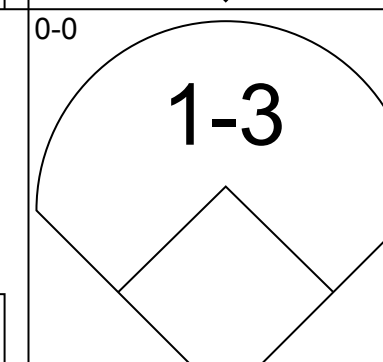
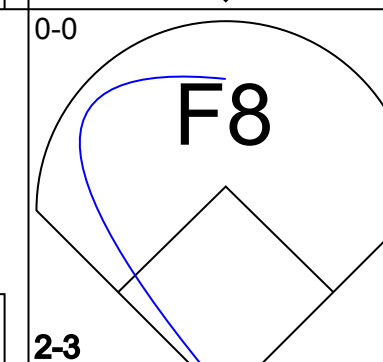
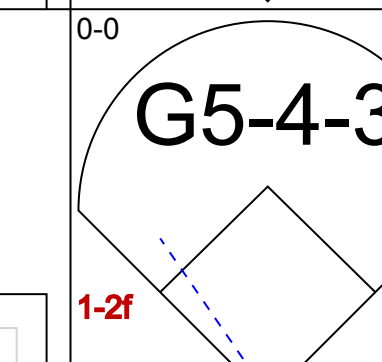
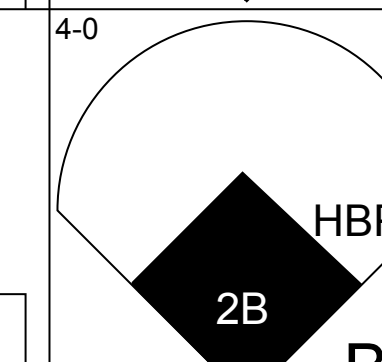
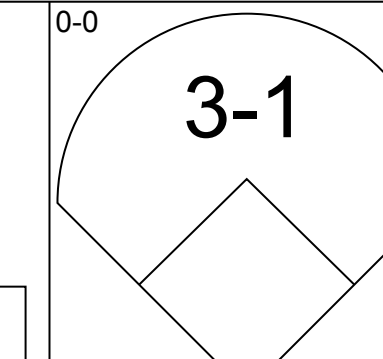
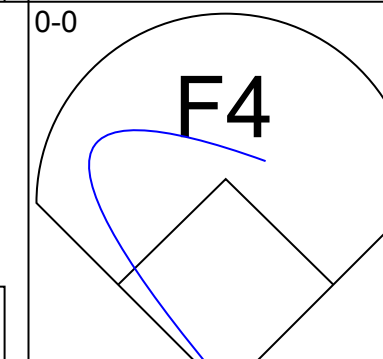
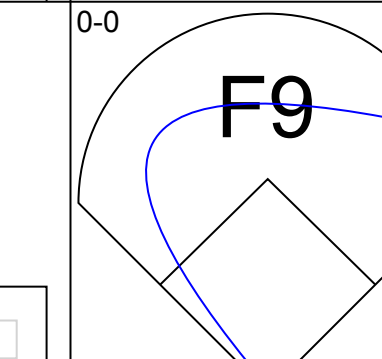
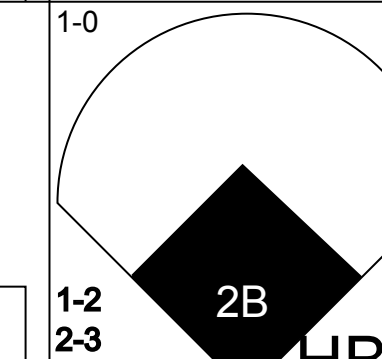

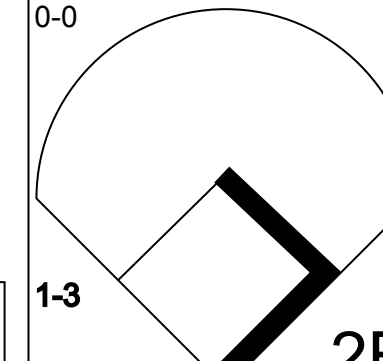
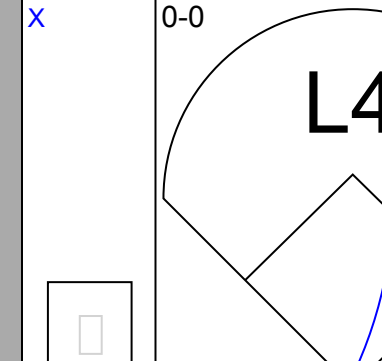
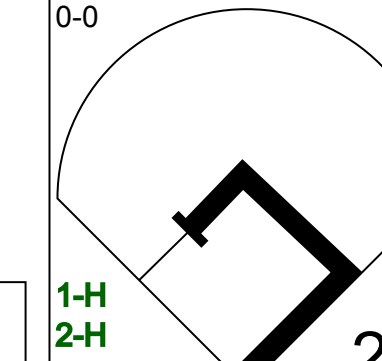

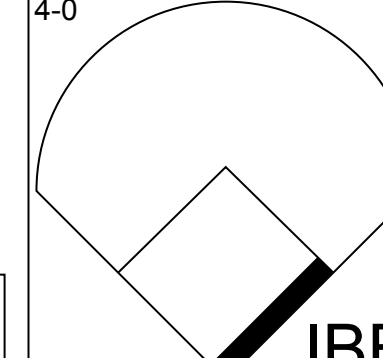
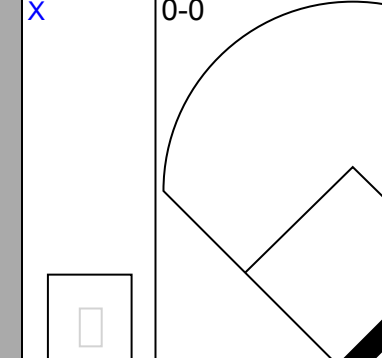

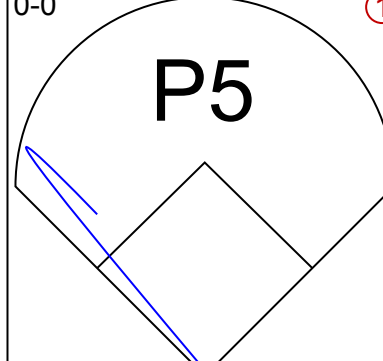
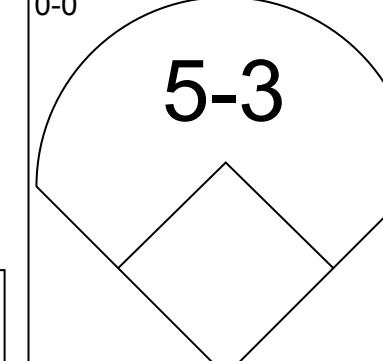
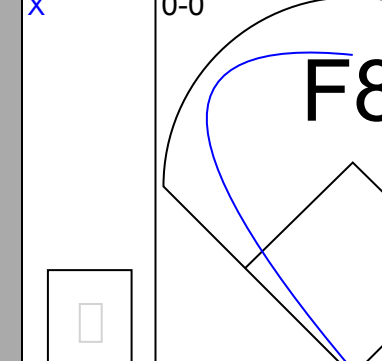

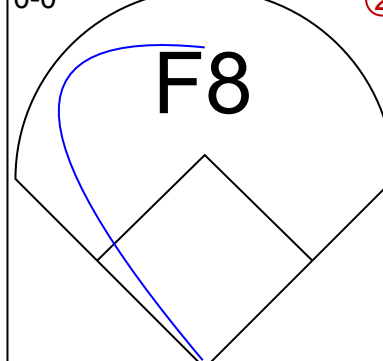
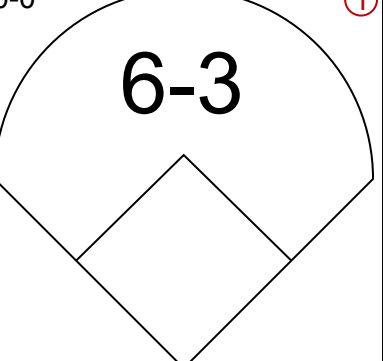
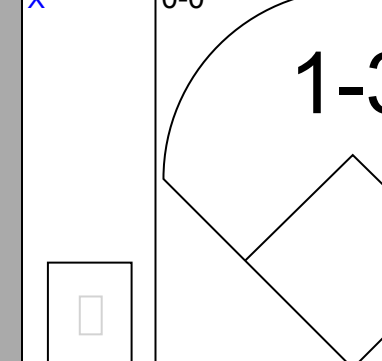


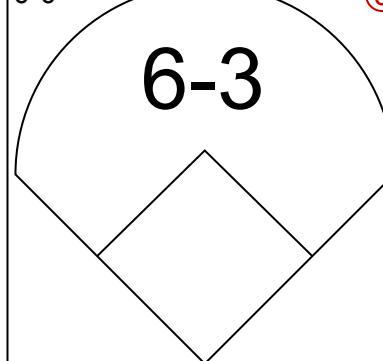
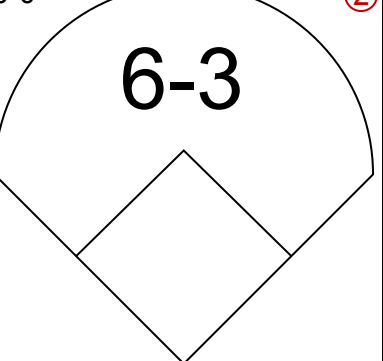

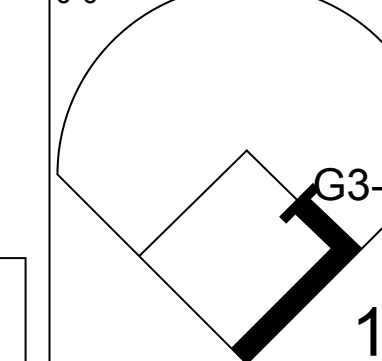


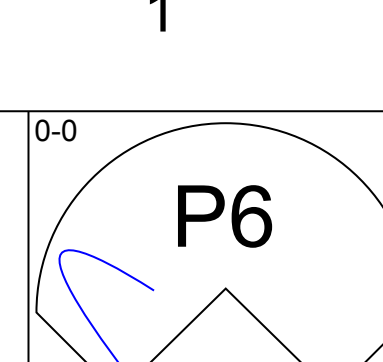
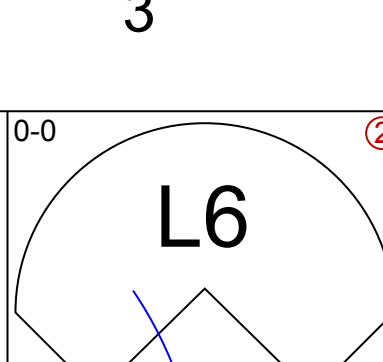
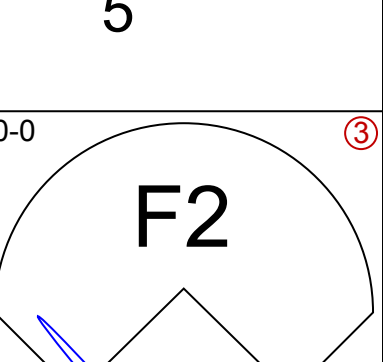
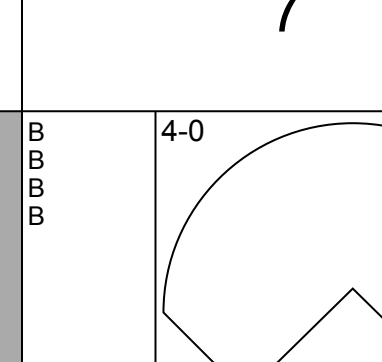
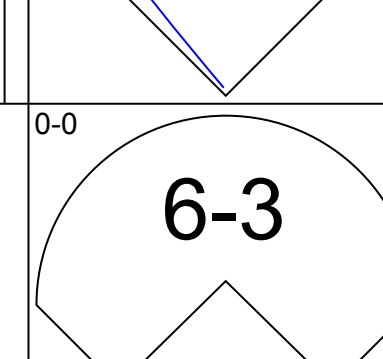
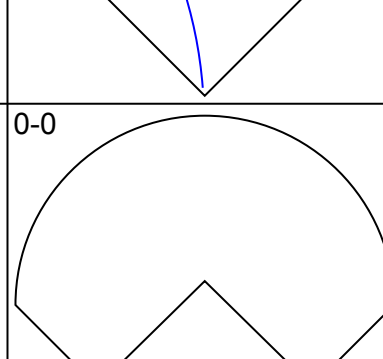
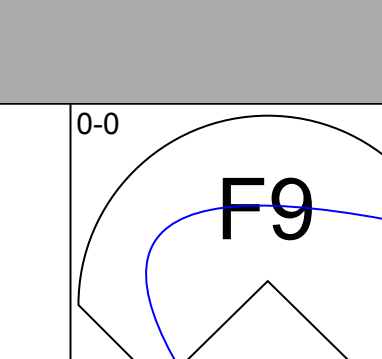
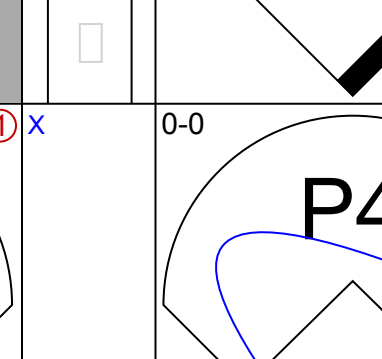
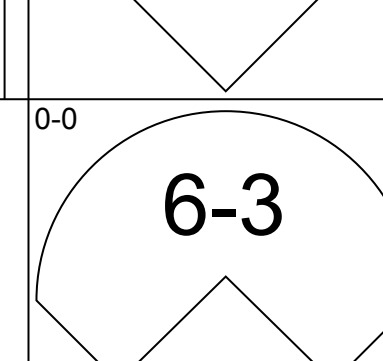
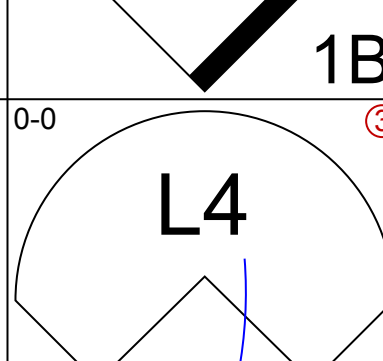
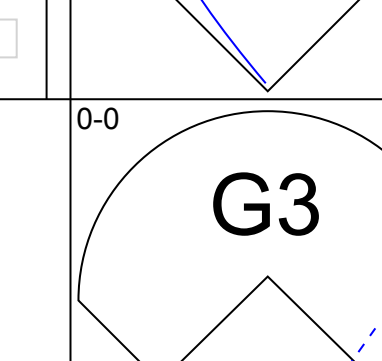
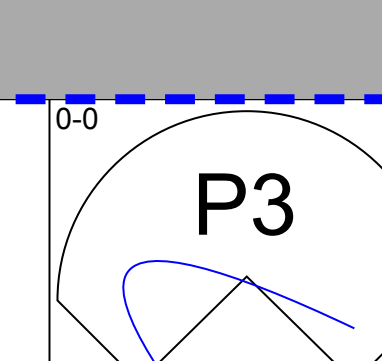
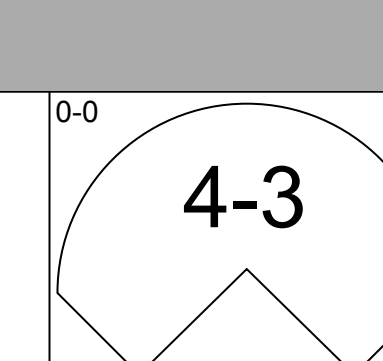
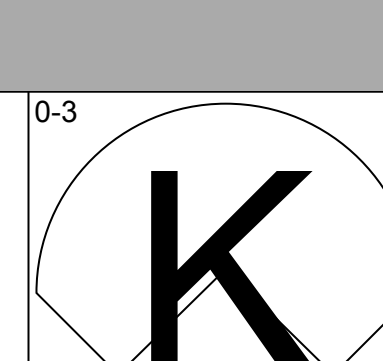
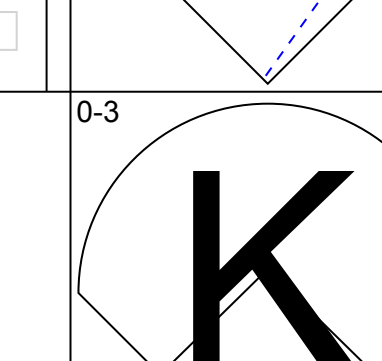
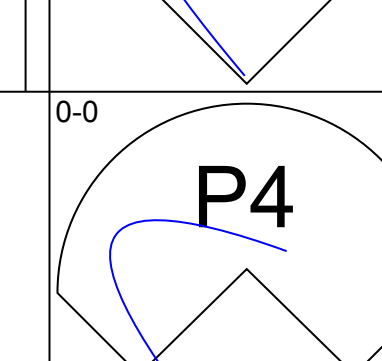
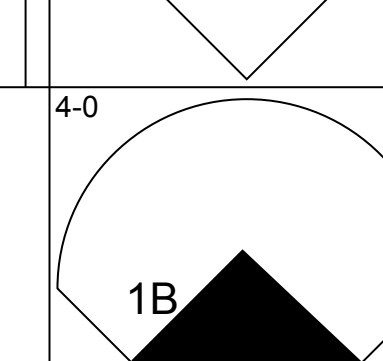
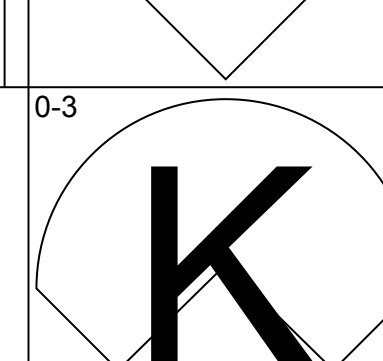
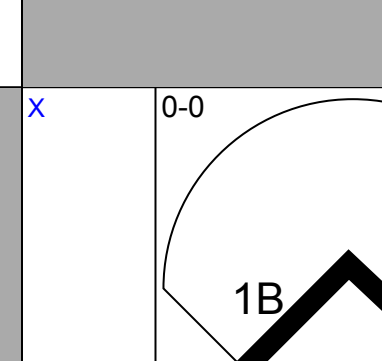
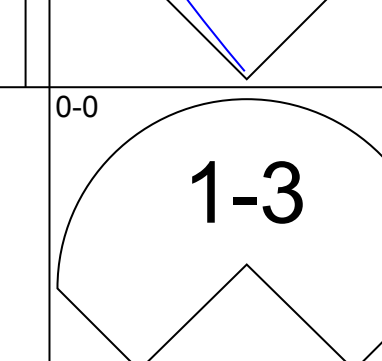
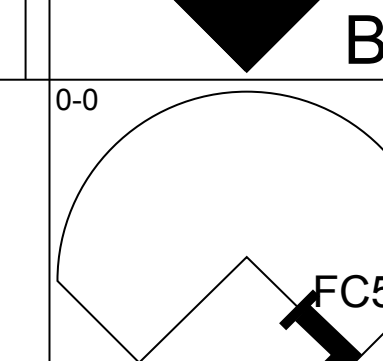
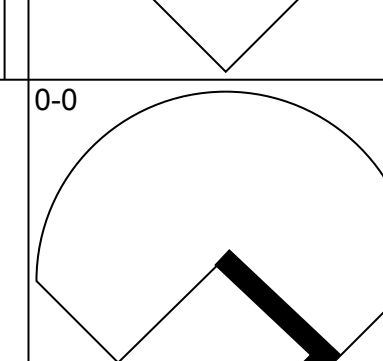
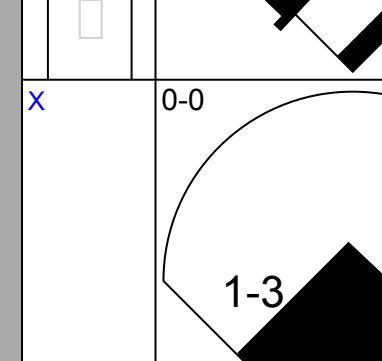
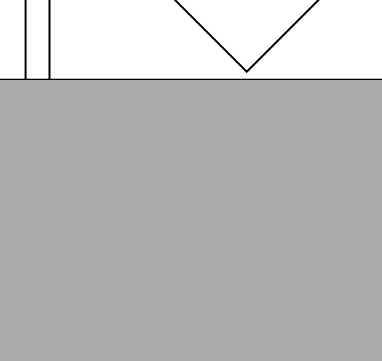
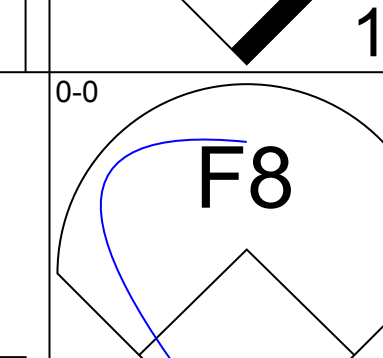
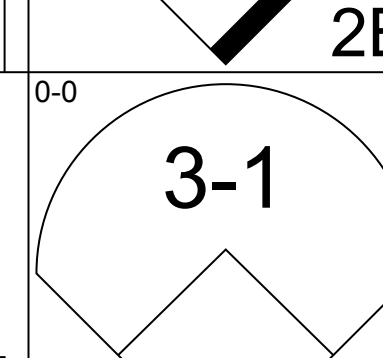
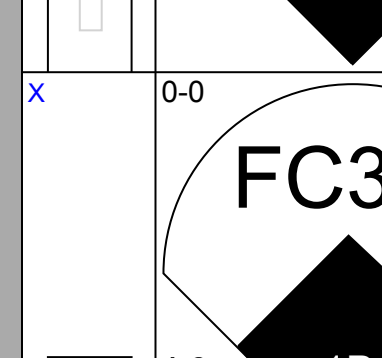

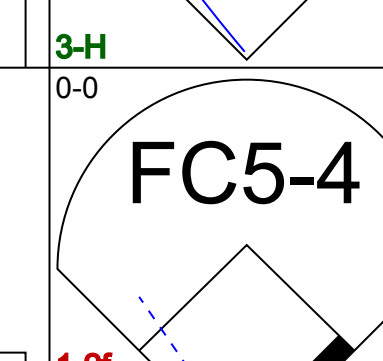
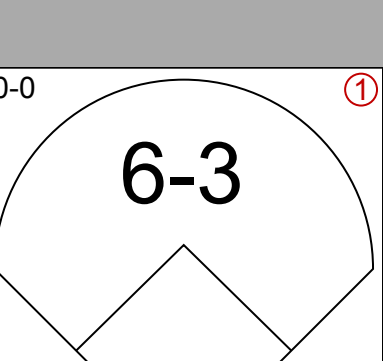
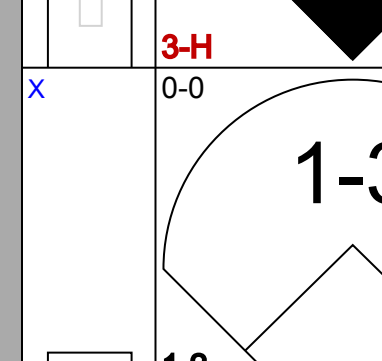

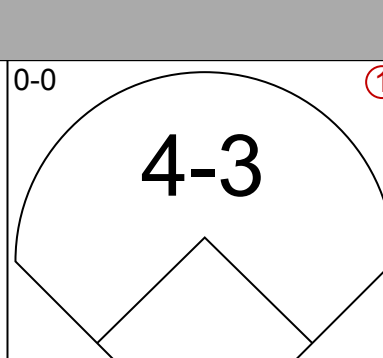
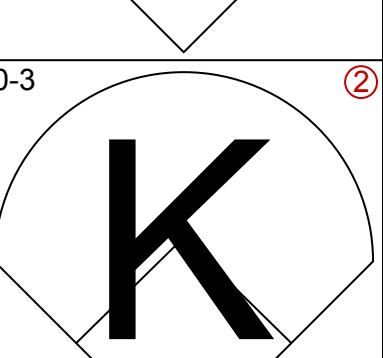
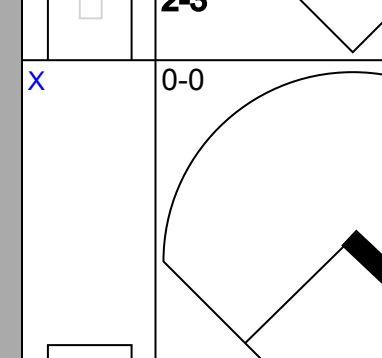

Batter	1	2	3	4	5	6	7	8	9	AB	R	H	RBI	BB	SO	LOB	BOTTOM			
Mickey Mantle, S OBP: 0.381, SLG: 0.486 (1, 8)	0-0 F3		0-0 G3		0-0 FC6-4 PB 3B		0-0 F7			4	1	0	0	0	0	1				
Phil Rizzuto, R OBP: 0.352, SLG: 0.365 (1, 6)	0-0 F9		0-0 F7		0-3 K			0-0 L6		4	0	0	0	0	1	1				
Hank Bauer, R OBP: 0.364, SLG: 0.529 (1, 9)	0-0 5-3		0-0 F8		0-0 3B			0-0 5-3		4	0	1	1	0	0	0				
Yogi Berra, L OBP: 0.351, SLG: 0.414 (1, 2)		0-0 1B 2B 1B		0-0 G3		0-0 3-1		0-3 K		4	1	1	0	0	1	1				
Gil McDougald, R OBP: 0.333, SLG: 0.361 (1, 5)		0-0 2B 1B 1B		0-0 5-3			0-0 F4			3	1	1	0	0	0	0				
Irv Noren, L OBP: 0.297, SLG: 0.352 (1, 3)		0-3 K		0-0 3-1			0-0 L3			3	0	0	0	0	1	2				
Joe Collins, L OBP: 0.273, SLG: 0.211 (7, 3)		0-0 K					0-0 L3			0	0	0	0	0	0	0				
Gene Woodling, L OBP: 0.361, SLG: 0.470 (1, 7)		0-0 1B 2B			4-0 1B 1B BB		0-0 F6			2	2	1	1	1	0	0				
Billy Martin, R OBP: 0.333, SLG: 0.302 (1, 4)		0-0 CS 1B			0-0 1B 1B			0-0 F8		3	1	2	2	0	0	0				
Johnny Sain, R OBP: 0.385, SLG: 0.583 (1, 1)		0-0 F8			0-0 FC6-4 1B			0-0 F9		3	0	1	2	0	0	1				
Inning Stats	R: 0 E: 0 K: 0 S: 3	H: 0 LOB: 0 BB: 0 P: 3	R: 3 E: 0 K: 1 S: 8	H: 4 LOB: 0 BB: 0 P: 8	R: 0 E: 0 K: 0 S: 3	H: 0 LOB: 0 BB: 0 P: 3	R: 0 E: 0 K: 0 S: 3	H: 0 LOB: 0 BB: 0 P: 3	R: 0 E: 0 K: 1 S: 5	H: 0 LOB: 0 BB: 0 P: 5	R: 0 E: 0 K: 1 S: 5	H: 0 LOB: 0 BB: 0 P: 5	R: 0 E: 0 K: 1 S: 5	H: 0 LOB: 0 BB: 0 P: 5	R: 0 E: 0 K: 1 S: 5	H: 0 LOB: 0 BB: 0 P: 5	1B: 5 2B: 1 3B: 1 HR: 0	SF: 0 SAC: 0 DP: 0 HBP: 0	WP: 0 PB: 1 SB: 0 CS: 1	PA: 31
PITCHER Saul Rogovin, R ERA: 4.35 (1, 1)	IP: 5.0 WLS: L BF: 22 H: 7 R: 6 ER: 6 SO: 2 BB: 1 IBB: 0 HBP: 0 BLK: 0 WP: 0 HR: 0 S: 25 P: 29 ERA: 10.80 WHIP: 1.600															PITCHER	IP: 5.0 WLS: L BF: 22 H: 7 R: 6 ER: 6 SO: 2 BB: 1 IBB: 0 HBP: 0 BLK: 0 WP: 0 HR: 0 S: 25 P: 29 ERA: 10.80 WHIP: 1.600			
PITCHER Chuck Stobbs, L ERA: 3.35 (6, 1)	IP: 3.0 WLS: 9 BF: 9 H: 0 R: 0 ER: 0 SO: 1 BB: 0 IBB: 0 HBP: 0 BLK: 0 WP: 0 HR: 0 S: 11 P: 11 ERA: 0.00 WHIP: 0.000															PITCHER	IP: 3.0 WLS: 9 BF: 9 H: 0 R: 0 ER: 0 SO: 1 BB: 0 IBB: 0 HBP: 0 BLK: 0 WP: 0 HR: 0 S: 11 P: 11 ERA: 0.00 WHIP: 0.000			

Chicago White Sox @ New York Yankees
Yankee Stadium, Bronx, NY
Thu Jun 05 1952, 3:33 AM EDT
Att: 8,699 - Unknown

AB 30
R 6
H 7
RBI 6
BB 1
SO 3
LOB 6



Batter	1	2	3	4	5	6	7	8	9	AB	R	H	RBI	BB	SO	LOB	TOP			
Chico Carrasquel, R (1, 6) OBP: 0.323, SLG: 0.339				 F8 BB F4				 1-2		4	1	0	0	0	1	1	Chicago White Sox @ Washington Senators Griffith Stadium, Washington, DC Fri Jun 06 1952, 3:33 AM EDT Att: 10,496 - Unknown			
Al Zarilla, L (1, 9) OBP: 0.333, SLG: 0.330				 1-2 BB		 1B		 HBP 2B		3	1	1	0	1	0	1				
Minnie Minoso, R (1, 5) OBP: 0.340, SLG: 0.427 Hector Rodriguez, R (9, 5) OBP: 0.358, SLG: 0.275				 2-3		 1-2		 2B BB		3	1	0	0	1	0	3				
Eddie Robinson, L (1, 3) OBP: 0.393, SLG: 0.443				 3-H				 1-2 2-3 HBP		3	1	0	1	0	0	1				
Bud Stewart, L (1, 7) OBP: 0.419, SLG: 0.477				 1-3				 1-H 2-H 3-H		4	0	2	3	0	0	0				
Ray Coleman, L (1, 8) OBP: 0.212, SLG: 0.248				 4-0				 FC6-4		3	0	2	0	1	1	0				
Sherm Lollar, R (1, 2) OBP: 0.313, SLG: 0.386								 1-2		4	0	0	0	0	0	5				
Sam Dente, R (1, 4) OBP: 0.212, SLG: 0.161											4	0	0	0	0	1		2		
Marv Grissom, R (1, 1) Bud Sheely, L (8, PH) Hal Brown, R (8, PR) Howie Judson, R (8, 1)								 G3-6-3			2	0	0	0	0	0		0		
Inning Stats	R: 0 E: 0 K: 1 S: 5	H: 0 LOB: 0 BB: 0 P: 5	R: 0 E: 0 K: 1 S: 5	H: 0 LOB: 0 BB: 0 P: 5	R: 0 E: 0 K: 0 S: 3	H: 0 LOB: 0 BB: 0 P: 3	R: 1 E: 1 K: 0 S: 5	H: 1 LOB: 3 BB: 2 P: 13	R: 0 E: 0 K: 0 S: 3	H: 1 LOB: 0 BB: 0 P: 3	R: 0 E: 0 K: 0 S: 4	H: 1 LOB: 1 BB: 0 P: 4	R: 0 E: 0 K: 0 S: 4	H: 1 LOB: 2 BB: 1 P: 9	R: 0 E: 0 K: 1 S: 6	H: 1 LOB: 1 BB: 0 P: 6		1B: 4 2B: 2 3B: 0 HR: 0	SF: 0 SAC: 0 DP: 2 HBP: 1	WP: 0 PB: 0 CS: 0
PITCHER Spec Shea, R (1, 1) ERA: 0.89	IP: 9.0 WLS: L BF: 36 H: 6 R: 4 ER: 0 SO: 3 BB: 2 IBB: 1 HBP: 1 BLK: 0 WP: 0 HR: 0 S: 38 P: 51 ERA: 0.00 WHIP: 0.889															PITCHER				

Batter	1	2	3	4	5	6	7	8	9	AB	R	H	RBI	BB	SO	LOB	BOTTOM	
Eddie Yost, R (1, 5) OBP: 0.370, SLG: 0.313										3	0	0	0	1	0	0	Chicago White Sox @ Washington Senators Griffith Stadium, Washington, DC Fri Jun 06 1952, 3:33 AM EDT Att: 10,496 - Unknown	
Jim Busby, R (1, 8) Archie Wilson, R (2, 8) OBP: 0.213, SLG: 0.180 OBP: 0.268, SLG: 0.315										1	0	0	0	0	0	0		
Jackie Jensen, R (1, 9) OBP: 0.370, SLG: 0.394										4	0	0	0	0	0	1		
Mickey Vernon, L (1, 3) OBP: 0.333, SLG: 0.382										4	0	0	0	0	2	0		
Pete Runnels, L (1, 6) OBP: 0.346, SLG: 0.277		 F8 BB				 FC3-2				3	1	1	0	1	1	0		
Frank Campos, L (1, 7) OBP: 0.361, SLG: 0.414		 FC5-4				 1-3 FC3-2				4	1	3	0	0	1	0		
Floyd Baker, L (1, 4) OBP: 0.364, SLG: 0.333						 FC3-2				4	1	0	1	0	0	4		
Mickey Grasso, R (1, 2) Mel Hoderlein, S (9, PH) Gil Coan, L (9, PR) OBP: 0.252, SLG: 0.162 OBP: 0.321, SLG: 0.296 OBP: 0.262, SLG: 0.215		 3-H				 1-2 2-3 3-H				3	0	0	0	0	0	3		
Spec Shea, R (1, 1) Clyde Kluttz, R (9, PH) OBP: 0.333, SLG: 0.400 OBP: 0.371, SLG: 0.364							 2-H 3-H				3	0	1	2	0	1		0
Inning Stats	R: 0 E: 0 K: 0 S: 3	H: 0 LOB: 0 BB: 0 P: 3	R: 1 E: 0 K: 0 S: 4	H: 1 LOB: 1 BB: 1 P: 8	R: 0 E: 0 K: 2 S: 8	H: 1 LOB: 0 BB: 0 P: 8	R: 0 E: 0 K: 1 S: 5	H: 0 LOB: 0 BB: 0 P: 5	R: 2 E: 0 K: 0 S: 6	H: 3 LOB: 2 BB: 1 P: 10	R: 0 E: 0 K: 0 S: 3	H: 0 LOB: 0 BB: 0 P: 3	R: 0 E: 1 K: 1 S: 6	H: 0 LOB: 1 BB: 0 P: 6	1B: 5 2B: 1 3B: 0 HR: 0	SF: 0 SAC: 0 DP: 0 HBP: 0		WP: 0 PB: 0 CS: 0
PITCHER Marv Grissom, R (1, 1) Howie Judson, R (8, 1) ERA: 3.99 ERA: 4.5	IP: 7.0 WLS: W BF: 29 H: 6 R: 3 ER: 3 SO: 4 BB: 2 IBB: 0 HBP: 0 BLK: 0 WP: 0 HR: 0 S: 35 P: 43 ERA: 3.86 WHIP: 1.143															PITCHER		

AB	32
R	4
H	6
RBI	4
BB	3
SO	3
LOB	14



Batter	1	2	3	4	5	6	7	8	9	AB	R	H	RBI	BB	SO	LOB	TOP								
Chico Carrasquel, R (1.6) OBP: 0.320, SLG: 0.335	K		L4		P6			F8		5	0	1	0	0	1	4	Chicago White Sox @ Washington Senators Griffith Stadium, Washington, DC Sat Jun 07 1952, 3:33 AM EDT Att: 9,404 - Unknown livebaseballscorecards.com								
Minnie Minoso, R (1.7) OBP: 0.341, SLG: 0.419	F3		P5			WP 2B	F9		4-3	5	1	1	0	0	0	2									
Sam Mele, R (1.9) OBP: 0.351, SLG: 0.496				6-3		1-H E		E7	5-3	4	2	2	1	1	0	0									
Eddie Robinson, L (1.3) OBP: 0.398, SLG: 0.444	K					2B	E5	FC1-6	F8	4	0	2	1	1	1	1									
Sherm Lollar, R (1.2) OBP: 0.304, SLG: 0.374		F5		F5		1-2	FC1-6	FC1-6		4	1	0	0	0	0	3									
Ray Coleman, L (1.8) OBP: 0.222, SLG: 0.265		F8		F8		1-2	G4-6-3	E	F7	4	1	2	0	0	0	1									
Hector Rodriguez, R (1.5) OBP: 0.350, SLG: 0.288					F8	1-2	G4-6-3	E1		4	0	0	0	0	0	3									
Sam Dente, R (1.4) OBP: 0.216, SLG: 0.147			F3		P3			6-3		3	0	0	0	0	0	0									
Hal Brown, R (1.1) OBP: 0.500, SLG: 0.333									F7	1	0	1	0	1	0	0									
Chuck Stobbs, L (6.1) OBP: 0.198, SLG: 0.133										2	0	0	1	0	1	2									
Bill Kennedy, L (8.1) OBP: 0.400, SLG: 0.400										0	0	0	0	0	0	0									
Inning Stats	R: 0 E: 0 K: 2 S: 7	H: 0 LOB: 1 BB: 1 P: 11	R: 0 E: 0 K: 0 S: 3	H: 0 LOB: 0 BB: 0 P: 3	R: 0 E: 0 K: 0 S: 4	H: 1 LOB: 1 BB: 0 P: 4	R: 0 E: 0 K: 0 S: 3	H: 0 LOB: 1 BB: 1 P: 7	R: 0 E: 0 K: 0 S: 3	H: 0 LOB: 1 BB: 1 P: 7	R: 2 E: 1 K: 0 S: 6	H: 4 LOB: 1 BB: 0 P: 6	R: 0 E: 0 K: 1 S: 6	H: 1 LOB: 1 BB: 0 P: 6	R: 3 E: 2 K: 0 S: 7	H: 3 LOB: 2 BB: 0 P: 8	R: 0 E: 0 K: 0 S: 3	H: 0 LOB: 0 BB: 0 P: 3	1B: 7 2B: 2 3B: 0 HR: 0	SF: 0 SAC: 0 DP: 1 HBP: 1	WP: 1 PB: 0 SB: 0 CS: 0	PA: 40			
PITCHER	IP	WLS	BF	H	R	ER	SO	BB	IBB	HBP	BLK	WP	HR	S	P	ERA	WHIP								
Lou Sleater, L (1.1) ERA: 2.74	7.0	L	29	6	2	2	3	3	0	0	0	1	0	32	44	2.57	1.286								
Tom Ferrick, R (8.1) ERA: 1.71	0.1		5	3	3	2	0	0	0	0	0	0	0	5	5	54.00	9.000								
Don Johnson, R (8.1) ERA: 6.49	1.2		6	0	0	0	0	0	0	1	0	0	0	5	6	0.00	0.000								

Batter	1	2	3	4	5	6	7	8	9	AB	R	H	RBI	BB	SO	LOB	BOTTOM								
Eddie Yost, R (1.5) OBP: 0.361, SLG: 0.303	L4		F8		FC6-2		5-3		F9	5	0	0	0	0	0	3	Chicago White Sox @ Washington Senators Griffith Stadium, Washington, DC Sat Jun 07 1952, 3:33 AM EDT Att: 9,404 - Unknown livebaseballscorecards.com								
Floyd Baker, L (1.4) OBP: 0.310, SLG: 0.338		L4-3		SH2-3	P5			2B		2	2	1	0	2	0	2									
Jackie Jensen, R (1.9) OBP: 0.364, SLG: 0.386	L4-3			SH2-3			F7	P3		3	0	0	0	0	0	2									
Mickey Vernon, L (1.3) OBP: 0.332, SLG: 0.385		L4		F9			4-3	1B	FC6	4	1	1	0	0	0	1									
Pete Runnels, L (1.6) OBP: 0.356, SLG: 0.291		L6							FC6	4	0	3	2	0	0	0									
Frank Campos, L (1.7) OBP: 0.355, SLG: 0.405				P5			4-3	FC6		4	0	1	1	0	0	3									
Archie Wilson, R (1.8) OBP: 0.257, SLG: 0.302					F7			K	F7	4	0	0	0	0	1	2									
Clyde Kluttz, R (1.2) OBP: 0.379, SLG: 0.362			F3						F2	3	0	1	0	1	0	0									
Lou Sleater, L (1.1) OBP: 0.071, SLG: 0.071										2	0	1	0	0	0	0									
Mei Hoderlein, S (7, PH) OBP: 0.310, SLG: 0.286					5-3				P4	1	0	0	0	0	0	1									
Tom Ferrick, R (8.1) OBP: 0.333, SLG: 0.667										0	0	0	0	0	0	0									
Don Johnson, R (8.1) OBP: 0.167, SLG: 0.167										0	0	0	0	0	0	0									
Jerry Snyder, R (9, PH)										1	0	0	0	0	0	0									
Inning Stats	R: 0 E: 0 K: 0 S: 2	H: 0 LOB: 0 BB: 1 P: 6	R: 0 E: 0 K: 0 S: 4	H: 1 LOB: 1 BB: 0 P: 4	R: 0 E: 0 K: 0 S: 3	H: 0 LOB: 0 BB: 0 P: 3	R: 1 E: 0 K: 0 S: 5	H: 2 LOB: 1 BB: 0 P: 5	R: 0 E: 1 K: 0 S: 5	H: 2 LOB: 2 BB: 0 P: 5	R: 0 E: 0 K: 0 S: 4	H: 1 LOB: 1 BB: 0 P: 4	R: 0 E: 0 K: 1 S: 5	H: 0 LOB: 1 BB: 1 P: 9	R: 2 E: 0 K: 0 S: 5	H: 2 LOB: 1 BB: 1 P: 9	R: 0 E: 0 K: 0 S: 3	H: 0 LOB: 0 BB: 0 P: 3	1B: 7 2B: 2 3B: 0 HR: 0	SF: 0 SAC: 1 DP: 1 HBP: 0	WP: 0 PB: 0 SB: 0 CS: 0	PA: 37			
PITCHER	IP	WLS	BF	H	R	ER	SO	BB	IBB	HBP	BLK	WP	HR	S	P	ERA	WHIP								
Hal Brown, R (1.1) ERA: 2.57	5.0	W	20	5	1	1	0	1	0	0	0	0	0	19	23	1.80	1.200								
Chuck Stobbs, L (6.1) ERA: 3.57	2.1		12	3	2	2	1	2	0	0	0	0	0	12	20	7.71	2.143								
Bill Kennedy, L (8.1) ERA: 2.1	1.2	S	5	0	0	0	0	0	0	0	0	0	0	5	5	0.00	0.000								

Batter	1	2	3	4	5	6	7	8	9	AB	R	H	RBI	BB	SO	LOB	TOP					
Nellie Fox, L OBP: 0.336, SLG: 0.369 (1,4)										5	2	3	0	0	0	3						
Minnie Minoza, R OBP: 0.348, SLG: 0.421 (1,7)										4	1	2	0	0	1	5						
Sam Mele, R OBP: 0.338, SLG: 0.475 (1,9)										5	0	0	1	0	0	6						
Eddie Robinson, L OBP: 0.394, SLG: 0.438 (1,3)										5	0	1	0	0	0	3						
Ray Coleman, L OBP: 0.238, SLG: 0.261 (1,8)										2	2	0	0	3	0	1						
Hector Rodriguez, R OBP: 0.357, SLG: 0.274 (1,5)										4	1	2	2	1	0	1						
Bud Shely, L OBP: 0.222, SLG: 0.267 (1,2)										3	0	1	2	1	0	1						
Hal Brown, R OBP: 0.500, SLG: 0.333 (8, PR)										0	0	0	0	0	0	0						
Sherm Lollar, R OBP: 0.304, SLG: 0.374 (8, 2)										0	0	0	0	0	0	0						
Chico Carrasquel, R OBP: 0.318, SLG: 0.330 (1,6)										3	0	0	1	1	1	1						
Ken Holcombe, R OBP: 0.222, SLG: 0.125 (1,1)										0	0	0	0	0	0	0						
Chuck Stobbs, L OBP: 0.330, SLG: 0.326 (7, PH)										1	0	0	0	1	0	0						
Al Zarilla, L OBP: 0.300, SLG: 0.276 (7, PH)										1	0	0	0	0	0	0						
Howie Judson, R OBP: 0.304, SLG: 0.374 (7, 1)										0	0	0	0	0	0	0						
Harry Dorish, R OBP: 0.304, SLG: 0.374 (7, 1)										1	0	0	0	0	0	3						
Inning Stats	R: 4 E: 0 K: 0 S: 7	H: 4 LOB: 1 BB: 1 P: 11	R: 0 E: 0 K: 1 S: 5	H: 1 LOB: 1 BB: 1 P: 9	R: 0 E: 0 K: 0 S: 3	H: 0 LOB: 1 BB: 1 P: 7	R: 0 E: 0 K: 0 S: 3	H: 0 LOB: 0 BB: 0 P: 3	R: 0 E: 0 K: 1 S: 5	H: 1 LOB: 1 BB: 0 P: 4	R: 0 E: 0 K: 0 S: 5	H: 0 LOB: 0 BB: 0 P: 5	R: 1 E: 0 K: 0 S: 5	H: 2 LOB: 1 BB: 0 P: 5	R: 1 E: 0 K: 0 S: 4	H: 1 LOB: 3 BB: 3 P: 16	R: 0 E: 0 K: 0 S: 3	H: 0 LOB: 1 BB: 1 P: 7	1B: 8 2B: 1 3B: 0 HR: 0	SF: 0 SAC: 0 DP: 2 HBP: 1	WP: 0 PB: 0 SB: 0 CS: 0	PA: 42
PITCHER	IP	WLS	BF	H	R	ER	SO	BB	IBB	HBP	BLK	WP	HR	S	P	ERA	WHIP					
Julio Moreno, R ERA: 3.83 (1, 1)	7.0	L	31	8	5	5	2	2	1	1	0	0	0	31	44	6.43	1.429					
Bobo Newsom, R ERA: 4.97 (8, 1)	0.0		4	1	1	1	0	3	0	0	0	0	0	1	13	∞	∞					
Joe Haynes, R ERA: 5.28 (8, 1)	2.0		7	0	0	0	0	1	0	0	0	0	0	6	10	0.00	0.500					

Chicago White Sox @ Washington Senators
Griffith Stadium, Washington, DC
Sun Jun 08 1952, 3:33 AM EDT
Att: 11,285 - Unknown

livebaseballscorecards.com

AB 34
R 6
H 9
RBI 6
BB 7
SO 2
LOB 24

Batter	1	2	3	4	5	6	7	8	9	AB	R	H	RBI	BB	SO	LOB	BOTTOM				
Eddie Yost, R OBP: 0.359, SLG: 0.298 (1,5)										3	1	0	0	1	0	0					
Floyd Baker, L OBP: 0.376, SLG: 0.333 (1,4)										4	1	1	0	0	1	0					
Jackie Jensen, R OBP: 0.373, SLG: 0.412 (1,9)										3	1	2	3	1	0	0					
Mickey Vernon, L OBP: 0.325, SLG: 0.376 (1,3)										4	0	0	0	0	1	2					
Pete Runnels, L OBP: 0.354, SLG: 0.285 (1,6)										3	0	0	0	1	1	1					
Frank Campos, L OBP: 0.338, SLG: 0.385 (1,7)										4	0	0	0	0	1	1					
Archie Wilson, R OBP: 0.260, SLG: 0.296 (1,8)										2	0	0	0	1	1	1					
Mickey Grasso, R OBP: 0.254, SLG: 0.158 (1,2)										2	0	0	0	1	1	0					
Julio Moreno, R OBP: 0.050, SLG: 0.050 (1, 1)										2	0	0	0	0	0	0					
Mel Hoderlein, S OBP: 0.300, SLG: 0.276 (7, PH)										1	0	0	0	0	0	2					
Bobo Newsom, R OBP: 0.300, SLG: 0.276 (8, 1)										0	0	0	0	0	0	0					
Joe Haynes, R OBP: 0.500, SLG: 0.333 (8, 1)										0	0	0	0	0	0	0					
Inning Stats	R: 3 E: 0 K: 0 S: 5	H: 2 LOB: 1 BB: 2 P: 13	R: 0 E: 0 K: 1 S: 5	H: 0 LOB: 0 BB: 0 P: 5	R: 0 E: 0 K: 1 S: 4	H: 1 LOB: 1 BB: 0 P: 4	R: 0 E: 0 K: 1 S: 5	H: 0 LOB: 0 BB: 0 P: 5	R: 0 E: 0 K: 2 S: 6	H: 0 LOB: 1 BB: 1 P: 10	R: 0 E: 0 K: 0 S: 2	H: 0 LOB: 1 BB: 2 P: 10	R: 0 E: 0 K: 1 S: 5	H: 0 LOB: 0 BB: 0 P: 5	R: 0 E: 0 K: 1 S: 5	H: 0 LOB: 0 BB: 0 P: 5	1B: 2 2B: 0 3B: 0 HR: 1	SF: 0 SAC: 0 DP: 1 HBP: 0	WP: 0 PB: 0 SB: 1 CS: 0	PA: 33	
PITCHER	IP	WLS	BF	H	R	ER	SO	BB	IBB	HBP	BLK	WP	HR	S	P	ERA	WHIP				
Ken Holcombe, R ERA: 6.17 (1, 1)	0.0	W	20	1	0	0	4	2	0	0	0	0	0	26	34	0.00	0.500				
Chuck Stobbs, L ERA: 3.15 (1, 1)	6.0		20	1	0	0	4	2	0	0	0	0	0	26	34	0.00	0.500				
Howie Judson, R ERA: 4.35 (7, 1)	0.1		3	0	0	0	0	2	0	0	0	0	0	1	9	0.00	6.000				
Harry Dorish, R ERA: 2.74 (7, 1)	2.2	S	7	0	0	0	2	0	0	0	0	0	0	11	11	0.00	0.000				

Chicago White Sox @ Washington Senators
Griffith Stadium, Washington, DC
Sun Jun 08 1952, 3:33 AM EDT
Att: 11,285 - Unknown


livebaseballscorecards.com

AB 28
R 3
H 3
RBI 3
BB 5
SO 6
LOB 7

Batter	1	2	3	4	5	6	7	8	9	AB	R	H	RBI	BB	SO	LOB	TOP			
Nellie Fox, L OBP: 0.330, SLG: 0.366 (1,4)										4	0	0	0	0	0	1				
Minnie Minoza, R OBP: 0.381, SLG: 0.425 (1,7)										4	0	1	0	0	0	1				
Sam Mele, R OBP: 0.345, SLG: 0.519 (1,9)										4	0	2	0	0	0	1				
Eddie Robinson, L OBP: 0.399, SLG: 0.447 (1,3)										4	2	1	0	0	0	1				
Ray Coleman, L OBP: 0.250, SLG: 0.274 (1,8)										4	1	1	1	0	0	2				
Hector Rodriguez, R OBP: 0.363, SLG: 0.299 (1,5)										3	0	1	1	0	0	1				
Bud Sheely, L OBP: 0.326, SLG: 0.270 (1,2)										3	0	0	1	0	0	1				
Chico Carrasquel, R OBP: 0.311, SLG: 0.318 (1,6)										3	0	0	0	0	0	0				
Saul Rogovin, R OBP: 0.324, SLG: 0.355 (1,1)										2	0	1	0	0	0	0				
Howie Judson, R (6,1)										0	0	0	0	0	0	0				
Al Zarilla, L (8,PH)										1	0	0	0	0	0	0				
Bill Kennedy, L (8,1)										0	0	0	0	0	0	0				
Inning Stats	R: 0 E: 0 K: 0 S: 3	H: 1 LOB: 0 BB: 0 P: 3	R: 1 E: 1 K: 0 S: 4	H: 1 LOB: 0 BB: 0 P: 4	R: 0 E: 0 K: 0 S: 3	H: 0 LOB: 0 BB: 0 P: 3	R: 0 E: 0 K: 0 S: 4	H: 1 LOB: 1 BB: 0 P: 4	R: 0 E: 0 K: 0 S: 4	H: 2 LOB: 1 BB: 0 P: 4	R: 2 E: 0 K: 0 S: 5	H: 2 LOB: 0 BB: 0 P: 5	R: 0 E: 0 K: 0 S: 3	H: 0 LOB: 0 BB: 0 P: 3	R: 0 E: 0 K: 0 S: 3	H: 0 LOB: 0 BB: 0 P: 3	1B: 4 2B: 3 3B: 0 HR: 0	SF: 0 SAC: 0 DP: 2 HBP: 0	WP: 0 PB: 0 CS: 0	PA: 32
PITCHER Bob Hooper, R (1,1) ERA: 3.67	IP: 9.0 WLS: W BF: 32 H: 7 R: 3 ER: 2 SO: 0 BB: 0 IBB: 0 HBP: 0 BLK: 0 WP: 0 HR: 0 S: 32 P: 32 ERA: 2.00 WHIP: 0.778															PITCHER				

Chicago White Sox @ Philadelphia Athletics
Shibe Park, Philadelphia, PA
Wed Jun 11 1952, 3:33 AM EDT
Att: 4,645 - Unknown


AB	32
R	3
H	7
RBI	3
BB	0
SO	0
LOB	8



Batter	1	2	3	4	5	6	7	8	9	AB	R	H	RBI	BB	SO	LOB	BOTTOM			
Eddie Joost, R OBP: 0.407, SLG: 0.485 (1,6)										3	1	0	0	1	0	1				
Fernis Fain, L OBP: 0.424, SLG: 0.376 (1,3)										4	2	3	1	0	0	1				
Dave Philley, S (1,8)										4	0	1	1	0	0	2				
Allie Clark, R (1,7)										4	1	1	2	0	1	2				
Elmer Valo, L (1,9)										3	1	1	0	1	0	0				
Skeeter Kell, R (1,4)										3	0	0	0	1	0	2				
Hal Bevan, R (1,5)										4	0	3	1	0	0	1				
Joe Tipton, R (1,2)										4	0	0	0	0	2	4				
Bob Hooper, R (1,1)										3	0	1	0	0	0	1				
Inning Stats	R: 0 E: 0 K: 1 S: 6	H: 1 LOB: 1 BB: 0 P: 6	R: 0 E: 0 K: 0 S: 2	H: 0 LOB: 0 BB: 1 P: 6	R: 0 E: 0 K: 1 S: 6	H: 1 LOB: 0 BB: 0 P: 6	R: 0 E: 0 K: 0 S: 3	H: 0 LOB: 0 BB: 0 P: 3	R: 0 E: 0 K: 0 S: 4	H: 1 LOB: 1 BB: 0 P: 4	R: 4 E: 0 K: 1 S: 9	H: 4 LOB: 1 BB: 1 P: 13	R: 1 E: 0 K: 0 S: 5	H: 2 LOB: 1 BB: 0 P: 5	R: 0 E: 0 K: 0 S: 3	H: 1 LOB: 1 BB: 1 P: 7	1B: 7 2B: 2 3B: 1 HR: 1	SF: 0 SAC: 0 DP: 2 HBP: 0	WP: 0 PB: 0 CS: 0	PA: 35
PITCHER Saul Rogovin, R (1,1) ERA: 4.48 Howie Judson, R (6,1) ERA: 4.63 Bill Kennedy, L (8,1) ERA: 2.03	IP: 5.2 WLS: L BF: 25 H: 7 R: 4 ER: 4 SO: 2 BB: 2 IBB: 0 HBP: 0 BLK: 0 WP: 0 HR: 1 S: 27 P: 35 ERA: 6.35 WHIP: 1.588															PITCHER				

Chicago White Sox @ Philadelphia Athletics
Shibe Park, Philadelphia, PA
Wed Jun 11 1952, 3:33 AM EDT
Att: 4,645 - Unknown

AB	32
R	5
H	10
RBI	5
BB	3
SO	3
LOB	14




Batter	1	2	3	4	5	6	7	8	9	AB	R	H	RBI	BB	SO	LOB	TOP								
Nellie Fox, L OBP: 0.326, SLG: 0.365 (1,4)	F8	4-3			F9	2B	F9		3-1	6	0	1	1	0	0	4									
Minnie Minoza, R OBP: 0.382, SLG: 0.418 (1,7)	5-3		3-1 BB		6-3	BB			6-3	3	0	0	0	2	0	0									
Sam Mele, R OBP: 0.333, SLG: 0.500 (1,9)	5-3		3-1 1-2		F6	5-3			F7	5	0	0	0	0	0	3									
Eddie Robinson, L OBP: 0.403, SLG: 0.453 (1,3)		HR BB	K		F2	1B 3B 1B			2B	4	2	2	0	1	1	1									
Sherm Lollar, R OBP: 0.318, SLG: 0.404 (1,2)		HR	K		1B BB	1B 3B 1B			F8	4	3	2	2	1	1	2									
Hector Rodriguez, R OBP: 0.369, SLG: 0.308 (1,5)		4-3 1B			4-3	1B 3B			3-1	5	3	3	0	0	0	0									
Ray Coleman, L OBP: 0.248, SLG: 0.271 (1,8)	F7				3-1	3B 1B			F9	5	1	1	1	0	0	4									
Chico Carrasquel, R OBP: 0.322, SLG: 0.350 (1,6)	4-3					2B 3B			SH2-3 1B	5	1	4	5	0	0	1									
Mary Grissom, R OBP: 0.071, SLG: 0.071 (1,1)					1-3	1-3			SH2-3	2	0	1	1	0	0	1									
Chuck Stobbs, L OBP: 0.200, SLG: 0.111 (5,1)					1-3	1-3			SH2-3	2	0	0	0	0	0	2									
Inning Stats	R: 0 E: 0 K: 0 S: 3	H: 0 LOB: 0 BB: 0 P: 3	R: 3 E: 0 K: 0 S: 6	H: 3 LOB: 1 BB: 1 P: 10	R: 0 E: 0 K: 2 S: 7	H: 0 LOB: 1 BB: 1 P: 11	R: 0 E: 0 K: 0 S: 4	H: 1 LOB: 0 BB: 0 P: 4	R: 0 E: 0 K: 0 S: 3	H: 0 LOB: 0 BB: 0 P: 3	R: 4 E: 0 K: 0 S: 7	H: 4 LOB: 2 BB: 2 P: 15	R: 3 E: 0 K: 0 S: 7	H: 4 LOB: 1 BB: 0 P: 7	R: 0 E: 0 K: 0 S: 4	H: 1 LOB: 2 BB: 0 P: 4	R: 0 E: 1 K: 0 S: 5	H: 1 LOB: 2 BB: 0 P: 5	1B: 9 2B: 2 3B: 2 HR: 1	SF: 0 SAC: 1 DP: 0 HBP: 0	WP: 0 PB: 0 SB: 0 CS: 0	PA: 46			
PITCHER	IP	WLS	BF	H	R	ER	SO	BB	IBB	HBP	BLK	WP	HR	S	P	ERA	WHIP								
Alex Kellner, L ERA: 3.95 (1,1)	5.2	L	28	8	7	7	2	3	0	0	0	0	1	29	41	11.12	1.941								
Dick Fowler, R ERA: 7.51 (6,1)	0.2		7	4	3	3	0	1	0	0	0	0	0	6	10	40.50	7.500								
Carl Scheib, R ERA: 6.48 (7,1)	2.2		11	2	0	0	0	0	0	0	0	0	0	11	11	0.00	0.750								

Chicago White Sox @ Philadelphia Athletics
Shibe Park, Philadelphia, PA
Thu Jun 12 1952, 3:33 AM EDT
Att: 2,819 - Unknown

livebaseballscores.com

AB 41
R 10
H 14
RBI 10
BB 4
SO 2
LOB 18




Batter	1	2	3	4	5	6	7	8	9	AB	R	H	RBI	BB	SO	LOB	BOTTOM								
Eddie Joost, R OBP: 0.407, SLG: 0.479 (1,6)	CS BB		F4		1B 1B		4-3		G6-4-3	4	0	1	0	1	0	2									
Fernis Fain, L OBP: 0.432, SLG: 0.397 (1,3)	E6 G5-4-3			1B 2B	CS 1B				G5-4-3 1B	4	1	3	0	0	0	1									
Dave Philley, S OBP: 0.333, SLG: 0.348 (1,8)	G5-4-3			1B E BB	F6				G5-4-3	3	1	0	0	1	0	3									
Allie Clark, R OBP: 0.256, SLG: 0.421 (1,7)				1B E 1B					E BB	2	1	2	1	0	0	0									
Kite Thomas, R OBP: 0.320, SLG: 0.263 (6,PH) (7,7)				1B E 1B					E BB	1	0	0	0	1	1	0									
Elmer Valo, L OBP: 0.416, SLG: 0.428 (1,9)		FC4 1-3 S		1B E 1B			4-3		E4	4	1	1	0	0	0	2									
Skeeter Kell, R OBP: 0.313, SLG: 0.331 (1,4)		1-3		1B K					F9	4	0	1	0	0	1	6									
Hal Bevan, R OBP: 0.267, SLG: 0.267 (1,5)		F3		E6 1B S			F8		4-3	4	0	0	1	0	0	3									
Joe Tipton, R OBP: 0.343, SLG: 0.389 (1,2)				G6-4-3 1B	1-3 3-H 1B				5-3	3	0	2	1	1	0	0									
Alex Kellner, R OBP: 0.333, SLG: 0.448 (1,1)				G6-4-3	6-3				F8	2	0	0	0	0	0	2									
Dick Fowler, R OBP: 0.214, SLG: 0.214 (7,1)				G6-4-3					G6-4-3	2	0	1	0	0	0	0									
Inning Stats	R: 0 E: 1 K: 0 S: 2	H: 0 LOB: 0 BB: 1 P: 6	R: 0 E: 0 K: 0 S: 4	H: 1 LOB: 1 BB: 0 P: 4	R: 0 E: 0 K: 0 S: 3	H: 1 LOB: 0 BB: 0 P: 3	R: 4 E: 1 K: 1 S: 9	H: 4 LOB: 1 BB: 1 P: 13	R: 0 E: 0 K: 0 S: 3	H: 2 LOB: 0 BB: 0 P: 3	R: 0 E: 0 K: 1 S: 6	H: 1 LOB: 1 BB: 0 P: 6	R: 0 E: 1 K: 0 S: 4	H: 0 LOB: 0 BB: 0 P: 3	R: 0 E: 0 K: 0 S: 3	H: 1 LOB: 2 BB: 1 P: 8	R: 0 E: 0 K: 0 S: 3	H: 1 LOB: 1 BB: 1 P: 7	1B: 10 2B: 1 3B: 0 HR: 0	SF: 0 SAC: 0 DP: 4 HBP: 0	WP: 0 PB: 0 SB: 2 CS: 2	PA: 37			
PITCHER	IP	WLS	BF	H	R	ER	SO	BB	IBB	HBP	BLK	WP	HR	S	P	ERA	WHIP								
Mary Grissom, R ERA: 4.25 (1,1)	4.0		19	7	4	3	1	2	0	0	0	0	0	19	27	6.75	2.250								
Chuck Stobbs, L ERA: 2.88 (5,1)	5.0	W	18	4	0	0	1	2	0	0	0	0	0	18	26	0.00	1.200								

Chicago White Sox @ Philadelphia Athletics
Shibe Park, Philadelphia, PA
Thu Jun 12 1952, 3:33 AM EDT
Att: 2,819 - Unknown

livebaseballscores.com

AB 33
R 4
H 11
RBI 3
BB 4
SO 2
LOB 19



Batter	1	2	3	4	5	6	7	8	9	AB	R	H	RBI	BB	SO	LOB	TOP										
Dom DiMaggio, R (1.8) OBP: 0.405, SLG: 0.429	5-3		F4					BB 1B									3 0 1 0 1 0 1										
Jim Piersall, R (1.9) OBP: 0.384, SLG: 0.353	3-1			E8	FC6-4			BB 1B									3 0 0 0 1 0 2										
Hoot Evers, R (1.7) OBP: 0.346, SLG: 0.426	F8			SH1-3				BB 1B									3 0 0 0 0 1 2										
George Kell, R (1.5) OBP: 0.386, SLG: 0.423		F6		6-3				F7									4 0 0 0 0 0 3										
Vern Stephens, R (1.6) OBP: 0.357, SLG: 0.387		F7		6-3				F8									4 0 0 0 0 0 3										
Billy Goodman, L (1.3) OBP: 0.387, SLG: 0.425		4-3															4 1 1 0 0 0 0										
Ted Lepcio, R (1.4) OBP: 0.366, SLG: 0.475																	3 1 3 1 1 0 0										
Sammy White, R (1.2) OBP: 0.333, SLG: 0.473			5-3														3 0 0 1 1 1 3										
Mel Parnell, L (1.1) OBP: 0.088, SLG: 0.031			F7														3 0 0 0 0 0 3										
Sid Hudson, R (8.1) OBP: 0.214, SLG: 0.222					FC3-6												0 0 0 0 0 0 0										
Charlie Maxwell, L (9. PH)																	1 0 0 0 0 0 1										
Inning Stats	R: 0 E: 0 K: 0 S: 3	H: 0 LOB: 0 BB: 0 P: 3	R: 0 E: 0 K: 0 S: 3	H: 0 LOB: 0 BB: 0 P: 3	R: 0 E: 0 K: 0 S: 4	H: 1 LOB: 1 BB: 0 P: 4	R: 0 E: 1 K: 0 S: 4	H: 0 LOB: 1 BB: 0 P: 4	R: 1 E: 0 K: 0 S: 4	H: 1 LOB: 2 BB: 2 P: 12	R: 0 E: 0 K: 0 S: 3	H: 0 LOB: 0 BB: 0 P: 3	R: 1 E: 0 K: 0 S: 4	H: 2 LOB: 0 BB: 0 P: 4	R: 0 E: 1 K: 1 S: 6	H: 1 LOB: 2 BB: 1 P: 10	R: 0 E: 0 K: 1 S: 5	H: 0 LOB: 1 BB: 1 P: 9	1B: 3 2B: 2 3B: 0 HR: 1	SF: 0 SAC: 1 DP: 1 HBP: 0	WP: 0 PB: 0 SB: 0 CS: 0	PA: 36					
PITCHER	IP	WLS	BF	H	R	ER	SO	BB	IBB	HBP	BLK	WP	HR	S	P	ERA	WHIP										
Hal Brown, R (1.1) ERA: 2.57	7.0		27	4	2	2	0	2	0	0	0	0	1	25	33	2.57	0.857										
Howie Judson, R (8.1) ERA: 4.53	0.0		2	1	0	0	0	1	0	0	0	0	0	1	5	∞	∞										
Harry Dorish, R (8.1) ERA: 2.52	2.0	W	7	0	0	0	2	1	0	0	0	0	0	10	14	0.00	0.500										

Boston Red Sox @ Chicago White Sox
Comiskey Park, Chicago, IL
Sat Jun 14 1952, 4:33 AM EDT
Att: 12,742 - Unknown

AB 31
R 2
H 5
RBI 2
BB 4
SO 2
LOB 18



Batter	1	2	3	4	5	6	7	8	9	AB	R	H	RBI	BB	SO	LOB	BOTTOM										
Nellie Fox, L (1.4) OBP: 0.329, SLG: 0.362	F5																2 1 0 0 2 0 0										
Minnie Minoso, R (1.7) OBP: 0.369, SLG: 0.419																	2 1 1 0 2 1 0										
Sam Mele, R (1.9) OBP: 0.331, SLG: 0.493																	4 0 1 1 0 0 3										
Eddie Robinson, L (1.3) OBP: 0.405, SLG: 0.473																	4 2 2 1 0 0 1										
Sherm Lollar, R (1.2) OBP: 0.316, SLG: 0.396																	3 0 0 0 0 2 2										
Ray Coleman, L (1.8) OBP: 0.243, SLG: 0.265																	3 0 0 0 0 0 2										
Hector Rodriguez, R (1.5) OBP: 0.309, SLG: 0.368																	3 0 1 1 0 0 0										
Howie Judson, R (8.1)																	0 0 0 0 0 0 0										
Harry Dorish, R (8.1)																	0 0 0 0 0 0 0										
Chico Carrasquel, R (1.6) OBP: 0.318, SLG: 0.345																	3 0 0 0 0 0 1										
Hal Brown, R (1.1) OBP: 0.333, SLG: 0.200																	2 0 0 0 0 0 0										
Sam Dente, R (8.5) OBP: 0.211, SLG: 0.143																	1 0 0 0 0 1 0										
Inning Stats	R: 0 E: 0 K: 0 S: 2	H: 0 LOB: 1 BB: 1 P: 6	R: 1 E: 0 K: 0 S: 4	H: 1 LOB: 0 BB: 0 P: 4	R: 0 E: 0 K: 0 S: 3	H: 0 LOB: 2 BB: 2 P: 11	R: 0 E: 0 K: 0 S: 2	H: 0 LOB: 0 BB: 0 P: 3	R: 0 E: 0 K: 1 S: 5	H: 0 LOB: 0 BB: 0 P: 5	R: 1 E: 0 K: 1 S: 7	H: 2 LOB: 1 BB: 0 P: 7	R: 2 E: 1 K: 2 S: 9	H: 2 LOB: 1 BB: 1 P: 13	1B: 3 2B: 1 3B: 0 HR: 1	SF: 0 SAC: 0 DP: 2 HBP: 1	WP: 0 PB: 0 SB: 1 CS: 0	PA: 32									
PITCHER	IP	WLS	BF	H	R	ER	SO	BB	IBB	HBP	BLK	WP	HR	S	P	ERA	WHIP										
Mel Parnell, L (1.1) ERA: 3.51	7.1	L	29	4	4	3	3	4	0	1	0	0	0	30	47	3.68	1.091										
Sid Hudson, R (8.1) ERA: 2.75	0.2		3	1	0	0	1	0	0	0	0	0	0	5	5	0.00	1.500										

Boston Red Sox @ Chicago White Sox
Comiskey Park, Chicago, IL
Sat Jun 14 1952, 4:33 AM EDT
Att: 12,742 - Unknown

AB 27
R 4
H 5
RBI 3
BB 4
SO 4
LOB 9



Batter	1	2	3	4	5	6	7	8	9	AB	R	H	RBI	BB	SO	LOB	TOP					
Dom DiMaggio, R OBP: 0.402, SLG: 0.426 Charlie Maxwell, L (7, 8)	4-3		F8		G1-4-3 1-2 2-H 1B		F8		K	4	0	1	1	0	0	0	Boston Red Sox @ Chicago White Sox Comiskey Park, Chicago, IL Sun Jun 15 1952, 4:33 AM EDT Unknown					
Jim Piersall, R OBP: 0.385, SLG: 0.354 (1, 9) (8, 6)	FC5 1B		5-3		F5				3-1	5	1	2	0	0	0	2						
Hoot Evers, R OBP: 0.389, SLG: 0.412 Archie Wilson, R OBP: 0.257, SLG: 0.293 (1, 7) (7, 7)	FC5 1B				G1-4-3 1-2				K	4	0	1	0	0	1	4						
George Kell, R OBP: 0.388, SLG: 0.421 Johnny Lipon, R OBP: 0.301, SLG: 0.279 (1, 5) (8, 5)			F6						5-3	3	0	1	1	1	0	1						
Billy Goodman, L OBP: 0.383, SLG: 0.420 Dick Gemert, R OBP: 0.240, SLG: 0.217 (1, 3) (8, 3)	P4				4-3		K		WP 1B	4	0	1	0	0	1	3						
Vern Stephens, R OBP: 0.348, SLG: 0.377 Clyde Vollmer, R OBP: 0.381, SLG: 0.471 (1, 6) (8, 9)	L8		F6		F6		E7		F8	4	0	0	0	0	0	4						
Ted Lepcio, R OBP: 0.362, SLG: 0.467 (1, 4)					4-3		K		WP 1B	4	0	1	0	0	2	2						
Gus Niarhos, R OBP: 0.195, SLG: 0.029 Del Wilber, R OBP: 0.281, SLG: 0.238 (1, 2) (2, 2)	F7						L5		F8	1	0	0	0	0	0	0						
Willard Nixon, L OBP: 0.333, SLG: 0.417 Ray Scarborough, R OBP: 0.286, SLG: 0.286 Bill Henry, L OBP: 0.321, SLG: 0.423 Dick Brodowski, R (9, PH)	F8						G3		F5	2	0	1	0	0	0	0						
Sammy White, R OBP: 0.331, SLG: 0.469 (9, PH)										1	0	0	0	0	0	0						
Inning Stats	R: 1 E: 1 K: 0 S: 6	H: 2 LOB: 2 BB: 0 P: 6	R: 0 E: 0 K: 1 S: 5	H: 0 LOB: 0 BB: 0 P: 5	R: 0 E: 0 K: 0 S: 4	H: 1 LOB: 1 BB: 0 P: 4	R: 0 E: 0 K: 0 S: 3	H: 0 LOB: 0 BB: 0 P: 3	R: 1 E: 0 K: 2 S: 5	H: 3 LOB: 1 BB: 0 P: 5	R: 0 E: 1 K: 2 S: 8	H: 0 LOB: 2 BB: 1 P: 12	R: 0 E: 0 K: 1 S: 6	H: 1 LOB: 1 BB: 0 P: 6	R: 0 E: 0 K: 0 S: 5	H: 2 LOB: 2 BB: 0 P: 5	R: 0 E: 0 K: 1 S: 5	H: 0 LOB: 0 BB: 0 P: 5	1B: 9 2B: 0 3B: 0 HR: 0	SF: 0 SAC: 0 DP: 1 HBP: 0	WP: 1 PB: 0 SB: 2 CS: 0	PA: 38
PITCHER Saul Rogovin, R ERA: 4.15 (1, 1)	IP: 9.0 WLS: W BF: 38	H: 9 R: 2 ER: 1 SO: 5	BB: 1 IBB: 0 HBP: 0 BLK: 0	WP: 1 HR: 0 S: 47 P: 51	ERA: 1.00 WHIP: 1.111	PITCHER										IP: 9.0 WLS: W BF: 38	H: 9 R: 2 ER: 1 SO: 5	BB: 1 IBB: 0 HBP: 0 BLK: 0	WP: 1 HR: 0 S: 47 P: 51	ERA: 1.00 WHIP: 1.111		

AB 37
R 2
H 9
RBI 2
BB 1
SO 5
LOB 20



Batter	1	2	3	4	5	6	7	8	9	AB	R	H	RBI	BB	SO	LOB	BOTTOM			
Nellie Fox, L OBP: 0.335, SLG: 0.367 (1, 4)	1-3		F8		1B E	FC6 1B FC4-6				5	2	3	0	0	0	0	Boston Red Sox @ Chicago White Sox Comiskey Park, Chicago, IL Sun Jun 15 1952, 4:33 AM EDT Unknown			
Minnie Minoso, R OBP: 0.375, SLG: 0.424 (1, 8) (6, 7)	G3				BB E 1B	FC4-6 E 1B			G5-4-3	5	1	3	0	0	0	1				
Sam Mele, R OBP: 0.327, SLG: 0.483 (1, 9)	F7		CS		FC5 BB 1B	FC6 FC4-6			F9	5	2	1	0	0	0	3				
Eddie Robinson, L OBP: 0.411, SLG: 0.474 (1, 3)					2B 1B	FC4-6				2	2	1	1	2	0	2				
Bud Stewart, L OBP: 0.435, SLG: 0.506 Ray Coleman, L OBP: 0.241, SLG: 0.263 (1, 7) (6, 8)					E4 SH1-4 1-1 2-H 2B	K				3	0	3	3	0	0	0				
Hector Rodriguez, R OBP: 0.368, SLG: 0.305 (1, 5)	F9				SH1-4 2-3				1-3	2	0	0	1	1	0	1				
Bud Sheely, L OBP: 0.340, SLG: 0.275 (1, 2)	K									3	0	1	0	1	1	4				
Chico Carrasquel, R OBP: 0.317, SLG: 0.340 (1, 6)	F4				F7	F8				3	0	0	0	1	0	5				
Saul Rogovin, R OBP: 0.289, SLG: 0.314 (1, 1)			F3		K				FC5-4	4	0	0	0	0	2	3				
Inning Stats	R: 0 E: 0 K: 0 S: 3	H: 0 LOB: 0 BB: 0 P: 3	R: 1 E: 0 K: 1 S: 6	H: 1 LOB: 1 BB: 1 P: 10	R: 0 E: 0 K: 0 S: 3	H: 1 LOB: 0 BB: 0 P: 3	R: 2 E: 1 K: 1 S: 8	H: 3 LOB: 2 BB: 1 P: 12	R: 3 E: 1 K: 0 S: 6	H: 3 LOB: 2 BB: 2 P: 14	R: 1 E: 1 K: 2 S: 10	H: 2 LOB: 2 BB: 0 P: 10	R: 0 E: 0 K: 0 S: 3	H: 1 LOB: 1 BB: 1 P: 7	R: 0 E: 0 K: 0 S: 3	H: 1 LOB: 0 BB: 0 P: 3		1B: 11 2B: 1 3B: 0 HR: 0	SF: 0 SAC: 1 DP: 2 HBP: 0	WP: 0 PB: 0 SB: 0 CS: 2
PITCHER Willard Nixon, R ERA: 5.97 Ray Scarborough, R ERA: 3.68 Bill Henry, L ERA: 3.48 Dick Brodowski, R ERA:	IP: 4.0 WLS: L BF: 20	H: 7 R: 5 ER: 4 SO: 2	BB: 2 IBB: 0 HBP: 0 BLK: 0	WP: 0 HR: 0 S: 22 P: 30	ERA: 9.00 WHIP: 2.250	PITCHER										IP: 4.0 WLS: L BF: 20	H: 7 R: 5 ER: 4 SO: 2	BB: 2 IBB: 0 HBP: 0 BLK: 0	WP: 0 HR: 0 S: 22 P: 30	ERA: 9.00 WHIP: 2.250


AB 33
R 7
H 12
RBI 5
BB 5
SO 4
LOB 21



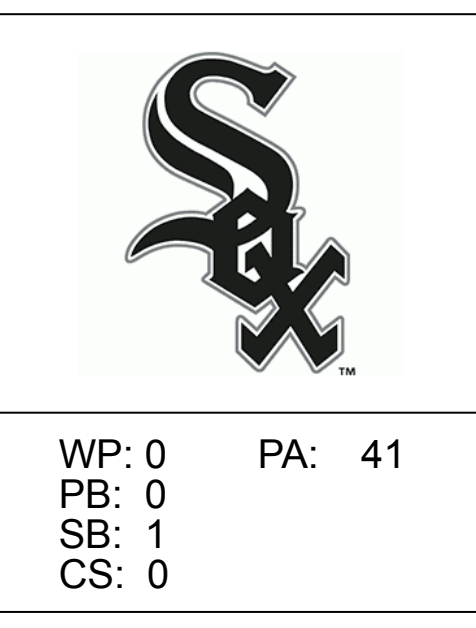
Batter	1	2	3	4	5	6	7	8	9	AB	R	H	RBI	BB	SO	LOB	TOP					
Eddie Joost, R OBP: 0.413, SLG: 0.486 (1, 6)										3	0	0	0	0	0	1	Philadelphia Athletics @ Chicago White Sox Comiskey Park, Chicago, IL Tue Jun 17 1952, 4:33 AM EDT Unknown					
Pete Suder, R OBP: 0.205, SLG: 0.189 (6, 6)										1	0	1	0	0	0	0						
Fernis Fain, L OBP: 0.423, SLG: 0.372 (1, 3)										4	0	1	0	0	0	2						
Dave Philley, S OBP: 0.335, SLG: 0.349 (1, 8)										3	0	1	0	0	1	1						
Gus Zernial, R OBP: 0.412, SLG: 0.457 (1, 7)										4	0	0	0	0	2	3						
Allie Clark, R OBP: 0.250, SLG: 0.465 (1, 9)										4	0	0	0	0	0	0						
Billy Hitchcock, R OBP: 0.257, SLG: 0.274 (1, 5)										4	0	1	0	0	0	0						
Skeeter Kell, R OBP: 0.304, SLG: 0.315 (1, 4)										3	0	0	0	1	1	1						
Joe Astroth, R OBP: 0.274, SLG: 0.266 (1, 2)										4	0	1	0	0	0	3						
Alex Kellner, R OBP: 0.313, SLG: 0.419 Ed Wright, R (6, 1)										2	0	0	0	0	0	2						
Kite Thomas, R OBP: 0.375, SLG: 0.515 (8, PH)										1	1	1	1	0	0	0						
Johnny Kucab, R (8, 1)										0	0	0	0	0	0	0						
Carl Scheib, R (9, PH)										1	0	0	0	0	0	2						
Inning Stats	R: 0 E: 0 K: 2 S: 8	H: 1 LOB: 1 BB: 0 P: 8	R: 0 E: 0 K: 0 S: 3	H: 0 LOB: 0 BB: 0 P: 3	R: 0 E: 0 K: 0 S: 4	H: 1 LOB: 1 BB: 0 P: 4	R: 0 E: 0 K: 1 S: 5	H: 0 LOB: 0 BB: 0 P: 5	R: 0 E: 1 K: 1 S: 6	H: 0 LOB: 1 BB: 0 P: 6	R: 0 E: 0 K: 0 S: 3	H: 0 LOB: 1 BB: 0 P: 4	R: 0 E: 1 K: 0 S: 4	H: 0 LOB: 1 BB: 0 P: 4	R: 1 E: 0 K: 0 S: 5	H: 3 LOB: 1 BB: 0 P: 5	R: 0 E: 0 K: 0 S: 4	H: 1 LOB: 2 BB: 1 P: 8	1B: 5 2B: 0 3B: 0 HR: 1	SF: 0 SAC: 0 DP: 1 HBP: 1	WP: 0 PB: 0 SB: 0 CS: 0	PA: 36
PITCHER Billy Pierce, L ERA: 3.12 (1, 1)	IP: 9.0 WLS: W BF: 36 H: 6 R: 1 ER: 1 SO: 4 BB: 1 IBB: 0 HBP: 1 BLK: 0 WP: 0 HR: 1 S: 42 P: 47 ERA: 1.00 WHIP: 0.778																					

Batter	1	2	3	4	5	6	7	8	9	AB	R	H	RBI	BB	SO	LOB	BOTTOM			
Nellie Fox, L OBP: 0.333, SLG: 0.359 (1, 4)										5	0	1	1	0	0	0	Philadelphia Athletics @ Chicago White Sox Comiskey Park, Chicago, IL Tue Jun 17 1952, 4:33 AM EDT Unknown			
Minnie Minoso, R OBP: 0.376, SLG: 0.455 (1, 8)										5	3	3	1	0	0	1				
Sam Mele, R OBP: 0.345, SLG: 0.483 (1, 9)										3	3	2	1	2	0	0				
Eddie Robinson, L OBP: 0.404, SLG: 0.491 (1, 3)										5	3	2	4	0	0	2				
Hector Rodriguez, R OBP: 0.370, SLG: 0.306 Sam Dente, R OBP: 0.200, SLG: 0.139 (7, PR) (8, 5)										3	1	1	0	0	0	0				
Phil Masi, R OBP: 0.371, SLG: 0.406 (1, 2)										4	1	3	3	0	0	0				
Bud Stewart, L OBP: 0.426, SLG: 0.484 (1, 7)										3	0	1	1	0	0	1				
Chico Carrasquel, R OBP: 0.310, SLG: 0.329 (1, 6)										3	1	0	0	1	0	2				
Billy Pierce, L OBP: 0.186, SLG: 0.103 (1, 1)										4	0	0	0	0	2	3				
Inning Stats	R: 3 E: 0 K: 0 S: 7	H: 4 LOB: 1 BB: 0 P: 7	R: 0 E: 0 K: 1 S: 5	H: 0 LOB: 0 BB: 0 P: 5	R: 0 E: 0 K: 0 S: 3	H: 0 LOB: 0 BB: 0 P: 3	R: 1 E: 0 K: 1 S: 7	H: 2 LOB: 1 BB: 0 P: 7	R: 3 E: 0 K: 0 S: 5	H: 2 LOB: 0 BB: 1 P: 9	R: 1 E: 0 K: 0 S: 4	H: 1 LOB: 1 BB: 1 P: 8	R: 4 E: 1 K: 0 S: 6	H: 2 LOB: 1 BB: 1 P: 10	R: 1 E: 0 K: 0 S: 5	H: 2 LOB: 1 BB: 0 P: 5		1B: 6 2B: 2 3B: 2 HR: 3	SF: 0 SAC: 2 DP: 1 HBP: 0	WP: 0 PB: 0 SB: 1 CS: 0
PITCHER Alex Kellner, L ERA: 4.43 Ed Wright, R ERA: 7.32 Johnny Kucab, R ERA: 10.03 (1, 1) (6, 1) (8, 1)	IP: 5.0 WLS: L BF: 24 H: 8 R: 7 ER: 7 SO: 2 BB: 1 IBB: 0 HBP: 0 BLK: 0 WP: 0 HR: 3 S: 27 P: 31 ERA: 12.60 WHIP: 1.800																			

AB	34
R	1
H	6
RBI	1
BB	1
SO	4
LOB	15



AB	36
R	13
H	13
RBI	11
BB	3
SO	2
LOB	10



Batter	1	2	3	4	5	6	7	8	9	10	AB	R	H	RBI	BB	SO	LOB	TOP	
Eddie Joost, R OBP: 0.410, SLG: 0.487 (1.6)	0-3 K		0-0 6-3 F5-2 2B			0-0 F8		0-0 FC3-6 2B 1-2r			4	0	1	0	0	1	1	Philadelphia Athletics @ Chicago White Sox Comiskey Park, Chicago, IL Tue Jun 17 1952, 4:38 AM EDT Att: 38,948 - Unknown	
Ferris Fain, L OBP: 0.424, SLG: 0.379 (1.3)	4-0 1B 2-4-2 BB		0-0 6-3			0-0 F5		0-0			3	0	1	0	1	0	1		
Dave Philley, S OBP: 0.333, SLG: 0.346 (1.8)	0-0 2-4-2 1B		0-0 F5-2 3-H			0-0 6-3		0-0 F4			4	0	1	0	0	0	3		
Gus Zernial, R OBP: 0.404, SLG: 0.446 (1.7)	0-3 K			0-3 K		0-3 K		0-0 F8			4	0	0	0	0	3	2		
Elmer Valo, L OBP: 0.419, SLG: 0.408 (1.9)	0-0 2-4-2 1-2 3-H	0-0 1-3		4-0 CS BB		0-0 CS 1B		0-0 G3			3	0	1	0	1	0	0		
Billy Hitchcock, R OBP: 0.267, SLG: 0.276 (1.5)		4-0 G3 2B BB		0-0 6-3 1-2		0-0 1B		0-0 F7			3	1	1	0	1	0	1		
Pete Suder, R OBP: 0.186, SLG: 0.171 (1.4)		0-0 G3 1-2			0-0 6-3		0-0 6-3			0-0 F7	4	0	0	0	0	0	2		
Joe Tipton, R OBP: 0.338, SLG: 0.383 (1.2)		0-0 2B		0-3 K		0-0 F9		4-0 B5-4-3 BB			3	0	1	1	1	1	0		
Sam Zoldak, L OBP: 0.200, SLG: 0.200 (1.1)	0-3 K		0-0 6-3			0-0 FC3-6 1B		0-0 B5-4-3 BB		0-0 1-2r	4	0	1	0	0	1	2		
Inning Stats	R: 0 E: 0 K: 2 S: 7	H: 1 LOB: 2 BB: 1 P: 11	R: 1 E: 0 K: 1 S: 6	H: 1 LOB: 1 BB: 1 P: 10	R: 0 E: 0 K: 0 S: 3	H: 1 LOB: 0 BB: 0 P: 3	R: 0 E: 0 K: 1 S: 5	H: 0 LOB: 0 BB: 0 P: 5	R: 0 E: 0 K: 0 S: 3	H: 2 LOB: 1 BB: 0 P: 6	R: 0 E: 0 K: 1 S: 5	H: 2 LOB: 2 BB: 0 P: 5	R: 0 E: 0 K: 0 S: 3	H: 0 LOB: 0 BB: 1 P: 3	R: 0 E: 0 K: 0 S: 2	H: 0 LOB: 0 BB: 1 P: 6	1B: 4 2B: 4 3B: 0 HR: 0		SF: 0 SAC: 0 DP: 2 HBP: 0
PITCHER Mary Grissom, R ERA: 3.61 (1.1)	IP: 10.0 W: 7 L: 1 S: 6	WLS: 37 BF: 7 R: 1 ER: 1 SO: 6	H: 7 R: 1 ER: 1 SO: 6	BB: 4 IBB: 0 HBP: 0 BLK: 0	WP: 0 HR: 0 S: 44 P: 60	ERA: 0.90 WHIP: 1.100													

AB	32
R	1
H	7
RBI	1
BB	4
SO	6
LOB	12




Batter	1	2	3	4	5	6	7	8	9	10	AB	R	H	RBI	BB	SO	LOB	BOTTOM	
Nellie Fox, L OBP: 0.331, SLG: 0.355 (1.4)	0-0 F9		0-0 G1 1-2			0-0 E9 FC1-5 1B 2-H		0-0 F9		0-0 F9	5	0	1	0	0	0	2	Philadelphia Athletics @ Chicago White Sox Comiskey Park, Chicago, IL Tue Jun 17 1952, 4:38 AM EDT Att: 38,948 - Unknown	
Minnie Minoso, R OBP: 0.372, SLG: 0.453 (1.8)	0-0 F8		0-0 F8			0-0 FC1-5 5-3		0-0 F7		0-0 1B 2B	5	1	1	0	0	0	3		
Sam Mele, R OBP: 0.358, SLG: 0.487 (1.9)	0-0 1B			0-0 FC3-6 1B		0-0 5-3 3-H 1-2		4-0 IBB		4-0 1B IBB	3	0	2	0	2	0	1		
Eddie Robinson, L OBP: 0.400, SLG: 0.484 (1.3)	0-0 F9			0-0 FC3-6 FC5-4 1-2r		0-0 3-1		0-0 F2		0-0 1B	5	0	1	1	0	0	4		
Hector Rodriguez, R OBP: 0.398, SLG: 0.310 (1.5)		0-0 F9		0-0 FC5-4 2-4 1-2r		0-0 2B		0-0 4-3			4	0	1	0	0	0	1		
Sherm Lollar, R OBP: 0.321, SLG: 0.400 (1.2)		0-0 F2		0-0 2-4	0-0 L6-3 1B		4-0 FC5-4 IBB		0-0 1B		2	0	1	0	1	0	0		
Hal Brown, R OBP: 0.333, SLG: 0.200 (7, PR)				0-0 2-4				0-0 1B			0	0	0	0	0	0	0		
Ray Coleman, L OBP: 0.252, SLG: 0.289 (8, 7)				0-0 F6				0-0 1B		0-0 1B	1	0	1	0	0	0	0		
Bud Stewart, L OBP: 0.419, SLG: 0.474 (1.7)				0-0 F6		0-0 F5		0-3 K		0-0 1B	2	0	1	0	0	1	2		
Phil Masi, R OBP: 0.378, SLG: 0.412 (8, 2)					0-0 L6-3		0-0 FC5-4		0-0 G6-4-3 1B		4	0	1	0	0	0	5		
Chico Carrasquel, R OBP: 0.309, SLG: 0.327 (1.6)				0-0 FC5-4 1B		0-0 L6-3 1-2		0-0 FC5-4		0-0 G6-4-3 1-2r	4	1	2	0	0	0	1		
Mary Grissom, R OBP: 0.167, SLG: 0.278 (1.1)				0-0 FC5-4 G1 1-2r		0-0 E 2B		0-0 2B		0-0 F7	4	1	2	0	0	0	1		
Inning Stats	R: 0 E: 0 K: 0 S: 4	H: 1 LOB: 1 BB: 4 P: 4	R: 0 E: 0 K: 0 S: 3	H: 0 LOB: 0 BB: 3 P: 3	R: 0 E: 0 K: 0 S: 4	H: 1 LOB: 1 BB: 4 P: 4	R: 0 E: 0 K: 0 S: 3	H: 1 LOB: 0 BB: 0 P: 3	R: 1 E: 1 K: 0 S: 4	H: 2 LOB: 2 BB: 4 P: 4	R: 0 E: 0 K: 1 S: 6	H: 1 LOB: 2 BB: 1 P: 10	R: 0 E: 0 K: 0 S: 4	H: 2 LOB: 1 BB: 4 P: 4	R: 1 E: 0 K: 0 S: 4	H: 2 LOB: 2 BB: 1 P: 8	1B: 8 2B: 5 3B: 0 HR: 0	SF: 0 SAC: 0 DP: 2 HBP: 0	WP: 0 PA: 40 PB: 0 SB: 0 CS: 0
PITCHER Sam Zoldak, L ERA: 3.49 (1.1)	IP: 9.2 W: 9 L: 1 S: 41	WLS: 41 BF: 12 R: 2 ER: 1 SO: 1	H: 12 R: 2 ER: 1 SO: 1	BB: 0 IBB: 3 HBP: 0 BLK: 0	WP: 0 HR: 0 S: 39 P: 51	ERA: 0.93 WHIP: 1.241													

AB	37
R	2
H	12
RBI	1
BB	3
SO	1
LOB	20



Batter	1	2	3	4	5	6	7	8	9	AB	R	H	RBI	BB	SO	LOB	TOP					
Eddie Joost, R OBP: 0.401, SLG: 0.474 (1, 6)	5-3		F7		F6			1-3	5-3	5	0	0	0	0	0	3	Philadelphia Athletics @ Chicago White Sox Comiskey Park, Chicago, IL Thu Jun 19 1952, 4:33 AM EDT Unknown					
Fernis Fain, L OBP: 0.432, SLG: 0.385 (1, 3)	5-3 BB		2H 1B			4-3		1B		3	0	2	1	1	0	0						
Dave Philley, S OBP: 0.327, SLG: 0.339 (1, 8)	5-3 1-2		4-3			K		G3		4	0	0	0	0	1	3						
Gus Zernial, R OBP: 0.396, SLG: 0.435 (1, 7)	F8				F9			E5		4	0	0	0	0	0	1						
Elmer Valo, L OBP: 0.420, SLG: 0.416 (1, 9)		F7				G3			6-3	4	1	2	0	0	0	1						
Billy Hitchcock, R OBP: 0.257, SLG: 0.265 (1, 5)	F7					6-3			CS 2B	4	1	0	0	0	0	2						
Skeeter Kell, R OBP: 0.298, SLG: 0.308 (1, 4)										3	0	0	0	0	0	0						
Kite Thomas, R OBP: 0.390, SLG: 0.515 (9, PH)										0	1	0	0	1	0	0						
Pete Suder, R OBP: 0.186, SLG: 0.171 (9, 4)										0	0	0	0	0	0	0						
Joe Astroth, R OBP: 0.281, SLG: 0.274 (1, 2)										4	1	2	1	0	0	2						
Bobby Shantz, R OBP: 0.262, SLG: 0.308 (1, 1)										2	0	1	2	0	0	0						
Inning Stats	R: 0 E: 0 K: 0 S: 3	H: 0 LOB: 1 BB: 1 P: 7	R: 0 E: 0 K: 0 S: 3	H: 0 LOB: 0 BB: 0 P: 3	R: 1 E: 0 K: 0 S: 5	H: 2 LOB: 1 BB: 0 P: 5	R: 0 E: 0 K: 0 S: 3	H: 1 LOB: 0 BB: 0 P: 3	R: 0 E: 0 K: 0 S: 4	H: 1 LOB: 1 BB: 0 P: 4	R: 0 E: 1 K: 1 S: 6	H: 0 LOB: 0 BB: 0 P: 6	R: 0 E: 0 K: 0 S: 3	H: 0 LOB: 0 BB: 0 P: 3	R: 0 E: 0 K: 0 S: 4	H: 1 LOB: 1 BB: 0 P: 4	R: 3 E: 1 K: 0 S: 6	H: 2 LOB: 1 BB: 1 P: 10	1B: 6 2B: 1 3B: 0 HR: 0	SF: 0 SAC: 2 DP: 0 HBP: 0	WP: 0 PB: 1 CS: 1	PA: 38
PITCHER Hal Brown, R ERA: 2.1 (1, 1)	IP: 9.0 WLS: L BF: 37 H: 7 R: 4 ER: 1 SO: 1 BB: 1 IBB: 1 HBP: 0 BLK: 0 WP: 0 HR: 0 S: 37 P: 45 ERA: 1.00 WHIP: 0.889															PITCHER						

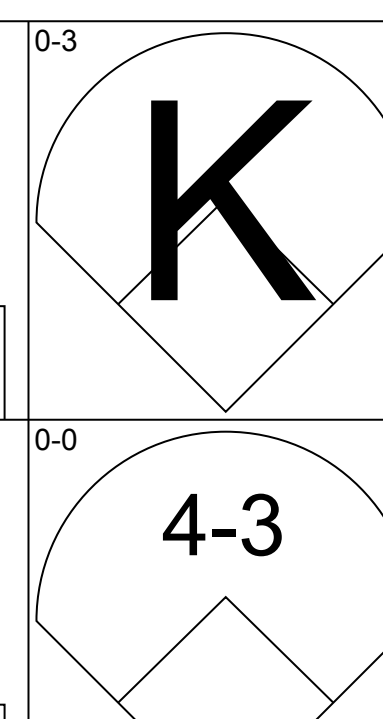
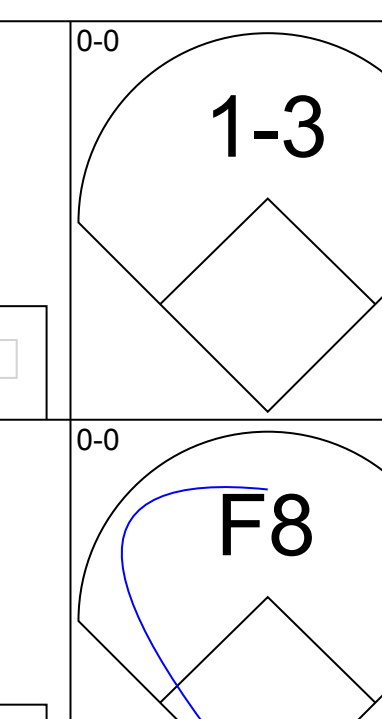
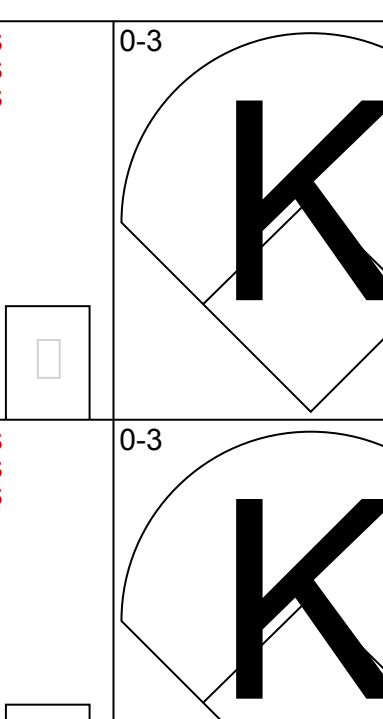
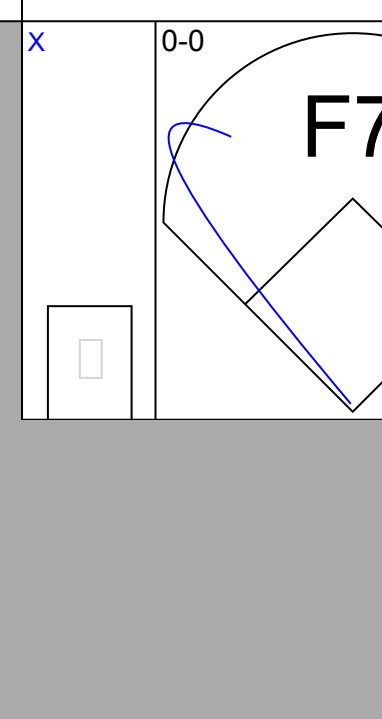
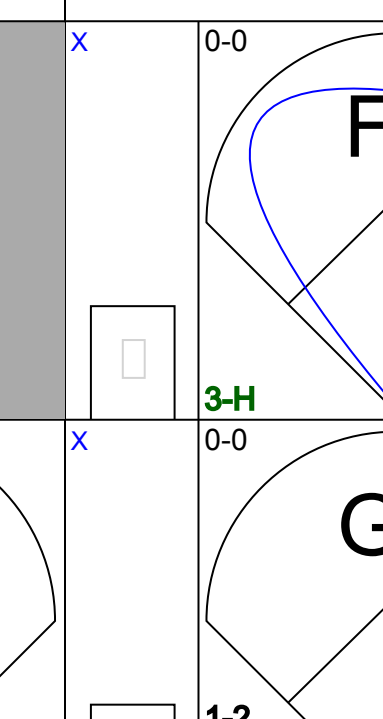
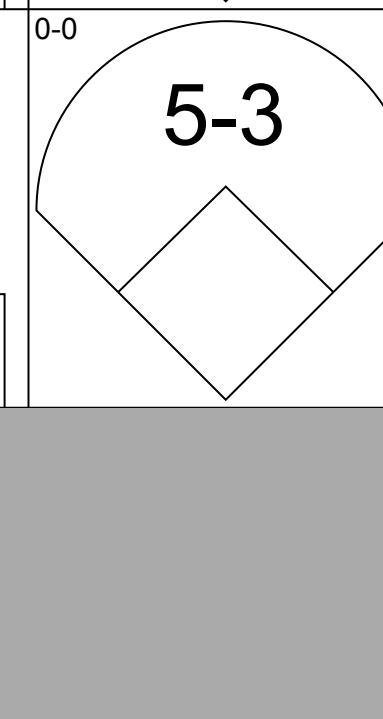
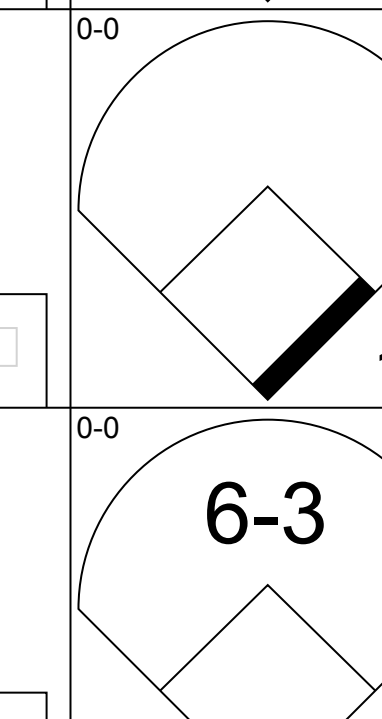

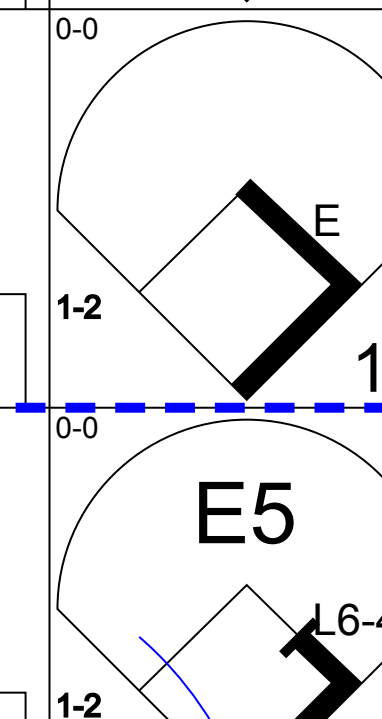
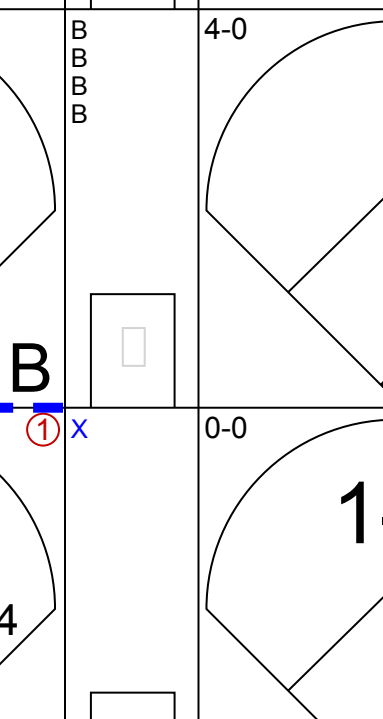


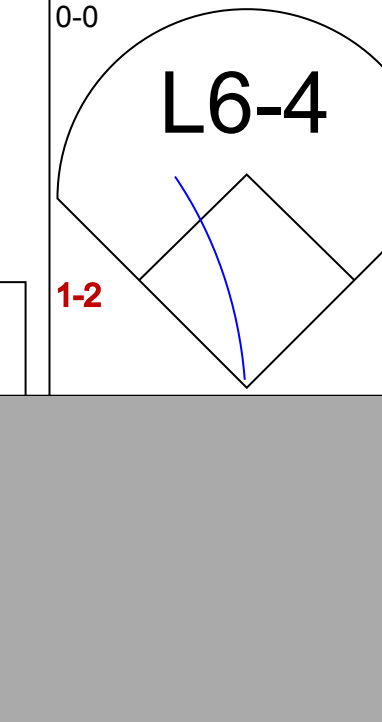
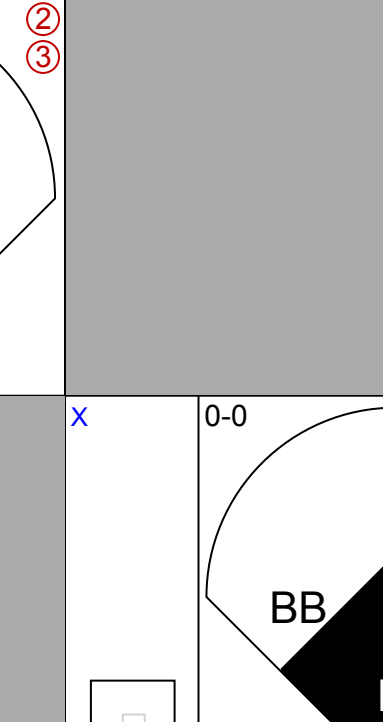
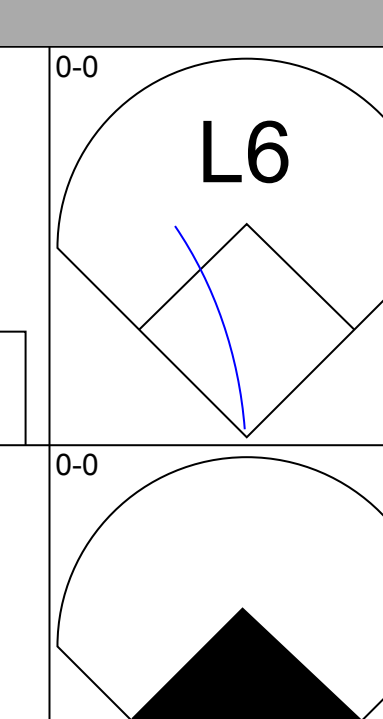
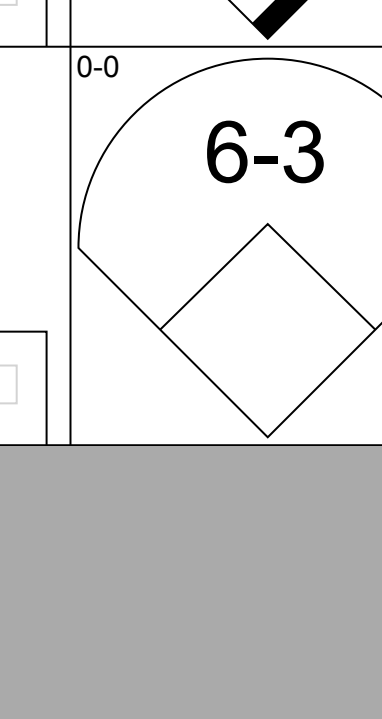
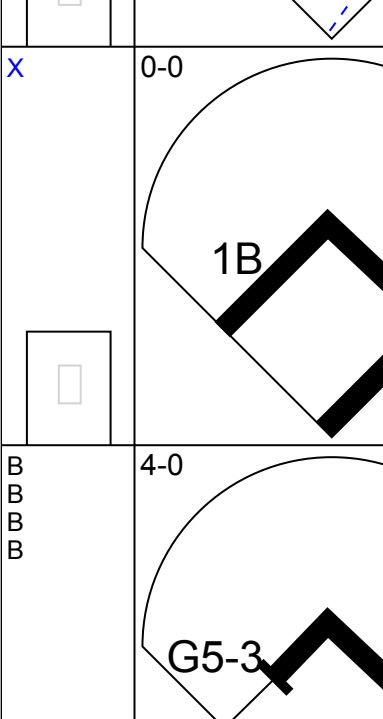
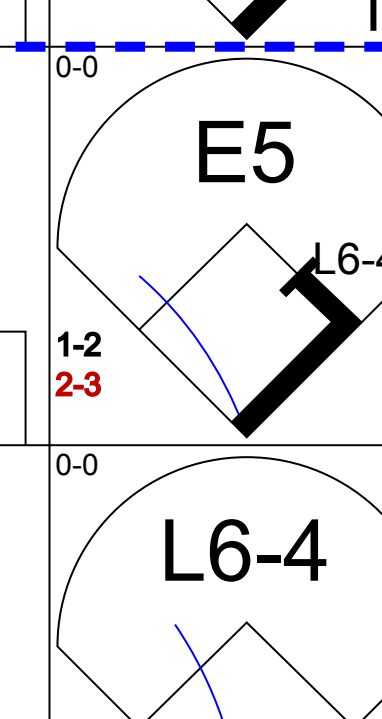
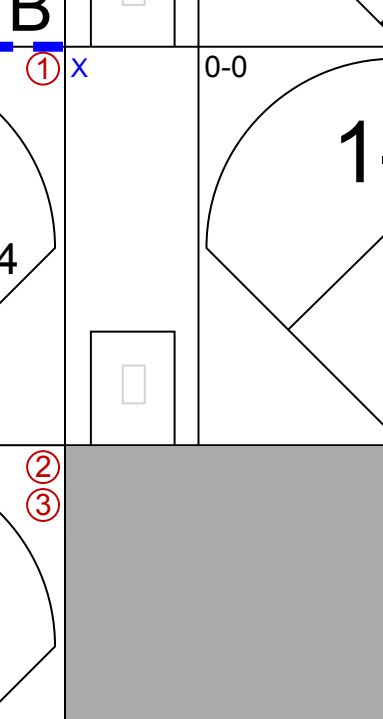
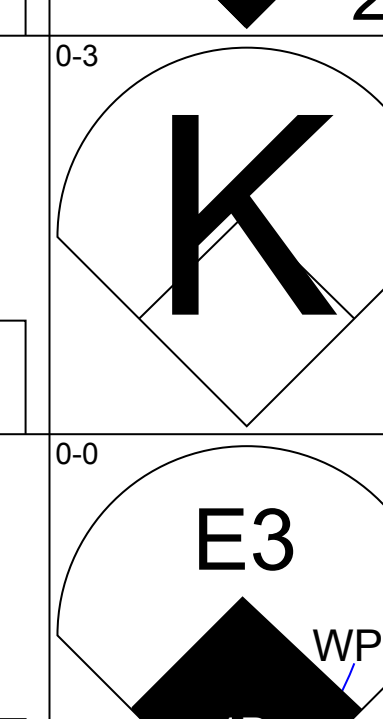
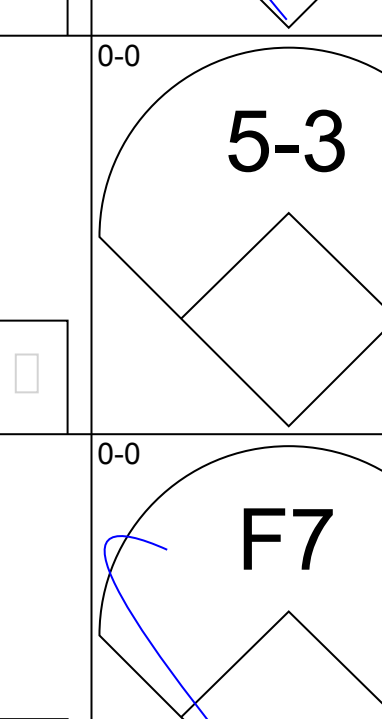
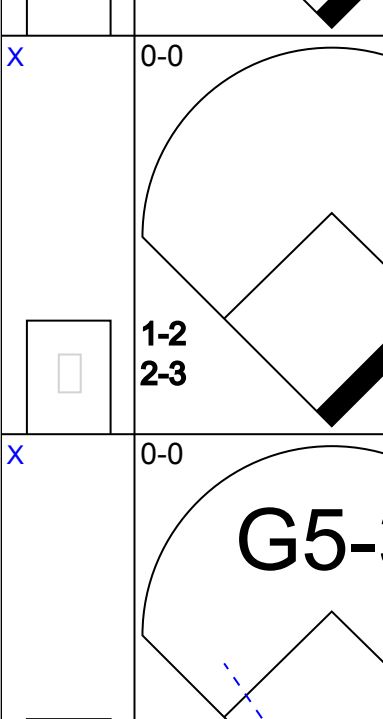

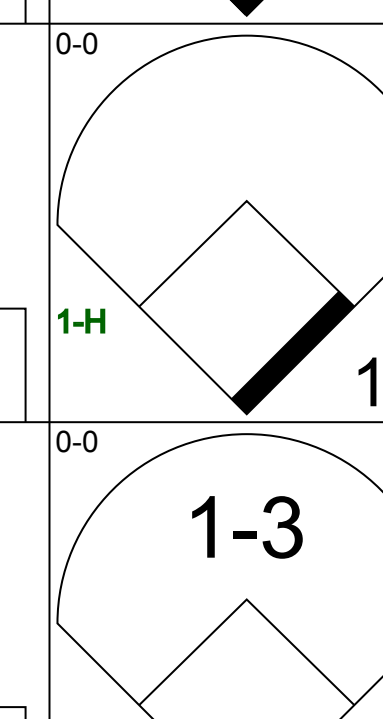

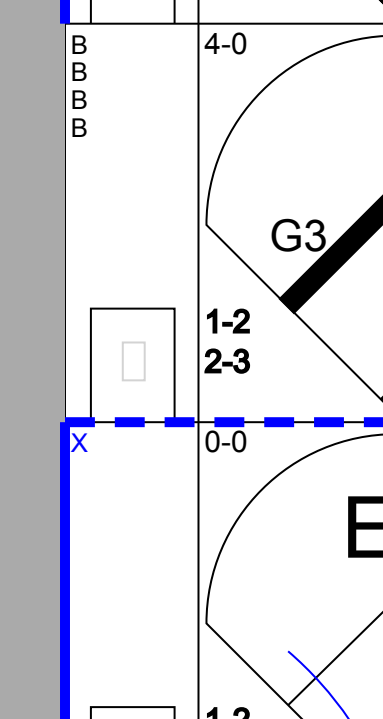
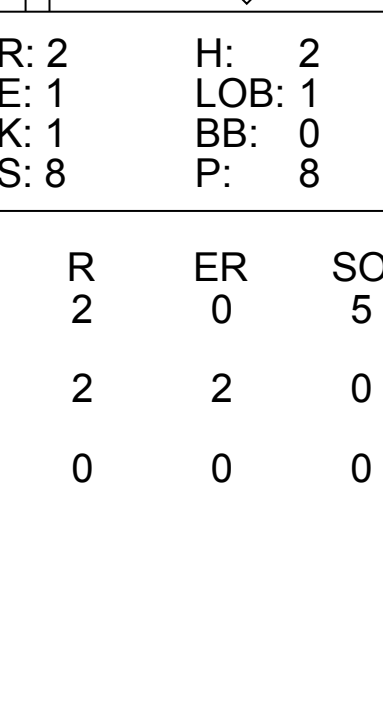
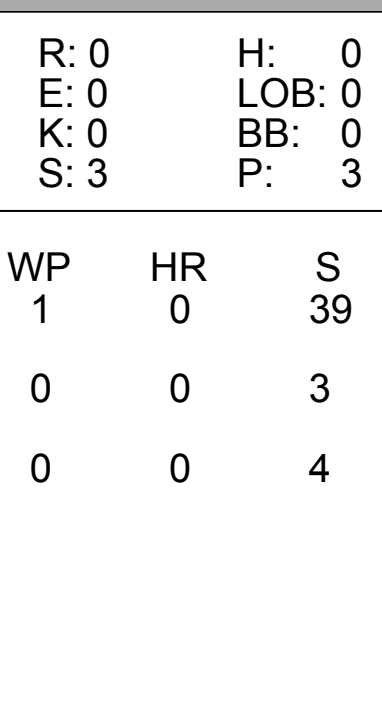
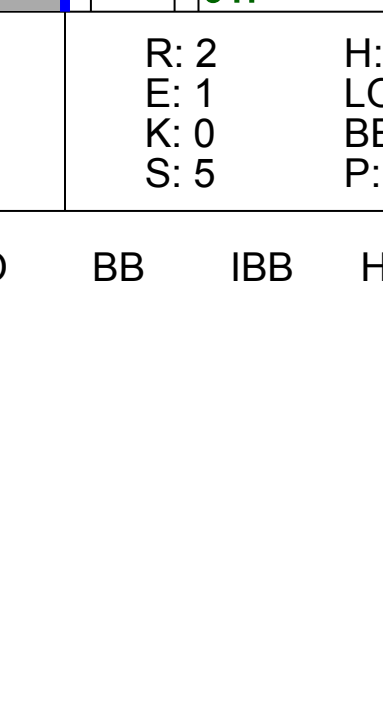

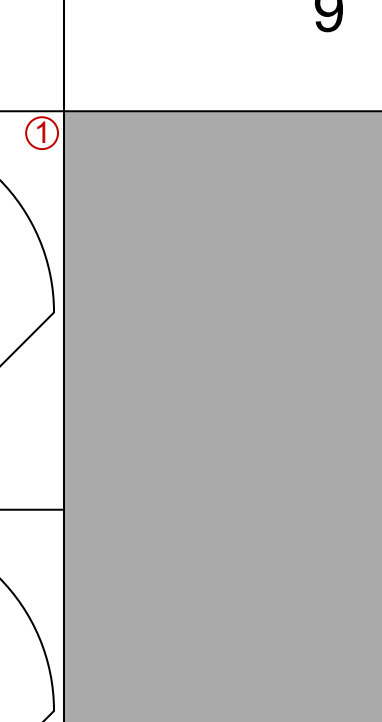

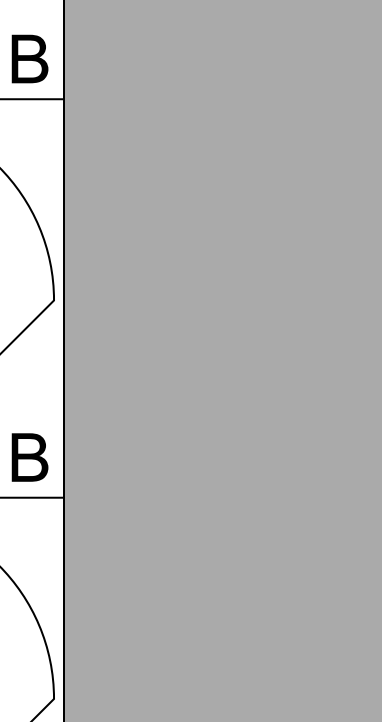
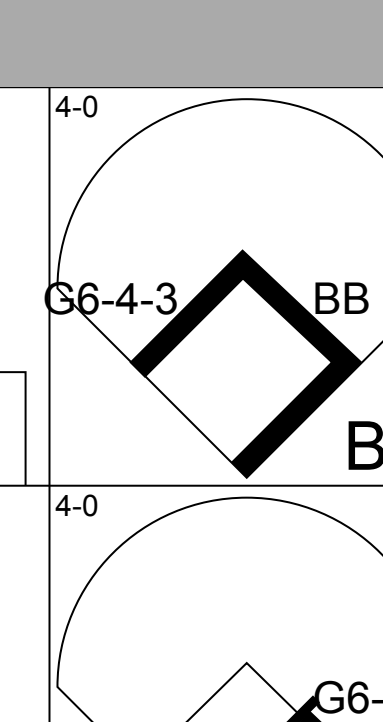
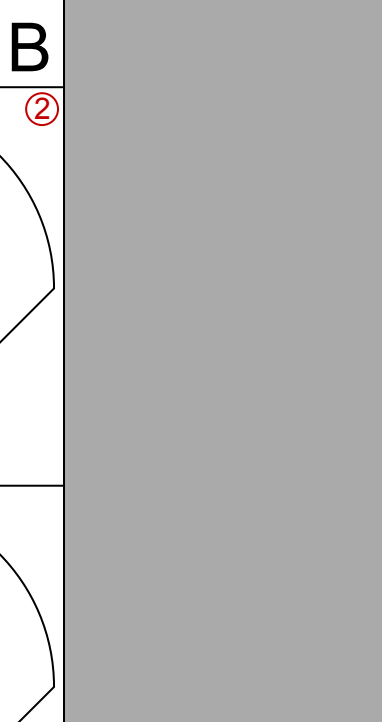
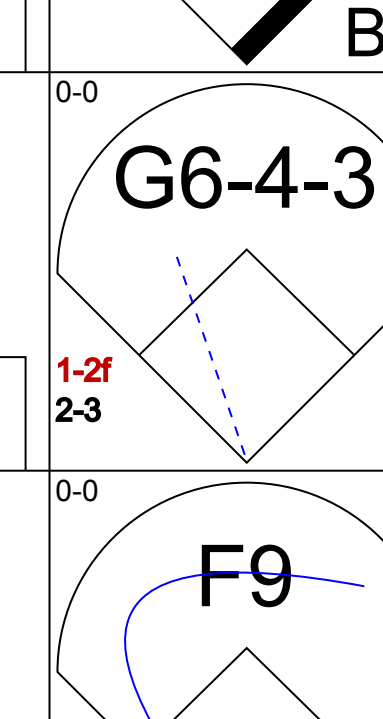


AB 33
R 4
H 7
RBI 4
BB 2
SO 1
LOB 12



Batter	1	2	3	4	5	6	7	8	9	AB	R	H	RBI	BB	SO	LOB	BOTTOM					
Nellie Fox, L OBP: 0.326, SLG: 0.350 (1, 4)	K		F8			F7		F4		4	0	0	0	0	1	0	Philadelphia Athletics @ Chicago White Sox Comiskey Park, Chicago, IL Thu Jun 19 1952, 4:33 AM EDT Unknown					
Minnie Minoso, R OBP: 0.374, SLG: 0.454 (1, 8)	5-3 1B					F9		1-3		4	0	2	0	0	0	0						
Sam Mele, R OBP: 0.356, SLG: 0.481 (1, 9)	5-3 1-2					F7				4	1	1	0	0	1	2						
Eddie Robinson, L OBP: 0.395, SLG: 0.478 (1, 3)	1-3					F2				3	0	0	0	0	1	2						
Hector Rodriguez, R OBP: 0.366, SLG: 0.309 (1, 5)						6-3				4	0	1	0	0	0	1						
Phil Masi, R OBP: 0.350, SLG: 0.378 (1, 2)										3	0	0	1	0	0	1						
Bud Stewart, L OBP: 0.417, SLG: 0.470 (1, 7)										3	0	1	0	0	0	0						
Chico Carrasquel, R OBP: 0.305, SLG: 0.323 (1, 6)										3	0	0	0	0	1	2						
Hal Brown, R OBP: 0.222, SLG: 0.125 (1, 1)										3	0	0	0	0	2	0						
Inning Stats	R: 0 E: 0 K: 1 S: 6	H: 1 LOB: 1 BB: 0 P: 6	R: 0 E: 0 K: 0 S: 3	H: 0 LOB: 0 BB: 0 P: 3	R: 0 E: 0 K: 1 S: 5	H: 0 LOB: 0 BB: 0 P: 5	R: 0 E: 0 K: 0 S: 4	H: 1 LOB: 1 BB: 0 P: 4	R: 0 E: 0 K: 0 S: 3	H: 0 LOB: 0 BB: 0 P: 3	R: 0 E: 0 K: 1 S: 5	H: 0 LOB: 0 BB: 0 P: 5	R: 1 E: 0 K: 1 S: 8	H: 3 LOB: 2 BB: 0 P: 8	R: 0 E: 0 K: 0 S: 3	H: 0 LOB: 0 BB: 0 P: 3		R: 0 E: 0 K: 2 S: 7	H: 0 LOB: 0 BB: 0 P: 7	1B: 5 2B: 0 3B: 0 HR: 0	SF: 0 SAC: 1 DP: 0 HBP: 0	WP: 0 PB: 0 CS: 0
PITCHER Bobby Shantz, L ERA: 1.66 (1, 1)	IP: 9.0 WLS: W BF: 32 H: 5 R: 1 ER: 1 SO: 6 BB: 0 IBB: 0 HBP: 0 BLK: 0 WP: 0 HR: 0 S: 44 P: 44 ERA: 1.00 WHIP: 0.556															PITCHER						

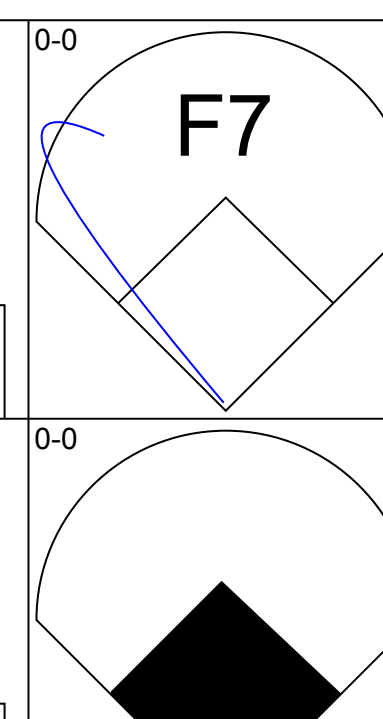
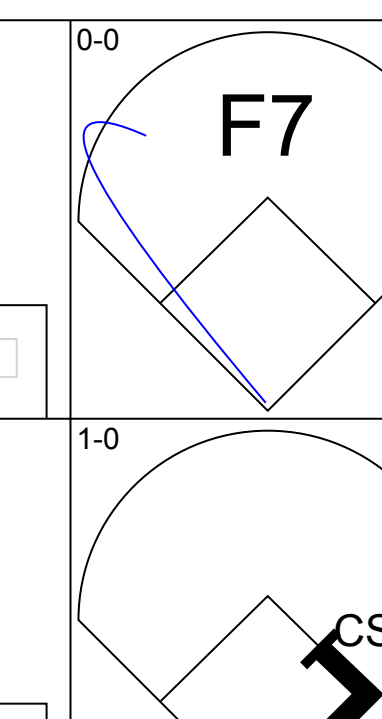
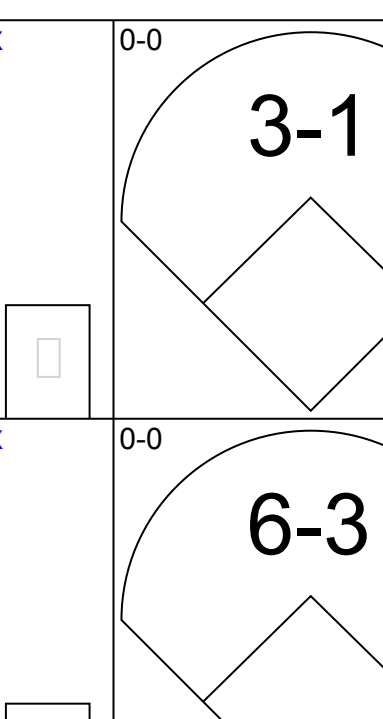
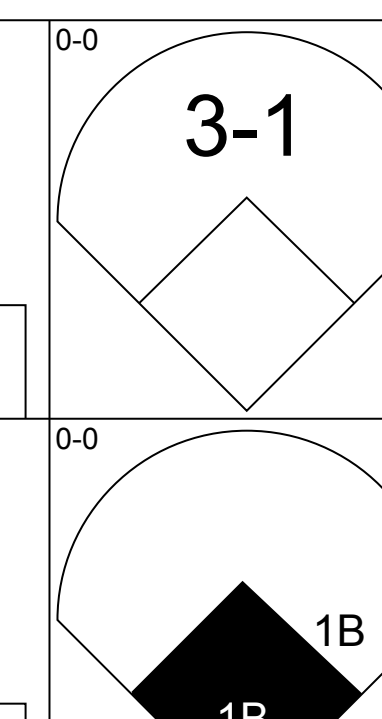

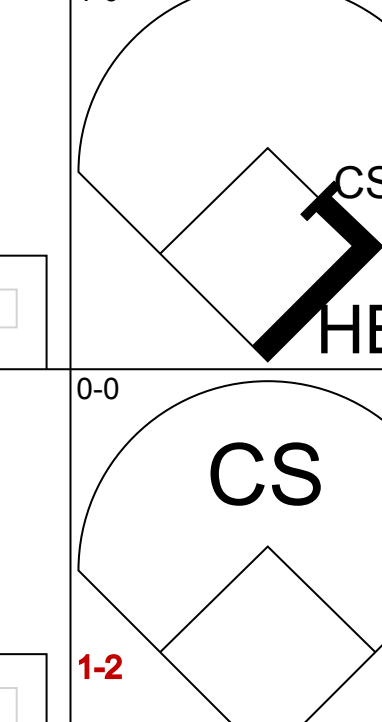
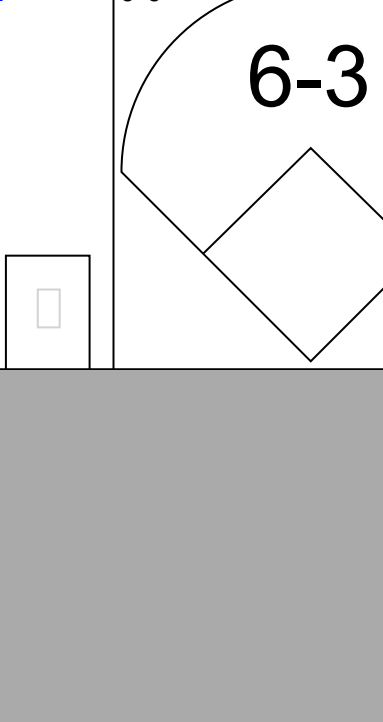
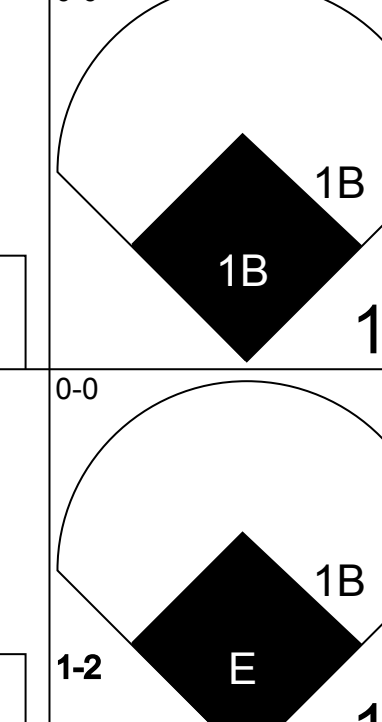
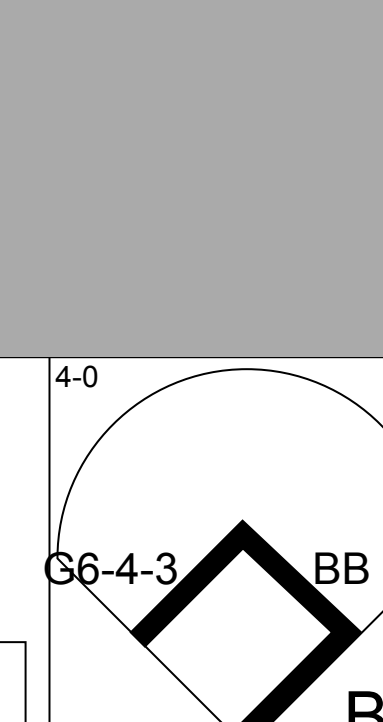

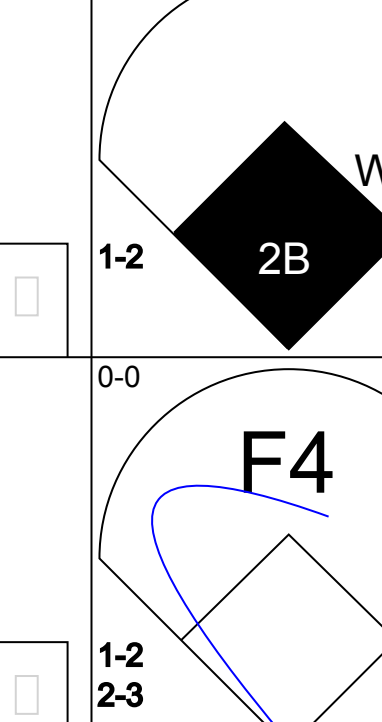

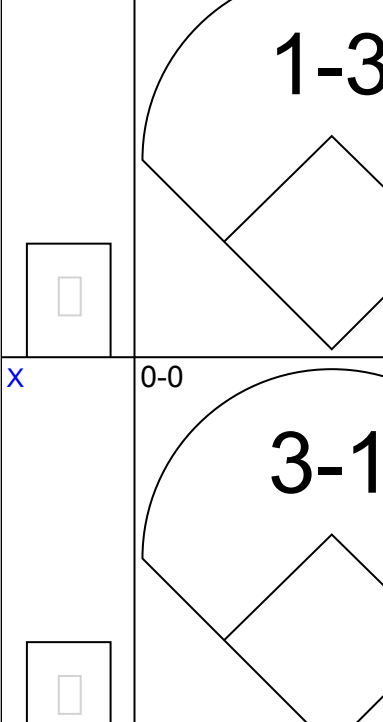
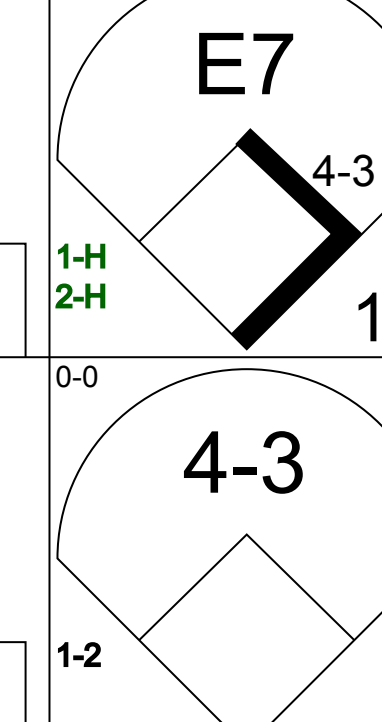
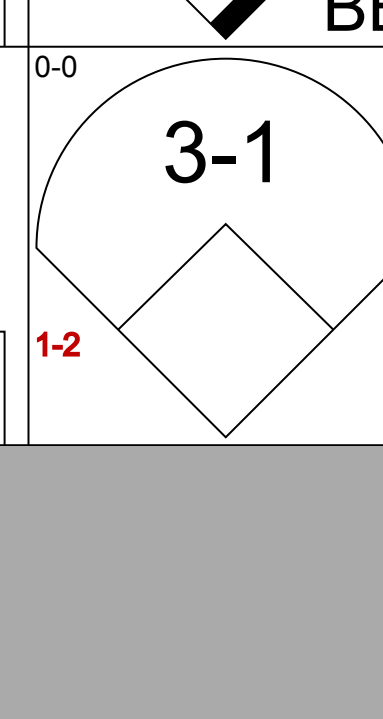
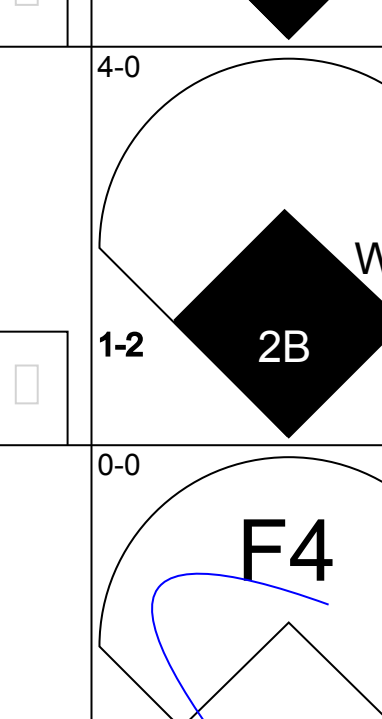

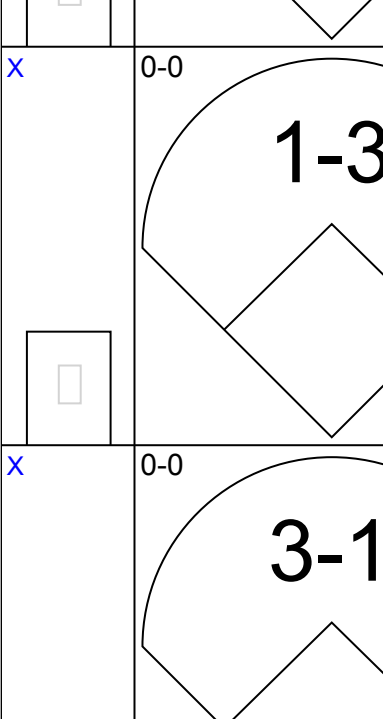
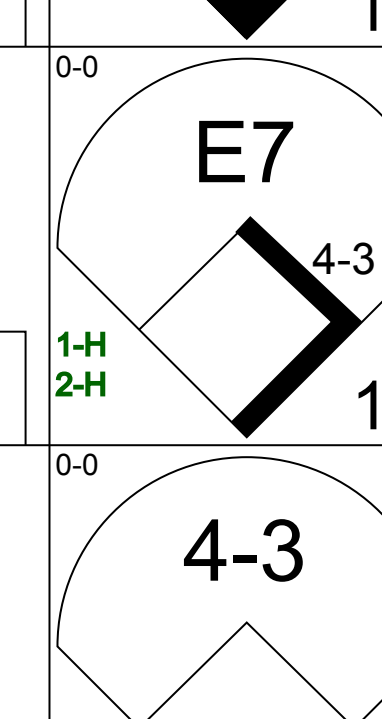
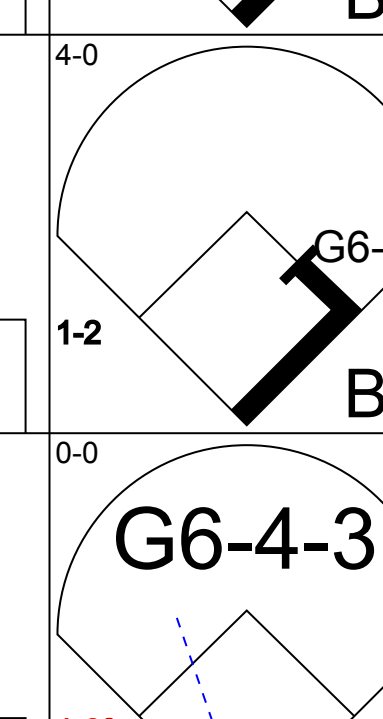
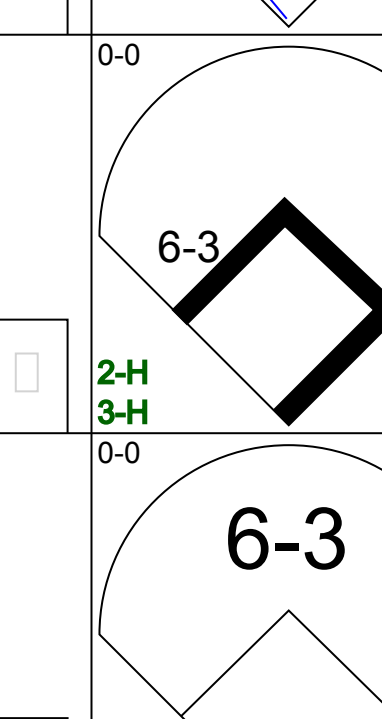
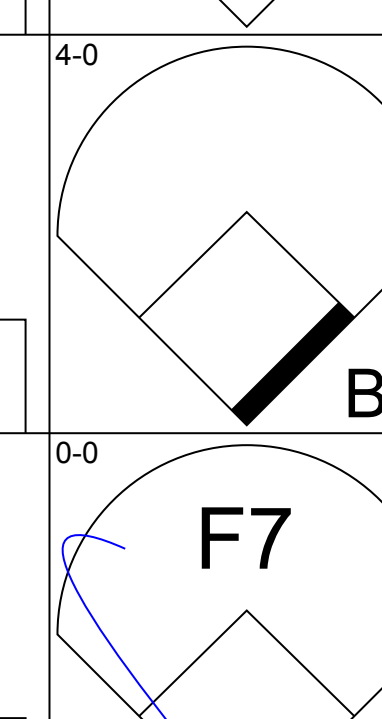
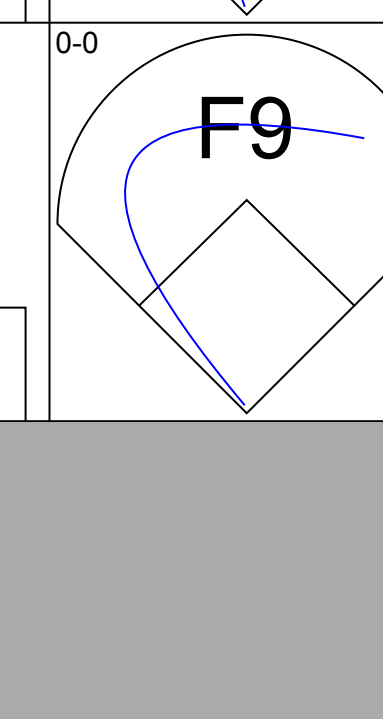
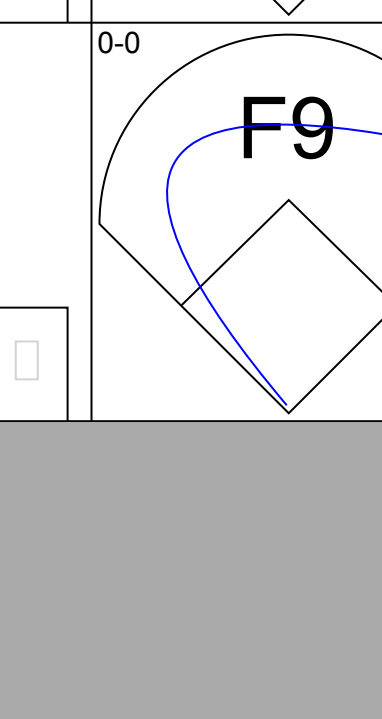


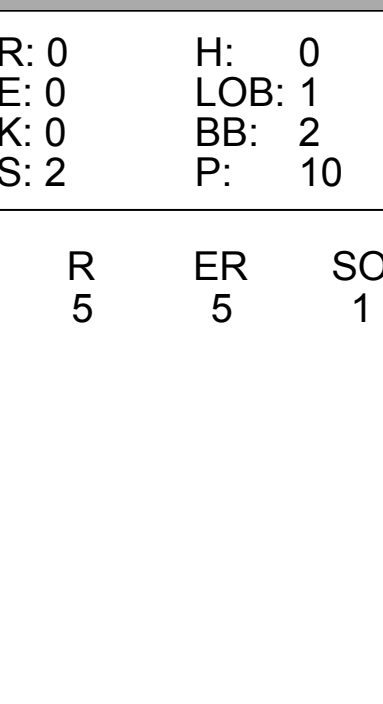
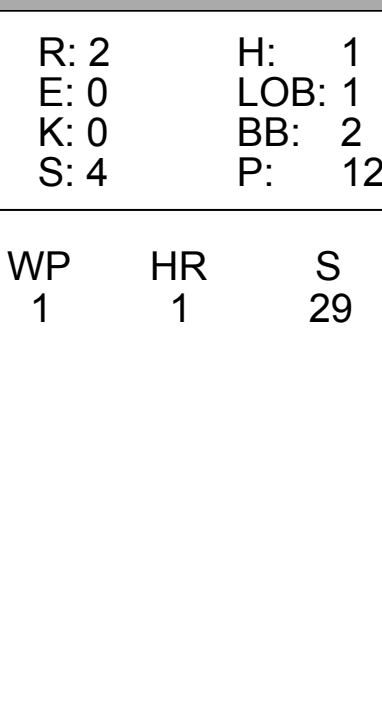
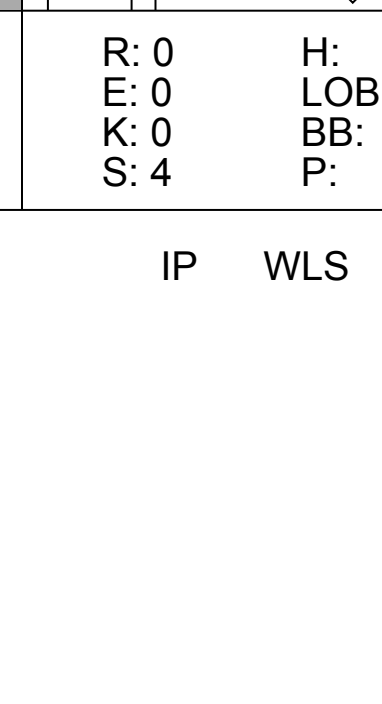
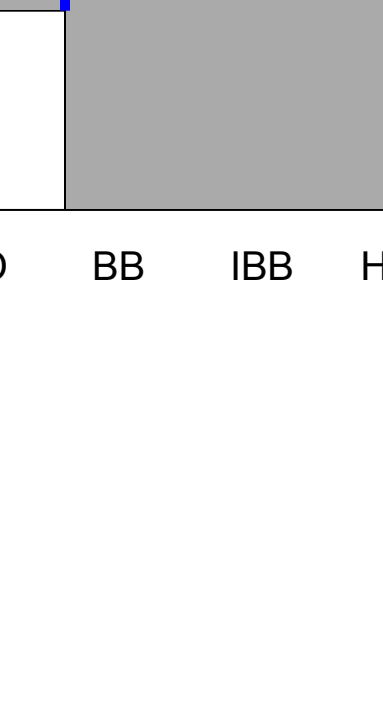
AB 31
R 1
H 5
RBI 1
BB 0
SO 6
LOB 8



Batter	1	2	3	4	5	6	7	8	9	AB	R	H	RBI	BB	SO	LOB	TOP				
Eddie Joost, R OBP: 0.392, SLG: 0.462 (1, 6)										5	0	0	1	0	2	3	Philadelphia Athletics @ Chicago White Sox Comiskey Park, Chicago, IL Thu Jun 19 1952, 4:38 AM EDT Att: 19,936 - Unknown				
Ferns Fain, L OBP: 0.425, SLG: 0.378 (1, 3)										5	0	1	0	0	1	3					
Dave Philley, S OBP: 0.333, SLG: 0.342 (1, 8)										4	0	2	0	1	0	0					
Gus Zernial, R OBP: 0.391, SLG: 0.429 (1, 7)										5	0	1	0	0	0	6					
Elmer Valo, L OBP: 0.422, SLG: 0.421 (1, 9)										3	1	1	0	1	0	2					
Billy Hitchcock, R OBP: 0.285, SLG: 0.274 (1, 5)										4	1	2	0	0	1	1					
Pete Suder, R OBP: 0.346, SLG: 0.381 (1, 4)										3	1	0	0	0	0	3					
Kite Thomas, R OBP: 0.405, SLG: 0.515 (9, PH)										0	1	0	0	0	0	0					
Joe Tipton, R OBP: 0.346, SLG: 0.381 (1, 2)										3	0	1	1	1	0	0					
Skeeter Kell, R OBP: 0.236, SLG: 0.308 (9, PR)										0	0	0	0	0	0	0					
Bob Hooper, R OBP: 0.200, SLG: 0.208 (1, 1)										3	0	1	0	0	1	1					
Allie Clark, R OBP: 0.244, SLG: 0.455 (9, PH)										1	0	0	1	0	0	2					
Inning Stats	R: 0 E: 0 K: 1 S: 5	H: 0 LOB: 0 BB: 0 P: 5	R: 2 E: 1 K: 1 S: 8	H: 2 LOB: 1 BB: 0 P: 8	R: 0 E: 0 K: 0 S: 4	H: 1 LOB: 1 BB: 0 P: 4	R: 0 E: 0 K: 0 S: 3	H: 0 LOB: 0 BB: 0 P: 3	R: 0 E: 0 K: 2 S: 8	H: 1 LOB: 2 BB: 1 P: 8	R: 0 E: 0 K: 1 S: 5	H: 0 LOB: 0 BB: 0 P: 5	R: 0 E: 1 K: 0 S: 4	H: 2 LOB: 1 BB: 0 P: 4	R: 0 E: 1 K: 0 S: 5	H: 2 LOB: 1 BB: 2 P: 14	1B: 8 2B: 2 3B: 0 HR: 0	SF: 0 SAC: 0 DP: 2 HBP: 1	WP: 1 PB: 0 CS: 0	PA: 40	
PITCHER	IP	WLS	BF	H	R	ER	SO	BB	IBB	HBP	BLK	WP	HR	S	P	ERA	WHIP				
Joe Dobson, R ERA: 2.09 (1, 1)	7.0	W	30	8	2	0	5	1	0	0	0	1	0	39	43	0.00	1.286				
Bill Kennedy, L ERA: 2.51 (8, 1)	1.0		5	1	2	2	0	1	0	1	0	0	0	3	8	18.00	2.000				
Harry Dorish, R ERA: 2.39 (9, 1)	1.0	S	5	0	0	0	0	1	0	0	0	0	0	4	8	0.00	1.000				

AB	36
R	4
H	9
RBI	3
BB	3
SO	5
LOB	21



Batter	1	2	3	4	5	6	7	8	9	AB	R	H	RBI	BB	SO	LOB	BOTTOM				
Nellie Fox, L OBP: 0.321, SLG: 0.344 (1, 4)										4	0	0	0	0	0	0	Philadelphia Athletics @ Chicago White Sox Comiskey Park, Chicago, IL Thu Jun 19 1952, 4:38 AM EDT Att: 19,936 - Unknown				
Minnie Minoso, R OBP: 0.381, SLG: 0.472 (1, 8)										3	2	2	1	0	0	0					
Sam Mele, R OBP: 0.365, SLG: 0.481 (1, 9)										2	2	1	0	2	0	0					
Eddie Robinson, L OBP: 0.397, SLG: 0.476 (1, 3)										3	1	1	1	1	0	1					
Bud Stewart, L OBP: 0.415, SLG: 0.461 (1, 7)										2	0	0	0	1	0	2					
Ray Coleman, L OBP: 0.250, SLG: 0.267 (7, 7)										1	0	0	0	0	0	1					
Hector Rodriguez, R OBP: 0.373, SLG: 0.316 (1, 5)										2	0	1	2	2	0	0					
Sherm Lollar, R OBP: 0.314, SLG: 0.389 (1, 2)										4	0	0	0	0	0	5					
Chico Carrasquel, R OBP: 0.305, SLG: 0.323 (1, 6)										3	0	1	0	0	0	2					
Joe Dobson, R OBP: 0.250, SLG: 0.192 (1, 1)										3	0	0	0	0	1	1					
Bill Kennedy, L OBP: 0.400, SLG: 0.400 (8, 1)										0	0	0	0	0	0	0					
Harry Dorish, R OBP: 0.400 (9, 1)										0	0	0	0	0	0	0					
Inning Stats	R: 1 E: 0 K: 0 S: 3	H: 1 LOB: 0 BB: 1 P: 7	R: 0 E: 0 K: 0 S: 2	H: 0 LOB: 1 BB: 2 P: 10	R: 0 E: 0 K: 1 S: 4	H: 0 LOB: 0 BB: 0 P: 5	R: 2 E: 0 K: 0 S: 4	H: 1 LOB: 1 BB: 2 P: 12	R: 0 E: 0 K: 0 S: 3	H: 0 LOB: 0 BB: 0 P: 3	R: 0 E: 0 K: 0 S: 3	H: 0 LOB: 0 BB: 0 P: 3	R: 0 E: 1 K: 0 S: 4	H: 1 LOB: 1 BB: 0 P: 4	R: 2 E: 1 K: 0 S: 6	H: 3 LOB: 2 BB: 1 P: 10	1B: 4 2B: 1 3B: 0 HR: 1	SF: 0 SAC: 0 DP: 1 HBP: 1	WP: 1 PB: 0 CS: 2	PA: 35	
PITCHER	IP	WLS	BF	H	R	ER	SO	BB	IBB	HBP	BLK	WP	HR	S	P	ERA	WHIP				
Bob Hooper, R ERA: 3.87 (1, 1)	8.0	L	34	6	5	5	1	6	0	1	0	1	1	29	54	5.62	1.500				



Batter	1	2	3	4	5	6	7	8	9	10	11	AB	R	H	RBI	BB	SO	LOB	TOP								
Phil Rizzuto, R OBP: 0.346, SLG: 0.342 (1, 6)												1	1	0	0	3	0	1									
Joe Collins, L OBP: 0.365, SLG: 0.422 (1, 3)												5	1	1	0	1	0	7									
Hank Bauer, R OBP: 0.376, SLG: 0.516 (1, 9)												3	1	1	0	2	0	2									
Yogi Berra, L OBP: 0.369, SLG: 0.520 (1, 2)												6	1	2	3	0	0	4									
Mickey Mantle, S OBP: 0.374, SLG: 0.458 (1, 8)												4	0	0	0	2	1	3									
Gil McDougald, R OBP: 0.349, SLG: 0.361 (1, 5)												4	1	0	0	1	1	4									
Gene Woodling, L OBP: 0.374, SLG: 0.477 (1, 7)												3	0	2	1	2	0	1									
Billy Martin, R OBP: 0.345, SLG: 0.387 (1, 4)												4	0	1	0	0	0	5									
Vic Raschi, R OBP: 0.333, SLG: 0.250 (9, 1)												3	0	1	0	1	2	1									
Joe Ostrowski, L OBP: 0.167, SLG: 0.167 (9, 1)												0	0	0	0	0	0	0									
Bobby Hogue, R OBP: 0.167, SLG: 0.167 (9, 1)												1	0	0	0	0	1	1									
Inning Stats	R: 1 E: 0 K: 1 S: 4	H: 0 LOB: 1 BB: 3 P: 16	R: 0 E: 0 K: 0 S: 4	H: 2 LOB: 3 BB: 1 P: 9	R: 0 E: 0 K: 0 S: 3	H: 0 LOB: 3 BB: 3 P: 15	R: 0 E: 0 K: 0 S: 3	H: 1 LOB: 0 BB: 0 P: 7	R: 0 E: 0 K: 0 S: 5	H: 1 LOB: 0 BB: 0 P: 5	R: 2 E: 0 K: 0 S: 4	H: 1 LOB: 0 BB: 1 P: 8	R: 1 E: 0 K: 1 S: 6	H: 1 LOB: 2 BB: 2 P: 14	R: 1 E: 1 K: 1 S: 6	H: 1 LOB: 1 BB: 1 P: 10	R: 0 E: 0 K: 1 S: 5	H: 0 LOB: 0 BB: 0 P: 6	R: 0 E: 0 K: 0 S: 3	H: 1 LOB: 0 BB: 0 P: 3	1B: 6 2B: 2 3B: 0 HR: 1	SF: 0 SAC: 2 DP: 3 HBP: 2	WP: 0 PB: 0 SB: 3 CS: 0	PA: 50			
PITCHER	IP ERA WLS BF H R ER SO BB IBB HBP BLK WP HR S P ERA WHIP	7.0 4.13 0.0 2 1 1 0 0 1 0 0 0 0 0 1 5 ∞ ∞	7.0 4.13 0.0 2 1 1 0 0 1 0 0 0 0 0 1 5 ∞ ∞	7.0 4.13 0.0 2 1 1 0 0 1 0 0 0 0 0 1 5 ∞ ∞	7.0 4.13 0.0 2 1 1 0 0 1 0 0 0 0 0 1 5 ∞ ∞	7.0 4.13 0.0 2 1 1 0 0 1 0 0 0 0 0 1 5 ∞ ∞	7.0 4.13 0.0 2 1 1 0 0 1 0 0 0 0 0 1 5 ∞ ∞	7.0 4.13 0.0 2 1 1 0 0 1 0 0 0 0 0 1 5 ∞ ∞	7.0 4.13 0.0 2 1 1 0 0 1 0 0 0 0 0 1 5 ∞ ∞	7.0 4.13 0.0 2 1 1 0 0 1 0 0 0 0 0 1 5 ∞ ∞	7.0 4.13 0.0 2 1 1 0 0 1 0 0 0 0 0 1 5 ∞ ∞	7.0 4.13 0.0 2 1 1 0 0 1 0 0 0 0 0 1 5 ∞ ∞	7.0 4.13 0.0 2 1 1 0 0 1 0 0 0 0 0 1 5 ∞ ∞	7.0 4.13 0.0 2 1 1 0 0 1 0 0 0 0 0 1 5 ∞ ∞	7.0 4.13 0.0 2 1 1 0 0 1 0 0 0 0 0 1 5 ∞ ∞	7.0 4.13 0.0 2 1 1 0 0 1 0 0 0 0 0 1 5 ∞ ∞	7.0 4.13 0.0 2 1 1 0 0 1 0 0 0 0 0 1 5 ∞ ∞	7.0 4.13 0.0 2 1 1 0 0 1 0 0 0 0 0 1 5 ∞ ∞	7.0 4.13 0.0 2 1 1 0 0 1 0 0 0 0 0 1 5 ∞ ∞	7.0 4.13 0.0 2 1 1 0 0 1 0 0 0 0 0 1 5 ∞ ∞	7.0 4.13 0.0 2 1 1 0 0 1 0 0 0 0 0 1 5 ∞ ∞	7.0 4.13 0.0 2 1 1 0 0 1 0 0 0 0 0 1 5 ∞ ∞	7.0 4.13 0.0 2 1 1 0 0 1 0 0 0 0 0 1 5 ∞ ∞	7.0 4.13 0.0 2 1 1 0 0 1 0 0 0 0 0 1 5 ∞ ∞	7.0 4.13 0.0 2 1 1 0 0 1 0 0 0 0 0 1 5 ∞ ∞	7.0 4.13 0.0 2 1 1 0 0 1 0 0 0 0 0 1 5 ∞ ∞	7.0 4.13 0.0 2 1 1 0 0 1 0 0 0 0 0 1 5 ∞ ∞

New York Yankees @ Chicago White Sox
Comiskey Park, Chicago, IL
Fri Jun 20 1952, 4:33 AM EDT
Att: 39,444 - Unknown

livebaseballscores.com
AB 34
R 5
H 8
RBI 4
BB 12
SO 5
LOB 29



Batter	1	2	3	4	5	6	7	8	9	10	11	AB	R	H	RBI	BB	SO	LOB	BOTTOM						
Nellie Fox, L OBP: 0.325, SLG: 0.352 (1, 4)												6	1	3	2	0	1	2							
Minnie Minoza, R OBP: 0.369, SLG: 0.473 (1, 8)												4	1	2	2	1	0	0							
Sam Mele, R OBP: 0.384, SLG: 0.491 (1, 9)												5	1	1	3	1	2	3							
Eddie Robinson, L OBP: 0.393, SLG: 0.474 (1, 3)												5	0	1	0	0	0	4							
Bud Stewart, L OBP: 0.430, SLG: 0.462 (1, 7)												2	1	1	0	3	1	0							
Leo Thomas, R OBP: 0.333, SLG: 0.283 (1, 5)												3	0	0	0	1	0	3							
Phil Masi, R OBP: 0.333, SLG: 0.341 (1, 2)												4	1	0	0	1	1	3							
Chico Carrasquel, R OBP: 0.314, SLG: 0.329 (9, PH)												2	1	2	0	1	0	0							
Ray Coleman, L OBP: 0.255, SLG: 0.272 (9, PH)												1	1	1	1	0	0	0							
Sam Dentie, R OBP: 0.200, SLG: 0.135 (10, 6)												1	0	0	0	0	0	2							
Saul Rogovin, R OBP: 0.300, SLG: 0.300 (9, PH)												1	0	0	0	0	0	2							
Tom Wright, L OBP: 0.299, SLG: 0.299 (8, 1)												1	0	0	0	0	0	0							
Luis Aloma, R OBP: 0.255, SLG: 0.272 (8, 1)												0	0	0	0	0	0	0							
Sherm Lollar, R OBP: 0.255, SLG: 0.272 (8, PH)												1	0	1	0	0	0	0							
Hal Brown, R OBP: 0.255, SLG: 0.272 (8, PH)												0	1	0	0	0	0	0							
Harry Dorish, R OBP: 0.167, SLG: 0.167 (10, 1)												1	0	0	0	0	0	2							
Inning Stats	R: 1 E: 1 K: 2 S: 8	H: 0 LOB: 1 BB: 0 P: 8	R: 0 E: 1 K: 0 S: 4	H: 1 LOB: 2 BB: 1 P: 8	R: 0 E: 0 K: 0 S: 3	H: 0 LOB: 0 BB: 0 P: 3	R: 0 E: 0 K: 1 S: 5	H: 0 LOB: 0 BB: 0 P: 5	R: 1 E: 0 K: 1 S: 4	H: 2 LOB: 2 BB: 0 P: 10	R: 0 E: 0 K: 1 S: 6	H: 1 LOB: 1 BB: 1 P: 9	R: 0 E: 0 K: 0 S: 2	H: 0 LOB: 0 BB: 0 P: 3	R: 4 E: 0 K: 0 S: 7	H: 5 LOB: 3 BB: 2 P: 15	R: 0 E: 0 K: 0 S: 3	H: 0 LOB: 2 BB: 2 P: 11	R: 3 E: 0 K: 0 S: 2	H: 2 LOB: 0 BB: 1 P: 6	1B: 10 2B: 2 3B: 0 HR: 1	SF: 0 SAC: 2 DP: 3 HBP: 1	WP: 1 PB: 0 SB: 0 CS: 1	PA: 49	
PITCHER	IP ERA WLS BF H R ER SO BB IBB HBP BLK WP HR S P ERA WHIP	8.1 2.69 0.0 36 9 5 5 0 4 0 0 0 0 0 1 41 58 ∞ 1.560	8.1 2.69 0.0 36 9 5 5 0 4 0 0 0 0 0 1 41 58 ∞ 1.560	8.1 2.69 0.0 36 9 5 5 0 4 0 0 0 0 0 1 41 58 ∞ 1.560	8.1 2.69 0.0 36 9 5 5 0 4 0 0 0 0 0 1 41 58 ∞ 1.560	8.1 2.69 0.0 36 9 5 5 0 4 0 0 0 0 0 1 41 58 ∞ 1.560	8.1 2.69 0.0 36 9 5 5 0 4 0 0 0 0 0 1 41 58 ∞ 1.560	8.1 2.69 0.0 36 9 5 5 0 4 0 0 0 0 0 1 41 58 ∞ 1.560	8.1 2.69 0.0 36 9 5 5 0 4 0 0 0 0 0 1 41 58 ∞ 1.560	8.1 2.69 0.0 36 9 5 5 0 4 0 0 0 0 0 1 41 58 ∞ 1.560	8.1 2.69 0.0 36 9 5 5 0 4 0 0 0 0 0 1 41 58 ∞ 1.560	8.1 2.69 0.0 36 9 5 5 0 4 0 0 0 0 0 1 41 58 ∞ 1.560	8.1 2.69 0.0 36 9 5 5 0 4 0 0 0 0 0 1 41 58 ∞ 1.560	8.1 2.69 0.0 36 9 5 5 0 4 0 0 0 0 0 1 41 58 ∞ 1.560	8.1 2.69 0.0 36 9 5 5 0 4 0 0 0 0 0 1 41 58 ∞ 1.560	8.1 2.69 0.0 36 9 5 5 0 4 0 0 0 0 0 1 41 58 ∞ 1.560	8.1 2.69 0.0 36 9 5 5 0 4 0 0 0 0 0 1 41 58 ∞ 1.560	8.1 2.69 0.0 36 9 5 5 0 4 0 0 0 0 0 1 41 58 ∞ 1.560	8.1 2.69 0.0 36 9 5 5 0 4 0 0 0 0 0 1 41 58 ∞ 1.560	8.1 2.69 0.0 36 9 5 5 0 4 0 0 0 0 0 1 41 58 ∞ 1.560	8.1 2.69 0.0 36 9 5 5 0 4 0 0 0 0 0 1 41 58 ∞ 1.560	8.1 2.69 0.0 36 9 5 5 0 4 0 0 0 0 0 1 41 58 ∞ 1.560	8.1 2.69 0.0 36 9 5 5 0 4 0 0 0 0 0 1 41 58 ∞ 1.560	8.1 2.69 0.0 36 9 5 5 0 4 0 0 0 0 0 1 41 58 ∞ 1.560	8.1 2.69 0.0 36 9 5 5 0 4 0 0 0 0 0 1 41 58 ∞ 1.560

New York Yankees @ Chicago White Sox
Comiskey Park, Chicago, IL
Fri Jun 20 1952, 4:33 AM EDT
Att: 39,444 - Unknown


livebaseballscores.com
AB 37
R 8
H 13
RBI 8
BB 8
SO 5
LOB 21



Batter	1	2	3	4	5	6	7	8	9	AB	R	H	RBI	BB	SO	LOB	TOP					
Phil Rizzuto, R OBP: 0.340, SLG: 0.336 (1, 6)										4	0	0	0	0	1	2						
Joe Collins, L OBP: 0.398, SLG: 0.447 (1, 3)										4	0	3	0	0	0	0						
Hank Bauer, R OBP: 0.369, SLG: 0.508 (1, 9)										4	0	0	0	0	0	3						
Yogi Berra, L OBP: 0.356, SLG: 0.511 (1, 2)										3	0	0	0	1	0	2						
Mickey Mantle, S OBP: 0.372, SLG: 0.450 (1, 8)										3	0	0	0	1	1	2						
Gil McDougald, R OBP: 0.355, SLG: 0.371 (1, 5)										3	1	2	0	1	0	2						
Irv Noren, L OBP: 0.294, SLG: 0.342 Bob Cerv, R OBP: 0.242, SLG: 0.306 (9, PH)										2	0	0	0	0	0	2	AB 32					
Billy Martin, R OBP: 0.341, SLG: 0.391 (1, 4)										4	0	1	1	0	1	2	R 1					
Ed Lopat, L OBP: 0.185, SLG: 0.120 Johnny Mize, L OBP: 0.320, SLG: 0.328 (9, PH)										3	0	0	0	0	0	3	H 6					
Inning Stats	R: 0 E: 0 K: 0 S: 3	H: 0 LOB: 0 BB: 0 P: 3	R: 0 E: 0 K: 1 S: 6	H: 1 LOB: 1 BB: 0 P: 6	R: 0 E: 1 K: 1 S: 5	H: 0 LOB: 0 BB: 0 P: 5	R: 0 E: 0 K: 0 S: 4	H: 1 LOB: 1 BB: 0 P: 4	R: 1 E: 0 K: 0 S: 4	H: 1 LOB: 1 BB: 1 P: 8	R: 0 E: 0 K: 0 S: 4	H: 1 LOB: 2 BB: 1 P: 8	R: 0 E: 0 K: 1 S: 5	H: 0 LOB: 0 BB: 0 P: 6	R: 0 E: 0 K: 0 S: 3	H: 1 LOB: 1 BB: 0 P: 7	R: 0 E: 0 K: 0 S: 4	H: 1 LOB: 1 BB: 0 P: 4	1B: 3 2B: 3 3B: 0 HR: 0	SF: 0 SAC: 0 DP: 1 HBP: 1	WP: 0 PB: 0 CS: 1	PA: 36
PITCHER Chuck Stobbs, L ERA: 2.71 (1, 1)	IP: 9.0 WLS: W BF: 36 H: 6 R: 1 ER: 1 SO: 3 BB: 3 IBB: 0 HBP: 1 BLK: 0 WP: 0 HR: 0 S: 38 P: 51 ERA: 1.00 WHIP: 1.000															PITCHER IP: 9.0 WLS: W BF: 36 H: 6 R: 1 ER: 1 SO: 3 BB: 3 IBB: 0 HBP: 1 BLK: 0 WP: 0 HR: 0 S: 38 P: 51 ERA: 1.00 WHIP: 1.000						

New York Yankees @ Chicago White Sox
Comiskey Park, Chicago, IL
Sat Jun 21 1952, 4:33 AM EDT
Att: 17,019 - Unknown


AB 32
R 1
H 6
RBI 1
BB 3
SO 3
LOB 20




Batter	1	2	3	4	5	6	7	8	9	AB	R	H	RBI	BB	SO	LOB	BOTTOM			
Nellie Fox, L OBP: 0.324, SLG: 0.350 (1, 4)										4	1	1	0	0	0	0				
Minnie Minoso, R OBP: 0.386, SLG: 0.466 (1, 8)										3	1	0	0	0	0	0				
Sam Mele, R OBP: 0.366, SLG: 0.497 (1, 9)										4	1	2	0	0	0	2				
Eddie Robinson, L OBP: 0.391, SLG: 0.471 (1, 3)										4	0	1	1	0	0	3				
Sherm Lollar, R OBP: 0.322, SLG: 0.392 (1, 2)										3	1	1	0	1	0	2				
Leo Thomas, R OBP: 0.338, SLG: 0.290 (1, 5)										4	1	2	2	0	0	2				
Bud Stewart, L OBP: 0.423, SLG: 0.453 Ray Coleman, L OBP: 0.253, SLG: 0.270 (7, 7)										2	0	0	1	0	0	2	AB 31			
Chico Carrasquel, R OBP: 0.310, SLG: 0.324 (1, 6)										3	0	0	0	0	0	1	R 5			
Chuck Stobbs, L OBP: 0.200, SLG: 0.091 (1, 1)										3	0	0	0	0	0	1	H 7			
Inning Stats	R: 0 E: 0 K: 0 S: 3	H: 0 LOB: 0 BB: 0 P: 3	R: 0 E: 1 K: 0 S: 4	H: 1 LOB: 0 BB: 0 P: 4	R: 0 E: 0 K: 0 S: 3	H: 0 LOB: 0 BB: 0 P: 3	R: 4 E: 2 K: 0 S: 6	H: 2 LOB: 0 BB: 1 P: 10	R: 1 E: 0 K: 0 S: 5	H: 2 LOB: 2 BB: 0 P: 6	R: 0 E: 0 K: 0 S: 4	H: 1 LOB: 1 BB: 0 P: 4	R: 0 E: 0 K: 0 S: 4	H: 1 LOB: 1 BB: 0 P: 4	R: 0 E: 0 K: 0 S: 3	H: 0 LOB: 0 BB: 0 P: 3	1B: 6 2B: 1 3B: 0 HR: 0	SF: 0 SAC: 1 DP: 1 HBP: 1	WP: 0 PB: 0 CS: 0	PA: 34
PITCHER Ed Lopat, L ERA: 2.69 (1, 1)	IP: 8.0 WLS: L BF: 34 H: 7 R: 5 ER: 2 SO: 0 BB: 0 IBB: 1 HBP: 1 BLK: 0 WP: 0 HR: 0 S: 32 P: 37 ERA: 2.25 WHIP: 0.875															PITCHER IP: 8.0 WLS: L BF: 34 H: 7 R: 5 ER: 2 SO: 0 BB: 0 IBB: 1 HBP: 1 BLK: 0 WP: 0 HR: 0 S: 32 P: 37 ERA: 2.25 WHIP: 0.875				

New York Yankees @ Chicago White Sox
Comiskey Park, Chicago, IL
Sat Jun 21 1952, 4:33 AM EDT
Att: 17,019 - Unknown

AB 31
R 5
H 7
RBI 4
BB 1
SO 0
LOB 13



Batter	1	2	3	4	5	6	7	8	9	AB	R	H	RBI	BB	SO	LOB	TOP										
Phil Rizzuto, R (1,6) OBP: 0.337, SLG: 0.338	0-0 6-3		0-0 5-3		0-0 F7		0-0 F9		0-0 SH1-4 SH3 2B	5	1	1	0	0	0	0	New York Yankees @ Chicago White Sox Comiskey Park, Chicago, IL Sun Jun 22 1952, 4:33 AM EDT Unknown livebaseballscorecards.com										
Billy Martin, R (1,4) OBP: 0.339, SLG: 0.387	0-0 5-3		0-0 5-3		0-0 1B		0-0 F8		0-0 SH1-4 2-3	4	0	1	0	0	0	0											
Hank Bauer, R (1,9) OBP: 0.372, SLG: 0.502	0-0 F7		4-0 BB		0-0 L6		4-0 HR BB		0-0 SH3	2	1	0	1	2	0	1											
Yogi Berra, L (1,2)		0-0 F5	0-0 F8		0-0 4-3		0-0 HR		0-0 WP 2B	5	1	2	2	0	0	2											
Mickey Mantle, S (1,8) OBP: 0.378, SLG: 0.457		0-0 BB 2B		0-3 K		0-3 K		0-0 S 1B	4-0 WP IBB	4	0	2	0	1	2	0											
Gil McDougald, R (1,5) OBP: 0.352, SLG: 0.367		0-0 5-3		0-0 F7		0-0 E2 5-3 1B		0-0 1-3 1-2	0-0 F7 1-2 2-3	5	0	1	0	0	0	4											
Bob Cerv, R (1,7) OBP: 0.378, SLG: 0.308		4-0 BB BB		0-0 1B		0-0 5-3 2-3		0-3 K		3	0	1	0	1	1	1											
Joe Collins, L (1,3) OBP: 0.411, SLG: 0.448		4-0 BB 1-2 2-3 BB		0-0 1B		4-0 IBB		0-0 4-3		2	0	1	0	2	0	0											
Bob Kuzava, S (1,1) OBP: 0.231, SLG: 0.091		0-3 K		0-0 1-3		0-0 1-3		0-0 1-6-3		4	0	0	0	0	1	7											
Inning Stats	R: 0 E: 0 K: 0 S: 3	H: 0 LOB: 0 BB: 0 P: 3	R: 0 E: 0 K: 1 S: 6	H: 1 LOB: 3 BB: 2 P: 14	R: 0 E: 0 K: 0 S: 3	H: 0 LOB: 1 BB: 1 P: 7	R: 0 E: 0 K: 1 S: 7	H: 2 LOB: 2 BB: 0 P: 7	R: 0 E: 0 K: 0 S: 4	H: 1 LOB: 1 BB: 0 P: 4	R: 0 E: 0 K: 1 S: 5	H: 2 LOB: 1 BB: 1 P: 9	R: 0 E: 0 K: 1 S: 5	H: 0 LOB: 0 BB: 0 P: 5	R: 1 E: 0 K: 0 S: 5	H: 2 LOB: 2 BB: 1 P: 9		1B: 5 2B: 3 3B: 0 HR: 1	SF: 0 SAC: 2 DP: 0 HBP: 0	WP: 1 PB: 0 CS: 1	PA: 42						
PITCHER	IP	WLS	BF	H	R	ER	SO	BB	IBB	HBP	BLK	WP	HR	S	P	ERA	WHIP										
Billy Pierce, L (1,1) ERA: 3.09	7.0	L	33	7	2	2	3	4	1	0	0	0	1	34	54	2.57	1.571										
Luis Aloma, R (8,1) ERA: 9.35	2.0		9	2	1	1	1	0	1	0	0	1	0	10	14	4.50	1.000										

Batter	1	2	3	4	5	6	7	8	9	AB	R	H	RBI	BB	SO	LOB	BOTTOM										
Nellie Fox, L (1,4) OBP: 0.324, SLG: 0.347	0-0 F7		0-0 SH2-3 1-2		4-0 BB 1-2			0-0 F7		2	0	0	0	1	0	0	New York Yankees @ Chicago White Sox Comiskey Park, Chicago, IL Sun Jun 22 1952, 4:33 AM EDT Unknown livebaseballscorecards.com										
Minnie Minoso, R (1,8) OBP: 0.380, SLG: 0.457	0-0 E5 BB		0-0 5-3 2-3		0-0 5-3		0-0 5-3		0-0 5-3	4	0	0	0	0	0	2											
Sam Mele, R (1,9) OBP: 0.364, SLG: 0.488	4-0 BB 1-2 BB		0-0 F7		0-0 5-3		0-0 F7		0-0 F7	3	0	0	0	1	0	1											
Eddie Robinson, L (1,3) OBP: 0.385, SLG: 0.463	0-0 F4		0-0 F9		0-0 F4		0-0 F4		0-0 F9	4	0	0	0	0	0	2											
Phil Masi, R (1,2) OBP: 0.327, SLG: 0.318	0-0 F7		4-0 5-3 BB		0-0 F6		0-0 F3		0-0 F3	3	0	0	0	1	0	2											
Leo Thomas, R (1,5) OBP: 0.329, SLG: 0.281		0-0 F9		0-0 5-3 1-2		0-0 5-3		0-3 K		4	0	0	0	0	1	1											
Bud Stewart, L (1,7) OBP: 0.421, SLG: 0.450		0-0 1-3		0-3 K		0-0 3-1 1B		0-0 3-1		3	0	1	0	0	1	1											
Chico Carrasquel, R (1,6) OBP: 0.310, SLG: 0.325		0-3 K		0-0 FC1-8 1B		0-0 3-1		0-0 K		3	0	1	0	0	1	1											
Billy Pierce, L (1,1) OBP: 0.200, SLG: 0.100		4-0 FC1-6 CS		0-0 1-2		0-3 K				1	0	0	0	1	0	1											
Sherm Lollar, R (7,PH) OBP: 0.320, SLG: 0.390		5-3 SH2-3 BB		0-0 1-2						1	0	0	0	0	1	1											
Luis Aloma, R (8,1) ERA: 9.35										0	0	0	0	0	0	0											
Inning Stats	R: 0 E: 1 K: 0 S: 4	H: 0 LOB: 2 BB: 1 P: 8	R: 0 E: 0 K: 1 S: 5	H: 0 LOB: 0 BB: 0 P: 5	R: 0 E: 0 K: 0 S: 3	H: 0 LOB: 1 BB: 1 P: 7	R: 0 E: 0 K: 1 S: 5	H: 0 LOB: 1 BB: 1 P: 9	R: 0 E: 0 K: 0 S: 3	H: 0 LOB: 0 BB: 0 P: 3	R: 0 E: 0 K: 1 S: 6	H: 1 LOB: 1 BB: 0 P: 6	R: 0 E: 0 K: 0 S: 3	H: 0 LOB: 0 BB: 0 P: 3	R: 0 E: 0 K: 1 S: 5	H: 0 LOB: 0 BB: 0 P: 5	1B: 2 2B: 0 3B: 0 HR: 0	SF: 0 SAC: 1 DP: 0 HBP: 0	WP: 0 PB: 0 CS: 1	PA: 33							
PITCHER	IP	WLS	BF	H	R	ER	SO	BB	IBB	HBP	BLK	WP	HR	S	P	ERA	WHIP										
Bob Kuzava, L (1,1) ERA: 3.54	9.0	W	33	2	0	0	4	4	0	0	0	0	0	37	53	0.00	0.667										

Batter	1	2	3	4	5	6	7	8	9	AB	R	H	RBI	BB	SO	LOB	TOP			
Phil Rizzuto, R OBP: 0.332, SLG: 0.332 (1, 6)	F4			F8		5-3		F9		4	0	0	0	0	0	0	New York Yankees @ Chicago White Sox Comiskey Park, Chicago, IL Sun Jun 22 1952, 4:38 AM EDT Att: 47,970 - Unknown AB 32 R 1 H 7 RBI 1 BB 3 SO 5 LOB 13			
Joe Collins, L OBP: 0.422, SLG: 0.455 (1, 3)	WP 1B			FC6-4 1B		4-3		G6-4-3 BB		3	0	2	0	1	0					
Hank Bauer, R OBP: 0.370, SLG: 0.498 (1, 9)	F4 1-2			FC6-4 1-2 1B				G6-4-3 1-2		4	0	1	0	0	0					
Yogi Berra, L OBP: 0.351, SLG: 0.519 (1, 2)		4-3		F4		K			4-3	4	0	0	0	0	1					
Mickey Mantle, S OBP: 0.385, SLG: 0.477 (1, 8)		K				S 1B			1B BB	3	1	2	1	1	1					
Gil McDougald, R OBP: 0.346, SLG: 0.360 (1, 5)	F4				5-3 1-2				K	4	0	0	0	0	1					
Irv Noren, L OBP: 0.293, SLG: 0.340 (1, 7)				K		K		L7		4	0	1	0	0	2					
Billy Martin, R OBP: 0.346, SLG: 0.388 (9, PH) Johnny Mize, L OBP: 0.316, SLG: 0.324		6-3				FC5-4 IBB			G3	2	0	1	0	1	0					
Bill Miller, L OBP: 0.200, SLG: 0.300 (1, 1)		2-3			FC5-4 1-2					3	0	0	0	0	0					
Inning Stats	R: 0 E: 0 K: 0 S: 3	H: 1 LOB: 0 BB: 0 P: 3	R: 0 E: 0 K: 1 S: 5	H: 0 LOB: 0 BB: 0 P: 5	R: 0 E: 0 K: 1 S: 5	H: 0 LOB: 0 BB: 0 P: 5	R: 0 E: 0 K: 0 S: 4	H: 1 LOB: 1 BB: 0 P: 4	R: 0 E: 0 K: 1 S: 6	H: 1 LOB: 2 BB: 0 P: 6	R: 1 E: 0 K: 0 S: 5	H: 2 LOB: 1 BB: 0 P: 5	R: 0 E: 0 K: 1 S: 2	H: 0 LOB: 0 BB: 1 P: 6	R: 0 E: 0 K: 1 S: 6	H: 1 LOB: 2 BB: 1 P: 10	1B: 6 2B: 0 3B: 0 HR: 1	SF: 0 SAC: 0 DP: 1 HBP: 0	WP: 1 PB: 0 CS: 1	PA: 35
PITCHER Mary Grissom, R ERA: 3.23 (1, 1)	IP: 9.0 WLS: W BF: 35 H: 7 R: 1 ER: 1 SO: 5 BB: 2 IBB: 1 HBP: 0 BLK: 0 WP: 1 HR: 1 S: 42 P: 54 ERA: 1.00 WHIP: 1.000															PITCHER Mary Grissom, R ERA: 3.23 (1, 1)	IP: 9.0 WLS: W BF: 35 H: 7 R: 1 ER: 1 SO: 5 BB: 2 IBB: 1 HBP: 0 BLK: 0 WP: 1 HR: 1 S: 42 P: 54 ERA: 1.00 WHIP: 1.000			

Batter	1	2	3	4	5	6	7	8	9	AB	R	H	RBI	BB	SO	LOB	BOTTOM			
Nellie Fox, L OBP: 0.322, SLG: 0.346 (1, 4) Sam Dente, R OBP: 0.209, SLG: 0.150 (2, 4)	1-3		5-3			1B BB F7 1B	F8			1	0	0	0	0	0	0	New York Yankees @ Chicago White Sox Comiskey Park, Chicago, IL Sun Jun 22 1952, 4:38 AM EDT Att: 47,970 - Unknown AB 27 R 2 H 6 RBI 2 BB 6 SO 4 LOB 17			
Minnie Minoso, R OBP: 0.382, SLG: 0.455 (1, 8)	G6-4-3 1B			E6 G5-4-3		1B BB		K		3	0	1	0	1	1					
Sam Mele, R OBP: 0.362, SLG: 0.483 (9, 9) Ray Coleman, L OBP: 0.253, SLG: 0.270	G6-4-3 1-2			G5-4-3 1-2		1B 2-3		F8		4	0	1	0	0	0					
Eddie Robinson, L OBP: 0.384, SLG: 0.459 (1, 3)		4-3		L3		F6		2B 1B		4	1	1	0	0	0					
Sherm Lollar, R OBP: 0.324, SLG: 0.405 (1, 2)		1-3			3-6 2B	F7		2B		4	0	2	2	0	0					
Leo Thomas, R OBP: 0.340, SLG: 0.279 (1, 5)					3-6 BB	F9		BB		1	0	0	0	3	0					
Bud Stewart, L OBP: 0.409, SLG: 0.434 (1, 7)	F7				3-6 1-2 2-3		K	3-1		4	0	0	0	0	1					
Chico Carrasquel, R OBP: 0.315, SLG: 0.323 (1, 6)			F9			BB		SH1-4 BB		1	0	0	0	2	0					
Mary Grissom, R OBP: 0.150, SLG: 0.250 (1, 1)			K		K		SH1-4 1-2			2	0	0	0	0	2					
Inning Stats	R: 0 E: 0 K: 0 S: 3	H: 1 LOB: 0 BB: 0 P: 3	R: 0 E: 0 K: 0 S: 3	H: 0 LOB: 1 BB: 1 P: 7	R: 0 E: 0 K: 1 S: 5	H: 0 LOB: 0 BB: 0 P: 5	R: 0 E: 1 K: 0 S: 3	H: 0 LOB: 0 BB: 0 P: 3	R: 0 E: 0 K: 1 S: 5	H: 1 LOB: 2 BB: 2 P: 13	R: 1 E: 0 K: 0 S: 5	H: 2 LOB: 2 BB: 1 P: 9	R: 0 E: 0 K: 1 S: 5	H: 0 LOB: 1 BB: 1 P: 9	R: 1 E: 0 K: 1 S: 7	H: 2 LOB: 2 BB: 1 P: 11	1B: 4 2B: 3 3B: 0 HR: 0	SF: 0 SAC: 1 DP: 3 HBP: 0	WP: 0 PB: 0 CS: 0	PA: 34
PITCHER Bill Miller, L ERA: 3.86 (1, 1)	IP: 8.0 WLS: L BF: 34 H: 6 R: 2 ER: 2 SO: 4 BB: 6 IBB: 0 HBP: 0 BLK: 0 WP: 0 HR: 0 S: 36 P: 60 ERA: 2.25 WHIP: 1.500															PITCHER Bill Miller, L ERA: 3.86 (1, 1)	IP: 8.0 WLS: L BF: 34 H: 6 R: 2 ER: 2 SO: 4 BB: 6 IBB: 0 HBP: 0 BLK: 0 WP: 0 HR: 0 S: 36 P: 60 ERA: 2.25 WHIP: 1.500			

Batter	1	2	3	4	5	6	7	8	9	AB	R	H	RBI	BB	SO	LOB	TOP											
Eddie Yost, R OBP: 0.343, SLG: 0.306 (1, 5)										4	0	0	0	1	0	1	Washington Senators @ Chicago White Sox Comiskey Park, Chicago, IL Mon Jun 23 1952, 4:33 AM EDT Att: 8,740 - Unknown 											
Gil Coan, L OBP: 0.274, SLG: 0.234 (1, 7)										5	1	1	0	0	0	2												
Jackie Jensen, R OBP: 0.376, SLG: 0.405 (1, 9)										5	1	2	1	0	0	1												
Mickey Vernon, L OBP: 0.338, SLG: 0.413 (1, 3)										4	1	2	1	0	1	2												
Pete Runnels, L OBP: 0.357, SLG: 0.332 (1, 6)										4	0	1	0	0	0	3												
Jim Busby, R OBP: 0.226, SLG: 0.195 (1, 8)										4	1	2	1	0	0	1												
Floyd Baker, L OBP: 0.349, SLG: 0.316 (1, 4)										3	1	0	0	1	0	2												
Mickey Grasso, R OBP: 0.277, SLG: 0.220 (1, 2)										3	1	2	1	1	1	0												
Spec Shea, R OBP: 0.261, SLG: 0.304 Joe Haynes, R OBP: 0.286, SLG: 0.167 (7, 1)										3	0	1	2	0	1	5												
										1	0	0	0	0	0	0												
Inning Stats	R: 0 E: 0 K: 0 S: 3	H: 0 LOB: 1 BB: 1 P: 7	R: 3 E: 1 K: 0 S: 7	H: 3 LOB: 1 BB: 0 P: 7	R: 0 E: 0 K: 1 S: 5	H: 1 LOB: 0 BB: 0 P: 5	R: 0 E: 0 K: 0 S: 4	H: 2 LOB: 1 BB: 0 P: 4	R: 3 E: 0 K: 1 S: 9	H: 4 LOB: 3 BB: 2 P: 17	R: 0 E: 0 K: 0 S: 3	H: 0 LOB: 0 BB: 0 P: 3	R: 0 E: 0 K: 0 S: 3	H: 1 LOB: 0 BB: 0 P: 3	R: 0 E: 0 K: 1 S: 5	H: 0 LOB: 0 BB: 0 P: 5	R: 0 E: 0 K: 0 S: 3	H: 0 LOB: 0 BB: 0 P: 3	1B: 8 2B: 4 3B: 0 HR: 0	SF: 0 SAC: 0 DP: 3 HBP: 0	WP: 0 PB: 0 CS: 0	PA: 39						
PITCHER	IP	WLS	BF	H	R	ER	SO	BB	IBB	HBP	BLK	WP	HR	S	P	ERA	WHIP											
Hal Brown, R ERA: 3.12 Bill Kennedy, L ERA: 2.25 Harry Dorish, R ERA: 2.15	(1, 1)	4.2	L	24	10	6	5	1	1	0	0	0	0	0	25	29	9.64	2.357										
	(5, 1)	3.1		12	1	0	0	2	2	0	0	0	0	0	14	22	0.00	0.900										
	(9, 1)	1.0		3	0	0	0	0	0	0	0	0	0	3	3	0.00	0.000											

Batter	1	2	3	4	5	6	7	8	9	AB	R	H	RBI	BB	SO	LOB	BOTTOM											
Chico Carrasquel, R OBP: 0.320, SLG: 0.326 (1, 6)										4	1	2	0	1	0	1	Washington Senators @ Chicago White Sox Comiskey Park, Chicago, IL Mon Jun 23 1952, 4:33 AM EDT Att: 8,740 - Unknown 											
Minnie Minoso, R OBP: 0.382, SLG: 0.449 (1, 8)										3	1	0	0	2	1	3												
Tom Wright, L OBP: 0.369, SLG: 0.286 (1, 9)										3	1	0	0	2	1	4												
Eddie Robinson, L OBP: 0.380, SLG: 0.452 (1, 3)										4	0	0	1	1	0	4												
Bud Stewart, L OBP: 0.423, SLG: 0.449 (1, 7)										5	1	4	1	0	0	2												
Sherm Lollar, R OBP: 0.333, SLG: 0.410 Billy Pierce, L OBP: 0.200, SLG: 0.100 Bud Sheely, L OBP: 0.333, SLG: 0.268 (8, 2)										3	0	2	1	1	0	1												
Leo Thomas, R OBP: 0.340, SLG: 0.281 Ray Coleman, L OBP: 0.252, SLG: 0.268 Hector Rodriguez, R OBP: 0.371, SLG: 0.314 (8, 5)										0	0	0	0	0	0	0												
Sam Dente, R OBP: 0.196, SLG: 0.140 Sam Meigs, R OBP: 0.360, SLG: 0.480 Harry Dorish, R (9, 1)										1	0	0	0	0	0	1												
										3	0	0	0	0	0	2												
										1	0	0	0	0	0	2												
										1	0	0	0	0	0	1												
Inning Stats	R: 3 E: 0 K: 0 S: 7	H: 4 LOB: 2 BB: 1 P: 11	R: 0 E: 0 K: 0 S: 3	H: 0 LOB: 0 BB: 0 P: 3	R: 0 E: 0 K: 0 S: 4	H: 1 LOB: 2 BB: 1 P: 8	R: 0 E: 0 K: 0 S: 4	H: 1 LOB: 3 BB: 2 P: 12	R: 0 E: 0 K: 2 S: 8	H: 1 LOB: 1 BB: 0 P: 8	R: 1 E: 0 K: 0 S: 3	H: 1 LOB: 2 BB: 2 P: 11	R: 0 E: 0 K: 1 S: 5	H: 0 LOB: 2 BB: 2 P: 13	R: 0 E: 0 K: 0 S: 4	H: 1 LOB: 1 BB: 0 P: 4	R: 0 E: 0 K: 0 S: 4	H: 1 LOB: 1 BB: 0 P: 4	1B: 9 2B: 1 3B: 0 HR: 0	SF: 0 SAC: 0 DP: 2 HBP: 0	WP: 0 PB: 0 CS: 0	PA: 43						
PITCHER	IP	WLS	BF	H	R	ER	SO	BB	IBB	HBP	BLK	WP	HR	S	P	ERA	WHIP											
Spec Shea, R ERA: 2.48 Joe Haynes, R ERA: 3.33	(1, 1)	6.1	W	33	9	4	4	2	6	0	0	0	0	0	31	55	5.68	2.368										
	(7, 1)	2.2	S	10	1	0	0	1	2	0	0	0	0	10	18	0.00	1.125											

Batter	1	2	3	4	5	6	7	8	9	AB	R	H	RBI	BB	SO	LOB	TOP										
Eddie Yost, R OBP: 0.344, SLG: 0.318 (1, 5)										4	2	1	1	1	1	2	Washington Senators @ Chicago White Sox Comiskey Park, Chicago, IL Tue Jun 24 1952, 4:33 AM EDT Att: 24,045 - Unknown livebaseballscorecards.com										
Gil Coan, L OBP: 0.287, SLG: 0.279 (1, 7)										4	1	2	2	1	0	0											
Jackie Jensen, R OBP: 0.385, SLG: 0.411 (1, 9)										4	1	3	0	1	0	0											
Mickey Vernon, L OBP: 0.336, SLG: 0.408 (1, 3)										5	1	1	0	0	1	4											
Pete Runnels, L OBP: 0.362, SLG: 0.332 (1, 6)										3	1	1	0	2	0	0											
Jim Busby, R OBP: 0.227, SLG: 0.196 (1, 8)										4	0	1	0	0	1	7											
Floyd Baker, L OBP: 0.345, SLG: 0.307 (1, 4)										3	0	0	1	1	0	2											
Mickey Grasso, R OBP: 0.276, SLG: 0.221 (1, 2)										4	0	1	2	0	1	2											
Julio Moreno, R OBP: 0.042, SLG: 0.042 (1, 1)										4	0	0	0	0	0	2											
Inning Stats	R: 5 E: 0 K: 1 S: 9	H: 4 LOB: 2 BB: 3 P: 21	R: 0 E: 0 K: 0 S: 3	H: 0 LOB: 0 BB: 0 P: 3	R: 0 E: 0 K: 0 S: 4	H: 1 LOB: 1 BB: 0 P: 4	R: 1 E: 0 K: 1 S: 7	H: 2 LOB: 3 BB: 2 P: 15	R: 0 E: 0 K: 0 S: 3	H: 0 LOB: 0 BB: 0 P: 3	R: 0 E: 0 K: 0 S: 4	H: 2 LOB: 1 BB: 0 P: 4	R: 0 E: 0 K: 1 S: 6	H: 1 LOB: 1 BB: 0 P: 6	R: 0 E: 0 K: 0 S: 3	H: 0 LOB: 0 BB: 1 P: 8		R: 0 E: 0 K: 1 S: 4	H: 0 LOB: 0 BB: 1 P: 8	1B: 7 2B: 1 3B: 0 HR: 2	SF: 0 SAC: 0 DP: 0 HBP: 0	WP: 1 PB: 0 CS: 0	PA: 41				
PITCHER	IP	WLS	BF	H	R	ER	SO	BB	IBB	HBP	BLK	WP	HR	S	P	ERA	WHIP										
Joe Dobson, R ERA: 2.41 (1, 1)	0.0	L	3	2	3	3	0	1	0	0	0	0	1	2	6	∞	∞										
Bill Kennedy, L ERA: 2.51 (1, 1)	0.0		2	1	0	0	0	1	0	0	0	0	0	1	5	∞	∞										
Howie Judson, R ERA: 3.78 (6, 1)	5.0		22	4	3	3	2	2	1	0	0	1	1	23	35	5.40	1.200										
Luis Aloma, R ERA: 8.38 (7, 1)	1.0		4	2	0	0	0	0	0	0	0	0	0	4	4	0.00	2.000										
Lou Kretlow, R ERA: 4.91 (7, 1)	3.0		10	1	0	0	2	1	0	0	0	0	0	13	17	0.00	0.667										
Batter	1	2	3	4	5	6	7	8	9	AB	R	H	RBI	BB	SO	LOB	BOTTOM										
Nellie Fox, L OBP: 0.327, SLG: 0.348 (1, 4)										4	1	2	0	0	0	0	Washington Senators @ Chicago White Sox Comiskey Park, Chicago, IL Tue Jun 24 1952, 4:33 AM EDT Att: 24,045 - Unknown livebaseballscorecards.com										
Minnie Minoso, R OBP: 0.384, SLG: 0.445 (1, 8)										2	1	0	0	1	0	2											
Tom Wright, L OBP: 0.375, SLG: 0.297 (1, 9)										4	0	2	1	0	0	2											
Eddie Robinson, L OBP: 0.378, SLG: 0.449 (1, 3)										4	0	1	1	0	1	2											
Bud Stewart, L OBP: 0.418, SLG: 0.438 (1, 7)										3	0	0	0	1	1	3											
Sherm Lollar, R OBP: 0.328, SLG: 0.402 (7, 1)										3	0	0	0	0	0	0											
Ray Coleman, L OBP: 0.250, SLG: 0.266 (9, PH)										0	0	0	0	0	0	0											
Leo Thomas, R OBP: 0.333, SLG: 0.275 (9, PH)										3	0	0	0	0	1	1											
Sam Mele, R OBP: 0.358, SLG: 0.477 (9, PH)										1	0	0	0	0	0	1											
Chico Carrasquel, R OBP: 0.317, SLG: 0.322 (1, 6)										3	0	0	0	0	1	0											
Joe Dobson, R OBP: 0.266, SLG: 0.192 (1, 1)										0	0	0	0	0	0	0											
Bill Kennedy, L OBP: 0.335, SLG: 0.333 (1, 1)										0	0	0	0	0	0	0											
Howie Judson, R OBP: 0.335, SLG: 0.333 (1, 1)										1	0	0	0	0	1	0											
Hector Rodriguez, R OBP: 0.313, SLG: 0.313 (6, PH)										1	0	0	0	0	0	0											
Luis Aloma, R OBP: 0.250, SLG: 0.266 (6, 1)										0	0	0	0	0	0	0											
Bud Sheely, L OBP: 0.251, SLG: 0.262 (7, 2)										1	0	0	0	0	0	0											
Inning Stats	R: 1 E: 0 K: 0 S: 5	H: 2 LOB: 1 BB: 0 P: 5	R: 0 E: 1 K: 0 S: 3	H: 0 LOB: 0 BB: 0 P: 3	R: 1 E: 0 K: 2 S: 9	H: 2 LOB: 2 BB: 1 P: 13	R: 0 E: 0 K: 1 S: 5	H: 0 LOB: 0 BB: 0 P: 5	R: 0 E: 0 K: 0 S: 3	H: 0 LOB: 1 BB: 0 P: 3	R: 0 E: 0 K: 1 S: 5	H: 0 LOB: 0 BB: 0 P: 5	R: 0 E: 0 K: 1 S: 6	H: 1 LOB: 1 BB: 0 P: 6	R: 0 E: 0 K: 1 S: 4	H: 0 LOB: 0 BB: 1 P: 8	R: 0 E: 0 K: 1 S: 4	H: 0 LOB: 0 BB: 1 P: 8	1B: 5 2B: 0 3B: 0 HR: 0	SF: 0 SAC: 0 DP: 2 HBP: 1	WP: 0 PB: 0 CS: 0	PA: 34					
PITCHER	IP	WLS	BF	H	R	ER	SO	BB	IBB	HBP	BLK	WP	HR	S	P	ERA	WHIP										
Julio Moreno, R ERA: 3.48 (1, 1)	9.0	W	34	5	2	2	6	2	0	1	0	0	0	43	52	2.00	0.778										

Batter	1	2	3	4	5	6	7	8	9	10	AB	R	H	RBI	BB	SO	LOB
Eddie Yost, R OBP: 0.344, SLG: 0.312 (1.5)	K		3B		K		5-3				4	2	0	0	2	2	3
Gil Coan, L OBP: 0.299, SLG: 0.304 (1.7)	F7		HR		P3						4	2	2	2	1	0	0
Jackie Jensen, R OBP: 0.363, SLG: 0.422 (1.9)	F8		HR		F9		F8				4	1	1	2	0	0	1
Mickey Vernon, L OBP: 0.337, SLG: 0.406 (1.3)		F8	F7			FC5-4		4-3			4	1	1	0	1	0	0
Pete Runnels, L OBP: 0.244, SLG: 0.330 (1.6)		G6-4-3		1B		F8		L8			4	2	1	1	1	0	2
Jim Busby, R OBP: 0.232, SLG: 0.202 (1.8)		G6-4-3				FC5-4		K			5	0	2	1	0	1	2
Floyd Baker, L OBP: 0.348, SLG: 0.321 (1.4)			3B		K						5	1	2	0	0	1	4
Clyde Kluttz, R OBP: 0.323, SLG: 0.313 (1.2)			6-3		F7		F7				4	0	0	1	1	0	4
Lou Slaughter, L OBP: 0.053, SLG: 0.053 (4. PH)			6-3		3-1						1	0	0	0	0	0	1
Earl Rapp, L OBP: 0.244, SLG: 0.338 (4.1)											1	0	0	0	0	0	1
Sandy Consuegra, R OBP: 0.400, SLG: 0.500 (8.1)											1	0	0	0	1	1	0
Tom Ferrick, R OBP: 0.143, SLG: 0.143 (10.1)											0	0	0	0	0	0	0

Inning Stats	R: 0	H: 0	R: 0	H: 0	R: 4	H: 3	R: 1	H: 2	R: 0	H: 0	R: 0	H: 2	R: 0	H: 1	R: 0	H: 0	R: 0	H: 0	R: 4	H: 1	R: 6	H: 6	SF: 0	PA: 46
E: 0	LOB: 0	E: 0	LOB: 0	E: 0	LOB: 1	E: 0	LOB: 2	E: 0	LOB: 0	E: 0	LOB: 0	E: 0	LOB: 2	E: 0	LOB: 0	E: 0	LOB: 0	E: 0	LOB: 3	E: 1	LOB: 1	2B: 1	SAC: 1	WP: 0
K: 1	BB: 0	K: 0	BB: 1	K: 0	BB: 1	K: 1	BB: 0	K: 0	BB: 0	K: 1	BB: 0	K: 0	BB: 0	K: 1	BB: 0	K: 0	BB: 0	K: 0	BB: 5	K: 0	BB: 1	HR: 1	HBP: 0	PA: 46
S: 5	P: 6	S: 2	P: 6	S: 6	P: 10	S: 7	P: 7	S: 5	P: 5	S: 5	P: 5	S: 5	P: 5	S: 5	P: 5	S: 5	P: 5	S: 5	P: 25	S: 5	P: 25	HR: 1	HBP: 0	CS: 0

Batter	1	2	3	4	5	6	7	8	9	10	AB	R	H	RBI	BB	SO	LOB
Nellie Fox, L OBP: 0.328, SLG: 0.346 (1.4)	6-3		F7	FC6-4		G3		BB		F8	5	0	1	1	1	0	2
Minnie Minoso, R OBP: 0.390, SLG: 0.453 (7.5)	6-3		2B	FC6-4			1B	BB		1B	5	1	3	1	1	0	2
Tom Wright, L OBP: 0.394, SLG: 0.329 (1.9)	HR		2B				1B	FC4-6		1B	5	1	3	1	1	0	3
Eddie Robinson, L OBP: 0.378, SLG: 0.458 (1.3)	HR		F9			L3				4-3	6	1	2	2	0	0	4
Sherm Lollar, R OBP: 0.340, SLG: 0.425 (1.2)							1B				3	1	2	1	1	0	2
Chico Carrasquel, R OBP: 0.318, SLG: 0.315 (10.5)	K		L3			F7		L8		6-3	5	0	0	0	0	1	6
Bud Stewart, L OBP: 0.417, SLG: 0.437 (1.7)		F9		L4-3		FC4-6		F8		F7	5	0	2	0	0	0	0
Sam Dente, R OBP: 0.188, SLG: 0.133 (7.8)		5-3		L4-3		FC4-6				3-1	2	0	0	0	0	0	1
Saul Rogovin, R OBP: 0.279, SLG: 0.287 (4.1)											1	0	0	0	0	1	0
Harry Dorish, R OBP: 0.206, SLG: 0.211 (7.1)	K										0	0	0	0	0	0	1
Sam Mele, R OBP: 0.206, SLG: 0.211 (8.1)											0	0	0	0	0	0	0
Chuck Stobbs, L OBP: 0.206, SLG: 0.211 (8.1)											0	0	0	0	0	0	0
Hector Rodriguez, R OBP: 0.206, SLG: 0.211 (8.1)											0	0	0	0	0	0	0
Mary Grissom, R OBP: 0.206, SLG: 0.211 (10.1)											0	0	0	0	0	0	0
Bill Kennedy, L OBP: 0.206, SLG: 0.211 (10.1)											1	1	1	0	0	0	0

Inning Stats	R: 2	H: 2	R: 0	H: 0	R: 1	H: 2	R: 0	H: 1	R: 0	H: 1	R: 1	H: 1	R: 0	H: 0	R: 1	H: 3	R: 10	H: 10	SF: 0	PA: 49		
E: 0	LOB: 1	E: 0	LOB: 0	E: 0	LOB: 2	E: 0	LOB: 2	E: 0	LOB: 1	E: 0	LOB: 2	E: 0	LOB: 0	E: 0	LOB: 0	E: 0	LOB: 2	E: 3	LOB: 2	2B: 5	SAC: 0	WP: 0
K: 1	BB: 1	K: 1	BB: 0	K: 0	BB: 2	K: 0	BB: 2	K: 0	BB: 0	K: 0	BB: 1	K: 0	BB: 0	K: 0	BB: 0	K: 0	BB: 0	K: 0	BB: 6	3B: 0	DP: 2	PA: 49
S: 7	P: 11	S: 5	P: 5	S: 5	P: 6	S: 3	P: 11	S: 3	P: 7	S: 4	P: 4	S: 5	P: 5	S: 5	P: 9	S: 4	P: 4	S: 6	P: 6	HR: 2	HBP: 1	CS: 0

PITCHER	IP	WLS	BF	H	R	ER	SO	BB	IBB	HBP	BLK	WP	HR	S	P	ERA	WHIP
Lou Slaughter, L ERA: 4.09	3.0		15	5	5	5	1	2	0	0	0	0	1	15	23	15.00	2.333
Sandy Consuegra, R ERA: 3.38	4.2		23	7	1	1	0	4	0	0	0	0	0	19	35	1.93	2.357
Tom Ferrick, R ERA: 2.93	2.0	W	10	4	2	2	0	0	0	0	0	0	1	10	10	9.00	2.000
Don Johnson, R ERA: 5.51	0.1	S	1	0	0	0	0	0	0	0	0	0	0	1	1	0.00	0.000

Washington Senators @ Chicago White Sox
Comiskey Park, Chicago, IL
Wed Jun 25 1962, 4:33 AM EDT
Att: 6,173 - Unknown

Washington Senators @ Chicago White Sox
Comiskey Park, Chicago, IL
Wed Jun 25 1962, 4:33 AM EDT
Att: 6,173 - Unknown

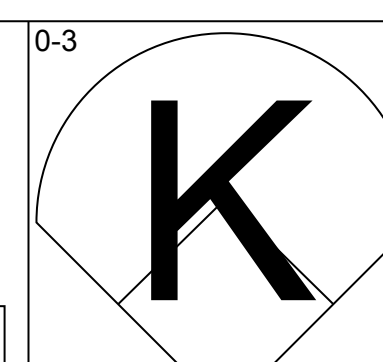
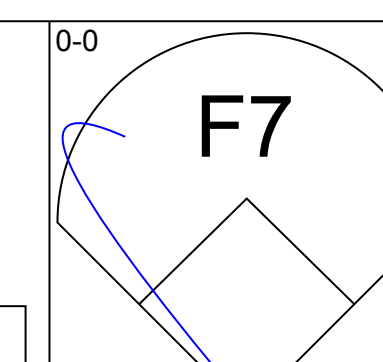
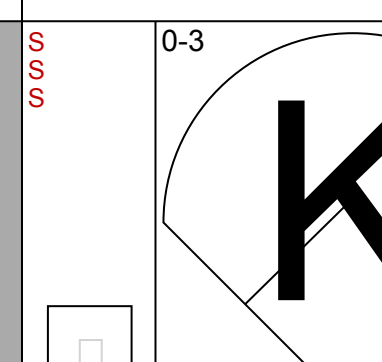
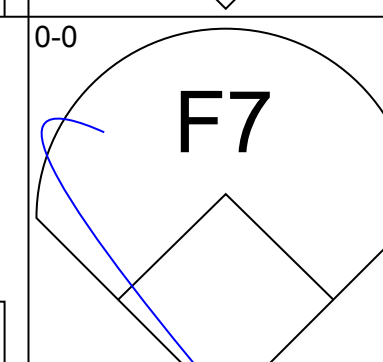
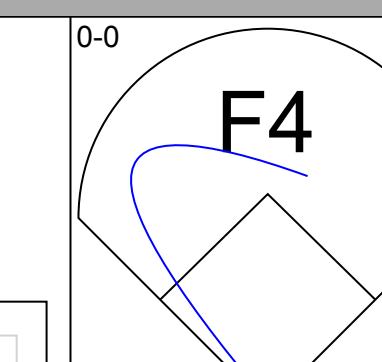
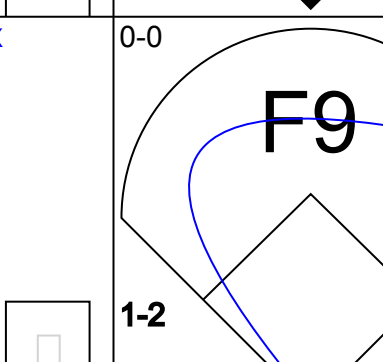
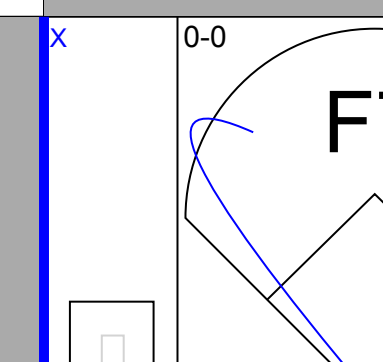
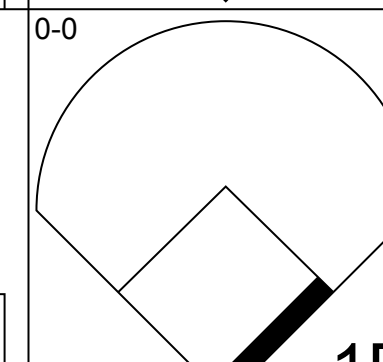
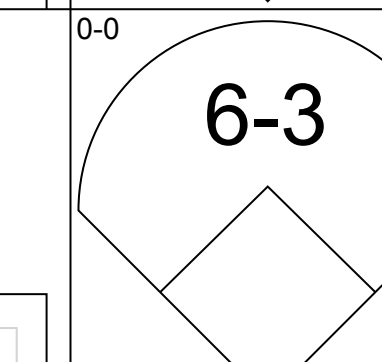
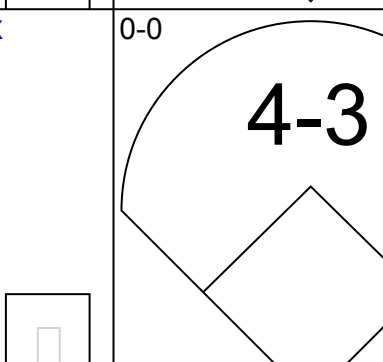
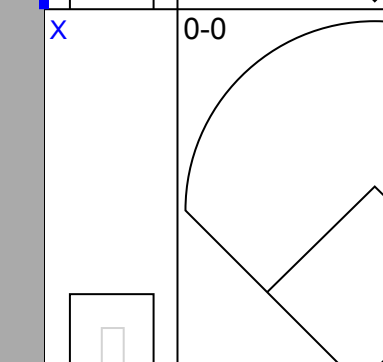
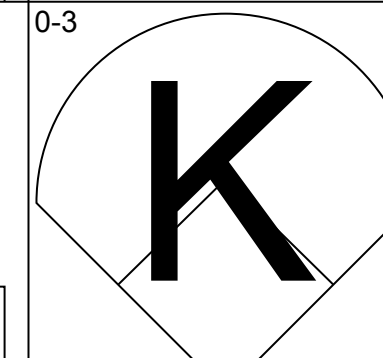
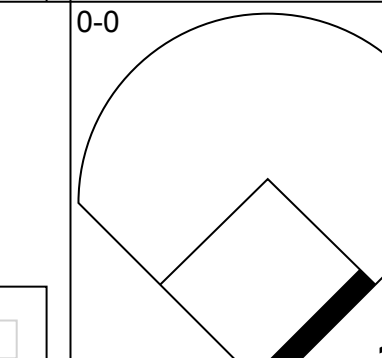
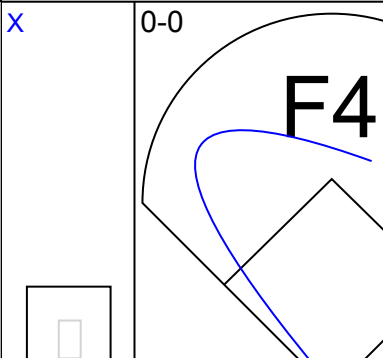
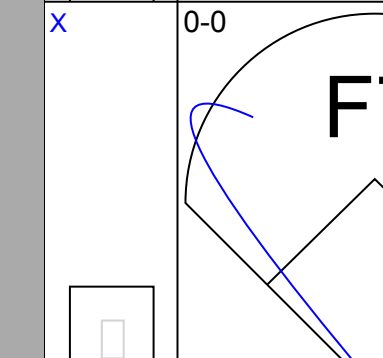
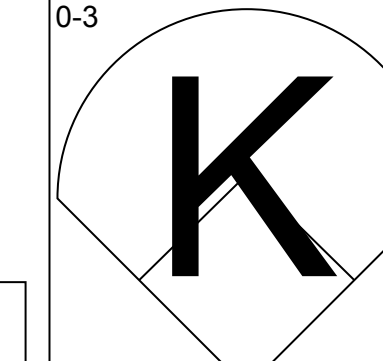
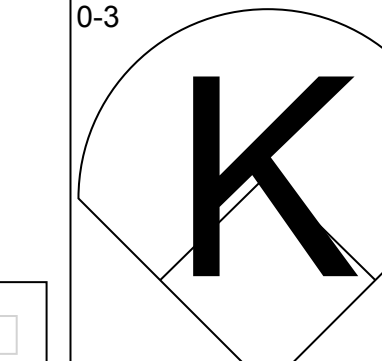
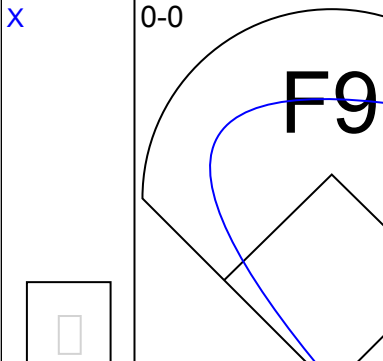
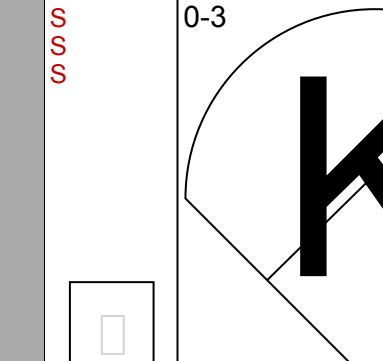
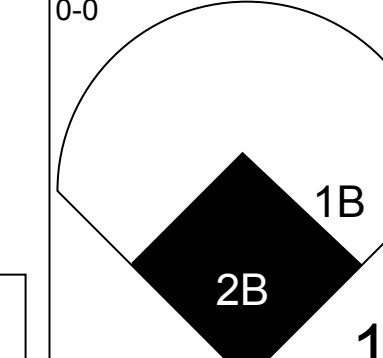
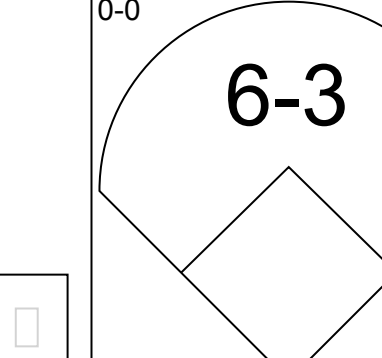
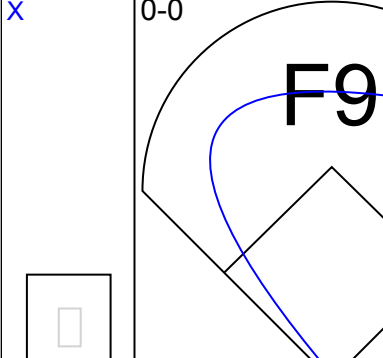
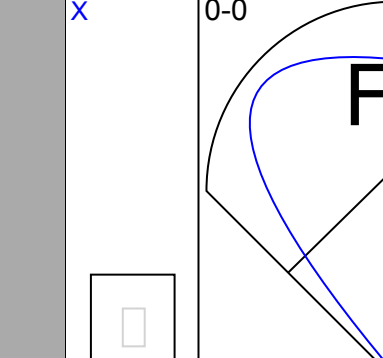
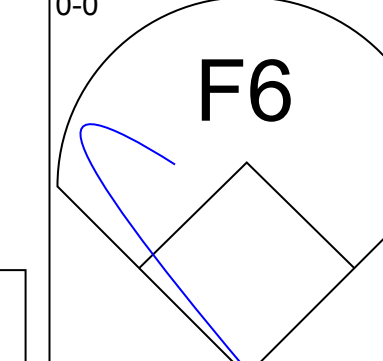
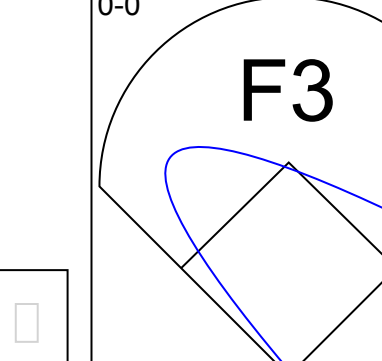
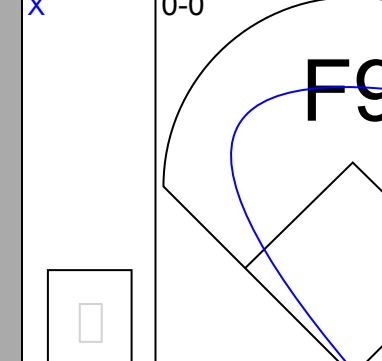
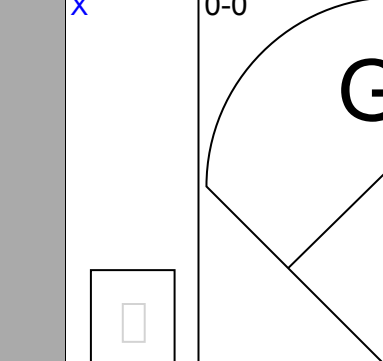
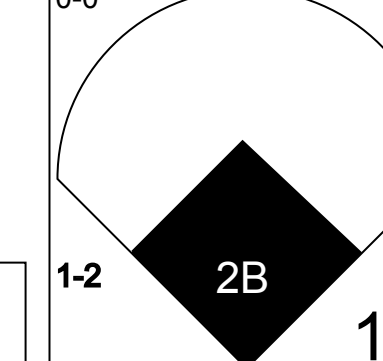
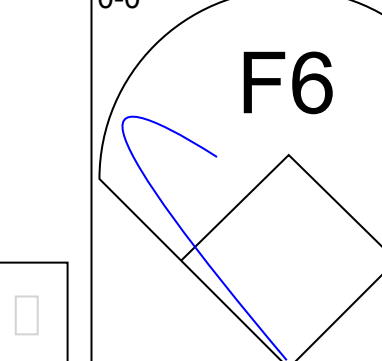
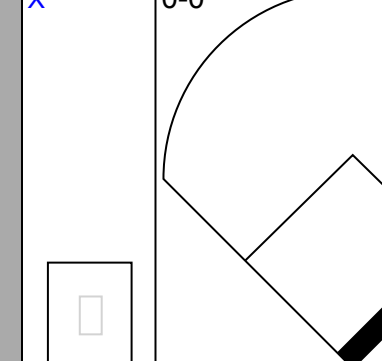
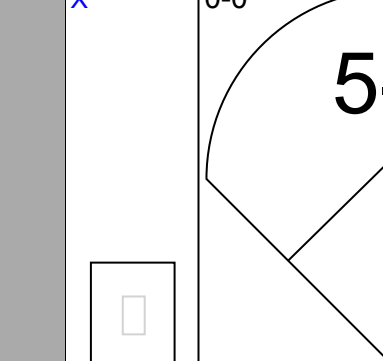
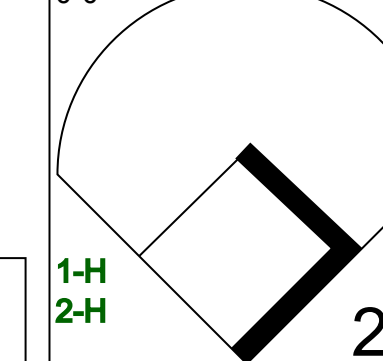
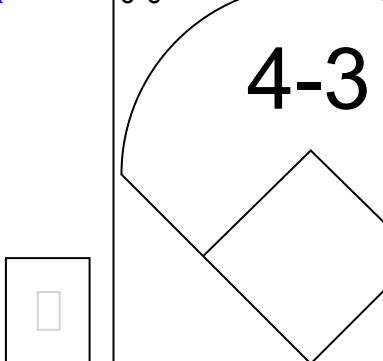
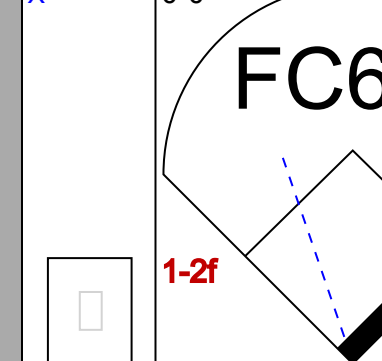


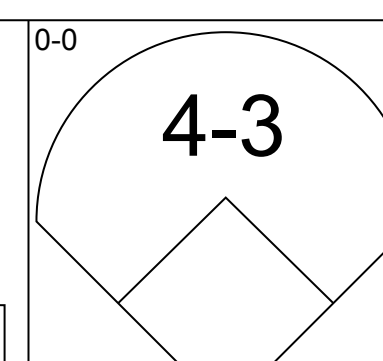
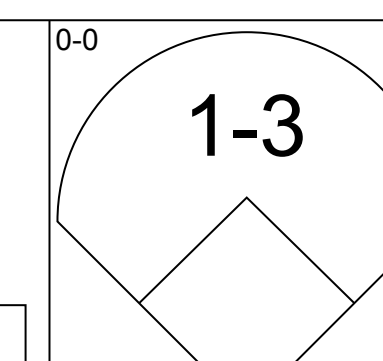
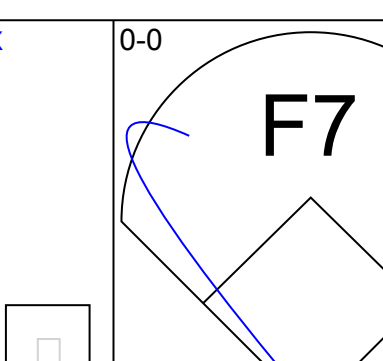
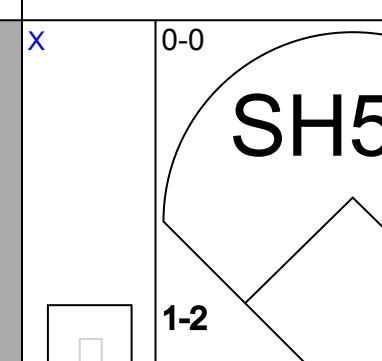
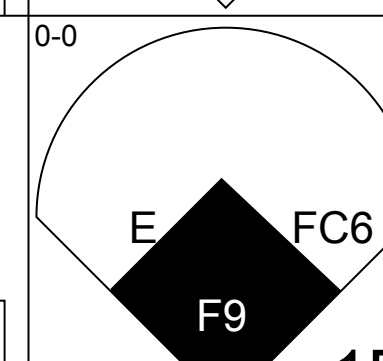
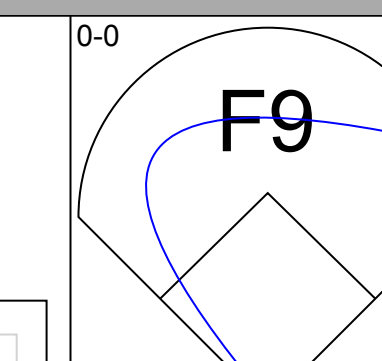
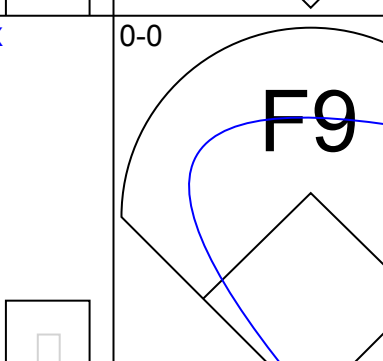
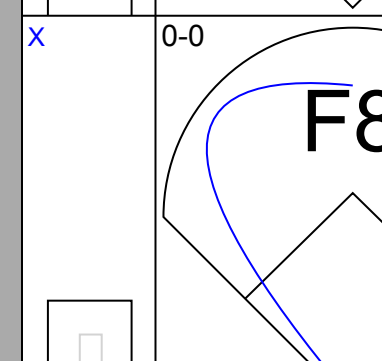

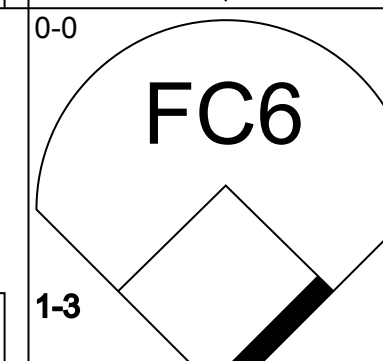
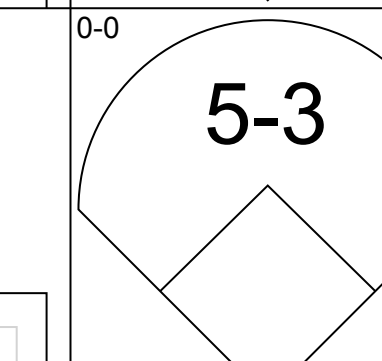
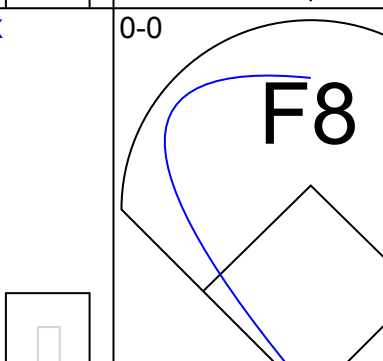
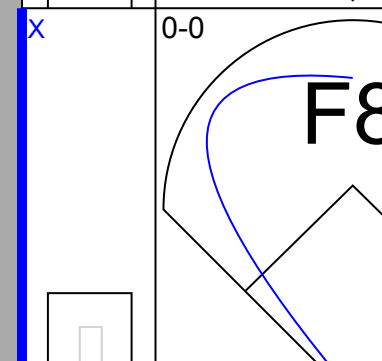
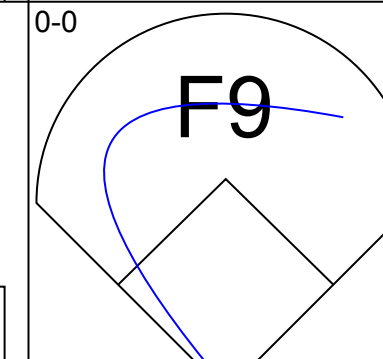
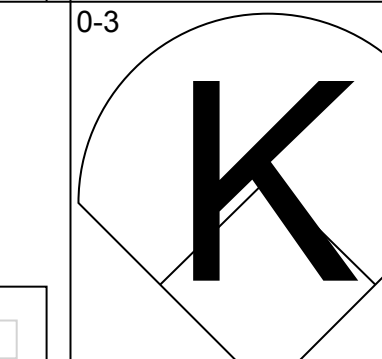
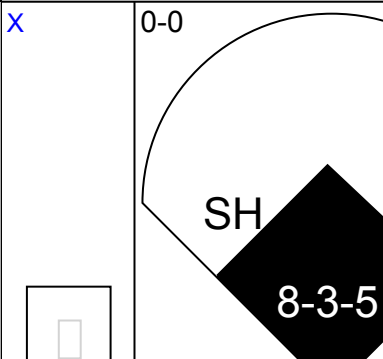
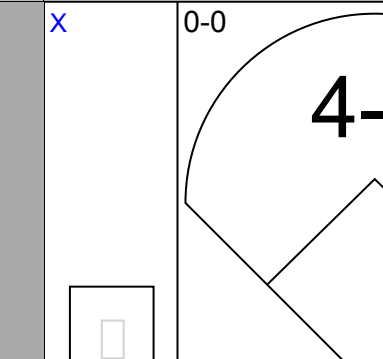
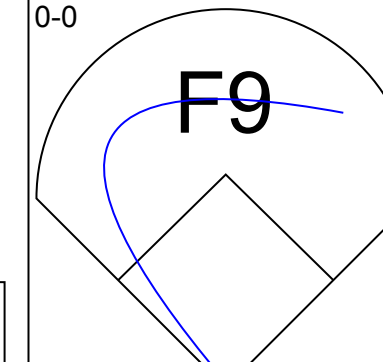
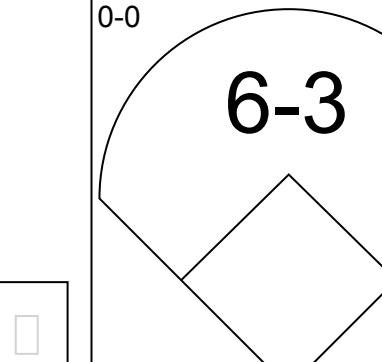
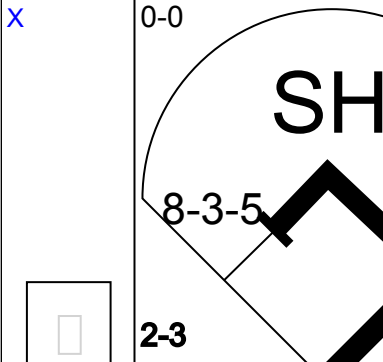
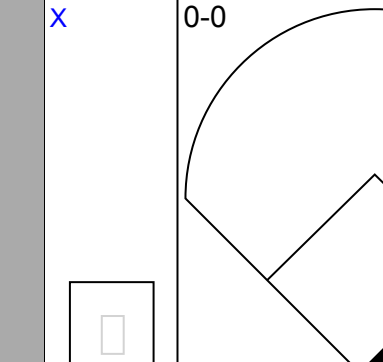
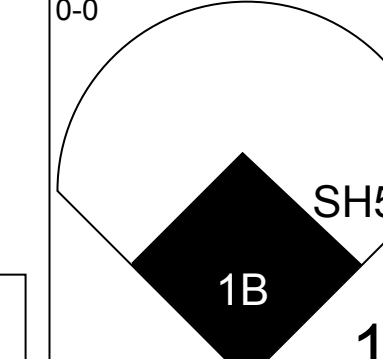
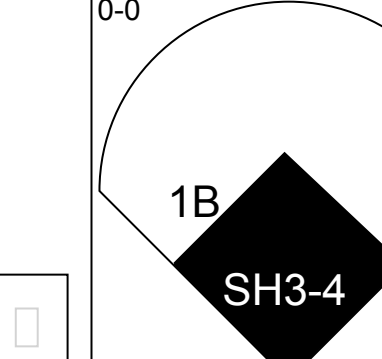
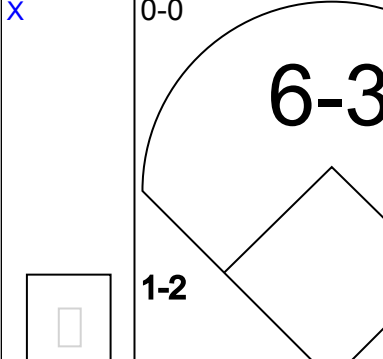
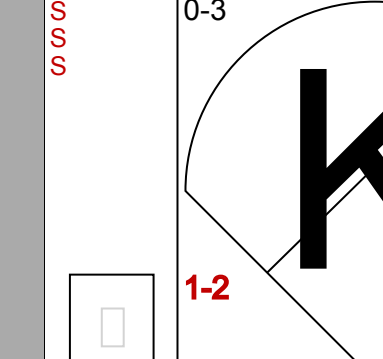
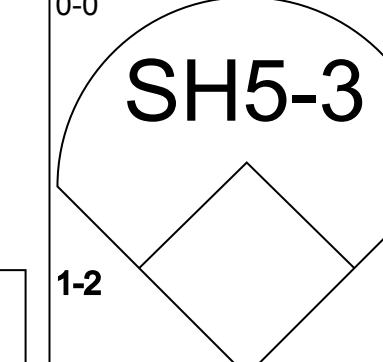
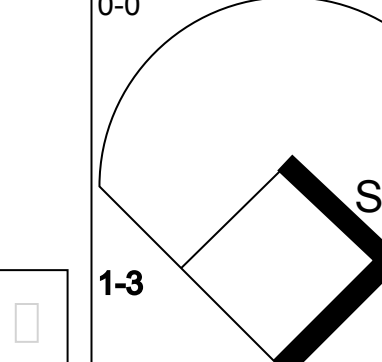

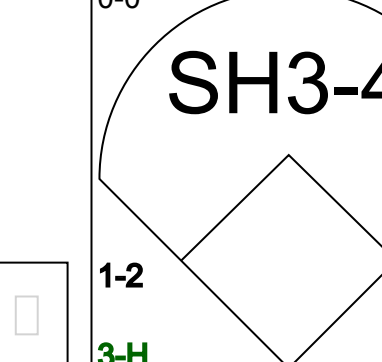
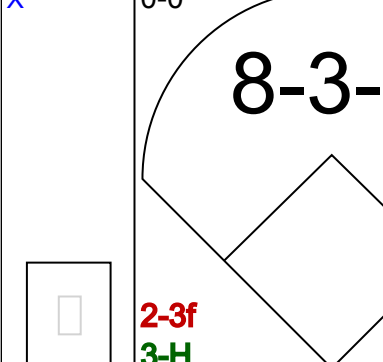

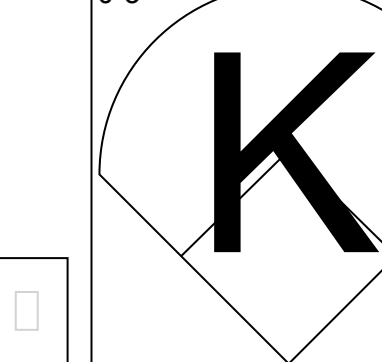
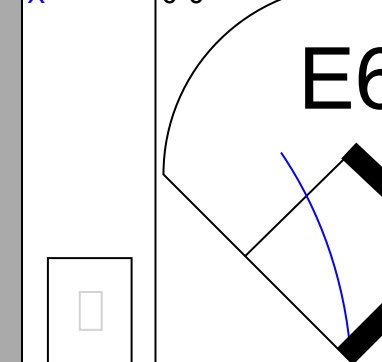
Batter	1	2	3	4	5	6	7	8	9	AB	R	H	RBI	BB	SO	LOB	TOP			
Harry Simpson, L (1,9) OBP: 0.334, SLG: 0.420	0-0 4-3		0-0 FC6-4 BB		0-0 F7			0-3 K		4	0	0	0	0	1	2	Cleveland Indians @ Chicago White Sox Comiskey Park, Chicago, IL Fri Jun 27 1952, 4:33 AM EDT Att: 39,986 - Unknown			
Bobby Avila, R (1,4) OBP: 0.388, SLG: 0.398	0-0 F9		4-0 1-2 2-3 BB			4-0 1B BB		0-3 K		2	1	0	0	2	1	0				
Larry Doby, L (1,8) OBP: 0.364, SLG: 0.530	0-0 L4		0-3 K			0-3 K		0-3 K		4	0	0	0	0	3	4				
Al Rosen, R (1,5) OBP: 0.420, SLG: 0.576		0-0 5-3		0-0 L5		0-0 E6 1B			0-0 F3		4	0	1	0	0	0				
Dale Mitchell, L (1,7) OBP: 0.383, SLG: 0.417		0-0 F7		0-0 F4		0-0 4-3			0-0 1B		4	0	1	0	0	0				
Ray Boone, R (1,6) OBP: 0.388, SLG: 0.384		0-3 K		0-0 1B		0-0 F3			0-0 F4		4	0	1	0	0	1				
Luke Easter, L (1,3) OBP: 0.271, SLG: 0.373			0-3 K	0-0 4-3				0-3 K	0-0 3-1		4	0	0	0	0	2				
Jim Hegan, R (1,2) OBP: 0.285, SLG: 0.329			0-0 FC6-4 E 1B		0-3 K			0-0 F6		3	0	1	0	0	1	0				
Bob Feller, R (1,1) OBP: 0.211, SLG: 0.063			0-0 E1 FC6-4		0-3 K			0-0 F9		3	0	0	0	0	1	1				
Inning Stats	R: 0 E: 0 K: 0 S: 3	H: 0 LOB: 0 BB: 0 P: 3	R: 0 E: 0 K: 1 S: 5	H: 0 LOB: 0 BB: 0 P: 5	R: 0 E: 1 K: 2 S: 9	H: 1 LOB: 3 BB: 1 P: 13	R: 0 E: 0 K: 0 S: 4	H: 1 LOB: 1 BB: 0 P: 4	R: 0 E: 0 K: 1 S: 7	H: 0 LOB: 0 BB: 0 P: 7	R: 1 E: 1 K: 1 S: 6	H: 1 LOB: 1 BB: 1 P: 10	R: 0 E: 0 K: 1 S: 5	H: 0 LOB: 0 BB: 0 P: 5	R: 0 E: 0 K: 3 S: 9	H: 1 LOB: 1 BB: 0 P: 9		1B: 4 2B: 0 3B: 0 HR: 0	SF: 0 SAC: 0 DP: 0 HBP: 0	WP: 0 PB: 0 SB: 0 CS: 0
PITCHER Billy Pierce, L (1,1) ERA: 2.93	IP: 9.0 WLS: W BF: 34 H: 4 R: 1 ER: 1 SO: 10 BB: 2 IBB: 0 HBP: 0 BLK: 0 WP: 0 HR: 0 S: 52 P: 60 ERA: 1.00 WHIP: 0.667															PITCHER				


Batter	1	2	3	4	5	6	7	8	9	AB	R	H	RBI	BB	SO	LOB	BOTTOM			
Nellie Fox, L (1,4) OBP: 0.329, SLG: 0.347	0-0 E BB 1B	0-0 F8			0-0 F8			0-0 F9	0-0 E 1B	5	1	2	1	0	0	0	Cleveland Indians @ Chicago White Sox Comiskey Park, Chicago, IL Fri Jun 27 1952, 4:33 AM EDT Att: 39,986 - Unknown			
Minnie Minoso, R (1,7) OBP: 0.390, SLG: 0.456	0-0 E6 BB HBP 2B	0-0 1B			0-0 4-3		0-0 1B	0-0 F9	0-0 F9	5	1	2	0	0	0	3				
Tom Wright, L (1,9) OBP: 0.384, SLG: 0.321	0-3 K	0-0 F8			0-0 HBP 1B		0-0 F7	0-0 E3	0-0 E3	5	0	1	0	0	1	5				
Eddie Robinson, L (1,3) OBP: 0.385, SLG: 0.458	4-0 HBP BB BB		0-0 F6		1-0 HBP 1B		0-0 HBP 1B	0-0 HBP 1B	4-0 IBB	2	0	1	0	2	0	0				
Ray Coleman, L (1,8) OBP: 0.250, SLG: 0.267	4-0 HBP BB		0-0 G3		0-0 F8		0-0 F9	0-3 K		4	0	0	1	1	1	7				
Hector Rodriguez, R (1,5) OBP: 0.366, SLG: 0.310	0-3 K		0-3 K		0-0 F8			0-0 1B SH 5-3 1B		4	1	1	0	0	2	3				
Sherm Lollar, R (1,2) OBP: 0.338, SLG: 0.418	1-0 FC4-6 HBP			0-0 F5		0-0 F8		0-0 5-3		3	0	0	1	0	0	1				
Sam Dente, R (1,6) OBP: 0.212, SLG: 0.163	0-0 FC4-6			0-0 F3				0-0 SH 1B 1B		4	1	2	0	0	0	3				
Billy Pierce, L (1,1) OBP: 0.188, SLG: 0.093		0-3 K		0-0 F8				0-0 SH 1B E		3	1	0	1	0	1	1				
Inning Stats	R: 2 E: 1 K: 2 S: 9	H: 1 LOB: 3 BB: 2 P: 18	R: 0 E: 0 K: 1 S: 6	H: 1 LOB: 0 BB: 0 P: 6	R: 0 E: 0 K: 1 S: 5	H: 0 LOB: 0 BB: 0 P: 5	R: 0 E: 0 K: 0 S: 3	H: 0 LOB: 0 BB: 0 P: 3	R: 0 E: 0 K: 0 S: 4	H: 1 LOB: 2 BB: 0 P: 5	R: 0 E: 0 K: 0 S: 4	H: 1 LOB: 1 BB: 0 P: 4	R: 0 E: 0 K: 0 S: 5	H: 2 LOB: 2 BB: 0 P: 5	R: 3 E: 2 K: 1 S: 10	H: 3 LOB: 3 BB: 1 P: 14		1B: 8 2B: 1 3B: 0 HR: 0	SF: 0 SAC: 1 DP: 0 HBP: 2	WP: 0 PB: 0 SB: 0 CS: 0
PITCHER Bob Feller, R (1,1) ERA: 4.57	IP: 8.0 WLS: L BF: 41 H: 9 R: 5 ER: 2 SO: 5 BB: 2 IBB: 1 HBP: 2 BLK: 0 WP: 0 HR: 0 S: 46 P: 60 ERA: 2.25 WHIP: 1.375															PITCHER				

Batter	1	2	3	4	5	6	7	8	9	AB	R	H	RBI	BB	SO	LOB	TOP									
Harry Simpson, L OBP: 0.336, SLG: 0.418 (1, 9)	0-0 4-3		0-0 6-3		0-0 F7			0-0 5-3 1B	4-0 IBB	4	0	1	0	1	0	0	Cleveland Indians @ Chicago White Sox Comiskey Park, Chicago, IL Sat Jun 28 1952, 4:33 AM EDT Att: 13,548 - Unknown livebaseballscorecards.com									
Johnny Berardino, R OBP: 0.280, SLG: 0.053 (1, 4)	4-0 1B BB		4-0 FC5 BB		0-0 F7			0-0 5-3 1-2	0-3 K	3	0	0	0	2	1	4										
Dale Mitchell, L OBP: 0.385, SLG: 0.415 (1, 7)	0-0 CS 1B		4-0 FC5 BB		0-0 F6			0-0 F9		3	0	1	0	1	0	1										
Al Rosen, R OBP: 0.417, SLG: 0.570 (1, 5)	0-0 CS 1-2	0-0 HR 1B	0-0 FC5 1-2 2-3		0-0 5-3			0-0 5-3		4	1	1	0	0	0	3										
Larry Doby, L OBP: 0.362, SLG: 0.540 (1, 8)		0-0 1-H HR	0-0 F5		0-0 K				0-0 1-3	4	1	1	2	0	1	2										
Ray Boone, R OBP: 0.395, SLG: 0.389 (1, 6)		0-0 1B F8 1B		4-0 G5-4-3 BB			0-0 F5		0-0 1B 1B	3	2	2	0	1	0	0										
Luke Easter, L OBP: 0.279, SLG: 0.394 (1, 3)		0-0 G1-6-3 1B		0-0 F8			0-0 HR		0-0 SH3 1B 1B	4	1	3	1	0	0	1										
Joe Tipton, R OBP: 0.333, SLG: 0.375 (1, 2)		0-0 F8		0-0 G5-4-3 1-2			0-0 L7		0-0 SH3 1B	4	0	1	2	0	0	2										
Mike Garcia, R OBP: 0.149, SLG: 0.133 (1, 1)		0-0 G1-6-3 1-2			0-3 K			0-3 K	0-0 SH3 1-2 2-3	3	0	0	0	0	2	1	C									
Inning Stats	R: 0 E: 0 K: 0 S: 2	H: 1 LOB: 0 BB: 1 P: 6	R: 3 E: 0 K: 0 S: 6	H: 4 LOB: 0 BB: 0 P: 6	R: 0 E: 0 K: 0 S: 3	H: 0 LOB: 2 BB: 2 P: 11	R: 0 E: 0 K: 0 S: 2	H: 0 LOB: 0 BB: 1 P: 6	R: 0 E: 0 K: 1 S: 5	H: 0 LOB: 0 BB: 0 P: 5	R: 1 E: 0 K: 1 S: 6	H: 1 LOB: 0 BB: 0 P: 6	R: 0 E: 0 K: 0 S: 4	H: 1 LOB: 1 BB: 0 P: 4	R: 1 E: 0 K: 1 S: 8	H: 3 LOB: 3 BB: 1 P: 12		1B: 8 2B: 0 3B: 0 HR: 2	SF: 0 SAC: 1 DP: 2 HBP: 0	WP: 0 PB: 0 SB: 0 CS: 1	PA: 39					
PITCHER	IP WLS BF H R ER SO BB IBB HBP BLK WP HR S P ERA WHIP	IP WLS BF H R ER SO BB IBB HBP BLK WP HR S P ERA WHIP																								
Chuck Stobbs, L ERA: 2.91 (1, 1)	2.1 L 12 5 3 3 0	6.2 26 5 2 2 4	1 1 0 0	0 1 9 21	11.57 3.429	Harry Dorish, R ERA: 2.08 (3, 1)	6.2 26 5 2 2 4	1 1 0 0	0 1 32 40	2.70 0.900																

Batter	1	2	3	4	5	6	7	8	9	AB	R	H	RBI	BB	SO	LOB	BOTTOM									
Nellie Fox, L OBP: 0.331, SLG: 0.349 (1, 4)	0-0 3-1		0-0 SH1-3 1B		0-0 F8			0-0 G5-4-3 1B		4	0	2	0	0	0	0	Cleveland Indians @ Chicago White Sox Comiskey Park, Chicago, IL Sat Jun 28 1952, 4:33 AM EDT Att: 13,548 - Unknown livebaseballscorecards.com									
Minnie Minoso, R OBP: 0.396, SLG: 0.459 (1, 7)	0-0 G1-6-3 1B		0-0 SH1-3 1B		4-0 S E3 BB			0-0 G5-4-3 1-2		3	0	2	0	1	0	1										
Tom Wright, L OBP: 0.373, SLG: 0.310 (1, 9)	0-0 G1-6-3 1-2		0-0 SH1-3		0-0 E3			0-0 G3		3	0	0	0	0	0	2										
Eddie Robinson, L OBP: 0.386, SLG: 0.457 (1, 3)		0-0 F9 1B F8 1B	4-0 G4-6-3 IBB		0-0 F9			0-3 K		3	1	1	0	1	1	0										
Ray Coleman, L OBP: 0.256, SLG: 0.273 (1, 8)		0-0 1B 1B	0-0 G4-6-3 1-2		0-0 G6-3 1B			0-0 F7		4	0	2	0	0	0	3										
Hector Rodriguez, R OBP: 0.359, SLG: 0.303 (1, 5)		0-0 F9		0-0 F9			0-0 G6-3 1-2	0-0 6-3		4	0	0	0	0	0	3										
Sherm Lollar, R OBP: 0.333, SLG: 0.410 (1, 2)		0-0 F8		0-0 6-3			0-0 F7			3	0	0	1	0	0	1										
Sam Dente, R OBP: 0.218, SLG: 0.173 (1, 6)		0-0 3-H 1B		0-0 6-3			0-0 5-3			3	0	1	0	0	0	0										
Chuck Stobbs, L OBP: 0.192, SLG: 0.087 Harry Dorish, R (3, 1)	0-3 K				0-0 4-3			0-0 L1		1 2	0 0	0 0	0 0	0 0	1 0	2 0	Sox									
Inning Stats	R: 0 E: 0 K: 0 S: 3	H: 1 LOB: 0 BB: 0 P: 3	R: 1 E: 0 K: 1 S: 8	H: 3 LOB: 0 BB: 0 P: 8	R: 0 E: 0 K: 0 S: 4	H: 2 LOB: 2 BB: 1 P: 8	R: 0 E: 0 K: 0 S: 3	H: 0 LOB: 0 BB: 0 P: 3	R: 0 E: 1 K: 0 S: 3	H: 0 LOB: 2 BB: 1 P: 7	R: 0 E: 0 K: 0 S: 3	H: 1 LOB: 0 BB: 0 P: 3	R: 0 E: 0 K: 0 S: 3	H: 0 LOB: 0 BB: 0 P: 3	R: 0 E: 0 K: 1 S: 5	H: 0 LOB: 0 BB: 0 P: 5		1B: 8 2B: 0 3B: 0 HR: 0	SF: 0 SAC: 1 DP: 4 HBP: 0	WP: 0 PB: 0 SB: 1 CS: 0	PA: 33					
PITCHER	IP WLS BF H R ER SO BB IBB HBP BLK WP HR S P ERA WHIP	IP WLS BF H R ER SO BB IBB HBP BLK WP HR S P ERA WHIP																								
Mike Garcia, R ERA: 1.73 (1, 1)	9.0 W 33 8 1 1 2	1 1 0 2	1 1 0 0	0 0 35 43	1.00 1.000	Harry Dorish, R (3, 1)	9.0 W 33 8 1 1 2	1 1 0 0	0 0 35 43	1.00 1.000																

Batter	1	2	3	4	5	6	7	8	9	AB	R	H	RBI	BB	SO	LOB	TOP			
Harry Simpson, L (1, 9) OBP: 0.334, SLG: 0.415										4	0	1	0	0	2	2	Cleveland Indians @ Chicago White Sox Comiskey Park, Chicago, IL Sun Jun 29 1952, 4:33 AM EDT Unknown			
Johnny Berardino, R (1, 4) OBP: 0.250, SLG: 0.045 Barney McCosky, L (8, PH) Merl Combs, L (8, 4) OBP: 0.245, SLG: 0.239										3	0	0	0	0	0	1				
Dale Mitchell, L (1, 7) OBP: 0.388, SLG: 0.417										4	0	2	0	0	0	1				
Al Rosen, R (1, 5) OBP: 0.415, SLG: 0.565										4	0	1	0	0	1	2				
Larry Doby, L (1, 8) OBP: 0.355, SLG: 0.529										4	0	0	0	0	3	2				
Ray Boone, R (1, 6) OBP: 0.392, SLG: 0.386										4	1	1	0	0	0	0				
Luke Easter, L (1, 3) OBP: 0.274, SLG: 0.387										4	0	0	0	0	0	1				
Jim Hegan, R (1, 2) OBP: 0.290, SLG: 0.333										4	1	2	0	0	0	0				
Early Wynn, S (1, 1) OBP: 0.238, SLG: 0.225										3	0	1	2	0	0	1				
Inning Stats	R: 0 E: 0 K: 2 S: 8	H: 1 LOB: 1 BB: 0 P: 8	R: 2 E: 0 K: 1 S: 8	H: 3 LOB: 1 BB: 0 P: 8	R: 0 E: 0 K: 1 S: 6	H: 1 LOB: 0 BB: 0 P: 6	R: 0 E: 0 K: 0 S: 3	H: 0 LOB: 0 BB: 0 P: 3	R: 0 E: 0 K: 1 S: 6	H: 1 LOB: 1 BB: 0 P: 6	R: 0 E: 0 K: 1 S: 6	H: 1 LOB: 1 BB: 0 P: 6	R: 0 E: 0 K: 0 S: 3	H: 0 LOB: 0 BB: 0 P: 3	R: 0 E: 0 K: 0 S: 3	H: 0 LOB: 0 BB: 0 P: 3		1B: 7 2B: 1 3B: 0 HR: 0	SF: 0 SAC: 0 DP: 0 HBP: 0	WP: 0 PB: 0 SB: 1 CS: 0
PITCHER Saul Rogovin, R (1, 1) ERA: 4.25	IP: 9.0 WLS: W BF: 35 H: 8 R: 2 ER: 2 SO: 6 BB: 0 IBB: 0 HBP: 0 BLK: 0 WP: 0 HR: 0 S: 47 P: 47 ERA: 2.00 WHIP: 0.889															PITCHER				

Batter	1	2	3	4	5	6	7	8	9	AB	R	H	RBI	BB	SO	LOB	BOTTOM			
Nellie Fox, L (1, 4) OBP: 0.328, SLG: 0.345										3	0	0	0	0	0	1	Cleveland Indians @ Chicago White Sox Comiskey Park, Chicago, IL Sun Jun 29 1952, 4:33 AM EDT Unknown			
Bud Stewart, L (1, 7) OBP: 0.413, SLG: 0.431										4	1	1	0	0	0	1				
Sam Mele, R (1, 9) OBP: 0.351, SLG: 0.467 Ray Coleman, L (7, 9) OBP: 0.255, SLG: 0.272										3	0	0	0	0	0	1				
Eddie Robinson, L (1, 3) OBP: 0.384, SLG: 0.457										4	1	1	1	0	1	1				
Minnie Minoso, R (1, 8) OBP: 0.395, SLG: 0.457										3	0	1	0	0	0	1				
Hector Rodriguez, R (1, 5) OBP: 0.362, SLG: 0.307										4	2	2	0	0	1	3				
Sherm Lollar, R (1, 2) OBP: 0.340, SLG: 0.414										1	0	1	0	1	0	0				
Sam Dente, R (1, 6) OBP: 0.228, SLG: 0.185										2	0	1	3	0	0	2				
Saul Rogovin, R (1, 1) OBP: 0.256, SLG: 0.275										3	0	0	0	0	2	2				
Inning Stats	R: 1 E: 1 K: 0 S: 5	H: 1 LOB: 1 BB: 0 P: 5	R: 1 E: 0 K: 1 S: 7	H: 2 LOB: 1 BB: 0 P: 7	R: 0 E: 0 K: 1 S: 5	H: 0 LOB: 0 BB: 0 P: 5	R: 1 E: 0 K: 1 S: 7	H: 2 LOB: 1 BB: 0 P: 7	R: 0 E: 0 K: 0 S: 3	H: 0 LOB: 0 BB: 0 P: 3	R: 1 E: 1 K: 0 S: 4	H: 1 LOB: 1 BB: 1 P: 8	R: 0 E: 1 K: 0 S: 4	H: 0 LOB: 1 BB: 0 P: 4	R: 0 E: 0 K: 1 S: 5	H: 1 LOB: 1 BB: 0 P: 5		1B: 6 2B: 3 3B: 0 HR: 0	SF: 0 SAC: 4 DP: 2 HBP: 0	WP: 0 PB: 0 SB: 1 CS: 1
PITCHER Early Wynn, R (1, 1) ERA: 3.61	IP: 8.0 WLS: L BF: 33 H: 7 R: 4 ER: 2 SO: 4 BB: 0 IBB: 1 HBP: 0 BLK: 0 WP: 0 HR: 0 S: 40 P: 44 ERA: 2.25 WHIP: 0.875															PITCHER				

Batter	1	2	3	4	5	6	7	8	9	AB	R	H	RBI	BB	SO	LOB	TOP										
Nelle Fox, L OBP: 0.327, SLG: 0.341 (1, 4)	F5		SH5-3			G3		SH3 BB		3	2	1	0	1	0	0	Chicago White Sox @ Detroit Tigers Briggs Stadium, Detroit, MI Mon Jun 30 1952, 4:33 AM EDT Att: 28,740 - Unknown										
Ray Coleman, L OBP: 0.286, SLG: 0.293 (1, 9)	1B BB		2B FC1-2 1B			K		SH3		2	1	1	1	2	1	0											
Minnie Minoso, R OBP: 0.395, SLG: 0.461 (1, 8)	K		2B			E4 BB 1B		5-3		5	1	1	0	0	1	3											
Eddie Robinson, L OBP: 0.394, SLG: 0.475 (1, 3)	1B		IBB			1B BB IBB		1B		3	0	2	1	2	1	0											
Bud Stewart, L OBP: 0.407, SLG: 0.441 (1, 7)	F3		F6			1B BB		G3		4	0	0	1	1	0	6											
Hector Rodriguez, R OBP: 0.363, SLG: 0.305 (1, 5)		G1	FC1-2			1B BB		HR BB		4	1	1	1	1	0	3											
Sherm Lollar, R OBP: 0.335, SLG: 0.422 (1, 2)	F7		3-H		F7	K		F2		5	1	1	2	0	1	3											
Sam Dente, R OBP: 0.254, SLG: 0.250 (1, 6)	F8				5-3	F4		F7		5	0	1	0	0	0	3											
Joe Dobson, R OBP: 0.250, SLG: 0.200 (1, 1)			SH5-3 1B		K	K		K		4	1	1	0	0	3	4											
Inning Stats	R: 0 E: 0 K: 1 S: 6	H: 1 LOB: 2 BB: 1 P: 10	R: 0 E: 0 K: 0 S: 3	H: 0 LOB: 0 BB: 0 P: 3	R: 1 E: 0 K: 0 S: 6	H: 3 LOB: 3 BB: 1 P: 10	R: 0 E: 0 K: 1 S: 5	H: 0 LOB: 0 BB: 0 P: 5	R: 3 E: 2 K: 2 S: 10	H: 2 LOB: 3 BB: 3 P: 22	R: 0 E: 0 K: 1 S: 5	H: 0 LOB: 0 BB: 0 P: 5	R: 2 E: 0 K: 2 S: 9	H: 2 LOB: 1 BB: 1 P: 13	R: 1 E: 0 K: 0 S: 4	H: 1 LOB: 1 BB: 1 P: 8		R: 0 E: 0 K: 0 S: 3	H: 0 LOB: 0 BB: 0 P: 3	1B: 7 2B: 1 3B: 0 HR: 1	SF: 0 SAC: 2 DP: 0 HBP: 0	WP: 0 PB: 0 CS: 0	PA: 44				
PITCHER	IP	WLS	BF	H	R	ER	SO	BB	IBB	HBP	BLK	WP	HR	S	P	ERA	WHIP										
Art Houtteman, R ERA: 5.13 (1, 1)	4.0	L	23	5	4	3	2	3	2	0	0	0	0	22	42	6.75	2.000										
Billy Hoelt, L ERA: 5.01 (5, 1)	1.0		4	1	0	0	2	0	0	0	0	0	0	8	8	0.00	1.000										
Marlin Stuart, R ERA: 4.18 (6, 1)	4.0		17	3	3	3	3	2	0	0	0	0	1	21	29	6.75	1.250										

Batter	1	2	3	4	5	6	7	8	9	AB	R	H	RBI	BB	SO	LOB	BOTTOM										
Jerry Priddy, R OBP: 0.371, SLG: 0.427 (1, 4)	SH1-3 BB		F7			K		F8		5-3	4	0	0	0	1	1	4										
Fred Hatfield, L OBP: 0.311, SLG: 0.366 (1, 5)	SH1-3		K			L4		F4		3	0	0	0	0	1	3											
Don Lenhardt, R OBP: 0.335, SLG: 0.457 (1, 7)	5-3		F8			BB		F8		3	0	0	1	1	0	1											
Vic Wertz, L OBP: 0.355, SLG: 0.540 (1, 9)	BB				L4	F9		G5-4-3 BB		2	0	0	0	2	0	3											
Walt Dropo, R OBP: 0.319, SLG: 0.484 (1, 3)	F5				K			F8		4	0	0	0	0	1	3											
Johnny Groth, R OBP: 0.354, SLG: 0.363 (1, 8)			F7		6-3			FC6-4 1B		4	1	1	0	0	0	0											
Bob Swift, R OBP: 0.353, SLG: 0.250 (1, 2)						BB 1B		F9		2	1	2	0	0	0	0											
Joe Ginsberg, L OBP: 0.274, SLG: 0.258 (6, PH) (7, 2)			2B			BB 1B		F9		2	0	1	0	0	0	1											
Neil Berry, R OBP: 0.304, SLG: 0.275 (1, 6)			K			BB 1B		FC6-4		3	0	1	0	0	1	2											
Cliff Mapes, L OBP: 0.247, SLG: 0.292 (9, PH)			K			BB 1B		1-2		1	0	0	0	0	1	2											
Art Houtteman, R OBP: 0.128, SLG: 0.105 (1, 1)			5-3			BB		4-6-3		1	0	0	0	0	0	1											
Billy Hoelt, L OBP: 0.287, SLG: 0.231 (5, 1)										0	0	0	0	0	0	0											
Johnny Hopp, L OBP: 0.304, SLG: 0.244 (6, PH)										0	0	0	0	1	0	0											
Marlin Stuart, L OBP: 0.278, SLG: 0.133 (6, 1)										1	0	0	0	0	0	0											
Pat Mullin, L OBP: 0.322, SLG: 0.419 (9, PH)						BB		F9		1	0	0	1	0	0	1											
Inning Stats	R: 0 E: 0 K: 0 S: 3	H: 0 LOB: 2 BB: 2 P: 11	R: 0 E: 0 K: 1 S: 6	H: 1 LOB: 1 BB: 0 P: 6	R: 0 E: 0 K: 1 S: 5	H: 0 LOB: 0 BB: 0 P: 5	R: 0 E: 0 K: 1 S: 5	H: 0 LOB: 0 BB: 0 P: 5	R: 0 E: 0 K: 0 S: 4	H: 1 LOB: 1 BB: 0 P: 4	R: 0 E: 0 K: 0 S: 3	H: 0 LOB: 0 BB: 0 P: 3	R: 0 E: 0 K: 0 S: 2	H: 0 LOB: 1 BB: 1 P: 6	R: 1 E: 1 K: 1 S: 7	H: 1 LOB: 1 BB: 0 P: 7	1B: 4 2B: 1 3B: 0 HR: 0	SF: 0 SAC: 1 DP: 1 HBP: 0	WP: 1 PB: 0 CS: 0	PA: 37							
PITCHER	IP	WLS	BF	H	R	ER	SO	BB	IBB	HBP	BLK	WP	HR	S	P	ERA	WHIP										
Joe Dobson, R ERA: 2.27 (1, 1)	9.0	W	37	5	2	1	5	5	0	0	0	1	0	42	62	1.00	1.111										

AB	35
R	7
H	9
RBI	6
BB	7
SO	7
LOB	22

AB	31
R	2
H	5
RBI	2
BB	5
SO	5
LOB	21

Batter	1	2	3	4	5	6	7	8	9	AB	R	H	RBI	BB	SO	LOB	TOP					
Nellie Fox, L OBP: 0.325, SLG: 0.339 (1, 4)	6-3	F9		1-3		F8			5-3 1B	5	1	1	1	0	0	4	Chicago White Sox @ Detroit Tigers Briggs Stadium, Detroit, MI Tue Jul 01 1952, 4:33 AM EDT Att: 5,398 - Unknown					
Minnie Mingo, R OBP: 0.388, SLG: 0.452 (1, 8)	E1	E4			L4		1-3		5-3	5	0	0	0	0	0	2						
Sam Mele, R OBP: 0.457 Willy Miranda, S OBP: 0.370, SLG: 0.333 (9, PR)	K	FC5			F4		K			5	0	1	1	0	2	3						
Eddie Robinson, L OBP: 0.394, SLG: 0.477 (1, 3)	F8								L4	5	0	2	0	0	0	2						
Hector Rodriguez, R OBP: 0.381, SLG: 0.304 (1, 5)									1-3	4	1	1	0	0	0	2						
Sherm Lollar, R OBP: 0.343, SLG: 0.440 (1, 2)										4	1	3	0	0	0	0						
Bud Stewart, L OBP: 0.404, SLG: 0.436 (1, 7)										4	0	1	1	0	1	3						
Sam Dente, R OBP: 0.268, SLG: 0.265 (1, 6)										4	1	2	0	0	0	1						
Lou Kretlow, R Leo Thomas, R Hal Brown, R Howie Judson, R Tom Wright, L Bill Kennedy, L Ray Coleman, L (1, 1) (2, PH) (2, 1) (3, 1) (6, PH) (6, 1) (9, PH)										0	0	0	0	0	0	0						
Inning Stats	R: 0 E: 1 K: 1 S: 6	H: 0 LOB: 1 BB: 0 P: 6	R: 3 E: 1 K: 0 S: 7	H: 3 LOB: 2 BB: 1 P: 11	R: 0 E: 0 K: 0 S: 4	H: 2 LOB: 1 BB: 0 P: 4	R: 0 E: 0 K: 1 S: 5	H: 0 LOB: 0 BB: 0 P: 5	R: 0 E: 0 K: 0 S: 4	H: 1 LOB: 1 BB: 0 P: 4	R: 0 E: 0 K: 0 S: 5	H: 2 LOB: 2 BB: 0 P: 5	R: 0 E: 0 K: 1 S: 5	H: 0 LOB: 0 BB: 0 P: 5	R: 0 E: 0 K: 1 S: 6	H: 1 LOB: 1 BB: 0 P: 6		R: 1 E: 0 K: 0 S: 5	H: 2 LOB: 1 BB: 0 P: 5	1B: 8 2B: 3 3B: 0 HR: 0	SF: 0 SAC: 0 DP: 1 HBP: 0	WP: 0 PB: 0 SB: 0 CS: 0
PITCHER	IP WLS BF H R ER SO BB IBB HBP BLK WP HR S P ERA WHIP																					
Bill Wight, L ERA: 3.89 Fred Hutchinson, R ERA: 3.38 Billy Hoelt, L ERA: 4.98	(1, 1) (2, 1) (9, 1)	1.2 7.0 0.1	W S	11 28 1	H 8 0	R 3 0	ER 2 1 0	SO 1 3 0	BB 1 0 0	IBB 0 0 0	HBP 0 0 0	BLK 1 0 0	WP 0 0 0	HR 0 34 0	S 12 34 1	P 16 34 1	ERA 10.80 1.29 0.00	WHIP 2.400 1.143 0.000				

Batter	1	2	3	4	5	6	7	8	9	AB	R	H	RBI	BB	SO	LOB	BOTTOM			
Jerry Priddy, R OBP: 0.375, SLG: 0.426 (1, 4)	SH3-4 HR			5-3		FC1-6				3	1	1	0	1	0	1	Chicago White Sox @ Detroit Tigers Briggs Stadium, Detroit, MI Tue Jul 01 1952, 4:33 AM EDT Att: 5,398 - Unknown			
Fred Hatfield, L OBP: 0.311, SLG: 0.365 (1, 5)	SH3-4 HR	F6		4-3		SH5-3				3	1	1	0	0	0	2				
Johnny Groth, R OBP: 0.353, SLG: 0.362 (1, 8)	SH3-4			F9		5-3				3	1	1	0	0	0	1				
Vic Wertz, L OBP: 0.353, SLG: 0.549 (1, 9)	HR			K		3-4-1				4	1	1	3	0	1	1				
Walt Dropo, R OBP: 0.318, SLG: 0.484 (1, 3)	F9			BB		F8				4	0	1	0	0	0	1				
Don Lenhardt, R OBP: 0.338, SLG: 0.451 (1, 7)	4-3			BB		6-3				2	1	0	0	2	0	0				
Bob Swift, R OBP: 0.211, SLG: 0.250 Joe Ginsberg, L OBP: 0.279, SLG: 0.278 (1, 2) (2, 2)		E7		BB		HR				0	0	0	0	0	0	0				
Neil Berry, R OBP: 0.283, SLG: 0.255 (1, 6)		6-3		BB		HR				3	1	1	3	1	1	0				
Bill Wight, L OBP: 0.211, SLG: 0.167 Fred Hutchinson, L OBP: 0.190, SLG: 0.056 Billy Hoelt, L OBP: 0.267, SLG: 0.231 (1, 1) (2, 1) (9, 1)		F6		BB		FC1-6				0	0	0	0	0	0	0				
Inning Stats	R: 3 E: 0 K: 0 S: 5	H: 2 LOB: 0 BB: 1 P: 9	R: 0 E: 1 K: 0 S: 5	H: 1 LOB: 2 BB: 0 P: 5	R: 0 E: 0 K: 1 S: 6	H: 1 LOB: 3 BB: 2 P: 14	R: 0 E: 0 K: 0 S: 3	H: 0 LOB: 0 BB: 0 P: 3	R: 3 E: 0 K: 0 S: 5	H: 2 LOB: 1 BB: 1 P: 9	R: 0 E: 0 K: 0 S: 3	H: 0 LOB: 0 BB: 1 P: 7	R: 0 E: 0 K: 0 S: 3	H: 0 LOB: 0 BB: 0 P: 3	R: 0 E: 0 K: 1 S: 5	H: 0 LOB: 0 BB: 0 P: 5		1B: 3 2B: 1 3B: 0 HR: 2	SF: 0 SAC: 2 DP: 0 HBP: 0	WP: 0 PB: 0 SB: 0 CS: 0
PITCHER	IP WLS BF H R ER SO BB IBB HBP BLK WP HR S P ERA WHIP																			
Lou Kretlow, R ERA: 7.56 Hal Brown, R ERA: 3.11 Howie Judson, R ERA: 4.58 Bill Kennedy, L ERA: 2.7	(1, 1) (2, 1) (3, 1) (6, 1)	1.0 1.2 2.1 3.0	WLS L	BF 10 10 10	H 2 2 0	R 0 3 0	ER 0 0 0	SO 1 3 3 1	BB 2 1 0 0	IBB 0 0 0 0	HBP 0 0 0 0	BLK 0 0 0 0	WP 0 0 1 0	HR 0 10 9 11	S 5 10 9 11	P 9 18 13 15	ERA 27.00 0.00 11.57 0.00	WHIP 3.000 2.400 1.286 0.333		

Batter	1	2	3	4	5	6	7	8	9	AB	R	H	RBI	BB	SO	LOB	TOP					
Nellie Fox, L OBP: 0.321, SLG: 0.334 (1, 4)	F8		F8		G3-6-3		F9			4	0	0	0	0	0	3						
Minnie Minoza, R OBP: 0.390, SLG: 0.464 (1, 8)	K2-3			1B		HR		F8		4	2	2	1	0	1	0						
Sam Mele, R OBP: 0.344, SLG: 0.453 (1, 9)	K			1B		F4		5-3		4	1	1	0	0	1	0						
Eddie Robinson, L OBP: 0.393, SLG: 0.474 (1, 3)		G3		E9		K		4-3		4	0	1	1	0	1	0						
Sherm Lollar, R OBP: 0.338, SLG: 0.433 (1, 2)	F8		SH1-3		SH1-3		6-3		5-3	3	0	0	0	0	0	0						
Hector Rodriguez, R OBP: 0.364, SLG: 0.308 (1, 5)			6-3		6-3		SH5-4		K	4	0	2	0	0	1	1						
Bud Stewart, L OBP: 0.402, SLG: 0.434 Ray Coleman, L OBP: 0.268, SLG: 0.296 (1, 7) (7, 7)	F7		F3		F3		SH5-4		1B	3	0	1	0	0	0	2	AB 33					
Willy Miranda, S OBP: 0.367, SLG: 0.333 (1, 6)			F8		FC1-6		SH5-4		F8	3	0	1	0	0	0	1	R 3					
Billy Pierce, L OBP: 0.176, SLG: 0.087 Harry Dorish, R (7, 1)	5-3		5-3		FC1-6		1-3			3	0	0	0	0	0	3	H 9					
										0	0	0	0	0	0	0	RBI 2					
																	BB 0					
																	SO 4					
																	LOB 10					
Inning Stats	R: 0 E: 0 K: 2 S: 7	H: 0 LOB: 0 BB: 0 P: 7	R: 0 E: 0 K: 0 S: 4	H: 1 LOB: 1 BB: 0 P: 4	R: 0 E: 0 K: 0 S: 3	H: 0 LOB: 0 BB: 0 P: 3	R: 2 E: 1 K: 0 S: 6	H: 3 LOB: 1 BB: 0 P: 6	R: 0 E: 0 K: 0 S: 3	H: 1 LOB: 0 BB: 0 P: 3	R: 1 E: 0 K: 1 S: 6	H: 1 LOB: 0 BB: 0 P: 6	R: 0 E: 0 K: 0 S: 5	H: 2 LOB: 2 BB: 0 P: 5	R: 0 E: 0 K: 0 S: 3	H: 0 LOB: 0 BB: 0 P: 3	R: 0 E: 0 K: 1 S: 6	H: 1 LOB: 1 BB: 0 P: 6	1B: 8 2B: 0 3B: 0 HR: 1	SF: 0 SAC: 2 DP: 1 HBP: 0	WP: 0 PB: 0 CS: 0	PA: 35
PITCHER	IP WLS BF H R ER SO BB IBB HBP BLK WP HR S P ERA WHIP																					
Hal Newhouser, L ERA: 3.4 Dick Littlefield, L ERA: 2.74 (1, 1) (8, 1)	7.0 L 28 8 3 2 3 0 0 0 0 0 0 1 34 34 2.57 1.143																					
	2.0 7 1 0 0 1 0 0 0 0 0 0 0 9 9 0.00 0.500																					

Chicago White Sox @ Detroit Tigers
Briggs Stadium, Detroit, MI
Wed Jul 02 1952, 4:33 AM EDT
Att. 4,273 - Unknown

AB	33
R	3
H	9
RBI	2
BB	0
SO	4
LOB	10





Batter	1	2	3	4	5	6	7	8	9	AB	R	H	RBI	BB	SO	LOB	BOTTOM					
Fred Hatfield, L OBP: 0.310, SLG: 0.362 (1, 5)	K		1-3			4-3				4	0	1	0	0	1	1						
Jerry Priddy, R OBP: 0.376, SLG: 0.426 Vic Wertz, L OBP: 0.351, SLG: 0.546 Dick Littlefield, L OBP: 0.500, SLG: 0.500 (1, 4) (7, PH) (8, 1)					F7		4-3			2	0	1	0	1	0	0						
Johnny Groth, R OBP: 0.356, SLG: 0.365 (1, 8)	G6-4-3					BB		4-3		1	0	0	0	0	0	0						
Walt Dropo, R OBP: 0.315, SLG: 0.478 (1, 3)		F8			F6		K		SH3-4	3	0	0	0	0	0	2						
Don Lenhardt, R OBP: 0.342, SLG: 0.449 (1, 7)					1-3				SH3-4	3	1	1	0	1	0	2						
Steve Souchock, R OBP: 0.317, SLG: 0.433 (1, 9)						HR		5-3		4	1	1	2	0	0	2						
Bob Swift, R OBP: 0.351, SLG: 0.258 Johnny Hopp, L OBP: 0.298, SLG: 0.238 (1, 2) (9, PH)	G5-4-3				F7		HR		3-1	4	1	1	2	0	0	2						
Neil Berry, R OBP: 0.286, SLG: 0.259 Cliff Mapes, L OBP: 0.245, SLG: 0.289 (1, 6) (9, PH)					F2		1-3		G3	3	0	1	0	0	0	0	AB 32					
Hal Newhouser, L OBP: 0.267, SLG: 0.083 Don Kolloway, R OBP: 0.333, SLG: 0.355 (1, 1) (7, PH) (8, 4)										1	0	0	0	1	1	1	R 2					
																	H 8					
																	RBI 2					
																	BB 3					
																	SO 4					
																	LOB 14					
Inning Stats	R: 0 E: 0 K: 1 S: 5	H: 1 LOB: 0 BB: 0 P: 5	R: 0 E: 0 K: 0 S: 2	H: 0 LOB: 0 BB: 1 P: 6	R: 0 E: 0 K: 0 S: 3	H: 0 LOB: 1 BB: 1 P: 7	R: 0 E: 0 K: 0 S: 4	H: 1 LOB: 1 BB: 0 P: 4	R: 0 E: 0 K: 1 S: 6	H: 1 LOB: 1 BB: 0 P: 6	R: 0 E: 0 K: 1 S: 5	H: 0 LOB: 1 BB: 1 P: 9	R: 2 E: 0 K: 0 S: 7	H: 4 LOB: 2 BB: 0 P: 7	R: 0 E: 0 K: 0 S: 4	H: 1 LOB: 1 BB: 0 P: 4	R: 0 E: 0 K: 1 S: 5	H: 0 LOB: 0 BB: 0 P: 5	1B: 7 2B: 0 3B: 0 HR: 1	SF: 0 SAC: 1 DP: 2 HBP: 0	WP: 0 PB: 0 CS: 0	PA: 36
PITCHER	IP WLS BF H R ER SO BB IBB HBP BLK WP HR S P ERA WHIP																					
Billy Pierce, L ERA: 2.92 Harry Dorish, R ERA: 1.96 (1, 1) (7, 1)	6.2 W 28 7 2 2 3 3 0 0 0 0 0 0 0 10 10 2.70 1.500																					
	2.1 S 8 1 0 0 1 0 0 0 0 0 0 0 10 10 0.00 0.429																					

Chicago White Sox @ Detroit Tigers
Briggs Stadium, Detroit, MI
Wed Jul 02 1952, 4:33 AM EDT
Att. 4,273 - Unknown

AB	32
R	2
H	8
RBI	2
BB	3
SO	4
LOB	14



Batter	1	2	3	4	5	6	7	8	9	AB	R	H	RBI	BB	SO	LOB	TOP																										
Bobby Young, L OBP: 0.347, SLG: 0.365 (1, 4)	0-0 5-3		0-0 3B 1B		0-0 3-1		0-0 F9		0-0 E 2B	5	2	2	0	0	0	1	St. Louis Browns @ Chicago White Sox Comiskey Park, Chicago, IL Thu Jul 03 1952, 4:33 AM EDT Att: 6,916 - Unknown AB 34 R 3 H 9 RBI 2 BB 6 SO 7 LOB 21 																										
Jim Rivera, L OBP: 0.330, SLG: 0.388 (1, 8)	0-0 F8		0-0 1-H 3B		0-3 K		4-0 4-3 BB 1-2 BB		0-0 E5 G3 1B 2-H	4	0	2	1	1	1	0																											
Dick Kryhoski, L OBP: 0.299, SLG: 0.415 Gordon Goldsberry, L OBP: 0.313, SLG: 0.265 (1, 3) (5, 3)	0-0 BB 1B		0-3 K		0-0 F4		4-0 1-2 2-3 BB		0-0 G3 1-2	3	0	1	0	0	1	1																											
Bob Nieman, R OBP: 0.352, SLG: 0.434 Al Zarilla, L OBP: 0.323, SLG: 0.327 (1, 9) (5, 9)	4-0 1-2 BB		0-0 F9		0-0 F9		4-0 1B BB		0-0 4-3	1	0	0	0	1	0	1																											
Clint Courtney, L OBP: 0.318, SLG: 0.337 (1, 2)	0-3 K				0-0 G4-6-3 1B		0-0 1-2 1B		0-0 4-3	4	0	2	0	0	2	4																											
Jim Delsing, L OBP: 0.343, SLG: 0.370 (1, 7)		0-3 K			0-0 G4-6-3 1-2		0-0 F8		0-0 4-3	4	0	0	0	0	1	3																											
Cass Michaels, R OBP: 0.313, SLG: 0.340 (1, 5)		4-0 G4-3 BB			4-0 1B BB		0-0 F2		0-0 6-3	2	0	0	0	2	0	2																											
Marty Marion, R OBP: 0.281, SLG: 0.311 Joe Demaestri, R OBP: 0.276, SLG: 0.311 (1, 6) (5, 6)		0-0 G4-3 1-2			0-0 1-2 1B		0-3 K		0-0 F2	2	0	1	0	0	0	1																											
Earl Harrist, R OBP: 0.125, SLG: 0.125 Dave Madison, R OBP: 0.296, SLG: 0.286 Tommy Byrne, L OBP: 0.261, SLG: 0.279 (1, 1) (3, 1) (5, 1)			0-0 6-3		0-0 4-3				0-3 K	1	0	0	0	0	0	0																											
Inning Stats	R: 0 E: 0 K: 1 S: 6	H: 1 LOB: 2 BB: 1 P: 10	R: 0 E: 0 K: 1 S: 4	H: 0 LOB: 0 BB: 1 P: 8	R: 1 E: 0 K: 1 S: 7	H: 2 LOB: 1 BB: 0 P: 7	R: 0 E: 0 K: 0 S: 4	H: 2 LOB: 2 BB: 1 P: 8	R: 0 E: 0 K: 1 S: 5	H: 0 LOB: 0 BB: 1 P: 5	R: 0 E: 0 K: 1 S: 6	H: 1 LOB: 2 BB: 1 P: 10	R: 1 E: 0 K: 1 S: 6	H: 1 LOB: 2 BB: 2 P: 14	R: 0 E: 0 K: 0 S: 3	H: 0 LOB: 0 BB: 0 P: 3		R: 1 E: 1 K: 1 S: 7	H: 2 LOB: 1 BB: 0 P: 7	1B: 7 2B: 1 3B: 1 HR: 0	SF: 0 SAC: 0 DP: 2 HBP: 0	WP: 0 PB: 0 SB: 0 CS: 0	PA: 40																				
PITCHER	IP	WLS	BF	H	R	ER	SO	BB	IBB	HBP	BLK	WP	HR	S	P	ERA		WHIP	PITCHER								IP	WLS	BF	H	R	ER	SO	BB	IBB	HBP	BLK	WP	HR	S	P	ERA	WHIP
Mary Grissom, R ERA: 3.79 Chuck Stobbs, L ERA: 2.84 (1, 1) (7, 1)	6.1	W	30	7	2	2	5	6	0	0	0	0	0	34	58	2.84		2.053									2.2	S	10	2	1	1	2	0	0	0	0	0	0	14	14	3.38	0.750

Batter	1	2	3	4	5	6	7	8	9	AB	R	H	RBI	BB	SO	LOB	BOTTOM																										
Nellie Fox, L OBP: 0.319, SLG: 0.336 (1, 4)	0-0 1-3		0-3 K		0-0 1B 2B		0-0 F9		0-0 F8	5	1	1	0	0	1	0	St. Louis Browns @ Chicago White Sox Comiskey Park, Chicago, IL Thu Jul 03 1952, 4:33 AM EDT Att: 6,916 - Unknown AB 40 R 12 H 15 RBI 12 BB 3 SO 3 LOB 15 																										
Minnie Minoso, R OBP: 0.397, SLG: 0.465 (1, 8)	1-0 HBP		1-0 1B HR		4-0 1B HR BB		0-0 5-3		0-0 1B 1B	2	3	1	0	1	0	0																											
Bud Stewart, L OBP: 0.405, SLG: 0.435 Ray Coleman, L OBP: 0.273, SLG: 0.300 (1, 7) (7, 9)	0-0 F2		0-0 1-3 HR 1B		0-0 1-3 2-H HR 1B		0-0 4-3		0-0 1B 1-3 1B	4	2	2	1	0	0	1																											
Eddie Robinson, L OBP: 0.396, SLG: 0.497 (1, 3)	0-0 4-3		0-0 1-H 3-H HR		0-0 1-H 3-H HR		0-0 3-1		0-0 1-3 2-H 1B WP 1B	5	3	3	7	0	0	1																											
Sam Mele, R OBP: 0.344, SLG: 0.451 Tom Wright, L OBP: 0.361, SLG: 0.293 (4, PR) (5, 9) (7, 7)		0-0 F3		0-0 F7		0-0 BB 1B		0-0 F4		0-0 1-3 3-H 1-3	3	0	1	0	0	0																											
Hector Rodriguez, R OBP: 0.372, SLG: 0.320 (1, 5)	0-0 2B		0-0 1B 1B		4-0 1-2 BB		0-0 6-3		0-0 3-H HR 1B	4	1	3	1	1	0	0																											
Sherm Lollar, R OBP: 0.344, SLG: 0.453 Phil Masi, R OBP: 0.345, SLG: 0.327 (1, 2) (9, 2)	0-0 F8		0-0 1-2 1B		0-0 F6		0-0 1B		0-0 1-H HR	5	1	3	2	0	0	3																											
Willy Miranda, S OBP: 0.343, SLG: 0.286 (1, 6)	4-0 BB		0-0 G3		0-0 G3		0-0 F5		0-0 E5	4	0	0	0	1	0	5																											
Mary Grissom, R OBP: 0.160, SLG: 0.240 Chuck Stobbs, L OBP: 0.207, SLG: 0.080 (1, 1) (7, 1)	0-3 K		0-0 1-3		0-0 1-3 K		0-0 F2		0-0 L6	3	0	0	0	0	2	2																											
Inning Stats	R: 0 E: 0 K: 0 S: 3	H: 0 LOB: 1 BB: 0 P: 4	R: 0 E: 0 K: 1 S: 6	H: 1 LOB: 2 BB: 1 P: 10	R: 3 E: 0 K: 1 S: 9	H: 4 LOB: 2 BB: 0 P: 10	R: 4 E: 0 K: 0 S: 7	H: 4 LOB: 2 BB: 2 P: 15	R: 0 E: 0 K: 0 S: 3	H: 0 LOB: 0 BB: 0 P: 3	R: 0 E: 0 K: 0 S: 4	H: 1 LOB: 1 BB: 0 P: 4	R: 5 E: 1 K: 0 S: 9	H: 5 LOB: 1 BB: 0 P: 9	1B: 10 2B: 2 3B: 0 HR: 3	SF: 0 SAC: 0 DP: 0 HBP: 2		WP: 1 PB: 0 SB: 0 CS: 0	PA: 45																								
PITCHER	IP	WLS	BF	H	R	ER	SO	BB	IBB	HBP	BLK	WP	HR	S	P	ERA		WHIP	PITCHER								IP	WLS	BF	H	R	ER	SO	BB	IBB	HBP	BLK	WP	HR	S	P	ERA	WHIP
Earl Harrist, R ERA: 3.74 Dave Madison, R ERA: 4.15 Tommy Byrne, L ERA: 4.76 (1, 1) (3, 1) (5, 1)	2.2	L	16	5	3	3	2	1	0	2	0	0	0	0	1	17		23	27.00	4.500									4.0	19	6	5	5	1	0	0	0	0	1	1	21	21	11.25

Batter	1	2	3	4	5	6	7	8	9	AB	R	H	RBI	BB	SO	LOB	TOP								
Fred Marsh, R OBP: 0.083, SLG: 0.083 (1, 4)	0-3 K		0-3 K		0-0 6-3		0-3 K		0-0 G1	4	0	0	0	0	3	3									
Clint Courtney, L OBP: 0.281, SLG: 0.300 (9, PH)										1	0	0	0	0	0	0									
Leo Thomas, R OBP: 0.382, SLG: 0.372 (1, 5)	0-0 6-3		0-0 F7			0-0 F4				0	0	0	0	0	0	0									
Cass Michaels, R OBP: 0.265, SLG: 0.258 (6, PH)										2	0	1	0	0	0	0									
Jim Rivera, L OBP: 0.327, SLG: 0.422 (1, 8)	4-0 1B			0-0 5-3		0-0 F8				3	1	1	2	1	0	0									
Bob Nieman, R OBP: 0.529, SLG: 0.714 (1, 7)	0-0 1B			0-0 6-3		0-0 BB				4	0	2	1	0	0	2									
Jim Dyck, R OBP: 0.400, SLG: 0.333 (1, 9)	0-0 1-3			0-0 2B		4-0 BB		0-3 K		3	0	1	0	1	1	1									
Dick Kryhoski, L OBP: 0.211, SLG: 0.222 (1, 3)		0-3 K		0-0 G3		0-3 K		0-0 F6		4	0	0	0	0	2	3									
Les Moss, R OBP: 0.429, SLG: 0.846 (1, 2)		0-0 1-3			4-0 BB		0-0 6-3		0-0 5-3	3	0	0	0	1	0	0									
Joe Demaestri, R OBP: 0.400, SLG: 0.500 (1, 6)										1	0	0	0	0	0	0									
Stan Rojek, R (3, 6)										1	0	0	0	0	0	1									
Bobby Young, L OBP: 0.273, SLG: 0.267 (6, 4)										1	1	1	0	1	0	0									
Tommy Byrne, L OBP: 0.462, SLG: 0.545 (1, 1)										2	1	1	0	1	0	0									
Jim Delsing, L OBP: 0.308, SLG: 0.417 (9, PH)										1	0	0	0	0	0	1									
Inning Stats	R: 1 E: 0 K: 1 S: 6	H: 1 LOB: 1 BB: 1 P: 10	R: 0 E: 0 K: 1 S: 5	H: 0 LOB: 0 BB: 0 P: 5	R: 0 E: 0 K: 1 S: 5	H: 0 LOB: 0 BB: 0 P: 5	R: 0 E: 0 K: 0 S: 4	H: 1 LOB: 1 BB: 0 P: 4	R: 0 E: 0 K: 0 S: 3	H: 1 LOB: 1 BB: 1 P: 7	R: 0 E: 0 K: 1 S: 6	H: 1 LOB: 2 BB: 1 P: 10	R: 2 E: 0 K: 1 S: 8	H: 3 LOB: 2 BB: 1 P: 12	R: 0 E: 0 K: 1 S: 5	H: 0 LOB: 0 BB: 1 P: 5	R: 0 E: 0 K: 0 S: 2	H: 0 LOB: 0 BB: 1 P: 6	1B: 5 2B: 3 3B: 0 HR: 0	SF: 0 SAC: 0 DP: 2 HBP: 0	WP: 0 PB: 0 SB: 1 CS: 1	PA: 37			
PITCHER	IP	WLS	BF	H	R	ER	SO	BB	IBB	HBP	BLK	WP	HR	S	P	ERA	WHIP								
Chuck Stobbs, L ERA: 3.29	(1, 1)	6.2	W	30	7	3	3	5	4	0	0	0	0	36	52	4.05	1.650								
Harry Dorish, R ERA: 3.12	(7, 1)	2.1	S	7	0	0	0	1	1	0	0	0	0	8	12	0.00	0.429								

St. Louis Browns @ Chicago White Sox
Comiskey Park, Chicago, IL
Thu Jul 03 1952, 4:33 AM EDT
Att: 42,040 - Unknown


AB 30
R 3
H 7
RBI 3
BB 5
SO 6
LOB 11

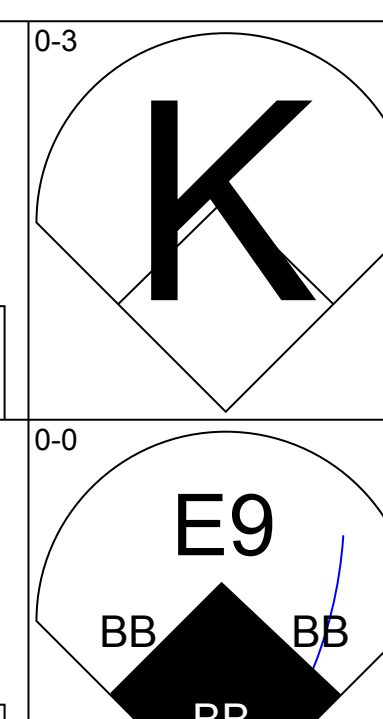
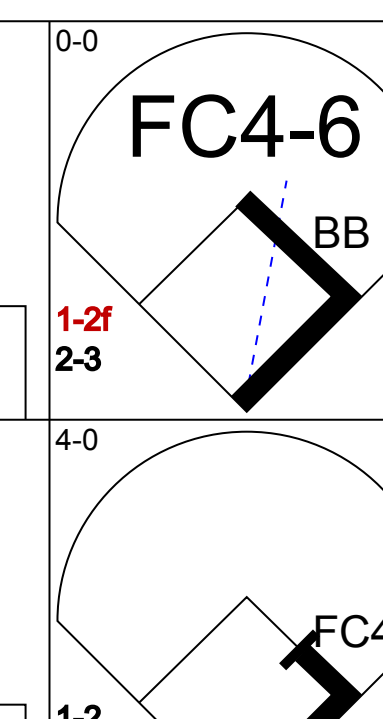
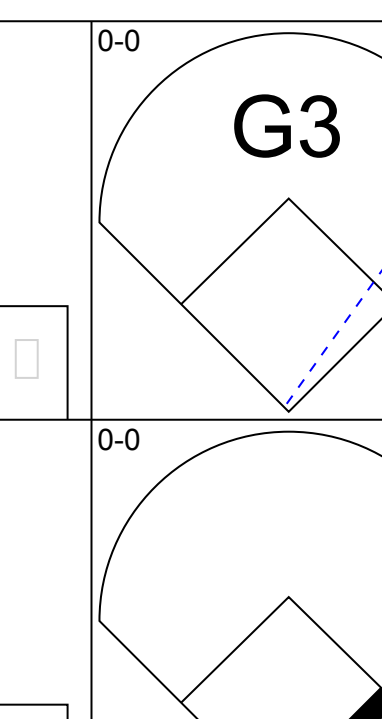
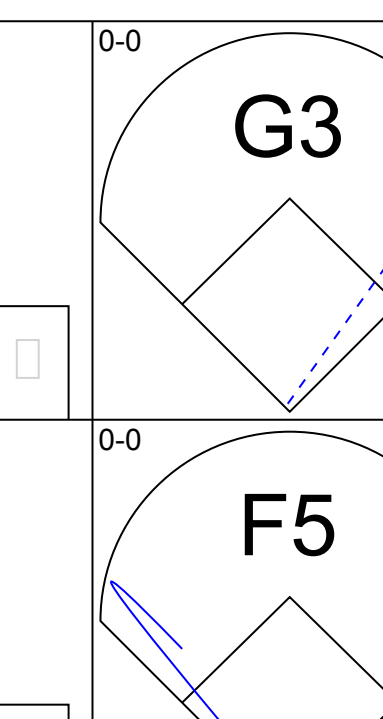
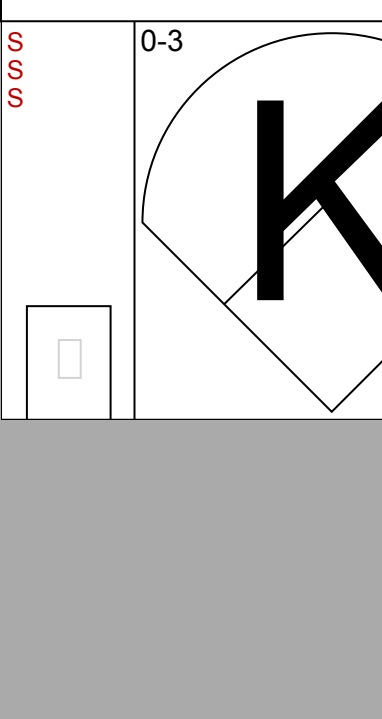
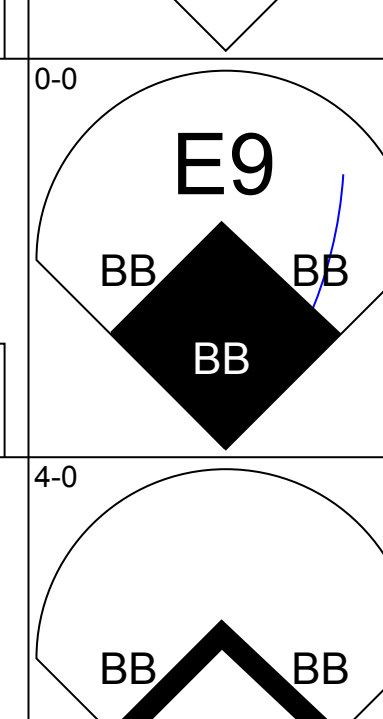
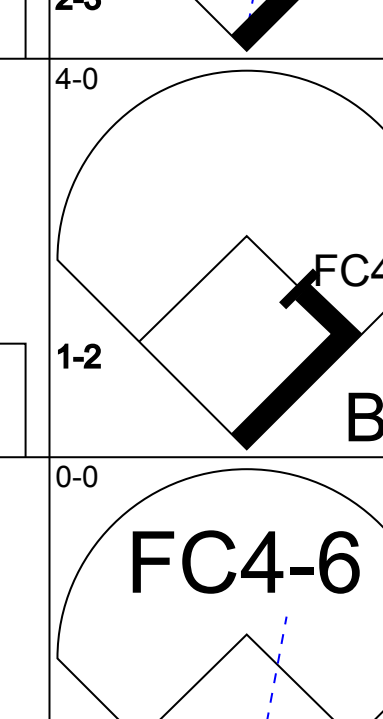
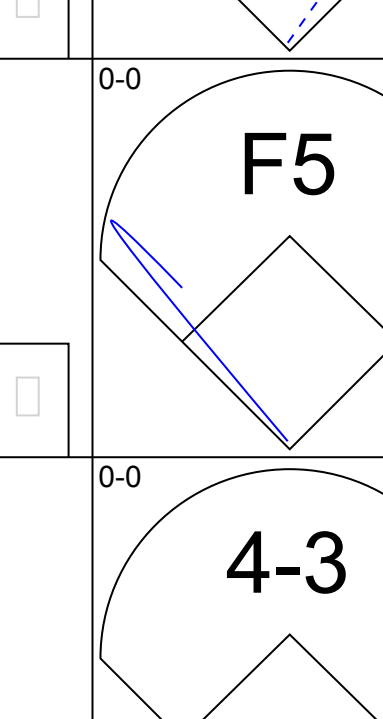
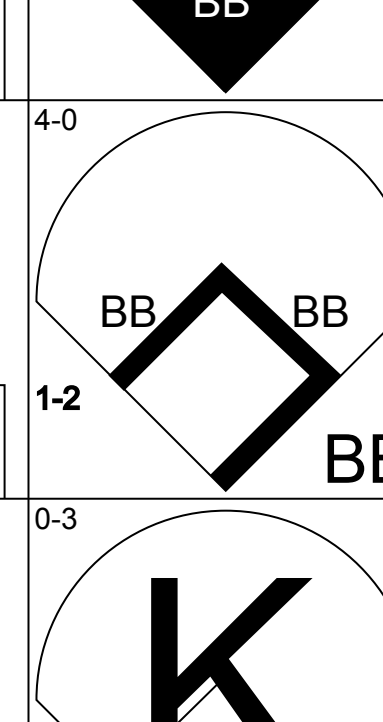
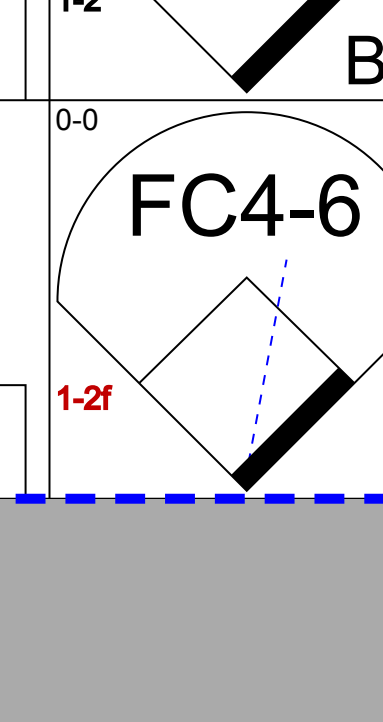
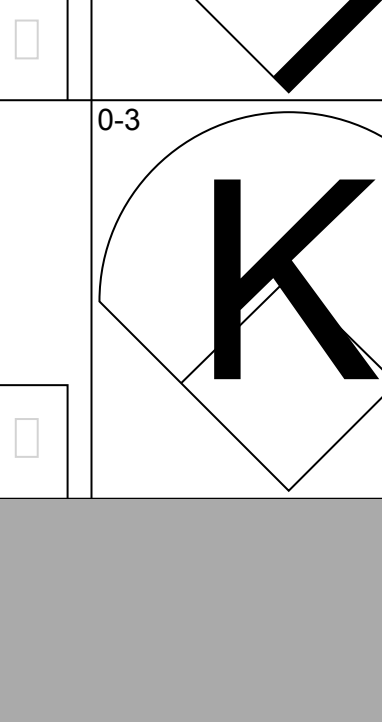
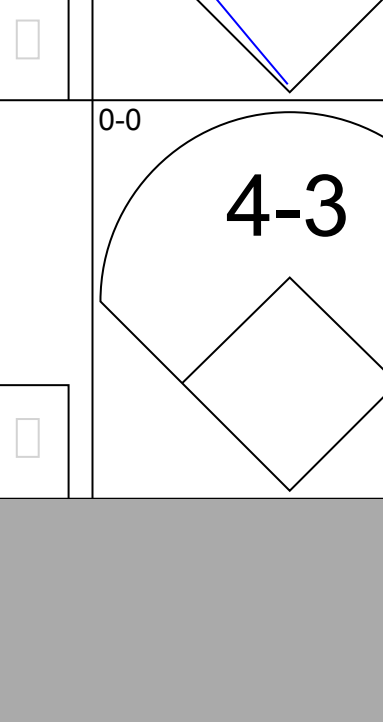
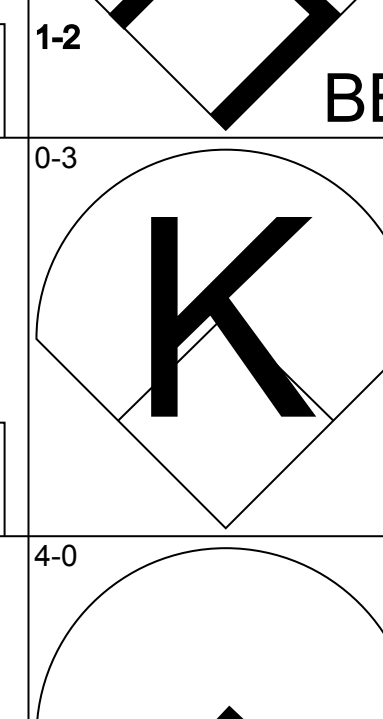
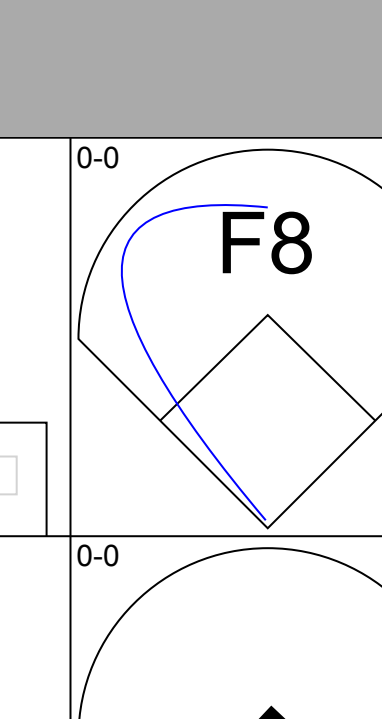
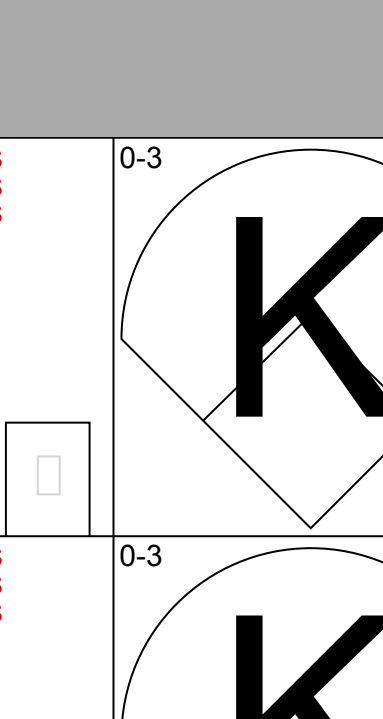
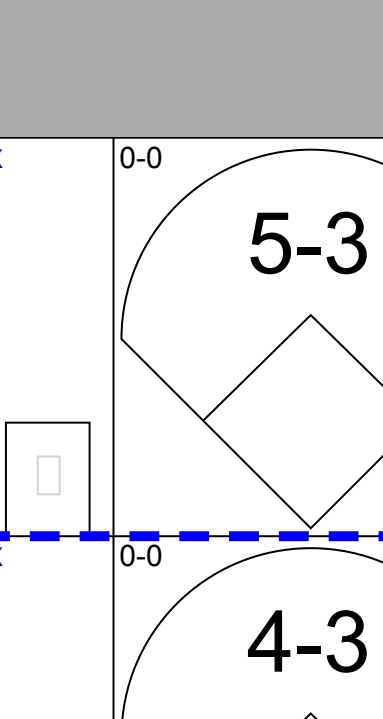
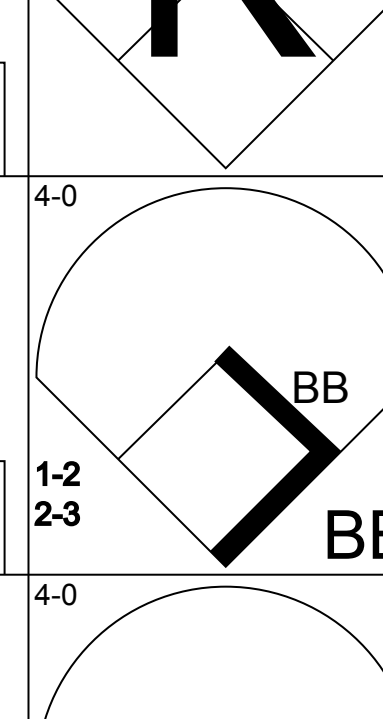

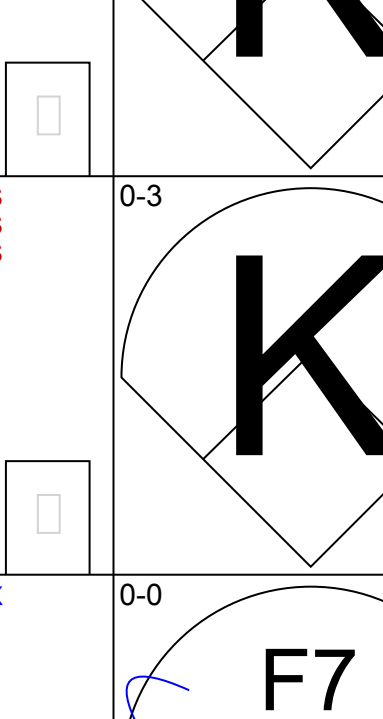
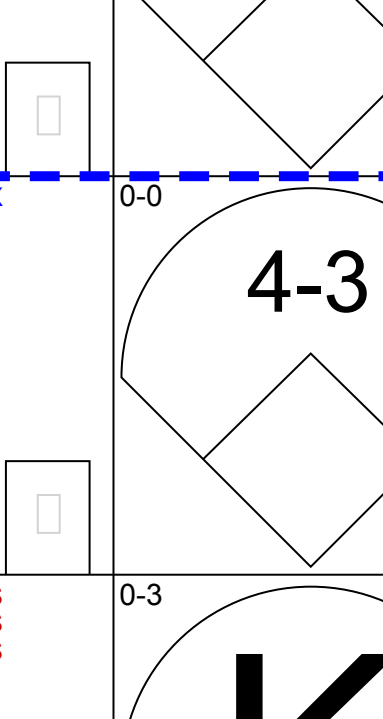
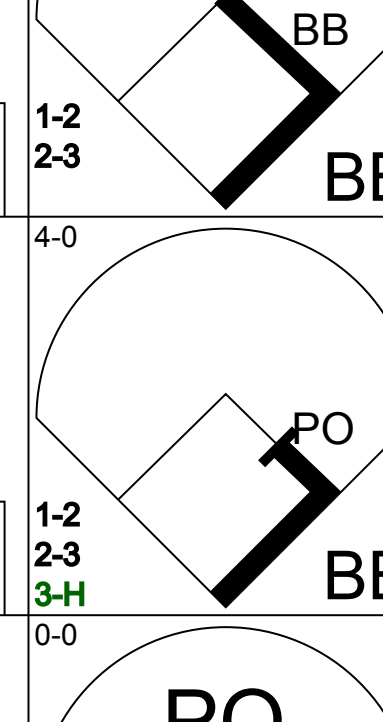

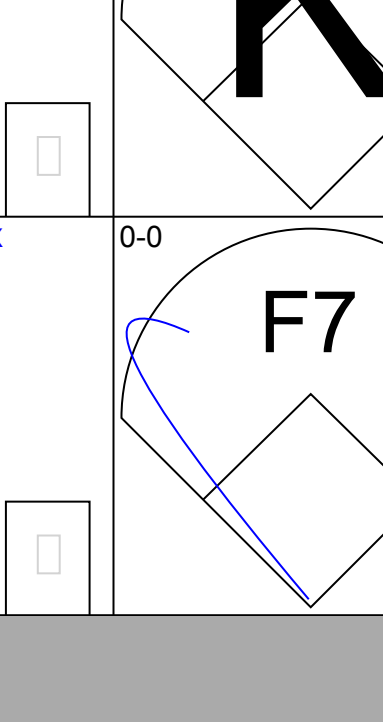
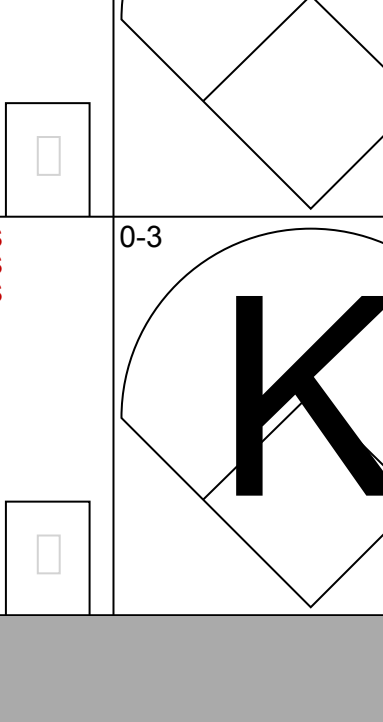
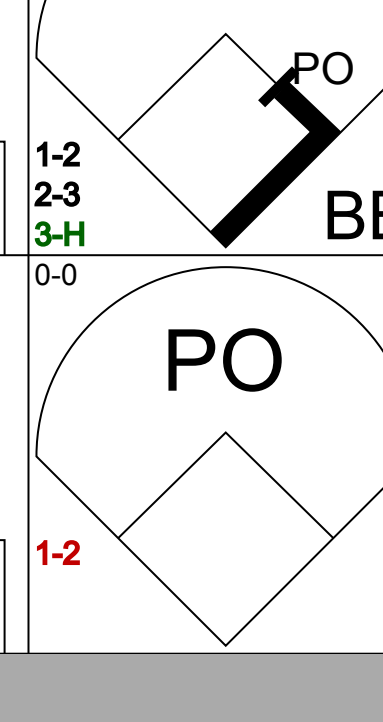
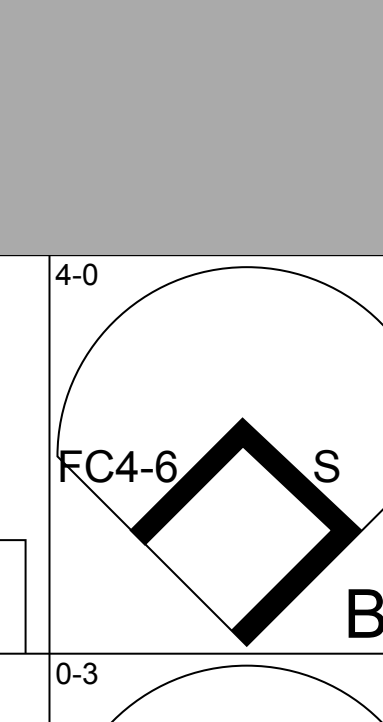
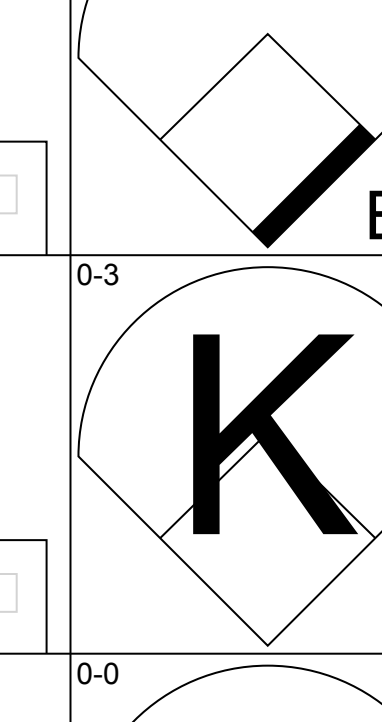
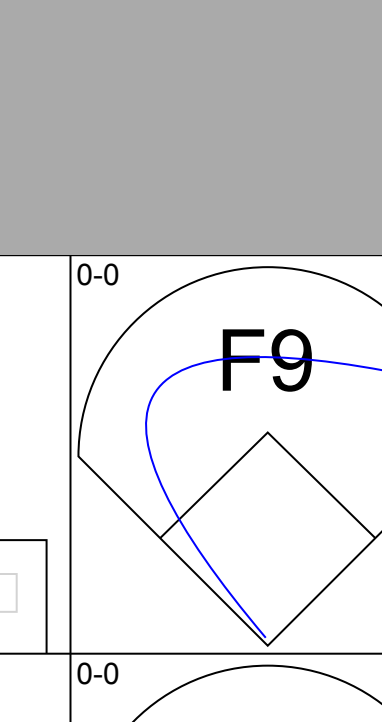
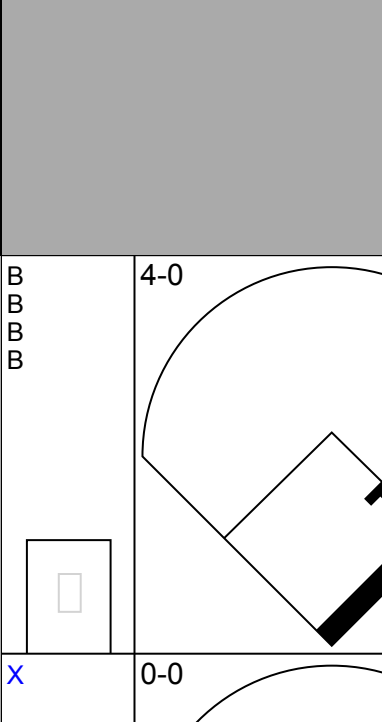
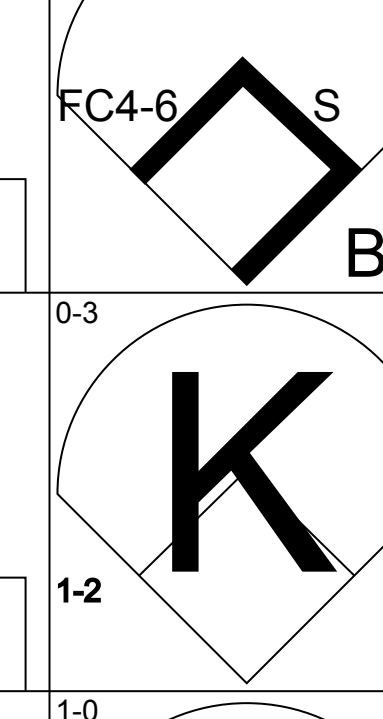
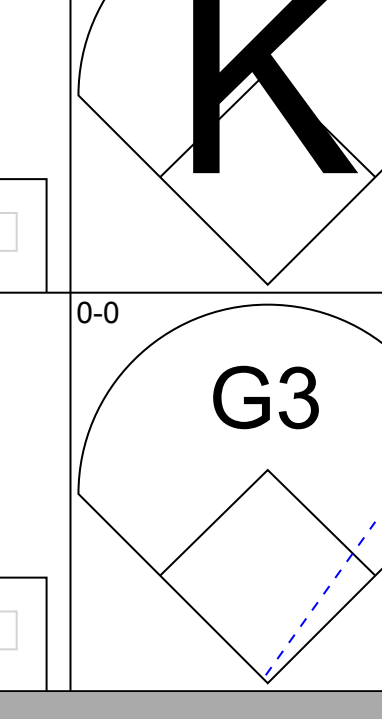
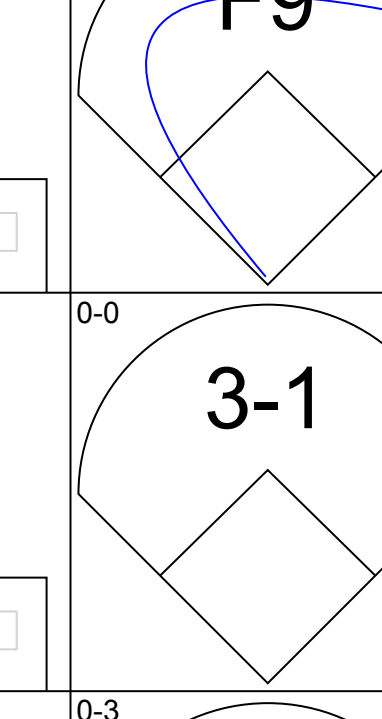
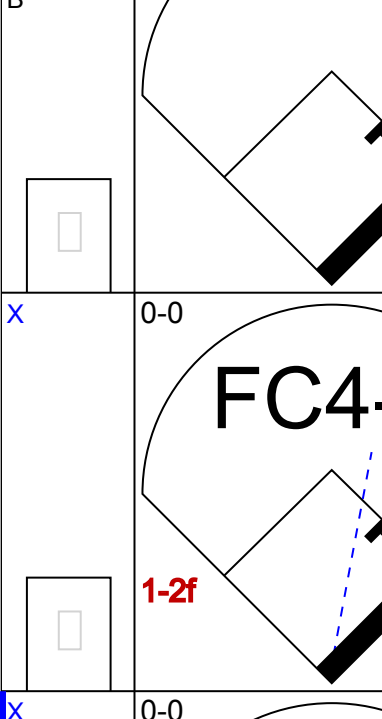
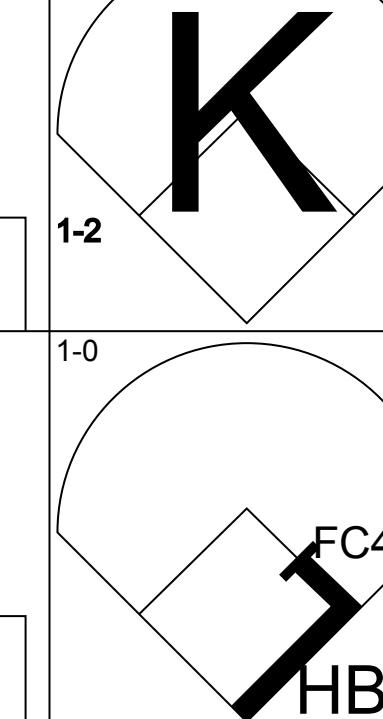
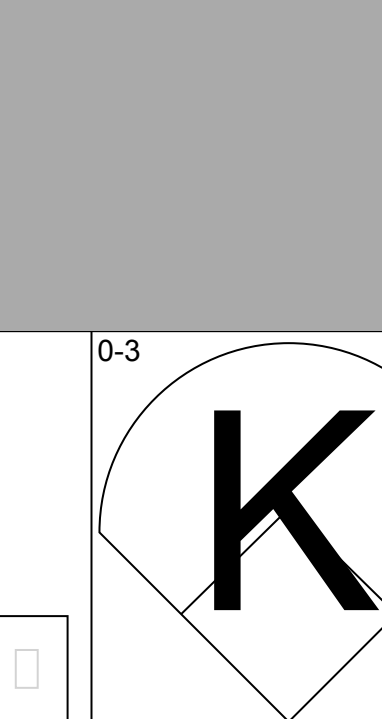

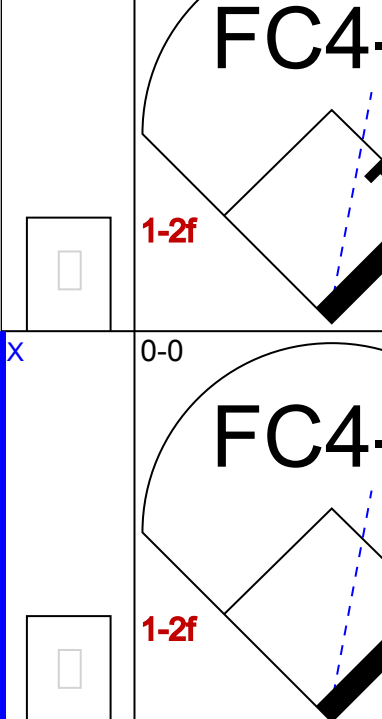


Batter	1	2	3	4	5	6	7	8	9	AB	R	H	RBI	BB	SO	LOB	BOTTOM								
Chico Carrasquel, R OBP: 0.275, SLG: 0.234 (1, 6)	4-0 BB		0-0 F3		0-0 4-3	0-0 F2-5		0-0 1B		2	0	0	0	1	0	0									
Willy Miranda, S OBP: 0.500, SLG: 0.500 (6, 6)										2	0	1	1	0	0	3									
Nellie Fox, L OBP: 0.327, SLG: 0.389 (1, 4)	0-0 FC4-6		0-0 F7		4-0 BB	0-0 FC6-4		0-0 F6		4	0	0	0	1	0	2									
Minnie Minoso, R OBP: 0.370, SLG: 0.311 (1, 9)	0-3 K			4-0 HR	0-0 FC6-4		0-0 F9			3	2	1	0	1	1	2									
Eddie Robinson, L OBP: 0.346, SLG: 0.479 (1, 3)	0-0 CS			0-0 HBP	0-0 E8		0-0 F9			4	1	2	0	0	0	2									
Sherm Lollar, R OBP: 0.370, SLG: 0.447 (1, 2)				0-0 HR	0-0 4-3					3	2	2	4	1	0	1									
Jim Busby, R OBP: 0.176, SLG: 0.148 (1, 8)				0-0 HR	0-0 5-3					2	0	0	0	0	1	1									
Sam Mele, R OBP: 0.381, SLG: 0.600 (6, 9)										1	0	0	0	1	0	1									
Bud Stewart, L OBP: 0.500, SLG: 0.727 (1, 7)										1	0	0	0	0	0	0									
Ray Coleman, L OBP: 0.115, SLG: 0.080 (8, 7)										1	0	0	0	0	0	0									
Hector Rodriguez, R OBP: 0.413, SLG: 0.350 (1, 5)										2	1	1	0	1	0	2									
Chuck Stobbs, L (1, 1)										2	0	0	1	1	1	1									
Harry Dorish, R (7, 1)										1	0	0	0	0	0	1									
Inning Stats	R: 0 E: 0 K: 1 S: 4	H: 0 LOB: 0 BB: 1 P: 8	R: 0 E: 0 K: 1 S: 6	H: 1 LOB: 2 BB: 0 P: 7	R: 0 E: 0 K: 1 S: 5	H: 0 LOB: 0 BB: 0 P: 5	R: 3 E: 1 K: 0 S: 6	H: 3 LOB: 1 BB: 1 P: 10	R: 0 E: 0 K: 0 S: 3	H: 0 LOB: 1 BB: 1 P: 7	R: 0 E: 0 K: 0 S: 2	H: 0 LOB: 2 BB: 4 P: 18	R: 1 E: 0 K: 0 S: 5	H: 2 LOB: 1 BB: 0 P: 5	R: 1 E: 0 K: 0 S: 4	H: 1 LOB: 1 BB: 0 P: 5	1B: 6 2B: 1 3B: 0 HR: 1	SF: 0 SAC: 1 DP: 1 HBP: 2	WP: 0 PB: 0 SB: 0 CS: 1	PA: 39					
PITCHER	IP	WLS	BF	H	R	ER	SO	BB	IBB	HBP	BLK	WP	HR	S	P	ERA	WHIP								
Tommy Byrne, L ERA: 4.15	(1, 1)	8.0	L	38	7	6	6	3	6	1	2	0	0	35	65	6.75	1.625								

St. Louis Browns @ Chicago White Sox
Comiskey Park, Chicago, IL
Thu Jul 03 1952, 4:33 AM EDT
Att: 42,040 - Unknown

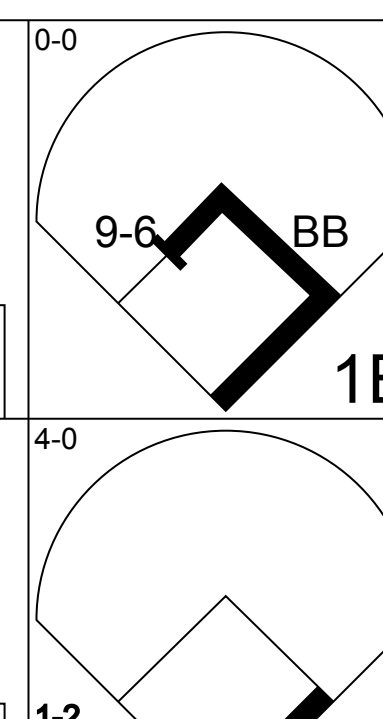
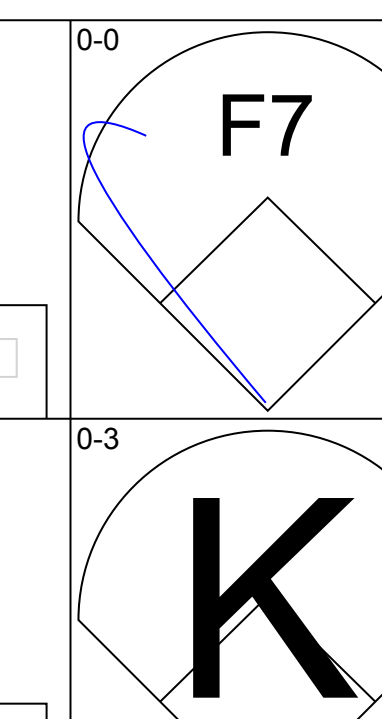
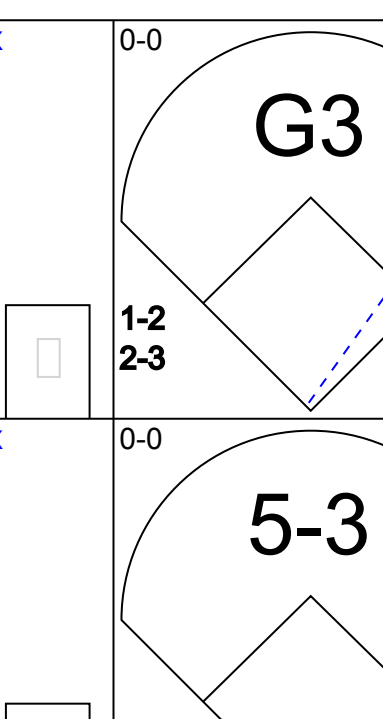
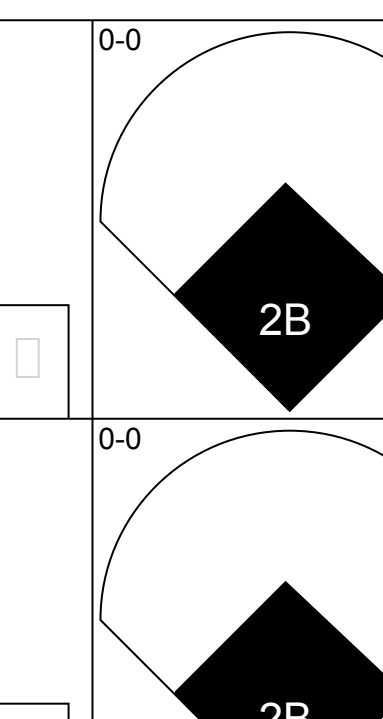
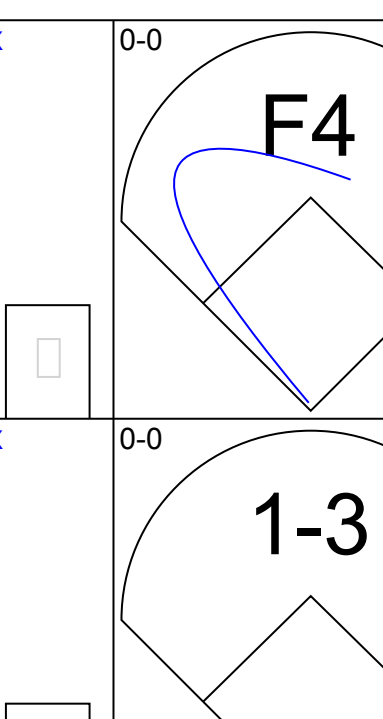
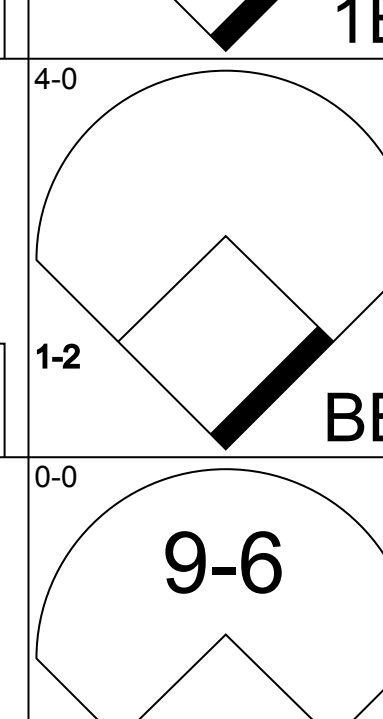
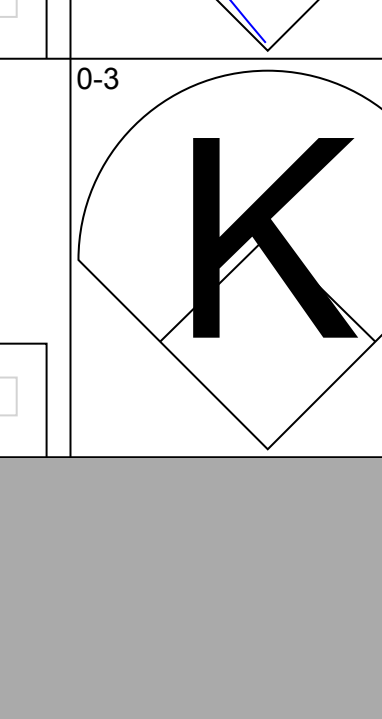
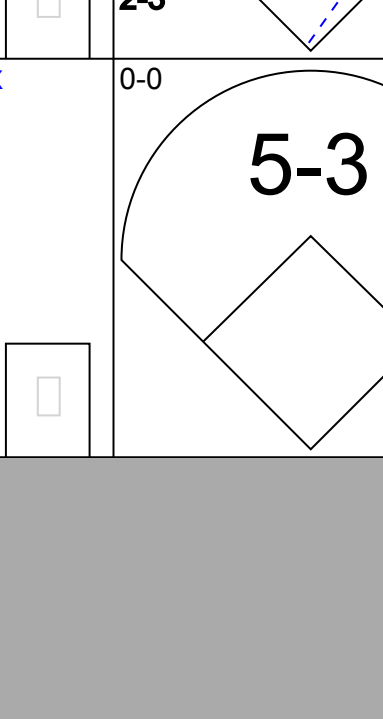
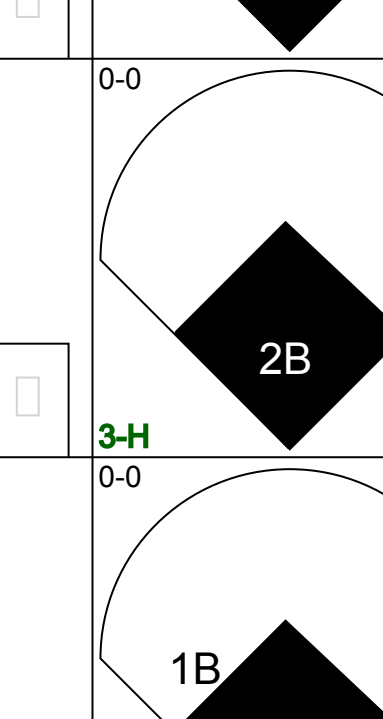
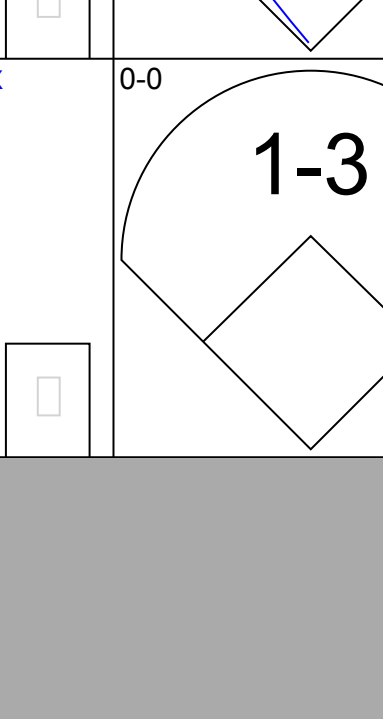
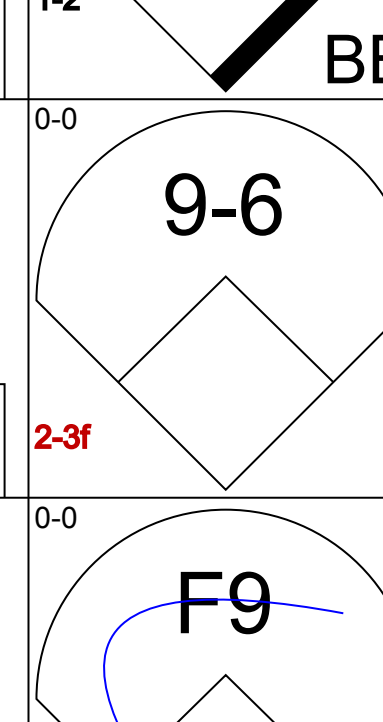
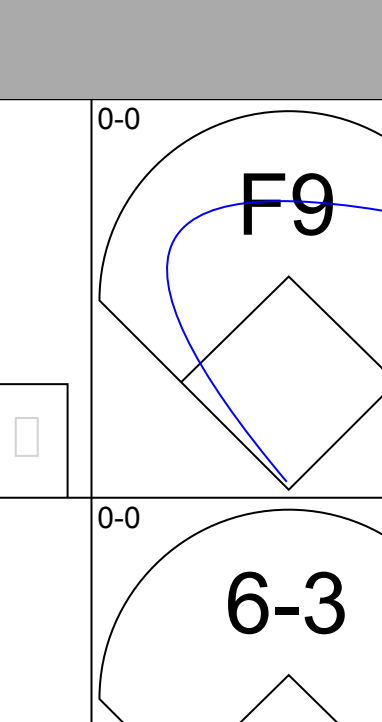
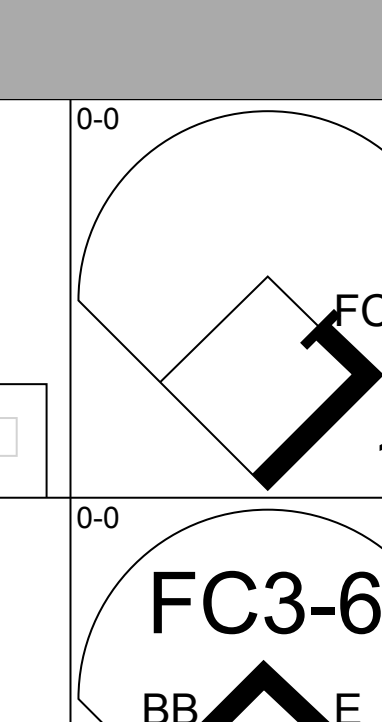
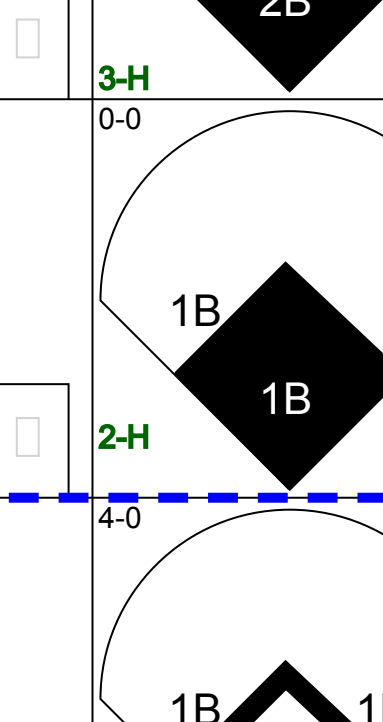

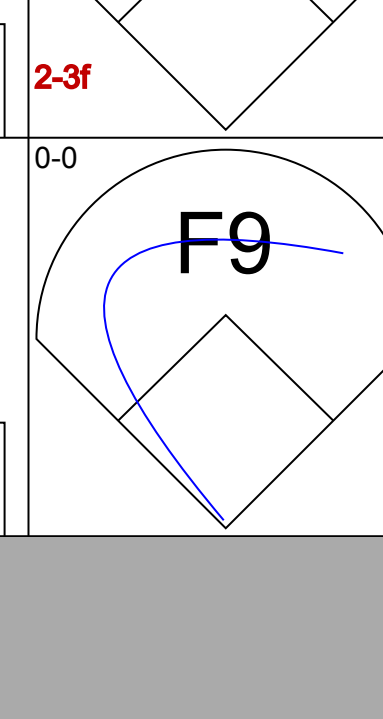
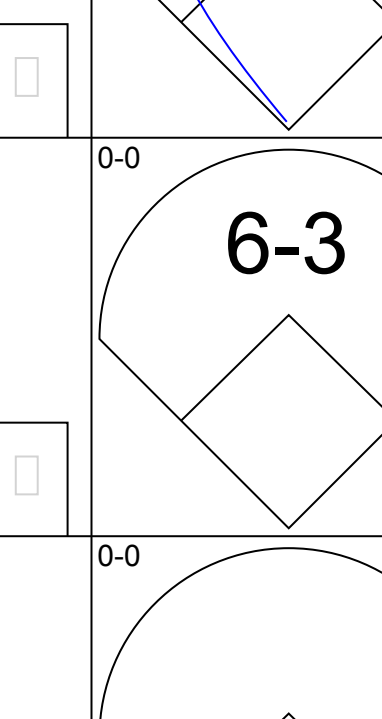
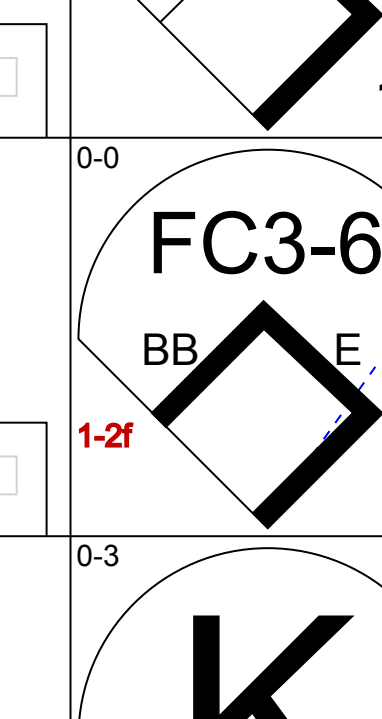
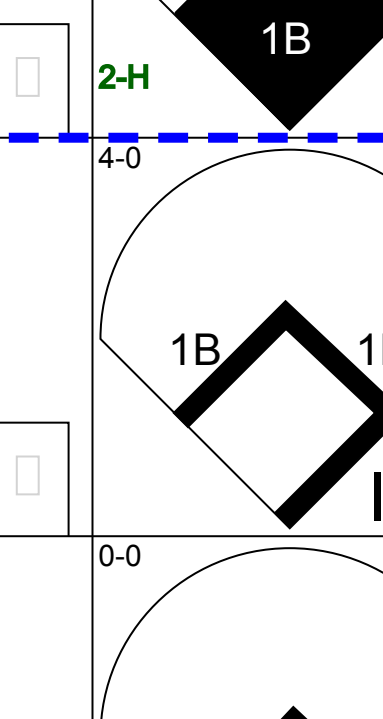

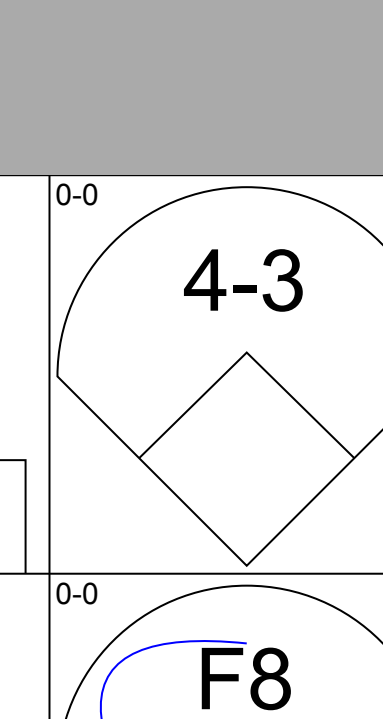
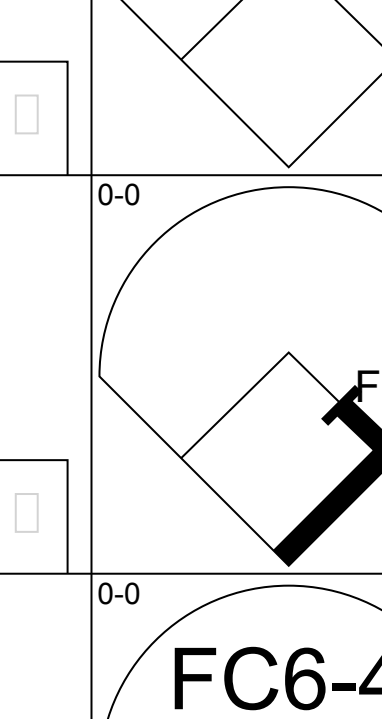
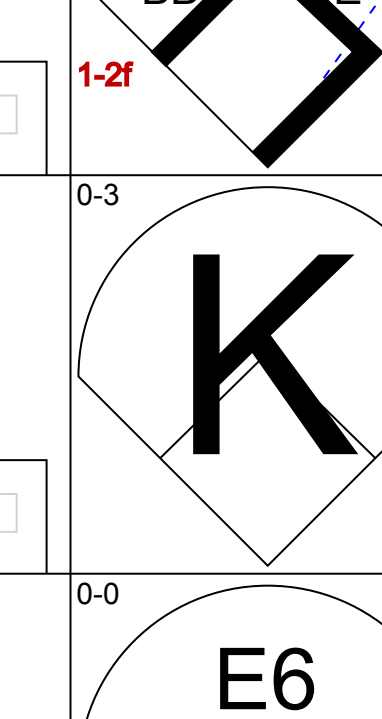
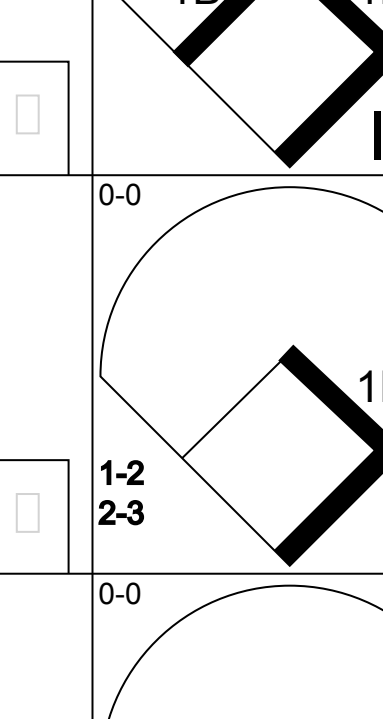

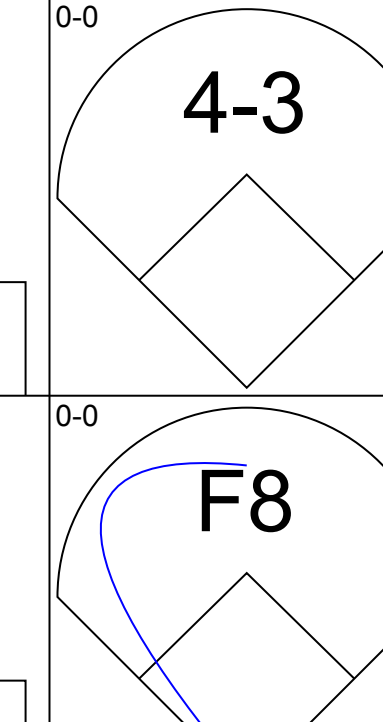
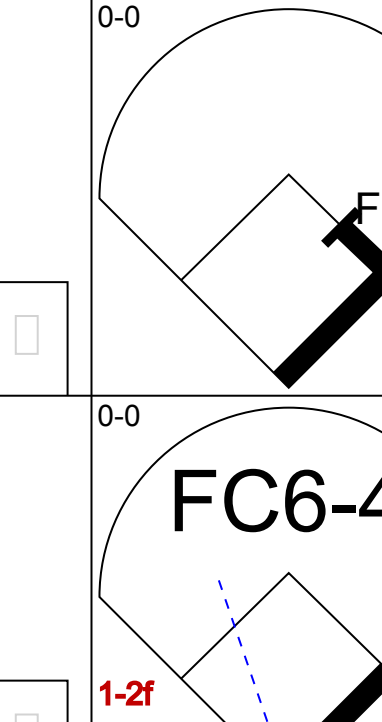
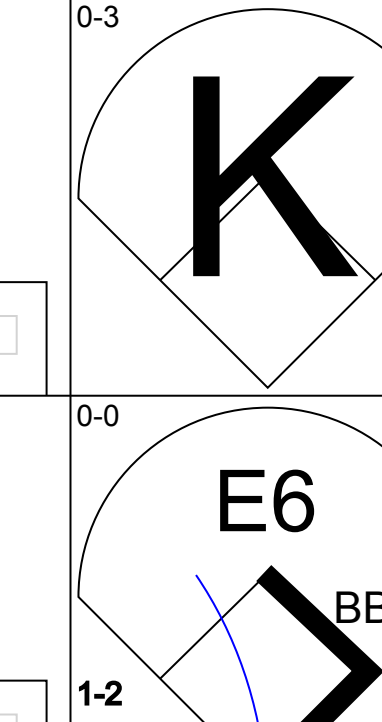
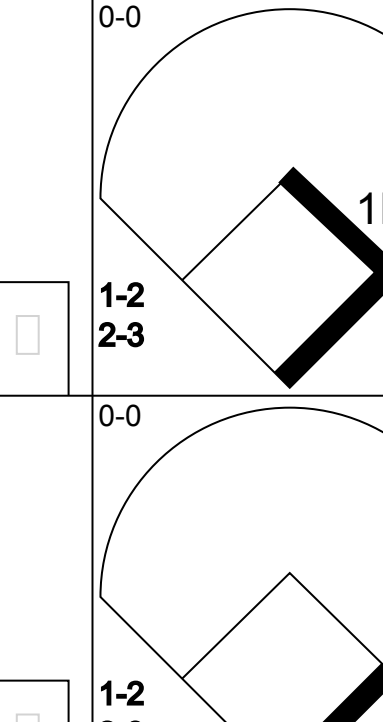

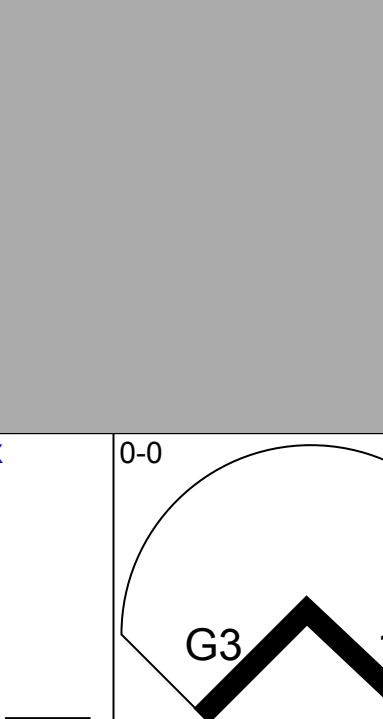
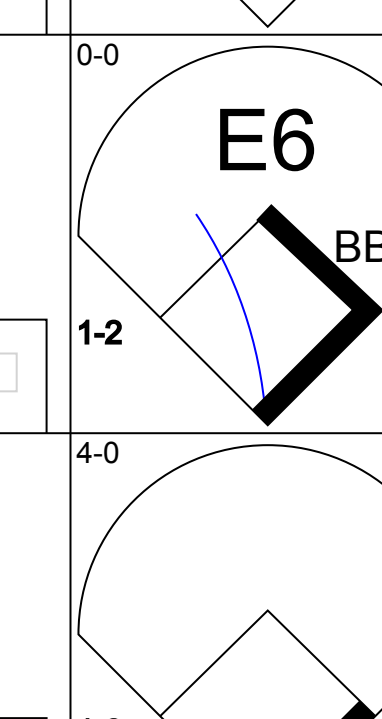
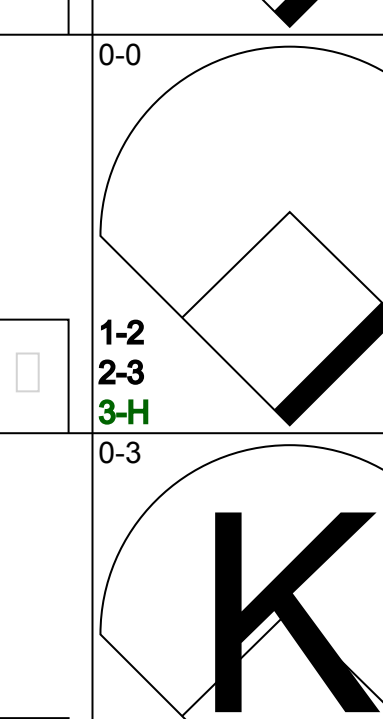
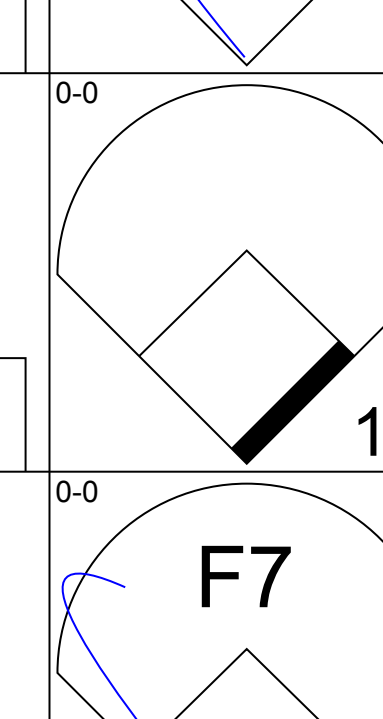
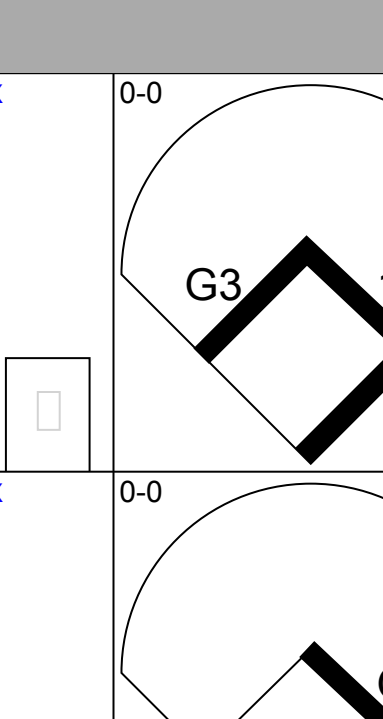
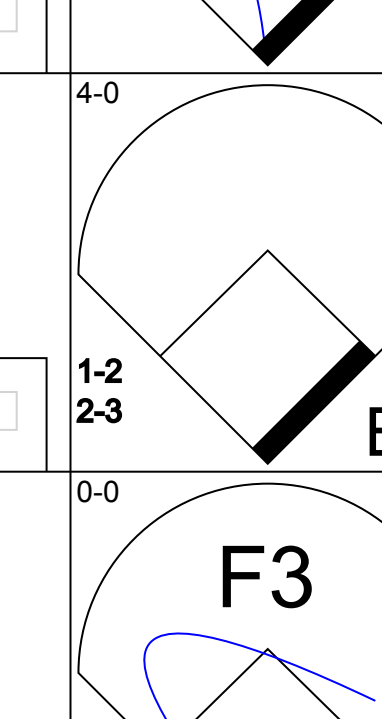
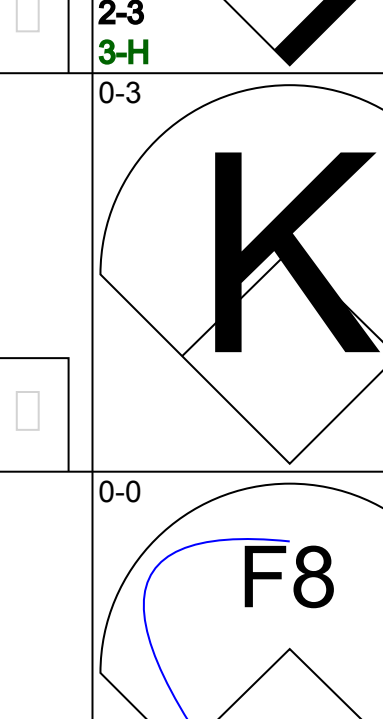


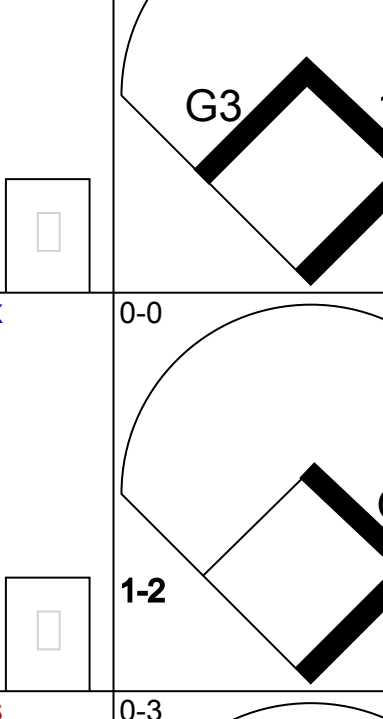
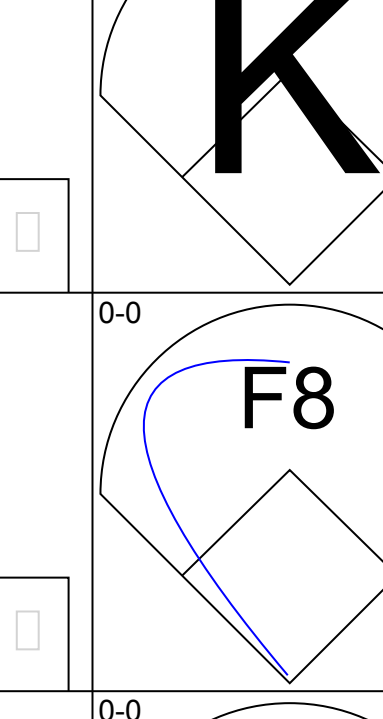

AB 28
R 6
H 7
RBI 6
BB 7
SO 3
LOB 16

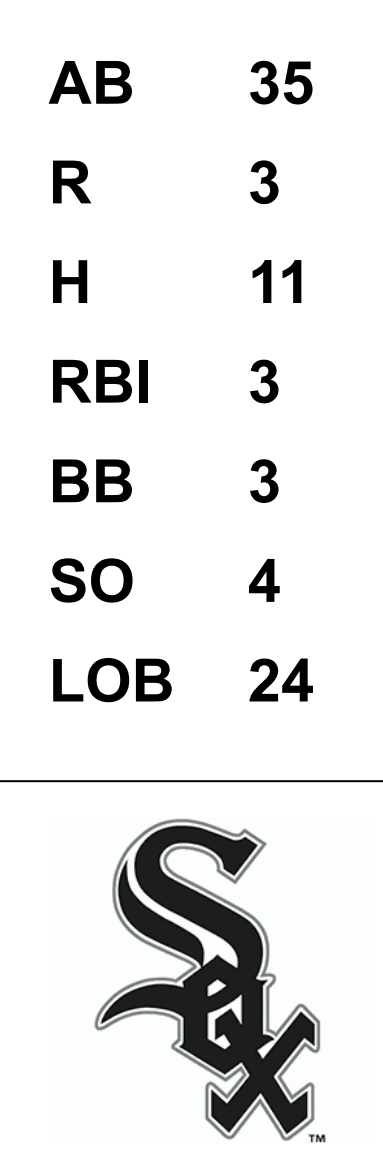


Batter	1	2	3	4	5	6	7	8	9	AB	R	H	RBI	BB	SO	LOB	TOP				
Bobby Young, L OBP: 0.341, SLG: 0.358 (1, 4)										5	0	0	0	0	2	3	St. Louis Browns @ Chicago White Sox Comiskey Park, Chicago, IL Fri Jul 04 1952, 4:33 AM EDT Unknown				
Marty Marion, R OBP: 0.297, SLG: 0.311 (1, 6)										3	1	1	0	1	0	0					
Jim Rivera, L OBP: 0.329, SLG: 0.383 (1, 8)										3	0	0	0	1	1	4					
Bob Nieman, R OBP: 0.347, SLG: 0.427 (1, 9)										4	0	0	0	0	2	2					
Clint Courtney, L OBP: 0.322, SLG: 0.342 (1, 2)										3	0	1	0	1	1	0					
Jim Dyck, R OBP: 0.344, SLG: 0.394 (1, 5)										2	0	0	1	2	1	0					
Al Zarilla, L OBP: 0.323, SLG: 0.321 Jim Delsing, L OBP: 0.347, SLG: 0.370 (7, 7)										2	0	0	0	1	1	2					
Gordon Goldsberry, L OBP: 0.298, SLG: 0.250 (1, 3)										4	0	0	0	0	1	4					
Duane Pilette, R OBP: 0.222, SLG: 0.229 Satchel Paige, R OBP: 0.211, SLG: 0.167 Dick Kryhoski, L OBP: 0.298, SLG: 0.413 (9, PH)										2	0	0	0	0	2	0					
Inning Stats	R: 1 E: 1 K: 2 S: 7	H: 0 LOB: 2 BB: 3 P: 19	R: 0 E: 0 K: 1 S: 5	H: 0 LOB: 3 BB: 2 P: 14	R: 0 E: 0 K: 1 S: 6	H: 1 LOB: 2 BB: 1 P: 10	R: 0 E: 0 K: 2 S: 8	H: 1 LOB: 1 BB: 0 P: 8	R: 0 E: 0 K: 2 S: 7	H: 0 LOB: 0 BB: 0 P: 7	R: 0 E: 0 K: 1 S: 5	H: 0 LOB: 0 BB: 0 P: 5	R: 0 E: 0 K: 0 S: 3	H: 0 LOB: 0 BB: 0 P: 3	R: 0 E: 0 K: 1 S: 5	H: 0 LOB: 0 BB: 1 P: 9		1B: 1 2B: 1 3B: 0 HR: 0	SF: 0 SAC: 0 DP: 0 HBP: 1	WP: 0 PB: 0 SB: 1 CS: 0	PA: 38
PITCHER	IP	WLS	BF	H	R	ER	SO	BB	IBB	HBP	BLK	WP	HR	S	P	ERA	WHIP				
Lou Kretlow, R ERA: 6.3 Bill Kennedy, L ERA: 2.35 Harry Dorish, R ERA: 1.87	(1, 1) (2, 1) (8, 1)	1.2 5.1 2.0	11 W 19 S 7	0 2 0	1 0 0	0 0 0	3 6 2	5 1 1	0 0 0	1 0 0	0 0 0	0 0 0	0 0 0	11 30 10	32 34 14	0.00 0.00 0.00	3.000 0.562 0.500				

AB 29
R 1
H 2
RBI 1
BB 7
SO 11
LOB 16



Batter	1	2	3	4	5	6	7	8	9	AB	R	H	RBI	BB	SO	LOB	BOTTOM				
Nellie Fox, L OBP: 0.320, SLG: 0.343 (1, 4)										5	1	2	0	0	0	2	St. Louis Browns @ Chicago White Sox Comiskey Park, Chicago, IL Fri Jul 04 1952, 4:33 AM EDT Unknown				
Minnie Minoso, R OBP: 0.397, SLG: 0.465 (1, 8)										4	1	1	1	1	1	3					
Bud Stewart, L OBP: 0.407, SLG: 0.444 Harry Dorish, R (8, 1)										4	1	2	1	0	0	2					
Eddie Robinson, L OBP: 0.394, SLG: 0.491 (1, 3)										3	0	0	0	1	0	2					
Tom Wright, L OBP: 0.360, SLG: 0.295 Sam Dente, R OBP: 0.278, SLG: 0.275 (7, 6)										3	0	1	0	0	1	1					
Hector Rodriguez, R OBP: 0.370, SLG: 0.319 (1, 5)										4	0	1	1	0	0	2					
Sherm Lollar, R OBP: 0.350, SLG: 0.459 Phil Masi, R OBP: 0.351, SLG: 0.320 (6, PR) (6, 2)										2	0	2	0	0	0	0					
Willy Miranda, S OBP: 0.351, SLG: 0.300 Sam Mele, R OBP: 0.341, SLG: 0.446 (6, PH) (7, 9)										2	0	1	0	0	0	1					
Lou Kretlow, R Bill Kennedy, L Ray Coleman, L (8, 7)										0	0	0	0	0	0	0					
Inning Stats	R: 0 E: 0 K: 0 S: 3	H: 1 LOB: 1 BB: 1 P: 7	R: 0 E: 0 K: 0 S: 4	H: 1 LOB: 0 BB: 0 P: 4	R: 0 E: 0 K: 1 S: 5	H: 0 LOB: 0 BB: 0 P: 5	R: 0 E: 0 K: 0 S: 4	H: 1 LOB: 1 BB: 0 P: 4	R: 0 E: 0 K: 1 S: 7	H: 2 LOB: 3 BB: 0 P: 7	R: 0 E: 0 K: 1 S: 7	H: 1 LOB: 3 BB: 1 P: 11	R: 3 E: 0 K: 1 S: 10	H: 5 LOB: 3 BB: 1 P: 14	R: 0 E: 0 K: 0 S: 3	H: 0 LOB: 0 BB: 0 P: 3		1B: 8 2B: 3 3B: 1 HR: 0	SF: 0 SAC: 0 DP: 1 HBP: 0	WP: 0 PB: 0 SB: 0 CS: 0	PA: 38
PITCHER	IP	WLS	BF	H	R	ER	SO	BB	IBB	HBP	BLK	WP	HR	S	P	ERA	WHIP				
Duane Pilette, R ERA: 3.23 Satchel Paige, R ERA: 2.19	(1, 1) (7, 1)	6.1 1.2	30 8	9 2	3 0	3 0	3 1	3 0	0 1	0 0	0 0	0 0	0 0	9 9	42 13	4.26 0.00	1.737 1.200				



Batter	1	2	3	4	5	6	7	8	9	AB	R	H	RBI	BB	SO	LOB	TOP										
Fred Marsh, R (1, 6) OBP: 0.244, SLG: 0.195 Bobby Young, L (8, PH) OBP: 0.343, SLG: 0.361 (8, 4)	0-0 FC4-6 1B		0-3 K		0-3 K			0-0 4-3 1B		3	0	1	0	0	2	0											
Cass Michaels, R (1, 4) OBP: 0.309, SLG: 0.335 Clint Courtney, L (8, PH) OBP: 0.320, SLG: 0.340 Joe Demaestri, R (8, 6) OBP: 0.276, SLG: 0.311	0-0 FC4-6 1B		0-0 6-3			0-0 6-3		0-0 F2		3	0	0	0	0	0	1											
Jim Rivera, L (1, 8) OBP: 0.331, SLG: 0.389	0-0 1B		0-0 2B			0-0 4-3		0-0 4-3		4	0	2	0	0	0	2											
Dick Kryhoski, L (1, 3) OBP: 0.298, SLG: 0.409 Les Moss, R (8, PH) OBP: 0.350, SLG: 0.446 Ken Holcombe, R (8, 1) OBP: 0.091, SLG: 0.091	4-0 1B		0-0 G3			0-0 L4		0-0 5-3		2	0	0	0	1	0	1											
Darrell Johnson, R (1, 2) OBP: 0.406, SLG: 0.364	0-0 G6-4-3			0-3 K				0-0 1B		3	0	1	0	1	1	3											
Al Zarilla, L (1, 9) OBP: 0.321, SLG: 0.319		0-0 1B		0-0 F8				0-0 F9		4	0	1	0	0	0	2											
Jim Deising, L (1, 7) OBP: 0.344, SLG: 0.364 Marty Marion, R (8, PH) OBP: 0.291, SLG: 0.316		0-0 F8		0-0 F7				0-3 K		3	0	0	0	0	1	2											
Jim Dyck, R (1, 5) OBP: 0.335, SLG: 0.382		0-0 F4			0-0 G3			0-3 K		4	0	0	0	0	2	3											
Stubby Overmire, R (1, 1) Gordon Goldsberry, L (8, PH) OBP: 0.356, SLG: 0.250 (8, 3)		0-0 FC6-4			0-0 1-3			0-0 4-3 1B		2	0	0	0	0	0	1											
Inning Stats	R: 0 E: 0 K: 0 S: 4	H: 2 LOB: 2 BB: 1 P: 8	R: 0 E: 0 K: 0 S: 4	H: 1 LOB: 1 BB: 0 P: 4	R: 0 E: 0 K: 1 S: 6	H: 1 LOB: 1 BB: 0 P: 6	R: 0 E: 0 K: 1 S: 5	H: 0 LOB: 0 BB: 0 P: 5	R: 0 E: 0 K: 0 S: 3	H: 0 LOB: 0 BB: 0 P: 3	R: 0 E: 0 K: 2 S: 8	H: 1 LOB: 1 BB: 0 P: 8	R: 0 E: 0 K: 0 S: 5	H: 2 LOB: 2 BB: 0 P: 5	R: 0 E: 0 K: 1 S: 5	H: 1 LOB: 1 BB: 1 P: 9	1B: 7 2B: 1 3B: 0 HR: 0	SF: 0 SAC: 0 DP: 2 HBP: 0	WP: 0 PB: 0 SB: 0 CS: 0	PA: 35							
PITCHER	IP	WLS	BF	H	R	ER	SO	BB	IBB	HBP	BLK	WP	HR	S	P	ERA	WHIP										
Saul Rogovin, R (1, 1) ERA: 4.01 Bill Kennedy, L (8, 1) ERA: 2.25	7.0	W	28	7	0	0	5	1	0	0	0	0	0	37	41	0.00	1.143										

St. Louis Browns @ Chicago White Sox
Comiskey Park, Chicago, IL
Fri Jul 04, 1952, 4:38 AM EDT
Att: 30,118 - Unknown


AB 33
R 0
H 8
RBI 0
BB 2
SO 6
LOB 19



Batter	1	2	3	4	5	6	7	8	9	AB	R	H	RBI	BB	SO	LOB	BOTTOM										
Nellie Fox, L (1, 4) OBP: 0.319, SLG: 0.342	0-0 4-3			0-0 F7		0-0 3B 1B		0-0 L3		4	1	1	0	0	0	0											
Minnie Minoso, R (1, 8) OBP: 0.395, SLG: 0.469	0-0 F7			0-0 F3		0-0 1-H F8 3B		0-0 5-3		4	1	1	1	0	0	0											
Sam Mele, R (1, 9) OBP: 0.336, SLG: 0.439	0-0 F8			0-0 F2		0-0 3-H F8				3	0	0	1	0	0	0											
Eddie Robinson, L (1, 3) OBP: 0.393, SLG: 0.490		0-0 K2-4-2 1B			0-0 G3		0-0 F7			3	0	1	0	0	0	0											
Sherm Lollar, R (1, 2) OBP: 0.345, SLG: 0.452		0-3 K2-4-2			0-0 F7			0-0 L5		3	0	0	0	0	1	1											
Hector Rodriguez, R (1, 5) OBP: 0.370, SLG: 0.319		0-0 5-3			0-0 1B			0-0 F9		3	0	1	0	0	0	0											
Sam Dente, R (1, 7) OBP: 0.293, SLG: 0.292 (8, 6)				0-0 F7		0-0 1-2 1B		0-0 1B		3	0	2	0	0	0	0											
Willy Miranda, S (1, 6) OBP: 0.325, SLG: 0.273 Ray Coleman, L (8, 7) OBP: 0.270, SLG: 0.296				0-0 5-3		0-0 F7		0-0 F6		3	0	0	0	0	0	3											
Saul Rogovin, R (1, 1) OBP: 0.244, SLG: 0.262 Bill Kennedy, L (8, 1) OBP: 0.222, SLG: 0.222				0-0 5-3		0-0 5-3		0-0 6-3		2	0	0	0	0	0	0											
Inning Stats	R: 0 E: 0 K: 0 S: 3	H: 0 LOB: 0 BB: 0 P: 3	R: 0 E: 0 K: 1 S: 5	H: 1 LOB: 0 BB: 0 P: 5	R: 0 E: 0 K: 0 S: 3	H: 0 LOB: 0 BB: 0 P: 3	R: 0 E: 0 K: 0 S: 3	H: 0 LOB: 0 BB: 0 P: 3	R: 2 E: 0 K: 0 S: 5	H: 2 LOB: 0 BB: 0 P: 5	R: 0 E: 0 K: 0 S: 4	H: 1 LOB: 1 BB: 0 P: 4	R: 0 E: 0 K: 0 S: 3	H: 0 LOB: 0 BB: 0 P: 3	1B: 5 2B: 1 3B: 1 HR: 0	SF: 0 SAC: 0 DP: 1 HBP: 0	WP: 0 PB: 0 SB: 0 CS: 0	PA: 29									
PITCHER	IP	WLS	BF	H	R	ER	SO	BB	IBB	HBP	BLK	WP	HR	S	P	ERA	WHIP										
Stubby Overmire, L (1, 1) ERA: 1.59 Ken Holcombe, R (8, 1) ERA: 5.09	7.0	L	26	6	2	2	1	0	0	0	0	0	0	3	3	0.00	0.857										

St. Louis Browns @ Chicago White Sox
Comiskey Park, Chicago, IL
Fri Jul 04, 1952, 4:38 AM EDT
Att: 30,118 - Unknown

AB 29
R 2
H 6
RBI 2
BB 0
SO 1
LOB 4



Batter	1	2	3	4	5	6	7	8	9	10	11	AB	R	H	RBI	BB	SO	LOB	TOP		
Nellie Fox, L OBP: 0.323, SLG: 0.346 (1, 4)	F8	1B			FC6-4 1B		6-3			1B		5	0	3	1	0	0	2			
Minnie Minoza, R OBP: 0.392, SLG: 0.462 (1, 8)	BB FC 1B	6-3			FC6-4 E S 1-2r		4-3			8-5-1-5 2-3r		4	1	0	0	1	0	4			
Sam Mele, R OBP: 0.329, SLG: 0.429 (1, 9)	FC 1B BB				K					F7		5	0	0	0	0	1	2			
Edie Robinson, L OBP: 0.391, SLG: 0.483 (1, 3)	1B BB				K					G3		4	0	0	0	1	1	0			
Bud Stewart, L OBP: 0.403, SLG: 0.439 Ray Coleman, L OBP: 0.274, SLG: 0.301 (1, 7) (9, 7)	G4-6-3 1-2 2-3 3-4 1B				F8					4-3		4	0	1	1	0	0	0			
Hector Rodriguez, R OBP: 0.363, SLG: 0.312 (1, 5)	G4-6-3 1-2r				6-3					1-3		5	0	0	0	0	0	4			
Sherm Lollar, R OBP: 0.345, SLG: 0.450 Wily Miranda, S OBP: 0.335, SLG: 0.273 Phil Masi, R OBP: 0.345, SLG: 0.314 (1, 2) (7, PR) (7, 2)	F8				K					P9		3	0	1	0	0	1	0			
Sam Dente, R OBP: 0.291, SLG: 0.289 (1, 6)	SH5-3 1B				P9					K		4	1	1	0	0	1	1			
Joe Dobson, R OBP: 0.265, SLG: 0.219 (1, 1)	SH5-3 1-2				6-3					SH1-4 1B		2	0	1	0	0	0	0			
Inning Stats	R: 1 E: 0 K: 0 S: 4	H: 1 LOB: 2	R: 1 E: 0 K: 0 S: 5	H: 2 LOB: 1 BB: 0 P: 5	R: 0 E: 0 K: 1 S: 5	H: 0 LOB: 0 BB: 0 P: 5	R: 0 E: 0 K: 1 S: 6	H: 1 LOB: 1 BB: 0 P: 6	R: 0 E: 0 K: 0 S: 3	H: 0 LOB: 0 BB: 0 P: 3	R: 0 E: 0 K: 0 S: 3	H: 0 LOB: 0 BB: 0 P: 3	R: 0 E: 0 K: 0 S: 4	H: 2 LOB: 1 BB: 0 P: 4	R: 0 E: 0 K: 0 S: 4	H: 1 LOB: 1 BB: 0 P: 4	1B: 8 2B: 1 3B: 0 HR: 0	SF: 0 SAC: 2 DP: 2 HBP: 0	WP: 0 PB: 0 SB: 1 CS: 0	PA: 42	
PITCHER Bob Feller, R ERA: 4.12 (1, 1)	IP: 11.0 WLS: 7 BF: 42 H: 8 R: 2 ER: 2 SO: 4 BB: 2 IBB: 0 HBP: 0 BLK: 0 WP: 0 HR: 0 S: 48 P: 56 ERA: 1.64 WHIP: 0.909																				

Chicago White Sox @ Cleveland Indians
Cleveland Municipal Stadium, Cleveland, OH
Sat Jul 05 1952, 3:33 AM EDT
Att: 43,475 - Unknown

AB 38
R 2
H 8
RBI 2
BB 2
SO 4
LOB 13



Batter	1	2	3	4	5	6	7	8	9	10	11	AB	R	H	RBI	BB	SO	LOB	BOTTOM					
Dave Pope, L OBP: 0.167, SLG: 0.167 (1, 9)	K				2H 1B					P6-3		5	0	1	0	0	2	0						
Bobby Avila, R OBP: 0.374, SLG: 0.391 (1, 4)	CS 1B				L5					G3		5	0	1	0	0	1	0						
Dale Mitchell, L OBP: 0.378, SLG: 0.408 Pete Reiser, L OBP: 0.298, SLG: 0.364 Jim Fridley, R OBP: 0.317, SLG: 0.355 (1, 7) (10, PR) (11, 7)	F6 1-2				E3					G3		5	0	1	0	0	0	1						
Al Rosen, R OBP: 0.422, SLG: 0.588 (1, 5)					E8 1B					5-3		5	2	3	1	1	0	1						
Larry Doby, L OBP: 0.368, SLG: 0.524 (1, 8)					L9					4-3		5	0	1	0	0	2	4						
Harry Simpson, L OBP: 0.351, SLG: 0.416 (1, 3)	BB 1B				G5-4-3 BB					4-3		2	0	0	0	3	1	0						
Joe Tipton, R OBP: 0.394, SLG: 0.522 (1, 2)	BB				G5-4-3 1-2r					K		4	0	2	1	1	1	1						
Merl Combs, L OBP: 0.278, SLG: 0.303 (1, 6)	F8				2B 1B					F8		4	1	1	0	0	0	3						
Bob Feller, R OBP: 0.290, SLG: 0.103 (1, 1)	6-3				1B 2B					K		4	0	1	1	0	2	3						
Inning Stats	R: 0 E: 0 K: 1 S: 5	H: 1 LOB: 0	R: 1 E: 0 K: 0 S: 4	H: 2 LOB: 2 BB: 2 P: 12	R: 0 E: 2 K: 3 S: 11	H: 1 LOB: 2 BB: 1 P: 11	R: 1 E: 0 K: 0 S: 4	H: 3 LOB: 2 BB: 1 P: 8	R: 0 E: 0 K: 0 S: 4	H: 1 LOB: 1 BB: 0 P: 4	R: 0 E: 0 K: 2 S: 8	H: 0 LOB: 0 BB: 0 P: 3	R: 0 E: 0 K: 0 S: 3	H: 0 LOB: 0 BB: 0 P: 3	R: 0 E: 0 K: 2 S: 7	H: 0 LOB: 0 BB: 0 P: 7	R: 0 E: 1 K: 1 S: 3	H: 1 LOB: 2 BB: 2 P: 3	R: 1 E: 0 K: 1 S: 4	H: 1 LOB: 2 BB: 2 P: 12	1B: 9 2B: 1 3B: 0 HR: 1	SF: 0 SAC: 0 DP: 1 HBP: 0	WP: 0 PB: 0 SB: 3 CS: 1	PA: 44
PITCHER Joe Dobson, R ERA: 2.31 (1, 1)	IP: 10.1 WLS: 6 BF: 44 H: 11 R: 3 ER: 3 SO: 9 BB: 4 IBB: 1 HBP: 0 BLK: 0 WP: 0 HR: 1 S: 56 P: 76 ERA: 2.61 WHIP: 1.452																							

Chicago White Sox @ Cleveland Indians
Cleveland Municipal Stadium, Cleveland, OH
Sat Jul 05 1952, 3:33 AM EDT
Att: 43,475 - Unknown

AB 39
R 3
H 11
RBI 3
BB 5
SO 9
LOB 13



Batter	1	2	3	4	5	6	7	8	9	10	11	12	13	AB	R	H	RBI	BB	SO	LOB	TOP	
Nellie Fox, L OBP: 0.354, SLG: 0.352 (1, 4)	F3		F8			CS 2H 1B		F8 3B		F4			L7	6	1	2	1	0	0	0		
Minnie Minoso, R OBP: 0.391, SLG: 0.469 (1, 8)	1B HBP		6-3			CS	5-3	F8			F8			5	1	1	2	0	0	0		
Bud Stewart, L OBP: 0.401, SLG: 0.435 (1, 7)			F7				F8				1-3			6	0	2	0	0	0	1		
Sam Mele, R OBP: 0.329, SLG: 0.429 (13, 9)	1-2 1B							1B						0	0	0	0	0	0	0		
Eddie Robinson, L OBP: 0.384, SLG: 0.474 (1, 3)	F4				E1 G5-4-3		F7				F7			6	0	0	0	0	1	3		
Sherm Lollar, R OBP: 0.348, SLG: 0.448 (9, PR)	F5				G5-4-3									3	0	1	0	1	0	3		
Willy Miranda, S OBP: 0.325, SLG: 0.273 (9, 2)														0	0	0	0	0	0	0		
Bud Sheely, L OBP: 0.340, SLG: 0.279 (12, PR)														1	0	1	0	0	0	0		
Hal Brown, R OBP: 0.273, SLG: 0.300 (12, 2)														0	0	0	0	0	0	0		
Phil Masi, R OBP: 0.345, SLG: 0.314 (1, 9)														5	0	0	0	0	1	3		
Ray Coleman, L OBP: 0.257, SLG: 0.292 (13, 7)																						
Hector Rodriguez, R OBP: 0.364, SLG: 0.308 (1, 5)														3	1	0	0	2	0	3		
Sam Dente, R OBP: 0.286, SLG: 0.275 (1, 6)														4	0	0	0	1	1	3		
Billy Pierce, L OBP: 0.170, SLG: 0.083 (6, PH)														2	0	0	0	0	2	2		
Leo Thomas, R OBP: 0.335, SLG: 0.273 (8, 1)														1	0	0	0	0	1	0		
Harry Dorish, R														2	0	0	0	0	1	2		
Inning Stats	R: 0 E: 0 K: 0 S: 4	H: 1 LOB: 2 BB: 0 P: 5	R: 0 E: 0 K: 2 S: 7	H: 0 LOB: 1 BB: 11	R: 0 E: 0 K: 0 S: 3	H: 0 LOB: 0 BB: 3	R: 0 E: 1 K: 0 S: 3	H: 0 LOB: 0 BB: 0 P: 3	R: 0 E: 0 K: 1 S: 5	H: 0 LOB: 1 BB: 1 P: 9	R: 1 E: 0 K: 2 S: 9	H: 2 LOB: 1 BB: 0 P: 9	R: 0 E: 0 K: 0 S: 3	H: 0 LOB: 0 BB: 0 P: 5	R: 0 E: 0 K: 0 S: 4	H: 1 LOB: 2 BB: 1 P: 8	R: 0 E: 0 K: 1 S: 6	H: 1 LOB: 0 BB: 0 P: 6	1B: 5 2B: 0 3B: 1 HR: 1	SF: 0 SAC: 0 DP: 1 HBP: 1	W/P: 0 PB: 0 SB: 1 CS: 2	PA: 51
PITCHER Mike Garcia, R ERA: 1.78 (1, 1)	IP: 13.0 WLS: L BF: 49 H: 7 R: 3 ER: 3 SO: 8 BB: 3 IBB: 1 HBP: 1 BLK: 0 WP: 0 HR: 1 S: 60 P: 77 ERA: 2.08 WHIP: 0.769																					

Chicago White Sox @ Cleveland Indians
Cleveland Municipal Stadium, Cleveland, OH
Sun Jul 06 1952, 3:33 AM EDT
Att. 22,187 - Unknown

AB 44
R 3
H 7
RBI 3
BB 4
SO 8
LOB 19



Batter	1	2	3	4	5	6	7	8	9	10	11	12	13	AB	R	H	RBI	BB	SO	LOB	BOTTOM							
Jim Freiday, R OBP: 0.350, SLG: 0.353 (1, 9)	G4-6-3 1B		F5											4	1	1	0	0	0	2								
Dave Pope, L OBP: 0.154, SLG: 0.154 (12, PH)														1	0	0	0	0	0	1								
Bobby Avila, R OBP: 0.370, SLG: 0.386 (1, 4)	G4-6-3 1B		6-3											6	1	1	0	0	0	2								
Dale Mitchell, L OBP: 0.381, SLG: 0.408 (1, 7)														5	0	2	1	1	0	0								
Al Rosen, R OBP: 0.417, SLG: 0.577 (1, 5)	5-3													5	0	0	0	1	0	3								
Larry Doby, L OBP: 0.375, SLG: 0.534 (1, 8)														5	0	3	1	1	0	0								
Harry Simpson, L OBP: 0.351, SLG: 0.414 (1, 3)														6	0	2	0	0	2	6								
Joe Tipton, R OBP: 0.389, SLG: 0.505 (1, 2)														3	0	0	0	1	0	4								
Barney McCosky, L OBP: 0.372, SLG: 0.340 (13, PH)														1	0	0	0	0	0	0								
Merl Combs, L OBP: 0.286, SLG: 0.290 (1, 6)														3	0	0	0	2	0	6								
Hank Majeski, R OBP: 0.372, SLG: 0.340 (13, PH)														1	0	1	0	0	0	0								
Jim Hegan, R OBP: 0.283, SLG: 0.335 (13, PR)														0	0	0	0	0	0	0								
Mike Garcia, R OBP: 0.145, SLG: 0.132 (1, 1)														5	0	1	0	0	1	3								
Bob Lemon, L OBP: 0.232, SLG: 0.291 (13, PH)														1	0	0	0	0	1	2								
Inning Stats	R: 0 E: 0 K: 0 S: 4	H: 2 LOB: 1 BB: 0 P: 4	R: 0 E: 0 K: 0 S: 3	H: 1 LOB: 1 BB: 1 P: 7	R: 0 E: 0 K: 1 S: 5	H: 0 LOB: 0 BB: 0 P: 5	R: 0 E: 0 K: 1 S: 6	H: 1 LOB: 1 BB: 0 P: 6	R: 0 E: 0 K: 0 S: 2	H: 0 LOB: 0 BB: 2 P: 6	R: 2 E: 0 K: 0 S: 5	H: 2 LOB: 3 BB: 1 P: 14	R: 0 E: 0 K: 0 S: 3	H: 0 LOB: 0 BB: 0 P: 3	R: 0 E: 0 K: 0 S: 4	H: 1 LOB: 2 BB: 1 P: 8	R: 0 E: 0 K: 0 S: 3	H: 0 LOB: 0 BB: 0 P: 3	R: 0 E: 0 K: 0 S: 4	H: 1 LOB: 1 BB: 0 P: 4	R: 0 E: 0 K: 0 S: 4	H: 1 LOB: 2 BB: 1 P: 8	R: 0 E: 0 K: 2 S: 9	H: 2 LOB: 2 BB: 0 P: 9	1B: 9 2B: 3 3B: 0 HR: 0	SF: 0 SAC: 1 DP: 3 HBP: 1	W/P: 1 PB: 0 SB: 0 CS: 0	PA: 54
PITCHER Billy Pierce, L ERA: 2.9 (1, 1)	IP: 7.0 WLS: W BF: 29 H: 6 R: 2 ER: 2 SO: 2 BB: 4 IBB: 0 HBP: 1 BLK: 0 WP: 0 HR: 0 S: 28 P: 45 ERA: 2.57 WHIP: 1.429																											

Chicago White Sox @ Cleveland Indians
Cleveland Municipal Stadium, Cleveland, OH
Sun Jul 06 1952, 3:33 AM EDT
Att. 22,187 - Unknown

AB 46
R 2
H 11
RBI 2
BB 6
SO 4
LOB 30



Batter	1	2	3	4	5	6	7	8	9	AB	R	H	RBI	BB	SO	LOB	TOP											
Nellie Fox, L OBP: 0.329, SLG: 0.361 (1,4)										3	1	2	0	1	1	0												
Minnie Mingo, R OBP: 0.392, SLG: 0.469 (1,8)										4	1	2	1	0	0	1												
Bud Stewart, L OBP: 0.395, SLG: 0.427 (1,7)										3	0	0	0	0	0	2												
Ray Coleman, L OBP: 0.267, SLG: 0.292 (8,7)										0	0	0	0	0	0	0												
Eddie Robinson, L OBP: 0.382, SLG: 0.469 (1,3)										3	0	0	0	1	0	1												
Sam Mele, R OBP: 0.332, SLG: 0.427 (1,9)										3	0	1	0	1	0	0												
Hector Rodriguez, R OBP: 0.358, SLG: 0.303 (1,5)										4	0	0	1	0	0	3												
Bud Sheely, L OBP: 0.333, SLG: 0.261 (1,2)										3	0	0	0	0	0	2												
Sam Dente, R OBP: 0.276, SLG: 0.265 (1,6)										3	0	0	0	0	0	2												
Billy Pierce, L OBP: 0.161, SLG: 0.078 (1,1)										3	0	0	0	0	1	0												
Inning Stats	R: 0 E: 0 K: 0 S: 4	H: 2 LOB: 1 BB: 0 P: 4	R: 0 E: 0 K: 0 S: 3	H: 1 LOB: 1 BB: 0 P: 4	R: 0 E: 0 K: 0 S: 3	H: 0 LOB: 1 BB: 1 P: 7	R: 0 E: 0 K: 0 S: 3	H: 0 LOB: 0 BB: 0 P: 3	R: 0 E: 0 K: 1 S: 5	H: 0 LOB: 0 BB: 0 P: 5	R: 2 E: 0 K: 0 S: 5	H: 2 LOB: 2 BB: 2 P: 13	R: 0 E: 0 K: 0 S: 3	H: 0 LOB: 0 BB: 0 P: 3	R: 0 E: 0 K: 0 S: 3	H: 0 LOB: 0 BB: 0 P: 3	R: 0 E: 0 K: 0 S: 3	H: 0 LOB: 0 BB: 0 P: 3	1B: 4 2B: 0 3B: 1 HR: 0	SF: 0 SAC: 1 DP: 1 HBP: 1	WP: 0 PB: 0 CS: 1	PA: 34						
PITCHER	IP	WLS	BF	H	R	ER	SO	BB	IBB	HBP	BLK	WP	HR	S	P	ERA	WHIP											
Bob Porterfield, R ERA: 2.48 (1,1)	8.0	L	31	5	2	2	2	2	2	1	1	0	0	0	31	44	2.25	0.875										
Sandy Consuegra, R ERA: 2.65 (9,1)	1.0		3	0	0	0	0	0	0	0	0	0	0	3	3	0.00	0.000											

Chicago White Sox @ Washington Senators
Griffith Stadium, Washington, DC
Thu Jul 10 1952, 3:33 AM EDT
Unknown

livebaseballscorecards.com

AB 29
R 2
H 5
RBI 2
BB 3
SO 2
LOB 11

Batter	1	2	3	4	5	6	7	8	9	AB	R	H	RBI	BB	SO	LOB	BOTTOM										
Eddie Yost, R OBP: 0.336, SLG: 0.304 (1,5)										4	0	0	0	0	1	1											
Gil Coan, L OBP: 0.301, SLG: 0.315 (1,7)										4	0	1	0	0	1	0											
Jackie Jensen, R OBP: 0.381, SLG: 0.429 (1,9)										4	0	0	0	0	3	1											
Mickey Vernon, L OBP: 0.357, SLG: 0.415 (1,3)										4	0	1	0	0	0	1											
Pete Runnels, L OBP: 0.364, SLG: 0.339 (1,6)										2	0	0	0	1	1	2											
Jim Busby, R OBP: 0.239, SLG: 0.225 (1,8)										3	0	0	0	0	0	2											
Jerry Snyder, R (1,4)										3	0	0	0	0	0	1											
Mickey Grasso, R OBP: 0.277, SLG: 0.227 (1,2)										2	0	0	0	0	2	0											
Ken Wood, R OBP: 0.293, SLG: 0.276 (8,PH)										1	0	0	0	0	1	0											
Hal Keller, L (9,2)										0	0	0	0	0	0	0											
Bob Porterfield, R OBP: 0.189, SLG: 0.243 (1,1)										2	0	0	0	0	1	0											
Mel Hoderlein, S OBP: 0.293, SLG: 0.276 (8,PH)										1	0	0	0	0	0	0											
Sandy Consuegra, R OBP: 0.111, SLG: 0.111 (9,1)										0	0	0	0	0	0	0											
Inning Stats	R: 0 E: 0 K: 2 S: 7	H: 0 LOB: 0 BB: 0 P: 7	R: 0 E: 0 K: 0 S: 3	H: 0 LOB: 1 BB: 1 P: 7	R: 0 E: 0 K: 1 S: 6	H: 1 LOB: 0 BB: 0 P: 6	R: 0 E: 0 K: 1 S: 5	H: 0 LOB: 0 BB: 0 P: 5	R: 0 E: 0 K: 1 S: 6	H: 1 LOB: 1 BB: 0 P: 6	R: 0 E: 1 K: 1 S: 6	H: 0 LOB: 1 BB: 0 P: 6	R: 0 E: 0 K: 1 S: 5	H: 0 LOB: 0 BB: 0 P: 5	R: 0 E: 0 K: 1 S: 5	H: 0 LOB: 0 BB: 0 P: 5	R: 0 E: 0 K: 1 S: 5	H: 0 LOB: 0 BB: 0 P: 5	1B: 1 2B: 0 3B: 1 HR: 0	SF: 0 SAC: 0 DP: 0 HBP: 0	WP: 0 PB: 0 CS: 0	PA: 31					
PITCHER	IP	WLS	BF	H	R	ER	SO	BB	IBB	HBP	BLK	WP	HR	S	P	ERA	WHIP										
Billy Pierce, L ERA: 2.72 (1,1)	9.0	W	31	2	0	0	10	1	0	0	0	0	0	50	54	0.00	0.333										

Chicago White Sox @ Washington Senators
Griffith Stadium, Washington, DC
Thu Jul 10 1952, 3:33 AM EDT
Unknown

livebaseballscorecards.com

AB 30
R 0
H 2
RBI 0
BB 1
SO 10
LOB 8

Batter	1	2	3	4	5	6	7	8	9	AB	R	H	RBI	BB	SO	LOB	TOP		
Nellie Fox, L OBP: 0.328, SLG: 0.359 (1,4)	1-3		4-3		SH1-3	1-3 2H		1-3		4	0	1	1	0	0	1			
Minnie Minoso, R OBP: 0.395, SLG: 0.471 (1,8)	1B		1B		4-3	6-3			1B F9	5	1	3	0	0	0	4			
Bud Stewart, L OBP: 0.385, SLG: 0.414 (1,7)	F9		F9		F7		5-3		F8	5	0	0	0	0	0	4			
Eddie Robinson, L OBP: 0.383, SLG: 0.478 (1,3)	F9		3-1			HR			1B	5	1	2	1	0	0	2			
Sam Mele, R OBP: 0.336, SLG: 0.428 (6, PR)		S BB 1B		5-3		1B BB			F9	2	0	1	0	1	0	0			
Hal Brown, R OBP: 0.273, SLG: 0.300 (6, PR)										0	1	0	0	0	0	0			
Ray Coleman, L OBP: 0.269, SLG: 0.294 (6, 9)										2	0	1	1	0	0	1			
Hector Rodriguez, R OBP: 0.363, SLG: 0.306 (1,5)		4-0 S BB 1B		FC6-4 1B		1B BB			3H 6-3	4	1	2	0	1	0	2			
Sherm Lollar, R OBP: 0.342, SLG: 0.440 (1,2)		0-3 1-2 2-3 K		F2 1B		F2 1B			F7	4	0	0	0	0	1	5			
Sam Dente, R OBP: 0.286, SLG: 0.276 (1,6)		1-3		FC6-4 1-2		1B 2H 1B			SH1-4 1B	4	0	2	1	0	0	3			
Saul Rogovin, R OBP: 0.250, SLG: 0.267 (1,1)		1-3								3	0	1	0	0	0	4			
Harry Dorish, R (9,1)				4-3 SH1-3 1B		F3			SH1-4	0	0	0	0	0	0	0			
Inning Stats	R: 0 E: 0 K: 0 S: 4	H: 1 LOB: 1 BB: 0 P: 4	R: 0 E: 0 K: 1 S: 6	H: 1 LOB: 2 BB: 1 P: 10	R: 0 E: 0 K: 0 S: 4	H: 1 LOB: 1 BB: 0 P: 4	R: 0 E: 0 K: 0 S: 4	H: 1 LOB: 1 BB: 0 P: 4	R: 0 E: 0 K: 0 S: 4	H: 1 LOB: 1 BB: 0 P: 4	R: 1 E: 0 K: 0 S: 5	H: 2 LOB: 1 BB: 0 P: 5	1B: 12 2B: 0 3B: 0 HR: 1	SF: 0 SAC: 2 DP: 0 HBP: 0	WP: 0 PB: 0 CS: 3	PA: 42			
PITCHER	IP WLS BF H R ER SO BB IBB HBP BLK WP HR S P ERA WHIP	IP WLS BF H R ER SO BB IBB HBP BLK WP HR S P ERA WHIP																	
Walt Masterson, R ERA: 5.25 (1,1)	6.0 L 29 9 3 3 1	2.0 8 2 0 0 0	0.2 4 2 1 1 0	0.1 1 0 0 0 0	0.0 0 0 0 0 0	0.0 0 0 0 0 0	0.0 0 0 0 0 0	0.0 0 0 0 0 0	0.0 0 0 0 0 0	0.0 0 0 0 0 0	0.1 S 2 0 0 0	0.0 0 0 0 0 0	0.0 0 0 0 0 0	0.0 0 0 0 0 0	0.0 0 0 0 0 0	0.0 0 0 0 0 0	0.00 1.000	13.50 3.000	0.00 0.000

Chicago White Sox @ Washington Senators
Griffith Stadium, Washington, DC
Thu Jul 10 1952, 3:38 AM EDT
Att: 17,551 - Unknown

AB	38
R	4
H	13
RBI	4
BB	2
SO	1
LOB	26



Batter	1	2	3	4	5	6	7	8	9	AB	R	H	RBI	BB	SO	LOB	BOTTOM					
Eddie Yost, R OBP: 0.338, SLG: 0.311 (1,5)	G4-6-3 1B		K			F8 2B		F7		4	0	2	0	0	1	1						
Gil Coan, L OBP: 0.294, SLG: 0.307 (1,7)	G4-6-3 1-2				F8	E6		4-3		4	0	0	1	0	0	2						
Jackie Jensen, R OBP: 0.376, SLG: 0.423 (1,9)	6-3				F9	F8			4-3	4	0	0	0	0	0	2						
Mickey Vernon, L OBP: 0.353, SLG: 0.409 (1,3)		K			G3	F9			L9	4	0	0	0	0	1	2						
Pete Runnels, L OBP: 0.363, SLG: 0.337 (1,6)		4-3				F8		E3 E G3 F7	BB 1B 1B	4	1	1	0	0	0	0						
Jim Busby, R OBP: 0.239, SLG: 0.226 (1,8)		6-3				F8		G3	BB 1B	4	0	1	0	0	0	1						
Floyd Baker, L OBP: 0.381, SLG: 0.331 (1,4)						G3			BB 1B BB	3	0	1	1	1	0	0						
Jerry Snyder, R (9, PR)									1-2 2-3 BB	0	0	0	0	0	0	0						
Hal Keller, L (1,2)				5-3		F5		F7	F7	4	0	0	0	0	0	4						
Walt Masterson, R Earl Rapp, L Tom Ferrick, R Frank Camporesi, L Lou Slaughter, L Joe Haynes, R				K		2B E 1B			P4	1	0	0	0	0	0	1						
Inning Stats	R: 0 E: 0 K: 0 S: 3	H: 1 LOB: 0 BB: 0 P: 3	R: 0 E: 0 K: 1 S: 5	H: 0 LOB: 0 BB: 0 P: 5	R: 0 E: 0 K: 2 S: 8	H: 1 LOB: 1 BB: 0 P: 8	R: 0 E: 0 K: 0 S: 3	H: 0 LOB: 0 BB: 0 P: 3	R: 0 E: 0 K: 0 S: 3	H: 0 LOB: 0 BB: 0 P: 3	R: 1 E: 1 K: 0 S: 6	H: 2 LOB: 2 BB: 0 P: 6	R: 1 E: 2 K: 0 S: 4	H: 0 LOB: 0 BB: 0 P: 4	R: 0 E: 0 K: 0 S: 3	H: 0 LOB: 0 BB: 0 P: 3	R: 0 E: 0 K: 0 S: 5	H: 2 LOB: 3 BB: 1 P: 9	1B: 5 2B: 1 3B: 0 HR: 0	SF: 0 SAC: 0 DP: 1 HBP: 0	WP: 0 PB: 0 CS: 0	PA: 35
PITCHER	IP WLS BF H R ER SO BB IBB HBP BLK WP HR S P ERA WHIP	IP WLS BF H R ER SO BB IBB HBP BLK WP HR S P ERA WHIP																				
Saul Rogovin, R ERA: 3.81 (1,1)	8.2 W 33 6 2 1 3	0.1 S 2 0 0 0	0.0 0 0 0 0	0.0 0 0 0 0	0.0 0 0 0 0	0.0 0 0 0 0	0.0 0 0 0 0	0.0 0 0 0 0	0.0 0 0 0 0	0.0 0 0 0 0	0.0 0 0 0 0	0.0 0 0 0 0	0.0 0 0 0 0	0.0 0 0 0 0	0.0 0 0 0 0	0.0 0 0 0 0	0.00 1.04	0.692	3.000			

Chicago White Sox @ Washington Senators
Griffith Stadium, Washington, DC
Thu Jul 10 1952, 3:38 AM EDT
Att: 17,551 - Unknown

AB	34
R	2
H	6
RBI	2
BB	1
SO	3
LOB	13



Batter	1	2	3	4	5	6	7	8	9	10	AB	R	H	RBI	BB	SO	LOB				
Nellie Fox, L OBP: 0.326, SLG: 0.357 (1, 4)	P5		L3		F8		CS 1B			F8	5	0	1	0	0	0	2				
Minnie Minoso, R OBP: 0.395, SLG: 0.468 (1, 8)	F7			1B 1B	1-2 2-3 BB		CS	F2		5-3	4	1	1	0	1	0	0				
Bud Stewart, L OBP: 0.380, SLG: 0.408 (1, 7)	3-1				L6			F8		F9	5	0	1	0	0	0	3				
Eddie Robinson, L OBP: 0.394, SLG: 0.476 (1, 3)		P4		L4-3			FC4 1B				3	0	1	0	1	0	2				
Sam Mele, R OBP: 0.335, SLG: 0.425 (1, 9)	F7						F7			6-3	4	0	1	1	0	0	2				
Hector Rodriguez, R OBP: 0.365, SLG: 0.310 (1, 5)				3-H 1B			F9	FC4 S			4	0	2	0	0	0	2				
Sherm Lollar, R OBP: 0.340, SLG: 0.433 (1, 2)						BB 1B BB		K		F8	3	0	0	0	1	1	3				
Sam Dente, R OBP: 0.295, SLG: 0.286 (1, 6)				6-3						F8	4	0	2	0	0	0	0				
Joe Dobson, R OBP: 0.237, SLG: 0.194 Bill Kennedy, L OBP: 0.222, SLG: 0.222 Harry Dorish, R (9, 1)				F3				P1		6-3	4	0	0	0	0	0	3				
										F7	0	0	0	0	0	0	0				
Inning Stats	R: 0 E: 0 K: 0 S: 3	H: 0 LOB: 0 BB: 0 P: 3	R: 0 E: 0 K: 0 S: 4	H: 1 LOB: 1 BB: 0 P: 4	R: 0 E: 0 K: 0 S: 3	H: 0 LOB: 0 BB: 0 P: 3	R: 1 E: 0 K: 0 S: 5	H: 3 LOB: 1 BB: 0 P: 5	R: 0 E: 0 K: 0 S: 4	H: 1 LOB: 3 BB: 2 P: 12	R: 0 E: 0 K: 1 S: 6	H: 1 LOB: 1 BB: 0 P: 6	R: 0 E: 0 K: 0 S: 3	H: 1 LOB: 0 BB: 0 P: 3	R: 0 E: 0 K: 0 S: 4	H: 2 LOB: 1 BB: 0 P: 4	R: 0 E: 0 K: 0 S: 3	H: 0 LOB: 0 BB: 0 P: 3	1B: 9 2B: 1 3B: 0 HR: 0	SF: 0 SAC: 0 DP: 1 HBP: 0	WP: 0 PA: 40
PITCHER Spec Shea, R ERA: 2.3 (1, 1)	IP 10.0	WLS W 39	BF H 9	R 1	ER 1	SO 1	BB 3	IBB 0	HBP 0	BLK 0	WP 0	HR 0	S 38	P 50	ERA 0.90	WHIP 1.200					


TOP

Chicago White Sox @ Washington Senators
Griffith Stadium, Washington, DC

Fri Jul 11 1952, 3:33 AM EDT
Att: 7,585 - Unknown

livebaseballscorecards.com

AB 36
R 1
H 9
RBI 1
BB 3
SO 1
LOB 17



Batter	1	2	3	4	5	6	7	8	9	10	AB	R	H	RBI	BB	SO	LOB					
Eddie Yost, R OBP: 0.339, SLG: 0.310 (1, 5)	5-3		P4			BB 1B		4-3			4	0	1	1	1	0	0					
Gil Coan, L OBP: 0.299, SLG: 0.312 (1, 7)			F8			1-2 1B				L9	4	0	2	0	0	0	0					
Jackie Jensen, R OBP: 0.375, SLG: 0.420 (1, 9) (10, 8)				5-3				L6			4	0	1	0	0	1	3					
Mickey Vernon, L OBP: 0.352, SLG: 0.407 (1, 3)			1-3 1B		F9			F9		P3	4	1	1	0	0	0	3					
Pete Runnels, L OBP: 0.361, SLG: 0.333 (1, 6)			1-3		F7			P5			3	0	0	0	1	0	1					
Jim Busby, R OBP: 0.237, SLG: 0.223 Earl Rapp, L OBP: 0.278, SLG: 0.360 Frank Campos, L OBP: 0.330, SLG: 0.394 (1, 8) (9, PH) (10, 9)			1-2					1-3		1-3	3	0	0	0	0	0	1					
Floyd Baker, L OBP: 0.358, SLG: 0.328 (1, 4)								1-3		1-3	1	0	0	0	0	0	2					
Hal Keller, L OBP: 0.125, SLG: 0.250 (1, 2)								4-3			0	0	0	0	0	0	0					
Spec Shea, R OBP: 0.286, SLG: 0.273 (1, 1)										L7	4	0	1	1	0	0	0					
Inning Stats	R: 0 E: 0 K: 1 S: 5	H: 1 LOB: 1 BB: 0 P: 5	R: 1 E: 0 K: 0 S: 5	H: 2 LOB: 1 BB: 0 P: 5	R: 0 E: 0 K: 0 S: 3	H: 0 LOB: 0 BB: 0 P: 3	R: 0 E: 0 K: 0 S: 3	H: 0 LOB: 0 BB: 0 P: 3	R: 0 E: 0 K: 1 S: 6	H: 1 LOB: 2 BB: 1 P: 10	R: 0 E: 0 K: 0 S: 3	H: 0 LOB: 0 BB: 0 P: 3	R: 0 E: 0 K: 0 S: 3	H: 0 LOB: 0 BB: 0 P: 3	R: 0 E: 0 K: 0 S: 4	H: 1 LOB: 2 BB: 1 P: 8	R: 1 E: 0 K: 0 S: 3	H: 2 LOB: 2 BB: 1 P: 7	1B: 6 2B: 2 3B: 0 HR: 0	SF: 0 SAC: 0 DP: 1 HBP: 0	WP: 0 PA: 37	
PITCHER Joe Dobson, R ERA: 2.22 Bill Kennedy, L ERA: 2.23 Harry Dorish, R ERA: 1.79 (1, 1) (9, 1) (9, 1)	IP 8.1	WLS 0.1	BF 2	H 0	R 0	ER 0	SO 1	BB 1	IBB 0	HBP 0	BLK 0	WP 0	HR 0	S 33	P 37	ERA 1.08	WHIP 0.720					


BOTTOM

Chicago White Sox @ Washington Senators
Griffith Stadium, Washington, DC

Fri Jul 11 1952, 3:33 AM EDT
Att: 7,585 - Unknown

livebaseballscorecards.com

AB 34
R 2
H 7
RBI 2
BB 3
SO 2
LOB 11



Batter	1	2	3	4	5	6	7	8	9	AB	R	H	RBI	BB	SO	LOB	TOP						
Hector Rodriguez, R OBP: 0.364, SLG: 0.310 Ray Coleman, L OBP: 0.269, SLG: 0.292 Willy Miranda, S OBP: 0.325, SLG: 0.273	5-3		1B		FC4-6		3-1			3	0	1	0	0	0	2							
Nellie Fox, L OBP: 0.322, SLG: 0.353	F2		F8		F7			F8		4	0	0	0	0	0	3							
Minnie Minoso, R OBP: 0.391, SLG: 0.462	5-3		F8		F8			F9		4	0	0	0	0	0	1							
Eddie Robinson, L OBP: 0.385, SLG: 0.489		HR		F9		P6		E9	2B	4	1	2	1	0	0	0							
Bud Stewart, L OBP: 0.377, SLG: 0.404		FC5-4 1B		3-1		F9		F8		4	0	1	0	0	0	1							
Sam Mele, R OBP: 0.333, SLG: 0.421		FC5-4 1-2 1B		6-3			1B		F3	4	0	1	0	0	0	1							
Bud Sheely, L OBP: 0.353, SLG: 0.265 Hal Brown, R OBP: 0.273, SLG: 0.300 Sherm Lollar, R OBP: 0.339, SLG: 0.431	F7				L3		1-2 1B		6-3	3	0	1	0	0	0	1	AB 35						
Sam Dente, R OBP: 0.283, SLG: 0.274	F4				E6 1B		F2		L4	4	0	0	0	0	0	3	R 1						
Chuck Stobbs, L OBP: 0.226, SLG: 0.111 Tom Wright, L OBP: 0.357, SLG: 0.292 Harry Dorish, R OBP: 0.357, SLG: 0.292			4-3			1-2 1B	F3			2	0	1	0	0	0	0	H 7						
										1	0	0	0	0	0	2	RBI 1						
										0	0	0	0	0	0	0	BB 0						
										0	0	0	0	0	0	0	SO 0						
										0	0	0	0	0	0	0	LOB 16						
										2	0	1	0	0	0	0							
										1	0	0	0	0	0	2							
										0	0	0	0	0	0	0							
Inning Stats	R: 0 E: 0 K: 0 S: 3	H: 0 LOB: 0 BB: 0 P: 3	R: 1 E: 0 K: 0 S: 5	H: 2 LOB: 1 BB: 0 P: 5	R: 0 E: 0 K: 0 S: 4	H: 1 LOB: 1 BB: 0 P: 4	R: 0 E: 0 K: 0 S: 3	H: 0 LOB: 0 BB: 0 P: 3	R: 0 E: 1 K: 0 S: 5	H: 1 LOB: 2 BB: 0 P: 5	R: 0 E: 0 K: 0 S: 3	H: 0 LOB: 0 BB: 0 P: 3	R: 0 E: 0 K: 0 S: 5	H: 2 LOB: 2 BB: 0 P: 5	R: 0 E: 1 K: 0 S: 4	H: 1 LOB: 1 BB: 0 P: 4	R: 0 E: 0 K: 0 S: 3	H: 0 LOB: 0 BB: 0 P: 3	1B: 5 2B: 1 3B: 0 HR: 1	SF: 0 SAC: 0 DP: 0 HBP: 0	WP: 0 PB: 0 CS: 0	PA: 35	
PITCHER Julio Moreno, R ERA: 3.44	IP: 9.0 WLS: W BF: 35 H: 7 R: 1 ER: 1 SO: 0 BB: 0 IBB: 0 HBP: 0 BLK: 0 WP: 0 HR: 1 S: 35 P: 35 ERA: 1.00 WHIP: 0.778											PITCHER	IP: 9.0 WLS: W BF: 35 H: 7 R: 1 ER: 1 SO: 0 BB: 0 IBB: 0 HBP: 0 BLK: 0 WP: 0 HR: 1 S: 35 P: 35 ERA: 1.00 WHIP: 0.778										

Chicago White Sox @ Washington Senators
Griffith Stadium, Washington, DC
Sat Jul 12 1952, 3:33 AM EDT
Att: 5,215 - Unknown

AB	35
R	1
H	7
RBI	1
BB	0
SO	0
LOB	16



Batter	1	2	3	4	5	6	7	8	9	AB	R	H	RBI	BB	SO	LOB	BOTTOM						
Eddie Yost, R OBP: 0.338, SLG: 0.307	5-3		L4		E 1B BB		6-3			3	1	0	0	1	0	0							
Jim Busby, R OBP: 0.233, SLG: 0.219	4-3		4-3		E6 1B 1-2 2-H			F8		4	0	0	0	0	0	1							
Jackie Jensen, R OBP: 0.376, SLG: 0.422		S 1B		P6		1-3 2-H 1B		4-3		4	0	2	1	0	0	0							
Ken Wood, R OBP: 0.260, SLG: 0.323 Gil Coan, L OBP: 0.297, SLG: 0.310	4-0			4-0	F9			F9		1	0	0	0	2	0	2							
Mickey Vernon, L OBP: 0.349, SLG: 0.403					BB			F9		1	0	0	0	0	0	0							
					K			P6		3	0	0	0	0	1	3							
Pete Runnels, L OBP: 0.358, SLG: 0.330		S K			5-3			F7		3	0	0	0	0	1	1							
Jerry Snyder, R								F7		3	0	0	0	0	0	0	AB 28						
Hal Keller, L OBP: 0.091, SLG: 0.182								F7		3	0	0	0	0	0	0	R 2						
								L7		3	0	0	0	0	0	0	H 3						
Julio Moreno, R OBP: 0.097, SLG: 0.067								K		3	0	0	0	0	1	0	RBI 1						
										3	1	1	0	0	1	0	BB 3						
										3	0	0	0	0	0	0	SO 3						
										3	0	0	0	0	0	0	LOB 7						
Inning Stats	R: 0 E: 0 K: 0 S: 4	H: 1 LOB: 2 BB: 1 P: 8	R: 0 E: 0 K: 1 S: 5	H: 0 LOB: 0 BB: 0 P: 5	R: 0 E: 0 K: 0 S: 3	H: 0 LOB: 0 BB: 0 P: 3	R: 0 E: 0 K: 1 S: 5	H: 0 LOB: 1 BB: 1 P: 9	R: 2 E: 1 K: 0 S: 6	H: 2 LOB: 2 BB: 1 P: 10	R: 0 E: 0 K: 0 S: 3	H: 0 LOB: 0 BB: 0 P: 3	R: 0 E: 0 K: 1 S: 5	H: 0 LOB: 0 BB: 0 P: 5	R: 0 E: 0 K: 0 S: 3	H: 0 LOB: 0 BB: 0 P: 3	1B: 3 2B: 0 3B: 0 HR: 0	SF: 0 SAC: 0 DP: 0 HBP: 0	WP: 0 PB: 0 CS: 0	PA: 31			
PITCHER Chuck Stobbs, L ERA: 2.65 Harry Dorish, R ERA: 1.72	IP: 6.0 WLS: L BF: 25 H: 3 R: 2 ER: 0 SO: 2 BB: 3 IBB: 0 HBP: 0 BLK: 0 WP: 0 HR: 0 S: 26 P: 38 ERA: 0.00 WHIP: 1.000											PITCHER	IP: 6.0 WLS: L BF: 25 H: 3 R: 2 ER: 0 SO: 2 BB: 3 IBB: 0 HBP: 0 BLK: 0 WP: 0 HR: 0 S: 26 P: 38 ERA: 0.00 WHIP: 1.000										

Chicago White Sox @ Washington Senators
Griffith Stadium, Washington, DC
Sat Jul 12 1952, 3:33 AM EDT
Att: 5,215 - Unknown

AB	28
R	2
H	3
RBI	1
BB	3
SO	3
LOB	7



Batter	1	2	3	4	5	6	7	8	9	AB	R	H	RBI	BB	SO	LOB	TOP				
Hector Rodriguez, R OBP: 0.363, SLG: 0.311 (1.5)	F8		F9		F9	1-3		F8		5	1	1	0	0	0	2					
Nellie Fox, L OBP: 0.333, SLG: 0.375 (1.4)	1B		2B		1B	1B		2B		5	2	5	1	0	0	0					
Minnie Minoso, R OBP: 0.389, SLG: 0.461 (1.8)	HBP		2B		3	3		F9		5	0	3	3	0	0	2					
Eddie Robinson, L OBP: 0.387, SLG: 0.485 (1.3)	HBP		F9		1B	F7		4-3		4	1	1	0	0	0	4					
Bud Stewart, L OBP: 0.373, SLG: 0.399 Ray Coleman, L OBP: 0.270, SLG: 0.306 (6.7)	F8		F7		1B			F5		3	1	1	0	0	0	3					
Sam Mele, R OBP: 0.341, SLG: 0.436 (1.9)			5-3		E7			5-3		2	1	1	0	0	0	0					
Bud Sheely, L OBP: 0.328, SLG: 0.264 (1.2)	F4				4-3			1B		5	0	3	2	0	0	1					
Sam Dente, R OBP: 0.280, SLG: 0.272 (1.6)	F8							4-3		4	0	1	0	0	0	2					
Mary Grissom, R OBP: 0.148, SLG: 0.222 (1.1)	K		SH1-4		SH3-4			6-3		5	1	2	0	0	0	3					
Inning Stats	R: 1 E: 0 K: 0 S: 4	H: 2 LOB: 1 BB: 0 P: 5	R: 0 E: 0 K: 1 S: 6	H: 1 LOB: 1 BB: 0 P: 6	R: 2 E: 0 K: 0 S: 6	H: 3 LOB: 1 BB: 0 P: 6	R: 0 E: 0 K: 0 S: 4	H: 1 LOB: 1 BB: 0 P: 4	R: 2 E: 1 K: 0 S: 6	H: 4 LOB: 2 BB: 0 P: 6	R: 1 E: 0 K: 0 S: 5	H: 2 LOB: 1 BB: 0 P: 5	R: 0 E: 0 K: 0 S: 4	H: 1 LOB: 1 BB: 0 P: 4	R: 0 E: 0 K: 0 S: 4	H: 1 LOB: 1 BB: 0 P: 4	1B: 12 2B: 6 3B: 1 HR: 0	SF: 0 SAC: 3 DP: 1 HBP: 1	WP: 0 PB: 0 CS: 0	PA: 44	
PITCHER	IP	WLS	BF	H	R	ER	SO	BB	IBB	HBP	BLK	WP	HR	S	P	ERA	WHIP				
Bob Hooper, R ERA: 4.15 (1.1)	5.0	L	25	11	5	4	1	0	0	1	0	0	0	26	27	7.20	2.200				
Ed Wright, R ERA: 6.33 (6.1)	2.0		11	5	2	2	0	0	0	0	0	0	0	11	11	9.00	2.500				
Dick Fowler, R ERA: 7.44 (8.1)	2.0		8	2	0	0	0	0	0	0	0	0	0	8	8	0.00	1.000				

Chicago White Sox @ Philadelphia Athletics
 Shibe Park, Philadelphia, PA
 Sun Jul 13 1952, 3:38 AM EDT
 Att. 12,119 - Unknown


AB	40
R	7
H	18
RBI	6
BB	0
SO	1
LOB	19



Batter	1	2	3	4	5	6	7	8	9	AB	R	H	RBI	BB	SO	LOB	BOTTOM				
Eddie Joost, R OBP: 0.401, SLG: 0.441 (1.6)	F8		5-3		F7		F5			4	0	0	1	0	0	3					
Ferns Fain, L OBP: 0.426, SLG: 0.413 (1.3)	F5		E7		6-3		L6			4	1	1	0	0	0	2					
Dave Philley, S OBP: 0.331, SLG: 0.336 (1.8)	1B		1B		5-3					4	1	2	1	0	0	0					
Gus Zernial, R OBP: 0.375, SLG: 0.513 (1.7)	K		1B		4-3		F5			4	0	1	1	0	1	1					
Kite Thomas, R OBP: 0.354, SLG: 0.434 (1.9)			K		F7		F4			4	0	0	0	0	1	1					
Billy Hitchcock, R OBP: 0.276, SLG: 0.259 (1.5)	6-3		L3		F8					4	0	0	0	0	0	1					
Pete Suder, R OBP: 0.274, SLG: 0.265 (1.4)	F7				F8		FC6-4			4	0	2	0	0	0	0					
Ray Murray, R OBP: 0.318, SLG: 0.381 (1.2)			1B		F2		FC6-4			4	1	1	0	0	0	2					
Bob Hooper, R OBP: 0.290, SLG: 0.294 (6.1)			5-3							2	1	1	0	0	0	0					
Ed Wright, R OBP: 0.247, SLG: 0.286 (7.1)										0	0	0	0	0	0	0					
Elmer Valo, L OBP: 0.446, SLG: 0.422 (7.1)										1	0	1	0	0	0	0					
Johnny Kucab, R (7.1)										0	0	0	0	0	0	0					
Dick Fowler, R (8.1)										0	0	0	0	0	0	0					
Allie Clark, R OBP: 0.203, SLG: 0.491 (9.1)										1	0	0	0	0	1	1					
Inning Stats	R: 0 E: 0 K: 1 S: 6	H: 1 LOB: 1 BB: 0 P: 6	R: 0 E: 0 K: 0 S: 3	H: 0 LOB: 0 BB: 0 P: 3	R: 4 E: 1 K: 1 S: 10	H: 5 LOB: 1 BB: 0 P: 10	R: 0 E: 0 K: 0 S: 3	H: 0 LOB: 0 BB: 0 P: 3	R: 0 E: 0 K: 0 S: 3	H: 0 LOB: 0 BB: 0 P: 3	R: 0 E: 0 K: 0 S: 5	H: 2 LOB: 2 BB: 0 P: 5	R: 0 E: 0 K: 0 S: 3	H: 0 LOB: 0 BB: 0 P: 3	R: 0 E: 0 K: 1 S: 6	H: 1 LOB: 1 BB: 0 P: 6	1B: 8 2B: 1 3B: 0 HR: 0	SF: 0 SAC: 0 DP: 0 HBP: 0	WP: 1 PB: 0 CS: 0	PA: 36	
PITCHER	IP	WLS	BF	H	R	ER	SO	BB	IBB	HBP	BLK	WP	HR	S	P	ERA	WHIP				
Mary Grissom, R ERA: 3.81 (1.1)	9.0	W	36	9	4	4	3	0	0	0	0	1	0	42	42	4.00	1.000				

Chicago White Sox @ Philadelphia Athletics
 Shibe Park, Philadelphia, PA
 Sun Jul 13 1952, 3:38 AM EDT
 Att. 12,119 - Unknown


AB	36
R	4
H	9
RBI	3
BB	0
SO	3
LOB	11



Batter	1	2	3	4	5	6	7	8	9	10	AB	R	H	RBI	BB	SO	LOB	TOP			
Hector Rodriguez, R OBP: 0.357, SLG: 0.305 (1, 5)	0-0 3-1	0-0 F8		0-0 F9			0-0 5-3		0-0 L4		5	0	0	0	0	0	4				
Nellie Fox, L OBP: 0.334, SLG: 0.374 (1, 4)	0-0 F5		0-0 E4	0-0 5-3			0-0 1B		4-0 1B BB		4	1	1	0	1	0	1				
Minnie Minoso, R OBP: 0.395, SLG: 0.465 (1, 8)	4-0 BB		0-0 1B				0-0 F8		0-0 1B		4	0	3	0	1	0	1				
Eddie Robinson, L OBP: 0.354, SLG: 0.480 (1, 3)	0-0 F6		0-0 F3				0-0 F9		0-0 1B		5	0	1	1	0	0	5				
Sam Mele, R OBP: 0.335, SLG: 0.426 (1, 9)		0-0 6-3	0-0 F2				0-0 F6		0-0 F8		5	0	0	0	0	0	4				
Ray Coleman, L OBP: 0.238, SLG: 0.299 (1, 7)		0-3 K	4-0 1B	0-0 K			0-0 6-3		0-0 FC4-6		4	0	0	0	1	1	1				
Bud Sheely, L OBP: 0.344, SLG: 0.273 (1, 2)		4-0 1B	0-0 1B	0-0 K			0-0 FC4-6		4-0 1B		2	0	1	0	1	1	3	AB 39			
Hal Brown, R OBP: 0.250, SLG: 0.273 (6, PR)		0-0 1B	0-0 1B	0-0 K			0-0 FC4-6		0-0 F3		0	0	0	0	0	0	0	R 1			
Sherm Lollar, R OBP: 0.335, SLG: 0.421 (6, 2)		0-0 1B	0-0 1B	0-0 K			0-0 FC4-6		0-0 BB		1	0	0	0	1	0	0	H 10			
Willy Miranda, S OBP: 0.356, SLG: 0.316 (1, 6)		0-0 1B	0-0 1B	0-0 SH5-4			0-0 FC4-6		0-0 G3		5	0	3	0	0	0	2	RBI 1			
Billy Pierce, L OBP: 0.172, SLG: 0.094 (1, 1)		0-0 1B	0-0 1B	0-0 SH5-4			0-0 FC5-4		0-3 K		2	0	1	0	0	0	1	BB 5			
Bud Stewart, L OBP: 0.371, SLG: 0.397 (9, PH)		0-0 1B	0-0 1B	0-0 SH5-4			0-0 FC5-4		0-0 K		1	0	0	0	0	1	0	SO 3			
Harry Dorish, R (9, 1)		0-0 1B	0-0 1B	0-0 SH5-4			0-0 FC5-4		0-0 K		1	0	0	0	0	1	0	LOB 23			
Inning Stats	R: 0 E: 0 K: 0 S: 3	H: 0 LOB: 1 BB: 1 P: 7	R: 0 E: 0 K: 1 S: 7	H: 2 LOB: 3 BB: 1 P: 11	R: 0 E: 1 K: 1 S: 7	H: 1 LOB: 3 BB: 1 P: 11	R: 0 E: 0 K: 0 S: 4	H: 1 LOB: 0 BB: 0 P: 4	R: 0 E: 0 K: 0 S: 3	H: 1 LOB: 1 BB: 0 P: 4	R: 0 E: 0 K: 0 S: 4	H: 1 LOB: 1 BB: 0 P: 4	R: 0 E: 1 K: 0 S: 3	H: 0 LOB: 1 BB: 1 P: 7	R: 0 E: 0 K: 1 S: 7	H: 2 LOB: 2 BB: 1 P: 11	R: 0 E: 0 K: 0 S: 4	H: 1 LOB: 1 BB: 0 P: 4	1B: 10 2B: 0 3B: 0 HR: 0	SF: 0 SAC: 1 DP: 0 HBP: 0	WP: 0 PA: 45
PITCHER Harry Byrd, R ERA: 4.34 (1, 1)	IP 10.0	WLS W	BF 45	H 10	R 1	ER 1	SO 3	BB 5	IBB 0	HBP 0	BLK 0	WP 0	HR 0	S 46	P 66	ERA 0.90	WHIP 1.500				
PITCHER	IP	WLS	BF	H	R	ER	SO	BB	IBB	HBP	BLK	WP	HR	S	P	ERA	WHIP				

Chicago White Sox @ Philadelphia Athletics
Shibe Park, Philadelphia, PA
Mon Jul 14 1952, 3:33 AM EDT
Att: 3,216 - Unknown


AB 39
R 1
H 10
RBI 1
BB 5
SO 3
LOB 23



Batter	1	2	3	4	5	6	7	8	9	10	AB	R	H	RBI	BB	SO	LOB	BOTTOM	
Eddie Joost, R OBP: 0.401, SLG: 0.436 (1, 6)	0-0 5-3		0-0 F3		4-0 BB		0-0 F7			4-0 SH5-4 1B BB	3	1	0	0	2	0	1		
Ferris Fain, L OBP: 0.427, SLG: 0.412 (1, 3)	4-0 3B BB		0-0 PO	0-0 1B			0-0 4-3			0-0 SH5-4	3	1	1	0	1	0	2		
Dave Philley, S OBP: 0.339, SLG: 0.352 (1, 8)	0-0 1H 3B		0-0 PO	0-0 5-3			0-0 1B		0-0 1B	0-0 1B	5	0	4	2	0	0	0		
Gus Zernial, R OBP: 0.374, SLG: 0.509 (1, 7)	0-0 F5			0-0 5-3			0-0 F8		0-0 1B	0-0 1B	4	0	1	0	0	0	2		
Kite Thomas, R OBP: 0.345, SLG: 0.421 (1, 9)	0-0 6-3			0-0 1B			0-0 K		0-0 G5-4-3	0-0 G5-4-3	4	0	1	0	0	1	4		
Billy Hitchcock, R OBP: 0.275, SLG: 0.254 (1, 5)		0-0 F8		0-0 F8			0-0 5-3		4-0 FC1-6 BB		3	0	0	0	1	0	2		
Skeeter Kell, R OBP: 0.278, SLG: 0.281 (1, 4)		0-0 6-3			0-0 F3		0-0 SH1-4		0-0 F3		4	0	1	0	0	0	1	AB 32	
Ray Murray, R OBP: 0.308, SLG: 0.360 (1, 2)		0-0 5-3			0-0 SH1-4		0-0 1B		0-0 F6		4	0	1	0	0	0	2	R 2	
Harry Byrd, R OBP: 0.120, SLG: 0.043 (1, 1)			0-0 F3		0-0 SH1-4		0-0 SH1-4		0-0 FC1-6		2	0	0	0	0	0	1	H 9	
Inning Stats	R: 1 E: 0 K: 0 S: 4	H: 1 LOB: 1 BB: 1 P: 8	R: 0 E: 0 K: 0 S: 3	H: 0 LOB: 0 BB: 0 P: 3	R: 0 E: 0 K: 0 S: 3	H: 1 LOB: 0 BB: 0 P: 3	R: 0 E: 0 K: 0 S: 4	H: 1 LOB: 1 BB: 0 P: 4	R: 0 E: 0 K: 0 S: 4	H: 1 LOB: 1 BB: 0 P: 4	R: 0 E: 0 K: 0 S: 4	H: 2 LOB: 1 BB: 0 P: 4	R: 0 E: 0 K: 0 S: 3	H: 0 LOB: 1 BB: 1 P: 7	R: 1 E: 0 K: 0 S: 2	H: 1 LOB: 1 BB: 1 P: 6	1B: 8 2B: 0 3B: 1 HR: 0	SF: 0 SAC: 3 DP: 1 HBP: 0	WP: 0 PA: 40
PITCHER Billy Pierce, L ERA: 2.64 (1, 1)	IP 8.0	WLS L	BF 32	H 8	R 1	ER 1	SO 1	BB 2	IBB 0	HBP 0	BLK 0	WP 0	HR 0	S 32	P 40	ERA 1.12	WHIP 1.250		
PITCHER Harry Dorish, R ERA: 1.84 (9, 1)	IP 1.1	WLS L	BF 7	H 1	R 1	ER 1	SO 0	BB 2	IBB 0	HBP 0	BLK 0	WP 0	HR 0	S 5	P 13	ERA 6.75	WHIP 2.250		
PITCHER	IP	WLS	BF	H	R	ER	SO	BB	IBB	HBP	BLK	WP	HR	S	P	ERA	WHIP		

Chicago White Sox @ Philadelphia Athletics
Shibe Park, Philadelphia, PA
Mon Jul 14 1952, 3:33 AM EDT
Att: 3,216 - Unknown

AB 32
R 2
H 9
RBI 2
BB 4
SO 1
LOB 15



Batter	1	2	3	4	5	6	7	8	9	AB	R	H	RBI	BB	SO	LOB	TOP										
Hector Rodriguez, R OBP: 0.356, SLG: 0.305 (1.5)	F2	F9		1-3			G3 2B 1B		FC6 1B	5	1	2	0	0	0	1											
Nelle Fox, L OBP: 0.333, SLG: 0.370 (1.4)	BB 2B	4-3		4-3			G3		FC6 1-2	5	1	1	0	0	0	3											
Minnie Minoso, R OBP: 0.392, SLG: 0.473 (1.8)	K				6-3		2B		1-3	5	1	2	1	0	1	2											
Sam Mele, R OBP: 0.342, SLG: 0.430 (1.9)	2B 1-2 BB				K		2B			3	0	2	1	1	1	0											
Eddie Robinson, L OBP: 0.386, SLG: 0.478 (1.3)	1-3 2-H 2B			L6-4 BB	F4		4-3			3	0	1	1	1	0	1											
Sherm Lollar, R OBP: 0.337, SLG: 0.416 (1.2)									F7	1	0	0	0	1	0	3											
Phil Masi, R OBP: 0.333, SLG: 0.302 (4.2)	IBB			L6-4 1-2			K			2	0	0	0	0	1	0											
Tom Wright, L OBP: 0.356, SLG: 0.297 (1.7)	G3						4-3		6-3	3	0	0	0	1	0	3											
Willy Miranda, S OBP: 0.360, SLG: 0.326 (1.6)							6-3		F8	4	0	1	0	0	1	3											
Joe Dobson, R OBP: 0.237, SLG: 0.194 (3.1)										0	0	0	0	0	0	0											
Lou Kretlow, R OBP: 0.327, SLG: 0.271 (7.1)										1	0	0	0	0	1	0											
Leo Thomas, R OBP: 0.327, SLG: 0.271 (7.1)										1	0	0	0	0	0	0											
Howie Judson, R OBP: 0.222, SLG: 0.232 (8.1)										0	0	0	0	0	0	0											
Bill Kennedy, L OBP: 0.273, SLG: 0.294 (8.1)										1	0	0	0	0	1	0											
Sam Denio, R OBP: 0.273, SLG: 0.294 (8.1)										0	0	0	0	0	1	0											
Inning Stats	R: 1 E: 0 K: 1 S: 7	H: 2 LOB: 3 BB: 2 P: 15	R: 0 E: 0 K: 0 S: 4	H: 1 LOB: 1 BB: 0 P: 4	R: 0 E: 0 K: 1 S: 6	H: 2 LOB: 2 BB: 2 P: 14	R: 0 E: 0 K: 1 S: 5	H: 0 LOB: 0 BB: 0 P: 5	R: 0 E: 0 K: 1 S: 5	H: 0 LOB: 0 BB: 0 P: 5	R: 2 E: 0 K: 0 S: 6	H: 3 LOB: 1 BB: 0 P: 6	R: 0 E: 0 K: 0 S: 3	H: 0 LOB: 0 BB: 0 P: 3	R: 0 E: 0 K: 1 S: 6	H: 1 LOB: 1 BB: 0 P: 6	1B: 6 2B: 4 3B: 0 HR: 0	SF: 0 SAC: 1 DP: 1 HBP: 0	WP: 0 PB: 0 SB: 0 CS: 0	PA: 39							
PITCHER	IP	WLS	BF	H	R	ER	SO	BB	IBB	HBP	BLK	WP	HR	S	P	ERA	WHIP										
Mel Parnell, L ERA: 3.69 (1.1)	9.0	W	39	9	3	3	6	3	1	0	0	0	0	47	63	3.00	1.333										

Chicago White Sox @ Boston Red Sox
Fenway Park, Boston, MA
Wed Jul 16 1952, 3:33 AM EDT
Att: 11,026 - Unknown

AB	34
R	3
H	9
RBI	3
BB	4
SO	6
LOB	16



Batter	1	2	3	4	5	6	7	8	9	AB	R	H	RBI	BB	SO	LOB	BOTTOM										
Johnny Lipon, R OBP: 0.302, SLG: 0.266 (1.6)	5-3		5-3 6-3			BB BB		FC1-6 1B 1B		4	1	0	0	1	0	4											
Faye Throneberry, L OBP: 0.330, SLG: 0.368 (1.9)	F8		1B FC5-2	1B		K		1B 1B 1B		5	0	3	0	0	1	1											
George Kell, R OBP: 0.388, SLG: 0.427 (1.5)	F5		1B FC5-2	1B		FC4 BB		1B 1B 1B		4	1	3	1	1	0	0											
Dom DiMaggio, R OBP: 0.387, SLG: 0.381 (1.8)		5-3	FC5-2	K		K		1B 1B 1B		2	1	0	0	0	0	2											
George Schmees, L OBP: 0.204, SLG: 0.216 (4.8)		5-3	FC5-2	K		K		1B 1B 1B		3	0	1	0	0	2	4											
Billy Goodman, L OBP: 0.405, SLG: 0.473 (1.4)		HR BB	1B 2B	F4		FC4		K		4	2	1	2	1	1	7											
Hoot Evers, R OBP: 0.331, SLG: 0.432 (1.7)		HR 1-H	1B 1B	K		5-3		K		5	2	2	3	0	2	5											
Dick Gemert, R OBP: 0.288, SLG: 0.461 (1.3)		K	BB 1B			F4		K		4	0	1	0	0	2	0											
Sammy White, R OBP: 0.314, SLG: 0.423 (1.2)		BB	BB 1B			K		6-3		3	0	1	1	1	1	0											
Mel Parnell, L OBP: 0.128, SLG: 0.047 (1.1)		F8	BB			4-3		FC1-6 1B		3	0	1	0	1	0	1											
Inning Stats	R: 0 E: 0 K: 0 S: 3	H: 0 LOB: 0 BB: 0 P: 3	R: 2 E: 0 K: 1 S: 6	H: 1 LOB: 1 BB: 2 P: 14	R: 4 E: 0 K: 0 S: 9	H: 6 LOB: 3 BB: 1 P: 13	R: 0 E: 0 K: 2 S: 9	H: 2 LOB: 2 BB: 0 P: 9	R: 0 E: 0 K: 1 S: 5	H: 0 LOB: 0 BB: 0 P: 5	R: 0 E: 0 K: 2 S: 7	H: 0 LOB: 2 BB: 2 P: 15	R: 0 E: 0 K: 1 S: 5	H: 0 LOB: 0 BB: 0 P: 5	R: 1 E: 0 K: 2 S: 11	H: 4 LOB: 3 BB: 0 P: 11	1B: 11 2B: 1 3B: 0 HR: 1	SF: 0 SAC: 0 DP: 0 HBP: 0	WP: 0 PB: 0 SB: 0 CS: 0	PA: 42							
PITCHER	IP	WLS	BF	H	R	ER	SO	BB	IBB	HBP	BLK	WP	HR	S	P	ERA	WHIP										
Joe Dobson, R ERA: 2.64 (1.1)	2.2	L	17	7	0	0	5	2	0	0	0	0	0	22	34	0.00	1.500										
Lou Kretlow, R ERA: 4.05 (3.1)	3.1		15	2	0	0	5	3	0	0	0	0	0	22	34	0.00	1.500										
Howie Judson, R ERA: 4.5 (7.1)	1.1		5	1	1	1	1	0	0	0	0	0	0	7	7	6.75	0.750										
Bill Kennedy, L ERA: 2.18 (8.1)	0.2		5	3	0	0	2	0	0	0	0	0	0	9	9	0.00	4.500										

Chicago White Sox @ Boston Red Sox
Fenway Park, Boston, MA
Wed Jul 16 1952, 3:33 AM EDT
Att: 11,026 - Unknown

AB	37
R	7
H	13
RBI	7
BB	5
SO	9
LOB	24



Batter	1	2	3	4	5	6	7	8	9	AB	R	H	RBI	BB	SO	LOB	TOP			
Hector Rodriguez, R OBP: 0.355, SLG: 0.305 Sam Mele, R OBP: 0.341, SLG: 0.429 Leo Thomas, R OBP: 0.335, SLG: 0.269	0-0 1B 1B		0-0 4-3		0-0 4-3		0-3 K		0-0 FC5-2	3	0	1	0	0	0	1	Chicago White Sox @ Boston Red Sox Fenway Park, Boston, MA Thu Jul 17 1952, 3:33 AM EDT Att: 6,986 - Unknown			
Nellie Fox, L OBP: 0.337, SLG: 0.373	0-0 1-2 1B		0-0 F9		0-0 F9		0-0 1B 1B		0-0 F7	5	0	3	0	0	0	2				
Minnie Minoso, R OBP: 0.388, SLG: 0.467	0-3 K		0-0 F8		0-0 F8		0-0 F8		0-0 L7	4	0	0	0	0	1	4				
Eddie Robinson, L OBP: 0.384, SLG: 0.475	0-0 F9			0-0 F9		0-0 1B		0-0 F4		4	0	1	0	0	0	3				
Bud Stewart, L OBP: 0.363, SLG: 0.386	0-3 K			0-3 K		0-3 K		0-0 F7		4	0	0	0	0	3	5				
Ray Coleman, L OBP: 0.284, SLG: 0.293		0-0 1-3		0-0 F8		0-0 F8			0-0 1B FC5-4 1B	4	1	1	0	0	0	2				
Bud Sheely, L OBP: 0.373, SLG: 0.286 Billy Pierce, L OBP: 0.172, SLG: 0.094 Sherm Lollar, R OBP: 0.340, SLG: 0.419 Phil Masi, R OBP: 0.333, SLG: 0.302	4-0 FC3-6 BB				0-0 FC6-4 1B		4-0 FC4 BB		0-0 FC5-4 FC5-2 1B 1B	1	0	1	0	2	0	0		AB 36 R 1 H 9 RBI 1 BB 2 SO 7 LOB 28		
Willy Miranda, S OBP: 0.352, SLG: 0.319	0-0 FC3-6 1-2				0-3 K		0-0 FC4		0-0 FC5-4 1B 1B	4	0	1	0	0	1	3				
Mary Grissom, R OBP: 0.138, SLG: 0.207 Tom Wright, L OBP: 0.353, SLG: 0.294 Hal Brown, R OBP: 0.231, SLG: 0.250 Sam Dente, R OBP: 0.270, SLG: 0.262	0-3 K				0-0 FC6-4 1-2		0-0 F7		0-0 FC5-4 FC5-2 1B	2	0	0	0	0	1	2				
Inning Stats	R: 0 E: 0 K: 2 S: 9	H: 2 LOB: 2 BB: 0 P: 9	R: 0 E: 0 K: 1 S: 5	H: 0 LOB: 1 BB: 1 P: 9	R: 0 E: 0 K: 0 S: 3	H: 0 LOB: 0 BB: 0 P: 3	R: 0 E: 0 K: 1 S: 5	H: 1 LOB: 0 BB: 0 P: 5	R: 0 E: 0 K: 1 S: 6	H: 2 LOB: 2 BB: 0 P: 7	R: 0 E: 0 K: 1 S: 5	H: 0 LOB: 1 BB: 1 P: 9	R: 0 E: 0 K: 0 S: 4	H: 1 LOB: 1 BB: 0 P: 4	R: 1 E: 0 K: 0 S: 6	H: 3 LOB: 2 BB: 0 P: 6		1B: 9 2B: 0 3B: 0 HR: 0	SF: 0 SAC: 0 DP: 0 HBP: 0	WP: 0 PB: 0 SB: 0 CS: 0
PITCHER	IP WLS BF H R ER SO BB IBB HBP BLK WP HR S P ERA WHIP	8.0 W 33 7 1 1 7 2 0 0 0 0 0 0 45 53 1.12 1.125	0.0 L 2 2 0 0 0 0 0 0 0 0 0 0 2 2 ∞ ∞	1.0 S 3 0 0 0 0 0 0 0 0 0 0 3 3 0.00 0.000	PITCHER										IP WLS BF H R ER SO BB IBB HBP BLK WP HR S P ERA WHIP					

Batter	1	2	3	4	5	6	7	8	9	AB	R	H	RBI	BB	SO	LOB	BOTTOM			
Johnny Lipon, R OBP: 0.295, SLG: 0.260	0-0 F9		0-0 F9		0-0 F8		0-0 F6			4	0	0	0	0	0	0	Chicago White Sox @ Boston Red Sox Fenway Park, Boston, MA Thu Jul 17 1952, 3:33 AM EDT Att: 6,986 - Unknown			
Faye Throneberry, L OBP: 0.339, SLG: 0.367	0-0 F9		4-0 S 2B BB		0-0 1B		0-0 4-3			3	1	1	0	1	0	0				
George Kell, R OBP: 0.386, SLG: 0.428	0-0 F7		0-0 E 1H 2B		0-0 F5		0-0 F6		0-0 F6	4	0	1	1	0	0	1				
George Schmees, L OBP: 0.206, SLG: 0.209		0-0 6-3	4-0 E BB		0-0 6-3		0-3 K			3	0	0	0	1	1	1				
Billy Goodman, L OBP: 0.403, SLG: 0.468	0-0 G3		0-0 E3			4-0 BB		0-0 F7		3	0	0	0	1	0	2				
Hoot Evers, R OBP: 0.331, SLG: 0.427	4-0 FC5-4 BB		0-3 K			0-0 F6				2	0	0	0	1	1	4				
Dick Gemert, R OBP: 0.281, SLG: 0.448	0-0 FC5-4 1-2			0-3 K		0-0 F7				3	0	0	0	0	1	2				
Sammy White, R OBP: 0.314, SLG: 0.437			0-0 HR		0-0 5-3		0-0 6-3			3	1	1	1	0	0	1				
Dizzy Trout, R OBP: 0.143, SLG: 0.143 Al Benton, R OBP: 0.333, SLG: 0.286			0-3 K		0-3 K		0-3 K			3	0	0	0	0	3	0				
Inning Stats	R: 0 E: 0 K: 0 S: 3	H: 0 LOB: 0 BB: 0 P: 3	R: 0 E: 0 K: 0 S: 3	H: 0 LOB: 1 BB: 1 P: 7	R: 2 E: 1 K: 2 S: 10	H: 2 LOB: 3 BB: 2 P: 18	R: 0 E: 0 K: 2 S: 7	H: 0 LOB: 0 BB: 0 P: 7	R: 0 E: 0 K: 0 S: 4	H: 1 LOB: 1 BB: 0 P: 4	R: 0 E: 0 K: 0 S: 3	H: 0 LOB: 1 BB: 1 P: 7	R: 0 E: 0 K: 1 S: 5	H: 0 LOB: 0 BB: 0 P: 5	R: 0 E: 0 K: 1 S: 5	H: 0 LOB: 0 BB: 0 P: 5		1B: 1 2B: 1 3B: 0 HR: 1	SF: 0 SAC: 0 DP: 0 HBP: 0	WP: 0 PB: 0 SB: 1 CS: 0
PITCHER	IP WLS BF H R ER SO BB IBB HBP BLK WP HR S P ERA WHIP	6.0 L 26 3 2 2 4 4 0 0 0 0 0 0 10 10 3.00 1.167	2.0 L 6 0 0 0 2 0 0 0 0 0 0 0 10 10 0.00 0.000	PITCHER										IP WLS BF H R ER SO BB IBB HBP BLK WP HR S P ERA WHIP						

Batter	1	2	3	4	5	6	7	8	9	AB	R	H	RBI	BB	SO	LOB	TOP			
Willy Miranda, S (1, 6) OBP: 0.351, SLG: 0.320 Bud Stewart, L (7, PH) OBP: 0.361, SLG: 0.384 Howie Judson, R (7, 1) Leo Thomas, R (9, PH) OBP: 0.333, SLG: 0.267	P4		1B S 1B		P3		P5		5-3	3	1	1	0	0	0	0				
Nelle Fox, L (1, 4) OBP: 0.335, SLG: 0.371	1-3		F 1B 1-3 1B		F8		K		G3	5	0	1	0	0	1	2				
Minnie Minoso, R (1, 8) OBP: 0.389, SLG: 0.473	1B S 1B		K		F8				1B 3B	4	1	2	0	0	1	2				
Eddie Robinson, L (1, 3) OBP: 0.388, SLG: 0.478	1B		E8 FC6-4 1B		G3				FC5 1B 1B	4	0	3	2	0	0	0				
Sam Mele, R (1, 9) OBP: 0.336, SLG: 0.421	K		FC6-4 1-2		F7				F8	4	0	0	0	0	1	5				
Ray Coleman, L (1, 7) OBP: 0.268, SLG: 0.298					4-3				1B F7 1B	4	1	2	0	0	0	0				
Bud Sheely, L (1, 2) Hal Brown, R (7, PR) OBP: 0.231, SLG: 0.250 Sherm Lollar, R (7, 2) OBP: 0.339, SLG: 0.417	4-3				F8				F7	3	0	1	0	0	0	0				
Hector Rodriguez, R (1, 5) OBP: 0.351, SLG: 0.301	L8				6-3				F7 FC5	4	0	0	1	0	0	3				
Chuck Stobbs, L (1, 1) Tom Wright, L (7, PH) OBP: 0.358, SLG: 0.301 Sam Dentle, R (7, 6) OBP: 0.268, SLG: 0.259	4-3				P3				F7	2	0	0	0	0	0	0				
Inning Stats	R: 0 E: 0 K: 1 S: 7	H: 2 LOB: 2 BB: 0 P: 7	R: 0 E: 0 K: 0 S: 3	H: 0 LOB: 0 BB: 0 P: 3	R: 1 E: 1 K: 1 S: 8	H: 3 LOB: 2 BB: 0 P: 8	R: 0 E: 0 K: 0 S: 3	H: 0 LOB: 0 BB: 0 P: 3	R: 0 E: 0 K: 1 S: 5	H: 0 LOB: 0 BB: 0 P: 3	R: 1 E: 0 K: 1 S: 8	H: 3 LOB: 2 BB: 0 P: 8	R: 1 E: 0 K: 0 S: 6	H: 3 LOB: 2 BB: 0 P: 6	R: 0 E: 0 K: 0 S: 3	H: 0 LOB: 0 BB: 0 P: 3	1B: 10 2B: 0 3B: 1 HR: 0	SF: 0 SAC: 0 DP: 0 HBP: 0	WP: 0 PB: 0 SB: 2 CS: 0	PA: 38
PITCHER	IP WLS BF H R ER SO BB IBB HBP BLK WP HR S P ERA WHIP																			
Tom Gorman, R (1, 1) ERA: 4.0	7.0 W 31 10 3 3 3 0 0 0 0 0 0 37 37 3.86 1.429																			
Johnny Sain, R (8, 1) ERA: 3.95	2.0 S 7 1 0 0 0 0 0 0 0 0 0 0 7 7 0.00 0.500																			

Chicago White Sox @ New York Yankees
Yankee Stadium, Bronx, NY
Fri Jul 18 1952, 3:33 AM EDT
Att: 7,618 - Unknown

AB 38
R 3
H 11
RBI 3
BB 0
SO 3
LOB 16



Batter	1	2	3	4	5	6	7	8	9	AB	R	H	RBI	BB	SO	LOB	BOTTOM			
Phil Rizzuto, R (1, 6) OBP: 0.356, SLG: 0.355	CS HBP		HR BB		F8		6-3			2	1	0	0	1	0	0				
Joe Collins, L (1, 3) OBP: 0.368, SLG: 0.486	F9		F8		4-3		F7			4	0	0	0	0	0	3				
Hank Bauer, R (1, 9) OBP: 0.365, SLG: 0.483	WP BB		HR		2B				SH1-4 BB 1B	3	2	3	3	1	0	0				
Mickey Mantle, S (1, 8) OBP: 0.400, SLG: 0.535	K		5-3		P4				F7 SH1-4 BB	3	0	0	0	1	1	2				
Gil McDougald, R (1, 5) OBP: 0.338, SLG: 0.362					HR BB		K		SH1-4	2	1	0	0	1	1	0				
Billy Martin, R (1, 4) OBP: 0.335, SLG: 0.372	F9				K				F7	4	0	1	1	0	1	2				
Gene Woodling, L (1, 7) OBP: 0.412, SLG: 0.505	L9				HR				SH1-4 BB	2	1	1	2	2	0	0				
Charles Silveira, R (1, 2) OBP: 0.385, SLG: 0.303 Yogi Berra, L (8, PH) OBP: 0.365, SLG: 0.528			FC3-6 1B		L7				F2	3	0	1	0	0	0	1				
Tom Gorman, R (1, 1) Johnny Sain, R (8, 1) OBP: 0.364, SLG: 0.524			FC3-6 BB HR		K				K	3	1	0	0	0	2	1				
Inning Stats	R: 0 E: 0 K: 1 S: 4	H: 0 LOB: 1 BB: 1 P: 9	R: 0 E: 0 K: 0 S: 3	H: 0 LOB: 0 BB: 0 P: 3	R: 3 E: 0 K: 0 S: 5	H: 2 LOB: 1 BB: 1 P: 9	R: 2 E: 0 K: 2 S: 8	H: 1 LOB: 0 BB: 1 P: 12	R: 0 E: 0 K: 1 S: 5	H: 1 LOB: 1 BB: 1 P: 9	R: 0 E: 0 K: 1 S: 5	H: 0 LOB: 0 BB: 0 P: 5	R: 1 E: 0 K: 0 S: 4	H: 1 LOB: 2 BB: 2 P: 12	R: 0 E: 0 K: 0 S: 3	H: 0 LOB: 0 BB: 0 P: 3	1B: 3 2B: 1 3B: 0 HR: 2	SF: 0 SAC: 1 DP: 0 HBP: 1	WP: 1 PB: 0 SB: 0 CS: 2	PA: 35
PITCHER	IP WLS BF H R ER SO BB IBB HBP BLK WP HR S P ERA WHIP																			
Chuck Stobbs, L (1, 1) ERA: 2.96	6.0 L 26 5 5 5 4 4 0 0 0 0 0 0 29 46 7.50 1.500																			
Howie Judson, R (7, 1) ERA: 4.5	2.0 9 1 1 1 1 2 0 0 0 0 0 0 9 17 4.50 1.500																			

Chicago White Sox @ New York Yankees
Yankee Stadium, Bronx, NY
Fri Jul 18 1952, 3:33 AM EDT
Att: 7,618 - Unknown

AB 27
R 6
H 6
RBI 6
BB 6
SO 5
LOB 11



Batter	1	2	3	4	5	6	7	8	9	AB	R	H	RBI	BB	SO	LOB	TOP					
Willy Miranda, S OBP: 0.361, SLG: 0.352										4	1	2	0	0	0	1						
Nelle Fox, L OBP: 0.334, SLG: 0.369										4	0	1	0	0	1	2						
Minnie Minoso, R OBP: 0.388, SLG: 0.471										4	0	1	0	0	0	3						
Eddie Robinson, L OBP: 0.389, SLG: 0.487										4	1	2	2	0	1	2						
Tom Wright, L OBP: 0.347, SLG: 0.290										4	0	0	0	0	1	1						
Ray Coleman, L OBP: 0.283, SLG: 0.292										4	0	0	0	0	0	0						
Bud Shely, L OBP: 0.364, SLG: 0.306										3	0	2	0	0	0	0						
Hal Brown, R OBP: 0.231, SLG: 0.250										0	0	0	0	0	0	0						
Sherm Lollar, R OBP: 0.337, SLG: 0.415										1	0	0	0	0	0	0						
Sam Dente, R OBP: 0.263, SLG: 0.255										2	0	0	0	0	0	1						
Bud Stewart, L OBP: 0.359, SLG: 0.382										1	0	0	0	0	0	1						
Leo Thomas, R OBP: 0.333, SLG: 0.267										0	0	0	0	0	0	0						
Billy Pierce, L OBP: 0.183, SLG: 0.109										2	0	1	0	0	0	0						
Hector Rodriguez, R OBP: 0.353, SLG: 0.363										1	0	1	0	0	0	0						
Bill Kennedy, L OBP: 0.222, SLG: 0.222										0	0	0	0	0	0	0						
Inning Stats	R: 1 E: 0 K: 1 S: 7	H: 2 LOB: 1 BB: 0 P: 7	R: 0 E: 0 K: 0 S: 3	H: 0 LOB: 0 BB: 0 P: 3	R: 0 E: 0 K: 0 S: 3	H: 0 LOB: 0 BB: 0 P: 3	R: 0 E: 0 K: 1 S: 5	H: 0 LOB: 0 BB: 0 P: 5	R: 0 E: 0 K: 0 S: 3	H: 1 LOB: 0 BB: 0 P: 3	R: 0 E: 0 K: 0 S: 4	H: 3 LOB: 1 BB: 0 P: 4	R: 0 E: 0 K: 0 S: 5	H: 2 LOB: 1 BB: 0 P: 5	R: 0 E: 0 K: 1 S: 7	H: 2 LOB: 2 BB: 0 P: 7	R: 0 E: 0 K: 0 S: 3	H: 0 LOB: 0 BB: 0 P: 3	1B: 8 2B: 1 3B: 0 HR: 1	SF: 0 SAC: 0 DP: 2 HBP: 0	WP: 0 PB: 0 SB: 0 CS: 0	PA: 34
PITCHER	IP	WLS	BF	H	R	ER	SO	BB	IBB	HBP	BLK	WP	HR	S	P	ERA	WHIP					
Tom Morgan, R ERA: 3.15	7.0	W	26	8	2	2	2	0	0	0	0	0	1	30	30	2.57	1.143					
Allie Reynolds, R ERA: 1.79	2.0	S	8	2	0	0	1	0	0	0	0	0	0	10	10	0.00	1.000					

Chicago White Sox @ New York Yankees
Yankee Stadium, Bronx, NY
Sat Jul 19 1952, 3:33 AM EDT
Att: 15,397 - Unknown

livebaseballscores.com

AB 34
R 2
H 10
RBI 2
BB 0
SO 3
LOB 11

Batter	1	2	3	4	5	6	7	8	9	AB	R	H	RBI	BB	SO	LOB	BOTTOM				
Phil Rizzuto, R OBP: 0.357, SLG: 0.356										4	1	2	0	0	0	0					
Joe Collins, L OBP: 0.370, SLG: 0.496										4	1	2	0	0	1	0					
Hank Bauer, R OBP: 0.364, SLG: 0.480										4	0	1	1	0	1	2					
Mickey Mantle, S OBP: 0.401, SLG: 0.534										4	0	2	0	0	1	1					
Gil McDougald, R OBP: 0.337, SLG: 0.361										4	0	1	1	0	1	4					
Billy Martin, R OBP: 0.337, SLG: 0.373										2	1	1	0	0	1	2					
Kal Segrist, R OBP: 0.200, SLG: 0.111										2	1	0	0	0	1						
Gene Woodling, L OBP: 0.409, SLG: 0.498										3	0	0	0	1	2	3					
Charles Silveira, R OBP: 0.372, SLG: 0.297										4	0	1	2	0	0	0					
Tom Morgan, R OBP: 0.194, SLG: 0.355										3	0	0	0	0	1	2					
Allie Reynolds, R OBP: 0.200, SLG: 0.208										0	0	0	0	0	0	0					
Inning Stats	R: 2 E: 1 K: 2 S: 11	H: 3 LOB: 2 BB: 0 P: 11	R: 0 E: 0 K: 0 S: 3	H: 1 LOB: 1 BB: 0 P: 3	R: 0 E: 0 K: 2 S: 8	H: 1 LOB: 1 BB: 0 P: 8	R: 1 E: 1 K: 1 S: 6	H: 1 LOB: 0 BB: 0 P: 6	R: 0 E: 0 K: 1 S: 5	H: 0 LOB: 0 BB: 0 P: 5	R: 1 E: 0 K: 0 S: 5	H: 2 LOB: 2 BB: 1 P: 9	R: 0 E: 0 K: 1 S: 7	H: 2 LOB: 2 BB: 0 P: 7	R: 0 E: 0 K: 1 S: 5	H: 0 LOB: 0 BB: 0 P: 5	1B: 8 2B: 2 3B: 0 HR: 0	SF: 0 SAC: 0 DP: 0 HBP: 0	WP: 0 PB: 0 SB: 0 CS: 0	PA: 35	
PITCHER	IP	WLS	BF	H	R	ER	SO	BB	IBB	HBP	BLK	WP	HR	S	P	ERA	WHIP				
Billy Pierce, L ERA: 2.69	7.0	L	32	10	4	3	7	1	0	0	0	0	0	45	49	3.86	1.571				
Bill Kennedy, L ERA: 2.14	1.0		3	0	0	0	1	0	0	0	0	0	0	5	5	0.00	0.000				

Chicago White Sox @ New York Yankees
Yankee Stadium, Bronx, NY
Sat Jul 19 1952, 3:33 AM EDT
Att: 15,397 - Unknown

livebaseballscores.com

AB 34
R 4
H 10
RBI 4
BB 1
SO 8
LOB 15

Batter	1	2	3	4	5	6	7	8	9	AB	R	H	RBI	BB	SO	LOB	TOP			
Willy Miranda, S (1,6) OBP: 0.354, SLG: 0.379 Sam Dente, R (8,6) OBP: 0.261, SLG: 0.252	F6	F8			8-2 3B		5-3		F2	4	0	1	0	0	0	2				
Nellie Fox, L (1,4) OBP: 0.335, SLG: 0.370	BB 1B		F9		8-2 3H		F8		1B	5	0	2	0	0	0	2				
Minnie Minoso, R (1,8) OBP: 0.391, SLG: 0.476	BB 1B		6-3				F8		G3 1B 2B	5	1	3	0	0	0	0				
Eddie Robinson, L (1,3) OBP: 0.392, SLG: 0.496	F9		HR				HR 1B		1B G3 SH5-4 BB	4	3	2	1	1	0	4				
Sam Mele, R (1,9) OBP: 0.333, SLG: 0.415	1-2 2-3 BB		F3				F9		G3 FC6-4	4	0	0	0	1	0	5				
Sherm Lollar, R (1,2) OBP: 0.344, SLG: 0.432	F7				G6-3 1B		HR		SH5-4 1B IBB	3	1	2	2	1	0	3				
Hector Rodriguez, R (1,5) OBP: 0.355, SLG: 0.366			6-3		G6-3 1-2		CS 1B		SH5-4 1B	4	0	2	1	0	0	1				
Tom Wright, L (1,7) OBP: 0.346, SLG: 0.300 Leo Thomas, R (8,PH) OBP: 0.333, SLG: 0.267 Ray Coleman, L (8,7) OBP: 0.263, SLG: 0.292					F9		CS		1-3 SH5-4	3	0	1	0	0	0	0				
Saul Rogovin, R (1,1) OBP: 0.259, SLG: 0.280 Chuck Stobbs, L (8,1) OBP: 0.212, SLG: 0.103 Harry Dorish, R (8,1)			F6		5-3				5-3	4	0	1	0	0	0	3				
Inning Stats	R: 0 E: 0 K: 0 S: 5	H: 2 LOB: 3 BB: 1 P: 9	R: 0 E: 0 K: 0 S: 4	H: 1 LOB: 1 BB: 0 P: 4	R: 1 E: 0 K: 0 S: 4	H: 1 LOB: 0 BB: 0 P: 4	R: 0 E: 0 K: 0 S: 3	H: 1 LOB: 0 BB: 0 P: 3	R: 0 E: 0 K: 0 S: 5	H: 3 LOB: 0 BB: 0 P: 5	R: 0 E: 0 K: 0 S: 4	H: 1 LOB: 1 BB: 0 P: 4	R: 2 E: 0 K: 0 S: 5	H: 2 LOB: 2 BB: 0 P: 13	R: 0 E: 0 K: 0 S: 5	H: 2 LOB: 2 BB: 0 P: 5	1B: 8 2B: 4 3B: 1 HR: 2	SF: 0 SAC: 1 DP: 2 HBP: 0	WP: 0 PB: 0 SB: 1 CS: 0	PA: 42
PITCHER	IP WLS BF H R ER SO BB IBB HBP BLK WP HR S P ERA WHIP																			
Bob Kuzava, L (1,1) ERA: 3.86 Johnny Sain, R (9,1) ERA: 3.82	8.0 L 36 12 5 5 0 2 1 0 0 0 2 33 45 5.62 1.750																			

Chicago White Sox @ New York Yankees
Yankee Stadium, Bronx, NY
Sun Jul 20 1952, 3:33 AM EDT
Att: 26,051 - Unknown

livebaseballscores.com

AB 37
R 5
H 14
RBI 5
BB 3
SO 0
LOB 20



Batter	1	2	3	4	5	6	7	8	9	AB	R	H	RBI	BB	SO	LOB	BOTTOM			
Phil Rizzuto, R (1,6) OBP: 0.358, SLG: 0.355	4-3 S 1B		G3		K			1B BB BB	F6	4	1	1	0	1	1	0				
Joe Collins, L (1,3) OBP: 0.372, SLG: 0.507	K		F7				HR	1B BB		3	2	1	1	1	1	1				
Irv Noren, L (1,9) OBP: 0.305, SLG: 0.348	4-3						4-3	1B BB		4	0	2	1	0	0	1				
Yogi Berra, L (1,2) OBP: 0.363, SLG: 0.522	2-3 BB		4-3				F2	1B	F4	3	0	0	0	1	0	4				
Mickey Mantle, S (1,8) OBP: 0.399, SLG: 0.530	F8				F8		F8		1-2 2-3 3-4 1B	4	0	1	2	0	0	2				
Gene Woodling, L (1,7) OBP: 0.404, SLG: 0.490 Hank Bauer, R (8,PH) OBP: 0.363, SLG: 0.479			1-3		F9		F3		K	3	0	0	0	0	0	0				
Gil McDougald, R (1,5) OBP: 0.336, SLG: 0.359					F4		F8		5-3	4	0	1	0	0	0	2				
Kal Segrist, R (1,4) OBP: 0.143, SLG: 0.077			F7		K		5-3		6-3	4	0	0	0	0	1	1				
Bob Kuzava, S (1,1) OBP: 0.214, SLG: 0.120 Johnny Mize, L (8,PH) OBP: 0.315, SLG: 0.349 Allie Reynolds, R (8,PR) OBP: 0.200, SLG: 0.208 Johnny Sain, R (9,1) OBP: 0.356, SLG: 0.512			F4		K			BB BB 1B 1B	4-3	2	0	0	0	0	1	1				
Inning Stats	R: 0 E: 0 K: 1 S: 6	H: 1 LOB: 2 BB: 1 P: 10	R: 0 E: 0 K: 0 S: 4	H: 1 LOB: 0 BB: 0 P: 4	R: 0 E: 0 K: 0 S: 4	H: 1 LOB: 0 BB: 0 P: 4	R: 0 E: 0 K: 3 S: 9	H: 0 LOB: 0 BB: 0 P: 9	R: 1 E: 0 K: 0 S: 4	H: 1 LOB: 0 BB: 0 P: 4	R: 0 E: 0 K: 0 S: 3	H: 0 LOB: 0 BB: 0 P: 3	R: 3 E: 0 K: 1 S: 8	H: 3 LOB: 2 BB: 2 P: 16	R: 0 E: 0 K: 0 S: 3	H: 0 LOB: 0 BB: 0 P: 3	1B: 6 2B: 0 3B: 0 HR: 1	SF: 0 SAC: 0 DP: 0 HBP: 0	WP: 0 PB: 0 SB: 1 CS: 0	PA: 37
PITCHER	IP WLS BF H R ER SO BB IBB HBP BLK WP HR S P ERA WHIP																			
Saul Rogovin, R (1,1) ERA: 4.18 Chuck Stobbs, L (8,1) ERA: 2.95 Harry Dorish, R (8,1) ERA: 1.79	7.0 W 30 12 5 4 4 4 3 0 0 0 0 35 47 5.14 1.286																			

Chicago White Sox @ New York Yankees
Yankee Stadium, Bronx, NY
Sun Jul 20 1952, 3:33 AM EDT
Att: 26,051 - Unknown

livebaseballscores.com

AB 34
R 4
H 7
RBI 4
BB 3
SO 5
LOB 14



Batter	1	2	3	4	5	6	7	8	9	10	11	12	13	AB	R	H	RBI	BB	SO	LOB	TOP			
Dom DiMaggio, R (1, 8) OBP: 0.363, SLG: 0.377			5-3		L5			K		4-3		6-3		6	0	1	0	0	1	1				
Faye Throneberry, L (1, 9) OBP: 0.332, SLG: 0.353	F4		G3					K		K		4-3		6	0	1	0	0	2	2				
George Keli, R (1, 5) OBP: 0.389, SLG: 0.432	G4-6-3 1B			HBP 1B	CS			F8					SH5-4 1B BB	5	1	3	0	1	0	0				
Billy Goodman, L (1, 4) OBP: 0.397, SLG: 0.457	G4-6-3 1B			HBP BB				K		2B 1B			SH5-4	3	1	1	0	2	1	2				
Hoot Evers, R (1, 7) OBP: 0.339, SLG: 0.448		6-3		F3				6-3		F9	1-3		HR 1B	6	1	1	1	0	0	5				
Dick Cernert, R (1, 3) OBP: 0.301, SLG: 0.500		G6-4-3 1B			HBP			K				F8	HR	5	1	3	3	0	1	0				
Sammy White, R (1, 2) OBP: 0.327, SLG: 0.444	G6-4-3 1B			F4				6-3				6-3	K	5	0	0	0	1	1	4				
Johnny Lipon, R (1, 6) OBP: 0.294, SLG: 0.269			6-3	4-3						F4		6-3	5-3	6	0	1	0	0	0	5				
Mel Parnell, L (1, 1) OBP: 0.154, SLG: 0.064					F2					5-3				4	0	1	0	0	0	3				
Mickey McDermott, L (10, 1) OBP: 0.189, SLG: 0.236								FC6-4 1B						1	0	0	0	0	1	0				
Ray Scarborough, R (13, 1) OBP: 0.333, SLG: 0.286								FC6-4 1B						0	0	0	0	0	0	0				
Inning Stats	R: 0 E: 0 K: 0 S: 4	H: 2 LOB: 1 BB: 0 P: 4	R: 0 E: 0 K: 0 S: 3	H: 1 LOB: 0 BB: 0 P: 3	R: 0 E: 0 K: 0 S: 4	H: 1 LOB: 1 BB: 0 P: 4	R: 0 E: 0 K: 1 S: 5	H: 0 LOB: 0 BB: 0 P: 5	R: 0 E: 0 K: 1 S: 6	H: 1 LOB: 1 BB: 0 P: 6	R: 0 E: 0 K: 2 S: 7	H: 0 LOB: 0 BB: 0 P: 7	R: 1 E: 0 K: 0 S: 5	H: 2 LOB: 2 BB: 1 P: 9	R: 0 E: 0 K: 1 S: 6	H: 1 LOB: 1 BB: 1 P: 10	R: 0 E: 0 K: 0 S: 5	H: 0 LOB: 0 BB: 0 P: 5	R: 3 E: 0 K: 1 S: 7	H: 2 LOB: 1 BB: 1 P: 11	1B: 9 2B: 1 3B: 1 HR: 1	SF: 0 SAC: 1 DP: 2 HBP: 1	WP: 1 PB: 0 SB: 0 CS: 1	PA: 54
PITCHER	IP WLS BF H R ER SO BB IBB HBP BLK WP HR S P ERA WHIP	10.0 L 41 10 1 1 5 1 2 1 0 1 0 47 60 0.90 1.100	3.0 L 12 2 3 3 2 1 0 0 0 0 1 15 19 9.00 1.000	PITCHER																				

Boston Red Sox @ Chicago White Sox
Comiskey Park, Chicago, IL
Tue Jul 22 1952, 4:33 AM EDT
Att. 40,786 - Unknown

AB 47
R 4
H 12
RBI 4
BB 4
SO 7
LOB 22



Batter	1	2	3	4	5	6	7	8	9	10	11	12	13	AB	R	H	RBI	BB	SO	LOB	BOTTOM	
Willy Miranda, S (1, 6) OBP: 0.320, SLG: 0.349	6-3													5	0	0	0	1	3			
Sam Dente, R (12, PH) OBP: 0.259, SLG: 0.250		F8			F7									1	0	0	0	0	0			
Nellie Fox, L (1, 4) OBP: 0.337, SLG: 0.370	4-3													5	0	2	0	1	0	0		
Minnie Minoso, R (1, 8) OBP: 0.392, SLG: 0.476	F9													6	0	3	0	0	1	1		
Eddie Robinson, L (1, 3) OBP: 0.389, SLG: 0.492														5	1	1	0	0	0	4		
Sam Mele, R (1, 9) OBP: 0.340, SLG: 0.420														4	1	2	0	2	0	0		
Sherm Lollar, R (1, 2) OBP: 0.341, SLG: 0.427														5	0	1	1	0	0	4		
Hal Brown, R (13, PR) OBP: 0.231, SLG: 0.250														0	0	0	0	0	0	0		
Hector Rodriguez, R (1, 5) OBP: 0.302, SLG: 0.302														4	0	0	0	1	0	5		
Ray Coleman, L (13, PH) OBP: 0.282, SLG: 0.290														1	0	0	0	0	0	1		
Tom Wright, L (1, 7) OBP: 0.346, SLG: 0.300														0	0	0	0	0	0	0		
Leo Thomas, R (2, PH) OBP: 0.321, SLG: 0.265														1	0	0	0	0	1	3		
Bud Stewart, L (3, 7) OBP: 0.360, SLG: 0.379														4	0	1	0	1	0	2		
Mary Grissom, R (1, 1) OBP: 0.152, SLG: 0.188														3	0	0	1	1	1	2		
Harry Dorish, R (11, 1) OBP: 0.378, SLG: 0.302														1	0	0	0	0	0	2		
Bud Sheely, L (13, PH) OBP: 0.378, SLG: 0.302														1	0	0	0	0	0	2		
Inning Stats	R: 0 E: 0 K: 0 S: 3	H: 0 LOB: 0 BB: 0 P: 3	R: 1 E: 0 K: 1 S: 7	H: 2 LOB: 3 BB: 2 P: 15	R: 0 E: 0 K: 0 S: 5	H: 0 LOB: 0 BB: 0 P: 9	R: 0 E: 0 K: 1 S: 4	H: 0 LOB: 1 BB: 2 P: 8	R: 0 E: 0 K: 1 S: 6	H: 2 LOB: 1 BB: 0 P: 6	R: 0 E: 0 K: 0 S: 3	H: 0 LOB: 0 BB: 0 P: 3	R: 0 E: 0 K: 0 S: 4	H: 1 LOB: 2 BB: 1 P: 8	R: 0 E: 0 K: 0 S: 4	H: 1 LOB: 1 BB: 0 P: 4	R: 1 E: 0 K: 0 S: 5	H: 2 LOB: 2 BB: 0 P: 5	1B: 9 2B: 1 3B: 0 HR: 0	SF: 0 SAC: 2 DP: 1 HBP: 0	WP: 2 PB: 0 SB: 0 CS: 0	PA: 54
PITCHER	IP WLS BF H R ER SO BB IBB HBP BLK WP HR S P ERA WHIP	9.0 W 37 6 1 1 3 2 2 0 0 2 0 39 55 1.00 0.889	3.0 S 3 0 0 0 0 0 0 0 0 0 0 3 22 0.00 0.000	PITCHER																		

Boston Red Sox @ Chicago White Sox
Comiskey Park, Chicago, IL
Tue Jul 22 1952, 4:33 AM EDT
Att. 40,786 - Unknown

AB 46
R 2
H 10
RBI 2
BB 6
SO 4
LOB 29



Batter	1	2	3	4	5	6	7	8	9	AB	R	H	RBI	BB	SO	LOB	TOP							
Dom DiMaggio, R OBP: 0.397, SLG: 0.381 (1, 8)										5	2	3	2	0	0	1								
Faye Throneberry, L OBP: 0.330, SLG: 0.262 (1, 9)										4	1	3	0	0	0	1								
Clyde Vollmer, R OBP: 0.336, SLG: 0.304 (9, PH)										1	0	0	0	0	1	2								
Ray Scarborough, R OBP: 0.333, SLG: 0.286 (9, 1)										0	0	0	0	0	0	0								
George Kell, R OBP: 0.393, SLG: 0.446 (1, 5)										4	2	3	3	0	0	1								
Billy Goodman, L OBP: 0.394, SLG: 0.450 (1, 4)										4	1	0	1	0	0	2								
Hoot Evers, R OBP: 0.335, SLG: 0.440 (1, 7)										5	1	1	2	0	1	1								
Dick Gemert, R OBP: 0.312, SLG: 0.504 (1, 3)										3	1	1	2	2	1	0								
Del Wilber, R OBP: 0.310, SLG: 0.318 (1, 2)										3	0	1	0	0	0	0								
Willard Nixon, L OBP: 0.360, SLG: 0.391 (9, PH)										1	0	1	0	0	0	0								
Mickey McDermott, L OBP: 0.189, SLG: 0.286 (9, PH)										0	1	0	0	0	0	0								
Sammy White, R OBP: 0.326, SLG: 0.442 (9, 2)										1	0	0	0	0	0	2								
Johnny Lipon, R OBP: 0.295, SLG: 0.270 (1, 6)										3	0	1	0	0	0	2								
Sid Hudson, R OBP: 0.209, SLG: 0.214 (1, 1)										2	0	0	0	0	0	0								
Ralph Brickner, R (5, 1)										1	0	0	0	0	0	1								
George Schmees, L OBP: 0.202, SLG: 0.188 (9, 9)										0	1	0	0	1	0	0								
Inning Stats	R: 3 E: 0 K: 0 S: 7	H: 4 LOB: 2 BB: 1 P: 11	R: 0 E: 0 K: 0 S: 4	H: 2 LOB: 2 BB: 0 P: 4	R: 0 E: 0 K: 0 S: 3	H: 0 LOB: 0 BB: 0 P: 3	R: 0 E: 0 K: 0 S: 3	H: 0 LOB: 0 BB: 0 P: 3	R: 0 E: 0 K: 2 S: 4	H: 0 LOB: 0 BB: 0 P: 7	R: 0 E: 0 K: 0 S: 3	H: 1 LOB: 0 BB: 0 P: 3	R: 0 E: 0 K: 0 S: 4	H: 1 LOB: 1 BB: 0 P: 4	R: 0 E: 0 K: 0 S: 4	H: 1 LOB: 1 BB: 0 P: 4	R: 7 E: 0 K: 1 S: 10	H: 5 LOB: 2 BB: 2 P: 19	1B: 11 2B: 2 3B: 0 HR: 1	SF: 0 SAC: 2 DP: 1 HBP: 1	WP: 0 PB: 0 SB: 0 CS: 0	PA: 43		
PITCHER	IP	WLS	BF	H	R	ER	SO	BB	IBB	HBP	BLK	WP	HR	S	P	ERA	WHIP							
Hal Brown, R ERA: 3.32 (1, 1)	0.2		7	4	3	3	0	1	0	0	0	0	1	6	10	40.50	7.500							
Joe Dobson, R ERA: 2.79 (1, 1)	7.2	L	30	7	4	4	2	2	0	0	0	0	0	32	40	4.70	1.174							
Chuck Stobbs, L ERA: 3.21 (9, 1)	0.2		6	3	3	3	1	0	0	1	0	0	0	7	8	40.50	4.500							

Boston Red Sox @ Chicago White Sox
Comiskey Park, Chicago, IL
Wed Jul 23 1952, 4:33 AM EDT
Att: 8,321 - Unknown

AB 37
R 10
H 14
RBI 10
BB 3
SO 3
LOB 13



Batter	1	2	3	4	5	6	7	8	9	AB	R	H	RBI	BB	SO	LOB	BOTTOM							
Nellie Fox, L OBP: 0.337, SLG: 0.369 (1, 4)										4	1	1	0	0	0	0								
Minnie Minoso, R OBP: 0.394, SLG: 0.478 (1, 8)										3	1	2	0	0	0	0								
Tom Wright, L OBP: 0.351, SLG: 0.333 (1, 7)										4	1	2	3	0	0	1								
Eddie Robinson, L OBP: 0.388, SLG: 0.492 (1, 3)										4	0	1	0	0	0	1								
Sam Mele, R OBP: 0.339, SLG: 0.417 (1, 9)										4	1	1	0	0	1	1								
Bud Shelly, L OBP: 0.376, SLG: 0.302 (1, 2)										0	0	0	0	0	0	0								
Sherm Lollar, R OBP: 0.343, SLG: 0.426 (2, PH)										3	0	1	0	1	0	0								
Hector Rodriguez, R OBP: 0.351, SLG: 0.361 (1, 5)										4	0	1	0	0	0	2								
Willy Miranda, S OBP: 0.324, SLG: 0.343 (1, 6)										4	0	1	1	0	0	2								
Hal Brown, R OBP: 0.231, SLG: 0.250 (1, 1)										0	0	0	0	0	0	0								
Joe Dobson, R OBP: 0.220, SLG: 0.179 (1, 1)										3	0	0	0	0	1	2								
Chuck Stobbs, L OBP: 0.212, SLG: 0.103 (9, 1)										0	0	0	0	0	0	0								
Inning Stats	R: 0 E: 0 K: 0 S: 4	H: 2 LOB: 1 BB: 0 P: 4	R: 1 E: 0 K: 0 S: 4	H: 2 LOB: 1 BB: 1 P: 8	R: 2 E: 0 K: 0 S: 5	H: 2 LOB: 0 BB: 0 P: 5	R: 0 E: 0 K: 1 S: 6	H: 2 LOB: 1 BB: 0 P: 6	R: 1 E: 0 K: 0 S: 5	H: 2 LOB: 1 BB: 0 P: 5	R: 0 E: 0 K: 0 S: 3	H: 0 LOB: 0 BB: 0 P: 3	R: 0 E: 0 K: 0 S: 3	H: 0 LOB: 0 BB: 0 P: 3	R: 0 E: 0 K: 1 S: 5	H: 0 LOB: 0 BB: 0 P: 5	R: 0 E: 0 K: 0 S: 3	H: 0 LOB: 0 BB: 0 P: 3	1B: 8 2B: 1 3B: 0 HR: 1	SF: 0 SAC: 1 DP: 2 HBP: 0	WP: 0 PB: 0 SB: 0 CS: 0	PA: 35		
PITCHER	IP	WLS	BF	H	R	ER	SO	BB	IBB	HBP	BLK	WP	HR	S	P	ERA	WHIP							
Sid Hudson, R ERA: 3.03 (1, 1)	4.1		21	10	4	4	1	1	0	0	0	0	0	22	26	8.31	2.538							
Ralph Brickner, R ERA: 1.8 (5, 1)	3.2	W	11	0	0	0	1	0	0	0	0	0	0	13	13	0.00	0.000							
Ray Scarborough, R ERA: 3.77 (9, 1)	1.0	S	3	0	0	0	0	0	0	0	0	0	0	3	3	0.00	0.000							

Boston Red Sox @ Chicago White Sox
Comiskey Park, Chicago, IL
Wed Jul 23 1952, 4:33 AM EDT
Att: 8,321 - Unknown

AB 33
R 4
H 10
RBI 4
BB 1
SO 2
LOB 9



Batter	1	2	3	4	5	6	7	8	9	AB	R	H	RBI	BB	SO	LOB	TOP			
Dom DiMaggio, R OBP: 0.388, SLG: 0.378 (1, 8)										2	0	0	0	2	1	3	Boston Red Sox @ Chicago White Sox Comiskey Park, Chicago, IL Thu Jul 24 1952, 4:33 AM EDT Att: 15,671 - Unknown			
Faye Throneberry, L OBP: 0.359, SLG: 0.359 (1, 9)										4	0	1	0	0	1	2				
George Kell, R OBP: 0.389, SLG: 0.440 (1, 5)										4	0	0	0	0	0	4				
Billy Goodman, L OBP: 0.389, SLG: 0.443 (1, 4)										4	0	0	0	0	2	1				
Hoot Evers, R OBP: 0.328, SLG: 0.430 (1, 7)										4	0	0	0	0	0	0				
Dick Gernert, R OBP: 0.303, SLG: 0.488 (1, 3)										4	0	0	0	0	2	0				
Sammy White, R OBP: 0.326, SLG: 0.445 (1, 2)										3	0	1	0	0	1	0				
Johnny Lipon, R OBP: 0.297, SLG: 0.269 (8, PH)										1	0	0	0	1	0	0				
Gus Niarhos, R OBP: 0.213, SLG: 0.026 (8, PH)										1	0	0	0	0	0	0				
Ted Lepcio, R OBP: 0.326, SLG: 0.409 (8, 6)										0	0	0	0	0	0	0				
Dizzy Trout, R OBP: 0.161, SLG: 0.133 (8, PH)										1	0	0	0	1	1	0				
Willard Nixon, L OBP: 0.346, SLG: 0.375 (8, 1)										1	0	0	0	0	1	0				
Ike Delock, R OBP: 0.209, SLG: 0.214 (8, 1)										0	0	0	0	0	0	0				
Sid Hudson, R OBP: 0.209, SLG: 0.214 (8, 1)										0	0	0	0	0	0	0				
Inning Stats	R: 0 E: 0 K: 1 S: 5	H: 0 LOB: 1 BB: 1 P: 9	R: 0 E: 0 K: 1 S: 6	H: 1 LOB: 3 BB: 2 P: 14	R: 0 E: 0 K: 0 S: 3	H: 1 LOB: 0 BB: 0 P: 3	R: 0 E: 0 K: 0 S: 3	H: 0 LOB: 0 BB: 0 P: 3	R: 0 E: 0 K: 2 S: 7	H: 0 LOB: 0 BB: 0 P: 7	R: 0 E: 0 K: 1 S: 5	H: 0 LOB: 0 BB: 0 P: 5	R: 0 E: 1 K: 1 S: 6	H: 0 LOB: 2 BB: 1 P: 10	R: 0 E: 0 K: 1 S: 5	H: 0 LOB: 0 BB: 0 P: 5	1B: 1 2B: 1 3B: 0 HR: 0	SF: 0 SAC: 0 DP: 1 HBP: 0	WP: 0 PB: 0 SB: 1 CS: 0	PA: 33
PITCHER Lou Kretlow, R ERA: 2.79 (1, 1)	IP: 9.0 WLS: W BF: 33 H: 2 R: 0 ER: 0 SO: 9 BB: 4 IBB: 0 HBP: 0 BLK: 0 WP: 0 HR: 0 S: 47 P: 63 ERA: 0.00 WHIP: 0.667																			

Batter	1	2	3	4	5	6	7	8	9	AB	R	H	RBI	BB	SO	LOB	BOTTOM					
Nellie Fox, L OBP: 0.341, SLG: 0.371 (1, 4)										3	1	2	0	1	0	0	Boston Red Sox @ Chicago White Sox Comiskey Park, Chicago, IL Thu Jul 24 1952, 4:33 AM EDT Att: 15,671 - Unknown					
Minnie Minoso, R OBP: 0.391, SLG: 0.474 (1, 8)										3	0	0	1	0	0	1						
Tom Wright, L OBP: 0.356, SLG: 0.342 (1, 7)										3	1	1	0	1	0	2						
Eddie Robinson, L OBP: 0.387, SLG: 0.488 (1, 3)										3	0	0	0	1	2	2						
Sam Mele, R OBP: 0.338, SLG: 0.415 (1, 9)										4	0	1	1	0	0	0						
Sherm Lollar, R OBP: 0.342, SLG: 0.420 (1, 2)										3	0	0	0	0	1	2						
Sam Dente, R OBP: 0.261, SLG: 0.252 (1, 5)										3	0	1	0	0	0	1						
Willy Miranda, S OBP: 0.338, SLG: 0.357 (1, 6)										3	1	2	0	0	0	0						
Lou Kretlow, R (1, 1)										2	0	0	0	0	2	2						
Inning Stats	R: 0 E: 0 K: 1 S: 6	H: 1 LOB: 0 BB: 0 P: 6	R: 0 E: 0 K: 0 S: 3	H: 0 LOB: 0 BB: 0 P: 3	R: 2 E: 1 K: 0 S: 5	H: 2 LOB: 1 BB: 1 P: 9	R: 0 E: 0 K: 2 S: 9	H: 2 LOB: 2 BB: 0 P: 9	R: 0 E: 0 K: 0 S: 2	H: 0 LOB: 0 BB: 1 P: 6	R: 0 E: 0 K: 1 S: 5	H: 0 LOB: 0 BB: 0 P: 5	R: 0 E: 0 K: 0 S: 4	H: 2 LOB: 1 BB: 1 P: 8	R: 1 E: 0 K: 0 S: 4	H: 2 LOB: 1 BB: 1 P: 8		1B: 6 2B: 2 3B: 0 HR: 0	SF: 0 SAC: 2 DP: 2 HBP: 1	WP: 0 PB: 0 SB: 1 CS: 0	PA: 33	
PITCHER Dizzy Trout, R ERA: 3.68 Ike Delock, R ERA: 4.64 Sid Hudson, R ERA: 3.01	IP: 7.0 WLS: L BF: 28 H: 5 R: 2 ER: 1 SO: 5 BB: 2 IBB: 0 HBP: 1 BLK: 0 WP: 0 HR: 0 S: 35 P: 44 ERA: 1.29 WHIP: 1.000	0.1	3	1	1	1	0	1	0	0	0	0	0	0	0	0	2	6	27.00	6.000	0.00	1.500


Batter	1	2	3	4	5	6	7	8	9	AB	R	H	RBI	BB	SO	LOB	TOP			
Eddie Joost, R OBP: 0.406, SLG: 0.460 (1, 6)										2	0	0	0	2	0	0	Philadelphia Athletics @ Chicago White Sox Comiskey Park, Chicago, IL Fri Jul 25 1952, 4:33 AM EDT Unknown			
Fernis Fain, L OBP: 0.422, SLG: 0.418 (1, 3)										4	0	1	0	0	0	3				
Dave Philley, S OBP: 0.333, SLG: 0.356 (1, 8)										4	0	0	0	0	1	3				
Kite Thomas, R OBP: 0.362, SLG: 0.461 (1, 7)										4	0	1	0	0	1	1				
Allie Clark, R OBP: 0.298, SLG: 0.488 (1, 9)										4	0	2	0	0	0	1				
Billy Hitchcock, R OBP: 0.305, SLG: 0.302 (1, 5)										3	0	2	0	1	1	1				
Pete Suder, R OBP: 0.258, SLG: 0.244 (1, 4)										4	0	0	0	0	1	6				
Ray Murray, R OBP: 0.269, SLG: 0.360 (1, 2)										4	0	0	0	0	1	1				
Harry Byrd, R OBP: 0.133, SLG: 0.071 (1, 1)										3	0	1	0	0	1	0				
Gus Zernial, R OBP: 0.372, SLG: 0.487 (9, PH)										1	0	0	0	0	0	1				
Inning Stats	R: 0 E: 0 K: 0 S: 3	H: 0 LOB: 0 BB: 0 P: 3	R: 0 E: 0 K: 3 S: 10	H: 1 LOB: 1 BB: 0 P: 10	R: 0 E: 0 K: 2 S: 7	H: 0 LOB: 1 BB: 1 P: 11	R: 0 E: 0 K: 1 S: 6	H: 2 LOB: 2 BB: 1 P: 10	R: 0 E: 0 K: 0 S: 4	H: 1 LOB: 1 BB: 0 P: 4	R: 0 E: 0 K: 0 S: 3	H: 0 LOB: 0 BB: 0 P: 3	R: 0 E: 0 K: 0 S: 4	H: 1 LOB: 1 BB: 0 P: 4	R: 0 E: 0 K: 0 S: 4	H: 1 LOB: 1 BB: 0 P: 4		1B: 6 2B: 2 3B: 0 HR: 0	SF: 0 SAC: 0 DP: 1 HBP: 0	WP: 0 PB: 0 SB: 0 CS: 0
PITCHER Billy Pierce, L ERA: 2.55 (1, 1)	IP: 9.0 WLS: W BF: 36 H: 7 R: 0 ER: 0 SO: 6 BB: 2 IBB: 1 HBP: 0 BLK: 0 WP: 0 HR: 0 S: 45 P: 57 ERA: 0.00 WHIP: 1.000															PITCHER				

Batter	1	2	3	4	5	6	7	8	9	AB	R	H	RBI	BB	SO	LOB	BOTTOM			
Nellie Fox, L OBP: 0.340, SLG: 0.370 (1, 4)										4	0	1	0	0	1	2	Philadelphia Athletics @ Chicago White Sox Comiskey Park, Chicago, IL Fri Jul 25 1952, 4:33 AM EDT Unknown			
Minnie Minoso, R OBP: 0.391, SLG: 0.472 (1, 8)										5	1	2	0	0	0	3				
Tom Wright, L OBP: 0.360, SLG: 0.342 (1, 7)										3	0	1	1	1	0	2				
Hector Rodriguez, R OBP: 0.351, SLG: 0.301 (7, PR)										0	1	0	0	0	0	0				
Ray Coleman, L OBP: 0.286, SLG: 0.294 (8, 7)										1	0	1	1	0	0	0				
Eddie Robinson, L OBP: 0.387, SLG: 0.487 (1, 3)										5	1	2	1	0	0	4				
Sam Mele, R OBP: 0.337, SLG: 0.410 (1, 9)										3	0	0	0	1	0	1				
Sherm Lollar, R OBP: 0.344, SLG: 0.419 (1, 2)										3	0	1	2	1	0	0				
Sam Dente, R OBP: 0.268, SLG: 0.254 (1, 5)										3	0	1	0	1	1	2				
Willy Miranda, S OBP: 0.321, SLG: 0.338 (1, 6)										4	0	0	0	0	0	3				
Billy Pierce, L OBP: 0.219, SLG: 0.169 (1, 1)										4	2	3	0	0	0	0				
Inning Stats	R: 1 E: 0 K: 0 S: 5	H: 2 LOB: 1 BB: 0 P: 5	R: 0 E: 0 K: 0 S: 3	H: 0 LOB: 0 BB: 0 P: 3	R: 0 E: 0 K: 0 S: 4	H: 1 LOB: 1 BB: 0 P: 4	R: 0 E: 0 K: 0 S: 4	H: 1 LOB: 2 BB: 1 P: 8	R: 0 E: 0 K: 0 S: 4	H: 1 LOB: 2 BB: 1 P: 8	R: 0 E: 0 K: 0 S: 3	H: 0 LOB: 1 BB: 1 P: 7	R: 3 E: 0 K: 2 S: 11	H: 4 LOB: 2 BB: 1 P: 15	R: 1 E: 0 K: 0 S: 6	H: 3 LOB: 3 BB: 0 P: 6		1B: 11 2B: 1 3B: 0 HR: 0	SF: 0 SAC: 1 DP: 0 HBP: 0	WP: 0 PB: 0 SB: 0 CS: 0
PITCHER Harry Byrd, R ERA: 4.14 (1, 1)	IP: 8.0 WLS: L BF: 40 H: 12 R: 5 ER: 5 SO: 2 BB: 4 IBB: 0 HBP: 0 BLK: 0 WP: 0 HR: 0 S: 40 P: 56 ERA: 5.62 WHIP: 2.000															PITCHER				

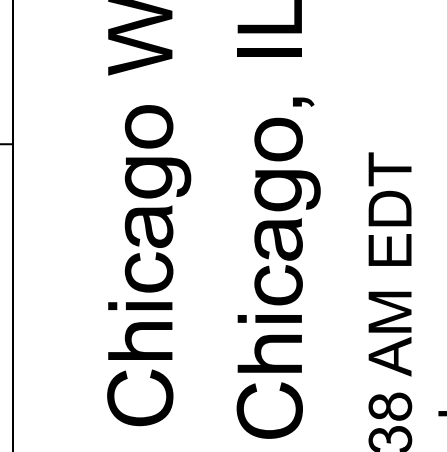
Batter	1	2	3	4	5	6	7	8	9	AB	R	H	RBI	BB	SO	LOB	TOP								
Eddie Joost, R OBP: 0.406, SLG: 0.458 (1, 6)	0-0 4-3 1B		4-0 1B BB	0-3 K		0-0 F4		0-0 5-3		4	1	1	0	1	1	4	Philadelphia Athletics @ Chicago White Sox Comiskey Park, Chicago, IL Fri Jul 25 1952, 4:38 AM EDT Att: 26,300 - Unknown								
Fernis Fain, L OBP: 0.416, SLG: 0.412 (1, 3)	0-0 F8		0-0 F7	0-0 G6-3			4-0 BB BB	0-0 F9		4	0	0	0	1	0	4									
Dave Philley, S OBP: 0.334, SLG: 0.355 (1, 8)	0-0 4-3 1-2		0-0 BB 1B BB		0-0 F6		0-0 F2		4-0 FC6-4 BB	4	1	1	0	1	0	2									
Allie Clark, R OBP: 0.292, SLG: 0.471 (1, 7)	0-0 F7		0-0 BB BB 3B 1B		0-0 L6		0-0 F9		0-0 FC6-4 1-2	5	1	1	1	0	0	3									
Elmer Valo, L OBP: 0.432, SLG: 0.397 (1, 9)		0-0 F7	4-0 BB BB 3B		0-0 6-3		4-0 BB BB		0-0 F7	3	1	0	0	2	0	1									
Billy Hitchcock, R OBP: 0.311, SLG: 0.300 (1, 5)	0-3 K		4-0 BB BB 3B			4-0 SH3-4 BB		4-0 BB BB	0-3 K	2	1	0	1	3	2	1									
Pete Suder, R OBP: 0.267, SLG: 0.278 (1, 4)	0-0 2B		0-0 BB BB 3B		0-0 SH3-4 1-2		0-0 1-3			3	0	2	3	0	0	3									
Joe Astroth, R OBP: 0.286, SLG: 0.282 (1, 2)	0-0 6-3		0-0 1-3		4-0 BB BB		0-0 SH1-4 1B			3	0	1	0	1	0	2									
Carl Scheib, R OBP: 0.200, SLG: 0.200 (1, 1)			0-0 6-3		0-0 G6-3 1B		0-0 SH1-4 1-2			3	0	1	0	0	1	2									
Bob Hooper, R OBP: 0.216, SLG: 0.306 (8, 1)						0-3 K		0-0 SH1-4		0	0	0	0	0	0	0									
Inning Stats	R: 0 E: 0 K: 0 S: 4	H: 1 LOB: 1 BB: 0 P: 4	R: 0 E: 0 K: 1 S: 6	H: 1 LOB: 1 BB: 0 P: 6	R: 5 E: 0 K: 0 S: 6	H: 3 LOB: 1 BB: 3 P: 18	R: 0 E: 0 K: 1 S: 5	H: 1 LOB: 0 BB: 0 P: 5	R: 0 E: 0 K: 0 S: 3	H: 0 LOB: 0 BB: 0 P: 3	R: 0 E: 0 K: 1 S: 5	H: 0 LOB: 2 BB: 2 P: 13	R: 0 E: 0 K: 0 S: 3	H: 0 LOB: 3 BB: 3 P: 15	R: 0 E: 0 K: 0 S: 4	H: 1 LOB: 1 BB: 1 P: 4	R: 0 E: 0 K: 1 S: 5	H: 0 LOB: 1 BB: 1 P: 9	1B: 5 2B: 1 3B: 1 HR: 0	SF: 0 SAC: 2 DP: 1 HBP: 0	WP: 0 PB: 0 SB: 0 CS: 0	PA: 42			
PITCHER	IP	WLS	BF	H	R	ER	SO	BB	IBB	HBP	BLK	WP	HR	S	P	ERA	WHIP								
Saul Rogovin, R ERA: 4.42 (1, 1)	2.2	L	16	5	5	5	1	3	0	0	0	0	0	15	27	16.88	3.000								
Howie Judson, R ERA: 3.99 (3, 1)	4.0		17	1	0	0	2	5	0	0	0	0	0	16	36	0.00	1.500								
Luis Aloma, R ERA: 6.75 (7, 1)	2.1		9	1	0	0	1	1	0	0	0	0	0	10	14	0.00	0.857								

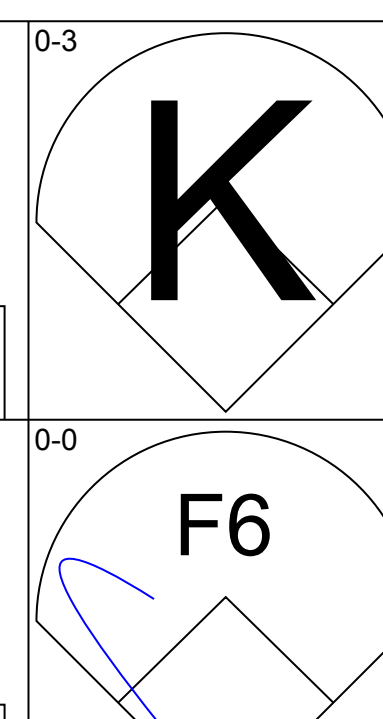
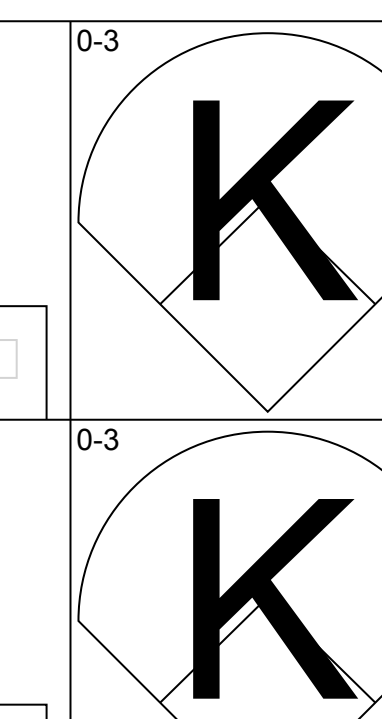
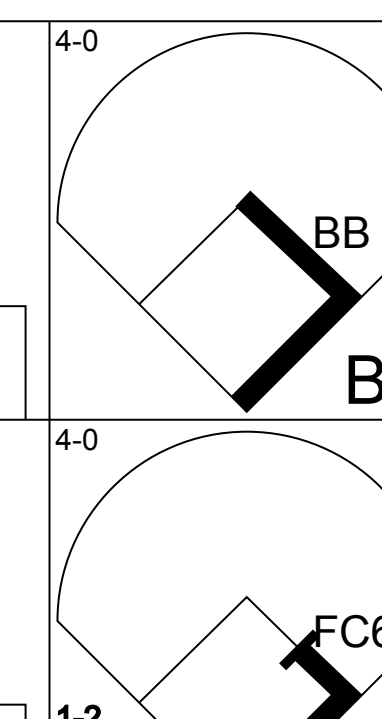
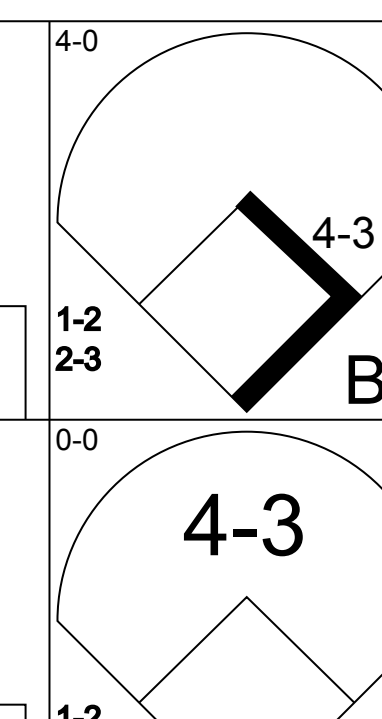
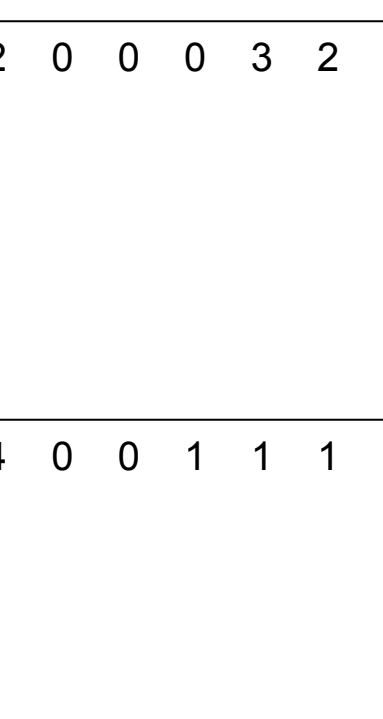
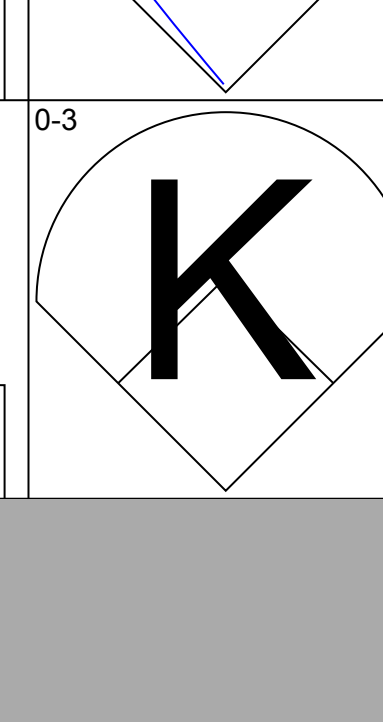
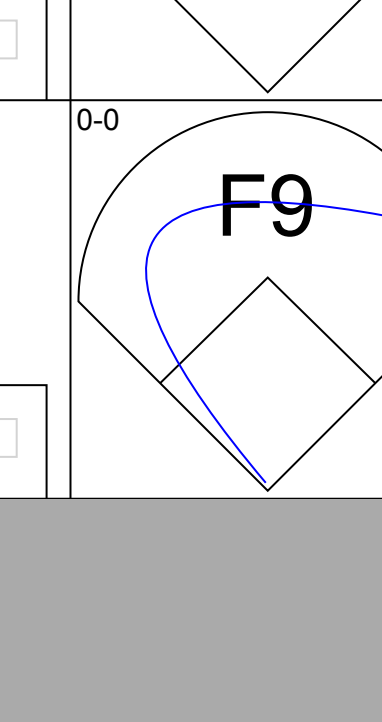
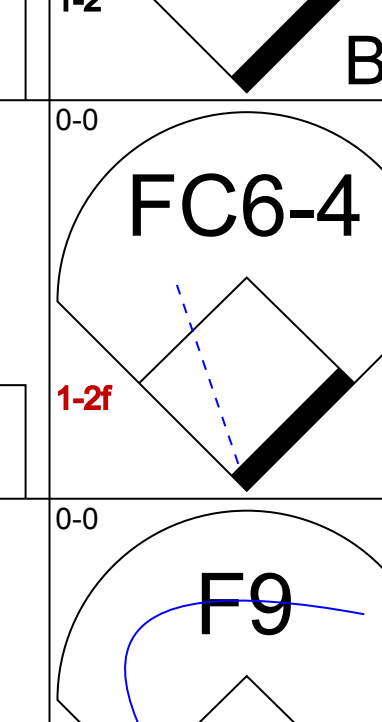
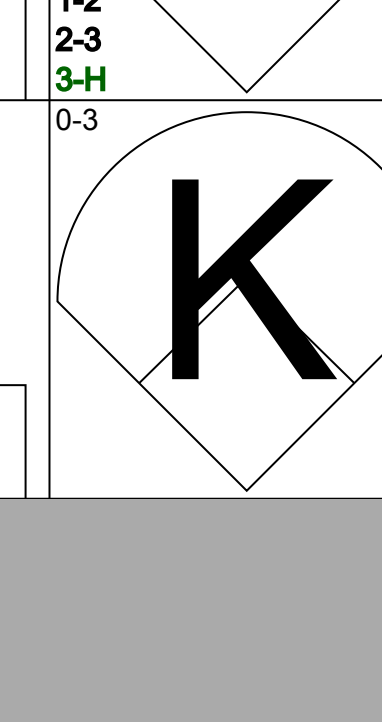
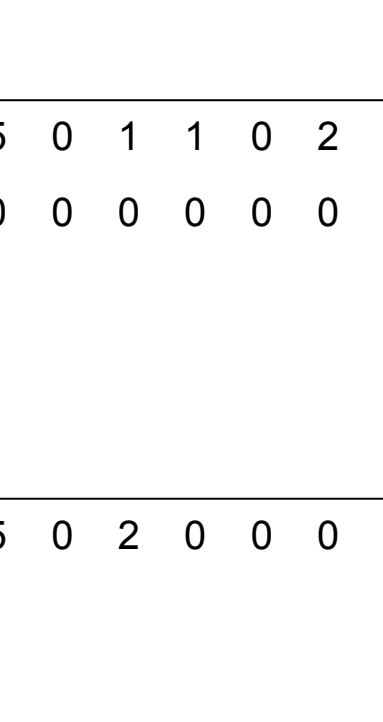




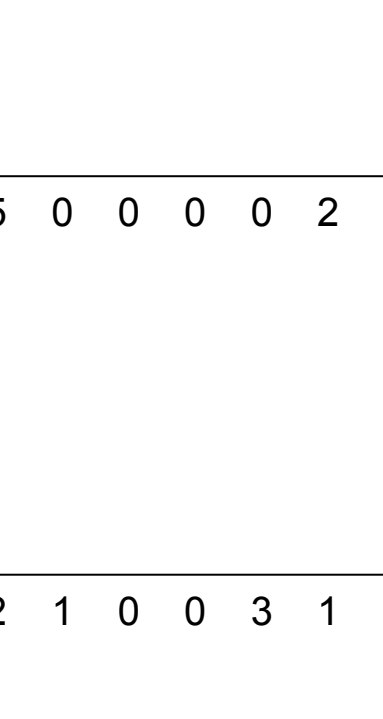
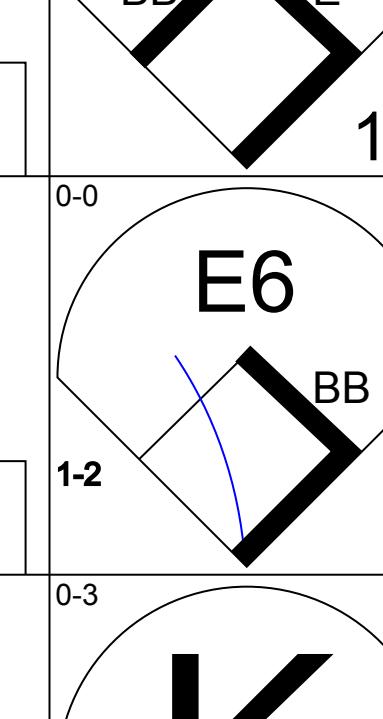


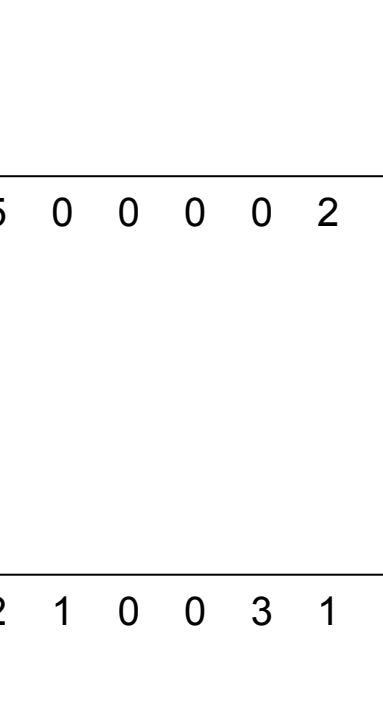
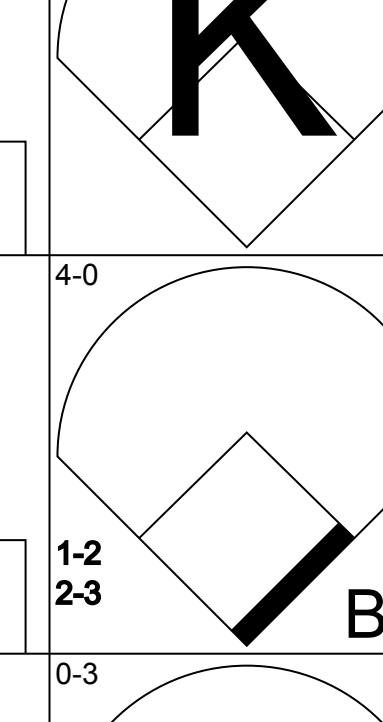

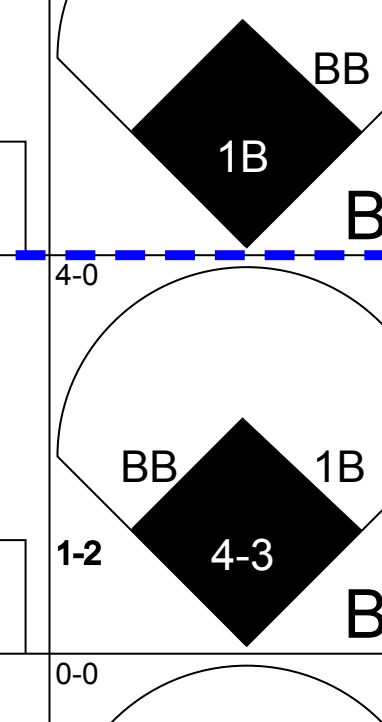
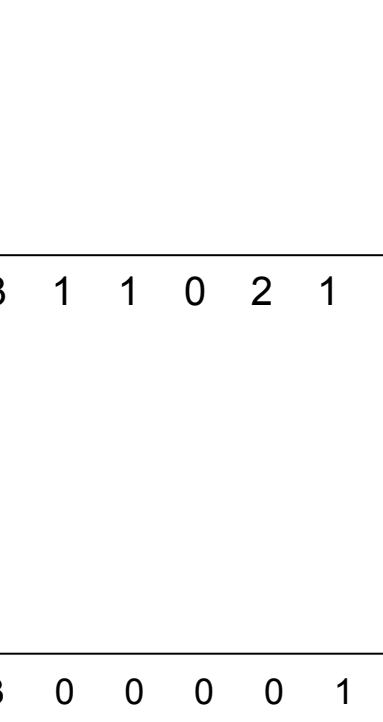
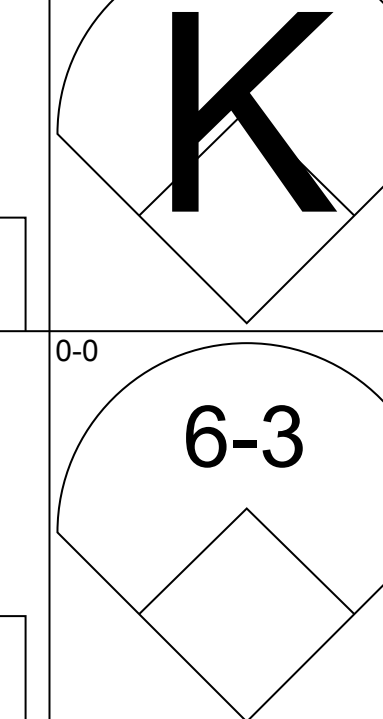
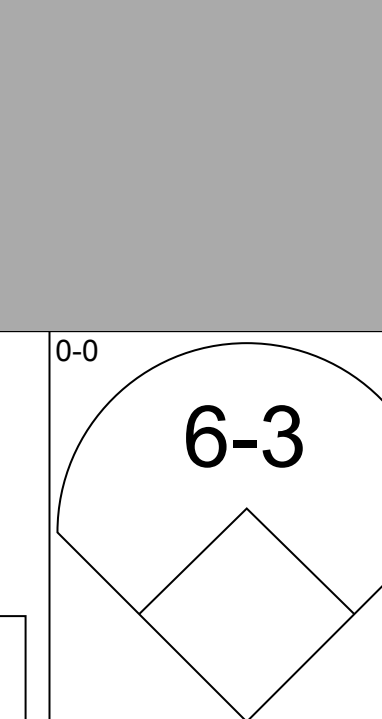
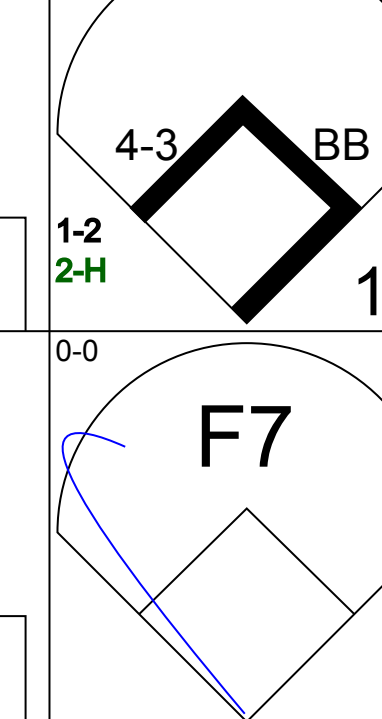
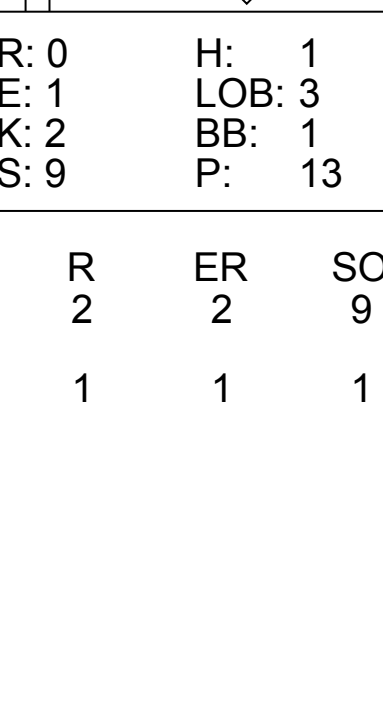
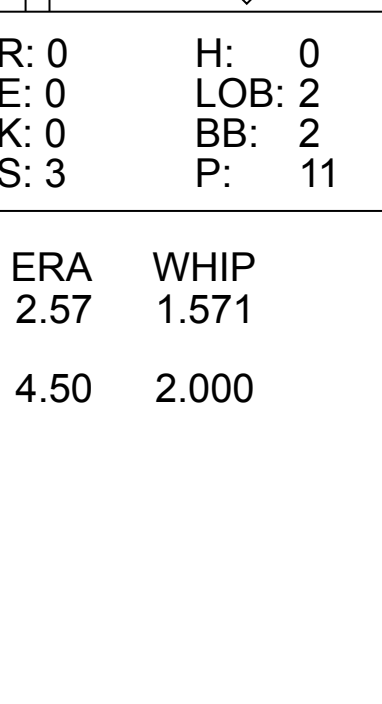
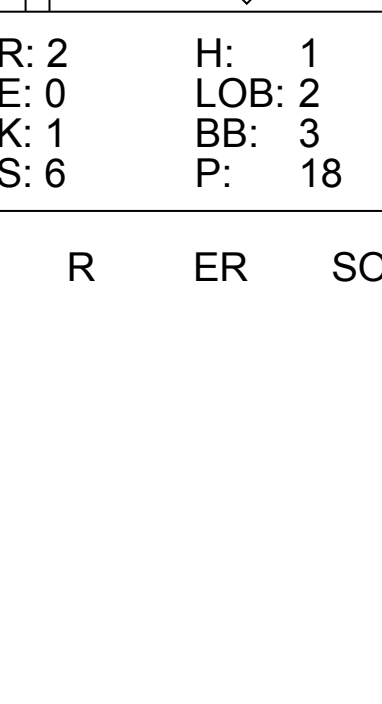
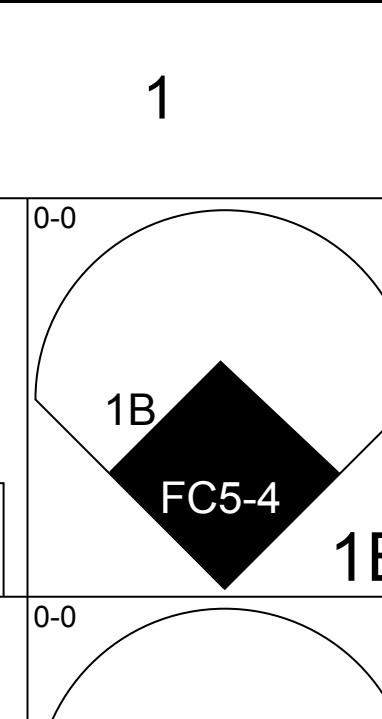
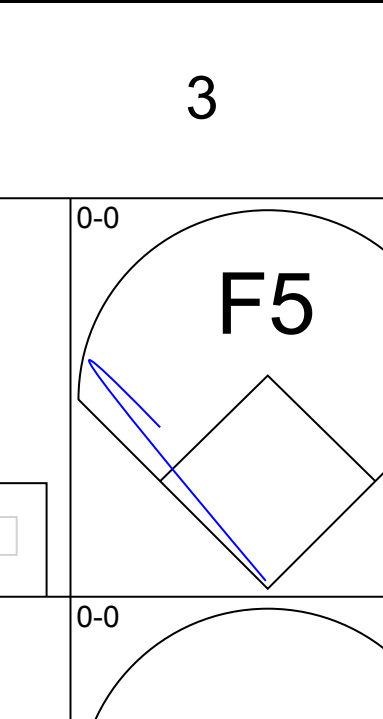

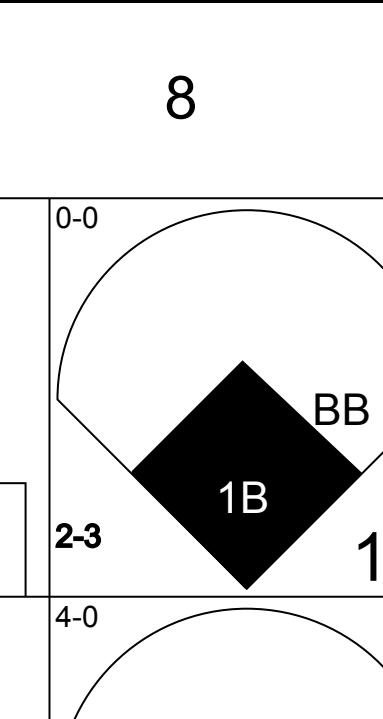
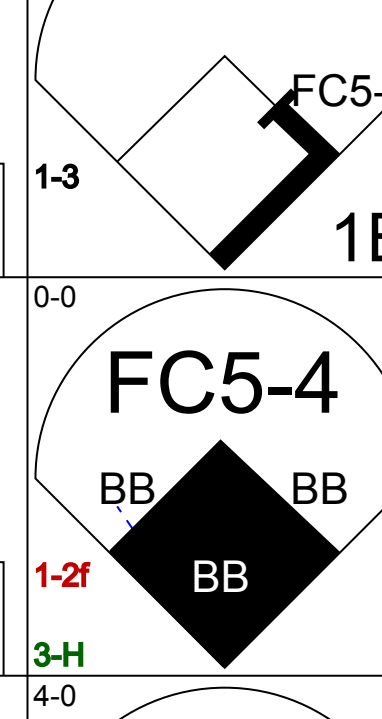
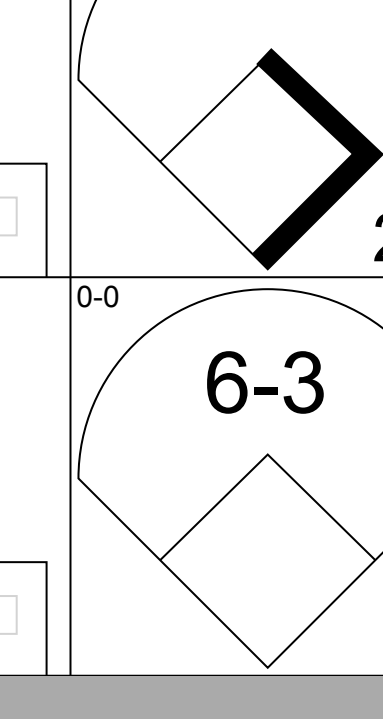

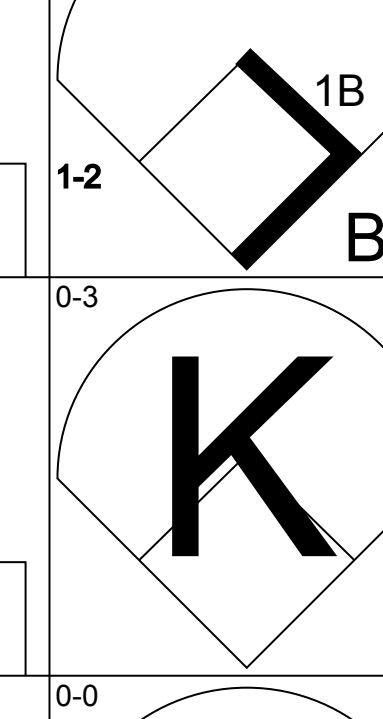
Batter	1	2	3	4	5	6	7	8	9	AB	R	H	RBI	BB	SO	LOB	BOTTOM								
Nellie Fox, L OBP: 0.341, SLG: 0.370 (1, 4)	0-0 4-3		0-0 1B 1B		0-0 4-3 1-2			4-0 BB 6-3 HR		3	1	1	0	1	0	1	Philadelphia Athletics @ Chicago White Sox Comiskey Park, Chicago, IL Fri Jul 25 1952, 4:38 AM EDT Att: 26,300 - Unknown								
Minnie Minoso, R OBP: 0.388, SLG: 0.467 (1, 8)	0-3 K BLK S		0-0 F9		0-0 6-3		0-0 6-3 1-2			4	0	0	0	0	1	3									
Tom Wright, L OBP: 0.357, SLG: 0.339 (1, 7)	0-0 3-1 1-2		0-0 1-2 1B		0-0 1-3		0-0 F7			4	0	1	0	0	0	2									
Eddie Robinson, L OBP: 0.386, SLG: 0.492 (1, 3)	0-0 F5 2-3		0-0 F9		0-0 3-1		0-0 HR 2H			4	1	1	2	0	0	3									
Sam Mele, R OBP: 0.336, SLG: 0.408 (1, 9)		0-0 4-3 WP 1B		0-0 5-3		0-0 6-3		0-0 6-3		4	1	1	0	0	0	0									
Sherm Lollar, R OBP: 0.346, SLG: 0.433 (1, 2)		0-3 K		0-0 6-3		0-0 HR		0-0 SH5-4 1B		4	1	2	1	0	1	1									
Hal Brown, R OBP: 0.231, SLG: 0.250 (8, FR)				0-0 6-3						0	0	0	0	0	0	0									
Sam Dente, R OBP: 0.262, SLG: 0.248 (1, 5)		0-0 4-3		0-0 L4		0-0 F4		0-0 SH5-4		3	0	0	0	0	0	1									
Leo Thomas, R OBP: 0.331, SLG: 0.265 (8, PH)		1-3				0-0 F6		1-2		0	0	0	0	0	0	0									
Willy Miranda, S OBP: 0.310, SLG: 0.325 (1, 6)		0-0 F6 3H			0-0 4-3		0-0 F6		0-0 4-3	3	0	0	0	0	0	0									
Bud Stewart, L OBP: 0.359, SLG: 0.378 (8, PH)					0-0 4-3		0-0 F6		2-3	1	0	0	0	0	0	2									
Saul Rogovin, R OBP: 0.259, SLG: 0.280 (1, 1)				0-0 1-3		0-0 6-3		0-0 F2		0	0	0	0	0	0	0									
Howie Judson, R OBP: 0.259, SLG: 0.280 (3, 1)					0-0 4-3 HBP					1	0	0	0	0	0	0									
Luis Aloma, R OBP: 0.264, SLG: 0.292 (7, 1)										1	0	0	0	0	0	0									
Ray Coleman, L OBP: 0.264, SLG: 0.292 (8, PH)										1	0	0	0	0	0	2									
Inning Stats	R: 0 E: 1 K: 1 S: 6	H: 0 LOB: 1 BB: 0 P: 6	R: 1 E: 0 K: 1 S: 6	H: 1 LOB: 0 BB: 0 P: 6	R: 0 E: 0 K: 0 S: 5	H: 2 LOB: 2 BB: 0 P: 5	R: 0 E: 0 K: 0 S: 3	H: 0 LOB: 0 BB: 0 P: 3	R: 0 E: 0 K: 0 S: 3	H: 0 LOB: 1 BB: 0 P: 4	R: 0 E: 0 K: 0 S: 3	H: 0 LOB: 0 BB: 0 P: 3	R: 1 E: 0 K: 0 S: 4	H: 1 LOB: 0 BB: 0 P: 4	R: 2 E: 0 K: 0 S: 4	H: 1 LOB: 0 BB: 1 P: 8	R: 0 E: 0 K: 0 S: 4	H: 1 LOB: 2 BB: 0 P: 4	1B: 4 2B: 0 3B: 0 HR: 2	SF: 0 SAC: 1 DP: 0 HBP: 1	WP: 2 PB: 0 SB: 1 CS: 0	PA: 36			
PITCHER	IP	WLS	BF	H	R	ER	SO	BB	IBB	HBP	BLK	WP	HR	S	P	ERA	WHIP								
Carl Scheib, R ERA: 4.7 (1, 1)	7.2	W	31	5	4	4	2	1	0	1	1	1	1	33	38	4.70	0.783								
Bob Hooper, R ERA: 4.45 (8, 1)	1.1	S	5	1	0	0	0	0	0	0	0	0	0	5	5	0.00	0.750								

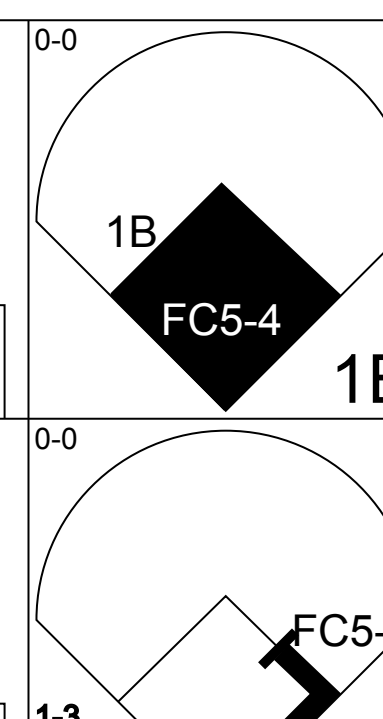
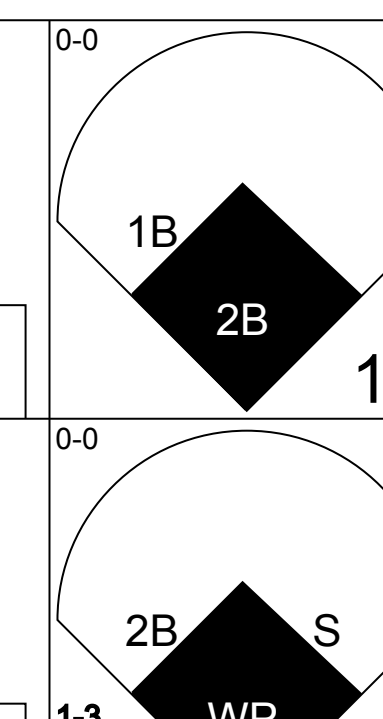
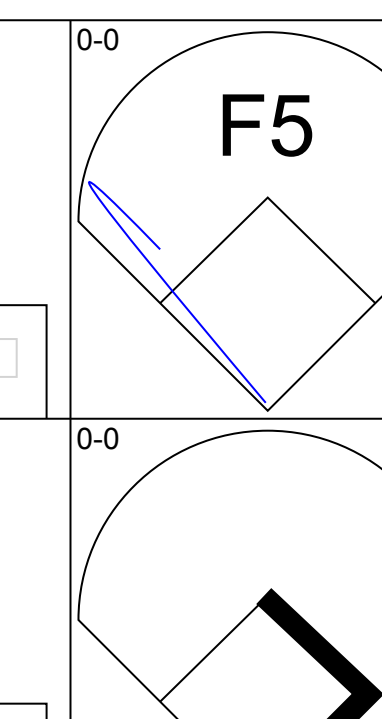

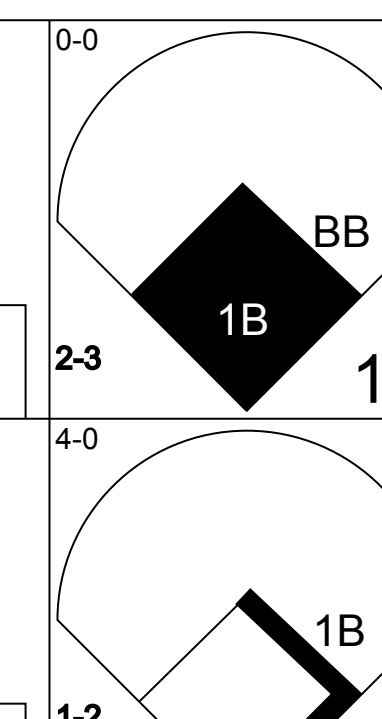
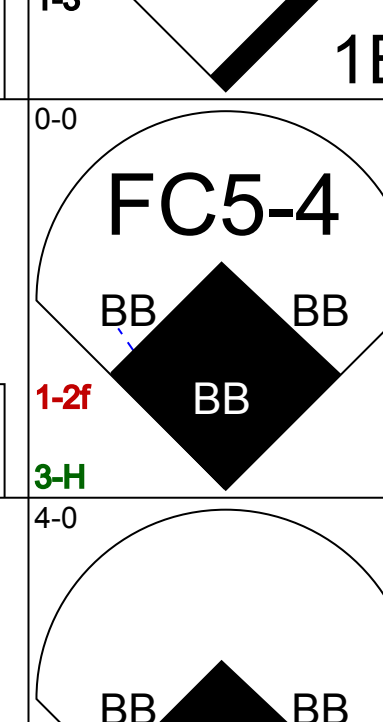
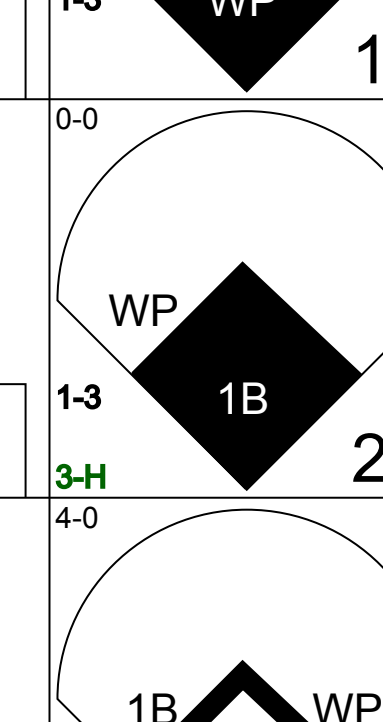
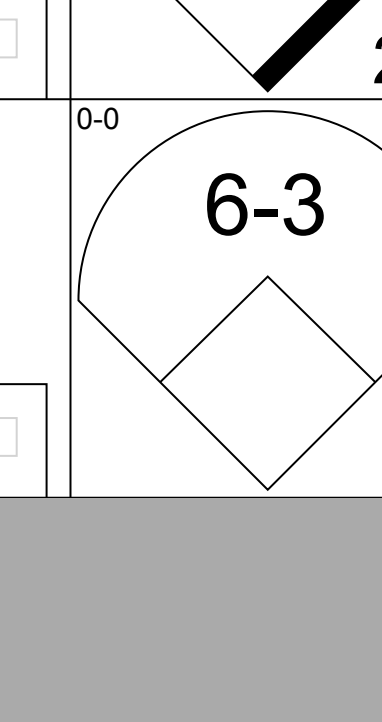

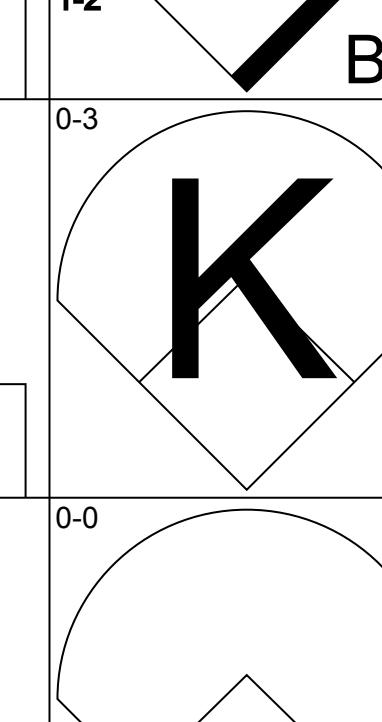
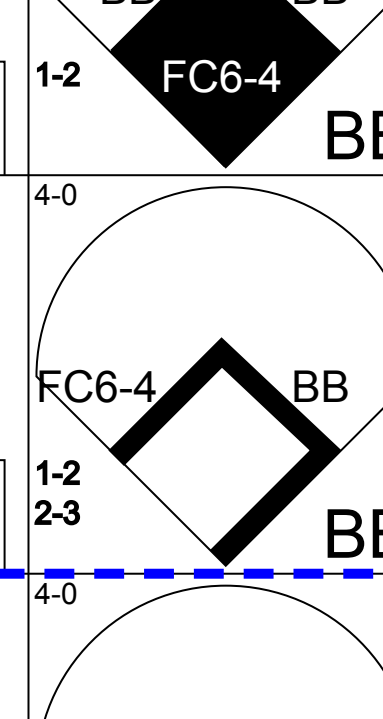
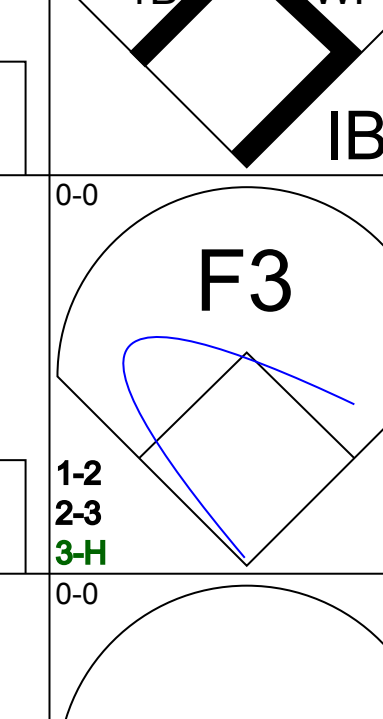


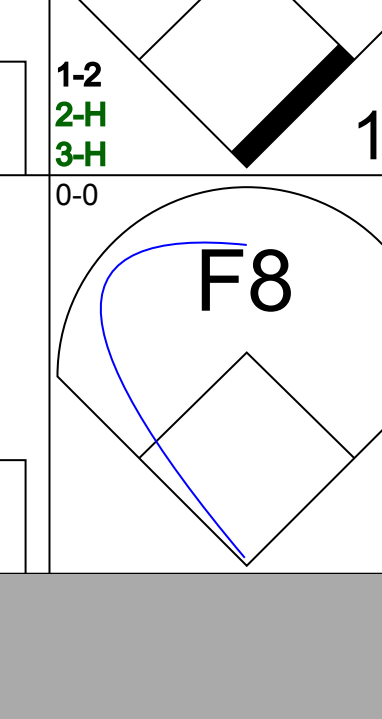
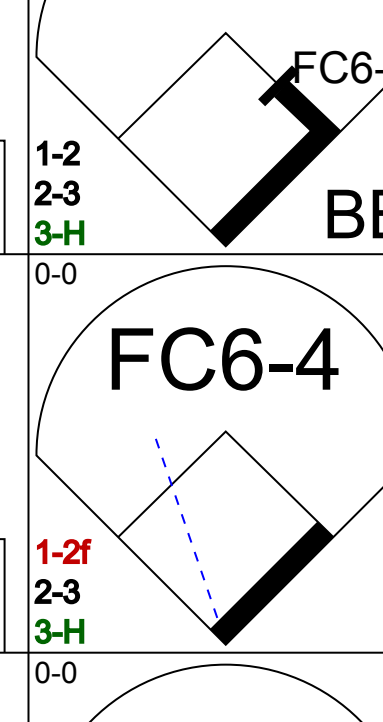
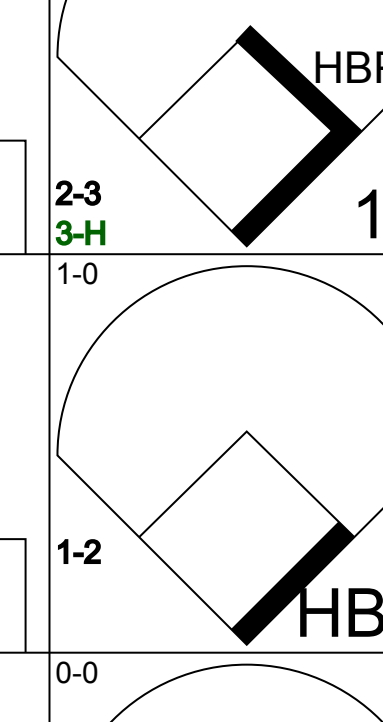
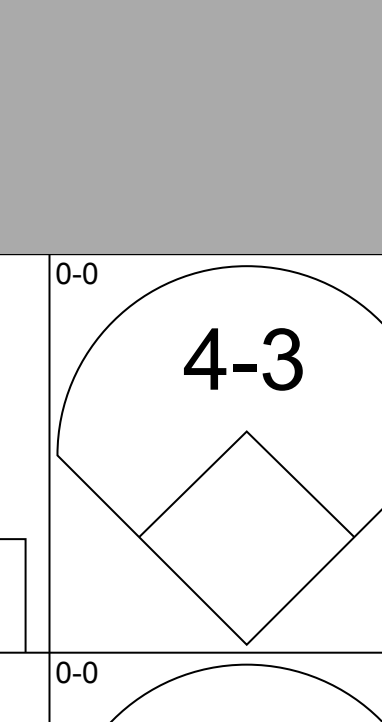
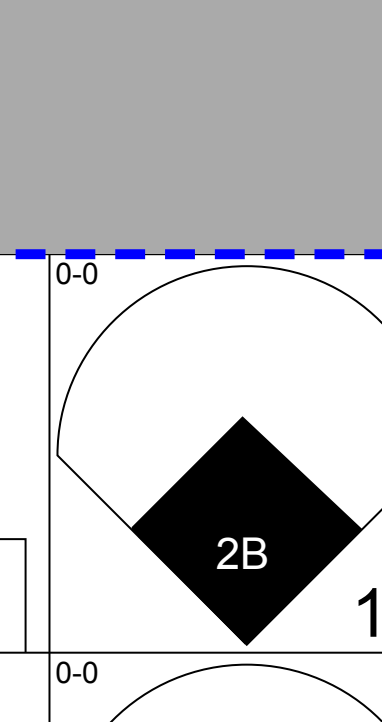
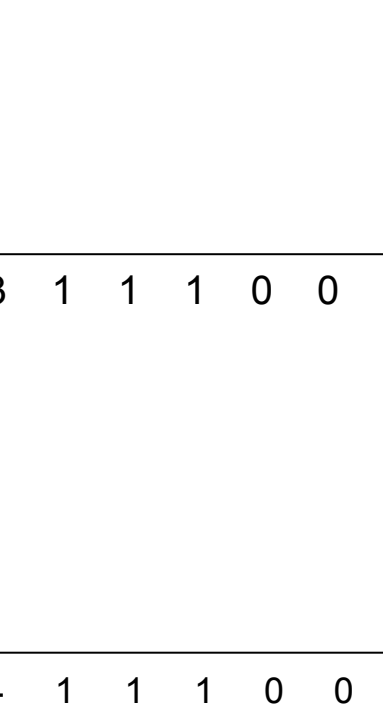
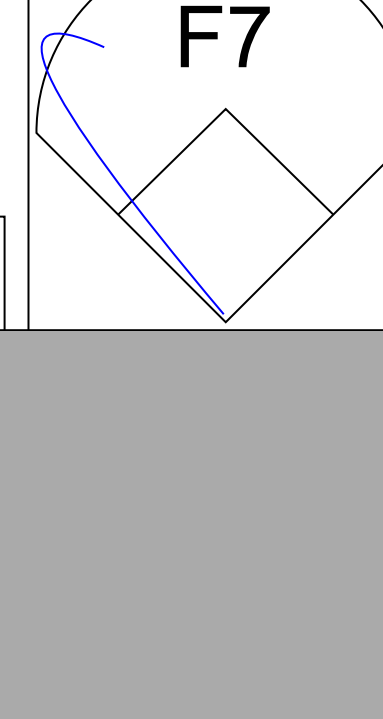
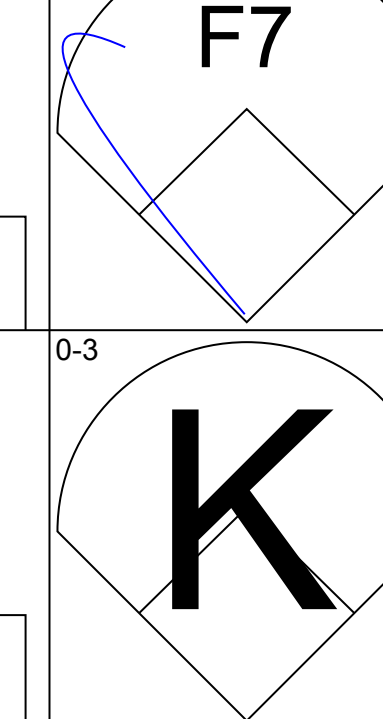
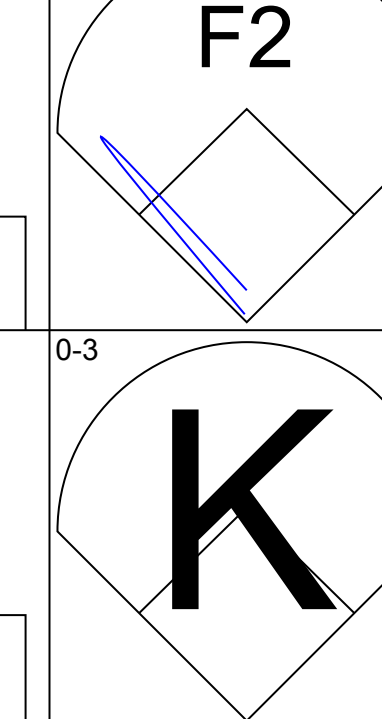
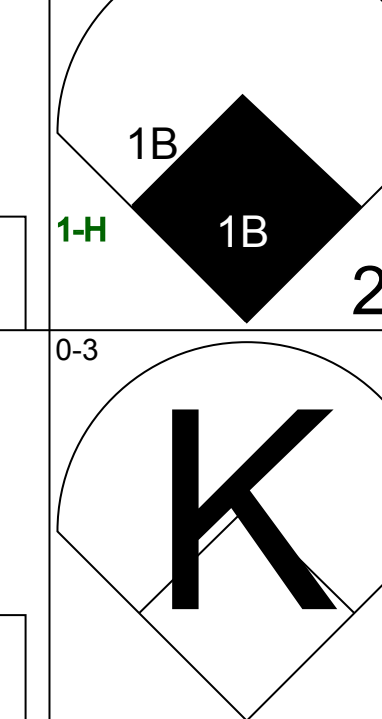
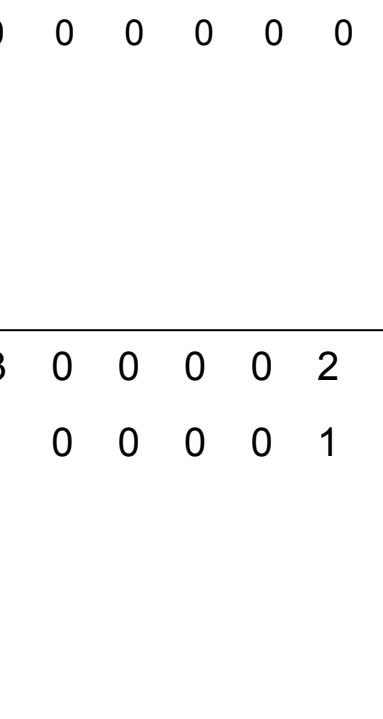
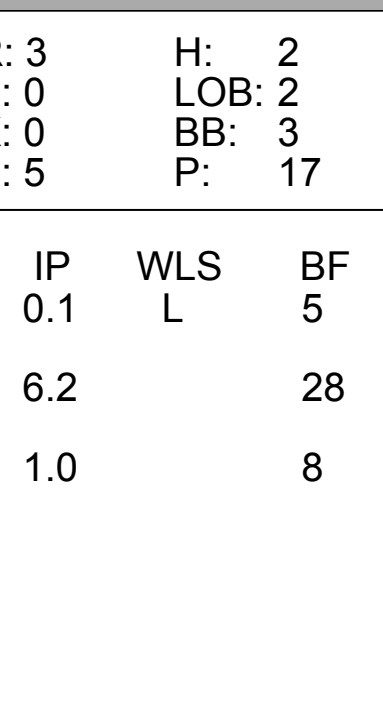
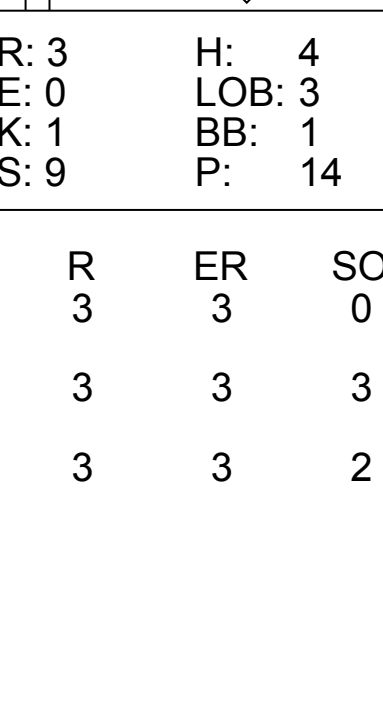
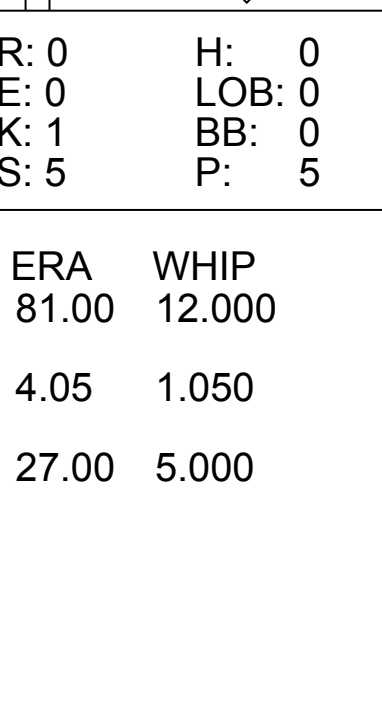
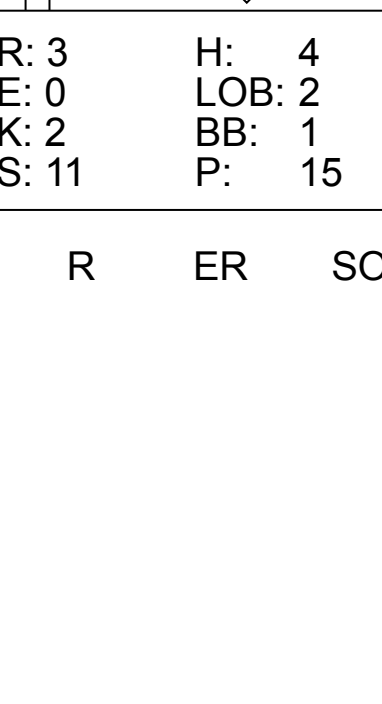
AB 31
R 5
H 7
RBI 5
BB 9
SO 4
LOB 22




AB 33
R 4
H 6
RBI 3
BB 1
SO 2
LOB 15




Batter	1	2	3	4	5	6	7	8	9	AB	R	H	RBI	BB	SO	LOB	TOP			
Eddie Joost, R OBP: 0.408, SLG: 0.455 (1, 6)										2	0	0	0	3	2	0	Philadelphia Athletics @ Chicago White Sox Comiskey Park, Chicago, IL Sat Jul 26 1952, 4:33 AM EDT Att: 7,570 - Unknown			
Ferns Fain, L OBP: 0.415, SLG: 0.407 (1, 3)										4	0	0	1	1	1	4				
Dave Philley, S OBP: 0.332, SLG: 0.353 Ed Wright, R OBP: 0.143, SLG: 0.286 (8, 1)										5	0	1	1	0	2	4				
Allie Clark, R OBP: 0.298, SLG: 0.478 (1, 7)										5	0	2	0	0	0	4				
Kite Thomas, R OBP: 0.345, SLG: 0.436 (1, 9)										5	0	0	0	0	2	5				
Billy Hitchcock, R OBP: 0.317, SLG: 0.297 (1, 5)										2	1	0	0	3	1	2				
Pete Suder, R OBP: 0.279, SLG: 0.287 (1, 4)										3	1	1	0	2	1	3				
Ray Murray, R OBP: 0.253, SLG: 0.340 Sherry Robertson, L OBP: 0.417, SLG: 0.222 Joe Astroth, R OBP: 0.286, SLG: 0.282 (8, PH)										3	0	0	0	0	1	6				
Bobo Newsom, R OBP: 0.286, SLG: 0.286 Johanny Kucab, R OBP: 0.286, SLG: 0.286 Elmer Vato, L OBP: 0.431, SLG: 0.395 (8, 8)										3	1	1	0	0	0	3				
Inning Stats	R: 0 E: 0 K: 2 S: 7	H: 0 LOB: 0 BB: 7	R: 0 E: 1 K: 2 S: 9	H: 1 LOB: 3 BB: 13	R: 0 E: 0 K: 2 S: 7	H: 0 LOB: 0 BB: 0	R: 0 E: 0 K: 2 S: 8	H: 1 LOB: 2 BB: 1	R: 0 E: 0 K: 0 S: 4	H: 1 LOB: 1 BB: 4	R: 1 E: 0 K: 1 S: 7	H: 2 LOB: 2 BB: 1	R: 2 E: 0 K: 1 S: 6	H: 1 LOB: 2 BB: 3	R: 0 E: 1 K: 0 S: 3	H: 0 LOB: 1 BB: 7		1B: 4 2B: 2 3B: 0 HR: 0	SF: 0 SAC: 0 DP: 1 HBP: 0	WP: 0 PB: 0 SB: 0 CS: 0
PITCHER Chuck Stobbs, L ERA: 3.17 Harry Dorish, R ERA: 2.24	IP: 7.0 WLS: W BF: 33	H: 5 R: 2 ER: 2 SO: 9	BB: 6 IBB: 0 HBP: 0 BLK: 0	WP: 0 HR: 0 S: 45 P: 69	ERA: 2.57 WHIP: 1.571	IP: 2.0 WLS: S BF: 10	H: 1 R: 1 ER: 1 SO: 1	BB: 3 IBB: 0 HBP: 0 BLK: 0	WP: 0 HR: 0 S: 9 P: 21	ERA: 4.50 WHIP: 2.000										

Batter	1	2	3	4	5	6	7	8	9	AB	R	H	RBI	BB	SO	LOB	BOTTOM		
Nellie Fox, L OBP: 0.344, SLG: 0.373 (1, 4)										5	3	3	0	0	0	0	Philadelphia Athletics @ Chicago White Sox Comiskey Park, Chicago, IL Sat Jul 26 1952, 4:33 AM EDT Att: 7,570 - Unknown		
Minnie Minoso, R OBP: 0.395, SLG: 0.476 (1, 8)										4	1	4	0	1	0	0			
Tom Wright, L OBP: 0.351, SLG: 0.341 Ray Coleman, L OBP: 0.264, SLG: 0.292 (8, 7)										5	2	1	2	0	2	6			
Eddie Robinson, L OBP: 0.388, SLG: 0.491 (1, 3)										3	1	1	2	2	0	0			
Sam Mele, R OBP: 0.333, SLG: 0.401 (1, 9)										4	0	0	0	1	0	4			
Phil Masi, R OBP: 0.344, SLG: 0.304 Sherm Lollar, R OBP: 0.346, SLG: 0.433 (8, 2)										3	0	1	2	1	0	0			
Sam Dente, R OBP: 0.269, SLG: 0.250 (9, 6)										3	1	1	1	0	0	2			
Willy Miranda, S OBP: 0.307, SLG: 0.333 Hector Rodriguez, R OBP: 0.351, SLG: 0.301 (8, 5)										4	1	1	1	0	0	5			
Chuck Stobbs, L OBP: 0.194, SLG: 0.094 Harry Dorish, R (8, 1)										3	0	0	0	0	2	0			
Inning Stats	R: 3 E: 0 K: 0 S: 5	H: 2 LOB: 2 BB: 3 P: 17	R: 3 E: 0 K: 1 S: 9	H: 4 LOB: 3 BB: 1 P: 14	R: 0 E: 0 K: 0 S: 3	H: 0 LOB: 0 BB: 0 P: 3	R: 0 E: 0 K: 1 S: 5	H: 1 LOB: 0 BB: 0 P: 5	R: 0 E: 0 K: 0 S: 3	H: 0 LOB: 0 BB: 0 P: 3	R: 0 E: 0 K: 2 S: 11	H: 4 LOB: 2 BB: 1 P: 15	R: 3 E: 0 K: 2 S: 11	H: 4 LOB: 2 BB: 1 P: 15	R: 0 E: 1 K: 0 S: 3	H: 0 LOB: 1 BB: 7 HR: 0		SF: 0 SAC: 0 DP: 0 HBP: 1	WP: 1 PB: 0 SB: 1 CS: 1
PITCHER Bobo Newsom, R ERA: 4.91 Johanny Kucab, R ERA: 5.29 Ed Wright, R ERA: 6.82	IP: 0.1 WLS: L BF: 5	H: 2 R: 3 ER: 3 SO: 0	BB: 2 IBB: 0 HBP: 1 BLK: 0	WP: 0 HR: 0 S: 3 P: 11	ERA: 81.00 WHIP: 12.000	IP: 6.2 WLS: 28 BF: 28	H: 6 R: 3 ER: 3 SO: 3	BB: 1 IBB: 1 HBP: 1 BLK: 0	WP: 1 HR: 0 S: 31 P: 40	ERA: 4.05 WHIP: 1.050	IP: 1.0 WLS: 8 BF: 4	H: 4 R: 3 ER: 3 SO: 2	BB: 1 IBB: 0 HBP: 0 BLK: 0	WP: 0 HR: 0 S: 11 P: 15	H: 0 LOB: 1 BB: 7 HR: 0	SF: 0 SAC: 0 DP: 0 HBP: 1	WP: 1 PB: 0 SB: 1 CS: 1	PA: 41	

AB	34
R	3
H	6
RBI	3
BB	9
SO	10
LOB	33



AB	35
R	9
H	12
RBI	8
BB	5
SO	5
LOB	18




Batter	1	2	3	4	5	6	7	8	9	AB	R	H	RBI	BB	SO	LOB	TOP											
Eddie Joost, R OBP: 0.408, SLG: 0.452 (1, 6)										4	2	1	0	1	1	1	Philadelphia Athletics @ Chicago White Sox Comiskey Park, Chicago, IL Sun Jul 27 1952, 4:33 AM EDT Unknown											
Fernis Fain, L OBP: 0.419, SLG: 0.415 (1, 3)										4	0	3	0	0	0	0												
Dave Philley, S OBP: 0.332, SLG: 0.350 (1, 8)										2	0	0	1	1	0	1												
Gus Zernial, R OBP: 0.371, SLG: 0.482 (1, 7)										3	0	0	1	1	0	3												
Elmer Valo, L OBP: 0.430, SLG: 0.394 Allie Clark, R OBP: 0.295, SLG: 0.473 (8, PH) (8, 9)										3	0	1	0	0	1	3												
Shery Robertson, L OBP: 0.375, SLG: 0.167 (1, 4)										3	0	0	0	1	2	0												
Pete Suder, R OBP: 0.285, SLG: 0.293 (1, 5)										4	1	2	0	0	0	2												
Joe Astroth, R OBP: 0.285, SLG: 0.281 (1, 2)										4	0	1	0	0	0	1												
Bobby Shantz, R OBP: 0.250, SLG: 0.281 (1, 1)										4	0	1	1	0	0	0												
Inning Stats	R: 1 E: 0 K: 0 S: 5	H: 2 LOB: 1 BB: 0 P: 5	R: 0 E: 0 K: 1 S: 5	H: 1 LOB: 0 BB: 0 P: 5	R: 1 E: 0 K: 1 S: 6	H: 1 LOB: 2 BB: 2 P: 14	R: 0 E: 0 K: 1 S: 5	H: 0 LOB: 0 BB: 0 P: 5	R: 0 E: 0 K: 0 S: 3	H: 1 LOB: 2 BB: 1 P: 8	R: 0 E: 0 K: 0 S: 3	H: 0 LOB: 0 BB: 0 P: 3	R: 0 E: 0 K: 0 S: 3	H: 1 LOB: 1 BB: 1 P: 7	R: 1 E: 0 K: 1 S: 7	H: 3 LOB: 1 BB: 0 P: 7	1B: 8 2B: 2 3B: 0 HR: 0	SF: 0 SAC: 1 DP: 2 HBP: 0	WP: 1 PB: 0 SB: 0 CS: 0	PA: 37								
PITCHER	IP	WLS	BF	H	R	ER	SO	BB	IBB	HBP	BLK	WP	HR	S	P	ERA	WHIP											
Joe Dobson, R ERA: 2.76 Bill Kennedy, L ERA: 2.14 Lou Kretlow, R ERA: 2.73 Hal Brown, R ERA: 3.45	(1, 1)	7.1	L	30	6	2	2	3	2	1	0	0	0	0	0	4	2.46	1.091										

Batter	1	2	3	4	5	6	7	8	9	AB	R	H	RBI	BB	SO	LOB	BOTTOM											
Willy Miranda, S OBP: 0.304, SLG: 0.321 (1, 6)										3	0	0	0	1	0	1	Philadelphia Athletics @ Chicago White Sox Comiskey Park, Chicago, IL Sun Jul 27 1952, 4:33 AM EDT Unknown											
Nellie Fox, L OBP: 0.343, SLG: 0.371 (1, 4)										4	0	1	0	0	0	2												
Minnie Minoso, R OBP: 0.392, SLG: 0.472 (1, 8)										3	0	0	0	0	1	1												
Eddie Robinson, L OBP: 0.389, SLG: 0.493 Bud Stewart, L OBP: 0.359, SLG: 0.378 (9, PR)										4	1	2	0	0	2	1												
Sam Mele, R OBP: 0.332, SLG: 0.403 (1, 9)										4	0	1	1	0	0	2												
Hector Rodriguez, R OBP: 0.350, SLG: 0.304 (1, 5)										4	0	1	0	0	0	2												
Sam Dente, R OBP: 0.283, SLG: 0.244 (1, 7)										3	0	0	0	0	0	2												
Phil Masi, R OBP: 0.328, SLG: 0.288 (1, 2)										3	0	0	0	0	1	0												
Joe Dobson, R OBP: 0.233, SLG: 0.175 Bill Kennedy, L OBP: 0.222, SLG: 0.222 Lou Kretlow, R Sherm Lollar, R OBP: 0.345, SLG: 0.431 Hal Brown, R OBP: 0.231, SLG: 0.250 (9, 1)	(1, 1)	(8, 1)	(8, 1)	(8, PH)	(9, 1)					1	0	0	0	1	0	0												
Inning Stats	R: 0 E: 0 K: 1 S: 5	H: 0 LOB: 0 BB: 0 P: 5	R: 0 E: 0 K: 1 S: 6	H: 1 LOB: 1 BB: 0 P: 6	R: 0 E: 0 K: 1 S: 5	H: 0 LOB: 1 BB: 1 P: 9	R: 1 E: 0 K: 0 S: 5	H: 2 LOB: 1 BB: 0 P: 5	R: 0 E: 0 K: 0 S: 3	H: 1 LOB: 1 BB: 0 P: 6	R: 0 E: 0 K: 0 S: 3	H: 0 LOB: 0 BB: 0 P: 3	R: 0 E: 0 K: 0 S: 3	H: 0 LOB: 1 BB: 1 P: 7	R: 0 E: 0 K: 0 S: 3	H: 1 LOB: 1 BB: 0 P: 3	1B: 2 2B: 4 3B: 0 HR: 0	SF: 0 SAC: 1 DP: 1 HBP: 0	WP: 0 PB: 0 SB: 0 CS: 0	PA: 33								
PITCHER	IP	WLS	BF	H	R	ER	SO	BB	IBB	HBP	BLK	WP	HR	S	P	ERA	WHIP											
Bobby Shantz, L ERA: 1.61	(1, 1)	9.0	W	33	5	1	1	4	2	0	0	0	0	0	0	47	1.00	0.778										

Batter	1	2	3	4	5	6	7	8	9	AB	R	H	RBI	BB	SO	LOB	TOP					
Phil Rizzuto, R OBP: 0.360, SLG: 0.382 Jim Brideweser, R OBP: 0.318, SLG: 0.286	0-0 FC1-6 1B		0-0 F8			0-0 3-1		0-0 6-3	0-0 E5 BB HR	3	0	1	0	0	0	1						
Joe Collins, L OBP: 0.371, SLG: 0.483	0-0 FC1-6 1-2			0-0 4-3		0-0 F7		0-0 4-3 1B	4-0 HR BB	4	1	1	0	1	0	2						
Hank Bauer, R OBP: 0.361, SLG: 0.479 Irv Noren, L OBP: 0.309, SLG: 0.338	0-0 F6			0-0 5-3			0-0 2B 1B	0-0 4-3	4-0 HR BB	3	1	1	0	0	0	1						
Mickey Mantle, S OBP: 0.393, SLG: 0.531	0-0 5-3			0-0 F8			0-0 1B 2B	0-0 G3	0-0 HR	5	2	2	5	0	0	2						
Gil McDougald, R OBP: 0.339, SLG: 0.364		0-0 1-3			0-0 L4		0-0 2B 1B		4-0 F8 BB	4	1	1	1	1	0	0						
Gene Woodling, L OBP: 0.394, SLG: 0.476		0-0 F7			0-0 6-3		0-3 K		4-0 HR BB FC4-6	5	1	1	0	0	1	2						
Billy Martin, R OBP: 0.373, SLG: 0.516 Yogi Berra, L OBP: 0.373, SLG: 0.516		0-0 F7			0-0 F9		0-0 L7		4-0 6-3 1B E BB	3	0	0	0	0	0	1						
Charles Silvera, R OBP: 0.392, SLG: 0.356 Johnny Mize, L OBP: 0.304, SLG: 0.344 Allie Reynolds, R OBP: 0.211, SLG: 0.204			0-0 3-1			0-0 3-1 1B	0-0 1-2 2B		0-0 BB 6-3 1B	3	0	2	1	0	0	0						
Jim McDonald, R OBP: 0.533, SLG: 0.583 Johnny Sain, R OBP: 0.333, SLG: 0.458 Joe Ostrowski, L OBP: 0.154, SLG: 0.043 Kal Segrist, R OBP: 0.154, SLG: 0.043			0-3 K			0-3 K	0-0 L6		0-0 6-3	2	0	0	0	0	2	1						
Inning Stats	R: 0 E: 0 K: 0 S: 4	H: 1 LOB: 1 BB: 0 P: 4	R: 0 E: 0 K: 0 S: 3	H: 0 LOB: 0 BB: 0 P: 3	R: 0 E: 0 K: 1 S: 5	H: 0 LOB: 0 BB: 0 P: 5	R: 0 E: 0 K: 0 S: 3	H: 0 LOB: 0 BB: 0 P: 3	R: 0 E: 0 K: 0 S: 6	H: 1 LOB: 1 BB: 0 P: 6	R: 3 E: 0 K: 1 S: 9	H: 4 LOB: 1 BB: 0 P: 9	R: 0 E: 0 K: 0 S: 4	H: 1 LOB: 1 BB: 0 P: 4	R: 7 E: 1 K: 0 S: 7	H: 3 LOB: 1 BB: 4 P: 23	1B: 7 2B: 2 3B: 0 HR: 1	SF: 0 SAC: 0 DP: 0 HBP: 0	WP: 0 PB: 0 CS: 0	PA: 42		
PITCHER	IP WLS BF H R ER SO BB IBB HBP BLK WP HR S P ERA WHIP	7.1 29 7 3 3 3 0 0 0 0 0 0 35 35 3.68 0.955	8 2 4 1 0 1 0 0 0 0 0 0 7 11 6.75 2.250	0.0 L 4 1 3 0 0 3 0 0 0 0 1 1 ∞ ∞	0.1 1 0 0 0 0 0 0 0 0 0 0 1 1 0.00 0.000																	

New York Yankees @ Chicago White Sox
Comiskey Park, Chicago, IL
Tue Jul 29 1952, 4:33 AM EDT
Att: 38,967 - Unknown


AB 38
R 10
H 10
RBI 9
BB 4
SO 3
LOB 16



Batter	1	2	3	4	5	6	7	8	9	AB	R	H	RBI	BB	SO	LOB	BOTTOM					
Nellie Fox, L OBP: 0.339, SLG: 0.365	0-0 FC5-6 1B 1B	0-0 G1		0-0 4-3	0-0 FC4-6 1-2		0-0 4-3		0-0 F2	6	1	1	0	0	0	6						
Jim Rivera, L OBP: 0.323, SLG: 0.371	0-0 FC5-6 1-2 1B		0-0 4-3 1B 2B	4-0 HBP HR BB		0-3 K		0-0 F3		4	2	2	0	1	1	0						
Minnie Minoso, R OBP: 0.391, SLG: 0.475	0-0 FC5-6 1-2 2-3 1B		0-0 4-3	1-0 HR HBP		0-0 1B 3B		0-0 E6		4	3	1	0	0	0	3						
Eddie Robinson, L OBP: 0.390, SLG: 0.505	0-0 1-2 3-H 1B		0-0 4-3	0-0 HR		0-0 1B		0-0 F5		5	1	3	6	0	0	2						
Sam Mele, R OBP: 0.332, SLG: 0.399	0-0 5-3		0-0 1B 1B 1B	0-0 6-3		0-0 L7		0-0 5-3		5	0	1	1	0	0	2						
Sherm Lollar, R OBP: 0.347, SLG: 0.431		0-0 F8	0-0 1B 1-2 1B		0-0 FC1-6 1B	0-0 FC6-4 1B		0-0 F4		5	0	3	0	0	0	0						
Hector Rodriguez, R OBP: 0.355, SLG: 0.366		4-0 1B BB	0-0 FC6 1-2 2-3 1B		0-0 F4	0-0 FC6-4 1-2		0-0 1B		4	0	2	0	1	0	3						
Willy Miranda, S OBP: 0.290, SLG: 0.297 Bud Stewart, L OBP: 0.362, SLG: 0.381		0-3 K	0-0 FC6 1-2		0-0 FC1-6 1B		0-0 6-3		0-0 1B	4	0	0	0	0	1	5						
Billy Pierce, L OBP: 0.235, SLG: 0.190 Harry Dorish, R OBP: 0.194, SLG: 0.094 Bill Kennedy, L OBP: 0.222, SLG: 0.222 Tom Wright, L OBP: 0.346, SLG: 0.336		0-0 1B		0-0 5-3		0-0 FC4-6 1B		0-0 K		4	0	2	0	0	1	0						
Inning Stats	R: 2 E: 0 K: 0 S: 5	H: 3 LOB: 0 BB: 0 P: 5	R: 0 E: 0 K: 1 S: 6	H: 1 LOB: 2 BB: 1 P: 10	R: 1 E: 0 K: 0 S: 7	H: 4 LOB: 3 BB: 0 P: 7	R: 3 E: 0 K: 0 S: 4	H: 1 LOB: 0 BB: 1 P: 9	R: 0 E: 0 K: 0 S: 5	H: 2 LOB: 2 BB: 0 P: 5	R: 1 E: 0 K: 1 S: 8	H: 3 LOB: 2 BB: 0 P: 8	R: 0 E: 0 K: 1 S: 5	H: 0 LOB: 0 BB: 0 P: 5	R: 0 E: 1 K: 0 S: 4	H: 0 LOB: 1 BB: 0 P: 4	R: 0 E: 0 K: 0 S: 5	H: 2 LOB: 2 BB: 0 P: 5	1B: 13 2B: 1 3B: 1 HR: 1	SF: 0 SAC: 0 DP: 0 HBP: 1	WP: 0 PB: 0 CS: 0	PA: 46
PITCHER	IP WLS BF H R ER SO BB IBB HBP BLK WP HR S P ERA WHIP	6.0 34 14 7 7 2 2 2 0 1 0 0 9 9 0.00 0.000	2.0 W 7 0 0 0 1 0 0 0 0 0 9 9 0.00 0.000	1.0 S 5 2 0 0 0 0 0 0 0 0 5 5 0.00 2.000																		

New York Yankees @ Chicago White Sox
Comiskey Park, Chicago, IL
Tue Jul 29 1952, 4:33 AM EDT
Att: 38,967 - Unknown

AB 43
R 7
H 16
RBI 7
BB 2
SO 3
LOB 23



Batter	1	2	3	4	5	6	7	8	9	AB	R	H	RBI	BB	SO	LOB	TOP		
Phil Rizzuto, R OBP: 0.360, SLG: 0.384 Joe Ostrowski, L (8, 1)	F3		2B		FC6-5 2-3f			SH 1-2		3	0	1	0	0	0	2			
Joe Collins, L OBP: 0.370, SLG: 0.480 (1, 3)	E6		F8			FC4-6 BB 1B		F5		4	0	1	0	0	0	2			
Hank Bauer, R OBP: 0.359, SLG: 0.476 Irv Noren, L OBP: 0.311, SLG: 0.336 (4, 9)	K				K	FC4-6 BB 1-2		4-3		2	0	0	0	0	2	1			
Yogi Berra, L OBP: 0.369, SLG: 0.509 (1, 2)	F5				F8	FC4-6 BB G6-3 1-2f 2-3			F5	4	0	0	0	0	0	3			
Mickey Mantle, S OBP: 0.389, SLG: 0.525 (1, 8)		K			4-3			G6-3 1-2f		4	0	0	0	0	1	2			
Gene Woodling, L OBP: 0.389, SLG: 0.468 (1, 7)	6-3								F2	4	0	0	0	0	1	0			
Gil McDougald, R OBP: 0.339, SLG: 0.362 (1, 5)	F8					FC6-5 BB BB		F9		2	0	0	0	1	0	0			
Billy Martin, R OBP: 0.319, SLG: 0.351 (1, 4)					F9			F4		2	0	0	0	1	0	0			
Bob Kuzava, S OBP: 0.216, SLG: 0.107 Tom Gottman, R OBP: 0.275, SLG: 0.273 Bobby Hogue, R OBP: 0.275, SLG: 0.273 Johnny Mize, L OBP: 0.275, SLG: 0.273 Harry Schaeffer, L OBP: 0.275, SLG: 0.273 Jim Bredeweser, R OBP: 0.275, SLG: 0.273 (1, 1) (2, 1) (3, 1) (4, PH) (5, 1) (6, PH) (8, 6)			K						SH BB	0	0	0	0	0	0	0			
Inning Stats	R: 0 E: 1 K: 1 S: 6	H: 0 LOB: 1 BB: 0 P: 6	R: 0 E: 0 K: 1 S: 5	H: 0 LOB: 0 BB: 0 P: 5	R: 0 E: 0 K: 1 S: 6	H: 1 LOB: 1 BB: 0 P: 6	R: 0 E: 0 K: 1 S: 5	H: 0 LOB: 0 BB: 0 P: 5	R: 0 E: 0 K: 1 S: 3	H: 1 LOB: 1 BB: 1 P: 7	R: 0 E: 0 K: 1 S: 5	H: 0 LOB: 2 BB: 0 P: 5	R: 0 E: 0 K: 0 S: 3	H: 0 LOB: 1 BB: 1 P: 7	R: 0 E: 0 K: 0 S: 3	H: 0 LOB: 0 BB: 0 P: 3	1B: 1 2B: 1 3B: 0 HR: 0	SF: 0 SAC: 1 DP: 1 HBP: 0	WP: 0 PA: 33 CS: 0
PITCHER Lou Kretlow, R ERA: 2.09 (1, 1)	IP: 9.0 WLS: W BF: 33 H: 2 R: 0 ER: 0 SO: 6 BB: 4 IBB: 0 HBP: 0 BLK: 0 WP: 0 HR: 0 S: 41 P: 57 ERA: 0.00 WHIP: 0.667															PITCHER			

New York Yankees @ Chicago White Sox
Comiskey Park, Chicago, IL
Wed Jul 30 1952, 4:33 AM EDT
Att: 15,103 - Unknown

AB 28
R 0
H 2
RBI 0
BB 4
SO 6
LOB 13



Batter	1	2	3	4	5	6	7	8	9	AB	R	H	RBI	BB	SO	LOB	BOTTOM		
Hector Rodriguez, R OBP: 0.359, SLG: 0.306 (1, 5)	K	1B	BB		1B		1-5-3			3	1	1	0	2	1	0			
Nellie Fox, L OBP: 0.347, SLG: 0.369 (1, 4)	BB	1B	BB		BB		BB	1B		3	1	3	1	2	0	0			
Minnie Minoso, R OBP: 0.393, SLG: 0.474 (1, 7)	1B	FC5-2	5-3		F9		1B	BB		3	0	1	3	2	0	5			
Eddie Robinson, L OBP: 0.390, SLG: 0.504 (1, 3)	FC5-2	F9			F7		G3	FC6-4		5	0	2	1	0	0	4			
Sam Mele, R OBP: 0.336, SLG: 0.407 (1, 9)	FC5-2				4-3			FC6-4		4	1	2	0	1	0	4			
Jim Rivera, L OBP: 0.324, SLG: 0.378 (1, 8)		L4	HR		4-3		K	S		4	1	1	2	1	1	2			
Sherm Lollar, R OBP: 0.348, SLG: 0.432 (1, 2)		1B	BB		4-3		F8	K		4	1	1	0	1	1	3			
Willy Miranda, S OBP: 0.305, SLG: 0.290 (1, 6)		1B	BB		5-6-4		F7	5-3		2	2	0	0	2	0	2			
Lou Kretlow, R (1, 1)	K		B5-6-4		K		K	K		5	0	0	0	0	4	6			
Inning Stats	R: 0 E: 0 K: 1 S: 5	H: 1 LOB: 2 BB: 2 P: 13	R: 3 E: 0 K: 1 S: 8	H: 3 LOB: 2 BB: 2 P: 16	R: 2 E: 0 K: 0 S: 5	H: 3 LOB: 3 BB: 2 P: 14	R: 0 E: 1 K: 0 S: 3	H: 0 LOB: 1 BB: 1 P: 7	R: 1 E: 0 K: 1 S: 6	H: 1 LOB: 2 BB: 2 P: 14	R: 0 E: 0 K: 1 S: 6	H: 1 LOB: 0 BB: 0 P: 6	R: 1 E: 0 K: 1 S: 7	H: 2 LOB: 2 BB: 1 P: 11	R: 0 E: 0 K: 2 S: 7	H: 0 LOB: 1 BB: 1 P: 11	1B: 7 2B: 3 3B: 0 HR: 1	SF: 0 SAC: 0 DP: 1 HBP: 1	WP: 0 PA: 45 CS: 0
PITCHER Bob Kuzava, L ERA: 3.94 Tom Gorman, R ERA: 5.09 Bobby Hogue, R ERA: 5.32 Harry Schaeffer, L ERA: 6.75 Joe Ostrowski, L ERA: 4.93 (1, 1) (2, 1) (3, 1) (5, 1) (8, 1)	IP: 1.2 WLS: L BF: 12 H: 4 R: 3 ER: 3 SO: 2 BB: 2 IBB: 0 HBP: 1 BLK: 0 WP: 0 HR: 0 S: 12 P: 28 ERA: 16.20 WHIP: 4.800															PITCHER			

New York Yankees @ Chicago White Sox
Comiskey Park, Chicago, IL
Wed Jul 30 1952, 4:33 AM EDT
Att: 15,103 - Unknown

AB 33
R 7
H 11
RBI 7
BB 11
SO 7
LOB 26



Batter	1	2	3	4	5	6	7	8	9	AB	R	H	RBI	BB	SO	LOB	TOP		
Phil Rizzuto, R (1, 6) OBP: 0.360, SLG: 0.382	F4		F3			4-3		G4-3		4	0	1	1	1	1	0	1		
Joe Collins, L (1, 3) OBP: 0.373, SLG: 0.476	4-3		BB	FC1-5-4				G4-3		2	1	0	0	3	0	2			
Irv Noren, L (1, 9) OBP: 0.308, SLG: 0.330	4-3		1B	4-3		F5			F7	4	0	0	0	1	0	4			
Yogi Berra, L (1, 2) OBP: 0.367, SLG: 0.505	F6		1B			F4		G3	F5	5	0	1	1	0	0	1			
Mickey Mantle, S (1, 8) OBP: 0.389, SLG: 0.523		G3	F8		6-3		K		E	5	1	2	0	0	1	2			
Gil McDougald, R (1, 5) OBP: 0.344, SLG: 0.369		G3		2B	1B		1B		1B	4	2	3	0	1	0	1			
Gene Woodling, L (1, 7) OBP: 0.392, SLG: 0.475		F2		1B	2B		4-3		1B	5	1	3	3	0	0	2			
Billy Martin, R (1, 4) OBP: 0.321, SLG: 0.352		5-3		1B	1B		4-3	L6	6-3	5	1	2	1	0	0	4			
Vic Raschi, R (1, 1) OBP: 0.333, SLG: 0.238			F8	SH1-4		SH3-4		K		2	0	0	0	0	1	0			
Inning Stats	R: 0 E: 0 K: 0 S: 3	H: 0 LOB: 1 BB: 1 P: 7	R: 0 E: 0 K: 0 S: 4	H: 1 LOB: 1 BB: 0 P: 4	R: 1 E: 0 K: 0 S: 4	H: 1 LOB: 2 BB: 2 P: 12	R: 3 E: 1 K: 0 S: 7	H: 4 LOB: 1 BB: 0 P: 7	R: 0 E: 0 K: 0 S: 4	H: 1 LOB: 1 BB: 1 P: 8	R: 1 E: 0 K: 1 S: 7	H: 2 LOB: 1 BB: 0 P: 7	R: 0 E: 0 K: 1 S: 4	H: 0 LOB: 0 BB: 1 P: 8	R: 1 E: 0 K: 0 S: 5	H: 2 LOB: 2 BB: 1 P: 9	1B: 10 2B: 2 3B: 0 HR: 0	SF: 0 SAC: 2 DP: 1 HBP: 0	WP: 0 PA: 44 CS: 1
PITCHER	IP	WLS	BF	H	R	ER	SO	BB	IBB	HBP	BLK	WP	HR	S	P	ERA	WHIP		
Saul Rogovin, R (1, 1) ERA: 4.62	3.1	L	19	6	4	4	0	3	0	0	0	0	0	16	28	10.80	2.700		
Bill Kennedy, L (4, 1) ERA: 2.13	3.2		16	4	1	1	1	1	0	0	0	0	0	17	21	2.46	1.364		
Hal Brown, R (8, 1) ERA: 3.23	2.0		9	2	1	0	1	2	0	0	0	0	0	9	17	0.00	2.000		

New York Yankees @ Chicago White Sox
Comiskey Park, Chicago, IL
Thu Jul 31 1952, 4:33 AM EDT
Att: 34,548 - Unknown

AB 36
R 6
H 12
RBI 6
BB 6
SO 2
LOB 17



Batter	1	2	3	4	5	6	7	8	9	AB	R	H	RBI	BB	SO	LOB	BOTTOM		
Nellie Fox, L (1, 4) OBP: 0.346, SLG: 0.367	1B		F8	G6-4-3			F9			3	1	0	0	1	0	1			
Jim Rivera, L (1, 8) OBP: 0.323, SLG: 0.376	WP		K			F8	F4			4	0	1	0	0	1	0			
Minnie Minoso, R (1, 7) OBP: 0.392, SLG: 0.472	K		1B	1B		F8		K		4	1	1	0	0	2	2			
Eddie Robinson, L (1, 3) OBP: 0.389, SLG: 0.501	F3		1B	1B		F9		F9		4	0	1	0	0	0	2			
Sam Mele, R (1, 9) OBP: 0.335, SLG: 0.405	F9		1B	1B		6-3		F4		4	0	1	1	0	0	1			
Hector Rodriguez, R (1, 5) OBP: 0.361, SLG: 0.312		5-3		1B		E6				4	0	2	0	0	0	0			
Sherm Lollar, R (1, 2) OBP: 0.348, SLG: 0.429				1B		6-3				4	0	2	0	0	0	0			
Hal Brown, R (8, 1) OBP: 0.231, SLG: 0.250			F4			6-3		1-3		0	0	0	0	0	0	0			
Tom Wright, L (9, PH) OBP: 0.344, SLG: 0.333						1-2				1	0	0	0	0	0	1			
Willy Miranda, S (1, 6) OBP: 0.308, SLG: 0.287						4-3				1	0	0	0	1	1	1			
Bud Stewart, L (6, PH) OBP: 0.200, SLG: 0.379								F8		1	0	0	0	0	0	1			
Sam Dente, R (7, 6) OBP: 0.263, SLG: 0.244						FC3-6				1	0	0	0	0	0	1			
Saul Rogovin, R (1, 1) OBP: 0.250, SLG: 0.269										1	0	0	0	0	0	1			
Bill Kennedy, L (4, 1) OBP: 0.200, SLG: 0.200						FC3-6				1	0	0	0	0	0	1			
Darrell Johnson, R (7, PH) OBP: 0.363, SLG: 0.325								F9		2	0	0	0	0	1	1			
Inning Stats	R: 1 E: 0 K: 1 S: 6	H: 1 LOB: 1 BB: 1 P: 10	R: 0 E: 0 K: 1 S: 5	H: 0 LOB: 0 BB: 0 P: 6	R: 1 E: 0 K: 1 S: 9	H: 4 LOB: 3 BB: 0 P: 9	R: 0 E: 0 K: 0 S: 2	H: 0 LOB: 0 BB: 1 P: 6	R: 0 E: 0 K: 0 S: 3	H: 0 LOB: 0 BB: 0 P: 3	R: 0 E: 1 K: 0 S: 4	H: 0 LOB: 0 BB: 0 P: 4	R: 0 E: 0 K: 1 S: 5	H: 0 LOB: 0 BB: 0 P: 5	R: 0 E: 0 K: 1 S: 6	H: 1 LOB: 1 BB: 0 P: 6	1B: 5 2B: 1 3B: 0 HR: 0	SF: 0 SAC: 0 DP: 1 HBP: 1	WP: 1 PA: 36 CS: 0
PITCHER	IP	WLS	BF	H	R	ER	SO	BB	IBB	HBP	BLK	WP	HR	S	P	ERA	WHIP		
Vic Raschi, R (1, 1) ERA: 2.91	9.0	W	36	6	2	2	5	2	0	1	0	1	0	43	52	2.00	0.889		


New York Yankees @ Chicago White Sox
Comiskey Park, Chicago, IL
Thu Jul 31 1952, 4:33 AM EDT
Att: 34,548 - Unknown


AB 33
R 2
H 6
RBI 1
BB 2
SO 5
LOB 17



Batter	1	2	3	4	5	6	7	8	9	AB	R	H	RBI	BB	SO	LOB	TOP										
Eddie Yost, R OBP: 0.330, SLG: 0.306 (1, 5)	0-0 5-3		0-3 K		0-0 L7		0-0 5-3			4	0	0	0	0	1	1	Washington Senators @ Chicago White Sox Comiskey Park, Chicago, IL Fri Aug 01 1952, 4:33 AM EDT Att: 15,482 - Unknown livebaseballscores.com										
Jim Busby, R OBP: 0.243, SLG: 0.241 (1, 8)	0-0 6-3		0-0 5-3		0-0 1-3			0-0 E6		4	0	0	0	0	0	1											
Jackie Jensen, R OBP: 0.367, SLG: 0.431 (1, 9)	0-0 1-4-3			0-0 F8 1B		0-0 F7		0-0 F4		4	0	1	0	0	0	1											
Pete Runnels, L OBP: 0.371, SLG: 0.338 (1, 6)		0-0 4-3		0-0 F7		0-0 2B		0-0 L7		4	1	1	0	0	0	2											
Mickey Vernon, L OBP: 0.362, SLG: 0.422 (1, 3)		0-0 F8		0-0 1B		0-0 2B		0-0 5-3		4	0	2	1	0	0	1											
Gil Coan, L OBP: 0.304, SLG: 0.327 (1, 7)		0-0 3-1		0-0 F8		0-0 BB			0-0 SH5-4	3	0	1	0	1	0	2											
Mel Hoderlein, S OBP: 0.315, SLG: 0.311 (1, 4)			0-0 S	0-3 K			0-0 G6-4-3		0-0 SH5-4	3	1	1	0	0	1	4											
Mickey Grasso, R OBP: 0.286, SLG: 0.252 (1, 2)			0-0 E		0-0 FC2-6		0-0 1-4		0-0 L3	3	1	3	1	1	0	0											
Walt Masterson, R OBP: 0.200, SLG: 0.136 (1, 1)			0-3 K		0-0 FC2-6		0-0 1-4		0-0 L3	4	0	0	0	0	1	5											
Inning Stats	R: 0 E: 0 K: 0 S: 3	H: 0 LOB: 0 BB: 0 P: 3	R: 0 E: 0 K: 0 S: 3	H: 0 LOB: 0 BB: 0 P: 3	R: 2 E: 2 K: 2 S: 9	H: 2 LOB: 0 BB: 0 P: 9	R: 0 E: 0 K: 1 S: 7	H: 2 LOB: 2 BB: 0 P: 7	R: 0 E: 0 K: 0 S: 4	H: 1 LOB: 1 BB: 1 P: 4	R: 1 E: 0 K: 0 S: 4	H: 2 LOB: 1 BB: 1 P: 8	R: 0 E: 0 K: 0 S: 3	H: 1 LOB: 0 BB: 0 P: 3	R: 0 E: 1 K: 0 S: 4	H: 0 LOB: 1 BB: 0 P: 4	R: 0 E: 0 K: 0 S: 3	H: 1 LOB: 1 BB: 1 P: 7	1B: 5 2B: 6 3B: 0 HR: 0	SF: 0 SAC: 1 DP: 3 HBP: 0	WP: 1 PB: 0 CS: 0	PA: 36					
PITCHER	IP	WLS	BF	H	R	ER	SO	BB	IBB	HBP	BLK	WP	HR	S	P	ERA	WHIP										
Joe Dobson, R ERA: 2.75 (1, 1)	7.0	L	28	8	3	2	3	1	0	0	0	1	0	33	37	2.57	1.286										
Howie Judson, R ERA: 3.6 (8, 1)	2.0		8	1	0	0	0	0	1	0	0	0	0	7	11	0.00	0.500										

Batter	1	2	3	4	5	6	7	8	9	AB	R	H	RBI	BB	SO	LOB	BOTTOM										
Nellie Fox, L OBP: 0.342, SLG: 0.363 (1, 4)	0-0 F7	0-0 L8			0-0 L6		0-0 F8		0-0 FC4-6	5	0	0	0	0	0	6	Washington Senators @ Chicago White Sox Comiskey Park, Chicago, IL Fri Aug 01 1952, 4:33 AM EDT Att: 15,482 - Unknown livebaseballscores.com										
Jim Rivera, L OBP: 0.324, SLG: 0.377 (1, 8)	0-0 4-3		0-0 F7		0-0 3-1			0-0 2B	0-0 F7	5	0	2	0	0	0	2											
Minnie Minoso, R OBP: 0.388, SLG: 0.467 (1, 7)	0-0 4-3		0-0 F9			0-0 F8		0-0 F2		4	0	0	0	0	0	2											
Eddie Robinson, L OBP: 0.390, SLG: 0.500 (1, 3)	0-0 1-3		0-0 BB		0-0 G4-6-3		0-0 K		0-0 K	3	0	1	0	1	1	2											
Sam Mele, R OBP: 0.334, SLG: 0.406 (1, 9)		0-3 K	0-0 F8		0-0 G4-6-3		0-0 2B		0-0 K	4	0	1	0	0	1	2											
Darrell Johnson, R OBP: 0.358, SLG: 0.321 (1, 2)		0-0 6-3		0-0 P3		0-0 3B		0-0 F8		4	1	1	0	0	0	2											
Rocky Krsnich, R OBP: 0.500, SLG: 0.500 (1, 5)		0-0 2B		0-3 K		0-0 P6		0-0 F8		2	0	1	0	0	1	0											
Bud Stewart, L OBP: 0.358, SLG: 0.377 (7, PH)										1	0	0	0	0	0	1											
Howie Judson, R (8, 1)										0	0	0	0	0	0	0											
Sherm Lollar, R OBP: 0.347, SLG: 0.427 (9, PH)		0-0 2B		0-0 K		0-0 K		0-0 FC4-6		1	0	0	0	0	0	0											
Willy Miranda, S OBP: 0.312, SLG: 0.302 (1, 6)		0-0 1-3		0-0 P6		0-3 K		0-0 FC4-6		2	0	1	0	0	0	0											
Hector Rodriguez, R OBP: 0.361, SLG: 0.316 (7, PH)										2	0	1	0	0	1	1											
Joe Dobson, R OBP: 0.244, SLG: 0.171 (1, 1)		0-0 2B		0-0 F9		0-0 3B		0-0 FC4-6		1	0	0	0	1	0	0											
Tom Wright, L OBP: 0.348, SLG: 0.353 (7, PH)										1	0	1	1	0	0	0											
Sam Dente, R OBP: 0.288, SLG: 0.244 (8, 6)										0	0	0	0	1	0	0											
Inning Stats	R: 0 E: 0 K: 0 S: 4	H: 1 LOB: 1 BB: 0 P: 4	R: 0 E: 0 K: 1 S: 7	H: 2 LOB: 3 BB: 1 P: 11	R: 0 E: 0 K: 0 S: 3	H: 0 LOB: 1 BB: 1 P: 7	R: 0 E: 0 K: 1 S: 5	H: 0 LOB: 0 BB: 0 P: 5	R: 0 E: 0 K: 0 S: 3	H: 0 LOB: 0 BB: 0 P: 3	R: 1 E: 0 K: 1 S: 7	H: 2 LOB: 1 BB: 0 P: 7	R: 0 E: 0 K: 1 S: 7	H: 2 LOB: 2 BB: 0 P: 7	R: 0 E: 0 K: 0 S: 4	H: 1 LOB: 2 BB: 1 P: 8	1B: 5 2B: 3 3B: 1 HR: 0	SF: 0 SAC: 0 DP: 1 HBP: 0	WP: 0 PB: 0 CS: 0	PA: 38							
PITCHER	IP	WLS	BF	H	R	ER	SO	BB	IBB	HBP	BLK	WP	HR	S	P	ERA	WHIP										
Walt Masterson, R ERA: 3.84 (1, 1)	9.0	W	38	9	1	1	4	3	0	0	0	0	0	43	55	1.00	1.333										

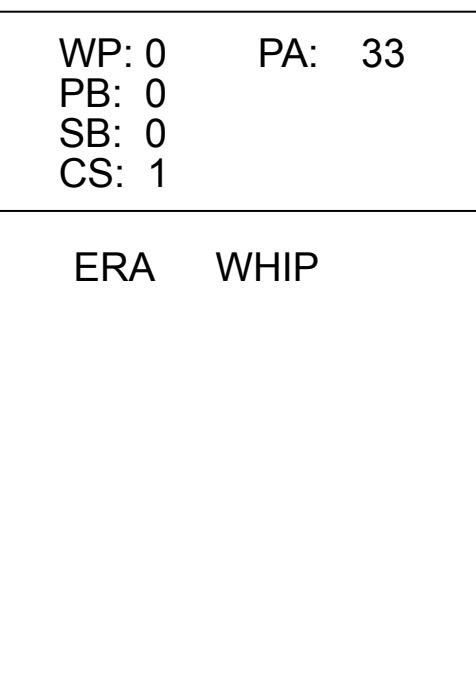
Batter	1	2	3	4	5	6	7	8	9	AB	R	H	RBI	BB	SO	LOB	TOP			
Eddie Yost, R OBP: 0.329, SLG: 0.304 (1, 5)	4-0 P6 BB		0-3 K		0-0 P4			0-0 P4		3	0	0	0	1	1	1	Washington Senators @ Chicago White Sox Comiskey Park, Chicago, IL Sat Aug 02 1952, 4:33 AM EDT Att: 6,537 - Unknown 			
Jim Busby, R OBP: 0.241, SLG: 0.238 (1, 8)	0-0 P6 1-2		0-0 P1		0-0 5-3			0-0 4-3		4	0	0	0	0	0	2				
Jackie Jensen, R OBP: 0.370, SLG: 0.440 Earl Rapp, L OBP: 0.263, SLG: 0.330 (6, PH) (6, 9)	4-0 FC5 S BB		0-0 HR		0-0 4-3			0-3 K	0-3 K	1	1	1	1	1	0	0				
Ken Wood, R OBP: 0.295, SLG: 0.333 (1, 7)	4-0 1-2 BB		0-0 F8		0-3 K			0-0 F7	0-0 F7	3	0	0	0	1	1	0				
Pete Runnels, L OBP: 0.367, SLG: 0.334 (1, 6)	0-0 FC5 2-3f		0-3 K		0-0 F7			0-0 F7	0-0 F7	4	0	0	0	0	1	2				
Mickey Vernon, L OBP: 0.362, SLG: 0.422 (1, 3)		0-0 F8		0-0 4-3				0-0 G6-4-3 1B		3	0	1	0	0	0	0				
Mel Hoderlein, S OBP: 0.315, SLG: 0.311 (1, 4)		0-0 1B		0-0 F9				0-0 G6-4-3 1-2f		3	0	1	0	0	0	1				
Mickey Grasso, R OBP: 0.290, SLG: 0.257 (1, 2)		0-0 G6-4-3 1B		0-0 F3				0-0 FC4-6 1B		3	0	2	0	0	0	0				
Julio Moreno, R OBP: 0.105, SLG: 0.081 Joe Haynes, R OBP: 0.168, SLG: 0.133 Frank Campos, L OBP: 0.311, SLG: 0.370 Don Johnson, R OBP: 0.111, SLG: 0.111 (6, PH) (8, 1)		0-0 G6-4-3 1-2f		0-0 5-3				0-0 FC4-6 1-2f		1	0	0	0	0	0	2				
Inning Stats	R: 0 E: 0 K: 0 S: 2	H: 0 LOB: 2 BB: 3 P: 14	R: 0 E: 0 K: 0 S: 4	H: 2 LOB: 1 BB: 0 P: 4	R: 1 E: 0 K: 1 S: 6	H: 1 LOB: 0 BB: 0 P: 6	R: 0 E: 0 K: 1 S: 5	H: 0 LOB: 0 BB: 0 P: 5	R: 0 E: 0 K: 1 S: 5	H: 0 LOB: 0 BB: 0 P: 5	R: 0 E: 0 K: 0 S: 3	H: 1 LOB: 0 BB: 0 P: 3	R: 0 E: 0 K: 0 S: 4	H: 1 LOB: 1 BB: 0 P: 4	R: 0 E: 0 K: 1 S: 5	H: 0 LOB: 0 BB: 0 P: 5		1B: 4 2B: 0 3B: 0 HR: 1	SF: 0 SAC: 0 DP: 2 HBP: 0	WP: 0 PB: 0 CS: 1
PITCHER Chuck Stobbs, L ERA: 2.99 (1, 1)	IP: 9.0 WLS: W BF: 32 H: 5 R: 1 ER: 1 SO: 4 BB: 3 IBB: 0 HBP: 0 BLK: 0 WP: 0 HR: 1 S: 37 P: 49 ERA: 1.00 WHIP: 0.889																			

Batter	1	2	3	4	5	6	7	8	9	AB	R	H	RBI	BB	SO	LOB	BOTTOM			
Nellie Fox, L OBP: 0.343, SLG: 0.363 (1, 4)	0-0 4-3			0-0 1B		0-0 G3		0-0 F7		5	0	2	0	0	0	0	Washington Senators @ Chicago White Sox Comiskey Park, Chicago, IL Sat Aug 02 1952, 4:33 AM EDT Att: 6,537 - Unknown 			
Jim Rivera, L OBP: 0.322, SLG: 0.377 (1, 8)	0-0 HR 2B	0-0 F9		0-0 F5		0-3 K		0-3 K		5	1	1	1	0	2	2				
Minnie Minoso, R OBP: 0.389, SLG: 0.466 (1, 7)	4-0 HR BB	0-0 F8		0-0 2B 1B		0-0 P3				3	2	1	0	1	0	1				
Eddie Robinson, L OBP: 0.393, SLG: 0.512 (1, 3)	0-0 HR		0-0 S 2-3 1B		0-0 E 1B 2B			0-0 G3		4	2	3	4	0	0	0				
Sam Mele, R OBP: 0.336, SLG: 0.405 (1, 9)	0-0 BB 1B		0-0 2-3		0-0 E9 1B		4-0 1-3 BB			3	0	1	0	1	0	2				
Sherm Lollar, R OBP: 0.349, SLG: 0.424 (1, 2)	4-0 G6-4-3 BB		4-0 G4-6-3 BB		0-0 F9		0-0 1-3			2	0	0	0	2	0	3				
Rocky Krsnich, R OBP: 0.333, SLG: 0.290 (1, 5)	0-0 G6-4-3 1-2f		0-0 G4-6-3 1-2f		0-0 F8		4-0 BB			3	0	0	0	1	0	6				
Willy Miranda, S OBP: 0.319, SLG: 0.310 (1, 6)		0-0 1B SH1 F9 1B		0-0 F9		0-0 1-3 3-H 1B		0-3 K		4	1	2	1	0	1	2				
Chuck Stobbs, L OBP: 0.179, SLG: 0.086 (1, 1)		0-0 SH1		0-0 4-3		0-3 K		0-0 F5		3	0	0	0	0	1	2				
Inning Stats	R: 3 E: 0 K: 0 S: 5	H: 3 LOB: 1 BB: 2 P: 13	R: 1 E: 0 K: 0 S: 5	H: 2 LOB: 1 BB: 0 P: 5	R: 0 E: 0 K: 0 S: 3	H: 1 LOB: 1 BB: 1 P: 7	R: 0 E: 0 K: 0 S: 4	H: 1 LOB: 1 BB: 0 P: 4	R: 2 E: 1 K: 1 S: 9	H: 3 LOB: 2 BB: 0 P: 9	R: 0 E: 0 K: 1 S: 5	H: 0 LOB: 0 BB: 0 P: 5	R: 0 E: 0 K: 1 S: 5	H: 0 LOB: 2 BB: 2 P: 13	R: 0 E: 0 K: 1 S: 5	H: 0 LOB: 0 BB: 0 P: 5		1B: 7 2B: 2 3B: 0 HR: 1	SF: 0 SAC: 1 DP: 2 HBP: 0	WP: 0 PB: 0 CS: 0
PITCHER Julio Moreno, R ERA: 3.6 Joe Haynes, R ERA: 3.93 Don Johnson, R ERA: 5.32 (1, 1) (3, 1) (8, 1)	IP: 2.0 WLS: L BF: 12 H: 5 R: 4 ER: 4 SO: 4 BB: 2 IBB: 0 HBP: 0 BLK: 0 WP: 0 HR: 1 S: 10 P: 18 ERA: 18.00 WHIP: 3.500																			

Batter	1	2	3	4	5	6	7	8	9	AB	R	H	RBI	BB	SO	LOB	TOP					
Eddie Yost, R OBP: 0.331, SLG: 0.302 (1, 5)	4-0 FC1-6 BB		4-0 BB		0-0 F8		0-0 F2			2	0	0	0	2	0	1						
Jim Busby, R OBP: 0.236, SLG: 0.235 (1, 8)	0-0 FC1-6 CS 1-2		0-3 K			0-0 6-3		0-3 K		4	0	0	0	0	2	3						
Jackie Jensen, R OBP: 0.367, SLG: 0.436 (1, 9)	0-3 K 1-2		0-3 K			0-0 F8		0-0 6-3		4	0	0	0	0	2	3						
Ken Wood, R OBP: 0.294, SLG: 0.326 (1, 7)		0-0 P3		0-0 5-3		4-0 2B BB		0-3 K		3	0	0	0	1	1	0						
Pete Runnels, L OBP: 0.366, SLG: 0.336 (1, 6)		0-0 4-3		0-3 K		0-0 BB		0-0 5-3		4	0	1	0	0	1	0						
Mickey Vernon, L OBP: 0.365, SLG: 0.421 (1, 3)	4-0 FC5-4 BB		4-0 BB		0-0 3-1			4-0 BB		1	0	0	0	3	0	2						
Mel Hoderlein, S OBP: 0.307, SLG: 0.303 (1, 4)	0-0 FC5-4 1-2		0-0 F9				0-0 6-3			3	0	0	0	0	0	2						
Mickey Grasso, R OBP: 0.295, SLG: 0.262 (1, 2)			0-0 SH2-4 1B		0-0 F8		0-0 SH1 1B			3	0	2	0	0	0	0						
Connie Marrero, R OBP: 0.087, SLG: 0.067 (1, 1)			0-0 SH2-4 1-2		0-0 6-3		0-0 SH1 1-2			1	0	0	0	0	0	0						
Inning Stats	R: 0 E: 0 K: 1 S: 4	H: 0 LOB: 1 BB: 1 P: 8	R: 0 E: 0 K: 0 S: 3	H: 0 LOB: 1 BB: 1 P: 7	R: 0 E: 0 K: 2 S: 8	H: 1 LOB: 2 BB: 1 P: 12	R: 0 E: 0 K: 1 S: 5	H: 0 LOB: 1 BB: 1 P: 9	R: 0 E: 0 K: 0 S: 3	H: 0 LOB: 0 BB: 0 P: 3	R: 0 E: 0 K: 0 S: 4	H: 1 LOB: 1 BB: 0 P: 8	R: 0 E: 0 K: 0 S: 4	H: 1 LOB: 1 BB: 0 P: 4	R: 0 E: 0 K: 2 S: 7	H: 0 LOB: 0 BB: 0 P: 7	R: 0 E: 0 K: 0 S: 1	H: 0 LOB: 1 BB: 1 P: 5	1B: 2 2B: 2 3B: 0 HR: 0	SF: 0 SAC: 2 DP: 1 HBP: 0	WP: 0 SB: 0 CS: 1	PA: 33
PITCHER Billy Pierce, L ERA: 2.48 (1, 1)	IP: 8.1 WLS: 3 BF: 33 H: 3 R: 0 ER: 0 SO: 6 BB: 6 IBB: 0 HBP: 0 BLK: 0 WP: 0 HR: 0 S: 39 P: 63 ERA: 0.00 WHIP: 1.080															PITCHER Billy Pierce, L ERA: 2.48 (1, 1)	IP: 8.1 WLS: 3 BF: 33 H: 3 R: 0 ER: 0 SO: 6 BB: 6 IBB: 0 HBP: 0 BLK: 0 WP: 0 HR: 0 S: 39 P: 63 ERA: 0.00 WHIP: 1.080					

Washington Senators @ Chicago White Sox
Comiskey Park, Chicago, IL
Sun Aug 03 1952, 4:33 AM EDT
Att: 20,904 - Unknown

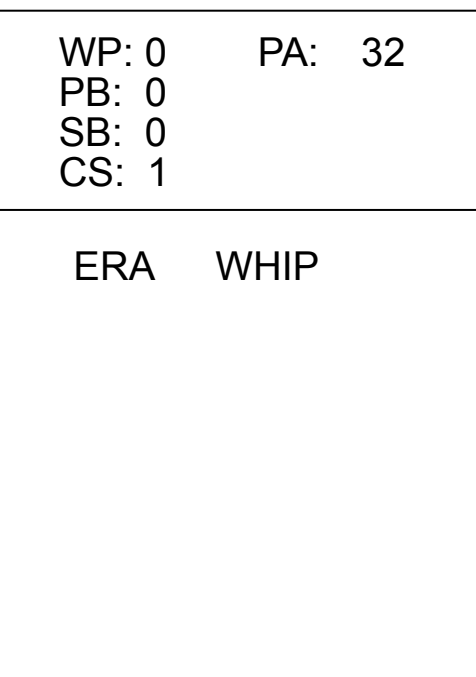
AB	25
R	0
H	3
RBI	0
BB	6
SO	6
LOB	11



Batter	1	2	3	4	5	6	7	8	9	AB	R	H	RBI	BB	SO	LOB	BOTTOM			
Nellie Fox, L OBP: 0.344, SLG: 0.364 (1, 4)	0-0 1B		0-0 F8			0-0 G3-6-3 1B	0-0 FC4-6 1-2			4	0	2	0	0	0	4				
Jim Rivera, L OBP: 0.319, SLG: 0.373 (1, 8)	0-0 P3		0-0 F2			0-0 G3-6-3 1-2		0-0 1-3		4	0	0	0	0	0	3				
Minnie Minoso, R OBP: 0.390, SLG: 0.465 (1, 7)	0-0 F9			4-0 CS BB		0-0 1B		0-0 F6		3	0	1	0	1	0	1				
Eddie Robinson, L OBP: 0.392, SLG: 0.510 (1, 3)	0-0 F3			0-0 P5 1-2		0-0 F3		0-0 1B		4	0	1	0	0	0	3				
Sam Mele, R OBP: 0.335, SLG: 0.403 (1, 9)		0-0 F8		0-0 F9			0-0 6-3 E 1B	0-0 F7		4	0	1	0	0	0	1				
Darrell Johnson, R OBP: 0.397, SLG: 0.322 (1, 2)		0-3 K			0-0 FC6-4 1B		0-0 6-3 1-3			3	0	1	0	0	1	1				
Rocky Krsnich, R OBP: 0.333, SLG: 0.375 (1, 5)		0-0 F7			0-0 F3		0-0 BB 2B			3	0	1	0	0	0	1				
Willy Miranda, S OBP: 0.319, SLG: 0.304 (1, 6)			0-0 F9		0-0 F8		4-0 BB BB			2	0	0	0	1	0	1				
Billy Pierce, L OBP: 0.254, SLG: 0.200 (1, 1)			0-0 1B		0-0 FC6-4 1-2		4-0 FC4-6 BB			2	0	1	0	1	0	1				
Inning Stats	R: 0 E: 0 K: 0 S: 4	H: 1 LOB: 1 BB: 0 P: 4	R: 0 E: 0 K: 1 S: 5	H: 0 LOB: 0 BB: 0 P: 5	R: 0 E: 0 K: 0 S: 4	H: 1 LOB: 1 BB: 0 P: 4	R: 0 E: 0 K: 0 S: 2	H: 0 LOB: 0 BB: 1 P: 6	R: 0 E: 0 K: 0 S: 4	H: 1 LOB: 1 BB: 0 P: 4	R: 0 E: 0 K: 0 S: 4	H: 2 LOB: 3 BB: 2 P: 12	R: 0 E: 0 K: 0 S: 4	H: 1 LOB: 1 BB: 0 P: 4	R: 0 E: 0 K: 0 S: 4	H: 1 LOB: 1 BB: 0 P: 4	1B: 7 2B: 1 3B: 0 HR: 0	SF: 0 SAC: 0 DP: 1 HBP: 0	WP: 0 SB: 0 CS: 1	PA: 32
PITCHER Connie Marrero, R ERA: 2.66 (1, 1)	IP: 8.0 WLS: 8 BF: 32 H: 8 R: 0 ER: 0 SO: 1 BB: 3 IBB: 0 HBP: 0 BLK: 0 WP: 0 HR: 0 S: 31 P: 43 ERA: 0.00 WHIP: 1.375															PITCHER Connie Marrero, R ERA: 2.66 (1, 1)	IP: 8.0 WLS: 8 BF: 32 H: 8 R: 0 ER: 0 SO: 1 BB: 3 IBB: 0 HBP: 0 BLK: 0 WP: 0 HR: 0 S: 31 P: 43 ERA: 0.00 WHIP: 1.375			

Washington Senators @ Chicago White Sox
Comiskey Park, Chicago, IL
Sun Aug 03 1952, 4:33 AM EDT
Att: 20,904 - Unknown


AB	29
R	0
H	8
RBI	0
BB	3
SO	1
LOB	16



Batter	1	2	3	4	5	6	7	8	9	AB	R	H	RBI	BB	SO	LOB	TOP																				
Dale Mitchell, L OBP: 0.380, SLG: 0.399 Jim Fritley, R OBP: 0.311, SLG: 0.331	6-3		1B 3B BB	F7			FC4-6 BB F8 BB		SH1-4 1B	3	2	1	0	2	0	0																					
Bobby Avila, R OBP: 0.378, SLG: 0.393	2B 1B		1-2 3B 1B				FC4-6 BB		SH1-4	2	2	2	0	2	0	0																					
Larry Doby, L OBP: 0.390, SLG: 0.595	1-H 2B		1-H 2-H 1B 3B		F7		FC4-6 1B		4-3 2-H 2B	5	1	3	4	0	0	3																					
Luke Easter, L OBP: 0.304, SLG: 0.413	K		K		K		F8		4-3 2-3 2B	5	0	0	1	0	3	6																					
Al Rosen, R OBP: 0.400, SLG: 0.522	F3		FC6-4 1B		6-3		3-H 1-2 1B		5-3	5	0	2	1	0	0	4																					
Harry Simpson, L OBP: 0.337, SLG: 0.409		SH5-3 1B	FC6-4 1-2		F7		F7			4	0	1	0	0	0	3																					
Ray Boone, R OBP: 0.380, SLG: 0.376		SH5-3 1-2	5-3				BB		6-3	2	0	0	0	1	0	1																					
Joe Tipton, R OBP: 0.396, SLG: 0.472	F2			K		F3		F7		4	0	0	0	0	1	2																					
Bob Lemon, L OBP: 0.200, SLG: 0.286	K			F9		K		F5		4	0	0	0	0	2	2																					
Inning Stats	R: 1 E: 0 K: 1 S: 7	H: 2 LOB: 1 BB: 0 P: 7	R: 0 E: 0 K: 1 S: 6	H: 1 LOB: 1 BB: 0 P: 6	R: 3 E: 0 K: 1 S: 8	H: 3 LOB: 1 BB: 1 P: 12	R: 0 E: 0 K: 1 S: 5	H: 0 LOB: 0 BB: 0 P: 5	R: 0 E: 0 K: 1 S: 5	H: 0 LOB: 1 BB: 1 P: 9	R: 0 E: 0 K: 1 S: 5	H: 0 LOB: 2 BB: 2 P: 12	R: 0 E: 0 K: 0 S: 3	H: 0 LOB: 0 BB: 0 P: 3	R: 1 E: 0 K: 0 S: 5	H: 2 LOB: 2 BB: 0 P: 5	1B: 6 2B: 2 3B: 1 HR: 0	SF: 0 SAC: 2 DP: 0 HBP: 0	WP: 0 PB: 0 SB: 0 CS: 0	PA: 41																	
PITCHER	IP	WLS	BF	H	R	ER	SO	BB	IBB	HBP	BLK	WP	HR	S	P	ERA	WHIP	PITCHER			IP	WLS	BF	H	R	ER	SO	BB	IBB	HBP	BLK	WP	HR	S	P	ERA	WHIP
Lou Kretlow, R ERA: 2.7	8.0	L	36	7	5	5	6	5	0	0	0	0	0	43	63	5.62	1.500																				
Howie Judson, R ERA: 3.77	1.0		5	2	1	1	0	0	0	0	0	0	0	5	5	9.00	2.000																				

Cleveland Indians @ Chicago White Sox
Comiskey Park, Chicago, IL
Tue Aug 05 1952, 4:33 AM EDT
Unknown


AB 34
R 6
H 9
RBI 6
BB 5
SO 6
LOB 21



Batter	1	2	3	4	5	6	7	8	9	AB	R	H	RBI	BB	SO	LOB	BOTTOM																				
Nellie Fox, L OBP: 0.343, SLG: 0.362	FC3-6 BB		4-3			4-3		1-3		3	0	0	0	1	0	0																					
Jim Rivera, L OBP: 0.318, SLG: 0.372	FC3-6 G5-4-3 1-2					4-3		F4		4	0	1	0	0	0	1																					
Minnie Minoso, R OBP: 0.389, SLG: 0.462	G5-4-3 1-2		L3				BB 1B		1-3	4	0	1	0	0	0	2																					
Eddie Robinson, L OBP: 0.391, SLG: 0.506		4-3		G3			BB 1B		F8	3	0	0	0	1	0	0																					
Sam Mele, R OBP: 0.337, SLG: 0.405		BB 1B		1-3		F9				4	0	2	0	0	0	2																					
Sherm Lollar, R OBP: 0.344, SLG: 0.417		K		F7			5-3		K	4	0	0	0	0	2	2																					
Rocky Krsnich, R OBP: 0.333, SLG: 0.300					F7		K			2	0	0	0	1	1	0																					
Willy Miranda, S OBP: 0.311, SLG: 0.295		2-3			4-3		K			3	0	0	0	0	1	2																					
Lou Kretlow, R Bud Stewart, L OBP: 0.357, SLG: 0.375 Howie Judson, R			K		L4			6-3		2	0	0	0	0	1	0																					
Inning Stats	R: 0 E: 0 K: 0 S: 2	H: 0 LOB: 0 BB: 1 P: 6	R: 0 E: 0 K: 1 S: 6	H: 1 LOB: 2 BB: 1 P: 10	R: 0 E: 0 K: 1 S: 6	H: 1 LOB: 1 BB: 0 P: 6	R: 0 E: 0 K: 0 S: 3	H: 0 LOB: 0 BB: 0 P: 3	R: 0 E: 0 K: 0 S: 4	H: 1 LOB: 2 BB: 1 P: 8	R: 0 E: 0 K: 2 S: 7	H: 0 LOB: 0 BB: 0 P: 7	R: 0 E: 0 K: 0 S: 3	H: 0 LOB: 0 BB: 0 P: 3	R: 1 E: 0 K: 1 S: 6	H: 1 LOB: 1 BB: 0 P: 6	1B: 4 2B: 0 3B: 0 HR: 0	SF: 0 SAC: 0 DP: 1 HBP: 0	WP: 0 PB: 0 SB: 0 CS: 0	PA: 33																	
PITCHER	IP	WLS	BF	H	R	ER	SO	BB	IBB	HBP	BLK	WP	HR	S	P	ERA	WHIP	PITCHER			IP	WLS	BF	H	R	ER	SO	BB	IBB	HBP	BLK	WP	HR	S	P	ERA	WHIP
Bob Lemon, R ERA: 2.71	9.0	W	33	4	0	0	5	3	0	0	0	0	0	40	52	0.00	0.778																				

Cleveland Indians @ Chicago White Sox
Comiskey Park, Chicago, IL
Tue Aug 05 1952, 4:33 AM EDT
Unknown

AB 30
R 0
H 4
RBI 0
BB 3
SO 5
LOB 9



Batter	1	2	3	4	5	6	7	8	9	AB R H RBI BB SO LOB	TOP												
Dale Mitchell, L (1, 7) OBP: 0.378, SLG: 0.394	0-0 3-1		0-0 6-3			4-0 1B BB	0-0 F4		0-0 E6 G4-6-3	4 1 0 0 1 0 2	Cleveland Indians @ Chicago White Sox Comiskey Park, Chicago, IL Wed Aug 06 1952, 4:33 AM EDT Att: 10,502 - Unknown												
Bobby Avila, R (1, 4) OBP: 0.383, SLG: 0.397	0-0 HR 1B		0-0 6-3			0-0 1B 1B		0-0 F4	0-0 G4-6-3 1-2	5 2 2 0 0 0 2													
Larry Doby, L (1, 8) OBP: 0.389, SLG: 0.597	0-0 1-H HR			0-3 K		0-0 G3		0-0 L3		4 1 1 2 0 1 2													
Al Rosen, R (1, 5) OBP: 0.403, SLG: 0.519	4-0 CS BB			4-0 G4-6-3 BB		4-0 1B IBB		0-0 F8		1 0 0 0 3 0 0													
Ray Boone, R (1, 6) OBP: 0.376, SLG: 0.369	0-3 K 1-2			0-0 G4-6-3 1-2		0-0 G6-4-3 1B			0-0 6-3	4 0 1 2 0 1 2													
Harry Simpson, L (1, 9) OBP: 0.335, SLG: 0.411		0-3 K			0-0 4-3	0-0 G6-4-3 1-2			0-0 1B 1B	4 1 1 0 0 1 2													
Bill Glynn, L (1, 3) OBP: 0.304, SLG: 0.369		0-3 K			0-0 2B		0-0 F4		0-0 WP 1B BLK 1B	4 1 2 0 0 1 0													
Jim Hegan, R (1, 2) OBP: 0.315, SLG: 0.372		0-3 K			0-0 F7		0-3 K		0-0 BLK WP E 1B	4 1 1 1 0 2 1													
Early Wynn, S (1, 1) OBP: 0.268, SLG: 0.203			0-3 K		0-3 K				4-0 E BLK BB	3 0 1 0 1 2 1													
Inning Stats	R: 2 E: 0 K: 1 S: 6	H: 2 LOB: 0 BB: 1 P: 10	R: 0 E: 0 K: 3 S: 9	H: 0 LOB: 0 BB: 0 P: 9	R: 0 E: 0 K: 1 S: 5	H: 0 LOB: 0 BB: 0 P: 5	R: 0 E: 0 K: 1 S: 4	H: 0 LOB: 0 BB: 1 P: 8	R: 0 E: 0 K: 1 S: 6	H: 1 LOB: 1 BB: 0 P: 6	R: 0 E: 0 K: 0 S: 4	H: 1 LOB: 1 BB: 2 P: 12	R: 0 E: 0 K: 1 S: 6	H: 1 LOB: 0 BB: 0 P: 6	R: 0 E: 0 K: 0 S: 3	H: 0 LOB: 0 BB: 0 P: 3	R: 3 E: 1 K: 0 S: 6	H: 3 LOB: 1 BB: 1 P: 10	1B: 7 2B: 1 3B: 0 HR: 1	SF: 0 SAC: 0 DP: 3 HBP: 0	WP: 1 PB: 0 CS: 1	PA: 38	
PITCHER	IP WLS BF H R ER SO BB IBB HBP BLK WP HR S P ERA WHIP											PITCHER	IP WLS BF H R ER SO BB IBB HBP BLK WP HR S P ERA WHIP										
Bill Kennedy, L (1, 1) ERA: 2.54	6.0 L 24 5 4 4 7 3 1 0 0 0 1 34 50 6.00 1.333																						
Luis Aloma, R (7, 1) ERA: 5.79	2.0 7 1 0 0 1 0 0 0 0 0 0 9 9 0.00 0.500																						
Harry Dorish, R (9, 1) ERA: 2.71	1.0 7 3 3 3 0 1 0 0 1 1 0 6 10 27.00 4.000																						

Batter	1	2	3	4	5	6	7	8	9	AB R H RBI BB SO LOB	BOTTOM													
Nellie Fox, L (1, 4) OBP: 0.343, SLG: 0.363	0-0 F7		0-0 F8			0-0 2B		0-0 F2		4 0 1 0 0 0 1	Cleveland Indians @ Chicago White Sox Comiskey Park, Chicago, IL Wed Aug 06 1952, 4:33 AM EDT Att: 10,502 - Unknown													
Jim Rivera, L (1, 8) OBP: 0.316, SLG: 0.376	0-0 F9			0-0 4-3		0-3 K			0-0 F3	4 0 0 0 0 1 1														
Minnie Minoso, R (1, 5) OBP: 0.390, SLG: 0.461	0-0 5-3			0-0 FC6-4 1B		0-0 6-3			4-0 1B E BB	3 1 1 0 1 0 1														
Eddie Robinson, L (1, 3) OBP: 0.394, SLG: 0.505		0-0 1B		0-0 F9		0-0 4-3			0-0 E8 1-H 1B	4 0 2 0 0 0 1														
Sam Mele, R (1, 9) OBP: 0.334, SLG: 0.412		0-0 F8		0-0 FC6-4 1-2		0-0 F7			0-0 F8	4 0 0 0 0 0 3														
Bud Stewart, L (1, 7) OBP: 0.359, SLG: 0.376		0-0 F4			4-0 G6-3 BB		0-0 F9		0-0 G3	3 0 0 0 1 0 2														
Sherm Lollar, R (1, 2) OBP: 0.341, SLG: 0.413		0-0 L6			0-0 F8				0-0 F5	3 0 0 0 0 0 2														
Sam Dente, R (1, 6) OBP: 0.255, SLG: 0.232			0-0 1-3		0-0 G6-3 1-2				0-0 F4	3 0 0 0 0 0 1														
Bill Kennedy, L (1, 1) OBP: 0.182, SLG: 0.182			0-3 K			0-3 K			0-0 1B	1 0 0 0 0 1 0	Cleveland Indians @ Chicago White Sox Comiskey Park, Chicago, IL Wed Aug 06 1952, 4:33 AM EDT Att: 10,502 - Unknown													
Darrell Johnson, R (6, PH) OBP: 0.350, SLG: 0.308										1 0 0 0 0 1 0														
Luis Aloma, R (7, 1) OBP: 0.350, SLG: 0.308										0 0 0 0 0 0 0														
Hector Rodriguez, R (8, PH) OBP: 0.383, SLG: 0.319										1 0 1 0 0 0 0														
Harry Dorish, R (9, 1) OBP: 0.383, SLG: 0.319										0 0 0 0 0 0 0														
Inning Stats	R: 0 E: 0 K: 0 S: 3	H: 0 LOB: 0 BB: 0 P: 3	R: 0 E: 0 K: 0 S: 4	H: 1 LOB: 1 BB: 0 P: 4	R: 0 E: 0 K: 1 S: 5	H: 0 LOB: 0 BB: 0 P: 5	R: 0 E: 0 K: 0 S: 4	H: 1 LOB: 1 BB: 0 P: 4	R: 0 E: 0 K: 0 S: 2	H: 0 LOB: 0 BB: 1 P: 6		R: 0 E: 0 K: 2 S: 8	H: 1 LOB: 1 BB: 0 P: 8	R: 0 E: 0 K: 0 S: 3	H: 0 LOB: 0 BB: 0 P: 3	R: 0 E: 0 K: 0 S: 4	H: 1 LOB: 1 BB: 0 P: 4	R: 1 E: 1 K: 0 S: 4	H: 1 LOB: 1 BB: 1 P: 8	1B: 4 2B: 1 3B: 0 HR: 0	SF: 0 SAC: 0 DP: 1 HBP: 0	WP: 0 PB: 0 CS: 0	PA: 33	
PITCHER	IP WLS BF H R ER SO BB IBB HBP BLK WP HR S P ERA WHIP											PITCHER	IP WLS BF H R ER SO BB IBB HBP BLK WP HR S P ERA WHIP											
Early Wynn, R (1, 1) ERA: 3.43	9.0 W 33 5 1 1 3 2 0 0 0 0 0 37 45 1.00 0.778																							


Batter	1	2	3	4	5	6	7	8	9	AB	R	H	RBI	BB	SO	LOB	TOP					
Johnny Groth, R OBP: 0.357, SLG: 0.373 (1, 8)	4-3		6-3				F8			4	0	1	0	0	0	0	Detroit Tigers @ Chicago White Sox Comiskey Park, Chicago, IL Fri Aug 08 1952, 4:33 AM EDT Unknown					
Neil Berry, R OBP: 0.317, SLG: 0.305 (1, 6)	6-3			FC3-6 BB	4-3		1-3			3	0	0	0	1	0	2						
Fred Hatfield, L OBP: 0.298, SLG: 0.311 (1, 5)	4-3			FC3-6 1-2		6-3		K		4	0	0	0	0	1	1						
Walt Dropo, R OBP: 0.342, SLG: 0.489 (1, 3)				FC5-6-4 1-2			FC5-4 1B	F9		4	0	2	0	0	0	1						
Steve Souchock, R OBP: 0.327, SLG: 0.508 (1, 9)		F2		F5			F9	F2		4	0	0	0	0	0	3						
Don Lenhardt, R OBP: 0.346, SLG: 0.386 (1, 7)					5-3		FC5-4 1-2	F8		4	0	1	0	0	0	1						
Matt Batts, R OBP: 0.313, SLG: 0.358 (1, 2)				G6-3 1-2			K	SH1-4 1B		4	1	2	0	0	1	2						
Al Federoff, R OBP: 0.248, SLG: 0.253 (1, 4)			F4			WP 1B	SH1-4			3	1	2	0	0	0	0						
Billy Hoelt, L OBP: 0.207, SLG: 0.185 (1, 1)										2	0	1	1	0	1	0						
Don Kolloway, R OBP: 0.237, SLG: 0.317 (7, PH)										1	1	2	0	0	0	0						
Marlin Stuart, L OBP: 0.217, SLG: 0.100 (7, 1)			K							1	0	0	0	0	1	2						
Dick Littlefield, L OBP: 0.143, SLG: 0.143 (9, 1)										0	0	0	0	0	0	0						
Virgil Trucks, R OBP: 0.208, SLG: 0.271 (9, 1)							1-H 1B			0	0	0	0	0	0	0						
Inning Stats	R: 0 E: 0 K: 0 S: 3	H: 0 LOB: 0 BB: 0 P: 3	R: 0 E: 0 K: 0 S: 4	H: 2 LOB: 1 BB: 0 P: 4	R: 0 E: 0 K: 1 S: 5	H: 0 LOB: 0 BB: 0 P: 5	R: 0 E: 0 K: 0 S: 3	H: 0 LOB: 1 BB: 1 P: 7	R: 1 E: 0 K: 1 S: 8	H: 3 LOB: 2 BB: 0 P: 8	R: 0 E: 0 K: 0 S: 4	H: 1 LOB: 1 BB: 0 P: 4	R: 2 E: 0 K: 0 S: 5	H: 2 LOB: 0 BB: 0 P: 5	R: 0 E: 0 K: 1 S: 5	H: 0 LOB: 0 BB: 0 P: 5	R: 0 E: 0 K: 1 S: 6	H: 2 LOB: 1 BB: 0 P: 6	1B: 9 2B: 0 3B: 0 HR: 1	SF: 0 SAC: 1 DP: 1 HBP: 0	WP: 1 PB: 0 SB: 0 CS: 0	PA: 36
PITCHER Billy Pierce, L ERA: 2.51 (1, 1)	IP: 9.0 WLS: W BF: 36 H: 10 R: 3 ER: 3 SO: 4 BB: 1 IBB: 0 HBP: 0 BLK: 0 WP: 1 HR: 1 S: 43 P: 47 ERA: 3.00 WHIP: 1.222																					

Batter	1	2	3	4	5	6	7	8	9	AB	R	H	RBI	BB	SO	LOB	BOTTOM					
Hector Rodriguez, R OBP: 0.381, SLG: 0.317 (1, 5)	1-4-3		6-3				F8		6-3	5	0	1	2	0	0	0	Detroit Tigers @ Chicago White Sox Comiskey Park, Chicago, IL Fri Aug 08 1952, 4:33 AM EDT Unknown					
Nellie Fox, L OBP: 0.344, SLG: 0.368 (1, 4)			1-3				F8		F2	5	0	2	1	0	0	0						
Minnie Minoso, R OBP: 0.391, SLG: 0.463 (1, 8)									1-3	4	0	2	0	0	0	1						
Eddie Robinson, L OBP: 0.393, SLG: 0.502 (1, 3)										2	0	0	0	0	1	1						
Sam Mele, R OBP: 0.336, SLG: 0.416 (1, 9)										4	1	2	0	0	0	3						
Tom Wright, L OBP: 0.352, SLG: 0.360 (1, 7)										3	1	1	0	1	0	1						
Sherm Lollar, R OBP: 0.340, SLG: 0.410 (1, 2)										4	0	1	0	0	0	2						
Hal Brown, R OBP: 0.231, SLG: 0.250 (9, PR)										0	1	0	0	0	0	0						
Willy Miranda, S OBP: 0.301, SLG: 0.284 (9, PH)										3	0	0	0	0	0	2						
Bud Stewart, L OBP: 0.362, SLG: 0.379 (9, PH)										1	1	1	1	0	0	0						
Billy Pierce, L OBP: 0.243, SLG: 0.191 (9, PH)										3	0	0	0	0	1	2						
Rocky Krsnich, R OBP: 0.308, SLG: 0.273 (9, PH)										1	0	0	0	0	1	3						
Inning Stats	R: 0 E: 0 K: 0 S: 4	H: 1 LOB: 1 BB: 0 P: 4	R: 0 E: 0 K: 1 S: 6	H: 1 LOB: 2 BB: 1 P: 10	R: 0 E: 0 K: 0 S: 4	H: 1 LOB: 0 BB: 0 P: 5	R: 0 E: 0 K: 0 S: 3	H: 0 LOB: 0 BB: 0 P: 3	R: 0 E: 0 K: 0 S: 3	H: 0 LOB: 0 BB: 0 P: 3	R: 0 E: 0 K: 0 S: 4	H: 1 LOB: 1 BB: 0 P: 4	R: 0 E: 0 K: 0 S: 3	H: 0 LOB: 0 BB: 0 P: 3	R: 0 E: 0 K: 0 S: 3	H: 0 LOB: 0 BB: 0 P: 3	R: 4 E: 0 K: 2 S: 12	H: 6 LOB: 2 BB: 0 P: 12	1B: 6 2B: 3 3B: 1 HR: 0	SF: 0 SAC: 1 DP: 0 HBP: 1	WP: 0 PB: 0 SB: 0 CS: 0	PA: 38
PITCHER Billy Hoelt, L ERA: 4.2 (1, 1)	IP: 2.1 WLS: L BF: 10 H: 3 R: 3 ER: 3 SO: 1 BB: 0 IBB: 0 HBP: 0 BLK: 0 WP: 0 HR: 0 S: 12 P: 12 ERA: 11.57 WHIP: 1.286																					
Marlin Stuart, R ERA: 5.1 (7, 1)	IP: 0.0 WLS: L BF: 1 H: 1 R: 0 ER: 0 SO: 0 BB: 0 IBB: 0 HBP: 0 BLK: 0 WP: 0 HR: 0 S: 5 P: 5 ERA: 27.00 WHIP: 6.000																					
Dick Littlefield, L ERA: 4.53 (9, 1)	IP: 0.1 WLS: L BF: 3 H: 2 R: 1 ER: 1 SO: 1 BB: 0 IBB: 0 HBP: 0 BLK: 0 WP: 0 HR: 0 S: 5 P: 5 ERA: 3.35																					

Batter	1	2	3	4	5	6	7	8	9	AB	R	H	RBI	BB	SO	LOB	TOP			
Johnny Groth, R OBP: 0.355, SLG: 0.372 (1, 8)	0-0 6-3		0-0 1-3		0-0 1B		0-0 F8			4	0	1	0	0	0	0				
Neil Berry, R OBP: 0.310, SLG: 0.297 (1, 6)	0-3 K		0-0 F7		0-0 F5			0-0 F7		4	0	0	0	0	0	1				
Fred Hatfield, L OBP: 0.298, SLG: 0.310 (1, 5)	0-0 1B		0-0 F6			0-0 4-3		0-3 K		4	0	1	0	0	0	1				
Walt Dropo, R OBP: 0.343, SLG: 0.489 (1, 3)	0-3 K			0-3 K		0-0 1B 1B		0-0 1B		4	0	2	0	0	2	1				
Pat Mullin, L OBP: 0.328, SLG: 0.441 (1, 7)		0-0 4-3		0-0 4-3		0-0 1B 1B		0-0 F2		4	0	1	0	0	0	1				
Cliff Mages, L OBP: 0.292, SLG: 0.383 (1, 9)		0-0 1B 1B		0-0 2B		0-0 F7			0-0 F7	4	1	2	0	0	0	2				
Joe Ginsberg, L OBP: 0.316, SLG: 0.328 (1, 2)			0-0 1B 1B		0-0 G3		0-0 F9			4	0	2	0	0	0	3				
Al Federoff, R OBP: 0.250, SLG: 0.255 (9, PH)					0-0 5-3				0-0 F7	3	0	1	1	0	0	0				
Johnny Pesky, L OBP: 0.300, SLG: 0.266 (9, PH)						0-0 5-3				1	0	0	0	0	0	1				
Art Houtteman, R OBP: 0.138, SLG: 0.107 (1, 1)						0-0 F8			0-3 K	3	0	0	0	0	0	2				
Johnny Hopp, L OBP: 0.300, SLG: 0.226 (9, PH)										0	0	0	0	0	0	0				
Matt Batts, R OBP: 0.313, SLG: 0.358 (9, PH)										1	0	0	0	0	1	1				
Inning Stats	R: 0 E: 0 K: 2 S: 8	H: 1 LOB: 1 BB: 0 P: 8	R: 1 E: 0 K: 0 S: 5	H: 3 LOB: 1 BB: 0 P: 5	R: 0 E: 0 K: 1 S: 3	H: 0 LOB: 0 BB: 0 P: 3	R: 0 E: 0 K: 1 S: 6	H: 1 LOB: 1 BB: 0 P: 6	R: 0 E: 0 K: 0 S: 4	H: 2 LOB: 2 BB: 0 P: 5	R: 0 E: 0 K: 0 S: 3	H: 0 LOB: 0 BB: 0 P: 3	R: 0 E: 0 K: 1 S: 6	H: 1 LOB: 1 BB: 0 P: 6	R: 0 E: 0 K: 1 S: 6	H: 1 LOB: 1 BB: 0 P: 6	1B: 9 2B: 1 3B: 0 HR: 0	SF: 0 SAC: 0 DP: 1 HBP: 0	WP: 0 PB: 0 CS: 0	PA: 36
PITCHER Joe Dobson, R ERA: 2.64 (1, 1)	IP: 9.0 WLS: W BF: 36 H: 10 R: 1 ER: 1 SO: 5 BB: 0 IBB: 0 HBP: 0 BLK: 0 WP: 0 HR: 0 S: 46 P: 46 ERA: 1.00 WHIP: 1.111															PITCHER IP: WLS: BF: H: R: ER: SO: BB: IBB: HBP: BLK: WP: HR: S: P: ERA: WHIP:				

Detroit Tigers @ Chicago White Sox
Comiskey Park, Chicago, IL
Fri Aug 08 1952, 4:38 AM EDT
Att: 20,648 - Unknown


AB 36
R 1
H 10
RBI 1
BB 0
SO 5
LOB 12



Batter	1	2	3	4	5	6	7	8	9	AB	R	H	RBI	BB	SO	LOB	BOTTOM			
Hector Rodriguez, R OBP: 0.357, SLG: 0.313 (1, 5)	0-0 6-3			0-0 1-3		0-0 F9		0-0 1-3		4	0	0	0	0	0	0				
Nellie Fox, L OBP: 0.343, SLG: 0.367 (1, 4)	0-0 4-3			0-0 F8				0-0 6-3		4	0	1	0	0	0	0				
Minnie Minoso, R OBP: 0.388, SLG: 0.459 (1, 8)	0-3 K			0-0 4-3		0-0 F8		0-0 6-3		4	0	0	0	0	1	1				
Eddie Robinson, L OBP: 0.391, SLG: 0.499 (1, 3)		0-0 F4			0-0 5-3	0-0 F2				3	0	0	0	0	0	1				
Sam Mele, R OBP: 0.339, SLG: 0.419 (1, 9)		0-0 F8			0-0 1B 1B			0-0 2B 1B		3	1	2	0	0	0	0				
Tom Wright, L OBP: 0.358, SLG: 0.373 (1, 7)		0-3 K			0-0 1B 1B			0-0 1B 2B		3	1	2	0	0	1	0				
Darrell Johnson, R OBP: 0.349, SLG: 0.309 (1, 2)				0-0 F5		0-3 K		0-0 1B		3	0	1	1	0	1	2				
Willy Miranda, S OBP: 0.298, SLG: 0.282 (1, 6)					4-0 K			0-0 8-2-4		1	0	0	0	0	1	0				
Sherm Lollar, R OBP: 0.342, SLG: 0.410 (5, PH)						0-0 1B		0-0 8-2-4		0	0	0	0	1	0	0				
Sam Dente, R OBP: 0.253, SLG: 0.230 (6, 6)						1-2 2-3 1B		0-0 1-2		1	0	0	1	0	0	1				
Joe Dobson, R OBP: 0.229, SLG: 0.159 (1, 1)				0-3 K		0-3 K		0-0 5-3		3	0	0	0	0	2	3				
Inning Stats	R: 0 E: 0 K: 1 S: 5	H: 0 LOB: 0 BB: 0 P: 5	R: 0 E: 0 K: 1 S: 5	H: 0 LOB: 0 BB: 0 P: 5	R: 0 E: 0 K: 2 S: 7	H: 0 LOB: 0 BB: 0 P: 7	R: 0 E: 0 K: 0 S: 3	H: 0 LOB: 0 BB: 0 P: 3	R: 0 E: 0 K: 0 S: 9	H: 2 LOB: 3 BB: 1 P: 13	R: 0 E: 0 K: 0 S: 4	H: 1 LOB: 1 BB: 0 P: 4	R: 2 E: 0 K: 0 S: 5	H: 3 LOB: 0 BB: 0 P: 5	R: 0 E: 0 K: 0 S: 3	H: 0 LOB: 0 BB: 0 P: 3	1B: 5 2B: 2 3B: 0 HR: 0	SF: 0 SAC: 0 DP: 1 HBP: 0	WP: 0 PB: 0 CS: 0	PA: 30
PITCHER Art Houtteman, R ERA: 4.6 (1, 1)	IP: 8.0 WLS: L BF: 30 H: 6 R: 2 ER: 2 SO: 6 BB: 0 IBB: 1 HBP: 0 BLK: 0 WP: 0 HR: 0 S: 41 P: 45 ERA: 2.25 WHIP: 0.750															PITCHER IP: WLS: BF: H: R: ER: SO: BB: IBB: HBP: BLK: WP: HR: S: P: ERA: WHIP:				

Detroit Tigers @ Chicago White Sox
Comiskey Park, Chicago, IL
Fri Aug 08 1952, 4:38 AM EDT
Att: 20,648 - Unknown


AB 29
R 2
H 6
RBI 2
BB 1
SO 6
LOB 8



Batter	1	2	3	4	5	6	7	8	9	AB	R	H	RBI	BB	SO	LOB	TOP								
Johnny Groth, R OBP: 0.359, SLG: 0.371 (1, 8)	4-0 G5-4-3 BB		0-0 6-3		4-0 BB		0-0 1B 1B	0-0 F7		3	1	1	0	2	0	0									
Neil Berry, R OBP: 0.301, SLG: 0.288 (1, 6)	0-0 G5-4-3 1-2		0-0 6-3		0-0 F5		0-0 1B F7	0-0 6-3		5	1	0	0	0	0	4									
Fred Hatfield, L OBP: 0.302, SLG: 0.313 (1, 5)	0-3 K			4-0 3B BB		0-0 F5	0-0 F7 1B		0-0 G3 1B	4	2	2	2	1	1	0									
Walt Dropo, R OBP: 0.346, SLG: 0.494 (1, 3)		4-0 CS BB		0-0 3B 1-H		0-0 BB 1B	0-0 F7		0-3 K 1B	4	0	2	2	1	1	2									
Pat Mullin, L OBP: 0.329, SLG: 0.435 (1, 7)	0-0 6-3 1-2		0-0 4-3		4-0 FC4-6 BB		1-2 1B BB		0-0 G3 1-2	3	1	0	0	2	0	3									
Cliff Mages, L OBP: 0.299, SLG: 0.380 Steve Souchock, R OBP: 0.328, SLG: 0.508 (7, PH) (7, 9)	4-0 BB		4-0 BB		4-0 BB		0-3 K 1B		0-3 K 1B	1	0	0	0	2	1	2									
Joe Ginsberg, L OBP: 0.312, SLG: 0.323 Don Kolloway, R OBP: 0.291, SLG: 0.321 Bob Swift, R OBP: 0.238, SLG: 0.161 (7, PH) (7, 2)	0-3 K		0-0 4-3		0-0 FC4-6 1-2		0-0 FC6-4 1B			3	0	0	0	0	1	5									
Al Federoff, R OBP: 0.250, SLG: 0.248 (1, 4)			0-0 G3		0-0 1-3					3	0	0	0	1	0	2									
Hal Newhouser, L OBP: 0.306, SLG: 0.172 (1, 1)	0-0 F5		0-0 4-1		0-0 FC4-6 1B		0-0 K			4	1	0	0	0	1	1									
Inning Stats	R: 0 E: 0 K: 1 S: 4	H: 0 LOB: 0 BB: 1 P: 8	R: 0 E: 0 K: 1 S: 4	H: 0 LOB: 1 BB: 2 P: 12	R: 0 E: 0 K: 0 S: 3	H: 0 LOB: 0 BB: 3	R: 1 E: 0 K: 0 S: 4	H: 1 LOB: 2 BB: 2 P: 12	R: 0 E: 0 K: 0 S: 3	H: 0 LOB: 1 BB: 1 P: 7	R: 0 E: 0 K: 1 S: 6	H: 1 LOB: 2 BB: 2 P: 10	R: 5 E: 1 K: 0 S: 8	H: 4 LOB: 2 BB: 2 P: 16	R: 0 E: 0 K: 1 S: 5	H: 0 LOB: 0 BB: 0 P: 5	R: 0 E: 0 K: 2 S: 8	H: 1 LOB: 1 BB: 0 P: 8	1B: 6 2B: 0 3B: 1 HR: 0	SF: 0 SAC: 0 DP: 1 HBP: 0	WP: 0 PB: 0 SB: 1 CS: 1	PA: 42			
PITCHER	IP	WLS	BF	H	R	ER	SO	BB	IBB	HBP	BLK	WP	HR	S	P	ERA	WHIP								
Mary Grissom, R ERA: 3.8 (1, 1)	6.2	L	32	4	6	3	3	9	0	0	0	0	0	29	65	4.05	1.950								
Bill Kennedy, L ERA: 2.54 (7, 1)	0.0		2	2	0	0	0	0	0	0	0	0	0	2	2	∞	∞								
Hal Brown, R ERA: 3.08 (7, 1)	2.1		8	1	0	0	3	0	0	0	0	0	0	14	14	0.00	0.429								

Detroit Tigers @ Chicago White Sox
Comiskey Park, Chicago, IL
Sat Aug 09 1952, 4:33 AM EDT
Att: 16,426 - Unknown


AB 33
R 6
H 7
RBI 6
BB 9
SO 6
LOB 20





Batter	1	2	3	4	5	6	7	8	9	AB	R	H	RBI	BB	SO	LOB	BOTTOM								
Hector Rodriguez, R OBP: 0.356, SLG: 0.310 (1, 5)	0-0 1-3		4-0 BB			0-0 F9		0-0 F8		3	0	0	0	1	0	0									
Nellie Fox, L OBP: 0.342, SLG: 0.366 (1, 4)	0-0 G5-4-3 1B		0-0 F9			0-0 5-3		0-0 F2		4	0	1	0	0	0	2									
Minnie Minoso, R OBP: 0.384, SLG: 0.454 (1, 8)	0-0 G5-4-3 1-2			0-3 K		0-0 5-3		0-3 K		4	0	0	0	0	2	1									
Eddie Robinson, L OBP: 0.392, SLG: 0.498 (1, 3)		0-0 F8		0-0 F2		4-0 1B F7 BB		0-0 1B 1B		3	1	1	0	1	0	0									
Sam Mele, R OBP: 0.338, SLG: 0.417 (1, 9)		0-0 F3		0-0 F7		0-0 1B 1B		0-0 F5		4	0	1	0	0	0	1									
Tom Wright, L OBP: 0.346, SLG: 0.363 (1, 7)		0-0 F4			0-0 G3		0-0 L4		0-3 K	4	0	0	0	0	1	3									
Sherm Lollar, R OBP: 0.347, SLG: 0.411 (1, 2)			4-0 SH1-4 BB		4-0 FC5-4 BB		0-0 F7		0-0 1B 1B	2	0	1	1	2	0	1									
Willy Miranda, S OBP: 0.299, SLG: 0.283 (1, 6)			0-0 SH1-4 1-2		0-0 F8		0-0 1B 1B		0-0 F9	3	0	1	0	0	0	3									
Mary Grissom, R OBP: 0.167, SLG: 0.229 Bill Kennedy, L OBP: 0.182, SLG: 0.182 Hal Brown, R OBP: 0.214, SLG: 0.231 (7, 1) (7, 1)			0-0 F8		0-0 FC5-4 1-2		0-0 6-3			2	0	0	0	0	0	2									
Inning Stats	R: 0 E: 0 K: 0 S: 3	H: 1 LOB: 0 BB: 0 P: 3	R: 0 E: 0 K: 0 S: 3	H: 0 LOB: 0 BB: 0 P: 3	R: 0 E: 0 K: 0 S: 3	H: 0 LOB: 2 BB: 2 P: 11	R: 0 E: 0 K: 1 S: 5	H: 0 LOB: 0 BB: 0 P: 5	R: 0 E: 0 K: 0 S: 3	H: 0 LOB: 1 BB: 1 P: 7	R: 0 E: 0 K: 0 S: 3	H: 0 LOB: 0 BB: 0 P: 3	R: 1 E: 0 K: 0 S: 5	H: 2 LOB: 2 BB: 1 P: 9	R: 0 E: 0 K: 1 S: 5	H: 0 LOB: 0 BB: 0 P: 5	R: 0 E: 0 K: 1 S: 7	H: 2 LOB: 2 BB: 0 P: 7	1B: 5 2B: 0 3B: 0 HR: 0	SF: 0 SAC: 1 DP: 1 HBP: 0	WP: 0 PB: 0 SB: 0 CS: 0	PA: 35			
PITCHER	IP	WLS	BF	H	R	ER	SO	BB	IBB	HBP	BLK	WP	HR	S	P	ERA	WHIP								
Hal Newhouser, L ERA: 3.79 (1, 1)	9.0	W	35	5	1	1	3	4	0	0	0	0	0	37	53	1.00	1.000								

Detroit Tigers @ Chicago White Sox
Comiskey Park, Chicago, IL
Sat Aug 09 1952, 4:33 AM EDT
Att: 16,426 - Unknown

AB 30
R 1
H 5
RBI 1
BB 4
SO 3
LOB 15



Batter	1	2	3	4	5	6	7	8	9	AB	R	H	RBI	BB	SO	LOB	TOP					
Neil Berry, R OBP: 0.304, SLG: 0.282 (1, 6)	E3 SH1-3		1B FC1-2 BB		F8		1-3 BB		5-3	3	0	0	0	2	0	0	<p>Detroit Tigers @ Chicago White Sox Comiskey Park, Chicago, IL Sun Aug 10 1952, 4:33 AM EDT Unknown</p> <p>livebaseballscorecards.com</p> <p>AB 32 R 1 H 8 RBI 1 BB 6 SO 4 LOB 20</p> 					
Fred Hatfield, L OBP: 0.395, SLG: 0.315 (1, 5)	SH1-3		FC1-2 1B		1-3 1B		1-3		F7	4	0	2	0	0	0	1						
Cliff Mapes, L OBP: 0.296, SLG: 0.373 (1, 8)	K		FC1-2 1B		3-6 1-2		K		F7	5	0	1	0	0	2	2						
Vic Wertz, L OBP: 0.357, SLG: 0.509 (1, 9)			FC1-2							3	1	1	0	1	0	3						
Walt Dropo, R OBP: 0.345, SLG: 0.494 (1, 3)	5-3		F4							4	0	1	1	0	0	5						
Pat Mullin, L OBP: 0.332, SLG: 0.433 (1, 7)										3	0	1	0	1	1	1						
Matt Batts, R OBP: 0.319, SLG: 0.351 (1, 2)										2	0	0	0	2	0	1						
Al Federoff, R OBP: 0.259, SLG: 0.257 (1, 4)										4	0	2	0	0	0	1						
Ted Gray, S OBP: 0.193, SLG: 0.179 (1, 1)										3	0	0	0	0	1	4						
Johnny Pesky, L OBP: 0.374, SLG: 0.265 (8, PH)										1	0	0	0	0	0	2						
Dick Littlefield, L OBP: 0.143, SLG: 0.143 (8, 1)										0	0	0	0	0	0	0						
Inning Stats	R: 0 E: 1 K: 1 S: 6	H: 0 LOB: 2 BB: 1 P: 10	R: 0 E: 0 K: 1 S: 5	H: 0 LOB: 0 BB: 0 P: 5	R: 0 E: 0 K: 1 S: 7	H: 2 LOB: 3 BB: 1 P: 11	R: 0 E: 0 K: 0 S: 3	H: 0 LOB: 1 BB: 1 P: 7	R: 0 E: 0 K: 0 S: 3	H: 1 LOB: 0 BB: 0 P: 3	R: 0 E: 0 K: 0 S: 5	H: 2 LOB: 3 BB: 1 P: 9	R: 0 E: 0 K: 1 S: 4	H: 0 LOB: 0 BB: 1 P: 8	R: 1 E: 1 K: 0 S: 5	H: 3 LOB: 2 BB: 1 P: 9	R: 0 E: 0 K: 0 S: 3	H: 0 LOB: 0 BB: 0 P: 3	1B: 6 2B: 5 3B: 0 HR: 0	SF: 0 SAC: 1 DP: 3 HBP: 0	WP: 0 PB: 0 CS: 0	PA: 39
PITCHER Lou Kretlow, R ERA: 2.43 (1, 1)	IP: 9.0 WLS: W BF: 39 H: 8 R: 1 ER: 1 SO: 4 BB: 6 IBB: 0 HBP: 0 BLK: 0 WP: 0 HR: 0 S: 41 P: 65 ERA: 1.00 WHIP: 1.556															PITCHER	IP: 9.0 WLS: W BF: 39 H: 8 R: 1 ER: 1 SO: 4 BB: 6 IBB: 0 HBP: 0 BLK: 0 WP: 0 HR: 0 S: 41 P: 65 ERA: 1.00 WHIP: 1.556					

Batter	1	2	3	4	5	6	7	8	9	AB	R	H	RBI	BB	SO	LOB	BOTTOM					
Hector Rodriguez, R OBP: 0.357, SLG: 0.318 (1, 5)	4-3		E8 F8 2B							4	1	2	1	0	1	1	<p>Detroit Tigers @ Chicago White Sox Comiskey Park, Chicago, IL Sun Aug 10 1952, 4:33 AM EDT Unknown</p> <p>livebaseballscorecards.com</p> <p>AB 26 R 3 H 3 RBI 3 BB 5 SO 3 LOB 10</p> 					
Rocky Krsnich, R OBP: 0.309, SLG: 0.273 (9, 5)										0	0	0	0	0	0	0						
Nellie Fox, L OBP: 0.341, SLG: 0.364 (1, 4)	F8		1-3		1-3					3	0	0	0	1	0	2						
Minnie Minoso, R OBP: 0.383, SLG: 0.451 (1, 7)			F8							3	0	0	1	1	0	2						
Eddie Robinson, L OBP: 0.389, SLG: 0.493 (1, 3)	F9		F9							4	0	0	0	0	0	4						
Sam Mele, R OBP: 0.338, SLG: 0.425 (1, 9)										3	1	1	1	0	1	0						
Jim Rivera, L OBP: 0.314, SLG: 0.373 (1, 8)										3	0	0	0	0	0	0						
Sherm Lollar, R OBP: 0.347, SLG: 0.408 (1, 2)										2	0	0	0	1	0	0						
Willy Miranda, S OBP: 0.292, SLG: 0.276 (1, 6)										3	0	0	0	0	0	1						
Lou Kretlow, R (1, 1)										1	1	0	0	2	1	0						
Inning Stats	R: 0 E: 0 K: 0 S: 3	H: 0 LOB: 1 BB: 1 P: 7	R: 1 E: 0 K: 0 S: 4	H: 1 LOB: 0 BB: 0 P: 4	R: 2 E: 1 K: 0 S: 4	H: 1 LOB: 0 BB: 1 P: 8	R: 0 E: 0 K: 0 S: 3	H: 0 LOB: 0 BB: 0 P: 3	R: 0 E: 0 K: 1 S: 6	H: 1 LOB: 1 BB: 0 P: 6	R: 0 E: 0 K: 1 S: 5	H: 0 LOB: 0 BB: 0 P: 5	R: 0 E: 0 K: 0 S: 2	H: 0 LOB: 0 BB: 1 P: 6	R: 0 E: 1 K: 1 S: 5	H: 0 LOB: 2 BB: 2 P: 13	R: 0 E: 0 K: 1 S: 5	H: 0 LOB: 0 BB: 0 P: 3	1B: 0 2B: 3 3B: 0 HR: 1	SF: 0 SAC: 0 DP: 2 HBP: 0	WP: 0 PB: 0 CS: 0	PA: 31
PITCHER Ted Gray, L ERA: 3.84 (1, 1)	IP: 7.0 WLS: L BF: 26 H: 3 R: 3 ER: 3 SO: 2 BB: 3 IBB: 0 HBP: 0 BLK: 0 WP: 0 HR: 1 S: 27 P: 39 ERA: 3.86 WHIP: 0.857															PITCHER	IP: 7.0 WLS: L BF: 26 H: 3 R: 3 ER: 3 SO: 2 BB: 3 IBB: 0 HBP: 0 BLK: 0 WP: 0 HR: 1 S: 27 P: 39 ERA: 3.86 WHIP: 0.857					
PITCHER Dick Littlefield, L ERA: 4.44 (8, 1)	IP: 1.0 WLS: L BF: 5 H: 0 R: 0 ER: 0 SO: 1 BB: 2 IBB: 0 HBP: 0 BLK: 0 WP: 0 HR: 0 S: 5 P: 13 ERA: 0.00 WHIP: 2.000															PITCHER	IP: 1.0 WLS: L BF: 5 H: 0 R: 0 ER: 0 SO: 1 BB: 2 IBB: 0 HBP: 0 BLK: 0 WP: 0 HR: 0 S: 5 P: 13 ERA: 0.00 WHIP: 2.000					

Batter	1	2	3	4	5	6	7	8	9	AB	R	H	RBI	BB	SO	LOB	TOP										
Neil Berry, R OBP: 0.306, SLG: 0.277 (1, 6)	4-0 3-1 4-3 BB		4-0 2B 4-3 BB	0-0 F8		0-0 F4		0-0 F5		3	1	0	0	2	0	3											
Fred Hatfield, L OBP: 0.306, SLG: 0.317 (1, 5)	0-0 4-3		0-0 4-3 2B	4-0 1-2 2-3 BB			0-3 K	0-0 3-1		4	0	1	0	1	1	1											
Cliff Mapes, L OBP: 0.299, SLG: 0.370 Steve Souchock, R OBP: 0.329, SLG: 0.503 (4, PH) (4, 7)	4-0 3-1 BB		0-0 4-3	0-0 F9			4-0 2B BB	0-0 F4		1	0	0	1	1	0	1											
Vic Wertz, L OBP: 0.355, SLG: 0.507 (1, 9)	0-0 3-1		0-0 3-1		0-3 K		0-0 1B 1B 2B	0-0 1-3		5	1	1	1	0	1	3											
Walt Dropo, R OBP: 0.344, SLG: 0.490 (1, 3)	0-3 K		0-0 F8		0-0 F9		0-0 1B 1B	0-0 5-3		5	0	1	0	0	1	3											
Pat Mullin, L OBP: 0.331, SLG: 0.435 (1, 7) (4, 8)		0-0 F8		0-0 1B 2B		0-3 K		0-0 F8		4	1	1	0	0	1	2											
Joe Ginsberg, L OBP: 0.319, SLG: 0.325 (1, 2)		4-0 BB		0-0 F8		4-0 4-3 BB		0-0 1-2 3-H 1B		2	0	1	1	2	0	1											
Al Federoff, R OBP: 0.258, SLG: 0.257 (1, 4)		0-0 F5		0-0 BB E 1B		0-0 F7		0-0 F8		4	0	1	1	0	0	4											
Virgil Trucks, R OBP: 0.208, SLG: 0.271 Martin Stuart, L OBP: 0.152, SLG: 0.087 Johnny Pesky, L OBP: 0.373, SLG: 0.263 Dick Littlefield, L OBP: 0.143, SLG: 0.143 (1, 1) (1, 1) (8, PH) (8, 1)		0-3 K		0-0 E6 BB		0-0 4-3		0-0 F9		0	0	0	0	0	0	0											
Inning Stats	R: 0 E: 0 K: 1 S: 5	H: 0 LOB: 2 BB: 2 P: 13	R: 0 E: 0 K: 1 S: 5	H: 0 LOB: 1 BB: 1 P: 9	R: 1 E: 0 K: 0 S: 4	H: 1 LOB: 1 BB: 1 P: 8	R: 1 E: 1 K: 0 S: 6	H: 2 LOB: 3 BB: 1 P: 10	R: 0 E: 0 K: 2 S: 7	H: 0 LOB: 0 BB: 0 P: 7	R: 0 E: 0 K: 0 S: 3	H: 0 LOB: 1 BB: 1 P: 7	R: 2 E: 0 K: 1 S: 8	H: 3 LOB: 2 BB: 1 P: 12	R: 0 E: 0 K: 0 S: 3	H: 0 LOB: 0 BB: 0 P: 3	R: 0 E: 0 K: 0 S: 3	H: 0 LOB: 0 BB: 0 P: 3	1B: 3 2B: 3 3B: 0 HR: 0	SF: 0 SAC: 0 DP: 0 HBP: 0	WP: 0 PB: 0 SB: 0 CS: 0	PA: 41					
PITCHER	IP	WLS	BF	H	R	ER	SO	BB	IBB	HBP	BLK	WP	HR	S	P	ERA	WHIP										
Saul Rogovin, R ERA: 4.56 (1, 1)	3.2		20	3	2	2	2	5	0	0	0	0	0	19	39	4.91	2.182										
Bill Kennedy, L ERA: 2.53 (4, 1)	0.1		1	0	0	0	0	0	0	0	0	0	0	1	1	0.00	0.000										
Luis Aloma, R ERA: 5.21 (5, 1)	5.0	W	20	3	2	2	3	2	0	0	0	0	0	24	32	3.60	1.000										

Detroit Tigers @ Chicago White Sox
Comiskey Park, Chicago, IL
Sun Aug 10 1952, 4:38 AM EDT
Att: 20,757 - Unknown

AB	34
R	4
H	6
RBI	4
BB	7
SO	5
LOB	24



Batter	1	2	3	4	5	6	7	8	9	AB	R	H	RBI	BB	SO	LOB	BOTTOM										
Hector Rodriguez, R OBP: 0.389, SLG: 0.318 Rocky Krsnich, R OBP: 0.369, SLG: 0.273 (1, 5) (8, 5)	0-0 BB F9 1B		0-0 1-3	0-0 G6-3			4-0 FC3-6 BB			3	1	1	0	1	0	2											
Nellie Fox, L OBP: 0.343, SLG: 0.362 (1, 4)	4-0 1-2 1B BB		0-0 4-3		4-0 SH1-4 BB		0-0 FC3-6			2	1	0	0	2	0	1											
Minnie Minoso, R OBP: 0.383, SLG: 0.449 (1, 7)	4-0 1-2 2-3 1B BB		0-0 5-3		0-0 SH1-4		0-0 4-3			2	1	0	0	1	0	1											
Eddie Robinson, L OBP: 0.386, SLG: 0.489 (1, 3)	0-0 F9		0-3 K		0-0 F8		0-0 4-3			4	0	0	1	0	1	3											
Sam Mele, R OBP: 0.340, SLG: 0.424 (1, 9)	0-0 CS 1B 1B			4-0 BB 1B BB		0-0 F7		0-3 K		3	1	1	1	1	1	1											
Jim Rivera, L OBP: 0.313, SLG: 0.372 (1, 8)	0-0 1-2 2-H 1B			0-3 K		0-0 F8		0-0 F6		4	0	1	1	0	1	1											
Darrell Johnson, R OBP: 0.349, SLG: 0.302 (1, 2)	0-3 K		4-0 1B 1B BB		0-0 1-3		0-0 4-3			2	1	0	0	1	1	2											
Willy Miranda, S OBP: 0.293, SLG: 0.277 (1, 6)		0-3 K		0-0 1B 1B		0-0 4-3				3	0	1	1	0	1	0											
Saul Rogovin, R OBP: 0.246, SLG: 0.263 Bill Kennedy, L OBP: 0.182, SLG: 0.182 Tom Wright, L OBP: 0.353, SLG: 0.367 Luis Aloma, R (1, 1) (4, 1) (4, PH) (5, 1)		0-0 F7		0-0 G6-3 1B		0-0 F8				1	0	0	0	0	0	0											
Inning Stats	R: 3 E: 0 K: 1 S: 7	H: 3 LOB: 2 BB: 2 P: 15	R: 0 E: 0 K: 1 S: 5	H: 0 LOB: 0 BB: 0 P: 5	R: 0 E: 0 K: 1 S: 5	H: 0 LOB: 0 BB: 0 P: 5	R: 2 E: 0 K: 1 S: 6	H: 2 LOB: 1 BB: 2 P: 14	R: 0 E: 0 K: 0 S: 3	H: 0 LOB: 1 BB: 1 P: 7	R: 0 E: 0 K: 0 S: 3	H: 0 LOB: 0 BB: 0 P: 3	R: 0 E: 0 K: 0 S: 3	H: 0 LOB: 1 BB: 1 P: 7	R: 0 E: 0 K: 1 S: 5	H: 0 LOB: 0 BB: 0 P: 5	R: 0 E: 0 K: 0 S: 3	H: 0 LOB: 0 BB: 0 P: 3	1B: 5 2B: 1 3B: 0 HR: 0	SF: 0 SAC: 1 DP: 2 HBP: 0	WP: 0 PB: 0 SB: 0 CS: 1	PA: 33					
PITCHER	IP	WLS	BF	H	R	ER	SO	BB	IBB	HBP	BLK	WP	HR	S	P	ERA	WHIP										
Virgil Trucks, R ERA: 3.53 (1, 1)	0.1	L	6	3	3	3	0	2	0	0	0	0	0	4	12	81.00	15.000										
Martin Stuart, R ERA: 4.93 (1, 1)	6.2		24	2	2	2	4	4	0	0	0	0	0	28	44	2.70	0.900										
Dick Littlefield, L ERA: 4.34 (8, 1)	1.0		3	0	0	0	1	0	0	0	0	0	0	5	5	0.00	0.000										

Detroit Tigers @ Chicago White Sox
Comiskey Park, Chicago, IL
Sun Aug 10 1952, 4:38 AM EDT
Att: 20,757 - Unknown

AB	26
R	5
H	5
RBI	5
BB	6
SO	5
LOB	11



Batter	1	2	3	4	5	6	7	8	9	10	11	AB	R	H	RBI	BB	SO	LOB	TOP					
Hector Rodriguez, R OBP: 0.353, SLG: 0.313	1-3		6-3		1-3	5-3			5-3		G6-4-3	6	0	0	0	0	0	6						
Nellie Fox, L OBP: 0.339, SLG: 0.358	6-3		F8		F8		F8		4-3			5	0	0	0	0	0	1						
Minnie Minoso, R OBP: 0.385, SLG: 0.448	K					FC4-2 1B			5-3			3	0	1	0	2	1	0						
Eddie Robinson, L OBP: 0.386, SLG: 0.489		BLK BB		E3		FC4-2 1B			K		4-3	4	1	1	0	1	1	2						
Sam Mele, R OBP: 0.340, SLG: 0.422		L7		F8		FC4-2 1B			F5			4	1	1	0	1	0	3						
Jim Rivera, L OBP: 0.310, SLG: 0.367		K		F8		FC4-2 1B			F2			5	0	0	0	0	1	8						
Sherm Lollar, R OBP: 0.348, SLG: 0.406				F5		F7			5-3			4	0	1	1	0	0	4	AB 36					
Hal Brown, R OBP: 0.214, SLG: 0.231												0	0	0	0	0	0	0	R 2					
Harry Dorish, R		HBP										0	0	0	0	0	0	0	H 5					
Willy Miranda, S OBP: 0.299, SLG: 0.279		F7							5-3			3	0	1	1	1	0	2	RBI 2					
Chuck Stobbs, L OBP: 0.190, SLG: 0.081												2	0	0	0	1	0	0	BB 7					
Luis Aloma, R												0	0	0	0	0	0	0	SO 3					
Darrell Johnson, R OBP: 0.355, SLG: 0.302												0	0	0	0	1	0	0	LOB 26					
Inning Stats	R: 0 E: 0 K: 1 S: 5	H: 0 LOB: 0 BB: 0 P: 5	R: 0 E: 0 K: 1 S: 5	H: 0 LOB: 2 BB: 1 P: 10	R: 0 E: 0 K: 0 S: 3	H: 0 LOB: 0 BB: 0 P: 3	R: 0 E: 1 K: 0 S: 4	H: 0 LOB: 2 BB: 1 P: 8	R: 0 E: 0 K: 0 S: 3	H: 0 LOB: 1 BB: 1 P: 7	R: 2 E: 0 K: 0 S: 6	H: 3 LOB: 3 BB: 2 P: 14	R: 0 E: 0 K: 1 S: 6	H: 1 LOB: 2 BB: 1 P: 10	R: 0 E: 0 K: 0 S: 3	H: 0 LOB: 0 BB: 0 P: 3	R: 0 E: 0 K: 0 S: 3	H: 0 LOB: 0 BB: 0 P: 3	R: 0 E: 0 K: 0 S: 3	H: 1 LOB: 2 BB: 1 P: 7	1B: 4 2B: 1 3B: 0 HR: 0	SF: 0 SAC: 2 DP: 1 HBP: 1	WP: 0 PB: 0 SB: 0 CS: 0	PA: 46
PITCHER Gene Bearden, L ERA: 3.55	IP: 11.0 W: 1 L: 1 BF: 46 H: 5 R: 2 ER: 2 SO: 3 BB: 5 IBB: 2 HBP: 1 BLK: 1 WP: 0 HR: 0 S: 44 P: 73 ERA: 3.55 WHIP: 0.909																							

Chicago White Sox @ St. Louis Browns
Sportsman's Park, St. Louis, MO
Tue Aug 12 1952, 4:33 AM EDT
Att: 3,356 - Unknown

AB 36
R 2
H 5
RBI 2
BB 7
SO 3
LOB 26



Batter	1	2	3	4	5	6	7	8	9	10	11	AB	R	H	RBI	BB	SO	LOB	BOTTOM			
Fred Marsh, R OBP: 0.331, SLG: 0.286	K		F8			1-3 1B	F9			SH1-3 BB		4	1	1	0	1	1	3				
Jim Delsing, L OBP: 0.324, SLG: 0.351	6-3		G4-6-3			1-3			1-3	SH1-3		4	0	0	0	0	0	2				
Bob Nieman, R OBP: 0.354, SLG: 0.421		BB		F7					F4	K		4	0	1	1	1	1	1				
Jim Dyck, R OBP: 0.359, SLG: 0.476					F8		F2					5	2	2	2	0	0	2				
Les Moss, R OBP: 0.348, SLG: 0.376		BB		E5		K			F6			3	0	0	0	1	1	1				
Jay Porter, R					F8							3	0	0	0	1	0	2				
Bobby Young, L OBP: 0.318, SLG: 0.344		L3				F9			FC4-6 BB	4-3		4	0	0	0	0	0	2	AB 35			
Gordon Goldsberry, L OBP: 0.296, SLG: 0.291						K				K		4	0	1	0	0	2	1	R 3			
Gene Bearden, L OBP: 0.413, SLG: 0.432												4	0	1	0	0	1	2	H 6			
Inning Stats	R: 0 E: 0 K: 1 S: 5	H: 0 LOB: 1 BB: 1 P: 9	R: 0 E: 0 K: 0 S: 3	H: 0 LOB: 1 BB: 1 P: 7	R: 0 E: 1 K: 0 S: 4	H: 0 LOB: 1 BB: 0 P: 4	R: 0 E: 0 K: 1 S: 5	H: 2 LOB: 1 BB: 0 P: 7	R: 0 E: 0 K: 0 S: 4	H: 1 LOB: 2 BB: 1 P: 8	R: 1 E: 0 K: 0 S: 4	H: 1 LOB: 0 BB: 0 P: 4	R: 0 E: 0 K: 1 S: 5	H: 0 LOB: 0 BB: 0 P: 5	R: 0 E: 0 K: 2 S: 7	H: 0 LOB: 1 BB: 1 P: 11	R: 1 E: 0 K: 0 S: 1	H: 1 LOB: 0 BB: 0 P: 1	1B: 4 2B: 0 3B: 0 HR: 2	SF: 0 SAC: 1 DP: 1 HBP: 0	WP: 0 PB: 0 SB: 0 CS: 0	PA: 40
PITCHER Chuck Stobbs, L ERA: 2.88	IP: 9.2 W: 0 L: 1 BF: 38 H: 5 R: 0 ER: 0 SO: 5 BB: 4 IBB: 0 HBP: 0 BLK: 0 WP: 0 HR: 1 S: 44 P: 60 ERA: 2.88 WHIP: 0.931																					
Luis Aloma, R ERA: 5.12	0.1	1	0	0	1	0	0	0	3	3	0	0	0	0	0	0	0	0				
Harry Dorish, R ERA: 2.88	0.0	L	1	1	1	0	0	0	1	1	0	0	0	0	0	0	0	0				

Chicago White Sox @ St. Louis Browns
Sportsman's Park, St. Louis, MO
Tue Aug 12 1952, 4:33 AM EDT
Att: 3,356 - Unknown


AB 35
R 3
H 6
RBI 3
BB 4
SO 6
LOB 16



Batter	1	2	3	4	5	6	7	8	9	AB	R	H	RBI	BB	SO	LOB	TOP					
Hector Rodriguez, R OBP: 0.353, SLG: 0.313 Rocky Krsnich, R OBP: 0.333, SLG: 0.250	0-0 4-3 1B	0-0 F8			0-0 F7		4-0 4-3 1B SH1-4 BB	0-0 FC1-5 G3		3	1	1	0	0	0	1						
Nellie Fox, L OBP: 0.337, SLG: 0.356	0-0 4-3		0-0 6-3			0-0 6-3	0-0 SH1-4	0-0 G3		4	0	0	0	0	0	3						
Minnie Minoso, R OBP: 0.390, SLG: 0.448	4-0 1B		0-0 F7			0-0 1B	4-0 4-3 1B BB	4-0		2	3	1	0	3	0	0						
Eddie Robinson, L OBP: 0.386, SLG: 0.488	0-0 1B		0-0 F6			0-0 BB	0-0 4-3	0-3 K		5	1	2	1	0	1	5						
Sam Mele, R OBP: 0.344, SLG: 0.423	0-0 L4-3			0-0 1-3		0-0 BB	4-0 1B		0-0 F7		4	0	2	2	1	0	0					
Jim Rivera, L OBP: 0.313, SLG: 0.371	0-0 L4-3			0-3 K		4-0 BB	0-0 IBB		0-0 2B		4	1	2	2	1	1	2					
Sherm Lollar, R OBP: 0.345, SLG: 0.406		0-0 F7		0-0 F3		0-3 K	0-0 F6		0-0 2B		5	0	1	1	0	1	5					
Willy Miranda, S OBP: 0.303, SLG: 0.278		0-0 F8			0-0 6-3	4-0 BB		0-0 FC1-5	0-0 F9		4	0	1	1	1	0	1					
Joe Dobson, R OBP: 0.245, SLG: 0.184				0-0 6-3		0-3 K		0-0 G3	0-0 F3		5	0	2	0	0	1	4					
Inning Stats	R: 2 E: 0 K: 0 S: 5	H: 3 LOB: 1 BB: 1 P: 9	R: 0 E: 0 K: 0 S: 4	H: 1 LOB: 1 BB: 0 P: 4	R: 0 E: 0 K: 1 S: 3	H: 0 LOB: 0 BB: 0 P: 3	R: 0 E: 0 K: 1 S: 5	H: 0 LOB: 0 BB: 0 P: 5	R: 0 E: 0 K: 0 S: 3	H: 0 LOB: 0 BB: 0 P: 3	R: 2 E: 0 K: 2 S: 10	H: 3 LOB: 3 BB: 2 P: 18	R: 2 E: 0 K: 0 S: 4	H: 1 LOB: 2 BB: 3 P: 16	R: 0 E: 0 K: 1 S: 7	H: 2 LOB: 1 BB: 1 P: 11	R: 1 E: 0 K: 0 S: 5	H: 2 LOB: 1 BB: 0 P: 5	1B: 10 2B: 3 3B: 0 HR: 0	SF: 0 SAC: 1 DP: 1 HBP: 0	WP: 0 PB: 0 SB: 1 CS: 0	PA: 45
PITCHER	IP WLS BF H R ER SO BB IBB HBP BLK WP HR S P ERA WHIP	8.0 L 40 10 6 6 4 5 2 0 0 0 0 0 41 69 6.75 1.875	1.0 5 2 1 1 0 0 0 0 0 0 0 0 0 5 9.00 2.000	PITCHER										IP WLS BF H R ER SO BB IBB HBP BLK WP HR S P ERA WHIP								


Chicago White Sox @ Detroit Tigers
Briggs Stadium, Detroit, MI
Wed Aug 13 1952, 4:33 AM EDT
Att: 23,951 - Unknown

AB 37
R 7
H 12
RBI 7
BB 7
SO 4
LOB 23



Chicago White Sox @ Detroit Tigers
Briggs Stadium, Detroit, MI
Wed Aug 13 1952, 4:33 AM EDT
Att: 23,951 - Unknown

AB 28
R 1
H 4
RBI 1
BB 4
SO 3
LOB 10

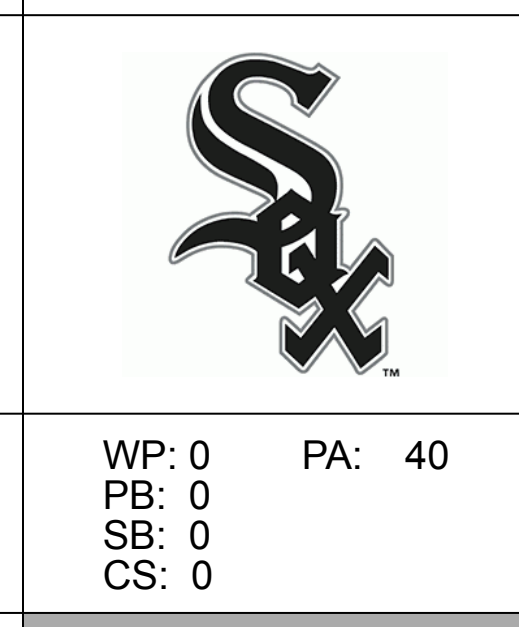


Batter	1	2	3	4	5	6	7	8	9	AB	R	H	RBI	BB	SO	LOB	BOTTOM					
Johnny Groth, R OBP: 0.360, SLG: 0.379	0-0 HR		0-0 F4			0-0 5-3		4-0 BB		3	1	1	1	1	0	0						
Neil Barry, R OBP: 0.302, SLG: 0.272 Cliff Mapes, L OBP: 0.297, SLG: 0.368 Hal White, R OBP: 0.125, SLG: 0.125	0-0 6-3		0-0 6-3			0-0 5-3		0-3 K		3	0	0	0	0	0	0						
Fred Hatfield, L OBP: 0.303, SLG: 0.313	0-0 F7		0-0 1-3			0-3 K			0-0 F9		4	0	0	0	0	1	0					
Vic Wertz, L OBP: 0.357, SLG: 0.505 Hal Newhouse, L OBP: 0.306, SLG: 0.172	0-0 4-3			0-0 4-3		4-0 FC5-4 BB			0-0 G5-4-3		3	0	1	0	1	0	0					
Walt Dropo, R OBP: 0.341, SLG: 0.486		0-0 F8		0-0 5-3		0-0 FC5-4	0-0 7-6-3		0-0 G5-4-3		4	0	0	0	0	2						
Pat Mullin, L OBP: 0.327, SLG: 0.429		0-3 K		0-0 4-3		0-0 4-3	0-0 7-6-3				3	0	0	0	0	1	1					
Joe Ginsberg, L OBP: 0.322, SLG: 0.333					0-0 6-3			0-0 G3	0-0 4-3		3	0	2	0	0	0	0					
Al Federoff, R OBP: 0.268, SLG: 0.254		4-0 2B			4-0 G4-6-3			0-0 4-3		1	0	0	0	2	0	1						
Bill Wight, L OBP: 0.205, SLG: 0.233 Johnny Pesky, L OBP: 0.371, SLG: 0.262		0-0 F4			0-0 G4-6-3			0-0 G3		2	0	0	0	0	0	3						
Inning Stats	R: 1 E: 0 K: 0 S: 4	H: 1 LOB: 2 BB: 1 P: 4	R: 0 E: 0 K: 1 S: 6	H: 1 LOB: 1 BB: 1 P: 10	R: 0 E: 0 K: 0 S: 3	H: 0 LOB: 0 BB: 0 P: 3	R: 0 E: 0 K: 0 S: 3	H: 0 LOB: 0 BB: 0 P: 3	R: 0 E: 0 K: 1 S: 5	H: 0 LOB: 0 BB: 0 P: 5	R: 0 E: 0 K: 0 S: 2	H: 0 LOB: 0 BB: 1 P: 6	R: 0 E: 0 K: 0 S: 2	H: 0 LOB: 0 BB: 1 P: 6	R: 0 E: 0 K: 1 S: 6	H: 1 LOB: 2 BB: 1 P: 10	R: 0 E: 0 K: 0 S: 3	H: 1 LOB: 1 BB: 0 P: 3	1B: 2 2B: 2 3B: 0 HR: 1	SF: 0 SAC: 0 DP: 3 HBP: 0	WP: 0 PB: 0 SB: 0 CS: 0	PA: 32
PITCHER	IP WLS BF H R ER SO BB IBB HBP BLK WP HR S P ERA WHIP	9.0 W 32 4 1 1 3 3 1 0 0 0 1 34 50 1.00 0.778	PITCHER										IP WLS BF H R ER SO BB IBB HBP BLK WP HR S P ERA WHIP									

Batter	1	2	3	4	5	6	7	8	9	10	AB	R	H	RBI	BB	SO	LOB	TOP		
Hector Rodriguez, R OBP: 0.354, SLG: 0.312 Rocky Krsnich, R OBP: 0.333, SLG: 0.250	(1, 5) 0-3 K		(1, 2) 0-0 FC6-4			(1, 2) 4-0 BB		(1, 2) 0-0 G3		(1, 2) 0-0 3B 1B	4	1	1	0	1	1	1			
Nellie Fox, L OBP: 0.335, SLG: 0.358	(1, 4) 0-0 F6			(1, 2) 0-0 1-3		(1, 2) 0-0 F5		(1, 2) 0-0 F4	(1, 2) 0-0 F4	(1, 2) 0-0 3B	5	0	1	2	0	0	1			
Minnie Minoso, R OBP: 0.386, SLG: 0.443	(1, 7) 0-0 F8			(1, 2) 0-0 1-3		(1, 2) 0-0 1-3		(1, 2) 0-0 5-3	(1, 2) 0-0 1-3	(1, 2) 0-0 1-3	5	0	0	0	0	0	3			
Eddie Robinson, L OBP: 0.386, SLG: 0.488	(1, 3) 0-3 K			(1, 2) 0-0 2B		(1, 2) 0-0 K		(1, 2) 4-0 2B BB	(1, 2) 0-0 F8		4	0	1	0	1	2	2			
Sam Mele, R OBP: 0.346, SLG: 0.427	(1, 9) 0-0 F4			(1, 2) 0-0 F3		(1, 2) 0-0 1B		(1, 2) 0-0 1B	(1, 2) 0-0 2B		4	0	2	0	0	0	1			
Jim Rivera, L OBP: 0.312, SLG: 0.368	(1, 8) 0-0 F8			(1, 2) 0-3 K		(1, 2) 0-0 L6		(1, 2) 0-0 1B	(1, 2) 4-0 1BB		3	0	0	0	1	1	1			
Darrell Johnson, R OBP: 0.345, SLG: 0.293 Tom Wright, L OBP: 0.351, SLG: 0.365 Sherm Lollar, R OBP: 0.345, SLG: 0.406	(1, 2) 0-3 K		(1, 2) 0-3 K		(1, 2) 0-0 6-3		(1, 2) 0-0 4-3		(1, 2) 0-0 F5		3	0	0	0	0	1	1			
Willy Miranda, S OBP: 0.301, SLG: 0.277	(1, 6) 0-0 FC6-4 1B		(1, 2) 0-0 F6		(1, 2) 0-0 F6		(1, 2) 0-0 F3		(1, 2) 0-3 K		4	0	1	0	0	1	0			
Mary Grissom, R OBP: 0.175, SLG: 0.256 Hal Brown, R OBP: 0.214, SLG: 0.231 Luis Aloma, R OBP: 0.231, SLG: 0.231	(1, 1) 0-3 K		(1, 2) 0-0 F9		(1, 2) 0-0 F8		(1, 2) 0-0 F8		(1, 2) 0-0 1B 3B 2B		4	0	1	0	0	1	1			
Inning Stats	R: 0 H: 0 E: 0 K: 1 S: 5	H: 0 LOB: 0 BB: 0 P: 5	R: 0 H: 0 E: 0 K: 1 S: 5	H: 0 LOB: 0 BB: 0 P: 5	R: 0 H: 1 E: 0 K: 2 S: 8	H: 1 LOB: 1 BB: 0 P: 8	R: 0 H: 1 E: 0 K: 0 S: 4	H: 1 LOB: 1 BB: 0 P: 4	R: 0 H: 0 E: 0 K: 1 S: 5	H: 0 LOB: 0 BB: 0 P: 5	R: 0 H: 1 E: 0 K: 1 S: 6	H: 1 LOB: 1 BB: 0 P: 6	R: 0 H: 0 E: 0 K: 0 S: 3	H: 0 LOB: 0 BB: 0 P: 3	R: 0 H: 1 E: 0 K: 0 S: 4	H: 1 LOB: 3 BB: 2 P: 12	R: 2 H: 3 E: 0 K: 1 S: 8	H: 3 LOB: 2 BB: 0 P: 8	1B: 3 SF: 0 2B: 3 SAC: 0 3B: 1 DP: 0 HR: 0 HBP: 0	WP: 0 PA: 40 PB: 0 SB: 0 CS: 0
PITCHER Art Houtteman, R ERA: 4.44	IP 10.0 WLS L BF 40 H 7 R 2 ER 2 SO 7 BB 2 IBB 0 HBP 0 BLK 0 WP 0 HR 0 S 51 P 63 ERA 1.80 WHIP 0.900																			

Chicago White Sox @ Detroit Tigers
Briggs Stadium, Detroit, MI
Thu Aug 14, 1952, 4:33 AM EDT
Att: 6,994 - Unknown

AB 37
R 2
H 7
RBI 2
BB 3
SO 7
LOB 14



Batter	1	2	3	4	5	6	7	8	9	10	AB	R	H	RBI	BB	SO	LOB	BOTTOM		
Johney Groth, R OBP: 0.356, SLG: 0.375	(1, 8) 0-0 5-3		(1, 2) 0-3 K		(1, 2) 0-3 K		(1, 2) 0-0 4-3				4	0	0	0	0	2	1			
Johney Pesky, L OBP: 0.369, SLG: 0.281	(1, 6) 0-0 F7		(1, 2) 0-0 1B		(1, 2) 0-0 L5		(1, 2) 0-0 F8		(1, 2) 0-0 F8		4	0	1	0	0	0	0			
Fred Hatfield, L OBP: 0.305, SLG: 0.314	(1, 5) 4-0 BB		(1, 2) 0-0 1B	(1, 2) 0-0 E5 4-3 1B		(1, 2) 0-3 K		(1, 2) 0-0 F8	(1, 2) 0-0 F6		3	0	1	0	1	1	0			
Vic Wertz, L OBP: 0.352, SLG: 0.498	(1, 9) 0-0 F5		(1, 2) 0-0 4-3	(1, 2) 0-0 4-3		(1, 2) 0-0 F8		(1, 2) 0-3 K	(1, 2) 0-3 K		4	0	0	0	0	1	2			
Walt Dropo, R OBP: 0.338, SLG: 0.481	(1, 3) 0-0 6-3		(1, 2) 0-0 F3		(1, 2) 0-0 6-3		(1, 2) 0-0 6-3		(1, 2) 0-0 4-3		4	0	0	0	0	0	1			
Steve Souchock, R OBP: 0.327, SLG: 0.495	(1, 7) 0-0 F7		(1, 2) 0-0 G3		(1, 2) 0-0 5-3		(1, 2) 0-0 5-3		(1, 2) 0-0 G3		3	0	0	0	1	0	0			
Matt Batts, R OBP: 0.311, SLG: 0.342 Pat Mullin, L OBP: 0.326, SLG: 0.427	(1, 2) 0-0 F6		(1, 2) 0-0 L6		(1, 2) 0-0 6-3		(1, 2) 0-0 6-3		(1, 2) 0-0 G3		3	0	0	0	0	2	0			
Al Federoff, R OBP: 0.270, SLG: 0.256	(1, 4) 0-0 SH2-4 1B 1B		(1, 2) 0-0 6-3		(1, 2) 0-0 6-3		(1, 2) 0-0 F7		(1, 2) 0-0 5-3		3	0	1	0	0	0	0			
Art Houtteman, R OBP: 0.133, SLG: 0.103	(1, 1) 0-0 SH2-4		(1, 2) 0-0 5-3		(1, 2) 0-0 5-3		(1, 2) 0-0 5-3				2	0	0	0	0	0	0			
Inning Stats	R: 0 H: 0 E: 0 K: 0 S: 3	H: 0 LOB: 1 BB: 1 P: 7	R: 0 H: 0 E: 0 K: 0 S: 3	H: 0 LOB: 0 BB: 0 P: 3	R: 0 H: 2 E: 0 K: 1 S: 6	H: 2 LOB: 2 BB: 0 P: 6	R: 0 H: 1 E: 1 K: 0 S: 4	H: 1 LOB: 2 BB: 1 P: 8	R: 0 H: 0 E: 0 K: 1 S: 5	H: 0 LOB: 0 BB: 0 P: 5	R: 0 H: 0 E: 0 K: 0 S: 3	H: 0 LOB: 0 BB: 0 P: 3	R: 0 H: 0 E: 0 K: 0 S: 3	H: 0 LOB: 0 BB: 0 P: 5	R: 0 H: 0 E: 0 K: 0 S: 5	H: 0 LOB: 0 BB: 0 P: 5	R: 0 H: 0 E: 0 K: 0 S: 3	H: 0 LOB: 0 BB: 0 P: 3	1B: 3 SF: 0 2B: 0 SAC: 1 3B: 0 DP: 0 HR: 0 HBP: 0	WP: 0 PA: 34 PB: 0 SB: 0 CS: 0
PITCHER Mary Grissom, R ERA: 3.51 Luis Aloma, R ERA: 4.87	IP 9.0 WLS W BF 31 H 3 R 0 ER 0 SO 4 BB 2 IBB 0 HBP 0 BLK 0 WP 0 HR 0 S 37 P 45 ERA 0.00 WHIP 0.556																			


Chicago White Sox @ Detroit Tigers
Briggs Stadium, Detroit, MI
Thu Aug 14, 1952, 4:33 AM EDT
Att: 6,994 - Unknown


AB 31
R 0
H 3
RBI 0
BB 2
SO 4
LOB 6



Batter	1	2	3	4	5	6	7	8	9	AB	R	H	RBI	BB	SO	LOB	TOP					
Hector Rodriguez, R (1.5) OBP: 0.353, SLG: 0.312 Tom Wright, L (9. PH) OBP: 0.349, SLG: 0.362	0-0 SH1-3 1B		0-0 5-3	0-3 K			0-0 6-3		0-0 4-3	4	0	1	0	0	1	1	Chicago White Sox @ Cleveland Indians Cleveland Municipal Stadium, Cleveland, OH Sat Aug 16 1952, 3:33 AM EDT Att: 13,502 - Unknown					
Nellie Fox, L (1.4) OBP: 0.337, SLG: 0.359	0-0 SH1-3 1-2		0-0 WP 1B 1B	0-0 G4-6-3 1-2			0-0 1B 1B		0-0 G3	4	1	2	0	0	0	1						
Minnie Minoso, R (1.7) OBP: 0.386, SLG: 0.441	0-0 6-3		0-0 1B E 1B				0-0 F4		0-0 L8	4	1	1	0	1	0	2						
Eddie Robinson, L (1.3) OBP: 0.386, SLG: 0.487	0-0 6-3		0-0 BB 1B 1B				0-0 F7		0-0 F9	5	1	2	1	0	0	2						
Sam Mele, R (1.9) OBP: 0.342, SLG: 0.422		0-0 F7	0-0 E6 1B BB				0-0 F3			4	0	0	0	0	0	3						
Jim Rivera, L (1.8) OBP: 0.314, SLG: 0.366		0-0 4-3	4-0 1B BB				0-0 5-3		4-0 CS BB	2	0	0	0	2	0	0						
Sherm Lollar, R (1.2) OBP: 0.350, SLG: 0.406		4-0 BB	0-0 FC4-6 1B				0-0 F8		4-0 FC4-6 BB	2	0	1	1	2	0	0						
Willy Miranda, S (1.6) OBP: 0.300, SLG: 0.276		0-0 4-3	0-0 FC4-6 1-2 2-3 3-H				0-0 1B		0-0 FC4-6 1-2	4	0	1	0	0	0	5						
Billy Pierce, L (1.1) OBP: 0.244, SLG: 0.194			0-0 4-3	0-0 G4-6-3 1B			0-3 K		0-0 4-3	4	0	1	0	0	1	2						
Inning Stats	R: 0 E: 0 K: 0 S: 4	H: 1 LOB: 1 BB: 0 P: 4	R: 0 E: 0 K: 0 S: 3	H: 0 LOB: 1 BB: 1 P: 7	R: 3 E: 1 K: 0 S: 8	H: 4 LOB: 3 BB: 1 P: 12	R: 0 E: 0 K: 1 S: 5	H: 1 LOB: 0 BB: 0 P: 5	R: 0 E: 0 K: 0 S: 3	H: 0 LOB: 0 BB: 0 P: 3	R: 0 E: 0 K: 0 S: 6	H: 1 LOB: 1 BB: 0 P: 6	R: 0 E: 0 K: 0 S: 5	H: 2 LOB: 2 BB: 0 P: 5	R: 0 E: 0 K: 0 S: 2	H: 0 LOB: 1 BB: 2 P: 10	R: 0 E: 0 K: 0 S: 3	H: 0 LOB: 1 BB: 1 P: 7	1B: 9 2B: 0 3B: 0 HR: 0	SF: 0 SAC: 1 DP: 1 HBP: 0	WP: 1 PB: 0 CS: 1	PA: 40
PITCHER Bob Lemon, R (1.1) ERA: 2.67	IP: 9.0 WLS: W BF: 40 H: 9 R: 3 ER: 1 SO: 2 BB: 5 IBB: 0 HBP: 0 BLK: 0 WP: 1 HR: 0 S: 39 P: 59 ERA: 1.00 WHIP: 1.556															PITCHER	IP: 9.0 WLS: W BF: 40 H: 9 R: 3 ER: 1 SO: 2 BB: 5 IBB: 0 HBP: 0 BLK: 0 WP: 1 HR: 0 S: 39 P: 59 ERA: 1.00 WHIP: 1.556					

Batter	1	2	3	4	5	6	7	8	9	AB	R	H	RBI	BB	SO	LOB	BOTTOM					
Dale Mitchell, L (1.7) OBP: 0.401, SLG: 0.432 Harry Simpson, L (9.9) OBP: 0.336, SLG: 0.413	0-0 BB 1B		0-0 F6				0-0 1-5-3		0-0 HR	4	1	2	1	0	0	1	Chicago White Sox @ Cleveland Indians Cleveland Municipal Stadium, Cleveland, OH Sat Aug 16 1952, 3:33 AM EDT Att: 13,502 - Unknown					
Bobby Avila, R (1.4) OBP: 0.379, SLG: 0.394	4-0 G6-4-3 BB		0-0 1-H HR				0-0 F7		0-0 F8	3	1	1	2	1	0	0						
Larry Doby, L (1.8) OBP: 0.377, SLG: 0.576	0-3 K		0-0 F9				0-0 3-1		0-3 K	4	0	0	0	0	2	2						
Al Rosen, R (1.5) OBP: 0.393, SLG: 0.519	0-0 G6-4-3 1-2			0-0 1B 3B			0-0 F4		0-0 F4	3	1	1	0	0	0	2						
Luke Easter, L (1.3) OBP: 0.308, SLG: 0.426		0-0 L4		0-0 3-H 1B			0-0 4-3			3	0	1	1	0	0	0						
Ray Boone, R (1.6) OBP: 0.368, SLG: 0.367		0-0 F7		0-0 F1			0-0 F7		0-0 F7	3	0	0	0	0	0	1						
Wally Westlake, R (1.9) OBP: 0.313, SLG: 0.266		0-3 K		0-0 L8			0-0 F7		0-0 F7	3	0	0	0	0	1	1						
Jim Hegan, R (1.2) OBP: 0.309, SLG: 0.362			0-3 K	0-0 F6			0-0 F7		0-0 F7	3	0	0	0	0	1	1						
Bob Lemon, L (1.1) OBP: 0.209, SLG: 0.289			0-0 HR 1B		0-0 F7			0-3 K		3	1	1	0	0	1	0						
Inning Stats	R: 0 E: 0 K: 1 S: 5	H: 1 LOB: 1 BB: 1 P: 9	R: 0 E: 0 K: 1 S: 5	H: 0 LOB: 0 BB: 0 P: 5	R: 2 E: 0 K: 1 S: 7	H: 2 LOB: 0 BB: 0 P: 7	R: 1 E: 0 K: 0 S: 5	H: 2 LOB: 1 BB: 0 P: 5	R: 0 E: 0 K: 0 S: 3	H: 0 LOB: 0 BB: 0 P: 3	R: 0 E: 0 K: 0 S: 3	H: 0 LOB: 0 BB: 0 P: 3	R: 0 E: 0 K: 0 S: 3	H: 0 LOB: 0 BB: 0 P: 3	R: 1 E: 0 K: 2 S: 8	H: 1 LOB: 0 BB: 0 P: 8	R: 0 E: 0 K: 0 S: 3	H: 0 LOB: 0 BB: 0 P: 7	1B: 3 2B: 0 3B: 1 HR: 2	SF: 0 SAC: 0 DP: 1 HBP: 0	WP: 0 PB: 0 CS: 0	PA: 30
PITCHER Billy Pierce, L (1.1) ERA: 2.88	IP: 8.0 WLS: L BF: 30 H: 6 R: 4 ER: 4 SO: 5 BB: 1 IBB: 0 HBP: 0 BLK: 0 WP: 0 HR: 2 S: 39 P: 43 ERA: 4.50 WHIP: 0.875															PITCHER	IP: 8.0 WLS: L BF: 30 H: 6 R: 4 ER: 4 SO: 5 BB: 1 IBB: 0 HBP: 0 BLK: 0 WP: 0 HR: 2 S: 39 P: 43 ERA: 4.50 WHIP: 0.875					


Batter	1	2	3	4	5	6	7	8	9	AB	R	H	RBI	BB	SO	LOB	TOP					
Hector Rodriguez, R OBP: 0.351, SLG: 0.309	0-0 4-3 1B		0-0 F9	0-0 F9		0-0 6-3		0-0 6-3		5	0	1	0	0	0	4	Chicago White Sox @ Cleveland Indians Cleveland Municipal Stadium, Cleveland, OH Sun Aug 17 1952, 3:38 AM EDT Att: 45,560 - Unknown AB 33 R 1 H 8 RBI 1 BB 5 SO 4 LOB 25 					
Nelle Fox, L OBP: 0.340, SLG: 0.361	0-0 4-3 1B		0-0 4-3		0-0 SH2-3 1B		0-0 G3		0-0 G3	5	1	2	0	0	0	0						
Minnie Minoso, R OBP: 0.382, SLG: 0.436	0-3 K		0-0 E5 BB 1B		0-0 SH 1B SH2-3 PO		0-3 K		0-0 1B	4	0	1	0	0	2	2						
Eddie Robinson, L OBP: 0.388, SLG: 0.483	0-0 4-3		4-0 1-2 1B		0-0 SH2-3		1-0 HBP		0-0 F9	2	0	0	0	1	0	3						
Tom Wright, L OBP: 0.354, SLG: 0.364	0-0 4-3		4-0 1-2 2-3 BB		0-0 S 1B		0-0 F7		0-0 F8	4	0	1	1	1	0	4						
Jim Rivera, L OBP: 0.313, SLG: 0.364		0-0 F5	0-0 F8		0-0 F4			0-0 4-3 BB 1B		4	0	1	0	0	0	5						
Phil Masi, R OBP: 0.356, SLG: 0.302		0-0		0-3 K	4-0			4-0 BB		2	0	1	0	2	1	0						
Rocky Krsnich, R OBP: 0.333, SLG: 0.250								1-2 BB		0	0	0	0	0	0	0						
Sherm Lollar, R OBP: 0.350, SLG: 0.403								4-3 BB		0	0	0	0	0	0	0						
Willy Miranda, S OBP: 0.299, SLG: 0.277		0-0 F7		0-0 4-3	0-0 PO			0-3 K		4	0	1	0	0	1	3						
Chuck Stobbs, L OBP: 0.226, SLG: 0.079								0-0 G6-4-3 1B		1	0	0	0	1	0	1						
Luis Aloma, R OBP: 0.267, SLG: 0.162								1-2 2-3		0	0	0	0	0	0	0						
Sam Mele, R OBP: 0.244, SLG: 0.416								4-3		1	0	0	0	0	0	1						
Bill Kennedy, L OBP: 0.257, SLG: 0.162								1-2 2-3		0	0	0	0	0	0	0						
Bud Stewart, L OBP: 0.252, SLG: 0.375								1-2 2-3		1	0	0	0	0	0	2						
Harry Dorish, R OBP: 0.275, SLG: 0.375								1-2 2-3		0	0	0	0	0	0	0						
Inning Stats	R: 0 E: 0 K: 1 S: 7	H: 2 LOB: 2 BB: 0 P: 7	R: 0 E: 0 K: 0 S: 4	H: 1 LOB: 1 BB: 0 P: 4	R: 0 E: 1 K: 0 S: 4	H: 0 LOB: 3 BB: 2 P: 12	R: 0 E: 0 K: 1 S: 5	H: 0 LOB: 1 BB: 1 P: 9	R: 1 E: 1 K: 0 S: 5	H: 2 LOB: 2 BB: 1 P: 9	R: 0 E: 0 K: 0 S: 3	H: 1 LOB: 0 BB: 0 P: 3	R: 0 E: 0 K: 1 S: 5	H: 0 LOB: 1 BB: 0 P: 6	R: 0 E: 0 K: 1 S: 6	H: 1 LOB: 3 BB: 1 P: 10	R: 0 E: 0 K: 0 S: 4	H: 1 LOB: 1 BB: 0 P: 4	1B: 8 2B: 0 3B: 0 HR: 0	SF: 0 SAC: 2 DP: 1 HBP: 1	WP: 0 PB: 0 CS: 1	PA: 42
PITCHER Mike Garcia, R ERA: 2.37	IP: 9.0 WLS: W BF: 41 H: 8 R: 1 ER: 1 SO: 4 BB: 4 IBB: 1 HBP: 1 BLK: 0 WP: 0 HR: 0 S: 43 P: 64 ERA: 1.00 WHIP: 1.333															PITCHER	IP: WLS: BF: H: R: ER: SO: BB: IBB: HBP: BLK: WP: HR: S: P: ERA: WHIP:					

Batter	1	2	3	4	5	6	7	8	9	AB	R	H	RBI	BB	SO	LOB	BOTTOM						
Dale Mitchell, L OBP: 0.399, SLG: 0.432	0-0 G4-6-3 1B		0-0 2B		0-0 FC			0-0 6-3		4	0	2	0	0	0	1	Chicago White Sox @ Cleveland Indians Cleveland Municipal Stadium, Cleveland, OH Sun Aug 17 1952, 3:38 AM EDT Att: 45,560 - Unknown AB 29 R 2 H 7 RBI 2 BB 2 SO 4 LOB 11 						
Bobby Avila, R OBP: 0.380, SLG: 0.394	0-0 G4-6-3 1-2		0-0 F8		0-0 F8			0-0 2B 1B		4	0	1	0	0	0	4							
Al Rosen, R OBP: 0.390, SLG: 0.515	0-0 F4			0-0 5-3	0-3 K			0-0 2B		4	0	1	0	0	1	2							
Luke Easter, L OBP: 0.313, SLG: 0.426		0-0 F8		0-0 3-1		0-0 F4		4-0 IBB		3	0	0	0	1	0	0							
Wally Westlake, R OBP: 0.314, SLG: 0.263		4-0 G3 BB		0-0 5-3		0-0 6-3		0-0 F9		3	0	0	0	1	0	2							
Harry Simpson, L OBP: 0.337, SLG: 0.420		0-0 G3			0-0 PB 1B			0-0 6-3		3	1	1	0	0	0	1							
Ray Boone, R OBP: 0.363, SLG: 0.361		0-3 K			0-0 1B SH1-4			0-0 F5		3	1	1	1	0	1	1							
Birdie Tebbetts, R OBP: 0.323, SLG: 0.301			0-0 F3		0-0 SH1-4 1B			0-0 5-3		3	0	1	0	0	0	0							
Mike Garcia, R OBP: 0.171, SLG: 0.178			0-3 K		0-0 SH1-4			0-3 K		2	0	0	1	0	2	0							
Inning Stats	R: 0 E: 0 K: 0 S: 3	H: 1 LOB: 0 BB: 0 P: 3	R: 0 E: 0 K: 1 S: 5	H: 0 LOB: 1 BB: 1 P: 9	R: 0 E: 0 K: 1 S: 6	H: 1 LOB: 1 BB: 0 P: 6	R: 0 E: 0 K: 0 S: 3	H: 0 LOB: 0 BB: 0 P: 3	R: 2 E: 0 K: 1 S: 9	H: 3 LOB: 2 BB: 0 P: 9	R: 0 E: 0 K: 0 S: 3	H: 0 LOB: 0 BB: 0 P: 3	R: 0 E: 0 K: 1 S: 5	H: 0 LOB: 0 BB: 0 P: 5	R: 0 E: 0 K: 0 S: 4	H: 2 LOB: 2 BB: 1 P: 8		R: 0 E: 0 K: 0 S: 4	H: 1 LOB: 1 BB: 0 P: 4	1B: 5 2B: 2 3B: 0 HR: 0	SF: 0 SAC: 1 DP: 1 HBP: 0	WP: 0 PB: 1 CS: 0	PA: 32
PITCHER Chuck Stobbs, L ERA: 2.93	IP: 4.1 WLS: L BF: 19 H: 5 R: 2 ER: 2 SO: 2 BB: 1 IBB: 0 HBP: 0 BLK: 0 WP: 0 HR: 0 S: 22 P: 26 ERA: 4.15 WHIP: 1.385															PITCHER		IP: WLS: BF: H: R: ER: SO: BB: IBB: HBP: BLK: WP: HR: S: P: ERA: WHIP:					
Luis Aloma, R ERA: 4.71	0.2	2	0	0	0	1	0	0	0	0	0	4	4	0.00	0.000								
Bill Kennedy, L ERA: 2.44	2.0	6	0	0	0	1	0	0	0	0	8	8	0.00	0.000									
Harry Dorish, R ERA: 2.81	1.0	5	2	0	0	0	0	1	0	0	4	8	0.00	2.000									

Batter	1	2	3	4	5	6	7	8	9	AB	R	H	RBI	BB	SO	LOB	TOP										
Hector Rodriguez, R OBP: 0.355, SLG: 0.313										2	1	1	0	2	0	0											
Nelle Fox, L OBP: 0.339, SLG: 0.360										4	1	1	0	0	0	2											
Minnie Minoso, R OBP: 0.383, SLG: 0.437										4	1	2	1	0	0	0											
Eddie Robinson, L OBP: 0.387, SLG: 0.481										4	0	1	1	0	0	1											
Sam Mele, R OBP: 0.339, SLG: 0.420										4	0	2	1	0	1	1											
Jim Rivera, L OBP: 0.315, SLG: 0.365										4	0	2	0	0	0	2											
Darrell Johnson, R OBP: 0.333, SLG: 0.282										3	0	0	0	0	0	4											
Chico Carrasquel, R OBP: 0.310, SLG: 0.314										4	0	1	0	0	0	2											
Mary Grissom, R OBP: 0.163, SLG: 0.238										3	0	0	0	0	2	2											
Inning Stats	R: 3 E: 0 K: 0 S: 6	H: 4 LOB: 1 BB: 1 P: 10	R: 0 E: 0 K: 0 S: 4	H: 2 LOB: 1 BB: 0 P: 4	R: 0 E: 0 K: 1 S: 5	H: 1 LOB: 0 BB: 0 P: 5	R: 0 E: 0 K: 1 S: 6	H: 1 LOB: 1 BB: 0 P: 6	R: 0 E: 0 K: 0 S: 2	H: 0 LOB: 0 BB: 1 P: 6	R: 0 E: 0 K: 0 S: 4	H: 1 LOB: 1 BB: 0 P: 4	R: 0 E: 0 K: 1 S: 5	H: 0 LOB: 0 BB: 0 P: 5	R: 0 E: 0 K: 0 S: 3	H: 0 LOB: 0 BB: 0 P: 3	R: 0 E: 0 K: 0 S: 4	H: 1 LOB: 1 BB: 0 P: 4	1B: 8 2B: 4 3B: 0 HR: 0	SF: 0 SAC: 1 DP: 4 HBP: 0	WP: 0 PB: 0 SB: 0 CS: 0	PA: 35					
PITCHER	IP	WLS	BF	H	R	ER	SO	BB	IBB	HBP	BLK	WP	HR	S	P	ERA	WHIP										
Johnny Schmitz, L ERA: 4.17	(1, 1)	0.1	L 6	4	3	3	0	1	0	0	0	0	0	5	9	81.00	15.000										
Bob Kuzava, L ERA: 3.85	(1, 1)	6.2	22	5	0	0	3	1	0	0	0	0	0	27	31	0.00	0.900										
Jim McDonald, R ERA: 3.65	(8, 1)	2.0	7	1	0	0	0	0	0	0	0	0	0	7	7	0.00	0.500										

Chicago White Sox @ New York Yankees
 Yankee Stadium, Bronx, NY
 Tue Aug 19 1952, 3:33 AM EDT
 Att: 6,058 - Unknown


AB	32
R	3
H	10
RBI	3
BB	2
SO	3
LOB	14



Batter	1	2	3	4	5	6	7	8	9	AB	R	H	RBI	BB	SO	LOB	BOTTOM										
Gil McDougald, R OBP: 0.341, SLG: 0.364										5	0	0	0	0	1	1											
Phil Rizzuto, R OBP: 0.356, SLG: 0.371										3	0	1	0	1	0	0											
Mickey Mantle, S OBP: 0.383, SLG: 0.504										4	0	0	0	0	2	4											
Yogi Berra, L OBP: 0.370, SLG: 0.504										4	1	2	1	0	0	0											
Gene Woodling, L OBP: 0.410, SLG: 0.491										4	0	2	0	0	0	0											
Joe Collins, L OBP: 0.373, SLG: 0.456										3	0	0	0	1	1	3											
Hank Bauer, R OBP: 0.362, SLG: 0.475										4	0	1	0	0	1	2											
Loren Babe, L OBP: 0.250, SLG: 0.250										4	0	1	0	0	0	1											
Johnny Schmitz, R OBP: 0.250, SLG: 0.417	(1, 1)									0	0	0	0	0	0	0											
Bob Kuzava, S OBP: 0.205, SLG: 0.114	(1, 1)									2	0	0	0	0	0	1											
Irv Noren, L OBP: 0.309, SLG: 0.321	(7, PH)									1	0	0	0	0	0	0											
Jim McDonald, R OBP: 0.409, SLG: 0.474	(8, 1)									0	0	0	0	0	0	0											
Johnny Mize, L OBP: 0.312, SLG: 0.342	(9, PH)									1	0	0	0	0	0	0											
Inning Stats	R: 0 E: 0 K: 1 S: 5	H: 0 LOB: 0 BB: 0 P: 5	R: 0 E: 0 K: 0 S: 4	H: 1 LOB: 1 BB: 0 P: 4	R: 0 E: 0 K: 0 S: 3	H: 0 LOB: 0 BB: 0 P: 3	R: 0 E: 0 K: 2 S: 9	H: 2 LOB: 2 BB: 0 P: 9	R: 0 E: 1 K: 1 S: 8	H: 2 LOB: 3 BB: 0 P: 8	R: 1 E: 0 K: 0 S: 5	H: 2 LOB: 1 BB: 0 P: 5	R: 0 E: 0 K: 0 S: 3	H: 0 LOB: 1 BB: 1 P: 7	R: 0 E: 0 K: 0 S: 3	H: 0 LOB: 1 BB: 1 P: 7	R: 0 E: 0 K: 1 S: 5	H: 0 LOB: 0 BB: 0 P: 5	1B: 6 2B: 0 3B: 0 HR: 1	SF: 0 SAC: 0 DP: 0 HBP: 0	WP: 1 PB: 0 SB: 0 CS: 0	PA: 37					
PITCHER	IP	WLS	BF	H	R	ER	SO	BB	IBB	HBP	BLK	WP	HR	S	P	ERA	WHIP										
Mary Grissom, R ERA: 3.33	(1, 1)	9.0	W 37	7	1	1	5	2	0	0	0	1	1	45	53	1.00	1.000										

Chicago White Sox @ New York Yankees
 Yankee Stadium, Bronx, NY
 Tue Aug 19 1952, 3:33 AM EDT
 Att: 6,058 - Unknown

AB	35
R	1
H	7
RBI	1
BB	2
SO	5
LOB	12



Batter	1	2	3	4	5	6	7	8	9	AB	R	H	RBI	BB	SO	LOB	TOP										
Hector Rodriguez, R OBP: 0.388, SLG: 0.317 Rocky Krsnich, R OBP: 0.313, SLG: 0.231	0-0 SH2-4 1B		0-0 1B		0-0 6-3		0-0 1-3		0-0 F4	5	2	3	1	0	0	0											
Nellie Fox, L OBP: 0.342, SLG: 0.363	0-0 SH2-4		0-0 1B	0-0 SH5-4 1B	0-0 FC6-4 1B		0-0 G3			4	2	3	0	0	0	0											
Minnie Minoso, R OBP: 0.381, SLG: 0.434	0-0 2-H 1B		0-3 K	0-0 FC6 1B	0-0 SH5-4 FC6-4 1B			0-0 5-3		5	1	1	1	0	1	4											
Eddie Robinson, L OBP: 0.388, SLG: 0.480	0-0 F7		0-0 BB 1B	0-0 SH5-4		0-0 F9		4-0 HR BB		3	2	1	1	1	0	1											
Sam Mele, R OBP: 0.343, SLG: 0.429	0-0 5-3		0-0 BB 1B	0-0 FC3-6 1B	0-0 1B IBB		0-0 5-3		0-0 HR	4	2	2	3	1	0	1											
Jim Rivera, L OBP: 0.291, SLG: 0.367		0-0 1B	0-0 FC3-6 1B	0-0 1B BB	0-0 1B	0-0 1B BB	0-0 5-3	0-0 L4		3	2	2	2	2	0	0											
Sherm Lollar, R OBP: 0.351, SLG: 0.401	0-0 F9		4-0 FC3-6 BB	0-0 F7		0-0 1B		0-0 5-3		4	0	1	2	1	0	3											
Chico Carrasquel, R OBP: 0.309, SLG: 0.313 Tom Wright, L OBP: 0.352, SLG: 0.361 Wily Miranda, S OBP: 0.294, SLG: 0.271	0-0 F8		0-0 FC3-6 1B	0-0 F8		0-0 F9		0-3 K		1	0	0	0	0	0	1											
Saul Rogovin, R OBP: 0.242, SLG: 0.258	0-3 K		0-0 1B	0-0 5-3		0-0 6-3		0-3 K		5	0	1	1	0	2	1											
Inning Stats	R: 1 E: 0 K: 0 S: 5	H: 2 LOB: 1 BB: 0 P: 5	R: 0 E: 0 K: 1 S: 6	H: 1 LOB: 1 BB: 0 P: 6	R: 6 E: 0 K: 1 S: 10	H: 6 LOB: 2 BB: 2 P: 18	R: 2 E: 1 K: 0 S: 6	H: 2 LOB: 2 BB: 1 P: 10	R: 0 E: 0 K: 0 S: 4	H: 1 LOB: 1 BB: 1 P: 8	R: 0 E: 0 K: 0 S: 3	H: 0 LOB: 0 BB: 0 P: 3	R: 2 E: 0 K: 0 S: 4	H: 1 LOB: 0 BB: 1 P: 8	R: 0 E: 0 K: 2 S: 7	H: 0 LOB: 0 BB: 0 P: 7	1B: 13 2B: 0 3B: 0 HR: 1	SF: 0 SAC: 2 DP: 0 HBP: 0	WP: 0 PB: 0 SB: 0 CS: 0	PA: 46							
PITCHER	IP	WLS	BF	H	R	ER	SO	BB	IBB	HBP	BLK	WP	HR	S	P	ERA	WHIP										
Johnny Sain, R ERA: 3.77	2.1	L	14	7	5	5	2	0	0	0	0	0	0	18	18	19.29	3.000										
Harry Schaeffer, L ERA: 5.29	0.0		2	0	0	0	0	2	0	0	0	0	0	0	8	∞	∞										
Jim McDonald, R ERA: 3.61	0.2		3	2	2	2	0	0	0	0	0	0	0	3	3	27.00	3.000										
Joe Ostrowski, L ERA: 5.63	5.0		24	5	5	4	0	2	1	0	0	0	1	21	33	7.20	1.400										
Bill Miller, L ERA: 4.24	1.0		3	0	0	0	2	0	0	0	0	0	0	7	7	0.00	0.000										

Chicago White Sox @ New York Yankees
Yankee Stadium, Bronx, NY
Wed Aug 20 1952, 3:33 AM EDT
Att: 14,436 - Unknown


AB 39
R 12
H 14
RBI 12
BB 5
SO 4
LOB 16



Batter	1	2	3	4	5	6	7	8	9	AB	R	H	RBI	BB	SO	LOB	BOTTOM										
Loren Babe, L OBP: 0.375, SLG: 0.167	4-0 SH1-3 FC BB		0-0 F7		0-0 F9			4-0 BB		2	1	0	0	2	0	0											
Phil Rizzuto, R OBP: 0.355, SLG: 0.371 Jim Bredeweser, R OBP: 0.375, SLG: 0.310	0-0 SH1-3		0-0 F7			0-3 K		0-0 4-3		1	0	0	0	0	0	0											
Mickey Mantle, S OBP: 0.382, SLG: 0.501	0-0 FC L3		0-3 K			0-3 K			0-0 1B F7 1B	4	1	1	1	0	2	0											
Yogi Berra, L OBP: 0.368, SLG: 0.500 Ralph Houk, R OBP: 0.333, SLG: 0.333	0-0 L3			0-3 K		0-3 K			0-0 1B	3	0	0	0	0	2	1											
Gene Woodling, L OBP: 0.408, SLG: 0.497		0-0 HR		0-0 6-3			0-0 F4		0-0 F9	4	1	1	1	0	0	2											
Hank Bauer, R OBP: 0.361, SLG: 0.473		0-3 K		0-0 1B			0-0 F2		0-0 F7	4	0	1	1	0	1	1											
Joe Collins, L OBP: 0.370, SLG: 0.452 Johnny Mize, L OBP: 0.310, SLG: 0.339		0-0 3-1		0-3 K			0-0 F4		0-0 F8	3	0	0	0	0	1	1											
Gil McDougald, R OBP: 0.341, SLG: 0.364		0-0 FC5-4 1B			0-0 F8			0-3 K		3	0	1	0	0	1	0											
Johnny Sain, R OBP: 0.331, SLG: 0.431 Harry Schaeffer, L OBP: 0.349, SLG: 0.474 Jim McDonald, R OBP: 0.375, SLG: 0.310 Joe Ostrowski, L OBP: 0.307, SLG: 0.320 Irv Noren, L OBP: 0.271, SLG: 0.291 Bill Miller, L OBP: 0.271, SLG: 0.291		0-0 FC5-4			0-3 K			0-0 4-3		1	0	0	0	0	0	1											
Inning Stats	R: 1 E: 0 K: 0 S: 3	H: 0 LOB: 0 BB: 1 P: 7	R: 1 E: 0 K: 1 S: 7	H: 2 LOB: 1 BB: 0 P: 7	R: 0 E: 0 K: 1 S: 5	H: 0 LOB: 0 BB: 0 P: 5	R: 0 E: 0 K: 2 S: 8	H: 1 LOB: 1 BB: 0 P: 8	R: 0 E: 0 K: 1 S: 5	H: 0 LOB: 0 BB: 0 P: 5	R: 0 E: 0 K: 3 S: 9	H: 0 LOB: 0 BB: 0 P: 9	R: 0 E: 0 K: 0 S: 3	H: 0 LOB: 0 BB: 0 P: 3	R: 0 E: 0 K: 1 S: 5	H: 0 LOB: 1 BB: 1 P: 9	R: 1 E: 0 K: 0 S: 5	H: 2 LOB: 1 BB: 0 P: 5	1B: 4 2B: 1 3B: 0 HR: 1	SF: 0 SAC: 1 DP: 1 HBP: 0	WP: 0 PB: 0 SB: 1 CS: 0	PA: 34					
PITCHER	IP	WLS	BF	H	R	ER	SO	BB	IBB	HBP	BLK	WP	HR	S	P	ERA	WHIP										
Saul Rogovin, R ERA: 4.48	9.0	W	34	5	3	3	9	2	0	0	0	0	1	50	58	3.00	0.778										

Chicago White Sox @ New York Yankees
Yankee Stadium, Bronx, NY
Wed Aug 20 1952, 3:33 AM EDT
Att: 14,436 - Unknown

AB 31
R 3
H 5
RBI 3
BB 2
SO 9
LOB 8



Batter	1	2	3	4	5	6	7	8	9	AB	R	H	RBI	BB	SO	LOB	TOP			
Hector Rodriguez, R OBP: 0.356, SLG: 0.314 Rocky Krsnich, R OBP: 0.343, SLG: 0.231	4-0 SH 1B BB	0-0 E9 IBB	0-0 1-3			0-0 4-3	0-0 G6-4-3 1-2			4	1	0	0	1	0	2				
Nellie Fox, L OBP: 0.343, SLG: 0.363	0-0 SH 1-2 1B	0-0 F8		0-0 4-3		0-0 1B 4-3 1B		0-0 F3		5	2	2	0	0	0	1				
Minnie Minoso, R OBP: 0.382, SLG: 0.435	0-0 SH FC1-5 1-H 2-H	0-0 F7		0-0 BLK 1B		0-0 4-3 E 1B		0-0 6-3		4	1	2	0	0	0	1				
Eddie Robinson, L OBP: 0.386, SLG: 0.476	0-0 FC1-5 2B BB 2-3	4-0 FC5-4 IBB		0-3 K		0-0 4-3		0-0 F5		4	1	0	1	1	1	3				
Sam Mele, R OBP: 0.343, SLG: 0.427	0-3 K	0-0 FC5-4 1-2		0-0 5-3		0-0 E6 1B 2-H 1B		4-0 BB		4	0	1	0	1	1	4				
Jim Rivera, L OBP: 0.325, SLG: 0.373	0-0 BB 1-3 2B		4-0 SH5-3 1B BB		0-0 G4-3 1B	0-0 1B		0-0 F2		4	1	3	0	1	0	1				
Sherm Lollar, R OBP: 0.353, SLG: 0.401	4-0 BB IBB		0-0 SH5-3 1-3		0-0 G4-3 1B	0-0 F9		0-0 F8		3	0	1	0	1	0	3				
Chico Carrasquel, R OBP: 0.314, SLG: 0.316 Tom Wright, L OBP: 0.350, SLG: 0.359 Wily Miranda, S OBP: 0.290, SLG: 0.287	4-0 FC6-4 1-2 2-3 3-H BB		0-0 SH1-4 1B		0-0 G4-3 1-2 2-3		0-0 1-3		0-0 F8	1	0	1	2	1	0	0				
Billy Pierce, L OBP: 0.247, SLG: 0.200	0-0 FC6-4 1-2		0-0 SH1-4 1-2		0-0 1-3		0-0 G6-4-3 1B			2	0	0	0	0	0	1				
Inning Stats	R: 3 E: 1 K: 1 S: 8	H: 2 LOB: 3 BB: 3 P: 20	R: 0 E: 1 K: 0 S: 4	H: 0 LOB: 2 BB: 1 P: 8	R: 1 E: 0 K: 0 S: 4	H: 1 LOB: 1 BB: 1 P: 8	R: 0 E: 0 K: 1 S: 6	H: 1 LOB: 1 BB: 0 P: 6	R: 0 E: 0 K: 0 S: 4	H: 2 LOB: 1 BB: 0 P: 4	R: 2 E: 1 K: 0 S: 7	H: 4 LOB: 2 BB: 0 P: 7	R: 0 E: 0 K: 0 S: 3	H: 1 LOB: 0 BB: 0 P: 3	R: 0 E: 0 K: 0 S: 3	H: 0 LOB: 0 BB: 1 P: 7	1B: 10 2B: 1 3B: 0 HR: 0	SF: 0 SAC: 3 DP: 2 HBP: 0	WP: 0 PB: 0 SB: 0 CS: 0	PA: 44
PITCHER	IP WLS BF H R ER SO BB IBB HBP BLK WP HR S P ERA WHIP	IP WLS BF H R ER SO BB IBB HBP BLK WP HR S P ERA WHIP																		
Tom Gorman, R ERA: 5.9	(1, 1) 8.0 L 40 11 6 6 2 3 2 0 1 0 0 39 59 6.75 1.750	(9, 1) 1.0 4 0 0 0 0 1 0 0 0 0 0 3 7 0.00 1.000																		

Chicago White Sox @ New York Yankees
Yankee Stadium, Bronx, NY
Thu Aug 21 1952, 3:33 AM EDT
Att: 11,238 - Unknown

AB 35
R 6
H 11
RBI 3
BB 6
SO 2
LOB 22



Batter	1	2	3	4	5	6	7	8	9	AB	R	H	RBI	BB	SO	LOB	BOTTOM					
Phil Rizzuto, R OBP: 0.352, SLG: 0.368 Jim Brideweser, R OBP: 0.375, SLG: 0.310	0-0 F9		0-0 F7		0-0 F8			0-3 K		4	0	0	0	0	1	1						
Joe Collins, L OBP: 0.368, SLG: 0.455	0-0 F8		0-0 F3		0-0 4-3			0-0 3B		4	0	1	0	0	0	1						
Mickey Mantle, S OBP: 0.378, SLG: 0.496	0-3 K			0-0 F1		0-0 6-3		0-0 F4		4	0	0	0	0	1	1						
Yogi Berra, L OBP: 0.367, SLG: 0.498		0-0 4-3		0-0 FC4-6 1B		0-0 1-3		0-0 F5		4	0	1	0	0	0	0						
Gene Woodling, L OBP: 0.404, SLG: 0.491		0-0 6-3		0-0 FC4-6 E 1B 1-2		0-3 K		0-0 F4		4	1	0	0	0	1	1						
Hank Bauer, R OBP: 0.384, SLG: 0.475		4-0 BB		0-0 E5 1B 1-2		4-0 G6-4-3 BB		0-0 2B		2	0	1	0	2	0	1						
Gil McDougald, R OBP: 0.340, SLG: 0.363		0-0 F9		0-0 1-2 2-H 1B		0-0 G6-4-3 1-2		0-0 5-3		4	0	1	1	0	0	3						
Billy Martin, R OBP: 0.326, SLG: 0.356			0-0 FC4-6 1B		0-0 F2		0-0 F7			3	0	1	0	0	0	2						
Tom Gorman, R Johnny Mize, L OBP: 0.307, SLG: 0.336 Bill Miller, L OBP: 0.217, SLG: 0.261	(1, 1) (8, PH) (9, 1)		0-0 FC4-6 1-2		0-3 K		0-3 K			2	0	0	0	0	1	1						
Inning Stats	R: 0 E: 0 K: 1 S: 5	H: 0 LOB: 0 BB: 0 P: 5	R: 0 E: 0 K: 0 S: 3	H: 0 LOB: 1 BB: 1 P: 7	R: 0 E: 0 K: 0 S: 4	H: 1 LOB: 1 BB: 0 P: 4	R: 1 E: 1 K: 0 S: 6	H: 2 LOB: 2 BB: 0 P: 6	R: 0 E: 0 K: 1 S: 5	H: 0 LOB: 0 BB: 0 P: 5	R: 0 E: 0 K: 1 S: 5	H: 0 LOB: 0 BB: 0 P: 5	R: 0 E: 0 K: 0 S: 2	H: 0 LOB: 0 BB: 1 P: 6	R: 0 E: 0 K: 2 S: 8	H: 1 LOB: 1 BB: 0 P: 8	R: 0 E: 0 K: 0 S: 4	H: 1 LOB: 1 BB: 0 P: 4	1B: 3 2B: 1 3B: 1 HR: 0	SF: 0 SAC: 0 DP: 1 HBP: 0	WP: 0 PB: 0 SB: 0 CS: 0	PA: 34
PITCHER	IP WLS BF H R ER SO BB IBB HBP BLK WP HR S P ERA WHIP	IP WLS BF H R ER SO BB IBB HBP BLK WP HR S P ERA WHIP																				
Billy Pierce, L ERA: 2.47	(1, 1) 9.0 W 34 5 1 0 5 2 0 0 0 0 0 42 50 0.00 0.778																					

Chicago White Sox @ New York Yankees
Yankee Stadium, Bronx, NY
Thu Aug 21 1952, 3:33 AM EDT
Att: 11,238 - Unknown

AB 32
R 1
H 5
RBI 1
BB 2
SO 5
LOB 11



Batter	1	2	3	4	5	6	7	8	9	AB	R	H	RBI	BB	SO	LOB	TOP											
Chico Carrasquel, R OBP: 0.313, SLG: 0.319 (1, 6)	0-0 1-3		0-0 E 2B		0-0 E4 1B 4-3 F9		0-0 4-3			4	2	1	0	0	0	1	Chicago White Sox @ Boston Red Sox Fenway Park, Boston, MA Fri Aug 22 1952, 3:33 AM EDT Att: 5,367 - Unknown											
Nelle Fox, L OBP: 0.344, SLG: 0.372 (1, 4)	0-0 3B		0-0 E4 2H 3B		0-0 4-3		0-0 F7			4	1	2	1	0	0	2												
Minnie Minoso, R OBP: 0.383, SLG: 0.434 (1, 7)	4-0 BB		0-0 F9		0-0 CS 1B		0-0 F9			3	0	1	1	1	0	0												
Eddie Robinson, L OBP: 0.383, SLG: 0.472 (1, 3)	0-0 F3		0-0 F6		0-0 F9 3H		0-0 F7			4	0	0	1	0	0	3												
Sam Mele, R OBP: 0.340, SLG: 0.422 (1, 9)	0-0 F7			0-0 6-3	0-0 CS	0-0 F9 1-2			0-0 5-3	4	0	0	0	0	0	2												
Jim Rivera, L OBP: 0.322, SLG: 0.370 (1, 8)		0-0 4-3		0-0 F7		0-0 F9			0-0 F4	4	0	0	0	0	0	0												
Sherm Lollar, R OBP: 0.354, SLG: 0.398 (1, 2)	0-0 F8		0-0 BB	4-0 BB		0-0 F8			4-0 BB	2	0	0	0	2	0	0												
Rocky Krsnich, R OBP: 0.250, SLG: 0.176 (1, 5)	0-3 K		0-0 F3				0-0 F3		0-0 L1	4	0	0	0	0	1	2												
Joe Dobson, R OBP: 0.250, SLG: 0.192 (1, 1)			0-0 4-3		0-0 4-3 E 1B		0-0 6-3			3	1	1	0	0	0	0												
Inning Stats	R: 0 E: 0 K: 0 S: 4	H: 1 LOB: 2 BB: 1 P: 8	R: 0 E: 0 K: 1 S: 5	H: 0 LOB: 0 BB: 0 P: 5	R: 2 E: 1 K: 0 S: 5	H: 2 LOB: 0 BB: 0 P: 5	R: 0 E: 0 K: 0 S: 3	H: 0 LOB: 1 BB: 1 P: 7	R: 2 E: 1 K: 0 S: 5	H: 2 LOB: 0 BB: 0 P: 5	R: 0 E: 0 K: 0 S: 3	H: 0 LOB: 0 BB: 0 P: 3	R: 0 E: 0 K: 0 S: 3	H: 0 LOB: 0 BB: 0 P: 3	R: 0 E: 0 K: 0 S: 3	H: 0 LOB: 1 BB: 1 P: 7	1B: 2 2B: 1 3B: 2 HR: 0	SF: 0 SAC: 0 DP: 0 HBP: 0	WP: 0 PB: 0 SB: 0 CS: 1	PA: 36								
PITCHER	IP	WLS	BF	H	R	ER	SO	BB	IBB	HBP	BLK	WP	HR	S	P	ERA	WHIP											
Ike Delock, R ERA: 4.17 (1, 1)	8.0	L	31	5	4	3	1	2	0	0	0	0	0	0	31	39	3.38	0.875										
Mickey McDermott, L ERA: 3.74 (9, 1)	1.0		4	0	0	0	0	1	0	0	0	0	0	0	3	7	0.00	1.000										

Batter	1	2	3	4	5	6	7	8	9	AB	R	H	RBI	BB	SO	LOB	BOTTOM											
Dom DiMaggio, R OBP: 0.382, SLG: 0.385 (1, 8)	0-0 6-3		0-0 F9						0-0 G1-4-3 1B	2	0	0	0	0	0	0	Chicago White Sox @ Boston Red Sox Fenway Park, Boston, MA Fri Aug 22 1952, 3:33 AM EDT Att: 5,367 - Unknown											
George Schmees, L OBP: 0.207, SLG: 0.187 (5, 8)			0-0 F9						0-0 F4	2	0	1	0	0	1	0												
Billy Goodman, L OBP: 0.397, SLG: 0.406 (1, 4)	0-0 4-3		0-0 4-3						0-0 F4	4	0	0	0	0	0	1												
Clyde Vollmer, R OBP: 0.359, SLG: 0.438 (1, 7)	0-3 K		0-0 F9						0-0 G1-4-3 1B	4	0	0	0	0	1	1												
Dick Gemert, R OBP: 0.316, SLG: 0.489 (1, 3)		0-0 BB 1B		0-0 FC6-4 1B					0-0 F8	3	1	2	0	0	0	0												
Hoot Evers, R OBP: 0.303, SLG: 0.410 (1, 9)		0-0 F8		0-0 F3					0-0 F7	3	0	0	0	0	0	2												
Sammy White, R OBP: 0.317, SLG: 0.441 (1, 2)		4-0 CS 1B BB		0-0 FC6-4					0-0 F4	2	0	0	0	1	0	1												
Ted Lepcio, R OBP: 0.338, SLG: 0.411 (1, 5)		0-0 FC5-4 1B		0-0 F5					0-0 6-3	3	0	1	1	0	0	0												
Johnny Lipon, R OBP: 0.300, SLG: 0.264 (1, 6)		0-0 FC5-4		0-0 F7					0-0 1-3	3	0	0	0	0	0	2												
Ike Delock, R (1, 1)			0-0 5-3		0-3 K				0-0 F3	2	0	0	0	0	1	0												
Vern Stephens, R OBP: 0.237, SLG: 0.386 (8, PH)										1	0	0	0	0	0	0												
Mickey McDermott, L OBP: 0.213, SLG: 0.273 (9, 1)										0	0	0	0	0	0	0												
Inning Stats	R: 0 E: 0 K: 1 S: 5	H: 0 LOB: 0 BB: 0 P: 5	R: 1 E: 0 K: 0 S: 4	H: 2 LOB: 1 BB: 1 P: 8	R: 0 E: 0 K: 0 S: 3	H: 0 LOB: 0 BB: 0 P: 3	R: 0 E: 0 K: 0 S: 4	H: 1 LOB: 1 BB: 0 P: 4	R: 0 E: 0 K: 1 S: 5	H: 0 LOB: 0 BB: 0 P: 5	R: 0 E: 0 K: 1 S: 5	H: 0 LOB: 0 BB: 0 P: 5	R: 0 E: 0 K: 0 S: 3	H: 0 LOB: 0 BB: 0 P: 3	R: 0 E: 0 K: 0 S: 3	H: 1 LOB: 0 BB: 0 P: 3	1B: 4 2B: 0 3B: 0 HR: 0	SF: 0 SAC: 0 DP: 1 HBP: 0	WP: 0 PB: 0 SB: 0 CS: 1	PA: 30								
PITCHER	IP	WLS	BF	H	R	ER	SO	BB	IBB	HBP	BLK	WP	HR	S	P	ERA	WHIP											
Joe Dobson, R ERA: 2.48 (1, 1)	9.0	W	30	4	1	1	3	1	0	0	0	0	0	0	35	39	1.00	0.556										

Batter	1	2	3	4	5	6	7	8	9	AB	R	H	RBI	BB	SO	LOB	TOP					
Hector Rodriguez, R OBP: 0.353, SLG: 0.310 (1.5)	0-0 4-3		0-0 G3			0-0 P1		0-0 1-3		4	0	0	0	0	0	2						
Nelle Fox, L OBP: 0.343, SLG: 0.371 (1.4)	0-0 6-3			0-0 4-3		0-0 FC4-6 2B		0-0 1B		4	1	1	0	0	0	2						
Minnie Minoso, R OBP: 0.382, SLG: 0.435 (1.7)	0-0 F9			0-0 F9		0-0 2B		0-0 L8		4	0	1	2	0	0	1						
Eddie Robinson, L OBP: 0.382, SLG: 0.470 (1.3)		0-0 1B 1B		0-0 F8		0-0 4-1			0-0 G3	4	0	1	0	0	0	1						
Sam Mele, R OBP: 0.339, SLG: 0.420 (1.9)		0-0 1B G5-4-3			0-0 F3		0-0 6-3		0-0 F2	4	0	1	0	0	0	0						
Jim Rivera, L OBP: 0.320, SLG: 0.366 (1.8)		0-0 F2		0-3 K		0-3 K		0-3 K		4	0	0	0	0	2	2						
Sherm Lollar, R OBP: 0.354, SLG: 0.407 (1.2)		0-0 G5-4-3		0-0 5-3		0-0 HR				3	1	1	1	0	0	2						
Chico Carrasquel, R OBP: 0.313, SLG: 0.319 (1.6)			0-0 F4		0-0 FC4-6 2B 1B	0-0 F8				3	1	1	0	0	0	0						
Hal Brown, R OBP: 0.200, SLG: 0.214 (1.1)			0-3 K2-3		0-0 SH FC4-6		0-0 F7			1	0	0	0	0	1	0						
Tom Wright, L OBP: 0.348, SLG: 0.357 (8, PH)										1	0	0	0	0	0	0						
Bill Kennedy, L OBP: 0.182, SLG: 0.182 (8.1)										0	0	0	0	0	0	0						
Inning Stats	R: 0 E: 0 K: 0 S: 3	H: 0 LOB: 0 BB: 0 P: 3	R: 0 E: 0 K: 0 S: 4	H: 2 LOB: 1 BB: 0 P: 4	R: 0 E: 0 K: 1 S: 5	H: 0 LOB: 0 BB: 0 P: 5	R: 0 E: 0 K: 0 S: 3	H: 0 LOB: 0 BB: 0 P: 3	R: 0 E: 0 K: 1 S: 5	H: 0 LOB: 0 BB: 0 P: 5	R: 2 E: 0 K: 0 S: 6	H: 2 LOB: 1 BB: 0 P: 6	R: 1 E: 0 K: 0 S: 4	H: 1 LOB: 0 BB: 0 P: 4	R: 0 E: 0 K: 0 S: 4	H: 1 LOB: 1 BB: 0 P: 4	R: 0 E: 0 K: 1 S: 5	H: 0 LOB: 0 BB: 0 P: 5	1B: 4 2B: 1 3B: 0 HR: 1	SF: 0 SAC: 1 DP: 1 HBP: 0	WP: 0 PB: 0 SB: 0 CS: 0	PA: 33
PITCHER Mel Parnell, L ERA: 3.02 (1.1)	IP: 9.0 WLS: W BF: 33 H: 6 R: 3 ER: 3 SO: 3 BB: 0 IBB: 0 HBP: 0 BLK: 0 WP: 0 HR: 1 S: 39 P: 39 ERA: 3.00 WHIP: 0.667															PITCHER	IP: 9.0 WLS: W BF: 33 H: 6 R: 3 ER: 3 SO: 3 BB: 0 IBB: 0 HBP: 0 BLK: 0 WP: 0 HR: 1 S: 39 P: 39 ERA: 3.00 WHIP: 0.667					

Chicago White Sox @ Boston Red Sox
Fenway Park, Boston, MA
Sat Aug 23 1952, 3:33 AM EDT
Att: 14,851 - Unknown

AB 32
R 3
H 6
RBI 3
BB 0
SO 3
LOB 10



Batter	1	2	3	4	5	6	7	8	9	AB	R	H	RBI	BB	SO	LOB	BOTTOM					
Faye Throneberry, L OBP: 0.330, SLG: 0.382 (1.9)	0-0 F2		0-0 E3 4-3 S		0-0 F4		0-0 F3			4	0	0	0	0	0	0						
Billy Goodman, L OBP: 0.366, SLG: 0.404 (1.4)	0-3 K		0-0 4-3 1-3		0-0 F4		0-0 1B F8 1B		0-0 4-3	4	1	1	0	0	1	1						
Clyde Vollmer, R OBP: 0.354, SLG: 0.441 (1.7)	0-0 BB 1B		0-0 F4		0-0 F4		0-0 WP HR 1B		0-0 F7	3	1	2	0	0	0	1						
George Schmees, L OBP: 0.205, SLG: 0.185 (6, PR) (7.8)										1	1	0	0	0	0	0						
Dick Gemert, R OBP: 0.315, SLG: 0.483 (1.3)	4-0 1B 1B BB		0-0 F8		0-0 F8		0-0 F3		0-0 F8	3	0	0	0	1	0	3						
Hoot Evers, R OBP: 0.304, SLG: 0.409 (1.8) (7.7)	0-0 1B 1-2 2-H			0-0 L7		0-0 F8		0-0 F8		3	0	1	2	0	0	1						
Sammy White, R OBP: 0.317, SLG: 0.450 (1.2)	0-0 F8			0-0 F4		0-0 HR		0-0 HR		3	1	1	2	0	0	2						
Ted Lepcio, R OBP: 0.338, SLG: 0.409 (1.5)		0-0 E6 F7		0-0 6-3		0-0 CS 1B				3	0	1	0	0	0	0						
Johnny Lipon, R OBP: 0.297, SLG: 0.261 (1.6)		0-0 F7 1-2			0-0 F9	0-0 CS	0-0 L5			3	0	0	0	0	0	1						
Mel Parnell, L OBP: 0.141, SLG: 0.062 (1.1)		0-0 G3			0-0 4-3		0-0 F7			3	0	0	0	0	0	0						
Inning Stats	R: 1 E: 0 K: 1 S: 7	H: 2 LOB: 2 BB: 1 P: 11	R: 0 E: 1 K: 0 S: 3	H: 0 LOB: 0 BB: 0 P: 3	R: 0 E: 1 K: 0 S: 4	H: 0 LOB: 1 BB: 0 P: 4	R: 0 E: 0 K: 0 S: 3	H: 0 LOB: 0 BB: 0 P: 3	R: 0 E: 0 K: 0 S: 3	H: 0 LOB: 0 BB: 0 P: 3	R: 3 E: 0 K: 0 S: 6	H: 4 LOB: 1 BB: 0 P: 6	R: 0 E: 0 K: 0 S: 3	H: 0 LOB: 0 BB: 0 P: 3	R: 0 E: 0 K: 0 S: 3	H: 0 LOB: 0 BB: 0 P: 3	R: 0 E: 0 K: 1 S: 3	H: 0 LOB: 0 BB: 0 P: 3	1B: 5 2B: 0 3B: 0 HR: 1	SF: 0 SAC: 0 DP: 0 HBP: 0	WP: 1 PB: 0 SB: 1 CS: 1	PA: 32
PITCHER Hal Brown, R ERA: 3.34 (1.1)	IP: 7.0 WLS: L BF: 28 H: 6 R: 4 ER: 4 SO: 1 BB: 1 IBB: 0 HBP: 0 BLK: 0 WP: 1 HR: 1 S: 29 P: 33 ERA: 5.14 WHIP: 1.000															PITCHER	IP: 7.0 WLS: L BF: 28 H: 6 R: 4 ER: 4 SO: 1 BB: 1 IBB: 0 HBP: 0 BLK: 0 WP: 1 HR: 1 S: 29 P: 33 ERA: 5.14 WHIP: 1.000					
Bill Kennedy, L ERA: 2.4 (8.1)	IP: 1.0 WLS: 3 BF: 0 H: 0 R: 0 ER: 0 SO: 0 BB: 0 IBB: 0 HBP: 0 BLK: 0 WP: 0 HR: 0 S: 3 P: 3 ERA: 0.00 WHIP: 0.000															PITCHER	IP: 1.0 WLS: 3 BF: 0 H: 0 R: 0 ER: 0 SO: 0 BB: 0 IBB: 0 HBP: 0 BLK: 0 WP: 0 HR: 0 S: 3 P: 3 ERA: 0.00 WHIP: 0.000					

Chicago White Sox @ Boston Red Sox
Fenway Park, Boston, MA
Sat Aug 23 1952, 3:33 AM EDT
Att: 14,851 - Unknown

AB 30
R 4
H 6
RBI 4
BB 1
SO 1
LOB 9



Batter	1	2	3	4	5	6	7	8	9	AB	R	H	RBI	BB	SO	LOB	TOP					
Hector Rodriguez, R OBP: 0.350, SLG: 0.313 (1, 5)	L3		6-3		6-3			F9		4	0	0	1	0	0	1						
Nellie Fox, L OBP: 0.342, SLG: 0.372 (1, 4)	F8		F7		F7					4	0	1	0	0	0	1						
Minnie Minoso, R OBP: 0.383, SLG: 0.437 (1, 9)	F8			F8		L8		1-3		4	0	0	0	0	0	1						
Eddie Robinson, L OBP: 0.384, SLG: 0.469 (1, 3)				FC4-6 BB		3-1		F9		3	0	1	0	1	0	0						
Tom Wright, L OBP: 0.353, SLG: 0.350 (1, 7)				FC6-4 BB		4-3		4-3		3	0	0	0	1	0	1						
Jim Rivera, L OBP: 0.322, SLG: 0.367 (1, 8)	L9			F9				F8		4	0	0	0	0	0	3						
Sherm Lollar, R OBP: 0.356, SLG: 0.406 (1, 2)						F8		F3		3	0	0	0	0	0	2						
Chico Carrasquel, R OBP: 0.311, SLG: 0.314 (1, 6)								K		3	1	1	0	0	1	2						
Chuck Stobbs, L OBP: 0.205, SLG: 0.079 Saul Rogovin, R OBP: 0.250, SLG: 0.266 Bud Stewart, L OBP: 0.357, SLG: 0.373 Harry Dorish, R OBP: 0.373, SLG: 0.373 (8, 1)					F9			E7 6-3 1-3 1B		0	0	0	0	0	0	0						
								F9		2	0	1	0	0	0	0						
										1	0	0	0	0	0	0						
										0	0	0	0	0	0	0						
Inning Stats	R: 0 E: 0 K: 0 S: 3	H: 0 LOB: 0 BB: 0 P: 3	R: 0 E: 0 K: 0 S: 4	H: 1 LOB: 2 BB: 1 P: 8	R: 0 E: 0 K: 0 S: 3	H: 0 LOB: 0 BB: 0 P: 3	R: 0 E: 0 K: 0 S: 3	H: 0 LOB: 1 BB: 1 P: 7	R: 1 E: 1 K: 0 S: 5	H: 2 LOB: 1 BB: 0 P: 5	R: 0 E: 0 K: 0 S: 3	H: 0 LOB: 0 BB: 0 P: 3	R: 0 E: 0 K: 1 S: 5	H: 0 LOB: 0 BB: 0 P: 5	R: 0 E: 0 K: 0 S: 4	H: 1 LOB: 1 BB: 0 P: 4	R: 0 E: 0 K: 0 S: 3	H: 0 LOB: 0 BB: 0 P: 3	1B: 3 2B: 1 3B: 0 HR: 0	SF: 0 SAC: 0 DP: 0 HBP: 0	WP: 0 PB: 0 CS: 0	PA: 33
PITCHER Carl Scheib, R ERA: 4.15 (1, 1)	IP: 9.0 WLS: W BF: 33 H: 4 R: 1 ER: 1 SO: 1 BB: 2 IBB: 0 HBP: 0 BLK: 0 WP: 0 HR: 0 S: 33 P: 41 ERA: 1.00 WHIP: 0.667															PITCHER						

Chicago White Sox @ Philadelphia Athletics
 Shibe Park, Philadelphia, PA
 Sun Aug 24 1952, 3:38 AM EDT
 Att: 17,188 - Unknown


AB	31
R	1
H	4
RBI	1
BB	2
SO	1
LOB	11



Batter	1	2	3	4	5	6	7	8	9	AB	R	H	RBI	BB	SO	LOB	BOTTOM			
Eddie Joost, R OBP: 0.400, SLG: 0.448 (1, 6)	K	K		K			SH3-4	L5		5	0	1	0	0	3	0				
Ferns Fain, L OBP: 0.441, SLG: 0.443 (1, 3)	HBP BB	K			F7		SH 1B BB			4	2	2	0	1	0	1				
Allie Clark, R OBP: 0.314, SLG: 0.473 (1, 9)	BB HBP BB			1B SH1-3 1B	F7		SH 1B E			3	0	0	0	0	2	2				
Gus Zernial, R OBP: 0.367, SLG: 0.484 (1, 7)	F2			SH1-3 1B			E4 1B			2	1	0	0	1	1	1				
Dave Philley, S OBP: 0.336, SLG: 0.352 (1, 8)	FC5 BB HBP			SH1-3	F8		5-3			2	2	1	1	1	0	0				
Cass Michaels, R OBP: 0.337, SLG: 0.383 (1, 4)				F7			K			3	0	2	1	1	0	2				
Billy Hitchcock, R OBP: 0.320, SLG: 0.296 (1, 5)	FC5 2-3F			F8			1-3	F7		2	0	0	1	0	0	2				
Joe Astroth, R OBP: 0.323, SLG: 0.312 (1, 2)				F8			K	K		3	0	0	1	1	1	2				
Carl Scheib, R OBP: 0.203, SLG: 0.203 (1, 1)				L7			S SH 1B	BB		4	0	0	0	0	0	4				
Inning Stats	R: 1 E: 0 K: 1 S: 6	H: 1 LOB: 3 BB: 2 P: 15	R: 0 E: 0 K: 2 S: 8	H: 1 LOB: 1 BB: 0 P: 8	R: 1 E: 0 K: 0 S: 5	H: 2 LOB: 1 BB: 0 P: 5	R: 0 E: 0 K: 1 S: 5	H: 0 LOB: 0 BB: 0 P: 5	R: 0 E: 0 K: 1 S: 5	H: 0 LOB: 1 BB: 1 P: 7	R: 0 E: 0 K: 1 S: 5	H: 0 LOB: 0 BB: 0 P: 5	R: 3 E: 1 K: 1 S: 8	H: 2 LOB: 1 BB: 1 P: 12	R: 0 E: 0 K: 1 S: 5	H: 0 LOB: 1 BB: 1 P: 9	1B: 4 2B: 2 3B: 0 HR: 0	SF: 0 SAC: 3 DP: 0 HBP: 1	WP: 0 PB: 0 CS: 0	PA: 37
PITCHER Chuck Stobbs, L ERA: 2.98 Saul Rogovin, R ERA: 4.47 Harry Dorish, R ERA: 2.77 (8, 1)	IP: 0.2 WLS: L BF: 6 H: 1 R: 1 ER: 1 SO: 1 BB: 2 IBB: 0 HBP: 0 BLK: 0 WP: 0 HR: 0 S: 5 P: 14 ERA: 13.50 WHIP: 4.500															PITCHER				

Chicago White Sox @ Philadelphia Athletics
 Shibe Park, Philadelphia, PA
 Sun Aug 24 1952, 3:38 AM EDT
 Att: 17,188 - Unknown


AB	28
R	5
H	6
RBI	4
BB	5
SO	7
LOB	14



Batter	1	2	3	4	5	6	7	8	9	AB	R	H	RBI	BB	SO	LOB	TOP		
Hector Rodriguez, R OBP: 0.349, SLG: 0.513 (1.5)										4	0	1	0	0	1	0			
Nelle Fox, L OBP: 0.340, SLG: 0.369 (1.4)										4	0	0	0	0	0	0			
Minnie Minoso, R OBP: 0.382, SLG: 0.435 (1.9)										4	0	1	0	0	0	0			
Eddie Robinson, L OBP: 0.383, SLG: 0.467 (1.3)										4	0	1	0	0	1	1			
Tom Wright, L OBP: 0.353, SLG: 0.345 (1.7)										2	0	0	0	1	0	0			
Jim Rivera, L OBP: 0.320, SLG: 0.364 (1.8)										3	0	0	0	0	1	2			
Sherm Lollar, R OBP: 0.355, SLG: 0.405 Hal Brown, R OBP: 0.200, SLG: 0.214 Darrell Johnson, R OBP: 0.331, SLG: 0.279 (8.2)										3	0	1	0	0	0	0			
Chico Carrasquel, R OBP: 0.309, SLG: 0.312 Bud Stewart, L OBP: 0.356, SLG: 0.371 Wily Miranda, S OBP: 0.290, SLG: 0.267 (8.6)										2	0	0	0	0	0	0			
Billy Pierce, L OBP: 0.238, SLG: 0.192 (1.1)										3	0	0	0	0	2	2			
Inning Stats	R: 0 E: 0 K: 0 S: 3	H: 0 LOB: 0 BB: 0 P: 3	R: 0 E: 0 K: 2 S: 7	H: 0 LOB: 0 BB: 0 P: 7	R: 0 E: 0 K: 1 S: 5	H: 0 LOB: 0 BB: 0 P: 5	R: 0 E: 0 K: 1 S: 6	H: 1 LOB: 1 BB: 0 P: 6	R: 0 E: 0 K: 0 S: 3	H: 0 LOB: 0 BB: 0 P: 3	R: 0 E: 0 K: 0 S: 4	H: 1 LOB: 2 BB: 1 P: 8	R: 0 E: 0 K: 0 S: 4	H: 2 LOB: 2 BB: 0 P: 4	R: 0 E: 0 K: 0 S: 3	H: 0 LOB: 0 BB: 0 P: 3	1B: 4 2B: 0 3B: 0 HR: 0	SF: 0 SAC: 0 DP: 0 HBP: 0	WP: 0 PA: 31 CS: 1
PITCHER Bob Porterfield, R ERA: 2.51 (1.1)	IP: 9.0 WLS: W BF: 32 H: 4 R: 0 ER: 0 SO: 5 BB: 1 IBB: 0 HBP: 0 BLK: 0 WP: 0 HR: 0 S: 40 P: 44 ERA: 0.00 WHIP: 0.556																		

Chicago White Sox @ Washington Senators
Griffith Stadium, Washington, DC
Tue Aug 26 1952, 3:33 AM EDT
Att: 8,347 - Unknown


AB	30
R	0
H	4
RBI	0
BB	1
SO	5
LOB	6



Batter	1	2	3	4	5	6	7	8	9	AB	R	H	RBI	BB	SO	LOB	BOTTOM		
Eddie Yost, R OBP: 0.397, SLG: 0.332 (1.5)										4	0	1	0	0	0	1			
Gil Coan, L OBP: 0.285, SLG: 0.315 (1.7)										3	0	0	0	0	1	1			
Jackie Jensen, R OBP: 0.360, SLG: 0.428 (1.9)										2	0	0	0	1	0	1			
Pete Runnels, L OBP: 0.375, SLG: 0.338 (1.6)										2	0	0	0	1	0	1			
Mickey Vernon, L OBP: 0.361, SLG: 0.406 (1.3)										3	0	0	0	0	0	3			
Mel Hoderlein, S OBP: 0.330, SLG: 0.331 (1.4)										3	0	0	0	0	1	0			
Jim Busby, R OBP: 0.249, SLG: 0.251 (1.8)										3	1	1	0	0	0	0			
Clyde Kluttz, R OBP: 0.307, SLG: 0.297 (1.2)										3	0	0	0	0	0	1			
Bob Porterfield, R OBP: 0.231, SLG: 0.254 (1.1)										3	0	1	1	0	0	0			
Inning Stats	R: 0 E: 1 K: 0 S: 4	H: 0 LOB: 2 BB: 1 P: 8	R: 0 E: 0 K: 0 S: 3	H: 0 LOB: 0 BB: 0 P: 3	R: 0 E: 0 K: 1 S: 6	H: 1 LOB: 1 BB: 0 P: 6	R: 0 E: 0 K: 1 S: 4	H: 0 LOB: 0 BB: 1 P: 8	R: 0 E: 0 K: 0 S: 3	H: 0 LOB: 0 BB: 0 P: 3	R: 0 E: 0 K: 0 S: 3	H: 0 LOB: 0 BB: 0 P: 3	R: 0 E: 0 K: 0 S: 3	H: 0 LOB: 0 BB: 0 P: 3	R: 1 E: 0 K: 0 S: 4	H: 2 LOB: 2 BB: 0 P: 4	1B: 2 2B: 1 3B: 0 HR: 0	SF: 0 SAC: 0 DP: 2 HBP: 0	WP: 0 PA: 28 CS: 0
PITCHER Billy Pierce, L ERA: 2.42 (1.1)	IP: 8.0 WLS: L BF: 28 H: 3 R: 1 ER: 1 SO: 2 BB: 2 IBB: 0 HBP: 0 BLK: 0 WP: 0 HR: 0 S: 30 P: 38 ERA: 1.12 WHIP: 0.625																		

Chicago White Sox @ Washington Senators
Griffith Stadium, Washington, DC
Tue Aug 26 1952, 3:33 AM EDT
Att: 8,347 - Unknown

AB	26
R	1
H	3
RBI	1
BB	2
SO	2
LOB	8



Batter	1	2	3	4	5	6	7	8	9	AB	R	H	RBI	BB	SO	LOB	TOP					
Hector Rodriguez, R OBP: 0.351, SLG: 0.313 Rocky Krsnich, R OBP: 0.299, SLG: 0.278	4-0 FC5-4 BB		0-0 2-3		0-0 F7			0-0 1B		3	0	1	0	1	0	1						
Nellie Fox, L OBP: 0.337, SLG: 0.366	0-0 F7		0-0 F8		0-0 F8			0-3 K		4	0	0	0	0	0	1	3					
Minnie Minoso, R OBP: 0.379, SLG: 0.432	0-0 FC5-4 1B 1-2		0-0 L1		0-0 F9			0-3 K		4	1	0	0	0	1	3						
Eddie Robinson, L OBP: 0.386, SLG: 0.470	0-0 1B 1-2			0-0 3B 1B				0-3 K		4	1	3	0	0	1	1						
Tom Wright, L OBP: 0.356, SLG: 0.361 Sam Mele, R OBP: 0.339, SLG: 0.420	0-0 1B 1-2 2-H			0-0 F9 3B			0-0 F7		0-0 4-3	4	1	2	2	0	0	1						
Jim Rivera, L OBP: 0.319, SLG: 0.368	0-0 4-3			0-0 F9			0-0 FC4-6 CS		0-0 E 3B	4	1	1	1	0	0	3						
Sherm Lollar, R OBP: 0.354, SLG: 0.401		0-0 F8		0-0 L5			0-0 CS	0-0 F8	1-0 3-1 E HBP	3	0	0	0	0	0	0						
Chico Carrasquel, R OBP: 0.306, SLG: 0.308 Bud Stewart, L OBP: 0.354, SLG: 0.370 Wily Miranda, S OBP: 0.290, SLG: 0.267		0-0 6-3		0-3 K				0-0 F9	0-0 3-1	3	0	0	0	0	0	1						
Chuck Stobbs, L OBP: 0.205, SLG: 0.079 Harry Dorish, R OBP: 0.105, SLG: 0.056 Bill Kennedy, L OBP: 0.182, SLG: 0.182 Luis Aloma, R OBP: 0.182, SLG: 0.182		0-0 F9						0-0 K	0-3 K	0	0	0	0	0	0	0						
Inning Stats	R: 1 E: 0 K: 0 S: 5	H: 2 LOB: 2 BB: 1 P: 9	R: 0 E: 0 K: 0 S: 3	H: 0 LOB: 0 BB: 0 P: 3	R: 0 E: 0 K: 0 S: 3	H: 0 LOB: 0 BB: 0 P: 3	R: 2 E: 0 K: 1 S: 7	H: 2 LOB: 0 BB: 0 P: 7	R: 0 E: 0 K: 0 S: 4	H: 1 LOB: 1 BB: 0 P: 4	R: 0 E: 0 K: 0 S: 3	H: 0 LOB: 0 BB: 0 P: 3	R: 0 E: 0 K: 1 S: 5	H: 0 LOB: 0 BB: 0 P: 5	R: 0 E: 0 K: 3 S: 10	H: 1 LOB: 1 BB: 0 P: 10	R: 1 E: 1 K: 1 S: 6	H: 1 LOB: 1 BB: 0 P: 7	1B: 6 2B: 0 3B: 2 HR: 0	SF: 0 SAC: 0 DP: 0 HBP: 1	WP: 0 PB: 0 SB: 0 CS: 1	PA: 37
PITCHER	IP WLS BF H R ER SO BB IBB HBP BLK WP HR S P ERA WHIP	7.0 L 27 6 3 3 2 1 0 0 0 0 0 0 30 34 3.86 1.000	2.0 9 2 1 0 4 0 0 1 0 0 0 0 0 16 17 0.00 1.000																			

Chicago White Sox @ Washington Senators
Griffith Stadium, Washington, DC
Wed Aug 27 1952, 3:33 AM EDT
Att: 6,253 - Unknown

livebaseballscores.com

AB 34
R 4
H 8
RBI 3
BB 1
SO 6
LOB 14



Batter	1	2	3	4	5	6	7	8	9	AB	R	H	RBI	BB	SO	LOB	BOTTOM					
Eddie Yost, R OBP: 0.360, SLG: 0.331	4-0 FC3-6 BB		4-0 L4-3 BB		0-0 F2			4-0 HBP BB BB		1	0	0	0	3	0	0						
Gil Coan, L OBP: 0.281, SLG: 0.310	0-0 FC3-6 1B 1-2		0-0 L4-3		0-0 F7			0-0 F5		4	1	0	0	0	0	3						
Jackie Jensen, R OBP: 0.361, SLG: 0.428	4-0 1B 1-2 BB		0-0 F8		0-0 G6-4-3 1B			0-0 F9		3	0	1	0	1	0	1						
Pete Runnels, L OBP: 0.376, SLG: 0.338	0-0 1B 1-3 2-H			0-0 4-3			0-0 G6-4-3	4-0 HBP BB		3	0	1	1	1	0	1						
Mel Hoderlein, S OBP: 0.330, SLG: 0.327 Floyd Baker, L OBP: 0.344, SLG: 0.299		0-3 K		4-0 1B BB			0-0 5-3	1-0 1-2 3-H HBP		2	0	0	0	1	1	2						
Mickey Vernon, L OBP: 0.362, SLG: 0.405	0-3 K			0-0 G6-4-3 1B			4-0 FC6-4 BB	0-0 P1		3	0	1	0	1	1	5						
Jim Busby, R OBP: 0.247, SLG: 0.249		0-0 6-3		0-0 G6-4-3			0-0 FC6-4 1B 1-2	0-3 K		4	0	0	0	0	1	3						
Mickey Grasso, R OBP: 0.279, SLG: 0.241		0-0 1-3			0-0 5-3		0-0 1-2 1B	0-0 4-3		4	0	1	0	0	0	0						
Julio Moreno, R OBP: 0.156, SLG: 0.159 Earl Rapp, L OBP: 0.276, SLG: 0.327 Don Johnson, R OBP: 0.083, SLG: 0.083 Frank Campos, L OBP: 0.291, SLG: 0.346		0-0 2-3			0-0 1-3		0-3 K	0-3 K		2	0	0	0	0	0	0						
Inning Stats	R: 1 E: 0 K: 2 S: 8	H: 1 LOB: 2 BB: 2 P: 16	R: 0 E: 0 K: 0 S: 3	H: 0 LOB: 0 BB: 0 P: 3	R: 0 E: 0 K: 0 S: 2	H: 0 LOB: 0 BB: 1 P: 6	R: 0 E: 0 K: 0 S: 3	H: 1 LOB: 1 BB: 1 P: 7	R: 0 E: 0 K: 0 S: 3	H: 0 LOB: 0 BB: 0 P: 3	R: 0 E: 0 K: 0 S: 3	H: 1 LOB: 0 BB: 0 P: 3	R: 0 E: 0 K: 1 S: 6	H: 1 LOB: 2 BB: 1 P: 10	R: 0 E: 0 K: 0 S: 3	H: 0 LOB: 3 BB: 2 P: 12	R: 0 E: 0 K: 2 S: 7	H: 0 LOB: 0 BB: 0 P: 7	1B: 4 2B: 1 3B: 0 HR: 0	SF: 0 SAC: 0 DP: 3 HBP: 1	WP: 0 PB: 0 SB: 1 CS: 0	PA: 36
PITCHER	IP WLS BF H R ER SO BB IBB HBP BLK WP HR S P ERA WHIP	0.1 W 24 3 0 0 3 4 0 0 0 0 0 0 26 42 0.00 1.050	0.2 3 0 0 0 0 1 0 0 0 0 0 0 0 2 6 0.00 1.500	1.1 S 5 0 0 0 2 0 0 1 0 0 0 0 8 9 0.00 0.000																		

Chicago White Sox @ Washington Senators
Griffith Stadium, Washington, DC
Wed Aug 27 1952, 3:33 AM EDT
Att: 6,253 - Unknown

livebaseballscores.com

AB 28
R 1
H 4
RBI 1
BB 7
SO 5
LOB 17



Batter	1	2	3	4	5	6	7	8	9	AB	R	H	RBI	BB	SO	LOB	TOP						
Dale Mitchell, L OBP: 0.400, SLG: 0.433										5	1	3	0	0	0	3	Cleveland Indians @ Chicago White Sox Comiskey Park, Chicago, IL Sat Aug 30 1952, 4:33 AM EDT Att: 43,568 - Unknown						
Bobby Avila, R OBP: 0.377, SLG: 0.392										2	0	0	0	0	0	1							
Ray Boone, R OBP: 0.370, SLG: 0.369										3	1	2	0	0	0	0							
Larry Doby, L OBP: 0.377, SLG: 0.551										5	1	2	2	0	1	2							
Luke Easter, L OBP: 0.327, SLG: 0.472										5	0	1	1	0	1	2							
Al Rosen, R OBP: 0.392, SLG: 0.534										5	1	1	2	0	0	3							
Harry Simpson, L OBP: 0.334, SLG: 0.406										2	0	1	0	1	0	0							
Wally Westlake, R OBP: 0.312, SLG: 0.264										2	0	0	0	0	1	1							
Jim Hegan, R OBP: 0.302, SLG: 0.349										3	1	1	0	0	0	2							
Joe Tipton, R OBP: 0.354, SLG: 0.406										1	0	0	0	0	0	1							
George Strickland, R OBP: 0.267, SLG: 0.310										4	0	3	1	0	0	1							
Bob Feller, R Mickey Vernon, L Bill Gray, L Dick Roth, L Ted Wilks, R Benny Shubert, R Steve Gronow, R Hank Margrett, R Lou Brissie, L										1	0	0	0	0	0	1	2						
Inning Stats	R: 0 E: 0 K: 1 S: 7	H: 2 LOB: 2 BB: 0 P: 7	R: 0 E: 0 K: 1 S: 6	H: 1 LOB: 2 BB: 1 P: 10	R: 0 E: 0 K: 0 S: 3	H: 0 LOB: 0 BB: 0 P: 3	R: 2 E: 0 K: 0 S: 6	H: 3 LOB: 1 BB: 0 P: 6	R: 0 E: 0 K: 1 S: 5	H: 1 LOB: 1 BB: 0 P: 4	R: 4 E: 0 K: 1 S: 10	H: 5 LOB: 1 BB: 0 P: 10	R: 0 E: 0 K: 0 S: 5	H: 3 LOB: 2 BB: 0 P: 5	R: 0 E: 0 K: 0 S: 3	H: 0 LOB: 0 BB: 0 P: 3	1B: 12 2B: 2 3B: 0 HR: 1	SF: 0 SAC: 0 DP: 1 HBP: 0	WP: 0 PB: 0 SB: 0 CS: 0	PA: 42			
PITCHER	IP WLS BF H R ER SO BB IBB HBP BLK WP HR S P ERA WHIP	IP WLS BF H R ER SO BB IBB HBP BLK WP HR S P ERA WHIP	IP WLS BF H R ER SO BB IBB HBP BLK WP HR S P ERA WHIP	IP WLS BF H R ER SO BB IBB HBP BLK WP HR S P ERA WHIP	IP WLS BF H R ER SO BB IBB HBP BLK WP HR S P ERA WHIP	IP WLS BF H R ER SO BB IBB HBP BLK WP HR S P ERA WHIP	IP WLS BF H R ER SO BB IBB HBP BLK WP HR S P ERA WHIP	IP WLS BF H R ER SO BB IBB HBP BLK WP HR S P ERA WHIP	IP WLS BF H R ER SO BB IBB HBP BLK WP HR S P ERA WHIP	IP WLS BF H R ER SO BB IBB HBP BLK WP HR S P ERA WHIP	IP WLS BF H R ER SO BB IBB HBP BLK WP HR S P ERA WHIP	IP WLS BF H R ER SO BB IBB HBP BLK WP HR S P ERA WHIP	IP WLS BF H R ER SO BB IBB HBP BLK WP HR S P ERA WHIP	IP WLS BF H R ER SO BB IBB HBP BLK WP HR S P ERA WHIP	IP WLS BF H R ER SO BB IBB HBP BLK WP HR S P ERA WHIP	IP WLS BF H R ER SO BB IBB HBP BLK WP HR S P ERA WHIP	IP WLS BF H R ER SO BB IBB HBP BLK WP HR S P ERA WHIP	IP WLS BF H R ER SO BB IBB HBP BLK WP HR S P ERA WHIP	IP WLS BF H R ER SO BB IBB HBP BLK WP HR S P ERA WHIP	IP WLS BF H R ER SO BB IBB HBP BLK WP HR S P ERA WHIP	IP WLS BF H R ER SO BB IBB HBP BLK WP HR S P ERA WHIP	IP WLS BF H R ER SO BB IBB HBP BLK WP HR S P ERA WHIP	
Hal Brown, R ERA: 3.73	6.0 W 29 10 5 5 3 1 0 0 0 0 1 34 38 7.50 1.833	0.0 2 2 0 0 0 0 0 0 0 0 0 2 2 ∞ ∞	3.0 S 11 3 1 1 1 0 0 0 0 0 0 13 13 3.00 1.000																				

AB 41
R 6
H 15
RBI 6
BB 1
SO 4
LOB 20



Batter	1	2	3	4	5	6	7	8	9	AB	R	H	RBI	BB	SO	LOB	BOTTOM					
Chico Carrasquel, R OBP: 0.304, SLG: 0.306										5	1	1	0	0	0	1	Cleveland Indians @ Chicago White Sox Comiskey Park, Chicago, IL Sat Aug 30 1952, 4:33 AM EDT Att: 43,568 - Unknown					
Nellie Fox, L OBP: 0.339, SLG: 0.366										3	2	1	0	1	0	0						
Minnie Minoso, R OBP: 0.383, SLG: 0.434										2	3	2	1	2	0	0						
Eddie Robinson, L OBP: 0.386, SLG: 0.467										3	1	0	1	2	0	3						
Tom Wright, L OBP: 0.352, SLG: 0.357										2	1	0	0	0	0	4						
Rocky Krsnich, R OBP: 0.304, SLG: 0.350										2	0	1	2	0	0	0						
Sam Mele, R OBP: 0.338, SLG: 0.419										4	0	1	1	0	0	3						
Jim Rivera, L OBP: 0.319, SLG: 0.369										4	1	1	2	0	1	0						
Sherm Lollar, R OBP: 0.356, SLG: 0.401										3	1	1	0	1	0	0						
Hal Brown, R ERA: 4.76	2.2 L 16 5 6 1 1 1 2 0 0 0 0 1 16 24 3.38 2.625	0.1 3 1 2 0 0 0 0 1 0 0 0 1 2 6 0.00 3.000	0.1 3 0 2 2 0 2 0 0 0 0 1 0 1 9 54.00 6.000	2.2 11 2 1 1 2 1 0 0 0 0 0 14 18 3.38 1.125	1.0 3 0 0 0 1 0 0 0 0 0 0 5 5 0.00 0.000																	
Inning Stats	R: 1 E: 1 K: 0 S: 5	H: 2 LOB: 3 BB: 1 P: 9	R: 0 E: 0 K: 1 S: 5	H: 0 LOB: 0 BB: 0 P: 5	R: 7 E: 1 K: 0 S: 8	H: 4 LOB: 2 BB: 2 P: 16	R: 2 E: 0 K: 0 S: 3	H: 0 LOB: 2 BB: 2 P: 11	R: 0 E: 0 K: 2 S: 8	H: 1 LOB: 1 BB: 0 P: 8	R: 1 E: 0 K: 0 S: 4	H: 1 LOB: 1 BB: 1 P: 8	R: 0 E: 0 K: 1 S: 5	H: 0 LOB: 0 BB: 0 P: 5	R: 0 E: 0 K: 0 S: 4	H: 1 LOB: 1 BB: 0 P: 4	R: 0 E: 0 K: 0 S: 3	H: 0 LOB: 0 BB: 0 P: 3	1B: 6 2B: 2 3B: 0 HR: 1	SF: 0 SAC: 2 DP: 0 HBP: 0	WP: 1 PB: 0 SB: 2 CS: 0	PA: 40
PITCHER	IP WLS BF H R ER SO BB IBB HBP BLK WP HR S P ERA WHIP	IP WLS BF H R ER SO BB IBB HBP BLK WP HR S P ERA WHIP	IP WLS BF H R ER SO BB IBB HBP BLK WP HR S P ERA WHIP	IP WLS BF H R ER SO BB IBB HBP BLK WP HR S P ERA WHIP	IP WLS BF H R ER SO BB IBB HBP BLK WP HR S P ERA WHIP	IP WLS BF H R ER SO BB IBB HBP BLK WP HR S P ERA WHIP	IP WLS BF H R ER SO BB IBB HBP BLK WP HR S P ERA WHIP	IP WLS BF H R ER SO BB IBB HBP BLK WP HR S P ERA WHIP	IP WLS BF H R ER SO BB IBB HBP BLK WP HR S P ERA WHIP	IP WLS BF H R ER SO BB IBB HBP BLK WP HR S P ERA WHIP	IP WLS BF H R ER SO BB IBB HBP BLK WP HR S P ERA WHIP	IP WLS BF H R ER SO BB IBB HBP BLK WP HR S P ERA WHIP	IP WLS BF H R ER SO BB IBB HBP BLK WP HR S P ERA WHIP	IP WLS BF H R ER SO BB IBB HBP BLK WP HR S P ERA WHIP	IP WLS BF H R ER SO BB IBB HBP BLK WP HR S P ERA WHIP	IP WLS BF H R ER SO BB IBB HBP BLK WP HR S P ERA WHIP	IP WLS BF H R ER SO BB IBB HBP BLK WP HR S P ERA WHIP	IP WLS BF H R ER SO BB IBB HBP BLK WP HR S P ERA WHIP	IP WLS BF H R ER SO BB IBB HBP BLK WP HR S P ERA WHIP	IP WLS BF H R ER SO BB IBB HBP BLK WP HR S P ERA WHIP	IP WLS BF H R ER SO BB IBB HBP BLK WP HR S P ERA WHIP	IP WLS BF H R ER SO BB IBB HBP BLK WP HR S P ERA WHIP
Bob Feller, R ERA: 4.76	2.2 L 16 5 6 1 1 1 2 0 0 0 0 1 16 24 3.38 2.625	0.1 3 1 2 0 0 0 0 1 0 0 0 1 2 6 0.00 3.000	0.1 3 0 2 2 0 2 0 0 0 0 1 0 1 9 54.00 6.000	2.2 11 2 1 1 2 1 0 0 0 0 0 14 18 3.38 1.125	1.0 3 0 0 0 1 0 0 0 0 0 0 5 5 0.00 0.000																	
Mickey Harris, L ERA: 4.6	0.1 3 1 2 0 0 0 0 1 0 0 0 1 2 6 0.00 3.000																					
Dick Rozek, L ERA: 8.1	0.1 3 0 2 2 0 2 0 0 0 0 1 0 1 9 54.00 6.000																					
Ted Wilks, R ERA: 3.43	2.2 11 2 1 1 2 1 0 0 0 0 0 14 18 3.38 1.125																					
Steve Gronow, R ERA: 3.76	1.0 3 0 0 0 1 0 0 0 0 0 0 5 5 0.00 0.000																					


AB 32
R 11
H 9
RBI 10
BB 6
SO 4
LOB 12



Batter	1	2	3	4	5	6	7	8	9	AB	R	H	RBI	BB	SO	LOB	TOP								
Johnny Groth, R OBP: 0.337, SLG: 0.355 (1, 8)										4	0	0	0	1	0	1									
Johnny Pesky, L OBP: 0.377, SLG: 0.269 Neil Berry, R OBP: 0.306, SLG: 0.273 (1, 6) (7, 6)										4	1	2	0	0	0	1									
Fred Hatfield, L OBP: 0.317, SLG: 0.325 (1, 5)										5	1	2	0	0	0	2									
Walt Dropo, R OBP: 0.335, SLG: 0.483 (1, 3)										4	1	1	1	0	1	4									
Jim Delsing, L OBP: 0.313, SLG: 0.345 (1, 7)										4	0	0	1	0	0	4									
Cliff Mages, L OBP: 0.291, SLG: 0.377 (1, 9)										3	1	1	1	1	0	0									
Matt Batts, R OBP: 0.321, SLG: 0.347 (1, 2)										4	1	1	2	0	0	1									
Al Federoff, R OBP: 0.268, SLG: 0.247 (1, 4)										3	0	2	0	1	0	0									
Ted Gray, S OBP: 0.179, SLG: 0.167 Hal White, R OBP: 0.162, SLG: 0.162 Virgil Trucks, R OBP: 0.196, SLG: 0.236 (1, 1) (7, 1) (9, 1)										3	0	0	0	0	2	3									
Inning Stats	R: 0 E: 1 K: 1 S: 6	H: 0 LOB: 2 BB: 1 P: 10	R: 0 E: 0 K: 1 S: 6	H: 1 LOB: 1 BB: 0 P: 6	R: 5 E: 0 K: 0 S: 8	H: 5 LOB: 1 BB: 1 P: 12	R: 0 E: 0 K: 0 S: 3	H: 0 LOB: 0 BB: 0 P: 3	R: 0 E: 0 K: 0 S: 3	H: 0 LOB: 1 BB: 1 P: 7	R: 0 E: 0 K: 1 S: 5	H: 1 LOB: 0 BB: 0 P: 5	R: 0 E: 0 K: 0 S: 4	H: 2 LOB: 1 BB: 0 P: 4	R: 0 E: 0 K: 0 S: 3	H: 0 LOB: 0 BB: 0 P: 3	R: 0 E: 0 K: 0 S: 4	H: 1 LOB: 1 BB: 0 P: 4	1B: 8 2B: 1 3B: 0 HR: 1	SF: 0 SAC: 0 DP: 2 HBP: 0	WP: 0 PB: 0 SB: 1 CS: 0	PA: 39			
PITCHER	IP	WLS	BF	H	R	ER	SO	BB	IBB	HBP	BLK	WP	HR	S	P	ERA	WHIP								
Joe Dobson, R ERA: 2.67 Harry Dorish, R ERA: 2.42 Luis Aloma, R ERA: 3.72 (1, 1) (6, 1) (8, 1)	5.0		25	6	5	5	2	3	0	0	0	0	1	26	38	9.00	1.800								

Detroit Tigers @ Chicago White Sox
Comiskey Park, Chicago, IL
Tue Sep 02 1952, 4:33 AM EDT
Unknown


AB 36
R 5
H 10
RBI 5
BB 3
SO 3
LOB 16





Batter	1	2	3	4	5	6	7	8	9	AB	R	H	RBI	BB	SO	LOB	BOTTOM								
Hector Rodriguez, R OBP: 0.350, SLG: 0.312 Bud Stewart, L OBP: 0.351, SLG: 0.366 Luis Aloma, R (1, 5) (7, PH) (8, 1)										3	1	1	0	0	0	0									
Nellie Fox, L OBP: 0.337, SLG: 0.363 (1, 4)										4	0	1	0	0	0	2									
Minnie Minoso, R OBP: 0.381, SLG: 0.429 (1, 7)										4	0	0	1	0	0	1									
Eddie Robinson, L OBP: 0.384, SLG: 0.469 (1, 3)										4	0	1	0	0	0	1									
Sam Mele, R OBP: 0.336, SLG: 0.416 (1, 9)										3	1	0	0	1	2	2									
Jim Rivera, L OBP: 0.322, SLG: 0.379 (1, 8)										3	2	1	2	1	0	0									
Darrell Johnson, R OBP: 0.331, SLG: 0.274 Bud Shely, L OBP: 0.387, SLG: 0.313 Hal Brown, R OBP: 0.222, SLG: 0.412 (1, 2) (9, PH) (9, PR)										2	0	0	0	1	0	0									
Chico Carrasquel, R OBP: 0.311, SLG: 0.312 (1, 6)										4	1	2	0	0	1	2									
Joe Dobson, R OBP: 0.246, SLG: 0.189 Sherm Lollar, R OBP: 0.354, SLG: 0.396 Harry Dorish, R OBP: 0.105, SLG: 0.056 Tom Wright, L OBP: 0.348, SLG: 0.349 Rocky Kramlich, R OBP: 0.333, SLG: 0.476 (1, 1) (5, PH) (6, 1) (7, PH) (8, 5)										1	0	0	0	0	1	0									
Inning Stats	R: 0 E: 0 K: 0 S: 3	H: 0 LOB: 0 BB: 0 P: 3	R: 2 E: 0 K: 0 S: 4	H: 1 LOB: 0 BB: 1 P: 8	R: 0 E: 0 K: 1 S: 5	H: 0 LOB: 0 BB: 0 P: 5	R: 0 E: 0 K: 0 S: 3	H: 1 LOB: 0 BB: 0 P: 3	R: 0 E: 0 K: 1 S: 6	H: 1 LOB: 1 BB: 0 P: 6	R: 1 E: 1 K: 1 S: 7	H: 2 LOB: 1 BB: 0 P: 7	R: 1 E: 1 K: 1 S: 5	H: 0 LOB: 2 BB: 3 P: 17	R: 0 E: 0 K: 1 S: 5	H: 0 LOB: 0 BB: 0 P: 5	R: 2 E: 0 K: 0 S: 4	H: 3 LOB: 3 BB: 0 P: 4	1B: 6 2B: 0 3B: 1 HR: 1	SF: 0 SAC: 0 DP: 1 HBP: 0	WP: 0 PB: 0 SB: 2 CS: 0	PA: 36			
PITCHER	IP	WLS	BF	H	R	ER	SO	BB	IBB	HBP	BLK	WP	HR	S	P	ERA	WHIP								
Ted Gray, L ERA: 3.92 Hal White, R ERA: 4.22 Virgil Trucks, R ERA: 3.41 (1, 1) (7, 1) (9, 1)	6.0		25	5	4	3	3	3	0	0	0	0	1	28	40	4.50	1.333								

Detroit Tigers @ Chicago White Sox
Comiskey Park, Chicago, IL
Tue Sep 02 1952, 4:33 AM EDT
Unknown

AB 32
R 6
H 8
RBI 5
BB 4
SO 5
LOB 12



Batter	1	2	3	4	5	6	7	8	9	AB	R	H	RBI	BB	SO	LOB	TOP	
Johnny Groth, R OBP: 0.336, SLG: 0.354 (1, 8)	0-0 SH5-4 1B BB	0-0 9-3			0-0 6-3		0-0 5-3			4	1	1	1	0	0	1	Detroit Tigers @ Chicago White Sox Comiskey Park, Chicago, IL Tue Sep 02 1952, 4:38 AM EDT Att: 5,294 - Unknown AB 30 R 4 H 7 RBI 4 BB 3 SO 5 LOB 11 	
Johnny Pesky, L OBP: 0.375, SLG: 0.265 (1, 6)	4-0 1B SH5-4 BB	0-3 K			0-0 F6		0-0 F7			3	0	0	0	1	1	0		
Fred Hatfield, L OBP: 0.317, SLG: 0.323 (1, 5)	0-0 SH5-4 1-2 2-3		0-0 F5		0-3 K		4-0 HR BB			2	1	0	0	1	1	0		
Walt Dropo, R OBP: 0.338, SLG: 0.490 (1, 3)	1-0 1B HBP		0-0 F4		0-0 L4-3 1B		0-0 HR			3	1	2	2	0	0	0		
Jim Delsing, L OBP: 0.313, SLG: 0.344 (1, 7)	0-0 1B		0-0 4-3		0-0 L4-3		0-0 F8			4	0	1	1	0	0	1		
Cliff Mages, L OBP: 0.291, SLG: 0.373 Steve Souchock, R OBP: 0.315, SLG: 0.504 (8, 9)	0-3 K		0-0 4-3		0-0 BB		0-3 K			2	0	0	0	1	1	3		
Joe Ginsberg, L OBP: 0.317, SLG: 0.317 (1, 2)	0-0 4-3		0-0 6-3		0-0 F8		0-0 4-3			4	0	0	0	0	0	4		
Al Federoff, R OBP: 0.274, SLG: 0.250 Pat Mullin, L OBP: 0.326, SLG: 0.422 (9, PH)	0-0 1B 9-3 1B		1-0 HBP		0-0 5-3		0-0 5-3		0-0 G5-4-3 1B	2	1	1	0	0	0	0		
Billy Hoelt, L OBP: 0.194, SLG: 0.176 Hal White, R OBP: 0.162, SLG: 0.182 Don Kolloway, R OBP: 0.287, SLG: 0.317 (9, PH)	0-0 1B 9-3 1B		0-3 K		0-0 5-3		0-0 G5-4-3		0-0 1-2	3	0	1	0	0	1	1		
Inning Stats	R: 1 E: 0 K: 1 S: 7	H: 2 LOB: 3 BB: 1 P: 12	R: 0 E: 0 K: 0 S: 3	H: 0 LOB: 0 BB: 0 P: 3	R: 0 E: 0 K: 1 S: 5	H: 0 LOB: 1 BB: 0 P: 6	R: 0 E: 0 K: 0 S: 3	H: 1 LOB: 0 BB: 1 P: 7	R: 0 E: 0 K: 1 S: 6	H: 1 LOB: 0 BB: 0 P: 10	R: 0 E: 0 K: 0 S: 3	H: 1 LOB: 0 BB: 0 P: 3	1B: 6 2B: 2 3B: 0 HR: 1	SF: 0 SAC: 1 DP: 3 HBP: 2	WP: 0 PB: 0 SB: 0 CS: 0	PA: 36		
PITCHER	IP WLS BF H R ER SO BB IBB HBP BLK WP HR S P ERA WHIP																	
Mary Grissom, R ERA: 3.56 (1, 1)	7.1 W 31	6 4 4 4 4	3 0 2 0 0	0 0 0 0 0	0 0 0 0 0	0 0 0 0 0	0 0 0 0 0	0 0 0 0 0	0 0 0 0 0	0 0 0 0 0	0 0 0 0 0	0 0 0 0 0	0 0 0 0 0	0 0 0 0 0	0 0 0 0 0	0 0 0 0 0		ERA: 4.91 WHIP: 1.227
Bill Kennedy, L ERA: 2.49 (8, 1)	0.2 S	2 0 0 0 1	0 0 0 0 0	0 0 0 0 0	0 0 0 0 0	0 0 0 0 0	0 0 0 0 0	0 0 0 0 0	0 0 0 0 0	0 0 0 0 0	0 0 0 0 0	0 0 0 0 0	0 0 0 0 0	0 0 0 0 0	0 0 0 0 0	0 0 0 0 0	ERA: 0.00 WHIP: 0.000	
Harry Dorish, R ERA: 2.39 (9, 1)	1.0 S	3 1 0 0 0	0 0 0 0 0	0 0 0 0 0	0 0 0 0 0	0 0 0 0 0	0 0 0 0 0	0 0 0 0 0	0 0 0 0 0	0 0 0 0 0	0 0 0 0 0	0 0 0 0 0	0 0 0 0 0	0 0 0 0 0	0 0 0 0 0	0 0 0 0 0	ERA: 0.00 WHIP: 1.000	

Batter	1	2	3	4	5	6	7	8	9	AB	R	H	RBI	BB	SO	LOB	BOTTOM		
Chico Carrasquel, R OBP: 0.313, SLG: 0.313 (1, 6)	0-0 E5 FC5-4 1B 1B	0-0 5-3		0-0 F3		0-0 G1-6-3 1B		0-0 4-3 1B		5	1	2	1	0	0	1	Detroit Tigers @ Chicago White Sox Comiskey Park, Chicago, IL Tue Sep 02 1952, 4:38 AM EDT Att: 5,294 - Unknown AB 35 R 7 H 12 RBI 7 BB 3 SO 3 LOB 29 		
Nellie Fox, L OBP: 0.338, SLG: 0.363 (1, 4)	0-0 FC5-4 1B	0-0 F8		0-0 F7		0-0 G1-6-3		0-0 4-3 1B		5	0	2	0	0	0	2			
Minnie Minoso, R OBP: 0.381, SLG: 0.437 (1, 7)	0-0 FC5-4 1B 2B		0-0 HR		0-0 2B		0-0 4-3		0-0 L4	5	2	2	1	0	0	5			
Eddie Robinson, L OBP: 0.386, SLG: 0.470 (1, 3)	0-0 2B 1B		4-0 F9 BB F7 BB		0-3 K		0-0 4-3		0-0 FC1-6 1B	4	2	2	2	1	1	3			
Sam Mele, R OBP: 0.340, SLG: 0.420 (1, 9)	0-0 6-3 2B		4-0 1B BB		0-0 BB 1B		0-0 FC1-6 1B		0-0 F8	4	0	2	2	1	0	3			
Jim Rivera, L OBP: 0.321, SLG: 0.376 (1, 8)	0-0 6-3		0-0 F9		4-0 BB 1B		0-3 K		0-0 F9	3	0	0	0	1	1	4			
Sherm Lollar, R OBP: 0.350, SLG: 0.391 (1, 2)	0-0 F4		0-0 F7		0-0 F6		0-0 F9			4	0	0	1	0	0	5			
Rocky Krsnich, R OBP: 0.393, SLG: 0.542 (1, 5)		1-0 SH1-4 HBP	0-0 1B		0-0 F8		0-0 SH 1B 2B			3	1	2	0	0	0	2			
Mary Grissom, R OBP: 0.149, SLG: 0.217 Bill Kennedy, L OBP: 0.162, SLG: 0.182 Willy Miranda, S OBP: 0.290, SLG: 0.267 Harry Dorish, R OBP: 0.105, SLG: 0.056 (9, 1)		0-0 SH1-4	0-3 K		0-0 4-3		0-0 SH 1B 1B		0-0 4-3	2	0	0	0	0	1	4			
Inning Stats	R: 3 E: 1 K: 0 S: 7	H: 3 LOB: 1 BB: 0 P: 7	R: 0 E: 0 K: 0 S: 3	H: 0 LOB: 1 BB: 0 P: 4	R: 2 E: 0 K: 1 S: 7	H: 2 LOB: 2 BB: 2 P: 15	R: 0 E: 0 K: 1 S: 6	H: 1 LOB: 1 BB: 0 P: 6	R: 0 E: 0 K: 0 S: 3	H: 1 LOB: 1 BB: 0 P: 3	R: 0 E: 0 K: 1 S: 6	H: 1 LOB: 1 BB: 0 P: 6	R: 2 E: 0 K: 0 S: 7	H: 3 LOB: 2 BB: 0 P: 7	1B: 8 2B: 3 3B: 0 HR: 1	SF: 0 SAC: 2 DP: 1 HBP: 1		WP: 0 PB: 0 SB: 0 CS: 0	PA: 41
PITCHER	IP WLS BF H R ER SO BB IBB HBP BLK WP HR S P ERA WHIP																		
Billy Hoelt, L ERA: 4.11 (1, 1)	7.0 L	38 12 7 6 3	0 0 0 0 0	0 0 0 0 0	0 0 0 0 0	0 0 0 0 0	0 0 0 0 0	0 0 0 0 0	0 0 0 0 0	0 0 0 0 0	0 0 0 0 0	0 0 0 0 0	0 0 0 0 0	0 0 0 0 0	0 0 0 0 0	0 0 0 0 0		ERA: 7.71 WHIP: 2.143	
Hal White, R ERA: 4.14 (8, 1)	1.0 S	3 0 0 0 0	0 0 0 0 0	0 0 0 0 0	0 0 0 0 0	0 0 0 0 0	0 0 0 0 0	0 0 0 0 0	0 0 0 0 0	0 0 0 0 0	0 0 0 0 0	0 0 0 0 0	0 0 0 0 0	0 0 0 0 0	0 0 0 0 0	0 0 0 0 0	ERA: 0.00 WHIP: 0.000		

Batter	1	2	3	4	5	6	7	8	9	AB	R	H	RBI	BB	SO	LOB	TOP					
Fred Marsh, R OBP: 0.333, SLG: 0.305 (1, 6)	F5		6-3		5-3		F7			4	0	0	0	0	0	0	St. Louis Browns @ Chicago White Sox Comiskey Park, Chicago, IL Wed Sep 03 1952, 4:33 AM EDT Att: 10,007 - Unknown livebaseballscorecards.com					
Bobby Young, L OBP: 0.305, SLG: 0.325 (1, 4)	F6		1-3		4-3			4-3		4	0	0	0	0	0	0						
Vic Wertz, L OBP: 0.379, SLG: 0.520 (1, 9)	2B		FC6-4 BB		FC5-4 1B			1B		3	0	3	0	1	0	0						
Jim Dyck, R OBP: 0.355, SLG: 0.449 (1, 5)	BB		FC6-4 1-2		FC5-4 1-2			F4		3	0	0	0	1	0	2						
Clint Courtney, L OBP: 0.352, SLG: 0.393 (1, 2)	K			FC3-6 1B		K		6-3		4	0	1	0	0	2	2						
Don Lenhardt, R OBP: 0.355, SLG: 0.414 Gordon Goldsberry, L OBP: 0.300, SLG: 0.297 (9, PR)		G6-4-3 1B		F7		F9		BB		3	0	1	0	1	0	1						
Dick Kryhoski, L OBP: 0.296, SLG: 0.382 (1, 3)		G6-4-3 1-2 1B		FC3-6 1B 1-2		F7		F7		4	0	1	0	0	0	2						
Jay Porter, R OBP: 0.362, SLG: 0.271 (1, 8)		G6-4-3 1-2 2-3						F9		4	0	1	0	0	1	3						
Dick Littlefield, L OBP: 0.077, SLG: 0.077 (1, 1)		1-3						K		3	0	0	0	0	2	3						
		1-2 1B		1-2 1B				K														
Inning Stats	R: 0 E: 0 K: 1 S: 6	H: 1 LOB: 2 BB: 1 P: 10	R: 0 E: 0 K: 0 S: 4	H: 2 LOB: 1 BB: 0 P: 4	R: 0 E: 0 K: 0 S: 3	H: 0 LOB: 1 BB: 1 P: 7	R: 0 E: 0 K: 1 S: 7	H: 2 LOB: 2 BB: 0 P: 7	R: 0 E: 0 K: 0 S: 4	H: 1 LOB: 1 BB: 0 P: 4	R: 0 E: 0 K: 1 S: 5	H: 0 LOB: 0 BB: 0 P: 5	R: 0 E: 0 K: 1 S: 7	H: 0 LOB: 0 BB: 0 P: 7	R: 0 E: 0 K: 0 S: 3	H: 1 LOB: 0 BB: 1 P: 3	R: 0 E: 0 K: 0 S: 3	H: 0 LOB: 1 BB: 1 P: 7	1B: 6 2B: 1 3B: 0 HR: 0	SF: 0 SAC: 0 DP: 1 HBP: 0	WP: 0 PB: 0 SB: 1 CS: 0	PA: 35
PITCHER Saul Rogovin, R ERA: 4.26 (1, 1)	IP: 9.0 WLS: W BF: 35 H: 7 R: 0 ER: 0 SO: 5 BB: 3 IBB: 0 HBP: 0 BLK: 0 WP: 0 HR: 0 S: 42 P: 54 ERA: 0.00 WHIP: 1.111															PITCHER	IP: 9.0 WLS: W BF: 35 H: 7 R: 0 ER: 0 SO: 5 BB: 3 IBB: 0 HBP: 0 BLK: 0 WP: 0 HR: 0 S: 42 P: 54 ERA: 0.00 WHIP: 1.111					

Batter	1	2	3	4	5	6	7	8	9	AB	R	H	RBI	BB	SO	LOB	BOTTOM			
Chico Carrasquel, R OBP: 0.310, SLG: 0.310 (1, 6)	F9		4-3			6-3				3	0	0	0	0	0	1	St. Louis Browns @ Chicago White Sox Comiskey Park, Chicago, IL Wed Sep 03 1952, 4:33 AM EDT Att: 10,007 - Unknown livebaseballscorecards.com			
Nellie Fox, L OBP: 0.336, SLG: 0.362 (1, 4)	K		F6			F8				3	0	0	0	0	1	1				
Minnie Minoso, R OBP: 0.379, SLG: 0.434 (1, 7)	5-3									3	0	0	0	0	0	0				
Eddie Robinson, L OBP: 0.386, SLG: 0.469 (1, 3)		BB 1B		2-3		F4				3	0	1	0	0	0	0				
Sam Mele, R OBP: 0.342, SLG: 0.428 (1, 9)		G5-4-3 BB		F8		HR				2	1	1	1	1	0	0				
Jim Rivera, L OBP: 0.319, SLG: 0.374 (1, 8)		F8			6-3		F8			3	0	0	0	0	0	2				
Sherm Lollar, R OBP: 0.347, SLG: 0.387 (1, 2)		G5-4-3 1-2			6-3			F7		3	0	0	0	0	0	2				
Rocky Krsnich, R OBP: 0.387, SLG: 0.500 (1, 5)			4-3 SH2-4 BB			5-3				2	0	0	0	1	0	0				
Saul Rogovin, R OBP: 0.243, SLG: 0.258 (1, 1)			SH2-4 1-2			5-3				2	0	0	0	0	0	0				
Inning Stats	R: 0 E: 0 K: 1 S: 5	H: 0 LOB: 0 BB: 0 P: 5	R: 0 E: 0 K: 0 S: 3	H: 1 LOB: 1 BB: 1 P: 7	R: 0 E: 0 K: 0 S: 3	H: 0 LOB: 0 BB: 1 P: 7	R: 0 E: 0 K: 0 S: 3	H: 0 LOB: 0 BB: 0 P: 3	R: 0 E: 0 K: 0 S: 3	H: 0 LOB: 0 BB: 0 P: 3	R: 1 E: 0 K: 0 S: 4	H: 1 LOB: 0 BB: 0 P: 4	R: 0 E: 0 K: 0 S: 3	H: 0 LOB: 0 BB: 0 P: 3	R: 0 E: 0 K: 0 S: 3	H: 0 LOB: 0 BB: 0 P: 3	1B: 1 2B: 0 3B: 0 HR: 1	SF: 0 SAC: 1 DP: 1 HBP: 0	WP: 0 PB: 0 SB: 0 CS: 0	PA: 27
PITCHER Dick Littlefield, L ERA: 3.92 (1, 1)	IP: 8.0 WLS: L BF: 27 H: 2 R: 1 ER: 1 SO: 1 BB: 2 IBB: 0 HBP: 0 BLK: 0 WP: 0 HR: 1 S: 27 P: 35 ERA: 1.12 WHIP: 0.500															PITCHER	IP: 8.0 WLS: L BF: 27 H: 2 R: 1 ER: 1 SO: 1 BB: 2 IBB: 0 HBP: 0 BLK: 0 WP: 0 HR: 1 S: 27 P: 35 ERA: 1.12 WHIP: 0.500			

Batter	1	2	3	4	5	6	7	8	9	AB	R	H	RBI	BB	SO	LOB	TOP			
Jay Porter, R OBP: 0.351, SLG: 0.266 (1, 8)										5	0	1	0	0	0	1				
Fred Marsh, R OBP: 0.335, SLG: 0.309 (1, 6)										4	1	1	0	1	0	0				
Roy Sievers, R (1, 3)										5	1	0	0	0	0	3				
Vic Wertz, L OBP: 0.382, SLG: 0.537 (1, 9)										4	3	2	4	1	0	1				
Jim Dyck, R OBP: 0.360, SLG: 0.458 (1, 5)										4	2	3	0	0	0	0				
Clint Courtney, L OBP: 0.353, SLG: 0.394 (1, 2)										4	0	2	2	0	0	1				
Bob Nieman, R OBP: 0.346, SLG: 0.417 (1, 7)										4	1	2	2	0	1	1				
Bobby Young, L OBP: 0.308, SLG: 0.323 (1, 4)										3	0	0	0	1	0	2				
Duane Pilette, R OBP: 0.188, SLG: 0.164 (1, 1)										4	0	0	0	0	0	2				
Inning Stats	R: 3 E: 0 K: 0 S: 5	H: 3 LOB: 0 BB: 1 P: 9	R: 1 E: 1 K: 0 S: 4	H: 1 LOB: 0 BB: 0 P: 4	R: 2 E: 0 K: 0 S: 6	H: 3 LOB: 2 BB: 1 P: 10	R: 0 E: 0 K: 0 S: 3	H: 0 LOB: 0 BB: 0 P: 3	R: 2 E: 0 K: 0 S: 6	H: 3 LOB: 2 BB: 1 P: 10	R: 0 E: 0 K: 0 S: 3	H: 0 LOB: 0 BB: 0 P: 3	R: 0 E: 0 K: 1 S: 6	H: 0 LOB: 0 BB: 2 P: 5	R: 0 E: 0 K: 0 S: 4	H: 1 LOB: 1 BB: 0 P: 4	1B: 4 2B: 4 3B: 0 HR: 3	SF: 0 SAC: 0 DP: 2 HBP: 0	WP: 2 PB: 0 SB: 0 CS: 0	PA: 40
PITCHER	IP WLS BF H R ER SO BB IBB HBP BLK WP HR S P ERA WHIP																			
Chuck Stobbs, L ERA: 3.21 (1, 1)	1.0 L 6 3 3 3 0 1 0 0 0 0 1 1 5 9 27.00 4.000																			
Howie Judson, R ERA: 4.24 (2, 1)	2.0 11 4 3 3 0 1 0 0 0 0 0 1 10 14 13.50 2.500																			
Hal Brown, R ERA: 3.72 (4, 1)	5.0 19 3 2 2 1 1 0 0 0 0 1 1 20 24 3.60 0.800																			
Bill Kennedy, L ERA: 2.45 (9, 1)	1.0 4 1 0 0 0 0 0 0 0 0 0 0 4 4 0.00 1.000																			

St. Louis Browns @ Chicago White Sox
Comiskey Park, Chicago, IL
Thu Sep 04 1952, 4:33 AM EDT
Att: 3,542 - Unknown

AB 37
R 8
H 11
RBI 8
BB 3
SO 1
LOB 11



Batter	1	2	3	4	5	6	7	8	9	AB	R	H	RBI	BB	SO	LOB	BOTTOM			
Chico Carrasquel, R OBP: 0.309, SLG: 0.309 (1, 6)										4	0	1	0	0	0	1				
Nellie Fox, L OBP: 0.337, SLG: 0.363 (1, 4)										3	0	1	0	1	0	1				
Minnie Minoso, R OBP: 0.381, SLG: 0.437 (1, 7)										4	0	3	0	0	0	0				
Eddie Robinson, L OBP: 0.386, SLG: 0.467 (1, 3)										2	0	0	0	2	0	2				
Sam Mele, R OBP: 0.339, SLG: 0.423 (1, 9)										4	0	0	0	0	0	5				
Jim Rivera, L OBP: 0.317, SLG: 0.370 (1, 8)										4	0	0	0	0	0	0				
Darrell Johnson, R OBP: 0.325, SLG: 0.289 (1, 2)										2	0	0	0	0	0	0				
Bud Sheely, L OBP: 0.390, SLG: 0.308 (7, PH) (8, 2)										1	0	0	0	1	0	0				
Rocky Krsnich, R OBP: 0.343, SLG: 0.433 (1, 5)										4	0	0	0	0	0	1				
Chuck Stobbs, L OBP: 0.325, SLG: 0.079 (2, 1)										0	0	0	0	0	0	0				
Bud Stewart, L OBP: 0.395, SLG: 0.389 (3, PH)										1	0	1	0	0	0	0				
Hal Brown, R OBP: 0.399, SLG: 0.389 (4, 1)										1	0	0	0	0	0	0				
Hank Edwards, L OBP: 0.362, SLG: 0.481 (8, PH)										1	0	0	0	0	1	0				
Bill Kennedy, L OBP: 0.182, SLG: 0.182 (9, 1)										0	0	0	0	0	0	0				
Inning Stats	R: 0 E: 0 K: 0 S: 3	H: 0 LOB: 0 BB: 0 P: 3	R: 0 E: 0 K: 0 S: 3	H: 0 LOB: 0 BB: 0 P: 3	R: 0 E: 0 K: 0 S: 4	H: 1 LOB: 1 BB: 0 P: 4	R: 0 E: 0 K: 0 S: 3	H: 2 LOB: 1 BB: 1 P: 7	R: 0 E: 0 K: 0 S: 5	H: 2 LOB: 2 BB: 0 P: 5	R: 0 E: 0 K: 0 S: 3	H: 0 LOB: 1 BB: 1 P: 7	R: 0 E: 0 K: 1 S: 6	H: 1 LOB: 3 BB: 2 P: 14	R: 0 E: 0 K: 0 S: 3	H: 0 LOB: 0 BB: 0 P: 3	1B: 5 2B: 1 3B: 0 HR: 0	SF: 0 SAC: 0 DP: 1 HBP: 0	WP: 0 PB: 0 SB: 0 CS: 0	PA: 35
PITCHER	IP WLS BF H R ER SO BB IBB HBP BLK WP HR S P ERA WHIP																			
Duane Pilette, R ERA: 3.17 (1, 1)	9.0 W 35 6 0 0 1 4 0 0 0 0 0 0 33 49 0.00 1.111																			

St. Louis Browns @ Chicago White Sox
Comiskey Park, Chicago, IL
Thu Sep 04 1952, 4:33 AM EDT
Att: 3,542 - Unknown

AB 31
R 0
H 6
RBI 0
BB 4
SO 1
LOB 10



Batter	1	2	3	4	5	6	7	8	9	AB	R	H	RBI	BB	SO	LOB	TOP					
Chico Carrasquel, R OBP: 0.305, SLG: 0.305 (1,6)	F9		F2			F9		F8		4	0	0	0	0	0	2	Chicago White Sox @ Cleveland Indians Cleveland Municipal Stadium, Cleveland, OH Fri Sep 05 1952, 3:33 AM EDT Att: 20,307 - Unknown livebaseballscorecards.com					
Nelle Fox, L OBP: 0.337, SLG: 0.362 (1,4)	L6					F8			6-3	4	0	1	0	0	0	0						
Minnie Minoso, R OBP: 0.381, SLG: 0.437 (1,7) (8,5)	K				L4	F6				4	0	1	0	0	1							
Eddie Robinson, L OBP: 0.384, SLG: 0.463 (1,3)		F7			K			F8	F3	4	0	0	0	0	1							
Sam Mele, R OBP: 0.336, SLG: 0.419 (1,9)		F7				F8		F3	6-3	4	0	0	0	0	1							
Jim Rivera, L OBP: 0.317, SLG: 0.369 (1,8)		F8						6-3		2	0	0	0	1	0							
Sherm Lollar, R OBP: 0.345, SLG: 0.385 (8, PH) Hank Edwards, L OBP: 0.346, SLG: 0.478 (8, PH) Bud Sheely, L OBP: 0.390, SLG: 0.308 (8,2)			K			K		F3		2	0	0	0	0	2							
Rocky Krsnich, R OBP: 0.368, SLG: 0.438 (8,7) Tom Wright, L OBP: 0.346, SLG: 0.349 (8,7)			F4							2	0	1	0	1	0							
Billy Pierce, L OBP: 0.239, SLG: 0.195 (8, PH) Bud Stewart, L OBP: 0.352, SLG: 0.367 (8, PH) Bill Kennedy, L OBP: 0.182, SLG: 0.182 (8,1)								F6		2	0	1	0	0	1							
Inning Stats	R: 0 E: 0 K: 1 S: 5	H: 0 LOB: 0 BB: 0 P: 5	R: 0 E: 0 K: 0 S: 3	H: 0 LOB: 0 BB: 0 P: 3	R: 0 E: 0 K: 1 S: 6	H: 1 LOB: 1 BB: 0 P: 6	R: 0 E: 0 K: 1 S: 5	H: 1 LOB: 0 BB: 0 P: 5	R: 0 E: 0 K: 2 S: 8	H: 1 LOB: 2 BB: 1 P: 12	R: 0 E: 0 K: 0 S: 3	H: 0 LOB: 0 BB: 0 P: 3	R: 0 E: 0 K: 0 S: 3	H: 0 LOB: 0 BB: 0 P: 3	R: 0 E: 0 K: 0 S: 3	H: 0 LOB: 1 BB: 1 P: 7		R: 0 E: 0 K: 0 S: 4	H: 1 LOB: 1 BB: 0 P: 4	1B: 3 2B: 1 3B: 0 HR: 0	SF: 0 SAC: 0 DP: 0 HBP: 0	WP: 0 PB: 0 CS: 0
PITCHER Early Wynn, R ERA: 3.1 (1,1)	IP: 9.0 WLS: W BF: 32 H: 4 R: 0 ER: 0 SO: 5 BB: 2 IBB: 0 HBP: 0 BLK: 0 WP: 0 HR: 0 S: 40 P: 48 ERA: 0.00 WHIP: 0.667															PITCHER Early Wynn, R ERA: 3.1 (1,1)	IP: 9.0 WLS: W BF: 32 H: 4 R: 0 ER: 0 SO: 5 BB: 2 IBB: 0 HBP: 0 BLK: 0 WP: 0 HR: 0 S: 40 P: 48 ERA: 0.00 WHIP: 0.667					


Batter	1	2	3	4	5	6	7	8	9	AB	R	H	RBI	BB	SO	LOB	BOTTOM					
Dale Mitchell, L OBP: 0.395, SLG: 0.432 (1,7)	L6			6-3	6-3					4	0	1	0	0	0	0	Chicago White Sox @ Cleveland Indians Cleveland Municipal Stadium, Cleveland, OH Fri Sep 05 1952, 3:33 AM EDT Att: 20,307 - Unknown livebaseballscorecards.com					
Bobby Avila, R OBP: 0.374, SLG: 0.393 (1,4)	4-3			1B HR		5-3		F8		4	1	1	0	0	2							
Larry Doby, L OBP: 0.383, SLG: 0.558 (1,8)	4-3			1B HR				K		3	1	1	0	1	2							
Luke Easter, L OBP: 0.331, SLG: 0.496 (1,3)		F8		1B HR		K		1-3		4	1	1	3	0	1							
Al Rosen, R OBP: 0.386, SLG: 0.524 (1,5)		L5		5-3		F7				3	0	0	0	0	1							
Wally Westlake, R OBP: 0.310, SLG: 0.280 (1,9)		F3						F6		3	0	1	0	0	0							
Jim Hegan, R OBP: 0.294, SLG: 0.349 (1,2)			K		F9			F6		3	0	0	0	0	1							
George Strickland, R OBP: 0.262, SLG: 0.297 (1,6)			K			5-3		K		3	0	0	0	2	0							
Early Wynn, S OBP: 0.255, SLG: 0.209 (1,1)			4-3			6-3		1B		3	0	1	0	0	0							
Inning Stats	R: 0 E: 0 K: 0 S: 3	H: 0 LOB: 0 BB: 0 P: 3	R: 0 E: 0 K: 0 S: 3	H: 0 LOB: 0 BB: 0 P: 3	R: 0 E: 0 K: 2 S: 7	H: 0 LOB: 0 BB: 0 P: 7	R: 3 E: 0 K: 0 S: 7	H: 4 LOB: 1 BB: 0 P: 7	R: 0 E: 0 K: 0 S: 3	H: 0 LOB: 0 BB: 0 P: 3	R: 0 E: 0 K: 1 S: 5	H: 0 LOB: 1 BB: 1 P: 9	R: 0 E: 0 K: 1 S: 5	H: 0 LOB: 0 BB: 0 P: 5	R: 0 E: 0 K: 1 S: 7	H: 2 LOB: 2 BB: 0 P: 7		R: 0 E: 0 K: 1 S: 7	H: 0 LOB: 1 BB: 0 P: 7	1B: 4 2B: 1 3B: 0 HR: 1	SF: 0 SAC: 0 DP: 0 HBP: 0	WP: 0 PB: 0 CS: 0
PITCHER Billy Pierce, L ERA: 2.63 (1,1) Bill Kennedy, L ERA: 2.42 (8,1)	IP: 7.0 WLS: L BF: 26 H: 4 R: 3 ER: 3 SO: 4 BB: 1 IBB: 0 HBP: 0 BLK: 0 WP: 0 HR: 1 S: 33 P: 37 ERA: 3.86 WHIP: 0.714															PITCHER Early Wynn, S ERA: 3.1 (1,1)	IP: 9.0 WLS: W BF: 32 H: 4 R: 0 ER: 0 SO: 5 BB: 2 IBB: 0 HBP: 0 BLK: 0 WP: 0 HR: 0 S: 40 P: 48 ERA: 0.00 WHIP: 0.667					

Batter	1	2	3	4	5	6	7	8	9	10	11	AB	R	H	RBI	BB	SO	LOB	TOP					
Hector Rodriguez, R Tom Wright, L Hal Brown, R Rocky Krsnich, R	F3		K			G4-6-3		2B		F7		3	0	0	0	0	1	1						
Nellie Fox, L	K			4-3				F6	E5		1-3	5	0	0	0	0	1	2						
Minnie Minoso, R Harry Dorish, R	BB			L7				HR	G6-4-3		E6	3	1	1	1	1	0	2						
Eddie Robinson, L	4-3			F5				BB			FC6-4	4	0	2	0	1	0	1						
Sam Mele, R		L7			F5			F7	G5-4-3		FC6-4	5	0	0	0	0	0	3						
Jim Rivera, L	K			K				K			FC6-4	4	0	0	0	1	3	1						
Bud Sheely, L Sherm Lollar, R Sam Dente, R Darrell Johnson, R	K			K				6-3			FC6-4	2	0	0	0	0	2	0						
Chico Carrasquel, R Hank Edwards, L Willy Miranda, S			6-3			F6		HR			SH1-4	2	0	0	0	0	0	0						
Joe Dobson, R Bud Stewart, L			1-6-3			G4-6-3		HR		F7		2	0	1	0	0	0	0						
Inning Stats	R: 0 E: 0 K: 1 S: 5	H: 0 LOB: 1 BB: 1 P: 9	R: 0 E: 0 K: 2 S: 7	H: 0 LOB: 0 BB: 0 P: 7	R: 0 E: 0 K: 1 S: 5	H: 0 LOB: 0 BB: 0 P: 5	R: 0 E: 0 K: 0 S: 3	H: 0 LOB: 0 BB: 0 P: 3	R: 0 E: 0 K: 0 S: 7	H: 0 LOB: 0 BB: 0 P: 7	R: 1 E: 0 K: 1 S: 6	H: 1 LOB: 1 BB: 1 P: 10	R: 2 E: 1 K: 0 S: 6	H: 3 LOB: 2 BB: 0 P: 6	R: 0 E: 0 K: 0 S: 3	H: 1 LOB: 0 BB: 0 P: 3	R: 0 E: 0 K: 0 S: 4	H: 1 LOB: 2 BB: 0 P: 4	R: 1 E: 2 K: 0 S: 5	H: 1 LOB: 2 BB: 1 P: 9	1B: 5 2B: 1 3B: 0 HR: 2	SF: 0 SAC: 1 DP: 3 HBP: 0	WP: 0 PB: 0 SB: 0 CS: 0	PA: 43
PITCHER	IP 9.0	WLS 33	BF 10	H 2	R 3	ER 3	SO 7	BB 2	IBB 0	HBP 0	BLK 0	WP 0	HR 2	S 45	P 53	ERA 3.00	WHIP 0.889							
Virgil Trucks, R Hal White, R	(1, 1) (10, 1)	2.0 L	10 10	2 2	1 1	0 0	0 0	0 0	1 0	0 0	0 0	0 0	0 0	9 13	0.00 1.000									

Chicago White Sox @ Detroit Tigers
 Briggs Stadium, Detroit, MI
 Sat Sep 06 1952, 4:33 AM EDT
 Att. 4,949 - Unknown

livebaseballscores.com

AB 39
 R 4
 H 8
 RBI 3
 BB 3
 SO 7
 LOB 16



Batter	1	2	3	4	5	6	7	8	9	10	11	AB	R	H	RBI	BB	SO	LOB	BOTTOM			
Johnny Groth, R Harvey Kuenn, R	K		6-3			F2		1B		FC4-6		6	0	1	1	0	1	5				
Fred Hatfield, L	6-3					1B		1B		F7		5	0	2	0	0	0	0				
Walt Dropo, R	1-3					L9		G3		F7		5	0	1	0	0	0	1				
Jim Delsing, L		F7				L7		SH5-4		K		5	1	1	0	0	1	1				
Cliff Mages, L		6-3				G3		SH		SH5-4		3	1	0	0	1	1	2				
Matt Batts, R Johnny Pesky, L						F7		SH5-4		FC4-6		2	0	0	0	2	0	1				
Al Federoff, R Pat Mullin, L Joe Ginsberg, L						F7		SH5-4		FC4-6		2	0	0	0	0	0	1				
Virgil Trucks, R Steve Souchock, R Hal White, R Johnny Hopp, L						F7		SH5-4		FC4-6		2	0	0	0	0	0	0				
Inning Stats	R: 0 E: 0 K: 1 S: 5	H: 0 LOB: 0 BB: 0 P: 5	R: 0 E: 0 K: 0 S: 3	H: 0 LOB: 1 BB: 1 P: 7	R: 0 E: 0 K: 0 S: 3	H: 0 LOB: 0 BB: 0 P: 3	R: 0 E: 0 K: 0 S: 4	H: 2 LOB: 1 BB: 0 P: 4	R: 0 E: 0 K: 0 S: 3	H: 0 LOB: 0 BB: 0 P: 3	R: 3 E: 1 K: 1 S: 8	H: 3 LOB: 2 BB: 1 P: 12	R: 0 E: 0 K: 1 S: 6	H: 0 LOB: 0 BB: 2 P: 14	R: 0 E: 1 K: 1 S: 6	H: 0 LOB: 1 BB: 0 P: 6	R: 0 E: 0 K: 0 S: 4	H: 1 LOB: 2 BB: 1 P: 8	1B: 8 2B: 0 3B: 0 HR: 0	SF: 0 SAC: 2 DP: 0 HBP: 0	WP: 1 PB: 0 SB: 0 CS: 0	PA: 46
PITCHER	IP 7.0	WLS 28	BF 28	H 6	R 3	ER 1	SO 2	BB 1	IBB 1	HBP 0	BLK 0	WP 0	HR 0	S 30	P 38	ERA 1.29	WHIP 1.000					
Joe Dobson, R Harry Dorish, R	(1, 1) (8, 1)	4.0 W	18 18	2 2	0 0	0 0	3 3	3 3	0 0	0 0	0 0	1 1	0 0	21 21	33 33	0.00 0.00	1.250					

Chicago White Sox @ Detroit Tigers
 Briggs Stadium, Detroit, MI
 Sat Sep 06 1952, 4:33 AM EDT
 Att. 4,949 - Unknown

livebaseballscores.com


AB 39
 R 3
 H 8
 RBI 3
 BB 5
 SO 5
 LOB 20



Batter	1	2	3	4	5	6	7	8	9	AB	R	H	RBI	BB	SO	LOB	TOP					
Hector Rodriguez, R OBP: 0.348, SLG: 0.309 (1.5)	0-0 3-1		0-3 K		0-0 1-2 2-H 1B		4-0 BB		0-0 1-2 5-3	4	0	1	1	1	1	2						
Nelle Fox, L OBP: 0.331, SLG: 0.356 (1.4)	0-0 6-3			0-0 F7	0-0 F7		0-0 F5		0-0 F7	5	0	0	0	0	0	4						
Minnie Minoso, R OBP: 0.380, SLG: 0.441 (1.7)	0-0 5-3			0-3 K		0-0 2B 1B		0-3 K		4	0	1	0	0	2	0						
Eddie Robinson, L OBP: 0.386, SLG: 0.468 (1.3)		0-3 K		0-0 3-1		0-0 1-3 2B		0-0 FC6-5 2B		4	0	2	0	0	1	0						
Sam Mele, R OBP: 0.331, SLG: 0.412 (1.9)		0-3 K			0-0 1B 1B	0-3 K		0-0 FC6-5 1B		4	1	1	0	0	2	3						
Jim Rivera, L OBP: 0.317, SLG: 0.367 (1.8)	0-0 6-3				0-0 1-2 1B	0-3 K		0-0 1-2 1B		4	1	2	0	0	1	2						
Sherm Lollar, R OBP: 0.345, SLG: 0.384 (1.2)			0-0 F2		0-0 1-2 2-H 1B	0-0 F7		0-0 F5		4	0	1	1	0	0	4						
Chico Carrasquel, R OBP: 0.306, SLG: 0.303 (1.6)				0-0 SH2-4 1B	0-0 F8		0-0 F7		4-0 5-3 BB	3	0	1	0	1	0	2						
Mary Grissom, R OBP: 0.149, SLG: 0.217 (1.1)					0-0 F4		0-3 K		0-3 K	0	0	0	0	0	0	0						
Bill Kennedy, L OBP: 0.162, SLG: 0.182 (4.1)			0-0 SH2-4							0	0	0	0	0	0	0						
Rocky Krsnich, R OBP: 0.350, SLG: 0.412 (5. PH)					0-0 F4					1	0	0	0	0	0	2						
Hal Brown, R OBP: 0.200, SLG: 0.368 (5.1)										1	0	0	0	0	1	0						
Tom Wright, L OBP: 0.350, SLG: 0.356 (9. PH)										1	0	0	0	0	1	1						
Inning Stats	R: 0 E: 0 K: 0 S: 3	H: 0 LOB: 0 BB: 0 P: 3	R: 0 E: 0 K: 2 S: 7	H: 0 LOB: 0 BB: 0 P: 7	R: 0 E: 0 K: 1 S: 6	H: 1 LOB: 1 BB: 0 P: 6	R: 0 E: 0 K: 1 S: 5	H: 0 LOB: 0 BB: 0 P: 5	R: 2 E: 0 K: 0 S: 7	H: 4 LOB: 2 BB: 0 P: 7	R: 0 E: 0 K: 2 S: 9	H: 2 LOB: 1 BB: 1 P: 9	R: 0 E: 0 K: 1 S: 5	H: 0 LOB: 1 BB: 1 P: 9	R: 0 E: 0 K: 1 S: 7	H: 2 LOB: 2 BB: 0 P: 7	R: 0 E: 0 K: 1 S: 5	H: 0 LOB: 1 BB: 1 P: 9	1B: 7 2B: 2 3B: 0 HR: 0	SF: 0 SAC: 1 DP: 0 HBP: 0	WP: 0 PB: 0 CS: 0	PA: 38
PITCHER Ted Gray, L ERA: 3.84 (1.1)	IP: 9.0 WLS: W BF: 38 H: 9 R: 2 ER: 2 SO: 9 BB: 2 IBB: 0 HBP: 0 BLK: 0 WP: 0 HR: 0 S: 54 P: 62 ERA: 2.00 WHIP: 1.222															PITCHER						

Chicago White Sox @ Detroit Tigers
Briggs Stadium, Detroit, MI
Sun Sep 07 1952, 4:33 AM EDT
Att: 11,290 - Unknown


AB 35
R 2
H 9
RBI 2
BB 2
SO 9
LOB 20



Batter	1	2	3	4	5	6	7	8	9	AB	R	H	RBI	BB	SO	LOB	BOTTOM			
Johnny Groth, R OBP: 0.335, SLG: 0.353 (1.8)	0-0 F5		0-0 1B 3B	0-0 1-2 3-H 1B		0-3 K		0-0 L6		5	1	2	2	0	1	0				
Harvey Kuenn, R OBP: 0.444, SLG: 0.444 (1.6)	0-0 F8		0-0 FC4-6 1B	0-0 1-2 2-H FC6-4		0-0 CS 1B				4	0	2	1	0	0	1				
Fred Hatfield, L OBP: 0.315, SLG: 0.321 (1.5)	0-0 F7		0-0 FC4-6 BB	0-0 F7		0-0 F9				4	0	0	0	0	0	4				
Walt Dropo, R OBP: 0.335, SLG: 0.491 (1.3)		0-0 5-3	4-0 FC4-6 BB	0-0 FC6-4		0-3 K				3	0	0	0	1	1	2				
Pat Mullin, L OBP: 0.332, SLG: 0.424 (1.7)		0-0 BB 1B	0-0 FC4-6		0-3 K		0-0 1B			4	0	2	0	0	1	2				
Cliff Mapes, L OBP: 0.286, SLG: 0.353 (1.9)		0-0 L6	0-0 1-3		0-0 1B		0-0 F3			4	0	1	0	0	0	4				
Joe Ginsberg, L OBP: 0.326, SLG: 0.318 (1.2)		4-0 1-2 BB		4-0 1B SH1-4 BB	0-0 F9		0-0 F5			2	1	0	0	2	0	2				
Al Federoff, R OBP: 0.264, SLG: 0.240 (1.4)		0-3 K		0-0 SH1-4	0-0 1-2 1B		0-0 F5			3	0	1	0	0	1	2				
Ted Gray, S OBP: 0.197, SLG: 0.186 (1.1)			0-0 3B 1B	0-0 2-3 E 1B	0-3 K		0-3 K			4	2	2	0	0	2	2				
Inning Stats	R: 0 E: 0 K: 0 S: 3	H: 0 LOB: 0 BB: 0 P: 3	R: 0 E: 0 K: 1 S: 6	H: 1 LOB: 2 BB: 1 P: 10	R: 2 E: 0 K: 0 S: 6	H: 3 LOB: 2 BB: 1 P: 10	R: 2 E: 1 K: 0 S: 6	H: 2 LOB: 2 BB: 1 P: 10	R: 0 E: 0 K: 1 S: 5	H: 1 LOB: 0 BB: 0 P: 5	R: 0 E: 0 K: 1 S: 6	H: 1 LOB: 1 BB: 0 P: 6	R: 0 E: 0 K: 1 S: 5	H: 0 LOB: 0 BB: 0 P: 5	R: 0 E: 0 K: 1 S: 5	H: 0 LOB: 0 BB: 0 P: 5	1B: 9 2B: 0 3B: 1 HR: 0	SF: 0 SAC: 1 DP: 0 HBP: 0	WP: 0 PB: 0 CS: 1	PA: 37
PITCHER Mary Grissom, R ERA: 3.72 (1.1)	IP: 3.1 WLS: L BF: 20 H: 6 R: 4 ER: 4 SO: 1 BB: 3 IBB: 0 HBP: 0 BLK: 0 WP: 0 HR: 0 S: 19 P: 31 ERA: 10.80 WHIP: 2.700															PITCHER				
Bill Kennedy, L ERA: 2.39 (4.1)	0.2 0 0 0 0 0 0 0 0 0 2 2 0.00 0.000																			
Hal Brown, R ERA: 3.52 (5.1)	4.0 15 4 0 0 5 0 0 0 0 0 0 25 25 0.00 1.000																			

Chicago White Sox @ Detroit Tigers
Briggs Stadium, Detroit, MI
Sun Sep 07 1952, 4:33 AM EDT
Att: 11,290 - Unknown

AB 33
R 4
H 10
RBI 3
BB 3
SO 6
LOB 19



Batter	1	2	3	4	5	6	7	8	9	10	11	12	AB	R	H	RBI	BB	SO	LOB	TOP		
Eddie Yost, R OBP: 0.359, SLG: 0.330 (1.5)	0-3 K		0-0 6-3		0-0 G4-6-3			0-0 5-3			0-0 F7		5	0	0	0	0	1	1			
Gl Coan, L OBP: 0.294, SLG: 0.342 (1.7)	0-0 F7		0-0 F8			0-0 F9		0-0 4-3			0-0 F8		5	0	0	0	0	0	0			
Jackie Jensen, R OBP: 0.352, SLG: 0.404 (1.9)	0-0 5-3			0-0 F9		0-0 4-3		0-0 5-3			0-0 1B		5	0	1	0	0	0	0			
Pete Runnels, L OBP: 0.370, SLG: 0.333 (1.6)		0-0 1B BB		0-0 F5		0-0 2B		0-0 5-3			0-0 F8		4	0	1	0	1	0	1			
Mickey Vernon, L OBP: 0.358, SLG: 0.400 (1.3)		0-0 1B BB		0-0 1B		0-0 F6		0-0 3-1			0-0 1B		5	2	3	0	0	0	1			
Floyd Baker, L OBP: 0.384, SLG: 0.316 (1.4)	0-0 FC3-2-5		0-0 1B	0-0 2B			0-0 F7		0-0 1B		0-0 F5		5	0	2	1	0	0	3			
Jim Busby, R OBP: 0.261, SLG: 0.275 (1.8)	0-0 F8		0-0 K				0-0 1B		0-0 L1		0-0 FC6-4		5	0	2	1	0	1	2			
Clyde Kluttz, R OBP: 0.286, SLG: 0.290 (1.2)	0-0 5-3				0-0 F7			0-0 F9		0-0 K		0-0 FC6-4	3	0	0	0	0	0	2			
Earl Rapp, L OBP: 0.267, SLG: 0.316 (10, PH)												0-0 FC6-4	1	0	0	0	0	1	0			
Mickey Grasso, R OBP: 0.292, SLG: 0.260 (10.2)											0-0 K	1-2 2-3	1	0	0	0	0	0	2			
Bob Porterfield, R OBP: 0.216, SLG: 0.236 (1.1)											0-0 F9		3	0	1	0	0	1	1			
Randy Gumpert, R OBP: 0.220, SLG: 0.179 (8.1)			0-0 F4			0-0 G4-6-3		0-3 K		0-0 F9		0-3 K	2	0	0	0	0	1	2			
Inning Stats	R: 0 E: 0 K: 1 S: 5	H: 0 LOB: 0 BB: 0 P: 5	R: 1 E: 0 K: 0 S: 4	H: 1 LOB: 1 BB: 1 P: 8	R: 0 E: 0 K: 0 S: 3	H: 0 LOB: 0 BB: 0 P: 3	R: 1 E: 0 K: 1 S: 7	H: 2 LOB: 1 BB: 0 P: 7	R: 0 E: 0 K: 0 S: 3	H: 1 LOB: 1 BB: 0 P: 3	R: 0 E: 0 K: 0 S: 4	H: 0 LOB: 0 BB: 0 P: 3	R: 0 E: 0 K: 1 S: 5	H: 0 LOB: 0 BB: 0 P: 5	R: 0 E: 0 K: 0 S: 4	H: 1 LOB: 1 BB: 0 P: 4	R: 0 E: 0 K: 1 S: 7	H: 2 LOB: 2 BB: 0 P: 7	1B: 8 2B: 2 3B: 0 HR: 0	SF: 0 SAC: 0 DP: 1 HBP: 0	WP: 0 PB: 0 CS: 0	PA: 45
PITCHER Saul Rogovin, R ERA: 4.1 (1.1)	IP: 12.0 WLS: 7 BF: 45 H: 10 R: 2 ER: 2 SO: 5	BB: 1 IBB: 0 HBP: 0 BLK: 0	WP: 0 HR: 0 S: 54 P: 58	ERA: 1.50 WHIP: 0.917																		

Washington Senators @ Chicago White Sox
Comiskey Park, Chicago, IL
Tue Sep 09 1952, 4:33 AM EDT
Unknown

AB 44
R 2
H 10
RBI 2
BB 1
SO 5
LOB 15



Batter	1	2	3	4	5	6	7	8	9	10	11	12	AB	R	H	RBI	BB	SO	LOB	BOTTOM		
Chico Carrasquel, R OBP: 0.307, SLG: 0.300 (1.6)	4-0 FC4-6				4-0 SH1-4		0-0 6-3		0-0 G3			4-0 1B	3	0	0	0	2	0	2			
Tom Wright, L OBP: 0.353, SLG: 0.356 (12, PH)		0-0 5-3										0-0 1B	0	0	0	0	1	0	0			
Nellie Fox, L OBP: 0.332, SLG: 0.356 (1.4)	0-0 FC4-6		0-0 F7		0-0 SH1-4		0-0 1B		0-0 6-3			0-0 1B	5	0	2	1	0	0	1			
Minnie Mincso, R OBP: 0.379, SLG: 0.438 (1.9)	0-0 F8		0-0 F8		0-0 F3		0-0 F8		0-0 BB		4-0 BB	1-2 2-3	4	0	0	0	1	0	3			
Eddie Robinson, L OBP: 0.363, SLG: 0.463 (1.3)	0-0 G3		0-0 3-1		0-3 K		0-3 K		0-3 K		0-0 G3-4-6-3	1-2	5	0	0	0	0	2	3			
Hank Edwards, L OBP: 0.346, SLG: 0.474 (1.7)		0-0 SH1-4		0-3 K		0-0 L6		0-0 F7		0-0 F7		0-0 F7	5	1	1	0	0	1	0			
Jim Rivera, L OBP: 0.316, SLG: 0.365 (1.8)		0-0 SH1-4		0-0 1-3		0-0 3-1		0-3 K		0-0 5-3		0-0 5-3	5	1	1	0	0	1	0			
Sherm Lollar, R OBP: 0.347, SLG: 0.382 (1.2)		0-0 SH1-4		1-0 HBP		4-0 BB		0-0 6-3		0-0 F7		0-0 F7	2	0	0	0	1	0	0			
Hector Rodriguez, R OBP: 0.256, SLG: 0.269 (1.5)		4-0 1B										0-0 FC2-6	0	0	0	0	0	0	0			
Sam Rice, L OBP: 0.337, SLG: 0.412 (3.5)												0-0 1B	2	0	1	0	0	0	1			
Rocky Kirsch, R OBP: 0.257, SLG: 0.417 (3.5)												0-0 1B	1	0	1	0	0	0	0			
Bud Stewart, L OBP: 0.257, SLG: 0.365 (3.5)												0-0 1B	1	0	1	0	0	0	0			
Willy Miranda, L OBP: 0.256, SLG: 0.272 (10.5)												0-0 1B	1	0	1	0	0	0	0			
Saul Rogovin, R OBP: 0.240, SLG: 0.254 (1.1)		0-0 1B		1-3 2-4 3-4		0-0 F8		0-0 F7		0-0 B3		0-0 FC2-6	5	1	1	2	0	0	4			
Inning Stats	R: 0 E: 0 K: 0 S: 3	H: 0 LOB: 1 BB: 1 P: 7	R: 2 E: 0 K: 0 S: 5	H: 3 LOB: 1 BB: 1 P: 9	R: 0 E: 0 K: 0 S: 3	H: 0 LOB: 0 BB: 0 P: 3	R: 0 E: 0 K: 1 S: 6	H: 1 LOB: 2 BB: 0 P: 7	R: 0 E: 0 K: 1 S: 5	H: 0 LOB: 1 BB: 1 P: 9	R: 0 E: 0 K: 0 S: 3	H: 0 LOB: 0 BB: 0 P: 3	R: 0 E: 0 K: 0 S: 4	H: 0 LOB: 0 BB: 1 P: 6	R: 0 E: 0 K: 0 S: 3	H: 0 LOB: 0 BB: 0 P: 3	R: 0 E: 0 K: 0 S: 3	H: 2 LOB: 2 BB: 1 P: 7	1B: 8 2B: 0 3B: 0 HR: 0	SF: 0 SAC: 2 DP: 1 HBP: 1	WP: 0 PB: 0 CS: 0	PA: 47
PITCHER Bob Porterfield, R ERA: 2.59 (1.1)	IP: 7.0 WLS: 7 BF: 30 H: 5 R: 2 ER: 2 SO: 2	BB: 3 IBB: 1 HBP: 1 BLK: 0	WP: 0 HR: 0 S: 29 P: 46	ERA: 2.57 WHIP: 1.143																		
PITCHER Randy Gumpert, R ERA: 4.18 (8.1)	IP: 4.1 WLS: 1 BF: 17 H: 3 R: 1 ER: 1 SO: 2	BB: 2 IBB: 0 HBP: 0 BLK: 0	WP: 0 HR: 0 S: 19 P: 27	ERA: 2.08 WHIP: 1.154																		

Washington Senators @ Chicago White Sox
Comiskey Park, Chicago, IL
Tue Sep 09 1952, 4:33 AM EDT
Unknown

AB 38
R 3
H 8
RBI 3
BB 6
SO 4
LOB 14



Batter	1	2	3	4	5	6	7	8	9	AB	R	H	RBI	BB	SO	LOB	TOP			
Eddie Yost, R OBP: 0.362, SLG: 0.336 (1, 5)										3	1	2	1	1	0	0	Washington Senators @ Chicago White Sox Comiskey Park, Chicago, IL Tue Sep 09 1952, 4:38 AM EDT Att: 22,573 - Unknown livebaseballscorecards.com			
Gil Coan, L OBP: 0.290, SLG: 0.338 (1, 7)										4	0	0	0	0	1	3				
Jackie Jensen, R OBP: 0.351, SLG: 0.402 (1, 9)										3	0	0	0	1	0	1				
Pete Runnels, L OBP: 0.369, SLG: 0.333 (1, 6)										4	0	1	0	0	0	3				
Fred Taylor, L OBP: 0.429, SLG: 0.364 (1, 3)										3	0	1	1	1	1	1				
Mel Hoderlein, S OBP: 0.298, SLG: 0.293 (1, 4)										4	0	0	0	0	0	4				
Jim Busby, R OBP: 0.265, SLG: 0.279 (1, 8)										4	1	3	0	0	0	0				
Mickey Grasso, R OBP: 0.293, SLG: 0.259 (1, 2)										2	0	0	0	1	0	1				
Mike Fomieles, R (1, 1)										3	0	0	0	0	2	3				
Inning Stats	R: 1 E: 0 K: 1 S: 7	H: 2 LOB: 2 BB: 1 P: 11	R: 0 E: 0 K: 0 S: 3	H: 1 LOB: 0 BB: 0 P: 3	R: 0 E: 0 K: 0 S: 3	H: 0 LOB: 1 BB: 1 P: 7	R: 0 E: 0 K: 1 S: 5	H: 1 LOB: 2 BB: 2 P: 13	R: 0 E: 0 K: 0 S: 3	H: 1 LOB: 0 BB: 0 P: 3	R: 1 E: 0 K: 1 S: 7	H: 2 LOB: 1 BB: 0 P: 7	R: 0 E: 0 K: 1 S: 5	H: 0 LOB: 0 BB: 0 P: 5	R: 0 E: 0 K: 0 S: 3	H: 0 LOB: 0 BB: 0 P: 3	1B: 5 2B: 2 3B: 0 HR: 0	SF: 0 SAC: 1 DP: 3 HBP: 0	WP: 0 PB: 0 CS: 1	PA: 35
PITCHER Harry Dorish, R ERA: 2.24 (1, 1)	IP: 9.0 WLS: W BF: 35 H: 7 R: 2 ER: 2 SO: 4 BB: 4 IBB: 0 HBP: 0 BLK: 0 WP: 0 HR: 0 S: 39 P: 55 ERA: 2.00 WHIP: 1.222															PITCHER				


Batter	1	2	3	4	5	6	7	8	9	AB	R	H	RBI	BB	SO	LOB	BOTTOM			
Chico Carrasquel, R OBP: 0.307, SLG: 0.300 (1, 6)										4	0	1	1	0	0	1	Washington Senators @ Chicago White Sox Comiskey Park, Chicago, IL Tue Sep 09 1952, 4:38 AM EDT Att: 22,573 - Unknown livebaseballscorecards.com			
Nellie Fox, L OBP: 0.333, SLG: 0.359 (1, 4)										4	1	2	0	0	0	1				
Minnie Minoso, R OBP: 0.378, SLG: 0.436 (1, 9)										4	0	1	0	0	0	4				
Eddie Robinson, L OBP: 0.384, SLG: 0.463 (1, 3)										3	0	1	1	1	0	1				
Hank Edwards, L OBP: 0.340, SLG: 0.464 (1, 7)										4	0	0	0	0	0	4				
Jim Rivera, L OBP: 0.314, SLG: 0.362 (1, 8)										4	0	0	0	0	0	0				
Darrell Johnson, R OBP: 0.323, SLG: 0.261 (1, 2)										2	1	0	0	1	0	0				
Sam Mele, R OBP: 0.334, SLG: 0.421 (9, PH)										1	1	1	1	0	0	0				
Hector Rodriguez, R OBP: 0.346, SLG: 0.308 (1, 5)										2	0	0	0	0	0	0				
Harry Dorish, R OBP: 0.130, SLG: 0.136 (1, 1)										3	0	1	0	0	1	1				
Inning Stats	R: 1 E: 0 K: 0 S: 5	H: 2 LOB: 0 BB: 0 P: 5	R: 0 E: 0 K: 0 S: 3	H: 0 LOB: 0 BB: 0 P: 3	R: 0 E: 0 K: 0 S: 4	H: 1 LOB: 1 BB: 0 P: 4	R: 0 E: 0 K: 0 S: 3	H: 0 LOB: 0 BB: 0 P: 3	R: 1 E: 1 K: 0 S: 4	H: 2 LOB: 2 BB: 1 P: 8	R: 0 E: 0 K: 0 S: 2	H: 1 LOB: 0 BB: 0 P: 2	R: 0 E: 0 K: 0 S: 4	H: 0 LOB: 1 BB: 0 P: 8	R: 1 E: 0 K: 0 S: 2	H: 1 LOB: 0 BB: 0 P: 2	1B: 4 2B: 2 3B: 0 HR: 1	SF: 0 SAC: 1 DP: 1 HBP: 0	WP: 0 PB: 1 CS: 0	PA: 34
PITCHER Mike Fomieles, R ERA: 1.56 (1, 1)	IP: 8.1 WLS: L BF: 34 H: 7 R: 3 ER: 3 SO: 1 BB: 1 IBB: 1 HBP: 0 BLK: 0 WP: 0 HR: 1 S: 34 P: 42 ERA: 3.24 WHIP: 0.960															PITCHER				

Batter	1	2	3	4	5	6	7	8	9	AB	R	H	RBI	BB	SO	LOB	TOP				
Eddie Yost, R OBP: 0.361, SLG: 0.332 (1, 5)	F9		6-3		F4		F7										4 0 0 0 0 0 1				
Gil Coan, L OBP: 0.286, SLG: 0.332 (1, 7)	F5			5-3		F9	F5										4 0 0 0 0 0 0				
Jackie Jensen, R OBP: 0.355, SLG: 0.411 (1, 9)	F4			1B BB		3B 2B		5-3									3 2 1 0 1 0 0				
Mickey Vernon, L OBP: 0.356, SLG: 0.396 (1, 3)		4-3		FC6-4 1B BB		F7		3-1									3 0 0 0 1 0 1				
Floyd Baker, L OBP: 0.356, SLG: 0.317 (1, 4)	K			FC6-4 1B		3B IBB		4-3									3 1 1 1 1 1 0				
Jim Busby, R OBP: 0.286, SLG: 0.284 (1, 8)	1-3			FC6-4 1-2 2-H		E 3B			5-3								4 1 1 2 0 0 2				
Jerry Snyder, R OBP: 0.224, SLG: 0.189 (1, 6)			SH1-3 2B	F6		E5 FC5-4											3 0 1 0 1 0 2				
Mickey Grasso, R OBP: 0.286, SLG: 0.252 (1, 2)			K		K	FC5-4 1-2		K									4 0 0 0 0 3 3				
Walt Masterson, R OBP: 0.176, SLG: 0.128 (1, 1)		SH1-3 2-3		K			F7		K								3 0 0 0 0 2 1				
Inning Stats	R: 0 E: 0 K: 0 S: 3	H: 0 LOB: 0 BB: 0 P: 3	R: 0 E: 0 K: 1 S: 5	H: 0 LOB: 0 BB: 0 P: 5	R: 0 E: 0 K: 1 S: 6	H: 1 LOB: 1 BB: 0 P: 6	R: 1 E: 0 K: 0 S: 4	H: 1 LOB: 2 BB: 2 P: 12	R: 0 E: 0 K: 0 S: 7	H: 0 LOB: 0 BB: 0 P: 7	R: 3 E: 1 K: 0 S: 6	H: 2 LOB: 1 BB: 1 P: 10	R: 0 E: 0 K: 0 S: 3	H: 0 LOB: 0 BB: 0 P: 3	R: 0 E: 0 K: 2 S: 7	H: 0 LOB: 1 BB: 1 P: 11	1B: 1 2B: 2 3B: 1 HR: 0	SF: 0 SAC: 1 DP: 0 HBP: 0	WP: 0 PB: 0 CS: 1	PA: 36	
PITCHER	IP	WLS	BF	H	R	ER	SO	BB	IBB	HBP	BLK	WP	HR	S	P	ERA	WHIP				
Joe Dobson, R ERA: 2.67 (1, 1)	7.0	L	29	4	4	3	4	2	1	0	0	0	0	34	46	3.86	0.857				
Chuck Stobbs, L ERA: 3.16 (8, 1)	2.0		7	0	0	0	2	1	0	0	0	0	0	10	14	0.00	0.500				

Washington Senators @ Chicago White Sox
Comiskey Park, Chicago, IL
Thu Sep 11 1952, 4:33 AM EDT
Att: 2,792 - Unknown

livebaseballscorecards.com

AB 31
R 4
H 4
RBI 3
BB 4
SO 6
LOB 10




Batter	1	2	3	4	5	6	7	8	9	AB	R	H	RBI	BB	SO	LOB	BOTTOM					
Chico Carrasquel, R OBP: 0.305, SLG: 0.296 (1, 6)	K		F8		F8			F6									4 0 0 0 0 1 0					
Nellie Fox, L OBP: 0.333, SLG: 0.360 (1, 4)	FC6-5 2B		FC6-4 1B		6-3			1-3									4 0 2 0 0 0 0					
Minnie Minoso, R OBP: 0.376, SLG: 0.434 (1, 7) (8, 5)	FC6-5 2-3		FC6-4 1-2		F9		F9										4 0 0 0 0 0 2					
Eddie Robinson, L OBP: 0.384, SLG: 0.460 (1, 3)	F9		F8		F8				SH5-3 HBP								3 0 0 0 0 0 2					
Sam Mele, R OBP: 0.331, SLG: 0.417 (1, 9)		F5		5-3		5-3		F8									4 0 0 0 0 0 1					
Jim Rivera, L OBP: 0.313, SLG: 0.360 (1, 8)		1B WP BB		S 1B		K		SH5-3 1-2									2 1 1 0 1 1 0					
Sherm Lollar, R OBP: 0.350, SLG: 0.381 (1, 2)					F3			4-3									2 0 1 0 1 0 1					
Hal Brown, R OBP: 0.200, SLG: 0.368 (7, PR)																	0 0 0 0 0 0 0					
Chuck Stobbs, L OBP: 0.205, SLG: 0.079 (8, 1)		WP															0 0 0 0 0 0 0					
Bud Sheely, L OBP: 0.375, SLG: 0.294 (9, PH)		1B															1 0 0 0 0 0 1					
Rocky Krsnich, R OBP: 0.333, SLG: 0.429 (1, 5)		5-3															2 0 0 0 0 1 2					
Bud Stewart, L OBP: 0.355, SLG: 0.384 (7, PH) (8, 7)		1-2 3-H			K			F9									1 0 0 0 0 0 1					
Joe Dobson, R OBP: 0.246, SLG: 0.193 (1, 1)																	2 0 0 0 0 0 1					
Tom Wright, L OBP: 0.354, SLG: 0.358 (7, PH)																	1 0 0 0 0 0 1					
Darrell Johnson, R OBP: 0.320, SLG: 0.259 (8, 2)																	0 0 0 0 0 0 0					
Inning Stats	R: 0 E: 0 K: 1 S: 6	H: 1 LOB: 1 BB: 0 P: 6	R: 1 E: 0 K: 0 S: 4	H: 1 LOB: 1 BB: 1 P: 8	R: 0 E: 0 K: 0 S: 4	H: 1 LOB: 1 BB: 0 P: 4	R: 0 E: 0 K: 1 S: 6	H: 1 LOB: 1 BB: 0 P: 6	R: 0 E: 0 K: 0 S: 3	H: 0 LOB: 0 BB: 0 P: 3	R: 0 E: 0 K: 0 S: 3	H: 0 LOB: 0 BB: 0 P: 3	R: 0 E: 0 K: 1 S: 5	H: 0 LOB: 1 BB: 1 P: 9	R: 0 E: 0 K: 0 S: 3	H: 0 LOB: 0 BB: 0 P: 3	R: 0 E: 0 K: 0 S: 3	H: 0 LOB: 1 BB: 0 P: 4	1B: 3 2B: 1 3B: 0 HR: 0	SF: 0 SAC: 1 DP: 0 HBP: 1	WP: 1 PB: 0 CS: 0	PA: 34
PITCHER	IP	WLS	BF	H	R	ER	SO	BB	IBB	HBP	BLK	WP	HR	S	P	ERA	WHIP					
Walt Masterson, R ERA: 3.89 (1, 1)	9.0	W	34	4	1	1	3	2	0	1	0	1	0	37	46	1.00	0.667					

Washington Senators @ Chicago White Sox
Comiskey Park, Chicago, IL
Thu Sep 11 1952, 4:33 AM EDT
Att: 2,792 - Unknown

livebaseballscorecards.com


AB 30
R 1
H 4
RBI 0
BB 2
SO 3
LOB 12



Batter	1	2	3	4	5	6	7	8	9	AB	R	H	RBI	BB	SO	LOB	TOP										
Phil Rizzuto, R OBP: 0.343, SLG: 0.351 (1, 6)	F7		F8	BB			F9		BB FC3-2-5-1 BB	3	0	0	0	2	0	0											
Joe Collins, L OBP: 0.351, SLG: 0.467 (1, 3)	HR		5-3 1B BB				F3		FC3-2-5-1	4	1	1	1	1	0	3											
Mickey Mantle, S OBP: 0.391, SLG: 0.500 (1, 8)	2B		5-3 1B				G3		3H F7	5	1	2	0	0	0	2											
Gene Woodling, L OBP: 0.404, SLG: 0.490 Irv Noren OBP: 0.316, SLG: 0.340 (5, 7)	2B		5-3				F2		4-3	3	1	1	1	0	0	2											
Yogi Berra, L OBP: 0.357, SLG: 0.485 (1, 2)	1B		F7				5-3		F7	4	0	1	1	0	0	2											
Hank Bauer, R OBP: 0.356, SLG: 0.466 (1, 9)	F8						F9		F8	4	0	0	0	0	1	1											
Gil McDougald, R OBP: 0.335, SLG: 0.362 (1, 5)	PO		F7				WP HR 1B		3B 2B	4	2	3	0	0	0	0											
Billy Martin, R OBP: 0.315, SLG: 0.349 (1, 4)			5-3				1H HR		3B	4	1	2	3	0	0	1											
Tom Gorman, R OBP: 0.190, SLG: 0.105 Ray Scarborough, R OBP: 0.276, SLG: 0.259 Ewell Blackwell, R OBP: 0.143, SLG: 0.200 (7, 1)	F8		F8				F5		6-3	1	0	0	0	0	0	0											
							G3			2	0	0	0	0	0	1											
										1	0	0	0	0	0	1											
Inning Stats	R: 3 E: 0 K: 0 S: 6	H: 4 LOB: 0 BB: 0 P: 6	R: 0 E: 0 K: 0 S: 3	H: 0 LOB: 0 BB: 0 P: 3	R: 0 E: 0 K: 0 S: 4	H: 1 LOB: 2 BB: 1 P: 8	R: 2 E: 0 K: 0 S: 5	H: 2 LOB: 1 BB: 1 P: 9	R: 0 E: 0 K: 0 S: 3	H: 0 LOB: 0 BB: 0 P: 3	R: 0 E: 0 K: 0 S: 3	H: 0 LOB: 0 BB: 0 P: 3	R: 0 E: 0 K: 0 S: 3	H: 0 LOB: 0 BB: 0 P: 3	R: 1 E: 0 K: 0 S: 5	H: 2 LOB: 2 BB: 1 P: 9	1B: 4 2B: 3 3B: 1 HR: 2	SF: 0 SAC: 0 DP: 0 HBP: 0	WP: 1 PB: 0 CS: 0	PA: 40							
PITCHER	IP	WLS	BF	H	R	ER	SO	BB	IBB	HBP	BLK	WP	HR	S	P	ERA	WHIP										
Hal Brown, R ERA: 3.88 (1, 1)	0.1		4	3	3	3	0	0	0	0	0	0	1	4	2	81.00	9.000										
Bill Kennedy, L ERA: 2.53 (1, 1)	3.2	L	16	4	2	2	0	2	0	0	0	1	1	14	22	4.91	1.636										
Lou Kretlow, R ERA: 2.69 (5, 1)	2.0		7	1	0	0	1	0	0	0	0	0	0	9	9	0.00	0.500										
Luis Aloma, R ERA: 3.34 (7, 1)	3.0		12	2	1	1	0	1	0	0	0	0	0	11	15	3.00	1.000										

New York Yankees @ Chicago White Sox
Comiskey Park, Chicago, IL
Fri Sep 12 1952, 4:33 AM EDT
Att: 40,137 - Unknown


AB 36
R 6
H 10
RBI 6
BB 3
SO 1
LOB 13



Batter	1	2	3	4	5	6	7	8	9	AB	R	H	RBI	BB	SO	LOB	BOTTOM										
Chico Carrasquel, R OBP: 0.307, SLG: 0.297 Bud Shelly, L OBP: 0.370, SLG: 0.290 (9, PH)	G5-6-3 BB	1H 1B					5-3		4-3	3	0	1	1	1	0	0											
Nellie Fox, L OBP: 0.333, SLG: 0.360 (1, 4)	G5-6-3 1-2	F8					L3 1B		L5	4	0	1	0	1	0	2											
Minnie Minoso, R OBP: 0.375, SLG: 0.435 (1, 7)	F		B2-3				L3 1-2		F9	4	1	1	0	0	0	2											
Eddie Robinson, L OBP: 0.383, SLG: 0.458 (1, 3)	F	HBP	F5				4-3		F8	3	0	0	0	0	0	1											
Sam Mele, R OBP: 0.333, SLG: 0.425 (1, 9)	E8	1-3 2H 1B					F9		5-3	4	1	2	2	0	0	0											
Jim Rivera, L OBP: 0.315, SLG: 0.359 (1, 8)	4-3		B1-3				BB 1B		6-3 S BB	3	1	1	0	1	0	2											
Sherm Lollar, R OBP: 0.351, SLG: 0.381 (1, 2)			F9				G4-6-3 1B		6-3	3	0	1	0	1	0	1											
Rocky Krsnich, R OBP: 0.346, SLG: 0.435 (1, 5)			1B 1B				F9		4-3	4	1	2	1	0	0	2											
Hal Brown, R OBP: 0.260, SLG: 0.368 Bill Kennedy, L OBP: 0.167, SLG: 0.167 Bud Shelly, L OBP: 0.333, SLG: 0.382 Lou Kretlow, R OBP: 0.350, SLG: 0.358 Tom Wright, L OBP: 0.350, SLG: 0.358 Luis Aloma, R OBP: 0.290, SLG: 0.270 (9, PH)			K				G4-6-3 1-2 2H 1B		4-3	0	0	0	0	0	0	0											
										1	0	0	0	0	1	1											
										1	0	0	0	0	1	1											
										0	0	0	0	0	0	0											
										1	0	0	0	0	0	2											
										1	0	0	0	0	0	0											
										0	0	0	0	0	0	0											
										0	0	0	0	0	0	0											
										1	0	0	0	0	0	0											
Inning Stats	R: 1 E: 1 K: 0 S: 4	H: 2 LOB: 2 BB: 1 P: 9	R: 1 E: 0 K: 1 S: 7	H: 2 LOB: 1 BB: 0 P: 7	R: 1 E: 0 K: 0 S: 4	H: 1 LOB: 0 BB: 0 P: 4	R: 0 E: 0 K: 0 S: 3	H: 1 LOB: 0 BB: 0 P: 3	R: 0 E: 0 K: 0 S: 3	H: 1 LOB: 2 BB: 1 P: 9	R: 0 E: 0 K: 0 S: 3	H: 0 LOB: 1 BB: 1 P: 7	R: 0 E: 0 K: 0 S: 3	H: 0 LOB: 1 BB: 1 P: 7	R: 0 E: 0 K: 0 S: 3	H: 0 LOB: 0 BB: 0 P: 3	1B: 7 2B: 2 3B: 0 HR: 1	SF: 0 SAC: 0 DP: 3 HBP: 1	WP: 0 PB: 0 CS: 0	PA: 38							
PITCHER	IP	WLS	BF	H	R	ER	SO	BB	IBB	HBP	BLK	WP	HR	S	P	ERA	WHIP										
Tom Gorman, R ERA: 4.53 (1, 1)	2.0		11	4	2	1	1	0	0	0	0	0	1	11	16	4.50	2.500										
Ray Scarborough, R ERA: 4.1 (3, 1)	4.0	W	16	5	2	2	0	1	0	0	0	0	1	15	19	4.50	1.500										
Ewell Blackwell, R ERA: 5.03 (7, 1)	3.0	S	11	0	0	0	0	2	0	0	0	0	0	9	17	0.00	0.667										

New York Yankees @ Chicago White Sox
Comiskey Park, Chicago, IL
Fri Sep 12 1952, 4:33 AM EDT
Att: 40,137 - Unknown

AB 33
R 4
H 9
RBI 4
BB 4
SO 1
LOB 14



Batter	1	2	3	4	5	6	7	8	9	AB	R	H	RBI	BB	SO	LOB	TOP								
Phil Rizzuto, R OBP: 0.340, SLG: 0.348 (1, 6)	4-3		K		F3		K	F5		5	0	0	0	0	2	2	New York Yankees @ Chicago White Sox Comiskey Park, Chicago, IL Sat Sep 13 1952, 4:33 AM EDT Att: 25,542 - Unknown								
Joe Collins, L OBP: 0.356, SLG: 0.477 (1, 3)	E		1B		2B		5-3		SH5-4 1B	5	2	4	0	0	0	0									
Mickey Mantle, S OBP: 0.388, SLG: 0.496 (1, 8)	E4 1B		K		K		K		SH5-4 1-2	4	1	0	1	0	3	1									
Yogi Berra, L OBP: 0.357, SLG: 0.484 (1, 2)	1B				F6			F8	F9	5	0	2	1	0	0	1									
Irv Noren, L OBP: 0.316, SLG: 0.341 (1, 7)	K				K			F8	F8	5	0	1	1	0	2	2									
Hank Bauer, R OBP: 0.357, SLG: 0.465 (1, 9)	K				K 1B			2B 1B		3	2	1	0	1	2	1									
Gil McDougald, R OBP: 0.337, SLG: 0.366 (1, 5)			K		1B		SH1-4 1B	2B 1B		3	1	2	0	0	1	0									
Billy Martin, R OBP: 0.317, SLG: 0.351 (1, 4)	1-3				1B		F8	1B		4	0	2	3	0	0	1									
Vic Raschi, R OBP: 0.297, SLG: 0.231 (6, PH)					1B			2B 1B		2	0	0	0	0	2	2									
Johnny Sain, R OBP: 0.314, SLG: 0.418 (9, 1)					K			1-2		1	0	0	0	0	1	1									
Allie Reynolds, R OBP: 0.205, SLG: 0.179 (9, 1)								1-2		0	0	0	0	0	0	0									
Inning Stats	R: 2 E: 1 K: 2 S: 10	H: 2 LOB: 1 BB: 0 P: 10	R: 0 E: 0 K: 2 S: 7	H: 0 LOB: 0 BB: 0 P: 7	R: 0 E: 0 K: 2 S: 7	H: 1 LOB: 0 BB: 0 P: 7	R: 1 E: 1 K: 3 S: 12	H: 2 LOB: 2 BB: 0 P: 12	R: 1 E: 0 K: 1 S: 7	H: 3 LOB: 1 BB: 0 P: 7	R: 0 E: 0 K: 2 S: 6	H: 1 LOB: 1 BB: 0 P: 6	R: 0 E: 0 K: 2 S: 7	H: 0 LOB: 0 BB: 0 P: 7	R: 2 E: 0 K: 0 S: 6	H: 3 LOB: 2 BB: 1 P: 10	R: 0 E: 0 K: 0 S: 4	H: 1 LOB: 1 BB: 0 P: 4	1B: 10 2B: 2 3B: 1 HR: 0	SF: 0 SAC: 2 DP: 0 HBP: 0	WP: 0 PB: 0 CS: 0	PA: 41			
PITCHER	IP	WLS	BF	H	R	ER	SO	BB	IBB	HBP	BLK	WP	HR	S	P	ERA	WHIP								
Mary Grissom, R ERA: 3.76 (1, 1)	8.0	L	37	12	6	4	13	1	0	0	0	0	0	62	66	4.50	1.625								
Chuck Stobbs, L ERA: 3.14 (9, 1)	1.0		4	1	0	0	0	0	0	0	0	0	0	4	4	0.00	1.000								

AB	38
R	6
H	13
RBI	6
BB	1
SO	13
LOB	11



Batter	1	2	3	4	5	6	7	8	9	AB	R	H	RBI	BB	SO	LOB	BOTTOM								
Chico Carrasquel, R OBP: 0.306, SLG: 0.295 (1, 6)	1B		F5		G4-6-3			F7	5-3	5	1	1	0	0	0	3	New York Yankees @ Chicago White Sox Comiskey Park, Chicago, IL Sat Sep 13 1952, 4:33 AM EDT Att: 25,542 - Unknown								
Nellie Fox, L OBP: 0.334, SLG: 0.360 (1, 4)	G4-6-3 1B				1-3			F4		3	0	1	0	1	0	1									
Minnie Minoso, R OBP: 0.376, SLG: 0.435 (1, 7)	G4-6-3 1B		F9					1B		4	0	2	1	0	1	1									
Eddie Robinson, L OBP: 0.382, SLG: 0.456 (8, PR)	G4-6-3				E3					4	1	1	1	0	1	2									
Hal Brown, R OBP: 0.200, SLG: 0.368 (9, 1)	1-2 2-3				HR					0	0	0	0	0	0	0									
Sam Mele, R OBP: 0.332, SLG: 0.431 (1, 9)	F2				HR			F8		4	1	1	2	0	0	3									
Jim Rivera, L OBP: 0.316, SLG: 0.359 (1, 8)			K		F2				FC6-4 1B	3	1	1	0	1	1	0									
Darrell Johnson, R OBP: 0.315, SLG: 0.254 (1, 2)								8-2 BB	FC6-4 1B	2	0	0	0	0	1	0									
Tom Wright, L OBP: 0.353, SLG: 0.356 (7, PH)	L7				K			SH2-3-5	FC6-4 1B	0	0	0	0	0	0	0									
Sherm Lollar, R OBP: 0.353, SLG: 0.383 (9, PR)								1-3	FC6-4 1B	1	0	1	0	0	0	0									
Rocky Krsnich, R OBP: 0.333, SLG: 0.417 (7, PH)	F8				6-3				FC6-4 1B	2	0	0	0	0	0	0									
Hank Edwards, L OBP: 0.345, SLG: 0.468 (8, 5)								3-H	FC6-4 1B	1	0	0	0	0	0	1									
Hector Rodriguez, R OBP: 0.346, SLG: 0.307 (8, 5)									FC6-4 1B	1	0	0	0	0	0	2									
Mary Grissom, R OBP: 0.163, SLG: 0.229 (8, PH)					F9				FC4-6	2	0	1	0	0	0	0									
Bud Stewart, L OBP: 0.355, SLG: 0.383 (9, 7)									FC4-6	2	1	1	1	0	0	1									
Inning Stats	R: 1 E: 0 K: 0 S: 5	H: 3 LOB: 1 BB: 0 P: 5	R: 0 E: 0 K: 1 S: 5	H: 0 LOB: 0 BB: 0 P: 5	R: 0 E: 0 K: 0 S: 3	H: 0 LOB: 1 BB: 1 P: 7	R: 2 E: 1 K: 1 S: 7	H: 1 LOB: 0 BB: 0 P: 7	R: 0 E: 0 K: 2 S: 7	H: 0 LOB: 0 BB: 0 P: 7	R: 0 E: 0 K: 2 S: 2	H: 0 LOB: 0 BB: 1 P: 6	R: 1 E: 0 K: 0 S: 6	H: 3 LOB: 2 BB: 0 P: 6	R: 0 E: 0 K: 0 S: 5	H: 2 LOB: 1 BB: 0 P: 5	1B: 9 2B: 1 3B: 0 HR: 1	SF: 0 SAC: 1 DP: 3 HBP: 0	WP: 0 PB: 0 CS: 0	PA: 37					
PITCHER	IP	WLS	BF	H	R	ER	SO	BB	IBB	HBP	BLK	WP	HR	S	P	ERA	WHIP								
Vic Raschi, R ERA: 2.81 (1, 1)	5.0	W	20	5	3	2	2	1	0	0	0	0	0	17	21	3.60	1.200								
Johnny Sain, R ERA: 3.57 (6, 1)	3.0		14	5	2	2	2	1	0	0	0	0	0	17	21	6.00	2.000								
Allie Reynolds, R ERA: 2.18 (9, 1)	1.0	S	3	0	0	0	0	0	0	0	0	0	0	3	3	0.00	0.000								

AB	34
R	5
H	10
RBI	5
BB	2
SO	4
LOB	14



Batter	1	2	3	4	5	6	7	8	9	AB	R	H	RBI	BB	SO	LOB	TOP			
Faye Throneberry, L (1, 7) OBP: 0.319, SLG: 0.357	F5		K		K		E3		K	4	0	0	0	0	2	0	Boston Red Sox @ Chicago White Sox Comiskey Park, Chicago, IL Mon Sep 15 1952, 4:33 AM EDT Att: 2,943 - Unknown			
Hoot Evers, R (9, PH) OBP: 0.310, SLG: 0.421										1	0	0	0	0	1	2				
Billy Goodman, L (1, 4) OBP: 0.373, SLG: 0.404	BB		5-3		6-3		F8			3	0	0	0	1	0	1				
Al Zarilla, L (1, 8) OBP: 0.336, SLG: 0.319	BB							F8		3	1	1	1	1	1	0				
Dick Gemert, R (1, 3) OBP: 0.301, SLG: 0.449	F4							F4		4	0	1	0	0	1	2				
Gene Stephens, L (1, 9) OBP: 0.250, SLG: 0.348	K							4-3		4	0	1	0	0	1	3				
Ted Lepcio, R (1, 5) OBP: 0.335, SLG: 0.404										4	0	0	0	0	1	2				
Gus Niarhos, R (1, 2) OBP: 0.250, SLG: 0.043										2	0	0	0	1	0	2				
Dom DiMaggio, R (9, PH) OBP: 0.375, SLG: 0.382	F7									1	0	1	0	0	0	0				
Mitt Bolling, R (1, 6) OBP: 0.417, SLG: 0.300										3	0	0	0	0	2	2				
Vern Stephens, R (9, PH) OBP: 0.330, SLG: 0.384										1	0	1	0	0	0	0				
George Schmees, L (9, PR) OBP: 0.224, SLG: 0.203										0	0	0	0	0	0	0				
Mel Parnell, L (1, 1) OBP: 0.159, SLG: 0.159										4	1	1	1	0	1	2				
Inning Stats	R: 0 E: 0 K: 1 S: 5	H: 0 LOB: 2 BB: 2 P: 13	R: 0 E: 0 K: 2 S: 7	H: 0 LOB: 0 BB: 0 P: 7	R: 0 E: 0 K: 2 S: 7	H: 0 LOB: 0 BB: 0 P: 7	R: 1 E: 1 K: 2 S: 10	H: 2 LOB: 2 BB: 0 P: 10	R: 1 E: 0 K: 2 S: 8	H: 1 LOB: 1 BB: 1 P: 8	R: 0 E: 0 K: 0 S: 3	H: 0 LOB: 1 BB: 0 P: 4	R: 0 E: 0 K: 0 S: 3	H: 0 LOB: 0 BB: 0 P: 3	R: 0 E: 0 K: 1 S: 7	H: 2 LOB: 2 BB: 0 P: 7	1B: 2 2B: 2 3B: 0 HR: 2	SF: 0 SAC: 0 DP: 0 HBP: 0	WP: 0 PB: 0 SB: 1 CS: 1	PA: 38
PITCHER Lou Kretlow, R (1, 1) ERA: 2.6	IP: 9.0 WLS: W BF: 37 H: 6 R: 2 ER: 2 SO: 10 BB: 3 IBB: 0 HBP: 0 BLK: 0 WP: 0 HR: 2 S: 54 P: 66 ERA: 2.00 WHIP: 1.000															PITCHER				

Batter	1	2	3	4	5	6	7	8	9	AB	R	H	RBI	BB	SO	LOB	BOTTOM			
Willy Miranda, S (1, 6) OBP: 0.297, SLG: 0.271	SH2-3		IBB	F3			K	F9		4	2	1	0	1	1	3	Boston Red Sox @ Chicago White Sox Comiskey Park, Chicago, IL Mon Sep 15 1952, 4:33 AM EDT Att: 2,943 - Unknown			
Nellie Fox, L (1, 4) OBP: 0.335, SLG: 0.359	SH2-3		IBB				6-3			2	0	1	0	1	0	0				
Minnie Minoso, R (1, 7) OBP: 0.382, SLG: 0.437	G3		IBB				6-3			3	0	2	1	1	0	0				
Eddie Robinson, L (1, 3) OBP: 0.382, SLG: 0.455	G3		IBB					G3		4	0	0	1	0	0	5				
Sam Mele, R (1, 9) OBP: 0.338, SLG: 0.433	K		IBB					E		3	1	1	0	1	2	4				
Jim Rivera, L (1, 8) OBP: 0.315, SLG: 0.361			FC1-4-6					E9		4	1	1	0	0	1	5				
Sherm Lollar, R (1, 2) OBP: 0.354, SLG: 0.384										3	0	1	0	1	0	0				
Bud Stewart, L (9, PR) OBP: 0.353, SLG: 0.381										0	0	0	0	0	0	0				
Darrell Johnson, R (9, 2) OBP: 0.321, SLG: 0.261										0	0	0	0	0	0	0				
Rocky Krsnich, R (1, 5) OBP: 0.303, SLG: 0.367										4	0	1	2	0	1	1				
Lou Kretlow, R (1, 1) ERA: 3.22										4	0	0	0	0	3	3				
Inning Stats	R: 1 E: 0 K: 1 S: 6	H: 1 LOB: 1 BB: 1 P: 10	R: 0 E: 0 K: 1 S: 5	H: 0 LOB: 0 BB: 0 P: 5	R: 1 E: 0 K: 1 S: 7	H: 2 LOB: 3 BB: 2 P: 15	R: 0 E: 0 K: 0 S: 4	H: 1 LOB: 1 BB: 0 P: 4	R: 0 E: 1 K: 2 S: 8	H: 1 LOB: 2 BB: 1 P: 12	R: 0 E: 0 K: 1 S: 5	H: 0 LOB: 0 BB: 0 P: 5	R: 0 E: 0 K: 1 S: 5	H: 0 LOB: 0 BB: 0 P: 5	R: 2 E: 1 K: 1 S: 8	H: 3 LOB: 2 BB: 1 P: 12	1B: 6 2B: 2 3B: 0 HR: 0	SF: 0 SAC: 1 DP: 0 HBP: 0	WP: 0 PB: 0 SB: 0 CS: 0	PA: 37
PITCHER Mel Parnell, L (1, 1) ERA: 3.22	IP: 8.0 WLS: L BF: 37 H: 8 R: 4 ER: 4 SO: 8 BB: 3 IBB: 2 HBP: 0 BLK: 0 WP: 0 HR: 0 S: 48 P: 68 ERA: 4.50 WHIP: 1.375															PITCHER				

Batter	1	2	3	4	5	6	7	8	9	AB	R	H	RBI	BB	SO	LOB	TOP										
Eddie Joost, R OBP: 0.385, SLG: 0.419 (1, 6)										4	0	0	0	0	0	1	Philadelphia Athletics @ Chicago White Sox Comiskey Park, Chicago, IL Tue Sep 16 1952, 4:33 AM EDT Unknown										
Fernis Fain, L OBP: 0.439, SLG: 0.429 (1, 3)										3	0	0	0	1	0	1											
Dave Philley, S OBP: 0.336, SLG: 0.354 (1, 8)										4	1	1	1	0	1	1											
Gus Zernial, R OBP: 0.347, SLG: 0.452 (1, 7)										4	0	0	0	0	1	0											
Allie Clark, R OBP: 0.324, SLG: 0.469 (9, PH)										2	0	0	0	1	0	0											
Elmer Valo, L OBP: 0.430, SLG: 0.402 (9, 9)										1	0	0	0	0	0	0											
Cass Michaels, R OBP: 0.341, SLG: 0.368 (1, 4)										3	1	0	0	1	0	0											
Billy Hitchcock, R OBP: 0.324, SLG: 0.303 (1, 5)										2	0	0	0	1	1	1											
Ray Murray, R OBP: 0.250, SLG: 0.260 (1, 2)										3	0	1	1	0	0	0											
Harry Byrd, R OBP: 0.169, SLG: 0.162 (1, 1)										3	0	1	0	0	1	2											
Inning Stats	R: 0 E: 0 K: 1 S: 5	H: 0 LOB: 0 BB: 0 P: 5	R: 0 E: 0 K: 1 S: 4	H: 0 LOB: 1 BB: 2 P: 12	R: 0 E: 0 K: 0 S: 3	H: 0 LOB: 0 BB: 0 P: 3	R: 0 E: 0 K: 0 S: 3	H: 0 LOB: 0 BB: 0 P: 3	R: 0 E: 0 K: 0 S: 4	H: 1 LOB: 1 BB: 0 P: 4	R: 2 E: 1 K: 1 S: 8	H: 2 LOB: 2 BB: 1 P: 12	R: 0 E: 0 K: 1 S: 2	H: 0 LOB: 0 BB: 0 P: 6	R: 0 E: 0 K: 1 S: 5	H: 0 LOB: 0 BB: 0 P: 5	1B: 2 2B: 0 3B: 0 HR: 1	SF: 0 SAC: 0 DP: 1 HBP: 0	WP: 0 PB: 0 SB: 0 CS: 1	PA: 33							
PITCHER	IP	WLS	BF	H	R	ER	SO	BB	IBB	HBP	BLK	WP	HR	S	P	ERA	WHIP										
Billy Pierce, L ERA: 2.63 (1, 1)	8.0	L	30	3	2	1	3	3	1	0	0	0	1	32	48	1.12	0.750										
Harry Dorish, R ERA: 2.22 (9, 1)	1.0		3	0	0	0	1	0	0	0	0	0	0	5	5	0.00	0.000										

Batter	1	2	3	4	5	6	7	8	9	AB	R	H	RBI	BB	SO	LOB	BOTTOM										
Willy Miranda, S OBP: 0.293, SLG: 0.268 (1, 6)										2	0	0	0	0	0	0	Philadelphia Athletics @ Chicago White Sox Comiskey Park, Chicago, IL Tue Sep 16 1952, 4:33 AM EDT Unknown										
Tom Wright, L OBP: 0.349, SLG: 0.352 (8, PH)										1	0	0	0	0	0	0											
Chico Carrasquel, R OBP: 0.308, SLG: 0.295 (9, 6)										0	0	0	0	0	0	0											
Nellie Fox, L OBP: 0.333, SLG: 0.356 (1, 4)										4	0	0	0	0	0	1											
Minnie Minoso, R OBP: 0.383, SLG: 0.436 (1, 7)										3	0	1	0	1	0	2											
Eddie Robinson, L OBP: 0.381, SLG: 0.454 (9, PR)										4	0	1	0	0	0	1											
Hector Rodriguez, R OBP: 0.346, SLG: 0.307 (9, PR)										0	0	0	0	0	0	0											
Sam Mele, R OBP: 0.338, SLG: 0.432 (1, 9)										4	0	1	0	0	1	2											
Jim Rivera, L OBP: 0.316, SLG: 0.362 (1, 8)										4	0	2	0	0	0	1											
Bud Sheely, L OBP: 0.352, SLG: 0.267 (1, 2)										3	0	0	0	0	0	3											
Rocky Krsnich, R OBP: 0.304, SLG: 0.413 (1, 5)										3	1	1	1	0	1	2											
Billy Pierce, L OBP: 0.247, SLG: 0.207 (1, 1)										2	0	1	0	0	0	0											
Bud Stewart, L OBP: 0.352, SLG: 0.379 (8, PH)										1	0	0	0	0	1	0											
Harry Dorish, R OBP: 0.130, SLG: 0.136 (9, 1)										0	0	0	0	0	0	0											
Inning Stats	R: 0 E: 0 K: 0 S: 2	H: 0 LOB: 1 BB: 0 P: 6	R: 0 E: 0 K: 0 S: 5	H: 2 LOB: 2 BB: 0 P: 5	R: 0 E: 0 K: 0 S: 3	H: 0 LOB: 0 BB: 0 P: 3	R: 0 E: 0 K: 0 S: 3	H: 1 LOB: 0 BB: 0 P: 3	R: 0 E: 0 K: 1 S: 5	H: 0 LOB: 0 BB: 0 P: 5	R: 0 E: 0 K: 0 S: 4	H: 1 LOB: 1 BB: 0 P: 4	R: 0 E: 0 K: 0 S: 4	H: 1 LOB: 1 BB: 0 P: 4	R: 1 E: 1 K: 1 S: 7	H: 1 LOB: 1 BB: 0 P: 7	R: 0 E: 0 K: 1 S: 5	H: 1 LOB: 1 BB: 0 P: 5	1B: 6 2B: 1 3B: 0 HR: 1	SF: 0 SAC: 1 DP: 2 HBP: 0	WP: 0 PB: 0 SB: 0 CS: 2	PA: 34					
PITCHER	IP	WLS	BF	H	R	ER	SO	BB	IBB	HBP	BLK	WP	HR	S	P	ERA	WHIP										
Harry Byrd, R ERA: 3.4 (1, 1)	9.0	W	33	7	1	1	3	1	0	0	0	0	1	38	42	1.00	0.889										

Batter	1	2	3	4	5	6	7	8	9	AB	R	H	RBI	BB	SO	LOB	TOP
Chico Carrasquel, R OBP: 0.309, SLG: 0.297 Tom Wright, L OBP: 0.352, SLG: 0.355 Willy Miranda, S OBP: 0.291, SLG: 0.266	(1, 6) 0-3 K		(2) 0-0 F9		(2) 0-0 F8		(2) 0-0 1B		(2) 0-0 F5	3	0	0	0	0	1	1	Chicago White Sox @ St. Louis Browns Sportsman's Park, St. Louis, MO Sat Sep 20 1952, 4:38 AM EDT Att: 3,041 - Unknown
Nelle Fox, L OBP: 0.332, SLG: 0.357	(1, 4) 0-0 F7		(3) 0-0 F8		(3) 0-0 FC6-4		(3) 0-0 F8		(3) 0-0 1B	5	0	1	0	0	0	3	
Minnie Minoso, R OBP: 0.381, SLG: 0.437	(1, 7) 0-0 3B			(1) 0-0 BB 1B		(1) 0-0 F7		(1) 0-0 F5	(3) 0-3 K	5	0	2	0	0	1	2	
Eddie Robinson, L OBP: 0.383, SLG: 0.462	(1, 3) 0-0 4-3			(1) 0-0 BB 1B		(1) 0-0 1-3		(1) 0-0 2B		4	0	3	0	0	0	1	
Sam Mele, R OBP: 0.337, SLG: 0.427		(1) 0-0 F9		(1) 0-3 K		(2) 0-0 1-3		(2) 0-0 F9		4	0	0	0	0	1	4	
Jim Rivera, L OBP: 0.316, SLG: 0.357	(1, 8) 0-3 K			(2) 4-0 1-2 BB		(3) 0-0 4-3		(3) 0-0 BB		2	0	0	0	2	1	1	
Sherm Lollar, R OBP: 0.355, SLG: 0.386	(1, 2) 0-0 1B			(2) 0-0 G5-3		(3) 1-0 1B HBP		(3) 0-0 1-3		3	0	1	0	0	0	5	
Rocky Krsnich, R OBP: 0.333, SLG: 0.444	(1, 5) 0-0 5-3				(1) 4-0 FC6-4 BB		(1) 0-0 F9		(1) 4-0 1B BB	2	0	0	0	2	0	2	
Mary Grissom, R OBP: 0.157, SLG: 0.220 Bud Stewart, L OBP: 0.350, SLG: 0.378 Harry Dorish, R OBP: 0.130, SLG: 0.136 Bill Kennedy, L OBP: 0.187, SLG: 0.167 Ken Landenberger, L (9, PH)	(1, 1) 0-0 F9		(1) 0-0 F9		(1) 0-0 F3		(2) 0-0 F4		(1) 0-3 K	2	0	0	0	0	0	1	
Inning Stats	R: 0 H: 1 E: 0 LOB: 1 K: 1 BB: 0 S: 6 P: 6	R: 0 H: 1 E: 0 LOB: 1 K: 1 BB: 0 S: 6 P: 6	R: 0 H: 0 E: 0 LOB: 0 K: 0 BB: 0 S: 3 P: 3	R: 0 H: 2 E: 0 LOB: 2 K: 1 BB: 1 S: 6 P: 10	R: 0 H: 0 E: 0 LOB: 1 K: 0 BB: 1 S: 3 P: 7	R: 0 H: 1 E: 0 LOB: 1 K: 0 BB: 0 S: 4 P: 4	R: 0 H: 1 E: 0 LOB: 2 K: 0 BB: 0 S: 4 P: 5	R: 0 H: 1 E: 0 LOB: 2 K: 0 BB: 1 S: 4 P: 8	R: 0 H: 1 E: 0 LOB: 2 K: 2 BB: 1 S: 8 P: 12	1B: 5 SF: 0 2B: 2 SAC: 0 3B: 1 DP: 1 HR: 0 HBP: 1	WP: 0 PA: 39 SB: 0 CS: 0						
PITCHER Satchel Paige, R ERA: 2.95	(1, 1) IP: 9.0 WLS: W BF: 39 H: 8 R: 0 ER: 0 SO: 5 BB: 4 IBB: 0 HBP: 1 BLK: 0 WP: 0 HR: 0 S: 44 P: 61 ERA: 0.00 WHIP: 1.333																

Batter	1	2	3	4	5	6	7	8	9	AB	R	H	RBI	BB	SO	LOB	BOTTOM
Fred Marsh, R OBP: 0.332, SLG: 0.331	(1, 5) 0-0 1-3		(3) 0-3 K		(2) 0-0 F9		(2) 0-0 1B	(3) 0-0 F5		5	0	1	0	0	1	4	Chicago White Sox @ St. Louis Browns Sportsman's Park, St. Louis, MO Sat Sep 20 1952, 4:38 AM EDT Att: 3,041 - Unknown
Dick Kryhoski, L OBP: 0.295, SLG: 0.379	(1, 3) 0-3 K			(1) 0-0 F8	(3) 0-0 F8		(2) 0-0 L8			4	0	0	0	0	1	2	
Jim Dyck, R OBP: 0.356, SLG: 0.451	(1, 8) 0-0 F8			(2) 0-0 F3		(2) 0-0 BB FC5-2 1B		(2) 0-0 SH1-4 1B		4	1	2	0	0	0	0	
Vic Wertz, L OBP: 0.382, SLG: 0.510 Ray Coleman, L OBP: 0.277, SLG: 0.291		(1) 0-3 K		(1) 0-0 BB 1B		(1) 4-0 FC5-2 BB		(1) 0-0 SH1-4		2	1	1	0	1	1	0	
Bob Nieman, R OBP: 0.355, SLG: 0.456	(1, 7) 0-0 F2			(2) 4-0 1B BB		(2) 4-0 FC5-2 BB		(2) 0-0 E8 1B		2	1	1	1	2	0	0	
Clint Courtney, L OBP: 0.353, SLG: 0.398	(1, 2) 0-0 F8			(3) 0-0 FC4 1B		(3) 0-0 F4		(3) 0-0 BB 1B		4	1	2	2	0	0	3	
Bobby Young, L OBP: 0.313, SLG: 0.328	(1, 4) 0-0 K		(1) 0-3 K	(3) 0-0 FC4 1B		(2) 0-0 FC5-2 FC6-4		(2) 4-0 BB 1B		3	0	0	0	1	1	5	
Joe Demaestri, R OBP: 0.265, SLG: 0.312	(1, 6) 0-0 F3		(2) 0-0 F3		(2) 0-0 SH1-4 1B		(3) 0-0 FC6-4		(2) 0-0 F8	4	0	1	0	0	0	5	
Satchel Paige, R OBP: 0.154, SLG: 0.132	(1, 1) 0-0 1B			(1) 0-0 SH1-4		(1) 0-0 6-3		(1) 0-0 1-2 1B		3	0	2	1	0	0	0	
Inning Stats	R: 0 H: 0 E: 0 LOB: 0 K: 1 BB: 0 S: 5 P: 5	R: 0 H: 0 E: 0 LOB: 0 K: 1 BB: 0 S: 5 P: 5	R: 0 H: 1 E: 0 LOB: 1 K: 2 BB: 0 S: 8 P: 8	R: 1 H: 2 E: 0 LOB: 2 K: 0 BB: 1 S: 5 P: 9	R: 0 H: 1 E: 0 LOB: 1 K: 0 BB: 0 S: 4 P: 4	R: 0 H: 1 E: 0 LOB: 3 K: 0 BB: 2 S: 4 P: 12	R: 0 H: 1 E: 0 LOB: 0 K: 0 BB: 0 S: 3 P: 3	R: 3 H: 4 E: 1 LOB: 2 K: 0 BB: 1 S: 7 P: 11	1B: 10 SF: 0 2B: 0 SAC: 2 3B: 0 DP: 0 HR: 0 HBP: 0	WP: 0 PA: 37 SB: 0 CS: 0							
PITCHER Mary Grissom, R ERA: 3.68 Harry Dorish, R ERA: 2.47 Bill Kennedy, L ERA: 2.51	(1, 1) IP: 6.0 WLS: L BF: 26 H: 5 R: 1 ER: 3 SO: 4 BB: 3 IBB: 0 HBP: 0 BLK: 0 WP: 0 HR: 0 S: 31 P: 43 ERA: 1.50 WHIP: 1.333																

Batter	1	2	3	4	5	6	7	8	9	AB	R	H	RBI	BB	SO	LOB	TOP																			
Chico Carrasquel, R OBP: 0.307, SLG: 0.295 (1, 6)	6-3		F9		E3		FC1-5		1B	5	1	1	0	0	0	2	Chicago White Sox @ St. Louis Browns Sportsman's Park, St. Louis, MO Sun Sep 21 1952, 4:33 AM EDT Att: 4,498 - Unknown																			
Nelle Fox, L OBP: 0.336, SLG: 0.363 (1, 4)	F7		1B		1B		E		1B	5	1	4	2	0	0	0																				
Minnie Minoso, R OBP: 0.378, SLG: 0.433 (1, 7)	F8		E5		G6-4-3		F9		L4	5	0	0	0	0	0	5																				
Eddie Robinson, L OBP: 0.384, SLG: 0.470 (1, 3)		G5-4-3	F9						G3	5	1	3	1	0	0	4																				
Sam Mele, R OBP: 0.334, SLG: 0.423 (1, 9)		G5-4-3			F8		F8			4	0	0	0	0	0	2																				
Jim Rivera, L OBP: 0.317, SLG: 0.358 (1, 8)		S	F9		F9		1-3		F7	4	0	2	0	0	0	0																				
Sherm Lollar, R OBP: 0.354, SLG: 0.383 (1, 2)		BB	E6		5-3		5-3		F7	3	0	0	0	1	0	1																				
Rocky Krsnich, R OBP: 0.329, SLG: 0.427 (1, 5)		BB	FC5-4		FC5-4		FC1-5		6-3	3	0	0	0	1	0	3																				
Billy Pierce, L OBP: 0.237, SLG: 0.198 (1, 1)			K		6-3		E6		F9	4	1	0	0	0	1	1																				
Inning Stats	R: 0 E: 0 K: 0 S: 3	H: 0 LOB: 0 BB: 0 P: 3	R: 0 E: 0 K: 0 S: 4	H: 2 LOB: 2 BB: 1 P: 8	R: 0 E: 1 K: 1 S: 7	H: 1 LOB: 2 BB: 0 P: 7	R: 0 E: 1 K: 0 S: 4	H: 0 LOB: 1 BB: 0 P: 4	R: 0 E: 1 K: 0 S: 4	H: 1 LOB: 1 BB: 0 P: 4	R: 1 E: 0 K: 0 S: 4	H: 1 LOB: 0 BB: 0 P: 4	R: 3 E: 2 K: 0 S: 6	H: 2 LOB: 1 BB: 1 P: 10	R: 0 E: 0 K: 0 S: 3	H: 1 LOB: 0 BB: 0 P: 3	R: 0 E: 0 K: 0 S: 5	H: 2 LOB: 2 BB: 0 P: 5	1B: 7 2B: 1 3B: 1 HR: 1	SF: 0 SAC: 0 DP: 2 HBP: 0	WP: 0 PB: 0 SB: 1 CS: 0	PA: 40														
PITCHER	IP	WLS	BF	H	R	ER	SO	BB	IBB	HBP	BLK	WP	HR	S	P	ERA	WHIP	PITCHER		IP	WLS	BF	H	R	ER	SO	BB	IBB	HBP	BLK	WP	HR	S	P	ERA	WHIP
Gene Bearden, L ERA: 4.37 (1, 1)	8.1	L	38	10	4	2	1	2	0	0	0	0	1	38	46	2.16	1.440																			
Marlin Stuart, R ERA: 4.68 (9, 1)	0.2		2	0	0	0	0	0	0	0	0	0	0	2	2	0.00	0.000																			

AB	38
R	4
H	10
RBI	3
BB	2
SO	1
LOB	18



Batter	1	2	3	4	5	6	7	8	9	AB	R	H	RBI	BB	SO	LOB	BOTTOM																			
Fred Marsh, R OBP: 0.331, SLG: 0.329 (1, 5)	F7		F4		G5-4-3				1B	4	1	1	0	0	0	1	Chicago White Sox @ St. Louis Browns Sportsman's Park, St. Louis, MO Sun Sep 21 1952, 4:33 AM EDT Att: 4,498 - Unknown																			
Roy Sievers, R OBP: 0.217, SLG: 0.273 (1, 3)							F3		BB	3	0	2	0	0	0	0																				
Gordon Goldsberry, L OBP: 0.322, SLG: 0.317 (6, PR) (7, 3)	F6		2B				1B		1B	1	0	1	0	0	0	0																				
Jim Dyck, R OBP: 0.356, SLG: 0.455 (1, 8)			F9				F3		F4	4	0	1	0	0	0	4																				
Vic Wertz, L OBP: 0.383, SLG: 0.510 (1, 9)			K				F2		BB	4	0	2	1	0	1	2																				
Bob Nieman, R OBP: 0.356, SLG: 0.456 (1, 7)									1B	3	0	1	0	1	0	1																				
Bob Cain, L OBP: 0.193, SLG: 0.170 (8, PR)			F7				4-3		BB	0	0	0	0	0	0	0																				
Jay Porter, R OBP: 0.304, SLG: 0.261 (9, 7)			1B						BB	0	0	0	0	0	0	0																				
Clint Courtney, L OBP: 0.350, SLG: 0.394 (1, 2)			F7				4-3		F7	4	0	0	0	0	0	5																				
Bobby Young, L OBP: 0.313, SLG: 0.327 (1, 4)			F7						4-3	4	0	1	0	0	0	2																				
Joe Demaestri, R OBP: 0.261, SLG: 0.307 (1, 6)			F9							3	0	0	0	0	1	2																				
Don Lenhardt, R OBP: 0.345, SLG: 0.400 (9, PH)							E6		F6	1	0	0	0	0	0	0																				
Gene Bearden, L OBP: 0.375, SLG: 0.403 (1, 1)										3	0	0	0	0	0	1																				
Marlin Stuart, L OBP: 0.182, SLG: 0.069 (9, 1)			4-3				FC1-6			0	0	0	0	0	0	0																				
Les Moss, R OBP: 0.313, SLG: 0.333 (9, PH)									K	1	0	0	0	0	1	0																				
Inning Stats	R: 0 E: 0 K: 1 S: 6	H: 1 LOB: 1 BB: 0 P: 6	R: 0 E: 0 K: 0 S: 4	H: 1 LOB: 1 BB: 0 P: 4	R: 0 E: 0 K: 0 S: 4	H: 1 LOB: 1 BB: 0 P: 4	R: 0 E: 0 K: 0 S: 4	H: 1 LOB: 0 BB: 0 P: 4	R: 0 E: 0 K: 0 S: 3	H: 0 LOB: 0 BB: 0 P: 3	R: 0 E: 0 K: 0 S: 3	H: 1 LOB: 1 BB: 0 P: 3	R: 0 E: 0 K: 1 S: 6	H: 3 LOB: 3 BB: 1 P: 10	R: 0 E: 0 K: 1 S: 5	H: 0 LOB: 0 BB: 0 P: 5	1B: 7 2B: 1 3B: 1 HR: 0	SF: 0 SAC: 0 DP: 1 HBP: 0	WP: 0 PB: 0 SB: 0 CS: 0	PA: 36																
PITCHER	IP	WLS	BF	H	R	ER	SO	BB	IBB	HBP	BLK	WP	HR	S	P	ERA	WHIP	PITCHER		IP	WLS	BF	H	R	ER	SO	BB	IBB	HBP	BLK	WP	HR	S	P	ERA	WHIP
Billy Pierce, L ERA: 2.57 (1, 1)	9.0	W	36	9	1	1	3	1	0	0	0	0	0	41	45	1.00	1.111																			

AB	35
R	1
H	9
RBI	1
BB	1
SO	3
LOB	18

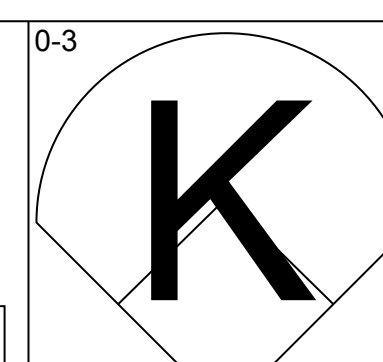
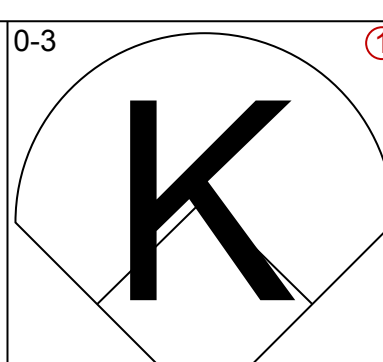
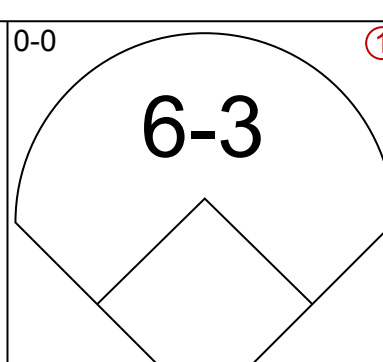
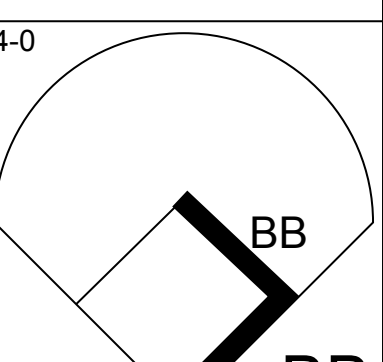
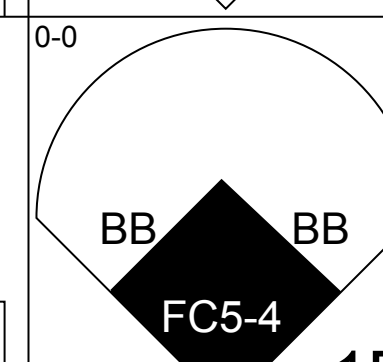
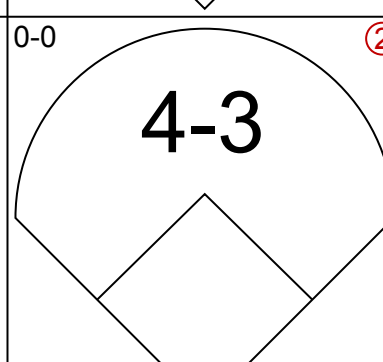
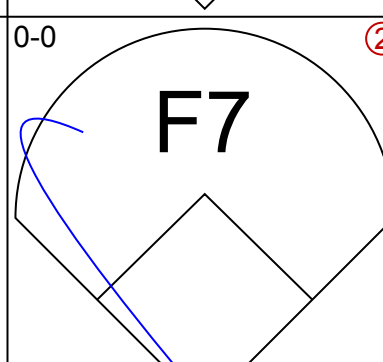
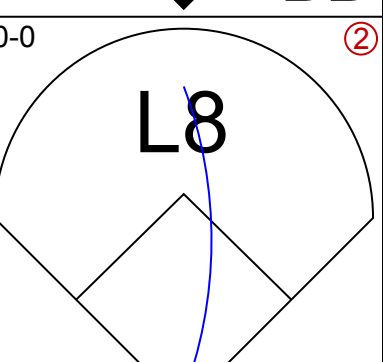
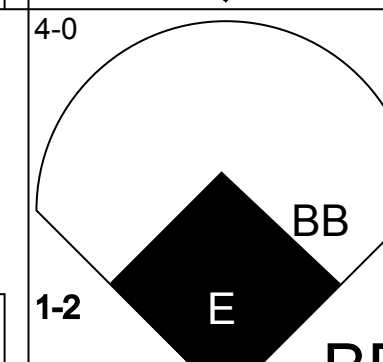
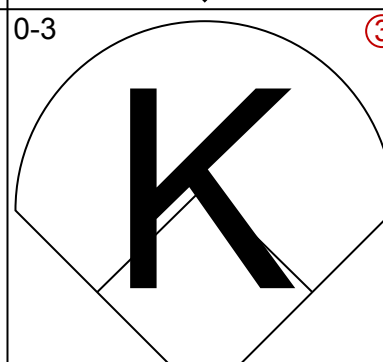
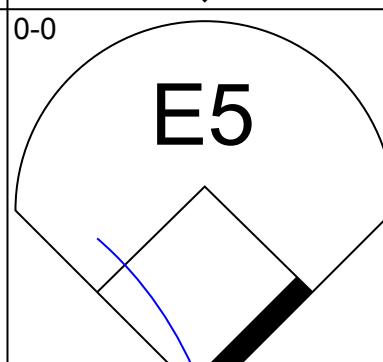
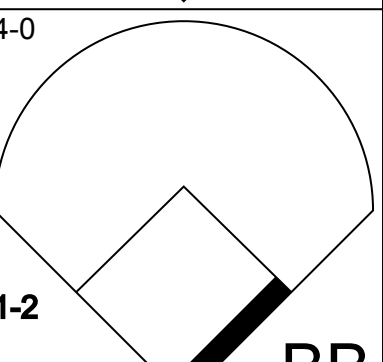
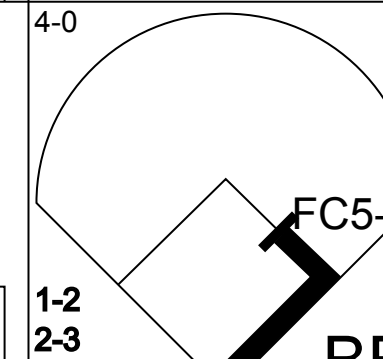

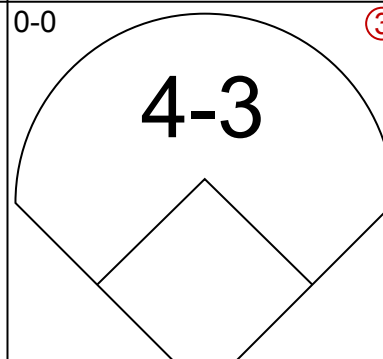
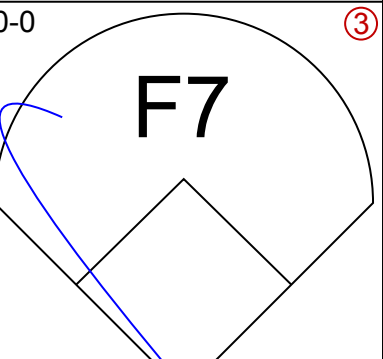
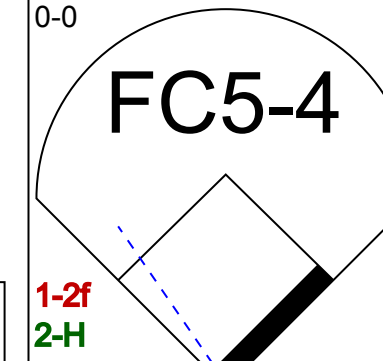



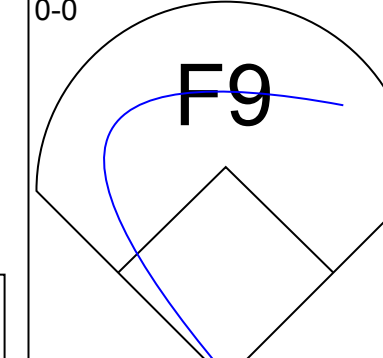



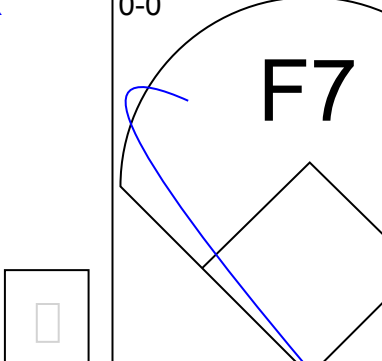
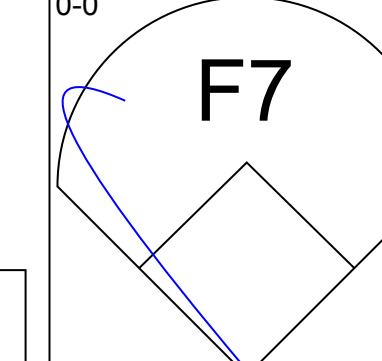



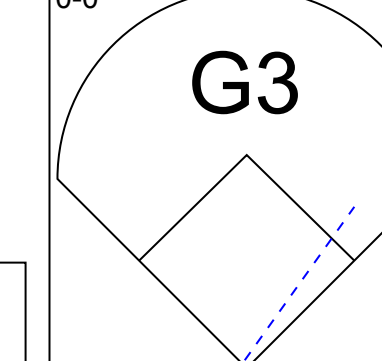


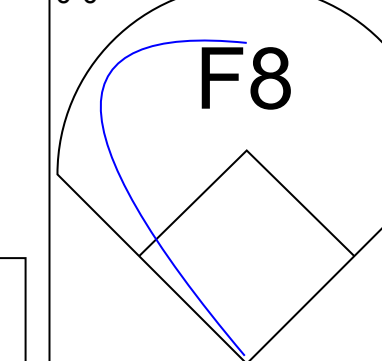
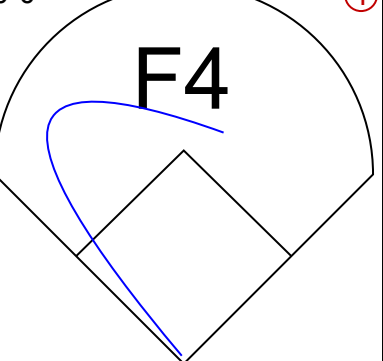
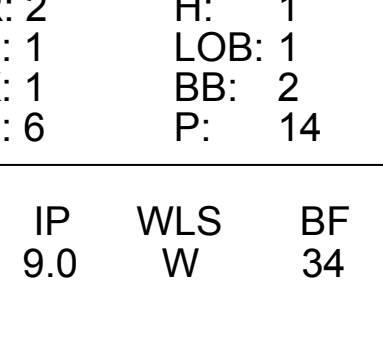
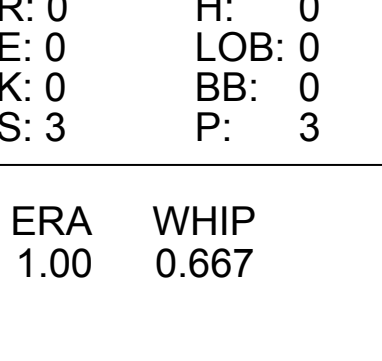


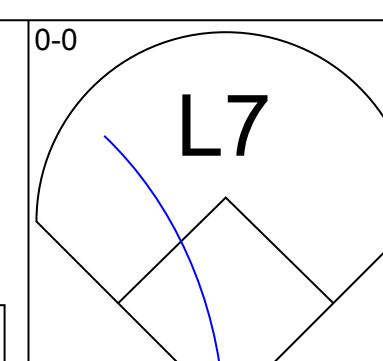
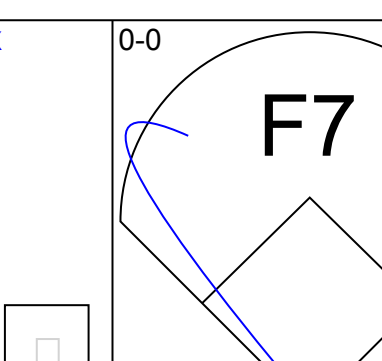
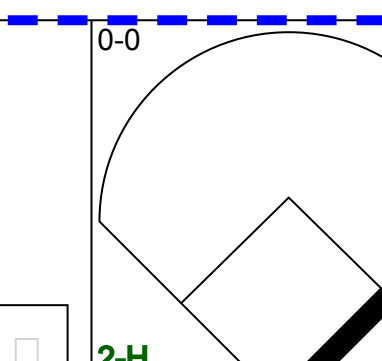
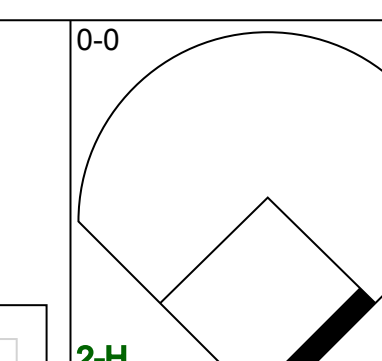
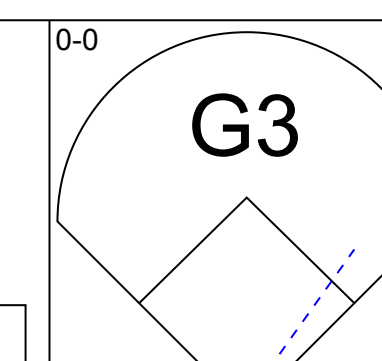
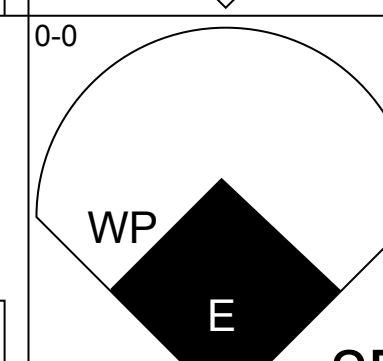
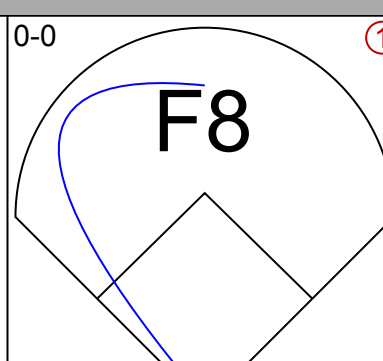
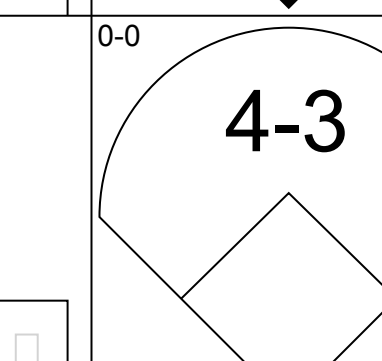
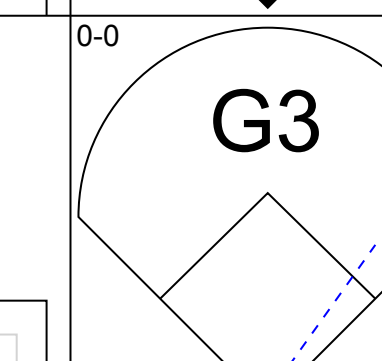
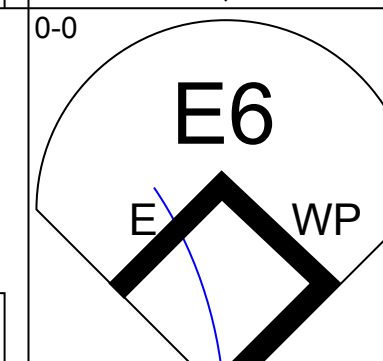
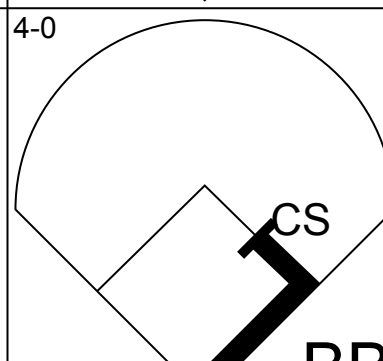
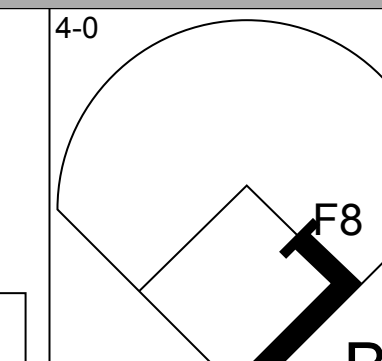

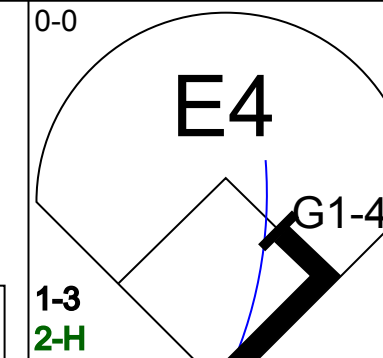
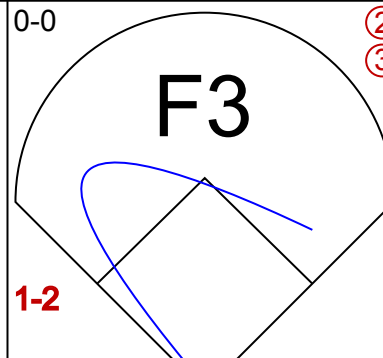
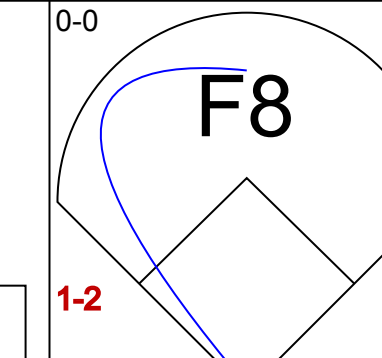

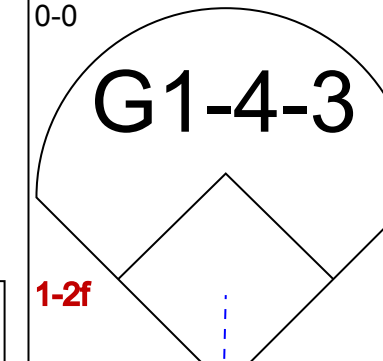
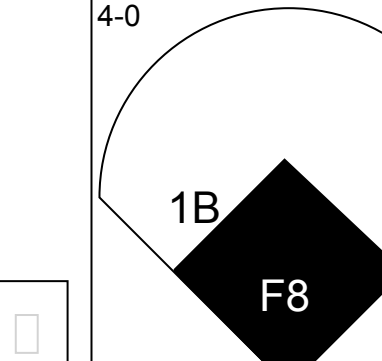
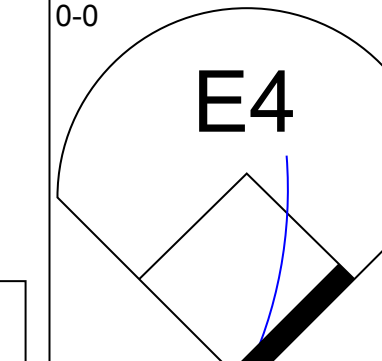

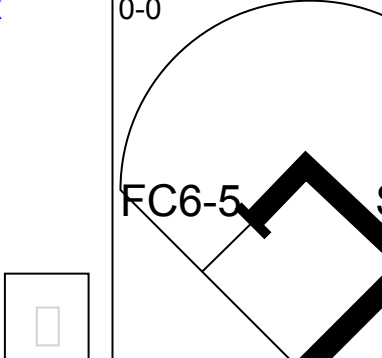
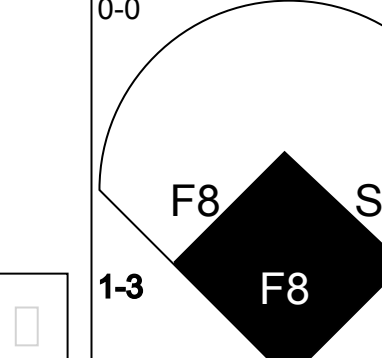
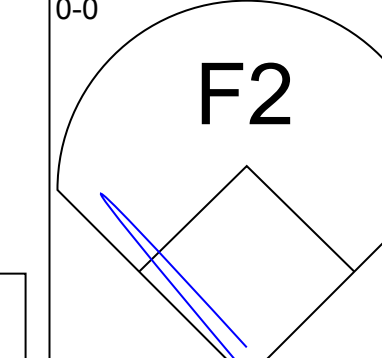
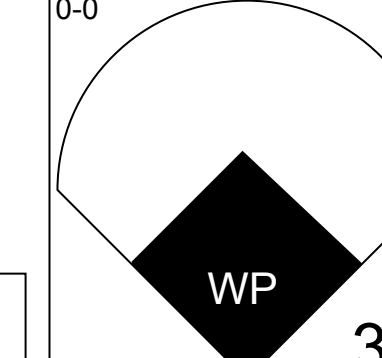
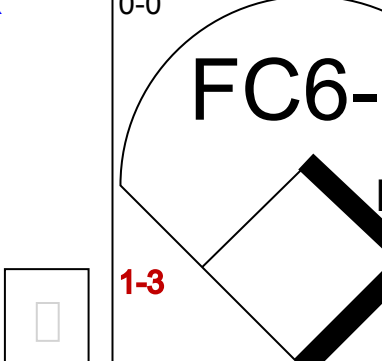
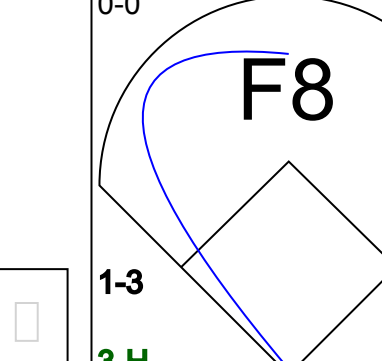
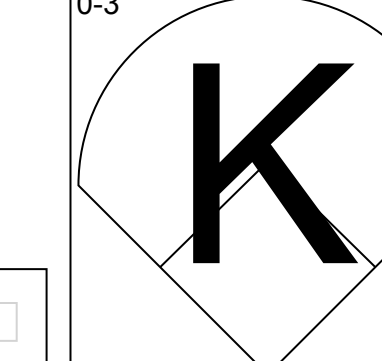
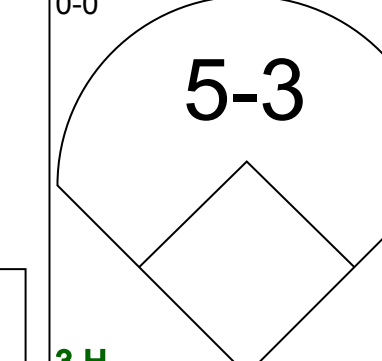
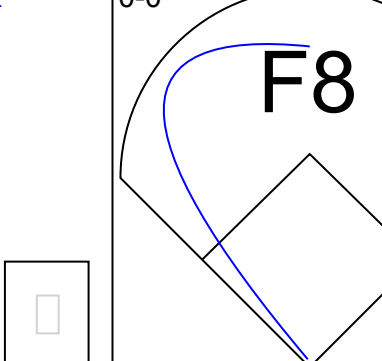
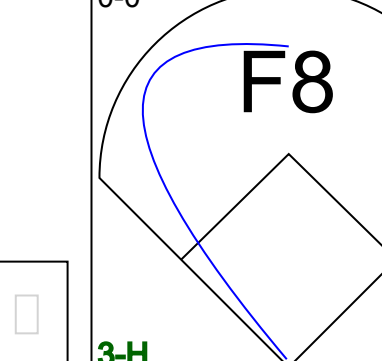
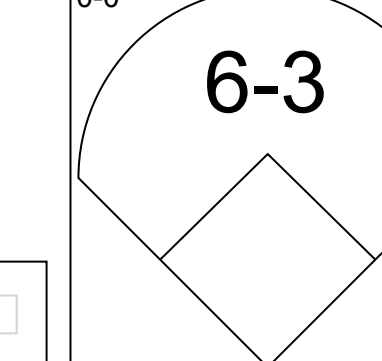
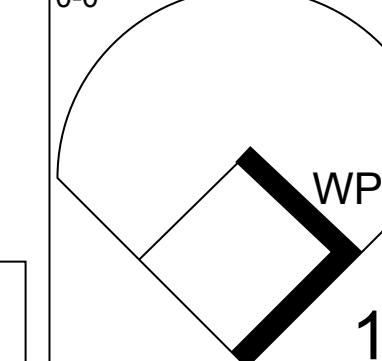
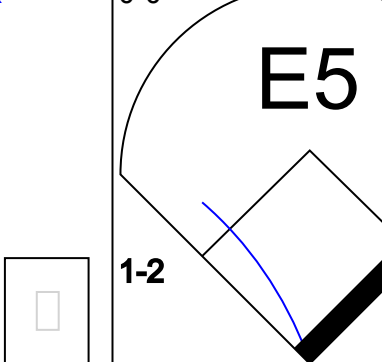
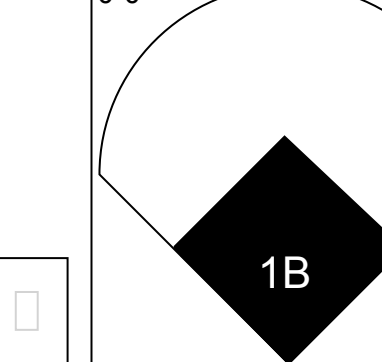

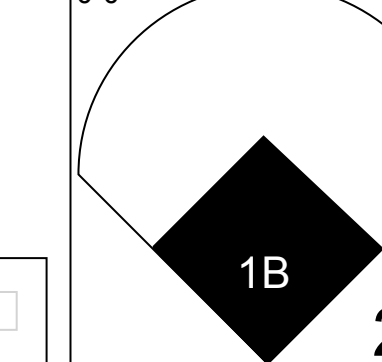
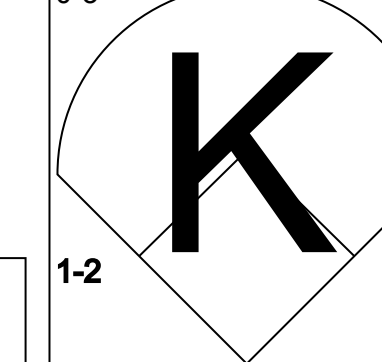
Batter	1	2	3	4	5	6	7	8	9	AB	R	H	RBI	BB	SO	LOB	TOP					
Chico Carrasquel, R OBP: 0.309, SLG: 0.295 (1, 6)										4	1	1	0	1	0	1	Chicago White Sox @ Cleveland Indians Cleveland Municipal Stadium, Cleveland, OH Tue Sep 23 1952, 3:33 AM EDT Att: 5,377 - Unknown					
Nellie Fox, L OBP: 0.338, SLG: 0.367 (1, 4)										5	1	3	0	0	0	0						
Minnie Minoso, R OBP: 0.377, SLG: 0.432 (1, 7)										4	2	1	0	0	0	2						
Eddie Robinson, L OBP: 0.385, SLG: 0.471 (1, 3)										5	2	2	2	0	1	2						
Tom Wright, L OBP: 0.358, SLG: 0.364 (1, 9)										4	2	2	2	1	0	1						
Jim Rivera, L OBP: 0.318, SLG: 0.358 (1, 8)										3	1	1	1	1	0	2						
Sherm Lollar, R OBP: 0.355, SLG: 0.390 (1, 2)										4	1	1	2	1	0	3						
Rocky Krsnich, R OBP: 0.333, SLG: 0.425 (1, 5)										5	0	2	3	0	2	2						
Joe Dobson, R OBP: 0.239, SLG: 0.190 (1, 1)										4	0	1	0	0	2	3						
Inning Stats	R: 5 E: 1 K: 0 S: 8	H: 4 LOB: 1 BB: 1 P: 12	R: 0 E: 0 K: 1 S: 6	H: 2 LOB: 1 BB: 0 P: 6	R: 0 E: 0 K: 1 S: 5	H: 0 LOB: 1 BB: 1 P: 9	R: 0 E: 0 K: 1 S: 5	H: 0 LOB: 0 BB: 0 P: 5	R: 2 E: 0 K: 1 S: 7	H: 2 LOB: 2 BB: 2 P: 15	R: 0 E: 0 K: 0 S: 3	H: 0 LOB: 0 BB: 0 P: 3	R: 3 E: 0 K: 1 S: 9	H: 4 LOB: 1 BB: 0 P: 9	R: 0 E: 0 K: 0 S: 3	H: 1 LOB: 1 BB: 0 P: 4	R: 0 E: 0 K: 0 S: 4	H: 1 LOB: 1 BB: 0 P: 4	1B: 10 2B: 3 3B: 0 HR: 1	SF: 0 SAC: 2 DP: 1 HBP: 0	WP: 0 PB: 0 CS: 0	PA: 44
PITCHER	IP WLS BF H R ER SO BB IBB HBP BLK WP HR S P ERA WHIP																					
Mike Garcia, R ERA: 2.4 (1, 1)	3.0 L 17 6 5 3 2 2 0 0 0 0 0 0 19 27 9.00 2.667																					
Ted Wilks, R ERA: 3.54 (4, 1)	2.0 10 2 2 2 2 1 1 0 0 0 0 0 12 20 9.00 1.500																					
Steve Gromek, R ERA: 3.67 (6, 1)	3.0 13 5 3 3 1 0 0 0 0 0 0 1 15 15 9.00 1.667																					
Lou Brissie, L ERA: 3.48 (9, 1)	1.0 4 1 0 0 0 0 0 0 0 0 0 0 4 4 0.00 1.000																					


Batter	1	2	3	4	5	6	7	8	9	AB	R	H	RBI	BB	SO	LOB	BOTTOM					
Dale Mitchell, L OBP: 0.384, SLG: 0.413 (1, 7)										4	0	0	1	0	0	1	Chicago White Sox @ Cleveland Indians Cleveland Municipal Stadium, Cleveland, OH Tue Sep 23 1952, 3:33 AM EDT Att: 5,377 - Unknown					
Bobby Avila, R OBP: 0.370, SLG: 0.406 (1, 4)										4	0	1	0	0	0	0						
Larry Doby, L OBP: 0.382, SLG: 0.543 (1, 8)										4	0	0	0	0	1	2						
Luke Easter, L OBP: 0.337, SLG: 0.519 (1, 3)										4	0	2	0	0	2	2						
Al Rosen, R OBP: 0.388, SLG: 0.520 (1, 5)										4	0	1	0	0	0	1						
Harry Simpson, L OBP: 0.338, SLG: 0.399 (1, 9)										4	0	0	0	0	3	3						
Jim Hegan, R OBP: 0.283, SLG: 0.322 (1, 2)										3	0	0	0	0	1	1						
George Strickland, R OBP: 0.267, SLG: 0.289 (1, 6)										3	1	1	0	0	0	1						
Mike Garcia, R OBP: 0.180, SLG: 0.188 (3, PH)										0	0	0	0	0	0	0						
Barney McCoskey, L OBP: 0.289, SLG: 0.325 (4, 1)										1	0	0	0	0	0	0						
Ted Wilks, R OBP: 0.125, SLG: 0.125 (5, PH)										0	0	0	0	0	0	0						
Ray Boone, R OBP: 0.125, SLG: 0.125 (6, 1)										1	0	0	0	0	0	0						
Steve Gromek, R OBP: 0.229, SLG: 0.100 (8, PH)										0	0	0	0	0	0	0						
Dave Pope, L OBP: 0.221, SLG: 0.200 (9, 1)										1	0	0	0	0	0	0						
Lou Brissie, L OBP: 0.260, SLG: 0.250 (9, 1)										0	0	0	0	0	0	0						
Inning Stats	R: 0 E: 0 K: 1 S: 5	H: 0 LOB: 0 BB: 0 P: 5	R: 0 E: 0 K: 1 S: 6	H: 1 LOB: 1 BB: 0 P: 6	R: 1 E: 0 K: 1 S: 8	H: 3 LOB: 2 BB: 0 P: 8	R: 0 E: 0 K: 0 S: 4	H: 0 LOB: 0 BB: 0 P: 4	R: 0 E: 0 K: 0 S: 3	H: 0 LOB: 0 BB: 0 P: 3	R: 0 E: 0 K: 2 S: 7	H: 0 LOB: 0 BB: 0 P: 7	R: 0 E: 0 K: 0 S: 3	H: 0 LOB: 0 BB: 0 P: 3	R: 0 E: 0 K: 1 S: 6	H: 2 LOB: 1 BB: 0 P: 6	R: 0 E: 0 K: 0 S: 6	H: 2 LOB: 1 BB: 0 P: 6	1B: 5 2B: 1 3B: 0 HR: 0	SF: 0 SAC: 0 DP: 0 HBP: 0	WP: 0 PB: 0 CS: 0	PA: 33
PITCHER	IP WLS BF H R ER SO BB IBB HBP BLK WP HR S P ERA WHIP																					
Joe Dobson, R ERA: 2.54 (1, 1)	9.0 W 33 6 1 1 7 0 0 0 0 0 0 0 47 47 1.00 0.667																					


Batter	1	2	3	4	5	6	7	8	9	AB	R	H	RBI	BB	SO	LOB	TOP			
Chico Carrasquel, R OBP: 0.311, SLG: 0.295	4-0 G1 BB		0-0 F3			0-0 6-3		0-0 1-2 1B		3	0	1	0	1	0	1	Chicago White Sox @ Cleveland Indians Cleveland Municipal Stadium, Cleveland, OH Wed Sep 24 1952, 3:33 AM EDT Att: 4,989 - Unknown livebaseballscorecards.com			
Nellie Fox, L OBP: 0.336, SLG: 0.365	0-0 G1		0-0 4-3			0-0 4-3		0-0 1-3		4	0	0	0	0	0	3				
Minnie Minoso, R OBP: 0.374, SLG: 0.429	0-0 4-3			0-0 1-3			0-0 E6 F4 S	0-0 6-3		4	0	0	0	0	0	1				
Eddie Robinson, L OBP: 0.382, SLG: 0.468	0-0 3-1			0-0 3-1			0-0 F4	0-0 1-3		4	0	0	0	0	0	2				
Tom Wright, L OBP: 0.352, SLG: 0.356		0-0 3-1		0-0 F7			0-0 FC3-2-5	0-0 F8		4	0	0	0	0	0	1				
Jim Rivera, L OBP: 0.317, SLG: 0.356		0-0 6-3			0-3 K		0-0 F3			3	0	0	0	0	1	1				
Sherm Lollar, R Red Wilson, R		4-0 BB			0-0 F8			0-0 5-3		2	0	0	0	1	0	0				
Rocky Krsnich, R OBP: 0.323, SLG: 0.410		0-0 1-3			0-0 F7			0-0 F7		3	0	0	0	0	0	1				
Lou Kretlow, R Luis Aloma, R			0-0 F3			0-3 K		0-0 1B		2	0	1	0	0	1	0				
Hank Edwards, L Hal Brown, R Hal Hudson, L								0-0 1B		0	0	0	0	0	0	0				
Inning Stats	R: 0 E: 0 K: 0 S: 3	H: 0 LOB: 1 BB: 1 P: 7	R: 0 E: 0 K: 0 S: 3	H: 0 LOB: 1 BB: 1 P: 7	R: 0 E: 0 K: 0 S: 3	H: 1 LOB: 0 BB: 0 P: 3	R: 0 E: 0 K: 0 S: 3	H: 0 LOB: 0 BB: 0 P: 3	R: 0 E: 0 K: 1 S: 5	H: 0 LOB: 0 BB: 0 P: 5	R: 0 E: 0 K: 0 S: 4	H: 0 LOB: 0 BB: 0 P: 4	R: 0 E: 0 K: 0 S: 5	H: 2 LOB: 2 BB: 0 P: 5	R: 0 E: 0 K: 0 S: 3	H: 0 LOB: 0 BB: 0 P: 3	1B: 2 2B: 1 3B: 0 HR: 0	SF: 0 SAC: 0 DP: 0 HBP: 0	WP: 0 PB: 0 SB: 1 CS: 0	PA: 32
PITCHER Bob Lemon, R ERA: 2.5	IP: 9.0 WLS: W BF: 32 H: 3 R: 0 ER: 0 SO: 2 BB: 2 IBB: 0 HBP: 0 BLK: 0 WP: 0 HR: 0 S: 34 P: 42 ERA: 0.00 WHIP: 0.556															PITCHER				

Batter	1	2	3	4	5	6	7	8	9	AB	R	H	RBI	BB	SO	LOB	BOTTOM			
Dale Mitchell, L OBP: 0.386, SLG: 0.415	0-0 4-3		0-0 4-3 FC3-5 1B	0-0 L8			0-0 SH2-4 1B	0-0 FC4-6 1B		5	1	3	0	0	0	3	Chicago White Sox @ Cleveland Indians Cleveland Municipal Stadium, Cleveland, OH Wed Sep 24 1952, 3:33 AM EDT Att: 4,989 - Unknown livebaseballscorecards.com			
Bobby Avila, R OBP: 0.370, SLG: 0.410	0-0 1-3		0-0 FC3-5 4-3		0-0 HR		0-0 SH2-4 1B	0-0 FC4-6 1B		4	1	1	1	0	0	4				
Larry Doby, L OBP: 0.382, SLG: 0.540	4-0 BB		0-0 4-3		0-0 6-3		4-0 1B HR	0-3 K		3	1	0	0	2	1	4				
Luke Easter, L OBP: 0.336, SLG: 0.516	0-0 F5		0-3 K		0-3 K		0-0 HR	1B		4	1	1	2	0	2	3				
Al Rosen, R OBP: 0.387, SLG: 0.524		0-3 K		0-0 F4	0-0 F6		0-0 HR			4	1	1	3	0	1	0				
Harry Simpson, L OBP: 0.337, SLG: 0.396		0-0 6-3		0-0 6-3		0-0 6-3	0-0 F8			4	0	0	0	0	0	0				
Jim Hegan, R OBP: 0.288, SLG: 0.325		4-0 BB		0-0 BB 1B		0-3 K	0-0 CS 1B			3	0	2	0	1	1	0				
George Strickland, R OBP: 0.266, SLG: 0.287		0-0 F2		4-0 BB 1B		0-3 K	0-0 CS	0-0 6-3		3	0	0	0	1	1	1				
Bob Lemon, L OBP: 0.250, SLG: 0.315			0-0 FC3-5 1B	4-0 BB			0-0 SH2-4 1B	4-0 FC4-6 1B		2	1	2	0	2	0	0				
Inning Stats	R: 0 E: 0 K: 0 S: 3	H: 0 LOB: 1 BB: 1 P: 7	R: 0 E: 0 K: 1 S: 5	H: 0 LOB: 1 BB: 1 P: 9	R: 0 E: 0 K: 1 S: 7	H: 2 LOB: 2 BB: 0 P: 7	R: 0 E: 0 K: 0 S: 4	H: 1 LOB: 3 BB: 2 P: 12	R: 1 E: 0 K: 1 S: 6	H: 1 LOB: 0 BB: 0 P: 6	R: 0 E: 0 K: 2 S: 7	H: 0 LOB: 0 BB: 0 P: 7	R: 5 E: 0 K: 0 S: 7	H: 5 LOB: 1 BB: 1 P: 11	R: 0 E: 0 K: 1 S: 6	H: 1 LOB: 2 BB: 1 P: 10		1B: 8 2B: 0 3B: 0 HR: 2	SF: 0 SAC: 1 DP: 0 HBP: 0	WP: 0 PB: 0 SB: 0 CS: 1
PITCHER Lou Kretlow, R ERA: 2.96 Luis Aloma, R ERA: 4.29 Hal Hudson, L ERA: 10.8	IP: 6.1 WLS: L BF: 31 H: 7 R: 5 ER: 5 SO: 5 BB: 4 IBB: 1 HBP: 0 BLK: 0 WP: 0 HR: 1 S: 36 P: 56 ERA: 7.11 WHIP: 1.737															PITCHER				

Batter	1	2	3	4	5	6	7	8	9	AB	R	H	RBI	BB	SO	LOB	TOP			
Fred Marsh, R OBP: 0.329, SLG: 0.322 (1, 5)										3	0	0	0	1	2	0	St. Louis Browns @ Chicago White Sox Comiskey Park, Chicago, IL Fri Sep 26 1952, 4:33 AM EDT Att: 16,704 - Unknown livebaseballscorecards.com			
Gordon Goldsberry, L OBP: 0.339, SLG: 0.257 (1, 3)										4	1	1	0	0	0	1				
Jim Dyck, R OBP: 0.355, SLG: 0.452 (1, 8)										2	1	0	0	2	1	0				
Vic Wertz, L OBP: 0.380, SLG: 0.506 (1, 9)										3	0	0	0	1	1	3				
Bob Nieman, R OBP: 0.350, SLG: 0.452 (1, 7)										4	0	0	1	0	0	1				
Clint Courtney, L OBP: 0.350, SLG: 0.396 (1, 2)										4	0	1	0	0	0	1				
Bobby Young, L OBP: 0.314, SLG: 0.326 (1, 4)										4	0	0	0	0	0	1				
Joe Demaestri, R OBP: 0.258, SLG: 0.301 Ray Coleman, L OBP: 0.269, SLG: 0.286 (1, 6)										1	0	0	0	0	0	0				
Satchel Paige, R OBP: 0.150, SLG: 0.128 Gene Bearden, L OBP: 0.373, SLG: 0.400 (4, 8)										2	0	0	0	0	0	0				
Satchel Paige, R OBP: 0.150, SLG: 0.128 Gene Bearden, L OBP: 0.373, SLG: 0.400 (4, 1)										1	0	0	0	0	0	0				
Inning Stats	R: 2 E: 1 K: 1 S: 6	H: 1 LOB: 1 BB: 2 P: 14	R: 0 E: 0 K: 0 S: 3	H: 0 LOB: 0 BB: 0 P: 3	R: 0 E: 0 K: 2 S: 7	H: 0 LOB: 0 BB: 0 P: 7	R: 0 E: 0 K: 1 S: 5	H: 0 LOB: 0 BB: 0 P: 5	R: 0 E: 0 K: 0 S: 3	H: 0 LOB: 0 BB: 0 P: 3	R: 0 E: 1 K: 0 S: 4	H: 1 LOB: 1 BB: 0 P: 4	R: 0 E: 0 K: 0 S: 3	H: 0 LOB: 2 BB: 2 P: 11	R: 0 E: 0 K: 0 S: 3	H: 0 LOB: 0 BB: 0 P: 3	1B: 2 2B: 0 3B: 0 HR: 0	SF: 0 SAC: 0 DP: 0 HBP: 0	WP: 0 PB: 0 SB: 0 CS: 0	PA: 34
PITCHER Saul Rogovin, R ERA: 3.85 (1, 1)	IP: 9.0 WLS: W BF: 34 H: 2 R: 2 ER: 1 SO: 4 BB: 4 IBB: 0 HBP: 0 BLK: 0 WP: 0 HR: 0 S: 38 P: 54 ERA: 1.00 WHIP: 0.667															PITCHER Saul Rogovin, R ERA: 3.85 (1, 1)	IP: 9.0 WLS: W BF: 34 H: 2 R: 2 ER: 1 SO: 4 BB: 4 IBB: 0 HBP: 0 BLK: 0 WP: 0 HR: 0 S: 38 P: 54 ERA: 1.00 WHIP: 0.667			

Batter	1	2	3	4	5	6	7	8	9	AB	R	H	RBI	BB	SO	LOB	BOTTOM			
Chico Carrasquel, R OBP: 0.312, SLG: 0.297 (1, 6)										5	0	2	2	0	0	3	St. Louis Browns @ Chicago White Sox Comiskey Park, Chicago, IL Fri Sep 26 1952, 4:33 AM EDT Att: 16,704 - Unknown livebaseballscorecards.com			
Nellie Fox, L OBP: 0.335, SLG: 0.365 (1, 4)										4	1	1	0	0	0	2				
Minnie Minoso, R OBP: 0.375, SLG: 0.427 (1, 7)										2	0	0	0	2	0	1				
Eddie Robinson, L OBP: 0.380, SLG: 0.464 (1, 3)										4	0	0	1	0	0	3				
Tom Wright, L OBP: 0.350, SLG: 0.351 (1, 9)										3	1	0	0	1	0	2				
Jim Rivera, L OBP: 0.320, SLG: 0.362 (1, 8)										4	2	3	0	0	0	1				
Sherm Lollar, R OBP: 0.352, SLG: 0.383 (1, 2)										4	0	0	1	0	1	2				
Rocky Krsnich, R OBP: 0.320, SLG: 0.402 (1, 5)										4	0	1	1	0	0	1				
Saul Rogovin, R OBP: 0.247, SLG: 0.274 (1, 1)										4	2	2	0	0	1	2				
Inning Stats	R: 1 E: 2 K: 0 S: 5	H: 1 LOB: 1 BB: 0 P: 5	R: 0 E: 0 K: 0 S: 5	H: 1 LOB: 2 BB: 0 P: 5	R: 0 E: 0 K: 0 S: 2	H: 0 LOB: 0 BB: 1 P: 6	R: 3 E: 0 K: 0 S: 6	H: 3 LOB: 1 BB: 1 P: 10	R: 0 E: 1 K: 0 S: 3	H: 0 LOB: 1 BB: 1 P: 7	R: 1 E: 0 K: 1 S: 7	H: 2 LOB: 1 BB: 0 P: 7	R: 0 E: 0 K: 0 S: 3	H: 0 LOB: 0 BB: 0 P: 3	R: 1 E: 0 K: 1 S: 7	H: 2 LOB: 1 BB: 0 P: 7		1B: 5 2B: 3 3B: 1 HR: 0	SF: 0 SAC: 0 DP: 1 HBP: 0	WP: 3 PB: 0 SB: 2 CS: 1
PITCHER Satchel Paige, R ERA: 3.07 Gene Bearden, L ERA: 4.36 (4, 1)	IP: 3.2 WLS: L BF: 18 H: 4 R: 4 ER: 3 SO: 0 BB: 2 IBB: 0 HBP: 0 BLK: 0 WP: 1 HR: 0 S: 16 P: 24 ERA: 7.36 WHIP: 1.636															PITCHER Satchel Paige, R ERA: 3.07 Gene Bearden, L ERA: 4.36 (4, 1)	IP: 4.1 WLS: L BF: 19 H: 5 R: 2 ER: 2 SO: 2 BB: 1 IBB: 0 HBP: 0 BLK: 0 WP: 2 HR: 0 S: 22 P: 26 ERA: 4.15 WHIP: 1.385			

Batter	1	2	3	4	5	6	7	8	9	AB	R	H	RBI	BB	SO	LOB	TOP			
Jay Porter, R OBP: 0.306, SLG: 0.265 (1, 8)	5-3		FC5-4 1B		G4-3 1-2		F2		F9	5	0	1	0	0	0	3	St. Louis Browns @ Chicago White Sox Comiskey Park, Chicago, IL Sat Sep 27 1952, 4:33 AM EDT Att: 3,126 - Unknown 			
Gordon Goldsberry, L OBP: 0.330, SLG: 0.355 (1, 3)	1B BB		F5			1B 3B	4-3		K	4	1	1	0	1	1	3				
Bob Nieman, R OBP: 0.351, SLG: 0.451 (1, 7)	F4		FC5-4 1-2			1B			K	5	1	2	1	0	1	2				
Vic Wertz, L OBP: 0.381, SLG: 0.506 (1, 9)	1-2 1B				F8	3-H 1B	F8		1B 1B	4	1	2	0	0	0	1				
Clint Courtney, L OBP: 0.349, SLG: 0.395 (1, 2)	F7				F8		F7		2B 1B	4	1	1	1	0	0	3				
Jim Dyck, R OBP: 0.356, SLG: 0.455 (1, 5)					F7		F7		2B 1B	4	0	2	1	0	0	1				
Bobby Young, L OBP: 0.312, SLG: 0.324 (1, 4)	F9				6-3		4-3		K	4	0	0	0	0	1	3				
Fred Marsh, R OBP: 0.331, SLG: 0.325 (1, 6)	F7						1B 1B		F8	4	0	2	1	0	0	1				
Bob Cain, L Earl Harris, R Roy Sievers, L Bobby Hogue, R Jake Crawford, R Cliff Fannin, L Dick Kytowski, L Tommy Byrne, L (1, 1) (3, 1) (5, PH) (5, PH) (7, PH) (7, 1) (8, PH) (8, 1)			F3				1-2 1B		G3	1	0	0	0	0	0	0				
Inning Stats	R: 0 E: 0 K: 0 S: 4	H: 1 LOB: 2 BB: 1 P: 8	R: 0 E: 0 K: 0 S: 3	H: 0 LOB: 0 BB: 0 P: 3	R: 0 E: 0 K: 0 S: 4	H: 1 LOB: 1 BB: 0 P: 4	R: 0 E: 0 K: 0 S: 4	H: 1 LOB: 1 BB: 0 P: 4	R: 0 E: 0 K: 1 S: 5	H: 2 LOB: 1 BB: 0 P: 5	R: 0 E: 0 K: 0 S: 5	H: 2 LOB: 2 BB: 0 P: 5	R: 0 E: 0 K: 1 S: 9	H: 4 LOB: 1 BB: 0 P: 9	R: 0 E: 0 K: 2 S: 7	H: 0 LOB: 0 BB: 0 P: 7		1B: 10 2B: 1 3B: 1 HR: 0	SF: 0 SAC: 0 DP: 1 HBP: 0	WP: 0 PB: 0 SB: 0 CS: 0
PITCHER	IP WLS BF H R ER SO BB IBB HBP BLK WP HR S P ERA WHIP	7.0 W 32 11 4 4 1 1 0 0 0 0 0 0 33 37 5.14 1.714	2.0 S 7 1 0 0 3 0 0 0 0 0 0 0 13 13 0.00 0.500																	

Batter	1	2	3	4	5	6	7	8	9	AB	R	H	RBI	BB	SO	LOB	BOTTOM					
Chico Carrasquel, R OBP: 0.313, SLG: 0.296 (1, 6)	5-3	2B IBB	FC5-4 1-2 2-H 1B		6-3		F8			4	0	1	1	1	0	1	St. Louis Browns @ Chicago White Sox Comiskey Park, Chicago, IL Sat Sep 27 1952, 4:33 AM EDT Att: 3,126 - Unknown 					
Nellie Fox, L OBP: 0.334, SLG: 0.366 (1, 4)	1-3		FC5-4 1-2 2-3		F6				6-3	5	0	1	2	0	0	2						
Minnie Minoso, R OBP: 0.377, SLG: 0.427 (1, 7)	BLK 2B BB		S 1B 1B		K		B1-3		CS HBP	3	2	1	0	1	1	0						
Eddie Robinson, L OBP: 0.382, SLG: 0.466 (1, 3)	1-H 2B		F6 1-3		BB 1B HBP		1B		F9 1-2	4	1	2	1	0	0	2						
Sam Mele, R OBP: 0.335, SLG: 0.422 (1, 9)	F4		IBB 1B 1B		1-2 BB		F8			3	1	1	1	1	0	2						
Jim Rivera, L OBP: 0.321, SLG: 0.365 (1, 8)		SH1-3 2B 2B	SH1-3 1B 1B		F4		6-3			4	2	2	0	0	0	3						
Sherm Lollar, R OBP: 0.354, SLG: 0.384 (1, 2)		SH1-3 2-3	F3		1-2 2-H 1B				BB	2	0	1	1	1	0	2						
Rocky Krsnich, R OBP: 0.327, SLG: 0.393 (1, 5)		SH1-3 2B BB	SH1-3 1B IBB		F6		F8			2	2	0	0	2	0	3						
Mary Grissom, R Joe Dobson, R (1, 1) (8, 1)	SH1-3		FC5-4 1B 1B		F9		K			3	0	1	2	0	1	1						
Inning Stats	R: 1 E: 0 K: 0 S: 4	H: 1 LOB: 1 BB: 1 P: 8	R: 2 E: 0 K: 0 S: 4	H: 2 LOB: 2 BB: 2 P: 12	R: 4 E: 0 K: 0 S: 8	H: 5 LOB: 2 BB: 1 P: 12	R: 1 E: 0 K: 1 S: 6	H: 1 LOB: 2 BB: 1 P: 11	R: 0 E: 0 K: 0 S: 3	H: 0 LOB: 0 BB: 0 P: 3	R: 0 E: 0 K: 0 S: 4	H: 1 LOB: 1 BB: 0 P: 4	R: 0 E: 0 K: 1 S: 5	H: 0 LOB: 1 BB: 1 P: 9	R: 0 E: 0 K: 0 S: 2	H: 0 LOB: 0 BB: 0 P: 3		1B: 7 2B: 3 3B: 0 HR: 0	SF: 0 SAC: 2 DP: 0 HBP: 2	WP: 0 PB: 0 SB: 3 CS: 1	PA: 40	
PITCHER	IP WLS BF H R ER SO BB IBB HBP BLK WP HR S P ERA WHIP	2.1 L 14 4 3 3 1 1 1 1 0 0 0 0 11 20 16.20 3.000	1.2 12 4 3 3 1 1 1 1 0 0 0 0 7 7 0.00 0.500	2.0 7 1 0 0 0 0 0 0 0 0 0 0 5 9 0.00 1.000	1.0 4 0 0 0 1 1 0 0 0 0 0 0 5 9 0.00 1.000	1.0 3 0 0 0 0 0 0 1 0 0 0 2 3 0.00 0.000																

Batter	1	2	3	4	5	6	7	8	9	AB	R	H	RBI	BB	SO	LOB	TOP					
Jay Porter, R OBP: 0.316, SLG: 0.308 (1, 8)										6	2	3	3	0	1	5	St. Louis Browns @ Chicago White Sox Comiskey Park, Chicago, IL Sun Sep 28 1952, 4:33 AM EST Att: 10,343 - Unknown					
Fred Marsh, R OBP: 0.326, SLG: 0.321 (1, 6)										6	2	1	1	0	1	4						
Bob Nieman, R OBP: 0.352, SLG: 0.456 (1, 7)										6	1	3	1	0	2	5						
Jim Dyck, R OBP: 0.354, SLG: 0.450 (1, 5)										6	0	1	0	0	1	6						
Roy Sievers, R OBP: 0.226, SLG: 0.300 (1, 3)										6	1	2	3	0	1	1						
Jake Crawford, R OBP: 0.250, SLG: 0.273 (1, 9)										4	1	1	0	1	1	2						
Les Moss, R OBP: 0.331, SLG: 0.347 (1, 2)										4	2	3	1	1	0	1						
Bobby Young, L OBP: 0.314, SLG: 0.325 (1, 4)										4	1	2	0	1	0	3						
Duane Pilette, R OBP: 0.239, SLG: 0.212 Bob Cain, L OBP: 0.154, SLG: 0.172 Dick Littlefield, L OBP: 0.087, SLG: 0.087 (1, 1) (4, PR) (4, L)										2	0	2	0	0	0	0						
Inning Stats	R: 2 E: 1 K: 2 S: 10	H: 2 LOB: 1 BB: 0 P: 10	R: 1 E: 0 K: 1 S: 8	H: 3 LOB: 2 BB: 0 P: 8	R: 0 E: 0 K: 0 S: 3	H: 0 LOB: 2 BB: 2 P: 11	R: 1 E: 1 K: 1 S: 7	H: 1 LOB: 2 BB: 0 P: 7	R: 1 E: 0 K: 2 S: 10	H: 3 LOB: 2 BB: 0 P: 10	R: 0 E: 0 K: 0 S: 3	H: 2 LOB: 1 BB: 0 P: 3	R: 3 E: 0 K: 2 S: 11	H: 4 LOB: 1 BB: 0 P: 11	R: 1 E: 1 K: 0 S: 5	H: 1 LOB: 1 BB: 0 P: 5		R: 3 E: 1 K: 0 S: 6	H: 2 LOB: 1 BB: 1 P: 10	1B: 11 2B: 6 3B: 1 HR: 0	SF: 0 SAC: 0 DP: 0 HBP: 0	WP: 1 PB: 0 SB: 3 CS: 1
PITCHER	IP WLS BF H R ER SO BB IBB HBP BLK WP HR S P ERA WHIP	3.0 L 17 5 3 1 3 2 0 0 0 0 0 0 21 29 3.00 2.333	3.0 14 6 2 1 3 0 0 0 0 0 1 0 20 20 3.00 2.000	0.1 4 3 3 3 1 0 0 0 0 0 0 0 6 6 81.00 9.000	2.2 15 4 4 3 1 1 0 0 0 0 0 0 16 20 10.12 1.875											IP WLS BF H R ER SO BB IBB HBP BLK WP HR S P ERA WHIP						
Chuck Stobbs, L ERA: 3.13 Hal Hudson, L ERA: 8.35 Hal Brown, R ERA: 4.23 Bill Kennedy, L ERA: 2.8																						
Batter	1	2	3	4	5	6	7	8	9	AB	R	H	RBI	BB	SO	LOB	BOTTOM					
Sammy Esposito, R OBP: 0.250, SLG: 0.250 (1, 6)										4	0	1	0	0	2	2	St. Louis Browns @ Chicago White Sox Comiskey Park, Chicago, IL Sun Sep 28 1952, 4:33 AM EST Att: 10,343 - Unknown					
Willy Miranda, S OBP: 0.297, SLG: 0.261 Chico Carrasquel, R OBP: 0.315, SLG: 0.298 (1, 4) (9, PH)										3	0	0	0	0	1	1						
Minnie Minoso, R OBP: 0.375, SLG: 0.424 (1, 7)										4	1	0	0	0	1	1						
Ken Landenberger, L OBP: 0.200, SLG: 0.200 (1, 3)										4	0	1	0	0	1	1						
Tom Wright, L OBP: 0.348, SLG: 0.354 (1, 9)										4	0	1	1	0	2	1						
Jim Rivera, L OBP: 0.319, SLG: 0.363 (1, 8)										3	0	0	0	0	1	1						
Red Wilson, R (1, 2)										3	0	0	0	0	1	0						
Rocky Krsnich, R OBP: 0.327, SLG: 0.385 (1, 5)										2	0	0	0	1	0	0						
Chuck Stobbs, L Sam Miller, R Hal Hudson, L Sam Dente, R Hal Brown, R Bill Kennedy, L (1, 1) (3, PH) (4, L) (6, PH) (7, L) (7, L)										0	0	0	0	0	0	0						
Inning Stats	R: 0 E: 0 K: 1 S: 5	H: 1 LOB: 0 BB: 0 P: 5	R: 0 E: 0 K: 0 S: 3	H: 0 LOB: 0 BB: 0 P: 3	R: 0 E: 0 K: 0 S: 3	H: 0 LOB: 1 BB: 1 P: 7	R: 0 E: 0 K: 0 S: 3	H: 0 LOB: 0 BB: 0 P: 3	R: 0 E: 0 K: 2 S: 7	H: 0 LOB: 0 BB: 0 P: 7	R: 0 E: 0 K: 1 S: 5	H: 0 LOB: 0 BB: 0 P: 5	R: 1 E: 1 K: 2 S: 9	H: 1 LOB: 1 BB: 0 P: 9	R: 0 E: 0 K: 2 S: 8	H: 1 LOB: 1 BB: 0 P: 8		R: 0 E: 0 K: 1 S: 6	H: 2 LOB: 1 BB: 0 P: 6	1B: 4 2B: 1 3B: 0 HR: 0	SF: 0 SAC: 0 DP: 1 HBP: 0	WP: 0 PB: 0 SB: 1 CS: 1
PITCHER	IP WLS BF H R ER SO BB IBB HBP BLK WP HR S P ERA WHIP	3.0 W 22 4 1 0 8 0 0 0 0 0 0 0 38 38 0.00 0.667											IP WLS BF H R ER SO BB IBB HBP BLK WP HR S P ERA WHIP									
Duane Pilette, R Dick Littlefield, L ERA: 3.54 (1, 1) (4, 1)																						