Chicago White Sox - 1953

Chicago White Sox @ Cleveland Indians

Cleveland Municipal Stadium, Cleveland, OH

Tue Apr 14 1953, 3:33 AM EST
Att. 53,698 - Unknown

livebaseballscorecards.com

Batter	1	2	3	4	5	6	7	8	9	AB	R	H	RBI	BB	SO	LOB
Nellie Fox, L (1, 4)	4-3		4-3 (2-3)			4-3		F9		4	0	0	0	0	0	1
Ferris Fain, L (1, 3)	P4		FC5-4 BB			4-3			4-3	3	0	0	0	1	0	0
Minnie Minoso, R (1, 7) OBP: 0.250, SLG: 0.250	1B		FC5-4 (1-2f)			6-3			E5	4	0	1	0	0	0	2
Vern Stephens, R (1, 5)	P6			K			F7		K	4	0	0	0	0	2	2
Jim Rivera, L (1, 8)		5-3 S CS BB		K			G3		1-3	3	0	0	0	1	1	1
Sam Mele, R (1, 9)		5-3 (1-3)		5-3			FC5-4 BB			2	0	0	0	1	0	1
Chico Carrasquel, R (1, 6)		4-3 (3-H)			1-3		FC5-4 (1-2f)			3	0	0	0	0	0	2
Red Wilson, R (1, 2)			F2		F7			G4-6-3 BB		2	0	0	0	1	0	0
Saul Rogovin, R (1, 1)			E6 (4-3)		1-3			G4-6-3 (1-2f)		1	0	0	0	0	0	0
Bob Boyd, L (5, PH)										1	0	0	0	0	0	0
Mike Fornieles, R (5, 1)										0	0	0	0	0	0	0
Gene Bearden, L (7, 1)										1	0	0	0	0	0	1

Inning Stats	1	2	3	4	5	6	7	8	9		
	R: 0 H: 1	R: 0 H: 0	R: 0 H: 0	R: 0 H: 0	R: 0 H: 0	R: 0 H: 0	R: 0 H: 0	R: 0 H: 0	R: 0 H: 0	1B: 1 SF: 0	WP: 0 PA: 32
	E: 0 LOB: 1	E: 0 LOB: 0	E: 1 LOB: 2	E: 0 LOB: 0	E: 0 LOB: 0	E: 0 LOB: 0	E: 0 LOB: 1	E: 0 LOB: 0	E: 1 LOB: 1	2B: 0 SAC: 0	PB: 0
	K: 0 BB: 0	K: 0 BB: 1	K: 0 BB: 1	K: 2 BB: 0	K: 0 BB: 0	K: 0 BB: 0	K: 0 BB: 1	K: 0 BB: 1	K: 1 BB: 0	3B: 0 DP: 1	SB: 1
	S: 4 P: 4	S: 2 P: 6	S: 4 P: 8	S: 7 P: 7	S: 3 P: 3	S: 3 P: 3	S: 3 P: 7	S: 2 P: 6	S: 6 P: 6	HR: 0 HBP: 0	CS: 1

PITCHER	IP	WLS	BF	H	R	ER	SO	BB	IBB	HBP	BLK	WP	HR	S	P	ERA	WHIP
Bob Lemon, R (1, 1) ERA:	9.0	W	32	1	0	0	3	4	0	0	0	0	0	34	50	0.00	0.556

PITCHER	IP	WLS	BF	H	R	ER	SO	BB	IBB	HBP	BLK	WP	HR	S	P	ERA	WHIP

Batter	1	2	3	4	5	6	7	8	9	AB	R	H	RBI	BB	SO	LOB
Ray Boone, R (1, 6) OBP: 0.500, SLG: 1.000	F8	3B		HR 1B		F7				4	1	2	0	0	0	0
Bobby Avila, R (1, 4) OBP: 0.500, SLG: 1.250	1B 1B 1B	4-3		1-H HR		L4				4	2	2	2	0	0	1
Larry Doby, L (1, 8) OBP: 0.250, SLG: 0.250	1B F8 1-3 1B		G3	S S S K			4-3			4	1	1	0	0	1	0
Luke Easter, L (1, 3) OBP: 0.667, SLG: 0.667 Bill Glynn, L (5, PR) (6, 3)	1B 1-3 3-H 1B		F7		F9 E 1B 1B		F9			3 1	0 1	2 1	1 0	0 0	0 0	0 0
Al Rosen, R (1, 5) OBP: 0.500, SLG: 0.667	F8 3-H		2B	B B B B 4-0 1B 1-2 BB			F7			3	0	1	1	1	0	1
Dale Mitchell, L (1, 7) OBP: 0.250, SLG: 0.250	1-2 1B		6-3		F9 2-3			F7		4	0	1	0	0	0	3
Harry Simpson, L (1, 9) OBP: 0.250, SLG: 0.250	3-1			F9	G6-4-3 1-3 3-H 1B			F9		4	0	1	1	0	0	2
Jim Hegan, R (1, 2)		F7		S S S K	G6-4-3 1-2f			B B B B 4-0 BB		3	0	0	0	1	1	2
Bob Lemon, L (1, 1) OBP: 0.250, SLG: 1.000		S S S K		HR		4-3		G3		4	1	1	1	0	1	1
Inning Stats	R: 2 H: 4 E: 0 LOB: 2 K: 0 BB: 0 S: 7 P: 7	R: 0 H: 1 E: 0 LOB: 1 K: 1 BB: 0 S: 6 P: 6	R: 0 H: 1 E: 0 LOB: 1 K: 0 BB: 0 S: 4 P: 4	R: 3 H: 3 E: 0 LOB: 0 K: 2 BB: 0 S: 10 P: 10	R: 1 H: 2 E: 1 LOB: 2 K: 0 BB: 1 S: 4 P: 8	R: 0 H: 0 E: 0 LOB: 0 K: 0 BB: 0 S: 3 P: 3	R: 0 H: 0 E: 0 LOB: 0 K: 0 BB: 0 S: 3 P: 3	R: 0 H: 0 E: 0 LOB: 1 K: 0 BB: 1 S: 3 P: 7		1B: 7 SF: 0 2B: 1 SAC: 0 3B: 1 DP: 1 HR: 2 HBP: 0						WP: 0 PA: 36 PB: 0 SB: 0 CS: 0

BOTTOM

Chicago White Sox @ Cleveland Indians

Cleveland Municipal Stadium, Cleveland, OH

Tue Apr 14 1953, 3:33 AM EST

Att. 53,698 - Unknown

livebaseballscorecards.com

AB	34
R	6
H	11
RBI	6
BB	2
SO	3
LOB	10

PITCHER		IP	WLS	BF	H	R	ER	SO	BB	IBB	HBP	BLK	WP	HR	S	P	ERA	WHIP
Saul Rogovin, R ERA: 11.25	(1, 1)	4.0	L	21	9	5	5	3	0	0	0	0	0	2	27	27	11.25	2.250
Mike Fornieles, R ERA: 4.5	(5, 1)	2.0		8	2	1	1	0	1	0	0	0	0	0	7	11	4.50	1.500
Gene Bearden, L ERA:	(7, 1)	2.0		7	0	0	0	0	1	0	0	0	0	0	6	10	0.00	0.500

PITCHER	IP	WLS	BF	H	R	ER	SO	BB	IBB	HBP	BLK	WP	HR	S	P	ERA	WHIP

Batter	1	2	3	4	5	6	7	8	9	AB	R	H	RBI	BB	SO	LOB
Johnny Groth, R (1, 8) OBP: 0.333, SLG: 0.375	F3		F4			BB, S, BB		F7		3	0	0	0	1	0	0
Billy Hunter, R (1, 6) OBP: 0.250, SLG: 0.143	F2		F4			1-2, BB		F5		3	0	0	0	1	0	0
Jim Dyck, R (1, 5) OBP: 0.556, SLG: 0.500	BB			4-3		F8		HBP		2	0	0	0	1	0	2
Vic Wertz, L (1, 9) OBP: 0.556, SLG: 0.600	1-2, BB			F9		1-2 2-3, BB		K		2	0	0	0	2	1	1
Roy Sievers, R (1, 3) OBP: 0.125, SLG: 0.250	F4			K		L5			F6	4	0	0	0	0	1	5
Dick Kokos, L (1, 7)		F8			K		CS, BB		F8	3	0	0	0	1	1	0
Les Moss, R (1, 2) OBP: 0.375, SLG: 0.500		5-3			6-3		1-2 F6		5-3	4	0	0	0	0	0	1
Bobby Young, L (1, 4) OBP: 0.375, SLG: 0.500		F6			4-3		2B			3	0	1	0	0	0	0
Harry Brecheen, L (1, 1)			K			K	K			3	0	0	0	0	3	1
Inning Stats	R: 0 E: 0 K: 0 S: 3 H: 0 LOB: 2 BB: 2 P: 11	R: 0 E: 0 K: 0 S: 3 H: 0 LOB: 0 BB: 0 P: 3	R: 0 E: 0 K: 1 S: 5 H: 0 LOB: 0 BB: 0 P: 5	R: 0 E: 0 K: 1 S: 5 H: 0 LOB: 0 BB: 0 P: 5	R: 0 E: 0 K: 1 S: 5 H: 0 LOB: 0 BB: 0 P: 5	R: 0 E: 0 K: 1 S: 5 H: 0 LOB: 3 BB: 3 P: 17	R: 0 E: 0 K: 1 S: 5 H: 1 LOB: 1 BB: 1 P: 9	R: 0 E: 0 K: 1 S: 5 H: 0 LOB: 1 BB: 0 P: 6	R: 0 E: 0 K: 0 S: 3 H: 0 LOB: 0 BB: 0 P: 3	1B: 0 2B: 1 3B: 0 HR: 0 SF: 0 SAC: 0 DP: 0 HBP: 1						

PITCHER	IP	WLS	BF	H	R	ER	SO	BB	IBB	HBP	BLK	WP	HR	S	P	ERA	WHIP
Billy Pierce, L (1, 1) ERA:	9.0	W	34	1	0	0	6	6	0	1	0	0	0	39	64	0.00	0.778

PITCHER	IP	WLS	BF	H	R	ER	SO	BB	IBB	HBP	BLK	WP	HR	S	P	ERA	WHIP

TOP

St. Louis Browns @ Chicago White Sox

Comiskey Park, Chicago, IL

Thu Apr 16 1953, 4:33 AM EST

Att. 11,354 - Unknown

livebaseballscorecards.com

AB	27
R	0
H	1
RBI	0
BB	6
SO	6
LOB	10



BOTTOM

Batter	1	2	3	4	5	6	7	8	9	AB	R	H	RBI	BB	SO	LOB
Nellie Fox, L (1, 4)	BBBB 4-0 1B BB		x 0-0 ① 4-3			BBBB 4-0 SH5-3 BB		H 1-0 1B HBP		1	0	0	0	2	0	0
Ferris Fain, L (1, 3)	x 0-0 ① F5		x 0-0 ② F9			x 0-0 ① SH5-3 1-2		x 0-0 ① F9		3	0	0	0	0	0	2
Minnie Minoso, R (1, 7) OBP: 0.250, SLG: 0.250	SSS 0-3 ② K		x 0-0 ③ 5-3			x 0-0 ② F9		x 0-0 S 1-3 1B		4	0	1	0	0	1	2
Vern Stephens, R (1, 5) OBP: 0.125, SLG: 0.125	x 0-0 S 1-3 1B			x 0-0 ① 6-3		x 0-0 ③ F9		x 0-0 ② F4 1-2		4	0	1	0	0	0	3
Jim Rivera, L (1, 8)	BBBB 4-0 1-2 BB			x 0-0 ② 4-3			BBBB 4-0 E SH1 F8 BB	x 0-0 ③ 4-3		2	1	0	0	2	0	2
Sam Mele, R (1, 9)	x 0-0 ③ F7			x 0-0 ③ F8			x 0-0 ① SH1 1-2			2	0	0	0	0	0	3
Chico Carrasquel, R (1, 6)		SSS 0-3 ① K			x 0-0 ① 6-3		x 0-0 E5 2-3			3	0	0	0	0	1	1
Sherm Lollar, R (1, 2)		x 0-0 ② 6-3			x 0-0 ② F4		x 0-0 ② F8 3-H			3	0	0	1	0	0	1
Billy Pierce, L (1, 1)		x 0-0 ③ 4-3			x 0-0 ③ F7		x 0-0 ③ F5			3	0	0	0	0	0	1
Inning Stats	R: 0 E: 0 K: 1 S: 6 H: 1 LOB: 3 BB: 2 P: 14	R: 0 E: 0 K: 1 S: 5 H: 0 LOB: 0 BB: 0 P: 5	R: 0 E: 0 K: 0 S: 3 H: 0 LOB: 0 BB: 0 P: 3	R: 0 E: 0 K: 0 S: 3 H: 0 LOB: 0 BB: 0 P: 3	R: 0 E: 0 K: 0 S: 3 H: 0 LOB: 0 BB: 0 P: 3	R: 0 E: 0 K: 0 S: 3 H: 0 LOB: 1 BB: 1 P: 7	R: 1 E: 1 K: 0 S: 4 H: 0 LOB: 1 BB: 1 P: 8	R: 0 E: 0 K: 0 S: 4 H: 1 LOB: 2 BB: 0 P: 5		1B: 2 2B: 0 3B: 0 HR: 0 SF: 0 SAC: 2 DP: 0 HBP: 1						

PITCHER	IP	WLS	BF	H	R	ER	SO	BB	IBB	HBP	BLK	WP	HR	S	P	ERA	WHIP
Harry Brecheen, L (1, 1) ERA:	8.0	L	32	2	1	0	2	4	0	1	0	0	0	31	48	0.00	0.750

PITCHER	IP	WLS	BF	H	R	ER	SO	BB	IBB	HBP	BLK	WP	HR	S	P	ERA	WHIP

St. Louis Browns @ Chicago White Sox

Comiskey Park, Chicago, IL

Thu Apr 16 1953, 4:33 AM EST

Att. 11,354 - Unknown

livebaseballscorecards.com

AB	25
R	1
H	2
RBI	1
BB	4
SO	2
LOB	15

1B: 2 2B: 0 3B: 0 HR: 0 SF: 0 SAC: 2 DP: 0 HBP: 1

WP: 0 PB: 0 SB: 2 CS: 0 PA: 32

Batter	1	2	3	4	5	6	7	8	9	AB	R	H	RBI	BB	SO	LOB
Johnny Groth, R (1, 8) OBP: 0.214, SLG: 0.231	F8			6-3		6-3	E6 1B 1-2		F8	5	0	0	0	0	0	1
Bobby Young, L (1, 4) OBP: 0.417, SLG: 0.500	G6-4-3 1B			1-3		F8	FC5-4 1B 1-2 2-H			4	0	2	1	0	0	0
Jim Dyck, R (1, 7) OBP: 0.462, SLG: 0.333	G6-4-3 1-2f			K			BB FC5-4 1-2f			3	1	0	0	1	1	3
Vic Wertz, L (1, 9) OBP: 0.538, SLG: 0.889		4-3			HR		1B F7 2B 1B 1-3	G3		4	2	2	1	0	0	0
Bob Elliott, R (1, 5) OBP: 0.375, SLG: 0.286		6-3			G6-4-3 E 1B		F7 1-2 3-H	6-3		4	0	1	1	0	0	1
Roy Sievers, R (1, 3) OBP: 0.250, SLG: 0.417		6-3			E1 G6-4-3 1-2		2B 1B 2-3	2B		4	1	2	0	0	0	1
Les Moss, R (1, 2) OBP: 0.417, SLG: 0.583			CS 1B		G6-4-3 1-2f 2-3		FC4-6 2B 1-H 3-H	L6		4	1	2	2	0	0	3
Billy Hunter, R (1, 6) OBP: 0.333, SLG: 0.111		6-3 1-2			CS IBB		FC4-6 BB		F8	2	0	0	0	2	0	1
Dick Littlefield, L (1, 1) Satchel Paige, R (7, 1)		1-3			CS 1-2	K	FC4-6 E 1B 1-2f 3-H		1-3	3 1	1 0	0 0	1 0	0 0	1 0	1 0
Inning Stats	R: 0 E: 0 K: 0 S: 3 H: 1 LOB: 0 BB: 0 P: 3	R: 0 E: 0 K: 0 S: 3 H: 0 LOB: 0 BB: 0 P: 3	R: 0 E: 0 K: 0 S: 3 H: 1 LOB: 0 BB: 0 P: 3	R: 0 E: 0 K: 1 S: 5 H: 0 LOB: 0 BB: 0 P: 5	R: 1 E: 1 K: 0 S: 4 H: 2 LOB: 1 BB: 1 P: 8	R: 0 E: 0 K: 1 S: 5 H: 0 LOB: 0 BB: 0 P: 5	R: 5 E: 1 K: 0 S: 8 H: 4 LOB: 2 BB: 2 P: 16	R: 0 E: 0 K: 0 S: 4 H: 1 LOB: 1 BB: 0 P: 4	R: 0 E: 0 K: 0 S: 3 H: 0 LOB: 0 BB: 0 P: 3	1B: 6 2B: 2 3B: 0 HR: 1 SF: 0 SAC: 0 DP: 2 HBP: 0						

PITCHER		IP	WLS	BF	H	R	ER	SO	BB	IBB	HBP	BLK	WP	HR	S	P	ERA	WHIP
Joe Dobson, R ERA: 5.68	(1, 1)	6.1	L	24	6	4	4	2	1	1	0	0	0	1	26	34	5.68	1.105
Harry Dorish, R ERA: 13.5	(7, 1)	0.2		6	2	2	1	0	1	0	0	0	0	0	5	9	13.50	4.500
Connie Johnson, R ERA:	(8, 1)	2.0		7	1	0	0	0	0	0	0	0	0	0	7	7	0.00	0.500

PITCHER	IP	WLS	BF	H	R	ER	SO	BB	IBB	HBP	BLK	WP	HR	S	P	ERA	WHIP

TOP

St. Louis Browns @ Chicago White Sox

Comiskey Park, Chicago, IL

Fri Apr 17 1953, 4:33 AM EST

Att. 972 - Unknown

livebaseballscorecards.com

AB	34
R	6
H	9
RBI	6
BB	3
SO	2
LOB	11

PA: 38

WP: 0 PB: 0 SB: 0 CS: 2

Batter	1	2	3	4	5	6	7	8	9	AB	R	H	RBI	BB	SO	LOB
Nellie Fox, L (1, 4) OBP: 0.385, SLG: 0.200	G4-6-3 1B			E E 1B	F6		1-3		FC3-6 2B 1-2f 3-H	5	0	2	1	0	0	4
Ferris Fain, L (1, 3) OBP: 0.167, SLG: 0.182	F9			E9 1-3		F4		1-3	2B 1-3	5	0	1	0	0	0	2
Minnie Minoso, R (1, 7) OBP: 0.231, SLG: 0.167	G4-6-3 1-2f			B1		F8		BBB 3B BB	F9	4	1	0	0	1	0	5
Vern Stephens, R (1, 5) OBP: 0.083, SLG: 0.083		5-3		SSS K		F4		F7		4	0	0	0	0	1	3
Jim Rivera, L (1, 8) OBP: 0.500, SLG: 0.556		CS 1B		1-6-3			1B 1B 1B	1-H 3B		4	1	3	1	0	0	2
Sam Mele, R (1, 9) OBP: 0.222, SLG: 0.125		SSS K 1-2			SH3 1B F8 1B		F9	F9		4	1	1	0	0	1	3
Chico Carrasquel, R (1, 6) OBP: 0.300, SLG: 0.300			G4-6-3 1B		SH3 1-2 1B		1B 1-2 1B		L5	4	0	3	0	0	0	0
Red Wilson, R (1, 2) OBP: 0.400, SLG: 0.250 Bob Boyd, L (9, PH)			G4-6-3 1-2f		SH3 1-2 2-3		1-2 2-H 1B		BBB 1B FC3-6 BB	2 0	0 1	1 0	1 0	0 1	0 0	1 0
Joe Dobson, R (1, 1) Harry Dorish, R (7, 1) Rocky Krsnich, R (7, PH) Tommy Byrne, L (7, PH) Connie Johnson, R (8, 1) Tom Wright, L (9, PH) OBP: 1.000, SLG: 1.000			SSS K		F8 3-H		F8		FC3-6 1-3 1B	2 0 0 1 0 1	0 0 0 0 0 0	0 0 0 0 0 1	1 0 0 0 0 0	0 0 0 0 0 0	1 0 0 2 0 0	1 0 0 0 0 0
Inning Stats	R: 0 H: 1 E: 0 LOB: 0 K: 0 BB: 0 S: 3 P: 3	R: 0 H: 1 E: 0 LOB: 0 K: 1 BB: 0 S: 5 P: 5	R: 0 H: 1 E: 0 LOB: 0 K: 1 BB: 0 S: 5 P: 5	R: 0 H: 1 E: 1 LOB: 2 K: 1 BB: 0 S: 7 P: 7	R: 1 H: 2 E: 0 LOB: 1 K: 0 BB: 0 S: 5 P: 5	R: 0 H: 0 E: 0 LOB: 0 K: 0 BB: 0 S: 3 P: 3	R: 1 H: 3 E: 0 LOB: 2 K: 0 BB: 0 S: 6 P: 6	R: 1 H: 1 E: 0 LOB: 1 K: 0 BB: 1 S: 4 P: 8	R: 1 H: 2 E: 0 LOB: 2 K: 0 BB: 1 S: 5 P: 9	1B: 10 2B: 1 3B: 1 HR: 0	SF: 0 SAC: 1 DP: 2 HBP: 0			WP: 0 PB: 0 SB: 0 CS: 1	PA: 39		

PITCHER		IP	WLS	BF	H	R	ER	SO	BB	IBB	HBP	BLK	WP	HR	S	P	ERA	WHIP
Dick Littlefield, L ERA: 2.84	(1, 1)	6.1	W	26	9	2	2	3	0	0	0	0	0	0	32	32	2.84	1.421
Satchel Paige, R ERA: 6.75	(7, 1)	2.2	S	13	3	2	2	0	2	0	0	0	0	0	11	19	6.75	1.875

PITCHER	IP	WLS	BF	H	R	ER	SO	BB	IBB	HBP	BLK	WP	HR	S	P	ERA	WHIP

BOTTOM

St. Louis Browns @ Chicago White Sox

Comiskey Park, Chicago, IL

Fri Apr 17 1953, 4:33 AM EST

Att. 972 - Unknown

livebaseballscorecards.com

AB	36
R	4
H	12
RBI	4
BB	2
SO	3
LOB	23

Batter	1	2	3	4	5	6	7	8	9	AB	R	H	RBI	BB	SO	LOB
Ray Boone, R (1, 6) OBP: 0.579, SLG: 0.769	BBBB 4-0 1B 3-1 BB	X 0-0 WP BB 1-3 2-H 3-H 4-3 1B		BBBB 4-0 F8 BB BB	BBBB 4-0 BB 1-2 BB		BBBB 4-0 1-2 BB		X 0-0 E3	2	2	1	2	4	0	1
Bobby Avila, R (1, 4) OBP: 0.450, SLG: 0.533	X 0-0 ① F9	BBBB 4-0 4-3 WP 1-2 G3 BB		BBBB 4-0 F8 1-2 BB	BBBB 4-0 1-2 2-3 BB		X 0-0 ② F8		X 0-0 ③ F9	3	1	0	0	3	0	5
Larry Doby, L (1, 8) OBP: 0.421, SLG: 0.556	X 0-0 3-1 1-3 1B	X 0-0 ① 4-3 1-3 2-H 3-H		X 0-0 ① SSS F8 1-2 2-3	SSS 0-3 ③ K		SSS 0-3 ③ K			5	0	1	1	0	2	8
Luke Easter, L (1, 3) OBP: 0.467, SLG: 0.462	X 0-0 ② 3-1 1-2 3-H	X 0-0 ② G3 3-H		H 1-0 FC6-4 HBP		SSS 0-3 ① K		X 0-0 ① F6		2	0	0	2	0	0	1
Bill Glynn, L (4, PR) (4, 3)										2	0	0	0	0	1	0
Al Rosen, R (1, 5) OBP: 0.526, SLG: 0.462	BBBB 4-0 BB	BBBB 4-0 BB		SSS 0-3 ② K		X 0-0 4-3 2B		X 0-0 ② 6-3		3	0	1	0	2	1	3
Dale Mitchell, L (1, 7) OBP: 0.316, SLG: 0.294	X 0-0 ③ L1	X 0-0 ③ F4		X 0-0 ③ FC6-4 1-2f		X 0-0 ② 4-3 2-3		X 0-0 ③ 4-3		5	0	0	0	0	0	7
Harry Simpson, L (1, 9) OBP: 0.278, SLG: 0.294		BBBB 4-0 BB 1B BB BB	X 0-0 ① F8		X 0-0 ① F8	X 0-0 ③ 3-1			SSS 0-3 ① K	4	1	0	0	1	1	1
Jim Hegan, R (1, 2) OBP: 0.333, SLG: 0.375		BBBB 4-0 BB 1B 1-2 BB	SSS 0-3 ② K		X 0-0 ② 6-3		X 0-0 ① F2		X 0-0 E5 4-3	4	1	0	0	1	1	0
Early Wynn, S (1, 1)		BBBB 4-0 1B WP 1-2 2-3 BB	SSS 0-3 ③ K		BBBB 4-0 BB BB BB		BBBB 4-0 BB BB		X 0-0 ② 4-3 1-2	0	0	0	0	0	0	0
Dave Hoskins, L (1, 1)										1	1	0	0	1	1	0
Ted Wilks, R (4, 1)										0	0	0	0	0	0	0
Al Aber, L (4, 1)										0	0	0	0	2	0	0
Barney McCosky, L (9, PH)										1	0	0	0	0	0	1
Inning Stats	R: 1 E: 0 K: 0 S: 4 H: 1 LOB: 2 BB: 2 P: 12	R: 5 E: 0 K: 0 S: 4 H: 1 LOB: 1 BB: 5 P: 24	R: 0 E: 0 K: 2 S: 7 H: 0 LOB: 0 BB: 0 P: 7	R: 0 E: 0 K: 1 S: 5 H: 0 LOB: 3 BB: 2 P: 14	R: 0 E: 0 K: 1 S: 5 H: 0 LOB: 3 BB: 3 P: 17	R: 0 E: 0 K: 1 S: 6 H: 1 LOB: 1 BB: 0 P: 6	R: 0 E: 0 K: 1 S: 5 H: 0 LOB: 2 BB: 2 P: 13	R: 0 E: 0 K: 0 S: 3 H: 0 LOB: 0 BB: 0 P: 3	R: 0 E: 2 K: 1 S: 7 H: 0 LOB: 2 BB: 0 P: 7	1B: 2 2B: 1 3B: 0 HR: 0	SF: 0 SAC: 0 DP: 0 HBP: 1			WP: 1 PB: 0 SB: 0 CS: 0	PA: 47		

TOP

Cleveland Indians @ Chicago White Sox

Comiskey Park, Chicago, IL

Sat Apr 18 1953, 4:33 AM EST

Att. 4,915 - Unknown

livebaseballscorecards.com

AB	32
R	6
H	3
RBI	5
BB	14
SO	7
LOB	27

PITCHER		IP	WLS	BF	H	R	ER	SO	BB	IBB	HBP	BLK	WP	HR	S	P	ERA	WHIP
Tommy Byrne, L ERA: 54.0	(1, 1)	1.0		11	2	6	6	0	6	0	0	0	0	0	5	29	54.00	8.000
Lou Kretlow, R ERA:	(2, 1)	6.0		28	1	0	0	6	8	0	1	0	1	0	31	64	0.00	1.500
Harry Dorish, R ERA: 3.38	(8, 1)	2.0	W	8	0	0	0	1	0	0	0	0	0	0	10	10	0.00	0.000

PITCHER		IP	WLS	BF	H	R	ER	SO	BB	IBB	HBP	BLK	WP	HR	S	P	ERA	WHIP

Cleveland Indians @ Chicago White Sox

Comiskey Park, Chicago, IL

Sat Apr 18 1953, 4:33 AM EST

Att. 4,915 - Unknown

livebaseballscorecards.com

BOTTOM

Batter	1	2	3	4	5	6	7	8	9	AB	R	H	RBI	BB	SO	LOB
Nellie Fox, L (1, 4) OBP: 0.389, SLG: 0.400	E 2B	F9		BB 1B 2B		FC3-6 4-3 1-2f	G3			5	2	2	0	0	0	4
Ferris Fain, L (1, 3) OBP: 0.294, SLG: 0.154	E4 BB HBP BB 2-H	BB 5-3 BB		BB 1B BB		4-3 1-2		SH1-4 E BB		2	2	0	0	3	0	1
Minnie Minoso, R (1, 7) OBP: 0.353, SLG: 0.154	BB BB FC6-4 1-2 HBP	5-3 1-2		1B CS 1-2 2-3 BB		FC5-4 IBB		SH1-4 1-3		1	1	0	0	2	0	1
Vern Stephens, R (1, 5) OBP: 0.143, SLG: 0.077 Tom Wright, L (4, PH) OBP: 1.000, SLG: 1.000 Rocky Krsnich, R (5, 5)	K	BB BB		FC6-4 1-3 2-H 3-H 1B		FC5-4 1-2f		FC5 FC6-4 3-H		1 1 2	0 0 0	0 1 0	0 1 0	1 0 0	1 0 0	2 0 2
Jim Rivera, L (1, 8) OBP: 0.471, SLG: 0.417	BB E 1-2 2-3 BB	1-2 2-3 BB		FC6-4 1-2f 3-H			K	F4		3	1	0	0	2	1	3
Sam Mele, R (1, 9) OBP: 0.286, SLG: 0.091	FC6-4 1-2 2-3 3-H BB	4-3			K		BB E BB	FC6-4 1-2f		3	0	0	1	2	1	4
Chico Carrasquel, R (1, 6) OBP: 0.214, SLG: 0.214	FC6-4 1B 1-2f 2-H 3-H		K	K	K		E6 BB 1-2			4	1	0	1	0	2	2
Sherm Lollar, R (1, 2) OBP: 0.286, SLG: 0.167	1B 2-H		K	K	5-3		1-2 2-3 BB			3	0	1	1	1	1	0
Tommy Byrne, L (1, 1) Lou Kretlow, R (2, 1) Fred Marsh, R (7, PH) Harry Dorish, R (8, 1)	F7	G1				FC3-6 BB	K			1 1 1 0	0 0 0 0	0 0 0 0	0 0 0 0	0 1 0 0	0 0 1 0	1 0 3 0
Inning Stats	R: 5 E: 2 K: 1 S: 8 H: 2 LOB: 1 BB: 2 P: 17	R: 0 E: 0 K: 0 S: 3 H: 0 LOB: 3 BB: 3 P: 15	R: 0 E: 0 K: 2 S: 7 H: 0 LOB: 0 BB: 0 P: 7	R: 1 E: 0 K: 0 S: 3 H: 2 LOB: 1 BB: 2 P: 11	R: 0 E: 0 K: 2 S: 7 H: 0 LOB: 0 BB: 0 P: 7	R: 0 E: 0 K: 0 S: 3 H: 0 LOB: 2 BB: 2 P: 11	R: 0 E: 1 K: 2 S: 8 H: 0 LOB: 3 BB: 2 P: 16	R: 1 E: 1 K: 0 S: 4 H: 0 LOB: 1 BB: 1 P: 8		1B: 2 2B: 2 3B: 0 HR: 0 SF: 0 SAC: 1 DP: 0 HBP: 1				WP: 0 PB: 0 SB: 0 CS: 1	PA: 42	

	AB	28
	R	7
	H	4
	RBI	4
	BB	12
	SO	7
	LOB	23

PITCHER		IP	WLS	BF	H	R	ER	SO	BB	IBB	HBP	BLK	WP	HR	S	P	ERA	WHIP
Early Wynn, R ERA: 13.5	(1, 1)	0.2		8	2	5	1	1	2	0	1	0	0	0	7	16	13.50	6.000
Dave Hoskins, R ERA: 3.86	(1, 1)	2.1		13	1	1	1	2	5	0	0	0	0	0	12	32	3.86	2.571
Ted Wilks, R ERA:	(4, 1)	0.1		1	1	0	0	0	0	0	0	0	0	0	1	1	0.00	3.000
Al Aber, L ERA:	(4, 1)	4.2	L	20	0	1	0	4	4	1	0	0	0	0	23	43	0.00	0.857

PITCHER	IP	WLS	BF	H	R	ER	SO	BB	IBB	HBP	BLK	WP	HR	S	P	ERA	WHIP

Chicago White Sox @ Detroit Tigers

Briggs Stadium, Detroit, MI

Tue Apr 21 1953, 3:33 AM EST

Att. 2,742 - Unknown

TOP

livebaseballscorecards.com

Batter	1	2	3	4	5	6	7	8	9	AB	R	H	RBI	BB	SO	LOB
Nellie Fox, L (1, 4) OBP: 0.333, SLG: 0.333	4-3	F8	3-1		4-3		L7		1-2 1B	6	0	1	0	0	0	3
Ferris Fain, L (1, 3) OBP: 0.348, SLG: 0.278	4-3		BBBB 4-0 SH 1B BB	0-0 F8 1B 2B	0-0 FC6-4 1B		0-0 F7		0-0 F8	5	2	2	0	1	0	2
Minnie Minoso, R (1, 7) OBP: 0.409, SLG: 0.333	BB 2B		0-0 1-2 SH 1B	0-0 BB 1B 2-3	0-0 FC6-4 1-2f		0-0 6-3			5	2	3	0	0	0	1
Vern Stephens, R (1, 5) OBP: 0.222, SLG: 0.125	BBBB 4-0 BB BB		0-0 SH 1B PB E 1-H 2-H	0-0 F8 3-H		0-0 FC6-4 1B FC1-2 1B		0-0 F3		3	1	1	1	1	0	1
Jim Rivera, L (1, 8) OBP: 0.545, SLG: 0.429	BBBB 4-0 1-2 2-3 BB		0-0 FC6-5 E 1-3 1B	BBBB 4-0 E 1B F7 1-2 BB		0-0 F8		BBBB 4-0 CS S BB		2	1	1	0	3	0	1
Sam Mele, R (1, 9) OBP: 0.316, SLG: 0.188	SSS 0-3 K		0-0 E4 BB FC6-5 SH5-3 1-2 3-H	0-0 E7 FC6-4 1-3 2-H 1B		0-0 FC6-4 1-2 1B		0-0 F6 1-3		5	1	2	2	0	1	5
Chico Carrasquel, R (1, 6) OBP: 0.211, SLG: 0.211		0-0 CS 1B	0-0 FC6-5 SH5-3 BB 1-2 2-3f	0-0 F7 3-H		0-0 FC6-4 BB 1-2f 2-3			SSS 0-3 K	5	0	1	1	0	1	5
Sherm Lollar, R (1, 2) OBP: 0.500, SLG: 0.143		BBBB 4-0 SH1-3 1-2 BB	BBBB 4-0 SH5-3 1-2 2-3 BB	0-0 FC6-4 1-2f		BBBB 4-0 1-2 BB			H 1-0 1B HBP	1	0	0	0	3	0	1
Billy Pierce, L (1, 1) Harry Dorish, R (7, 1)		0-0 SH1-3 1-2	0-0 SH5-3 1-2 2-3 3-H		0-0 F8	0-0 FC1-2 3-Hf			0-0 F6	2	0	0	1	0	0	3
										1	0	0	0	0	0	1

	AB	35
	R	7
	H	11
	RBI	5
	BB	8
	SO	2
	LOB	23

Inning Stats																						
	R: 0	H: 1	R: 0	H: 1	R: 4	H: 2	R: 3	H: 3	R: 0	H: 1	R: 0	H: 2	R: 0	H: 0	R: 0	H: 0	R: 0	H: 1	1B: 9	SF: 0	WP: 0	PA: 47
	E: 0	LOB: 3	E: 0	LOB: 1	E: 2	LOB: 2	E: 1	LOB: 1	E: 0	LOB: 1	E: 0	LOB: 3	E: 0	LOB: 0	E: 0	LOB: 0	E: 0	LOB: 2	2B: 2	SAC: 3	PB: 1	
	K: 1	BB: 2	K: 0	BB: 1	K: 0	BB: 2	K: 0	BB: 1	K: 0	BB: 0	K: 0	BB: 1	K: 0	BB: 0	K: 0	BB: 1	K: 1	BB: 0	3B: 0	DP: 0	SB: 1	
	S: 6	P: 14	S: 3	P: 7	S: 7	P: 15	S: 6	P: 10	S: 4	P: 4	S: 5	P: 9	S: 3	P: 3	S: 2	P: 6	S: 6	P: 7	HR: 0	HBP: 1	CS: 2	

PITCHER		IP	WLS	BF	H	R	ER	SO	BB	IBB	HBP	BLK	WP	HR	S	P	ERA	WHIP
Ray Herbert, R ERA: 6.23	(1, 1)	2.1	L	17	4	4	2	1	5	0	0	0	0	0	14	34	7.71	3.857
Dick Marlowe, R ERA: 4.63	(3, 1)	1.2		9	3	3	2	0	1	0	0	0	0	0	8	12	10.80	2.400
Dave Madison, R ERA: 3.48	(5, 1)	3.0		13	3	0	0	0	1	0	0	0	0	0	12	16	0.00	1.333
Paul Foytack, R ERA:	(8, 1)	1.0		3	0	0	0	0	1	0	0	0	0	0	2	6	0.00	1.000
Art Houtteman, R ERA: 16.2	(9, 1)	1.0		5	1	0	0	1	0	0	1	0	0	0	6	7	0.00	1.000

PITCHER		IP	WLS	BF	H	R	ER	SO	BB	IBB	HBP	BLK	WP	HR	S	P	ERA	WHIP

Batter	1	2	3	4	5	6	7	8	9	AB	R	H	RBI	BB	SO	LOB
Harvey Kuenn, R (1, 6) OBP: 0.457, SLG: 0.424	G1 BB 1B		4-3	3-H 1B			F8		FC6-4 1B	5	0	3	1	0	0	0
Jim Delsing, L (1, 8) OBP: 0.452, SLG: 0.640	4-0 G1 BB 1-2		F7	K			1B 1B		F2	4	1	1	0	1	1	2
Don Lund, R (1, 9) OBP: 0.200, SLG: 0.200 Russ Sullivan, L (9, PH) OBP: 0.462, SLG: 0.476	G1 1-2 2-3		F9		F7		1B 1B 1-3 1B		F3	4 1	0 0	1 0	0 0	0 0	0 0	2 1
Walt Dropo, R (1, 3) OBP: 0.182, SLG: 0.250	F8			2B 1B	F7		1B 1-2 3-H 1B		FC6-4 1-2f	5	1	2	1	0	0	3
Bob Nieman, R (1, 7) OBP: 0.379, SLG: 0.458	F9			1-H 2B	F9		FC6-4 1-2 2-3 1B			4	1	2	1	0	0	2
Matt Batts, R (1, 2) OBP: 0.250, SLG: 0.400		F8		F4		F4	FC6-4 1-2f			4	0	0	0	0	0	4
Owen Friend, R (1, 4) OBP: 0.242, SLG: 0.258		1B		E 2-H 2B		F1		B5-3		4	1	2	1	0	0	0
John Baumgartner, R (1, 5) OBP: 0.185, SLG: 0.185 Johnny Pesky, L (8, PH) Fred Hatfield, L (9, 5)		K		E6 4-3 1B 2-H		5-3		L3		3 1 0	1 0 0	0 0 0	0 0 0	0 0 0	1 0 0	1 0 0
Ray Herbert, R (1, 1) Dick Marlowe, R (3, 1) Jerry Priddy, R (4, PH) Dave Madison, R (5, 1) OBP: 0.500, SLG: 0.500 Frank Carswell, R (7, PH) OBP: 0.600, SLG: 0.333 Paul Foytack, R (8, 1) Pat Mullin, L (8, PH) Art Houtteman, R (9, 1)		F3		4-3 2-3			F3		F8	1 0 1 0 1 0 0 1 0	0 0 0 0 0 0 0 0 0	0 0 0 0 0 0 0 0 0	0 0 0 0 0 0 0 0 0	0 0 0 0 0 0 0 0 0	0 0 0 0 0 0 0 0 0	1 0 1 0 0 0 0 0 0
Inning Stats	R: 0 H: 1 E: 0 LOB: 2 K: 0 BB: 1 S: 4 P: 8	R: 0 H: 1 E: 0 LOB: 1 K: 1 BB: 0 S: 6 P: 6	R: 0 H: 0 E: 0 LOB: 0 K: 0 BB: 0 S: 3 P: 3	R: 4 H: 4 E: 1 LOB: 1 K: 1 BB: 0 S: 10 P: 10	R: 0 H: 0 E: 0 LOB: 0 K: 0 BB: 0 S: 3 P: 3	R: 0 H: 0 E: 0 LOB: 0 K: 0 BB: 0 S: 3 P: 3	R: 1 H: 4 E: 0 LOB: 3 K: 0 BB: 0 S: 7 P: 7	R: 0 H: 0 E: 0 LOB: 0 K: 0 BB: 0 S: 3 P: 3	R: 0 H: 1 E: 0 LOB: 1 K: 0 BB: 0 S: 4 P: 4	1B: 9 2B: 2 3B: 0 HR: 0	SF: 0 SAC: 0 DP: 0 HBP: 0			WP: 0 PB: 0 SB: 0 CS: 0	PA: 40		

BOTTOM

Chicago White Sox @ Detroit Tigers

Briggs Stadium, Detroit, MI

Tue Apr 21 1953, 3:33 AM EST

Att. 2,742 - Unknown

livebaseballscorecards.com

AB	39
R	5
H	11
RBI	4
BB	1
SO	2
LOB	17

PITCHER		IP	WLS	BF	H	R	ER	SO	BB	IBB	HBP	BLK	WP	HR	S	P	ERA	WHIP
Billy Pierce, L ERA: 1.72	(1, 1)	6.2	W	32	10	5	3	2	1	0	0	0	0	0	35	39	4.05	1.650
Harry Dorish, R ERA: 1.8	(7, 1)	2.1	S	8	1	0	0	0	0	0	0	0	0	0	8	8	0.00	0.429

PITCHER		IP	WLS	BF	H	R	ER	SO	BB	IBB	HBP	BLK	WP	HR	S	P	ERA	WHIP

Chicago White Sox @ Detroit Tigers

Briggs Stadium, Detroit, MI

Wed Apr 22 1953, 3:33 AM EST

Att. 2,345 - Unknown

TOP

livebaseballscorecards.com

Batter	1	2	3	4	5	6	7	8	9	AB	R	H	RBI	BB	SO	LOB
Nellie Fox, L (1, 4) OBP: 0.379, SLG: 0.462	L7		G3 1B		1-3		4-3 1B 2-H 1B		1B 2-H 3B	5	2	3	2	0	0	0
Ferris Fain, L (1, 3) OBP: 0.357, SLG: 0.304	G5-4-3 1B		L6		F9		4-3 1-2		BB HBP F7 3-H 1B	5	1	2	1	0	0	2
Minnie Minoso, R (1, 7) OBP: 0.407, SLG: 0.318	G5-4-3 1-2f		G3 1-2		K		FC5-4 2-H 1B		BB BB 1-2 HBP	4	0	1	1	0	1	2
Vern Stephens, R (1, 5) OBP: 0.261, SLG: 0.300		1-3	K			HR	FC5-4 1-2f		BB 1-2 2-3 BB	4	1	1	1	1	1	2
Jim Rivera, L (1, 8) OBP: 0.481, SLG: 0.368		F9		4-3		G6-4-3 1B		F8	F7 3-H	5	0	1	1	0	0	2
Sam Mele, R (1, 9) OBP: 0.333, SLG: 0.350		HR		F8		G6-4-3 1-2f		F8	BB 1-2 2-3 BB	4	1	1	1	1	0	1
Chico Carrasquel, R (1, 6) OBP: 0.250, SLG: 0.250		HR 1B		1B 1B		F9		F6	F4	5	1	2	0	0	0	3
Sherm Lollar, R (1, 2) OBP: 0.625, SLG: 0.727		1-H HR		1-2 1B			SH1-4 1B 1B		SH3-4 3B 1B	4	3	4	2	0	0	0
Joe Dobson, R (1, 1)		F5		F3			SH1-4 1-2		SH3-4 1-2	2	0	0	0	0	0	2
Gene Bearden, L (6, 1)										0	0	0	0	0	0	0
Mike Fornieles, R (6, 1)										0	0	0	0	0	0	0
Luis Aloma, R (9, 1)										0	0	0	0	0	0	0
Harry Dorish, R (9, 1)										0	0	0	0	0	0	0
Inning Stats	R: 0 E: 0 K: 0 S: 3 H: 1 LOB: 0 BB: 0 P: 3	R: 3 E: 0 K: 0 S: 6 H: 3 LOB: 0 BB: 0 P: 6	R: 0 E: 0 K: 1 S: 6 H: 1 LOB: 1 BB: 0 P: 6	R: 0 E: 0 K: 0 S: 5 H: 2 LOB: 2 BB: 0 P: 5	R: 0 E: 0 K: 1 S: 5 H: 0 LOB: 0 BB: 0 P: 5	R: 1 E: 0 K: 0 S: 4 H: 2 LOB: 0 BB: 0 P: 4	R: 2 E: 0 K: 0 S: 6 H: 3 LOB: 1 BB: 0 P: 6	R: 0 E: 0 K: 0 S: 3 H: 0 LOB: 0 BB: 0 P: 3	R: 3 E: 0 K: 0 S: 6 H: 3 LOB: 3 BB: 2 P: 15	1B: 11 2B: 0 3B: 1 HR: 3 SF: 0 SAC: 2 DP: 2 HBP: 1							

AB	38
R	9
H	15
RBI	9
BB	2
SO	2
LOB	14

WP: 0 PB: 0 SB: 0 CS: 0 PA: 43

PITCHER	IP	WLS	BF	H	R	ER	SO	BB	IBB	HBP	BLK	WP	HR	S	P	ERA	WHIP
Milt Jordan, R (1, 1) ERA: 6.0	7.0	L	31	12	6	6	2	0	0	0	0	0	3	35	35	7.71	1.714
Hal Erickson, R (8, 1) ERA: 2.7	1.0		3	0	0	0	0	0	0	0	0	0	0	3	3	0.00	0.000
Paul Foytack, R (9, 1) ERA: 13.5	1.0		9	3	3	3	0	2	0	1	0	0	0	6	15	27.00	5.000

PITCHER	IP	WLS	BF	H	R	ER	SO	BB	IBB	HBP	BLK	WP	HR	S	P	ERA	WHIP

Chicago White Sox @ Detroit Tigers

Briggs Stadium, Detroit, MI

Wed Apr 22 1953, 3:33 AM EST

Att. 2,345 - Unknown

livebaseballscorecards.com

BOTTOM

Batter	1	2	3	4	5	6	7	8	9	AB	R	H	RBI	BB	SO	LOB
Harvey Kuenn, R (1, 6) OBP: 0.425, SLG: 0.395	6-3		F8		L4			F8	1B 1B 1B 1-2 3-H	5	1	1	1	0	0	3
Fred Hatfield, L (1, 5) OBP: 0.800, SLG: 0.667	F8			1B 1B		BBBB G1-4-3 1B BB		BBBB 1B BB 1-2	BB 1B 1B 1-3 2-H	3	1	2	1	2	0	0
Russ Sullivan, L (1, 7) OBP: 0.464, SLG: 0.478 Don Lund, R (6, PH) OBP: 0.333, SLG: 0.333 (7, 9) Pat Mullin, L (8, PH) OBP: 0.400, SLG: 0.250 (9, 9)	4-3			1-3 1B		G1-4-3 1-2 1B		1-2 2-H 1B	1B 1-2 BB	2 1 1	0 0 0	1 1 1	0 0 1	0 0 0	0 0 0	0 0 0
Walt Dropo, R (1, 3) OBP: 0.184, SLG: 0.243		F4		L6		G1-4-3 1-2f 2-3		F9	1B 1-2 2-H 3-H	5	0	1	2	0	0	5
Bob Nieman, R (1, 9) OBP: 0.324, SLG: 0.379 (7, 7)		6-3		F7		4-3		F3 S S S	K	5	0	0	0	0	1	6
Jim Delsing, L (1, 8) OBP: 0.444, SLG: 0.600		3-1			1B 1B		F9		2B 1B 1B 4-3	5	1	2	0	0	0	2
Matt Batts, R (1, 2) OBP: 0.292, SLG: 0.583			HR		F7		F8		1B 1B 2B 1-3	4	2	2	1	0	0	1
Owen Friend, R (1, 4) OBP: 0.222, SLG: 0.235 Joe Ginsberg, L (9, PH)			F7		F9		4-3		F5	3 1	0 0	0 0	0 0	0 0	0 0	1 2
Milt Jordan, R (1, 1) OBP: 0.500, SLG: 0.500 Hal Erickson, R (8, 1) Johnny Pesky, L (8, PH) OBP: 0.400, SLG: 0.250 Paul Foytack, R (9, 1) Frank Carswell, R (9, PH) OBP: 0.667, SLG: 0.500			6-3		1-2 1B			BB 1B 1B	1B 1B 1B 2-3 3-H	2 0 1 0 1	0 0 1 0 1	1 0 1 0 1	0 0 1 0 1	0 0 0 0 0	0 0 0 0 0	0 0 0 0 0
Inning Stats	R: 0 E: 0 K: 0 S: 3 H: 0 LOB: 0 BB: 0 P: 3	R: 0 E: 0 K: 0 S: 3 H: 0 LOB: 0 BB: 0 P: 3	R: 1 E: 0 K: 0 S: 4 H: 1 LOB: 0 BB: 0 P: 4	R: 0 E: 0 K: 0 S: 4 H: 2 LOB: 1 BB: 0 P: 4	R: 0 E: 0 K: 0 S: 5 H: 2 LOB: 2 BB: 0 P: 5	R: 0 E: 0 K: 0 S: 3 H: 1 LOB: 1 BB: 1 P: 7	R: 0 E: 0 K: 0 S: 3 H: 0 LOB: 0 BB: 0 P: 3	R: 1 E: 0 K: 0 S: 5 H: 2 LOB: 2 BB: 1 P: 9	R: 5 E: 0 K: 1 S: 11 H: 6 LOB: 2 BB: 1 P: 15	1B: 12 2B: 1 3B: 0 HR: 1 SF: 0 SAC: 0 DP: 1 HBP: 0						WP: 0 PB: 0 SB: 0 CS: 0 PA: 42

PITCHER		IP	WLS	BF	H	R	ER	SO	BB	IBB	HBP	BLK	WP	HR	S	P	ERA	WHIP
Joe Dobson, R ERA: 3.97	(1, 1)	5.0	W	19	5	1	1	0	0	0	0	0	0	1	19	19	1.80	1.000
Gene Bearden, L ERA:	(6, 1)	0.0		1	0	0	0	0	1	0	0	0	0	0	0	4	∞	∞
Mike Fornieles, R ERA: 10.13	(6, 1)	3.1		17	7	5	5	0	1	0	0	0	0	0	16	20	13.50	2.400
Luis Aloma, R ERA:	(9, 1)	0.0		2	1	0	0	0	1	0	0	0	0	0	1	5	∞	∞
Harry Dorish, R ERA: 1.59	(9, 1)	0.2	S	3	1	1	1	1	0	0	0	0	0	0	5	5	13.50	1.500

PITCHER		IP	WLS	BF	H	R	ER	SO	BB	IBB	HBP	BLK	WP	HR	S	P	ERA	WHIP

Chicago White Sox @ Detroit Tigers

Briggs Stadium, Detroit, MI

Thu Apr 23 1953, 3:33 AM EST

Att. 3,567 - Unknown

TOP

livebaseballscorecards.com

Batter	1	2	3	4	5	6	7	8	9	AB	R	H	RBI	BB	SO	LOB
Nellie Fox, L (1, 4) OBP: 0.394, SLG: 0.448	L3		BBB; FC6-4; 1-2; BB			G3			HR; BB; 1B	3	1	1	0	1	0	0
Ferris Fain, L (1, 3) OBP: 0.375, SLG: 0.308	6-3; 1B		FC6-4; 1-2f; 2-H			6-3			BBB; HR; 1-2; BB	3	1	1	0	1	0	1
Minnie Minoso, R (1, 7) OBP: 0.387, SLG: 0.423	6-3; 1-2		G3			F8			1-H; 2-H; HR	4	1	1	3	0	0	2
Vern Stephens, R (1, 5) OBP: 0.222, SLG: 0.250		4-3		1-3			E4; G6-4-3		F6	4	0	0	0	0	0	0
Jim Rivera, L (1, 8) OBP: 0.452, SLG: 0.318		BBB; WP; BB		1-3			G6-4-3; 1-2f		F4	3	0	0	0	1	0	1
Sam Mele, R (1, 9) OBP: 0.321, SLG: 0.375		6-3; 1-2		F8			5-3		2B	4	0	1	0	0	0	1
Chico Carrasquel, R (1, 6) OBP: 0.250, SLG: 0.250		F4			G4-6-3; 1B			4-3	F7	4	0	1	0	0	0	2
Sherm Lollar, R (1, 2) OBP: 0.579, SLG: 0.615			BBB; E; BB; BB		G4-6-3; 1-2f			SSS; K		2	1	0	0	1	1	1
Saul Rogovin, R (1, 1)			SSS; K		6-3			SSS; K		2	0	0	0	0	1	1
Connie Johnson, R (6, 1)										0	0	0	0	0	0	0
Bill Wilson, R (8, PH)										1	0	0	0	0	1	0
Earl Harrist, R (8, 1)										0	0	0	0	0	0	0

	AB	30
	R	4
	H	5
	RBI	3
	BB	4
	SO	3
	LOB	9

Inning Stats										
	R: 0 E: 0 K: 0 S: 3	H: 1 LOB: 0 BB: 0 P: 3	R: 0 E: 0 K: 0 S: 3	H: 0 LOB: 1 BB: 1 P: 7	R: 1 E: 1 K: 1 S: 5	H: 0 LOB: 1 BB: 2 P: 13	R: 0 E: 0 K: 0 S: 3	H: 0 LOB: 0 BB: 0 P: 3	R: 0 E: 0 K: 0 S: 3	H: 1 LOB: 0 BB: 0 P: 3
	R: 0 E: 0 K: 0 S: 3	H: 0 LOB: 0 BB: 0 P: 3	R: 0 E: 1 K: 0 S: 3	H: 0 LOB: 0 BB: 0 P: 3	R: 0 E: 0 K: 2 S: 7	H: 0 LOB: 0 BB: 0 P: 7	R: 3 E: 0 K: 0 S: 6	H: 3 LOB: 1 BB: 1 P: 10	1B: 3 2B: 1 3B: 0 HR: 1	SF: 0 SAC: 0 DP: 2 HBP: 0
									WP: 1 PB: 0 SB: 0 CS: 0	PA: 34

PITCHER	IP	WLS	BF	H	R	ER	SO	BB	IBB	HBP	BLK	WP	HR	S	P	ERA	WHIP
Billy Hoeft, L (1, 1) ERA: 2.12	9.0	W	34	5	4	3	3	4	0	0	0	1	1	36	52	3.00	1.000

PITCHER	IP	WLS	BF	H	R	ER	SO	BB	IBB	HBP	BLK	WP	HR	S	P	ERA	WHIP

BOTTOM

Chicago White Sox @ Detroit Tigers

Briggs Stadium, Detroit, MI

Thu Apr 23 1953, 3:33 AM EST

Att. 3,567 - Unknown

livebaseballscorecards.com

Batter	1	2	3	4	5	6	7	8	9	AB	R	H	RBI	BB	SO	LOB
Harvey Kuenn, R (1, 6) OBP: 0.444, SLG: 0.465	0-0 1B HR 1B	0-0 3B		0-0 ② F9		0-0 BB 1B 1-2 3-H 1B		0-0 ② 6-3		5	1	3	1	0	0	0
Fred Hatfield, L (1, 5) OBP: 0.700, SLG: 0.571	0-0 1-2 HR 1B	BBBB 4-0 G6-4-3 BB		0-0 ③ G1		0-0 BB 1-2 2-H 1B		0-0 ③ 3-1		4	1	2	1	1	0	0
Russ Sullivan, L (1, 7) OBP: 0.469, SLG: 0.577	0-0 1-H 2-H HR	0-0 ① F3			H 1-0 FC6-4 HBP	0-0 ② F6				3	1	1	3	0	0	4
Walt Dropo, R (1, 3) OBP: 0.190, SLG: 0.225	0-0 ① F7	0-0 ② ③ G6-4-3 1-2f			0-0 ① FC6-4 G6-4-3 1-2f	BBBB 4-0 FC5-4 BB 1-2 2-3				3	0	0	0	1	0	3
Bob Nieman, R (1, 9) OBP: 0.316, SLG: 0.455	0-0 ② 1-3		0-0 HR		0-0 ② ③ G6-4-3 1-2f	0-0 ③ FC5-4 1-2f				4	1	1	1	0	0	4
Jim Delsing, L (1, 8) OBP: 0.425, SLG: 0.545	BBBB 4-0 E BB		0-0 ① 6-3			0-0 ① 6-3	0-0 ① 4-3			3	1	0	0	1	0	0
Matt Batts, R (1, 2) OBP: 0.333, SLG: 0.630	0-0 E9 1B 1-H		0-0 G4-6-3 1B			0-0 1B 2B	0-0 ② F8			3	1	2	0	0	0	0
Johnny Bucha, R (7, 2)										1	0	0	0	0	0	0
Owen Friend, R (1, 4) OBP: 0.250, SLG: 0.243	0-0 2-3 1B		0-0 ② ③ G4-6-3 1-2f			BBBB 4-0 E 1B 1B BB	0-0 ③ F7			3	1	1	0	1	0	1
Billy Hoeft, L (1, 1) OBP: 0.333, SLG: 0.200	0-0 ③ 3-1			0-0 ① F7		0-0 E8 1B 1B 1-3 2-H 1B		0-0 ① F7		4	1	1	1	0	0	2

	AB	33
	R	8
	H	11
	RBI	7
	BB	4
	SO	0
	LOB	14

Inning Stats	1	2	3	4	5	6	7	8	9
	R: 4 E: 1 K: 0 S: 8	H: 4 LOB: 2 BB: 1 P: 12	R: 0 E: 0 K: 0 S: 3	H: 1 LOB: 1 BB: 1 P: 7	R: 1 E: 0 K: 0 S: 4	H: 2 LOB: 0 BB: 0 P: 4	R: 0 E: 0 K: 0 S: 3	H: 0 LOB: 0 BB: 0 P: 3	R: 0 E: 0 K: 0 S: 2	H: 0 LOB: 0 BB: 0 P: 3
	R: 3 E: 1 K: 0 S: 7	H: 4 LOB: 3 BB: 2 P: 15	R: 0 E: 0 K: 0 S: 3	H: 0 LOB: 0 BB: 0 P: 3	R: 0 E: 0 K: 0 S: 3	H: 0 LOB: 0 BB: 0 P: 3				

	1B: 7	SF: 0	WP: 0	PA: 38
	2B: 1	SAC: 0	PB: 0	
	3B: 1	DP: 3	SB: 0	
	HR: 2	HBP: 1	CS: 0	

PITCHER		IP	WLS	BF	H	R	ER	SO	BB	IBB	HBP	BLK	WP	HR	S	P	ERA	WHIP
Saul Rogovin, R ERA: 11.57	(1, 1)	5.1	L	28	10	8	7	0	3	0	1	0	0	2	24	37	11.81	2.438
Connie Johnson, R ERA:	(6, 1)	1.2		7	1	0	0	0	1	0	0	0	0	0	6	10	0.00	1.200
Earl Harrist, R ERA:	(8, 1)	1.0		3	0	0	0	0	0	0	0	0	0	0	3	3	0.00	0.000

PITCHER	IP	WLS	BF	H	R	ER	SO	BB	IBB	HBP	BLK	WP	HR	S	P	ERA	WHIP

Batter	1	2	3	4	5	6	7	8	9	AB	R	H	RBI	BB	SO	LOB
Nellie Fox, L (1, 4) OBP: 0.378, SLG: 0.455	F8	F8			2B		4-3			4	0	1	0	0	0	0
Ferris Fain, L (1, 3) OBP: 0.361, SLG: 0.300	FC6-4 1B		F8		K			F8		4	0	1	0	0	1	0
Minnie Minoso, R (1, 7) OBP: 0.429, SLG: 0.500	FC6-4 E 1B 1-2f		E 1B		CS 1B			FC6-5 2B		4	2	3	0	0	0	1
Sam Mele, R (1, 9) OBP: 0.313, SLG: 0.333	1B E BB 1-2		K 1-2		CS 1-2	5-3		FC6-5 2-3		3	1	0	0	1	1	2
Jim Rivera, L (1, 8) OBP: 0.486, SLG: 0.360	E 1B 1-3 2-H		CS 1B 2-H			S HBP		K		3	0	2	2	0	1	1
Rocky Krsnich, R (1, 5) OBP: 0.167, SLG: 0.167	E1 1B 1-3 3-H		CS 1-2	F8		F6 1-2			F6	4	0	1	1	0	0	1
Chico Carrasquel, R (1, 6) OBP: 0.250, SLG: 0.281	K			2B		6-3			1-3	4	0	1	0	0	1	3
Sherm Lollar, R (1, 2) OBP: 0.478, SLG: 0.471		6-3		F4			K		F7	4	0	0	0	0	1	1
Lou Kretlow, R (1, 1)		G3		F8			K			0	0	0	0	0	0	0
Gene Bearden, L (1, 1)										3	0	0	0	0	1	1
Inning Stats	R: 2 E: 2 K: 1 S: 8 H: 3 LOB: 2 BB: 1 P: 12	R: 0 E: 0 K: 0 S: 3 H: 0 LOB: 0 BB: 0 P: 3	R: 1 E: 1 K: 1 S: 6 H: 2 LOB: 0 BB: 0 P: 6	R: 0 E: 0 K: 0 S: 4 H: 1 LOB: 1 BB: 0 P: 4	R: 0 E: 0 K: 1 S: 5 H: 2 LOB: 0 BB: 0 P: 5	R: 0 E: 0 K: 0 S: 3 H: 0 LOB: 1 BB: 0 P: 4	R: 0 E: 0 K: 2 S: 7 H: 0 LOB: 0 BB: 0 P: 7	R: 0 E: 0 K: 1 S: 6 H: 1 LOB: 1 BB: 0 P: 6	R: 0 E: 0 K: 0 S: 3 H: 0 LOB: 0 BB: 0 P: 3	1B: 6 2B: 3 3B: 0 HR: 0 SF: 0 SAC: 0 DP: 0 HBP: 1						

TOP

Chicago White Sox @ St. Louis Browns

Sportsman's Park, St. Louis, MO

Fri Apr 24 1953, 4:33 AM EST

Att. 6,947 - Unknown

livebaseballscorecards.com

AB	33
R	3
H	9
RBI	3
BB	1
SO	6
LOB	10

PITCHER		IP	WLS	BF	H	R	ER	SO	BB	IBB	HBP	BLK	WP	HR	S	P	ERA	WHIP
Virgil Trucks, R ERA: 1.66	(1, 1)	7.0	L	28	8	3	2	5	1	0	1	0	0	0	36	41	2.57	1.286
Don Larsen, R ERA: 3.68	(8, 1)	2.0		7	1	0	0	1	0	0	0	0	0	0	9	9	0.00	0.500

PITCHER	IP	WLS	BF	H	R	ER	SO	BB	IBB	HBP	BLK	WP	HR	S	P	ERA	WHIP

Batter	1	2	3	4	5	6	7	8	9	AB	R	H	RBI	BB	SO	LOB
Johnny Groth, R (1, 8) OBP: 0.303, SLG: 0.333	BBBB 4-0 BB BB BB	x 0-0 ③ F7			BBBB 4-0 BB	x 0-0 ③ 1-3				2	0	0	0	2	0	2
Bobby Young, L (1, 4) OBP: 0.306, SLG: 0.314	x 0-0 ① F8		x 0-0 ① 6-3		x 0-0 ② F7			x 0-0 ① F4		4	0	0	0	0	0	2
Jim Dyck, R (1, 7) OBP: 0.313, SLG: 0.160	BBBB 4-0 BB 1-2 BB		x 0-0 ② F8		x 0-0 ③ F8			x 0-0 ② F8		3	0	0	0	1	0	1
Vic Wertz, L (1, 9) OBP: 0.378, SLG: 0.500	BBBB 4-0 G6-4-3 1-2 2-3 BB		x 0-0 ③ F8			x 0-0 ① F9		x 0-0 ③ F6		3	0	0	0	1	0	0
Bob Elliott, R (1, 5) OBP: 0.313, SLG: 0.276	x 0-0 ② ③ G6-4-3 1-2f			x 0-0 ① 6-3		BBBB 4-0 FC6 BB			x 0-0 ① F7	3	0	0	0	1	0	3
Clint Courtney, L (1, 2) OBP: 0.300, SLG: 0.300		x 0-0 ① 3-1		x 0-0 1B		x 0-0 ② FC6 FC5-4 1-2f			x 0-0 ② F9	4	0	1	0	0	0	1
Roy Sievers, R (1, 3) OBP: 0.306, SLG: 0.382		BBBB 4-0 1B BB		SSS 0-3 ② K		x 0-0 ③ FC5-4 1-2f			x 0-0 1B	3	0	1	0	1	1	2
Billy Hunter, R (1, 6) OBP: 0.321, SLG: 0.208 Les Moss, R (9, PH) OBP: 0.320, SLG: 0.375		x 0-0 1-2 1B		x 0-0 ③ 5-3			x 0-0 ① 4-3		x 0-0 ③ F7	3 1	0 0	1 0	0 0	0 0	0 0	1 1
Virgil Trucks, R (1, 1) Don Larsen, R (7, PH) OBP: 0.667, SLG: 0.667 (8, 1)		x 0-0 ② P5			x 0-0 ① F9		x 0-0 ② 5-3			2 1	0 0	0 0	0 0	0 0	0 0	2 0
Inning Stats	R: 0 H: 0 E: 0 LOB: 2 K: 0 BB: 3 S: 2 P: 14	R: 0 H: 1 E: 0 LOB: 2 K: 0 BB: 1 S: 4 P: 8	R: 0 H: 0 E: 0 LOB: 0 K: 0 BB: 0 S: 3 P: 3	R: 0 H: 1 E: 0 LOB: 1 K: 1 BB: 0 S: 6 P: 6	R: 0 H: 0 E: 0 LOB: 1 K: 0 BB: 1 S: 3 P: 7	R: 0 H: 0 E: 0 LOB: 1 K: 0 BB: 1 S: 3 P: 7	R: 0 H: 0 E: 0 LOB: 0 K: 0 BB: 0 S: 3 P: 3	R: 0 H: 0 E: 0 LOB: 0 K: 0 BB: 0 S: 3 P: 3	R: 0 H: 1 E: 0 LOB: 1 K: 0 BB: 0 S: 4 P: 4	1B: 3 SF: 0 2B: 0 SAC: 0 3B: 0 DP: 1 HR: 0 HBP: 0						PA: 35 WP: 0 PB: 0 SB: 0 CS: 0

PITCHER		IP	WLS	BF	H	R	ER	SO	BB	IBB	HBP	BLK	WP	HR	S	P	ERA	WHIP
Lou Kretlow, R ERA:	(1, 1)	0.1		4	0	0	0	0	3	0	0	0	0	0	1	13	0.00	9.000
Gene Bearden, L ERA:	(1, 1)	8.2	W	31	3	0	0	1	3	0	0	0	0	0	30	42	0.00	0.692

PITCHER		IP	WLS	BF	H	R	ER	SO	BB	IBB	HBP	BLK	WP	HR	S	P	ERA	WHIP

BOTTOM

Chicago White Sox @ St. Louis Browns

Sportsman's Park, St. Louis, MO

Fri Apr 24 1953, 4:33 AM EST

Att. 6,947 - Unknown

livebaseballscorecards.com

AB	29
R	0
H	3
RBI	0
BB	6
SO	1
LOB	15

Batter	1	2	3	4	5	6	7	8	9	AB	R	H	RBI	BB	SO	LOB
Nellie Fox, L (1, 4) OBP: 0.357, SLG: 0.500	4-3		F9	1-H HR		6-3			G3	5	1	1	2	0	0	0
Ferris Fain, L (1, 3) OBP: 0.390, SLG: 0.371	2B		3B 1B	F7		FC6-4 1B			F8	5	1	3	0	0	0	0
Minnie Minoso, R (1, 7) OBP: 0.425, SLG: 0.529	BB		1-H F8 3B	6-3		1-2f FC6-4			F8	4	1	1	1	1	0	1
Tom Wright, L (1, 9) OBP: 0.600, SLG: 0.600	F3		3-H F8		1B 5-3 1B		F9			3	1	1	1	0	0	2
Sam Mele, R (6, 9) OBP: 0.303, SLG: 0.321										1	0	0	0	0	0	0
Jim Rivera, L (1, 8) OBP: 0.462, SLG: 0.448	F8		HR		K		F7			4	1	1	1	0	1	3
Rocky Krsnich, R (1, 5) OBP: 0.200, SLG: 0.200		F5	FC6-4 1B		1-2 5-3		6-3			4	0	1	0	0	0	1
Chico Carrasquel, R (1, 6) OBP: 0.278, SLG: 0.333		2B	1-2f FC6-4		2-H 1B			K		4	0	2	1	0	1	1
Red Wilson, R (1, 2) OBP: 0.250, SLG: 0.143		P3		F2	F8			4-3		3	0	0	0	0	0	2
Bob Boyd, L (8, PH)										1	0	0	0	0	0	0
Sherm Lollar, R (8, 2) OBP: 0.478, SLG: 0.471										0	0	0	0	0	0	0
Tommy Byrne, L (1, 1) OBP: 0.200, SLG: 0.200		K		HR 1B		1-3		6-3		3	1	1	0	0	1	1
Harry Dorish, R (7, 1)										1	0	0	0	0	0	0
Inning Stats	R: 0 E: 0 K: 0 S: 4 H: 1 LOB: 2 BB: 1 P: 8	R: 0 E: 0 K: 1 S: 6 H: 1 LOB: 1 BB: 0 P: 6	R: 3 E: 0 K: 0 S: 7 H: 4 LOB: 1 BB: 0 P: 7	R: 2 E: 0 K: 0 S: 5 H: 2 LOB: 0 BB: 0 P: 5	R: 1 E: 0 K: 1 S: 7 H: 2 LOB: 1 BB: 0 P: 7	R: 0 E: 0 K: 0 S: 4 H: 1 LOB: 1 BB: 0 P: 4	R: 0 E: 0 K: 0 S: 3 H: 0 LOB: 0 BB: 0 P: 3	R: 0 E: 0 K: 1 S: 5 H: 0 LOB: 0 BB: 0 P: 5	R: 0 E: 0 K: 0 S: 3 H: 0 LOB: 0 BB: 0 P: 3	1B: 6 2B: 2 3B: 1 HR: 2	SF: 0 SAC: 0 DP: 0 HBP: 0					

PITCHER	IP	WLS	BF	H	R	ER	SO	BB	IBB	HBP	BLK	WP	HR	S	P	ERA	WHIP
Duane Pillette, R (1, 1) ERA: 6.1	3.1	L	19	8	5	5	1	1	0	0	0	0	2	20	24	13.50	2.700
Bobo Holloman, R (4, 1) ERA: 6.75	1.2		7	2	1	1	1	0	0	0	0	0	0	9	9	5.40	1.200
Bob Cain, L (6, 1) ERA: 1.59	2.0		7	1	0	0	0	0	0	0	0	0	0	7	7	0.00	0.500
Hal White, R (8, 1) ERA:	2.0		6	0	0	0	1	0	0	0	0	0	0	8	8	0.00	0.000

PITCHER	IP	WLS	BF	H	R	ER	SO	BB	IBB	HBP	BLK	WP	HR	S	P	ERA	WHIP

TOP

Chicago White Sox @ St. Louis Browns

Sportsman's Park, St. Louis, MO

Sat Apr 25 1953, 4:33 AM EST

Att. 4,546 - Unknown

livebaseballscorecards.com

AB	38
R	6
H	11
RBI	6
BB	1
SO	3
LOB	11

Batter	1	2	3	4	5	6	7	8	9	AB	R	H	RBI	BB	SO	LOB
Billy Hunter, R (1, 6) OBP: 0.355, SLG: 0.269	FC6-5-4 2B	L6			BB		K		F8	2	0	1	0	1	0	2
Dick Kokos, L (7, PH) OBP: 0.467, SLG: 0.273 (8, 7)										2	0	0	0	0	1	2
Bob Elliott, R (1, 5) OBP: 0.286, SLG: 0.250	FC6-5-4 BB 2-3	1-3			P3		HR BB 1-2 2-3		4-3	3	0	0	0	0	0	2
Hank Edwards, L (7, PH) OBP: 0.800, SLG: 1.000										0	1	0	0	1	0	0
Neil Berry, R (8, 5)										0	0	0	0	0	0	0
Dixie Upright, L (9, PH) OBP: 0.333, SLG: 1.333										1	0	0	0	0	0	0
Jim Dyck, R (1, 7) OBP: 0.314, SLG: 0.148	F9		G5-4-3 BB			F4	HR 1-H 2-H 3-H			2	0	0	0	1	0	1
Dick Kryhoski, L (7, PH) OBP: 0.667, SLG: 2.000 (8, 3)										1	1	1	4	0	0	0
Les Moss, R (1, 2) OBP: 0.345, SLG: 0.370	BB 1-2		G5-4-3 1-2f			F8	1B			3	0	1	0	1	0	1
Vic Wertz, L (1, 9) OBP: 0.366, SLG: 0.455	L8			4-3		BB		6-3		3	0	0	0	1	0	2
Frank Kellert, R (1, 3)		E5 2B		6-3		6-3		BB 8-5 1B		3	0	0	0	0	0	1
Willy Miranda, S (8, 6)										0	0	0	0	1	0	0
Johnny Groth, R (1, 8) OBP: 0.324, SLG: 0.382		FC1-5 2B 1-H		L4			F3	1B 1-2		4	0	2	0	0	0	0
Bobby Young, L (1, 4) OBP: 0.300, SLG: 0.289		FC1-5 BB 2-3			F9		BB HR BB	8-5 2-3f		3	1	0	0	1	0	3
Duane Pillette, R (1, 1)										0	0	0	0	1	0	0
Bobo Holloman, R (4, 1)										0	0	0	0	0	0	0
Ed Mickelson, R (5, PH)										1	0	0	0	0	1	0
Bob Cain, L (6, 1)										0	0	0	0	0	0	0
Roy Sievers, R (7, PH) OBP: 0.324, SLG: 0.382										0	1	0	0	1	0	0
Hal White, R (8, 1)										0	0	0	0	0	0	0
Clint Courtney, L (9, PH) OBP: 0.273, SLG: 0.273		1-2 BB			K		BB HR BB 1-2		3-1	1	0	0	0	0	0	0
Inning Stats	R: 0 E: 0 K: 0 S: 4 H: 1 LOB: 2 BB: 1 P: 8	R: 0 E: 1 K: 0 S: 4 H: 1 LOB: 2 BB: 1 P: 8	R: 0 E: 0 K: 0 S: 2 H: 0 LOB: 0 BB: 1 P: 6	R: 0 E: 0 K: 0 S: 3 H: 0 LOB: 0 BB: 0 P: 3	R: 0 E: 0 K: 1 S: 5 H: 0 LOB: 1 BB: 1 P: 9	R: 0 E: 0 K: 0 S: 3 H: 0 LOB: 1 BB: 1 P: 7	R: 4 E: 0 K: 1 S: 6 H: 2 LOB: 1 BB: 3 P: 18	R: 0 E: 0 K: 0 S: 3 H: 1 LOB: 1 BB: 1 P: 7	R: 0 E: 0 K: 0 S: 3 H: 0 LOB: 0 BB: 0 P: 3	1B: 2 2B: 3 3B: 0 HR: 1	SF: 0 SAC: 0 DP: 2 HBP: 0						

BOTTOM

Chicago White Sox @ St. Louis Browns

Sportsman's Park, St. Louis, MO

Sat Apr 25 1953, 4:33 AM EST

Att. 4,546 - Unknown

livebaseballscorecards.com

AB	29
R	4
H	5
RBI	4
BB	9
SO	2
LOB	14

WP: 0 PB: 0 SB: 0 CS: 0 PA: 38

PITCHER		IP	WLS	BF	H	R	ER	SO	BB	IBB	HBP	BLK	WP	HR	S	P	ERA	WHIP
Tommy Byrne, L ERA: 9.82	(1, 1)	6.1	W	27	2	2	2	1	7	0	0	0	0	0	22	50	2.84	1.421
Harry Dorish, R ERA: 3.24	(7, 1)	2.2	S	11	3	2	2	1	2	0	0	0	0	1	11	19	6.75	1.875

PITCHER	IP	WLS	BF	H	R	ER	SO	BB	IBB	HBP	BLK	WP	HR	S	P	ERA	WHIP

TOP

Chicago White Sox @ St. Louis Browns

Sportsman's Park, St. Louis, MO

Sun Apr 26 1953, 4:33 AM EDT

Unknown

livebaseballscorecards.com

Batter	1	2	3	4	5	6	7	8	9	AB	R	H	RBI	BB	SO	LOB
Nellie Fox, L (1, 4) OBP: 0.340, SLG: 0.452	5-3		F9			F5	FC5 BB; 1-2 2-3 BB		K	4	0	0	0	1	1	1
Ferris Fain, L (1, 3) OBP: 0.391, SLG: 0.342	F8		F7			L1-3	1-2 2-3 3-H BB		G5-4-3 BB	3	0	0	1	2	0	1
Minnie Minoso, R (1, 7) OBP: 0.400, SLG: 0.474	K			1-3		2B BB	FC5; 2-3f		G5-4-3; 1-2f	4	1	0	0	1	1	4
Sam Mele, R (1, 9) OBP: 0.324, SLG: 0.355		F9		FC4-6 BB		S; 1-H 2B		L7		3	0	1	1	1	0	0
Jim Rivera, L (1, 8) OBP: 0.442, SLG: 0.406		F5		FC4-6; PO; 1-2f		K; 2-3		BB BB BB		3	0	0	0	1	1	2
Rocky Krsnich, R (1, 5) OBP: 0.286, SLG: 0.308		BB		PO; 1-2	2B		F7	F7		3	0	1	0	1	0	1
Chico Carrasquel, R (1, 6) OBP: 0.275, SLG: 0.308		K			5-3		4-3	BB; 1-2		3	0	0	0	1	1	2
Red Wilson, R (1, 2) OBP: 0.364, SLG: 0.300			SH5-4 1B		K		PB BB BB 1B	1-2 2-3 BB		3	1	2	0	0	1	1
Tom Wright, L (8, PH) OBP: 0.667, SLG: 0.600										0	0	0	0	1	0	0
Bud Sheely, L (8, 2)										0	0	0	0	0	0	0
Billy Pierce, L (1, 1)			SH5-4; 1-2		L6		BB PB; 1-2 BB	F8		1	0	0	0	0	0	1
Mike Fornieles, R (5, 1)										0	0	0	0	0	0	0
Tommy Byrne, L (7, PH) OBP: 0.333, SLG: 0.200										0	0	0	0	1	0	0
Sam Dente, R (7, PR)										0	0	0	0	0	0	0
Earl Harrist, R (7, 1)										0	0	0	0	0	0	0
Bob Boyd, L (8, PH)										1	0	0	0	0	0	3
Luis Aloma, R (8, 1)										0	0	0	0	0	0	0
Inning Stats	R: 0 E: 0 K: 1 S: 5 H: 0 LOB: 0 BB: 0 P: 5	R: 0 E: 0 K: 1 S: 5 H: 0 LOB: 1 BB: 1 P: 9	R: 0 E: 0 K: 0 S: 4 H: 1 LOB: 1 BB: 0 P: 4	R: 0 E: 0 K: 0 S: 2 H: 0 LOB: 0 BB: 1 P: 6	R: 0 E: 0 K: 1 S: 6 H: 1 LOB: 1 BB: 0 P: 6	R: 1 E: 0 K: 1 S: 6 H: 1 LOB: 1 BB: 1 P: 10	R: 1 E: 0 K: 0 S: 4 H: 1 LOB: 3 BB: 3 P: 16	R: 0 E: 0 K: 0 S: 3 H: 0 LOB: 3 BB: 3 P: 15	R: 0 E: 0 K: 1 S: 4 H: 0 LOB: 0 BB: 1 P: 8	1B: 2 2B: 2 3B: 0 HR: 0	SF: 0 SAC: 1 DP: 1 HBP: 0						

AB	28
R	2
H	4
RBI	2
BB	10
SO	5
LOB	16

WP: 0 PB: 1 SB: 1 CS: 0 PA: 40

PITCHER		IP	WLS	BF	H	R	ER	SO	BB	IBB	HBP	BLK	WP	HR	S	P	ERA	WHIP
Dick Littlefield, L (1, 1) ERA: 1.38		5.2	W	20	2	0	0	3	2	0	0	0	0	0	24	32	0.00	0.706
Satchel Paige, R (6, 1) ERA: 6.75		1.0		7	2	2	2	1	2	0	0	0	0	0	7	15	18.00	4.000
Marlin Stuart, R (7, 1) ERA: 1.69		2.1	S	12	0	0	0	1	6	0	0	0	0	0	8	32	0.00	2.571

PITCHER	IP	WLS	BF	H	R	ER	SO	BB	IBB	HBP	BLK	WP	HR	S	P	ERA	WHIP

Batter	1	2	3	4	5	6	7	8	9	AB	R	H	RBI	BB	SO	LOB
Johnny Groth, R (1, 8) OBP: 0.310, SLG: 0.342	F7		F8	FC5-4 IBB		K		F6		4	0	0	0	1	1	0
Dick Kokos, L (1, 7) OBP: 0.450, SLG: 0.267	1-3		BB WP	F8 3-H		K		1B		4	0	1	1	1	1	2
Roy Sievers, R (1, 3) OBP: 0.325, SLG: 0.361	BB		K 1-2	FC5-4 1-2f		1-3				2	0	0	0	1	1	3
Dick Kryhoski, L (6, PH) OBP: 0.500, SLG: 1.333 (7, 3)										1	0	0	0	0	0	0
Vic Wertz, L (1, 9) OBP: 0.400, SLG: 0.528	F2			BB 3B BB	1B 3B		FC1-4 1B			3	2	2	0	1	0	1
Les Moss, R (1, 2) OBP: 0.364, SLG: 0.400		2B		1-2 3B BB	1-3		FC1-4 1-2f HR			3	2	1	0	1	0	2
Bob Elliott, R (1, 5) OBP: 0.333, SLG: 0.429		K		1-H 2-H 2B 3B	1B BB		1-H HR			3	2	2	4	1	1	1
Billy Hunter, R (1, 6) OBP: 0.400, SLG: 0.310		K		2B F8 BB	1-3 3-H 1B		G3-6-3 1B			3	1	2	1	1	1	1
Bobby Young, L (1, 4) OBP: 0.295, SLG: 0.310		F7		1-3 3-H 2B	K		G3-6-3 1-2f			4	0	1	1	0	1	4
Dick Littlefield, L (1, 1)			K	K	1-3			K		3	0	0	0	0	2	4
Satchel Paige, R (6, 1)										0	0	0	0	0	0	0
Marlin Stuart, L (7, 1) OBP: 0.667, SLG: 1.000										1	0	0	0	0	1	0
Inning Stats	R: 0 E: 0 K: 0 S: 3 H: 0 LOB: 1 BB: 1 P: 7	R: 0 E: 0 K: 2 S: 8 H: 1 LOB: 1 BB: 0 P: 8	R: 0 E: 0 K: 2 S: 7 H: 0 LOB: 1 BB: 1 P: 11	R: 4 E: 0 K: 1 S: 7 H: 2 LOB: 2 BB: 4 P: 23	R: 1 E: 0 K: 1 S: 7 H: 2 LOB: 2 BB: 1 P: 11	R: 0 E: 0 K: 2 S: 7 H: 0 LOB: 0 BB: 0 P: 7	R: 2 E: 0 K: 0 S: 5 H: 3 LOB: 0 BB: 0 P: 5	R: 0 E: 0 K: 1 S: 5 H: 1 LOB: 1 BB: 0 P: 5		1B: 4 2B: 2 3B: 2 HR: 1	SF: 0 SAC: 0 DP: 1 HBP: 0						

PITCHER		IP	WLS	BF	H	R	ER	SO	BB	IBB	HBP	BLK	WP	HR	S	P	ERA	WHIP
Billy Pierce, L ERA: 3.66	(1, 1)	4.0	L	22	4	5	5	5	5	1	0	0	1	0	26	50	11.25	2.250
Mike Fornieles, R ERA: 7.36	(5, 1)	2.0		8	1	0	0	3	1	0	0	0	0	0	13	17	0.00	1.000
Earl Harrist, R ERA: 9.0	(7, 1)	1.0		5	3	2	2	0	0	0	0	0	0	1	5	5	18.00	3.000
Luis Aloma, R ERA: 9.0	(8, 1)	1.0		3	1	0	0	1	0	0	0	0	0	0	5	5	0.00	1.000

PITCHER	IP	WLS	BF	H	R	ER	SO	BB	IBB	HBP	BLK	WP	HR	S	P	ERA	WHIP

BOTTOM

Chicago White Sox @ St. Louis Browns

Sportsman's Park, St. Louis, MO

Sun Apr 26 1953, 4:33 AM EDT

Unknown

livebaseballscorecards.com

AB	31
R	7
H	9
RBI	7
BB	7
SO	9
LOB	18

WP: 1 PA: 38
PB: 0
SB: 0
CS: 0

Batter	1	2	3	4	5	6	7	8	9	AB	R	H	RBI	BB	SO	LOB
Nellie Fox, L (1, 4) OBP: 0.353, SLG: 0.432	x 0-0 ① F9		B B B B 4-0 BB			B B B B 4-0 FC4-6 BB		x 0-0 ③ 4-3		2	0	0	0	2	0	0
Ferris Fain, L (1, 3) OBP: 0.380, SLG: 0.333	x 0-0 ② 4-3		x 0-0 ③ L3			x 0-0 ① F7			x 0-0 1B WP 1B	4	1	1	0	0	0	2
Minnie Minoso, R (1, 7) OBP: 0.388, SLG: 0.452	x 0-0 ③ L9			x 0-0 ① F8		x 0-0 ② FC4-6 1-2f			x 0-0 WP 1-3 1B 1B	4	1	1	0	0	0	1
Tom Wright, L (1, 9) OBP: 0.500, SLG: 0.444 Sam Mele, R (9, 9) OBP: 0.324, SLG: 0.355		x 0-0 ① G3		x 0-0 ② 4-3		x 0-0 ③ L7			x 0-0 FC3-6 1-H 3-H 1B	4 0	0 0	1 0	1 0	0 0	0 0	1 0
Jim Rivera, L (1, 8) OBP: 0.426, SLG: 0.389		x 0-0 1B		x 0-0 ③ 6-3			x 0-0 ① G3		x 0-0 ① FC3-6 F9 1-2f 1B	4	1	1	0	0	0	1
Rocky Krsnich, R (1, 5) OBP: 0.235, SLG: 0.250 Tommy Byrne, L (9, PH) OBP: 0.286, SLG: 0.167 Vern Stephens, R (9, 5) OBP: 0.222, SLG: 0.250		x 0-0 ② F8			S S S 0-3 ① K		x 0-0 ② 5-3		x 0-0 ② F9 1-2	3 1 0	0 0 0	0 0 0	0 0 0	0 0 0	1 0 0	1 1 0
Chico Carrasquel, R (1, 6) OBP: 0.273, SLG: 0.302		x 0-0 ③ L9			x 0-0 ② 1-3		x 0-0 ③ 5-3		x 0-0 2-H 1B	4	0	1	1	0	0	1
Sherm Lollar, R (1, 2) OBP: 0.444, SLG: 0.429			x 0-0 ① 5-3		x 0-0 1B			x 0-0 ① F5	x 0-0 ③ L7	4	0	1	0	0	0	1
Joe Dobson, R (1, 1)			S S S 0-3 ② K		x 0-0 ③ 6-3			x 0-0 ② 6-3		3	0	0	0	0	1	1

TOP

Chicago White Sox @ St. Louis Browns

Sportsman's Park, St. Louis, MO

Sun Apr 26 1953, 4:38 AM EDT

Att. 5,122 - Unknown

livebaseballscorecards.com

AB	33
R	3
H	6
RBI	2
BB	2
SO	2
LOB	10

Inning Stats	1	2	3	4	5	6	7	8	9
	R: 0 E: 0 K: 0 S: 3	H: 0 LOB: 0 BB: 0 P: 3	R: 0 E: 0 K: 0 S: 4	H: 1 LOB: 1 BB: 0 P: 4	R: 0 E: 0 K: 1 S: 5	H: 0 LOB: 1 BB: 1 P: 9	R: 0 E: 0 K: 0 S: 3	H: 0 LOB: 0 BB: 0 P: 3	R: 0 E: 0 K: 1 S: 6	H: 1 LOB: 1 BB: 0 P: 6	R: 0 E: 0 K: 0 S: 3	H: 0 LOB: 1 BB: 1 P: 7	R: 0 E: 0 K: 0 S: 3	H: 0 LOB: 0 BB: 0 P: 3	R: 0 E: 0 K: 0 S: 3	H: 0 LOB: 0 BB: 0 P: 3	R: 3 E: 0 K: 0 S: 7	H: 4 LOB: 1 BB: 0 P: 7

	1B	SF	WP	PA
	6	0	1	35
	2B: 0	SAC: 0	PB: 0	
	3B: 0	DP: 0	SB: 0	
	HR: 0	HBP: 0	CS: 0	

PITCHER	IP	WLS	BF	H	R	ER	SO	BB	IBB	HBP	BLK	WP	HR	S	P	ERA	WHIP
Mike Blyzka, R (1, 1) ERA: 2.25	9.0	L	35	6	3	3	2	2	0	0	0	1	0	37	45	3.00	0.889

PITCHER	IP	WLS	BF	H	R	ER	SO	BB	IBB	HBP	BLK	WP	HR	S	P	ERA	WHIP

Batter	1	2	3	4	5	6	7	8	9	AB	R	H	RBI	BB	SO	LOB
Bobby Young, L (1, 4) OBP: 0.271, SLG: 0.283	4-3		FC1-5 2-3		4-3			K		4	0	0	0	0	1	1
Dick Kokos, L (1, 7) OBP: 0.417, SLG: 0.316	K		G3			E3 FC4-6		2B		4	0	1	0	0	1	1
Clint Courtney, L (1, 2) OBP: 0.267, SLG: 0.267	FC6 1B			K		K		K		4	0	1	0	0	3	2
Vic Wertz, L (1, 9) OBP: 0.367, SLG: 0.475	FC6 1-2f			E3 WP		FC4-6 1-2f			K	4	0	0	0	0	1	2
Dick Kryhoski, L (1, 3) OBP: 0.500, SLG: 1.000		K2-3		BB 1-2		F2			2B	3	0	1	0	1	1	1
Bob Elliott, R (1, 5) OBP: 0.302, SLG: 0.385		6-3		K			F5		6-3	4	0	0	0	0	1	3
Johnny Groth, R (1, 8) OBP: 0.304, SLG: 0.317		F7		L8			L7		BB	3	0	0	0	1	0	2
Billy Hunter, R (1, 6) OBP: 0.395, SLG: 0.313			FC1-5 SH3-4 1B		F1		4-3		3-1	3	0	1	0	0	0	0
Hank Edwards, L (9, PH) OBP: 0.667, SLG: 0.800										1	0	0	0	0	0	2
Mike Blyzka, R (1, 1)			SH3-4 1-2		K			P3		2	0	0	0	0	1	0

BOTTOM

Chicago White Sox @ St. Louis Browns

Sportsman's Park, St. Louis, MO

Sun Apr 26 1953, 4:38 AM EDT

Att. 5,122 - Unknown

livebaseballscorecards.com

AB	32
R	0
H	4
RBI	0
BB	2
SO	9
LOB	14

Inning Stats	1	2	3	4	5	6	7	8	9
	R: 0 H: 1 E: 0 LOB: 1 K: 1 BB: 0 S: 6 P: 6	R: 0 H: 0 E: 0 LOB: 0 K: 1 BB: 0 S: 5 P: 5	R: 0 H: 1 E: 0 LOB: 1 K: 0 BB: 0 S: 4 P: 4	R: 0 H: 0 E: 1 LOB: 2 K: 2 BB: 1 S: 8 P: 12	R: 0 H: 0 E: 0 LOB: 0 K: 1 BB: 0 S: 5 P: 5	R: 0 H: 0 E: 1 LOB: 1 K: 1 BB: 0 S: 6 P: 6	R: 0 H: 0 E: 0 LOB: 0 K: 0 BB: 0 S: 3 P: 3	R: 0 H: 1 E: 0 LOB: 1 K: 2 BB: 0 S: 8 P: 8	R: 0 H: 1 E: 0 LOB: 2 K: 1 BB: 1 S: 6 P: 10

1B: 2	SF: 0
2B: 2	SAC: 1
3B: 0	DP: 0
HR: 0	HBP: 0

WP: 1	PA: 35
PB: 0	
SB: 0	
CS: 0	

PITCHER	IP	WLS	BF	H	R	ER	SO	BB	IBB	HBP	BLK	WP	HR	S	P	ERA	WHIP
Joe Dobson, R (1, 1) ERA: 2.21	9.0	W	35	4	0	0	9	2	0	0	0	1	0	51	59	0.00	0.667

PITCHER	IP	WLS	BF	H	R	ER	SO	BB	IBB	HBP	BLK	WP	HR	S	P	ERA	WHIP

Batter	1	2	3	4	5	6	7	8	9	AB	R	H	RBI	BB	SO	LOB
Eddie Yost, R (1, 5) OBP: 0.414, SLG: 0.267	F5		6-3	K		5-3		BB	FC5-4 1-2f	5	0	0	0	1	1	5
Jim Busby, R (1, 8) OBP: 0.364, SLG: 0.500	5-3		1B F8 1B	1-2 2-3 1B			F9 E F8 1B	1-2 1B		5	2	4	0	0	0	0
Jackie Jensen, R (1, 9) OBP: 0.407, SLG: 0.533	1B		1-3 BB 1B	F9			1-2 E5 F9 1B	F8		5	1	2	0	0	0	6
Mickey Vernon, L (1, 3) OBP: 0.415, SLG: 0.386	1-3		1-2 BB		F2		1-2 2-3 F9		SH 1B F7 1B	4	1	1	0	1	0	3
Clyde Vollmer, R (1, 7) OBP: 0.409, SLG: 0.400		F7	3-H F8	L6	F7	E6 1B	3-H F8		1B SH 1-2 1B	5	0	1	2	0	0	3
Pete Runnels, L (1, 6) OBP: 0.380, SLG: 0.216		BB BB					2-H		SH 1B 1-2 2-3	3	0	2	1	1	0	2
Wayne Terwilliger, R (1, 4) OBP: 0.375, SLG: 0.488		F7		F2	4-3		F7		F7	5	0	0	0	0	0	6
Mickey Grasso, R (1, 2) OBP: 0.233, SLG: 0.333		FC5-4 1-2 BB		1B BB 1B		K		F9	F7 3-H	2	0	1	0	1	1	0
Floyd Baker, L (8, PH)										1	0	0	0	0	0	0
Bob Oldis, R (8, 2)										0	0	0	0	0	0	0
Ken Wood, R (9, PH) OBP: 0.273, SLG: 0.258										1	0	0	1	0	0	2
Walt Masterson, R (1, 1) OBP: 0.143, SLG: 0.286		FC5-4 1-2f		1B 1-2 BB		3-1		3-1	FC5-4 1-2 2-3 1B	1	0	0	0	0	0	2
Sonny Dixon, S (2, 1)										1	0	0	0	1	0	0
Frank Campos, L (8, PH) OBP: 0.250, SLG: 0.250										1	0	0	0	0	0	0
Sandy Consuegra, R (8, 1)										0	0	0	0	0	0	0
Les Peden, R (9, PH) OBP: 0.400, SLG: 0.400										1	0	1	0	0	0	0
Inning Stats	R: 0 E: 0 K: 0 S: 4 H: 1 LOB: 1 BB: 0 P: 4	R: 0 E: 0 K: 0 S: 3 H: 0 LOB: 2 BB: 2 P: 11	R: 1 E: 0 K: 0 S: 5 H: 2 LOB: 2 BB: 1 P: 9	R: 0 E: 0 K: 1 S: 7 H: 2 LOB: 3 BB: 1 P: 11	R: 0 E: 1 K: 0 S: 4 H: 1 LOB: 1 BB: 0 P: 4	R: 0 E: 0 K: 1 S: 5 H: 0 LOB: 0 BB: 0 P: 5	R: 2 E: 1 K: 0 S: 6 H: 2 LOB: 1 BB: 0 P: 6	R: 0 E: 0 K: 0 S: 4 H: 1 LOB: 2 BB: 1 P: 8	R: 1 E: 0 K: 0 S: 7 H: 3 LOB: 3 BB: 0 P: 7	1B: 12 2B: 0 3B: 0 HR: 0 SF: 0 SAC: 1 DP: 0 HBP: 0						

TOP

Washington Senators @ Chicago White Sox

Comiskey Park, Chicago, IL

Tue Apr 28 1953, 4:33 AM EDT

Att. 2,495 - Unknown

livebaseballscorecards.com

AB	40
R	4
H	12
RBI	4
BB	5
SO	2
LOB	29

WP: 0 PB: 0 SB: 0 CS: 0 PA: 46

PITCHER		IP	WLS	BF	H	R	ER	SO	BB	IBB	HBP	BLK	WP	HR	S	P	ERA	WHIP
Connie Johnson, R ERA: 1.29	(1, 1)	3.1		18	4	1	1	0	4	0	0	0	0	0	14	30	2.70	2.400
Mike Fornieles, R ERA: 5.25	(4, 1)	4.2	W	23	7	3	1	2	1	0	0	0	0	0	26	30	1.93	1.714
Gene Bearden, L ERA:	(9, 1)	0.0		1	0	0	0	0	0	0	0	0	0	0	1	1	∞	∞
Harry Dorish, R ERA: 2.89	(9, 1)	1.0	S	4	1	0	0	0	0	0	0	0	0	0	4	4	0.00	1.000

PITCHER	IP	WLS	BF	H	R	ER	SO	BB	IBB	HBP	BLK	WP	HR	S	P	ERA	WHIP

BOTTOM

Washington Senators @ Chicago White Sox

Comiskey Park, Chicago, IL

Tue Apr 28 1953, 4:33 AM EDT

Att. 2,495 - Unknown

livebaseballscorecards.com

Batter	1	2	3	4	5	6	7	8	9	AB	R	H	RBI	BB	SO	LOB
Nellie Fox, L (1, 4) OBP: 0.345, SLG: 0.404	0-0 E6 BB BB 1B	4-0 E 1B BB		0-0 F9 ①			0-0 F7 ①			3	2	0	0	1	0	0
Ferris Fain, L (1, 3) OBP: 0.389, SLG: 0.348	0-3 K ①	0-0 E 1-2 1B 1B		0-0 4-3 ②			0-0 1B 1B			4	1	2	0	0	1	1
Minnie Minoso, R (1, 7) OBP: 0.415, SLG: 0.467	4-0 BB 1-2 1B BB	0-0 BB 1-H 2-H 1B 1B		0-0 5-3 ③			0-0 L3 1-2 1B			3	2	2	2	1	0	0
Tom Wright, L (1, 9) OBP: 0.500, SLG: 0.364 Sam Mele, R (8, 9) OBP: 0.324, SLG: 0.355	4-0 1B 1-2 2-3 BB	4-0 1B 1-2 BB			0-0 E3 FC6-4		0-0 L3 ② ③ 1-2			2 0	0 0	0 0	0 0	2 0	0 0	2 0
Jim Rivera, L (1, 8) OBP: 0.412, SLG: 0.375	0-0 F5 ②	0-0 1-3 2-H 1B			0-0 FC6-4 ① CS 1-2f			0-0 1-3 ①		4	0	1	1	0	0	4
Rocky Krsnich, R (1, 5) OBP: 0.238, SLG: 0.250	0-0 1-2 2-H 3-H 1B	0-3 K ③			0-0 F9 ②			0-0 F4 ②		4	0	1	2	0	1	3
Chico Carrasquel, R (1, 6) OBP: 0.250, SLG: 0.277	0-0 4-3 ③	0-0 4-3 ①			0-0 CS ③ 1-2		0-0 5-3 ①	0-0 6-3 ③		4	0	0	0	0	0	2
Sherm Lollar, R (1, 2) OBP: 0.400, SLG: 0.375		0-3 K ①		0-0 F7 ②			0-0 F2 ②			3	0	0	0	0	1	0
Connie Johnson, R (1, 1) Mike Fornieles, R (4, 1) Gene Bearden, L (9, 1) Harry Dorish, R (9, 1)		0-0 4-3 ②		0-0 F4 ③			0-0 F4 ③			2 1 0 0	0 0 0 0	0 0 0 0	0 0 0 0	0 0 0 0	0 0 0 0	0 0 0 0
Inning Stats	R: 2 E: 1 K: 1 S: 7 H: 1 LOB: 2 BB: 2 P: 15	R: 3 E: 1 K: 2 S: 10 H: 3 LOB: 2 BB: 2 P: 18	R: 0 E: 0 K: 0 S: 3 H: 0 LOB: 0 BB: 0 P: 3	R: 0 E: 0 K: 0 S: 3 H: 0 LOB: 0 BB: 0 P: 3	R: 0 E: 1 K: 0 S: 3 H: 0 LOB: 0 BB: 0 P: 3	R: 0 E: 0 K: 0 S: 3 H: 0 LOB: 0 BB: 0 P: 3	R: 0 E: 0 K: 0 S: 4 H: 2 LOB: 1 BB: 0 P: 4	R: 0 E: 0 K: 0 S: 3 H: 0 LOB: 0 BB: 0 P: 3		1B: 6 2B: 1 3B: 0 HR: 0 SF: 0 SAC: 0 DP: 1 HBP: 0						

	AB	30
	R	5
	H	6
	RBI	5
	BB	4
	SO	3
	LOB	12

WP: 0 PB: 0 SB: 0 CS: 1 PA: 35

PITCHER		IP	WLS	BF	H	R	ER	SO	BB	IBB	HBP	BLK	WP	HR	S	P	ERA	WHIP
Walt Masterson, R ERA: 3.66	(1, 1)	1.2	L	14	4	5	3	2	4	0	0	0	0	0	14	30	16.20	4.800
Sonny Dixon, R ERA: 3.97	(2, 1)	5.1		17	2	0	0	1	0	0	0	0	0	0	19	19	0.00	0.375
Sandy Consuegra, R ERA: 4.5	(8, 1)	1.0		3	0	0	0	0	0	0	0	0	0	0	3	3	0.00	0.000

PITCHER		IP	WLS	BF	H	R	ER	SO	BB	IBB	HBP	BLK	WP	HR	S	P	ERA	WHIP

Batter	1	2	3	4	5	6	7	8	9	AB	R	H	RBI	BB	SO	LOB
Eddie Yost, R (1, 5) OBP: 0.403, SLG: 0.265	FC5-4 1B		K			K		K		4	0	1	0	0	3	1
Jim Busby, R (1, 8) OBP: 0.373, SLG: 0.509	FC5-4 CS 1-2f		F7			2B			BB 5-3 1B	3	1	1	0	1	0	2
Jackie Jensen, R (1, 9) OBP: 0.379, SLG: 0.490	L5			F3		F7			5-3 1-2	4	0	0	0	0	0	3
Mickey Vernon, L (1, 3) OBP: 0.386, SLG: 0.354	CS 1-2	F9		F8			4-3		6-3	4	0	0	0	0	0	1
Clyde Vollmer, R (1, 7) OBP: 0.385, SLG: 0.375		K		6-3			F5		2-H 1B	4	0	1	1	0	1	0
Pete Runnels, L (1, 6) OBP: 0.352, SLG: 0.195		6-3			P3		F7		4-3	4	0	0	0	0	0	1
Wayne Terwilliger, R (1, 4) OBP: 0.373, SLG: 0.467			BB SH5-3 1B		F6			F6		2	1	0	0	1	0	0
Les Peden, R (1, 2) OBP: 0.429, SLG: 0.857			SH5-3 1-2		F9			HR		2	1	1	1	0	0	0
Bob Porterfield, R (1, 1) OBP: 0.273, SLG: 0.200			2-H 1B			F7		5-3		3	0	1	1	0	0	0
Inning Stats	R: 0 E: 0 K: 0 S: 3	H: 1 LOB: 0 BB: 0 P: 3	R: 0 E: 0 K: 1 S: 5	H: 0 LOB: 0 BB: 0 P: 5	R: 1 E: 0 K: 1 S: 6	H: 1 LOB: 1 BB: 1 P: 10	R: 0 E: 0 K: 0 S: 3	H: 0 LOB: 0 BB: 0 P: 3	R: 0 E: 0 K: 0 S: 3	H: 0 LOB: 0 BB: 0 P: 3	R: 0 E: 0 K: 1 S: 6	H: 1 LOB: 1 BB: 0 P: 6	R: 0 E: 0 K: 0 S: 3	H: 0 LOB: 0 BB: 0 P: 3	R: 1 E: 0 K: 1 S: 6	H: 1 LOB: 0 BB: 0 P: 6	R: 1 E: 0 K: 0 S: 4	H: 1 LOB: 1 BB: 1 P: 8	1B: 3 2B: 1 3B: 0 HR: 1	SF: 0 SAC: 1 DP: 0 HBP: 0	WP: 0 PB: 0 SB: 0 CS: 1	PA: 34

TOP

Washington Senators @ Chicago White Sox

Comiskey Park, Chicago, IL

Wed Apr 29 1953, 4:33 AM EDT

Att. 2,879 - Unknown

livebaseballscorecards.com

AB	30
R	3
H	5
RBI	3
BB	2
SO	4
LOB	8

PITCHER		IP	WLS	BF	H	R	ER	SO	BB	IBB	HBP	BLK	WP	HR	S	P	ERA	WHIP
Saul Rogovin, R ERA: 7.27	(1, 1)	8.0	L	28	4	2	2	4	1	0	0	0	0	1	35	39	2.25	0.625
Joe Dobson, R ERA: 2.53	(9, 1)	1.0		5	1	1	1	0	1	0	0	0	0	0	4	8	9.00	2.000

PITCHER	IP	WLS	BF	H	R	ER	SO	BB	IBB	HBP	BLK	WP	HR	S	P	ERA	WHIP

Batter	1	2	3	4	5	6	7	8	9	AB	R	H	RBI	BB	SO	LOB
Nellie Fox, L (1, 4) OBP: 0.356, SLG: 0.420	F8		2B			K		BB G6-3 1-2		3	0	1	0	1	1	0
Ferris Fain, L (1, 3) OBP: 0.397, SLG: 0.347	BB G5-4-3		3-1			1B		G6-3 1-2f		3	0	1	0	1	0	3
Minnie Minoso, R (1, 7) OBP: 0.386, SLG: 0.429	G5-4-3 1-2f			4-3		L8			F9	4	0	0	0	0	0	2
Tom Wright, L (1, 9) OBP: 0.444, SLG: 0.286		F8		F7			BB G4-3-6		L4	3	0	0	0	1	0	0
Jim Rivera, L (1, 8) OBP: 0.400, SLG: 0.364		FC6-4 1B		K			G4-3-6 1-2f		6-3	4	0	1	0	0	1	1
Rocky Krsnich, R (1, 5) OBP: 0.250, SLG: 0.261		F9			F2		1B			3	0	1	0	0	0	1
Chico Carrasquel, R (1, 6) OBP: 0.235, SLG: 0.260		FC6-4 1-2f			5-3		F8			3	0	0	0	0	0	2
Red Wilson, R (1, 2) OBP: 0.308, SLG: 0.250			6-3		4-3			BB 1B		2	0	0	0	0	0	0
Bob Boyd, L (8, PH) OBP: 0.400, SLG: 0.250										1	0	1	0	0	0	0
Bud Sheely, L (9, 2)										0	0	0	0	0	0	0
Saul Rogovin, R (1, 1)			5-3			F4		K		2	0	0	0	0	0	0
Tommy Byrne, L (8, PH) OBP: 0.250, SLG: 0.143										1	0	0	0	0	1	1
Joe Dobson, R (9, 1)										0	0	0	0	0	0	0
Inning Stats	R: 0 E: 0 K: 0 S: 2 H: 0 LOB: 0 BB: 1 P: 6	R: 0 E: 0 K: 0 S: 4 H: 1 LOB: 1 BB: 0 P: 4	R: 0 E: 0 K: 0 S: 4 H: 1 LOB: 1 BB: 0 P: 4	R: 0 E: 0 K: 1 S: 5 H: 0 LOB: 0 BB: 0 P: 5	R: 0 E: 0 K: 0 S: 3 H: 0 LOB: 0 BB: 0 P: 3	R: 0 E: 0 K: 1 S: 6 H: 1 LOB: 1 BB: 0 P: 6	R: 0 E: 0 K: 0 S: 3 H: 1 LOB: 1 BB: 1 P: 7	R: 0 E: 0 K: 1 S: 5 H: 1 LOB: 1 BB: 1 P: 9	R: 0 E: 0 K: 0 S: 3 H: 0 LOB: 0 BB: 0 P: 3	1B: 4 2B: 1 3B: 0 HR: 0 SF: 0 SAC: 0 DP: 3 HBP: 0						WP: 0 PB: 0 SB: 0 CS: 0 PA: 32

PITCHER	IP	WLS	BF	H	R	ER	SO	BB	IBB	HBP	BLK	WP	HR	S	P	ERA	WHIP
Bob Porterfield, R (1, 1) ERA: 5.52	9.0	W	32	5	0	0	3	3	0	0	0	0	0	35	47	0.00	0.889

PITCHER	IP	WLS	BF	H	R	ER	SO	BB	IBB	HBP	BLK	WP	HR	S	P	ERA	WHIP

BOTTOM

Washington Senators @ Chicago White Sox

Comiskey Park, Chicago, IL

Wed Apr 29 1953, 4:33 AM EDT

Att. 2,879 - Unknown

livebaseballscorecards.com

AB	29
R	0
H	5
RBI	0
BB	3
SO	3
LOB	10

Batter	1	2	3	4	5	6	7	8	9	AB	R	H	RBI	BB	SO	LOB
Phil Rizzuto, R (1, 6) OBP: 0.339, SLG: 0.309	0-0 K 1B		0-0 CS 1B		0-0 ③ 5-3			0-0 ① 5-3	0-0 1-2 2-H 3-H 1B	5	0	3	2	0	0	0
Billy Martin, R (1, 4) OBP: 0.242, SLG: 0.246	S S S 0-3 ① ② K 1-2		0-0 ② ③ F6 1-2			0-0 ① F9		0-0 ② F2	0-0 ③ F2	5	0	0	0	0	1	4
Hank Bauer, R (1, 9) OBP: 0.368, SLG: 0.431	B B B B 4-0 BB			0-0 ① 6-3		0-0 1B 2B		0-0 ③ F9		3	1	1	0	1	0	0
Mickey Mantle, S (1, 8) OBP: 0.397, SLG: 0.571	S S S 0-3 ③ K			0-0 HR		0-0 ② F4			0-0 ① 3-1	4	1	1	1	0	1	2
Bill Renna, R (1, 7) OBP: 0.400, SLG: 0.900		S S S 0-3 ① K		0-0 HR		0-0 2-H 1B			0-0 1B 3B	4	2	3	2	0	1	0
Yogi Berra, L (1, 2) OBP: 0.263, SLG: 0.340		0-0 ② 4-3		0-0 ② F4		0-0 ③ F7			4-0 BB 1B 1B IBB	3	1	0	0	1	0	1
Gil McDougald, R (1, 5) OBP: 0.316, SLG: 0.250		B B B B 4-0 BB		0-0 ③ 6-3			B B B B 4-0 B3-6-4 1B BB		0-0 ② F6	2	0	0	0	2	0	2
Joe Collins, L (1, 3) OBP: 0.394, SLG: 0.370		0-0 ③ 4-3			0-0 ① 1B		0-0 B3-6-4 1-2 1B		0-0 BB 1B 1-2 3-H 1B	4	1	3	1	0	0	1
Whitey Ford, L (1, 1)			S S S 0-3 ① K		0-0 ② P3		0-0 ① ② ③ B3-6-4 1-2f 2-3		B B B B 4-0 1B 1-2 2-3 BB	3	0	0	0	1	1	2
Inning Stats	R: 0 E: 0 K: 2 S: 7 H: 1 LOB: 1 BB: 1 P: 11	R: 0 E: 0 K: 1 S: 5 H: 0 LOB: 1 BB: 1 P: 9	R: 0 E: 0 K: 1 S: 5 H: 1 LOB: 0 BB: 0 P: 5	R: 2 E: 0 K: 0 S: 5 H: 2 LOB: 0 BB: 0 P: 5	R: 0 E: 0 K: 0 S: 3 H: 1 LOB: 0 BB: 0 P: 3	R: 1 E: 0 K: 0 S: 5 H: 2 LOB: 1 BB: 0 P: 5	R: 0 E: 0 K: 0 S: 2 H: 1 LOB: 0 BB: 1 P: 6	R: 0 E: 0 K: 0 S: 3 H: 0 LOB: 0 BB: 0 P: 3	R: 3 E: 0 K: 0 S: 6 H: 3 LOB: 2 BB: 2 P: 14	1B: 7 2B: 1 3B: 1 HR: 2	SF: 0 SAC: 0 DP: 1 HBP: 0						

TOP

New York Yankees @ Chicago White Sox

Comiskey Park, Chicago, IL

Thu Apr 30 1953, 4:33 AM EDT

Att. 7,656 - Unknown

livebaseballscorecards.com

AB	33
R	6
H	11
RBI	6
BB	5
SO	4
LOB	12

WP: 0 PB: 0 SB: 0 CS: 1 PA: 38

PITCHER		IP	WLS	BF	H	R	ER	SO	BB	IBB	HBP	BLK	WP	HR	S	P	ERA	WHIP
Gene Bearden, L ERA: 1.53	(1, 1)	7.0	L	27	8	3	3	4	3	0	0	0	0	2	32	44	3.86	1.571
Harry Dorish, R ERA: 4.76	(8, 1)	2.0		11	3	3	3	0	1	1	0	0	0	0	9	17	13.50	2.000

PITCHER		IP	WLS	BF	H	R	ER	SO	BB	IBB	HBP	BLK	WP	HR	S	P	ERA	WHIP

Batter	1	2	3	4	5	6	7	8	9	AB	R	H	RBI	BB	SO	LOB
Nellie Fox, L (1, 4) OBP: 0.333, SLG: 0.389	4-3		G1-6-3 1-2f		F5		F7			4	0	0	0	0	0	6
Ferris Fain, L (1, 3) OBP: 0.371, SLG: 0.321	4-3			4-3	K		1-3			4	0	0	0	0	1	4
Minnie Minoso, R (1, 7) OBP: 0.390, SLG: 0.420 Tom Wright, L (5, 7) OBP: 0.400, SLG: 0.250	6-3			1B HBP	K			G3		1 2	0 0	0 0	0 0	0 0	0 1	0 3
Sam Mele, R (1, 9) OBP: 0.341, SLG: 0.353		F9		1B 1-2		F3		FC5-4 BB		3	0	1	0	1	0	0
Jim Rivera, L (1, 8) OBP: 0.390, SLG: 0.354		6-3 1B		F7		K		F5		4	0	1	0	0	1	2
Vern Stephens, R (1, 5) OBP: 0.258, SLG: 0.321		6-3 1-2			1B 2B	1B		FC5-4 1-2f		4	1	2	0	0	0	2
Chico Carrasquel, R (1, 6) OBP: 0.255, SLG: 0.278			1B 1B		SH E 2-H 1B	F8			F4	4	0	2	1	0	0	1
Sherm Lollar, R (1, 2) OBP: 0.382, SLG: 0.357			G1-6-3 1-3 1B		E6 SH 1-2		F7		F7	4	0	1	0	0	0	1
Gene Bearden, L (1, 1) Rocky Krsnich, R (7, PH) OBP: 0.280, SLG: 0.292 Harry Dorish, R (8, 1) Bill Wilson, R (9, PH)			K		SH 1-2 2-3		1B		F7	1 1 0 1	0 0 0 0	0 1 0 0	0 0 0 0	0 0 0 0	1 0 0 0	2 0 0 0
Inning Stats	R: 0 E: 0 K: 0 S: 3 H: 0 LOB: 0 BB: 0 P: 3	R: 0 E: 0 K: 0 S: 3 H: 1 LOB: 0 BB: 0 P: 3	R: 0 E: 0 K: 1 S: 6 H: 2 LOB: 1 BB: 0 P: 6	R: 0 E: 0 K: 0 S: 3 H: 1 LOB: 1 BB: 0 P: 4	R: 1 E: 1 K: 2 S: 11 H: 2 LOB: 3 BB: 0 P: 11	R: 0 E: 0 K: 1 S: 6 H: 1 LOB: 1 BB: 0 P: 6	R: 0 E: 0 K: 0 S: 4 H: 1 LOB: 1 BB: 0 P: 4	R: 0 E: 0 K: 0 S: 3 H: 0 LOB: 1 BB: 1 P: 7	R: 0 E: 0 K: 0 S: 3 H: 0 LOB: 0 BB: 0 P: 3	1B: 7 2B: 1 3B: 0 HR: 0 SF: 0 SAC: 1 DP: 1 HBP: 1						

PITCHER	IP	WLS	BF	H	R	ER	SO	BB	IBB	HBP	BLK	WP	HR	S	P	ERA	WHIP
Whitey Ford, L (1, 1) ERA: 1.29	9.0	W	36	8	1	1	4	1	0	1	0	0	0	42	47	1.00	1.000

PITCHER	IP	WLS	BF	H	R	ER	SO	BB	IBB	HBP	BLK	WP	HR	S	P	ERA	WHIP

BOTTOM

New York Yankees @ Chicago White Sox

Comiskey Park, Chicago, IL

Thu Apr 30 1953, 4:33 AM EDT

Att. 7,656 - Unknown

livebaseballscorecards.com

AB	33
R	1
H	8
RBI	1
BB	1
SO	4
LOB	21

PA: 36

WP: 0
PB: 0
SB: 0
CS: 0

Batter	1	2	3	4	5	6	7	8	9	AB	R	H	RBI	BB	SO	LOB
Gil McDougald, R (1, 5) OBP: 0.348, SLG: 0.350	x 0-0 1B		x 0-0 ② F7		x 0-0 E7 2B 2-H		x 0-0 1-3 1B 2B		x 0-0 BB BB 1B	4	1	2	0	0	0	0
Gene Woodling, L (9, PH) OBP: 0.551, SLG: 0.750										1	0	1	0	0	0	0
Hank Bauer, R (1, 9) OBP: 0.371, SLG: 0.446	S S S 0-3 ① K		x 0-0 ③ 6-3		x 0-0 1-3 2B		x 0-0 2-H 3-H 1B		S S S 0-3 ① K	5	0	2	2	0	2	2
Bill Renna, R (1, 7) OBP: 0.357, SLG: 0.714	S S S 0-3 ② K			x 0-0 L6-3 1B	S S S 0-3 ③ K		S S S 0-3 ③ K		B B B B 4-0 BB 1-2 BB	4	0	1	0	0	3	4
Irv Noren, L (9, PH)										0	0	0	0	1	0	0
Mickey Mantle, S (1, 8) OBP: 0.397, SLG: 0.538	S S S 0-3 ③ K			x 0-0 ① ② L6-3 1-2		x 0-0 ① F4		B B B B 4-0 1B 1B BB	B B B B 4-0 1-2 2-3 BB	3	1	0	0	2	1	2
Yogi Berra, L (1, 2) OBP: 0.290, SLG: 0.351		x 0-0 FC4-6 1B		B B B B 4-0 FC5-4 BB		x 0-0 ② F3		x 0-0 1B 1-3 F8 1B	S S S 0-3 ② K	4	1	2	0	1	1	3
Billy Martin, R (1, 4) OBP: 0.239, SLG: 0.242		x 0-0 ① F7		x 0-0 ③ FC5-4 1-2f		S S S 0-3 ③ K		x 0-0 1-3 3-H 1B	x 0-0 ③ F9	5	0	1	1	0	1	5
Joe Collins, L (1, 3) OBP: 0.351, SLG: 0.323		x 0-0 ② FC4-6 1-2f			x 0-0 ① F8		x 0-0 ① 6-3	S S S 0-3 ① K		4	0	0	0	0	1	3
Phil Rizzuto, R (1, 6) OBP: 0.349, SLG: 0.328		x 0-0 ③ F3			x 0-0 E 2B	B B B B 4-0 2B 1B BB		x 0-0 ② F8 3-H		3	2	1	1	1	0	2
Johnny Sain, R (1, 1) OBP: 0.091, SLG: 0.091			x 0-0 ① 4-3		x 0-0 ② 6-3		x 0-0 ② S S S F4		0-3 ③ K	2	0	0	0	0	0	1
Bill Miller, L (6, 1)										0	0	0	0	0	0	0
Bob Cerv, R (7, PH)										1	0	0	0	0	0	1
Jim McDonald, R (7, 1)										0	0	0	0	0	0	0
Johnny Mize, L (8, PH) OBP: 0.261, SLG: 0.150										1	0	0	0	0	1	1
Johnny Schmitz, R (8, 1)										0	0	0	0	0	0	0
Inning Stats	R: 0 E: 0 K: 3 S: 10 H: 1 LOB: 1 BB: 0 P: 10	R: 0 E: 0 K: 0 S: 4 H: 1 LOB: 1 BB: 0 P: 4	R: 0 E: 0 K: 0 S: 3 H: 0 LOB: 0 BB: 0 P: 3	R: 0 E: 0 K: 0 S: 3 H: 1 LOB: 1 BB: 1 P: 7	R: 1 E: 1 K: 1 S: 8 H: 2 LOB: 2 BB: 0 P: 8	R: 0 E: 0 K: 1 S: 5 H: 0 LOB: 0 BB: 0 P: 5	R: 2 E: 0 K: 1 S: 7 H: 2 LOB: 1 BB: 1 P: 11	R: 2 E: 0 K: 2 S: 9 H: 2 LOB: 1 BB: 1 P: 13	R: 0 E: 0 K: 2 S: 8 H: 1 LOB: 3 BB: 2 P: 16	1B: 7 2B: 4 3B: 0 HR: 0 SF: 0 SAC: 0 DP: 1 HBP: 0	WP: 0 PB: 0 SB: 0 CS: 0 PA: 42					

PITCHER		IP	WLS	BF	H	R	ER	SO	BB	IBB	HBP	BLK	WP	HR	S	P	ERA	WHIP
Billy Pierce, L ERA: 3.9	(1, 1)	8.0	W	36	9	5	4	8	3	0	0	0	0	0	49	61	4.50	1.500
Harry Dorish, R ERA: 4.63	(9, 1)	0.1		3	1	0	0	1	1	0	0	0	0	0	4	8	0.00	6.000
Saul Rogovin, R ERA: 7.0	(9, 1)	0.2	S	3	0	0	0	1	1	0	0	0	0	0	4	8	0.00	1.500

PITCHER	IP	WLS	BF	H	R	ER	SO	BB	IBB	HBP	BLK	WP	HR	S	P	ERA	WHIP

TOP

New York Yankees @ Chicago White Sox

Comiskey Park, Chicago, IL

Fri May 01 1953, 4:33 AM EDT

Att. 23,901 - Unknown

livebaseballscorecards.com

AB	37
R	5
H	10
RBI	4
BB	5
SO	10
LOB	24

Batter	1	2	3	4	5	6	7	8	9	AB	R	H	RBI	BB	SO	LOB
Nellie Fox, L (1, 4) OBP: 0.338, SLG: 0.441	F6	G3		1-H 2B		1-H 2-H FC5-2 3B	1-2f FC6			5	0	2	3	0	0	4
Ferris Fain, L (1, 3) OBP: 0.388, SLG: 0.333	4-3		1-3 1B	4-3		H 1-0 FC5-2 HBP		FC2-6 1B		4	0	2	0	0	0	1
Minnie Minoso, R (1, 7) OBP: 0.391, SLG: 0.436	2B		F9		SH1-3 1B	1-2 3-H FC5-2		1-2f FC2-6		5	0	2	0	0	0	4
Tom Wright, L (1, 9) OBP: 0.364, SLG: 0.222	3-1		1-2 1-3		1-2 SH1-3	P3		F8		2	0	0	0	0	0	2
Sam Mele, R (6, PH) (7, 9) OBP: 0.326, SLG: 0.333										2	0	0	0	0	0	3
Jim Rivera, L (1, 8) OBP: 0.391, SLG: 0.346		F8 S 5-3 1B	F5		F8		B B B B 4-0 S 1B BB	F8		4	2	1	0	1	0	3
Vern Stephens, R (1, 5) OBP: 0.265, SLG: 0.323		F8 1-3		G5-4-3 1B	6-3		5-3 1-2			3	0	1	0	0	0	2
Rocky Krsnich, R (6, 5) OBP: 0.269, SLG: 0.280										1	0	0	0	0	0	1
Chico Carrasquel, R (1, 6) OBP: 0.288, SLG: 0.298		B B B 4-0 5-3 BB		G5-4-3 1-2f		FC2-5 S 1B	2-H BB 1B			3	0	2	1	1	0	1
Sherm Lollar, R (1, 2) OBP: 0.395, SLG: 0.452		1-2 3-H 5-3		HR		B B B B 4-0 1-2 3B FC2-5 BB	F8			3	2	1	2	1	0	2
Billy Pierce, L (1, 1) OBP: 0.300, SLG: 0.125		H 1-0 HBP		2B 1B		1-2 2-3f FC2-5 3B	B B B B 4-0 1-2 FC6 BB			2	2	1	0	1	0	2
Harry Dorish, R (9, 1)										0	0	0	0	0	0	0
Saul Rogovin, R (9, 1)										0	0	0	0	0	0	0
Inning Stats	R: 0 E: 0 K: 0 S: 4 H: 1 LOB: 1 BB: 0 P: 4	R: 1 E: 0 K: 0 S: 4 H: 1 LOB: 2 BB: 1 P: 9	R: 0 E: 0 K: 0 S: 4 H: 1 LOB: 1 BB: 0 P: 4	R: 2 E: 0 K: 0 S: 6 H: 4 LOB: 1 BB: 0 P: 6	R: 0 E: 0 K: 0 S: 4 H: 1 LOB: 1 BB: 0 P: 4	R: 2 E: 0 K: 0 S: 5 H: 2 LOB: 2 BB: 1 P: 10	R: 1 E: 0 K: 0 S: 4 H: 1 LOB: 2 BB: 2 P: 12	R: 0 E: 0 K: 0 S: 4 H: 1 LOB: 1 BB: 0 P: 4		1B: 8 2B: 2 3B: 1 HR: 1	SF: 0 SAC: 1 DP: 1 HBP: 2						

PITCHER		IP	WLS	BF	H	R	ER	SO	BB	IBB	HBP	BLK	WP	HR	S	P	ERA	WHIP
Johnny Sain, R ERA: 3.29	(1, 1)	5.1	L	28	10	5	5	0	2	0	1	0	0	1	25	34	8.44	2.250
Bill Miller, L ERA:	(6, 1)	0.2		3	0	0	0	0	0	0	1	0	0	0	2	3	0.00	0.000
Jim McDonald, R ERA: 7.2	(7, 1)	1.0		6	1	1	1	0	2	0	0	0	0	0	4	12	9.00	3.000
Johnny Schmitz, L ERA:	(8, 1)	1.0		4	1	0	0	0	0	0	0	0	0	0	4	4	0.00	1.000

PITCHER	IP	WLS	BF	H	R	ER	SO	BB	IBB	HBP	BLK	WP	HR	S	P	ERA	WHIP

BOTTOM

New York Yankees @ Chicago White Sox

Comiskey Park, Chicago, IL

Fri May 01 1953, 4:33 AM EDT

Att. 23,901 - Unknown

livebaseballscorecards.com

AB	34
R	6
H	12
RBI	6
BB	4
SO	0
LOB	25

WP: 0	PB: 0	SB: 3	CS: 0
PA: 41			

Batter	1	2	3	4	5	6	7	8	9	AB	R	H	RBI	BB	SO	LOB
Billy Martin, R (1, 4) OBP: 0.236, SLG: 0.227	F4	F3			5-3	K			BB, 5-3, 1B	4	1	0	0	1	1	3
Phil Rizzuto, R (1, 6) OBP: 0.353, SLG: 0.323	F6	1-3, 2-H, 1B			BB, FC3-6		F7		5-3, 1-2	4	0	1	1	1	0	1
Gene Woodling, L (1, 7) OBP: 0.537, SLG: 0.711	4-3		1-6, BB, 1B		FC3-6, FC5-4, 1-2f		6-3		2-H, 1B	5	0	2	1	0	0	1
Mickey Mantle, S (1, 8) OBP: 0.412, SLG: 0.554		BB, 1B, 1B	BB, 1-2		FC5-4, 1-2f		2B		P3	4	1	2	0	1	0	2
Hank Bauer, R (1, 9) OBP: 0.388, SLG: 0.431		4-3, 1B, 2B, 1-2, BB	1-6, 2-3f			4-1, SH1-4, 1B, BB	BB		F5	2	2	0	0	3	0	3
Gil McDougald, R (1, 5) OBP: 0.346, SLG: 0.348		4-3, 2B, 1-2, 2-H, 1B	F3			SH1-4, 1-2	F5			3	1	1	1	0	0	3
Yogi Berra, L (1, 2) OBP: 0.273, SLG: 0.328		4-3, 1-2, 2-3		4-3		4-1, 2-3		K, G4-6-3		4	0	0	0	0	1	3
Joe Collins, L (1, 3) OBP: 0.366, SLG: 0.371		1B, 2-H, 3-H, 2B		F9		1B, S, 3-H		F9		4	2	2	3	0	0	1
Ed Lopat, L (1, 1) OBP: 0.333, SLG: 0.364		BB, 1B		F9		1B, 1-H		G4-6-3, 1-2f		3	0	1	1	1	0	1
Tom Gorman, R (8, 1)										0	0	0	0	0	0	0
Johnny Schmitz, R (9, 1)										0	0	0	0	0	0	0
Ray Scarborough, R (9, 1)										0	0	0	0	0	0	0
Inning Stats	R: 0, E: 0, K: 0, S: 3 H: 0, LOB: 0, BB: 0, P: 3	R: 4, E: 0, K: 0, S: 6 H: 4, LOB: 2, BB: 2, P: 14	R: 0, E: 0, K: 0, S: 3 H: 1, LOB: 1, BB: 1, P: 7	R: 0, E: 0, K: 0, S: 3 H: 0, LOB: 0, BB: 0, P: 3	R: 0, E: 0, K: 0, S: 3 H: 0, LOB: 1, BB: 1, P: 7	R: 2, E: 0, K: 1, S: 7 H: 2, LOB: 1, BB: 1, P: 11	R: 0, E: 0, K: 0, S: 4 H: 1, LOB: 2, BB: 1, P: 8	R: 0, E: 1, K: 1, S: 5 H: 0, LOB: 0, BB: 0, P: 5	R: 1, E: 0, K: 0, S: 4 H: 1, LOB: 1, BB: 1, P: 8	1B: 7, 2B: 3, 3B: 0, HR: 0 SF: 0, SAC: 1, DP: 2, HBP: 0						

PITCHER		IP	WLS	BF	H	R	ER	SO	BB	IBB	HBP	BLK	WP	HR	S	P	ERA	WHIP
Tommy Byrne, L ERA: 12.46	(1, 1)	1.1		8	3	4	4	0	1	0	0	0	0	0	7	11	27.00	3.000
Lou Kretlow, R ERA:	(2, 1)	1.2		7	2	0	0	0	2	0	0	0	0	0	5	13	0.00	2.400
Gene Bearden, L ERA: 1.37	(4, 1)	2.0		7	0	0	0	0	1	0	0	0	0	0	6	10	0.00	0.500
Luis Aloma, R ERA: 9.0	(6, 1)	2.0		11	3	2	2	1	2	0	0	0	0	0	11	19	9.00	2.500
Earl Harrist, R ERA: 6.75	(8, 1)	2.0	W	8	1	1	1	1	1	0	0	0	0	0	9	13	4.50	1.000

PITCHER	IP	WLS	BF	H	R	ER	SO	BB	IBB	HBP	BLK	WP	HR	S	P	ERA	WHIP

TOP

New York Yankees @ Chicago White Sox

Comiskey Park, Chicago, IL

Sat May 02 1953, 4:33 AM EDT

Att. 11,907 - Unknown

livebaseballscorecards.com

AB	33
R	7
H	9
RBI	7
BB	7
SO	2
LOB	18

Batter	1	2	3	4	5	6	7	8	9	AB	R	H	RBI	BB	SO	LOB
Nellie Fox, L (1, 4) OBP: 0.342, SLG: 0.453	0-0 1B G6-4-3 2B		0-0 ① F7		0-0 1-2 1B			0-0 ① F7	0-0 ① FC4-6 HR 1-2f 2-3	5	2	2	0	0	0	4
Ferris Fain, L (1, 3) OBP: 0.403, SLG: 0.403	0-0 G6-4-3 1B 2-3		0-0 ② 3-1 1-2 2-3		0-0 ③ G3			0-0 BB 2B 1B	0-0 1-H HR 3-H	5	2	3	3	0	0	4
Minnie Minoso, R (1, 7) OBP: 0.391, SLG: 0.414	0-0 ① ② G6-4-3 1-2f 3-H		0-0 ③ 5-3			S S S 0-3 ① K		B B B B 4-0 2B 1B BB 1-2	B B B B 4-0 S E BB	3	2	0	0	2	1	3
Sam Mele, R (1, 9) OBP: 0.333, SLG: 0.350	0-0 ③ 6-3			0-0 ① F8		0-0 ② F8		0-0 1B 2B 1-3 2-H	B B B B 4-0 FC5-4 BB 1-2	4	0	1	1	1	0	0
Jim Rivera, L (1, 8) OBP: 0.377, SLG: 0.333		0-0 ① 1-3		0-0 ② 4-3		0-0 ③ F9		0-0 1B 2-3 3-H	0-0 ② FC5-4 1-2f 2-H	5	0	1	1	0	0	1
Rocky Krsnich, R (1, 5) OBP: 0.267, SLG: 0.379		0-0 ② F8		0-0 ③ F8			0-0 HR	0-0 ② F3		4	1	1	1	0	0	2
Chico Carrasquel, R (1, 6) OBP: 0.274, SLG: 0.283 Tom Wright, L (8, PH) OBP: 0.348, SLG: 0.211 Sam Dente, R (9, 6)		0-0 ③ 4-3			0-0 ① 6-3		0-0 ① 5-3	0-0 ③ F7		3 1 0	0 0 0	0 0 0	0 0 0	0 0 0	0 2 0	0 0 0
Red Wilson, R (1, 2) OBP: 0.375, SLG: 0.333 Bud Sheely, L (9, PH) OBP: 1.000, SLG: 1.000			0-0 3-1 E 1B		0-0 1B 1B		0-0 ② 5-3		0-0 FC4-6 BB HR 1B	3 1	0 1	2 1	0 0	0 0	0 0	0 0
Tommy Byrne, L (1, 1) 0-0, 0.00, SLG: 0.143 Lou Kretlow, R (2, 1) Fred Marsh, R (3, PH) Gene Bearden, L (4, 1) Sherm Lollar, R (5, PH) 0-0, 1.000, SLG: 0.438 Luis Aloma, R (6, 1) Bill Wilson, R (7, PH) Earl Harrist, R (8, 1) Bob Boyd, L (9, PH) 0-0, 1.000, SLG: 0.250			0-0 E4 3-1 1-2		0-0 ② L6		0-0 ③ 1-4-3	B B B B	4-0 FC4-6 1-2 BB	0 0 0 0 1 0 1 0 0	0 0 0 0 0 0 0 0 0	0 0 0 0 0 0 0 0 0	0 0 0 0 0 0 0 0 0	0 0 0 0 0 0 0 0 1	0 0 0 0 0 0 0 0 0	0 1 0 1 0 0 1 0 0
Inning Stats	R: 1 E: 0 K: 0 S: 4 H: 2 LOB: 0 BB: 0 P: 4	R: 0 E: 0 K: 0 S: 3 H: 0 LOB: 0 BB: 0 P: 3	R: 0 E: 1 K: 0 S: 5 H: 1 LOB: 2 BB: 0 P: 5	R: 0 E: 0 K: 0 S: 3 H: 0 LOB: 0 BB: 0 P: 3	R: 0 E: 0 K: 0 S: 5 H: 2 LOB: 2 BB: 0 P: 5	R: 0 E: 0 K: 1 S: 5 H: 0 LOB: 0 BB: 0 P: 5	R: 1 E: 0 K: 0 S: 4 H: 1 LOB: 0 BB: 0 P: 4	R: 2 E: 0 K: 0 S: 6 H: 3 LOB: 2 BB: 1 P: 10	R: 4 E: 1 K: 0 S: 4 H: 2 LOB: 2 BB: 3 P: 16	1B: 7 2B: 2 3B: 0 HR: 2	SF: 0 SAC: 0 DP: 1 HBP: 0			WP: 0 PB: 0 SB: 1 CS: 0	PA: 41		

PITCHER		IP	WLS	BF	H	R	ER	SO	BB	IBB	HBP	BLK	WP	HR	S	P	ERA	WHIP
Ed Lopat, L ERA: 2.96	(1, 1)	7.1		32	9	4	4	1	1	0	0	0	0	1	33	37	4.91	1.364
Tom Gorman, R ERA: 4.91	(8, 1)	0.2		4	1	2	2	0	1	0	0	0	0	0	3	7	27.00	3.000
Johnny Schmitz, L ERA: 2.08	(9, 1)	0.1		2	1	1	1	0	0	0	0	0	0	1	2	2	27.00	3.000
Ray Scarborough, R ERA:	(9, 1)	0.1	L	3	0	1	0	0	2	0	0	0	0	0	1	9	0.00	6.000

PITCHER	IP	WLS	BF	H	R	ER	SO	BB	IBB	HBP	BLK	WP	HR	S	P	ERA	WHIP

BOTTOM

New York Yankees @ Chicago White Sox

Comiskey Park, Chicago, IL

Sat May 02 1953, 4:33 AM EDT

Att. 11,907 - Unknown

livebaseballscorecards.com

AB	37
R	8
H	11
RBI	6
BB	4
SO	1
LOB	18

Batter	1	2	3	4	5	6	7	8	9	AB	R	H	RBI	BB	SO	LOB
Eddie Joost, R (1, 6) OBP: 0.383, SLG: 0.408	1-3 1B	K			F8		5-3			4	1	1	0	0	1	1
Dave Philley, S (1, 8) OBP: 0.408, SLG: 0.530	1-3 1-2		F9		F9			4-3		4	0	0	0	0	0	1
Loren Babe, L (1, 5) OBP: 0.278, SLG: 0.455	6-3		4-3		F7			K		4	0	0	0	0	1	1
Eddie Robinson, L (1, 3) OBP: 0.324, SLG: 0.355	HR 2-H 1B		K			5-3		3-1		4	1	1	1	0	1	0
Allie Clark, R (1, 9) OBP: 0.222, SLG: 0.423	1-H HR			5-3		F6			P3	4	1	1	2	0	0	0
Gus Zernial, R (1, 7) OBP: 0.441, SLG: 0.600	BB			K		K			K	3	0	0	0	1	3	0
Cass Michaels, R (1, 4) OBP: 0.343, SLG: 0.373	5-3			E S 1B 1B			FC5-4 1B		BB	3	1	2	0	1	0	1
Joe Astroth, R (1, 2) OBP: 0.314, SLG: 0.281		K		1-H 1B			F9		F7	4	0	1	1	0	1	2
Bobby Shantz, R (1, 1) OBP: 0.235, SLG: 0.250		K		1-3			1-2f FC5-4			3	0	0	0	0	1	2
Inning Stats	R: 3 E: 0 K: 0 S: 6 / H: 3 LOB: 1 BB: 1 P: 10	R: 0 E: 0 K: 3 S: 9 / H: 0 LOB: 0 BB: 0 P: 9	R: 0 E: 0 K: 1 S: 5 / H: 0 LOB: 0 BB: 0 P: 5	R: 1 E: 0 K: 1 S: 7 / H: 2 LOB: 1 BB: 0 P: 7	R: 0 E: 0 K: 0 S: 3 / H: 0 LOB: 0 BB: 0 P: 3	R: 0 E: 0 K: 1 S: 5 / H: 0 LOB: 0 BB: 0 P: 5	R: 0 E: 0 K: 0 S: 4 / H: 1 LOB: 1 BB: 0 P: 4	R: 0 E: 0 K: 1 S: 5 / H: 0 LOB: 0 BB: 0 P: 5	R: 0 E: 0 K: 1 S: 5 / H: 0 LOB: 1 BB: 1 P: 9	1B: 5 2B: 0 3B: 0 HR: 1	SF: 0 SAC: 0 DP: 0 HBP: 0						

TOP

Philadelphia Athletics @ Chicago White Sox
Comiskey Park, Chicago, IL
Sun May 03 1953, 4:33 AM EDT
Unknown

livebaseballscorecards.com

AB	33
R	4
H	6
RBI	4
BB	2
SO	8
LOB	8

PITCHER		IP	WLS	BF	H	R	ER	SO	BB	IBB	HBP	BLK	WP	HR	S	P	ERA	WHIP
Joe Dobson, R ERA: 2.76	(1, 1)	8.0	L	31	6	4	3	7	1	0	0	0	0	1	44	48	3.38	0.875
Lou Kretlow, R ERA:	(9, 1)	1.0		4	0	0	0	1	1	0	0	0	0	0	5	9	0.00	1.000

PITCHER		IP	WLS	BF	H	R	ER	SO	BB	IBB	HBP	BLK	WP	HR	S	P	ERA	WHIP

Batter	1	2	3	4	5	6	7	8	9	AB	R	H	RBI	BB	SO	LOB
Nellie Fox, L (1, 4) OBP: 0.338, SLG: 0.441	K		FC4-6 1B			F9		G6-4-3 1-2f 2-3		4	0	1	0	0	1	2
Ferris Fain, L (1, 3) OBP: 0.408, SLG: 0.470	4-3		FC4-6 1-2f			HR		2B 3-H		4	1	2	2	0	0	1
Minnie Minoso, R (1, 7) OBP: 0.370, SLG: 0.387	1-3			F8		K		6-3		4	0	0	0	0	1	1
Sam Mele, R (1, 9) OBP: 0.346, SLG: 0.364		F9		BB 1B		L8			1B 1B	4	0	2	0	0	0	0
Jim Rivera, L (1, 8) OBP: 0.397, SLG: 0.350		1B		G5-4-3 1-2 BB			4-3		CS 1-3 1B	3	0	2	0	1	0	0
Rocky Krsnich, R (1, 5) OBP: 0.235, SLG: 0.333		F8		G5-4-3 1-2f			E1 G1-6-3		F4 1-2	4	0	0	0	0	0	5
Chico Carrasquel, R (1, 6) OBP: 0.258, SLG: 0.266		L3			1-3		G1-6-3 1-2f		F4	4	0	0	0	0	0	3
Sherm Lollar, R (1, 2) OBP: 0.381, SLG: 0.429			5-3		K			G6-4-3 E 2B 1B		3	1	1	0	0	1	0
Joe Dobson, R (1, 1)			K		6-3			E6 1-2 G6-4-3		2	0	0	0	0	1	0
Red Wilson, R (8, PH) OBP: 0.353, SLG: 0.313										1	0	0	0	0	0	1
Lou Kretlow, R (9, 1)										0	0	0	0	0	0	0
Inning Stats	R: 0 E: 0 K: 1 S: 5 H: 0 LOB: 0 BB: 0 P: 5	R: 0 E: 0 K: 0 S: 4 H: 1 LOB: 1 BB: 0 P: 4	R: 0 E: 0 K: 1 S: 6 H: 1 LOB: 1 BB: 0 P: 6	R: 0 E: 0 K: 0 S: 3 H: 1 LOB: 1 BB: 1 P: 7	R: 0 E: 0 K: 1 S: 5 H: 0 LOB: 0 BB: 0 P: 5	R: 1 E: 0 K: 1 S: 6 H: 1 LOB: 0 BB: 0 P: 6	R: 0 E: 1 K: 0 S: 3 H: 0 LOB: 0 BB: 0 P: 3	R: 1 E: 1 K: 0 S: 5 H: 2 LOB: 1 BB: 0 P: 5	R: 0 E: 0 K: 0 S: 4 H: 2 LOB: 1 BB: 0 P: 4	1B: 6 2B: 1 3B: 0 HR: 1 SF: 0 SAC: 0 DP: 3 HBP: 0						

PITCHER	IP	WLS	BF	H	R	ER	SO	BB	IBB	HBP	BLK	WP	HR	S	P	ERA	WHIP
Bobby Shantz, L (1, 1) ERA: 3.14	9.0	W	34	8	2	2	4	1	0	0	0	0	1	41	45	2.00	1.000

PITCHER	IP	WLS	BF	H	R	ER	SO	BB	IBB	HBP	BLK	WP	HR	S	P	ERA	WHIP

BOTTOM

Philadelphia Athletics @ Chicago White Sox
Comiskey Park, Chicago, IL

Sun May 03 1953, 4:33 AM EDT
Unknown

livebaseballscorecards.com

AB	33
R	2
H	8
RBI	2
BB	1
SO	4
LOB	13

WP: 0 PB: 0 SB: 0 CS: 1 PA: 34

Batter	1	2	3	4	5	6	7	8	9	AB	R	H	RBI	BB	SO	LOB
Eddie Joost, R (1, 6) OBP: 0.385, SLG: 0.385	BBBB 4-0 G4-6-3 BB	BBBB 4-0 1B 1-2 2-3 WP BB	x 0-0 ③ F8			x 0-0 ① F7		x 0-0 ③ F8		3	1	0	0	2	0	2
Dave Philley, S (1, 8) OBP: 0.421, SLG: 0.535	x 0-0 ① ② G4-6-3 1-2f	x 0-0 WP BB F8 1-3 2-H 3-H 1B	x 0-0 S 1B 1B			x 0-0 ② 6-3			x 0-0 G3 1B 1B 1B	5	3	3	2	0	0	1
Loren Babe, L (1, 5) OBP: 0.317, SLG: 0.459	SSS 0-3 ③ K	BBBB 4-0 WP 1-2 BB		x 0-0 L6-4 3-1 1-H 1B		x 0-0 ③ F8			x 0-0 G3 1-2 1B 1B	4	1	2	1	1	1	0
Eddie Robinson, L (1, 3) OBP: 0.329, SLG: 0.338		H 1-0 BB 1B E HBP 4-0 1-2 2-3 3-H IBB		x 0-0 ① 3-1 1-2			x 0-0 ① 6-3		x 0-0 ① G3 1-2 2-3	3	1	0	0	1	0	3
Allie Clark, R (1, 9) OBP: 0.237, SLG: 0.421		x 0-0 E BB 1-2 1B 1B x 0-0 ② F8 3-H		x 0-0 ② ③ L6-4 2-3			x 0-0 ② 4-3		x 0-0 FC6-4 2-H 3-H 1B	5	1	2	3	0	0	3
Gus Zernial, R (1, 7) OBP: 0.438, SLG: 0.569		BBBB 4-0 E 1-2 2-3 1B BB x 0-0 ③ F2			BBBB 4-0 FC5-4 BB		x 0-0 ③ F7		x 0-0 ② F4	3	1	0	0	2	0	3
Cass Michaels, R (1, 4) OBP: 0.333, SLG: 0.359		x 0-0 E5 1B FC6-2 1-2 2-3 3-H x 0-0 S 1B			SSS 0-3 ① K			x 0-0 ① F8	x 0-0 ③ FC6-4 1-2f	5	0	1	1	0	1	4
Ray Murray, R (1, 2) OBP: 0.233, SLG: 0.345		x 0-0 BB FC6-2 1B 1-3 2-H 3-H 1B SSS 0-3 ① K 1-2			x 0-0 ② FC5-4 1-2f			x 0-0 ② 5-3		4	1	1	2	0	1	2
Alex Kellner, R (1, 1) OBP: 0.222, SLG: 0.188		x 0-0 ① FC6-2 BB 1B 1-2 3-H x 0-0 ② F8			x 0-0 ③ 6-3			x 0-0 1B		4	1	1	0	0	0	4
Inning Stats	R: 0 E: 0 K: 1 S: 4 H: 0 LOB: 0 BB: 1 P: 8	R: 7 E: 1 K: 0 S: 7 H: 3 LOB: 2 BB: 4 P: 24	R: 0 E: 0 K: 1 S: 6 H: 1 LOB: 1 BB: 0 P: 6	R: 1 E: 0 K: 0 S: 4 H: 2 LOB: 0 BB: 0 P: 4	R: 0 E: 0 K: 1 S: 5 H: 0 LOB: 1 BB: 1 P: 9	R: 0 E: 0 K: 0 S: 3 H: 0 LOB: 0 BB: 0 P: 3	R: 0 E: 0 K: 0 S: 3 H: 0 LOB: 0 BB: 0 P: 3	R: 0 E: 0 K: 0 S: 4 H: 1 LOB: 1 BB: 0 P: 4	R: 2 E: 0 K: 0 S: 6 H: 3 LOB: 1 BB: 0 P: 6	1B: 10 2B: 1 3B: 0 HR: 0 SF: 0 SAC: 0 DP: 2 HBP: 1						

TOP

Philadelphia Athletics @ Chicago White Sox
Comiskey Park, Chicago, IL
Sun May 03 1953, 4:38 AM EDT
Att. 26,134 - Unknown

livebaseballscorecards.com

AB	36
R	10
H	10
RBI	9
BB	6
SO	3
LOB	22

WP: 1 PA: 43
PB: 0
SB: 2
CS: 0

PITCHER		IP	WLS	BF	H	R	ER	SO	BB	IBB	HBP	BLK	WP	HR	S	P	ERA	WHIP
Connie Johnson, R ERA: 5.63	(1, 1)	1.0	L	8	2	5	4	1	2	0	1	0	0	0	7	16	36.00	4.000
Harry Dorish, R ERA: 4.91	(2, 1)	3.0		15	4	3	2	1	2	1	0	0	1	0	14	26	6.00	2.000
Mike Fornieles, R ERA: 3.94	(5, 1)	4.0		14	1	0	0	1	1	0	0	0	0	0	15	19	0.00	0.500
Earl Harrist, R ERA: 9.0	(9, 1)	1.0		6	3	2	2	0	0	0	0	0	0	0	6	6	18.00	3.000

PITCHER		IP	WLS	BF	H	R	ER	SO	BB	IBB	HBP	BLK	WP	HR	S	P	ERA	WHIP

BOTTOM

Philadelphia Athletics @ Chicago White Sox
Comiskey Park, Chicago, IL

Sun May 03 1953, 4:38 AM EDT
Att. 26,134 - Unknown

Batter	1	2	3	4	5	6	7	8	9	AB	R	H	RBI	BB	SO	LOB
Nellie Fox, L (1, 4) OBP: 0.354, SLG: 0.429	BBBB 4-0 2B BB BB	H 1-0 BB HBP 1-2 2-3		H 1-0 1B FC5-4 HBP 1-2		x 0-0 ① 4-3		x 0-0 ② G3		2	2	0	0	1	0	0
Ferris Fain, L (1, 3) OBP: 0.395, SLG: 0.443	BBBB 4-0 2B E BB 1-2	x 0-0 ② F9 3-H		x 0-0 ① F4		x 0-0 ② 1-3		x 0-0 ③ 4-3		4	1	0	1	1	0	4
Minnie Minoso, R (1, 7) OBP: 0.372, SLG: 0.379	x 0-0 ① F9	BBBB 4-0 FC5-4 BB 1-2 2-3		x 0-0 FC5-4 1B 1-3 2-H		SSS 0-3 ③ K			x 0-0 ① F8	4	0	1	1	1	1	2
Sam Mele, R (1, 9) OBP: 0.333, SLG: 0.347	x 0-0 ② F8	x 0-0 ③ FC5-4 1-2f		x 0-0 ② FC5-4 1-2f 3-H			x 0-0 1B F9 1B		x 0-0 ② F7	5	1	1	1	0	0	6
Jim Rivera, L (1, 8) OBP: 0.385, SLG: 0.354	x 0-0 E2 2B 1-H 2-H	x 0-0 ① 6-3		x 0-0 ③ F7			SSS 0-3 ① K		x 0-0 ③ F4	5	0	1	1	0	1	2
Sherm Lollar, R (1, 2) OBP: 0.391, SLG: 0.436	SSS 0-3 ③ K	x 0-0 1B			x 0-0 ① F7		x 0-0 1B 1-3			4	0	2	0	0	1	1
Rocky Krsnich, R (1, 5) OBP: 0.263, SLG: 0.314		BBBB 4-0 HBP 1B F9 BB	SSS 0-3 ② K		BBBB 4-0 BB		x 0-0 ② F9 3-H			2	1	0	1	2	1	2
Chico Carrasquel, R (1, 6) OBP: 0.243, SLG: 0.250		x 0-0 ① F8	x 0-0 ③ L3		x 0-0 ② F8		x 0-0 ③ F8			4	0	0	0	0	0	4
Connie Johnson, R (1, 1) Harry Dorish, R (2, 1) OBP: 0.333, SLG: 0.333 Fred Marsh, R (4, PH) OBP: 0.333, SLG: 0.333 Mike Fornieles, R (5, 1) Red Wilson, R (8, PH) OBP: 0.333, SLG: 0.294 Earl Harrist, R (9, 1)		x 0-0 BB HBP 1B 1-2		x 0-0 HBP 1B	x 0-0 ③ 1-3			x 0-0 ① L4		0 1 1 1 1 0	0 0 1 1 0 0	0 1 1 0 0 0	0 0 0 0 0 0	0 0 0 0 0 0	0 0 0 0 0 0	0 0 0 1 0 0
Inning Stats	R: 2 H: 1 E: 1 LOB: 1 K: 1 BB: 2 S: 6 P: 14	R: 1 H: 1 E: 0 LOB: 3 K: 0 BB: 2 S: 4 P: 13	R: 0 H: 1 E: 0 LOB: 1 K: 1 BB: 0 S: 6 P: 6	R: 2 H: 2 E: 0 LOB: 1 K: 0 BB: 0 S: 5 P: 6	R: 0 H: 0 E: 0 LOB: 1 K: 0 BB: 1 S: 3 P: 7	R: 0 H: 0 E: 0 LOB: 0 K: 1 BB: 0 S: 5 P: 5	R: 1 H: 2 E: 0 LOB: 1 K: 1 BB: 0 S: 7 P: 7	R: 0 H: 0 E: 0 LOB: 0 K: 0 BB: 0 S: 3 P: 3	R: 0 H: 0 E: 0 LOB: 0 K: 0 BB: 0 S: 3 P: 3	1B: 6 SF: 0 2B: 1 SAC: 0 3B: 0 DP: 0 HR: 0 HBP: 2						WP: 0 PA: 41 PB: 0 SB: 0 CS: 0	

livebaseballscorecards.com

	AB	34
	R	6
	H	7
	RBI	5
	BB	5
	SO	4
	LOB	22

PITCHER		IP	WLS	BF	H	R	ER	SO	BB	IBB	HBP	BLK	WP	HR	S	P	ERA	WHIP
Alex Kellner, L ERA: 1.84	(1, 1)	9.0	W	41	7	6	5	4	5	0	2	0	0	0	42	64	5.00	1.333

PITCHER	IP	WLS	BF	H	R	ER	SO	BB	IBB	HBP	BLK	WP	HR	S	P	ERA	WHIP

Batter	1	2	3	4	5	6	7	8	9	AB	R	H	RBI	BB	SO	LOB
Billy Goodman, L (1, 4) OBP: 0.373, SLG: 0.394	F7		F9 1-2		B5-6-3 1B		WP 1B F8 1B		1-3	5	1	2	0	0	0	1
Jim Piersall, R (1, 9) OBP: 0.346, SLG: 0.314	FC6-4 1B		2-H 1B		B5-6-3 1-2f		1-2 WP 1B		K	5	0	3	1	0	1	1
Gene Stephens, L (1, 7) OBP: 0.296, SLG: 0.156	F9		F6		BB		1-2 2-3 BB		K	3	0	0	0	2	1	3
Dick Gernert, R (1, 3) OBP: 0.373, SLG: 0.508	FC6-4 1-2f			FC1-5 SH BB	5-3		F8 3-H			3	0	0	1	1	0	4
Sammy White, R (1, 2) OBP: 0.300, SLG: 0.441		K		SH FC1-5 1-2 1B		6-3	F3			3	1	0	0	0	1	2
Ted Lepcio, R (1, 5) OBP: 0.250, SLG: 1.000		K		FC1-5 1B 1-2 2-3f 1B		HR		K		4	2	1	1	0	2	2
Tom Umphlett, R (1, 8) OBP: 0.386, SLG: 0.438		5-3		1-2 2-H 1B		6-3		F4		4	0	1	1	0	0	0
Milt Bolling, R (1, 6) OBP: 0.313, SLG: 0.377			5-3	F8		K		5-3		4	0	0	0	0	1	2
Mel Parnell, L (1, 1) OBP: 0.333, SLG: 0.308			S 1B BB	2-H 1B			K		F8	3	1	1	1	1	1	0

TOP

Boston Red Sox @ Chicago White Sox

Comiskey Park, Chicago, IL

Tue May 05 1953, 4:33 AM EDT

Att. 11,144 - Unknown

livebaseballscorecards.com

AB	34
R	5
H	8
RBI	5
BB	4
SO	7
LOB	15

Inning Stats	1	2	3	4	5	6	7	8	9
	R: 0 E: 0 K: 0 S: 4	H: 1 LOB: 1 BB: 0 P: 4	R: 0 E: 0 K: 2 S: 7	H: 0 LOB: 0 BB: 0 P: 7	R: 1 E: 0 K: 0 S: 4	H: 1 LOB: 1 BB: 1 P: 8	R: 2 E: 1 K: 0 S: 5	H: 2 LOB: 1 BB: 1 P: 9	R: 0 E: 0 K: 0 S: 3	H: 1 LOB: 1 BB: 1 P: 7
	R: 1 E: 0 K: 1 S: 6	H: 1 LOB: 0 BB: 0 P: 6	R: 1 E: 0 K: 1 S: 7	H: 2 LOB: 2 BB: 1 P: 11	R: 0 E: 0 K: 1 S: 5	H: 0 LOB: 0 BB: 0 P: 5	R: 0 E: 1 K: 2 S: 8	H: 0 LOB: 1 BB: 0 P: 8	1B: 7 2B: 0 3B: 0 HR: 1	SF: 0 SAC: 1 DP: 1 HBP: 0	WP: 1 PB: 0 SB: 1 CS: 0	PA: 39

PITCHER		IP	WLS	BF	H	R	ER	SO	BB	IBB	HBP	BLK	WP	HR	S	P	ERA	WHIP
Saul Rogovin, R ERA: 5.88	(1, 1)	8.0	L	35	8	5	3	5	4	0	0	0	1	1	41	57	3.38	1.500
Gene Bearden, L ERA: 1.31	(9, 1)	1.0		4	0	0	0	2	0	0	0	0	0	0	8	8	0.00	0.000

PITCHER	IP	WLS	BF	H	R	ER	SO	BB	IBB	HBP	BLK	WP	HR	S	P	ERA	WHIP

Batter	1	2	3	4	5	6	7	8	9	AB	R	H	RBI	BB	SO	LOB
Nellie Fox, L (1, 4) OBP: 0.349, SLG: 0.419	4-3		2-H 1B			F7		K		4	0	1	0	0	1	3
Ferris Fain, L (1, 3) OBP: 0.388, SLG: 0.425	K2-6-3 BB			F7		F5		F8		3	0	0	0	1	0	3
Minnie Minoso, R (1, 7) OBP: 0.366, SLG: 0.371	K2-6-3 1-2f			1-3			FC5-4 1B		6-3	4	0	1	0	0	1	1
Sam Mele, R (1, 9) OBP: 0.328, SLG: 0.377		F3		F9			FC5-4 FC6-4 1-2f		1B 3B	4	1	1	0	0	0	1
Jim Rivera, L (1, 8) OBP: 0.378, SLG: 0.348		B5-3			K		FC6-4 1-2f		3-H 1B	4	0	1	1	0	1	1
Vern Stephens, R (1, 5) OBP: 0.237, SLG: 0.286		K			K		F7		F9	4	0	0	0	0	2	2
Red Wilson, R (1, 2) OBP: 0.318, SLG: 0.286			SH3 1B 1B		6-3			K	F4	4	0	1	0	0	1	1
Chico Carrasquel, R (1, 6) OBP: 0.250, SLG: 0.246			SH3 1-2			4-3		HBP BB		1	0	0	0	1	0	0
Saul Rogovin, R (1, 1) Bill Wilson, R (8, PH) Gene Bearden, L (9, 1)			6-3			BB		HBP 1-2		1 0 0	0 0 0	0 0 0	0 0 0	1 0 0	0 0 0	1 0 0
Inning Stats	R: 0 H: 0 E: 0 LOB: 1 K: 1 BB: 1 S: 4 P: 8	R: 0 H: 0 E: 0 LOB: 0 K: 1 BB: 0 S: 5 P: 5	R: 0 H: 2 E: 0 LOB: 2 K: 0 BB: 0 S: 4 P: 4	R: 0 H: 0 E: 0 LOB: 0 K: 0 BB: 0 S: 3 P: 3	R: 0 H: 0 E: 0 LOB: 0 K: 2 BB: 0 S: 7 P: 7	R: 0 H: 0 E: 0 LOB: 1 K: 0 BB: 1 S: 3 P: 7	R: 0 H: 1 E: 0 LOB: 1 K: 0 BB: 0 S: 4 P: 4	R: 0 H: 0 E: 0 LOB: 2 K: 2 BB: 1 S: 7 P: 12	R: 1 H: 2 E: 0 LOB: 1 K: 0 BB: 0 S: 5 P: 5	1B: 4 SF: 0 2B: 1 SAC: 1 3B: 1 DP: 1 HR: 0 HBP: 1						

PITCHER	IP	WLS	BF	H	R	ER	SO	BB	IBB	HBP	BLK	WP	HR	S	P	ERA	WHIP
Mel Parnell, L (1, 1) ERA: 3.32	9.0	W	34	5	1	1	6	3	0	1	0	0	0	42	55	1.00	0.889

PITCHER	IP	WLS	BF	H	R	ER	SO	BB	IBB	HBP	BLK	WP	HR	S	P	ERA	WHIP

BOTTOM

Boston Red Sox @ Chicago White Sox

Comiskey Park, Chicago, IL

Tue May 05 1953, 4:33 AM EDT

Att. 11,144 - Unknown

livebaseballscorecards.com

AB	29
R	1
H	5
RBI	1
BB	3
SO	6
LOB	13

Batter	1	2	3	4	5	6	7	8	9	AB	R	H	RBI	BB	SO	LOB
Billy Goodman, L (1, 4) OBP: 0.367, SLG: 0.386	G3		4-3			1B	6-3			4	0	1	0	0	0	0
Jim Piersall, R (1, 9) OBP: 0.329, SLG: 0.297	K			F9		F8		K		4	0	0	0	0	2	1
Hoot Evers, R (1, 7) OBP: 0.346, SLG: 0.455	F4			6-3		F4		F6		4	0	0	0	0	0	1
Dick Gernert, R (1, 3) OBP: 0.380, SLG: 0.500		K		1B HBP		1-2 1B		K		3	0	1	0	0	2	0
Sammy White, R (1, 2) OBP: 0.297, SLG: 0.431		6-3		1-2 1B		F3			4-3	4	0	1	0	0	0	2
Ted Lepcio, R (1, 5) OBP: 0.375, SLG: 0.714		FC4 BB		F9			6-3		1B	3	0	1	0	1	0	2
Tom Umphlett, R (1, 8) OBP: 0.365, SLG: 0.412		FC4 1-2f	F3			4-3			F8	4	0	0	0	0	0	2
Milt Bolling, R (1, 6) OBP: 0.309, SLG: 0.369			F7	K		HR 1B			F7	4	1	1	0	0	1	1
Marv Grissom, R (1, 1)			F4	4-3		1-H HR				1	0	0	0	0	0	0
Bill Werle, L (4, 1)										1	0	0	0	0	0	0
Del Wilber, R (7, PH) OBP: 1.000, SLG: 4.000										1	1	1	2	0	0	0
Ben Flowers, R (7, 1)										0	0	0	0	0	0	0
Bill Kennedy, L (7, 1)										0	0	0	0	0	0	0

TOP

Boston Red Sox @ Chicago White Sox

Comiskey Park, Chicago, IL

Wed May 06 1953, 4:33 AM EDT

Att. 4,500 - Unknown

livebaseballscorecards.com

AB	33
R	2
H	6
RBI	2
BB	1
SO	5
LOB	9

Inning Stats	1	2	3	4	5	6	7	8	9
	R: 0 E: 0 K: 1 S: 5	R: 0 E: 0 K: 1 S: 5	R: 0 E: 0 K: 0 S: 3	R: 0 E: 0 K: 0 S: 4	R: 0 E: 0 K: 1 S: 5	R: 0 E: 0 K: 0 S: 5	R: 2 E: 0 K: 0 S: 5	R: 0 E: 0 K: 2 S: 7	R: 0 E: 0 K: 0 S: 4
	H: 0 LOB: 0 BB: 0 P: 5	H: 0 LOB: 1 BB: 1 P: 9	H: 0 LOB: 0 BB: 0 P: 3	H: 1 LOB: 2 BB: 0 P: 5	H: 0 LOB: 0 BB: 0 P: 5	H: 2 LOB: 2 BB: 0 P: 5	H: 2 LOB: 0 BB: 0 P: 5	H: 0 LOB: 0 BB: 0 P: 7	H: 1 LOB: 1 BB: 0 P: 4

1B: 5 SF: 0
2B: 0 SAC: 0
3B: 0 DP: 0
HR: 1 HBP: 1

WP: 0 PA: 35
PB: 0
SB: 0
CS: 0

PITCHER	IP	WLS	BF	H	R	ER	SO	BB	IBB	HBP	BLK	WP	HR	S	P	ERA	WHIP
Billy Pierce, L (1, 1) ERA: 3.44	9.0	W	35	6	2	2	5	1	0	1	0	0	1	43	48	2.00	0.778

PITCHER	IP	WLS	BF	H	R	ER	SO	BB	IBB	HBP	BLK	WP	HR	S	P	ERA	WHIP

BOTTOM

Boston Red Sox @ Chicago White Sox
Comiskey Park, Chicago, IL
Wed May 06 1953, 4:33 AM EDT
Att. 4,500 - Unknown

Batter	1	2	3	4	5	6	7	8	9	AB	R	H	RBI	BB	SO	LOB
Nellie Fox, L (1, 4) OBP: 0.348, SLG: 0.429	S, 1B, 2B		F9 ①	L9 ③			SH1-3 ① 1-2	SH, SH5-4 1-2 2-3		3	1	1	0	0	0	1
Ferris Fain, L (1, 3) OBP: 0.382, SLG: 0.416	6-3 ① 2-3		F9 ②		1-3 ①		BB, WP, 1B 2-3	SH5-4 ② 1-2 2-3 3-H		4	0	1	1	0	0	1
Minnie Minoso, R (1, 7) OBP: 0.379, SLG: 0.392	S, 1B, 1B 3-H		2B 2B		SSS K2-3 ②		IIII BB, IBB 1-2	F9 ③		4	2	2	1	1	1	2
Sam Mele, R (1, 9) OBP: 0.354, SLG: 0.382	1-H, 1B		BBBB 2B, BB		6-3 ③		BBBB BB 1-2 2-3 3-H			2	1	1	2	2	0	0
Jim Rivera, L (1, 8) OBP: 0.372, SLG: 0.356	SSS K ②		1-H, 2-H, 2B			1-3 ①	F6 ②			4	0	1	2	0	1	4
Vern Stephens, R (1, 5) OBP: 0.214, SLG: 0.256	F8 ③		F2 ③			1-3 ②	L4 ③			4	0	0	0	0	0	5
Sherm Lollar, R (1, 2) OBP: 0.420, SLG: 0.476		5-3 ①		2B		BBBB BB		SH, BB, SH5-4, 1B		3	1	2	0	1	0	0
Chico Carrasquel, R (1, 6) OBP: 0.250, SLG: 0.236		4-3 ②		6-3 ①		L4 ③		BBBB SH5-4, SH, BB 1-2		3	0	0	0	1	0	2
Billy Pierce, L (1, 1) OBP: 0.214, SLG: 0.083		SSS K ③		SSS K ②			E5, 1B, SH1-3, BB	B1 ①		4	1	0	0	0	2	3
Inning Stats	R: 2 E: 0 K: 1 S: 8 H: 3 LOB: 1 BB: 0 P: 8	R: 0 E: 0 K: 1 S: 5 H: 0 LOB: 0 BB: 0 P: 5	R: 2 E: 0 K: 0 S: 5 H: 2 LOB: 1 BB: 1 P: 9	R: 0 E: 0 K: 1 S: 6 H: 1 LOB: 1 BB: 0 P: 6	R: 0 E: 0 K: 1 S: 5 H: 0 LOB: 0 BB: 0 P: 5	R: 0 E: 0 K: 0 S: 3 H: 0 LOB: 1 BB: 1 P: 7	R: 1 E: 1 K: 0 S: 5 H: 1 LOB: 3 BB: 2 P: 13	R: 1 E: 1 K: 0 S: 5 H: 1 LOB: 2 BB: 1 P: 9		1B: 4 2B: 4 3B: 0 HR: 0	SF: 0 SAC: 3 DP: 0 HBP: 0					

PITCHER		IP	WLS	BF	H	R	ER	SO	BB	IBB	HBP	BLK	WP	HR	S	P	ERA	WHIP
Marv Grissom, R ERA: 3.18	(1, 1)	3.0	L	15	5	4	4	2	1	0	0	0	0	0	18	22	12.00	2.000
Bill Werle, L ERA: 1.5	(4, 1)	3.0		11	1	0	0	2	1	0	0	0	0	0	14	18	0.00	0.667
Ben Flowers, R ERA:	(7, 1)	0.1		4	1	1	0	0	0	1	0	0	1	0	3	7	0.00	3.000
Bill Kennedy, L ERA: 2.08	(7, 1)	1.2		9	1	1	0	0	2	0	0	0	0	0	7	15	0.00	1.800

PITCHER	IP	WLS	BF	H	R	ER	SO	BB	IBB	HBP	BLK	WP	HR	S	P	ERA	WHIP

AB	31
R	6
H	8
RBI	6
BB	5
SO	4
LOB	18

WP: 1 PB: 0 SB: 2 CS: 0 PA: 39

livebaseballscorecards.com

Batter	1	2	3	4	5	6	7	8	9	AB	R	H	RBI	BB	SO	LOB
Fred Hatfield, L (1, 5) OBP: 0.379, SLG: 0.333	6-3		G4-6-3 1-2f		BB 1-2			F1		3	0	0	0	1	0	1
Harvey Kuenn, R (1, 6) OBP: 0.327, SLG: 0.313	F2			6-3	F8			5-3		4	0	0	0	0	0	2
Russ Sullivan, L (1, 7) OBP: 0.389, SLG: 0.417	1B			5-3		F8		F5		4	0	1	0	0	0	0
Bob Nieman, R (1, 9) OBP: 0.383, SLG: 0.563	4-3			HR 2B		F8			G6-4-3 1B	4	1	2	0	0	0	1
Walt Dropo, R (1, 3) OBP: 0.296, SLG: 0.391		K		HR 2-H		F9			G6-4-3 1-2f	4	1	1	2	0	1	1
Don Lund, R (1, 8) OBP: 0.417, SLG: 0.485		K		K			BB		F9	3	0	0	0	1	2	0
Matt Batts, R (1, 2) OBP: 0.324, SLG: 0.458		4-3			F9		F8			3	0	0	0	0	0	1
Jerry Priddy, R (1, 4) OBP: 0.353, SLG: 0.286			6-3		BB BB		K			2	0	0	0	1	1	1
Ted Gray, S (1, 1) OBP: 0.200, SLG: 0.200			G4-6-3 1B		F8		L3			1	0	1	0	0	0	0
Dick Marlowe, R (3, 1) OBP: 0.200, SLG: 0.200										1	0	0	0	0	0	1
Johnny Pesky, L (7, PH) OBP: 0.455, SLG: 0.444										1	0	0	0	0	0	1
Milt Jordan, R (7, 1) OBP: 0.500, SLG: 0.500										0	0	0	0	0	0	0

Inning Stats	1	2	3	4	5	6	7	8	9	1B	SF	WP	PA
R	0	0	0	2	0	0	0	0	0	3	0	0	33
E	0	0	0	0	0	0	0	0	1	2B: 1	SAC: 0	PB: 0	
K	0	2	0	1	0	0	1	0	0	3B: 0	DP: 2	SB: 0	
S	4	7	3	7	3	3	5	3	3	HR: 1	HBP: 0	CS: 0	
H	1	0	1	2	0	0	0	0	1				
LOB	1	0	0	0	2	0	0	0	0				
BB	0	0	0	0	2	0	1	0	0				
P	4	7	3	7	11	3	9	3	3				

PITCHER	IP	WLS	BF	H	R	ER	SO	BB	IBB	HBP	BLK	WP	HR	S	P	ERA	WHIP
Joe Dobson, R (1, 1) ERA: 2.58	9.0	W	33	5	2	2	4	3	0	0	0	0	1	38	50	2.00	0.889

PITCHER	IP	WLS	BF	H	R	ER	SO	BB	IBB	HBP	BLK	WP	HR	S	P	ERA	WHIP

TOP

Detroit Tigers @ Chicago White Sox

Comiskey Park, Chicago, IL

Fri May 08 1953, 4:33 AM EDT

Att. 25,491 - Unknown

livebaseballscorecards.com

AB	30
R	2
H	5
RBI	2
BB	3
SO	4
LOB	9

Batter	1	2	3	4	5	6	7	8	9	AB	R	H	RBI	BB	SO	LOB
Nellie Fox, L (1, 4) OBP: 0.340, SLG: 0.415	F8	2-3 1-2	FC6-4 1-2f			5-3 1B	F8			5	0	1	0	0	0	6
Ferris Fain, L (1, 3) OBP: 0.372, SLG: 0.395	3-1	4-3		4-3		F9		BBBB E 6-3 BB		4	1	0	0	1	0	2
Minnie Minoso, R (1, 7) OBP: 0.380, SLG: 0.385	S HBP		SH1-4 HBP BB 1B	F7		5-3 1-2		6-3 1-H		4	1	1	1	0	0	1
Sam Mele, R (1, 9) OBP: 0.386, SLG: 0.414	1-2 IBB		BBBB HBP SH1-4 1-2 BB BB	FC4-6 1B		SSS K		SH1-3 2B		3	1	2	0	2	1	1
Jim Rivera, L (1, 8) OBP: 0.371, SLG: 0.355	SSS K		SH1-4 1-2 2-3	FC4-6 1-2f			CS 1B	SH1-3 2-3		3	0	1	0	0	1	3
Vern Stephens, R (1, 5) OBP: 0.277, SLG: 0.326		2B 2B	IIII BB HBP IBB		WP 1B 1B		1B 1-2 F7 1B	F5		4	3	3	0	1	0	1
Sherm Lollar, R (1, 2) OBP: 0.426, SLG: 0.467		F7	H BB 1-2 2-3 3-H HBP		SSS K 1-2		2B 1-3 1B			3	0	1	1	0	1	2
Chico Carrasquel, R (1, 6) OBP: 0.275, SLG: 0.267	1B 2-H 2B		BBBB FC6-4 1-2 2-3 3-H BB		2-H 1B		F7 3-H			3	1	2	4	1	0	1
Joe Dobson, R (1, 1) OBP: 0.154, SLG: 0.231	2-3 2-H 1B	F3		F4			1-3 2B			4	0	2	1	0	0	3
Inning Stats	R: 0 E: 0 K: 1 S: 5 H: 0 LOB: 2 BB: 1 P: 10	R: 2 E: 0 K: 0 S: 6 H: 3 LOB: 1 BB: 0 P: 6	R: 2 E: 0 K: 0 S: 4 H: 1 LOB: 3 BB: 3 P: 17	R: 0 E: 0 K: 0 S: 4 H: 1 LOB: 1 BB: 0 P: 4	R: 1 E: 0 K: 1 S: 6 H: 2 LOB: 0 BB: 0 P: 6	R: 0 E: 0 K: 1 S: 6 H: 1 LOB: 1 BB: 0 P: 6	R: 1 E: 0 K: 0 S: 6 H: 4 LOB: 2 BB: 0 P: 6	R: 1 E: 1 K: 0 S: 4 H: 1 LOB: 1 BB: 1 P: 8		1B: 9 2B: 4 3B: 0 HR: 0 SF: 0 SAC: 2 DP: 0 HBP: 2				WP: 1 PB: 0 SB: 1 CS: 1 PA: 42	

PITCHER		IP	WLS	BF	H	R	ER	SO	BB	IBB	HBP	BLK	WP	HR	S	P	ERA	WHIP
Ted Gray, L ERA: 5.51	(1, 1)	2.1	L	17	4	4	4	1	2	2	2	0	0	0	13	31	15.43	2.571
Dick Marlowe, R ERA: 4.98	(3, 1)	3.2		14	4	1	1	2	0	0	0	0	1	0	18	18	2.46	1.091
Milt Jordan, R ERA: 6.6	(7, 1)	2.0		11	5	2	2	0	1	0	0	0	0	0	10	14	9.00	3.000

PITCHER	IP	WLS	BF	H	R	ER	SO	BB	IBB	HBP	BLK	WP	HR	S	P	ERA	WHIP

BOTTOM

Detroit Tigers @ Chicago White Sox

Comiskey Park, Chicago, IL

Fri May 08 1953, 4:33 AM EDT

Att. 25,491 - Unknown

livebaseballscorecards.com

AB	33
R	7
H	13
RBI	7
BB	5
SO	3
LOB	20

Batter	1	2	3	4	5	6	7	8	9	AB	R	H	RBI	BB	SO	LOB
Fred Hatfield, L (1, 5) OBP: 0.365, SLG: 0.309	4-3		F6		F8			BB BLK 1B BB	4-3	4	1	0	0	1	0	0
Harvey Kuenn, R (1, 6) OBP: 0.343, SLG: 0.324	FC5-4 1B		1B			B1-3		BB 1B BB 1-2		3	1	2	0	1	0	0
Russ Sullivan, L (1, 7) OBP: 0.395, SLG: 0.403	F6		F3			BB		1B BB 1-2 2-3		2	0	0	0	2	0	2
Bob Nieman, R (1, 9) OBP: 0.367, SLG: 0.538	FC5-4 1-2f			F8		F8		F8		4	0	0	0	0	0	5
Walt Dropo, R (1, 3) OBP: 0.304, SLG: 0.406		6-3		2B		5-3		1B 1-3 2-H 3-H		4	0	2	2	0	0	1
Don Lund, R (1, 8) OBP: 0.400, SLG: 0.486		2-3		5-3			1B 2B	F3		4	1	1	0	0	0	3
Matt Batts, R (1, 2) OBP: 0.321, SLG: 0.447		1B		F7			F8	F8		4	0	1	0	0	0	4
Owen Friend, R (1, 4) OBP: 0.233, SLG: 0.218		F4			6-3		G6-4-3 1B 2-H		4-3	4	0	1	1	0	0	1
Art Houtteman, R (1, 1) Hal Erickson, R (4, 1) Johnny Pesky, L (9, PH) OBP: 0.417, SLG: 0.400			K		F2		G6-4-3 1-2f		3-1	1 2 1	0 0 0	0 0 0	0 0 0	1 0 0	0 0 0	0 1 0
Inning Stats	R: 0 E: 0 K: 0 S: 4 H: 1 LOB: 1 BB: 0 P: 4	R: 0 E: 0 K: 0 S: 4 H: 1 LOB: 1 BB: 0 P: 4	R: 0 E: 0 K: 1 S: 6 H: 1 LOB: 1 BB: 0 P: 6	R: 0 E: 0 K: 0 S: 4 H: 1 LOB: 1 BB: 0 P: 4	R: 0 E: 0 K: 0 S: 3 H: 0 LOB: 0 BB: 0 P: 3	R: 0 E: 0 K: 0 S: 3 H: 0 LOB: 1 BB: 1 P: 7	R: 1 E: 0 K: 0 S: 4 H: 2 LOB: 0 BB: 0 P: 4	R: 2 E: 0 K: 0 S: 4 H: 1 LOB: 2 BB: 3 P: 16	R: 0 E: 0 K: 0 S: 3 H: 0 LOB: 0 BB: 0 P: 3	1B: 5 2B: 2 3B: 0 HR: 0 SF: 0 SAC: 0 DP: 1 HBP: 0						

TOP

Detroit Tigers @ Chicago White Sox

Comiskey Park, Chicago, IL

Sat May 09 1953, 4:33 AM EDT

Att. 8,700 - Unknown

livebaseballscorecards.com

AB	33
R	3
H	7
RBI	3
BB	4
SO	1
LOB	17

PITCHER		IP	WLS	BF	H	R	ER	SO	BB	IBB	HBP	BLK	WP	HR	S	P	ERA	WHIP
Mike Fornieles, R ERA: 3.6	(1, 1)	9.0	W	37	7	3	3	1	4	0	0	1	0	0	35	51	3.00	1.222

PITCHER	IP	WLS	BF	H	R	ER	SO	BB	IBB	HBP	BLK	WP	HR	S	P	ERA	WHIP

Detroit Tigers @ Chicago White Sox

Comiskey Park, Chicago, IL

Sat May 09 1953, 4:33 AM EDT

Att. 8,700 - Unknown

livebaseballscorecards.com

Batter	1	2	3	4	5	6	7	8	9	AB	R	H	RBI	BB	SO	LOB
Nellie Fox, L (1, 4) OBP: 0.343, SLG: 0.414	5-3		FC3-6 1B	BB BB 1B 2-3 3-H 1B 6-3			F7			5	1	2	1	0	0	1
Ferris Fain, L (1, 3) OBP: 0.394, SLG: 0.405	BB 1B 1B		FC3-6 FC6-4 BB 1-2f	BBBB 4-0 BB 1-2 1B BB	G5-4-3 1B		BBBB 4-0 BB			3	1	2	0	2	0	1
Minnie Minoso, R (1, 7) OBP: 0.392, SLG: 0.383	BB 1-2 1B		BBBB 4-0 FC6-4 1-2 BB	BBBB 4-0 E 1B 1B 1-2 2-3 3-H BB	G5-4-3 1-2f		F9			3	1	1	1	2	0	2
Sam Mele, R (1, 9) OBP: 0.400, SLG: 0.419	BBBB 4-0 1-2 2-3 BB		FC6-4 1-2f 2-3	E 1B 1-2 2-H 3-H 1B	F9			G4-3 1B		4	1	2	2	1	0	2
Jim Rivera, L (1, 8) OBP: 0.351, SLG: 0.333	F5		F7	E4 1B 1B 1-2 2-3		3-1		G4-3 1-2f		5	1	0	0	0	0	8
Vern Stephens, R (1, 5) OBP: 0.300, SLG: 0.348 Fred Marsh, R (5, 5) OBP: 0.600, SLG: 0.600	F6			1B S 2B 1B SH5-3 1B F8 1-2 2-H 3-H 1B				HR 1B		3 2	2 1	2 2	2 0	0 0	0 0	3 0
Sherm Lollar, R (1, 2) OBP: 0.441, SLG: 0.531		L5		BBBB 4-0 1B 1-2 2B BB SH5-3 1-2 2-H 1B		F8		1-H HR		4	2	2	3	1	0	1
Chico Carrasquel, R (1, 6) OBP: 0.274, SLG: 0.266		6-3		2B 1-2 2-3 1B SH5-3 1-2 2-3		L7		6-3		4	1	1	0	0	0	1
Mike Fornieles, R (1, 1) OBP: 0.167, SLG: 0.333		F9		1B 1-3 2-H 3-H BB 2B F8 3-H			F8			4	1	1	3	0	0	1

Inning Stats	1	2	3	4	5	6	7	8	9
	R: 0 E: 0 K: 0 S: 5 H: 2 LOB: 3 BB: 1 P: 9	R: 0 E: 0 K: 0 S: 3 H: 0 LOB: 0 BB: 0 P: 3	R: 0 E: 0 K: 0 S: 4 H: 1 LOB: 2 BB: 1 P: 8	R: 10 E: 1 K: 0 S: 11 H: 7 LOB: 1 BB: 3 P: 23	R: 0 E: 0 K: 0 S: 3 H: 1 LOB: 0 BB: 0 P: 3	R: 0 E: 0 K: 0 S: 4 H: 1 LOB: 1 BB: 0 P: 4	R: 0 E: 0 K: 0 S: 3 H: 0 LOB: 1 BB: 1 P: 7	R: 2 E: 0 K: 0 S: 5 H: 3 LOB: 0 BB: 0 P: 5	

	AB	37
	R	12
	H	15
	RBI	12
	BB	6
	SO	0
	LOB	20

1B: 13 SF: 0 WP: 0 PA: 44
2B: 1 SAC: 1 PB: 0
3B: 0 DP: 2 SB: 1
HR: 1 HBP: 0 CS: 0

PITCHER		IP	WLS	BF	H	R	ER	SO	BB	IBB	HBP	BLK	WP	HR	S	P	ERA	WHIP
Art Houtteman, R ERA: 12.05	(1, 1)	3.0	L	20	7	6	6	0	4	0	0	0	0	0	16	32	18.00	3.667
Hal Erickson, R ERA: 6.39	(4, 1)	5.0		24	8	6	4	0	2	0	0	0	0	1	22	30	7.20	2.000

PITCHER		IP	WLS	BF	H	R	ER	SO	BB	IBB	HBP	BLK	WP	HR	S	P	ERA	WHIP

Detroit Tigers @ Chicago White Sox

Comiskey Park, Chicago, IL

Sun May 10 1953, 4:33 AM EDT

Unknown

TOP

livebaseballscorecards.com

Batter	1	2	3	4	5	6	7	8	9	AB	R	H	RBI	BB	SO	LOB
Harvey Kuenn, R (1, 6) OBP: 0.354, SLG: 0.358	BBBB 4-0 CS BB		0-0 1-H HR		0-0 FC1-4 WP E 1-2f 2B	0-0 1B			0-0 1-3	4	2	2	2	1	0	1
Billy Hitchcock, R (1, 5) OBP: 0.333, SLG: 0.286	0-0 F4 1-2		0-0 6-3		0-0 E1 WP 1-2 2B	0-0 5-3			0-0 4-3	5	1	0	0	0	0	3
Don Lund, R (1, 8) OBP: 0.409, SLG: 0.475	0-0 F4			0-0 BB 2B 1B	BBBB 4-0 1-2 2-3 2B BB		0-0 1-3			3	2	1	0	1	0	0
Bob Nieman, R (1, 9) OBP: 0.353, SLG: 0.516		0-0 5-3		0-0 F7	0-0 F4		0-0 F7			4	0	0	0	0	0	4
Walt Dropo, R (1, 3) OBP: 0.311, SLG: 0.414		0-0 5-3		BBBB 4-0 2B 1-2 BB	0-0 1-H 2-H 3-H HR 2B		0-0 F2			3	1	1	3	1	0	0
Steve Souchock, R (1, 7) OBP: 0.333, SLG: 0.706		0-0 6-3		0-0 1-3 2-H 2B	0-0 2-H HR			0-0 6-3		4	1	2	3	0	0	0
Matt Batts, R (1, 2) OBP: 0.305, SLG: 0.425			0-0 F8	0-0 5-3	0-0 1-3			0-0 6-3		4	0	0	0	0	0	2
Owen Friend, R (1, 4) OBP: 0.219, SLG: 0.203			SSS 0-3 K	0-0 F4		SSS 0-3 K		SSS 0-3 K		4	0	0	0	0	3	2
Billy Hoeft, L (1, 1) OBP: 0.438, SLG: 0.308			0-0 HR 1B		0-0 FC1-4 1B	0-0 5-3			0-0 F7	4	1	2	0	0	0	0

	AB	35
	R	8
	H	8
	RBI	8
	BB	3
	SO	3
	LOB	12

Inning Stats	1	2	3	4	5	6	7	8	9	1B	SF	WP	PA
R	0	0	2	1	5	0	0	0	0	4	0	1	38
E	0	0	0	0	1	0	0	0	0	2B 2	SAC 0	PB 0	
K	0	0	1	0	0	1	0	1	0	3B 0	DP 0	SB 0	
S	2	3	7	5	7	6	3	5	3	HR 2	HBP 0	CS 1	
H	0	0	2	2	3	1	0	0	0				
LOB	0	0	0	0	1	1	0	0	0				
BB	1	0	1	2	1	0	0	0	0				
P	6	3	9	9	11	6	3	5	3				

PITCHER		IP	WLS	BF	H	R	ER	SO	BB	IBB	HBP	BLK	WP	HR	S	P	ERA	WHIP
Gene Bearden, L	(1, 1)	4.2	L	24	7	8	3	1	3	0	0	0	1	2	23	35	5.79	2.143
ERA: 2.13																		
Harry Dorish, R	(5, 1)	4.1		14	1	0	0	2	0	0	0	0	0	0	18	18	0.00	0.231
ERA: 3.79																		

PITCHER	IP	WLS	BF	H	R	ER	SO	BB	IBB	HBP	BLK	WP	HR	S	P	ERA	WHIP

BOTTOM

Detroit Tigers @ Chicago White Sox

Comiskey Park, Chicago, IL

Sun May 10 1953, 4:33 AM EDT

Unknown

livebaseballscorecards.com

Batter	1	2	3	4	5	6	7	8	9	AB	R	H	RBI	BB	SO	LOB
Nellie Fox, L (1, 4) OBP: 0.356, SLG: 0.424	BB, 1B 1B	FC4 2-H 1B		1B 1-2 2-H 1B		4-3			5-3	5	1	3	2	0	0	0
Ferris Fain, L (1, 3) OBP: 0.394, SLG: 0.404	F4	FC4 1-2f		1-3 2-H 1B			G5-4-3 1B		3-1	5	0	2	1	0	0	2
Minnie Minoso, R (1, 7) OBP: 0.386, SLG: 0.369	BBBB 1B 1-2 SH5-3 BB	F9		F8			G5-4-3 1-2f			3	1	0	0	1	0	3
Sam Mele, R (1, 9) OBP: 0.392, SLG: 0.409	SH5-3 1-3 2-H 1B		F8		F8		6-3			4	0	1	1	0	0	0
Jim Rivera, L (1, 8) OBP: 0.351, SLG: 0.333	SH5-3 1-2 3-H		G3		F7			G6-4-3 1B		3	0	1	1	0	0	0
Vern Stephens, R (1, 5) OBP: 0.296, SLG: 0.360	6-3		L7		2B			G6-4-3 1-2f		4	0	1	0	0	0	2
Sherm Lollar, R (1, 2) OBP: 0.460, SLG: 0.596		HR		BBBB 1B 1B BB	F7			1B		3	1	2	1	1	0	1
Chico Carrasquel, R (1, 6) OBP: 0.284, SLG: 0.268		BBBB SH3-4 1B BB		1-2 1B 1B		6-3		F7		3	2	1	0	1	0	1
Gene Bearden, L (1, 1) OBP: 0.167, SLG: 0.167 Harry Dorish, R (5, 1) OBP: 0.250, SLG: 0.250 Fred Marsh, R (9, PH) OBP: 0.500, SLG: 0.500		SH3-4 1-2		1-2 2-3 1B 1B		F3			SSS K	1 1 1	1 0 0	1 0 0	0 0 0	0 0 0	0 0 1	0 0 0
Inning Stats	R: 2 E: 0 K: 0 S: 5 H: 2 LOB: 1 BB: 1 P: 9	R: 2 E: 0 K: 0 S: 5 H: 2 LOB: 1 BB: 1 P: 9	R: 0 E: 0 K: 0 S: 3 H: 0 LOB: 0 BB: 0 P: 3	R: 2 E: 0 K: 0 S: 5 H: 4 LOB: 1 BB: 1 P: 9	R: 0 E: 0 K: 0 S: 4 H: 1 LOB: 1 BB: 0 P: 4	R: 0 E: 0 K: 0 S: 3 H: 0 LOB: 0 BB: 0 P: 3	R: 0 E: 0 K: 0 S: 3 H: 1 LOB: 0 BB: 0 P: 3	R: 0 E: 0 K: 0 S: 4 H: 2 LOB: 1 BB: 0 P: 4	R: 0 E: 0 K: 1 S: 5 H: 0 LOB: 0 BB: 0 P: 5	1B: 10 2B: 1 3B: 0 HR: 1	SF: 0 SAC: 2 DP: 2 HBP: 0					

PITCHER	IP	WLS	BF	H	R	ER	SO	BB	IBB	HBP	BLK	WP	HR	S	P	ERA	WHIP
Billy Hoeft, L (1, 1) ERA: 3.7	9.0	W	38	12	6	6	1	3	0	0	0	0	1	37	49	6.00	1.667

PITCHER	IP	WLS	BF	H	R	ER	SO	BB	IBB	HBP	BLK	WP	HR	S	P	ERA	WHIP

AB	33
R	6
H	12
RBI	6
BB	3
SO	1
LOB	9

WP: 0 PB: 0 SB: 0 CS: 0 PA: 38

Detroit Tigers @ Chicago White Sox

Comiskey Park, Chicago, IL

Sun May 10 1953, 4:38 AM EDT

Att. 20,770 - Unknown

TOP

livebaseballscorecards.com

Batter	1	2	3	4	5	6	7	8	9	AB	R	H	RBI	BB	SO	LOB
Johnny Pesky, L (1, 4) OBP: 0.471, SLG: 0.429	F5		1B		F7	1B			BB	4	2	2	0	1	0	0
Harvey Kuenn, R (1, 6) OBP: 0.356, SLG: 0.369	4-3		1B		6-3		K2-3		2B	5	0	2	2	0	1	0
Russ Sullivan, L (1, 7) OBP: 0.395, SLG: 0.418	F9		FC6-4 1B		2B		F6		F7	5	1	2	1	0	0	2
Bob Nieman, R (1, 9) OBP: 0.358, SLG: 0.525 Steve Souchock, R (8, 9) OBP: 0.316, SLG: 0.667		E 1B 2B	F6		E 1B 2-H 1B		L5		1-3	4 1	1 0	2 0	1 0	0 0	0 0	2 2
Walt Dropo, R (1, 3) OBP: 0.309, SLG: 0.408	5-3 2-3		F1		E7 1-3 1B			F2		4	0	1	0	0	0	3
Don Lund, R (1, 8) OBP: 0.375, SLG: 0.432	F5		FC6-4 1-2f		L8			5-3		4	0	0	0	0	0	5
Joe Ginsberg, L (1, 2)	BBBB 1B BB			F8		L3		G3		3	0	0	0	1	0	0
Fred Hatfield, L (1, 5) OBP: 0.373, SLG: 0.310	1-2 3-H 1B			4-3		BBBB FC3-6 BB			4-3	3	0	1	1	1	0	0
Bill Wight, L (1, 1) OBP: 0.333, SLG: 0.333 Dick Marlowe, R (2, 1) OBP: 0.200, SLG: 0.200 Frank Carswell, R (4, PH) OBP: 0.500, SLG: 0.375 Milt Jordan, R (4, 1) OBP: 0.500, SLG: 0.500 Pat Mullin, L (6, PH) OBP: 0.300, SLG: 0.222 Paul Foytack, R (6, 1) OBP: 0.429, SLG: 0.544 Jim Delsing, L (9, PH) OBP: 0.429, SLG: 0.544 Billy Hitchcock, R (9, PR) OBP: 0.333, SLG: 0.286	1-3		K		FC3-6 1B 1-2f			BB 2B 1B		1 0 1 0 1 0 0 1 0 0	0 0 0 0 0 0 0 0 1 0	0 0 0 0 0 0 0 0 0 1	0 0 0 0 1 0 0 0 0 0	0 0 0 0 0 0 0 0 0 0	0 0 0 0 0 0 0 0 0 0	2 0 0 0 0 1 0 0 0 0
Inning Stats	R: 0 E: 0 K: 0 S: 3 H: 0 LOB: 0 BB: 0 P: 3	R: 1 E: 1 K: 0 S: 5 H: 2 LOB: 2 BB: 1 P: 9	R: 1 E: 0 K: 0 S: 6 H: 3 LOB: 2 BB: 0 P: 6	R: 0 E: 0 K: 1 S: 5 H: 0 LOB: 0 BB: 0 P: 5	R: 1 E: 1 K: 0 S: 6 H: 3 LOB: 2 BB: 0 P: 6	R: 0 E: 0 K: 0 S: 3 H: 1 LOB: 2 BB: 1 P: 7	R: 0 E: 0 K: 1 S: 5 H: 0 LOB: 0 BB: 0 P: 5	R: 0 E: 0 K: 0 S: 3 H: 0 LOB: 0 BB: 0 P: 3	R: 2 E: 0 K: 0 S: 5 H: 2 LOB: 2 BB: 1 P: 9	1B: 8 2B: 3 3B: 0 HR: 0 SF: 0 SAC: 0 DP: 0 HBP: 0						

	AB	37
	R	5
	H	11
	RBI	5
	BB	3
	SO	2
	LOB	17

WP: 0 PB: 0 SB: 0 CS: 0 PA: 40

PITCHER	IP	WLS	BF	H	R	ER	SO	BB	IBB	HBP	BLK	WP	HR	S	P	ERA	WHIP
Saul Rogovin, R (1, 1) ERA: 5.4	9.0	W	40	11	5	4	2	3	0	0	0	0	0	41	53	4.00	1.556

PITCHER	IP	WLS	BF	H	R	ER	SO	BB	IBB	HBP	BLK	WP	HR	S	P	ERA	WHIP

Detroit Tigers @ Chicago White Sox

Comiskey Park, Chicago, IL

Sun May 10 1953, 4:38 AM EDT

Att. 20,770 - Unknown

BOTTOM

livebaseballscorecards.com

Batter	1	2	3	4	5	6	7	8	9	AB	R	H	RBI	BB	SO	LOB
Nellie Fox, L (1, 4) OBP: 0.364, SLG: 0.442	4-3 F8 2B	SH BB BB 2B 1-2		F7 ①		1B				3	2	2	0	0	0	0
Ferris Fain, L (1, 3) OBP: 0.389, SLG: 0.391	4-3 ① 2-3	BB 2B 1-2 2-3 BB		E3 1B F8		F8 ②				3	2	0	0	1	0	2
Vern Stephens, R (1, 5) OBP: 0.310, SLG: 0.358 Rocky Krsnich, R (7, 5) OBP: 0.263, SLG: 0.314	F8 ② 3-H	2B 1B 1-2 2-3 3-H BB		1B 2-3		F7 ③				3 0	1 0	1 0	2 0	1 0	0 0	1 0
Sam Mele, R (1, 9) OBP: 0.398, SLG: 0.429	1B 1B 1B	1B 1-3 2-H 3-H 2B		F8 ② 3-H			F9 ①			4	2	2	3	0	0	1
Jim Rivera, L (1, 8) OBP: 0.347, SLG: 0.330	1B S 1-3 1B	4-3 ②		B1-3 ③			5-3 ②			4	1	1	0	0	0	3
Minnie Minoso, R (1, 7) OBP: 0.390, SLG: 0.375	S WP 1-3 3-H 1B	CS 2-H 3-H 1B			F9 ①		S S S K ③			4	1	2	3	0	1	0
Chico Carrasquel, R (1, 6) OBP: 0.272, SLG: 0.256	L6 ③ 1-H 3-H	CS ③ 1-2	1-3 ①		4-3 ②			F9 ①		4	0	0	0	0	0	0
Red Wilson, R (1, 2) OBP: 0.308, SLG: 0.280		S S S K ①	CS 1B		F8 ③			F9 ②		4	0	1	0	0	1	0
Saul Rogovin, R (1, 1) OBP: 0.182, SLG: 0.100		BB SH BB 1B	S S S K ② ③ 1-2			S S S K ①		2-3 ③		4	1	1	0	0	2	1
Inning Stats	R: 4 H: 4 E: 0 LOB: 0 K: 0 BB: 0 S: 7 P: 7	R: 5 H: 3 E: 1 LOB: 0 K: 1 BB: 2 S: 8 P: 16	R: 0 H: 1 E: 0 LOB: 1 K: 1 BB: 0 S: 5 P: 5	R: 1 H: 1 E: 1 LOB: 1 K: 0 BB: 0 S: 5 P: 5	R: 0 H: 0 E: 0 LOB: 0 K: 0 BB: 0 S: 3 P: 3	R: 0 H: 1 E: 0 LOB: 1 K: 1 BB: 0 S: 6 P: 6	R: 0 H: 0 E: 0 LOB: 0 K: 1 BB: 0 S: 5 P: 5	R: 0 H: 0 E: 0 LOB: 0 K: 0 BB: 0 S: 3 P: 3		1B: 8 SF: 0 2B: 3 SAC: 1 3B: 0 DP: 1 HR: 0 HBP: 0						

	AB	33
	R	10
	H	10
	RBI	8
	BB	2
	SO	4
	LOB	8

WP: 1 PA: 37
PB: 0
SB: 2
CS: 2

PITCHER		IP	WLS	BF	H	R	ER	SO	BB	IBB	HBP	BLK	WP	HR	S	P	ERA	WHIP
Bill Wight, L ERA: 15.0	(1, 1)	1.1	L	11	5	7	7	1	1	0	0	0	1	0	12	16	47.25	4.500
Dick Marlowe, R ERA: 5.4	(2, 1)	1.2		7	3	2	1	1	1	0	0	0	0	0	8	12	5.40	2.400
Milt Jordan, R ERA: 5.82	(4, 1)	2.0		8	1	1	0	0	0	0	0	0	0	0	8	8	0.00	0.500
Paul Foytack, R ERA: 11.17	(6, 1)	3.0		10	1	0	0	2	0	0	0	0	0	0	14	14	0.00	0.333

PITCHER	IP	WLS	BF	H	R	ER	SO	BB	IBB	HBP	BLK	WP	HR	S	P	ERA	WHIP

Chicago White Sox @ Cleveland Indians

Cleveland Municipal Stadium, Cleveland, OH

Mon May 11 1953, 3:33 AM EDT

Att. 13,701 - Unknown

TOP

livebaseballscorecards.com

Batter	1	2	3	4	5	6	7	8	9	AB	R	H	RBI	BB	SO	LOB
Nellie Fox, L (1, 4) OBP: 0.366, SLG: 0.440	F8		4-3		F7		BB, 1-2, 1B		CS, 1B	5	0	2	0	0	0	2
Ferris Fain, L (1, 3) OBP: 0.381, SLG: 0.375	L4			G3	F7	BBB	1-2, 2-3, BB		4-3, 1-2	4	0	0	0	1	0	1
Vern Stephens, R (1, 5) OBP: 0.286, SLG: 0.328	F7			F6	F9	3-1			F7	5	0	0	0	0	0	3
Sam Mele, R (1, 9) OBP: 0.391, SLG: 0.411		F8		1-3	BBB, 1B, BB			SSS, K		3	0	0	0	1	1	0
Jim Rivera, L (1, 8) OBP: 0.362, SLG: 0.348		BB, 1B			SH1-4, S, 6-3, 1B	1-2, 1B		1-3		4	1	3	0	0	0	0
Minnie Minoso, R (1, 7) OBP: 0.404, SLG: 0.378		BBBB, G6-4-3, 1-2, BB			BBBB, 6-3, SH1-4, 1-2, BB	1-3		1B, 2B, 1B		2	1	1	0	2	0	2
Sherm Lollar, R (1, 2) OBP: 0.470, SLG: 0.593		G6-4-3, 1-2f			SH1-4, 1-2, 2-3	BBBB, FC2-6, BB		2B, 1-3, 1B		2	0	1	0	1	0	2
Chico Carrasquel, R (1, 6) OBP: 0.281, SLG: 0.270			6-3		6-3, IBB	FC2-6, 1-2f, FC6-4		1-3, 3-H, 2B		3	0	1	1	1	0	1
Billy Pierce, L (1, 1) OBP: 0.167, SLG: 0.063			6-3		6-3, 1-2, 2-3, 3-H	FC6-4, BB, 1B, 1-2f		1-3		4	0	0	1	0	0	5
Inning Stats	R: 0 E: 0 K: 0 S: 3 H: 0 LOB: 0 BB: 0 P: 3	R: 0 E: 0 K: 0 S: 3 H: 1 LOB: 1 BB: 1 P: 7	R: 0 E: 0 K: 0 S: 3 H: 0 LOB: 0 BB: 0 P: 3	R: 0 E: 0 K: 0 S: 3 H: 0 LOB: 0 BB: 0 P: 3	R: 1 E: 0 K: 0 S: 4 H: 1 LOB: 2 BB: 2 P: 12	R: 0 E: 0 K: 0 S: 4 H: 1 LOB: 2 BB: 1 P: 8	R: 0 E: 0 K: 0 S: 4 H: 1 LOB: 3 BB: 2 P: 12	R: 1 E: 0 K: 1 S: 8 H: 3 LOB: 2 BB: 0 P: 8	R: 0 E: 0 K: 0 S: 3 H: 1 LOB: 0 BB: 0 P: 3	1B: 7 2B: 1 3B: 0 HR: 0	SF: 0 SAC: 1 DP: 1 HBP: 0						

PITCHER	IP	WLS	BF	H	R	ER	SO	BB	IBB	HBP	BLK	WP	HR	S	P	ERA	WHIP
Bob Lemon, R (1, 1) ERA: 3.8	9.0	L	39	8	2	2	1	5	1	0	0	0	0	35	59	2.00	1.444

PITCHER	IP	WLS	BF	H	R	ER	SO	BB	IBB	HBP	BLK	WP	HR	S	P	ERA	WHIP

AB	32
R	2
H	8
RBI	2
BB	6
SO	1
LOB	16

WP: 0 PA: 39
PB: 0
SB: 1
CS: 1

Batter	1	2	3	4	5	6	7	8	9	AB	R	H	RBI	BB	SO	LOB
Bobby Avila, R (1, 4) OBP: 0.422, SLG: 0.411	F9	IBB			G2-6-3 1B		HR			3	1	2	1	1	0	0
Bill Glynn, L (1, 3) OBP: 0.343, SLG: 0.185	F8 1B 1B	4-3			G2-6-3 1-2f		K			4	0	1	0	0	1	4
Dale Mitchell, L (1, 7) OBP: 0.306, SLG: 0.382	1-2 1B		F8		K			4-3		4	0	1	0	0	1	0
Hank Majeski, R (1, 5) OBP: 0.200, SLG: 0.200	F8 2-3		7-4-3 1B			5-3		K		4	0	1	0	0	1	2
Larry Doby, L (1, 8) OBP: 0.300, SLG: 0.403	G3		7-4-3 1-2f			K		F6		4	0	0	0	0	1	3
Bob Kennedy, R (1, 9) OBP: 0.406, SLG: 0.500		FC1-5 1B 1B		4-3		BB			F6	3	0	1	0	1	0	0
George Strickland, R (1, 6) OBP: 0.500, SLG: 0.400 Ray Boone, R (9, PH) OBP: 0.403, SLG: 0.515		SH1-3 FC1-5 1-2 1B		BB		F5			K	2 1	0 0	1 0	0 0	1 0	0 1	1 0
Jim Hegan, R (1, 2) OBP: 0.292, SLG: 0.378 Al Rosen, R (9, PH) OBP: 0.464, SLG: 0.643		FC1-5 SH1-3 1-2 2-3f		F3			F9		F6	3 1	0 0	0 0	0 0	0 0	0 0	3 0
Bob Lemon, L (1, 1) OBP: 0.286, SLG: 0.571		SH1-3 1-2 2-3		F3			F7			2	0	0	0	0	0	1
Inning Stats	R: 0 H: 2 E: 0 LOB: 2 K: 0 BB: 0 S: 5 P: 5	R: 0 H: 2 E: 0 LOB: 3 K: 0 BB: 1 S: 5 P: 9	R: 0 H: 1 E: 0 LOB: 0 K: 0 BB: 0 S: 3 P: 3	R: 0 H: 0 E: 0 LOB: 1 K: 0 BB: 1 S: 3 P: 7	R: 0 H: 1 E: 0 LOB: 0 K: 1 BB: 0 S: 5 P: 5	R: 0 H: 0 E: 0 LOB: 1 K: 1 BB: 1 S: 5 P: 9	R: 1 H: 1 E: 0 LOB: 0 K: 1 BB: 0 S: 6 P: 6	R: 0 H: 0 E: 0 LOB: 0 K: 1 BB: 0 S: 5 P: 5	R: 0 H: 0 E: 0 LOB: 0 K: 1 BB: 0 S: 5 P: 5	1B: 6 2B: 1 3B: 0 HR: 1	SF: 0 SAC: 1 DP: 2 HBP: 0					

PITCHER	IP	WLS	BF	H	R	ER	SO	BB	IBB	HBP	BLK	WP	HR	S	P	ERA	WHIP
Billy Pierce, L (1, 1) ERA: 2.96	9.0	W	35	7	1	1	5	2	1	0	0	0	1	42	54	1.00	1.000

PITCHER	IP	WLS	BF	H	R	ER	SO	BB	IBB	HBP	BLK	WP	HR	S	P	ERA	WHIP

BOTTOM

Chicago White Sox @ Cleveland Indians

Cleveland Municipal Stadium, Cleveland, OH

Mon May 11 1953, 3:33 AM EDT

Att. 13,701 - Unknown

livebaseballscorecards.com

AB	31
R	1
H	7
RBI	1
BB	3
SO	5
LOB	14

TOP

Chicago White Sox @ Boston Red Sox

Fenway Park, Boston, MA

Tue May 12 1953, 3:33 AM EDT

Att. 21,912 - Unknown

livebaseballscorecards.com

Batter	1	2	3	4	5	6	7	8	9	10	AB	R	H	RBI	BB	SO	LOB
Fred Marsh, R (1, 3) OBP: 0.300, SLG: 0.300	L5	K			K	F9		G4-6-3 BB		BB 2B	4	0	0	0	0	2	0
Rocky Krsnich, R (8, PH) OBP: 0.282, SLG: 0.314											0	0	0	1	1	0	0
Ferris Fain, L (8, PR) OBP: 0.386, SLG: 0.392											1	0	1	2	0	0	0
(8, 3)																	
Nellie Fox, L (1, 4) OBP: 0.364, SLG: 0.429	K		F8		2B 5-3 1B		F7	G4-6-3 1-2f		2-3 BB	5	1	1	0	1	1	3
Vern Stephens, R (1, 5) OBP: 0.275, SLG: 0.328	F4		F7		5-3 1-3 2B		F7		5-3	K	6	0	1	0	0	1	2
Sam Mele, R (1, 9) OBP: 0.391, SLG: 0.403		F2	1B		5-3 BB		6-3		F3		4	0	1	0	1	0	0
Sherm Lollar, R (1, 2) OBP: 0.457, SLG: 0.569		E3 1B 1B HR		F5	5-3 1-2 2-3 3-H			BB 1B 1B	K		4	1	1	1	0	0	2
Bob Boyd, L (8, PR) OBP: 0.500, SLG: 0.250											0	1	0	0	0	0	0
Harry Dorish, R (8, 1) OBP: 0.200, SLG: 0.200											1	0	0	0	0	1	0
Minnie Minoso, R (1, 7) OBP: 0.421, SLG: 0.380		1B 1-2 HR 1B		K	BB			SH5-4 1B 1-2 BB BB		SH5-3 SH 2B BB	2	3	1	0	3	1	0
Jim Rivera, L (1, 8) OBP: 0.376, SLG: 0.365		1-2 2-3 HR 1B		1B 1B	L7			BB SH5-4 1-2 2-H 1B		SH 1-2 SH5-3 2B	4	2	3	1	0	0	3
Chico Carrasquel, R (1, 6) OBP: 0.293, SLG: 0.315	1-H 2-H 3-H HR			1-2 1B		5-3		SH5-4 1-2 2-3		SH5-3 1-2 2-3	3	1	2	4	0	0	0
Lou Kretlow, R (1, 1)	K			L6		K		BB		2B	1	0	0	0	0	1	0
Luis Aloma, R (2, 1)											2	0	0	0	0	1	2
Red Wilson, R (8, PH) OBP: 0.357, SLG: 0.280											0	0	0	0	2	0	0
(8, 2)								IBB		IBB							
Inning Stats	R: 0 E: 0 K: 1 S: 5 H: 0 LOB: 0 BB: 0 P: 5	R: 4 E: 1 K: 2 S: 11 H: 3 LOB: 0 BB: 0 P: 11	R: 0 E: 0 K: 0 S: 3 H: 1 LOB: 1 BB: 0 P: 3	R: 0 E: 0 K: 1 S: 7 H: 2 LOB: 2 BB: 0 P: 7	R: 1 E: 0 K: 1 S: 7 H: 2 LOB: 3 BB: 2 P: 15	R: 0 E: 0 K: 1 S: 5 H: 0 LOB: 0 BB: 0 P: 5	R: 0 E: 0 K: 0 S: 3 H: 0 LOB: 0 BB: 0 P: 3	R: 2 E: 0 K: 0 S: 4 H: 2 LOB: 3 BB: 3 P: 16	R: 0 E: 0 K: 1 S: 5 H: 0 LOB: 0 BB: 0 P: 5	R: 2 E: 0 K: 1 S: 6 H: 1 LOB: 2 BB: 3 P: 18	1B: 8 2B: 2 3B: 0 HR: 1 SF: 0 SAC: 3 DP: 1 HBP: 0						

	AB	37
	R	9
	H	11
	RBI	9
	BB	8
	SO	8
	LOB	12

WP: 0 PB: 0 SB: 0 CS: 0 PA: 48

PITCHER		IP	WLS	BF	H	R	ER	SO	BB	IBB	HBP	BLK	WP	HR	S	P	ERA	WHIP
Mel Parnell, L ERA: 3.91	(1, 1)	8.0		38	10	7	6	6	4	1	0	0	0	1	45	65	6.75	1.750
Hersh Freeman, R ERA: 5.54	(9, 1)	1.0		3	0	0	0	1	0	0	0	0	0	0	5	5	0.00	0.000
Ellis Kinder, R ERA: 5.06	(10, 1)	0.1	L	4	0	2	2	0	1	1	0	0	0	0	2	10	54.00	3.000
Bill Kennedy, L ERA: 1.29	(10, 1)	0.1		2	1	0	0	0	1	0	0	0	0	0	1	5	0.00	6.000
Ben Flowers, R ERA:	(10, 1)	0.1		1	0	0	0	1	0	0	0	0	0	0	3	3	0.00	0.000

PITCHER	IP	WLS	BF	H	R	ER	SO	BB	IBB	HBP	BLK	WP	HR	S	P	ERA	WHIP

Chicago White Sox @ Boston Red Sox

Fenway Park, Boston, MA

Tue May 12 1953, 3:33 AM EDT

Att. 21,912 - Unknown

livebaseballscorecards.com

BOTTOM

Batter	1	2	3	4	5	6	7	8	9	10	AB	R	H	RBI	BB	SO	LOB
Jim Piersall, R (1, 9) OBP: 0.327, SLG: 0.278	K	BB		S BB 1B		F7		5-3		1B 5-3 BB	4	0	1	0	2	1	1
Gene Stephens, L (1, 7) OBP: 0.306, SLG: 0.213	CS BB	1-2 2-3 3-H BB		K		4-3			HR 3B	F6	4	1	1	1	2	1	2
George Kell, R (1, 5) OBP: 0.448, SLG: 0.588	1-2 HR BB	K		L6-4 S 1-2 BB			FC6-4 1B		3-H HR	5-3 1-2	4	2	2	2	2	1	4
Dick Gernert, R (1, 3) OBP: 0.388, SLG: 0.530	1-H HR		5-3	1-2 2-3 IBB			F8		IBB 1B FC6-2 BB	2-3 1B	4	1	2	2	2	0	1
Sammy White, R (1, 2) OBP: 0.283, SLG: 0.433	6-3		HR 2B	L6-4 2-3			L8		F4	F2	6	1	1	0	0	0	7
Ted Lepcio, R (1, 4) OBP: 0.400, SLG: 0.769		FC1-5 1B BB	2-H HR		5-3		FC6-4 1-2f		FC6-2 IBB 1-2 1B		4	1	2	2	1	0	1
Tom Umphlett, R (1, 8) OBP: 0.322, SLG: 0.369		1-3 FC1-5 1-2 BB 1B	4-3		3-1			F6	FC6-2 1-2 2-3 IBB		4	1	1	0	0	0	0
Al Zarilla, L (9, PH) OBP: 0.375, SLG: 0.286											0	0	0	0	1	0	0
Ellis Kinder, R (10, 1)											0	0	0	0	0	0	0
Bill Kennedy, L (10, 1)											0	0	0	0	0	0	0
Ben Flowers, R (10, 1)											0	0	0	0	0	0	0
Milt Bolling, R (1, 6) OBP: 0.298, SLG: 0.346		FC1-5 BB 1-3 1-2 2-3f	1B		2-3			E5 6-3	FC6-2 FC6-4 1-2 2-3 3-Hf		5	0	1	0	0	0	5
Mel Parnell, L (1, 1) OBP: 0.278, SLG: 0.250		1-3 1-2 2-3	4-3			F2		6-3 1-2	FC6-4 1-2f		3	0	0	0	0	0	3
Del Wilber, R (8, PH) OBP: 0.667, SLG: 2.667											1	0	0	0	0	0	1
Hersh Freeman, R (9, 1)											0	0	0	0	0	0	0
Hoot Evers, R (9, PH) OBP: 0.333, SLG: 0.435											1	0	0	0	0	0	3
(10, 8)																	

Inning Stats																														
	R: 2	H: 1	R: 1	H: 1	R: 2	H: 3	R: 0	H: 1	R: 0	H: 0	R: 0	H: 0	R: 0	H: 1	R: 0	H: 0	R: 2	H: 3	R: 0	H: 1	1B: 6	SF: 0	WP: 0	PA: 50						
	E: 0	LOB: 0	E: 0	LOB: 3	E: 0	LOB: 1	E: 0	LOB: 2	E: 0	LOB: 0	E: 0	LOB: 0	E: 0	LOB: 1	E: 1	LOB: 1	E: 0	LOB: 3	E: 0	LOB: 2	2B: 2	SAC: 0	PB: 0							
	K: 1	BB: 2	K: 1	BB: 3	K: 0	BB: 0	K: 1	BB: 2	K: 0	BB: 0	K: 0	BB: 0	K: 0	BB: 0	K: 0	BB: 0	K: 0	BB: 2	K: 0	BB: 1	3B: 1	DP: 1	SB: 2							
	S: 5	P: 13	S: 6	P: 18	S: 6	P: 6	S: 5	P: 13	S: 3	P: 3	S: 3	P: 3	S: 4	P: 4	S: 4	P: 4	S: 6	P: 14	S: 4	P: 8	HR: 3	HBP: 0	CS: 1							

PITCHER	IP	WLS	BF	H	R	ER	SO	BB	IBB	HBP	BLK	WP	HR	S	P	ERA	WHIP
Lou Kretlow, R (1, 1) ERA: 2.53	1.2		11	2	3	3	1	5	0	0	0	0	1	8	28	16.20	4.200
Luis Aloma, R (2, 1) ERA: 5.4	5.1		22	5	2	2	2	1	1	0	0	0	1	24	32	3.38	1.125
Harry Dorish, R (8, 1) ERA: 4.09	3.0	W	17	4	2	2	0	2	1	0	0	0	1	14	26	6.00	2.000

PITCHER	IP	WLS	BF	H	R	ER	SO	BB	IBB	HBP	BLK	WP	HR	S	P	ERA	WHIP

AB	40
R	7
H	11
RBI	7
BB	10
SO	3
LOB	28

Chicago White Sox @ Boston Red Sox

Fenway Park, Boston, MA

Wed May 13 1953, 3:33 AM EDT

Att. 3,698 - Unknown

TOP

livebaseballscorecards.com

Batter	1	2	3	4	5	6	7	8	9	AB	R	H	RBI	BB	SO	LOB
Allie Clark, R (1, 3) OBP: 0.222, SLG: 0.359	S S S 0-3 ① K			x 0-0 ① F8		x 0-0 ② L9		x 0-0 ②③ G6-4-3 1-2f		4	0	0	0	0	1	4
Nellie Fox, L (1, 4) OBP: 0.361, SLG: 0.417	x 0-0 ② F7			x 0-0 ② F2		x 0-0 ③ 1-3			B B B B 4-0 1B BB	3	0	0	0	1	0	1
Vern Stephens, R (1, 5) OBP: 0.260, SLG: 0.309	x 0-0 ③ 6-3			S S S 0-3 ③ K			x 0-0 ① L5-3		S S S 0-3 ① K	4	0	0	0	0	2	1
Sam Mele, R (1, 9) OBP: 0.375, SLG: 0.383		S S S 0-3 ① K			x 0-0 ① F8		x 0-0 ② F7		x 0-0 ② F2	4	0	0	0	0	1	1
Sherm Lollar, R (1, 2) OBP: 0.446, SLG: 0.548		x 0-0 ② F8			x 0-0 ② L7		x 0-0 ③ 6-3		x 0-0 1-2 1B	4	0	1	0	0	0	0
Minnie Minoso, R (1, 7) OBP: 0.424, SLG: 0.379		x 0-0 ③ 6-3			x 0-0 1B			B B B B 4-0 FC6-4 1B BB	S S S 0-3 ③ K	3	0	1	0	1	1	2
Jim Rivera, L (1, 8) OBP: 0.375, SLG: 0.364			x 0-0 ① F4		x 0-0 ③ L3			x 0-0 1-2 FC6-4 1B		3	0	1	0	0	0	1
Chico Carrasquel, R (1, 6) OBP: 0.294, SLG: 0.316			x 0-0 ② 6-3			x 0-0 3-1 1B		x 0-0 ① FC6-4 BB 1-2f 2-3		3	0	1	0	0	0	2
Joe Dobson, R (1, 1) OBP: 0.143, SLG: 0.214 Earl Harrist, R (5, 1) Tom Wright, L (6, PH) OBP: 0.333, SLG: 0.200 Sandy Consuegra, R (6, 1) Ferris Fain, L (8, PH) OBP: 0.391, SLG: 0.392 Bob Boyd, L (8, PR) OBP: 0.500, SLG: 0.250 Lou Kretlow, R (8, 1)			S S S 0-3 ③ K			x 0-0 ① 3-1 1-2		B B B B 4-0 G6-4-3 1-2 BB		1 0 0 0 0 1 0 0 0 0 0 0 0 0 1 0 0 0 0 0 1 0 0 0 0 0 0 0 0 0 0 0 1 0 0 0 0 0 0 0 0 0 0 0 0 0 0 0 0						

| | | | | | |

Batter	1	2	3	4	5	6	7	8	9	AB	R	H	RBI	BB	SO	LOB
Jim Piersall, R (1, 9) OBP: 0.333, SLG: 0.287	FC5-4 1B	F4		CS 1B		F9				4	0	2	0	0	0	2
Gene Stephens, L (1, 7) OBP: 0.316, SLG: 0.206	K	BB		CS 1-2	2B BB		F9			2	1	0	0	2	1	1
George Kell, R (1, 5) OBP: 0.440, SLG: 0.583	FC5-4 BB 1-2f 1B	K			FC6-4 1-H 2B		5-3			4	1	1	1	0	1	4
Dick Gernert, R (1, 3) OBP: 0.392, SLG: 0.518	1B 1-2 BB		K		FC6-4 BB		F5			2	0	0	0	2	1	0
Sammy White, R (1, 2) OBP: 0.292, SLG: 0.436	1-2 2-H 1B		FC6-4 1B		FC6-4 G6-4-3 1-2f 2-3			F8		4	0	2	1	0	0	2
Ted Lepcio, R (1, 4) OBP: 0.368, SLG: 0.625	K		F4		G6-4-3 1-2f			BB		3	0	0	0	1	1	5
Tom Umphlett, R (1, 8) OBP: 0.319, SLG: 0.356		E6 SH1-3 BB	FC6-4 1-2f			L7		L3 1-2 BB		3	0	0	0	1	0	1
Milt Bolling, R (1, 6) OBP: 0.307, SLG: 0.381		SH1-3 1-2 BB		5-3		HR		L3 1-2		3	1	1	1	1	0	2
Marv Grissom, R (1, 1)		SH1-3 1-2 2-3		F6		1-3				2	0	0	0	0	0	0
Inning Stats	R: 1 E: 0 K: 2 S: 9 H: 2 LOB: 2 BB: 1 P: 13	R: 0 E: 1 K: 1 S: 6 H: 0 LOB: 3 BB: 2 P: 14	R: 0 E: 0 K: 1 S: 6 H: 1 LOB: 1 BB: 0 P: 6	R: 0 E: 0 K: 0 S: 3 H: 1 LOB: 0 BB: 0 P: 3	R: 1 E: 0 K: 0 S: 3 H: 1 LOB: 1 BB: 2 P: 11	R: 1 E: 0 K: 0 S: 4 H: 1 LOB: 0 BB: 0 P: 4	R: 0 E: 0 K: 0 S: 3 H: 0 LOB: 0 BB: 0 P: 3	R: 0 E: 0 K: 0 S: 2 H: 0 LOB: 1 BB: 2 P: 10		1B: 4 2B: 2 3B: 0 HR: 1 SF: 0 SAC: 1 DP: 2 HBP: 0						

PITCHER		IP	WLS	BF	H	R	ER	SO	BB	IBB	HBP	BLK	WP	HR	S	P	ERA	WHIP
Joe Dobson, R ERA: 2.76	(1, 1)	4.0	L	22	5	2	2	4	5	0	0	0	0	0	25	45	4.50	2.500
Earl Harrist, R ERA: 7.5	(5, 1)	1.0		2	0	0	0	0	0	0	0	0	0	0	2	2	0.00	0.000
Sandy Consuegra, R ERA: 9.0	(6, 1)	2.0		7	1	1	1	0	0	0	0	0	0	1	7	7	4.50	0.500
Lou Kretlow, R ERA: 2.31	(8, 1)	1.0		4	0	0	0	0	2	0	0	0	0	0	2	10	0.00	2.000

PITCHER	IP	WLS	BF	H	R	ER	SO	BB	IBB	HBP	BLK	WP	HR	S	P	ERA	WHIP

BOTTOM

Chicago White Sox @ Boston Red Sox

Fenway Park, Boston, MA

Wed May 13 1953, 3:33 AM EDT

Att. 3,698 - Unknown

livebaseballscorecards.com

AB	27
R	3
H	6
RBI	3
BB	7
SO	4
LOB	17

Chicago White Sox @ New York Yankees

Yankee Stadium, Bronx, NY

Thu May 14 1953, 3:33 AM EDT

Att. 8,516 - Unknown

TOP

livebaseballscorecards.com

Batter	1	2	3	4	5	6	7	8	9	AB	R	H	RBI	BB	SO	LOB
Nellie Fox, L (1, 4) OBP: 0.359, SLG: 0.421	F9	1-3 2-H 2B		G3		F4	F5		1-2 2-H G4-6-3 1B	6	0	2	2	0	0	5
Ferris Fain, L (1, 3) OBP: 0.397, SLG: 0.386	BLK 1B	BB			F5		1B 1B BB	6-3	G4-6-3 1-2f	4	1	1	0	2	0	2
Minnie Minoso, R (1, 7) OBP: 0.423, SLG: 0.374	F7 1-2	F7			1B		F8	FC6-5 S HBP		4	0	1	0	0	0	5
Tom Wright, L (1, 9) OBP: 0.357, SLG: 0.217	BB		3-1		F9		1B HR 1-2 1B	FC6-5 1-3		3	1	1	0	1	0	1
Rocky Krsnich, R (7, 5) OBP: 0.275, SLG: 0.306										1	0	0	0	0	0	1
Jim Rivera, L (1, 8) OBP: 0.359, SLG: 0.346	F6		F9		F5		F8	F7		5	0	0	0	0	0	6
Vern Stephens, R (1, 5) OBP: 0.260, SLG: 0.306		4-3	4-3			4-3	1-2 2-H HR 1B		F6	4	1	1	1	0	0	0
Harry Dorish, R (7, 1) OBP: 0.167, SLG: 0.167										1	0	0	0	0	0	0
Sherm Lollar, R (1, 2) OBP: 0.468, SLG: 0.606		BB		F8		BB	1-H 2-H HR		1B 1B	4	2	3	3	1	0	0
Red Wilson, R (9, PR) OBP: 0.357, SLG: 0.280 (9, 2)						1B			1B	0	1	0	0	0	0	0
Chico Carrasquel, R (1, 6) OBP: 0.318, SLG: 0.343		2B 1-2 1B		BB		F7	2B		1B 1-2 1B	4	1	3	0	1	0	1
Tommy Byrne, L (1, 1) OBP: 0.222, SLG: 0.125		F8		F5		BB	IBB		1B 1-2 2-H 1B	1	0	0	0	0	0	2
Mike Fornieles, R (2, 1) OBP: 0.143, SLG: 0.286						1-2				1	0	0	0	0	0	1
Bud Sheely, L (6, PH) OBP: 1.000, SLG: 1.000										0	0	0	0	1	0	0
Bill Wilson, R (6, PR)										0	0	0	0	0	0	0
Earl Harrist, R (6, 1)										0	0	0	0	0	0	0
Sam Mele, R (7, PH) OBP: 0.388, SLG: 0.390 (7, 9)										1	0	1	1	1	0	0
Inning Stats	R: 0 E: 0 K: 0 S: 4 H: 1 LOB: 2 BB: 1 P: 8	R: 1 E: 0 K: 0 S: 5 H: 2 LOB: 3 BB: 2 P: 13	R: 0 E: 0 K: 0 S: 3 H: 0 LOB: 0 BB: 0 P: 3	R: 0 E: 0 K: 0 S: 3 H: 0 LOB: 1 BB: 1 P: 7	R: 0 E: 0 K: 0 S: 4 H: 1 LOB: 1 BB: 0 P: 4	R: 0 E: 0 K: 0 S: 4 H: 1 LOB: 2 BB: 1 P: 8	R: 4 E: 0 K: 0 S: 7 H: 4 LOB: 2 BB: 2 P: 15	R: 0 E: 0 K: 0 S: 3 H: 0 LOB: 1 BB: 0 P: 4	R: 2 E: 0 K: 0 S: 6 H: 4 LOB: 2 BB: 0 P: 6	1B: 10 2B: 2 3B: 0 HR: 1	SF: 0 SAC: 0 DP: 1 HBP: 1	WP: 0 PB: 0 SB: 1 CS: 0	PA: 47				

	AB	39
	R	7
	H	13
	RBI	7
	BB	7
	SO	0
	LOB	24

PITCHER		IP	WLS	BF	H	R	ER	SO	BB	IBB	HBP	BLK	WP	HR	S	P	ERA	WHIP
Johnny Sain, R ERA: 3.45	(1, 1)	6.2		35	9	5	5	0	6	0	0	1	0	1	29	53	6.75	2.250
Bob Kuzava, L ERA:	(7, 1)	0.1		2	0	0	0	0	0	1	0	0	0	0	1	5	0.00	0.000
Tom Gorman, R ERA: 7.71	(8, 1)	1.1	L	8	3	2	2	0	0	0	1	0	0	0	7	8	13.50	2.250
Bill Miller, L ERA: 4.91	(9, 1)	0.2		2	1	0	0	0	0	0	0	0	0	0	2	2	0.00	1.500

PITCHER	IP	WLS	BF	H	R	ER	SO	BB	IBB	HBP	BLK	WP	HR	S	P	ERA	WHIP

Batter	1	2	3	4	5	6	7	8	9	AB	R	H	RBI	BB	SO	LOB
Phil Rizzuto, R (1, 6) OBP: 0.352, SLG: 0.295	BB, 2B	BB, BB	4-3		BB			F5		3	0	1	0	2	0	2
Irv Noren, L (1, 7) OBP: 0.464, SLG: 0.682	3-1, 1B, BB 2-3	1-2, 2-3, 3-H, BB		F8	4-3			F8		3	1	0	1	2	0	1
Don Bollweg, L (1, 3) OBP: 0.483, SLG: 0.778	3-1 1-2	K		1B, 1B, BB		F8, BB, BB		HR		3	2	1	1	2	1	4
Mickey Mantle, S (1, 8) OBP: 0.432, SLG: 0.563	BB, 1B 2-H	F7		FC5-4, 1B, 1B 1-3		F9		4-3		5	0	2	1	0	0	4
Hank Bauer, R (1, 9) OBP: 0.396, SLG: 0.443	BB 1-2		F8	FC5-4, 1B 1-2, 3-H		BB 1-2			5-3	3	0	1	1	2	0	0
Gil McDougald, R (1, 5) OBP: 0.328, SLG: 0.317	K		F4	FC5-4, FC5-4 1-2f, 2-3		F8 2-3			K	5	0	0	0	0	2	6
Billy Martin, R (1, 4) OBP: 0.282, SLG: 0.284		SH1-4, BB, BB, 1B	1B, 1B, 1B	FC5-4 1-2f			F7		FC6, 1B	4	2	2	0	0	0	2
Johnny Mize, L (9, PH) OBP: 0.325, SLG: 0.324										1	0	1	0	0	0	0
Andy Carey, R (9, PR) OBP: 0.286, SLG: 0.571										0	0	0	0	0	0	0
Charles Silvera, R (1, 2) OBP: 0.294, SLG: 0.200		BB, SH1-4 1-2	1B 1-2		CS, 1B		F3		FC6 1-2f	2	0	2	0	1	0	0
Joe Collins, L (7, PH) OBP: 0.349, SLG: 0.351										1	0	0	0	0	0	0
Ralph Houk, R (8, 2)										0	0	0	0	0	0	0
Gene Woodling, L (9, PH) OBP: 0.393, SLG: 0.455										1	0	0	0	0	0	1
Johnny Sain, R (1, 1) OBP: 0.176, SLG: 0.176		SH1-4 1-2, 2-3	1B 1-2, 2-H		F4 1-2		5-3			2	0	1	1	0	0	1
Bob Kuzava, S (7, 1)										0	0	0	0	0	0	0
Bill Renna, R (7, PH) OBP: 0.333, SLG: 0.611										1	0	0	0	0	0	0
Tom Gorman, R (8, 1)										0	0	0	0	0	0	0
Bill Miller, L (9, 1)										0	0	0	0	0	0	0
Inning Stats	R: 1 E: 0 K: 1 S: 6 H: 2 LOB: 2 BB: 2 P: 14	R: 1 E: 0 K: 1 S: 6 H: 1 LOB: 3 BB: 3 P: 18	R: 1 E: 0 K: 0 S: 6 H: 3 LOB: 2 BB: 0 P: 6	R: 1 E: 0 K: 0 S: 5 H: 2 LOB: 2 BB: 1 P: 9	R: 0 E: 0 K: 0 S: 3 H: 1 LOB: 1 BB: 1 P: 7	R: 0 E: 0 K: 0 S: 2 H: 0 LOB: 1 BB: 2 P: 10	R: 0 E: 0 K: 0 S: 3 H: 0 LOB: 0 BB: 0 P: 3	R: 1 E: 0 K: 0 S: 4 H: 1 LOB: 0 BB: 0 P: 4	R: 0 E: 0 K: 1 S: 6 H: 1 LOB: 1 BB: 0 P: 6	1B: 9 2B: 1 3B: 0 HR: 1	SF: 0 SAC: 1 DP: 0 HBP: 0						

PITCHER		IP	WLS	BF	H	R	ER	SO	BB	IBB	HBP	BLK	WP	HR	S	P	ERA	WHIP
Tommy Byrne, L ERA: 13.03	(1, 1)	1.0		8	3	2	2	1	3	0	0	0	0	0	7	19	18.00	6.000
Mike Fornieles, R ERA: 3.72	(2, 1)	4.0		21	6	2	2	1	4	0	0	0	0	0	19	35	4.50	2.500
Earl Harrist, R ERA: 6.43	(6, 1)	1.0		4	0	0	0	0	2	0	0	0	0	0	2	10	0.00	2.000
Harry Dorish, R ERA: 3.96	(7, 1)	3.0	W	11	2	1	1	1	0	0	0	0	0	1	13	13	3.00	0.667

PITCHER	IP	WLS	BF	H	R	ER	SO	BB	IBB	HBP	BLK	WP	HR	S	P	ERA	WHIP

BOTTOM

Chicago White Sox @ New York Yankees

Yankee Stadium, Bronx, NY

Thu May 14 1953, 3:33 AM EDT

Att. 8,516 - Unknown

livebaseballscorecards.com

AB	34
R	5
H	11
RBI	5
BB	9
SO	3
LOB	21

WP: 0 PA: 44
PB: 0
SB: 0
CS: 1

Chicago White Sox @ New York Yankees

Yankee Stadium, Bronx, NY

Sat May 16 1953, 3:33 AM EDT

Att. 22,966 - Unknown

TOP

Batter	1	2	3	4	5	6	7	8	9	AB	R	H	RBI	BB	SO	LOB
Nellie Fox, L (1, 4) OBP: 0.356, SLG: 0.415	5-3			4-3			SH1-4 1B		3-1 1-2	4	0	1	0	0	0	1
Ferris Fain, L (1, 3) OBP: 0.395, SLG: 0.379	F9			F4			SH1-4 1-2		FC6-4 BB	2	0	0	0	1	0	0
Minnie Minoso, R (1, 7) OBP: 0.409, SLG: 0.359	6-3			K			K		FC6-4 BB 1B HR 1-2f 2-3	4	1	0	0	0	2	3
Tom Wright, L (1, 9) OBP: 0.375, SLG: 0.231 Harry Dorish, R (9, 1) OBP: 0.167, SLG: 0.167		K			F8		BB		BB HR 1B 1-2 3-H	3 0	1 0	1 0	1 0	1 0	1 0	0 0
Jim Rivera, L (1, 8) OBP: 0.364, SLG: 0.346		K			G6-4-3 1B		F7		HR BB 1-2 2-3	3	1	1	0	1	1	2
Vern Stephens, R (1, 5) OBP: 0.250, SLG: 0.293 Tommy Byrne, L (9, PH) OBP: 0.300, SLG: 0.556 Rocky Krsnich, R (9, 5) OBP: 0.275, SLG: 0.306		F4			G6-4-3 1-2f			E5 FC6-4	HR 1-H 2-H 3-H	3 1 0	0 1 0	0 1 0	0 1 0	0 4 0	0 0 0	1 0 0
Sherm Lollar, R (1, 2) OBP: 0.458, SLG: 0.580	5-3					F7		FC6-4 G5-4-3 1-2f	BB	3	0	0	0	1	0	1
Chico Carrasquel, R (1, 6) OBP: 0.306, SLG: 0.330	F9					1-3		G5-4-3 1-2f	K	4	0	0	0	0	1	2
Billy Pierce, L (1, 1) OBP: 0.150, SLG: 0.056 Luis Aloma, R (8, 1) Bud Sheely, L (9, PH) OBP: 1.000, SLG: 1.000 Fred Marsh, R (9, PR) OBP: 0.300, SLG: 0.300 Sam Mele, R (9, 9) OBP: 0.388, SLG: 0.390	4-3					K			FC6-4 3-1 1B	2 0 1 0 0	0 0 0 1 0	0 0 1 0 0	0 0 0 0 0	0 0 0 0 0	1 0 0 0 0	0 0 0 0 0
Inning Stats	R: 0 E: 0 K: 0 S: 3 H: 0 LOB: 0 BB: 0 P: 3	R: 0 E: 0 K: 2 S: 7 H: 0 LOB: 0 BB: 0 P: 7	R: 0 E: 0 K: 0 S: 3 H: 0 LOB: 0 BB: 0 P: 3	R: 0 E: 0 K: 1 S: 5 H: 0 LOB: 0 BB: 0 P: 5	R: 0 E: 0 K: 0 S: 3 H: 1 LOB: 0 BB: 0 P: 3	R: 0 E: 0 K: 1 S: 5 H: 0 LOB: 0 BB: 0 P: 5	R: 0 E: 0 K: 1 S: 6 H: 1 LOB: 2 BB: 1 P: 10	R: 0 E: 1 K: 0 S: 3 H: 0 LOB: 0 BB: 0 P: 3	R: 5 E: 0 K: 1 S: 8 H: 3 LOB: 1 BB: 3 P: 20	1B: 4 2B: 0 3B: 0 HR: 1	SF: 0 SAC: 1 DP: 2 HBP: 0					

PITCHER	IP	WLS	BF	H	R	ER	SO	BB	IBB	HBP	BLK	WP	HR	S	P	ERA	WHIP
Vic Raschi, R (1, 1) ERA: 5.35	8.2	L	32	4	4	4	5	3	0	0	0	0	0	39	51	4.15	0.808
Ewell Blackwell, R (9, 1) ERA: 3.0	0.0		2	1	1	1	0	1	0	0	0	0	1	1	5	∞	∞
Bob Kuzava, L (9, 1) ERA:	0.1		1	0	0	0	1	0	0	0	0	0	0	3	3	0.00	0.000

PITCHER	IP	WLS	BF	H	R	ER	SO	BB	IBB	HBP	BLK	WP	HR	S	P	ERA	WHIP

AB	30
R	5
H	5
RBI	5
BB	4
SO	6
LOB	10

WP: 0 PA: 35
PB: 0
SB: 0
CS: 0

livebaseballscorecards.com

Batter	1	2	3	4	5	6	7	8	9	AB	R	H	RBI	BB	SO	LOB
Phil Rizzuto, R (1, 6) OBP: 0.351, SLG: 0.289	F7		BB			K	SH1-3		K	2	0	0	0	1	1	0
Joe Collins, L (9, PH) OBP: 0.341, SLG: 0.342										1	0	0	0	0	1	1
Don Bollweg, L (1, 3) OBP: 0.441, SLG: 0.688	G3		F9			1B	K		F8	5	0	1	0	0	1	5
Hank Bauer, R (1, 9) OBP: 0.385, SLG: 0.422	5-3			6-3		L7		BB	L4	4	1	0	0	1	0	2
Mickey Mantle, S (1, 8) OBP: 0.426, SLG: 0.550		K		K		F9		IBB		4	0	1	0	0	2	1
Gil McDougald, R (1, 5) OBP: 0.324, SLG: 0.313		1B		K			F8	F9		4	0	1	1	0	1	1
Bill Renna, R (1, 7) OBP: 0.333, SLG: 0.571		K			K		1B	IBB		3	1	1	0	0	2	1
Irv Noren, L (8, PH) OBP: 0.483, SLG: 0.682										0	0	0	0	1	0	0
(9, 7)																
Billy Martin, R (1, 4) OBP: 0.281, SLG: 0.283		K			L9		1B	F2		4	1	1	0	0	1	3
Charles Silvera, R (1, 2) OBP: 0.368, SLG: 0.294			FC3-6				SH1-3	F9		2	0	2	0	0	0	0
Johnny Mize, L (7, PH) OBP: 0.341, SLG: 0.343										1	0	1	1	0	0	0
Whitey Ford, L (7, PR) OBP: 0.267, SLG: 0.154										0	0	0	0	0	0	0
Ralph Houk, R (8, 2)										1	0	0	0	0	0	2
Vic Raschi, R (1, 1) OBP: 0.231, SLG: 0.091			FC3-6		4-3		SH1-3			3	0	1	1	0	0	2
Ewell Blackwell, R (9, 1)										0	0	0	0	0	0	0
Bob Kuzava, S (9, 1)										0	0	0	0	0	0	0
Gene Woodling, L (9, PH) OBP: 0.400, SLG: 0.462										1	0	1	0	0	0	0
Andy Carey, R (9, PR) OBP: 0.286, SLG: 0.571										0	0	0	0	0	0	0
Inning Stats	R: 0 H: 0 E: 0 LOB: 0 K: 0 BB: 0 S: 3 P: 3	R: 0 H: 1 E: 0 LOB: 1 K: 3 BB: 0 S: 10 P: 10	R: 0 H: 1 E: 0 LOB: 1 K: 0 BB: 1 S: 3 P: 7	R: 0 H: 0 E: 0 LOB: 0 K: 2 BB: 0 S: 7 P: 7	R: 0 H: 1 E: 0 LOB: 1 K: 1 BB: 0 S: 6 P: 6	R: 0 H: 1 E: 0 LOB: 1 K: 1 BB: 0 S: 6 P: 6	R: 2 H: 4 E: 0 LOB: 3 K: 1 BB: 0 S: 9 P: 9	R: 1 H: 1 E: 0 LOB: 2 K: 0 BB: 2 S: 4 P: 12	R: 0 H: 1 E: 0 LOB: 1 K: 1 BB: 0 S: 6 P: 6							

PITCHER		IP	WLS	BF	H	R	ER	SO	BB	IBB	HBP	BLK	WP	HR	S	P	ERA	WHIP
Billy Pierce, L ERA: 3.08	(1, 1)	7.0		31	9	3	3	8	2	0	0	0	0	0	45	53	3.86	1.571
Luis Aloma, R ERA: 4.82	(8, 1)	1.0	W	4	0	0	0	0	0	1	0	0	0	0	3	7	0.00	0.000
Harry Dorish, R ERA: 3.81	(9, 1)	1.0	S	4	1	0	0	1	0	0	0	0	0	0	6	6	0.00	1.000

PITCHER	IP	WLS	BF	H	R	ER	SO	BB	IBB	HBP	BLK	WP	HR	S	P	ERA	WHIP

BOTTOM

Chicago White Sox @ New York Yankees

Yankee Stadium, Bronx, NY

Sat May 16 1953, 3:33 AM EDT

Att. 22,966 - Unknown

livebaseballscorecards.com

AB	35
R	3
H	10
RBI	3
BB	3
SO	9
LOB	18

1B: 10	SF: 0	WP: 0	PA: 39
2B: 0	SAC: 1	PB: 0	
3B: 0	DP: 0	SB: 0	
HR: 0	HBP: 0	CS: 0	

Batter	1	2	3	4	5	6	7	8	9	AB	R	H	RBI	BB	SO	LOB
Nellie Fox, L (1, 4) OBP: 0.350, SLG: 0.407	G3	4-3		F8		2-H 1B		4-3		5	0	1	1	0	0	4
Ferris Fain, L (1, 3) OBP: 0.395, SLG: 0.380	P4-3 1B		HR 1B	F7		1-3			L1	5	1	2	0	0	0	3
Minnie Minoso, R (1, 7) OBP: 0.394, SLG: 0.343	P4-3 1-2f		L9		4-3		L7		5-3	5	0	0	0	0	0	2
Sam Mele, R (1, 9) OBP: 0.379, SLG: 0.414		F8	1-H HR		5-3		5-3		5-3	5	1	1	2	0	0	0
Jim Rivera, L (1, 8) OBP: 0.368, SLG: 0.345		H 1B E HBP	3-1		1-3		FC6-4 1B			3	1	1	0	0	0	0
Vern Stephens, R (1, 5) OBP: 0.250, SLG: 0.291 Rocky Krsnich, R (7, 5) OBP: 0.275, SLG: 0.306		E 1-3 1B	F5		6-3	FC6-4 1-2f				4 0	1 0	1 0	0 0	0 0	0 0	1 0
Red Wilson, R (1, 2) OBP: 0.406, SLG: 0.379		E9 1B L8 1-3 3-H 1B	SH5-3 1B		1B 2B			6-3		4	2	3	1	0	0	0
Chico Carrasquel, R (1, 6) OBP: 0.316, SLG: 0.340		2-3 3-H 1B	SH5-3 1-2		SH3-4 1B 2-H 1B			K		3	1	2	2	0	1	0
Saul Rogovin, R (1, 1) OBP: 0.286, SLG: 0.167		L8 3-H	BBB BB		SH3-4 1-2			1B		2	0	1	1	1	0	1
Inning Stats	R: 0 E: 0 K: 0 S: 3 H: 1 LOB: 0 BB: 0 P: 3	R: 3 E: 1 K: 0 S: 6 H: 3 LOB: 1 BB: 0 P: 7	R: 2 E: 0 K: 0 S: 5 H: 2 LOB: 0 BB: 0 P: 5	R: 0 E: 0 K: 0 S: 4 H: 1 LOB: 2 BB: 1 P: 8	R: 0 E: 0 K: 0 S: 3 H: 0 LOB: 0 BB: 0 P: 3	R: 2 E: 0 K: 0 S: 6 H: 3 LOB: 1 BB: 0 P: 6	R: 0 E: 0 K: 0 S: 4 H: 1 LOB: 1 BB: 0 P: 4	R: 0 E: 0 K: 1 S: 6 H: 1 LOB: 1 BB: 0 P: 6	R: 0 E: 0 K: 0 S: 3 H: 0 LOB: 0 BB: 0 P: 3	1B: 10 2B: 2 3B: 0 HR: 1 SF: 0 SAC: 2 DP: 1 HBP: 1							

PITCHER	IP	WLS	BF	H	R	ER	SO	BB	IBB	HBP	BLK	WP	HR	S	P	ERA	WHIP
Chuck Stobbs, L (1, 1) ERA: 3.69	2.2	L	14	6	5	5	0	0	0	1	0	0	1	13	14	16.88	2.250
Sonny Dixon, R (3, 1) ERA: 3.38	4.1		19	5	2	2	0	1	0	0	0	0	0	18	22	4.15	1.385
Johnny Schmitz, L (8, 1) ERA: 1.42	2.0		7	1	0	0	1	0	0	0	0	0	0	9	9	0.00	0.500

PITCHER	IP	WLS	BF	H	R	ER	SO	BB	IBB	HBP	BLK	WP	HR	S	P	ERA	WHIP

TOP

Chicago White Sox @ Washington Senators

Griffith Stadium, Washington, DC

Sun May 17 1953, 3:33 AM EDT

Att. 15,764 - Unknown

livebaseballscorecards.com

AB	36
R	7
H	12
RBI	7
BB	1
SO	1
LOB	11

Batter	1	2	3	4	5	6	7	8	9	AB	R	H	RBI	BB	SO	LOB
Eddie Yost, R (1, 5) OBP: 0.378, SLG: 0.288	F7	1-2 1B			F8		1-H 6-3 3B		F9	5	1	2	1	0	0	0
Wayne Terwilliger, R (1, 4) OBP: 0.358, SLG: 0.358	S 1B 1B 1B	P6			1B 1B		3-H 6-3			4	1	2	1	0	0	3
Mickey Vernon, L (1, 3) OBP: 0.421, SLG: 0.436	1B 1-2 1B		G5-4-3 1B		1-2 1B		F3			4	0	3	0	0	0	1
Jackie Jensen, R (1, 9) OBP: 0.380, SLG: 0.491	P4		G5-4-3 1-2f		S S S K			6-3		4	0	0	0	0	1	5
Clyde Vollmer, R (1, 7) OBP: 0.354, SLG: 0.361	1-3 2-H 1B		F9			6-3		P1		4	0	1	1	0	0	0
Pete Runnels, L (1, 6) OBP: 0.384, SLG: 0.297	1-3			F8		F8		1B		4	0	1	0	0	0	2
Jim Busby, R (1, 8) OBP: 0.346, SLG: 0.467		1B 1B		P6		P4		F8		4	0	1	0	0	0	1
Mickey Grasso, R (1, 2) OBP: 0.280, SLG: 0.352		F8		F5			3B 1B		F7	3	0	1	0	0	0	1
Ed Fitz Gerald, R (7, PR) OBP: 0.111, SLG: 0.167 (8, 2)										1	1	0	0	0	0	0
Chuck Stobbs, L (1, 1) OBP: 0.143, SLG: 0.143		S S S K			S S S K		P6		6-3	1	0	0	0	0	1	1
Sonny Dixon, S (3, 1)										1	0	0	0	0	1	0
Frank Campos, L (7, PH) OBP: 0.200, SLG: 0.111										1	0	0	0	0	0	1
Johnny Schmitz, R (8, 1)										0	0	0	0	0	0	0
Gil Coan, L (9, PH)										1	0	0	0	0	0	0
Inning Stats	R: 1 E: 0 K: 0 S: 6 H: 3 LOB: 2 BB: 0 P: 6	R: 0 E: 0 K: 1 S: 7 H: 2 LOB: 2 BB: 0 P: 7	R: 0 E: 0 K: 0 S: 3 H: 1 LOB: 0 BB: 0 P: 3	R: 0 E: 0 K: 0 S: 3 H: 0 LOB: 0 BB: 0 P: 3	R: 0 E: 0 K: 2 S: 9 H: 2 LOB: 2 BB: 0 P: 9	R: 0 E: 0 K: 0 S: 3 H: 0 LOB: 0 BB: 0 P: 3	R: 2 E: 0 K: 0 S: 5 H: 2 LOB: 1 BB: 0 P: 5	R: 0 E: 0 K: 0 S: 4 H: 1 LOB: 1 BB: 0 P: 4	R: 0 E: 0 K: 0 S: 3 H: 0 LOB: 0 BB: 0 P: 3	1B: 10 2B: 0 3B: 1 HR: 0	SF: 0 SAC: 0 DP: 1 HBP: 0						

PITCHER	IP	WLS	BF	H	R	ER	SO	BB	IBB	HBP	BLK	WP	HR	S	P	ERA	WHIP
Saul Rogovin, R (1, 1) ERA: 4.91	9.0	W	37	11	3	3	3	0	0	0	0	0	0	43	43	3.00	1.222

PITCHER	IP	WLS	BF	H	R	ER	SO	BB	IBB	HBP	BLK	WP	HR	S	P	ERA	WHIP

BOTTOM

Chicago White Sox @ Washington Senators

Griffith Stadium, Washington, DC

Sun May 17 1953, 3:33 AM EDT

Att. 15,764 - Unknown

livebaseballscorecards.com

AB	37
R	3
H	11
RBI	3
BB	0
SO	3
LOB	15

WP: 0	PA: 37
PB: 0	
SB: 1	
CS: 0	

Batter	1	2	3	4	5	6	7	8	9	AB	R	H	RBI	BB	SO	LOB
Nellie Fox, L (1, 4) OBP: 0.338, SLG: 0.391	4-3		F8		F7			1-3	F9	5	0	0	0	0	0	1
Ferris Fain, L (1, 3) OBP: 0.391, SLG: 0.369	6-3		4-3			G3		BB, 1B, BB		3	0	0	0	1	0	0
Minnie Minoso, R (1, 7) OBP: 0.397, SLG: 0.348	1B, 1B		P4			P4		1-2, BB, 1B		4	0	2	0	0	0	0
Sam Mele, R (1, 9) OBP: 0.383, SLG: 0.418	1-3, 1B			F7		1B		P5		4	0	2	0	0	0	2
Jim Rivera, L (1, 8) OBP: 0.364, SLG: 0.336	K			K		K		1-2, 2-3, BB		3	0	0	0	1	3	3
Sherm Lollar, R (1, 2) OBP: 0.460, SLG: 0.563		F5		FC6-4, BB			HBP	K		2	0	0	0	1	1	3
Fred Marsh, R (1, 5) OBP: 0.333, SLG: 0.273		BB		FC6-4, 1-2f			K	K		1	0	0	0	1	0	1
Tommy Byrne, L (7, PH) OBP: 0.273, SLG: 0.500										1	0	0	0	0	1	1
Rocky Krsnich, R (7, 5) OBP: 0.275, SLG: 0.306										0	0	0	0	0	0	0
Bud Sheely, L (9, PH) OBP: 0.750, SLG: 0.667										1	0	0	0	0	1	0
Chico Carrasquel, R (1, 6) OBP: 0.314, SLG: 0.336		F7			B5-3		K	K	1B	4	0	1	0	0	1	2
Joe Dobson, R (1, 1) OBP: 0.125, SLG: 0.188		K			K		F8		P6	2	0	0	0	0	2	1
Tom Wright, L (7, PH) OBP: 0.364, SLG: 0.222										1	0	0	0	0	0	1
Luis Aloma, R (7, 1)										0	0	0	0	0	0	0
Gene Bearden, L (9, PH) OBP: 0.143, SLG: 0.143										1	0	0	0	0	0	1
Inning Stats	R: 0 E: 0 K: 1 S: 7 H: 2 LOB: 2 BB: 0 P: 7	R: 0 E: 0 K: 1 S: 5 H: 0 LOB: 1 BB: 1 P: 9	R: 0 E: 0 K: 0 S: 3 H: 0 LOB: 0 BB: 0 P: 3	R: 0 E: 0 K: 1 S: 5 H: 0 LOB: 1 BB: 1 P: 9	R: 0 E: 0 K: 1 S: 5 H: 0 LOB: 0 BB: 0 P: 5	R: 0 E: 0 K: 1 S: 6 H: 1 LOB: 1 BB: 0 P: 6	R: 0 E: 0 K: 2 S: 7 H: 0 LOB: 1 BB: 0 P: 8	R: 0 E: 0 K: 1 S: 6 H: 1 LOB: 3 BB: 2 P: 14	R: 0 E: 0 K: 1 S: 6 H: 1 LOB: 1 BB: 0 P: 6	1B: 5 2B: 0 3B: 0 HR: 0	SF: 0 SAC: 0 DP: 0 HBP: 1					

PITCHER	IP	WLS	BF	H	R	ER	SO	BB	IBB	HBP	BLK	WP	HR	S	P	ERA	WHIP
Connie Marrero, R (1, 1) ERA: 2.54	9.0	W	37	5	0	0	9	4	0	1	0	0	0	50	67	0.00	1.000

PITCHER	IP	WLS	BF	H	R	ER	SO	BB	IBB	HBP	BLK	WP	HR	S	P	ERA	WHIP

TOP

Chicago White Sox @ Washington Senators

Griffith Stadium, Washington, DC

Mon May 18 1953, 3:33 AM EDT

Att. 7,747 - Unknown

livebaseballscorecards.com

AB	32
R	0
H	5
RBI	0
BB	4
SO	9
LOB	16

WP: 0 PB: 0 SB: 0 CS: 0 PA: 37

Batter	1	2	3	4	5	6	7	8	9	AB	R	H	RBI	BB	SO	LOB
Eddie Yost, R (1, 5) OBP: 0.374, SLG: 0.296	E6 FC4-6		F9 ①			6-3 ①	E 2B			4	0	1	0	0	0	0
Wayne Terwilliger, R (1, 4) OBP: 0.355, SLG: 0.355	FC4-6 1B 1-2f ①		F9 ②			2B 1B 1B	K 2-3 ①			4	1	1	0	0	1	2
Mickey Vernon, L (1, 3) OBP: 0.431, SLG: 0.451	1B 1-2		4-3 ③			1B E 2B 1-3	IBB 4-0			3	1	2	0	1	0	0
Clyde Vollmer, R (1, 7) OBP: 0.350, SLG: 0.356	K ②			1-3 ①		E E 1B 2-3 3-H	K ②			4	1	1	1	0	2	4
Jackie Jensen, R (1, 9) OBP: 0.368, SLG: 0.474	K ③			P3 ②		E5 E 2-3 3-H	F8 ③			4	0	0	1	0	1	5
Pete Runnels, L (1, 6) OBP: 0.388, SLG: 0.305		G5-4-3 1B		4-3 ③		E1 IBB 1-3 3-H		SH3-4 1B		4	0	2	1	0	0	1
Jim Busby, R (1, 8) OBP: 0.338, SLG: 0.455		G5-4-3 ① ② 1-2f			5-3 ①	P5 ②		SH3-4 ① 1-2		3	0	0	0	0	0	3
Mickey Grasso, R (1, 2) OBP: 0.280, SLG: 0.352		1B			4-3 ②	FC6-4 IBB 1-2		F7 ②		0	0	0	0	0	0	0
Ed Fitz Gerald, R (1, 2) OBP: 0.182, SLG: 0.190										3	0	1	0	1	0	1
Connie Marrero, R (1, 1) OBP: 0.125, SLG: 0.067		F9 ③			P3 ③	FC6-4 ③ 1-2f		1-4-3 ③		4	0	0	0	0	0	5
Inning Stats	R: 0 H: 1 E: 1 LOB: 2 K: 2 BB: 0 S: 9 P: 9	R: 0 H: 2 E: 0 LOB: 1 K: 0 BB: 0 S: 4 P: 4	R: 0 H: 0 E: 0 LOB: 0 K: 0 BB: 0 S: 3 P: 3	R: 0 H: 0 E: 0 LOB: 0 K: 0 BB: 0 S: 3 P: 3	R: 0 H: 0 E: 0 LOB: 0 K: 0 BB: 0 S: 3 P: 3	R: 3 H: 3 E: 2 LOB: 3 K: 0 BB: 1 S: 8 P: 12	R: 0 H: 1 E: 1 LOB: 2 K: 2 BB: 1 S: 8 P: 12	R: 0 H: 1 E: 0 LOB: 1 K: 0 BB: 0 S: 4 P: 4		1B: 6 SF: 0 2B: 2 SAC: 1 3B: 0 DP: 1 HR: 0 HBP: 0						

PITCHER		IP	WLS	BF	H	R	ER	SO	BB	IBB	HBP	BLK	WP	HR	S	P	ERA	WHIP
Joe Dobson, R ERA: 2.79	(1, 1)	6.0	L	27	6	3	2	2	0	1	0	0	0	0	30	34	3.00	1.000
Luis Aloma, R ERA: 3.97	(7, 1)	2.0		9	2	0	0	2	0	1	0	0	0	0	12	16	0.00	1.000

PITCHER	IP	WLS	BF	H	R	ER	SO	BB	IBB	HBP	BLK	WP	HR	S	P	ERA	WHIP

BOTTOM

Chicago White Sox @ Washington Senators

Griffith Stadium, Washington, DC

Mon May 18 1953, 3:33 AM EDT

Att. 7,747 - Unknown

livebaseballscorecards.com

AB	33
R	3
H	8
RBI	3
BB	2
SO	4
LOB	21

Batter	1	2	3	4	5	6	7	8	9	AB	R	H	RBI	BB	SO	LOB
Nellie Fox, L (1, 4) OBP: 0.329, SLG: 0.379	B5-3		F7	F2			4-3			4	0	0	0	0	0	1
Ferris Fain, L (1, 3) OBP: 0.387, SLG: 0.360	4-3		BB, FC6-4		F9		G3			3	0	0	0	1	0	0
Minnie Minoso, R (1, 7) OBP: 0.393, SLG: 0.339	BB, S, BB		FC6-4, WP, S, 1B; 1-2f		E6, CS, WP			4-3		3	1	0	0	1	0	1
Sam Mele, R (1, 9) OBP: 0.387, SLG: 0.409	BB, BB; 1-2		1B, WP; 1-2, BB		K; 1-3			F9		2	0	0	0	2	1	1
Jim Rivera, L (1, 8) OBP: 0.368, SLG: 0.336	1-2, 2-3, BB		1-3, 2-H, 1B			F5		F9		3	0	1	1	1	0	0
Sherm Lollar, R (1, 2) OBP: 0.440, SLG: 0.533	F8		F7			E5			6-3	4	0	0	0	0	0	5
Rocky Krsnich, R (1, 5) OBP: 0.273, SLG: 0.300		F7		SH2-3, 1B		F3			F3	4	0	1	0	0	0	1
Chico Carrasquel, R (1, 6) OBP: 0.308, SLG: 0.330		F9		SH2-3; 1-2		F5			F9	2	0	0	0	0	0	1
Tom Wright, L (9, PH) OBP: 0.353, SLG: 0.214										1	0	0	0	0	0	0
Mike Fornieles, R (1, 1) OBP: 0.125, SLG: 0.250		4-3		1-3			K			1	0	0	0	0	0	0
Tommy Byrne, L (4, PH) OBP: 0.250, SLG: 0.455										1	0	0	0	0	0	1
Harry Dorish, R (4, 1) OBP: 0.143, SLG: 0.143										1	0	0	0	0	1	0
Inning Stats	R: 0 E: 0 K: 0 S: 3 H: 0 LOB: 3 BB: 3 P: 15	R: 0 E: 0 K: 0 S: 3 H: 0 LOB: 0 BB: 0 P: 3	R: 1 E: 0 K: 0 S: 4 H: 1 LOB: 2 BB: 2 P: 12	R: 0 E: 0 K: 0 S: 4 H: 1 LOB: 1 BB: 0 P: 4	R: 0 E: 1 K: 1 S: 5 H: 0 LOB: 1 BB: 0 P: 5	R: 0 E: 1 K: 0 S: 4 H: 0 LOB: 1 BB: 0 P: 4	R: 0 E: 0 K: 1 S: 5 H: 0 LOB: 0 BB: 0 P: 5	R: 0 E: 0 K: 0 S: 3 H: 0 LOB: 0 BB: 0 P: 3	R: 0 E: 0 K: 0 S: 3 H: 0 LOB: 0 BB: 0 P: 3	1B: 2 2B: 1 3B: 0 HR: 0 SF: 0 SAC: 1 DP: 1 HBP: 0							

PITCHER	IP	WLS	BF	H	R	ER	SO	BB	IBB	HBP	BLK	WP	HR	S	P	ERA	WHIP
Harry Byrd, R (1, 1) ERA: 4.5	9.0	W	35	2	1	1	2	5	0	0	0	2	0	34	54	1.00	0.778

PITCHER	IP	WLS	BF	H	R	ER	SO	BB	IBB	HBP	BLK	WP	HR	S	P	ERA	WHIP

TOP

Chicago White Sox @ Philadelphia Athletics
Connie Mack Stadium, Philadelphia, PA
Tue May 19 1953, 3:33 AM EDT
Att. 5,291 - Unknown

livebaseballscorecards.com

AB	29
R	1
H	2
RBI	1
BB	5
SO	2
LOB	11

Batter	1	2	3	4	5	6	7	8	9	AB	R	H	RBI	BB	SO	LOB
Joe Demaestri, R (1, 6) OBP: 0.318, SLG: 0.400	HR	G3 1-2 1B		F9			4-3			4	1	2	1	0	0	1
Loren Babe, L (1, 5) OBP: 0.327, SLG: 0.360	1B 4-3 F8 1B	G3 1-2 2-3		2-H 1B			F7			4	1	2	0	0	0	2
Eddie Robinson, L (1, 3) OBP: 0.310, SLG: 0.319	4-3 1-2	3-1			F4			G4-6-3 1B		4	0	1	0	0	0	3
Dave Philley, S (1, 9) OBP: 0.374, SLG: 0.454	BB 1B		3-1		F8			G4-6-3 1-2f		3	0	0	0	1	0	1
Gus Zernial, R (1, 7) OBP: 0.395, SLG: 0.490	FC5-4 1-2 2-3 1B		FC3-6 1B		1-3			BB 1B		3	0	2	0	1	0	0
Pete Suder, R (1, 4) OBP: 0.388, SLG: 0.416	F8 3-H		FC3-6 1-2f			6-3		1B 1-2		4	0	1	1	0	0	3
Ed McGhee, R (1, 8) OBP: 0.258, SLG: 0.241	FC5-4 1-2f		L8			K				3	0	0	0	0	1	3
Ray Murray, R (1, 2) OBP: 0.286, SLG: 0.358		G3 1B 1B		SH1-4 1B 1B		F8				3	0	2	0	0	0	0
Harry Byrd, R (1, 1) OBP: 0.125, SLG: 0.125		K		SH1-4 1-2			K			2	0	0	0	0	2	1
Inning Stats	R: 2 H: 3 E: 0 LOB: 2 K: 0 BB: 1 S: 6 P: 10	R: 0 H: 2 E: 0 LOB: 2 K: 1 BB: 0 S: 7 P: 7	R: 0 H: 1 E: 0 LOB: 1 K: 0 BB: 0 S: 4 P: 4	R: 0 H: 2 E: 0 LOB: 2 K: 0 BB: 0 S: 4 P: 4	R: 0 H: 0 E: 0 LOB: 0 K: 0 BB: 0 S: 3 P: 3	R: 0 H: 0 E: 0 LOB: 0 K: 1 BB: 0 S: 5 P: 5	R: 0 H: 0 E: 0 LOB: 0 K: 1 BB: 0 S: 5 P: 5	R: 0 H: 2 E: 0 LOB: 1 K: 0 BB: 1 S: 3 P: 7		1B: 9 SF: 0 2B: 0 SAC: 1 3B: 0 DP: 1 HR: 1 HBP: 0						

PITCHER		IP	WLS	BF	H	R	ER	SO	BB	IBB	HBP	BLK	WP	HR	S	P	ERA	WHIP
Mike Fornieles, R ERA: 3.94	(1, 1)	3.0	L	16	6	2	2	1	1	0	0	0	0	1	17	21	6.00	2.333
Harry Dorish, R ERA: 3.19	(4, 1)	5.0		17	4	0	0	2	1	0	0	0	0	0	20	24	0.00	1.000

PITCHER	IP	WLS	BF	H	R	ER	SO	BB	IBB	HBP	BLK	WP	HR	S	P	ERA	WHIP

BOTTOM

Chicago White Sox @ Philadelphia Athletics
Connie Mack Stadium, Philadelphia, PA
Tue May 19 1953, 3:33 AM EDT
Att. 5,291 - Unknown

livebaseballscorecards.com

AB	30
R	2
H	10
RBI	2
BB	2
SO	3
LOB	14

Batter	1	2	3	4	5	6	7	8	9	AB	R	H	RBI	BB	SO	LOB
Nellie Fox, L (1, 4) OBP: 0.320, SLG: 0.368	6-3		FC5-4 1-2f		6-3			6-3		4	0	0	0	0	0	1
Ferris Fain, L (1, 3) OBP: 0.383, SLG: 0.356	K		4-3		L6			1B		4	0	1	0	0	1	1
Minnie Minoso, R (1, 7) OBP: 0.389, SLG: 0.345	6-3			1B 2B		6-3		F4		4	1	1	0	0	0	1
Sam Mele, R (1, 9) OBP: 0.374, SLG: 0.392		5-3		F8		5-3		6-3		4	0	0	0	0	0	2
Jim Rivera, L (1, 8) OBP: 0.372, SLG: 0.342		K		BB 2-H 1B		5-3			FC5-4 1B	4	0	2	1	0	1	0
Vern Stephens, R (1, 5) OBP: 0.250, SLG: 0.280		BB		F8			F9		FC5-4 G4-6-3 1-2f	3	0	0	0	1	0	2
Red Wilson, R (1, 2) OBP: 0.417, SLG: 0.375		L7		1-2 BB			1B		G4-6-3 1-2f	3	0	1	0	1	0	2
Chico Carrasquel, R (1, 6) OBP: 0.301, SLG: 0.322			E6 FC5-4	F7			F2			3	0	0	0	0	0	3
Billy Pierce, L (1, 1) OBP: 0.130, SLG: 0.048			K		F5		1-3			3	0	0	0	0	1	2
Inning Stats	R: 0 E: 0 K: 1 S: 5 H: 0 LOB: 0 BB: 0 P: 5	R: 0 E: 0 K: 1 S: 5 H: 0 LOB: 1 BB: 1 P: 9	R: 0 E: 1 K: 1 S: 6 H: 0 LOB: 1 BB: 0 P: 6	R: 1 E: 0 K: 0 S: 5 H: 2 LOB: 2 BB: 1 P: 9	R: 0 E: 0 K: 0 S: 3 H: 0 LOB: 0 BB: 0 P: 3	R: 0 E: 0 K: 0 S: 3 H: 0 LOB: 0 BB: 0 P: 3	R: 0 E: 0 K: 0 S: 4 H: 1 LOB: 1 BB: 0 P: 4	R: 0 E: 0 K: 0 S: 4 H: 1 LOB: 1 BB: 0 P: 4	R: 0 E: 0 K: 0 S: 3 H: 1 LOB: 0 BB: 0 P: 3	1B: 4 2B: 1 3B: 0 HR: 0 SF: 0 SAC: 0 DP: 1 HBP: 0						

WP: 0 PB: 0 SB: 0 CS: 0 PA: 34

PITCHER	IP	WLS	BF	H	R	ER	SO	BB	IBB	HBP	BLK	WP	HR	S	P	ERA	WHIP
Morrie Martin, L (1, 1) ERA: 3.12	9.0	W	34	5	1	1	3	2	0	0	0	0	0	38	46	1.00	0.778

PITCHER	IP	WLS	BF	H	R	ER	SO	BB	IBB	HBP	BLK	WP	HR	S	P	ERA	WHIP

TOP

Chicago White Sox @ Philadelphia Athletics

Connie Mack Stadium, Philadelphia, PA

Wed May 20 1953, 3:33 AM EDT

Att. 5,938 - Unknown

livebaseballscorecards.com

AB	32
R	1
H	5
RBI	1
BB	2
SO	3
LOB	14

Batter	1	2	3	4	5	6	7	8	9	AB	R	H	RBI	BB	SO	LOB
Joe Demaestri, R (1, 6) OBP: 0.269, SLG: 0.333	4-3		F8		K			6-3		4	0	0	0	0	1	0
Pete Suder, R (1, 5) OBP: 0.381, SLG: 0.407	6-3		1B		5-3			K		4	0	1	0	0	1	0
Eddie Robinson, L (1, 3) OBP: 0.308, SLG: 0.317	6-3		FC6-4 1-2		K			4-3		4	0	1	0	0	1	0
Gus Zernial, R (1, 7) OBP: 0.390, SLG: 0.475		K	FC6-4 1-2f			K			BB	3	0	0	0	1	2	2
Dave Philley, S (1, 9) OBP: 0.370, SLG: 0.443		1B 1B BB		1-3		F7			B2-4 1-2f	3	1	0	0	1	0	1
Cass Michaels, R (1, 4) OBP: 0.315, SLG: 0.325		1B 1-2 1B		1B 1B		K			WP BB 1B BB	3	1	2	0	1	1	0
Ed McGhee, R (1, 8) OBP: 0.314, SLG: 0.281		1-3 2-H 1B		1-2 1B			F6		1B WP 1-2 BB	3	0	2	1	1	0	0
Joe Astroth, R (1, 2) OBP: 0.328, SLG: 0.245		F4		F2			F8		1-3 2-H 1B	4	0	1	1	0	0	3
Morrie Martin, L (1, 1) OBP: 0.100, SLG: 0.100			F4	G3			K			3	0	0	0	0	1	2
Inning Stats	R: 0 H: 0 E: 0 LOB: 0 K: 0 BB: 0 S: 3 P: 3	R: 1 H: 2 E: 0 LOB: 1 K: 1 BB: 1 S: 6 P: 10	R: 0 H: 2 E: 0 LOB: 2 K: 0 BB: 0 S: 5 P: 5	R: 0 H: 2 E: 0 LOB: 2 K: 0 BB: 0 S: 5 P: 5	R: 0 H: 0 E: 0 LOB: 0 K: 2 BB: 0 S: 7 P: 7	R: 0 H: 0 E: 0 LOB: 0 K: 2 BB: 0 S: 7 P: 7	R: 0 H: 0 E: 0 LOB: 0 K: 1 BB: 0 S: 5 P: 5	R: 0 H: 0 E: 0 LOB: 0 K: 1 BB: 0 S: 5 P: 5	R: 1 H: 1 E: 0 LOB: 2 K: 0 BB: 3 S: 2 P: 14	1B: 7 SF: 0 2B: 1 SAC: 0 3B: 0 DP: 1 HR: 0 HBP: 0						

BOTTOM

Chicago White Sox @ Philadelphia Athletics

Connie Mack Stadium, Philadelphia, PA

Wed May 20 1953, 3:33 AM EDT

Att. 5,938 - Unknown

livebaseballscorecards.com

AB	31
R	2
H	7
RBI	2
BB	4
SO	7
LOB	8

PITCHER	IP	WLS	BF	H	R	ER	SO	BB	IBB	HBP	BLK	WP	HR	S	P	ERA	WHIP
Billy Pierce, L (1, 1) ERA: 2.93	8.2	L	35	7	2	2	7	4	0	0	0	1	0	45	61	2.08	1.269

PITCHER	IP	WLS	BF	H	R	ER	SO	BB	IBB	HBP	BLK	WP	HR	S	P	ERA	WHIP

Chicago White Sox @ Detroit Tigers

Briggs Stadium, Detroit, MI

Fri May 22 1953, 4:33 AM EDT

Att. 19,152 - Unknown

TOP

livebaseballscorecards.com

Batter	1	2	3	4	5	6	7	8	9	AB	R	H	RBI	BB	SO	LOB
Nellie Fox, L (1, 4) OBP: 0.318, SLG: 0.364	1-3		4-3			FC5-4 1B		F9		4	0	1	0	0	0	1
Ferris Fain, L (1, 3) OBP: 0.379, SLG: 0.347	F4			F3		F6			BB	3	0	0	0	1	0	1
Minnie Minoso, R (1, 7) OBP: 0.385, SLG: 0.336	5-3			BB		FC5-4 1-2f			K	3	0	0	0	1	1	2
Tom Wright, L (1, 9) OBP: 0.342, SLG: 0.250		2B		F9			3-1		F5	4	0	1	0	0	0	2
Jim Rivera, L (1, 8) OBP: 0.362, SLG: 0.331		F3		K			1-3		F9	4	0	0	0	0	1	3
Vern Stephens, R (1, 5) OBP: 0.253, SLG: 0.274		G6-4-3 BB			F9		K			2	0	0	0	1	1	0
Red Wilson, R (1, 2) OBP: 0.385, SLG: 0.343		G6-4-3 1-2f			6-3			F8		3	0	0	0	0	0	2
Chico Carrasquel, R (1, 6) OBP: 0.294, SLG: 0.314			F8		1-3			F4		3	0	0	0	0	0	0
Saul Rogovin, R (1, 1) OBP: 0.286, SLG: 0.167			6-3			K		BB		0	0	0	0	0	0	0
Earl Harrist, R (2, 1)										1	0	0	0	0	0	0
Lou Kretlow, R (3, 1)										0	0	0	0	0	0	0
Bud Sheely, L (6, PH) OBP: 0.600, SLG: 0.500										1	0	0	0	0	1	0
Sandy Consuegra, R (6, 1)										0	0	0	0	0	0	0
Tommy Byrne, L (8, PH) OBP: 0.308, SLG: 0.455										0	0	0	0	1	0	0
Gene Bearden, L (8, 1) OBP: 0.143, SLG: 0.143										0	0	0	0	0	0	0
Inning Stats	R: 0 H: 0 E: 0 LOB: 0 K: 0 BB: 0 S: 3 P: 3	R: 0 H: 1 E: 0 LOB: 1 K: 0 BB: 1 S: 3 P: 7	R: 0 H: 0 E: 0 LOB: 0 K: 0 BB: 0 S: 3 P: 3	R: 0 H: 0 E: 0 LOB: 1 K: 1 BB: 1 S: 5 P: 9	R: 0 H: 0 E: 0 LOB: 0 K: 0 BB: 0 S: 3 P: 3	R: 0 H: 1 E: 0 LOB: 1 K: 1 BB: 0 S: 6 P: 6	R: 0 H: 0 E: 0 LOB: 0 K: 1 BB: 0 S: 5 P: 5	R: 0 H: 0 E: 0 LOB: 1 K: 0 BB: 1 S: 3 P: 7	R: 0 H: 0 E: 0 LOB: 1 K: 1 BB: 1 S: 5 P: 9	1B: 1 SF: 0 2B: 1 SAC: 0 3B: 0 DP: 1 HR: 0 HBP: 0						

AB	28
R	0
H	2
RBI	0
BB	4
SO	4
LOB	11

WP: 0 PA: 32
PB: 0
SB: 0
CS: 0

PITCHER	IP	WLS	BF	H	R	ER	SO	BB	IBB	HBP	BLK	WP	HR	S	P	ERA	WHIP
Art Houtteman, R (1, 1) ERA: 6.98	9.0	W	32	2	0	0	4	4	0	0	0	0	0	36	52	0.00	0.667

PITCHER	IP	WLS	BF	H	R	ER	SO	BB	IBB	HBP	BLK	WP	HR	S	P	ERA	WHIP

Batter	1	2	3	4	5	6	7	8	9	AB	R	H	RBI	BB	SO	LOB
Fred Hatfield, L (1, 5) OBP: 0.347, SLG: 0.276	F9		WP S 1B BB	F7	F9			F3		4	1	0	0	1	0	4
Harvey Kuenn, R (1, 6) OBP: 0.344, SLG: 0.342	6-3		1-3 1B BB	1-2 2-3 1B BB		6-3		1B		3	1	1	0	2	0	0
Johnny Pesky, L (1, 4) OBP: 0.314, SLG: 0.289	4-3		L5	1-2 2-H 3-H 1B		6-3		F6		5	0	1	2	0	0	3
Bob Nieman, R (1, 9) OBP: 0.350, SLG: 0.492 Frank Carswell, R (6, PR) OBP: 0.400, SLG: 0.250 (7, 7)		2B HR BB	1-2 3-H 1B 1B	F5		1B		F9		3 1	1 0	2 0	1 0	1 0	0 0	2 1
Jim Delsing, L (1, 8) OBP: 0.411, SLG: 0.500		1-3 HR 2B	1-2 2-H 1B	F7		4-3				4	1	2	1	0	0	3
Walt Dropo, R (1, 3) OBP: 0.280, SLG: 0.413		2-H 3-H HR	K		F3		F8			4	1	1	3	0	1	2
Joe Ginsberg, L (1, 2) OBP: 0.391, SLG: 0.350		F7	1-3		1B BB		2B			3	0	1	0	1	0	2
Don Lund, R (1, 7) OBP: 0.424, SLG: 0.467 (7, 9)		F2		BB SH 1B BB	1-2 1B		5-3			3	1	1	0	1	0	1
Art Houtteman, R (1, 1) OBP: 0.100, SLG: 0.400		4-3		SH BB 1B 1-2	K		5-3			3	1	0	0	0	1	3
Inning Stats	R: 0 H: 0 E: 0 LOB: 0 K: 0 BB: 0 S: 3 P: 3	R: 3 H: 2 E: 0 LOB: 0 K: 0 BB: 1 S: 5 P: 9	R: 2 H: 2 E: 0 LOB: 2 K: 1 BB: 2 S: 7 P: 15	R: 2 H: 1 E: 1 LOB: 2 K: 0 BB: 2 S: 5 P: 13	R: 0 H: 1 E: 0 LOB: 2 K: 1 BB: 1 S: 6 P: 10	R: 0 H: 1 E: 0 LOB: 1 K: 0 BB: 0 S: 4 P: 4	R: 0 H: 1 E: 0 LOB: 1 K: 0 BB: 0 S: 4 P: 4	R: 0 H: 1 E: 0 LOB: 1 K: 0 BB: 0 S: 4 P: 4		1B: 6 2B: 2 3B: 0 HR: 1	SF: 0 SAC: 1 DP: 0 HBP: 0					

BOTTOM

Chicago White Sox @ Detroit Tigers

Briggs Stadium, Detroit, MI

Fri May 22 1953, 4:33 AM EDT

Att. 19,152 - Unknown

livebaseballscorecards.com

AB	33
R	7
H	9
RBI	7
BB	6
SO	2
LOB	21

WP: 1 PA: 40
PB: 0
SB: 1
CS: 0

PITCHER		IP	WLS	BF	H	R	ER	SO	BB	IBB	HBP	BLK	WP	HR	S	P	ERA	WHIP
Saul Rogovin, R ERA: 5.4	(1, 1)	1.0	L	6	2	3	3	0	1	0	0	0	0	1	5	9	27.00	3.000
Earl Harrist, R ERA: 7.56	(2, 1)	1.1		8	2	2	2	0	2	0	0	0	1	0	6	14	13.50	3.000
Lou Kretlow, R ERA: 2.51	(3, 1)	2.2		14	2	2	1	2	3	0	0	0	0	0	15	27	3.38	1.875
Sandy Consuegra, R ERA: 7.0	(6, 1)	2.0		8	2	0	0	0	0	0	0	0	0	0	8	8	0.00	1.000
Gene Bearden, L ERA: 2.05	(8, 1)	1.0		4	1	0	0	0	0	0	0	0	0	0	4	4	0.00	1.000

PITCHER	IP	WLS	BF	H	R	ER	SO	BB	IBB	HBP	BLK	WP	HR	S	P	ERA	WHIP

Chicago White Sox @ Detroit Tigers

Briggs Stadium, Detroit, MI

Sat May 23 1953, 4:33 AM EDT

Att. 8,922 - Unknown

TOP

Batter	1	2	3	4	5	6	7	8	9	AB	R	H	RBI	BB	SO	LOB
Chico Carrasquel, R (1, 6) OBP: 0.292, SLG: 0.311	F6		G3			FC1-5 PB 1B		5-3		4	0	1	0	0	0	0
Jim Rivera, L (1, 8) OBP: 0.359, SLG: 0.328	CS 1B		F7			FC1-5 G4-3 1-3			4-3	4	0	1	0	0	0	1
Ferris Fain, L (1, 3) OBP: 0.376, SLG: 0.339	F8		BBBB CS BB			G4-3 1-2f			L8	3	0	0	0	1	0	2
Tom Wright, L (1, 9) OBP: 0.333, SLG: 0.250 Sam Mele, R (9, 9) OBP: 0.374, SLG: 0.392	CS 1-2	4-3	CS 1-2	F8			F8		1B 1B 1B	4 0	1 0	1 0	0 0	0 0	0 0	0 0
Minnie Minoso, R (1, 7) OBP: 0.395, SLG: 0.344		BBBB E S 1B BB		5-3			1B		1B 1-2 1B	3	2	2	0	1	0	0
Sherm Lollar, R (1, 2) OBP: 0.442, SLG: 0.526 Red Wilson, R (9, PR) OBP: 0.385, SLG: 0.343 (9, 2)		BBBB BB 1B 1-3 BB	SSS K				SSS K		1B 1-2 2-3 1B	3 0	0 1	1 0	0 0	1 0	2 0	1 0
Vern Stephens, R (1, 5) OBP: 0.263, SLG: 0.284		G5-3 BB 1-2 3-H 1B		4-3			F8		1B 1-2 2-H 3-H 1B	4	0	2	3	0	0	1
Nellie Fox, L (1, 4) OBP: 0.323, SLG: 0.364		BBBB 1-2 2-3 BB		F6				F9	FC6-4 1-2 2-H 1B	3	0	1	1	1	0	0
Joe Dobson, R (1, 1) OBP: 0.105, SLG: 0.158 Allie Clark, R (9, PH) OBP: 0.220, SLG: 0.354 Harry Dorish, R (9, 1) OBP: 0.143, SLG: 0.143		G5-3 2-3f		SSS K				F8	FC6-4 1-2f	3 1 0	0 0 0	0 0 0	0 0 0	1 0 0	3 2 0	
Inning Stats	R: 0 E: 0 K: 0 S: 3 H: 1 LOB: 0 BB: 0 P: 3	R: 1 E: 0 K: 0 S: 3 H: 1 LOB: 2 BB: 3 P: 15	R: 0 E: 0 K: 0 S: 2 H: 0 LOB: 0 BB: 1 P: 6	R: 0 E: 0 K: 1 S: 5 H: 0 LOB: 0 BB: 0 P: 5	R: 0 E: 0 K: 1 S: 5 H: 0 LOB: 0 BB: 0 P: 5	R: 0 E: 0 K: 0 S: 3 H: 1 LOB: 0 BB: 0 P: 3	R: 0 E: 0 K: 1 S: 6 H: 1 LOB: 1 BB: 0 P: 6	R: 0 E: 0 K: 0 S: 3 H: 0 LOB: 0 BB: 0 P: 3	R: 3 E: 0 K: 0 S: 8 H: 5 LOB: 2 BB: 0 P: 8	1B: 9 2B: 0 3B: 0 HR: 0 SF: 0 SAC: 0 DP: 2 HBP: 0						

PITCHER	IP	WLS	BF	H	R	ER	SO	BB	IBB	HBP	BLK	WP	HR	S	P	ERA	WHIP
Ned Garver, R (1, 1) ERA: 4.8	8.2	L	35	9	4	4	3	4	0	0	0	0	0	37	53	4.15	1.500
Dave Madison, R (9, 1) ERA: 4.84	0.1		1	0	0	0	0	0	0	0	0	0	0	1	1	0.00	0.000

PITCHER	IP	WLS	BF	H	R	ER	SO	BB	IBB	HBP	BLK	WP	HR	S	P	ERA	WHIP

WP: 0 PB: 1 SB: 1 CS: 2 PA: 38

AB	32
R	4
H	9
RBI	4
BB	4
SO	3
LOB	10

livebaseballscorecards.com

BOTTOM

Chicago White Sox @ Detroit Tigers

Briggs Stadium, Detroit, MI

Sat May 23 1953, 4:33 AM EDT

Att. 8,922 - Unknown

livebaseballscorecards.com

Batter	1	2	3	4	5	6	7	8	9	AB	R	H	RBI	BB	SO	LOB
Johnny Pesky, L (1, 4) OBP: 0.304, SLG: 0.280	1-3		F9		6-3			FC4-2 1-3 1B	F7	5	1	1	0	0	0	2
Harvey Kuenn, R (1, 6) OBP: 0.341, SLG: 0.346	1-3		F4			G6-4-3 2B		FC4-2 1B F9 1-2 3-H		4	1	1	0	0	0	3
Pat Mullin, L (1, 7) OBP: 0.500, SLG: 0.400	1B			BB 1B		BBBB G6-4-3 BB		1B 1-3 2-H 1B		3	0	3	1	1	0	0
Walt Dropo, R (1, 3) OBP: 0.273, SLG: 0.401	F9			F9		G6-4-3 1-2f 2-3		F9 3-H		4	0	0	1	0	0	5
Jim Delsing, L (1, 8) OBP: 0.414, SLG: 0.494		SSS K		BBBB 1-2 BB		6-3		1-2 1B		3	0	1	0	1	1	1
Don Lund, R (1, 9) OBP: 0.404, SLG: 0.443		SSS K		F8			F3	F8		4	0	0	0	0	1	4
Joe Ginsberg, L (1, 2) OBP: 0.333, SLG: 0.292		6-3		G3			4-3		F8	4	0	0	0	0	0	2
Fred Hatfield, L (1, 5) OBP: 0.337, SLG: 0.267			6-3		4-3		SSS K		F8	3	0	0	0	0	1	0
Frank Carswell, R (9, PH) OBP: 0.375, SLG: 0.231										1	0	0	0	0	0	0
Ned Garver, R (1, 1) OBP: 0.208, SLG: 0.304			BBBB BB		6-3			1B FC4-2 1B	1B	2	0	1	0	1	0	0
Dave Madison, R (9, 1) OBP: 0.200, SLG: 0.200										0	0	0	0	0	0	0
Bob Nieman, R (9, PH) OBP: 0.355, SLG: 0.496										1	0	1	0	0	0	0
Owen Friend, R (9, PR) OBP: 0.231, SLG: 0.233										0	0	0	0	0	0	0

Inning Stats	1	2	3	4	5	6	7	8	9
	R: 0 E: 0 K: 0 S: 4	H: 1 LOB: 1 BB: 0 P: 4	R: 0 E: 0 K: 2 S: 7	H: 0 LOB: 0 BB: 0 P: 7	R: 0 E: 0 K: 0 S: 3	H: 0 LOB: 1 BB: 1 P: 7	R: 0 E: 0 K: 0 S: 4	H: 1 LOB: 2 BB: 1 P: 8	R: 0 E: 0 K: 0 S: 3	H: 0 LOB: 0 BB: 0 P: 3	R: 0 E: 0 K: 0 S: 3	H: 1 LOB: 1 BB: 1 P: 7	R: 0 E: 0 K: 1 S: 5	H: 0 LOB: 0 BB: 0 P: 5	R: 2 E: 0 K: 0 S: 7	H: 4 LOB: 2 BB: 0 P: 7	R: 0 E: 0 K: 0 S: 4	H: 1 LOB: 1 BB: 0 P: 4

| | | | | | | | | | |

Batter	1	2	3	4	5	6	7	8	9	AB	R	H	RBI	BB	SO	LOB
Chico Carrasquel, R (1, 6) OBP: 0.291, SLG: 0.310	CS 1B		5-3		CS 1-2	K		F9		4	0	1	0	0	1	0
Ferris Fain, L (1, 3) OBP: 0.379, SLG: 0.339	K 1-2			F7		FC6-4 1B			SH3-4 2B BB	3	1	1	0	1	1	1
Minnie Minoso, R (1, 7) OBP: 0.400, SLG: 0.346	BB			2B 1B		FC6-4 1-2f			SH3-4 1-2	2	1	1	0	1	0	1
Sam Mele, R (1, 9) OBP: 0.378, SLG: 0.416	F7			1-H 2B		F5			1B 2B 2-H	4	1	2	2	0	0	2
Vern Stephens, R (1, 5) OBP: 0.263, SLG: 0.275		5-3		6-3			6-3		1B FC3-2 BB	3	0	0	0	1	0	1
Jim Rivera, L (1, 8) OBP: 0.356, SLG: 0.326		K		K			5-3		FC3-2 1B 1-3 2-H	4	0	1	1	0	2	1
Red Wilson, R (1, 2) OBP: 0.372, SLG: 0.316		K			FC4-6 BB		K		FC3-2 1-2 3-H	3	0	0	0	1	2	2
Nellie Fox, L (1, 4) OBP: 0.315, SLG: 0.354			3-1		FC4-6 CS 1-2f			F9	5-3	4	0	0	0	0	0	3
Mike Fornieles, R (1, 1) OBP: 0.111, SLG: 0.222 Gene Bearden, L (3, 1) OBP: 0.143, SLG: 0.143 Bob Keegan, R (4, 1)			1-3		K			4-3		1 0 2	0 0 0	0 0 0	0 0 0	0 0 0	0 0 1	0 0 1
Inning Stats	R: 0 E: 0 K: 1 S: 5 H: 1 LOB: 1 BB: 1 P: 9	R: 0 E: 0 K: 2 S: 7 H: 0 LOB: 0 BB: 0 P: 7	R: 0 E: 0 K: 0 S: 3 H: 0 LOB: 0 BB: 0 P: 3	R: 1 E: 0 K: 1 S: 7 H: 2 LOB: 1 BB: 0 P: 7	R: 0 E: 0 K: 1 S: 4 H: 0 LOB: 0 BB: 1 P: 8	R: 0 E: 0 K: 1 S: 6 H: 1 LOB: 1 BB: 0 P: 6	R: 0 E: 0 K: 1 S: 5 H: 0 LOB: 0 BB: 0 P: 5	R: 0 E: 0 K: 0 S: 3 H: 0 LOB: 0 BB: 0 P: 3	R: 2 E: 0 K: 0 S: 5 H: 2 LOB: 2 BB: 2 P: 13	1B: 4 2B: 3 3B: 0 HR: 0 SF: 0 SAC: 1 DP: 1 HBP: 0						

PITCHER		IP	WLS	BF	H	R	ER	SO	BB	IBB	HBP	BLK	WP	HR	S	P	ERA	WHIP
Ted Gray, L ERA: 4.65	(1, 1)	8.1	L	33	6	3	3	7	4	0	0	0	0	0	43	59	3.24	1.200
Ray Herbert, R ERA: 7.71	(9, 1)	0.2		2	0	0	0	0	0	0	0	0	0	0	2	2	0.00	0.000

PITCHER	IP	WLS	BF	H	R	ER	SO	BB	IBB	HBP	BLK	WP	HR	S	P	ERA	WHIP

TOP

Chicago White Sox @ Detroit Tigers

Briggs Stadium, Detroit, MI

Sun May 24 1953, 4:33 AM EDT

Att. 17,474 - Unknown

livebaseballscorecards.com

AB	30
R	3
H	6
RBI	3
BB	4
SO	7
LOB	12

1B: 4	SF: 0	WP: 0	PA: 36
2B: 3	SAC: 1	PB: 0	
3B: 0	DP: 1	SB: 0	
HR: 0	HBP: 0	CS: 2	

BOTTOM

Chicago White Sox @ Detroit Tigers

Briggs Stadium, Detroit, MI

Sun May 24 1953, 4:33 AM EDT

Att. 17,474 - Unknown

livebaseballscorecards.com

Batter	1	2	3	4	5	6	7	8	9	AB	R	H	RBI	BB	SO	LOB
Johnny Pesky, L (1, 4) OBP: 0.300, SLG: 0.264	4-3		F4	BB			4-3		E6 1B	3	0	0	0	1	0	0
Jerry Priddy, R (9, 4) OBP: 0.341, SLG: 0.351										1	0	0	0	0	0	0
Harvey Kuenn, R (1, 6) OBP: 0.349, SLG: 0.350	1B		F8 1B BB	4-3			5-3		1B	4	0	2	0	1	0	2
Pat Mullin, L (1, 7) OBP: 0.435, SLG: 0.350	F7		F8		F7		4-3		4-3	5	0	1	0	0	0	2
Walt Dropo, R (1, 3) OBP: 0.266, SLG: 0.391		F2	F8		4-3			F3		4	0	0	0	0	0	2
Jim Delsing, L (1, 8) OBP: 0.417, SLG: 0.488		K	BB		F7			1B		3	0	1	0	1	1	0
Don Lund, R (1, 9) OBP: 0.398, SLG: 0.434		1B 1B 1B	5-3			F3		F4		4	1	1	0	0	0	4
Joe Ginsberg, L (1, 2) OBP: 0.323, SLG: 0.286		1B 1B		4-3		4-3		F5		4	0	1	0	0	0	1
Fred Hatfield, L (1, 5) OBP: 0.343, SLG: 0.269		1B		1-3		FC4-6 BB			F5	3	0	1	1	1	0	0
Ted Gray, S (1, 1) OBP: 0.357, SLG: 0.308		4-3		BB		FC4-6			K	2	0	0	0	1	0	3
Ray Herbert, R (9, 1)										0	0	0	0	0	0	0
Bob Nieman, R (9, PH) OBP: 0.353, SLG: 0.492										1	0	0	0	0	1	0

Inning Stats	1	2	3	4	5	6	7	8	9
	R: 0 H: 1 E: 0 LOB: 0 K: 0 BB: 0 S: 3 P: 3	R: 1 H: 3 E: 0 LOB: 2 K: 1 BB: 0 S: 8 P: 8	R: 0 H: 1 E: 0 LOB: 3 K: 0 BB: 2 S: 4 P: 12	R: 0 H: 0 E: 0 LOB: 2 K: 0 BB: 2 S: 3 P: 11	R: 0 H: 0 E: 0 LOB: 0 K: 0 BB: 0 S: 3 P: 3	R: 0 H: 0 E: 0 LOB: 1 K: 0 BB: 1 S: 3 P: 7	R: 0 H: 0 E: 0 LOB: 0 K: 0 BB: 0 S: 3 P: 3	R: 0 H: 1 E: 0 LOB: 1 K: 0 BB: 0 S: 4 P: 4	R: 0 H: 1 E: 1 LOB: 2 K: 1 BB: 0 S: 7 P: 7

1B: 7	SF: 0	WP: 0 PA: 39
2B: 0	SAC: 0	PB: 0
3B: 0	DP: 0	SB: 0
HR: 0	HBP: 0	CS: 0

AB	34
R	1
H	7
RBI	1
BB	5
SO	2
LOB	14

PITCHER		IP	WLS	BF	H	R	ER	SO	BB	IBB	HBP	BLK	WP	HR	S	P	ERA	WHIP
Mike Fornieles, R ERA: 3.93	(1, 1)	2.1		12	5	1	1	1	1	0	0	0	0	0	13	17	3.86	2.571
Gene Bearden, L ERA: 1.95	(3, 1)	1.1		7	0	0	0	0	3	0	0	0	0	0	4	16	0.00	2.250
Bob Keegan, R ERA:	(4, 1)	5.1	W	20	2	0	0	1	1	0	0	0	0	0	21	25	0.00	0.562

PITCHER	IP	WLS	BF	H	R	ER	SO	BB	IBB	HBP	BLK	WP	HR	S	P	ERA	WHIP

Chicago White Sox @ St. Louis Browns

Sportsman's Park, St. Louis, MO

Mon May 25 1953, 4:33 AM EDT

Att. 4,114 - Unknown

TOP

livebaseballscorecards.com

Batter	1	2	3	4	5	6	7	8	9	AB	R	H	RBI	BB	SO	LOB
Chico Carrasquel, R (1, 6) OBP: 0.295, SLG: 0.315	F7		F3		BB HBP		F7	1B 2B 2-H		4	1	1	1	0	0	0
Jim Rivera, L (1, 8) OBP: 0.357, SLG: 0.336	2B			L5	F2		6-3	1B 1B		5	0	2	0	0	0	1
Ferris Fain, L (1, 3) OBP: 0.386, SLG: 0.338	F7			F9	G5-4-3 BB 1-2		2B BB	1-2 2-H 1B		3	0	1	1	2	0	1
Sam Mele, R (1, 9) OBP: 0.379, SLG: 0.425	F3			BB 2B 1B	G5-4-3 1-2f		1-3 2B	F3		5	1	2	0	0	0	5
Minnie Minoso, R (1, 7) OBP: 0.400, SLG: 0.338		6-3		2B BB 1-2		1-3	IBB		6-3	3	1	0	0	2	0	0
Vern Stephens, R (1, 5) OBP: 0.269, SLG: 0.292		F8		1-H 2B 2-H		HBP 1B	F5		K	5	1	2	2	0	1	3
Sherm Lollar, R (1, 2) OBP: 0.450, SLG: 0.531		F9		1B 2B 2-H		1-2 HBP		6-3	2B BB	3	2	1	1	1	0	0
Nellie Fox, L (1, 4) OBP: 0.323, SLG: 0.375			6-3	1B 2-H		F9		2B 2B	2B 1-H	5	1	3	2	0	0	2
Billy Pierce, L (1, 1) OBP: 0.120, SLG: 0.043			1-3	4-3		K		K	1-3	2	0	0	0	0	0	1
Luis Aloma, R (5, 1)										1	0	0	0	0	1	2
Allie Clark, R (8, PH) OBP: 0.217, SLG: 0.350										1	0	0	0	0	1	1
Harry Dorish, R (8, 1) OBP: 0.125, SLG: 0.125										1	0	0	0	0	0	1

	AB	38
	R	7
	H	12
	RBI	7
	BB	5
	SO	3
	LOB	17

Inning Stats	1	2	3	4	5	6	7	8	9
	R: 0 H: 1 E: 0 LOB: 1 K: 0 BB: 0 S: 4 P: 4	R: 0 H: 0 E: 0 LOB: 0 K: 0 BB: 0 S: 3 P: 3	R: 0 H: 0 E: 0 LOB: 0 K: 0 BB: 0 S: 3 P: 3	R: 4 H: 4 E: 0 LOB: 1 K: 0 BB: 1 S: 7 P: 11	R: 0 H: 0 E: 0 LOB: 1 K: 0 BB: 1 S: 2 P: 7	R: 0 H: 1 E: 0 LOB: 2 K: 1 BB: 0 S: 6 P: 7	R: 0 H: 1 E: 0 LOB: 3 K: 0 BB: 2 S: 4 P: 12	R: 2 H: 4 E: 0 LOB: 2 K: 1 BB: 0 S: 9 P: 9	R: 1 H: 1 E: 0 LOB: 1 K: 1 BB: 1 S: 6 P: 10

	1B: 5	SF: 0	WP: 0	PA: 45
	2B: 7	SAC: 0	PB: 0	
	3B: 0	DP: 1	SB: 0	
	HR: 0	HBP: 2	CS: 0	

PITCHER		IP	WLS	BF	H	R	ER	SO	BB	IBB	HBP	BLK	WP	HR	S	P	ERA	WHIP
Virgil Trucks, R ERA: 2.14	(1, 1)	3.2		17	5	4	4	0	1	0	0	0	0	0	16	20	9.82	1.636
Mike Blyzka, R ERA: 5.68	(4, 1)	0.1		1	0	0	0	0	0	0	0	0	0	0	1	1	0.00	0.000
Hal White, R ERA: 2.61	(5, 1)	0.0		1	0	0	0	0	0	0	1	0	0	0	0	1	∞	∞
Marlin Stuart, R ERA: 7.11	(5, 1)	2.0		8	1	0	0	1	1	0	1	0	0	0	8	13	0.00	1.000
Harry Brecheen, L ERA: 3.72	(7, 1)	1.2	L	12	5	2	2	1	1	1	0	0	0	0	12	20	10.80	3.600

PITCHER		IP	WLS	BF	H	R	ER	SO	BB	IBB	HBP	BLK	WP	HR	S	P	ERA	WHIP
Satchel Paige, R ERA: 3.8	(8, 1)	1.1		6	1	1	1	1	1	0	0	0	0	0	7	11	6.75	1.500

BOTTOM

Chicago White Sox @ St. Louis Browns

Sportsman's Park, St. Louis, MO

Mon May 25 1953, 4:33 AM EDT

Att. 4,114 - Unknown

livebaseballscorecards.com

Batter	1	2	3	4	5	6	7	8	9	AB	R	H	RBI	BB	SO	LOB
Johnny Groth, R (1, 8) OBP: 0.322, SLG: 0.333	BBBB 4-0 SH BB	x 0-0 ③ F9		x 0-0 ② F5		x 0-0 ① F6	x 0-0 1-2 3-H 1B		x 0-0 ③ F9	5	0	1	1	1	0	7
Neil Berry, R (1, 6) (9, 5)	x 0-0 SH FC5-4 1-2		x 0-0 ① 4-3	x 0-0 1-2 2-H 3-H 1B		x 0-0 ② F4	x 0-0 ③ 5-3			4	0	1	2	0	0	4
Roy Sievers, R (1, 3) OBP: 0.267, SLG: 0.254 Dick Kryhoski, L (6, PH) OBP: 0.387, SLG: 0.615 (7, 3)	x 0-0 ① F9		BBBB 4-0 G5-3 BB BB	x 0-0 ③ F7		4-0 BB 1-2 2-3 IBB		x 0-0 2B		2 1	0 0	0 1	0 0	1 1	0 0	4 0
Don Lenhardt, R (1, 7) OBP: 0.350, SLG: 0.417	x 0-0 ② F8		BBBB 4-0 1-2 BB		BBBB 4-0 BB BB	BBBB 4-0 1-2 2-3 3-H BB		x 0-0 ① 6-3		2	0	0	1	3	0	3
Les Moss, R (1, 2) OBP: 0.338, SLG: 0.431 Clint Courtney, L (6, PH) OBP: 0.297, SLG: 0.235 (7, 2)	x 0-0 ③ FC5-4 1-2f	x 0-0 ②③ G5-3 2-3f			SSS 0-3 ① K	x 0-0 ③ F8		x 0-0 ② F7		3 2	0 0	0 0	0 0	0 0	1 0	5 4
Bob Elliott, R (1, 5) OBP: 0.395, SLG: 0.421 Willy Miranda, S (7, PR) OBP: 0.400, SLG: 0.250 (8, 5) Dick Kokos, L (8, PH) OBP: 0.386, SLG: 0.318 Billy Hunter, R (9, 6) OBP: 0.289, SLG: 0.274		x 0-0 ① 6-3		x 0-0 E 5-3 1B 1B	BBB 4-0 1-2 G6-4-3 BB		x 0-0 SH2-4 BLK 1B 1B	x 0-0 ③ 4-3		3 0 1 0	1 1 0 0	2 0 0 0	0 0 0 0	1 0 0 0	0 0 0 0	0 0 1 0
Jim Dyck, R (1, 9) OBP: 0.304, SLG: 0.184		x 0-0 ② F8		x 0-0 ① 5-3 1-2	x 0-0 ②③ G6-4-3 1-2f		x 0-0 ① SH2-4 1-3		x 0-0 ① F4	4	0	0	0	0	0	3
Bobby Young, L (1, 4) OBP: 0.354, SLG: 0.377		x 0-0 E 2B		BBBB 4-0 E 1B BB		x 0-0 IBB BB 2B	III 4-0 FC3-6 IBB		x 0-0 1B	3	3	3	0	2	0	0
Virgil Trucks, R (1, 1) OBP: 0.000, SLG: 0.091 Mike Blyzka, R (4, 1) Vic Wertz, L (4, PH) OBP: 0.364, SLG: 0.478 Bob Cain, L (4, PR) OBP: 0.667, SLG: 0.667 Hal White, R (5, 1) Marlin Stuart, L (6, 1) OBP: 0.667, SLG: 1.000 Hank Edwards, L (6, PH) OBP: 0.000, SLG: 0.000 Harry Brecheen, L (7, 1) OBP: 0.000, SLG: 0.000 Satchel Paige, R (8, 1) Don Larsen, R (9, PH) OBP: 0.100, SLG: 0.217	x 0-0 E1 2-H 1B			x 0-0 E4 1B 1-2 2-3		BBBB 4-0 BB BB IBB BB	x 0-0 ② FC3-6 1-2f 1B		x 0-0 ② F5	1 0 1 0 0 0 0 1 0 1	0 0 0 0 0 0 0 0 0 0	1 0 0 0 0 0 0 0 0 0	1 0 0 0 0 1 0 0 0 0	0 0 0 0 0 0 0 0 0 0	0 0 2 0 0 0 0 2 0 1	0 0 0 0 0 0 0 0 0 1
Inning Stats	R: 0 E: 1 K: 0 S: 4 H: 0 LOB: 2 BB: 1 P: 8	R: 1 E: 1 K: 0 S: 5 H: 2 LOB: 1 BB: 0 P: 5	R: 0 E: 0 K: 0 S: 2 H: 0 LOB: 1 BB: 2 P: 10	R: 2 E: 1 K: 0 S: 6 H: 2 LOB: 2 BB: 1 P: 10	R: 0 E: 0 K: 1 S: 4 H: 0 LOB: 1 BB: 2 P: 12	R: 1 E: 0 K: 0 S: 4 H: 1 LOB: 3 BB: 3 P: 16	R: 1 E: 0 K: 0 S: 5 H: 2 LOB: 2 BB: 1 P: 9	R: 0 E: 0 K: 0 S: 4 H: 1 LOB: 1 BB: 0 P: 4	R: 0 E: 0 K: 0 S: 4 H: 1 LOB: 1 BB: 0 P: 4	1B: 6 2B: 3 3B: 0 HR: 0 SF: 0 SAC: 2 DP: 2 HBP: 0						

AB	34
R	5
H	9
RBI	5
BB	10
SO	1
LOB	36

WP: 0 PA: 46
PB: 0
SB: 0
CS: 0

PITCHER		IP	WLS	BF	H	R	ER	SO	BB	IBB	HBP	BLK	WP	HR	S	P	ERA	WHIP
Billy Pierce, L ERA: 2.89	(1, 1)	4.0		22	4	3	1	0	5	0	0	0	0	0	17	37	2.25	2.250
Luis Aloma, R ERA: 4.4	(5, 1)	3.0	W	16	3	2	2	1	3	2	0	1	0	0	13	33	6.00	2.000
Harry Dorish, R ERA: 2.91	(8, 1)	2.0	S	8	2	0	0	0	0	0	0	0	0	0	8	8	0.00	1.000

PITCHER	IP	WLS	BF	H	R	ER	SO	BB	IBB	HBP	BLK	WP	HR	S	P	ERA	WHIP

Chicago White Sox @ St. Louis Browns

Sportsman's Park, St. Louis, MO

Tue May 26 1953, 4:33 AM EDT

Att. 3,614 - Unknown

TOP

livebaseballscorecards.com

Batter	1	2	3	4	5	6	7	8	9	AB	R	H	RBI	BB	SO	LOB
Chico Carrasquel, R (1, 6) OBP: 0.299, SLG: 0.326	SH1-3 L8 2B	F8		G6-3 1-2 1B	FC5-4 1-2f			F9		5	1	2	0	0	0	3
Jim Rivera, L (1, 8) OBP: 0.354, SLG: 0.348	SH1-3 2-3		6-3	G6-3 1-2f		4-3		1B 3B		4	1	1	0	0	0	2
Ferris Fain, L (1, 3) OBP: 0.393, SLG: 0.370	L8 3-H		HR		1B 2B 1B	L5		BB 3-H 1B		5	2	3	3	0	0	0
Sam Mele, R (1, 9) OBP: 0.395, SLG: 0.445	F8		E 1B		2B 1-2 1B	2B		BBB 4-0 1-2 BB		4	1	3	0	1	0	0
Minnie Minoso, R (1, 7) OBP: 0.400, SLG: 0.348		SH3-4 FC4-6 BB 1B	SSS K		E 1-H 2-H 1B 2B	5-3		F6		5	2	2	2	0	1	4
Vern Stephens, R (1, 5) OBP: 0.266, SLG: 0.280		BBBB 4-0 FC4-6 SH3-4 1-2 BB	E9 1-2		E2 1B 2-3 1B		6-3	F6		4	1	0	0	1	0	4
Bud Sheely, L (1, 2) OBP: 0.667, SLG: 0.571		SH3-4 1-2 2-3	L3		1-H 3-H 1B		BBBB 4-0 FC6-4 BB		G3-6-3 1B	3	0	2	2	1	0	2
Nellie Fox, L (1, 4) OBP: 0.326, SLG: 0.368		BBBB 4-0 FC4-6 BB		BBBB 4-0 1B BB	3-1		F7	G3-6-3 1-2f		3	0	0	0	2	0	2
Tommy Byrne, L (1, 1) OBP: 0.313, SLG: 0.429 Mike Fornieles, R (6, 1) OBP: 0.091, SLG: 0.182		FC4-6 1-2f 2-3 3-H		SSS K	FC5-4 1B		FC6-4 1-2f		5-3	3 2	0 0	1 0	1 0	0 0	1 0	3 1

	AB	38
	R	8
	H	14
	RBI	8
	BB	5
	SO	2
	LOB	21

Inning Stats																																		
	R: 1	E: 0	K: 0	S: 4	H: 1	LOB: 0	BB: 0	P: 4	R: 1	E: 0	K: 0	S: 4	H: 1	LOB: 2	BB: 2	P: 12	R: 1	E: 1	K: 1	S: 8	H: 2	LOB: 2	BB: 0	P: 8	R: 0	E: 0	K: 1	S: 5	H: 1	LOB: 1	BB: 1	P: 9
	R: 4	E: 1	K: 0	S: 8	H: 5	LOB: 1	BB: 0	P: 8	R: 0	E: 0	K: 0	S: 4	H: 1	LOB: 1	BB: 0	P: 4	R: 0	E: 0	K: 0	S: 3	H: 0	LOB: 1	BB: 1	P: 7	R: 1	E: 0	K: 0	S: 5	H: 2	LOB: 2	BB: 1	P: 9
	R: 0	E: 0	K: 0	S: 3	H: 1	LOB: 0	BB: 0	P: 3	1B: 9	2B: 3	3B: 1	HR: 1	SF: 0	SAC: 2	DP: 2	HBP: 0	WP: 0	PB: 0	SB: 0	CS: 0	PA: 45													

PITCHER		IP	WLS	BF	H	R	ER	SO	BB	IBB	HBP	BLK	WP	HR	S	P	ERA	WHIP
Duane Pillette, R ERA: 5.73	(1, 1)	4.1	L	25	9	7	6	2	3	0	0	0	0	1	26	38	12.46	2.769
Mike Blyzka, R ERA: 5.16	(5, 1)	3.2		17	4	1	1	0	2	0	0	0	0	0	15	23	2.46	1.636
Marlin Stuart, R ERA: 6.59	(9, 1)	1.0		3	1	0	0	0	0	0	0	0	0	0	3	3	0.00	1.000

PITCHER	IP	WLS	BF	H	R	ER	SO	BB	IBB	HBP	BLK	WP	HR	S	P	ERA	WHIP

Batter	1	2	3	4	5	6	7	8	9	AB	R	H	RBI	BB	SO	LOB
Johnny Groth, R (1, 8) OBP: 0.331, SLG: 0.338	7-4 SH1-3 1B	FC4 1-2f		FC6-4 1B 2-3 3-H		5-3 BB 1-2 2-3		K 1-2		4	0	2	1	1	1	4
Roy Sievers, R (1, 3) OBP: 0.253, SLG: 0.239	SH1-3 1-2		K	FC6-4 1-2f		5-3 1-2 2-3 3-H			K	4	0	0	1	0	2	4
Jim Dyck, R (1, 9) OBP: 0.330, SLG: 0.228	BB		BB		4-3 2B	6-3			2B	3	0	2	0	2	0	2
Bob Elliott, R (1, 5) OBP: 0.381, SLG: 0.402	7-4 2-3f		F4		F7		F8		6-3	5	0	0	0	0	0	5
Don Lenhardt, R (1, 7) OBP: 0.311, SLG: 0.366		K	F8		4-3 2-3		1-3		1-3	5	0	0	0	0	1	3
Clint Courtney, L (1, 2) OBP: 0.308, SLG: 0.239		BB BB BB		SH5-3 1B 1B 1B	F8		F9			3	1	1	0	1	0	1
Billy Hunter, R (1, 6) OBP: 0.305, SLG: 0.284		BB 1-2 BB		1B SH5-3 1-2 1B		BB BB 5-3 1B		L4		3	1	2	0	1	0	0
Bobby Young, L (1, 4) OBP: 0.354, SLG: 0.371		F6		SH5-3 1-2 2-3		F5		FC4-6 BB		2	0	0	0	1	0	3
Duane Pillette, R (1, 1) OBP: 0.273, SLG: 0.222 Mike Blyzka, R (5, 1) Hank Edwards, L (8, PH) OBP: 0.400, SLG: 0.333 Marlin Stuart, L (9, 1) OBP: 0.667, SLG: 1.000		FC4 1-2 2-3 BB		F2		5-3 BB 1-2 BB		FC4-6 WP 1-2f		1 0 1 0	0 0 0 0	0 0 0 0	0 0 0 0	1 1 0 0	0 0 0 0	2 0 1 0
Inning Stats	R: 0 E: 0 K: 0 S: 3 H: 1 LOB: 1 BB: 1 P: 7	R: 0 E: 0 K: 1 S: 5 H: 0 LOB: 3 BB: 3 P: 17	R: 0 E: 0 K: 1 S: 5 H: 0 LOB: 1 BB: 1 P: 9	R: 1 E: 0 K: 0 S: 6 H: 3 LOB: 2 BB: 0 P: 6	R: 0 E: 0 K: 0 S: 4 H: 1 LOB: 1 BB: 0 P: 4	R: 1 E: 0 K: 0 S: 4 H: 1 LOB: 2 BB: 2 P: 12	R: 0 E: 0 K: 0 S: 3 H: 0 LOB: 0 BB: 0 P: 3	R: 0 E: 0 K: 1 S: 5 H: 0 LOB: 1 BB: 1 P: 9	R: 0 E: 0 K: 1 S: 6 H: 1 LOB: 1 BB: 0 P: 6	1B: 5 2B: 3 3B: 0 HR: 0	SF: 0 SAC: 2 DP: 1 HBP: 0						

PITCHER	IP	WLS	BF	H	R	ER	SO	BB	IBB	HBP	BLK	WP	HR	S	P	ERA	WHIP
Tommy Byrne, L (1, 1) ERA: 9.6	5.1	W	28	6	2	2	2	7	0	0	0	0	0	25	53	3.38	2.438
Mike Fornieles, R (6, 1) ERA: 3.55	3.2	S	13	1	0	0	2	1	0	0	0	1	0	16	20	0.00	0.545

PITCHER	IP	WLS	BF	H	R	ER	SO	BB	IBB	HBP	BLK	WP	HR	S	P	ERA	WHIP

BOTTOM

Chicago White Sox @ St. Louis Browns

Sportsman's Park, St. Louis, MO

Tue May 26 1953, 4:33 AM EDT

Att. 3,614 - Unknown

livebaseballscorecards.com

AB	31
R	2
H	7
RBI	2
BB	8
SO	4
LOB	25



1B: 5	SF: 0	WP: 1	PA: 41		
2B: 3	SAC: 2	PB: 0			
3B: 0	DP: 1	SB: 0			
HR: 0	HBP: 0	CS: 0			

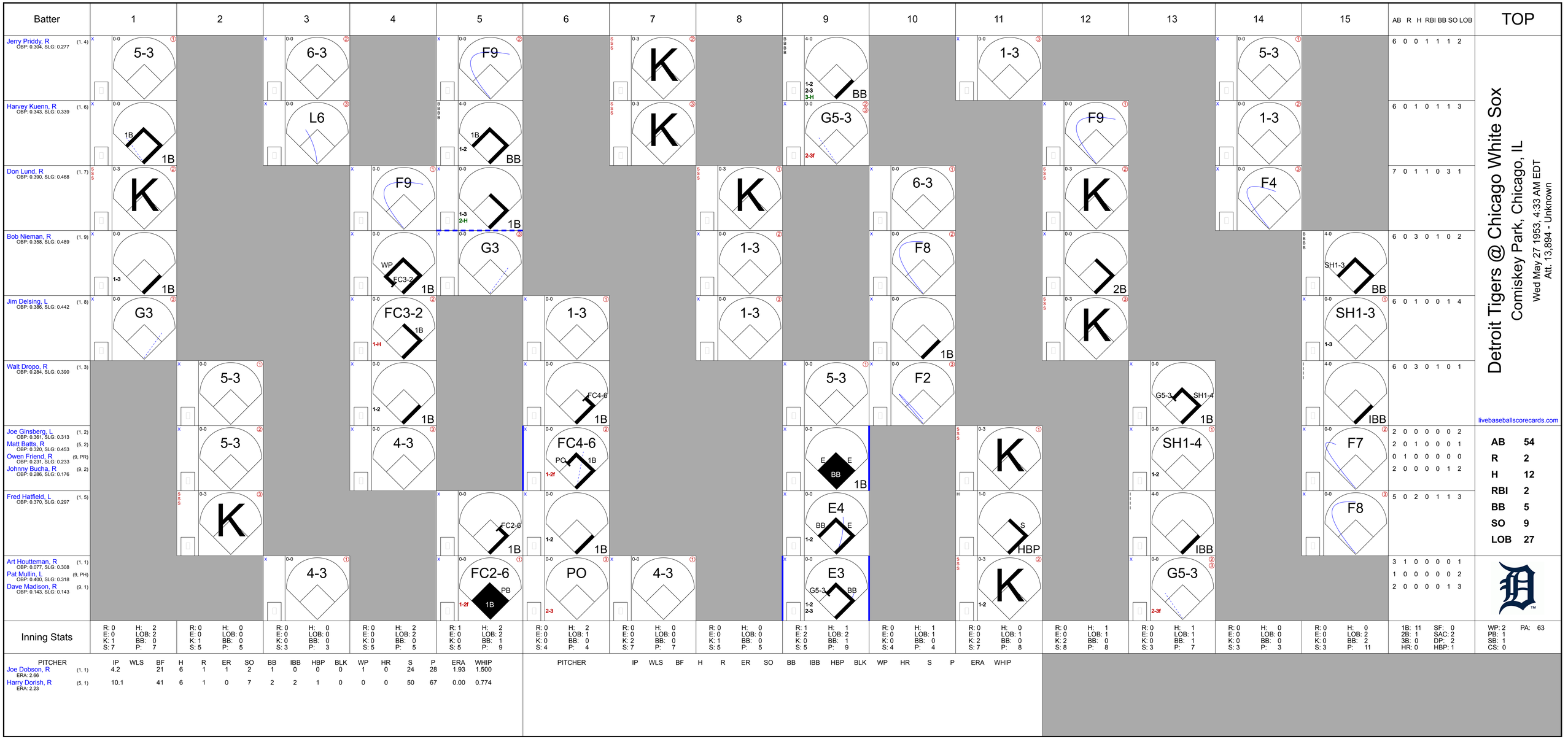
Batter
1
2
3
4
5
6
7
8
9
10
11
12
13
14
15
AB R H RBI BB SO LOB
TOP
Jerry Priddy, R (1, 4)
OBP: 0.304, SLG: 0.277
5-3
F9
K
BB
1-3
6-3
F4
6 0 0 1 1 1 2
Harvey Kuenn, R (1, 6)
OBP: 0.343, SLG: 0.339
1B
L6
G5-3
F9
1-3
6 0 1 0 1 1 3
Don Lund, R (1, 7)
OBP: 0.390, SLG: 0.468
K
F9
1-3
2-H
7 0 1 1 0 3 1
Bob Nieman, R (1, 9)
OBP: 0.358, SLG: 0.489
WP
FC3-2
G3
F8
2B
SH1-3
BB
6 0 3 0 1 0 2
Jim Delsing, L (1, 8)
OBP: 0.386, SLG: 0.442
G3
FC3-2
1-3
1-3
F2
SH1-3
6 0 1 0 0 1 4
Walt Dropo, R (1, 3)
OBP: 0.284, SLG: 0.390
5-3
FC4-6
G5-3
SH1-4
IBB
6 0 3 0 1 0 1
Joe Ginsberg, L (1, 2)
OBP: 0.361, SLG: 0.313
Matt Batts, R (5, 2)
OBP: 0.320, SLG: 0.453
Owen Friend, R (9, PR)
OBP: 0.231, SLG: 0.233
Johnny Bucha, R (9, 2)
OBP: 0.286, SLG: 0.176
5-3
4-3
FC4-6
PO
E
BB
1B
SH1-4
F7
2 0 0 0 0 0 2
2 0 1 0 0 0 1
0 1 0 0 0 0 0
2 0 0 0 0 1 2
Fred Hatfield, L (1, 5)
OBP: 0.370, SLG: 0.297
K
FC2-6
E4
BB
E
HBP
IBB
F8
5 0 2 0 1 1 3
Art Houtteman, R (1, 1)
OBP: 0.077, SLG: 0.308
Pat Mullin, L (9, PH)
OBP: 0.400, SLG: 0.318
Dave Madison, R (9, 1)
OBP: 0.143, SLG: 0.143
4-3
FC2-6
PB
PO
4-3
E3
G5-3
BB
K
G5-3
3 1 0 0 0 0 1
1 0 0 0 0 0 2
2 0 0 0 0 1 3
Inning Stats
R: 0 H: 2 E: 0 LOB: 2 K: 1 BB: 0 S: 7 P: 7
R: 0 H: 0 E: 0 LOB: 0 K: 1 BB: 0 S: 5 P: 5
R: 0 H: 0 E: 0 LOB: 0 K: 0 BB: 0 S: 3 P: 3
R: 0 H: 2 E: 0 LOB: 2 K: 0 BB: 0 S: 5 P: 5
R: 1 H: 2 E: 0 LOB: 2 K: 0 BB: 1 S: 5 P: 9
R: 0 H: 2 E: 0 LOB: 1 K: 0 BB: 0 S: 4 P: 4
R: 0 H: 0 E: 0 LOB: 0 K: 2 BB: 0 S: 7 P: 7
R: 0 H: 0 E: 0 LOB: 0 K: 1 BB: 0 S: 5 P: 5
R: 1 H: 1 E: 2 LOB: 2 K: 0 BB: 1 S: 5 P: 9
R: 0 H: 1 E: 0 LOB: 1 K: 0 BB: 0 S: 4 P: 4
R: 0 H: 0 E: 0 LOB: 1 K: 2 BB: 0 S: 7 P: 8
R: 0 H: 1 E: 0 LOB: 1 K: 2 BB: 0 S: 8 P: 8
R: 0 H: 1 E: 0 LOB: 1 K: 0 BB: 1 S: 3 P: 7
R: 0 H: 0 E: 0 LOB: 0 K: 0 BB: 0 S: 3 P: 3
R: 0 H: 0 E: 0 LOB: 2 K: 0 BB: 2 S: 3 P: 11
1B: 11 SF: 0 2B: 1 SAC: 2 3B: 0 DP: 2 HR: 0 HBP: 1
WP: 2 PA: 63 PB: 1 SB: 1 CS: 0
PITCHER IP WLS BF H R ER SO BB IBB HBP BLK WP HR S P ERA WHIP
Joe Dobson, R (1, 1) ERA: 2.66 4.2 21 6 1 1 2 1 0 0 0 1 0 24 28 0.00 1.500
Harry Dorish, R (5, 1) ERA: 2.23 10.1 41 6 1 0 7 2 2 1 0 0 0 50 67 0.00 0.774
PITCHER IP WLS BF H R ER SO BB IBB HBP BLK WP HR S P ERA WHIP
Detroit Tigers @ Chicago White Sox
Comiskey Park, Chicago, IL
Wed May 27 1953, 4:33 AM EDT
Att. 13,894 - Unknown
livebaseballscorecards.com
AB 54
R 2
H 12
RBI 2
BB 5
SO 9
LOB 27

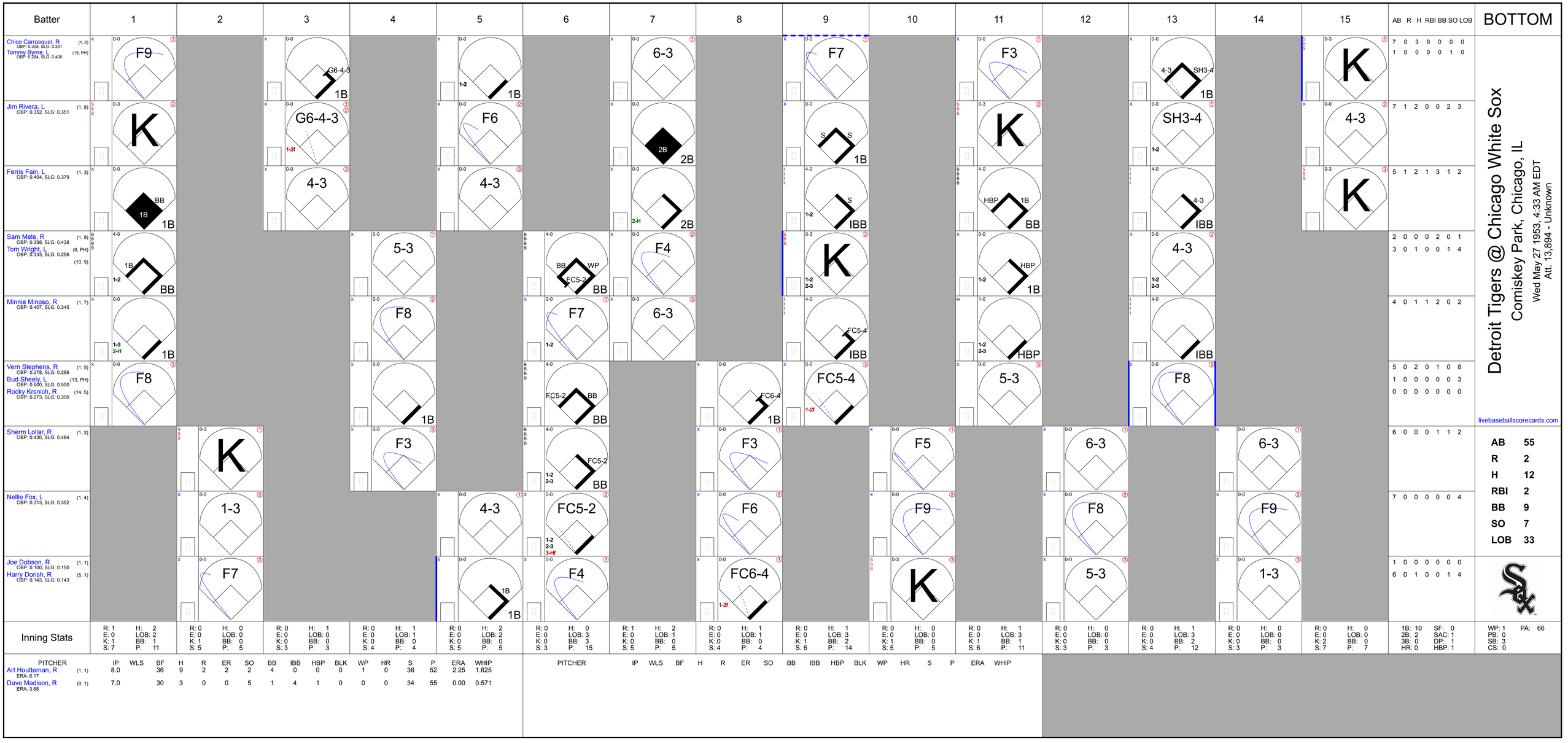
Batter
1
2
3
4
5
6
7
8
9
10
11
12
13
14
15
AB R H RBI BB SO LOB
BOTTOM
Chico Carrasquel, R (1, 6)
OBP: 0.305, SLG: 0.331
Tommy Byrne, L (15, PH)
OBP: 0.294, SLG: 0.400
F9
G6-4-3
1B
1-2
6-3
F7
F3
4-3
SH3-4
K
7 0 3 0 0 0 0
1 0 0 0 0 1 0
Jim Rivera, L (1, 8)
OBP: 0.352, SLG: 0.351
K
G6-4-3
1-2f
F6
2B
S
SH3-4
4-3
7 1 2 0 0 2 3
Ferris Fain, L (1, 3)
OBP: 0.404, SLG: 0.379
BB
1B
4-3
IBB
HBP
5 1 2 1 3 1 2
Sam Mele, R (1, 9)
OBP: 0.398, SLG: 0.438
Tom Wright, L (9, PH)
OBP: 0.333, SLG: 0.256 (10, 9)
5-3
BB
WP
FC5-2
F4
2-H
2 0 0 0 2 0 1
3 0 1 0 0 1 4
Minnie Minoso, R (1, 7)
OBP: 0.407, SLG: 0.345
F8
1-3
2-H
F7
FC5-4
HBP
4 0 1 1 2 0 2
Vern Stephens, R (1, 5)
OBP: 0.278, SLG: 0.286
Bud Sheely, L (13, PH)
OBP: 0.600, SLG: 0.500
Rocky Krsnich, R (14, 5)
OBP: 0.273, SLG: 0.300
F8
FC5-2
FC6-4
FC5-4
1-2f
5-3
F8
5 0 2 0 1 0 8
1 0 0 0 0 0 3
0 0 0 0 0 0 0
Sherm Lollar, R (1, 2)
OBP: 0.430, SLG: 0.494
K
F3
1-2
2-3
F5
6-3
6 0 0 0 1 1 2
Nellie Fox, L (1, 4)
OBP: 0.313, SLG: 0.352
1-3
4-3
FC5-2
3-Hf
F6
F9
F8
7 0 0 0 0 0 4
Joe Dobson, R (1, 1)
OBP: 0.100, SLG: 0.150
Harry Dorish, R (5, 1)
OBP: 0.143, SLG: 0.143
F7
F4
FC6-4
1-2f
1-3
1 0 0 0 0 0 0
6 0 1 0 0 1 4
Inning Stats
R: 1 H: 2 E: 0 LOB: 2 K: 1 BB: 1 S: 7 P: 11
R: 0 H: 0 E: 0 LOB: 0 K: 1 BB: 0 S: 5 P: 5
R: 0 H: 1 E: 0 LOB: 0 K: 0 BB: 0 S: 3 P: 3
R: 0 H: 1 E: 0 LOB: 1 K: 0 BB: 0 S: 4 P: 4
R: 0 H: 2 E: 0 LOB: 2 K: 0 BB: 0 S: 5 P: 5
R: 0 H: 0 E: 0 LOB: 3 K: 0 BB: 3 S: 3 P: 15
R: 1 H: 2 E: 0 LOB: 1 K: 0 BB: 0 S: 5 P: 5
R: 0 H: 1 E: 0 LOB: 3 K: 0 BB: 0 S: 4 P: 4
R: 0 H: 1 E: 0 LOB: 3 K: 1 BB: 2 S: 6 P: 14
R: 0 H: 0 E: 0 LOB: 0 K: 1 BB: 0 S: 5 P: 5
R: 0 H: 1 E: 0 LOB: 3 K: 1 BB: 1 S: 6 P: 11
R: 0 H: 0 E: 0 LOB: 0 K: 0 BB: 0 S: 3 P: 3
R: 0 H: 1 E: 0 LOB: 3 K: 0 BB: 2 S: 4 P: 12
R: 0 H: 0 E: 0 LOB: 0 K: 0 BB: 0 S: 3 P: 3
R: 0 H: 0 E: 0 LOB: 0 K: 2 BB: 0 S: 7 P: 7
1B: 10 SF: 0
2B: 2 SAC: 1
3B: 0 DP: 1
HR: 0 HBP: 1
WP: 1 PA: 66
PB: 0
SB: 3
CS: 0
PITCHER IP WLS BF H R ER SO BB IBB HBP BLK WP HR S P ERA WHIP
Art Houtteman, R (1, 1) ERA: 6.17 8.0 36 9 2 2 2 4 0 0 0 1 0 36 52 2.25 1.625
Dave Madison, R (9, 1) ERA: 3.68 7.0 30 3 0 0 5 1 4 1 0 0 0 34 55 0.00 0.571
PITCHER IP WLS BF H R ER SO BB IBB HBP BLK WP HR S P ERA WHIP
Detroit Tigers @ Chicago White Sox
Comiskey Park, Chicago, IL
Wed May 27 1953, 4:33 AM EDT
Att. 13,894 - Unknown
livebaseballscorecards.com
AB 55
R 2
H 12
RBI 2
BB 9
SO 7
LOB 33

Batter	1	2	3	4	5	6	7	8	9	AB	R	H	RBI	BB	SO	LOB
Dale Mitchell, L (1, 7) OBP: 0.281, SLG: 0.374	G5-4-3 1B		HR		F8			K		4	1	2	1	0	1	0
Bob Kennedy, R (8, 7) OBP: 0.383, SLG: 0.392										0	0	0	0	0	0	0
Bobby Avila, R (1, 4) OBP: 0.373, SLG: 0.369	G5-4-3 1-2f		F6			6-3		1B 1B		4	0	1	0	0	0	1
Larry Doby, L (1, 8) OBP: 0.331, SLG: 0.423	K		K			K		K		4	0	0	0	0	4	1
Al Rosen, R (1, 5) OBP: 0.428, SLG: 0.592		SH5-4 1B 1B	F7			HR		1-2 1B		4	1	3	1	0	0	0
Harry Simpson, L (1, 9) OBP: 0.322, SLG: 0.446		1-2 SH5-4 1B		3-1		3B		6-3		4	0	2	0	0	0	2
Bill Glynn, L (1, 3) OBP: 0.344, SLG: 0.243		SH5-4 1-2 2-3		F7		6-3			4-3	3	0	0	0	0	0	1
George Strickland, R (1, 6) OBP: 0.357, SLG: 0.250		F4		6-3			F2		B5-3	4	0	0	0	0	0	2
Jim Hegan, R (1, 2) OBP: 0.308, SLG: 0.366		IBB			G6-4-3 1B		K		F7	3	0	1	0	1	1	0
Mike Garcia, R (1, 1) OBP: 0.269, SLG: 0.346		F6			G6-4-3 1-2f		1-3			3	0	0	0	0	0	4
Inning Stats	R: 0 H: 1 E: 0 LOB: 0 K: 1 BB: 0 S: 5 P: 5	R: 0 H: 2 E: 0 LOB: 3 K: 0 BB: 1 S: 5 P: 9	R: 1 H: 1 E: 0 LOB: 0 K: 1 BB: 0 S: 6 P: 6	R: 0 H: 0 E: 0 LOB: 0 K: 0 BB: 0 S: 3 P: 3	R: 0 H: 1 E: 0 LOB: 0 K: 0 BB: 0 S: 3 P: 3	R: 1 H: 2 E: 0 LOB: 1 K: 1 BB: 0 S: 7 P: 7	R: 0 H: 0 E: 0 LOB: 0 K: 1 BB: 0 S: 5 P: 5	R: 0 H: 2 E: 0 LOB: 2 K: 2 BB: 0 S: 9 P: 9	R: 0 H: 0 E: 0 LOB: 0 K: 0 BB: 0 S: 3 P: 3	1B: 6 SF: 0 2B: 0 SAC: 1 3B: 1 DP: 2 HR: 2 HBP: 0						

TOP

Cleveland Indians @ Chicago White Sox

Comiskey Park, Chicago, IL

Fri May 29 1953, 4:33 AM EDT

Att. 42,779 - Unknown

livebaseballscorecards.com

AB	33
R	2
H	9
RBI	2
BB	1
SO	6
LOB	11

PITCHER		IP	WLS	BF	H	R	ER	SO	BB	IBB	HBP	BLK	WP	HR	S	P	ERA	WHIP
Bob Keegan, R ERA: 1.46	(1, 1)	7.0	L	27	7	2	2	4	0	1	0	0	0	2	34	38	2.57	1.000
Sandy Consuegra, R ERA: 5.73	(8, 1)	2.0		8	2	0	0	2	0	0	0	0	0	0	12	12	0.00	1.000

PITCHER	IP	WLS	BF	H	R	ER	SO	BB	IBB	HBP	BLK	WP	HR	S	P	ERA	WHIP

Batter	1	2	3	4	5	6	7	8	9	AB	R	H	RBI	BB	SO	LOB
Chico Carrasquel, R (1, 6) OBP: 0.310, SLG: 0.336	6-3		F9		S 1B (1-3)		1B (1-2)			4	0	2	0	0	0	1
Jim Rivera, L (1, 8) OBP: 0.343, SLG: 0.342	1-3			K	F8 (1-2, 3-H)		F8			4	0	0	1	0	1	3
Ferris Fain, L (1, 3) OBP: 0.394, SLG: 0.368	F7			F6	F9			6-3		4	0	0	0	0	0	1
Sam Mele, R (1, 9) OBP: 0.394, SLG: 0.440		K		BB 2B		6-3		K		4	0	1	0	0	2	0
Minnie Minoso, R (1, 7) OBP: 0.403, SLG: 0.338		6-3		BB BB		5-3		6-3		3	0	0	0	1	0	0
Vern Stephens, R (1, 5) OBP: 0.277, SLG: 0.278		K		BB (1-2, 2-3)		F8			4-3	3	0	0	0	1	1	0
Nellie Fox, L (1, 4) OBP: 0.319, SLG: 0.358 Allie Clark, R (9, PH) OBP: 0.214, SLG: 0.346			E5 1B (2-3)	F7			FC6-4 1B		6-3	3 1	0 0	2 0	0 0	0 0	0 0	3 0
Red Wilson, R (1, 2) OBP: 0.362, SLG: 0.310			6-3		F8 1B (1B)		FC6-4 1B (1-2f)		F8	4	1	1	0	0	0	2
Bob Keegan, R (1, 1) Tom Wright, L (7, PH) OBP: 0.326, SLG: 0.250 Sandy Consuegra, R (8, 1)			2-3 (2-3)		B2		F8			2 1 0	0 0 0	0 0 0	0 0 0	0 0 0	0 0 0	2 1 0
Inning Stats	R: 0 E: 0 K: 0 S: 3 H: 0 LOB: 0 BB: 0 P: 3	R: 0 E: 0 K: 2 S: 7 H: 0 LOB: 0 BB: 0 P: 7	R: 0 E: 1 K: 0 S: 4 H: 1 LOB: 1 BB: 0 P: 4	R: 0 E: 0 K: 1 S: 6 H: 1 LOB: 3 BB: 2 P: 14	R: 1 E: 0 K: 0 S: 5 H: 2 LOB: 1 BB: 0 P: 5	R: 0 E: 0 K: 0 S: 3 H: 0 LOB: 0 BB: 0 P: 3	R: 0 E: 0 K: 0 S: 5 H: 2 LOB: 2 BB: 0 P: 5	R: 0 E: 0 K: 1 S: 5 H: 0 LOB: 0 BB: 0 P: 5	R: 0 E: 0 K: 0 S: 3 H: 0 LOB: 0 BB: 0 P: 3	1B: 5 2B: 1 3B: 0 HR: 0	SF: 0 SAC: 0 DP: 0 HBP: 0			WP: 0 PB: 0 SB: 1 CS: 0	PA: 35		

PITCHER	IP	WLS	BF	H	R	ER	SO	BB	IBB	HBP	BLK	WP	HR	S	P	ERA	WHIP
Mike Garcia, R (1, 1) ERA: 3.47	9.0	W	35	6	1	1	4	2	0	0	0	0	0	41	49	1.00	0.889

PITCHER	IP	WLS	BF	H	R	ER	SO	BB	IBB	HBP	BLK	WP	HR	S	P	ERA	WHIP

BOTTOM

Cleveland Indians @ Chicago White Sox

Comiskey Park, Chicago, IL

Fri May 29 1953, 4:33 AM EDT

Att. 42,779 - Unknown

livebaseballscorecards.com

AB	33
R	1
H	6
RBI	1
BB	2
SO	4
LOB	13

Batter	1	2	3	4	5	6	7	8	9	AB	R	H	RBI	BB	SO	LOB
Dale Mitchell, L (1, 7) OBP: 0.284, SLG: 0.375	BBBB 4-0 5-3 BB	x 0-0 FC6-4 ③ 1-2f		x 0-0 F8 ①		x 0-0 SH E 2B	x 0-0 F7 ③		x 0-0 F9 ③	5	1	1	0	1	0	5
Bobby Avila, R (1, 4) Hank Majeski, R (8, 4) OBP: 0.222, SLG: 0.222	x 0-0 5-3 ① 1-2		x 0-0 HR 1B	x 0-0 1B 3B		x 0-0 SH E6 2-3		x 0-0 1B 2B		4	3	3	0	0	0	1
										0	0	0	0	0	0	0
Wally Westlake, R (1, 8) OBP: 0.412, SLG: 0.824 Larry Doby, L (6, PH) OBP: 0.333, SLG: 0.424 (6, 8)	x 0-0 F7 ②		x 0-0 HR ① 1-H	x 0-0 G6-4-3 1B 3-H		SSS 0-3 K ①		x 0-0 6-3 2-H		3	1	2	3	0	0	1
										2	0	1	1	0	1	2
Al Rosen, R (1, 5) OBP: 0.420, SLG: 0.600	SSS 0-3 K ③		x 0-0 HR	x 0-0 G6-4-3 ② ③ 1-2f		x 0-0 E6 ② 2B 1-H 3-H		x 0-0 F3 ①		5	2	1	2	0	1	4
Bob Kennedy, R (1, 9) OBP: 0.385, SLG: 0.411		x 0-0 BB 1B 1B	x 0-0 F2 ①		x 0-0 6-3 ①	x 0-0 2B 2-H		x 0-0 6-3 ② 1-2		5	0	2	1	0	0	1
Bill Glynn, L (1, 3) OBP: 0.339, SLG: 0.234		x 0-0 F8 ①	BBBB 4-0 1-3 BB		x 0-0 F3 ②	SSS 0-3 K ③		SSS 0-3 K2-3 ③		4	0	0	0	1	2	3
George Strickland, R (1, 6) OBP: 0.368, SLG: 0.250		x 0-0 BB 1B 1-2	x 0-0 1-3 ② 1-2		BBB 4-0 1B BB		SSS 0-3 K ①		x 0-0 F9 ①	4	0	1	0	1	1	1
Joe Tipton, R (1, 2) OBP: 0.370, SLG: 0.561		BBBB 4-0 FC6-4 BB 1-2 2-3	IIII 4-0 IBB		x 0-0 1B 1-2		SSS 0-3 K ②		x 0-0 FC3-1-6 1B	3	0	2	0	2	1	0
Bob Feller, R (1, 1) Bob Hooper, R (5, 1) OBP: 0.500, SLG: 0.500 Jim Lemon, R (9, PH) OBP: 0.224, SLG: 0.261 Lou Brissie, L (9, 1)		SSS 0-3 K ②	SSS 0-3 K ③		x 0-0 6-3 ③		x 0-0 1B		x 0-0 FC3-1-6 ② 1-2f	3	0	0	0	0	2	7
										1	0	1	0	0	0	0
										1	0	0	0	0	0	1
										0	0	0	0	0	0	0
Inning Stats	R: 0 E: 0 K: 1 S: 5	H: 0 LOB: 1 BB: 1 P: 9	R: 0 E: 0 K: 1 S: 7	H: 2 LOB: 3 BB: 1 P: 11	R: 3 E: 0 K: 1 S: 8	H: 3 LOB: 2 BB: 2 P: 16	R: 1 E: 0 K: 0 S: 4	H: 2 LOB: 0 BB: 0 P: 4	R: 0 E: 0 K: 0 S: 4	H: 1 LOB: 2 BB: 1 P: 8	R: 2 E: 2 K: 2 S: 10	H: 2 LOB: 1 BB: 0 P: 10	R: 0 E: 0 K: 2 S: 8	H: 1 LOB: 1 BB: 0 P: 8	R: 1 E: 0 K: 1 S: 7	H: 2 LOB: 1 BB: 0 P: 7	R: 0 E: 0 K: 0 S: 4	H: 1 LOB: 1 BB: 0 P: 4	1B: 8 2B: 3 3B: 1 HR: 2	SF: 0 SAC: 1 DP: 1 HBP: 0	WP: 0 PB: 0 SB: 0 CS: 0	PA: 46

PITCHER		IP	WLS	BF	H	R	ER	SO	BB	IBB	HBP	BLK	WP	HR	S	P	ERA	WHIP
Billy Pierce, L ERA: 3.28	(1, 1)	3.1	L	21	7	4	4	3	3	1	0	0	0	2	23	39	10.80	3.000
Mike Fornieles, R ERA: 3.32	(4, 1)	2.2		12	3	2	0	2	1	0	0	0	0	0	15	19	0.00	1.500
Luis Aloma, R ERA: 4.41	(7, 1)	2.0		9	3	1	1	3	0	0	0	0	0	0	15	15	4.50	1.500
Sandy Consuegra, R ERA: 5.25	(9, 1)	1.0		4	1	0	0	0	0	0	0	0	0	0	4	4	0.00	1.000

PITCHER	IP	WLS	BF	H	R	ER	SO	BB	IBB	HBP	BLK	WP	HR	S	P	ERA	WHIP

TOP

Cleveland Indians @ Chicago White Sox

Comiskey Park, Chicago, IL

Sat May 30 1953, 4:33 AM EDT

Unknown

livebaseballscorecards.com

AB	40
R	7
H	14
RBI	7
BB	5
SO	8
LOB	26

Batter	1	2	3	4	5	6	7	8	9	AB	R	H	RBI	BB	SO	LOB
Chico Carrasquel, R (1, 6) OBP: 0.308, SLG: 0.329	5-3			BB		F4		F6		3	0	0	0	1	0	2
Jim Rivera, L (1, 8) OBP: 0.347, SLG: 0.361	6-3			FC1-6 FC3-6 1-2f			G4-6-3 BB		IHR	3	1	1	1	1	0	1
Ferris Fain, L (1, 3) OBP: 0.391, SLG: 0.361	6-3			FC3-6 1-2f			G4-6-3 1-2f		G4-6-3 BB	3	0	0	0	1	0	2
Sam Mele, R (1, 9) OBP: 0.383, SLG: 0.425		K		F5			5-3		F8	4	0	0	0	0	1	2
Minnie Minoso, R (1, 7) OBP: 0.406, SLG: 0.338		5-3			FC4-6 1B			BB 1B BB	G4-6-3 1-2f	3	1	1	0	1	0	1
Red Wilson, R (1, 2) OBP: 0.360, SLG: 0.295		L4			FC4-6 G5-4-3 1-2f			1B 1-2 BB		2	0	0	0	1	0	1
Vern Stephens, R (1, 5) OBP: 0.279, SLG: 0.279			FC4-6 1B		G5-4-3 1-2f			K		3	0	1	0	0	1	3
Nellie Fox, L (1, 4) OBP: 0.319, SLG: 0.357			FC4-6 G3-6-1 1-2f			1-3		1-2 2-H 1B		3	0	1	1	0	0	1
Billy Pierce, L (1, 1) OBP: 0.115, SLG: 0.042 Mike Fornieles, R (4, 1) OBP: 0.091, SLG: 0.182 Allie Clark, R (6, PH) OBP: 0.212, SLG: 0.341 Luis Aloma, R (7, 1) OBP: 0.278, SLG: 0.375 Tommy Byrne, L (8, PH) Sandy Consuegra, R (9, 1)			G3-6-1 1-2f			5-3		F6		1 0 1 0 1 0	0 0 0 0 0 0	0 0 0 0 0 0	0 0 0 0 0 0	0 0 0 0 0 0	0 0 0 0 0 0	1 0 0 0 2 0
Inning Stats	R: 0 E: 0 K: 0 S: 3 H: 0 LOB: 0 BB: 0 P: 3	R: 0 E: 0 K: 1 S: 5 H: 0 LOB: 0 BB: 0 P: 5	R: 0 E: 0 K: 0 S: 3 H: 1 LOB: 0 BB: 0 P: 3	R: 0 E: 0 K: 0 S: 3 H: 0 LOB: 1 BB: 1 P: 7	R: 0 E: 0 K: 0 S: 3 H: 1 LOB: 0 BB: 0 P: 3	R: 0 E: 0 K: 0 S: 3 H: 0 LOB: 0 BB: 0 P: 3	R: 0 E: 0 K: 0 S: 2 H: 0 LOB: 0 BB: 1 P: 6	R: 1 E: 0 K: 1 S: 6 H: 1 LOB: 2 BB: 2 P: 14	R: 1 E: 0 K: 0 S: 3 H: 1 LOB: 0 BB: 1 P: 7	1B: 3 2B: 0 3B: 0 HR: 1	SF: 0 SAC: 0 DP: 4 HBP: 0					

PITCHER		IP	WLS	BF	H	R	ER	SO	BB	IBB	HBP	BLK	WP	HR	S	P	ERA	WHIP
Bob Feller, R ERA: 3.4	(1, 1)	4.0		14	2	0	0	1	1	0	0	0	0	0	15	19	0.00	0.750
Bob Hooper, R ERA: 4.61	(5, 1)	4.0	W	14	1	1	1	1	3	0	0	0	0	0	13	25	2.25	1.000
Lou Brissie, L ERA: 9.0	(9, 1)	1.0	S	4	1	1	1	0	1	0	0	0	0	0	3	7	9.00	2.000

PITCHER	IP	WLS	BF	H	R	ER	SO	BB	IBB	HBP	BLK	WP	HR	S	P	ERA	WHIP

BOTTOM

Cleveland Indians @ Chicago White Sox

Comiskey Park, Chicago, IL

Sat May 30 1953, 4:33 AM EDT

Unknown

livebaseballscorecards.com

AB	27
R	2
H	4
RBI	2
BB	5
SO	2
LOB	16

WP: 0 PA: 32
PB: 0
SB: 0
CS: 0

Batter	1	2	3	4	5	6	7	8	9	AB	R	H	RBI	BB	SO	LOB
Dale Mitchell, L (1, 7) OBP: 0.290, SLG: 0.370	4-3	K 3-H			BB HR 1B	1B 1-2		F6		4	1	1	0	1	1	1
Wally Westlake, R (9, 7) OBP: 0.412, SLG: 0.824										0	0	0	0	0	0	0
Bobby Avila, R (1, 4) OBP: 0.383, SLG: 0.394	BB		FC4-6 BB		F4	F4			F9	3	0	0	0	2	0	3
Larry Doby, L (1, 8) OBP: 0.329, SLG: 0.415	F7		FC4-6 1B 1-2f		HR 1-2 1B	1-3			K	5	1	1	0	0	1	4
Al Rosen, R (1, 5) OBP: 0.426, SLG: 0.630	4-3		G6-4-3 1-2 1B		HR 1-H 2-H		2B		F2	5	1	3	3	0	0	1
Bob Kennedy, R (1, 9) OBP: 0.377, SLG: 0.390		E9 FC3-6	G6-4-3 1-2f		F4		BB K			3	0	0	0	1	0	2
Bill Glynn, L (1, 3) OBP: 0.336, SLG: 0.234		FC3-6 BB 1B 1-2f		K	1B		K 1-2			4	1	1	0	0	2	3
George Strickland, R (1, 6) OBP: 0.391, SLG: 0.222		BB WP 1B 1-2		BB	F8		F8			2	1	0	0	2	0	2
Jim Hegan, R (1, 2) OBP: 0.305, SLG: 0.360		F5		K		1B		5-3		4	0	1	0	0	1	3
Early Wynn, S (1, 1) OBP: 0.333, SLG: 0.435		1B 1-3 2-H		4-3		K		6-3		4	0	1	1	0	1	2
Al Aber, L (9, 1)										0	0	0	0	0	0	0
Inning Stats	R: 0 E: 0 K: 0 S: 3 H: 0 LOB: 1 BB: 1 P: 7	R: 2 E: 1 K: 1 S: 7 H: 1 LOB: 1 BB: 1 P: 11	R: 0 E: 0 K: 0 S: 3 H: 1 LOB: 1 BB: 1 P: 7	R: 0 E: 0 K: 2 S: 7 H: 0 LOB: 1 BB: 1 P: 11	R: 3 E: 0 K: 0 S: 6 H: 3 LOB: 1 BB: 1 P: 10	R: 0 E: 0 K: 1 S: 7 H: 2 LOB: 2 BB: 0 P: 7	R: 0 E: 0 K: 1 S: 5 H: 1 LOB: 1 BB: 1 P: 9	R: 0 E: 0 K: 0 S: 3 H: 0 LOB: 0 BB: 0 P: 3	R: 0 E: 0 K: 1 S: 5 H: 0 LOB: 0 BB: 0 P: 5	1B: 6 2B: 1 3B: 0 HR: 1 SF: 0 SAC: 0 DP: 1 HBP: 0						

PITCHER	IP	WLS	BF	H	R	ER	SO	BB	IBB	HBP	BLK	WP	HR	S	P	ERA	WHIP
Lou Kretlow, R (1, 1) ERA: 3.38	4.1		22	4	5	3	3	5	0	0	0	1	1	23	43	6.23	2.077
Gene Bearden, L (5, 1) ERA: 1.67	4.2	W	18	4	0	0	3	1	0	0	0	0	0	23	27	0.00	1.071

PITCHER	IP	WLS	BF	H	R	ER	SO	BB	IBB	HBP	BLK	WP	HR	S	P	ERA	WHIP

TOP

Cleveland Indians @ Chicago White Sox

Comiskey Park, Chicago, IL

Sat May 30 1953, 4:38 AM EDT

Att. 41,971 - Unknown

livebaseballscorecards.com

AB	34
R	5
H	8
RBI	4
BB	6
SO	6
LOB	21

Batter	1	2	3	4	5	6	7	8	9	AB	R	H	RBI	BB	SO	LOB
Chico Carrasquel, R (1, 6) OBP: 0.323, SLG: 0.353	0-0 1B 2B		0-0 ① F7		0-0 1B 1B 1B	BBB 4-0 1-2 BB			0-0 SH1-4 1B 2B	4	3	3	0	1	0	0
Jim Rivera, L (1, 8) OBP: 0.345, SLG: 0.358	0-0 S PB 2-H 1B		0-0 ② L9		SSS 0-3 ② K	0-0 ③ F7			0-0 ① SH1-4 2-3	4	1	1	1	0	1	3
Ferris Fain, L (1, 3) OBP: 0.402, SLG: 0.388	0-0 ① F8 1-H		0-0 3B 2B		0-0 1B 1-2 1B		0-0 G3-5-6 2B		0-0 3-H 1B	5	1	4	1	0	0	0
Tom Wright, L (1, 9) OBP: 0.340, SLG: 0.318	SSS 0-3 ② K		0-0 2-H 3B		0-0 FC4 1-2 2-H 1B		0-0 ①② G3-5-6 2-3f			4	0	2	2	0	1	1
Minnie Minoso, R (1, 7) OBP: 0.397, SLG: 0.329	0-0 ③ F8		SSS 0-3 ③ K		0-0 ③ FC4 1-2f		SSS 0-3 ③ K			4	0	0	0	0	2	3
Sherm Lollar, R (1, 2) OBP: 0.432, SLG: 0.505		0-0 ① F7		0-0 FC1-6 1B		0-0 1B 2B		0-0 ① F8		4	1	2	0	0	0	0
Nellie Fox, L (1, 4) OBP: 0.317, SLG: 0.355		0-0 1B		0-0 ① FC1-6 G5-4-3 1-2f		0-0 ① P4		0-0 ② F7		4	0	1	0	0	0	2
Rocky Krsnich, R (1, 5) OBP: 0.271, SLG: 0.318		0-0 ② F9		0-0 ②③ G5-4-3 1-2f		0-0 ② F3		0-0 2B		4	0	1	0	0	0	3
Lou Kretlow, R (1, 1) Gene Bearden, L (5, 1) OBP: 0.200, SLG: 0.200	SSS 0-3 ③ K				0-0 ① G3	0-0 2-H BB 1B		0-0 ③ 4-3		1 3	0 0	0 1	0 1	0 0	1 0	1 1
Inning Stats	R: 2 E: 0 K: 1 S: 7 H: 2 LOB: 0 BB: 0 P: 7	R: 0 E: 0 K: 1 S: 6 H: 1 LOB: 1 BB: 0 P: 6	R: 1 E: 0 K: 1 S: 7 H: 2 LOB: 1 BB: 0 P: 7	R: 0 E: 0 K: 0 S: 3 H: 1 LOB: 0 BB: 0 P: 3	R: 1 E: 0 K: 1 S: 8 H: 3 LOB: 2 BB: 0 P: 8	R: 1 E: 0 K: 0 S: 5 H: 2 LOB: 2 BB: 1 P: 9	R: 0 E: 0 K: 1 S: 5 H: 1 LOB: 0 BB: 0 P: 5	R: 0 E: 0 K: 0 S: 4 H: 1 LOB: 1 BB: 0 P: 4	R: 1 E: 0 K: 0 S: 3 H: 2 LOB: 1 BB: 0 P: 3	1B: 8 2B: 7 3B: 1 HR: 0	SF: 0 SAC: 1 DP: 2 HBP: 0						

PITCHER		IP	WLS	BF	H	R	ER	SO	BB	IBB	HBP	BLK	WP	HR	S	P	ERA	WHIP
Early Wynn, R ERA: 3.19	(1, 1)	8.1	L	38	14	6	5	5	1	0	0	0	0	0	47	51	5.40	1.800
Al Aber, L ERA: 7.5	(9, 1)	0.0		1	1	0	0	0	0	0	0	0	0	0	1	1	∞	∞

PITCHER	IP	WLS	BF	H	R	ER	SO	BB	IBB	HBP	BLK	WP	HR	S	P	ERA	WHIP

BOTTOM

Cleveland Indians @ Chicago White Sox

Comiskey Park, Chicago, IL

Sat May 30 1953, 4:38 AM EDT

Att. 41,971 - Unknown

livebaseballscorecards.com

AB	37
R	6
H	15
RBI	5
BB	1
SO	5
LOB	14

Batter	1	2	3	4	5	6	7	8	9	AB	R	H	RBI	BB	SO	LOB
Johnny Groth, R (1, 8) OBP: 0.348, SLG: 0.400	BBBB 4-0 1B F8 BB	0-0 2-H 2B			0-0 ① 6-3	0-0 ② 1-4-3 1-2 2-3 3-H		0-0 1-2 2-H G4-6-3 1B		4	1	2	3	1	0	2
Bobby Young, L (1, 4) OBP: 0.349, SLG: 0.381	0-0 1-3 BB 1B	0-0 ③ 1-3			0-0 1B 1B	0-0 ③ 6-3		0-0 ②③ G4-6-3 1-2f		5	0	2	0	0	0	5
Vic Wertz, L (1, 9) OBP: 0.380, SLG: 0.489	0-0 ① F3	0-0 ① 3-1			0-0 ② F5		0-0 ① 3-1		BBBB 4-0 G5-4-3 1B BB	4	0	0	0	1	0	3
Bob Elliott, R (1, 5) OBP: 0.392, SLG: 0.432	0-0 ② F8 3-H	0-0 ② F9			0-0 FC6-4 1-2 1B		BBBB 4-0 L5-4 1B BB		0-0 G5-4-3 1-2 1B	4	0	2	1	1	0	1
Les Moss, R (1, 2) OBP: 0.371, SLG: 0.432	BBBB 4-0 1-2 BB	0-0 ③ 4-3			0-0 ③ FC6-4 1-2f		0-0 1-2 1B		0-0 ①② G5-4-3 1-2f 2-3	4	0	1	0	1	0	4
Jim Dyck, R (1, 7) OBP: 0.325, SLG: 0.242	0-0 ③ F7		BBBB 4-0 G4-6-3 BB			0-0 1B 1-4-3 2B	0-0 ②③ L5-4 2-3		0-0 ③ F4	4	1	1	0	1	0	5
Dick Kryhoski, L (1, 3) OBP: 0.422, SLG: 0.605		0-0 2B SH1-4 1B		0-0 ①② G4-6-3 1-2f		0-0 ① 5-3		0-0 1B 1B 1B		4	2	2	0	0	0	2
Billy Hunter, R (1, 6) OBP: 0.326, SLG: 0.306		0-0 ① F9		0-0 1B		0-0 1-4-3 BB 2-3 1B		0-0 1B 1-2 1B		4	0	3	0	0	0	1
Bobo Holloman, R (1, 1) OBP: 0.250, SLG: 0.250 Marlin Stuart, L (3, 1) OBP: 0.500, SLG: 0.667 Dick Kokos, L (6, PH) OBP: 0.406, SLG: 0.347 Bob Cain, L (6, 1) OBP: 0.375, SLG: 0.500 Harry Brecheen, L (6, 1) OBP: 0.250, SLG: 0.250 Hank Edwards, L (8, PH) OBP: 0.395, SLG: 0.333 Don Larsen, R (8, 1) OBP: 0.192, SLG: 0.269	0-0 ② SH1-4 1-2	0-0 G3		BBBB 4-0 1-4-3 1-2 BB	0-0 ① F8					0 1 0 0 0 0 1	0 0 0 0 0 0 0	0 1 0 0 0 0 0	0 0 0 0 0 0 0	0 0 1 0 0 0 2	0 1 0 0 0 0 0	0 1 0 0 0 0 0
Inning Stats	R: 1 E: 0 K: 0 S: 4 H: 1 LOB: 2 BB: 2 P: 12	R: 1 E: 0 K: 0 S: 5 H: 2 LOB: 1 BB: 0 P: 5	R: 0 E: 0 K: 0 S: 3 H: 0 LOB: 0 BB: 0 P: 3	R: 0 E: 0 K: 0 S: 3 H: 1 LOB: 1 BB: 1 P: 7	R: 0 E: 0 K: 0 S: 5 H: 2 LOB: 2 BB: 0 P: 5	R: 1 E: 0 K: 0 S: 5 H: 2 LOB: 2 BB: 1 P: 9	R: 0 E: 0 K: 0 S: 3 H: 1 LOB: 1 BB: 1 P: 7	R: 1 E: 0 K: 0 S: 5 H: 3 LOB: 1 BB: 0 P: 5	R: 0 E: 0 K: 0 S: 3 H: 1 LOB: 1 BB: 1 P: 7	1B: 11 2B: 3 3B: 0 HR: 0 SF: 0 SAC: 1 DP: 4 HBP: 0						

TOP

St. Louis Browns @ Chicago White Sox

Comiskey Park, Chicago, IL

Sun May 31 1953, 4:33 AM EDT

Unknown

livebaseballscorecards.com

AB	35
R	4
H	13
RBI	4
BB	6
SO	0
LOB	26

WP: 0 PA: 42
PB: 0
SB: 0
CS: 0

PITCHER		IP	WLS	BF	H	R	ER	SO	BB	IBB	HBP	BLK	WP	HR	S	P	ERA	WHIP
Tommy Byrne, L ERA: 10.13	(1, 1)	1.0		7	2	2	2	0	2	0	0	0	0	0	5	13	18.00	4.000
Sandy Consuegra, R ERA: 4.5	(2, 1)	6.0	W	28	9	2	2	0	3	0	0	0	0	0	25	37	3.00	2.000
Joe Dobson, R ERA: 2.57	(8, 1)	2.0	S	7	2	0	0	0	1	0	0	0	0	0	6	10	0.00	1.500

PITCHER	IP	WLS	BF	H	R	ER	SO	BB	IBB	HBP	BLK	WP	HR	S	P	ERA	WHIP

BOTTOM

St. Louis Browns @ Chicago White Sox

Comiskey Park, Chicago, IL

Sun May 31 1953, 4:33 AM EDT

Unknown

livebaseballscorecards.com

Batter	1	2	3	4	5	6	7	8	9	AB	R	H	RBI	BB	SO	LOB
Chico Carrasquel, R (1, 6) OBP: 0.325, SLG: 0.350	E 1B 1B		BBB WP 2B BB	F5 ②	FC5-4 ③ 1-2f		F7 ③			4	2	1	0	1	0	3
Jim Rivera, L (1, 8) OBP: 0.352, SLG: 0.390	F7 ① 1-2		6-3 1-H 3B 2B	2B		1B 3B		1-3 ①		5	2	3	1	0	0	1
Ferris Fain, L (1, 3) OBP: 0.402, SLG: 0.389	FC4 2-H 1B		6-3 ① 2-3	6-3 ③		G5-3 1B 3-H 1B		F5 ②		5	0	2	2	0	0	2
Sam Mele, R (1, 9) OBP: 0.384, SLG: 0.448	F9 ②		1B 3-H 3B		3B 2B	F8 ①		6-3 ③		5	2	2	1	0	0	2
Minnie Minoso, R (1, 7) OBP: 0.404, SLG: 0.353	FC4 ③ 1-2f		1B 3-H 1B		F8 2-H 3B	1-2 1B				4	1	3	2	0	0	1
Bud Sheely, L (1, 2) OBP: 0.462, SLG: 0.364		4-3 ①	F8 ②		F6 ①	G5-3 ②③ 2-3f				3	0	0	0	0	0	2
Allie Clark, R (6, PH) OBP: 0.209, SLG: 0.337										1	0	0	0	0	0	2
Sherm Lollar, R (7, 2) OBP: 0.432, SLG: 0.505										0	0	0	0	0	0	0
Nellie Fox, L (1, 4) OBP: 0.316, SLG: 0.352		4-3 ②	1-2 1B	F8 ② 3-H			4-3 ①			4	0	1	1	0	0	0
Rocky Krsnich, R (1, 5) OBP: 0.308, SLG: 0.340		BBBB BB	F7 ③		1B 1B		SH1-3 1B			3	0	2	0	1	0	2
Tommy Byrne, L (1, 1) OBP: 0.278, SLG: 0.375		SSS K ③		F8 ①	FC5-4 1-2 1B		SH1-3 ② 1-2			0	0	0	0	0	0	0
Sandy Consuegra, R (2, 1) OBP: 0.333, SLG: 0.333										3	0	1	0	0	1	1
Joe Dobson, R (8, 1) OBP: 0.100, SLG: 0.150										0	0	0	0	0	0	0
Inning Stats	R: 1 E: 1 K: 0 S: 5 H: 2 LOB: 1 BB: 0 P: 5	R: 0 E: 0 K: 1 S: 5 H: 0 LOB: 1 BB: 1 P: 9	R: 3 E: 0 K: 0 S: 7 H: 4 LOB: 2 BB: 1 P: 11	R: 0 E: 0 K: 0 S: 4 H: 1 LOB: 1 BB: 0 P: 4	R: 2 E: 0 K: 0 S: 7 H: 4 LOB: 2 BB: 0 P: 7	R: 1 E: 0 K: 0 S: 5 H: 3 LOB: 1 BB: 0 P: 5	R: 0 E: 0 K: 0 S: 4 H: 1 LOB: 1 BB: 0 P: 4	R: 0 E: 0 K: 0 S: 3 H: 0 LOB: 0 BB: 0 P: 3		1B: 9 2B: 3 3B: 3 HR: 0	SF: 0 SAC: 1 DP: 1 HBP: 0					

AB	37
R	7
H	15
RBI	7
BB	2
SO	1
LOB	16

WP: 1 PB: 0 SB: 0 CS: 0 PA: 40

PITCHER		IP	WLS	BF	H	R	ER	SO	BB	IBB	HBP	BLK	WP	HR	S	P	ERA	WHIP
Bobo Holloman, R ERA: 5.26	(1, 1)	2.1	L	13	4	4	3	1	2	0	0	0	1	0	13	21	11.57	2.571
Marlin Stuart, R ERA: 5.59	(3, 1)	2.2		15	7	2	2	0	0	0	0	0	0	0	15	15	6.75	2.625
Bob Cain, L ERA: 5.13	(6, 1)	0.0		2	2	1	1	0	0	0	0	0	0	0	2	2	∞	∞
Harry Brecheen, L ERA: 3.09	(6, 1)	2.0		7	2	0	0	0	0	0	0	0	0	0	7	7	0.00	1.000
Don Larsen, R ERA: 3.45	(8, 1)	1.0		3	0	0	0	0	0	0	0	0	0	0	3	3	0.00	0.000

PITCHER	IP	WLS	BF	H	R	ER	SO	BB	IBB	HBP	BLK	WP	HR	S	P	ERA	WHIP

Batter	1	2	3	4	5	6	7	8	9	AB	R	H	RBI	BB	SO	LOB
Johnny Groth, R (1, 8) OBP: 0.344, SLG: 0.394	F9	K		SH4-3 3-H	4-3			FC3-6 1-2 1B	4-3	5	0	1	1	0	1	3
Bobby Young, L (1, 4) OBP: 0.344, SLG: 0.376	F4		4-3	2B 1B		F6		K		5	0	1	0	0	1	2
Vic Wertz, L (1, 9) OBP: 0.386, SLG: 0.496	BB		2B 1B	1-3 2B		4-3		FC3-6 1-2f 2-3 1B		4	0	2	0	1	0	2
Dick Kryhoski, L (1, 3) OBP: 0.411, SLG: 0.582	K		F8	F8		E3		1-2 3-H 1B		5	0	1	1	0	1	4
Dick Kokos, L (1, 7) OBP: 0.420, SLG: 0.396		2B 2B	1-3 2B		FC7-4 BB	G3		K		4	1	2	0	1	1	3
Clint Courtney, L (1, 2) OBP: 0.333, SLG: 0.281		SH2-4 2-H 1B 2B	FC6-4 BB		FC7-4 BB 1-2f 1B		F9		FC3-6 1B	4	2	2	1	1	0	1
Neil Berry, R (1, 5) OBP: 0.400, SLG: 0.632		SH2-4 2-3	FC6-4 1-2f		1B 1-2 E BB		F2		FC3-6 1B 1-2f	2	1	0	0	1	0	3
Willy Miranda, S (8, 5) OBP: 0.333, SLG: 0.200										1	0	0	0	0	0	1
Billy Hunter, R (1, 6) OBP: 0.342, SLG: 0.324		BLK 3-H 1B		SH4 E SH4-3 1B	S 1-3 2-H E 1B		F4		1-3 1B	5	2	4	2	0	0	0
Mike Blyzka, R (1, 1)		K 1-2		SH4 1-3	F8 1-H 3-H			E5 FC3-6 1B 1B	K	4	1	0	1	0	2	3

TOP

St. Louis Browns @ Chicago White Sox
Comiskey Park, Chicago, IL
Sun May 31 1953, 4:38 AM EDT
Att. 19,448 - Unknown

livebaseballscorecards.com

	AB	R	H	RBI	BB	SO	LOB
	39	7	13	6	4	6	22

Inning Stats	1	2	3	4	5	6	7	8	9	1B	SF	WP	PA
R	0	2	0	1	3	0	0	1	0	9	0	0	46
E	0	0	0	1	1	0	0	0	0	2B 4	SAC 3	PB 0	
K	1	2	0	0	0	0	0	2	1	3B 0	DP 0	SB 1	
S	5	10	5	6	4	4	3	10	7	HR 0	HBP 0	CS 0	
H	0	3	2	3	1	0	0	2	2				
LOB		1		2	0			2	2				
BB	1	0	1	0	2	0	0	0	0				
P	9	10	9	6	12	4	3	10	7				

PITCHER		IP	WLS	BF	H	R	ER	SO	BB	IBB	HBP	BLK	WP	HR	S	P	ERA	WHIP
Saul Rogovin, R ERA: 5.84	(1, 1)	4.1	L	26	9	6	5	3	4	0	0	1	0	0	28	44	10.38	3.000
Luis Aloma, R ERA: 4.0	(5, 1)	1.2		6	0	0	0	0	0	0	0	0	0	0	6	6	0.00	0.000
Joe Dobson, R ERA: 2.45	(7, 1)	3.0		14	4	1	0	3	0	0	0	0	0	0	20	20	0.00	1.333

PITCHER	IP	WLS	BF	H	R	ER	SO	BB	IBB	HBP	BLK	WP	HR	S	P	ERA	WHIP

BOTTOM

St. Louis Browns @ Chicago White Sox

Comiskey Park, Chicago, IL

Sun May 31 1953, 4:38 AM EDT

Att. 19,448 - Unknown

livebaseballscorecards.com

Batter	1	2	3	4	5	6	7	8	9	AB	R	H	RBI	BB	SO	LOB
Chico Carrasquel, R (1, 6) OBP: 0.322, SLG: 0.346	E6 (1B, PB, F7)		G1-6-3 (1B)	K			E5 (FC1-6)		F6	5	1	1	0	0	1	1
Jim Rivera, L (1, 8) OBP: 0.353, SLG: 0.391	BB (1-3) 1B		G1-6-3 (1-2f)		4-3		FC1-6 (S, 1B) (1-2f)		1B	5	1	2	0	0	0	2
Ferris Fain, L (1, 3) OBP: 0.412, SLG: 0.413	G6-4-3 (1-2) BB		HR		E (BB)		G6-4-3 (1-H) 1B		4-3	3	1	2	2	2	0	1
Sam Mele, R (1, 9) OBP: 0.380, SLG: 0.438	F7 (3-H)		BB		E5 (G6-4-3) (1-2)		G6-4-3 (1-2f)			3	0	0	1	1	0	4
Minnie Minoso, R (1, 7) OBP: 0.396, SLG: 0.344	G6-4-3 (1-2f)		K		G6-4-3 (1-2f)			B1-3		4	0	0	0	0	1	5
Red Wilson, R (1, 2) OBP: 0.370, SLG: 0.298		SH5-3 BB		F8		WP 1B		F7		3	0	1	0	1	0	0
Nellie Fox, L (1, 4) OBP: 0.316, SLG: 0.363		SH5-3 (1-2)		3-1		F9 (1-2)		3B		3	0	1	0	0	0	1
Rocky Krsnich, R (1, 5) OBP: 0.315, SLG: 0.333 Tom Wright, L (6, PH) OBP: 0.333, SLG: 0.311 Fred Marsh, R (7, 5) OBP: 0.308, SLG: 0.250		F8		WP (1B) BB		F8		6-3		1 1 1	1 0 0	0 0 0	0 0 0	1 0 0	0 0 0	1 1 1
Saul Rogovin, R (1, 1) OBP: 0.313, SLG: 0.214 Luis Aloma, R (5, 1) Tommy Byrne, L (6, PH) OBP: 0.263, SLG: 0.353 Joe Dobson, R (7, 1) OBP: 0.100, SLG: 0.150 Bud Sheely, L (9, PH) OBP: 0.429, SLG: 0.333		F8		1-H 1B		K			F5	2 0 1 0 1	0 0 0 0 0	1 0 0 0 0	1 0 0 0 0	0 0 1 0 0	0 0 1 0 0	1 0 1 0 0
Inning Stats	R: 1 E: 1 K: 0 S: 4 H: 1 LOB: 1 BB: 1 P: 8	R: 0 E: 0 K: 0 S: 3 H: 0 LOB: 1 BB: 1 P: 7	R: 1 E: 0 K: 1 S: 6 H: 2 LOB: 1 BB: 1 P: 10	R: 1 E: 0 K: 1 S: 6 H: 1 LOB: 1 BB: 1 P: 10	R: 0 E: 1 K: 0 S: 3 H: 0 LOB: 1 BB: 1 P: 7	R: 0 E: 0 K: 1 S: 6 H: 1 LOB: 1 BB: 0 P: 6	R: 1 E: 1 K: 0 S: 4 H: 1 LOB: 0 BB: 0 P: 4	R: 0 E: 0 K: 0 S: 4 H: 1 LOB: 1 BB: 0 P: 4	R: 0 E: 0 K: 0 S: 4 H: 1 LOB: 1 BB: 0 P: 4	1B: 6 2B: 0 3B: 1 HR: 1	SF: 0 SAC: 1 DP: 4 HBP: 0						

AB	33
R	4
H	8
RBI	4
BB	5
SO	3
LOB	19

WP: 2 PB: 1 SB: 1 CS: 0 PA: 39

PITCHER	IP	WLS	BF	H	R	ER	SO	BB	IBB	HBP	BLK	WP	HR	S	P	ERA	WHIP
Mike Blyzka, R (1, 1) ERA: 4.26	9.0	W	39	8	4	2	3	5	0	0	0	2	1	40	60	2.00	1.444

PITCHER	IP	WLS	BF	H	R	ER	SO	BB	IBB	HBP	BLK	WP	HR	S	P	ERA	WHIP

Batter	1	2	3	4	5	6	7	8	9	AB	R	H	RBI	BB	SO	LOB
Billy Martin, R (1, 4) OBP: 0.282, SLG: 0.323	6-3		HR 1B		FC4-5-1 BB BB 2-3	FC4 1-2f			6-3	5	1	1	0	0	0	3
Joe Collins, L (1, 3) OBP: 0.415, SLG: 0.494	F3		1-H HR		F8		4-3		HR	5	2	2	3	0	0	1
Irv Noren, L (1, 9) OBP: 0.397, SLG: 0.603 Hank Bauer, R (7, PH) OBP: 0.389, SLG: 0.422 (7, 9)	F7		4-3		BBBB 4-0 BB 1-2 BB		F6		F2	2	0	0	0	1	0	0
										2	0	0	0	0	0	0
Mickey Mantel, S (1, 8) OBP: 0.426, SLG: 0.527		SSS K		G3	BBBB 4-0 1-2 2-3 BB		1B			3	0	1	0	1	1	0
Yogi Berra, L (1, 2) OBP: 0.312, SLG: 0.363 Charles Silvera, R (9, 2) OBP: 0.353, SLG: 0.241		F5		1-3 1B 1B	SSS K		L3			4	1	1	0	0	1	4
										0	0	0	0	0	0	0
Gene Woodling, L (1, 7) OBP: 0.400, SLG: 0.443		BBBB 4-0 BB		1-3 1-2		FC3-6-5 2B		BBBB 4-0 CS BB		2	0	1	0	2	0	1
Gil McDougald, R (1, 5) OBP: 0.341, SLG: 0.362		5-3		2-H 1B		L5		F6 1-2		4	0	1	1	0	0	3
Phil Rizzuto, R (1, 6) OBP: 0.374, SLG: 0.285			F5	SSS K		FC3-6-5 BB 2-3		SSS K		4	0	0	0	0	2	2
Ed Lopat, L (1, 1) OBP: 0.364, SLG: 0.368 Don Bollweg, L (9, PH) OBP: 0.354, SLG: 0.522 Allie Reynolds, R (9, 1) OBP: 0.357, SLG: 0.417			4-3		FC4-5- 2B	BBBB 4-0 FC4 1-2 BB			F4	2	0	1	0	1	0	0
										1	0	0	0	0	0	0
										0	0	0	0	0	0	0

TOP

New York Yankees @ Chicago White Sox

Comiskey Park, Chicago, IL

Tue Jun 02 1953, 4:33 AM EDT

Att. 46,428 - Unknown

livebaseballscorecards.com

AB	34
R	4
H	8
RBI	4
BB	5
SO	4
LOB	14

Inning Stats	1	2	3	4	5	6	7	8	9	1B: 4	SF: 0	WP: 0	PA: 39
R:	0	0	2	1	0	0	0	0	1	2B: 2	SAC: 0	PB: 0	
E:	0	0	0	0	0	0	0	0	0	3B: 0	DP: 0	SB: 0	
K:	0	1	0	1	1	0	0	1	0	HR: 2	HBP: 0	CS: 1	
S:	3	5	5	7	6	4	4	4	4				
H:	0	0	2	2	1	1	1	0	1				
LOB:	0	1	0	1	3	2	1	0	1				
BB:	0	1	0	0	2	1	0	1	0				
P:	3	9	5	7	14	8	4	8	4				

PITCHER		IP	WLS	BF	H	R	ER	SO	BB	IBB	HBP	BLK	WP	HR	S	P	ERA	WHIP
Mike Fornieles, R ERA: 3.55	(1, 1)	5.0		23	5	3	3	3	3	0	0	0	0	1	26	38	5.40	1.600
Luis Aloma, R ERA: 3.86	(6, 1)	0.2		3	1	0	0	0	0	0	0	0	0	0	3	3	0.00	1.500
Gene Bearden, L ERA: 1.6	(6, 1)	1.1		6	1	0	0	0	1	0	0	0	0	0	5	9	0.00	1.500
Harry Dorish, R ERA: 2.33	(8, 1)	2.0	L	7	1	1	1	1	1	0	0	0	0	1	8	12	4.50	1.000

PITCHER		IP	WLS	BF	H	R	ER	SO	BB	IBB	HBP	BLK	WP	HR	S	P	ERA	WHIP

Batter	1	2	3	4	5	6	7	8	9	AB	R	H	RBI	BB	SO	LOB
Chico Carrasquel, R (1, 6) OBP: 0.313, SLG: 0.335	F8		F3			G3		F7	F8	5	0	0	0	0	0	2
Ferris Fain, L (1, 3) OBP: 0.409, SLG: 0.409	1-3		K			4-3		3-1		4	1	1	0	0	1	0
Minnie Minoso, R (1, 7) OBP: 0.403, SLG: 0.373	E5			3-1 5-3		4-3		2B		4	2	3	0	0	0	0
Sam Mele, R (1, 9) OBP: 0.383, SLG: 0.447	1B			3-1		4-3		2B		4	0	2	2	0	0	2
Jim Rivera, L (1, 8) OBP: 0.351, SLG: 0.387		F8 1B		5-3		F9		4-3		4	0	1	1	0	0	2
Sherm Lollar, R (1, 2) OBP: 0.426, SLG: 0.495		F8		F8			F2		FC5-6 1B	4	0	1	0	0	0	1
Fred Marsh, R (9, PR) OBP: 0.308, SLG: 0.250										0	0	0	0	0	0	0
Vern Stephens, R (1, 5) OBP: 0.286, SLG: 0.274		FC3-6 BB		F4			FC2-6 BB		FC5-6 1B	2	0	0	0	2	0	1
Nellie Fox, L (1, 4) OBP: 0.320, SLG: 0.366		FC3-6		G6-4-3 1B			FC2-6 WP		1B	4	0	2	0	0	0	2
Mike Fornieles, R (1, 1) OBP: 0.083, SLG: 0.167 Allie Clark, R (5, PH) OBP: 0.207, SLG: 0.333 Luis Aloma, R (6, 1) Gene Bearden, L (6, 1) OBP: 0.200, SLG: 0.200 Red Wilson, R (7, PH) OBP: 0.364, SLG: 0.292 Harry Dorish, R (8, 1) OBP: 0.143, SLG: 0.143 Tom Wright, L (9, PH) OBP: 0.327, SLG: 0.304			1-6-3	G6-4-3			F5		K	1 1 0 0 1 0 1	0 0 0 0 0 0 0	0 0 0 0 0 0 0	0 0 0 0 0 0 0	0 1 0 0 0 0 0	0 0 0 0 0 0 1	0 1 0 0 1 0 2
Inning Stats	R: 0 E: 1 K: 0 S: 4 H: 1 LOB: 2 BB: 0 P: 4	R: 0 E: 0 K: 0 S: 3 H: 1 LOB: 1 BB: 1 P: 7	R: 0 E: 0 K: 1 S: 5 H: 0 LOB: 0 BB: 0 P: 5	R: 1 E: 0 K: 0 S: 4 H: 1 LOB: 0 BB: 0 P: 4	R: 0 E: 0 K: 0 S: 3 H: 1 LOB: 0 BB: 0 P: 3	R: 1 E: 0 K: 0 S: 5 H: 2 LOB: 1 BB: 0 P: 5	R: 0 E: 0 K: 0 S: 3 H: 0 LOB: 1 BB: 1 P: 7	R: 1 E: 0 K: 0 S: 5 H: 2 LOB: 1 BB: 0 P: 5	R: 0 E: 0 K: 1 S: 7 H: 2 LOB: 2 BB: 0 P: 7	1B: 6 2B: 4 3B: 0 HR: 0	SF: 0 SAC: 0 DP: 1 HBP: 0						

PITCHER	IP	WLS	BF	H	R	ER	SO	BB	IBB	HBP	BLK	WP	HR	S	P	ERA	WHIP
Ed Lopat, L (1, 1) ERA: 3.1	8.0	W	32	8	3	3	1	2	0	0	0	1	0	32	40	3.38	1.250
Allie Reynolds, R (9, 1) ERA: 4.24	1.0	S	5	2	0	0	1	0	0	0	0	0	0	7	7	0.00	2.000

PITCHER	IP	WLS	BF	H	R	ER	SO	BB	IBB	HBP	BLK	WP	HR	S	P	ERA	WHIP

BOTTOM

New York Yankees @ Chicago White Sox

Comiskey Park, Chicago, IL

Tue Jun 02 1953, 4:33 AM EDT

Att. 46,428 - Unknown

livebaseballscorecards.com

AB	35
R	3
H	10
RBI	3
BB	2
SO	2
LOB	14

WP: 1	PA: 37		
PB: 0			
SB: 0			
CS: 0			

Batter	1	2	3	4	5	6	7	8	9	AB	R	H	RBI	BB	SO	LOB
Billy Martin, R (1, 4) OBP: 0.300, SLG: 0.329	F8	BB, 1B, BB BB		BB, S BB 1B	FC6-4, 1B FC4-6 BB	2-H FC4-6 1B	1-2 1B HBP		5-3	3	3	2	1	2	0	0
Ralph Houk, R (8, 2) OBP: 0.167, SLG: 0.167										1	0	0	0	0	0	0
Joe Collins, L (1, 3) OBP: 0.440, SLG: 0.512	BB 1B 1B	BB, BB 1-2 3-H 1B		BB, BB 1-2 2B BB	1-2 FC6-4 1B	1-2f FC4-6 HR	1-2 2-3 1B		K	5	3	4	1	1	0	1
Don Bollweg, L (7, 3) OBP: 0.347, SLG: 0.511										1	0	0	0	0	1	0
Irv Noren, L (1, 9) OBP: 0.419, SLG: 0.639	1-2 1B F7 BB	1-2 2-3 BB		1-2 2-3 2B BB	1-2f 2-3 FC6-4 FC4-6	1-H HR	4-3			3	3	1	2	3	0	5
Hank Bauer, R (8, 9) OBP: 0.389, SLG: 0.422										0	0	0	0	0	0	0
Mickey Mantle, S (1, 8) OBP: 0.429, SLG: 0.519	1-3 2-H S 1B 1B	1-2 2-3 3-H G4-6-3 BB		1-2 2-3 3-H 2B 1B BB	1-2f 3-H FC4-6 1B	K		K		4	2	1	4	2	2	1
Gene Woodling, L (1, 7) OBP: 0.404, SLG: 0.449	1-2 3-H F7	1-2f G4-6-3		1-3 2-H 3-H 1B 2B	1-2 1B		F7	2B BB		5	2	2	3	1	0	4
Gil McDougald, R (1, 5) OBP: 0.341, SLG: 0.361	2-H 1B 1B		5-3	2-3 3-H 1-3 1B	6-3		F3	F2		6	0	2	2	0	0	3
(8, 4)																
Charles Silvera, R (1, 2) OBP: 0.375, SLG: 0.314	2-H 1B		F8	1-2 3-H 1-3		E5 6-3 2B	2B 1B 1B	1-H 2B		6	2	3	2	0	0	1
(8, 5)																
Phil Rizzuto, R (1, 6) OBP: 0.375, SLG: 0.303		SH5-3 1B 2B	6-3	E2		1-2 6-3	1-3 1B 2B	5-3		5	2	2	0	0	0	2
Andy Carey, R (7, 6) OBP: 0.318, SLG: 0.545										1	0	0	0	0	0	1
Whitey Ford, L (1, 1) OBP: 0.280, SLG: 0.261		SH5-3 2-3		1-3 K		2-H 1B 2B	2-H 3-H 1B HBP 1B		4-3	4	1	2	3	0	1	2
Bill Miller, L (8, 1)										1	0	0	0	0	0	0
Inning Stats	R: 3 E: 0 K: 0 S: 6 H: 4 LOB: 2 BB: 1 P: 10	R: 2 E: 0 K: 0 S: 4 H: 2 LOB: 2 BB: 3 P: 16	R: 0 E: 0 K: 0 S: 3 H: 0 LOB: 0 BB: 0 P: 3	R: 5 E: 1 K: 1 S: 9 H: 3 LOB: 2 BB: 3 P: 21	R: 1 E: 0 K: 0 S: 5 H: 2 LOB: 2 BB: 1 P: 9	R: 4 E: 2 K: 1 S: 9 H: 3 LOB: 0 BB: 0 P: 9	R: 2 E: 0 K: 0 S: 7 H: 4 LOB: 3 BB: 0 P: 8	R: 1 E: 0 K: 1 S: 6 H: 1 LOB: 1 BB: 1 P: 10	R: 0 E: 0 K: 1 S: 5 H: 0 LOB: 0 BB: 0 P: 5	1B: 13 2B: 5 3B: 0 HR: 1 SF: 0 SAC: 1 DP: 1 HBP: 1						

PITCHER		IP	WLS	BF	H	R	ER	SO	BB	IBB	HBP	BLK	WP	HR	S	P	ERA	WHIP
Bob Keegan, R ERA: 4.61	(1, 1)	1.1	L	12	6	5	5	0	3	0	0	0	0	0	9	21	33.75	6.750
Joe Dobson, R ERA: 3.04	(2, 1)	2.0		11	2	5	5	0	4	0	0	0	0	0	7	23	22.50	3.000
Sandy Consuegra, R ERA: 5.4	(4, 1)	3.2		25	10	7	4	2	1	0	1	0	0	1	27	32	9.82	3.000
Lou Kretlow, R ERA: 3.48	(8, 1)	2.0		8	1	1	1	2	1	0	0	0	0	0	11	15	4.50	1.000

PITCHER	IP	WLS	BF	H	R	ER	SO	BB	IBB	HBP	BLK	WP	HR	S	P	ERA	WHIP

TOP

New York Yankees @ Chicago White Sox

Comiskey Park, Chicago, IL

Wed Jun 03 1953, 4:33 AM EDT

Att. 14,032 - Unknown

livebaseballscorecards.com

AB	45
R	18
H	19
RBI	18
BB	9
SO	4
LOB	20

1B: 13	SF: 0	WP: 0	PA: 56
2B: 5	SAC: 1	PB: 0	
3B: 0	DP: 1	SB: 2	
HR: 1	HBP: 1	CS: 0	

BOTTOM

New York Yankees @ Chicago White Sox

Comiskey Park, Chicago, IL

Wed Jun 03 1953, 4:33 AM EDT

Att. 14,032 - Unknown

livebaseballscorecards.com

Batter	1	2	3	4	5	6	7	8	9	AB	R	H	RBI	BB	SO	LOB
Chico Carrasquel, R (1, 6) OBP: 0.315, SLG: 0.333	5-3		BB		F7		1B		F7	4	0	1	0	1	0	1
Ferris Fain, L (1, 3) OBP: 0.413, SLG: 0.410	F8		1-2 BB		5-3 2B 1B		F9		F7	2	1	1	0	1	0	0
Fred Marsh, R (7, 3) OBP: 0.267, SLG: 0.214										2	0	0	0	0	0	2
Minnie Minoso, R (1, 7) OBP: 0.406, SLG: 0.373	2B BB		K		5-3 1-2		K		1B 1-2 1B	0	0	0	0	1	0	0
Allie Clark, R (3, PH) OBP: 0.209, SLG: 0.330										4	0	1	0	0	2	4
(4, 7)																
Sam Mele, R (1, 9) OBP: 0.396, SLG: 0.471	1-H 2B			FC6-4 1B BB	2-H 2B			F3	1-2 2-3 1B	4	1	3	1	1	0	0
Jim Rivera, L (1, 8) OBP: 0.352, SLG: 0.388		G3		FC6-4 1-2 1B	F9			FC1-4 1B	4-3	5	0	2	0	0	0	4
Sherm Lollar, R (1, 2) OBP: 0.419, SLG: 0.485		F1		FC6-4 1-2f 2-3		F8		FC1-4 1-2f		2	0	0	0	0	0	2
Red Wilson, R (5, 2) OBP: 0.351, SLG: 0.280										2	0	0	0	0	0	1
Rocky Krsnich, R (1, 5) OBP: 0.310, SLG: 0.327		6-3		K		6-3		FC5-4 1-2 1B		4	0	1	0	0	1	2
Nellie Fox, L (1, 4) OBP: 0.319, SLG: 0.364			4-3	1-2 3-H 1B		F7		FC5-4 1-2f		4	0	1	1	0	0	2
Bob Keegan, R (1, 1)			K	4-3			6-3		1B 1B 1B	0	0	0	0	0	0	0
Joe Dobson, R (2, 1) OBP: 0.095, SLG: 0.143										1	0	0	0	0	1	0
Sandy Consuegra, R (4, 1) OBP: 0.250, SLG: 0.250										1	0	0	0	0	0	2
Vern Stephens, R (7, PH) OBP: 0.283, SLG: 0.272										1	0	0	0	0	0	0
Lou Kretlow, R (8, 1)										0	0	0	0	0	0	0
Tom Wright, L (9, PH) OBP: 0.340, SLG: 0.319										1	0	1	0	0	0	0

	AB	37
	R	2
	H	11
	RBI	2
	BB	4
	SO	4
	LOB	20

Inning Stats	1	2	3	4	5	6	7	8	9
	R: 0 H: 1 E: 0 LOB: 2 K: 0 BB: 1 S: 3 P: 7	R: 0 H: 0 E: 0 LOB: 0 K: 0 BB: 0 S: 3 P: 3	R: 0 H: 0 E: 0 LOB: 2 K: 2 BB: 2 S: 7 P: 15	R: 1 H: 2 E: 0 LOB: 2 K: 1 BB: 1 S: 7 P: 11	R: 1 H: 2 E: 0 LOB: 1 K: 0 BB: 0 S: 5 P: 5	R: 0 H: 0 E: 0 LOB: 0 K: 0 BB: 0 S: 3 P: 3	R: 0 H: 1 E: 0 LOB: 1 K: 1 BB: 0 S: 6 P: 6	R: 0 H: 2 E: 0 LOB: 2 K: 0 BB: 0 S: 5 P: 5	R: 0 H: 3 E: 0 LOB: 3 K: 0 BB: 0 S: 6 P: 6

	1B: 9	SF: 0	WP: 0	PA: 41
	2B: 2	SAC: 0	PB: 0	
	3B: 0	DP: 0	SB: 0	
	HR: 0	HBP: 0	CS: 0	

PITCHER		IP	WLS	BF	H	R	ER	SO	BB	IBB	HBP	BLK	WP	HR	S	P	ERA	WHIP
Whitey Ford, L ERA: 2.12	(1, 1)	7.0	W	30	6	2	2	4	4	0	0	0	0	0	34	50	2.57	1.429
Bill Miller, L ERA: 6.94	(8, 1)	2.0	S	11	5	0	0	0	0	0	0	0	0	0	11	11	0.00	2.500

PITCHER	IP	WLS	BF	H	R	ER	SO	BB	IBB	HBP	BLK	WP	HR	S	P	ERA	WHIP

Batter	1	2	3	4	5	6	7	8	9	10	AB	R	H	RBI	BB	SO	LOB
Billy Martin, R (1, 4) OBP: 0.301, SLG: 0.331	K	F5		2B		K			F7	E 1-2 2-3 BB	5	0	1	0	1	2	2
Joe Collins, L (1, 3) OBP: 0.434, SLG: 0.511	4-3 2B 2B		HR 1B 1B	F9			F2		4-3	E1 FC6-4 1-2 2-H 3-H	6	2	2	0	0	0	2
Bill Renna, R (1, 7) OBP: 0.368, SLG: 0.528	4-3 2-3		HR 1-2 1B		F4		1B		K	FC6-4 1-2f	6	1	2	0	0	1	3
Mickey Mantle, S (1, 8) OBP: 0.433, SLG: 0.547	2B 3-H		HR 1-H 2-H		5-3		F2			HR 1B	5	2	3	4	0	0	1
Hank Bauer, R (1, 9) OBP: 0.382, SLG: 0.412	F4		5-3		FC4 1B		K			F4	5	0	1	0	0	1	3
Gil McDougald, R (1, 5) OBP: 0.350, SLG: 0.384		BB BB	6-3		FC4 1-2f			SH5-3 BB		HR 1-H	3	1	1	2	2	0	1
Charles Silvera, R (1, 2) OBP: 0.386, SLG: 0.297		FC6-4 1B 1-2 BB	K			1-3		SH5-3 1-2		BB E BB BB	2	2	0	0	2	1	0
Phil Rizzuto, R (1, 6) OBP: 0.376, SLG: 0.301		FC6-4 1-3 1B		F2		SH1-3 BB		6-3		F8	4	0	1	0	1	0	2
Vic Raschi, R (1, 1) OBP: 0.167, SLG: 0.063 Irv Noren, L (8, PH) OBP: 0.413, SLG: 0.629 Allie Reynolds, R (8, 1) OBP: 0.400, SLG: 0.417	FC6-4 1-2f 3-H			5-3		SH1-3 1-2		K		BB E 1-2 BB	2 1 0	0 0 1	0 0 0	1 0 0	0 0 1	0 1 0	1 1 0
Inning Stats	R: 1 H: 2 E: 0 LOB: 1 K: 1 BB: 0 S: 7 P: 7	R: 1 H: 1 E: 0 LOB: 1 K: 0 BB: 2 S: 3 P: 11	R: 3 H: 3 E: 0 LOB: 0 K: 1 BB: 0 S: 8 P: 8	R: 0 H: 1 E: 0 LOB: 1 K: 0 BB: 0 S: 4 P: 4	R: 0 H: 1 E: 0 LOB: 1 K: 0 BB: 0 S: 4 P: 4	R: 0 H: 0 E: 0 LOB: 1 K: 1 BB: 1 S: 5 P: 9	R: 0 H: 1 E: 0 LOB: 1 K: 1 BB: 0 S: 6 P: 6	R: 0 H: 0 E: 0 LOB: 1 K: 1 BB: 1 S: 5 P: 9	R: 0 H: 0 E: 0 LOB: 0 K: 1 BB: 0 S: 5 P: 5	R: 4 H: 2 E: 1 LOB: 2 K: 0 BB: 3 S: 6 P: 18	1B: 6 SF: 0 2B: 3 SAC: 2 3B: 0 DP: 0 HR: 2 HBP: 0						

PITCHER		IP	WLS	BF	H	R	ER	SO	BB	IBB	HBP	BLK	WP	HR	S	P	ERA	WHIP
Billy Pierce, L ERA: 3.67	(1, 1)	5.0		24	8	5	5	2	2	0	0	0	0	1	26	34	9.00	2.000
Mike Fornieles, R ERA: 3.4	(6, 1)	2.0		8	1	0	0	2	1	0	0	0	0	0	11	15	0.00	1.000
Harry Dorish, R ERA: 2.28	(8, 1)	1.0		4	0	0	0	1	1	0	0	0	0	0	5	9	0.00	1.000
Gene Bearden, L ERA: 2.02	(9, 1)	2.0	L	12	2	4	2	1	3	0	0	0	0	1	11	23	9.00	2.500

PITCHER	IP	WLS	BF	H	R	ER	SO	BB	IBB	HBP	BLK	WP	HR	S	P	ERA	WHIP

TOP

New York Yankees @ Chicago White Sox

Comiskey Park, Chicago, IL

Thu Jun 04 1953, 4:33 AM EDT

Att. 17,926 - Unknown

livebaseballscorecards.com

AB	39
R	9
H	11
RBI	7
BB	7
SO	6
LOB	16

WP: 0		PA:	48
PB: 0			
SB: 0			
CS: 0			

Batter	1	2	3	4	5	6	7	8	9	10	AB	R	H	RBI	BB	SO	LOB
Chico Carrasquel, R (1, 6) OBP: 0.312, SLG: 0.330	F7		K		1-2 1B 3-H		F6	F4			5	0	1	1	0	1	3
Jim Rivera, L (1, 8) OBP: 0.353, SLG: 0.385	CS BB		4-3		F5		2-H 1B		F7		4	0	1	1	1	0	2
Ferris Fain, L (1, 3) OBP: 0.408, SLG: 0.400	1-2 BB			6-3		L4	F8		F2		4	0	0	0	1	0	1
Sam Mele, R (1, 9) OBP: 0.390, SLG: 0.461	F8			6-3		F8		5-3	1B		5	0	1	0	0	0	1
Tom Wright, L (1, 7) OBP: 0.345, SLG: 0.346		F7		K		1B 2B		BB BB F7 1B	4-3		5	2	2	0	0	1	1
Sherm Lollar, R (1, 2) OBP: 0.430, SLG: 0.485 Red Wilson, R (8, PR) (9, 2) OBP: 0.345, SLG: 0.275	5-3		FC6-4 BB 1B			2-H FC6 1B		1-2 F7 BB 1B		6-3	2 1	1 1	1 0	1 0	2 0	0 0	0 0
Nellie Fox, L (1, 4) OBP: 0.325, SLG: 0.363	1B		1-2 FC6-4 BB			1-2f FC6		1-2 1B 2-3 BB		K	3	0	1	0	2	1	1
Rocky Krsnich, R (1, 5) OBP: 0.302, SLG: 0.333	L4				F9		1B 2B	2-3 F7 3-H		K	5	1	1	1	0	1	5
Billy Pierce, L (1, 1) OBP: 0.111, SLG: 0.040 Tommy Byrne, L (5, PH) OBP: 0.250, SLG: 0.333 Mike Fornieles, R (6, 1) OBP: 0.083, SLG: 0.167 Bud Sheely, L (7, PH) OBP: 0.400, SLG: 0.308 Harry Dorish, R (8, 1) OBP: 0.143, SLG: 0.143 Gene Bearden, L (8, PH) OBP: 0.273, SLG: 0.273 (9, 1)			F8		1-2f FC6-4 2-3		K	1-2 1B 3-H			1 1 0 1 0 1	0 0 0 0 0 0	0 0 0 0 0 1	0 0 0 0 0 0	0 0 0 0 0 0	0 2 0 1 0 0	0 0 0 1 0 0
Inning Stats	R: 0 E: 0 K: 0 S: 2 H: 0 LOB: 1 BB: 2 P: 10	R: 0 E: 0 K: 0 S: 4 H: 1 LOB: 1 BB: 0 P: 4	R: 0 E: 0 K: 1 S: 5 H: 0 LOB: 0 BB: 0 P: 5	R: 0 E: 0 K: 1 S: 5 H: 0 LOB: 0 BB: 0 P: 5	R: 1 E: 0 K: 0 S: 4 H: 1 LOB: 2 BB: 2 P: 12	R: 1 E: 0 K: 0 S: 5 H: 2 LOB: 1 BB: 0 P: 5	R: 1 E: 0 K: 1 S: 7 H: 2 LOB: 1 BB: 0 P: 7	R: 2 E: 0 K: 0 S: 5 H: 2 LOB: 2 BB: 2 P: 13	R: 0 E: 0 K: 0 S: 4 H: 1 LOB: 1 BB: 0 P: 4	R: 0 E: 0 K: 2 S: 7 H: 0 LOB: 0 BB: 0 P: 7	1B: 7 2B: 2 3B: 0 HR: 0	SF: 0 SAC: 0 DP: 0 HBP: 0			WP: 0 PB: 0 SB: 0 CS: 1		PA: 44

PITCHER	IP	WLS	BF	H	R	ER	SO	BB	IBB	HBP	BLK	WP	HR	S	P	ERA	WHIP
Vic Raschi, R (1, 1) ERA: 5.03	7.0		30	6	3	3	3	4	0	0	0	0	0	32	48	3.86	1.429
Allie Reynolds, R (8, 1) ERA: 4.36	3.0	W	14	3	2	2	2	2	0	0	0	0	0	16	24	6.00	1.667

PITCHER	IP	WLS	BF	H	R	ER	SO	BB	IBB	HBP	BLK	WP	HR	S	P	ERA	WHIP

BOTTOM

New York Yankees @ Chicago White Sox

Comiskey Park, Chicago, IL

Thu Jun 04 1953, 4:33 AM EDT

Att. 17,926 - Unknown

livebaseballscorecards.com

AB	38
R	5
H	9
RBI	5
BB	6
SO	5
LOB	17

Batter	1	2	3	4	5	6	7	8	9	AB	R	H	RBI	BB	SO	LOB
Eddie Yost, R (1, 5) OBP: 0.376, SLG: 0.330	F9	HR 1-2 2-3 BB		F8		P4		F8		4	1	0	0	1	0	1
Wayne Terwilliger, R (1, 4) OBP: 0.373, SLG: 0.368	2B BB	1-H 2-H 3-H HR		5-3		6-3			SH5-3 WP F9 BB	3	2	1	4	2	0	0
Mickey Vernon, L (1, 3) OBP: 0.422, SLG: 0.475	K	2B 1B		BB 2B 1B		1-3			SH5-3 1-3	4	2	2	0	0	1	1
Clyde Vollmer, R (1, 7) OBP: 0.379, SLG: 0.385	1-3 2B	1-H 2B		1-2 2B BB			5-3		F9 3-H	4	1	2	2	1	0	0
Jackie Jensen, R (1, 9) OBP: 0.377, SLG: 0.469	K	K		1-H 2-H 2B			F9		L7	5	0	1	2	0	2	3
Pete Runnels, L (1, 6) OBP: 0.375, SLG: 0.288		BB 1B HR 1B	K	4-3			6-3			4	1	1	0	0	1	1
Jim Busby, R (1, 8) OBP: 0.330, SLG: 0.432		F8	F8		F2			5-3		4	0	0	0	0	0	1
Mickey Grasso, R (1, 2) OBP: 0.241, SLG: 0.301		F7	E5		F9			F7		4	0	0	0	0	0	1
Connie Marrero, R (1, 1) OBP: 0.240, SLG: 0.136		BB 1-2 HR 1B	4-3		4-3			1B		4	1	2	0	0	0	1
Inning Stats	R: 0 E: 0 K: 2 S: 8 H: 1 LOB: 2 BB: 1 P: 12	R: 5 E: 0 K: 1 S: 10 H: 5 LOB: 1 BB: 1 P: 14	R: 0 E: 1 K: 1 S: 6 H: 0 LOB: 1 BB: 0 P: 6	R: 2 E: 0 K: 0 S: 5 H: 2 LOB: 1 BB: 1 P: 9	R: 0 E: 0 K: 0 S: 3 H: 0 LOB: 0 BB: 0 P: 3	R: 0 E: 0 K: 0 S: 3 H: 0 LOB: 0 BB: 0 P: 3	R: 0 E: 0 K: 0 S: 3 H: 0 LOB: 0 BB: 0 P: 3	R: 0 E: 0 K: 0 S: 4 H: 1 LOB: 1 BB: 0 P: 4	R: 1 E: 0 K: 0 S: 3 H: 0 LOB: 0 BB: 1 P: 7	1B: 5 2B: 3 3B: 0 HR: 1 SF: 0 SAC: 1 DP: 0 HBP: 0						

PITCHER	IP	WLS	BF	H	R	ER	SO	BB	IBB	HBP	BLK	WP	HR	S	P	ERA	WHIP
Saul Rogovin, R (1, 1) ERA: 6.46	5.0	L	27	8	7	7	4	3	0	0	0	0	1	32	44	12.60	2.200
Sandy Consuegra, R (6, 1) ERA: 4.74	3.0		10	1	0	0	0	0	0	0	0	0	0	10	10	0.00	0.333
Luis Aloma, R (9, 1) ERA: 4.12	1.0		4	0	1	1	0	1	0	0	0	1	0	3	7	9.00	1.000

PITCHER	IP	WLS	BF	H	R	ER	SO	BB	IBB	HBP	BLK	WP	HR	S	P	ERA	WHIP

TOP

Washington Senators @ Chicago White Sox

Comiskey Park, Chicago, IL

Fri Jun 05 1953, 4:33 AM EDT

Att. 13,724 - Unknown

livebaseballscorecards.com

AB	36
R	8
H	9
RBI	8
BB	4
SO	4
LOB	9

WP: 1 PA: 41
PB: 0
SB: 0
CS: 0

BOTTOM

Washington Senators @ Chicago White Sox

Comiskey Park, Chicago, IL

Fri Jun 05 1953, 4:33 AM EDT

Att. 13,724 - Unknown

livebaseballscorecards.com

Batter	1	2	3	4	5	6	7	8	9	AB	R	H	RBI	BB	SO	LOB
Chico Carrasquel, R (1, 6) OBP: 0.307, SLG: 0.324	F8		P3			F7		SH5-3 1-2		3	0	0	0	0	0	0
Jim Rivera, L (1, 8) OBP: 0.346, SLG: 0.376	K			F8		K		P4		4	0	0	0	0	2	2
Ferris Fain, L (1, 3) OBP: 0.410, SLG: 0.399	BB			6-3		6-3		E2 2-H 1B	1B	3	1	1	0	1	0	0
Sam Mele, R (1, 9) OBP: 0.387, SLG: 0.476	F9			F8			HR	E5 1B		4	1	1	1	0	0	3
Tom Wright, L (1, 7) OBP: 0.355, SLG: 0.411		F8			HR		F5	 1-2 2-H	1B	4	1	2	2	0	0	0
Sherm Lollar, R (1, 2) OBP: 0.416, SLG: 0.466		P4			6-3		4-3	F8		4	0	0	0	0	0	2
Nellie Fox, L (1, 4) OBP: 0.329, SLG: 0.366		4-3			E5				F8	4	0	2	0	0	0	0
Rocky Krsnich, R (1, 5) OBP: 0.284, SLG: 0.311			F7		6-3		P5		K	4	0	0	0	0	1	2
Saul Rogovin, R (1, 1) OBP: 0.294, SLG: 0.200 Allie Clark, R (5, PH) OBP: 0.207, SLG: 0.328 Sandy Consuegra, R (6, 1) OBP: 0.250, SLG: 0.250 Bud Sheely, L (8, PH) OBP: 0.438, SLG: 0.357 Billy Pierce, L (8, PR) OBP: 0.111, SLG: 0.040 Luis Aloma, R (9, 1) Gene Bearden, L (9, PH) OBP: 0.250, SLG: 0.250			F2		K			SH5-3 E 1B	F7	1 1 0 1 0 0 1	0 0 0 0 1 0 0	0 0 0 1 0 0 0	0 0 0 0 0 0 0	0 1 0 0 0 0 0	0 0 0 0 0 0 0	0 0 0 0 0 0 0
Inning Stats	R: 0 E: 0 K: 1 S: 5 H: 0 LOB: 1 BB: 1 P: 9	R: 0 E: 0 K: 0 S: 3 H: 0 LOB: 0 BB: 0 P: 3	R: 0 E: 0 K: 0 S: 3 H: 0 LOB: 0 BB: 0 P: 3	R: 0 E: 0 K: 0 S: 3 H: 0 LOB: 0 BB: 0 P: 3	R: 1 E: 1 K: 1 S: 7 H: 2 LOB: 1 BB: 0 P: 7	R: 0 E: 0 K: 1 S: 5 H: 0 LOB: 0 BB: 0 P: 5	R: 1 E: 0 K: 0 S: 5 H: 2 LOB: 1 BB: 0 P: 5	R: 2 E: 2 K: 0 S: 7 H: 3 LOB: 2 BB: 0 P: 7	R: 0 E: 0 K: 1 S: 5 H: 0 LOB: 0 BB: 0 P: 5	1B: 5 2B: 0 3B: 0 HR: 2 SF: 0 SAC: 1 DP: 0 HBP: 0			WP: 0 PB: 0 SB: 0 CS: 0	PA: 36		

	AB	34
	R	4
	H	7
	RBI	3
	BB	1
	SO	4
	LOB	10

PITCHER		IP	WLS	BF	H	R	ER	SO	BB	IBB	HBP	BLK	WP	HR	S	P	ERA	WHIP
Connie Marrero, R ERA: 2.9	(1, 1)	9.0	W	36	7	4	2	4	1	0	0	0	0	2	43	47	2.00	0.889

PITCHER	IP	WLS	BF	H	R	ER	SO	BB	IBB	HBP	BLK	WP	HR	S	P	ERA	WHIP

Batter	1	2	3	4	5	6	7	8	9	AB	R	H	RBI	BB	SO	LOB
Eddie Yost, R (1, 5) OBP: 0.375, SLG: 0.342	HR		6-4-3 1-2	G5-4-3 1-2f		BB 1B FC4-6		6-3 3-H	K 1-2 2-3	5	2	1	2	1	1	5
Wayne Terwilliger, R (1, 4) OBP: 0.382, SLG: 0.371	6-3		6-3		BB 1B	FC4-6 1-3 1B		1B	BB 1B	4	2	2	0	2	0	1
Mickey Vernon, L (1, 3) OBP: 0.429, SLG: 0.489	F9			BB BB 1B 1B	BB 1B F7 1-2	FC4-6 1-2f 3-H		1B 1-H	1B 1-3 2-H 3-H	5	3	3	4	1	0	1
Clyde Vollmer, R (1, 7) OBP: 0.383, SLG: 0.386	6-3			BB 1B BB 1B 1-2	BB 1B 1-3 2-H	5-3		HR 3-H	5-3	5	3	2	2	1	0	3
Jackie Jensen, R (1, 9) OBP: 0.387, SLG: 0.486		F8		1B 1B F9 1-2 2-3	1B 1-2		L3-4	1-H	HR	2	2	1	2	3	0	0
Pete Runnels, L (1, 6) OBP: 0.374, SLG: 0.288 Gene Verble, R (6, 6) OBP: 0.200, SLG: 0.143		4-3		F9 1B 1B 1-2 2-3 3-H	F7 3-H		L3-4 1-2	1-3		3 2	1 0	1 0	2 0	0 0	0 0	2 1
Jim Busby, R (1, 8) OBP: 0.332, SLG: 0.431		F9		1B F9 1B 1-2 2-3 3-H	G6-4-3 1B 1-2 2-H		1-3		F8	5	0	2	2	0	0	0
Ed Fitz Gerald, R (1, 2) OBP: 0.263, SLG: 0.278			FC1-6 1B	F9 1-2 2-3 3-H	G6-4-3 1-2f			SH1-4 6-3 2B	S 1B 1B 1B	5	2	3	1	0	0	4
Bob Porterfield, R (1, 1) OBP: 0.359, SLG: 0.541			FC1-6 6-4-3 1-2f	G5-4-3 2-3 3-H 1B		6-3		SH1-4 2-3	S 1-2 1B 1B	4	1	2	1	0	0	1
Inning Stats	R: 1 E: 0 K: 0 S: 4 H: 1 LOB: 0 BB: 0 P: 4	R: 0 E: 0 K: 0 S: 3 H: 0 LOB: 0 BB: 0 P: 3	R: 0 E: 0 K: 0 S: 4 H: 1 LOB: 1 BB: 0 P: 4	R: 4 E: 0 K: 0 S: 6 H: 4 LOB: 1 BB: 2 P: 14	R: 3 E: 0 K: 0 S: 4 H: 2 LOB: 1 BB: 3 P: 16	R: 1 E: 0 K: 0 S: 4 H: 1 LOB: 1 BB: 1 P: 8	R: 0 E: 0 K: 0 S: 2 H: 0 LOB: 0 BB: 1 P: 6	R: 5 E: 0 K: 0 S: 8 H: 5 LOB: 0 BB: 0 P: 8	R: 2 E: 0 K: 1 S: 8 H: 3 LOB: 2 BB: 1 P: 12	1B: 13 2B: 2 3B: 1 HR: 2 SF: 0 SAC: 1 DP: 3 HBP: 0						

PITCHER		IP	WLS	BF	H	R	ER	SO	BB	IBB	HBP	BLK	WP	HR	S	P	ERA	WHIP
Mike Fornieles, R ERA: 4.09	(1, 1)	3.0	L	16	5	5	5	0	2	0	0	0	0	1	14	22	15.00	2.333
Luis Aloma, R ERA: 4.35	(4, 1)	1.0		4	1	1	1	0	1	0	0	0	0	0	3	7	9.00	2.000
Gene Bearden, L ERA: 2.52	(5, 1)	0.0		3	1	0	0	0	2	0	0	0	0	0	1	9	∞	∞
Saul Rogovin, R ERA: 6.28	(5, 1)	3.0		11	2	3	3	0	2	0	0	0	0	0	9	17	9.00	1.333
Bob Keegan, R ERA: 8.04	(8, 1)	2.0		15	8	7	7	1	1	0	0	0	0	1	16	20	31.50	4.500

PITCHER	IP	WLS	BF	H	R	ER	SO	BB	IBB	HBP	BLK	WP	HR	S	P	ERA	WHIP

TOP

Washington Senators @ Chicago White Sox

Comiskey Park, Chicago, IL

Sun Jun 07 1953, 4:33 AM EDT

Unknown

livebaseballscorecards.com

AB	40
R	16
H	17
RBI	16
BB	8
SO	1
LOB	18

WP: 0 PA: 49
PB: 0
SB: 2
CS: 0

BOTTOM

Washington Senators @ Chicago White Sox

Comiskey Park, Chicago, IL

Sun Jun 07 1953, 4:33 AM EDT

Unknown

livebaseballscorecards.com

Batter	1	2	3	4	5	6	7	8	9	AB	R	H	RBI	BB	SO	LOB
Chico Carrasquel, R (1, 6) OBP: 0.311, SLG: 0.339	SH1-3 1B 2B	5-3			1B 1B 2B		G5-4-3 1-2f		F7	4	2	2	0	0	0	2
Bob Keegan, R (8, 1)										0	0	0	0	0	0	0
Tom Wright, L (9, PH) OBP: 0.349, SLG: 0.404										1	0	0	0	0	0	2
Jim Rivera, L (1, 8) OBP: 0.344, SLG: 0.374	SH1-3 2-3		1-3		1B 2-3 1B		4-3		4-3	4	0	1	0	0	0	3
Ferris Fain, L (1, 3) OBP: 0.411, SLG: 0.401	3-1		1B		L8-6 1-3 3-H 1B			4-3		4	0	2	1	0	0	1
Sam Mele, R (1, 9) OBP: 0.390, SLG: 0.477	BB 3-H 1B		F8		L8-6 1-2			L5-4 1B		4	0	2	1	0	0	3
Minnie Minoso, R (1, 7) OBP: 0.413, SLG: 0.374	BBBB FC5-4 1-2 BB		4-3			BBBB FC6-4 BB		1-2 1B		2	0	1	0	2	0	1
Sherm Lollar, R (1, 2) OBP: 0.403, SLG: 0.449	FC5-4 1-2f			F5		F7		L5-4 2-3		4	0	0	0	0	0	5
Nellie Fox, L (1, 4) OBP: 0.327, SLG: 0.364		SH3 1B		SSS K		FC6-4 1-2f			E4 1B	4	0	1	0	0	1	1
Rocky Krsnich, R (1, 5) OBP: 0.282, SLG: 0.308		P3		P6		P6			1-2 1B	4	0	1	0	0	0	2
Mike Fornieles, R (1, 1) OBP: 0.083, SLG: 0.167		SH3 1-2			SSS K		BBBB G5-4-3 BB		SSS K	0	0	0	0	0	0	0
Luis Aloma, R (4, 1)										0	0	0	0	0	0	0
Gene Bearden, L (5, 1) OBP: 0.250, SLG: 0.250										0	0	0	0	0	0	0
Saul Rogovin, R (5, 1) OBP: 0.278, SLG: 0.188										1	0	0	0	0	1	0
Bud Sheely, L (7, PH) OBP: 0.471, SLG: 0.357										0	0	0	0	1	0	0
Fred Marsh, R (7, PR) OBP: 0.250, SLG: 0.200										1	0	0	0	0	1	2
Inning Stats	R: 1 E: 0 K: 0 S: 5 H: 2 LOB: 2 BB: 1 P: 9	R: 0 E: 0 K: 0 S: 4 H: 1 LOB: 1 BB: 0 P: 4	R: 0 E: 0 K: 0 S: 4 H: 1 LOB: 1 BB: 0 P: 4	R: 0 E: 0 K: 1 S: 5 H: 0 LOB: 0 BB: 0 P: 5	R: 1 E: 0 K: 1 S: 7 H: 3 LOB: 1 BB: 0 P: 7	R: 0 E: 0 K: 0 S: 3 H: 0 LOB: 1 BB: 1 P: 7	R: 0 E: 0 K: 0 S: 2 H: 0 LOB: 1 BB: 1 P: 6	R: 0 E: 0 K: 0 S: 4 H: 2 LOB: 1 BB: 0 P: 4	R: 0 E: 1 K: 1 S: 7 H: 1 LOB: 2 BB: 0 P: 7	1B: 8 2B: 4 3B: 0 HR: 0	SF: 0 SAC: 2 DP: 3 HBP: 0						

PITCHER	IP	WLS	BF	H	R	ER	SO	BB	IBB	HBP	BLK	WP	HR	S	P	ERA	WHIP
Bob Porterfield, R (1, 1) ERA: 3.96	9.0	W	38	10	2	2	3	3	0	0	0	0	0	41	53	2.00	1.444

PITCHER	IP	WLS	BF	H	R	ER	SO	BB	IBB	HBP	BLK	WP	HR	S	P	ERA	WHIP

AB	33
R	2
H	10
RBI	2
BB	3
SO	3
LOB	22

WP: 0 PB: 0 SB: 0 CS: 0 PA: 38

Batter	1	2	3	4	5	6	7	8	9	AB	R	H	RBI	BB	SO	LOB
Eddie Yost, R (1, 5) OBP: 0.373, SLG: 0.340	5-3		F8		F8		1B			4	0	1	0	0	0	1
Wayne Terwilliger, R (1, 4) OBP: 0.379, SLG: 0.374	K		5-3			WP 2B	K			4	0	1	0	0	2	3
Mickey Vernon, L (1, 3) OBP: 0.421, SLG: 0.479	P6		F9			K		F9		4	0	0	0	0	1	2
Clyde Vollmer, R (1, 7) OBP: 0.391, SLG: 0.383		1B F8 HBP		G6-4-3 BB		FC6-4 BB		F2		1	1	0	0	2	0	0
Jackie Jensen, R (1, 9) OBP: 0.384, SLG: 0.481		1B		G6-4-3		F7		6-3		4	0	1	0	0	0	3
Pete Runnels, L (1, 6) OBP: 0.376, SLG: 0.291		P6		FC5-4 1B		FC6-4			L6	2	0	1	0	0	0	2
Gene Verble, R (4, PR) (4, 6) OBP: 0.188, SLG: 0.133										1	0	0	0	0	0	2
Carmen Mauro, L (9, PH) OBP: 0.200, SLG: 0.143										1	0	0	0	0	0	0
Jim Busby, R (1, 8) OBP: 0.325, SLG: 0.422		F8 3-H		FC5-4 1B			5-3		F8	4	0	0	1	0	0	2
Mickey Grasso, R (1, 2) OBP: 0.231, SLG: 0.287		6-3			K		L7		5-3	4	0	0	0	0	1	1
Spec Shea, R (1, 1) OBP: 0.471, SLG: 0.529			5-3 1B		F8		E3 1B			3	0	1	0	0	0	0
Walt Masterson, R (8, 1) OBP: 0.286, SLG: 0.263										0	0	0	0	0	0	0
Inning Stats	R: 0 H: 0 E: 0 LOB: 0 K: 1 BB: 0 S: 5 P: 5	R: 1 H: 1 E: 0 LOB: 1 K: 0 BB: 0 S: 4 P: 5	R: 0 H: 1 E: 0 LOB: 1 K: 0 BB: 0 S: 4 P: 4	R: 0 H: 1 E: 0 LOB: 1 K: 0 BB: 1 S: 3 P: 7	R: 0 H: 0 E: 0 LOB: 0 K: 1 BB: 0 S: 5 P: 5	R: 0 H: 1 E: 0 LOB: 2 K: 1 BB: 1 S: 6 P: 10	R: 0 H: 1 E: 1 LOB: 2 K: 1 BB: 0 S: 7 P: 7	R: 0 H: 0 E: 0 LOB: 0 K: 0 BB: 0 S: 3 P: 3	R: 0 H: 0 E: 0 LOB: 0 K: 0 BB: 0 S: 3 P: 3	1B: 4 SF: 0 2B: 1 SAC: 0 3B: 0 DP: 1 HR: 0 HBP: 1						

PITCHER	IP	WLS	BF	H	R	ER	SO	BB	IBB	HBP	BLK	WP	HR	S	P	ERA	WHIP
Harry Dorish, R (1, 1) ERA: 2.08	9.0	W	35	5	1	1	4	2	0	1	0	1	0	40	49	1.00	0.778

PITCHER	IP	WLS	BF	H	R	ER	SO	BB	IBB	HBP	BLK	WP	HR	S	P	ERA	WHIP

TOP

Washington Senators @ Chicago White Sox

Comiskey Park, Chicago, IL

Sun Jun 07 1953, 4:38 AM EDT

Att. 18,480 - Unknown

livebaseballscorecards.com

AB	32
R	1
H	5
RBI	1
BB	2
SO	4
LOB	16

WP: 1	PA: 35		
PB: 0			
SB: 0			
CS: 0			

Batter	1	2	3	4	5	6	7	8	9	AB	R	H	RBI	BB	SO	LOB
Nellie Fox, L (1, 4) OBP: 0.321, SLG: 0.356	P5		P5		L3		FC4-6 1-2f 3-H			4	0	0	1	0	0	1
Ferris Fain, L (1, 3) OBP: 0.408, SLG: 0.394	F8		BBBB FC6-4 BB			F8	F9			3	0	0	0	1	0	1
Minnie Minoso, R (1, 7) OBP: 0.410, SLG: 0.371	1B 1B		F9			F8		6-3		4	1	1	0	0	0	1
Sam Mele, R (1, 9) OBP: 0.398, SLG: 0.490	1-H 1B		FC6-4 1-2f			1B 2B		5-3 2B 1B		4	2	3	1	0	0	1
Jim Rivera, L (1, 8) OBP: 0.343, SLG: 0.371	4-3			P3		2-H 1B		5-3 1-2		4	0	1	1	0	0	2
Rocky Krsnich, R (1, 5) OBP: 0.280, SLG: 0.319		F8		F8	4-3			2-H 2B 2B		4	1	1	1	0	0	1
Chico Carrasquel, R (1, 6) OBP: 0.315, SLG: 0.348		P6		P4			1B FC4-6 1B	2-H 2B		4	1	2	1	0	0	0
Red Wilson, R (1, 2) OBP: 0.371, SLG: 0.296		1B			F7		1-3 FC4-6 1B	FC5-4 IBB		3	0	2	0	1	0	0
Harry Dorish, R (1, 1) OBP: 0.111, SLG: 0.111		6-3			F8		FC4-6 FC4-6 1-2f	FC5-4 1-2f		4	0	0	0	0	0	5
Inning Stats	R: 1 H: 2 E: 0 LOB: 1 K: 0 BB: 0 S: 5 P: 5	R: 0 H: 1 E: 0 LOB: 1 K: 0 BB: 0 S: 4 P: 4	R: 0 H: 0 E: 0 LOB: 1 K: 0 BB: 1 S: 3 P: 7	R: 0 H: 0 E: 0 LOB: 0 K: 0 BB: 0 S: 3 P: 3	R: 0 H: 0 E: 0 LOB: 0 K: 0 BB: 0 S: 3 P: 3	R: 1 H: 2 E: 0 LOB: 1 K: 0 BB: 0 S: 5 P: 5	R: 1 H: 2 E: 0 LOB: 1 K: 0 BB: 0 S: 5 P: 5	R: 2 H: 3 E: 0 LOB: 2 K: 0 BB: 1 S: 6 P: 10		1B: 7 SF: 0 2B: 3 SAC: 0 3B: 0 DP: 0 HR: 0 HBP: 0						

PITCHER		IP	WLS	BF	H	R	ER	SO	BB	IBB	HBP	BLK	WP	HR	S	P	ERA	WHIP
Spec Shea, R ERA: 2.72	(1, 1)	7.0	L	29	7	3	3	0	1	0	0	0	0	0	28	32	3.86	1.143
Walt Masterson, R ERA: 3.86	(8, 1)	1.0		7	3	2	2	0	0	1	0	0	0	0	6	10	18.00	3.000

PITCHER	IP	WLS	BF	H	R	ER	SO	BB	IBB	HBP	BLK	WP	HR	S	P	ERA	WHIP

BOTTOM

Washington Senators @ Chicago White Sox

Comiskey Park, Chicago, IL

Sun Jun 07 1953, 4:38 AM EDT

Att. 18,480 - Unknown

livebaseballscorecards.com

AB	34
R	5
H	10
RBI	5
BB	2
SO	0
LOB	12

Batter	1	2	3	4	5	6	7	8	9	AB	R	H	RBI	BB	SO	LOB
Eddie Joost, R (1, 6) OBP: 0.391, SLG: 0.409	F8		F3			BB			BB, 1B	3	0	1	0	1	0	0
Dave Philley, S (1, 9) OBP: 0.345, SLG: 0.395	6-3			5-3		F4			L8-4, BB (1-2)	3	0	0	0	1	0	1
Eddie Robinson, L (1, 3) OBP: 0.311, SLG: 0.358	4-3			1B		F4			L8-4 (1-2)	4	0	1	0	0	0	3
Gus Zernial, R (1, 7) OBP: 0.363, SLG: 0.539		F9		F8			P6		K	4	0	0	0	0	1	2
Pete Suder, R (1, 5) OBP: 0.355, SLG: 0.395		K		F8			F7			3	0	0	0	0	1	1
Cass Michaels, R (1, 4) OBP: 0.326, SLG: 0.355		F8			F8		F8			3	0	0	0	0	0	0
Ed McGhee, R (1, 8) OBP: 0.350, SLG: 0.317			WP, 3B		P4			K		3	1	1	0	0	1	0
Joe Astroth, R (1, 2) OBP: 0.350, SLG: 0.280			F2 (3-H)		6-3			F8		3	0	0	0	0	0	0
Marion Fricano, R (1, 1) OBP: 0.333, SLG: 0.400			P2			P6		F8		1	0	0	0	0	0	0
Frank Fanovich, L (4, 1)										1	0	0	0	0	0	0
Kite Thomas, R (8, PH) OBP: 0.167, SLG: 0.107										1	0	0	0	0	0	0
Carl Scheib, R (8, 1) OBP: 0.133, SLG: 0.071										0	0	0	0	0	0	0
Inning Stats	R: 0 E: 0 K: 0 S: 3 H: 0 LOB: 0 BB: 0 P: 3	R: 0 E: 0 K: 1 S: 5 H: 0 LOB: 0 BB: 0 P: 5	R: 1 E: 0 K: 0 S: 4 H: 1 LOB: 0 BB: 0 P: 4	R: 0 E: 0 K: 0 S: 4 H: 1 LOB: 1 BB: 0 P: 4	R: 0 E: 0 K: 0 S: 3 H: 0 LOB: 0 BB: 0 P: 3	R: 0 E: 0 K: 0 S: 3 H: 0 LOB: 1 BB: 1 P: 7	R: 0 E: 0 K: 0 S: 3 H: 0 LOB: 0 BB: 0 P: 3	R: 0 E: 0 K: 1 S: 5 H: 0 LOB: 0 BB: 0 P: 5	R: 0 E: 0 K: 1 S: 5 H: 1 LOB: 1 BB: 1 P: 9	1B: 2 2B: 1 3B: 1 HR: 0 SF: 0 SAC: 0 DP: 1 HBP: 0						

PITCHER	IP	WLS	BF	H	R	ER	SO	BB	IBB	HBP	BLK	WP	HR	S	P	ERA	WHIP
Billy Pierce, L (1, 1) ERA: 3.38	9.0	W	31	3	1	1	3	2	0	0	0	1	0	35	43	1.00	0.556

PITCHER	IP	WLS	BF	H	R	ER	SO	BB	IBB	HBP	BLK	WP	HR	S	P	ERA	WHIP

TOP

Philadelphia Athletics @ Chicago White Sox
Comiskey Park, Chicago, IL
Tue Jun 09 1953, 4:33 AM EDT
Att. 16,154 - Unknown

livebaseballscorecards.com

AB	29
R	1
H	3
RBI	0
BB	2
SO	3
LOB	7

WP: 1 PB: 0 SB: 0 CS: 0 PA: 31

Batter	1	2	3	4	5	6	7	8	9	AB	R	H	RBI	BB	SO	LOB
Nellie Fox, L (1, 4) OBP: 0.320, SLG: 0.354	F7	1B		K2-3		K				4	0	1	2	0	2	1
Ferris Fain, L (1, 3) OBP: 0.410, SLG: 0.393	HBP BB	L6		L5			1B			3	0	1	0	1	0	2
Minnie Minoso, R (1, 7) OBP: 0.416, SLG: 0.373	G6-4-3 HBP		BB 1B	BB			F8			2	1	1	0	1	0	1
Sam Mele, R (1, 9) OBP: 0.394, SLG: 0.481	G6-4-3		3B BB	F4			F8			3	1	0	0	1	0	4
Jim Rivera, L (1, 8) OBP: 0.350, SLG: 0.383		CS BB	1-H 2-H 2B 3B		F7 BB		6-3			2	1	1	2	2	0	1
Rocky Krsnich, R (1, 5) OBP: 0.286, SLG: 0.338 Vern Stephens, R (4, 5) OBP: 0.279, SLG: 0.267		E5 1B BB 1B	3-H 2B	F7				P6		2 2	1 0	1 0	1 0	0 0	0 0	1 1
Chico Carrasquel, R (1, 6) OBP: 0.309, SLG: 0.340		F7	F5		K			P6		4	0	0	0	0	1	1
Red Wilson, R (1, 2) OBP: 0.379, SLG: 0.298		1B 1B BB	1B			6-3		6-3		3	1	1	0	1	0	0
Billy Pierce, L (1, 1) OBP: 0.167, SLG: 0.107		1B	4-3			K 1B				3	0	2	0	0	0	1
Inning Stats	R: 0 E: 0 K: 0 S: 2 H: 0 LOB: 1 BB: 1 P: 7	R: 2 E: 1 K: 0 S: 5 H: 2 LOB: 2 BB: 2 P: 13	R: 3 E: 0 K: 0 S: 6 H: 4 LOB: 1 BB: 1 P: 10	R: 0 E: 0 K: 1 S: 5 H: 0 LOB: 1 BB: 1 P: 9	R: 0 E: 0 K: 1 S: 4 H: 0 LOB: 0 BB: 1 P: 8	R: 0 E: 0 K: 1 S: 5 H: 1 LOB: 0 BB: 0 P: 5	R: 0 E: 0 K: 0 S: 4 H: 1 LOB: 1 BB: 0 P: 4	R: 0 E: 0 K: 0 S: 3 H: 0 LOB: 0 BB: 0 P: 3		1B: 6 2B: 1 3B: 1 HR: 0	SF: 0 SAC: 0 DP: 1 HBP: 1			WP: 0 PB: 0 SB: 0 CS: 1	PA: 35		

BOTTOM

Philadelphia Athletics @ Chicago White Sox
Comiskey Park, Chicago, IL
Tue Jun 09 1953, 4:33 AM EDT
Att. 16,154 - Unknown

livebaseballscorecards.com

AB	28
R	5
H	8
RBI	5
BB	6
SO	3
LOB	13

PITCHER		IP	WLS	BF	H	R	ER	SO	BB	IBB	HBP	BLK	WP	HR	S	P	ERA	WHIP
Marion Fricano, R ERA: 2.32	(1, 1)	3.0	L	18	6	5	3	0	4	0	1	0	0	0	13	30	9.00	3.333
Frank Fanovich, L ERA: 3.38	(4, 1)	4.0		14	2	0	0	3	2	0	0	0	0	0	18	26	0.00	1.000
Carl Scheib, R ERA: 4.21	(8, 1)	1.0		3	0	0	0	0	0	0	0	0	0	0	3	3	0.00	0.000

PITCHER	IP	WLS	BF	H	R	ER	SO	BB	IBB	HBP	BLK	WP	HR	S	P	ERA	WHIP

Batter	1	2	3	4	5	6	7	8	9	AB	R	H	RBI	BB	SO	LOB
Eddie Joost, R (1, 6) OBP: 0.388, SLG: 0.405	L4		G4-6-3 1B		F9			L5		4	0	1	0	0	0	0
Dave Philley, S (1, 9) OBP: 0.344, SLG: 0.397	2B		G4-6-3 1-2f		4-3			G1		4	0	1	0	0	0	1
Eddie Robinson, L (1, 3) OBP: 0.305, SLG: 0.351	5-3		F8		F9			3-1		4	0	0	0	0	0	1
Gus Zernial, R (1, 7) OBP: 0.365, SLG: 0.538	6-3			K		G4-6-3 1B			FC3-6 1B	4	0	2	0	0	1	1
Pete Suder, R (1, 5) OBP: 0.352, SLG: 0.392		2B F8 1B		1-3		G4-6-3 1-2f			FC3-6 1-2f CS	4	1	1	0	0	0	2
Cass Michaels, R (1, 4) OBP: 0.338, SLG: 0.375		1-3 2B		1B 1B 1B		P6			PO 1-2	4	1	3	0	0	0	0
Ed McGhee, R (1, 8) OBP: 0.350, SLG: 0.318		F8 3-H		1-3 1B 1B			1-3		PO 1-2	3	0	1	1	0	0	1
Joe Astroth, R (1, 2) OBP: 0.358, SLG: 0.284		L6-3 BB		1B 1-2 3-H 1B			L3			2	0	1	1	1	0	0
Harry Byrd, R (1, 1) OBP: 0.267, SLG: 0.241		L6-3 1-2		1B 1-2 2-H 1B			K			3	0	1	0	0	1	2
Morrie Martin, L (9, 1) OBP: 0.067, SLG: 0.067										0	0	0	0	0	0	0
Inning Stats	R: 0 E: 0 K: 0 S: 4 H: 1 LOB: 1 BB: 0 P: 4	R: 1 E: 0 K: 0 S: 4 H: 2 LOB: 1 BB: 1 P: 8	R: 0 E: 0 K: 0 S: 3 H: 1 LOB: 0 BB: 0 P: 3	R: 1 E: 0 K: 1 S: 8 H: 4 LOB: 2 BB: 0 P: 8	R: 0 E: 0 K: 0 S: 3 H: 0 LOB: 0 BB: 0 P: 3	R: 0 E: 0 K: 0 S: 3 H: 1 LOB: 0 BB: 0 P: 3	R: 0 E: 0 K: 1 S: 5 H: 0 LOB: 0 BB: 0 P: 5	R: 0 E: 0 K: 0 S: 3 H: 0 LOB: 0 BB: 0 P: 3	R: 0 E: 0 K: 0 S: 3 H: 2 LOB: 0 BB: 0 P: 3	1B: 9 2B: 3 3B: 0 HR: 0 SF: 0 SAC: 0 DP: 3 HBP: 0						

PITCHER		IP	WLS	BF	H	R	ER	SO	BB	IBB	HBP	BLK	WP	HR	S	P	ERA	WHIP
Sandy Consuegra, R ERA: 4.26	(1, 1)	7.0	L	27	9	2	2	2	1	0	0	0	0	0	30	34	2.57	1.429
Harry Dorish, R ERA: 2.01	(8, 1)	2.0		6	2	0	0	0	0	0	0	0	0	0	6	6	0.00	1.000

PITCHER	IP	WLS	BF	H	R	ER	SO	BB	IBB	HBP	BLK	WP	HR	S	P	ERA	WHIP

TOP

Philadelphia Athletics @ Chicago White Sox
Comiskey Park, Chicago, IL
Wed Jun 10 1953, 4:33 AM EDT
Att. 3,370 - Unknown

livebaseballscorecards.com

AB	32
R	2
H	11
RBI	2
BB	1
SO	2
LOB	8

WP: 0	PA: 34
PB: 0	
SB: 0	
CS: 1	

Batter	1	2	3	4	5	6	7	8	9	AB	R	H	RBI	BB	SO	LOB
Nellie Fox, L (1, 4) OBP: 0.317, SLG: 0.351	F7		6-3		F8		4-3, 1-2		FC5-4, 1-2f	5	0	1	0	0	0	1
Ferris Fain, L (1, 3) OBP: 0.405, SLG: 0.388	K		4-3, 1B		F8		4-3, 1-2, 2-3		F5	5	0	1	0	0	1	3
Minnie Minoso, R (1, 7) OBP: 0.418, SLG: 0.376 Harry Dorish, R (8, 1) OBP: 0.111, SLG: 0.111	1B, 2B, 1B		4-3, 1-2, 1B		P6		K			4 0	1 0	2 0	0 0	0 0	1 0	2 0
Sam Mele, R (1, 9) OBP: 0.391, SLG: 0.475	2B, 1-2, 1B		4-3, 1-2, 2-3			1-3		6-3		4	0	1	0	0	0	2
Jim Rivera, L (1, 8) OBP: 0.357, SLG: 0.392	1-3, 2-H, 2B		IBB			S, 1B		F8		3	0	2	1	1	0	0
Sherm Lollar, R (1, 2) OBP: 0.398, SLG: 0.441 Red Wilson, R (8, PR) OBP: 0.379, SLG: 0.298 (9, 2)	P4		F2			P4, 1-2		1B		4 0	0 0	1 0	0 0	0 0	0 0	6 0
Vern Stephens, R (1, 5) OBP: 0.275, SLG: 0.263 Tom Wright, L (6, PH) OBP: 0.344, SLG: 0.397 Fred Marsh, R (7, 5) OBP: 0.235, SLG: 0.188		4-3		P5		F7		F9		2 1 1	0 0 0	0 0 0	0 0 0	0 0 0	0 0 0	0 1 1
Chico Carrasquel, R (1, 6) OBP: 0.304, SLG: 0.335 Bud Sheely, L (9, PH) OBP: 0.500, SLG: 0.357 Billy Pierce, L (9, PR) OBP: 0.167, SLG: 0.107		P6		5-3			5-3		FC5-4, BB	3 0 0	0 0 0	0 0 0	0 0 0	0 1 0	0 0 0	0 0 0
Sandy Consuegra, R (1, 1) OBP: 0.167, SLG: 0.167 Bud Stewart, L (7, PH) OBP: 0.500, SLG: 0.500 (8, 7)		F2		F8			4-3, 1B		P4	2 2	0 0	0 1	0 0	0 0	0 0	0 1
Inning Stats	R: 1 E: 0 K: 1 S: 8 H: 3 LOB: 2 BB: 0 P: 8	R: 0 E: 0 K: 0 S: 3 H: 0 LOB: 0 BB: 0 P: 3	R: 0 E: 0 K: 0 S: 5 H: 2 LOB: 3 BB: 1 P: 9	R: 0 E: 0 K: 0 S: 3 H: 0 LOB: 0 BB: 0 P: 3	R: 0 E: 0 K: 0 S: 3 H: 0 LOB: 0 BB: 0 P: 3	R: 0 E: 0 K: 0 S: 4 H: 1 LOB: 1 BB: 0 P: 4	R: 0 E: 0 K: 1 S: 7 H: 2 LOB: 2 BB: 0 P: 7	R: 0 E: 0 K: 0 S: 4 H: 1 LOB: 1 BB: 0 P: 4	R: 0 E: 0 K: 0 S: 3 H: 0 LOB: 1 BB: 1 P: 7	1B: 8 2B: 1 3B: 0 HR: 0 SF: 0 SAC: 0 DP: 0 HBP: 0	WP: 0 PB: 0 SB: 1 CS: 0 PA: 38					

PITCHER		IP	WLS	BF	H	R	ER	SO	BB	IBB	HBP	BLK	WP	HR	S	P	ERA	WHIP
Harry Byrd, R ERA: 4.9	(1, 1)	8.0	W	35	9	1	1	2	1	1	0	0	0	0	37	45	1.12	1.250
Morrie Martin, L ERA: 4.79	(9, 1)	1.0	S	3	0	0	0	0	0	0	0	0	0	0	3	3	0.00	0.000

PITCHER	IP	WLS	BF	H	R	ER	SO	BB	IBB	HBP	BLK	WP	HR	S	P	ERA	WHIP

BOTTOM

Philadelphia Athletics @ Chicago White Sox
Comiskey Park, Chicago, IL
Wed Jun 10 1953, 4:33 AM EDT
Att. 3,370 - Unknown

livebaseballscorecards.com

AB	36
R	1
H	9
RBI	1
BB	2
SO	2
LOB	17

Philadelphia Athletics @ Chicago White Sox
Comiskey Park, Chicago, IL
Thu Jun 11 1953, 4:33 AM EDT
Att. 3,916 - Unknown

TOP

Batter	1	2	3	4	5	6	7	8	9	AB	R	H	RBI	BB	SO	LOB
Eddie Joost, R (1, 6) OBP: 0.383, SLG: 0.395	5-3		P6		K		F9		CS BB	4	0	0	0	1	1	0
Dave Philley, S (1, 9) OBP: 0.341, SLG: 0.389	P6			F8	G3		HR BB		F8 1-2	4	1	0	0	1	0	1
Eddie Robinson, L (1, 3) OBP: 0.307, SLG: 0.364	3-1			HR BB		F9	P6		HR	4	2	1	1	1	0	1
Gus Zernial, R (1, 7) OBP: 0.376, SLG: 0.583		K		1-H HR		1B 2B	1-H HR		1B	5	3	4	4	0	1	0
Pete Suder, R (1, 5) OBP: 0.348, SLG: 0.386		4-3		BB 1B		6-3	K		K	5	0	1	0	0	2	2
Cass Michaels, R (1, 4) OBP: 0.349, SLG: 0.377		FC5-4 BB		1-2 BB		BB 1B 2-H 1B		6-3		2	0	1	1	2	0	0
Ed McGhee, R (1, 8) OBP: 0.347, SLG: 0.315		FC5-4 1-2f		F7		BB 1-2 1B		K2-3		4	0	1	0	0	1	3
Joe Astroth, R (1, 2) OBP: 0.363, SLG: 0.279			F9	F8		1-2 2-3 BB		BB		2	0	0	0	2	0	2
Charlie Bishop, R (1, 1) OBP: 0.087, SLG: 0.045 Morrie Martin, L (8, 1) OBP: 0.067, SLG: 0.067			K		1-3	F8			K	4 0	0 0	0 0	0 0	0 0	2 0	4 0
Inning Stats	R: 0 E: 0 K: 0 S: 3 H: 0 LOB: 0 BB: 0 P: 3	R: 0 E: 0 K: 1 S: 5 H: 0 LOB: 1 BB: 1 P: 9	R: 0 E: 0 K: 1 S: 5 H: 0 LOB: 0 BB: 0 P: 5	R: 2 E: 0 K: 0 S: 5 H: 2 LOB: 2 BB: 2 P: 13	R: 0 E: 0 K: 1 S: 5 H: 0 LOB: 0 BB: 0 P: 5	R: 1 E: 0 K: 0 S: 6 H: 3 LOB: 3 BB: 1 P: 10	R: 2 E: 0 K: 1 S: 6 H: 1 LOB: 0 BB: 1 P: 10	R: 0 E: 0 K: 2 S: 7 H: 0 LOB: 1 BB: 1 P: 11	R: 1 E: 0 K: 1 S: 6 H: 2 LOB: 1 BB: 1 P: 10	1B: 4 2B: 1 3B: 0 HR: 3	SF: 0 SAC: 0 DP: 0 HBP: 0						

livebaseballscorecards.com

AB	34
R	6
H	8
RBI	6
BB	7
SO	7
LOB	13

		WP: 0	PB: 0	SB: 0	CS: 1	PA: 41

PITCHER		IP	WLS	BF	H	R	ER	SO	BB	IBB	HBP	BLK	WP	HR	S	P	ERA	WHIP
Joe Dobson, R ERA: 3.18	(1, 1)	5.2		26	5	3	3	3	4	0	0	0	0	1	28	44	4.76	1.588
Mike Fornieles, R ERA: 4.06	(6, 1)	0.1		1	0	0	0	0	0	0	0	0	0	0	1	1	0.00	0.000
Bob Keegan, R ERA: 8.15	(7, 1)	2.0		9	1	2	2	3	2	0	0	0	0	1	13	21	9.00	1.500
Harry Dorish, R ERA: 2.12	(9, 1)	1.0	L	5	2	1	1	1	1	0	0	0	0	1	6	10	9.00	3.000

PITCHER		IP	WLS	BF	H	R	ER	SO	BB	IBB	HBP	BLK	WP	HR	S	P	ERA	WHIP

Batter	1	2	3	4	5	6	7	8	9	AB	R	H	RBI	BB	SO	LOB
Nellie Fox, L (1, 4) OBP: 0.311, SLG: 0.343	P6		1-3		1-5-3	FC6-4 1-2f		F7 3-H		5	0	0	1	0	0	2
Ferris Fain, L (1, 3) OBP: 0.405, SLG: 0.391	F7		G3		BB		2B	6-3		4	0	1	0	1	0	1
Minnie Minoso, R (1, 7) (7, 5) OBP: 0.417, SLG: 0.373	1B HBP		6-3		P6		6-3		G5-4-3 1B	4	0	1	0	0	0	2
Sam Mele, R (1, 9) OBP: 0.397, SLG: 0.472	1-2 1B			2B 6-3 BB	1-2 BB		6-3		G5-4-3 1-2f	3	1	1	0	2	0	2
Jim Rivera, L (1, 8) OBP: 0.350, SLG: 0.382	4-3			F9	F2		1-3		P6	5	0	0	0	0	0	6
Red Wilson, R (1, 2) OBP: 0.400, SLG: 0.350		K		1-3 2B 2B		G3 1B 2B		1B 1B BB		3	3	2	0	1	1	0
Vern Stephens, R (1, 5) OBP: 0.271, SLG: 0.258 Bud Stewart, L (6, PH) (7, 7) OBP: 0.500, SLG: 0.500	6-3			6-3 3-H	G3 2-3			SH1-4 1B F7 1-2 1B		2 2	0 1	0 1	1 0	0 0	0 0	1 1
Chico Carrasquel, R (1, 6) OBP: 0.313, SLG: 0.348	1B			2-H 2B	P6			SH1-4 1-2 2-H 1B		4	0	3	2	0	0	1
Joe Dobson, R (1, 1) OBP: 0.067, SLG: 0.130 Mike Fornieles, R (6, 1) OBP: 0.083, SLG: 0.167 Tom Wright, L (6, PH) OBP: 0.354, SLG: 0.407 Bob Keegan, R (7, 1) Sherm Lollar, R (8, PH) OBP: 0.398, SLG: 0.441 Harry Dorish, R (9, 1) OBP: 0.111, SLG: 0.111	F8			5-3	FC6-4 3-H 1B			SH1-4 1-2 2-3		2 0 1 0 0 0	0 0 0 0 0 0	0 0 1 0 0 0	0 0 1 0 0 0	0 0 0 0 0 0	0 0 0 0 0 0	2 0 0 0 0 0
Inning Stats	R: 0 E: 0 K: 0 S: 4 H: 1 LOB: 2 BB: 0 P: 5	R: 0 E: 0 K: 1 S: 6 H: 1 LOB: 1 BB: 0 P: 6	R: 0 E: 0 K: 0 S: 3 H: 0 LOB: 0 BB: 0 P: 3	R: 2 E: 0 K: 0 S: 5 H: 2 LOB: 1 BB: 1 P: 9	R: 0 E: 0 K: 0 S: 3 H: 0 LOB: 2 BB: 2 P: 11	R: 1 E: 0 K: 0 S: 5 H: 2 LOB: 1 BB: 0 P: 5	R: 0 E: 0 K: 0 S: 4 H: 1 LOB: 1 BB: 0 P: 4	R: 2 E: 0 K: 0 S: 5 H: 2 LOB: 1 BB: 1 P: 9	R: 0 E: 0 K: 0 S: 3 H: 1 LOB: 0 BB: 0 P: 3	1B: 6 2B: 4 3B: 0 HR: 0 SF: 0 SAC: 1 DP: 1 HBP: 1						

PITCHER	IP	WLS	BF	H	R	ER	SO	BB	IBB	HBP	BLK	WP	HR	S	P	ERA	WHIP
Charlie Bishop, R (1, 1) ERA: 3.76	7.0		34	8	5	5	1	4	0	1	0	0	0	31	48	6.43	1.714
Morrie Martin, L (8, 1) ERA: 4.59	2.0	W	7	2	0	0	0	0	0	0	0	0	0	7	7	0.00	1.000

PITCHER	IP	WLS	BF	H	R	ER	SO	BB	IBB	HBP	BLK	WP	HR	S	P	ERA	WHIP

BOTTOM

Philadelphia Athletics @ Chicago White Sox
Comiskey Park, Chicago, IL
Thu Jun 11 1953, 4:33 AM EDT
Att. 3,916 - Unknown

livebaseballscorecards.com

AB	35
R	5
H	10
RBI	5
BB	4
SO	1
LOB	18

PA: 41
WP: 0
PB: 0
SB: 0
CS: 0

Batter	1	2	3	4	5	6	7	8	9	AB	R	H	RBI	BB	SO	LOB
Jim Piersall, R (1, 9) OBP: 0.319, SLG: 0.326	K		5-3		SH SH5-3 2-H	S 1-2			L1	4	1	1	0	0	1	1
Gene Stephens, L (1, 7) OBP: 0.304, SLG: 0.295	WP FC1 1B		1-3		SH5-3 2-3	4-3 1-2 2-3			BB 1-2	3	0	1	0	1	0	2
Billy Goodman, L (1, 4) OBP: 0.408, SLG: 0.421	FC1 WP 1-2		1B		FC5-4 3-H 1B		F7		F9	5	0	2	1	0	0	3
Dick Gernert, R (1, 3) OBP: 0.383, SLG: 0.418	K 1-2 2-3		K		FC5-4 1-2f		K		F8	5	0	0	0	0	3	6
Floyd Baker, L (1, 5) OBP: 0.333, SLG: 0.293	K			6-3	6-3		6-3			4	0	0	0	0	1	3
Hoot Evers, R (1, 8) OBP: 0.339, SLG: 0.505		5-3		K		SH5-4 1B 1B		BB G6-4-3		3	1	1	0	1	1	0
Sammy White, R (1, 2) OBP: 0.292, SLG: 0.412		F5		F8		SH5-4 1-2		F3		3	0	0	0	0	0	1
Johnny Lipon, R (1, 6) OBP: 0.297, SLG: 0.303		FC5-4 1B			2B 2B	S 1B 2-H 1B		G6-4-3 1-2f		4	1	3	1	0	0	1
Hal Brown, R (1, 1) OBP: 0.308, SLG: 0.520 Ellis Kinder, R (8, 1) OBP: 0.714, SLG: 0.857		FC5-4 1-2f			SH 2-H 2B	F7			BB 1B	3 1	1 0	1 1	1 0	0 0	0 0	2 0
Inning Stats	R: 0 E: 0 K: 3 S: 11 H: 1 LOB: 2 BB: 0 P: 11	R: 0 E: 0 K: 0 S: 4 H: 1 LOB: 1 BB: 0 P: 4	R: 0 E: 0 K: 1 S: 6 H: 1 LOB: 0 BB: 0 P: 6	R: 0 E: 0 K: 1 S: 5 H: 0 LOB: 0 BB: 0 P: 5	R: 3 E: 1 K: 0 S: 7 H: 3 LOB: 1 BB: 0 P: 7	R: 1 E: 0 K: 0 S: 6 H: 3 LOB: 2 BB: 0 P: 6	R: 0 E: 0 K: 1 S: 5 H: 0 LOB: 0 BB: 0 P: 5	R: 0 E: 0 K: 0 S: 2 H: 0 LOB: 0 BB: 1 P: 6	R: 0 E: 0 K: 0 S: 4 H: 1 LOB: 2 BB: 1 P: 8	1B: 8 2B: 2 3B: 0 HR: 0 SF: 0 SAC: 3 DP: 1 HBP: 0						

TOP

Boston Red Sox @ Chicago White Sox

Comiskey Park, Chicago, IL

Fri Jun 12 1953, 4:33 AM EDT

Att. 26,567 - Unknown

livebaseballscorecards.com

AB	35
R	4
H	10
RBI	3
BB	2
SO	6
LOB	19

WP: 1 PB: 0 SB: 2 CS: 0 PA: 40

PITCHER		IP	WLS	BF	H	R	ER	SO	BB	IBB	HBP	BLK	WP	HR	S	P	ERA	WHIP
Saul Rogovin, R ERA: 6.02	(1, 1)	7.0	L	32	9	4	3	6	0	0	0	0	1	0	44	44	3.86	1.286
Luis Aloma, R ERA: 3.97	(8, 1)	2.0		8	1	0	0	0	2	0	0	0	0	0	6	14	0.00	1.500

PITCHER	IP	WLS	BF	H	R	ER	SO	BB	IBB	HBP	BLK	WP	HR	S	P	ERA	WHIP

BOTTOM

Boston Red Sox @ Chicago White Sox

Comiskey Park, Chicago, IL

Fri Jun 12 1953, 4:33 AM EDT

Att. 26,567 - Unknown

Batter	1	2	3	4	5	6	7	8	9	AB	R	H	RBI	BB	SO	LOB
Nellie Fox, L (1, 4) OBP: 0.304, SLG: 0.335	F8		B1-3		F8		4-3		K	5	0	0	0	0	1	1
Ferris Fain, L (1, 3) OBP: 0.403, SLG: 0.393	F3		F3		F9 1-2			3B 2B		4	1	1	0	0	0	1
Minnie Minoso, R (1, 7) OBP: 0.423, SLG: 0.389	BB		S 1B		6-3			4-3 2-H 3B		3	1	2	1	1	0	1
Tom Wright, L (1, 9) OBP: 0.333, SLG: 0.381	F4		4-3 1-2			E4 FC4-6		4-3 3-H		4	0	0	1	0	0	2
Jim Rivera, L (1, 8) OBP: 0.348, SLG: 0.394		L9		HR		FC4-6 1-2f		4-3		4	1	1	1	0	0	1
Red Wilson, R (1, 2) OBP: 0.405, SLG: 0.349		F7		G6-4-3 1B		F8		BB		3	0	1	0	1	0	1
Fred Marsh, R (1, 5) OBP: 0.238, SLG: 0.200 (8, 6)		1B 1B		G6-4-3 1-2f		K		K		4	0	1	0	0	2	3
Chico Carrasquel, R (1, 6) OBP: 0.315, SLG: 0.350 Gene Bearden, L (7, PH) OBP: 0.231, SLG: 0.231 Luis Aloma, R (8, 1) Bud Sheely, L (9, PH) OBP: 0.474, SLG: 0.333		FC6-4 1-2 1B		5-3			4-3		G3	2 1 0 1	0 0 0 0	1 0 0 0	0 0 0 0	0 0 0 0	0 0 0 0	0 0 0 0
Saul Rogovin, R (1, 1) OBP: 0.250, SLG: 0.167 Vern Stephens, R (7, PH) OBP: 0.269, SLG: 0.256 (8, 5) Bud Stewart, L (9, PH) OBP: 0.400, SLG: 0.400		FC6-4 1-2f			K WP		K		3-1	2 1 1	0 0 0	0 0 0	0 0 0	0 1 0	1 0 0	2 0 0
Inning Stats	R: 0 E: 0 K: 0 S: 3 H: 0 LOB: 1 BB: 1 P: 7	R: 0 E: 0 K: 0 S: 5 H: 2 LOB: 2 BB: 0 P: 5	R: 0 E: 0 K: 0 S: 4 H: 1 LOB: 1 BB: 0 P: 4	R: 1 E: 0 K: 0 S: 4 H: 2 LOB: 0 BB: 0 P: 4	R: 0 E: 1 K: 1 S: 6 H: 0 LOB: 1 BB: 0 P: 6	R: 0 E: 1 K: 1 S: 6 H: 0 LOB: 1 BB: 0 P: 6	R: 0 E: 0 K: 1 S: 5 H: 0 LOB: 0 BB: 0 P: 5	R: 2 E: 0 K: 1 S: 7 H: 2 LOB: 1 BB: 1 P: 11	R: 0 E: 0 K: 1 S: 5 H: 0 LOB: 0 BB: 0 P: 5							

livebaseballscorecards.com

AB	35
R	3
H	7
RBI	3
BB	2
SO	5
LOB	12

PITCHER		IP	WLS	BF	H	R	ER	SO	BB	IBB	HBP	BLK	WP	HR	S	P	ERA	WHIP	PITCHER	IP	WLS	BF	H	R	ER	SO	BB	IBB	HBP	BLK	WP	HR	S	P	ERA	WHIP
Hal Brown, R ERA: 4.27	(1, 1)	7.0	W	30	7	3	3	3	1	0	0	0	1	1	35	39	3.86	1.143																	
Ellis Kinder, R ERA: 1.71	(8, 1)	2.0	S	7	0	0	0	2	1	0	0	0	0	0	10	14	0.00	0.500																	

Batter	1	2	3	4	5	6	7	8	9	AB	R	H	RBI	BB	SO	LOB
Jim Piersall, R (1, 9) OBP: 0.322, SLG: 0.329	S S S 0-3 ① K		x 0-0 E 1B		x 0-0 ② F9			x 0-0 1B 1B		4	0	2	0	0	1	1
Gene Stephens, L (1, 7) OBP: 0.302, SLG: 0.307	S S S 0-3 ② K		x 0-0 ② F2 1-2		x 0-0 1-H 3B			x 0-0 ① F7		4	0	1	1	0	1	2
Billy Goodman, L (1, 4) OBP: 0.404, SLG: 0.416 Ted Lepcio, R (8, 4) OBP: 0.314, SLG: 0.355	x 0-0 ③ B1-3		x 0-0 ③ G3		x 0-0 ③ 5-3			x 0-0 1-2 FC6-4 1B		4 0	0 0	1 0	0 0	0 0	0 0	2 0
Dick Gernert, R (1, 3) OBP: 0.385, SLG: 0.432		B B B 4-0 CS BB		x 0-0 HR		x 0-0 ① 6-3		x 0-0 ② F8		3	1	1	1	1	0	2
George Kell, R (1, 5) OBP: 0.404, SLG: 0.529		x 0-0 ① 5-3 1B 1-2 1B		x 0-0 ① 6-3		x 0-0 ② 6-3		x 0-0 ③ FC6-4 1-2f		4	0	1	0	0	0	2
Hoot Evers, R (1, 8) OBP: 0.339, SLG: 0.500 Tom Umphlett, R (6, 8) OBP: 0.344, SLG: 0.420		x 0-0 5-3 1-2 1B		S S S 0-3 ② K		x 0-0 ③ 4-3			x 0-0 1B	3 1	0 0	1 1	0 0	0 0	1 0	0 0
Sammy White, R (1, 2) OBP: 0.286, SLG: 0.403		x 0-0 ② 5-3 1-2 2-3		x 0-0 ③ 5-3			x 0-0 ① F5	x 0-0 ① F8		4	0	0	0	0	0	3
Johnny Lipon, R (1, 6) OBP: 0.282, SLG: 0.286 Milt Bolling, R (7, PH) (7, 6) OBP: 0.308, SLG: 0.310		x 0-0 ③ F8			x 0-0 ① 4-3		x 0-0 ② 5-3	x 0-0 ② F7		2 2	0 0	0 0	0 0	0 0	0 0	2 1
Mickey McDermott, L (1, 1) OBP: 0.387, SLG: 0.548 Hersh Freeman, R (6, 1) Ben Flowers, R (8, 1) Del Wilber, R (9, PH) OBP: 0.357, SLG: 0.731			x 0-0 ① 5-3		x 0-0 E4 3B		x 0-0 ③ G3	x 0-0 ③ F7		2 1 0 1	1 0 0 0	0 0 0 0	0 0 0 0	0 0 0 0	0 0 0 0	0 0 0 1
Inning Stats	R: 0 H: 0 E: 0 LOB: 0 K: 2 BB: 0 S: 7 P: 7	R: 0 H: 2 E: 0 LOB: 2 K: 0 BB: 1 S: 4 P: 8	R: 0 H: 1 E: 1 LOB: 1 K: 0 BB: 0 S: 4 P: 4	R: 1 H: 1 E: 0 LOB: 0 K: 1 BB: 0 S: 6 P: 6	R: 1 H: 1 E: 1 LOB: 1 K: 0 BB: 0 S: 5 P: 5	R: 0 H: 0 E: 0 LOB: 0 K: 0 BB: 0 S: 3 P: 3	R: 0 H: 0 E: 0 LOB: 0 K: 0 BB: 0 S: 3 P: 3	R: 0 H: 2 E: 0 LOB: 2 K: 0 BB: 0 S: 5 P: 5	R: 0 H: 1 E: 0 LOB: 1 K: 0 BB: 0 S: 4 P: 4	1B: 6 SF: 0 2B: 0 SAC: 0 3B: 1 DP: 0 HR: 1 HBP: 0						

PITCHER	IP	WLS	BF	H	R	ER	SO	BB	IBB	HBP	BLK	WP	HR	S	P	ERA	WHIP
Mike Fornieles, R (1, 1) ERA: 3.6	9.0	W	36	8	2	1	3	1	0	0	0	0	1	41	45	1.00	1.000

PITCHER	IP	WLS	BF	H	R	ER	SO	BB	IBB	HBP	BLK	WP	HR	S	P	ERA	WHIP

TOP

Boston Red Sox @ Chicago White Sox

Comiskey Park, Chicago, IL

Sat Jun 13 1953, 4:33 AM EDT

Att. 7,051 - Unknown

livebaseballscorecards.com

AB	35
R	2
H	8
RBI	2
BB	1
SO	3
LOB	16

WP: 0 PA: 36
PB: 0
SB: 0
CS: 1

BOTTOM

Boston Red Sox @ Chicago White Sox

Comiskey Park, Chicago, IL

Sat Jun 13 1953, 4:33 AM EDT

Att. 7,051 - Unknown

Batter	1	2	3	4	5	6	7	8	9	AB	R	H	RBI	BB	SO	LOB
Fred Marsh, R (1, 5) OBP: 0.292, SLG: 0.227	S S S 0-3 K ①			X 0-0 BB 1B		B B B B 4-0 1B 1B BB	X 0-0 SH1-4 ① 1-2			2	1	1	0	1	1	0
Ferris Fain, L (1, 3) OBP: 0.400, SLG: 0.390	S S S 0-3 K ②			X 0-0 F2 ①		X 0-0 CS 1B 1-2 1B	X 0-0 4-3 ② 2-3			4	0	1	0	0	1	2
Minnie Minoso, R (1, 7) OBP: 0.425, SLG: 0.388	S S S 0-3 K ③			X 0-0 L8 ②		X 0-0 BB CS HR 1-2 2-H 1B	B B B B 4-0 S BB			3	1	1	1	1	1	1
Sam Mele, R (1, 9) OBP: 0.404, SLG: 0.470		X 0-0 F8 ①		B B B B 4-0 1-2 BB		B B B B 4-0 ① BB HR 1-2 2-3 BB	B B B B 4-0 1-2 BB			1	1	0	0	3	0	0
Jim Rivera, L (1, 8) OBP: 0.346, SLG: 0.389		X 0-0 G3 ②		S S S 0-3 K ③		B B B B 4-0 HR 1-2 2-3 BB	S S S 0-3 K ③			3	1	0	0	1	2	5
Sherm Lollar, R (1, 2) OBP: 0.409, SLG: 0.482		X 0-0 5-3 ③			B B B B 4-0 FC6-4 BB	X 0-0 1-H 2-H 3-H HR		X 0-0 2B		3	1	2	4	1	0	0
Chico Carrasquel, R (1, 6) OBP: 0.309, SLG: 0.343		X 0-0 F9 ①			X 0-0 F7 ①	X 0-0 F4 ②		S S S 0-3 K ①		4	0	0	0	0	1	2
Nellie Fox, L (1, 4) OBP: 0.299, SLG: 0.329		X 0-0 G3 ②			X 0-0 FC6-4 ② 1-2f FC6-4	X 0-0 6-3 ③		X 0-0 F8 ②		4	0	0	0	0	0	2
Mike Fornieles, R (1, 1) OBP: 0.125, SLG: 0.133		X 0-0 F8 ③			X 0-0 FC6-4 ③ 1-2f		B B B B 4-0 4-3 SH1-4 BB	X 0-0 4-3 ③		3	0	0	0	1	0	2
Inning Stats	R: 0 H: 0 E: 0 LOB: 0 K: 3 BB: 0 S: 9 P: 9	R: 0 H: 0 E: 0 LOB: 0 K: 0 BB: 0 S: 3 P: 3	R: 0 H: 0 E: 0 LOB: 0 K: 0 BB: 0 S: 3 P: 3	R: 0 H: 1 E: 0 LOB: 2 K: 1 BB: 1 S: 6 P: 10	R: 0 H: 0 E: 0 LOB: 1 K: 0 BB: 1 S: 3 P: 7	R: 5 H: 3 E: 0 LOB: 0 K: 0 BB: 3 S: 5 P: 17	R: 0 H: 0 E: 0 LOB: 3 K: 1 BB: 3 S: 5 P: 17	R: 0 H: 1 E: 0 LOB: 1 K: 1 BB: 0 S: 6 P: 6		1B: 3 SF: 0 2B: 1 SAC: 1 3B: 0 DP: 0 HR: 1 HBP: 0						

livebaseballscorecards.com

	AB	27
	R	5
	H	5
	RBI	5
	BB	8
	SO	6
	LOB	14

WP: 0 PA: 36
PB: 0
SB: 1
CS: 2

PITCHER		IP	WLS	BF	H	R	ER	SO	BB	IBB	HBP	BLK	WP	HR	S	P	ERA	WHIP
Mickey McDermott, L ERA: 4.24	(1, 1)	5.1	L	24	4	5	5	4	5	0	0	0	0	1	27	47	8.44	1.688
Hersh Freeman, R ERA: 3.58	(6, 1)	1.2		8	0	0	0	1	3	0	0	0	0	0	7	19	0.00	1.800
Ben Flowers, R ERA:	(8, 1)	1.0		4	1	0	0	1	0	0	0	0	0	0	6	6	0.00	1.000

PITCHER	IP	WLS	BF	H	R	ER	SO	BB	IBB	HBP	BLK	WP	HR	S	P	ERA	WHIP

Boston Red Sox @ Chicago White Sox

Comiskey Park, Chicago, IL

Sun Jun 14 1953, 4:33 AM EDT

Unknown

livebaseballscorecards.com

Batter	1	2	3	4	5	6	7	8	9	AB	R	H	RBI	BB	SO	LOB
Jim Piersall, R (1, 9) OBP: 0.321, SLG: 0.328	x 0-0 F9 ①			x 0-0 6-3 ①			x 0-0 6-3 ①		x 0-0 1B	4	0	1	0	0	0	0
Al Zarilla, L (1, 7) OBP: 0.351, SLG: 0.207	S S S 0-3 K ②			S S S 0-3 K ②			x 0-0 4-3 ②		x 0-0 F4 ③	3	0	0	0	0	2	0
Johnny Lipon, R (9, PH) OBP: 0.275, SLG: 0.278										1	0	0	0	0	0	1
George Kell, R (1, 5) OBP: 0.397, SLG: 0.519	x 0-0 F9 ③			x 0-0 4-3 ③			x 0-0 F2 ③			3	0	0	0	0	0	0
Dick Gernert, R (1, 3) OBP: 0.385, SLG: 0.428		B B B B 4-0 G6-4-3 BB			S S S 0-3 K ①			x 0-0 F8 ①		2	0	0	0	1	1	0
Del Wilber, R (1, 2) OBP: 0.355, SLG: 0.724		x 0-0 G6-4-3 ① ② 1-2f			x 0-0 F9 ②			x 0-0 2B		3	0	1	0	0	0	1
Tom Umphlett, R (1, 8) OBP: 0.337, SLG: 0.412		x 0-0 4-3 ③			S S S 0-3 K ③			x 0-0 F2 ②		3	0	0	0	0	1	1
Ted Lepcio, R (1, 4) OBP: 0.303, SLG: 0.342			x 0-0 F7 ①			S S S 0-3 K ①		x 0-0 F2 ③		3	0	0	0	0	1	1
Milt Bolling, R (1, 6) OBP: 0.303, SLG: 0.304			S S S 0-3 K ②			S S S 0-3 K ②			x 0-0 F6 ①	3	0	0	0	0	2	0
Marv Grissom, R (1, 1)			x 0-0 1-3 ③			x 0-0 6-3 ③			S S S 0-3 K ②	1	0	0	0	0	0	0
Billy Consolo, R (6, PH) OBP: 0.211, SLG: 0.368										1	0	0	0	0	0	0
Ben Flowers, R (6, 1)										0	0	0	0	0	0	0
Sammy White, R (9, PH) OBP: 0.285, SLG: 0.401										1	0	0	0	0	1	0

Inning Stats	1	2	3	4	5	6	7	8	9	1B	SF	WP	PA
	R: 0 H: 0 E: 0 LOB: 0 K: 1 BB: 0 S: 5 P: 5	R: 0 H: 0 E: 0 LOB: 0 K: 0 BB: 1 S: 2 P: 6	R: 0 H: 0 E: 0 LOB: 0 K: 1 BB: 0 S: 5 P: 5	R: 0 H: 0 E: 0 LOB: 0 K: 1 BB: 0 S: 5 P: 5	R: 0 H: 0 E: 0 LOB: 0 K: 2 BB: 0 S: 7 P: 7	R: 0 H: 0 E: 0 LOB: 0 K: 2 BB: 0 S: 7 P: 7	R: 0 H: 0 E: 0 LOB: 0 K: 0 BB: 0 S: 3 P: 3	R: 0 H: 1 E: 0 LOB: 1 K: 0 BB: 0 S: 4 P: 4	R: 0 H: 1 E: 0 LOB: 1 K: 1 BB: 0 S: 6 P: 6	1B: 1 2B: 1 3B: 0 HR: 0	SF: 0 SAC: 0 DP: 1 HBP: 0	WP: 0 PB: 0 SB: 0 CS: 0	PA: 29

PITCHER	IP	WLS	BF	H	R	ER	SO	BB	IBB	HBP	BLK	WP	HR	S	P	ERA	WHIP
Billy Pierce, L (1, 1) ERA: 3.04	9.0	W	29	2	0	0	8	1	0	0	0	0	0	44	48	0.00	0.333

PITCHER	IP	WLS	BF	H	R	ER	SO	BB	IBB	HBP	BLK	WP	HR	S	P	ERA	WHIP

AB	28
R	0
H	2
RBI	0
BB	1
SO	8
LOB	4

Boston Red Sox @ Chicago White Sox

Comiskey Park, Chicago, IL

Sun Jun 14 1953, 4:33 AM EDT

Unknown

BOTTOM

Batter	1	2	3	4	5	6	7	8	9	AB	R	H	RBI	BB	SO	LOB
Fred Marsh, R (1, 5) OBP: 0.321, SLG: 0.240	B B B B 4-0 2B WP BB		x 0-0 ① B2-3		x 0-0 ②③ L5-3 1-2			x 0-0 3B 1B		3	2	1	0	1	0	1
Ferris Fain, L (1, 3) OBP: 0.398, SLG: 0.392	x 0-0 WP 1-3 F9 2B		x 0-0 ② 4-3			x 0-0 ① F9		x 0-0 ② F4		4	1	1	0	0	0	1
Minnie Minoso, R (1, 7) OBP: 0.430, SLG: 0.403	B B B B 4-0 E S F8 2-3 3-H BB		x 0-0 CS 1B			x 0-0 ② 6-3		x 0-0 1-H 3B		3	1	2	1	1	0	0
Tom Wright, L (1, 9) OBP: 0.315, SLG: 0.358	x 0-0 ① F9 3-H		0-0 ③ CS 1-2	x 0-0 ① F9		x 0-0 ③ F8		x 0-0 ③ F7		4	0	0	1	0	0	2
Jim Rivera, L (1, 8) OBP: 0.346, SLG: 0.402	x 0-0 ② F8 1-H			x 0-0 ② F9			x 0-0 HR			3	1	1	2	0	0	0
Red Wilson, R (1, 2) OBP: 0.390, SLG: 0.333	x 0-0 ③ 4-3			x 0-0 ③ 6-3			x 0-0 ① 6-3			3	0	0	0	0	0	0
Chico Carrasquel, R (1, 6) OBP: 0.305, SLG: 0.338		S S S 0-3 ① K			x 0-0 E2 E 1B		x 0-0 ② 1-3			3	1	0	0	0	1	0
Nellie Fox, L (1, 4) OBP: 0.296, SLG: 0.325		x 0-0 ② 6-3			x 0-0 ① F9 1-2		x 0-0 ③ F9			3	0	0	0	0	0	1
Billy Pierce, L (1, 1) OBP: 0.182, SLG: 0.129		x 0-0 ③ 5-3			x 0-0 L5-3 2-H 1B			x 0-0 ① 4-3		3	0	1	1	0	0	0
Inning Stats	R: 3 E: 0 K: 0 S: 4 H: 1 LOB: 0 BB: 2 P: 12	R: 0 E: 0 K: 1 S: 5 H: 0 LOB: 0 BB: 0 P: 5	R: 0 E: 0 K: 0 S: 3 H: 1 LOB: 0 BB: 0 P: 3	R: 0 E: 0 K: 0 S: 3 H: 0 LOB: 0 BB: 0 P: 3	R: 1 E: 2 K: 0 S: 4 H: 1 LOB: 0 BB: 0 P: 4	R: 0 E: 0 K: 0 S: 3 H: 0 LOB: 0 BB: 0 P: 3	R: 1 E: 0 K: 0 S: 4 H: 1 LOB: 0 BB: 0 P: 4	R: 1 E: 0 K: 0 S: 5 H: 2 LOB: 1 BB: 0 P: 5		1B: 3 2B: 2 3B: 1 HR: 1 SF: 0 SAC: 0 DP: 1 HBP: 0						

livebaseballscorecards.com

	AB	29
	R	6
	H	6
	RBI	5
	BB	2
	SO	1
	LOB	5

WP: 1 PA: 32
PB: 0
SB: 1
CS: 1

PITCHER		IP	WLS	BF	H	R	ER	SO	BB	IBB	HBP	BLK	WP	HR	S	P	ERA	WHIP
Marv Grissom, R ERA: 3.23	(1, 1)	5.0	L	19	3	4	2	1	2	0	0	0	1	0	19	27	3.60	1.000
Ben Flowers, R ERA: 2.35	(6, 1)	3.0		12	3	2	2	0	0	0	0	0	0	1	12	12	6.00	1.000

PITCHER	IP	WLS	BF	H	R	ER	SO	BB	IBB	HBP	BLK	WP	HR	S	P	ERA	WHIP

Batter	1	2	3	4	5	6	7	8	9	AB	R	H	RBI	BB	SO	LOB
Jim Piersall, R (1, 9) OBP: 0.316, SLG: 0.322	4-3		FC6 1-2f			1-3		1-3		4	0	0	0	0	0	1
Gene Stephens, L (1, 7) OBP: 0.301, SLG: 0.306	3-1			K		1B S 1B		F9		4	0	1	0	0	1	0
Billy Goodman, L (1, 4) OBP: 0.400, SLG: 0.411	2-3			4-3		1-3 1B		4-3		4	0	1	0	0	0	0
Dick Gernert, R (1, 3) OBP: 0.382, SLG: 0.424		G4-6-3 1B		F9		K			K	4	0	1	0	0	2	2
Floyd Baker, L (1, 5) OBP: 0.340, SLG: 0.302 Billy Consolo, R (9, PR) OBP: 0.211, SLG: 0.368		G4-6-3 1-2f			1B 1B	3-4-1			BB 1B	4 0	0 0	2 0	0 0	0 0	0 0	3 0
Tom Umphlett, R (1, 8) OBP: 0.331, SLG: 0.404 George Kell, R (9, PH) OBP: 0.400, SLG: 0.519 Al Zarilla, L (9, PR) OBP: 0.351, SLG: 0.207		K			F5		F8		FC4-6 1-2 BB	3 0 0	0 0 0	0 0 0	0 0 0	0 1 0	1 0 0	1 0 0
Sammy White, R (1, 2) OBP: 0.284, SLG: 0.403			5-3		F8		2B		F6	4	0	1	0	0	0	3
Johnny Lipon, R (1, 6) OBP: 0.302, SLG: 0.308 Mickey McDermott, L (9, PH) OBP: 0.375, SLG: 0.531			FC6 1B		1-2 1B	F2			FC4-6 1-2f	3 1	0 0	2 0	0 0	0 0	0 0	1 2
Mel Parnell, L (1, 1) OBP: 0.275, SLG: 0.263			F8		3-1	1-3				3	0	0	0	0	0	4
Inning Stats	R: 0 E: 0 K: 0 S: 3	H: 0 LOB: 0 BB: 0 P: 3	R: 0 E: 0 K: 1 S: 5	H: 1 LOB: 0 BB: 0 P: 5	R: 0 E: 0 K: 0 S: 4	H: 1 LOB: 1 BB: 0 P: 4	R: 0 E: 0 K: 1 S: 5	H: 0 LOB: 0 BB: 0 P: 5	R: 0 E: 0 K: 0 S: 5	H: 2 LOB: 2 BB: 0 P: 5	R: 0 E: 0 K: 1 S: 7	H: 2 LOB: 2 BB: 0 P: 7	R: 0 E: 0 K: 0 S: 4	H: 1 LOB: 1 BB: 0 P: 4	R: 0 E: 0 K: 0 S: 3	H: 0 LOB: 0 BB: 0 P: 3	R: 0 E: 0 K: 1 S: 6	H: 1 LOB: 2 BB: 1 P: 10

1B: 7 SF: 0
2B: 1 SAC: 0
3B: 0 DP: 1
HR: 0 HBP: 0

WP: 0 PA: 35
PB: 0
SB: 1
CS: 0

PITCHER	IP	WLS	BF	H	R	ER	SO	BB	IBB	HBP	BLK	WP	HR	S	P	ERA	WHIP
Sandy Consuegra, R (1, 1) ERA: 3.32	9.0	W	35	8	0	0	4	1	0	0	0	0	0	42	46	0.00	1.000

PITCHER	IP	WLS	BF	H	R	ER	SO	BB	IBB	HBP	BLK	WP	HR	S	P	ERA	WHIP

TOP

Boston Red Sox @ Chicago White Sox

Comiskey Park, Chicago, IL

Sun Jun 14 1953, 4:38 AM EDT
Att. 28,319 - Unknown

livebaseballscorecards.com

AB	34
R	0
H	8
RBI	0
BB	1
SO	4
LOB	17

Batter	1	2	3	4	5	6	7	8	9	AB	R	H	RBI	BB	SO	LOB
Fred Marsh, R (1, 5) OBP: 0.313, SLG: 0.214	F7		BB, CS		F8			F3		3	0	0	0	1	0	0
Ferris Fain, L (1, 3) OBP: 0.399, SLG: 0.388	L6		BB, 1B, 1-2			BB, FC6-4		K		2	0	0	0	2	1	0
Minnie Minoso, R (1, 7) OBP: 0.433, SLG: 0.407	FC6-4, 1B		G1-4-3, 1B, 1-2			FC6-4, 1-2f				3	0	2	0	0	0	1
Sam Mele, R (1, 9) OBP: 0.398, SLG: 0.461	FC6-4, 1-2f		G1-4-3, 1-2f			K				3	0	0	0	0	1	4
Jim Rivera, L (1, 8) OBP: 0.346, SLG: 0.401		S, 1B		F8		K				3	1	1	0	0	1	1
Sherm Lollar, R (1, 2) OBP: 0.407, SLG: 0.474	F7, 1-2			BB, G1-6-3			6-3			2	0	0	0	1	0	1
Chico Carrasquel, R (1, 6) OBP: 0.305, SLG: 0.338	FC2-6, 1B, 2-H			G1-6-3, 1-2f			K			3	0	1	1	0	1	1
Nellie Fox, L (1, 4) OBP: 0.292, SLG: 0.320	FC2-6, 1-2f				L4		G3			3	0	0	0	0	0	1
Sandy Consuegra, R (1, 1) OBP: 0.111, SLG: 0.111	K				4-3			K		3	0	0	0	0	2	1
Inning Stats	R: 0 E: 0 K: 0 S: 4 H: 1 LOB: 1 BB: 0 P: 4	R: 1 E: 0 K: 1 S: 7 H: 2 LOB: 1 BB: 0 P: 7	R: 0 E: 0 K: 0 S: 2 H: 1 LOB: 1 BB: 2 P: 10	R: 0 E: 0 K: 0 S: 2 H: 0 LOB: 0 BB: 1 P: 6	R: 0 E: 0 K: 0 S: 3 H: 0 LOB: 0 BB: 0 P: 3	R: 0 E: 0 K: 2 S: 7 H: 0 LOB: 1 BB: 1 P: 11	R: 0 E: 0 K: 1 S: 5 H: 0 LOB: 0 BB: 0 P: 5	R: 0 E: 0 K: 2 S: 7 H: 0 LOB: 0 BB: 0 P: 7		1B: 4 2B: 0 3B: 0 HR: 0 SF: 0 SAC: 0 DP: 2 HBP: 0						

PITCHER		IP	WLS	BF	H	R	ER	SO	BB	IBB	HBP	BLK	WP	HR	S	P	ERA	WHIP
Mel Parnell, L ERA: 3.16	(1, 1)	8.0	L	29	4	1	1	6	4	0	0	0	0	0	37	53	1.12	1.000

PITCHER		IP	WLS	BF	H	R	ER	SO	BB	IBB	HBP	BLK	WP	HR	S	P	ERA	WHIP

BOTTOM

Boston Red Sox @ Chicago White Sox

Comiskey Park, Chicago, IL

Sun Jun 14 1953, 4:38 AM EDT

Att. 28,319 - Unknown

livebaseballscorecards.com

AB	25
R	1
H	4
RBI	1
BB	4
SO	6
LOB	10

Batter	1	2	3	4	5	6	7	8	9	10	11	AB	R	H	RBI	BB	SO	LOB
Fred Marsh, R (1, 5) OBP: 0.314, SLG: 0.226	6-3		K			SH1-3 1B 1-2 1B	P4			F5	1-2 2-3 3-H 3B 1B	3	1	1	0	0	1	0
Bud Stewart, L (7, PH) OBP: 0.333, SLG: 0.333												1	0	0	0	0	0	1
Bob Elliott, R (7, 5) OBP: 0.373, SLG: 0.401												2	1	1	1	0	0	0
Ferris Fain, L (1, 3) OBP: 0.403, SLG: 0.400	BBBB 4-0 FC3-6 BB			K		SH1-3 1-2 2-3	F8			BB 1B	1-H 2-H 3-H 3B	4	0	2	3	1	1	1
Minnie Minoso, R (1, 7) OBP: 0.431, SLG: 0.402	FC3-6 CS 1-2f			F9		2-H 3-H 1B		6-3		BBBB 1-2 BB	SSS K	5	0	1	2	1	1	2
Sam Mele, R (1, 9) OBP: 0.396, SLG: 0.450	CS 1-2	F7		5-3		BBBB 1B BB		SSS K		F8	BBBB	4	0	0	0	2	1	2
Jim Rivera, L (1, 8) OBP: 0.341, SLG: 0.395		G3			4-3	1-2 1B		F7		4-3	4-3	6	0	1	0	0	0	4
Red Wilson, R (1, 2) OBP: 0.415, SLG: 0.408		1B			3B	P3			SH1-4 FC6-2 2B		1B FC1-4-2 1B	5	0	4	0	0	0	2
Chico Carrasquel, R (1, 6) OBP: 0.308, SLG: 0.346		4-3			K		2B		SH1-4 2-3		BB FC1-4-2 1-3 1B	4	2	2	0	0	1	2
Nellie Fox, L (1, 4) OBP: 0.290, SLG: 0.322			1-3		5-3		SH5-4 2B 2-H		FC6-2 3-H		FC1-4-2 1B BB 3B 1-2 3-H	5	1	1	1	0	0	4
Harry Dorish, R (1, 1) OBP: 0.143, SLG: 0.143			P6			SH1-3 1B 1B	SH5-4 2-3		1-3		BBBB 1B 3B 1-2 2-3 BB	3	1	1	0	0	0	1
Billy Pierce, L (9, 1) OBP: 0.182, SLG: 0.129												0	0	0	0	0	0	0
Sherm Lollar, R (11, PH) OBP: 0.411, SLG: 0.474												0	1	0	0	1	0	0
Mike Fornieles, R (11, 1) OBP: 0.125, SLG: 0.133												0	0	0	0	0	0	0
Inning Stats	R: 0 E: 0 K: 0 S: 2 / H: 0 LOB: 0 BB: 1 P: 6	R: 0 E: 0 K: 0 S: 4 / H: 1 LOB: 1 BB: 0 P: 4	R: 0 E: 0 K: 1 S: 5 / H: 0 LOB: 0 BB: 0 P: 5	R: 0 E: 0 K: 1 S: 5 / H: 0 LOB: 0 BB: 0 P: 5	R: 0 E: 0 K: 1 S: 6 / H: 1 LOB: 1 BB: 0 P: 6	R: 2 E: 0 K: 0 S: 6 / H: 4 LOB: 2 BB: 1 P: 10	R: 1 E: 0 K: 0 S: 5 / H: 2 LOB: 1 BB: 0 P: 5	R: 0 E: 0 K: 1 S: 5 / H: 0 LOB: 0 BB: 0 P: 5	R: 0 E: 0 K: 0 S: 4 / H: 1 LOB: 1 BB: 0 P: 4	R: 0 E: 0 K: 0 S: 4 / H: 1 LOB: 2 BB: 1 P: 8	R: 4 E: 0 K: 1 S: 9 / H: 4 LOB: 2 BB: 2 P: 17	1B: 9 2B: 3 3B: 2 HR: 0 / SF: 0 SAC: 3 DP: 0 HBP: 0						

PITCHER		IP	WLS	BF	H	R	ER	SO	BB	IBB	HBP	BLK	WP	HR	S	P	ERA	WHIP
Johnny Schmitz, L ERA: 2.85	(1, 1)	6.1		27	8	3	3	3	2	0	0	0	0	0	31	39	4.26	1.579
Sonny Dixon, R ERA: 2.5	(7, 1)	2.0		7	1	0	0	1	0	0	0	0	0	0	9	9	0.00	0.500
Al Sima, L ERA: 4.24	(9, 1)	1.0		5	1	0	0	0	1	0	0	0	0	0	4	8	0.00	2.000
Julio Moreno, R ERA: 2.86	(10, 1)	0.2	L	4	2	2	2	0	0	0	0	0	0	0	4	4	27.00	3.000
Chuck Stobbs, L ERA: 4.3	(11, 1)	1.0		7	2	2	2	1	2	0	0	0	0	0	7	15	18.00	4.000

PITCHER IP WLS BF H R ER SO BB IBB HBP BLK WP HR S P ERA WHIP

TOP

Chicago White Sox @ Washington Senators

Griffith Stadium, Washington, DC

Tue Jun 16 1953, 3:33 AM EDT

Att. 12,589 - Unknown

livebaseballscorecards.com

AB	42
R	7
H	14
RBI	7
BB	5
SO	5
LOB	19

WP: 0 PB: 0 SB: 0 CS: 1 PA: 51

Batter	1	2	3	4	5	6	7	8	9	10	11	AB	R	H	RBI	BB	SO	LOB
Eddie Yost, R (1, 5) OBP: 0.396, SLG: 0.364	F3		1B 1B BB		SH5-3 1B BB		K		1-2 1B		1-2 1B	4	1	2	0	2	1	0
Pete Runnels, L (1, 6) OBP: 0.361, SLG: 0.294	F8		1B 1B 1-2 1B		SH5-3 1-2 1B		K		K		F8	6	1	2	0	0	2	4
Mickey Vernon, L (1, 3) OBP: 0.414, SLG: 0.505	F8		1B 1-2 2-H 1B		SH5-3 1-2 2-3		HR		1-3		4-3	5	1	2	2	0	0	4
Clyde Vollmer, R (1, 7) OBP: 0.385, SLG: 0.375		1B FC6-2-5 1B	FC6-4 1-2 2-H 1B		G5-4-3 IBB		K			6-3		4	0	2	1	1	1	0
Jackie Jensen, R (1, 9) OBP: 0.376, SLG: 0.478		FC6-2-5 1-3 1B	FC6-4 1-2f		G5-4-3 1-2f			5-3		4-3		5	0	1	0	0	0	5
Jim Busby, R (1, 8) OBP: 0.316, SLG: 0.394	FC6-2-5 7-6-3 1-2 3-H			6-3		6-3		K		BB		4	0	0	0	1	1	2
Wayne Terwilliger, R (1, 4) OBP: 0.353, SLG: 0.346	7-6-3 1-2f			L7		K		1-3		K		5	0	0	0	0	2	3
Ed Fitz Gerald, R (1, 2) OBP: 0.284, SLG: 0.308			4-3	FC5-4 1B		1B			FC5-6 1B		1B 1B	5	0	4	0	0	0	0
Johnny Schmitz, R (1, 1) Sonny Dixon, S (7, 1) OBP: 0.250, SLG: 0.143 Al Sima, R (9, 1) OBP: 0.200, SLG: 0.200 Julio Moreno, R (10, 1) Chuck Stobbs, L (11, 1) OBP: 0.143, SLG: 0.143 Tommy Byrne, L (11, PH) OBP: 0.217, SLG: 0.286			K	FC5-4 1-2f		F9			FC5-6 1-2f		F9	3 0 1 0 0 1	0 0 0 0 0 0	0 0 0 0 0 0	0 0 0 0 0 0	1 0 0 0 0 0	2 0 1 0 0 1	2 0 1 0 0 1
Inning Stats	R: 0 H: 0 E: 0 LOB: 0 K: 0 BB: 0 S: 3 P: 3	R: 0 H: 2 E: 0 LOB: 1 K: 0 BB: 0 S: 4 P: 4	R: 2 H: 3 E: 0 LOB: 2 K: 1 BB: 1 S: 8 P: 12	R: 0 H: 1 E: 0 LOB: 1 K: 0 BB: 0 S: 4 P: 4	R: 0 H: 1 E: 0 LOB: 2 K: 0 BB: 2 S: 3 P: 11	R: 0 H: 1 E: 0 LOB: 1 K: 1 BB: 0 S: 6 P: 6	R: 1 H: 1 E: 0 LOB: 0 K: 3 BB: 0 S: 10 P: 10	R: 0 H: 0 E: 0 LOB: 0 K: 1 BB: 0 S: 5 P: 5	R: 0 H: 2 E: 0 LOB: 2 K: 1 BB: 0 S: 7 P: 7	R: 0 H: 0 E: 0 LOB: 1 K: 1 BB: 1 S: 5 P: 9	R: 0 H: 2 E: 0 LOB: 2 K: 0 BB: 0 S: 5 P: 5						

PITCHER	IP	WLS	BF	H	R	ER	SO	BB	IBB	HBP	BLK	WP	HR	S	P	ERA	WHIP
Harry Dorish, R (1, 1) ERA: 2.26	8.1		37	11	3	3	6	2	1	0	0	0	1	46	58	3.24	1.560
Billy Pierce, L (9, 1) ERA: 2.99	1.2	W	6	0	0	0	2	1	0	0	0	0	0	9	13	0.00	0.600
Mike Fornieles, R (11, 1) ERA: 3.54	1.0	S	5	2	0	0	0	0	0	0	0	0	0	5	5	0.00	2.000

PITCHER	IP	WLS	BF	H	R	ER	SO	BB	IBB	HBP	BLK	WP	HR	S	P	ERA	WHIP

BOTTOM

Chicago White Sox @ Washington Senators

Griffith Stadium, Washington, DC

Tue Jun 16 1953, 3:33 AM EDT

Att. 12,589 - Unknown

livebaseballscorecards.com

AB	43
R	3
H	13
RBI	3
BB	4
SO	8
LOB	22

1B: 12	SF: 0	WP: 0	PA: 48
2B: 1	SAC: 1	PB: 0	
3B: 0	DP: 2	SB: 0	
HR: 1	HBP: 0	CS: 0	

Chicago White Sox @ Washington Senators

Griffith Stadium, Washington, DC

Wed Jun 17 1953, 3:33 AM EDT

Att. 4,636 - Unknown

livebaseballscorecards.com

Batter	1	2	3	4	5	6	7	8	9	AB	R	H	RBI	BB	SO	LOB
Fred Marsh, R (1, 5) OBP: 0.282, SLG: 0.200	K			F8		FC6-4 1-2f			F2	4	0	0	0	0	1	1
Ferris Fain, L (1, 3) OBP: 0.397, SLG: 0.393	3-1			4-3			L7		3-1	4	0	0	0	0	0	0
Bud Stewart, L (1, 7) OBP: 0.222, SLG: 0.222	3-1			F8			F7			3	0	0	0	0	0	0
Tom Wright, L (9, 7) OBP: 0.315, SLG: 0.358										0	0	0	0	0	0	0
Sam Mele, R (1, 9) OBP: 0.390, SLG: 0.443		K			K		F8			3	0	0	0	0	2	0
Jim Rivera, L (1, 8) OBP: 0.341, SLG: 0.398		5-3			4-3			FC1-4 2B		3	0	1	0	0	0	0
Red Wilson, R (1, 2) OBP: 0.400, SLG: 0.392		6-3			5-3			FC1-4 2-3		3	0	0	0	0	0	1
Chico Carrasquel, R (1, 6) OBP: 0.309, SLG: 0.346			4-3			FC6-4 1B		K		3	0	1	0	0	1	1
Nellie Fox, L (1, 4) OBP: 0.287, SLG: 0.318			F7			F8		F9		3	0	0	0	0	0	2
Saul Rogovin, R (1, 1) OBP: 0.217, SLG: 0.143			K			K			6-3	3	0	0	0	0	2	1

Inning Stats	1	2	3	4	5	6	7	8	9		
	R: 0 H: 0	R: 0 H: 0	R: 0 H: 0	R: 0 H: 0	R: 0 H: 0	R: 0 H: 1	R: 0 H: 0	R: 0 H: 1	R: 0 H: 0	1B: 1 SF: 0	WP: 0 PA: 29
	E: 0 LOB: 0	E: 0 LOB: 0	E: 0 LOB: 0	E: 0 LOB: 0	E: 0 LOB: 0	E: 0 LOB: 1	E: 0 LOB: 0	E: 0 LOB: 1	E: 0 LOB: 0	2B: 1 SAC: 0	PB: 0
	K: 1 BB: 0	K: 1 BB: 0	K: 1 BB: 0	K: 0 BB: 0	K: 1 BB: 0	K: 1 BB: 0	K: 0 BB: 0	K: 1 BB: 0	K: 0 BB: 0	3B: 0 DP: 0	SB: 0
	S: 5 P: 5	S: 5 P: 5	S: 5 P: 5	S: 3 P: 3	S: 5 P: 5	S: 6 P: 6	S: 3 P: 3	S: 6 P: 6	S: 3 P: 3	HR: 0 HBP: 0	CS: 0

PITCHER	IP	WLS	BF	H	R	ER	SO	BB	IBB	HBP	BLK	WP	HR	S	P	ERA	WHIP
Walt Masterson, R (1, 1) ERA: 3.09	9.0	W	29	2	0	0	6	0	0	0	0	0	0	41	41	0.00	0.222

PITCHER	IP	WLS	BF	H	R	ER	SO	BB	IBB	HBP	BLK	WP	HR	S	P	ERA	WHIP

Batter	1	2	3	4	5	6	7	8	9	AB	R	H	RBI	BB	SO	LOB
Eddie Yost, R (1, 5) OBP: 0.400, SLG: 0.360	BBBB 4-0 FC5-4 BB		BBBB 4-0 BB		x 0-0 ② L5		x 0-0 ③ 6-3		IIII 4-0 1B FC4-2 1-2 IBB	2	0	0	0	3	0	2
Pete Runnels, L (1, 6) OBP: 0.357, SLG: 0.292	x 0-0 ① F7		x 0-0 ① P5		x 0-0 ③ F9			x 0-0 1B 1B	x 0-0 ② FC4-2 1B 1-2 2-3 3-H	5	0	1	0	0	0	5
Mickey Vernon, L (1, 3) OBP: 0.410, SLG: 0.498	x 0-0 ② F8		SSS 0-3 ② K			x 0-0 ① E8		SSS 0-3 ① K	x 0-0 1B 1-2 2-3 3-H	5	0	1	1	0	2	3
Clyde Vollmer, R (1, 7) OBP: 0.377, SLG: 0.367	x 0-0 ③ FC5-4 1-2f		x 0-0 ③ P4			x 0-0 ② 6-3		SSS 0-3 ② K		4	0	0	0	0	1	3
Jackie Jensen, R (1, 9) OBP: 0.373, SLG: 0.474		x 0-0 ① 5-3		x 0-0 ① P6		x 0-0 ③ 6-3		x 0-0 FC5-4 1-2 1B		4	0	1	0	0	0	0
Jim Busby, R (1, 8) OBP: 0.316, SLG: 0.394 Carmen Mauro, L (8, PH) OBP: 0.179, SLG: 0.222 (9, 8)		x 0-0 ② P4		x 0-0 1B			x 0-0 ① 5-3	x 0-0 ③ FC5-4 1-2f		3 1	0 0	1 0	0 0	0 0	0 0	0 2
Wayne Terwilliger, R (1, 4) OBP: 0.360, SLG: 0.357		BBBB 4-0 S BB		x 0-0 ② F3			BBBB 4-0 S S BB		x 0-0 FC4-2 3B	2	0	1	0	2	0	1
Ed Fitz Gerald, R (1, 2) OBP: 0.293, SLG: 0.301		IIII 4-0 1-2 IBB		x 0-0 ③ F7			SSS 0-3 ② K 1-2		IIII 4-0 FC4-2 IBB 1B IBB	2	1	0	0	2	1	2
Walt Masterson, R (1, 1) OBP: 0.259, SLG: 0.208 Tommy Byrne, L (9, PH) OBP: 0.208, SLG: 0.273		SSS 0-3 ③ K			SSS 0-3 ① K		BBBB 4-0 2-3 BB		SSS 0-3 ① K	2 1	0 0	0 0	0 0	1 0	2 1	2 2
Inning Stats	R: 0 H: 0 E: 0 LOB: 1 K: 0 BB: 1 S: 3 P: 7	R: 0 H: 0 E: 0 LOB: 2 K: 1 BB: 2 S: 5 P: 13	R: 0 H: 0 E: 0 LOB: 1 K: 1 BB: 1 S: 5 P: 9	R: 0 H: 1 E: 0 LOB: 1 K: 0 BB: 0 S: 4 P: 4	R: 0 H: 0 E: 0 LOB: 0 K: 1 BB: 0 S: 5 P: 5	R: 0 H: 0 E: 1 LOB: 0 K: 0 BB: 0 S: 3 P: 3	R: 0 H: 0 E: 0 LOB: 2 K: 1 BB: 2 S: 5 P: 13	R: 0 H: 2 E: 0 LOB: 2 K: 2 BB: 0 S: 9 P: 9	R: 1 H: 2 E: 0 LOB: 3 K: 1 BB: 2 S: 6 P: 14	1B: 4 SF: 0 2B: 0 SAC: 0 3B: 1 DP: 0 HR: 0 HBP: 0						

PITCHER	IP	WLS	BF	H	R	ER	SO	BB	IBB	HBP	BLK	WP	HR	S	P	ERA	WHIP
Saul Rogovin, R (1, 1) ERA: 5.42	8.2	L	39	5	1	1	7	5	3	0	0	0	0	45	77	1.04	1.154

PITCHER	IP	WLS	BF	H	R	ER	SO	BB	IBB	HBP	BLK	WP	HR	S	P	ERA	WHIP

BOTTOM

Chicago White Sox @ Washington Senators

Griffith Stadium, Washington, DC

Wed Jun 17 1953, 3:33 AM EDT

Att. 4,636 - Unknown

livebaseballscorecards.com

AB	31
R	1
H	5
RBI	1
BB	8
SO	7
LOB	22

1B: 4	SF: 0	WP: 0	PA: 39
2B: 0	SAC: 0	PB: 0	
3B: 1	DP: 0	SB: 3	
HR: 0	HBP: 0	CS: 0	

Chicago White Sox @ Washington Senators

Griffith Stadium, Washington, DC

Thu Jun 18 1953, 3:33 AM EDT

Att. 6,507 - Unknown

TOP

livebaseballscorecards.com

Batter	1	2	3	4	5	6	7	8	9	AB	R	H	RBI	BB	SO	LOB
Nellie Fox, L (1, 4) OBP: 0.285, SLG: 0.316	P6		4-3		5-3		6-3		2B 1B 1-2 2-H	5	1	1	1	0	0	0
Ferris Fain, L (1, 3) OBP: 0.397, SLG: 0.394	BB 1B BB		6-3		G3			F7	BB BB 2B 1-H 2-H	4	2	1	2	1	0	0
Bob Elliott, R (1, 5) OBP: 0.381, SLG: 0.402 Fred Marsh, R (8, PR) OBP: 0.300, SLG: 0.222 (8, 5)	1B BB 1-2		1-3		2B BB			1B 1B	BB BB 1B 1B	2 1	0 1	1 1	0 1	2 0	0 0	0 0
Tom Wright, L (1, 9) OBP: 0.321, SLG: 0.375 (1, 7)	G6-4-3 1B 1-2 2-H			4-3	2B 1-H			L4	L7	5	0	2	1	0	0	3
Jim Rivera, L (1, 8) OBP: 0.346, SLG: 0.400	G6-4-3 1-2f			6-3 1B 1B		4-3		1B 1-2	BB 1B BB 1-2 2-3	4	2	2	0	1	0	2
Sherm Lollar, R (1, 2) OBP: 0.400, SLG: 0.458 Red Wilson, R (8, 2) OBP: 0.407, SLG: 0.392		F7	6-3 1-2			K		P3	PB 1B BB 1-2 2-3 3-H	4 0	0 0	0 0	0 1	0 1	1 0	3 0
Bud Stewart, L (1, 7) OBP: 0.222, SLG: 0.222 Sam Mele, R (1, 9) OBP: 0.395, SLG: 0.444		FC1-6 1B	4-0 1B IBB			F9			K 1-2 1B	0 4	0 0	0 2	0 2	0 1	0 1	0 0
Chico Carrasquel, R (1, 6) OBP: 0.306, SLG: 0.342		FC1-6 1-2f	1-2 2-H 1B				F8		E6 1B 1-3	5	1	1	1	0	0	3
Virgil Trucks, R (1, 1) OBP: 0.143, SLG: 0.179 Mike Fornieles, R (8, 1) OBP: 0.125, SLG: 0.133 Bud Sheely, L (9, PH) OBP: 0.500, SLG: 0.375 Minnie Minoso, R (9, PR) OBP: 0.431, SLG: 0.402 Harry Dorish, R (9, 1) OBP: 0.143, SLG: 0.143		K		K			1-3		1B 1-2 2B 1B	3 0 1 0 0	0 0 0 1 0	0 0 1 0 0	0 0 0 0 0	2 0 0 0 0	0 0 0 0 0	3 0 0 0 0

Inning Stats										
	R: 1 H: 1 E: 0 LOB: 1 K: 0 BB: 2 S: 3 P: 11	R: 0 H: 1 E: 0 LOB: 1 K: 1 BB: 0 S: 6 P: 6	R: 0 H: 0 E: 0 LOB: 0 K: 0 BB: 0 S: 3 P: 3	R: 1 H: 2 E: 0 LOB: 2 K: 1 BB: 1 S: 7 P: 11	R: 0 H: 1 E: 0 LOB: 2 K: 0 BB: 1 S: 3 P: 7	R: 0 H: 0 E: 0 LOB: 0 K: 1 BB: 0 S: 5 P: 5	R: 0 H: 0 E: 0 LOB: 0 K: 0 BB: 0 S: 3 P: 3	R: 0 H: 2 E: 0 LOB: 2 K: 0 BB: 0 S: 5 P: 5	R: 6 H: 5 E: 1 LOB: 2 K: 1 BB: 2 S: 11 P: 19	1B: 10 SF: 0 2B: 2 SAC: 0 3B: 0 DP: 1 HR: 0 HBP: 0	WP: 0 PA: 44 PB: 1 SB: 0 CS: 0

	AB	38
	R	8
	H	12
	RBI	8
	BB	6
	SO	4
	LOB	14

PITCHER	IP	WLS	BF	H	R	ER	SO	BB	IBB	HBP	BLK	WP	HR	S	P	ERA	WHIP
Connie Marrero, R (1, 1) ERA: 2.86	0.1		3	0	1	1	0	2	0	0	0	0	0	1	9	27.00	6.000
Al Sima, L (1, 1) ERA: 3.28	7.2		30	7	1	1	3	1	1	0	0	0	0	34	42	1.17	1.043
Sonny Dixon, R (9, 1) ERA: 2.79	0.1	L	5	3	5	4	1	0	0	0	0	0	0	7	7	108.00	9.000
Bob Porterfield, R (9, 1) ERA: 4.47	0.2		6	2	1	0	0	2	0	0	0	0	0	4	12	0.00	6.000

PITCHER	IP	WLS	BF	H	R	ER	SO	BB	IBB	HBP	BLK	WP	HR	S	P	ERA	WHIP

Batter	1	2	3	4	5	6	7	8	9	AB	R	H	RBI	BB	SO	LOB
Eddie Yost, R (1, 5) OBP: 0.400, SLG: 0.363	L5		P4			K		1B 1B 2B 3-H	BB	4	1	1	1	1	1	0
Pete Runnels, L (1, 6) OBP: 0.358, SLG: 0.294	F8			BLK 1B		L8		BB 1B 2-3	L4	5	1	2	0	0	0	1
Mickey Vernon, L (1, 3) OBP: 0.403, SLG: 0.489	F9			K 1-2			4-1	K		4	0	0	0	0	2	3
Clyde Vollmer, R (1, 7) OBP: 0.384, SLG: 0.368		FC6-4 BB		F8			E4 E F9 1B	1B BB 1-2		2	1	1	0	2	0	1
Jackie Jensen, R (1, 9) OBP: 0.372, SLG: 0.470		F9		K			E5 BB 2-3	1B 1-3 2-H 3-H		4	0	1	2	0	1	3
Jim Busby, R (1, 8) OBP: 0.315, SLG: 0.388		FC6-4 FC6-4 1-2f			5-3		4-0 BB 1-2	P3		3	0	0	0	1	0	3
Wayne Terwilliger, R (1, 4) OBP: 0.354, SLG: 0.351		FC6-4 1-2f			4-3		F9 3-H	K		4	0	0	1	0	1	5
Ed Fitz Gerald, R (1, 2) OBP: 0.282, SLG: 0.289			F8		L3		4-3		6-3	4	0	0	0	0	0	2
Connie Marrero, R (1, 1) OBP: 0.222, SLG: 0.125 Al Sima, R (1, 1) OBP: 0.143, SLG: 0.143 Gil Coan, L (8, PH) OBP: 0.250, SLG: 0.429 Sonny Dixon, S (9, 1) OBP: 0.250, SLG: 0.143 Bob Porterfield, R (9, 1) OBP: 0.350, SLG: 0.526 Carmen Mauro, L (9, PH) OBP: 0.172, SLG: 0.214			P3			K		2B 3B	4-3	0 2 1 0 0 1	0 0 1 0 0 0	0 0 1 0 0 0	0 0 0 0 0 0	0 1 0 0 0 0	0 0 0 0 0 0	0 0 0 0 0 0
Inning Stats	R: 0 H: 0 E: 0 LOB: 0 K: 0 BB: 0 S: 3 P: 3	R: 0 H: 0 E: 0 LOB: 1 K: 0 BB: 1 S: 3 P: 7	R: 0 H: 0 E: 0 LOB: 0 K: 0 BB: 0 S: 3 P: 3	R: 0 H: 1 E: 0 LOB: 1 K: 2 BB: 0 S: 8 P: 8	R: 0 H: 0 E: 0 LOB: 0 K: 0 BB: 0 S: 3 P: 3	R: 0 H: 0 E: 0 LOB: 0 K: 0 BB: 0 S: 7 P: 7	R: 1 H: 1 E: 2 LOB: 2 K: 0 BB: 1 S: 5 P: 9	R: 3 H: 4 E: 0 LOB: 2 K: 2 BB: 1 S: 11 P: 15	R: 0 H: 0 E: 0 LOB: 1 K: 0 BB: 1 S: 3 P: 7	1B: 4 2B: 1 3B: 1 HR: 0	SF: 0 SAC: 0 DP: 0 HBP: 0			WP: 0 PB: 0 SB: 0 CS: 0		PA: 38	

PITCHER	IP	WLS	BF	H	R	ER	SO	BB	IBB	HBP	BLK	WP	HR	S	P	ERA	WHIP
Virgil Trucks, R (1, 1) ERA: 3.12	7.1		32	6	4	3	5	3	0	0	1	0	0	39	51	3.68	1.227
Mike Fornieles, R (8, 1) ERA: 3.5	0.2	W	2	0	0	0	1	0	0	0	0	0	0	4	4	0.00	0.000
Harry Dorish, R (9, 1) ERA: 2.23	1.0	S	4	0	0	0	0	1	0	0	0	0	0	3	7	0.00	1.000

PITCHER	IP	WLS	BF	H	R	ER	SO	BB	IBB	HBP	BLK	WP	HR	S	P	ERA	WHIP

BOTTOM

Chicago White Sox @ Washington Senators

Griffith Stadium, Washington, DC

Thu Jun 18 1953, 3:33 AM EDT

Att. 6,507 - Unknown

livebaseballscorecards.com

AB	34
R	4
H	6
RBI	4
BB	4
SO	6
LOB	18

Batter	1	2	3	4	5	6	7	8	9	AB	R	H	RBI	BB	SO	LOB
Nellie Fox, L (1, 4) OBP: 0.291, SLG: 0.319	SH3-4 BB 1B	BBB BB		F8 2-3 3-H		BB 1B		F5		4	0	2	1	1	0	2
Ferris Fain, L (1, 3) OBP: 0.397, SLG: 0.389	BBBB 1-2 SH3-4 BB	6-3		F9		BBBB 1-2 G5-4-3 BB			3-1	3	0	0	0	2	0	3
Minnie Minoso, R (1, 7) OBP: 0.428, SLG: 0.404	SH3-4 1-2 2-3	SSS K			F8	G5-4-3 1-2f			2B 2B	4	1	1	0	0	1	2
Sam Mele, R (1, 9) OBP: 0.391, SLG: 0.437	SSS K	F8			1B 1B 1B		F9		F7	5	1	1	0	0	1	3
Jim Rivera, L (1, 8) OBP: 0.347, SLG: 0.395	IIII IBB	F8			P5		F7		IIII 2B IBB	3	1	0	0	2	0	1
Bob Elliott, R (1, 5) OBP: 0.386, SLG: 0.414	6-3			1B BB 4-3 1B	1-2 1B 1B		5-3		1-H 2-H 2B	5	1	3	2	0	0	3
Sherm Lollar, R (1, 2) OBP: 0.420, SLG: 0.488		BBBB 2B		4-3 1B 1-2 F8 BB	1-2 2-H FC6-4 1B			BBBB 2B	BBBB BB	3	1	3	1	2	0	0
Chico Carrasquel, R (1, 6) OBP: 0.304, SLG: 0.339		L9		F8 4-3 1-2 2-3 1B	FC6-4 1-2f			6-3	L7	5	0	1	0	0	0	6
Sandy Consuegra, R (1, 1) OBP: 0.077, SLG: 0.077 Harry Dorish, R (9, 1) OBP: 0.143, SLG: 0.143		4-3		4-3 1-2 2-3 3-H		P4		5-3		4 0	0 0	0 0	1 0	0 0	0 0	4 0
Inning Stats	R: 0 E: 0 K: 1 S: 6 H: 1 LOB: 3 BB: 2 P: 14	R: 0 E: 0 K: 0 S: 4 H: 1 LOB: 2 BB: 1 P: 8	R: 0 E: 0 K: 1 S: 5 H: 0 LOB: 0 BB: 0 P: 5	R: 2 E: 0 K: 0 S: 5 H: 2 LOB: 1 BB: 1 P: 9	R: 1 E: 0 K: 0 S: 6 H: 3 LOB: 2 BB: 0 P: 6	R: 0 E: 0 K: 0 S: 3 H: 1 LOB: 1 BB: 1 P: 7	R: 0 E: 0 K: 0 S: 3 H: 0 LOB: 0 BB: 0 P: 3	R: 0 E: 0 K: 0 S: 4 H: 1 LOB: 1 BB: 0 P: 4	R: 2 E: 0 K: 0 S: 5 H: 2 LOB: 2 BB: 2 P: 13	1B: 7 2B: 4 3B: 0 HR: 0	SF: 0 SAC: 1 DP: 1 HBP: 0						

PITCHER	IP	WLS	BF	H	R	ER	SO	BB	IBB	HBP	BLK	WP	HR	S	P	ERA	WHIP
Marion Fricano, R (1, 1) ERA: 2.64	9.0	L	44	11	5	5	2	5	2	0	0	0	0	41	69	5.00	1.778

PITCHER	IP	WLS	BF	H	R	ER	SO	BB	IBB	HBP	BLK	WP	HR	S	P	ERA	WHIP

TOP

Chicago White Sox @ Philadelphia Athletics

Connie Mack Stadium, Philadelphia, PA

Fri Jun 19 1953, 3:33 AM EDT

Att. 5,023 - Unknown

livebaseballscorecards.com

AB	36
R	5
H	11
RBI	5
BB	7
SO	2
LOB	24

1B: 7	SF: 0	WP: 0	PA: 44
2B: 4	SAC: 1	PB: 0	
3B: 0	DP: 1	SB: 0	
HR: 0	HBP: 0	CS: 0	

BOTTOM

Chicago White Sox @ Philadelphia Athletics
Connie Mack Stadium, Philadelphia, PA
Fri Jun 19 1953, 3:33 AM EDT
Att. 5,023 - Unknown

livebaseballscorecards.com

Batter	1	2	3	4	5	6	7	8	9	AB	R	H	RBI	BB	SO	LOB
Eddie Joost, R (1, 6) OBP: 0.401, SLG: 0.384	6-3		E6 1B		6-3			K	6-3	2	0	1	0	0	0	0
Joe Demaestri, R (3, PR) (4, 6) OBP: 0.310, SLG: 0.346										2	0	0	0	0	1	0
Kite Thomas, R (9, PH) OBP: 0.167, SLG: 0.125										1	0	0	0	0	0	1
Dave Philley, S (1, 9) OBP: 0.353, SLG: 0.397	FC3-6 1B		F8		6-3			BB		3	0	1	0	1	0	1
Eddie Robinson, L (1, 3) OBP: 0.317, SLG: 0.392	FC3-6 1-2f		3-1			3-1		F7		4	0	0	0	0	0	3
Gus Zernial, R (1, 7) OBP: 0.361, SLG: 0.548	F8		F7			F7		FC5-4 1-2 BB		3	0	0	0	1	0	2
Pete Suder, R (1, 5) OBP: 0.347, SLG: 0.411		1B 3B		FC2-6-5 2B		FC5-4 1B		FC5-4 1-2f		4	1	3	0	0	0	2
Cass Michaels, R (1, 4) OBP: 0.339, SLG: 0.399		SH1-3 3-H 1B		FC2-6-5 2-3		FC5-4 1-2f			FC4-6 1B	4	0	2	1	0	0	2
Ed McGhee, R (1, 8) OBP: 0.354, SLG: 0.323	SH1-3 1-2		F3			L5			FC4-6 1-2f 2B	2	0	0	0	0	0	1
Tom Hamilton, L (9, PH) OBP: 0.211, SLG: 0.118										1	1	0	0	0	0	1
Joe Astroth, R (1, 2) OBP: 0.357, SLG: 0.356	6-3		4-3			5-3			1-H 2B	4	0	1	1	0	0	2
Marion Fricano, R (1, 1) OBP: 0.261, SLG: 0.304	4-3				1-3				P3	3	0	0	0	0	1	1
Loren Babe, L (9, PH) OBP: 0.295, SLG: 0.328										1	0	0	0	0	0	1
Inning Stats	R: 0 H: 1 E: 0 LOB: 1 K: 0 BB: 0 S: 4 P: 4	R: 1 H: 2 E: 0 LOB: 1 K: 0 BB: 0 S: 5 P: 5	R: 0 H: 1 E: 1 LOB: 1 K: 0 BB: 0 S: 4 P: 4	R: 0 H: 1 E: 0 LOB: 1 K: 0 BB: 0 S: 4 P: 4	R: 0 H: 0 E: 0 LOB: 0 K: 0 BB: 0 S: 3 P: 3	R: 0 H: 1 E: 0 LOB: 1 K: 0 BB: 0 S: 4 P: 4	R: 0 H: 0 E: 0 LOB: 0 K: 1 BB: 0 S: 5 P: 5	R: 0 H: 0 E: 0 LOB: 2 K: 1 BB: 2 S: 5 P: 13	R: 1 H: 2 E: 0 LOB: 1 K: 0 BB: 0 S: 5 P: 5	1B: 5 SF: 0 2B: 2 SAC: 1 3B: 1 DP: 0 HR: 0 HBP: 0						

	AB	34
	R	2
	H	8
	RBI	2
	BB	2
	SO	2
	LOB	17

WP: 0 PA: 37
PB: 0
SB: 0
CS: 0

PITCHER		IP	WLS	BF	H	R	ER	SO	BB	IBB	HBP	BLK	WP	HR	S	P	ERA	WHIP
Sandy Consuegra, R ERA: 3.12	(1, 1)	8.1	W	35	8	2	2	2	2	0	0	0	0	0	37	45	2.16	1.200
Harry Dorish, R ERA: 2.21	(9, 1)	0.2	S	2	0	0	0	0	0	0	0	0	0	0	2	2	0.00	0.000

PITCHER	IP	WLS	BF	H	R	ER	SO	BB	IBB	HBP	BLK	WP	HR	S	P	ERA	WHIP

Batter	1	2	3	4	5	6	7	8	9	AB	R	H	RBI	BB	SO	LOB
Nellie Fox, L (1, 4) OBP: 0.293, SLG: 0.317	G3	4-3			F8			BB, 1B	BB	4	1	1	0	1	0	1
Ferris Fain, L (1, 3) OBP: 0.401, SLG: 0.386	FC4-6, BB		FC1-6, BB		K			BB, 1B, 1-2	F9	2	1	0	0	3	1	1
Minnie Minoso, R (1, 7) OBP: 0.423, SLG: 0.399	FC4-6, BB, 1-2f		FC1-6, 1B, 1-2f		F7			F9, 1B, 1-2, 2-H	K	5	1	1	1	0	1	3
Sam Mele, R (1, 9) OBP: 0.393, SLG: 0.435	BB, 1-2		F2			K		HR, 1B, 1-3, 2-H		3	1	1	1	1	1	1
Jim Rivera, L (1, 8) OBP: 0.346, SLG: 0.392	4-3		1B, 1-2			P4		F9, 3-H		4	0	1	1	0	0	3
Bob Elliott, R (1, 5) OBP: 0.388, SLG: 0.439		2B, G3	L8			5-3		HR, 1-H		4	2	2	2	0	0	2
Red Wilson, R (1, 2) OBP: 0.389, SLG: 0.372		G3, 2-3		5-6-3			6-3	F3		4	0	0	0	0	0	1
Chico Carrasquel, R (1, 6) OBP: 0.307, SLG: 0.339		SH1-3, 1B, 3-H		5-3			BB, G4-6-3	F6		3	0	1	1	1	0	0
Billy Pierce, L (1, 1) OBP: 0.176, SLG: 0.125		SH1-3, 1-2		L9			G4-6-3, 1-2f		6-3	1	0	0	0	0	0	0
Tom Wright, L (7, PH) OBP: 0.316, SLG: 0.370										1	0	0	0	0	0	1
Mike Fornieles, R (7, 1) OBP: 0.125, SLG: 0.133										0	0	0	0	0	0	0
Harry Dorish, R (8, 1) OBP: 0.136, SLG: 0.136										1	0	0	0	0	0	0

TOP

Chicago White Sox @ Philadelphia Athletics
Connie Mack Stadium, Philadelphia, PA
Sat Jun 20 1953, 3:33 AM EDT
Att. 2,922 - Unknown

livebaseballscorecards.com

AB	32
R	6
H	7
RBI	6
BB	6
SO	3
LOB	13

Inning Stats	1	2	3	4	5	6	7	8	9
	R: 0 E: 0 K: 0 S: 3	H: 0 LOB: 2 BB: 2 P: 11	R: 1 E: 0 K: 0 S: 5	H: 2 LOB: 1 BB: 0 P: 5	R: 0 E: 0 K: 0 S: 4	H: 1 LOB: 2 BB: 1 P: 8	R: 0 E: 0 K: 0 S: 3	H: 0 LOB: 0 BB: 0 P: 3	R: 0 E: 0 K: 1 S: 5	H: 0 LOB: 0 BB: 0 P: 5	R: 0 E: 0 K: 1 S: 5	H: 0 LOB: 0 BB: 0 P: 5	R: 0 E: 0 K: 0 S: 2	H: 0 LOB: 0 BB: 1 P: 6	R: 5 E: 0 K: 0 S: 7	H: 4 LOB: 0 BB: 1 P: 11	R: 0 E: 0 K: 1 S: 5	H: 0 LOB: 1 BB: 1 P: 9

1B: 5	SF: 0	WP: 0	PA: 39
2B: 1	SAC: 1	PB: 0	
3B: 0	DP: 1	SB: 0	
HR: 1	HBP: 0	CS: 0	

PITCHER		IP	WLS	BF	H	R	ER	SO	BB	IBB	HBP	BLK	WP	HR	S	P	ERA	WHIP
Charlie Bishop, R ERA: 4.64	(1, 1)	7.0		30	5	4	4	2	5	0	0	0	0	0	29	49	5.14	1.429
Morrie Martin, L ERA: 4.4	(8, 1)	1.0	L	5	2	2	2	0	0	0	0	0	0	1	5	5	18.00	2.000
Bobo Newsom, R ERA: 3.38	(9, 1)	1.0		4	0	0	0	1	1	0	0	0	0	0	5	9	0.00	1.000

PITCHER	IP	WLS	BF	H	R	ER	SO	BB	IBB	HBP	BLK	WP	HR	S	P	ERA	WHIP

BOTTOM

Chicago White Sox @ Philadelphia Athletics
Connie Mack Stadium, Philadelphia, PA
Sat Jun 20 1953, 3:33 AM EDT
Att. 2,922 - Unknown

livebaseballscorecards.com

Batter	1	2	3	4	5	6	7	8	9	AB	R	H	RBI	BB	SO	LOB
Joe Demaestri, R (1, 6) OBP: 0.323, SLG: 0.345	BBBB 4-0 CS BB		x 0-0 ① P4			x 0-0 ① 5-3		x 0-0 3-1 BB 1B		3	0	1	0	1	0	0
Dave Philley, S (1, 9) OBP: 0.353, SLG: 0.397	x 0-0 ①② F7 1-2		x 0-0 ② 4-3			x 0-0 1B F8 1B		BBBB 4-0 3-1 1-2 BB		3	1	1	0	0	0	1
Kite Thomas, R (7, 9) OBP: 0.186, SLG: 0.125										0	0	0	0	1	0	0
Eddie Robinson, L (1, 3) OBP: 0.316, SLG: 0.390	SSS 0-3 ③ K		x 0-0 ③ 4-3			x 0-0 FC6-4 1-3 1B		x 0-0 ② 3-1 1-2 2-3		4	0	1	0	0	1	2
Gus Zernial, R (1, 7) OBP: 0.360, SLG: 0.556		x 0-0 HR		x 0-0 ① P4		x 0-0 ② F8 3-H		x 0-0 ③ F5		4	1	1	2	0	0	3
Pete Suder, R (1, 5) OBP: 0.341, SLG: 0.404		x 0-0 ① P4		x 0-0 ② L7		x 0-0 ③ FC6-4 1-2f			x 0-0 ① 1-3	4	0	0	0	0	0	1
Cass Michaels, R (1, 4) OBP: 0.337, SLG: 0.395		x 0-0 1B 2B 1B		x 0-0 ③ L7			SSS 0-3 ① K		SSS 0-3 ② K	4	1	1	0	0	2	0
Ed McGhee, R (1, 8) OBP: 0.358, SLG: 0.328		x 0-0 1-2 2B 1B			x 0-0 ① P5		SSS 0-3 ② K		x 0-0 1B	4	1	2	0	0	1	0
Joe Astroth, R (1, 2) OBP: 0.354, SLG: 0.360		x 0-0 CS 1-H 2-H 2B			x 0-0 ② 5-3		x 0-0 ③ F9		x 0-0 ③ F7	4	0	1	2	0	0	1
Charlie Bishop, R (1, 1) OBP: 0.080, SLG: 0.042		SSS 0-3 ②③ K 2-3			x 0-0 ③ 3-1			x 0-0 ① 6-3		2	0	0	0	0	1	1
Morrie Martin, L (8, 1) OBP: 0.056, SLG: 0.056										0	0	0	0	0	0	0
Tom Hamilton, L (8, PH) OBP: 0.200, SLG: 0.111										1	0	0	0	0	0	0
Bobo Newsom, R (9, 1)										0	0	0	0	0	0	0
Inning Stats	R: 0 E: 0 K: 1 S: 4 H: 0 LOB: 0 BB: 1 P: 8	R: 3 E: 0 K: 1 S: 8 H: 4 LOB: 0 BB: 0 P: 8	R: 0 E: 0 K: 0 S: 3 H: 0 LOB: 0 BB: 0 P: 3	R: 0 E: 0 K: 0 S: 3 H: 0 LOB: 0 BB: 0 P: 3	R: 0 E: 0 K: 0 S: 3 H: 0 LOB: 0 BB: 0 P: 3	R: 1 E: 0 K: 0 S: 5 H: 2 LOB: 1 BB: 0 P: 5	R: 0 E: 0 K: 2 S: 7 H: 0 LOB: 0 BB: 0 P: 7	R: 0 E: 0 K: 0 S: 4 H: 1 LOB: 2 BB: 1 P: 8	R: 0 E: 0 K: 1 S: 6 H: 1 LOB: 1 BB: 0 P: 6	1B: 6 2B: 1 3B: 0 HR: 1	SF: 0 SAC: 0 DP: 0 HBP: 0			WP: 0 PB: 0 SB: 0 CS: 2	PA: 35		

	AB	33
	R	4
	H	8
	RBI	4
	BB	2
	SO	5
	LOB	9

PITCHER		IP	WLS	BF	H	R	ER	SO	BB	IBB	HBP	BLK	WP	HR	S	P	ERA	WHIP
Billy Pierce, L ERA: 3.17	(1, 1)	6.0		23	6	4	4	2	1	0	0	0	0	1	26	30	6.00	1.167
Mike Fornieles, R ERA: 3.43	(7, 1)	1.1		6	1	0	0	2	1	0	0	0	0	0	9	13	0.00	1.500
Harry Dorish, R ERA: 2.15	(8, 1)	1.2	W	6	1	0	0	1	0	0	0	0	0	0	8	8	0.00	0.600

PITCHER	IP	WLS	BF	H	R	ER	SO	BB	IBB	HBP	BLK	WP	HR	S	P	ERA	WHIP

Batter	1	2	3	4	5	6	7	8	9	AB	R	H	RBI	BB	SO	LOB
Nellie Fox, L (1, 4) OBP: 0.292, SLG: 0.316	F7		4-3		1B BB 1B		P6			4	0	1	0	0	0	0
Ferris Fain, L (1, 3) OBP: 0.406, SLG: 0.387	BB		E 1B 1B		1-2 BB		F8			2	0	1	0	2	0	0
Minnie Minoso, R (1, 7) OBP: 0.421, SLG: 0.396	F8		L8		1-2 2-3 1B		F4			4	0	1	0	0	0	2
Sam Mele, R (1, 9) OBP: 0.390, SLG: 0.432	P5		E 1-2 1B		P6			F5		4	0	1	0	0	0	4
Jim Rivera, L (1, 8) OBP: 0.345, SLG: 0.390		E 1B	E4 1-2 2-3		F3			L4		4	0	1	0	0	0	5
Bob Elliott, R (1, 5) OBP: 0.381, SLG: 0.429		E4 1-2	F2		5-3			F8		4	0	0	0	0	0	7
Sherm Lollar, R (1, 2) OBP: 0.422, SLG: 0.488		K	F7		G5-4-3 1B			G4-6-3 1B		4	0	2	0	0	1	2
Chico Carrasquel, R (1, 6) OBP: 0.304, SLG: 0.335 Tom Wright, L (9, PH) OBP: 0.313, SLG: 0.365		K	P6		G5-4-3 1-2f			G4-6-3 1-2f		3 1	0 0	0 0	0 0	0 0	1 0	3 1
Joe Dobson, R (1, 1) OBP: 0.077, SLG: 0.115 Bud Stewart, L (9, PH) OBP: 0.200, SLG: 0.200		F8	5-3		F9			F8		3 1	0 0	0 0	0 0	0 0	0 0	2 0
Inning Stats	R: 0 H: 0 E: 0 LOB: 1 K: 0 BB: 1 S: 3 P: 7	R: 0 H: 1 E: 1 LOB: 2 K: 2 BB: 0 S: 9 P: 9	R: 0 H: 2 E: 1 LOB: 3 K: 0 BB: 0 S: 6 P: 6	R: 0 H: 0 E: 0 LOB: 0 K: 0 BB: 0 S: 3 P: 3	R: 0 H: 2 E: 0 LOB: 3 K: 0 BB: 1 S: 5 P: 9	R: 0 H: 1 E: 0 LOB: 0 K: 0 BB: 0 S: 3 P: 3	R: 0 H: 0 E: 0 LOB: 0 K: 0 BB: 0 S: 3 P: 3	R: 0 H: 0 E: 0 LOB: 0 K: 0 BB: 0 S: 3 P: 3	R: 0 H: 1 E: 0 LOB: 0 K: 0 BB: 0 S: 3 P: 3	1B: 7 SF: 0 2B: 0 SAC: 0 3B: 0 DP: 2 HR: 0 HBP: 0				WP: 0 PA: 36 PB: 0 SB: 0 CS: 0		

PITCHER	IP	WLS	BF	H	R	ER	SO	BB	IBB	HBP	BLK	WP	HR	S	P	ERA	WHIP
Harry Byrd, R (1, 1) ERA: 4.46	9.0	W	36	7	0	0	2	2	0	0	0	0	0	38	46	0.00	1.000

PITCHER	IP	WLS	BF	H	R	ER	SO	BB	IBB	HBP	BLK	WP	HR	S	P	ERA	WHIP

TOP

Chicago White Sox @ Philadelphia Athletics

Connie Mack Stadium, Philadelphia, PA

Sun Jun 21 1953, 3:33 AM EDT

Unknown

livebaseballscorecards.com

AB	34
R	0
H	7
RBI	0
BB	2
SO	2
LOB	26

Batter	1	2	3	4	5	6	7	8	9	AB	R	H	RBI	BB	SO	LOB
Joe Demaestri, R (1, 6) OBP: 0.303, SLG: 0.322	5-3		FC6-4 (1-2f)			FC2-6 (1-2f) FC4-6		F7		4	0	0	0	0	0	3
Dave Philley, S (1, 9) OBP: 0.355, SLG: 0.398	K (0-3)			L6-3 1B		FC4-6 (1-2f) FC3-6		3B 1B (1-2)		4	1	2	0	0	1	1
Eddie Robinson, L (1, 3) OBP: 0.315, SLG: 0.395	F9			F7		FC3-6 (1-2f)		1B 3B (1-H 2-H)		4	1	1	2	0	0	2
Gus Zernial, R (1, 7) OBP: 0.362, SLG: 0.568		F8		L6-3 (1-2)			HR	1B (3-H)		4	1	2	2	0	0	1
Pete Suder, R (1, 5) OBP: 0.339, SLG: 0.415		L4			HR		P4	F7		4	1	1	1	0	0	1
Cass Michaels, R (1, 4) OBP: 0.332, SLG: 0.388		G3			5-3		5-3			3	0	0	0	0	0	0
Ed McGhee, R (1, 8) OBP: 0.351, SLG: 0.321			K (0-3)		F9		6-3			3	0	0	0	0	1	0
Joe Astroth, R (1, 2) OBP: 0.348, SLG: 0.352			F8		5-3			F5		3	0	0	0	0	0	0
Harry Byrd, R (1, 1) OBP: 0.289, SLG: 0.270			FC6-4 1B			FC2-6 1B		1B 3B 1B		3	1	3	0	0	0	0
Inning Stats	R: 0 E: 0 K: 1 S: 5 H: 0 LOB: 0 BB: 0 P: 5	R: 0 E: 0 K: 0 S: 3 H: 0 LOB: 0 BB: 0 P: 3	R: 0 E: 0 K: 1 S: 6 H: 1 LOB: 1 BB: 0 P: 6	R: 0 E: 0 K: 0 S: 3 H: 1 LOB: 0 BB: 0 P: 3	R: 1 E: 0 K: 0 S: 4 H: 1 LOB: 0 BB: 0 P: 4	R: 0 E: 0 K: 0 S: 4 H: 1 LOB: 1 BB: 0 P: 4	R: 1 E: 0 K: 0 S: 4 H: 1 LOB: 0 BB: 0 P: 4	R: 3 E: 0 K: 0 S: 7 H: 4 LOB: 1 BB: 0 P: 7		1B: 6 2B: 1 3B: 1 HR: 2 SF: 0 SAC: 0 DP: 1 HBP: 0						

PITCHER	IP	WLS	BF	H	R	ER	SO	BB	IBB	HBP	BLK	WP	HR	S	P	ERA	WHIP
Joe Dobson, R (1, 1) ERA: 3.42	8.0	L	32	9	5	5	2	0	0	0	0	0	2	36	36	5.62	1.125

PITCHER	IP	WLS	BF	H	R	ER	SO	BB	IBB	HBP	BLK	WP	HR	S	P	ERA	WHIP

BOTTOM

Chicago White Sox @ Philadelphia Athletics
Connie Mack Stadium, Philadelphia, PA
Sun Jun 21 1953, 3:33 AM EDT
Unknown

livebaseballscorecards.com

AB	32
R	5
H	9
RBI	5
BB	0
SO	2
LOB	8

1B: 6	SF: 0	WP: 0	PA: 32
2B: 1	SAC: 0	PB: 0	
3B: 1	DP: 1	SB: 0	
HR: 2	HBP: 0	CS: 0	

Batter	1	2	3	4	5	6	7	8	9	AB	R	H	RBI	BB	SO	LOB
Nellie Fox, L (1, 4) OBP: 0.295, SLG: 0.317	F7		HR, 1B (1-2)	SH, HBP, 1B (1-2, 2-3)		SH1-3, BB, HBP (H)		4-3		3	1	1	0	0	0	0
Ferris Fain, L (1, 3) OBP: 0.409, SLG: 0.399	BB (BBBB)		HR (1-H, 2-H)	F2		SH1-3, BB (1-2) (BBBB)		L9		3	1	1	3	2	0	3
Minnie Minoso, R (1, 9) (3, 7) OBP: 0.426, SLG: 0.417	F8		3B, 1B	HBP, 1B (1-2, 2-3, 3-H)		SH1-3 (1-2, 2-3)		HR		4	2	3	2	0	0	1
Bud Stewart, L (1, 7) OBP: 0.182, SLG: 0.182 Sam Mele, R (3, PH) (3, 9) OBP: 0.388, SLG: 0.438	F9		F7, 3B (1-H)	K (SSS)		F7		5-3		1 4	0 1	0 1	0 1	0 0	0 1	1 5
Jim Rivera, L (1, 8) OBP: 0.342, SLG: 0.384		F5	F7 (3-H)	HBP (1-2, 2-3, 3-H) (H)		K (SSS)			4-3	4	0	0	2	0	1	2
Red Wilson, R (1, 2) OBP: 0.368, SLG: 0.349		5-3	F8	K (SSS)			F4		F7	5	0	0	0	0	1	3
Fred Marsh, R (1, 5) OBP: 0.311, SLG: 0.317		HR	2-3		CS, 1B		5-3		K (SSS)	5	1	2	1	0	1	0
Chico Carrasquel, R (1, 6) OBP: 0.307, SLG: 0.335		F6		SH, SH, 1B, HBP (H)	K (SSS) (1-2)		1B			3	1	1	0	0	1	1
Bob Keegan, R (1, 1) OBP: 0.167, SLG: 0.167 Luis Aloma, R (6, 1)			1B, HR, 1B	SH, 1B, SH, HBP (1-2)	F9		L8			2 1	2 0	1 0	0 0	0 0	0 0	0 1
Inning Stats	R: 0 E: 0 K: 0 S: 3 H: 0 LOB: 1 BB: 1 P: 7	R: 1 E: 0 K: 0 S: 4 H: 1 LOB: 0 BB: 0 P: 4	R: 5 E: 0 K: 0 S: 8 H: 5 LOB: 0 BB: 0 P: 8	R: 2 E: 1 K: 2 S: 10 H: 1 LOB: 3 BB: 0 P: 12	R: 0 E: 0 K: 1 S: 5 H: 1 LOB: 0 BB: 0 P: 5	R: 0 E: 0 K: 1 S: 5 H: 0 LOB: 2 BB: 1 P: 10	R: 0 E: 0 K: 0 S: 4 H: 1 LOB: 1 BB: 0 P: 4	R: 1 E: 0 K: 0 S: 4 H: 1 LOB: 0 BB: 0 P: 4	R: 0 E: 0 K: 1 S: 5 H: 0 LOB: 0 BB: 0 P: 5	1B: 6 2B: 1 3B: 1 HR: 3 SF: 0 SAC: 3 DP: 1 HBP: 3						

PITCHER	IP	WLS	BF	H	R	ER	SO	BB	IBB	HBP	BLK	WP	HR	S	P	ERA	WHIP
Carl Scheib, R (1, 1) ERA: 4.34	2.0	L	12	5	5	5	0	1	0	0	0	0	2	11	15	22.50	3.000
Frank Fanovich, L (3, 1) ERA: 4.5	5.0		24	4	3	2	4	1	0	3	0	0	0	28	35	3.60	1.000
Morrie Martin, L (8, 1) ERA: 4.4	2.0		7	1	1	1	1	0	0	0	0	0	1	9	9	4.50	0.500

PITCHER	IP	WLS	BF	H	R	ER	SO	BB	IBB	HBP	BLK	WP	HR	S	P	ERA	WHIP

TOP

Chicago White Sox @ Philadelphia Athletics

Connie Mack Stadium, Philadelphia, PA

Sun Jun 21 1953, 3:38 AM EDT

Att. 9,949 - Unknown

livebaseballscorecards.com

AB	35
R	9
H	10
RBI	9
BB	2
SO	5
LOB	17

Batter	1	2	3	4	5	6	7	8	9	AB	R	H	RBI	BB	SO	LOB
Joe Demaestri, R (1, 6) OBP: 0.314, SLG: 0.323	1B	F2			BB		5-3			3	1	1	0	1	0	1
Dave Philley, S (1, 9) OBP: 0.354, SLG: 0.396	1B		F5		P5		F5			4	0	1	0	0	0	1
Morrie Martin, L (8, 1) OBP: 0.056, SLG: 0.056	1-2 CS 1B									0	0	0	0	0	0	0
Eddie Robinson, L (1, 3) OBP: 0.314, SLG: 0.405	F9		3-1			HR		F3		4	1	1	1	0	0	2
Gus Zernial, R (1, 7) OBP: 0.360, SLG: 0.562	1-3 2-H 1B		5-3			F2		P4		4	0	1	1	0	0	0
Pete Suder, R (1, 5) OBP: 0.338, SLG: 0.412	K 3-H			L6		1B		F9		4	0	1	0	0	1	2
Cass Michaels, R (1, 4) OBP: 0.325, SLG: 0.379		L7		F8	K				F4	4	0	0	0	0	1	1
Ed McGhee, R (1, 8) OBP: 0.354, SLG: 0.340		1B 3B		5-3		1-3 1B			K	4	1	2	0	0	1	0
Joe Astroth, R (1, 2) OBP: 0.343, SLG: 0.347		6-3			4-3	F9			HR	2	0	0	0	0	0	1
Ray Murray, R (6, 2) OBP: 0.284, SLG: 0.364										2	1	1	1	0	0	2
Carl Scheib, R (1, 1) OBP: 0.208, SLG: 0.174										1	0	1	1	0	0	0
Frank Fanovich, L (3, 1) OBP: 0.333, SLG: 0.333										1	0	0	0	0	0	0
Tom Hamilton, L (7, PH) OBP: 0.190, SLG: 0.105										1	0	0	0	0	0	0
Kite Thomas, R (8, 9) OBP: 0.182, SLG: 0.122	3-H 1B				5-3		1-3		5-3	1	0	0	0	0	0	0
Inning Stats	R: 1 E: 0 K: 1 S: 7 H: 3 LOB: 1 BB: 0 P: 7	R: 1 E: 0 K: 0 S: 5 H: 2 LOB: 1 BB: 0 P: 5	R: 0 E: 0 K: 0 S: 3 H: 0 LOB: 0 BB: 0 P: 3	R: 0 E: 0 K: 0 S: 3 H: 0 LOB: 0 BB: 0 P: 3	R: 0 E: 0 K: 0 S: 3 H: 0 LOB: 1 BB: 1 P: 7	R: 1 E: 0 K: 1 S: 8 H: 3 LOB: 2 BB: 0 P: 8	R: 0 E: 0 K: 0 S: 3 H: 0 LOB: 0 BB: 0 P: 3	R: 0 E: 0 K: 0 S: 3 H: 0 LOB: 0 BB: 0 P: 3	R: 1 E: 0 K: 1 S: 6 H: 1 LOB: 0 BB: 0 P: 6	1B: 6 2B: 0 3B: 1 HR: 2	SF: 0 SAC: 0 DP: 0 HBP: 0						

PITCHER	IP	WLS	BF	H	R	ER	SO	BB	IBB	HBP	BLK	WP	HR	S	P	ERA	WHIP
Bob Keegan, R (1, 1) ERA: 7.15	5.0	W	20	5	2	2	1	1	0	0	0	0	0	21	25	3.60	1.200
Luis Aloma, R (6, 1) ERA: 4.05	4.0	S	16	4	2	2	2	0	0	0	0	0	2	20	20	4.50	1.000

PITCHER	IP	WLS	BF	H	R	ER	SO	BB	IBB	HBP	BLK	WP	HR	S	P	ERA	WHIP

BOTTOM

Chicago White Sox @ Philadelphia Athletics
Connie Mack Stadium, Philadelphia, PA
Sun Jun 21 1953, 3:38 AM EDT
Att. 9,949 - Unknown

livebaseballscorecards.com

AB	35
R	4
H	9
RBI	4
BB	1
SO	3
LOB	10

WP: 0	PB: 0	SB: 0	CS: 1
PA: 36			

TOP

Chicago White Sox @ New York Yankees

Yankee Stadium, Bronx, NY

Tue Jun 23 1953, 3:33 AM EDT

Att. 46,756 - Unknown

livebaseballscorecards.com

Batter	1	2	3	4	5	6	7	8	9	AB	R	H	RBI	BB	SO	LOB
Nellie Fox, L (1, 4) OBP: 0.300, SLG: 0.333	P4		1-3		1B 3B 1-H 2-H	1B 3B 2-H 3-H		1B BB FC4-6 HBP	F7	5	3	2	4	0	0	1
Ferris Fain, L (1, 3) OBP: 0.416, SLG: 0.400	BB			F8	2B E 1B 3-H	1B BB		FC4-6 1B BB 1-2		2	1	1	1	3	0	0
Minnie Minoso, R (1, 7) OBP: 0.421, SLG: 0.412	F9			6-3	P6	1B 1-2 3-H		P3		5	0	1	1	0	0	4
Bud Stewart, L (1, 9) OBP: 0.313, SLG: 0.375	F8			1B	2B E 1-3	1-3		FC4-6 1B 1-2 2-3		5	1	3	0	0	0	3
Jim Rivera, L (1, 8) OBP: 0.343, SLG: 0.388		F8	5-3		E9 CS 1B 2-H 3-H		E1 1B 2B	FC4-6 1-2f 2-3 3-H		5	1	2	3	0	0	3
Sherm Lollar, R (1, 2) OBP: 0.421, SLG: 0.481		5-3			E BB F9 CS 3-H	SH1-4 1B 3B 1B	5-3	F7		4	2	1	0	1	0	3
Fred Marsh, R (1, 5) OBP: 0.292, SLG: 0.295		F7			E6 E 3B 1-3	F3	1B 3-H		F7	3	1	0	0	0	0	2
Tom Wright, L (7, PH) OBP: 0.321, SLG: 0.373										1	0	1	1	0	0	0
Bob Elliott, R (7, 5) OBP: 0.379, SLG: 0.427										1	0	0	0	0	0	0
Chico Carrasquel, R (1, 6) OBP: 0.309, SLG: 0.336			5-3		F9 3-H	SH1-4 3B 1B 1-2	F5		1B	5	1	2	1	0	0	2
Virgil Trucks, R (1, 1) OBP: 0.125, SLG: 0.156			P3		E1 3B 1-2	SH1-4 1-2 2-3	F7		F7	4	1	0	0	0	0	3

	AB	40
	R	11
	H	13
	RBI	11
	BB	4
	SO	0
	LOB	21

Inning Stats																																		
	R: 0	H: 0	E: 0	LOB: 1	K: 0	BB: 1	S: 3	P: 7	R: 0	H: 0	E: 0	LOB: 0	K: 0	BB: 0	S: 3	P: 3	R: 0	H: 0	E: 0	LOB: 0	K: 0	BB: 0	S: 3	P: 3	R: 0	H: 1	E: 0	LOB: 1	K: 0	BB: 0	S: 4	P: 4	R: 6	H: 4	E: 3	LOB: 0	K: 0	BB: 1	S: 8	P: 12	R: 3	H: 4	E: 0	LOB: 2	K: 0	BB: 1	S: 7	P: 11	R: 1	H: 2	E: 1	LOB: 1	K: 0	BB: 0	S: 5	P: 5	R: 1	H: 1	E: 0	LOB: 2	K: 0	BB: 1	S: 4	P: 9	R: 0	H: 1	E: 0	LOB: 1	K: 0	BB: 0	S: 4	P: 4	1B: 9	SF: 0	2B: 2	SAC: 1	3B: 2	DP: 0	HR: 0	HBP: 1	WP: 0	PA: 47	PB: 0	SB: 0	CS: 1

PITCHER		IP	WLS	BF	H	R	ER	SO	BB	IBB	HBP	BLK	WP	HR	S	P	ERA	WHIP
Allie Reynolds, R ERA: 3.48	(1, 1)	6.0	L	31	9	9	3	0	3	0	0	0	0	0	28	40	4.50	2.000
Ray Scarborough, R ERA: 3.96	(7, 1)	2.0		11	3	2	2	0	1	0	1	0	0	0	9	14	9.00	2.000
Ed Lopat, L ERA: 2.53	(9, 1)	1.0		4	1	0	0	0	0	0	0	0	0	0	4	4	0.00	1.000

PITCHER	IP	WLS	BF	H	R	ER	SO	BB	IBB	HBP	BLK	WP	HR	S	P	ERA	WHIP

Batter	1	2	3	4	5	6	7	8	9	AB	R	H	RBI	BB	SO	LOB
Billy Martin, R (1, 4) (6, 6) OBP: 0.320, SLG: 0.362	3-1		E6 FC4-6	F8		BB 1-2 2-3		FC4-6 1-2f		4	0	0	0	1	0	2
Joe Collins, L (1, 3) OBP: 0.398, SLG: 0.444	BB BB BB		F6		BB	4-3			3-1	3	0	0	0	2	0	4
Irv Noren, L (1, 9) OBP: 0.339, SLG: 0.495	F7		FC4-6 1-2f		K		5-3		F8	5	0	0	0	0	1	3
Mickey Mantle, S (1, 8) OBP: 0.428, SLG: 0.570	BB 1-2 BB		F8		K		HR		1B	4	1	2	1	1	1	2
Yogi Berra, L (1, 2) OBP: 0.323, SLG: 0.426	1-2 2-3 BB			1B 1B BB	K		3-1		P5	3	1	0	0	2	1	2
Gene Woodling, L (1, 7) OBP: 0.422, SLG: 0.447	K			1-3 1B		G3	F8			4	1	1	0	0	1	3
Gil McDougald, R (1, 5) (6, 4) OBP: 0.359, SLG: 0.388		K		2-H 3-H 6-3		L5		6-3		4	0	1	2	0	1	0
Phil Rizzuto, R (1, 6) OBP: 0.375, SLG: 0.310		4-3		6-3 1-2		BB BB		FC4-6		2	0	0	0	0	0	1
Andy Carey, R (6, 5) OBP: 0.394, SLG: 0.531						1B		1B		2	0	2	0	0	0	0
Allie Reynolds, R (1, 1) OBP: 0.320, SLG: 0.250		K		K		BB 1-2		K		2	0	0	0	0	2	1
Don Bollweg, L (6, PH) OBP: 0.403, SLG: 0.554						BB				0	0	0	0	1	0	0
Ray Scarborough, R (7, 1) OBP: 0.100, SLG: 0.400										0	0	0	0	0	0	0
Johnny Mize, L (8, PH) OBP: 0.390, SLG: 0.373										1	0	0	0	0	1	1
Ed Lopat, L (9, 1) OBP: 0.314, SLG: 0.344										0	0	0	0	0	0	0
Inning Stats	R: 0 E: 0 K: 1 S: 5 H: 0 LOB: 3 BB: 3 P: 17		R: 0 E: 0 K: 2 S: 7 H: 0 LOB: 0 BB: 0 P: 7	R: 2 E: 0 K: 1 S: 7 H: 2 LOB: 1 BB: 1 P: 11	R: 0 E: 0 K: 3 S: 9 H: 0 LOB: 1 BB: 1 P: 13	R: 0 E: 0 K: 0 S: 4 H: 1 LOB: 3 BB: 2 P: 12	R: 1 E: 0 K: 0 S: 4 H: 1 LOB: 0 BB: 0 P: 4	R: 0 E: 0 K: 1 S: 6 H: 1 LOB: 1 BB: 0 P: 6	R: 0 E: 0 K: 0 S: 4 H: 1 LOB: 1 BB: 0 P: 4	1B: 5 2B: 0 3B: 0 HR: 1	SF: 0 SAC: 0 DP: 0 HBP: 0						

PITCHER	IP	WLS	BF	H	R	ER	SO	BB	IBB	HBP	BLK	WP	HR	S	P	ERA	WHIP
Virgil Trucks, R (1, 1) ERA: 3.11	9.0	W	41	6	3	3	8	7	0	0	0	0	1	50	78	3.00	1.444

PITCHER	IP	WLS	BF	H	R	ER	SO	BB	IBB	HBP	BLK	WP	HR	S	P	ERA	WHIP

BOTTOM

Chicago White Sox @ New York Yankees

Yankee Stadium, Bronx, NY

Tue Jun 23 1953, 3:33 AM EDT

Att. 46,756 - Unknown

livebaseballscorecards.com

AB	34
R	3
H	6
RBI	3
BB	7
SO	8
LOB	19

WP: 0 PB: 0 SB: 0 CS: 0 PA: 41

Batter	1	2	3	4	5	6	7	8	9	AB	R	H	RBI	BB	SO	LOB
Nellie Fox, L (1, 4) OBP: 0.308, SLG: 0.340	BB 4-0 BB 1B BB BB 0-3 K			x 0-0 FC5-6 1B	x 0-0 6-3 1B	x 0-0 1B			4	2	3	0	1	1	2
Ferris Fain, L (1, 3) OBP: 0.412, SLG: 0.393	B B B B 4-0 1B BB 1-2 3B BB	x 0-0 ① F9	x 0-0 ① FC5-6 1-2f HR	x 0-0 6-3 1-2	S S S 0-3 ③ K				4	2	0	0	1	1	3
Minnie Minoso, R (1, 7) OBP: 0.425, SLG: 0.427	B B B B 4-0 1B 1-2 2-3 3B BB	x 0-0 ② L7	x 0-0 1-H HR	x 0-0 ② E7 2-H 1B			x 0-0 ① F7		4	2	2	3	1	0	0
Bud Stewart, L (1, 9) OBP: 0.313, SLG: 0.375 Sam Mele, R (1, PH) OBP: 0.388, SLG: 0.437 (1, 9)	x 0-0 1-2 2-3 3-H 3B 1B	x 0-0 BB 1B	x 0-0 ② F7	x 0-0 ③ 6-3			S S S 0-3 ② K		0 0 0 0 0 0 0 5 1 2 1 0 1 0						
Jim Rivera, L (1, 8) OBP: 0.344, SLG: 0.390	S S S 0-3 ① K	B B B B 4-0 1-2 BB	x 0-0 ③ F9		x 0-0 ① F9	x 0-0 E 2B			4	0	1	0	1	1	3
Bob Elliott, R (1, 5) OBP: 0.384, SLG: 0.440	x 0-0 1-H 2-H 3-H 1B 3B	x 0-0 ③ F7		x 0-0 BB 1B	x 0-0 ② 5-3		B B B B 4-0 2-3 BB		4	1	2	3	1	0	2
Red Wilson, R (1, 2) OBP: 0.370, SLG: 0.345	x 0-0 1B 3-H 1B		x 0-0 ① F3	B B B B 4-0 G5-4-3 1-2 BB	x 0-0 ③ P4		x 0-0 ③ F7		4	0	1	1	1	0	2
Chico Carrasquel, R (1, 6) OBP: 0.308, SLG: 0.335	x 0-0 1-2 1B		x 0-0 ② F5	x 0-0 ① L8		x 0-0 ① F5			4	0	1	0	0	0	2
Saul Rogovin, R (1, 1) OBP: 0.185, SLG: 0.120 Harry Dorish, R (9, 1) OBP: 0.136, SLG: 0.136	x 0-0 ② F7		x 0-0 ③ F3	x 0-0 ②③ G5-4-3 1-2f		x 0-0 ② F9			4 0 0 0 0 0 4 0 0 0 0 0 0 0						
Inning Stats	R: 5 E: 0 K: 2 S: 11 H: 4 LOB: 2 BB: 3 P: 23	R: 0 E: 0 K: 0 S: 4 H: 1 LOB: 2 BB: 1 P: 8	R: 0 E: 0 K: 0 S: 3 H: 0 LOB: 0 BB: 0 P: 3	R: 2 E: 0 K: 0 S: 5 H: 2 LOB: 0 BB: 0 P: 5	R: 0 E: 0 K: 0 S: 3 H: 1 LOB: 1 BB: 1 P: 7	R: 1 E: 1 K: 0 S: 4 H: 2 LOB: 0 BB: 0 P: 4	R: 0 E: 0 K: 0 S: 3 H: 0 LOB: 0 BB: 0 P: 3	R: 0 E: 0 K: 1 S: 6 H: 1 LOB: 1 BB: 0 P: 6	R: 0 E: 1 K: 1 S: 6 H: 1 LOB: 2 BB: 1 P: 10	1B: 9 2B: 1 3B: 1 HR: 1 SF: 0 SAC: 0 DP: 1 HBP: 0				WP: 0 PB: 0 SB: 0 CS: 0	PA: 43	

PITCHER		IP	WLS	BF	H	R	ER	SO	BB	IBB	HBP	BLK	WP	HR	S	P	ERA	WHIP
Jim McDonald, R ERA: 5.79	(1, 1)	0.0	L	3	0	3	3	0	3	0	0	0	0	0	0	12	∞	∞
Bob Kuzava, L ERA: 4.44	(1, 1)	7.0		31	10	5	5	2	2	0	0	0	0	1	33	41	6.43	1.714
Tom Gorman, R ERA: 2.73	(8, 1)	2.0		9	2	0	0	2	1	0	0	0	0	0	12	16	0.00	1.500

PITCHER	IP	WLS	BF	H	R	ER	SO	BB	IBB	HBP	BLK	WP	HR	S	P	ERA	WHIP

TOP

Chicago White Sox @ New York Yankees

Yankee Stadium, Bronx, NY

Wed Jun 24 1953, 3:33 AM EDT

Att. 14,621 - Unknown

livebaseballscorecards.com

AB	37
R	8
H	12
RBI	8
BB	6
SO	4
LOB	18

Batter	1	2	3	4	5	6	7	8	9	AB	R	H	RBI	BB	SO	LOB
Billy Martin, R (1, 4) OBP: 0.319, SLG: 0.360	F8		K		B1-3			1B	5-3	4	0	1	0	0	1	0
Andy Carey, R (9, 4) OBP: 0.382, SLG: 0.515										1	0	0	0	0	0	0
Joe Collins, L (1, 3) OBP: 0.392, SLG: 0.436	4-3			F9		F2		F9		3	0	0	0	0	0	0
Don Bollweg, L (7, 3) OBP: 0.397, SLG: 0.544										1	0	0	0	0	0	1
Irv Noren, L (1, 9) OBP: 0.361, SLG: 0.505	BB			E 2B 1B		BB		1-2 1B		2	1	2	0	2	0	0
Mickey Mantle, S (1, 8) OBP: 0.422, SLG: 0.560	P6			K		K		F8		4	0	0	0	0	2	5
Yogi Berra, L (1, 2) OBP: 0.322, SLG: 0.428		4-3		WP 1-H 2B		F6		F2		4	0	1	1	0	0	3
Charles Silvera, R (9, 2) OBP: 0.333, SLG: 0.283										0	0	0	0	0	0	0
Gene Woodling, L (1, 7) OBP: 0.424, SLG: 0.461		F2		4-3 2-3			BB 4-0 SH1-3		HR	3	1	1	1	1	0	1
Gil McDougald, R (1, 5) OBP: 0.354, SLG: 0.382		F7			5-3		SH1-3 1-2		L6	3	0	0	0	0	0	0
Willy Miranda, S (1, 6) OBP: 0.267, SLG: 0.296			K		HR		F8		K	4	1	1	1	0	2	1
Jim McDonald, R (1, 1)										0	0	0	0	0	0	0
Bob Kuzava, S (1, 1)										2	0	0	0	0	1	0
Johnny Mize, L (7, PH) OBP: 0.383, SLG: 0.365										1	0	0	0	0	1	1
Tom Gorman, R (8, 1) OBP: 0.333, SLG: 0.333										0	0	0	0	0	0	0
Hank Bauer, R (9, PH) OBP: 0.384, SLG: 0.427										1	1	1	1	0	0	0
Inning Stats	R: 0 E: 0 K: 0 S: 3 H: 0 LOB: 1 BB: 1 P: 7	R: 0 E: 0 K: 0 S: 3 H: 0 LOB: 0 BB: 0 P: 3	R: 0 E: 0 K: 3 S: 9 H: 0 LOB: 0 BB: 0 P: 9	R: 1 E: 1 K: 1 S: 7 H: 2 LOB: 1 BB: 0 P: 7	R: 1 E: 0 K: 0 S: 4 H: 1 LOB: 0 BB: 0 P: 4	R: 0 E: 0 K: 1 S: 5 H: 0 LOB: 1 BB: 1 P: 9	R: 0 E: 0 K: 1 S: 5 H: 0 LOB: 1 BB: 1 P: 9	R: 0 E: 0 K: 0 S: 5 H: 2 LOB: 2 BB: 0 P: 5	R: 2 E: 0 K: 1 S: 7 H: 2 LOB: 0 BB: 0 P: 7	1B: 3 2B: 1 3B: 0 HR: 3	SF: 0 SAC: 1 DP: 0 HBP: 0					

PITCHER	IP	WLS	BF	H	R	ER	SO	BB	IBB	HBP	BLK	WP	HR	S	P	ERA	WHIP
Saul Rogovin, R (1, 1) ERA: 5.29	8.2	W	36	7	4	4	7	3	0	0	0	1	3	47	59	4.15	1.154
Harry Dorish, R (9, 1) ERA: 2.14	0.1	S	1	0	0	0	0	0	0	0	0	0	0	1	1	0.00	0.000

PITCHER	IP	WLS	BF	H	R	ER	SO	BB	IBB	HBP	BLK	WP	HR	S	P	ERA	WHIP

BOTTOM

Chicago White Sox @ New York Yankees

Yankee Stadium, Bronx, NY

Wed Jun 24 1953, 3:33 AM EDT

Att. 14,621 - Unknown

livebaseballscorecards.com

AB	33
R	4
H	7
RBI	4
BB	3
SO	7
LOB	12

WP: 1 PB: 0 SB: 0 CS: 0 PA: 37

Chicago White Sox @ New York Yankees

Yankee Stadium, Bronx, NY

Thu Jun 25 1953, 3:33 AM EDT

Att. 12,670 - Unknown

TOP

livebaseballscorecards.com

Batter	1	2	3	4	5	6	7	8	9	AB	R	H	RBI	BB	SO	LOB
Nellie Fox, L (1, 4) OBP: 0.311, SLG: 0.353	F7		1-H 2-3 HR			6-3			SH3-4 1B 1B	4	2	2	2	0	0	0
Ferris Fain, L (1, 3) OBP: 0.410, SLG: 0.390	F7		K			K			SH3-4 1-2	2	0	0	0	0	1	0
Sherm Lollar, R (3, 3) (8, 2) OBP: 0.419, SLG: 0.477										1	0	0	0	0	1	0
Minnie Minoso, R (1, 7) OBP: 0.422, SLG: 0.424	6-3			L5			F7		E 1B 2-H 1B	4	1	1	1	0	0	0
Bud Stewart, L (1, 9) OBP: 0.300, SLG: 0.316		F8		F9			BB G4-6-3		F9	3	0	0	0	1	0	1
Jim Rivera, L (1, 8) OBP: 0.343, SLG: 0.388		F3		K			G4-6-3 1-2f		E5 1-H 1B	4	0	1	0	0	1	1
Bob Elliott, R (1, 5) OBP: 0.386, SLG: 0.441		4-3			G1-6-3 1B			1-6-3 1B	B2	4	0	2	0	0	0	1
Harry Dorish, R (9, 1) OBP: 0.136, SLG: 0.136										0	0	0	0	0	0	0
Sam Mele, R (9, 3) OBP: 0.388, SLG: 0.437										0	0	0	0	0	0	0
Red Wilson, R (1, 2) OBP: 0.373, SLG: 0.348			HR HBP 1B		G1-6-3 1-2f			K		2	0	1	0	0	0	1
Tom Wright, L (8, PH) OBP: 0.317, SLG: 0.368										1	0	0	0	0	1	1
Fred Marsh, R (8, 3) (9, 5) OBP: 0.292, SLG: 0.295										0	0	0	0	0	0	0
Chico Carrasquel, R (1, 6) OBP: 0.308, SLG: 0.332			1-2 HR HBP		6-3			1-6-3 1-2		2	1	0	0	0	0	1
Billy Pierce, L (1, 1) (9, 3) (9, 1) OBP: 0.162, SLG: 0.114			K			5-3		F8		3	0	0	0	0	1	3

	AB	30
	R	4
	H	7
	RBI	3
	BB	1
	SO	5
	LOB	9

Inning Stats										
	R: 0 E: 0 K: 0 S: 3	H: 0 LOB: 0 BB: 0 P: 3	R: 0 E: 0 K: 0 S: 3	H: 0 LOB: 0 BB: 0 P: 3	R: 2 E: 0 K: 2 S: 8	H: 2 LOB: 0 BB: 0 P: 9	R: 0 E: 0 K: 1 S: 5	H: 0 LOB: 0 BB: 0 P: 5	R: 0 E: 0 K: 0 S: 3	H: 1 LOB: 0 BB: 0 P: 3
	R: 0 E: 0 K: 1 S: 5	H: 0 LOB: 0 BB: 0 P: 5	R: 0 E: 0 K: 0 S: 2	H: 0 LOB: 0 BB: 1 P: 6	R: 0 E: 0 K: 1 S: 6	H: 1 LOB: 1 BB: 0 P: 6	R: 2 E: 1 K: 0 S: 6	H: 3 LOB: 1 BB: 0 P: 6	1B: 6 2B: 0 3B: 0 HR: 1	SF: 0 SAC: 1 DP: 2 HBP: 1
	WP: 0 PB: 0 SB: 0 CS: 0	PA: 33								

PITCHER	IP	WLS	BF	H	R	ER	SO	BB	IBB	HBP	BLK	WP	HR	S	P	ERA	WHIP
Johnny Sain, R (1, 1) ERA: 2.86	9.0	L	33	7	4	3	5	1	0	1	0	0	1	41	46	3.00	0.889

PITCHER	IP	WLS	BF	H	R	ER	SO	BB	IBB	HBP	BLK	WP	HR	S	P	ERA	WHIP

Batter	1	2	3	4	5	6	7	8	9	AB	R	H	RBI	BB	SO	LOB
Billy Martin, R (1, 4) OBP: 0.318, SLG: 0.358	F8		K		SH1-3 1B		FC5-4 1-2f			4	0	1	0	0	1	1
Joe Collins, L (1, 3) OBP: 0.391, SLG: 0.431	HR BB		6-3		SH1-3 1-2			F8		2	1	0	0	1	0	0
Yogi Berra, L (1, 2) OBP: 0.320, SLG: 0.440	1-H HR		L9		F8			F5		4	1	1	2	0	0	1
Mickey Mantle, S (1, 8) OBP: 0.416, SLG: 0.551	K			F4		F7		F9		4	0	0	0	0	1	0
Hank Bauer, R (1, 9) OBP: 0.388, SLG: 0.434	BB			2B		F7			FC4-6 5-3 1B	2	0	1	0	1	0	0
Don Bollweg, L (9, PH) OBP: 0.406, SLG: 0.552										1	0	1	0	0	0	0
Gil McDougald, R (1, 5) OBP: 0.348, SLG: 0.374	K			F4		F7			5-3 1-2	4	0	0	0	0	1	3
Gene Woodling, L (1, 7) OBP: 0.425, SLG: 0.456		K		BB			4-3		FC4-6 BB	2	0	0	0	2	1	0
Johnny Sain, R (1, 1) OBP: 0.293, SLG: 0.282		F9		6-3			FC5-4 1B		FC4-6 1-2f 2-3	3	0	1	0	0	0	2
Johnny Mize, L (9, PH) OBP: 0.377, SLG: 0.358										1	0	0	0	0	0	2
Andy Carey, R (9, PR) OBP: 0.382, SLG: 0.515										0	0	0	0	0	0	0
Willy Miranda, S (1, 6) OBP: 0.242, SLG: 0.267		F3			F7		B5		K	3	0	0	0	0	0	1
Bill Renna, R (9, PH) OBP: 0.333, SLG: 0.426										1	0	0	0	0	1	2
Inning Stats	R: 2 H: 1 E: 0 LOB: 1 K: 2 BB: 2 S: 8 P: 16	R: 0 H: 0 E: 0 LOB: 0 K: 1 BB: 0 S: 5 P: 5	R: 0 H: 0 E: 0 LOB: 0 K: 1 BB: 0 S: 5 P: 5	R: 0 H: 1 E: 0 LOB: 2 K: 0 BB: 1 S: 4 P: 8	R: 0 H: 1 E: 0 LOB: 1 K: 0 BB: 0 S: 4 P: 4	R: 0 H: 0 E: 0 LOB: 0 K: 0 BB: 0 S: 3 P: 3	R: 0 H: 1 E: 0 LOB: 1 K: 0 BB: 0 S: 4 P: 4	R: 0 H: 0 E: 0 LOB: 0 K: 0 BB: 0 S: 3 P: 3	R: 0 H: 1 E: 0 LOB: 2 K: 1 BB: 1 S: 6 P: 10	1B: 3 SF: 0 2B: 1 SAC: 1 3B: 0 DP: 0 HR: 1 HBP: 0						

PITCHER		IP	WLS	BF	H	R	ER	SO	BB	IBB	HBP	BLK	WP	HR	S	P	ERA	WHIP
Billy Pierce, L ERA: 3.08	(1, 1)	8.2	W	34	4	2	2	5	4	0	0	0	0	1	40	56	2.08	0.923
Harry Dorish, R ERA: 2.13	(9, 1)	0.1		2	1	0	0	0	0	0	0	0	0	0	2	2	0.00	3.000
Billy Pierce, L ERA: 3.08	(9, 1)	8.2	W	34	4	2	2	5	4	0	0	0	0	1	40	56	2.08	0.923

PITCHER	IP	WLS	BF	H	R	ER	SO	BB	IBB	HBP	BLK	WP	HR	S	P	ERA	WHIP

BOTTOM

Chicago White Sox @ New York Yankees

Yankee Stadium, Bronx, NY

Thu Jun 25 1953, 3:33 AM EDT

Att. 12,670 - Unknown

livebaseballscorecards.com

AB	31
R	2
H	5
RBI	2
BB	4
SO	5
LOB	12

Batter	1	2	3	4	5	6	7	8	9	AB	R	H	RBI	BB	SO	LOB
Ferris Fain, L (1, 3) OBP: 0.403, SLG: 0.382	4-3		5-3		F8		F8 3-H		F8 3-H	5	0	0	2	0	0	3
Minnie Minoso, R (1, 7) OBP: 0.415, SLG: 0.415	F8		K			6-3	F8		L7	5	0	0	0	0	1	3
Bob Elliott, R (1, 5) OBP: 0.379, SLG: 0.432	4-3			F6		F8		K		4	0	0	0	0	1	0
Sam Mele, R (1, 9) OBP: 0.381, SLG: 0.429		F7		6-3		L7		F5		4	0	0	0	0	0	0
Sherm Lollar, R (1, 2) OBP: 0.421, SLG: 0.485		K		FC5 1B 1B			E 2B 2B	F9		4	1	2	0	0	1	0
Jim Rivera, L (1, 8) OBP: 0.348, SLG: 0.391		BB		1-2 1B			E3 2B 3B 2-3		BB 1B F8 1B	3	2	2	0	1	0	1
Fred Marsh, R (1, 6) OBP: 0.288, SLG: 0.292		1-3		FC5 2-3f			K		BB 1-2 1B	4	0	1	0	0	1	5
Nellie Fox, L (1, 4) OBP: 0.317, SLG: 0.364			2B	F7			3B 1-3 3-H 2B		BB 1-2 2-3 BB	3	1	2	1	1	0	0
Sandy Consuegra, R (1, 1) OBP: 0.077, SLG: 0.077			F9	K			F8 2-H 3-H 3B		F5	0	0	0	0	0	0	0
Bud Stewart, L (3, PH) OBP: 0.286, SLG: 0.300										1	0	0	0	0	0	1
Mike Fornieles, R (3, 1) OBP: 0.118, SLG: 0.125										1	0	0	0	0	1	0
Tom Wright, L (7, PH) OBP: 0.325, SLG: 0.403										1	1	1	2	0	0	0
Luis Aloma, R (7, 1)										0	0	0	0	0	0	0
Harry Dorish, R (8, 1) OBP: 0.130, SLG: 0.130										1	0	0	0	0	0	3
Inning Stats	R: 0 E: 0 K: 0 S: 3 H: 0 LOB: 0 BB: 0 P: 3	R: 0 E: 0 K: 1 S: 5 H: 0 LOB: 1 BB: 1 P: 9	R: 0 E: 0 K: 1 S: 6 H: 1 LOB: 1 BB: 0 P: 6	R: 0 E: 0 K: 0 S: 5 H: 2 LOB: 2 BB: 0 P: 5	R: 0 E: 0 K: 1 S: 5 H: 0 LOB: 0 BB: 0 P: 5	R: 0 E: 0 K: 0 S: 3 H: 0 LOB: 0 BB: 0 P: 3	R: 4 E: 1 K: 1 S: 9 H: 3 LOB: 0 BB: 0 P: 9	R: 0 E: 0 K: 1 S: 5 H: 0 LOB: 0 BB: 0 P: 5	R: 1 E: 0 K: 0 S: 5 H: 2 LOB: 2 BB: 1 P: 9	1B: 4 2B: 3 3B: 1 HR: 0 SF: 0 SAC: 0 DP: 0 HBP: 0						

PITCHER		IP	WLS	BF	H	R	ER	SO	BB	IBB	HBP	BLK	WP	HR	S	P	ERA	WHIP
Hal Brown, R ERA: 3.79	(1, 1)	6.1		26	5	3	2	4	1	0	0	0	0	0	33	37	2.84	0.947
Ellis Kinder, R ERA: 2.45	(7, 1)	0.2	L	3	1	1	0	0	0	0	0	0	0	0	3	3	0.00	1.500
Ben Flowers, R ERA: 3.38	(8, 1)	1.0		5	2	1	1	1	0	0	0	0	0	0	7	7	9.00	2.000
Mel Parnell, L ERA: 3.21	(9, 1)	1.0		4	0	0	0	0	1	0	0	0	0	0	3	7	0.00	1.000

PITCHER	IP	WLS	BF	H	R	ER	SO	BB	IBB	HBP	BLK	WP	HR	S	P	ERA	WHIP

TOP

Chicago White Sox @ Boston Red Sox

Fenway Park, Boston, MA

Fri Jun 26 1953, 3:33 AM EDT

Att. 20,442 - Unknown

livebaseballscorecards.com

AB	36
R	5
H	8
RBI	5
BB	2
SO	5
LOB	16

PA: 38

WP: 0 PB: 0 SB: 0 CS: 0

BOTTOM

Chicago White Sox @ Boston Red Sox

Fenway Park, Boston, MA

Fri Jun 26 1953, 3:33 AM EDT

Att. 20,442 - Unknown

Batter	1	2	3	4	5	6	7	8	9	AB	R	H	RBI	BB	SO	LOB
Billy Goodman, L (1, 3) (8, 4) OBP: 0.434, SLG: 0.451	E3 HR 1B		F8 ①			SH1-4 1B		F8 ①		4	1	2	0	0	0	0
Jim Piersall, R (1, 9) OBP: 0.317, SLG: 0.343	5-3 ①		5-3-6 BB			SH1-4 ① 1-2		F3 ②		2	0	0	0	1	0	1
Hoot Evers, R (1, 7) OBP: 0.317, SLG: 0.450	5-3 ②		5-3-6 ② ③ 1-3f			K ② S S S		K ③ S S S		4	0	0	0	0	2	3
George Kell, R (1, 5) OBP: 0.386, SLG: 0.505	HR 2-H			F3 ①		F5 ③			F5 ①	4	1	1	2	0	0	1
Sammy White, R (1, 2) OBP: 0.301, SLG: 0.424	6-3 ③			F7 ②			WP SH3-4 1B		6-3 ②	4	0	1	0	0	0	0
Tom Umphlett, R (1, 8) OBP: 0.367, SLG: 0.433		F8 ①		CS BB			SH3-4 ① 1-2		F4 ③	2	0	0	0	1	0	0
Ted Lepcio, R (1, 4) OBP: 0.316, SLG: 0.386		F7 3B		CS ③ 1-2	5-3 ①		K ② S S S			2	1	1	0	0	0	0
Floyd Baker, L (7, PH) OBP: 0.387, SLG: 0.343										1	0	0	0	0	1	1
Johnny Lipon, R (8, 6) OBP: 0.315, SLG: 0.292										0	0	0	0	0	0	0
Milt Bolling, R (1, 6) OBP: 0.305, SLG: 0.314		F7 ② 3-H			K ② S S S		WP BB			2	0	0	1	0	1	0
Dick Gernert, R (7, PH) OBP: 0.392, SLG: 0.463										0	0	0	0	1	0	0
(8, 3)																
Hal Brown, R (1, 1) OBP: 0.323, SLG: 0.500		6-3 ③			F8 ③		F7 ③ 1-2 2-3			2	0	0	0	0	0	0
Ellis Kinder, R (7, 1) OBP: 0.538, SLG: 0.615										0	0	0	0	0	0	0
Al Zarilla, L (7, PH) OBP: 0.419, SLG: 0.250										1	0	0	0	0	0	2
Ben Flowers, R (8, 1)										0	0	0	0	0	0	0
Mel Parnell, L (9, 1) OBP: 0.311, SLG: 0.302										0	0	0	0	0	0	0
Inning Stats	R: 2 E: 1 K: 0 S: 5 / H: 2 LOB: 0 BB: 0 P: 5	R: 1 E: 0 K: 0 S: 4 / H: 1 LOB: 0 BB: 0 P: 4	R: 0 E: 0 K: 0 S: 2 / H: 0 LOB: 0 BB: 1 P: 6	R: 0 E: 0 K: 0 S: 2 / H: 0 LOB: 0 BB: 1 P: 6	R: 0 E: 0 K: 1 S: 5 / H: 0 LOB: 0 BB: 0 P: 5	R: 0 E: 0 K: 1 S: 6 / H: 1 LOB: 1 BB: 0 P: 6	R: 0 E: 0 K: 1 S: 6 / H: 1 LOB: 2 BB: 1 P: 10	R: 0 E: 0 K: 1 S: 5 / H: 0 LOB: 0 BB: 0 P: 5	R: 0 E: 0 K: 0 S: 3 / H: 0 LOB: 0 BB: 0 P: 3	1B: 3 2B: 1 3B: 1 HR: 1 / SF: 0 SAC: 2 DP: 1 HBP: 0							

	AB	28
	R	3
	H	5
	RBI	3
	BB	3
	SO	4
	LOB	8

WP: 1 PB: 0 SB: 0 CS: 1 / PA: 34

livebaseballscorecards.com

PITCHER		IP	WLS	BF	H	R	ER	SO	BB	IBB	HBP	BLK	WP	HR	S	P	ERA	WHIP
Sandy Consuegra, R ERA: 3.53	(1, 1)	2.0		9	3	3	3	0	0	0	0	0	0	1	9	9	13.50	1.500
Mike Fornieles, R ERA: 3.22	(3, 1)	4.0	W	13	1	0	0	2	2	0	0	0	0	0	15	23	0.00	0.750
Luis Aloma, R ERA: 3.9	(7, 1)	1.0		5	1	0	0	1	1	0	0	0	1	0	6	10	0.00	2.000
Harry Dorish, R ERA: 2.08	(8, 1)	2.0	S	6	0	0	0	1	0	0	0	0	0	0	8	8	0.00	0.000

PITCHER	IP	WLS	BF	H	R	ER	SO	BB	IBB	HBP	BLK	WP	HR	S	P	ERA	WHIP

Chicago White Sox @ Boston Red Sox

Fenway Park, Boston, MA

Sat Jun 27 1953, 3:33 AM EDT

Att. 15,677 - Unknown

livebaseballscorecards.com

Batter	1	2	3	4	5	6	7	8	9	AB	R	H	RBI	BB	SO	LOB
Ferris Fain, L (1, 3) OBP: 0.406, SLG: 0.381	BBBB 4-0 FC5-4 BB		x 0-0 1B 1-2 1B		BBBB 4-0 G6-4-3 BB		x 0-0 ③ F8		x 0-0 ② F8	3	0	1	0	2	0	2
Minnie Minoso, R (1, 7) OBP: 0.414, SLG: 0.419	x 0-0 ① F9		x 0-0 G5-4-3 1-2 2-H 1B		x 0-0 ② ③ G6-4-3 1-2f			x 0-0 ① 5-3	x 0-0 1-H 2-H 2B	5	0	2	3	0	0	3
Bob Elliott, R (1, 5) OBP: 0.371, SLG: 0.421	x 0-0 ② F7		x 0-0 ② ③ G5-4-3 1-2f			x 0-0 ① F8		x 0-0 ② F8	x 0-0 ③ P6	5	0	0	0	0	0	5
Sam Mele, R (1, 9) OBP: 0.379, SLG: 0.425	x 0-0 ③ FC5-4 1-2f			x 0-0 E8 1B		x 0-0 ② 6-3		x 0-0 1B		4	0	1	0	0	0	1
Sherm Lollar, R (1, 2) OBP: 0.411, SLG: 0.471		x 0-0 ① F4		x 0-0 ① F9		x 0-0 ③ 6-3		x 0-0 ③ F8		4	0	0	0	0	0	2
Jim Rivera, L (1, 8) OBP: 0.354, SLG: 0.405		BBBB 4-0 CS BB		x 0-0 G1-4-3 1-3 1B			x 0-0 ① 4-3		x 0-0 HR	3	1	2	1	1	0	0
Fred Marsh, R (1, 6) OBP: 0.273, SLG: 0.275 Bud Sheely, L (9, PH) OBP: 0.524, SLG: 0.375 Red Wilson, R (9, PR) OBP: 0.373, SLG: 0.348 Chico Carrasquel, R (9, 6) OBP: 0.308, SLG: 0.332		x 0-0 ② ③ F2 1-2		x 0-0 ② ③ G1-4-3 1-2f			x 0-0 ② 5-3		BBBB 4-0 1B 2B BB	3 0 0 0	0 0 1 0	0 0 0 0	0 1 0 0	0 0 0 0	0 0 0 0	3 0 0 0
Nellie Fox, L (1, 4) OBP: 0.326, SLG: 0.371			x 0-0 1B 1B 1B		x 0-0 4-3 1B		BBBB 4-0 HR BB		x 0-0 1-2 2B 1B	3	3	3	0	1	0	0
Bob Keegan, R (1, 1) OBP: 0.125, SLG: 0.125 Bud Stewart, L (7, PH) OBP: 0.318, SLG: 0.476 Saul Rogovin, R (7, 1) OBP: 0.185, SLG: 0.120 Gene Bearden, L (9, PH) OBP: 0.214, SLG: 0.214 Billy Pierce, L (9, 1) OBP: 0.162, SLG: 0.114			SSS 0-3 ① K		x 0-0 ① 4-3 1-2		x 0-0 1-H HR		x 0-0 ① F3	2 1 0 1 0	0 1 0 0 0	0 1 0 0 0	0 2 0 0 0	1 0 0 0 0	2 0 0 2 0	2 0 0 0 0
Inning Stats	R: 0 E: 0 K: 0 S: 3 H: 0 LOB: 1 BB: 1 P: 7	R: 0 E: 0 K: 0 S: 2 H: 0 LOB: 0 BB: 1 P: 6	R: 1 E: 0 K: 1 S: 7 H: 3 LOB: 1 BB: 0 P: 7	R: 0 E: 1 K: 0 S: 4 H: 1 LOB: 1 BB: 0 P: 4	R: 0 E: 0 K: 0 S: 3 H: 1 LOB: 1 BB: 1 P: 7	R: 0 E: 0 K: 0 S: 3 H: 0 LOB: 0 BB: 0 P: 3	R: 2 E: 0 K: 0 S: 4 H: 1 LOB: 0 BB: 1 P: 8	R: 0 E: 0 K: 0 S: 4 H: 1 LOB: 1 BB: 0 P: 4	R: 3 E: 0 K: 0 S: 6 H: 3 LOB: 2 BB: 1 P: 10	1B: 7 2B: 1 3B: 0 HR: 2	SF: 0 SAC: 0 DP: 3 HBP: 0						

TOP	
AB	34
R	6
H	10
RBI	6
BB	5
SO	1
LOB	20

WP: 0 PB: 0 SB: 0 CS: 1 PA: 39

PITCHER		IP	WLS	BF	H	R	ER	SO	BB	IBB	HBP	BLK	WP	HR	S	P	ERA	WHIP
Sid Hudson, R ERA: 4.14	(1, 1)	8.0		34	8	5	5	1	5	0	0	0	0	2	31	51	5.62	1.625
Ellis Kinder, R ERA: 2.6	(9, 1)	1.0	L	5	2	1	1	0	0	0	0	0	0	0	5	5	9.00	2.000

PITCHER	IP	WLS	BF	H	R	ER	SO	BB	IBB	HBP	BLK	WP	HR	S	P	ERA	WHIP

Batter	1	2	3	4	5	6	7	8	9	AB	R	H	RBI	BB	SO	LOB
Billy Goodman, L (1, 3) OBP: 0.433, SLG: 0.447	BBBB 4-0 1B 2B BB		x 0-0 ① 3-1		x 0-0 ① F7		x 0-0 FC6-4 2-H 1B		x 0-0 ② F7	4	1	1	1	1	0	0
Jim Piersall, R (1, 9) OBP: 0.321, SLG: 0.345	x 0-0 ① 1-3 1B		x 0-0 1B F8 1B		BBBB 4-0 CS BB		x 0-0 ③ FC6-4 1-2f		x 0-0 ③ 5-3	4	1	2	0	1	0	1
Hoot Evers, R (1, 7) OBP: 0.322, SLG: 0.450 Gene Stephens, L (1, PR) (2, 7) OBP: 0.308, SLG: 0.305	H 1-0 2B HBP		x 0-0 1-3 1B		x 0-0 ②③ F7 1-2			x 0-0 WP 1B 1B		0 3	0 2	0 2	0 0	0 0	0 0	0 1
George Kell, R (1, 5) OBP: 0.389, SLG: 0.510	x 0-0 1-H 3-H 2B		x 0-0 ② F8 3-H			SSS 0-3 ① K		x 0-0 1B 1-H 1B		4	0	2	4	0	1	1
Sammy White, R (1, 2) OBP: 0.296, SLG: 0.417	x 0-0 ② F9		x 0-0 ③ 6-3			x 0-0 ② F8		x 0-0 ① F5		4	0	0	0	0	0	4
Tom Umphlett, R (1, 8) OBP: 0.365, SLG: 0.429	x 0-0 ③ 6-3			x 0-0 ① 1-3		x 0-0 ③ F4		x 0-0 1-2 1B		4	0	1	0	0	0	2
Ted Lepcio, R (1, 4) OBP: 0.304, SLG: 0.370		x 0-0 ① 6-3		SSS 0-3 ② K			SSS 0-3 ① K	x 0-0 ② F7		4	0	0	0	0	2	2
Milt Bolling, R (1, 6) OBP: 0.309, SLG: 0.314		x 0-0 ② F7		BBBB 4-0 BB			x 0-0 SH5-4 1B 1B	x 0-0 ③ 5-3		3	1	1	0	1	0	2
Sid Hudson, R (1, 1) OBP: 0.179, SLG: 0.179 Ellis Kinder, R (9, 1) OBP: 0.538, SLG: 0.615 Del Wilber, R (9, PH) OBP: 0.375, SLG: 0.757		x 0-0 ③ F6		x 0-0 ③ F8			x 0-0 ② SH5-4 1-2		SSS 0-3 ① K2-3	2 0 1	0 0 0	0 0 0	0 0 0	0 0 1	0 0 0	1 0 0
Inning Stats	R: 2 H: 2 E: 0 LOB: 2 K: 0 BB: 1 S: 4 P: 9	R: 0 H: 0 E: 0 LOB: 0 K: 0 BB: 0 S: 3 P: 3	R: 1 H: 2 E: 0 LOB: 1 K: 0 BB: 0 S: 5 P: 5	R: 0 H: 0 E: 0 LOB: 1 K: 1 BB: 1 S: 5 P: 9	R: 0 H: 0 E: 0 LOB: 0 K: 0 BB: 1 S: 2 P: 6	R: 0 H: 0 E: 0 LOB: 0 K: 1 BB: 0 S: 5 P: 5	R: 1 H: 2 E: 0 LOB: 1 K: 1 BB: 0 S: 7 P: 7	R: 1 H: 3 E: 0 LOB: 2 K: 0 BB: 0 S: 6 P: 6	R: 0 H: 0 E: 0 LOB: 0 K: 1 BB: 0 S: 5 P: 5	1B: 8 SF: 0 2B: 1 SAC: 1 3B: 0 DP: 0 HR: 0 HBP: 1						WP: 1 PA: 38 PB: 0 SB: 0 CS: 1	

PITCHER		IP	WLS	BF	H	R	ER	SO	BB	IBB	HBP	BLK	WP	HR	S	P	ERA	WHIP
Bob Keegan, R ERA: 6.59	(1, 1)	6.0		24	4	3	3	2	3	0	1	0	0	0	24	37	4.50	1.167
Saul Rogovin, R ERA: 5.38	(7, 1)	2.0	W	11	5	2	2	1	0	0	0	0	1	0	13	13	9.00	2.500
Billy Pierce, L ERA: 3.06	(9, 1)	1.0	S	3	0	0	0	1	0	0	0	0	0	0	5	5	0.00	0.000

PITCHER	IP	WLS	BF	H	R	ER	SO	BB	IBB	HBP	BLK	WP	HR	S	P	ERA	WHIP

BOTTOM

Chicago White Sox @ Boston Red Sox

Fenway Park, Boston, MA

Sat Jun 27 1953, 3:33 AM EDT

Att. 15,677 - Unknown

livebaseballscorecards.com

AB	33
R	5
H	9
RBI	5
BB	3
SO	4
LOB	14

Chicago White Sox @ Boston Red Sox

Fenway Park, Boston, MA

Sun Jun 28 1953, 3:33 AM EDT

Att. 19,283 - Unknown

TOP

livebaseballscorecards.com

Batter	1	2	3	4	5	6	7	8	9	AB	R	H	RBI	BB	SO	LOB
Ferris Fain, L (1, 3) OBP: 0.411, SLG: 0.383	1-3		G3	HR		1B CS	CS	S 1B	1B	4	2	2	0	2	0	0
Minnie Minoso, R (1, 7) OBP: 0.420, SLG: 0.438	L3		2B 1B	1-H 3-H HR		1-3 BB 1B		F3 1-2	1-2 1B	6	2	4	3	0	0	1
Bob Elliott, R (1, 5) OBP: 0.379, SLG: 0.427	BB		1-H 2B	FC5-4 1B		1-2 BB		F8	F5	4	0	2	1	2	0	3
Sam Mele, R (1, 9) OBP: 0.376, SLG: 0.420	1-3		K	1-2f FC5-4		3-H F9		1B 2-H 3B 1B		5	1	1	1	0	1	6
Sherm Lollar, R (1, 2) OBP: 0.422, SLG: 0.483		1B		1B L8 BB 1B	6-3		FC1-5 1B 1B	1-3 3B 1B		5	2	4	0	0	0	0
Jim Rivera, L (1, 8) OBP: 0.361, SLG: 0.429		F8		1-2 L8 1B SH5-3 BB	HR		1-2 FC1-5 1B	1-H 3-H WP 3B		4	4	3	3	1	0	1
Fred Marsh, R (1, 6) OBP: 0.268, SLG: 0.269 Bud Stewart, L (4, PH) OBP: 0.348, SLG: 0.500 Vern Stephens, R (4, 6) OBP: 0.263, SLG: 0.250	K		1-2 2-3 SH5-3 L8 HR 1B	5-3		1-H 2-3f FC1-5 4-3 E	3-H K			1 1 3	0 1 1	0 1 0	0 0 0	0 0 1	1 0 1	1 0 1
Nellie Fox, L (1, 4) OBP: 0.324, SLG: 0.367	F8		1-2 2-3 3-H L8	F8		2-3 4-3			1-2f B1-6-3 1B	5	0	1	1	0	0	4
Virgil Trucks, R (1, 1) OBP: 0.118, SLG: 0.147 Tom Wright, L (7, PH) OBP: 0.321, SLG: 0.397 Harry Dorish, R (7, 1) OBP: 0.125, SLG: 0.125		K	2-3 3-H SH5-3		K	3-H E3 CS			1-2f B1-6-3	2 1 1	0 0 0	0 0 0	1 0 0	0 0 0	2 0 0	0 0 1

	AB	42
	R	13
	H	18
	RBI	10
	BB	5
	SO	5
	LOB	18

Inning Stats	1	2	3	4	5	6	7	8	9
	R: 0 H: 0 E: 0 LOB: 1 K: 0 BB: 1 S: 3 P: 7	R: 0 H: 1 E: 0 LOB: 1 K: 1 BB: 0 S: 6 P: 6	R: 1 H: 2 E: 0 LOB: 1 K: 2 BB: 0 S: 9 P: 9	R: 5 H: 4 E: 0 LOB: 1 K: 0 BB: 2 S: 7 P: 15	R: 1 H: 1 E: 0 LOB: 0 K: 0 BB: 0 S: 4 P: 4	R: 0 H: 2 E: 0 LOB: 2 K: 1 BB: 1 S: 6 P: 10	R: 2 H: 2 E: 2 LOB: 0 K: 0 BB: 0 S: 5 P: 5	R: 4 H: 4 E: 0 LOB: 0 K: 1 BB: 0 S: 9 P: 9	R: 0 H: 2 E: 0 LOB: 2 K: 0 BB: 1 S: 4 P: 8

| | | |

BOTTOM

Chicago White Sox @ Boston Red Sox

Fenway Park, Boston, MA

Sun Jun 28 1953, 3:33 AM EDT

Att. 19,283 - Unknown

livebaseballscorecards.com

Batter	1	2	3	4	5	6	7	8	9	AB	R	H	RBI	BB	SO	LOB
Billy Goodman, L (1, 4) OBP: 0.428, SLG: 0.440	0-0 ③ 1B 5-3 1B	0-0 ③ FC6-4 1-2f		0-0 ③ 4-3		0-0 ② 6-3 1-2			0-0 ① 1-4-3	5	1	1	0	0	0	2
Gene Stephens, L (1, 7) OBP: 0.304, SLG: 0.300	0-3 ① K		0-0 ① 4-3		0-3 ① K	0-3 ③ K			0-0 5-3 WP 1B	3	0	0	0	0	2	1
Ted Lepcio, R (6, PH) OBP: 0.308, SLG: 0.372 (7, 5)										2	0	1	0	0	1	1
Dick Gernert, R (1, 3) OBP: 0.395, SLG: 0.465	0-0 WP 5-3 1-3 1B		0-0 1B F9 1B		0-0 HR 1B		0-3 ① K		0-0 ② 5-3 1-3	5	2	3	0	0	1	1
George Kell, R (1, 5) OBP: 0.389, SLG: 0.523 (7, 7)	0-0 ② 5-3 1-2 3-H		0-0 2B 1-3 1B		0-0 1-H HR		0-0 ② F7		0-0 ③ F8	5	1	2	3	0	0	2
Sammy White, R (1, 2) OBP: 0.299, SLG: 0.417	1-0 2-3 HBP		0-0 ② F9 3-H		0-3 ② K		0-0 ③ F8			0	0	0	0	0	0	0
Del Wilber, R (2, 2) OBP: 0.349, SLG: 0.700										3	0	0	1	0	1	1
Tom Umphlett, R (1, 8) OBP: 0.368, SLG: 0.445	0-0 ③ F6		0-0 1-3 2B		0-0 3B			0-0 ① F8		4	0	2	0	0	0	2
Jim Piersall, R (1, 9) OBP: 0.320, SLG: 0.344		0-0 ① 4-3	0-0 ③ 4-3		0-0 ③ 6-3			0-0 FC5-4 1B		4	0	1	0	0	0	3
Milt Bolling, R (1, 6) OBP: 0.308, SLG: 0.309		0-3 ② K		0-0 ① F2		4-0 BB 6-3		0-0 ② FC5-4 1-2f		3	0	0	0	1	1	1
Willard Nixon, L (1, 1) OBP: 0.393, SLG: 0.333		4-0 FC6-4 BB		0-3 ② K		0-0 ① F7		0-0 ③ F9		1	0	0	0	1	1	0
Ben Flowers, R (6, 1)										0	0	0	0	0	0	0
Floyd Baker, L (6, PH) OBP: 0.384, SLG: 0.339										1	0	0	0	0	0	1
Hersh Freeman, R (7, 1) OBP: 0.091, SLG: 0.091										0	0	0	0	0	0	0
Al Zarilla, L (8, PH) OBP: 0.409, SLG: 0.242										1	0	0	0	0	0	1
Marv Grissom, R (9, 1)										0	0	0	0	0	0	0
Inning Stats	R: 1 E: 0 K: 1 S: 7 H: 2 LOB: 2 BB: 0 P: 8	R: 0 E: 0 K: 1 S: 5 H: 0 LOB: 1 BB: 1 P: 9	R: 1 E: 0 K: 0 S: 6 H: 3 LOB: 2 BB: 0 P: 6	R: 0 E: 0 K: 1 S: 5 H: 0 LOB: 0 BB: 0 P: 5	R: 2 E: 0 K: 2 S: 10 H: 3 LOB: 1 BB: 0 P: 10	R: 0 E: 0 K: 1 S: 5 H: 0 LOB: 1 BB: 1 P: 9	R: 0 E: 0 K: 1 S: 5 H: 0 LOB: 0 BB: 0 P: 5	R: 0 E: 0 K: 0 S: 4 H: 1 LOB: 1 BB: 0 P: 4	R: 0 E: 0 K: 0 S: 4 H: 1 LOB: 1 BB: 0 P: 4	1B: 7 2B: 1 3B: 1 HR: 1	SF: 0 SAC: 0 DP: 0 HBP: 1			WP: 2 PB: 0 SB: 0 CS: 0	PA: 40		

PITCHER		IP	WLS	BF	H	R	ER	SO	BB	IBB	HBP	BLK	WP	HR	S	P	ERA	WHIP
Virgil Trucks, R ERA: 3.26	(1, 1)	6.0	W	29	8	4	4	6	2	0	1	0	1	1	38	47	6.00	1.667
Harry Dorish, R ERA: 2.0	(7, 1)	3.0	S	11	2	0	0	1	0	0	0	0	1	0	13	13	0.00	0.667

PITCHER	IP	WLS	BF	H	R	ER	SO	BB	IBB	HBP	BLK	WP	HR	S	P	ERA	WHIP

AB	37
R	4
H	10
RBI	4
BB	2
SO	7
LOB	16

Batter	1	2	3	4	5	6	7	8	9	AB	R	H	RBI	BB	SO	LOB
Johnny Groth, R (1, 8) OBP: 0.305, SLG: 0.358	FC6-4 1B		SH5-3 E 1B		CS BB		1B 2B	4-3		4	2	3	0	1	0	1
Dick Kokos, L (1, 9) OBP: 0.408, SLG: 0.398	F7		SH5-3 1-2		1B 1-2 BB		SH5-3 1B 2-H 1B		1B	3	1	2	0	1	0	1
Roy Sievers, R (1, 3) OBP: 0.321, SLG: 0.348	P3		K		F8		SH5-3 1-2		4-3	4	0	0	0	0	1	3
Don Lenhardt, R (1, 7) OBP: 0.346, SLG: 0.400	FC6-4 1-2f		E BB		1B 1-2		1B 2-H 1B		1-3	4	0	2	1	1	0	1
Clint Courtney, L (1, 2) OBP: 0.312, SLG: 0.344		G3	E8 1-3 2-H 1B		F2		G6-4-3 1-2 1B			4	0	2	1	0	0	2
Jim Dyck, R (1, 5) OBP: 0.307, SLG: 0.306		K	F4			HR	G6-4-3 1-2f			4	1	1	1	0	1	4
Billy Hunter, R (1, 6) OBP: 0.301, SLG: 0.302		E S 1B	K			F9		1-3		4	0	1	0	0	1	0
Bobby Young, L (1, 4) OBP: 0.317, SLG: 0.335		1-3 BB	1-3			F6		1B		3	0	1	0	1	0	0
Bob Cain, L (1, 1) OBP: 0.313, SLG: 0.333 Marlin Stuart, L (8, 1) OBP: 0.273, SLG: 0.364		4-3	G3			1-3		K		4 0	0 0	0 0	0 0	0 0	1 0	3 0
Inning Stats	R: 0 E: 0 K: 0 S: 4 H: 1 LOB: 1 BB: 0 P: 4	R: 0 E: 0 K: 1 S: 6 H: 1 LOB: 2 BB: 1 P: 10	R: 1 E: 1 K: 1 S: 7 H: 2 LOB: 2 BB: 1 P: 11	R: 0 E: 0 K: 1 S: 5 H: 0 LOB: 0 BB: 0 P: 5	R: 0 E: 0 K: 0 S: 3 H: 1 LOB: 2 BB: 2 P: 11	R: 1 E: 0 K: 0 S: 4 H: 1 LOB: 0 BB: 0 P: 4	R: 2 E: 0 K: 0 S: 6 H: 4 LOB: 1 BB: 0 P: 6	R: 0 E: 0 K: 1 S: 6 H: 1 LOB: 1 BB: 0 P: 6	R: 0 E: 0 K: 0 S: 3 H: 1 LOB: 0 BB: 0 P: 3	1B: 10 2B: 1 3B: 0 HR: 1 SF: 0 SAC: 2 DP: 1 HBP: 0						

PITCHER		IP	WLS	BF	H	R	ER	SO	BB	IBB	HBP	BLK	WP	HR	S	P	ERA	WHIP
Billy Pierce, L ERA: 3.12	(1, 1)	6.1	L	32	10	4	3	3	4	0	0	0	0	1	34	50	4.26	2.211
Mike Fornieles, R ERA: 3.15	(7, 1)	1.2		5	1	0	0	1	0	0	0	0	0	0	7	7	0.00	0.600
Joe Dobson, R ERA: 3.38	(9, 1)	1.0		3	1	0	0	0	0	0	0	0	0	0	3	3	0.00	1.000

PITCHER	IP	WLS	BF	H	R	ER	SO	BB	IBB	HBP	BLK	WP	HR	S	P	ERA	WHIP

TOP

St. Louis Browns @ Chicago White Sox

Comiskey Park, Chicago, IL

Tue Jun 30 1953, 4:33 AM EDT

Att. 35,825 - Unknown

livebaseballscorecards.com

AB	34
R	4
H	12
RBI	3
BB	4
SO	4
LOB	15

WP: 0 PB: 0 SB: 1 CS: 1 PA: 40

Batter	1	2	3	4	5	6	7	8	9	AB	R	H	RBI	BB	SO	LOB
Nellie Fox, L (1, 4) OBP: 0.319, SLG: 0.362	4-3		FC4-6 1-2f 2-3		K			F9		4	1	0	0	0	1	4
Ferris Fain, L (1, 3) OBP: 0.412, SLG: 0.385	6-3		1B 1-2 3-H		F8			G4-3 1-3		4	0	2	1	0	0	1
Minnie Minoso, R (1, 7) OBP: 0.417, SLG: 0.434	5-3		1-2 2-H			F8		G4-3 1-2f		4	0	1	1	0	0	2
Bob Elliott, R (1, 5) OBP: 0.372, SLG: 0.419		F8	L6			6-3			6-3	4	0	0	0	0	0	2
Jim Rivera, L (1, 8) OBP: 0.356, SLG: 0.423		F5		4-3		F3			4-3	4	0	0	0	0	0	0
Sam Mele, R (1, 9) OBP: 0.378, SLG: 0.419		F9		G6-4-3			F7		BB	3	0	1	0	1	0	0
Red Wilson, R (1, 2) OBP: 0.362, SLG: 0.337			E6	G6-4-3 1-2f			F9		4-3	3	0	0	0	0	0	1
Tom Wright, L (9, PH) OBP: 0.318, SLG: 0.392										1	0	0	0	0	0	1
Fred Marsh, R (1, 6) OBP: 0.288, SLG: 0.278			FC4-6 BB 1-3		SH1-3		5-3			2	1	1	0	1	0	0
Billy Pierce, L (1, 1) OBP: 0.184, SLG: 0.114			FC4-6 1-2		SH1-3 1-2			1B		0	0	0	0	1	0	0
Mike Fornieles, R (7, 1) OBP: 0.118, SLG: 0.125										0	0	0	0	0	0	0
Sherm Lollar, R (8, PH) OBP: 0.425, SLG: 0.486										1	0	1	0	0	0	0
Gene Bearden, L (8, PR) OBP: 0.214, SLG: 0.214										0	0	0	0	0	0	0
Joe Dobson, R (9, 1) OBP: 0.077, SLG: 0.115										0	0	0	0	0	0	0
Inning Stats	R: 0 E: 0 K: 0 S: 3 H: 0 LOB: 0 BB: 0 P: 3	R: 0 E: 0 K: 0 S: 3 H: 0 LOB: 0 BB: 0 P: 3	R: 2 E: 1 K: 0 S: 6 H: 3 LOB: 2 BB: 1 P: 10	R: 0 E: 0 K: 0 S: 3 H: 1 LOB: 0 BB: 0 P: 3	R: 0 E: 0 K: 1 S: 5 H: 0 LOB: 1 BB: 1 P: 9	R: 0 E: 0 K: 0 S: 3 H: 0 LOB: 0 BB: 0 P: 3	R: 0 E: 0 K: 0 S: 3 H: 0 LOB: 0 BB: 0 P: 3	R: 0 E: 0 K: 0 S: 4 H: 2 LOB: 2 BB: 0 P: 4	R: 0 E: 0 K: 0 S: 3 H: 0 LOB: 1 BB: 1 P: 7	1B: 6 2B: 0 3B: 0 HR: 0 SF: 0 SAC: 1 DP: 2 HBP: 0						

PITCHER	IP	WLS	BF	H	R	ER	SO	BB	IBB	HBP	BLK	WP	HR	S	P	ERA	WHIP
Bob Cain, L (1, 1) ERA: 4.76	7.1	W	29	6	2	2	1	2	0	0	0	0	0	29	37	2.46	1.091
Marlin Stuart, R (8, 1) ERA: 4.06	1.2	S	5	0	0	0	0	1	0	0	0	0	0	4	8	0.00	0.600

PITCHER	IP	WLS	BF	H	R	ER	SO	BB	IBB	HBP	BLK	WP	HR	S	P	ERA	WHIP

BOTTOM

St. Louis Browns @ Chicago White Sox

Comiskey Park, Chicago, IL

Tue Jun 30 1953, 4:33 AM EDT

Att. 35,825 - Unknown

livebaseballscorecards.com

AB	30
R	2
H	6
RBI	2
BB	3
SO	1
LOB	11

PA: 34

WP: 0
PB: 0
SB: 0
CS: 0

Batter	1	2	3	4	5	6	7	8	9	AB	R	H	RBI	BB	SO	LOB
Johnny Groth, R (1, 8) OBP: 0.301, SLG: 0.352	4-3	F4			6-3		F2		6-3	5	0	0	0	0	0	2
Dick Kokos, L (1, 9) OBP: 0.401, SLG: 0.414	HR		F9		3-1		F7		F8	5	1	1	1	0	0	0
Roy Sievers, R (1, 3) OBP: 0.317, SLG: 0.343	1-3		F8		5-3		F4		1B	5	0	1	0	0	0	0
Don Lenhardt, R (1, 7) OBP: 0.349, SLG: 0.400	K		1B			6-3		FC6-4 1B 1B	F2	5	1	2	0	0	1	1
Clint Courtney, L (1, 2) OBP: 0.316, SLG: 0.348		3-1	F9			1B 1B		FC6-4 1-2		4	1	2	0	0	0	1
Babe Martin, R (8, 2)										0	0	0	0	0	0	0
Jim Dyck, R (1, 5) OBP: 0.306, SLG: 0.305		6-3		F4		FC4 1-2		FC6-4 1-2f 2-3		4	0	1	0	0	0	2
Bobby Young, L (1, 4) OBP: 0.327, SLG: 0.346		1B 2B		B B B FC6-4 BB		FC4 1-2 2-H		1-2 3-H		3	1	3	2	1	0	0
Billy Hunter, R (1, 6) OBP: 0.300, SLG: 0.298		I I I I 1B IBB		F9		FC4 1-2f 2-3		F8		3	0	0	0	1	0	5
Dick Littlefield, L (1, 1) OBP: 0.250, SLG: 0.167		1-2 2-H		FC6-4 1-2f		F8		4-3		1	0	1	1	0	0	0
Max Lanier, R (3, 1) OBP: 0.143, SLG: 0.143										1	0	0	0	0	0	1
Marlin Stuart, L (5, 1) OBP: 0.273, SLG: 0.364										0	0	0	0	0	0	0
Vic Wertz, L (6, PH) OBP: 0.355, SLG: 0.411										1	0	0	0	0	0	2
Mike Blyzka, R (6, 1)										0	0	0	0	0	0	0
Bobo Holloman, R (6, 1) OBP: 0.125, SLG: 0.125										0	0	0	0	0	0	0
Hank Edwards, L (8, PH) OBP: 0.279, SLG: 0.236										1	0	0	0	0	0	2
Lou Kretlow, R (8, 1)										0	0	0	0	0	0	0
Inning Stats	R: 1 E: 0 K: 1 S: 6 H: 1 LOB: 0 BB: 0 P: 6	R: 1 E: 0 K: 0 S: 5 H: 2 LOB: 2 BB: 1 P: 9	R: 0 E: 0 K: 0 S: 4 H: 1 LOB: 1 BB: 0 P: 4	R: 0 E: 0 K: 0 S: 3 H: 0 LOB: 1 BB: 1 P: 7	R: 0 E: 0 K: 0 S: 3 H: 0 LOB: 0 BB: 0 P: 3	R: 1 E: 0 K: 0 S: 6 H: 3 LOB: 2 BB: 0 P: 6	R: 0 E: 0 K: 0 S: 3 H: 0 LOB: 0 BB: 0 P: 3	R: 1 E: 0 K: 0 S: 6 H: 3 LOB: 2 BB: 0 P: 6	R: 0 E: 0 K: 0 S: 4 H: 1 LOB: 1 BB: 0 P: 4	1B: 9 2B: 1 3B: 0 HR: 1 SF: 0 SAC: 0 DP: 0 HBP: 0						

PITCHER		IP	WLS	BF	H	R	ER	SO	BB	IBB	HBP	BLK	WP	HR	S	P	ERA	WHIP
Saul Rogovin, R ERA: 5.36	(1, 1)	5.1	W	25	7	3	3	1	1	1	0	0	0	1	25	33	5.06	1.500
Harry Dorish, R ERA: 2.02	(6, 1)	3.2	S	15	4	1	1	0	0	0	0	0	0	0	15	15	2.46	1.091

PITCHER IP WLS BF H R ER SO BB IBB HBP BLK WP HR S P ERA WHIP

TOP

St. Louis Browns @ Chicago White Sox

Comiskey Park, Chicago, IL

Wed Jul 01 1953, 4:33 AM EDT

Att. 4,438 - Unknown

livebaseballscorecards.com

AB	38
R	4
H	11
RBI	4
BB	2
SO	1
LOB	16

WP: 0 PA: 40
PB: 0
SB: 0
CS: 0

Batter	1	2	3	4	5	6	7	8	9	AB	R	H	RBI	BB	SO	LOB
Nellie Fox, L (1, 4) OBP: 0.330, SLG: 0.379	2B		BB 1-2 FC6-4		2B SH5-3	2B 1-3 2-H 3B	BB 1-2 2B			3	2	3	1	2	0	0
Ferris Fain, L (1, 3) OBP: 0.413, SLG: 0.388	L9 ①		1-2f 2-3 FC6-4 ① 3B		2-3 SH5-3 ① BB 3B	3B	1-H 2-H 2B			3	2	1	2	1	0	3
Minnie Minoso, R (1, 7) OBP: 0.417, SLG: 0.450	4-3 ②		1-H 3-H 6-5-3 3B		5-3 ②	1-H 2-H 3-H 2B 3B	F9 ③			5	2	2	5	0	0	3
Bob Elliott, R (1, 5) OBP: 0.369, SLG: 0.418	6-3 ③		3-H 6-5-3 ②		5-3 ③	3-H 2B		6-3 ①		5	0	1	2	0	0	2
Jim Rivera, L (1, 8) OBP: 0.357, SLG: 0.428		F9 3B	8-6-1-3 ③			4-3 F7		BB L4-3		4	1	1	0	1	0	1
Sam Mele, R (1, 9) OBP: 0.374, SLG: 0.423		K ①		F9 ①		1B 3B 6-3		1-2 L4-3 ②③		5	1	1	0	0	1	3
Red Wilson, R (1, 2) OBP: 0.364, SLG: 0.340 Bud Stewart, L (6, PH) OBP: 0.375, SLG: 0.500 Sherm Lollar, R (7, 2) OBP: 0.423, SLG: 0.483		3-H F9 ②		1B 1B		BB 1B SH	F9 ①			2 0 1	0 1 0	1 0 0	1 0 0	0 1 0	0 0 0	0 0 0
Fred Marsh, R (1, 6) OBP: 0.295, SLG: 0.286 Tom Wright, L (6, PH) OBP: 0.326, SLG: 0.400 Vern Stephens, R (7, 6) OBP: 0.261, SLG: 0.248		F7 ③		1-2 G4-6-3 1B		1-3 3-H SH 2B 1B	K ②			2 1 1	0 1 0	1 1 0	0 1 0	0 0 0	0 0 1	0 0 0
Saul Rogovin, R (1, 1) OBP: 0.207, SLG: 0.115 Harry Dorish, R (6, 1) OBP: 0.160, SLG: 0.160			BB FC6-4 3B	1-2f G4-6-3 ②③		1-2 3-H SH 2B 3B	BB 2B 1B			1 1	1 2	0 1	0 1	1 0	0 0	2 0
Inning Stats	R: 0 E: 0 K: 0 S: 4 H: 1 LOB: 1 BB: 0 P: 4	R: 1 E: 0 K: 1 S: 6 H: 1 LOB: 0 BB: 0 P: 6	R: 3 E: 0 K: 0 S: 4 H: 1 LOB: 0 BB: 2 P: 12	R: 0 E: 0 K: 0 S: 4 H: 2 LOB: 1 BB: 0 P: 4	R: 0 E: 0 K: 0 S: 4 H: 1 LOB: 1 BB: 0 P: 4	R: 7 E: 0 K: 0 S: 9 H: 5 LOB: 1 BB: 2 P: 17	R: 2 E: 0 K: 1 S: 7 H: 2 LOB: 1 BB: 1 P: 11	R: 0 E: 0 K: 0 S: 2 H: 0 LOB: 0 BB: 1 P: 6								

1B: 4 SF: 0
2B: 6 SAC: 2
3B: 4 DP: 2
HR: 0 HBP: 0

WP: 0 PA: 42
PB: 0
SB: 0
CS: 0

PITCHER		IP	WLS	BF	H	R	ER	SO	BB	IBB	HBP	BLK	WP	HR	S	P	ERA	WHIP
Dick Littlefield, L ERA: 5.59	(1, 1)	2.1	L	12	3	4	4	1	2	0	0	0	0	0	12	20	15.43	2.143
Max Lanier, L ERA: 6.0	(3, 1)	2.0		8	3	0	0	0	0	0	0	0	0	0	8	8	0.00	1.500
Marlin Stuart, R ERA: 4.0	(5, 1)	0.2		2	0	0	0	0	0	0	0	0	0	0	2	2	0.00	0.000
Mike Blyzka, R ERA: 5.5	(6, 1)	0.1		8	4	7	7	0	2	0	0	0	0	0	6	14	189.00	18.000
Bobo Holloman, R ERA: 4.8	(6, 1)	1.2		9	3	2	2	1	1	0	0	0	0	0	10	14	10.80	2.400

PITCHER		IP	WLS	BF	H	R	ER	SO	BB	IBB	HBP	BLK	WP	HR	S	P	ERA	WHIP
Lou Kretlow, R ERA: 3.32	(8, 1)	1.0		3	0	0	0	0	1	0	0	0	0	0	2	6	0.00	1.000

BOTTOM

St. Louis Browns @ Chicago White Sox

Comiskey Park, Chicago, IL

Wed Jul 01 1953, 4:33 AM EDT

Att. 4,438 - Unknown

livebaseballscorecards.com

AB	34
R	13
H	13
RBI	13
BB	6
SO	2
LOB	14

Batter	1	2	3	4	5	6	7	8	9	AB	R	H	RBI	BB	SO	LOB
Nellie Fox, L (1, 4) OBP: 0.340, SLG: 0.397	BBBB 4-0 FC1-6 BB		x 0-0 1B 3B	x 0-0 S 1B 1B 3-H	x 0-0 BB BB BB 1B 2-3 3-H	x 0-0 ②③ G3-6-3 1-2f			x 0-0 1-3 2B	5	3	4	2	1	0	1
Ferris Fain, L (1, 3) OBP: 0.416, SLG: 0.390 Tom Wright, L (8, 9) OBP: 0.322, SLG: 0.395	x 0-0 ① FC1-6 1-2f		x 0-0 1B 3-H	x 0-0 HR 1B 1-H	BBBB 4-0 BB BB F8 BB 1-2		x 0-0 ① 6-3		x 0-0 ② F7	4	2	2	2	1	0	1
										1	0	0	0	0	0	2
Minnie Minoso, R (1, 7) OBP: 0.412, SLG: 0.441	SSS 0-3 ② K		x 0-0 ① F9	x 0-0 ② F7	BBBB 4-0 BB BB BB 1-2 2-3 3-H		x 0-0 ② F7		x 0-0 ③ F3	5	0	0	1	1	1	5
Bud Stewart, L (1, 9) OBP: 0.346, SLG: 0.458 Sam Mele, R (4, PH) OBP: 0.377, SLG: 0.437 (4, 9) (8, 3)	x 0-0 ③ 6-3		x 0-0 ② F8	x 0-0 HR 1-H	BBBB 4-0 BB BB 1-2 2-3 3-H		x 0-0 ③ 1-3			2	0	0	0	0	0	2
										2	1	1	3	1	0	0
Jim Rivera, L (1, 8) OBP: 0.351, SLG: 0.420		x 0-0 ① 4-3	x 0-0 ③ F7	x 0-0 ③ F5	x 0-0 ② F8 3-H			x 0-0 ① F5		5	0	0	1	0	0	3
Bob Elliott, R (1, 5) OBP: 0.378, SLG: 0.416 Vern Stephens, R (8, 5) OBP: 0.261, SLG: 0.248		BBBB 4-0 2B BB		BBBB 4-0 1B 2B BB	4-0 BB 2B BB 4-0 1-2 2-3 BB			x 0-0 ② F8		1	2	0	0	4	0	0
										0	0	0	0	0	0	0
Bud Sheely, L (1, 2) OBP: 0.538, SLG: 0.450		x 0-0 ② 1-H 2B 2B		x 0-0 2B E 1B 1-2	4-0 2B 1B BB 1-2 0-3 ③ K			SSS 0-3 ③ K		4	3	2	0	1	2	3
Chico Carrasquel, R (1, 6) OBP: 0.316, SLG: 0.352 Fred Marsh, R (5, PR) OBP: 0.302, SLG: 0.281 (5, 6)		x 0-0 2-H 2B	x 0-0 E7 SH3-4 1-H 2-H 1B 2B	x 0-0 1B BB 2B 1-3 2-H	BBBB 4-0 G3-6-3 BB				x 0-0 ① F9	3	1	3	3	0	0	0
										1	1	0	0	1	0	0
Virgil Trucks, R (1, 1) OBP: 0.132, SLG: 0.158		x 0-0 ③ 5-3	x 0-0 ① SH3-4 2-3	SSS 0-3 ① K	x 0-0 ① F5				x 0-0 2B 1B	4	0	1	0	0	1	4
Inning Stats	R: 0 H: 0 E: 0 LOB: 1 K: 1 BB: 1 S: 5 P: 9	R: 1 H: 2 E: 0 LOB: 1 K: 0 BB: 1 S: 4 P: 8	R: 1 H: 2 E: 0 LOB: 1 K: 0 BB: 0 S: 5 P: 5	R: 6 H: 5 E: 1 LOB: 0 K: 0 BB: 1 S: 8 P: 12	R: 5 H: 2 E: 0 LOB: 3 K: 2 BB: 6 S: 9 P: 33	R: 0 H: 0 E: 0 LOB: 0 K: 0 BB: 1 S: 2 P: 6	R: 0 H: 0 E: 0 LOB: 0 K: 0 BB: 0 S: 3 P: 3	R: 0 H: 0 E: 0 LOB: 0 K: 1 BB: 0 S: 5 P: 5	R: 0 H: 2 E: 0 LOB: 2 K: 0 BB: 0 S: 5 P: 5	1B: 6 SF: 0 2B: 5 SAC: 1 3B: 1 DP: 1 HR: 1 HBP: 0						

PITCHER		IP	WLS	BF	H	R	ER	SO	BB	IBB	HBP	BLK	WP	HR	S	P	ERA	WHIP
Duane Pillette, R ERA: 4.96	(1, 1)	3.1	L	20	8	7	7	1	3	0	0	0	0	0	19	31	18.90	3.300
Max Lanier, L ERA: 7.16	(4, 1)	0.2		6	2	4	4	0	2	0	0	0	0	1	4	12	54.00	6.000
Mike Blyzka, R ERA: 5.34	(5, 1)	5.0		22	3	2	2	3	5	0	0	0	0	0	23	43	3.60	1.600

PITCHER	IP	WLS	BF	H	R	ER	SO	BB	IBB	HBP	BLK	WP	HR	S	P	ERA	WHIP

TOP

Chicago White Sox @ St. Louis Browns

Sportsman's Park, St. Louis, MO

Sat Jul 04 1953, 4:33 AM EDT

Unknown

livebaseballscorecards.com

AB	37
R	13
H	13
RBI	12
BB	10
SO	4
LOB	21

WP: 0 PA: 48
PB: 0
SB: 1
CS: 0

BOTTOM

Chicago White Sox @ St. Louis Browns

Sportsman's Park, St. Louis, MO

Sat Jul 04 1953, 4:33 AM EDT

Unknown

livebaseballscorecards.com

Batter	1	2	3	4	5	6	7	8	9	AB	R	H	RBI	BB	SO	LOB
Johnny Groth, R (1, 8) OBP: 0.297, SLG: 0.347	K		F6			F6		4-3		4	0	0	0	0	1	1
Dick Kokos, L (1, 9) OBP: 0.404, SLG: 0.417	4-3			E7 4-6-3-5 1B		F2		1B		4	0	2	0	0	0	0
Roy Sievers, R (1, 3) OBP: 0.321, SLG: 0.354	F7			K		2B		1B 1-2		4	0	2	0	0	1	1
Don Lenhardt, R (1, 7) OBP: 0.363, SLG: 0.402		1B CS		BB		BB		5-3		2	0	1	0	2	0	2
Clint Courtney, L (1, 2) OBP: 0.311, SLG: 0.341 Les Moss, R (7, 2) OBP: 0.328, SLG: 0.368	F3			4-6-3-5 2-Hf		K			6-3	3 1	0 0	0 0	0 0	0 0	1 0	5 0
Jim Dyck, R (1, 5) OBP: 0.304, SLG: 0.303 Neil Berry, R (5, PH) OBP: 0.333, SLG: 0.439 (6, 5)	K 1-2				1-3		1-3		F8	1 3	0 0	0 0	0 0	0 0	1 0	1 0
Bobby Young, L (1, 4) OBP: 0.326, SLG: 0.342			F2		BB FC5-4		K		1-3	3	0	0	0	1	1	0
Billy Hunter, R (1, 6) OBP: 0.297, SLG: 0.295			F9		FC5-4 1-2f		6-3			3	0	0	0	0	0	1
Duane Pillette, R (1, 1) OBP: 0.348, SLG: 0.421 Max Lanier, R (4, 1) OBP: 0.143, SLG: 0.143 Mike Blyzka, R (5, 1)			1B		K			F9		1 0 2	0 0 0	1 0 0	0 0 0	0 0 0	0 0 1	0 0 1

Inning Stats	R: 0 E: 0 K: 1 S: 5	H: 0 LOB: 0 BB: 0 P: 5	R: 0 E: 0 K: 1 S: 5	H: 1 LOB: 1 BB: 0 P: 5	R: 0 E: 0 K: 0 S: 4	H: 1 LOB: 1 BB: 0 P: 4	R: 0 E: 1 K: 1 S: 5	H: 1 LOB: 1 BB: 1 P: 9	R: 0 E: 0 K: 1 S: 5	H: 0 LOB: 1 BB: 1 P: 9	R: 0 E: 0 K: 1 S: 6	H: 1 LOB: 2 BB: 1 P: 10	R: 0 E: 0 K: 1 S: 5	H: 0 LOB: 0 BB: 0 P: 5	R: 0 E: 0 K: 0 S: 5	H: 2 LOB: 2 BB: 0 P: 5	R: 0 E: 0 K: 0 S: 3	H: 0 LOB: 0 BB: 0 P: 3	1B: 5 2B: 3 3B: 0 HR: 0	SF: 0 SAC: 0 DP: 2 HBP: 0	WP: 0 PB: 0 SB: 0 CS: 1	PA: 34				

PITCHER	IP	WLS	BF	H	R	ER	SO	BB	IBB	HBP	BLK	WP	HR	S	P	ERA	WHIP
Virgil Trucks, R (1, 1) ERA: 3.02	9.0	W	34	6	0	0	6	3	0	0	0	0	0	43	55	0.00	1.000

PITCHER	IP	WLS	BF	H	R	ER	SO	BB	IBB	HBP	BLK	WP	HR	S	P	ERA	WHIP

Batter	1	2	3	4	5	6	7	8	9	AB	R	H	RBI	BB	SO	LOB
Nellie Fox, L (1, 4) OBP: 0.337, SLG: 0.393	G3		FC5-6 1-2f		S 1B		F5		4-3	5	2	1	0	0	0	1
Ferris Fain, L (1, 3) OBP: 0.419, SLG: 0.389	4-3		1-2		BB 1-2		E BB		F9	3	1	1	0	2	0	0
Minnie Minoso, R (1, 7) OBP: 0.416, SLG: 0.446	CS		G4-3-4 1-2 2-H		F3		E 1-2			4	1	3	1	0	0	2
Bob Elliott, R (1, 5) OBP: 0.387, SLG: 0.425	CS 1-2		G4-3-4 1-3 2-H		1-2 2-H		IBB 1-2 2-3			3	0	3	2	1	0	0
Jim Rivera, L (1, 8) OBP: 0.347, SLG: 0.414		F8	G4-3-4 1-3f 3-H		G3		K			4	0	0	0	0	1	7
Sam Mele, R (1, 9) OBP: 0.375, SLG: 0.434		K		G6-4-3		F8		5-3		4	0	1	0	0	1	1
Sherm Lollar, R (1, 2) OBP: 0.419, SLG: 0.477		1-2		G6-4-3 1-2f		5-3		F8		4	0	1	0	0	0	1
Chico Carrasquel, R (1, 6) OBP: 0.311, SLG: 0.346		F5		5-3		F5		F7		4	0	0	0	0	0	2
Joe Dobson, R (1, 1) OBP: 0.107, SLG: 0.111			FC5-6 BB		K		1-3		F5	1	0	0	0	1	1	0
Gene Bearden, L (6, 1) OBP: 0.188, SLG: 0.188										2	0	0	0	0	0	0
Harry Dorish, R (9, 1) OBP: 0.160, SLG: 0.160										0	0	0	0	0	0	0
Inning Stats	R: 0 E: 0 K: 0 S: 3 H: 1 LOB: 0 BB: 0 P: 3	R: 0 E: 0 K: 1 S: 7 H: 2 LOB: 2 BB: 0 P: 7	R: 3 E: 0 K: 0 S: 5 H: 3 LOB: 0 BB: 1 P: 9	R: 0 E: 0 K: 0 S: 3 H: 1 LOB: 0 BB: 0 P: 3	R: 1 E: 0 K: 1 S: 7 H: 2 LOB: 2 BB: 1 P: 11	R: 0 E: 0 K: 0 S: 3 H: 0 LOB: 0 BB: 0 P: 3	R: 0 E: 1 K: 1 S: 6 H: 1 LOB: 3 BB: 2 P: 14	R: 0 E: 0 K: 0 S: 3 H: 0 LOB: 0 BB: 0 P: 3	R: 0 E: 0 K: 0 S: 3 H: 0 LOB: 0 BB: 0 P: 3	1B: 10 2B: 0 3B: 0 HR: 0 SF: 0 SAC: 0 DP: 2 HBP: 0						

PITCHER		IP	WLS	BF	H	R	ER	SO	BB	IBB	HBP	BLK	WP	HR	S	P	ERA	WHIP
Harry Brecheen, L ERA: 3.24	(1, 1)	3.0	L	15	7	3	3	1	1	0	0	0	0	0	16	20	9.00	2.667
Marlin Stuart, R ERA: 3.78	(4, 1)	5.0		20	3	1	1	2	2	1	0	0	0	0	21	33	1.80	1.000
Satchel Paige, R ERA: 3.08	(9, 1)	1.0		3	0	0	0	0	0	0	0	0	0	0	3	3	0.00	0.000

PITCHER	IP	WLS	BF	H	R	ER	SO	BB	IBB	HBP	BLK	WP	HR	S	P	ERA	WHIP

TOP

Chicago White Sox @ St. Louis Browns

Sportsman's Park, St. Louis, MO

Sat Jul 04 1953, 4:38 AM EDT

Att. 6,312 - Unknown

livebaseballscorecards.com

AB	34
R	4
H	10
RBI	3
BB	4
SO	3
LOB	14

WP: 0 PB: 0 SB: 1 CS: 1 PA: 39

Batter	1	2	3	4	5	6	7	8	9	AB	R	H	RBI	BB	SO	LOB
Johnny Groth, R (1, 8) OBP: 0.299, SLG: 0.349	FC6-4 1B		6-3			1B G3 1B		F6		4	1	2	0	0	0	0
Hank Edwards, L (1, 7) OBP: 0.277, SLG: 0.237	FC6-4 G4-3-6 1-2f			F4		G3 1-3 1B		F9		4	0	1	0	0	0	1
Vic Wertz, L (1, 9) OBP: 0.354, SLG: 0.408	G4-3-6 1-2f			1B		F4			F8	4	0	1	0	0	0	3
Dick Kryhoski, L (1, 3) OBP: 0.347, SLG: 0.513		HR		F6		G3 1-2 3-H			F9	4	1	1	2	0	0	2
Clint Courtney, L (1, 2) OBP: 0.310, SLG: 0.339 Neil Berry, R (9, PR) OBP: 0.333, SLG: 0.439		F3		F8		4-3			1B	4 0	0 0	1 0	0 0	0 0	0 0	2 0
Jim Dyck, R (1, 5) OBP: 0.300, SLG: 0.299 Dick Kokos, L (9, PH) OBP: 0.401, SLG: 0.414		5-3			F7		L6		F9	3 1	0 0	0 0	0 0	0 0	0 0	0 1
Bobby Young, L (1, 4) OBP: 0.326, SLG: 0.345		1-3			2B		4-3			3	0	1	0	0	0	0
Billy Hunter, R (1, 6) OBP: 0.293, SLG: 0.291			4-3		6-3		1-3			3	0	0	0	0	0	1
Harry Brecheen, L (1, 1) OBP: 0.111, SLG: 0.111 Marlin Stuart, L (4, 1) OBP: 0.250, SLG: 0.333 Les Moss, R (8, PH) OBP: 0.326, SLG: 0.365 Satchel Paige, R (9, 1)			F3		K			L6		1 1 1 0	0 0 0 0	0 0 0 0	0 0 0 0	0 1 0 0	0 1 0 0	0 1 0 0

BOTTOM

Chicago White Sox @ St. Louis Browns

Sportsman's Park, St. Louis, MO

Sat Jul 04 1953, 4:38 AM EDT

Att. 6,312 - Unknown

livebaseballscorecards.com

AB	33
R	2
H	7
RBI	2
BB	0
SO	1
LOB	11

Inning Stats	1	2	3	4	5	6	7	8	9
	R: 0 E: 0 K: 0 S: 3	H: 1 LOB: 0 BB: 0 P: 3	R: 1 E: 0 K: 0 S: 4	H: 1 LOB: 0 BB: 0 P: 4	R: 0 E: 0 K: 0 S: 3	H: 0 LOB: 0 BB: 0 P: 3	R: 0 E: 0 K: 0 S: 4	H: 1 LOB: 1 BB: 0 P: 4	R: 0 E: 0 K: 1 S: 6	H: 1 LOB: 1 BB: 0 P: 6	R: 1 E: 0 K: 0 S: 5	H: 2 LOB: 1 BB: 0 P: 5	R: 0 E: 0 K: 0 S: 3	H: 0 LOB: 0 BB: 0 P: 3	R: 0 E: 0 K: 0 S: 3	H: 0 LOB: 0 BB: 0 P: 3	R: 0 E: 0 K: 0 S: 4	H: 1 LOB: 1 BB: 0 P: 4

	1B: 5	SF: 0	WP: 0	PA: 33
	2B: 1	SAC: 0	PB: 0	
	3B: 0	DP: 1	SB: 0	
	HR: 1	HBP: 0	CS: 0	

PITCHER		IP	WLS	BF	H	R	ER	SO	BB	IBB	HBP	BLK	WP	HR	S	P	ERA	WHIP
Joe Dobson, R ERA: 3.39	(1, 1)	5.0	W	20	6	2	2	1	0	0	0	0	0	1	22	22	3.60	1.200
Gene Bearden, L ERA: 2.29	(6, 1)	3.2		12	1	0	0	0	0	0	0	0	0	0	12	12	0.00	0.273
Harry Dorish, R ERA: 2.01	(9, 1)	0.1	S	1	0	0	0	0	0	0	0	0	0	0	1	1	0.00	0.000

PITCHER		IP	WLS	BF	H	R	ER	SO	BB	IBB	HBP	BLK	WP	HR	S	P	ERA	WHIP

Chicago White Sox @ Cleveland Indians

Cleveland Municipal Stadium, Cleveland, OH

Sun Jul 05 1953, 3:33 AM EDT

Unknown

TOP

livebaseballscorecards.com

Batter	1	2	3	4	5	6	7	8	9	AB	R	H	RBI	BB	SO	LOB
Nellie Fox, L (1, 4) OBP: 0.336, SLG: 0.395	F8		F7	1-H 2-H 2B			F7			4	0	1	2	0	0	0
Ferris Fain, L (1, 3) OBP: 0.423, SLG: 0.388	4-3		BBBB 4-0 HR BB	BBBB 4-0 BB			BBBB 4-0 L4-3 BB			1	1	0	0	3	0	0
Minnie Minoso, R (1, 7) OBP: 0.417, SLG: 0.469	HR		1-H HR	6-3			1-2 L4-3			4	2	2	3	0	0	3
Bob Elliott, R (1, 5) OBP: 0.385, SLG: 0.421	1B		F8		SSS K			SSS K		4	0	1	0	0	2	0
Jim Rivera, L (1, 8) OBP: 0.346, SLG: 0.410	L8			F7	BBBB 4-0 G5-4-3 BB			SSS K		3	0	0	0	1	1	1
Sam Mele, R (1, 9) OBP: 0.374, SLG: 0.430		F8		1B 1B 1B	1-2f G5-4-3			5-3		4	1	1	0	0	0	1
Sherm Lollar, R (1, 2) OBP: 0.410, SLG: 0.465		F3		F7		F7			SSS K	4	0	0	0	0	1	1
Chico Carrasquel, R (1, 6) OBP: 0.311, SLG: 0.346 Bud Stewart, L (9, PH) OBP: 0.333, SLG: 0.440		F7		1-3 1B 2B 1B		5-3			SSS K	3 1	1 0	1 0	0 0	0 0	0 1	0 0
Sandy Consuegra, R (1, 1) OBP: 0.071, SLG: 0.071 Gene Bearden, L (3, 1) OBP: 0.222, SLG: 0.222 Harry Dorish, R (7, 1) OBP: 0.160, SLG: 0.160 Luis Aloma, R (7, 1) Tom Wright, L (9, PH) OBP: 0.318, SLG: 0.390			L4	1-2 3-H 2B 1B		6-3			F7	1 2 0 0 1	0 1 0 0 0	0 1 0 0 0	0 1 0 0 0	0 0 0 0 0	0 0 0 0 0	0 0 0 0 0
Inning Stats	R: 1 E: 0 K: 0 S: 5 H: 2 LOB: 1 BB: 0 P: 5	R: 0 E: 0 K: 0 S: 3 H: 0 LOB: 0 BB: 0 P: 3	R: 2 E: 0 K: 0 S: 4 H: 1 LOB: 0 BB: 1 P: 8	R: 3 E: 0 K: 0 S: 7 H: 4 LOB: 2 BB: 1 P: 11	R: 0 E: 0 K: 1 S: 4 H: 0 LOB: 0 BB: 1 P: 8	R: 0 E: 0 K: 0 S: 3 H: 0 LOB: 0 BB: 0 P: 3	R: 0 E: 0 K: 0 S: 2 H: 0 LOB: 0 BB: 1 P: 6	R: 0 E: 0 K: 2 S: 7 H: 0 LOB: 0 BB: 0 P: 7	R: 0 E: 0 K: 2 S: 7 H: 0 LOB: 0 BB: 0 P: 7	1B: 4 2B: 2 3B: 0 HR: 2	SF: 0 SAC: 0 DP: 2 HBP: 0						

	AB	32
	R	6
	H	7
	RBI	6
	BB	4
	SO	5
	LOB	6

WP: 0 PB: 0 SB: 0 CS: 0 PA: 36

PITCHER		IP	WLS	BF	H	R	ER	SO	BB	IBB	HBP	BLK	WP	HR	S	P	ERA	WHIP
Bob Lemon, R ERA: 3.02	(1, 1)	3.2		18	6	6	6	0	1	0	0	0	0	2	17	21	14.73	1.909
Bob Hooper, R ERA: 4.4	(4, 1)	0.1		3	1	0	0	0	1	0	0	0	0	0	2	6	0.00	6.000
Bill Wight, L ERA: 6.82	(5, 1)	3.0	W	9	0	0	0	1	2	0	0	0	0	0	9	17	0.00	0.667
Dave Hoskins, R ERA: 3.82	(8, 1)	2.0	S	6	0	0	0	4	0	0	0	0	0	0	14	14	0.00	0.000

PITCHER	IP	WLS	BF	H	R	ER	SO	BB	IBB	HBP	BLK	WP	HR	S	P	ERA	WHIP

Batter	1	2	3	4	5	6	7	8	9	AB	R	H	RBI	BB	SO	LOB
Dale Mitchell, L (1, 7) OBP: 0.342, SLG: 0.433	6-3		1B 2B		G6-4-3 1B		FC6-4 1B 2B 1-2 1B	4-3		5	2	3	0	0	0	0
Bobby Avila, R (1, 4) OBP: 0.376, SLG: 0.408	4-3		BB 2-H 1B		G6-4-3 1-2f		FC6-4 1-2 2-3 1B	L5		5	0	2	1	0	0	1
Al Rosen, R (1, 5) OBP: 0.408, SLG: 0.594	5-3		B B B 1-2 BB		P6		FC6-4 1-2f 2-3 3-H			3	1	0	1	1	0	2
Luke Easter, L (1, 3) OBP: 0.377, SLG: 0.429		4-3	F9			4-3	1B 1-H 3-H 2B			4	0	1	2	0	0	2
Bill Glynn, L (7, PR) (8, 3) OBP: 0.308, SLG: 0.255										0	1	0	0	0	0	0
Larry Doby, L (1, 8) OBP: 0.380, SLG: 0.508		1-3 3B 1B	1-3			3-1 1B 2B	1B IBB			3	2	2	0	1	0	2
Harry Simpson, L (1, 9) OBP: 0.295, SLG: 0.370		1-3 1-2		F9		3-1 2-3	S S S K			4	0	0	0	0	1	4
George Strickland, R (1, 6) OBP: 0.373, SLG: 0.378		2-H 3B		2B		3-H 1B	1-3 2-H FC5-4 1B			4	0	4	3	0	0	0
Joe Ginsberg, L (1, 2) OBP: 0.371, SLG: 0.321		4-3		4-3		P4	FC5-4 1-2f			1	0	0	0	0	0	1
Hank Majeski, R (4, PH) OBP: 0.250, SLG: 0.400										1	0	0	0	0	0	1
Jim Hegan, R (5, 2) OBP: 0.295, SLG: 0.307										2	0	0	0	0	0	4
Bob Lemon, L (1, 1) OBP: 0.245, SLG: 0.353			3-1	K			1B 1B FC6-4 1B	F8		1	0	0	0	0	0	0
Bob Hooper, R (4, 1) OBP: 0.400, SLG: 0.250										0	0	0	0	0	0	0
Wally Westlake, R (4, PH) OBP: 0.359, SLG: 0.431										1	0	0	0	0	1	1
Bill Wight, L (5, 1) OBP: 0.333, SLG: 0.333										0	0	0	0	0	0	0
Bob Kennedy, R (7, PH) OBP: 0.336, SLG: 0.291										0	0	0	0	0	0	0
Dave Hoskins, L (7, PH) OBP: 0.417, SLG: 0.591										2	1	1	0	0	0	0
(8, 1)																
Inning Stats	R: 0 H: 0 E: 0 LOB: 0 K: 0 BB: 0 S: 3 P: 3	R: 1 H: 2 E: 0 LOB: 1 K: 0 BB: 0 S: 5 P: 5	R: 1 H: 2 E: 0 LOB: 2 K: 0 BB: 1 S: 5 P: 9	R: 0 H: 1 E: 0 LOB: 1 K: 1 BB: 0 S: 6 P: 6	R: 0 H: 1 E: 0 LOB: 0 K: 0 BB: 0 S: 3 P: 3	R: 1 H: 2 E: 0 LOB: 1 K: 0 BB: 0 S: 5 P: 5	R: 4 H: 5 E: 0 LOB: 3 K: 1 BB: 1 S: 10 P: 14	R: 0 H: 0 E: 0 LOB: 0 K: 0 BB: 0 S: 3 P: 3		1B: 8 SF: 0 2B: 4 SAC: 0 3B: 1 DP: 1 HR: 0 HBP: 0						

PITCHER		IP	WLS	BF	H	R	ER	SO	BB	IBB	HBP	BLK	WP	HR	S	P	ERA	WHIP
Sandy Consuegra, R ERA: 3.71	(1, 1)	2.1		12	4	2	2	0	1	0	0	0	0	0	11	15	7.71	2.143
Gene Bearden, L ERA: 2.3	(3, 1)	3.2		14	4	1	1	1	0	0	0	0	0	0	16	16	2.46	1.091
Harry Dorish, R ERA: 2.43	(7, 1)	0.2	L	8	5	4	4	1	0	1	0	0	0	0	9	13	54.00	7.500
Luis Aloma, R ERA: 3.72	(7, 1)	1.1		4	0	0	0	0	0	0	0	0	0	0	4	4	0.00	0.000

PITCHER	IP	WLS	BF	H	R	ER	SO	BB	IBB	HBP	BLK	WP	HR	S	P	ERA	WHIP

BOTTOM

Chicago White Sox @ Cleveland Indians

Cleveland Municipal Stadium, Cleveland, OH

Sun Jul 05 1953, 3:33 AM EDT

Unknown

livebaseballscorecards.com

AB	36
R	7
H	13
RBI	7
BB	2
SO	2
LOB	18

WP: 0 PA: 38
PB: 0
SB: 0
CS: 0

Batter	1	2	3	4	5	6	7	8	9	AB	R	H	RBI	BB	SO	LOB
Nellie Fox, L (1, 4) OBP: 0.340, SLG: 0.398	0-0 CS BB 1B		0-0 CS 1B		0-0 E 2-3 1B		0-0 P4		0-0 F7	5	0	3	0	0	0	1
Ferris Fain, L (1, 3) OBP: 0.417, SLG: 0.381	0-0 F7		0-0 F3 1-2		0-0 E4 G6-4-3 1-2 3-H		0-0 4-3		0-0 1-3	5	0	0	1	0	0	4
Minnie Minoso, R (1, 7) OBP: 0.422, SLG: 0.473	BBBB 4-0 1-2 BB			0-0 1B 2B	0-0 G6-4-3 1-2f			BBBB 4-0 SH1-4 1B BB		2	2	1	0	2	0	2
Bob Elliott, R (1, 5) OBP: 0.388, SLG: 0.438 Fred Marsh, R (6, 5) OBP: 0.302, SLG: 0.281	SSS 0-3 K 2-3			0-0 2-H 1B		0-0 HR		0-0 SH1-4 1-2		3 0	1 0	2 0	2 0	0 0	1 0	2 0
Jim Rivera, L (1, 8) OBP: 0.348, SLG: 0.414		0-0 2B		0-0 4-3		0-0 F5		0-0 CS 2-H 1B		4	0	2	1	0	0	1
Sam Mele, R (1, 9) OBP: 0.375, SLG: 0.429		0-0 F9		0-0 5-3		0-0 L1-3 1B		4-0 1B IBB		3	0	1	0	1	0	2
Bud Sheely, L (1, 2) OBP: 0.500, SLG: 0.417		0-0 4-3		0-0 P6		0-0 L1-3 1-2		0-0 1-2 2-3 1B		4	0	1	0	0	0	3
Chico Carrasquel, R (1, 6) OBP: 0.310, SLG: 0.345		0-0 1-3			0-0 1B SH3-4 E 1B		0-0 6-3	0-0 F8		4	1	1	0	0	0	3
Billy Pierce, L (1, 1) OBP: 0.195, SLG: 0.108			0-0 1-3		0-0 SH3-4 1-2		BBBB 4-0 BB		0-0 4-3	2	0	0	0	1	0	0
Inning Stats	R: 0 H: 1 E: 0 LOB: 2 K: 1 BB: 1 S: 5 P: 9	R: 0 H: 1 E: 0 LOB: 1 K: 0 BB: 0 S: 4 P: 4	R: 0 H: 1 E: 0 LOB: 0 K: 0 BB: 0 S: 3 P: 3	R: 1 H: 2 E: 0 LOB: 1 K: 0 BB: 0 S: 5 P: 5	R: 1 H: 2 E: 1 LOB: 1 K: 0 BB: 0 S: 5 P: 5	R: 1 H: 2 E: 0 LOB: 0 K: 0 BB: 0 S: 4 P: 4	R: 0 H: 0 E: 0 LOB: 1 K: 0 BB: 1 S: 3 P: 7	R: 1 H: 2 E: 0 LOB: 2 K: 0 BB: 2 S: 4 P: 12	R: 0 H: 0 E: 0 LOB: 0 K: 0 BB: 0 S: 3 P: 3	1B: 8 SF: 0 2B: 4 SAC: 2 3B: 0 DP: 3 HR: 1 HBP: 0						

PITCHER		IP	WLS	BF	H	R	ER	SO	BB	IBB	HBP	BLK	WP	HR	S	P	ERA	WHIP
Bob Chakales, R ERA: 2.73	(1, 1)	6.0	L	25	9	3	3	1	1	0	0	0	0	1	26	30	4.50	1.667
Lou Brissie, L ERA: 6.23	(7, 1)	2.0		10	2	1	1	0	2	1	0	0	0	0	7	19	4.50	2.000
Bob Hooper, R ERA: 4.26	(9, 1)	1.0		3	0	0	0	0	0	0	0	0	0	0	3	3	0.00	0.000

PITCHER	IP	WLS	BF	H	R	ER	SO	BB	IBB	HBP	BLK	WP	HR	S	P	ERA	WHIP

TOP

Chicago White Sox @ Cleveland Indians

Cleveland Municipal Stadium, Cleveland, OH

Sun Jul 05 1953, 3:38 AM EDT
Att. 29,165 - Unknown

livebaseballscorecards.com

AB	32
R	4
H	11
RBI	4
BB	4
SO	1
LOB	18

WP: 0	PA: 38																	
PB: 0																		
SB: 0																		
CS: 3																		

Batter	1	2	3	4	5	6	7	8	9	AB	R	H	RBI	BB	SO	LOB
Dale Mitchell, L (1, 7) OBP: 0.341, SLG: 0.430	4-3		4-3			F8		1B		4	0	1	0	0	0	2
Bobby Avila, R (1, 4) OBP: 0.377, SLG: 0.410	5-3			F7		1-2 1B		1-2 1B		4	0	2	0	0	0	0
Al Rosen, R (1, 5) OBP: 0.406, SLG: 0.589	K			G4-6-3 1B		F3		F9		4	0	1	0	0	1	4
Larry Doby, L (1, 8) OBP: 0.375, SLG: 0.500		F7		G4-6-3 1-2f		K			F5	4	0	0	0	0	1	3
Bob Kennedy, R (1, 9) OBP: 0.326, SLG: 0.281		K			5-3		P4		F6	4	0	0	0	0	1	0
George Strickland, R (1, 6) OBP: 0.365, SLG: 0.367		4-1			F9		P4		P4	4	0	0	0	0	0	0
Bill Glynn, L (1, 3) OBP: 0.313, SLG: 0.258			1B		BB		6-3			2	0	1	0	1	0	0
Joe Tipton, R (1, 2) OBP: 0.356, SLG: 0.538			F8		F8			F9		3	0	0	0	0	0	2
Bob Chakales, R (1, 1) OBP: 0.286, SLG: 0.286 Wally Westlake, R (6, PH) OBP: 0.369, SLG: 0.431 Lou Brissie, L (7, 1) Hank Majeski, R (8, PH) OBP: 0.238, SLG: 0.381 Bob Hooper, R (9, 1) OBP: 0.400, SLG: 0.250			K			1B BB		4-3		1 0 0 1 0	0 0 0 0 0	0 0 0 0 0	0 0 0 0 0	0 1 0 0 0	1 0 0 0 0	1 0 0 0 0
Inning Stats	R: 0 E: 0 K: 1 S: 5 H: 0 LOB: 0 BB: 0 P: 5	R: 0 E: 0 K: 1 S: 5 H: 0 LOB: 0 BB: 0 P: 5	R: 0 E: 0 K: 1 S: 6 H: 1 LOB: 1 BB: 0 P: 6	R: 0 E: 0 K: 0 S: 3 H: 1 LOB: 0 BB: 0 P: 3	R: 0 E: 0 K: 0 S: 3 H: 0 LOB: 1 BB: 1 P: 7	R: 0 E: 0 K: 1 S: 6 H: 1 LOB: 2 BB: 1 P: 10	R: 0 E: 0 K: 0 S: 3 H: 0 LOB: 0 BB: 0 P: 3	R: 0 E: 0 K: 0 S: 5 H: 2 LOB: 2 BB: 0 P: 5	R: 0 E: 0 K: 0 S: 3 H: 0 LOB: 0 BB: 0 P: 3	1B: 5 2B: 0 3B: 0 HR: 0	SF: 0 SAC: 0 DP: 1 HBP: 0						

PITCHER	IP	WLS	BF	H	R	ER	SO	BB	IBB	HBP	BLK	WP	HR	S	P	ERA	WHIP
Billy Pierce, L (1, 1) ERA: 2.9	9.0	W	33	5	0	0	4	2	0	0	0	0	0	39	47	0.00	0.778

PITCHER	IP	WLS	BF	H	R	ER	SO	BB	IBB	HBP	BLK	WP	HR	S	P	ERA	WHIP

BOTTOM

Chicago White Sox @ Cleveland Indians

Cleveland Municipal Stadium, Cleveland, OH

Sun Jul 05 1953, 3:38 AM EDT

Att. 29,165 - Unknown

livebaseballscorecards.com

AB	31
R	0
H	5
RBI	0
BB	2
SO	4
LOB	12

1B: 5 2B: 0 3B: 0 HR: 0 SF: 0 SAC: 0 DP: 1 HBP: 0

WP: 0 PB: 0 SB: 0 CS: 0 PA: 33

Batter	1	2	3	4	5	6	7	8	9	AB	R	H	RBI	BB	SO	LOB
Nellie Fox, L (1, 4) OBP: 0.339, SLG: 0.396	F9		1-2 1B		F7		2-3 F9			4	0	1	0	0	0	2
Ferris Fain, L (1, 3) OBP: 0.412, SLG: 0.375	P6		S S S K			F7	F8			4	0	0	0	0	1	4
Minnie Minoso, R (1, 7) OBP: 0.420, SLG: 0.468	B B B S BB		2-3 F7			P5		F9		3	0	0	0	1	0	2
Bob Elliott, R (1, 5) OBP: 0.383, SLG: 0.430	1-2 4-3		5-3			F8		L8		4	0	0	0	0	0	3
Jim Rivera, L (1, 8) OBP: 0.350, SLG: 0.416		S 1B 1B		F8			3B 1B	F8		4	2	2	0	0	0	0
Sam Mele, R (1, 9) OBP: 0.377, SLG: 0.439		1-H L6-3 1B		F3			1-H 1B 3B		5-3	4	1	2	2	0	0	0
Bud Sheely, L (1, 2) OBP: 0.485, SLG: 0.385		1-2 L6-3		F8			B B B 4-0 F9 1B BB		5-3	2	0	0	0	1	0	1
Fred Marsh, R (7, PR) OBP: 0.297, SLG: 0.276 (7, 6)										1	0	0	0	0	0	0
Chico Carrasquel, R (1, 6) OBP: 0.308, SLG: 0.342		F9			F7		1-2 3-H 1B		S S S 0-3 K	2	0	0	0	0	0	0
Bud Stewart, L (7, PH) OBP: 0.357, SLG: 0.462										1	0	1	1	0	0	0
Sherm Lollar, R (7, 2) OBP: 0.408, SLG: 0.462										1	0	0	0	0	1	0
Saul Rogovin, R (1, 1) OBP: 0.226, SLG: 0.111			B B B 4-0 F7 1B BB		F9		S S S 0-3 K			1	0	0	0	1	0	0
Tom Wright, L (7, PH) OBP: 0.315, SLG: 0.386										1	0	0	0	0	1	2
Bob Keegan, R (7, 1) OBP: 0.125, SLG: 0.125										0	0	0	0	0	0	0
Inning Stats	R: 0 H: 0 E: 0 LOB: 1 K: 0 BB: 1 S: 3 P: 7	R: 1 H: 2 E: 0 LOB: 0 K: 0 BB: 0 S: 4 P: 4	R: 0 H: 1 E: 0 LOB: 2 K: 1 BB: 1 S: 6 P: 10	R: 0 H: 0 E: 0 LOB: 0 K: 0 BB: 0 S: 3 P: 3	R: 0 H: 0 E: 0 LOB: 0 K: 0 BB: 0 S: 3 P: 3	R: 0 H: 0 E: 0 LOB: 0 K: 0 BB: 0 S: 3 P: 3	R: 2 H: 3 E: 0 LOB: 2 K: 1 BB: 1 S: 8 P: 12	R: 0 H: 0 E: 0 LOB: 0 K: 0 BB: 0 S: 3 P: 3	R: 0 H: 0 E: 0 LOB: 0 K: 1 BB: 0 S: 5 P: 5	1B: 5 SF: 0 2B: 1 SAC: 0 3B: 1 DP: 1 HR: 0 HBP: 0						

PITCHER	IP	WLS	BF	H	R	ER	SO	BB	IBB	HBP	BLK	WP	HR	S	P	ERA	WHIP
Mike Garcia, R (1, 1) ERA: 2.92	9.0	W	35	6	3	3	3	3	0	0	0	0	0	38	50	3.00	1.000

PITCHER	IP	WLS	BF	H	R	ER	SO	BB	IBB	HBP	BLK	WP	HR	S	P	ERA	WHIP

TOP

Chicago White Sox @ Cleveland Indians

Cleveland Municipal Stadium, Cleveland, OH

Mon Jul 06 1953, 3:33 AM EDT

Att. 21,457 - Unknown

livebaseballscorecards.com

AB	32
R	3
H	6
RBI	3
BB	3
SO	3
LOB	14

WP: 0	PA: 35		
PB: 0			
SB: 2			
CS: 0			

Batter	1	2	3	4	5	6	7	8	9	AB	R	H	RBI	BB	SO	LOB
Dale Mitchell, L (1, 7) OBP: 0.350, SLG: 0.440	1-3		G1-4-3 1B		1B 2B 1-3 2-H	1B 1-3 2-H		IBB		4	1	3	2	1	0	0
Bobby Avila, R (1, 4) OBP: 0.377, SLG: 0.409 Owen Friend, R (7, 4) OBP: 0.236, SLG: 0.313	P6		G1-4-3 1-2f		HBP 1B 2-H 3-H		G6-3 BB 1B	K		3 2	0 0	1 1	2 0	0 0	0 1	1 2
Al Rosen, R (1, 5) OBP: 0.413, SLG: 0.603	1B 1B			HR	1-0 2-3 HBP		BBBB 4-0 G6-3 1-2 BB			2	1	2	1	1	0	0
Luke Easter, L (1, 3) OBP: 0.370, SLG: 0.418 Bill Glynn, L (8, 3) OBP: 0.313, SLG: 0.258	1-2 1B			F3	4-3		G6-3 1-2f 2-3			4 0	0 0	1 0	0 0	0 0	0 0	3 0
Larry Doby, L (1, 8) OBP: 0.377, SLG: 0.510	G3			F9		HR	IBB			3	1	1	1	1	0	2
Harry Simpson, L (1, 9) OBP: 0.290, SLG: 0.363 Bob Kennedy, R (7, 9) OBP: 0.323, SLG: 0.278		F2		F9		P6	F8			3 1	0 0	0 0	0 0	0 0	0 0	0 2
George Strickland, R (1, 6) OBP: 0.374, SLG: 0.377		5-3			FC1-5 1B 1B	BB 1B 1B		4-3 SH1-3 1B		4	1	3	0	0	0	0
Joe Ginsberg, L (1, 2) OBP: 0.380, SLG: 0.326		F7			1-2 FC1-5 2B 1B	BBBB 4-0 1B 1-2 BB		SH1-3 1-2		2	1	1	0	1	0	0
Mike Garcia, R (1, 1) OBP: 0.314, SLG: 0.360			L4		FC1-5 2B 1B 1-2 2-3f	F8		4-3 2-3		4	1	0	0	0	0	5
Inning Stats	R: 0 H: 2 E: 0 LOB: 2 K: 0 BB: 0 S: 5 P: 5	R: 0 H: 0 E: 0 LOB: 0 K: 0 BB: 0 S: 3 P: 3	R: 0 H: 1 E: 0 LOB: 0 K: 0 BB: 0 S: 3 P: 3	R: 1 H: 1 E: 0 LOB: 0 K: 0 BB: 0 S: 4 P: 4	R: 3 H: 4 E: 0 LOB: 1 K: 0 BB: 0 S: 6 P: 7	R: 2 H: 3 E: 0 LOB: 2 K: 0 BB: 1 S: 5 P: 9	R: 0 H: 1 E: 0 LOB: 2 K: 0 BB: 2 S: 3 P: 11	R: 0 H: 1 E: 0 LOB: 2 K: 1 BB: 1 S: 6 P: 10		1B: 10 SF: 0 2B: 1 SAC: 1 3B: 0 DP: 2 HR: 2 HBP: 1						

PITCHER		IP	WLS	BF	H	R	ER	SO	BB	IBB	HBP	BLK	WP	HR	S	P	ERA	WHIP
Saul Rogovin, R ERA: 5.59	(1, 1)	6.0	L	28	11	6	6	0	1	0	1	0	0	2	26	31	9.00	2.000
Bob Keegan, R ERA: 6.16	(7, 1)	2.0		10	2	0	0	1	1	2	0	0	0	0	9	21	0.00	1.500

PITCHER	IP	WLS	BF	H	R	ER	SO	BB	IBB	HBP	BLK	WP	HR	S	P	ERA	WHIP

BOTTOM

Chicago White Sox @ Cleveland Indians

Cleveland Municipal Stadium, Cleveland, OH

Mon Jul 06 1953, 3:33 AM EDT

Att. 21,457 - Unknown

livebaseballscorecards.com

AB	32
R	6
H	13
RBI	6
BB	4
SO	1
LOB	15

WP: 0 PA: 38
PB: 0
SB: 0
CS: 0

Batter	1	2	3	4	5	6	7	8	9	AB	R	H	RBI	BB	SO	LOB
Harvey Kuenn, R (1, 6) OBP: 0.363, SLG: 0.385	S S S 0-3 ① K		x 0-0 ③ 5-3			S S S 0-3 ① K		x 0-0 3B 2B		4	1	1	0	0	2	0
Johnny Pesky, L (1, 4) OBP: 0.327, SLG: 0.338	x 0-0 ② 3-1			x 0-0 ① F8		x 0-0 ② 4-3		x 0-0 ② F7		4	0	0	0	0	0	1
Ray Boone, R (1, 5) OBP: 0.382, SLG: 0.472	x 0-0 ③ F3			B B B B 4-0 BB		x 0-0 ③ 1-3		x 0-0 2-H 3B		3	0	1	1	1	0	0
Walt Dropo, R (1, 3) OBP: 0.281, SLG: 0.384		x 0-0 ① F9		x 0-0 ② F4			S S S 0-3 ① K	x 0-0 ③ 5-3		4	0	0	0	0	1	2
Jim Delsing, L (1, 8) OBP: 0.380, SLG: 0.469		x 0-0 1-3 2B		x 0-0 ③ F7			x 0-0 2B 1B		x 0-0 L6-4 2B	4	1	3	0	0	0	1
Steve Souchock, R (1, 7) OBP: 0.324, SLG: 0.526 Pat Mullin, L (9, PH) OBP: 0.373, SLG: 0.389 (9, 9)		x 0-0 ② 1-3 2-3			x 0-0 ① 5-3		x 0-0 ② F6		x 0-0 ① F4	3 1	0 0	0 0	0 0	0 0	0 0	2 1
Matt Batts, R (1, 2) OBP: 0.344, SLG: 0.449		x 0-0 ③ 5-3			x 0-0 1B		x 0-0 1-H 2B		4-0 IBB	3	0	2	1	1	0	1
Don Lund, R (1, 9) OBP: 0.328, SLG: 0.358 (9, 7)			x 0-0 G4-6-3 1B		x 0-0 ② F9		x 0-0 ③ F7		x 0-0 ② ③ L6-4 2-3	4	0	1	0	0	0	4
Billy Hoeft, L (1, 1) OBP: 0.300, SLG: 0.152			x 0-0 ① ② G4-6-3 1-2f		S S S 0-3 ③ K			S S S 0-3 ① K		3	0	0	0	0	2	2
Inning Stats	R: 0 H: 0 E: 0 LOB: 0 K: 1 BB: 0 S: 5 P: 5	R: 0 H: 1 E: 0 LOB: 1 K: 0 BB: 0 S: 4 P: 4	R: 0 H: 1 E: 0 LOB: 0 K: 0 BB: 0 S: 3 P: 3	R: 0 H: 0 E: 0 LOB: 1 K: 0 BB: 1 S: 3 P: 7	R: 0 H: 1 E: 0 LOB: 1 K: 1 BB: 0 S: 6 P: 6	R: 0 H: 0 E: 0 LOB: 0 K: 1 BB: 0 S: 5 P: 5	R: 1 H: 2 E: 0 LOB: 1 K: 1 BB: 0 S: 7 P: 7	R: 1 H: 2 E: 0 LOB: 1 K: 1 BB: 0 S: 7 P: 7	R: 0 H: 1 E: 0 LOB: 1 K: 0 BB: 1 S: 3 P: 7	1B: 3 SF: 0 2B: 5 SAC: 0 3B: 1 DP: 2 HR: 0 HBP: 0						

TOP

Detroit Tigers @ Chicago White Sox

Comiskey Park, Chicago, IL

Tue Jul 07 1953, 4:33 AM EDT

Att. 19,781 - Unknown

livebaseballscorecards.com

AB	33
R	2
H	8
RBI	2
BB	2
SO	5
LOB	14

PITCHER		IP	WLS	BF	H	R	ER	SO	BB	IBB	HBP	BLK	WP	HR	S	P	ERA	WHIP
Mike Fornieles, R ERA: 3.01	(1, 1)	9.0	W	35	8	2	2	5	1	1	0	0	0	0	43	51	2.00	1.000

PITCHER	IP	WLS	BF	H	R	ER	SO	BB	IBB	HBP	BLK	WP	HR	S	P	ERA	WHIP

Detroit Tigers @ Chicago White Sox

Comiskey Park, Chicago, IL

Tue Jul 07 1953, 4:33 AM EDT

Att. 19,781 - Unknown

livebaseballscorecards.com

Batter	1	2	3	4	5	6	7	8	9	AB	R	H	RBI	BB	SO	LOB
Nellie Fox, L (1, 4) OBP: 0.337, SLG: 0.393	F6		1B		3-1		G3-6-3 1-2f		FC1-2 1-2 2-H 3-Hf	5	0	1	0	0	0	3
Ferris Fain, L (1, 3) OBP: 0.407, SLG: 0.370	6-3		F9		G3			1-3		4	0	0	0	0	0	1
Minnie Minoso, R (1, 7) OBP: 0.417, SLG: 0.465	F7		F3		CS 1B			5-3		4	0	1	0	0	0	1
Bob Elliott, R (1, 5) OBP: 0.388, SLG: 0.454		HR	1-3 1B		CS 1-2	F9		2B		4	1	3	1	0	0	0
Jim Rivera, L (1, 8) OBP: 0.348, SLG: 0.420		F6	F5			3B		4-3		4	0	1	0	0	0	3
Sam Mele, R (1, 9) OBP: 0.383, SLG: 0.461		FC1-6 BB 1B		HR		1-3			FC1-5 2B	4	1	3	1	0	0	1
Sherm Lollar, R (1, 2) OBP: 0.410, SLG: 0.459 Tom Wright, L (9, PR) OBP: 0.315, SLG: 0.386	B B B	4-0 FC1-6 1-2 BB	S S S 0-3 K			F4			FC5 FC1-5 FC1-2 1B	3 0	0 0	1 0	0 0	1 0	1 0	1 0
Chico Carrasquel, R (1, 6) OBP: 0.304, SLG: 0.337		FC1-6 1-2f 2-3	6-3				F3		FC1-5 E E 1-2 2-3f	4	1	0	0	0	0	4
Mike Fornieles, R (1, 1) OBP: 0.150, SLG: 0.158 Red Wilson, R (9, PH) OBP: 0.361, SLG: 0.337		F2		F8			G3-6-3 1B		FC5 E 1-2 2-3	3 1	0 0	1 0	0 0	0 0	0 0	2 2
Inning Stats	R: 0 E: 0 K: 0 S: 3 H: 0 LOB: 0 BB: 0 P: 3	R: 1 E: 0 K: 0 S: 5 H: 2 LOB: 2 BB: 1 P: 9	R: 0 E: 0 K: 0 S: 5 H: 2 LOB: 2 BB: 0 P: 5	R: 1 E: 0 K: 1 S: 6 H: 1 LOB: 0 BB: 0 P: 6	R: 0 E: 0 K: 0 S: 3 H: 1 LOB: 0 BB: 0 P: 3	R: 0 E: 0 K: 0 S: 4 H: 1 LOB: 1 BB: 0 P: 4	R: 0 E: 0 K: 0 S: 3 H: 1 LOB: 0 BB: 0 P: 3	R: 0 E: 0 K: 0 S: 4 H: 1 LOB: 1 BB: 0 P: 4	R: 1 E: 2 K: 0 S: 5 H: 2 LOB: 3 BB: 0 P: 5	1B: 6 2B: 2 3B: 1 HR: 2	SF: 0 SAC: 0 DP: 1 HBP: 0			WP: 0 PB: 0 SB: 0 CS: 1	PA: 38		

PITCHER	IP	WLS	BF	H	R	ER	SO	BB	IBB	HBP	BLK	WP	HR	S	P	ERA	WHIP
Billy Hoeft, L (1, 1) ERA: 3.91	8.2	L	37	11	3	2	1	1	0	0	0	0	2	38	42	2.08	1.385

PITCHER	IP	WLS	BF	H	R	ER	SO	BB	IBB	HBP	BLK	WP	HR	S	P	ERA	WHIP

AB	36
R	3
H	11
RBI	2
BB	1
SO	1
LOB	18

Batter	1	2	3	4	5	6	7	8	9	AB	R	H	RBI	BB	SO	LOB
Harvey Kuenn, R (1, 6) OBP: 0.366, SLG: 0.391	0-0 1B 1B 1B	0-0 ② G3 1-2		0-0 1-2 1B		0-0 ③ 4-3			0-0 1B 2B 2B	5	2	3	0	0	0	1
Johnny Pesky, L (1, 4) OBP: 0.329, SLG: 0.340	0-0 ① F3	0-0 ③ 4-3		S S S 0-3 ③ K			0-0 G5-4-3 1B		0-0 2B 2-3 1B	5	0	2	0	0	1	4
Ray Boone, R (1, 5) OBP: 0.387, SLG: 0.478	0-0 1B 1-2 1B 1B		S S S 0-3 ① K		B B B B 4-0 2B BB		0-0 ① F8		0-0 1-3 3-H 2B	4	2	2	1	1	1	1
Walt Dropo, R (1, 3) OBP: 0.279, SLG: 0.381	0-0 ② F8		0-0 1-3 1B		S S S 0-3 ① K		0-0 ② ③ G5-4-3 1-2f		S S S 0-3 ② K	5	0	1	0	0	2	6
Jim Delsing, L (1, 8) OBP: 0.383, SLG: 0.475 Al Kaline, R (7, 8) OBP: 0.250, SLG: 0.250	0-0 1B 1-2 2-H 1B		0-0 ② 1-3 1-2		0-0 1-H 2B			0-0 FC6-4 1B 1B	0-0 ③ L8	3 2	0 0	2 1	2 0	0 0	0 0	1 2
Steve Souchock, R (1, 7) OBP: 0.330, SLG: 0.525	0-0 FC6-4 1-2 2-H 1B		0-0 ③ 1-3		0-0 ② F8			0-0 FC6-4 1-2 1B		4	0	2	1	0	0	2
Don Lund, R (1, 9) OBP: 0.323, SLG: 0.352	0-0 ③ FC6-4 1-2f			0-0 ① 1-3	0-0 ③ 6-3			0-0 ① FC6-4 G1-4-3 1-2f 2-3		4	0	0	0	0	0	5
Johnny Bucha, R (1, 2) OBP: 0.313, SLG: 0.286		0-0 G3 1B		S S S 0-3 ② K		0-0 ① 4-3		0-0 ② ③ G1-4-3 1-2f		4	0	1	0	0	1	2
Ned Garver, R (1, 1) OBP: 0.213, SLG: 0.209 Dick Weik, R (2, 1) OBP: 0.500, SLG: 1.000 Fred Hatfield, L (4, PH) OBP: 0.332, SLG: 0.273 Bob Miller, R (4, 1) Pat Mullin, L (9, PH) OBP: 0.367, SLG: 0.382		0-0 ① F6		0-0 1B 1B		0-0 ② F4			0-0 ① 1-3	1 0 1 1 1	0 0 0 0 0	0 0 1 0 0	0 0 0 0 0	0 0 0 0 0	0 0 0 0 0	1 0 0 0 0
Inning Stats	R: 2 E: 0 K: 0 S: 7 H: 4 LOB: 2 BB: 0 P: 7	R: 0 E: 0 K: 0 S: 4 H: 1 LOB: 1 BB: 0 P: 4	R: 0 E: 0 K: 1 S: 6 H: 1 LOB: 1 BB: 0 P: 6	R: 0 E: 0 K: 2 S: 9 H: 2 LOB: 2 BB: 0 P: 9	R: 1 E: 0 K: 1 S: 6 H: 1 LOB: 1 BB: 1 P: 10	R: 0 E: 0 K: 0 S: 3 H: 0 LOB: 0 BB: 0 P: 3	R: 0 E: 0 K: 0 S: 3 H: 1 LOB: 0 BB: 0 P: 3	R: 0 E: 0 K: 0 S: 4 H: 2 LOB: 1 BB: 0 P: 4	R: 1 E: 0 K: 1 S: 8 H: 3 LOB: 2 BB: 0 P: 8	1B: 12 2B: 3 3B: 0 HR: 0	SF: 0 SAC: 0 DP: 2 HBP: 0						

TOP

Detroit Tigers @ Chicago White Sox

Comiskey Park, Chicago, IL

Wed Jul 08 1953, 4:33 AM EDT

Att. 16,386 - Unknown

livebaseballscorecards.com

AB	40
R	4
H	15
RBI	4
BB	1
SO	5
LOB	25

PITCHER		IP	WLS	BF	H	R	ER	SO	BB	IBB	HBP	BLK	WP	HR	S	P	ERA	WHIP
Virgil Trucks, R ERA: 3.06	(1, 1)	7.0	W	31	10	3	3	4	1	0	0	0	0	0	38	42	3.86	1.571
Luis Aloma, R ERA: 3.77	(8, 1)	2.0	S	10	5	1	1	1	0	0	0	0	0	0	12	12	4.50	2.500

PITCHER	IP	WLS	BF	H	R	ER	SO	BB	IBB	HBP	BLK	WP	HR	S	P	ERA	WHIP

BOTTOM

Detroit Tigers @ Chicago White Sox

Comiskey Park, Chicago, IL

Wed Jul 08 1953, 4:33 AM EDT

Att. 16,386 - Unknown

livebaseballscorecards.com

Batter	1	2	3	4	5	6	7	8	9	AB	R	H	RBI	BB	SO	LOB
Nellie Fox, L (1, 4) OBP: 0.340, SLG: 0.393	4-3 1B 1B	1-3	BB 2B BB	BB 1-2 1B		G4-6-3 1-2f		1-3		5	2	2	0	1	0	2
Ferris Fain, L (1, 3) OBP: 0.410, SLG: 0.369	4-3 1-2		BB HR 1B 2B BB	BB 1-2 2-3 BB		K				3	2	1	1	2	1	1
Minnie Minoso, R (1, 7) OBP: 0.420, SLG: 0.471	E S FC4 2-H 1B		BB HR 1B 2B	F8			1-3			5	2	3	4	0	0	3
Bob Elliott, R (1, 5) OBP: 0.390, SLG: 0.457 Vern Stephens, R (7, 5) OBP: 0.259, SLG: 0.246	FC4 SH2-3 1-H		BB HR F8		1B 2B		6-3			3 1	2 0	1 0	1 0	1 0	0 0	1 0
Jim Rivera, L (1, 8) OBP: 0.350, SLG: 0.419	SH2-3 1-2		F7	BB 1B F9	F7		S WP 1B			3	2	1	0	1	0	4
Sam Mele, R (1, 9) OBP: 0.387, SLG: 0.473	K		1-H 2-H 3-H HR	F9 1-3 1B	6-3		FC6-4 1-H BB			4	2	2	4	1	1	2
Sherm Lollar, R (1, 2) OBP: 0.415, SLG: 0.460 Luis Aloma, R (8, 1)		4-3 SH5-3 1B	SH5-4 1B BB BB	F9 1-2 3-H	2-H 1B		FC6-4 1-2f			4 0	1 0	2 0	2 0	1 0	0 0	2 0
Chico Carrasquel, R (1, 6) OBP: 0.303, SLG: 0.336		SH5-3 1-2	BB SH5-4 1-2 2B 1B	6-3	F8			6-3		4	1	1	0	0	0	2
Virgil Trucks, R (1, 1) OBP: 0.171, SLG: 0.195 Red Wilson, R (8, 2) OBP: 0.358, SLG: 0.333		4-3 2-3	SH5-4 1-2 2-3	BB 1B 2-H 1B		G4-6-3 1B		4-3		3 1	0 0	2 0	1 0	0 0	0 0	1 0
Inning Stats	R: 2 E: 0 K: 1 S: 8 H: 2 LOB: 1 BB: 0 P: 8	R: 0 E: 0 K: 0 S: 4 H: 1 LOB: 1 BB: 0 P: 4	R: 8 E: 0 K: 0 S: 8 H: 5 LOB: 1 BB: 4 P: 24	R: 2 E: 0 K: 0 S: 6 H: 3 LOB: 3 BB: 2 P: 14	R: 1 E: 0 K: 0 S: 5 H: 2 LOB: 1 BB: 0 P: 5	R: 0 E: 0 K: 1 S: 5 H: 1 LOB: 0 BB: 0 P: 5	R: 1 E: 0 K: 0 S: 4 H: 1 LOB: 1 BB: 1 P: 8	R: 0 E: 0 K: 0 S: 3 H: 0 LOB: 0 BB: 0 P: 3		1B: 12 2B: 2 3B: 0 HR: 1 SF: 0 SAC: 3 DP: 1 HBP: 0						

	AB	36
	R	14
	H	15
	RBI	13
	BB	7
	SO	2
	LOB	18

WP: 1 PA: 46
PB: 0
SB: 3
CS: 0

PITCHER		IP	WLS	BF	H	R	ER	SO	BB	IBB	HBP	BLK	WP	HR	S	P	ERA	WHIP
Ned Garver, R ERA: 4.98	(1, 1)	1.2		9	3	2	1	1	0	0	0	0	0	0	11	11	5.40	1.800
Dick Weik, R ERA: 10.32	(2, 1)	1.1	L	13	5	8	8	0	4	0	0	0	0	1	9	25	54.00	6.750
Bob Miller, L ERA: 9.0	(4, 1)	5.0		24	7	4	4	1	3	0	0	0	1	0	23	35	7.20	2.000

PITCHER		IP	WLS	BF	H	R	ER	SO	BB	IBB	HBP	BLK	WP	HR	S	P	ERA	WHIP

Detroit Tigers @ Chicago White Sox

Comiskey Park, Chicago, IL

Thu Jul 09 1953, 4:33 AM EDT

Att. 5,332 - Unknown

TOP

livebaseballscorecards.com

Batter	1	2	3	4	5	6	7	8	9	AB	R	H	RBI	BB	SO	LOB
Harvey Kuenn, R (1, 6) OBP: 0.368, SLG: 0.391	0-0 ① 6-3	0-0 ③ 2-H 1B		0-0 ③ FC5-4 1-2f			BBBB 4-0 1B BB			3	0	1	0	1	0	2
Johnny Pesky, L (1, 4) OBP: 0.327, SLG: 0.338	0-0 ② 4-3		0-0 ① F9		0-0 ① 6-3		0-0 1-2 1B			4	0	1	0	0	0	0
Ray Boone, R (1, 5) OBP: 0.384, SLG: 0.473	0-0 1B 1B 1B		0-0 ② F7		0-0 ② 5-3		SSS 0-3 ③ K			4	1	1	0	0	1	2
Walt Dropo, R (1, 3) OBP: 0.279, SLG: 0.379	0-0 1B 1-2 1B		0-0 ③ F7		SSS 0-3 ③ K			0-0 ① 6-3		4	0	1	0	0	1	0
Jim Delsing, L (1, 8) OBP: 0.385, SLG: 0.474	0-0 1-2 2-H 1B			BBBB 4-0 1B 1B BB		0-0 ① 3-1		0-0 ② F6		3	1	1	1	1	0	0
Steve Souchock, R (1, 7) OBP: 0.318, SLG: 0.505	0-0 ③ F8			SSS 0-3 ① K		SSS 0-3 ② K		0-0 ③ 1-3		4	0	0	0	0	2	3
Matt Batts, R (1, 2) OBP: 0.342, SLG: 0.445		SSS 0-3 ① K		x 0-0 ② 1-3 1B		SSS 0-3 ③ K			x 0-0 ① F7	4	0	1	0	0	2	0
Don Lund, R (1, 9) OBP: 0.326, SLG: 0.356		x 0-0 1B 2B		4-0 1B IBB			x 0-0 ① 6-3		SSS 0-3 ② K	3	0	1	0	1	1	0
Dick Marlowe, R (1, 1) OBP: 0.227, SLG: 0.227 Fred Hatfield, L (7, PH) OBP: 0.330, SLG: 0.272 Dave Madison, R (7, 1) OBP: 0.111, SLG: 0.111 Pat Mullin, L (9, PH) OBP: 0.361, SLG: 0.375		SSS 0-3 ② K		x 0-0 FC5-4 1-2 3-H 1B			SSS 0-3 ② K		x 0-0 ③ 3-1	2 1 0 1	0 0 0 0	1 0 0 0	1 0 0 0	0 0 0 0	1 1 0 0	1 0 0 0
Inning Stats	R: 1 E: 0 K: 0 S: 6 H: 3 LOB: 2 BB: 0 P: 6	R: 0 E: 0 K: 2 S: 8 H: 2 LOB: 2 BB: 0 P: 8	R: 0 E: 0 K: 0 S: 3 H: 0 LOB: 0 BB: 0 P: 3	R: 1 E: 0 K: 1 S: 6 H: 2 LOB: 2 BB: 2 P: 14	R: 0 E: 0 K: 1 S: 5 H: 0 LOB: 0 BB: 0 P: 5	R: 0 E: 0 K: 2 S: 7 H: 0 LOB: 0 BB: 0 P: 7	R: 0 E: 0 K: 2 S: 8 H: 1 LOB: 2 BB: 1 P: 12	R: 0 E: 0 K: 0 S: 3 H: 0 LOB: 0 BB: 0 P: 3	R: 0 E: 0 K: 1 S: 5 H: 0 LOB: 0 BB: 0 P: 5	1B: 7 2B: 1 3B: 0 HR: 0	SF: 0 SAC: 0 DP: 0 HBP: 0						

	AB	33
	R	2
	H	8
	RBI	2
	BB	3
	SO	9
	LOB	8

WP: 0 PB: 0 SB: 0 CS: 0 PA: 36

PITCHER		IP	WLS	BF	H	R	ER	SO	BB	IBB	HBP	BLK	WP	HR	S	P	ERA	WHIP
Joe Dobson, R ERA: 3.45	(1, 1)	3.2		18	7	2	2	3	1	1	0	0	0	0	22	30	4.91	2.182
Harry Dorish, R ERA: 2.28	(4, 1)	5.1	W	18	1	0	0	6	1	0	0	0	0	0	29	33	0.00	0.375

PITCHER	IP	WLS	BF	H	R	ER	SO	BB	IBB	HBP	BLK	WP	HR	S	P	ERA	WHIP

BOTTOM

Detroit Tigers @ Chicago White Sox

Comiskey Park, Chicago, IL

Thu Jul 09 1953, 4:33 AM EDT

Att. 5,332 - Unknown

Batter	1	2	3	4	5	6	7	8	9	AB	R	H	RBI	BB	SO	LOB
Nellie Fox, L (1, 4) OBP: 0.336, SLG: 0.388	S S S 0-3 K ①		x 0-0 F7 ③		S S S 0-3 K ② 2-H			x 0-0 4-3 ①		4	0	0	0	0	2	1
Ferris Fain, L (1, 3) OBP: 0.408, SLG: 0.367	x 0-0 4-3 ②			x 0-0 4-3 ①	x 0-0 F5 ③			x 0-0 SH1-3 1B		4	0	1	0	0	0	0
Minnie Minoso, R (1, 7) OBP: 0.419, SLG: 0.470	S S S 0-3 K ③			x 0-0 1B F9 1B		x 0-0 F8 ①		x 0-0 SH1-3 ② 1-2		3	1	1	0	0	1	0
Bob Elliott, R (1, 5) OBP: 0.391, SLG: 0.455		S S S 0-3 K ①		x 0-0 HR 1-3 1B		B B B B 4-0 FC6-4 BB		x 0-0 6-3 ③		3	1	1	0	1	1	1
Jim Rivera, L (1, 8) OBP: 0.347, SLG: 0.415		S S S S 0-3 K ②		x 0-0 F9 ② 3-H		x 0-0 F8 ②				3	0	0	1	0	1	2
Sam Mele, R (1, 9) OBP: 0.386, SLG: 0.484		x 0-0 5-3 ③		x 0-0 HR 1-H		x 0-0 FC6-4 ③ 1-2f				3	1	1	2	0	0	1
Sherm Lollar, R (1, 2) OBP: 0.413, SLG: 0.455			B B B B 4-0 BB	x 0-0 5-3 ③			x 0-0 4-3 ①			2	0	0	0	1	0	0
Chico Carrasquel, R (1, 6) OBP: 0.303, SLG: 0.336			S S S 0-3 K ①		x 0-0 PB SH5-4 WP 1B		x 0-0 L5 ②			3	1	1	0	0	1	1
Joe Dobson, R (1, 1) OBP: 0.103, SLG: 0.107 Harry Dorish, R (4, 1) OBP: 0.154, SLG: 0.154			S S S 0-3 K ②		x 0-0 SH5-4 ① 1-2		x 0-0 5-3 ③			1 1	0 0	0 0	0 0	0 0	1 0	1 0
Inning Stats	R: 0 E: 0 K: 2 S: 7 H: 0 LOB: 0 BB: 0 P: 7	R: 0 E: 0 K: 2 S: 7 H: 0 LOB: 0 BB: 0 P: 7	R: 0 E: 0 K: 2 S: 7 H: 0 LOB: 1 BB: 1 P: 11	R: 3 E: 0 K: 0 S: 6 H: 3 LOB: 0 BB: 0 P: 6	R: 1 E: 0 K: 1 S: 6 H: 1 LOB: 0 BB: 0 P: 6	R: 0 E: 0 K: 0 S: 3 H: 0 LOB: 1 BB: 1 P: 7	R: 0 E: 0 K: 0 S: 3 H: 0 LOB: 0 BB: 0 P: 3	R: 0 E: 0 K: 0 S: 4 H: 1 LOB: 1 BB: 0 P: 4		1B: 4 2B: 0 3B: 0 HR: 1	SF: 0 SAC: 2 DP: 0 HBP: 0						

	AB	27
	R	4
	H	5
	RBI	3
	BB	2
	SO	7
	LOB	7

PITCHER		IP	WLS	BF	H	R	ER	SO	BB	IBB	HBP	BLK	WP	HR	S	P	ERA	WHIP
Dick Marlowe, R ERA: 3.98	(1, 1)	6.0	L	24	4	4	3	7	2	0	0	0	1	1	36	44	4.50	1.000
Dave Madison, R ERA: 5.73	(7, 1)	2.0		7	1	0	0	0	0	0	0	0	0	0	7	7	0.00	0.500

PITCHER	IP	WLS	BF	H	R	ER	SO	BB	IBB	HBP	BLK	WP	HR	S	P	ERA	WHIP

WP: 1 PB: 1 SB: 0 CS: 0 PA: 31

livebaseballscorecards.com

Batter	1	2	3	4	5	6	7	8	9	10	AB	R	H	RBI	BB	SO	LOB
Dale Mitchell, L (1, 7) OBP: 0.350, SLG: 0.459	L5		FC2-5 FC1-6 1-2 2-3f			6-3		WP 2B		1B 2B	5	0	2	0	0	0	2
Bob Kennedy, R (10, PR) OBP: 0.328, SLG: 0.310 (10, 9)											0	1	0	0	0	0	0
Al Smith, R (1, 9) Wally Westlake, R (10, 7) OBP: 0.333, SLG: 0.385	BB		FC1-6 1-2f 2-3			5-3		L5		1B 1B BB	3	1	0	0	2	0	3
											0	0	0	0	0	0	0
Al Rosen, R (1, 5) OBP: 0.415, SLG: 0.588	K		F5			F8		BB 2-3		1B 1B 1B 1-2 2-H	4	1	1	1	1	1	3
Luke Easter, L (1, 3) OBP: 0.378, SLG: 0.422	P2			F8			F8	K		FC3-6 1B 1-H 2-H	5	0	1	2	0	1	3
Bill Glynn, L (10, PR) OBP: 0.321, SLG: 0.270 (10, 3)											0	0	0	0	0	0	0
Larry Doby, L (1, 8) OBP: 0.372, SLG: 0.491		K		K			4-3		2B	FC3-6 1-2f	5	0	1	0	0	2	2
Joe Tipton, R (1, 2) OBP: 0.344, SLG: 0.500		K		6-3			FC5 1B BB		K	F8	4	0	0	0	1	2	3
George Strickland, R (1, 6) OBP: 0.368, SLG: 0.367		F9	F9				1-2 1B		G4-6-3 IBB		3	0	1	0	1	0	0
Owen Friend, R (1, 4) OBP: 0.254, SLG: 0.313 Hank Majeski, R (9, PH) OBP: 0.217, SLG: 0.348 (9, 4)			FC2-5 BB BB		K		FC5 2-3f		G4-6-3 1-2f		2	0	0	0	1	1	2
											1	0	0	0	0	0	2
Bob Feller, R (1, 1) OBP: 0.250, SLG: 0.133			FC1-6 FC2-5 1-2 BB		K			K		B1-3	3	0	0	0	1	2	0
Inning Stats	R: 0 E: 0 K: 1 S: 5 H: 0 LOB: 1 BB: 1 P: 9	R: 0 E: 0 K: 2 S: 7 H: 0 LOB: 0 BB: 0 P: 7	R: 0 E: 0 K: 0 S: 3 H: 0 LOB: 2 BB: 2 P: 11	R: 0 E: 0 K: 1 S: 5 H: 0 LOB: 0 BB: 0 P: 5	R: 0 E: 0 K: 2 S: 7 H: 0 LOB: 0 BB: 0 P: 7	R: 0 E: 0 K: 0 S: 3 H: 0 LOB: 0 BB: 0 P: 3	R: 0 E: 0 K: 0 S: 4 H: 1 LOB: 2 BB: 1 P: 8	R: 0 E: 0 K: 2 S: 8 H: 1 LOB: 2 BB: 1 P: 12	R: 0 E: 0 K: 1 S: 5 H: 1 LOB: 1 BB: 1 P: 9	R: 3 E: 0 K: 0 S: 6 H: 3 LOB: 2 BB: 1 P: 10	1B: 3 2B: 3 3B: 0 HR: 0 SF: 0 SAC: 0 DP: 1 HBP: 0						

PITCHER	IP	WLS	BF	H	R	ER	SO	BB	IBB	HBP	BLK	WP	HR	S	P	ERA	WHIP
Billy Pierce, L (1, 1) ERA: 2.88	10.0	L	42	6	3	3	9	6	1	0	0	1	0	53	81	2.70	1.200

PITCHER	IP	WLS	BF	H	R	ER	SO	BB	IBB	HBP	BLK	WP	HR	S	P	ERA	WHIP

TOP

Cleveland Indians @ Chicago White Sox

Comiskey Park, Chicago, IL

Fri Jul 10 1953, 4:33 AM EDT

Unknown

livebaseballscorecards.com

AB	35
R	3
H	6
RBI	3
BB	7
SO	9
LOB	20

WP: 1	PA: 42		
PB: 0			
SB: 0			
CS: 0			

Batter	1	2	3	4	5	6	7	8	9	10	AB	R	H	RBI	BB	SO	LOB
Nellie Fox, L (1, 4) OBP: 0.334, SLG: 0.386	F5		6-3			G3		F9		1B	5	0	1	0	0	0	0
Ferris Fain, L (1, 3) OBP: 0.411, SLG: 0.367	BB			P2		BB		HBP 1B		3-1	3	0	1	0	2	0	1
Minnie Minoso, R (1, 7) OBP: 0.417, SLG: 0.465	F8			6-3		L7		1-2 HBP			3	0	0	0	0	0	2
Bob Elliott, R (1, 5) OBP: 0.386, SLG: 0.447	L9			5-3		F5		K			4	0	0	0	0	1	4
Jim Rivera, L (1, 8) OBP: 0.346, SLG: 0.416		F8			F4		K		FC1-5 2B		4	0	1	0	0	1	0
Sam Mele, R (1, 9) OBP: 0.388, SLG: 0.484		6-3			FC3-6 1B		1B		FC1-5 G6-3 2-3		4	0	2	0	0	0	1
Bud Sheely, L (1, 2) OBP: 0.432, SLG: 0.333		F6			FC3-6 1-2f		F9		G6-3 1-2f		4	0	0	0	0	0	3
Chico Carrasquel, R (1, 6) OBP: 0.303, SLG: 0.332			6-3		IBB		F8			F7	3	0	0	0	1	0	1
Billy Pierce, L (1, 1) OBP: 0.182, SLG: 0.100			4-3		1-3			F7		3-1	3	0	0	0	0	0	2
Bud Stewart, L (10, PH) OBP: 0.345, SLG: 0.444											1	0	0	0	0	0	0
Inning Stats	R: 0 H: 0 E: 0 LOB: 1 K: 0 BB: 1 S: 3 P: 7	R: 0 H: 0 E: 0 LOB: 0 K: 0 BB: 0 S: 3 P: 3	R: 0 H: 0 E: 0 LOB: 0 K: 0 BB: 0 S: 3 P: 3	R: 0 H: 0 E: 0 LOB: 0 K: 0 BB: 0 S: 3 P: 3	R: 0 H: 1 E: 1 LOB: 2 K: 0 BB: 1 S: 4 P: 8	R: 0 H: 0 E: 0 LOB: 1 K: 0 BB: 1 S: 3 P: 7	R: 0 H: 1 E: 0 LOB: 1 K: 1 BB: 0 S: 6 P: 6	R: 0 H: 1 E: 0 LOB: 2 K: 1 BB: 0 S: 6 P: 7	R: 0 H: 1 E: 0 LOB: 0 K: 0 BB: 0 S: 3 P: 3	R: 0 H: 1 E: 0 LOB: 1 K: 0 BB: 0 S: 4 P: 4	1B: 4 SF: 0 2B: 1 SAC: 0 3B: 0 DP: 1 HR: 0 HBP: 1						

PITCHER	IP	WLS	BF	H	R	ER	SO	BB	IBB	HBP	BLK	WP	HR	S	P	ERA	WHIP
Bob Feller, R (1, 1) ERA: 3.36	10.0	W	38	5	0	0	2	2	1	1	0	0	0	38	51	0.00	0.700

PITCHER	IP	WLS	BF	H	R	ER	SO	BB	IBB	HBP	BLK	WP	HR	S	P	ERA	WHIP

BOTTOM

Cleveland Indians @ Chicago White Sox

Comiskey Park, Chicago, IL

Fri Jul 10 1953, 4:33 AM EDT

Unknown

livebaseballscorecards.com

AB	34
R	0
H	5
RBI	0
BB	3
SO	2
LOB	14

WP: 0 PA: 38
PB: 0
SB: 0
CS: 0

Batter	1	2	3	4	5	6	7	8	9	AB	R	H	RBI	BB	SO	LOB
Dale Mitchell, L (1, 7) OBP: 0.351, SLG: 0.456	E4 1B HR	2-H 1B		BBBB BB			F6	G6-3 1-2f		4	1	1	1	1	0	2
Al Smith, R (1, 9) OBP: 0.400, SLG: 0.250	1-2 HR 1B	L7		F4			2B 1B		SSS K	5	2	2	0	0	1	4
Al Rosen, R (1, 5) OBP: 0.415, SLG: 0.599	1-H 2-H HR	L7	SSS K				1-H 2B		SSS K	5	1	2	4	0	2	3
Luke Easter, L (1, 3) OBP: 0.358, SLG: 0.398	F7	6-3		G3			6-3		F8	5	0	0	0	0	0	1
Larry Doby, L (1, 8) OBP: 0.373, SLG: 0.489	SSS K	1B		G3			IBB			3	0	1	0	1	1	0
Jim Hegan, R (1, 2) OBP: 0.283, SLG: 0.293	L7	SSS K		6-3			F7			3	0	0	0	0	1	1
Joe Ginsberg, L (7, PH) OBP: 0.391, SLG: 0.347 (7, 2)										1	0	0	0	0	0	2
George Strickland, R (1, 6) OBP: 0.371, SLG: 0.367	F7	G3 1B 1B		6-3		BBBB BB				3	0	1	0	1	0	0
Owen Friend, R (1, 4) OBP: 0.270, SLG: 0.322	WP 1B 1B	1-2 G3 1B	SSS K			BBBB 1-2 G6-3 BB				3	1	2	0	1	1	0
Mike Garcia, R (1, 1) OBP: 0.308, SLG: 0.353	F8 1-2	1-2 2-3 G3	6-3			L7				1	0	0	0	0	0	1
Hank Majeski, R (4, PH) OBP: 0.217, SLG: 0.348										0	0	0	0	0	0	0
Dave Hoskins, L (4, PH) OBP: 0.407, SLG: 0.560										1	0	0	0	0	0	2
Bob Hooper, R (4, 1) OBP: 0.333, SLG: 0.200										1	0	0	0	0	0	0
Bob Chakales, R (7, 1) OBP: 0.286, SLG: 0.286										0	0	0	0	0	0	0
Bill Glynn, L (8, PH) OBP: 0.319, SLG: 0.268										1	0	0	0	0	0	2
Lou Brissie, L (8, 1)										0	0	0	0	0	0	0
Inning Stats	R: 3 E: 1 K: 1 S: 8 H: 2 LOB: 0 BB: 0 P: 8	R: 1 E: 0 K: 0 S: 5 H: 2 LOB: 1 BB: 0 P: 5	R: 0 E: 0 K: 1 S: 6 H: 1 LOB: 1 BB: 0 P: 6	R: 0 E: 0 K: 1 S: 7 H: 2 LOB: 3 BB: 1 P: 11	R: 0 E: 0 K: 0 S: 3 H: 0 LOB: 0 BB: 0 P: 3	R: 0 E: 0 K: 1 S: 5 H: 0 LOB: 0 BB: 0 P: 5	R: 1 E: 0 K: 0 S: 5 H: 2 LOB: 2 BB: 1 P: 9	R: 0 E: 0 K: 0 S: 2 H: 0 LOB: 1 BB: 2 P: 10	R: 0 E: 0 K: 2 S: 7 H: 0 LOB: 0 BB: 0 P: 7	1B: 7 2B: 1 3B: 0 HR: 1 SF: 0 SAC: 0 DP: 1 HBP: 0						

PITCHER	IP	WLS	BF	H	R	ER	SO	BB	IBB	HBP	BLK	WP	HR	S	P	ERA	WHIP
Gene Bearden, L (1, 1) ERA: 2.74	3.0		17	7	4	3	2	0	0	0	0	1	1	21	21	9.00	2.333
Sandy Consuegra, R (4, 1) ERA: 3.49	6.0	W	23	2	1	1	4	3	1	0	0	0	0	27	43	1.50	0.833

PITCHER	IP	WLS	BF	H	R	ER	SO	BB	IBB	HBP	BLK	WP	HR	S	P	ERA	WHIP

TOP

Cleveland Indians @ Chicago White Sox

Comiskey Park, Chicago, IL

Fri Jul 10 1953, 4:38 AM EDT

Att. 48,542 - Unknown

livebaseballscorecards.com

AB	36
R	5
H	9
RBI	5
BB	4
SO	6
LOB	18

PA: 40

WP: 1
PB: 0
SB: 0
CS: 0

Batter	1	2	3	4	5	6	7	8	9	AB	R	H	RBI	BB	SO	LOB
Nellie Fox, L (1, 4) OBP: 0.341, SLG: 0.392	0-0 2B WP 1B		0-0 1B 2B 1B	0-0 1B		0-0 ③ F7	0-0 WP HR 1-3 2-H 3-H 1B			5	3	4	2	0	0	1
Ferris Fain, L (1, 3) OBP: 0.416, SLG: 0.376	0-0 WP FC5-4 1-3 2B		0-0 S 2B 1-3 1B	0-0 ② L9			FC3-5 HBP 1B 4-0 HR 1-2 3-H BB			4	3	3	0	1	0	1
Minnie Minoso, R (1, 7) OBP: 0.417, SLG: 0.472	0-0 ① 1-3 2-3 3-H		S S S 0-3 ① K 1-2	0-0 ③ 6-3			1-0 1B FC3-5 1B 1-2 HBP 0-0 1-H 2-H HR			4	2	1	3	0	1	4
Bob Elliott, R (1, 5) OBP: 0.386, SLG: 0.442 Fred Marsh, R (8, 5) OBP: 0.297, SLG: 0.276	B B B B 4-0 FC5-4 BB		B B B B 4-0 2B 2B BB		0-0 ① L7		0-0 FC3-5 1B 1-2 2-H 0-0 4-3			3 0	2 0	0 0	0 0	2 0	0 0	2 0
Jim Rivera, L (1, 8) OBP: 0.347, SLG: 0.419	0-0 ② FC5-4 E S 1-2f 3-H		0-0 1-3 2-H 3-H 2B 2B		0-0 ② F4		0-0 1B 1B 1-2 2-3 0-0 F9			5	2	2	3	0	0	1
Sam Mele, R (1, 9) OBP: 0.384, SLG: 0.479	S S S 0-3 ③ K 1-3		0-0 ② 4-3		0-0 ③ 6-3		0-0 1B SH 1B 1-2 2-H 3-H 0-0 ① F8			5	1	1	2	0	1	3
Sherm Lollar, R (1, 2) OBP: 0.418, SLG: 0.462		S S S 0-3 ① K	0-0 2B 2-H 3-H 2B			B B B B 4-0 G3-6-1 BB 0-0 SH SH 1B 1-3 2-H 1B	0-0 ② 6-3			4	1	2	3	1	1	0
Chico Carrasquel, R (1, 6) OBP: 0.299, SLG: 0.327		S S S 0-3 ② K	0-0 ③ 5-3			0-0 ① ② G3-6-1 1-2f 0-0 SH SH 1B 1-2 3-H	0-0 ③ F3			4	1	0	1	0	1	2
Gene Bearden, L (1, 1) OBP: 0.211, SLG: 0.211 Sandy Consuegra, R (4, 1) OBP: 0.125, SLG: 0.067		0-0 ③ 6-3		0-0 ① 1-3		B B B B 4-0 BB 0-0 SH 1B WP 1-2 2-3				1 1	0 1	0 1	0 0	0 0	0 1	0 0
Inning Stats	R: 2 E: 0 K: 1 S: 7 H: 2 LOB: 1 BB: 1 P: 11	R: 0 E: 0 K: 2 S: 7 H: 0 LOB: 0 BB: 0 P: 7	R: 4 E: 0 K: 1 S: 9 H: 4 LOB: 1 BB: 1 P: 13	R: 0 E: 0 K: 0 S: 4 H: 1 LOB: 1 BB: 0 P: 4	R: 0 E: 0 K: 0 S: 3 H: 0 LOB: 0 BB: 0 P: 3	R: 0 E: 0 K: 0 S: 2 H: 0 LOB: 1 BB: 2 P: 10	R: 10 E: 2 K: 0 S: 11 H: 6 LOB: 0 BB: 1 P: 16	R: 0 E: 0 K: 0 S: 3 H: 0 LOB: 0 BB: 0 P: 3		1B: 9 2B: 3 3B: 0 HR: 1 SF: 0 SAC: 2 DP: 1 HBP: 1						

PITCHER		IP	WLS	BF	H	R	ER	SO	BB	IBB	HBP	BLK	WP	HR	S	P	ERA	WHIP
Mike Garcia, R ERA: 3.23	(1, 1)	3.0	L	17	6	6	6	4	2	0	0	0	1	0	23	31	18.00	2.667
Bob Hooper, R ERA: 4.75	(4, 1)	3.1		17	5	5	4	0	2	0	1	0	0	0	14	23	10.80	2.100
Bob Chakales, R ERA: 2.67	(7, 1)	0.2		7	2	5	0	0	1	0	0	0	1	1	6	10	0.00	4.500
Lou Brissie, L ERA: 5.59	(8, 1)	1.0		3	0	0	0	0	0	0	0	0	0	0	3	3	0.00	0.000

PITCHER	IP	WLS	BF	H	R	ER	SO	BB	IBB	HBP	BLK	WP	HR	S	P	ERA	WHIP

BOTTOM

Cleveland Indians @ Chicago White Sox

Comiskey Park, Chicago, IL

Fri Jul 10 1953, 4:38 AM EDT

Att. 48,542 - Unknown

livebaseballscorecards.com

AB	36
R	16
H	13
RBI	14
BB	5
SO	4
LOB	14

WP: 2 PB: 0 SB: 2 CS: 0 PA: 44

Cleveland Indians @ Chicago White Sox

Comiskey Park, Chicago, IL

Sat Jul 11 1953, 4:33 AM EDT

Att. 18,604 - Unknown

TOP

livebaseballscorecards.com

Batter	1	2	3	4	5	6	7	8	9	AB	R	H	RBI	BB	SO	LOB
Bob Kennedy, R (1, 7) OBP: 0.328, SLG: 0.311	K	1-3			CS 1B			4-3		3	0	1	0	0	1	1
Dale Mitchell, L (8, PH) OBP: 0.349, SLG: 0.454										1	0	0	0	0	0	0
Wally Westlake, R (8, 7) OBP: 0.333, SLG: 0.385										0	0	0	0	0	0	0
Al Smith, R (1, 9) OBP: 0.286, SLG: 0.167	F5	5-3			CS 1-2	F8		F6		4	0	0	0	0	0	0
Al Rosen, R (1, 5) OBP: 0.410, SLG: 0.591	F8	F7				F8		F6		4	0	0	0	0	0	0
Luke Easter, L (1, 3) OBP: 0.374, SLG: 0.418		BB, BB, G6-4-3 BB	F7			2B			SH1-3, 1B 3-1 1B	3	1	2	0	1	0	0
Art Houtteman, R (9, PR) OBP: 0.206, SLG: 0.353										0	0	0	0	0	0	0
Bob Lemon, L (9, PR) OBP: 0.276, SLG: 0.393										0	1	0	0	0	0	0
Larry Doby, L (1, 8) OBP: 0.378, SLG: 0.489		G6-4-3, BB 1-2 1B BB	F7			IBB			3-1, SH1-3 1-2 1B	2	1	1	0	2	0	0
George Strickland, R (1, 6) OBP: 0.371, SLG: 0.363		G6-4-3 1-2 2-3 BB	F7			F9			SH1-3 1-2 2-3	2	0	0	0	1	0	2
Owen Friend, R (1, 4) OBP: 0.264, SLG: 0.314		G6-4-3 1-2f 2-3 3-H	5-3				F8		3-1 2-3 3-H	3	0	0	0	0	0	2
Bill Glynn, L (9, PH) OBP: 0.318, SLG: 0.267										1	0	0	1	0	0	2
Jim Hegan, R (1, 2) OBP: 0.284, SLG: 0.294		E 3-H 1B			F9		5-3		1-3	3	1	1	1	0	0	0
Joe Ginsberg, L (9, PH) OBP: 0.387, SLG: 0.344										1	0	0	0	0	0	2
Early Wynn, S (1, 1) OBP: 0.308, SLG: 0.420		E7 1-H			1-3		K2-3			3	0	0	0	0	1	0
Dave Hoskins, L (7, 1) OBP: 0.407, SLG: 0.560										0	0	0	0	0	0	0

	AB	30
	R	4
	H	5
	RBI	2
	BB	4
	SO	2
	LOB	9

Inning Stats	1	2	3	4	5	6	7	8	9
	R: 0 E: 0 K: 1 S: 5	H: 0 LOB: 0 BB: 0 P: 5	R: 3 E: 1 K: 0 S: 4	H: 1 LOB: 1 BB: 3 P: 16	R: 0 E: 0 K: 0 S: 3	H: 0 LOB: 0 BB: 0 P: 3	R: 0 E: 0 K: 0 S: 3	H: 0 LOB: 0 BB: 0 P: 3	R: 0 E: 0 K: 0 S: 4	H: 1 LOB: 2 BB: 1 P: 8	R: 0 E: 0 K: 1 S: 5	H: 0 LOB: 0 BB: 0 P: 5	R: 0 E: 0 K: 0 S: 3	H: 0 LOB: 0 BB: 0 P: 3	R: 1 E: 0 K: 0 S: 5	H: 2 LOB: 2 BB: 0 P: 5

	1B: 4	SF: 0	WP: 0	PA: 36
	2B: 1	SAC: 1	PB: 0	
	3B: 0	DP: 1	SB: 0	
	HR: 0	HBP: 0	CS: 1	

PITCHER		IP	WLS	BF	H	R	ER	SO	BB	IBB	HBP	BLK	WP	HR	S	P	ERA	WHIP
Joe Dobson, R ERA: 3.49	(1, 1)	4.0		16	1	3	2	1	3	0	0	0	0	0	15	27	4.50	1.000
Bob Keegan, R ERA: 5.61	(5, 1)	3.0	W	11	2	0	0	1	0	1	0	0	0	0	12	16	0.00	0.667
Harry Dorish, R ERA: 2.33	(8, 1)	2.0	S	8	2	1	1	0	0	0	0	0	0	0	8	8	4.50	1.000

PITCHER		IP	WLS	BF	H	R	ER	SO	BB	IBB	HBP	BLK	WP	HR	S	P	ERA	WHIP

Batter	1	2	3	4	5	6	7	8	9	AB	R	H	RBI	BB	SO	LOB
Nellie Fox, L (1, 4) OBP: 0.341, SLG: 0.392	F7		G3		BB BB 2B 1B	1B	L4			5	1	2	0	0	0	2
Ferris Fain, L (1, 3) OBP: 0.421, SLG: 0.382	2B		BB		1-2 BB 2B	1-2 1B	K			3	1	2	0	2	1	2
Minnie Minoso, R (1, 7) OBP: 0.417, SLG: 0.469	1-3		F7		2B 1-2 2-3 BB	5-3		SH1-3 1B		4	0	1	0	1	0	4
Bob Elliott, R (1, 5) OBP: 0.391, SLG: 0.449	K			BB BB BB	1-3 2-H 3-H 2B		1B 1B 1B	SH1-3 1-2		3	1	2	2	1	1	1
Jim Rivera, L (1, 8) OBP: 0.342, SLG: 0.413		4-3		F4	K		F9	4-3		5	0	0	0	0	1	5
Sam Mele, R (1, 9) OBP: 0.388, SLG: 0.477		BB		F7	G6-4-3 IBB		1B 1-3 1B	6-3		3	1	1	0	2	0	2
Sherm Lollar, R (1, 2) OBP: 0.420, SLG: 0.459		F2		BB 1-2 BB	G6-4-3 1-2f		BB 1B 1-3 3-H 1B			3	1	1	1	1	0	4
Chico Carrasquel, R (1, 6) OBP: 0.301, SLG: 0.325		K		1-2 2-3 BB		B2-3	1B 1-2 BB			2	0	0	0	2	1	1
Joe Dobson, R (1, 1) OBP: 0.100, SLG: 0.103			K	K		K	1-3 2-H 3-H 1B			1	0	0	0	0	1	0
Tom Wright, L (4, PH) OBP: 0.311, SLG: 0.381										1	0	0	0	0	1	3
Bob Keegan, R (5, 1) OBP: 0.111, SLG: 0.111										1	0	0	0	0	1	0
Bud Stewart, L (7, PH) OBP: 0.367, SLG: 0.464										1	0	1	2	0	0	0
Harry Dorish, R (8, 1) OBP: 0.154, SLG: 0.154										0	0	0	0	0	0	0
Inning Stats	R: 0 E: 0 K: 1 S: 6 H: 1 LOB: 1 BB: 0 P: 6	R: 0 E: 0 K: 1 S: 5 H: 0 LOB: 1 BB: 1 P: 9	R: 0 E: 0 K: 1 S: 5 H: 0 LOB: 1 BB: 1 P: 9	R: 0 E: 0 K: 1 S: 5 H: 0 LOB: 3 BB: 3 P: 17	R: 2 E: 0 K: 1 S: 6 H: 2 LOB: 2 BB: 3 P: 18	R: 0 E: 0 K: 1 S: 7 H: 2 LOB: 2 BB: 0 P: 7	R: 3 E: 0 K: 1 S: 9 H: 4 LOB: 2 BB: 1 P: 13	R: 0 E: 0 K: 0 S: 4 H: 1 LOB: 1 BB: 0 P: 4		1B: 8 2B: 2 3B: 0 HR: 0		SF: 0 SAC: 1 DP: 1 HBP: 0		WP: 0 PB: 0 SB: 0 CS: 0	PA: 42	

PITCHER	IP	WLS	BF	H	R	ER	SO	BB	IBB	HBP	BLK	WP	HR	S	P	ERA	WHIP
Early Wynn, R (1, 1) ERA: 3.99	6.1	L	36	9	5	5	6	8	1	0	0	0	0	39	75	7.11	2.684
Dave Hoskins, R (7, 1) ERA: 3.69	1.2		6	1	0	0	1	0	0	0	0	0	0	8	8	0.00	0.600

PITCHER	IP	WLS	BF	H	R	ER	SO	BB	IBB	HBP	BLK	WP	HR	S	P	ERA	WHIP

BOTTOM

Cleveland Indians @ Chicago White Sox

Comiskey Park, Chicago, IL

Sat Jul 11 1953, 4:33 AM EDT

Att. 18,604 - Unknown

livebaseballscorecards.com

AB	32
R	5
H	10
RBI	5
BB	9
SO	7
LOB	24

Batter	1	2	3	4	5	6	7	8	9	AB	R	H	RBI	BB	SO	LOB
Bob Kennedy, R (1, 7) OBP: 0.326, SLG: 0.309	S S S 0-3 ① K		x 0-0 ② F8		x 0-0 FC6-4 1B		x 0-0 ②③ G5-4-3 1-2f			4	0	1	0	0	1	1
Al Smith, R (1, 9) OBP: 0.278, SLG: 0.133	B B B B 4-0 BB		x 0-0 ③ 3-1		x 0-0 ③ FC6-4 1-2f			S S S 0-3 ① K		3	0	0	0	1	1	1
Al Rosen, R (1, 5) OBP: 0.411, SLG: 0.595	x 0-0 ② F7			B B B B 4-0 G3 G3 1B BB		x 0-0 1B 3B		x 0-0 ② 6-3		3	2	1	0	1	0	1
Luke Easter, L (1, 3) OBP: 0.369, SLG: 0.411	S S S 0-3 ③ K			x 0-0 ① G3 1-2		x 0-0 FC1-6 3-H 1B		x 0-0 ③ 4-3		4	0	1	1	0	1	2
Larry Doby, L (1, 8) OBP: 0.376, SLG: 0.484		B B B B 4-0 BB		x 0-0 ② G3 2-3		x 0-0 ① FC1-6 1-2f			x 0-0 ① F8	3	0	0	0	1	0	2
Joe Ginsberg, L (1, 2) OBP: 0.383, SLG: 0.340		x 0-0 ① F9		x 0-0 3-H 1B		S S S 0-3 ② K			x 0-0 ② 1-3	4	0	1	1	0	1	2
George Strickland, R (1, 6) OBP: 0.368, SLG: 0.360		x 0-0 ② F8		x 0-0 ③ P4		x 0-0 ③ L5			x 0-0 FC5-4 1B	4	0	1	0	0	0	3
Owen Friend, R (1, 4) OBP: 0.256, SLG: 0.303		x 0-0 ③ F9			x 0-0 ① F8		x 0-0 ① 6-3		x 0-0 ③ FC5-4 1-2f	4	0	0	0	0	0	2
Art Houtteman, R (1, 1) OBP: 0.206, SLG: 0.353 Dave Hoskins, L (2, 1) OBP: 0.407, SLG: 0.560 Bill Wight, L (2, 1) OBP: 0.300, SLG: 0.300 Bob Hooper, R (4, 1) OBP: 0.286, SLG: 0.167 Bill Glynn, L (7, PH) OBP: 0.321, SLG: 0.271 Lou Brissie, L (7, 1)			x 0-0 ① 4-3		S S S 0-3 ② K		x 0-0 G5-4-3 1B			0 0 1 1 1 0	0 0 0 0 0 0	0 0 0 0 1 0	0 0 0 0 0 0	0 0 0 0 0 0	0 0 0 0 1 0	0 0 0 0 0 0
Inning Stats	R: 0 H: 0 E: 0 LOB: 1 K: 2 BB: 1 S: 7 P: 11	R: 0 H: 0 E: 0 LOB: 1 K: 0 BB: 1 S: 3 P: 7	R: 0 H: 0 E: 0 LOB: 0 K: 0 BB: 0 S: 3 P: 3	R: 1 H: 1 E: 0 LOB: 1 K: 0 BB: 1 S: 4 P: 8	R: 0 H: 1 E: 0 LOB: 1 K: 1 BB: 0 S: 6 P: 6	R: 1 H: 2 E: 0 LOB: 1 K: 1 BB: 0 S: 7 P: 7	R: 0 H: 1 E: 0 LOB: 0 K: 0 BB: 0 S: 3 P: 3	R: 0 H: 0 E: 0 LOB: 0 K: 1 BB: 0 S: 5 P: 5	R: 0 H: 1 E: 0 LOB: 1 K: 0 BB: 0 S: 4 P: 4	1B: 5 SF: 0 2B: 0 SAC: 0 3B: 1 DP: 1 HR: 0 HBP: 0						

PITCHER	IP	WLS	BF	H	R	ER	SO	BB	IBB	HBP	BLK	WP	HR	S	P	ERA	WHIP
Mike Fornieles, R (1, 1) ERA: 2.91	9.0	W	35	6	2	2	5	3	0	0	0	0	0	42	54	2.00	1.000

PITCHER	IP	WLS	BF	H	R	ER	SO	BB	IBB	HBP	BLK	WP	HR	S	P	ERA	WHIP

TOP

Cleveland Indians @ Chicago White Sox

Comiskey Park, Chicago, IL

Sun Jul 12 1953, 4:33 AM EDT

Unknown

livebaseballscorecards.com

AB	32
R	2
H	6
RBI	2
BB	3
SO	5
LOB	14

WP: 0 PA: 35
PB: 0
SB: 0
CS: 0

Batter	1	2	3	4	5	6	7	8	9	AB	R	H	RBI	BB	SO	LOB
Nellie Fox, L (1, 4) OBP: 0.344, SLG: 0.395	0-0 1B BB 6-3 1B	4-0 BBB 1B 1B 1B BB	0-0 ② L6		0-0 E6 PB E		0-0 1B 1B 2B	0-0 ② L3		5	4	2	0	1	0	3
Ferris Fain, L (1, 3) OBP: 0.422, SLG: 0.383	4-0 BBB 6-3 1B 2B 1-2 BB	0-0 1B 1B 1-2 2-H 1B	0-0 ③ 4-3		0-0 E6 5-3 1B 1-H 2-H		0-0 1B 2B 2-3 1B	0-0 ③ 1-3		5	4	2	2	1	0	2
Minnie Minoso, R (1, 7) OBP: 0.422, SLG: 0.475	0-0 6-3 2B 1-2 2-3 1B	0-0 1B WP 1-2 2-3 1B		0-0 SH5-4 1B 1B	0-0 ② 5-3 1-2		0-0 2B 1-2 3-H 1B			5	3	4	1	0	0	1
Bob Elliott, R (1, 5) OBP: 0.396, SLG: 0.453 Fred Marsh, R (5, PR) (6, 5) OBP: 0.292, SLG: 0.271	0-0 ① 6-3 1-2 2-3 3-H	0-0 WP 1-3 2-H 3-H 1B		0-0 SH5-4 1-2 1B	0-0 CS 2-H 1B		SSS 0-3 ① K			4 1	0 0	3 0	4 0	0 0	0 1	2 2
Jim Rivera, L (1, 8) OBP: 0.346, SLG: 0.423	SSS 0-0 2-H 3-H 2B	0-3 ② K 1-2 3-H		0-0 ① SH5-4 1-2 2-3	0-0 ③ CS 1-2	0-0 5-3 1B 1B	0-0 ② 1-H 2-H 2B			4	0	3	4	0	1	1
Sam Mele, R (1, 9) OBP: 0.391, SLG: 0.475	0-0 ② 1-3	4-0 IBB		4-0 G1-2-3 IBB		0-0 SSS 5-3 1-2 1B	SSS 0-3 ③ K			3	0	1	0	2	1	1
Bud Sheely, L (1, 2) OBP: 0.410, SLG: 0.313 Sherm Lollar, R (4, PH) (5, 2) OBP: 0.418, SLG: 0.457	0-0 ③ L4	0-0 ③ 4-3		0-0 ② ③ G1-2-3 1-2f		0-0 ① 5-3 1-2 2-3		0-0 2B 1B		2 3	0 1	0 1	0 1	0 0	0 0	3 5
Chico Carrasquel, R (1, 6) OBP: 0.307, SLG: 0.326 Vern Stephens, R (8, 6) OBP: 0.264, SLG: 0.260		0-0 SH1-4 1B 1B	0-0 ① 5-3		BBB 4-0 PB SH1-4 E BB	4-0 G6-2-3 IBB		0-0 1-H 2B		2 1	2 0	1 1	0 1	2 1	0 0	0 0
Mike Fornieles, R (1, 1) OBP: 0.174, SLG: 0.182		0-0 ① SH1-4 1-2	0-0 1B		0-0 ① SH1-4 1-2	0-0 ② ③ G6-2-3 1-2f		0-0 ① 5-3		3	0	1	0	0	0	4
Inning Stats	R: 3 E: 0 K: 0 S: 6 H: 3 LOB: 1 BB: 1 P: 10	R: 4 E: 0 K: 1 S: 9 H: 4 LOB: 2 BB: 2 P: 17	R: 0 E: 0 K: 0 S: 4 H: 1 LOB: 1 BB: 0 P: 4	R: 0 E: 0 K: 0 S: 4 H: 2 LOB: 2 BB: 1 P: 8	R: 3 E: 2 K: 0 S: 5 H: 1 LOB: 1 BB: 1 P: 9	R: 0 E: 0 K: 0 S: 4 H: 2 LOB: 2 BB: 1 P: 8	R: 3 E: 0 K: 2 S: 10 H: 4 LOB: 0 BB: 0 P: 10	R: 1 E: 0 K: 0 S: 5 H: 2 LOB: 1 BB: 0 P: 5		1B: 15 2B: 4 3B: 0 HR: 0	SF: 0 SAC: 3 DP: 2 HBP: 0					

BOTTOM

Cleveland Indians @ Chicago White Sox

Comiskey Park, Chicago, IL

Sun Jul 12 1953, 4:33 AM EDT

Unknown

livebaseballscorecards.com

AB	38
R	14
H	19
RBI	12
BB	6
SO	3
LOB	24

WP: 1 PA: 48
PB: 1
SB: 0
CS: 1

PITCHER		IP	WLS	BF	H	R	ER	SO	BB	IBB	HBP	BLK	WP	HR	S	P	ERA	WHIP
Art Houtteman, R ERA: 5.74	(1, 1)	1.1	L	11	5	6	6	0	2	0	0	0	0	0	9	17	40.50	5.250
Dave Hoskins, R ERA: 3.92	(2, 1)	0.0		2	2	0	0	0	0	0	0	0	0	0	2	2	∞	∞
Bill Wight, L ERA: 6.29	(2, 1)	2.0		11	3	1	1	1	0	2	0	0	1	0	11	19	4.50	1.500
Bob Hooper, R ERA: 4.42	(4, 1)	2.2		12	3	3	0	0	1	1	0	0	0	0	10	18	0.00	1.500
Lou Brissie, L ERA: 7.71	(7, 1)	2.0		11	6	4	4	2	0	0	0	0	0	0	15	15	18.00	3.000

PITCHER	IP	WLS	BF	H	R	ER	SO	BB	IBB	HBP	BLK	WP	HR	S	P	ERA	WHIP

Batter	1	2	3	4	5	6	7	8	9	AB	R	H	RBI	BB	SO	LOB
Bill Glynn, L (1, 7) OBP: 0.320, SLG: 0.270	F7		1-2 1B		6-3			K		4	0	1	0	0	1	1
Al Smith, R (1, 9) OBP: 0.273, SLG: 0.158	K		K			6-3		1B		4	0	1	0	0	2	2
Al Rosen, R (1, 5) OBP: 0.407, SLG: 0.587	F8			K		F9		F8		4	0	0	0	0	1	1
Luke Easter, L (1, 3) OBP: 0.374, SLG: 0.408		BBBB G4-6-3 BB		K		F7			BB 1B	3	0	1	0	1	1	0
Bob Kennedy, R (9, PR) OBP: 0.326, SLG: 0.309										0	0	0	0	0	0	0
Larry Doby, L (1, 8) OBP: 0.375, SLG: 0.488		G4-6-3 1-2f		P5			3B		F8	4	0	1	0	0	0	2
Joe Tipton, R (1, 2) OBP: 0.338, SLG: 0.475		P4			F3		5-3		BBBB 1-2 BB	3	0	0	0	1	0	1
Jim Hegan, R (9, PR) OBP: 0.284, SLG: 0.294										0	0	0	0	0	0	0
George Strickland, R (1, 6) OBP: 0.368, SLG: 0.371			K		3B		K		P4	3	1	1	0	0	2	1
Dave Hoskins, L (9, PH) OBP: 0.407, SLG: 0.560										0	0	0	0	0	0	0
Wally Westlake, R (9, PH) OBP: 0.329, SLG: 0.379										1	0	0	0	0	0	2
Owen Friend, R (1, 4) OBP: 0.252, SLG: 0.298			F8		K		4-3		F8	2	0	0	0	0	1	1
Dale Mitchell, L (7, PH) OBP: 0.348, SLG: 0.453										1	0	0	0	0	0	1
Hank Majeski, R (7, 4) OBP: 0.208, SLG: 0.333										1	0	0	0	0	0	2
Bob Lemon, L (1, 1) OBP: 0.295, SLG: 0.431			BBBB 1B BB		3-H 3B			P5		2	0	1	1	1	0	0

Inning Stats	1	2	3	4	5	6	7	8	9	1B	SF	WP	PA
R	0	0	0	0	1	0	0	0	0	3	0	0	35
E	0	0	0	0	0	0	0	0	0	2B 0	SAC 0	PB 0	
K	1	0	2	2	1	0	1	1	0	3B 3	DP 1	SB 0	
S	5	2	8	7	7	3	6	6	4	HR 0	HBP 0	CS 0	
H	0	0	1	0	2	0	1	1	1				
LOB	0	0	2	0	1	0	1	1	2				
BB	0	1	1	0	0	0	0	0	1				
P	5	6	12	7	7	3	6	6	8				

PITCHER	IP	WLS	BF	H	R	ER	SO	BB	IBB	HBP	BLK	WP	HR	S	P	ERA	WHIP
Virgil Trucks, R (1, 1) ERA: 2.94	8.1	W	33	6	1	1	8	3	0	0	0	0	0	46	58	1.08	1.080
Billy Pierce, L (9, 1) ERA: 2.87	0.2	S	2	0	0	0	0	0	0	0	0	0	0	2	2	0.00	0.000

PITCHER	IP	WLS	BF	H	R	ER	SO	BB	IBB	HBP	BLK	WP	HR	S	P	ERA	WHIP

Cleveland Indians @ Chicago White Sox

Comiskey Park, Chicago, IL

Sun Jul 12 1953, 4:38 AM EDT

Att. 43,419 - Unknown

TOP

livebaseballscorecards.com

AB	32
R	1
H	6
RBI	1
BB	3
SO	8
LOB	14

Batter	1	2	3	4	5	6	7	8	9	AB	R	H	RBI	BB	SO	LOB
Nellie Fox, L (1, 4) OBP: 0.345, SLG: 0.395	F7	F5		1B 2-3 1B		BB 1-2 2-3 1B		F7 1-2		5	0	2	0	0	0	3
Ferris Fain, L (1, 3) OBP: 0.427, SLG: 0.383	1B HBP		1-3	1-3 3-H 1B		BBBB 4-0 1-2 2-3 3-H BB		BBBB 4-0 1B BB		2	0	1	2	2	0	0
Minnie Minoso, R (1, 7) OBP: 0.422, SLG: 0.473	FC6-4 1-2 1B		5-3		5-3	F3		1-2 2-3 1B		5	0	2	0	0	0	3
Bob Elliott, R (1, 5) OBP: 0.396, SLG: 0.452	SSS K		2B 1B		SSS FC4-6 1B	SSS K		F7		5	1	2	0	0	2	8
Jim Rivera, L (1, 8) OBP: 0.344, SLG: 0.422	FC6-4 1-2f		1-H 2B		FC4-6 1-2f 1B	4-3		6-3		5	0	1	1	0	0	9
Sam Mele, R (1, 9) OBP: 0.390, SLG: 0.472		6-3	F9		1-2 1B		P4			4	0	1	0	0	0	1
Sherm Lollar, R (1, 2) OBP: 0.415, SLG: 0.449		5-3		1B 2-3 1B HBP	P5		F7			3	1	0	0	0	0	2
Chico Carrasquel, R (1, 6) OBP: 0.310, SLG: 0.329		1B 1B		2-3 1-2		1B SH BB 1B	5-3			4	1	2	0	0	0	1
Virgil Trucks, R (1, 1) OBP: 0.205, SLG: 0.227 Billy Pierce, L (9, 1) OBP: 0.182, SLG: 0.100	1-2 1B			5-3		SH BB 1B 1-2		1B WP 1B		3 0	0 0	2 0	0 0	0 0	0 0	1 0
Inning Stats	R: 0 H: 1 E: 0 LOB: 2 K: 1 BB: 0 S: 6 P: 7	R: 0 H: 2 E: 0 LOB: 2 K: 0 BB: 0 S: 5 P: 5	R: 1 H: 2 E: 0 LOB: 1 K: 0 BB: 0 S: 5 P: 5	R: 1 H: 2 E: 0 LOB: 2 K: 0 BB: 0 S: 4 P: 5	R: 0 H: 2 E: 0 LOB: 2 K: 0 BB: 0 S: 5 P: 5	R: 1 H: 2 E: 1 LOB: 3 K: 1 BB: 1 S: 8 P: 12	R: 0 H: 0 E: 0 LOB: 0 K: 0 BB: 0 S: 3 P: 3	R: 0 H: 2 E: 0 LOB: 3 K: 0 BB: 1 S: 5 P: 9		1B: 12 SF: 0 2B: 1 SAC: 1 3B: 0 DP: 0 HR: 0 HBP: 2						

PITCHER	IP	WLS	BF	H	R	ER	SO	BB	IBB	HBP	BLK	WP	HR	S	P	ERA	WHIP
Bob Lemon, R (1, 1) ERA: 2.89	8.0	L	41	13	3	2	2	2	0	2	0	1	0	41	51	2.25	1.875

PITCHER	IP	WLS	BF	H	R	ER	SO	BB	IBB	HBP	BLK	WP	HR	S	P	ERA	WHIP

BOTTOM

Cleveland Indians @ Chicago White Sox

Comiskey Park, Chicago, IL

Sun Jul 12 1953, 4:38 AM EDT

Att. 43,419 - Unknown

livebaseballscorecards.com

AB	36
R	3
H	13
RBI	3
BB	2
SO	2
LOB	28

WP: 1 PA: 41
PB: 0
SB: 0
CS: 0

Batter	1	2	3	4	5	6	7	8	9	10	AB	R	H	RBI	BB	SO	LOB
Eddie Yost, R (1, 5) OBP: 0.391, SLG: 0.394	F3		6-3			1B		HR 1B		K	5	1	2	0	0	1	0
Pete Runnels, L (1, 6) OBP: 0.350, SLG: 0.300	4-3			1-3		P6		1-H HR		4-3	5	1	1	2	0	0	1
Mickey Vernon, L (1, 3) OBP: 0.383, SLG: 0.470	5-3			4-3			1B 2B	K		F9	5	1	1	0	0	1	0
Clyde Vollmer, R (1, 7) OBP: 0.351, SLG: 0.368		P4		6-3			P6	1-3			4	0	0	0	0	0	1
Jackie Jensen, R (1, 9) OBP: 0.369, SLG: 0.432		F9			5-3		1B F8 2-H 1B		FC6-4 SH1-3 WP 1B		4	2	2	1	0	0	0
Jim Busby, R (1, 8) OBP: 0.337, SLG: 0.388		2B			P3		1-3 1B		SH1-3 1-2		3	0	2	0	0	0	0
Wayne Terwilliger, R (1, 4) OBP: 0.344, SLG: 0.331		K			F7		F8 3-H		FC6-4 BB		2	0	0	0	0	1	1
Kite Thomas, R (7, PH) OBP: 0.200, SLG: 0.193											1	0	0	1	0	0	1
Ed Fitz Gerald, R (7, 2) OBP: 0.307, SLG: 0.340											0	0	0	0	1	0	0
Mickey Grasso, R (1, 2) OBP: 0.266, SLG: 0.298			5-3			5-3	4-3		FC6-4 WP 1-2f 2-3		2	0	0	0	0	0	0
Gil Coan, L (7, PH) OBP: 0.115, SLG: 0.160											1	0	0	0	0	0	1
Jerry Snyder, R (7, 4) OBP: 0.667, SLG: 0.778											1	0	0	0	0	0	2
Spec Shea, R (1, 1) OBP: 0.237, SLG: 0.243			4-3			6-3		4-3	3-1 1-2 3-H		3	0	0	0	0	0	0
Tommy Byrne, L (9, PH) OBP: 0.250, SLG: 0.226											1	0	0	0	0	0	1
Sonny Dixon, S (9, 1) OBP: 0.240, SLG: 0.217											0	0	0	0	0	0	0
Jerry Lane, R (9, 1)											0	0	0	0	0	0	0
Inning Stats	R: 0 E: 0 K: 0 S: 3 H: 0 LOB: 0 BB: 0 P: 3	R: 0 E: 0 K: 1 S: 6 H: 1 LOB: 1 BB: 0 P: 6	R: 0 E: 0 K: 0 S: 3 H: 0 LOB: 0 BB: 0 P: 3	R: 0 E: 0 K: 0 S: 3 H: 0 LOB: 0 BB: 0 P: 3	R: 0 E: 0 K: 0 S: 3 H: 0 LOB: 0 BB: 0 P: 3	R: 0 E: 0 K: 0 S: 4 H: 1 LOB: 1 BB: 0 P: 4	R: 2 E: 0 K: 0 S: 6 H: 3 LOB: 1 BB: 0 P: 6	R: 2 E: 0 K: 1 S: 7 H: 2 LOB: 0 BB: 0 P: 7	R: 1 E: 0 K: 0 S: 4 H: 1 LOB: 1 BB: 1 P: 8	R: 0 E: 0 K: 1 S: 5 H: 0 LOB: 0 BB: 0 P: 5	1B: 5 2B: 2 3B: 0 HR: 1 SF: 0 SAC: 1 DP: 0 HBP: 0						

PITCHER	IP	WLS	BF	H	R	ER	SO	BB	IBB	HBP	BLK	WP	HR	S	P	ERA	WHIP
Sandy Consuegra, R (1, 1) ERA: 3.74	8.0		32	8	5	5	2	0	0	0	0	0	1	36	36	5.62	1.000
Mike Fornieles, R (9, 1) ERA: 2.87	1.0		4	0	0	0	0	1	0	0	0	1	0	3	7	0.00	1.000
Billy Pierce, L (10, 1) ERA: 2.85	1.0	W	3	0	0	0	1	0	0	0	0	0	0	5	5	0.00	0.000

PITCHER	IP	WLS	BF	H	R	ER	SO	BB	IBB	HBP	BLK	WP	HR	S	P	ERA	WHIP

TOP

Washington Senators @ Chicago White Sox

Comiskey Park, Chicago, IL

Thu Jul 16 1953, 4:33 AM EDT

Unknown

livebaseballscorecards.com

AB	37
R	5
H	8
RBI	4
BB	1
SO	3
LOB	8

WP: 1 PA: 39
PB: 0
SB: 0
CS: 0

Washington Senators @ Chicago White Sox

Comiskey Park, Chicago, IL

Thu Jul 16 1953, 4:33 AM EDT

Unknown

livebaseballscorecards.com

Batter	1	2	3	4	5	6	7	8	9	10	AB	R	H	RBI	BB	SO	LOB
Nellie Fox, L (1, 4) OBP: 0.345, SLG: 0.393	BBBB 4-0 WP 5-3 F8 BB		x 0-0 ③ F7		x 0-0 ③ F9		x 0-0 BB 1B 2-H 3-H		x 0-0 ② F8		4	1	1	2	1	0	2
Ferris Fain, L (1, 3) OBP: 0.430, SLG: 0.381	x 0-0 ① 5-3 1-2			BBBB 4-0 1-3 1-3 BB		x 0-0 ① 3-1	BBBB 4-0 1-2 BB		BBBB 4-0 1B 1-2 BB		2	0	0	0	3	0	1
Minnie Minoso, R (1, 7) OBP: 0.422, SLG: 0.470	H 1-0 PO 2-3 HBP			x 0-0 ① 1-3 1-2		x 0-0 ② F8	x 0-0 ③ P6		x 0-0 1-2 2-H 1B		4	0	1	1	0	0	3
Sam Mele, R (1, 9) OBP: 0.387, SLG: 0.471	x 0-0 ② F8 3-H			x 0-0 ② 1-3 2-3		x 0-0 2B		x 0-0 ① L7	SSS 0-3 K		5	0	1	1	0	1	4
Jim Rivera, L (1, 8) OBP: 0.342, SLG: 0.419	0-0 ③ PO 1-2	x 0-0 ① 4-3		x 0-0 ③ 4-3		x 0-0 ③ F7		x 0-0 ② F7		x 0-0 SH1-4 1B 1B	5	1	1	0	0	0	2
Rocky Krsnich, R (1, 5) OBP: 0.284, SLG: 0.324		x 0-0 ② L5			x 0-0 ① F3		x 0-0 ① F2 BBBB 4-0 BB			x 0-0 ① SH1-4 1-2	3	0	0	0	1	0	0
Bud Sheely, L (1, 2) OBP: 0.405, SLG: 0.314 Fred Marsh, R (7, PR) OBP: 0.292, SLG: 0.271 Sherm Lollar, R (8, 2) OBP: 0.411, SLG: 0.444		x 0-0 ③ G3			x 0-0 ② 1-3		x 0-0 SH3-1 1B 1B	x 0-0 ③ F8		x 0-0 ② P6	3 0 2	0 1 0	1 0 0	0 0 0	0 0 0	0 0 0	0 0 2
Chico Carrasquel, R (1, 6) OBP: 0.317, SLG: 0.341			x 0-0 ① F8		x 0-0 1B 3B		x 0-0 SH3-1 1-2 1B 1B		x 0-0 FC6-4 1B	BBBB 4-0 1B BB	4	2	3	0	1	0	0
Sandy Consuegra, R (1, 1) OBP: 0.167, SLG: 0.118 Mike Fornieles, R (9, 1) OBP: 0.174, SLG: 0.182 Bud Stewart, L (9, PH) OBP: 0.355, SLG: 0.448 Billy Pierce, L (10, 1) OBP: 0.200, SLG: 0.122			x 0-0 ② F8		x 0-0 3-H 1B		x 0-0 ② SH3-1 1-2 2-3		x 0-0 ① FC6-4 BB 1-2f 1B	x 0-0 1-2 2-H 1B	2 0 1 1	0 0 1 0	1 0 0 1	1 0 0 1	0 0 0 0	0 0 0 0	0 0 1 0

Inning Stats	1	2	3	4	5	6	7	8	9	10
	R: 1 H: 0 E: 0 LOB: 0 K: 0 BB: 1 S: 2 P: 7	R: 0 H: 0 E: 0 LOB: 0 K: 0 BB: 0 S: 3 P: 3	R: 0 H: 0 E: 0 LOB: 0 K: 0 BB: 0 S: 3 P: 3	R: 0 H: 0 E: 0 LOB: 1 K: 0 BB: 1 S: 3 P: 7	R: 1 H: 2 E: 0 LOB: 1 K: 0 BB: 0 S: 5 P: 5	R: 0 H: 1 E: 0 LOB: 1 K: 0 BB: 0 S: 4 P: 4	R: 2 H: 3 E: 0 LOB: 2 K: 0 BB: 1 S: 6 P: 10	R: 0 H: 0 E: 0 LOB: 1 K: 0 BB: 1 S: 3 P: 7	R: 1 H: 2 E: 0 LOB: 2 K: 1 BB: 1 S: 7 P: 11	R: 1 H: 2 E: 0 LOB: 2 K: 0 BB: 1 S: 4 P: 8

PITCHER		IP	WLS	BF	H	R	ER	SO	BB	IBB	HBP	BLK	WP	HR	S	P	ERA	WHIP	PITCHER		IP	WLS	BF	H	R	ER	SO	BB	IBB	HBP	BLK	WP	HR	S	P	ERA	WHIP
Spec Shea, R ERA: 2.84	(1, 1)	8.0		34	6	4	3	0	4	0	1	0	1	0	29	46	3.38	1.250																			
Sonny Dixon, R ERA: 3.08	(9, 1)	0.2		5	2	1	1	0	1	0	0	0	0	0	4	8	13.50	4.500																			
Jerry Lane, R ERA: 2.93	(9, 1)	1.0	L	6	2	1	1	1	1	0	0	0	0	0	7	11	9.00	3.000																			

AB	36
R	6
H	10
RBI	6
BB	6
SO	1
LOB	15

1B: 8	SF: 0	WP: 1	PA: 46
2B: 1	SAC: 2	PB: 0	
3B: 1	DP: 0	SB: 0	
HR: 0	HBP: 1	CS: 0	

Batter	1	2	3	4	5	6	7	8	9	AB	R	H	RBI	BB	SO	LOB
Eddie Yost, R (1, 5) OBP: 0.387, SLG: 0.389	F9 ①	5-3 ③			P3 ②		F7 ②			4	0	0	0	0	0	1
Pete Runnels, L (1, 6) OBP: 0.346, SLG: 0.296	4-3 ②		4-3 ①		F7 ③		P6 ③			4	0	0	0	0	0	0
Mickey Vernon, L (1, 3) OBP: 0.381, SLG: 0.470	3-1 ③		F2 ②			4-3 ①		S F9 2B		4	1	1	0	0	0	0
Gil Coan, L (1, 7) OBP: 0.100, SLG: 0.138		3-1 ①	F8 ③			G3 ②		F9 ① 2-H		4	0	0	1	0	0	0
Jackie Jensen, R (1, 9) OBP: 0.371, SLG: 0.431		BBBB 4-0 2B 1B BB		6-3 ①		1B 1B		SSS 0-3 K ②		3	1	1	0	1	1	0
Jim Busby, R (1, 8) OBP: 0.339, SLG: 0.392		0-0 1B 1B 1-3 2B		5-3 ②		BB 1-3 1B		5-3 ③		4	1	2	0	0	0	0
Wayne Terwilliger, R (1, 4) OBP: 0.348, SLG: 0.334		0-0 1B 2-3 3-H 1B		1B		BBBB 4-0 1-2 BB			0-0 G3 ①	3	1	2	1	1	0	0
Ed Fitz Gerald, R (1, 2) OBP: 0.305, SLG: 0.338		0-0 2-H 3-H 1B		P5 ③		G5 ③			0-0 1-3 ②	4	0	1	2	0	0	4
Bob Porterfield, R (1, 1) OBP: 0.356, SLG: 0.554 Tommy Byrne, L (9, PH) OBP: 0.243, SLG: 0.219		SSS 0-3 K ②			5-3 ①		F7 ①		0-0 4-3 ③	3 1	0 0	0 0	0 0	0 0	1 0	1 0
Inning Stats	R: 0 E: 0 K: 0 S: 3 H: 0 LOB: 0 BB: 0 P: 3	R: 3 E: 0 K: 1 S: 8 H: 3 LOB: 1 BB: 1 P: 12	R: 0 E: 0 K: 0 S: 3 H: 0 LOB: 0 BB: 0 P: 3	R: 0 E: 0 K: 0 S: 4 H: 1 LOB: 1 BB: 0 P: 4	R: 0 E: 0 K: 0 S: 3 H: 0 LOB: 0 BB: 0 P: 3	R: 0 E: 0 K: 0 S: 5 H: 2 LOB: 3 BB: 1 P: 9	R: 0 E: 0 K: 0 S: 3 H: 0 LOB: 0 BB: 0 P: 3	R: 1 E: 0 K: 1 S: 6 H: 1 LOB: 0 BB: 0 P: 6	R: 0 E: 0 K: 0 S: 3 H: 0 LOB: 0 BB: 0 P: 3	1B: 5 2B: 2 3B: 0 HR: 0	SF: 0 SAC: 0 DP: 0 HBP: 0						

TOP

Washington Senators @ Chicago White Sox

Comiskey Park, Chicago, IL

Thu Jul 16 1953, 4:38 AM EDT

Att. 19,327 - Unknown

livebaseballscorecards.com

AB	34
R	4
H	7
RBI	4
BB	2
SO	2
LOB	6

WP: 0 PB: 0 SB: 1 CS: 0 PA: 36

PITCHER	IP	WLS	BF	H	R	ER	SO	BB	IBB	HBP	BLK	WP	HR	S	P	ERA	WHIP
Harry Dorish, R (1, 1) ERA: 2.49	9.0	W	36	7	4	4	2	2	0	0	0	0	0	38	46	4.00	1.000

PITCHER	IP	WLS	BF	H	R	ER	SO	BB	IBB	HBP	BLK	WP	HR	S	P	ERA	WHIP

Batter	1	2	3	4	5	6	7	8	9	AB	R	H	RBI	BB	SO	LOB
Nellie Fox, L (1, 4) OBP: 0.347, SLG: 0.393	1B		P6		BB		F7			3	0	1	0	1	0	1
Ferris Fain, L (1, 3) OBP: 0.428, SLG: 0.379	1-2 1B		F9		P3			K		4	0	1	0	0	1	2
Minnie Minoso, R (1, 7) OBP: 0.425, SLG: 0.484	F8		1-H HR		1-3 1B			2B 1B		4	2	3	2	0	0	2
Sam Mele, R (1, 9) OBP: 0.388, SLG: 0.473	F3		BB		P4			1-H HR 2B		3	1	1	1	1	0	4
Jim Rivera, L (1, 8) OBP: 0.339, SLG: 0.414	F7		P4			1-3		L9		4	0	0	0	0	0	4
Rocky Krsnich, R (1, 5) OBP: 0.286, SLG: 0.325		P6		CS 1B		F2		2-H HR		3	0	1	0	0	0	0
Bud Stewart, L (8, PH) OBP: 0.375, SLG: 0.567										1	1	1	2	0	0	0
Fred Marsh, R (9, 5) OBP: 0.292, SLG: 0.271										0	0	0	0	0	0	0
Sherm Lollar, R (1, 2) OBP: 0.404, SLG: 0.435		K	1-2 K			6-3		P4		4	0	0	0	0	2	1
Chico Carrasquel, R (1, 6) OBP: 0.314, SLG: 0.338		K		F8			F7			3	0	0	0	0	1	0
Harry Dorish, R (1, 1) OBP: 0.172, SLG: 0.172			HR 1B		6-3		F4			3	1	1	0	0	0	0
Inning Stats	R: 0 H: 2 E: 0 LOB: 2 K: 0 BB: 0 S: 5 P: 5	R: 0 H: 0 E: 0 LOB: 0 K: 2 BB: 0 S: 7 P: 7	R: 2 H: 2 E: 0 LOB: 1 K: 0 BB: 1 S: 5 P: 9	R: 0 H: 1 E: 0 LOB: 0 K: 1 BB: 0 S: 5 P: 5	R: 0 H: 1 E: 0 LOB: 2 K: 0 BB: 1 S: 4 P: 8	R: 0 H: 0 E: 0 LOB: 0 K: 0 BB: 0 S: 3 P: 3	R: 0 H: 0 E: 0 LOB: 0 K: 0 BB: 0 S: 3 P: 3	R: 3 H: 3 E: 0 LOB: 0 K: 1 BB: 0 S: 8 P: 8		1B: 6 SF: 0 2B: 1 SAC: 0 3B: 0 DP: 0 HR: 2 HBP: 0						

PITCHER	IP	WLS	BF	H	R	ER	SO	BB	IBB	HBP	BLK	WP	HR	S	P	ERA	WHIP
Bob Porterfield, R (1, 1) ERA: 4.33	8.0	L	34	9	5	5	4	2	0	0	0	0	2	40	48	5.62	1.375

PITCHER	IP	WLS	BF	H	R	ER	SO	BB	IBB	HBP	BLK	WP	HR	S	P	ERA	WHIP

BOTTOM

Washington Senators @ Chicago White Sox

Comiskey Park, Chicago, IL

Thu Jul 16 1953, 4:38 AM EDT

Att. 19,327 - Unknown

livebaseballscorecards.com

AB	32
R	5
H	9
RBI	5
BB	2
SO	4
LOB	14

Batter	1	2	3	4	5	6	7	8	9	AB	R	H	RBI	BB	SO	LOB
Eddie Yost, R (1, 5) OBP: 0.386, SLG: 0.396	1-4-3			5-3		F7			HR	4	1	1	1	0	0	0
Pete Runnels, L (1, 6) OBP: 0.341, SLG: 0.292	G3			F1			F9		K	4	0	0	0	0	1	0
Mickey Vernon, L (1, 3) OBP: 0.380, SLG: 0.471	3-1			L7			2B		L8	4	0	1	0	0	0	0
Clyde Vollmer, R (1, 7) OBP: 0.348, SLG: 0.364		F9			3-1		F8			3	0	0	0	0	0	1
Jackie Jensen, R (1, 9) OBP: 0.368, SLG: 0.427		K			K		F8			3	0	0	0	0	2	1
Jim Busby, R (1, 8) OBP: 0.339, SLG: 0.395		6-3			2B			F3		3	0	1	0	0	0	0
Wayne Terwilliger, R (1, 4) OBP: 0.345, SLG: 0.331			F8		K			P4		3	0	0	0	0	1	1
Ed Fitz Gerald, R (1, 2) OBP: 0.300, SLG: 0.331			K			L5		6-3		3	0	0	0	0	1	0
Connie Marrero, R (1, 1) OBP: 0.233, SLG: 0.148			6-3			4-3			K	2	0	0	0	0	0	0
Kite Thomas, R (9, PH) OBP: 0.197, SLG: 0.190										1	0	0	0	0	1	0
Inning Stats	R: 0 E: 0 K: 0 S: 3 H: 0 LOB: 0 BB: 0 P: 3	R: 0 E: 0 K: 1 S: 5 H: 0 LOB: 0 BB: 0 P: 5	R: 0 E: 0 K: 1 S: 5 H: 0 LOB: 0 BB: 0 P: 5	R: 0 E: 0 K: 0 S: 3 H: 0 LOB: 0 BB: 0 P: 3	R: 0 E: 0 K: 2 S: 8 H: 1 LOB: 1 BB: 0 P: 8	R: 0 E: 0 K: 0 S: 3 H: 0 LOB: 0 BB: 0 P: 3	R: 0 E: 0 K: 0 S: 4 H: 1 LOB: 1 BB: 0 P: 4	R: 0 E: 0 K: 0 S: 3 H: 0 LOB: 0 BB: 0 P: 3	R: 1 E: 0 K: 2 S: 8 H: 1 LOB: 0 BB: 0 P: 8	1B: 0 2B: 2 3B: 0 HR: 1 SF: 0 SAC: 0 DP: 0 HBP: 0	WP: 0 PB: 0 SB: 0 CS: 0 PA: 30					

PITCHER	IP	WLS	BF	H	R	ER	SO	BB	IBB	HBP	BLK	WP	HR	S	P	ERA	WHIP
Virgil Trucks, R (1, 1) ERA: 2.82	9.0	W	30	3	1	1	6	0	0	0	0	0	1	42	42	1.00	0.333

PITCHER	IP	WLS	BF	H	R	ER	SO	BB	IBB	HBP	BLK	WP	HR	S	P	ERA	WHIP

TOP

Washington Senators @ Chicago White Sox

Comiskey Park, Chicago, IL

Fri Jul 17 1953, 4:33 AM EDT

Att. 23,278 - Unknown

livebaseballscorecards.com

AB	30
R	1
H	3
RBI	1
BB	0
SO	6
LOB	3

Batter	1	2	3	4	5	6	7	8	9	AB	R	H	RBI	BB	SO	LOB
Nellie Fox, L (1, 4) OBP: 0.348, SLG: 0.392	E1 G4-6-3			BBBB 4-0 SH5-3 HR BB		F7 ①	2-H 1B			3	1	1	1	1	0	0
Ferris Fain, L (1, 3) OBP: 0.427, SLG: 0.379	G4-6-3 ①② 1-2f			SH5-3 ① 1-2		WP 5-3 1B 1B	F7 ③			3	1	1	0	0	0	2
Minnie Minoso, R (1, 7) OBP: 0.423, SLG: 0.490	F2 ③			2-H HR		5-3 ② 1-2		1-3 ①		4	1	1	2	0	0	1
Sam Mele, R (1, 9) OBP: 0.386, SLG: 0.470		6-3 ①		L8 ②		BB 2-H 1B		6-3 ②		4	0	1	1	0	0	0
Jim Rivera, L (1, 8) OBP: 0.340, SLG: 0.413		CS 1B		F2 ③		BBBB 4-0 1-2 BB		L9 ③		3	0	1	0	1	0	0
Rocky Krsnich, R (1, 5) OBP: 0.276, SLG: 0.313		5-3 ②③ 1-2			P4 ①	P5 ③				3	0	0	0	0	0	3
Sherm Lollar, R (1, 2) OBP: 0.398, SLG: 0.428			F5 ①		1-3 ②		F5 ①			3	0	0	0	0	0	0
Chico Carrasquel, R (1, 6) OBP: 0.318, SLG: 0.342			P6 ②		BBBB 4-0 BB		1B 2B			2	1	1	0	1	0	0
Virgil Trucks, R (1, 1) OBP: 0.191, SLG: 0.213			6-3 ③		P6 ③		F2 ②			3	0	0	0	0	0	2
Inning Stats	R: 0 E: 1 K: 0 S: 3 H: 0 LOB: 0 BB: 0 P: 3	R: 0 E: 0 K: 0 S: 3 H: 1 LOB: 0 BB: 0 P: 3	R: 0 E: 0 K: 0 S: 3 H: 0 LOB: 0 BB: 0 P: 3	R: 2 E: 0 K: 0 S: 4 H: 1 LOB: 0 BB: 1 P: 8	R: 0 E: 0 K: 0 S: 3 H: 0 LOB: 1 BB: 1 P: 7	R: 1 E: 0 K: 0 S: 5 H: 2 LOB: 2 BB: 1 P: 9	R: 1 E: 0 K: 0 S: 5 H: 2 LOB: 1 BB: 0 P: 5	R: 0 E: 0 K: 0 S: 3 H: 0 LOB: 0 BB: 0 P: 3		1B: 4 2B: 1 3B: 0 HR: 1 SF: 0 SAC: 1 DP: 1 HBP: 0						

PITCHER	IP	WLS	BF	H	R	ER	SO	BB	IBB	HBP	BLK	WP	HR	S	P	ERA	WHIP
Connie Marrero, R (1, 1) ERA: 3.16	8.0	L	32	6	4	4	0	3	0	0	0	1	1	29	41	4.50	1.125

PITCHER	IP	WLS	BF	H	R	ER	SO	BB	IBB	HBP	BLK	WP	HR	S	P	ERA	WHIP

BOTTOM

Washington Senators @ Chicago White Sox

Comiskey Park, Chicago, IL

Fri Jul 17 1953, 4:33 AM EDT

Att. 23,278 - Unknown

livebaseballscorecards.com

AB	28
R	4
H	6
RBI	4
BB	3
SO	0
LOB	8

WP: 1 PA: 32
PB: 0
SB: 0
CS: 1

Batter	1	2	3	4	5	6	7	8	9	AB	R	H	RBI	BB	SO	LOB
Eddie Yost, R (1, 5) OBP: 0.388, SLG: 0.394	L7	BB		BB			BB	K		2	1	0	0	3	1	0
Pete Runnels, L (1, 6) OBP: 0.342, SLG: 0.295	WP 2B	4-3		1-3			BB	K	K	4	1	1	0	1	1	5
Mickey Vernon, L (1, 3) OBP: 0.383, SLG: 0.480	K		HR		3-1		BB		1B	4	2	2	1	1	1	1
Clyde Vollmer, R (1, 7) OBP: 0.347, SLG: 0.363	K		K		P4		BLK WP 1B		K	4	0	1	2	0	2	1
Gil Coan, L (7, PR) OBP: 0.097, SLG: 0.133 (7, 7)										1	1	0	0	0	1	1
Jackie Jensen, R (1, 9) OBP: 0.368, SLG: 0.427		6-3 1B	1-3		5-3		E S 1B		F7	5	1	2	1	0	0	1
Jim Busby, R (1, 8) OBP: 0.335, SLG: 0.390		K	K			L5	P9			4	0	0	0	0	2	2
Wayne Terwilliger, R (1, 4) OBP: 0.344, SLG: 0.330		6-3		6-3 S 1B		5-3	K			4	0	1	0	0	1	3
Ed Fitz Gerald, R (1, 2) OBP: 0.299, SLG: 0.329		BB 1B 1B		K		P6		6-3		4	0	1	1	0	1	1
Johnny Schmitz, R (1, 1) OBP: 0.105, SLG: 0.105		BB		6-3			K	F5		1	0	1	0	0	0	0
Jerry Lane, R (3, 1)										1	0	0	0	0	0	1
Tommy Byrne, L (7, PH) OBP: 0.231, SLG: 0.206 (7, 1)										2	0	0	0	0	1	0
Sonny Dixon, S (8, 1) OBP: 0.240, SLG: 0.217										0	0	0	0	0	0	0
Inning Stats	R: 0 E: 0 K: 2 S: 8 H: 1 LOB: 1 BB: 0 P: 8	R: 1 E: 0 K: 1 S: 8 H: 3 LOB: 3 BB: 1 P: 12	R: 1 E: 0 K: 2 S: 8 H: 1 LOB: 0 BB: 0 P: 8	R: 0 E: 0 K: 1 S: 6 H: 1 LOB: 2 BB: 1 P: 10	R: 0 E: 0 K: 0 S: 3 H: 0 LOB: 0 BB: 0 P: 3	R: 0 E: 0 K: 0 S: 3 H: 0 LOB: 0 BB: 0 P: 3	R: 4 E: 0 K: 2 S: 9 H: 2 LOB: 2 BB: 3 P: 21	R: 0 E: 0 K: 1 S: 5 H: 0 LOB: 0 BB: 0 P: 5	R: 0 E: 0 K: 2 S: 8 H: 1 LOB: 1 BB: 0 P: 8	1B: 7 2B: 1 3B: 0 HR: 1	SF: 0 SAC: 0 DP: 0 HBP: 0					

PITCHER	IP	WLS	BF	H	R	ER	SO	BB	IBB	HBP	BLK	WP	HR	S	P	ERA	WHIP
Saul Rogovin, R (1, 1) ERA: 5.6	6.1		29	6	4	4	7	4	0	0	0	1	1	39	55	5.68	1.579
Harry Dorish, R (7, 1) ERA: 2.6	2.2	W	12	3	2	2	4	1	0	0	1	1	0	19	23	6.75	1.500

PITCHER	IP	WLS	BF	H	R	ER	SO	BB	IBB	HBP	BLK	WP	HR	S	P	ERA	WHIP

TOP

Washington Senators @ Chicago White Sox

Comiskey Park, Chicago, IL

Sat Jul 18 1953, 4:33 AM EDT

Att. 12,122 - Unknown

livebaseballscorecards.com

AB	36
R	6
H	9
RBI	5
BB	5
SO	11
LOB	16

WP: 2 PB: 0 SB: 2 CS: 0 PA: 41

Batter	1	2	3	4	5	6	7	8	9	AB	R	H	RBI	BB	SO	LOB
Nellie Fox, L (1, 4) OBP: 0.345, SLG: 0.388	F7	SH5-4 1-2 2-3		F7		P6	5-3			4	0	0	0	0	0	2
Ferris Fain, L (1, 3) OBP: 0.434, SLG: 0.389	BB, BB, 1B 1B	1B 2-3 3-H		1-3		FC6-4 1B		1B, 1B F7 1B		5	2	5	1	0	0	0
Minnie Minoso, R (1, 7) OBP: 0.426, SLG: 0.491	BBBB BB 1-2 1B BB	1-2 3-H 1B		F8 3-H		P4		F7, 1B 1-2 1B 1B		4	2	2	2	1	0	2
Sam Mele, R (1, 9) OBP: 0.383, SLG: 0.465	F8	F8		4-3		FC6-4 1-2f		F7 1-2 2-3 1B 1B		5	1	1	0	0	0	6
Jim Rivera, L (1, 8) OBP: 0.341, SLG: 0.412	BBBB 1B 1-2 2-3 BB	SSS K			SH1-3 1B		4-3	F7 1-2 2-3 3-H		4	0	1	1	1	1	4
Rocky Krsnich, R (1, 5) OBP: 0.308, SLG: 0.337	1-2 2-H 3-H 1B		CS 1B		SH1-3 1-2		BBBB BB 2B BB	FC6-4 2-H 3-H 1B		3	1	3	4	1	0	0
Red Wilson, R (1, 2) OBP: 0.354, SLG: 0.323 Sherm Lollar, R (8, 2) OBP: 0.396, SLG: 0.426	L6	SSS K 1-2			F7		BBBBB 1-2 2B BB	P6		3 1	1 0	0 0	0 0	1 0	1 0	4 1
Chico Carrasquel, R (1, 6) OBP: 0.322, SLG: 0.348	SH5-4, SH 1B 1B		6-3		IBB		1-H 2-H 2B	FC6-4 1-2f		4	1	2	2	1	0	1
Saul Rogovin, R (1, 1) OBP: 0.242, SLG: 0.107 Harry Dorish, R (7, 1) OBP: 0.167, SLG: 0.167	SH 1B, SH5-4 1-2 1B			BBBB 1B F8 BB	SSS K		F3			1 1	2 0	0 0	0 0	1 0	1 0	2 1
Inning Stats	R: 2 E: 0 K: 0 S: 5 H: 2 LOB: 2 BB: 2 P: 13	R: 2 E: 0 K: 1 S: 9 H: 3 LOB: 2 BB: 0 P: 9	R: 0 E: 0 K: 1 S: 5 H: 1 LOB: 0 BB: 0 P: 5	R: 1 E: 0 K: 0 S: 4 H: 1 LOB: 1 BB: 1 P: 8	R: 0 E: 0 K: 1 S: 6 H: 1 LOB: 2 BB: 1 P: 10	R: 0 E: 0 K: 0 S: 4 H: 1 LOB: 1 BB: 0 P: 4	R: 2 E: 0 K: 0 S: 4 H: 1 LOB: 1 BB: 2 P: 12	R: 3 E: 0 K: 0 S: 7 H: 4 LOB: 1 BB: 0 P: 7		1B: 13 2B: 1 3B: 0 HR: 0 SF: 0 SAC: 3 DP: 0 HBP: 0						

PITCHER		IP	WLS	BF	H	R	ER	SO	BB	IBB	HBP	BLK	WP	HR	S	P	ERA	WHIP
Johnny Schmitz, L ERA: 4.0	(1, 1)	2.0		15	6	4	4	1	2	0	0	0	0	0	15	23	18.00	4.000
Jerry Lane, R ERA: 2.79	(3, 1)	4.0		16	3	1	1	2	1	1	0	0	0	0	18	26	2.25	1.000
Tommy Byrne, L ERA: 6.16	(7, 1)	1.0	L	6	1	2	2	0	2	0	0	0	0	0	4	12	18.00	3.000
Sonny Dixon, R ERA: 3.35	(8, 1)	1.0		7	4	3	3	0	0	0	0	0	0	0	7	7	27.00	4.000

PITCHER	IP	WLS	BF	H	R	ER	SO	BB	IBB	HBP	BLK	WP	HR	S	P	ERA	WHIP

BOTTOM

Washington Senators @ Chicago White Sox

Comiskey Park, Chicago, IL

Sat Jul 18 1953, 4:33 AM EDT

Att. 12,122 - Unknown

livebaseballscorecards.com

AB	35
R	10
H	14
RBI	10
BB	6
SO	3
LOB	23

PA: 44

Batter	1	2	3	4	5	6	7	8	9	AB	R	H	RBI	BB	SO	LOB
Gil McDougald, R (1, 5) OBP: 0.356, SLG: 0.381	F9		F8		K		L3 1B		BB 2B 1B	5	1	2	0	0	1	1
Joe Collins, L (1, 3) OBP: 0.390, SLG: 0.423	3-1		BBBB 1-2 BB		BBBB 2B BB		L3 1-2		BBBB 1-2 2B BB	2	2	0	0	3	0	1
Mickey Mantle, S (1, 9) OBP: 0.409, SLG: 0.525 Hank Bauer, R (9, 9) OBP: 0.389, SLG: 0.411	F7		F7		1-H 2B		SSS K		1-H 2-H 1B 2B	5 0	1 0	2 0	3 0	0 0	1 0	2 0
Yogi Berra, L (1, 2) OBP: 0.324, SLG: 0.478		4-3	G3		6-3			F4	BB BB WP 2-H 1B	5	1	1	1	0	0	3
Gene Woodling, L (1, 7) OBP: 0.401, SLG: 0.433		FC4-6 1B		SH1-3 1B		F8		1B	BBBB WP BB 1-2 BB	4	0	3	0	1	0	0
Irv Noren, L (1, 8) OBP: 0.344, SLG: 0.423		FC4-6 1B 1-2f		SH1-3 1-2		BBBB 1B SH3-4 BB		L7	BBBB WP 1-2 2-3 BB	2	1	0	0	2	0	2
Billy Martin, R (1, 4) OBP: 0.321, SLG: 0.368		1-2 1B		F3		SH3-4 1-3 1B		F8	F4 1-2 2-3 3-H	5	0	2	0	0	0	4
Phil Rizzuto, R (1, 6) OBP: 0.367, SLG: 0.304		F8		1-3		SH3-4 1-2 3-H			F7	3	0	0	1	0	0	3
Ed Lopat, L (1, 1) OBP: 0.298, SLG: 0.302			BBBB BB BB		6-3	F5			1-3	3	0	0	0	1	0	1
Inning Stats	R: 0 E: 0 K: 0 S: 3 H: 0 LOB: 0 BB: 0 P: 3	R: 0 E: 0 K: 0 S: 5 H: 2 LOB: 2 BB: 0 P: 5	R: 0 E: 0 K: 0 S: 3 H: 0 LOB: 2 BB: 2 P: 11	R: 0 E: 0 K: 0 S: 4 H: 1 LOB: 1 BB: 0 P: 4	R: 1 E: 0 K: 1 S: 6 H: 1 LOB: 1 BB: 1 P: 10	R: 1 E: 0 K: 0 S: 4 H: 1 LOB: 1 BB: 1 P: 8	R: 0 E: 0 K: 1 S: 5 H: 1 LOB: 0 BB: 0 P: 5	R: 0 E: 0 K: 0 S: 4 H: 1 LOB: 1 BB: 0 P: 4	R: 4 E: 0 K: 0 S: 6 H: 3 LOB: 2 BB: 3 P: 18	1B: 8 2B: 3 3B: 0 HR: 0 SF: 0 SAC: 2 DP: 1 HBP: 0							

PITCHER		IP	WLS	BF	H	R	ER	SO	BB	IBB	HBP	BLK	WP	HR	S	P	ERA	WHIP
Mike Fornieles, R ERA: 3.18	(1, 1)	8.2	L	41	10	6	6	2	6	0	0	0	0	0	39	63	6.23	1.846
Joe Dobson, R ERA: 3.48	(9, 1)	0.1		2	0	0	0	0	1	0	0	0	1	0	1	5	0.00	3.000

PITCHER	IP	WLS	BF	H	R	ER	SO	BB	IBB	HBP	BLK	WP	HR	S	P	ERA	WHIP

TOP

New York Yankees @ Chicago White Sox

Comiskey Park, Chicago, IL

Sun Jul 19 1953, 4:33 AM EDT

Unknown

livebaseballscorecards.com

AB	34
R	6
H	10
RBI	5
BB	7
SO	2
LOB	17

1B: 8	SF: 0	WP: 1	PA: 43
2B: 3	SAC: 2	PB: 0	
3B: 0	DP: 1	SB: 0	
HR: 0	HBP: 0	CS: 0	

Batter	1	2	3	4	5	6	7	8	9	AB	R	H	RBI	BB	SO	LOB
Nellie Fox, L (1, 4) OBP: 0.344, SLG: 0.386	4-3		4-3		1B		4-3			4	0	1	0	0	0	1
Ferris Fain, L (1, 3) OBP: 0.430, SLG: 0.384	4-3		6-3		K			1-3		4	0	0	0	0	1	1
Minnie Minoso, R (1, 7) OBP: 0.424, SLG: 0.488	1B		F7			F8		6-3		4	0	1	0	0	0	0
Sam Mele, R (1, 9) OBP: 0.391, SLG: 0.488	1B			F8		HR		BB		3	2	3	1	1	0	0
Jim Rivera, L (1, 8) OBP: 0.338, SLG: 0.407	F8			4-3		F7		F8		4	0	0	0	0	0	4
Rocky Krsnich, R (1, 5) OBP: 0.305, SLG: 0.345		G4-6-3		F8		F8			6-3	4	0	1	1	0	0	0
Sherm Lollar, R (1, 2) OBP: 0.398, SLG: 0.424		G4-6-3		F8			FC1-6		L6	3	0	1	0	1	0	0
Chico Carrasquel, R (1, 6) OBP: 0.321, SLG: 0.346		G4-6-3			F3		F2		1B	4	0	1	0	0	0	3
Mike Fornieles, R (1, 1) OBP: 0.154, SLG: 0.160 Joe Dobson, R (9, 1) OBP: 0.100, SLG: 0.103 Vern Stephens, R (9, PH) OBP: 0.262, SLG: 0.258		1-3			K		FC1-6		K	3	0	0	0	0	1	2
										0	0	0	0	0	0	0
										1	0	0	0	0	1	1
Inning Stats	R: 0 H: 2 E: 0 LOB: 2 K: 0 BB: 0 S: 5 P: 5	R: 0 H: 1 E: 0 LOB: 1 K: 0 BB: 1 S: 3 P: 7	R: 0 H: 0 E: 0 LOB: 0 K: 0 BB: 0 S: 3 P: 3	R: 1 H: 1 E: 0 LOB: 0 K: 0 BB: 0 S: 4 P: 4	R: 0 H: 1 E: 0 LOB: 1 K: 2 BB: 0 S: 8 P: 8	R: 1 H: 1 E: 0 LOB: 0 K: 0 BB: 0 S: 4 P: 4	R: 0 H: 1 E: 0 LOB: 1 K: 0 BB: 0 S: 4 P: 4	R: 0 H: 0 E: 0 LOB: 1 K: 0 BB: 1 S: 3 P: 7	R: 0 H: 1 E: 0 LOB: 1 K: 1 BB: 0 S: 6 P: 6	1B: 5 SF: 0 2B: 1 SAC: 0 3B: 1 DP: 1 HR: 1 HBP: 0						

PITCHER	IP	WLS	BF	H	R	ER	SO	BB	IBB	HBP	BLK	WP	HR	S	P	ERA	WHIP
Ed Lopat, L (1, 1) ERA: 2.64	9.0	W	36	8	2	2	3	2	0	0	0	0	1	40	48	2.00	1.111

PITCHER	IP	WLS	BF	H	R	ER	SO	BB	IBB	HBP	BLK	WP	HR	S	P	ERA	WHIP

BOTTOM

New York Yankees @ Chicago White Sox

Comiskey Park, Chicago, IL

Sun Jul 19 1953, 4:33 AM EDT

Unknown

livebaseballscorecards.com

AB	34
R	2
H	8
RBI	2
BB	2
SO	3
LOB	12

1B: 5	SF: 0	WP: 0	PA: 36
2B: 1	SAC: 0	PB: 0	
3B: 1	DP: 1	SB: 0	
HR: 1	HBP: 0	CS: 0	

Batter	1	2	3	4	5	6	7	8	9	AB	R	H	RBI	BB	SO	LOB
Irv Noren, L (1, 8) OBP: 0.345, SLG: 0.423	SSS 0-3 ① K		x 0-0 1B		x 0-0 FC5-4 1B		x 0-0 ③ F8		x 0-0 ②③ G4-6-3 1-2f	5	0	2	0	0	1	1
Billy Martin, R (1, 4) OBP: 0.317, SLG: 0.364	x 0-0 ② F9		x 0-0 ③ F8		x 0-0 ③ FC5-4 1-2f			x 0-0 E4 SH5-3 1B		4	1	0	0	0	0	2
Bill Renna, R (1, 7) OBP: 0.400, SLG: 0.440	SSS 0-3 ③ K			SSS 0-3 ① K		x 0-0 E 1B		x 0-0 ① SH5-3 1-2		3	0	1	0	0	2	0
Yogi Berra, L (1, 2) OBP: 0.327, SLG: 0.478		x 0-0 ① F7		x 0-0 1B 1B		SSS 0-3 ① K		x 0-0 6-3 2-H 1B 1B		4	1	2	1	0	1	1
Hank Bauer, R (1, 9) OBP: 0.391, SLG: 0.424		x 0-0 HR		x 0-0 FC6-4 1-2 1B		x 0-0 E6 1-2		x 0-0 ② 6-3 1-2		4	1	2	1	0	0	2
Gil McDougald, R (1, 5) OBP: 0.355, SLG: 0.380		x 0-0 ② 4-3		x 0-0 ② F9		SSS 0-3 ② K		x 0-0 2-H 1B		4	0	1	1	0	1	4
Joe Collins, L (1, 3) OBP: 0.385, SLG: 0.417		x 0-0 ③ F5		x 0-0 ③ FC6-4 1-2f		SSS 0-3 ③ K		SSS 0-3 ③ K		3	0	0	0	0	1	4
Mickey Mantle, S (8, PH) OBP: 0.408, SLG: 0.523										1	0	0	0	0	1	1
Don Bollweg, L (8, 3) OBP: 0.412, SLG: 0.576										0	0	0	0	0	0	0
Phil Rizzuto, R (1, 6) OBP: 0.366, SLG: 0.307			x 0-0 ① 5-3		SSS 0-3 ① K		x 0-0 ① L6		x 0-0 FC1-5-6 2B	4	0	1	0	0	1	0
Vic Raschi, R (1, 1) OBP: 0.162, SLG: 0.088			x 0-0 ② 6-3		x 0-0 ② 5-3		x 0-0 ② 1-3		x 0-0 ① FC1-5-6 G4-6-3 2-3	4	0	0	0	0	0	1
Inning Stats	R: 0 E: 0 K: 2 S: 7 H: 0 LOB: 0 BB: 0 P: 7	R: 1 E: 0 K: 0 S: 4 H: 1 LOB: 0 BB: 0 P: 4	R: 0 E: 0 K: 0 S: 4 H: 1 LOB: 1 BB: 0 P: 4	R: 0 E: 0 K: 1 S: 7 H: 2 LOB: 2 BB: 0 P: 7	R: 0 E: 0 K: 1 S: 6 H: 1 LOB: 1 BB: 0 P: 6	R: 0 E: 1 K: 3 S: 11 H: 1 LOB: 2 BB: 0 P: 11	R: 0 E: 0 K: 0 S: 3 H: 0 LOB: 0 BB: 0 P: 3	R: 2 E: 1 K: 1 S: 8 H: 2 LOB: 1 BB: 0 P: 8	R: 0 E: 0 K: 0 S: 3 H: 1 LOB: 0 BB: 0 P: 3	1B: 7 2B: 1 3B: 0 HR: 1 SF: 0 SAC: 1 DP: 1 HBP: 0						

TOP

New York Yankees @ Chicago White Sox

Comiskey Park, Chicago, IL

Sun Jul 19 1953, 4:38 AM EDT

Att. 54,215 - Unknown

livebaseballscorecards.com

AB	36
R	3
H	9
RBI	3
BB	0
SO	8
LOB	16

PITCHER		IP	WLS	BF	H	R	ER	SO	BB	IBB	HBP	BLK	WP	HR	S	P	ERA	WHIP
Billy Pierce, L ERA: 2.73	(1, 1)	9.0	L	37	9	3	1	8	0	0	0	0	0	1	53	53	1.00	1.000

PITCHER		IP	WLS	BF	H	R	ER	SO	BB	IBB	HBP	BLK	WP	HR	S	P	ERA	WHIP

BOTTOM

New York Yankees @ Chicago White Sox

Comiskey Park, Chicago, IL

Sun Jul 19 1953, 4:38 AM EDT

Att. 54,215 - Unknown

Batter	1	2	3	4	5	6	7	8	9	AB	R	H	RBI	BB	SO	LOB
Nellie Fox, L (1, 4) OBP: 0.341, SLG: 0.382	F5			F8		6-3			F9	4	0	0	0	0	0	0
Ferris Fain, L (1, 3) OBP: 0.429, SLG: 0.386	F9			2B			1-3			3	0	1	0	0	0	0
Minnie Minoso, R (1, 7) OBP: 0.421, SLG: 0.483	K			F8			6-3			3	0	0	0	0	1	1
Sam Mele, R (1, 9) OBP: 0.387, SLG: 0.483		F7		6-3			F8			3	0	0	0	0	0	1
Jim Rivera, L (1, 8) OBP: 0.335, SLG: 0.403		F6			K			4-3		3	0	0	0	0	1	0
Rocky Krsnich, R (1, 5) OBP: 0.296, SLG: 0.333		F7			F7			6-3		3	0	0	0	0	0	0
Bud Sheely, L (1, 2) OBP: 0.378, SLG: 0.289			P2		4-3			K		3	0	0	0	0	1	0
Chico Carrasquel, R (1, 6) OBP: 0.321, SLG: 0.346			F5			CS 1B			6-3	3	0	1	0	0	0	0
Billy Pierce, L (1, 1) OBP: 0.191, SLG: 0.116			P6			K 1-2			4-3	2	0	0	0	0	1	1
Bud Stewart, L (9, PH) OBP: 0.364, SLG: 0.548										1	0	0	0	0	0	0

Inning Stats										
1	R: 0	H: 0	E: 0	LOB: 0	K: 1	BB: 0	S: 5	P: 5		
2	R: 0	H: 0	E: 0	LOB: 0	K: 0	BB: 0	S: 3	P: 3		
3	R: 0	H: 0	E: 0	LOB: 0	K: 0	BB: 0	S: 3	P: 3		
4	R: 0	H: 1	E: 0	LOB: 1	K: 0	BB: 0	S: 4	P: 4		
5	R: 0	H: 0	E: 0	LOB: 0	K: 1	BB: 0	S: 5	P: 5		
6	R: 0	H: 1	E: 0	LOB: 0	K: 1	BB: 0	S: 5	P: 5		
7	R: 0	H: 0	E: 0	LOB: 0	K: 0	BB: 0	S: 3	P: 3		
8	R: 0	H: 0	E: 0	LOB: 0	K: 1	BB: 0	S: 5	P: 5		
9	R: 0	H: 0	E: 0	LOB: 0	K: 0	BB: 0	S: 3	P: 3		
	1B: 1	SF: 0	2B: 2	SAC: 0	3B: 0	DP: 1	HR: 0	HBP: 0		
	WP: 0	PA: 28	PB: 0		SB: 0		CS: 1			

PITCHER	IP	WLS	BF	H	R	ER	SO	BB	IBB	HBP	BLK	WP	HR	S	P	ERA	WHIP
Vic Raschi, R (1, 1) ERA: 3.61	9.0	W	28	2	0	0	4	0	0	0	0	0	0	36	36	0.00	0.222

PITCHER	IP	WLS	BF	H	R	ER	SO	BB	IBB	HBP	BLK	WP	HR	S	P	ERA	WHIP

AB	28
R	0
H	2
RBI	0
BB	0
SO	4
LOB	3

livebaseballscorecards.com

Batter	1	2	3	4	5	6	7	8	9	AB	R	H	RBI	BB	SO	LOB
Billy Goodman, L (1, 4) OBP: 0.407, SLG: 0.422	L6		F8		F8			F9		4	0	0	0	0	0	2
Gene Stephens, L (1, 7) OBP: 0.303, SLG: 0.297	K		BB			K		FC6-4 1-2f		2	0	0	0	1	2	0
Del Wilber, R (8, PH) OBP: 0.338, SLG: 0.652										1	0	0	0	0	0	1
Ellis Kinder, R (8, 1) OBP: 0.444, SLG: 0.500										0	0	0	0	0	0	0
Dick Gernert, R (1, 3) OBP: 0.384, SLG: 0.462	5-3		K			F2			F7	4	0	0	0	0	1	2
George Kell, R (1, 5) OBP: 0.383, SLG: 0.535		F7		F4		6-3			4-3	4	0	0	0	0	0	0
Sammy White, R (1, 2) OBP: 0.319, SLG: 0.443		6-3		1B			5-3		FC6-4 1B	4	0	2	0	0	0	0
Billy Consolo, R (9, PR) OBP: 0.182, SLG: 0.318										0	0	0	0	0	0	0
Tom Umphlett, R (1, 8) OBP: 0.347, SLG: 0.401		BB		F3			6-3		FC6-4 1-2f	3	0	0	0	1	0	2
Jim Piersall, R (1, 9) OBP: 0.301, SLG: 0.335		B5-3		F9			F4			3	0	0	0	0	0	2
Milt Bolling, R (1, 6) OBP: 0.326, SLG: 0.367			SH5-3 1B		B5-3			FC6-4 1B		3	0	2	0	0	0	0
Mel Parnell, L (1, 1) OBP: 0.242, SLG: 0.250			SH5-3 1-2		F6			K		1	0	0	0	0	0	0
Floyd Baker, L (8, PH) OBP: 0.370, SLG: 0.322										1	0	0	0	0	1	1
Hoot Evers, R (8, 7) OBP: 0.301, SLG: 0.400										0	0	0	0	0	0	0
Inning Stats	R: 0 E: 0 K: 1 S: 5 H: 0 LOB: 0 BB: 0 P: 5	R: 0 E: 0 K: 0 S: 3 H: 0 LOB: 1 BB: 1 P: 7	R: 0 E: 0 K: 1 S: 6 H: 1 LOB: 2 BB: 1 P: 10	R: 0 E: 0 K: 0 S: 4 H: 1 LOB: 1 BB: 0 P: 4	R: 0 E: 0 K: 0 S: 3 H: 0 LOB: 0 BB: 0 P: 3	R: 0 E: 0 K: 1 S: 5 H: 0 LOB: 0 BB: 0 P: 5	R: 0 E: 0 K: 0 S: 3 H: 0 LOB: 0 BB: 0 P: 3	R: 0 E: 0 K: 1 S: 6 H: 1 LOB: 1 BB: 0 P: 6	R: 0 E: 0 K: 0 S: 4 H: 1 LOB: 1 BB: 0 P: 4	1B: 4 2B: 0 3B: 0 HR: 0	SF: 0 SAC: 1 DP: 0 HBP: 0					

PITCHER	IP	WLS	BF	H	R	ER	SO	BB	IBB	HBP	BLK	WP	HR	S	P	ERA	WHIP
Virgil Trucks, R (1, 1) ERA: 2.65	9.0	W	33	4	0	0	4	2	0	0	0	0	0	39	47	0.00	0.667

PITCHER	IP	WLS	BF	H	R	ER	SO	BB	IBB	HBP	BLK	WP	HR	S	P	ERA	WHIP

TOP

Boston Red Sox @ Chicago White Sox

Comiskey Park, Chicago, IL

Wed Jul 22 1953, 4:33 AM EDT

Att. 13,245 - Unknown

livebaseballscorecards.com

AB	30
R	0
H	4
RBI	0
BB	2
SO	4
LOB	10

PA: 33

WP: 0 PB: 0 SB: 0 CS: 0

Batter	1	2	3	4	5	6	7	8	9	AB	R	H	RBI	BB	SO	LOB
Nellie Fox, L (1, 4) OBP: 0.337, SLG: 0.378	4-3		F8		F8 3-H		F4			4	0	0	1	0	0	2
Ferris Fain, L (1, 3) OBP: 0.430, SLG: 0.386	E6 1B BB		BBBB 4-0 1B BB		L8			0-0 SH2-3 1B		3	0	1	0	1	0	0
Minnie Minoso, R (1, 7) OBP: 0.423, SLG: 0.483	BBBB 4-0 1B 1-2 BB		0-0 1-2 1B			B5-3		SH2-3 1-2		2	0	1	0	1	0	0
Sam Mele, R (1, 9) OBP: 0.386, SLG: 0.478	F8		SSS 0-3 K			6-3		IBB		3	0	0	0	1	1	4
Jim Rivera, L (1, 8) OBP: 0.334, SLG: 0.402	1-3 2-3 1B			SSS 0-3 K		SSS 0-3 K		SSS 0-3 K		4	0	1	0	0	3	2
Rocky Krsnich, R (1, 5) OBP: 0.294, SLG: 0.323		5-3		6-3			BBBB 4-0 FC5-6 WP BB	F4		3	0	0	0	1	0	2
Sherm Lollar, R (1, 2) OBP: 0.393, SLG: 0.418		L7		F7			0-0 L9 1-2			3	0	0	0	0	0	1
Chico Carrasquel, R (1, 6) OBP: 0.324, SLG: 0.354		5-3			F8 3B		IIII 4-0 FC5-6 IBB			2	1	1	0	1	0	0
Virgil Trucks, R (1, 1) OBP: 0.180, SLG: 0.200			5-3		6-3		FC5-6 1-2f 2-3			3	0	0	0	0	0	3
Inning Stats	R: 0 H: 1 E: 1 LOB: 3 K: 0 BB: 1 S: 4 P: 8	R: 0 H: 0 E: 0 LOB: 0 K: 0 BB: 0 S: 3 P: 3	R: 0 H: 1 E: 0 LOB: 2 K: 1 BB: 1 S: 6 P: 10	R: 0 H: 0 E: 0 LOB: 0 K: 1 BB: 0 S: 5 P: 5	R: 1 H: 1 E: 0 LOB: 0 K: 0 BB: 0 S: 4 P: 4	R: 0 H: 0 E: 0 LOB: 0 K: 1 BB: 0 S: 5 P: 5	R: 0 H: 0 E: 0 LOB: 2 K: 0 BB: 2 S: 3 P: 11	R: 0 H: 1 E: 0 LOB: 2 K: 1 BB: 1 S: 6 P: 10		1B: 3 SF: 0 2B: 0 SAC: 1 3B: 1 DP: 0 HR: 0 HBP: 0						

PITCHER		IP	WLS	BF	H	R	ER	SO	BB	IBB	HBP	BLK	WP	HR	S	P	ERA	WHIP
Mel Parnell, L ERA: 2.77	(1, 1)	7.0	L	28	3	1	1	3	3	1	0	0	1	0	30	46	1.29	0.857
Ellis Kinder, R ERA: 2.27	(8, 1)	1.0		5	1	0	0	1	0	1	0	0	0	0	6	10	0.00	1.000

PITCHER	IP	WLS	BF	H	R	ER	SO	BB	IBB	HBP	BLK	WP	HR	S	P	ERA	WHIP

BOTTOM

Boston Red Sox @ Chicago White Sox

Comiskey Park, Chicago, IL

Wed Jul 22 1953, 4:33 AM EDT

Att. 13,245 - Unknown

livebaseballscorecards.com

AB	27
R	1
H	4
RBI	1
BB	5
SO	4
LOB	14

Batter	1	2	3	4	5	6	7	8	9	AB	R	H	RBI	BB	SO	LOB
Billy Goodman, L (1, 4) OBP: 0.407, SLG: 0.419	FC6-4 1B		F8		6-3		2B FC1-2 BB	1-3		4	0	1	0	1	0	5
Hoot Evers, R (1, 7) OBP: 0.308, SLG: 0.431	F9		FC5-4 1-2f		2-H HR		FC1-2 1-3 2B		SH5-4 SH1-3 2B	5	2	3	2	0	0	2
Dick Gernert, R (1, 3) OBP: 0.383, SLG: 0.458	F3			2-3	F8		FC1-2 BB		SH5-4 2-3	3	0	0	0	1	0	2
George Kell, R (1, 5) OBP: 0.381, SLG: 0.529	FC6-4 1-2f			BB BB		6-3	FC1-2 FC5-4 1-2 2-3 3-Hf		SH1-3 3-H	3	0	0	1	1	0	4
Sammy White, R (1, 2) OBP: 0.317, SLG: 0.437		6-3		FC6-4 1-2 BB		F8	FC5-4 1-2f		4-3	4	0	0	0	1	0	3
Tom Umphlett, R (1, 8) OBP: 0.349, SLG: 0.403		F9		F7		3B 1B		1B SH1-3 1B		4	1	2	0	0	0	2
Jim Piersall, R (1, 9) OBP: 0.301, SLG: 0.341		G3		FC6-4 1-2f		1-H 3B		SH1-3 1-2		3	0	1	1	0	0	2
Milt Bolling, R (1, 6) OBP: 0.327, SLG: 0.368			5-3		5-3 HR 1B	F8		F4		2	0	1	0	0	0	0
Johnny Lipon, R (5, PR) (5, 6) OBP: 0.307, SLG: 0.284										2	1	0	0	0	0	2
Hal Brown, R (1, 1) OBP: 0.341, SLG: 0.488			BB FC5-4 BB		5-3 1-2		K	1B 2-3		3	0	1	0	1	1	1
Inning Stats	R: 0 E: 0 K: 0 S: 4 H: 1 LOB: 1 BB: 0 P: 4	R: 0 E: 0 K: 0 S: 3 H: 0 LOB: 0 BB: 0 P: 3	R: 0 E: 0 K: 0 S: 3 H: 0 LOB: 1 BB: 1 P: 7	R: 0 E: 0 K: 0 S: 3 H: 0 LOB: 2 BB: 2 P: 11	R: 2 E: 0 K: 0 S: 5 H: 2 LOB: 1 BB: 0 P: 5	R: 1 E: 0 K: 0 S: 5 H: 2 LOB: 1 BB: 0 P: 5	R: 0 E: 0 K: 1 S: 6 H: 1 LOB: 3 BB: 2 P: 14	R: 0 E: 0 K: 0 S: 5 H: 2 LOB: 2 BB: 0 P: 5	R: 1 E: 0 K: 0 S: 4 H: 1 LOB: 0 BB: 0 P: 4	1B: 5 2B: 2 3B: 1 HR: 1	SF: 0 SAC: 3 DP: 0 HBP: 0						

TOP

Boston Red Sox @ Chicago White Sox

Comiskey Park, Chicago, IL

Thu Jul 23 1953, 4:33 AM EDT

Att. 13,675 - Unknown

livebaseballscorecards.com

AB	33
R	4
H	9
RBI	4
BB	5
SO	1
LOB	23

PITCHER		IP	WLS	BF	H	R	ER	SO	BB	IBB	HBP	BLK	WP	HR	S	P	ERA	WHIP
Saul Rogovin, R ERA: 5.52	(1, 1)	6.1	L	29	6	3	3	1	4	0	0	0	0	1	27	43	4.26	1.579
Harry Dorish, R ERA: 2.62	(7, 1)	2.2		12	3	1	1	0	1	0	0	0	0	0	11	15	3.38	1.500

PITCHER	IP	WLS	BF	H	R	ER	SO	BB	IBB	HBP	BLK	WP	HR	S	P	ERA	WHIP

Batter	1	2	3	4	5	6	7	8	9	AB	R	H	RBI	BB	SO	LOB
Nellie Fox, L (1, 4) OBP: 0.334, SLG: 0.374	6-3	L9		F8			3-1			4	0	0	0	0	0	2
Ferris Fain, L (1, 3) OBP: 0.431, SLG: 0.387	1B		FC5-4 BB 1B		F7			1-3		4	0	2	0	0	0	0
Minnie Minoso, R (1, 7) OBP: 0.421, SLG: 0.479	F3		BBB FC5-4 1-2 BB		F8			1-3		3	0	0	0	1	0	1
Sam Mele, R (1, 9) OBP: 0.381, SLG: 0.471	L6		FC5-4 1-2f 2-3		F8			F5		4	0	0	0	0	0	3
Jim Rivera, L (1, 8) OBP: 0.336, SLG: 0.409		BBBB SH1-4 S WP BB	F3			SSS K			HR	3	2	1	1	1	1	2
Rocky Krsnich, R (1, 5) OBP: 0.298, SLG: 0.319 Tom Wright, L (6, PH) OBP: 0.308, SLG: 0.376 Fred Marsh, R (7, 5) OBP: 0.292, SLG: 0.271 Gene Bearden, L (9, PH) OBP: 0.200, SLG: 0.200		BBBB WP SH1-4 1-2 F8 BB	F7			F8			SSS K	1 1 0 1	1 0 0 0	0 0 0 0	0 0 0 0	1 0 0 1	0 0 0 0	2 0 0 0
Sherm Lollar, R (1, 2) OBP: 0.392, SLG: 0.416		SH1-4 1-2 2-3		1B		F7		F8		3	0	1	0	0	0	0
Chico Carrasquel, R (1, 6) OBP: 0.324, SLG: 0.350		IIII 2-3 3-H IBB		F7			F7		SSS K2-3	3	0	0	0	1	1	1
Saul Rogovin, R (1, 1) OBP: 0.229, SLG: 0.100 Harry Dorish, R (7, 1) OBP: 0.161, SLG: 0.161		F8 3-H		F8			6-3			2 1	0 0	0 0	1 0	0 0	0 0	2 0
Inning Stats	R: 0 H: 1 E: 0 LOB: 1 K: 0 BB: 0 S: 4 P: 4	R: 2 H: 0 E: 0 LOB: 1 K: 0 BB: 3 S: 3 P: 15	R: 0 H: 1 E: 0 LOB: 2 K: 0 BB: 1 S: 4 P: 8	R: 0 H: 1 E: 0 LOB: 1 K: 0 BB: 0 S: 4 P: 4	R: 0 H: 0 E: 0 LOB: 0 K: 0 BB: 0 S: 3 P: 3	R: 0 H: 0 E: 0 LOB: 0 K: 1 BB: 0 S: 5 P: 5	R: 0 H: 0 E: 0 LOB: 0 K: 0 BB: 0 S: 3 P: 3	R: 0 H: 0 E: 0 LOB: 0 K: 0 BB: 0 S: 3 P: 3	R: 1 H: 1 E: 0 LOB: 0 K: 2 BB: 0 S: 8 P: 8	1B: 3 SF: 0 2B: 0 SAC: 1 3B: 0 DP: 0 HR: 1 HBP: 0						

PITCHER	IP	WLS	BF	H	R	ER	SO	BB	IBB	HBP	BLK	WP	HR	S	P	ERA	WHIP
Hal Brown, R (1, 1) ERA: 3.52	9.0	W	35	4	3	3	3	3	1	0	0	1	1	37	53	3.00	0.778

PITCHER	IP	WLS	BF	H	R	ER	SO	BB	IBB	HBP	BLK	WP	HR	S	P	ERA	WHIP

BOTTOM

Boston Red Sox @ Chicago White Sox

Comiskey Park, Chicago, IL

Thu Jul 23 1953, 4:33 AM EDT

Att. 13,675 - Unknown

livebaseballscorecards.com

AB	30
R	3
H	4
RBI	2
BB	4
SO	3
LOB	13

WP: 1	PA: 35		
PB: 0			
SB: 1			
CS: 0			

Batter	1	2	3	4	5	6	7	8	9	10	11	12	AB	R	H	RBI	BB	SO	LOB
Joe Demaestri, R (1, 6) OBP: 0.323, SLG: 0.368	K		F8			F8		F7		5-3		FC6-4 IBB	5	0	0	0	1	1	2
Dave Philley, S (1, 9) Carmen Mauro, L (9, PR) (9, 9) OBP: 0.226, SLG: 0.237	1B		1-3 2B			F8			E5 1B 1B		K	FC6-4 1-2f	4 2	0 1	3 0	0 0	0 1	0 2	0 2
Pete Suder, R (1, 5) Loren Babe, L (9, PR) (9, 5) OBP: 0.277, SLG: 0.298	F4		K			K			2-3 1B 1B		F2		4 1	0 1	1 0	0 0	2 0	2 0	2 0
Eddie Robinson, L (1, 3) OBP: 0.324, SLG: 0.392		F9		F9			L9		F2		F9		5	0	0	0	0	0	3
Gus Zernial, R (1, 7) OBP: 0.346, SLG: 0.501		K		P4			K		1-3 3-H 1B			HR 1B	5	1	2	1	0	2	0
Cass Michaels, R (1, 4) OBP: 0.343, SLG: 0.433		FC5-4 1B		K			6-3		1-2 3-H L3-6 1B			HR 1-H	5	1	3	3	0	1	0
Ed McGhee, R (1, 8) OBP: 0.336, SLG: 0.330		FC5-4 1-2f			K			P6	L3-6 1-2			4-1 1B	5	0	1	0	0	1	3
Ray Murray, R (1, 2) OBP: 0.357, SLG: 0.394			2B 1B		K			1B		P4		F8	5	0	2	0	0	1	1
Harry Byrd, R (1, 1) Tom Hamilton, L (8, PH) Marion Fricano, R (8, 1) Bobo Newsom, R (11, 1) OBP: 0.211, SLG: 0.196 OBP: 0.227, SLG: 0.175 OBP: 0.171, SLG: 0.200			K		K			K		3-1		4-1 1-2	2 1 1 1	0 0 0 0	0 0 0 0	0 0 0 0	0 1 0 0	2 1 0 1	1 1 0 1
Inning Stats	R: 0 H: 1 E: 0 LOB: 0 K: 1 BB: 0 S: 5 P: 5	R: 0 H: 1 E: 0 LOB: 1 K: 1 BB: 0 S: 6 P: 6	R: 0 H: 2 E: 0 LOB: 2 K: 2 BB: 0 S: 9 P: 9	R: 0 H: 0 E: 0 LOB: 0 K: 1 BB: 0 S: 5 P: 5	R: 0 H: 0 E: 0 LOB: 0 K: 3 BB: 0 S: 9 P: 9	R: 0 H: 0 E: 0 LOB: 0 K: 1 BB: 0 S: 5 P: 5	R: 0 H: 0 E: 0 LOB: 0 K: 1 BB: 0 S: 5 P: 5	R: 0 H: 1 E: 0 LOB: 1 K: 1 BB: 0 S: 6 P: 6	R: 2 H: 4 E: 1 LOB: 2 K: 0 BB: 0 S: 6 P: 6	R: 0 H: 0 E: 0 LOB: 0 K: 0 BB: 0 S: 3 P: 3	R: 0 H: 0 E: 0 LOB: 0 K: 1 BB: 0 S: 5 P: 5	R: 2 H: 3 E: 0 LOB: 2 K: 0 BB: 1 S: 6 P: 10	1B: 10 SF: 0 2B: 2 SAC: 0 3B: 0 DP: 1 HR: 1 HBP: 0						

PITCHER	IP	WLS	BF	H	R	ER	SO	BB	IBB	HBP	BLK	WP	HR	S	P	ERA	WHIP
Billy Pierce, L (1, 1) ERA: 2.75	12.0	L	47	12	4	4	12	0	1	0	0	0	1	70	74	3.00	1.000

PITCHER	IP	WLS	BF	H	R	ER	SO	BB	IBB	HBP	BLK	WP	HR	S	P	ERA	WHIP

TOP

Philadelphia Athletics @ Chicago White Sox
Comiskey Park, Chicago, IL

Fri Jul 24 1953, 4:33 AM EDT
Att. 32,487 - Unknown

livebaseballscorecards.com

AB	46
R	4
H	12
RBI	4
BB	1
SO	12
LOB	16

WP: 0 PA: 47
PB: 0
SB: 0
CS: 0

Batter	1	2	3	4	5	6	7	8	9	10	11	12	AB	R	H	RBI	BB	SO	LOB
Nellie Fox, L (1, 4) OBP: 0.339, SLG: 0.377	F7		3-4-3 2B 1B		4-3 1B		FC1-5 1-2 BB		F5		1-2 2-3 1B		5	1	3	0	1	0	0
Ferris Fain, L (1, 3) OBP: 0.427, SLG: 0.381	F8 BB		3-4-3 1-2		4-3 1-2		FC1-5 G6-4-3 1-2 2-3f		F9		5-3		5	0	0	0	1	0	7
Minnie Minoso, R (1, 7) OBP: 0.419, SLG: 0.477	F8 1-2		2-H 2B		BB		G6-4-3 1-2f			6-3		6-3	5	0	1	1	1	0	3
Bob Elliott, R (1, 5) OBP: 0.394, SLG: 0.449 Red Wilson, R (8, PR) OBP: 0.354, SLG: 0.323 Rocky Krsnich, R (9, 5) OBP: 0.295, SLG: 0.316 Bud Stewart, L (12, PH) OBP: 0.382, SLG: 0.563		5-3	K		K			1B 1B		F9		FC1-4 HBP 1B	4 0 1 1	0 0 0 0	1 0 0 1	0 0 0 0	0 0 0 0	2 0 0 0	3 0 0 0
Jim Rivera, L (1, 8) OBP: 0.338, SLG: 0.412		4-3		SH3-4 1B 2B	F8			K		1B		1-2 FC1-4 HBP	5	1	2	0	0	1	3
Sam Mele, R (1, 9) OBP: 0.382, SLG: 0.470		BB 1B		SH3-4 2-3		G5-4-3 1B		P4			F7	FC1-4 1-2f 2-3	5	0	2	0	0	0	3
Sherm Lollar, R (1, 2) OBP: 0.401, SLG: 0.423 Fred Marsh, R (11, PR) OBP: 0.292, SLG: 0.271 Bud Sheely, L (12, 2) OBP: 0.370, SLG: 0.282		1-2 BB		6-3 3-H 1B		P4		1-2 1B			1B 1B	4-3	4 0 1	0 0 0	3 0 0	1 0 0	1 0 0	0 0 0	1 0 2
Chico Carrasquel, R (1, 6) OBP: 0.319, SLG: 0.345		4-3		6-3 1-2		G5-4-3 1-2f		P6			K		5	0	0	0	0	1	7
Billy Pierce, L (1, 1) OBP: 0.212, SLG: 0.128			K	K			FC1-5 BB		P6		1B 1-2		4	0	1	0	1	2	1
Inning Stats	R: 0 H: 0 E: 0 LOB: 0 K: 0 BB: 1 S: 2 P: 6	R: 0 H: 1 E: 0 LOB: 2 K: 0 BB: 1 S: 4 P: 8	R: 1 H: 2 E: 0 LOB: 1 K: 2 BB: 0 S: 9 P: 9	R: 1 H: 2 E: 0 LOB: 1 K: 1 BB: 0 S: 7 P: 7	R: 0 H: 1 E: 0 LOB: 2 K: 1 BB: 1 S: 6 P: 10	R: 0 H: 1 E: 0 LOB: 0 K: 0 BB: 0 S: 3 P: 3	R: 0 H: 0 E: 0 LOB: 1 K: 0 BB: 2 S: 2 P: 10	R: 0 H: 2 E: 0 LOB: 2 K: 1 BB: 0 S: 7 P: 7	R: 0 H: 0 E: 0 LOB: 0 K: 0 BB: 0 S: 3 P: 3	R: 0 H: 1 E: 0 LOB: 1 K: 0 BB: 0 S: 3 P: 3	R: 0 H: 3 E: 0 LOB: 3 K: 1 BB: 0 S: 8 P: 8	R: 0 H: 1 E: 0 LOB: 2 K: 0 BB: 0 S: 4 P: 5	1B: 12 SF: 0 2B: 2 SAC: 1 3B: 0 DP: 2 HR: 0 HBP: 1						

PITCHER	IP	WLS	BF	H	R	ER	SO	BB	IBB	HBP	BLK	WP	HR	S	P	ERA	WHIP
Harry Byrd, R (1, 1) ERA: 4.29	7.0		30	7	2	2	4	5	0	0	0	0	0	33	53	2.57	1.714
Marion Fricano, R (8, 1) ERA: 3.87	3.2		16	6	0	0	2	0	0	0	0	0	0	20	20	0.00	1.636
Bobo Newsom, R (11, 1) ERA: 2.3	1.1	W	6	1	0	0	0	0	0	1	0	0	0	5	6	0.00	0.750

PITCHER	IP	WLS	BF	H	R	ER	SO	BB	IBB	HBP	BLK	WP	HR	S	P	ERA	WHIP

BOTTOM

Philadelphia Athletics @ Chicago White Sox
Comiskey Park, Chicago, IL

Fri Jul 24 1953, 4:33 AM EDT
Att. 32,487 - Unknown

livebaseballscorecards.com

AB	45
R	2
H	14
RBI	2
BB	5
SO	6
LOB	30

WP: 0 PA: 52
PB: 0
SB: 0
CS: 0

Batter	1	2	3	4	5	6	7	8	9	AB	R	H	RBI	BB	SO	LOB
Joe Demaestri, R (1, 6) OBP: 0.325, SLG: 0.365	P6		HBP, 1B, 6-3, BB	K			E5, 4-3, 1B	F4		4	1	1	0	1	1	3
Carmen Mauro, L (1, 9) OBP: 0.221, SLG: 0.231 Dave Philley, S (5, PH) (5, 9) OBP: 0.357, SLG: 0.423	F8		P6	P4			4-3, 2-3	1-H, 2-H, 3-H, 3B		2 3	0 0	0 1	0 3	0 0	0 0	1 1
Pete Suder, R (1, 5) OBP: 0.337, SLG: 0.373	1B, 1B		6-3, HBP, 1-2, 1B	F9			1-3	F7		5	0	2	0	0	0	2
Eddie Robinson, L (1, 3) OBP: 0.328, SLG: 0.392	1-2, 1B		6-3, 1-2, 2-3, HBP	BB			3-1		K	3	0	1	0	1	1	1
Gus Zernial, R (1, 7) OBP: 0.347, SLG: 0.508	P4		6-3, 1-2, 2-3, 3-H	P6				HR	E7, HR, 1B	5	2	2	2	0	0	5
Cass Michaels, R (1, 4) OBP: 0.348, SLG: 0.447		E5, FC9-6	IBB			F7		BB, FC5, 3B, 1B	2-H, HR	4	2	2	2	1	0	0
Ed McGhee, R (1, 8) OBP: 0.333, SLG: 0.332		FC9-6, 1-2f, FC5-4	F9			5-3		FC5, BB, 1-2, 3B	2B	5	1	1	0	0	0	5
Ray Murray, R (1, 2) OBP: 0.359, SLG: 0.385		FC5-4, 1-2f		P6		FC5-4, BB		1-2, 2-3, 3B, BB	K	3	1	0	0	2	1	2
Alex Kellner, R (1, 1) OBP: 0.286, SLG: 0.283		4-3		6-3		FC5-4, 1-2f		F3	P6	5	0	0	0	0	0	6
Inning Stats	R: 0, E: 0, K: 0, S: 5 H: 2, LOB: 2, BB: 0, P: 5	R: 0, E: 1, K: 0, S: 4 H: 0, LOB: 1, BB: 0, P: 4	R: 1, E: 0, K: 0, S: 4 H: 1, LOB: 3, BB: 2, P: 13	R: 0, E: 0, K: 1, S: 5 H: 0, LOB: 0, BB: 0, P: 5	R: 0, E: 0, K: 0, S: 3 H: 0, LOB: 1, BB: 1, P: 7	R: 0, E: 0, K: 0, S: 3 H: 0, LOB: 1, BB: 1, P: 7	R: 0, E: 1, K: 0, S: 4 H: 1, LOB: 1, BB: 0, P: 4	R: 4, E: 0, K: 0, S: 7 H: 3, LOB: 1, BB: 1, P: 11	R: 2, E: 1, K: 2, S: 10 H: 3, LOB: 1, BB: 0, P: 10	1B: 6, 2B: 1, 3B: 1, HR: 2 SF: 0, SAC: 0, DP: 0, HBP: 1						

TOP

Philadelphia Athletics @ Chicago White Sox
Comiskey Park, Chicago, IL

Sat Jul 25 1953, 4:33 AM EDT
Att. 9,516 - Unknown

livebaseballscorecards.com

AB	39
R	7
H	10
RBI	7
BB	5
SO	3
LOB	26

PITCHER		IP	WLS	BF	H	R	ER	SO	BB	IBB	HBP	BLK	WP	HR	S	P	ERA	WHIP
Mike Fornieles, R ERA: 3.36	(1, 1)	8.0	L	39	7	5	5	1	4	1	1	0	0	1	35	56	5.62	1.375
Luis Aloma, R ERA: 4.22	(9, 1)	1.0		6	3	2	2	2	0	0	0	0	0	1	10	10	18.00	3.000

PITCHER	IP	WLS	BF	H	R	ER	SO	BB	IBB	HBP	BLK	WP	HR	S	P	ERA	WHIP

BOTTOM

Philadelphia Athletics @ Chicago White Sox
Comiskey Park, Chicago, IL
Sat Jul 25 1953, 4:33 AM EDT
Att. 9,516 - Unknown

Batter	1	2	3	4	5	6	7	8	9	AB	R	H	RBI	BB	SO	LOB
Nellie Fox, L (1, 4) OBP: 0.342, SLG: 0.385	BB 1B 1B		P2 ①		K ②		1-2 1B		1-H 3B	5	1	3	1	0	1	0
Ferris Fain, L (1, 3) OBP: 0.424, SLG: 0.377	BBBB 1-2 1B BB		F8 ②		F8 ③		L1 ③		F9 ③	4	0	0	0	1	0	3
Minnie Minoso, R (1, 7) OBP: 0.418, SLG: 0.475	F2 ①		E7 1B			6-3 ①		F7 ①		4	0	1	0	0	0	2
Bob Elliott, R (1, 5) OBP: 0.399, SLG: 0.452	G6-3 1-2 2-H 1B		BBBB BB			P5 ②		FC5-4 1B		3	0	2	1	1	0	0
Jim Rivera, L (1, 8) OBP: 0.337, SLG: 0.410	G6-3 ② ③ 1-2f		4-3 ③			E4 1B		FC5-4 ② 1-2f		4	0	1	0	0	0	5
Sam Mele, R (1, 9) OBP: 0.380, SLG: 0.471		2B		F8 ①	SSS K ③			L7 ③		4	0	1	0	0	1	2
Sherm Lollar, R (1, 2) OBP: 0.394, SLG: 0.415		F9 ①	SSS K ②				6-3 ①		F8 ①	4	0	0	0	0	1	1
Chico Carrasquel, R (1, 6) OBP: 0.318, SLG: 0.344		6-3 ②		6-3 ③			E6 FC1-6		3B 1B	4	1	1	0	0	0	1
Mike Fornieles, R (1, 1) OBP: 0.138, SLG: 0.143 Luis Aloma, R (9, 1) Vern Stephens, R (9, PH) OBP: 0.261, SLG: 0.256		5-3 ③			P3 ①		FC1-6 ② 1-2f 1B		F9 ②	3 0 1	0 0 0	0 0 0	0 0 0	0 0 0	0 0 0	2 0 1
Inning Stats	R: 1 H: 2 E: 0 LOB: 1 K: 0 BB: 1 S: 4 P: 8	R: 0 H: 1 E: 0 LOB: 1 K: 0 BB: 0 S: 4 P: 4	R: 0 H: 1 E: 1 LOB: 2 K: 0 BB: 1 S: 4 P: 8	R: 0 H: 0 E: 0 LOB: 0 K: 1 BB: 0 S: 5 P: 5	R: 0 H: 0 E: 0 LOB: 0 K: 1 BB: 0 S: 5 P: 5	R: 0 H: 1 E: 1 LOB: 1 K: 1 BB: 0 S: 6 P: 6	R: 0 H: 1 E: 1 LOB: 2 K: 0 BB: 0 S: 5 P: 5	R: 0 H: 1 E: 0 LOB: 1 K: 0 BB: 0 S: 4 P: 4	R: 1 H: 2 E: 0 LOB: 1 K: 0 BB: 0 S: 5 P: 5	1B: 7 SF: 0 2B: 1 SAC: 0 3B: 1 DP: 1 HR: 0 HBP: 0						WP: 0 PA: 38 PB: 0 SB: 0 CS: 0	

livebaseballscorecards.com

	AB	36
	R	2
	H	9
	RBI	2
	BB	2
	SO	3
	LOB	17

PITCHER		IP	WLS	BF	H	R	ER	SO	BB	IBB	HBP	BLK	WP	HR	S	P	ERA	WHIP
Alex Kellner, L ERA: 3.29	(1, 1)	9.0	W	38	9	2	2	3	2	0	0	0	0	0	42	50	2.00	1.222

PITCHER	IP	WLS	BF	H	R	ER	SO	BB	IBB	HBP	BLK	WP	HR	S	P	ERA	WHIP

Batter	1	2	3	4	5	6	7	8	9	AB	R	H	RBI	BB	SO	LOB
Joe Demaestri, R (1, 6) OBP: 0.324, SLG: 0.363	1-3		F9			1B L9-2 1B		P4		4	0	1	0	0	0	2
Dave Philley, S (1, 9) OBP: 0.359, SLG: 0.423	3-1			P6		HR 1-3 1B		S 1B IBB		3	1	1	0	1	0	0
Carmen Mauro, L (8, PR) (8, 9) OBP: 0.221, SLG: 0.231										0	1	0	0	0	0	0
Pete Suder, R (1, 5) OBP: 0.333, SLG: 0.369	3-1			F9		L9-2 3-H		6-3 1-2		4	0	0	0	0	0	4
Eddie Robinson, L (1, 3) OBP: 0.329, SLG: 0.399		P5		1-3		HR 1-H		1B IBB		3	1	1	2	1	0	0
Gus Zernial, R (1, 7) OBP: 0.346, SLG: 0.506		L7			F7	1-3		FC6-4 1B 1-2 2-H 3-H		4	0	1	2	0	0	0
Cass Michaels, R (1, 4) OBP: 0.347, SLG: 0.444		4-3			FC6 1B		6-3	FC6-4 1-2f		4	0	1	0	0	0	2
Ed McGhee, R (1, 8) OBP: 0.328, SLG: 0.326			P4		FC6 FC4 1-2		6-3		5-3	4	0	0	0	0	0	1
Ray Murray, R (1, 2) OBP: 0.349, SLG: 0.373			L4		F8		6-3		6-3	4	0	0	0	0	0	2
Bobby Shantz, R (1, 1) OBP: 0.263, SLG: 0.306			1B		FC4 1-2f			1B 3B	K	4	1	2	0	0	1	2
Inning Stats	R: 0 H: 0 E: 0 LOB: 0 K: 0 BB: 0 S: 3 P: 3	R: 0 H: 0 E: 0 LOB: 0 K: 0 BB: 0 S: 3 P: 3	R: 0 H: 1 E: 0 LOB: 1 K: 0 BB: 0 S: 4 P: 4	R: 0 H: 0 E: 0 LOB: 0 K: 0 BB: 0 S: 3 P: 3	R: 0 H: 1 E: 1 LOB: 2 K: 0 BB: 0 S: 5 P: 5	R: 2 H: 3 E: 0 LOB: 0 K: 0 BB: 0 S: 5 P: 5	R: 0 H: 0 E: 0 LOB: 0 K: 0 BB: 0 S: 3 P: 3	R: 2 H: 2 E: 0 LOB: 2 K: 0 BB: 2 S: 5 P: 13	R: 0 H: 0 E: 0 LOB: 0 K: 1 BB: 0 S: 5 P: 5	1B: 5 SF: 0 2B: 1 SAC: 0 3B: 1 DP: 1 HR: 1 HBP: 0						

PITCHER	IP	WLS	BF	H	R	ER	SO	BB	IBB	HBP	BLK	WP	HR	S	P	ERA	WHIP
Sandy Consuegra, R (1, 1) ERA: 3.77	9.0	L	36	7	4	4	1	0	2	0	0	0	1	36	44	4.00	0.778

PITCHER	IP	WLS	BF	H	R	ER	SO	BB	IBB	HBP	BLK	WP	HR	S	P	ERA	WHIP

TOP

Philadelphia Athletics @ Chicago White Sox
Comiskey Park, Chicago, IL

Sun Jul 26 1953, 4:33 AM EDT
Unknown

livebaseballscorecards.com

AB	34
R	4
H	7
RBI	4
BB	2
SO	1
LOB	13

BOTTOM

Philadelphia Athletics @ Chicago White Sox
Comiskey Park, Chicago, IL
Sun Jul 26 1953, 4:33 AM EDT
Unknown

livebaseballscorecards.com

Batter	1	2	3	4	5	6	7	8	9	AB	R	H	RBI	BB	SO	LOB
Nellie Fox, L (1, 4) OBP: 0.341, SLG: 0.382	4-3		BBB FC4 BB		3-1 2-3		4-3			3	0	0	0	1	0	1
Ferris Fain, L (1, 3) OBP: 0.420, SLG: 0.372	F8		F9		L5			4-3		4	0	0	0	0	0	2
Minnie Minoso, R (1, 7) OBP: 0.416, SLG: 0.472	SSS K		FC4 CS 1-2f			F8 1B 1B		F8		4	1	1	0	0	1	1
Bob Elliott, R (1, 5) OBP: 0.397, SLG: 0.449		5-3	CS 1-2	1B 1-3 1B		F8 1-2		F2		4	0	1	0	0	0	1
Sam Mele, R (1, 9) OBP: 0.384, SLG: 0.484		6-3 1B 1B		1-3 1-2		1B 2-H 1B			HR	4	2	3	2	0	0	1
Sherm Lollar, R (1, 2) OBP: 0.396, SLG: 0.416		6-3 1-2		2-3 1B		1-3 1B			5-3	4	0	2	0	0	0	1
Jim Rivera, L (1, 8) OBP: 0.337, SLG: 0.410 Rocky Krsnich, R (9, PH) OBP: 0.292, SLG: 0.313		1B 1B		F7		6-3			SSS K	3 1	0 0	1 0	0 0	0 0	0 1	2 0
Chico Carrasquel, R (1, 6) OBP: 0.320, SLG: 0.346		1-2 2-H 1B			3-1 SH1 1B		1-6-3		SSS K	4	0	2	1	0	1	0
Sandy Consuegra, R (1, 1) OBP: 0.150, SLG: 0.105		SSS K			SH1 1-2		1-3			2	0	0	0	0	1	2

	AB	33
	R	3
	H	10
	RBI	3
	BB	1
	SO	4
	LOB	11

Inning Stats	1	2	3	4	5	6	7	8	9	1B: 9	SF: 0	WP: 0	PA: 36
R:	0	1	0	0	0	1	0	0	1	2B: 0	SAC: 1	PB: 0	
E:	0	0	0	0	0	0	0	0	0	3B: 0	DP: 0	SB: 0	
K:	1	1	0	0	0	0	0	0	2	HR: 1	HBP: 0	CS: 1	
S:	5	8	2	4	4	5	3	3	8				
H:	0	3	0	2	1	3	0	0	1				
LOB:	0	2	0	1	1	1	0	0	1				
BB:	0	0	0	0	0	0	0	0	0				
P:	5	8	6	4	4	5	3	3	8				

PITCHER	IP	WLS	BF	H	R	ER	SO	BB	IBB	HBP	BLK	WP	HR	S	P	ERA	WHIP
Bobby Shantz, L (1, 1) ERA: 4.1	9.0	W	35	10	3	3	4	1	0	0	0	0	1	42	46	3.00	1.222

PITCHER	IP	WLS	BF	H	R	ER	SO	BB	IBB	HBP	BLK	WP	HR	S	P	ERA	WHIP

Batter	1	2	3	4	5	6	7	8	9	AB	R	H	RBI	BB	SO	LOB
Joe Demaestri, R (1, 6) OBP: 0.322, SLG: 0.360	x 0-0 ① P6		x 0-0 G6-4-3 1B			x 0-0 ① L4		x 0-0 ② F7		4	0	1	0	0	0	0
Dave Philley, S (1, 9) OBP: 0.358, SLG: 0.421	x 0-0 ② 1-3		x 0-0 ① ② G6-4-3 1-2f			x 0-0 ② F9		x 0-0 1B		4	0	1	0	0	0	1
Carmen Mauro, L (8, PR) OBP: 0.221, SLG: 0.231 (8, 9)										0	0	0	0	0	0	0
Pete Suder, R (1, 5) OBP: 0.332, SLG: 0.367	x 0-0 ③ 6-3		x 0-0 ③ P4			x 0-0 1B		x 0-0 ③ 1-3		4	0	1	0	0	0	1
Eddie Robinson, L (1, 3) OBP: 0.329, SLG: 0.396		B B B B 4-0 BB BB FC1-2 BB		S S S 0-3 ① K		S S S 0-3 ③ K			x 0-0 ① P4	3	0	0	0	1	2	1
Gus Zernial, R (1, 7) OBP: 0.345, SLG: 0.501		B B B B 4-0 FC1-2 BB 1-2 BB		S S S 0-3 ② K			S S S 0-3 ① K		x 0-0 ② F8	3	0	0	0	1	2	0
Cass Michaels, R (1, 4) OBP: 0.349, SLG: 0.442		B B B B 4-0 FC1-2 1-2 2-3 BB		x 0-0 ③ 5-3			x 0-0 1B		S S S 0-3 ③ K	3	0	1	0	1	1	0
Ed McGhee, R (1, 8) OBP: 0.324, SLG: 0.322		x 0-0 ① FC1-2 1-2 2-3 3-Hf			S S S 0-3 ① K		x 0-0 ② L8			3	0	0	0	0	1	4
Neal Watlington, L (1, 2) OBP: 0.136, SLG: 0.095		x 0-0 ② F5			x 0-0 ② G3		x 0-0 ③ G3			3	0	0	0	0	0	4
Charlie Bishop, R (1, 1) OBP: 0.100, SLG: 0.053		S S S 0-3 ③ K			x 0-0 ③ 6-3			x 0-0 ① 4-3		2	0	0	0	0	1	3
Loren Babe, L (8, PH) OBP: 0.275, SLG: 0.296										1	0	0	0	0	0	0
Marion Fricano, R (8, 1) OBP: 0.171, SLG: 0.200										0	0	0	0	0	0	0
Inning Stats	R: 0 E: 0 K: 0 S: 3 H: 0 LOB: 0 BB: 0 P: 3	R: 0 E: 0 K: 1 S: 5 H: 0 LOB: 3 BB: 3 P: 17	R: 0 E: 0 K: 0 S: 3 H: 1 LOB: 0 BB: 0 P: 3	R: 0 E: 0 K: 2 S: 7 H: 0 LOB: 0 BB: 0 P: 7	R: 0 E: 0 K: 1 S: 5 H: 0 LOB: 0 BB: 0 P: 5	R: 0 E: 0 K: 1 S: 6 H: 1 LOB: 1 BB: 0 P: 6	R: 0 E: 0 K: 1 S: 6 H: 1 LOB: 1 BB: 0 P: 6	R: 0 E: 0 K: 0 S: 4 H: 1 LOB: 1 BB: 0 P: 4	R: 0 E: 0 K: 1 S: 5 H: 0 LOB: 0 BB: 0 P: 5	1B: 4 2B: 0 3B: 0 HR: 0	SF: 0 SAC: 0 DP: 1 HBP: 0					

PITCHER	IP	W/L/S	BF	H	R	ER	SO	BB	IBB	HBP	BLK	WP	HR	S	P	ERA	WHIP
Virgil Trucks, R (1, 1) ERA: 2.51	9.0	W	33	4	0	0	7	3	0	0	0	0	0	44	56	0.00	0.778

PITCHER	IP	W/L/S	BF	H	R	ER	SO	BB	IBB	HBP	BLK	WP	HR	S	P	ERA	WHIP

TOP

Philadelphia Athletics @ Chicago White Sox

Comiskey Park, Chicago, IL

Sun Jul 26 1953, 4:38 AM EDT

Att. 21,149 - Unknown

livebaseballscorecards.com

AB	30
R	0
H	4
RBI	0
BB	3
SO	7
LOB	14

1B: 4 SF: 0
2B: 0 SAC: 0
3B: 0 DP: 1
HR: 0 HBP: 0

WP: 0 PA: 33
PB: 0
SB: 0
CS: 0

Batter	1	2	3	4	5	6	7	8	9	AB	R	H	RBI	BB	SO	LOB
Nellie Fox, L (1, 4) OBP: 0.338, SLG: 0.378	P5			4-3		G3 3-H		F2		4	0	0	1	0	0	0
Ferris Fain, L (1, 3) OBP: 0.419, SLG: 0.371	1-6-3			G3		L8		1B 1B		4	0	1	0	0	0	0
Minnie Minoso, R (1, 7) OBP: 0.417, SLG: 0.481	F8			P5			HR	PO 1-3 1B		4	1	2	1	0	0	0
Bob Elliott, R (1, 5) OBP: 0.393, SLG: 0.444 Fred Marsh, R (8, 5) OBP: 0.292, SLG: 0.271		F5			P6		F7	PO 1-2		3 0	0 0	0 0	0 0	0 0	0 0	0 0
Sam Mele, R (1, 9) OBP: 0.387, SLG: 0.486		K S S S			1B		HR 1B			3	1	2	0	0	1	0
Jim Rivera, L (1, 8) OBP: 0.337, SLG: 0.417		G3			F9		HR 1-H			3	1	1	2	0	0	1
Bud Sheely, L (1, 2) OBP: 0.347, SLG: 0.262			K S S S		4-3		L9			3	0	0	0	0	1	1
Chico Carrasquel, R (1, 6) OBP: 0.320, SLG: 0.348			P4			SH5-4 G3 2B	5-3			3	1	1	0	0	0	0
Virgil Trucks, R (1, 1) OBP: 0.173, SLG: 0.192			6-3			SH5-4 2-3		F8		2	0	0	0	0	0	0
Inning Stats	R: 0 E: 0 K: 0 S: 3 H: 0 LOB: 0 BB: 0 P: 3	R: 0 E: 0 K: 1 S: 5 H: 0 LOB: 0 BB: 0 P: 5	R: 0 E: 0 K: 1 S: 5 H: 0 LOB: 0 BB: 0 P: 5	R: 0 E: 0 K: 0 S: 3 H: 0 LOB: 0 BB: 0 P: 3	R: 0 E: 0 K: 0 S: 4 H: 1 LOB: 1 BB: 0 P: 4	R: 1 E: 0 K: 0 S: 4 H: 1 LOB: 0 BB: 0 P: 4	R: 3 E: 0 K: 0 S: 6 H: 3 LOB: 0 BB: 0 P: 6	R: 0 E: 0 K: 0 S: 4 H: 2 LOB: 1 BB: 0 P: 4		1B: 4 2B: 1 3B: 0 HR: 2	SF: 0 SAC: 1 DP: 0 HBP: 0						

PITCHER	IP	WLS	BF	H	R	ER	SO	BB	IBB	HBP	BLK	WP	HR	S	P	ERA	WHIP
Charlie Bishop, R (1, 1) ERA: 4.87	7.0	L	26	5	4	4	2	0	0	0	0	0	2	30	30	5.14	0.714
Marion Fricano, R (8, 1) ERA: 3.83	1.0		4	2	0	0	0	0	0	0	0	0	0	4	4	0.00	2.000

PITCHER	IP	WLS	BF	H	R	ER	SO	BB	IBB	HBP	BLK	WP	HR	S	P	ERA	WHIP

BOTTOM

Philadelphia Athletics @ Chicago White Sox
Comiskey Park, Chicago, IL
Sun Jul 26 1953, 4:38 AM EDT
Att. 21,149 - Unknown

livebaseballscorecards.com

AB	29
R	4
H	7
RBI	4
BB	0
SO	2
LOB	2

1B: 4	SF: 0	WP: 0	PA: 31
2B: 1	SAC: 1	PB: 0	
3B: 0	DP: 0	SB: 0	
HR: 2	HBP: 0	CS: 0	

Batter	1	2	3	4	5	6	7	8	9	AB	R	H	RBI	BB	SO	LOB
Nellie Fox, L (1, 4) OBP: 0.334, SLG: 0.374	P5		FC4-6, L9-3, 1-2f		F9		F9		K	5	0	0	0	0	1	2
Ferris Fain, L (1, 3) OBP: 0.414, SLG: 0.366	L6		L9-3, 1-2		3-1		K		4-3	5	0	0	0	0	1	2
Minnie Minoso, R (1, 7) OBP: 0.420, SLG: 0.491	1B			L1	HR			BB, 1B, F7		3	2	2	1	1	0	0
Bob Elliott, R (1, 5) OBP: 0.394, SLG: 0.442 Fred Marsh, R (8, PR) OBP: 0.292, SLG: 0.271 (8, 5)	P6			BB, HR	P5			1B, 1-3		3 0	1 0	1 0	0 0	1 0	0 0	1 0
Sam Mele, R (1, 9) OBP: 0.385, SLG: 0.492		K		HR, 1-H		1-3		F7, 3-H		4	1	1	3	0	1	1
Sherm Lollar, R (1, 2) OBP: 0.398, SLG: 0.418		1B, FC4-6		1B		5-3		P3		4	0	2	0	0	0	1
Jim Rivera, L (1, 8) OBP: 0.339, SLG: 0.418		L6		1B, FC6-4, 1-2		4-3		1B, 1-2		4	0	2	0	0	0	1
Chico Carrasquel, R (1, 6) OBP: 0.319, SLG: 0.347		FC4-6, 1-2f		F8			1B, S	4-3		4	0	1	0	0	0	5
Harry Dorish, R (1, 1) OBP: 0.176, SLG: 0.176 Sandy Consuegra, R (8, 1) OBP: 0.143, SLG: 0.100		1B, FC4-6		FC6-4, 1-2f			K, 1-2		K	3 1	0 0	1 0	0 0	0 0	1 1	3 0
Inning Stats	R: 0 E: 0 K: 0 S: 4 H: 1 LOB: 1 BB: 0 P: 4	R: 0 E: 0 K: 1 S: 6 H: 1 LOB: 1 BB: 0 P: 6	R: 0 E: 0 K: 0 S: 3 H: 1 LOB: 0 BB: 0 P: 3	R: 2 E: 0 K: 0 S: 6 H: 3 LOB: 2 BB: 1 P: 10	R: 1 E: 0 K: 0 S: 4 H: 1 LOB: 0 BB: 0 P: 4	R: 0 E: 0 K: 0 S: 3 H: 0 LOB: 0 BB: 0 P: 3	R: 0 E: 0 K: 2 S: 8 H: 1 LOB: 1 BB: 0 P: 8	R: 1 E: 0 K: 0 S: 5 H: 2 LOB: 2 BB: 1 P: 9	R: 0 E: 0 K: 2 S: 7 H: 0 LOB: 0 BB: 0 P: 7	1B: 8 2B: 1 3B: 0 HR: 2 SF: 0 SAC: 0 DP: 1 HBP: 0						

TOP

Chicago White Sox @ Boston Red Sox

Fenway Park, Boston, MA

Tue Jul 28 1953, 3:33 AM EDT

Att. 35,385 - Unknown

livebaseballscorecards.com

AB	36
R	4
H	10
RBI	4
BB	2
SO	5
LOB	16

PITCHER		IP	WLS	BF	H	R	ER	SO	BB	IBB	HBP	BLK	WP	HR	S	P	ERA	WHIP
Hal Brown, R ERA: 3.6	(1, 1)	5.0	L	22	7	3	3	1	1	0	0	0	0	2	23	27	5.40	1.600
Willard Nixon, R ERA: 3.66	(6, 1)	2.0		9	2	1	1	2	1	0	0	0	0	0	12	16	4.50	1.500
Ben Flowers, R ERA: 2.1	(8, 1)	2.0		7	1	0	0	2	0	0	0	0	0	0	11	11	0.00	0.500

PITCHER	IP	WLS	BF	H	R	ER	SO	BB	IBB	HBP	BLK	WP	HR	S	P	ERA	WHIP

BOTTOM

Chicago White Sox @ Boston Red Sox

Fenway Park, Boston, MA

Tue Jul 28 1953, 3:33 AM EDT

Att. 35,385 - Unknown

Batter	1	2	3	4	5	6	7	8	9	AB	R	H	RBI	BB	SO	LOB
Billy Goodman, L (1, 4) OBP: 0.408, SLG: 0.426	F7		3-1		1B		BB		4-3	4	0	1	0	1	0	0
Hoot Evers, R (1, 7) OBP: 0.295, SLG: 0.404	K			5-3	F8		1-3		1B	5	0	1	0	0	1	4
Dick Gernert, R (1, 3) OBP: 0.390, SLG: 0.450	1B			6-3		F7 1B		FC6-4 HBP 1B	5-3	5	1	3	0	0	0	1
George Kell, R (1, 5) OBP: 0.385, SLG: 0.526	F8			1B BB		F7		FC6-4 HBP		2	0	0	0	1	0	2
Sammy White, R (1, 2) OBP: 0.321, SLG: 0.450		P5		1B		BB		FC6-4 1B		3	1	1	0	1	0	2
Tom Umphlett, R (1, 8) OBP: 0.360, SLG: 0.418		F5		K		F9		1B		4	0	1	1	0	1	3
Jim Piersall, R (1, 9) OBP: 0.303, SLG: 0.341		CS 1B			K		F8	G4-3 1B		4	0	2	1	0	1	0
Johnny Lipon, R (1, 6) OBP: 0.283, SLG: 0.258		CS	F8		E6 1B		G3 1B	G4-3		3	0	1	0	0	0	0
Floyd Baker, L (8, PH) OBP: 0.370, SLG: 0.336										1	0	0	0	0	0	2
Ted Lepcio, R (9, 6) OBP: 0.319, SLG: 0.386										0	0	0	0	0	0	0
Hal Brown, R (1, 1) OBP: 0.333, SLG: 0.476			P6		K		G3		F9	1	0	0	0	0	0	0
Gene Stephens, L (5, PH) OBP: 0.309, SLG: 0.294										1	0	0	0	0	1	1
Willard Nixon, L (6, 1) OBP: 0.333, SLG: 0.258										1	0	0	0	0	0	1
Ben Flowers, R (8, 1)										0	0	0	0	0	0	0
Al Zarilla, L (9, PH) OBP: 0.380, SLG: 0.211										1	0	0	0	0	0	0
Inning Stats	R: 0 E: 0 K: 1 S: 6 H: 1 LOB: 1 BB: 0 P: 6	R: 0 E: 0 K: 0 S: 3 H: 1 LOB: 0 BB: 0 P: 3	R: 0 E: 0 K: 0 S: 3 H: 0 LOB: 0 BB: 0 P: 3	R: 0 E: 0 K: 1 S: 6 H: 1 LOB: 2 BB: 1 P: 10	R: 0 E: 1 K: 2 S: 9 H: 1 LOB: 2 BB: 0 P: 9	R: 0 E: 0 K: 0 S: 3 H: 1 LOB: 1 BB: 1 P: 7	R: 0 E: 0 K: 0 S: 4 H: 1 LOB: 2 BB: 1 P: 8	R: 2 E: 0 K: 0 S: 5 H: 3 LOB: 1 BB: 0 P: 6	R: 0 E: 0 K: 0 S: 4 H: 1 LOB: 1 BB: 0 P: 4	1B: 10 2B: 0 3B: 0 HR: 0	SF: 0 SAC: 0 DP: 1 HBP: 1						

livebaseballscorecards.com

	AB	35
	R	2
	H	10
	RBI	2
	BB	3
	SO	4
	LOB	16

WP: 0 PB: 0 SB: 0 CS: 1 PA: 40

PITCHER		IP	WLS	BF	H	R	ER	SO	BB	IBB	HBP	BLK	WP	HR	S	P	ERA	WHIP
Harry Dorish, R ERA: 2.61	(1, 1)	7.1	W	34	9	2	2	4	3	0	1	0	0	0	38	51	2.46	1.636
Sandy Consuegra, R ERA: 3.69	(8, 1)	1.2	S	5	1	0	0	0	0	0	0	0	0	0	5	5	0.00	0.600

PITCHER	IP	WLS	BF	H	R	ER	SO	BB	IBB	HBP	BLK	WP	HR	S	P	ERA	WHIP

Batter	1	2	3	4	5	6	7	8	9	AB	R	H	RBI	BB	SO	LOB
Nellie Fox, L (1, 4) OBP: 0.333, SLG: 0.374	4-3		6-3		F8			F8	HR 2B 2-H 3-H	5	1	1	2	0	0	1
Ferris Fain, L (1, 3) OBP: 0.414, SLG: 0.363	G3		F8			F7		BB 1-2	HR BB	3	1	0	0	2	0	0
Minnie Minoso, R (1, 7) OBP: 0.417, SLG: 0.496	6-3			F9		F8		F9	HR 1-H 2-H	5	1	1	3	0	0	2
Bob Elliott, R (1, 5) OBP: 0.399, SLG: 0.449 Fred Marsh, R (9, PR) OBP: 0.303, SLG: 0.333 (9, 5)		2B		BB 1-3		F2			2B 1B HR	3 1	0 2	2 1	0 1	1 0	0 0	0 0
Sam Mele, R (1, 9) OBP: 0.385, SLG: 0.492		F9		BB 1-3 1-2			K		E 2B 1-H 1B F8	4	1	1	1	1	1	2
Red Wilson, R (1, 2) OBP: 0.342, SLG: 0.311		P4		1-3 1-2 2-3			F2		E4 SH1-3 1B 2B 2-3	4	1	0	0	0	0	5
Jim Rivera, L (1, 8) OBP: 0.340, SLG: 0.417		BB		6-3			4-3		SH1-3 1-2 2B 1B 3-H	3	1	1	1	1	0	2
Chico Carrasquel, R (1, 6) OBP: 0.316, SLG: 0.343		K			K			6-3	K	4	0	0	0	0	3	4
Billy Pierce, L (1, 1) OBP: 0.218, SLG: 0.140			4-3		K			BB 1B	SH1-3 1-2 2-3	3	0	1	0	0	1	0
Inning Stats	R: 0 E: 0 K: 0 S: 3 H: 0 LOB: 0 BB: 0 P: 3	R: 0 E: 0 K: 1 S: 6 H: 1 LOB: 2 BB: 1 P: 10	R: 0 E: 0 K: 0 S: 3 H: 0 LOB: 0 BB: 0 P: 3	R: 0 E: 0 K: 0 S: 3 H: 0 LOB: 2 BB: 2 P: 11	R: 0 E: 0 K: 2 S: 7 H: 0 LOB: 0 BB: 0 P: 7	R: 0 E: 0 K: 0 S: 3 H: 0 LOB: 0 BB: 0 P: 3	R: 0 E: 0 K: 1 S: 5 H: 0 LOB: 0 BB: 0 P: 5	R: 0 E: 0 K: 0 S: 4 H: 1 LOB: 2 BB: 1 P: 8	R: 8 E: 1 K: 1 S: 12 H: 6 LOB: 1 BB: 1 P: 16	1B: 3 2B: 3 3B: 0 HR: 2 SF: 0 SAC: 1 DP: 0 HBP: 0	WP: 0 PB: 0 SB: 0 CS: 0 PA: 41					

PITCHER		IP	WLS	BF	H	R	ER	SO	BB	IBB	HBP	BLK	WP	HR	S	P	ERA	WHIP
Mickey McDermott, L ERA: 3.23	(1, 1)	8.0	L	34	5	4	2	4	4	0	0	0	0	0	38	54	2.25	1.125
Ellis Kinder, R ERA: 2.24	(9, 1)	0.2		6	3	4	0	1	1	0	0	0	0	2	7	11	0.00	6.000
Ben Flowers, R ERA: 2.08	(9, 1)	0.1		1	0	0	0	0	0	0	0	0	0	0	1	1	0.00	0.000

PITCHER	IP	WLS	BF	H	R	ER	SO	BB	IBB	HBP	BLK	WP	HR	S	P	ERA	WHIP

TOP

Chicago White Sox @ Boston Red Sox

Fenway Park, Boston, MA

Wed Jul 29 1953, 3:33 AM EDT

Att. 19,083 - Unknown

livebaseballscorecards.com

AB	35
R	8
H	8
RBI	8
BB	5
SO	5
LOB	16

Batter	1	2	3	4	5	6	7	8	9	AB	R	H	RBI	BB	SO	LOB
Billy Goodman, L (1, 4) (4, 3) OBP: 0.402, SLG: 0.419	F7	FC6-4 1-2f		F8			L8		E3 HR	5	1	0	0	0	0	1
Hoot Evers, R (1, 7) OBP: 0.302, SLG: 0.419	5-3		BB 5-3		2B FC6-2 1B		P4		1-H HR	4	1	2	2	1	0	0
Dick Gernert, R (1, 3) OBP: 0.392, SLG: 0.455 Ted Lepcio, R (3, PR) (4, 4) OBP: 0.328, SLG: 0.388	2B		BB 5-3 1-2		B1		BB		1B	1 2	0 0	1 1	0 0	1 1	0 0	0 1
George Kell, R (1, 5) OBP: 0.385, SLG: 0.526	BB		F2		2B 1-3		F7		F9	4	0	1	0	1	0	4
Sammy White, R (1, 2) OBP: 0.318, SLG: 0.444	K		5-3 1-2 2-3		FC6-2 3-H			F3		4	0	0	0	0	1	6
Tom Umphlett, R (1, 8) OBP: 0.361, SLG: 0.420 Al Zarilla, L (9, 8) OBP: 0.380, SLG: 0.211		1B 2B	FC6-4 BB		K			F7		3 0	1 0	1 0	0 0	1 0	1 0	2 0
Jim Piersall, R (1, 9) OBP: 0.300, SLG: 0.338	K	FC6-4 1-2f			5-3			F9		4	0	0	0	0	1	4
Johnny Lipon, R (1, 6) OBP: 0.275, SLG: 0.250 Del Wilber, R (9, PH) OBP: 0.333, SLG: 0.613	5-3			P6	L9				K	3 1	0 0	0 0	0 0	0 1	0 0	1 0
Mickey McDermott, L (1, 1) OBP: 0.333, SLG: 0.482 Ellis Kinder, R (9, 1) OBP: 0.421, SLG: 0.474 Ben Flowers, R (9, 1) Billy Consolo, R (9, PH) OBP: 0.167, SLG: 0.292		FC6-4 2-H 1B		1-3	K				K	3 0 0 1	0 0 0 0	1 0 0 0	1 0 0 0	0 0 0 0	1 0 0 1	0 0 0 0
Inning Stats	R: 0 E: 0 K: 1 S: 6 H: 1 LOB: 2 BB: 1 P: 10	R: 1 E: 0 K: 1 S: 7 H: 2 LOB: 1 BB: 0 P: 7	R: 0 E: 0 K: 0 S: 3 H: 0 LOB: 3 BB: 3 P: 15	R: 0 E: 0 K: 0 S: 3 H: 0 LOB: 0 BB: 0 P: 3	R: 0 E: 0 K: 1 S: 7 H: 2 LOB: 2 BB: 0 P: 7	R: 0 E: 0 K: 1 S: 5 H: 0 LOB: 0 BB: 0 P: 5	R: 0 E: 0 K: 0 S: 3 H: 0 LOB: 1 BB: 1 P: 7	R: 0 E: 0 K: 0 S: 3 H: 0 LOB: 0 BB: 0 P: 3	R: 2 E: 1 K: 2 S: 10 H: 2 LOB: 1 BB: 0 P: 10	1B: 3 2B: 3 3B: 0 HR: 1 SF: 0 SAC: 0 DP: 0 HBP: 0						

PITCHER	IP	WLS	BF	H	R	ER	SO	BB	IBB	HBP	BLK	WP	HR	S	P	ERA	WHIP
Billy Pierce, L (1, 1) ERA: 2.66	9.0	W	40	7	3	1	6	5	0	0	0	0	1	47	67	1.00	1.333

PITCHER	IP	WLS	BF	H	R	ER	SO	BB	IBB	HBP	BLK	WP	HR	S	P	ERA	WHIP

BOTTOM

Chicago White Sox @ Boston Red Sox

Fenway Park, Boston, MA

Wed Jul 29 1953, 3:33 AM EDT

Att. 19,083 - Unknown

livebaseballscorecards.com

AB	35
R	3
H	7
RBI	3
BB	5
SO	6
LOB	19

WP: 0	PA: 40		
PB: 0			
SB: 0			
CS: 0			

Chicago White Sox @ Boston Red Sox

Fenway Park, Boston, MA

Thu Jul 30 1953, 3:33 AM EDT

Att. 10,959 - Unknown

TOP

livebaseballscorecards.com

Batter	1	2	3	4	5	6	7	8	9	AB	R	H	RBI	BB	SO	LOB
Nellie Fox, L (1, 4) OBP: 0.328, SLG: 0.369	F7		F9	F2	F9	F7		G3 1-2 3-H		6	0	0	1	0	0	6
Ferris Fain, L (1, 3) OBP: 0.417, SLG: 0.374	HR		HR 1B	P6		1B 1B BBBB	G6-4-3 BB	4-3		5	3	3	1	1	0	4
Minnie Minoso, R (1, 7) OBP: 0.420, SLG: 0.506 Bud Stewart, L (8, 7) OBP: 0.400, SLG: 0.563	F8		1-H HR	HBP 1B 1-2 2-H 1B		1B 2B 1-2 1B	G6-4-3 1-2f	BBBB	1B HR BB	5 0	3 1	3 0	3 0	0 1	0 0	1 0
Bob Elliott, R (1, 5) OBP: 0.403, SLG: 0.449 Rocky Krsnich, R (6, 5) OBP: 0.306, SLG: 0.327	BBBB BB		5-3	1B 1-2 2-3 HBP		2B 1-2 2-H 1B	1B		1-2 HR 1B	2 2	1 1	1 2	1 0	1 0	0 0	0 0
Sam Mele, R (1, 9) OBP: 0.385, SLG: 0.494 Tom Wright, L (9, PH) OBP: 0.315, SLG: 0.419 (9, 9)	5-3		6-3	1B 1-2 2-H 3-H		1B 1-3 2-H 2B	F7		1-H 2-H HR	5 1	1 1	2 1	3 3	0 0	0 0	2 0
Sherm Lollar, R (1, 2) OBP: 0.406, SLG: 0.424 Red Wilson, R (8, PR) OBP: 0.339, SLG: 0.308 (8, 2)	BBBB FC4-6 BB			2B 1B 1B F3		SH3 E 2-H 3-H 1B		1B 1B FC4-6 1B	5-3	4 1	1 1	3 0	2 0	1 0	0 0	2 0
Jim Rivera, L (1, 8) OBP: 0.345, SLG: 0.429	F9		1-3 1B 2B	2B	E4 SH3 1-2			FC4-6 1B 1-2 G3 1B	2B	6	2	4	0	0	0	2
Chico Carrasquel, R (1, 6) OBP: 0.316, SLG: 0.341	FC4-6 1-2f		BBBB 1B 1B BB	F8	P5			FC4-6 1-2 2-3 1B	F7	5	1	1	0	1	0	5
Mike Fornieles, R (1, 1) OBP: 0.156, SLG: 0.161 Sandy Consuegra, R (5, 1) OBP: 0.136, SLG: 0.095 Fred Marsh, R (9, PH) OBP: 0.299, SLG: 0.328 Bob Keegan, R (9, 1) OBP: 0.111, SLG: 0.111	P4		SSS HBP 1B 1-2 2-H 3-H 1B	K	SH3 1-2 2-3			FC4-6 G3 1-2f 2-3 3-H	1-3	3 1 1 0	1 0 0 0	1 0 0 0	2 1 0 0	0 0 0 0	1 2 1 0	2 2 1 0
Inning Stats	R: 1 E: 0 K: 0 S: 4 H: 1 LOB: 1 BB: 1 P: 8	R: 0 E: 0 K: 0 S: 3 H: 0 LOB: 1 BB: 1 P: 7	R: 2 E: 0 K: 0 S: 5 H: 2 LOB: 0 BB: 0 P: 5	R: 5 E: 0 K: 0 S: 8 H: 5 LOB: 2 BB: 1 P: 13	R: 0 E: 0 K: 1 S: 6 H: 1 LOB: 1 BB: 0 P: 6	R: 4 E: 1 K: 0 S: 9 H: 5 LOB: 2 BB: 0 P: 9	R: 0 E: 0 K: 0 S: 3 H: 1 LOB: 1 BB: 1 P: 7	R: 2 E: 0 K: 0 S: 6 H: 3 LOB: 2 BB: 0 P: 6	R: 3 E: 0 K: 0 S: 6 H: 3 LOB: 1 BB: 1 P: 10	1B: 14 2B: 4 3B: 0 HR: 3 SF: 0 SAC: 1 DP: 1 HBP: 1						

AB	47
R	17
H	21
RBI	17
BB	5
SO	1
LOB	27

WP: 0 PB: 0 SB: 0 CS: 0 PA: 54

PITCHER	IP	WLS	BF	H	R	ER	SO	BB	IBB	HBP	BLK	WP	HR	S	P	ERA	WHIP
Mel Parnell, L (1, 1) ERA: 3.32	3.0	L	18	6	7	7	0	3	0	0	0	0	2	15	27	21.00	3.000
Ike Delock, R (4, 1) ERA: 3.86	2.0		13	6	4	4	1	0	0	1	0	0	0	14	15	18.00	3.000
Ben Flowers, R (6, 1) ERA: 3.26	4.0		23	9	6	6	0	2	0	0	0	0	1	21	29	13.50	2.750

PITCHER	IP	WLS	BF	H	R	ER	SO	BB	IBB	HBP	BLK	WP	HR	S	P	ERA	WHIP

BOTTOM

Chicago White Sox @ Boston Red Sox

Fenway Park, Boston, MA

Thu Jul 30 1953, 3:33 AM EDT

Att. 10,959 - Unknown

Batter	1	2	3	4	5	6	7	8	9	AB	R	H	RBI	BB	SO	LOB
Billy Goodman, L (1, 4) OBP: 0.403, SLG: 0.418	3-1		HBP		1B	E1			6-3	3	0	1	0	0	0	2
Billy Consolo, R (8, 4) OBP: 0.160, SLG: 0.280										1	0	0	0	0	0	0
Hoot Evers, R (1, 7) OBP: 0.308, SLG: 0.420	BB		1-2 1B		1-2 1B	F8			F7	4	0	2	0	1	0	3
Del Wilber, R (1, 3) OBP: 0.326, SLG: 0.588	1-2 G1-4-3 1B		F7		P6		F8		F9	5	0	1	0	0	0	4
George Kell, R (1, 5) OBP: 0.383, SLG: 0.522	G1-4-3 1-2f		L7		P6		1-3 1B			4	0	1	0	0	0	6
Sammy White, R (1, 2) OBP: 0.315, SLG: 0.440		P4		6-3	F2		1-3 1-2			3	0	0	0	0	0	2
Gus Niarhos, R (7, 2) OBP: 0.263, SLG: 0.333										1	0	0	0	0	0	1
Al Zarilla, L (1, 8) OBP: 0.370, SLG: 0.238		F8		1B 2B		4-3	L4			4	1	1	0	0	0	1
Jim Piersall, R (1, 9) OBP: 0.304, SLG: 0.342		1B		2-H 1B		5-3				4	0	3	1	0	0	0
								G1-4-3 1B								
Johnny Lipon, R (1, 6) OBP: 0.274, SLG: 0.250		F3		F8		E 1B 1B		F8		4	0	1	0	0	0	3
Mel Parnell, L (1, 1) OBP: 0.238, SLG: 0.246			4-3	K						1	0	0	0	0	0	0
Ike Delock, R (4, 1) OBP: 0.286, SLG: 0.167										1	0	0	0	0	1	1
Ben Flowers, R (6, 1) OBP: 0.111, SLG: 0.111						1-2 E 1B		G1-4-3 1-2f		2	0	1	0	0	0	1

	AB	37
	R	1
	H	11
	RBI	1
	BB	1
	SO	1
	LOB	24

Inning Stats																								
	R: 0	H: 1	R: 0	H: 1	R: 0	H: 1	R: 1	H: 2	R: 0	H: 2	R: 0	H: 2	R: 0	H: 1	R: 0	H: 0	1B: 10	SF: 0	WP: 0	PA: 39
	E: 0	LOB: 1	E: 0	LOB: 1	E: 0	LOB: 2	E: 0	LOB: 1	E: 0	LOB: 3	E: 1	LOB: 1	E: 0	LOB: 0	E: 0	LOB: 0	2B: 1	SAC: 0	PB: 0	
	K: 0	BB: 1	K: 0	BB: 0	K: 0	BB: 0	K: 1	BB: 0	K: 0	BB: 0	K: 0	BB: 0	K: 0	BB: 0	K: 0	BB: 0	3B: 0	DP: 2	SB: 0	
	S: 3	P: 7	S: 4	P: 4	S: 4	P: 5	S: 7	P: 7	S: 5	P: 5	S: 6	P: 6	S: 4	P: 4	S: 3	P: 3	HR: 0	HBP: 1	CS: 0	

PITCHER		IP	WLS	BF	H	R	ER	SO	BB	IBB	HBP	BLK	WP	HR	S	P	ERA	WHIP
Mike Fornieles, R ERA: 3.32	(1, 1)	4.0		20	7	1	1	1	1	0	1	0	0	0	20	25	2.25	2.000
Sandy Consuegra, R ERA: 3.51	(5, 1)	4.0	W	16	4	0	0	0	0	0	0	0	0	0	16	16	0.00	1.000
Bob Keegan, R ERA: 5.45	(9, 1)	1.0	S	3	0	0	0	0	0	0	0	0	0	0	3	3	0.00	0.000

PITCHER	IP	WLS	BF	H	R	ER	SO	BB	IBB	HBP	BLK	WP	HR	S	P	ERA	WHIP

livebaseballscorecards.com

Chicago White Sox @ Washington Senators

Griffith Stadium, Washington, DC

Fri Jul 31 1953, 3:33 AM EDT

Att. 12,466 - Unknown

TOP

livebaseballscorecards.com

Batter	1	2	3	4	5	6	7	8	9	AB	R	H	RBI	BB	SO	LOB
Nellie Fox, L (1, 4) OBP: 0.327, SLG: 0.366	B B B B 4-0 1B BB		x 0-0 ③ 6-3			x 0-0 ③ 3-1			x 0-0 ① 4-3	3	0	0	0	1	0	0
Ferris Fain, L (1, 3) OBP: 0.413, SLG: 0.370	x 0-0 ① F9			x 0-0 ① 4-3			x 0-0 ① P6		x 0-0 ② F7	4	0	0	0	0	0	1
Minnie Minoso, R (1, 7) OBP: 0.420, SLG: 0.504	x 0-0 G6-4-3 1-2 1B			S S S 0-3 ② K			B B B B 4-0 1B BB		x 0-0 ③ 1-3	3	0	1	0	1	1	0
Bob Elliott, R (1, 5) OBP: 0.399, SLG: 0.444	x 0-0 ② ③ G6-4-3 1-2f			x 0-0 ③ F7			x 0-0 ② F7			3	0	0	0	0	0	3
Sam Mele, R (1, 9) OBP: 0.388, SLG: 0.495		x 0-0 G4-6-3 1B			x 0-0 ① 6-3		x 0-0 1-2 1B			3	0	2	0	0	0	0
Jim Rivera, L (1, 8) OBP: 0.343, SLG: 0.426		x 0-0 ① ② G4-6-3 1-2f			x 0-0 ② 4-3		x 0-0 ③ G3			3	0	0	0	0	0	3
Sherm Lollar, R (1, 2) OBP: 0.401, SLG: 0.418		x 0-0 ③ P4			x 0-0 ③ 6-3			x 0-0 ① P5		3	0	0	0	0	0	0
Chico Carrasquel, R (1, 6) OBP: 0.315, SLG: 0.339 Tom Wright, L (8, PH) OBP: 0.312, SLG: 0.414 Fred Marsh, R (8, 6) OBP: 0.299, SLG: 0.328			x 0-0 ① 3-1			x 0-0 ① F9		x 0-0 ② 3-1		2 1 0	0 0 0	0 0 0	0 0 0	0 0 0	0 0 0	0 0 0
Virgil Trucks, R (1, 1) OBP: 0.167, SLG: 0.185 Bud Stewart, L (8, PH) OBP: 0.389, SLG: 0.545 Gene Bearden, L (8, 1) OBP: 0.200, SLG: 0.200			x 0-0 ② 6-3			x 0-0 ② 5-3		S S S 0-3 ③ K		2 1 0	0 0 0	0 0 0	0 0 0	0 1 0	0 0 0	0 0 0

Inning Stats																															
	R: 0	H: 1		R: 0	H: 1		R: 0	H: 0		R: 0	H: 0		R: 0	H: 0		R: 0	H: 1		R: 0	H: 0		R: 0	H: 0		1B: 3	SF: 0		WP: 0	PA: 30	
	E: 0	LOB: 1		E: 0	LOB: 0		E: 0	LOB: 0		E: 0	LOB: 0		E: 0	LOB: 0		E: 0	LOB: 2		E: 0	LOB: 0		E: 0	LOB: 0		2B: 0	SAC: 0		PB: 0		
	K: 0	BB: 1		K: 0	BB: 0		K: 0	BB: 0		K: 1	BB: 0		K: 0	BB: 0		K: 0	BB: 1		K: 1	BB: 0		K: 0	BB: 0		3B: 0	DP: 2		SB: 0		
	S: 3	P: 7		S: 3	P: 3		S: 3	P: 3		S: 5	P: 5		S: 3	P: 3		S: 4	P: 8		S: 5	P: 5		S: 3	P: 3		HR: 0	HBP: 0		CS: 0		

PITCHER		IP	WLS	BF	H	R	ER	SO	BB	IBB	HBP	BLK	WP	HR	S	P	ERA	WHIP
Bob Porterfield, R ERA: 3.94	(1, 1)	9.0	W	30	3	0	0	2	2	0	0	0	0	0	32	40	0.00	0.556

PITCHER	IP	WLS	BF	H	R	ER	SO	BB	IBB	HBP	BLK	WP	HR	S	P	ERA	WHIP

AB	28
R	0
H	3
RBI	0
BB	2
SO	2
LOB	7

Batter	1	2	3	4	5	6	7	8	9	AB	R	H	RBI	BB	SO	LOB
Eddie Yost, R (1, 5) OBP: 0.392, SLG: 0.374	0-0 BB 2B 1B	0-0 G1-4-3 1-2f			0-0 5-3		0-0 L4			4	1	1	0	0	0	2
Gil Coan, L (1, 7) OBP: 0.246, SLG: 0.213	BBBB 4-0 1-2 2B BB		0-0 P6		0-0 F9			SSS 0-3 K		3	0	0	0	1	1	0
Mickey Vernon, L (1, 3) OBP: 0.396, SLG: 0.514	0-0 F5		0-0 2-3			0-0 4-3		SSS 0-3 K		4	0	0	0	0	1	2
Jackie Jensen, R (1, 9) OBP: 0.370, SLG: 0.423	0-0 E 1B 1-H 2-H 2B		0-0 F9			BBBB 4-0 BB		0-0 4-3		3	1	1	1	1	0	0
Pete Runnels, L (1, 4) OBP: 0.352, SLG: 0.322	0-0 E4 1B 2-3			BBBB 4-0 PB BB		0-0 F9				2	0	0	0	1	0	2
Jim Busby, R (1, 8) OBP: 0.339, SLG: 0.393	0-0 1-3 3-H 1B			BBBB 4-0 L6-4 1-2 BB		0-0 F9				2	0	1	1	1	0	1
Ed Fitz Gerald, R (1, 2) OBP: 0.311, SLG: 0.342	SSS 0-3 K			0-0 L6-4 1-2			0-0 1B			3	0	1	0	0	1	4
Jerry Snyder, R (1, 6) OBP: 0.467, SLG: 0.517		0-0 FC5-4 1B		0-0 F7			0-0 P4			3	0	1	0	0	0	1
Bob Porterfield, R (1, 1) OBP: 0.343, SLG: 0.531		0-0 FC5-4 G1-4-3 1-2f			0-0 5-3		0-0 1B			3	0	1	0	0	0	1
Inning Stats	R: 2 E: 1 K: 1 S: 8 H: 3 LOB: 2 BB: 1 P: 12	R: 0 E: 0 K: 0 S: 3 H: 1 LOB: 0 BB: 0 P: 3	R: 0 E: 0 K: 0 S: 3 H: 0 LOB: 0 BB: 0 P: 3	R: 0 E: 0 K: 0 S: 2 H: 0 LOB: 1 BB: 2 P: 10	R: 0 E: 0 K: 0 S: 3 H: 0 LOB: 0 BB: 0 P: 3	R: 0 E: 0 K: 0 S: 3 H: 0 LOB: 1 BB: 1 P: 7	R: 0 E: 0 K: 0 S: 4 H: 2 LOB: 1 BB: 0 P: 4	R: 0 E: 0 K: 2 S: 7 H: 0 LOB: 0 BB: 0 P: 7		1B: 5 2B: 2 3B: 0 HR: 0	SF: 0 SAC: 0 DP: 2 HBP: 0					

PITCHER		IP	WLS	BF	H	R	ER	SO	BB	IBB	HBP	BLK	WP	HR	S	P	ERA	WHIP
Virgil Trucks, R ERA: 2.45	(1, 1)	7.0	L	28	6	2	1	1	4	0	0	0	0	0	26	42	1.29	1.429
Gene Bearden, L ERA: 2.68	(8, 1)	1.0		3	0	0	0	2	0	0	0	0	0	0	7	7	0.00	0.000

PITCHER	IP	WLS	BF	H	R	ER	SO	BB	IBB	HBP	BLK	WP	HR	S	P	ERA	WHIP

BOTTOM

Chicago White Sox @ Washington Senators

Griffith Stadium, Washington, DC

Fri Jul 31 1953, 3:33 AM EDT

Att. 12,466 - Unknown

livebaseballscorecards.com

AB	27
R	2
H	6
RBI	2
BB	4
SO	3
LOB	13

WP: 0 PA: 31
PB: 1
SB: 0
CS: 0

Batter	1	2	3	4	5	6	7	8	9	AB	R	H	RBI	BB	SO	LOB
Nellie Fox, L (1, 4) OBP: 0.328, SLG: 0.366	P5		E2 F9 1-3 1B	F8 2-3 3-H			F7		CS 1B	5	1	2	1	0	0	2
Ferris Fain, L (1, 3) OBP: 0.414, SLG: 0.368	2B BB		1B BB	G6-4-3 1-2f			F9		CS 1-2	2	1	0	0	2	0	2
Minnie Minoso, R (1, 7) OBP: 0.419, SLG: 0.504	CS 1-H 2B		F3		F2		F8			4	0	1	1	0	0	3
Bob Elliott, R (1, 5) OBP: 0.401, SLG: 0.446 Fred Marsh, R (8, PR) OBP: 0.299, SLG: 0.328 (8, 5)	2-3 BB		F9 2-3 3-H		F8			E5 2B		3 0	0 0	1 0	1 0	1 0	0 0	2 0
Sam Mele, R (1, 9) OBP: 0.386, SLG: 0.492	P5		1-2 3-H 1B		K			E5 FC1-6 2-3		4	0	1	1	0	1	2
Jim Rivera, L (1, 8) OBP: 0.339, SLG: 0.421		K	F8			L5		FC1-6 1-2f		4	0	0	0	0	1	4
Sherm Lollar, R (1, 2) OBP: 0.398, SLG: 0.413		F8	E F8 BB			P6		F7		3	1	0	0	1	0	2
Chico Carrasquel, R (1, 6) OBP: 0.314, SLG: 0.338		P2	E4 F8 1B 1-3			1B			5-3	4	0	1	0	0	0	1
Connie Johnson, R (1, 1) OBP: 0.333, SLG: 0.200			E F9 BB	G6-4-3 1-2 1B		5-3			F5	3	1	1	0	1	0	1
Inning Stats	R: 1 E: 0 K: 0 S: 3 H: 1 LOB: 1 BB: 2 P: 11	R: 0 E: 0 K: 1 S: 5 H: 0 LOB: 0 BB: 0 P: 5	R: 2 E: 1 K: 0 S: 5 H: 2 LOB: 2 BB: 2 P: 13	R: 1 E: 1 K: 0 S: 4 H: 1 LOB: 1 BB: 1 P: 8	R: 0 E: 0 K: 1 S: 5 H: 0 LOB: 0 BB: 0 P: 5	R: 0 E: 0 K: 0 S: 4 H: 1 LOB: 1 BB: 0 P: 4	R: 0 E: 0 K: 0 S: 3 H: 0 LOB: 0 BB: 0 P: 3	R: 0 E: 1 K: 0 S: 4 H: 1 LOB: 2 BB: 0 P: 4	R: 0 E: 0 K: 0 S: 3 H: 1 LOB: 0 BB: 0 P: 3	1B: 5 2B: 2 3B: 0 HR: 0 SF: 0 SAC: 0 DP: 1 HBP: 0						

TOP

Chicago White Sox @ Washington Senators

Griffith Stadium, Washington, DC

Sat Aug 01 1953, 3:33 AM EDT

Att. 9,387 - Unknown

livebaseballscorecards.com

AB	32
R	4
H	7
RBI	4
BB	5
SO	2
LOB	19

WP: 0 PB: 0 SB: 0 CS: 2 PA: 38

PITCHER		IP	WLS	BF	H	R	ER	SO	BB	IBB	HBP	BLK	WP	HR	S	P	ERA	WHIP
Spec Shea, R ERA: 3.58	(1, 1)	3.0	L	18	4	4	3	1	5	0	0	0	0	0	15	35	9.00	3.000
Al Sima, L ERA: 3.12	(4, 1)	1.0		2	0	0	0	0	0	0	0	0	0	0	2	2	0.00	0.000
Jerry Lane, R ERA: 2.48	(5, 1)	5.0		17	3	0	0	1	0	0	0	0	0	0	19	19	0.00	0.600

PITCHER	IP	WLS	BF	H	R	ER	SO	BB	IBB	HBP	BLK	WP	HR	S	P	ERA	WHIP

Batter	1	2	3	4	5	6	7	8	9	AB	R	H	RBI	BB	SO	LOB
Eddie Yost, R (1, 5) OBP: 0.390, SLG: 0.374	2B		6-3		6-3		FC5-4 1-2f		5-3	5	0	1	0	0	0	3
Gil Coan, L (1, 7) OBP: 0.233, SLG: 0.200	P6		K		F8		K			4	0	0	0	0	2	2
Mickey Vernon, L (1, 3) OBP: 0.393, SLG: 0.509	1-3		6-3		F8			F9		4	0	0	0	0	0	1
Jackie Jensen, R (1, 9) OBP: 0.371, SLG: 0.424	4-3			1B BB 1B		F9		4-3 1B		4	0	2	0	0	0	1
Pete Runnels, L (1, 4) OBP: 0.356, SLG: 0.323		1B BB		1B 1-2 BB		1B		4-3 1-2		2	0	1	0	2	0	1
Jim Busby, R (1, 8) OBP: 0.340, SLG: 0.394		1-2 1B		1-2 2-3 1B		K		6-3		4	0	2	0	0	1	2
Ed Fitz Gerald, R (1, 2) OBP: 0.310, SLG: 0.340 Pompeyo Davalillo, R (9, PR)	K			K		F9			G5-3 1B	4 0	0 0	1 0	0 0	0 0	2 0	6 0
Jerry Snyder, R (1, 6) OBP: 0.441, SLG: 0.485	K			K			K		G5-3 1-2 1B	4	0	1	0	0	3	5
Spec Shea, R (1, 1) OBP: 0.238, SLG: 0.225 Al Sima, R (4, 1) OBP: 0.143, SLG: 0.143 Clyde Vollmer, R (4, PH) OBP: 0.347, SLG: 0.371 Jerry Lane, R (5, 1) Kite Thomas, R (9, PH) OBP: 0.237, SLG: 0.254	K			K			FC5-4 BB		G5-3 1-2 2-3f	1 0 1 0 1	0 0 0 0 0	0 0 0 0 0	0 0 0 0 0	0 0 1 1 0	1 0 3 0 2	2 0 0 0 2
Inning Stats	R: 0 E: 0 K: 0 S: 4 H: 1 LOB: 1 BB: 0 P: 4	R: 0 E: 0 K: 3 S: 10 H: 1 LOB: 2 BB: 1 P: 14	R: 0 E: 0 K: 1 S: 5 H: 0 LOB: 0 BB: 0 P: 5	R: 0 E: 0 K: 3 S: 11 H: 2 LOB: 3 BB: 1 P: 15	R: 0 E: 0 K: 0 S: 3 H: 0 LOB: 0 BB: 0 P: 3	R: 0 E: 0 K: 1 S: 6 H: 1 LOB: 1 BB: 0 P: 6	R: 0 E: 0 K: 2 S: 7 H: 0 LOB: 1 BB: 1 P: 11	R: 0 E: 0 K: 0 S: 4 H: 1 LOB: 1 BB: 0 P: 4	R: 0 E: 0 K: 0 S: 4 H: 2 LOB: 2 BB: 0 P: 4	1B: 7 2B: 1 3B: 0 HR: 0 SF: 0 SAC: 0 DP: 1 HBP: 0						

PITCHER	IP	WLS	BF	H	R	ER	SO	BB	IBB	HBP	BLK	WP	HR	S	P	ERA	WHIP
Connie Johnson, R (1, 1) ERA: 2.65	9.0	W	37	8	0	0	10	3	0	0	0	0	0	54	66	0.00	1.222

PITCHER	IP	WLS	BF	H	R	ER	SO	BB	IBB	HBP	BLK	WP	HR	S	P	ERA	WHIP

BOTTOM

Chicago White Sox @ Washington Senators

Griffith Stadium, Washington, DC

Sat Aug 01 1953, 3:33 AM EDT

Att. 9,387 - Unknown

livebaseballscorecards.com

AB	34
R	0
H	8
RBI	0
BB	3
SO	10
LOB	28

WP: 0 PA: 37
PB: 0
SB: 0
CS: 0

Batter	1	2	3	4	5	6	7	8	9	AB	R	H	RBI	BB	SO	LOB
Nellie Fox, L (1, 4) OBP: 0.330, SLG: 0.368	x 0-0 PB 1B 1B		x 0-0 ① F8			x 0-0 F9 1-3 1B		x 0-0 ② F9		4	0	2	0	0	0	1
Ferris Fain, L (1, 3) OBP: 0.413, SLG: 0.367	S S S 0-3 ① K		x 0-0 ② F7			x 0-0 ① 1-3 1-2		x 0-0 ③ 1-3 1B		4	0	1	0	0	1	2
Minnie Minoso, R (1, 7) OBP: 0.417, SLG: 0.501	x 0-0 PB 1-2 1B		x 0-0 ③ F7			x 0-0 ② F9 2-3			x 0-0 ① 6-3	4	0	1	0	0	0	1
Bob Elliott, R (1, 5) OBP: 0.396, SLG: 0.440	S S S 0-3 ② K 1-2 2-3			x 0-0 ① 5-3		x 0-0 ③ 6-3			x 0-0 ② 4-3	4	0	0	0	0	1	3
Bob Boyd, L (1, 9) OBP: 0.500, SLG: 0.167	B B B B 4-0 BB			x 0-0 ② F7			x 0-0 ① F5		B B B B 4-0 BB	2	0	0	0	2	0	0
Jim Rivera, L (1, 8) OBP: 0.336, SLG: 0.417	x 0-0 ③ 6-3			S S S 0-3 ③ K			x 0-0 ② F8		x 0-0 ③ G3	4	0	0	0	0	1	4
Sherm Lollar, R (1, 2) OBP: 0.398, SLG: 0.412		x 0-0 ① 5-3			x 0-0 L4-3 1B		x 0-0 ③ F7			3	0	1	0	0	0	0
Chico Carrasquel, R (1, 6) OBP: 0.312, SLG: 0.336 Tom Wright, L (8, PH) OBP: 0.319, SLG: 0.420 Fred Marsh, R (8, 6) OBP: 0.299, SLG: 0.328		x 0-0 ② 5-3			x 0-0 ① ② L4-3 1-2			x 0-0 1B 1B		2 1 0	0 0 0	0 1 0	0 0 0	0 0 0	0 0 0	1 0 0
Harry Dorish, R (1, 1) OBP: 0.167, SLG: 0.167 Bud Stewart, L (8, PH) OBP: 0.378, SLG: 0.529 Sandy Consuegra, R (8, 1) OBP: 0.136, SLG: 0.095		x 0-0 ③ P4			x 0-0 ③ P6			x 0-0 ① F8		2 1 0	0 0 0	0 0 0	0 0 0	0 0 0	0 0 0	0 1 0
Inning Stats	R: 0 H: 2 E: 0 LOB: 3 K: 2 BB: 1 S: 9 P: 13	R: 0 H: 0 E: 0 LOB: 0 K: 0 BB: 0 S: 3 P: 3	R: 0 H: 0 E: 0 LOB: 0 K: 0 BB: 0 S: 3 P: 3	R: 0 H: 0 E: 0 LOB: 0 K: 1 BB: 0 S: 5 P: 5	R: 0 H: 1 E: 0 LOB: 0 K: 0 BB: 0 S: 3 P: 3	R: 0 H: 1 E: 0 LOB: 1 K: 0 BB: 0 S: 4 P: 4	R: 0 H: 0 E: 0 LOB: 0 K: 0 BB: 0 S: 3 P: 3	R: 0 H: 2 E: 0 LOB: 2 K: 0 BB: 0 S: 4 P: 4	R: 0 H: 0 E: 0 LOB: 1 K: 0 BB: 1 S: 3 P: 7	1B: 6 SF: 0 2B: 1 SAC: 0 3B: 0 DP: 1 HR: 0 HBP: 0						

TOP

Chicago White Sox @ Washington Senators

Griffith Stadium, Washington, DC

Sun Aug 02 1953, 3:33 AM EDT

Att. 10,840 - Unknown

livebaseballscorecards.com

AB	31
R	0
H	6
RBI	0
BB	2
SO	3
LOB	13

WP: 0 PA: 33
PB: 1
SB: 0
CS: 0

PITCHER		IP	WLS	BF	H	R	ER	SO	BB	IBB	HBP	BLK	WP	HR	S	P	ERA	WHIP
Walt Masterson, R ERA: 3.38	(1, 1)	9.0	W	33	6	0	0	3	2	0	0	0	0	0	37	45	0.00	0.889

PITCHER	IP	WLS	BF	H	R	ER	SO	BB	IBB	HBP	BLK	WP	HR	S	P	ERA	WHIP

Batter	1	2	3	4	5	6	7	8	9	AB	R	H	RBI	BB	SO	LOB
Eddie Yost, R (1, 5) OBP: 0.391, SLG: 0.376	0-0 1B		0-0 1B			0-0 ① 6-3		0-0 ② 5-3		4	0	2	0	0	0	0
Gil Coan, L (1, 7) OBP: 0.234, SLG: 0.203	0-0 L3 1B 1-3		SSS 0-3 ③ K			0-0 ② L4		0-0 ③ F8		4	0	1	0	0	1	1
Mickey Vernon, L (1, 3) OBP: 0.392, SLG: 0.507	0-0 ① ② L3 1-2			0-0 ① F7		0-0 1B				3	0	1	0	0	0	2
Jackie Jensen, R (1, 9) OBP: 0.371, SLG: 0.426	0-0 ③ L6			0-0 G3 1B 2B		0-0 ③ 4-3				3	1	1	0	0	0	2
Pete Runnels, L (1, 4) OBP: 0.353, SLG: 0.320 Wayne Terwilliger, R (9, 4) OBP: 0.334, SLG: 0.318		SSS 0-3 ① K		0-0 ② G3 2-3			0-0 ① 1-3			3 0	0 0	0 0	0 0	0 0	1 0	1 0
Jim Busby, R (1, 8) OBP: 0.343, SLG: 0.396	0-0 ② P3			0-0 CS 1B 3-H			0-0 FC5-4 1B			3	0	2	1	0	0	0
Ed Fitz Gerald, R (1, 2) OBP: 0.305, SLG: 0.335	0-0 ③ F8			0-0 ③ CS 1-2		0-0 ① 6-3	0-0 ② FC5-4 1-2f			3	0	0	0	0	0	1
Jerry Snyder, R (1, 6) OBP: 0.405, SLG: 0.444			0-0 ① 6-3			0-0 ② F2	0-0 ③ L6			3	0	0	0	0	0	1
Walt Masterson, R (1, 1) OBP: 0.220, SLG: 0.139			SSS 0-3 ② K			0-0 ③ 6-3		SSS 0-3 ① K		3	0	0	0	0	2	0
Inning Stats	R: 0 E: 0 K: 0 S: 4 H: 2 LOB: 1 BB: 0 P: 4	R: 0 E: 0 K: 1 S: 5 H: 0 LOB: 0 BB: 0 P: 5	R: 0 E: 0 K: 2 S: 8 H: 1 LOB: 1 BB: 0 P: 8	R: 1 E: 0 K: 0 S: 4 H: 2 LOB: 0 BB: 0 P: 4	R: 0 E: 0 K: 0 S: 3 H: 0 LOB: 0 BB: 0 P: 3	R: 0 E: 0 K: 0 S: 4 H: 1 LOB: 1 BB: 0 P: 4	R: 0 E: 0 K: 0 S: 4 H: 1 LOB: 1 BB: 0 P: 4	R: 0 E: 0 K: 1 S: 5 H: 0 LOB: 0 BB: 0 P: 5		1B: 6 2B: 2 3B: 0 HR: 0 SF: 0 SAC: 0 DP: 1 HBP: 0						

PITCHER		IP	WLS	BF	H	R	ER	SO	BB	IBB	HBP	BLK	WP	HR	S	P	ERA	WHIP
Harry Dorish, R ERA: 2.53	(1, 1)	7.0	L	26	7	1	1	3	0	0	0	0	0	0	32	32	1.29	1.000
Sandy Consuegra, R ERA: 3.47	(8, 1)	1.0		3	0	0	0	1	0	0	0	0	0	0	5	5	0.00	0.000

PITCHER	IP	WLS	BF	H	R	ER	SO	BB	IBB	HBP	BLK	WP	HR	S	P	ERA	WHIP

BOTTOM

Chicago White Sox @ Washington Senators

Griffith Stadium, Washington, DC

Sun Aug 02 1953, 3:33 AM EDT

Att. 10,840 - Unknown

livebaseballscorecards.com

AB	29
R	1
H	7
RBI	1
BB	0
SO	4
LOB	8

WP: 0 PA: 30
PB: 0
SB: 0
CS: 1

Chicago White Sox @ Washington Senators

Griffith Stadium, Washington, DC

Mon Aug 03 1953, 3:33 AM EDT

Att. 7,666 - Unknown

livebaseballscorecards.com

Batter	1	2	3	4	5	6	7	8	9	AB	R	H	RBI	BB	SO	LOB
Fred Marsh, R (1, 4) OBP: 0.310, SLG: 0.338	F8			1-3		1B SH5-4 1B		G3 1B		4	0	2	0	0	0	0
Bob Boyd, L (1, 3) OBP: 0.462, SLG: 0.222	G1-4-3 1B			6-3		SH5-4 1-2		G3 1-2		3	0	1	0	0	0	1
Minnie Minoso, R (1, 7) (9, 8) OBP: 0.420, SLG: 0.503	G1-4-3 1-2f			1B 1B		S 2-3 1B		IBB		3	0	2	0	1	0	1
Bob Elliott, R (1, 5) OBP: 0.394, SLG: 0.438		F9		1-2 1B		K		1-3		4	0	1	0	0	1	4
Tom Wright, L (1, 9) OBP: 0.316, SLG: 0.407		F7		K		P5 1-2			SH F8 HBP	3	1	0	0	0	1	4
Red Wilson, R (1, 2) OBP: 0.339, SLG: 0.302		6-3			SH5-3 BB		5-3		SH 4-3 F8 1-3	2	0	0	0	1	0	0
Jim Rivera, L (1, 8) OBP: 0.335, SLG: 0.415			5-3		SH5-3 1-2		P4		F8 1-2 3-H	2	0	0	0	0	0	0
Sherm Lollar, R (9, PH) OBP: 0.396, SLG: 0.410										1	0	0	1	0	0	1
Bud Stewart, L (9, 7) OBP: 0.378, SLG: 0.529										0	0	0	0	0	0	0
Chico Carrasquel, R (1, 6) OBP: 0.309, SLG: 0.332			G3		5-3		6-3		4-3 2-3	4	0	0	0	0	0	2
Billy Pierce, L (1, 1) OBP: 0.203, SLG: 0.130			6-3		G3			K	4-3	4	0	0	0	0	1	2

Inning Stats	1	2	3	4	5	6	7	8	9		
	R: 0 H: 1	R: 0 H: 0	R: 0 H: 0	R: 0 H: 2	R: 0 H: 0	R: 0 H: 2	R: 0 H: 0	R: 0 H: 1	R: 1 H: 0	1B: 6 SF: 0	WP: 0 PA: 36
	E: 0 LOB: 0	E: 0 LOB: 0	E: 0 LOB: 0	E: 0 LOB: 2	E: 0 LOB: 1	E: 0 LOB: 2	E: 0 LOB: 0	E: 0 LOB: 2	E: 1 LOB: 1	2B: 0 SAC: 3	PB: 0
	K: 0 BB: 0	K: 0 BB: 0	K: 0 BB: 0	K: 1 BB: 0	K: 0 BB: 1	K: 1 BB: 0	K: 0 BB: 0	K: 1 BB: 1	K: 0 BB: 0	3B: 0 DP: 1	SB: 1
	S: 3 P: 3	S: 3 P: 3	S: 3 P: 3	S: 7 P: 7	S: 3 P: 7	S: 7 P: 7	S: 3 P: 3	S: 6 P: 10	S: 4 P: 5	HR: 0 HBP: 1	CS: 0

PITCHER	IP	WLS	BF	H	R	ER	SO	BB	IBB	HBP	BLK	WP	HR	S	P	ERA	WHIP
Johnny Schmitz, L (1, 1) ERA: 3.59	9.0	L	36	6	1	0	3	1	1	1	0	0	0	39	48	0.00	0.778

PITCHER	IP	WLS	BF	H	R	ER	SO	BB	IBB	HBP	BLK	WP	HR	S	P	ERA	WHIP

Chicago White Sox @ Washington Senators

Griffith Stadium, Washington, DC

Mon Aug 03 1953, 3:33 AM EDT
Att. 7,666 - Unknown

livebaseballscorecards.com

Batter	1	2	3	4	5	6	7	8	9	AB	R	H	RBI	BB	SO	LOB
Eddie Yost, R (1, 5) OBP: 0.390, SLG: 0.373	L6			F7		F7			BB	3	0	0	0	1	0	0
Wayne Terwilliger, R (1, 4) OBP: 0.331, SLG: 0.314	P4			F3			P6		P2	4	0	0	0	0	0	2
Mickey Vernon, L (1, 3) OBP: 0.393, SLG: 0.506	K			1B			FC1-4 BB		K	3	0	1	0	1	2	2
Jackie Jensen, R (1, 9) OBP: 0.369, SLG: 0.422		K		P6			FC1-4 CS 1-2f			3	0	0	0	0	1	2
Clyde Vollmer, R (1, 7) OBP: 0.344, SLG: 0.367		5-3			F3		CS 1-2	L7		3	0	0	0	0	0	0
Jim Busby, R (1, 8) OBP: 0.340, SLG: 0.393		K			F8			F3		3	0	0	0	0	1	0
Ed Fitz Gerald, R (1, 2) OBP: 0.301, SLG: 0.330			K		K			F8		3	0	0	0	0	2	0
Jerry Snyder, R (1, 6) OBP: 0.385, SLG: 0.421			5-3			G3			K	2	0	0	0	0	0	0
Pompeyo Davalillo, R (9, 6)										1	0	0	0	0	1	0
Johnny Schmitz, R (1, 1) OBP: 0.080, SLG: 0.080			K			K			BB 1B	2	0	0	0	0	2	0
Kite Thomas, R (9, PH) OBP: 0.247, SLG: 0.264										1	0	1	0	0	0	0
Gil Coan, L (9, PR) OBP: 0.234, SLG: 0.203										0	0	0	0	0	0	0

Inning Stats	1	2	3	4	5	6	7	8	9	1B	2B	3B	HR	SF	SAC	DP	HBP	WP	PB	SB	CS	PA
	R: 0 E: 0 K: 1 S: 5	H: 0 LOB: 0 BB: 0 P: 5	R: 0 E: 0 K: 2 S: 7	H: 0 LOB: 0 BB: 0 P: 7	R: 0 E: 0 K: 2 S: 7	H: 0 LOB: 0 BB: 0 P: 7	R: 0 E: 0 K: 0 S: 4	H: 1 LOB: 1 BB: 0 P: 4	R: 0 E: 0 K: 1 S: 5	H: 0 LOB: 0 BB: 0 P: 5	R: 0 E: 0 K: 1 S: 5	H: 0 LOB: 0 BB: 0 P: 5	R: 0 E: 0 K: 0 S: 2	H: 0 LOB: 0 BB: 1 P: 6	R: 0 E: 0 K: 0 S: 3	H: 0 LOB: 0 BB: 0 P: 3	R: 0 E: 0 K: 2 S: 8	H: 1 LOB: 2 BB: 1 P: 12	1B: 2 2B: 0 3B: 0 HR: 0	SF: 0 SAC: 0 DP: 0 HBP: 0	WP: 0 PB: 0 SB: 0 CS: 1	PA: 31

PITCHER	IP	WLS	BF	H	R	ER	SO	BB	IBB	HBP	BLK	WP	HR	S	P	ERA	WHIP
Billy Pierce, L (1, 1) ERA: 2.52	9.0	W	30	2	0	0	9	2	0	0	0	0	0	46	54	0.00	0.444

PITCHER	IP	WLS	BF	H	R	ER	SO	BB	IBB	HBP	BLK	WP	HR	S	P	ERA	WHIP

AB	28
R	0
H	2
RBI	0
BB	2
SO	9
LOB	6

Batter	1	2	3	4	5	6	7	8	9	AB	R	H	RBI	BB	SO	LOB
Fred Marsh, R (1, 4) (7, 6) OBP: 0.316, SLG: 0.324	K			1B BB K			F2		G4-3 BB	3	1	0	0	2	2	3
Bob Boyd, L (1, 3) OBP: 0.444, SLG: 0.231	1-3			BB 1B 1-2 BB 1B	CS BB		FC6-2 HBP 1-2 3-H		G4-3 1-2f	4	1	1	0	1	0	3
Minnie Minoso, R (1, 7) OBP: 0.422, SLG: 0.501	F9			BB BB 1-2 BB 1B 2-H	6-3 1-2		1-0 1-2 2-3 HBP		2B BB	3	2	1	1	1	0	1
Bob Elliott, R (1, 5) OBP: 0.394, SLG: 0.438		5-3		BB BB 1-2 WP BB 2-3	6-3		P5		1-H 2B	4	1	1	1	1	0	3
Bud Stewart, L (1, 9) OBP: 0.405, SLG: 0.500		G4-6-3 BB		WP BB 1-2 F8 BB 2-3 3-H		F7		2B 4-3 BB	F8	2	2	0	1	3	0	1
Jim Rivera, L (1, 8) OBP: 0.334, SLG: 0.412		G4-6-3 1-2f		WP 1-2 3B BB 2-3 3-H		K		F7		3	1	0	1	1	1	2
Sherm Lollar, R (1, 2) OBP: 0.394, SLG: 0.411			1-5-3	F8 1-2 2-H 3-H		F9		4-3 1-3 2B		4	0	1	1	0	0	1
Chico Carrasquel, R (1, 6) OBP: 0.312, SLG: 0.339			5-3 2-H	3B				SH FC6-2 BB	4-3 2-3 3-H	2	0	1	1	1	0	0
Nellie Fox, L (7, PR) (7, 4) OBP: 0.329, SLG: 0.367										1	0	0	1	0	0	1
Virgil Trucks, R (1, 1) OBP: 0.158, SLG: 0.175			F7	F2				SH HBP FC6-2 1-3	P4	3	0	0	0	0	0	2

| Inning Stats | | | | | | | | | |

Batter	1	2	3	4	5	6	7	8	9	AB	R	H	RBI	BB	SO	LOB
Joe Demaestri, R (1, 6) OBP: 0.327, SLG: 0.374	6-3			F7			G3 8-5 2B		2B 2B	4	2	2	0	0	0	0
Dave Philley, S (1, 9) OBP: 0.362, SLG: 0.424	G4-6-3 BB			F8			8-5 G3 BB		2B BB	1	1	0	0	3	0	0
Eddie Robinson, L (1, 3) OBP: 0.322, SLG: 0.396	G4-6-3 1-2f			F5			G3 1-2 2-3		1-H 2-H 2B	4	0	1	2	0	0	3
Gus Zernial, R (1, 7) OBP: 0.344, SLG: 0.510		K			K		8-5 2-3f 3-H		K	4	0	0	1	0	3	2
Cass Michaels, R (1, 4) OBP: 0.343, SLG: 0.419		L6			F5			4-3		3	0	0	0	0	0	0
Ed McGhee, R (1, 8) OBP: 0.322, SLG: 0.326		G3			4-3			F8		3	0	0	0	0	0	0
Loren Babe, L (1, 5) OBP: 0.280, SLG: 0.308			F8			G1-4-3 1B		5-3		3	0	1	0	0	0	0
Joe Astroth, R (1, 2) OBP: 0.325, SLG: 0.340			P2			G1-4-3 1-2f			F9	2	0	0	0	0	0	1
Neal Watlington, L (9, PH) OBP: 0.130, SLG: 0.091										1	0	0	0	0	0	0
Harry Byrd, R (1, 1) OBP: 0.203, SLG: 0.190			K			K			F7	1	0	0	0	0	1	0
Frank Fanovich, L (4, 1) OBP: 0.143, SLG: 0.143										1	0	0	0	0	1	0
Carmen Mauro, L (9, PH) OBP: 0.231, SLG: 0.241										1	0	0	0	0	0	0
Inning Stats	R: 0 E: 0 K: 0 S: 2 H: 0 LOB: 0 BB: 1 P: 6	R: 0 E: 0 K: 1 S: 5 H: 0 LOB: 0 BB: 0 P: 5	R: 0 E: 0 K: 1 S: 5 H: 0 LOB: 0 BB: 0 P: 5	R: 0 E: 0 K: 0 S: 3 H: 0 LOB: 0 BB: 0 P: 3	R: 0 E: 0 K: 1 S: 5 H: 0 LOB: 0 BB: 0 P: 5	R: 0 E: 0 K: 1 S: 5 H: 1 LOB: 0 BB: 0 P: 5	R: 1 E: 0 K: 0 S: 3 H: 1 LOB: 0 BB: 1 P: 7	R: 0 E: 0 K: 0 S: 3 H: 0 LOB: 0 BB: 0 P: 3	R: 2 E: 0 K: 1 S: 7 H: 2 LOB: 1 BB: 1 P: 11	1B: 1 2B: 4 3B: 0 HR: 0 SF: 0 SAC: 0 DP: 3 HBP: 0	WP: 0 PB: 0 SB: 0 CS: 0 PA: 31					

PITCHER	IP	WLS	BF	H	R	ER	SO	BB	IBB	HBP	BLK	WP	HR	S	P	ERA	WHIP
Virgil Trucks, R (1, 1) ERA: 2.48	9.0	W	31	4	3	3	5	3	0	0	0	0	0	38	50	3.00	0.778

PITCHER	IP	WLS	BF	H	R	ER	SO	BB	IBB	HBP	BLK	WP	HR	S	P	ERA	WHIP

BOTTOM

Chicago White Sox @ Philadelphia Athletics
Connie Mack Stadium, Philadelphia, PA
Tue Aug 04 1953, 3:33 AM EDT
Att. 4,321 - Unknown

livebaseballscorecards.com

AB	28
R	3
H	4
RBI	3
BB	3
SO	5
LOB	6

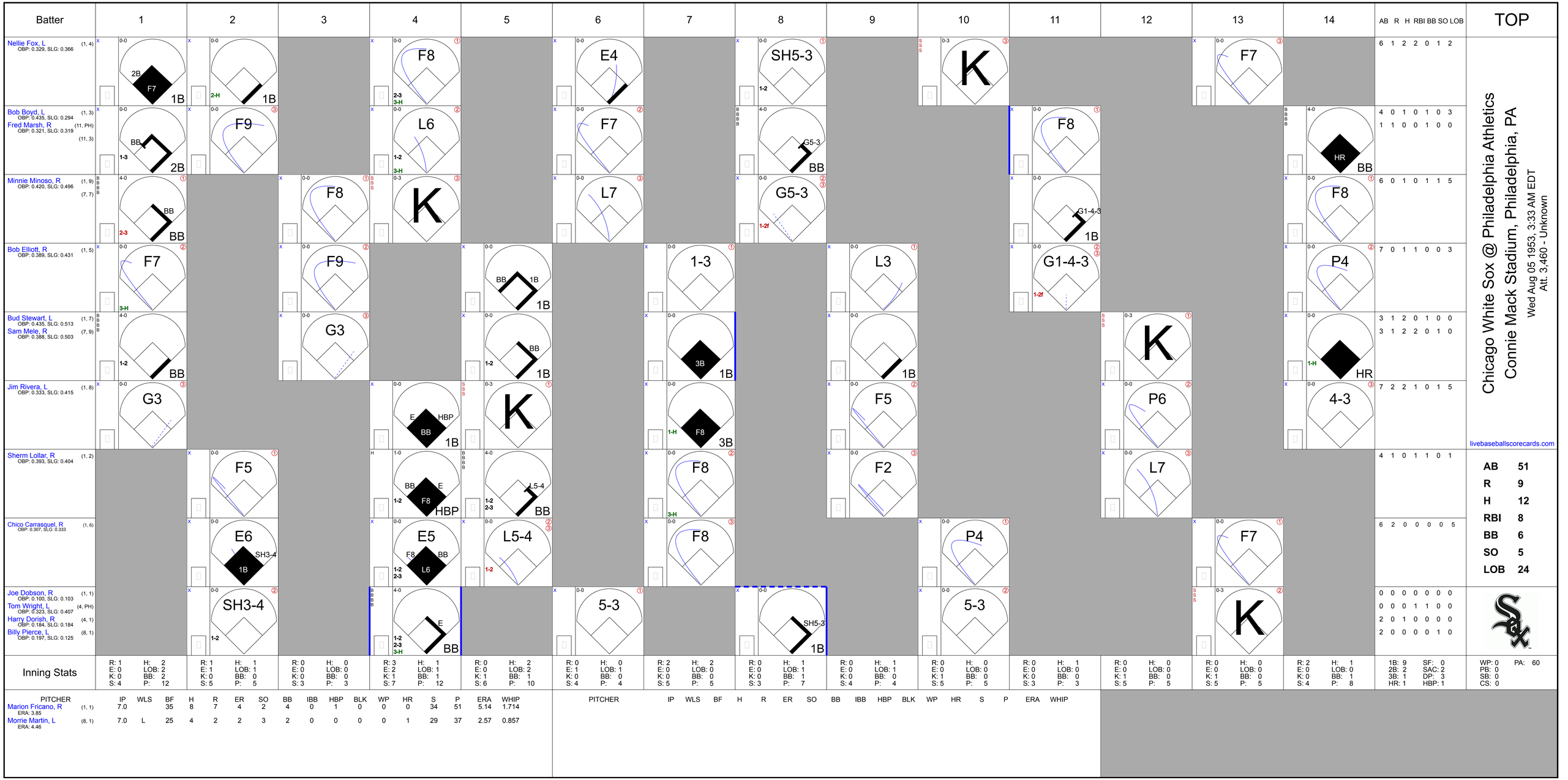
Batter
1
2
3
4
5
6
7
8
9
10
11
12
13
14
AB R H RBI BB SO LOB
TOP
Nellie Fox, L (1, 4) OBP: 0.329, SLG: 0.366
6 1 2 2 0 1 2
Bob Boyd, L (1, 3) OBP: 0.435, SLG: 0.294
Fred Marsh, R (11, PH) OBP: 0.321, SLG: 0.319 (11, 3)
4 0 1 0 1 0 3
1 1 0 0 1 0 0
Minnie Minoso, R (1, 9) (7, 7) OBP: 0.420, SLG: 0.496
6 0 1 0 1 1 5
Bob Elliott, R (1, 5) OBP: 0.389, SLG: 0.431
7 0 1 1 0 0 3
Bud Stewart, L (1, 7) OBP: 0.435, SLG: 0.513
Sam Mele, R (7, 9) OBP: 0.388, SLG: 0.503
3 1 2 0 1 0 0
3 1 2 2 0 1 0
Jim Rivera, L (1, 8) OBP: 0.333, SLG: 0.415
7 2 2 1 0 1 5
Chicago White Sox @ Philadelphia Athletics
Connie Mack Stadium, Philadelphia, PA
Wed Aug 05 1953, 3:33 AM EDT
Att. 3,460 - Unknown
livebaseballscorecards.com
Sherm Lollar, R (1, 2) OBP: 0.393, SLG: 0.404
4 1 0 1 1 0 1
AB 51
R 9
H 12
RBI 8
BB 6
SO 5
LOB 24
Chico Carrasquel, R (1, 6) OBP: 0.307, SLG: 0.333
6 2 0 0 0 0 5
Joe Dobson, R (1, 1) OBP: 0.100, SLG: 0.103
Tom Wright, L (4, PH) OBP: 0.323, SLG: 0.407
Harry Dorish, R (4, 1) OBP: 0.184, SLG: 0.184
Billy Pierce, L (8, 1) OBP: 0.197, SLG: 0.125
0 0 0 0 0 0 0
0 0 0 1 1 0 0
2 0 1 0 0 0 0
2 0 0 0 0 1 0
Inning Stats
R: 1 H: 2 E: 0 LOB: 2 K: 0 BB: 2 S: 4 P: 12
R: 1 H: 1 E: 1 LOB: 1 K: 0 BB: 0 S: 5 P: 5
R: 0 H: 0 E: 0 LOB: 0 K: 0 BB: 0 S: 3 P: 3
R: 3 H: 1 E: 2 LOB: 1 K: 1 BB: 1 S: 7 P: 12
R: 0 H: 2 E: 0 LOB: 2 K: 1 BB: 1 S: 6 P: 10
R: 0 H: 0 E: 1 LOB: 1 K: 0 BB: 0 S: 4 P: 4
R: 2 H: 2 E: 0 LOB: 0 K: 0 BB: 0 S: 5 P: 5
R: 0 H: 1 E: 0 LOB: 1 K: 0 BB: 1 S: 3 P: 7
R: 0 H: 1 E: 0 LOB: 1 K: 0 BB: 0 S: 4 P: 4
R: 0 H: 0 E: 0 LOB: 0 K: 1 BB: 0 S: 5 P: 5
R: 0 H: 1 E: 0 LOB: 0 K: 0 BB: 0 S: 3 P: 3
R: 0 H: 0 E: 0 LOB: 0 K: 1 BB: 0 S: 5 P: 5
R: 0 H: 0 E: 0 LOB: 0 K: 1 BB: 0 S: 5 P: 5
R: 2 H: 1 E: 0 LOB: 0 K: 0 BB: 1 S: 4 P: 8
1B: 9 SF: 0 2B: 2 SAC: 2 3B: 1 DP: 3 HR: 1 HBP: 1
WP: 0 PA: 60 PB: 0 SB: 0 CS: 0
PITCHER IP WLS BF H R ER SO BB IBB HBP BLK WP HR S P ERA WHIP
Marion Fricano, R (1, 1) ERA: 3.85 7.0 35 8 7 4 2 4 0 1 0 0 0 34 51 5.14 1.714
Morrie Martin, L (8, 1) ERA: 4.46 7.0 L 25 4 2 2 3 2 0 0 0 0 1 29 37 2.57 0.857

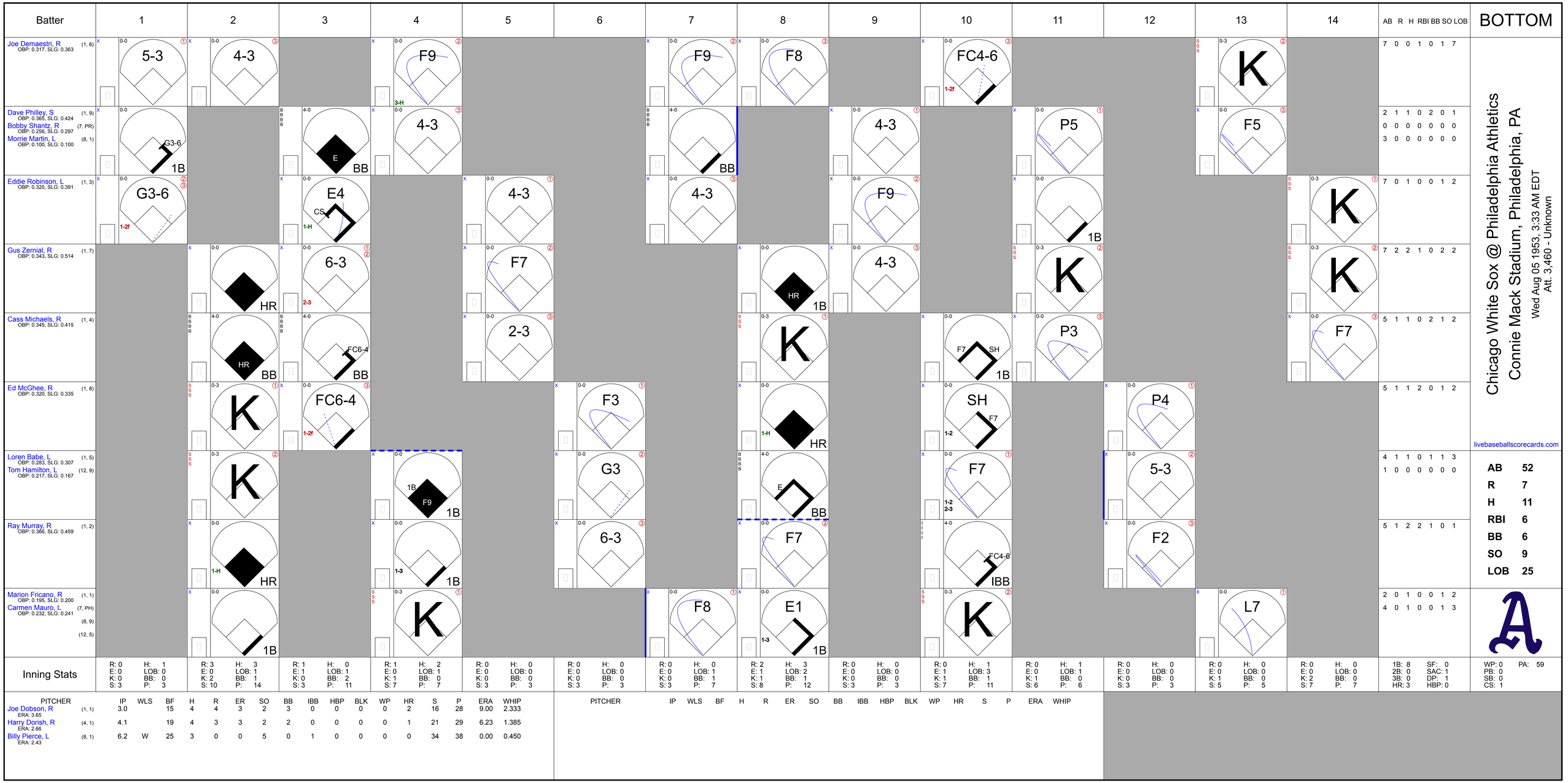
Batter
1
2
3
4
5
6
7
8
9
10
11
12
13
14
AB R H RBI BB SO LOB
BOTTOM
Joe Demaestri, R (1, 6)
OBP: 0.317, SLG: 0.363
5-3
4-3
F9
3-H
F9
F8
FC4-6
1-2f
K
7 0 0 1 0 1 7
Dave Philley, S (1, 9)
OBP: 0.365, SLG: 0.424
Bobby Shantz, R (7, PR)
OBP: 0.256, SLG: 0.297
Morrie Martin, L (8, 1)
OBP: 0.100, SLG: 0.100
G3-6
1B
E
BB
4-3
BB
4-3
P5
F5
2 1 1 0 2 0 1
0 0 0 0 0 0 0
3 0 0 0 0 0 0
Eddie Robinson, L (1, 3)
OBP: 0.320, SLG: 0.391
G3-6
1-2f
E4
CS
1-H
4-3
4-3
F9
1B
K
7 0 1 0 0 1 2
Gus Zernial, R (1, 7)
OBP: 0.343, SLG: 0.514
HR
6-3
2-3
F7
HR
1B
4-3
K
K
7 2 2 1 0 2 2
Cass Michaels, R (1, 4)
OBP: 0.345, SLG: 0.415
HR
BB
FC6-4
BB
2-3
K
F7
SH
1B
P3
F7
5 1 1 0 2 1 2
Ed McGhee, R (1, 8)
OBP: 0.320, SLG: 0.335
K
FC6-4
1-2f
F3
1-H
HR
SH
F7
1-2
P4
5 1 1 2 0 1 2
Loren Babe, L (1, 5)
OBP: 0.283, SLG: 0.307
Tom Hamilton, L (12, 9)
OBP: 0.217, SLG: 0.167
K
1B
F9
1B
G3
E
BB
F7
1-2
2-3
5-3
4 1 1 0 1 1 3
1 0 0 0 0 0 0
Ray Murray, R (1, 2)
OBP: 0.366, SLG: 0.459
1-H
HR
1-3
1B
6-3
F7
FC4-6
IBB
F2
5 1 2 2 1 0 1
Marion Fricano, R (1, 1)
OBP: 0.195, SLG: 0.200
Carmen Mauro, L (7, PH)
OBP: 0.232, SLG: 0.241
(8, 9)
(12, 5)
1B
K
F8
E1
1-3
1B
K
L7
2 0 1 0 0 1 2
4 0 1 0 0 1 3
Inning Stats
R: 0 H: 1
E: 0 LOB: 0
K: 0 BB: 0
S: 3 P: 3
R: 3 H: 3
E: 0 LOB: 1
K: 2 BB: 1
S: 10 P: 14
R: 1 H: 0
E: 1 LOB: 1
K: 0 BB: 2
S: 3 P: 11
R: 1 H: 2
E: 0 LOB: 1
K: 1 BB: 0
S: 7 P: 7
R: 0 H: 0
E: 0 LOB: 0
K: 0 BB: 0
S: 3 P: 3
R: 0 H: 0
E: 0 LOB: 0
K: 0 BB: 0
S: 3 P: 3
R: 0 H: 0
E: 0 LOB: 1
K: 0 BB: 1
S: 3 P: 7
R: 2 H: 3
E: 1 LOB: 2
K: 1 BB: 1
S: 8 P: 12
R: 0 H: 0
E: 0 LOB: 0
K: 0 BB: 0
S: 3 P: 3
R: 0 H: 1
E: 1 LOB: 3
K: 1 BB: 1
S: 7 P: 11
R: 0 H: 1
E: 0 LOB: 1
K: 1 BB: 0
S: 6 P: 6
R: 0 H: 0
E: 0 LOB: 0
K: 0 BB: 0
S: 3 P: 3
R: 0 H: 0
E: 0 LOB: 0
K: 1 BB: 0
S: 5 P: 5
R: 0 H: 0
E: 0 LOB: 0
K: 2 BB: 0
S: 7 P: 7
1B: 8 SF: 0
2B: 0 SAC: 1
3B: 0 DP: 1
HR: 3 HBP: 0
WP: 0 PA: 59
PB: 0
SB: 0
CS: 1
PITCHER IP WLS BF H R ER SO BB IBB HBP BLK WP HR S P ERA WHIP
Joe Dobson, R (1, 1) ERA: 3.65 3.0 15 4 4 3 2 3 0 0 0 0 2 16 28 9.00 2.333
Harry Dorish, R (4, 1) ERA: 2.66 4.1 19 4 3 3 2 2 0 0 0 0 1 21 29 6.23 1.385
Billy Pierce, L (8, 1) ERA: 2.43 6.2 W 25 3 0 0 5 0 1 0 0 0 0 34 38 0.00 0.450
Chicago White Sox @ Philadelphia Athletics
Connie Mack Stadium, Philadelphia, PA
Wed Aug 05 1953, 3:33 AM EDT
Att. 3,460 - Unknown
livebaseballscorecards.com
AB 52
R 7
H 11
RBI 6
BB 6
SO 9
LOB 25

Batter	1	2	3	4	5	6	7	8	9	AB	R	H	RBI	BB	SO	LOB
Nellie Fox, L (1, 4) OBP: 0.328, SLG: 0.364	P4		L9		6-3			HBP BB FC6-4 1B	F8	5	1	1	0	0	0	1
Bob Boyd, L (1, 3) OBP: 0.393, SLG: 0.238	P6		6-3			P6		BBBB FC6-4 HBP 1B BB 1-2	6-3	4	1	0	0	1	0	0
Minnie Minoso, R (1, 7) OBP: 0.420, SLG: 0.494	5-3			F9		5-3 1B		H SSS 1-0 FC6-4 HBP 1-2 2-3	0-3 K	4	0	1	0	0	1	0
Bob Elliott, R (1, 5) OBP: 0.385, SLG: 0.426 Connie Johnson, R (8, PR) OBP: 0.333, SLG: 0.200 Rocky Krsnich, R (8, 5) OBP: 0.306, SLG: 0.327		6-3		5-3		5-3 1-2		FC6-4 1B 1-2f 2-3 3-H		4 0 0	0 1 0	0 0 0	1 0 0	0 0 0	0 0 0	3 0 0
Sam Mele, R (1, 9) OBP: 0.392, SLG: 0.504		BBBB 2B BB		FC4-6 1B		P6		1B 2B 1B 1-2 3-H		3	2	2	1	1	0	1
Jim Rivera, L (1, 8) OBP: 0.335, SLG: 0.415		F7		FC4-6 1-2f			1B	2B 1B 1-2 2-H		4	1	2	1	0	0	2
Sherm Lollar, R (1, 2) OBP: 0.398, SLG: 0.418		1-H 2B			FC3-6 1B		F7	1-H 2B 2-H		4	0	3	3	0	0	1
Chico Carrasquel, R (1, 6) OBP: 0.305, SLG: 0.332 Tom Wright, L (7, PH) OBP: 0.320, SLG: 0.402 Fred Marsh, R (7, 6) OBP: 0.316, SLG: 0.314		F3			FC3-6 SH3-4 1-2f		F5	SSS K		2 1 1	0 0 0	0 0 0	0 0 0	0 0 0	0 0 1	2 1 2
Mike Fornieles, R (1, 1) OBP: 0.152, SLG: 0.156 Bud Stewart, L (7, PH) OBP: 0.426, SLG: 0.500 Luis Aloma, R (7, 1) Gene Bearden, L (7, 1) OBP: 0.190, SLG: 0.190			L6		SH3-4 1-2		F8	1-3		1 1 0 1	0 0 0 0	0 0 0 0	0 0 0 0	0 0 0 0	0 0 0 0	0 1 0 2
Inning Stats	R: 0 H: 0 E: 0 LOB: 0 K: 0 BB: 0 S: 3 P: 3	R: 1 H: 1 E: 0 LOB: 1 K: 0 BB: 1 S: 4 P: 8	R: 0 H: 0 E: 0 LOB: 0 K: 0 BB: 0 S: 3 P: 3	R: 0 H: 1 E: 0 LOB: 1 K: 0 BB: 0 S: 4 P: 4	R: 0 H: 1 E: 0 LOB: 1 K: 0 BB: 0 S: 4 P: 4	R: 0 H: 1 E: 0 LOB: 1 K: 0 BB: 0 S: 4 P: 4	R: 0 H: 1 E: 0 LOB: 1 K: 0 BB: 0 S: 4 P: 4	R: 5 H: 4 E: 0 LOB: 2 K: 1 BB: 1 S: 9 P: 14	R: 0 H: 0 E: 0 LOB: 0 K: 1 BB: 0 S: 5 P: 5	1B: 7 2B: 2 3B: 0 HR: 0	SF: 0 SAC: 1 DP: 0 HBP: 1					

PITCHER		IP	WLS	BF	H	R	ER	SO	BB	IBB	HBP	BLK	WP	HR	S	P	ERA	WHIP
Joe Coleman, R ERA: 3.54	(1, 1)	7.0		29	6	3	3	0	2	0	0	0	0	0	27	35	3.86	1.143
Harry Byrd, R ERA: 5.11	(8, 1)	1.0	L	7	3	3	3	1	0	0	1	0	0	0	8	9	27.00	3.000
Frank Fanovich, L ERA: 4.89	(9, 1)	1.0		3	0	0	0	1	0	0	0	0	0	0	5	5	0.00	0.000

PITCHER	IP	WLS	BF	H	R	ER	SO	BB	IBB	HBP	BLK	WP	HR	S	P	ERA	WHIP

TOP

Chicago White Sox @ Philadelphia Athletics
Connie Mack Stadium, Philadelphia, PA
Thu Aug 06 1953, 3:33 AM EDT
Att. 3,196 - Unknown

livebaseballscorecards.com

AB	35
R	6
H	9
RBI	6
BB	2
SO	2
LOB	16

WP: 0 PA: 39
PB: 0
SB: 0
CS: 0

Batter	1	2	3	4	5	6	7	8	9	AB	R	H	RBI	BB	SO	LOB
Joe Demaestri, R (1, 6) OBP: 0.311, SLG: 0.355	F8		P6		FC1-6 1-2f 2B		K		F9	5	1	0	0	0	1	1
Dave Philley, S (1, 9) OBP: 0.368, SLG: 0.429	F7		F2		1-H 2B		BB BB 1B		FC4-6 1B	5	0	3	1	0	0	0
Loren Babe, L (1, 5) OBP: 0.285, SLG: 0.306	BB BB 1B 1B		4-3		G3		BB 1-2 BB		FC4-6 FC3-6 1-2f	4	1	1	0	1	0	2
Gus Zernial, R (1, 7) OBP: 0.344, SLG: 0.511	BB 1-2 1B BB			6-3		E E 1B	F2		FC3-6 1-2f	4	1	1	0	1	0	3
Cass Michaels, R (1, 4) OBP: 0.350, SLG: 0.416	1B 1-2 2-3 BB			F8		E8 G3 1-H E 1B	1-2 2-3 BB			2	1	1	0	2	0	0
Eddie Robinson, L (1, 3) OBP: 0.321, SLG: 0.392	1-2 2-H 3-H 1B			FC6-4 1B		G3 2-3	K			4	0	2	1	0	1	4
Ed McGhee, R (1, 8) OBP: 0.315, SLG: 0.330		6-3		FC6-4 1-2f		K		K		4	0	0	0	0	2	2
Ray Murray, R (1, 2) OBP: 0.358, SLG: 0.448		6-3			4-3	E6 FC5-4 3-H		5-3		4	0	0	0	0	0	0
Joe Coleman, R (1, 1) OBP: 0.444, SLG: 0.375 Harry Byrd, R (8, 1) OBP: 0.203, SLG: 0.190 Joe Astroth, R (8, PH) OBP: 0.324, SLG: 0.339 Frank Fanovich, L (9, 1) OBP: 0.143, SLG: 0.143		K			FC1-6 1B	FC5-4 1-2f		K		3 0 1 0	0 0 0 0	1 0 0 0	0 0 0 0	0 0 1 0	1 0 0 0	1 0 0 0
Inning Stats	R: 1 E: 0 K: 0 S: 4 H: 2 LOB: 2 BB: 2 P: 12	R: 0 E: 0 K: 1 S: 5 H: 0 LOB: 0 BB: 0 P: 5	R: 0 E: 0 K: 0 S: 3 H: 0 LOB: 0 BB: 0 P: 3	R: 0 E: 0 K: 0 S: 4 H: 1 LOB: 1 BB: 0 P: 4	R: 1 E: 0 K: 0 S: 5 H: 2 LOB: 1 BB: 0 P: 5	R: 2 E: 2 K: 1 S: 8 H: 2 LOB: 1 BB: 0 P: 8	R: 0 E: 0 K: 2 S: 8 H: 1 LOB: 3 BB: 2 P: 16	R: 0 E: 0 K: 2 S: 7 H: 0 LOB: 0 BB: 0 P: 7	R: 0 E: 0 K: 0 S: 4 H: 1 LOB: 1 BB: 0 P: 4	1B: 8 2B: 1 3B: 0 HR: 0 SF: 0 SAC: 0 DP: 0 HBP: 0				WP: 0 PB: 0 SB: 0 CS: 0	PA: 40	

PITCHER	IP	WLS	BF	H	R	ER	SO	BB	IBB	HBP	BLK	WP	HR	S	P	ERA	WHIP
Mike Fornieles, R (1, 1) ERA: 3.31	6.0		27	7	4	2	2	2	0	0	0	0	0	29	37	3.00	1.500
Luis Aloma, R (7, 1) ERA: 4.13	0.2		5	1	0	0	1	2	0	0	0	0	0	5	13	0.00	4.500
Gene Bearden, L (7, 1) ERA: 2.55	2.1	W	8	1	0	0	3	0	0	0	0	0	0	14	14	0.00	0.429

PITCHER	IP	WLS	BF	H	R	ER	SO	BB	IBB	HBP	BLK	WP	HR	S	P	ERA	WHIP

BOTTOM

Chicago White Sox @ Philadelphia Athletics

Connie Mack Stadium, Philadelphia, PA

Thu Aug 06 1953, 3:33 AM EDT

Att. 3,196 - Unknown

livebaseballscorecards.com

AB	36
R	4
H	9
RBI	2
BB	4
SO	6
LOB	13

Batter	1	2	3	4	5	6	7	8	9	AB	R	H	RBI	BB	SO	LOB
Fred Marsh, R (1, 3) OBP: 0.313, SLG: 0.324	5-3	FC4-6 1-2f			2B		F9		G5-3 1-2 1B	4	0	1	0	0	0	2
Bob Boyd, L (9, PH) OBP: 0.414, SLG: 0.273										1	0	1	0	0	0	0
Nellie Fox, L (1, 4) OBP: 0.328, SLG: 0.363	FC5-4 HBP		G4-6-3 1B		F8		F9		G5-3 1-2f	4	0	1	0	0	0	3
Minnie Minoso, R (1, 7) OBP: 0.416, SLG: 0.488	F7		G4-6-3 1-2f		5-3			P3		4	0	0	0	0	0	3
Bob Elliott, R (1, 5) OBP: 0.383, SLG: 0.423	FC5-4 1-2f		E6			SH1-3 1B		F2		4	0	1	0	0	0	1
Sam Mele, R (1, 9) OBP: 0.391, SLG: 0.501		F2	1-3			F7		BB 1B		4	0	1	0	0	0	2
Sherm Lollar, R (1, 2) OBP: 0.401, SLG: 0.423		1B 1B 2B		F5		SH1-3 1-2		BBBB 4-0 1-2 BB		2	1	1	0	1	0	0
Jim Rivera, L (1, 8) OBP: 0.336, SLG: 0.415		1B 2-3 1B		4-3		BBBB 4-0 BB		SSS 0-3 K		3	0	1	0	1	1	2
Chico Carrasquel, R (1, 6) OBP: 0.306, SLG: 0.332		FC4-6 1-2 3-H 1B		4-3		5-3			F9	3	0	1	1	0	0	2
Tom Wright, L (9, PH) OBP: 0.317, SLG: 0.398										1	0	0	0	0	0	0
Connie Johnson, R (1, 1) OBP: 0.286, SLG: 0.167		SSS 0-3 K			SSS 0-3 K		1-4-3		BBBB 4-0 1B BB	1	0	0	0	0	1	2
Gene Bearden, L (3, 1) OBP: 0.182, SLG: 0.182										1	0	0	0	0	1	0
Mike Fornieles, R (5, 1) OBP: 0.147, SLG: 0.152										1	0	0	0	0	0	0
Bud Stewart, L (9, PH) OBP: 0.438, SLG: 0.500										0	0	0	0	1	0	0
Inning Stats	R: 0 E: 0 K: 0 S: 3 H: 0 LOB: 1 BB: 0 P: 4	R: 1 E: 0 K: 1 S: 8 H: 3 LOB: 2 BB: 0 P: 8	R: 0 E: 1 K: 0 S: 4 H: 1 LOB: 1 BB: 0 P: 4	R: 0 E: 0 K: 0 S: 3 H: 0 LOB: 0 BB: 0 P: 3	R: 0 E: 0 K: 1 S: 6 H: 1 LOB: 1 BB: 0 P: 6	R: 0 E: 0 K: 0 S: 4 H: 1 LOB: 2 BB: 1 P: 8	R: 0 E: 0 K: 0 S: 3 H: 0 LOB: 0 BB: 0 P: 3	R: 0 E: 0 K: 1 S: 6 H: 1 LOB: 2 BB: 1 P: 10	R: 0 E: 0 K: 0 S: 3 H: 1 LOB: 1 BB: 1 P: 7	1B: 6 2B: 2 3B: 0 HR: 0 SF: 0 SAC: 1 DP: 2 HBP: 1						

PITCHER		IP	WLS	BF	H	R	ER	SO	BB	IBB	HBP	BLK	WP	HR	S	P	ERA	WHIP
Ed Lopat, L ERA: 2.74	(1, 1)	7.0	W	29	6	1	1	2	1	0	1	0	0	0	31	36	1.29	1.000
Allie Reynolds, R ERA: 3.51	(8, 1)	2.0	S	9	2	0	0	1	2	0	0	0	0	0	9	17	0.00	2.000

PITCHER	IP	WLS	BF	H	R	ER	SO	BB	IBB	HBP	BLK	WP	HR	S	P	ERA	WHIP

TOP

Chicago White Sox @ New York Yankees

Yankee Stadium, Bronx, NY

Fri Aug 07 1953, 3:33 AM EDT
Att. 27,063 - Unknown

livebaseballscorecards.com

AB	33
R	1
H	8
RBI	1
BB	3
SO	3
LOB	17

Batter	1	2	3	4	5	6	7	8	9	AB	R	H	RBI	BB	SO	LOB
Gil McDougald, R (1, 5) OBP: 0.363, SLG: 0.439	K		L5 BB E 1-2			1B		E8 1B		4	0	2	0	1	1	1
Joe Collins, L (1, 3) OBP: 0.364, SLG: 0.384	BB		IHR BB 1-2	E3 G4-3 1-2 2-3			F8	2-3		3	1	0	0	2	0	3
Mickey Mantle, S (1, 8) OBP: 0.400, SLG: 0.512	F8		IHR 1-H 2-H	G4-3 1-2f			F9			4	1	1	3	0	0	4
Yogi Berra, L (1, 2) OBP: 0.358, SLG: 0.506	BB 1-2		HR		SH1-3 BB		BB			1	1	1	1	3	0	0
Irv Noren, L (1, 9) OBP: 0.378, SLG: 0.444	F7		WP BB		SH1-3 1-2		F7			2	0	0	0	1	0	3
Gene Woodling, L (1, 7) OBP: 0.408, SLG: 0.424		4-3	F8 1-2		G5-3 BB			HR BB		2	1	0	0	2	0	1
Billy Martin, R (1, 4) OBP: 0.322, SLG: 0.390		K	K		G5-3 1-2f			HR 1-H		4	1	1	2	0	2	3
Phil Rizzuto, R (1, 6) OBP: 0.391, SLG: 0.342		5-3		BB 1B		F7		6-3		4	0	1	0	0	0	0
Ed Lopat, L (1, 1) OBP: 0.308, SLG: 0.298			BB IHR 1B	E BB 1-2 BB		F9		K		2	1	1	0	1	0	0
Allie Reynolds, R (8, 1) OBP: 0.278, SLG: 0.200										1	0	0	0	0	1	0
Inning Stats	R: 0 E: 0 K: 1 S: 5 H: 0 LOB: 2 BB: 2 P: 13	R: 0 E: 0 K: 1 S: 5 H: 0 LOB: 0 BB: 0 P: 5	R: 4 E: 0 K: 1 S: 8 H: 3 LOB: 1 BB: 2 P: 16	R: 0 E: 1 K: 0 S: 3 H: 1 LOB: 2 BB: 2 P: 11	R: 0 E: 0 K: 0 S: 2 H: 0 LOB: 1 BB: 2 P: 10	R: 0 E: 0 K: 0 S: 3 H: 1 LOB: 1 BB: 0 P: 3	R: 0 E: 0 K: 0 S: 3 H: 0 LOB: 1 BB: 1 P: 7	R: 2 E: 1 K: 1 S: 7 H: 2 LOB: 1 BB: 1 P: 11		1B: 4 2B: 0 3B: 0 HR: 3 SF: 0 SAC: 1 DP: 2 HBP: 0						

PITCHER	IP	WLS	BF	H	R	ER	SO	BB	IBB	HBP	BLK	WP	HR	S	P	ERA	WHIP
Connie Johnson, R (1, 1) ERA: 4.19	2.1	L	13	3	4	4	2	3	0	0	0	0	1	14	26	15.43	2.571
Gene Bearden, L (3, 1) ERA: 2.45	2.0		11	1	0	0	1	5	0	0	0	1	0	8	28	0.00	3.000
Mike Fornieles, R (5, 1) ERA: 3.36	3.2		14	3	2	2	1	2	0	0	0	0	1	14	22	4.91	1.364

PITCHER	IP	WLS	BF	H	R	ER	SO	BB	IBB	HBP	BLK	WP	HR	S	P	ERA	WHIP

BOTTOM

Chicago White Sox @ New York Yankees

Yankee Stadium, Bronx, NY

Fri Aug 07 1953, 3:33 AM EDT

Att. 27,063 - Unknown

livebaseballscorecards.com

AB	27
R	6
H	7
RBI	6
BB	10
SO	4
LOB	15

WP: 1 PA: 38
PB: 0
SB: 0
CS: 0

Batter	1	2	3	4	5	6	7	8	9	AB	R	H	RBI	BB	SO	LOB
Bob Boyd, L (1, 3) OBP: 0.424, SLG: 0.308	F7		L5-3 1B		CS 1B			F7		4	0	2	0	0	0	0
Nellie Fox, L (1, 4) OBP: 0.328, SLG: 0.361	BB BB BB		L5-3 1-2		4-3 1-2			P6		3	0	0	0	1	0	2
Minnie Minoso, R (1, 7) OBP: 0.413, SLG: 0.483	K		F8			P4			F7	4	0	0	0	0	1	1
Bob Elliott, R (1, 5) OBP: 0.382, SLG: 0.419	BB 1-2 BB			P4		F7			K	3	0	0	0	1	1	0
Sam Mele, R (1, 9) OBP: 0.394, SLG: 0.506	1-2 2-3 BB			2B		P3			1B	3	0	2	0	1	0	0
Red Wilson, R (1, 2) OBP: 0.347, SLG: 0.306	F2			1B			G6-4-3 BB			2	0	1	0	1	0	3
Jim Rivera, L (1, 8) OBP: 0.334, SLG: 0.412		F8		F8			K			3	0	0	0	0	1	3
Chico Carrasquel, R (1, 6) OBP: 0.303, SLG: 0.329		K		F9			G6-4-3 1-2f			3	0	0	0	0	1	3
Sandy Consuegra, R (1, 1) OBP: 0.120, SLG: 0.083		K			1-3			1-3		3	0	0	0	0	1	0
Inning Stats	R: 0 H: 0 E: 0 LOB: 3 K: 1 BB: 3 S: 5 P: 17	R: 0 H: 0 E: 0 LOB: 0 K: 2 BB: 0 S: 7 P: 7	R: 0 H: 1 E: 0 LOB: 0 K: 0 BB: 0 S: 3 P: 3	R: 0 H: 2 E: 0 LOB: 2 K: 0 BB: 0 S: 5 P: 5	R: 0 H: 1 E: 0 LOB: 0 K: 0 BB: 0 S: 3 P: 3	R: 0 H: 0 E: 0 LOB: 0 K: 0 BB: 0 S: 3 P: 3	R: 0 H: 0 E: 0 LOB: 0 K: 1 BB: 1 S: 4 P: 8	R: 0 H: 0 E: 0 LOB: 0 K: 0 BB: 0 S: 3 P: 3	R: 0 H: 1 E: 0 LOB: 1 K: 1 BB: 0 S: 5 P: 5	1B: 4 SF: 0 2B: 2 SAC: 0 3B: 0 DP: 2 HR: 0 HBP: 0						

PITCHER	IP	WLS	BF	H	R	ER	SO	BB	IBB	HBP	BLK	WP	HR	S	P	ERA	WHIP
Whitey Ford, L (1, 1) ERA: 2.8	9.0	W	32	5	0	0	5	4	0	0	0	0	0	38	54	0.00	1.000

PITCHER	IP	WLS	BF	H	R	ER	SO	BB	IBB	HBP	BLK	WP	HR	S	P	ERA	WHIP

TOP

Chicago White Sox @ New York Yankees

Yankee Stadium, Bronx, NY

Sat Aug 08 1953, 3:33 AM EDT

Unknown

livebaseballscorecards.com

AB	28
R	0
H	5
RBI	0
BB	4
SO	5
LOB	12

PA: 32

WP: 0
PB: 0
SB: 0
CS: 1

Chicago White Sox @ New York Yankees

Yankee Stadium, Bronx, NY

Sat Aug 08 1953, 3:33 AM EDT

Unknown

livebaseballscorecards.com

BOTTOM

Batter	1	2	3	4	5	6	7	8	9	AB	R	H	RBI	BB	SO	LOB
Gil McDougald, R (1, 5) OBP: 0.361, SLG: 0.437	F8		FC4-6 1B			E6 SH1-3		4-3		4	0	1	0	0	0	0
Joe Collins, L (1, 3) OBP: 0.367, SLG: 0.387	4-3 WP 1B		FC4-6 1-2f			SH1-3 1-2		1B		3	0	2	0	0	0	1
Mickey Mantle, S (1, 8) OBP: 0.398, SLG: 0.509 Hank Bauer, R (6, 9) OBP: 0.401, SLG: 0.442	4-3 1-3			K		BB		2B		2 1	0 0	0 1	0 0	0 1	1 0	1 0
Yogi Berra, L (1, 2) OBP: 0.357, SLG: 0.501	F7			4-3		F9		FC6 IBB		3	0	0	0	1	0	3
Irv Noren, L (1, 9) (6, 8) OBP: 0.376, SLG: 0.441		G6-3 1B		F9		4-3		FC6 1-2f		4	0	1	0	0	0	4
Gene Woodling, L (1, 7) OBP: 0.411, SLG: 0.425		G6-3 1-2f			G4-6-3 1B		BBBB G6-4-3 BB		BBBB SH3-4 1B BB	2	1	1	0	2	0	1
Billy Martin, R (1, 4) OBP: 0.322, SLG: 0.388		BBBB CS BB			G4-6-3 1-2f		G6-4-3 1-2f		SH3-4 1-2	2	0	0	0	1	0	2
Phil Rizzuto, R (1, 6) OBP: 0.395, SLG: 0.349		CS 1-2	L4						1B IBB	3	0	2	0	1	0	0
Whitey Ford, L (1, 1) OBP: 0.310, SLG: 0.269 Johnny Mize, L (9, PH) OBP: 0.341, SLG: 0.407			SSS K			G3		1-3	1-2 2-H 1B	3 1	0 0	0 1	0 1	0 0	1 0	2 0
Inning Stats	R: 0 E: 0 K: 0 S: 4 H: 1 LOB: 1 BB: 0 P: 4	R: 0 E: 0 K: 0 S: 2 H: 1 LOB: 0 BB: 1 P: 6	R: 0 E: 0 K: 1 S: 6 H: 1 LOB: 1 BB: 0 P: 6	R: 0 E: 0 K: 1 S: 5 H: 0 LOB: 0 BB: 0 P: 5	R: 0 E: 0 K: 0 S: 4 H: 2 LOB: 1 BB: 0 P: 4	R: 0 E: 1 K: 0 S: 4 H: 0 LOB: 2 BB: 1 P: 8	R: 0 E: 0 K: 0 S: 3 H: 1 LOB: 1 BB: 1 P: 7	R: 0 E: 0 K: 0 S: 4 H: 2 LOB: 2 BB: 1 P: 8	R: 1 E: 0 K: 0 S: 2 H: 1 LOB: 2 BB: 2 P: 10	1B: 7 2B: 2 3B: 0 HR: 0 SF: 0 SAC: 2 DP: 3 HBP: 0						

	AB	28
	R	1
	H	9
	RBI	1
	BB	6
	SO	2
	LOB	14

PITCHER	IP	WLS	BF	H	R	ER	SO	BB	IBB	HBP	BLK	WP	HR	S	P	ERA	WHIP
Sandy Consuegra, R (1, 1) ERA: 3.25	8.1	L	36	9	1	1	2	4	2	0	0	1	0	34	58	1.08	1.560

PITCHER	IP	WLS	BF	H	R	ER	SO	BB	IBB	HBP	BLK	WP	HR	S	P	ERA	WHIP

WP: 1 PB: 0 SB: 0 CS: 1 PA: 37

Batter	1	2	3	4	5	6	7	8	9	AB	R	H	RBI	BB	SO	LOB
Bob Boyd, L (1, 3) OBP: 0.432, SLG: 0.345	BBBB 4-0 CS BB			x 0-0 ① F5		x 0-0 ③ F8			x 0-0 2B	3	0	1	0	1	0	0
Nellie Fox, L (1, 4) OBP: 0.325, SLG: 0.358	x 0-0 ①② F7 1-2			x 0-0 ② 4-3			x 0-0 ① P4		x 0-0 ② P4	4	0	0	0	0	0	2
Minnie Minoso, R (1, 7) OBP: 0.411, SLG: 0.480	x 0-0 ③ F8			x 0-0 ③ 6-3			BBBB 4-0 FC6-4 BB		x 0-0 ③ F2	3	0	0	0	1	0	1
Sam Mele, R (1, 9) OBP: 0.391, SLG: 0.501		SSS 0-3 ① K2-3			x 0-0 ① 5-3		x 0-0 ② F2			3	0	0	0	0	1	1
Rocky Krsnich, R (1, 5) OBP: 0.297, SLG: 0.317		SSS 0-3 ② K			x 0-0 ② F8		x 0-0 ③ FC6-4 1-2f			3	0	0	0	0	1	1
Red Wilson, R (1, 2) OBP: 0.346, SLG: 0.300		x 0-0 ③ F8			BBBB 4-0 BB			x 0-0 ① 6-3		2	0	0	0	1	0	0
Jim Rivera, L (1, 8) OBP: 0.332, SLG: 0.409			SSS 0-3 ① K		x 0-0 ③ F2			x 0-0 ② 4-3		3	0	0	0	0	1	1
Chico Carrasquel, R (1, 6) OBP: 0.301, SLG: 0.326			x 0-0 ② P4			x 0-0 ① 5-3		x 0-0 ③ F7		3	0	0	0	0	0	0
Virgil Trucks, R (1, 1) OBP: 0.153, SLG: 0.169			SSS 0-3 ③ K			x 0-0 ② F5			x 0-0 ① F3	2	0	0	0	0	1	0
Bob Elliott, R (9, PH) OBP: 0.381, SLG: 0.418										1	0	0	0	0	0	0
Inning Stats	R: 0 H: 0 E: 0 LOB: 0 K: 0 BB: 1 S: 2 P: 6	R: 0 H: 0 E: 0 LOB: 0 K: 2 BB: 0 S: 7 P: 7	R: 0 H: 0 E: 0 LOB: 0 K: 2 BB: 0 S: 7 P: 7	R: 0 H: 0 E: 0 LOB: 0 K: 0 BB: 0 S: 3 P: 3	R: 0 H: 0 E: 0 LOB: 1 K: 0 BB: 1 S: 3 P: 7	R: 0 H: 0 E: 0 LOB: 0 K: 0 BB: 0 S: 3 P: 3	R: 0 H: 0 E: 0 LOB: 1 K: 0 BB: 1 S: 3 P: 7	R: 0 H: 0 E: 0 LOB: 0 K: 0 BB: 0 S: 3 P: 3	R: 0 H: 1 E: 0 LOB: 1 K: 0 BB: 0 S: 4 P: 4	1B: 0 SF: 0 2B: 1 SAC: 0 3B: 0 DP: 0 HR: 0 HBP: 0						

PITCHER	IP	WLS	BF	H	R	ER	SO	BB	IBB	HBP	BLK	WP	HR	S	P	ERA	WHIP
Bob Kuzava, L (1, 1) ERA: 3.97	9.0	W	30	1	0	0	4	3	0	0	0	0	0	35	47	0.00	0.444

PITCHER	IP	WLS	BF	H	R	ER	SO	BB	IBB	HBP	BLK	WP	HR	S	P	ERA	WHIP

TOP

Chicago White Sox @ New York Yankees

Yankee Stadium, Bronx, NY

Sat Aug 08 1953, 3:38 AM EDT

Att. 58,787 - Unknown

livebaseballscorecards.com

AB	27
R	0
H	1
RBI	0
BB	3
SO	4
LOB	6

Batter	1	2	3	4	5	6	7	8	9	AB	R	H	RBI	BB	SO	LOB
Gil McDougald, R (1, 5) OBP: 0.358, SLG: 0.433	F7	FC4-6 1-2f			F8			FC5-4 1B F7 1-2f		4	1	0	0	0	0	3
Joe Collins, L (1, 3) OBP: 0.365, SLG: 0.385	F7		F2			4-3		BB 1-3 1B		4	0	1	0	0	0	0
Hank Bauer, R (1, 9) OBP: 0.405, SLG: 0.455	IHR		CS HBP			1B		F7 3-H		3	1	2	2	0	0	1
Yogi Berra, L (1, 2) OBP: 0.356, SLG: 0.497	K		F8 1-2			F7		BB 1-2		3	0	0	0	1	1	2
Irv Noren, L (1, 8) OBP: 0.375, SLG: 0.437		K		CS 1B		G3		P6		4	0	1	0	0	1	3
Gene Woodling, L (1, 7) OBP: 0.411, SLG: 0.424		1B 1B 1B		P5 1-2			4-3			3	1	1	0	0	0	1
Billy Martin, R (1, 4) OBP: 0.322, SLG: 0.387		1B BB 1-3 1B		K			F7			3	0	1	0	0	1	0
Phil Rizzuto, R (1, 6) OBP: 0.394, SLG: 0.349		BB 1-3 3-H 1B			F2		G3			3	0	1	1	0	0	0
Bob Kuzava, S (1, 1)		FC4-6 1-2 3-H BB			K			FC5-4 BB		1	0	0	0	2	1	0
Inning Stats	R: 1 E: 0 K: 1 S: 6 H: 1 LOB: 0 BB: 0 P: 6	R: 1 E: 0 K: 1 S: 7 H: 3 LOB: 2 BB: 1 P: 11	R: 0 E: 0 K: 0 S: 2 H: 0 LOB: 0 BB: 0 P: 3	R: 0 E: 0 K: 1 S: 5 H: 1 LOB: 0 BB: 0 P: 5	R: 0 E: 0 K: 1 S: 5 H: 0 LOB: 0 BB: 0 P: 5	R: 0 E: 0 K: 0 S: 4 H: 1 LOB: 1 BB: 0 P: 4	R: 0 E: 0 K: 0 S: 3 H: 0 LOB: 0 BB: 0 P: 3	R: 1 E: 0 K: 0 S: 4 H: 1 LOB: 2 BB: 2 P: 12		1B: 6 2B: 0 3B: 0 HR: 1 SF: 0 SAC: 0 DP: 0 HBP: 1						

PITCHER	IP	WLS	BF	H	R	ER	SO	BB	IBB	HBP	BLK	WP	HR	S	P	ERA	WHIP
Virgil Trucks, R (1, 1) ERA: 2.52	8.0	L	32	7	3	3	4	3	0	1	0	0	0	36	49	3.38	1.250

PITCHER	IP	WLS	BF	H	R	ER	SO	BB	IBB	HBP	BLK	WP	HR	S	P	ERA	WHIP

BOTTOM

Chicago White Sox @ New York Yankees

Yankee Stadium, Bronx, NY

Sat Aug 08 1953, 3:38 AM EDT

Att. 58,787 - Unknown

livebaseballscorecards.com

AB	28
R	3
H	7
RBI	3
BB	3
SO	4
LOB	10

Chicago White Sox @ New York Yankees

Yankee Stadium, Bronx, NY

Sun Aug 09 1953, 3:33 AM EDT

Att. 42,504 - Unknown

TOP

livebaseballscorecards.com

Batter	1	2	3	4	5	6	7	8	9	AB	R	H	RBI	BB	SO	LOB
Bob Boyd, L (1, 3) OBP: 0.452, SLG: 0.471	HR		L4-3 1-2			E 1B 1B	1B 2-H 1B		F8	5	2	3	2	0	0	2
Nellie Fox, L (1, 4) OBP: 0.326, SLG: 0.357	4-3			2B BB		E2 1B 1-3 2B 1B	K		4-3	4	2	1	0	1	1	2
Minnie Minoso, R (1, 7) OBP: 0.414, SLG: 0.484	CS BB			1-H 2B		P6	1-2 1B			3	0	2	1	1	0	2
Sam Mele, R (1, 9) OBP: 0.390, SLG: 0.499	P4 1-2			6-3		2B L7-2 2-3 3-H 1B	F5			4	0	1	1	0	0	4
Jim Rivera, L (1, 8) OBP: 0.331, SLG: 0.410		P6		6-3		1-3 3-H 2B		P6		4	0	1	1	0	0	1
Bob Elliott, R (1, 5) OBP: 0.379, SLG: 0.415 Tom Wright, L (6, PH) OBP: 0.324, SLG: 0.398 Bud Sheely, L (6, 2) OBP: 0.340, SLG: 0.256		1-6-3		K		BB		K		2 0 1	0 0 0	0 0 0	0 0 0	0 1 0	1 0 1	1 0 0
Red Wilson, R (1, 2) OBP: 0.341, SLG: 0.295 Bud Stewart, L (6, PH) OBP: 0.429, SLG: 0.488 Rocky Krsnich, R (6, 5) OBP: 0.295, SLG: 0.314		K			P3	L7-2 3-H		P5		2 1 1	0 0 0	0 0 0	0 0 0	0 0 0	1 0 0	0 3 0
Chico Carrasquel, R (1, 6) OBP: 0.303, SLG: 0.326			F8		F2		SH1-4 1B HBP		1B	3	1	1	0	0	0	0
Billy Pierce, L (1, 1) OBP: 0.203, SLG: 0.136			L4-3 1B		F8		SH1-4 1-2		K	3	0	1	0	0	1	1
Inning Stats	R: 1 E: 0 K: 0 S: 3 H: 1 LOB: 0 BB: 1 P: 7	R: 0 E: 0 K: 1 S: 5 H: 0 LOB: 0 BB: 0 P: 5	R: 0 E: 0 K: 0 S: 3 H: 1 LOB: 0 BB: 0 P: 3	R: 1 E: 0 K: 1 S: 6 H: 1 LOB: 1 BB: 1 P: 10	R: 0 E: 0 K: 0 S: 3 H: 0 LOB: 0 BB: 0 P: 3	R: 2 E: 1 K: 0 S: 6 H: 4 LOB: 2 BB: 1 P: 10	R: 1 E: 0 K: 1 S: 7 H: 2 LOB: 2 BB: 0 P: 8	R: 0 E: 0 K: 1 S: 5 H: 0 LOB: 0 BB: 0 P: 5	R: 0 E: 0 K: 1 S: 6 H: 1 LOB: 1 BB: 0 P: 6	1B: 7 2B: 4 3B: 0 HR: 1 SF: 0 SAC: 1 DP: 2 HBP: 1	WP: 0 PB: 0 SB: 0 CS: 1 PA: 38					

	AB	33
	R	5
	H	10
	RBI	5
	BB	3
	SO	5
	LOB	16

PITCHER	IP	WLS	BF	H	R	ER	SO	BB	IBB	HBP	BLK	WP	HR	S	P	ERA	WHIP
Vic Raschi, R (1, 1) ERA: 3.87	5.1	L	23	7	4	4	2	2	0	0	0	0	1	25	33	6.75	1.688
Tom Gorman, R (6, 1) ERA: 2.78	0.2		2	0	0	0	0	1	0	0	0	0	0	1	5	0.00	1.500
Steve Kraly, L (7, 1) ERA: 3.0	3.0		13	3	1	1	3	0	0	1	0	0	0	18	19	3.00	1.000

PITCHER	IP	WLS	BF	H	R	ER	SO	BB	IBB	HBP	BLK	WP	HR	S	P	ERA	WHIP

Batter	1	2	3	4	5	6	7	8	9	AB	R	H	RBI	BB	SO	LOB
Gil McDougald, R (1, 5) OBP: 0.357, SLG: 0.431	5-3		F5			F8			1B	4	0	1	0	0	0	1
Bill Renna, R (1, 8) OBP: 0.367, SLG: 0.398	K			P6		K			K	4	0	0	0	0	3	1
Hank Bauer, R (1, 9) OBP: 0.406, SLG: 0.454	P5			BB			4-1 1B		F2	3	0	1	0	1	0	1
Yogi Berra, L (1, 2) OBP: 0.352, SLG: 0.491		L7		F8			4-1 1-2		P4	4	0	0	0	0	0	3
Gus Triandos, R (1, 3) OBP: 0.316, SLG: 0.471		K		P4			6-3			3	0	0	0	0	1	2
Gene Woodling, L (1, 7) OBP: 0.407, SLG: 0.419		K			F5		6-3			3	0	0	0	0	1	1
Billy Martin, R (1, 4) OBP: 0.324, SLG: 0.390			2B		G1-4-3 BB			K		2	0	1	0	1	1	0
Phil Rizzuto, R (1, 6) OBP: 0.391, SLG: 0.345			F2		G1-4-3 1-2f			F9		3	0	0	0	0	0	2
Vic Raschi, R (1, 1) OBP: 0.200, SLG: 0.167			K			K		4-3		1	0	0	0	0	1	1
Tom Gorman, R (6, 1) OBP: 0.167, SLG: 0.091										0	0	0	0	0	0	0
Andy Carey, R (6, PH) OBP: 0.379, SLG: 0.585										1	0	0	0	0	1	0
Steve Kraly, L (7, 1)										1	0	0	0	0	0	0
Inning Stats	R: 0 E: 0 K: 1 S: 5 H: 0 LOB: 0 BB: 0 P: 5	R: 0 E: 0 K: 2 S: 7 H: 0 LOB: 0 BB: 0 P: 7	R: 0 E: 0 K: 1 S: 6 H: 1 LOB: 1 BB: 0 P: 6	R: 0 E: 0 K: 0 S: 3 H: 0 LOB: 1 BB: 1 P: 7	R: 0 E: 0 K: 0 S: 2 H: 0 LOB: 0 BB: 1 P: 6	R: 0 E: 0 K: 2 S: 7 H: 0 LOB: 0 BB: 0 P: 7	R: 0 E: 0 K: 0 S: 4 H: 1 LOB: 1 BB: 0 P: 4	R: 0 E: 0 K: 1 S: 5 H: 0 LOB: 0 BB: 0 P: 5	R: 0 E: 0 K: 1 S: 6 H: 1 LOB: 1 BB: 0 P: 6	1B: 2 2B: 1 3B: 0 HR: 0 SF: 0 SAC: 0 DP: 1 HBP: 0						

PITCHER	IP	WLS	BF	H	R	ER	SO	BB	IBB	HBP	BLK	WP	HR	S	P	ERA	WHIP
Billy Pierce, L (1, 1) ERA: 2.31	9.0	W	31	3	0	0	8	2	0	0	0	0	0	45	53	0.00	0.556

PITCHER	IP	WLS	BF	H	R	ER	SO	BB	IBB	HBP	BLK	WP	HR	S	P	ERA	WHIP

BOTTOM

Chicago White Sox @ New York Yankees

Yankee Stadium, Bronx, NY

Sun Aug 09 1953, 3:33 AM EDT

Att. 42,504 - Unknown

livebaseballscorecards.com

AB	29
R	0
H	3
RBI	0
BB	2
SO	8
LOB	12

WP: 0 PA: 31
PB: 0
SB: 0
CS: 0

Chicago White Sox @ Cleveland Indians

Cleveland Municipal Stadium, Cleveland, OH

Tue Aug 11 1953, 3:33 AM EDT

Att. 18,719 - Unknown

TOP

livebaseballscorecards.com

Batter	1	2	3	4	5	6	7	8	9	AB	R	H	RBI	BB	SO	LOB
Bob Boyd, L (1, 3) OBP: 0.447, SLG: 0.462	3-1		4-3			F9 1B 1B	WP HR 2-3 3-H 1B	4-3		5	1	2	1	0	0	2
Nellie Fox, L (1, 4) OBP: 0.327, SLG: 0.356	4-3		6-3			BB 1-2 1B	HR 1-2 3-H BB		1-3	4	1	1	0	1	0	0
Minnie Minoso, R (1, 7) OBP: 0.416, SLG: 0.495	2B 2B		PO 1B			F9 2-3	1-H 2-H HR		F7	5	2	3	3	0	0	2
Sam Mele, R (1, 9) OBP: 0.393, SLG: 0.501	2-H 2B		PO 1-2	G3-6-1 1B		BB 1-2	F7		F7	4	0	2	1	1	0	0
Jim Rivera, L (1, 8) OBP: 0.328, SLG: 0.406	3-1			G3-6-1 1-2f		K	6-3			4	0	0	0	0	1	5
Bob Elliott, R (1, 5) OBP: 0.375, SLG: 0.410		F8		5-3		F8		G3		4	0	0	0	0	0	3
Red Wilson, R (1, 2) OBP: 0.338, SLG: 0.293		6-3			G5-4-3 1B		F7	E6 FC3-5 E		4	0	1	0	0	0	0
Chico Carrasquel, R (1, 6) OBP: 0.305, SLG: 0.328		FC6 1B			G5-4-3 1-2f		2B 1B 1B	E3 1-2 FC3-5		4	1	2	0	0	0	2
Connie Johnson, R (1, 1) OBP: 0.222, SLG: 0.125 Gene Bearden, L (5, 1) OBP: 0.182, SLG: 0.182 Harry Dorish, R (5, 1) OBP: 0.184, SLG: 0.184 Tom Wright, L (7, PH) OBP: 0.330, SLG: 0.415 Sandy Consuegra, R (7, 1) OBP: 0.115, SLG: 0.080 Billy Pierce, L (9, 1) OBP: 0.203, SLG: 0.136		FC6 1-2f			K		1B 1-3 WP 2B	FC3-5 1-2 2-3f		2 0 0 1 1 0	0 0 0 1 0 0	0 0 0 1 0 0	0 0 0 1 0 0	1 0 0 0 0 0	1 0 0 0 2 0	0 0 0 0 0 0

Inning Stats																								
	R: 1	H: 2	R: 0	H: 1	R: 0	H: 1	R: 0	H: 1	R: 0	H: 1	R: 0	H: 2	R: 5	H: 4	R: 0	H: 0	R: 0	H: 0	1B: 8	SF: 0	WP: 1	PA: 41
	E: 0	LOB: 1	E: 0	LOB: 1	E: 0	LOB: 0	E: 0	LOB: 0	E: 0	LOB: 0	E: 0	LOB: 3	E: 0	LOB: 0	E: 2	LOB: 2	E: 0	LOB: 0	2B: 3	SAC: 0	PB: 0	
	K: 0	BB: 0	K: 0	BB: 0	K: 0	BB: 0	K: 1	BB: 0	K: 0	BB: 0	K: 1	BB: 1	K: 0	BB: 1	K: 0	BB: 0	K: 0	BB: 0	3B: 0	DP: 2	SB: 0	
	S: 5	P: 5	S: 4	P: 4	S: 3	P: 3	S: 5	P: 5	S: 3	P: 3	S: 7	P: 11	S: 7	P: 11	S: 5	P: 5	S: 3	P: 3	HR: 1	HBP: 0	CS: 0	

	AB	38
	R	6
	H	12
	RBI	5
	BB	2
	SO	2
	LOB	17

PITCHER		IP	WLS	BF	H	R	ER	SO	BB	IBB	HBP	BLK	WP	HR	S	P	ERA	WHIP
Bob Lemon, R ERA: 3.0	(1, 1)	6.1	L	30	12	6	6	2	2	0	0	0	1	1	32	40	8.53	2.211
Bob Hooper, R ERA: 4.13	(7, 1)	2.2		10	0	0	0	0	0	0	0	0	0	0	10	10	0.00	0.000

PITCHER	IP	WLS	BF	H	R	ER	SO	BB	IBB	HBP	BLK	WP	HR	S	P	ERA	WHIP

BOTTOM

Chicago White Sox @ Cleveland Indians

Cleveland Municipal Stadium, Cleveland, OH

Tue Aug 11 1953, 3:33 AM EDT

Att. 18,719 - Unknown

livebaseballscorecards.com

Batter	1	2	3	4	5	6	7	8	9	AB	R	H	RBI	BB	SO	LOB
Dale Mitchell, L (1, 7) OBP: 0.348, SLG: 0.437	K		4-3		BB		L3 1B		1B BB	3	0	1	0	2	1	0
Bobby Avila, R (1, 4) OBP: 0.353, SLG: 0.389	6-3			6-3	F8		L3		1B	5	0	1	0	0	0	4
Larry Doby, L (1, 8) OBP: 0.366, SLG: 0.448	4-3			K	G3	BB			K	4	0	0	0	1	2	3
Al Rosen, R (1, 5) OBP: 0.399, SLG: 0.576		6-3		F7		HBP BB 1B	P6		P6	4	1	0	0	1	0	4
Harry Simpson, L (1, 9) OBP: 0.287, SLG: 0.352		1-3			F5	F9		K	F3	4	0	0	0	0	1	1
Wally Westlake, R (9, PH) OBP: 0.414, SLG: 0.459										1	0	0	0	0	0	3
Bill Glynn, L (1, 3) OBP: 0.342, SLG: 0.330		1B			5-3 2B 1B	HBP BB 1B		5-3		4	1	3	0	0	0	0
George Strickland, R (1, 6) OBP: 0.332, SLG: 0.358		K			5-3	HBP BB		1B		3	0	1	0	1	1	2
Joe Tipton, R (1, 2) OBP: 0.380, SLG: 0.478			K		2B BB	HBP		F5		2	0	0	1	1	1	1
Bob Lemon, L (1, 1) OBP: 0.264, SLG: 0.373			F5		2B	F9			1B BB HBP	3	0	1	1	0	0	3
Bob Hooper, R (7, 1) OBP: 0.250, SLG: 0.143										0	0	0	0	0	0	0
Joe Ginsberg, L (9, PH) OBP: 0.404, SLG: 0.354										0	0	0	0	0	0	0
Inning Stats	R: 0 E: 0 K: 1 S: 5 H: 0 LOB: 0 BB: 0 P: 5	R: 0 E: 0 K: 1 S: 6 H: 1 LOB: 1 BB: 0 P: 6	R: 0 E: 0 K: 1 S: 5 H: 0 LOB: 0 BB: 0 P: 5	R: 0 E: 0 K: 1 S: 5 H: 0 LOB: 0 BB: 0 P: 5	R: 1 E: 0 K: 0 S: 5 H: 2 LOB: 3 BB: 2 P: 13	R: 1 E: 0 K: 0 S: 4 H: 1 LOB: 3 BB: 2 P: 13	R: 0 E: 0 K: 0 S: 3 H: 1 LOB: 1 BB: 1 P: 7	R: 0 E: 0 K: 1 S: 6 H: 1 LOB: 1 BB: 0 P: 6	R: 0 E: 0 K: 1 S: 6 H: 1 LOB: 3 BB: 1 P: 11	1B: 6 2B: 2 3B: 0 HR: 0	SF: 0 SAC: 0 DP: 1 HBP: 2						

	AB	33
	R	2
	H	7
	RBI	2
	BB	6
	SO	6
	LOB	21

PITCHER		IP	WLS	BF	H	R	ER	SO	BB	IBB	HBP	BLK	WP	HR	S	P	ERA	WHIP
Connie Johnson, R ERA: 3.75	(1, 1)	4.2		18	3	1	1	4	1	0	0	0	0	0	25	29	1.93	0.857
Gene Bearden, L ERA: 2.45	(5, 1)	0.0		1	0	0	0	0	1	0	0	0	0	0	0	4	∞	∞
Harry Dorish, R ERA: 2.71	(5, 1)	1.1	W	8	1	1	1	0	2	0	1	0	0	0	5	14	6.75	2.250
Sandy Consuegra, R ERA: 3.18	(7, 1)	2.0		11	3	0	0	1	2	0	1	0	0	0	10	19	0.00	2.500
Billy Pierce, L ERA: 2.3	(9, 1)	1.0	S	3	0	0	0	1	0	0	0	0	0	0	5	5	0.00	0.000

PITCHER	IP	WLS	BF	H	R	ER	SO	BB	IBB	HBP	BLK	WP	HR	S	P	ERA	WHIP

WP: 0 PB: 0 SB: 0 CS: 0 PA: 41

Batter	1	2	3	4	5	6	7	8	9	AB	R	H	RBI	BB	SO	LOB
Bob Boyd, L (1, 3) OBP: 0.404, SLG: 0.409	S S S 0-3 ① K		x 0-0 ① F2		x 0-0 ② 6-3		x 0-0 ① F2		x 0-0 ② 4-3	5	0	0	0	0	1	1
Nellie Fox, L (1, 4) OBP: 0.327, SLG: 0.355	B B B B 4-0 1B S BB		x 0-0 SH1-3 1B		x 0-0 ③ 3-1		x 0-0 ② F9		x 0-0 ③ 4-3	4	1	1	0	1	0	1
Minnie Minoso, R (1, 7) OBP: 0.416, SLG: 0.494	x 0-0 S 1-3 1B		x 0-0 ② SH1-3 1-2			x 0-0 ① 5-3	x 0-0 ③ L8			3	0	1	0	0	0	0
Sam Mele, R (1, 9) OBP: 0.391, SLG: 0.497	x 0-0 ② F3 1-2 3-H		S S S 0-3 ③ K			B B B B 4-0 BB BB FC3 BB		x 0-0 ① 6-3		3	1	0	0	1	1	2
Sherm Lollar, R (1, 2) OBP: 0.400, SLG: 0.420	x 0-0 ③ P5			x 0-0 ① P4		B B B B 4-0 FC3 BB 1-2 BB		B B B B 4-0 S HR BB		2	0	0	0	1	0	1
Bud Sheely, L (7, 2) OBP: 0.353, SLG: 0.256										0	0	0	0	1	0	0
Red Wilson, R (8, PR) (8, 2) OBP: 0.338, SLG: 0.293										0	1	0	0	0	0	0
Bob Elliott, R (1, 5) OBP: 0.373, SLG: 0.408		x 0-0 ① F9		x 0-0 ② F3		B B B B 4-0 FC3 1-2 2-3 BB		S S S 0-3 ② K 1-2		2	0	0	0	0	0	0
Tom Wright, L (6, PH) OBP: 0.337, SLG: 0.415										0	0	0	0	1	0	0
Fred Marsh, R (6, 6) OBP: 0.310, SLG: 0.320										1	0	0	0	0	1	1
Jim Rivera, L (1, 8) OBP: 0.330, SLG: 0.416		x 0-0 G3 2B		x 0-0 ③ F9		x 0-0 FC3 1-2 2-3 3-H		x 0-0 2-H HR		4	1	2	3	0	0	2
Chico Carrasquel, R (1, 6) OBP: 0.306, SLG: 0.329		x 0-0 ② G3 2-3			x 0-0 SH1-4 1B	x 0-0 ② P6	S S S 0-3 ③ K			2	0	1	0	0	0	1
Bud Stewart, L (6, PH) OBP: 0.420, SLG: 0.476										1	0	0	0	0	0	3
Gene Bearden, L (6, 1) OBP: 0.182, SLG: 0.182										0	0	0	0	0	0	0
Luis Aloma, R (7, 1) OBP: 0.184, SLG: 0.184										1	0	0	0	0	1	1
Harry Dorish, R (8, 1) OBP: 0.100, SLG: 0.103										0	0	0	0	0	0	0
Joe Dobson, R (8, 1)										0	0	0	0	0	0	0
Mike Fornieles, R (1, 1) OBP: 0.143, SLG: 0.147		x 0-0 ③ 6-3			x 0-0 ① SH1-4 1-2	S S S 0-3 ③ K			x 0-0 ① F8	1	0	0	0	0	0	1
Rocky Krsnich, R (6, PH) (6, 5) OBP: 0.289, SLG: 0.308										2	0	0	0	0	1	3
Inning Stats	R: 1 H: 1 E: 0 LOB: 1 K: 1 BB: 1 S: 6 P: 10	R: 0 H: 1 E: 0 LOB: 1 K: 0 BB: 0 S: 4 P: 4	R: 0 H: 1 E: 0 LOB: 1 K: 1 BB: 0 S: 6 P: 6	R: 0 H: 0 E: 0 LOB: 0 K: 0 BB: 0 S: 3 P: 3	R: 0 H: 1 E: 0 LOB: 1 K: 0 BB: 0 S: 4 P: 4	R: 1 H: 0 E: 0 LOB: 3 K: 1 BB: 3 S: 6 P: 18	R: 0 H: 0 E: 0 LOB: 0 K: 0 BB: 0 S: 3 P: 3	R: 2 H: 1 E: 0 LOB: 1 K: 2 BB: 1 S: 8 P: 12	R: 0 H: 0 E: 0 LOB: 0 K: 0 BB: 0 S: 3 P: 3	1B: 3 SF: 0 2B: 1 SAC: 2 3B: 0 DP: 0 HR: 1 HBP: 0						WP: 0 PA: 38 PB: 0 SB: 3 CS: 0	

PITCHER		IP	WLS	BF	H	R	ER	SO	BB	IBB	HBP	BLK	WP	HR	S	P	ERA	WHIP
Early Wynn, R ERA: 3.71	(1, 1)	8.0	W	35	5	4	4	5	5	0	0	0	0	1	40	60	4.50	1.250
Bob Hooper, R ERA: 4.04	(9, 1)	1.0	S	3	0	0	0	0	0	0	0	0	0	0	3	3	0.00	0.000

PITCHER	IP	WLS	BF	H	R	ER	SO	BB	IBB	HBP	BLK	WP	HR	S	P	ERA	WHIP

TOP

Chicago White Sox @ Cleveland Indians

Cleveland Municipal Stadium, Cleveland, OH

Wed Aug 12 1953, 3:33 AM EDT

Att. 17,058 - Unknown

livebaseballscorecards.com

AB	31
R	4
H	5
RBI	3
BB	5
SO	5
LOB	17

Batter	1	2	3	4	5	6	7	8	9	AB	R	H	RBI	BB	SO	LOB
Dale Mitchell, L (1, 7) OBP: 0.352, SLG: 0.448	F7		FC6-4 1B		HR		1-3	FC1-2 1B 1-3 2-H		5	1	3	2	0	0	0
Wally Westlake, R (8, PR) OBP: 0.414, SLG: 0.459 (9, 7)										0	1	0	0	0	0	0
Bobby Avila, R (1, 4) OBP: 0.356, SLG: 0.390	CS 1B		F7		4-3 1B		BBBB 4-3 1B BB	FC1-2 1B 1-2 3-H		4	2	2	0	1	0	3
Luke Easter, L (1, 3) OBP: 0.349, SLG: 0.437	SSS K 1-2		SSS K		F7		4-3 1-2	1B 1-2 2-H 1B		5	0	1	1	0	2	4
Bob Lemon, L (8, PR) OBP: 0.264, SLG: 0.373										0	1	0	0	0	0	0
Bob Hooper, R (9, 1) OBP: 0.250, SLG: 0.143										0	0	0	0	0	0	0
Al Rosen, R (1, 5) OBP: 0.399, SLG: 0.572		6-3	FC6-4 1-2f		4-3 1-2		1B IBB	1-H 2-H 1B		4	0	1	2	1	0	2
Larry Doby, L (1, 8) OBP: 0.366, SLG: 0.447		1B 1B		F7	F8		1-3 2-H 1B	SSS K		5	1	2	1	0	1	2
Harry Simpson, L (1, 9) OBP: 0.286, SLG: 0.349		1-3 1B		4-3	SSS K		F5			4	0	1	0	0	1	2
George Strickland, R (1, 6) OBP: 0.338, SLG: 0.361		1-2 3-H 1B		2B 1B	BBBB 4-0 BB			SSS K		3	0	2	1	1	1	0
Jim Hegan, R (1, 2) OBP: 0.281, SLG: 0.318	SSS K		1-3 2B		SSS K			BB 1B		3	0	1	0	0	2	3
Bill Glynn, L (8, PH) OBP: 0.344, SLG: 0.332 (9, 3)										1	1	1	0	0	0	0
Early Wynn, S (1, 1) OBP: 0.315, SLG: 0.400	SSS K		SSS K		5-3			BBBB 1-2 FC1-2 BB		3	0	0	0	0	2	5
Joe Ginsberg, L (8, PH) OBP: 0.408, SLG: 0.354										0	0	0	0	1	0	0
Owen Friend, R (8, PR) OBP: 0.247, SLG: 0.308										0	0	0	0	0	0	0
Joe Tipton, R (9, 2) OBP: 0.380, SLG: 0.478										0	0	0	0	0	0	0
Inning Stats	R: 0 E: 0 K: 1 S: 5 H: 1 LOB: 0 BB: 0 P: 5	R: 1 E: 0 K: 2 S: 10 H: 3 LOB: 2 BB: 0 P: 10	R: 0 E: 0 K: 1 S: 6 H: 1 LOB: 1 BB: 0 P: 6	R: 0 E: 0 K: 1 S: 7 H: 2 LOB: 2 BB: 0 P: 7	R: 1 E: 0 K: 0 S: 5 H: 2 LOB: 1 BB: 0 P: 5	R: 0 E: 0 K: 2 S: 7 H: 0 LOB: 1 BB: 1 P: 11	R: 1 E: 0 K: 0 S: 4 H: 1 LOB: 2 BB: 2 P: 12	R: 4 E: 0 K: 2 S: 11 H: 4 LOB: 1 BB: 1 P: 15		1B: 12 2B: 1 3B: 0 HR: 1 SF: 0 SAC: 0 DP: 0 HBP: 0						

PITCHER		IP	WLS	BF	H	R	ER	SO	BB	IBB	HBP	BLK	WP	HR	S	P	ERA	WHIP
Mike Fornieles, R ERA: 3.37	(1, 1)	5.0		23	9	2	2	5	0	0	0	0	0	1	33	33	3.60	1.800
Gene Bearden, L ERA: 2.55	(6, 1)	1.2		9	1	1	1	2	2	1	0	0	0	0	10	22	5.40	1.800
Luis Aloma, R ERA: 4.32	(7, 1)	0.2		3	1	1	1	1	0	0	0	0	0	0	5	5	13.50	1.500
Harry Dorish, R ERA: 2.92	(8, 1)	0.1	L	4	2	1	1	0	1	0	0	0	0	0	3	7	27.00	9.000
Joe Dobson, R ERA: 3.64	(8, 1)	0.1		2	1	2	2	1	0	0	0	0	0	0	4	4	54.00	3.000

PITCHER	IP	WLS	BF	H	R	ER	SO	BB	IBB	HBP	BLK	WP	HR	S	P	ERA	WHIP

BOTTOM

Chicago White Sox @ Cleveland Indians

Cleveland Municipal Stadium, Cleveland, OH

Wed Aug 12 1953, 3:33 AM EDT

Att. 17,058 - Unknown

livebaseballscorecards.com

AB	37
R	7
H	14
RBI	7
BB	4
SO	9
LOB	21

WP: 0 PA: 41
PB: 0
SB: 0
CS: 1

Batter	1	2	3	4	5	6	7	8	9	10	AB	R	H	RBI	BB	SO	LOB
Bob Boyd, L (1, 3) OBP: 0.397, SLG: 0.375	BBBB 4-0 FC4-6 BB		x 0-0 ② 6-3		x 0-0 ① L7		x 0-0 ② 4-3	x 0-0 ③ F8		BBBB 4-0 3B BB	4	1	0	0	2	0	1
Nellie Fox, L (1, 4) OBP: 0.327, SLG: 0.355	x 0-0 ① FC4-6 BB 1-2f		x 0-0 1B		x 0-0 ② F8		x 0-0 E7 1B 1B		x 0-0 ① F7	x 0-0 ② F9	6	1	2	0	0	0	3
Minnie Minoso, R (1, 7) OBP: 0.421, SLG: 0.502	BBBB 4-0 1-2 BB		x 0-0 ③ 5-3		x 0-0 1B 1B		x 0-0 E S 2-H 1B		x 0-0 1B	x 0-0 1-H 2-H 3B	5	0	4	3	1	0	1
Sam Mele, R (1, 9) OBP: 0.388, SLG: 0.492	SSS 0-3 ② K			SSS 0-3 ① K	x 0-0 1-2 1B		SSS 0-3 ③ K 1-3		x 0-0 ② F7	x 0-0 ③ P4	6	0	1	0	0	3	5
Jim Rivera, L (1, 8) OBP: 0.331, SLG: 0.417	x 0-0 ③ 5-3			BBBB 4-0 5-3 S BB	x 0-0 ③ F8			x 0-0 2B 2B	x 0-0 ③ P4		4	1	1	0	1	0	5
Bud Sheely, L (1, 2) OBP: 0.352, SLG: 0.244		x 0-0 ① F7		BBBB 4-0 1-2 5-3 BB		x 0-0 ① F7		x 0-0 ① F7		x 0-0 ① F3	2	0	0	0	1	0	0
Bud Stewart, L (8, PH) OBP: 0.412, SLG: 0.465											1	0	0	0	0	0	1
Red Wilson, R (8, 2) OBP: 0.336, SLG: 0.291											1	0	0	0	0	0	0
Rocky Krsnich, R (1, 5) OBP: 0.282, SLG: 0.299		x 0-0 ② F5		x 0-0 ② 5-3 1-2 2-3		x 0-0 ② F7		x 0-0 1B 2-H 2B		BBBB 4-0 1B E BB	3	0	0	0	0	0	2
Tom Wright, L (8, PH) OBP: 0.343, SLG: 0.432											1	1	1	1	0	0	0
Fred Marsh, R (8, 5) OBP: 0.318, SLG: 0.320											0	1	0	0	1	0	0
Chico Carrasquel, R (1, 6) OBP: 0.309, SLG: 0.331		x 0-0 ③ F8		4-0 IBB		x 0-0 ③ 4-3		x 0-0 2-H 1B		x 0-0 E 1-2 E 1B	4	1	2	1	1	0	0
Virgil Trucks, R (1, 1) OBP: 0.156, SLG: 0.172			x 0-0 ① 6-3	x 0-0 ③ 1-3			x 0-0 ① 6-3	x 0-0 ② L5		x 0-0 E7 1-H 2-H 3B 1B	5	1	1	1	0	0	4
Sandy Consuegra, R (10, 1) OBP: 0.115, SLG: 0.080											0	0	0	0	0	0	0
Inning Stats	R: 0 E: 0 K: 1 S: 5 H: 0 LOB: 2 BB: 2 P: 13	R: 0 E: 0 K: 0 S: 3 H: 0 LOB: 0 BB: 0 P: 3	R: 0 E: 0 K: 0 S: 4 H: 1 LOB: 1 BB: 0 P: 4	R: 0 E: 0 K: 1 S: 5 H: 0 LOB: 3 BB: 3 P: 17	R: 0 E: 0 K: 0 S: 5 H: 2 LOB: 2 BB: 0 P: 5	R: 0 E: 0 K: 0 S: 3 H: 0 LOB: 0 BB: 0 P: 3	R: 1 E: 1 K: 1 S: 7 H: 2 LOB: 1 BB: 0 P: 7	R: 2 E: 0 K: 0 S: 6 H: 3 LOB: 1 BB: 0 P: 6	R: 0 E: 0 K: 0 S: 4 H: 1 LOB: 1 BB: 0 P: 4	R: 4 E: 1 K: 0 S: 6 H: 3 LOB: 1 BB: 2 P: 14	1B: 9 2B: 2 3B: 1 HR: 0 SF: 0 SAC: 0 DP: 0 HBP: 0						

PITCHER	IP	WLS	BF	H	R	ER	SO	BB	IBB	HBP	BLK	WP	HR	S	P	ERA	WHIP
Mike Garcia, R (1, 1) ERA: 3.11	8.0		37	8	3	2	3	4	1	0	0	0	0	38	58	2.25	1.500
Bob Hooper, R (9, 1) ERA: 4.47	1.1	L	8	3	3	3	0	1	0	0	0	0	0	7	11	20.25	3.000
Bill Wight, L (10, 1) ERA: 5.66	0.2		4	1	1	1	0	1	0	0	0	0	0	3	7	13.50	3.000

PITCHER	IP	WLS	BF	H	R	ER	SO	BB	IBB	HBP	BLK	WP	HR	S	P	ERA	WHIP

TOP

Chicago White Sox @ Cleveland Indians

Cleveland Municipal Stadium, Cleveland, OH

Thu Aug 13 1953, 3:33 AM EDT

Att. 9,992 - Unknown

livebaseballscorecards.com

AB	42
R	7
H	12
RBI	6
BB	7
SO	3
LOB	22

PA: 49

WP: 0
PB: 0
SB: 2
CS: 0

Batter	1	2	3	4	5	6	7	8	9	10	AB	R	H	RBI	BB	SO	LOB
Dale Mitchell, L (1, 7) OBP: 0.348, SLG: 0.443	F7	G3		P5			G3	F8		1-3	4	0	0	0	0	0	3
Bob Kennedy, R (8, 7) OBP: 0.318, SLG: 0.323											0	0	0	0	0	0	0
Bob Lemon, L (8, PH) OBP: 0.261, SLG: 0.369											1	0	0	0	0	0	3
Wally Westlake, R (9, 7) OBP: 0.411, SLG: 0.455											1	0	0	0	0	0	1
Bobby Avila, R (1, 4) OBP: 0.356, SLG: 0.393	1B FC5-4 1B		F3		F3		2B	F8			5	1	2	0	0	0	3
Luke Easter, L (1, 3) OBP: 0.347, SLG: 0.432	FC5-4 1-3 1B		3-1		L3		F9		G6-4-3 1B		4	0	1	0	0	0	1
Bill Glynn, L (8, 3) OBP: 0.346, SLG: 0.335											1	0	1	0	0	0	0
Al Rosen, R (1, 5) OBP: 0.401, SLG: 0.578	FC5-4 1-2f 3-H		BBBB S BB		HR		IBB		G6-4-3 1-2f		3	1	1	2	2	0	2
Larry Doby, L (1, 8) OBP: 0.366, SLG: 0.453	K		BBBB 1-2 BB		P6		4-3		HR		4	1	1	1	1	1	3
Harry Simpson, L (1, 9) OBP: 0.283, SLG: 0.345		K	K				4-3	SH1-4 1B 1B	G3		5	0	1	0	0	2	2
George Strickland, R (1, 6) OBP: 0.339, SLG: 0.360		K		K			K	SH1-4 1-2 1B		FC6-4 BB	4	0	1	0	1	3	0
Jim Hegan, R (1, 2) OBP: 0.285, SLG: 0.321		1B 1B		E5			1B	SH1-4 1-2 2-3		FC6-4 1-2f S	4	0	2	0	0	0	1
Mike Garcia, R (1, 1) OBP: 0.274, SLG: 0.310		1-3 1B		F9			F8	IBB		F7 1-2	3	0	1	0	0	0	2
Joe Ginsberg, L (8, PH) OBP: 0.412, SLG: 0.354											0	0	0	0	1	0	0
Al Smith, R (8, PR) OBP: 0.331, SLG: 0.347											0	0	0	0	0	0	0
Bob Hooper, R (9, 1) OBP: 0.250, SLG: 0.143											0	0	0	0	0	0	0
Bill Wight, L (10, 1) OBP: 0.300, SLG: 0.300											0	0	0	0	0	0	0
Dave Hoskins, L (10, PH) OBP: 0.293, SLG: 0.385											1	0	0	0	0	0	1
Inning Stats	R: 1 E: 0 K: 1 S: 7 H: 2 LOB: 1 BB: 0 P: 7	R: 0 E: 0 K: 2 S: 9 H: 2 LOB: 2 BB: 0 P: 9	R: 0 E: 0 K: 1 S: 5 H: 0 LOB: 2 BB: 2 P: 13	R: 0 E: 1 K: 1 S: 6 H: 0 LOB: 1 BB: 0 P: 6	R: 1 E: 0 K: 0 S: 4 H: 1 LOB: 0 BB: 0 P: 4	R: 0 E: 0 K: 1 S: 6 H: 1 LOB: 1 BB: 0 P: 6	R: 0 E: 0 K: 0 S: 4 H: 1 LOB: 2 BB: 1 P: 8	R: 0 E: 0 K: 0 S: 5 H: 2 LOB: 3 BB: 1 P: 9	R: 1 E: 0 K: 0 S: 4 H: 2 LOB: 0 BB: 0 P: 4	R: 0 E: 0 K: 0 S: 3 H: 0 LOB: 1 BB: 1 P: 7	1B: 8 2B: 1 3B: 0 HR: 2	SF: 0 SAC: 1 DP: 1 HBP: 0						

PITCHER	IP	WLS	BF	H	R	ER	SO	BB	IBB	HBP	BLK	WP	HR	S	P	ERA	WHIP
Virgil Trucks, R (1, 1) ERA: 2.54	9.0	W	43	11	3	3	6	3	2	0	0	0	2	50	70	3.00	1.556
Sandy Consuegra, R (10, 1) ERA: 3.15	1.0	S	3	0	0	0	0	0	0	0	0	0	0	3	3	0.00	0.000

PITCHER	IP	WLS	BF	H	R	ER	SO	BB	IBB	HBP	BLK	WP	HR	S	P	ERA	WHIP

BOTTOM

Chicago White Sox @ Cleveland Indians

Cleveland Municipal Stadium, Cleveland, OH

Thu Aug 13 1953, 3:33 AM EDT

Att. 9,992 - Unknown

livebaseballscorecards.com

AB	40
R	3
H	11
RBI	3
BB	5
SO	6
LOB	22

WP: 0 PB: 0 SB: 2 CS: 0 PA: 46

Chicago White Sox @ Detroit Tigers

Briggs Stadium, Detroit, MI

Fri Aug 14 1953, 4:33 AM EDT

Att. 31,101 - Unknown

TOP

Batter	1	2	3	4	5	6	7	8	9	AB	R	H	RBI	BB	SO	LOB
Chico Carrasquel, R (1, 6) OBP: 0.315, SLG: 0.336	BBBB 4-0 SH5-3 1B BB	x 0-0 ① F9		x 0-0 SH 1B G5-2-3 1B	0-0 ③ CS 3-H	x 0-0 SH 1B 2B		BBBB 4-0 FC3-5 1B BB		3	2	2	0	2	0	0
Nellie Fox, L (1, 4) OBP: 0.331, SLG: 0.361	x 0-0 ① SH5-3 1-2	x 0-0 2B		x 0-0 G5-2-3 SH 1-2 1B		x 0-0 SH SH1-4 1B 2-3 G3-2-3		x 0-0 FC3-5 1-2 E 1B		3	1	3	0	0	0	0
Minnie Minoso, R (1, 7) OBP: 0.424, SLG: 0.504	x 0-0 E 1B F8 2-H 1B	H 1-0 HBP		x 0-0 SH G5-2-3 1-2 2-3		x 0-0 SH1-4 1-2 3-H 1B		x 0-0 ① FC3-5 E 4-3 1-2 2-3f		3	2	2	2	0	0	2
Sam Mele, R (1, 9) OBP: 0.387, SLG: 0.489	x 0-0 E8 1-3 1B 1B	x 0-0 ② F8		x 0-0 ① G5-2-3 ② 1-2 2-3 3-Hf		x 0-0 ① SH1-4 1-2 2-3		x 0-0 E6 4-3 1-3 2-H		4	1	1	0	0	0	6
Bob Elliott, R (1, 5) OBP: 0.372, SLG: 0.405 Tom Wright, L (6, PH) OBP: 0.349, SLG: 0.432 Rocky Krsnich, R (6, 5) OBP: 0.282, SLG: 0.299 Bud Stewart, L (8, PH) OBP: 0.404, SLG: 0.455 Fred Marsh, R (8, 5) OBP: 0.318, SLG: 0.320	IIII 4-0 1B 1B IBB	SSS 0-3 ③ K		x 0-0 ③ F7		BBBB 4-0 BB		x 0-0 ② 4-3 1-2 3-H		2 0 0 1 0	1 0 0 0 0	0 0 0 1 0	0 0 0 1 0	1 1 0 0 0	1 0 0 0 0	4 0 0 1 0
Jim Rivera, L (1, 8) OBP: 0.327, SLG: 0.412	x 0-0 ② F8 3-H	x 0-0 ① F8			x 0-0 ① 6-3	x 0-0 ② ③ G3-2-3 3-Hf		x 0-0 ③ F5		5	0	0	1	0	0	6
Red Wilson, R (1, 2) OBP: 0.345, SLG: 0.298	x 0-0 1B 1-2 2-H 1B	x 0-0 1B			BBBB 4-0 1B CS BB		x 0-0 ① 1-3		x 0-0 ① 6-3	4	0	2	1	1	0	0
Bob Boyd, L (1, 3) OBP: 0.397, SLG: 0.377	x 0-0 1-2 2-H 1B	x 0-0 ② F2			x 0-0 1-3 1B		x 0-0 ② 6-3		x 0-0 ② F8	5	0	2	1	0	0	1
Billy Pierce, L (1, 1) OBP: 0.188, SLG: 0.125	x 0-0 ③ 4-3	x 0-0 ③ 4-3			x 0-0 ② F3		x 0-0 ③ 4-3		x 0-0 ③ 5-3	5	0	0	0	0	0	5
Inning Stats	R: 4 E: 1 K: 0 S: 7 H: 4 LOB: 2 BB: 2 P: 15	R: 0 E: 0 K: 1 S: 6 H: 1 LOB: 2 BB: 0 P: 7	R: 0 E: 0 K: 0 S: 4 H: 1 LOB: 1 BB: 0 P: 4	R: 0 E: 1 K: 0 S: 5 H: 2 LOB: 2 BB: 0 P: 5	R: 0 E: 0 K: 0 S: 3 H: 1 LOB: 1 BB: 1 P: 7	R: 1 E: 0 K: 0 S: 5 H: 2 LOB: 2 BB: 1 P: 9	R: 0 E: 0 K: 0 S: 3 H: 0 LOB: 0 BB: 0 P: 3	R: 2 E: 1 K: 0 S: 5 H: 1 LOB: 1 BB: 1 P: 9	R: 0 E: 0 K: 0 S: 3 H: 0 LOB: 0 BB: 0 P: 3	1B: 10 2B: 2 3B: 0 HR: 0	SF: 0 SAC: 4 DP: 2 HBP: 1					

livebaseballscorecards.com

AB	35
R	7
H	12
RBI	6
BB	5
SO	1
LOB	25

WP: 0 PB: 0 SB: 0 CS: 1 PA: 46

PITCHER		IP	WLS	BF	H	R	ER	SO	BB	IBB	HBP	BLK	WP	HR	S	P	ERA	WHIP
Billy Hoeft, L ERA: 4.61	(1, 1)	0.2	L	8	4	4	4	0	1	1	0	0	0	0	6	14	54.00	7.500
Dick Marlowe, R ERA: 4.71	(1, 1)	5.1		25	7	1	1	1	2	0	1	0	0	0	24	33	1.69	1.688
Ray Scarborough, R ERA: 3.18	(7, 1)	2.0		9	1	2	0	0	1	0	0	0	0	0	8	12	0.00	1.000
Dave Madison, R ERA: 7.05	(9, 1)	1.0		3	0	0	0	0	0	0	0	0	0	0	3	3	0.00	0.000

PITCHER	IP	WLS	BF	H	R	ER	SO	BB	IBB	HBP	BLK	WP	HR	S	P	ERA	WHIP

Chicago White Sox @ Detroit Tigers

Briggs Stadium, Detroit, MI

Fri Aug 14 1953, 4:33 AM EDT

Att. 31,101 - Unknown

livebaseballscorecards.com

BOTTOM

Batter	1	2	3	4	5	6	7	8	9	AB	R	H	RBI	BB	SO	LOB
Harvey Kuenn, R (1, 6) OBP: 0.359, SLG: 0.378	1-3			5-3		F8		1-3 1B		4	0	1	0	0	0	0
Jerry Priddy, R (1, 4) OBP: 0.299, SLG: 0.288	F4			4-3		6-3		F7		4	0	0	0	0	0	2
Ray Boone, R (1, 5) OBP: 0.388, SLG: 0.529	K			BB			5-3		G5-4-3 1B	3	0	1	0	1	1	0
Steve Souchock, R (1, 9) OBP: 0.330, SLG: 0.473		5-3		F9			1B 1B		G5-4-3 1-2f	4	0	1	0	0	0	2
Walt Dropo, R (1, 3) OBP: 0.281, SLG: 0.370		F7			F4		G6-4-3 1-2 1B		F9	4	0	1	0	0	0	0
Don Lund, R (1, 8) OBP: 0.325, SLG: 0.387		F3			6-3		G6-4-3 1-2f			3	0	0	0	0	0	2
Bob Nieman, R (1, 7) OBP: 0.352, SLG: 0.420			F8		2B			F9		3	0	1	0	0	0	0
Matt Batts, R (1, 2) OBP: 0.336, SLG: 0.443			5-3		K			1B 1B		3	0	1	0	0	1	1
Billy Hoeft, L (1, 1) OBP: 0.268, SLG: 0.167			K			4-3		K		0	0	0	0	0	0	0
Dick Marlowe, R (1, 1) OBP: 0.233, SLG: 0.233										1	0	0	0	0	1	0
Billy Hitchcock, R (6, PH) OBP: 0.282, SLG: 0.222										1	0	0	0	0	0	0
Ray Scarborough, R (7, 1) OBP: 0.083, SLG: 0.333										0	0	0	0	0	0	0
Johnny Bucha, R (8, PH) OBP: 0.292, SLG: 0.275										1	0	0	0	0	1	1
Dave Madison, R (9, 1) OBP: 0.091, SLG: 0.091										0	0	0	0	0	0	0
Inning Stats	R: 0 E: 0 K: 1 S: 5 H: 0 LOB: 0 BB: 0 P: 5	R: 0 E: 0 K: 0 S: 3 H: 0 LOB: 0 BB: 0 P: 3	R: 0 E: 0 K: 1 S: 5 H: 0 LOB: 0 BB: 0 P: 5	R: 0 E: 0 K: 0 S: 3 H: 0 LOB: 1 BB: 1 P: 7	R: 0 E: 0 K: 1 S: 6 H: 1 LOB: 1 BB: 0 P: 6	R: 0 E: 0 K: 0 S: 3 H: 0 LOB: 0 BB: 0 P: 3	R: 0 E: 0 K: 0 S: 4 H: 2 LOB: 1 BB: 0 P: 4	R: 0 E: 0 K: 1 S: 7 H: 2 LOB: 2 BB: 0 P: 7	R: 0 E: 0 K: 0 S: 3 H: 1 LOB: 0 BB: 0 P: 3	1B: 5 2B: 1 3B: 0 HR: 0 SF: 0 SAC: 0 DP: 2 HBP: 0	WP: 0 PB: 0 SB: 0 CS: 0 PA: 32					

PITCHER	IP	WLS	BF	H	R	ER	SO	BB	IBB	HBP	BLK	WP	HR	S	P	ERA	WHIP
Billy Pierce, L (1, 1) ERA: 2.2	9.0	W	32	6	0	0	4	1	0	0	0	0	0	39	43	0.00	0.778

PITCHER	IP	WLS	BF	H	R	ER	SO	BB	IBB	HBP	BLK	WP	HR	S	P	ERA	WHIP

AB	31
R	0
H	6
RBI	0
BB	1
SO	4
LOB	8

Chicago White Sox @ Detroit Tigers

Briggs Stadium, Detroit, MI

Sat Aug 15 1953, 4:33 AM EDT

Att. 10,274 - Unknown

TOP

livebaseballscorecards.com

Batter	1	2	3	4	5	6	7	8	9	AB	R	H	RBI	BB	SO	LOB
Chico Carrasquel, R (1, 6) OBP: 0.316, SLG: 0.342	HBP 3B	F3			1B 2B 1B		FC6-4 1-2f		F9	5	2	2	0	0	0	1
Nellie Fox, L (1, 4) OBP: 0.331, SLG: 0.360	6-3	L6			1-2 2B 1B		F8			4	1	1	0	0	0	2
Minnie Minoso, R (1, 7) OBP: 0.426, SLG: 0.507	HBP S HBP	CS 1B			1-H 2-H 2B		F4			3	0	2	2	0	0	1
Sam Mele, R (1, 9) OBP: 0.383, SLG: 0.484	K	F8			5-3			F6		4	0	0	0	0	1	4
Red Wilson, R (1, 2) OBP: 0.350, SLG: 0.298	HBP 1-2 BB	CS 1-2	5-3		6-3			4-3 1B		3	0	1	0	1	0	1
Jim Rivera, L (1, 8) OBP: 0.327, SLG: 0.409	1-2 2-3 3-H HBP		F9			G3		4-3 1-2		3	0	0	1	0	0	1
Rocky Krsnich, R (1, 5) OBP: 0.273, SLG: 0.288	F7		K			F9		F9		4	0	0	0	0	1	4
Bob Boyd, L (1, 3) OBP: 0.373, SLG: 0.351		4-3			B5-3	4-3			1-3	4	0	0	0	0	0	0
Harry Dorish, R (1, 1) OBP: 0.179, SLG: 0.179 Joe Dobson, R (3, 1) OBP: 0.100, SLG: 0.103 Bob Elliott, R (5, PH) OBP: 0.374, SLG: 0.416 Luis Aloma, R (5, 1) Fred Marsh, R (7, PH) OBP: 0.326, SLG: 0.320 Sandy Consuegra, R (7, 1) OBP: 0.115, SLG: 0.080 Tom Wright, L (9, PH) OBP: 0.346, SLG: 0.427		F8			HR		FC6-4 BB		K	1 0 1 0 0 0 1	0 0 1 0 0 0 0	0 0 1 0 0 0 0	0 0 0 0 1 0 0	0 0 0 0 0 0 1	0 0 0 0 0 0 0	0 0 0 0 0 0 0
Inning Stats	R: 1 H: 1 E: 0 LOB: 3 K: 1 BB: 1 S: 6 P: 12	R: 0 H: 0 E: 0 LOB: 0 K: 0 BB: 0 S: 3 P: 3	R: 0 H: 1 E: 0 LOB: 0 K: 0 BB: 0 S: 3 P: 3	R: 0 H: 0 E: 0 LOB: 0 K: 1 BB: 0 S: 5 P: 5	R: 3 H: 4 E: 0 LOB: 1 K: 0 BB: 0 S: 7 P: 7	R: 0 H: 0 E: 0 LOB: 0 K: 0 BB: 0 S: 3 P: 3	R: 0 H: 0 E: 0 LOB: 1 K: 0 BB: 1 S: 3 P: 7	R: 0 H: 1 E: 0 LOB: 1 K: 0 BB: 0 S: 4 P: 4	R: 0 H: 0 E: 0 LOB: 0 K: 1 BB: 0 S: 5 P: 5	1B: 4 2B: 1 3B: 1 HR: 1	SF: 0 SAC: 0 DP: 0 HBP: 2		WP: 0 PB: 0 SB: 1 CS: 1		PA: 38		

	AB	33
	R	4
	H	7
	RBI	4
	BB	2
	SO	3
	LOB	14

PITCHER		IP	WLS	BF	H	R	ER	SO	BB	IBB	HBP	BLK	WP	HR	S	P	ERA	WHIP
Ted Gray, L ERA: 4.39	(1, 1)	4.1		21	6	4	4	2	1	0	2	0	0	1	22	28	8.31	1.615
Al Aber, L ERA: 4.53	(5, 1)	4.2	W	16	1	0	0	1	1	0	0	0	0	0	17	21	0.00	0.429

PITCHER		IP	WLS	BF	H	R	ER	SO	BB	IBB	HBP	BLK	WP	HR	S	P	ERA	WHIP

Batter	1	2	3	4	5	6	7	8	9	AB	R	H	RBI	BB	SO	LOB
Harvey Kuenn, R (1, 6) OBP: 0.360, SLG: 0.379	0-0 4-3 1B 1B	0-0 1-2 1B		0-0 F9 ②		0-3 K ③				4	1	2	0	0	1	0
Johnny Pesky, L (1, 4) OBP: 0.363, SLG: 0.403	0-0 ① 4-3 1-2	0-0 ③ F6		0-0 2B			0-0 ① 6-3			4	0	1	0	0	0	3
Ray Boone, R (1, 5) OBP: 0.389, SLG: 0.529	0-0 ② 2-H 1B		0-0 SH2-4 1B 1B	0-3 K ③			0-0 ② 5-3			4	1	2	1	0	1	1
Walt Dropo, R (1, 3) OBP: 0.279, SLG: 0.368	0-3 K ③		0-0 ① SH2-4 1-2		0-0 ① 5-3		0-0 ③ 5-3			3	0	0	0	0	1	0
Steve Souchock, R (1, 9) OBP: 0.333, SLG: 0.474		0-0 S HR 1B	0-0 5-3 2-H 1B		0-0 ② 6-3			0-0 ① 5-3		4	2	2	1	0	0	0
Matt Batts, R (1, 2) OBP: 0.334, SLG: 0.438		0-3 ① K 1-2	0-0 ② 5-3 1-2		4-0 BB			0-0 ② F7		3	0	0	0	1	1	2
Bob Nieman, R (1, 7) OBP: 0.354, SLG: 0.429		0-0 2-H HR	0-0 2-H 1B		0-3 ③ K			0-0 ③ 5-3		4	1	2	3	0	1	1
Don Lund, R (1, 8) OBP: 0.322, SLG: 0.384		0-3 ② K	0-0 ③ 5-3			0-0 ① F8				3	0	0	0	0	1	1
Ted Gray, S (1, 1) OBP: 0.300, SLG: 0.239 Al Aber, L (5, 1) OBP: 0.214, SLG: 0.083	0-0 1B 1B		0-0 ① G3			0-0 ② 4-3				2 1	0 0	1 0	0 0	0 0	0 0	0 0
Inning Stats	R: 1 E: 0 K: 1 S: 6 H: 2 LOB: 0 BB: 0 P: 6	R: 2 E: 0 K: 2 S: 11 H: 4 LOB: 2 BB: 0 P: 11	R: 2 E: 0 K: 0 S: 6 H: 3 LOB: 1 BB: 0 P: 6	R: 0 E: 0 K: 1 S: 6 H: 1 LOB: 1 BB: 0 P: 6	R: 0 E: 0 K: 1 S: 5 H: 0 LOB: 1 BB: 1 P: 9	R: 0 E: 0 K: 1 S: 5 H: 0 LOB: 0 BB: 0 P: 5	R: 0 E: 0 K: 0 S: 3 H: 0 LOB: 0 BB: 0 P: 3	R: 0 E: 0 K: 0 S: 3 H: 0 LOB: 0 BB: 0 P: 3		1B: 8 2B: 1 3B: 0 HR: 1	SF: 0 SAC: 1 DP: 0 HBP: 0					

PITCHER		IP	WLS	BF	H	R	ER	SO	BB	IBB	HBP	BLK	WP	HR	S	P	ERA	WHIP
Harry Dorish, R ERA: 3.15	(1, 1)	2.1	L	13	7	4	4	3	0	0	0	0	0	1	19	19	15.43	3.000
Joe Dobson, R ERA: 3.67	(3, 1)	1.2		8	3	1	1	1	0	0	0	0	0	0	10	10	5.40	1.800
Luis Aloma, R ERA: 4.08	(5, 1)	2.0		7	0	0	0	2	1	0	0	0	0	0	10	14	0.00	0.500
Sandy Consuegra, R ERA: 3.08	(7, 1)	2.0		6	0	0	0	0	0	0	0	0	0	0	6	6	0.00	0.000

PITCHER	IP	WLS	BF	H	R	ER	SO	BB	IBB	HBP	BLK	WP	HR	S	P	ERA	WHIP

BOTTOM

Chicago White Sox @ Detroit Tigers

Briggs Stadium, Detroit, MI

Sat Aug 15 1953, 4:33 AM EDT

Att. 10,274 - Unknown

livebaseballscorecards.com

AB	32
R	5
H	10
RBI	5
BB	1
SO	6
LOB	8

1B: 8 SF: 0
2B: 1 SAC: 1
3B: 0 DP: 0
HR: 1 HBP: 0

WP: 0 PA: 34
PB: 0
SB: 1
CS: 0

Batter	1	2	3	4	5	6	7	8	9	AB	R	H	RBI	BB	SO	LOB
Chico Carrasquel, R (1, 6) OBP: 0.313, SLG: 0.338	5-3		K		F8		5-3			4	0	0	0	0	1	1
Nellie Fox, L (1, 4) OBP: 0.332, SLG: 0.360	F8		WP, 1B		3-1			G5-4-3, HBP		3	0	1	0	0	0	0
Minnie Minoso, R (1, 7) (5, 5) OBP: 0.427, SLG: 0.505	BB		BB, 1-2			6-3		F9		2	0	0	0	2	0	1
Sam Mele, R (1, 9) OBP: 0.379, SLG: 0.479	F7		6-3			F6		G5-4-3, 1-2f		4	0	0	0	0	0	4
Bob Boyd, L (1, 3) OBP: 0.366, SLG: 0.333		F9		FC4-6, HBP		5-3			E3, SH1-4, BB, 6-3	3	1	0	0	0	0	0
Jim Rivera, L (1, 8) OBP: 0.330, SLG: 0.420		FC5-2, 3B		FC4-6, 6-3, 1-2f			1B, 3B		6-3, SH1-4, 1-2, BB	3	1	2	0	1	0	1
Red Wilson, R (1, 2) OBP: 0.342, SLG: 0.291		FC5-2, FC5-4, 3-H		6-3, 1-2			L3		SH1-4, 1-2, 2-3	3	0	0	0	0	0	3
Rocky Krsnich, R (1, 5) OBP: 0.268, SLG: 0.283 Bob Keegan, R (5, 1) OBP: 0.111, SLG: 0.111 Tom Wright, L (7, PH) (7, 7) OBP: 0.349, SLG: 0.429		FC5-4, 1-2f		F7			1B, 3-H		6-3, 2-3, 3-H	2 0 2	0 0 0	0 0 1	0 0 2	0 0 0	0 0 0	2 0 1
Connie Johnson, R (1, 1) OBP: 0.200, SLG: 0.111 Bud Stewart, L (5, PH) (5, 7) OBP: 0.389, SLG: 0.435 Mike Fornieles, R (7, 1) OBP: 0.143, SLG: 0.147 Bob Elliott, R (9, PH) OBP: 0.373, SLG: 0.415			K		G3		F9		F9	1 2 0 1	0 0 0 0	0 0 0 0	0 0 0 0	0 0 0 0	1 0 0 0	0 1 0 1
Inning Stats	R: 0 E: 0 K: 0 S: 3 H: 0 LOB: 1 BB: 1 P: 7	R: 0 E: 0 K: 0 S: 4 H: 1 LOB: 1 BB: 0 P: 4	R: 0 E: 0 K: 2 S: 8 H: 1 LOB: 2 BB: 1 P: 12	R: 0 E: 0 K: 0 S: 3 H: 0 LOB: 1 BB: 0 P: 4	R: 0 E: 0 K: 0 S: 3 H: 0 LOB: 0 BB: 0 P: 3	R: 0 E: 0 K: 0 S: 3 H: 0 LOB: 0 BB: 0 P: 3	R: 1 E: 0 K: 0 S: 5 H: 2 LOB: 1 BB: 0 P: 5	R: 0 E: 0 K: 0 S: 2 H: 0 LOB: 0 BB: 0 P: 3	R: 1 E: 1 K: 0 S: 4 H: 0 LOB: 1 BB: 1 P: 8	1B: 2 2B: 0 3B: 2 HR: 0 SF: 0 SAC: 1 DP: 1 HBP: 2						

PITCHER	IP	WLS	BF	H	R	ER	SO	BB	IBB	HBP	BLK	WP	HR	S	P	ERA	WHIP
Ralph Branca, R (1, 1) ERA: 4.23	9.0	W	36	4	2	1	2	3	0	2	0	1	0	35	49	1.00	0.778

PITCHER	IP	WLS	BF	H	R	ER	SO	BB	IBB	HBP	BLK	WP	HR	S	P	ERA	WHIP

TOP

Chicago White Sox @ Detroit Tigers

Briggs Stadium, Detroit, MI

Sun Aug 16 1953, 4:33 AM EDT

Att. 19,575 - Unknown

livebaseballscorecards.com

AB	30
R	2
H	4
RBI	2
BB	3
SO	2
LOB	15

WP: 1 PB: 0 SB: 0 CS: 0 PA: 36

Batter	1	2	3	4	5	6	7	8	9	AB	R	H	RBI	BB	SO	LOB
Harvey Kuenn, R (1, 6) OBP: 0.360, SLG: 0.378	0-0 1B G6-4-3 1B		0-3 K		0-0 F9			0-0 4-3		4	1	1	0	0	1	0
Johnny Pesky, L (1, 4) OBP: 0.361, SLG: 0.401	0-0 G6-4-3 1-3 1B		0-0 4-3		0-0 4-3			0-0 F8		4	0	1	0	0	0	0
Ray Boone, R (1, 5) OBP: 0.388, SLG: 0.529	0-0 G6-4-3 1-2f 3-H			0-0 1-3 1B 2B		0-3 K		0-0 F8		4	1	1	0	0	1	1
Walt Dropo, R (1, 3) OBP: 0.280, SLG: 0.367	0-0 1B			0-0 1-3 2-3		0-0 5-3				3	0	1	0	0	0	1
Steve Souchock, R (1, 9) OBP: 0.333, SLG: 0.472	0-0 F9			0-0 E S FC3-6 3-H 1B		0-0 L3				3	1	1	1	0	0	1
Matt Batts, R (1, 2) OBP: 0.331, SLG: 0.434		0-0 6-3		0-0 E5 FC3-6 1-3			0-0 F9			3	0	0	0	0	0	1
Bob Nieman, R (1, 7) OBP: 0.353, SLG: 0.428		0-0 F8		0-0 FC3-6 1-2f 3-H			0-0 2B K 1B			3	0	1	1	0	0	1
Don Lund, R (1, 8) OBP: 0.322, SLG: 0.386		0-3 K		0-0 F8			0-0 K 1-3 2B			3	0	1	0	0	1	1
Ralph Branca, R (1, 1) OBP: 0.143, SLG: 0.238			0-0 6-3		0-0 F4		0-3 K 2-3 3-H			3	0	0	0	0	1	2
Inning Stats	R: 1 E: 0 K: 0 S: 5 H: 3 LOB: 1 BB: 0 P: 5	R: 0 E: 0 K: 1 S: 5 H: 0 LOB: 0 BB: 0 P: 5	R: 0 E: 0 K: 1 S: 5 H: 0 LOB: 0 BB: 0 P: 5	R: 2 E: 1 K: 0 S: 6 H: 2 LOB: 1 BB: 0 P: 6	R: 0 E: 0 K: 0 S: 3 H: 0 LOB: 0 BB: 0 P: 3	R: 0 E: 0 K: 1 S: 5 H: 0 LOB: 0 BB: 0 P: 5	R: 0 E: 0 K: 1 S: 6 H: 2 LOB: 2 BB: 0 P: 6	R: 0 E: 0 K: 0 S: 3 H: 0 LOB: 0 BB: 0 P: 3		1B: 5 2B: 2 3B: 0 HR: 0 SF: 0 SAC: 0 DP: 1 HBP: 0						

PITCHER		IP	WLS	BF	H	R	ER	SO	BB	IBB	HBP	BLK	WP	HR	S	P	ERA	WHIP
Connie Johnson, R ERA: 3.86	(1, 1)	4.0	L	17	5	3	2	2	0	0	0	0	0	0	21	21	4.50	1.250
Bob Keegan, R ERA: 5.15	(5, 1)	2.0		6	0	0	0	1	0	0	0	0	0	0	8	8	0.00	0.000
Mike Fornieles, R ERA: 3.31	(7, 1)	2.0		7	2	0	0	1	0	0	0	0	0	0	9	9	0.00	1.000

PITCHER	IP	WLS	BF	H	R	ER	SO	BB	IBB	HBP	BLK	WP	HR	S	P	ERA	WHIP

BOTTOM

Chicago White Sox @ Detroit Tigers

Briggs Stadium, Detroit, MI

Sun Aug 16 1953, 4:33 AM EDT

Att. 19,575 - Unknown

livebaseballscorecards.com

AB	30
R	3
H	7
RBI	2
BB	0
SO	4
LOB	8

WP: 0 PA: 30
PB: 0
SB: 1
CS: 0

Batter	1	2	3	4	5	6	7	8	9	AB	R	H	RBI	BB	SO	LOB
Dick Kokos, L (1, 7) OBP: 0.389, SLG: 0.435	K		K			BB		2B	F9	4	1	1	0	1	2	0
Billy Hunter, R (1, 6) OBP: 0.264, SLG: 0.261	1B			F3		1-2 1B		F8		4	0	2	0	0	0	1
Dick Kryhoski, L (1, 3) OBP: 0.340, SLG: 0.491	F3			K		F8		1B 1B 2-H 1B		4	1	1	1	0	1	3
Vic Wertz, L (1, 9) OBP: 0.389, SLG: 0.449	G3			1-3			K	FC1-6 1B 1-2 1B		4	0	1	0	0	1	1
Vern Stephens, R (1, 5) OBP: 0.290, SLG: 0.301		K			F8		BB 1B BB	FC1-6 1-2 2-H 1B		3	0	1	1	1	1	0
Clint Courtney, L (1, 2) OBP: 0.308, SLG: 0.350		4-3			L3		1-2 BB 1B	FC1-6 1-2 2-3f		4	0	1	0	0	0	2
Bobby Young, L (1, 4) OBP: 0.324, SLG: 0.348		F8			F8		K	K		3	0	0	0	0	1	2
Neil Berry, R (7, 4) OBP: 0.333, SLG: 0.337										1	0	0	0	0	1	2
Johnny Groth, R (1, 8) OBP: 0.307, SLG: 0.363			K			F7	1-2 2-3 BB		4-3	2	0	0	0	0	1	0
Hank Edwards, L (7, PH) OBP: 0.299, SLG: 0.256 (7, 8)										1	0	0	0	1	0	0
Lou Kretlow, R (1, 1) OBP: 0.182, SLG: 0.143			K			K	K		K	2	0	0	0	0	2	0
Don Lenhardt, R (7, PH) OBP: 0.388, SLG: 0.495										1	0	0	0	0	1	3
Don Larsen, R (7, 1) OBP: 0.305, SLG: 0.404										0	0	0	0	0	0	0
Marlin Stuart, L (7, 1) OBP: 0.167, SLG: 0.208										0	0	0	0	0	0	0
Roy Sievers, R (9, PH) OBP: 0.337, SLG: 0.397										1	0	0	0	0	1	0
Inning Stats	R: 0 H: 1 E: 0 LOB: 1 K: 1 BB: 0 S: 6 P: 6	R: 0 H: 0 E: 0 LOB: 0 K: 1 BB: 0 S: 5 P: 5	R: 0 H: 0 E: 0 LOB: 0 K: 3 BB: 0 S: 9 P: 9	R: 0 H: 0 E: 0 LOB: 0 K: 1 BB: 0 S: 5 P: 5	R: 0 H: 0 E: 0 LOB: 0 K: 0 BB: 0 S: 3 P: 3	R: 0 H: 1 E: 0 LOB: 2 K: 1 BB: 1 S: 6 P: 10	R: 0 H: 1 E: 0 LOB: 3 K: 3 BB: 2 S: 10 P: 18	R: 2 H: 4 E: 0 LOB: 2 K: 1 BB: 0 S: 9 P: 9	R: 0 H: 0 E: 0 LOB: 0 K: 1 BB: 0 S: 5 P: 5	1B: 6 SF: 0 2B: 1 SAC: 0 3B: 0 DP: 0 HR: 0 HBP: 0						

PITCHER	IP	WLS	BF	H	R	ER	SO	BB	IBB	HBP	BLK	WP	HR	S	P	ERA	WHIP
Virgil Trucks, R (1, 1) ERA: 2.52	9.0	W	37	7	2	2	12	3	0	0	0	0	0	58	70	2.00	1.111

PITCHER	IP	WLS	BF	H	R	ER	SO	BB	IBB	HBP	BLK	WP	HR	S	P	ERA	WHIP

TOP

St. Louis Browns @ Chicago White Sox

Comiskey Park, Chicago, IL

Tue Aug 18 1953, 4:33 AM EDT

Unknown

livebaseballscorecards.com

AB	34
R	2
H	7
RBI	2
BB	3
SO	12
LOB	14

WP: 0 PA: 37
PB: 0
SB: 0
CS: 0

BOTTOM

St. Louis Browns @ Chicago White Sox

Comiskey Park, Chicago, IL

Tue Aug 18 1953, 4:33 AM EDT

Unknown

Batter	1	2	3	4	5	6	7	8	9	AB	R	H	RBI	BB	SO	LOB
Chico Carrasquel, R (1, 6) OBP: 0.312, SLG: 0.337	5-3		1-3 1-2 2-3		1B		K	FC5 2-3		5	0	1	0	0	1	4
Nellie Fox, L (1, 4) OBP: 0.333, SLG: 0.360	F7		FC6-4 BB		F8		E2 1B 1-3 1B			3	0	1	0	1	0	1
Minnie Minoso, R (1, 7) OBP: 0.425, SLG: 0.502	K		FC6-4 1-2f		F8		S 1-3 3-H 1B			4	0	1	1	0	1	4
Sam Mele, R (1, 9) OBP: 0.376, SLG: 0.474		F9		F8		F5	F4 1-2			4	0	0	0	0	0	2
Jim Rivera, L (1, 8) OBP: 0.329, SLG: 0.417		L9		F9		F7	BB			3	0	0	0	1	0	0
Sherm Lollar, R (1, 2) OBP: 0.401, SLG: 0.416		4-3		HR BB		1B BB	5-3			2	1	0	0	2	0	3
Bob Boyd, L (1, 3) OBP: 0.400, SLG: 0.422			1-3 BB 1B	1-H HR		1-2 1B		FC5 SH5-4 1B		4	1	4	2	0	0	0
Rocky Krsnich, R (1, 5) OBP: 0.270, SLG: 0.278			1-3 1-2 BB	K		F9		F8		2	0	0	0	1	1	2
Tom Wright, L (8, PH) OBP: 0.345, SLG: 0.424										1	0	0	0	0	0	1
Fred Marsh, R (9, 5) OBP: 0.326, SLG: 0.320										0	0	0	0	0	0	0
Virgil Trucks, R (1, 1) OBP: 0.164, SLG: 0.179			F5		1-3		E 1B 1B 1B	SH5-4 1-2		3	1	1	0	0	0	2
Inning Stats	R: 0 E: 0 K: 1 S: 5 H: 0 LOB: 0 BB: 0 P: 5	R: 0 E: 0 K: 0 S: 3 H: 0 LOB: 0 BB: 0 P: 3	R: 0 E: 0 K: 0 S: 4 H: 1 LOB: 3 BB: 2 P: 12	R: 2 E: 0 K: 1 S: 6 H: 1 LOB: 0 BB: 1 P: 10	R: 0 E: 0 K: 0 S: 4 H: 1 LOB: 1 BB: 0 P: 4	R: 0 E: 0 K: 0 S: 4 H: 1 LOB: 2 BB: 1 P: 8	R: 1 E: 1 K: 1 S: 8 H: 3 LOB: 3 BB: 1 P: 12	R: 0 E: 0 K: 0 S: 4 H: 1 LOB: 1 BB: 0 P: 4		1B: 7 2B: 0 3B: 0 HR: 1 SF: 0 SAC: 1 DP: 0 HBP: 0						

livebaseballscorecards.com

AB	31
R	3
H	8
RBI	3
BB	5
SO	3
LOB	19

PITCHER		IP	WLS	BF	H	R	ER	SO	BB	IBB	HBP	BLK	WP	HR	S	P	ERA	WHIP
Lou Kretlow, R ERA: 4.11	(1, 1)	6.0	L	26	4	2	2	2	4	0	0	0	0	1	26	42	3.00	1.333
Don Larsen, R ERA: 4.78	(7, 1)	0.2		5	3	1	1	1	0	0	0	0	0	0	7	7	13.50	4.500
Marlin Stuart, R ERA: 3.8	(7, 1)	1.1		6	1	0	0	0	1	0	0	0	0	0	5	9	0.00	1.500

PITCHER	IP	WLS	BF	H	R	ER	SO	BB	IBB	HBP	BLK	WP	HR	S	P	ERA	WHIP

Batter	1	2	3	4	5	6	7	8	9	AB	R	H	RBI	BB	SO	LOB
Neil Berry, R (1, 4) OBP: 0.330, SLG: 0.333	F3		L9			FC1-6 1B		6-3		4	0	1	0	0	0	0
Billy Hunter, R (1, 6) OBP: 0.266, SLG: 0.264	1B 1B			K		FC1-6 1B 1-2f		1B		4	0	2	0	0	1	1
Dick Kryhoski, L (1, 3) OBP: 0.342, SLG: 0.492	G4-6-3 1B 1-2			L4		1B 1-2		L4		4	0	2	0	0	0	1
Vic Wertz, L (1, 9) OBP: 0.388, SLG: 0.456	G4-6-3 1-2f			4-3		F7			HR	4	1	1	1	0	0	4
Don Lenhardt, R (1, 7) OBP: 0.386, SLG: 0.490		G3-6-3 1B			6-3	F9			6-3	4	0	1	0	0	0	2
Vern Stephens, R (1, 5) OBP: 0.289, SLG: 0.300		F5			E7 1B		F7		K	4	0	1	0	0	1	1
Clint Courtney, L (1, 2) OBP: 0.307, SLG: 0.349		G3-6-3 1-2f			F9		G5-4-3 1B		4-3	4	0	1	0	0	0	2
Johnny Groth, R (1, 8) OBP: 0.307, SLG: 0.361			F7		IBB		G5-4-3 1-2f			2	0	0	0	1	0	1
Satchel Paige, R (1, 1)			K		1-3			3-1		2	0	0	0	0	1	2
Dick Kokos, L (8, PH) OBP: 0.388, SLG: 0.433										1	0	0	0	0	0	0
Bob Turley, R (8, 1)										0	0	0	0	0	0	0
Inning Stats	R: 0 E: 0 K: 0 S: 4 H: 2 LOB: 1 BB: 0 P: 4	R: 0 E: 0 K: 0 S: 3 H: 1 LOB: 0 BB: 0 P: 3	R: 0 E: 0 K: 1 S: 5 H: 0 LOB: 0 BB: 0 P: 5	R: 0 E: 0 K: 1 S: 5 H: 0 LOB: 0 BB: 0 P: 5	R: 0 E: 1 K: 0 S: 4 H: 1 LOB: 2 BB: 1 P: 8	R: 0 E: 0 K: 0 S: 5 H: 2 LOB: 2 BB: 0 P: 5	R: 0 E: 0 K: 0 S: 3 H: 1 LOB: 0 BB: 0 P: 3	R: 0 E: 0 K: 0 S: 4 H: 1 LOB: 1 BB: 0 P: 4	R: 1 E: 0 K: 1 S: 6 H: 1 LOB: 0 BB: 0 P: 6	1B: 8 2B: 0 3B: 0 HR: 1 SF: 0 SAC: 0 DP: 3 HBP: 0						

TOP

St. Louis Browns @ Chicago White Sox

Comiskey Park, Chicago, IL

Tue Aug 18 1953, 4:38 AM EDT

Att. 32,638 - Unknown

livebaseballscorecards.com

AB	33
R	1
H	9
RBI	1
BB	1
SO	3
LOB	14

WP: 0 PB: 0 SB: 0 CS: 0 PA: 34

PITCHER		IP	WLS	BF	H	R	ER	SO	BB	IBB	HBP	BLK	WP	HR	S	P	ERA	WHIP
Sandy Consuegra, R ERA: 2.89	(1, 1)	6.1	W	25	7	0	0	2	0	1	0	0	0	0	28	32	0.00	1.105
Harry Dorish, R ERA: 3.16	(7, 1)	2.2	S	9	2	1	1	1	0	0	0	0	0	1	11	11	3.38	0.750

PITCHER	IP	WLS	BF	H	R	ER	SO	BB	IBB	HBP	BLK	WP	HR	S	P	ERA	WHIP

Batter	1	2	3	4	5	6	7	8	9	AB	R	H	RBI	BB	SO	LOB
Chico Carrasquel, R (1, 6) OBP: 0.314, SLG: 0.338	S S S 0-3 ① K		x 0-0 FC6-4 1B		x 0-0 1-2 2-3 1B		x 0-0 ③ F9			4	0	2	0	0	1	0
Nellie Fox, L (1, 4) OBP: 0.335, SLG: 0.358	B B B B 4-0 BB		x 0-0 ③ FC6-4 1-2f		x 0-0 ② F8 3-H			B B B B 4-0 5-3 BB		2	0	0	1	2	0	3
Minnie Minoso, R (1, 7) OBP: 0.424, SLG: 0.499	x 0-0 ② F8			H 1-0 4-5 S HBP	x 0-0 ③ F9			S S S 0-3 ① K		3	0	0	0	0	1	4
Sam Mele, R (1, 9) OBP: 0.372, SLG: 0.469	x 0-0 ③ F4			x 0-0 ① ② 4-5 1-3f		x 0-0 ① F9		x 0-0 ② 5-3 1-2		4	0	0	0	0	0	3
Jim Rivera, L (1, 8) OBP: 0.327, SLG: 0.414		x 0-0 ① 1-3		x 0-0 ③ G3		S S S 0-3 ② K		S S S 0-3 ③ K		4	0	0	0	0	2	1
Sherm Lollar, R (1, 2) OBP: 0.404, SLG: 0.423		x 0-0 ② 6-3			x 0-0 1B E 2B	x 0-0 1B				3	1	2	0	0	0	0
Bob Boyd, L (1, 3) OBP: 0.397, SLG: 0.418		x 0-0 ③ F7			x 0-0 FC3-5 E 2-3 1B	x 0-0 ③ G3				3	0	1	0	0	0	1
Rocky Krsnich, R (1, 5) OBP: 0.268, SLG: 0.276			x 0-0 ① F8		x 0-0 E3 1B FC3-5 F8 1-2 3-H		x 0-0 ① F7			1	0	0	0	0	0	0
Bud Stewart, L (5, PH) OBP: 0.382, SLG: 0.426										1	1	0	1	0	0	1
Fred Marsh, R (6, 5) OBP: 0.322, SLG: 0.316										1	0	0	0	0	0	0
Sandy Consuegra, R (1, 1) OBP: 0.107, SLG: 0.074			x 0-0 ② 4-3		x 0-0 ① FC3-5 1B 1-2 2-3f		S S S 0-3 ② K			2	0	0	0	0	0	2
Harry Dorish, R (7, 1) OBP: 0.175, SLG: 0.175										1	0	0	0	0	1	0
Inning Stats	R: 0 E: 0 K: 1 S: 5 H: 0 LOB: 1 BB: 1 P: 9	R: 0 E: 0 K: 0 S: 3 H: 0 LOB: 0 BB: 0 P: 3	R: 0 E: 0 K: 0 S: 4 H: 1 LOB: 1 BB: 0 P: 4	R: 0 E: 0 K: 0 S: 2 H: 0 LOB: 0 BB: 0 P: 3	R: 2 E: 1 K: 0 S: 7 H: 3 LOB: 2 BB: 0 P: 7	R: 0 E: 0 K: 1 S: 6 H: 1 LOB: 1 BB: 0 P: 6	R: 0 E: 0 K: 1 S: 5 H: 0 LOB: 0 BB: 0 P: 5	R: 0 E: 0 K: 2 S: 7 H: 0 LOB: 1 BB: 1 P: 11		1B: 4 2B: 2 3B: 0 HR: 0	SF: 0 SAC: 0 DP: 1 HBP: 1					

PITCHER		IP	WLS	BF	H	R	ER	SO	BB	IBB	HBP	BLK	WP	HR	S	P	ERA	WHIP
Satchel Paige, R ERA: 3.5	(1, 1)	7.0	L	28	5	2	1	3	1	0	1	0	0	0	32	37	1.29	0.857
Bob Turley, R ERA:	(8, 1)	1.0		4	0	0	0	2	1	0	0	0	0	0	7	11	0.00	1.000

PITCHER	IP	WLS	BF	H	R	ER	SO	BB	IBB	HBP	BLK	WP	HR	S	P	ERA	WHIP

BOTTOM

St. Louis Browns @ Chicago White Sox

Comiskey Park, Chicago, IL

Tue Aug 18 1953, 4:38 AM EDT

Att. 32,638 - Unknown

livebaseballscorecards.com

AB	29
R	2
H	5
RBI	2
BB	2
SO	5
LOB	15

St. Louis Browns @ Chicago White Sox

Comiskey Park, Chicago, IL

Wed Aug 19 1953, 4:33 AM EDT

Att. 20,538 - Unknown

livebaseballscorecards.com

Batter	1	2	3	4	5	6	7	8	9	10	AB	R	H	RBI	BB	SO	LOB
Neil Berry, R (1, 4) OBP: 0.340, SLG: 0.337	CS 1B		1-3		G3		F7		FC3-6 1B	BB BB	5	0	2	0	1	0	1
Billy Hunter, R (1, 6) OBP: 0.267, SLG: 0.263	K		F3		F8		SH1-3 1B		FC3-6	BB	5	0	1	0	1	1	3
Roy Sievers, R (1, 3) OBP: 0.335, SLG: 0.397	E8		5-3			E5 2B 2B	SH1-3		K	K	5	1	1	0	0	2	4
Don Lenhardt, R (1, 7) OBP: 0.386, SLG: 0.490	4-3			6-3		4-3 SH5-3 2B	FC6-4 BB		K		4	1	1	1	1	1	2
Vern Stephens, R (1, 5) OBP: 0.292, SLG: 0.303		F3		1B 1B		4-3	FC6-4			3B 1B	5	1	2	0	0	0	3
Jim Dyck, R (1, 9) (6, 8) OBP: 0.309, SLG: 0.359		F6		G6-4-3 1B		SH5-3		E5 SH2-3		F9	4	0	1	1	0	0	1
Les Moss, R (1, 2) OBP: 0.324, SLG: 0.382		2B		G6-4-3		HBP 1B		SH2-3		SH1-4 3B	4	1	3	1	0	0	2
Johnny Groth, R (1, 8) OBP: 0.311, SLG: 0.365		IBB			2B	HBP		K		SH1-4	1	0	1	0	1	0	0
Vic Wertz, L (6, PR) OBP: 0.387, SLG: 0.454 (6, 9)											1	0	0	1	0	1	1
Duane Pillette, R (1, 1) OBP: 0.263, SLG: 0.294		K			K	1-3		K		BB BB 1B	3	0	0	0	0	2	5
Marlin Stuart, L (7, 1) OBP: 0.167, SLG: 0.208											0	0	0	0	0	0	0
Don Larsen, R (8, PH) OBP: 0.300, SLG: 0.397											1	0	0	0	0	1	1
Bob Turley, R (8, 1) OBP: 1.000, SLG: 1.000											1	0	1	0	0	0	0

Inning Stats	1	2	3	4	5	6	7	8	9	10	1B	SF	WP	PA
	R: 0 H: 1 E: 1 LOB: 1 K: 1 BB: 0 S: 6 P: 6	R: 0 H: 1 E: 0 LOB: 2 K: 1 BB: 1 S: 6 P: 10	R: 0 H: 0 E: 0 LOB: 0 K: 0 BB: 0 S: 3 P: 3	R: 0 H: 2 E: 0 LOB: 1 K: 0 BB: 0 S: 4 P: 4	R: 0 H: 1 E: 0 LOB: 1 K: 1 BB: 0 S: 6 P: 6	R: 2 H: 3 E: 1 LOB: 2 K: 0 BB: 0 S: 6 P: 7	R: 0 H: 1 E: 0 LOB: 2 K: 0 BB: 1 S: 4 P: 8	R: 0 H: 0 E: 1 LOB: 1 K: 2 BB: 0 S: 8 P: 8	R: 0 H: 1 E: 0 LOB: 1 K: 2 BB: 0 S: 8 P: 8	R: 2 H: 3 E: 0 LOB: 3 K: 1 BB: 2 S: 8 P: 16	1B: 8 2B: 4 3B: 1 HR: 0	SF: 0 SAC: 4 DP: 1 HBP: 1	WP: 0 PB: 0 SB: 0 CS: 1	PA: 48

PITCHER	IP	WLS	BF	H	R	ER	SO	BB	IBB	HBP	BLK	WP	HR	S	P	ERA	WHIP
Billy Pierce, L (1, 1) ERA: 2.18	10.0	L	48	13	4	2	8	3	1	1	0	0	0	59	76	1.80	1.600

PITCHER	IP	WLS	BF	H	R	ER	SO	BB	IBB	HBP	BLK	WP	HR	S	P	ERA	WHIP

AB	R	H	RBI	BB	SO	LOB
5	0	2	0	1	0	1
5	0	1	0	1	1	3
5	1	1	0	0	2	4
4	1	1	1	1	1	2
5	1	2	0	0	0	3
4	0	1	1	0	0	1
4	1	3	1	0	0	2
1	0	1	0	1	0	0
1	0	0	1	0	1	1
3	0	0	0	0	2	5
0	0	0	0	0	0	0
1	0	0	0	0	1	1
1	0	1	0	0	0	0

AB	39
R	4
H	13
RBI	4
BB	4
SO	8
LOB	23



Batter	1	2	3	4	5	6	7	8	9	10	AB	R	H	RBI	BB	SO	LOB
Chico Carrasquel, R (1, 6) OBP: 0.312, SLG: 0.337	5-3		FC1-5 1-2 2-3f			G4-6-3 1B		6-3		F2	5	0	1	0	0	0	3
Nellie Fox, L (1, 4) OBP: 0.333, SLG: 0.359	4-3		F8			G4-6-3 1-2f		6-3		2-H 2B	5	0	1	1	0	0	3
Minnie Minoso, R (1, 7) OBP: 0.424, SLG: 0.495	6-3		6-3			5-3		CS BB		BB	3	0	0	0	2	0	2
Sam Mele, R (1, 9) OBP: 0.370, SLG: 0.465		K		F3			3B 1B	CS 1-2	K	F7	5	1	1	0	0	2	2
Jim Rivera, L (1, 8) OBP: 0.330, SLG: 0.420		S BB		G6-4-3 1B			1-H 1B 3B		K		3	1	2	1	1	1	0
Sherm Lollar, R (1, 2) OBP: 0.403, SLG: 0.422 Red Wilson, R (7, PR) OBP: 0.347, SLG: 0.291 (8, 2)		F6 1-2		G6-4-3 1-2f			L1-6 1B 3-H 1B		BB		3 0	0 0	1 0	1 0	0 1	0 0	2 0
Bob Boyd, L (1, 3) OBP: 0.390, SLG: 0.408		F5			F9		1-2 1B		K		4	0	1	0	0	1	2
Rocky Krsnich, R (1, 5) OBP: 0.271, SLG: 0.280 Fred Marsh, R (7, PH) OBP: 0.318, SLG: 0.312 (8, 5) Bud Stewart, L (10, PH) OBP: 0.393, SLG: 0.426			FC1-5 1B		5-3		L1-6 2-3			WP 2B BB	2 1 0	0 0 1	1 0 0	0 0 0	0 0 1	0 0 0	0 2 0
Billy Pierce, L (1, 1) OBP: 0.194, SLG: 0.134 Tom Wright, L (10, PH) OBP: 0.342, SLG: 0.420			FC1-5 1-2 1B		3-1		4-3			K 1-2	3 1	0 0	1 0	0 0	0 1	0 1	1 1
Inning Stats	R: 0 E: 0 K: 0 S: 3 H: 0 LOB: 0 BB: 0 P: 3	R: 0 E: 0 K: 1 S: 5 H: 0 LOB: 1 BB: 1 P: 9	R: 0 E: 0 K: 0 S: 5 H: 2 LOB: 2 BB: 0 P: 5	R: 0 E: 0 K: 0 S: 3 H: 1 LOB: 0 BB: 0 P: 3	R: 0 E: 0 K: 0 S: 3 H: 0 LOB: 0 BB: 0 P: 3	R: 0 E: 0 K: 0 S: 3 H: 1 LOB: 0 BB: 0 P: 3	R: 2 E: 0 K: 0 S: 6 H: 4 LOB: 1 BB: 0 P: 6	R: 0 E: 0 K: 0 S: 2 H: 0 LOB: 0 BB: 1 P: 6	R: 0 E: 0 K: 3 S: 9 H: 0 LOB: 1 BB: 1 P: 13	R: 1 E: 0 K: 1 S: 6 H: 1 LOB: 2 BB: 2 P: 14	1B: 7 2B: 2 3B: 1 HR: 0 SF: 0 SAC: 0 DP: 3 HBP: 0				WP: 1 PB: 0 SB: 1 CS: 1	PA: 41	

PITCHER	IP	WLS	BF	H	R	ER	SO	BB	IBB	HBP	BLK	WP	HR	S	P	ERA	WHIP
Duane Pillette, R (1, 1) ERA: 5.3	6.0		24	7	2	2	1	1	0	0	0	0	0	25	29	3.00	1.333
Marlin Stuart, R (7, 1) ERA: 3.76	1.0		3	1	0	0	0	0	0	0	0	0	0	3	3	0.00	1.000
Bob Turley, R (8, 1) ERA: 2.25	3.0	W	13	1	1	1	4	4	0	0	0	1	0	17	33	3.00	1.667

PITCHER	IP	WLS	BF	H	R	ER	SO	BB	IBB	HBP	BLK	WP	HR	S	P	ERA	WHIP

BOTTOM

St. Louis Browns @ Chicago White Sox

Comiskey Park, Chicago, IL

Wed Aug 19 1953, 4:33 AM EDT

Att. 20,538 - Unknown

livebaseballscorecards.com

AB	35
R	3
H	9
RBI	3
BB	5
SO	5
LOB	18

Batter	1	2	3	4	5	6	7	8	9	AB	R	H	RBI	BB	SO	LOB
Harvey Kuenn, R (1, 6) OBP: 0.354, SLG: 0.373	G3		FC8-5 2-H 2B			1-3		F8		4	0	1	1	0	0	1
Johnny Pesky, L (1, 4) OBP: 0.357, SLG: 0.387	4-3		FC8-5 2-3			1B		F7		4	0	1	0	0	0	2
Ray Boone, R (1, 5) OBP: 0.384, SLG: 0.516	K			F8		K		E7 1-3 1B		4	0	1	0	0	2	1
Walt Dropo, R (1, 3) OBP: 0.278, SLG: 0.361		6-3		F8		K		K		4	0	0	0	0	2	3
Jim Delsing, L (1, 8) OBP: 0.377, SLG: 0.444		1B		4-3			BB		G4-6-3 1B	3	0	2	0	1	0	0
Bob Nieman, R (1, 7) OBP: 0.350, SLG: 0.437		F4			K		F9		F3	4	0	0	0	0	1	3
Matt Batts, R (1, 2) OBP: 0.328, SLG: 0.426		F8			F8		F4		G4-6-3 1-2f	4	0	0	0	0	0	3
Don Lund, R (1, 9) OBP: 0.330, SLG: 0.400			SH1-4 2B BB		BB		1-3			1	1	0	0	2	0	1
Ralph Branca, R (1, 1) OBP: 0.136, SLG: 0.227			SH1-4 1-2		1-4-3			E 1B BB		1	0	0	0	0	0	1
Fred Hatfield, L (8, PH) OBP: 0.341, SLG: 0.301										0	0	0	0	1	0	0
Dick Marlowe, R (8, 1) OBP: 0.233, SLG: 0.233										0	0	0	0	0	0	0
Inning Stats	R: 0 H: 0 E: 0 LOB: 0 K: 1 BB: 0 S: 5 P: 5	R: 0 H: 1 E: 0 LOB: 1 K: 0 BB: 0 S: 4 P: 4	R: 1 H: 1 E: 0 LOB: 0 K: 0 BB: 1 S: 3 P: 7	R: 0 H: 0 E: 0 LOB: 0 K: 0 BB: 0 S: 3 P: 3	R: 0 H: 0 E: 0 LOB: 1 K: 1 BB: 1 S: 5 P: 9	R: 0 H: 1 E: 0 LOB: 1 K: 2 BB: 0 S: 8 P: 8	R: 0 H: 0 E: 0 LOB: 1 K: 0 BB: 1 S: 3 P: 7	R: 0 H: 1 E: 1 LOB: 2 K: 1 BB: 1 S: 6 P: 10	R: 0 H: 1 E: 0 LOB: 0 K: 0 BB: 0 S: 3 P: 3	1B: 4 SF: 0 2B: 2 SAC: 1 3B: 0 DP: 2 HR: 0 HBP: 0						

PITCHER	IP	WLS	BF	H	R	ER	SO	BB	IBB	HBP	BLK	WP	HR	S	P	ERA	WHIP
Mike Fornieles, R (1, 1) ERA: 3.16	9.0	W	34	5	1	1	5	4	0	0	0	0	0	40	56	1.00	1.000

PITCHER	IP	WLS	BF	H	R	ER	SO	BB	IBB	HBP	BLK	WP	HR	S	P	ERA	WHIP

TOP

Detroit Tigers @ Chicago White Sox

Comiskey Park, Chicago, IL

Fri Aug 21 1953, 4:33 AM EDT

Att. 21,016 - Unknown

livebaseballscorecards.com

AB	29
R	1
H	5
RBI	1
BB	4
SO	5
LOB	15

WP: 0 PA: 34
PB: 0
SB: 0
CS: 0

Batter	1	2	3	4	5	6	7	8	9	AB	R	H	RBI	BB	SO	LOB
Chico Carrasquel, R (1, 6) OBP: 0.314, SLG: 0.341	6-3		SH5-4 1B 2-H		2B 2-H		F5 2-H			4	0	2	2	0	0	0
Nellie Fox, L (1, 4) OBP: 0.331, SLG: 0.356	F2		SH5-4 1-2		F2			F8		3	0	0	0	0	0	1
Minnie Minoso, R (1, 7) OBP: 0.424, SLG: 0.493	BB		F6			G5-4-3 BB		6-3		2	0	0	0	2	0	1
Sam Mele, R (1, 9) OBP: 0.369, SLG: 0.463	F4			4-3		G5-4-3 1-2f		FC3-6 1B		4	0	1	0	0	0	2
Jim Rivera, L (1, 8) OBP: 0.327, SLG: 0.416		G3		L6		F9		FC3-6 1-2f		4	0	0	0	0	0	1
Bob Boyd, L (1, 3) OBP: 0.388, SLG: 0.405		4-3		3-1			2B 1B			3	1	1	0	0	0	0
Bob Elliott, R (1, 5) OBP: 0.373, SLG: 0.414		F7			S 2B 1B		L5			3	1	1	0	0	0	1
Sherm Lollar, R (1, 2) OBP: 0.406, SLG: 0.427			SH1-3 1B BB		F9 1-2		WP 1-H 2B			2	2	1	1	1	0	1
Mike Fornieles, R (1, 1) OBP: 0.135, SLG: 0.139			SH1-3 1-2		6-3		5-3			2	0	0	0	0	0	2
Inning Stats	R: 0 H: 0 E: 0 LOB: 1 K: 0 BB: 1 S: 3 P: 7	R: 0 H: 0 E: 0 LOB: 0 K: 0 BB: 0 S: 3 P: 3	R: 1 H: 1 E: 0 LOB: 1 K: 0 BB: 1 S: 4 P: 8	R: 0 H: 0 E: 0 LOB: 0 K: 0 BB: 0 S: 3 P: 3	R: 1 H: 2 E: 0 LOB: 1 K: 0 BB: 0 S: 5 P: 5	R: 0 H: 0 E: 0 LOB: 0 K: 0 BB: 1 S: 2 P: 6	R: 2 H: 2 E: 0 LOB: 0 K: 0 BB: 0 S: 5 P: 5	R: 0 H: 1 E: 0 LOB: 1 K: 0 BB: 0 S: 4 P: 4		1B: 4 SF: 0 2B: 2 SAC: 2 3B: 0 DP: 1 HR: 0 HBP: 0						

BOTTOM

Detroit Tigers @ Chicago White Sox

Comiskey Park, Chicago, IL

Fri Aug 21 1953, 4:33 AM EDT

Att. 21,016 - Unknown

livebaseballscorecards.com

AB	27
R	4
H	6
RBI	3
BB	3
SO	0
LOB	9

PITCHER		IP	WLS	BF	H	R	ER	SO	BB	IBB	HBP	BLK	WP	HR	S	P	ERA	WHIP
Ralph Branca, R ERA: 4.32	(1, 1)	7.0	L	28	5	4	4	0	3	0	0	0	1	0	25	37	5.14	1.143
Dick Marlowe, R ERA: 4.58	(8, 1)	1.0		4	1	0	0	0	0	0	0	0	0	0	4	4	0.00	1.000

PITCHER	IP	WLS	BF	H	R	ER	SO	BB	IBB	HBP	BLK	WP	HR	S	P	ERA	WHIP

Batter	1	2	3	4	5	6	7	8	9	10	11	AB	R	H	RBI	BB	SO	LOB
Harvey Kuenn, R (1, 6) OBP: 0.354, SLG: 0.373	5-3		1-3			S 1B			SH3-4 1B	F9		5	0	2	0	0	0	2
Johnny Pesky, L (1, 4) OBP: 0.352, SLG: 0.381	4-3			G3		F5 1-2			SH3-4 1-2		4-3	4	0	0	0	0	0	1
Ray Boone, R (1, 5) OBP: 0.384, SLG: 0.520	F3			G1-6-3 1B		5-3			F7		6-3 3B	5	1	2	0	0	0	2
Jim Delsing, L (1, 8) OBP: 0.377, SLG: 0.441		F5		G1-6-3 1-2f			K		IBB		6-3 IBB	3	0	0	0	2	1	1
Walt Dropo, R (1, 3) OBP: 0.277, SLG: 0.360		6-3			G5-3 1B		F8		1-3		6-3 1-2 3-H	5	0	1	1	0	0	3
Steve Souchock, R (1, 7) OBP: 0.332, SLG: 0.471		K			G5-3 1-2 1B		4-3			F7	FC6-4 HBP	4	0	1	0	0	1	0
Don Lund, R (1, 9) OBP: 0.326, SLG: 0.395			6-3		G5-3 1-2 2-3f			1-3		E8 E	FC6-4 1-2f	5	1	0	0	0	0	4
Johnny Bucha, R (1, 2) OBP: 0.291, SLG: 0.274			F6		6-3			F8		E7 2-H 1B		4	0	1	1	0	0	1
Ned Garver, R (1, 1) OBP: 0.206, SLG: 0.203			1B			B5-3		F9		F8		4	0	1	0	0	0	1
Inning Stats	R: 0 E: 0 K: 0 S: 3 H: 0 LOB: 0 BB: 0 P: 3	R: 0 E: 0 K: 1 S: 5 H: 0 LOB: 0 BB: 0 P: 5	R: 0 E: 0 K: 0 S: 4 H: 1 LOB: 1 BB: 0 P: 4	R: 0 E: 0 K: 0 S: 3 H: 1 LOB: 0 BB: 0 P: 3	R: 0 E: 0 K: 0 S: 4 H: 2 LOB: 1 BB: 0 P: 4	R: 0 E: 0 K: 0 S: 4 H: 1 LOB: 1 BB: 0 P: 4	R: 0 E: 0 K: 1 S: 5 H: 0 LOB: 0 BB: 0 P: 5	R: 0 E: 0 K: 0 S: 3 H: 0 LOB: 0 BB: 0 P: 3	R: 0 E: 0 K: 0 S: 4 H: 1 LOB: 2 BB: 1 P: 8	R: 1 E: 2 K: 0 S: 5 H: 1 LOB: 1 BB: 0 P: 5	R: 1 E: 0 K: 0 S: 4 H: 1 LOB: 2 BB: 1 P: 9							

PITCHER	IP	WLS	BF	H	R	ER	SO	BB	IBB	HBP	BLK	WP	HR	S	P	ERA	WHIP
Bob Keegan, R (1, 1) ERA: 4.15	11.0	L	43	8	2	1	2	0	2	1	0	0	0	44	53	0.82	0.727

PITCHER	IP	WLS	BF	H	R	ER	SO	BB	IBB	HBP	BLK	WP	HR	S	P	ERA	WHIP

TOP

Detroit Tigers @ Chicago White Sox

Comiskey Park, Chicago, IL

Sat Aug 22 1953, 4:33 AM EDT

Att. 10,407 - Unknown

livebaseballscorecards.com

AB	39
R	2
H	8
RBI	2
BB	2
SO	2
LOB	15

1B: 7	SF: 0	WP: 0	PA: 43
2B: 0	SAC: 1	PB: 0	
3B: 1	DP: 2	SB: 1	
HR: 0	HBP: 1	CS: 0	

Batter	1	2	3	4	5	6	7	8	9	10	11	AB	R	H	RBI	BB	SO	LOB
Chico Carrasquel, R (1, 6) OBP: 0.313, SLG: 0.340	F9			5-3		1-2 1B			F8		F4	4	0	1	0	0	0	0
Bud Stewart, L (11, PH) OBP: 0.386, SLG: 0.417												1	0	0	0	0	0	0
Nellie Fox, L (1, 4) OBP: 0.329, SLG: 0.354	F9			4-3		L4-6 2-3			F8			4	0	0	0	0	0	2
Minnie Minoso, R (1, 7) OBP: 0.423, SLG: 0.491	1-3			6-3			4-3			FC3-6 1B		4	0	1	0	0	0	0
Sam Mele, R (1, 9) OBP: 0.366, SLG: 0.459		F8			F7		F4			F2		4	0	0	0	0	0	1
Jim Rivera, L (1, 8) OBP: 0.327, SLG: 0.417		F9			2B		F6			FC3-6 S. 1-2f 1B		4	1	1	0	0	0	1
Bob Boyd, L (1, 3) OBP: 0.382, SLG: 0.397		4-3			S S S K			L6		FC5-4 1-H 1B		4	0	1	1	0	1	1
Bob Elliott, R (1, 5) OBP: 0.369, SLG: 0.409			4-3		5-3			F8		FC5-4 1-2f		4	0	0	0	0	0	2
Sherm Lollar, R (1, 2) OBP: 0.401, SLG: 0.420			5-3			F8		F8			F3	4	0	0	0	0	0	0
Bob Keegan, R (1, 1) OBP: 0.167, SLG: 0.167			5-3			L4-6 1B 1B			1-3		3-1	3	0	1	0	0	0	0
Tom Wright, L (11, PH) OBP: 0.339, SLG: 0.416												1	0	0	0	0	0	0
Inning Stats	R: 0 E: 0 K: 0 S: 3 H: 0 LOB: 0 BB: 0 P: 3	R: 0 E: 0 K: 0 S: 3 H: 0 LOB: 0 BB: 0 P: 3	R: 0 E: 0 K: 0 S: 3 H: 0 LOB: 0 BB: 0 P: 3	R: 0 E: 0 K: 0 S: 3 H: 0 LOB: 0 BB: 0 P: 3	R: 0 E: 0 K: 1 S: 6 H: 1 LOB: 1 BB: 0 P: 6	R: 0 E: 0 K: 0 S: 4 H: 2 LOB: 1 BB: 0 P: 4	R: 0 E: 0 K: 0 S: 3 H: 0 LOB: 0 BB: 0 P: 3	R: 0 E: 0 K: 0 S: 3 H: 0 LOB: 0 BB: 0 P: 3	R: 0 E: 0 K: 0 S: 3 H: 0 LOB: 0 BB: 0 P: 3	R: 1 E: 0 K: 0 S: 5 H: 2 LOB: 1 BB: 0 P: 5	R: 0 E: 0 K: 0 S: 3 H: 0 LOB: 0 BB: 0 P: 3	1B: 4 2B: 2 3B: 0 HR: 0	SF: 0 SAC: 0 DP: 1 HBP: 0		WP: 0 PB: 0 SB: 1 CS: 0		PA: 37	

PITCHER	IP	WLS	BF	H	R	ER	SO	BB	IBB	HBP	BLK	WP	HR	S	P	ERA	WHIP
Ned Garver, R (1, 1) ERA: 4.39	11.0	W	37	5	1	1	1	0	0	0	0	0	0	39	39	0.82	0.455

PITCHER	IP	WLS	BF	H	R	ER	SO	BB	IBB	HBP	BLK	WP	HR	S	P	ERA	WHIP

BOTTOM

Detroit Tigers @ Chicago White Sox

Comiskey Park, Chicago, IL

Sat Aug 22 1953, 4:33 AM EDT

Att. 10,407 - Unknown

livebaseballscorecards.com

AB	37
R	1
H	5
RBI	1
BB	0
SO	1
LOB	7

Batter	1	2	3	4	5	6	7	8	9	AB	R	H	RBI	BB	SO	LOB
Harvey Kuenn, R (1, 6) OBP: 0.352, SLG: 0.371	F4	FC6-4 1-2f			K			1-3		4	0	0	0	0	1	3
Johnny Pesky, L (1, 4) OBP: 0.351, SLG: 0.383	L6		E5 4-3		K			L6-4 2B		4	0	1	0	0	1	0
Ray Boone, R (1, 5) OBP: 0.383, SLG: 0.517	F4		F3			FC6-4 1B		L6-4 2-3		4	0	1	0	0	0	2
Jim Delsing, L (1, 8) OBP: 0.374, SLG: 0.436		G3	4-3 1-2			FC6-4 FC6 1-2f			1-3	4	0	0	0	0	0	2
Walt Dropo, R (1, 3) OBP: 0.277, SLG: 0.359		BB 1B E 1B	F7			F4			5-3	4	1	1	0	0	0	2
Bob Nieman, R (1, 7) OBP: 0.349, SLG: 0.435		E BB 1-2 FC1-2 1B		L3		FC6 1-2f			5-3	4	0	1	0	0	0	1
Matt Batts, R (1, 2) OBP: 0.328, SLG: 0.423	B B B	4-0 FC1-2 E 1-2 2-3 BB		6-3			6-3			2	0	0	0	1	0	0
Don Lund, R (1, 9) OBP: 0.326, SLG: 0.394		E6 FC1-2 1-2 2-3 3-H		F4			1B			3	0	1	1	0	0	2
Steve Gromek, S (1, 1) OBP: 0.125, SLG: 0.097		FC1-2 FC6-4 1-2 2-3 3-Hf			F7		1-3			3	0	0	0	0	0	3
Inning Stats	R: 0 E: 0 K: 0 S: 3 H: 0 LOB: 0 BB: 0 P: 3	R: 1 E: 1 K: 0 S: 6 H: 2 LOB: 3 BB: 1 P: 10	R: 0 E: 1 K: 0 S: 4 H: 0 LOB: 1 BB: 0 P: 4	R: 0 E: 0 K: 0 S: 3 H: 0 LOB: 0 BB: 0 P: 3	R: 0 E: 0 K: 2 S: 7 H: 0 LOB: 0 BB: 0 P: 7	R: 0 E: 0 K: 0 S: 4 H: 1 LOB: 1 BB: 0 P: 4	R: 0 E: 0 K: 0 S: 3 H: 1 LOB: 0 BB: 0 P: 3	R: 0 E: 0 K: 0 S: 3 H: 1 LOB: 0 BB: 0 P: 3	R: 0 E: 0 K: 0 S: 3 H: 0 LOB: 0 BB: 0 P: 3	1B: 4 2B: 2 3B: 0 HR: 0 SF: 0 SAC: 0 DP: 1 HBP: 0						

PITCHER	IP	WLS	BF	H	R	ER	SO	BB	IBB	HBP	BLK	WP	HR	S	P	ERA	WHIP
Sandy Consuegra, R (1, 1) ERA: 2.74	9.0	W	33	5	1	1	2	1	0	0	0	0	0	36	40	1.00	0.667

PITCHER	IP	WLS	BF	H	R	ER	SO	BB	IBB	HBP	BLK	WP	HR	S	P	ERA	WHIP

TOP

Detroit Tigers @ Chicago White Sox

Comiskey Park, Chicago, IL

Sun Aug 23 1953, 4:33 AM EDT

Unknown

livebaseballscorecards.com

AB	32
R	1
H	5
RBI	1
BB	1
SO	2
LOB	15

PA: 33

WP: 0 PB: 0 SB: 0 CS: 0

Batter	1	2	3	4	5	6	7	8	9	AB	R	H	RBI	BB	SO	LOB
Chico Carrasquel, R (1, 6) OBP: 0.311, SLG: 0.336	L5	5-3			6-3		F7			4	0	0	0	0	0	1
Nellie Fox, L (1, 4) OBP: 0.328, SLG: 0.353	F9		FC6-4, HBP, CS, 1B		G3			F8		4	0	1	0	0	0	0
Minnie Minoso, R (1, 7) OBP: 0.424, SLG: 0.490	PB, 1B, 1B		FC6-4, 1-2, HBP		5-3			6-3		3	1	1	0	0	0	0
Bob Elliott, R (1, 5) OBP: 0.368, SLG: 0.405	BB, 1B, 1-2, BB		F9			F7		5-3		3	0	0	0	1	0	2
Bob Boyd, L (1, 3) OBP: 0.387, SLG: 0.427	BB, 1-2, 2-H, 1B		FC6-4, 1-2f, 2-3			1-3			1B, 3B	4	1	2	1	0	0	2
Sam Mele, R (1, 9) OBP: 0.367, SLG: 0.458	1-2, 2-3, BB		CS, 3-H	F7		F9			1B, 3-H	3	0	1	1	1	0	0
Sherm Lollar, R (1, 2) OBP: 0.403, SLG: 0.423	F3			1B			SH3-4, 1B			3	0	2	0	0	0	3
Jim Rivera, L (1, 8) OBP: 0.325, SLG: 0.414		4-3		F5			F7			3	0	0	0	0	0	2
Sandy Consuegra, R (1, 1) OBP: 0.100, SLG: 0.069		K		F4			SH3-4, 1-2			2	0	0	0	0	1	1
Inning Stats	R: 1 E: 0 K: 0 S: 5 H: 2 LOB: 3 BB: 2 P: 13	R: 0 E: 0 K: 1 S: 5 H: 0 LOB: 0 BB: 0 P: 5	R: 0 E: 0 K: 0 S: 3 H: 1 LOB: 1 BB: 0 P: 4	R: 0 E: 0 K: 0 S: 4 H: 1 LOB: 1 BB: 0 P: 4	R: 0 E: 0 K: 0 S: 3 H: 0 LOB: 0 BB: 0 P: 3	R: 0 E: 0 K: 0 S: 3 H: 0 LOB: 0 BB: 0 P: 3	R: 0 E: 0 K: 0 S: 4 H: 1 LOB: 1 BB: 0 P: 4	R: 0 E: 0 K: 0 S: 3 H: 0 LOB: 0 BB: 0 P: 3	R: 1 E: 0 K: 0 S: 2 H: 2 LOB: 1 BB: 0 P: 2	1B: 6 2B: 0 3B: 1 HR: 0 SF: 0 SAC: 1 DP: 0 HBP: 1						

PITCHER	IP	WLS	BF	H	R	ER	SO	BB	IBB	HBP	BLK	WP	HR	S	P	ERA	WHIP
Steve Gromek, R (1, 1) ERA: 4.75	8.0	L	33	7	2	2	1	2	0	1	0	0	0	32	41	2.25	1.125

PITCHER	IP	WLS	BF	H	R	ER	SO	BB	IBB	HBP	BLK	WP	HR	S	P	ERA	WHIP

BOTTOM

Detroit Tigers @ Chicago White Sox

Comiskey Park, Chicago, IL

Sun Aug 23 1953, 4:33 AM EDT

Unknown

livebaseballscorecards.com

AB	29
R	2
H	7
RBI	2
BB	2
SO	1
LOB	11

Batter	1	2	3	4	5	6	7	8	9	AB	R	H	RBI	BB	SO	LOB
Harvey Kuenn, R (1, 6) OBP: 0.351, SLG: 0.371	5-3	1B, F8, 2B		4-3		1-3			F9	5	1	1	0	0	0	0
Johnny Pesky, L (1, 4) OBP: 0.355, SLG: 0.391	1-3	BB, 2B, 2-3, 1B		F7			E, 1B		HR, 2B	5	2	3	0	0	0	0
Ray Boone, R (1, 5) OBP: 0.383, SLG: 0.515	WP, 1B, 1B	B B B, 2B, 1-2, BB		F8			F8		L8	4	1	1	0	1	0	2
Pat Mullin, L (1, 9) OBP: 0.375, SLG: 0.416	B B B B, 1B, 1-3, 1B, BB	F8, 3-H			F8, SH1-3, CS, 1B		E5, 1-3		2-H, HR	4	2	2	3	1	0	3
Walt Dropo, R (1, 3) OBP: 0.279, SLG: 0.362	BB, 1B, 1-3, FC1-2, 3-H, 1B	1-3, 2-H, 2B			SH1-3, 1-2		F9		6-3	4	0	2	2	0	0	2
Bob Nieman, R (1, 7) OBP: 0.351, SLG: 0.434	BB, 1-2, 3-H, 1B	F4			B B B B, F8, BB		F8			3	0	1	1	1	0	4
Don Lund, R (1, 8) OBP: 0.325, SLG: 0.391	B B B B, 1-2, 2-3, BB		F3		F8, 1-2, 2-3			F7		3	0	0	0	1	0	2
Johnny Bucha, R (1, 2) OBP: 0.281, SLG: 0.264	FC1-2, 3-Hf		F4		CS, 3-H	F7		K		4	0	0	0	0	1	3
Al Aber, L (1, 1) OBP: 0.188, SLG: 0.071		S S S, K	F6			5-3		K		2	0	0	0	0	1	0
Ray Scarborough, R (5, 1) OBP: 0.077, SLG: 0.308										0	0	0	0	0	0	0
Ted Gray, S (5, 1) OBP: 0.294, SLG: 0.234										0	0	0	0	0	0	0
Jerry Priddy, R (6, PH) OBP: 0.286, SLG: 0.287										1	0	0	0	0	0	0
Ray Herbert, R (6, 1) OBP: 0.235, SLG: 0.133										0	0	0	0	0	0	0
Fred Hatfield, L (8, PH) OBP: 0.339, SLG: 0.299										1	0	0	0	0	1	0
Dick Marlowe, R (8, 1) OBP: 0.233, SLG: 0.233										0	0	0	0	0	0	0
Ralph Branca, R (8, 1) OBP: 0.136, SLG: 0.227										0	0	0	0	0	0	0
Inning Stats	R: 2 E: 0 K: 0 S: 6 H: 3 LOB: 3 BB: 2 P: 14	R: 2 E: 0 K: 1 S: 8 H: 3 LOB: 2 BB: 1 P: 12	R: 0 E: 0 K: 0 S: 3 H: 0 LOB: 0 BB: 0 P: 3	R: 0 E: 0 K: 0 S: 3 H: 0 LOB: 0 BB: 0 P: 3	R: 0 E: 0 K: 0 S: 3 H: 1 LOB: 1 BB: 1 P: 7	R: 0 E: 0 K: 0 S: 3 H: 0 LOB: 0 BB: 0 P: 3	R: 0 E: 1 K: 0 S: 5 H: 1 LOB: 2 BB: 0 P: 5	R: 0 E: 0 K: 2 S: 7 H: 0 LOB: 0 BB: 0 P: 7	R: 2 E: 0 K: 0 S: 5 H: 2 LOB: 0 BB: 0 P: 5	1B: 6 2B: 3 3B: 0 HR: 1 SF: 0 SAC: 1 DP: 0 HBP: 0	WP: 2 PB: 0 SB: 0 CS: 1 PA: 42					

TOP

Detroit Tigers @ Chicago White Sox

Comiskey Park, Chicago, IL

Sun Aug 23 1953, 4:38 AM EDT

Att. 22,383 - Unknown

livebaseballscorecards.com

AB	36
R	6
H	10
RBI	6
BB	4
SO	3
LOB	16

PITCHER		IP	WLS	BF	H	R	ER	SO	BB	IBB	HBP	BLK	WP	HR	S	P	ERA	WHIP
Virgil Trucks, R ERA: 2.67	(1, 1)	9.0	W	41	10	6	6	3	4	0	0	0	1	1	43	59	6.00	1.556

PITCHER	IP	WLS	BF	H	R	ER	SO	BB	IBB	HBP	BLK	WP	HR	S	P	ERA	WHIP

Batter	1	2	3	4	5	6	7	8	9	AB	R	H	RBI	BB	SO	LOB
Chico Carrasquel, R (1, 6) OBP: 0.314, SLG: 0.342	SSS 0-3 ① K2-3		x 0-0 1B F9 2-H 2B		x 0-0 BB BB 1B 1B	x 0-0 ② G1		x 0-0 G3 1-2 2-H 3-H 2B 1B		5	3	3	3	0	1	0
Nellie Fox, L (1, 4) OBP: 0.331, SLG: 0.353	BBBB 4-0 1B BB		x 0-0 BB 2-3 1B		BBBB 4-0 BB 1-2 1B BB	x 0-0 ③ 4-3		x 0-0 ① G3 1-2 2-3		3	1	1	0	2	0	2
Minnie Minoso, R (1, 7) OBP: 0.421, SLG: 0.485	x 0-0 ② F9		x 0-0 ① F9 3-H		SSS 0-3 ① K		x 0-0 ① F2	2B 1B IBB		4	1	0	1	1	1	4
Bob Elliott, R (1, 5) OBP: 0.372, SLG: 0.408 Bud Stewart, L (8, PH) OBP: 0.397, SLG: 0.449 Fred Marsh, R (9, 5) OBP: 0.318, SLG: 0.312	x 0-0 FC6-4 1-2 1B		BBBB 4-0 1-2 BB		x 0-0 ② F5		x 0-0 L6-4 1B 1B	x 0-0 1B 1-3 2-H 3-H 2B		3 1 0	0 1 0	2 1 0	0 2 0	1 0 0	0 0 0	2 0 0
Sam Mele, R (1, 9) OBP: 0.370, SLG: 0.458	x 0-0 ③ FC6-4 1-2f		x 0-0 ② F8		BBBB 4-0 1B 1-2 2B 2-3 BB		x 0-0 1-2 1B	x 0-0 FC3 2-H 3-H 1B		4	1	2	2	1	0	4
Sherm Lollar, R (1, 2) OBP: 0.400, SLG: 0.419		x 0-0 ① 6-3	x 0-0 ③ F7		x 0-0 2B 1-3 2-H 3-H 1B		x 0-0 ②③ L6-4 2-3	x 0-0 ② FC3 1-2f 1B		5	0	1	2	0	0	5
Bob Boyd, L (1, 3) OBP: 0.398, SLG: 0.448		x 0-0 ② G3		x 0-0 ① B5-3	x 0-0 1-3 3-H 2B			1B 1B 1B 0-0 1-2 1B		5	1	3	1	0	0	0
Jim Rivera, L (1, 8) OBP: 0.324, SLG: 0.412		x 0-0 ③ F4		x 0-0 ② 4-3	x 0-0 ③ F7			0-0 1-3 1B 1B 0-0 G3		5	1	1	0	0	0	4
Virgil Trucks, R (1, 1) OBP: 0.183, SLG: 0.211			x 0-0 2B 2B	x 0-0 ③ F6		SSS 0-3 ① K		x 0-0 G3 1B 1-2 2B 1B		4	2	2	0	0	1	0
Inning Stats	R: 0 H: 1 E: 0 LOB: 2 K: 1 BB: 1 S: 6 P: 10	R: 0 H: 0 E: 0 LOB: 0 K: 0 BB: 0 S: 3 P: 3	R: 2 H: 3 E: 0 LOB: 2 K: 0 BB: 1 S: 6 P: 10	R: 0 H: 0 E: 0 LOB: 0 K: 0 BB: 0 S: 3 P: 3	R: 3 H: 3 E: 0 LOB: 2 K: 1 BB: 2 S: 8 P: 16	R: 0 H: 0 E: 0 LOB: 0 K: 1 BB: 0 S: 5 P: 5	R: 0 H: 2 E: 0 LOB: 1 K: 0 BB: 0 S: 4 P: 4	R: 6 H: 7 E: 0 LOB: 2 K: 0 BB: 1 S: 10 P: 14		1B: 12 SF: 0 2B: 5 SAC: 0 3B: 0 DP: 1 HR: 0 HBP: 0						

PITCHER		IP	WLS	BF	H	R	ER	SO	BB	IBB	HBP	BLK	WP	HR	S	P	ERA	WHIP
Al Aber, L ERA: 4.91	(1, 1)	4.0		20	5	4	4	1	3	0	0	0	0	0	19	31	9.00	2.000
Ray Scarborough, R ERA: 4.22	(5, 1)	0.2	L	5	2	1	1	1	1	0	0	0	0	0	6	10	13.50	4.500
Ted Gray, L ERA: 4.41	(5, 1)	0.1		1	0	0	0	0	0	0	0	0	0	0	1	1	0.00	0.000
Ray Herbert, R ERA: 5.56	(6, 1)	2.0		7	2	0	0	1	0	0	0	0	0	0	9	9	0.00	1.000
Dick Marlowe, R ERA: 5.07	(8, 1)	0.1		8	6	6	6	0	0	1	0	0	0	0	7	11	162.00	18.000

PITCHER		IP	WLS	BF	H	R	ER	SO	BB	IBB	HBP	BLK	WP	HR	S	P	ERA	WHIP
Ralph Branca, R ERA: 4.28	(8, 1)	0.2		3	1	0	0	0	0	0	0	0	0	0	3	3	0.00	1.500

BOTTOM

Detroit Tigers @ Chicago White Sox

Comiskey Park, Chicago, IL

Sun Aug 23 1953, 4:38 AM EDT

Att. 22,383 - Unknown

livebaseballscorecards.com

AB	39
R	11
H	16
RBI	11
BB	5
SO	3
LOB	21

Batter	1	2	3	4	5	6	7	8	9	AB	R	H	RBI	BB	SO	LOB
Joe Demaestri, R (1, 6) OBP: 0.300, SLG: 0.360	K		F8		4-3			1-3		4	0	0	0	0	1	0
Dave Philley, S (1, 9) OBP: 0.362, SLG: 0.420	F8		L4			HR		6-3		4	1	1	1	0	0	0
Eddie Robinson, L (1, 3) OBP: 0.321, SLG: 0.414	4-3		4-3			F3		HR 1B		4	1	1	0	0	0	0
Gus Zernial, R (1, 7) OBP: 0.351, SLG: 0.542		5-3	HR			L8		1-H HR		4	2	2	3	0	0	0
Cass Michaels, R (1, 4) OBP: 0.342, SLG: 0.389		1B 2B	1B			F8		K		4	0	2	0	0	1	0
Pete Suder, R (1, 5) OBP: 0.314, SLG: 0.344		F2	F9				5-3		5-3	4	0	0	0	0	0	2
Ed McGhee, R (1, 8) OBP: 0.322, SLG: 0.320		2-3 1B	F9				4-3 BB		BB	2	0	1	0	2	0	1
Ray Murray, R (1, 2) OBP: 0.348, SLG: 0.434		K		P6			4-3		F7	2	0	0	0	0	1	2
Joe Astroth, R (7, PH) OBP: 0.332, SLG: 0.349 (7, 2)							1-2			2	0	0	0	0	0	2
Joe Coleman, R (1, 1) OBP: 0.375, SLG: 0.400			5-3		K		K		K	2	0	0	0	0	1	0
Morrie Martin, L (6, 1) OBP: 0.114, SLG: 0.114										2	0	0	0	0	2	2
Inning Stats	R: 0 H: 0 E: 0 LOB: 0 K: 1 BB: 0 S: 5 P: 5	R: 0 H: 2 E: 0 LOB: 2 K: 1 BB: 0 S: 7 P: 7	R: 0 H: 0 E: 0 LOB: 0 K: 0 BB: 0 S: 3 P: 3	R: 1 H: 2 E: 0 LOB: 1 K: 0 BB: 0 S: 5 P: 5	R: 0 H: 0 E: 0 LOB: 0 K: 1 BB: 0 S: 5 P: 5	R: 1 H: 1 E: 0 LOB: 0 K: 0 BB: 0 S: 4 P: 4	R: 0 H: 0 E: 0 LOB: 1 K: 1 BB: 1 S: 5 P: 9	R: 2 H: 2 E: 0 LOB: 0 K: 1 BB: 0 S: 7 P: 7	R: 0 H: 0 E: 0 LOB: 1 K: 1 BB: 1 S: 5 P: 9	1B: 3 SF: 0 2B: 1 SAC: 0 3B: 0 DP: 0 HR: 3 HBP: 0						

TOP

Philadelphia Athletics @ Chicago White Sox
Comiskey Park, Chicago, IL

Tue Aug 25 1953, 4:33 AM EDT
Att. 22,358 - Unknown

livebaseballscorecards.com

AB	34
R	4
H	7
RBI	4
BB	2
SO	6
LOB	9

PITCHER	IP	WLS	BF	H	R	ER	SO	BB	IBB	HBP	BLK	WP	HR	S	P	ERA	WHIP
Billy Pierce, L (1, 1) ERA: 2.25	9.0	L	36	7	4	4	6	2	0	0	0	0	3	46	54	4.00	1.000

PITCHER	IP	WLS	BF	H	R	ER	SO	BB	IBB	HBP	BLK	WP	HR	S	P	ERA	WHIP

BOTTOM

Philadelphia Athletics @ Chicago White Sox
Comiskey Park, Chicago, IL
Tue Aug 25 1953, 4:33 AM EDT
Att. 22,358 - Unknown

Batter	1	2	3	4	5	6	7	8	9	AB	R	H	RBI	BB	SO	LOB
Chico Carrasquel, R (1, 6) OBP: 0.313, SLG: 0.339	6-3		E 1B BB		2-3			F8		3	1	0	0	1	0	0
Nellie Fox, L (1, 4) OBP: 0.332, SLG: 0.352	F8		1-2 FC6-4 1B			BB BB BB		4-3		3	0	1	0	1	0	0
Minnie Minoso, R (1, 7) OBP: 0.420, SLG: 0.482	F8		1-2f 2-H FC6-4			1-2 BB BB		F8		3	0	0	0	1	0	1
Bob Elliott, R (1, 5) OBP: 0.370, SLG: 0.404		K	F9			1-2 2-3 G6-4-3 BB			F8	3	0	0	0	1	1	1
Bob Boyd, L (1, 3) OBP: 0.386, SLG: 0.433 Rocky Krsnich, R (9, PH) OBP: 0.269, SLG: 0.277		E6 S 1B		4-3		K			F8	3 1	1 0	0 0	0 0	0 0	1 0	3 0
Sam Mele, R (1, 9) OBP: 0.367, SLG: 0.454		F8		6-3		G6-4-3 1-2f			F7	4	0	0	0	0	0	4
Sherm Lollar, R (1, 2) OBP: 0.399, SLG: 0.418		1-H 1B		F7			F7			3	0	1	1	0	0	0
Jim Rivera, L (1, 8) OBP: 0.324, SLG: 0.410		G3			SH2-4-5 BB		F9			2	0	0	0	1	0	1
Billy Pierce, L (1, 1) OBP: 0.189, SLG: 0.130			F8		1-3f SH2-4-5		6-3			2	0	0	0	0	0	0
Inning Stats	R: 0 H: 0 E: 0 LOB: 0 K: 0 BB: 0 S: 3 P: 3	R: 1 H: 1 E: 1 LOB: 1 K: 1 BB: 0 S: 7 P: 7	R: 1 H: 1 E: 1 LOB: 1 K: 0 BB: 1 S: 4 P: 8	R: 0 H: 0 E: 0 LOB: 0 K: 0 BB: 0 S: 3 P: 3	R: 0 H: 0 E: 0 LOB: 0 K: 0 BB: 1 S: 2 P: 6	R: 0 H: 0 E: 0 LOB: 2 K: 1 BB: 3 S: 4 P: 16	R: 0 H: 0 E: 0 LOB: 0 K: 0 BB: 0 S: 3 P: 3	R: 0 H: 0 E: 0 LOB: 0 K: 0 BB: 0 S: 3 P: 3	R: 0 H: 0 E: 0 LOB: 0 K: 0 BB: 0 S: 3 P: 3	1B: 2 SF: 0 2B: 1 SAC: 1 3B: 0 DP: 2 HR: 0 HBP: 0						

PITCHER		IP	WLS	BF	H	R	ER	SO	BB	IBB	HBP	BLK	WP	HR	S	P	ERA	WHIP
Joe Coleman, R ERA: 3.31	(1, 1)	5.0		22	2	2	0	1	5	0	0	0	0	0	19	39	0.00	1.400
Morrie Martin, L ERA: 4.14	(6, 1)	4.0	W	11	0	0	0	1	0	0	0	0	0	0	13	13	0.00	0.000

PITCHER	IP	WLS	BF	H	R	ER	SO	BB	IBB	HBP	BLK	WP	HR	S	P	ERA	WHIP

AB	27
R	2
H	2
RBI	1
BB	5
SO	2
LOB	10

WP: 0 PA: 33
PB: 0
SB: 1
CS: 0

livebaseballscorecards.com

Batter	1	2	3	4	5	6	7	8	9	AB	R	H	RBI	BB	SO	LOB
Joe Demaestri, R (1, 6) OBP: 0.299, SLG: 0.357	SSS 0-3 ① K			x 0-0 ① 5-3	x 0-0 2-H 3B 1B	SSS 0-3 ② K	x 0-0 ③ FC6-4 1-2f			5	1	1	1	0	2	5
Dave Philley, S (1, 9) OBP: 0.364, SLG: 0.436	x 0-0 ② G1			x 0-0 1B 3B	x 0-0 1-H 3B	x 0-0 ③ 3-1		x 0-0 HR		5	2	3	2	0	0	2
Eddie Robinson, L (1, 3) OBP: 0.323, SLG: 0.421	x 0-0 ③ F3			x 0-0 1B F9 3-H 1B	x 0-0 ② 4-3		BBBB 4-0 1B 1B BB	x 0-0 HR		4	3	2	2	1	0	1
Gus Zernial, R (1, 7) OBP: 0.350, SLG: 0.538		x 0-0 ① F5		x 0-0 1B 1-3 1B	x 0-0 ③ F8		x 0-0 ① F9	x 0-0 ① F8		5	0	1	0	0	0	2
Cass Michaels, R (1, 4) OBP: 0.340, SLG: 0.387		x 0-0 ② 3-1		x 0-0 ② F9 3-H		x 0-0 E7 1B	x 0-0 1B 1-2 1B 1B	x 0-0 ② F7		5	2	1	1	0	0	1
Pete Suder, R (1, 5) OBP: 0.316, SLG: 0.344		SSS 0-3 ③ K		x 0-0 1-3 1B		x 0-0 SH5-4 2-H 1B 1B	x 0-0 ② F3	x 0-0 ③ 6-3		5	1	2	1	0	1	2
Ed McGhee, R (1, 8) OBP: 0.322, SLG: 0.320			x 0-0 ① F3	x 0-0 ③ F9		x 0-0 ① SH5-4 1-2	x 0-0 1B 1-2 2-H 1B		x 0-0 G6-4-3 1B	3	0	1	1	0	0	2
Carmen Mauro, L (7, 8) OBP: 0.244, SLG: 0.268										1	0	1	0	0	0	0
Joe Astroth, R (1, 2) OBP: 0.337, SLG: 0.355			x 0-0 ② 5-3		x 0-0 SH1-4 1B 1B	x 0-0 E 2-H 1B	x 0-0 HBP 1-3 2-H 1B		x 0-0 ①② G6-4-3 1-2f	5	1	3	2	0	0	1
Alex Kellner, R (1, 1) OBP: 0.270, SLG: 0.246			SSS 0-3 ③ K		x 0-0 ① SH1-4 1-2	H 1-0 E5 1-2	FC6-4 1-2 HBP		x 0-0 ③ 3-1	2	0	0	0	0	1	1
Morrie Martin, L (8, 1) OBP: 0.111, SLG: 0.111										1	0	0	0	0	0	0
Charlie Bishop, R (9, 1) OBP: 0.102, SLG: 0.085										0	0	0	0	0	0	0
Inning Stats	R: 0 E: 0 K: 1 S: 5 H: 0 LOB: 0 BB: 0 P: 5	R: 0 E: 0 K: 1 S: 5 H: 0 LOB: 0 BB: 0 P: 5	R: 0 E: 0 K: 1 S: 5 H: 0 LOB: 0 BB: 0 P: 5	R: 2 E: 0 K: 0 S: 7 H: 4 LOB: 2 BB: 0 P: 7	R: 2 E: 0 K: 0 S: 6 H: 3 LOB: 1 BB: 0 P: 6	R: 2 E: 2 K: 1 S: 9 H: 2 LOB: 2 BB: 0 P: 9	R: 2 E: 0 K: 0 S: 6 H: 3 LOB: 3 BB: 1 P: 11	R: 2 E: 0 K: 0 S: 5 H: 2 LOB: 0 BB: 0 P: 5	R: 0 E: 0 K: 0 S: 3 H: 1 LOB: 0 BB: 0 P: 3	1B: 11 2B: 0 3B: 2 HR: 2 SF: 0 SAC: 2 DP: 1 HBP: 1	WP: 0 PB: 0 SB: 0 CS: 0 PA: 45					

PITCHER		IP	WLS	BF	H	R	ER	SO	BB	IBB	HBP	BLK	WP	HR	S	P	ERA	WHIP
Mike Fornieles, R ERA: 3.32	(1, 1)	4.1	L	19	6	4	4	3	0	0	0	0	0	0	25	25	8.31	1.385
Harry Dorish, R ERA: 3.31	(5, 1)	2.1		17	6	4	3	1	1	0	1	0	0	0	17	22	11.57	3.000
Luis Aloma, R ERA: 4.04	(7, 1)	0.1		1	0	0	0	0	0	0	0	0	0	0	1	1	0.00	0.000
Gene Bearden, L ERA: 2.78	(8, 1)	2.0		8	3	2	2	0	0	0	0	0	0	2	8	8	9.00	1.500

PITCHER	IP	WLS	BF	H	R	ER	SO	BB	IBB	HBP	BLK	WP	HR	S	P	ERA	WHIP

TOP

Philadelphia Athletics @ Chicago White Sox
Comiskey Park, Chicago, IL

Wed Aug 26 1953, 4:33 AM EDT
Att. 9,218 - Unknown

livebaseballscorecards.com

AB	41
R	10
H	15
RBI	10
BB	1
SO	4
LOB	17

Batter	1	2	3	4	5	6	7	8	9	AB	R	H	RBI	BB	SO	LOB
Chico Carrasquel, R (1, 6) OBP: 0.314, SLG: 0.347	F9		1B		4-3		G3-6-3 1-2f		HR	5	2	2	1	0	0	1
Nellie Fox, L (1, 4) OBP: 0.333, SLG: 0.353	F9		1-2 1B		F9			BB 1B	E3 BB BB 1B	5	2	2	0	0	0	0
Minnie Minoso, R (1, 7) OBP: 0.424, SLG: 0.483	1B		1-3 2-H S 1B		F3			BBBB 1-2 1B F7 BB	BBBB 1-2 BB 1B BB	3	3	2	1	2	0	0
Bob Elliott, R (1, 5) OBP: 0.376, SLG: 0.411	F2		1-H CS 1B			2B		BBBB 1-2 2-H 1B	BBBB 1-2 2-3 1B BB	4	0	3	2	1	0	1
Sam Mele, R (1, 9) OBP: 0.367, SLG: 0.453		F2	1-2 4-3			P4		1-2 2-3 1B	1-2 2-H 3-H G6-4-3 1B	5	0	2	2	0	0	2
Sherm Lollar, R (1, 2) OBP: 0.399, SLG: 0.421		4-3 1B 2B		FC5-6 1B		5-3		F7 3-H	G6-4-3 1-2f	5	1	2	1	0	0	5
Bob Boyd, L (1, 3) OBP: 0.375, SLG: 0.419 Rocky Krsnich, R (8, PH) OBP: 0.267, SLG: 0.275 Ferris Fain, L (9, 3) OBP: 0.413, SLG: 0.367		4-3 2-3		FC5-6 G3 1-2f		1-3		P4		3 1 0	0 0 0	0 0 0	0 0 0	0 0 0	0 0 0	3 2 0
Jim Rivera, L (1, 8) OBP: 0.325, SLG: 0.411		3-H 1B		G3 1-2			FC6-4 1B	F3		4	0	2	1	0	0	3
Mike Fornieles, R (1, 1) OBP: 0.128, SLG: 0.132 Harry Dorish, R (5, 1) OBP: 0.175, SLG: 0.175 Luis Aloma, R (7, 1) Fred Marsh, R (7, PH) OBP: 0.315, SLG: 0.308 Gene Bearden, L (8, 1) OBP: 0.182, SLG: 0.182 Red Wilson, R (9, PH) OBP: 0.345, SLG: 0.289		1-3	SSS K				FC6-4 G3-6-3 1-2f		SSS K	2 0 0 1 0 0 1	0 0 0 0 0 0 0	0 0 0 0 0 0 0	0 0 0 0 0 0 0	1 0 0 0 0 0 0	2 0 0 0 0 0 1	2 0 0 1 0 0 0
Inning Stats	R: 0 H: 1 E: 0 LOB: 1 K: 0 BB: 0 S: 4 P: 4	R: 1 H: 2 E: 0 LOB: 1 K: 0 BB: 0 S: 5 P: 5	R: 2 H: 4 E: 0 LOB: 0 K: 0 BB: 0 S: 5 P: 5	R: 0 H: 1 E: 0 LOB: 1 K: 1 BB: 0 S: 6 P: 6	R: 0 H: 0 E: 0 LOB: 0 K: 0 BB: 0 S: 3 P: 3	R: 0 H: 1 E: 0 LOB: 1 K: 0 BB: 0 S: 4 P: 4	R: 0 H: 1 E: 0 LOB: 0 K: 0 BB: 0 S: 3 P: 3	R: 2 H: 3 E: 0 LOB: 2 K: 0 BB: 1 S: 6 P: 10	R: 3 H: 2 E: 1 LOB: 1 K: 1 BB: 2 S: 7 P: 15	1B: 12 SF: 0 2B: 2 SAC: 0 3B: 0 DP: 2 HR: 1 HBP: 0						WP: 0 PA: 42 PB: 0 SB: 1 CS: 1

PITCHER		IP	WLS	BF	H	R	ER	SO	BB	IBB	HBP	BLK	WP	HR	S	P	ERA	WHIP
Alex Kellner, L ERA: 3.93	(1, 1)	7.0	W	32	13	5	5	1	1	0	0	0	0	0	33	37	6.43	2.000
Morrie Martin, L ERA: 4.23	(8, 1)	1.1		9	2	3	2	1	2	0	0	0	0	1	9	17	13.50	3.000
Charlie Bishop, R ERA: 5.23	(9, 1)	0.2	S	1	0	0	0	0	0	0	0	0	0	0	1	1	0.00	0.000

PITCHER	IP	WLS	BF	H	R	ER	SO	BB	IBB	HBP	BLK	WP	HR	S	P	ERA	WHIP

BOTTOM

Philadelphia Athletics @ Chicago White Sox

Comiskey Park, Chicago, IL

Wed Aug 26 1953, 4:33 AM EDT

Att. 9,218 - Unknown

livebaseballscorecards.com

AB	39
R	8
H	15
RBI	8
BB	3
SO	2
LOB	20

Batter	1	2	3	4	5	6	7	8	9	AB	R	H	RBI	BB	SO	LOB
Billy Goodman, L (1, 3) OBP: 0.387, SLG: 0.400	BBBB 4-0 1B BB F8 BB		0-0 ① 4-3			0-0 ① 6-3		0-0 ① F7		3	1	0	0	1	0	0
Jim Piersall, R (1, 9) OBP: 0.327, SLG: 0.365	BBBB 4-0 F8 1B 1-2 1B BB		0-0 ② 4-3			0-0 G3 WP 1B 1B		0-0 ② 5-3		3	2	1	0	1	0	0
Ted Williams, L (1, 7) OBP: 0.543, SLG: 1.000 Karl Olson, R (8, 7) OBP: 0.095, SLG: 0.190	0-0 1B 1-2 2-3 1B		0-0 ③ 4-3			0-0 ② G3 1-3		0-0 ③ F8		4 0	0 0	1 0	0 0	0 0	0 0	1 0
George Kell, R (1, 5) OBP: 0.372, SLG: 0.473	0-0 ① F8 2-3 3-H			0-0 ① F7		0-0 3-H 1B			0-0 HR	4	1	2	3	0	0	2
Floyd Baker, L (1, 4) OBP: 0.367, SLG: 0.329	0-0 G6-4-3 1-2 3-H 1B			0-0 ② 6-3		0-0 ③ F8			BBBB 4-0 4-3 BB	3	0	1	1	1	0	1
Sammy White, R (1, 2) OBP: 0.313, SLG: 0.433	0-0 ② ③ G6-4-3 1-2f			0-0 ③ F2			0-0 ① F5		0-0 ① P6	4	0	0	0	0	0	3
Tom Umphlett, R (1, 8) OBP: 0.333, SLG: 0.388		0-0 G4-3 1B			0-0 ① P6		0-0 1B		0-0 ② 4-3 1-2	4	0	2	0	0	0	1
Milt Bolling, R (1, 6) OBP: 0.322, SLG: 0.352 Mickey McDermott, L (7, PH) OBP: 0.315, SLG: 0.444 Ted Lepcio, R (7, 6) OBP: 0.286, SLG: 0.336 Dick Gernert, R (9, PH) OBP: 0.387, SLG: 0.428		0-0 ① ② G4-3 1-2f			0-0 ② G3		SSS 0-3 ② K		SSS 0-3 ③ K	2 1 0 1	0 0 0 0	0 0 0 0	0 0 0 0	0 1 0 1	0 1 0 1	1 1 0 1
Sid Hudson, R (1, 1) OBP: 0.167, SLG: 0.191 Frank Sullivan, R (4, 1) OBP: 0.333, SLG: 0.333 Del Wilber, R (7, PH) OBP: 0.290, SLG: 0.521 Ike Delock, R (7, 1) OBP: 0.286, SLG: 0.167		0-0 ③ F7			0-0 ③ 1-3		0-0 ③ P4			1 1 1 0	0 0 0 0	0 0 0 0	0 0 0 0	0 0 0 0	0 0 0 0	0 0 1 0

TOP

Boston Red Sox @ Chicago White Sox

Comiskey Park, Chicago, IL

Thu Aug 27 1953, 4:33 AM EDT

Att. 23,270 - Unknown

livebaseballscorecards.com

AB	32
R	4
H	7
RBI	4
BB	3
SO	2
LOB	12

Inning Stats	1	2	3	4	5	6	7	8	9
	R: 2 E: 0 K: 0 S: 4	R: 0 E: 0 K: 0 S: 3	R: 0 E: 0 K: 0 S: 3	R: 0 E: 0 K: 0 S: 3	R: 0 E: 0 K: 0 S: 3	R: 1 E: 0 K: 0 S: 5	R: 0 E: 0 K: 1 S: 6	R: 0 E: 0 K: 0 S: 3	R: 1 E: 0 K: 1 S: 6
	H: 2 LOB: 1 BB: 2 P: 12	H: 1 LOB: 0 BB: 0 P: 3	H: 0 LOB: 0 BB: 0 P: 3	H: 0 LOB: 0 BB: 0 P: 3	H: 0 LOB: 0 BB: 0 P: 3	H: 2 LOB: 1 BB: 0 P: 5	H: 1 LOB: 1 BB: 0 P: 6	H: 0 LOB: 0 BB: 0 P: 3	H: 1 LOB: 1 BB: 1 P: 10

1B: 6	SF: 0
2B: 0	SAC: 0
3B: 0	DP: 2
HR: 1	HBP: 0

WP: 1	PA: 35
PB: 0	
SB: 0	
CS: 0	

PITCHER	IP	WLS	BF	H	R	ER	SO	BB	IBB	HBP	BLK	WP	HR	S	P	ERA	WHIP
Virgil Trucks, R (1, 1) ERA: 2.72	9.0	W	35	7	4	4	2	3	0	0	0	1	1	36	48	4.00	1.111

PITCHER	IP	WLS	BF	H	R	ER	SO	BB	IBB	HBP	BLK	WP	HR	S	P	ERA	WHIP

Batter	1	2	3	4	5	6	7	8	9	AB	R	H	RBI	BB	SO	LOB
Chico Carrasquel, R (1, 6) OBP: 0.315, SLG: 0.350	FC4-6 F7 2B	F7		4-3		G6-4-3 1-2f		1B 2-H 1B		5	1	2	1	0	0	2
Nellie Fox, L (1, 4) OBP: 0.335, SLG: 0.354	BBBB FC4-6 BB		4-3	G6-4-3 1B		5-3		1-2 1B		4	0	2	0	1	0	0
Minnie Minoso, R (1, 7) OBP: 0.420, SLG: 0.478	FC4-6 HBP 1-2f 2-3		SSS K	G6-4-3 1-2f			6-3	2-3		5	0	0	0	0	1	5
Tom Wright, L (1, 9) OBP: 0.353, SLG: 0.423 Sam Mele, R (8, 9) OBP: 0.367, SLG: 0.453	H 1-2 HBP		1B 3B 1B		1B 1B 1B		SSS K			3 0	1 0	2 0	0 0	0 0	1 0	0 0
Bob Boyd, L (1, 3) OBP: 0.389, SLG: 0.433	F7 3-H		BB 1-3 3B 1B		1B 1-2 1B		FC6-4 1B			4	1	3	1	0	0	2
Bob Elliott, R (1, 5) OBP: 0.374, SLG: 0.408	F8		BBBB 1-2 3B BB		B1		FC6-4 1-2f			3	1	0	0	1	0	5
Jim Rivera, L (1, 8) OBP: 0.328, SLG: 0.418		4-3 1B	1-H 2-H 3-H 1B 3B		G6-4-3 1-2 2-3 1B			4-3		4	1	3	3	0	0	0
Sherm Lollar, R (1, 2) OBP: 0.401, SLG: 0.420		4-3 1-2	3-H 1B		G6-4-3 1-2f			BBBB SH1-4 1B BB		3	1	1	1	1	0	4
Virgil Trucks, R (1, 1) OBP: 0.189, SLG: 0.216		F2	5-3			G6-4-3 1B		SH1-4 1-2		3	0	1	0	0	0	2
Inning Stats	R: 1 H: 1 E: 0 LOB: 2 K: 0 BB: 1 S: 4 P: 9	R: 0 H: 1 E: 0 LOB: 1 K: 0 BB: 0 S: 4 P: 4	R: 4 H: 4 E: 0 LOB: 1 K: 1 BB: 1 S: 9 P: 13	R: 0 H: 1 E: 0 LOB: 0 K: 0 BB: 0 S: 3 P: 3	R: 0 H: 3 E: 0 LOB: 2 K: 0 BB: 0 S: 5 P: 5	R: 0 H: 1 E: 0 LOB: 0 K: 0 BB: 0 S: 3 P: 3	R: 0 H: 1 E: 0 LOB: 1 K: 1 BB: 0 S: 6 P: 6	R: 1 H: 2 E: 0 LOB: 2 K: 0 BB: 1 S: 5 P: 9		1B: 12 SF: 0 2B: 1 SAC: 1 3B: 1 DP: 3 HR: 0 HBP: 1						

PITCHER		IP	WLS	BF	H	R	ER	SO	BB	IBB	HBP	BLK	WP	HR	S	P	ERA	WHIP
Sid Hudson, R ERA: 3.77	(1, 1)	3.0	L	18	6	5	5	1	2	0	1	0	0	0	17	26	15.00	2.667
Frank Sullivan, R ERA: 4.05	(4, 1)	3.0		11	5	0	0	0	0	0	0	0	0	0	11	11	0.00	1.667
Ike Delock, R ERA: 4.45	(7, 1)	2.0		10	3	1	1	1	1	0	0	0	0	0	11	15	4.50	2.000

PITCHER	IP	WLS	BF	H	R	ER	SO	BB	IBB	HBP	BLK	WP	HR	S	P	ERA	WHIP

BOTTOM

Boston Red Sox @ Chicago White Sox

Comiskey Park, Chicago, IL

Thu Aug 27 1953, 4:33 AM EDT

Att. 23,270 - Unknown

livebaseballscorecards.com

AB	34
R	6
H	14
RBI	6
BB	3
SO	2
LOB	20

Batter	1	2	3	4	5	6	7	8	9	AB	R	H	RBI	BB	SO	LOB
Billy Goodman, L (1, 3) OBP: 0.383, SLG: 0.396	F7		4-3		F7		F7		F7	5	0	0	0	0	0	1
Jim Piersall, R (1, 9) OBP: 0.331, SLG: 0.370	2B BB		FC1-6 BB		P4		1-H 3B		G6-4-3 BB	2	1	1	1	3	0	0
Ted Williams, L (1, 7) OBP: 0.526, SLG: 0.969 Karl Olson, R (6, 7) OBP: 0.130, SLG: 0.182	1-H 1B 2B		FC1-6 1B 1-2f			F8 BB	BB		G6-4-3 1-2f	3 1	1 0	1 0	1 0	0 1	0 0	1 1
George Kell, R (1, 5) OBP: 0.378, SLG: 0.480	BB 2-H 1B		1-3 1B			1B 2B	1-2 BB			3	0	3	1	1	0	0
Floyd Baker, L (1, 4) OBP: 0.370, SLG: 0.325	G6-3 1-2 BB		4-3			1B BB	P5			2	0	0	0	2	0	5
Bill Henry, L (1, 1) OBP: 0.217, SLG: 0.348	G6-3 1-2f			4-3		FC6-4 1-2 2-H 1B		1-3		4	0	1	0	0	0	2
Tom Umphlett, R (1, 8) OBP: 0.333, SLG: 0.387		F8		1-3		FC6-4 1-2f		PB 1B 1B		4	1	1	0	0	0	2
Milt Bolling, R (1, 6) OBP: 0.321, SLG: 0.350		F3		6-3			5-3	G6-4-3 1-H 1B		4	0	1	1	0	0	0
Gus Niarhos, R (1, 2) OBP: 0.294, SLG: 0.276 Sammy White, R (3, 2) OBP: 0.313, SLG: 0.433		F7			K		3B 1B	G6-4-3 1-2f		1 3	0 1	0 1	0 1	0 1	0 1	0 1
Inning Stats	R: 2 E: 0 K: 0 S: 4 H: 2 LOB: 1 BB: 2 P: 12	R: 0 E: 0 K: 0 S: 3 H: 0 LOB: 0 BB: 0 P: 3	R: 0 E: 0 K: 0 S: 4 H: 1 LOB: 2 BB: 1 P: 8	R: 0 E: 0 K: 0 S: 3 H: 0 LOB: 0 BB: 0 P: 3	R: 0 E: 0 K: 1 S: 5 H: 0 LOB: 0 BB: 0 P: 5	R: 0 E: 0 K: 0 S: 4 H: 2 LOB: 2 BB: 1 P: 8	R: 1 E: 0 K: 0 S: 5 H: 2 LOB: 3 BB: 2 P: 13	R: 1 E: 0 K: 0 S: 4 H: 2 LOB: 0 BB: 0 P: 4	R: 0 E: 0 K: 0 S: 2 H: 0 LOB: 0 BB: 1 P: 6	1B: 6 2B: 2 3B: 1 HR: 0 SF: 0 SAC: 0 DP: 3 HBP: 0						

TOP

Boston Red Sox @ Chicago White Sox

Comiskey Park, Chicago, IL

Fri Aug 28 1953, 4:33 AM EDT
Att. 32,119 - Unknown

livebaseballscorecards.com

AB	32
R	4
H	9
RBI	4
BB	7
SO	1
LOB	13

WP: 0 PB: 1 SB: 0 CS: 0 PA: 39

PITCHER		IP	WLS	BF	H	R	ER	SO	BB	IBB	HBP	BLK	WP	HR	S	P	ERA	WHIP
Bob Keegan, R ERA: 4.14	(1, 1)	6.2	L	30	7	3	3	1	5	0	0	0	0	0	27	47	4.05	1.800
Luis Aloma, R ERA: 4.0	(7, 1)	0.1		2	0	0	0	0	1	0	0	0	0	0	1	5	0.00	3.000
Harry Dorish, R ERA: 3.26	(8, 1)	2.0		7	2	1	0	0	1	0	0	0	0	0	6	10	0.00	1.500

PITCHER	IP	WLS	BF	H	R	ER	SO	BB	IBB	HBP	BLK	WP	HR	S	P	ERA	WHIP

Batter	1	2	3	4	5	6	7	8	9	AB	R	H	RBI	BB	SO	LOB
Chico Carrasquel, R (1, 6) OBP: 0.314, SLG: 0.348	x 0-0 L6 ①		x 0-0 P3 ①			x 0-0 E3 3B ①	x 0-0 F8 ②		x 0-0 1B	5	1	1	0	0	0	1
Nellie Fox, L (1, 4) OBP: 0.336, SLG: 0.357	B B B B 4-0 1B BB		x 0-0 6-3 ②			x 0-0 1-H F8 3B	x 0-0 L6 ③		x 0-0 F8 ③	4	1	1	1	1	0	2
Minnie Minoso, R (1, 7) OBP: 0.422, SLG: 0.479	x 0-0 1-2 1B		x 0-0 F7 ③			B B B B 4-0 IBB BB		x 0-0 E8 1B 1B		3	1	2	0	1	0	0
Sam Mele, R (1, 9) OBP: 0.364, SLG: 0.449	S S S 0-3 K ②			x 0-0 P3 ①		x 0-0 F8 ① 3-H		x 0-0 6-3 ①		4	0	0	1	0	1	4
Bob Elliott, R (1, 5) OBP: 0.371, SLG: 0.403	x 0-0 P6 ③			x 0-0 F8 ②		x 0-0 F9 ②		x 0-0 6-3 ②		4	0	0	0	0	0	4
Sherm Lollar, R (1, 2) OBP: 0.402, SLG: 0.419 Red Wilson, R (8, PR) OBP: 0.345, SLG: 0.289 (9, 2)		S S S 0-3 K ①		x 0-0 P3 ③		4-0 1-2 IBB		x 0-0 2-H 1B		3	0	1	1	1	1	0
										0	0	0	0	0	0	0
Bob Boyd, L (1, 3) OBP: 0.384, SLG: 0.420		B B B B 4-0 BB			x 0-0 5-3 ①	S S S 0-3 K ③		S S S 0-3 K ③		3	0	0	0	1	2	3
Jim Rivera, L (1, 8) OBP: 0.326, SLG: 0.414		S S S 0-3 K ②			x 0-0 F8 ②		x 0-0 P5 ①		x 0-0 F3 ①	4	0	0	0	0	1	1
Bob Keegan, R (1, 1) OBP: 0.143, SLG: 0.143 Luis Aloma, R (7, 1) Connie Ryan, R (7, PH) OBP: 0.370, SLG: 0.464 Harry Dorish, R (8, 1) OBP: 0.175, SLG: 0.175 Rocky Krsnich, R (9, PH) OBP: 0.265, SLG: 0.273		x 0-0 F2 ③			x 0-0 1-3 ③		x 0-0 1B		x 0-0 F2 ②	2	0	0	0	0	0	1
										0	0	0	0	0	0	0
										1	0	1	0	0	0	0
										0	0	0	0	0	0	0
										1	0	0	0	0	0	0
Inning Stats	R: 0 E: 0 K: 1 S: 6 H: 1 LOB: 2 BB: 1 P: 10	R: 0 E: 0 K: 2 S: 7 H: 0 LOB: 1 BB: 1 P: 11	R: 0 E: 0 K: 0 S: 3 H: 0 LOB: 0 BB: 0 P: 3	R: 0 E: 0 K: 0 S: 3 H: 0 LOB: 0 BB: 0 P: 3	R: 0 E: 0 K: 0 S: 3 H: 0 LOB: 0 BB: 0 P: 3	R: 2 E: 1 K: 1 S: 7 H: 1 LOB: 2 BB: 2 P: 15	R: 0 E: 0 K: 0 S: 4 H: 1 LOB: 1 BB: 0 P: 4	R: 1 E: 1 K: 1 S: 7 H: 2 LOB: 1 BB: 0 P: 7	R: 0 E: 0 K: 0 S: 4 H: 1 LOB: 1 BB: 0 P: 4	1B: 5 2B: 0 3B: 1 HR: 0	SF: 0 SAC: 0 DP: 0 HBP: 0						

PITCHER		IP	WLS	BF	H	R	ER	SO	BB	IBB	HBP	BLK	WP	HR	S	P	ERA	WHIP
Bill Henry, L ERA: 3.41	(1, 1)	9.0	W	38	6	3	1	5	3	1	0	0	0	0	44	60	1.00	1.000

PITCHER	IP	WLS	BF	H	R	ER	SO	BB	IBB	HBP	BLK	WP	HR	S	P	ERA	WHIP

BOTTOM

Boston Red Sox @ Chicago White Sox

Comiskey Park, Chicago, IL

Fri Aug 28 1953, 4:33 AM EDT

Att. 32,119 - Unknown

livebaseballscorecards.com

AB	34
R	3
H	6
RBI	3
BB	4
SO	5
LOB	16

1B: 5	SF: 0	WP: 0	PA: 38
2B: 0	SAC: 0	PB: 0	
3B: 1	DP: 0	SB: 0	
HR: 0	HBP: 0	CS: 0	

Batter	1	2	3	4	5	6	7	8	9	AB	R	H	RBI	BB	SO	LOB
Billy Goodman, L (1, 3) OBP: 0.384, SLG: 0.400	x 0-0 1B 3B	x 0-0 ③ F7			B B B B 4-0 BB			x 0-0 ① 6-3		3	1	1	0	1	0	0
Jim Piersall, R (1, 9) OBP: 0.333, SLG: 0.368	B B B B 4-0 BB 1B BB		x 0-0 ① 6-3		S S S 0-3 ③ K			B B B B 4-0 FC4-6 BB		2	0	0	0	2	1	1
Ted Williams, L (1, 7) OBP: 0.524, SLG: 0.917 Hoot Evers, R (8, PR) OBP: 0.301, SLG: 0.382 (8, 7)	x 0-0 BB 1B 1-2 3-H		S S S 0-3 ② K			x 0-0 1B		x 0-0 ② FC4-6 WP 1-2f		4 0	0 0	2 0	1 0	0 0	1 0	1 0
George Kell, R (1, 5) OBP: 0.376, SLG: 0.476	S S S 0-3 ① K		B B B B 4-0 CS BB			x 0-0 ① L6		x 0-0 ③ F7 1-2		3	0	0	0	1	1	4
Floyd Baker, L (1, 4) OBP: 0.373, SLG: 0.325	B B B B 4-0 1-2 2-3 BB		0-0 ③ CS 1-2	x 0-0 ① F8		S S S 0-3 ② K			x 0-0 L3-6 BB 1B	3	0	1	0	1	1	1
Mel Parnell, L (1, 1) OBP: 0.259, SLG: 0.278 Ellis Kinder, R (8, 1) OBP: 0.360, SLG: 0.400 Al Zarilla, L (9, PH) OBP: 0.362, SLG: 0.236	S S S 0-3 ② K			x 0-0 ② G3		x 0-0 ③ G3			B B B B 4-0 L3-6 BB 1-2	3 0 0	0 0 0	0 0 0	0 0 0	0 0 1	1 0 0	4 0 0
Tom Umphlett, R (1, 8) OBP: 0.331, SLG: 0.385 Mickey McDermott, L (7, PH) OBP: 0.311, SLG: 0.438 Karl Olson, R (7, 8) OBP: 0.125, SLG: 0.174	x 0-0 ③ 6-3			S S S 0-3 ③ K			x 0-0 ① 4-3		x 0-0 ① ② ③ L3-6 1-2 2-3	2 1 1	0 0 0	0 0 0	0 0 0	1 0 0	3 0 2
Milt Bolling, R (1, 6) OBP: 0.318, SLG: 0.347		x 0-0 ① F3			x 0-0 ① F9		x 0-0 ② F9			3	0	0	0	0	0	0
Gus Niarhos, R (1, 2) OBP: 0.278, SLG: 0.258 Dick Gernert, R (7, PH) OBP: 0.386, SLG: 0.427 Sammy White, R (7, 2) OBP: 0.313, SLG: 0.433		x 0-0 ② 6-3			S S S 0-3 ② K		S S S 0-3 ③ K			2 1 0	0 0 0	0 0 0	0 0 0	0 0 0	1 1 0	0 0 0
Inning Stats	R: 1 E: 0 K: 2 S: 9 H: 2 LOB: 3 BB: 2 P: 17	R: 0 E: 0 K: 0 S: 3 H: 0 LOB: 0 BB: 0 P: 3	R: 0 E: 0 K: 1 S: 4 H: 0 LOB: 0 BB: 1 P: 8	R: 0 E: 0 K: 1 S: 5 H: 0 LOB: 0 BB: 0 P: 5	R: 0 E: 0 K: 2 S: 7 H: 0 LOB: 1 BB: 1 P: 11	R: 0 E: 0 K: 1 S: 6 H: 1 LOB: 1 BB: 0 P: 6	R: 0 E: 0 K: 1 S: 5 H: 0 LOB: 0 BB: 0 P: 5	R: 0 E: 0 K: 0 S: 3 H: 0 LOB: 2 BB: 1 P: 7	R: 0 E: 0 K: 0 S: 2 H: 1 LOB: 0 BB: 1 P: 6	1B: 3 2B: 0 3B: 2 HR: 0	SF: 0 SAC: 0 DP: 0 HBP: 0					

PITCHER	IP	WLS	BF	H	R	ER	SO	BB	IBB	HBP	BLK	WP	HR	S	P	ERA	WHIP
Connie Johnson, R (1, 1) ERA: 3.25	8.0	W	33	4	1	1	8	6	0	0	0	1	0	43	67	1.12	1.250
Virgil Trucks, R (9, 1) ERA: 2.71	1.0	S	1	0	0	0	0	0	0	0	0	0	0	1	1	0.00	0.000

PITCHER	IP	WLS	BF	H	R	ER	SO	BB	IBB	HBP	BLK	WP	HR	S	P	ERA	WHIP

TOP

Boston Red Sox @ Chicago White Sox

Comiskey Park, Chicago, IL

Sat Aug 29 1953, 4:33 AM EDT

Att. 15,253 - Unknown

AB	28
R	1
H	4
RBI	1
BB	6
SO	8
LOB	16

livebaseballscorecards.com

BOTTOM

Boston Red Sox @ Chicago White Sox

Comiskey Park, Chicago, IL

Sat Aug 29 1953, 4:33 AM EDT

Att. 15,253 - Unknown

Batter	1	2	3	4	5	6	7	8	9	AB	R	H	RBI	BB	SO	LOB
Chico Carrasquel, R (1, 6) OBP: 0.313, SLG: 0.347	K			K		F9		FC2-5 1B 1B		4	0	1	0	0	2	0
Nellie Fox, L (1, 4) OBP: 0.337, SLG: 0.358	6-3			E WP 6-3 1B		3-1		FC2-5 1-2 1B 1B		4	2	2	0	0	0	0
Minnie Minoso, R (1, 7) OBP: 0.421, SLG: 0.482	F9			E3 6-3 1-3 1B			PB 3B	FC2-5 1B 1-2 2-3		4	2	1	0	0	0	3
Sam Mele, R (1, 8) (8, 9) OBP: 0.361, SLG: 0.444		K		6-3 1-2 3-H			E5 PB 1B	F8		4	1	0	1	0	1	4
Connie Ryan, R (1, 5) OBP: 0.371, SLG: 0.464		3-1		PO 2-H 1B			K 1-2 3-H	1-2 2-H 1B		4	0	2	2	0	1	1
Sherm Lollar, R (1, 2) OBP: 0.400, SLG: 0.415		6-3		PO 2-3	K		BB E IBB	F3		3	0	0	0	1	1	2
Tom Wright, L (1, 9) OBP: 0.347, SLG: 0.415 Red Wilson, R (7, PH) OBP: 0.349, SLG: 0.295 Jim Rivera, L (8, 8) OBP: 0.326, SLG: 0.414		F8			K		E9 BB 1-2 2-H 1B			2 1 0	0 0 0	0 1 0	0 0 0	0 0 0	1 0 0	0 0 0
Bob Boyd, L (1, 3) OBP: 0.377, SLG: 0.412 Ferris Fain, L (7, PH) OBP: 0.414, SLG: 0.367 (8, 3)		6-3			F7		G4-3 1-2 2-3 BB			2 0	0 0	0 0	0 0	0 1	0 0	0 0
Connie Johnson, R (1, 1) OBP: 0.154, SLG: 0.083 Virgil Trucks, R (9, 1) OBP: 0.189, SLG: 0.216		K				K	G4-3 1-2f			3 0	0 0	0 0	0 0	0 0	2 0	3 0
Inning Stats	R: 0 E: 0 K: 1 S: 5 H: 0 LOB: 0 BB: 0 P: 5	R: 0 E: 0 K: 1 S: 5 H: 0 LOB: 0 BB: 0 P: 5	R: 0 E: 0 K: 1 S: 5 H: 0 LOB: 0 BB: 0 P: 5	R: 2 E: 1 K: 1 S: 7 H: 2 LOB: 0 BB: 0 P: 7	R: 0 E: 0 K: 2 S: 7 H: 0 LOB: 0 BB: 0 P: 7	R: 0 E: 0 K: 1 S: 5 H: 0 LOB: 0 BB: 0 P: 5	R: 2 E: 2 K: 1 S: 7 H: 2 LOB: 2 BB: 2 P: 15	R: 1 E: 0 K: 0 S: 6 H: 3 LOB: 2 BB: 0 P: 6		1B: 6 2B: 0 3B: 1 HR: 0 SF: 0 SAC: 0 DP: 1 HBP: 0						

livebaseballscorecards.com

AB	31
R	5
H	7
RBI	3
BB	2
SO	8
LOB	13

WP: 1 PB: 1 SB: 0 CS: 0 PA: 34

PITCHER		IP	WLS	BF	H	R	ER	SO	BB	IBB	HBP	BLK	WP	HR	S	P	ERA	WHIP
Mel Parnell, L ERA: 3.19	(1, 1)	7.2	L	32	7	5	2	8	1	1	0	0	1	0	46	54	2.35	1.043
Ellis Kinder, R ERA: 1.99	(8, 1)	0.1		1	0	0	0	0	0	0	0	0	0	0	1	1	0.00	0.000

PITCHER	IP	WLS	BF	H	R	ER	SO	BB	IBB	HBP	BLK	WP	HR	S	P	ERA	WHIP

Batter	1	2	3	4	5	6	7	8	9	AB	R	H	RBI	BB	SO	LOB
Gil McDougald, R (1, 5) OBP: 0.382, SLG: 0.448	5-3	BB 1B F9 1B	1-H HR		G3		BB SH3 1-2 HBP		5-3	5	2	2	2	0	0	0
Joe Collins, L (1, 3) OBP: 0.363, SLG: 0.431	1B 2B BB	F9 BB 1-2 E 1B	HR		1B BB		SH3 1-2 2-3		4-3	3	3	2	1	2	0	0
Mickey Mantle, S (1, 8) OBP: 0.392, SLG: 0.499 Hank Bauer, R (9, 9) OBP: 0.399, SLG: 0.464	2B BB 1-2 1B	F9 1-2 2-3 E BB	K		FC5 1-2 1B		K2-3		E3 2B	5 0	2 0	2 0	0 0	1 0	2 0	2 0
Yogi Berra, L (1, 2) OBP: 0.364, SLG: 0.526	FC4-2-5-2-6 1-3 2-H 2B	F9 1-2 2-3 3-H	HR		F8		BB IBB		1-3 2B	5	1	3	3	1	0	4
Irv Noren, L (1, 9) (9, 8) OBP: 0.368, SLG: 0.419	FC4-2-5-2-6 BB 2-3	E7 2-H 3-H 1B	K		FC5 1-2f		1-2 2-3 3-H BB		F7	5	0	1	3	1	1	6
Gene Woodling, L (1, 7) OBP: 0.420, SLG: 0.434	BB IBB	IBB		CS BB		4-3	G3			2	0	0	0	3	0	3
Billy Martin, R (1, 4) OBP: 0.313, SLG: 0.386	BB 1-2 2-3 3-H	L7		K 1-2		1-3		5-3		4	0	0	1	1	1	3
Phil Rizzuto, R (1, 6) OBP: 0.391, SLG: 0.352	F4	4-3		FC6-4 1B		6-3		6-3		5	0	1	0	0	0	3
Vic Raschi, R (1, 1) OBP: 0.196, SLG: 0.170 Bob Kuzava, S (6, 1) OBP: 0.217, SLG: 0.053		K	HR 1B	FC6-4 1-2f			SH3 HBP BB 1B		4-3	3 2	1 1	1 1	0 0	0 0	1 0	1 0

TOP

New York Yankees @ Chicago White Sox

Comiskey Park, Chicago, IL

Sun Aug 30 1953, 4:33 AM EDT

Unknown

livebaseballscorecards.com

AB	39
R	10
H	13
RBI	10
BB	9
SO	5
LOB	22

Inning Stats	1	2	3	4	5	6	7	8	9	1B: 8 SF: 0	WP: 0 PA: 50
	R: 2 H: 2 E: 0 LOB: 3 K: 0 BB: 3 S: 5 P: 17	R: 3 H: 3 E: 1 LOB: 2 K: 1 BB: 2 S: 8 P: 16	R: 4 H: 4 E: 0 LOB: 0 K: 2 BB: 0 S: 11 P: 11	R: 0 H: 1 E: 0 LOB: 1 K: 1 BB: 1 S: 5 P: 9	R: 0 H: 1 E: 0 LOB: 2 K: 0 BB: 1 S: 4 P: 8	R: 0 H: 0 E: 0 LOB: 0 K: 0 BB: 0 S: 3 P: 3	R: 1 H: 1 E: 0 LOB: 3 K: 1 BB: 2 S: 6 P: 15	R: 0 H: 0 E: 0 LOB: 0 K: 0 BB: 0 S: 3 P: 3	R: 0 H: 1 E: 1 LOB: 2 K: 0 BB: 0 S: 5 P: 5	2B: 2 SAC: 1 3B: 0 DP: 0 HR: 3 HBP: 1	PB: 0 SB: 0 CS: 1

PITCHER		IP	WLS	BF	H	R	ER	SO	BB	IBB	HBP	BLK	WP	HR	S	P	ERA	WHIP
Sandy Consuegra, R ERA: 2.73	(1, 1)	0.1		1	0	0	0	0	0	0	0	0	0	0	1	1	0.00	0.000
Gene Bearden, L ERA: 3.09	(1, 1)	0.1		4	2	1	1	0	1	0	0	0	0	0	3	7	27.00	9.000
Mike Fornieles, R ERA: 3.49	(1, 1)	1.0	L	9	3	4	4	1	2	1	0	0	0	0	8	20	36.00	5.000
Luis Aloma, R ERA: 4.7	(2, 1)	2.1		13	5	4	4	3	1	1	0	0	0	3	17	25	15.43	2.571
Bob Keegan, R ERA: 3.99	(5, 1)	2.0		8	1	0	0	0	1	0	0	0	0	0	7	11	0.00	1.000

PITCHER		IP	WLS	BF	H	R	ER	SO	BB	IBB	HBP	BLK	WP	HR	S	P	ERA	WHIP
Harry Dorish, R ERA: 3.25	(7, 1)	3.0		15	2	1	1	1	1	1	1	0	0	0	14	23	3.00	1.000

Batter	1	2	3	4	5	6	7	8	9	AB	R	H	RBI	BB	SO	LOB
Chico Carrasquel, R (1, 6) OBP: 0.314, SLG: 0.352	0-0 1B 1B 2B	0-0 2B		0-0 ③ P4		0-0 ③ P3		0-0 ③ P4		5	1	2	0	0	0	2
Nellie Fox, L (1, 4) OBP: 0.337, SLG: 0.359	0-0 1B F8 2-3 1B	0-0 ③ L6			0-0 ① 4-3		0-0 G5-4-3 1B		0-0 ① F8	5	1	2	0	0	0	1
Bob Boyd, L (1, 7) Sam Mele, R (7, PH) (8, 9) OBP: 0.376, SLG: 0.410 OBP: 0.359, SLG: 0.442	0-0 BB 1-3 3-H 1B		0-0 ① F8		0-0 ② F9		0-0 ① ② G5-4-3 1-2f		0-0 ② P5	3 2	0 0	1 0	1 0	0 0	0 0	0 1
Minnie Minoso, R (1, 9) (8, 7) OBP: 0.419, SLG: 0.479	0-0 ① F8 3-H		0-0 ② 5-3		0-0 ③ F8		0-0 BB 1B		0-0 ③ 6-3	5	0	1	1	0	0	1
Ferris Fain, L (1, 3) OBP: 0.417, SLG: 0.366	B B B B 4-0 1-2 BB		0-0 ③ P4			B B B B 4-0 1B 1B G3 BB	4-0 FC5-4 1-2 BB			1	1	0	0	3	0	0
Connie Ryan, R (1, 5) OBP: 0.373, SLG: 0.463	0-0 ② F8			B B B B 4-0 3B BB		0-0 G3 1B 1-2 1B	0-0 ③ FC5-4 1-2f			3	1	1	0	1	0	4
Jim Rivera, L (1, 8) OBP: 0.329, SLG: 0.425	0-0 ③ F9			0-0 F9 1-H 3B		0-0 G3 1-2 2-3 1B		0-0 F7 3B		4	2	3	1	0	0	2
Sherm Lollar, R (1, 2) Red Wilson, R (5, 2) OBP: 0.398, SLG: 0.412 OBP: 0.344, SLG: 0.290		0-0 ① 6-3		0-0 ① F9 3-H		0-0 ① G3 1-2 2-3 3-H		0-0 ① F7 3-H		2 2	0 0	0 0	1 2	0 0	0 0	0 2
Sandy Consuegra, R (1, 1) Gene Bearden, L (1, 1) Mike Fornieles, R (1, 1) Luis Aloma, R (2, 1) Fred Marsh, R (4, PH) Bob Keegan, R (5, 1) Bob Elliott, R (6, PH) Harry Dorish, R (7, 1) OBP: 0.100, SLG: 0.069 OBP: 0.182, SLG: 0.182 OBP: 0.128, SLG: 0.132 OBP: 0.311, SLG: 0.304 OBP: 0.143, SLG: 0.143 OBP: 0.370, SLG: 0.402 OBP: 0.171, SLG: 0.171		S S S 0-3 K		0-0 ② 6-3		0-0 ② F5		0-0 ② P4		0 0 0 1 1 0 1 1	0 0 0 0 0 0 0 0	0 0 0 0 0 0 0 0	0 0 0 1 0 0 0 0	0 0 0 0 0 0 0 0	0 0 0 0 0 0 2 0	0 0 0 0 0 0 0 0
Inning Stats	R: 2 E: 0 K: 0 S: 6 / H: 3 LOB: 2 BB: 1 P: 10	R: 0 E: 0 K: 1 S: 6 / H: 1 LOB: 1 BB: 0 P: 6	R: 0 E: 0 K: 0 S: 3 / H: 0 LOB: 0 BB: 0 P: 3	R: 2 E: 0 K: 0 S: 4 / H: 1 LOB: 0 BB: 1 P: 8	R: 0 E: 0 K: 0 S: 3 / H: 0 LOB: 0 BB: 0 P: 3	R: 1 E: 0 K: 0 S: 5 / H: 2 LOB: 2 BB: 1 P: 9	R: 0 E: 0 K: 0 S: 4 / H: 2 LOB: 2 BB: 1 P: 8	R: 1 E: 0 K: 0 S: 4 / H: 1 LOB: 0 BB: 0 P: 4	R: 0 E: 0 K: 0 S: 3 / H: 0 LOB: 0 BB: 0 P: 3	1B: 6 2B: 2 3B: 2 HR: 0	SF: 0 SAC: 0 DP: 1 HBP: 0						

PITCHER		IP	WLS	BF	H	R	ER	SO	BB	IBB	HBP	BLK	WP	HR	S	P	ERA	WHIP
Vic Raschi, R ERA: 3.58	(1, 1)	5.0	W	24	6	5	5	1	3	0	0	0	0	0	23	35	9.00	1.800
Bob Kuzava, L ERA: 3.43	(6, 1)	4.0	S	16	4	1	1	0	1	0	0	0	0	0	15	19	2.25	1.250

PITCHER	IP	WLS	BF	H	R	ER	SO	BB	IBB	HBP	BLK	WP	HR	S	P	ERA	WHIP

BOTTOM

New York Yankees @ Chicago White Sox

Comiskey Park, Chicago, IL

Sun Aug 30 1953, 4:33 AM EDT

Unknown

livebaseballscorecards.com

AB	36
R	6
H	10
RBI	6
BB	4
SO	1
LOB	15

Batter	1	2	3	4	5	6	7	8	9	AB	R	H	RBI	BB	SO	LOB
Gil McDougald, R (1, 5) OBP: 0.379, SLG: 0.444	F8		L5			5-3			F7	4	0	0	0	0	0	1
Gene Woodling, L (1, 7) OBP: 0.420, SLG: 0.436	F7			F8		BB			2B	3	0	1	0	1	0	0
Irv Noren, L (9, PR) OBP: 0.368, SLG: 0.419										0	0	0	0	0	0	0
Hank Bauer, R (1, 9) OBP: 0.400, SLG: 0.463	F3			1B		F8			BB	3	0	1	0	1	0	1
Yogi Berra, L (1, 2) OBP: 0.361, SLG: 0.521		4-3		P6			4-3		F2	4	0	0	0	0	0	3
Mickey Mantle, S (1, 8) OBP: 0.389, SLG: 0.494		K		5-3			6-3		P6	4	0	0	0	0	1	3
Billy Martin, R (1, 4) OBP: 0.313, SLG: 0.390		F7			K		CS 3B			3	0	1	0	0	1	0
Gus Triandos, R (1, 3) OBP: 0.200, SLG: 0.262			L5		F3		CS 3-H		F3	3	0	0	0	0	0	0
Phil Rizzuto, R (1, 6) OBP: 0.392, SLG: 0.352			FC1-6 1B		K				K	2	0	1	0	0	1	0
Bill Renna, R (8, PH) OBP: 0.382, SLG: 0.459										1	0	0	0	0	1	0
Johnny Sain, R (8, 1) OBP: 0.318, SLG: 0.328										0	0	0	0	0	0	0
Jim McDonald, R (1, 1) OBP: 0.132, SLG: 0.083			FC1-6 1-2f			K			F2	2	0	0	0	0	1	1
Johnny Mize, L (8, PH) OBP: 0.337, SLG: 0.382										1	0	0	0	0	0	0
Willy Miranda, S (8, 6) OBP: 0.265, SLG: 0.267										0	0	0	0	0	0	0
Inning Stats	R: 0 E: 0 K: 0 S: 3 H: 0 LOB: 0 BB: 0 P: 3	R: 0 E: 0 K: 1 S: 5 H: 0 LOB: 0 BB: 0 P: 5	R: 0 E: 0 K: 0 S: 4 H: 1 LOB: 1 BB: 0 P: 4	R: 0 E: 0 K: 0 S: 4 H: 1 LOB: 1 BB: 0 P: 4	R: 0 E: 0 K: 2 S: 7 H: 0 LOB: 0 BB: 0 P: 7	R: 0 E: 0 K: 1 S: 5 H: 0 LOB: 1 BB: 1 P: 9	R: 0 E: 0 K: 0 S: 3 H: 1 LOB: 0 BB: 0 P: 3	R: 0 E: 0 K: 1 S: 5 H: 0 LOB: 0 BB: 0 P: 5	R: 0 E: 0 K: 0 S: 4 H: 1 LOB: 2 BB: 1 P: 8	1B: 2 2B: 1 3B: 1 HR: 0 SF: 0 SAC: 0 DP: 0 HBP: 0						

PITCHER	IP	WLS	BF	H	R	ER	SO	BB	IBB	HBP	BLK	WP	HR	S	P	ERA	WHIP
Billy Pierce, L (1, 1) ERA: 2.16	9.0	W	32	4	0	0	5	2	0	0	0	0	0	40	48	0.00	0.667

PITCHER	IP	WLS	BF	H	R	ER	SO	BB	IBB	HBP	BLK	WP	HR	S	P	ERA	WHIP

TOP

New York Yankees @ Chicago White Sox

Comiskey Park, Chicago, IL

Sun Aug 30 1953, 4:38 AM EDT

Att. 34,097 - Unknown

livebaseballscorecards.com

AB	30
R	0
H	4
RBI	0
BB	2
SO	5
LOB	9

WP: 0 PB: 0 SB: 0 CS: 1 PA: 33

Batter	1	2	3	4	5	6	7	8	9	AB	R	H	RBI	BB	SO	LOB
Chico Carrasquel, R (1, 6) OBP: 0.316, SLG: 0.356	F8		BB, 1B 1B		2B		F3			4	0	2	0	0	0	0
Nellie Fox, L (1, 4) OBP: 0.337, SLG: 0.358	1-3		BB 1-2 1B		F8			L4		4	0	1	0	0	0	1
Bob Boyd, L (1, 7) OBP: 0.380, SLG: 0.407 Minnie Minoso, R (9, 7) OBP: 0.419, SLG: 0.479	1B		BBBB BB 1-2 2-3		S S S K			4-3		3 0	0 0	1 0	0 0	1 0	1 0	1 0
Tom Wright, L (1, 9) OBP: 0.339, SLG: 0.404 Sam Mele, R (8, 9) OBP: 0.358, SLG: 0.441	S S S K		S S S K			G3		F7		3 1	0 0	0 0	0 0	0 0	2 0	4 0
Ferris Fain, L (1, 3) OBP: 0.416, SLG: 0.371		G3	4-3			6-3 3B				3	1	1	0	0	0	3
Connie Ryan, R (1, 5) OBP: 0.373, SLG: 0.461		F9		G4-6-3 1B		6-3 3-H				3	0	1	1	0	0	0
Jim Rivera, L (1, 8) OBP: 0.329, SLG: 0.423		BBBB BB		G4-6-3 1-2f		F9				2	0	0	0	1	0	1
Sherm Lollar, R (1, 2) OBP: 0.394, SLG: 0.408		6-3		5-3			F7			3	0	0	0	0	0	1
Billy Pierce, L (1, 1) OBP: 0.182, SLG: 0.125			1-3		G1		5-3			3	0	0	0	0	0	0
Inning Stats	R: 0 E: 0 K: 1 S: 6 H: 1 LOB: 1 BB: 0 P: 6	R: 0 E: 0 K: 0 S: 3 H: 0 LOB: 1 BB: 1 P: 7	R: 0 E: 0 K: 1 S: 7 H: 2 LOB: 3 BB: 1 P: 11	R: 0 E: 0 K: 0 S: 3 H: 1 LOB: 0 BB: 0 P: 3	R: 0 E: 0 K: 1 S: 6 H: 1 LOB: 1 BB: 0 P: 6	R: 1 E: 0 K: 0 S: 4 H: 1 LOB: 0 BB: 0 P: 4	R: 0 E: 0 K: 0 S: 3 H: 0 LOB: 0 BB: 0 P: 3	R: 0 E: 0 K: 0 S: 3 H: 0 LOB: 0 BB: 0 P: 3		1B: 4 2B: 1 3B: 1 HR: 0 SF: 0 SAC: 0 DP: 1 HBP: 0				WP: 0 PB: 0 SB: 0 CS: 0 PA: 31		

PITCHER		IP	WLS	BF	H	R	ER	SO	BB	IBB	HBP	BLK	WP	HR	S	P	ERA	WHIP
Jim McDonald, R ERA: 3.22	(1, 1)	7.0	L	28	6	1	1	3	2	0	0	0	0	0	32	40	1.29	1.143
Johnny Sain, R ERA: 3.16	(8, 1)	1.0		3	0	0	0	0	0	0	0	0	0	0	3	3	0.00	0.000

PITCHER	IP	WLS	BF	H	R	ER	SO	BB	IBB	HBP	BLK	WP	HR	S	P	ERA	WHIP

BOTTOM

New York Yankees @ Chicago White Sox

Comiskey Park, Chicago, IL

Sun Aug 30 1953, 4:38 AM EDT

Att. 34,097 - Unknown

livebaseballscorecards.com

AB	29
R	1
H	6
RBI	1
BB	2
SO	3
LOB	11

Batter	1	2	3	4	5	6	7	8	9	AB	R	H	RBI	BB	SO	LOB
Gil McDougald, R (1, 5) OBP: 0.378, SLG: 0.441	x 0-0 ① P4		x 0-0 ① SH1-4 1-2	B B B 4-0 1-2 BB		x 0-0 ③ F8			x 0-0 ② P4	3	0	0	0	1	0	1
Joe Collins, L (1, 3) OBP: 0.358, SLG: 0.425	x 0-0 ② F7		x 0-0 ② G3 2-3	x 0-0 ③ F9			S S S 0-3 ① K		x 0-0 ③ F5	5	0	0	0	0	1	3
Mickey Mantle, S (1, 8) OBP: 0.392, SLG: 0.501 Hank Bauer, R (9, 9) OBP: 0.400, SLG: 0.463	x 0-0 ③ 4-3		B B B 4-0 BB		B B B 4-0 BB		x 0-0 HR			2	1	1	1	2	0	0
										0	0	0	0	0	0	0
Yogi Berra, L (1, 2) OBP: 0.362, SLG: 0.522		B B B 4-0 1B BB	S S S 0-3 ③ K		x 0-0 ① L4		x 0-0 6-3-5 2B			3	0	1	0	1	1	3
Gene Woodling, L (1, 7) OBP: 0.421, SLG: 0.437		x 0-0 FC5-4 1-2 1B		x 0-0 1B 1B 1B	x 0-0 ② F8		x 0-0 ②③ 6-3-5 2-3f			4	1	2	0	0	0	2
Irv Noren, L (1, 9) (9, 8) OBP: 0.366, SLG: 0.417		x 0-0 ① P6		S S S 0-3 ① K	x 0-0 ③ 6-3			x 0-0 ① 1B		4	0	1	0	0	1	4
Billy Martin, R (1, 4) OBP: 0.313, SLG: 0.388		x 0-0 ② P4		x 0-0 1-3 1B 1B		x 0-0 ① F8		x 0-0 ② 5-3		4	1	1	0	0	0	2
Phil Rizzuto, R (1, 6) OBP: 0.390, SLG: 0.351		x 0-0 ③ FC5-4 1-2f		x 0-0 BB 2-H 3-H 1B		x 0-0 ② F5		x 0-0 ③ F7		4	0	1	2	0	0	2
Whitey Ford, L (1, 1) OBP: 0.361, SLG: 0.323 Johnny Sain, R (7, 1) OBP: 0.313, SLG: 0.323			x 0-0 G3 SH1-4 1B	B B B 4-0 ② 1-2 BB		x 0-0 1B			x 0-0 ① F9	2	0	2	0	1	0	0
										1	0	0	0	0	0	0
Inning Stats	R: 0 E: 0 K: 0 S: 3 H: 0 LOB: 0 BB: 0 P: 3	R: 0 E: 0 K: 0 S: 4 H: 1 LOB: 2 BB: 1 P: 8	R: 0 E: 0 K: 1 S: 6 H: 1 LOB: 2 BB: 1 P: 10	R: 2 E: 0 K: 1 S: 7 H: 3 LOB: 2 BB: 2 P: 15	R: 0 E: 0 K: 0 S: 3 H: 0 LOB: 1 BB: 1 P: 7	R: 0 E: 0 K: 0 S: 4 H: 1 LOB: 1 BB: 0 P: 4	R: 1 E: 0 K: 1 S: 6 H: 2 LOB: 0 BB: 0 P: 6	R: 0 E: 0 K: 0 S: 3 H: 1 LOB: 0 BB: 0 P: 3	R: 0 E: 0 K: 0 S: 3 H: 0 LOB: 0 BB: 0 P: 3	1B: 7 2B: 2 3B: 0 HR: 1	SF: 0 SAC: 1 DP: 1 HBP: 0						

PITCHER	IP	WLS	BF	H	R	ER	SO	BB	IBB	HBP	BLK	WP	HR	S	P	ERA	WHIP
Virgil Trucks, R (1, 1) ERA: 2.72	9.0	L	38	9	3	3	3	5	0	0	0	0	1	39	59	3.00	1.556

PITCHER	IP	WLS	BF	H	R	ER	SO	BB	IBB	HBP	BLK	WP	HR	S	P	ERA	WHIP

TOP

New York Yankees @ Chicago White Sox

Comiskey Park, Chicago, IL

Tue Sep 01 1953, 4:33 AM EDT

Att. 45,003 - Unknown

livebaseballscorecards.com

AB	32
R	3
H	9
RBI	3
BB	5
SO	3
LOB	17

1B: 7	SF: 0	WP: 0	PA: 38
2B: 2	SAC: 1	PB: 0	
3B: 0	DP: 1	SB: 0	
HR: 1	HBP: 0	CS: 0	

Batter	1	2	3	4	5	6	7	8	9	AB	R	H	RBI	BB	SO	LOB
Chico Carrasquel, R (1, 6) OBP: 0.313, SLG: 0.353	4-3		6-3			K		F2		4	0	0	0	0	1	0
Nellie Fox, L (1, 4) OBP: 0.334, SLG: 0.355	5-3			4-3		G3		3-1		4	0	0	0	0	0	0
Minnie Minoso, R (1, 7) OBP: 0.420, SLG: 0.479	6-3			G6-4-3 1B		F7		1B		4	0	2	0	0	0	0
Sam Mele, R (1, 9) OBP: 0.360, SLG: 0.441		G6-4-3 BB		G6-4-3 1-2f			2B FC5 1B	1-3		3	1	1	0	1	0	2
Connie Ryan, R (1, 5) OBP: 0.378, SLG: 0.467		G6-4-3 1-2f			1B 1B		FC5 1-3 2B		BB	3	1	2	0	1	0	1
Ferris Fain, L (1, 3) OBP: 0.417, SLG: 0.369		FC6-4 BB			L9		FC5 E4 BB		F5	2	0	0	0	2	0	2
Sherm Lollar, R (1, 2) OBP: 0.392, SLG: 0.405		FC6-4 1-2f			1B 1-2		FC5 E4 1-2 2-3f 3-H		P6	4	0	1	1	0	0	4
Jim Rivera, L (1, 8) OBP: 0.328, SLG: 0.422			K		G6-4-3 1B 1-2 2-H		E4 1-2 2-H		1-3	4	0	1	1	0	1	3
Virgil Trucks, R (1, 1) OBP: 0.182, SLG: 0.208			K		G6-4-3 1-2f		F5			3	0	0	0	0	1	4
Inning Stats	R: 0 H: 0 E: 0 LOB: 0 K: 0 BB: 0 S: 3 P: 3	R: 0 H: 0 E: 0 LOB: 1 K: 0 BB: 2 S: 2 P: 10	R: 0 H: 0 E: 0 LOB: 0 K: 2 BB: 0 S: 7 P: 7	R: 0 H: 1 E: 0 LOB: 0 K: 0 BB: 0 S: 3 P: 3	R: 1 H: 3 E: 0 LOB: 1 K: 0 BB: 0 S: 5 P: 5	R: 0 H: 0 E: 0 LOB: 0 K: 1 BB: 0 S: 5 P: 5	R: 1 H: 2 E: 1 LOB: 2 K: 0 BB: 1 S: 5 P: 9	R: 0 H: 1 E: 0 LOB: 1 K: 0 BB: 0 S: 4 P: 4	R: 0 H: 0 E: 0 LOB: 1 K: 0 BB: 1 S: 3 P: 7	1B: 6 SF: 0 2B: 1 SAC: 0 3B: 0 DP: 3 HR: 0 HBP: 0						WP: 0 PA: 35 PB: 0 SB: 0 CS: 0	

PITCHER		IP	WLS	BF	H	R	ER	SO	BB	IBB	HBP	BLK	WP	HR	S	P	ERA	WHIP
Whitey Ford, L ERA: 2.69	(1, 1)	6.0	W	23	6	2	2	3	2	0	0	0	0	0	27	35	3.00	1.333
Johnny Sain, R ERA: 3.11	(7, 1)	3.0	S	12	1	0	0	0	2	0	0	0	0	0	10	18	0.00	1.000

PITCHER	IP	WLS	BF	H	R	ER	SO	BB	IBB	HBP	BLK	WP	HR	S	P	ERA	WHIP

BOTTOM

New York Yankees @ Chicago White Sox

Comiskey Park, Chicago, IL

Tue Sep 01 1953, 4:33 AM EDT

Att. 45,003 - Unknown

livebaseballscorecards.com

AB	31
R	2
H	7
RBI	2
BB	4
SO	3
LOB	16

Washington Senators @ Chicago White Sox

Comiskey Park, Chicago, IL

Wed Sep 02 1953, 4:33 AM EDT

Att. 4,130 - Unknown

TOP

livebaseballscorecards.com

Batter	1	2	3	4	5	6	7	8	9	AB	R	H	RBI	BB	SO	LOB
Eddie Yost, R (1, 5) OBP: 0.391, SLG: 0.365	F7	F7			F7		6-3		F7	5	0	0	0	0	0	0
Pete Runnels, L (1, 6) OBP: 0.351, SLG: 0.321	E 1B 1B		E 1B		F8		S 1B		4-3	5	1	3	0	0	0	0
Mickey Vernon, L (1, 3) OBP: 0.394, SLG: 0.503	E4 1B 2B 1-2		E4 FC6-4 1-2		2B		K 1-2		1B	5	1	2	0	0	1	3
Jackie Jensen, R (1, 9) OBP: 0.370, SLG: 0.423	2B 1-2 2-H 1B		F8		BB		G3		5-3	4	0	1	1	1	0	4
Gil Coan, L (1, 7) OBP: 0.297, SLG: 0.296	K		P4		3-1			2B 3B		4	1	1	0	0	1	6
Jim Busby, R (1, 8) OBP: 0.357, SLG: 0.416	1-3 2-H 2B		FC6-4 1-2f			F9		3-H 2B		4	0	2	2	0	0	2
Wayne Terwilliger, R (1, 4) OBP: 0.345, SLG: 0.340	K			F3		FC6-4 1B		K		4	0	1	0	0	2	3
Ed Fitz Gerald, R (1, 2) OBP: 0.297, SLG: 0.319 Mickey Grasso, R (6, 2) OBP: 0.259, SLG: 0.290		5-3		6-3		F8		6-3		3 1	0 0	0 0	0 0	0 0	0 0	1 1
Spec Shea, R (1, 1) OBP: 0.203, SLG: 0.228 Al Sima, R (4, 1) OBP: 0.118, SLG: 0.118 Clyde Vollmer, R (6, PH) OBP: 0.343, SLG: 0.381 Jerry Lane, R (6, 1) Kite Thomas, R (8, PH) OBP: 0.284, SLG: 0.281 Walt Masterson, R (8, 1) OBP: 0.204, SLG: 0.143		K		6-3		FC6-4 1-2f		5-3		2 0 1 0 1 0	0 0 0 0 0 0	0 0 0 0 0 0	0 0 0 0 0 0	0 0 0 0 0 0	1 0 0 0 0 0	0 0 1 0 1 0

	AB	39
	R	3
	H	10
	RBI	3
	BB	1
	SO	5
	LOB	22

Inning Stats	1	2	3	4	5	6	7	8	9	1B: 6	SF: 0	WP: 0	PA: 40
R	2	0	0	0	0	0	0	1	0	2B: 3	SAC: 0	PB: 0	
E	1	0	1	0	0	0	0	1	0	3B: 1	DP: 0	SB: 1	
K	2	1	0	3	0	1	1	1	0	HR: 0	HBP: 0	CS: 0	
S	11	5	5	3	4	4	6	7	4				
H	3	0	1	0	1	1	1	2	1				
LOB	2	0	2	0	2	1	1	1	1				
BB	0	0	0	0	1	0	0	0	0				
P	11	5	5	3	8	4	6	7	4				

PITCHER		IP	WLS	BF	H	R	ER	SO	BB	IBB	HBP	BLK	WP	HR	S	P	ERA	WHIP
Bob Keegan, R ERA: 3.55	(1, 1)	7.0	W	31	7	2	0	4	1	0	0	0	0	0	38	42	0.00	1.143
Harry Dorish, R ERA: 3.27	(8, 1)	2.0	S	9	3	1	1	1	0	0	0	0	0	0	11	11	4.50	1.500

PITCHER	IP	WLS	BF	H	R	ER	SO	BB	IBB	HBP	BLK	WP	HR	S	P	ERA	WHIP

Batter	1	2	3	4	5	6	7	8	9	AB	R	H	RBI	BB	SO	LOB
Chico Carrasquel, R (1, 6) OBP: 0.312, SLG: 0.351	L5		G5-4-3 1-2f	1B 1-2	FC5 2-3f		F7 1-2 3-H			5	0	1	0	0	0	4
Nellie Fox, L (1, 4) OBP: 0.337, SLG: 0.357	P6		BB 1B	1-2 2-H		F8		BB 1B		5	1	3	1	0	0	0
Ferris Fain, L (1, 3) OBP: 0.421, SLG: 0.371	1B		BBBB 1-2	4-3		1B		BBBB 1B 1-2		3	0	2	0	2	0	2
Tom Wright, L (1, 9) OBP: 0.341, SLG: 0.405	1-2		4-3		SH1-3 E	SSS K		1-3 2-H		2	0	1	0	0	0	2
Sam Mele, R (5, PH) (6, 9) OBP: 0.362, SLG: 0.442										3	1	2	1	0	1	1
Bob Boyd, L (1, 7) OBP: 0.376, SLG: 0.402	L4			2B	SH1-3 1-2	4-3		F9		4	1	1	0	0	0	4
Connie Ryan, R (1, 5) OBP: 0.375, SLG: 0.462		F9		F8	K		2-3 S	F9		5	1	1	0	0	1	3
Jim Rivera, L (1, 8) OBP: 0.330, SLG: 0.425		SSS K		1B 1-H	E8 1B 2-H		SH5-3 1-2			3	2	2	2	0	1	0
Red Wilson, R (1, 2) OBP: 0.348, SLG: 0.291		6-3		CS 2-H	BBBB FC5 1B		2-3			3	0	1	1	1	0	1
Bob Keegan, R (1, 1) OBP: 0.294, SLG: 0.250			G5-4-3	BBBB 1B 1-2	1-2 2-H		BBBB S			2	1	2	1	1	0	0
Bud Stewart, L (7, PH) OBP: 0.407, SLG: 0.449										0	0	0	0	1	0	0
Harry Dorish, R (8, 1) OBP: 0.171, SLG: 0.171										0	0	0	0	0	0	0
Inning Stats	R: 0 E: 0 K: 0 S: 5 H: 2 LOB: 2 BB: 0 P: 5	R: 0 E: 0 K: 1 S: 5 H: 0 LOB: 0 BB: 0 P: 5	R: 0 E: 0 K: 0 S: 4 H: 2 LOB: 2 BB: 1 P: 8	R: 3 E: 0 K: 0 S: 7 H: 5 LOB: 2 BB: 1 P: 11	R: 2 E: 1 K: 1 S: 8 H: 3 LOB: 2 BB: 1 P: 12	R: 0 E: 0 K: 1 S: 6 H: 1 LOB: 1 BB: 0 P: 6	R: 1 E: 0 K: 0 S: 4 H: 1 LOB: 1 BB: 1 P: 8	R: 1 E: 0 K: 0 S: 4 H: 2 LOB: 1 BB: 1 P: 8		1B: 15 2B: 1 3B: 0 HR: 0 SF: 0 SAC: 2 DP: 1 HBP: 0						

PITCHER		IP	WLS	BF	H	R	ER	SO	BB	IBB	HBP	BLK	WP	HR	S	P	ERA	WHIP
Spec Shea, R ERA: 3.79	(1, 1)	3.2	L	20	9	3	3	1	2	0	0	0	0	0	20	28	7.36	3.000
Al Sima, L ERA: 3.64	(4, 1)	1.1		8	3	2	2	1	1	0	0	0	0	0	9	13	13.50	3.000
Jerry Lane, R ERA: 4.33	(6, 1)	2.0		9	2	1	1	1	1	0	0	0	0	0	10	14	4.50	1.500
Walt Masterson, R ERA: 3.17	(8, 1)	1.0		5	2	1	1	0	1	0	0	0	0	0	4	8	9.00	3.000

PITCHER	IP	WLS	BF	H	R	ER	SO	BB	IBB	HBP	BLK	WP	HR	S	P	ERA	WHIP

BOTTOM

Washington Senators @ Chicago White Sox

Comiskey Park, Chicago, IL

Wed Sep 02 1953, 4:33 AM EDT

Att. 4,130 - Unknown

livebaseballscorecards.com

AB	35
R	7
H	16
RBI	6
BB	5
SO	3
LOB	17

WP: 0 PA: 42
PB: 0
SB: 2
CS: 1

Batter	1	2	3	4	5	6	7	8	9	AB	R	H	RBI	BB	SO	LOB
Eddie Yost, R (1, 5) OBP: 0.389, SLG: 0.362	5-3		F7 2-3 3-H		F9		1B 2B IBB		5-3	4	1	0	1	1	0	2
Pete Runnels, L (1, 6) OBP: 0.352, SLG: 0.321	F9		1B 1-2 BB		P4		2B 1-2 2-H 1B			1	0	0	0	1	0	0
Jerry Snyder, R (4, 6) OBP: 0.385, SLG: 0.408										2	0	1	1	0	0	0
Mickey Vernon, L (1, 3) OBP: 0.393, SLG: 0.503	F9		F7 3-H			F7	2B 1-3 2-H			4	0	1	2	0	0	2
Jackie Jensen, R (1, 9) OBP: 0.373, SLG: 0.426		FC3-5 S 1B	1B 1-2 2-3			CS 1B	F8			4	0	3	0	0	0	2
Gil Coan, L (1, 7) OBP: 0.289, SLG: 0.287		FC3-5 CS WP 1-3	K			P6 1-2		P4		4	0	0	0	0	1	5
Jim Busby, R (1, 8) OBP: 0.354, SLG: 0.412		6-3 1-3		5-3			K	K		4	0	0	0	0	2	1
Wayne Terwilliger, R (1, 4) OBP: 0.347, SLG: 0.338			SH 1B F7 BB	K			2B BB	K		2	2	0	0	2	2	0
Ed Fitz Gerald, R (1, 2) OBP: 0.297, SLG: 0.318			F7 SH F7 1-2 1B	6-3			F3		F7	4	1	1	0	0	0	1
Bob Porterfield, R (1, 1) OBP: 0.301, SLG: 0.449 Kite Thomas, R (7, PH) OBP: 0.300, SLG: 0.299 Johnny Schmitz, R (7, 1) OBP: 0.063, SLG: 0.063			SH 1B BB 1-2 2-3		K		1-H 1B 2B		K	1	0	0	0	0	1	0
										1	1	1	1	0	0	0
										1	0	0	0	0	1	0

Inning Stats	1	2	3	4	5	6	7	8	9
R	0	0	2	0	0	0	3	0	0
E	0	0	0	0	0	0	0	0	0
K	0	0	1	1	1	0	1	2	1
S	3	3	8	5	5	3	8	7	5
H	0	1	2	0	0	1	3	0	0
LOB	0	0	3	0	0	0	2	0	0
BB	0	0	2	0	0	0	2	0	0
P	3	3	16	5	5	3	16	7	5

PITCHER		IP	WLS	BF	H	R	ER	SO	BB	IBB	HBP	BLK	WP	HR	S	P	ERA	WHIP
Connie Johnson, R ERA: 3.8	(1, 1)	6.2	L	30	7	5	5	4	3	1	0	0	1	0	34	50	6.75	1.500
Mike Fornieles, R ERA: 3.45	(7, 1)	1.1		4	0	0	0	2	0	0	0	0	0	0	8	8	0.00	0.000
Harry Dorish, R ERA: 3.25	(9, 1)	1.0		3	0	0	0	1	0	0	0	0	0	0	5	5	0.00	0.000

PITCHER	IP	WLS	BF	H	R	ER	SO	BB	IBB	HBP	BLK	WP	HR	S	P	ERA	WHIP
2	3	1	16	3	3	3	2	2	0	0	0	0	0	2	31	0.00	0.000
3	3	1	16	3	2	2	5	2	0	0	0	0	0	2	32	0.00	0.000
4	3	1	15	1	0	0	3	3	0	0	0	0	0	2	31	0.00	0.000
5	3	1	15	3	0	0	2	2	0	0	0	0	0	1	30	0.00	0.000
6	3	1	15	2	0	0	3	2	0	0	0	0	0	1	30	0.00	0.000
7	3	1	15	2	0	0	3	2	0	0	0	0	0	1	30	0.00	0.000
8	3	1	15	2	0	0	3	2	0	0	0	0	0	1	30	0.00	0.000
9	3	1	15	2	0	0	3	2	0	0	0	0	0	1	30	0.00	0.000

TOP

Washington Senators @ Chicago White Sox

Comiskey Park, Chicago, IL

Thu Sep 03 1953, 4:33 AM EDT

Att. 14,618 - Unknown

livebaseballscorecards.com

AB	32
R	5
H	7
RBI	5
BB	4
SO	7
LOB	13

1B: 5	SF: 0	WP: 1	PA: 37
2B: 2	SAC: 1	PB: 0	
3B: 0	DP: 0	SB: 1	
HR: 0	HBP: 0	CS: 2	

Batter	1	2	3	4	5	6	7	8	9	AB	R	H	RBI	BB	SO	LOB
Chico Carrasquel, R (1, 6) OBP: 0.316, SLG: 0.354	L4-3 1B			SH3 1B		5-3			FC4 1B	4	0	3	0	0	0	0
Nellie Fox, L (1, 4) OBP: 0.337, SLG: 0.356	L4-3 1-2			SH3 1-2			BB FC6-4 FC6-4 BB		FC4 1-2f	2	1	0	0	1	0	2
Ferris Fain, L (1, 3) OBP: 0.420, SLG: 0.368	1-3			K2-3			FC6-4 1-2 BB		K	3	0	0	0	1	2	2
Tom Wright, L (1, 9) OBP: 0.336, SLG: 0.398 Sam Mele, R (7, PH) (8, 9) OBP: 0.360, SLG: 0.440		F5		F8			FC6-4 FC6-4 1-2f 2-3		6-3	2 2	0 0	0 0	0 0	0 0	0 0	1 3
Bob Boyd, L (1, 7) OBP: 0.378, SLG: 0.404 Minnie Minoso, R (7, PH) (8, 7) OBP: 0.419, SLG: 0.478		G1-4-3 1B			F8		FC6-4 1-2f 3-H			2 1	0 0	1 0	0 1	0 0	0 0	0 1
Connie Ryan, R (1, 5) OBP: 0.371, SLG: 0.457		G1-4-3 1-2f			F9		F2			3	0	0	0	0	0	2
Jim Rivera, L (1, 8) OBP: 0.329, SLG: 0.423			4-3		3-1			3-1		3	0	0	0	0	0	0
Sherm Lollar, R (1, 2) OBP: 0.389, SLG: 0.401			5-3			P6		6-3		3	0	0	0	0	0	0
Connie Johnson, R (1, 1) OBP: 0.133, SLG: 0.071 Mike Fornieles, R (7, 1) OBP: 0.128, SLG: 0.132 Bob Elliott, R (8, PH) OBP: 0.369, SLG: 0.401 Harry Dorish, R (9, 1) OBP: 0.171, SLG: 0.171			G3			6-3		F9		2 0 1 0	0 0 0 0	0 0 0 0	0 0 0 0	0 0 0 0	0 0 0 0	0 0 0 0
Inning Stats	R: 0 E: 0 K: 0 S: 3 H: 1 LOB: 0 BB: 0 P: 3	R: 0 E: 0 K: 0 S: 3 H: 1 LOB: 0 BB: 0 P: 3	R: 0 E: 0 K: 0 S: 3 H: 0 LOB: 0 BB: 0 P: 3	R: 0 E: 0 K: 1 S: 6 H: 1 LOB: 1 BB: 0 P: 6	R: 0 E: 0 K: 0 S: 3 H: 0 LOB: 0 BB: 0 P: 3	R: 0 E: 0 K: 0 S: 3 H: 0 LOB: 0 BB: 0 P: 3	R: 1 E: 0 K: 0 S: 3 H: 0 LOB: 1 BB: 2 P: 11	R: 0 E: 0 K: 0 S: 3 H: 0 LOB: 0 BB: 0 P: 3	R: 0 E: 0 K: 1 S: 6 H: 1 LOB: 1 BB: 0 P: 6	1B: 4 2B: 1 3B: 0 HR: 0	SF: 0 SAC: 1 DP: 2 HBP: 0						

PITCHER	IP	WLS	BF	H	R	ER	SO	BB	IBB	HBP	BLK	WP	HR	S	P	ERA	WHIP
Bob Porterfield, R (1, 1) ERA: 3.58	6.0	W	19	3	0	0	1	0	0	0	0	0	0	21	21	0.00	0.500
Johnny Schmitz, L (7, 1) ERA: 3.51	3.0	S	12	1	1	1	1	2	0	0	0	0	0	12	20	3.00	1.000

PITCHER	IP	WLS	BF	H	R	ER	SO	BB	IBB	HBP	BLK	WP	HR	S	P	ERA	WHIP

BOTTOM

Washington Senators @ Chicago White Sox

Comiskey Park, Chicago, IL

Thu Sep 03 1953, 4:33 AM EDT

Att. 14,618 - Unknown

livebaseballscorecards.com

AB	28
R	1
H	4
RBI	1
BB	2
SO	2
LOB	11

WP: 0	PA: 31		
PB: 0			
SB: 0			
CS: 0			

Batter	1	2	3	4	5	6	7	8	9	10	AB	R	H	RBI	BB	SO	LOB
Chico Carrasquel, R (1, 6) OBP: 0.320, SLG: 0.359	BBBB 4-0 BB 1B F7 BB	x 0-0 ③ 6-3		x 0-0 1B 1B		x 0-0 2-H 2B		x 0-0 BB FC2-5 1-2 2-H 1B	x 0-0 ③ 6-3		5	1	3	2	1	0	3
Nellie Fox, L (1, 4) OBP: 0.340, SLG: 0.358	x 0-0 BB 1-2 1B	BBBB 4-0 BB HR BB	x 0-0 1-2 1B		x 0-0 ③ F9		x 0-0 ① FC2-5 BB 1-2 2-3f 1B	x 0-0 G1-6-3 1B		5	1	3	0	1	0	3
Ferris Fain, L (1, 3) OBP: 0.414, SLG: 0.363	x 0-0 ① F9	x 0-0 ① F8	SSS 0-3 ③ K				x 0-0 ① G3	x 0-0 ② F7		x 0-0 ① ② G1-6-3 1-2f	6	0	0	0	0	1	8
Minnie Minoso, R (1, 9) OBP: 0.423, SLG: 0.479	BBBB 4-0 1-2 2-3 BB	BBBB 4-0 1-2 HR BB			x 0-0 ① F8		x 0-0 1B 1B	BBBB 4-0 1-2 2-3 BB		x 0-0 1B	3	1	2	0	3	0	0
Bob Boyd, L (1, 7) OBP: 0.376, SLG: 0.425	x 0-0 ② F7 3-H	x 0-0 1-H 2-H HR			x 0-0 ② 4-3		x 0-0 1-2 1B	x 0-0 ③ F9		x 0-0 ③ F7	6	1	2	4	0	0	6
Connie Ryan, R (1, 5) OBP: 0.368, SLG: 0.453 Neil Berry, R (9, PR) OBP: 0.343, SLG: 0.333 Rocky Krsnich, R (9, 5) OBP: 0.265, SLG: 0.273	x 0-0 ③ 1-3	x 0-0 ② F9			x 0-0 ③ P3		x 0-0 ② P4		x 0-0 FC3-6 1B		5 0 0	0 0 0	1 0 0	0 0 0	0 0 0	0 0 0	4 0 0
Jim Rivera, L (1, 8) OBP: 0.326, SLG: 0.419		SSS 0-3 ① K	x 0-0 ③ P6			x 0-0 ① F8	x 0-0 ③ F9		x 0-0 ① P3		5	0	0	0	0	1	3
Red Wilson, R (1, 2) OBP: 0.363, SLG: 0.304	x 0-0 S 1B	x 0-0 ① F7				x 0-0 SH5-3 2B 1B	BBBB 4-0 1B 1B BB	x 0-0 FC3-6 1-2 1B			4	2	3	0	1	0	0
Billy Pierce, L (1, 1) OBP: 0.177, SLG: 0.122 Bob Elliott, R (8, PH) OBP: 0.369, SLG: 0.401 Bud Stewart, L (8, PH) OBP: 0.417, SLG: 0.460 Fred Marsh, R (8, PR) OBP: 0.311, SLG: 0.304 Bob Keegan, R (8, 1) OBP: 0.294, SLG: 0.250 Tom Wright, L (9, PH) OBP: 0.333, SLG: 0.395 Mike Fornieles, R (9, 1) OBP: 0.128, SLG: 0.132	x 0-0 ② P2 1-2	x 0-0 ② 1-4-3				x 0-0 ② SH5-3 1-2	x 0-0 FC2-5 1B 1-2 1B	x 0-0 ② FC3-6 1-2f 2-3			2 0 1 0 0 1 0	0 0 0 0 0 0 0	0 0 1 0 0 0 0	0 0 0 0 0 0 0	0 0 0 0 0 0 0	0 0 0 0 0 0 0	1 0 0 0 0 2 0
Inning Stats	R: 1 E: 0 K: 0 S: 4 H: 1 LOB: 2 BB: 2 P: 12	R: 0 E: 0 K: 1 S: 6 H: 1 LOB: 1 BB: 0 P: 6	R: 3 E: 0 K: 0 S: 4 H: 1 LOB: 0 BB: 2 P: 12	R: 0 E: 0 K: 1 S: 7 H: 2 LOB: 2 BB: 0 P: 7	R: 0 E: 0 K: 0 S: 3 H: 0 LOB: 0 BB: 0 P: 3	R: 1 E: 0 K: 0 S: 5 H: 2 LOB: 1 BB: 0 P: 5	R: 0 E: 0 K: 0 S: 5 H: 2 LOB: 2 BB: 0 P: 5	R: 1 E: 0 K: 0 S: 5 H: 2 LOB: 3 BB: 2 P: 13	R: 0 E: 0 K: 0 S: 5 H: 2 LOB: 2 BB: 0 P: 5	R: 0 E: 0 K: 0 S: 4 H: 2 LOB: 1 BB: 0 P: 4	1B: 13 2B: 1 3B: 0 HR: 1	SF: 0 SAC: 1 DP: 1 HBP: 0					

PITCHER		IP	WLS	BF	H	R	ER	SO	BB	IBB	HBP	BLK	WP	HR	S	P	ERA	WHIP
Mike Garcia, R ERA: 3.17	(1, 1)	7.0		34	9	5	5	2	4	0	0	0	0	1	34	50	6.43	1.857
Bill Wight, L ERA: 5.96	(8, 1)	0.0		1	0	1	1	0	1	0	0	0	0	0	0	4	∞	∞
Bob Lemon, R ERA: 3.48	(8, 1)	3.0		15	6	0	0	0	1	0	0	0	0	0	14	18	0.00	2.333

PITCHER	IP	WLS	BF	H	R	ER	SO	BB	IBB	HBP	BLK	WP	HR	S	P	ERA	WHIP

TOP

Chicago White Sox @ Cleveland Indians

Cleveland Municipal Stadium, Cleveland, OH

Fri Sep 04 1953, 3:33 AM EDT
Att. 19,619 - Unknown

livebaseballscorecards.com

AB	43
R	6
H	15
RBI	6
BB	6
SO	2
LOB	30

WP: 0	PA: 50		
PB: 0			
SB: 1			
CS: 0			

Batter	1	2	3	4	5	6	7	8	9	10	AB	R	H	RBI	BB	SO	LOB
Bobby Avila, R (1, 4) OBP: 0.351, SLG: 0.376	0-0 FC4-6 1B	0-3 K		0-0 1-2 2-H 1B			0-0 F5	0-0 L5			5	0	2	1	0	1	1
Bill Glynn, L (1, 3) OBP: 0.333, SLG: 0.326	0-0 F5		0-0 P6	0-3 K			0-0 5-3		0-0 4-3		5	0	0	0	0	1	3
Dale Mitchell, L (1, 7) OBP: 0.364, SLG: 0.447	0-0 FC4-6 BB 1-2f		0-0 BB 1B	0-0 4-3			0-0 2B 2B 1B		0-0 G3		5	1	2	0	0	0	3
Al Rosen, R (1, 5) OBP: 0.415, SLG: 0.605	4-0 1-2 BB		4-0 FC6-4 1-2 BB		0-3 K		0-0 1-3 2B 2B		0-0 1B		3	1	2	0	2	1	0
Harry Simpson, L (1, 8) OBP: 0.298, SLG: 0.356	0-0 6-3		0-3 K		0-0 5-3		0-0 HR 2-H 3-H 2B		0-0 F8		3	0	0	0	0	1	4
Hank Majeski, R (7, PH) OBP: 0.333, SLG: 0.429											1	0	1	2	0	0	0
Al Smith, R (7, PR) OBP: 0.336, SLG: 0.336											0	1	0	0	0	0	0
Bill Wight, L (8, 1) OBP: 0.273, SLG: 0.273											0	0	0	0	0	0	0
Bob Lemon, L (8, 1) OBP: 0.279, SLG: 0.398											1	0	0	0	0	0	1
Wally Westlake, R (1, 9) (8, 8) OBP: 0.441, SLG: 0.550		0-3 K	0-0 FC6-4 1-2f		0-3 K		0-0 HR 2-H			0-0 6-3	5	1	1	2	0	2	2
George Strickland, R (1, 6) OBP: 0.357, SLG: 0.378		0-0 5-3		0-0 1B 1B 1B		0-0 P4	0-0 1-3			0-0 4-3	5	1	1	0	0	0	1
Jim Hegan, R (1, 2) OBP: 0.295, SLG: 0.363		0-0 HR		0-0 F9		0-0 F9		0-0 5-3		0-3 K	5	1	1	1	0	1	1
Mike Garcia, R (1, 1) OBP: 0.279, SLG: 0.321		0-0 1B		0-0 1-2 1B 1B		0-0 L4		0-0 6-3			3	0	2	0	0	0	0
Bob Kennedy, R (8, 9) OBP: 0.310, SLG: 0.309											1	0	0	0	0	0	0
Inning Stats	R: 0 E: 0 K: 0 S: 4 H: 1 LOB: 2 BB: 1 P: 8	R: 1 E: 0 K: 2 S: 9 H: 2 LOB: 1 BB: 0 P: 9	R: 0 E: 0 K: 1 S: 6 H: 1 LOB: 2 BB: 1 P: 10	R: 1 E: 0 K: 1 S: 8 H: 3 LOB: 2 BB: 0 P: 8	R: 0 E: 0 K: 2 S: 7 H: 0 LOB: 0 BB: 0 P: 7	R: 0 E: 0 K: 0 S: 3 H: 0 LOB: 0 BB: 0 P: 3	R: 4 E: 0 K: 0 S: 7 H: 4 LOB: 1 BB: 0 P: 7	R: 0 E: 0 K: 0 S: 3 H: 0 LOB: 0 BB: 0 P: 3	R: 0 E: 0 K: 0 S: 4 H: 1 LOB: 1 BB: 0 P: 4	R: 0 E: 0 K: 1 S: 5 H: 0 LOB: 0 BB: 0 P: 5	1B: 8 2B: 2 3B: 0 HR: 2	SF: 0 SAC: 0 DP: 0 HBP: 0						

PITCHER		IP	WLS	BF	H	R	ER	SO	BB	IBB	HBP	BLK	WP	HR	S	P	ERA	WHIP
Billy Pierce, L ERA: 2.33	(1, 1)	7.0		34	11	6	6	6	2	0	0	0	0	2	44	52	7.71	1.857
Bob Keegan, R ERA: 3.5	(8, 1)	1.0		3	0	0	0	0	0	0	0	0	0	0	3	3	0.00	0.000
Mike Fornieles, R ERA: 3.41	(9, 1)	2.0		7	1	0	0	1	0	0	0	0	0	0	9	9	0.00	0.500

PITCHER	IP	WLS	BF	H	R	ER	SO	BB	IBB	HBP	BLK	WP	HR	S	P	ERA	WHIP

BOTTOM

Chicago White Sox @ Cleveland Indians

Cleveland Municipal Stadium, Cleveland, OH

Fri Sep 04 1953, 3:33 AM EDT
Att. 19,619 - Unknown

livebaseballscorecards.com

AB	42
R	6
H	12
RBI	6
BB	2
SO	7
LOB	16

WP: 0 PB: 0 SB: 0 CS: 0 PA: 44

Batter	1	2	3	4	5	6	7	8	9	AB	R	H	RBI	BB	SO	LOB
Chico Carrasquel, R (1, 6) OBP: 0.317, SLG: 0.356	6-3			F5		F7		5-3		4	0	0	0	0	0	0
Nellie Fox, L (1, 4) OBP: 0.341, SLG: 0.361	G6-4-3 1B			F9		1B 2B		P6		4	1	2	0	0	0	0
Bob Boyd, L (1, 7) OBP: 0.365, SLG: 0.411	G6-4-3 1-2f			K		F9		1-3		4	0	0	0	0	1	2
Sam Mele, R (8, 9) OBP: 0.360, SLG: 0.440										0	0	0	0	0	0	0
Minnie Minoso, R (1, 9) (8, 7) OBP: 0.422, SLG: 0.477		F8			P4	1B 2-H			1-3	4	0	1	1	0	0	0
Ferris Fain, L (1, 3) OBP: 0.413, SLG: 0.360		F8			BB E BB	F7			P4	3	1	0	0	1	0	1
Connie Ryan, R (1, 5) OBP: 0.364, SLG: 0.446		K			K		K		5-3	4	0	0	0	0	3	1
Jim Rivera, L (1, 8) OBP: 0.326, SLG: 0.417			F8		E 1-2 BB		4-3			2	0	0	0	1	0	0
Red Wilson, R (1, 2) OBP: 0.362, SLG: 0.305			5-3		E8 1-3 2-H		E7 1B			3	0	1	0	0	0	1
Saul Rogovin, R (1, 1) OBP: 0.211, SLG: 0.091			K		P6		6-3			3	0	0	0	0	1	3
Inning Stats	R: 0 E: 0 K: 0 S: 3 H: 1 LOB: 0 BB: 0 P: 3	R: 0 E: 0 K: 1 S: 5 H: 0 LOB: 0 BB: 0 P: 5	R: 0 E: 0 K: 1 S: 5 H: 0 LOB: 0 BB: 0 P: 5	R: 0 E: 0 K: 1 S: 5 H: 0 LOB: 0 BB: 0 P: 5	R: 1 E: 1 K: 1 S: 6 H: 0 LOB: 2 BB: 2 P: 14	R: 1 E: 0 K: 0 S: 5 H: 2 LOB: 1 BB: 0 P: 5	R: 0 E: 1 K: 1 S: 6 H: 1 LOB: 1 BB: 0 P: 6	R: 0 E: 0 K: 0 S: 3 H: 0 LOB: 0 BB: 0 P: 3	R: 0 E: 0 K: 0 S: 3 H: 0 LOB: 0 BB: 0 P: 3	1B: 3 2B: 1 3B: 0 HR: 0 SF: 0 SAC: 0 DP: 1 HBP: 0						

TOP

Chicago White Sox @ Cleveland Indians

Cleveland Municipal Stadium, Cleveland, OH

Sat Sep 05 1953, 3:33 AM EDT

Unknown

livebaseballscorecards.com

AB	31
R	2
H	4
RBI	1
BB	2
SO	5
LOB	8

WP: 0 PB: 0 SB: 0 CS: 0 PA: 33

PITCHER		IP	WLS	BF	H	R	ER	SO	BB	IBB	HBP	BLK	WP	HR	S	P	ERA	WHIP
Early Wynn, R ERA: 3.58	(1, 1)	8.0	L	30	4	2	1	5	2	0	0	0	0	0	38	46	1.12	0.750
Bob Hooper, R ERA: 3.56	(9, 1)	1.0		3	0	0	0	0	0	0	0	0	0	0	3	3	0.00	0.000

PITCHER	IP	WLS	BF	H	R	ER	SO	BB	IBB	HBP	BLK	WP	HR	S	P	ERA	WHIP

BOTTOM

Chicago White Sox @ Cleveland Indians

Cleveland Municipal Stadium, Cleveland, OH

Sat Sep 05 1953, 3:33 AM EDT

Unknown

livebaseballscorecards.com

Batter	1	2	3	4	5	6	7	8	9	AB	R	H	RBI	BB	SO	LOB
Bobby Avila, R (1, 4) OBP: 0.350, SLG: 0.375	P4		5-3			4-3			1B	4	0	1	0	0	0	0
Bill Glynn, L (1, 3) OBP: 0.330, SLG: 0.322	K			P6		4-3			F7	4	0	0	0	0	1	1
Dale Mitchell, L (1, 7) OBP: 0.361, SLG: 0.443	3-1			P5			L9		L4	4	0	0	0	0	0	1
Al Rosen, R (1, 5) OBP: 0.412, SLG: 0.600		5-3		5-3			F9		6-3	4	0	0	0	0	0	1
Harry Simpson, L (1, 8) OBP: 0.295, SLG: 0.351		F8			1-3		F8			3	0	0	0	0	0	0
Wally Westlake, R (1, 9) OBP: 0.440, SLG: 0.546		1B			5-3			K		3	0	1	0	0	1	0
George Strickland, R (1, 6) OBP: 0.360, SLG: 0.383		F9			E8			1B		3	0	2	0	0	0	1
Jim Hegan, R (1, 2) OBP: 0.293, SLG: 0.360			F8		6-3			K		2	0	0	0	0	0	1
Larry Doby, L (8, PH) OBP: 0.369, SLG: 0.445										1	0	0	0	0	1	1
Joe Tipton, R (9, 2) OBP: 0.365, SLG: 0.448										0	0	0	0	0	0	0
Early Wynn, S (1, 1) OBP: 0.300, SLG: 0.402			4-3			F7		K		2	0	0	0	0	0	0
Luke Easter, L (8, PH) OBP: 0.357, SLG: 0.453										1	0	0	0	0	1	1
Bob Hooper, R (9, 1) OBP: 0.182, SLG: 0.100										0	0	0	0	0	0	0
Inning Stats	R: 0 E: 0 K: 1 S: 5 H: 0 LOB: 0 BB: 0 P: 5	R: 0 E: 0 K: 0 S: 4 H: 1 LOB: 1 BB: 0 P: 4	R: 0 E: 0 K: 0 S: 3 H: 0 LOB: 0 BB: 0 P: 3	R: 0 E: 0 K: 0 S: 3 H: 0 LOB: 0 BB: 0 P: 3	R: 0 E: 1 K: 0 S: 4 H: 1 LOB: 1 BB: 0 P: 4	R: 0 E: 0 K: 0 S: 3 H: 0 LOB: 0 BB: 0 P: 3	R: 0 E: 0 K: 0 S: 3 H: 0 LOB: 0 BB: 0 P: 3	R: 0 E: 0 K: 3 S: 10 H: 1 LOB: 1 BB: 0 P: 10	R: 0 E: 0 K: 0 S: 4 H: 1 LOB: 1 BB: 0 P: 4	1B: 3 2B: 1 3B: 0 HR: 0 SF: 0 SAC: 0 DP: 0 HBP: 0						

	AB	31
	R	0
	H	4
	RBI	0
	BB	0
	SO	4
	LOB	7

PITCHER	IP	WLS	BF	H	R	ER	SO	BB	IBB	HBP	BLK	WP	HR	S	P	ERA	WHIP
Saul Rogovin, R (1, 1) ERA: 5.09	9.0	W	31	4	0	0	4	0	0	0	0	0	0	39	39	0.00	0.444

PITCHER	IP	WLS	BF	H	R	ER	SO	BB	IBB	HBP	BLK	WP	HR	S	P	ERA	WHIP

WP: 0 PB: 0 SB: 0 CS: 0 PA: 31

Chicago White Sox @ Cleveland Indians

Cleveland Municipal Stadium, Cleveland, OH

Sat Sep 05 1953, 3:38 AM EDT

Att. 19,246 - Unknown

TOP

livebaseballscorecards.com

Batter	1	2	3	4	5	6	7	8	9	AB	R	H	RBI	BB	SO	LOB
Chico Carrasquel, R (1, 6) OBP: 0.319, SLG: 0.356	SH1-4 1B; 1B		BBB 4-0 G4-6-3; BB		x 0-0 ③ F8			x 0-0 ② F8		3	0	1	0	1	0	0
Nellie Fox, L (1, 4) OBP: 0.340, SLG: 0.360	x 0-0 SH1-4; 1-2 1B		x 0-0 ②③ G4-6-3; 1-2f			x 0-0 ① 3-1		x 0-0 ③ P4		4	0	1	0	0	0	1
Bob Boyd, L (1, 7) OBP: 0.371, SLG: 0.425	x 0-0 ① SH1-4; 1-2 2-3			x 0-0 L1-3; 1B		x 0-0 ② F7			x 0-0 2B	3	0	2	0	0	0	0
Minnie Minoso, R (1, 9) OBP: 0.421, SLG: 0.474	BBBB 4-0 G3-6-1; BB			x 0-0 ①② L1-3; 1-2		x 0-0 ③ 5-3			x 0-0 ① 5-3	3	0	0	0	1	0	2
Ferris Fain, L (1, 3) OBP: 0.412, SLG: 0.357	x 0-0 ②③ G3-6-1; 1-2f			BBBB 4-0 FC6-4; BB			x 0-0 ① L9		x 0-0 ② P4	3	0	0	0	1	0	4
Bob Elliott, R (1, 5) OBP: 0.365, SLG: 0.396		SSS 0-3 ① K		x 0-0 ③ FC6-4; 1-2f			x 0-0 ② 5-3		x 0-0 ③ 4-3	4	0	0	0	0	1	2
Jim Rivera, L (1, 8) OBP: 0.327, SLG: 0.417		x 0-0 ② 6-3			BBBB 4-0 2B; BB		x 0-0 E8; 1B			2	1	1	0	1	0	0
Sherm Lollar, R (1, 2) OBP: 0.388, SLG: 0.404		x 0-0 ③ F7			x 0-0 L3-6; 1-H 2B		x 0-0 ③ F7			3	0	1	1	0	0	1
Sandy Consuegra, R (1, 1) OBP: 0.097, SLG: 0.067			x 0-0 ① 1-3		x 0-0 ①② L3-6; 2-3			x 0-0 ① F8		1	0	0	0	0	0	0
Tom Wright, L (5, PH) OBP: 0.331, SLG: 0.391										1	0	0	0	0	0	1
Gene Bearden, L (5, 1) OBP: 0.182, SLG: 0.182										0	0	0	0	0	0	0
Bud Stewart, L (8, PH) OBP: 0.410, SLG: 0.451										1	0	0	0	0	0	0
Connie Johnson, R (8, 1) OBP: 0.133, SLG: 0.071										0	0	0	0	0	0	0

Inning Stats	1	2	3	4	5	6	7	8	9
	R: 0 E: 0 K: 0 S: 4	R: 0 E: 0 K: 1 S: 5	R: 0 E: 0 K: 0 S: 2	R: 0 E: 0 K: 0 S: 3	R: 1 E: 0 K: 0 S: 3	R: 0 E: 0 K: 0 S: 3	R: 0 E: 1 K: 0 S: 4	R: 0 E: 0 K: 0 S: 3	R: 0 E: 0 K: 0 S: 4
	H: 2 LOB: 2 BB: 1 P: 8	H: 0 LOB: 0 BB: 0 P: 5	H: 0 LOB: 0 BB: 1 P: 6	H: 1 LOB: 1 BB: 1 P: 7	H: 1 LOB: 0 BB: 1 P: 7	H: 0 LOB: 0 BB: 0 P: 3	H: 1 LOB: 1 BB: 0 P: 4	H: 0 LOB: 0 BB: 0 P: 3	H: 1 LOB: 1 BB: 0 P: 4

1B: 4 2B: 4 3B: 0 HR: 0 SF: 0 SAC: 1 DP: 4 HBP: 0

WP: 0 PB: 0 SB: 0 CS: 0 PA: 33

AB	28
R	1
H	6
RBI	1
BB	4
SO	1
LOB	11

PITCHER	IP	WLS	BF	H	R	ER	SO	BB	IBB	HBP	BLK	WP	HR	S	P	ERA	WHIP
Bob Feller, R (1, 1) ERA: 3.52	9.0	W	33	6	1	1	1	4	0	0	0	0	0	31	47	1.00	1.111

PITCHER	IP	WLS	BF	H	R	ER	SO	BB	IBB	HBP	BLK	WP	HR	S	P	ERA	WHIP

Batter	1	2	3	4	5	6	7	8	9	AB	R	H	RBI	BB	SO	LOB
Bobby Avila, R (1, 4) OBP: 0.349, SLG: 0.374	6-3		HR 1B		F2		5-3			4	1	1	0	0	0	0
Bill Glynn, L (1, 3) OBP: 0.329, SLG: 0.321	F8		L7		BB 1B			4-3		4	0	1	0	0	0	1
Dale Mitchell, L (1, 7) OBP: 0.366, SLG: 0.452	HR 1B		1-H HR		BBB 4-0 G5-3 1-2 BB			BBB 4-0 FC6-4 BB		2	2	2	2	0	0	0
Al Smith, R (8, PR) OBP: 0.336, SLG: 0.336										0	0	0	0	0	0	0
Bob Kennedy, R (9, 9) OBP: 0.310, SLG: 0.309										0	0	0	0	0	0	0
Al Rosen, R (1, 5) OBP: 0.411, SLG: 0.603	1-H HR		F9		G5-3 1-2f			FC6-4 1-2f		4	1	1	2	0	0	3
Harry Simpson, L (1, 8) OBP: 0.291, SLG: 0.347	4-3		4-3			F9		SSS K		3	0	0	0	0	0	0
Larry Doby, L (8, 8) OBP: 0.368, SLG: 0.444										1	0	0	0	0	1	1
Wally Westlake, R (1, 9) OBP: 0.433, SLG: 0.536		F7		6-3		F5				3	0	0	0	0	0	0
(9, 7)																
George Strickland, R (1, 6) OBP: 0.362, SLG: 0.386		FC6-4 1B		1B		6-3				3	0	2	0	0	0	0
Joe Tipton, R (1, 2) OBP: 0.356, SLG: 0.434		F7		F8			F8			3	0	0	0	0	0	2
Bob Feller, R (1, 1) OBP: 0.192, SLG: 0.109		1-2f FC6-4		1-3			SSS K			3	0	0	0	0	1	2
Inning Stats	R: 2 E: 0 K: 0 S: 5 H: 2 LOB: 0 BB: 0 P: 5		R: 2 E: 0 K: 0 S: 5 H: 2 LOB: 0 BB: 0 P: 5	R: 0 E: 0 K: 0 S: 4 H: 1 LOB: 1 BB: 0 P: 4	R: 0 E: 0 K: 0 S: 4 H: 1 LOB: 1 BB: 0 P: 4	R: 0 E: 0 K: 0 S: 3 H: 1 LOB: 1 BB: 1 P: 7	R: 0 E: 0 K: 0 S: 3 H: 0 LOB: 0 BB: 0 P: 3	R: 0 E: 0 K: 1 S: 5 H: 0 LOB: 0 BB: 0 P: 5	R: 0 E: 0 K: 1 S: 5 H: 0 LOB: 1 BB: 1 P: 9	1B: 5 2B: 0 3B: 0 HR: 2	SF: 0 SAC: 0 DP: 1 HBP: 0						

PITCHER	IP	WLS	BF	H	R	ER	SO	BB	IBB	HBP	BLK	WP	HR	S	P	ERA	WHIP
Sandy Consuegra, R (1, 1) ERA: 2.95	4.0	L	18	6	4	4	0	0	0	0	0	0	2	18	18	9.00	1.500
Gene Bearden, L (5, 1) ERA: 2.93	3.0		10	1	0	0	1	1	0	0	0	0	0	11	15	0.00	0.667
Connie Johnson, R (8, 1) ERA: 3.71	1.0		4	0	0	0	1	1	0	0	0	0	0	5	9	0.00	1.000

PITCHER	IP	WLS	BF	H	R	ER	SO	BB	IBB	HBP	BLK	WP	HR	S	P	ERA	WHIP

BOTTOM

Chicago White Sox @ Cleveland Indians

Cleveland Municipal Stadium, Cleveland, OH

Sat Sep 05 1953, 3:38 AM EDT

Att. 19,246 - Unknown

livebaseballscorecards.com

AB	30
R	4
H	7
RBI	4
BB	2
SO	2
LOB	9

WP: 0 PB: 0 SB: 0 CS: 0 PA: 32

Chicago White Sox @ Cleveland Indians

Cleveland Municipal Stadium, Cleveland, OH

Sun Sep 06 1953, 3:33 AM EDT

Att. 15,878 - Unknown

livebaseballscorecards.com

Batter	1	2	3	4	5	6	7	8	9	AB	R	H	RBI	BB	SO	LOB
Chico Carrasquel, R (1, 6) OBP: 0.316, SLG: 0.353	1-3			P4	F7			F9		4	0	0	0	0	0	1
Nellie Fox, L (1, 4) OBP: 0.342, SLG: 0.361	L6			1B		6-3			G6-4-3 1B	4	0	2	0	0	0	0
Bob Boyd, L (1, 3) OBP: 0.361, SLG: 0.412	3-1			F8		4-3			F7	4	0	0	0	0	0	2
Minnie Minoso, R (1, 7) (7, 5) OBP: 0.418, SLG: 0.470		F8		4-3		F7			G6-4-3 1-2f	4	0	0	0	0	0	2
Sam Mele, R (1, 9) OBP: 0.360, SLG: 0.439		G5-4-3 1B			6-3		F9			3	0	1	0	0	0	0
Connie Ryan, R (1, 5) OBP: 0.361, SLG: 0.443		G5-4-3 1-2f			K		P6			2	0	0	0	0	1	1
Tom Wright, L (7, PH) (7, 7) OBP: 0.328, SLG: 0.388										1	0	0	0	0	0	0
Jim Rivera, L (1, 8) OBP: 0.327, SLG: 0.417			4-3		HR 1B		F2			3	1	1	0	0	0	0
Sherm Lollar, R (1, 2) OBP: 0.388, SLG: 0.413			P5		1-H HR			5-3		3	1	1	2	0	0	0
Virgil Trucks, R (1, 1) OBP: 0.190, SLG: 0.228			1-3		2B			F2		2	0	1	0	0	0	0
Bud Stewart, L (8, PH) OBP: 0.403, SLG: 0.442										1	0	0	0	0	0	0
Billy Pierce, L (8, 1) OBP: 0.177, SLG: 0.122										0	0	0	0	0	0	0
Inning Stats	R: 0 E: 0 K: 0 S: 3	R: 0 E: 0 K: 0 S: 3	R: 0 E: 0 K: 0 S: 3	R: 0 E: 0 K: 0 S: 4	R: 2 E: 0 K: 1 S: 8	R: 0 E: 0 K: 0 S: 3	R: 0 E: 0 K: 0 S: 3	R: 0 E: 0 K: 0 S: 3	R: 0 E: 0 K: 0 S: 3							
	H: 0 LOB: 0 BB: 0 P: 3	H: 1 LOB: 0 BB: 0 P: 3	H: 0 LOB: 0 BB: 0 P: 3	H: 1 LOB: 1 BB: 0 P: 4	H: 3 LOB: 1 BB: 0 P: 8	H: 0 LOB: 0 BB: 0 P: 3	H: 0 LOB: 0 BB: 0 P: 3	H: 0 LOB: 0 BB: 0 P: 3	H: 1 LOB: 0 BB: 0 P: 3							

1B: 4	SF: 0
2B: 1	SAC: 0
3B: 0	DP: 2
HR: 1	HBP: 0

WP: 0	PA: 31
PB: 0	
SB: 0	
CS: 0	

AB	31
R	2
H	6
RBI	2
BB	0
SO	1
LOB	6

PITCHER	IP	WLS	BF	H	R	ER	SO	BB	IBB	HBP	BLK	WP	HR	S	P	ERA	WHIP
Art Houtteman, R (1, 1) ERA: 4.76	9.0	W	31	6	2	2	1	0	0	0	0	0	1	33	33	2.00	0.667

PITCHER	IP	WLS	BF	H	R	ER	SO	BB	IBB	HBP	BLK	WP	HR	S	P	ERA	WHIP

Batter	1	2	3	4	5	6	7	8	9	AB	R	H	RBI	BB	SO	LOB
Bobby Avila, R (1, 4) OBP: 0.347, SLG: 0.371	F5		1-3		6-3		L7			4	0	0	0	0	0	1
Bill Glynn, L (1, 3) OBP: 0.326, SLG: 0.318	F2		K		4-3		F7			4	0	0	0	0	1	1
Dale Mitchell, L (1, 7) OBP: 0.368, SLG: 0.455 Bob Kennedy, R (9, 7) OBP: 0.310, SLG: 0.309	E 1B			HR 2B		F7		P4		4 0	1 0	2 0	0 0	0 0	0 0	0 0
Al Rosen, R (1, 5) OBP: 0.410, SLG: 0.606	E6 1-2			2-H HR		E6 HR		K		4	2	1	2	0	1	1
Larry Doby, L (1, 8) OBP: 0.369, SLG: 0.451	K			K		1-H HR		FC4-6 1B		4	1	2	2	0	2	2
Harry Simpson, L (1, 9) OBP: 0.290, SLG: 0.345		6-3		FC6-4 1B		G3 1-2f		FC4-6 1-2f		4	0	1	0	0	0	1
George Strickland, R (1, 6) OBP: 0.359, SLG: 0.383		L4		K		F8				3	0	0	0	0	1	1
Jim Hegan, R (1, 2) OBP: 0.294, SLG: 0.360		F5		FC6-4 1-2f			SH1-4 1B			3	0	1	0	0	0	1
Art Houtteman, R (1, 1) OBP: 0.157, SLG: 0.240			1-3		6-3		SH1-4 1-2			2	0	0	0	0	0	0
Inning Stats	R: 0 H: 1 E: 1 LOB: 2 K: 1 BB: 0 S: 7 P: 7	R: 0 H: 0 E: 0 LOB: 0 K: 0 BB: 0 S: 3 P: 3	R: 0 H: 0 E: 0 LOB: 0 K: 1 BB: 0 S: 5 P: 5	R: 2 H: 3 E: 0 LOB: 1 K: 2 BB: 0 S: 10 P: 10	R: 0 H: 0 E: 0 LOB: 0 K: 0 BB: 0 S: 3 P: 3	R: 2 H: 1 E: 1 LOB: 0 K: 0 BB: 0 S: 5 P: 5	R: 0 H: 1 E: 0 LOB: 1 K: 0 BB: 0 S: 4 P: 4	R: 0 H: 1 E: 0 LOB: 1 K: 1 BB: 0 S: 6 P: 6		1B: 4 SF: 0 2B: 1 SAC: 1 3B: 0 DP: 0 HR: 2 HBP: 0						

PITCHER		IP	WLS	BF	H	R	ER	SO	BB	IBB	HBP	BLK	WP	HR	S	P	ERA	WHIP
Virgil Trucks, R ERA: 2.75	(1, 1)	7.0	L	29	6	4	3	4	0	0	0	0	0	2	37	37	3.86	0.857
Billy Pierce, L ERA: 2.32	(8, 1)	1.0		4	1	0	0	1	0	0	0	0	0	0	6	6	0.00	1.000

PITCHER	IP	WLS	BF	H	R	ER	SO	BB	IBB	HBP	BLK	WP	HR	S	P	ERA	WHIP

BOTTOM

Chicago White Sox @ Cleveland Indians

Cleveland Municipal Stadium, Cleveland, OH

Sun Sep 06 1953, 3:33 AM EDT

Att. 15,878 - Unknown

livebaseballscorecards.com

AB	32
R	4
H	7
RBI	4
BB	0
SO	5
LOB	8

Batter	1	2	3	4	5	6	7	8	9	AB	R	H	RBI	BB	SO	LOB
Chico Carrasquel, R (1, 6) OBP: 0.318, SLG: 0.355	S S S 0-3 ① K	x 0-0 ② 1-3 2B			x 0-0 ② 5-3		B B B B 4-0 BB			3	0	1	0	1	1	0
Nellie Fox, L (1, 4) OBP: 0.341, SLG: 0.361	x 0-0 ③ 2B 1B	x 0-0 ③ 4-3			x 0-0 ③ 3-1		x 0-0 ③ F7			4	1	1	0	0	0	4
Bob Boyd, L (1, 7) OBP: 0.365, SLG: 0.422	x 0-0 ② 1-H 2B		x 0-0 CS 1B			x 0-0 ① F8		x 0-0 ① F6		4	0	2	1	0	0	0
Bob Elliott, R (1, 5) OBP: 0.364, SLG: 0.393	B B B B 4-0 BB		S S S 0-3 ① ② K 1-2			S S S 0-3 ② K		x 0-0 ② 5-3		3	0	0	0	1	2	1
Ferris Fain, L (1, 3) OBP: 0.410, SLG: 0.356	x 0-0 ③ F8		x 0-0 ③ 4-3			x 0-0 1B		x 0-0 ③ 1-6-3		4	0	1	0	0	0	1
Bud Stewart, L (1, 9) OBP: 0.400, SLG: 0.426 Virgil Trucks, R (6, 1) OBP: 0.190, SLG: 0.228 Connie Johnson, R (8, 1) OBP: 0.133, SLG: 0.071 Sam Mele, R (9, PH) OBP: 0.359, SLG: 0.438		B B B B 4-0 4-3 PB 1B BB		x 0-0 ① F9		x 0-0 ③ 4-3			x 0-0 ① F6	2 0 0 1	1 0 0 0	0 0 0 0	0 0 0 0	1 0 0 0	0 0 0 0	1 0 0 0
Jim Rivera, L (1, 8) OBP: 0.327, SLG: 0.415		x 0-0 ① 4-3 1-3		S S S 0-3 ② K			B B B B 4-0 SH1-4 BB		x 0-0 ② F4	3	0	0	0	1	1	1
Sherm Lollar, R (1, 2) OBP: 0.385, SLG: 0.409		x 0-0 ② 5-3		x 0-0 ③ F6			x 0-0 ① SH1-4 1-2		x 0-0 ③ F7	3	0	0	0	0	0	1
Bob Keegan, R (1, 1) OBP: 0.316, SLG: 0.278 Tom Wright, L (6, 9) OBP: 0.326, SLG: 0.385		x 0-0 2B 3-H 1B			x 0-0 ① F8		x 0-0 ② F7			2 1	0 0	1 0	1 0	0 0	0 0	0 1
Inning Stats	R: 1 E: 0 K: 1 S: 6 H: 2 LOB: 1 BB: 1 P: 10	R: 1 E: 0 K: 0 S: 5 H: 2 LOB: 2 BB: 1 P: 9	R: 0 E: 0 K: 1 S: 5 H: 1 LOB: 0 BB: 0 P: 5	R: 0 E: 0 K: 1 S: 5 H: 0 LOB: 0 BB: 0 P: 5	R: 0 E: 0 K: 0 S: 3 H: 0 LOB: 0 BB: 0 P: 3	R: 0 E: 0 K: 1 S: 6 H: 1 LOB: 1 BB: 0 P: 6	R: 0 E: 0 K: 0 S: 3 H: 0 LOB: 2 BB: 2 P: 11	R: 0 E: 0 K: 0 S: 3 H: 0 LOB: 0 BB: 0 P: 3	R: 0 E: 0 K: 0 S: 3 H: 0 LOB: 0 BB: 0 P: 3	1B: 4 2B: 3 3B: 0 HR: 0 SF: 0 SAC: 1 DP: 1 HBP: 0						

PITCHER	IP	WLS	BF	H	R	ER	SO	BB	IBB	HBP	BLK	WP	HR	S	P	ERA	WHIP
Ned Garver, R (1, 1) ERA: 4.57	9.0	W	35	6	2	2	4	4	0	0	0	0	0	39	55	2.00	1.111

PITCHER	IP	WLS	BF	H	R	ER	SO	BB	IBB	HBP	BLK	WP	HR	S	P	ERA	WHIP

TOP

Chicago White Sox @ Detroit Tigers

Briggs Stadium, Detroit, MI

Mon Sep 07 1953, 4:33 AM EDT

Unknown

livebaseballscorecards.com

AB	30
R	2
H	6
RBI	2
BB	4
SO	4
LOB	10

WP: 0 PB: 1 SB: 0 CS: 1 PA: 35

BOTTOM

Chicago White Sox @ Detroit Tigers

Briggs Stadium, Detroit, MI

Mon Sep 07 1953, 4:33 AM EDT

Unknown

livebaseballscorecards.com

Batter	1	2	3	4	5	6	7	8	9	AB	R	H	RBI	BB	SO	LOB
Harvey Kuenn, R (1, 6) OBP: 0.358, SLG: 0.383	BBBB 4-0 FC3-6 BB		x 0-0 BB 1B 1B		x 0-0 ③ L9		x 0-0 ① F9	BBBB 4-0 1B BB		3	0	1	0	2	0	0
Fred Hatfield, L (1, 4) OBP: 0.368, SLG: 0.328	x 0-0 ① FC3-6 FC6-4 1-2f		x 0-0 BB 1-2 1B			x 0-0 1B 2B 1B	x 0-0 1B 2B 1B	x 0-0 1-2 1B		5	2	4	0	0	0	1
Ray Boone, R (1, 5) OBP: 0.387, SLG: 0.505	x 0-0 ② FC6-4 1-2f		BBBB 4-0 1-2 2-3 BB			x 0-0 ① F3	x 0-0 2B 1-2 1B	SSS 0-3 ③ K		4	1	1	0	1	1	4
Jim Delsing, L (1, 8) OBP: 0.381, SLG: 0.430	x 0-0 ③ 5-3		x 0-0 ③ F8			x 0-0 2B 1-2 1B	x 0-0 1-3 2-H 1B 2B			4	2	2	1	0	0	4
Bob Nieman, R (1, 7) OBP: 0.362, SLG: 0.467 Don Lund, R (7, 7) OBP: 0.325, SLG: 0.396		x 0-0 ① F8		BBBB 4-0 G5-4-3 BB		x 0-0 1-3 2-H 1B 2B	x 0-0 ② F3			2 1	1 0	1 0	1 0	1 0	0 0	0 2
Walt Dropo, R (1, 3) OBP: 0.282, SLG: 0.366		SSS 0-3 ② K		x 0-0 ① F8		x 0-0 2-H BB 3-H 1B	x 0-0 2-H 3-H 1B			4	0	2	4	0	1	1
Steve Souchock, R (1, 9) OBP: 0.327, SLG: 0.465		SSS 0-3 ③ K		x 0-0 ② ③ G5-4-3 1-2f		x 0-0 ② F7	x 0-0 ③ F5			4	0	0	0	0	1	3
Johnny Bucha, R (1, 2) OBP: 0.311, SLG: 0.275			x 0-0 ① 6-3		x 0-0 G1-6-3 1B	BBBB 4-0 1-2 FC6-4 BB		x 0-0 ① 5-3		3	0	1	0	1	0	0
Ned Garver, R (1, 1) OBP: 0.214, SLG: 0.200			x 0-0 ② F9		x 0-0 ① ② G1-6-3 1-2f	x 0-0 ③ FC6-4 1-2f		SSS 0-3 ② K		4	0	0	0	0	1	3
Inning Stats	R: 0 H: 0 E: 0 LOB: 1 K: 0 BB: 1 S: 3 P: 7	R: 0 H: 0 E: 0 LOB: 0 K: 2 BB: 0 S: 7 P: 7	R: 0 H: 2 E: 0 LOB: 3 K: 0 BB: 1 S: 5 P: 9	R: 0 H: 0 E: 0 LOB: 0 K: 0 BB: 1 S: 2 P: 6	R: 0 H: 1 E: 0 LOB: 0 K: 0 BB: 0 S: 3 P: 3	R: 3 H: 4 E: 0 LOB: 2 K: 0 BB: 1 S: 7 P: 11	R: 3 H: 4 E: 0 LOB: 1 K: 0 BB: 0 S: 7 P: 7	R: 0 H: 1 E: 0 LOB: 2 K: 2 BB: 1 S: 8 P: 12		1B: 10 SF: 0 2B: 2 SAC: 0 3B: 0 DP: 2 HR: 0 HBP: 0						

	AB	34
	R	6
	H	12
	RBI	6
	BB	5
	SO	4
	LOB	18

WP: 0 PA: 39
PB: 0
SB: 0
CS: 0

PITCHER		IP	WLS	BF	H	R	ER	SO	BB	IBB	HBP	BLK	WP	HR	S	P	ERA	WHIP
Bob Keegan, R ERA: 3.6	(1, 1)	5.2	L	26	7	3	3	2	4	0	0	0	0	0	26	42	4.76	1.941
Virgil Trucks, R ERA: 2.85	(6, 1)	1.1		8	4	3	3	0	0	0	0	0	0	0	8	8	20.25	3.000
Connie Johnson, R ERA: 3.63	(8, 1)	1.0		5	1	0	0	2	1	0	0	0	0	0	8	12	0.00	2.000

PITCHER	IP	WLS	BF	H	R	ER	SO	BB	IBB	HBP	BLK	WP	HR	S	P	ERA	WHIP

Batter	1	2	3	4	5	6	7	8	9	AB	R	H	RBI	BB	SO	LOB
Chico Carrasquel, R (1, 6) OBP: 0.317, SLG: 0.354	F6		F7		1B		K			4	0	1	0	0	1	1
Ferris Fain, L (1, 3) OBP: 0.411, SLG: 0.358	F9			6-3 1B 1B	6-3			G6-4-3 1B		4	1	2	0	0	0	1
Minnie Minoso, R (1, 7) OBP: 0.420, SLG: 0.472	K			6-3 1-2 1B		FC5 SH2-4 1B		G6-4-3 1-2 1B		4	1	3	0	0	1	0
Sam Mele, R (1, 9) OBP: 0.357, SLG: 0.435		5-3		F6		SH2-4 1-2		G6-4-3 1-2f 2-3		3	0	0	0	0	0	4
Red Wilson, R (1, 2) OBP: 0.359, SLG: 0.299		BBB G5-4-3 BB		6-3 1-2 2-3		F4		K		3	0	0	0	1	1	4
Connie Ryan, R (1, 5) OBP: 0.363, SLG: 0.442		G5-4-3 1-2f		2-H 3-H 1B		IBB			K	3	0	1	2	1	1	1
Nellie Fox, L (1, 4) OBP: 0.339, SLG: 0.358			F5	F8		FC5 2-3f			F8	4	0	0	0	0	0	3
Jim Rivera, L (1, 8) OBP: 0.327, SLG: 0.414			1B	4-3		K			K	3	0	1	0	0	1	0
Fred Marsh, R (9, PH) OBP: 0.308, SLG: 0.300										1	0	0	0	0	1	0
Mike Fornieles, R (1, 1) OBP: 0.119, SLG: 0.122			F9	6-3		K				3	0	0	0	0	1	1
Harry Dorish, R (7, 1) OBP: 0.171, SLG: 0.171										0	0	0	0	0	0	0

TOP

Chicago White Sox @ Detroit Tigers

Briggs Stadium, Detroit, MI

Mon Sep 07 1953, 4:38 AM EDT

Att. 28,259 - Unknown

livebaseballscorecards.com

AB	32
R	2
H	8
RBI	2
BB	2
SO	7
LOB	15

Inning Stats	1	2	3	4	5	6	7	8	9
	R: 0 E: 0 K: 1 S: 5	H: 0 LOB: 0 BB: 0 P: 5	R: 0 E: 0 K: 0 S: 2	H: 0 LOB: 0 BB: 1 P: 6	R: 0 E: 0 K: 0 S: 4	H: 1 LOB: 1 BB: 0 P: 4	R: 2 E: 0 K: 0 S: 6	H: 3 LOB: 1 BB: 0 P: 6	R: 0 E: 0 K: 0 S: 4	H: 1 LOB: 1 BB: 0 P: 4

	1B	SF	WP	PA
	8	0	0	35
	2B	SAC	PB	
	0	1	0	
	3B	DP	SB	
	0	2	0	
	HR	HBP	CS	
	0	0	0	

	R: 0 E: 0 K: 0 S: 4	H: 1 LOB: 2 BB: 1 P: 8	R: 0 E: 0 K: 3 S: 9	H: 0 LOB: 0 BB: 0 P: 9	R: 0 E: 0 K: 1 S: 6	H: 2 LOB: 1 BB: 0 P: 6	R: 0 E: 0 K: 2 S: 7	H: 0 LOB: 0 BB: 0 P: 7

PITCHER	IP	WLS	BF	H	R	ER	SO	BB	IBB	HBP	BLK	WP	HR	S	P	ERA	WHIP
Billy Hoeft, L (1, 1) ERA: 4.52	9.0	W	35	8	2	2	7	1	1	0	0	0	0	47	55	2.00	1.000

PITCHER	IP	WLS	BF	H	R	ER	SO	BB	IBB	HBP	BLK	WP	HR	S	P	ERA	WHIP

Batter	1	2	3	4	5	6	7	8	9	AB	R	H	RBI	BB	SO	LOB
Harvey Kuenn, R (1, 6) OBP: 0.358, SLG: 0.385	BB 1B		F9 FC6 1-2f				1B 2B 1-3	F8		5	1	2	0	0	0	2
Fred Hatfield, L (1, 4) OBP: 0.365, SLG: 0.333	F8		1B 3B		3-1		K	F9		5	1	1	0	0	1	4
Ray Boone, R (1, 5) OBP: 0.387, SLG: 0.505	F7		FC4-6 1B 3-H		K		2B 1B 2-H 3-H			4	1	2	3	0	1	1
Jim Delsing, L (1, 8) OBP: 0.382, SLG: 0.428	FC6-4 BB 1-2		FC4-6 1B 1-2f		F6		2B IBB			2	0	0	0	2	0	1
Steve Souchock, R (1, 9) OBP: 0.330, SLG: 0.471	FC6-4 1-2f		1B 1-2			K	2B 1-3 2-H			4	0	2	1	0	1	2
Walt Dropo, R (1, 3) OBP: 0.284, SLG: 0.367		E5 1B	F8			1B	F8			4	0	2	0	0	0	4
Matt Batts, R (1, 2) OBP: 0.325, SLG: 0.415		5-3		FC4-6 1B		F8	K			4	0	1	0	0	1	4
Don Lund, R (1, 7) OBP: 0.325, SLG: 0.393		K		FC4-6 FC6 1-2f		K		SH3-4 BB		3	0	0	0	1	2	3
Billy Hoeft, L (1, 1) OBP: 0.265, SLG: 0.183		K		K			1B 2B 1B	SH3-4 1-2		3	1	1	0	0	2	2
Inning Stats	R: 0 H: 1 E: 0 LOB: 2 K: 0 BB: 1 S: 4 P: 8	R: 0 H: 1 E: 1 LOB: 1 K: 2 BB: 0 S: 8 P: 8	R: 1 H: 3 E: 0 LOB: 2 K: 0 BB: 0 S: 6 P: 6	R: 0 H: 1 E: 0 LOB: 1 K: 1 BB: 0 S: 6 P: 6	R: 0 H: 0 E: 0 LOB: 0 K: 1 BB: 0 S: 5 P: 5	R: 0 H: 1 E: 0 LOB: 1 K: 2 BB: 0 S: 8 P: 8	R: 3 H: 4 E: 0 LOB: 2 K: 2 BB: 1 S: 11 P: 15	R: 0 H: 0 E: 0 LOB: 1 K: 0 BB: 1 S: 3 P: 7		1B: 8 SF: 0 2B: 2 SAC: 1 3B: 1 DP: 0 HR: 0 HBP: 0						

PITCHER		IP	WLS	BF	H	R	ER	SO	BB	IBB	HBP	BLK	WP	HR	S	P	ERA	WHIP
Mike Fornieles, R ERA: 3.5	(1, 1)	6.1	L	32	11	4	4	7	1	1	0	0	0	0	44	52	5.68	1.895
Harry Dorish, R ERA: 3.21	(7, 1)	1.2		6	0	0	0	1	1	0	0	0	0	0	7	11	0.00	0.600

PITCHER	IP	WLS	BF	H	R	ER	SO	BB	IBB	HBP	BLK	WP	HR	S	P	ERA	WHIP

BOTTOM

Chicago White Sox @ Detroit Tigers

Briggs Stadium, Detroit, MI

Mon Sep 07 1953, 4:38 AM EDT

Att. 28,259 - Unknown

livebaseballscorecards.com

AB	34
R	4
H	11
RBI	4
BB	3
SO	8
LOB	23

Chicago White Sox @ New York Yankees

Yankee Stadium, Bronx, NY

Wed Sep 09 1953, 3:33 AM EDT

Att. 34,691 - Unknown

TOP

livebaseballscorecards.com

Batter	1	2	3	4	5	6	7	8	9	AB	R	H	RBI	BB	SO	LOB
Chico Carrasquel, R (1, 6) OBP: 0.318, SLG: 0.355	5-3		5-3		2-H 1B			G6-4-3 1B		4	0	2	1	0	0	0
Ferris Fain, L (1, 3) OBP: 0.408, SLG: 0.354	K			P2	P4			G6-4-3 1-2f		4	0	0	0	0	1	2
Minnie Minoso, R (1, 7) (5, 9) OBP: 0.419, SLG: 0.470	4-3			S BB		K			4-3	3	0	0	0	1	1	0
Sam Mele, R (1, 9) (5, 8) OBP: 0.358, SLG: 0.435		CS BB		6-3 1-2		P4			1B F7 1B	3	1	1	0	1	0	1
Connie Ryan, R (1, 5) OBP: 0.365, SLG: 0.441		BB 1-2 BB		P4		F9			1-3 1B	3	0	1	0	1	0	1
Red Wilson, R (1, 2) OBP: 0.363, SLG: 0.306		G4-6-3 1-2 BB			4-3 E 2B		F8		F7 3-H	3	1	1	1	1	0	1
Nellie Fox, L (1, 4) OBP: 0.337, SLG: 0.356		G4-6-3 1-2f			4-3 2-3		L6		K	3	0	0	0	0	0	3
Bob Elliott, R (9, PH) OBP: 0.363, SLG: 0.392										1	0	0	0	0	1	1
Jim Rivera, L (1, 8) OBP: 0.326, SLG: 0.413			K		K 1B BB		K			1	0	0	0	0	1	0
Sherm Lollar, R (5, PH) OBP: 0.386, SLG: 0.409										0	0	0	0	1	0	0
Bob Boyd, L (5, PR) (5, 7) OBP: 0.362, SLG: 0.419										1	1	0	0	0	1	0
Billy Pierce, L (1, 1) OBP: 0.173, SLG: 0.118			4-3		K 1-2 3-H			K		2	0	0	0	0	1	1
Harry Dorish, R (5, 1) OBP: 0.171, SLG: 0.171										0	0	0	0	0	0	0
Neil Berry, R (8, PH) OBP: 0.339, SLG: 0.330										1	0	0	0	0	1	0
Bob Keegan, R (8, 1) OBP: 0.316, SLG: 0.278										0	0	0	0	0	0	0
Inning Stats	R: 0 E: 0 K: 1 S: 5 H: 0 LOB: 0 BB: 0 P: 5	R: 0 E: 0 K: 0 S: 1 H: 0 LOB: 1 BB: 3 P: 13	R: 0 E: 0 K: 1 S: 5 H: 0 LOB: 0 BB: 0 P: 5	R: 0 E: 0 K: 0 S: 3 H: 0 LOB: 1 BB: 1 P: 7	R: 2 E: 0 K: 1 S: 7 H: 2 LOB: 1 BB: 1 P: 11	R: 0 E: 0 K: 1 S: 5 H: 0 LOB: 0 BB: 0 P: 5	R: 0 E: 0 K: 1 S: 5 H: 0 LOB: 0 BB: 0 P: 5	R: 0 E: 0 K: 1 S: 5 H: 1 LOB: 0 BB: 0 P: 5	R: 1 E: 0 K: 1 S: 7 H: 2 LOB: 1 BB: 0 P: 7	1B: 4 2B: 1 3B: 0 HR: 0 SF: 0 SAC: 0 DP: 2 HBP: 0						

	AB	29
	R	3
	H	5
	RBI	2
	BB	5
	SO	7
	LOB	10

WP: 0 PB: 0 SB: 1 CS: 1 PA: 34

PITCHER	IP	WLS	BF	H	R	ER	SO	BB	IBB	HBP	BLK	WP	HR	S	P	ERA	WHIP
Whitey Ford, L (1, 1) ERA: 2.61	9.0	W	34	5	3	1	7	5	0	0	0	0	0	43	63	1.00	1.111

PITCHER	IP	WLS	BF	H	R	ER	SO	BB	IBB	HBP	BLK	WP	HR	S	P	ERA	WHIP

Batter	1	2	3	4	5	6	7	8	9	AB	R	H	RBI	BB	SO	LOB
Gil McDougald, R (1, 5) OBP: 0.375, SLG: 0.438	6-3		FC6-4 E BB 1-2f		2B BB 1B 1-2 2-H	E F7 BB	FC5-4 1B 1-2f			4	2	1	1	1	0	2
Joe Collins, L (1, 3) OBP: 0.371, SLG: 0.438	F7		E 1-2 BB		2B 1B BB 1-2 2-3	E5 BB 1B 1-3	1B 1-2			3	1	2	0	2	0	0
Hank Bauer, R (1, 9) OBP: 0.394, SLG: 0.461	K		E5 1-2 2-3		1B 2B 1-3 2-H 3-H	F7 3-H	K			5	1	1	3	0	2	5
Yogi Berra, L (1, 2) OBP: 0.367, SLG: 0.528		FC4-6 BB	G3		HR 1B 2-H 3-H	F9		4-3 PB 1B 1B		4	2	2	2	1	0	4
Mickey Mantle, S (1, 8) OBP: 0.392, SLG: 0.507		L7		P6	HR 1-H	BB		4-3 1-3		4	1	1	2	1	0	2
Gene Woodling, L (1, 7) OBP: 0.426, SLG: 0.448		FC4-6 1-2f		L6	4-3	FC5-4 BB 1-2 2-3		BB 1B 3-H		4	0	1	1	1	0	1
Billy Martin, R (1, 4) OBP: 0.308, SLG: 0.383		F7		6-3	S 1B	FC5-4 1-2f		F3		5	0	1	0	0	0	5
Phil Rizzuto, R (1, 6) OBP: 0.391, SLG: 0.355			FC6-4 BB		1B 1B F7	6-3		FC6-4 1-2 BB		3	1	1	0	2	0	1
Whitey Ford, L (1, 1) OBP: 0.364, SLG: 0.319			P6		BB 1B 2B 1-2 1B K	FC5-4 BB		FC6-4 1-2f		4	1	1	0	1	1	4
Inning Stats	R: 0 E: 0 K: 1 S: 5 H: 0 LOB: 0 BB: 0 P: 5	R: 0 E: 0 K: 0 S: 3 H: 0 LOB: 1 BB: 1 P: 7	R: 0 E: 1 K: 0 S: 4 H: 0 LOB: 3 BB: 2 P: 12	R: 0 E: 0 K: 0 S: 3 H: 0 LOB: 0 BB: 0 P: 3	R: 7 E: 0 K: 1 S: 12 H: 7 LOB: 1 BB: 1 P: 16	R: 1 E: 1 K: 0 S: 4 H: 1 LOB: 3 BB: 3 P: 16	R: 0 E: 0 K: 1 S: 6 H: 1 LOB: 2 BB: 1 P: 10	R: 1 E: 0 K: 0 S: 5 H: 2 LOB: 2 BB: 1 P: 9		1B: 9 2B: 1 3B: 0 HR: 1 SF: 0 SAC: 0 DP: 0 HBP: 0					

PITCHER		IP	WLS	BF	H	R	ER	SO	BB	IBB	HBP	BLK	WP	HR	S	P	ERA	WHIP
Billy Pierce, L ERA: 2.54	(1, 1)	4.0	L	23	6	7	7	1	4	0	0	0	0	1	21	37	15.75	2.500
Harry Dorish, R ERA: 3.2	(5, 1)	3.0		16	3	1	1	2	4	0	0	0	0	0	16	32	3.00	2.333
Bob Keegan, R ERA: 3.55	(8, 1)	1.0		6	2	1	0	0	1	0	0	0	0	0	5	9	0.00	3.000

PITCHER	IP	WLS	BF	H	R	ER	SO	BB	IBB	HBP	BLK	WP	HR	S	P	ERA	WHIP

BOTTOM

Chicago White Sox @ New York Yankees

Yankee Stadium, Bronx, NY

Wed Sep 09 1953, 3:33 AM EDT

Att. 34,691 - Unknown

livebaseballscorecards.com

AB	36
R	9
H	11
RBI	9
BB	9
SO	3
LOB	24

Batter	1	2	3	4	5	6	7	8	9	AB	R	H	RBI	BB	SO	LOB
Chico Carrasquel, R (1, 6) OBP: 0.322, SLG: 0.358	S S S 0-3 ① K			x 0-0 FC5-4 1B 1B		x 0-0 G3-6-3 1B			x 0-0 FC5-4 1B	4	0	3	0	0	1	0
Ferris Fain, L (1, 3) OBP: 0.407, SLG: 0.353	x 0-0 ② 6-3			x 0-0 FC1-5 1-2 1B		x 0-0 ② ③ G3-6-3 1-2f			x 0-0 ① P5	4	0	1	0	0	0	2
Minnie Minoso, R (1, 7) OBP: 0.416, SLG: 0.466	x 0-0 ③ 6-3			x 0-0 ① FC1-5 FC5-4 1-2f			x 0-0 ① 6-3		x 0-0 ② F8	4	0	0	0	0	0	3
Sam Mele, R (1, 9) OBP: 0.355, SLG: 0.431		x 0-0 ① F8		x 0-0 ② FC5-4 S 1-2f 2-3			x 0-0 E6 FC5-4		x 0-0 ③ FC5-4 1-2f	4	0	0	0	0	0	3
Connie Ryan, R (1, 5) OBP: 0.361, SLG: 0.436		x 0-0 ② P5		S S S 0-3 ③ K 1-2			x 0-0 ② FC5-4 1-2f			3	0	0	0	0	1	3
Sherm Lollar, R (1, 2) OBP: 0.386, SLG: 0.407		x 0-0 ③ P6			B B B B 4-0 G6-3 BB		x 0-0 ③ F7			2	0	0	0	1	0	1
Neil Berry, R (1, 4) OBP: 0.330, SLG: 0.320			x 0-0 ① F7		x 0-0 ① ② G6-3 1-2f			x 0-0 ① F8		3	0	0	0	0	0	1
Jim Rivera, L (1, 8) OBP: 0.325, SLG: 0.411			x 0-0 ② P5		x 0-0 ③ F5			x 0-0 ② G3		3	0	0	0	0	0	0
Sandy Consuegra, R (1, 1) OBP: 0.088, SLG: 0.061			x 0-0 ③ L1			x 0-0 ① F8		x 0-0 ③ F8		3	0	0	0	0	0	0
Inning Stats	R: 0 H: 0 E: 0 LOB: 0 K: 1 BB: 0 S: 5 P: 5	R: 0 H: 0 E: 0 LOB: 0 K: 0 BB: 0 S: 3 P: 3	R: 0 H: 0 E: 0 LOB: 0 K: 0 BB: 0 S: 3 P: 3	R: 0 H: 2 E: 0 LOB: 2 K: 1 BB: 0 S: 7 P: 7	R: 0 H: 0 E: 0 LOB: 0 K: 0 BB: 1 S: 2 P: 6	R: 0 H: 1 E: 0 LOB: 0 K: 0 BB: 0 S: 3 P: 3	R: 0 H: 0 E: 1 LOB: 1 K: 0 BB: 0 S: 4 P: 4	R: 0 H: 0 E: 0 LOB: 0 K: 0 BB: 0 S: 3 P: 3	R: 0 H: 1 E: 0 LOB: 1 K: 0 BB: 0 S: 4 P: 4	1B: 4 SF: 0 2B: 0 SAC: 0 3B: 0 DP: 2 HR: 0 HBP: 0						

PITCHER	IP	WLS	BF	H	R	ER	SO	BB	IBB	HBP	BLK	WP	HR	S	P	ERA	WHIP
Ed Lopat, L (1, 1) ERA: 2.52	9.0	W	31	4	0	0	2	1	0	0	0	0	0	34	38	0.00	0.556

PITCHER	IP	WLS	BF	H	R	ER	SO	BB	IBB	HBP	BLK	WP	HR	S	P	ERA	WHIP

TOP

Chicago White Sox @ New York Yankees

Yankee Stadium, Bronx, NY

Thu Sep 10 1953, 3:33 AM EDT

Att. 14,656 - Unknown

livebaseballscorecards.com

AB	30
R	0
H	4
RBI	0
BB	1
SO	2
LOB	13

WP: 0 PA: 31
PB: 0
SB: 1
CS: 0

Batter	1	2	3	4	5	6	7	8	9	AB	R	H	RBI	BB	SO	LOB
Gil McDougald, R (1, 5) OBP: 0.372, SLG: 0.434	6-3		FC6-5-4-5 2-3			E6 FC6-4		6-3		4	0	0	0	0	0	1
Joe Collins, L (1, 3) OBP: 0.370, SLG: 0.436	4-3		1-3			FC6-4 FC6-4 1-2f		1B		4	0	1	0	0	0	2
Hank Bauer, R (1, 9) OBP: 0.395, SLG: 0.460	P4			BB 1B		FC6-4 1B 1-2f		BBBB BB		3	0	1	0	1	0	1
Yogi Berra, L (1, 2) OBP: 0.366, SLG: 0.526		4-3		F7		1-2 1B		4-3		4	0	1	0	0	0	2
Mickey Mantle, S (1, 8) OBP: 0.391, SLG: 0.505		1-3		BBBB 4-0 G4-6-3 1-2 BB		SSS 0-3 K				2	0	0	0	1	1	2
Gene Woodling, L (1, 7) OBP: 0.428, SLG: 0.461	HR			G4-6-3 1-2f			6-3 2B			3	1	2	1	0	0	2
Billy Martin, R (1, 4) OBP: 0.307, SLG: 0.381	F9				6-3		6-3 2-3			3	0	0	0	0	0	1
Phil Rizzuto, R (1, 6) OBP: 0.391, SLG: 0.355			FC6-5-4-SH2-3 SH2-3 1B		F8		6-3			3	0	1	0	0	0	1
Ed Lopat, L (1, 1) OBP: 0.246, SLG: 0.233			SH2-3 1-2		4-3		6-3			2	0	0	0	0	0	1
Inning Stats	R: 0 E: 0 K: 0 S: 3 H: 0 LOB: 0 BB: 0 P: 3	R: 1 E: 0 K: 0 S: 4 H: 1 LOB: 0 BB: 0 P: 4	R: 0 E: 0 K: 0 S: 4 H: 1 LOB: 1 BB: 0 P: 4	R: 0 E: 0 K: 0 S: 3 H: 1 LOB: 1 BB: 1 P: 7	R: 0 E: 0 K: 0 S: 3 H: 0 LOB: 0 BB: 0 P: 3	R: 0 E: 1 K: 1 S: 7 H: 1 LOB: 2 BB: 0 P: 7	R: 0 E: 0 K: 0 S: 4 H: 1 LOB: 1 BB: 0 P: 4	R: 0 E: 0 K: 0 S: 3 H: 1 LOB: 1 BB: 1 P: 7		1B: 4 2B: 1 3B: 0 HR: 1 SF: 0 SAC: 1 DP: 1 HBP: 0				WP: 0 PB: 0 SB: 0 CS: 0	PA: 31	

PITCHER	IP	WLS	BF	H	R	ER	SO	BB	IBB	HBP	BLK	WP	HR	S	P	ERA	WHIP
Sandy Consuegra, R (1, 1) ERA: 2.83	8.0	L	31	6	1	1	1	2	0	0	0	0	1	31	39	1.12	1.000

PITCHER	IP	WLS	BF	H	R	ER	SO	BB	IBB	HBP	BLK	WP	HR	S	P	ERA	WHIP

BOTTOM

Chicago White Sox @ New York Yankees

Yankee Stadium, Bronx, NY

Thu Sep 10 1953, 3:33 AM EDT

Att. 14,656 - Unknown

livebaseballscorecards.com

AB	28
R	1
H	6
RBI	1
BB	2
SO	1
LOB	13

Batter	1	2	3	4	5	6	7	8	9	AB	R	H	RBI	BB	SO	LOB
Chico Carrasquel, R (1, 6) OBP: 0.324, SLG: 0.360	BBBB; 4-0; 2B PB BB	x; 0-0; 1B		x; 0-0 ③; 4-3		x; 0-0; E8; 1-2 2-H 3-H; 1B		x; 0-0 ②; 6-3		4	1	2	1	1	0	0
Ferris Fain, L (1, 3) OBP: 0.407, SLG: 0.354	x; 0-0; PB 1B; 1-3; 2B	x; 0-0 ③; 4-3			BBBB; 4-0; F7 BB; BB	x; 0-0 ①; F9		x; 0-0 ③; L7		4	1	1	0	1	0	3
Minnie Minoso, R (1, 7) OBP: 0.416, SLG: 0.464	x; 0-0; CS; 2-H 3-H; 1B		x; 0-0 ①; 5-3		BBBB; 4-0; 1-2; BB	x; 0-0 ②; F8			SSS; 0-3 ①; K	4	0	1	1	1	1	2
Sam Mele, R (1, 9) OBP: 0.356, SLG: 0.433	x; 0-0 ① ②; F8; 1-2		x; 0-0; WP; 2B		x; 0-0 ① ②; F7; 2-3	x; 0-0 ③; P4			x; 0-0; HBP BB; F9; 1B	5	1	2	0	0	0	5
Connie Ryan, R (1, 5) OBP: 0.359, SLG: 0.430	x; 0-0 ③; P6		x; 0-0 ②; L7; 2-3		SSS; 0-3 ③; K		x; 0-0 ①; P4		BBBB; 4-0; F9 HBP; 1-2; S; BB	4	1	0	0	1	1	2
Sherm Lollar, R (1, 2) OBP: 0.392, SLG: 0.409		SSS; 0-3 ①; K	H; 1-0; HBP			x; 0-0; 1B 1B; 1B; 1B	x; 0-0; 1B		H; 1-0; S; 1-2 2-3; HBP	3	1	2	0	0	1	0
Neil Berry, R (1, 4) OBP: 0.333, SLG: 0.324 Bud Stewart, L (6, PH) OBP: 0.409, SLG: 0.436 Nellie Fox, L (6, 4) OBP: 0.336, SLG: 0.355		x; 0-0; HR; 1B	x; 0-0 ③; F9			x; 0-0; 1B 1B; 1-2; 1B	x; 0-0 ②; F7		x; 0-0 ②; F9; 2-3 3-H	2	1	1	0	0	0	2
										1	1	1	0	0	0	0
										2	0	0	1	0	0	3
Jim Rivera, L (1, 8) OBP: 0.325, SLG: 0.410		x; 0-0 ②; F8		BBBB; 4-0; K2-3; BB		x; 0-0; 1B 1B; E; 1-2 2-3; 1B	x; 0-0 ③; 3-1		SSS; 0-3 ③; K; 1-2 3-H	4	1	1	0	1	1	3
Virgil Trucks, R (1, 1) OBP: 0.205, SLG: 0.277		x; 0-0; HR; 1-H		SSS; 0-3 ① ②; K2-3; 1-2		x; 0-0; E; 1-2 2-3 3-H; 1B		x; 0-0 ①; 4-3		4	1	2	3	0	1	1
Inning Stats	R: 2 E: 0 K: 0 S: 4 H: 2 LOB: 0 BB: 1 P: 8	R: 2 E: 0 K: 1 S: 8 H: 3 LOB: 1 BB: 0 P: 8	R: 0 E: 0 K: 0 S: 4 H: 1 LOB: 2 BB: 0 P: 5	R: 0 E: 0 K: 1 S: 4 H: 0 LOB: 0 BB: 1 P: 8	R: 0 E: 0 K: 1 S: 4 H: 0 LOB: 1 BB: 2 P: 12	R: 3 E: 1 K: 0 S: 8 H: 5 LOB: 2 BB: 0 P: 8	R: 0 E: 0 K: 0 S: 4 H: 1 LOB: 1 BB: 0 P: 4	R: 0 E: 0 K: 0 S: 3 H: 0 LOB: 0 BB: 0 P: 3	R: 2 E: 0 K: 2 S: 8 H: 1 LOB: 1 BB: 1 P: 13	1B: 10 2B: 2 3B: 0 HR: 1 SF: 0 SAC: 0 DP: 0 HBP: 2							

TOP

Chicago White Sox @ Philadelphia Athletics
Connie Mack Stadium, Philadelphia, PA
Fri Sep 11 1953, 3:33 AM EDT
Att. 3,597 - Unknown

livebaseballscorecards.com

AB	37
R	9
H	13
RBI	6
BB	5
SO	5
LOB	21

WP: 1 PB: 1 SB: 2 CS: 1 PA: 44

PITCHER		IP	WLS	BF	H	R	ER	SO	BB	IBB	HBP	BLK	WP	HR	S	P	ERA	WHIP
Morrie Martin, L ERA: 4.77	(1, 1)	3.0	L	16	6	4	4	1	1	0	1	0	1	1	16	21	12.00	2.333
Charlie Bishop, R ERA: 5.55	(4, 1)	3.0		15	5	3	3	2	3	0	0	0	0	0	16	28	9.00	2.667
Frank Fanovich, L ERA: 5.73	(7, 1)	2.0		7	1	0	0	0	0	0	0	0	0	0	7	7	0.00	0.500
Walt Kellner, R ERA: 6.0	(9, 1)	1.0		6	1	2	2	2	1	0	1	0	0	0	8	13	18.00	2.000

PITCHER	IP	WLS	BF	H	R	ER	SO	BB	IBB	HBP	BLK	WP	HR	S	P	ERA	WHIP

BOTTOM

Chicago White Sox @ Philadelphia Athletics

Connie Mack Stadium, Philadelphia, PA

Fri Sep 11 1953, 3:33 AM EDT

Att. 3,597 - Unknown

livebaseballscorecards.com

Batter	1	2	3	4	5	6	7	8	9	AB	R	H	RBI	BB	SO	LOB
Loren Babe, L (1, 5) OBP: 0.296, SLG: 0.309	F2		F3		1B 2B		F9	1-H 2B		5	1	2	1	0	0	0
Dave Philley, S (1, 9) OBP: 0.363, SLG: 0.430	BB 1B		3-1		P5		BB S 1B	F8		5	0	2	0	0	0	2
Eddie Robinson, L (1, 3) OBP: 0.324, SLG: 0.416	P6		1B		2-H 8-3 1B		F2 1-2		G4-6-3 2B	5	0	3	1	0	0	2
Elmer Valo, L (1, 7) OBP: 0.351, SLG: 0.183	B B B B 1-2 BB		G3		8-3 1-2f		B B B B BB		B B B B G4-6-3 BB	2	0	0	0	3	0	2
Carmen Mauro, L (1, 8) OBP: 0.289, SLG: 0.301	P6			4-3		1B L8 1B	B B B B 1-2 2-3 BB		1-2f 2-3 G4-6-3	4	1	1	0	1	0	4
Tommy Giordano, R (1, 4) OBP: 0.400, SLG: 1.000		S S S K		HR	1-3 1B	L7			P4	5	1	2	1	0	1	4
Joe Demaestri, R (1, 6) OBP: 0.285, SLG: 0.330 Ed McGhee, R (8, PH) OBP: 0.322, SLG: 0.318 Spider Wilhelm, R (9, 6) OBP: 1.000, SLG: 1.000		F7	G3		F2			S S S K		3 0 0 0 0 0 2 1 0 0 0 0 1 0 0 0 0 0 0 0 0						
Joe Astroth, R (1, 2) OBP: 0.366, SLG: 0.398 Ray Murray, R (2, PH) OBP: 0.342, SLG: 0.427 (3, 2)		1B	1B		3-H L8			5-3		0 0 0 0 0 0 0 4 0 2 1 0 0 1						
Morrie Martin, L (1, 1) OBP: 0.105, SLG: 0.105 Charlie Bishop, R (4, 1) OBP: 0.109, SLG: 0.113 Tom Hamilton, L (6, PH) OBP: 0.267, SLG: 0.222 Frank Fanovich, L (7, 1) OBP: 0.182, SLG: 0.182 Cass Michaels, R (8, PH) OBP: 0.341, SLG: 0.372 Walt Kellner, R (9, 1)		4-3	1-3		F8			2B 1B		1 0 0 0 0 0 1 1 0 0 0 0 0 1 1 0 0 0 0 0 1 0 0 0 0 0 0 0 1 1 1 0 0 0 0 0 0 0 0 0 0 0						
Inning Stats	R: 0 E: 0 K: 0 S: 4 H: 1 LOB: 2 BB: 1 P: 8	R: 0 E: 0 K: 1 S: 6 H: 1 LOB: 1 BB: 0 P: 6	R: 0 E: 0 K: 0 S: 4 H: 1 LOB: 1 BB: 0 P: 4	R: 1 E: 0 K: 0 S: 5 H: 2 LOB: 1 BB: 0 P: 5	R: 1 E: 0 K: 0 S: 4 H: 2 LOB: 0 BB: 0 P: 4	R: 1 E: 0 K: 0 S: 5 H: 2 LOB: 1 BB: 0 P: 5	R: 0 E: 0 K: 0 S: 4 H: 1 LOB: 3 BB: 2 P: 12	R: 1 E: 0 K: 1 S: 7 H: 2 LOB: 1 BB: 0 P: 7	R: 0 E: 0 K: 0 S: 3 H: 1 LOB: 1 BB: 1 P: 7	1B: 9 2B: 4 3B: 0 HR: 1 SF: 0 SAC: 0 DP: 2 HBP: 0						

AB	38
R	4
H	13
RBI	4
BB	4
SO	2
LOB	20

WP: 0 PA: 42
PB: 0
SB: 1
CS: 0

PITCHER		IP	WLS	BF	H	R	ER	SO	BB	IBB	HBP	BLK	WP	HR	S	P	ERA	WHIP
Virgil Trucks, R ERA: 2.89	(1, 1)	9.0	W	42	13	4	4	2	4	0	0	0	0	1	42	58	4.00	1.889

PITCHER	IP	WLS	BF	H	R	ER	SO	BB	IBB	HBP	BLK	WP	HR	S	P	ERA	WHIP

Batter	1	2	3	4	5	6	7	8	9	AB	R	H	RBI	BB	SO	LOB
Chico Carrasquel, R (1, 6) OBP: 0.327, SLG: 0.363	0-0 1B 2B		0-0 ① FC3-6 1B 1-2f F8		B B B 4-0 1B BB		0-0 E 2B 1B		S S S 0-3 ① K	4	3	2	0	1	1	1
Nellie Fox, L (1, 4) OBP: 0.338, SLG: 0.357	0-0 1B F8 2-H 1B		0-0 WP F8 1-3 1B		0-0 ① BB 1-3 1B		0-0 FC6 2B 1-2 1B		0-0 ② F2	5	2	3	1	0	0	1
Ferris Fain, L (1, 3) OBP: 0.410, SLG: 0.359	0-0 G4-6-3 1-3 1B		0-0 ② F8 1-2 3-H		B B B 4-0 G5-4-3 1-2 BB		0-0 4-3 1-H 2-H 2B		H 1-0 1B HBP	3	0	2	3	1	0	1
Minnie Minoso, R (1, 7) OBP: 0.416, SLG: 0.462	0-0 ① F8 3-H		B B B 4-0 2-3 BB		0-0 ② ③ G5-4-3 1-2f		0-0 ② 4-3 2-3		0-0 1-2 1B	4	0	1	1	1	0	4
Bob Boyd, L (1, 8) OBP: 0.353, SLG: 0.407 Rocky Krsnich, R (8, 5) OBP: 0.265, SLG: 0.273 Sherm Lollar, R (9, PH) (9, 2) OBP: 0.391, SLG: 0.408	0-0 ② ③ G4-6-3 1-2f		0-0 ③ F8			0-0 ① L6	0-0 ③ 6-3		S S S 0-3 ③ K	4 0 1	0 0 0	0 0 0	0 0 0	0 0 1	0 0 1	4 0 2
Sam Mele, R (1, 9) OBP: 0.359, SLG: 0.440		0-0 ① 5-3		0-0 HR		B B B B 4-0 BB		B B B B 4-0 S BB		2	1	1	1	2	0	0
Connie Ryan, R (1, 5) OBP: 0.362, SLG: 0.429 Tom Wright, L (8, PH) OBP: 0.323, SLG: 0.381 Jim Rivera, L (8, 8) OBP: 0.325, SLG: 0.410		S S S 0-3 ② K		B B B 4-0 G5-4-3 BB		B B B B 4-0 G5-4-3 1-2 BB		X 0-0 ① P4 1-2		1 1 0	0 0 0	0 0 0	0 0 0	2 0 0	1 0 0	0 1 0
Red Wilson, R (1, 2) OBP: 0.354, SLG: 0.298 Fred Marsh, R (9, 5) OBP: 0.308, SLG: 0.300		0-0 ③ L8		0-0 ① ② G5-4-3 1-2f		0-0 ② ③ G5-4-3 1-2f		0-0 ② 6-3		4 0	0 0	0 0	0 0	0 0	0 0	4 0
Saul Rogovin, R (1, 1) OBP: 0.220, SLG: 0.086 Sandy Consuegra, R (7, 1) OBP: 0.086, SLG: 0.059			B B B 4-0 FC3-6 BB	0-0 ③ 6-3			0-0 ① F8	0-0 ③ 1-3		2 1	0 0	0 0	0 0	1 0	0 0	0 1
Inning Stats	R: 2 E: 0 K: 0 S: 5 H: 3 LOB: 0 BB: 0 P: 5	R: 0 E: 0 K: 1 S: 5 H: 0 LOB: 0 BB: 0 P: 5	R: 1 E: 0 K: 0 S: 4 H: 1 LOB: 2 BB: 2 P: 12	R: 1 E: 0 K: 0 S: 3 H: 1 LOB: 0 BB: 1 P: 7	R: 0 E: 0 K: 0 S: 2 H: 1 LOB: 1 BB: 2 P: 10	R: 0 E: 0 K: 0 S: 2 H: 0 LOB: 1 BB: 2 P: 10	R: 2 E: 1 K: 0 S: 6 H: 2 LOB: 1 BB: 0 P: 6	R: 0 E: 0 K: 0 S: 3 H: 0 LOB: 1 BB: 1 P: 7	R: 0 E: 0 K: 2 S: 8 H: 1 LOB: 2 BB: 0 P: 9	1B: 6 2B: 2 3B: 0 HR: 1	SF: 0 SAC: 0 DP: 4 HBP: 1					

PITCHER		IP	WLS	BF	H	R	ER	SO	BB	IBB	HBP	BLK	WP	HR	S	P	ERA	WHIP
Joe Coleman, R ERA: 4.18	(1, 1)	8.0	L	36	8	6	5	1	8	0	0	0	1	1	30	62	5.62	2.000
Morrie Martin, L ERA: 4.73	(9, 1)	1.0		5	1	0	0	2	0	0	1	0	0	0	8	9	0.00	1.000

PITCHER	IP	WLS	BF	H	R	ER	SO	BB	IBB	HBP	BLK	WP	HR	S	P	ERA	WHIP

TOP

Chicago White Sox @ Philadelphia Athletics

Connie Mack Stadium, Philadelphia, PA

Sat Sep 12 1953, 3:33 AM EDT

Att. 1,015 - Unknown

livebaseballscorecards.com

AB	32
R	6
H	9
RBI	6
BB	8
SO	3
LOB	19

1B: 6 SF: 0
2B: 2 SAC: 0
3B: 0 DP: 4
HR: 1 HBP: 1

WP: 1 PA: 41
PB: 0
SB: 1
CS: 0

Batter	1	2	3	4	5	6	7	8	9	AB	R	H	RBI	BB	SO	LOB
Loren Babe, L (1, 5) OBP: 0.301, SLG: 0.315	P3-4 1B			G3			1B 1B	1-3 1B		4	1	3	0	0	0	0
Dave Philley, S (1, 9) OBP: 0.362, SLG: 0.429	P3-4 1-2f			L9			FC6-4 1-2 1B 1B	3-H L8		4	1	1	1	0	0	2
Eddie Robinson, L (1, 3) OBP: 0.324, SLG: 0.415	P4			L4			1-2 2-H FC6-4 1B	G3		4	0	1	1	0	0	1
Elmer Valo, L (1, 7) OBP: 0.358, SLG: 0.206		L7			BBBB G6-3 BB		1-2f 2-3 FC6-4 FC5 1B		E7 G1 2B	3	1	1	0	1	0	2
Carmen Mauro, L (1, 8) OBP: 0.293, SLG: 0.302		BBBB L4 BB			G6-3 1-2f		1-2 3-H FC5 1B 1B		3-H G1	3	1	1	2	1	0	1
Tommy Giordano, R (1, 4) OBP: 0.222, SLG: 0.556		L4 1-2			F8		1-2 2-3f FC5 1B		F5	4	0	0	0	0	0	3
Joe Demaestri, R (1, 6) OBP: 0.284, SLG: 0.328 Tom Hamilton, L (7, PH) OBP: 0.279, SLG: 0.236 Spider Wilhelm, R (8, 6) OBP: 1.000, SLG: 1.000 Cass Michaels, R (9, PH) OBP: 0.340, SLG: 0.371			6-3				F7 1-3 2-H 1B		F7	2 1 0 1	0 0 0 0	0 1 0 0	0 1 0 0	0 0 0 0	0 0 0 0	0 0 0 0
Ray Murray, R (1, 2) OBP: 0.338, SLG: 0.421			F9				5-3	F8		3	0	0	0	0	0	0
Joe Coleman, R (1, 1) OBP: 0.350, SLG: 0.368 Neal Watlington, L (8, PH) OBP: 0.214, SLG: 0.179 Morrie Martin, L (9, 1) OBP: 0.105, SLG: 0.105			L5				1-3	1B L8 1B		2 1 0	0 1 0	0 1 0	0 0 0	0 0 0	0 0 0	0 0 0
Inning Stats	R: 0 E: 0 K: 0 S: 3 H: 1 LOB: 0 BB: 0 P: 3	R: 0 E: 0 K: 0 S: 2 H: 0 LOB: 0 BB: 1 P: 6	R: 0 E: 0 K: 0 S: 3 H: 0 LOB: 0 BB: 0 P: 3	R: 0 E: 0 K: 0 S: 3 H: 0 LOB: 0 BB: 0 P: 3	R: 0 E: 0 K: 0 S: 2 H: 0 LOB: 0 BB: 1 P: 6		R: 0 E: 0 K: 0 S: 3 H: 0 LOB: 0 BB: 0 P: 3	R: 3 E: 0 K: 0 S: 7 H: 5 LOB: 2 BB: 0 P: 7	R: 1 E: 0 K: 0 S: 5 H: 2 LOB: 1 BB: 0 P: 5	R: 1 E: 1 K: 0 S: 4 H: 1 LOB: 0 BB: 0 P: 4	1B: 8 2B: 3 3B: 0 HR: 0	SF: 0 SAC: 0 DP: 3 HBP: 0					

PITCHER	IP	WLS	BF	H	R	ER	SO	BB	IBB	HBP	BLK	WP	HR	S	P	ERA	WHIP
Saul Rogovin, R (1, 1) ERA: 5.05	6.1	W	23	5	3	3	0	2	0	0	0	0	0	21	29	4.26	1.105
Sandy Consuegra, R (7, 1) ERA: 2.84	2.2	S	11	4	2	1	0	0	0	0	0	0	0	11	11	3.38	1.500

PITCHER	IP	WLS	BF	H	R	ER	SO	BB	IBB	HBP	BLK	WP	HR	S	P	ERA	WHIP

BOTTOM

Chicago White Sox @ Philadelphia Athletics
Connie Mack Stadium, Philadelphia, PA
Sat Sep 12 1953, 3:33 AM EDT
Att. 1,015 - Unknown

livebaseballscorecards.com

AB	32
R	5
H	9
RBI	5
BB	2
SO	0
LOB	9

WP: 0	PA: 34		
PB: 0			
SB: 0			
CS: 0			

Chicago White Sox @ Boston Red Sox

Fenway Park, Boston, MA

Sun Sep 13 1953, 3:33 AM EDT

Att. 22,774 - Unknown

TOP

livebaseballscorecards.com

Batter	1	2	3	4	5	6	7	8	9	AB	R	H	RBI	BB	SO	LOB
Chico Carrasquel, R (1, 6) OBP: 0.324, SLG: 0.359	6-3		F8		G3		E5 S	L7-4 2-3		5	0	0	0	0	0	1
Ferris Fain, L (1, 3) OBP: 0.410, SLG: 0.356	2B 4-3 BB		F7		BB		K2-3 1-2		F9	3	1	0	0	2	1	1
Minnie Minoso, R (1, 9) (6, 7) (8, 9) OBP: 0.416, SLG: 0.466	4-3 1-3 2B			1B 2B	F4		5-3		K	5	1	2	0	0	1	2
Sam Mele, R (1, 8) (6, 9) (8, 8) OBP: 0.359, SLG: 0.437	4-3 2-3 3-H			K		WP E BB	F3		BB	3	1	0	1	2	1	3
Sherm Lollar, R (1, 2) OBP: 0.388, SLG: 0.405	F3			K		SH 1-H CS		BB BB 2B BB	G3	2	0	0	0	0	1	2
Red Wilson, R (6, PR) (6, 2) OBP: 0.358, SLG: 0.298										0	1	0	0	1	0	0
Bud Sheely, L (8, 2) OBP: 0.345, SLG: 0.239										1	0	0	0	0	0	1
Connie Ryan, R (1, 5) OBP: 0.363, SLG: 0.428		5-3		1B 2-H 1B		K		2B 1-2 BB		3	1	1	1	1	1	1
Bob Elliott, R (1, 7) OBP: 0.366, SLG: 0.392		5-3		FC6-4 1-2 1B		IBB IBB		2B 1-2 2-3 BB		2	0	1	0	1	0	0
Jim Rivera, L (6, PR) (6, 8) OBP: 0.325, SLG: 0.410										0	0	0	0	0	0	0
Nellie Fox, L (8, PH) (8, 4) OBP: 0.339, SLG: 0.357										0	1	0	0	1	0	0
Neil Berry, R (1, 4) OBP: 0.333, SLG: 0.318		F8		FC6-4 1-2f		IBB		K		2	0	0	0	1	0	2
Bud Stewart, L (8, PH) OBP: 0.403, SLG: 0.429										1	0	0	0	0	1	3
Virgil Trucks, R (8, 1) OBP: 0.205, SLG: 0.277										0	0	0	0	0	0	0
Harry Dorish, R (8, 1) OBP: 0.171, SLG: 0.171										0	0	0	0	0	0	0
Bob Keegan, R (8, 1) OBP: 0.316, SLG: 0.278										0	0	0	0	0	0	0
Billy Pierce, L (1, 1) OBP: 0.167, SLG: 0.114			1-3		6-3	K 3-H		L7-4 1-H 2-H 3-H 2B		3	0	0	0	0	1	3
Bob Boyd, L (8, PH) (8, 7) OBP: 0.357, SLG: 0.418										1	0	1	3	0	0	0

	AB	31
	R	6
	H	5
	RBI	5
	BB	9
	SO	7
	LOB	19

Inning Stats	1	2	3	4	5	6	7	8	9	1B	SF	WP	PA
R	1	0	0	1	0	1	0	3	0	2	0	1	41
E	0	0	0	0	0	1	1	0	0	2B 5	SAC 1	PB 0	
K	0	0	0	2	0	2	1	1	1	3B 0	DP 2	SB 1	
S	4	3	3	10	3	7	6	5	5	HR 0	HBP 0	CS 1	
H	1	0	0	3	0	0	0	1	0				
LOB	1	0	0	2	1	3	1	0	1				
BB	1	0	0	0	1	3	0	3	1				
P	8	3	3	10	7	19	6	17	9				

PITCHER		IP	WLS	BF	H	R	ER	SO	BB	IBB	HBP	BLK	WP	HR	S	P	ERA	WHIP
Mel Parnell, L ERA: 3.31	(1, 1)	7.0		33	4	5	5	5	5	2	0	0	1	0	36	64	6.43	1.286
Frank Sullivan, R ERA: 4.79	(8, 1)	1.0	W	4	1	1	1	1	1	0	0	0	0	0	5	9	9.00	2.000
Sid Hudson, R ERA: 3.67	(9, 1)	1.0	S	4	0	0	0	1	1	0	0	0	0	0	5	9	0.00	1.000

PITCHER	IP	WLS	BF	H	R	ER	SO	BB	IBB	HBP	BLK	WP	HR	S	P	ERA	WHIP

Batter	1	2	3	4	5	6	7	8	9	AB	R	H	RBI	BB	SO	LOB
Billy Goodman, L (1, 4) OBP: 0.385, SLG: 0.404	F8		4-3			F7	FC6-4 1-2f 2-3			4	0	0	0	0	0	2
Jim Piersall, R (1, 9) OBP: 0.333, SLG: 0.361	F8			F3		F6	FC6-4 1-2f			4	0	0	0	0	0	2
Ted Williams, L (1, 7) OBP: 0.494, SLG: 0.887 Hoot Evers, R (9, 7) OBP: 0.306, SLG: 0.399	BB			K			2B	1-3		3 0	1 0	1 0	0 0	1 0	1 0	0 0
George Kell, R (1, 5) OBP: 0.382, SLG: 0.484 Floyd Baker, L (8, PR) OBP: 0.364, SLG: 0.314 (9, 5)	F9			K			HR 2-H	1B		4 0	1 1	2 0	1 0	0 0	1 0	1 0
Dick Gernert, R (1, 3) OBP: 0.377, SLG: 0.423		F8			F8		HR 2-H	2B BB 2-3		4	2	2	2	0	0	0
Sammy White, R (1, 2) OBP: 0.318, SLG: 0.439		6-3			4-3		BB L8	BB 1-3 3-H		3	1	1	1	1	0	0
Tom Umphlett, R (1, 8) OBP: 0.333, SLG: 0.382		6-3			F3		FC6-4 1-3	BB		3	0	1	0	1	0	0
Milt Bolling, R (1, 6) OBP: 0.326, SLG: 0.358			K			HR	FC6-4	G4-6-3 1-2 2-3 3-H		2	1	1	2	2	1	0
Mel Parnell, L (1, 1) OBP: 0.244, SLG: 0.261 Frank Sullivan, R (8, 1) OBP: 0.250, SLG: 0.250 Al Zarilla, L (8, PH) OBP: 0.338, SLG: 0.227 Sid Hudson, R (9, 1) OBP: 0.180, SLG: 0.188			F8			K	L8 3-H	G4-6-3 1-2f		3 0 1 0	0 0 0 0	0 0 0 0	1 0 0 0	0 0 0 0	1 0 0 0	2 0 3 0
Inning Stats	R: 0 E: 0 K: 0 S: 3 H: 0 LOB: 1 BB: 1 P: 7	R: 0 E: 0 K: 0 S: 3 H: 0 LOB: 0 BB: 0 P: 3	R: 0 E: 0 K: 1 S: 5 H: 0 LOB: 0 BB: 0 P: 5	R: 0 E: 0 K: 2 S: 7 H: 0 LOB: 0 BB: 0 P: 7	R: 0 E: 0 K: 0 S: 3 H: 0 LOB: 0 BB: 0 P: 3	R: 1 E: 0 K: 1 S: 6 H: 1 LOB: 0 BB: 0 P: 6	R: 4 E: 0 K: 0 S: 7 H: 4 LOB: 2 BB: 2 P: 15	R: 2 E: 0 K: 0 S: 5 H: 3 LOB: 2 BB: 2 P: 13		1B: 1 2B: 5 3B: 0 HR: 2 SF: 0 SAC: 0 DP: 1 HBP: 0						

PITCHER		IP	WLS	BF	H	R	ER	SO	BB	IBB	HBP	BLK	WP	HR	S	P	ERA	WHIP
Billy Pierce, L ERA: 2.65	(1, 1)	7.0		29	5	5	5	4	2	1	0	0	0	2	34	46	6.43	1.000
Virgil Trucks, R ERA: 2.96	(8, 1)	0.1	L	3	2	2	2	0	0	0	0	0	0	0	3	3	54.00	6.000
Harry Dorish, R ERA: 3.2	(8, 1)	0.0		3	1	0	0	0	1	1	0	0	0	0	1	9	∞	∞
Bob Keegan, R ERA: 3.52	(8, 1)	0.2		1	0	0	0	0	0	0	0	0	0	0	1	1	0.00	0.000

PITCHER	IP	WLS	BF	H	R	ER	SO	BB	IBB	HBP	BLK	WP	HR	S	P	ERA	WHIP

BOTTOM

Chicago White Sox @ Boston Red Sox

Fenway Park, Boston, MA

Sun Sep 13 1953, 3:33 AM EDT

Att. 22,774 - Unknown

livebaseballscorecards.com

AB	31
R	7
H	8
RBI	7
BB	5
SO	4
LOB	10

Batter	1	2	3	4	5	6	7	8	9	AB	R	H	RBI	BB	SO	LOB
Chico Carrasquel, R (1, 6) OBP: 0.326, SLG: 0.359	0-3 1B		4-3		1-2 1B	1-2 2-3 1B BB	F9		K	5	1	2	0	1	1	3
Ferris Fain, L (1, 3) OBP: 0.412, SLG: 0.358	F9			E F8 HBP	P6	1-2 2-3 3-H 1B 1B		SH3-4 6-3 1B		4	3	2	1	0	0	3
Minnie Minoso, R (1, 9) (3, 7) OBP: 0.416, SLG: 0.465	9-3 1-2f			L6 1-3	K	1-2 2-3 3-H 1B		SH3-4 1-2 1B		5	0	2	1	0	1	2
Sam Mele, R (1, 8) (3, 9) OBP: 0.358, SLG: 0.434		F9		F8 3-H	2B BB	F2		SH3-4 1-2 2-3		3	1	0	1	1	0	3
Sherm Lollar, R (1, 2) OBP: 0.391, SLG: 0.415		K		2B	1B 1-3 2B	1-2 2-H 3-H 1B		6-3 3-H		5	1	3	3	0	1	1
Connie Ryan, R (1, 5) OBP: 0.361, SLG: 0.422		F7		5-3	1B IBB	F9		K		4	1	0	0	1	1	4
Bob Elliott, R (1, 7) OBP: 0.365, SLG: 0.391			5-3		4-3	1B 1-2 2-3 3-H SH 1B	4-3 HBP		F9	1	0	0	0	0	0	0
Jim Rivera, L (3, 8) OBP: 0.327, SLG: 0.409										3	1	1	1	0	0	0
Nellie Fox, L (1, 4) OBP: 0.340, SLG: 0.357			1B		E5 1B	BB SH 1-3 2-H 3-H 1B	4-3 1-2		E3 SH1-4	5	1	2	2	0	0	1
Connie Johnson, R (1, 1) OBP: 0.111, SLG: 0.059			K		F3	SH 1B BB 1B 1-2 3-H	K		SH1-4 1-2	3	1	0	1	0	2	3
Mike Fornieles, R (8, 1) OBP: 0.119, SLG: 0.122										0	0	0	0	0	0	0
Inning Stats	R: 0 E: 0 K: 0 S: 3 H: 1 LOB: 0 BB: 0 P: 3	R: 0 E: 0 K: 1 S: 5 H: 0 LOB: 0 BB: 0 P: 5	R: 0 E: 0 K: 1 S: 6 H: 1 LOB: 1 BB: 0 P: 6	R: 1 E: 1 K: 0 S: 4 H: 1 LOB: 1 BB: 0 P: 5	R: 0 E: 1 K: 0 S: 5 H: 1 LOB: 2 BB: 0 P: 5	R: 8 E: 1 K: 1 S: 12 H: 6 LOB: 2 BB: 3 P: 24	R: 0 E: 0 K: 1 S: 5 H: 0 LOB: 1 BB: 0 P: 6	R: 1 E: 0 K: 1 S: 7 H: 2 LOB: 1 BB: 0 P: 7	R: 0 E: 1 K: 1 S: 6 H: 0 LOB: 1 BB: 0 P: 6	1B: 10 2B: 3 3B: 0 HR: 0	SF: 0 SAC: 3 DP: 1 HBP: 2						

PITCHER		IP	WLS	BF	H	R	ER	SO	BB	IBB	HBP	BLK	WP	HR	S	P	ERA	WHIP
Bill Henry, L ERA: 3.48	(1, 1)	5.1	L	28	7	8	5	3	2	1	1	0	0	0	30	43	8.44	1.688
Ike Delock, R ERA: 4.57	(6, 1)	0.2		5	3	1	0	0	0	0	0	0	0	0	5	5	0.00	4.500
Ben Flowers, R ERA: 3.92	(7, 1)	2.0		9	2	1	1	2	0	0	1	0	0	0	12	13	4.50	1.000
Frank Sullivan, R ERA: 4.57	(9, 1)	1.0		4	0	0	0	1	0	0	0	0	0	0	6	6	0.00	0.000

PITCHER	IP	WLS	BF	H	R	ER	SO	BB	IBB	HBP	BLK	WP	HR	S	P	ERA	WHIP

TOP

Chicago White Sox @ Boston Red Sox

Fenway Park, Boston, MA

Mon Sep 14 1953, 3:33 AM EDT

Att. 5,239 - Unknown

livebaseballscorecards.com

AB	38
R	10
H	12
RBI	10
BB	3
SO	6
LOB	20

1B: 10 2B: 3 3B: 0 HR: 0 SF: 0 SAC: 3 DP: 1 HBP: 2

WP: 0 PB: 0 SB: 0 CS: 0 PA: 46

Batter	1	2	3	4	5	6	7	8	9	AB	R	H	RBI	BB	SO	LOB
Billy Goodman, L (1, 4) OBP: 0.387, SLG: 0.407	G6-4-3 2B	F8 3-H		F7			FC5-4 1B	G6-3 BB		4	0	2	1	1	0	2
Jim Piersall, R (1, 9) OBP: 0.332, SLG: 0.358	G6-4-3 HBP	F9		6-3			FC5-4 2B E 1-2f	G6-3 1-2f		4	1	0	0	0	0	4
Karl Olson, R (1, 7) OBP: 0.156, SLG: 0.250	G6-4-3 1-2f 2-3		F8		G4-6-3 1B		F3	L3		5	0	1	0	0	0	3
George Kell, R (1, 5) OBP: 0.385, SLG: 0.489	BB		FC5 2B		G4-6-3 1-2f		E4 1-H 2B		4-3	4	0	2	0	1	0	1
Dick Gernert, R (1, 3) OBP: 0.377, SLG: 0.422	K		BB FC5 BB		1B		F7		5-3	4	0	1	0	1	1	3
Sammy White, R (1, 2) OBP: 0.317, SLG: 0.439		E7 BB BB F8	FC5 BB 1-2 2-3f	F8				1B 2B	K	4	2	1	0	0	0	3
Del Wilber, R (9, 2) OBP: 0.274, SLG: 0.472										1	0	0	0	0	1	0
Tom Umphlett, R (1, 8) OBP: 0.336, SLG: 0.382		BB 1-2 BB	1-2 2-3 BB			P4		2B HR 2-H 1B		2	1	1	1	2	0	0
Milt Bolling, R (1, 6) OBP: 0.331, SLG: 0.364		1-2 2-3 BB	K			G4-6-3 1B		1-3 HR 2B		3	1	2	0	1	1	3
Bill Henry, L (1, 1) OBP: 0.172, SLG: 0.276		K		3-1		G4-6-3 1-2f		2-H 3-H HR		2	0	0	0	0	1	3
Ike Delock, R (6, 1) OBP: 0.200, SLG: 0.111										0	0	0	0	0	0	0
Al Zarilla, L (6, PH) OBP: 0.333, SLG: 0.224										1	0	0	0	0	0	1
Ben Flowers, R (7, 1) OBP: 0.158, SLG: 0.263										0	0	0	0	0	0	0
Ted Williams, L (8, PH) OBP: 0.500, SLG: 0.931										1	1	1	3	0	0	0
Frank Sullivan, R (9, 1) OBP: 0.250, SLG: 0.250										0	0	0	0	0	0	0
Inning Stats	R: 0 H: 1 E: 0 LOB: 2 K: 1 BB: 1 S: 5 P: 10	R: 1 H: 0 E: 1 LOB: 2 K: 1 BB: 2 S: 6 P: 14	R: 0 H: 1 E: 0 LOB: 3 K: 1 BB: 2 S: 6 P: 14	R: 0 H: 0 E: 0 LOB: 0 K: 0 BB: 0 S: 3 P: 3	R: 0 H: 2 E: 0 LOB: 1 K: 0 BB: 0 S: 4 P: 4	R: 0 H: 1 E: 0 LOB: 0 K: 0 BB: 0 S: 3 P: 3	R: 1 H: 2 E: 1 LOB: 1 K: 0 BB: 0 S: 5 P: 5	R: 4 H: 4 E: 0 LOB: 0 K: 0 BB: 1 S: 6 P: 10	R: 0 H: 0 E: 0 LOB: 0 K: 1 BB: 0 S: 5 P: 5	1B: 5 SF: 0 2B: 5 SAC: 0 3B: 0 DP: 4 HR: 1 HBP: 1						

PITCHER		IP	WLS	BF	H	R	ER	SO	BB	IBB	HBP	BLK	WP	HR	S	P	ERA	WHIP
Connie Johnson, R ERA: 3.66	(1, 1)	7.0	W	35	10	5	3	3	5	0	1	0	0	0	35	56	3.86	2.143
Mike Fornieles, R ERA: 3.52	(8, 1)	2.0	S	7	1	1	1	1	1	0	0	0	0	1	8	12	4.50	1.000

PITCHER	IP	WLS	BF	H	R	ER	SO	BB	IBB	HBP	BLK	WP	HR	S	P	ERA	WHIP

BOTTOM

Chicago White Sox @ Boston Red Sox

Fenway Park, Boston, MA

Mon Sep 14 1953, 3:33 AM EDT

Att. 5,239 - Unknown

livebaseballscorecards.com

AB	35
R	6
H	11
RBI	5
BB	6
SO	4
LOB	23

WP: 0 PA: 42
PB: 0
SB: 0
CS: 0

Batter	1	2	3	4	5	6	7	8	9	AB	R	H	RBI	BB	SO	LOB
Chico Carrasquel, R (1, 6) OBP: 0.326, SLG: 0.360	F8	F6			1-5-3 1B		F5		S 1-3 1B	5	2	2	0	0	0	1
Ferris Fain, L (1, 3) OBP: 0.408, SLG: 0.354	F6		G3		1-5-3 1-2		1-3		F5 1-2 3-H	5	0	0	0	0	0	2
Minnie Minoso, R (1, 7) OBP: 0.417, SLG: 0.465	BB		F8		2B 2-H 1B		K		S S 2-H 1B	4	1	2	2	1	1	0
Sam Mele, R (1, 9) OBP: 0.358, SLG: 0.434	5-3		F5		2B 1-H			5-3	S 1-3	5	0	1	1	0	0	2
Sherm Lollar, R (1, 2) OBP: 0.392, SLG: 0.414		FC4-6 1B		BB	F7			F2		3	0	1	0	1	0	1
Bob Elliott, R (1, 5) OBP: 0.364, SLG: 0.391 Bob Boyd, L (6, PR) OBP: 0.357, SLG: 0.418 Rocky Krsnich, R (6, 5) OBP: 0.271, SLG: 0.287		FC4-6 G3 1-2f 2B		FC3-6 FC5-4 1-2f		1B SH2-3 1B		2B		3 1 1 0 0 0 2 0 0 0 0 0 0 0 1 0 1 0 0 0 0						
Jim Rivera, L (1, 8) OBP: 0.325, SLG: 0.407		G3 1-2		S S S K		SH2-3 1-2		F9		3	0	0	0	0	1	3
Nellie Fox, L (1, 4) OBP: 0.341, SLG: 0.360		1B 2-H 2B		FC5-4 1-2f		G4-6-3 2-3 1B			4-3	4	1	2	1	0	0	1
Bob Keegan, R (1, 1) OBP: 0.348, SLG: 0.318		2-H 1B			5-3	G4-6-3 1-2f			1B PB E 1B	4	1	2	1	0	0	2

| Inning Stats | | | | | |

Batter	1	2	3	4	5	6	7	8	9	AB	R	H	RBI	BB	SO	LOB
Billy Goodman, L (1, 4) OBP: 0.384, SLG: 0.404	6-3		F8			F8			6-3	4	0	0	0	0	0	0
Jim Piersall, R (1, 9) OBP: 0.332, SLG: 0.357	1B			F8		6-3			F4	4	0	1	0	0	0	0
Ted Williams, L (1, 7) OBP: 0.505, SLG: 0.920	G5-4-3			1B			F7			3	0	2	0	0	0	0
George Kell, R (1, 5) OBP: 0.382, SLG: 0.485	G5-4-3			F9			5-3			3	0	0	0	0	0	3
Dick Gernert, R (1, 3) OBP: 0.377, SLG: 0.420		BBBB G6-4-3		F3			F8			2	0	0	0	1	0	1
Sammy White, R (1, 2) OBP: 0.315, SLG: 0.436		G6-4-3			F9			6-3		3	0	0	0	0	0	1
Tom Umphlett, R (1, 8) OBP: 0.334, SLG: 0.380		6-3			5-3			F5		3	0	0	0	0	0	0
Milt Bolling, R (1, 6) OBP: 0.328, SLG: 0.360			F4		6-3			F7		3	0	0	0	0	0	0
Mickey McDermott, L (1, 1) OBP: 0.311, SLG: 0.427			6-3			4-3			F7	2	0	0	0	0	0	0
Floyd Baker, L (9, PH) OBP: 0.362, SLG: 0.312										1	0	0	0	0	0	0
Inning Stats	R: 0 E: 0 K: 0 S: 4 H: 2 LOB: 1 BB: 0 P: 4	R: 0 E: 0 K: 0 S: 2 H: 0 LOB: 0 BB: 1 P: 6	R: 0 E: 0 K: 0 S: 3 H: 0 LOB: 0 BB: 0 P: 3	R: 0 E: 0 K: 0 S: 4 H: 1 LOB: 1 BB: 0 P: 4	R: 0 E: 0 K: 0 S: 3 H: 0 LOB: 0 BB: 0 P: 3	R: 0 E: 0 K: 0 S: 3 H: 0 LOB: 0 BB: 0 P: 3	R: 0 E: 0 K: 0 S: 3 H: 0 LOB: 0 BB: 0 P: 3	R: 0 E: 0 K: 0 S: 3 H: 0 LOB: 0 BB: 0 P: 3	R: 0 E: 0 K: 0 S: 3 H: 0 LOB: 0 BB: 0 P: 3	1B: 3 2B: 0 3B: 0 HR: 0	SF: 0 SAC: 0 DP: 2 HBP: 0			WP: 0 PB: 0 SB: 0 CS: 0		PA: 29	

PITCHER	IP	WLS	BF	H	R	ER	SO	BB	IBB	HBP	BLK	WP	HR	S	P	ERA	WHIP
Bob Keegan, R (1, 1) ERA: 3.12	9.0	W	29	3	0	0	0	1	0	0	0	0	0	28	32	0.00	0.444

PITCHER	IP	WLS	BF	H	R	ER	SO	BB	IBB	HBP	BLK	WP	HR	S	P	ERA	WHIP

BOTTOM

Chicago White Sox @ Boston Red Sox

Fenway Park, Boston, MA

Tue Sep 15 1953, 3:33 AM EDT

Att. 4,556 - Unknown

livebaseballscorecards.com

AB	28
R	0
H	3
RBI	0
BB	1
SO	0
LOB	5

Chicago White Sox @ Washington Senators

Griffith Stadium, Washington, DC

Wed Sep 16 1953, 3:33 AM EDT

Att. 13,000 - Unknown

TOP

livebaseballscorecards.com

Batter	1	2	3	4	5	6	7	8	9	AB	R	H	RBI	BB	SO	LOB
Chico Carrasquel, R (1, 6) OBP: 0.326, SLG: 0.359	6-3		G3-6-3 1B 1-2		P5		G4-6-3 1-2f			4	0	1	0	0	0	2
Nellie Fox, L (1, 4) OBP: 0.339, SLG: 0.358	1-3		G3-6-3 1-2f 2-3			F9		4-3		4	0	0	0	0	0	2
Ferris Fain, L (1, 3) OBP: 0.407, SLG: 0.351	CS BB B B B		F7			1-3		4-3		3	0	0	0	1	0	1
Minnie Minoso, R (1, 9) (7, 5) OBP: 0.414, SLG: 0.462	CS 1-2	F8		F2		6-3		P3		4	0	0	0	0	0	0
Bob Boyd, L (1, 7) OBP: 0.361, SLG: 0.421		K2-3 S S S		1B			BB 3B 1B		F7	4	1	2	0	0	1	0
Sherm Lollar, R (1, 2) OBP: 0.391, SLG: 0.410		1B BB B B B		F8			F7		5-3	3	0	0	0	1	0	2
Jim Rivera, L (1, 8) OBP: 0.326, SLG: 0.407		1-2 1B		F3			3B BB B B B 1-2		F9	3	1	1	0	1	0	1
Bob Elliott, R (1, 5) OBP: 0.363, SLG: 0.389		F7			5-3		1-H 2-H 3B			2	0	0	0	0	0	2
Tom Wright, L (7, PH) (7, 9) OBP: 0.328, SLG: 0.403										1	0	1	2	0	0	0
Virgil Trucks, R (1, 1) OBP: 0.212, SLG: 0.282			G3-6-3 1B		6-3		G4-6-3 BB B B B			2	0	1	0	0	0	0
Bud Stewart, L (7, PH) OBP: 0.412, SLG: 0.429										0	0	0	0	1	0	0
Harry Dorish, R (7, 1) OBP: 0.171, SLG: 0.171										0	0	0	0	0	0	0

	AB	30
	R	2
	H	6
	RBI	2
	BB	4
	SO	1
	LOB	10

Inning Stats	1	2	3	4	5	6	7	8	9
	R: 0 E: 0 K: 0 S: 2	H: 0 LOB: 0 BB: 1 P: 6	R: 0 E: 0 K: 1 S: 6	H: 1 LOB: 2 BB: 1 P: 10	R: 0 E: 0 K: 0 S: 4	H: 2 LOB: 1 BB: 0 P: 4	R: 0 E: 0 K: 0 S: 4	H: 1 LOB: 1 BB: 0 P: 4	R: 0 E: 0 K: 0 S: 3	H: 0 LOB: 0 BB: 0 P: 3	R: 0 E: 0 K: 0 S: 3	H: 0 LOB: 0 BB: 0 P: 3	R: 2 E: 0 K: 0 S: 4	H: 2 LOB: 1 BB: 2 P: 12	R: 0 E: 0 K: 0 S: 3	H: 0 LOB: 0 BB: 0 P: 3	R: 0 E: 0 K: 0 S: 3	H: 0 LOB: 0 BB: 0 P: 3

	1B: 5	SF: 0	WP: 0	PA: 35
	2B: 0	SAC: 0	PB: 0	
	3B: 1	DP: 2	SB: 0	
	HR: 0	HBP: 0	CS: 1	

PITCHER	IP	WLS	BF	H	R	ER	SO	BB	IBB	HBP	BLK	WP	HR	S	P	ERA	WHIP
Connie Marrero, R (1, 1) ERA: 3.03	9.0	W	34	6	2	2	1	4	0	0	0	0	0	32	48	2.00	1.111

PITCHER	IP	WLS	BF	H	R	ER	SO	BB	IBB	HBP	BLK	WP	HR	S	P	ERA	WHIP

Batter	1	2	3	4	5	6	7	8	9	AB	R	H	RBI	BB	SO	LOB
Eddie Yost, R (1, 5) OBP: 0.406, SLG: 0.393	0-0 1B 2B		0-0 3B 1B	1-0 1-2 HBP		0-0 ③ F7				3	2	2	0	0	0	0
Pete Runnels, L (1, 6) OBP: 0.350, SLG: 0.325	0-0 2B 2-H 1B		0-0 1-H 3B	0-0 ③ 4-3			0-0 ① 3-1			4	0	2	2	0	0	2
Mickey Vernon, L (1, 3) OBP: 0.405, SLG: 0.522	0-0 ① F7		0-0 ① 4-3		0-0 3B		0-0 ② 6-3			4	0	1	0	0	0	2
Jackie Jensen, R (1, 9) OBP: 0.356, SLG: 0.407	0-0 ② P4		0-0 ② P3		0-0 ① 6-3		0-0 1B 3B			4	1	1	0	0	0	3
Gil Coan, L (1, 7) OBP: 0.304, SLG: 0.289	0-0 1-3 2B		0-0 ③ F8		B B B B 4-0 S BB		0-0 E3 S 3-H 1B			3	0	2	1	1	0	1
Jim Busby, R (1, 8) OBP: 0.353, SLG: 0.411	0-0 ③ 6-3			0-0 S E 1B	4-0 G6-3 1-2 IBB		S S S 0-3 ③ K 1-2			3	1	1	0	1	1	3
Wayne Terwilliger, R (1, 4) OBP: 0.341, SLG: 0.336		0-0 ① F2		0-0 ① F7	0-0 ② ③ G6-3 1-2f			S S S 0-3 ① K		4	0	0	0	0	1	4
Ed Fitz Gerald, R (1, 2) OBP: 0.294, SLG: 0.316		0-0 ② G3		0-0 E6 HBP 1-H		0-0 ① F3		0-0 ② 6-3		4	0	0	0	0	0	0
Connie Marrero, R (1, 1) OBP: 0.208, SLG: 0.125		0-0 ③ P3		S S S 0-3 ② K		S S S 0-3 ② K2-3		0-0 ③ 1-3		4	0	0	0	0	2	1
Inning Stats	R: 1 E: 0 K: 0 S: 6 H: 3 LOB: 2 BB: 0 P: 6	R: 0 E: 0 K: 0 S: 3 H: 0 LOB: 0 BB: 0 P: 3	R: 1 E: 0 K: 0 S: 5 H: 2 LOB: 1 BB: 0 P: 5	R: 1 E: 1 K: 1 S: 7 H: 1 LOB: 2 BB: 0 P: 8	R: 0 E: 0 K: 0 S: 3 H: 1 LOB: 2 BB: 2 P: 11	R: 0 E: 0 K: 1 S: 5 H: 0 LOB: 0 BB: 0 P: 5	R: 1 E: 1 K: 1 S: 7 H: 2 LOB: 1 BB: 0 P: 7	R: 0 E: 0 K: 1 S: 5 H: 0 LOB: 0 BB: 0 P: 5		1B: 4 2B: 2 3B: 3 HR: 0	SF: 0 SAC: 0 DP: 1 HBP: 1					

PITCHER		IP	WLS	BF	H	R	ER	SO	BB	IBB	HBP	BLK	WP	HR	S	P	ERA	WHIP
Virgil Trucks, R ERA: 2.96	(1, 1)	6.0	L	28	7	3	2	2	1	1	1	0	0	0	29	38	3.00	1.333
Harry Dorish, R ERA: 3.22	(7, 1)	2.0		8	2	1	1	2	0	0	0	0	0	0	12	12	4.50	1.000

PITCHER	IP	WLS	BF	H	R	ER	SO	BB	IBB	HBP	BLK	WP	HR	S	P	ERA	WHIP

BOTTOM

Chicago White Sox @ Washington Senators

Griffith Stadium, Washington, DC

Wed Sep 16 1953, 3:33 AM EDT

Att. 13,000 - Unknown

livebaseballscorecards.com

AB	33
R	4
H	9
RBI	3
BB	2
SO	4
LOB	16

1B: 4	SF: 0	WP: 0	PA: 36
2B: 2	SAC: 0	PB: 0	
3B: 3	DP: 1	SB: 3	
HR: 0	HBP: 1	CS: 0	

Batter	1	2	3	4	5	6	7	8	9	AB	R	H	RBI	BB	SO	LOB
Chico Carrasquel, R (1, 6) OBP: 0.325, SLG: 0.358	5-3		FC6-4 1B		5-3			5-3		4	0	1	0	0	0	0
Nellie Fox, L (1, 4) OBP: 0.338, SLG: 0.359	4-3		FC6-4 1-2f			F9 2B		4-3		4	0	1	0	0	0	1
Ferris Fain, L (1, 3) OBP: 0.406, SLG: 0.350	1B			F7		F9 2-3		L3		4	0	1	0	0	0	1
Minnie Minoso, R (1, 9) OBP: 0.413, SLG: 0.462	1-3			1B 2B		P4			6-3	4	1	1	0	0	0	2
Bob Boyd, L (1, 7) OBP: 0.358, SLG: 0.416		F8		1B 2-H 1B		6-3			4-3	4	0	1	1	0	0	1
Jim Rivera, L (1, 8) OBP: 0.327, SLG: 0.413		1-3		CS 1-3 1B			HR		K S S S	4	1	2	1	0	1	0
Sherm Lollar, R (1, 2) OBP: 0.391, SLG: 0.409		F8		6-3 1-2			G6-4-3 1B			3	0	1	0	0	0	2
Rocky Krsnich, R (1, 5) OBP: 0.272, SLG: 0.296			P5		2B		F9			3	0	1	0	0	0	1
Billy Pierce, L (1, 1) OBP: 0.161, SLG: 0.110			4-3		K S S S		G6-4-3 1-2f			3	0	0	0	0	1	1
Inning Stats	R: 0 E: 0 K: 0 S: 4	H: 1 LOB: 1 BB: 0 P: 4	R: 0 E: 0 K: 0 S: 3	H: 0 LOB: 0 BB: 0 P: 3	R: 0 E: 0 K: 0 S: 4	H: 1 LOB: 1 BB: 0 P: 4	R: 0 E: 0 K: 1 S: 5	H: 1 LOB: 0 BB: 0 P: 5	R: 1 E: 0 K: 0 S: 5	H: 3 LOB: 1 BB: 0 P: 5	R: 0 E: 0 K: 0 S: 4	H: 1 LOB: 1 BB: 0 P: 4	R: 1 E: 0 K: 0 S: 4	H: 2 LOB: 0 BB: 0 P: 4	R: 0 E: 0 K: 0 S: 3	H: 0 LOB: 0 BB: 0 P: 3	R: 0 E: 0 K: 1 S: 5	H: 0 LOB: 0 BB: 0 P: 5	1B: 5 2B: 3 3B: 0 HR: 1	SF: 0 SAC: 0 DP: 1 HBP: 0	WP: 0 PB: 0 SB: 0 CS: 1	PA: 33

PITCHER		IP	WLS	BF	H	R	ER	SO	BB	IBB	HBP	BLK	WP	HR	S	P	ERA	WHIP
Bob Porterfield, R ERA: 3.48	(1, 1)	9.0	W	33	9	2	2	2	0	0	0	0	0	1	37	37	2.00	1.000

PITCHER	IP	WLS	BF	H	R	ER	SO	BB	IBB	HBP	BLK	WP	HR	S	P	ERA	WHIP

TOP

Chicago White Sox @ Washington Senators

Griffith Stadium, Washington, DC

Thu Sep 17 1953, 3:33 AM EDT

Att. 3,345 - Unknown

livebaseballscorecards.com

AB	33
R	2
H	9
RBI	2
BB	0
SO	2
LOB	9

Batter	1	2	3	4	5	6	7	8	9	AB	R	H	RBI	BB	SO	LOB
Eddie Yost, R (1, 5) OBP: 0.407, SLG: 0.395	0-0 FC6-4 1B	0-0 1-3 1B			0-0 ① 6-3		0-0 ① SH1-4 1-2 2-3			3	0	2	0	0	0	0
Jerry Snyder, R (1, 6) OBP: 0.383, SLG: 0.400	0-0 ① FC6-4 E1 1B 1-2f 2B	0-3 ② K2-3			4-0 BB		0-3 ② K			3	1	0	0	1	2	5
Mickey Vernon, L (1, 3) OBP: 0.403, SLG: 0.518	0-0 ② P6	0-0 ③ F7			0-3 ② K		0-3 ③ K			4	0	0	0	0	2	6
Jackie Jensen, R (1, 9) OBP: 0.359, SLG: 0.408	0-0 E3 1-3 2B 1B		0-0 4-3-6 1B		0-0 ③ F2			4-0 SH3 1B BB		3	2	2	0	1	0	1
Clyde Vollmer, R (1, 7) OBP: 0.344, SLG: 0.379	4-0 2B BB		0-0 ① F8			0-0 ① F3		0-0 ① SH3 1-2		2	0	0	0	1	0	1
Jim Busby, R (1, 8) OBP: 0.356, SLG: 0.415	0-0 1-3 2-H 3-H 2B		0-0 ② ③ 4-3-6 1-3f			0-0 CS 1B		4-0 1B IBB		3	0	2	2	1	0	1
Wayne Terwilliger, R (1, 4) OBP: 0.342, SLG: 0.339	0-0 ③ 1-3			0-0 L4 2B		0-0 ② ③ P4 1-2		0-0 G6-4-3 1-2 2-H 1B		4	0	2	1	0	0	3
Ed Fitz Gerald, R (1, 2) OBP: 0.293, SLG: 0.313		0-0 ① F5		0-0 ① ② L4 2-3			4-0 SH1-4 BB BB	0-0 ② ③ G6-4-3 1-2f		3	0	0	0	1	0	3
Bob Porterfield, R (1, 1) OBP: 0.304, SLG: 0.427		4-0 1B BB		0-0 ③ F8			4-0 SH1-4 1-2 BB			1	0	0	0	2	0	0
Inning Stats	R: 2 E: 1 K: 0 S: 6 H: 3 LOB: 2 BB: 1 P: 10	R: 0 E: 0 K: 1 S: 6 H: 1 LOB: 2 BB: 1 P: 10	R: 0 E: 0 K: 0 S: 3 H: 1 LOB: 0 BB: 0 P: 3	R: 0 E: 0 K: 0 S: 3 H: 1 LOB: 0 BB: 0 P: 3	R: 0 E: 0 K: 1 S: 5 H: 0 LOB: 1 BB: 1 P: 9	R: 0 E: 0 K: 0 S: 3 H: 1 LOB: 0 BB: 0 P: 3	R: 0 E: 0 K: 2 S: 7 H: 0 LOB: 2 BB: 2 P: 15	R: 1 E: 0 K: 0 S: 3 H: 1 LOB: 1 BB: 2 P: 11		1B: 6 2B: 4 3B: 0 HR: 0	SF: 0 SAC: 2 DP: 3 HBP: 0					

PITCHER	IP	WLS	BF	H	R	ER	SO	BB	IBB	HBP	BLK	WP	HR	S	P	ERA	WHIP
Billy Pierce, L (1, 1) ERA: 2.68	8.0	L	35	8	3	3	4	6	1	0	0	0	0	36	64	3.38	1.750

PITCHER	IP	WLS	BF	H	R	ER	SO	BB	IBB	HBP	BLK	WP	HR	S	P	ERA	WHIP

BOTTOM

Chicago White Sox @ Washington Senators

Griffith Stadium, Washington, DC

Thu Sep 17 1953, 3:33 AM EDT

Att. 3,345 - Unknown

livebaseballscorecards.com

AB	26
R	3
H	8
RBI	3
BB	7
SO	4
LOB	20

PB: 0
SB: 0
CS: 1

Batter	1	2	3	4	5	6	7	8	9	AB	R	H	RBI	BB	SO	LOB
Billy Hunter, R (1, 6) OBP: 0.257, SLG: 0.260	x 0-0 ① F3		x 0-0 ② 1-3			x 0-0 ① 1-3		x 0-0 ③ F8		4	0	0	0	0	0	0
Dick Kokos, L (1, 9) OBP: 0.360, SLG: 0.409	S S S 0-3 ② K		x 0-0 ③ F5			x 0-0 1B			x 0-0 ① 4-3	4	0	1	0	0	1	0
Dick Kryhoski, L (1, 3) OBP: 0.330, SLG: 0.494	B B B B 4-0 1B BB			x 0-0 ① F7		x 0-0 ② F9			x 0-0 ② F8	3	0	0	0	1	0	1
Vern Stephens, R (1, 5) OBP: 0.332, SLG: 0.363	x 0-0 1-2 1B			x 0-0 ② F5		x 0-0 ③ 6-3			x 0-0 ③ F4	4	0	1	0	0	0	1
Don Lenhardt, R (1, 7) OBP: 0.396, SLG: 0.474	S S S 0-3 ③ K			x 0-0 2B			x 0-0 ① F8			3	0	1	0	0	1	2
Les Moss, R (1, 2) OBP: 0.337, SLG: 0.379		x 0-0 ① F9		S S S 0-3 ③ K			x 0-0 ② F3			3	0	0	0	0	1	1
Johnny Groth, R (1, 8) OBP: 0.307, SLG: 0.364		x 0-0 ② 1-3			x 0-0 ① 6-3		x 0-0 ③ F8			3	0	0	0	0	0	0
Bobby Young, L (1, 4) OBP: 0.310, SLG: 0.329		x 0-0 ③ 2-3			S S S 0-3 ② K			x 0-0 ① F8		3	0	0	0	0	1	0
Duane Pillette, R (1, 1) OBP: 0.222, SLG: 0.224			x 0-0 ① 6-3		x 0-0 ③ 5-3			x 0-0 ② 3-1		2	0	0	0	0	0	0
Clint Courtney, L (8, PH) OBP: 0.299, SLG: 0.333										1	0	0	0	0	0	0
Marlin Stuart, L (8, 1) OBP: 0.192, SLG: 0.231										0	0	0	0	0	0	0
Inning Stats	R: 0 E: 0 K: 2 S: 8 H: 1 LOB: 2 BB: 1 P: 12	R: 0 E: 0 K: 0 S: 3 H: 0 LOB: 0 BB: 0 P: 3	R: 0 E: 0 K: 0 S: 3 H: 0 LOB: 0 BB: 0 P: 3	R: 0 E: 0 K: 1 S: 6 H: 1 LOB: 1 BB: 0 P: 6	R: 0 E: 0 K: 1 S: 5 H: 0 LOB: 0 BB: 0 P: 5	R: 0 E: 0 K: 0 S: 4 H: 1 LOB: 1 BB: 0 P: 4	R: 0 E: 0 K: 0 S: 3 H: 0 LOB: 0 BB: 0 P: 3	R: 0 E: 0 K: 0 S: 3 H: 0 LOB: 0 BB: 0 P: 3	R: 0 E: 0 K: 0 S: 3 H: 0 LOB: 0 BB: 0 P: 3	1B: 2 2B: 1 3B: 0 HR: 0	SF: 0 SAC: 0 DP: 0 HBP: 0						

PITCHER	IP	WLS	BF	H	R	ER	SO	BB	IBB	HBP	BLK	WP	HR	S	P	ERA	WHIP
Bob Keegan, R (1, 1) ERA: 2.81	9.0	W	31	3	0	0	4	1	0	0	0	0	0	38	42	0.00	0.444

PITCHER	IP	WLS	BF	H	R	ER	SO	BB	IBB	HBP	BLK	WP	HR	S	P	ERA	WHIP

TOP

St. Louis Browns @ Chicago White Sox

Comiskey Park, Chicago, IL

Sun Sep 20 1953, 4:33 AM EDT

Unknown

livebaseballscorecards.com

AB	30
R	0
H	3
RBI	0
BB	1
SO	4
LOB	5

1B: 2	SF: 0	WP: 0	PA: 31
2B: 1	SAC: 0	PB: 0	
3B: 0	DP: 0	SB: 0	
HR: 0	HBP: 0	CS: 0	

Batter	1	2	3	4	5	6	7	8	9	AB	R	H	RBI	BB	SO	LOB
Chico Carrasquel, R (1, 6) OBP: 0.328, SLG: 0.360	x 0-0 G4-6-3 1B	x 0-0 G1-4-3 1-2f ②③			x 0-0 G4-6-3 1B			BBBB 4-0 G6-4-3 1B 1B BB		3	1	2	0	1	0	2
Nellie Fox, L (1, 4) OBP: 0.337, SLG: 0.358	x 0-0 G4-6-3 1-2f ①②	x 0-0 6-3 ①			x 0-0 G4-6-3 1-2f ②③			x 0-0 G6-4-3 1-2 1B		4	0	1	0	0	0	2
Minnie Minoso, R (1, 7) OBP: 0.412, SLG: 0.460	x 0-0 CS 1B	x 0-0 6-3 ②				x 0-0 F9 ①		x 0-0 G6-4-3 1-2f 2-3 ①②		4	0	1	0	0	0	2
Sam Mele, R (1, 9) OBP: 0.359, SLG: 0.439	0-0 CS 1-2 ③	x 0-0 5-3 ①	x 0-0 3B			x 0-0 6-3 ②		x 0-0 1B 3-H		4	0	2	1	0	0	0
Ferris Fain, L (1, 3) OBP: 0.407, SLG: 0.349		BBBB 4-0 2B BB BB	SSS 0-3 K ③			BBBB 4-0 BB		x 0-0 1-3 ③		2	1	0	0	2	1	2
Jim Rivera, L (1, 8) OBP: 0.327, SLG: 0.414		x 0-0 BB 1B 1-3 2B		x 0-0 F6 ①		x 0-0 F4 ③				3	1	1	0	0	0	1
Sherm Lollar, R (1, 2) OBP: 0.390, SLG: 0.407		IIII 4-0 BB 1B IBB		x 0-0 5-3 ②			SSS 0-3 K ①			2	1	0	0	1	1	0
Rocky Krsnich, R (1, 5) OBP: 0.272, SLG: 0.296 Bud Stewart, L (2, PH) OBP: 0.420, SLG: 0.429 Fred Marsh, R (3, 5) OBP: 0.301, SLG: 0.293		BBBB 4-0 1B 1-2 2-3 3-H BB		x 0-0 5-3 ③			x 0-0 5-3 ②			0 0 2	0 0 0	0 0 0	0 1 0	0 1 0	0 0 0	0 0 0
Bob Keegan, R (1, 1) OBP: 0.346, SLG: 0.320		x 0-0 G1-4-3 1-2 2-H 3-H 1B			SSS 0-3 K ①		x 0-0 6-3 ③			3	0	1	2	0	1	0
Inning Stats	R: 0 E: 0 K: 0 S: 3 H: 2 LOB: 0 BB: 0 P: 3	R: 3 E: 0 K: 0 S: 4 H: 2 LOB: 1 BB: 3 P: 16	R: 0 E: 0 K: 1 S: 6 H: 1 LOB: 1 BB: 0 P: 6	R: 0 E: 0 K: 0 S: 3 H: 0 LOB: 0 BB: 0 P: 3	R: 0 E: 0 K: 1 S: 5 H: 1 LOB: 0 BB: 0 P: 5	R: 0 E: 0 K: 0 S: 3 H: 0 LOB: 1 BB: 1 P: 7	R: 0 E: 0 K: 1 S: 5 H: 0 LOB: 0 BB: 0 P: 5	R: 1 E: 0 K: 0 S: 4 H: 2 LOB: 1 BB: 1 P: 8		1B: 6 2B: 1 3B: 1 HR: 0 SF: 0 SAC: 0 DP: 4 HBP: 0					WP: 0 PB: 0 SB: 0 CS: 1 PA: 33	

PITCHER		IP	WLS	BF	H	R	ER	SO	BB	IBB	HBP	BLK	WP	HR	S	P	ERA	WHIP
Duane Pillette, R ERA: 4.68	(1, 1)	7.0	L	27	6	3	3	3	3	1	0	0	0	0	29	45	3.86	1.286
Marlin Stuart, R ERA: 3.85	(8, 1)	1.0		5	2	1	1	0	1	0	0	0	0	0	4	8	9.00	3.000

PITCHER	IP	WLS	BF	H	R	ER	SO	BB	IBB	HBP	BLK	WP	HR	S	P	ERA	WHIP

BOTTOM

St. Louis Browns @ Chicago White Sox

Comiskey Park, Chicago, IL

Sun Sep 20 1953, 4:33 AM EDT

Unknown

livebaseballscorecards.com

AB	27
R	4
H	8
RBI	4
BB	5
SO	3
LOB	9

Batter	1	2	3	4	5	6	7	8	9	AB	R	H	RBI	BB	SO	LOB
Dick Kokos, L (1, 9) OBP: 0.364, SLG: 0.418	HR		BB CS 1B		F9 ①		BB G3		K ②	3	1	1	1	2	1	0
Billy Hunter, R (1, 6) OBP: 0.256, SLG: 0.259	F2 ①		BB 1-2 1B		F5 ②		G3 1-2 ②		F8 ③	5	0	1	0	0	0	1
Dick Kryhoski, L (1, 3) OBP: 0.331, SLG: 0.502	HR		F8 ①② 2-3		F4 ③		BB			3	1	1	1	1	0	2
Vern Stephens, R (1, 5) OBP: 0.332, SLG: 0.361	F4 ②		FC4-6 1-2 BB			1-3 ①	F8 ③			2	0	0	0	1	0	0
Hank Edwards, L (7, PH) OBP: 0.278, SLG: 0.231 (7, 7)										1	0	0	0	0	0	2
Clint Courtney, L (1, 2) OBP: 0.301, SLG: 0.331	FC6-4 BB		F8 ③ 1-2f			F8 ②		FC6-4 BB		2	0	0	0	2	0	2
Don Lenhardt, R (1, 7) OBP: 0.394, SLG: 0.469 (7, 5)	FC6-4 ③ 1-2f			K ①		1B BB		F7 ①		3	0	0	0	1	1	2
Bobby Young, L (1, 4) OBP: 0.311, SLG: 0.330		F2 ① 1B		1B		1-2 1B		FC6-4 ② 1-2f		4	0	2	0	0	0	1
Johnny Groth, R (1, 8) OBP: 0.305, SLG: 0.361		4-3 ②		F8 ②		K ③		L1 ③		4	0	0	0	0	1	4
Bob Turley, R (1, 1) OBP: 0.353, SLG: 0.500		3-1 ③		F7 ③			K ①		F3 ①	2	0	0	0	0	0	1
Don Larsen, R (7, PH) OBP: 0.296, SLG: 0.449										1	0	0	0	0	1	0
Lou Kretlow, R (7, 1) OBP: 0.207, SLG: 0.179										0	0	0	0	0	0	0
Marlin Stuart, L (7, 1) OBP: 0.192, SLG: 0.231										0	0	0	0	0	0	0
Ed Mickelson, R (9, PH)										1	0	0	0	0	0	0
Inning Stats	R: 2 E: 0 K: 0 S: 5 H: 2 LOB: 1 BB: 1 P: 9	R: 0 E: 0 K: 0 S: 3 H: 0 LOB: 0 BB: 0 P: 3	R: 0 E: 0 K: 0 S: 3 H: 1 LOB: 2 BB: 2 P: 11	R: 0 E: 0 K: 1 S: 6 H: 1 LOB: 1 BB: 0 P: 6	R: 0 E: 0 K: 0 S: 3 H: 0 LOB: 0 BB: 0 P: 3	R: 0 E: 0 K: 1 S: 6 H: 1 LOB: 2 BB: 1 P: 10	R: 0 E: 0 K: 1 S: 5 H: 0 LOB: 2 BB: 2 P: 13	R: 0 E: 0 K: 0 S: 3 H: 0 LOB: 1 BB: 1 P: 7	R: 0 E: 0 K: 1 S: 5 H: 0 LOB: 0 BB: 0 P: 5	1B: 3 2B: 0 3B: 0 HR: 2 SF: 0 SAC: 0 DP: 0 HBP: 0						

PITCHER	IP	WLS	BF	H	R	ER	SO	BB	IBB	HBP	BLK	WP	HR	S	P	ERA	WHIP
Virgil Trucks, R (1, 1) ERA: 2.93	9.0	W	38	5	2	2	4	7	0	0	0	0	2	39	67	2.00	1.333

PITCHER	IP	WLS	BF	H	R	ER	SO	BB	IBB	HBP	BLK	WP	HR	S	P	ERA	WHIP

TOP

St. Louis Browns @ Chicago White Sox

Comiskey Park, Chicago, IL

Sun Sep 20 1953, 4:38 AM EDT

Att. 10,699 - Unknown

livebaseballscorecards.com

AB	31
R	2
H	5
RBI	2
BB	7
SO	4
LOB	15

BOTTOM

St. Louis Browns @ Chicago White Sox

Comiskey Park, Chicago, IL

Sun Sep 20 1953, 4:38 AM EDT

Att. 10,699 - Unknown

Batter	1	2	3	4	5	6	7	8	9	AB	R	H	RBI	BB	SO	LOB
Chico Carrasquel, R (1, 6) OBP: 0.327, SLG: 0.358	F7		K		K		G3	FC3-6-2 1B 2-3		5	0	1	0	0	2	3
Nellie Fox, L (1, 4) OBP: 0.339, SLG: 0.363	F8		2B 1-3 2-H		1B 2-H		2B	FC3-6-2 1-2 3-H		5	2	3	2	0	0	2
Minnie Minoso, R (1, 7) (5, 5) (8, 7) OBP: 0.413, SLG: 0.462	6-3		K		2B 1-H		BB 1B BB			3	0	1	1	1	1	2
Sam Mele, R (1, 9) OBP: 0.356, SLG: 0.436		F6	F8		5-3		F9			4	0	0	0	0	0	5
Ferris Fain, L (1, 3) OBP: 0.409, SLG: 0.349		WP BB		G1-4-3 BB		4-3	BB 1-2 2-H	1B		2	0	1	1	2	0	0
Sherm Lollar, R (1, 2) OBP: 0.391, SLG: 0.415		F8 1-2		F7		HR	1B 1-2 2-3	BB		3	1	1	1	1	0	2
Rocky Krsnich, R (1, 5) OBP: 0.270, SLG: 0.294		K		G1-4-3 1-2f		F8	K			1	0	0	0	0	1	1
Bud Stewart, L (4, PH) (5, 7) OBP: 0.408, SLG: 0.414										2	0	0	0	0	0	1
Fred Marsh, R (7, PH) (8, 5) OBP: 0.298, SLG: 0.289										1	0	0	0	0	1	3
Jim Rivera, L (1, 8) OBP: 0.330, SLG: 0.413			HBP 2B BB		S 1B BB		BB	F3		1	2	0	0	3	0	0
Virgil Trucks, R (1, 1) OBP: 0.225, SLG: 0.295			2B 1-2 HBP		G3 1-2		K	1B FC3-6-2 2B		3	0	1	0	0	1	2
Inning Stats	R: 0 E: 0 K: 0 S: 3 H: 0 LOB: 0 BB: 0 P: 3	R: 0 E: 0 K: 1 S: 5 H: 0 LOB: 1 BB: 1 P: 9	R: 1 E: 0 K: 2 S: 8 H: 1 LOB: 2 BB: 1 P: 13	R: 0 E: 0 K: 0 S: 2 H: 0 LOB: 0 BB: 1 P: 6	R: 2 E: 0 K: 1 S: 7 H: 2 LOB: 1 BB: 1 P: 11	R: 1 E: 0 K: 1 S: 6 H: 1 LOB: 1 BB: 1 P: 10	R: 1 E: 0 K: 1 S: 7 H: 2 LOB: 3 BB: 2 P: 15	R: 0 E: 0 K: 0 S: 4 H: 2 LOB: 1 BB: 0 P: 4		1B: 3 2B: 5 3B: 0 HR: 1 SF: 0 SAC: 0 DP: 2 HBP: 1				WP: 1 PB: 0 SB: 1 CS: 0 PA: 38		

	AB	30
	R	5
	H	8
	RBI	5
	BB	7
	SO	6
	LOB	21

livebaseballscorecards.com

PITCHER		IP	WLS	BF	H	R	ER	SO	BB	IBB	HBP	BLK	WP	HR	S	P	ERA	WHIP
Bob Turley, R ERA: 3.04	(1, 1)	6.0	L	27	4	4	4	5	5	0	1	0	1	1	31	52	6.00	1.500
Lou Kretlow, R ERA: 4.87	(7, 1)	0.2		6	2	1	1	0	2	0	0	0	0	0	4	12	13.50	6.000
Marlin Stuart, R ERA: 3.8	(7, 1)	1.1		5	2	0	0	1	0	0	0	0	0	0	7	7	0.00	1.500

PITCHER	IP	WLS	BF	H	R	ER	SO	BB	IBB	HBP	BLK	WP	HR	S	P	ERA	WHIP

Cleveland Indians @ Chicago White Sox

Comiskey Park, Chicago, IL

Tue Sep 22 1953, 4:33 AM EDT

Att. 19,931 - Unknown

TOP

livebaseballscorecards.com

Batter	1	2	3	4	5	6	7	8	9	AB	R	H	RBI	BB	SO	LOB
Dale Mitchell, L (1, 7) OBP: 0.355, SLG: 0.448	F7		1-3		F8	FC4 1B		BBB 4-0 FC6-4 1-2 BB		4	0	1	0	1	0	0
Bob Kennedy, R (8, 9) OBP: 0.312, SLG: 0.311										0	0	0	0	0	0	0
Bobby Avila, R (1, 4) OBP: 0.352, SLG: 0.373	WP HR 2B		B1-3		BBBB BB BB BB	FC4 1-2f		FC6-4 1-2f		4	2	1	0	1	0	3
Wally Westlake, R (1, 9) OBP: 0.424, SLG: 0.502	F3 2-3		1B 2B		BBBB BB BB 1-2 BB		5-3		SSS K	4	2	1	0	1	1	1
Al Rosen, R (1, 5) OBP: 0.418, SLG: 0.604	HR 3-H		1B IBB		BBBB BB BB 1-2 2-3 BB		SSS K		BBBB 1B 1B BB	2	2	1	2	3	1	0
Larry Doby, L (1, 8) OBP: 0.381, SLG: 0.484	F7		1-3 2-H 1B		BBBB BB 1-2 2-3 3-H BB		HR		F8 1B 1B 1-3 1B	4	2	3	3	1	0	0
George Strickland, R (1, 6) OBP: 0.359, SLG: 0.374		BBBB SH2-4 BB		BBBB G5-4-3 BB	BBBB BB 1-2 2-3 3-H BB		F9		1B 1-2 3-H 1B	2	0	1	2	3	0	0
Bill Glynn, L (1, 3) OBP: 0.330, SLG: 0.316		SH2-4 1-2		F7	F7			3-1	F8 2-3	4	0	0	0	0	0	6
Jim Hegan, R (1, 2) OBP: 0.283, SLG: 0.353		P6		G5-4-3 1-2f		P3		FC3-6 1B	1B 1-2 3-H 1B	5	0	2	1	0	0	2
Bob Feller, R (1, 1) OBP: 0.180, SLG: 0.109		SSS K			F7	SSS K		FC3-6 BB 1-2f	F7	5	0	0	0	0	2	4

	AB	34
	R	8
	H	10
	RBI	8
	BB	10
	SO	4
	LOB	16

Inning Stats										
	R: 2	H: 2	R: 0	H: 0	R: 1	H: 2	R: 0	H: 0	R: 2	H: 0
	E: 0	LOB: 0	E: 0	LOB: 1	E: 0	LOB: 2	E: 0	LOB: 0	E: 0	LOB: 3
	K: 0	BB: 0	K: 1	BB: 1	K: 0	BB: 1	K: 0	BB: 1	K: 0	BB: 5
	S: 5	P: 5	S: 5	P: 9	S: 4	P: 8	S: 2	P: 6	S: 3	P: 23

Inning Stats										
	R: 0	H: 1	R: 1	H: 1	R: 0	H: 1	R: 2	H: 3	1B: 6	SF: 0
	E: 0	LOB: 1	E: 0	LOB: 0	E: 0	LOB: 2	E: 0	LOB: 2	2B: 2	SAC: 1
	K: 1	BB: 0	K: 1	BB: 0	K: 0	BB: 1	K: 1	BB: 1	3B: 0	DP: 1
	S: 6	P: 6	S: 6	P: 6	S: 4	P: 8	S: 8	P: 12	HR: 2	HBP: 0

PITCHER		IP	WLS	BF	H	R	ER	SO	BB	IBB	HBP	BLK	WP	HR	S	P	ERA	WHIP
Billy Pierce, L ERA: 2.8	(1, 1)	4.2	L	23	4	5	5	1	6	1	0	0	1	1	18	46	9.64	2.143
Sandy Consuegra, R ERA: 2.86	(5, 1)	2.1		10	2	1	1	2	1	0	0	0	0	1	13	17	3.86	1.286
Mike Fornieles, R ERA: 3.59	(8, 1)	2.0		12	4	2	2	1	2	0	0	0	0	0	12	20	9.00	3.000

PITCHER	IP	WLS	BF	H	R	ER	SO	BB	IBB	HBP	BLK	WP	HR	S	P	ERA	WHIP

Batter	1	2	3	4	5	6	7	8	9	AB	R	H	RBI	BB	SO	LOB
Chico Carrasquel, R (1, 6) OBP: 0.328, SLG: 0.358	BBBB 4-0 1B BB		x 0-0 ① P4		x 0-0 FC5-4 1B		x 0-0 ② F8		SSS 0-3 ② K	4	0	1	0	1	1	4
Nellie Fox, L (1, 4) OBP: 0.343, SLG: 0.366	x 0-0 L6-3 1-3 1B		BBBB 4-0 HR BB		x 0-0 ② F7		x 0-0 1-2 2-3 1B		x 0-0 1-2 3-H 1B	4	1	3	1	1	0	1
Minnie Minoso, R (1, 7) (8, 5) OBP: 0.411, SLG: 0.465	x 0-0 ① F9		x 0-0 1-H HR		x 0-0 ③ FC5-4 1-2f		x 0-0 ③ F8		x 0-0 ③ F9	5	1	1	2	0	0	8
Sam Mele, R (1, 9) OBP: 0.353, SLG: 0.432	x 0-0 ②③ L6-3 1-2		x 0-0 ② 5-3			SSS 0-3 ① K		x 0-0 ① 6-3		4	0	0	0	0	1	2
Ferris Fain, L (1, 3) OBP: 0.406, SLG: 0.346		SSS 0-3 ① K	x 0-0 ③ 4-3			SSS 0-3 ② K		x 0-0 ② F9		4	0	0	0	0	2	0
Sherm Lollar, R (1, 2) OBP: 0.390, SLG: 0.416		x 0-0 BB G1-2-3 2B		x 0-0 ① F8		x 0-0 ③ 6-3		x 0-0 ③ F8		4	0	1	0	0	0	0
Jim Rivera, L (1, 8) OBP: 0.331, SLG: 0.413		BBBB 4-0 BB BB		x 0-0 ② 4-3			x 0-0 ① F8		x 0-0 1B 1B 1B	3	1	1	0	1	0	0
Rocky Krsnich, R (1, 5) OBP: 0.273, SLG: 0.291 Bud Stewart, L (7, PH) OBP: 0.417, SLG: 0.414 Mike Fornieles, R (8, 1) OBP: 0.119, SLG: 0.122 Bill Wilson, R (9, PH)		BBBB 4-0 1-2 2-3 BB		x 0-0 ③ F5			BBBB 4-0 1B 1B BB		SSS 0-3 ① K	1 0 0 1	0 0 0 0	0 0 0 0	0 0 0 0	1 1 0 0	0 0 0 1	0 0 0 1
Billy Pierce, L (1, 1) OBP: 0.159, SLG: 0.108 Sandy Consuegra, R (5, 1) OBP: 0.083, SLG: 0.057 Bob Boyd, L (7, PH) OBP: 0.366, SLG: 0.424 (8, 7)		x 0-0 ②③ G1-2-3 3-Hf			x 0-0 ① G3		x 0-0 1B 1-2 1B		x 0-0 1B 1-3 1B	1 1 2	0 0 0	0 0 2	0 0 0	0 0 0	0 0 0	3 0 0
Inning Stats	R: 0 E: 0 K: 0 S: 3 H: 1 LOB: 1 BB: 1 P: 7	R: 0 E: 0 K: 1 S: 5 H: 1 LOB: 2 BB: 2 P: 13	R: 2 E: 0 K: 0 S: 4 H: 1 LOB: 0 BB: 1 P: 8	R: 0 E: 0 K: 0 S: 3 H: 0 LOB: 0 BB: 0 P: 3	R: 0 E: 0 K: 0 S: 4 H: 1 LOB: 1 BB: 0 P: 4	R: 0 E: 0 K: 2 S: 7 H: 0 LOB: 0 BB: 0 P: 7	R: 0 E: 0 K: 0 S: 5 H: 2 LOB: 3 BB: 1 P: 9	R: 0 E: 0 K: 0 S: 3 H: 0 LOB: 0 BB: 0 P: 3	R: 1 E: 0 K: 2 S: 10 H: 3 LOB: 2 BB: 0 P: 10	1B: 7 2B: 2 3B: 0 HR: 1	SF: 0 SAC: 0 DP: 2 HBP: 0						

PITCHER		IP	WLS	BF	H	R	ER	SO	BB	IBB	HBP	BLK	WP	HR	S	P	ERA	WHIP
Bob Feller, R ERA: 3.36	(1, 1)	9.0	W	39	9	3	3	5	5	0	0	0	0	1	44	64	3.00	1.556

PITCHER	IP	WLS	BF	H	R	ER	SO	BB	IBB	HBP	BLK	WP	HR	S	P	ERA	WHIP

BOTTOM

Cleveland Indians @ Chicago White Sox

Comiskey Park, Chicago, IL

Tue Sep 22 1953, 4:33 AM EDT

Att. 19,931 - Unknown

livebaseballscorecards.com

AB	34
R	3
H	9
RBI	3
BB	5
SO	5
LOB	19

Batter	1	2	3	4	5	6	7	8	9	AB	R	H	RBI	BB	SO	LOB
Dale Mitchell, L (1, 7) OBP: 0.354, SLG: 0.446	SH1-3 BB F7 1B		F5		F9		E4 L5-3		3B 2-H 1B	4	1	1	0	0	0	0
Bob Kennedy, R (8, 9) OBP: 0.316, SLG: 0.316										1	1	1	1	0	0	0
Bobby Avila, R (1, 4) OBP: 0.354, SLG: 0.378	B B B B SH1-3 1-2 1B BB		S 1B E 1B		4-3		L5-3 1-2		FC5 1-H 3B	4	2	2	1	1	0	1
Wally Westlake, R (1, 9) OBP: 0.426, SLG: 0.502	SH1-3 1-2 2-3		S FC6-2 1-2 1B		FC5-4 1B			5-3	FC5 1B WP 3-H	4	1	2	0	0	0	1
(8, 7)																
Al Rosen, R (1, 5) OBP: 0.417, SLG: 0.601	F7 3-H		FC6-2 1B 1-H 2-H		FC5-4 1-2f			6-3	WP 1B 2-3 1B	5	1	1	1	0	0	3
Larry Doby, L (1, 8) OBP: 0.384, SLG: 0.492	2-H 1B		1-3 1B			4-3		HR	1B 1-2 3-H BB	4	1	3	2	1	0	0
George Strickland, R (1, 6) OBP: 0.362, SLG: 0.379	S S S K		4-3			2B		BB 1B	G4-6-3 1-2 2-H 1B	5	0	3	1	0	1	3
Bill Glynn, L (1, 3) OBP: 0.329, SLG: 0.312		S S S K		F7	F9			B B B B 1-2 BB	G4-6-3 1-2f	4	0	0	0	1	1	3
Jim Hegan, R (1, 2) OBP: 0.280, SLG: 0.348		P4	S S S K		P4			F8		4	0	0	0	0	1	3
Bob Lemon, L (1, 1) OBP: 0.277, SLG: 0.384		P4		P6			F8		1B 2B	4	1	1	0	0	0	0
Inning Stats	R: 2 H: 2 E: 0 LOB: 1 K: 1 BB: 1 S: 7 P: 11	R: 0 H: 0 E: 0 LOB: 0 K: 1 BB: 0 S: 5 P: 5	R: 1 H: 3 E: 0 LOB: 2 K: 0 BB: 0 S: 6 P: 6	R: 0 H: 0 E: 0 LOB: 0 K: 1 BB: 0 S: 5 P: 5	R: 0 H: 1 E: 0 LOB: 1 K: 0 BB: 0 S: 4 P: 4	R: 0 H: 1 E: 0 LOB: 1 K: 0 BB: 0 S: 4 P: 4	R: 0 H: 0 E: 1 LOB: 0 K: 0 BB: 0 S: 3 P: 3	R: 1 H: 2 E: 0 LOB: 2 K: 0 BB: 1 S: 5 P: 9	R: 4 H: 5 E: 1 LOB: 1 K: 0 BB: 1 S: 7 P: 11	1B: 10 SF: 0 2B: 3 SAC: 1 3B: 1 DP: 2 HR: 1 HBP: 0						

PITCHER		IP	WLS	BF	H	R	ER	SO	BB	IBB	HBP	BLK	WP	HR	S	P	ERA	WHIP
Saul Rogovin, R ERA: 5.22	(1, 1)	8.0	L	38	12	7	7	3	2	0	0	0	0	1	42	50	7.88	1.750
Harry Dorish, R ERA: 3.27	(9, 1)	0.1		4	2	1	1	0	1	0	0	0	1	0	3	7	27.00	9.000
Hal Hudson, L ERA:	(9, 1)	0.2		1	0	0	0	0	0	0	0	0	0	0	1	1	0.00	0.000

PITCHER	IP	WLS	BF	H	R	ER	SO	BB	IBB	HBP	BLK	WP	HR	S	P	ERA	WHIP

TOP

Cleveland Indians @ Chicago White Sox

Comiskey Park, Chicago, IL

Wed Sep 23 1953, 4:33 AM EDT

Att. 3,657 - Unknown

livebaseballscorecards.com

AB	39
R	8
H	14
RBI	6
BB	3
SO	3
LOB	14

Batter	1	2	3	4	5	6	7	8	9	AB	R	H	RBI	BB	SO	LOB
Chico Carrasquel, R (1, 6) OBP: 0.329, SLG: 0.359	SH5-3 1B		FC4 1B 1-2		FC3-6 G3 1-2f		F7 1-2			4	0	2	0	0	0	2
Nellie Fox, L (1, 4) OBP: 0.341, SLG: 0.364	SH5-3 1-2		FC4 1B 3B 1-2f 2-3		G3 1-2			F7		3	1	0	0	0	0	3
Minnie Minoso, R (1, 7) (8, 5) OBP: 0.410, SLG: 0.463	6-3		3B 1B 1-2 3-H		4-3			5-3		4	1	1	1	0	0	2
Sam Mele, R (1, 9) OBP: 0.353, SLG: 0.435	4-3		3B 1-H 2-H			5-3		F8		4	0	1	2	0	0	1
Ferris Fain, L (1, 3) OBP: 0.405, SLG: 0.345		G5-4-3 1B	3-1			F8			4-3	4	0	1	0	0	0	1
Jim Rivera, L (1, 8) OBP: 0.331, SLG: 0.411		F8		4-3		4-0 CS BB			F9	3	0	0	0	1	0	1
Red Wilson, R (1, 2) OBP: 0.354, SLG: 0.294		G5-4-3 1-2f		P6		CS 1-2		1-3	1-3	2	0	0	0	0	0	1
Bob Boyd, L (7, PH) (8, 7) OBP: 0.361, SLG: 0.418										2	0	0	0	0	0	0
Rocky Krsnich, R (1, 5) OBP: 0.270, SLG: 0.287			5-3	6-3				F9		2	0	0	0	0	0	0
Bud Stewart, L (7, PH) OBP: 0.411, SLG: 0.407										1	0	0	0	0	0	0
Sherm Lollar, R (8, 2) OBP: 0.390, SLG: 0.416										0	0	0	0	0	0	0
Saul Rogovin, R (1, 1) OBP: 0.273, SLG: 0.135			FC4 1B 1B		FC3-6 1B			S BB		2	1	2	0	1	0	0
Harry Dorish, R (9, 1) OBP: 0.171, SLG: 0.171										0	0	0	0	0	0	0
Hal Hudson, L (9, 1)										0	0	0	0	0	0	0
Inning Stats	R: 0 E: 0 K: 0 S: 4 H: 1 LOB: 1 BB: 0 P: 4	R: 0 E: 0 K: 0 S: 3 H: 1 LOB: 0 BB: 0 P: 3	R: 3 E: 0 K: 0 S: 7 H: 4 LOB: 1 BB: 0 P: 7	R: 0 E: 0 K: 0 S: 3 H: 0 LOB: 0 BB: 0 P: 3	R: 0 E: 0 K: 0 S: 4 H: 1 LOB: 1 BB: 0 P: 4	R: 0 E: 0 K: 0 S: 2 H: 0 LOB: 0 BB: 1 P: 6	R: 0 E: 0 K: 0 S: 3 H: 0 LOB: 1 BB: 1 P: 7	R: 0 E: 0 K: 0 S: 3 H: 0 LOB: 0 BB: 0 P: 3	R: 0 E: 0 K: 0 S: 3 H: 0 LOB: 0 BB: 0 P: 3	1B: 6 2B: 0 3B: 1 HR: 0	SF: 0 SAC: 1 DP: 1 HBP: 0						

PITCHER	IP	WLS	BF	H	R	ER	SO	BB	IBB	HBP	BLK	WP	HR	S	P	ERA	WHIP
Bob Lemon, R (1, 1) ERA: 3.36	9.0	W	34	7	3	3	0	2	0	0	0	0	0	32	40	3.00	1.000

PITCHER	IP	WLS	BF	H	R	ER	SO	BB	IBB	HBP	BLK	WP	HR	S	P	ERA	WHIP

BOTTOM

Cleveland Indians @ Chicago White Sox

Comiskey Park, Chicago, IL

Wed Sep 23 1953, 4:33 AM EDT

Att. 3,657 - Unknown

livebaseballscorecards.com

AB	31
R	3
H	7
RBI	3
BB	2
SO	0
LOB	11

1B: 6 2B: 0 3B: 1 HR: 0 SF: 0 SAC: 1 DP: 1 HBP: 0

WP: 0 PB: 0 SB: 1 CS: 1 PA: 35

Batter	1	2	3	4	5	6	7	8	9	AB	R	H	RBI	BB	SO	LOB
Fred Marsh, R (1, 6) OBP: 0.303, SLG: 0.287	F7		HR BB	L9			K		2B 1B	4	2	1	0	1	1	1
Nellie Fox, L (1, 4) OBP: 0.343, SLG: 0.372	BB 3B 1B		HR	F7			5-3		2B	5	2	3	4	0	0	1
Minnie Minoso, R (1, 5) OBP: 0.412, SLG: 0.463	3B BB		FC3-6 S 1B		F8			1B F9 1B	4-3	4	2	2	0	1	0	1
Tom Wright, L (1, 7) OBP: 0.331, SLG: 0.398	F7		FC3-6 BB		K			FC6-4 1B	F6	4	0	1	0	1	1	3
Bob Boyd, L (1, 3) OBP: 0.359, SLG: 0.427	3B		FC3-6		F4			F9		4	0	1	3	0	0	3
Bill Wilson, R (1, 8)	K		K			6-3		FC6-4		4	0	0	0	0	2	4
Jim Rivera, L (1, 9) OBP: 0.328, SLG: 0.408		K	K			K		F9		4	0	0	0	0	3	3
Red Wilson, R (1, 2) OBP: 0.352, SLG: 0.293		F8		F8		F8			1B SH3-4 2B 1B	4	1	1	0	0	0	0
Bob Keegan, R (1, 1) OBP: 0.345, SLG: 0.321		4-3		1B			K		SH3-4	3	0	1	0	0	1	0
Inning Stats	R: 2 E: 0 K: 1 S: 7 H: 2 LOB: 1 BB: 1 P: 11	R: 0 E: 0 K: 1 S: 5 H: 0 LOB: 0 BB: 0 P: 5	R: 2 E: 0 K: 2 S: 9 H: 2 LOB: 2 BB: 2 P: 17	R: 0 E: 0 K: 0 S: 4 H: 1 LOB: 1 BB: 0 P: 4	R: 0 E: 0 K: 1 S: 5 H: 0 LOB: 0 BB: 0 P: 5	R: 0 E: 0 K: 1 S: 5 H: 0 LOB: 0 BB: 0 P: 5	R: 0 E: 0 K: 2 S: 7 H: 0 LOB: 0 BB: 0 P: 7	R: 1 E: 0 K: 0 S: 5 H: 2 LOB: 1 BB: 0 P: 5	R: 2 E: 0 K: 0 S: 6 H: 3 LOB: 1 BB: 0 P: 6	1B: 7 2B: 1 3B: 1 HR: 1	SF: 0 SAC: 1 DP: 0 HBP: 0						

PITCHER	IP	WLS	BF	H	R	ER	SO	BB	IBB	HBP	BLK	WP	HR	S	P	ERA	WHIP
Bob Turley, R (1, 1) ERA: 3.28	7.0	L	29	5	4	4	8	3	0	0	0	0	1	42	54	5.14	1.143
Marlin Stuart, R (8, 1) ERA: 3.97	2.0		11	5	3	3	0	0	0	0	0	0	0	11	11	13.50	2.500

PITCHER	IP	WLS	BF	H	R	ER	SO	BB	IBB	HBP	BLK	WP	HR	S	P	ERA	WHIP

TOP

Chicago White Sox @ St. Louis Browns

Sportsman's Park, St. Louis, MO

Fri Sep 25 1953, 4:33 AM EDT

Att. 2,068 - Unknown

livebaseballscorecards.com

AB	36
R	7
H	10
RBI	7
BB	3
SO	8
LOB	16

1B: 7 SF: 0
2B: 1 SAC: 1
3B: 1 DP: 0
HR: 1 HBP: 0

WP: 0 PA: 40
PB: 0
SB: 1
CS: 0

Batter	1	2	3	4	5	6	7	8	9	AB	R	H	RBI	BB	SO	LOB
Jim Pisoni, R (1, 8)	1-3		E9			K	K			4	0	0	0	0	2	2
Billy Hunter, R (1, 6) OBP: 0.255, SLG: 0.256	F4		6-3			F8		B1-3		4	0	0	0	0	0	1
Dick Kokos, L (1, 9) OBP: 0.359, SLG: 0.411	F6			4-3		F4		4-3		4	0	0	0	0	0	0
Don Lenhardt, R (1, 7) OBP: 0.399, SLG: 0.468		E5 6-3		1B 1B			BB 1B 1B	K		3	1	1	0	1	1	0
Les Moss, R (1, 2) OBP: 0.337, SLG: 0.374		6-3 1-2		G4-6-3 1-2 1B			F8		6-3	4	0	1	0	0	0	2
Ed Mickelson, R (1, 3) OBP: 0.250, SLG: 0.200		K		G4-6-3 1-2f			L4		F3	4	0	0	0	0	1	4
Bobby Young, L (1, 4) OBP: 0.311, SLG: 0.329		3-1			F7		1B 1-2 1B		3-1	4	1	1	0	0	0	1
Johnny Lipon, R (1, 5) OBP: 0.280, SLG: 0.260			5-3		F3		1B 1-2 2-H 1B			3	0	1	1	0	0	0
Bob Turley, R (1, 1) OBP: 0.316, SLG: 0.444 Dick Kryhoski, L (7, PH) OBP: 0.335, SLG: 0.503 Marlin Stuart, L (8, 1) OBP: 0.192, SLG: 0.231			5-3		F2		1B 1-2 2-H 1B			2 1 0	0 0 0	0 1 0	0 1 0	0 0 0	0 0 0	0 0 0
Inning Stats	R: 0 E: 0 K: 0 S: 3 H: 0 LOB: 0 BB: 0 P: 3	R: 0 E: 1 K: 1 S: 6 H: 0 LOB: 1 BB: 0 P: 6	R: 0 E: 1 K: 0 S: 4 H: 0 LOB: 1 BB: 0 P: 4	R: 0 E: 0 K: 0 S: 4 H: 2 LOB: 1 BB: 0 P: 4	R: 0 E: 0 K: 0 S: 3 H: 0 LOB: 0 BB: 0 P: 3	R: 0 E: 0 K: 1 S: 5 H: 0 LOB: 0 BB: 0 P: 5	R: 2 E: 0 K: 1 S: 8 H: 3 LOB: 2 BB: 1 P: 12	R: 0 E: 0 K: 1 S: 5 H: 0 LOB: 0 BB: 0 P: 5	R: 0 E: 0 K: 0 S: 3 H: 0 LOB: 0 BB: 0 P: 3	1B: 5 2B: 0 3B: 0 HR: 0	SF: 0 SAC: 0 DP: 1 HBP: 0						

PITCHER	IP	WLS	BF	H	R	ER	SO	BB	IBB	HBP	BLK	WP	HR	S	P	ERA	WHIP
Bob Keegan, R (1, 1) ERA: 2.74	9.0	W	34	5	2	2	4	1	0	0	0	0	0	41	45	2.00	0.667

PITCHER	IP	WLS	BF	H	R	ER	SO	BB	IBB	HBP	BLK	WP	HR	S	P	ERA	WHIP

BOTTOM

Chicago White Sox @ St. Louis Browns

Sportsman's Park, St. Louis, MO

Fri Sep 25 1953, 4:33 AM EDT

Att. 2,068 - Unknown

livebaseballscorecards.com

AB	33
R	2
H	5
RBI	2
BB	1
SO	4
LOB	10

1B: 5 2B: 0 3B: 0 HR: 0 SF: 0 SAC: 0 DP: 1 HBP: 0

WP: 0 PB: 0 SB: 0 CS: 0 PA: 34

Batter	1	2	3	4	5	6	7	8	9	AB	R	H	RBI	BB	SO	LOB
Fred Marsh, R (1, 6) OBP: 0.308, SLG: 0.278	K2-3		1B 2B HBP 1-2		G6-4-3 BB BB	K		5-3		3	1	0	0	1	2	2
Nellie Fox, L (1, 4) OBP: 0.347, SLG: 0.378	F5		2B 1B 1-2 2-H		G6-4-3 1-2 BB	1B 2B	FC5 2B			4	2	3	1	1	0	0
Minnie Minoso, R (1, 5) OBP: 0.410, SLG: 0.463 Rocky Krsnich, R (8, 5) OBP: 0.270, SLG: 0.287	F7		2B 1-H 2-H		G6-4-3 1-2f 2-3	F4	FC5 2-3			5 0	0 0	1 0	2 0	0 0	0 0	4 0
Tom Wright, L (1, 7) OBP: 0.326, SLG: 0.386		K	K		BB	6-3			L9	4	0	0	0	1	2	2
Bob Boyd, L (1, 3) OBP: 0.354, SLG: 0.416		6-3	B3		K		1B 3B BB		6-3	4	1	0	0	1	1	2
Bill Wilson, R (1, 8) OBP: 0.143, SLG: 0.077		K	F6			G3	3B 1B 1-2 2-H		K	5	1	1	1	0	2	0
Jim Rivera, L (1, 9) OBP: 0.330, SLG: 0.416			F9 3B			3-1	3B 1-H 2-H			4	0	2	2	0	0	0
Red Wilson, R (1, 2) OBP: 0.360, SLG: 0.306			FC3-6 1B	IBB		2B	F6			3	0	2	0	1	0	1
Connie Johnson, R (1, 1) OBP: 0.136, SLG: 0.050			FC3-6 HBP 1-2f	6-3		BB		F8		3	1	0	0	1	0	3

TOP

Chicago White Sox @ St. Louis Browns

Sportsman's Park, St. Louis, MO

Sat Sep 26 1953, 4:33 AM EDT

Att. 1,937 - Unknown

livebaseballscorecards.com

	AB	R	H	RBI	BB	SO	LOB
	35	6	9	6	6	7	14

Inning Stats	1	2	3	4	5	6	7	8	9
	R: 0 E: 0 K: 1 S: 5	H: 0 LOB: 0 BB: 0 P: 5	R: 0 E: 0 K: 2 S: 7	H: 0 LOB: 0 BB: 0 P: 7	R: 3 E: 0 K: 1 S: 8	H: 3 LOB: 1 BB: 0 P: 9	R: 0 E: 0 K: 0 S: 4	H: 1 LOB: 2 BB: 1 P: 8	R: 0 E: 0 K: 1 S: 4	H: 0 LOB: 2 BB: 3 P: 16
	R: 0 E: 0 K: 1 S: 6	H: 1 LOB: 2 BB: 1 P: 10	R: 3 E: 0 K: 0 S: 6	H: 3 LOB: 1 BB: 1 P: 10	R: 0 E: 0 K: 0 S: 4	H: 1 LOB: 1 BB: 0 P: 4	R: 0 E: 0 K: 1 S: 5	H: 0 LOB: 0 BB: 0 P: 5		

	1B	SF	WP	PA
	3	0	0	42
	2B: 4	SAC: 0	PB: 0	
	3B: 2	DP: 1	SB: 0	
	HR: 0	HBP: 1	CS: 0	

PITCHER		IP	WLS	BF	H	R	ER	SO	BB	IBB	HBP	BLK	WP	HR	S	P	ERA	WHIP
Don Larsen, R ERA: 4.16	(1, 1)	7.0	L	35	8	6	6	6	5	1	1	0	0	0	40	65	7.71	1.857
Marlin Stuart, R ERA: 3.94	(8, 1)	1.0		4	1	0	0	0	0	0	0	0	0	0	4	4	0.00	1.000
Dick Littlefield, L ERA: 5.14	(9, 1)	1.0		3	0	0	0	1	0	0	0	0	0	0	5	5	0.00	0.000

PITCHER		IP	WLS	BF	H	R	ER	SO	BB	IBB	HBP	BLK	WP	HR	S	P	ERA	WHIP

Batter	1	2	3	4	5	6	7	8	9	AB	R	H	RBI	BB	SO	LOB
Clint Courtney, L (1, 2) OBP: 0.300, SLG: 0.330	F5		FC3-6, 1B		L8		K	F6		5	0	1	0	0	1	3
Bobby Young, L (1, 4) OBP: 0.311, SLG: 0.328	1B, WP, 1B		FC3-6, 1-3 1-2f		BB 1-2		FC5-4, BB 1-2f		F7	4	0	1	0	1	0	2
Dick Kryhoski, L (1, 3) OBP: 0.333, SLG: 0.497	F9 1-2		1-3 1-2		K	BB 1-2	BB		F9	4	0	0	0	1	1	4
Don Lenhardt, R (1, 7) OBP: 0.399, SLG: 0.465	1B 2-3		5-3			BB	F6		F8	4	0	1	0	1	0	3
Hank Edwards, L (1, 9) OBP: 0.286, SLG: 0.226	4-3			6-3		FC6-4 1-2		WP, HR		2	1	0	0	2	0	2
Jim Dyck, R (1, 5) OBP: 0.300, SLG: 0.343		F8		5-3		K		K 1-2		4	0	0	0	0	2	3
Jim Pisoni, R (1, 8) OBP: 0.125, SLG: 0.500		HR		K		K		K		4	1	1	1	0	3	3
Billy Hunter, R (1, 6) OBP: 0.255, SLG: 0.261		6-3			F8	FC6-4 1-2f		HR 2-H		4	1	1	2	0	0	2
Don Larsen, R (1, 1) OBP: 0.318, SLG: 0.457 Marlin Stuart, L (8, 1) OBP: 0.192, SLG: 0.231 Dick Kokos, L (8, PH) OBP: 0.361, SLG: 0.411 Dick Littlefield, L (9, 1) OBP: 0.227, SLG: 0.190		5-3			BB 1B		FC5-4 BB		BB	2 0 0 0	0 0 0 0	1 0 0 0	0 0 0 0	1 0 1 0	0 0 0 0	0 0 0 0
Inning Stats	R: 0 E: 0 K: 0 S: 5 H: 2 LOB: 2 BB: 0 P: 5	R: 1 E: 0 K: 0 S: 4 H: 1 LOB: 0 BB: 0 P: 4	R: 0 E: 0 K: 0 S: 4 H: 1 LOB: 1 BB: 0 P: 4	R: 0 E: 0 K: 1 S: 5 H: 0 LOB: 0 BB: 0 P: 5	R: 0 E: 0 K: 1 S: 6 H: 1 LOB: 2 BB: 1 P: 10	R: 0 E: 0 K: 2 S: 7 H: 0 LOB: 2 BB: 2 P: 15	R: 0 E: 0 K: 1 S: 5 H: 0 LOB: 2 BB: 2 P: 13	R: 2 E: 0 K: 2 S: 8 H: 1 LOB: 1 BB: 2 P: 16	R: 0 E: 0 K: 0 S: 3 H: 0 LOB: 0 BB: 0 P: 3	1B: 4 2B: 0 3B: 0 HR: 2 SF: 0 SAC: 0 DP: 0 HBP: 0				WP: 2 PB: 0 SB: 0 CS: 0	PA: 40	

PITCHER	IP	WLS	BF	H	R	ER	SO	BB	IBB	HBP	BLK	WP	HR	S	P	ERA	WHIP
Connie Johnson, R (1, 1) ERA: 3.56	9.0	W	40	6	3	3	7	7	0	0	0	2	2	47	75	3.00	1.444

PITCHER	IP	WLS	BF	H	R	ER	SO	BB	IBB	HBP	BLK	WP	HR	S	P	ERA	WHIP

BOTTOM

Chicago White Sox @ St. Louis Browns

Sportsman's Park, St. Louis, MO

Sat Sep 26 1953, 4:33 AM EDT

Att. 1,937 - Unknown

livebaseballscorecards.com

AB	33
R	3
H	6
RBI	3
BB	7
SO	7
LOB	22

Batter	1	2	3	4	5	6	7	8	9	10	11	AB	R	H	RBI	BB	SO	LOB
Fred Marsh, R (1, 6) OBP: 0.303, SLG: 0.274	L8			K		F9		K			2B 1B	5	1	1	0	0	2	2
Nellie Fox, L (1, 4) OBP: 0.344, SLG: 0.375	F4			L1		F7			F6		F8	5	0	0	0	0	0	2
Minnie Minoso, R (1, 5) OBP: 0.411, SLG: 0.466	B3			E S 1B			6-3		CS 1B		1-H 2B	5	0	3	1	0	0	0
Tom Wright, L (1, 7) OBP: 0.322, SLG: 0.379		K		K 1-3			F8		1-2 1B		F5	5	0	1	0	0	2	2
Bob Boyd, L (1, 3) OBP: 0.352, SLG: 0.412		G1-4-3 1B			G3		F8		F8			4	0	1	0	0	0	1
Bill Wilson, R (1, 8) OBP: 0.111, SLG: 0.059		G1-4-3 1-2f			K			F7		F7		4	0	0	0	0	1	1
Jim Rivera, L (1, 9) OBP: 0.329, SLG: 0.420			K		F9			HR		F2		4	1	1	1	0	1	0
Red Wilson, R (1, 2) OBP: 0.353, SLG: 0.299			4-3			1-3		K		5-3		4	0	0	0	0	1	0
Billy Pierce, L (1, 1) OBP: 0.174, SLG: 0.126			F7			1B		1B			K	4	0	2	0	0	1	0
Inning Stats	R: 0 E: 0 K: 0 S: 3 H: 0 LOB: 0 BB: 0 P: 3	R: 0 E: 0 K: 1 S: 5 H: 1 LOB: 0 BB: 0 P: 5	R: 0 E: 0 K: 1 S: 5 H: 0 LOB: 0 BB: 0 P: 5	R: 0 E: 0 K: 2 S: 8 H: 1 LOB: 1 BB: 0 P: 8	R: 0 E: 0 K: 1 S: 5 H: 0 LOB: 0 BB: 0 P: 5	R: 0 E: 0 K: 0 S: 4 H: 1 LOB: 1 BB: 0 P: 4	R: 0 E: 0 K: 0 S: 3 H: 0 LOB: 0 BB: 0 P: 3	R: 1 E: 0 K: 2 S: 9 H: 2 LOB: 1 BB: 0 P: 9	R: 0 E: 0 K: 0 S: 4 H: 2 LOB: 1 BB: 0 P: 4	R: 0 E: 0 K: 0 S: 3 H: 0 LOB: 0 BB: 0 P: 3	R: 1 E: 0 K: 1 S: 7 H: 2 LOB: 1 BB: 0 P: 7	1B: 7 2B: 1 3B: 0 HR: 1 SF: 0 SAC: 0 DP: 1 HBP: 0	WP: 0 PB: 0 SB: 1 CS: 1 PA: 40					

PITCHER	IP	WLS	BF	H	R	ER	SO	BB	IBB	HBP	BLK	WP	HR	S	P	ERA	WHIP
Duane Pillette, R (1, 1) ERA: 4.48	11.0	L	40	9	2	2	8	0	0	0	0	0	1	56	56	1.64	0.818

PITCHER	IP	WLS	BF	H	R	ER	SO	BB	IBB	HBP	BLK	WP	HR	S	P	ERA	WHIP

TOP

Chicago White Sox @ St. Louis Browns

Sportsman's Park, St. Louis, MO

Sun Sep 27 1953, 4:33 AM EST

Att. 3,174 - Unknown

livebaseballscorecards.com

AB	40
R	2
H	9
RBI	2
BB	0
SO	8
LOB	8

Batter	1	2	3	4	5	6	7	8	9	10	11	AB	R	H	RBI	BB	SO	LOB
Johnny Groth, R (1, 8) OBP: 0.308, SLG: 0.370	K		1B 2B			FC1-6 1B		CS 1B			K	5	1	3	0	0	2	0
Ed Mickelson, R (1, 3) OBP: 0.235, SLG: 0.200	K		FC5-4 1B			FC1-6 FC5-4		K			K	5	0	1	1	0	3	2
Jim Dyck, R (1, 5) OBP: 0.299, SLG: 0.344	2B		FC5-4			FC5-4 1B			F7		F8	5	0	1	0	0	0	2
Don Lenhardt, R (1, 7) OBP: 0.400, SLG: 0.465	6-3			5-3					FC4 1B			4	0	2	0	0	0	1
Les Moss, R (1, 2) OBP: 0.332, SLG: 0.368		F8		6-3		F4			FC4			4	0	0	0	0	0	3
Jim Pisoni, R (1, 9) OBP: 0.083, SLG: 0.333		5-3		5-3			3-1		5-3			4	0	0	0	0	0	1
Billy Hunter, R (1, 6) OBP: 0.253, SLG: 0.259		F7			F2		F8			B3-1		4	0	0	0	0	0	0
Bobby Young, L (1, 4) OBP: 0.309, SLG: 0.326			6-3		K		4-3			K		4	0	0	0	0	2	0
Duane Pillette, R (1, 1) OBP: 0.207, SLG: 0.208			K		F6			B1-3		F4		4	0	0	0	0	1	0
Inning Stats	R: 0 H: 1 E: 0 LOB: 1 K: 2 BB: 0 S: 8 P: 8	R: 0 H: 0 E: 0 LOB: 0 K: 0 BB: 0 S: 3 P: 3	R: 1 H: 2 E: 0 LOB: 1 K: 1 BB: 0 S: 7 P: 7	R: 0 H: 0 E: 0 LOB: 0 K: 0 BB: 0 S: 3 P: 3	R: 0 H: 0 E: 0 LOB: 0 K: 1 BB: 0 S: 5 P: 5	R: 0 H: 2 E: 0 LOB: 2 K: 0 BB: 0 S: 5 P: 5	R: 0 H: 0 E: 0 LOB: 0 K: 0 BB: 0 S: 3 P: 3	R: 0 H: 1 E: 0 LOB: 0 K: 1 BB: 0 S: 5 P: 5	R: 0 H: 1 E: 1 LOB: 1 K: 0 BB: 0 S: 4 P: 4	R: 0 H: 0 E: 0 LOB: 0 K: 1 BB: 0 S: 5 P: 5	R: 0 H: 0 E: 0 LOB: 0 K: 2 BB: 0 S: 7 P: 7	1B: 5 SF: 0 2B: 2 SAC: 0 3B: 0 DP: 0 HR: 0 HBP: 0						

PITCHER	IP	WLS	BF	H	R	ER	SO	BB	IBB	HBP	BLK	WP	HR	S	P	ERA	WHIP
Billy Pierce, L (1, 1) ERA: 2.72	11.0	W	39	7	1	1	8	0	0	0	0	0	0	55	55	0.82	0.636

PITCHER	IP	WLS	BF	H	R	ER	SO	BB	IBB	HBP	BLK	WP	HR	S	P	ERA	WHIP

BOTTOM

Chicago White Sox @ St. Louis Browns

Sportsman's Park, St. Louis, MO

Sun Sep 27 1953, 4:33 AM EST
Att. 3,174 - Unknown

livebaseballscorecards.com

AB	39
R	1
H	7
RBI	1
BB	0
SO	8
LOB	9

WP: 0 PA: 39
PB: 0
SB: 0
CS: 1