


Chicago White Sox - 1953

Batter	1	2	3	4	5	6	7	8	9	AB	R	H	RBI	BB	SO	LOB	TOP			
Nellie Fox, L (1.4)	0-0 4-3		0-0 4-3		0-0 4-3		0-0 4-3	0-0 F9		4	0	0	0	0	0	1				
Ferris Fain, L (1.3)	0-0 P4		4-0 FC5-4 BB		0-0 4-3		0-0 4-3		0-0 4-3	3	0	0	0	1	0	0				
Minnie Minoso, R (1.7) OBP: 0.250, SLG: 0.250	0-0 1B		0-0 FC5-4 1-2		0-0 6-3				0-0 E5	4	0	1	0	0	0	2				
Vern Stephens, R (1.5)	0-0 P6			0-3 K					0-3 K	4	0	0	0	0	2	2				
Jim Rivera, L (1.8)		4-0 5-3 CS BB		0-3 K					0-0 G3	3	0	0	0	1	1	1				
Sam Mele, R (1.9)		0-0 5-3 1-3		0-0 5-3					4-0 FC5-4 BB	2	0	0	0	1	0	1				
Chico Carrasquel, R (1.6)		0-0 4-3 3-H							0-0 1-3 FC5-4 1-2	3	0	0	0	0	0	2				
Red Wilson, R (1.2)			0-0 F2		0-0 F7			4-0 G4-6-3 BB		2	0	0	0	1	0	0				
Saul Rogovin, R (1.1)			0-0 E6 4-3		0-0 1-3			0-0 G4-6-3 1-2		1	0	0	0	0	0	0				
Bob Boyd, L (5, PH)										1	0	0	0	0	0	0				
Mike Fornieles, R (5.1)										0	0	0	0	0	0	0				
Gene Bearden, L (7.1)										1	0	0	0	0	0	1				
Inning Stats	R: 0 E: 0 K: 0 S: 4	H: 1 LOB: 1 BB: 0 P: 4	R: 0 E: 0 K: 0 S: 2	H: 0 LOB: 0 BB: 1 P: 6	R: 0 E: 1 K: 0 S: 4	H: 0 LOB: 2 BB: 1 P: 8	R: 0 E: 0 K: 2 S: 7	H: 0 LOB: 0 BB: 0 P: 7	R: 0 E: 0 K: 0 S: 3	H: 0 LOB: 0 BB: 0 P: 3	R: 0 E: 0 K: 0 S: 3	H: 0 LOB: 1 BB: 1 P: 7	R: 0 E: 0 K: 0 S: 2	H: 0 LOB: 0 BB: 1 P: 6	R: 0 E: 1 K: 1 S: 6	H: 0 LOB: 1 BB: 0 P: 6	1B: 1 2B: 0 3B: 0 HR: 0	SF: 0 SAC: 0 DP: 1 HBP: 0	WP: 0 PB: 0 CS: 1	PA: 32
PITCHER Bob Lemon, R (1.1) ERA:	IP: 9.0 WLS: W BF: 32 H: 1 R: 0 ER: 0 SO: 3 BB: 4 IBB: 0 HBP: 0 BLK: 0 WP: 0 HR: 0 S: 34 P: 50 ERA: 0.00 WHIP: 0.556															PITCHER IP: 9.0 WLS: W BF: 32 H: 1 R: 0 ER: 0 SO: 3 BB: 4 IBB: 0 HBP: 0 BLK: 0 WP: 0 HR: 0 S: 34 P: 50 ERA: 0.00 WHIP: 0.556				

Chicago White Sox @ Cleveland Indians
Cleveland Municipal Stadium, Cleveland, OH
Tue Apr 14 1953, 3:33 AM EST
Att: 53,698 - Unknown


AB	28
R	0
H	1
RBI	0
BB	4
SO	3
LOB	10



Batter	1	2	3	4	5	6	7	8	9	AB	R	H	RBI	BB	SO	LOB	BOTTOM			
Ray Boone, R (1.6) OBP: 0.500, SLG: 1.000	0-0 F8			0-0 HR		0-0 F7				4	1	2	0	0	0	0				
Bobby Avila, R (1.4) OBP: 0.500, SLG: 1.250	0-0 1B		0-0 4-3	0-0 1B		0-0 L4				4	2	2	2	0	0	1				
Larry Doby, L (1.8) OBP: 0.250, SLG: 0.250	0-0 1B		0-0 G3	0-3 K		0-0 4-3				4	1	1	0	0	1	0				
Luke Easter, L (1.3) OBP: 0.667, SLG: 0.667			0-0 F7		0-0 F9 1B					3	0	2	1	0	0	0				
Bill Glynn, L (5, PR) (6.3)			0-0 1B		0-0 F9 1B					1	1	0	0	0	0	0				
Al Rosen, R (1.5) OBP: 0.500, SLG: 0.667			0-0 F8		0-0 1B					3	0	1	1	1	0	1				
Dale Mitchell, L (1.7) OBP: 0.250, SLG: 0.250			0-0 1B		0-0 6-3					4	0	1	0	0	0	3				
Harry Simpson, L (1.9) OBP: 0.250, SLG: 0.250			0-0 3-1		0-0 F9					4	0	1	1	0	0	2				
Jim Hegan, R (1.2)			0-0 F7		0-3 K					3	0	0	0	1	1	2				
Bob Lemon, L (1.1) OBP: 0.250, SLG: 1.000			0-3 K		0-0 HR					4	1	1	1	0	1	1				
Inning Stats	R: 2 E: 0 K: 0 S: 7	H: 4 LOB: 2 BB: 0 P: 7	R: 0 E: 0 K: 1 S: 6	H: 1 LOB: 0 BB: 0 P: 6	R: 0 E: 0 K: 0 S: 4	H: 1 LOB: 1 BB: 0 P: 4	R: 3 E: 0 K: 2 S: 10	H: 3 LOB: 0 BB: 0 P: 10	R: 1 E: 1 K: 0 S: 4	H: 2 LOB: 2 BB: 1 P: 8	R: 0 E: 0 K: 0 S: 3	H: 0 LOB: 0 BB: 0 P: 3	R: 0 E: 0 K: 0 S: 3	H: 0 LOB: 1 BB: 1 P: 7	R: 0 E: 0 K: 0 S: 3	H: 0 LOB: 1 BB: 1 P: 7	1B: 7 2B: 1 3B: 1 HR: 2	SF: 0 SAC: 0 DP: 1 HBP: 0	WP: 0 PB: 0 CS: 0	PA: 36
PITCHER Saul Rogovin, R (1.1) ERA: 11.25	IP: 4.0 WLS: L BF: 21 H: 9 R: 5 ER: 5 SO: 3 BB: 0 IBB: 0 HBP: 0 BLK: 0 WP: 0 HR: 2 S: 27 P: 27 ERA: 11.25 WHIP: 2.250															PITCHER IP: 4.0 WLS: L BF: 21 H: 9 R: 5 ER: 5 SO: 3 BB: 0 IBB: 0 HBP: 0 BLK: 0 WP: 0 HR: 2 S: 27 P: 27 ERA: 11.25 WHIP: 2.250				
PITCHER Mike Fornieles, R (5.1) ERA: 4.5	IP: 2.0 WLS: 8 BF: 2 H: 2 R: 1 ER: 1 SO: 0 BB: 1 IBB: 0 HBP: 0 BLK: 0 WP: 0 HR: 0 S: 7 P: 11 ERA: 4.50 WHIP: 1.500															PITCHER IP: 2.0 WLS: 7 BF: 0 H: 0 R: 0 ER: 0 SO: 0 BB: 1 IBB: 0 HBP: 0 BLK: 0 WP: 0 HR: 0 S: 6 P: 10 ERA: 0.00 WHIP: 0.500				
PITCHER Gene Bearden, L (7.1) ERA:	IP: 2.0 WLS: 7 BF: 0 H: 0 R: 0 ER: 0 SO: 0 BB: 1 IBB: 0 HBP: 0 BLK: 0 WP: 0 HR: 0 S: 6 P: 10 ERA: 0.00 WHIP: 0.500															PITCHER IP: 2.0 WLS: 7 BF: 0 H: 0 R: 0 ER: 0 SO: 0 BB: 1 IBB: 0 HBP: 0 BLK: 0 WP: 0 HR: 0 S: 6 P: 10 ERA: 0.00 WHIP: 0.500				

Chicago White Sox @ Cleveland Indians
Cleveland Municipal Stadium, Cleveland, OH
Tue Apr 14 1953, 3:33 AM EST
Att: 53,698 - Unknown

AB	34
R	6
H	11
RBI	6
BB	2
SO	3
LOB	10



Batter	1	2	3	4	5	6	7	8	9	AB	R	H	RBI	BB	SO	LOB	TOP
Johnny Groth, R (1,8) OBP: 0.333, SLG: 0.375	F3		F4			BB S BB		F7		3	0	0	0	1	0	0	St. Louis Browns @ Chicago White Sox Comiskey Park, Chicago, IL Thu Apr 16 1953, 4:33 AM EST Att: 11,354 - Unknown
Billy Hunter, R (1,6) OBP: 0.250, SLG: 0.143	F2		F4			BB BB 1-2 BB		F5		3	0	0	0	1	0		
Jim Dyck, R (1,5) OBP: 0.556, SLG: 0.500	BB BB			4-3				F8		2	0	0	0	1	0		
Vic Wertz, L (1,9) OBP: 0.556, SLG: 0.600	BB BB			F9				HBP		2	0	0	0	2	1		
Roy Sievers, R (1,3)	F4			K				K		4	0	0	0	0	1		
Dick Kokos, L (1,7)		F8			K			F8		3	0	0	0	1	1		
Les Moss, R (1,2) OBP: 0.375, SLG: 0.500		5-3			6-3			F6		4	0	0	0	0	0		
Bobby Young, L (1,4) OBP: 0.375, SLG: 0.500		F6			4-3			2B		3	0	1	0	0	0		
Harry Brecheen, L (1,1)			K			K		K		3	0	0	0	0	3		
Inning Stats	R: 0 E: 0 K: 0 S: 3	H: 0 LOB: 2 BB: 2 P: 11	R: 0 E: 0 K: 0 S: 3	H: 0 LOB: 0 BB: 0 P: 3	R: 0 E: 0 K: 1 S: 5	H: 0 LOB: 0 BB: 0 P: 5	R: 0 E: 0 K: 1 S: 5	H: 0 LOB: 0 BB: 0 P: 5	R: 0 E: 0 K: 1 S: 5	H: 1 LOB: 1 BB: 1 P: 9	R: 0 E: 0 K: 0 S: 3	H: 0 LOB: 0 BB: 0 P: 3	1B: 0 2B: 1 3B: 0 HR: 0	SF: 0 SAC: 0 DP: 0 HBP: 1	WP: 0 PB: 0 SB: 1 CS: 1	PA: 34	
PITCHER Billy Pierce, L (1,1) ERA:	IP: 9.0 WLS: W BF: 34 H: 1 R: 0 ER: 0 SO: 6 BB: 6 IBB: 0 HBP: 1 BLK: 0 WP: 0 HR: 0 S: 39 P: 64 ERA: 0.00 WHIP: 0.778																

Batter	1	2	3	4	5	6	7	8	9	AB	R	H	RBI	BB	SO	LOB	BOTTOM
Nellie Fox, L (1,4)	1B BB		4-3			SH5-3 BB		1B HBP		1	0	0	0	2	0	0	St. Louis Browns @ Chicago White Sox Comiskey Park, Chicago, IL Thu Apr 16 1953, 4:33 AM EST Att: 11,354 - Unknown
Ferns Fain, L (1,3)	F5		F9			SH5-3 1-2		F9		3	0	0	0	0	0		
Minnie Minoso, R (1,7) OBP: 0.250, SLG: 0.250	K		5-3			F9		1B S		4	0	1	0	0	1		
Vern Stephens, R (1,5) OBP: 0.125, SLG: 0.125	S 1B			6-3		F9		F4		4	0	1	0	0	0		
Jim Rivera, L (1,8)	1-2 BB			4-3				4-3		2	1	0	0	2	0		
Sam Mele, R (1,9)	F7			F8		E SH1 F8 BB		SH1		2	0	0	0	0	0		
Chico Carrasquel, R (1,6)		K			6-3			E5		3	0	0	0	0	1		
Sherm Lollar, R (1,2)		6-3			F4			F8		3	0	0	1	0	0		
Billy Pierce, L (1,1)		4-3			F7			F5		3	0	0	0	0	0		
Inning Stats	R: 0 E: 0 K: 1 S: 6	H: 1 LOB: 3 BB: 2 P: 14	R: 0 E: 0 K: 1 S: 5	H: 0 LOB: 0 BB: 0 P: 5	R: 0 E: 0 K: 0 S: 3	H: 0 LOB: 0 BB: 0 P: 3	R: 0 E: 0 K: 0 S: 3	H: 0 LOB: 0 BB: 0 P: 3	R: 1 E: 1 K: 0 S: 4	H: 0 LOB: 1 BB: 1 P: 8	R: 0 E: 0 K: 0 S: 4	H: 1 LOB: 2 BB: 0 P: 5	1B: 2 2B: 0 3B: 0 HR: 0	SF: 0 SAC: 2 DP: 0 HBP: 1	WP: 0 PB: 0 SB: 2 CS: 0	PA: 32	
PITCHER Harry Brecheen, L (1,1) ERA:	IP: 8.0 WLS: L BF: 32 H: 2 R: 1 ER: 0 SO: 2 BB: 4 IBB: 0 HBP: 1 BLK: 0 WP: 0 HR: 0 S: 31 P: 48 ERA: 0.00 WHIP: 0.750																

Batter	1	2	3	4	5	6	7	8	9	AB	R	H	RBI	BB	SO	LOB	TOP								
Johnny Groth, R OBP: 0.214, SLG: 0.231 (1, 8)										5	0	0	0	0	0	1									
Bobby Young, L OBP: 0.417, SLG: 0.500 (1, 4)										4	0	2	1	0	0	0									
Jim Dyck, R OBP: 0.462, SLG: 0.333 (1, 7)										3	1	0	0	1	1	3									
Vic Wertz, L OBP: 0.538, SLG: 0.889 (1, 9)										4	2	2	1	0	0	0									
Bob Elliott, R OBP: 0.375, SLG: 0.286 (1, 5)										4	0	1	1	0	0	1									
Roy Sievers, R OBP: 0.250, SLG: 0.417 (1, 3)										4	1	2	0	0	0	1									
Les Moss, R OBP: 0.417, SLG: 0.583 (1, 2)										4	1	2	2	0	0	3									
Billy Hunter, R OBP: 0.333, SLG: 0.111 (1, 6)										2	0	0	0	2	0	1									
Dick Littlefield, L Satchel Paige, R (1, 1) (7, 1)										3	1	0	1	0	1	1									
Inning Stats	R: 0 E: 0 K: 0 S: 3	H: 1 LOB: 0 BB: 0 P: 3	R: 0 E: 0 K: 0 S: 3	H: 0 LOB: 0 BB: 0 P: 3	R: 0 E: 0 K: 0 S: 3	H: 1 LOB: 0 BB: 0 P: 3	R: 0 E: 0 K: 1 S: 5	H: 0 LOB: 0 BB: 0 P: 5	R: 1 E: 1 K: 0 S: 4	H: 2 LOB: 1 BB: 1 P: 8	R: 0 E: 0 K: 1 S: 5	H: 0 LOB: 0 BB: 0 P: 5	R: 5 E: 1 K: 0 S: 8	H: 4 LOB: 2 BB: 2 P: 16	R: 0 E: 0 K: 0 S: 4	H: 1 LOB: 1 BB: 0 P: 4	R: 0 E: 0 K: 0 S: 3	H: 0 LOB: 0 BB: 0 P: 3	1B: 6 2B: 2 3B: 0 HR: 1	SF: 0 SAC: 0 DP: 2 HBP: 0	WP: 0 PB: 0 SB: 0 CS: 2	PA: 38			
PITCHER	IP	WLS	BF	H	R	ER	SO	BB	IBB	HBP	BLK	WP	HR	S	P	ERA	WHIP								
Joe Dobson, R ERA: 5.68 (1, 1)	6.1	L	24	6	4	4	2	1	1	0	0	0	1	26	34	5.68	1.105								
Harry Dorish, R ERA: 13.5 (7, 1)	0.2		6	2	2	1	0	1	0	0	0	0	0	5	9	13.50	4.500								
Connie Johnson, R ERA: (8, 1)	2.0		7	1	0	0	0	0	0	0	0	0	0	7	7	0.00	0.500								

St. Louis Browns @ Chicago White Sox
Comiskey Park, Chicago, IL
Fri Apr 17 1953, 4:33 AM EST
Att: 972 - Unknown


AB 34
R 6
H 9
RBI 6
BB 3
SO 2
LOB 11



Batter	1	2	3	4	5	6	7	8	9	AB	R	H	RBI	BB	SO	LOB	BOTTOM								
Nellie Fox, L OBP: 0.385, SLG: 0.200 (1, 4)										5	0	2	1	0	0	4									
Ferns Fain, L OBP: 0.187, SLG: 0.182 (1, 3)										5	0	1	0	0	0	2									
Minnie Minoso, R OBP: 0.231, SLG: 0.167 (1, 7)										4	1	0	0	1	0	5									
Vern Stephens, R OBP: 0.083, SLG: 0.083 (1, 5)										4	0	0	0	0	1	3									
Jim Rivera, L OBP: 0.500, SLG: 0.556 (1, 8)										4	1	3	1	0	0	2									
Sam Mele, R OBP: 0.222, SLG: 0.125 (1, 9)										4	1	1	0	0	1	3									
Chico Carrasquel, R OBP: 0.300, SLG: 0.300 (1, 6)										4	0	3	0	0	0	0									
Red Wilson, R OBP: 0.400, SLG: 0.250 Bob Boyd, L (9, PH)										2	0	1	1	0	0	1									
Joe Dobson, R Harry Dorish, R Rocky Krsnich, R Tommy Byrne, L Connie Johnson, R Tom Wright, L (1, 1) (7, 1) (7, PH) (7, PH) (8, 1) (8, PH)										2	0	0	1	0	1	1									
Inning Stats	R: 0 E: 0 K: 0 S: 3	H: 1 LOB: 0 BB: 0 P: 3	R: 0 E: 0 K: 1 S: 5	H: 1 LOB: 0 BB: 0 P: 5	R: 0 E: 1 K: 1 S: 7	H: 1 LOB: 2 BB: 0 P: 7	R: 0 E: 0 K: 0 S: 3	H: 0 LOB: 0 BB: 0 P: 3	R: 1 E: 0 K: 0 S: 6	H: 3 LOB: 2 BB: 0 P: 6	R: 1 E: 0 K: 0 S: 4	H: 1 LOB: 1 BB: 1 P: 8	R: 1 E: 0 K: 0 S: 5	H: 2 LOB: 2 BB: 1 P: 9	1B: 10 2B: 1 3B: 1 HR: 0	SF: 0 SAC: 1 DP: 2 HBP: 0	WP: 0 PB: 0 SB: 0 CS: 1	PA: 39							
PITCHER	IP	WLS	BF	H	R	ER	SO	BB	IBB	HBP	BLK	WP	HR	S	P	ERA	WHIP								
Dick Littlefield, L ERA: 2.84 Satchel Paige, R ERA: 6.75 (1, 1) (7, 1)	6.1	W	26	3	2	2	3	0	0	0	0	0	0	11	19	2.84	1.421								

St. Louis Browns @ Chicago White Sox
Comiskey Park, Chicago, IL
Fri Apr 17 1953, 4:33 AM EST
Att: 972 - Unknown

AB 36
R 4
H 12
RBI 4
BB 2
SO 3
LOB 23



Batter	1	2	3	4	5	6	7	8	9	AB	R	H	RBI	BB	SO	LOB	TOP			
Ray Boone, R OBP: 0.578, SLG: 0.769	4-0 1B 3-1 BB	0-0 WP BB 4-3 1B		4-0 F8 BB BB	4-0 BB BB		4-0 1-2 BB		0-0 E3	2	2	1	2	4	0	1				
Bobby Avila, R OBP: 0.450, SLG: 0.533	0-0 F9	4-0 4-3 WP G3 BB		4-0 F8 BB	4-0 BB BB		0-0 F8		0-0 F9	3	1	0	0	3	0	5				
Larry Doby, L OBP: 0.421, SLG: 0.556	0-0 3-1 1B	0-0 4-3		0-0 F8	0-3 K		0-3 K			5	0	1	1	0	2	8				
Luke Easter, L OBP: 0.467, SLG: 0.462 Bill Glynn, L (4, PR) (4, 3)	0-0 3-1	0-0 G3		1-0 FC6-4 HBP			0-3 K		0-0 F6	2	0	0	2	0	0	1				
Al Rosen, R OBP: 0.526, SLG: 0.462	4-0 3-H BB	4-0 3-H BB		0-3 K			0-0 4-3 2B		0-0 6-3	3	0	1	0	2	1	3				
Dale Mitchell, L OBP: 0.316, SLG: 0.294	0-0 L1	0-0 F4		0-0 FC6-4	0-0 4-3		0-0 4-3		0-0 4-3	5	0	0	0	0	0	7				
Harry Simpson, L OBP: 0.278, SLG: 0.294		4-0 BB 1B BB		0-0 F8			0-0 F8		0-3 K	4	1	0	0	1	1	1				
Jim Hegan, R OBP: 0.333, SLG: 0.375		4-0 BB 1B BB		0-3 K			0-0 6-3		0-0 F2	4	1	0	0	1	1	0				
Early Wynn, S Dave Hoskins, L Ted Wilks, R Al Aber, L Barney McCosky, L (9, PH)		4-0 1B WP BB		0-3 K			4-0 BB BB		0-0 4-3	0	0	0	0	0	0	0				
Inning Stats	R: 1 E: 0 K: 0 S: 4	H: 1 LOB: 2 BB: 2 P: 12	R: 5 E: 0 K: 0 S: 4	H: 1 LOB: 1 BB: 5 P: 24	R: 0 E: 0 K: 2 S: 7	H: 0 LOB: 0 BB: 0 P: 7	R: 0 E: 0 K: 1 S: 5	H: 0 LOB: 3 BB: 2 P: 14	R: 0 E: 0 K: 1 S: 6	H: 1 LOB: 1 BB: 0 P: 6	R: 0 E: 0 K: 1 S: 5	H: 0 LOB: 2 BB: 2 P: 13	R: 0 E: 0 K: 0 S: 3	H: 0 LOB: 0 BB: 0 P: 3	R: 0 E: 2 K: 1 S: 7	H: 0 LOB: 2 BB: 0 P: 7	1B: 2 2B: 1 3B: 0 HR: 0	SF: 0 SAC: 0 DP: 0 HBP: 1	WP: 1 PB: 0 SB: 0 CS: 0	PA: 47
PITCHER	IP WLS BF H R ER SO BB IBB HBP BLK WP HR S P ERA WHIP	IP WLS BF H R ER SO BB IBB HBP BLK WP HR S P ERA WHIP	IP WLS BF H R ER SO BB IBB HBP BLK WP HR S P ERA WHIP	IP WLS BF H R ER SO BB IBB HBP BLK WP HR S P ERA WHIP	IP WLS BF H R ER SO BB IBB HBP BLK WP HR S P ERA WHIP	IP WLS BF H R ER SO BB IBB HBP BLK WP HR S P ERA WHIP	IP WLS BF H R ER SO BB IBB HBP BLK WP HR S P ERA WHIP	IP WLS BF H R ER SO BB IBB HBP BLK WP HR S P ERA WHIP	IP WLS BF H R ER SO BB IBB HBP BLK WP HR S P ERA WHIP	IP WLS BF H R ER SO BB IBB HBP BLK WP HR S P ERA WHIP	IP WLS BF H R ER SO BB IBB HBP BLK WP HR S P ERA WHIP	IP WLS BF H R ER SO BB IBB HBP BLK WP HR S P ERA WHIP	IP WLS BF H R ER SO BB IBB HBP BLK WP HR S P ERA WHIP	IP WLS BF H R ER SO BB IBB HBP BLK WP HR S P ERA WHIP	IP WLS BF H R ER SO BB IBB HBP BLK WP HR S P ERA WHIP	IP WLS BF H R ER SO BB IBB HBP BLK WP HR S P ERA WHIP	IP WLS BF H R ER SO BB IBB HBP BLK WP HR S P ERA WHIP			

Cleveland Indians @ Chicago White Sox
Comiskey Park, Chicago, IL
Sat Apr 18 1953, 4:33 AM EST
Att: 4,915 - Unknown

AB 32
R 6
H 3
RBI 5
BB 14
SO 7
LOB 27



Batter	1	2	3	4	5	6	7	8	9	AB	R	H	RBI	BB	SO	LOB	BOTTOM			
Nellie Fox, L OBP: 0.389, SLG: 0.400	0-0 E 2B	0-0 F9		0-0 BB 1B 2B		0-0 FC3-6 4-3	0-0 G3			5	2	2	0	0	0	4				
Ferns Fain, L OBP: 0.294, SLG: 0.154	0-0 E4 BB HBP 2-H	4-0 BB 5-3 BB		4-0 1B BB		0-0 4-3		4-0 SH1-4 E BB		2	2	0	0	3	0	1				
Minnie Minoso, R OBP: 0.353, SLG: 0.154	1-0 BB FC6-4 HBP	0-0 5-3		4-0 1B CS BB		4-0 FC5-4 IBB		0-0 SH1-4		1	1	0	0	2	0	1				
Vern Stephens, R OBP: 0.143, SLG: 0.077 Tom Wright, L OBP: 1.000, SLG: 1.000 Rocky Krsnich, R	0-3 K	4-0 BB		0-0 FC6-4 1B		0-0 FC5-4		0-0 FC5		1	0	0	0	1	1	2				
Jim Rivera, L OBP: 0.471, SLG: 0.417	4-0 E BB	4-0 BB		0-0 FC6-4			0-3 K		0-0 F4	3	1	0	0	2	1	3				
Sam Mele, R OBP: 0.286, SLG: 0.091	4-0 FC6-4 BB	0-0 4-3					4-0 K		0-0 FC6-4	3	0	0	1	2	1	4				
Chico Carrasquel, R OBP: 0.214, SLG: 0.214	0-0 FC6-4 1B			0-3 K			0-3 K		0-0 E6 BB	4	1	0	1	0	2	2				
Sherm Lollar, R OBP: 0.286, SLG: 0.167	0-0 2-H 1B			0-3 K			0-0 5-3		4-0 BB	3	0	1	1	1	1	0				
Tommy Byrne, L Lou Kretlow, R Fred Marsh, R Harry Dorish, R	0-0 F7			0-0 G1			4-0 FC3-6 BB		0-3 K	1	0	0	0	0	0	1				
Inning Stats	R: 5 E: 2 K: 1 S: 8	H: 2 LOB: 1 BB: 2 P: 17	R: 0 E: 0 K: 0 S: 3	H: 0 LOB: 3 BB: 3 P: 15	R: 0 E: 0 K: 2 S: 7	H: 0 LOB: 0 BB: 0 P: 7	R: 1 E: 0 K: 0 S: 3	H: 2 LOB: 1 BB: 2 P: 11	R: 0 E: 0 K: 2 S: 7	H: 0 LOB: 0 BB: 0 P: 7	R: 0 E: 0 K: 0 S: 3	H: 0 LOB: 2 BB: 2 P: 11	R: 0 E: 1 K: 2 S: 8	H: 0 LOB: 3 BB: 2 P: 16	R: 1 E: 1 K: 0 S: 4	H: 0 LOB: 1 BB: 1 P: 8	1B: 2 2B: 2 3B: 0 HR: 0	SF: 0 SAC: 1 DP: 0 HBP: 1	WP: 0 PB: 0 SB: 0 CS: 1	PA: 42
PITCHER	IP WLS BF H R ER SO BB IBB HBP BLK WP HR S P ERA WHIP	IP WLS BF H R ER SO BB IBB HBP BLK WP HR S P ERA WHIP	IP WLS BF H R ER SO BB IBB HBP BLK WP HR S P ERA WHIP	IP WLS BF H R ER SO BB IBB HBP BLK WP HR S P ERA WHIP	IP WLS BF H R ER SO BB IBB HBP BLK WP HR S P ERA WHIP	IP WLS BF H R ER SO BB IBB HBP BLK WP HR S P ERA WHIP	IP WLS BF H R ER SO BB IBB HBP BLK WP HR S P ERA WHIP	IP WLS BF H R ER SO BB IBB HBP BLK WP HR S P ERA WHIP	IP WLS BF H R ER SO BB IBB HBP BLK WP HR S P ERA WHIP	IP WLS BF H R ER SO BB IBB HBP BLK WP HR S P ERA WHIP	IP WLS BF H R ER SO BB IBB HBP BLK WP HR S P ERA WHIP	IP WLS BF H R ER SO BB IBB HBP BLK WP HR S P ERA WHIP	IP WLS BF H R ER SO BB IBB HBP BLK WP HR S P ERA WHIP	IP WLS BF H R ER SO BB IBB HBP BLK WP HR S P ERA WHIP	IP WLS BF H R ER SO BB IBB HBP BLK WP HR S P ERA WHIP	IP WLS BF H R ER SO BB IBB HBP BLK WP HR S P ERA WHIP	IP WLS BF H R ER SO BB IBB HBP BLK WP HR S P ERA WHIP			


Cleveland Indians @ Chicago White Sox
Comiskey Park, Chicago, IL
Sat Apr 18 1953, 4:33 AM EST
Att: 4,915 - Unknown

AB 28
R 7
H 4
RBI 4
BB 12
SO 7
LOB 23




Batter	1	2	3	4	5	6	7	8	9	AB	R	H	RBI	BB	SO	LOB	TOP					
Nellie Fox, L OBP: 0.378, SLG: 0.455 (1, 4)	F8	F8			2B		4-3			4	0	1	0	0	0	0	Chicago White Sox @ St. Louis Browns Sportsman's Park, St. Louis, MO Fri Apr 24 1953, 4:33 AM EST Att: 6,947 - Unknown					
Ferns Fain, L OBP: 0.381, SLG: 0.300 (1, 3)	FC6-4 1B		F8		K			F8		4	0	1	0	0	1	0						
Minnie Minoso, R OBP: 0.429, SLG: 0.500 (1, 7)	FC6-4 1B		E 1B		CS 1B			FC6-5 2B		4	2	3	0	0	0	1						
Sam Mele, R OBP: 0.313, SLG: 0.333 (1, 9)	1B E BB		K		CS 1B		5-3	FC6-5 2B		3	1	0	0	1	1	2						
Jim Rivera, L OBP: 0.486, SLG: 0.360 (1, 8)	E 1B		CS 1B		S HBP			K		3	0	2	2	0	1	1						
Rocky Krenich, R OBP: 0.167, SLG: 0.167 (1, 5)	E1 1B		CS		F8		F6	F6		4	0	1	1	0	0	1						
Chico Carrasquel, R OBP: 0.250, SLG: 0.281 (1, 6)	K						6-3	1-3		4	0	1	0	0	1	3						
Sherm Lollar, R OBP: 0.478, SLG: 0.471 (1, 2)		6-3			F4		K	F7		4	0	0	0	0	1	1						
Lou Kretlow, R Gene Bearden, L (1, 1)		G3			F8		K			0	0	0	0	0	0	0						
										3	0	0	0	0	1	1						
Inning Stats	R: 2 E: 2 K: 1 S: 8	H: 3 LOB: 2 BB: 1 P: 12	R: 0 E: 0 K: 0 S: 3	H: 0 LOB: 0 BB: 0 P: 3	R: 1 E: 1 K: 1 S: 6	H: 2 LOB: 0 BB: 0 P: 6	R: 0 E: 0 K: 0 S: 4	H: 1 LOB: 1 BB: 0 P: 4	R: 0 E: 0 K: 2 S: 5	H: 0 LOB: 1 BB: 0 P: 4	R: 0 E: 0 K: 2 S: 7	H: 0 LOB: 0 BB: 0 P: 7	R: 0 E: 0 K: 1 S: 6	H: 1 LOB: 1 BB: 0 P: 6	R: 0 E: 0 K: 0 S: 3	H: 0 LOB: 0 BB: 0 P: 3	1B: 6 2B: 3 3B: 0 HR: 0	SF: 0 SAC: 0 DP: 0 HBP: 1	WP: 0 PB: 0 SB: 1 CS: 2	PA: 37		
PITCHER	IP WLS BF H R ER SO BB IBB HBP BLK WP HR S P ERA WHIP	7.0 L 28 8 3 2 5 1 0 1 0 0 0 36 41 2.57 1.286	2.0 7 1 0 0 1 0 0 0 0 0 0 0 9 9 0.00 0.500																			

AB	33
R	3
H	9
RBI	3
BB	1
SO	6
LOB	10



Batter	1	2	3	4	5	6	7	8	9	AB	R	H	RBI	BB	SO	LOB	BOTTOM				
Johnny Groth, R OBP: 0.303, SLG: 0.333 (1, 8)	BB BB BB	F7			BB		1-3			2	0	0	0	2	0	2	Chicago White Sox @ St. Louis Browns Sportsman's Park, St. Louis, MO Fri Apr 24 1953, 4:33 AM EST Att: 6,947 - Unknown				
Bobby Young, L OBP: 0.306, SLG: 0.314 (1, 4)	F8		6-3		F7			F4		4	0	0	0	0	2						
Jim Dyck, R OBP: 0.313, SLG: 0.160 (1, 7)	BB BB		F8		F8			F8		3	0	0	0	1	0	1					
Vic Wertz, L OBP: 0.378, SLG: 0.500 (1, 9)	G6-4-3 BB		F8		F9			F6		3	0	0	0	1	0	0					
Bob Elliott, R OBP: 0.313, SLG: 0.276 (1, 5)	G6-4-3				6-3		FC6 BB	F7		3	0	0	0	1	0	3					
Clint Courtney, L OBP: 0.300, SLG: 0.300 (1, 2)		3-1			1B		FC6 FC5-4	F9		4	0	1	0	0	0	1					
Roy Stevers, R OBP: 0.306, SLG: 0.382 (1, 3)		1B BB			K		FC5-4	1B		3	0	1	0	1	1	2					
Billy Hunter, R OBP: 0.321, SLG: 0.208 (1, 6)		1B BB			5-3					3	0	1	0	0	0	1					
Les Moss, R OBP: 0.320, SLG: 0.375 (9, PH)		1B					4-3	F7		1	0	0	0	0	0	1					
Virgil Trucks, R Don Larsen, R (7, PH)	P5				F9		5-3			2	0	0	0	0	0	2					
										1	0	0	0	0	0	0					
Inning Stats	R: 0 E: 0 K: 0 S: 2	H: 0 LOB: 2 BB: 3 P: 14	R: 0 E: 0 K: 0 S: 4	H: 1 LOB: 2 BB: 1 P: 8	R: 0 E: 0 K: 0 S: 3	H: 0 LOB: 0 BB: 0 P: 3	R: 0 E: 0 K: 1 S: 6	H: 1 LOB: 1 BB: 0 P: 6	R: 0 E: 0 K: 0 S: 3	H: 0 LOB: 1 BB: 1 P: 7	R: 0 E: 0 K: 0 S: 3	H: 0 LOB: 0 BB: 0 P: 3	R: 0 E: 0 K: 0 S: 3	H: 0 LOB: 0 BB: 0 P: 3	R: 0 E: 0 K: 0 S: 4	H: 1 LOB: 1 BB: 0 P: 4	1B: 3 2B: 0 3B: 0 HR: 0	SF: 0 SAC: 0 DP: 1 HBP: 0	WP: 0 PB: 0 SB: 0 CS: 0	PA: 35	
PITCHER	IP WLS BF H R ER SO BB IBB HBP BLK WP HR S P ERA WHIP	8.2 W 31 3 0 0 1 3 0 0 0 0 0 30 42 0.00 0.692																			



Batter	1	2	3	4	5	6	7	8	9	AB	R	H	RBI	BB	SO	LOB	TOP			
Nellie Fox, L OBP: 0.397, SLG: 0.500 (1, 4)	0-0 4-3		0-0 F9	0-0 HR		0-0 6-3			0-0 G3	5	1	1	2	0	0	0				
Ferns Fain, L OBP: 0.390, SLG: 0.371 (1, 3)	0-0 2B		0-0 3B	0-0 1B		0-0 FC6-4			0-0 F8	5	1	3	0	0	0	0				
Minnie Minoso, R OBP: 0.425, SLG: 0.529 (1, 7)	4-0 BB		0-0 F8	0-0 3B		0-0 6-3			0-0 F8	4	1	1	1	1	0	1				
Tom Wright, L OBP: 0.600, SLG: 0.600 Sam Mele, R OBP: 0.303, SLG: 0.321 (1, 9) (6, 9)	0-0 F3		0-0 F8		0-0 5-3 1B				0-0 F9	3	1	1	1	0	0	2				
Jim Rivera, L OBP: 0.462, SLG: 0.448 (1, 8)	0-0 F8		0-0 HR		0-0 K				0-0 F7	4	1	1	1	0	1	3				
Rocky Krenich, R OBP: 0.200, SLG: 0.200 (1, 5)		0-0 F5	0-0 FC6-4 1B		0-0 5-3				0-0 6-3	4	0	1	0	0	0	1				
Chico Carrasquel, R OBP: 0.279, SLG: 0.333 (1, 6)		0-0 2B	0-0 FC6-4 1-2		0-0 K				0-3 K	4	0	2	1	0	1	1				
Red Wilson, R OBP: 0.250, SLG: 0.143 Bob Boyd, L (8, PH) Sherm Lollar, R OBP: 0.478, SLG: 0.471 (8, 2)	0-0 P3		0-0 F2	0-0 F8					0-0 4-3	3	0	0	0	0	0	2				
Tommy Byrne, L OBP: 0.200, SLG: 0.200 Harry Dorish, R (7, 1)	0-3 K		0-0 HR	1B		0-0 1-3			0-0 6-3	3	1	1	0	0	1	1				
Inning Stats	R: 0 E: 0 K: 0 S: 4	H: 1 LOB: 2 BB: 1 P: 8	R: 0 E: 0 K: 1 S: 6	H: 1 LOB: 1 BB: 0 P: 6	R: 3 E: 0 K: 0 S: 7	H: 4 LOB: 1 BB: 0 P: 7	R: 2 E: 0 K: 0 S: 5	H: 2 LOB: 0 BB: 0 P: 5	R: 1 E: 0 K: 1 S: 7	H: 2 LOB: 1 BB: 0 P: 7	R: 0 E: 0 K: 0 S: 3	H: 0 LOB: 0 BB: 0 P: 3	R: 0 E: 0 K: 1 S: 5	H: 0 LOB: 0 BB: 0 P: 5	R: 0 E: 0 K: 0 S: 3	H: 0 LOB: 0 BB: 0 P: 3	1B: 6 2B: 2 3B: 1 HR: 2	SF: 0 SAC: 0 DP: 0 HBP: 0	WP: 0 PB: 0 SB: 0 CS: 0	PA: 39
PITCHER	IP WLS BF H R ER SO BB IBB HBP BLK WP HR S P ERA WHIP	IP WLS BF H R ER SO BB IBB HBP BLK WP HR S P ERA WHIP																		
Duane Pilette, R ERA: 6.1 (1, 1)	3.1 L 19	8 5 5 1	1 0 0 0	0 0 0 0	0 0 0 0	0 0 0 0	0 0 0 0	0 0 0 0	0 0 0 0	0 0 0 0	0 0 0 0	0 0 0 0	0 0 0 0	0 0 0 0	0 0 0 0	0 0 0 0	13.50 2.700			
Bobo Holloman, R ERA: 6.75 (4, 1)	1.2 7	2 1 1 1	0 0 0 0	0 0 0 0	0 0 0 0	0 0 0 0	0 0 0 0	0 0 0 0	0 0 0 0	0 0 0 0	0 0 0 0	0 0 0 0	0 0 0 0	0 0 0 0	0 0 0 0	0 0 0 0	5.40 1.200			
Bob Cain, L ERA: 1.59 Hal White, R ERA: (6, 1) (8, 1)	2.0 6	1 0 0 0	0 0 0 1	0 0 0 0	0 0 0 0	0 0 0 0	0 0 0 0	0 0 0 0	0 0 0 0	0 0 0 0	0 0 0 0	0 0 0 0	0 0 0 0	0 0 0 0	0 0 0 0	0 0 0 0	0.00 0.000			

Chicago White Sox @ St. Louis Browns
Sportsman's Park, St. Louis, MO
Sat Apr 25 1953, 4:33 AM EST
Att: 4,546 - Unknown

AB	38
R	6
H	11
RBI	6
BB	1
SO	3
LOB	11



Batter	1	2	3	4	5	6	7	8	9	AB	R	H	RBI	BB	SO	LOB	BOTTOM					
Billy Hunter, R OBP: 0.395, SLG: 0.269 Dick Kokos, L OBP: 0.467, SLG: 0.273 (1, 6) (7, PH) (8, 7)	0-0 FC6-5 2B	0-0 L6			4-0 BB		0-3 K		0-0 F8	2	0	1	0	1	0	2						
Bob Elliott, R OBP: 0.286, SLG: 0.250 Hank Edwards, L OBP: 0.800, SLG: 1.000 Neil Berry, R (8, 5) Dixie Upright, L OBP: 0.333, SLG: 1.333 (9, PH)	0-0 FC6-5-4 BB		0-0 1-3		0-0 P3		4-0 HR BB		0-0 4-3	3	0	0	0	0	0	2						
Jim Dyck, R OBP: 0.314, SLG: 0.148 Dick Kryhoski, L OBP: 0.667, SLG: 2.000 (1, 7) (7, PH) (8, 3)	0-0 F9		4-0 G5-4-3 BB		0-0 P3		0-0 F4		0-0 HR	2	0	0	0	1	0	1						
Les Moss, R OBP: 0.345, SLG: 0.370 (1, 2)	4-0 1-2 BB		0-0 G5-4-3		0-0 F8		0-0 F8		0-0 1B	3	0	1	0	1	0	1						
Vic Wertz, L OBP: 0.366, SLG: 0.455 (1, 9)	0-0 L8			0-0 4-3		4-0 BB		0-0 6-3	3	0	0	0	1	0	2							
Frank Kellert, R Willy Miranda, S (1, 3) (8, 6)		0-0 E5 2B		0-0 6-3		0-0 6-3		4-0 8-5 1B BB	3	0	0	0	0	0	1	0						
Johnny Groth, R OBP: 0.324, SLG: 0.382 (1, 8)		0-0 FC1-5 1-H 2B		0-0 L4			0-0 F3		0-0 1B	4	0	2	0	0	0	0						
Bobby Young, L OBP: 0.300, SLG: 0.289 (1, 4)		0-0 FC1-5 BB			0-0 F9		4-0 BB HR BB		0-0 8-5	3	1	0	0	1	0	3						
Duane Pilette, R Bobo Holloman, R Ed Mickelson, R Bob Cain, L Roy Sievers, R Hal White, R Clint Courtney, L OBP: 0.279, SLG: 0.273 (1, 1) (4, 1) (5, PH) (8, 1) (7, PH) (8, 1) (9, PH)	4-0 1-2 BB				0-3 K		4-0 BB HR BB		0-0 3-1	0	0	0	0	1	0	0						
Inning Stats	R: 0 E: 0 K: 0 S: 4	H: 1 LOB: 2 BB: 1 P: 8	R: 0 E: 1 K: 0 S: 4	H: 1 LOB: 2 BB: 1 P: 8	R: 0 E: 0 K: 0 S: 2	H: 0 LOB: 0 BB: 1 P: 6	R: 0 E: 0 K: 0 S: 3	H: 0 LOB: 0 BB: 0 P: 3	R: 0 E: 0 K: 1 S: 5	H: 0 LOB: 1 BB: 1 P: 9	R: 0 E: 0 K: 0 S: 3	H: 0 LOB: 1 BB: 1 P: 7	R: 4 E: 0 K: 1 S: 6	H: 2 LOB: 1 BB: 3 P: 18	R: 0 E: 0 K: 0 S: 3	H: 1 LOB: 1 BB: 1 P: 7	R: 0 E: 0 K: 0 S: 3	H: 0 LOB: 0 BB: 0 P: 3	1B: 2 2B: 3 3B: 0 HR: 1	SF: 0 SAC: 0 DP: 2 HBP: 0	WP: 0 PB: 0 SB: 0 CS: 0	PA: 38
PITCHER	IP WLS BF H R ER SO BB IBB HBP BLK WP HR S P ERA WHIP	IP WLS BF H R ER SO BB IBB HBP BLK WP HR S P ERA WHIP																				
Tommy Byrne, L ERA: 9.82 Harry Dorish, R ERA: 3.24 (1, 1) (7, 1)	6.1 S 11	3 2 2 1	2 0 0 0	0 0 0 0	0 0 0 0	0 0 0 0	0 0 0 0	0 0 0 0	0 0 0 0	0 0 0 0	0 0 0 0	0 0 0 0	0 0 0 0	0 0 0 0	0 0 0 0	0 0 0 0	6.75 1.875					

Chicago White Sox @ St. Louis Browns
Sportsman's Park, St. Louis, MO
Sat Apr 25 1953, 4:33 AM EST
Att: 4,546 - Unknown


AB	29
R	4
H	5
RBI	4
BB	9
SO	2
LOB	14



Batter	1	2	3	4	5	6	7	8	9	AB	R	H	RBI	BB	SO	LOB	TOP		
Nellie Fox, L OBP: 0.353, SLG: 0.432 (1,4)	F9							4-3		2	0	0	0	2	0	0			
Ferns Fain, L OBP: 0.380, SLG: 0.333 (1,3)	4-3		L3							4	1	1	0	0	0	2			
Minnie Minoso, R OBP: 0.388, SLG: 0.452 (1,7)	L9									4	1	1	0	0	0	1			
Tom Wright, L OBP: 0.500, SLG: 0.444 (1,9)		G3								4	0	1	1	0	0	1			
Sam Mele, R OBP: 0.324, SLG: 0.355 (9,9)				4-3						0	0	0	0	0	0	0			
Jim Rivera, L OBP: 0.426, SLG: 0.389 (1,8)										4	1	1	0	0	0	1			
Rocky Krenich, R OBP: 0.235, SLG: 0.250 (1,5)										3	0	0	0	0	1	1			
Tommy Byrne, L OBP: 0.286, SLG: 0.167 (9,PH)										1	0	0	0	0	0	1			
Vern Stephens, R OBP: 0.222, SLG: 0.250 (9,5)										0	0	0	0	0	0	0			
Chico Carrasquel, R OBP: 0.273, SLG: 0.302 (1,6)										4	0	1	1	0	0	1			
Sherm Lollar, R OBP: 0.444, SLG: 0.429 (1,2)										4	0	1	0	0	0	1			
Joe Dobson, R (1,1)										3	0	0	0	0	1	1			
Inning Stats	R: 0 E: 0 K: 0 S: 3	H: 0 LOB: 0 BB: 0 P: 3	R: 0 E: 0 K: 0 S: 4	H: 1 LOB: 1 BB: 0 P: 4	R: 0 E: 0 K: 1 S: 5	H: 0 LOB: 1 BB: 1 P: 9	R: 0 E: 0 K: 0 S: 3	H: 0 LOB: 0 BB: 0 P: 3	R: 0 E: 0 K: 1 S: 6	H: 1 LOB: 1 BB: 0 P: 6	R: 0 E: 0 K: 0 S: 3	H: 0 LOB: 0 BB: 0 P: 3	R: 0 E: 0 K: 0 S: 3	H: 0 LOB: 0 BB: 0 P: 3	R: 3 E: 0 K: 0 S: 7	H: 4 LOB: 1 BB: 0 P: 7	1B: 6 2B: 0 3B: 0 HR: 0	SF: 0 SAC: 0 DP: 0 HBP: 0	WP: 1 PA: 35 CS: 0
PITCHER Mike Blyzka, R ERA: 2.25 (1,1)	IP: 9.0 WLS: L BF: 35 H: 6 R: 3 ER: 3 SO: 2 BB: 2 IBB: 0 HBP: 0 BLK: 0 WP: 1 HR: 0 S: 37 P: 45 ERA: 3.00 WHIP: 0.889															PITCHER IP: 9.0 WLS: L BF: 35 H: 6 R: 3 ER: 3 SO: 2 BB: 2 IBB: 0 HBP: 0 BLK: 0 WP: 1 HR: 0 S: 37 P: 45 ERA: 3.00 WHIP: 0.889			

Chicago White Sox @ St. Louis Browns
Sportsman's Park, St. Louis, MO
Sun Apr 26 1953, 4:38 AM EDT
Att: 5,122 - Unknown


AB	33
R	3
H	6
RBI	2
BB	2
SO	2
LOB	10



Batter	1	2	3	4	5	6	7	8	9	AB	R	H	RBI	BB	SO	LOB	BOTTOM
Bobby Young, L OBP: 0.271, SLG: 0.283 (1,4)	4-3									4	0	0	0	0	1	1	
Dick Kokos, L OBP: 0.417, SLG: 0.316 (1,7)	K									4	0	1	0	0	1	1	
Clint Courtney, L OBP: 0.267, SLG: 0.267 (1,2)										4	0	1	0	0	3	2	
Vic Wertz, L OBP: 0.367, SLG: 0.475 (1,9)										4	0	0	0	0	1	2	
Dick Kryhoski, L OBP: 0.500, SLG: 1.000 (1,3)										3	0	1	0	1	1	1	
Bob Elliott, R OBP: 0.302, SLG: 0.385 (1,5)										4	0	0	0	0	1	3	
Johnny Groth, R OBP: 0.304, SLG: 0.317 (1,8)										3	0	0	0	1	0	2	
Billy Hunter, R OBP: 0.395, SLG: 0.313 (1,6)										3	0	1	0	0	0	0	
Hank Edwards, L OBP: 0.697, SLG: 0.800 (9,PH)										1	0	0	0	0	0	2	
Mike Blyzka, R (1,1)										2	0	0	0	0	1	0	
Inning Stats	R: 0 E: 0 K: 1 S: 6	H: 1 LOB: 1 BB: 0 P: 6	R: 0 E: 0 K: 1 S: 5	H: 0 LOB: 0 BB: 0 P: 5	R: 0 E: 0 K: 2 S: 8	H: 0 LOB: 2 BB: 1 P: 12	R: 0 E: 1 K: 1 S: 6	H: 0 LOB: 1 BB: 0 P: 6	R: 0 E: 0 K: 2 S: 8	H: 1 LOB: 2 BB: 0 P: 8	R: 0 E: 0 K: 1 S: 6	H: 1 LOB: 2 BB: 1 P: 10	1B: 2 2B: 2 3B: 0 HR: 0	SF: 0 SAC: 1 DP: 0 HBP: 0	WP: 1 PA: 35 CS: 0		
PITCHER Joe Dobson, R ERA: 2.21 (1,1)	IP: 9.0 WLS: W BF: 35 H: 4 R: 0 ER: 0 SO: 9 BB: 2 IBB: 0 HBP: 0 BLK: 0 WP: 1 HR: 0 S: 51 P: 59 ERA: 0.00 WHIP: 0.667															PITCHER IP: 9.0 WLS: W BF: 35 H: 4 R: 0 ER: 0 SO: 9 BB: 2 IBB: 0 HBP: 0 BLK: 0 WP: 1 HR: 0 S: 51 P: 59 ERA: 0.00 WHIP: 0.667	

Chicago White Sox @ St. Louis Browns
Sportsman's Park, St. Louis, MO
Sun Apr 26 1953, 4:38 AM EDT
Att: 5,122 - Unknown

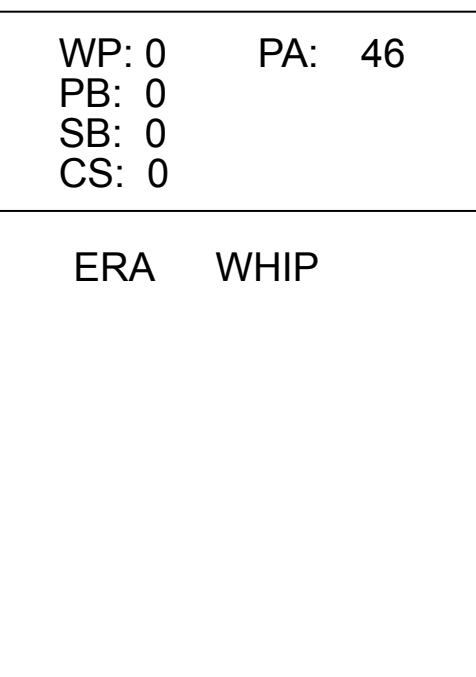
AB	32
R	0
H	4
RBI	0
BB	2
SO	9
LOB	14



Batter	1	2	3	4	5	6	7	8	9	AB	R	H	RBI	BB	SO	LOB	TOP					
Eddie Yost, R OBP: 0.414, SLG: 0.267 (1,5) X	F5		6-3	K		5-3		1B BB	FC5-4	5	0	0	0	1	1	5						
Jim Busby, R OBP: 0.364, SLG: 0.500 (1,8) X	5-3		1B F8	1B	1-2 2-3	1B	F9 E	1B		5	2	4	0	0	0	0						
Jackie Jensen, R OBP: 0.407, SLG: 0.533 (1,9) X	1B		1-3	1B	F9		E5 F9	1B	F8	5	1	2	0	0	0	6						
Mickey Vernon, L OBP: 0.415, SLG: 0.386 (1,3) X	1-3		1-2	BB	F2		F9		SH 1B	4	1	1	0	1	0	3						
Clyde Vollmer, R OBP: 0.409, SLG: 0.400 (1,7) X		F7	F8		F7		F8		1B SH	5	0	1	2	0	0	3						
Pete Runnels, L OBP: 0.380, SLG: 0.216 (1,6) X		BB BB	L6		E6		1B		SH 1B	3	0	2	1	1	0	2						
Wayne Terwilliger, R OBP: 0.375, SLG: 0.488 (1,4) X		F7		F2	4-3		F7		F7	5	0	0	0	0	0	6						
Mickey Grasso, R OBP: 0.233, SLG: 0.333 (8, PH)						K			F9	2	0	1	0	1	1	0						
Floyd Baker, L (8, PH)									F7	1	0	0	0	0	0	0						
Bob Oldis, R (8, 2)										0	0	0	0	0	0	0						
Ken Wood, R OBP: 0.273, SLG: 0.258 (9, PH)										1	0	0	1	0	0	2						
Walt Masterson, R OBP: 0.143, SLG: 0.286 (1, 1)										1	0	0	0	0	0	2						
Sonny Dixon, S (2, 1)										1	0	0	0	1	0	0						
Frank Campos, L OBP: 0.250, SLG: 0.250 (8, PH)										1	0	0	0	0	0	0						
Sandy Consuegra, R (8, 1)										0	0	0	0	0	0	0						
Les Peden, R OBP: 0.400, SLG: 0.400 (9, PH)										1	0	1	0	0	0	0						
Inning Stats	R: 0 E: 0 K: 0 S: 4	H: 1 LOB: 1 BB: 0 P: 4	R: 0 E: 0 K: 0 S: 3	H: 0 LOB: 2 BB: 2 P: 11	R: 1 E: 0 K: 0 S: 5	H: 2 LOB: 2 BB: 1 P: 9	R: 0 E: 0 K: 1 S: 7	H: 2 LOB: 3 BB: 1 P: 11	R: 0 E: 1 K: 0 S: 4	H: 1 LOB: 1 BB: 0 P: 4	R: 0 E: 0 K: 1 S: 5	H: 0 LOB: 0 BB: 0 P: 5	R: 2 E: 1 K: 0 S: 6	H: 2 LOB: 1 BB: 0 P: 6	R: 0 E: 0 K: 0 S: 4	H: 1 LOB: 2 BB: 1 P: 8	R: 1 E: 0 K: 0 S: 7	H: 3 LOB: 3 BB: 0 P: 7	1B: 12 2B: 0 3B: 0 HR: 0	SF: 0 SAC: 1 DP: 0 HBP: 0	WP: 0 PB: 0 CS: 0	PA: 46
PITCHER	IP	WLS	BF	H	R	ER	SO	BB	IBB	HBP	BLK	WP	HR	S	P	ERA	WHIP					
Connie Johnson, R ERA: 1.29 (1, 1)	3.1		18	4	1	1	0	4	0	0	0	0	0	14	30	2.70	2.400					
Mike Fomieles, R ERA: 5.25 (4, 1)	4.2	W	23	7	3	1	2	1	0	0	0	0	0	26	30	1.93	1.714					
Gene Bearden, L ERA: (9, 1)	0.0		1	0	0	0	0	0	0	0	0	0	0	1	1	∞	∞					
Harry Dorish, R ERA: 2.89 (9, 1)	1.0	S	4	1	0	0	0	0	0	0	0	0	0	4	4	0.00	1.000					

Washington Senators @ Chicago White Sox
Comiskey Park, Chicago, IL
Tue Apr 28 1953, 4:33 AM EDT
Att: 2,495 - Unknown

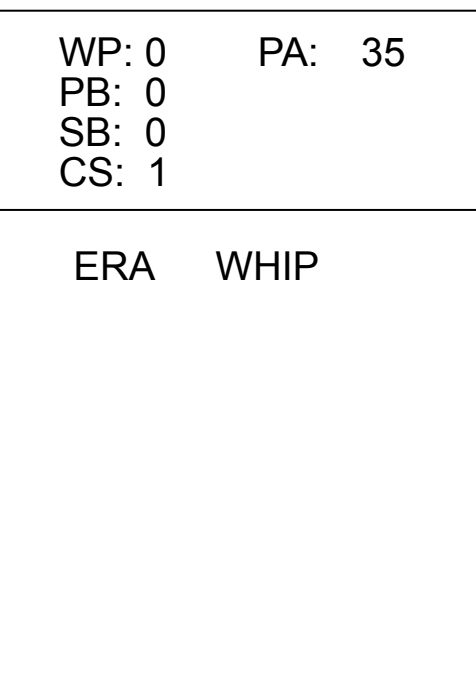
AB	40
R	4
H	12
RBI	4
BB	5
SO	2
LOB	29



Batter	1	2	3	4	5	6	7	8	9	AB	R	H	RBI	BB	SO	LOB	BOTTOM				
Nellie Fox, L OBP: 0.345, SLG: 0.404 (1,4) X	E6	E 1B		F9			F7			3	2	0	0	1	0	0					
Ferns Fain, L OBP: 0.389, SLG: 0.348 (1,3) S	K	1B E		4-3			1B			4	1	2	0	0	1	1					
Minnie Minoso, R OBP: 0.415, SLG: 0.467 (1,7) B	1B	1B		5-3			1B			3	2	2	2	1	0	0					
Tom Wright, L OBP: 0.500, SLG: 0.364 (1,9) B										2	0	0	0	2	0	2					
Sam Mele, R OBP: 0.324, SLG: 0.355 (8,9) B										0	0	0	0	0	0	0					
Jim Rivera, L OBP: 0.412, SLG: 0.375 (1,8) X	F5	1B		FC6-4			L3			4	0	1	1	0	0	4					
Rocky Krenich, R OBP: 0.238, SLG: 0.250 (1,5) X	1B									4	0	1	2	0	1	3					
Chico Carrasquel, R OBP: 0.250, SLG: 0.277 (1,6) X	4-3			4-3		CS	5-3		6-3	4	0	0	0	0	0	2					
Sherm Lollar, R OBP: 0.400, SLG: 0.375 (1,2) X				K			F2			3	0	0	0	0	1	0					
Connie Johnson, R (1, 1)										2	0	0	0	0	0	0					
Mike Fomieles, R (4, 1)										1	0	0	0	0	0	0					
Gene Bearden, L (9, 1)										0	0	0	0	0	0	0					
Harry Dorish, R (9, 1)										0	0	0	0	0	0	0					
Inning Stats	R: 2 E: 1 K: 1 S: 7	H: 1 LOB: 2 BB: 2 P: 15	R: 3 E: 1 K: 2 S: 10	H: 3 LOB: 2 BB: 2 P: 18	R: 0 E: 0 K: 0 S: 3	H: 0 LOB: 0 BB: 0 P: 3	R: 0 E: 0 K: 0 S: 3	H: 0 LOB: 0 BB: 0 P: 3	R: 0 E: 0 K: 0 S: 3	H: 0 LOB: 0 BB: 0 P: 3	R: 0 E: 0 K: 0 S: 4	H: 2 LOB: 1 BB: 0 P: 4	R: 0 E: 0 K: 0 S: 3	H: 0 LOB: 0 BB: 0 P: 3	R: 0 E: 0 K: 0 S: 3	H: 0 LOB: 0 BB: 0 P: 3	1B: 6 2B: 1 3B: 0 HR: 0	SF: 0 SAC: 0 DP: 1 HBP: 0	WP: 0 PB: 0 CS: 1	PA: 35	
PITCHER	IP	WLS	BF	H	R	ER	SO	BB	IBB	HBP	BLK	WP	HR	S	P	ERA	WHIP				
Walt Masterson, R ERA: 3.66 (1, 1)	1.2	L	14	4	5	3	2	4	0	0	0	0	0	14	30	16.20	4.800				
Sonny Dixon, R ERA: 3.97 (2, 1)	5.1		17	2	0	0	1	0	0	0	0	0	0	19	19	0.00	0.375				
Sandy Consuegra, R ERA: 4.5 (8, 1)	1.0		3	0	0	0	0	0	0	0	0	0	0	3	3	0.00	0.000				

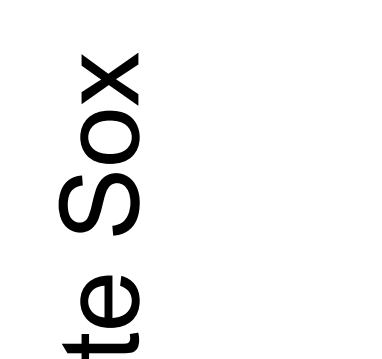
Washington Senators @ Chicago White Sox
Comiskey Park, Chicago, IL
Tue Apr 28 1953, 4:33 AM EDT
Att: 2,495 - Unknown

AB	30
R	5
H	6
RBI	5
BB	4
SO	3
LOB	12



Batter	1	2	3	4	5	6	7	8	9	AB	R	H	RBI	BB	SO	LOB	TOP														
Eddie Yost, R OBP: 0.403, SLG: 0.265 (1, 5)	0-0 FC5-4 1B		0-3 K			0-3 K		0-3 K		4	0	1	0	0	3	1	<p>Washington Senators @ Chicago White Sox</p> <p>Comiskey Park, Chicago, IL</p> <p>Wed Apr 29 1953, 4:33 AM EDT</p> <p>Att: 2,879 - Unknown</p> <p>livebaseballscorecards.com</p>														
Jim Busby, R OBP: 0.373, SLG: 0.509 (1, 8)	0-0 FC5-4 CS		0-0 F7			0-0 2B			4-0 5-3 1B BB	3	1	1	0	1	0	2															
Jackie Jensen, R OBP: 0.379, SLG: 0.490 (1, 9)	0-0 L5			0-0 F3		0-0 F7			0-0 5-3	4	0	0	0	0	0	3															
Mickey Vernon, L OBP: 0.386, SLG: 0.354 (1, 3)	0-0 CS	0-0 F9		0-0 F8			0-0 4-3		0-0 6-3	4	0	0	0	0	0	1															
Clyde Vollmer, R OBP: 0.385, SLG: 0.375 (1, 7)		0-3 K		0-0 6-3			0-0 F5		0-0 1B	4	0	1	1	0	1	0															
Pete Runnels, L OBP: 0.352, SLG: 0.195 (1, 6)		0-0 6-3			0-0 P3		0-0 F7		0-0 4-3	4	0	0	0	0	0	1															
Wayne Terwilliger, R OBP: 0.373, SLG: 0.467 (1, 4)			4-0 SH5-3 1B BB		0-0 F6			0-0 F6		2	1	0	0	1	0	0															
Les Peden, R OBP: 0.429, SLG: 0.857 (1, 2)			0-0 SH5-3		0-0 F9			0-0 HR		2	1	1	1	0	0	0															
Bob Porterfield, R OBP: 0.273, SLG: 0.200 (1, 1)			0-0 1B		0-0 F7			0-0 5-3		3	0	1	1	0	0	0															
Inning Stats	R: 0 E: 0 K: 0 S: 3	H: 1 LOB: 0 BB: 0 P: 3	R: 0 E: 0 K: 1 S: 5	H: 0 LOB: 0 BB: 0 P: 5	R: 1 E: 0 K: 1 S: 6	H: 1 LOB: 1 BB: 1 P: 10	R: 0 E: 0 K: 0 S: 3	H: 0 LOB: 0 BB: 0 P: 3	R: 0 E: 0 K: 1 S: 6	H: 1 LOB: 1 BB: 0 P: 6	R: 0 E: 0 K: 0 S: 3	H: 0 LOB: 0 BB: 0 P: 3	R: 1 E: 0 K: 1 S: 6	H: 1 LOB: 0 BB: 0 P: 6	R: 1 E: 0 K: 0 S: 4	H: 1 LOB: 1 BB: 1 P: 8	1B: 3 2B: 1 3B: 0 HR: 1	SF: 0 SAC: 1 DP: 0 HBP: 0	WP: 0 PB: 0 CS: 1	PA: 34											
PITCHER	IP WLS BF	H R ER SO	BB IBB HBP BLK	WP HR S P	ERA WHIP	PITCHER										IP WLS BF	H R ER SO	BB IBB HBP BLK	WP HR S P	ERA WHIP											
Saul Rogovin, R ERA: 7.27 (1, 1)	8.0	4	2	2	4	1	0	0	0	0	1	35	39	2.25	0.625																
Joe Dobson, R ERA: 2.53 (9, 1)	1.0	1	1	1	0	1	0	0	0	0	0	4	8	9.00	2.000																

Batter	1	2	3	4	5	6	7	8	9	AB	R	H	RBI	BB	SO	LOB	BOTTOM														
Nellie Fox, L OBP: 0.356, SLG: 0.420 (1, 4)	0-0 F8		0-0 2B			0-3 K		4-0 G6-3 BB		3	0	1	0	1	1	0	<p>Washington Senators @ Chicago White Sox</p> <p>Comiskey Park, Chicago, IL</p> <p>Wed Apr 29 1953, 4:33 AM EDT</p> <p>Att: 2,879 - Unknown</p> <p>livebaseballscorecards.com</p>														
Ferns Fain, L OBP: 0.397, SLG: 0.347 (1, 3)	4-0 G5-4-3 BB		0-0 3-1			0-0 1B		0-0 G6-3		3	0	1	0	1	0	3															
Minnie Minoso, R OBP: 0.386, SLG: 0.429 (1, 7)	0-0 G5-4-3			0-0 4-3		0-0 L8			0-0 F9	4	0	0	0	0	0	2															
Tom Wright, L OBP: 0.444, SLG: 0.286 (1, 9)		0-0 F8		0-0 F7		4-0 G4-3-6 BB			0-0 L4	3	0	0	0	1	0	0															
Jim Rivera, L OBP: 0.400, SLG: 0.364 (1, 8)		0-0 FC6-4 1B		0-3 K		0-0 G4-3-6			0-0 6-3	4	0	1	0	0	1	1															
Rocky Krenich, R OBP: 0.250, SLG: 0.261 (1, 5)		0-0 F9			0-0 F2		0-0 1B			3	0	1	0	0	0	1															
Chico Carrasquel, R OBP: 0.235, SLG: 0.260 (1, 6)		0-0 FC6-4			0-0 5-3		0-0 F8			3	0	0	0	0	0	2															
Red Wilson, R OBP: 0.308, SLG: 0.250 (1, 2)			0-0 6-3		0-0 4-3			0-0 BB 1B		2	0	0	0	0	0	0															
Bob Boyd, L OBP: 0.400, SLG: 0.250 (8, PH)										1	0	1	0	0	0	0															
Bud Sheely, L (9, 2)										0	0	0	0	0	0	0															
Saul Rogovin, R (1, 1)										2	0	0	0	0	0	0															
Tommy Byrne, L OBP: 0.250, SLG: 0.143 (8, PH)										1	0	0	0	0	1	1															
Joe Dobson, R (9, 1)										0	0	0	0	0	0	0															
Inning Stats	R: 0 E: 0 K: 0 S: 2	H: 0 LOB: 1 BB: 0 P: 6	R: 0 E: 0 K: 0 S: 4	H: 1 LOB: 1 BB: 0 P: 4	R: 0 E: 0 K: 0 S: 4	H: 1 LOB: 1 BB: 0 P: 4	R: 0 E: 0 K: 1 S: 5	H: 0 LOB: 0 BB: 0 P: 5	R: 0 E: 0 K: 0 S: 3	H: 0 LOB: 0 BB: 0 P: 3	R: 0 E: 0 K: 1 S: 6	H: 1 LOB: 1 BB: 0 P: 6	R: 0 E: 0 K: 0 S: 3	H: 1 LOB: 1 BB: 1 P: 7	R: 0 E: 0 K: 1 S: 5	H: 1 LOB: 1 BB: 1 P: 9	R: 0 E: 0 K: 0 S: 3	H: 0 LOB: 0 BB: 0 P: 3	1B: 4 2B: 1 3B: 0 HR: 0	SF: 0 SAC: 0 DP: 3 HBP: 0	WP: 0 PB: 0 CS: 0	PA: 32									
PITCHER	IP WLS BF	H R ER SO	BB IBB HBP BLK	WP HR S P	ERA WHIP	PITCHER										IP WLS BF	H R ER SO	BB IBB HBP BLK	WP HR S P	ERA WHIP											
Bob Porterfield, R ERA: 5.52 (1, 1)	9.0	5	0	0	3	3	0	0	0	0	0	35	47	0.00	0.889																



Batter	1	2	3	4	5	6	7	8	9	AB	R	H	RBI	BB	SO	LOB	TOP							
Phil Rizzuto, R (1, 6) OBP: 0.339, SLG: 0.309	0-0 K 1B		0-0 CS 1B		0-0 5-3			0-0 5-3	0-0 1-2 2-H 3-H 1B	5	0	3	2	0	0	0								
Billy Martin, R (1, 4) OBP: 0.242, SLG: 0.246	0-3 K 1-2		0-0 F6 1-2			0-0 F9		0-0 F2	0-0 F2	5	0	0	0	0	1	4								
Hank Bauer, R (1, 9) OBP: 0.368, SLG: 0.431	4-0 BB			0-0 6-3		0-0 1B 2B		0-0 F9		3	1	1	0	1	0	0								
Mickey Mantle, S (1, 8) OBP: 0.397, SLG: 0.571	0-3 K			0-0 HR		0-0 F4			0-0 3-1	4	1	1	1	0	1	2								
Bill Renna, R (1, 7) OBP: 0.400, SLG: 0.900		0-3 K		0-0 HR		0-0 1B			0-0 1B 3B	4	2	3	2	0	1	0								
Yogi Berra, L (1, 2) OBP: 0.283, SLG: 0.340		0-0 4-3		0-0 F4		0-0 F7			4-0 BB 1B IBB	3	1	0	0	1	0	1								
Gil McDougald, R (1, 5) OBP: 0.318, SLG: 0.250		4-0 BB		0-0 6-3		4-0 B3-6-4 1B BB			0-0 F6	2	0	0	0	2	0	2								
Joe Collins, L (1, 3) OBP: 0.394, SLG: 0.370		0-0 4-3			0-0 1B		0-0 B3-6-4 1B		0-0 1-2 3-H 1B 1B	4	1	3	1	0	0	1								
Whitey Ford, L (1, 1) OBP: 0.394, SLG: 0.370			0-3 K		0-0 P3		0-0 B3-6-4 1-2 2-3		4-0 1-2 2-3 BB	3	0	0	0	1	1	2								
Inning Stats	R: 0 E: 0 K: 2 S: 7	H: 1 LOB: 1 BB: 1 P: 11	R: 0 E: 0 K: 1 S: 5	H: 0 LOB: 1 BB: 1 P: 9	R: 0 E: 0 K: 1 S: 5	H: 1 LOB: 0 BB: 0 P: 5	R: 2 E: 0 K: 0 S: 5	H: 2 LOB: 0 BB: 0 P: 5	R: 0 E: 0 K: 0 S: 3	H: 1 LOB: 0 BB: 1 P: 3	R: 1 E: 0 K: 0 S: 5	H: 2 LOB: 1 BB: 0 P: 5	R: 0 E: 0 K: 0 S: 2	H: 1 LOB: 0 BB: 1 P: 6	R: 0 E: 0 K: 0 S: 3	H: 0 LOB: 0 BB: 0 P: 3	R: 3 E: 0 K: 0 S: 6	H: 3 LOB: 2 BB: 2 P: 14	1B: 7 2B: 1 3B: 1 HR: 2	SF: 0 SAC: 0 DP: 1 HBP: 0	WP: 0 PB: 0 CS: 1	PA: 38		
PITCHER	IP WLS BF H R ER SO BB IBB HBP BLK WP HR S P ERA WHIP																	PITCHER	IP WLS BF H R ER SO BB IBB HBP BLK WP HR S P ERA WHIP					
Gene Bearden, L (1, 1) ERA: 1.53	7.0 L	27 8 3 3 4	8 3 3 0	3 3 3 0	3 3 3 0	1 1 0 0	0 0 9 17	13.50 2.000																
Harry Dorish, R (8, 1) ERA: 4.76	2.0	11 3 3 3 0	3 3 3 0	3 3 3 0	3 3 3 0	1 1 0 0	0 0 9 17	13.50 2.000																

New York Yankees @ Chicago White Sox
Comiskey Park, Chicago, IL
Thu Apr 30 1953, 4:33 AM EDT
Att: 7,656 - Unknown

AB 33
R 6
H 11
RBI 6
BB 5
SO 4
LOB 12



Batter	1	2	3	4	5	6	7	8	9	AB	R	H	RBI	BB	SO	LOB	BOTTOM					
Nellie Fox, L (1, 4) OBP: 0.333, SLG: 0.389	0-0 4-3		0-0 G1-6-3 1-2		0-0 F5		0-0 F7			4	0	0	0	0	0	6						
Ferns Fain, L (1, 3) OBP: 0.371, SLG: 0.321	0-0 4-3			0-0 4-3	0-3 K		0-0 1-3			4	0	0	0	0	1	4						
Minnie Minoso, R (1, 7) OBP: 0.390, SLG: 0.420				1-0 1B HBP	0-3 K			0-0 G3		1	0	0	0	0	0	0						
Tom Wright, L (5, 7) OBP: 0.400, SLG: 0.250	0-0 6-3				0-0 K			0-0 G3		2	0	0	0	0	1	3						
Sam Mele, R (1, 9) OBP: 0.341, SLG: 0.353		0-0 F9		0-0 1B		0-0 F3		4-0 FC5-4 BB		3	0	1	0	1	0	0						
Jim Rivera, L (1, 8) OBP: 0.390, SLG: 0.354		0-0 6-3 1B		0-0 F7		0-3 K		0-0 F5		4	0	1	0	0	1	2						
Vern Stephens, R (1, 5) OBP: 0.258, SLG: 0.321		0-0 6-3			0-0 1B 2B		0-0 1B	0-0 FC5-4		4	1	2	0	0	0	2						
Chico Carrasquel, R (1, 6) OBP: 0.255, SLG: 0.216			0-0 1B 1B		0-0 SH E 1B		0-0 F8		0-0 F4	4	0	2	1	0	0	1						
Sherm Lollar, R (1, 2) OBP: 0.382, SLG: 0.357			0-0 G1-6-3 1B		0-0 E6 SH		0-0 F7		0-0 F7	4	0	1	0	0	0	1						
Gene Bearden, L (1, 1) ERA: 1.53			0-3 K		0-0 SH			0-0 F7		1	0	0	0	0	1	2						
Rocky Krsnich, R (7, PH) OBP: 0.280, SLG: 0.292					0-0 SH				0-0 F7	1	0	1	0	0	0	0						
Harry Dorish, R (8, 1) ERA: 4.76					1-2 1B				0-0 F7	0	0	0	0	0	0	0						
Bill Wilson, R (9, PH) ERA: 4.76					1-2 2-3 1B				0-0 F7	1	0	0	0	0	0	0						
Inning Stats	R: 0 E: 0 K: 0 S: 3	H: 0 LOB: 0 BB: 0 P: 3	R: 0 E: 0 K: 1 S: 6	H: 1 LOB: 0 BB: 0 P: 3	R: 0 E: 0 K: 0 S: 3	H: 1 LOB: 1 BB: 0 P: 4	R: 0 E: 0 K: 0 S: 3	H: 1 LOB: 0 BB: 0 P: 4	R: 0 E: 0 K: 1 S: 6	H: 1 LOB: 1 BB: 0 P: 6	R: 0 E: 0 K: 0 S: 4	H: 1 LOB: 1 BB: 0 P: 4	R: 0 E: 0 K: 0 S: 3	H: 0 LOB: 1 BB: 1 P: 7	R: 0 E: 0 K: 0 S: 3	H: 0 LOB: 0 BB: 0 P: 3	1B: 7 2B: 1 3B: 0 HR: 0	SF: 0 SAC: 1 DP: 1 HBP: 1	WP: 0 PB: 0 CS: 0	PA: 36		
PITCHER	IP WLS BF H R ER SO BB IBB HBP BLK WP HR S P ERA WHIP																	PITCHER	IP WLS BF H R ER SO BB IBB HBP BLK WP HR S P ERA WHIP			
Whitey Ford, L (1, 1) ERA: 1.29	9.0 W	36 8 1 1 4	8 1 1 1 4	1 0 1 0	0 0 42 47	1.00 1.000																

New York Yankees @ Chicago White Sox
Comiskey Park, Chicago, IL
Thu Apr 30 1953, 4:33 AM EDT
Att: 7,656 - Unknown

AB 33
R 1
H 8
RBI 1
BB 1
SO 4
LOB 21



Batter	1	2	3	4	5	6	7	8	9	AB	R	H	RBI	BB	SO	LOB	TOP										
Gil McDougald, R (1, 5) OBP: 0.348, SLG: 0.350 Gene Woodling, L (9, PH) OBP: 0.551, SLG: 0.750	0-0 1B		0-0 F7		0-0 E7		0-0 1B 2B		0-0 BB BB 1B	4	1	2	0	0	0	0											
Hank Bauer, R (1, 9) OBP: 0.371, SLG: 0.446	0-3 K		0-0 6-3		0-0 2B		0-0 2B		0-3 K	5	0	2	2	0	2	2											
Bill Renna, R (1, 7) OBP: 0.357, SLG: 0.714 Irv Noren, L (9, PH)	0-3 K			0-0 L6-3 1B		0-3 K			4-0 BB 1-2 BB	4	0	1	0	0	3	4											
Mickey Mantle, S (1, 8) OBP: 0.397, SLG: 0.538	0-3 K			0-0 L6-3 1-2		0-0 F4		4-0 1B 1B BB	4-0 1-2 3 BB	3	1	0	0	2	1	2											
Yogi Berra, L (1, 2) OBP: 0.290, SLG: 0.351		0-0 FC4-6 1B		4-0 FC5-4 BB		0-0 F3		0-0 1B F8 1B	0-3 K	4	1	2	0	1	1	3											
Billy Martin, R (1, 4) OBP: 0.239, SLG: 0.242	0-0 F7			0-0 FC5-4 1-2		0-3 K		0-0 1-3 1B	0-0 F9	5	0	1	1	0	1	5											
Joe Collins, L (1, 3) OBP: 0.351, SLG: 0.323	0-0 FC4-6 1-2			0-0 F8		0-0 6-3		0-3 K		4	0	0	0	0	1	3											
Phil Rizzuto, R (1, 6) OBP: 0.349, SLG: 0.328	0-0 F3			0-0 E 2B		4-0 2B 1B BB		0-0 F8		3	2	1	1	1	0	2											
Johnny Sain, R (1, 1) OBP: 0.091, SLG: 0.091 Bill Miller, L (6, 1) Bob Cerv, R (7, PH) Jim McDonald, R (7, 1) Johnny Mize, L (8, PH) OBP: 0.351, SLG: 0.150 Johnny Schmitz, R (8, 1)			0-0 4-3		0-0 6-3		0-0 F4		0-3 K	2	0	0	0	0	0	1											
Inning Stats	R: 0 E: 0 K: 3 S: 10	H: 1 LOB: 1 BB: 0 P: 10	R: 0 E: 0 K: 0 S: 4	H: 1 LOB: 1 BB: 0 P: 4	R: 0 E: 0 K: 0 S: 3	H: 0 LOB: 0 BB: 0 P: 3	R: 0 E: 0 K: 0 S: 3	H: 1 LOB: 1 BB: 1 P: 7	R: 1 E: 1 K: 1 S: 8	H: 2 LOB: 2 BB: 0 P: 8	R: 0 E: 0 K: 1 S: 5	H: 0 LOB: 0 BB: 0 P: 5	R: 2 E: 0 K: 1 S: 7	H: 2 LOB: 1 BB: 1 P: 11	R: 2 E: 0 K: 2 S: 9	H: 2 LOB: 1 BB: 2 P: 13	R: 0 E: 0 K: 2 S: 8	H: 1 LOB: 3 BB: 2 P: 16	1B: 7 2B: 4 3B: 0 HR: 0	SF: 0 SAC: 0 DP: 1 HBP: 0	WP: 0 PB: 0 CS: 0	PA: 42					
PITCHER	IP	WLS	BF	H	R	ER	SO	BB	IBB	HBP	BLK	WP	HR	S	P	ERA	WHIP										
Billy Pierce, L (1, 1) ERA: 3.9	8.0	W	36	9	5	4	8	3	0	0	0	0	0	49	61	4.50	1.500										
Harry Dorish, R (9, 1) ERA: 4.53	0.1		3	1	0	0	1	1	0	0	0	0	0	4	8	0.00	6.000										
Saul Rogovin, R (9, 1) ERA: 7.0	0.2	S	3	0	0	0	1	1	0	0	0	0	0	4	8	0.00	1.500										

New York Yankees @ Chicago White Sox
Comiskey Park, Chicago, IL
Fri May 01 1953, 4:33 AM EDT
Att: 23,901 - Unknown

AB	37
R	5
H	10
RBI	4
BB	5
SO	10
LOB	24



Batter	1	2	3	4	5	6	7	8	9	AB	R	H	RBI	BB	SO	LOB	BOTTOM										
Nellie Fox, L (1, 4) OBP: 0.338, SLG: 0.441	0-0 F6		0-0 G3		0-0 2B		0-0 FC6			5	0	2	3	0	0	4											
Ferns Fain, L (1, 3) OBP: 0.388, SLG: 0.333	0-0 4-3		0-0 1-3 1B		0-0 4-3		1-0 FC5-2 HBP		0-0 FC2-6 1B	4	0	2	0	0	0	1											
Minnie Minoso, R (1, 7) OBP: 0.391, SLG: 0.436	0-0 2B		0-0 F9		0-0 SH1-3 1B		0-0 FC5-2 1-2 3-H		0-0 FC2-6 1-2	5	0	2	0	0	0	4											
Tom Wright, L (1, 9) OBP: 0.364, SLG: 0.222 Sam Mele, R (6, PH) OBP: 0.326, SLG: 0.333 (7, 9)	0-0 3-1		0-0 1-3		0-0 SH1-3 1-2		0-0 P3		0-0 F8	2	0	0	0	0	0	2											
Jim Rivera, L (1, 8) OBP: 0.391, SLG: 0.346		0-0 F8 S 5-3 1B		0-0 F5		0-0 F8		4-0 S 1B BB	0-0 F8	4	2	1	0	1	0	3											
Vern Stephens, R (1, 5) OBP: 0.285, SLG: 0.323 Rocky Krsnich, R (6, 5) OBP: 0.269, SLG: 0.280	0-0 F8		0-0 F8		0-0 6-3		0-0 5-3			3	0	1	0	0	0	2											
Chico Carrasquel, R (1, 6) OBP: 0.289, SLG: 0.298	4-0 BB		4-0 5-3 BB		0-0 G5-4-3 1-2		0-0 FC2-5 1B		0-0 BB 2-H 1B	3	0	2	1	1	0	1											
Sherm Lollar, R (1, 2) OBP: 0.395, SLG: 0.452	0-0 5-3		0-0 5-3		0-0 HR		4-0 FC2-5 3B BB		0-0 F8	3	2	1	2	1	0	2											
Billy Pierce, L (1, 1) OBP: 0.300, SLG: 0.125 Harry Dorish, R (9, 1) Saul Rogovin, R (9, 1)	0-0 HBP		0-0 HBP		0-0 2B 1B		0-0 FC2-5 3B		4-0 FC6 BB	2	2	1	0	1	0	2											
Inning Stats	R: 0 E: 0 K: 0 S: 4	H: 1 LOB: 1 BB: 0 P: 4	R: 1 E: 0 K: 0 S: 4	H: 1 LOB: 2 BB: 1 P: 9	R: 0 E: 0 K: 0 S: 4	H: 1 LOB: 1 BB: 0 P: 4	R: 2 E: 0 K: 0 S: 6	H: 4 LOB: 1 BB: 0 P: 6	R: 0 E: 0 K: 0 S: 4	H: 1 LOB: 1 BB: 0 P: 4	R: 2 E: 0 K: 0 S: 5	H: 2 LOB: 2 BB: 1 P: 10	R: 1 E: 0 K: 0 S: 4	H: 1 LOB: 2 BB: 2 P: 12	R: 0 E: 0 K: 0 S: 4	H: 1 LOB: 1 BB: 0 P: 4	1B: 8 2B: 2 3B: 1 HR: 1	SF: 0 SAC: 1 DP: 1 HBP: 2	WP: 0 PB: 0 CS: 0	PA: 41							
PITCHER	IP	WLS	BF	H	R	ER	SO	BB	IBB	HBP	BLK	WP	HR	S	P	ERA	WHIP										
Johnny Sain, R (1, 1) ERA: 3.29	5.1	L	28	10	5	5	0	2	0	1	0	0	0	25	34	8.44	2.250										
Bill Miller, L (6, 1) ERA:	0.2		3	0	0	0	0	0	0	1	0	0	0	2	3	0.00	0.000										
Jim McDonald, R (7, 1) ERA: 7.2	1.0		6	1	1	1	0	2	0	0	0	0	0	4	12	9.00	3.000										
Johnny Schmitz, L (8, 1) ERA:	1.0		4	1	0	0	0	0	0	0	0	0	0	4	4	0.00	1.000										

New York Yankees @ Chicago White Sox
Comiskey Park, Chicago, IL
Fri May 01 1953, 4:33 AM EDT
Att: 23,901 - Unknown

AB	34
R	6
H	12
RBI	6
BB	4
SO	0
LOB	25



Batter	1	2	3	4	5	6	7	8	9	AB	R	H	RBI	BB	SO	LOB	TOP										
Billy Martin, R OBP: 0.236, SLG: 0.227 (1, 4)	F4	F3			5-3	K			5-3 1B BB	4	1	0	0	1	1	3											
Phil Rizzuto, R OBP: 0.353, SLG: 0.323 (1, 6)	F6	1B			FC3-6 BB		F7		5-3 1-2	4	0	1	1	1	0	1											
Gene Woodling, L OBP: 0.537, SLG: 0.711 (1, 7)	4-3				FC3-6 FC5-4 1-2		6-3		1B 2-H	5	0	2	1	0	0	1											
Mickey Mantle, S OBP: 0.412, SLG: 0.554 (1, 8)		BB 1B			FC5-4 1-2				P3	4	1	2	0	1	0	2											
Hank Bauer, R OBP: 0.388, SLG: 0.431 (1, 9)		4-3 1B 2B BB			1-6 2-3				F5	2	2	0	0	3	0	3											
Gil McDougald, R OBP: 0.346, SLG: 0.348 (1, 5)		4-3 2B 1B			F3		SH1-4		F5	3	1	1	1	0	0	3											
Yogi Berra, L OBP: 0.273, SLG: 0.328 (1, 2)		4-3 1-2 2-3			4-3		4-1		K G4-6-3	4	0	0	0	0	1	3											
Joe Collins, L OBP: 0.366, SLG: 0.371 (1, 3)		1B 2B			F9		1B S		F9	4	2	2	3	0	0	1											
Ed Lopat, L OBP: 0.333, SLG: 0.364 Tom Gorman, R (8, 1)		2-H 3-H 4-0			F9		1B 3-H		G4-6-3	3	0	1	1	1	0	1											
Johnny Schmitz, R Ray Scarborough, R (9, 1)		1B BB			F9		1B 1-H			0	0	0	0	0	0	0											
Inning Stats	R: 0 E: 0 K: 0 S: 3	H: 0 LOB: 0 BB: 0 P: 3	R: 4 E: 0 K: 0 S: 6	H: 4 LOB: 2 BB: 2 P: 14	R: 0 E: 0 K: 0 S: 3	H: 1 LOB: 1 BB: 1 P: 7	R: 0 E: 0 K: 0 S: 3	H: 0 LOB: 0 BB: 0 P: 3	R: 0 E: 0 K: 1 S: 7	H: 2 LOB: 1 BB: 1 P: 11	R: 0 E: 0 K: 0 S: 4	H: 1 LOB: 2 BB: 1 P: 8	R: 0 E: 1 K: 1 S: 5	H: 0 LOB: 0 BB: 0 P: 5	R: 1 E: 0 K: 0 S: 4	H: 1 LOB: 1 BB: 1 P: 8	1B: 7 2B: 3 3B: 0 HR: 0	SF: 0 SAC: 1 DP: 2 HBP: 0	WP: 0 PB: 0 SB: 1 CS: 0	PA: 41							
PITCHER	IP	WLS	BF	H	R	ER	SO	BB	IBB	HBP	BLK	WP	HR	S	P	ERA	WHIP										
Tommy Byrne, L ERA: 12.46 Lou Kretlow, R ERA: Gene Bearden, L ERA: 1.37 Luis Aloma, R ERA: 9.0 Earl Harrest, R ERA: 6.75	(1, 1)	1.1	8	3	4	4	0	1	0	0	0	0	0	7	11	27.00	3.000										
	(2, 1)	1.2	7	2	0	0	0	2	0	0	0	0	0	5	13	0.00	2.400										
	(4, 1)	2.0	7	0	0	0	0	1	0	0	0	0	0	6	10	0.00	0.500										
	(6, 1)	2.0	11	3	2	2	1	2	0	0	0	0	0	11	19	9.00	2.500										
	(8, 1)	2.0	W	8	1	1	1	1	0	0	0	0	0	9	13	4.50	1.000										

New York Yankees @ Chicago White Sox
Comiskey Park, Chicago, IL
Sat May 02 1953, 4:33 AM EDT
Att: 11,907 - Unknown

AB 33
R 7
H 9
RBI 7
BB 7
SO 2
LOB 18



Batter	1	2	3	4	5	6	7	8	9	AB	R	H	RBI	BB	SO	LOB	BOTTOM										
Nellie Fox, L OBP: 0.342, SLG: 0.453 (1, 4)	1B G6-4-3 2B		F7					F7	FC4-6 HR	5	2	2	0	0	0	4											
Feris Fain, L OBP: 0.403, SLG: 0.403 (1, 3)	G6-4-3 1B		3-1		G3			BB 2B 1B	HR	5	2	3	3	0	0	4											
Minnie Minoso, R OBP: 0.391, SLG: 0.414 (1, 7)	G6-4-3 1-2 3-H		5-3				K	2B 1B BB	S E BB	3	2	0	0	2	1	3											
Sam Mele, R OBP: 0.333, SLG: 0.350 (1, 9)	6-3				F8		F8	1B 2B	FC5-4 BB	4	0	1	1	1	0	0											
Jim Rivera, L OBP: 0.377, SLG: 0.333 (1, 8)		1-3			4-3		F9	2B 1B	FC5-4	5	0	1	1	0	0	1											
Rocky Krenich, R OBP: 0.267, SLG: 0.379 (1, 5)		F8			F8			HR	F3	4	1	1	1	0	0	2											
Chico Carrasquel, R OBP: 0.274, SLG: 0.263 Tom Wright, L OBP: 0.348, SLG: 0.211 Sam Dente, R (9, 6)		4-3			6-3				F7	3	0	0	0	0	0	0											
										1	0	0	0	0	0	2											
										0	0	0	0	0	0	0											
Red Wilson, R OBP: 0.375, SLG: 0.333 Bud Shively, L OBP: 1.000, SLG: 1.000 (9, PH)					3-1 E 1B				5-3	3	0	2	0	0	0	0											
										1	1	1	0	0	0	0											
Tommy Byrne, L Lou Kretlow, R Fred Marsh, R Gene Bearden, L Shawn Lollar, R Luis Aloma, R Bill Wilson, R Earl Harrest, R Ray Scarborough, R					E4 3-1				L6																		
Inning Stats	R: 1 E: 0 K: 0 S: 4	H: 2 LOB: 0 BB: 0 P: 4	R: 0 E: 0 K: 0 S: 3	H: 0 LOB: 0 BB: 0 P: 3	R: 0 E: 1 K: 0 S: 5	H: 1 LOB: 2 BB: 0 P: 5	R: 0 E: 0 K: 0 S: 3	H: 0 LOB: 0 BB: 0 P: 3	R: 0 E: 0 K: 1 S: 5	H: 0 LOB: 0 BB: 0 P: 5	R: 1 E: 0 K: 0 S: 4	H: 1 LOB: 0 BB: 0 P: 4	R: 2 E: 0 K: 0 S: 6	H: 3 LOB: 2 BB: 1 P: 10	R: 4 E: 1 K: 0 S: 4	H: 2 LOB: 2 BB: 3 P: 16	1B: 7 2B: 2 3B: 0 HR: 2	SF: 0 SAC: 0 DP: 1 HBP: 0	WP: 0 PB: 0 SB: 1 CS: 0	PA: 41							
PITCHER	IP	WLS	BF	H	R	ER	SO	BB	IBB	HBP	BLK	WP	HR	S	P	ERA	WHIP										
Ed Lopat, L ERA: 2.96 Tom Gorman, R ERA: 4.91 Johnny Schmitz, L ERA: 2.08 Ray Scarborough, R ERA:	(1, 1)	7.1	32	9	4	4	1	1	0	0	0	0	0	33	37	4.91	1.364										
	(8, 1)	0.2	4	1	2	2	0	1	0	0	0	0	0	3	7	27.00	3.000										
	(9, 1)	0.1	2	1	1	1	0	0	0	0	0	0	1	2	2	27.00	3.000										
	(9, 1)	0.1	L	3	0	1	0	0	0	0	0	0	0	1	9	0.00	6.000										


New York Yankees @ Chicago White Sox
Comiskey Park, Chicago, IL
Sat May 02 1953, 4:33 AM EDT
Att: 11,907 - Unknown

AB 37
R 8
H 11
RBI 6
BB 4
SO 1
LOB 18



Batter	1	2	3	4	5	6	7	8	9	AB	R	H	RBI	BB	SO	LOB	TOP										
Eddie Joost, R OBP: 0.383, SLG: 0.408 (1, 6)										4	1	1	0	0	1	1	Philadelphia Athletics @ Chicago White Sox Comiskey Park, Chicago, IL Sun May 03 1953, 4:33 AM EDT Unknown										
Dave Philley, S OBP: 0.406, SLG: 0.530 (1, 8)										4	0	0	0	0	0	1											
Loren Babe, L OBP: 0.276, SLG: 0.455 (1, 5)										4	0	0	0	0	1	1											
Eddie Robinson, L OBP: 0.324, SLG: 0.355 (1, 3)										4	1	1	1	0	1	0											
Allie Clark, R OBP: 0.222, SLG: 0.423 (1, 9)										4	1	1	2	0	0	0											
Gus Zernial, R OBP: 0.441, SLG: 0.600 (1, 7)										3	0	0	0	1	3	0											
Cass Michaels, R OBP: 0.343, SLG: 0.373 (1, 4)										3	1	2	0	1	0	1											
Joe Astroth, R OBP: 0.314, SLG: 0.281 (1, 2)										4	0	1	1	0	1	2											
Bobby Shantz, R OBP: 0.235, SLG: 0.250 (1, 1)										3	0	0	0	0	1	2											
Inning Stats	R: 3 E: 0 K: 0 S: 6	H: 3 LOB: 1 BB: 1 P: 10	R: 0 E: 0 K: 3 S: 9	H: 0 LOB: 0 BB: 0 P: 9	R: 0 E: 0 K: 1 S: 5	H: 0 LOB: 0 BB: 0 P: 5	R: 1 E: 0 K: 1 S: 7	H: 2 LOB: 1 BB: 0 P: 7	R: 0 E: 0 K: 0 S: 3	H: 0 LOB: 0 BB: 0 P: 3	R: 0 E: 0 K: 1 S: 4	H: 1 LOB: 1 BB: 0 P: 4	R: 0 E: 0 K: 1 S: 5	H: 0 LOB: 1 BB: 1 P: 5	R: 0 E: 0 K: 1 S: 5	H: 0 LOB: 1 BB: 1 P: 9	1B: 5 2B: 0 3B: 0 HR: 1	SF: 0 SAC: 0 DP: 0 HBP: 0	WP: 0 PB: 0 SB: 1 CS: 0	PA: 35							
PITCHER	IP	WLS	BF	H	R	ER	SO	BB	IBB	HBP	BLK	WP	HR	S	P	ERA	WHIP										
Joe Dobson, R ERA: 2.76 (1, 1)	8.0	L	31	6	4	3	7	1	0	0	0	0	1	44	48	3.38	0.875										
Lou Kretlow, R ERA: (9, 1)	1.0		4	0	0	0	1	1	0	0	0	0	0	5	9	0.00	1.000										

AB 33
R 4
H 6
RBI 4
BB 2
SO 8
LOB 8



Batter	1	2	3	4	5	6	7	8	9	AB	R	H	RBI	BB	SO	LOB	BOTTOM										
Nellie Fox, L OBP: 0.338, SLG: 0.441 (1, 4)										4	0	1	0	0	1	2	Philadelphia Athletics @ Chicago White Sox Comiskey Park, Chicago, IL Sun May 03 1953, 4:33 AM EDT Unknown										
Fernis Fain, L OBP: 0.408, SLG: 0.470 (1, 3)										4	1	2	2	0	0	1											
Minnie Minoso, R OBP: 0.370, SLG: 0.387 (1, 7)										4	0	0	0	0	1	1											
Sam Mele, R OBP: 0.346, SLG: 0.364 (1, 9)										4	0	2	0	0	0	0											
Jim Rivera, L OBP: 0.397, SLG: 0.350 (1, 8)										3	0	2	0	1	0	0											
Rocky Krenich, R OBP: 0.235, SLG: 0.333 (1, 5)										4	0	0	0	0	0	5											
Chico Carrasquel, R OBP: 0.259, SLG: 0.266 (1, 6)											4	0	0	0	0	3											
Sherm Lollar, R OBP: 0.381, SLG: 0.429 (1, 2)										3	1	1	0	0	1	0											
Joe Dobson, R (1, 1)										2	0	0	0	0	1	0											
Red Wilson, R OBP: 0.353, SLG: 0.313 (8, PH)										1	0	0	0	0	0	1											
Lou Kretlow, R (9, 1)										0	0	0	0	0	0	0											
Inning Stats	R: 0 E: 0 K: 1 S: 5	H: 0 LOB: 0 BB: 0 P: 5	R: 0 E: 0 K: 0 S: 4	H: 1 LOB: 1 BB: 0 P: 4	R: 0 E: 0 K: 1 S: 6	H: 1 LOB: 1 BB: 0 P: 6	R: 0 E: 0 K: 0 S: 3	H: 1 LOB: 1 BB: 1 P: 7	R: 0 E: 0 K: 0 S: 3	H: 0 LOB: 0 BB: 0 P: 3	R: 1 E: 1 K: 0 S: 5	H: 2 LOB: 1 BB: 0 P: 5	R: 0 E: 0 K: 0 S: 4	H: 2 LOB: 1 BB: 0 P: 4	R: 0 E: 0 K: 0 S: 5	H: 2 LOB: 1 BB: 0 P: 4	1B: 6 2B: 1 3B: 0 HR: 1	SF: 0 SAC: 0 DP: 3 HBP: 0	WP: 0 PB: 0 SB: 0 CS: 1	PA: 34							
PITCHER	IP	WLS	BF	H	R	ER	SO	BB	IBB	HBP	BLK	WP	HR	S	P	ERA	WHIP										
Bobby Shantz, L ERA: 3.14 (1, 1)	9.0	W	34	8	2	2	4	1	0	0	0	0	1	41	45	2.00	1.000										


AB 33
R 2
H 8
RBI 2
BB 1
SO 4
LOB 13



Batter	1	2	3	4	5	6	7	8	9	AB	R	H	RBI	BB	SO	LOB	TOP										
Eddie Joost, R OBP: 0.385, SLG: 0.385 (1, 6)	4-0 BB G4-6-3	4-0 1B WP BB	0-0 F8			0-0 F7		0-0 F8		3	1	0	0	2	0	2											
Dave Philley, S OBP: 0.427, SLG: 0.535 (1, 8)	0-0 G4-6-3 1-2	0-0 WP BB F8		0-0 S 1B		0-0 6-3		0-0 G3 1B		5	3	3	2	0	0	1											
Loren Babe, L OBP: 0.317, SLG: 0.459 (1, 5)	0-3 K	0-0 WP BB		0-0 L6-4 1-H 1B		0-0 F8		0-0 G3 1B		4	1	2	1	1	1	0											
Eddie Robinson, L OBP: 0.329, SLG: 0.338 (1, 3)		0-0 HBP		0-0 3-1		0-0 6-3		0-0 G3		3	1	0	0	1	0	3											
Allie Clark, R OBP: 0.237, SLG: 0.421 (1, 9)		0-0 BB 1B		0-0 L6-4		0-0 4-3		0-0 FC6-4 1B		5	1	2	3	0	0	3											
Gus Zernial, R OBP: 0.438, SLG: 0.569 (1, 7)		0-0 BB		0-0 F2		0-0 FC5-4 BB		0-0 F4		3	1	0	0	2	0	3											
Cass Michaels, R OBP: 0.333, SLG: 0.359 (1, 4)		0-0 E5 1B FC6-2		0-0 S 1B		0-3 K		0-0 F8		5	0	1	1	0	1	4											
Ray Murray, R OBP: 0.233, SLG: 0.345 (1, 2)		0-0 BB FC6-2 1B		0-3 K		0-0 FC5-4		0-0 5-3		4	1	1	2	0	1	2											
Alex Kellner, R OBP: 0.222, SLG: 0.188 (1, 1)		0-0 FC6-2 BB 1B		0-0 F8		0-0 6-3		0-0 1B		4	1	1	0	0	0	4											
Inning Stats	R: 0 E: 0 K: 1 S: 4	H: 0 LOB: 0 BB: 1 P: 8	R: 7 E: 1 K: 0 S: 7	H: 3 LOB: 2 BB: 4 P: 24	R: 0 E: 0 K: 1 S: 6	H: 1 LOB: 1 BB: 0 P: 6	R: 1 E: 0 K: 0 S: 4	H: 2 LOB: 0 BB: 0 P: 4	R: 0 E: 0 K: 1 S: 5	H: 0 LOB: 1 BB: 1 P: 9	R: 0 E: 0 K: 0 S: 3	H: 0 LOB: 0 BB: 0 P: 3	R: 0 E: 0 K: 0 S: 3	H: 0 LOB: 0 BB: 0 P: 3	R: 0 E: 0 K: 0 S: 4	H: 1 LOB: 1 BB: 0 P: 4	R: 2 E: 0 K: 0 S: 6	H: 3 LOB: 1 BB: 0 P: 6	1B: 10 2B: 1 3B: 0 HR: 0	SF: 0 SAC: 0 DP: 2 HBP: 1	WP: 1 PB: 0 CS: 0	PA: 43					
PITCHER	IP	WLS	BF	H	R	ER	SO	BB	IBB	HBP	BLK	WP	HR	S	P	ERA	WHIP										
Connie Johnson, R ERA: 5.63 (1, 1)	1.0	L	8	2	5	4	1	2	0	1	0	0	0	7	16	36.00	4.000										
Harry Dorish, R ERA: 4.91 (2, 1)	3.0	15	4	3	2	1	2	1	0	0	0	1	0	14	26	6.00	2.000										
Mike Fornieles, R ERA: 3.94 (5, 1)	4.0	14	1	0	0	1	1	0	0	0	0	0	0	15	19	0.00	0.500										
Earl Harrist, R ERA: 9.0 (9, 1)	1.0	6	3	2	2	0	0	0	0	0	0	0	0	6	6	18.00	3.000										

Philadelphia Athletics @ Chicago White Sox
Comiskey Park, Chicago, IL
Sun May 03 1953, 4:38 AM EDT
Att: 26,134 - Unknown


AB 36
R 10
H 10
RBI 9
BB 6
SO 3
LOB 22



Batter	1	2	3	4	5	6	7	8	9	AB	R	H	RBI	BB	SO	LOB	BOTTOM										
Nellie Fox, L OBP: 0.354, SLG: 0.429 (1, 4)	4-0 BB 2B	1-0 BB HBP		1-0 1B FC5-4 HBP		0-0 4-3		0-0 G3		2	2	0	0	1	0	0											
Fernis Fain, L OBP: 0.395, SLG: 0.443 (1, 3)	4-0 2B E BB	0-0 F9		0-0 F4		0-0 1-3		0-0 4-3		4	1	0	1	1	0	4											
Minnie Minoso, R OBP: 0.372, SLG: 0.379 (1, 7)	0-0 F9	0-0 FC5-4 BB		0-0 FC5-4 1B		0-3 K		0-0 F8		4	0	1	1	1	1	2											
Sam Mele, R OBP: 0.333, SLG: 0.347 (1, 9)	0-0 F8	0-0 FC5-4		0-0 FC5-4		0-0 1B F9 1B		0-0 F7		5	1	1	1	0	0	6											
Jim Rivera, L OBP: 0.385, SLG: 0.354 (1, 8)	0-0 E2 1-H 2H 2B		0-0 6-3	0-0 F7		0-3 K		0-0 F4		5	0	1	1	0	1	2											
Sherm Lollar, R OBP: 0.391, SLG: 0.436 (1, 2)	0-3 K		0-0 1B		0-0 F7		0-0 1B			4	0	2	0	0	1	1											
Rocky Krsnich, R OBP: 0.283, SLG: 0.314 (1, 5)		4-0 HBP 1B BB		0-3 K		4-0 BB		0-0 F9		2	1	0	1	2	1	2											
Chico Carrasquel, R OBP: 0.243, SLG: 0.250 (1, 6)		0-0 F8		0-0 L3		0-0 F8		0-0 F8		4	0	0	0	0	0	4											
Connie Johnson, R ERA: 5.63 (1, 1)		0-0 BB HBP 1B		0-0 HBP 1B		0-0 1-3		0-0 L4		0	0	0	0	0	0	0											
Harry Dorish, R ERA: 4.91 (2, 1)										1	0	1	0	0	0	0											
Fred Harshbarger, R ERA: 3.38, SLG: 0.333 (4, PH)										1	1	1	0	0	0	0											
Mike Fornieles, R ERA: 3.94 (5, 1)										1	0	0	0	0	1	1											
Red Wilson, R ERA: 3.33, SLG: 0.294 (8, PH)										1	0	0	0	0	0	0											
Earl Harrist, R ERA: 9.0 (9, 1)										0	0	0	0	0	0	0											
Inning Stats	R: 2 E: 1 K: 1 S: 6	H: 1 LOB: 1 BB: 2 P: 14	R: 1 E: 0 K: 0 S: 4	H: 1 LOB: 3 BB: 2 P: 13	R: 0 E: 0 K: 1 S: 6	H: 1 LOB: 1 BB: 0 P: 6	R: 2 E: 0 K: 0 S: 5	H: 2 LOB: 1 BB: 0 P: 6	R: 0 E: 0 K: 1 S: 3	H: 0 LOB: 1 BB: 1 P: 7	R: 0 E: 0 K: 1 S: 5	H: 0 LOB: 0 BB: 0 P: 5	R: 1 E: 0 K: 1 S: 7	H: 2 LOB: 1 BB: 0 P: 7	R: 0 E: 0 K: 0 S: 3	H: 0 LOB: 0 BB: 0 P: 3	R: 0 E: 0 K: 0 S: 3	H: 0 LOB: 0 BB: 0 P: 3	1B: 6 2B: 1 3B: 0 HR: 0	SF: 0 SAC: 0 DP: 0 HBP: 2	WP: 0 PB: 0 CS: 0	PA: 41					
PITCHER	IP	WLS	BF	H	R	ER	SO	BB	IBB	HBP	BLK	WP	HR	S	P	ERA	WHIP										
Alex Kellner, L ERA: 1.84 (1, 1)	9.0	W	41	7	6	5	4	5	0	2	0	0	0	42	64	5.00	1.333										

Philadelphia Athletics @ Chicago White Sox
Comiskey Park, Chicago, IL
Sun May 03 1953, 4:38 AM EDT
Att: 26,134 - Unknown

AB 34
R 6
H 7
RBI 5
BB 5
SO 4
LOB 22



Batter	1	2	3	4	5	6	7	8	9	AB	R	H	RBI	BB	SO	LOB	TOP			
Billy Goodman, L (1,4) OBP: 0.373, SLG: 0.394	F7		F9		B5-6-3 1B		WP F8 1B		1-3	5	1	2	0	0	0	1	Boston Red Sox @ Chicago White Sox Comiskey Park, Chicago, IL Tue May 05 1953, 4:33 AM EDT Att: 11,144 - Unknown			
Jim Piersall, R (1,9) OBP: 0.346, SLG: 0.314	FC6-4 1B		2H 1B		B5-6-3		WP 1B		K	5	0	3	1	0	1	1				
Gene Stephens, L (1,7) OBP: 0.296, SLG: 0.156	F9		F6		BB		1-2 2-3 BB		K	3	0	0	0	2	1	3				
Dick Gemert, R (1,3) OBP: 0.373, SLG: 0.508	FC6-4 1-2			FC1-5 SH BB	5-3		F8			3	0	0	1	1	0	4				
Sammy White, R (1,2) OBP: 0.300, SLG: 0.441		K		SH FC1-5 1B			6-3	F3		3	1	0	0	0	1	2				
Ted Lepcio, R (1,5) OBP: 0.250, SLG: 1.000		K		FC1-5 1B			HR		K	4	2	1	1	0	2	2				
Tom Umphlett, R (1,8) OBP: 0.386, SLG: 0.438				1-2 2-3 1B			6-3		F4	4	0	1	1	0	0	0				
Mitt Bolling, R (1,6) OBP: 0.313, SLG: 0.377			5-3	F8			K		5-3	4	0	0	0	0	1	2				
Mel Parnell, L (1,1) OBP: 0.333, SLG: 0.308			S 1B BB	2H 1B			K		F8	3	1	1	1	1	1	0				
Inning Stats	R: 0 E: 0 K: 0 S: 4	H: 1 LOB: 1 BB: 0 P: 4	R: 0 E: 0 K: 2 S: 7	H: 0 LOB: 0 BB: 0 P: 7	R: 1 E: 0 K: 0 S: 4	H: 1 LOB: 1 BB: 1 P: 8	R: 2 E: 1 K: 0 S: 5	H: 2 LOB: 1 BB: 1 P: 9	R: 0 E: 0 K: 1 S: 6	H: 1 LOB: 1 BB: 0 P: 6	R: 1 E: 0 K: 1 S: 7	H: 2 LOB: 2 BB: 1 P: 11	R: 0 E: 0 K: 1 S: 5	H: 0 LOB: 0 BB: 0 P: 5	R: 0 E: 1 K: 2 S: 8	H: 0 LOB: 1 BB: 0 P: 8	1B: 7 2B: 0 3B: 0 HR: 1	SF: 0 SAC: 1 DP: 1 HBP: 0	WP: 1 PB: 0 SB: 1 CS: 0	PA: 39
PITCHER	IP	WLS	BF	H	R	ER	SO	BB	IBB	HBP	BLK	WP	HR	S	P	ERA	WHIP			
Saul Rogovin, R (1,1) ERA: 5.88	8.0	L	35	8	5	3	5	4	0	0	0	1	1	41	57	3.38	1.500			
Gene Bearden, L (9,1) ERA: 1.31	1.0		4	0	0	0	2	0	0	0	0	0	0	8	8	0.00	0.000			

AB	34
R	5
H	8
RBI	5
BB	4
SO	7
LOB	15



Batter	1	2	3	4	5	6	7	8	9	AB	R	H	RBI	BB	SO	LOB	BOTTOM					
Nellie Fox, L (1,4) OBP: 0.349, SLG: 0.419	4-3		2H 1B			F7			K	4	0	1	0	0	1	3	Boston Red Sox @ Chicago White Sox Comiskey Park, Chicago, IL Tue May 05 1953, 4:33 AM EDT Att: 11,144 - Unknown					
Feris Fain, L (1,3) OBP: 0.388, SLG: 0.425	4-0 K2-6-3 BB			F7		F5			F8	3	0	0	0	1	0	3						
Minnie Minoso, R (1,7) OBP: 0.366, SLG: 0.371	0-3 K2-6-3			1-3					6-3	4	0	1	0	0	1	1						
Sam Mele, R (1,9) OBP: 0.328, SLG: 0.377		F3		F9		FC5-4 1B			6-3	4	1	1	0	0	0	1						
Jim Rivera, L (1,8) OBP: 0.378, SLG: 0.348		B5-3			K	FC6-4			1B	4	0	1	1	0	1	1						
Vern Stephens, R (1,5) OBP: 0.237, SLG: 0.286		K			K	1-2			F9	4	0	0	0	0	2	2						
Red Wilson, R (1,2) OBP: 0.318, SLG: 0.286				SH3 1B 1B		6-3			K	4	0	1	0	0	1	1						
Chico Carrasquel, R (1,6) OBP: 0.250, SLG: 0.246				SH3		4-3			HBP BB	1	0	0	0	1	0	0						
Saul Rogovin, R (1,1)				6-3					HBP	1	0	0	0	1	0	1						
Bill Wilson, R (8,PH)										0	0	0	0	0	0	0						
Gene Bearden, L (9,1)									1-2 HBP	0	0	0	0	0	0	0						
Inning Stats	R: 0 E: 0 K: 1 S: 4	H: 0 LOB: 1 BB: 1 P: 8	R: 0 E: 0 K: 1 S: 5	H: 0 LOB: 0 BB: 0 P: 5	R: 0 E: 0 K: 0 S: 4	H: 2 LOB: 2 BB: 0 P: 4	R: 0 E: 0 K: 0 S: 3	H: 0 LOB: 0 BB: 0 P: 3	R: 0 E: 0 K: 2 S: 7	H: 0 LOB: 0 BB: 0 P: 7	R: 0 E: 0 K: 0 S: 3	H: 1 LOB: 1 BB: 1 P: 7	R: 0 E: 0 K: 0 S: 4	H: 1 LOB: 1 BB: 0 P: 4	R: 0 E: 0 K: 2 S: 7	H: 0 LOB: 2 BB: 1 P: 12	R: 1 E: 0 K: 0 S: 5	H: 2 LOB: 1 BB: 0 P: 5	1B: 4 2B: 1 3B: 1 HR: 0	SF: 0 SAC: 1 DP: 1 HBP: 1	WP: 0 PB: 0 SB: 0 CS: 0	PA: 34
PITCHER	IP	WLS	BF	H	R	ER	SO	BB	IBB	HBP	BLK	WP	HR	S	P	ERA	WHIP					
Mel Parnell, L (1,1) ERA: 3.32	9.0	W	34	5	1	1	6	3	0	1	0	0	0	42	55	1.00	0.889					



Batter	1	2	3	4	5	6	7	8	9	AB	R	H	RBI	BB	SO	LOB	TOP			
Billy Goodman, L OBP: 0.367, SLG: 0.386 (1, 4)	G3		4-3			1B	6-3			4	0	1	0	0	0	0	Boston Red Sox @ Chicago White Sox Comiskey Park, Chicago, IL Wed May 06 1953, 4:33 AM EDT Att: 4,500 - Unknown			
Jim Piersall, R OBP: 0.329, SLG: 0.297 (1, 9)	K			F9		F8		K		4	0	0	0	0	2	1				
Hoot Evers, R OBP: 0.346, SLG: 0.455 (1, 7)	F4			6-3		F4		F6		4	0	0	0	0	0	1				
Dick Gernert, R OBP: 0.380, SLG: 0.500 (1, 3)		K		1B HBP		1B		K		3	0	1	0	0	2	0				
Sammy White, R OBP: 0.297, SLG: 0.431 (1, 2)		6-3		1B		F3			4-3	4	0	1	0	0	0	2				
Ted Lepcio, R OBP: 0.375, SLG: 0.714 (1, 5)		FC4 BB		F9			6-3		1B	3	0	1	0	1	0	2				
Tom Umphlett, R OBP: 0.365, SLG: 0.412 (1, 8)		FC4		F3			4-3		F8	4	0	0	0	0	0	2				
Mitt Bolling, R OBP: 0.309, SLG: 0.369 (1, 6)			F7		K		HR		F7	4	1	1	0	0	1	1				
Marv Grissom, R (1, 1)			F4		4-3					1	0	0	0	0	0	0				
Bill Werle, L (4, 1)										1	0	0	0	0	0	0				
Del Wilber, R OBP: 1.000, SLG: 4.000 (7, PH)										1	1	1	2	0	0	0				
Ben Flowers, R (7, 1)										0	0	0	0	0	0	0				
Bill Kennedy, L (7, 1)							HR			0	0	0	0	0	0	0				
Inning Stats	R: 0 E: 0 K: 1 S: 5	H: 0 LOB: 0 BB: 0 P: 5	R: 0 E: 0 K: 1 S: 5	H: 0 LOB: 1 BB: 1 P: 9	R: 0 E: 0 K: 0 S: 3	H: 0 LOB: 0 BB: 0 P: 3	R: 0 E: 0 K: 0 S: 4	H: 1 LOB: 2 BB: 0 P: 5	R: 0 E: 0 K: 1 S: 5	H: 0 LOB: 0 BB: 0 P: 5	R: 2 E: 0 K: 0 S: 5	H: 2 LOB: 2 BB: 0 P: 5	R: 0 E: 0 K: 2 S: 7	H: 0 LOB: 0 BB: 0 P: 7	R: 0 E: 0 K: 0 S: 4	H: 1 LOB: 1 BB: 0 P: 4	1B: 5 2B: 0 3B: 0 HR: 1	SF: 0 SAC: 0 DP: 0 HBP: 1	WP: 0 PB: 0 SB: 0 CS: 0	PA: 35
PITCHER Billy Pierce, L ERA: 3.44 (1, 1)	IP: 9.0 WLS: W BF: 35 H: 6 R: 2 ER: 2 SO: 5 BB: 1 IBB: 0 HBP: 1 BLK: 0 WP: 0 HR: 1 S: 43 P: 48 ERA: 2.00 WHIP: 0.778											PITCHER	IP: 9.0 WLS: W BF: 35 H: 6 R: 2 ER: 2 SO: 5 BB: 1 IBB: 0 HBP: 1 BLK: 0 WP: 0 HR: 1 S: 43 P: 48 ERA: 2.00 WHIP: 0.778							



Batter	1	2	3	4	5	6	7	8	9	AB	R	H	RBI	BB	SO	LOB	BOTTOM		
Nellie Fox, L OBP: 0.348, SLG: 0.429 (1, 4)	S 1B 2B		F9	L9			SH1-3	SH		3	1	1	0	0	0	1	Boston Red Sox @ Chicago White Sox Comiskey Park, Chicago, IL Wed May 06 1953, 4:33 AM EDT Att: 4,500 - Unknown		
Feris Fain, L OBP: 0.382, SLG: 0.416 (1, 3)	6-3		F9		1-3		BB WP 1B	SH5-4		4	0	1	1	0	0	1			
Minnie Minoso, R OBP: 0.379, SLG: 0.392 (1, 7)	S 1B		2B		K2-3		BB IBB	F9		4	2	2	1	1	1	2			
Sam Mele, R OBP: 0.354, SLG: 0.382 (1, 9)	1B		2B		6-3		BB			2	1	1	2	2	0	0			
Jim Rivera, L OBP: 0.372, SLG: 0.356 (1, 8)	K		2B			1-3	F6			4	0	1	2	0	1	4			
Vern Stephens, R OBP: 0.214, SLG: 0.256 (1, 5)	F8		F2			1-3	L4			4	0	0	0	0	0	5			
Sherm Lollar, R OBP: 0.420, SLG: 0.476 (1, 2)		5-3		2B		BB		SH BB SH5-4 1B		3	1	2	0	1	0	0			
Chico Carrasquel, R OBP: 0.250, SLG: 0.236 (1, 6)		4-3		6-3		L4		SH5-4 SH BB		3	0	0	0	1	0	2			
Billy Pierce, L OBP: 0.214, SLG: 0.083 (1, 1)	K		K				E5 1B SH1-3 BB	B1		4	1	0	0	0	2	3			
Inning Stats	R: 2 E: 0 K: 1 S: 8	H: 3 LOB: 1 BB: 0 P: 8	R: 0 E: 0 K: 1 S: 5	H: 0 LOB: 0 BB: 0 P: 5	R: 2 E: 0 K: 0 S: 5	H: 2 LOB: 1 BB: 1 P: 9	R: 0 E: 0 K: 1 S: 6	H: 1 LOB: 0 BB: 0 P: 6	R: 0 E: 0 K: 0 S: 3	H: 0 LOB: 1 BB: 1 P: 7	R: 1 E: 1 K: 0 S: 5	H: 1 LOB: 3 BB: 2 P: 13	R: 1 E: 1 K: 0 S: 5	H: 1 LOB: 2 BB: 1 P: 9	1B: 4 2B: 4 3B: 0 HR: 0	SF: 0 SAC: 3 DP: 0 HBP: 0		WP: 1 PB: 0 SB: 2 CS: 0	PA: 39
PITCHER Mary Grissom, R ERA: 3.18 (1, 1)	IP: 3.0 WLS: L BF: 15 H: 5 R: 4 ER: 4 SO: 2 BB: 1 IBB: 0 HBP: 0 BLK: 0 WP: 0 HR: 0 S: 18 P: 22 ERA: 12.00 WHIP: 2.000											PITCHER	IP: 3.0 WLS: L BF: 15 H: 5 R: 4 ER: 4 SO: 2 BB: 1 IBB: 0 HBP: 0 BLK: 0 WP: 0 HR: 0 S: 18 P: 22 ERA: 12.00 WHIP: 2.000						
Bill Werle, L ERA: 1.5 (4, 1)	3.0	11	1	0	0	2	1	0	0	0	0	14	18	0.00	0.667				
Ben Flowers, R ERA: (7, 1)	0.1	4	1	1	0	0	0	1	0	0	1	0	3	7	0.00	3.000			
Bill Kennedy, L ERA: 2.08 (7, 1)	1.2	9	1	1	0	0	2	0	0	0	0	7	15	0.00	1.800				




Batter	1	2	3	4	5	6	7	8	9	AB	R	H	RBI	BB	SO	LOB	TOP			
Fred Hatfield, L (1,5) OBP: 0.379, SLG: 0.333	6-3		G4-6-3					F1		3	0	0	0	1	0	1	Detroit Tigers @ Chicago White Sox Comiskey Park, Chicago, IL Fri May 08 1953, 4:33 AM EDT Att: 25,491 - Unknown			
Harvey Kuenn, R (1,6) OBP: 0.327, SLG: 0.313	F2			6-3	F8			5-3		4	0	0	0	0	0	2				
Russ Sullivan, L (1,7) OBP: 0.389, SLG: 0.417				5-3			F8	F5		4	0	1	0	0	0	0				
Bob Nieman, R (1,9) OBP: 0.383, SLG: 0.563	4-3			HR			F8		G6-4-3 1B	4	1	2	0	0	0	1				
Walt Dropo, R (1,3) OBP: 0.296, SLG: 0.391		K					F9		G6-4-3 1B	4	1	1	2	0	1	1				
Don Lund, R (1,8) OBP: 0.417, SLG: 0.485		K							F9	3	0	0	0	1	2	0				
Matt Batts, R (1,2) OBP: 0.324, SLG: 0.458		4-3					F9	F8		3	0	0	0	0	0	1				
Jerry Priddy, R (1,4) OBP: 0.353, SLG: 0.286			6-3				BB	K		2	0	0	0	1	1	1				
Ted Gray, S (1,1) OBP: 0.200, SLG: 0.200							F8			1	0	1	0	0	0	0				
Dick Marlowe, R (3,1) OBP: 0.200, SLG: 0.200								L3		1	0	0	0	0	0	1				
Johnny Pesky, L (7,PH) OBP: 0.455, SLG: 0.444										1	0	0	0	0	0	1				
Milt Jordan, R (7,1) OBP: 0.500, SLG: 0.500										0	0	0	0	0	0	0				
Inning Stats	R: 0 E: 0 K: 0 S: 4	H: 1 LOB: 1 BB: 0 P: 4	R: 0 E: 0 K: 2 S: 7	H: 0 LOB: 0 BB: 0 P: 7	R: 0 E: 0 K: 0 S: 3	H: 1 LOB: 0 BB: 0 P: 3	R: 2 E: 0 K: 1 S: 7	H: 2 LOB: 0 BB: 0 P: 7	R: 0 E: 0 K: 0 S: 3	H: 0 LOB: 2 BB: 2 P: 11	R: 0 E: 0 K: 1 S: 5	H: 0 LOB: 1 BB: 1 P: 9	R: 0 E: 0 K: 0 S: 3	H: 1 LOB: 0 BB: 0 P: 3	R: 0 E: 0 K: 0 S: 3	H: 1 LOB: 0 BB: 0 P: 3	1B: 3 2B: 1 3B: 0 HR: 1	SF: 0 SAC: 0 DP: 2 HBP: 0	WP: 0 PB: 0 SB: 0 CS: 0	PA: 33
PITCHER Joe Dobson, R (1,1) ERA: 2.88	IP: 9.0 WLS: W BF: 33 H: 5 R: 2 ER: 2 SO: 4 BB: 3 IBB: 0 HBP: 0 BLK: 0 WP: 0 HR: 1 S: 38 P: 50 ERA: 2.00 WHIP: 0.889																			

Batter	1	2	3	4	5	6	7	8	9	AB	R	H	RBI	BB	SO	LOB	BOTTOM			
Nellie Fox, L (1,4) OBP: 0.340, SLG: 0.415	F8	2-3	FC6-4			5-3 1B	F8			5	0	1	0	0	0	6	Detroit Tigers @ Chicago White Sox Comiskey Park, Chicago, IL Fri May 08 1953, 4:33 AM EDT Att: 25,491 - Unknown			
Ferns Fain, L (1,3) OBP: 0.372, SLG: 0.395	3-1	4-3		4-3		F9		6-3 BB		4	1	0	0	1	0	2				
Minnie Minoso, R (1,7) OBP: 0.380, SLG: 0.385					F7			6-3		4	1	1	1	0	0	1				
Sam Mele, R (1,9) OBP: 0.386, SLG: 0.414			SH1-4 HBP			5-3				3	1	2	0	2	1	1				
Jim Rivera, L (1,8) OBP: 0.371, SLG: 0.355						K		SH1-3 2B		3	0	1	0	0	1	3				
Vern Stephens, R (1,5) OBP: 0.277, SLG: 0.326								SH1-3		3	0	1	0	0	1	3				
Sherm Lollar, R (1,2) OBP: 0.426, SLG: 0.467										4	3	3	0	1	0	1				
Chico Carrasquel, R (1,6) OBP: 0.275, SLG: 0.267										3	0	1	1	0	1	2				
Joe Dobson, R (1,1) OBP: 0.154, SLG: 0.231										3	1	2	4	1	0	1				
Inning Stats	R: 0 E: 0 K: 1 S: 5	H: 0 LOB: 2 BB: 1 P: 10	R: 2 E: 0 K: 0 S: 6	H: 3 LOB: 1 BB: 0 P: 6	R: 2 E: 0 K: 0 S: 4	H: 1 LOB: 3 BB: 3 P: 17	R: 0 E: 0 K: 0 S: 4	H: 1 LOB: 1 BB: 0 P: 4	R: 1 E: 0 K: 1 S: 6	H: 2 LOB: 0 BB: 0 P: 6	R: 0 E: 0 K: 1 S: 6	H: 1 LOB: 1 BB: 0 P: 6	R: 1 E: 0 K: 0 S: 6	H: 4 LOB: 2 BB: 0 P: 6	R: 1 E: 1 K: 0 S: 4	H: 1 LOB: 1 BB: 1 P: 8		1B: 9 2B: 4 3B: 0 HR: 0	SF: 0 SAC: 2 DP: 0 HBP: 2	WP: 1 PB: 0 SB: 1 CS: 1
PITCHER Ted Gray, L (1,1) ERA: 5.51	IP: 2.1 WLS: L BF: 17 H: 4 R: 4 ER: 4 SO: 1 BB: 2 IBB: 2 HBP: 0 BLK: 0 WP: 0 HR: 0 S: 13 P: 31 ERA: 15.43 WHIP: 2.571																			
PITCHER Dick Marlowe, R (3,1) ERA: 4.99	IP: 3.2 WLS: L BF: 14 H: 4 R: 1 ER: 1 SO: 2 BB: 0 IBB: 0 HBP: 0 BLK: 0 WP: 1 HR: 0 S: 18 P: 18 ERA: 2.46 WHIP: 1.091																			
PITCHER Milt Jordan, R (7,1) ERA: 6.6	IP: 2.0 WLS: L BF: 11 H: 5 R: 2 ER: 2 SO: 0 BB: 1 IBB: 0 HBP: 0 BLK: 0 WP: 0 HR: 0 S: 10 P: 14 ERA: 9.00 WHIP: 3.000																			

AB	30
R	2
H	5
RBI	2
BB	3
SO	4
LOB	9



AB	33
R	7
H	13
RBI	7
BB	5
SO	3
LOB	20



Batter	1	2	3	4	5	6	7	8	9	AB	R	H	RBI	BB	SO	LOB	TOP		
Fred Hatfield, L OBP: 0.365, SLG: 0.309 (1.5)	0-0 4-3		0-0 F6		0-0 F8			4-0 BB 1B BB	0-0 4-3	4	1	0	0	1	0	0			
Harvey Kuenn, R OBP: 0.343, SLG: 0.324 (1.6)	0-0 FC5-4 1B		0-0 1B			0-0 B1-3		4-0 BB 1B BB		3	1	2	0	1	0	0			
Russ Sullivan, L OBP: 0.395, SLG: 0.403 (1.7)	0-0 F6		0-0 F3			4-0 BB		4-0 1B BB		2	0	0	0	2	0	2			
Bob Nieman, R OBP: 0.367, SLG: 0.538 (1.9)	0-0 FC5-4 1-2			0-0 F8		0-0 F8		0-0 F8		4	0	0	0	0	0	5			
Walt Dropo, R OBP: 0.304, SLG: 0.406 (1.3)		0-0 6-3		0-0 2B		0-0 5-3		0-0 1-3 2-H 3-H 1B		4	0	2	2	0	0	1			
Don Lund, R OBP: 0.400, SLG: 0.486 (1.8)		0-0 2-3		0-0 5-3			0-0 1B 2B	0-0 F3		4	1	1	0	0	0	3			
Matt Batts, R OBP: 0.321, SLG: 0.447 (1.2)				0-0 F7			0-0 F8	0-0 F8		4	0	1	0	0	0	4			
Owen Friend, R OBP: 0.233, SLG: 0.218 (1.4)		0-0 F4			0-0 6-3		0-0 2-H G6-4-3 1B	0-0 4-3		4	0	1	1	0	0	1			
Art Houtteman, R (1.1)			0-3 K		0-0 F2			0-0 3-1		1	0	0	0	0	1	0			
Hal Erickson, R (4.1)										2	0	0	0	0	0	1			
Johnny Pesky, L OBP: 0.417, SLG: 0.400 (9. PH)										1	0	0	0	0	0	0			
Inning Stats	R: 0 E: 0 K: 0 S: 4	H: 1 LOB: 1 BB: 0 P: 4	R: 0 E: 0 K: 0 S: 4	H: 1 LOB: 1 BB: 0 P: 4	R: 0 E: 0 K: 1 S: 6	H: 1 LOB: 1 BB: 0 P: 6	R: 0 E: 0 K: 0 S: 4	H: 0 LOB: 0 BB: 0 P: 4	R: 0 E: 0 K: 0 S: 3	H: 0 LOB: 1 BB: 1 P: 7	R: 1 E: 0 K: 0 S: 4	H: 2 LOB: 0 BB: 0 P: 4	R: 2 E: 0 K: 0 S: 4	H: 1 LOB: 2 BB: 3 P: 16	R: 0 E: 0 K: 0 S: 3	H: 0 LOB: 0 BB: 0 P: 3	1B: 5 2B: 2 3B: 0 HR: 0	SF: 0 SAC: 0 DP: 1 HBP: 0	WP: 0 PA: 37 PB: 0 SB: 0 CS: 0
PITCHER Mike Fomielles, R ERA: 3.6 (1.1)	IP: 9.0 WLS: W BF: 37 H: 7 R: 3 ER: 3 SO: 1 BB: 4 IBB: 0 HBP: 0 BLK: 1 WP: 0 HR: 0 S: 35 P: 51 ERA: 3.00 WHIP: 1.222															PITCHER			

Detroit Tigers @ Chicago White Sox
 Comiskey Park, Chicago, IL
 Sat May 09 1953, 4:33 AM EDT
 Att: 8,700 - Unknown

AB	33
R	3
H	7
RBI	3
BB	4
SO	1
LOB	17



Batter	1	2	3	4	5	6	7	8	9	AB	R	H	RBI	BB	SO	LOB	BOTTOM		
Nellie Fox, L OBP: 0.343, SLG: 0.414 (1.4)	0-0 5-3		0-0 FC3-6 1B	0-0 6-3			0-0 F7			5	1	2	1	0	0	1			
Ferns Fain, L OBP: 0.394, SLG: 0.405 (1.3)	0-0 BB 1B		0-0 FC3-6 FC6-4 1-2	4-0 BB 1B	0-0 G5-4-3 1B		4-0 BB			3	1	2	0	2	0	1			
Minnie Minoso, R OBP: 0.392, SLG: 0.383 (1.7)	0-0 1-2 BB 1B		4-0 FC6-4 1-2	4-0 E 1B BB	0-0 G5-4-3 1-2		0-0 F9			3	1	1	1	2	0	2			
Sam Mele, R OBP: 0.400, SLG: 0.419 (1.9)	4-0 1-2 2-3 BB		0-0 FC6-4 1-2 2-3	0-0 E 1B 1B	0-0 F9		0-0 G4-3 1B			4	1	2	2	1	0	2			
Jim Rivera, L OBP: 0.351, SLG: 0.333 (1.8)	0-0 F5		0-0 F7	0-0 E4 1B		0-0 3-1		0-0 G4-3 1-2		5	1	0	0	0	0	8			
Vern Stephens, R OBP: 0.300, SLG: 0.348 (1.5)	0-0 F6			0-0 1B		0-0 1B		0-0 HR 1B		3	2	2	2	0	0	3			
Fred Marsh, R OBP: 0.600, SLG: 0.600 (5.5)				0-0 1B				0-0 HR 1B		2	1	2	0	0	0	0			
Sherm Lollar, R OBP: 0.441, SLG: 0.531 (1.2)		0-0 L5		0-0 1B		0-0 F8		0-0 HR		4	2	2	3	1	0	1			
Chico Carrasquel, R OBP: 0.274, SLG: 0.266 (1.6)		0-0 6-3		0-0 1B	0-0 SH5-3		0-0 L7		0-0 6-3	4	1	1	0	0	0	1			
Mike Fomielles, R OBP: 0.167, SLG: 0.333 (1.1)		0-0 F9		0-0 2B	0-0 F8		0-0 F8			4	1	1	3	0	0	1			
Inning Stats	R: 0 E: 0 K: 0 S: 5	H: 2 LOB: 3 BB: 1 P: 9	R: 0 E: 0 K: 0 S: 3	H: 0 LOB: 0 BB: 0 P: 3	R: 0 E: 0 K: 0 S: 4	H: 1 LOB: 2 BB: 1 P: 8	R: 10 E: 1 K: 0 S: 11	H: 7 LOB: 1 BB: 3 P: 23	R: 0 E: 0 K: 0 S: 3	H: 1 LOB: 0 BB: 0 P: 3	R: 0 E: 0 K: 0 S: 4	H: 0 LOB: 1 BB: 1 P: 7	R: 2 E: 0 K: 0 S: 5	H: 3 LOB: 0 BB: 0 P: 5	R: 0 E: 0 K: 0 S: 3	H: 0 LOB: 0 BB: 0 P: 3	1B: 13 2B: 1 3B: 0 HR: 1	SF: 0 SAC: 1 DP: 2 HBP: 0	WP: 0 PA: 44 PB: 0 SB: 1 CS: 0
PITCHER Art Houtteman, R ERA: 12.05 (1.1)	IP: 3.0 WLS: L BF: 20 H: 7 R: 6 ER: 6 SO: 0 BB: 4 IBB: 0 HBP: 0 BLK: 0 WP: 0 HR: 0 S: 16 P: 32 ERA: 18.00 WHIP: 3.667															PITCHER			
Hal Erickson, R ERA: 6.39 (4.1)	IP: 5.0 WLS: L BF: 24 H: 8 R: 6 ER: 4 SO: 0 BB: 2 IBB: 0 HBP: 0 BLK: 0 WP: 0 HR: 1 S: 22 P: 30 ERA: 7.20 WHIP: 2.000															PITCHER			

Detroit Tigers @ Chicago White Sox
 Comiskey Park, Chicago, IL
 Sat May 09 1953, 4:33 AM EDT
 Att: 8,700 - Unknown

AB	37
R	12
H	15
RBI	12
BB	6
SO	0
LOB	20



Batter	1	2	3	4	5	6	7	8	9	AB R H RBI BB SO LOB	TOP											
Harvey Kuenn, R OBP: 0.354, SLG: 0.358 (1, 6)	4-0 CS BB		0-0 1-H HR		0-0 WP E 2B	0-0 1B			0-0 1-3	4 2 2 2 1 0 1	Detroit Tigers @ Chicago White Sox Comiskey Park, Chicago, IL Sun May 10 1953, 4:33 AM EDT Unknown											
Billy Hitchcock, R OBP: 0.333, SLG: 0.286 (1, 5)	0-0 F4		0-0 6-3		0-0 E1 WP 2B	0-0 5-3			0-0 4-3	5 1 0 0 0 0 3												
Don Lund, R OBP: 0.409, SLG: 0.475 (1, 8)	0-0 F4			0-0 BB 2B 1B	4-0 2B 1-2 2-3 BB			0-0 1-3		3 2 1 0 1 0 0												
Bob Nieman, R OBP: 0.353, SLG: 0.516 (1, 9)		0-0 5-3		0-0 F7	0-0 F4			0-0 F7		4 0 0 0 0 0 4												
Walt Dropo, R OBP: 0.311, SLG: 0.414 (1, 3)		0-0 5-3		4-0 2B 1-2 BB	0-0 HR 2B			0-0 F2		3 1 1 3 1 0 0												
Steve Souchock, R OBP: 0.333, SLG: 0.706 (1, 7)		0-0 6-3		0-0 1-3 2-H 2B	0-0 HR			0-0 6-3		4 1 2 3 0 0 0												
Matt Batts, R OBP: 0.305, SLG: 0.425 (1, 2)			0-0 F8	0-0 5-3	0-0 1-3			0-0 6-3		4 0 0 0 0 0 2												
Owen Friend, R OBP: 0.219, SLG: 0.203 (1, 4)			0-3 K	0-0 F4		0-3 K		0-3 K		4 0 0 0 0 3 2												
Billy Hoelt, L OBP: 0.438, SLG: 0.308 (1, 1)			0-0 HR 1B		0-0 FC1-4 1B	0-0 5-3			0-0 F7	4 1 2 0 0 0 0												
Inning Stats	R: 0 E: 0 K: 0 S: 2	H: 0 LOB: 0 BB: 1 P: 6	R: 0 E: 0 K: 0 S: 3	H: 0 LOB: 0 BB: 0 P: 3	R: 2 E: 0 K: 1 S: 7	H: 2 LOB: 0 BB: 0 P: 7	R: 1 E: 0 K: 0 S: 5	H: 2 LOB: 2 BB: 1 P: 9	R: 5 E: 1 K: 0 S: 7	H: 3 LOB: 0 BB: 1 P: 11	R: 0 E: 0 K: 1 S: 6	H: 1 LOB: 1 BB: 0 P: 6	R: 0 E: 0 K: 0 S: 3	H: 0 LOB: 0 BB: 0 P: 3	R: 0 E: 0 K: 1 S: 5	H: 0 LOB: 0 BB: 0 P: 5	R: 0 E: 0 K: 0 S: 3	H: 0 LOB: 0 BB: 0 P: 3	1B: 4 2B: 2 3B: 0 HR: 2	SF: 0 SAC: 0 DP: 0 HBP: 0	WP: 1 PB: 0 CS: 1	PA: 38
PITCHER	IP WLS BF H R ER SO BB IBB HBP BLK WP HR S P ERA WHIP											PITCHER	IP WLS BF H R ER SO BB IBB HBP BLK WP HR S P ERA WHIP									
Gene Bearden, L ERA: 2.13 (1, 1)	4.2 L 24 7 8 3 1 3 0 0 0 0 1 2 23 35 5.79 2.143																					
Harry Dorish, R ERA: 3.79 (5, 1)	4.1 14 1 0 0 2 0 0 0 0 0 0 0 18 18 0.00 0.231																					

Batter	1	2	3	4	5	6	7	8	9	AB R H RBI BB SO LOB	BOTTOM											
Nellie Fox, L OBP: 0.356, SLG: 0.424 (1, 4)	0-0 BB 1B			0-0 1B 1-2 2-H 1B		0-0 4-3			0-0 5-3	5 1 3 2 0 0 0	Detroit Tigers @ Chicago White Sox Comiskey Park, Chicago, IL Sun May 10 1953, 4:33 AM EDT Unknown											
Ferns Fain, L OBP: 0.394, SLG: 0.404 (1, 3)	0-0 F4	0-0 FC4		0-0 1-3 2-H 1B			0-0 G5-4-3 1B	0-0 3-1	5 0 2 1 0 0 2													
Minnie Minoso, R OBP: 0.386, SLG: 0.369 (1, 7)	4-0 1B 1-2 SH5-3 BB	0-0 F9		0-0 F8		0-0 G5-4-3 1B	0-0 1-2		0-0 3-1	3 1 0 0 1 0 3												
Sam Mele, R OBP: 0.392, SLG: 0.409 (1, 9)	0-0 SH5-3 1-3 2-H 1B		0-0 F8		0-0 F8		0-0 6-3			4 0 1 1 0 0 0												
Jim Rivera, L OBP: 0.351, SLG: 0.333 (1, 8)	0-0 SH5-3		0-0 G3		0-0 F7		0-0 G6-4-3 1B			3 0 1 1 0 0 0												
Vern Stephens, R OBP: 0.296, SLG: 0.360 (1, 5)	0-0 6-3		0-0 L7		0-0 2B		0-0 G6-4-3 1B	0-0 1-2	0-0 G6-4-3	4 0 1 0 0 0 2												
Sherm Lollar, R OBP: 0.460, SLG: 0.596 (1, 2)		0-0 HR		4-0 1B 1B BB	0-0 F7		0-0 1B			3 1 2 1 1 0 1												
Chico Carrasquel, R OBP: 0.284, SLG: 0.268 (1, 6)		4-0 SH3-4 1B BB		0-0 1B 1-2 1B 1B		0-0 6-3		0-0 F7		3 2 1 0 1 0 1												
Gene Bearden, L OBP: 0.167, SLG: 0.167 (1, 1)		0-0 SH3-4		0-0 1B 1-2 2-3 1B 1B		0-0 F3		0-3 K		1 1 1 0 0 0 0	Chicago White Sox											
Harry Dorish, R OBP: 0.250, SLG: 0.250 (5, 1)										1 0 0 0 0 0 0												
Fred Marsh, R OBP: 0.500, SLG: 0.500 (9, PH)										1 0 0 0 0 1 0												
Inning Stats	R: 2 E: 0 K: 0 S: 5	H: 2 LOB: 1 BB: 1 P: 9	R: 2 E: 0 K: 0 S: 5	H: 2 LOB: 1 BB: 1 P: 9	R: 0 E: 0 K: 0 S: 3	H: 0 LOB: 0 BB: 0 P: 3	R: 2 E: 0 K: 0 S: 5	H: 4 LOB: 1 BB: 1 P: 9	R: 0 E: 0 K: 0 S: 4	H: 1 LOB: 1 BB: 0 P: 4	R: 0 E: 0 K: 0 S: 3	H: 0 LOB: 0 BB: 0 P: 3	R: 0 E: 0 K: 0 S: 3	H: 1 LOB: 0 BB: 0 P: 3	R: 0 E: 0 K: 0 S: 4	H: 2 LOB: 1 BB: 0 P: 4	R: 0 E: 0 K: 1 S: 5	H: 0 LOB: 0 BB: 0 P: 5	1B: 10 2B: 1 3B: 0 HR: 1	SF: 0 SAC: 2 DP: 2 HBP: 0	WP: 0 PB: 0 CS: 0	PA: 38
PITCHER	IP WLS BF H R ER SO BB IBB HBP BLK WP HR S P ERA WHIP											PITCHER	IP WLS BF H R ER SO BB IBB HBP BLK WP HR S P ERA WHIP									
Billy Hoelt, L ERA: 3.7 (1, 1)	9.0 W 38 12 6 6 1 3 0 0 0 0 0 1 37 49 6.00 1.667																					

Batter	1	2	3	4	5	6	7	8	9	AB	R	H	RBI	BB	SO	LOB	TOP		
Johnny Pesky, L OBP: 0.471, SLG: 0.429	F5		1B		F7	1B			2B	4	2	2	0	1	0	0	Detroit Tigers @ Chicago White Sox Comiskey Park, Chicago, IL Sun May 10 1953, 4:38 AM EDT Att: 20,770 - Unknown		
Harvey Kuenn, R OBP: 0.356, SLG: 0.369	4-3		1B		6-3		K2-3		2B	5	0	2	2	0	1	0			
Russ Sullivan, L OBP: 0.395, SLG: 0.418	F9		1B		1B		F6		F7	5	1	2	1	0	0	2			
Bob Nieman, R OBP: 0.358, SLG: 0.525 Steve Souchock, R OBP: 0.316, SLG: 0.587		E	F6		1B		L5		1-3	4	1	2	1	0	0	2			
Walt Dropo, R OBP: 0.309, SLG: 0.408	5-3		F1		E7				F2	4	0	1	0	0	0	3			
Don Lund, R OBP: 0.375, SLG: 0.432	F5		FC6-4		L8				5-3	4	0	0	0	0	0	5			
Joe Ginsberg, L	1B				F8		L3		G3	3	0	0	0	1	0	0			
Fred Hatfield, L OBP: 0.373, SLG: 0.310					4-3				4-3	3	0	1	1	1	0	0			
Bill Wight, L Dick Marlowe, R Frank Cashen, L Milt Jordan, R Pat Mullin, L Paul Foytack, R Jim Delsing, L Billy Hitchcock, R	1-3				K		FC3-6		BB	1	0	0	0	0	0	2			
Inning Stats	R: 0 E: 0 K: 0 S: 3	H: 0 LOB: 0 BB: 0 P: 3	R: 1 E: 1 K: 0 S: 5	H: 2 LOB: 2 BB: 1 P: 9	R: 1 E: 0 K: 0 S: 6	H: 3 LOB: 2 BB: 0 P: 6	R: 0 E: 0 K: 1 S: 5	H: 0 LOB: 0 BB: 0 P: 5	R: 1 E: 1 K: 0 S: 6	H: 3 LOB: 2 BB: 0 P: 6	R: 0 E: 0 K: 1 S: 5	H: 0 LOB: 0 BB: 0 P: 5	R: 0 E: 0 K: 0 S: 3	H: 0 LOB: 0 BB: 0 P: 3	R: 2 E: 0 K: 0 S: 5	H: 2 LOB: 2 BB: 1 P: 9		1B: 8 2B: 3 3B: 0 HR: 0	SF: 0 SAC: 0 DP: 0 HBP: 0
PITCHER Saul Rogovin, R ERA: 5.4	IP: 9.0 WLS: W BF: 40 H: 11 R: 5 ER: 4 SO: 2 BB: 3 IBB: 0 HBP: 0 BLK: 0 WP: 0 HR: 0 S: 41 P: 53 ERA: 4.00 WHIP: 1.556																		

Batter	1	2	3	4	5	6	7	8	9	AB	R	H	RBI	BB	SO	LOB	BOTTOM	
Nellie Fox, L OBP: 0.364, SLG: 0.442	F8	SH		F7		1B				3	2	2	0	0	0	0	Detroit Tigers @ Chicago White Sox Comiskey Park, Chicago, IL Sun May 10 1953, 4:38 AM EDT Att: 20,770 - Unknown	
Ferns Fain, L OBP: 0.389, SLG: 0.391	4-3	BB		E3		F8				3	2	0	0	1	0	2		
Vern Stephens, R Rocky Krenrich, R	F8	2B				F7				3	1	1	2	1	0	1		
Sam Mele, R OBP: 0.398, SLG: 0.429	1B	1B		F8					F9	4	2	2	3	0	0	1		
Jim Rivera, L OBP: 0.347, SLG: 0.330	1B	4-3		B1-3					5-3	4	1	1	0	0	0	3		
Minnie Minoso, R OBP: 0.390, SLG: 0.375	WP	CS			F9				K	4	1	2	3	0	1	0		
Chico Carrasquel, R OBP: 0.272, SLG: 0.256	L6	CS		1-3		4-3			F9	4	0	0	0	0	0	0		
Red Wilson, R OBP: 0.308, SLG: 0.280				K		F8			F9	4	0	1	0	0	1	0		
Saul Rogovin, R OBP: 0.182, SLG: 0.100		BB		K		K			2-3	4	1	1	0	0	2	1		
Inning Stats	R: 4 E: 0 K: 0 S: 7	H: 4 LOB: 0 BB: 0 P: 7	R: 5 E: 1 K: 1 S: 8	H: 3 LOB: 2 BB: 2 P: 16	R: 0 E: 0 K: 1 S: 5	H: 1 LOB: 1 BB: 0 P: 5	R: 1 E: 1 K: 0 S: 5	H: 1 LOB: 1 BB: 0 P: 5	R: 0 E: 0 K: 1 S: 6	H: 1 LOB: 1 BB: 0 P: 6	R: 0 E: 0 K: 1 S: 5	H: 0 LOB: 0 BB: 0 P: 5	R: 0 E: 0 K: 0 S: 3	H: 0 LOB: 0 BB: 0 P: 3	R: 0 E: 0 K: 0 S: 3	1B: 8 2B: 3 3B: 0 HR: 0		SF: 0 SAC: 1 DP: 1 HBP: 0
PITCHER Bill Wight, L Dick Marlowe, R Milt Jordan, R Paul Foytack, R	IP: 11.0 WLS: L BF: 11 H: 7 R: 3 ER: 2 SO: 1 BB: 1 IBB: 0 HBP: 0 BLK: 0 WP: 0 HR: 0 S: 12 P: 16 ERA: 47.25 WHIP: 4.500																	


Batter	1	2	3	4	5	6	7	8	9	AB	R	H	RBI	BB	SO	LOB	TOP
Nellie Fox, L OBP: 0.366, SLG: 0.440 (1,4)	F8		4-3		F7		BB 1B		CS 1B	5	0	2	0	0	0	2	Chicago White Sox @ Cleveland Indians Cleveland Municipal Stadium, Cleveland, OH Mon May 11 1953, 3:33 AM EDT Att: 13,701 - Unknown livebaseballscorecards.com
Ferns Fain, L OBP: 0.381, SLG: 0.375 (1,3)	L4			G3		F7	BB BB BB BB BB BB	BB BB	4-3	4	0	0	0	1	0	1	
Vern Stephens, R OBP: 0.286, SLG: 0.328 (1,5)	F7			F6		F9		BB BB	3-1	5	0	0	0	0	0	3	
Sam Mele, R OBP: 0.391, SLG: 0.411 (1,9)		F8		1-3		BB BB			K	3	0	0	0	1	1	0	
Jim Rivera, L OBP: 0.362, SLG: 0.348 (1,8)		BB 1B			SH1-4 S 6-3	BB BB			1-3	4	1	3	0	0	0	0	
Minnie Minoso, R OBP: 0.404, SLG: 0.378 (1,7)		BB BB BB BB BB BB	G6-4-3 BB		BB BB BB BB BB BB	6-3 SH1-4 BB	1-3		BB 2B 1B	2	1	1	0	2	0	2	
Sherm Lollar, R OBP: 0.470, SLG: 0.593 (1,2)		G6-4-3 1-2			SH1-4		BB BB BB BB BB BB	FC2-6 BB	2B 1-3 1B	2	0	1	0	1	0	2	
Chico Carrasquel, R OBP: 0.281, SLG: 0.270 (1,6)			6-3		6-3			FC2-6 FC6-4	BB 1-3 2B	3	0	1	1	1	0	1	
Billy Pierce, L OBP: 0.167, SLG: 0.063 (1,1)			6-3		6-3		BB BB BB BB BB BB	FC6-4 BB 1B	1-3	4	0	0	1	0	0	5	
Inning Stats	R: 0 E: 0 K: 0 S: 3	H: 0 LOB: 0 BB: 0 P: 3	R: 0 E: 0 K: 0 S: 3	H: 1 LOB: 1 BB: 1 P: 7	R: 0 E: 0 K: 0 S: 3	H: 0 LOB: 0 BB: 0 P: 3	R: 0 E: 0 K: 0 S: 3	H: 0 LOB: 0 BB: 0 P: 3	R: 1 E: 0 K: 1 S: 4	H: 3 LOB: 2 BB: 0 P: 8	R: 0 E: 0 K: 0 S: 3	H: 1 LOB: 0 BB: 0 P: 3	1B: 7 2B: 1 3B: 0 HR: 0	SF: 0 SAC: 1 DP: 1 HBP: 0	WP: 0 PB: 0 SB: 1 CS: 1	PA: 39	
PITCHER Bob Lemon, R ERA: 3.8 (1,1)	IP: 9.0 WLS: L BF: 39 H: 8 R: 2 ER: 2 SO: 1 BB: 5 IBB: 1 HBP: 0 BLK: 0 WP: 0 HR: 0 S: 35 P: 59 ERA: 2.00 WHIP: 1.444																

Batter	1	2	3	4	5	6	7	8	9	AB	R	H	RBI	BB	SO	LOB	BOTTOM	
Bobby Avila, R OBP: 0.422, SLG: 0.411 (1,4)	F9				G2-6-3 1B		HR			3	1	2	1	1	0	0	Chicago White Sox @ Cleveland Indians Cleveland Municipal Stadium, Cleveland, OH Mon May 11 1953, 3:33 AM EDT Att: 13,701 - Unknown livebaseballscorecards.com	
Bill Glynn, L OBP: 0.343, SLG: 0.185 (1,3)	F8 1B	4-3			G2-6-3 1-2		K			4	0	1	0	0	1	4		
Dale Mitchell, L OBP: 0.306, SLG: 0.382 (1,7)	1-2 1B		F8		K			4-3		4	0	1	0	0	1	0		
Hank Majeski, R OBP: 0.200, SLG: 0.200 (1,5)	F8 2-3		7-4-3 1B		5-3			K		4	0	1	0	0	1	2		
Larry Doby, L OBP: 0.300, SLG: 0.403 (1,8)	G3		7-4-3 1-2		K			F6		4	0	0	0	0	1	3		
Bob Kennedy, R OBP: 0.406, SLG: 0.500 (1,9)		FC1-5 1B		4-3		BB		F6		3	0	1	0	1	0	0		
George Strickland, R OBP: 0.500, SLG: 0.400 (9, PH) Ray Boone, R OBP: 0.403, SLG: 0.515		SH1-3 FC1-5 1B		BB BB BB BB BB BB	BB		F5		2	0	1	0	1	0	1			
Jim Hegan, R OBP: 0.292, SLG: 0.378 (9, PH) Al Rosen, R OBP: 0.464, SLG: 0.643		FC1-5 SH1-3			F3			F9		3	0	0	0	0	0	3		
Bob Lemon, L OBP: 0.286, SLG: 0.571 (1,1)		SH1-3 1-2 2-3			F3			F7		2	0	0	0	0	0	1		
Inning Stats	R: 0 E: 0 K: 0 S: 5	H: 2 LOB: 2 BB: 0 P: 5	R: 0 E: 0 K: 0 S: 3	H: 2 LOB: 3 BB: 1 P: 9	R: 0 E: 0 K: 0 S: 3	H: 1 LOB: 0 BB: 1 P: 7	R: 0 E: 0 K: 1 S: 5	H: 0 LOB: 0 BB: 1 P: 9	R: 1 E: 0 K: 1 S: 6	H: 1 LOB: 0 BB: 0 P: 6	R: 0 E: 0 K: 1 S: 5	H: 0 LOB: 0 BB: 0 P: 5	R: 0 E: 0 K: 1 S: 5	H: 0 LOB: 0 BB: 0 P: 5	1B: 6 2B: 1 3B: 0 HR: 1	SF: 0 SAC: 1 DP: 2 HBP: 0	WP: 0 PB: 0 SB: 0 CS: 0	PA: 35
PITCHER Billy Pierce, L ERA: 2.96 (1,1)	IP: 9.0 WLS: W BF: 35 H: 7 R: 1 ER: 1 SO: 5 BB: 2 IBB: 1 HBP: 0 BLK: 0 WP: 0 HR: 1 S: 42 P: 54 ERA: 1.00 WHIP: 1.000																	

Batter	1	2	3	4	5	6	7	8	9	AB	R	H	RBI	BB	SO	LOB	TOP			
Allie Clark, R OBP: 0.222, SLG: 0.359 (1, 3)										4	0	0	0	0	1	4				
Nelle Fox, L OBP: 0.361, SLG: 0.417 (1, 4)										3	0	0	0	1	0	1				
Vern Stephens, R OBP: 0.260, SLG: 0.309 (1, 5)										4	0	0	0	0	2	1				
Sam Mele, R OBP: 0.375, SLG: 0.383 (1, 9)										4	0	0	0	0	1	1				
Sherm Lollar, R OBP: 0.446, SLG: 0.548 (1, 2)										4	0	1	0	0	0	0				
Minnie Minoso, R OBP: 0.424, SLG: 0.379 (1, 7)										3	0	1	0	1	1	2				
Jim Rivera, L OBP: 0.375, SLG: 0.364 (1, 8)										3	0	1	0	0	0	1				
Chico Carrasquel, R OBP: 0.294, SLG: 0.316 (1, 6)										3	0	1	0	0	0	2				
Joe Dobson, R OBP: 0.147, SLG: 0.214 (5, 1)										1	0	0	0	0	1	0				
Earl Harrist, R OBP: 0.333, SLG: 0.287 (5, 1)										0	0	0	0	0	0	0				
Tom Wright, L OBP: 0.333, SLG: 0.300 (5, 1)										1	0	0	0	0	0	1				
Sandy Consuegra, R OBP: 0.361, SLG: 0.417 (5, 1)										0	0	0	0	0	0	0				
Ferris Fain, L OBP: 0.297, SLG: 0.392 (5, 1)										0	0	0	0	1	0	0				
Bob Boyd, L OBP: 0.300, SLG: 0.290 (5, 1)										0	0	0	0	0	0	0				
Lou Kretlow, R OBP: 0.290, SLG: 0.290 (5, 1)										0	0	0	0	0	0	0				
Inning Stats	R: 0 E: 0 K: 1 S: 5	H: 0 LOB: 0 BB: 0 P: 5	R: 0 E: 0 K: 1 S: 5	H: 0 LOB: 0 BB: 0 P: 5	R: 0 E: 0 K: 1 S: 5	H: 0 LOB: 0 BB: 0 P: 5	R: 0 E: 0 K: 0 S: 4	H: 1 LOB: 1 BB: 0 P: 4	R: 0 E: 0 K: 0 S: 4	H: 1 LOB: 1 BB: 0 P: 4	R: 0 E: 0 K: 0 S: 3	H: 0 LOB: 0 BB: 0 P: 3	R: 0 E: 0 K: 0 S: 3	H: 1 LOB: 3 BB: 2 P: 11	R: 0 E: 0 K: 2 S: 8	H: 1 LOB: 2 BB: 1 P: 12	1B: 4 2B: 0 3B: 0 HR: 0	SF: 0 SAC: 0 DP: 1 HBP: 0	WP: 0 PB: 0 SB: 0 CS: 0	PA: 33
PITCHER Mary Grissom, R ERA: 2.08 (1, 1)	IP: 9.0 WLS: W BF: 33 H: 4 R: 0 ER: 0 SO: 6 BB: 3 IBB: 0 HBP: 0 BLK: 0 WP: 0 HR: 0 S: 42 P: 54 ERA: 0.00 WHIP: 0.778																			

Chicago White Sox @ Boston Red Sox
Fenway Park, Boston, MA
Wed May 13, 1953, 3:33 AM EDT
Att: 3,698 - Unknown


AB	30
R	0
H	4
RBI	0
BB	3
SO	6
LOB	13



Batter	1	2	3	4	5	6	7	8	9	AB	R	H	RBI	BB	SO	LOB	BOTTOM			
Jim Piersall, R OBP: 0.333, SLG: 0.287 (1, 9)										4	0	2	0	0	0	2				
Gene Stephens, L OBP: 0.316, SLG: 0.206 (1, 7)										2	1	0	0	2	1	1				
George Kell, R OBP: 0.440, SLG: 0.583 (1, 5)										4	1	1	1	0	1	4				
Dick Gemert, R OBP: 0.392, SLG: 0.518 (1, 3)										2	0	0	0	2	1	0				
Sammy White, R OBP: 0.292, SLG: 0.436 (1, 2)										4	0	2	1	0	0	2				
Ted Lepcio, R OBP: 0.368, SLG: 0.625 (1, 4)										3	0	0	0	1	1	5				
Tom Umphlett, R OBP: 0.319, SLG: 0.356 (1, 8)										3	0	0	0	1	0	1				
Milt Bolling, R OBP: 0.307, SLG: 0.381 (1, 6)										3	1	1	1	1	0	2				
Mary Grissom, R (1, 1)										2	0	0	0	0	0	0				
Inning Stats	R: 1 E: 0 K: 2 S: 9	H: 2 LOB: 2 BB: 1 P: 13	R: 0 E: 1 K: 1 S: 6	H: 0 LOB: 3 BB: 2 P: 14	R: 0 E: 0 K: 1 S: 6	H: 1 LOB: 1 BB: 0 P: 6	R: 0 E: 0 K: 0 S: 3	H: 1 LOB: 0 BB: 0 P: 3	R: 1 E: 0 K: 0 S: 3	H: 1 LOB: 1 BB: 2 P: 11	R: 1 E: 0 K: 0 S: 4	H: 1 LOB: 0 BB: 0 P: 4	R: 0 E: 0 K: 0 S: 3	H: 0 LOB: 0 BB: 0 P: 3	R: 0 E: 0 K: 0 S: 2	H: 0 LOB: 1 BB: 2 P: 10	1B: 4 2B: 2 3B: 0 HR: 1	SF: 0 SAC: 1 DP: 2 HBP: 0	WP: 0 PB: 0 SB: 0 CS: 1	PA: 36
PITCHER Joe Dobson, R ERA: 2.76 (5, 1)	IP: 4.0 WLS: L BF: 22 H: 5 R: 2 ER: 2 SO: 4 BB: 5 IBB: 0 HBP: 0 BLK: 0 WP: 0 HR: 0 S: 25 P: 45 ERA: 4.50 WHIP: 2.500																			
Earl Harrist, R ERA: 7.5 (5, 1)	1.0 2 0 0 0 0 0 0 0 0 0 0 2 2 0.00 0.000																			
Sandy Consuegra, R ERA: 9.0 (5, 1)	2.0 7 1 1 1 0 0 0 0 0 0 1 7 7 4.50 0.500																			
Lou Kretlow, R ERA: 2.31 (5, 1)	1.0 4 0 0 0 0 2 0 0 0 0 0 2 10 0.00 2.000																			

Chicago White Sox @ Boston Red Sox
Fenway Park, Boston, MA
Wed May 13, 1953, 3:33 AM EDT
Att: 3,698 - Unknown

AB	27
R	3
H	6
RBI	3
BB	7
SO	4
LOB	17



Batter	1	2	3	4	5	6	7	8	9	AB	R	H	RBI	BB	SO	LOB	TOP														
Nelle Fox, L OBP: 0.359, SLG: 0.421 (1, 4)										6	0	2	2	0	0	5	Chicago White Sox @ New York Yankees Yankee Stadium, Bronx, NY Thu May 14 1953, 3:33 AM EDT Att: 8,516 - Unknown														
Ferns Fain, L OBP: 0.397, SLG: 0.386 (1, 3)										4	1	1	0	2	0	2															
Minnie Minoso, R OBP: 0.423, SLG: 0.374 (1, 7)										4	0	1	0	0	0	5															
Tom Wright, L OBP: 0.357, SLG: 0.217 Rocky Krsnich, R OBP: 0.275, SLG: 0.306 (7, 5)										3	1	1	0	1	0	1															
Jim Rivera, L OBP: 0.359, SLG: 0.346 (1, 8)										5	0	0	0	0	0	6															
Vern Stephens, R OBP: 0.280, SLG: 0.306 Harry Dorish, R OBP: 0.167, SLG: 0.167 (7, 1)										4	1	1	1	0	0	0															
Sherm Lollar, R OBP: 0.468, SLG: 0.606 Red Wilson, R OBP: 0.357, SLG: 0.280 (9, PR)										4	2	3	3	1	0	0															
Chico Carrasquel, R OBP: 0.318, SLG: 0.343 (1, 6)										4	1	3	0	1	0	1															
Tommy Byrne, L BP: 0.222, SLG: 0.125 Mike Fornieles, R OBP: 0.147, SLG: 0.286 Bud Steeby, R OBP: 0.200, SLG: 1.000 Earl Harist, R OBP: 0.300, SLG: 0.390 (7, 9)										1	0	0	0	0	0	2															
Inning Stats	R: 0 E: 0 K: 0 S: 4	H: 1 LOB: 2 BB: 1 P: 8	R: 1 E: 0 K: 0 S: 5	H: 2 LOB: 3 BB: 2 P: 13	R: 0 E: 0 K: 0 S: 3	H: 0 LOB: 0 BB: 0 P: 3	R: 0 E: 0 K: 0 S: 3	H: 0 LOB: 1 BB: 1 P: 7	R: 0 E: 0 K: 0 S: 4	H: 1 LOB: 2 BB: 1 P: 8	R: 4 E: 0 K: 0 S: 7	H: 4 LOB: 2 BB: 2 P: 15	R: 0 E: 0 K: 0 S: 3	H: 0 LOB: 1 BB: 0 P: 4	R: 2 E: 0 K: 0 S: 6	H: 4 LOB: 2 BB: 0 P: 6		1B: 10 2B: 2 3B: 0 HR: 1	SF: 0 SAC: 0 DP: 1 HBP: 1	WP: 0 PB: 0 SB: 1 CS: 0	PA: 47										
PITCHER	IP WLS BF H R ER SO BB IBB HBP BLK WP HR S P ERA WHIP																														
Johnny Sain, R ERA: 3.45 Bob Kuzava, L ERA: Tom Gorman, R ERA: 7.71 Bill Miller, L ERA: 4.91	(1, 1) (7, 1) (8, 1) (9, 1)	6.2 0.1 1.1 0.2	35 2 8 2	9 0 3 1	5 0 2 0	5 0 2 0	0 0 0 0	6 0 0 0	0 1 0 0	0 0 1 0	0 0 0 0	0 0 1 2	1 5 8 2	6.75 0.00 13.50 0.00	2.250 0.000 2.250 1.500																

Batter	1	2	3	4	5	6	7	8	9	AB	R	H	RBI	BB	SO	LOB	BOTTOM														
Phil Rizzuto, R OBP: 0.352, SLG: 0.295 (1, 6)										3	0	1	0	2	0	2	Chicago White Sox @ New York Yankees Yankee Stadium, Bronx, NY Thu May 14 1953, 3:33 AM EDT Att: 8,516 - Unknown														
Irv Noren, L OBP: 0.464, SLG: 0.682 (1, 7)										3	1	0	1	2	0	1															
Don Bollweg, L OBP: 0.485, SLG: 0.778 (1, 3)										3	2	1	1	2	1	4															
Mickey Mantle, S OBP: 0.432, SLG: 0.563 (1, 8)										5	0	2	1	0	0	4															
Hank Bauer, R OBP: 0.396, SLG: 0.443 (1, 9)										3	0	1	1	2	0	0															
Gil McDougald, R OBP: 0.328, SLG: 0.317 (1, 5)										5	0	0	0	0	2	6															
Billy Martin, R OBP: 0.282, SLG: 0.284 Johnny Mize, L OBP: 0.325, SLG: 0.324 Andy Carey, R OBP: 0.286, SLG: 0.571 (1, 4)										4	2	2	0	0	0	2															
Charles Silveira, R OBP: 0.294, SLG: 0.200 Joe Collins, L OBP: 0.349, SLG: 0.351 Ralph Houk, R OBP: 0.393, SLG: 0.455 (1, 2)										2	0	2	0	1	0	0															
Gene Woodling, L OBP: 0.393, SLG: 0.455 (9, PH)										1	0	0	0	0	0	1															
Johnny Sain, R OBP: 0.176, SLG: 0.176 Bob Kuzava, S OBP: 0.333, SLG: 0.611 Tom Gorman, R OBP: 0.286, SLG: 0.571 Bill Miller, L OBP: 0.328, SLG: 0.317 (7, 1)										2	0	1	1	0	0	1															
Inning Stats	R: 1 E: 0 K: 1 S: 6	H: 2 LOB: 2 BB: 2 P: 14	R: 1 E: 0 K: 1 S: 6	H: 1 LOB: 3 BB: 3 P: 18	R: 1 E: 0 K: 0 S: 5	H: 3 LOB: 2 BB: 0 P: 6	R: 1 E: 0 K: 0 S: 5	H: 2 LOB: 2 BB: 1 P: 9	R: 0 E: 0 K: 0 S: 2	H: 0 LOB: 1 BB: 2 P: 10	R: 0 E: 0 K: 0 S: 3	H: 0 LOB: 0 BB: 0 P: 3	R: 1 E: 0 K: 0 S: 4	H: 1 LOB: 0 BB: 0 P: 4	R: 0 E: 0 K: 1 S: 6	H: 1 LOB: 1 BB: 0 P: 6	1B: 9 2B: 1 3B: 0 HR: 1	SF: 0 SAC: 1 DP: 0 HBP: 0	WP: 0 PB: 0 SB: 0 CS: 1	PA: 44											
PITCHER	IP WLS BF H R ER SO BB IBB HBP BLK WP HR S P ERA WHIP																														
Tommy Byrne, L ERA: 13.03 Mike Fornieles, R ERA: 3.72 Earl Harist, R ERA: 6.43 Harry Dorish, R ERA: 3.96	(1, 1) (2, 1) (6, 1) (7, 1)	1.0 4.0 1.0 3.0	8 21 4 11	3 6 0 2	2 2 0 1	2 2 0 1	1 1 0 1	3 4 2 0	0 0 0 0	0 0 0 0	0 0 0 0	0 0 2 1	7 19 10 13	18.00 4.50 0.00 3.00	6.000 2.500 2.000 0.667																



Batter	1	2	3	4	5	6	7	8	9	AB	R	H	RBI	BB	SO	LOB	TOP			
Nellie Fox, L OBP: 0.356, SLG: 0.415 (1, 4)	5-3			4-3			SH1-4 1B		3-1	4	0	1	0	0	0	1				
Ferns Fain, L OBP: 0.395, SLG: 0.379 (1, 3)	F9			F4			SH1-4 1-2		FC6-4 BB	2	0	0	0	1	0	0				
Minnie Minoso, R OBP: 0.409, SLG: 0.359 (1, 7)	6-3			K			K		FC6-4 BB 1B HR	4	1	0	0	0	2	3				
Tom Wright, L OBP: 0.375, SLG: 0.231 Harry Dorish, R OBP: 0.167, SLG: 0.167 (9, 1)			K		F8		BB		BB HR 1B	3	1	1	1	1	1	0				
Jim Rivera, L OBP: 0.364, SLG: 0.346 (1, 8)		K			G6-4-3 1B		F7		HR BB	3	1	1	0	1	1	2				
Vern Stephens, R OBP: 0.290, SLG: 0.293 Tommy Byrne, L OBP: 0.300, SLG: 0.556 Rocky Krsnich, R OBP: 0.275, SLG: 0.306 (9, 5)		F4			G6-4-3 1-2				E5 FC6-4	3	0	0	0	0	0	1				
Sherm Lollar, R OBP: 0.458, SLG: 0.580 (1, 2)				5-3			F7		FC6-4 BB	3	0	0	0	1	0	1				
Chico Carrasquel, R OBP: 0.306, SLG: 0.330 (1, 6)				F9			1-3		G5-4-3 K	4	0	0	0	0	1	2				
Billy Pierce, L OBP: 0.150, SLG: 0.056 Luis Aloma, R (8, 1)				4-3			K		FC6-4 3-1 1B	2	0	0	0	0	1	0				
Bud Sheely, L OBP: 1.000, SLG: 1.000 Fred Marsh, R OBP: 0.300, SLG: 0.300 Sam Mele, R OBP: 0.388, SLG: 0.390 (9, 9)										0	0	0	0	0	0	0				
Inning Stats	R: 0 E: 0 K: 0 S: 3	H: 0 LOB: 0 BB: 0 P: 3	R: 0 E: 0 K: 2 S: 7	H: 0 LOB: 0 BB: 0 P: 7	R: 0 E: 0 K: 0 S: 3	H: 0 LOB: 0 BB: 0 P: 3	R: 0 E: 0 K: 1 S: 5	H: 0 LOB: 0 BB: 0 P: 5	R: 0 E: 0 K: 0 S: 3	H: 1 LOB: 0 BB: 0 P: 3	R: 0 E: 0 K: 1 S: 6	H: 0 LOB: 0 BB: 1 P: 10	R: 0 E: 1 K: 0 S: 3	H: 0 LOB: 0 BB: 0 P: 3	R: 5 E: 0 K: 1 S: 8	H: 3 LOB: 1 BB: 3 P: 20	1B: 4 2B: 0 3B: 0 HR: 1	SF: 0 SAC: 1 DP: 2 HBP: 0	WP: 0 PB: 0 SB: 0 CS: 0	PA: 35
PITCHER	IP WLS BF H R ER SO BB IBB HBP BLK WP HR S P ERA WHIP	8.2 L 32 4 4 4 5 3 0 0 0 0 0 0 39 51 4.15 0.808	0.0 2 1 1 1 0 1 0 0 0 0 1 1 5 ∞ ∞	0.1 1 0 0 0 1 0 0 0 0 0 0 0 3 3 0.00 0.000																

Chicago White Sox @ New York Yankees
 Yankee Stadium, Bronx, NY
 Sat May 16 1953, 3:33 AM EDT
 Att: 22,966 - Unknown

AB	30
R	5
H	5
RBI	5
BB	4
SO	6
LOB	10



Batter	1	2	3	4	5	6	7	8	9	AB	R	H	RBI	BB	SO	LOB	BOTTOM					
Phil Rizzuto, R OBP: 0.351, SLG: 0.289 Joe Collins, L OBP: 0.341, SLG: 0.342 (9, PH)	F7		4-0 BB			K	SH1-3		K	2	0	0	0	1	1	0						
Don Bollweg, L OBP: 0.441, SLG: 0.688 (1, 3)	G3		F9				K		F8	5	0	1	0	0	1	5						
Hank Bauer, R OBP: 0.385, SLG: 0.422 (1, 9)	5-3			6-3		L7		1B F9 BB	L4	4	1	0	0	1	0	2						
Mickey Mantle, S OBP: 0.426, SLG: 0.550 (1, 8)		K		K		F9		1B 1B		4	0	1	0	0	2	1						
Gil McDougald, R OBP: 0.324, SLG: 0.313 (1, 5)				K			F8		F9	4	0	1	1	0	1	1						
Bill Renne, R OBP: 0.333, SLG: 0.571 Irv Noren, L OBP: 0.483, SLG: 0.682 (9, 7)					K			1B 1B		3	1	1	0	0	2	1						
Billy Martin, R OBP: 0.281, SLG: 0.283 (1, 4)					L9			1B 1B	F2	4	1	1	0	0	1	3						
Charles Silvera, R OBP: 0.368, SLG: 0.294 Johnny Mize, L OBP: 0.341, SLG: 0.343 Whitey Ford, L OBP: 0.267, SLG: 0.154 Ralph Houk, R (8, 2)								1B 1B	F9	2	0	2	0	0	0	0						
Vic Raschi, R OBP: 0.231, SLG: 0.091 Ewell Blackwell, R Bob Kuzava, S Gene Woodling, L OBP: 0.400, SLG: 0.462 Andy Carey, R OBP: 0.266, SLG: 0.571 (9, FR)					FC3-6 BB		4-3			3	0	1	1	0	0	2						
Inning Stats	R: 0 E: 0 K: 0 S: 3	H: 0 LOB: 0 BB: 0 P: 3	R: 0 E: 0 K: 3 S: 10	H: 1 LOB: 1 BB: 0 P: 10	R: 0 E: 0 K: 0 S: 3	H: 1 LOB: 1 BB: 1 P: 7	R: 0 E: 0 K: 2 S: 7	H: 0 LOB: 0 BB: 0 P: 7	R: 0 E: 0 K: 1 S: 6	H: 1 LOB: 1 BB: 0 P: 6	R: 0 E: 0 K: 1 S: 6	H: 1 LOB: 3 BB: 0 P: 6	R: 2 E: 0 K: 1 S: 9	H: 4 LOB: 3 BB: 0 P: 9	R: 1 E: 0 K: 0 S: 4	H: 1 LOB: 2 BB: 2 P: 12	R: 0 E: 0 K: 1 S: 6	H: 1 LOB: 1 BB: 0 P: 6	1B: 10 2B: 0 3B: 0 HR: 0	SF: 0 SAC: 1 DP: 0 HBP: 0	WP: 0 PB: 0 SB: 0 CS: 0	PA: 39
PITCHER	IP WLS BF H R ER SO BB IBB HBP BLK WP HR S P ERA WHIP	7.0 31 9 3 3 8 2 0 0 0 0 0 0 45 53 3.86 1.571	1.0 W 4 0 0 0 0 0 1 0 0 0 0 0 3 7 0.00 0.000	1.0 S 4 1 0 0 1 0 0 0 0 0 0 0 6 6 0.00 1.000																		

Chicago White Sox @ New York Yankees
 Yankee Stadium, Bronx, NY
 Sat May 16 1953, 3:33 AM EDT
 Att: 22,966 - Unknown

AB	35
R	3
H	10
RBI	3
BB	3
SO	9
LOB	18



Batter	1	2	3	4	5	6	7	8	9	AB	R	H	RBI	BB	SO	LOB	TOP			
Nellie Fox, L OBP: 0.338, SLG: 0.391 (1, 4)	4-3		F8		F7			1-3	F9	5	0	0	0	0	0	1	Chicago White Sox @ Washington Senators Griffith Stadium, Washington, DC Mon May 18, 1953, 3:33 AM EDT Att: 7,747 - Unknown livebaseballscorecards.com			
Ferns Fain, L OBP: 0.391, SLG: 0.369 (1, 3)	6-3		4-3			G3		BB 1B BB		3	0	0	0	1	0	0				
Minnie Minoso, R OBP: 0.397, SLG: 0.348 (1, 7)	1B		P4			P4		BB		4	0	2	0	0	0	0				
Sam Mele, R OBP: 0.383, SLG: 0.418 (1, 9)	1B			F7		1B		P5		4	0	2	0	0	0	2				
Jim Rivera, L OBP: 0.364, SLG: 0.336 (1, 8)	K			K		K		1-2 BB		3	0	0	0	1	3	3				
Sherm Lollar, R OBP: 0.460, SLG: 0.563 (1, 2)		F5		FC6-4 BB			HBP	K		2	0	0	0	1	1	3				
Fred Marsh, R OBP: 0.333, SLG: 0.273 (7, PH)										1	0	0	0	1	0	1				
Tommy Byrne, L OBP: 0.273, SLG: 0.500 (7, PH)										1	0	0	0	0	1	1				
Rocky Krsnich, R OBP: 0.275, SLG: 0.306 (9, PH)										0	0	0	0	0	0	0				
Bud Sheely, L OBP: 0.750, SLG: 0.667 (9, PH)										1	0	0	0	0	1	0				
Chico Carrasquel, R OBP: 0.314, SLG: 0.336 (1, 6)		F7				B5-3		K		4	0	1	0	0	1	2				
Joe Dobson, R OBP: 0.125, SLG: 0.188 (1, 1)										2	0	0	0	0	2	1				
Tom Wright, L OBP: 0.364, SLG: 0.222 (7, PH)										1	0	0	0	0	0	1				
Luis Aloma, R OBP: 0.143, SLG: 0.143 (9, PH)								F8	P6	0	0	0	0	0	0	0				
Gene Bearden, L OBP: 0.143, SLG: 0.143 (9, PH)										1	0	0	0	0	0	1				
Inning Stats	R: 0 E: 0 K: 1 S: 7	H: 2 LOB: 2 BB: 0 P: 7	R: 0 E: 0 K: 1 S: 5	H: 0 LOB: 1 BB: 1 P: 9	R: 0 E: 0 K: 0 S: 3	H: 0 LOB: 0 BB: 0 P: 3	R: 0 E: 0 K: 1 S: 5	H: 0 LOB: 1 BB: 0 P: 9	R: 0 E: 0 K: 1 S: 6	H: 1 LOB: 0 BB: 0 P: 6	R: 0 E: 0 K: 2 S: 7	H: 0 LOB: 1 BB: 0 P: 8	R: 0 E: 0 K: 1 S: 6	H: 1 LOB: 3 BB: 2 P: 14	R: 0 E: 0 K: 1 S: 6	H: 1 LOB: 1 BB: 0 P: 6	1B: 5 2B: 0 3B: 0 HR: 0	SF: 0 SAC: 0 DP: 0 HBP: 1	WP: 0 PB: 0 SB: 0 CS: 0	PA: 37
PITCHER Connie Marrero, R ERA: 2.54 (1, 1)	IP: 9.0 WLS: W BF: 37 H: 5 R: 0 ER: 0 SO: 9 BB: 4 IBB: 0 HBP: 1 BLK: 0 WP: 0 HR: 0 S: 50 P: 67 ERA: 0.00 WHIP: 1.000															PITCHER	IP: 9.0 WLS: W BF: 37 H: 5 R: 0 ER: 0 SO: 9 BB: 4 IBB: 0 HBP: 1 BLK: 0 WP: 0 HR: 0 S: 50 P: 67 ERA: 0.00 WHIP: 1.000			

Batter	1	2	3	4	5	6	7	8	9	AB	R	H	RBI	BB	SO	LOB	BOTTOM	
Eddie Yost, R OBP: 0.374, SLG: 0.296 (1, 5)	E6		F9			6-3	E			4	0	1	0	0	0	0	Chicago White Sox @ Washington Senators Griffith Stadium, Washington, DC Mon May 18, 1953, 3:33 AM EDT Att: 7,747 - Unknown livebaseballscorecards.com	
Wayne Terwilliger, R OBP: 0.355, SLG: 0.355 (1, 4)	FC4-6		F9			2B	K			4	1	1	0	0	1	2		
Mickey Vernon, L OBP: 0.431, SLG: 0.451 (1, 3)	1B		4-3			1B	2B	IBB		3	1	2	0	1	0	0		
Clyde Vollmer, R OBP: 0.350, SLG: 0.356 (1, 7)	K			1-3		E	K			4	1	1	1	0	2	4		
Jackie Jensen, R OBP: 0.368, SLG: 0.474 (1, 9)	K		P3			E	F8			4	0	0	1	0	1	5		
Pete Runnels, L OBP: 0.388, SLG: 0.305 (1, 6)		G5-4-3		4-3		E1		SH3-4		4	0	2	1	0	0	1		
Jim Busby, R OBP: 0.336, SLG: 0.455 (1, 8)		G5-4-3			5-3	P5		SH3-4		3	0	0	0	0	0	3		
Mickey Grasso, R OBP: 0.280, SLG: 0.352 (1, 2)					4-3			F7		0	0	0	0	0	0	0		
Ed Fitz Gerald, R OBP: 0.182, SLG: 0.190 (1, 2)						FC6-4				3	0	1	0	1	0	1		
Connie Marrero, R OBP: 0.125, SLG: 0.067 (1, 1)			F9		P3	FC6-4		1-4-3		4	0	0	0	0	0	5		
Inning Stats	R: 0 E: 1 K: 2 S: 9	H: 1 LOB: 2 BB: 0 P: 9	R: 0 E: 0 K: 0 S: 4	H: 2 LOB: 1 BB: 0 P: 4	R: 0 E: 0 K: 0 S: 3	H: 0 LOB: 0 BB: 0 P: 3	R: 0 E: 0 K: 0 S: 3	H: 0 LOB: 0 BB: 0 P: 3	R: 3 E: 2 K: 0 S: 8	H: 3 LOB: 3 BB: 1 P: 12	R: 0 E: 1 K: 2 S: 8	H: 1 LOB: 2 BB: 1 P: 12	R: 0 E: 0 K: 0 S: 4	H: 1 LOB: 1 BB: 0 P: 4	1B: 6 2B: 2 3B: 0 HR: 0	SF: 0 SAC: 1 DP: 1 HBP: 0	WP: 0 PB: 0 SB: 0 CS: 0	PA: 36
PITCHER Joe Dobson, R ERA: 2.79 (1, 1)	IP: 6.0 WLS: L BF: 27 H: 6 R: 3 ER: 2 SO: 2 BB: 0 IBB: 0 HBP: 0 BLK: 0 WP: 0 HR: 0 S: 30 P: 34 ERA: 3.00 WHIP: 1.000															PITCHER	IP: 6.0 WLS: L BF: 27 H: 6 R: 3 ER: 2 SO: 2 BB: 0 IBB: 0 HBP: 0 BLK: 0 WP: 0 HR: 0 S: 30 P: 34 ERA: 3.00 WHIP: 1.000	
PITCHER Luis Aloma, R ERA: 3.97 (7, 1)	IP: 2.0 WLS: L BF: 9 H: 2 R: 0 ER: 0 SO: 2 BB: 0 IBB: 0 HBP: 0 BLK: 0 WP: 0 HR: 0 S: 12 P: 16 ERA: 0.00 WHIP: 1.000															PITCHER	IP: 2.0 WLS: L BF: 9 H: 2 R: 0 ER: 0 SO: 2 BB: 0 IBB: 0 HBP: 0 BLK: 0 WP: 0 HR: 0 S: 12 P: 16 ERA: 0.00 WHIP: 1.000	

Batter	1	2	3	4	5	6	7	8	9	AB	R	H	RBI	BB	SO	LOB	TOP			
Nellie Fox, L OBP: 0.329, SLG: 0.379 (1,4)	B5-3		F7	F2			4-3			4	0	0	0	0	0	1	Chicago White Sox @ Philadelphia Athletics Connie Mack Stadium, Philadelphia, PA Tue May 19 1953, 3:33 AM EDT Att: 5,291 - Unknown			
Ferns Fain, L OBP: 0.387, SLG: 0.360 (1,3)	4-3		FC6-4 BB			F9	G3			3	0	0	0	1	0					
Minnie Minoso, R OBP: 0.393, SLG: 0.339 (1,7)	BB S BB		FC6-4 WP S 1B 1-2			E6 CS WP	4-3			3	1	0	0	1	0	1				
Sam Mele, R OBP: 0.387, SLG: 0.409 (1,9)	BB BB		1B WP BB			K	F9			2	0	0	0	2	1	1				
Jim Rivera, L OBP: 0.368, SLG: 0.336 (1,8)	1-2 2-3 BB		1-3 2-H 1B			F5	F9			3	0	1	1	1	0	0				
Sherm Lollar, R OBP: 0.440, SLG: 0.533 (1,2)	F8		F7			E5		6-3		4	0	0	0	0	0	5				
Rocky Krsnich, R OBP: 0.273, SLG: 0.300 (1,5)			F7	SH2-3 1B		F3		F3		4	0	1	0	0	0	1				
Chico Carrasquel, R OBP: 0.308, SLG: 0.330 (1,6)			F9	SH2-3		F5		F9		2	0	0	0	0	0	1				
Tom Wright, L OBP: 0.353, SLG: 0.214 (9, PH)				1-2						1	0	0	0	0	0	0				
Mike Fomiesles, R OBP: 0.125, SLG: 0.250 (1,1)				1-3						1	0	0	0	0	0	0				
Tommy Byrne, L OBP: 0.250, SLG: 0.455 (4, PH)	4-3									1	0	0	0	0	0	1				
Harry Dorish, R OBP: 0.143, SLG: 0.143 (4,1)							K			1	0	0	0	0	1	0				
Inning Stats	R: 0 E: 0 K: 0 S: 3	H: 0 LOB: 3 BB: 3 P: 15	R: 0 E: 0 K: 0 S: 3	H: 0 LOB: 2 BB: 0 P: 3	R: 1 E: 0 K: 0 S: 4	H: 1 LOB: 2 BB: 2 P: 12	R: 0 E: 0 K: 0 S: 4	H: 1 LOB: 1 BB: 0 P: 4	R: 0 E: 1 K: 1 S: 5	H: 0 LOB: 1 BB: 0 P: 5	R: 0 E: 0 K: 0 S: 3	H: 0 LOB: 0 BB: 0 P: 3	R: 0 E: 0 K: 0 S: 3	H: 0 LOB: 0 BB: 0 P: 3	R: 0 E: 0 K: 0 S: 3	H: 0 LOB: 0 BB: 0 P: 3	1B: 2 2B: 1 3B: 0 HR: 0	SF: 0 SAC: 1 DP: 1 HBP: 0	WP: 2 PB: 0 SB: 2 CS: 1	PA: 35
PITCHER Harry Byrd, R ERA: 4.5 (1,1)	IP: 9.0 WLS: W BF: 35	H: 2 R: 1 ER: 1 SO: 2	BB: 5 IBB: 0 HBP: 0 BLK: 0	WP: 2 HR: 0 S: 34 P: 54	ERA: 1.00 WHIP: 0.778	PITCHER										ERA: 1.00 WHIP: 0.778				

AB	29
R	1
H	2
RBI	1
BB	5
SO	2
LOB	11



Batter	1	2	3	4	5	6	7	8	9	AB	R	H	RBI	BB	SO	LOB	BOTTOM			
Joe Demaestri, R OBP: 0.318, SLG: 0.400 (1,6)	HR	G3 1B		F9			4-3			4	1	2	1	0	0	1	Chicago White Sox @ Philadelphia Athletics Connie Mack Stadium, Philadelphia, PA Tue May 19 1953, 3:33 AM EDT Att: 5,291 - Unknown			
Loren Babe, L OBP: 0.327, SLG: 0.360 (1,5)	1B F8 4-3 1B	G3					F7			4	1	2	0	0	0	2				
Eddie Robinson, L OBP: 0.310, SLG: 0.319 (1,3)	4-3	3-1				F4		G4-6-3 1B		4	0	1	0	0	0	3				
Dave Philley, S OBP: 0.374, SLG: 0.454 (1,9)	1B BB		3-1			F8		G4-6-3 1-2		3	0	0	0	1	0	1				
Gus Zernial, R OBP: 0.395, SLG: 0.490 (1,7)	FC5-4 1-2 2-3 1B		FC3-6 1B			1-3		1B BB		3	0	2	0	1	0	0				
Pete Suder, R OBP: 0.388, SLG: 0.416 (1,4)	F8		FC3-6 1-2			6-3		1-2 1B		4	0	1	1	0	0	3				
Ed McGhee, R OBP: 0.258, SLG: 0.241 (1,8)	FC5-4 1-2		L8			K				3	0	0	0	0	1	3				
Ray Murray, R OBP: 0.286, SLG: 0.358 (1,2)		G3 1B 1B		SH1-4 1B 1B		F8				3	0	2	0	0	0	0				
Harry Byrd, R OBP: 0.125, SLG: 0.125 (1,1)				SH1-4				K		2	0	0	0	0	2	1				
Inning Stats	R: 2 E: 0 K: 0 S: 6	H: 3 LOB: 2 BB: 1 P: 10	R: 0 E: 0 K: 1 S: 7	H: 2 LOB: 2 BB: 0 P: 7	R: 0 E: 0 K: 0 S: 4	H: 1 LOB: 1 BB: 0 P: 4	R: 0 E: 0 K: 0 S: 4	H: 2 LOB: 2 BB: 0 P: 4	R: 0 E: 0 K: 1 S: 5	H: 0 LOB: 0 BB: 0 P: 5	R: 0 E: 0 K: 1 S: 5	H: 0 LOB: 0 BB: 0 P: 5	R: 0 E: 0 K: 0 S: 3	H: 2 LOB: 1 BB: 1 P: 7	R: 0 E: 0 K: 0 S: 3	H: 0 LOB: 0 BB: 0 P: 7		1B: 9 2B: 0 3B: 0 HR: 1	SF: 0 SAC: 1 DP: 1 HBP: 0	WP: 0 PB: 0 SB: 0 CS: 0
PITCHER Mike Fomiesles, R ERA: 3.94 (1,1)	IP: 3.0 WLS: L BF: 16	H: 6 R: 2 ER: 2 SO: 1	BB: 1 IBB: 0 HBP: 0 BLK: 0	WP: 1 HR: 1 S: 17 P: 21	ERA: 6.00 WHIP: 2.333	PITCHER										ERA: 6.00 WHIP: 2.333				
Harry Dorish, R ERA: 3.19 (4,1)	IP: 5.0 WLS: L BF: 17	H: 4 R: 0 ER: 0 SO: 2	BB: 1 IBB: 0 HBP: 0 BLK: 0	WP: 0 HR: 0 S: 20 P: 24	ERA: 0.00 WHIP: 1.000	PITCHER										ERA: 0.00 WHIP: 1.000				



Batter	1	2	3	4	5	6	7	8	9	AB	R	H	RBI	BB	SO	LOB	TOP			
Nellie Fox, L OBP: 0.320, SLG: 0.368 (1.4)	0-0 6-3		0-0 FC5-4		0-0 6-3			0-0 6-3		4	0	0	0	0	0	1	Chicago White Sox @ Philadelphia Athletics Connie Mack Stadium, Philadelphia, PA Wed May 20 1953, 3:33 AM EDT Att: 5,938 - Unknown			
Ferns Fain, L OBP: 0.383, SLG: 0.356 (1.3)	0-3 K		0-0 4-3		0-0 L6			0-0 1B		4	0	1	0	0	1	1				
Minnie Minoso, R OBP: 0.389, SLG: 0.345 (1.7)	0-0 6-3			0-0 1B 2B		0-0 6-3		0-0 F4		4	1	1	0	0	0	1				
Sam Mele, R OBP: 0.374, SLG: 0.392 (1.9)		0-0 5-3		0-0 F8		0-0 5-3		0-0 6-3		4	0	0	0	0	0	2				
Jim Rivera, L OBP: 0.372, SLG: 0.342 (1.8)	0-3 K		0-0 BB 1B		0-0 5-3			0-0 FC5-4 1B		4	0	2	1	0	1	0				
Vern Stephens, R OBP: 0.290, SLG: 0.280 (1.5)	4-0 BB		0-0 F8			0-0 F9		0-0 FC5-4 G4-6-3		3	0	0	0	0	1	0		2		
Red Wilson, R OBP: 0.417, SLG: 0.375 (1.2)	0-0 L7		4-0 BB		0-0 1B			0-0 G4-6-3		3	0	1	0	1	0	2				
Chico Carrasquel, R OBP: 0.301, SLG: 0.322 (1.6)			0-0 E6 FC5-4		0-0 F7		0-0 F2			3	0	0	0	0	0	3				
Billy Pierce, L OBP: 0.130, SLG: 0.048 (1.1)	0-3 K		0-0 K		0-0 F5		0-0 1-3			3	0	0	0	0	1	2				
Inning Stats	R: 0 E: 0 K: 1 S: 5	H: 0 LOB: 0 BB: 0 P: 5	R: 0 E: 0 K: 1 S: 5	H: 0 LOB: 1 BB: 1 P: 9	R: 0 E: 1 K: 1 S: 6	H: 2 LOB: 2 BB: 1 P: 6	R: 1 E: 0 K: 0 S: 5	H: 2 LOB: 2 BB: 1 P: 9	R: 0 E: 0 K: 0 S: 3	H: 0 LOB: 0 BB: 0 P: 3	R: 0 E: 0 K: 0 S: 4	H: 1 LOB: 1 BB: 0 P: 4	R: 0 E: 0 K: 0 S: 4	H: 1 LOB: 1 BB: 0 P: 4	R: 0 E: 0 K: 0 S: 3	H: 1 LOB: 0 BB: 0 P: 3	1B: 4 2B: 1 3B: 0 HR: 0	SF: 0 SAC: 0 DP: 1 HBP: 0	WP: 0 PB: 0 CS: 0	PA: 34
PITCHER Morrie Martin, L ERA: 3.12 (1.1)	IP: 9.0 WLS: W BF: 34 H: 5 R: 1 ER: 1 SO: 3 BB: 2 IBB: 0 HBP: 0 BLK: 0 WP: 0 HR: 0 S: 38 P: 46 ERA: 1.00 WHIP: 0.778															PITCHER				

AB	32
R	1
H	5
RBI	1
BB	2
SO	3
LOB	14



Batter	1	2	3	4	5	6	7	8	9	AB	R	H	RBI	BB	SO	LOB	BOTTOM					
Joe Demaestri, R OBP: 0.269, SLG: 0.333 (1.6)	0-0 4-3		0-0 F8		0-3 K			0-0 6-3		4	0	0	0	0	1	0	Chicago White Sox @ Philadelphia Athletics Connie Mack Stadium, Philadelphia, PA Wed May 20 1953, 3:33 AM EDT Att: 5,938 - Unknown					
Pete Suder, R OBP: 0.381, SLG: 0.407 (1.5)	0-0 6-3		0-0 1B 1B		0-0 5-3		0-3 K		0-3 K	4	0	1	0	0	1	0						
Eddie Robinson, L OBP: 0.308, SLG: 0.317 (1.3)	0-0 6-3		0-0 FC6-4 1B		0-3 K			0-0 4-3		4	0	1	0	0	1	0						
Gus Zernial, R OBP: 0.390, SLG: 0.475 (1.7)		0-3 K	0-0 FC6-4		0-3 K			4-0 B2-4 BB		3	0	0	0	1	2	2						
Dave Philley, S OBP: 0.370, SLG: 0.443 (1.9)		4-0 1B BB		0-0 1-3		0-0 F7		0-0 B2-4		3	1	0	0	1	0	1						
Cass Michaels, R OBP: 0.315, SLG: 0.325 (1.4)		0-0 1B 1B		0-0 1B		0-3 K		4-0 WP BB 1B		3	1	2	0	1	1	0						
Ed McGhee, R OBP: 0.314, SLG: 0.281 (1.8)		0-0 1-3 2-H 1B		0-0 1B			0-0 F6	4-0 1B WP BB		3	0	2	1	1	0	0						
Joe Astroth, R OBP: 0.328, SLG: 0.245 (1.2)		0-0 F4		0-0 F2			0-0 F8	0-0 1-3 2-H 1B		4	0	1	1	0	0	3						
Morrie Martin, L OBP: 0.100, SLG: 0.100 (1.1)			0-0 F4		0-0 G3		0-3 K			3	0	0	0	0	1	2						
Inning Stats	R: 0 E: 0 K: 0 S: 3	H: 2 LOB: 0 BB: 0 P: 3	R: 1 E: 0 K: 1 S: 6	H: 2 LOB: 1 BB: 1 P: 10	R: 0 E: 0 K: 0 S: 5	H: 2 LOB: 2 BB: 0 P: 5	R: 0 E: 0 K: 0 S: 5	H: 2 LOB: 2 BB: 0 P: 5	R: 0 E: 0 K: 2 S: 7	H: 0 LOB: 0 BB: 0 P: 7	R: 0 E: 0 K: 2 S: 7	H: 0 LOB: 0 BB: 0 P: 7	R: 0 E: 0 K: 1 S: 5	H: 0 LOB: 0 BB: 0 P: 5	R: 0 E: 0 K: 1 S: 5	H: 0 LOB: 2 BB: 3 P: 14	R: 1 E: 0 K: 0 S: 2	H: 1 LOB: 2 BB: 3 P: 14	1B: 7 2B: 1 3B: 0 HR: 0	SF: 0 SAC: 0 DP: 1 HBP: 0	WP: 1 PB: 0 CS: 0	PA: 35
PITCHER Billy Pierce, L ERA: 2.93 (1.1)	IP: 8.2 WLS: L BF: 35 H: 7 R: 2 ER: 2 SO: 7 BB: 4 IBB: 0 HBP: 0 BLK: 0 WP: 1 HR: 0 S: 45 P: 61 ERA: 2.08 WHIP: 1.269															PITCHER						


AB	31
R	2
H	7
RBI	2
BB	4
SO	7
LOB	8



Batter	1	2	3	4	5	6	7	8	9	AB	R	H	RBI	BB	SO	LOB	TOP							
Nellie Fox, L OBP: 0.318, SLG: 0.364 (1, 4)	0-0 1-3		0-0 4-3			0-0 FC5-4 1B		0-0 F9		4	0	1	0	0	0	1								
Fernis Fain, L OBP: 0.379, SLG: 0.347 (1, 3)	0-0 F4			0-0 F3		0-0 F6			4-0 BB	3	0	0	0	1	0	1								
Minnie Minoso, R OBP: 0.385, SLG: 0.336 (1, 7)	0-0 5-3			4-0 BB		0-0 FC5-4 1-2			0-3 K	3	0	0	0	1	1	2								
Tom Wright, L OBP: 0.342, SLG: 0.250 (1, 9)		0-0 2B		0-0 F9			0-0 3-1		0-0 F5	4	0	1	0	0	0	2								
Jim Rivera, L OBP: 0.362, SLG: 0.331 (1, 8)	0-0 F3		0-3 K				0-0 1-3		0-0 F9	4	0	0	0	0	1	3								
Vern Stephens, R OBP: 0.253, SLG: 0.274 (1, 5)		4-0 G6-4-3 BB			0-0 F9		0-3 K			2	0	0	0	1	1	0								
Red Wilson, R OBP: 0.385, SLG: 0.343 (1, 2)	0-0 G6-4-3 1-2				0-0 6-3			0-0 F8		3	0	0	0	0	0	2								
Chico Carrasquel, R OBP: 0.294, SLG: 0.314 (1, 6)			0-0 F8		0-0 1-3			0-0 F4		3	0	0	0	0	0	0								
Saul Rogovin, R Earl Hamist, L Lou Kretlow, R Bud Sheely, L Sandy Consuegra, R Tommy Byrne, L Gene Bearden, L	0-0 6-3		0-0 6-3		0-3 K			4-0 BB		0	0	0	0	0	0	0								
Inning Stats	R: 0 E: 0 K: 0 S: 3	H: 0 LOB: 0 BB: 0 P: 3	R: 0 E: 0 K: 0 S: 3	H: 1 LOB: 1 BB: 1 P: 7	R: 0 E: 0 K: 1 S: 3	H: 0 LOB: 0 BB: 0 P: 3	R: 0 E: 0 K: 1 S: 5	H: 0 LOB: 0 BB: 1 P: 9	R: 0 E: 0 K: 0 S: 3	H: 0 LOB: 0 BB: 0 P: 3	R: 0 E: 0 K: 1 S: 6	H: 1 LOB: 1 BB: 0 P: 6	R: 0 E: 0 K: 1 S: 5	H: 0 LOB: 0 BB: 0 P: 5	R: 0 E: 0 K: 0 S: 3	H: 0 LOB: 1 BB: 1 P: 7	R: 0 E: 0 K: 1 S: 5	H: 0 LOB: 1 BB: 1 P: 9	1B: 1 2B: 1 3B: 0 HR: 0	SF: 0 SAC: 0 DP: 1 HBP: 0	WP: 0 PB: 0 CS: 0	PA: 32		
PITCHER Art Houtteman, R ERA: 6.98 (1, 1)	IP 9.0	WLS W	BF 32	H 2	R 0	ER 0	SO 4	BB 4	IBB 0	HBP 0	BLK 0	WP 0	HR 0	S 36	P 52	ERA 0.00	WHIP 0.667							

Chicago White Sox @ Detroit Tigers
Briggs Stadium, Detroit, MI
Fri May 22 1953, 4:33 AM EDT
Att: 19,152 - Unknown


AB	28
R	0
H	2
RBI	0
BB	4
SO	4
LOB	11



Batter	1	2	3	4	5	6	7	8	9	AB	R	H	RBI	BB	SO	LOB	BOTTOM						
Fred Hatfield, L OBP: 0.347, SLG: 0.276 (1, 5)	0-0 F9		4-0 WP S 1B BB	0-0 F7	0-0 F9			0-0 F3		4	1	0	0	1	0	4							
Harvey Kuenn, R OBP: 0.344, SLG: 0.342 (1, 6)	0-0 6-3		4-0 1B BB	4-0 1B BB		0-0 6-3		0-0 1B		3	1	1	0	2	0	0							
Johnny Pesky, L OBP: 0.314, SLG: 0.289 (1, 4)	0-0 4-3		0-0 L5	0-0 1B	0-0 1B	0-0 6-3		0-0 F6		5	0	1	2	0	0	3							
Bob Nieman, R Frank Carswell, R		4-0 2B HR BB	0-0 1B BB	0-0 F5	0-0 F5	0-0 1B		0-0 F9		3	1	2	1	1	0	2							
Jim Delsing, L OBP: 0.411, SLG: 0.500 (1, 8)	0-0 HR 2B	0-0 HR 2B	0-0 1B	0-0 F7	0-0 F7	0-0 1B		0-0 4-3		4	1	2	1	0	0	3							
Walt Dropo, R OBP: 0.280, SLG: 0.413 (1, 3)	0-0 HR	0-0 HR	0-3 K		0-0 F3		0-0 F8			4	1	1	3	0	1	2							
Joe Ginsberg, L OBP: 0.391, SLG: 0.350 (1, 2)	0-0 F7	0-0 F7	0-0 1-3		4-0 1B BB		0-0 2B		0-0 1B	3	0	1	0	1	0	2							
Don Lund, R OBP: 0.424, SLG: 0.467 (7, 9)	0-0 F2		4-0 BB SH 1B BB	4-0 BB SH 1B BB	0-0 1B	0-0 5-3		0-0 5-3		3	1	1	0	1	0	1							
Art Houtteman, R OBP: 0.100, SLG: 0.400 (1, 1)	0-0 4-3		0-0 SH BB 1B	0-0 SH BB 1B	0-3 K		0-0 5-3			3	1	0	0	0	1	3							
Inning Stats	R: 0 E: 0 K: 0 S: 3	H: 2 LOB: 0 BB: 1 P: 9	R: 2 E: 0 K: 1 S: 7	H: 2 LOB: 2 BB: 2 P: 15	R: 2 E: 1 K: 0 S: 5	H: 1 LOB: 2 BB: 2 P: 13	R: 0 E: 0 K: 0 S: 4	H: 1 LOB: 1 BB: 0 P: 4	R: 0 E: 0 K: 0 S: 4	H: 1 LOB: 1 BB: 0 P: 4	R: 0 E: 0 K: 0 S: 4	H: 1 LOB: 1 BB: 0 P: 4	R: 0 E: 0 K: 0 S: 4	H: 1 LOB: 1 BB: 0 P: 4	R: 0 E: 0 K: 0 S: 4	H: 1 LOB: 1 BB: 0 P: 4	1B: 6 2B: 2 3B: 0 HR: 1	SF: 0 SAC: 1 DP: 0 HBP: 0	WP: 1 PB: 0 CS: 0	PA: 40			
PITCHER Saul Rogovin, R Earl Hamist, R Lou Kretlow, R Sandy Consuegra, R Gene Bearden, L	IP 1.0	WLS L	BF 6	H 2	R 3	ER 3	SO 0	BB 1	IBB 0	HBP 0	BLK 0	WP 1	HR 0	S 5	P 9	ERA 27.00	WHIP 3.000						

Chicago White Sox @ Detroit Tigers
Briggs Stadium, Detroit, MI
Fri May 22 1953, 4:33 AM EDT
Att: 19,152 - Unknown


AB	33
R	7
H	9
RBI	7
BB	6
SO	2
LOB	21



Batter	1	2	3	4	5	6	7	8	9	AB	R	H	RBI	BB	SO	LOB	TOP		
Chico Carrasquel, R OBP: 0.292, SLG: 0.311 (1, 6)	F6		G3			FC1-5 PB 1B		5-3		4	0	1	0	0	0	0			
Jim Rivera, L OBP: 0.355, SLG: 0.328 (1, 8)	CS		F7			FC1-5 G4-3 1-3		4-3		4	0	1	0	0	0	1			
Ferns Fain, L OBP: 0.376, SLG: 0.339 (1, 3)	F8		CS			G4-3 CS BB 1-2		L8		3	0	0	0	1	0	2			
Tom Wright, L OBP: 0.333, SLG: 0.250 Sam Mele, R OBP: 0.374, SLG: 0.392 (9, 9)	CS	4-3	CS	F8			F8	1B 1B		4	1	1	0	0	0	0			
Minnie Minoso, R OBP: 0.395, SLG: 0.344 (1, 7)		E S 1B BB		5-3			1B	1B		3	2	2	0	1	0	0			
Sherm Lollar, R OBP: 0.442, SLG: 0.526 Red Wilson, R OBP: 0.385, SLG: 0.343 (9, PR) (9, 2)		BB 1B BB		K			K	1B		3	0	1	0	1	2	1			
Vern Stephens, R OBP: 0.263, SLG: 0.284 (1, 5)		G5-3 BB 1B 1-2 3-H		4-3			F8	1B		4	0	2	3	0	0	1			
Nellie Fox, L OBP: 0.323, SLG: 0.364 (1, 4)		1-2 2-3 BB		F6			F9	1B		3	0	1	1	1	0	0			
Joe Dobson, R OBP: 0.105, SLG: 0.158 Allie Clark, R OBP: 0.220, SLG: 0.354 Harry Dorish, R OBP: 0.143, SLG: 0.143 (9, PH) (9, 1)		G5-3 2-3		K			F8	FC6-4 1B 1-2 2-H		3	0	0	0	0	1	3			
Inning Stats	R: 0 E: 0 K: 0 S: 3	H: 1 LOB: 0 BB: 0 P: 3	R: 1 E: 0 K: 0 S: 3	H: 1 LOB: 2 BB: 3 P: 15	R: 0 E: 0 K: 1 S: 2	H: 0 LOB: 0 BB: 1 P: 6	R: 0 E: 0 K: 1 S: 5	H: 0 LOB: 0 BB: 0 P: 5	R: 0 E: 0 K: 1 S: 6	H: 1 LOB: 1 BB: 0 P: 6	R: 0 E: 0 K: 0 S: 3	H: 0 LOB: 0 BB: 0 P: 3	R: 3 E: 0 K: 0 S: 8	H: 5 LOB: 2 BB: 0 P: 8	1B: 9 2B: 0 3B: 0 HR: 0	SF: 0 SAC: 0 DP: 2 HBP: 0	WP: 0 PB: 1 SB: 1 CS: 2	PA: 38	
PITCHER	IP WLS BF H R ER SO BB IBB HBP BLK WP HR S P ERA WHIP	IP WLS BF H R ER SO BB IBB HBP BLK WP HR S P ERA WHIP	IP WLS BF H R ER SO BB IBB HBP BLK WP HR S P ERA WHIP	IP WLS BF H R ER SO BB IBB HBP BLK WP HR S P ERA WHIP	IP WLS BF H R ER SO BB IBB HBP BLK WP HR S P ERA WHIP	IP WLS BF H R ER SO BB IBB HBP BLK WP HR S P ERA WHIP	IP WLS BF H R ER SO BB IBB HBP BLK WP HR S P ERA WHIP	IP WLS BF H R ER SO BB IBB HBP BLK WP HR S P ERA WHIP	IP WLS BF H R ER SO BB IBB HBP BLK WP HR S P ERA WHIP	IP WLS BF H R ER SO BB IBB HBP BLK WP HR S P ERA WHIP	IP WLS BF H R ER SO BB IBB HBP BLK WP HR S P ERA WHIP	IP WLS BF H R ER SO BB IBB HBP BLK WP HR S P ERA WHIP	IP WLS BF H R ER SO BB IBB HBP BLK WP HR S P ERA WHIP	IP WLS BF H R ER SO BB IBB HBP BLK WP HR S P ERA WHIP	IP WLS BF H R ER SO BB IBB HBP BLK WP HR S P ERA WHIP	IP WLS BF H R ER SO BB IBB HBP BLK WP HR S P ERA WHIP	IP WLS BF H R ER SO BB IBB HBP BLK WP HR S P ERA WHIP	IP WLS BF H R ER SO BB IBB HBP BLK WP HR S P ERA WHIP	
Ned Garver, R ERA: 4.8 Dave Madison, R ERA: 4.84 (1, 1) (9, 1)	8.2 L 35 9 4 4 3 4 0 0 0 0 0 0 0 1 1 4.15 1.500	0.1 1 0 0 0 0 0 0 0 0 0 0 0 0 0 1 1 0.00 0.000																	

Chicago White Sox @ Detroit Tigers
Briggs Stadium, Detroit, MI
Sat May 23 1953, 4:33 AM EDT
Att: 8,922 - Unknown

AB 32
R 4
H 9
RBI 4
BB 4
SO 3
LOB 10



Batter	1	2	3	4	5	6	7	8	9	AB	R	H	RBI	BB	SO	LOB	BOTTOM					
Johnny Pesky, L OBP: 0.304, SLG: 0.280 (1, 4)	1-3		F9		6-3			FC4-2 1B	F7	5	1	1	0	0	0	2						
Harvey Kuenn, R OBP: 0.341, SLG: 0.346 (1, 6)	1-3		F4			G6-4-3 2B		FC4-2 1B F9		4	1	1	0	0	0	3						
Pat Mullin, L OBP: 0.500, SLG: 0.400 (1, 7)				BB 1B		G6-4-3 BB		1B 1B		3	0	3	1	1	0	0						
Walt Dropo, R OBP: 0.273, SLG: 0.401 (1, 3)	F9			F9		G6-4-3 1-2 2-3		F9		4	0	0	1	0	0	5						
Jim Delsing, L OBP: 0.414, SLG: 0.494 (1, 8)		K			6-3			1B		3	0	1	0	1	1	1						
Don Lund, R OBP: 0.404, SLG: 0.443 (1, 9)		K		F8			F3	F8		4	0	0	0	0	1	4						
Joe Ginsberg, L OBP: 0.333, SLG: 0.292 (1, 2)		6-3		G3			4-3		F8	4	0	0	0	0	0	2						
Fred Hatfield, L OBP: 0.337, SLG: 0.267 Frank Carswell, R OBP: 0.375, SLG: 0.231 (9, PH)			6-3		4-3		K		F8	3	0	0	0	0	1	0						
Ned Garver, R OBP: 0.208, SLG: 0.304 Dave Madison, R OBP: 0.200, SLG: 0.200 Bob Nieman, R OBP: 0.355, SLG: 0.496 Owen Friend, R OBP: 0.231, SLG: 0.233 (9, PR)					6-3			1B FC4-2 1B		2	0	1	0	1	0	0						
Inning Stats	R: 0 E: 0 K: 0 S: 4	H: 1 LOB: 1 BB: 0 P: 4	R: 0 E: 0 K: 2 S: 7	H: 0 LOB: 0 BB: 0 P: 7	R: 0 E: 0 K: 0 S: 3	H: 0 LOB: 1 BB: 1 P: 7	R: 0 E: 0 K: 0 S: 4	H: 1 LOB: 2 BB: 1 P: 8	R: 0 E: 0 K: 0 S: 3	H: 0 LOB: 0 BB: 0 P: 3	R: 0 E: 0 K: 0 S: 3	H: 1 LOB: 1 BB: 1 P: 7	R: 0 E: 0 K: 1 S: 5	H: 0 LOB: 0 BB: 0 P: 5	R: 2 E: 0 K: 0 S: 7	H: 4 LOB: 2 BB: 0 P: 7	R: 0 E: 0 K: 0 S: 4	H: 1 LOB: 1 BB: 0 P: 4	1B: 7 2B: 1 3B: 0 HR: 0	SF: 0 SAC: 0 DP: 1 HBP: 0	WP: 0 PB: 0 SB: 0 CS: 0	PA: 37
PITCHER	IP WLS BF H R ER SO BB IBB HBP BLK WP HR S P ERA WHIP	IP WLS BF H R ER SO BB IBB HBP BLK WP HR S P ERA WHIP	IP WLS BF H R ER SO BB IBB HBP BLK WP HR S P ERA WHIP	IP WLS BF H R ER SO BB IBB HBP BLK WP HR S P ERA WHIP	IP WLS BF H R ER SO BB IBB HBP BLK WP HR S P ERA WHIP	IP WLS BF H R ER SO BB IBB HBP BLK WP HR S P ERA WHIP	IP WLS BF H R ER SO BB IBB HBP BLK WP HR S P ERA WHIP	IP WLS BF H R ER SO BB IBB HBP BLK WP HR S P ERA WHIP	IP WLS BF H R ER SO BB IBB HBP BLK WP HR S P ERA WHIP	IP WLS BF H R ER SO BB IBB HBP BLK WP HR S P ERA WHIP	IP WLS BF H R ER SO BB IBB HBP BLK WP HR S P ERA WHIP	IP WLS BF H R ER SO BB IBB HBP BLK WP HR S P ERA WHIP	IP WLS BF H R ER SO BB IBB HBP BLK WP HR S P ERA WHIP	IP WLS BF H R ER SO BB IBB HBP BLK WP HR S P ERA WHIP	IP WLS BF H R ER SO BB IBB HBP BLK WP HR S P ERA WHIP	IP WLS BF H R ER SO BB IBB HBP BLK WP HR S P ERA WHIP	IP WLS BF H R ER SO BB IBB HBP BLK WP HR S P ERA WHIP	IP WLS BF H R ER SO BB IBB HBP BLK WP HR S P ERA WHIP				
Joe Dobson, R ERA: 2.72 Harry Dorish, R ERA: 3.09 (1, 1) (9, 1)	8.0 W 33 7 2 2 3 3 0 0 0 0 0 0 4 4 2.25 1.250	1.0 S 4 1 0 0 0 0 0 0 0 0 0 0 4 4 0.00 1.000																				

Chicago White Sox @ Detroit Tigers
Briggs Stadium, Detroit, MI
Sat May 23 1953, 4:33 AM EDT
Att: 8,922 - Unknown

AB 34
R 2
H 8
RBI 2
BB 3
SO 3
LOB 17




Batter	1	2	3	4	5	6	7	8	9	AB	R	H	RBI	BB	SO	LOB	TOP		
Chico Carrasquel, R OBP: 0.295, SLG: 0.315	F7		F3		BB HBP		F7	1B 2B		4	1	1	1	0	0	0	Chicago White Sox @ St. Louis Browns Sportsman's Park, St. Louis, MO Mon May 25 1953, 4:33 AM EDT Att: 4,114 - Unknown		
Jim Rivera, L OBP: 0.357, SLG: 0.336	2B			L5	F2		6-3	1B 1B		5	0	2	0	0	0	1			
Fernis Fain, L OBP: 0.386, SLG: 0.338	F7			F9	G5-4-3 BB		2B BB	1B 1-2-H		3	0	1	1	2	0	1			
Sam Mele, R OBP: 0.379, SLG: 0.425	F3			BB 2B 1B	G5-4-3		BB 2B	F3		5	1	2	0	0	0	5			
Minnie Minoso, R OBP: 0.400, SLG: 0.338		6-3		BB 1-2 2B BB		1-3	IBB	6-3		3	1	0	0	2	0	0			
Vern Stephens, R OBP: 0.289, SLG: 0.292	F8			BB 1-1-H 2-H 2B		HBP 1B	F5	K		5	1	2	2	0	1	3			
Sherm Lollar, R OBP: 0.450, SLG: 0.531	F9			BB 2-H 1B 2B		1-2 HBP	6-3	BB 2B		3	2	1	1	1	0	0			
Nellie Fox, L OBP: 0.323, SLG: 0.375			6-3	BB 2-H 1B		F9	BB 2B 2B	1-1-H 2B		5	1	3	2	0	0	2			
Billy Pierce, L OBP: 0.120, SLG: 0.043			1-3							2	0	0	0	0	0	1			
Luis Aloma, R			4-3							1	0	0	0	0	1	2			
Allie Clark, R OBP: 0.217, SLG: 0.350										1	0	0	0	0	1	1			
Harry Dorish, R OBP: 0.125, SLG: 0.125										1	0	0	0	0	0	1			
Inning Stats	R: 0 E: 0 K: 0 S: 4	H: 1 LOB: 1 BB: 0 P: 4	R: 0 E: 0 K: 0 S: 3	H: 0 LOB: 0 BB: 0 P: 3	R: 4 E: 0 K: 0 S: 7	H: 4 LOB: 1 BB: 1 P: 11	R: 0 E: 0 K: 1 S: 6	H: 1 LOB: 2 BB: 0 P: 7	R: 0 E: 0 K: 0 S: 4	H: 1 LOB: 3 BB: 2 P: 12	R: 2 E: 0 K: 1 S: 9	H: 4 LOB: 2 BB: 0 P: 9	R: 1 E: 0 K: 1 S: 6	H: 1 LOB: 1 BB: 1 P: 10	1B: 5 2B: 7 3B: 0 HR: 0	SF: 0 SAC: 0 DP: 1 HBP: 2	WP: 0 PB: 0 SB: 0 CS: 0	PA: 45	
PITCHER	IP WLS BF H R ER SO BB IBB HBP BLK WP HR S P ERA WHIP	IP WLS BF H R ER SO BB IBB HBP BLK WP HR S P ERA WHIP	IP WLS BF H R ER SO BB IBB HBP BLK WP HR S P ERA WHIP	IP WLS BF H R ER SO BB IBB HBP BLK WP HR S P ERA WHIP	IP WLS BF H R ER SO BB IBB HBP BLK WP HR S P ERA WHIP	IP WLS BF H R ER SO BB IBB HBP BLK WP HR S P ERA WHIP	IP WLS BF H R ER SO BB IBB HBP BLK WP HR S P ERA WHIP	IP WLS BF H R ER SO BB IBB HBP BLK WP HR S P ERA WHIP	IP WLS BF H R ER SO BB IBB HBP BLK WP HR S P ERA WHIP	IP WLS BF H R ER SO BB IBB HBP BLK WP HR S P ERA WHIP	IP WLS BF H R ER SO BB IBB HBP BLK WP HR S P ERA WHIP	IP WLS BF H R ER SO BB IBB HBP BLK WP HR S P ERA WHIP	IP WLS BF H R ER SO BB IBB HBP BLK WP HR S P ERA WHIP	IP WLS BF H R ER SO BB IBB HBP BLK WP HR S P ERA WHIP	IP WLS BF H R ER SO BB IBB HBP BLK WP HR S P ERA WHIP	IP WLS BF H R ER SO BB IBB HBP BLK WP HR S P ERA WHIP	IP WLS BF H R ER SO BB IBB HBP BLK WP HR S P ERA WHIP	IP WLS BF H R ER SO BB IBB HBP BLK WP HR S P ERA WHIP	IP WLS BF H R ER SO BB IBB HBP BLK WP HR S P ERA WHIP

AB	38
R	7
H	12
RBI	7
BB	5
SO	3
LOB	17



Batter	1	2	3	4	5	6	7	8	9	AB	R	H	RBI	BB	SO	LOB	BOTTOM					
Johnny Groth, R OBP: 0.322, SLG: 0.333	SH BB	F9		F5		F6	1-2 3-H 1B		F9	5	0	1	1	1	0	7	Chicago White Sox @ St. Louis Browns Sportsman's Park, St. Louis, MO Mon May 25 1953, 4:33 AM EDT Att: 4,114 - Unknown					
Neil Barry, R OBP: 0.417, SLG: 0.667	SH FC5-4 1-2		4-3	1-2 2-H 3-H 1B		F4	5-3			4	0	1	2	0	0	4						
Roy Sievers, R OBP: 0.287, SLG: 0.254	F9									2	0	0	0	1	0	4						
Dick Kryhoski, L OBP: 0.387, SLG: 0.615			G5-3 BB	F7		BB IBB		2B		1	0	1	0	1	0	0						
Don Lenhardt, R OBP: 0.350, SLG: 0.417	F8		BB 1-2 BB		BB BB	1-2 2-3 3-H	BB	6-3		2	0	0	1	3	0	3						
Les Moss, R OBP: 0.338, SLG: 0.431	FC5-4		G5-3			F8		F7		3	0	0	0	0	1	5						
Clint Courtney, L OBP: 0.297, SLG: 0.235										2	0	0	0	0	0	4						
Bob Elliott, R OBP: 0.395, SLG: 0.421		6-3								3	1	2	0	1	0	0						
Willy Miranda, S OBP: 0.400, SLG: 0.250				E 1B 5-3	G6-4-3 BB		SH2-4 BLK 1B	4-3		0	1	0	0	0	0	0						
Dick Kokos, L OBP: 0.386, SLG: 0.318				1B 1B						1	0	0	0	0	0	1						
Billy Hunter, R OBP: 0.289, SLG: 0.274										0	0	0	0	0	0	0						
Jim Dyck, R OBP: 0.304, SLG: 0.184	F8			5-3	G6-4-3		SH2-4		F4	4	0	0	0	0	0	3						
Bobby Young, L OBP: 0.354, SLG: 0.377				E 1B BB		IBB BB 2B	FC3-6 IBB			3	3	3	0	2	0	0						
Virgil Trucks, R ERA: 2.14										1	0	1	1	0	0	0						
Mike Blyzka, R ERA: 5.89										0	0	0	0	0	0	0						
Hal White, R ERA: 2.61										0	0	0	0	0	0	0						
Marlin Stuart, R ERA: 7.11										0	0	0	0	0	0	0						
Harry Brecheen, L ERA: 3.72										0	0	0	0	0	0	0						
Inning Stats	R: 0 E: 1 K: 0 S: 4	H: 0 LOB: 2 BB: 1 P: 8	R: 1 E: 1 K: 0 S: 5	H: 2 LOB: 1 BB: 0 P: 5	R: 0 E: 0 K: 0 S: 2	H: 0 LOB: 1 BB: 2 P: 10	R: 2 E: 1 K: 0 S: 6	H: 2 LOB: 2 BB: 1 P: 10	R: 0 E: 0 K: 1 S: 4	H: 0 LOB: 1 BB: 2 P: 12	R: 1 E: 0 K: 0 S: 4	H: 1 LOB: 3 BB: 3 P: 16	R: 1 E: 0 K: 0 S: 5	H: 2 LOB: 2 BB: 1 P: 9	R: 0 E: 0 K: 0 S: 4	H: 1 LOB: 1 BB: 0 P: 4	R: 0 E: 0 K: 0 S: 4	H: 1 LOB: 1 BB: 0 P: 4	1B: 6 2B: 3 3B: 0 HR: 0	SF: 0 SAC: 2 DP: 2 HBP: 0	WP: 0 PB: 0 SB: 0 CS: 0	PA: 46
PITCHER	IP WLS BF H R ER SO BB IBB HBP BLK WP HR S P ERA WHIP	IP WLS BF H R ER SO BB IBB HBP BLK WP HR S P ERA WHIP	IP WLS BF H R ER SO BB IBB HBP BLK WP HR S P ERA WHIP	IP WLS BF H R ER SO BB IBB HBP BLK WP HR S P ERA WHIP	IP WLS BF H R ER SO BB IBB HBP BLK WP HR S P ERA WHIP	IP WLS BF H R ER SO BB IBB HBP BLK WP HR S P ERA WHIP	IP WLS BF H R ER SO BB IBB HBP BLK WP HR S P ERA WHIP	IP WLS BF H R ER SO BB IBB HBP BLK WP HR S P ERA WHIP	IP WLS BF H R ER SO BB IBB HBP BLK WP HR S P ERA WHIP	IP WLS BF H R ER SO BB IBB HBP BLK WP HR S P ERA WHIP	IP WLS BF H R ER SO BB IBB HBP BLK WP HR S P ERA WHIP	IP WLS BF H R ER SO BB IBB HBP BLK WP HR S P ERA WHIP	IP WLS BF H R ER SO BB IBB HBP BLK WP HR S P ERA WHIP	IP WLS BF H R ER SO BB IBB HBP BLK WP HR S P ERA WHIP	IP WLS BF H R ER SO BB IBB HBP BLK WP HR S P ERA WHIP	IP WLS BF H R ER SO BB IBB HBP BLK WP HR S P ERA WHIP	IP WLS BF H R ER SO BB IBB HBP BLK WP HR S P ERA WHIP	IP WLS BF H R ER SO BB IBB HBP BLK WP HR S P ERA WHIP	IP WLS BF H R ER SO BB IBB HBP BLK WP HR S P ERA WHIP			

AB	34
R	5
H	9
RBI	5
BB	10
SO	1
LOB	36



Batter	1	2	3	4	5	6	7	8	9	AB	R	H	RBI	BB	SO	LOB	TOP					
Chico Carrasquel, R OBP: 0.299, SLG: 0.326										5	1	2	0	0	0	3	Chicago White Sox @ St. Louis Browns Sportsman's Park, St. Louis, MO Tue May 26 1953, 4:33 AM EDT Att: 3,614 - Unknown					
Jim Rivera, L OBP: 0.354, SLG: 0.348										4	1	1	0	0	0	2						
Fernis Fain, L OBP: 0.393, SLG: 0.370										5	2	3	3	0	0	0						
Sam Mele, R OBP: 0.395, SLG: 0.445										4	1	3	0	1	0	0						
Minnie Minoso, R OBP: 0.400, SLG: 0.348										5	2	2	2	0	1	4						
Vern Stephens, R OBP: 0.286, SLG: 0.280										4	1	0	0	1	0	4						
Bud Sheely, L OBP: 0.667, SLG: 0.571										3	0	2	2	1	0	2						
Nellie Fox, L OBP: 0.326, SLG: 0.368										3	0	0	0	2	0	2						
Tommy Byrne, L OBP: 0.313, SLG: 0.429										3	0	1	1	0	1	3						
Mike Fomiele, R OBP: 0.091, SLG: 0.162										2	0	0	0	0	0	1						
Inning Stats	R: 1 E: 0 K: 0 S: 4	H: 1 LOB: 0 BB: 0 P: 4	R: 1 E: 0 K: 0 S: 4	H: 1 LOB: 2 BB: 2 P: 12	R: 1 E: 1 K: 1 S: 8	H: 2 LOB: 2 BB: 0 P: 8	R: 0 E: 0 K: 1 S: 5	H: 1 LOB: 1 BB: 1 P: 9	R: 4 E: 1 K: 0 S: 8	H: 5 LOB: 1 BB: 0 P: 8	R: 0 E: 0 K: 0 S: 4	H: 1 LOB: 1 BB: 0 P: 4	R: 0 E: 0 K: 0 S: 3	H: 0 LOB: 1 BB: 1 P: 7	R: 1 E: 0 K: 0 S: 5	H: 2 LOB: 2 BB: 1 P: 9	R: 0 E: 0 K: 0 S: 3	H: 1 LOB: 0 BB: 3 P: 3	1B: 9 2B: 3 3B: 1 HR: 1	SF: 0 SAC: 2 DP: 2 HBP: 0	WP: 0 PB: 0 SB: 0 CS: 0	PA: 45
PITCHER	IP WLS BF H R ER SO BB IBB HBP BLK WP HR S P ERA WHIP																					
Duane Pilette, R ERA: 5.73	(1, 1) 4.1 L 25 9 7 6 2 3 0 0 0 0 0 1 26 38 12.46 2.769																					
Mike Blyzka, R ERA: 5.16	(5, 1) 3.2 17 4 1 1 0 2 0 0 0 0 0 0 15 23 2.46 1.636																					
Marlin Stuart, R ERA: 6.59	(9, 1) 1.0 3 1 0 0 0 0 0 0 0 0 0 0 3 3 0.00 1.000																					

AB 38
R 8
H 14
RBI 8
BB 5
SO 2
LOB 21



Batter	1	2	3	4	5	6	7	8	9	AB	R	H	RBI	BB	SO	LOB	BOTTOM					
Johnny Groth, R OBP: 0.331, SLG: 0.338										4	0	2	1	1	1	4	Chicago White Sox @ St. Louis Browns Sportsman's Park, St. Louis, MO Tue May 26 1953, 4:33 AM EDT Att: 3,614 - Unknown					
Roy Sievers, R OBP: 0.253, SLG: 0.239										4	0	0	1	0	2	4						
Jim Dyck, R OBP: 0.330, SLG: 0.228										3	0	2	0	2	0	2						
Bob Elliott, R OBP: 0.381, SLG: 0.402										5	0	0	0	0	0	5						
Don Lenhardt, R OBP: 0.311, SLG: 0.366										5	0	0	0	0	1	3						
Clint Courtney, L OBP: 0.308, SLG: 0.239										3	1	1	0	1	0	1						
Billy Hunter, R OBP: 0.305, SLG: 0.284										3	1	2	0	1	0	0						
Bobby Young, L OBP: 0.354, SLG: 0.371										2	0	0	0	1	0	3						
Duane Pilette, R OBP: 0.273, SLG: 0.222										1	0	0	0	1	0	2						
Mike Blyzka, R OBP: 0.333										0	0	0	0	1	0	0						
Hank Edwards, L OBP: 0.400, SLG: 0.333										1	0	0	0	0	0	1						
Marlin Stuart, L OBP: 0.667, SLG: 1.000										0	0	0	0	0	0	0						
Inning Stats	R: 0 E: 0 K: 0 S: 3	H: 1 LOB: 1 BB: 1 P: 7	R: 0 E: 0 K: 1 S: 5	H: 0 LOB: 3 BB: 3 P: 17	R: 0 E: 0 K: 1 S: 5	H: 0 LOB: 1 BB: 1 P: 9	R: 0 E: 0 K: 0 S: 6	H: 3 LOB: 2 BB: 0 P: 6	R: 0 E: 0 K: 0 S: 4	H: 1 LOB: 1 BB: 0 P: 4	R: 1 E: 0 K: 0 S: 4	H: 1 LOB: 2 BB: 2 P: 12	R: 0 E: 0 K: 0 S: 3	H: 0 LOB: 0 BB: 0 P: 3	R: 0 E: 0 K: 1 S: 5	H: 0 LOB: 1 BB: 1 P: 9	R: 0 E: 0 K: 1 S: 6	H: 1 LOB: 1 BB: 0 P: 6	1B: 5 2B: 3 3B: 0 HR: 0	SF: 0 SAC: 2 DP: 1 HBP: 0	WP: 1 PB: 0 SB: 0 CS: 0	PA: 41
PITCHER	IP WLS BF H R ER SO BB IBB HBP BLK WP HR S P ERA WHIP																					
Tommy Byrne, L ERA: 9.6	(1, 1) 5.1 W 28 8 2 2 2 7 0 0 0 0 1 0 25 53 3.38 2.438																					
Mike Fomiele, R ERA: 3.55	(6, 1) 3.2 S 13 1 0 0 2 1 0 0 0 0 1 0 16 20 0.00 0.545																					


AB 31
R 2
H 7
RBI 2
BB 8
SO 4
LOB 25



Batter	1	2	3	4	5	6	7	8	9	10	11	12	13	14	15	AB	R	H	RBI	BB	SO	LOB	TOP					
Jerry Priddy, R OBP: 0.304, SLG: 0.277 (1, 4)	5-3		6-3		F9		K				1-3			5-3		6	0	0	1	1	1	2						
Harvey Kuenn, R OBP: 0.343, SLG: 0.339 (1, 6)	1B		L6		1B		K		G5-3			F9		1-3		6	0	1	0	1	1	3						
Don Lund, R OBP: 0.390, SLG: 0.468 (1, 7)	K				F9					6-3		K		F4		7	0	1	1	0	3	1						
Bob Nieman, R OBP: 0.398, SLG: 0.489 (1, 9)															SH1-3	6	0	3	0	1	0	2						
Jim Delsing, L OBP: 0.386, SLG: 0.442 (1, 8)					FC3-2					1-3				2B		6	0	1	0	0	1	4						
Walt Droop, R OBP: 0.284, SLG: 0.390 (1, 3)		5-3							5-3							6	0	3	0	1	0	1						
Joe Ginsberg, L OBP: 0.361, SLG: 0.313 (1, 2)		5-3												SH1-4		2	0	0	0	0	0	2						
Matt Batts, R OBP: 0.320, SLG: 0.453 (9, PH)					4-3				FC4-6						F7	2	0	1	0	0	0	1						
Johnny Bucha, R OBP: 0.268, SLG: 0.176 (9, 2)									BB						F8	2	0	0	0	0	1	2						
Fred Hatfield, L OBP: 0.370, SLG: 0.297 (1, 5)	K								E4							5	0	2	0	1	1	3						
Art Houtteman, R OBP: 0.077, SLG: 0.308 (9, PH)																3	1	0	0	0	0	1						
Pat Mullin, L OBP: 0.400, SLG: 0.318 (9, PH)			4-3						E3					G5-3		1	0	0	0	0	0	2						
Dave Madison, R OBP: 0.143, SLG: 0.143 (9, 1)																2	0	0	0	0	1	3						
Inning Stats	R: 0 E: 0 K: 1 S: 7	H: 2 LOB: 2 BB: 0 P: 7	R: 0 E: 0 K: 1 S: 5	H: 0 LOB: 0 BB: 0 P: 5	R: 0 E: 0 K: 0 S: 3	H: 0 LOB: 0 BB: 0 P: 3	R: 0 E: 0 K: 0 S: 5	H: 2 LOB: 2 BB: 0 P: 5	R: 1 E: 0 K: 0 S: 5	H: 2 LOB: 2 BB: 1 P: 9	R: 0 E: 0 K: 0 S: 4	H: 2 LOB: 1 BB: 0 P: 4	R: 0 E: 0 K: 1 S: 5	H: 0 LOB: 0 BB: 0 P: 5	R: 0 E: 0 K: 2 S: 7	H: 1 LOB: 1 BB: 0 P: 4	R: 0 E: 0 K: 2 S: 8	H: 1 LOB: 1 BB: 0 P: 8	R: 0 E: 0 K: 0 S: 3	H: 1 LOB: 1 BB: 1 P: 7	R: 0 E: 0 K: 0 S: 3	H: 0 LOB: 0 BB: 0 P: 3	R: 0 E: 0 K: 0 S: 3	H: 0 LOB: 2 BB: 2 P: 11	1B: 11 2B: 1 3B: 0 HR: 0	SF: 0 SAC: 2 DP: 2 HBP: 1	WP: 2 PB: 1 SB: 1 CS: 0	PA: 63
PITCHER	IP 4.2	WLS 6	BF 21	H 6	R 1	ER 0	SO 2	BB 1	IBB 0	HBP 0	BLK 0	WP 1	HR 0	S 24	P 28	ERA 4.2	WHIP 1.500											
Joe Dobson, R ERA: 2.66 (1, 1)																												
Harry Dorish, R ERA: 2.23 (5, 1)	10.1		41	6	1	0	7	2	2	1	0	0	0	50	67	0.00	0.774											

Detroit Tigers @ Chicago White Sox
Comiskey Park, Chicago, IL
Wed May 27 1953, 4:33 AM EDT
Att: 13,894 - Unknown


AB 54
R 2
H 12
RBI 2
BB 5
SO 9
LOB 27



Batter	1	2	3	4	5	6	7	8	9	10	11	12	13	14	15	AB	R	H	RBI	BB	SO	LOB	BOTTOM							
Chico Carrasquel, R OBP: 0.305, SLG: 0.331 (1, 6)	F9						6-3									7	0	3	0	0	0	0								
Tommy Byrne, L OBP: 0.294, SLG: 0.400 (15, PH)			G6-4-3		1B											1	0	0	0	0	1	0								
Jim Rivera, L OBP: 0.352, SLG: 0.351 (1, 8)	K		G6-4-3		F6		2B									7	1	2	0	0	2	3								
Ferris Fain, L OBP: 0.404, SLG: 0.379 (1, 3)	BB		4-3		4-3											5	1	2	1	3	1	2								
Sam Melo, R OBP: 0.368, SLG: 0.438 (1, 9)	1B															2	0	0	0	2	0	1								
Tom Wright, L OBP: 0.333, SLG: 0.256 (9, PH)	1B				5-3											3	0	1	0	0	1	4								
Minnie Minoso, R OBP: 0.407, SLG: 0.345 (1, 7)																4	0	1	1	2	0	2								
Vern Stephens, R OBP: 0.278, SLG: 0.286 (1, 5)																5	0	2	0	1	0	8								
Bud Sheely, L OBP: 0.600, SLG: 0.500 (13, PH)	F8															1	0	0	0	0	0	3								
Rocky Krsinich, R OBP: 0.273, SLG: 0.300 (14, 5)																0	0	0	0	0	0	0								
Sherm Lollar, R OBP: 0.430, SLG: 0.494 (1, 2)		K														6	0	0	0	1	1	2								
Nellie Fox, L OBP: 0.313, SLG: 0.352 (1, 4)		1-3														7	0	0	0	0	0	4								
Joe Dobson, R OBP: 0.100, SLG: 0.150 (1, 1)																1	0	0	0	0	0	0								
Harry Dorish, R OBP: 0.143, SLG: 0.143 (5, 1)		F7														6	0	1	0	0	1	4								
Inning Stats	R: 1 E: 0 K: 1 S: 7	H: 2 LOB: 2 BB: 1 P: 11	R: 0 E: 0 K: 1 S: 5	H: 0 LOB: 0 BB: 0 P: 5	R: 0 E: 0 K: 0 S: 3	H: 1 LOB: 0 BB: 0 P: 3	R: 0 E: 0 K: 0 S: 4	H: 1 LOB: 1 BB: 0 P: 4	R: 0 E: 0 K: 0 S: 5	H: 2 LOB: 2 BB: 0 P: 5	R: 0 E: 0 K: 0 S: 3	H: 0 LOB: 3 BB: 3 P: 15	R: 0 E: 0 K: 0 S: 5	H: 2 LOB: 1 BB: 0 P: 5	R: 0 E: 0 K: 1 S: 6	H: 1 LOB: 3 BB: 2 P: 14	R: 0 E: 0 K: 1 S: 5	H: 1 LOB: 3 BB: 1 P: 11	R: 0 E: 0 K: 0 S: 3	H: 0 LOB: 0 BB: 0 P: 3	R: 0 E: 0 K: 0 S: 4	H: 1 LOB: 3 BB: 2 P: 12	R: 0 E: 0 K: 0 S: 3	H: 0 LOB: 0 BB: 0 P: 3	R: 0 E: 0 K: 0 S: 7	H: 0 LOB: 0 BB: 0 P: 7	1B: 10 2B: 2 3B: 0 HR: 0	SF: 0 SAC: 1 DP: 1 HBP: 1	WP: 1 PB: 0 SB: 3 CS: 0	PA: 66
PITCHER	IP 8.0	WLS 9	BF 36	H 9	R 2	ER 2	SO 2	BB 4	IBB 0	HBP 1	BLK 0	WP 1	HR 0	S 36	P 52	ERA 2.25	WHIP 1.625													
Art Houtteman, R ERA: 6.17 (1, 1)																														
Dave Madison, R ERA: 3.68 (9, 1)	7.0		30	3	0	0	5	1	4	1	0	0	0	34	55	0.00	0.571													

Detroit Tigers @ Chicago White Sox
Comiskey Park, Chicago, IL
Wed May 27 1953, 4:33 AM EDT
Att: 13,894 - Unknown

AB 55
R 2
H 12
RBI 2
BB 9
SO 7
LOB 33



Batter	1	2	3	4	5	6	7	8	9	AB	R	H	RBI	BB	SO	LOB	TOP										
Dale Mitchell, L (1, 7) OBP: 0.281, SLG: 0.374 Bob Kennedy, R (8, 7) OBP: 0.383, SLG: 0.392										4	1	2	1	0	1	0											
Bobby Avila, R (1, 4) OBP: 0.373, SLG: 0.369										4	0	1	0	0	0	1											
Larry Doby, L (1, 8) OBP: 0.331, SLG: 0.423										4	0	0	0	0	4	1											
Al Rosen, R (1, 5) OBP: 0.428, SLG: 0.592										4	1	3	1	0	0	0											
Harry Simpson, L (1, 9) OBP: 0.322, SLG: 0.446										4	0	2	0	0	0	2											
Bill Glynn, L (1, 3) OBP: 0.344, SLG: 0.243										3	0	0	0	0	0	1											
George Strickland, R (1, 6) OBP: 0.357, SLG: 0.250										4	0	0	0	0	0	2											
Jim Hegan, R (1, 2) OBP: 0.308, SLG: 0.366										3	0	1	0	1	1	0											
Mike Garcia, R (1, 1) OBP: 0.269, SLG: 0.346										3	0	0	0	0	0	4											
Inning Stats	R: 0 E: 0 K: 1 S: 5	H: 1 LOB: 0 BB: 0 P: 5	R: 0 E: 0 K: 0 S: 5	H: 2 LOB: 3 BB: 1 P: 9	R: 1 E: 0 K: 1 S: 6	H: 1 LOB: 0 BB: 0 P: 6	R: 0 E: 0 K: 0 S: 3	H: 0 LOB: 0 BB: 0 P: 3	R: 0 E: 0 K: 1 S: 7	H: 1 LOB: 1 BB: 0 P: 7	R: 0 E: 0 K: 1 S: 5	H: 0 LOB: 0 BB: 0 P: 5	R: 0 E: 0 K: 2 S: 9	H: 2 LOB: 2 BB: 0 P: 9	R: 0 E: 0 K: 0 S: 3	H: 0 LOB: 0 BB: 0 P: 3	1B: 6 2B: 0 3B: 1 HR: 2	SF: 0 SAC: 1 DP: 2 HBP: 0	WP: 0 PB: 0 SB: 0 CS: 0	PA: 35							
PITCHER	IP	WLS	BF	H	R	ER	SO	BB	IBB	HBP	BLK	WP	HR	S	P	ERA	WHIP										
Bob Keegan, R (1, 1) ERA: 1.46	7.0	L	27	7	2	2	4	0	1	0	0	0	2	34	38	2.57	1.000										
Sandy Consuegra, R (8, 1) ERA: 5.73	2.0		8	2	0	0	2	0	0	0	0	0	0	12	12	0.00	1.000										

Cleveland Indians @ Chicago White Sox
Comiskey Park, Chicago, IL
Fri May 29 1953, 4:33 AM EDT
Att: 42,779 - Unknown

AB 33
R 2
H 9
RBI 2
BB 1
SO 6
LOB 11



Batter	1	2	3	4	5	6	7	8	9	AB	R	H	RBI	BB	SO	LOB	BOTTOM										
Chico Carrasquel, R (1, 6) OBP: 0.310, SLG: 0.336										4	0	2	0	0	0	1											
Jim Rivera, L (1, 8) OBP: 0.343, SLG: 0.342										4	0	0	1	0	1	3											
Ferris Fain, L (1, 3) OBP: 0.394, SLG: 0.368										4	0	0	0	0	0	1											
Sam Mele, R (1, 9) OBP: 0.394, SLG: 0.440										4	0	1	0	0	2	0											
Minnie Minoso, R (1, 7) OBP: 0.403, SLG: 0.338										3	0	0	0	1	0	0											
Vern Stephens, R (1, 5) OBP: 0.277, SLG: 0.278										3	0	0	0	1	1	0											
Nellie Fox, L (1, 4) OBP: 0.310, SLG: 0.358 Allie Clark, R (9, PH) OBP: 0.214, SLG: 0.346										3	0	2	0	0	0	3											
Red Wilson, R (1, 2) OBP: 0.362, SLG: 0.310										4	1	1	0	0	0	2											
Bob Keegan, R (1, 1) Tom Wright, L (7, PH) Sandy Consuegra, R (8, 1)										2	0	0	0	0	0	2											
										1	0	0	0	0	0	1											
										0	0	0	0	0	0	0											
Inning Stats	R: 0 E: 0 K: 0 S: 3	H: 0 LOB: 0 BB: 0 P: 3	R: 0 E: 0 K: 2 S: 7	H: 0 LOB: 0 BB: 0 P: 7	R: 0 E: 1 K: 0 S: 4	H: 1 LOB: 1 BB: 0 P: 4	R: 0 E: 0 K: 1 S: 6	H: 1 LOB: 3 BB: 2 P: 14	R: 1 E: 0 K: 0 S: 5	H: 2 LOB: 1 BB: 0 P: 5	R: 0 E: 0 K: 0 S: 3	H: 0 LOB: 0 BB: 0 P: 3	R: 0 E: 0 K: 1 S: 5	H: 2 LOB: 2 BB: 0 P: 5	R: 0 E: 0 K: 1 S: 5	H: 0 LOB: 0 BB: 0 P: 5	R: 0 E: 0 K: 0 S: 3	H: 0 LOB: 0 BB: 0 P: 3	1B: 5 2B: 1 3B: 0 HR: 0	SF: 0 SAC: 0 DP: 0 HBP: 0	WP: 0 PB: 0 SB: 1 CS: 0	PA: 35					
PITCHER	IP	WLS	BF	H	R	ER	SO	BB	IBB	HBP	BLK	WP	HR	S	P	ERA	WHIP										
Mike Garcia, R (1, 1) ERA: 3.47	9.0	W	35	6	1	1	4	2	0	0	0	0	0	41	49	1.00	0.889										


Cleveland Indians @ Chicago White Sox
Comiskey Park, Chicago, IL
Fri May 29 1953, 4:33 AM EDT
Att: 42,779 - Unknown

AB 33
R 1
H 6
RBI 1
BB 2
SO 4
LOB 13

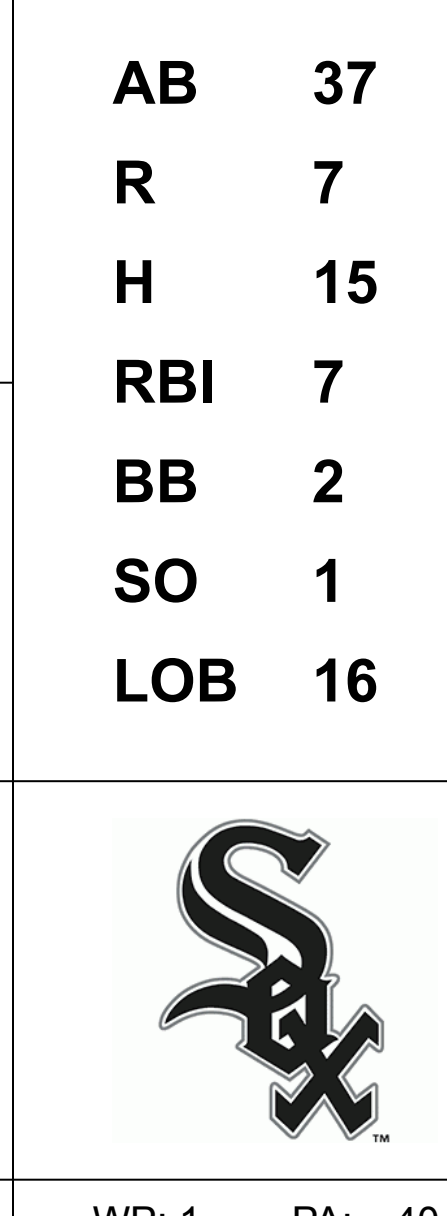


Batter	1	2	3	4	5	6	7	8	9	AB	R	H	RBI	BB	SO	LOB	TOP				
Johnny Groth, R OBP: 0.348, SLG: 0.400 (1, 8)										4	1	2	3	1	0	2	St. Louis Browns @ Chicago White Sox Comiskey Park, Chicago, IL Sun May 31 1953, 4:33 AM EDT Unknown				
Bobby Young, L OBP: 0.349, SLG: 0.381 (1, 4)										5	0	2	0	0	0	5					
Vic Wertz, L OBP: 0.380, SLG: 0.489 (1, 9)										4	0	0	0	1	0	3					
Bob Elliott, R OBP: 0.392, SLG: 0.432 (1, 5)										4	0	2	1	1	0	1					
Les Moss, R OBP: 0.371, SLG: 0.432 (1, 2)										4	0	1	0	1	0	4					
Jim Dyck, R OBP: 0.325, SLG: 0.242 (1, 7)											4	1	1	0	1	0		5			
Dick Kryhoski, L OBP: 0.422, SLG: 0.605 (1, 3)										4	2	2	0	0	0	2					
Billy Hunter, R OBP: 0.326, SLG: 0.306 (1, 6)										4	0	3	0	0	0	1					
Bobo Holloman, R OBP: 0.260, SLG: 0.250 (1, 1)										0	0	0	0	0	0	0					
Marlin Stuart, L OBP: 0.260, SLG: 0.250 (1, 1)										1	0	0	0	0	0	1					
Dick Knappe, L OBP: 0.246, SLG: 0.247 (6, PH)										0	0	0	0	0	0	0					
Bob Cain, L OBP: 0.246, SLG: 0.247 (6, PH)										0	0	0	0	0	0	0					
Harry Brecheen, L OBP: 0.250, SLG: 0.250 (6, PH)										0	0	0	0	0	0	0					
Hank Edwards, L OBP: 0.250, SLG: 0.250 (6, PH)										1	0	0	0	0	0	2					
Don Larsen, R OBP: 0.160, SLG: 0.260 (6, PH)										0	0	0	0	0	0	0					
Inning Stats	R: 1 E: 0 K: 0 S: 4	H: 1 LOB: 2 BB: 2 P: 12	R: 1 E: 0 K: 0 S: 5	H: 2 LOB: 1 BB: 0 P: 5	R: 0 E: 0 K: 0 S: 3	H: 0 LOB: 0 BB: 0 P: 3	R: 0 E: 0 K: 0 S: 3	H: 1 LOB: 1 BB: 1 P: 7	R: 0 E: 0 K: 0 S: 5	H: 2 LOB: 2 BB: 0 P: 9	R: 0 E: 0 K: 0 S: 3	H: 1 LOB: 1 BB: 1 P: 7	R: 1 E: 0 K: 0 S: 5	H: 3 LOB: 1 BB: 0 P: 5	R: 0 E: 0 K: 0 S: 3	H: 1 LOB: 1 BB: 1 P: 7	1B: 11 2B: 3 3B: 0 HR: 0	SF: 0 SAC: 1 DP: 4 HBP: 0	WP: 0 PB: 0 SB: 0 CS: 0	PA: 42	
PITCHER	IP WLS BF H R ER SO BB IBB HBP BLK WP HR S P ERA WHIP	IP WLS BF H R ER SO BB IBB HBP BLK WP HR S P ERA WHIP	IP WLS BF H R ER SO BB IBB HBP BLK WP HR S P ERA WHIP	IP WLS BF H R ER SO BB IBB HBP BLK WP HR S P ERA WHIP	IP WLS BF H R ER SO BB IBB HBP BLK WP HR S P ERA WHIP	IP WLS BF H R ER SO BB IBB HBP BLK WP HR S P ERA WHIP	IP WLS BF H R ER SO BB IBB HBP BLK WP HR S P ERA WHIP	IP WLS BF H R ER SO BB IBB HBP BLK WP HR S P ERA WHIP	IP WLS BF H R ER SO BB IBB HBP BLK WP HR S P ERA WHIP	IP WLS BF H R ER SO BB IBB HBP BLK WP HR S P ERA WHIP	IP WLS BF H R ER SO BB IBB HBP BLK WP HR S P ERA WHIP	IP WLS BF H R ER SO BB IBB HBP BLK WP HR S P ERA WHIP	IP WLS BF H R ER SO BB IBB HBP BLK WP HR S P ERA WHIP	IP WLS BF H R ER SO BB IBB HBP BLK WP HR S P ERA WHIP	IP WLS BF H R ER SO BB IBB HBP BLK WP HR S P ERA WHIP	IP WLS BF H R ER SO BB IBB HBP BLK WP HR S P ERA WHIP	IP WLS BF H R ER SO BB IBB HBP BLK WP HR S P ERA WHIP	IP WLS BF H R ER SO BB IBB HBP BLK WP HR S P ERA WHIP	IP WLS BF H R ER SO BB IBB HBP BLK WP HR S P ERA WHIP	IP WLS BF H R ER SO BB IBB HBP BLK WP HR S P ERA WHIP	IP WLS BF H R ER SO BB IBB HBP BLK WP HR S P ERA WHIP

AB	35
R	4
H	13
RBI	4
BB	6
SO	0
LOB	26



Batter	1	2	3	4	5	6	7	8	9	AB	R	H	RBI	BB	SO	LOB	BOTTOM				
Chico Carrasquel, R OBP: 0.328, SLG: 0.350 (1, 6)										4	2	1	0	1	0	3	St. Louis Browns @ Chicago White Sox Comiskey Park, Chicago, IL Sun May 31 1953, 4:33 AM EDT Unknown				
Jim Rivera, L OBP: 0.352, SLG: 0.390 (1, 8)									5	2	3	1	0	0	1						
Fernis Fain, L OBP: 0.402, SLG: 0.389 (1, 3)									5	0	2	2	0	0	2						
Sam Mele, R OBP: 0.384, SLG: 0.448 (1, 9)									5	2	2	1	0	0	2						
Minnie Minoso, R OBP: 0.404, SLG: 0.353 (1, 7)									4	1	3	2	0	0	1						
Bud Sheely, L OBP: 0.462, SLG: 0.364 (1, 2)										3	0	0	0	0	0	2					
Allie Clark, R OBP: 0.209, SLG: 0.337 (6, PH)										1	0	0	0	0	2						
Sherm Lollar, R OBP: 0.432, SLG: 0.505 (7, 2)										0	0	0	0	0	0						
Nellie Fox, L OBP: 0.316, SLG: 0.352 (1, 4)										4	0	1	1	0	0	0					
Rocky Krsnich, R OBP: 0.308, SLG: 0.340 (1, 5)										3	0	2	0	1	0	2					
Tommy Byrne, L OBP: 0.278, SLG: 0.375 (1, 1)										0	0	0	0	0	0	0					
Sandy Consuegra, R OBP: 0.333, SLG: 0.333 (2, 1)										3	0	1	0	0	1	1					
Joe Dobson, R OBP: 0.100, SLG: 0.150 (6, PH)										0	0	0	0	0	0	0					
Inning Stats	R: 1 E: 1 K: 0 S: 5	H: 2 LOB: 1 BB: 0 P: 5	R: 0 E: 0 K: 1 S: 5	H: 0 LOB: 1 BB: 1 P: 9	R: 3 E: 0 K: 0 S: 7	H: 4 LOB: 2 BB: 1 P: 11	R: 0 E: 0 K: 0 S: 4	H: 1 LOB: 1 BB: 0 P: 4	R: 2 E: 0 K: 0 S: 7	H: 4 LOB: 2 BB: 0 P: 7	R: 1 E: 0 K: 0 S: 5	H: 3 LOB: 1 BB: 0 P: 5	R: 0 E: 0 K: 0 S: 4	H: 1 LOB: 0 BB: 0 P: 4	R: 0 E: 0 K: 0 S: 3	H: 0 LOB: 0 BB: 0 P: 3	1B: 9 2B: 3 3B: 3 HR: 0	SF: 0 SAC: 1 DP: 1 HBP: 0	WP: 1 PB: 0 SB: 0 CS: 0	PA: 40	
PITCHER	IP WLS BF H R ER SO BB IBB HBP BLK WP HR S P ERA WHIP	IP WLS BF H R ER SO BB IBB HBP BLK WP HR S P ERA WHIP	IP WLS BF H R ER SO BB IBB HBP BLK WP HR S P ERA WHIP	IP WLS BF H R ER SO BB IBB HBP BLK WP HR S P ERA WHIP	IP WLS BF H R ER SO BB IBB HBP BLK WP HR S P ERA WHIP	IP WLS BF H R ER SO BB IBB HBP BLK WP HR S P ERA WHIP	IP WLS BF H R ER SO BB IBB HBP BLK WP HR S P ERA WHIP	IP WLS BF H R ER SO BB IBB HBP BLK WP HR S P ERA WHIP	IP WLS BF H R ER SO BB IBB HBP BLK WP HR S P ERA WHIP	IP WLS BF H R ER SO BB IBB HBP BLK WP HR S P ERA WHIP	IP WLS BF H R ER SO BB IBB HBP BLK WP HR S P ERA WHIP	IP WLS BF H R ER SO BB IBB HBP BLK WP HR S P ERA WHIP	IP WLS BF H R ER SO BB IBB HBP BLK WP HR S P ERA WHIP	IP WLS BF H R ER SO BB IBB HBP BLK WP HR S P ERA WHIP	IP WLS BF H R ER SO BB IBB HBP BLK WP HR S P ERA WHIP	IP WLS BF H R ER SO BB IBB HBP BLK WP HR S P ERA WHIP	IP WLS BF H R ER SO BB IBB HBP BLK WP HR S P ERA WHIP	IP WLS BF H R ER SO BB IBB HBP BLK WP HR S P ERA WHIP	IP WLS BF H R ER SO BB IBB HBP BLK WP HR S P ERA WHIP	IP WLS BF H R ER SO BB IBB HBP BLK WP HR S P ERA WHIP	IP WLS BF H R ER SO BB IBB HBP BLK WP HR S P ERA WHIP



Batter	1	2	3	4	5	6	7	8	9	AB	R	H	RBI	BB	SO	LOB	TOP										
Billy Martin, R OBP: 0.282, SLG: 0.323 (1, 4)	0-0 6-3		0-0 HR 1B		0-0 FC4-5-1 BB 2-3	0-0 FC4 1-2f			0-0 6-3	5	1	1	0	0	0	3	New York Yankees @ Chicago White Sox Comiskey Park, Chicago, IL Tue Jun 02 1953, 4:33 AM EDT Att: 46,428 - Unknown AB 34 R 4 H 8 RBI 4 BB 5 SO 4 LOB 14										
Joe Collins, L OBP: 0.415, SLG: 0.494 (1, 3)	0-0 F3		0-0 HR 1-H		0-0 F8		0-0 4-3		0-0 HR	5	2	2	3	0	0	1											
Irv Noren, L OBP: 0.397, SLG: 0.603 Hank Bauer, R OBP: 0.389, SLG: 0.422 (7, PH) (7, 9)	0-0 F7		0-0 4-3		4-0 BB 1-2 BB		0-0 F6		0-0 F2	2	0	0	0	1	0	0											
Mickey Mantle, S OBP: 0.426, SLG: 0.527 (1, 8)		0-3 K		0-0 G3	4-0 BB 1-2 2-3 BB		0-0 1B			3	0	1	0	1	1	0											
Yogi Berra, L OBP: 0.312, SLG: 0.363 Charles Silvera, R OBP: 0.353, SLG: 0.241 (9, 2)	0-0 F5		0-0 1-3 1B		0-0 K		0-0 L3			4	1	1	0	0	1	4											
Gene Woodling, L OBP: 0.400, SLG: 0.443 (1, 7)	4-0 BB		0-0 1-3 1B		0-0 1-3		0-0 FC3-6 2B		4-0 CS BB	2	0	1	0	2	0	1											
Gil McDougald, R OBP: 0.341, SLG: 0.362 (1, 5)	0-0 5-3		0-0 1B		0-0 2H 1B		0-0 L5		0-0 F6 1-2	4	0	1	1	0	0	3											
Phil Rizzuto, R OBP: 0.374, SLG: 0.285 (1, 6)			0-0 F5		0-3 K		0-0 FC3-6-5 BB 2-3		0-3 K	4	0	0	0	0	2	2											
Ed Lopat, L OBP: 0.364, SLG: 0.368 Don Bollweg, L OBP: 0.354, SLG: 0.522 Allie Reynolds, R OBP: 0.357, SLG: 0.417 (9, PH) (9, 1)	0-0 4-3		0-0 4-3		0-0 FC4-5 2B		4-0 FC4 1-2 BB		0-0 F4	2	0	1	0	1	0	0											
Inning Stats	R: 0 E: 0 K: 0 S: 3	H: 0 LOB: 0 BB: 0 P: 3	R: 0 E: 0 K: 1 S: 5	H: 0 LOB: 1 BB: 1 P: 9	R: 2 E: 0 K: 0 S: 5	H: 2 LOB: 0 BB: 0 P: 5	R: 1 E: 0 K: 1 S: 7	H: 2 LOB: 1 BB: 0 P: 7	R: 0 E: 0 K: 0 S: 6	H: 1 LOB: 3 BB: 2 P: 14	R: 0 E: 0 K: 0 S: 4	H: 1 LOB: 1 BB: 0 P: 8	R: 0 E: 0 K: 1 S: 4	H: 0 LOB: 0 BB: 1 P: 8	R: 1 E: 0 K: 0 S: 4	H: 1 LOB: 0 BB: 0 P: 4		1B: 4 2B: 2 3B: 0 HR: 2	SF: 0 SAC: 0 DP: 0 HBP: 0	WP: 0 PB: 0 CS: 1	PA: 39						
PITCHER	IP	WLS	BF	H	R	ER	SO	BB	IBB	HBP	BLK	WP	HR	S	P	ERA	WHIP										
Mike Fomieses, R ERA: 3.55 (1, 1)	5.0		23	5	3	3	3	3	0	0	0	0	1	26	38	5.40	1.600										
Luis Aloma, R ERA: 3.95 (6, 1)	0.2		3	1	0	0	0	0	0	0	0	0	0	3	3	0.00	1.500										
Gene Bearden, L ERA: 1.6 (6, 1)	1.1		6	1	0	0	0	1	0	0	0	0	0	5	9	0.00	1.500										
Harry Dorish, R ERA: 2.33 (8, 1)	2.0	L	7	1	1	1	1	1	0	0	0	0	1	8	12	4.50	1.000										

Batter	1	2	3	4	5	6	7	8	9	AB	R	H	RBI	BB	SO	LOB	BOTTOM										
Chico Carrasquel, R OBP: 0.313, SLG: 0.335 (1, 6)	0-0 F8		0-0 F3		0-0 G3		0-0 F7		0-0 F8	5	0	0	0	0	0	2	New York Yankees @ Chicago White Sox Comiskey Park, Chicago, IL Tue Jun 02 1953, 4:33 AM EDT Att: 46,428 - Unknown AB 35 R 3 H 10 RBI 3 BB 2 SO 2 LOB 14										
Ferns Fain, L OBP: 0.409, SLG: 0.409 (1, 3)	0-0 1-3		0-3 K		0-0 2B 4-3 1B		0-0 3-1			4	1	1	0	0	1	0											
Minnie Minoso, R OBP: 0.403, SLG: 0.373 (1, 7)	0-0 E5 1B				0-0 3-1 5-3 2B		0-0 4-3 1-3 2B		0-0 2B	4	2	3	0	0	0	0											
Sam Mele, R OBP: 0.383, SLG: 0.447 (1, 9)	0-0 2-3 1B				0-0 3-1		0-0 4-3		0-0 2B	4	0	2	2	0	0	2											
Jim Rivera, L OBP: 0.351, SLG: 0.387 (1, 8)		0-0 F8 1B		0-0 5-3		0-0 F9		0-0 4-3		4	0	1	1	0	0	2											
Sherm Lollar, R OBP: 0.426, SLG: 0.495 Fred Marsh, R OBP: 0.308, SLG: 0.250 (9, FR)	0-0 F8		0-0 F8		0-0 F8		0-0 F2		0-0 FC5-6 1B	4	0	1	0	0	0	1											
Vern Stephens, R OBP: 0.286, SLG: 0.274 (1, 5)	4-0 FC3-6 BB				0-0 F4		4-0 FC2-6 BB		0-0 FC5-6 1B	2	0	0	0	2	0	1											
Nellie Fox, L OBP: 0.320, SLG: 0.366 (1, 4)	0-0 FC3-6				0-0 FC3-6 G6-4-3 1B		0-0 FC2-6 WP		0-0 1B	4	0	2	0	0	0	2											
Mike Fomieses, R OBP: 0.283, SLG: 0.167 Allie Clark, R OBP: 0.297, SLG: 0.333 Luis Aloma, R OBP: 0.357, SLG: 0.309 Gene Bearden, L OBP: 0.354, SLG: 0.292 Red Wilson, R OBP: 0.343, SLG: 0.143 Harry Dorish, R OBP: 0.327, SLG: 0.304 (9, PH) (5, PH) (5, 1) (7, PH) (8, 1) (9, PH)	0-0 1-6-3		0-0 1-6-3		0-0 G6-4-3		0-0 F5		0-3 K	1	0	0	0	0	0	0											
Inning Stats	R: 0 E: 1 K: 0 S: 4	H: 1 LOB: 2 BB: 0 P: 4	R: 0 E: 0 K: 0 S: 3	H: 1 LOB: 1 BB: 1 P: 7	R: 0 E: 0 K: 1 S: 5	H: 0 LOB: 0 BB: 0 P: 5	R: 1 E: 0 K: 0 S: 4	H: 1 LOB: 0 BB: 0 P: 4	R: 0 E: 0 K: 0 S: 3	H: 1 LOB: 1 BB: 0 P: 3	R: 1 E: 0 K: 0 S: 5	H: 2 LOB: 1 BB: 0 P: 5	R: 0 E: 0 K: 0 S: 3	H: 0 LOB: 1 BB: 1 P: 7	R: 1 E: 0 K: 0 S: 5	H: 2 LOB: 2 BB: 0 P: 5		1B: 6 2B: 4 3B: 0 HR: 0	SF: 0 SAC: 0 DP: 1 HBP: 0	WP: 1 PB: 0 CS: 0	PA: 37						
PITCHER	IP	WLS	BF	H	R	ER	SO	BB	IBB	HBP	BLK	WP	HR	S	P	ERA	WHIP										
Ed Lopat, L ERA: 3.1 (1, 1)	8.0		32	8	3	3	1	2	0	0	0	0	1	32	40	3.38	1.250										
Allie Reynolds, R ERA: 4.24 (9, 1)	1.0	S	5	2	0	0	1	0	0	0	0	0	0	7	7	0.00	2.000										

Batter	1	2	3	4	5	6	7	8	9	AB	R	H	RBI	BB	SO	LOB	TOP					
Billy Martin, R (1,4) OBP: 0.300, SLG: 0.329										3	3	2	1	2	0	0	New York Yankees @ Chicago White Sox Comiskey Park, Chicago, IL Wed Jun 03 1953, 4:33 AM EDT Att: 14,032 - Unknown					
Ralph Houk, R (8,2) OBP: 0.167, SLG: 0.167										1	0	0	0	0	0	0						
Joe Collins, L (1,3) OBP: 0.440, SLG: 0.512										5	3	4	1	1	0	1						
Don Bollweg, L (7,3) OBP: 0.347, SLG: 0.511										1	0	0	0	0	1	0						
Irv Noren, L (1,9) OBP: 0.419, SLG: 0.639										3	3	1	2	3	0	5						
Hank Bauer, R (8,9) OBP: 0.389, SLG: 0.422										0	0	0	0	0	0	0						
Mickey Mantle, S (1,8) OBP: 0.429, SLG: 0.519										4	2	1	4	2	2	1						
Gene Woodling, L (1,7) OBP: 0.404, SLG: 0.449										5	2	2	3	1	0	4						
Gil McDougald, R (1,5) OBP: 0.341, SLG: 0.361										6	0	2	2	0	0	3						
Charles Silveira, R (1,2) OBP: 0.375, SLG: 0.314										6	2	3	2	0	0	1						
Phil Rizzuto, R (1,6) OBP: 0.375, SLG: 0.303										5	2	2	0	0	0	2						
Andy Carey, R (7,6) OBP: 0.316, SLG: 0.545										1	0	0	0	0	0	1						
Whitey Ford, L (1,1) OBP: 0.280, SLG: 0.261										4	1	2	3	0	1	2						
Bill Miller, L (8,1)										1	0	0	0	0	0	0						
Inning Stats	R: 3 E: 0 K: 0 S: 6	H: 4 LOB: 2 BB: 1 P: 10	R: 2 E: 0 K: 0 S: 4	H: 2 LOB: 2 BB: 3 P: 16	R: 0 E: 0 K: 0 S: 3	H: 0 LOB: 0 BB: 0 P: 3	R: 5 E: 1 K: 1 S: 9	H: 3 LOB: 2 BB: 3 P: 21	R: 1 E: 0 K: 0 S: 5	H: 2 LOB: 2 BB: 1 P: 9	R: 4 E: 2 K: 1 S: 9	H: 3 LOB: 0 BB: 0 P: 9	R: 2 E: 0 K: 0 S: 7	H: 4 LOB: 1 BB: 0 P: 8	R: 1 E: 0 K: 1 S: 6	H: 1 LOB: 1 BB: 1 P: 10	R: 0 E: 0 K: 1 S: 5	H: 0 LOB: 0 BB: 0 P: 5	1B: 13 2B: 5 3B: 0 HR: 1	SF: 0 SAC: 1 DP: 1 HBP: 1	WP: 0 PB: 0 SB: 2 CS: 0	PA: 56
PITCHER	IP	WLS	BF	H	R	ER	SO	BB	IBB	HBP	BLK	WP	HR	S	P	ERA	WHIP					
Bob Keegan, R (1,1) ERA: 4.61	1.1	L	12	6	5	5	0	3	0	0	0	0	0	9	21	33.75	6.750					
Joe Dobson, R (2,1) ERA: 3.04	2.0		11	2	5	5	0	4	0	0	0	0	0	7	23	22.50	3.000					
Sandy Consuegra, R (4,1) ERA: 5.4	3.2		25	10	7	4	2	1	0	1	0	0	1	27	32	9.82	3.000					
Lou Kretlow, R (8,1) ERA: 3.48	2.0		8	1	1	1	2	1	0	0	0	0	0	11	15	4.50	1.000					

Batter	1	2	3	4	5	6	7	8	9	AB	R	H	RBI	BB	SO	LOB	BOTTOM					
Chico Carrasquel, R (1,6) OBP: 0.315, SLG: 0.333										4	0	1	0	1	0	1	New York Yankees @ Chicago White Sox Comiskey Park, Chicago, IL Wed Jun 03 1953, 4:33 AM EDT Att: 14,032 - Unknown					
Ferns Fain, L (1,3) OBP: 0.413, SLG: 0.410										2	1	1	0	1	0	0						
Fred Marsh, R (7,3) OBP: 0.267, SLG: 0.214										2	0	0	0	0	0	2						
Minnie Minoso, R (1,7) OBP: 0.406, SLG: 0.373										0	0	0	0	1	0	0						
Allie Clark, R (3,PH) OBP: 0.208, SLG: 0.330										4	0	1	0	0	2	4						
Sam Mele, R (1,9) OBP: 0.396, SLG: 0.471										4	1	3	1	1	0	0						
Jim Rivera, L (1,8) OBP: 0.352, SLG: 0.388										5	0	2	0	0	0	4						
Sherm Lollar, R (1,2) OBP: 0.419, SLG: 0.485										2	0	0	0	0	0	2						
Red Wilson, R (5,2) OBP: 0.351, SLG: 0.280										2	0	0	0	0	0	1						
Rocky Krsnich, R (1,5) OBP: 0.310, SLG: 0.327										4	0	1	0	0	1	2						
Nellie Fox, L (1,4) OBP: 0.319, SLG: 0.364										4	0	1	1	0	0	2						
Bob Keegan, R (1,1) ERA: 4.61										0	0	0	0	0	0	0						
Joe Dobson, R (2,1) ERA: 3.04										1	0	0	0	0	1	0						
Sandy Consuegra, R (4,1) ERA: 5.4										1	0	0	0	0	2	1						
Vern Stephens, R (7,PH) OBP: 0.208, SLG: 0.330										0	0	0	0	0	0	0						
Lou Kretlow, R (8,1) ERA: 3.48										0	0	0	0	0	0	0						
Tom Wright, L (9,PH) SLG: 0.319										1	0	1	0	0	0	0						
Inning Stats	R: 0 E: 0 K: 0 S: 3	H: 1 LOB: 2 BB: 1 P: 7	R: 0 E: 0 K: 0 S: 3	H: 0 LOB: 0 BB: 0 P: 3	R: 0 E: 0 K: 2 S: 7	H: 0 LOB: 2 BB: 2 P: 15	R: 1 E: 0 K: 1 S: 7	H: 2 LOB: 2 BB: 1 P: 11	R: 1 E: 0 K: 0 S: 5	H: 2 LOB: 1 BB: 0 P: 5	R: 0 E: 0 K: 0 S: 3	H: 0 LOB: 0 BB: 0 P: 3	R: 0 E: 0 K: 1 S: 6	H: 1 LOB: 1 BB: 0 P: 6	R: 0 E: 0 K: 0 S: 5	H: 2 LOB: 2 BB: 0 P: 5	R: 0 E: 0 K: 0 S: 6	H: 3 LOB: 3 BB: 0 P: 6	1B: 9 2B: 2 3B: 0 HR: 0	SF: 0 SAC: 0 DP: 0 HBP: 0	WP: 0 PB: 0 SB: 0 CS: 0	PA: 41
PITCHER	IP	WLS	BF	H	R	ER	SO	BB	IBB	HBP	BLK	WP	HR	S	P	ERA	WHIP					
Whitey Ford, L (1,1) ERA: 2.12	7.0		30	6	2	2	4	4	0	0	0	0	0	11	11	0.00	2.500					
Bill Miller, L (8,1) ERA: 6.94	2.0	S	11	5	0	0	0	0	0	0	0	0	0	11	11	0.00	2.500					

Batter	1	2	3	4	5	6	7	8	9	AB	R	H	RBI	BB	SO	LOB	TOP		
Eddie Yost, R OBP: 0.376, SLG: 0.330 (1, 5)	F9	HR		F8		P4		F8		4	1	0	0	1	0	1	Washington Senators @ Chicago White Sox Comiskey Park, Chicago, IL Fri Jun 05 1953, 4:33 AM EDT Att: 13,724 - Unknown livebaseballscorecards.com		
Wayne Terwilliger, R OBP: 0.373, SLG: 0.368 (1, 4)	2B	HR		5-3		6-3		SH5-3	WP	3	2	1	4	2	0	0			
Mickey Vernon, L OBP: 0.422, SLG: 0.475 (1, 3)	K	2B		BB		1-3		SH5-3	BB	4	2	2	0	0	1	1			
Clyde Vollmer, R OBP: 0.379, SLG: 0.385 (1, 7)	1-3	2B		2B		5-3		F9		4	1	2	2	1	0	0			
Jackie Jensen, R OBP: 0.377, SLG: 0.469 (1, 9)	K	K		2B		F9		L7		5	0	1	2	0	2	3			
Pete Runnels, L OBP: 0.375, SLG: 0.288 (1, 6)		BB	1B	K		4-3		6-3		4	1	1	0	0	1	1			
Jim Busby, R OBP: 0.330, SLG: 0.432 (1, 8)		F8		F8		F2		5-3		4	0	0	0	0	0	1			
Mickey Grasso, R OBP: 0.241, SLG: 0.301 (1, 2)		F7		E5		F9		F7		4	0	0	0	0	0	1			
Connie Marrero, R OBP: 0.240, SLG: 0.136 (1, 1)		HR	1B	4-3		4-3				4	1	2	0	0	0	1			
Inning Stats	R: 0 E: 0 K: 2 S: 8	H: 1 LOB: 2 BB: 1 P: 12	R: 5 E: 0 K: 1 S: 10	H: 5 LOB: 1 BB: 1 P: 14	R: 0 E: 1 K: 1 S: 6	H: 0 LOB: 1 BB: 0 P: 6	R: 2 E: 0 K: 0 S: 5	H: 2 LOB: 1 BB: 1 P: 9	R: 0 E: 0 K: 0 S: 3	H: 0 LOB: 0 BB: 0 P: 3	R: 0 E: 0 K: 0 S: 3	H: 0 LOB: 0 BB: 0 P: 3	R: 0 E: 0 K: 0 S: 4	H: 1 LOB: 0 BB: 1 P: 4	R: 1 E: 0 K: 0 S: 3	H: 0 LOB: 0 BB: 1 P: 7	1B: 5 2B: 3 3B: 0 HR: 1	SF: 0 SAC: 1 DP: 0 HBP: 0	WP: 1 PA: 41 CS: 0
PITCHER	IP	WLS	BF	H	R	ER	SO	BB	IBB	HBP	BLK	WP	HR	S	P	ERA	WHIP		
Saul Rogovin, R ERA: 6.46 (1, 1)	5.0	L	27	8	7	7	4	3	0	0	0	0	1	32	44	12.60	2.200		
Sandy Consuegra, R ERA: 4.74 (6, 1)	3.0		10	1	0	0	0	0	0	0	0	0	0	10	10	0.00	0.333		
Luis Aloma, R ERA: 4.12 (9, 1)	1.0		4	0	1	1	0	1	0	0	0	1	0	3	7	9.00	1.000		

Batter	1	2	3	4	5	6	7	8	9	AB	R	H	RBI	BB	SO	LOB	BOTTOM		
Chico Carrasquel, R OBP: 0.307, SLG: 0.324 (1, 6)	F8		P3			F7		SH5-3		3	0	0	0	0	0	0	Washington Senators @ Chicago White Sox Comiskey Park, Chicago, IL Fri Jun 05 1953, 4:33 AM EDT Att: 13,724 - Unknown livebaseballscorecards.com		
Jim Rivera, L OBP: 0.346, SLG: 0.376 (1, 8)	K			F8		K		P4		4	0	0	0	0	2	2			
Fernis Fain, L OBP: 0.410, SLG: 0.399 (1, 3)				6-3		6-3		E2		3	1	1	0	1	0	0			
Sam Mele, R OBP: 0.387, SLG: 0.476 (1, 9)	F9			F8			HR	E5		4	1	1	1	0	0	3			
Tom Wright, L OBP: 0.355, SLG: 0.411 (1, 7)		F8			HR	F5				4	1	2	2	0	0	0			
Sherm Lollar, R OBP: 0.416, SLG: 0.466 (1, 2)		P4			6-3	4-3		F8		4	0	0	0	0	0	2			
Nellie Fox, L OBP: 0.329, SLG: 0.366 (1, 4)			4-3		E5		1B			4	0	2	0	0	0	0			
Rocky Krsnich, R OBP: 0.284, SLG: 0.311 (1, 5)			F7		6-3	P5				4	0	0	0	0	1	2			
Saul Rogovin, R OBP: 0.294, SLG: 0.200 (5, PH)										1	0	0	0	0	0	0			
Allie Clark, R OBP: 0.207, SLG: 0.392 (6, PH)										0	0	0	0	0	0	1			
Sandy Consuegra, R OBP: 0.290, SLG: 0.290 (6, PH)										0	0	0	0	0	0	0			
Bud Sherwin, L OBP: 0.240, SLG: 0.307 (6, PH)										1	0	1	0	0	0	0			
Billy Pierce, L OBP: 0.111, SLG: 0.040 (9, PH)										0	0	0	0	0	0	0			
Luis Aloma, R OBP: 0.250, SLG: 0.250 (9, PH)										1	0	0	0	0	0	0			
Inning Stats	R: 0 E: 0 K: 1 S: 5	H: 0 LOB: 1 BB: 1 P: 9	R: 0 E: 0 K: 0 S: 3	H: 0 LOB: 0 BB: 0 P: 3	R: 0 E: 0 K: 0 S: 3	H: 0 LOB: 0 BB: 0 P: 3	R: 0 E: 0 K: 0 S: 5	H: 0 LOB: 0 BB: 0 P: 5	R: 1 E: 2 K: 0 S: 7	H: 3 LOB: 2 BB: 0 P: 7	R: 0 E: 0 K: 1 S: 5	H: 0 LOB: 0 BB: 0 P: 5	R: 0 E: 0 K: 1 S: 5	H: 0 LOB: 0 BB: 0 P: 5	1B: 5 2B: 0 3B: 0 HR: 2	SF: 0 SAC: 1 DP: 0 HBP: 0	WP: 0 PA: 36 CS: 0		
PITCHER	IP	WLS	BF	H	R	ER	SO	BB	IBB	HBP	BLK	WP	HR	S	P	ERA	WHIP		
Connie Marrero, R ERA: 2.9 (1, 1)	9.0	W	36	7	4	2	4	1	0	0	0	0	2	43	47	2.00	0.889		



Batter	1	2	3	4	5	6	7	8	9	AB	R	H	RBI	BB	SO	LOB	TOP			
Eddie Yost, R OBP: 0.375, SLG: 0.342 (1, 5)	0-0 HR		0-0 6-4-3	0-0 G5-4-3		4-0 1B FC4-6 BB		0-0 6-3	0-3 K	5	2	1	2	1	1	5	Washington Senators @ Chicago White Sox Comiskey Park, Chicago, IL Sun Jun 07 1953, 4:33 AM EDT Unknown livebaseballscorecards.com			
Wayne Tenilliger, R OBP: 0.362, SLG: 0.371 (1, 4)	0-0 6-3		0-0 6-3		4-0 1B BB	0-0 FC4-6 1B		0-0 3B 1B	4-0 1B BB	4	2	2	0	2	0	1				
Mickey Vernon, L OBP: 0.429, SLG: 0.489 (1, 3)	0-0 F9			0-0 1B BB	4-0 1B F7 BB	0-0 FC4-6 1-2 BB		0-0 1B 3B	0-0 1-3 BB	5	3	3	4	1	0	1				
Clyde Vollmer, R OBP: 0.383, SLG: 0.386 (1, 7)	0-0 6-3			4-0 1B BB	0-0 1B BB	0-0 5-3		0-0 HR 1B	0-0 5-3	5	3	2	2	1	0	3				
Jackie Jensen, R OBP: 0.387, SLG: 0.486 (1, 9)		0-0 F8		4-0 1B 1B	4-0 1B BB		4-0 L3-4 BB	0-0 HR		2	2	1	2	3	0	0				
Pete Runnels, L OBP: 0.374, SLG: 0.288 Gene Verble, R OBP: 0.200, SLG: 0.143 (6, 6)		0-0 4-3		0-0 F9 1B	0-0 F7		0-0 L3-4	0-0 1-3		3	1	1	2	0	0	2				
Jim Busby, R OBP: 0.332, SLG: 0.431 (1, 8)		0-0 F9		1-2 2-3 3-H 1B	0-0 G6-4-3 1B		0-0 1-3		0-0 F8	5	0	2	2	0	0	0				
Ed Fitz Gerald, R OBP: 0.263, SLG: 0.278 (1, 2)			0-0 FC1-6 1B	0-0 F9	0-0 G6-4-3			0-0 SH1-4 6-3 2B	0-0 S 1B 1B	5	2	3	1	0	0	4				
Bob Porterfield, R OBP: 0.359, SLG: 0.541 (1, 1)			0-0 FC1-6 6-4-3 1B	0-0 G5-4-3 1B		0-0 6-3		0-0 SH1-4 2-3 1B	0-0 S 1B 1B	4	1	2	1	0	0	1				
Inning Stats	R: 1 E: 0 K: 0 S: 4	H: 1 LOB: 0 BB: 0 P: 4	R: 0 E: 0 K: 0 S: 3	H: 0 LOB: 0 BB: 0 P: 3	R: 0 E: 0 K: 0 S: 4	H: 1 LOB: 1 BB: 0 P: 4	R: 4 E: 0 K: 0 S: 6	H: 4 LOB: 1 BB: 2 P: 14	R: 3 E: 0 K: 0 S: 4	H: 2 LOB: 1 BB: 1 P: 8	R: 0 E: 0 K: 0 S: 2	H: 0 LOB: 0 BB: 1 P: 6	R: 5 E: 0 K: 0 S: 8	H: 5 LOB: 0 BB: 0 P: 8	R: 2 E: 0 K: 1 S: 8	H: 3 LOB: 2 BB: 1 P: 12		1B: 13 2B: 2 3B: 1 HR: 2	SF: 0 SAC: 1 DP: 3 HBP: 0	WP: 0 PB: 0 CS: 2
PITCHER	IP WLS BF H R ER SO	IP WLS BF H R ER SO	IP WLS BF H R ER SO	IP WLS BF H R ER SO	IP WLS BF H R ER SO	IP WLS BF H R ER SO	IP WLS BF H R ER SO	IP WLS BF H R ER SO	IP WLS BF H R ER SO	IP WLS BF H R ER SO	IP WLS BF H R ER SO	IP WLS BF H R ER SO	IP WLS BF H R ER SO	IP WLS BF H R ER SO	IP WLS BF H R ER SO	IP WLS BF H R ER SO	ERA WHIP	ERA WHIP		
Mike Fomieses, R ERA: 4.09 (1, 1)	3.0 L 16 5 5 5 0																15.00 2.333			
Luis Aloma, R ERA: 4.35 (4, 1)	1.0 4 1 1 1 0 0																9.00 2.000			
Gene Bearden, L ERA: 2.52 (5, 1)	0.0 3 1 0 0 0 0																∞ ∞			
Saul Rogovin, R ERA: 6.28 Bob Keegan, R ERA: 8.04 (8, 1)	3.0 11 2 3 3 0																9.00 1.333			
	2.0 15 8 7 7 1																31.50 4.500			
Batter	1	2	3	4	5	6	7	8	9	AB	R	H	RBI	BB	SO	LOB	BOTTOM			
Chico Carrasquel, R OBP: 0.311, SLG: 0.339 Bob Keegan, R OBP: 0.349, SLG: 0.404 (9, PH)	0-0 SH1-3 1B 2B		0-0 5-3		0-0 1B 2B		0-0 G5-4-3		0-0 F7	4	2	2	0	0	0	2	Washington Senators @ Chicago White Sox Comiskey Park, Chicago, IL Sun Jun 07 1953, 4:33 AM EDT Unknown livebaseballscorecards.com			
Jim Rivera, L OBP: 0.344, SLG: 0.374 (1, 8)	0-0 SH1-3 2-3		0-0 1-3		0-0 1B 2-3		0-0 4-3		0-0 4-3	4	0	1	0	0	0	3				
Fernis Fain, L OBP: 0.411, SLG: 0.401 (1, 3)	0-0 3-1		0-0 1B		0-0 L8-6 1B		0-0 4-3		0-0 4-3	4	0	2	1	0	0	1				
Sam Mele, R OBP: 0.390, SLG: 0.477 (1, 9)	0-0 BB 1B		0-0 F8		0-0 L8-6 1-2		0-0 L5-4 1B		0-0 L5-4 1B	4	0	2	1	0	0	3				
Minnie Minoso, R OBP: 0.413, SLG: 0.374 (1, 7)	4-0 FC5-4 BB		0-0 4-3		4-0 FC6-4 BB		0-0 FC6-4 BB		0-0 1B	2	0	1	0	2	0	1				
Sherm Lollar, R OBP: 0.403, SLG: 0.449 (1, 2)	0-0 FC5-4		0-0 F5		0-0 F7		0-0 F7		0-0 L5-4	4	0	0	0	0	0	5				
Nellie Fox, L OBP: 0.327, SLG: 0.364 (1, 4)		0-0 SH3 1B		0-3 K		0-0 FC6-4		0-0 E4 1B		4	0	1	0	0	1	1				
Rocky Krsnich, R OBP: 0.282, SLG: 0.308 (1, 5)		0-0 P3		0-0 P6		0-0 P6		0-0 1B		4	0	1	0	0	0	2				
Mike Fomieses, R OBP: 0.383, SLG: 0.167 Luis Aloma, R OBP: 0.296, SLG: 0.290 Gene Bearden, L OBP: 0.296, SLG: 0.188 Saul Rogovin, R OBP: 0.421, SLG: 0.352 Bud Shesly, R OBP: 0.220, SLG: 0.200 (8, 6)		0-0 SH3		0-3 K		4-0 G5-4-3 BB		0-3 K		0	0	0	0	0	0	0				
Inning Stats	R: 1 E: 0 K: 0 S: 5	H: 2 LOB: 2 BB: 1 P: 9	R: 0 E: 0 K: 0 S: 4	H: 1 LOB: 0 BB: 0 P: 4	R: 0 E: 0 K: 1 S: 5	H: 0 LOB: 0 BB: 0 P: 5	R: 1 E: 0 K: 1 S: 7	H: 3 LOB: 1 BB: 0 P: 7	R: 0 E: 0 K: 0 S: 3	H: 0 LOB: 1 BB: 1 P: 7	R: 0 E: 0 K: 0 S: 2	H: 0 LOB: 1 BB: 1 P: 6	R: 0 E: 0 K: 0 S: 4	H: 2 LOB: 1 BB: 0 P: 4	R: 0 E: 1 K: 1 S: 7	H: 1 LOB: 2 BB: 0 P: 7		1B: 8 2B: 4 3B: 0 HR: 0	SF: 0 SAC: 2 DP: 3 HBP: 0	WP: 0 PB: 0 CS: 0
PITCHER	IP WLS BF H R ER SO	IP WLS BF H R ER SO	IP WLS BF H R ER SO	IP WLS BF H R ER SO	IP WLS BF H R ER SO	IP WLS BF H R ER SO	IP WLS BF H R ER SO	IP WLS BF H R ER SO	IP WLS BF H R ER SO	IP WLS BF H R ER SO	IP WLS BF H R ER SO	IP WLS BF H R ER SO	IP WLS BF H R ER SO	IP WLS BF H R ER SO	IP WLS BF H R ER SO	IP WLS BF H R ER SO	ERA WHIP	ERA WHIP		
Bob Porterfield, R ERA: 3.96 (1, 1)	9.0 W 38 10 2 2 3																2.00 1.444			

Batter	1	2	3	4	5	6	7	8	9	AB	R	H	RBI	BB	SO	LOB	TOP					
Eddie Yost, R OBP: 0.373, SLG: 0.340 (1, 5)	0-0 5-3		0-0 F8		0-0 F8		0-0 1B			4	0	1	0	0	0	1						
Wayne Terwilliger, R OBP: 0.379, SLG: 0.374 (1, 4)	0-3 K		0-0 5-3		0-0 2B		0-3 K			4	0	1	0	0	2	3						
Mickey Vernon, L OBP: 0.421, SLG: 0.479 (1, 3)	0-0 P6		0-0 F9		0-3 K		0-0 F9			4	0	0	0	0	1	2						
Clyde Vollmer, R OBP: 0.391, SLG: 0.383 (1, 7)		1-0 1B F8 HBP		4-0 G6-4-3 BB		4-0 FC6-4 BB		0-0 F2		1	1	0	0	2	0	0						
Jackie Jensen, R OBP: 0.384, SLG: 0.481 (1, 9)		0-0 1B		0-0 G6-4-3		0-0 F7		0-0 6-3		4	0	1	0	0	0	3						
Pete Runnels, L OBP: 0.376, SLG: 0.291 (1, 6)		0-0 P6		0-0 FC5-4		0-0 FC6-4		0-0 L6		2	0	1	0	0	0	2						
Gene Verble, R OBP: 0.188, SLG: 0.133 (4, PR)										1	0	0	0	0	0	2						
Carmen Mauro, L OBP: 0.200, SLG: 0.143 (9, PH)										1	0	0	0	0	0	0						
Jim Busby, R OBP: 0.325, SLG: 0.422 (1, 8)		0-0 F8		0-0 FC5-4		0-0 5-3		0-0 F8		4	0	0	1	0	0	2						
Mickey Grasso, R OBP: 0.231, SLG: 0.287 (1, 2)		0-0 6-3		0-3 K		0-0 L7		0-0 5-3		4	0	0	0	0	1	1						
Spec Shea, R OBP: 0.471, SLG: 0.529 (1, 1)										3	0	1	0	0	0	0						
Walt Masterson, R OBP: 0.286, SLG: 0.263 (8, 1)			0-0 5-3 1B		0-0 F8		0-0 E3 1B			0	0	0	0	0	0	0						
Inning Stats	R: 0 E: 0 K: 1 S: 5	H: 0 LOB: 0 BB: 0 P: 5	R: 1 E: 0 K: 0 S: 4	H: 1 LOB: 1 BB: 0 P: 5	R: 0 E: 0 K: 0 S: 4	H: 1 LOB: 1 BB: 0 P: 4	R: 0 E: 0 K: 0 S: 3	H: 1 LOB: 1 BB: 1 P: 7	R: 0 E: 0 K: 1 S: 5	H: 0 LOB: 0 BB: 0 P: 5	R: 0 E: 0 K: 1 S: 6	H: 1 LOB: 2 BB: 1 P: 10	R: 0 E: 1 K: 1 S: 7	H: 1 LOB: 2 BB: 0 P: 7	R: 0 E: 0 K: 0 S: 3	H: 0 LOB: 0 BB: 0 P: 3	R: 0 E: 0 K: 0 S: 3	H: 0 LOB: 0 BB: 0 P: 3	1B: 4 2B: 1 3B: 0 HR: 0	SF: 0 SAC: 0 DP: 1 HBP: 1	WP: 1 PB: 0 CS: 0	PA: 35
PITCHER Harry Dorish, R ERA: 2.08 (1, 1)	IP: 9.0 WLS: W BF: 35 H: 5 R: 1 ER: 1 SO: 4 BB: 2 IBB: 0 HBP: 1 BLK: 0 WP: 1 HR: 0 S: 40 P: 49 ERA: 1.00 WHIP: 0.778															PITCHER						

Washington Senators @ Chicago White Sox
Comiskey Park, Chicago, IL
Sun Jun 07 1953, 4:38 AM EDT
Att: 18,480 - Unknown

AB 32
R 1
H 5
RBI 1
BB 2
SO 4
LOB 16



Batter	1	2	3	4	5	6	7	8	9	AB	R	H	RBI	BB	SO	LOB	BOTTOM			
Nellie Fox, L OBP: 0.321, SLG: 0.356 (1, 4)	0-0 P5		0-0 P5		0-0 L3		0-0 FC4-6			4	0	0	1	0	0	1				
Ferns Fain, L OBP: 0.408, SLG: 0.394 (1, 3)	0-0 F8		4-0 FC6-4 BB		0-0 F8		0-0 F9			3	0	0	0	1	0	1				
Minnie Minoso, R OBP: 0.410, SLG: 0.371 (1, 7)	0-0 1B		0-0 F9		0-0 F8		0-0 6-3			4	1	1	0	0	0	1				
Sam Mele, R OBP: 0.398, SLG: 0.490 (1, 9)	0-0 1B		0-0 FC6-4		0-0 1B		0-0 5-3 2B			4	2	3	1	0	0	1				
Jim Rivera, L OBP: 0.343, SLG: 0.371 (1, 8)	0-0 4-3		0-0 P3		0-0 1B		0-0 5-3			4	0	1	1	0	0	2				
Rocky Krenich, R OBP: 0.280, SLG: 0.319 (1, 5)		0-0 F8		0-0 F8		0-0 4-3		0-0 2B		4	1	1	1	0	0	1				
Chico Carrasquel, R OBP: 0.315, SLG: 0.348 (1, 6)		0-0 P6		0-0 P4		0-0 1B		0-0 2B		4	1	2	1	0	0	0				
Red Wilson, R OBP: 0.371, SLG: 0.296 (1, 2)		0-0 1B		0-0 F7		0-0 FC4-6 1B		4-0 FC5-4 IBB		3	0	2	0	1	0	0				
Harry Dorish, R OBP: 0.111, SLG: 0.111 (1, 1)		0-0 6-3		0-0 F8		0-0 FC4-6		0-0 FC5-4		4	0	0	0	0	0	5				
Inning Stats	R: 1 E: 0 K: 0 S: 5	H: 2 LOB: 1 BB: 0 P: 5	R: 0 E: 0 K: 0 S: 4	H: 1 LOB: 1 BB: 0 P: 4	R: 0 E: 0 K: 0 S: 3	H: 0 LOB: 1 BB: 1 P: 7	R: 0 E: 0 K: 0 S: 3	H: 0 LOB: 0 BB: 0 P: 3	R: 0 E: 0 K: 0 S: 5	H: 2 LOB: 1 BB: 0 P: 5	R: 1 E: 0 K: 0 S: 5	H: 2 LOB: 1 BB: 0 P: 5	R: 2 E: 0 K: 0 S: 6	H: 3 LOB: 2 BB: 1 P: 10	R: 0 E: 0 K: 0 S: 6	H: 0 LOB: 0 BB: 0 P: 10	1B: 7 2B: 3 3B: 0 HR: 0	SF: 0 SAC: 0 DP: 0 HBP: 0	WP: 0 PB: 0 CS: 0	PA: 36
PITCHER Spec Shea, R ERA: 2.72 (1, 1)	IP: 7.0 WLS: L BF: 29 H: 7 R: 3 ER: 3 SO: 3 BB: 1 IBB: 0 HBP: 0 BLK: 0 WP: 0 HR: 0 S: 28 P: 32 ERA: 3.86 WHIP: 1.143															PITCHER				
Walt Masterson, R ERA: 3.96 (8, 1)	IP: 1.0 WLS: L BF: 7 H: 3 R: 2 ER: 2 SO: 0 BB: 0 IBB: 1 HBP: 0 BLK: 0 WP: 0 HR: 0 S: 6 P: 10 ERA: 18.00 WHIP: 3.000															PITCHER				

Washington Senators @ Chicago White Sox
Comiskey Park, Chicago, IL
Sun Jun 07 1953, 4:38 AM EDT
Att: 18,480 - Unknown


AB 34
R 5
H 10
RBI 5
BB 2
SO 0
LOB 12



Batter	1	2	3	4	5	6	7	8	9	AB	R	H	RBI	BB	SO	LOB	TOP			
Eddie Joost, R OBP: 0.391, SLG: 0.409 (1, 6)										3	0	1	0	1	0	0	Philadelphia Athletics @ Chicago White Sox Comiskey Park, Chicago, IL Tue Jun 09 1953, 4:33 AM EDT Att: 16,154 - Unknown			
Dave Philley, S OBP: 0.345, SLG: 0.395 (1, 9)										3	0	0	0	1	0	1				
Eddie Robinson, L OBP: 0.311, SLG: 0.358 (1, 3)										4	0	1	0	0	0	3				
Gus Zernial, R OBP: 0.363, SLG: 0.539 (1, 7)										4	0	0	0	0	1	2				
Pete Suder, R OBP: 0.355, SLG: 0.395 (1, 5)										3	0	0	0	0	1	1				
Cass Michaels, R OBP: 0.326, SLG: 0.355 (1, 4)										3	0	0	0	0	0	0				
Ed McGhee, R OBP: 0.350, SLG: 0.317 (1, 8)										3	1	1	0	0	1	0				
Joe Astroth, R OBP: 0.350, SLG: 0.280 (1, 2)										3	0	0	0	0	0	0				
Marion Fricano, R OBP: 0.333, SLG: 0.400 Frank Fanovich, L (4, 1)										1	0	0	0	0	0	0				
Kite Thomas, R OBP: 0.167, SLG: 0.107 Carl Scheib, R OBP: 0.133, SLG: 0.071 (8, 1)										1	0	0	0	0	0	0				
Inning Stats	R: 0 E: 0 K: 0 S: 3	H: 0 LOB: 0 BB: 0 P: 3	R: 0 E: 0 K: 1 S: 5	H: 0 LOB: 0 BB: 0 P: 5	R: 1 E: 0 K: 0 S: 4	H: 1 LOB: 0 BB: 0 P: 4	R: 0 E: 0 K: 0 S: 4	H: 1 LOB: 1 BB: 0 P: 4	R: 0 E: 0 K: 0 S: 3	H: 0 LOB: 0 BB: 0 P: 3	R: 0 E: 0 K: 0 S: 3	H: 0 LOB: 0 BB: 0 P: 3	R: 0 E: 0 K: 1 S: 5	H: 0 LOB: 0 BB: 0 P: 5	R: 0 E: 0 K: 1 S: 5	H: 1 LOB: 1 BB: 1 P: 9	1B: 2 2B: 1 3B: 1 HR: 0	SF: 0 SAC: 0 DP: 1 HBP: 0	WP: 1 PB: 0 SB: 0 CS: 0	PA: 31
PITCHER Billy Pierce, L ERA: 3.38 (1, 1)	IP: 9.0 WLS: W BF: 31 H: 3 R: 1 ER: 1 SO: 3 BB: 2 IBB: 0 HBP: 0 BLK: 0 WP: 1 HR: 0 S: 35 P: 43 ERA: 1.00 WHIP: 0.556															PITCHER				

Batter	1	2	3	4	5	6	7	8	9	AB	R	H	RBI	BB	SO	LOB	BOTTOM			
Nellie Fox, L OBP: 0.320, SLG: 0.354 (1, 4)										4	0	1	2	0	2	1	Philadelphia Athletics @ Chicago White Sox Comiskey Park, Chicago, IL Tue Jun 09 1953, 4:33 AM EDT Att: 16,154 - Unknown			
Ferns Fain, L OBP: 0.410, SLG: 0.393 (1, 3)										3	0	1	0	1	0	2				
Minnie Minoso, R OBP: 0.416, SLG: 0.373 (1, 7)										2	1	1	0	1	0	1				
Sam Mele, R OBP: 0.394, SLG: 0.481 (1, 9)										3	1	0	0	1	0	4				
Jim Rivera, L OBP: 0.350, SLG: 0.383 (1, 8)										2	1	1	2	2	0	1				
Rocky Krenich, R OBP: 0.286, SLG: 0.338 Vern Stephens, R OBP: 0.279, SLG: 0.267 (1, 5)										2	1	1	1	0	0	1				
Chico Carrasquel, R OBP: 0.309, SLG: 0.340 (1, 6)										4	0	0	0	0	1	1				
Red Wilson, R OBP: 0.379, SLG: 0.298 (1, 2)										3	1	1	0	1	0	0				
Billy Pierce, L OBP: 0.167, SLG: 0.107 (1, 1)										3	0	2	0	0	0	1				
Inning Stats	R: 0 E: 0 K: 0 S: 2	H: 0 LOB: 1 BB: 1 P: 7	R: 2 E: 1 K: 0 S: 5	H: 2 LOB: 2 BB: 2 P: 13	R: 3 E: 0 K: 0 S: 6	H: 4 LOB: 1 BB: 1 P: 10	R: 0 E: 0 K: 1 S: 5	H: 0 LOB: 1 BB: 1 P: 9	R: 0 E: 0 K: 1 S: 4	H: 0 LOB: 0 BB: 0 P: 8	R: 0 E: 0 K: 1 S: 5	H: 1 LOB: 0 BB: 0 P: 5	R: 0 E: 0 K: 0 S: 4	H: 1 LOB: 1 BB: 0 P: 4	R: 0 E: 0 K: 0 S: 3	H: 0 LOB: 0 BB: 0 P: 3		1B: 6 2B: 1 3B: 1 HR: 0	SF: 0 SAC: 0 DP: 1 HBP: 1	WP: 0 PB: 0 SB: 0 CS: 1
PITCHER Marion Fricano, R ERA: 2.32 Frank Fanovich, L ERA: 3.38 Carl Scheib, R ERA: 4.21 (1, 1)	IP: 3.0 WLS: L BF: 18 H: 2 R: 0 ER: 0 SO: 3 BB: 4 IBB: 0 HBP: 1 BLK: 0 WP: 0 HR: 0 S: 13 P: 30 ERA: 9.00 WHIP: 3.333															PITCHER				

AB 29
R 1
H 3
RBI 0
BB 2
SO 3
LOB 7




AB 28
R 5
H 8
RBI 5
BB 6
SO 3
LOB 13



Batter	1	2	3	4	5	6	7	8	9	AB	R	H	RBI	BB	SO	LOB	TOP				
Eddie Joost, R OBP: 0.388, SLG: 0.405 (1, 6)	L4		G4-6-3 1B		F9			L5									4 0 1 0 0 0 0				
Dave Philley, S OBP: 0.347, SLG: 0.397 (1, 9)			G4-6-3 1-2		4-3			G1									4 0 1 0 0 0 1				
Eddie Robinson, L OBP: 0.305, SLG: 0.351 (1, 3)	5-3		F8		F9			3-1									4 0 0 0 0 0 1				
Gus Zernial, R OBP: 0.365, SLG: 0.538 (1, 7)	6-3			K		G4-6-3 1B			FC3-6 1B								4 0 2 0 0 1 1				
Pete Suder, R OBP: 0.352, SLG: 0.392 (1, 5)		2B F8 1B		1-3		G4-6-3 1-2		FC3-6 CS									4 1 1 0 0 0 2				
Cass Michaels, R OBP: 0.338, SLG: 0.375 (1, 4)		1-3 2B		1B 1B		P6		1B									4 1 3 0 0 0 0				
Ed McGhee, R OBP: 0.350, SLG: 0.318 (1, 8)		F8		1B 1B			1-3	1-3									3 0 1 1 0 0 1				
Joe Astroth, R OBP: 0.358, SLG: 0.284 (1, 2)		3-H 4-0 BB	L6-3 BB	1-2 3-H 1B			L3										2 0 1 1 1 0 0				
Harry Byrd, R OBP: 0.267, SLG: 0.241 Morrie Martin, L OBP: 0.067, SLG: 0.067 (9, 1)		L6-3		1-2 2-H 1B			K										3 0 1 0 0 1 2 0 0 0 0 0 0 0				
Inning Stats	R: 0 E: 0 K: 0 S: 4	H: 1 LOB: 1 BB: 0 P: 4	R: 1 E: 0 K: 0 S: 4	H: 2 LOB: 1 BB: 1 P: 8	R: 0 E: 0 K: 0 S: 3	H: 1 LOB: 0 BB: 0 P: 3	R: 1 E: 0 K: 1 S: 8	H: 4 LOB: 2 BB: 0 P: 8	R: 0 E: 0 K: 0 S: 3	H: 0 LOB: 0 BB: 0 P: 3	R: 0 E: 0 K: 1 S: 5	H: 0 LOB: 0 BB: 0 P: 5	R: 0 E: 0 K: 0 S: 3	H: 0 LOB: 0 BB: 0 P: 3	R: 0 E: 0 K: 0 S: 3	H: 2 LOB: 2 BB: 0 P: 3	1B: 9 2B: 3 3B: 0 HR: 0	SF: 0 SAC: 0 DP: 3 HBP: 0	WP: 0 PB: 0 SB: 0 CS: 1	PA: 34	
PITCHER	IP	WLS	BF	H	R	ER	SO	BB	IBB	HBP	BLK	WP	HR	S	P	ERA	WHIP				
Sandy Consuegra, R ERA: 4.26 Harry Dorish, R ERA: 2.01	(1, 1)	7.0	L	27	9	2	2	2	1	0	0	0	0	0	30	34	2.57	1.429			
PITCHER	IP	WLS	BF	H	R	ER	SO	BB	IBB	HBP	BLK	WP	HR	S	P	ERA	WHIP				

Philadelphia Athletics @ Chicago White Sox
Comiskey Park, Chicago, IL
Wed Jun 10 1953, 4:33 AM EDT
Att: 3,370 - Unknown

AB 32
R 2
H 11
RBI 2
BB 1
SO 2
LOB 8



Batter	1	2	3	4	5	6	7	8	9	AB	R	H	RBI	BB	SO	LOB	BOTTOM				
Nellie Fox, L OBP: 0.317, SLG: 0.351 (1, 4)	F7		6-3		F8		4-3 1B		FC5-4								5 0 1 0 0 0 1				
Ferns Fain, L OBP: 0.405, SLG: 0.388 (1, 3)	K		4-3 1B		F8		4-3		F5								5 0 1 0 0 1 3				
Minnie Minoso, R OBP: 0.275, SLG: 0.376 Harry Dorish, R OBP: 0.111, SLG: 0.111 (8, 1)		1B 2B		4-3 1B		P6		K									4 1 2 0 0 1 2 0 0 0 0 0 0 0				
Sam Mele, R OBP: 0.391, SLG: 0.475 (1, 9)		2B 1B		4-3		1-3		6-3									4 0 1 0 0 0 2				
Jim Rivera, L OBP: 0.357, SLG: 0.392 (1, 8)		1-3 2-H 2B		1-2 2-3 1B		S 1B		F8									3 0 2 1 1 0 0				
Sherm Lollar, R OBP: 0.398, SLG: 0.441 Red Wilson, R OBP: 0.379, SLG: 0.298 (8, PR) (9, 2)		P4		F2		P4		1B									4 0 1 0 0 0 6 0 0 0 0 0 0 0				
Vern Stephens, R OBP: 0.304, SLG: 0.263 Tom Wright, L OBP: 0.344, SLG: 0.397 Fred Marsh, R OBP: 0.235, SLG: 0.188 (1, 5) (6, PH) (7, 5)		4-3		P5		F7		F9									2 0 0 0 0 0 0 1 0 0 0 0 0 1 1 0 0 0 0 0 1				
Chico Carrasquel, R OBP: 0.304, SLG: 0.335 Bud Shueley, L OBP: 0.500, SLG: 0.357 Billy Pierce, L OBP: 0.167, SLG: 0.107 (9, PH) (9, PR)		P6		5-3		5-3		FC5-4 BB									3 0 0 0 0 0 0 0 0 0 0 1 0 0 0 0 0 0 0 0 0				
Sandy Consuegra, R OBP: 0.167, SLG: 0.167 Bud Stewart, L OBP: 0.500, SLG: 0.500 (7, PH) (8, 7)		F2		F8		4-3 1B		P4									2 0 0 0 0 0 0 2 0 1 0 0 0 1				
Inning Stats	R: 1 E: 0 K: 1 S: 8	H: 3 LOB: 2 BB: 0 P: 8	R: 0 E: 0 K: 0 S: 3	H: 0 LOB: 0 BB: 0 P: 3	R: 0 E: 0 K: 0 S: 5	H: 2 LOB: 3 BB: 1 P: 9	R: 0 E: 0 K: 0 S: 3	H: 0 LOB: 0 BB: 0 P: 3	R: 0 E: 0 K: 0 S: 4	H: 1 LOB: 1 BB: 0 P: 4	R: 0 E: 0 K: 1 S: 7	H: 2 LOB: 2 BB: 0 P: 7	R: 0 E: 0 K: 0 S: 4	H: 1 LOB: 1 BB: 0 P: 4	R: 0 E: 0 K: 0 S: 3	H: 0 LOB: 1 BB: 1 P: 7	1B: 8 2B: 1 3B: 0 HR: 0	SF: 0 SAC: 0 DP: 0 HBP: 0	WP: 0 PB: 0 SB: 1 CS: 0	PA: 38	
PITCHER	IP	WLS	BF	H	R	ER	SO	BB	IBB	HBP	BLK	WP	HR	S	P	ERA	WHIP				
Harry Byrd, R ERA: 4.9 Morrie Martin, L ERA: 4.79	(1, 1)	8.0	W	35	9	1	1	2	1	0	0	0	0	0	37	45	1.12	1.250			
PITCHER	IP	WLS	BF	H	R	ER	SO	BB	IBB	HBP	BLK	WP	HR	S	P	ERA	WHIP				

Philadelphia Athletics @ Chicago White Sox
Comiskey Park, Chicago, IL
Wed Jun 10 1953, 4:33 AM EDT
Att: 3,370 - Unknown


AB 36
R 1
H 9
RBI 1
BB 2
SO 2
LOB 17



Batter	1	2	3	4	5	6	7	8	9	AB	R	H	RBI	BB	SO	LOB	TOP								
Eddie Joost, R OBP: 0.383, SLG: 0.395 (1.6)	0-0 5-3		0-0 P6		0-3 K		0-0 F9		4-0 CS BB	4	0	0	0	1	1	0									
Dave Philley, S OBP: 0.347, SLG: 0.389 (1.9)	0-0 P6			0-0 F8	0-0 G3		4-0 HR BB		0-0 F8	4	1	0	0	1	0	1									
Eddie Robinson, L OBP: 0.307, SLG: 0.364 (1.3)	0-0 3-1			4-0 HR BB		0-0 F9	0-0 P6		0-0 HR	4	2	1	1	1	0	1									
Gus Zernial, R OBP: 0.376, SLG: 0.583 (1.7)		0-3 K		0-0 HR BB		0-0 1B 2B	0-0 HR		0-0 1B	5	3	4	4	0	1	0									
Pete Suder, R OBP: 0.348, SLG: 0.386 (1.5)		0-0 4-3		0-0 BB 1B		0-0 6-3	0-3 K		0-3 K	5	0	1	0	0	2	2									
Cass Michaels, R OBP: 0.348, SLG: 0.377 (1.4)		4-0 FC5-4 BB		4-0 1-2 BB		0-0 BB 1B		0-0 6-3		2	0	1	1	2	0	0									
Ed McGhee, R OBP: 0.347, SLG: 0.315 (1.8)		0-0 FC5-4		0-0 F7		0-0 1-2 1B		0-3 K2-3		4	0	1	0	0	1	3									
Joe Astroth, R OBP: 0.363, SLG: 0.279 (1.2)			0-0 F9	0-0 F8		4-0 1-2 2-3 BB		4-0 BB		2	0	0	0	2	0	2									
Charlie Bishop, R OBP: 0.087, SLG: 0.045 (1.1)			0-3 K		0-0 1-3		0-0 F8		0-3 K	4	0	0	0	0	2	4									
Morrie Martin, L OBP: 0.067, SLG: 0.067 (8.1)										0	0	0	0	0	0	0									
Inning Stats	R: 0 E: 0 K: 0 S: 3	H: 0 LOB: 0 BB: 0 P: 3	R: 0 E: 0 K: 1 S: 5	H: 0 LOB: 1 BB: 1 P: 9	R: 0 E: 0 K: 1 S: 5	H: 0 LOB: 0 BB: 0 P: 5	R: 2 E: 0 K: 0 S: 5	H: 2 LOB: 2 BB: 2 P: 13	R: 0 E: 0 K: 1 S: 5	H: 0 LOB: 0 BB: 0 P: 5	R: 1 E: 0 K: 0 S: 6	H: 3 LOB: 3 BB: 1 P: 10	R: 2 E: 0 K: 1 S: 6	H: 1 LOB: 0 BB: 1 P: 10	R: 0 E: 0 K: 2 S: 7	H: 0 LOB: 1 BB: 1 P: 11	R: 1 E: 0 K: 1 S: 6	H: 2 LOB: 1 BB: 1 P: 10	1B: 4 2B: 1 3B: 0 HR: 3	SF: 0 SAC: 0 DP: 0 HBP: 0	WP: 0 PB: 0 SB: 0 CS: 1	PA: 41			
PITCHER	IP	WLS	BF	H	R	ER	SO	BB	IBB	HBP	BLK	WP	HR	S	P	ERA	WHIP								
Joe Dobson, R ERA: 3.18 (1.1)	5.2		26	5	3	3	3	4	0	0	0	0	1	28	44	4.76	1.588								
Mike Fomiele, R ERA: 4.09 (6.1)	0.1		1	0	0	0	0	0	0	0	0	0	0	1	1	0.00	0.000								
Bob Keegan, R ERA: 8.15 (7.1)	2.0		9	1	2	2	3	2	0	0	0	0	0	13	21	9.00	1.500								
Harry Dorish, R ERA: 2.12 (9.1)	1.0	L	5	2	1	1	1	1	0	0	0	0	1	6	10	9.00	3.000								

Philadelphia Athletics @ Chicago White Sox
Comiskey Park, Chicago, IL
Thu Jun 11 1953, 4:33 AM EDT
Att: 3,916 - Unknown

AB 34
R 6
H 8
RBI 6
BB 7
SO 7
LOB 13

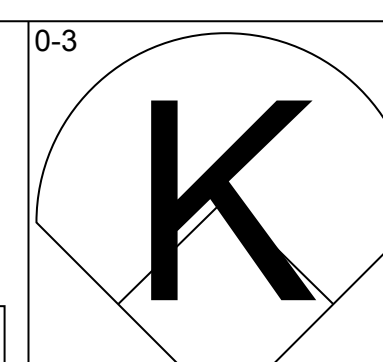
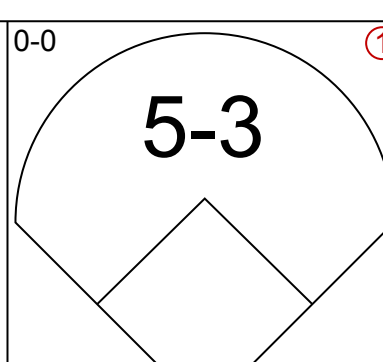
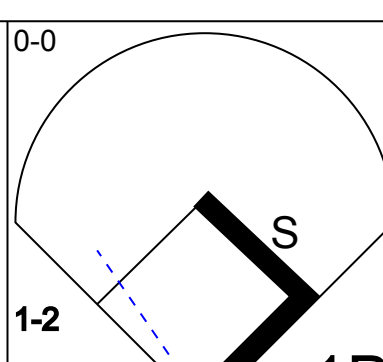
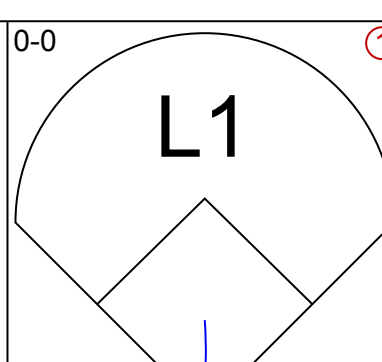
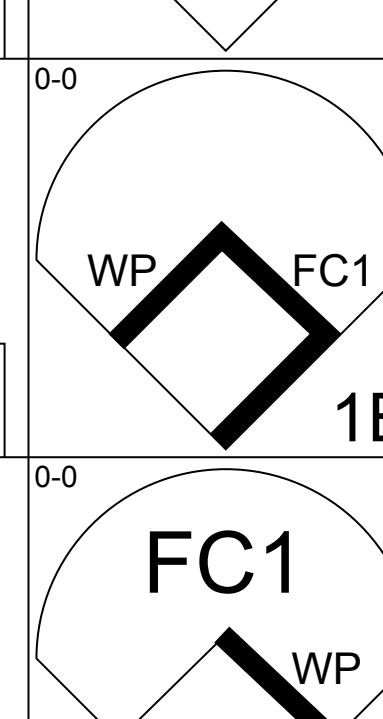
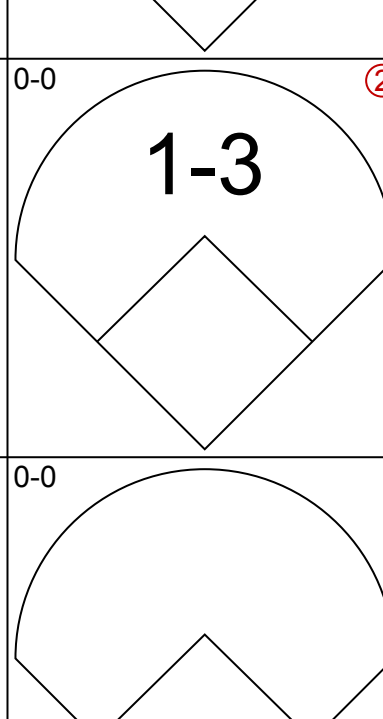
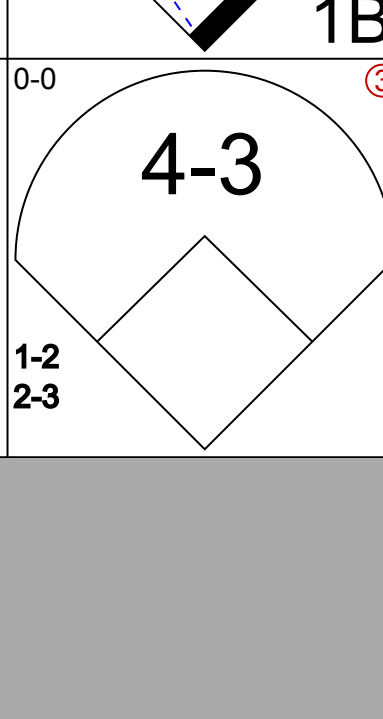
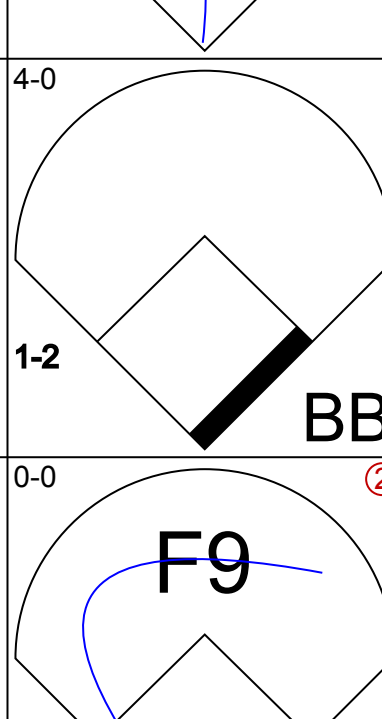
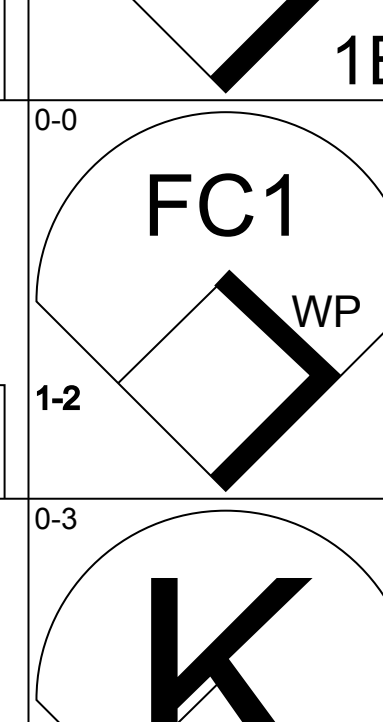
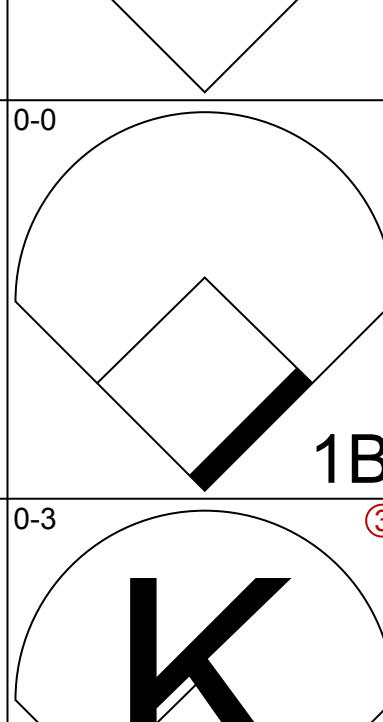

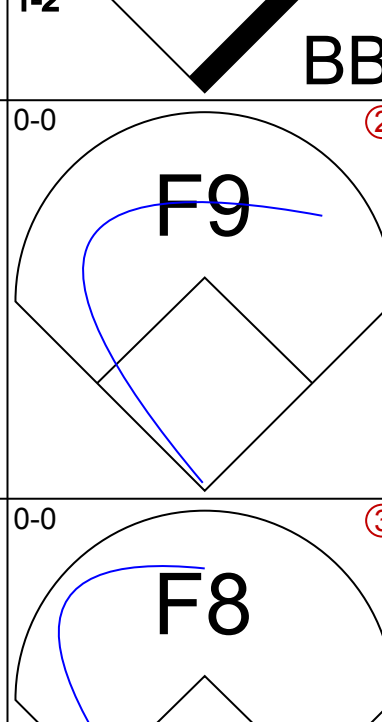
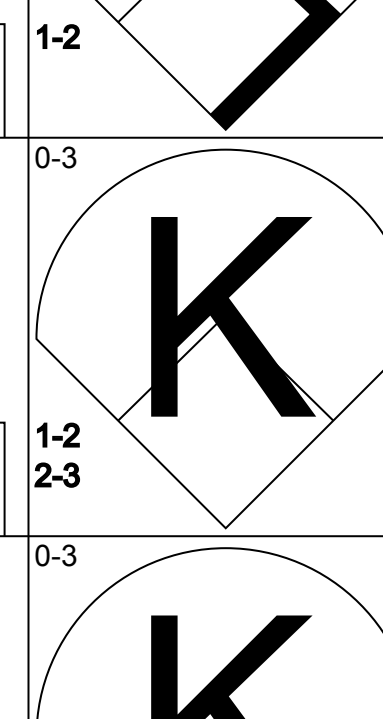


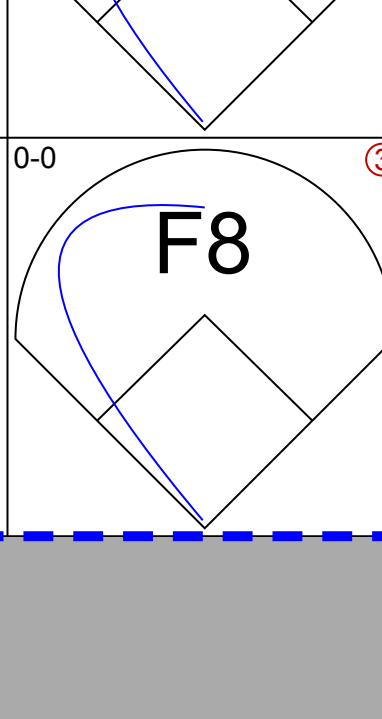
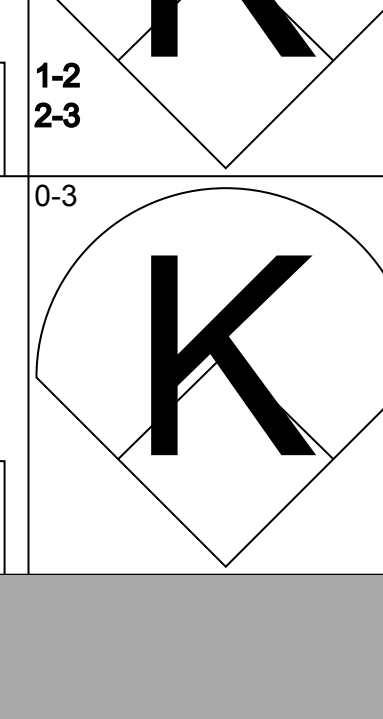
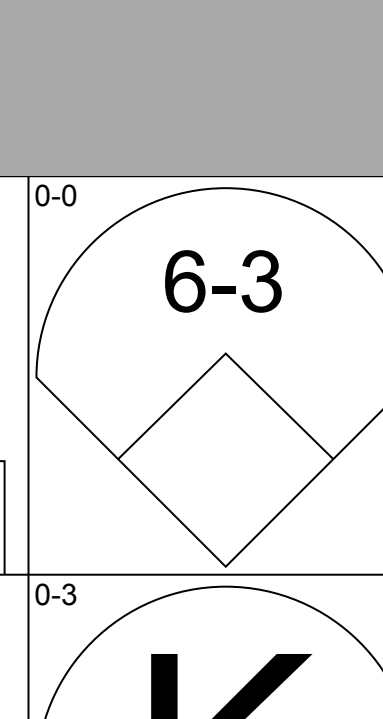
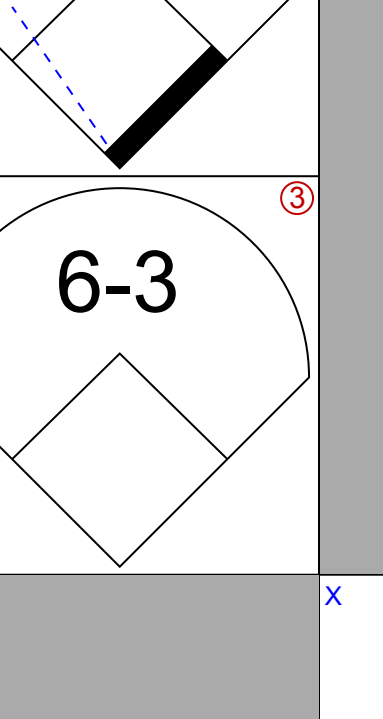
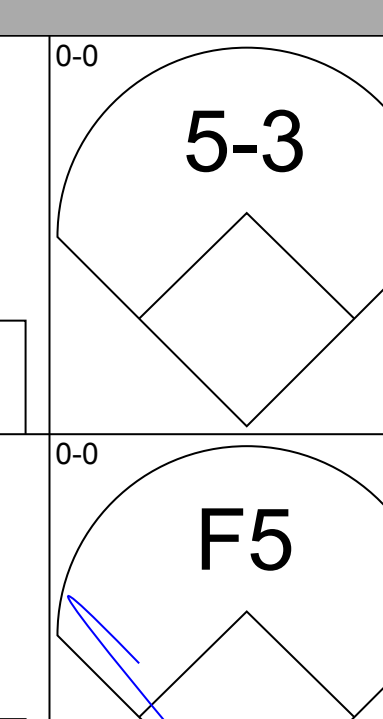
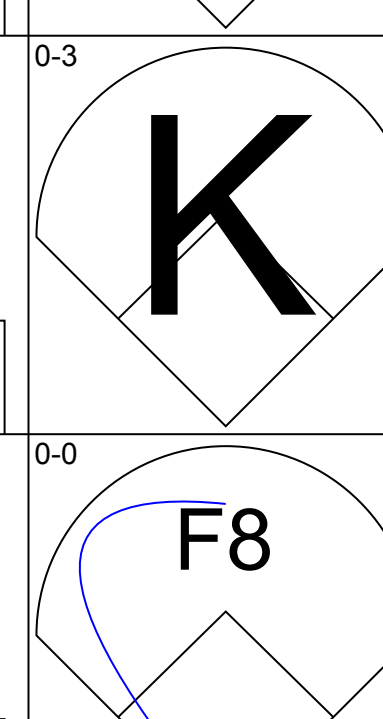
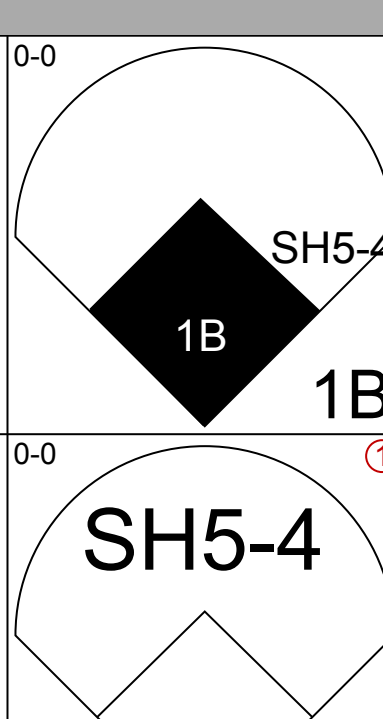
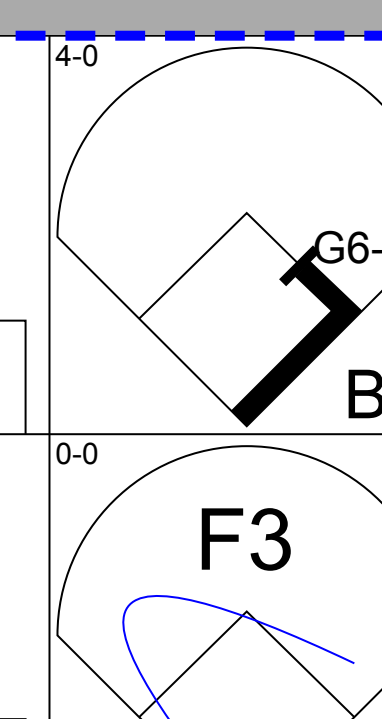
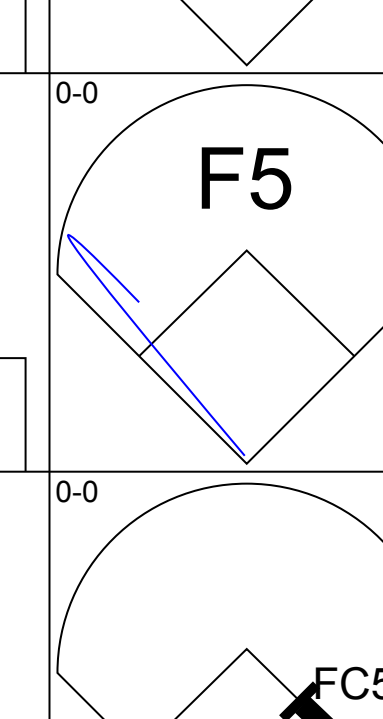
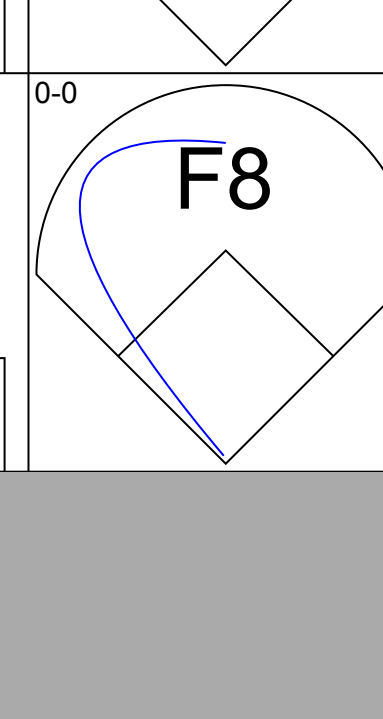
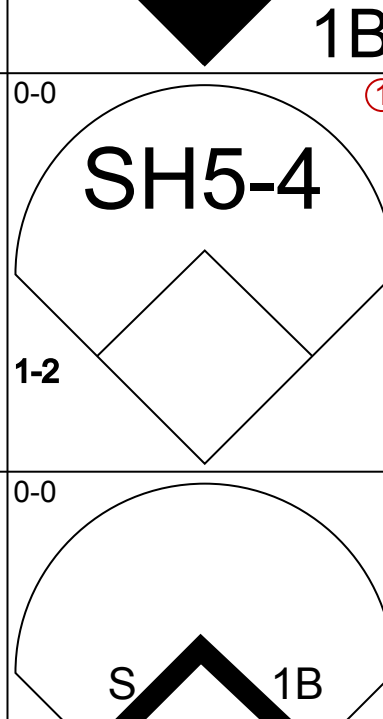
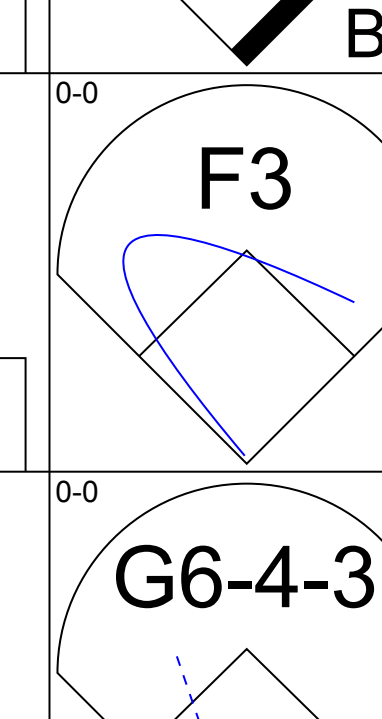
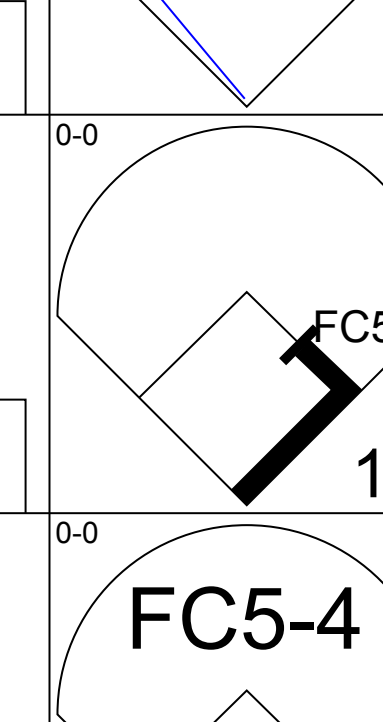
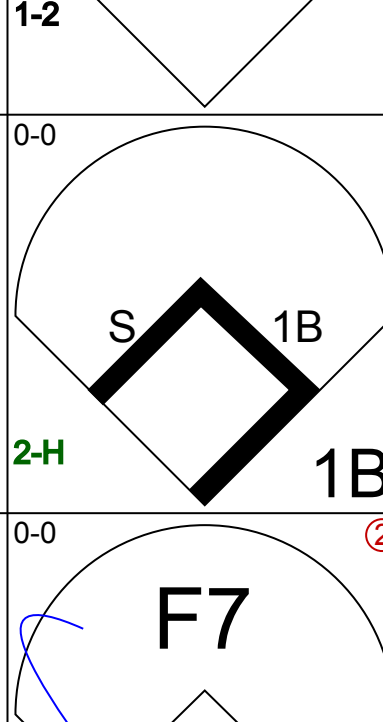
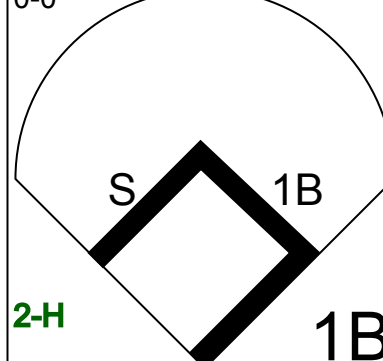
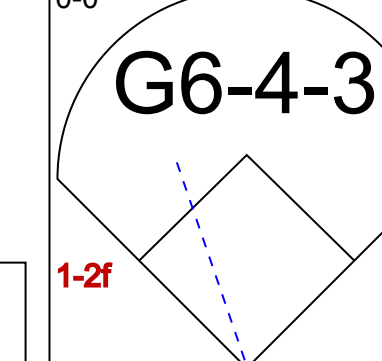

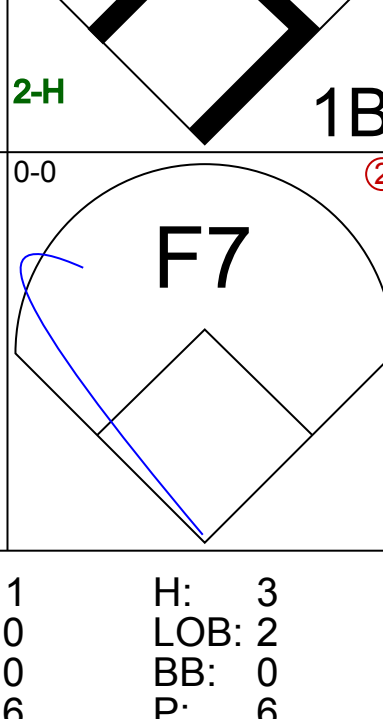
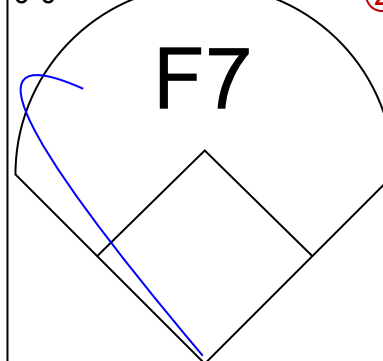
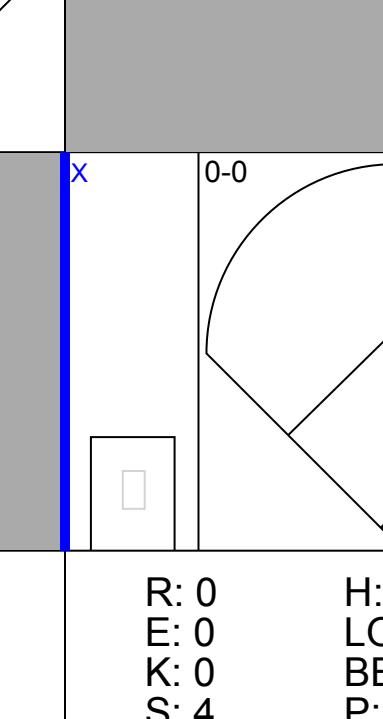


Batter	1	2	3	4	5	6	7	8	9	AB	R	H	RBI	BB	SO	LOB	BOTTOM								
Nellie Fox, L OBP: 0.311, SLG: 0.343 (1.4)	0-0 P6		0-0 1-3		0-0 1-5-3	0-0 FC6-4		0-0 F7		5	0	0	1	0	0	2									
Ferns Fain, L OBP: 0.405, SLG: 0.391 (1.3)	0-0 F7		0-0 G3		4-0 BB BB		0-0 BB 2B	0-0 6-3		4	0	1	0	1	0	1									
Minnie Minoso, R OBP: 0.417, SLG: 0.373 (7.5)	1-0 1B HBP		0-0 6-3		0-0 P6		0-0 6-3		0-0 G5-4-3 1B	4	0	1	0	0	0	2									
Sam Mele, R OBP: 0.397, SLG: 0.472 (1.9)	0-0 1-2 1B			4-0 2B 6-3 BB	4-0 1-2 BB		0-0 6-3		0-0 G5-4-3	3	1	1	0	2	0	2									
Jim Rivera, L OBP: 0.350, SLG: 0.382 (1.8)	0-0 4-3			0-0 F9	0-0 F2		0-0 1-3		0-0 P6	5	0	0	0	0	0	6									
Red Wilson, R OBP: 0.400, SLG: 0.350 (1.2)		0-3 K		0-0 2B 2B		0-0 G3 1B 2B		4-0 1B BB		3	3	2	0	1	1	0									
Vern Stephens, R OBP: 0.271, SLG: 0.258 (1.5)		0-0 6-3		0-0 6-3		0-0 G3		0-0 SH1-4 1B		2	0	0	1	0	0	1									
Bud Stewart, L OBP: 0.500, SLG: 0.500 (6. PH) (7.7)				3-0 2B		0-0 P6		0-0 SH1-4 1B		2	1	1	0	0	0	1									
Chico Carrasquel, R OBP: 0.313, SLG: 0.348 (1.6)				0-0 1B		0-0 2B		0-0 SH1-4 1B		4	0	3	2	0	0	1									
Joe Dobson, R OBP: 0.087, SLG: 0.130 (1.1)				0-0 F8		0-0 5-3		0-0 SH1-4		2	0	0	0	0	0	2									
Mike Fomiele, R OBP: 0.087, SLG: 0.167 (6.1)								0-0 SH1-4		0	0	0	0	0	0	0									
Tom Wingo, L OBP: 0.087, SLG: 0.167 (6. PH) (7.1)								0-0 SH1-4		1	0	1	0	0	0	0									
Bob Keegan, R OBP: 0.348, SLG: 0.407 (7.1)								0-0 SH1-4		0	0	0	0	0	0	0									
Sherm Lollar, R OBP: 0.087, SLG: 0.167 (6. PH) (7.1)								0-0 SH1-4		0	0	0	0	0	0	0									
Harry Dorish, R OBP: 0.111, SLG: 0.111 (9.1)								0-0 SH1-4		0	0	0	0	0	0	0									
Inning Stats	R: 0 E: 0 K: 0 S: 4	H: 1 LOB: 2 BB: 0 P: 5	R: 0 E: 0 K: 1 S: 6	H: 1 LOB: 1 BB: 0 P: 6	R: 0 E: 0 K: 0 S: 3	H: 0 LOB: 0 BB: 0 P: 3	R: 2 E: 0 K: 0 S: 5	H: 2 LOB: 1 BB: 1 P: 9	R: 0 E: 0 K: 0 S: 3	H: 0 LOB: 2 BB: 2 P: 11	R: 1 E: 0 K: 0 S: 5	H: 2 LOB: 1 BB: 0 P: 5	R: 0 E: 0 K: 0 S: 4	H: 1 LOB: 1 BB: 0 P: 4	R: 2 E: 0 K: 0 S: 5	H: 2 LOB: 1 BB: 1 P: 9	R: 0 E: 0 K: 0 S: 3	H: 1 LOB: 0 BB: 0 P: 3	1B: 6 2B: 4 3B: 0 HR: 0	SF: 0 SAC: 1 DP: 1 HBP: 1	WP: 0 PB: 0 SB: 0 CS: 0	PA: 41			
PITCHER	IP	WLS	BF	H	R	ER	SO	BB	IBB	HBP	BLK	WP	HR	S	P	ERA	WHIP								
Charlie Bishop, R ERA: 3.76 (1.1)	7.0		34	8	5	5	1	4	0	1	0	0	0	31	48	6.43	1.714								
Morrie Martin, L ERA: 4.59 (8.1)	2.0	W	7	2	0	0	0	0	0	0	0	0	0	7	7	0.00	1.000								

Philadelphia Athletics @ Chicago White Sox
Comiskey Park, Chicago, IL
Thu Jun 11 1953, 4:33 AM EDT
Att: 3,916 - Unknown

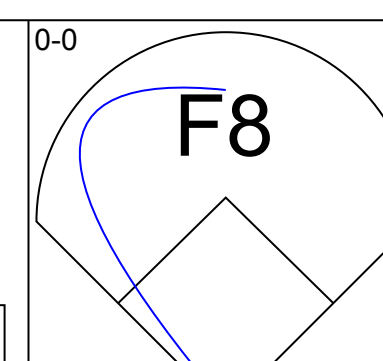
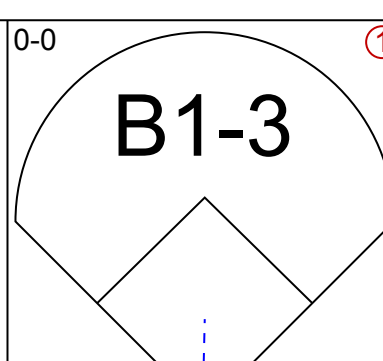
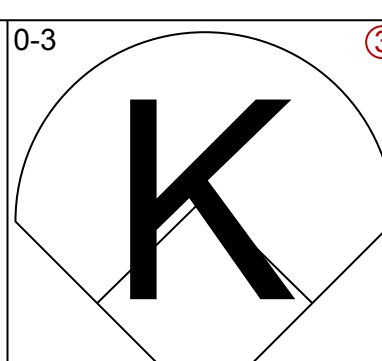
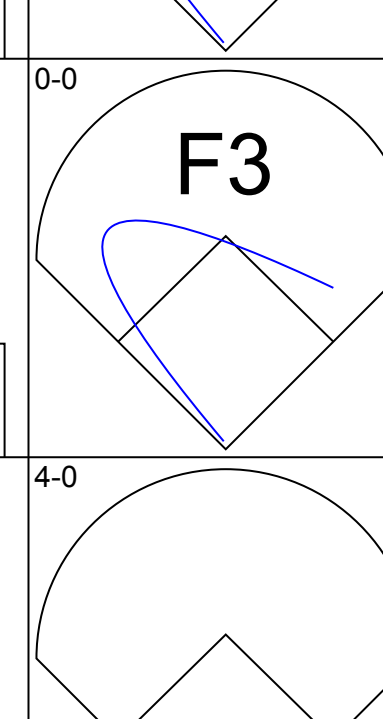
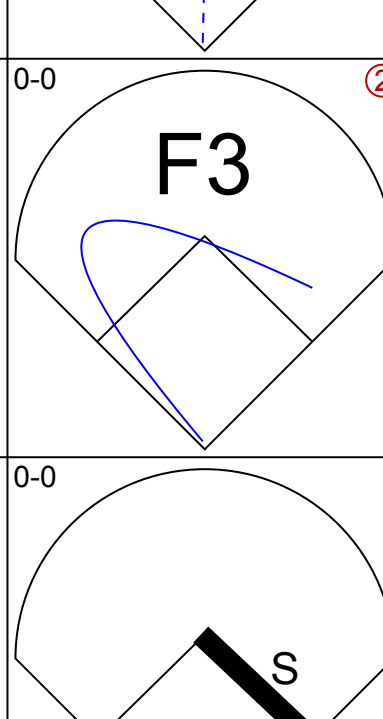
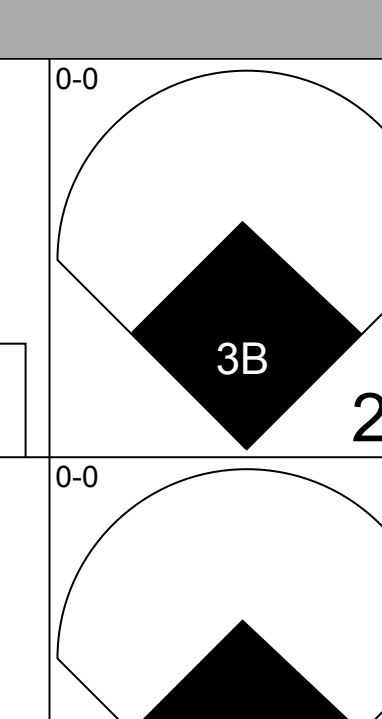
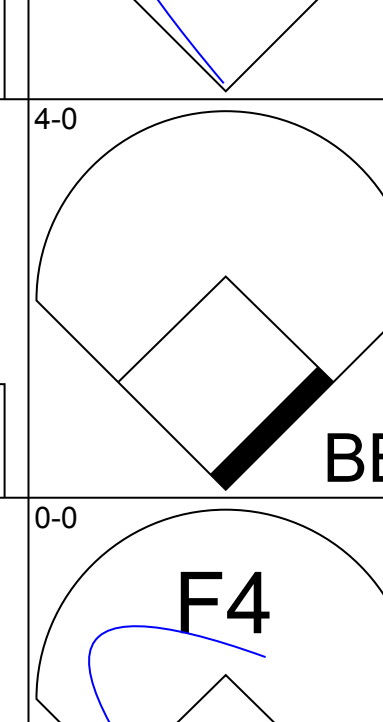
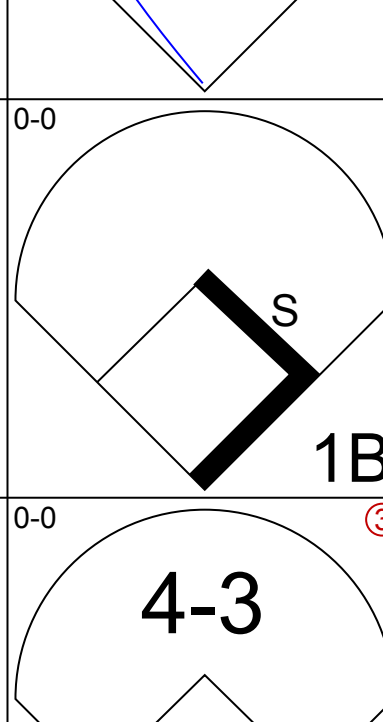
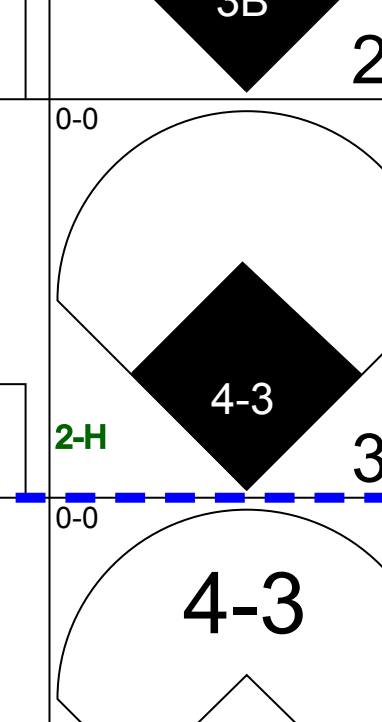
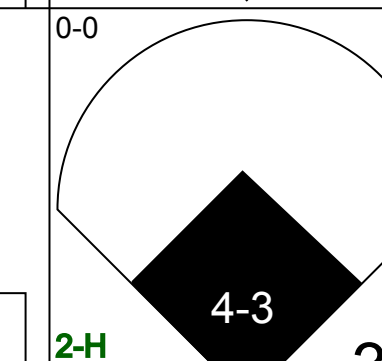
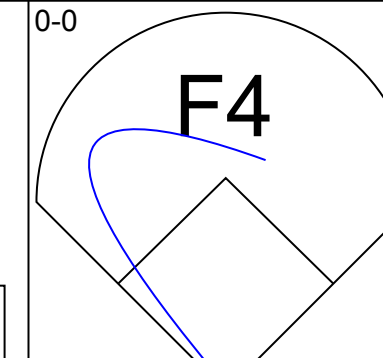
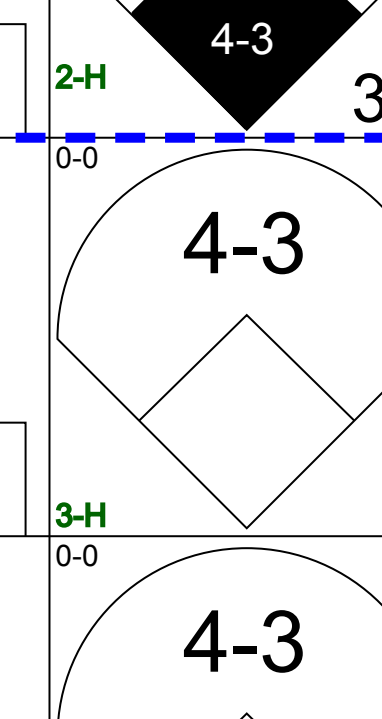
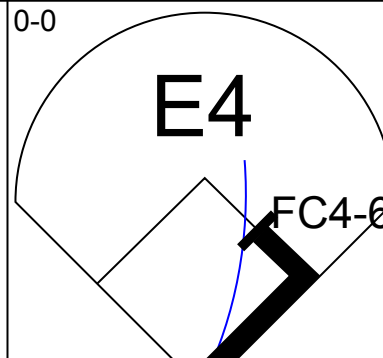
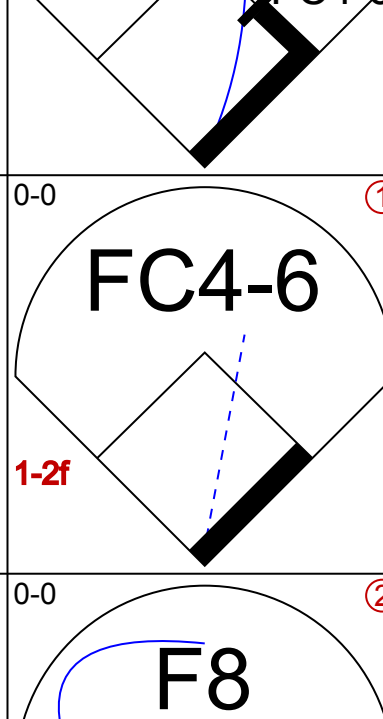

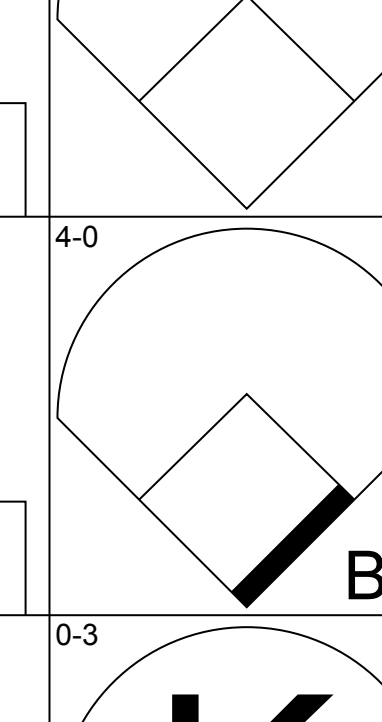
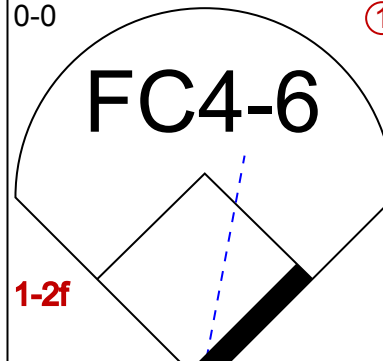
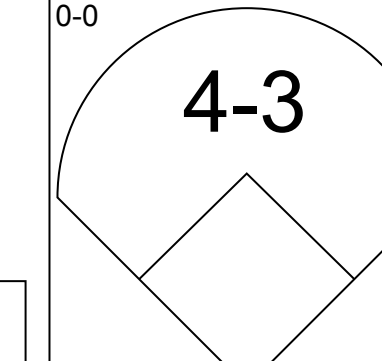

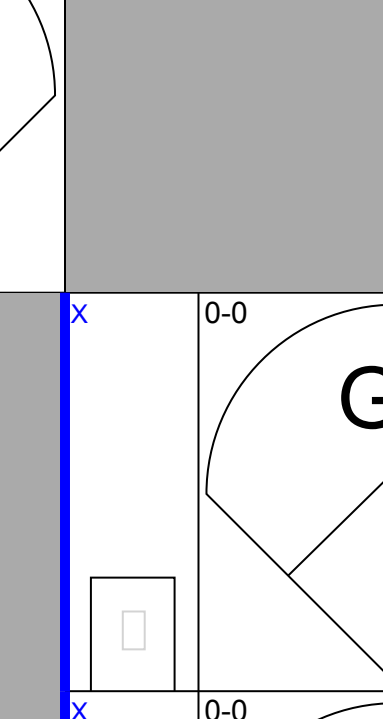
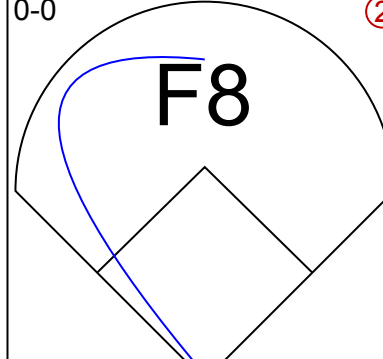
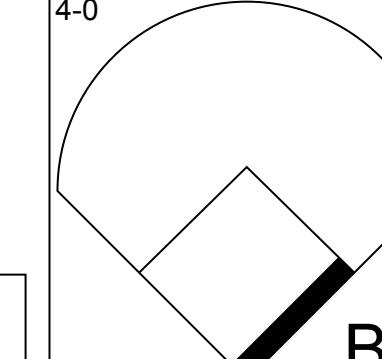

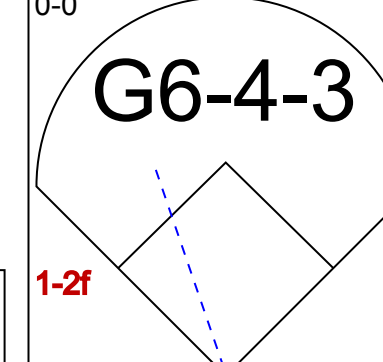
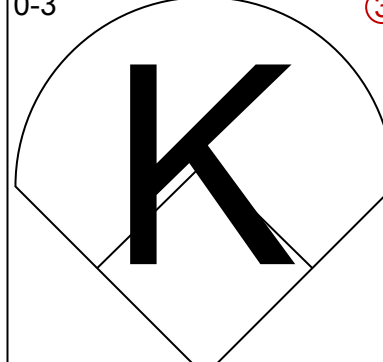
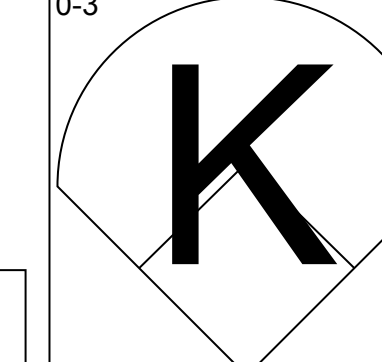
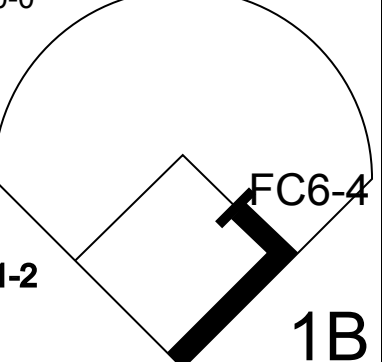
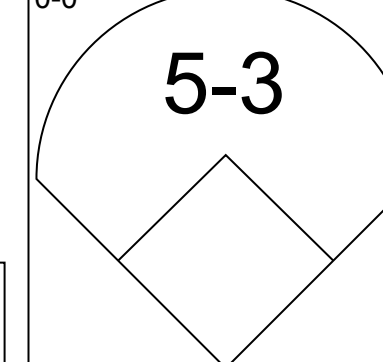

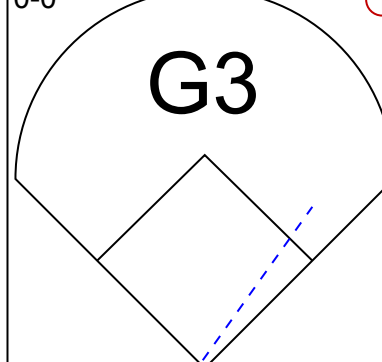

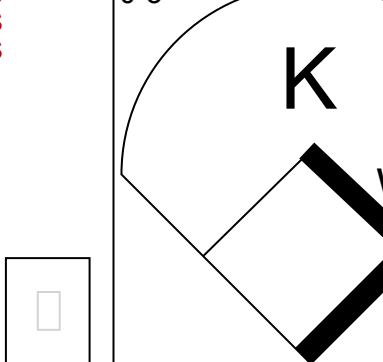
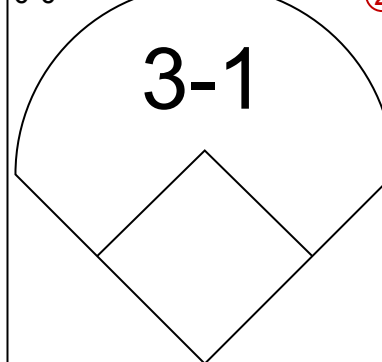
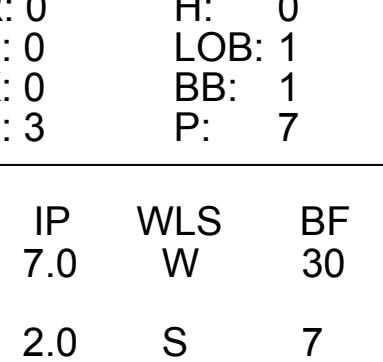
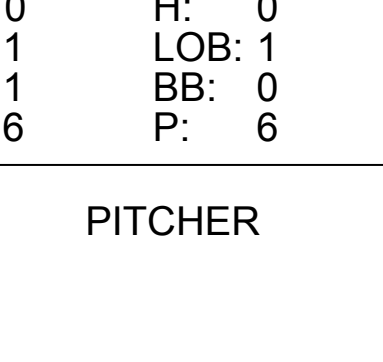
AB 35
R 5
H 10
RBI 5
BB 4
SO 1
LOB 18

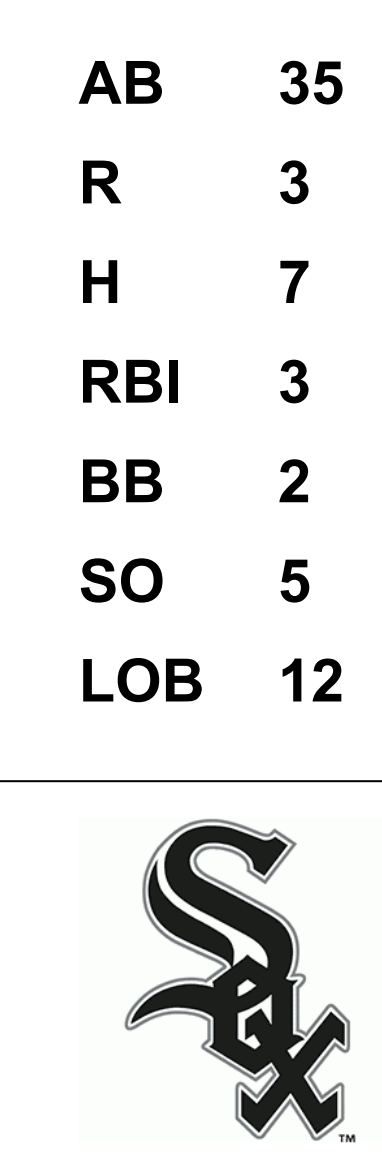


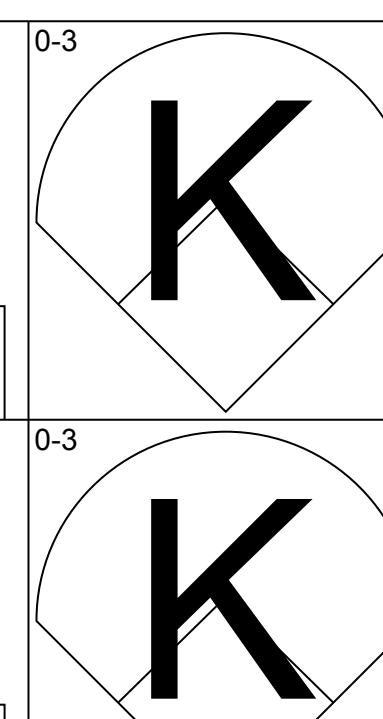
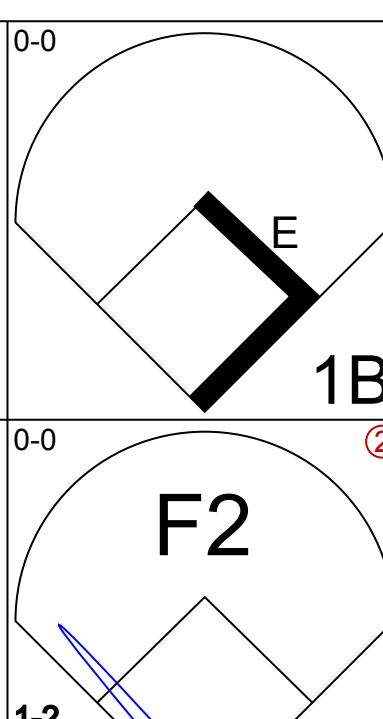
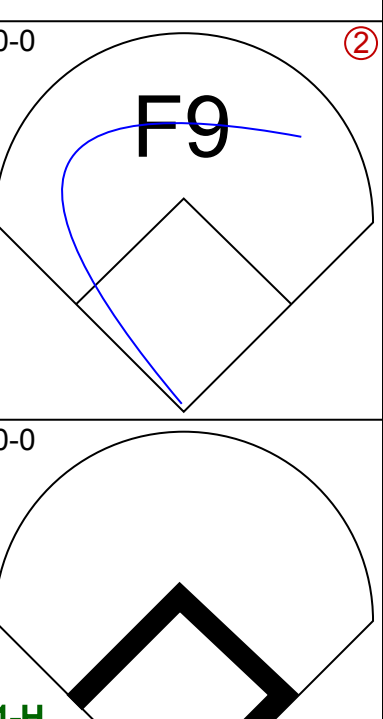

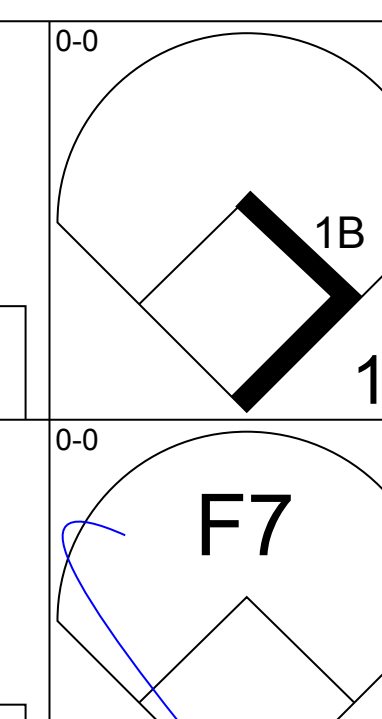
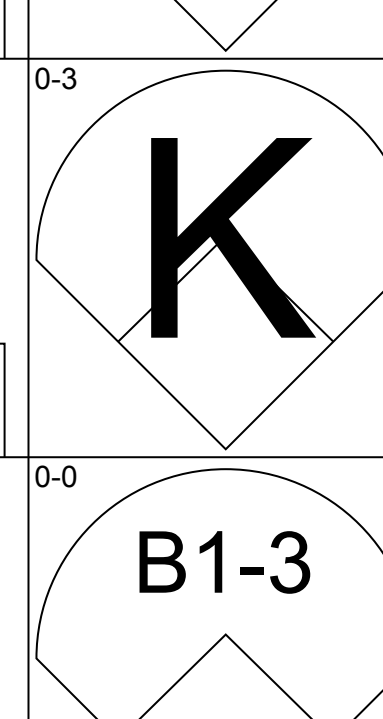
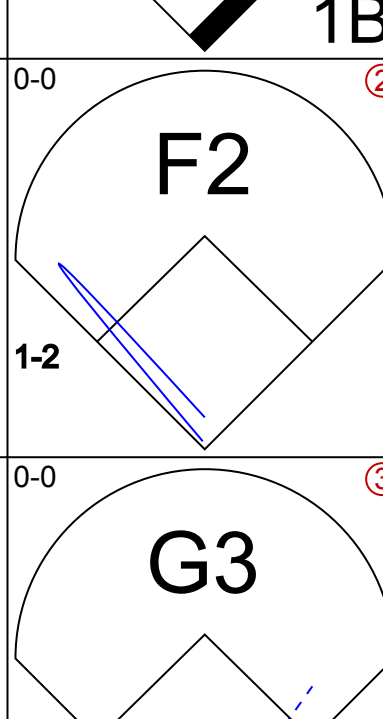
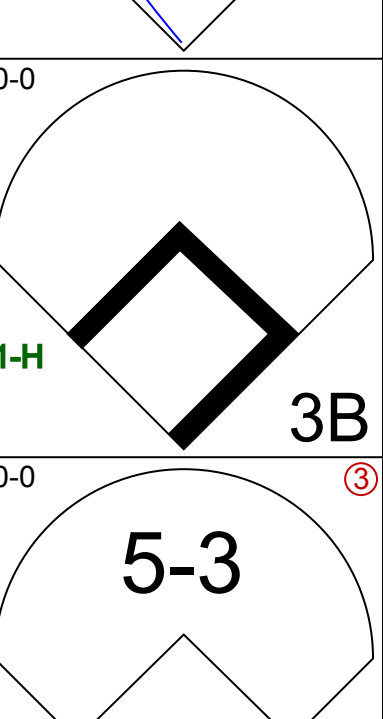

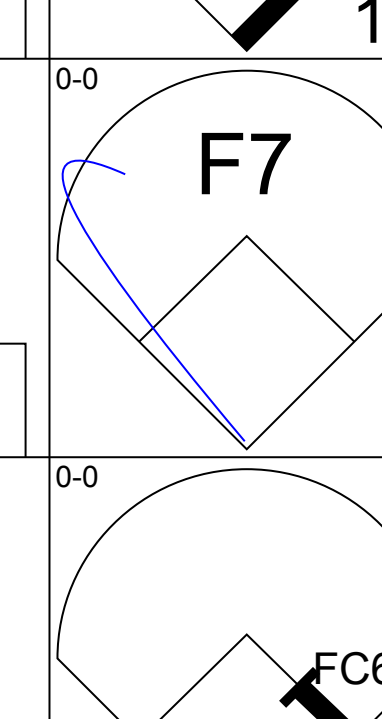
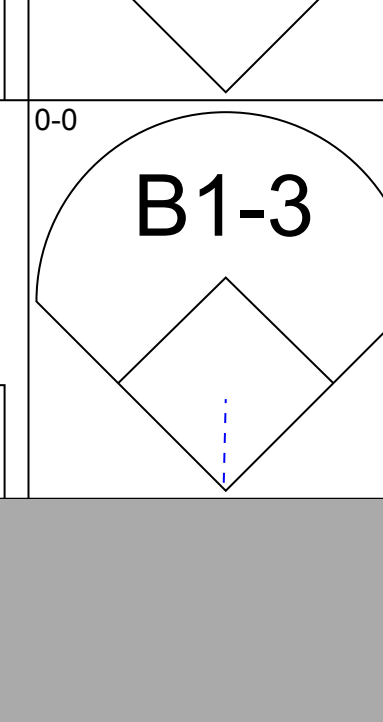
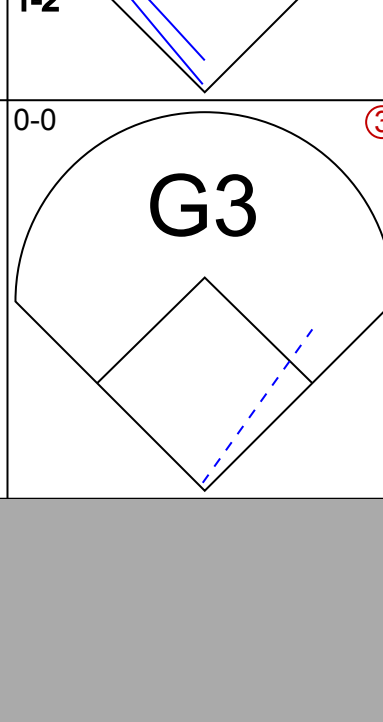
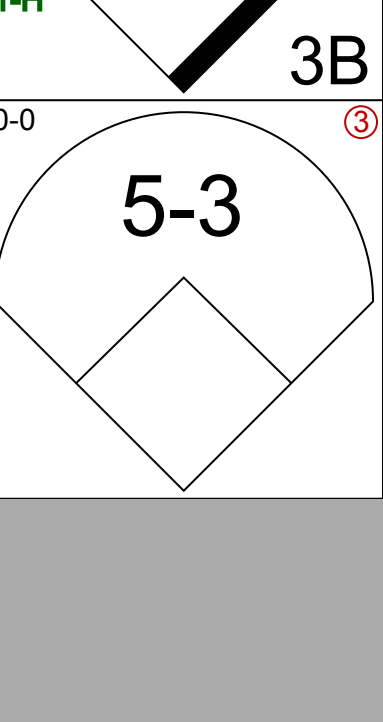

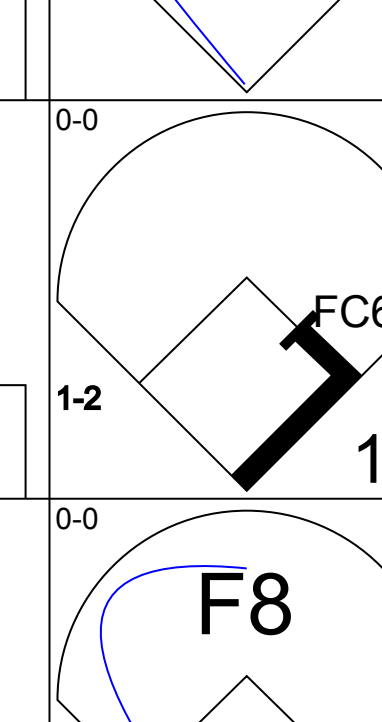
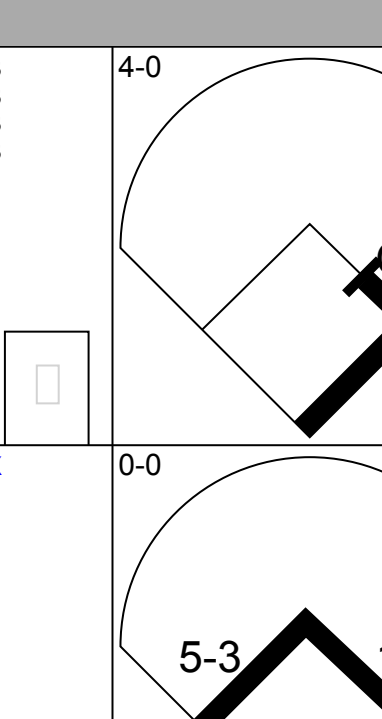
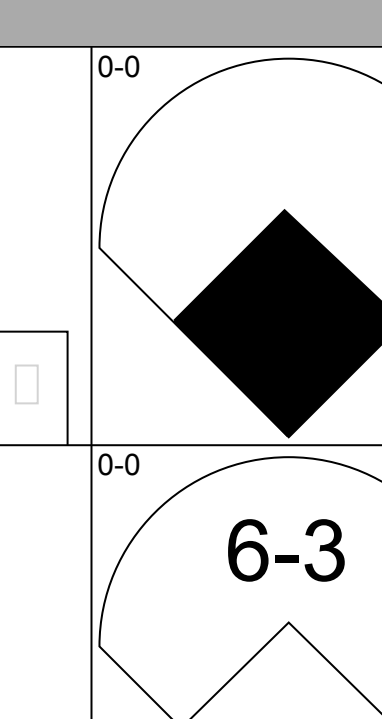
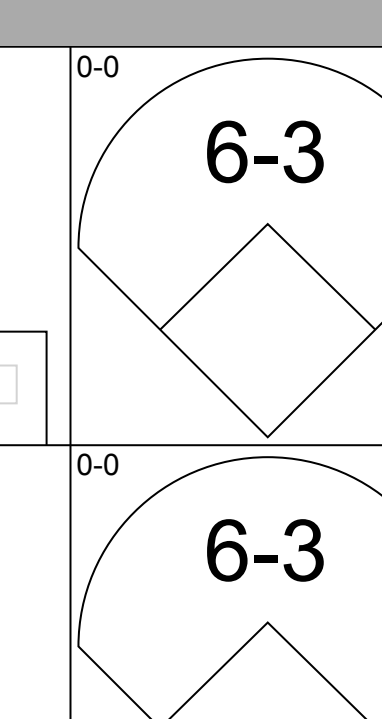
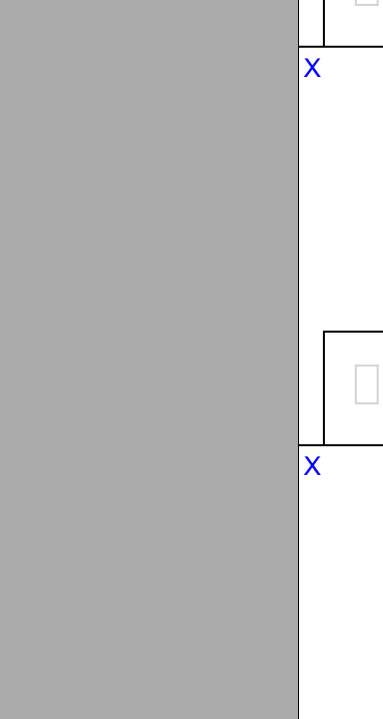
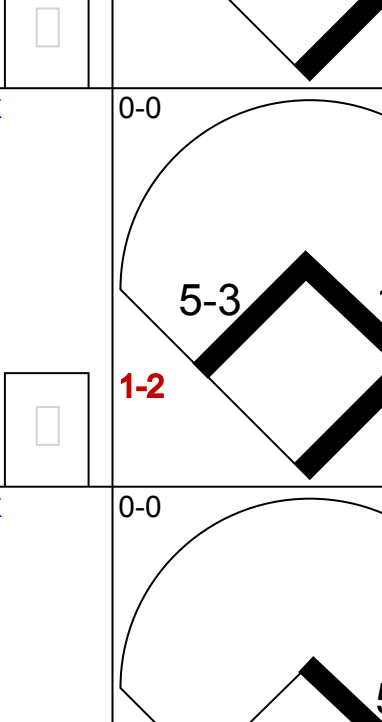
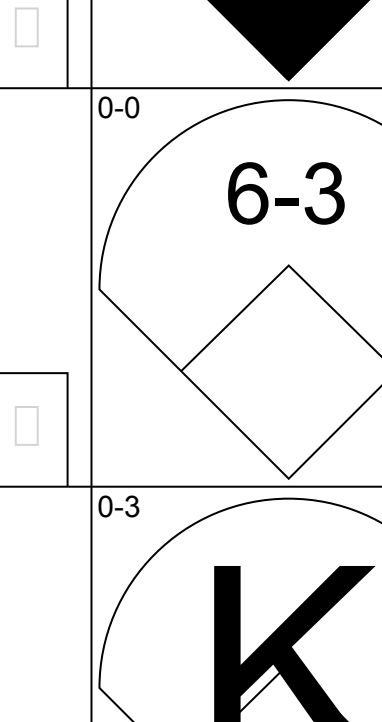
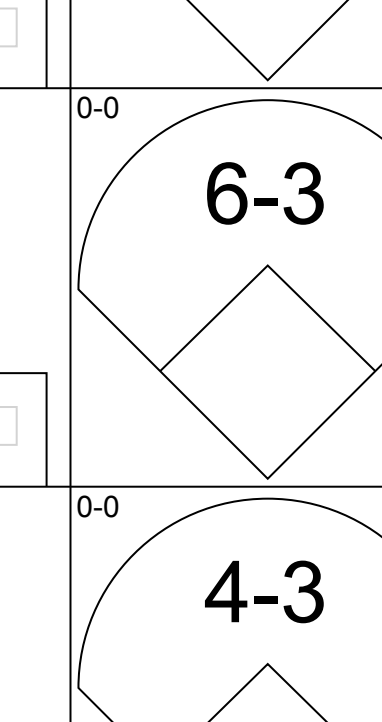

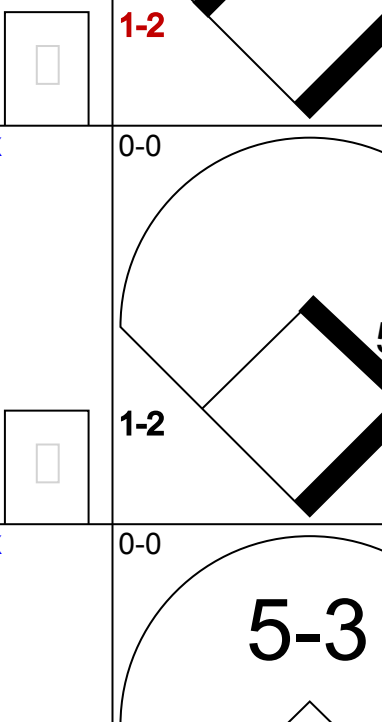
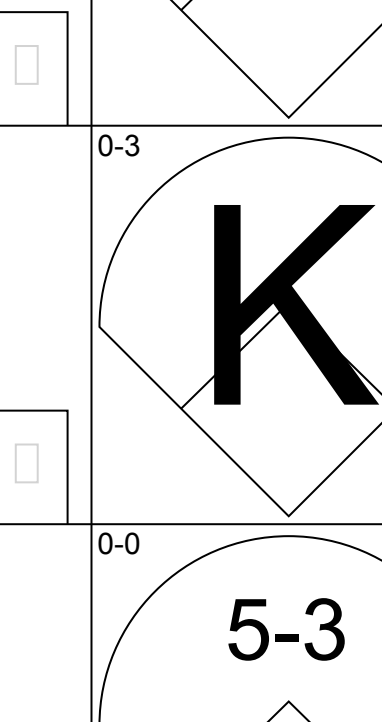
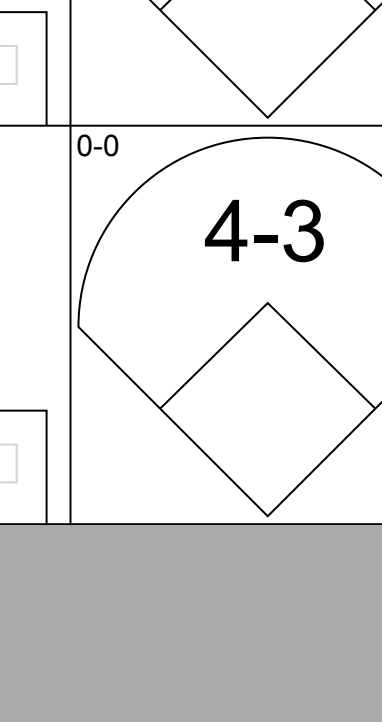

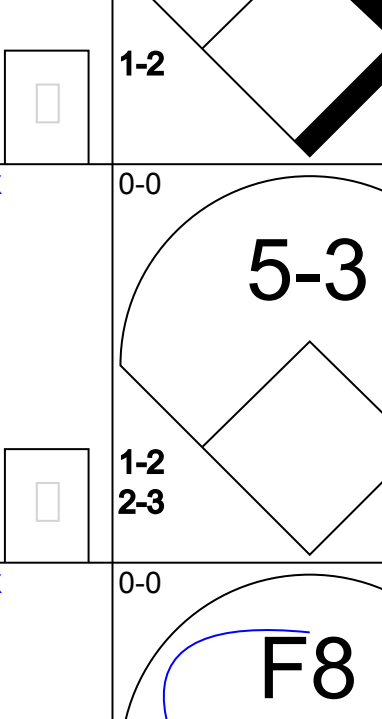
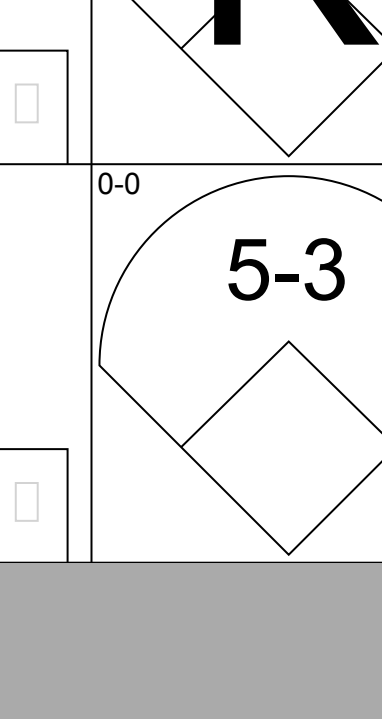

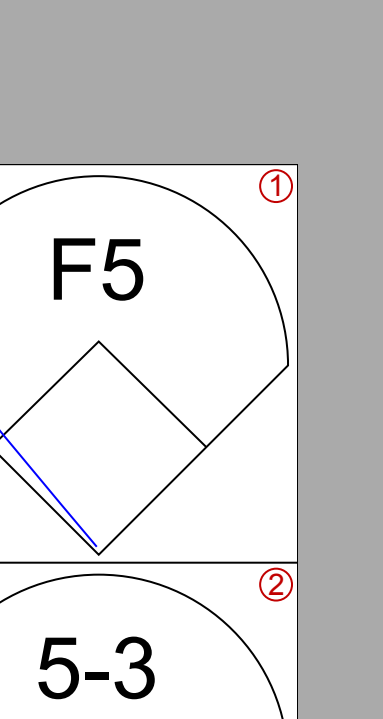
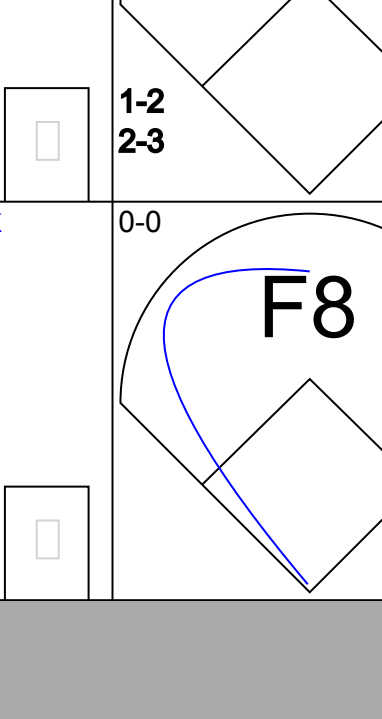
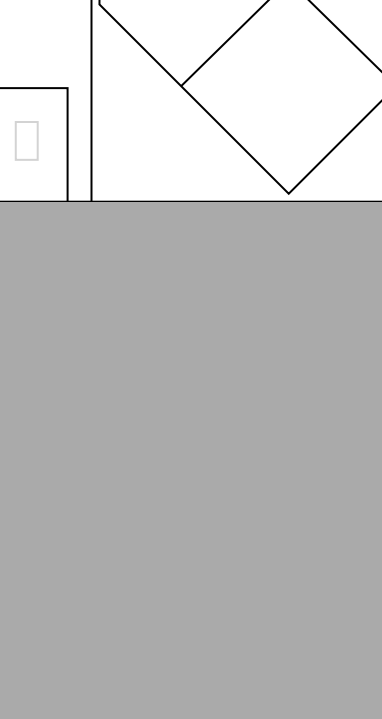

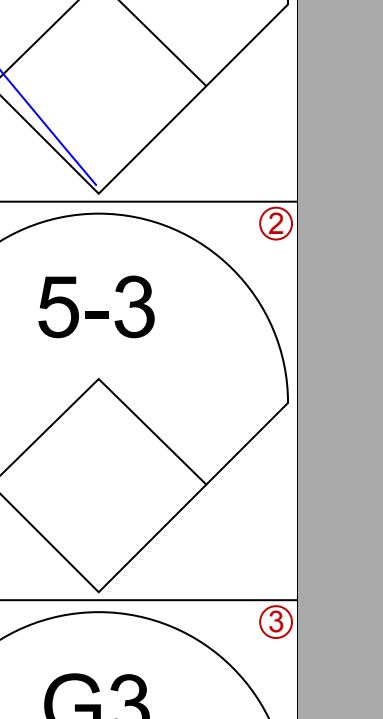
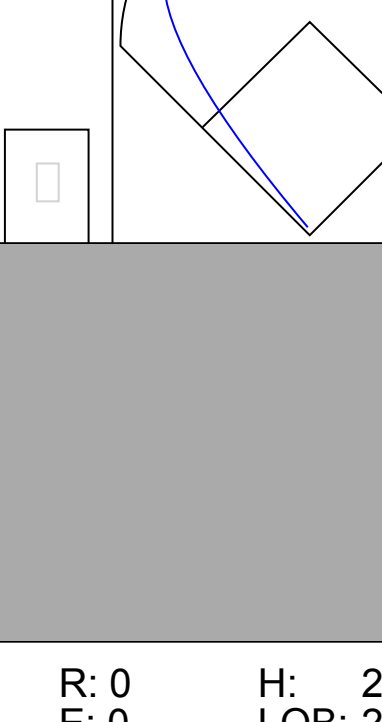


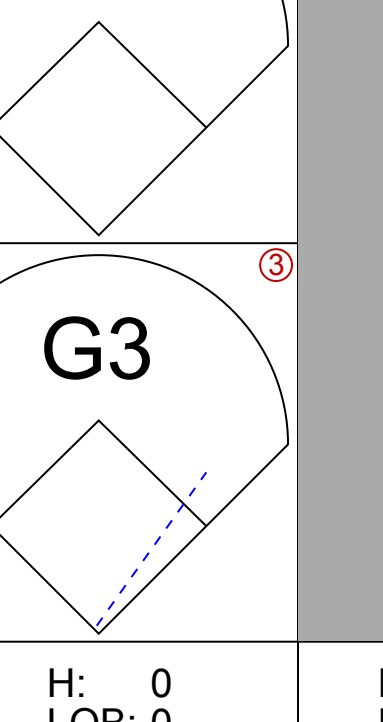
Batter	1	2	3	4	5	6	7	8	9	AB	R	H	RBI	BB	SO	LOB	TOP			
Jim Piersall, R OBP: 0.319, SLG: 0.326 (1, 9)										4	1	1	0	0	1	1	Boston Red Sox @ Chicago White Sox Comiskey Park, Chicago, IL Fri Jun 12 1953, 4:33 AM EDT Att: 26,567 - Unknown			
Gene Stephens, L OBP: 0.304, SLG: 0.295 (1, 7)										3	0	1	0	1	0	2				
Billy Goodman, L OBP: 0.408, SLG: 0.421 (1, 4)										5	0	2	1	0	0	3				
Dick Gemert, R OBP: 0.383, SLG: 0.418 (1, 3)										5	0	0	0	0	3	6				
Floyd Baker, L OBP: 0.333, SLG: 0.293 (1, 5)										4	0	0	0	0	1	3				
Hoot Evers, R OBP: 0.339, SLG: 0.505 (1, 8)										3	1	1	0	1	1	0				
Sammy White, R OBP: 0.292, SLG: 0.412 (1, 2)										3	0	0	0	0	0	1				
Johnny Lipon, R OBP: 0.297, SLG: 0.303 (1, 6)										4	1	3	1	0	0	1				
Hal Brown, R OBP: 0.308, SLG: 0.520 Ellis Kinder, R OBP: 0.714, SLG: 0.857 (1, 1) (8, 1)										3 1	1 0	1 1	1 0	0 0	0 0	2 0				
Inning Stats	R: 0 E: 0 K: 3 S: 11	H: 1 LOB: 2 BB: 0 P: 11	R: 0 E: 0 K: 0 S: 4	H: 1 LOB: 1 BB: 0 P: 4	R: 0 E: 0 K: 1 S: 6	H: 0 LOB: 0 BB: 0 P: 6	R: 3 E: 1 K: 0 S: 7	H: 3 LOB: 1 BB: 0 P: 7	R: 1 E: 0 K: 0 S: 6	H: 3 LOB: 2 BB: 0 P: 6	R: 0 E: 0 K: 1 S: 5	H: 0 LOB: 0 BB: 0 P: 5	R: 0 E: 0 K: 0 S: 2	H: 0 LOB: 0 BB: 1 P: 6	R: 0 E: 0 K: 0 S: 4	H: 1 LOB: 2 BB: 1 P: 8		1B: 8 2B: 2 3B: 0 HR: 0	SF: 0 SAC: 3 DP: 1 HBP: 0	WP: 1 PB: 0 SB: 2 CS: 0
PITCHER	IP WLS BF H R ER SO BB IBB HBP BLK WP HR S P ERA WHIP	7.0 L 32 9 4 3 6 0 0 0 0 1 0 44 44 3.86 1.286	2.0 8 1 0 0 0 2 0 0 0 0 0 0 6 14 0.00 1.500																	

AB	35
R	4
H	10
RBI	3
BB	2
SO	6
LOB	19



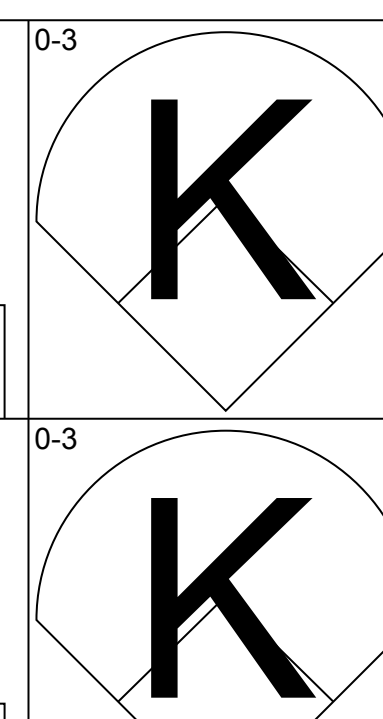
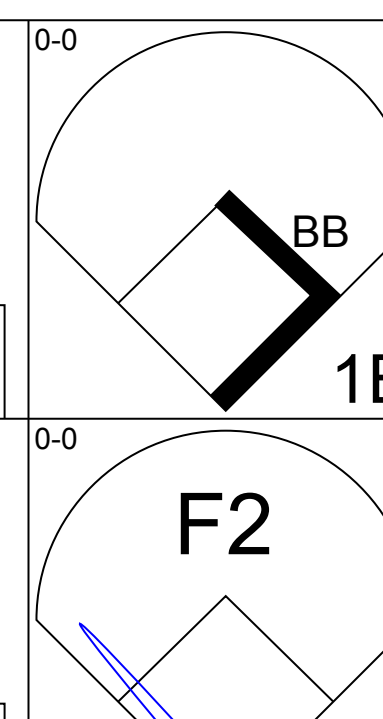
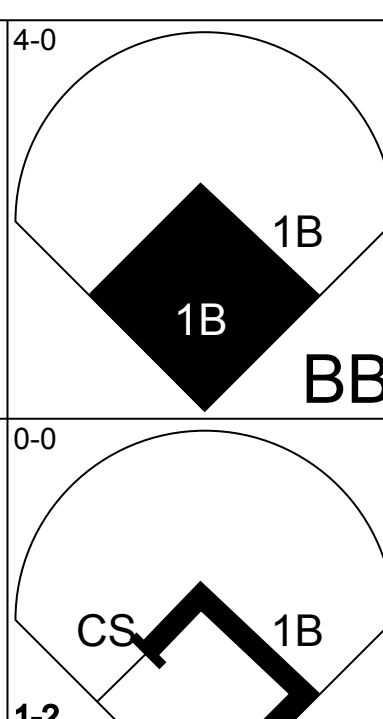

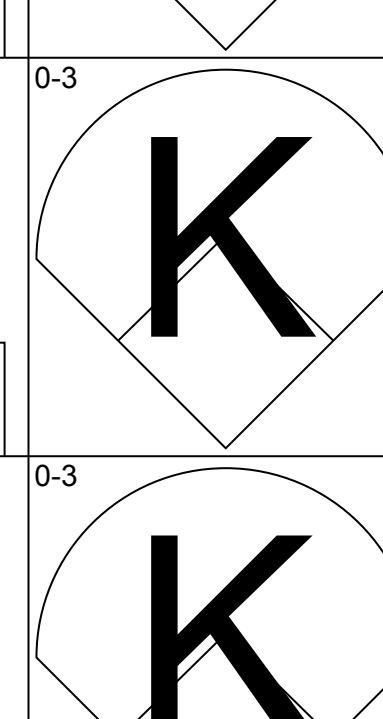
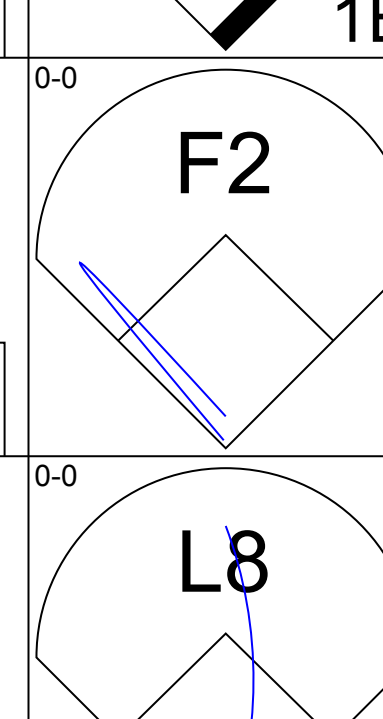
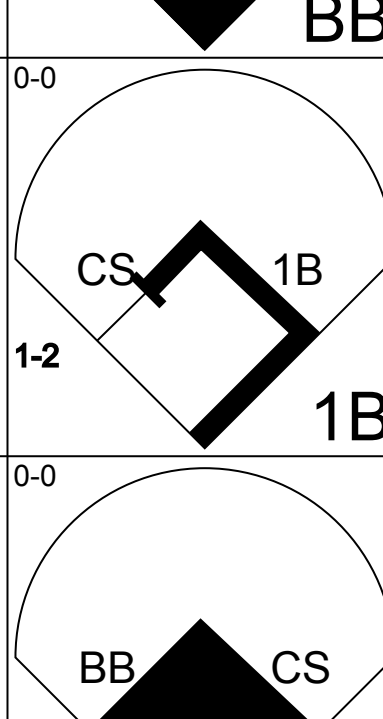

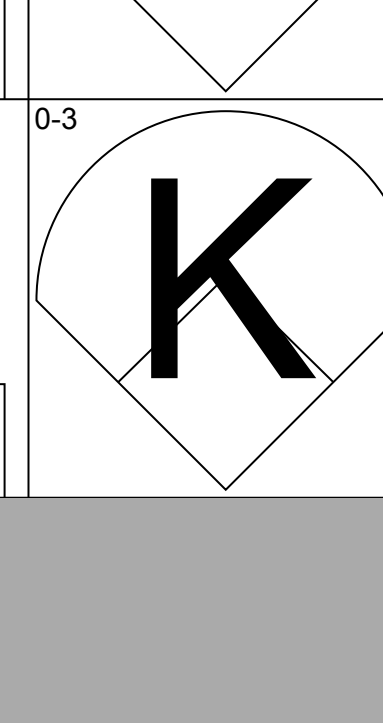
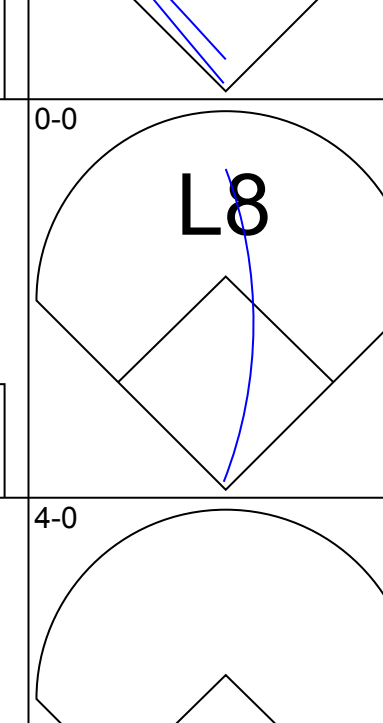
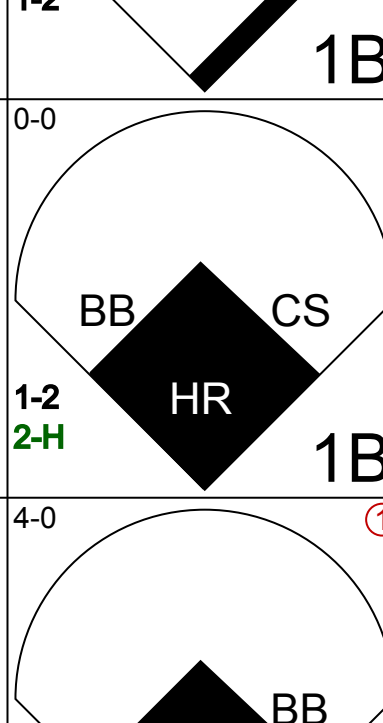

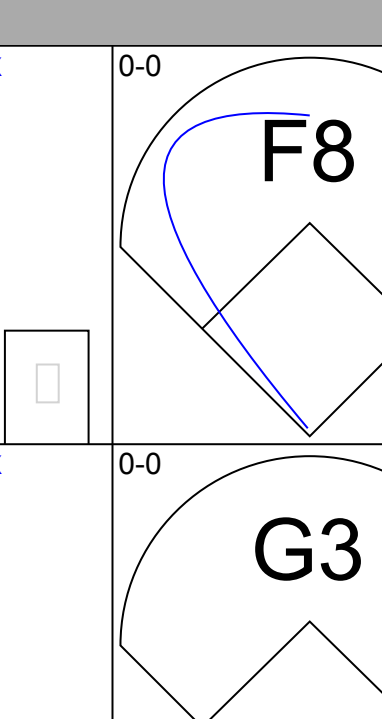
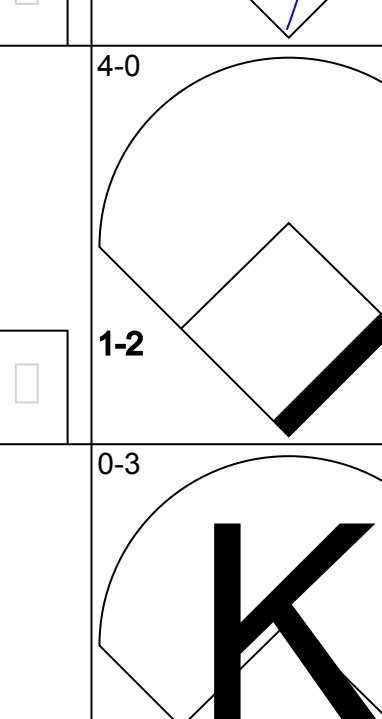
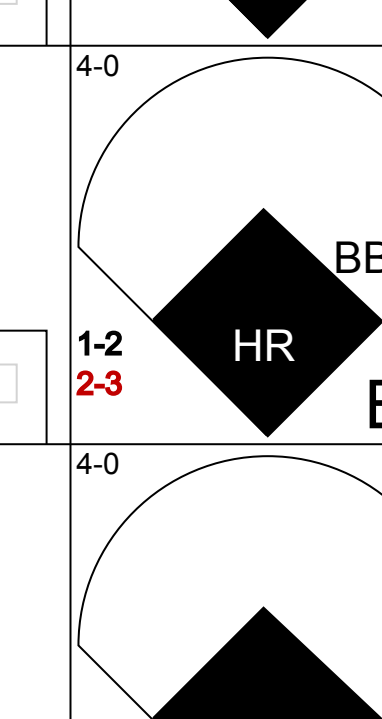

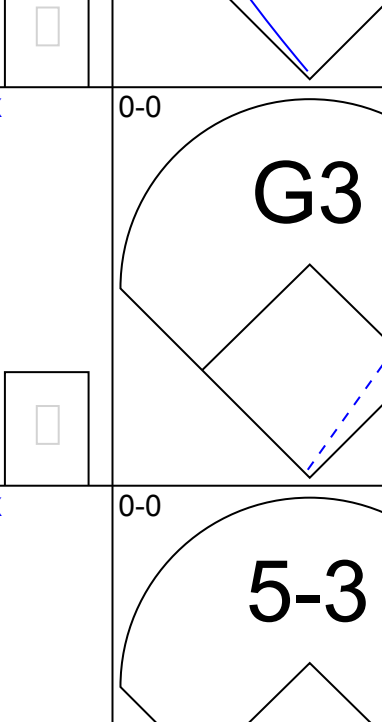
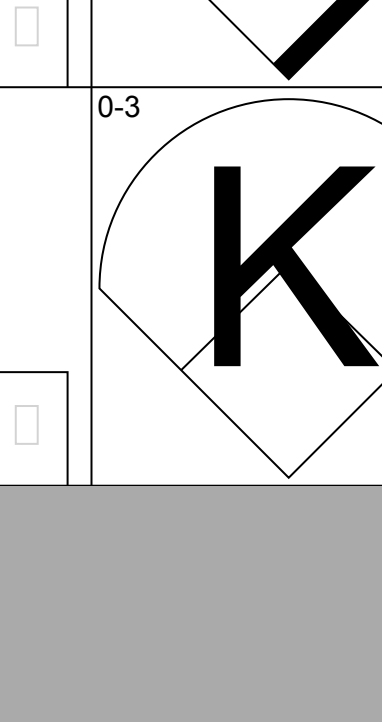
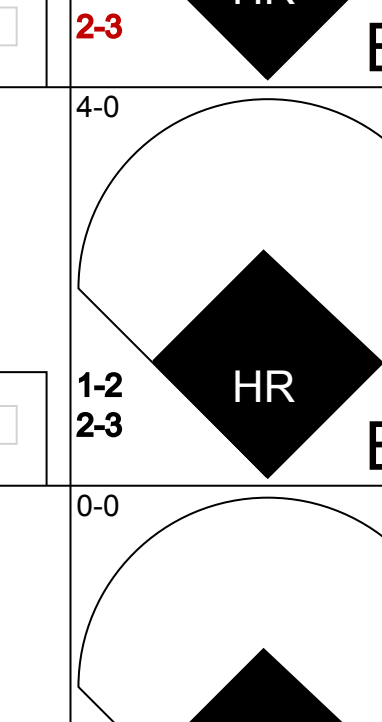
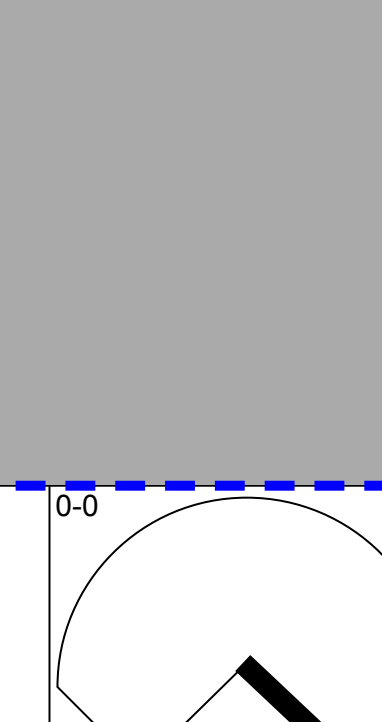
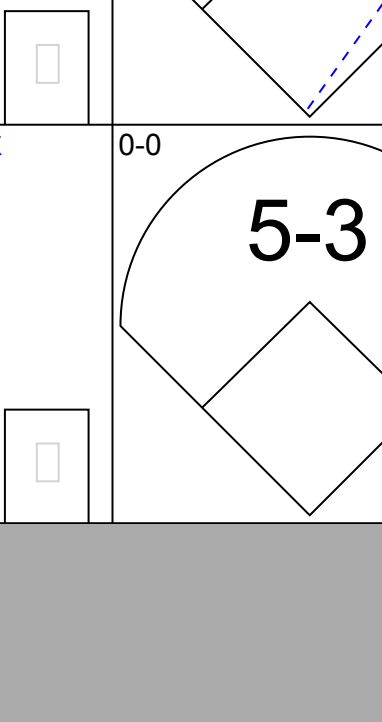

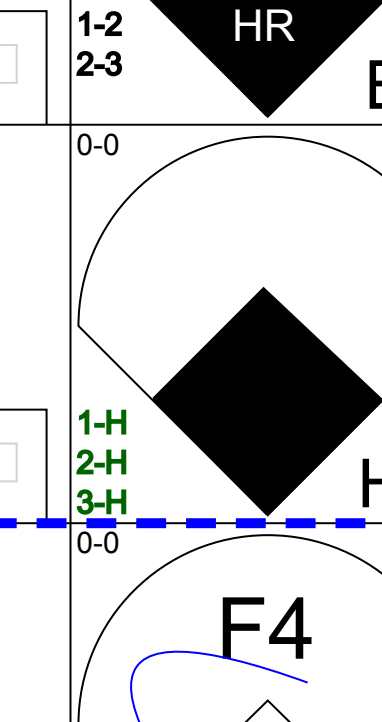
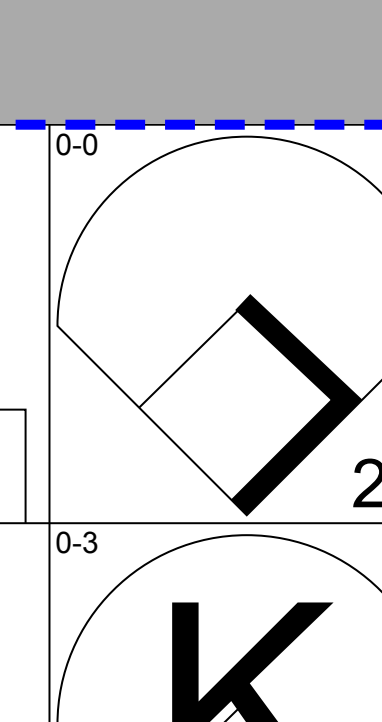
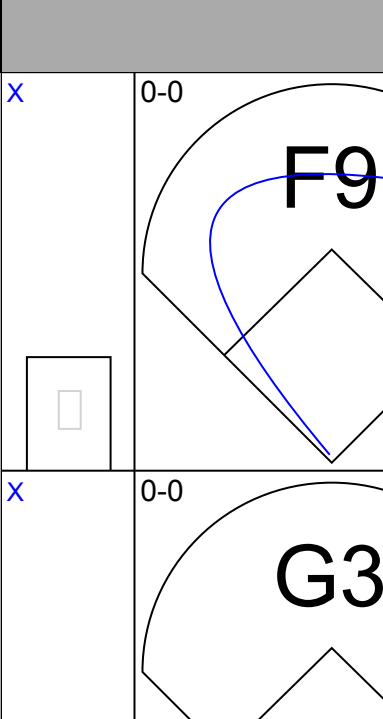
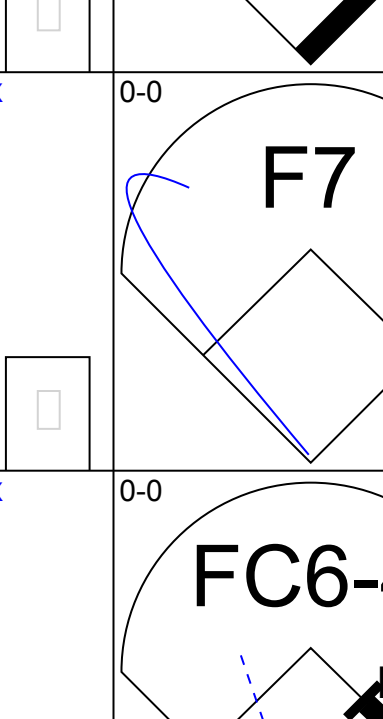


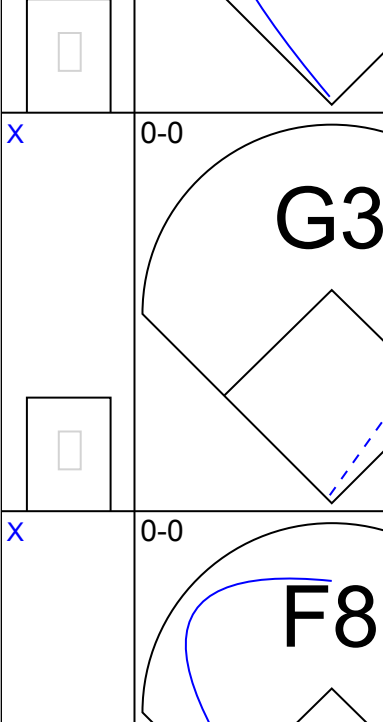
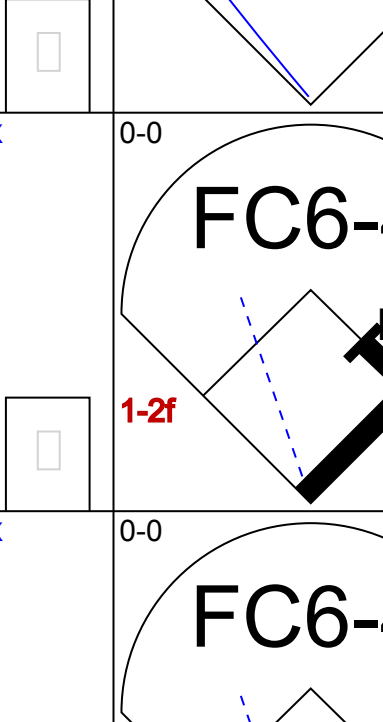
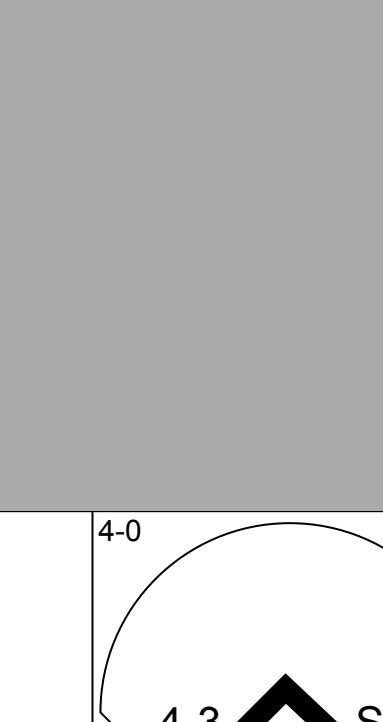

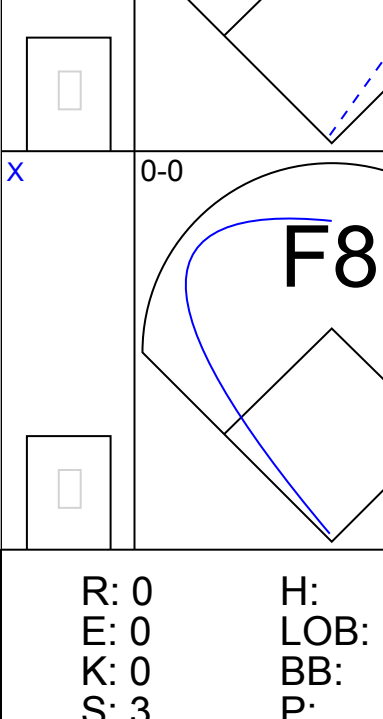
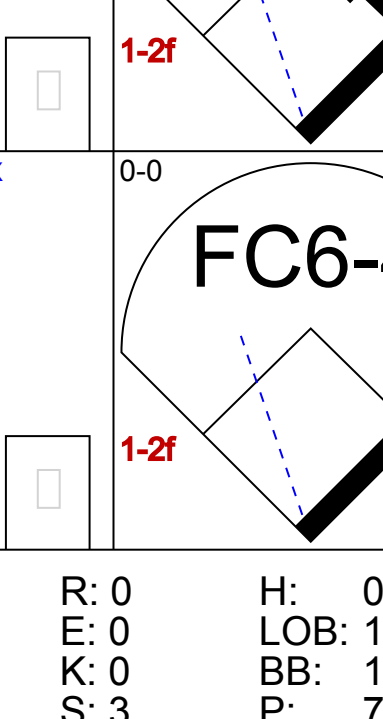
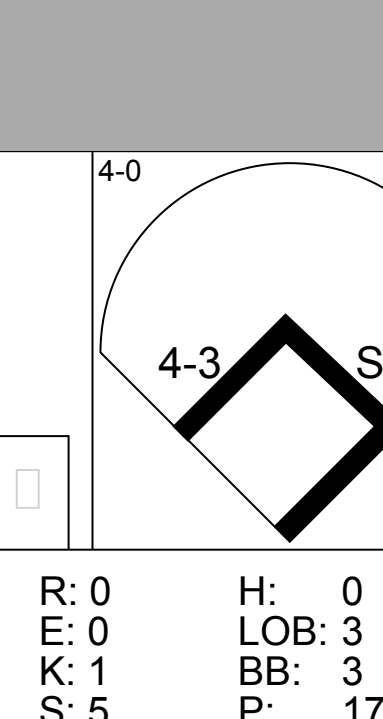

Batter	1	2	3	4	5	6	7	8	9	AB	R	H	RBI	BB	SO	LOB	BOTTOM			
Nellie Fox, L OBP: 0.304, SLG: 0.335 (1, 4)										5	0	0	0	0	1	1	Boston Red Sox @ Chicago White Sox Comiskey Park, Chicago, IL Fri Jun 12 1953, 4:33 AM EDT Att: 26,567 - Unknown			
Ferns Fain, L OBP: 0.403, SLG: 0.393 (1, 3)										4	1	1	0	0	0	1				
Minnie Minoso, R OBP: 0.423, SLG: 0.389 (1, 7)										3	1	2	1	1	0	1				
Tom Wright, L OBP: 0.333, SLG: 0.381 (1, 9)										4	0	0	1	0	0	2				
Jim Rivera, L OBP: 0.348, SLG: 0.394 (1, 8)										4	1	1	1	0	0	1				
Red Wilson, R OBP: 0.405, SLG: 0.349 (1, 2)										3	0	1	0	1	0	1				
Fred Marsh, R OBP: 0.238, SLG: 0.200 (1, 5) (8, 6)										4	0	1	0	0	2	3				
Chico Carrasquel, R OBP: 0.315, SLG: 0.350 Gene Bearden, L OBP: 0.231, SLG: 0.231 Luis Aloma, R OBP: 0.474, SLG: 0.333 (1, 6) (7, PH) (8, 1) (9, PH)										2 1 0 0	0 0 0 0	0 0 0 0	0 0 0 0	0 0 0 0	0 0 0 0	0				
Saul Rogovin, R OBP: 0.250, SLG: 0.167 Vern Stephens, R OBP: 0.269, SLG: 0.256 (1, 1) (7, PH) (8, 5)										2 1	0 0	0 0	0 0	0 1	1 0	2 0				
Bud Stewart, L OBP: 0.400, SLG: 0.400 (8, PH)										1	0	0	0	0	0	0				
Inning Stats	R: 0 E: 0 K: 0 S: 3	H: 0 LOB: 1 BB: 1 P: 7	R: 0 E: 0 K: 0 S: 5	H: 2 LOB: 0 BB: 0 P: 5	R: 0 E: 0 K: 0 S: 4	H: 1 LOB: 0 BB: 0 P: 4	R: 1 E: 0 K: 0 S: 4	H: 2 LOB: 0 BB: 0 P: 4	R: 0 E: 1 K: 1 S: 6	H: 0 LOB: 1 BB: 0 P: 6	R: 0 E: 0 K: 1 S: 5	H: 0 LOB: 0 BB: 0 P: 5	R: 2 E: 0 K: 1 S: 7	H: 2 LOB: 1 BB: 1 P: 11	R: 0 E: 0 K: 1 S: 5	H: 0 LOB: 0 BB: 0 P: 5	1B: 4 2B: 1 3B: 1 HR: 1	SF: 0 SAC: 0 DP: 1 HBP: 0	WP: 1 PB: 0 SB: 1 CS: 0	PA: 37
PITCHER	IP WLS BF H R ER SO BB IBB HBP BLK WP HR S P ERA WHIP	7.0 W 30 7 3 3 3 1 0 0 0 1 1 35 39 3.86 1.143	2.0 S 7 0 0 0 2 1 0 0 0 0 0 0 10 14 0.00 0.500																	



Batter	1	2	3	4	5	6	7	8	9	AB	R	H	RBI	BB	SO	LOB	TOP							
Jim Piersall, R OBP: 0.322, SLG: 0.329 (1, 9)										4	0	2	0	0	1	1	Boston Red Sox @ Chicago White Sox Comiskey Park, Chicago, IL Sat Jun 13 1953, 4:33 AM EDT Att: 7,051 - Unknown							
Gene Stephens, L OBP: 0.302, SLG: 0.307 (1, 7)										4	0	1	1	0	1	2								
Billy Goodman, L OBP: 0.404, SLG: 0.416 Ted Lepcio, R OBP: 0.314, SLG: 0.355 (1, 4) (8, 4)										4	0	1	0	0	0	2								
Dick Gernert, R OBP: 0.385, SLG: 0.432 (1, 3)										3	1	1	1	1	0	2								
George Kell, R OBP: 0.404, SLG: 0.529 (1, 5)										4	0	1	0	0	0	2								
Hoot Evers, R OBP: 0.338, SLG: 0.500 Tom Umphlett, R OBP: 0.344, SLG: 0.420 (1, 8) (6, 8)										3	0	1	0	0	0	1								
Sammy White, R OBP: 0.286, SLG: 0.403 (1, 2)										4	0	0	0	0	0	3								
Johnny Lipon, R OBP: 0.282, SLG: 0.286 Milt Bolling, R OBP: 0.308, SLG: 0.310 (1, 6) (7, PH) (7, 6)										2	0	0	0	0	0	2								
Mickey McDermott, L OBP: 0.387, SLG: 0.548 Hersh Freeman, R (6, 1) Ben Flowers, R (8, 1) Del Wilber, R OBP: 0.357, SLG: 0.731 (9, PH)										2	1	0	0	0	0	0								
Inning Stats	R: 0 E: 0 K: 2 S: 7	H: 0 LOB: 0 BB: 0 P: 7	R: 0 E: 0 K: 0 S: 4	H: 2 LOB: 2 BB: 1 P: 8	R: 0 E: 1 K: 0 S: 4	H: 1 LOB: 1 BB: 0 P: 4	R: 1 E: 0 K: 1 S: 6	H: 1 LOB: 0 BB: 0 P: 6	R: 1 E: 1 K: 0 S: 5	H: 1 LOB: 1 BB: 0 P: 5	R: 0 E: 0 K: 0 S: 3	H: 0 LOB: 0 BB: 0 P: 3	R: 0 E: 0 K: 0 S: 3	H: 0 LOB: 0 BB: 0 P: 3	R: 0 E: 0 K: 0 S: 5	H: 2 LOB: 2 BB: 0 P: 5		R: 0 E: 0 K: 0 S: 4	H: 1 LOB: 1 BB: 0 P: 4	1B: 6 2B: 0 3B: 1 HR: 1	SF: 0 SAC: 0 DP: 0 HBP: 0	WP: 0 PB: 0 SB: 1 CS: 1	PA: 36	
PITCHER Mike Fomieses, R ERA: 3.6 (1, 1)	IP: 9.0 WLS: W BF: 36 H: 8 R: 2 ER: 1 SO: 3 BB: 1 IBB: 0 HBP: 0 BLK: 0 WP: 0 HR: 1 S: 41 P: 45 ERA: 1.00 WHIP: 1.000																							

AB	35
R	2
H	8
RBI	2
BB	1
SO	3
LOB	16



Batter	1	2	3	4	5	6	7	8	9	AB	R	H	RBI	BB	SO	LOB	BOTTOM						
Fred Marsh, R OBP: 0.292, SLG: 0.227 (1, 5)										2	1	1	0	1	1	0	Boston Red Sox @ Chicago White Sox Comiskey Park, Chicago, IL Sat Jun 13 1953, 4:33 AM EDT Att: 7,051 - Unknown						
Fernis Fain, L OBP: 0.400, SLG: 0.390 (1, 3)										4	0	1	0	0	1	2							
Minnie Minoso, R OBP: 0.425, SLG: 0.388 (1, 7)										3	1	1	1	1	1	1							
Sam Mele, R OBP: 0.404, SLG: 0.470 (1, 9)										1	1	0	0	3	0	0							
Jim Rivera, L OBP: 0.346, SLG: 0.389 (1, 8)										3	1	0	0	1	2	5							
Sherm Lollar, R OBP: 0.409, SLG: 0.482 (1, 2)										3	1	2	4	1	0	0							
Chico Carrasquel, R OBP: 0.309, SLG: 0.343 (1, 6)											4	0	0	0	0	1		2					
Nellie Fox, L OBP: 0.299, SLG: 0.329 (1, 4)											4	0	0	0	0	2							
Mike Fomieses, R OBP: 0.125, SLG: 0.133 (1, 1)											3	0	0	0	1	0		2					
Inning Stats	R: 0 E: 0 K: 3 S: 9	H: 0 LOB: 0 BB: 0 P: 9	R: 0 E: 0 K: 0 S: 3	H: 0 LOB: 0 BB: 0 P: 3	R: 0 E: 0 K: 0 S: 3	H: 0 LOB: 0 BB: 0 P: 3	R: 0 E: 0 K: 1 S: 6	H: 1 LOB: 2 BB: 1 P: 10	R: 0 E: 0 K: 0 S: 3	H: 0 LOB: 1 BB: 1 P: 7	R: 5 E: 0 K: 0 S: 5	H: 3 LOB: 0 BB: 3 P: 17	R: 0 E: 0 K: 1 S: 5	H: 0 LOB: 3 BB: 3 P: 17	R: 0 E: 0 K: 1 S: 6	H: 1 LOB: 1 BB: 0 P: 6		1B: 3 2B: 1 3B: 0 HR: 1	SF: 0 SAC: 1 DP: 0 HBP: 0	WP: 0 PB: 0 SB: 1 CS: 2	PA: 36		
PITCHER Mickey McDermott, L ERA: 4.24 Hersh Freeman, R ERA: 3.58 Ben Flowers, R ERA: (1, 1) (6, 1) (8, 1)	IP: 5.1 WLS: L BF: 24 H: 4 R: 5 ER: 5 SO: 4 BB: 5 IBB: 0 HBP: 0 BLK: 0 WP: 0 HR: 1 S: 27 P: 47 ERA: 8.44 WHIP: 1.688																						



Batter	1	2	3	4	5	6	7	8	9	AB	R	H	RBI	BB	SO	LOB	TOP			
Jim Piersall, R (1, 9) OBP: 0.321, SLG: 0.328	F9			6-3			6-3			4	0	1	0	0	0	0	Boston Red Sox @ Chicago White Sox Comiskey Park, Chicago, IL Sun Jun 14 1953, 4:33 AM EDT Unknown livebaseballscorecards.com			
Al Zarilla, L (1, 7) OBP: 0.351, SLG: 0.207 Johnny Lipon, R (9, PH) OBP: 0.275, SLG: 0.278	K			K			4-3		F4	3	0	0	0	0	2	0				
George Kell, R (1, 5) OBP: 0.397, SLG: 0.519	F9			4-3			F2			3	0	0	0	0	0	0				
Dick Gemert, R (1, 3) OBP: 0.385, SLG: 0.428		G6-4-3 BB				K			F8	2	0	0	0	1	1	0				
Del Wilber, R (1, 2) OBP: 0.355, SLG: 0.724		G6-4-3 1-2				F9				3	0	1	0	0	0	1				
Tom Umphlett, R (1, 8) OBP: 0.337, SLG: 0.412		4-3				K			F2	3	0	0	0	0	1	1				
Ted Lepcio, R (1, 4) OBP: 0.303, SLG: 0.342						F7			F2	3	0	0	0	0	1	1				
Mitt Bolling, R (1, 6) OBP: 0.303, SLG: 0.304						K			F6	3	0	0	0	0	2	0				
Marv Grissom, R (1, 1) Billy Consolo, R (6, PH) Ben Flowers, R (6, 1) Sammy White, R (9, PH) OBP: 0.285, SLG: 0.401						1-3			K	1	0	0	0	0	0	0				
						6-3				1	0	0	0	0	0	0				
										1	0	0	0	0	0	0				
										1	0	0	0	0	1	0				
Inning Stats	R: 0 E: 0 K: 1 S: 5	H: 0 LOB: 0 BB: 0 P: 5	R: 0 E: 0 K: 0 S: 2	H: 0 LOB: 0 BB: 1 P: 6	R: 0 E: 0 K: 1 S: 5	H: 0 LOB: 0 BB: 0 P: 5	R: 0 E: 0 K: 1 S: 5	H: 0 LOB: 0 BB: 0 P: 5	R: 0 E: 0 K: 2 S: 7	H: 0 LOB: 0 BB: 0 P: 7	R: 0 E: 0 K: 0 S: 3	H: 0 LOB: 0 BB: 0 P: 3	R: 0 E: 0 K: 0 S: 4	H: 1 LOB: 1 BB: 0 P: 4	R: 0 E: 0 K: 1 S: 6	H: 1 LOB: 1 BB: 0 P: 6	1B: 1 2B: 1 3B: 0 HR: 0	SF: 0 SAC: 0 DP: 1 HBP: 0	WP: 0 PB: 0 SB: 0 CS: 0	PA: 29
PITCHER Billy Pierce, L (1, 1) ERA: 3.04	IP: 9.0 WLS: W BF: 29 H: 2 R: 0 ER: 0 SO: 8 BB: 1 IBB: 0 HBP: 0 BLK: 0 WP: 0 HR: 0 S: 44 P: 48 ERA: 0.00 WHIP: 0.333																			



Batter	1	2	3	4	5	6	7	8	9	AB	R	H	RBI	BB	SO	LOB	BOTTOM			
Fred Marsh, R (1, 5) OBP: 0.321, SLG: 0.240	2B WP BB		B2-3		L5-3			3B 1B		3	2	1	0	1	0	1	Boston Red Sox @ Chicago White Sox Comiskey Park, Chicago, IL Sun Jun 14 1953, 4:33 AM EDT Unknown livebaseballscorecards.com			
Ferns Fain, L (1, 3) OBP: 0.398, SLG: 0.392	WP F9 2B		4-3			F9		F4		4	1	1	0	0	0	1				
Minnie Minoso, R (1, 7) OBP: 0.430, SLG: 0.403	E S F8 BB					6-3		1H 3B		3	1	2	1	1	0	0				
Tom Wright, L (1, 9) OBP: 0.315, SLG: 0.358	F9		CS 1B		F9		F8		F7	4	0	0	1	0	0	2				
Jim Rivera, L (1, 8) OBP: 0.346, SLG: 0.402	F8 1H				F9			HR		3	1	1	2	0	0	0				
Red Wilson, R (1, 2) OBP: 0.390, SLG: 0.333	4-3				6-3		6-3			3	0	0	0	0	0	0				
Chico Carrasquel, R (1, 6) OBP: 0.305, SLG: 0.338			K			E2 1B		1-3		3	1	0	0	0	1	0				
Nellie Fox, L (1, 4) OBP: 0.296, SLG: 0.325			6-3			F9		F9		3	0	0	0	0	0	1				
Billy Pierce, L (1, 1) OBP: 0.182, SLG: 0.129			5-3			L5-3 1B		4-3		3	0	1	1	0	0	0				
Inning Stats	R: 3 E: 0 K: 0 S: 4	H: 1 LOB: 0 BB: 2 P: 12	R: 0 E: 0 K: 1 S: 5	H: 0 LOB: 0 BB: 0 P: 5	R: 0 E: 0 K: 0 S: 3	H: 1 LOB: 0 BB: 0 P: 3	R: 0 E: 0 K: 0 S: 3	H: 0 LOB: 0 BB: 0 P: 3	R: 1 E: 2 K: 0 S: 4	H: 1 LOB: 0 BB: 0 P: 4	R: 0 E: 0 K: 0 S: 3	H: 0 LOB: 0 BB: 0 P: 3	R: 1 E: 0 K: 0 S: 4	H: 1 LOB: 1 BB: 0 P: 4	R: 1 E: 0 K: 0 S: 5	H: 2 LOB: 1 BB: 0 P: 5		1B: 3 2B: 2 3B: 1 HR: 1	SF: 0 SAC: 0 DP: 1 HBP: 0	WP: 1 PB: 0 SB: 1 CS: 1
PITCHER Marv Grissom, R (1, 1) ERA: 3.23 Ben Flowers, R (6, 1) ERA: 2.35	IP: 5.0 WLS: L BF: 19 H: 3 R: 4 ER: 2 SO: 1 BB: 2 IBB: 0 HBP: 0 BLK: 0 WP: 0 HR: 0 S: 19 P: 27 ERA: 3.60 WHIP: 1.000																			



Batter	1	2	3	4	5	6	7	8	9	AB	R	H	RBI	BB	SO	LOB	TOP			
Jim Piersall, R OBP: 0.316, SLG: 0.322 (1,9)	0-0 4-3		0-0 FC6			0-0 1-3		0-0 1-3		4	0	0	0	0	0	1	Boston Red Sox @ Chicago White Sox Comiskey Park, Chicago, IL Sun Jun 14 1953, 4:38 AM EDT Att: 28,319 - Unknown			
Gene Stephens, L OBP: 0.301, SLG: 0.306 (1,7)	0-0 3-1			0-3 K		0-0 1B		0-0 F9		4	0	1	0	0	1	0				
Billy Goodman, L OBP: 0.400, SLG: 0.411 (1,4)	0-0 2-3			0-0 4-3		0-0 1B		0-0 4-3		4	0	1	0	0	0	0				
Dick Gemert, R OBP: 0.382, SLG: 0.424 (1,3)		0-0 G4-6-3 1B		0-0 F9		0-3 K			0-3 K	4	0	1	0	0	2	2				
Floyd Baker, L OBP: 0.340, SLG: 0.302 (1,5)		0-0 G4-6-3								4	0	2	0	0	0	3				
Billy Consolo, R OBP: 0.211, SLG: 0.368 (9, PR)		1-2				0-0 1B		0-0 3-4-1		0	0	0	0	0	0	0				
Tom Umphlett, R OBP: 0.331, SLG: 0.404 (1,8)		0-3 K				0-0 F5			4-0 FC4-6 BB	3	0	0	0	0	1	1				
George Kell, R OBP: 0.400, SLG: 0.519 (9, PH)										0	0	0	0	1	0	0				
Al Zarilla, L OBP: 0.351, SLG: 0.207 (9, PR)										0	0	0	0	0	0	0				
Sammy White, R OBP: 0.284, SLG: 0.403 (1,2)			0-0 5-3		0-0 F8		0-0 2B		0-0 F6	4	0	1	0	0	0	3				
Johnny Lipon, R OBP: 0.302, SLG: 0.308 (1,6)				0-0 FC6 1B		0-0 F2			0-0 FC4-6	3	0	2	0	0	0	1				
Mickey McDermott, L OBP: 0.375, SLG: 0.531 (9, PH)				1-2		1-2			1-2	1	0	0	0	0	0	2				
Mel Parnell, L OBP: 0.275, SLG: 0.263 (1,1)			0-0 F8		0-0 3-1		0-0 1-3			3	0	0	0	0	0	4				
Inning Stats	R: 0 E: 0 K: 0 S: 3	H: 0 LOB: 0 BB: 0 P: 3	R: 0 E: 0 K: 1 S: 5	H: 1 LOB: 0 BB: 0 P: 5	R: 0 E: 0 K: 0 S: 4	H: 1 LOB: 1 BB: 0 P: 4	R: 0 E: 0 K: 1 S: 5	H: 0 LOB: 0 BB: 0 P: 5	R: 0 E: 0 K: 0 S: 5	H: 2 LOB: 2 BB: 0 P: 5	R: 0 E: 0 K: 0 S: 7	H: 1 LOB: 1 BB: 0 P: 4	R: 0 E: 0 K: 0 S: 4	H: 0 LOB: 0 BB: 0 P: 3	R: 0 E: 0 K: 1 S: 6	H: 1 LOB: 2 BB: 1 P: 10	1B: 7 2B: 1 3B: 0 HR: 0	SF: 0 SAC: 0 DP: 1 HBP: 0	WP: 0 PB: 0 SB: 1 CS: 0	PA: 35
PITCHER Sandy Consuegra, R ERA: 3.32 (1,1)	IP: 9.0 WLS: W BF: 35 H: 8 R: 0 ER: 0 SO: 4 BB: 1 IBB: 0 HBP: 0 BLK: 0 WP: 0 HR: 0 S: 42 P: 46 ERA: 0.00 WHIP: 1.000															PITCHER				

Batter	1	2	3	4	5	6	7	8	9	AB	R	H	RBI	BB	SO	LOB	BOTTOM				
Fred Marsh, R OBP: 0.313, SLG: 0.214 (1,5)	0-0 F7		4-0 CS BB		0-0 F8			0-0 F3		3	0	0	0	1	0	0	Boston Red Sox @ Chicago White Sox Comiskey Park, Chicago, IL Sun Jun 14 1953, 4:38 AM EDT Att: 28,319 - Unknown				
Ferns Fain, L OBP: 0.399, SLG: 0.388 (1,3)	0-0 L6		4-0 1B BB			4-0 FC6-4 BB		0-3 K		2	0	0	0	2	1	0					
Minnie Minoso, R OBP: 0.433, SLG: 0.407 (1,7)	0-0 FC6-4 1B		0-0 G1-4-3 1B			0-0 FC6-4				3	0	2	0	0	0	1					
Sam Mele, R OBP: 0.398, SLG: 0.461 (1,9)	0-0 FC6-4		0-0 G1-4-3			0-3 K				3	0	0	0	0	1	4					
Jim Rivera, L OBP: 0.346, SLG: 0.401 (1,8)		0-0 S 1B 1B		0-0 F8		0-3 K				3	1	1	0	0	1	1					
Sherm Lollar, R OBP: 0.407, SLG: 0.474 (1,2)		0-0 F7		4-0 G1-6-3 BB			0-0 6-3			2	0	0	0	1	0	1					
Chico Carrasquel, R OBP: 0.305, SLG: 0.338 (1,6)		0-0 FC2-6 1B		0-0 G1-6-3			0-3 K			3	0	1	1	0	1	1					
Nellie Fox, L OBP: 0.292, SLG: 0.320 (1,4)		0-0 FC2-6			0-0 L4			0-0 G3		3	0	0	0	0	0	1					
Sandy Consuegra, R OBP: 0.111, SLG: 0.111 (1,1)		0-3 K			0-0 4-3			0-3 K		3	0	0	0	0	2	1					
Inning Stats	R: 0 E: 0 K: 0 S: 4	H: 1 LOB: 1 BB: 0 P: 4	R: 1 E: 0 K: 1 S: 7	H: 2 LOB: 1 BB: 0 P: 7	R: 0 E: 0 K: 0 S: 2	H: 1 LOB: 1 BB: 2 P: 10	R: 0 E: 0 K: 0 S: 2	H: 0 LOB: 0 BB: 1 P: 6	R: 0 E: 0 K: 0 S: 3	H: 0 LOB: 0 BB: 0 P: 3	R: 0 E: 0 K: 2 S: 7	H: 0 LOB: 1 BB: 1 P: 11	R: 0 E: 0 K: 1 S: 5	H: 0 LOB: 0 BB: 0 P: 5	R: 0 E: 0 K: 2 S: 7	H: 0 LOB: 0 BB: 0 P: 7		1B: 4 2B: 0 3B: 0 HR: 0	SF: 0 SAC: 0 DP: 2 HBP: 0	WP: 0 PB: 0 SB: 1 CS: 1	PA: 29
PITCHER Mel Parnell, L ERA: 3.16 (1,1)	IP: 8.0 WLS: L BF: 29 H: 4 R: 1 ER: 1 SO: 6 BB: 4 IBB: 0 HBP: 0 BLK: 0 WP: 0 HR: 0 S: 37 P: 53 ERA: 1.12 WHIP: 1.000															PITCHER					

Batter	1	2	3	4	5	6	7	8	9	AB	R	H	RBI	BB	SO	LOB	TOP			
Fred Marsh, R (1, 5) OBP: 0.282, SLG: 0.200	0-3 K			0-0 F8		0-0 FC6-4			0-0 F2	4	0	0	0	0	1	1	Chicago White Sox @ Washington Senators Griffith Stadium, Washington, DC Wed Jun 17 1953, 3:33 AM EDT Att: 4,636 - Unknown livebaseballscorecards.com			
Ferns Fain, L (1, 3) OBP: 0.397, SLG: 0.393	0-0 3-1			0-0 4-3			0-0 L7		0-0 3-1	4	0	0	0	0	0	0				
Bud Stewart, L (1, 7) Tom Wright, L (9, 7) OBP: 0.222, SLG: 0.222 OBP: 0.315, SLG: 0.358	0-0 3-1			0-0 F8			0-0 F7			3	0	0	0	0	0	0				
Sam Mele, R (1, 9) OBP: 0.390, SLG: 0.443		0-3 K			0-3 K			0-0 F8		3	0	0	0	0	2	0				
Jim Rivera, L (1, 8) OBP: 0.341, SLG: 0.398		0-0 5-3			0-0 4-3			0-0 FC1-4 2B		3	0	1	0	0	0	0				
Red Wilson, R (1, 2) OBP: 0.400, SLG: 0.392		0-0 6-3			0-0 5-3			0-0 FC1-4 2-3		3	0	0	0	0	0	1				
Chico Carrasquel, R (1, 6) OBP: 0.309, SLG: 0.346			0-0 4-3			0-0 FC6-4 1B		0-3 K		3	0	1	0	0	1	1				
Nellie Fox, L (1, 4) OBP: 0.287, SLG: 0.318			0-0 F7			0-0 F8		0-0 F9		3	0	0	0	0	0	2				
Saul Rogovin, R (1, 1) OBP: 0.217, SLG: 0.143			0-3 K			0-3 K			0-0 6-3	3	0	0	0	0	2	1				
Inning Stats	R: 0 E: 0 K: 1 S: 5	H: 0 LOB: 0 BB: 0 P: 5	R: 0 E: 0 K: 1 S: 5	H: 0 LOB: 0 BB: 0 P: 5	R: 0 E: 0 K: 1 S: 5	H: 0 LOB: 0 BB: 0 P: 3	R: 0 E: 0 K: 1 S: 3	H: 0 LOB: 0 BB: 0 P: 3	R: 0 E: 0 K: 1 S: 6	H: 1 LOB: 1 BB: 0 P: 6	R: 0 E: 0 K: 0 S: 3	H: 0 LOB: 0 BB: 0 P: 3	R: 0 E: 0 K: 1 S: 6	H: 1 LOB: 1 BB: 0 P: 6	R: 0 E: 0 K: 0 S: 3	H: 0 LOB: 0 BB: 0 P: 3	1B: 1 2B: 1 3B: 0 HR: 0	SF: 0 SAC: 0 DP: 0 HBP: 0	WP: 0 PB: 0 CS: 0	PA: 29
PITCHER Walt Masterson, R (1, 1) ERA: 3.09	IP: 9.0 WLS: W BF: 29 H: 2 R: 0 ER: 0 SO: 6 BB: 0 IBB: 0 HBP: 0 BLK: 0 WP: 0 HR: 0 S: 41 P: 41 ERA: 0.00 WHIP: 0.222															PITCHER				

Batter	1	2	3	4	5	6	7	8	9	AB	R	H	RBI	BB	SO	LOB	BOTTOM					
Eddie Yost, R (1, 5) OBP: 0.400, SLG: 0.360	4-0 FC5-4 BB		4-0 BB		0-0 L5		0-0 6-3		4-0 1B FC4-2 IBB	2	0	0	0	3	0	2	Chicago White Sox @ Washington Senators Griffith Stadium, Washington, DC Wed Jun 17 1953, 3:33 AM EDT Att: 4,636 - Unknown livebaseballscorecards.com					
Pete Runnels, L (1, 6) OBP: 0.357, SLG: 0.292	0-0 F7		0-0 P5		0-0 F9			0-0 1B 1B	5	0	1	0	0	0	5							
Mickey Vernon, L (1, 3) OBP: 0.410, SLG: 0.498	0-0 F8		0-3 K			0-0 E8		0-3 K	5	0	1	1	0	2	3							
Clyde Vollmer, R (1, 7) OBP: 0.377, SLG: 0.367	0-0 FC5-4 1-2		0-0 P4			0-0 6-3		0-3 K	4	0	0	0	0	1	3							
Jackie Jensen, R (1, 9) OBP: 0.373, SLG: 0.474		0-0 5-3		0-0 P6		0-0 6-3		0-0 FC5-4 1B	4	0	1	0	0	0	0							
Jim Busby, R (1, 8) Carmen Mauro, L (8, PH) OBP: 0.316, SLG: 0.394 OBP: 0.179, SLG: 0.222		0-0 P4		0-0 1B			0-0 5-3	0-0 FC5-4 1-2	3	0	1	0	0	0	0							
Wayne Terwilliger, R (1, 4) OBP: 0.360, SLG: 0.357		4-0 S BB		0-0 F3			4-0 S BB		0-0 FC4-2 3B	2	0	1	0	2	0	1						
Ed Fitz Gerald, R (1, 2) OBP: 0.293, SLG: 0.301		4-0 1-2 IBB		0-0 F7			0-3 K		4-0 FC4-2 1B IBB	2	1	0	0	2	1	2						
Walt Masterson, R (1, 1) Tommy Byrne, L (9, PH) OBP: 0.259, SLG: 0.208 OBP: 0.208, SLG: 0.273		0-3 K			0-3 K		4-0 2-3 BB		0-3 K	2	0	0	0	1	2	2						
Inning Stats	R: 0 E: 0 K: 0 S: 3	H: 0 LOB: 1 BB: 1 P: 7	R: 0 E: 0 K: 1 S: 5	H: 0 LOB: 2 BB: 2 P: 13	R: 0 E: 0 K: 1 S: 5	H: 0 LOB: 1 BB: 1 P: 9	R: 0 E: 0 K: 0 S: 4	H: 1 LOB: 1 BB: 0 P: 4	R: 0 E: 0 K: 1 S: 5	H: 0 LOB: 0 BB: 0 P: 5	R: 0 E: 1 K: 0 S: 3	H: 0 LOB: 0 BB: 0 P: 3	R: 0 E: 0 K: 1 S: 5	H: 0 LOB: 2 BB: 2 P: 13	R: 0 E: 0 K: 2 S: 9	H: 2 LOB: 2 BB: 0 P: 9	R: 1 E: 0 K: 1 S: 6	H: 2 LOB: 3 BB: 2 P: 14	1B: 4 2B: 0 3B: 1 HR: 0	SF: 0 SAC: 0 DP: 0 HBP: 0	WP: 0 PB: 0 CS: 0	PA: 39
PITCHER Saul Rogovin, R (1, 1) ERA: 5.42	IP: 8.2 WLS: L BF: 39 H: 5 R: 1 ER: 1 SO: 7 BB: 5 IBB: 3 HBP: 0 BLK: 0 WP: 0 HR: 0 S: 45 P: 77 ERA: 1.04 WHIP: 1.154															PITCHER						


Batter	1	2	3	4	5	6	7	8	9	AB	R	H	RBI	BB	SO	LOB	TOP					
Nellie Fox, L OBP: 0.285, SLG: 0.316 (1, 4)										5	1	1	1	0	0	0	Chicago White Sox @ Washington Senators Griffith Stadium, Washington, DC Thu Jun 18 1953, 3:33 AM EDT Att: 6,507 - Unknown livebaseballscorecards.com					
Ferns Fain, L OBP: 0.397, SLG: 0.394 (1, 3)									4	2	1	2	1	0	0							
Bob Elliott, R OBP: 0.381, SLG: 0.402 Fred Marsh, R OBP: 0.300, SLG: 0.222 (6, PR) (8, 5)									2	0	1	0	2	0	0							
Tom Wright, L OBP: 0.321, SLG: 0.375 (1, 9) (1, 7)									5	0	2	1	0	0	3							
Jim Rivera, L OBP: 0.346, SLG: 0.400 (1, 8)									4	2	2	0	1	0	2							
Sherm Lollar, R OBP: 0.400, SLG: 0.458 Red Wilson, R OBP: 0.407, SLG: 0.392 (1, 2) (8, 2)									4	0	0	0	0	1	3							
Bud Stewart, L OBP: 0.222, SLG: 0.222 Sam Mele, R OBP: 0.395, SLG: 0.444 (1, 7) (1, 9)									0	0	0	0	0	0	0							
Chico Carrasquel, R OBP: 0.306, SLG: 0.342 (1, 6)									5	1	1	1	0	0	3							
Virgil Trucks, R OBP: 0.143, SLG: 0.179 Mike Fomieleles, R OBP: 0.125, SLG: 0.133 Bud Sheely, L OBP: 0.500, SLG: 0.375 Minnie Minoso, R OBP: 0.431, SLG: 0.402 Harry Dorish, R OBP: 0.143, SLG: 0.143 (1, 1) (8, 1) (9, PH) (9, PR) (9, 1)									3	0	0	0	0	2	3							
Inning Stats	R: 1 E: 0 K: 0 S: 3	H: 1 LOB: 1 BB: 2 P: 11	R: 0 E: 0 K: 1 S: 6	H: 1 LOB: 1 BB: 0 P: 6	R: 0 E: 0 K: 0 S: 3	H: 0 LOB: 0 BB: 0 P: 3	R: 1 E: 0 K: 1 S: 7	H: 2 LOB: 2 BB: 1 P: 11	R: 0 E: 0 K: 0 S: 3	H: 0 LOB: 0 BB: 0 P: 5	R: 0 E: 0 K: 0 S: 3	H: 0 LOB: 0 BB: 0 P: 3	R: 0 E: 0 K: 0 S: 5	H: 2 LOB: 2 BB: 2 P: 5	R: 0 E: 0 K: 0 S: 5	H: 2 LOB: 2 BB: 0 P: 5		R: 0 E: 0 K: 0 S: 11	H: 5 LOB: 2 BB: 2 P: 19	1B: 10 2B: 2 3B: 0 HR: 0	SF: 0 SAC: 0 DP: 1 HBP: 0	WP: 0 PB: 1 SB: 0 CS: 0
PITCHER	IP WLS BF H R ER SO BB IBB HBP BLK WP HR S P ERA WHIP																					
Connie Marrero, R ERA: 2.86 Al Sima, L ERA: 3.28 Sonny Dixon, R ERA: 2.79 Bob Porterfield, R ERA: 4.47 (1, 1) (1, 1) (9, 1) (9, 1)	0.1 7.2 0.1 0.2	30 3 5 6	0 7 3 2	1 1 5 1	1 1 4 0	0 3 7 0	2 1 0 2	0 1 0 0	0 0 0 0	0 0 0 0	0 0 0 0	0 0 0 0	0 0 0 0	0 34 7 4	9 42 108.00 12	27.00 1.17 108.00 0.00	6.000 1.043 9.000 6.000					

Batter	1	2	3	4	5	6	7	8	9	AB	R	H	RBI	BB	SO	LOB	BOTTOM				
Eddie Yost, R OBP: 0.400, SLG: 0.363 (1, 5)									4	1	1	1	1	1	0	Chicago White Sox @ Washington Senators Griffith Stadium, Washington, DC Thu Jun 18 1953, 3:33 AM EDT Att: 6,507 - Unknown livebaseballscorecards.com					
Pete Runnels, L OBP: 0.358, SLG: 0.294 (1, 6)									5	1	2	0	0	0	1						
Mickey Vernon, L OBP: 0.403, SLG: 0.489 (1, 3)									4	0	0	0	0	2	3						
Clyde Vollmer, R OBP: 0.384, SLG: 0.368 (1, 7)									2	1	1	0	2	0	1						
Jackie Jensen, R OBP: 0.372, SLG: 0.470 (1, 9)									4	0	1	2	0	1	3						
Jim Busby, R OBP: 0.315, SLG: 0.388 (1, 8)									3	0	0	0	1	0	3						
Wayne Terwilliger, R OBP: 0.354, SLG: 0.351 (1, 4)									4	0	0	1	0	1	5						
Ed Fitz Gerald, R OBP: 0.282, SLG: 0.289 (1, 2)									4	0	0	0	0	2							
Connie Marrero, R ERA: 2.86 Al Sima, L ERA: 3.12 Mike Fomieleles, R ERA: 3.5 Harry Dorish, R ERA: 2.23 (1, 1) (1, 1) (8, 1) (9, 1) (9, 1) (9, PH)	0.1 7.1 0.2 1.0	30 W 2 4	0 0 0 0	1 3 0 0	0 0 0 0	0 0 0 0	0 0 0 0	0 0 0 0	0 0 0 0	0 0 0 0	0 0 0 0	0 0 0 0	0 0 0 0	0 39 4 7	51 1.227 0.000 1.000		3.688 1.227 0.000 1.000				
Inning Stats	R: 0 E: 0 K: 0 S: 3	H: 0 LOB: 0 BB: 0 P: 3	R: 0 E: 0 K: 0 S: 3	H: 0 LOB: 1 BB: 1 P: 7	R: 0 E: 0 K: 2 S: 8	H: 1 LOB: 0 BB: 0 P: 8	R: 0 E: 0 K: 0 S: 3	H: 0 LOB: 0 BB: 0 P: 3	R: 0 E: 0 K: 2 S: 7	H: 0 LOB: 0 BB: 0 P: 7	R: 1 E: 2 K: 0 S: 5	H: 1 LOB: 2 BB: 1 P: 9	R: 3 E: 0 K: 2 S: 11	H: 4 LOB: 2 BB: 1 P: 15	R: 0 E: 0 K: 0 S: 3		H: 0 LOB: 1 BB: 1 P: 7	1B: 4 2B: 1 3B: 0 HR: 0	SF: 0 SAC: 0 DP: 0 HBP: 0	WP: 0 PB: 0 SB: 0 CS: 0	PA: 38
PITCHER	IP WLS BF H R ER SO BB IBB HBP BLK WP HR S P ERA WHIP																				
Virgil Trucks, R ERA: 3.12 Mike Fomieleles, R ERA: 3.5 Harry Dorish, R ERA: 2.23 (1, 1) (8, 1) (9, 1)	7.1 0.2 1.0	32 W 4	6 0 0	4 0 0	3 0 0	5 1 0	0 0 0	0 0 0	0 0 0	0 0 0	0 0 0	0 0 0	0 0 0	0 39 4 7	51 1.227 0.000 1.000	3.688 1.227 0.000 1.000					

Batter	1	2	3	4	5	6	7	8	9	AB	R	H	RBI	BB	SO	LOB	TOP					
Nellie Fox, L OBP: 0.291, SLG: 0.319 (1, 4)	0-0 SH3-4 BB 1B	4-0 BB		0-0 F8		0-0 BB 1B		0-0 F5		4	0	2	1	1	0	2						
Ferns Fain, L OBP: 0.397, SLG: 0.389 (1, 3)	4-0 SH3-4 1-2 BB	0-0 6-3		0-0 F9		4-0 G5-4-3 BB			0-0 3-1	3	0	0	0	2	0	3						
Minnie Minoso, R OBP: 0.428, SLG: 0.404 (1, 7)	0-0 SH3-4 1-2 2-3		0-3 K		0-0 F8	0-0 G5-4-3 1-2			0-0 2B	4	1	1	0	0	1	2						
Sam Mele, R OBP: 0.391, SLG: 0.437 (1, 9)	0-3 K		0-0 F8		0-0 1B 1B			0-0 F9	0-0 F7	5	1	1	0	0	1	3						
Jim Rivera, L OBP: 0.347, SLG: 0.395 (1, 8)	4-0 IBB		0-0 F8		0-0 P5			0-0 F7	4-0 2B	3	1	0	0	2	0	1						
Bob Elliott, R OBP: 0.386, SLG: 0.414 (1, 5)	0-0 6-3			0-0 1B BB 4-3 1B	0-0 1B			0-0 5-3	0-0 2B	5	1	3	2	0	0	3						
Sherm Lollar, R OBP: 0.420, SLG: 0.488 (1, 2)		0-0 2B		4-0 4-3 1B BB 1-2 F8	0-0 1-2 2-H FC6-4 1B			0-0 2B	4-0 BB	3	1	3	1	2	0	0						
Chico Carrasquel, R OBP: 0.304, SLG: 0.339 (1, 6)		0-0 L9		0-0 F8 4-3 1-2 2-3 1B	0-0 FC6-4 1-2			0-0 6-3	0-0 L7	5	0	1	0	0	0	6						
Sandy Consuegra, R OBP: 0.077, SLG: 0.077 (1, 1)		0-0 4-3		0-0 4-3				0-0 5-3		4	0	0	1	0	0	4						
Harry Dorish, R OBP: 0.143, SLG: 0.143 (9, 1)				1-2 2-3 3-H		0-0 P4				0	0	0	0	0	0	0						
Inning Stats	R: 0 E: 0 K: 1 S: 6	H: 1 LOB: 3 BB: 2 P: 14	R: 0 E: 0 K: 0 S: 4	H: 1 LOB: 2 BB: 1 P: 8	R: 0 E: 0 K: 1 S: 5	H: 0 LOB: 0 BB: 0 P: 5	R: 2 E: 0 K: 0 S: 5	H: 2 LOB: 1 BB: 1 P: 9	R: 1 E: 0 K: 0 S: 6	H: 3 LOB: 2 BB: 0 P: 6	R: 0 E: 0 K: 0 S: 3	H: 1 LOB: 1 BB: 1 P: 7	R: 0 E: 0 K: 0 S: 3	H: 0 LOB: 0 BB: 0 P: 3	R: 0 E: 0 K: 0 S: 4	H: 1 LOB: 1 BB: 0 P: 4	R: 2 E: 0 K: 0 S: 5	H: 2 LOB: 2 BB: 2 P: 13	1B: 7 2B: 4 3B: 0 HR: 0	SF: 0 SAC: 1 DP: 1 HBP: 0	WP: 0 PB: 0 CS: 0	PA: 44
PITCHER Marion Fricano, R ERA: 2.64 (1, 1)	IP: 9.0 WLS: L BF: 44	H: 11 R: 5 ER: 5 SO: 2	BB: 5 IBB: 2 HBP: 0 BLK: 0	WP: 0 HR: 0 S: 41 P: 69	ERA: 5.00 WHIP: 1.778																	

Chicago White Sox @ Philadelphia Athletics
 Connie Mack Stadium, Philadelphia, PA
 Fri Jun 19 1953, 3:33 AM EDT
 Att: 5,023 - Unknown


AB	36
R	5
H	11
RBI	5
BB	7
SO	2
LOB	24



Batter	1	2	3	4	5	6	7	8	9	AB	R	H	RBI	BB	SO	LOB	BOTTOM			
Eddie Joost, R OBP: 0.401, SLG: 0.384 (1, 6)	0-0 6-3		0-0 E6		0-0 6-3			0-3 K	0-0 6-3	2	0	1	0	0	0	0				
Joe Demaestri, R OBP: 0.310, SLG: 0.346 (3, FR)			0-0 1B							2	0	0	0	0	1	0				
Kite Thomas, R OBP: 0.167, SLG: 0.125 (9, PH)			0-0 F8		0-0 6-3					1	0	0	0	0	0	1				
Dave Philley, S OBP: 0.353, SLG: 0.397 (1, 9)	0-0 FC3-6 1B		0-0 F8					4-0 BB BB		3	0	1	0	1	0	1				
Eddie Robinson, L OBP: 0.317, SLG: 0.392 (1, 3)	0-0 FC3-6 1-2		0-0 3-1			0-0 3-1		0-0 F7		4	0	0	0	0	0	3				
Gus Zernial, R OBP: 0.361, SLG: 0.548 (1, 7)	0-0 F8		0-0 F7			0-0 F7		4-0 FC5-4 BB		3	0	0	0	1	0	2				
Pete Suder, R OBP: 0.347, SLG: 0.411 (1, 5)		0-0 1B 3B		0-0 FC2-6 2B		0-0 FC5-4 1B		0-0 FC5-4 1-2		4	1	3	0	0	0	2				
Cass Michaels, R OBP: 0.339, SLG: 0.399 (1, 4)		0-0 SH1-3 1B		0-0 FC2-6-5		0-0 FC5-4		0-0 FC4-6 1B		4	0	2	1	0	0	2				
Ed McGhee, R OBP: 0.354, SLG: 0.323 (1, 8)		3-H SH1-3		0-0 F3				0-0 L5		2	0	0	0	0	0	1				
Tom Hamilton, L OBP: 0.211, SLG: 0.118 (9, PH)		1-2 SH1-3		0-0 F3				0-0 2B		1	1	0	0	0	0	1				
Joe Astroth, R OBP: 0.357, SLG: 0.356 (1, 2)		0-0 6-3		0-0 4-3				0-0 5-3		4	0	1	1	0	0	2				
Marion Fricano, R OBP: 0.261, SLG: 0.304 (1, 1)		0-0 4-3			0-0 1-3				0-0 P3	3	0	0	0	0	1	1				
Loren Babe, L OBP: 0.295, SLG: 0.328 (9, PH)										1	0	0	0	0	0	1				
Inning Stats	R: 0 E: 0 K: 0 S: 4	H: 1 LOB: 1 BB: 0 P: 4	R: 1 E: 0 K: 0 S: 5	H: 2 LOB: 1 BB: 0 P: 5	R: 0 E: 1 K: 0 S: 4	H: 1 LOB: 1 BB: 0 P: 4	R: 0 E: 0 K: 0 S: 4	H: 1 LOB: 1 BB: 0 P: 4	R: 0 E: 0 K: 1 S: 5	H: 0 LOB: 0 BB: 0 P: 3	R: 0 E: 0 K: 0 S: 4	H: 1 LOB: 1 BB: 0 P: 4	R: 0 E: 0 K: 1 S: 5	H: 0 LOB: 2 BB: 2 P: 13	R: 0 E: 0 K: 1 S: 5	H: 2 LOB: 1 BB: 0 P: 5	1B: 5 2B: 2 3B: 1 HR: 0	SF: 0 SAC: 1 DP: 0 HBP: 0	WP: 0 PB: 0 CS: 0	PA: 37
PITCHER Sandy Consuegra, R ERA: 3.12 (1, 1)	IP: 8.1 WLS: W BF: 35	H: 8 R: 2 ER: 2 SO: 2	BB: 2 IBB: 0 HBP: 0 BLK: 0	WP: 0 HR: 0 S: 37 P: 45	ERA: 2.16 WHIP: 1.200															
Harry Dorish, R ERA: 2.21 (9, 1)	0.2 S	2 0	0 0	0 0	0 0	0 0	0 0	2 2	0.00 0.000											

Chicago White Sox @ Philadelphia Athletics
 Connie Mack Stadium, Philadelphia, PA
 Fri Jun 19 1953, 3:33 AM EDT
 Att: 5,023 - Unknown

AB	34
R	2
H	8
RBI	2
BB	2
SO	2
LOB	17



Batter	1	2	3	4	5	6	7	8	9	AB	R	H	RBI	BB	SO	LOB	TOP				
Nellie Fox, L OBP: 0.293, SLG: 0.317 (1, 4)	G3	4-3			F8			BB 1B	BB	4	1	1	0	1	0	1	Chicago White Sox @ Philadelphia Athletics Connie Mack Stadium, Philadelphia, PA Sat Jun 20 1953, 3:33 AM EDT Att: 2,922 - Unknown				
Ferns Fain, L OBP: 0.401, SLG: 0.386 (1, 3)	FC4-6 BB		FC1-6 BB		K			BB 1B	F9	2	1	0	0	3	1	1					
Minnie Minoso, R OBP: 0.423, SLG: 0.399 (1, 7)	FC4-6 BB 1-2		FC1-6 1B 1-2		F7			BB 1B	K	5	1	1	1	0	1	3					
Sam Mele, R OBP: 0.393, SLG: 0.435 (1, 9)	BB 1-2		F2		K			BB 1B		3	1	1	1	1	1	1					
Jim Rivera, L OBP: 0.346, SLG: 0.392 (1, 8)	4-3		1B		P4			BB 1B	F9	4	0	1	1	0	0	3					
Bob Elliott, R OBP: 0.388, SLG: 0.439 (1, 5)		G3 1B	L8		5-3			HR 1B	HR	4	2	2	2	0	0	2					
Red Wilson, R OBP: 0.389, SLG: 0.372 (1, 2)		G3			5-6-3			F3		4	0	0	0	0	0	1					
Chico Carrasquel, R OBP: 0.307, SLG: 0.339 (1, 6)		SH1-3 1B			5-3		G4-6-3 BB	F6		3	0	1	1	1	0	0					
Billy Pierce, L OBP: 0.176, SLG: 0.125 (1, 1)		SH1-3			L9		G4-6-3 1-2		6-3	1	0	0	0	0	0	0					
Tom Wright, L OBP: 0.316, SLG: 0.370 (7, PH)										1	0	0	0	0	0	1					
Mike Fomieleles, R OBP: 0.125, SLG: 0.133 (7, 1)										0	0	0	0	0	0	0					
Harry Dorish, R OBP: 0.136, SLG: 0.136 (8, 1)										1	0	0	0	0	0	0					
Inning Stats	R: 0 E: 0 K: 0 S: 3	H: 0 LOB: 2 BB: 2 P: 11	R: 1 E: 0 K: 0 S: 5	H: 2 LOB: 1 BB: 0 P: 5	R: 0 E: 0 K: 0 S: 4	H: 1 LOB: 2 BB: 1 P: 8	R: 0 E: 0 K: 0 S: 3	H: 0 LOB: 0 BB: 0 P: 3	R: 0 E: 0 K: 1 S: 5	H: 0 LOB: 0 BB: 0 P: 5	R: 0 E: 0 K: 0 S: 2	H: 0 LOB: 0 BB: 1 P: 6	R: 5 E: 0 K: 0 S: 7	H: 4 LOB: 0 BB: 1 P: 11	R: 0 E: 0 K: 1 S: 5	H: 0 LOB: 1 BB: 1 P: 9	1B: 5 2B: 1 3B: 0 HR: 1	SF: 0 SAC: 1 DP: 1 HBP: 0	WP: 0 PB: 0 SB: 0 CS: 0	PA: 39	
PITCHER	IP WLS BF H R ER SO BB IBB HBP BLK WP HR S P ERA WHIP	IP WLS BF H R ER SO BB IBB HBP BLK WP HR S P ERA WHIP	IP WLS BF H R ER SO BB IBB HBP BLK WP HR S P ERA WHIP	IP WLS BF H R ER SO BB IBB HBP BLK WP HR S P ERA WHIP	IP WLS BF H R ER SO BB IBB HBP BLK WP HR S P ERA WHIP	IP WLS BF H R ER SO BB IBB HBP BLK WP HR S P ERA WHIP	IP WLS BF H R ER SO BB IBB HBP BLK WP HR S P ERA WHIP	IP WLS BF H R ER SO BB IBB HBP BLK WP HR S P ERA WHIP	IP WLS BF H R ER SO BB IBB HBP BLK WP HR S P ERA WHIP	IP WLS BF H R ER SO BB IBB HBP BLK WP HR S P ERA WHIP	IP WLS BF H R ER SO BB IBB HBP BLK WP HR S P ERA WHIP	IP WLS BF H R ER SO BB IBB HBP BLK WP HR S P ERA WHIP	IP WLS BF H R ER SO BB IBB HBP BLK WP HR S P ERA WHIP	IP WLS BF H R ER SO BB IBB HBP BLK WP HR S P ERA WHIP	IP WLS BF H R ER SO BB IBB HBP BLK WP HR S P ERA WHIP	IP WLS BF H R ER SO BB IBB HBP BLK WP HR S P ERA WHIP	IP WLS BF H R ER SO BB IBB HBP BLK WP HR S P ERA WHIP	IP WLS BF H R ER SO BB IBB HBP BLK WP HR S P ERA WHIP	IP WLS BF H R ER SO BB IBB HBP BLK WP HR S P ERA WHIP	IP WLS BF H R ER SO BB IBB HBP BLK WP HR S P ERA WHIP	IP WLS BF H R ER SO BB IBB HBP BLK WP HR S P ERA WHIP
Charlie Bishop, R ERA: 4.64 (1, 1)	7.0	30	5	4	4	2	5	0	0	0	0	0	0	0	0	0	5.14	1.429			
Morne Martin, L ERA: 4.4 (8, 1)	1.0	L 5	2	2	2	0	0	0	0	0	0	0	0	0	0	0	18.00	2.000			
Bobo Newsom, R ERA: 3.38 (9, 1)	1.0	4	0	0	0	1	1	0	0	0	0	0	0	0	0	0	0.00	1.000			

AB	32
R	6
H	7
RBI	6
BB	6
SO	3
LOB	13



Batter	1	2	3	4	5	6	7	8	9	AB	R	H	RBI	BB	SO	LOB	BOTTOM				
Joe Demaestri, R OBP: 0.323, SLG: 0.345 (1, 6)	CS BB		P4			5-3		3-1 BB 1B		3	0	1	0	1	0	0	Chicago White Sox @ Philadelphia Athletics Connie Mack Stadium, Philadelphia, PA Sat Jun 20 1953, 3:33 AM EDT Att: 2,922 - Unknown				
Dave Philley, S OBP: 0.353, SLG: 0.397 (1, 9)	F7		4-3			1B F8 1B		BB 3-1 BB		3	1	1	0	0	0	1					
Kite Thomas, R OBP: 0.186, SLG: 0.125 (7, 9)	1-2							BB 3-1 BB		0	0	0	0	1	0	0					
Eddie Robinson, L OBP: 0.316, SLG: 0.390 (1, 3)	K		4-3			FC6-4 1B		3-1		4	0	1	0	0	1	2					
Gus Zernial, R OBP: 0.360, SLG: 0.556 (1, 7)		HR			P4	F8		F5		4	1	1	2	0	0	3					
Pete Suder, R OBP: 0.341, SLG: 0.404 (1, 5)		P4			L7	FC6-4		1-3 2-3		4	0	0	0	0	0	1					
Cass Michaels, R OBP: 0.337, SLG: 0.395 (1, 4)		1B 2B 1B			L7					4	1	1	0	0	2	0					
Ed McGhee, R OBP: 0.356, SLG: 0.328 (1, 8)		1B 2B 1B			P5					4	1	2	0	0	1	0					
Joe Astroth, R OBP: 0.354, SLG: 0.360 (1, 2)		CS 1-2 2B 1B			5-3					4	0	1	2	0	0	1					
Charlie Bishop, R OBP: 0.080, SLG: 0.042 (1, 1)					3-1			6-3		2	0	0	0	0	1	1					
Morne Martin, L OBP: 0.056, SLG: 0.056 (8, 1)										0	0	0	0	0	0	0					
Tom Hamilton, L OBP: 0.200, SLG: 0.111 (6, PH)										1	0	0	0	0	0	0					
Bobo Newsom, R (9, 1)										0	0	0	0	0	0	0					
Inning Stats	R: 0 E: 0 K: 1 S: 4	H: 0 LOB: 0 BB: 1 P: 8	R: 3 E: 0 K: 1 S: 8	H: 4 LOB: 0 BB: 0 P: 8	R: 0 E: 0 K: 0 S: 3	H: 0 LOB: 0 BB: 0 P: 3	R: 0 E: 0 K: 0 S: 3	H: 0 LOB: 0 BB: 0 P: 3	R: 1 E: 0 K: 0 S: 5	H: 2 LOB: 1 BB: 0 P: 5	R: 0 E: 0 K: 2 S: 7	H: 0 LOB: 0 BB: 0 P: 7	R: 0 E: 0 K: 0 S: 4	H: 1 LOB: 2 BB: 1 P: 8	R: 0 E: 0 K: 1 S: 6	H: 1 LOB: 1 BB: 0 P: 6	1B: 6 2B: 1 3B: 0 HR: 1	SF: 0 SAC: 0 DP: 0 HBP: 0	WP: 0 PB: 0 SB: 0 CS: 2	PA: 35	
PITCHER	IP WLS BF H R ER SO BB IBB HBP BLK WP HR S P ERA WHIP	IP WLS BF H R ER SO BB IBB HBP BLK WP HR S P ERA WHIP	IP WLS BF H R ER SO BB IBB HBP BLK WP HR S P ERA WHIP	IP WLS BF H R ER SO BB IBB HBP BLK WP HR S P ERA WHIP	IP WLS BF H R ER SO BB IBB HBP BLK WP HR S P ERA WHIP	IP WLS BF H R ER SO BB IBB HBP BLK WP HR S P ERA WHIP	IP WLS BF H R ER SO BB IBB HBP BLK WP HR S P ERA WHIP	IP WLS BF H R ER SO BB IBB HBP BLK WP HR S P ERA WHIP	IP WLS BF H R ER SO BB IBB HBP BLK WP HR S P ERA WHIP	IP WLS BF H R ER SO BB IBB HBP BLK WP HR S P ERA WHIP	IP WLS BF H R ER SO BB IBB HBP BLK WP HR S P ERA WHIP	IP WLS BF H R ER SO BB IBB HBP BLK WP HR S P ERA WHIP	IP WLS BF H R ER SO BB IBB HBP BLK WP HR S P ERA WHIP	IP WLS BF H R ER SO BB IBB HBP BLK WP HR S P ERA WHIP	IP WLS BF H R ER SO BB IBB HBP BLK WP HR S P ERA WHIP	IP WLS BF H R ER SO BB IBB HBP BLK WP HR S P ERA WHIP	IP WLS BF H R ER SO BB IBB HBP BLK WP HR S P ERA WHIP	IP WLS BF H R ER SO BB IBB HBP BLK WP HR S P ERA WHIP	IP WLS BF H R ER SO BB IBB HBP BLK WP HR S P ERA WHIP	IP WLS BF H R ER SO BB IBB HBP BLK WP HR S P ERA WHIP	IP WLS BF H R ER SO BB IBB HBP BLK WP HR S P ERA WHIP
Billy Pierce, L ERA: 3.17 (1, 1)	6.0	23	6	4	4	2	1	0	0	0	0	0	0	0	0	0	6.00	1.167			
Mike Fomieleles, R ERA: 3.53 (7, 1)	1.1	6	1	0	0	2	1	0	0	0	0	0	0	0	0	0	0.00	1.500			
Harry Dorish, R ERA: 2.15 (8, 1)	1.2	W 6	1	0	0	1	0	0	0	0	0	0	0	0	0	0	0.00	0.600			



Batter	1	2	3	4	5	6	7	8	9	AB	R	H	RBI	BB	SO	LOB	TOP			
Nellie Fox, L OBP: 0.292, SLG: 0.316 (1, 4)	F7		4-3		1B BB		P6			4	0	1	0	0	0	0	Chicago White Sox @ Philadelphia Athletics Connie Mack Stadium, Philadelphia, PA Sun Jun 21 1953, 3:33 AM EDT Unknown			
Ferns Fain, L OBP: 0.406, SLG: 0.387 (1, 3)					1B		F8			2	0	1	0	2	0	0				
Minnie Minoso, R OBP: 0.421, SLG: 0.396 (1, 7)	F8		L8				F4			4	0	1	0	0	0	2				
Sam Mele, R OBP: 0.390, SLG: 0.432 (1, 9)	P5									4	0	1	0	0	0	4				
Jim Rivera, L OBP: 0.345, SLG: 0.390 (1, 8)										4	0	1	0	0	0	5				
Bob Elliott, R OBP: 0.381, SLG: 0.429 (1, 5)										4	0	0	0	0	0	7				
Sherm Lollar, R OBP: 0.422, SLG: 0.488 (1, 2)										4	0	2	0	0	1	2				
Chico Carrasquel, R OBP: 0.304, SLG: 0.335 (1, 6)										3	0	0	0	0	1	3				
Tom Wright, L OBP: 0.313, SLG: 0.365 (9, PH)										1	0	0	0	0	0	1				
Joe Dobson, R OBP: 0.077, SLG: 0.115 (1, 1)										3	0	0	0	0	0	2				
Bud Stewart, L OBP: 0.200, SLG: 0.200 (9, PH)										1	0	0	0	0	0	0				
Inning Stats	R: 0 E: 0 K: 0 S: 3	H: 0 LOB: 1 BB: 1 P: 7	R: 0 E: 1 K: 2 S: 9	H: 1 LOB: 2 BB: 0 P: 9	R: 0 E: 1 K: 0 S: 6	H: 2 LOB: 3 BB: 0 P: 6	R: 0 E: 0 K: 0 S: 3	H: 0 LOB: 0 BB: 0 P: 3	R: 0 E: 0 K: 0 S: 5	H: 2 LOB: 3 BB: 1 P: 9	R: 0 E: 0 K: 0 S: 3	H: 1 LOB: 0 BB: 0 P: 3	R: 0 E: 0 K: 0 S: 3	H: 0 LOB: 0 BB: 0 P: 3	R: 0 E: 0 K: 0 S: 3	H: 1 LOB: 0 BB: 0 P: 3	1B: 7 2B: 0 3B: 0 HR: 0	SF: 0 SAC: 0 DP: 2 HBP: 0	WP: 0 PB: 0 CS: 0	PA: 36
PITCHER Harry Byrd, R ERA: 4.46 (1, 1)	IP: 9.0 WLS: W BF: 36 H: 7 R: 0 ER: 0 SO: 2 BB: 2 IBB: 0 HBP: 0 BLK: 0 WP: 0 HR: 0 S: 38 P: 46 ERA: 0.00 WHIP: 1.000																			

AB	34
R	0
H	7
RBI	0
BB	2
SO	2
LOB	26



Batter	1	2	3	4	5	6	7	8	9	AB	R	H	RBI	BB	SO	LOB	BOTTOM			
Joe Demaestri, R OBP: 0.303, SLG: 0.322 (1, 6)	5-3		FC6-4			FC2-6		F7		4	0	0	0	0	0	3	Chicago White Sox @ Philadelphia Athletics Connie Mack Stadium, Philadelphia, PA Sun Jun 21 1953, 3:33 AM EDT Unknown			
Dave Philley, S OBP: 0.355, SLG: 0.398 (1, 9)						FC4-6				4	1	2	0	0	1	1				
Eddie Robinson, L OBP: 0.315, SLG: 0.395 (1, 3)						FC3-6				4	1	1	2	0	0	2				
Gus Zernial, R OBP: 0.362, SLG: 0.568 (1, 7)										4	1	2	2	0	0	1				
Pete Suder, R OBP: 0.339, SLG: 0.415 (1, 5)										4	1	1	1	0	0	1				
Cass Michaels, R OBP: 0.332, SLG: 0.388 (1, 4)										3	0	0	0	0	0	0				
Ed McGhee, R OBP: 0.351, SLG: 0.321 (1, 8)										3	0	0	0	0	1	0				
Joe Astroth, R OBP: 0.348, SLG: 0.352 (1, 2)										3	0	0	0	0	0	0				
Harry Byrd, R OBP: 0.289, SLG: 0.270 (1, 1)										3	1	3	0	0	0	0				
Inning Stats	R: 0 E: 0 K: 1 S: 5	H: 0 LOB: 0 BB: 0 P: 5	R: 0 E: 0 K: 0 S: 3	H: 0 LOB: 0 BB: 0 P: 3	R: 0 E: 0 K: 1 S: 6	H: 1 LOB: 1 BB: 0 P: 6	R: 0 E: 0 K: 0 S: 3	H: 1 LOB: 0 BB: 0 P: 3	R: 1 E: 0 K: 0 S: 4	H: 1 LOB: 0 BB: 0 P: 4	R: 0 E: 0 K: 0 S: 4	H: 1 LOB: 1 BB: 0 P: 4	R: 1 E: 0 K: 0 S: 4	H: 1 LOB: 0 BB: 0 P: 4	R: 3 E: 0 K: 0 S: 7	H: 4 LOB: 1 BB: 0 P: 7		1B: 6 2B: 1 3B: 1 HR: 2	SF: 0 SAC: 0 DP: 1 HBP: 0	WP: 0 PB: 0 CS: 0
PITCHER Joe Dobson, R ERA: 3.42 (1, 1)	IP: 8.0 WLS: L BF: 32 H: 9 R: 5 ER: 5 SO: 2 BB: 0 IBB: 0 HBP: 0 BLK: 0 WP: 0 HR: 2 S: 36 P: 36 ERA: 5.62 WHIP: 1.125																			

AB	32
R	5
H	9
RBI	5
BB	0
SO	2
LOB	8



Batter	1	2	3	4	5	6	7	8	9	AB	R	H	RBI	BB	SO	LOB	TOP					
Nellie Fox, L OBP: 0.308, SLG: 0.340 (1, 4)										4	2	3	0	1	1	2						
Ferns Fain, L OBP: 0.412, SLG: 0.393 (1, 3)										4	2	0	0	1	1	3						
Minnie Minoso, R OBP: 0.425, SLG: 0.427 (1, 7)										4	2	2	3	1	0	0						
Bud Stewart, L OBP: 0.313, SLG: 0.375 (1, 9)										0	0	0	0	0	0	0						
Sam Mele, R OBP: 0.398, SLG: 0.437 (1, 9)										5	1	2	1	0	1	0						
Jim Rivera, L OBP: 0.344, SLG: 0.390 (1, 8)										4	0	1	0	1	1	3						
Bob Elliott, R OBP: 0.384, SLG: 0.440 (1, 5)										4	1	2	3	1	0	2						
Red Wilson, R OBP: 0.370, SLG: 0.345 (1, 2)										4	0	1	1	1	0	2						
Chico Carrasquel, R OBP: 0.308, SLG: 0.335 (1, 6)										4	0	1	0	0	0	2						
Saul Rogovin, R OBP: 0.185, SLG: 0.120 (1, 1)										4	0	0	0	0	0	4						
Harry Dorish, R OBP: 0.136, SLG: 0.136 (9, 1)										0	0	0	0	0	0	0						
Inning Stats	R: 5 E: 0 K: 2 S: 11	H: 4 LOB: 2 BB: 3 P: 23	R: 0 E: 0 K: 0 S: 4	H: 1 LOB: 2 BB: 1 P: 8	R: 0 E: 0 K: 0 S: 3	H: 0 LOB: 0 BB: 0 P: 3	R: 2 E: 0 K: 0 S: 5	H: 2 LOB: 0 BB: 0 P: 5	R: 0 E: 0 K: 0 S: 3	H: 1 LOB: 1 BB: 1 P: 7	R: 1 E: 1 K: 0 S: 4	H: 2 LOB: 0 BB: 0 P: 4	R: 0 E: 0 K: 0 S: 3	H: 0 LOB: 0 BB: 0 P: 3	R: 0 E: 0 K: 1 S: 6	H: 1 LOB: 1 BB: 0 P: 6	R: 0 E: 1 K: 1 S: 6	H: 1 LOB: 2 BB: 1 P: 10	1B: 9 2B: 1 3B: 1 HR: 1	SF: 0 SAC: 0 DP: 1 HBP: 0	WP: 0 PB: 0 CS: 0	PA: 43
PITCHER	IP WLS BF H R ER SO BB IBB HBP BLK WP HR S P ERA WHIP	IP WLS BF H R ER SO BB IBB HBP BLK WP HR S P ERA WHIP																				
Jim McDonald, R ERA: 5.79 (1, 1)	0.0 L 3 0 3 3 0 3 0 0 0 0 0 12 ∞ ∞	7.0 31 10 5 5 2 2 0 0 0 0 1 33 41 6.43 1.714	2.0 9 2 0 0 2 1 0 0 0 0 0 0 12 16 0.00 1.500																			
Bob Kuzava, L ERA: 4.44 (1, 1)																						
Tom Gorman, R ERA: 2.73 (8, 1)																						

Chicago White Sox @ New York Yankees
Yankee Stadium, Bronx, NY
Wed Jun 24 1953, 3:33 AM EDT
Att: 14,621 - Unknown

AB	37
R	8
H	12
RBI	8
BB	6
SO	4
LOB	18



Batter	1	2	3	4	5	6	7	8	9	AB	R	H	RBI	BB	SO	LOB	BOTTOM					
Billy Martin, R OBP: 0.319, SLG: 0.360 (1, 4)										4	0	1	0	0	1	0						
Andy Carey, R OBP: 0.362, SLG: 0.515 (9, 4)										1	0	0	0	0	0	0						
Joe Collins, L OBP: 0.392, SLG: 0.436 (1, 3)										3	0	0	0	0	0	0						
Don Bollweg, L OBP: 0.397, SLG: 0.544 (7, 3)										1	0	0	0	0	0	1						
Irv Noren, L OBP: 0.361, SLG: 0.505 (1, 9)										2	1	2	0	2	0	0						
Mickey Mantle, S OBP: 0.422, SLG: 0.560 (1, 8)										4	0	0	0	0	2	5						
Yogi Berra, L OBP: 0.322, SLG: 0.428 (1, 2)										4	0	1	1	0	0	3						
Charles Silvera, R OBP: 0.333, SLG: 0.283 (9, 2)										0	0	0	0	0	0	0						
Gene Woodling, L OBP: 0.424, SLG: 0.461 (1, 7)										3	1	1	1	1	0	1						
Gil McDougald, R OBP: 0.354, SLG: 0.382 (1, 5)										3	0	0	0	0	0	0						
Willy Miranda, S OBP: 0.267, SLG: 0.296 (1, 6)										4	1	1	1	0	2	1						
Jim McDonald, R (1, 1)										0	0	0	0	0	0	0						
Bob Kuzava, S (1, 1)										2	0	0	0	0	1	0						
Johnny Mize, L OBP: 0.383, SLG: 0.365 (7, PH)										1	0	0	0	0	1	1						
Tom Gorman, R OBP: 0.333, SLG: 0.333 (8, 1)										0	0	0	0	0	0	0						
Hank Bauer, R OBP: 0.384, SLG: 0.427 (9, PH)										1	1	1	1	0	0	0						
Inning Stats	R: 0 E: 0 K: 0 S: 3	H: 0 LOB: 0 BB: 0 P: 7	R: 0 E: 0 K: 0 S: 3	H: 0 LOB: 0 BB: 0 P: 3	R: 0 E: 0 K: 3 S: 9	H: 0 LOB: 0 BB: 0 P: 9	R: 1 E: 1 K: 1 S: 7	H: 2 LOB: 1 BB: 0 P: 7	R: 1 E: 0 K: 0 S: 4	H: 1 LOB: 0 BB: 0 P: 4	R: 0 E: 0 K: 1 S: 5	H: 0 LOB: 1 BB: 1 P: 9	R: 0 E: 0 K: 1 S: 5	H: 0 LOB: 0 BB: 0 P: 5	R: 0 E: 0 K: 0 S: 5	H: 2 LOB: 2 BB: 0 P: 5	R: 2 E: 0 K: 1 S: 7	H: 2 LOB: 0 BB: 0 P: 7	1B: 3 2B: 1 3B: 0 HR: 3	SF: 0 SAC: 1 DP: 0 HBP: 0	WP: 1 PB: 0 CS: 0	PA: 37
PITCHER	IP WLS BF H R ER SO BB IBB HBP BLK WP HR S P ERA WHIP	IP WLS BF H R ER SO BB IBB HBP BLK WP HR S P ERA WHIP																				
Saul Rogovin, R ERA: 5.29 (1, 1)	8.2 W 36 7 4 4 7	0.1 S 1 0 0 0 0																				
Harry Dorish, R ERA: 2.14 (9, 1)																						

Chicago White Sox @ New York Yankees
Yankee Stadium, Bronx, NY
Wed Jun 24 1953, 3:33 AM EDT
Att: 14,621 - Unknown

AB	33
R	4
H	7
RBI	4
BB	3
SO	7
LOB	12



Batter	1	2	3	4	5	6	7	8	9	AB	R	H	RBI	BB	SO	LOB	TOP					
Nellie Fox, L OBP: 0.311, SLG: 0.353 (1, 4)	F7		6-3			6-3			SH3-4 1B	4	2	2	2	0	0	0						
Ferns Fain, L OBP: 0.410, SLG: 0.390 Sherm Lollar, R OBP: 0.419, SLG: 0.477 (1, 3) (3, 3) (8, 2)	F7		1-H 2-3 HR			K			SH3-4 1-2	2	0	0	0	0	1	0						
Minnie Minoso, R OBP: 0.422, SLG: 0.424 (1, 7)	6-3				L5				1B E	4	1	1	1	0	0	0						
Bud Stewart, L OBP: 0.300, SLG: 0.316 (1, 9)		F8			F9				F9	3	0	0	0	1	0	1						
Jim Rivera, L OBP: 0.343, SLG: 0.388 (1, 8)	F3				K				E5	4	0	1	0	0	1	1						
Bob Elliott, R OBP: 0.386, SLG: 0.441 Harry Dorish, R OBP: 0.136, SLG: 0.136 Sam Mele, R OBP: 0.388, SLG: 0.437 (1, 5) (9, 1) (9, 3)	4-3								B2	4	0	2	0	0	0	1						
Red Wilson, R OBP: 0.373, SLG: 0.348 Tom Wright, L OBP: 0.317, SLG: 0.368 Fred Marsh, R OBP: 0.292, SLG: 0.295 (1, 2) (8, PH) (8, 3) (9, 5)			HR HBP 1B			G1-6-3 1B			K	2	0	1	0	0	0	1						
Chico Carrasquel, R OBP: 0.308, SLG: 0.332 (1, 6)			HR HBP			6-3			1-6-3	2	1	0	0	0	0	1						
Billy Pierce, L OBP: 0.162, SLG: 0.114 (1, 1) (9, 3) (9, 1)			HR HBP			K			F8	3	0	0	0	0	1	3						
Inning Stats	R: 0 E: 0 K: 0 S: 3	H: 0 LOB: 0 BB: 0 P: 3	R: 0 E: 0 K: 0 S: 3	H: 0 LOB: 0 BB: 0 P: 3	R: 2 E: 0 K: 2 S: 8	H: 2 LOB: 0 BB: 0 P: 9	R: 0 E: 0 K: 1 S: 5	H: 0 LOB: 0 BB: 0 P: 5	R: 0 E: 0 K: 0 S: 3	H: 1 LOB: 0 BB: 0 P: 3	R: 0 E: 0 K: 1 S: 5	H: 0 LOB: 0 BB: 0 P: 5	R: 0 E: 0 K: 0 S: 2	H: 0 LOB: 0 BB: 1 P: 6	R: 0 E: 0 K: 1 S: 6	H: 1 LOB: 1 BB: 0 P: 6	R: 2 E: 1 K: 0 S: 6	H: 3 LOB: 1 BB: 0 P: 6	1B: 6 2B: 0 3B: 0 HR: 1	SF: 0 SAC: 1 DP: 2 HBP: 1	WP: 0 PB: 0 SB: 0 CS: 0	PA: 33
PITCHER Johnny Sain, R ERA: 2.86 (1, 1)	IP: 9.0 WLS: L BF: 33 H: 7 R: 4 ER: 3 SO: 5	BB: 1 IBB: 0 HBP: 1 BLK: 0	WP: 0 HR: 1 S: 41 P: 46	ERA: 3.00 WHIP: 0.889																		

Chicago White Sox @ New York Yankees
Yankee Stadium, Bronx, NY
Thu Jun 25 1953, 3:33 AM EDT
Att: 12,670 - Unknown

AB 30
R 4
H 7
RBI 3
BB 1
SO 5
LOB 9



Batter	1	2	3	4	5	6	7	8	9	AB	R	H	RBI	BB	SO	LOB	BOTTOM					
Billy Martin, R OBP: 0.318, SLG: 0.358 (1, 4)	F8		K				FC5-4			4	0	1	0	0	1	1						
Joe Collins, L OBP: 0.391, SLG: 0.431 (1, 3)	HR BB		6-3			SH1-3 1B			F8	2	1	0	0	1	0	0						
Yogi Berra, L OBP: 0.320, SLG: 0.440 (1, 2)	1-H HR		L9			F8			F5	4	1	1	2	0	0	1						
Mickey Mantle, S OBP: 0.416, SLG: 0.551 (1, 8)	K				F4				F9	4	0	0	0	0	1	0						
Hank Bauer, R OBP: 0.388, SLG: 0.434 Don Bollweg, L OBP: 0.406, SLG: 0.552 (1, 9) (9, PH)						F7			FC4-6 5-3 1B	2	0	1	0	1	0	0						
Gil McDougald, R OBP: 0.348, SLG: 0.374 (1, 5)	K				F4				5-3	4	0	0	0	0	1	3						
Gene Woodling, L OBP: 0.425, SLG: 0.456 (1, 7)			K			4-3			FC4-6 BB	2	0	0	0	2	1	0						
Johnny Sain, R OBP: 0.293, SLG: 0.282 Johnny Mize, L OBP: 0.377, SLG: 0.358 Andy Carey, R OBP: 0.382, SLG: 0.515 (1, 1) (9, PH) (9, FR)	F9				6-3				FC4-6 1-2 2-3	3	0	1	0	0	0	2						
Willy Miranda, S OBP: 0.242, SLG: 0.267 Bill Renna, R OBP: 0.333, SLG: 0.426 (1, 6) (9, PH)	F3					F7			K	3	0	0	0	0	1	2						
Inning Stats	R: 2 E: 0 K: 2 S: 8	H: 1 LOB: 1 BB: 2 P: 16	R: 0 E: 0 K: 1 S: 5	H: 0 LOB: 0 BB: 0 P: 5	R: 0 E: 0 K: 1 S: 5	H: 0 LOB: 0 BB: 0 P: 5	R: 0 E: 0 K: 0 S: 4	H: 1 LOB: 2 BB: 1 P: 8	R: 0 E: 0 K: 0 S: 4	H: 1 LOB: 1 BB: 0 P: 4	R: 0 E: 0 K: 0 S: 3	H: 0 LOB: 0 BB: 0 P: 3	R: 0 E: 0 K: 0 S: 4	H: 1 LOB: 1 BB: 0 P: 4	R: 0 E: 0 K: 0 S: 3	H: 0 LOB: 0 BB: 0 P: 3	R: 0 E: 0 K: 1 S: 6	H: 1 LOB: 2 BB: 1 P: 10	1B: 3 2B: 1 3B: 0 HR: 1	SF: 0 SAC: 1 DP: 0 HBP: 0	WP: 0 PB: 0 SB: 0 CS: 0	PA: 36
PITCHER Billy Pierce, L ERA: 3.08 Harry Dorish, R ERA: 2.13 Billy Pierce, L ERA: 3.08 (1, 1) (9, 1) (9, 1)	IP: 8.2 WLS: W BF: 34 H: 4 R: 2 ER: 2 SO: 5	BB: 4 IBB: 0 HBP: 0 BLK: 0	WP: 0 HR: 1 S: 40 P: 56	ERA: 2.08 WHIP: 0.923																		

Chicago White Sox @ New York Yankees
Yankee Stadium, Bronx, NY
Thu Jun 25 1953, 3:33 AM EDT
Att: 12,670 - Unknown

AB 31
R 2
H 5
RBI 2
BB 4
SO 5
LOB 12



Batter	1	2	3	4	5	6	7	8	9	AB	R	H	RBI	BB	SO	LOB	TOP								
Ferns Fain, L OBP: 0.403, SLG: 0.382 (1, 3)	0-0 4-3		0-0 5-3		0-0 F8		0-0 F8		0-0 F8	5	0	0	2	0	0	3	Chicago White Sox @ Boston Red Sox Fenway Park, Boston, MA Fri Jun 26 1953, 3:33 AM EDT Att: 20,442 - Unknown								
Minnie Minoza, R OBP: 0.415, SLG: 0.415 (1, 7)	0-0 F8		0-3 K			0-0 6-3	0-0 F8		0-0 L7	5	0	0	0	0	1	3									
Bob Elliott, R OBP: 0.379, SLG: 0.432 (1, 5)	0-0 4-3			0-0 F6		0-0 F8		0-3 K		4	0	0	0	0	1	0									
Sam Mele, R OBP: 0.381, SLG: 0.429 (1, 9)		0-0 F7		0-0 6-3		0-0 L7		0-0 F5		4	0	0	0	0	0	0									
Sherm Lollar, R OBP: 0.421, SLG: 0.485 (1, 2)		0-3 K		0-0 FC5 1B			0-0 E 2B	0-0 F9		4	1	2	0	0	1	0									
Jim Rivera, L OBP: 0.348, SLG: 0.391 (1, 8)		4-0 BB		0-0 1-2 1B		0-0 E3 2B 3B		0-0 BB F8 1B		3	2	2	0	1	0	1									
Fred Marsh, R OBP: 0.288, SLG: 0.292 (1, 6)	0-0 1-3		0-0 FC5		0-0 2-3f 1B		0-3 K	0-0 BB 1B		4	0	1	0	0	1	5									
Nellie Fox, L OBP: 0.317, SLG: 0.364 (1, 4)			0-0 2B		0-0 F7		0-0 1-3 3B 2B	4-0 BB 1B		3	1	2	1	1	0	0									
Sandy Consuegra, R OBP: 0.277, SLG: 0.377 (3, PH) Bud Stewart, L OBP: 0.288, SLG: 0.300 (3, PH) Mike Fomieleles, R OBP: 0.118, SLG: 0.125 (7, PH) Tom Wright, R OBP: 0.325, SLG: 0.403 (7, PH) Luis Aloma, R OBP: 0.190, SLG: 0.130 (8, PH)			0-0 F9		0-0 K		0-0 F8 3B	0-0 F5		0	0	0	0	0	0	0									
Inning Stats	R: 0 E: 0 K: 0 S: 3	H: 0 LOB: 0 BB: 0 P: 3	R: 0 E: 0 K: 1 S: 5	H: 0 LOB: 1 BB: 1 P: 9	R: 0 E: 0 K: 1 S: 6	H: 1 LOB: 1 BB: 0 P: 6	R: 0 E: 0 K: 0 S: 5	H: 2 LOB: 2 BB: 0 P: 5	R: 0 E: 0 K: 1 S: 5	H: 0 LOB: 0 BB: 0 P: 5	R: 0 E: 0 K: 1 S: 3	H: 0 LOB: 0 BB: 0 P: 3	R: 4 E: 1 K: 1 S: 9	H: 3 LOB: 0 BB: 0 P: 9	R: 0 E: 0 K: 1 S: 5	H: 0 LOB: 0 BB: 0 P: 5	R: 1 E: 0 K: 0 S: 5	H: 2 LOB: 2 BB: 1 P: 9	1B: 4 2B: 3 3B: 1 HR: 0	SF: 0 SAC: 0 DP: 0 HBP: 0	WP: 0 PB: 0 SB: 0 CS: 0	PA: 38			
PITCHER	IP	WLS	BF	H	R	ER	SO	BB	IBB	HBP	BLK	WP	HR	S	P	ERA	WHIP								
Hal Brown, R ERA: 3.79 (1, 1)	6.1		26	5	3	2	4	1	0	0	0	0	0	33	37	2.84	0.947								
Ellis Kinder, R ERA: 2.45 (7, 1)	0.2	L	3	1	1	0	0	0	0	0	0	0	0	3	3	0.00	1.500								
Ben Flowers, R ERA: 3.38 (8, 1)	1.0		5	2	1	1	1	0	0	0	0	0	0	7	7	9.00	2.000								
Mel Parnell, L ERA: 3.21 (9, 1)	1.0		4	0	0	0	0	1	0	0	0	0	0	3	7	0.00	1.000								

AB	36
R	5
H	8
RBI	5
BB	2
SO	5
LOB	16



Batter	1	2	3	4	5	6	7	8	9	AB	R	H	RBI	BB	SO	LOB	BOTTOM								
Billy Goodman, L OBP: 0.434, SLG: 0.451 (1, 3) (8, 4)	0-0 E3 HR 1B		0-0 F8			0-0 SH1-4 1B		0-0 F8		4	1	2	0	0	0	0	Chicago White Sox @ Boston Red Sox Fenway Park, Boston, MA Fri Jun 26 1953, 3:33 AM EDT Att: 20,442 - Unknown								
Jim Piersall, R OBP: 0.317, SLG: 0.343 (1, 9)	0-0 5-3		4-0 5-3-6 BB			0-0 SH1-4		0-0 F3		2	0	0	0	1	0	1									
Hoot Evers, R OBP: 0.317, SLG: 0.450 (1, 7)	0-0 5-3		0-0 5-3-6 1-3f			0-3 K		0-3 K		4	0	0	0	0	2	3									
George Kell, R OBP: 0.386, SLG: 0.505 (1, 5)	0-0 2H HR			0-0 F3		0-0 F5		0-0 F5		4	1	1	2	0	0	1									
Sammy White, R OBP: 0.301, SLG: 0.424 (1, 2)	0-0 6-3			0-0 F7		0-0 WP SH3-4 1B		0-0 6-3		4	0	1	0	0	0	0									
Tom Umphlett, R OBP: 0.367, SLG: 0.433 (1, 8)		0-0 F8		4-0 CS BB		0-0 SH3-4		0-0 F4		2	0	0	0	1	0	0									
Ted Lepcio, R OBP: 0.316, SLG: 0.386 (1, 4) Floyd Baker, L OBP: 0.387, SLG: 0.343 (7, PH) Johnny Lipon, R OBP: 0.315, SLG: 0.292 (8, 6)		0-0 F7 3B		0-0 CS	0-0 5-3		0-3 K			2	1	1	0	0	0	0									
Mitt Bolling, R OBP: 0.305, SLG: 0.314 (1, 6) Dick Gemert, R OBP: 0.392, SLG: 0.463 (7, PH) (8, 3)		0-0 F7		0-0 CS	0-0 K		4-0 WP BB			2	0	0	1	0	1	0									
Hal Brown, R OBP: 0.323, SLG: 0.500 (7, 1) Ellis Kinder, R OBP: 0.538, SLG: 0.615 (7, PH) Al Zarilla, L OBP: 0.419, SLG: 0.250 (7, PH) Ben Flowers, R (8, 1) Mel Parnell, L OBP: 0.311, SLG: 0.302 (9, 1)		3-1 6-3		0-0 F8		0-0 F7		0-0 F8		2	0	0	0	0	0	0									
Inning Stats	R: 2 E: 1 K: 0 S: 5	H: 2 LOB: 0 BB: 0 P: 5	R: 1 E: 0 K: 0 S: 4	H: 1 LOB: 0 BB: 0 P: 4	R: 0 E: 0 K: 0 S: 2	H: 0 LOB: 0 BB: 1 P: 6	R: 0 E: 0 K: 0 S: 2	H: 0 LOB: 0 BB: 1 P: 6	R: 0 E: 0 K: 1 S: 5	H: 0 LOB: 0 BB: 0 P: 5	R: 0 E: 0 K: 1 S: 6	H: 1 LOB: 1 BB: 0 P: 6	R: 0 E: 0 K: 1 S: 6	H: 1 LOB: 2 BB: 1 P: 10	R: 0 E: 0 K: 1 S: 5	H: 0 LOB: 0 BB: 0 P: 5	R: 0 E: 0 K: 0 S: 3	H: 0 LOB: 0 BB: 0 P: 3	1B: 3 2B: 1 3B: 1 HR: 1	SF: 0 SAC: 2 DP: 1 HBP: 0	WP: 1 PB: 0 SB: 0 CS: 1	PA: 34			
PITCHER	IP	WLS	BF	H	R	ER	SO	BB	IBB	HBP	BLK	WP	HR	S	P	ERA	WHIP								
Sandy Consuegra, R ERA: 3.53 (1, 1)	2.0		13	1	0	0	2	2	0	0	0	0	0	15	23	0.00	0.750								
Mike Fomieleles, R ERA: 3.22 (3, 1)	4.0	W	13	1	0	0	2	2	0	0	0	0	0	15	23	0.00	0.750								
Luis Aloma, R ERA: 3.9 (7, 1)	1.0		5	1	0	0	1	1	0	0	0	1	0	6	10	0.00	2.000								
Harry Dorish, R ERA: 2.08 (8, 1)	2.0	S	6	0	0	0	1	0	0	0	0	0	0	8	8	0.00	0.000								


AB	28
R	3
H	5
RBI	3
BB	3
SO	4
LOB	8



Batter	1	2	3	4	5	6	7	8	9	AB	R	H	RBI	BB	SO	LOB	TOP								
Ferns Fain, L OBP: 0.411, SLG: 0.383 (1.3)	1-3		G3	HR		1B	CS	1B	1B	4	2	2	0	2	0	0									
Minnie Minoza, R OBP: 0.420, SLG: 0.438 (1.7)	L3		2B	HR		1B		F3	1B	6	2	4	3	0	0	1									
Bob Elliott, R OBP: 0.379, SLG: 0.427 (1.5)	BB		2B	FC5-4		1B		F8	F5	4	0	2	1	2	0	3									
Sam Mele, R OBP: 0.376, SLG: 0.420 (1.9)	1-3		K	FC5-4		F9		1B	3B	5	1	1	1	0	1	6									
Sherm Lollar, R OBP: 0.422, SLG: 0.483 (1.2)										5	2	4	0	0	0	0									
Jim Rivera, L OBP: 0.381, SLG: 0.429 (1.8)	F8		L8	HR				1B	1B	4	4	3	3	1	0	1									
Fred Marsh, R OBP: 0.269, SLG: 0.269 (1.6)										1	0	0	0	0	1	1									
Bud Stewart, L OBP: 0.348, SLG: 0.500 (4. PH)	K		SH5-3	HR		5-3		FC1-5	K	1	1	1	0	0	0	1									
Vern Stephens, R OBP: 0.263, SLG: 0.250 (4.6)										3	1	0	0	0	1	1									
Nellie Fox, L OBP: 0.324, SLG: 0.367 (1.4)	F8		L8	F8				4-3	B1-6-3	5	0	1	1	0	0	4									
Virgil Trucks, R OBP: 0.118, SLG: 0.147 (7. PH)			K	SH5-3				E3	B1-6-3	2	0	0	1	0	2	0									
Tom Wright, L OBP: 0.321, SLG: 0.397 (7. PH)										1	0	0	0	0	0	0									
Harry Dorish, R OBP: 0.125, SLG: 0.125 (7.1)										1	0	0	0	0	0	1									
Inning Stats	R: 0 E: 0 K: 0 S: 3	H: 0 LOB: 1 BB: 1 P: 7	R: 0 E: 0 K: 1 S: 6	H: 1 LOB: 1 BB: 0 P: 6	R: 1 E: 0 K: 2 S: 9	H: 2 LOB: 1 BB: 0 P: 9	R: 5 E: 0 K: 0 S: 7	H: 4 LOB: 1 BB: 2 P: 15	R: 1 E: 0 K: 0 S: 4	H: 1 LOB: 0 BB: 0 P: 4	R: 0 E: 0 K: 1 S: 6	H: 2 LOB: 2 BB: 1 P: 10	R: 2 E: 0 K: 0 S: 5	H: 2 LOB: 0 BB: 0 P: 5	R: 4 E: 0 K: 1 S: 9	H: 4 LOB: 0 BB: 0 P: 9	R: 0 E: 0 K: 0 S: 4	H: 2 LOB: 2 BB: 1 P: 8	1B: 14 2B: 1 3B: 1 HR: 2	SF: 0 SAC: 1 DP: 1 HBP: 0	WP: 1 PB: 0 SB: 1 CS: 2	PA: 49			
PITCHER	IP	WLS	BF	H	R	ER	SO	BB	IBB	HBP	BLK	WP	HR	S	P	ERA	WHIP								
Willard Nixon, R ERA: 2.47 (1.1)	5.1	L	29	10	7	7	4	3	0	0	0	0	2	34	46	11.81	2.438								
Ben Flowers, R ERA: 3.24 (6.1)	0.2		2	0	0	0	0	1	0	0	0	0	0	1	5	0.00	1.500								
Hersh Freeman, R ERA: 5.54 (7.1)	2.0		12	6	6	4	1	0	0	0	0	1	0	14	14	18.00	3.000								
Marv Grissom, R ERA: 4.7 (9.1)	1.0		5	2	0	0	0	1	0	0	0	0	0	4	8	0.00	3.000								

Chicago White Sox @ Boston Red Sox
Fenway Park, Boston, MA
Sun Jun 28 1953, 3:33 AM EDT
Att: 19,283 - Unknown


AB 42
R 13
H 18
RBI 10
BB 5
SO 5
LOB 18



Batter	1	2	3	4	5	6	7	8	9	AB	R	H	RBI	BB	SO	LOB	BOTTOM								
Billy Goodman, L OBP: 0.428, SLG: 0.440 (1.4)	1B	FC6-4		4-3		6-3			1-4-3	5	1	1	0	0	0	2									
Gene Stephens, L OBP: 0.304, SLG: 0.300 (1.7)	K		4-3		K	K			5-3	3	0	0	0	0	2	1									
Ted Lepcio, R OBP: 0.308, SLG: 0.372 (6. PH)									WP	2	0	1	0	0	1	1									
Dick Gemert, R OBP: 0.395, SLG: 0.465 (1.3)	WP		1B	F9	HR				5-3	5	2	3	0	0	1	1									
George Kell, R OBP: 0.389, SLG: 0.523 (7.7)	5-3		2B	HR				F7	F8	5	1	2	3	0	0	2									
Sammy White, R OBP: 0.299, SLG: 0.417 (1.2)			F9		K			F8		0	0	0	0	0	0	0									
Del Wilber, R OBP: 0.349, SLG: 0.700 (2.2)	HBP									3	0	0	1	0	1	1									
Tom Umpflett, R OBP: 0.386, SLG: 0.445 (1.8)	F6								F8	4	0	2	0	0	0	2									
Jim Piersall, R OBP: 0.320, SLG: 0.344 (1.9)		4-3	4-3		6-3				FC5-4	4	0	1	0	0	0	3									
Mitt Bolling, R OBP: 0.308, SLG: 0.309 (1.6)	K			F2		6-3			FC5-4	3	0	0	0	1	1	1									
Willard Nixon, L OBP: 0.283, SLG: 0.333 (1.1)										1	0	0	0	1	1	0									
Ben Flowers, R OBP: 0.304, SLG: 0.300 (6. PH)										0	0	0	0	0	0	0									
Floyd Baker, L OBP: 0.304, SLG: 0.330 (6. PH)										1	0	0	0	0	0	1									
Hersh Freeman, R OBP: 0.308, SLG: 0.372 (7.1)										0	0	0	0	0	0	0									
Al Zarilla, L OBP: 0.420, SLG: 0.509 (8. PH)										1	0	0	0	0	0	1									
Marv Grissom, R ERA: 4.7 (9.1)										0	0	0	0	0	0	0									
Inning Stats	R: 1 E: 0 K: 1 S: 7	H: 2 LOB: 2 BB: 0 P: 8	R: 0 E: 0 K: 1 S: 5	H: 0 LOB: 1 BB: 1 P: 9	R: 1 E: 0 K: 0 S: 6	H: 3 LOB: 2 BB: 0 P: 6	R: 0 E: 0 K: 1 S: 5	H: 0 LOB: 0 BB: 0 P: 5	R: 2 E: 0 K: 2 S: 10	H: 3 LOB: 1 BB: 0 P: 10	R: 0 E: 0 K: 1 S: 5	H: 0 LOB: 1 BB: 1 P: 9	R: 0 E: 0 K: 1 S: 5	H: 0 LOB: 0 BB: 0 P: 5	R: 0 E: 0 K: 0 S: 4	H: 1 LOB: 1 BB: 0 P: 4	R: 0 E: 0 K: 0 S: 4	H: 1 LOB: 1 BB: 0 P: 4	1B: 7 2B: 1 3B: 1 HR: 1	SF: 0 SAC: 0 DP: 0 HBP: 1	WP: 2 PB: 0 SB: 0 CS: 0	PA: 40			
PITCHER	IP	WLS	BF	H	R	ER	SO	BB	IBB	HBP	BLK	WP	HR	S	P	ERA	WHIP								
Virgil Trucks, R ERA: 3.26 (1.1)	6.0	W	29	8	4	4	6	2	0	1	0	0	1	38	47	6.00	1.667								
Harry Dorish, R ERA: 2.0 (7.1)	3.0	S	11	2	0	0	1	0	0	0	0	1	0	13	13	0.00	0.667								

Chicago White Sox @ Boston Red Sox
Fenway Park, Boston, MA
Sun Jun 28 1953, 3:33 AM EDT
Att: 19,283 - Unknown

AB 37
R 4
H 10
RBI 4
BB 2
SO 7
LOB 16



Batter	1	2	3	4	5	6	7	8	9	AB	R	H	RBI	BB	SO	LOB	TOP					
Johnny Groth, R OBP: 0.305, SLG: 0.358 (1, 8)										4	2	3	0	1	0	1	St. Louis Browns @ Chicago White Sox Comiskey Park, Chicago, IL Tue Jun 30 1953, 4:33 AM EDT Att: 35,825 - Unknown AB 34 R 4 H 12 RBI 3 BB 4 SO 4 LOB 15					
Dick Kokos, L OBP: 0.408, SLG: 0.398 (1, 9)										3	1	2	0	1	0	1						
Roy Sievers, R OBP: 0.321, SLG: 0.348 (1, 3)										4	0	0	0	0	1	3						
Don Lenhardt, R OBP: 0.346, SLG: 0.400 (1, 7)										4	0	2	1	1	0	1						
Clint Courtney, L OBP: 0.312, SLG: 0.344 (1, 2)										4	0	2	1	0	0	2						
Jim Dyck, R OBP: 0.307, SLG: 0.306 (1, 5)										4	1	1	1	0	1	4						
Billy Hunter, R OBP: 0.301, SLG: 0.302 (1, 6)										4	0	1	0	0	1	0						
Bobby Young, L OBP: 0.317, SLG: 0.335 (1, 4)										3	0	1	0	1	0	0						
Bob Cain, L OBP: 0.313, SLG: 0.333 (1, 1)										4	0	0	0	0	1	3						
Marlin Stuart, L OBP: 0.273, SLG: 0.364 (8, 1)										0	0	0	0	0	0	0						
Inning Stats	R: 0 E: 0 K: 0 S: 4	H: 1 LOB: 1 BB: 0 P: 4	R: 0 E: 0 K: 1 S: 6	H: 1 LOB: 2 BB: 1 P: 10	R: 1 E: 1 K: 1 S: 7	H: 2 LOB: 2 BB: 1 P: 11	R: 0 E: 0 K: 1 S: 5	H: 0 LOB: 0 BB: 0 P: 5	R: 0 E: 0 K: 0 S: 3	H: 1 LOB: 2 BB: 2 P: 11	R: 1 E: 0 K: 0 S: 4	H: 1 LOB: 0 BB: 0 P: 4	R: 2 E: 0 K: 0 S: 6	H: 4 LOB: 1 BB: 0 P: 6	R: 0 E: 0 K: 1 S: 6	H: 1 LOB: 1 BB: 0 P: 6	R: 0 E: 0 K: 0 S: 3	H: 1 LOB: 0 BB: 0 P: 3	1B: 10 2B: 1 3B: 0 HR: 1	SF: 0 SAC: 2 DP: 1 HBP: 0	WP: 0 PB: 0 SB: 1 CS: 1	PA: 40
PITCHER	IP WLS BF H R ER SO BB IBB HBP BLK WP HR S P ERA WHIP																					
Billy Pierce, L ERA: 3.12 (1, 1)	6.1 L 32 10 4 3 3 4 0 0 0 0 0 1 34 50 4.26 2.211																					
Mike Fomieles, R ERA: 3.15 (7, 1)	1.2 5 1 0 0 1 0 0 0 0 0 0 0 7 7 0.00 0.600																					
Joe Dobson, R ERA: 3.38 (9, 1)	1.0 3 1 0 0 0 0 0 0 0 0 0 0 3 3 0.00 1.000																					

Batter	1	2	3	4	5	6	7	8	9	AB	R	H	RBI	BB	SO	LOB	BOTTOM					
Nellie Fox, L OBP: 0.319, SLG: 0.362 (1, 4)										4	1	0	0	0	1	4	St. Louis Browns @ Chicago White Sox Comiskey Park, Chicago, IL Tue Jun 30 1953, 4:33 AM EDT Att: 35,825 - Unknown AB 30 R 2 H 6 RBI 2 BB 3 SO 1 LOB 11					
Ferns Fain, L OBP: 0.412, SLG: 0.385 (1, 3)										4	0	2	1	0	0	1						
Minnie Minoso, R OBP: 0.417, SLG: 0.434 (1, 7)										4	0	1	1	0	0	2						
Bob Elliott, R OBP: 0.372, SLG: 0.419 (1, 5)										4	0	0	0	0	0	2						
Jim Rivera, L OBP: 0.356, SLG: 0.423 (1, 8)										4	0	0	0	0	0	0						
Sam Mele, R OBP: 0.376, SLG: 0.419 (1, 9)										3	0	1	0	1	0	0						
Red Wilson, R OBP: 0.362, SLG: 0.337 (1, 2)										3	0	0	0	0	0	1						
Tom Wright, L OBP: 0.318, SLG: 0.392 (9, PH)										1	0	0	0	0	0	1						
Fred Marsh, R OBP: 0.288, SLG: 0.278 (1, 6)										2	1	1	0	1	0	0						
Billy Pierce, L OBP: 0.184, SLG: 0.114 (1, 1)										0	0	0	0	1	0	0						
Mike Fomieles, R OBP: 0.116, SLG: 0.125 (7, 1)										0	0	0	0	0	0	0						
Sherm Lollar, R OBP: 0.425, SLG: 0.486 (6, PH)										1	0	1	0	0	0	0						
Gene Bearden, L OBP: 0.214, SLG: 0.214 (8, PR)										0	0	0	0	0	0	0						
Joe Dobson, R OBP: 0.077, SLG: 0.115 (9, 1)										0	0	0	0	0	0	0						
Inning Stats	R: 0 E: 0 K: 0 S: 3	H: 0 LOB: 0 BB: 0 P: 3	R: 0 E: 0 K: 0 S: 3	H: 0 LOB: 0 BB: 0 P: 3	R: 2 E: 1 K: 0 S: 6	H: 3 LOB: 2 BB: 1 P: 10	R: 0 E: 0 K: 0 S: 3	H: 1 LOB: 0 BB: 0 P: 3	R: 0 E: 0 K: 1 S: 5	H: 0 LOB: 1 BB: 1 P: 9	R: 0 E: 0 K: 0 S: 3	H: 0 LOB: 0 BB: 0 P: 3	R: 0 E: 0 K: 0 S: 3	H: 0 LOB: 0 BB: 0 P: 3	R: 0 E: 0 K: 0 S: 4	H: 2 LOB: 2 BB: 0 P: 4	R: 0 E: 0 K: 0 S: 3	H: 0 LOB: 1 BB: 1 P: 7	1B: 6 2B: 0 3B: 0 HR: 0	SF: 0 SAC: 1 DP: 2 HBP: 0	WP: 0 PB: 0 SB: 0 CS: 0	PA: 34
PITCHER	IP WLS BF H R ER SO BB IBB HBP BLK WP HR S P ERA WHIP																					
Bob Cain, L ERA: 4.76 (1, 1)	7.1 W 29 6 2 2 1 2 0 0 0 0 0 0 4 8 2.46 1.091																					
Marlin Stuart, R ERA: 4.06 (8, 1)	1.2 S 5 0 0 0 0 1 0 0 0 0 0 0 4 8 0.00 0.600																					

Batter	1	2	3	4	5	6	7	8	9	AB	R	H	RBI	BB	SO	LOB	TOP																					
Johnny Groth, R OBP: 0.301, SLG: 0.352	0-0 4-3	0-0 F4				0-0 6-3		0-0 F2	0-0 6-3	5	0	0	0	0	0	2																						
Dick Kokos, L OBP: 0.401, SLG: 0.414	0-0 HR		0-0 F9			0-0 3-1		0-0 F7	0-0 F8	5	1	1	1	0	0	0																						
Roy Sievers, R OBP: 0.317, SLG: 0.343	0-0 1-3		0-0 F8			0-0 5-3		0-0 F4		5	0	1	0	0	0	0																						
Don Lenhardt, R OBP: 0.349, SLG: 0.400	0-3 K					0-0 6-3		0-0 FC6-4 1B	0-0 F2	5	1	2	0	0	1	1																						
Clint Courtney, L OBP: 0.316, SLG: 0.348		0-0 3-1				0-0 1B		0-0 FC6-4 1B		4	1	2	0	0	0	1																						
Babe Martin, R (8.2)			0-0 F9			0-0 1B		0-0 1-2 1B		0	0	0	0	0	0	0																						
Jim Dyck, R OBP: 0.306, SLG: 0.305		0-0 6-3			0-0 F4		0-0 FC4 1B	0-0 FC6-4 1B		4	0	1	0	0	0	2																						
Bobby Young, L OBP: 0.327, SLG: 0.346		0-0 1B		4-0 FC6-4 BB		0-0 1-2 2-H 1B		0-0 1-2 3-H 1B		3	1	3	2	1	0	0																						
Billy Hunter, R OBP: 0.300, SLG: 0.298		4-0 1B		0-0 F9		0-0 FC4		0-0 F8		3	0	0	0	1	0	5																						
Dick Littlefield, L OBP: 0.286, SLG: 0.167		0-0 IBB		0-0 FC6-4		0-0 1-2 2-3		0-0 F8		1	0	1	1	0	0	0																						
Max Lerner, R OBP: 0.143, SLG: 0.143										1	0	0	0	0	0	1																						
Marlin Stuart, R OBP: 0.271, SLG: 0.364										0	0	0	0	0	0	0																						
Vic Wertz, R OBP: 0.292, SLG: 0.417										1	0	0	0	0	0	2																						
Mike Blyzka, R (8.1)										0	0	0	0	0	0	0																						
Bobo Holloman, R OBP: 0.125, SLG: 0.125										0	0	0	0	0	0	0																						
Hank Edwards, L OBP: 0.275, SLG: 0.236										1	0	0	0	0	0	2																						
Lou Kretlow, R (8.1)		1-2 2-H 1B		1-2						0	0	0	0	0	0	0																						
Inning Stats	R: 1 E: 0 K: 1 S: 6	H: 1 LOB: 0 BB: 0 P: 6	R: 1 E: 0 K: 0 S: 5	H: 2 LOB: 2 BB: 1 P: 9	R: 0 E: 0 K: 0 S: 4	H: 1 LOB: 1 BB: 0 P: 4	R: 0 E: 0 K: 0 S: 3	H: 0 LOB: 1 BB: 1 P: 7	R: 0 E: 0 K: 0 S: 3	H: 0 LOB: 0 BB: 0 P: 3	R: 1 E: 0 K: 0 S: 6	H: 3 LOB: 2 BB: 0 P: 6	R: 0 E: 0 K: 0 S: 3	H: 0 LOB: 0 BB: 0 P: 3	R: 1 E: 0 K: 0 S: 6	H: 3 LOB: 2 BB: 0 P: 6	R: 0 E: 0 K: 0 S: 4	H: 1 LOB: 1 BB: 0 P: 4	1B: 9 2B: 1 3B: 0 HR: 1	SF: 0 SAC: 0 DP: 0 HBP: 0	WP: 0 PB: 0 SB: 0 CS: 0	PA: 40																
PITCHER	IP	WLS	BF	H	R	ER	SO	BB	IBB	HBP	BLK	WP	HR	S	P	ERA	WHIP	PITCHER				IP	WLS	BF	H	R	ER	SO	BB	IBB	HBP	BLK	WP	HR	S	P	ERA	WHIP
Saul Rogovin, R ERA: 5.36	(1.1)	5.1	W	25	7	3	3	1	1	1	0	0	0	1	25	33	5.06	1.500																				
Harry Dorish, R ERA: 2.02	(6.1)	3.2	S	15	4	1	1	0	0	0	0	0	0	0	15	15	2.46	1.091																				

St. Louis Browns @ Chicago White Sox
Comiskey Park, Chicago, IL
Wed Jul 01 1953, 4:33 AM EDT
Att: 4,438 - Unknown


AB 38
R 4
H 11
RBI 4
BB 2
SO 1
LOB 16



Batter	1	2	3	4	5	6	7	8	9	AB	R	H	RBI	BB	SO	LOB	BOTTOM																					
Nellie Fox, L OBP: 0.330, SLG: 0.379	0-0 2B		4-0 FC6-4 BB			0-0 SH5-3 2B		0-0 1-3 2-H 3B	0-0 2B	3	2	3	1	2	0	0																						
Ferns Fain, L OBP: 0.413, SLG: 0.388	0-0 L9		0-0 FC6-4 3B			0-0 SH5-3 2B		0-0 1-2 2-H 2B	0-0 2B	3	2	1	2	1	0	3																						
Minnie Minoso, R OBP: 0.417, SLG: 0.450	0-0 4-3		0-0 1-H 3-H 6-5-3 3B			0-0 5-3		0-0 1-H 2-H 3-H 2B	0-0 F9	5	2	2	5	0	0	3																						
Bob Elliott, R OBP: 0.369, SLG: 0.418	0-0 6-3		0-0 6-5-3			0-0 5-3		0-0 3-H 2B		5	0	1	2	0	0	2																						
Jim Rivera, L OBP: 0.357, SLG: 0.428		0-0 F9 3B	0-0 8-6-1-3			0-0 4-3		0-0 F7	0-0 L4-3 BB	4	1	1	0	1	0	1																						
Sam Mele, R OBP: 0.374, SLG: 0.423	0-3 K					0-0 F9		0-0 6-3	0-0 L4-3	5	1	1	0	0	1	3																						
Red Wilson, R OBP: 0.364, SLG: 0.340	0-0 F9					0-0 1B		0-0 1B		2	0	1	1	0	0	0																						
Bud Stewart, L OBP: 0.375, SLG: 0.500	0-0 F9					0-0 1B		0-0 1B		0	1	0	0	1	0	0																						
Sherm Lollar, R OBP: 0.423, SLG: 0.483	0-0 3-H					0-0 1B		0-0 1B		1	0	0	0	0	0	0																						
Fred Marsh, R OBP: 0.295, SLG: 0.286	0-0 F7					0-0 1B		0-3 K		2	0	1	0	0	0	0																						
Tom Wright, L OBP: 0.326, SLG: 0.400						0-0 1B		0-0 K		1	1	1	1	0	0	0																						
Vern Stephens, R OBP: 0.261, SLG: 0.248						0-0 1B		0-0 K		1	0	0	0	0	1	0																						
Saul Rogovin, R OBP: 0.207, SLG: 0.115						0-0 FC6-4 BB		0-0 1-2 3-H SH	0-0 2B	1	1	0	0	1	0	2																						
Harry Dorish, R OBP: 0.160, SLG: 0.160						0-0 G4-6-3		0-0 1-2 3-H SH	0-0 2B	1	2	1	1	0	0	0																						
Inning Stats	R: 0 E: 0 K: 0 S: 4	H: 1 LOB: 1 BB: 0 P: 4	R: 1 E: 0 K: 1 S: 6	H: 1 LOB: 0 BB: 0 P: 6	R: 3 E: 0 K: 0 S: 4	H: 1 LOB: 0 BB: 2 P: 12	R: 0 E: 0 K: 0 S: 4	H: 2 LOB: 1 BB: 0 P: 4	R: 0 E: 0 K: 0 S: 4	H: 1 LOB: 1 BB: 0 P: 4	R: 7 E: 0 K: 0 S: 9	H: 5 LOB: 1 BB: 2 P: 17	R: 2 E: 0 K: 1 S: 7	H: 2 LOB: 1 BB: 1 P: 11	R: 0 E: 0 K: 0 S: 2	H: 0 LOB: 0 BB: 1 P: 6	1B: 4 2B: 6 3B: 4 HR: 0	SF: 0 SAC: 2 DP: 2 HBP: 0	WP: 0 PB: 0 SB: 0 CS: 0	PA: 42																		
PITCHER	IP	WLS	BF	H	R	ER	SO	BB	IBB	HBP	BLK	WP	HR	S	P	ERA	WHIP	PITCHER				IP	WLS	BF	H	R	ER	SO	BB	IBB	HBP	BLK	WP	HR	S	P	ERA	WHIP
Dick Littlefield, L ERA: 5.99	(1.1)	2.1	L	12	3	4	4	1	2	0	0	0	0	0	12	20	15.43	2.143																				
Max Lerner, L ERA: 6.0	(3.1)	2.0		8	3	0	0	0	0	0	0	0	0	0	8	8	0.00	1.500																				
Marlin Stuart, R ERA: 4.0	(5.1)	0.2		2	0	0	0	0	0	0	0	0	0	2	2	0.00	0.000																					
Mike Blyzka, R ERA: 5.5	(6.1)	0.1		8	4	7	7	0	2	0	0	0	0	6	14	189.00	18.000																					
Bobo Holloman, R ERA: 4.8	(6.1)	1.2		9	3	2	2	1	1	0	0	0	0	10	14	10.80	2.400																					

St. Louis Browns @ Chicago White Sox
Comiskey Park, Chicago, IL
Wed Jul 01 1953, 4:33 AM EDT
Att: 4,438 - Unknown

AB 34
R 13
H 13
RBI 13
BB 6
SO 2
LOB 14



Batter	1	2	3	4	5	6	7	8	9	AB	R	H	RBI	BB	SO	LOB	TOP					
Nellie Fox, L OBP: 0.337, SLG: 0.393 (1,4)	G3		FC5-6 1B				F5		4-3	5	2	1	0	0	0	1						
Fernis Fain, L OBP: 0.419, SLG: 0.389 (1,3)	4-3		1B				BB		F9	3	1	1	0	2	0	0						
Minnie Minoso, R OBP: 0.416, SLG: 0.446 (1,7)	CS		1B				F3			4	1	3	1	0	0	2						
Bob Elliott, R OBP: 0.387, SLG: 0.425 (1,5)	CS		1B							3	0	3	2	1	0	0						
Jim Rivera, L OBP: 0.347, SLG: 0.414 (1,8)		F8	G4-3-4				G3			4	0	0	0	0	1	7						
Sam Mele, R OBP: 0.375, SLG: 0.434 (1,9)		K								4	0	1	0	0	1	1						
Sherm Lollar, R OBP: 0.419, SLG: 0.477 (1,2)			G6-4-3				5-3		F8	4	0	1	0	0	0	1						
Chico Carrasquel, R OBP: 0.311, SLG: 0.346 (1,6)		F5					F5		F7	4	0	0	0	0	0	2						
Joe Dobson, R OBP: 0.107, SLG: 0.111 (1,1)							1-3		F5	1	0	0	0	1	1	0						
Gene Bearden, L OBP: 0.188, SLG: 0.188 (6,1)										2	0	0	0	0	0	0						
Harry Dorish, R OBP: 0.160, SLG: 0.160 (9,1)			FC5-6 BB							0	0	0	0	0	0	0						
Inning Stats	R: 0 E: 0 K: 0 S: 3	H: 1 LOB: 0 BB: 0 P: 3	R: 0 E: 0 K: 1 S: 7	H: 2 LOB: 2 BB: 0 P: 7	R: 3 E: 0 K: 0 S: 5	H: 3 LOB: 0 BB: 1 P: 9	R: 0 E: 0 K: 0 S: 3	H: 1 LOB: 0 BB: 0 P: 3	R: 1 E: 0 K: 1 S: 7	H: 2 LOB: 2 BB: 1 P: 11	R: 0 E: 0 K: 0 S: 3	H: 0 LOB: 0 BB: 0 P: 3	R: 0 E: 1 K: 1 S: 6	H: 1 LOB: 3 BB: 2 P: 14	R: 0 E: 0 K: 0 S: 3	H: 0 LOB: 0 BB: 0 P: 3	R: 0 E: 0 K: 0 S: 3	H: 0 LOB: 0 BB: 0 P: 3	1B: 10 2B: 0 3B: 0 HR: 0	SF: 0 SAC: 0 DP: 2 HBP: 0	WP: 0 PB: 0 SB: 1 CS: 1	PA: 39
PITCHER	IP	WLS	BF	H	R	ER	SO	BB	IBB	HBP	BLK	WP	HR	S	P	ERA	WHIP					
Harry Brecheen, L ERA: 3.24 (1,1)	3.0	L	15	7	3	3	1	1	0	0	0	0	0	16	20	9.00	2.667					
Marlin Stuart, R ERA: 3.79 (4,1)	5.0		20	3	1	1	2	2	1	0	0	0	0	21	33	1.80	1.000					
Satchel Paige, R ERA: 3.08 (9,1)	1.0	S	3	0	0	0	0	0	0	0	0	0	0	3	3	0.00	0.000					

Chicago White Sox @ St. Louis Browns
Sportsman's Park, St. Louis, MO

AB 34
R 4
H 10
RBI 3
BB 4
SO 3
LOB 14



WP: 0 PA: 39
PB: 0
SB: 1
CS: 1

Batter	1	2	3	4	5	6	7	8	9	AB	R	H	RBI	BB	SO	LOB	BOTTOM				
Johnny Groth, R OBP: 0.299, SLG: 0.349 (1,8)	FC6-4 1B		6-3					F6		4	1	2	0	0	0	0					
Hank Edwards, L OBP: 0.277, SLG: 0.237 (1,7)	FC6-4 G4-3-6						F4		F9	4	0	1	0	0	0	1					
Vic Wertz, L OBP: 0.354, SLG: 0.408 (1,9)	G4-3-6									4	0	1	0	0	0	3					
Dick Kryhoski, L OBP: 0.347, SLG: 0.513 (1,3)							F6		F9	4	1	1	2	0	0	2					
Clint Courtney, L OBP: 0.310, SLG: 0.339 (1,2)							F8			4	0	1	0	0	0	2					
Neil Berry, R OBP: 0.333, SLG: 0.439 (9, PR)										0	0	0	0	0	0	0					
Jim Dyck, R OBP: 0.300, SLG: 0.299 (1,5)							F7			3	0	0	0	0	0	0					
Dick Kokos, L OBP: 0.401, SLG: 0.414 (9, PH)										1	0	0	0	0	0	1					
Bobby Young, L OBP: 0.326, SLG: 0.345 (1,4)										3	0	1	0	0	0	0					
Billy Hunter, R OBP: 0.293, SLG: 0.291 (1,6)										3	0	0	0	0	0	1					
Harry Brecheen, L OBP: 0.111, SLG: 0.111 (1,1)										1	0	0	0	0	0	0					
Marlin Stuart, L OBP: 0.250, SLG: 0.333 (4,1)										1	0	0	0	0	1	1					
Les Moss, R OBP: 0.326, SLG: 0.365 (9, PH)										1	0	0	0	0	0	0					
Satchel Paige, R ERA: 2.01 (9,1)										0	0	0	0	0	0	0					
Inning Stats	R: 0 E: 0 K: 0 S: 3	H: 1 LOB: 0 BB: 0 P: 3	R: 1 E: 0 K: 0 S: 4	H: 1 LOB: 0 BB: 0 P: 4	R: 0 E: 0 K: 0 S: 3	H: 0 LOB: 0 BB: 0 P: 3	R: 0 E: 0 K: 0 S: 4	H: 1 LOB: 1 BB: 0 P: 4	R: 0 E: 0 K: 0 S: 6	H: 1 LOB: 1 BB: 0 P: 6	R: 1 E: 0 K: 0 S: 5	H: 2 LOB: 1 BB: 0 P: 5	R: 0 E: 0 K: 0 S: 3	H: 0 LOB: 0 BB: 0 P: 3	R: 0 E: 0 K: 0 S: 3	H: 0 LOB: 0 BB: 0 P: 3	R: 0 E: 0 K: 0 S: 4	H: 1 LOB: 1 BB: 0 P: 4	1B: 5 2B: 1 3B: 0 HR: 1	SF: 0 SAC: 0 DP: 1 HBP: 0	WP: 0 PA: 33 PB: 0 SB: 0 CS: 0
PITCHER	IP	WLS	BF	H	R	ER	SO	BB	IBB	HBP	BLK	WP	HR	S	P	ERA	WHIP				
Joe Dobson, R ERA: 3.39 (1,1)	5.0	W	20	6	2	2	2	0	0	0	0	0	0	12	22	0.00	0.273				
Gene Bearden, L ERA: 2.29 (6,1)	3.2		12	1	0	0	0	0	0	0	0	0	0	12	12	0.00	0.273				
Harry Dorish, R ERA: 2.01 (9,1)	0.1	S	1	0	0	0	0	0	0	0	0	0	0	1	1	0.00	0.000				

Chicago White Sox @ St. Louis Browns
Sportsman's Park, St. Louis, MO

AB 33
R 2
H 7
RBI 2
BB 0
SO 1
LOB 11



WP: 0 PA: 33
PB: 0
SB: 0
CS: 0

Batter	1	2	3	4	5	6	7	8	9	AB	R	H	RBI	BB	SO	LOB	TOP															
Nellie Fox, L OBP: 0.336, SLG: 0.395 (1,4)	F8		F7	F7			F7			4	0	1	2	0	0	0	Chicago White Sox @ Cleveland Indians Cleveland Municipal Stadium, Cleveland, OH Sun Jul 05 1953, 3:33 AM EDT Unknown															
Ferns Fain, L OBP: 0.423, SLG: 0.388 (1,3)	4-3		HR	BB			L4-3			1	1	0	0	3	0	0																
Minnie Minoso, R OBP: 0.417, SLG: 0.469 (1,7)	HR		HR	BB			L4-3			4	2	2	3	0	0	3																
Bob Elliott, R OBP: 0.385, SLG: 0.421 (1,5)	1B		F8				K			4	0	1	0	0	2	0																
Jim Rivera, L OBP: 0.346, SLG: 0.410 (1,8)	L8			F7			K			3	0	0	0	1	1	1																
Sam Mele, R OBP: 0.374, SLG: 0.430 (1,9)			F8	1B			G5-4-3			4	1	1	0	0	0	1																
Sherm Lollar, R OBP: 0.410, SLG: 0.465 (1,2)	F3		F7				F7			4	0	0	0	0	1	1																
Chico Carrasquel, R OBP: 0.311, SLG: 0.346 (1,6)	F7						5-3			3	1	1	0	0	0	0																
Bird Stewart, L OBP: 0.333, SLG: 0.440 (9, PH)				1B						1	0	0	0	0	1	0																
Sandy Consuegra, R OBP: 0.071, SLG: 0.071 (1,1)			L4				6-3			1	0	0	0	0	0	0																
Gene Bearden, L OBP: 0.222, SLG: 0.222 (3,1)				2B						2	1	1	1	0	0	0																
Harry Dorish, R OBP: 0.160, SLG: 0.160 (7,1)				1B						0	0	0	0	0	0	0																
Luis Aloma, R (7,1)				2B						0	0	0	0	0	0	0																
Tom Wright, L OBP: 0.316, SLG: 0.390 (9, PH)				1B						1	0	0	0	0	0	0																
Inning Stats	R: 1 E: 0 K: 0 S: 5	H: 2 LOB: 1 BB: 0 P: 5	R: 0 E: 0 K: 0 S: 3	H: 0 LOB: 0 BB: 0 P: 3	R: 2 E: 0 K: 0 S: 4	H: 1 LOB: 0 BB: 1 P: 8	R: 3 E: 0 K: 0 S: 7	H: 4 LOB: 2 BB: 1 P: 11	R: 0 E: 0 K: 1 S: 4	H: 0 LOB: 0 BB: 1 P: 8	R: 0 E: 0 K: 0 S: 3	H: 0 LOB: 0 BB: 0 P: 3	R: 0 E: 0 K: 2 S: 7	H: 0 LOB: 0 BB: 0 P: 7	R: 0 E: 0 K: 2 S: 7	H: 0 LOB: 0 BB: 0 P: 7	1B: 4 2B: 2 3B: 0 HR: 2	SF: 0 SAC: 0 DP: 2 HBP: 0	WP: 0 PB: 0 SB: 0 CS: 0	PA: 36												
PITCHER	IP WLS BF H R ER SO BB IBB HBP BLK WP HR S P ERA WHIP																															
Bob Lemon, R (1,1)	3.2	18	6	6	6	0	1	0	0	0	0	2	17	21	14.73	1.909																
Bob Hooper, R (4,1)	0.1	3	1	0	0	0	1	0	0	0	0	0	2	6	0.00	6.000																
Bill Wight, L (5,1)	3.0	W	9	0	0	0	1	2	0	0	0	0	9	17	0.00	0.667																
Dave Hoskins, R (8,1)	2.0	S	6	0	0	0	4	0	0	0	0	0	14	14	0.00	0.000																

Batter	1	2	3	4	5	6	7	8	9	AB	R	H	RBI	BB	SO	LOB	BOTTOM															
Dale Mitchell, L OBP: 0.342, SLG: 0.433 (1,7)	6-3		1B	2B			G6-4-3			5	2	3	0	0	0	0	Chicago White Sox @ Cleveland Indians Cleveland Municipal Stadium, Cleveland, OH Sun Jul 05 1953, 3:33 AM EDT Unknown															
Bobby Avila, R OBP: 0.376, SLG: 0.408 (1,4)	4-3		BB				G6-4-3			5	0	2	1	0	0	1																
Al Rosen, R OBP: 0.408, SLG: 0.594 (1,5)	5-3			1B			P6			3	1	0	1	1	0	2																
Luke Easter, L OBP: 0.377, SLG: 0.429 (1,3)			4-3				F9			4	0	1	2	0	0	2																
Bill Glynn, L OBP: 0.308, SLG: 0.255 (7, PR) (8,3)				F9						0	1	0	0	0	0	0																
Larry Doby, L OBP: 0.380, SLG: 0.508 (1,8)			1-3	1B			1-3			3	2	2	0	1	0	2																
Harry Simpson, L OBP: 0.285, SLG: 0.370 (1,9)	1-3						F9			4	0	0	0	0	1	4																
George Strickland, R OBP: 0.373, SLG: 0.378 (1,6)										4	0	4	3	0	0	0																
Joe Ginsberg, L (1,2)										1	0	0	0	0	0	1																
Hank Majeski, R (4, PH)										1	0	0	0	0	0	1																
Jim Hegan, R (5,2)										2	0	0	0	0	0	4																
Bob Lemon, L (1,1)										1	0	0	0	0	0	0																
Bob Hooper, R (4,1)										0	0	0	0	0	0	0																
Wally Westlake, R (5,1)										1	0	0	0	0	0	1																
Bill Wight, L (5,1)										0	0	0	0	0	0	0																
Bob Kennedy, R (7, PH)										0	0	0	0	0	0	0																
Bob Kennedy, R (7, PH)										0	0	0	0	0	0	0																
Dave Hoskins, L (8,1)										2	1	1	0	0	0	0																
Inning Stats	R: 0 E: 0 K: 0 S: 3	H: 0 LOB: 0 BB: 0 P: 3	R: 1 E: 0 K: 0 S: 5	H: 2 LOB: 1 BB: 0 P: 5	R: 1 E: 0 K: 0 S: 5	H: 2 LOB: 2 BB: 1 P: 9	R: 0 E: 0 K: 1 S: 6	H: 1 LOB: 1 BB: 0 P: 6	R: 0 E: 0 K: 0 S: 3	H: 1 LOB: 0 BB: 0 P: 3	R: 1 E: 0 K: 0 S: 5	H: 2 LOB: 1 BB: 0 P: 5	R: 4 E: 0 K: 1 S: 10	H: 5 LOB: 3 BB: 1 P: 14	R: 0 E: 0 K: 0 S: 3	H: 0 LOB: 0 BB: 0 P: 3	1B: 8 2B: 4 3B: 1 HR: 0	SF: 0 SAC: 0 DP: 1 HBP: 0	WP: 0 PB: 0 SB: 0 CS: 0	PA: 38												
PITCHER	IP WLS BF H R ER SO BB IBB HBP BLK WP HR S P ERA WHIP																															
Sandy Consuegra, R (1,1)	2.1	12	4	2	2	0	1	0	0	0	0	0	11	15	7.71	2.143																
Gene Bearden, L (3,1)	3.2	14	4	1	1	1	0	0	0	0	0	0	16	16	2.46	1.091																
Harry Dorish, R (7,1)	0.2	L	8	5	4	4	1	0	1	0	0	0	9	13	54.00	7.500																
Luis Aloma, R (7,1)	1.1	4	0	0	0	0	0	0	0	0	0	0	4	4	0.00	0.000																

Batter	1	2	3	4	5	6	7	8	9	AB	R	H	RBI	BB	SO	LOB	TOP										
Nelle Fox, L OBP: 0.340, SLG: 0.398 (1, 4)										5	0	3	0	0	0	1	Chicago White Sox @ Cleveland Indians Cleveland Municipal Stadium, Cleveland, OH Sun Jul 05 1953, 3:38 AM EDT Att: 29,165 - Unknown										
Fernis Fain, L OBP: 0.417, SLG: 0.381 (1, 3)										5	0	0	1	0	0	4											
Minnie Minoso, R OBP: 0.422, SLG: 0.473 (1, 7)										2	2	1	0	2	0	2											
Bob Elliott, R OBP: 0.388, SLG: 0.438 (1, 5) Fred Marsh, R OBP: 0.302, SLG: 0.281 (6, 5)										3	1	2	2	0	1	2											
Jim Rivera, L OBP: 0.348, SLG: 0.414 (1, 8)										4	0	2	1	0	0	1											
Sam Mele, R OBP: 0.375, SLG: 0.429 (1, 9)										3	0	1	0	1	0	2											
Bud Sheely, L OBP: 0.500, SLG: 0.417 (1, 2)										4	0	1	0	0	0	3											
Chico Carrasquel, R OBP: 0.310, SLG: 0.345 (1, 6)										4	1	1	0	0	0	3											
Billy Pierce, L OBP: 0.195, SLG: 0.108 (1, 1)										2	0	0	0	1	0	0											
Inning Stats	R: 0 E: 0 K: 1 S: 5	H: 1 LOB: 2 BB: 1 P: 9	R: 0 E: 0 K: 0 S: 4	H: 1 LOB: 1 BB: 0 P: 4	R: 0 E: 0 K: 0 S: 3	H: 1 LOB: 0 BB: 0 P: 3	R: 1 E: 0 K: 0 S: 5	H: 2 LOB: 1 BB: 0 P: 5	R: 1 E: 1 K: 0 S: 4	H: 2 LOB: 1 BB: 0 P: 5	R: 1 E: 0 K: 0 S: 3	H: 0 LOB: 1 BB: 1 P: 7	R: 1 E: 0 K: 0 S: 4	H: 2 LOB: 2 BB: 2 P: 12	R: 0 E: 0 K: 0 S: 3	H: 0 LOB: 0 BB: 0 P: 3		1B: 8 2B: 4 3B: 0 HR: 1	SF: 0 SAC: 2 DP: 3 HBP: 0	WP: 0 PB: 0 CS: 3	PA: 38						
PITCHER	IP	WLS	BF	H	R	ER	SO	BB	IBB	HBP	BLK	WP	HR	S	P	ERA	WHIP										
Bob Chakales, R ERA: 2.73 (1, 1)	6.0	L	25	9	3	3	1	1	0	0	0	0	1	26	30	4.50	1.667										
Lou Brisse, L ERA: 8.53 (7, 1)	2.0		10	2	1	1	0	2	1	0	0	0	0	7	19	4.50	2.000										
Bob Hooper, R ERA: 4.26 (9, 1)	1.0		3	0	0	0	0	0	0	0	0	0	0	3	3	0.00	0.000										

Batter	1	2	3	4	5	6	7	8	9	AB	R	H	RBI	BB	SO	LOB	BOTTOM										
Dale Mitchell, L OBP: 0.341, SLG: 0.430 (1, 7)										4	0	1	0	0	0	2	Chicago White Sox @ Cleveland Indians Cleveland Municipal Stadium, Cleveland, OH Sun Jul 05 1953, 3:38 AM EDT Att: 29,165 - Unknown										
Bobby Avila, R OBP: 0.377, SLG: 0.410 (1, 4)										4	0	2	0	0	0	0											
Al Rosen, R OBP: 0.406, SLG: 0.589 (1, 5)										4	0	1	0	0	1	4											
Larry Doby, L OBP: 0.375, SLG: 0.500 (1, 8)										4	0	0	0	0	1	3											
Bob Kennedy, R OBP: 0.326, SLG: 0.281 (1, 9)										4	0	0	0	0	1	0											
George Strickland, R OBP: 0.365, SLG: 0.367 (1, 6)										4	0	0	0	0	0	0											
Bill Glynn, L OBP: 0.313, SLG: 0.258 (1, 3)										2	0	1	0	1	0	0											
Joe Tipton, R OBP: 0.356, SLG: 0.538 (1, 2)										3	0	0	0	0	0	2											
Bob Chakales, R OBP: 0.286, SLG: 0.286 (1, 1) Wally Westlake, R OBP: 0.369, SLG: 0.431 (6, PH) Lou Brisse, L OBP: 0.302, SLG: 0.281 (7, 1) Hank Majeski, R OBP: 0.238, SLG: 0.381 (8, PH) Bob Hooper, R OBP: 0.400, SLG: 0.250 (9, 1)										1	0	0	0	0	1	1											
Inning Stats	R: 0 E: 0 K: 1 S: 5	H: 0 LOB: 0 BB: 0 P: 5	R: 0 E: 0 K: 1 S: 5	H: 0 LOB: 0 BB: 0 P: 5	R: 0 E: 0 K: 1 S: 6	H: 1 LOB: 1 BB: 0 P: 6	R: 0 E: 0 K: 0 S: 3	H: 1 LOB: 0 BB: 0 P: 3	R: 0 E: 0 K: 0 S: 3	H: 0 LOB: 0 BB: 0 P: 3	R: 0 E: 0 K: 0 S: 3	H: 0 LOB: 0 BB: 0 P: 3	R: 0 E: 0 K: 0 S: 5	H: 2 LOB: 2 BB: 0 P: 5	R: 0 E: 0 K: 0 S: 3	H: 0 LOB: 0 BB: 0 P: 3	1B: 5 2B: 0 3B: 0 HR: 0	SF: 0 SAC: 0 DP: 1 HBP: 0	WP: 0 PB: 0 CS: 0	PA: 33							
PITCHER	IP	WLS	BF	H	R	ER	SO	BB	IBB	HBP	BLK	WP	HR	S	P	ERA	WHIP										
Billy Pierce, L ERA: 2.9 (1, 1)	9.0	W	33	5	0	0	4	2	0	0	0	0	0	39	47	0.00	0.778										



Batter	1	2	3	4	5	6	7	8	9	AB	R	H	RBI	BB	SO	LOB	TOP			
Nellie Fox, L OBP: 0.339, SLG: 0.396 (1, 4)	F9		1-2 1B		F7		F9			4	0	1	0	0	0	2				
Feris Fain, L OBP: 0.412, SLG: 0.375 (1, 3)	P6		K		F7		F8			4	0	0	0	0	1	4				
Minnie Minoso, R OBP: 0.420, SLG: 0.468 (1, 7)	BB		F7		P5		F9			3	0	0	0	1	0	2				
Bob Elliott, R OBP: 0.383, SLG: 0.430 (1, 5)	4-3		5-3		F8		L8			4	0	0	0	0	0	3				
Jim Rivera, L OBP: 0.350, SLG: 0.416 (1, 8)		S 1B			F8		F8			4	2	2	0	0	0	0				
Sam Mele, R OBP: 0.377, SLG: 0.439 (1, 9)	L6-3 1B				F3		1B 3B		5-3	4	1	2	2	0	0	0				
Bud Shuely, L OBP: 0.465, SLG: 0.385 (7, PR)	L6-3				F8		F9 1B BB		5-3	2	0	0	0	1	0	1				
Fred Marsh, R OBP: 0.297, SLG: 0.276 (7, 6)	1-2									1	0	0	0	0	0	0				
Chico Carrasquel, R OBP: 0.308, SLG: 0.342 (7, PH)	F9				F7					2	0	0	0	0	0	0				
Bud Stewart, L OBP: 0.357, SLG: 0.462 (7, 2)							1-2 3-H 1B		K	1	0	1	1	0	0	0				
Sherm Lollar, R OBP: 0.406, SLG: 0.462 (7, 2)										1	0	0	0	0	1	0				
Saul Rogovin, R OBP: 0.226, SLG: 0.111 (7, PH)			F7 1B BB		F9					1	0	0	0	1	0	0				
Tom Wright, L OBP: 0.315, SLG: 0.386 (7, PH)										1	0	0	0	0	1	2				
Bob Keegan, R OBP: 0.125, SLG: 0.125 (7, 1)										0	0	0	0	0	0	0				
Inning Stats	R: 0 E: 0 K: 0 S: 3	H: 0 LOB: 1 BB: 1 P: 7	R: 1 E: 0 K: 0 S: 4	H: 2 LOB: 0 BB: 0 P: 4	R: 0 E: 0 K: 1 S: 6	H: 1 LOB: 2 BB: 1 P: 10	R: 0 E: 0 K: 0 S: 3	H: 0 LOB: 0 BB: 0 P: 3	R: 0 E: 0 K: 0 S: 3	H: 0 LOB: 0 BB: 0 P: 3	R: 2 E: 0 K: 1 S: 8	H: 3 LOB: 2 BB: 1 P: 12	R: 0 E: 0 K: 1 S: 3	H: 0 LOB: 0 BB: 0 P: 3	R: 0 E: 0 K: 1 S: 5	H: 0 LOB: 0 BB: 0 P: 5	1B: 5 2B: 1 3B: 1 HR: 0	SF: 0 SAC: 0 DP: 1 HBP: 0	WP: 0 PB: 0 CS: 2	PA: 35
PITCHER Mike Garcia, R ERA: 2.92 (1, 1)	IP: 9.0 WLS: W BF: 35 H: 6 R: 3 ER: 3 SO: 3 BB: 3 IBB: 0 HBP: 0 BLK: 0 WP: 0 HR: 0 S: 38 P: 50 ERA: 3.00 WHIP: 1.000															PITCHER				

Chicago White Sox @ Cleveland Indians
Cleveland Municipal Stadium, Cleveland, OH
Mon Jul 06 1953, 3:33 AM EDT
Att: 21,457 - Unknown

AB	32
R	3
H	6
RBI	3
BB	3
SO	3
LOB	14



Batter	1	2	3	4	5	6	7	8	9	AB	R	H	RBI	BB	SO	LOB	BOTTOM			
Dale Mitchell, L OBP: 0.350, SLG: 0.440 (1, 7)	1-3		G1-4-3 1B		1-3 2-H 1B 2B	1-3 2-H 1B		4-0		4	1	3	2	1	0	0				
Bobby Avila, R OBP: 0.377, SLG: 0.409 (7, 4)	P6		G1-4-3		HBP 1B		G6-3 BB 1B		K	3	0	1	2	0	0	1				
Owen Friend, R OBP: 0.236, SLG: 0.313 (7, 4)			1-2		2-H 3-H 1B					2	0	1	0	0	1	2				
Al Rosen, R OBP: 0.413, SLG: 0.603 (1, 5)	1B				HR	2-3 HBP	G6-3 1-2 BB			2	1	2	1	1	0	0				
Luke Easter, L OBP: 0.370, SLG: 0.418 (1, 3)	1B				F3		G6-3			4	0	1	0	0	0	3				
Bill Glynn, L OBP: 0.313, SLG: 0.258 (8, 3)	1-2 1B						1-2 2-3			0	0	0	0	0	0	0				
Larry Doby, L OBP: 0.377, SLG: 0.510 (1, 8)	G3				F9					3	1	1	1	1	0	2				
Harry Simpson, L OBP: 0.280, SLG: 0.363 (1, 9)			F2							3	0	0	0	0	0	0				
Bob Kennedy, R OBP: 0.323, SLG: 0.278 (7, 9)			F9		F9		P6		F8	1	0	0	0	0	0	2				
George Strickland, R OBP: 0.374, SLG: 0.377 (1, 6)	5-3				FC1-5 1B		BB 1B		4-3 SH1-3 1B	4	1	3	0	0	0	0				
Joe Ginsberg, L OBP: 0.380, SLG: 0.326 (1, 2)	F7				FC1-5 2B 1B		1B BB		SH1-3	2	1	1	0	1	0	0				
Mike Garcia, R OBP: 0.314, SLG: 0.360 (1, 1)			L4		FC1-5 2B 1B		F8		4-3	4	1	0	0	0	0	5				
Inning Stats	R: 0 E: 0 K: 0 S: 5	H: 2 LOB: 2 BB: 0 P: 5	R: 0 E: 0 K: 0 S: 3	H: 0 LOB: 0 BB: 0 P: 3	R: 0 E: 0 K: 0 S: 3	H: 1 LOB: 0 BB: 0 P: 3	R: 1 E: 0 K: 0 S: 4	H: 1 LOB: 0 BB: 0 P: 4	R: 3 E: 0 K: 0 S: 6	H: 4 LOB: 1 BB: 0 P: 7	R: 2 E: 0 K: 0 S: 5	H: 3 LOB: 2 BB: 1 P: 9	R: 0 E: 0 K: 1 S: 3	H: 1 LOB: 2 BB: 1 P: 11	R: 0 E: 0 K: 1 S: 6	H: 1 LOB: 2 BB: 1 P: 10	1B: 10 2B: 1 3B: 0 HR: 2	SF: 0 SAC: 1 DP: 2 HBP: 1	WP: 0 PB: 0 CS: 0	PA: 38
PITCHER Saul Rogovin, R ERA: 5.59 Bob Keegan, R ERA: 6.16 (1, 1) (7, 1)	IP: 6.0 WLS: L BF: 28 H: 11 R: 6 ER: 6 SO: 6 BB: 1 IBB: 0 HBP: 1 BLK: 0 WP: 0 HR: 2 S: 26 P: 31 ERA: 9.00 WHIP: 2.000															PITCHER				

Chicago White Sox @ Cleveland Indians
Cleveland Municipal Stadium, Cleveland, OH
Mon Jul 06 1953, 3:33 AM EDT
Att: 21,457 - Unknown

AB	32
R	6
H	13
RBI	6
BB	4
SO	1
LOB	15



Batter	1	2	3	4	5	6	7	8	9	AB	R	H	RBI	BB	SO	LOB	TOP					
Harvey Kuenn, R OBP: 0.363, SLG: 0.385 (1, 6)	0-3 K		0-0 5-3			0-3 K		0-0 3B 2B		4	1	1	0	0	2	0	Detroit Tigers @ Chicago White Sox Comiskey Park, Chicago, IL Tue Jul 07 1953, 4:33 AM EDT Att: 19,781 - Unknown livebaseballscorecards.com					
Johnny Pesky, L OBP: 0.327, SLG: 0.338 (1, 4)	0-0 3-1			0-0 F8		0-0 4-3		0-0 F7		4	0	0	0	0	0	1						
Ray Boone, R OBP: 0.382, SLG: 0.472 (1, 5)	0-0 F3			4-0 BB		0-0 1-3		0-0 2H 3B		3	0	1	1	1	0	0						
Walt Dropo, R OBP: 0.281, SLG: 0.384 (1, 3)		0-0 F9		0-0 F4		0-3 K		0-0 5-3		4	0	0	0	0	1	2						
Jim Delsing, L OBP: 0.380, SLG: 0.469 (1, 8)		0-0 1-3 2B		0-0 F7		0-0 2B 1B		0-0 L6-4 2B		4	1	3	0	0	0	1						
Steve Souchock, R OBP: 0.324, SLG: 0.526 Pat Mullin, L OBP: 0.373, SLG: 0.389 (9, PH) (9, 9)		0-0 1-3 2-3		0-0 5-3		0-0 F6		0-0 F4		3	0	0	0	0	0	2						
Matt Batts, R OBP: 0.344, SLG: 0.449 (1, 2)		0-0 5-3		0-0 1B		0-0 1H 2B		4-0 IBB		3	0	2	1	1	0	1						
Don Lund, R OBP: 0.328, SLG: 0.358 (9, 7)			0-0 G4-6-3 1B		0-0 F9		0-0 F7		0-0 L6-4 2-3	4	0	1	0	0	0	4						
Billy Hoelt, L OBP: 0.300, SLG: 0.152 (1, 1)			0-0 G4-6-3 1-2		0-3 K		0-3 K			3	0	0	0	0	2	2						
Inning Stats	R: 0 E: 0 K: 1 S: 5	H: 0 LOB: 0 BB: 0 P: 5	R: 0 E: 0 K: 0 S: 4	H: 1 LOB: 1 BB: 0 P: 4	R: 0 E: 0 K: 0 S: 3	H: 1 LOB: 0 BB: 0 P: 3	R: 0 E: 0 K: 0 S: 3	H: 0 LOB: 1 BB: 1 P: 7	R: 0 E: 0 K: 1 S: 6	H: 1 LOB: 1 BB: 0 P: 6	R: 0 E: 0 K: 1 S: 5	H: 0 LOB: 0 BB: 0 P: 5	R: 1 E: 0 K: 1 S: 7	H: 2 LOB: 1 BB: 0 P: 7	R: 1 E: 0 K: 1 S: 7	H: 2 LOB: 1 BB: 0 P: 7		R: 0 E: 0 K: 0 S: 3	H: 1 LOB: 1 BB: 1 P: 7	1B: 3 2B: 5 3B: 1 HR: 0	SF: 0 SAC: 0 DP: 2 HBP: 0	WP: 0 PB: 0 SB: 0 CS: 0
PITCHER Mike Fomies, R ERA: 3.01 (1, 1)	IP: 9.0 WLS: W BF: 35 H: 8 R: 2 ER: 2 SO: 5 BB: 1 IBB: 1 HBP: 0 BLK: 0 WP: 0 HR: 0 S: 43 P: 51 ERA: 2.00 WHIP: 1.000																					

Batter	1	2	3	4	5	6	7	8	9	AB	R	H	RBI	BB	SO	LOB	BOTTOM					
Nellie Fox, L OBP: 0.337, SLG: 0.393 (1, 4)	0-0 F6		0-0 1B 1B		0-0 3-1		0-0 G3-6-3 1-2		0-0 FC1-2 1-2 2H 3-H	5	0	1	0	0	0	3	Detroit Tigers @ Chicago White Sox Comiskey Park, Chicago, IL Tue Jul 07 1953, 4:33 AM EDT Att: 19,781 - Unknown livebaseballscorecards.com					
Feris Fain, L OBP: 0.407, SLG: 0.370 (1, 3)	0-0 6-3		0-0 F9		0-0 G3		0-0 1-3			4	0	0	0	0	0	1						
Minnie Minoso, R OBP: 0.417, SLG: 0.465 (1, 7)	0-0 F7		0-0 F3		0-0 CS 1B		0-0 5-3			4	0	1	0	0	0	1						
Bob Elliott, R OBP: 0.388, SLG: 0.454 (1, 5)		0-0 HR	0-0 1-3 1B		0-0 CS 1-2		0-0 F9		0-0 2B	4	1	3	1	0	0	0						
Jim Rivera, L OBP: 0.348, SLG: 0.420 (1, 8)	0-0 F6		0-0 F5		0-0 3B		0-0 4-3			4	0	1	0	0	0	3						
Sam Mele, R OBP: 0.383, SLG: 0.461 (1, 9)		0-0 FC1-6 BB 1B		0-0 HR		0-0 1-3		0-0 FC1-5 2B		4	1	3	1	0	0	1						
Sherm Lollar, R OBP: 0.410, SLG: 0.459 Tom Wright, L OBP: 0.315, SLG: 0.386 (9, PR) (9, PR)		4-0 FC1-6 BB 1-2		0-3 K		0-0 F4		0-0 FC5 FC1-2 FC1-5 1B		3	0	1	0	1	1	1						
Chico Carrasquel, R OBP: 0.304, SLG: 0.337 (1, 6)		0-0 FC1-6 1-2 2-3		0-0 6-3		0-0 F3		0-0 FC1-5 E 1-2 2-3		4	1	0	0	0	0	4						
Mike Fomies, R OBP: 0.150, SLG: 0.158 Red Wilson, R OBP: 0.361, SLG: 0.337 (9, PH) (9, PH)		0-0 F2		0-0 F8		0-0 G3-6-3 1B		0-0 FC5 E 1-2 2-3		3	0	1	0	0	0	2						
Inning Stats	R: 0 E: 0 K: 0 S: 3	H: 0 LOB: 0 BB: 0 P: 3	R: 1 E: 0 K: 0 S: 5	H: 2 LOB: 2 BB: 1 P: 9	R: 0 E: 0 K: 0 S: 5	H: 2 LOB: 0 BB: 0 P: 5	R: 1 E: 0 K: 1 S: 6	H: 1 LOB: 0 BB: 0 P: 6	R: 0 E: 0 K: 0 S: 3	H: 1 LOB: 0 BB: 0 P: 3	R: 0 E: 0 K: 0 S: 4	H: 1 LOB: 1 BB: 0 P: 4	R: 0 E: 0 K: 0 S: 3	H: 1 LOB: 0 BB: 0 P: 3	R: 0 E: 0 K: 0 S: 4	H: 1 LOB: 1 BB: 0 P: 4		R: 1 E: 2 S: 5	H: 2 LOB: 3 BB: 0 P: 5	1B: 6 2B: 2 3B: 1 HR: 2	SF: 0 SAC: 0 DP: 1 HBP: 0	WP: 0 PB: 0 SB: 0 CS: 1
PITCHER Billy Hoelt, L ERA: 3.91 (1, 1)	IP: 8.2 WLS: L BF: 37 H: 11 R: 3 ER: 2 SO: 1 BB: 1 IBB: 0 HBP: 0 BLK: 0 WP: 0 HR: 2 S: 38 P: 42 ERA: 2.08 WHIP: 1.385																					

Batter	1	2	3	4	5	6	7	8	9	AB	R	H	RBI	BB	SO	LOB	TOP															
Dale Mitchell, L OBP: 0.351, SLG: 0.456 (1, 7)										4	1	1	1	1	0	2																
Al Smith, R OBP: 0.400, SLG: 0.250 (1, 9)										5	2	2	0	0	1	4																
Al Rosen, R OBP: 0.415, SLG: 0.599 (1, 5)										5	1	2	4	0	2	3																
Luke Easter, L OBP: 0.356, SLG: 0.398 (1, 3)										5	0	0	0	0	0	1																
Larry Doby, L OBP: 0.373, SLG: 0.489 (1, 8)										3	0	1	0	1	1	0																
Jim Hegan, R OBP: 0.283, SLG: 0.293 (7, PH)										3	0	0	0	0	1	1																
Joe Ginsberg, L OBP: 0.391, SLG: 0.347 (7, 2)										1	0	0	0	0	2																	
George Strickland, R OBP: 0.371, SLG: 0.367 (1, 6)										3	0	1	0	1	0	0																
Owen Friend, R OBP: 0.270, SLG: 0.322 (1, 4)										3	1	2	0	1	1	0																
Mike Garcia, R OBP: 0.326, SLG: 0.353 (4, PH)										1	0	0	0	0	0	1																
Hank Magnus, R OBP: 0.317, SLG: 0.346 (4, PH)										0	0	0	0	0	0	0																
Dave Hooper, R OBP: 0.427, SLG: 0.560 (4, 1)										1	0	0	0	0	0	2																
Bob Hooper, R OBP: 0.302, SLG: 0.300 (4, 1)										1	0	0	0	0	0	0																
Bob Chakales, R OBP: 0.348, SLG: 0.285 (7, 1)										0	0	0	0	0	0	0																
Bill Gynn, L OBP: 0.319, SLG: 0.298 (8, PH)										1	0	0	0	0	0	2																
Lou Brissie, L (8, 1)										0	0	0	0	0	0	0																
Inning Stats	R: 3 E: 1 K: 1 S: 8	H: 2 LOB: 0 BB: 0 P: 8	R: 1 E: 0 K: 0 S: 5	H: 2 LOB: 1 BB: 0 P: 5	R: 0 E: 0 K: 1 S: 6	H: 1 LOB: 1 BB: 0 P: 6	R: 0 E: 0 K: 1 S: 7	H: 2 LOB: 3 BB: 1 P: 11	R: 0 E: 0 K: 0 S: 3	H: 0 LOB: 0 BB: 0 P: 3	R: 0 E: 0 K: 1 S: 5	H: 0 LOB: 0 BB: 0 P: 5	R: 1 E: 0 K: 0 S: 5	H: 2 LOB: 2 BB: 1 P: 9	R: 0 E: 0 K: 0 S: 2	H: 0 LOB: 1 BB: 2 P: 10	R: 0 E: 0 K: 2 S: 7	H: 0 LOB: 0 BB: 0 P: 7	1B: 7 2B: 1 3B: 0 HR: 1	SF: 0 SAC: 0 DP: 1 HBP: 0	WP: 1 PB: 0 SB: 0 CS: 0	PA: 40										
PITCHER	IP WLS BF H R ER SO BB IBB HBP BLK WP HR S P ERA WHIP																															
Gene Bearden, L ERA: 2.74 (1, 1)	3.0	17	7	4	3	2	0	0	0	0	1	1	21	21	9.00	2.333																
Sandy Consuegra, R ERA: 3.49 (4, 1)	6.0	23	2	1	1	4	3	1	0	0	0	0	27	43	1.50	0.833																

Cleveland Indians @ Chicago White Sox
Comiskey Park, Chicago, IL
Fri Jul 10 1953, 4:38 AM EDT
Att: 48,542 - Unknown

AB 36
R 5
H 9
RBI 5
BB 4
SO 6
LOB 18

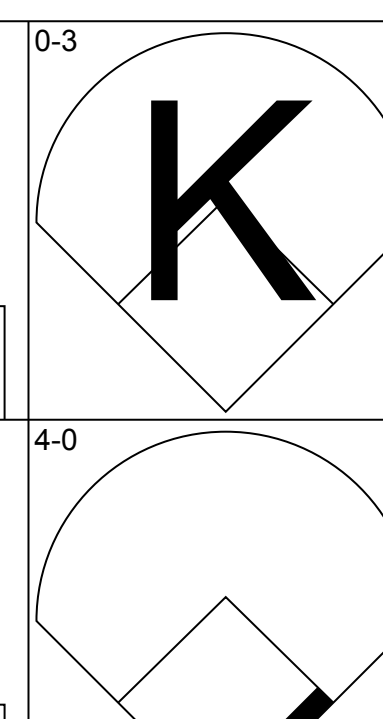
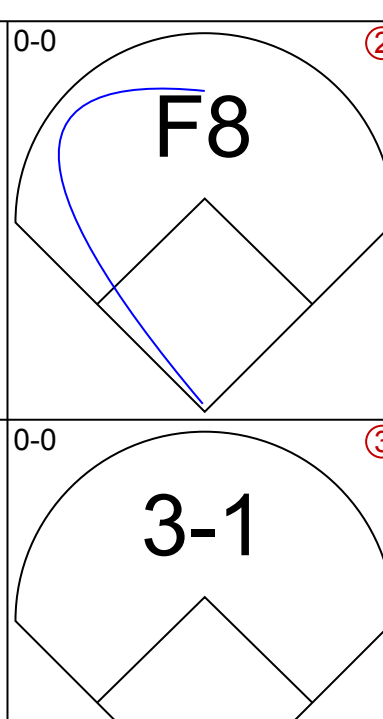
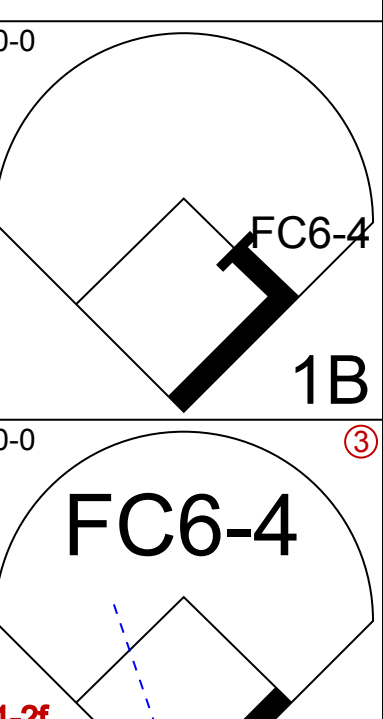
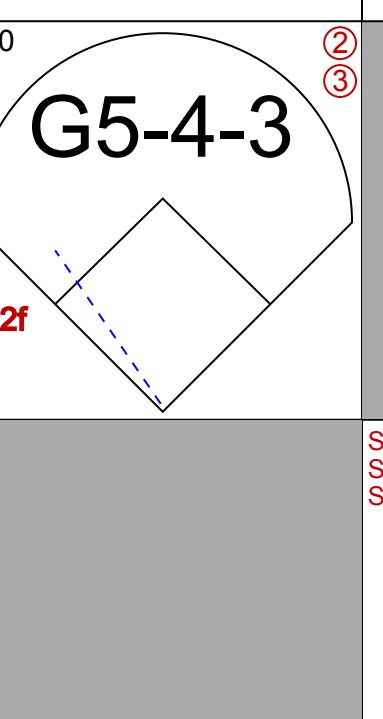
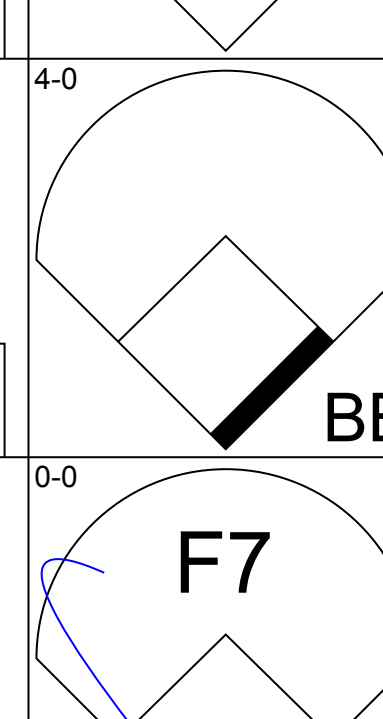
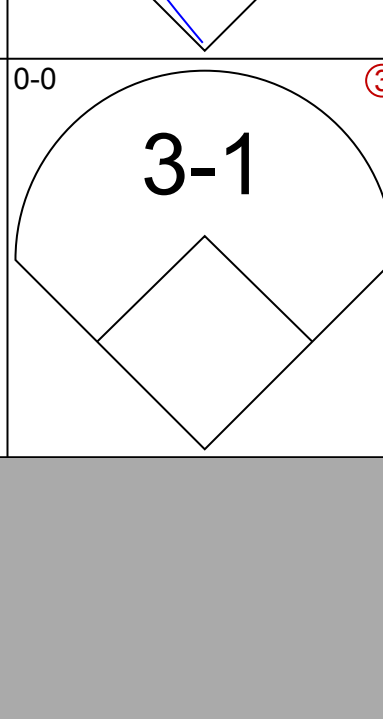
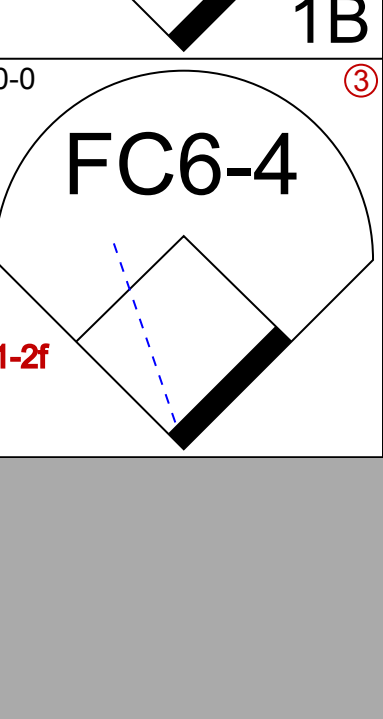
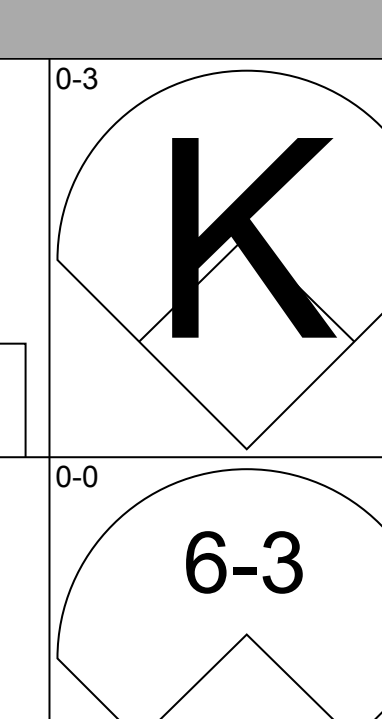
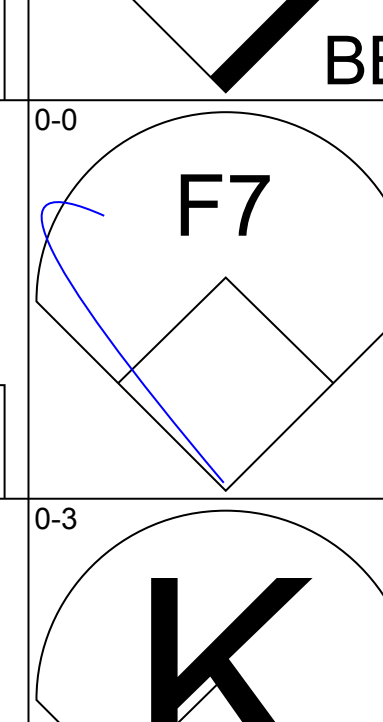
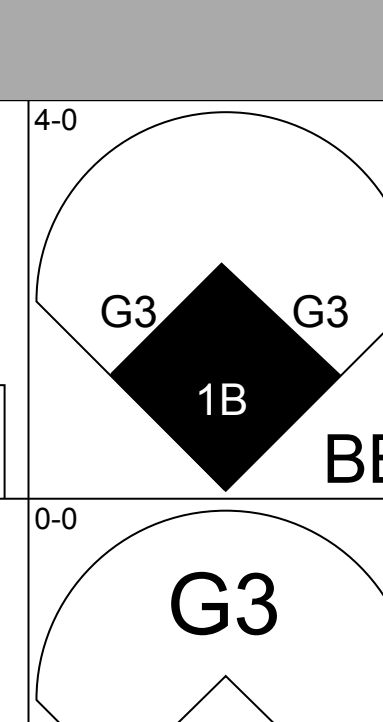
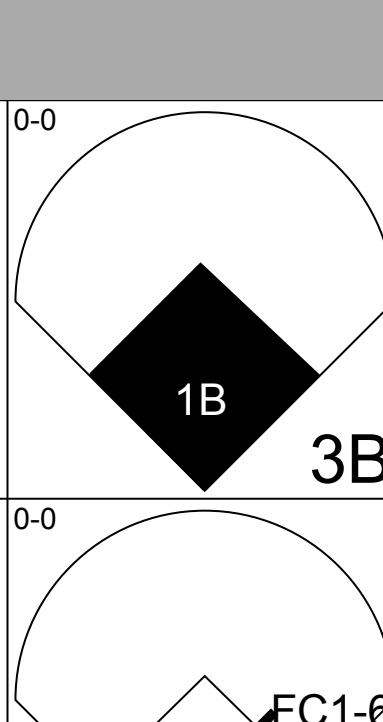
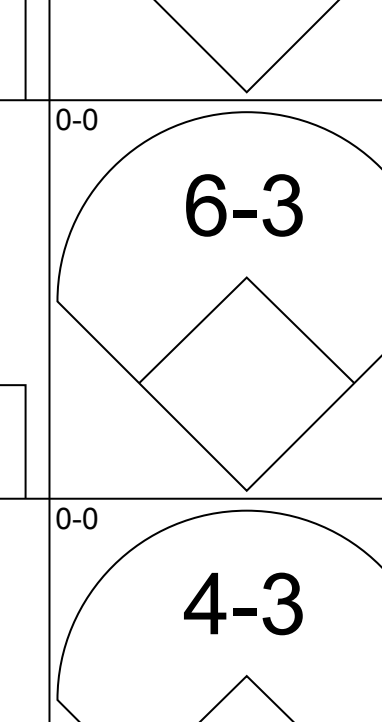
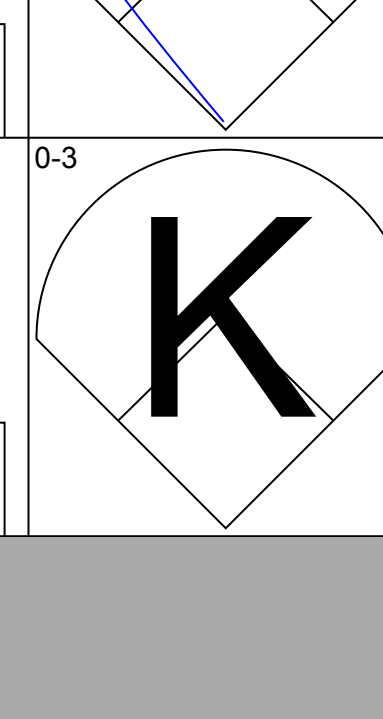
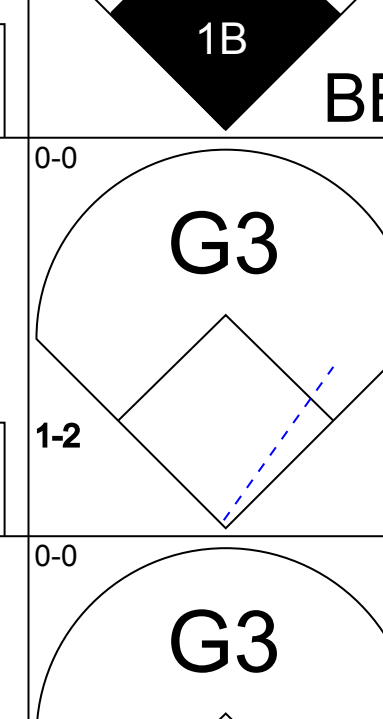
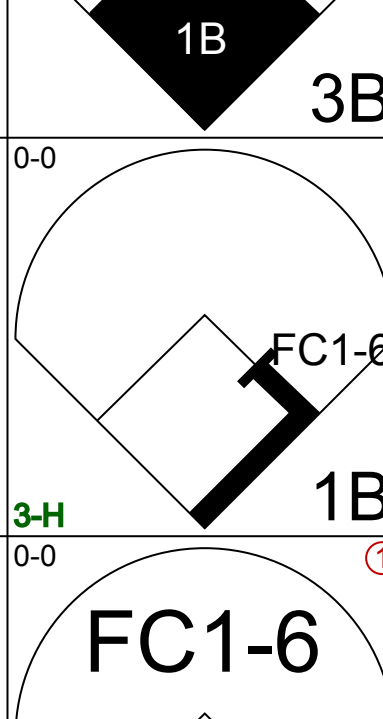
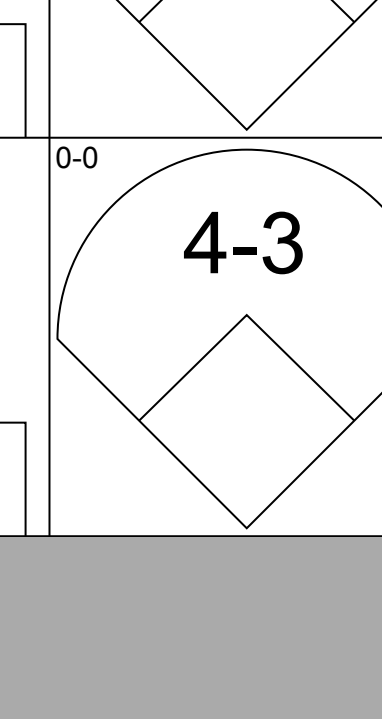
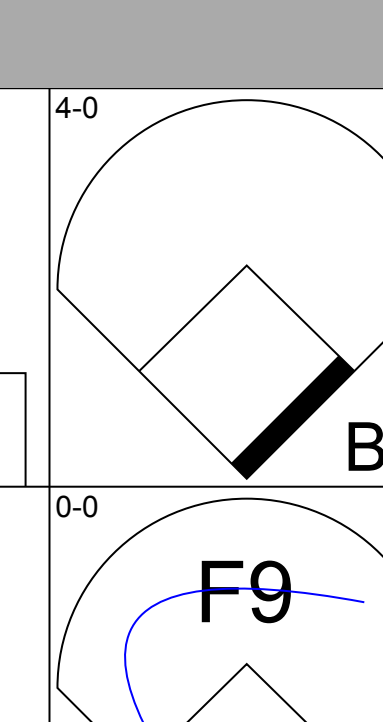
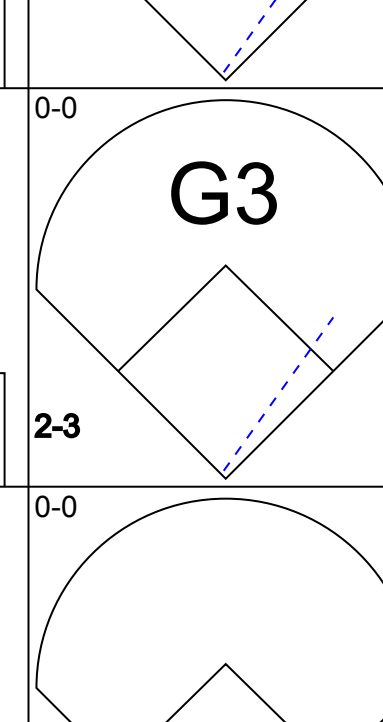
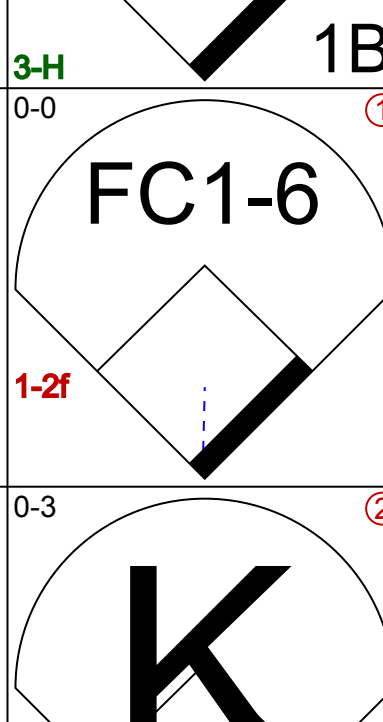
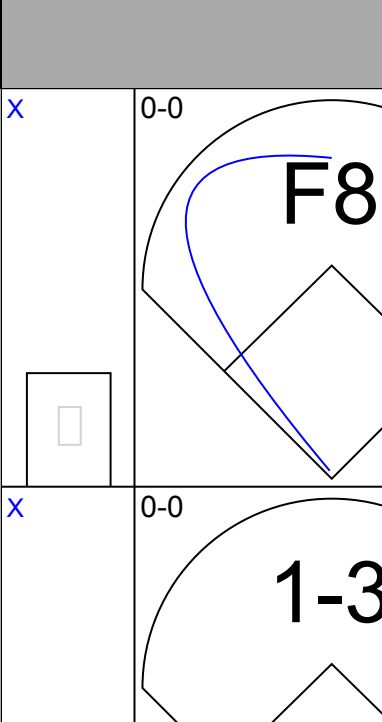
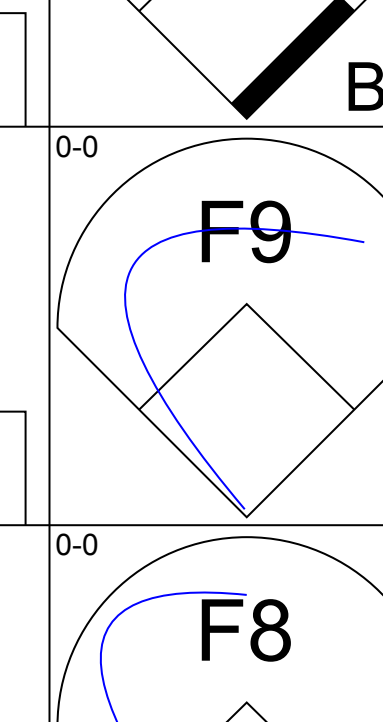
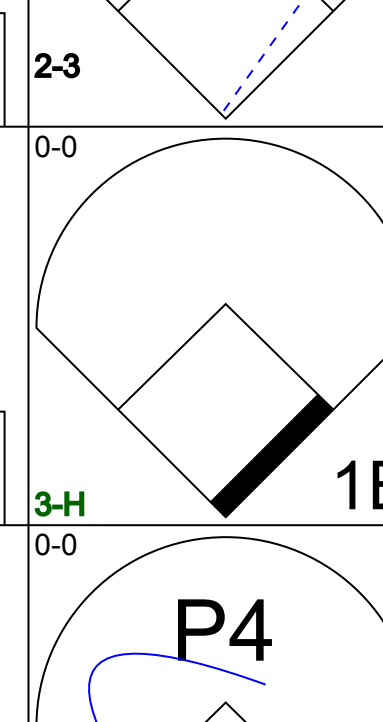
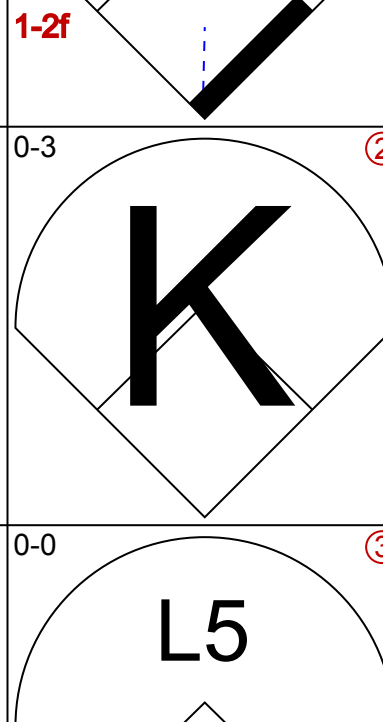
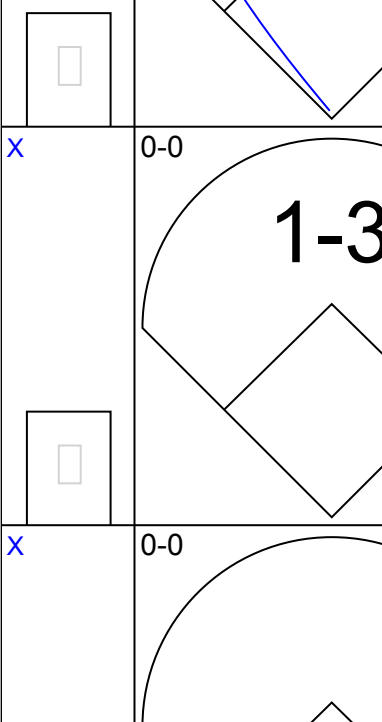
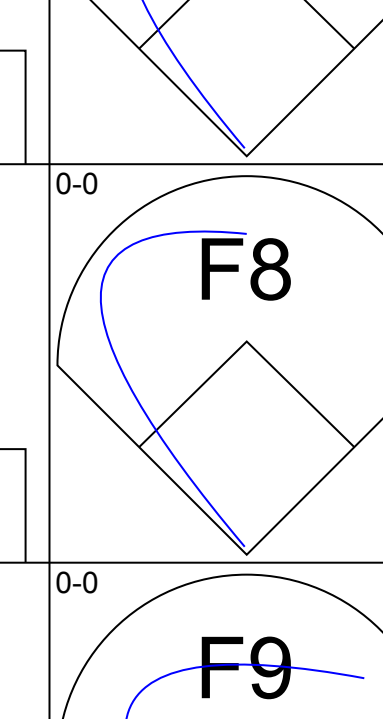
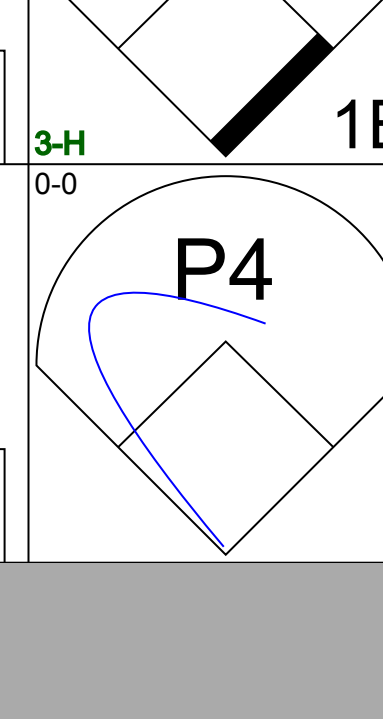
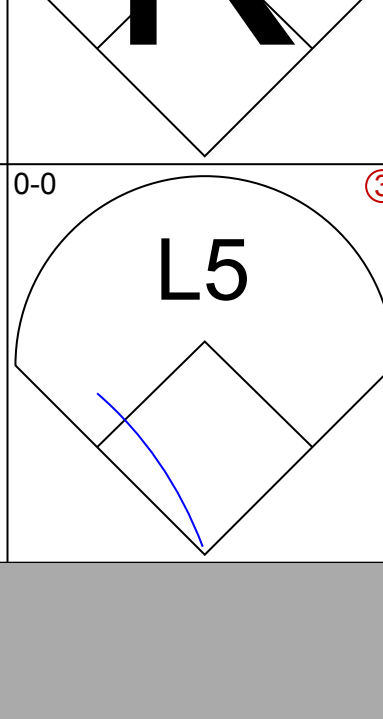
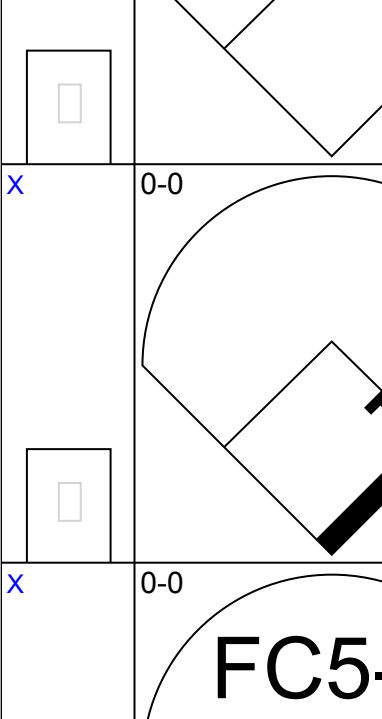
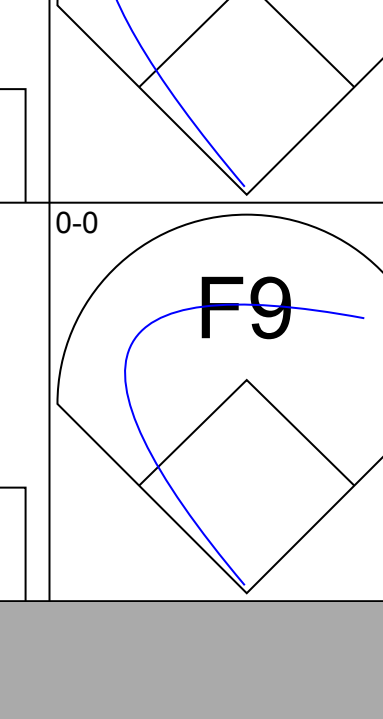
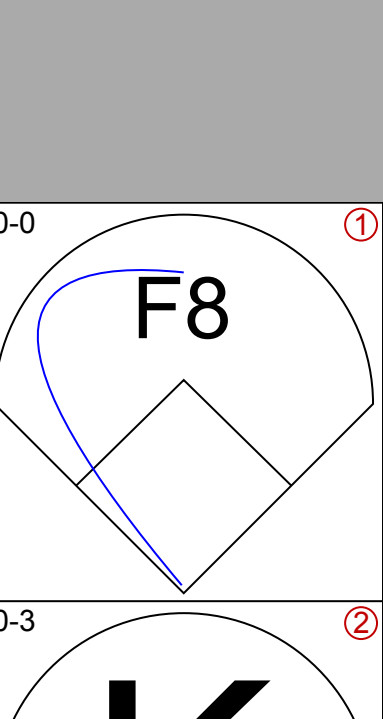
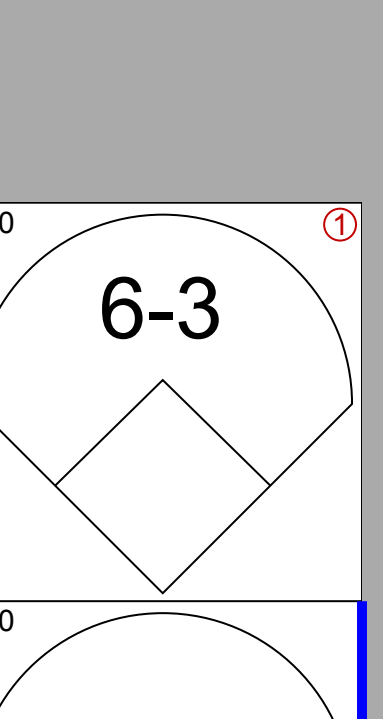
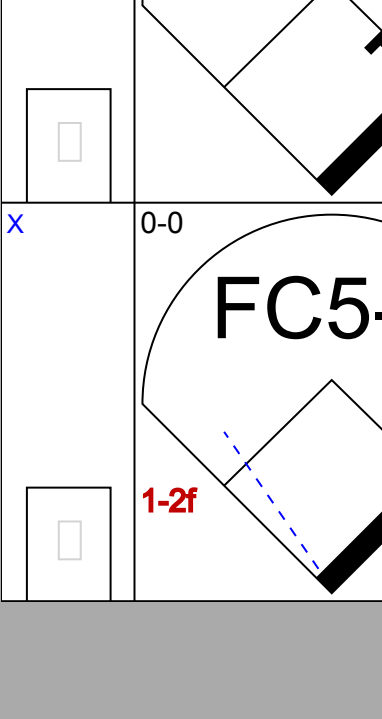
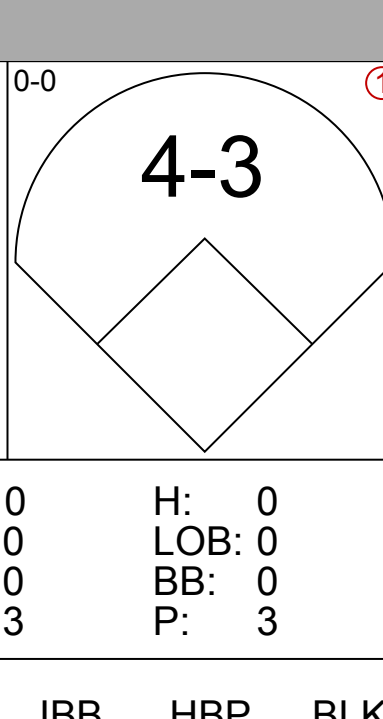
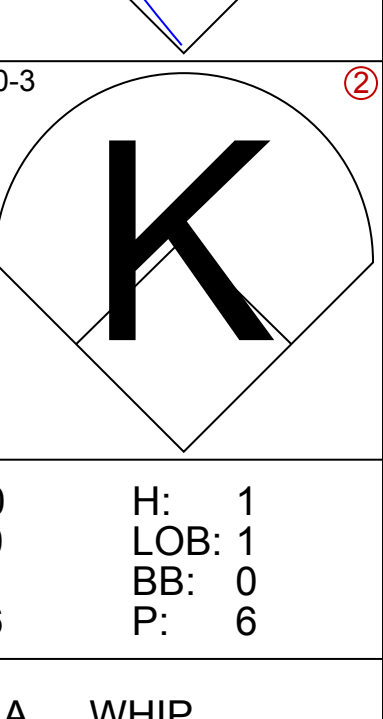
Batter	1	2	3	4	5	6	7	8	9	AB	R	H	RBI	BB	SO	LOB	BOTTOM															
Nellie Fox, L OBP: 0.341, SLG: 0.392 (1, 4)										5	3	4	2	0	0	1																
Ferns Fain, L OBP: 0.416, SLG: 0.376 (1, 3)										4	3	3	0	1	0	1																
Minnie Minoso, R OBP: 0.417, SLG: 0.472 (1, 7)										4	2	1	3	0	1	4																
Bob Elliott, R OBP: 0.386, SLG: 0.442 (1, 5)										3	2	0	0	2	0	2																
Fred Marsh, R OBP: 0.297, SLG: 0.276 (8, 5)										0	0	0	0	0	0	0																
Jim Rivera, L OBP: 0.347, SLG: 0.419 (1, 8)										5	2	2	3	0	0	1																
Sam Mele, R OBP: 0.384, SLG: 0.479 (1, 9)										5	1	1	2	0	1	3																
Sherm Lollar, R OBP: 0.418, SLG: 0.462 (1, 2)										4	1	2	3	1	1	0																
Chico Carrasquel, R OBP: 0.299, SLG: 0.327 (1, 6)										4	1	0	1	0	1	2																
Gene Bearden, L OBP: 0.211, SLG: 0.211 (1, 1)										1	0	0	0	0	0	0																
Sandy Consuegra, R OBP: 0.125, SLG: 0.067 (4, 1)										1	1	0	0	1	0	0																
Inning Stats	R: 2 E: 0 K: 1 S: 7	H: 2 LOB: 1 BB: 1 P: 11	R: 0 E: 0 K: 2 S: 7	H: 0 LOB: 0 BB: 0 P: 7	R: 4 E: 0 K: 1 S: 9	H: 4 LOB: 1 BB: 1 P: 13	R: 0 E: 0 K: 0 S: 4	H: 1 LOB: 0 BB: 0 P: 4	R: 0 E: 0 K: 0 S: 3	H: 0 LOB: 0 BB: 0 P: 3	R: 0 E: 0 K: 0 S: 2	H: 0 LOB: 1 BB: 2 P: 10	R: 10 E: 2 K: 0 S: 11	H: 6 LOB: 0 BB: 1 P: 16	R: 0 E: 0 K: 0 S: 3	H: 0 LOB: 0 BB: 0 P: 3	1B: 9 2B: 3 3B: 0 HR: 1	SF: 0 SAC: 2 DP: 1 HBP: 1	WP: 2 PB: 0 SB: 2 CS: 0	PA: 44												
PITCHER	IP WLS BF H R ER SO BB IBB HBP BLK WP HR S P ERA WHIP																															
Mike Garcia, R ERA: 3.23 (1, 1)	3.0	17	6	6	6	4	2	0	0	0	0	0	23	31	18.00	2.667																
Bob Hooper, R ERA: 4.75 (4, 1)	3.1	17	5	5	4	0	2	0	1	0	0	0	14	23	10.80	2.100																
Bob Chakales, R ERA: 2.67 (7, 1)	0.2	7	2	5	0	0	1	0	0	0	1	1	6	10	0.00	4.500																
Lou Brissie, L ERA: 5.59 (8, 1)	1.0	3	0	0	0	0	0	0	0	0	0	0	3	3	0.00	0.000																

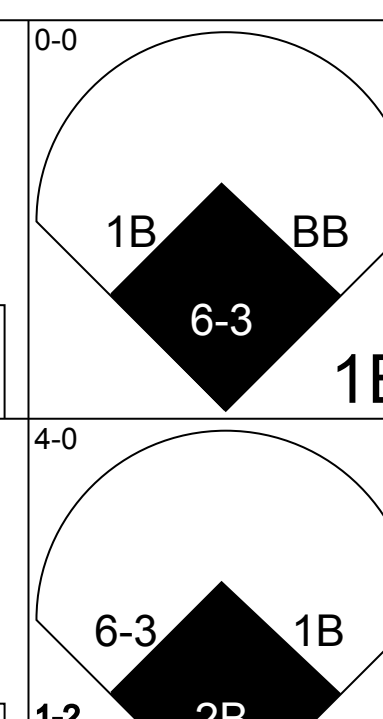
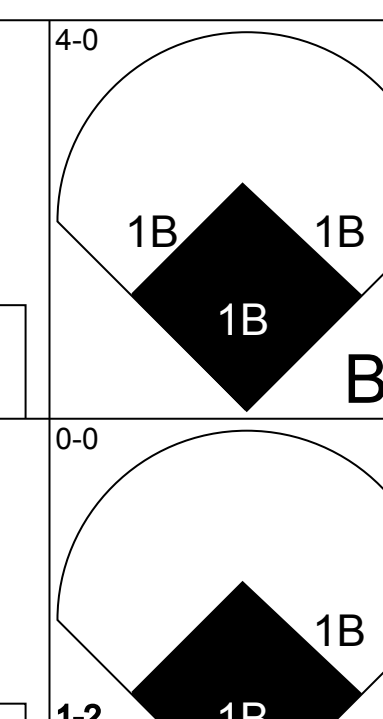
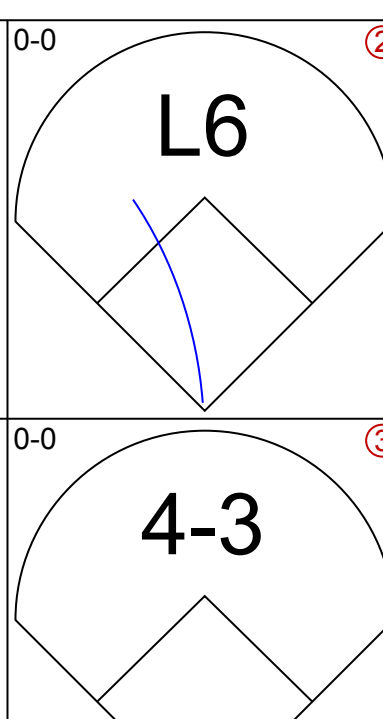
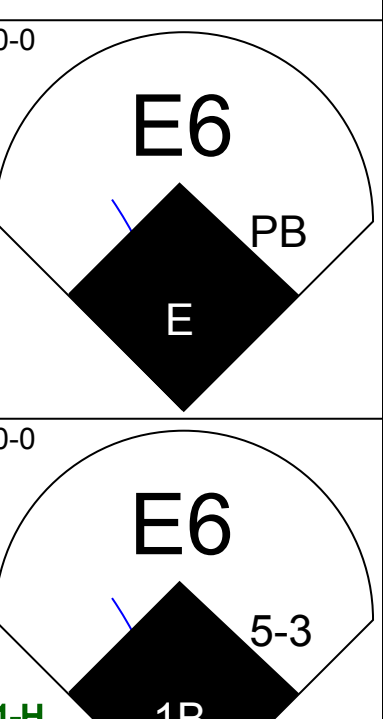
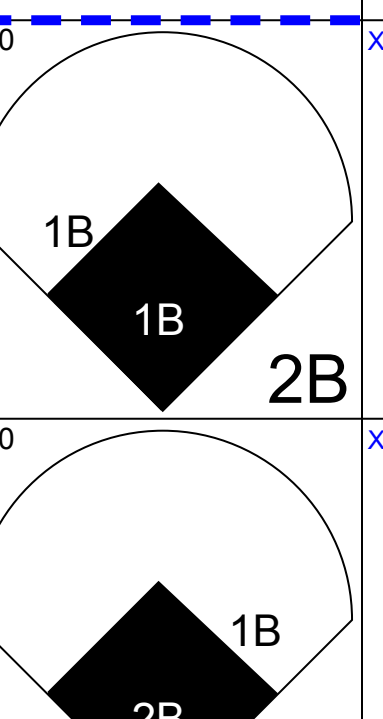
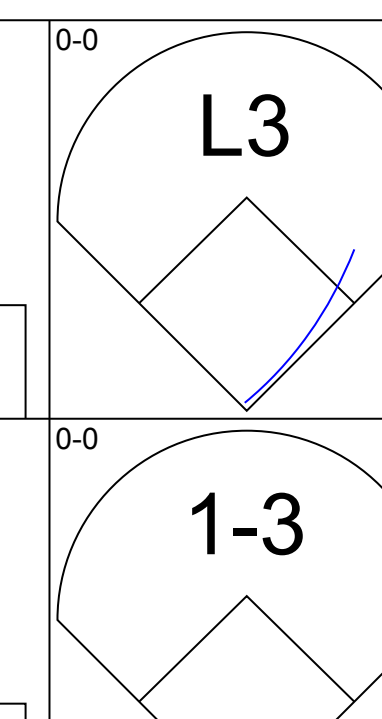
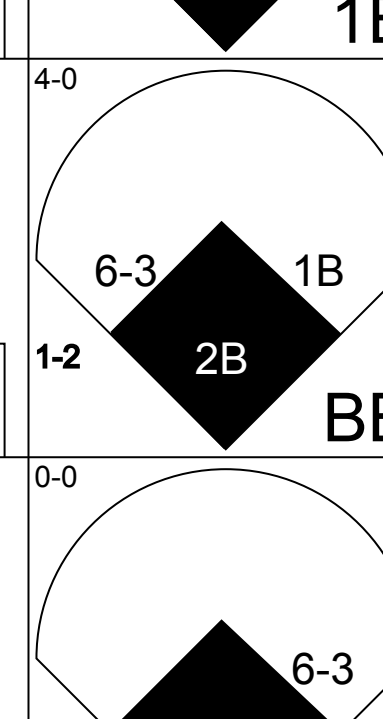
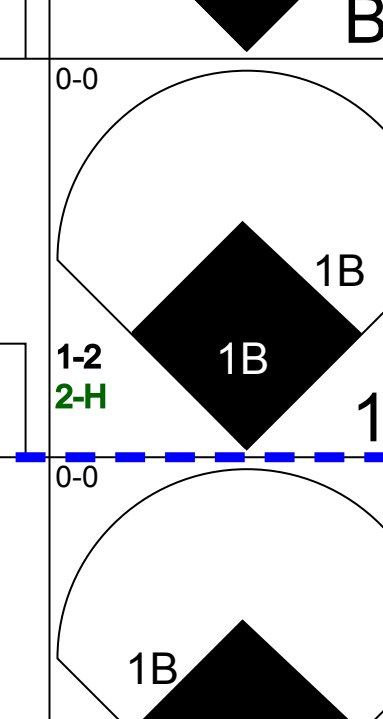

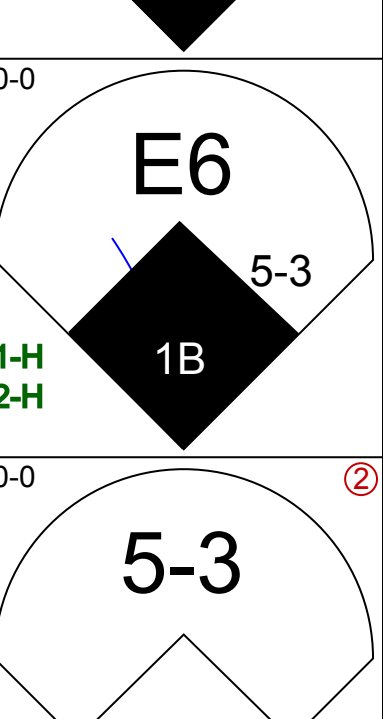
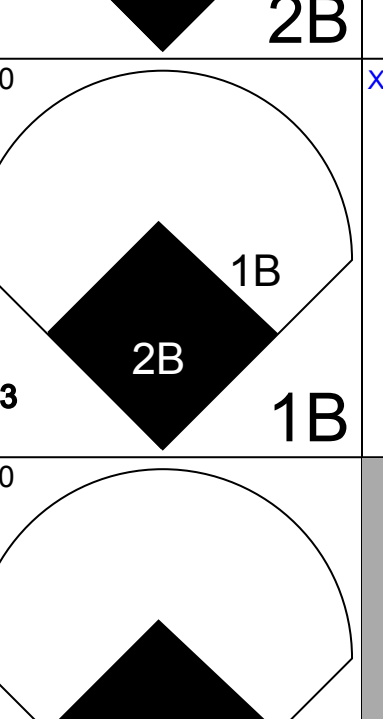
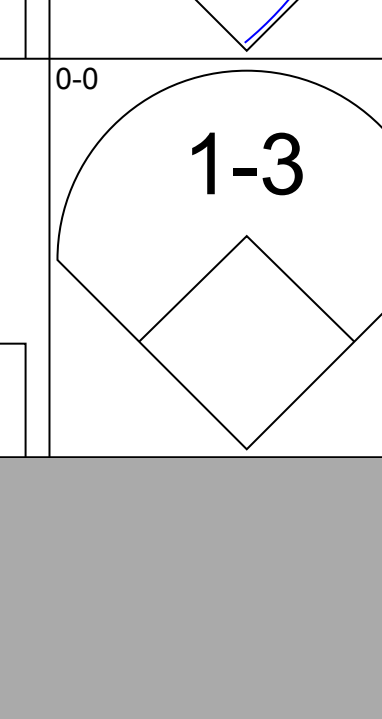
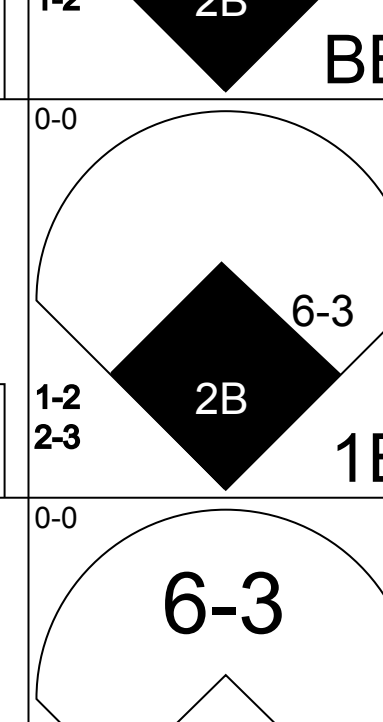
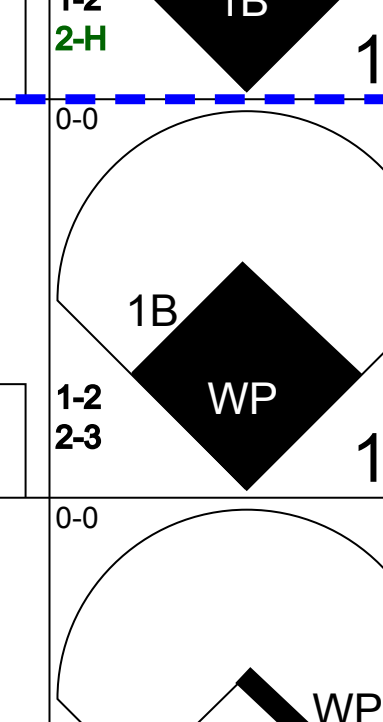
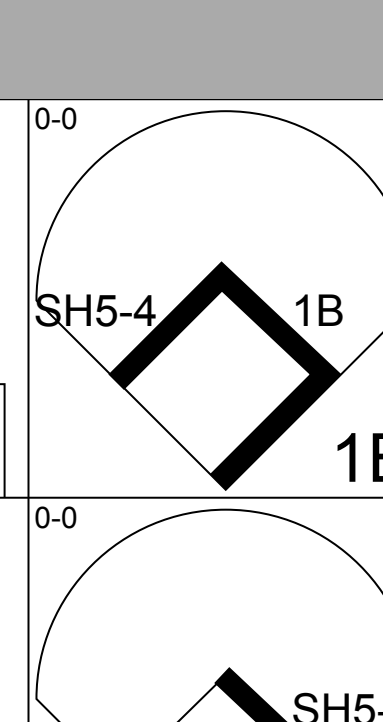

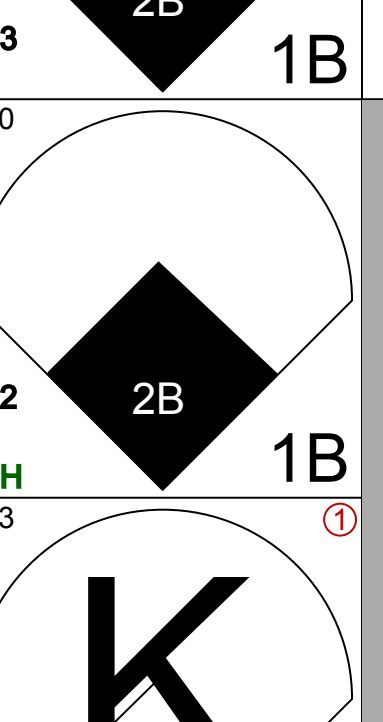
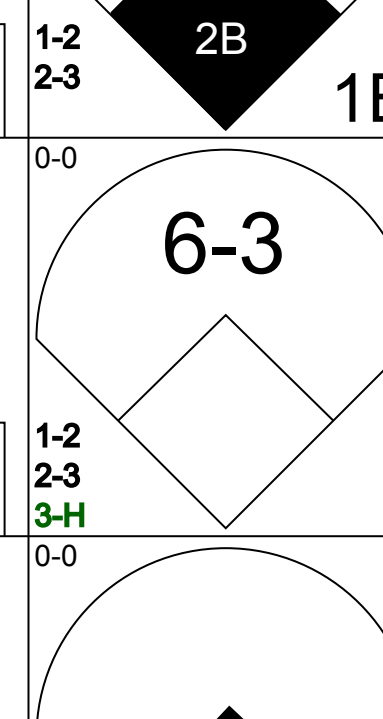
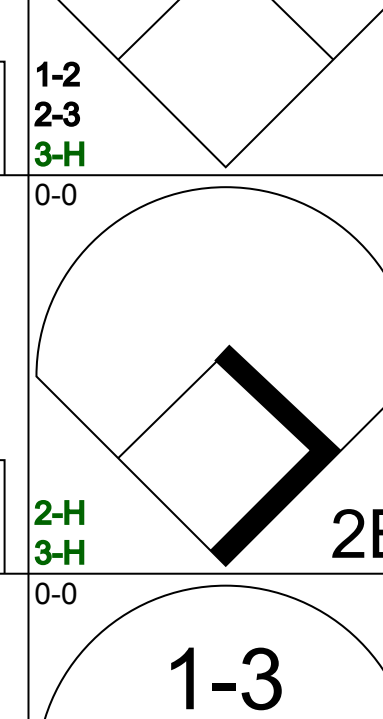
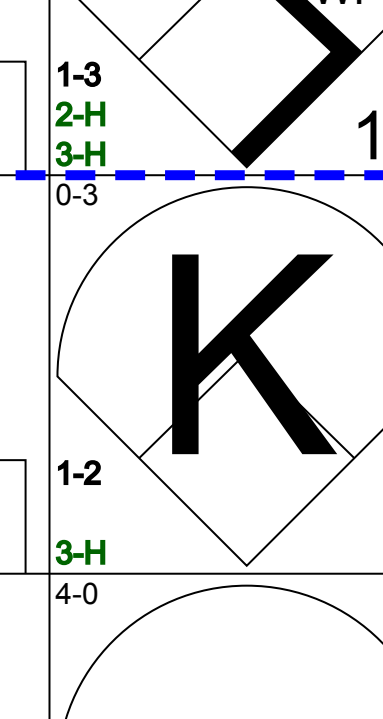

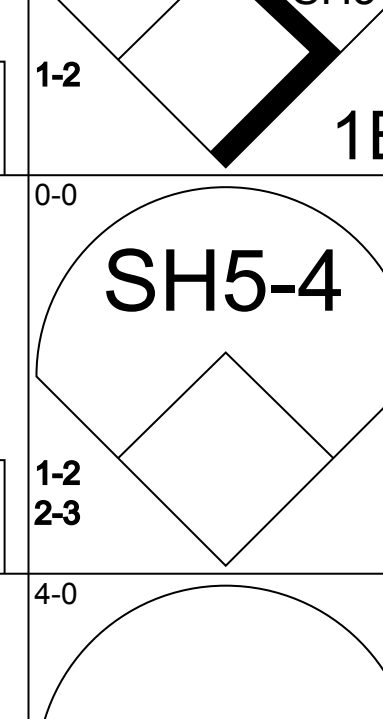
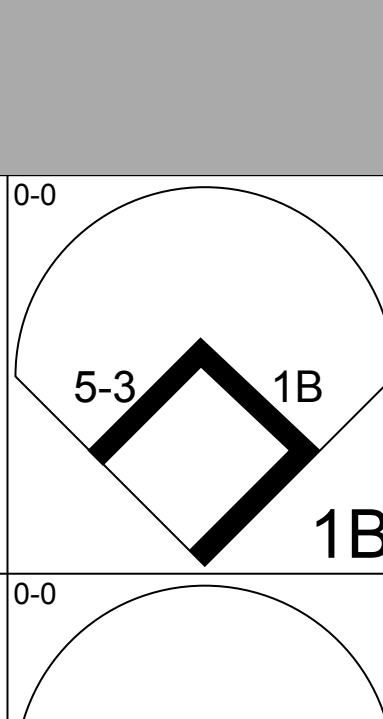
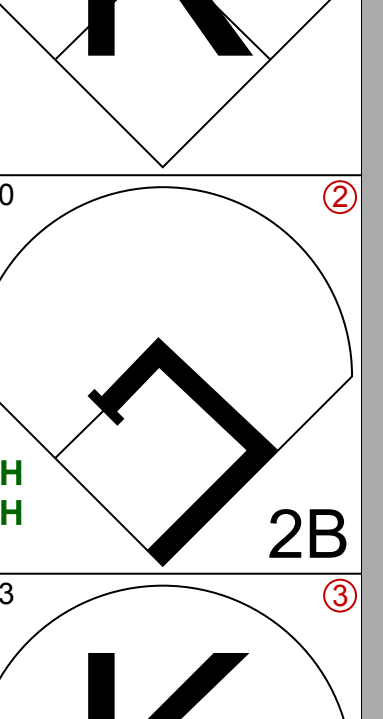
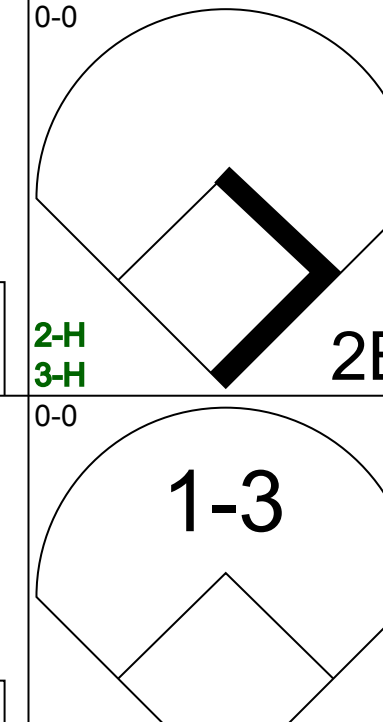
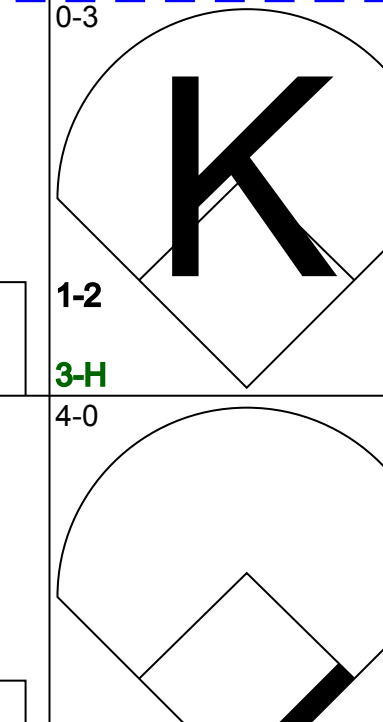
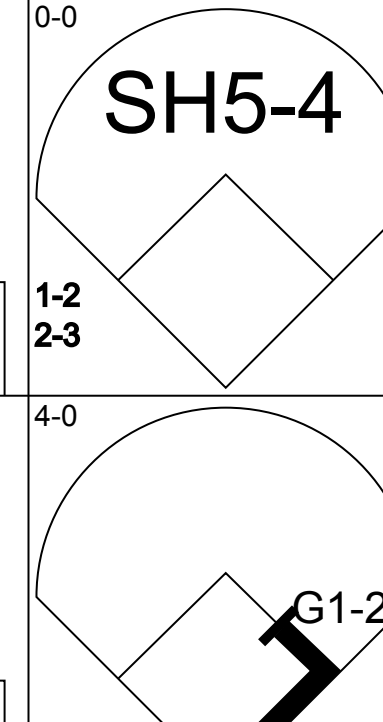
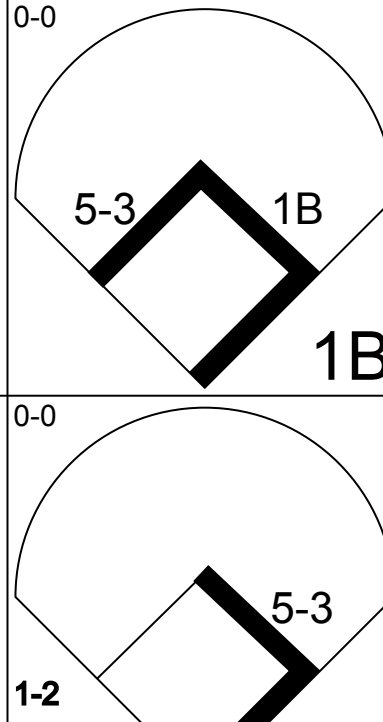


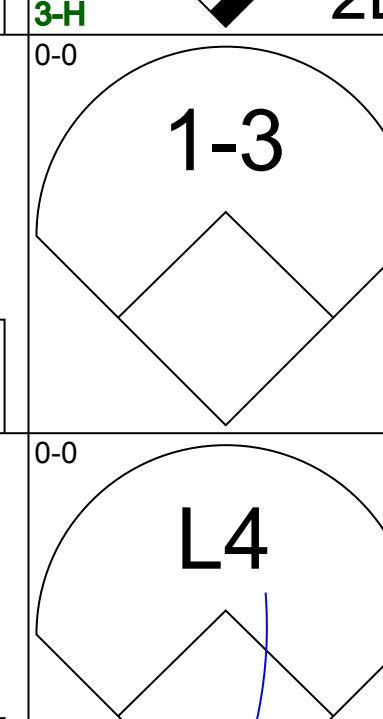
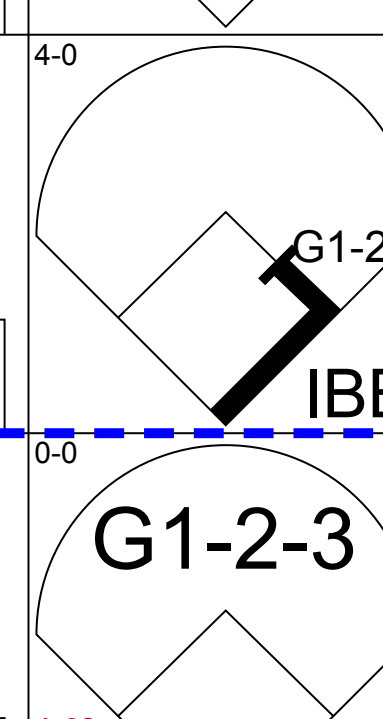
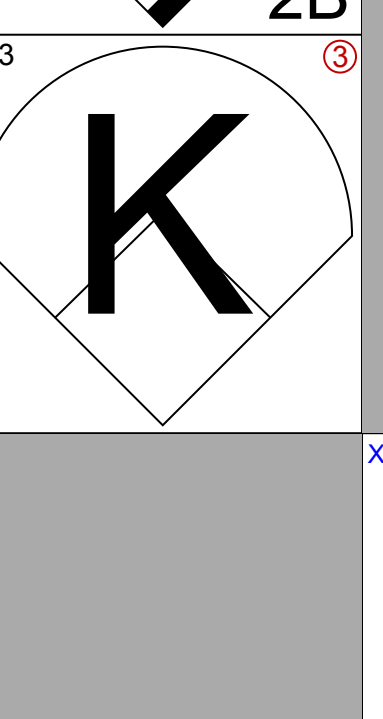
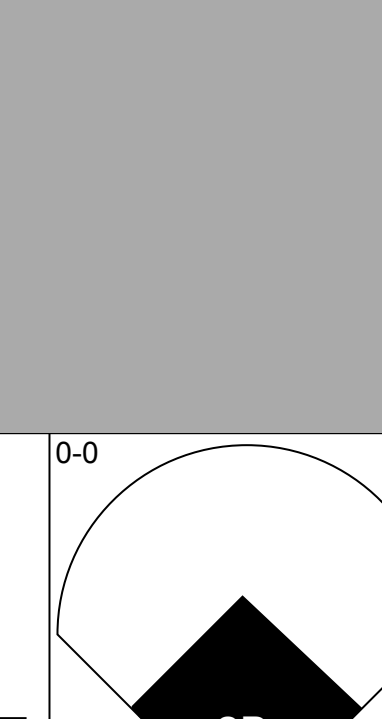
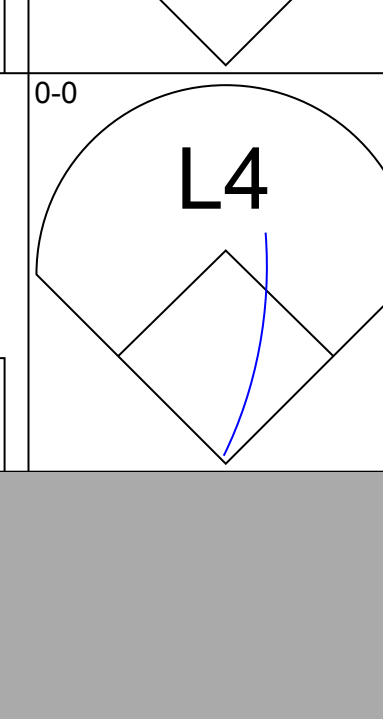
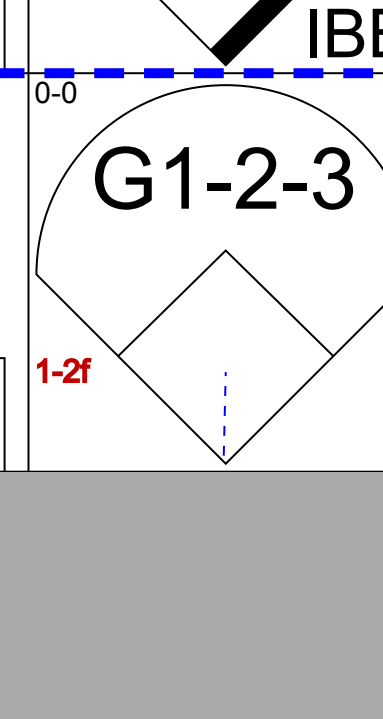
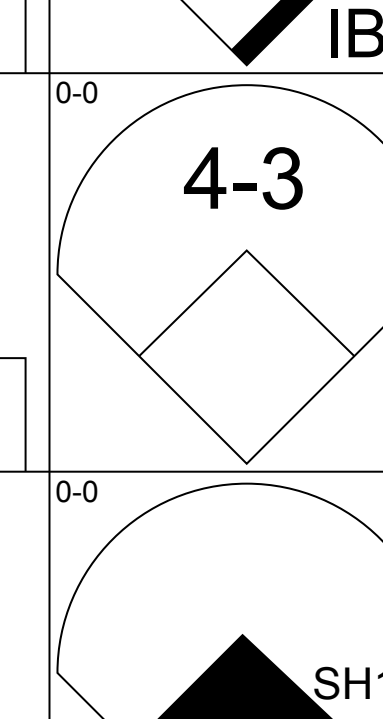
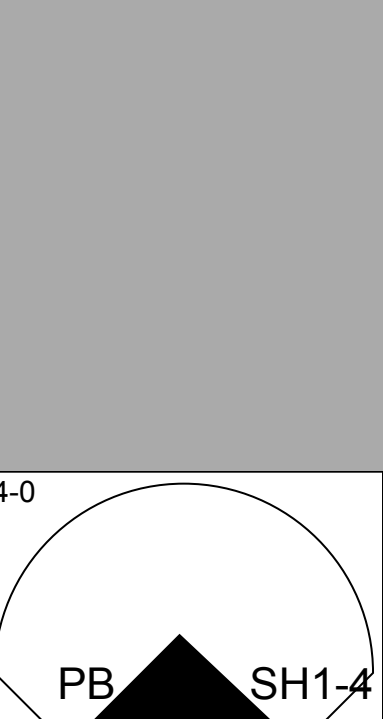
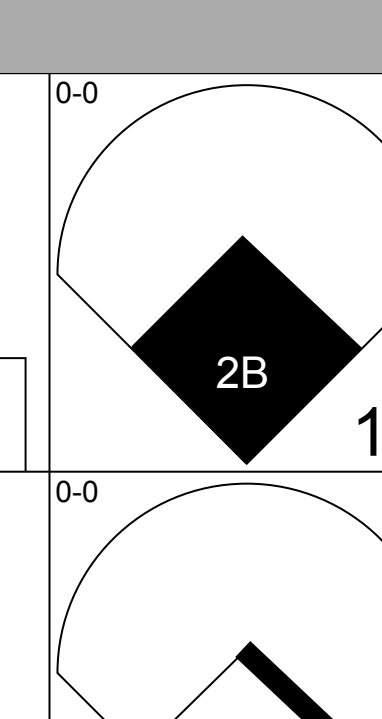
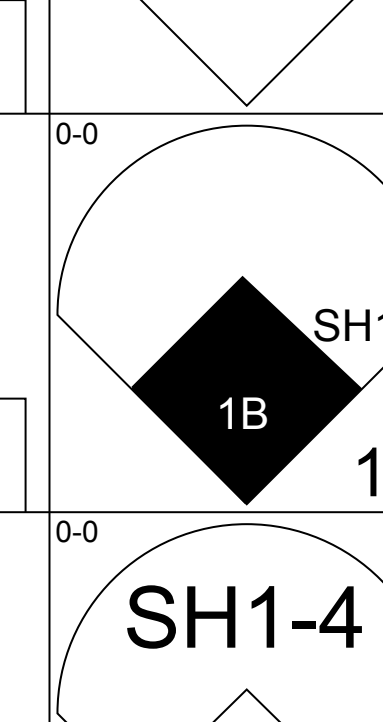
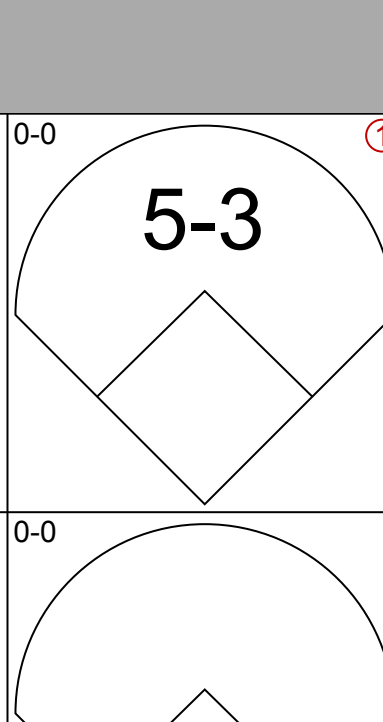
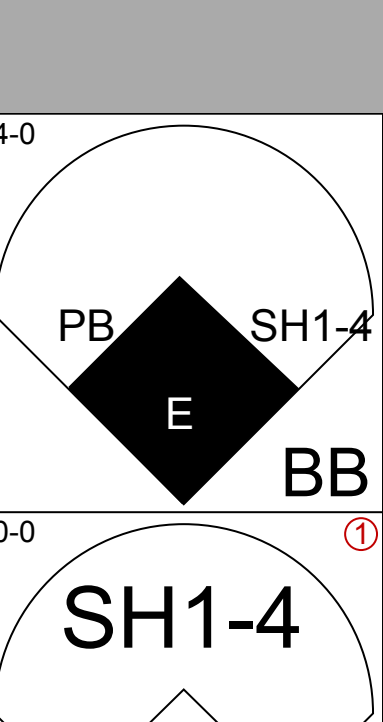
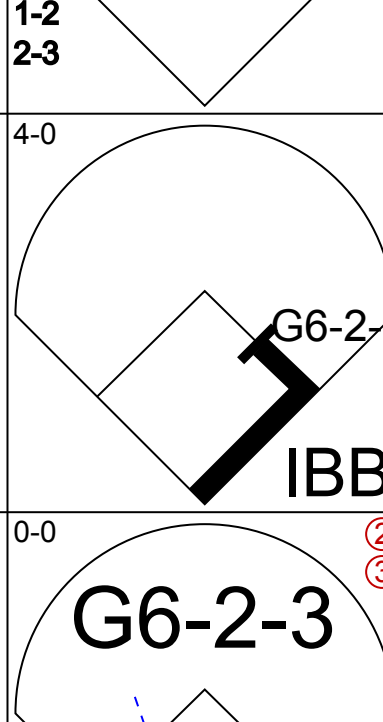

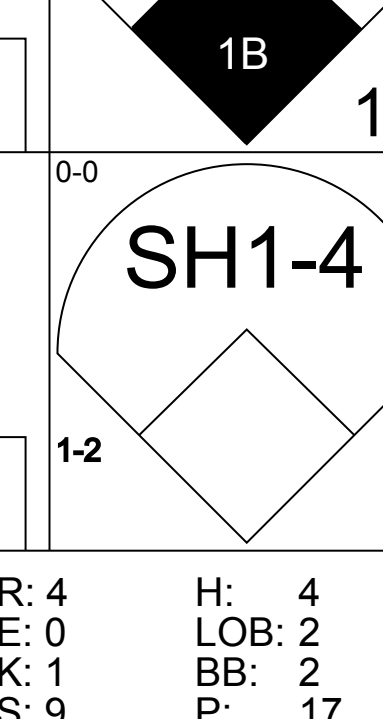
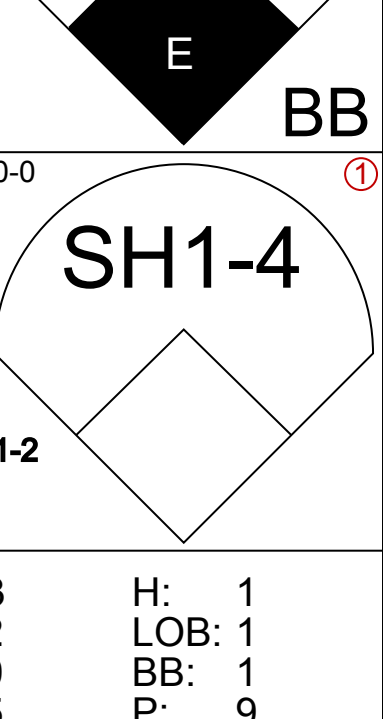
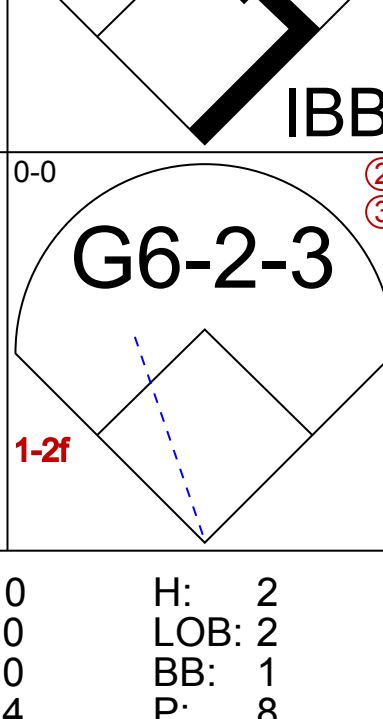

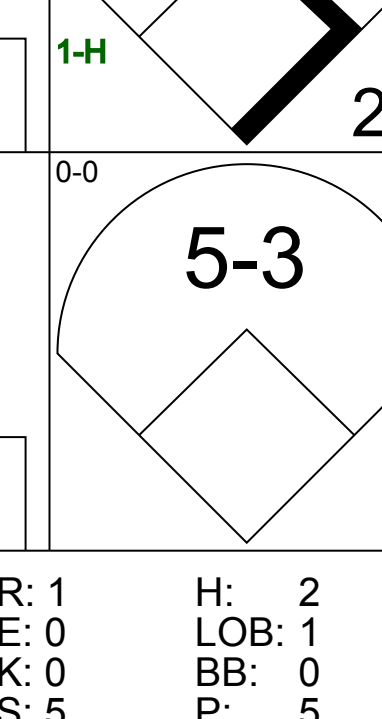
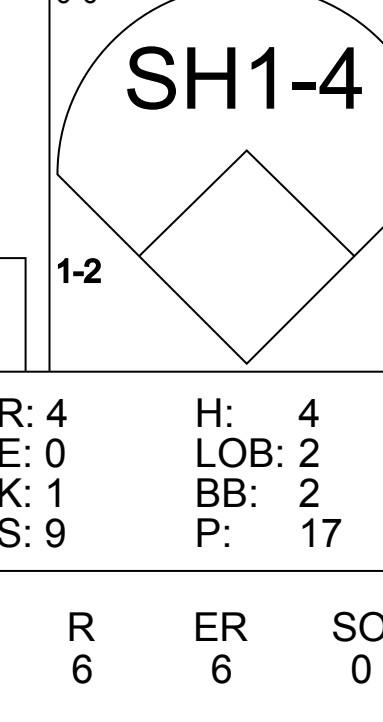
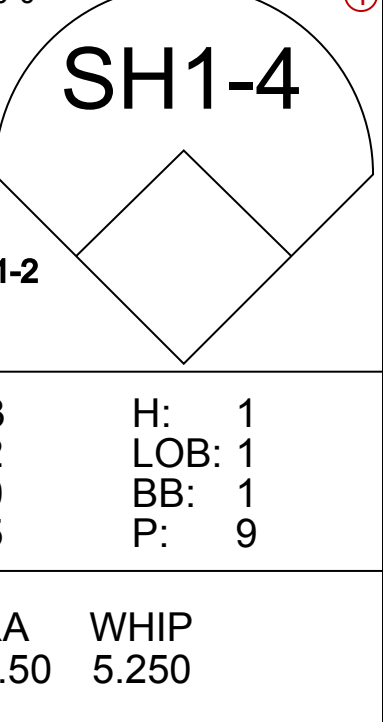
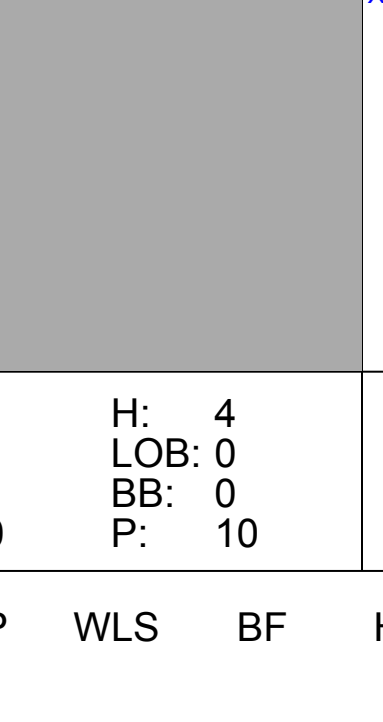
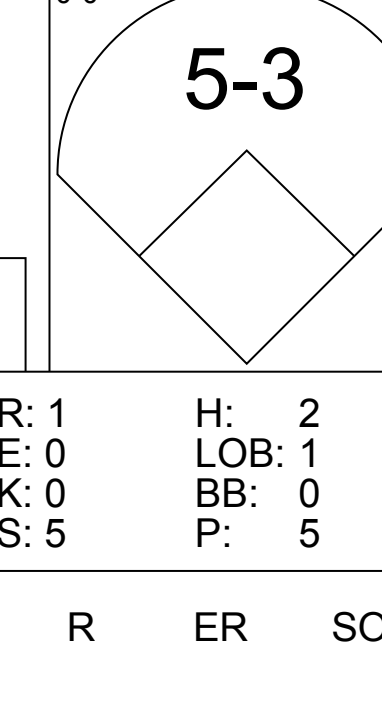
Cleveland Indians @ Chicago White Sox
Comiskey Park, Chicago, IL
Fri Jul 10 1953, 4:38 AM EDT
Att: 48,542 - Unknown

AB 36
R 16
H 13
RBI 14
BB 5
SO 4
LOB 14

Batter	1	2	3	4	5	6	7	8	9	AB	R	H	RBI	BB	SO	LOB	TOP																
Bob Kennedy, R (1, 7) OBP: 0.328, SLG: 0.311	0-3 K	0-0 1-3						0-0 4-3		3	0	1	0	0	1	1	Cleveland Indians @ Chicago White Sox Comiskey Park, Chicago, IL Sat Jul 11 1953, 4:33 AM EDT Att: 18,604 - Unknown																
Dale Mitchell, L (8, PH) OBP: 0.349, SLG: 0.454										1	0	0	0	0	0	0																	
Wally Westlake, R (8, 7) OBP: 0.333, SLG: 0.385										0	0	0	0	0	0	0																	
Al Smith, R (1, 9) OBP: 0.286, SLG: 0.167	0-0 F5		0-0 5-3			0-0 CS	0-0 F8	0-0 F6		4	0	0	0	0	0	0																	
Al Rosen, R (1, 5) OBP: 0.410, SLG: 0.591	0-0 F8		0-0 F7				0-0 F8	0-0 F6		4	0	0	0	0	0	0																	
Luke Easter, L (1, 3) OBP: 0.374, SLG: 0.418		4-0 BB	0-0 F7				0-0	0-0 SH1-3	0-0	3	1	2	0	1	0	0																	
Art Houtteman, R (9, PR) OBP: 0.206, SLG: 0.353		BB						1B		0	0	0	0	0	0	0																	
Bob Lemon, L (9, PR) OBP: 0.276, SLG: 0.393		BB						1B		0	1	0	0	0	0	0																	
Larry Doby, L (1, 8) OBP: 0.378, SLG: 0.489	4-0 BB	0-0 F7				4-0		2B		2	1	1	0	2	0	0																	
George Strickland, R (1, 6) OBP: 0.371, SLG: 0.363	4-0 BB	0-0 F7				4-0		1B		2	0	0	0	1	0	2																	
Owen Friend, R (1, 4) OBP: 0.284, SLG: 0.314		4-0 BB						1B		2	0	0	0	0	0	2																	
Bill Glynn, L (9, PH) OBP: 0.318, SLG: 0.267	0-0 G6-4-3		0-0 5-3					0-0 F8		3	0	0	0	0	0	2																	
Jim Hegan, R (1, 2) OBP: 0.284, SLG: 0.294		0-0						0-0 F9		3	1	1	1	0	0	0																	
Joe Ginsberg, L (9, PH) OBP: 0.387, SLG: 0.344	0-0		0-0					0-0 5-3		1	0	0	0	0	0	2																	
Early Wynn, S (1, 1) OBP: 0.308, SLG: 0.420	0-0 E7		0-0					0-0 1-3		3	0	0	0	0	1	0																	
Dave Hoskins, L (7, 1) OBP: 0.407, SLG: 0.560	1-H		0-0					0-3 K2-3		0	0	0	0	0	0	0																	
Inning Stats	R: 0 E: 0 K: 1 S: 5	H: 0 LOB: 0 BB: 0 P: 5	R: 3 E: 1 K: 0 S: 4	H: 1 LOB: 1 BB: 3 P: 16	R: 0 E: 0 K: 0 S: 3	H: 0 LOB: 0 BB: 0 P: 3	R: 0 E: 0 K: 0 S: 3	H: 0 LOB: 0 BB: 0 P: 3	R: 0 E: 0 K: 0 S: 4	H: 1 LOB: 2 BB: 1 P: 8	R: 0 E: 0 K: 0 S: 5	H: 0 LOB: 0 BB: 0 P: 5	R: 0 E: 0 K: 0 S: 3	H: 0 LOB: 0 BB: 0 P: 3	R: 1 E: 0 K: 0 S: 5	H: 2 LOB: 2 BB: 0 P: 5	1B: 4 2B: 1 3B: 0 HR: 0	SF: 0 SAC: 1 DP: 1 HBP: 0	WP: 0 PB: 0 SB: 0 CS: 1	PA: 36													
PITCHER	IP WLS BF H R ER SO BB IBB HBP BLK WP HR S P ERA WHIP																																
Joe Dobson, R (1, 1) ERA: 3.49	4.0	16	1	3	2	1	3	0	0	0	0	0	0	15	27	4.50	1.000																
Bob Keegan, R (5, 1) ERA: 5.51	3.0	W 11	2	0	0	1	0	1	0	0	0	0	0	12	16	0.00	0.667																
Harry Dorish, R (8, 1) ERA: 2.33	2.0	S 8	2	1	1	0	0	0	0	0	0	0	0	8	8	4.50	1.000																

Batter	1	2	3	4	5	6	7	8	9	AB	R	H	RBI	BB	SO	LOB	BOTTOM																
Nellie Fox, L (1, 4) OBP: 0.341, SLG: 0.392	0-0 F7		0-0 G3							5	1	2	0	0	0	2	Cleveland Indians @ Chicago White Sox Comiskey Park, Chicago, IL Sat Jul 11 1953, 4:33 AM EDT Att: 18,604 - Unknown																
Ferns Fain, L (1, 3) OBP: 0.421, SLG: 0.382	0-0									3	1	2	0	2	1	2																	
Minnie Minoso, R (1, 7) OBP: 0.417, SLG: 0.469	0-0 2B									4	0	1	0	1	0	4																	
Bob Elliott, R (1, 5) OBP: 0.391, SLG: 0.449	0-3 K		0-0 F7							3	1	2	2	1	1	1																	
Jim Rivera, L (1, 8) OBP: 0.342, SLG: 0.413		0-0 4-3								5	0	0	0	0	1	5																	
Sam Mele, R (1, 9) OBP: 0.388, SLG: 0.477		4-0								3	1	1	0	2	0	2																	
Sherm Lollar, R (1, 2) OBP: 0.420, SLG: 0.459	0-0	0-0 F2								3	1	1	1	1	0	4																	
Chico Carrasquel, R (1, 6) OBP: 0.301, SLG: 0.325	0-3 K									2	0	0	0	2	1	1																	
Joe Dobson, R (1, 1) OBP: 0.100, SLG: 0.103			0-3 K							1	0	0	0	0	1	0																	
Tom Wright, L (4, PH) OBP: 0.311, SLG: 0.381										1	0	0	0	0	1	3																	
Bob Keegan, R (5, 1) OBP: 0.111, SLG: 0.111										1	0	0	0	0	1	0																	
Bud Stewart, L (7, PH) OBP: 0.367, SLG: 0.464										1	0	1	2	0	0	0																	
Harry Dorish, R (8, 1) OBP: 0.154, SLG: 0.154										0	0	0	0	0	0	0																	
Inning Stats	R: 0 E: 0 K: 1 S: 6	H: 1 LOB: 1 BB: 0 P: 6	R: 0 E: 0 K: 1 S: 5	H: 0 LOB: 1 BB: 1 P: 9	R: 0 E: 0 K: 1 S: 5	H: 0 LOB: 3 BB: 3 P: 17	R: 2 E: 0 K: 1 S: 6	H: 2 LOB: 2 BB: 0 P: 7	R: 3 E: 0 K: 1 S: 9	H: 4 LOB: 2 BB: 1 P: 13	R: 0 E: 0 K: 0 S: 4	H: 1 LOB: 1 BB: 0 P: 4	1B: 8 2B: 2 3B: 0 HR: 0	SF: 0 SAC: 1 DP: 1 HBP: 0	WP: 0 PB: 0 SB: 0 CS: 0	PA: 42																	
PITCHER	IP WLS BF H R ER SO BB IBB HBP BLK WP HR S P ERA WHIP																																
Early Wynn, R (1, 1) ERA: 3.99	6.1	L 36	9	5	5	6	8	1	0	0	0	0	0	39	75	7.11	2.684																
Dave Hoskins, R (7, 1) ERA: 3.69	1.2	6	1	0	0	1	0	0	0	0	0	0	0	8	8	0.00	0.600																

Batter	1	2	3	4	5	6	7	8	9	AB	R	H	RBI	BB	SO	LOB	TOP						
Bob Kennedy, R OBP: 0.326, SLG: 0.309 (1, 7)					 1B					4	0	1	0	0	1	1	Cleveland Indians @ Chicago White Sox Comiskey Park, Chicago, IL Sun Jul 12 1953, 4:33 AM EDT Unknown						
Al Smith, R OBP: 0.278, SLG: 0.133 (1, 9)					 1-2					3	0	0	0	1	1								
Al Rosen, R OBP: 0.411, SLG: 0.595 (1, 5)				 1B		 3B				3	2	1	0	1	0								
Luke Easter, L OBP: 0.369, SLG: 0.411 (1, 3)				 1-2		 1B				4	0	1	1	0	1								
Larry Doby, L OBP: 0.376, SLG: 0.484 (1, 8)				 2-3		 1-2				3	0	0	0	1	0								
Joe Ginsberg, L OBP: 0.383, SLG: 0.340 (1, 2)				 3-H						4	0	1	1	0	1								
George Strickland, R OBP: 0.369, SLG: 0.360 (1, 6)				 0-0				 1B		4	0	1	0	0	0								
Owen Friend, R OBP: 0.256, SLG: 0.303 (1, 4)									 1-2	4	0	0	0	0	0								
Art Houtteman, R OBP: 0.208, SLG: 0.353 (2, 1)										0	0	0	0	0	0								
Dave Hoskins, L OBP: 0.497, SLG: 0.580 (2, 1)										0	0	0	0	0	0								
Bill Wight, L OBP: 0.330, SLG: 0.330 (4, 1)										1	0	0	0	0	0								
Bob Hooper, R OBP: 0.399, SLG: 0.169 (7, PH)										1	0	0	0	0	1								
Bill Glynn, L OBP: 0.321, SLG: 0.271 (7, 1)										1	0	1	0	0	0								
Lou Brissie, L OBP: 0.271, SLG: 0.271 (7, 1)										0	0	0	0	0	0								
Inning Stats	R: 0 E: 0 K: 2 S: 7	H: 0 LOB: 1 BB: 1 P: 11	R: 0 E: 0 K: 0 S: 3	H: 0 LOB: 1 BB: 1 P: 7	R: 0 E: 0 K: 0 S: 3	H: 0 LOB: 0 BB: 0 P: 3	R: 1 E: 0 K: 0 S: 4	H: 1 LOB: 1 BB: 1 P: 8	R: 0 E: 0 K: 1 S: 6	H: 1 LOB: 1 BB: 0 P: 6	R: 1 E: 0 K: 1 S: 7	H: 2 LOB: 1 BB: 0 P: 7	R: 0 E: 0 K: 0 S: 3	H: 1 LOB: 0 BB: 0 P: 3	R: 0 E: 0 K: 1 S: 5	H: 0 LOB: 0 BB: 0 P: 5	R: 0 E: 0 K: 0 S: 4	H: 1 LOB: 1 BB: 0 P: 4	1B: 5 2B: 0 3B: 1 HR: 0	SF: 0 SAC: 0 DP: 1 HBP: 0	WP: 0 PB: 0 SB: 0 CS: 0	PA: 35	
PITCHER Mike Fomies, R ERA: 2.91 (1, 1)	IP: 9.0 WLS: W BF: 35 H: 6 R: 2 ER: 2 SO: 5 BB: 3 IBB: 0 HBP: 0 BLK: 0 WP: 0 HR: 0 S: 42 P: 54 ERA: 2.00 WHIP: 1.000																						

Batter	1	2	3	4	5	6	7	8	9	AB	R	H	RBI	BB	SO	LOB	BOTTOM					
Nellie Fox, L OBP: 0.344, SLG: 0.395 (1, 4)	 6-3	 1B			 PB		 1B			5	4	2	0	1	0	3	Cleveland Indians @ Chicago White Sox Comiskey Park, Chicago, IL Sun Jul 12 1953, 4:33 AM EDT Unknown					
Ferns Fain, L OBP: 0.422, SLG: 0.383 (1, 3)	 6-3	 1-2			 5-3		 2-3			5	4	2	2	1	0							
Minnie Minoso, R OBP: 0.422, SLG: 0.475 (1, 7)	 6-3	 1-2		 SH5-4			 1-2			5	3	4	1	0	0							
Bob Elliott, R OBP: 0.396, SLG: 0.453 (6, PR)										4	0	3	4	0	0							
Fred Marsh, R OBP: 0.292, SLG: 0.271 (6, 5)	 1-2	 2-3	 3-H	 SH5-4	 2-H					1	0	0	0	0	1							
Jim Rivera, L OBP: 0.346, SLG: 0.423 (1, 8)	 2-H			 1-2			 5-3	 1-H		4	0	3	4	0	1							
Sam Mele, R OBP: 0.391, SLG: 0.475 (1, 9)				 G1-2-3			 1-2			3	0	1	0	2	1							
Bud Sheely, L OBP: 0.410, SLG: 0.313 (1, 2)				 1-2						2	0	0	0	0	0							
Sherm Lollar, R OBP: 0.418, SLG: 0.457 (4, PH)					 1-2			 1B		3	1	1	0	0	0							
Chico Carrasquel, R OBP: 0.307, SLG: 0.326 (8, 6)		 SH1-4			 PB	 SH1-4	 G6-2-3			2	2	1	0	2	0							
Vern Stephens, R OBP: 0.284, SLG: 0.280 (8, 6)		 1B			 E	 BB	 1B	 1-H		1	0	1	1	0	0							
Mike Fomies, R OBP: 0.174, SLG: 0.182 (1, 1)					 SH1-4		 G6-2-3			3	0	1	0	0	0							
Inning Stats	R: 3 E: 0 K: 0 S: 6	H: 3 LOB: 1 BB: 1 P: 10	R: 4 E: 0 K: 1 S: 9	H: 4 LOB: 2 BB: 2 P: 17	R: 0 E: 0 K: 0 S: 4	H: 1 LOB: 1 BB: 0 P: 4	R: 0 E: 0 K: 0 S: 4	H: 2 LOB: 2 BB: 1 P: 8	R: 3 E: 2 K: 0 S: 5	H: 1 LOB: 1 BB: 1 P: 9	R: 0 E: 0 K: 0 S: 4	H: 2 LOB: 2 BB: 1 P: 8	R: 3 E: 0 K: 2 S: 10	H: 4 LOB: 0 BB: 0 P: 10	R: 1 E: 0 K: 0 S: 5	H: 2 LOB: 1 BB: 0 P: 5	1B: 15 2B: 4 3B: 0 HR: 0	SF: 0 SAC: 3 DP: 2 HBP: 0	WP: 1 PB: 1 SB: 0 CS: 1	PA: 48		
PITCHER Art Houtteman, R ERA: 5.74 (1, 1)	IP: 1.1 WLS: L BF: 11 H: 5 R: 6 ER: 6 SO: 0 BB: 2 IBB: 0 HBP: 0 BLK: 0 WP: 0 HR: 0 S: 0 P: 17 ERA: 40.50 WHIP: 5.250																					
Dave Hoskins, R ERA: 3.92 (2, 1)	0.0	2	2	0	0	0	0	0	0	0	0	2	2									
Bill Wight, L ERA: 6.29 (2, 1)	2.0	11	3	1	1	1	0	2	0	0	1	0	11	19	4.50	1.500						
Bob Hooper, R ERA: 4.42 (4, 1)	2.2	12	3	3	0	0	1	1	0	0	0	0	10	18	0.00	1.500						
Lou Brissie, L ERA: 7.71 (7, 1)	2.0	11	6	4	4	2	0	0	0	0	0	0	15	15	18.00	3.000						

Batter	1	2	3	4	5	6	7	8	9	AB	R	H	RBI	BB	SO	LOB	TOP								
Bill Glynn, L OBP: 0.320, SLG: 0.270 (1, 7)										4	0	1	0	0	1	1									
Al Smith, R OBP: 0.273, SLG: 0.158 (1, 9)										4	0	1	0	0	2	2									
Al Rosen, R OBP: 0.407, SLG: 0.587 (1, 5)										4	0	0	0	0	1	1									
Luke Easter, L OBP: 0.374, SLG: 0.408 (1, 3)										3	0	1	0	1	1	0									
Bob Kennedy, R OBP: 0.326, SLG: 0.309 (9, PR)										0	0	0	0	0	0	0									
Larry Doby, L OBP: 0.375, SLG: 0.488 (1, 8)										4	0	1	0	0	0	2									
Joe Tipton, R OBP: 0.338, SLG: 0.475 (1, 2)										3	0	0	0	1	0	1									
Jim Hegan, R OBP: 0.284, SLG: 0.294 (9, PR)										0	0	0	0	0	0	0									
George Strickland, R OBP: 0.369, SLG: 0.371 (1, 6)										3	1	1	0	0	2	1									
Dave Hoskins, L OBP: 0.407, SLG: 0.560 (9, PH)										0	0	0	0	0	0	0									
Wally Westlake, R OBP: 0.329, SLG: 0.379 (9, PH)										1	0	0	0	0	0	2									
Owen Friend, R OBP: 0.252, SLG: 0.298 (1, 4)										2	0	0	0	0	1	1									
Dale Mitchell, L OBP: 0.348, SLG: 0.453 (7, PH)										1	0	0	0	0	0	1									
Hank Majeski, R OBP: 0.208, SLG: 0.333 (7, 4)										1	0	0	0	0	0	2									
Bob Lemon, L OBP: 0.295, SLG: 0.431 (1, 1)										2	0	1	1	1	0	0									
Inning Stats	R: 0 E: 0 K: 1 S: 5	H: 0 LOB: 0 BB: 0 P: 5	R: 0 E: 0 K: 0 S: 2	H: 0 LOB: 0 BB: 1 P: 6	R: 0 E: 0 K: 2 S: 8	H: 1 LOB: 2 BB: 1 P: 12	R: 0 E: 0 K: 2 S: 7	H: 0 LOB: 0 BB: 0 P: 7	R: 1 E: 0 K: 1 S: 7	H: 2 LOB: 1 BB: 0 P: 7	R: 0 E: 0 K: 0 S: 3	H: 0 LOB: 0 BB: 0 P: 3	R: 0 E: 0 K: 1 S: 6	H: 1 LOB: 1 BB: 0 P: 6	R: 0 E: 0 K: 1 S: 6	H: 1 LOB: 2 BB: 1 P: 6	R: 0 E: 0 K: 0 S: 4	H: 1 LOB: 8 BB: 8 P: 8	R: 0 E: 0 K: 0 S: 4	H: 1 LOB: 2 BB: 1 P: 8	1B: 3 2B: 0 3B: 3 HR: 0	SF: 0 SAC: 0 DP: 1 HBP: 0	WP: 0 PB: 0 SB: 0 CS: 0	PA: 35	
PITCHER	IP	WLS	BF	H	R	ER	SO	BB	IBB	HBP	BLK	WP	HR	S	P	ERA	WHIP								
Virgil Trucks, R ERA: 2.94 (1, 1)	8.1	W	33	6	1	1	8	3	0	0	0	0	0	46	58	1.08	1.080								
Billy Pierce, L ERA: 2.87 (9, 1)	0.2	S	2	0	0	0	0	0	0	0	0	0	0	2	2	0.00	0.000								

Cleveland Indians @ Chicago White Sox
Comiskey Park, Chicago, IL
Sun Jul 12 1953, 4:38 AM EDT
Att: 43,419 - Unknown


AB 32
R 1
H 6
RBI 1
BB 3
SO 8
LOB 14



Batter	1	2	3	4	5	6	7	8	9	AB	R	H	RBI	BB	SO	LOB	BOTTOM								
Nellie Fox, L OBP: 0.345, SLG: 0.395 (1, 4)										5	0	2	0	0	0	3									
Ferns Fain, L OBP: 0.427, SLG: 0.383 (1, 3)										2	0	1	2	2	0	0									
Minnie Minoso, R OBP: 0.422, SLG: 0.473 (1, 7)										5	0	2	0	0	0	3									
Bob Elliott, R OBP: 0.396, SLG: 0.452 (1, 5)										5	1	2	0	0	2	8									
Jim Rivera, L OBP: 0.344, SLG: 0.422 (1, 8)										5	0	1	1	0	0	9									
Sam Mele, R OBP: 0.390, SLG: 0.472 (1, 9)										4	0	1	0	0	0	1									
Sherm Lollar, R OBP: 0.415, SLG: 0.449 (1, 2)										3	1	0	0	0	2										
Chico Carrasquel, R OBP: 0.310, SLG: 0.329 (1, 6)										4	1	2	0	0	0	1									
Virgil Trucks, R OBP: 0.205, SLG: 0.227 (1, 1)										3	0	2	0	0	0	1									
Billy Pierce, L OBP: 0.182, SLG: 0.100 (9, 1)										0	0	0	0	0	0	0									
Inning Stats	R: 0 E: 0 K: 1 S: 6	H: 1 LOB: 2 BB: 0 P: 7	R: 0 E: 0 K: 0 S: 5	H: 2 LOB: 0 BB: 0 P: 5	R: 1 E: 0 K: 0 S: 5	H: 2 LOB: 1 BB: 0 P: 5	R: 1 E: 0 K: 0 S: 4	H: 2 LOB: 2 BB: 0 P: 5	R: 1 E: 1 K: 1 S: 8	H: 2 LOB: 3 BB: 1 P: 12	R: 0 E: 0 K: 0 S: 3	H: 0 LOB: 0 BB: 0 P: 3	R: 0 E: 0 K: 0 S: 5	H: 2 LOB: 3 BB: 1 P: 9	R: 0 E: 0 K: 0 S: 5	H: 2 LOB: 0 BB: 1 P: 9	1B: 12 2B: 1 3B: 0 HR: 0	SF: 0 SAC: 1 DP: 0 HBP: 2	WP: 1 PB: 0 SB: 0 CS: 0	PA: 41					
PITCHER	IP	WLS	BF	H	R	ER	SO	BB	IBB	HBP	BLK	WP	HR	S	P	ERA	WHIP								
Bob Lemon, R ERA: 2.89 (1, 1)	8.0	L	41	13	3	2	2	2	0	2	0	1	0	41	51	2.25	1.875								

Cleveland Indians @ Chicago White Sox
Comiskey Park, Chicago, IL
Sun Jul 12 1953, 4:38 AM EDT
Att: 43,419 - Unknown


AB 36
R 3
H 13
RBI 3
BB 2
SO 2
LOB 28



Batter	1	2	3	4	5	6	7	8	9	10	AB	R	H	RBI	BB	SO	LOB	
Eddie Yost, R OBP: 0.391, SLG: 0.394 (1, 5)	F3		6-3					HR		K	5	1	2	0	0	1	0	
Pete Runnels, L OBP: 0.350, SLG: 0.300 (1, 6)	4-3			1-3				HR		4-3	5	1	1	2	0	0	1	
Mickey Vernon, L OBP: 0.383, SLG: 0.470 (1, 3)	5-3			4-3				K		F9	5	1	1	0	0	1	0	
Clyde Volmer, R OBP: 0.351, SLG: 0.368 (1, 7)		P4		6-3				1B		1-3	4	0	0	0	0	0	1	
Jackie Jensen, R OBP: 0.309, SLG: 0.432 (1, 9)		F9						1B		FC6-4	4	2	2	1	0	0	0	
Jim Busby, R OBP: 0.337, SLG: 0.388 (1, 8)								1B		SH1-3	3	0	2	0	0	0	0	
Wayne Terwilliger, R OBP: 0.344, SLG: 0.331 Kite Thomas, R OBP: 0.290, SLG: 0.193 Ed Fitz Gerald, R OBP: 0.307, SLG: 0.340 (1, 4) (7, PH) (7, 2)								1B		FC6-4	2	0	0	0	0	1	1	
Mickey Grasso, R OBP: 0.286, SLG: 0.298 Gil Coan, L OBP: 0.115, SLG: 0.160 Jerry Snyder, R OBP: 0.667, SLG: 0.778 (1, 2) (7, PH) (7, 4)								1B		BB	1	0	0	0	1	0	0	
Spec Shea, R OBP: 0.237, SLG: 0.243 Tommy Byrne, L OBP: 0.250, SLG: 0.226 Sonny Dixon, S OBP: 0.240, SLG: 0.217 Jerry Lane, R (1, 1) (9, PH) (9, 1) (9, 1)								1B		FC6-4	2	0	0	0	0	0	0	
Inning Stats	R: 0 E: 0 K: 0 S: 3	H: 0 LOB: 0 BB: 0 P: 3	R: 0 E: 0 K: 1 S: 6	H: 1 LOB: 1 BB: 0 P: 6	R: 0 E: 0 K: 0 S: 3	H: 0 LOB: 0 BB: 0 P: 3	R: 0 E: 0 K: 0 S: 4	H: 1 LOB: 1 BB: 0 P: 4	R: 2 E: 0 K: 1 S: 7	H: 3 LOB: 1 BB: 0 P: 6	R: 2 E: 0 K: 1 S: 7	H: 2 LOB: 0 BB: 0 P: 7	R: 1 E: 0 K: 0 S: 4	H: 1 LOB: 1 BB: 1 P: 8	R: 0 E: 0 K: 1 S: 5	H: 0 LOB: 0 BB: 0 P: 5	1B: 5 2B: 2 3B: 0 HR: 1	SF: 0 SAC: 1 DP: 0 HBP: 0
PITCHER	IP WLS BF H R ER SO BB IBB HBP BLK WP HR S P ERA WHIP	IP WLS BF H R ER SO BB IBB HBP BLK WP HR S P ERA WHIP	IP WLS BF H R ER SO BB IBB HBP BLK WP HR S P ERA WHIP	IP WLS BF H R ER SO BB IBB HBP BLK WP HR S P ERA WHIP	IP WLS BF H R ER SO BB IBB HBP BLK WP HR S P ERA WHIP	IP WLS BF H R ER SO BB IBB HBP BLK WP HR S P ERA WHIP	IP WLS BF H R ER SO BB IBB HBP BLK WP HR S P ERA WHIP	IP WLS BF H R ER SO BB IBB HBP BLK WP HR S P ERA WHIP	IP WLS BF H R ER SO BB IBB HBP BLK WP HR S P ERA WHIP	IP WLS BF H R ER SO BB IBB HBP BLK WP HR S P ERA WHIP	IP WLS BF H R ER SO BB IBB HBP BLK WP HR S P ERA WHIP	IP WLS BF H R ER SO BB IBB HBP BLK WP HR S P ERA WHIP	IP WLS BF H R ER SO BB IBB HBP BLK WP HR S P ERA WHIP	IP WLS BF H R ER SO BB IBB HBP BLK WP HR S P ERA WHIP	IP WLS BF H R ER SO BB IBB HBP BLK WP HR S P ERA WHIP	IP WLS BF H R ER SO BB IBB HBP BLK WP HR S P ERA WHIP	IP WLS BF H R ER SO BB IBB HBP BLK WP HR S P ERA WHIP	IP WLS BF H R ER SO BB IBB HBP BLK WP HR S P ERA WHIP

Washington Senators @ Chicago White Sox
Comiskey Park, Chicago, IL
Thu Jul 16 1953, 4:33 AM EDT
Unknown

AB 37
R 5
H 8
RBI 4
BB 1
SO 3
LOB 8




WP: 1 PA: 39
PB: 0
SB: 0
CS: 0

Batter	1	2	3	4	5	6	7	8	9	10	AB	R	H	RBI	BB	SO	LOB	
Nellie Fox, L OBP: 0.345, SLG: 0.393 (1, 4)	WP		F7					BB		F8	4	1	1	2	1	0	2	
Ferris Fain, L OBP: 0.430, SLG: 0.381 (1, 3)	5-3			1-3				1B		1B	2	0	0	0	3	0	1	
Minnie Minoso, R OBP: 0.422, SLG: 0.470 (1, 7)				1-3				BB		1B	4	0	1	1	0	0	3	
Sam Mele, R OBP: 0.387, SLG: 0.471 (1, 9)	F8			1-3				L7		K	5	0	1	1	0	1	4	
Jim Rivera, L OBP: 0.342, SLG: 0.419 (1, 8)	PO	4-3		4-3				F7		SH1-4	5	1	1	0	0	0	2	
Rocky Krsnich, R OBP: 0.284, SLG: 0.324 (1, 5)		L5						F2		SH1-4	3	0	0	0	1	0	0	
Bud Sheely, L OBP: 0.405, SLG: 0.314 Fred Marsh, R OBP: 0.292, SLG: 0.271 Sherm Lollar, R OBP: 0.411, SLG: 0.444 (1, 2) (7, PR) (8, 2)		G3						F8		P6	3	0	1	0	0	0	0	
Chico Carrasquel, R OBP: 0.317, SLG: 0.341 (1, 6)								1B		1B	4	2	3	0	1	0	0	
Sandy Consuegra, R OBP: 0.167, SLG: 0.118 Mike Fomieles, R OBP: 0.174, SLG: 0.182 Bud Stewart, L OBP: 0.355, SLG: 0.448 Billy Pierce, L OBP: 0.200, SLG: 0.122 (1, 1) (9, 1) (9, PH) (10, 1)								1B		FC6-4	2	0	1	1	0	0	0	
Inning Stats	R: 1 E: 0 K: 0 S: 2	H: 0 LOB: 0 BB: 1 P: 7	R: 0 E: 0 K: 0 S: 3	H: 0 LOB: 0 BB: 0 P: 3	R: 0 E: 0 K: 0 S: 3	H: 0 LOB: 1 BB: 0 P: 7	R: 1 E: 0 K: 0 S: 5	H: 2 LOB: 1 BB: 0 P: 5	R: 0 E: 0 K: 0 S: 4	H: 1 LOB: 1 BB: 1 P: 4	R: 2 E: 0 K: 0 S: 6	H: 3 LOB: 2 BB: 1 P: 10	R: 0 E: 0 K: 0 S: 3	H: 2 LOB: 2 BB: 1 P: 7	R: 1 E: 0 K: 0 S: 4	H: 2 LOB: 2 BB: 1 P: 8	1B: 8 2B: 1 3B: 1 HR: 0	SF: 0 SAC: 2 DP: 0 HBP: 1
PITCHER	IP WLS BF H R ER SO BB IBB HBP BLK WP HR S P ERA WHIP	IP WLS BF H R ER SO BB IBB HBP BLK WP HR S P ERA WHIP	IP WLS BF H R ER SO BB IBB HBP BLK WP HR S P ERA WHIP	IP WLS BF H R ER SO BB IBB HBP BLK WP HR S P ERA WHIP	IP WLS BF H R ER SO BB IBB HBP BLK WP HR S P ERA WHIP	IP WLS BF H R ER SO BB IBB HBP BLK WP HR S P ERA WHIP	IP WLS BF H R ER SO BB IBB HBP BLK WP HR S P ERA WHIP	IP WLS BF H R ER SO BB IBB HBP BLK WP HR S P ERA WHIP	IP WLS BF H R ER SO BB IBB HBP BLK WP HR S P ERA WHIP	IP WLS BF H R ER SO BB IBB HBP BLK WP HR S P ERA WHIP	IP WLS BF H R ER SO BB IBB HBP BLK WP HR S P ERA WHIP	IP WLS BF H R ER SO BB IBB HBP BLK WP HR S P ERA WHIP	IP WLS BF H R ER SO BB IBB HBP BLK WP HR S P ERA WHIP	IP WLS BF H R ER SO BB IBB HBP BLK WP HR S P ERA WHIP	IP WLS BF H R ER SO BB IBB HBP BLK WP HR S P ERA WHIP	IP WLS BF H R ER SO BB IBB HBP BLK WP HR S P ERA WHIP	IP WLS BF H R ER SO BB IBB HBP BLK WP HR S P ERA WHIP	IP WLS BF H R ER SO BB IBB HBP BLK WP HR S P ERA WHIP

Washington Senators @ Chicago White Sox
Comiskey Park, Chicago, IL
Thu Jul 16 1953, 4:33 AM EDT
Unknown


AB 36
R 6
H 10
RBI 6
BB 6
SO 1
LOB 15




WP: 1 PA: 46
PB: 0
SB: 0
CS: 0

Batter	1	2	3	4	5	6	7	8	9	AB	R	H	RBI	BB	SO	LOB	TOP			
Eddie Yost, R OBP: 0.387, SLG: 0.389 (1, 5)										4	0	0	0	0	0	1	Washington Senators @ Chicago White Sox Comiskey Park, Chicago, IL Thu Jul 16 1953, 4:38 AM EDT Att: 19,327 - Unknown livebaseballscorecards.com			
Pete Runnels, L OBP: 0.346, SLG: 0.296 (1, 6)										4	0	0	0	0	0	0				
Mickey Vernon, L OBP: 0.381, SLG: 0.470 (1, 3)										4	1	1	0	0	0	0				
Gil Coan, L OBP: 0.100, SLG: 0.138 (1, 7)										4	0	0	1	0	0	0				
Jackie Jensen, R OBP: 0.371, SLG: 0.431 (1, 9)										3	1	1	0	1	1	0				
Jim Busby, R OBP: 0.339, SLG: 0.392 (1, 8)										4	1	2	0	0	0	0				
Wayne Terwilliger, R OBP: 0.349, SLG: 0.334 (1, 4)										3	1	2	1	1	0	0				
Ed Fitz Gerald, R OBP: 0.305, SLG: 0.338 (1, 2)										4	0	1	2	0	0	4				
Bob Porterfield, R OBP: 0.356, SLG: 0.554 (1, 1)										3	0	0	0	0	1	1				
Tommy Byrne, L OBP: 0.243, SLG: 0.219 (9, PH)										1	0	0	0	0	0	0				
Inning Stats	R: 0 E: 0 K: 0 S: 3	H: 0 LOB: 0 BB: 0 P: 3	R: 3 E: 0 K: 1 S: 8	H: 3 LOB: 1 BB: 1 P: 12	R: 0 E: 0 K: 0 S: 3	H: 0 LOB: 1 BB: 0 P: 3	R: 0 E: 0 K: 0 S: 4	H: 1 LOB: 1 BB: 0 P: 4	R: 0 E: 0 K: 0 S: 3	H: 0 LOB: 3 BB: 1 P: 9	R: 0 E: 0 K: 0 S: 3	H: 0 LOB: 0 BB: 0 P: 3	R: 1 E: 0 K: 1 S: 6	H: 1 LOB: 0 BB: 0 P: 6	R: 0 E: 0 K: 0 S: 3	H: 0 LOB: 0 BB: 0 P: 3	1B: 5 2B: 2 3B: 0 HR: 0	SF: 0 SAC: 0 DP: 0 HBP: 0	WP: 0 PB: 0 CS: 1	PA: 36
PITCHER Harry Dorish, R ERA: 2.49 (1, 1)	IP: 9.0 WLS: W BF: 36 H: 7 R: 4 ER: 4 SO: 2 BB: 2 IBB: 0 HBP: 0 BLK: 0 WP: 0 HR: 0 S: 38 P: 46 ERA: 4.00 WHIP: 1.000															PITCHER				

Batter	1	2	3	4	5	6	7	8	9	AB	R	H	RBI	BB	SO	LOB	BOTTOM			
Nellie Fox, L OBP: 0.347, SLG: 0.393 (1, 4)										3	0	1	0	1	0	1	Washington Senators @ Chicago White Sox Comiskey Park, Chicago, IL Thu Jul 16 1953, 4:38 AM EDT Att: 19,327 - Unknown livebaseballscorecards.com			
Ferns Fain, L OBP: 0.428, SLG: 0.379 (1, 3)										4	0	1	0	0	1	2				
Minnie Minoso, R OBP: 0.425, SLG: 0.484 (1, 7)										4	2	3	2	0	0	2				
Sam Mele, R OBP: 0.388, SLG: 0.473 (1, 9)										3	1	1	1	1	0	4				
Jim Rivera, L OBP: 0.339, SLG: 0.414 (1, 8)										4	0	0	0	0	0	4				
Rocky Krenich, R OBP: 0.286, SLG: 0.325 (1, 5)										3	0	1	0	0	0	0				
Bud Stewart, L OBP: 0.375, SLG: 0.567 (8, PH)										1	1	1	2	0	0	0				
Fred Marsh, R OBP: 0.292, SLG: 0.271 (9, 5)										0	0	0	0	0	0	0				
Sherm Lollar, R OBP: 0.404, SLG: 0.435 (1, 2)										4	0	0	0	0	2	1				
Chico Carrasquel, R OBP: 0.314, SLG: 0.338 (1, 6)										3	0	0	0	0	1	0				
Harry Dorish, R OBP: 0.172, SLG: 0.172 (1, 1)										3	1	1	0	0	0	0				
Inning Stats	R: 0 E: 0 K: 0 S: 5	H: 2 LOB: 2 BB: 0 P: 5	R: 0 E: 0 K: 2 S: 7	H: 0 LOB: 0 BB: 0 P: 7	R: 2 E: 0 K: 0 S: 5	H: 2 LOB: 1 BB: 1 P: 9	R: 0 E: 0 K: 1 S: 5	H: 1 LOB: 0 BB: 0 P: 5	R: 0 E: 0 K: 0 S: 4	H: 1 LOB: 2 BB: 1 P: 8	R: 0 E: 0 K: 0 S: 3	H: 0 LOB: 0 BB: 0 P: 3	R: 0 E: 0 K: 0 S: 3	H: 0 LOB: 0 BB: 0 P: 3	R: 3 E: 0 K: 1 S: 8	H: 3 LOB: 0 BB: 0 P: 8	1B: 6 2B: 1 3B: 0 HR: 2	SF: 0 SAC: 0 DP: 0 HBP: 0	WP: 0 PB: 0 CS: 1	PA: 34
PITCHER Bob Porterfield, R ERA: 4.33 (1, 1)	IP: 8.0 WLS: L BF: 34 H: 9 R: 5 ER: 5 SO: 4 BB: 2 IBB: 0 HBP: 0 BLK: 0 WP: 0 HR: 2 S: 40 P: 48 ERA: 5.62 WHIP: 1.375															PITCHER				

Batter	1	2	3	4	5	6	7	8	9	AB	R	H	RBI	BB	SO	LOB	TOP		
Eddie Yost, R OBP: 0.386, SLG: 0.386 (1,5)	0-0 1-4-3			0-0 5-3		0-0 F7			0-0 HR	4	1	1	1	0	0	0	Washington Senators @ Chicago White Sox Comiskey Park, Chicago, IL Fri Jul 17 1953, 4:33 AM EDT Att: 23,278 - Unknown 		
Pete Runnels, L OBP: 0.341, SLG: 0.292 (1,6)	0-0 G3			0-0 F1			0-0 F9		0-3 K	4	0	0	0	0	1	0			
Mickey Vernon, L OBP: 0.380, SLG: 0.471 (1,3)	0-0 3-1			0-0 L7			0-0 2B		0-0 L8	4	0	1	0	0	0	0			
Clyde Vollmer, R OBP: 0.348, SLG: 0.364 (1,7)		0-0 F9			0-0 3-1			0-0 F8		3	0	0	0	0	0	1			
Jackie Jensen, R OBP: 0.368, SLG: 0.427 (1,9)		0-3 K			0-3 K			0-0 F8		3	0	0	0	0	2	1			
Jim Busby, R OBP: 0.339, SLG: 0.395 (1,8)	0-0 6-3				0-0 2B				0-0 F3	3	0	1	0	0	0	0			
Wayne Terwilliger, R OBP: 0.345, SLG: 0.331 (1,4)			0-0 F8		0-3 K			0-0 P4		3	0	0	0	0	1	1			
Ed Fitz Gerald, R OBP: 0.300, SLG: 0.331 (1,2)			0-3 K			0-0 L5			0-0 6-3	3	0	0	0	0	1	0			
Connie Marrero, R OBP: 0.233, SLG: 0.148 (1,1)			0-0 6-3			0-0 4-3			0-3 K	2	0	0	0	0	0	0			
Kite Thomas, R OBP: 0.197, SLG: 0.190 (9, PH)										1	0	0	0	0	1	0			
Inning Stats	R: 0 E: 0 K: 0 S: 3	H: 0 LOB: 0 BB: 0 P: 3	R: 0 E: 0 K: 1 S: 5	H: 0 LOB: 0 BB: 0 P: 5	R: 0 E: 0 K: 1 S: 5	H: 0 LOB: 0 BB: 0 P: 5	R: 0 E: 0 K: 0 S: 3	H: 1 LOB: 1 BB: 0 P: 3	R: 0 E: 0 K: 0 S: 8	H: 0 LOB: 0 BB: 0 P: 3	R: 0 E: 0 K: 0 S: 4	H: 1 LOB: 1 BB: 0 P: 4	R: 0 E: 0 K: 0 S: 3	H: 0 LOB: 0 BB: 0 P: 3	R: 1 E: 0 K: 2 S: 8	H: 1 LOB: 0 BB: 0 P: 8	1B: 0 2B: 2 3B: 0 HR: 1	SF: 0 SAC: 0 DP: 0 HBP: 0	WP: 0 PA: 30 CS: 0
PITCHER Virgil Trucks, R ERA: 2.82 (1,1)	IP: 9.0 WLS: W BF: 30 H: 3 R: 1 ER: 1 SO: 6 BB: 0 IBB: 0 HBP: 0 BLK: 0 WP: 0 HR: 1 S: 42 P: 42 ERA: 1.00 WHIP: 0.333																		

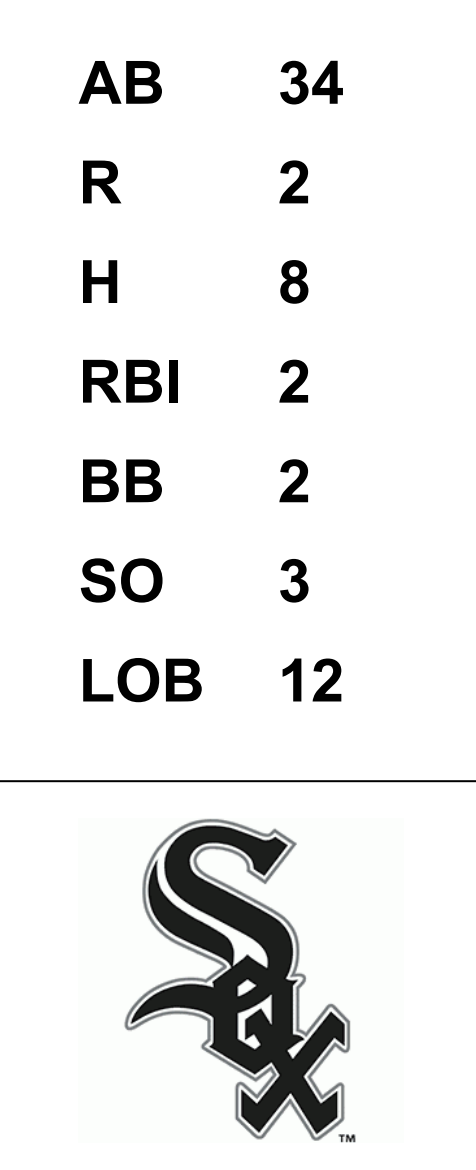
Batter	1	2	3	4	5	6	7	8	9	AB	R	H	RBI	BB	SO	LOB	BOTTOM		
Nellie Fox, L OBP: 0.348, SLG: 0.392 (1,4)	0-0 E1 G4-6-3			4-0 SH5-3 HR BB		0-0 F7	0-0 1B			3	1	1	1	1	0	0	Washington Senators @ Chicago White Sox Comiskey Park, Chicago, IL Fri Jul 17 1953, 4:33 AM EDT Att: 23,278 - Unknown 		
Ferns Fain, L OBP: 0.427, SLG: 0.379 (1,3)	0-0 G4-6-3 1-2			0-0 SH5-3 1-2		0-0 WP 1B 5-3	0-0 F7			3	1	1	0	0	2				
Minnie Minoso, R OBP: 0.423, SLG: 0.490 (1,7)	0-0 F2			0-0 2H HR		0-0 5-3		0-0 1-3		4	1	1	2	0	1				
Sam Mele, R OBP: 0.386, SLG: 0.470 (1,9)		0-0 6-3		0-0 L8		0-0 BB 1B		0-0 6-3		4	0	1	1	0	0				
Jim Rivera, L OBP: 0.340, SLG: 0.413 (1,8)		0-0 CS 1B		0-0 F2		0-0 1-2 BB		0-0 L9		3	0	1	0	1	0				
Rocky Krenich, R OBP: 0.276, SLG: 0.313 (1,5)		0-0 5-3 1-2			0-0 P4	0-0 P5				3	0	0	0	0	3				
Sherm Lollar, R OBP: 0.398, SLG: 0.428 (1,2)			0-0 F5		0-0 1-3			0-0 F5		3	0	0	0	0	0				
Chico Carrasquel, R OBP: 0.318, SLG: 0.342 (1,6)			0-0 P6		4-0 BB			0-0 1B 2B		2	1	1	0	1	0	0			
Virgil Trucks, R OBP: 0.191, SLG: 0.213 (1,1)			0-0 6-3		0-0 P6			0-0 F2		3	0	0	0	0	2				
Inning Stats	R: 0 E: 1 K: 0 S: 3	H: 0 LOB: 0 BB: 0 P: 3	R: 0 E: 0 K: 0 S: 3	H: 1 LOB: 0 BB: 0 P: 3	R: 0 E: 0 K: 0 S: 3	H: 0 LOB: 0 BB: 0 P: 3	R: 2 E: 0 K: 0 S: 4	H: 1 LOB: 0 BB: 1 P: 8	R: 0 E: 0 K: 0 S: 3	H: 0 LOB: 1 BB: 1 P: 7	R: 1 E: 0 K: 0 S: 5	H: 2 LOB: 2 BB: 1 P: 9	R: 1 E: 0 K: 0 S: 5	H: 2 LOB: 1 BB: 0 P: 5	R: 0 E: 0 K: 0 S: 3	H: 0 LOB: 0 BB: 0 P: 3	1B: 4 2B: 1 3B: 0 HR: 1	SF: 0 SAC: 1 DP: 1 HBP: 0	WP: 1 PA: 32 CS: 1
PITCHER Connie Marrero, R ERA: 3.16 (1,1)	IP: 8.0 WLS: L BF: 32 H: 6 R: 4 ER: 4 SO: 0 BB: 3 IBB: 0 HBP: 0 BLK: 0 WP: 1 HR: 1 S: 29 P: 41 ERA: 4.50 WHIP: 1.125																		

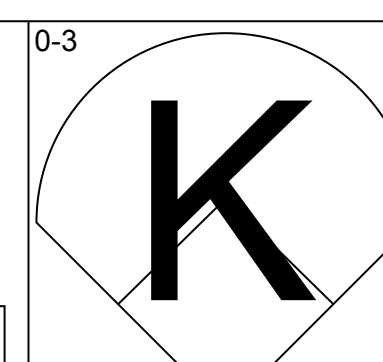
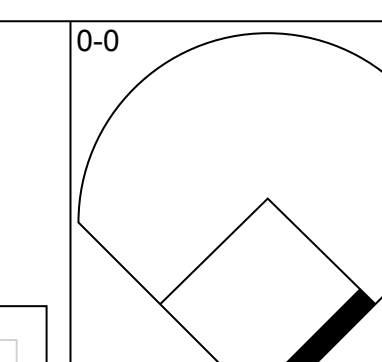
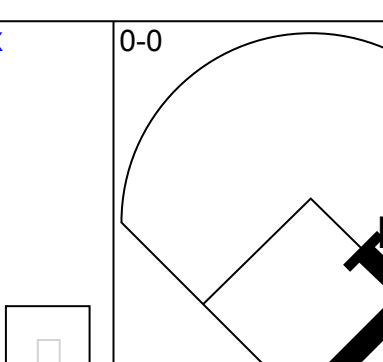
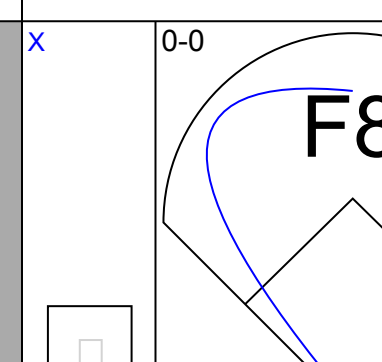
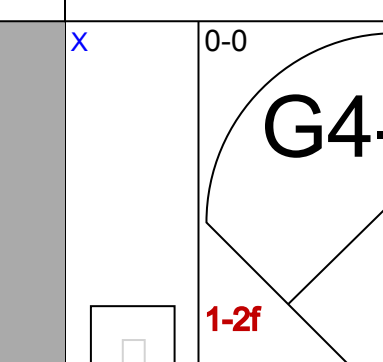
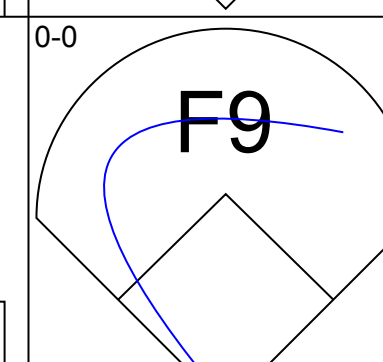
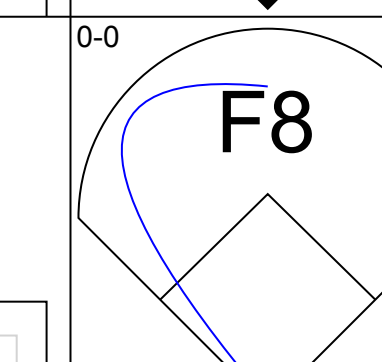
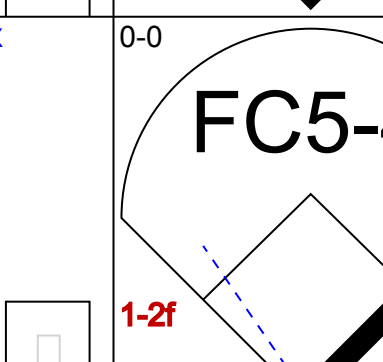
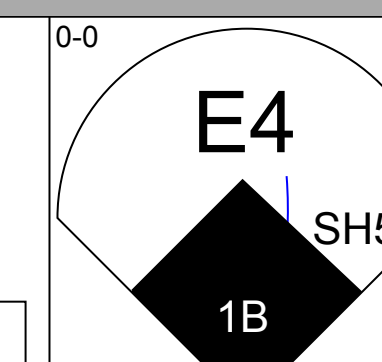
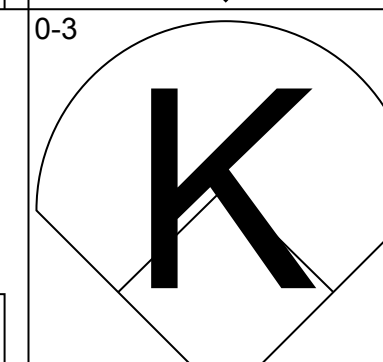
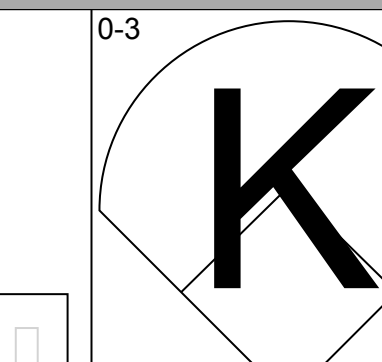
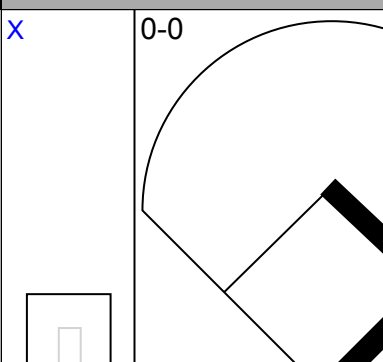
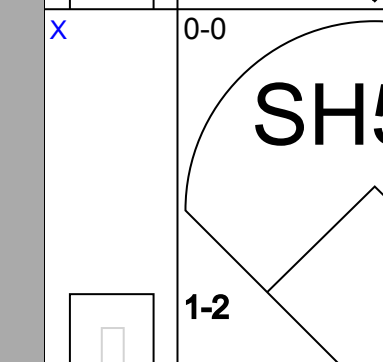
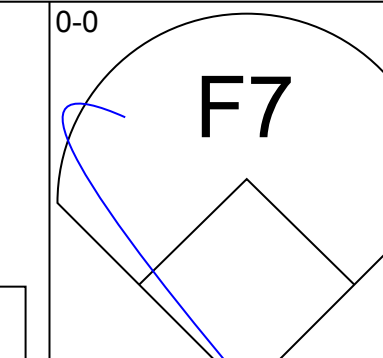
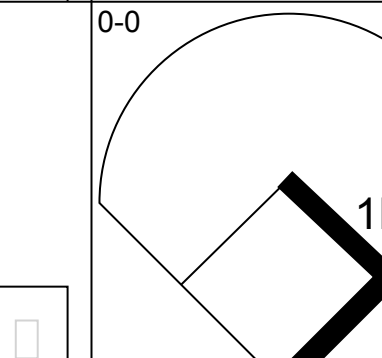
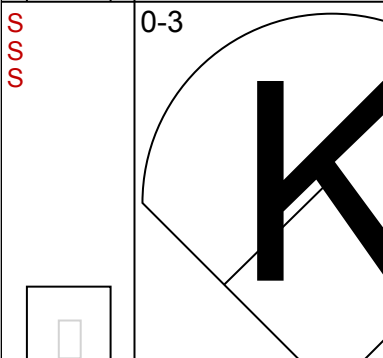
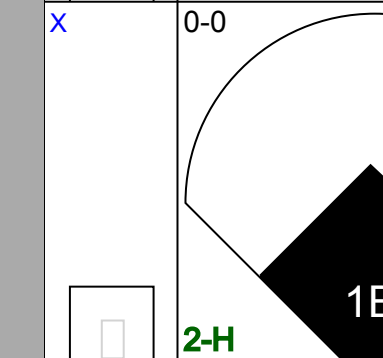
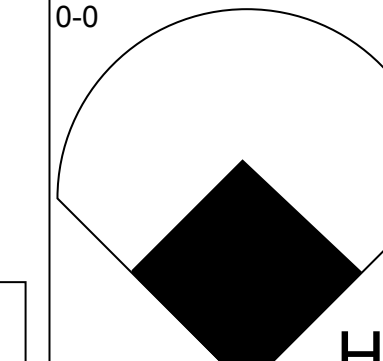
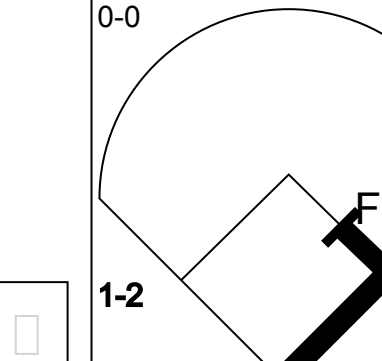
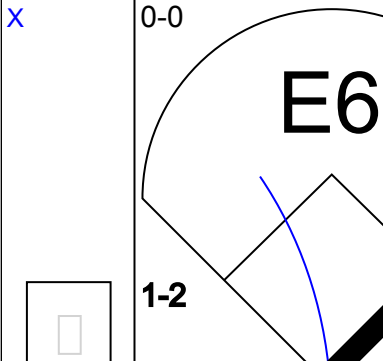
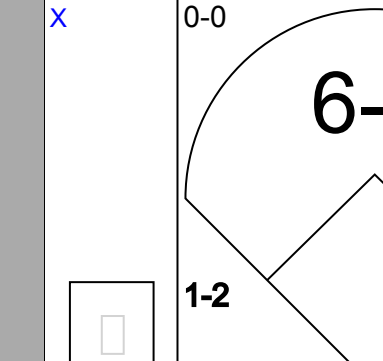
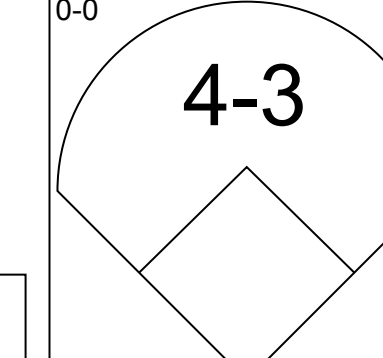
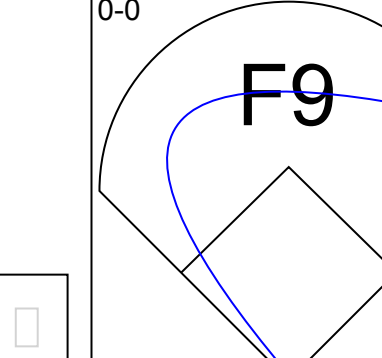
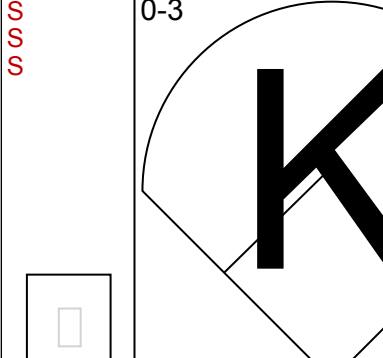
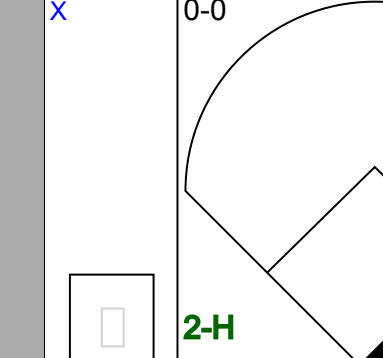
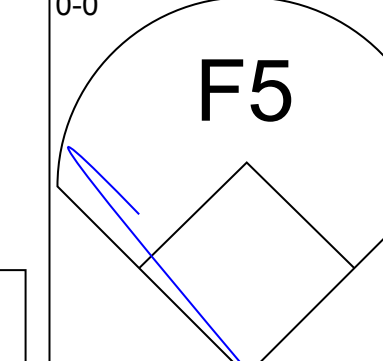
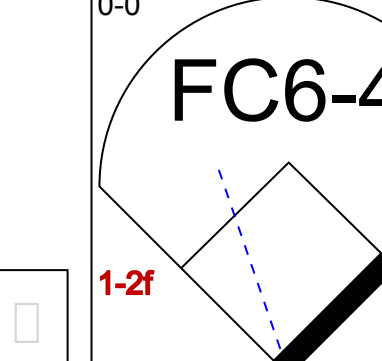
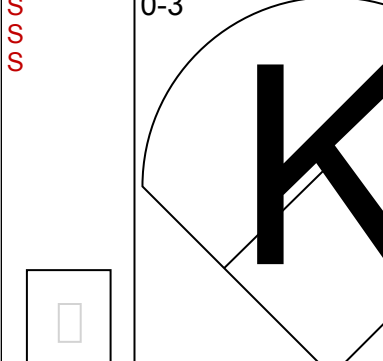
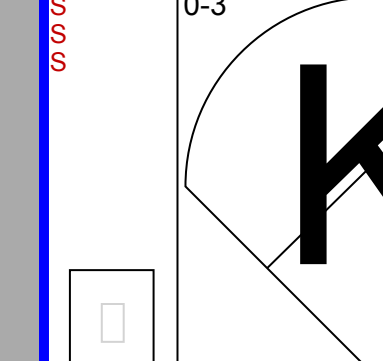


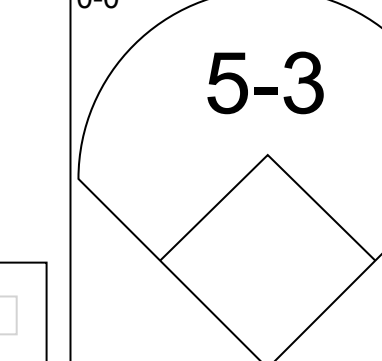
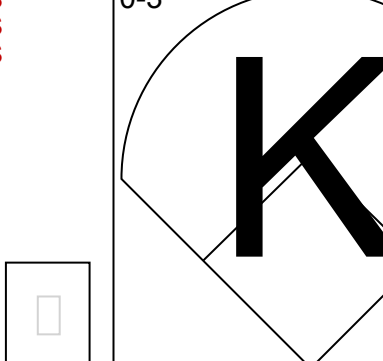
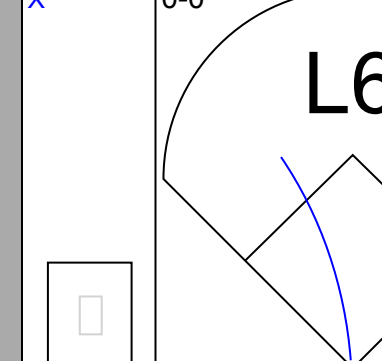
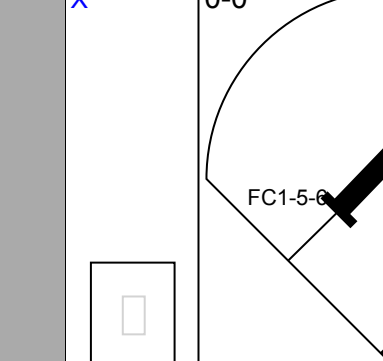
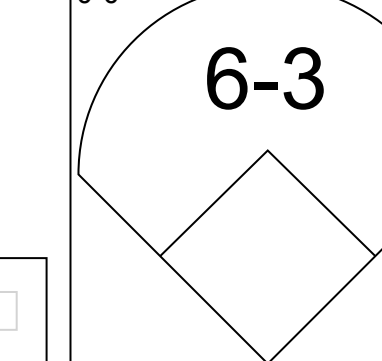
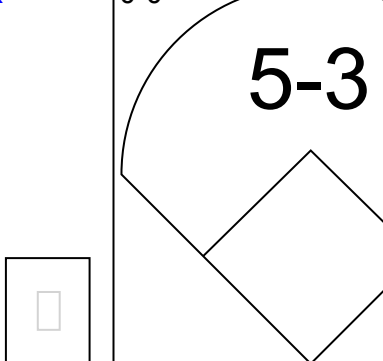
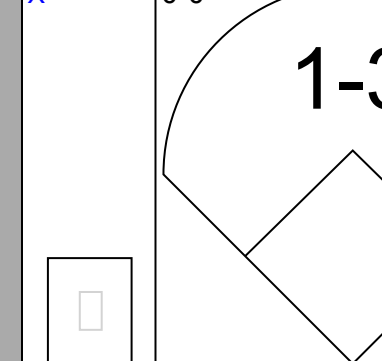
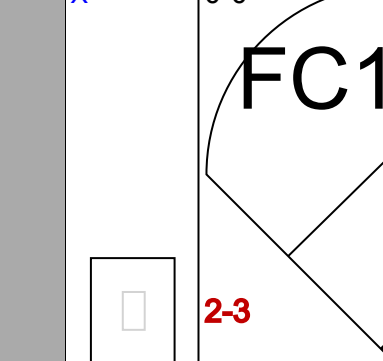
Batter	1	2	3	4	5	6	7	8	9	AB	R	H	RBI	BB	SO	LOB	TOP		
Gil McDougald, R OBP: 0.356, SLG: 0.381 (1, 5)	F9		F8		K		L3 1B		BB 2B 1B	5	1	2	0	0	1	1	New York Yankees @ Chicago White Sox Comiskey Park, Chicago, IL Sun Jul 19 1953, 4:33 AM EDT Unknown		
Joe Collins, L OBP: 0.390, SLG: 0.423 (1, 3)	3-1				2B BB		L3		BB 2B BB	2	2	0	0	3	0	1			
Mickey Mantle, S OBP: 0.409, SLG: 0.525 Hank Bauer, R OBP: 0.389, SLG: 0.411 (1, 9) (9, 9)	F7		F7		1-H 2B		K		1-H 2-H 1B 2B	5	1	2	3	0	1	2			
Yogi Berra, L OBP: 0.324, SLG: 0.478 (1, 2)		4-3	G3		6-3				F4 BB BB WP 1B	5	1	1	1	0	0	3			
Gene Woodling, L OBP: 0.401, SLG: 0.433 (1, 7)		FC4-6 1B			SH1-3 1B		F8		WP BB BB	4	0	3	0	1	0	0			
Irv Noren, L OBP: 0.344, SLG: 0.423 (1, 8)	FC4-6 1B				SH1-3		1B SH3-4 BB		WP BB	2	1	0	0	2	0	2			
Billy Martin, R OBP: 0.321, SLG: 0.368 (1, 4)					F3		SH3-4 1B		F4	5	0	2	0	0	0	4			
Phil Rizzuto, R OBP: 0.367, SLG: 0.304 (1, 6)	F8				1-3		SH3-4		F7	3	0	0	1	0	0	3			
Ed Lopat, L OBP: 0.298, SLG: 0.302 (1, 1)					6-3		F5		1-3	3	0	0	0	1	0	1			
Inning Stats	R: 0 E: 0 K: 0 S: 3	H: 0 LOB: 0 BB: 0 P: 3	R: 0 E: 0 K: 0 S: 5	H: 2 LOB: 2 BB: 0 P: 5	R: 0 E: 0 K: 0 S: 3	H: 0 LOB: 0 BB: 2 P: 11	R: 0 E: 0 K: 0 S: 4	H: 1 LOB: 1 BB: 0 P: 4	R: 1 E: 0 K: 1 S: 6	H: 1 LOB: 1 BB: 1 P: 10	R: 0 E: 0 K: 1 S: 5	H: 1 LOB: 0 BB: 0 P: 5	R: 0 E: 0 K: 0 S: 4	H: 1 LOB: 1 BB: 0 P: 4	R: 4 E: 0 K: 0 S: 6	H: 3 LOB: 2 BB: 3 P: 18	1B: 8 2B: 3 3B: 0 HR: 0	SF: 0 SAC: 2 DP: 1 HBP: 0	WP: 1 PA: 43 CS: 0
PITCHER	IP	WLS	BF	H	R	ER	SO	BB	IBB	HBP	BLK	WP	HR	S	P	ERA	WHIP		
Mike Fomies, R ERA: 3.18 (1, 1)	8.2	L	41	10	6	6	2	6	0	0	0	0	0	39	63	6.23	1.846		
Joe Dobson, R ERA: 3.45 (9, 1)	0.1		2	0	0	0	0	1	0	0	0	1	0	1	5	0.00	3.000		

AB	34
R	6
H	10
RBI	5
BB	7
SO	2
LOB	17



Batter	1	2	3	4	5	6	7	8	9	AB	R	H	RBI	BB	SO	LOB	BOTTOM				
Nellie Fox, L OBP: 0.344, SLG: 0.386 (1, 4)	4-3		4-3				4-3			4	0	1	0	0	0	1	New York Yankees @ Chicago White Sox Comiskey Park, Chicago, IL Sun Jul 19 1953, 4:33 AM EDT Unknown				
Feris Fain, L OBP: 0.430, SLG: 0.384 (1, 3)	4-3		6-3		K				1-3	4	0	0	0	0	1	1					
Minnie Minoso, R OBP: 0.424, SLG: 0.488 (1, 7)			F7				F8		6-3	4	0	1	0	0	0	0					
Sam Mele, R OBP: 0.391, SLG: 0.488 (1, 9)					F8 3B		HR		BB	3	2	3	1	1	0	0					
Jim Rivera, L OBP: 0.338, SLG: 0.407 (1, 8)	F8				4-3		F7		F8	4	0	0	0	0	0	4					
Rocky Krenich, R OBP: 0.305, SLG: 0.345 (1, 5)		G4-6-3 2B			F8		F8		6-3	4	0	1	1	0	0	0					
Sherm Lollar, R OBP: 0.398, SLG: 0.424 (1, 2)		G4-6-3 BB			F8		FC1-6 1B		L6	3	0	1	0	1	0	0					
Chico Carrasquel, R OBP: 0.321, SLG: 0.346 (1, 6)		G4-6-3			F3		F2			4	0	1	0	0	0	3					
Mike Fomies, R OBP: 0.154, SLG: 0.160 (1, 1) Joe Dobson, R OBP: 0.100, SLG: 0.103 (9, 1) Vern Stephens, R OBP: 0.262, SLG: 0.258 (9, PH)		1-3			K		FC1-6		K	3	0	0	0	0	1	2					
Inning Stats	R: 0 E: 0 K: 0 S: 5	H: 2 LOB: 2 BB: 0 P: 5	R: 0 E: 0 K: 0 S: 3	H: 1 LOB: 1 BB: 1 P: 7	R: 0 E: 0 K: 0 S: 3	H: 0 LOB: 0 BB: 0 P: 3	R: 1 E: 0 K: 0 S: 4	H: 1 LOB: 0 BB: 0 P: 4	R: 0 E: 0 K: 2 S: 8	H: 1 LOB: 1 BB: 0 P: 8	R: 1 E: 0 K: 0 S: 4	H: 1 LOB: 0 BB: 0 P: 4	R: 0 E: 0 K: 0 S: 4	H: 1 LOB: 1 BB: 0 P: 4	R: 0 E: 0 K: 0 S: 3	H: 0 LOB: 1 BB: 1 P: 7	R: 0 E: 0 K: 1 S: 6	H: 1 LOB: 1 BB: 0 P: 6	1B: 5 2B: 1 3B: 1 HR: 1	SF: 0 SAC: 0 DP: 1 HBP: 0	WP: 0 PA: 36 CS: 0
PITCHER	IP	WLS	BF	H	R	ER	SO	BB	IBB	HBP	BLK	WP	HR	S	P	ERA	WHIP				
Ed Lopat, L ERA: 2.84 (1, 1)	9.0	W	36	8	2	2	3	2	0	0	0	0	1	40	48	2.00	1.111				

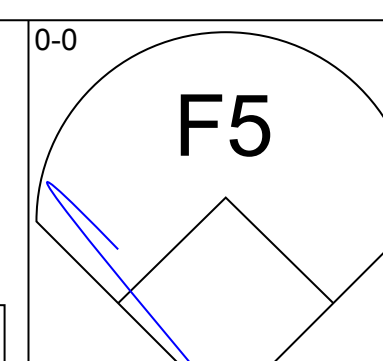
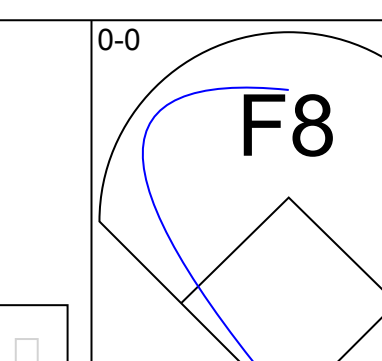
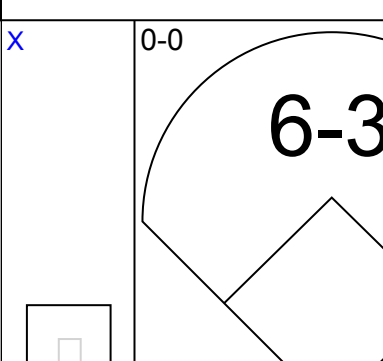
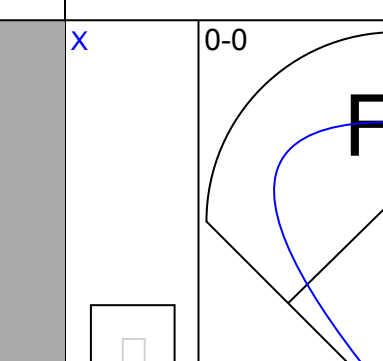
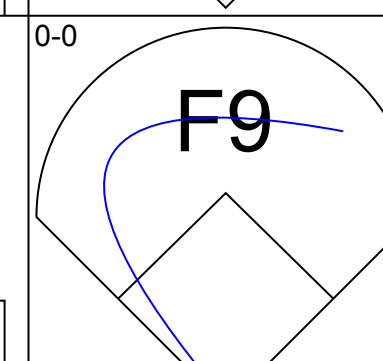
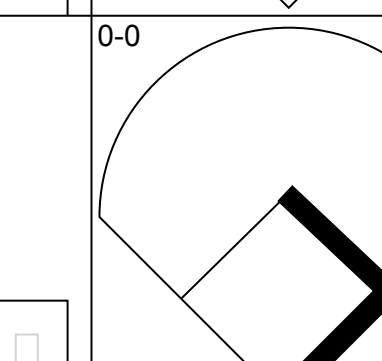
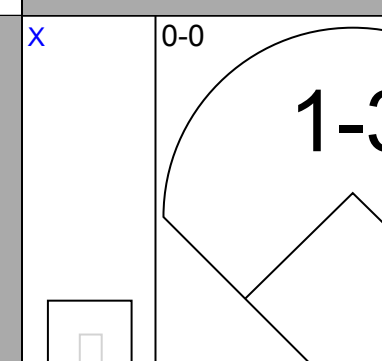
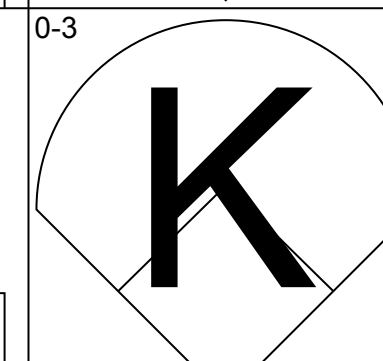
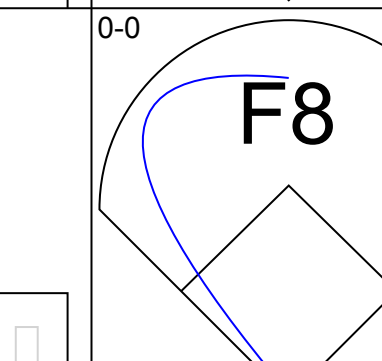
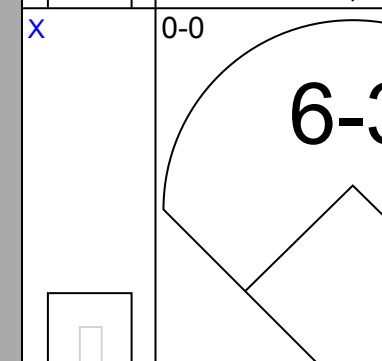
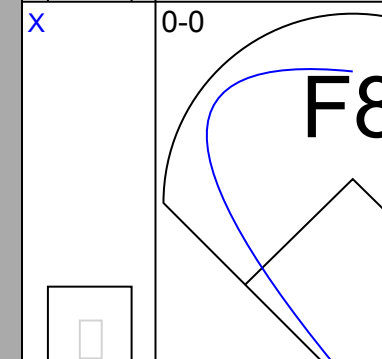
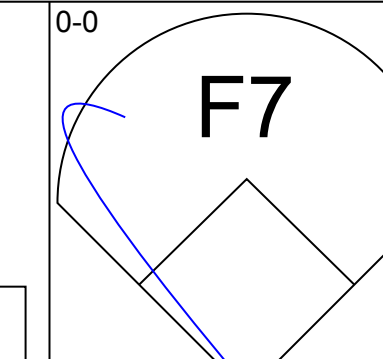
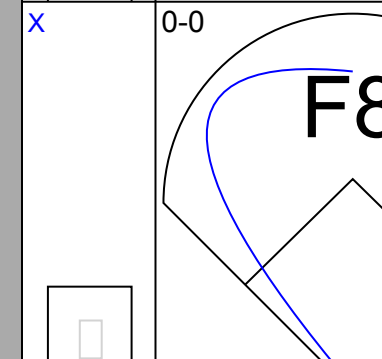
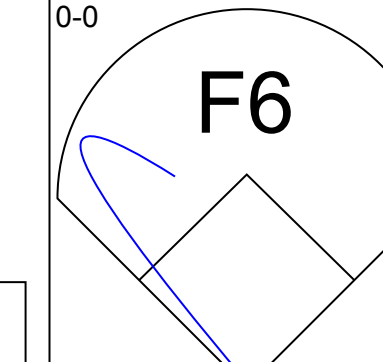
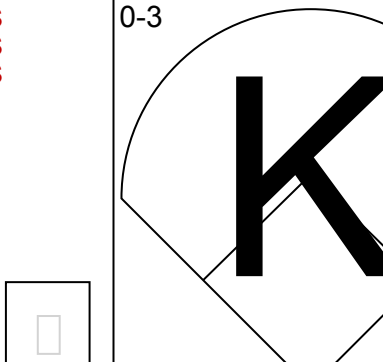
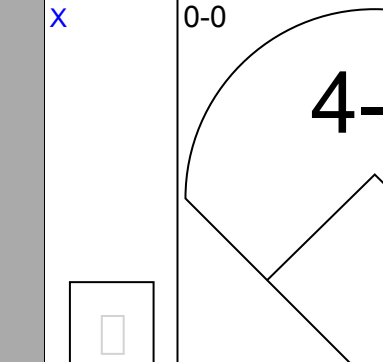
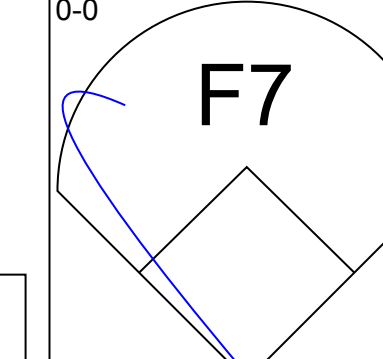
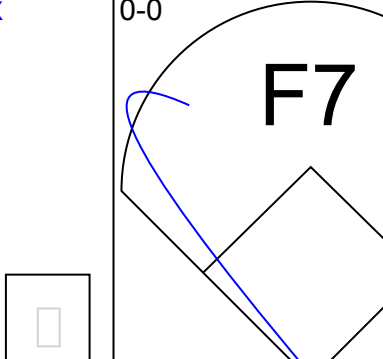
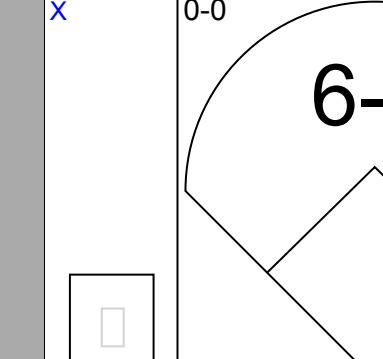
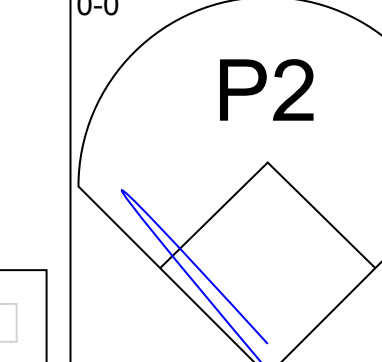
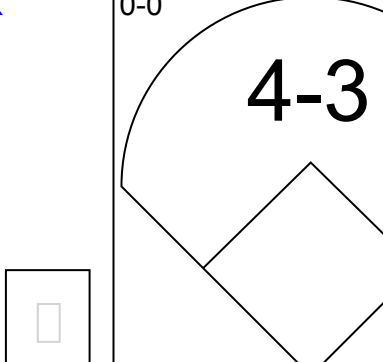
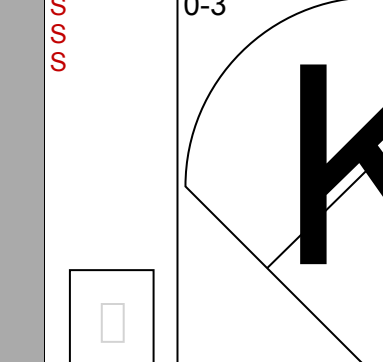
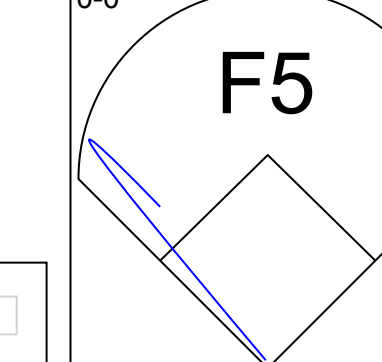
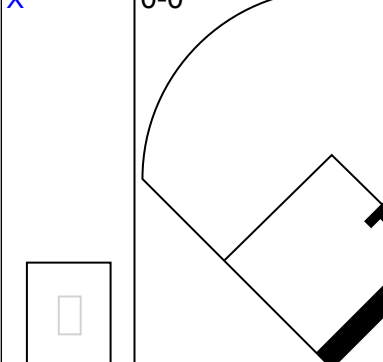
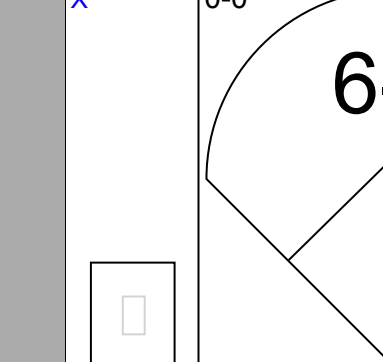
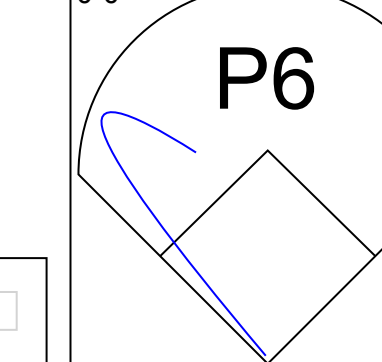
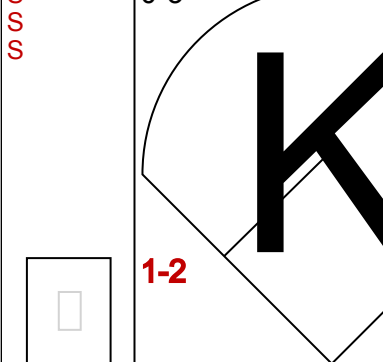
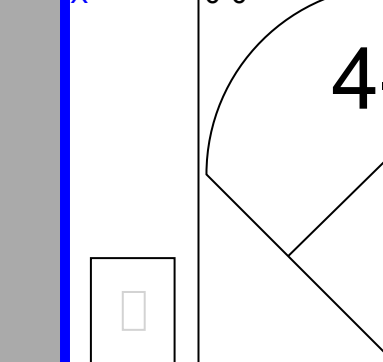
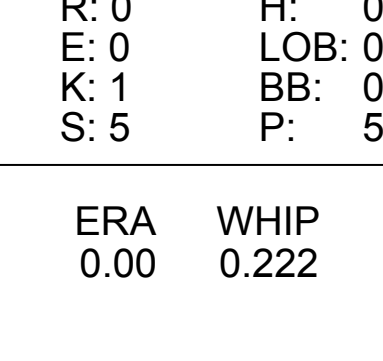


Batter	1	2	3	4	5	6	7	8	9	AB	R	H	RBI	BB	SO	LOB	TOP			
Irv Noren, L OBP: 0.345, SLG: 0.423 (1, 8)										5	0	2	0	0	1	1				
Billy Martin, R OBP: 0.317, SLG: 0.364 (1, 4)										4	1	0	0	0	0	2				
Bill Renna, R OBP: 0.400, SLG: 0.440 (1, 7)										3	0	1	0	0	2	0				
Yogi Berra, L OBP: 0.327, SLG: 0.478 (1, 2)										4	1	2	1	0	1	1				
Hank Bauer, R OBP: 0.391, SLG: 0.424 (1, 9)										4	1	2	1	0	0	2				
Gil McDougald, R OBP: 0.355, SLG: 0.380 (1, 5)										4	0	1	1	0	1	4				
Joe Collins, L OBP: 0.395, SLG: 0.417 (1, 3)										3	0	0	0	0	1	4				
Mickey Mantle, S OBP: 0.408, SLG: 0.523 (8, PH)										1	0	0	0	1	1					
Don Bollweg, L OBP: 0.412, SLG: 0.576 (8, 3)										0	0	0	0	0	0					
Phil Rizzuto, R OBP: 0.366, SLG: 0.307 (1, 6)										4	0	1	0	0	1	0				
Vic Raschi, R OBP: 0.162, SLG: 0.088 (1, 1)									4	0	0	0	0	0	0	1				
Inning Stats	R: 0 E: 0 K: 2 S: 7	H: 0 LOB: 0 BB: 0 P: 7	R: 1 E: 0 K: 0 S: 4	H: 1 LOB: 0 BB: 0 P: 4	R: 0 E: 0 K: 0 S: 4	H: 1 LOB: 1 BB: 0 P: 4	R: 0 E: 0 K: 1 S: 7	H: 2 LOB: 2 BB: 0 P: 7	R: 0 E: 0 K: 3 S: 6	H: 1 LOB: 2 BB: 0 P: 11	R: 0 E: 0 K: 0 S: 3	H: 0 LOB: 0 BB: 0 P: 3	R: 2 E: 1 K: 1 S: 8	H: 2 LOB: 1 BB: 0 P: 8	R: 0 E: 0 K: 0 S: 3	H: 1 LOB: 0 BB: 0 P: 3	1B: 7 2B: 1 3B: 0 HR: 1	SF: 0 SAC: 1 DP: 1 HBP: 0	WP: 0 PB: 0 CS: 0	PA: 37
PITCHER Billy Pierce, L ERA: 2.73 (1, 1)	IP: 9.0 WLS: L BF: 37 H: 9 R: 3 ER: 1 SO: 8 BB: 0 IBB: 0 HBP: 0 BLK: 0 WP: 0 HR: 1 S: 53 P: 53 ERA: 1.00 WHIP: 1.000																			

New York Yankees @ Chicago White Sox
Comiskey Park, Chicago, IL
Sun Jul 19 1953, 4:38 AM EDT
Att: 54,215 - Unknown

AB 36
R 3
H 9
RBI 3
BB 0
SO 8
LOB 16



Batter	1	2	3	4	5	6	7	8	9	AB	R	H	RBI	BB	SO	LOB	BOTTOM			
Nellie Fox, L OBP: 0.341, SLG: 0.382 (1, 4)										4	0	0	0	0	0	0				
Fernis Fain, L OBP: 0.429, SLG: 0.386 (1, 3)										3	0	1	0	0	0	0				
Minnie Minoso, R OBP: 0.421, SLG: 0.483 (1, 7)										3	0	0	0	0	1	1				
Sam Mele, R OBP: 0.387, SLG: 0.483 (1, 9)										3	0	0	0	0	0	1				
Jim Rivera, L OBP: 0.335, SLG: 0.403 (1, 8)										3	0	0	0	0	1	0				
Rocky Krenich, R OBP: 0.296, SLG: 0.333 (1, 5)										3	0	0	0	0	0	0				
Bud Sheely, L OBP: 0.378, SLG: 0.289 (1, 2)										3	0	0	0	0	1	0				
Chico Carrasquel, R OBP: 0.321, SLG: 0.346 (1, 6)										3	0	1	0	0	0	0				
Billy Pierce, L OBP: 0.191, SLG: 0.116 (1, 1)										2	0	0	0	0	1	1				
Bud Stewart, L OBP: 0.364, SLG: 0.548 (8, PH)										1	0	0	0	0	0	0				
Inning Stats	R: 0 E: 0 K: 1 S: 5	H: 0 LOB: 0 BB: 0 P: 5	R: 0 E: 0 K: 0 S: 3	H: 0 LOB: 0 BB: 0 P: 3	R: 0 E: 0 K: 0 S: 3	H: 0 LOB: 1 BB: 0 P: 3	R: 0 E: 0 K: 1 S: 4	H: 1 LOB: 0 BB: 0 P: 4	R: 0 E: 0 K: 1 S: 5	H: 0 LOB: 0 BB: 0 P: 5	R: 0 E: 0 K: 0 S: 3	H: 0 LOB: 0 BB: 0 P: 3	R: 0 E: 0 K: 1 S: 5	H: 0 LOB: 0 BB: 0 P: 5	R: 0 E: 0 K: 0 S: 3	H: 0 LOB: 0 BB: 0 P: 3	1B: 1 2B: 2 3B: 0 HR: 0	SF: 0 SAC: 0 DP: 1 HBP: 0	WP: 0 PB: 0 CS: 1	PA: 28
PITCHER Vic Raschi, R ERA: 3.61 (1, 1)	IP: 9.0 WLS: W BF: 28 H: 2 R: 0 ER: 0 SO: 4 BB: 0 IBB: 0 HBP: 0 BLK: 0 WP: 0 HR: 0 S: 36 P: 36 ERA: 0.00 WHIP: 0.222																			

New York Yankees @ Chicago White Sox
Comiskey Park, Chicago, IL
Sun Jul 19 1953, 4:38 AM EDT
Att: 54,215 - Unknown

AB 28
R 0
H 2
RBI 0
BB 0
SO 4
LOB 3



Batter	1	2	3	4	5	6	7	8	9	AB	R	H	RBI	BB	SO	LOB	TOP					
Billy Goodman, L (1, 4) OBP: 0.407, SLG: 0.422	L6		F8		F8			F9		4	0	0	0	0	0	2	Boston Red Sox @ Chicago White Sox Comiskey Park, Chicago, IL Wed Jul 22 1953, 4:33 AM EDT Att: 13,245 - Unknown					
Gene Stephens, L (1, 7) OBP: 0.303, SLG: 0.297	K							FC6-4		2	0	0	0	1	2	0						
Del Wilber, R (8, PH) OBP: 0.338, SLG: 0.652										1	0	0	0	0	0	1						
Ellis Kinder, R (8, 1) OBP: 0.444, SLG: 0.500			BB							0	0	0	0	0	0	0						
Dick Gemert, R (1, 3) OBP: 0.384, SLG: 0.462	5-3		K							4	0	0	0	0	1	2						
George Kell, R (1, 5) OBP: 0.383, SLG: 0.535					F4					4	0	0	0	0	0	0						
Sammy White, R (1, 2) OBP: 0.319, SLG: 0.443										4	0	2	0	0	0	0						
Billy Console, R (9, PR) OBP: 0.182, SLG: 0.318		6-3								0	0	0	0	0	0	0						
Tom Umphlett, R (1, 8) OBP: 0.347, SLG: 0.401					F3					3	0	0	0	1	0	2						
Jim Piersall, R (1, 9) OBP: 0.301, SLG: 0.335										3	0	0	0	0	0	2						
Mitt Bolling, R (1, 6) OBP: 0.326, SLG: 0.367					B5-3					3	0	2	0	0	0	0						
Mel Parnell, L (1, 1) OBP: 0.242, SLG: 0.250										1	0	0	0	0	0	0						
Floyd Baker, L (8, PH) OBP: 0.370, SLG: 0.322			SH5-3							1	0	0	0	0	1	1						
Hoot Evers, R (8, 7) OBP: 0.301, SLG: 0.400					F6			K		0	0	0	0	0	0	0						
Inning Stats	R: 0 E: 0 K: 1 S: 5	H: 0 LOB: 0 BB: 0 P: 5	R: 0 E: 0 K: 0 S: 3	H: 0 LOB: 1 BB: 1 P: 7	R: 0 E: 0 K: 1 S: 6	H: 1 LOB: 2 BB: 1 P: 10	R: 0 E: 0 K: 0 S: 4	H: 1 LOB: 1 BB: 0 P: 4	R: 0 E: 0 K: 0 S: 3	H: 0 LOB: 0 BB: 0 P: 3	R: 0 E: 0 K: 1 S: 5	H: 0 LOB: 0 BB: 0 P: 5	R: 0 E: 0 K: 0 S: 3	H: 0 LOB: 0 BB: 0 P: 3	R: 0 E: 0 K: 1 S: 6	H: 1 LOB: 1 BB: 0 P: 6	R: 0 E: 0 K: 0 S: 4	H: 1 LOB: 1 BB: 0 P: 4	1B: 4 2B: 0 3B: 0 HR: 0	SF: 0 SAC: 1 DP: 0 HBP: 0	WP: 0 PB: 0 SB: 0 CS: 0	PA: 33
PITCHER Virgil Trucks, R (1, 1) ERA: 2.85	IP: 9.0 WLS: W BF: 33 H: 4 R: 0 ER: 0 SO: 4 BB: 2 IBB: 0 HBP: 0 BLK: 0 WP: 0 HR: 0 S: 39 P: 47 ERA: 0.00 WHIP: 0.667																					

Batter	1	2	3	4	5	6	7	8	9	AB	R	H	RBI	BB	SO	LOB	BOTTOM			
Nellie Fox, L (1, 4) OBP: 0.337, SLG: 0.378	4-3		F8		F8		F4			4	0	0	1	0	0	2	Boston Red Sox @ Chicago White Sox Comiskey Park, Chicago, IL Wed Jul 22 1953, 4:33 AM EDT Att: 13,245 - Unknown			
Ferns Fain, L (1, 3) OBP: 0.430, SLG: 0.386	E6				L8					3	0	1	0	1	0	0				
Minnie Minoso, R (1, 7) OBP: 0.423, SLG: 0.483										2	0	1	0	1	0	0				
Sam Mele, R (1, 9) OBP: 0.386, SLG: 0.478										3	0	0	0	1	1	4				
Jim Rivera, L (1, 8) OBP: 0.334, SLG: 0.402										4	0	1	0	0	3	2				
Rocky Krenich, R (1, 5) OBP: 0.294, SLG: 0.323										3	0	0	0	1	0	2				
Sherm Lollar, R (1, 2) OBP: 0.393, SLG: 0.418										3	0	0	0	0	0	1				
Chico Carrasquel, R (1, 6) OBP: 0.324, SLG: 0.354										2	1	1	0	1	0	0				
Virgil Trucks, R (1, 1) OBP: 0.180, SLG: 0.200										3	0	0	0	0	0	3				
Inning Stats	R: 0 E: 1 K: 0 S: 4	H: 1 LOB: 3 BB: 1 P: 8	R: 0 E: 0 K: 0 S: 3	H: 0 LOB: 0 BB: 0 P: 3	R: 0 E: 0 K: 1 S: 6	H: 1 LOB: 2 BB: 1 P: 10	R: 0 E: 0 K: 1 S: 5	H: 0 LOB: 0 BB: 0 P: 5	R: 1 E: 0 K: 0 S: 4	H: 1 LOB: 0 BB: 0 P: 4	R: 0 E: 0 K: 1 S: 5	H: 0 LOB: 0 BB: 0 P: 5	R: 0 E: 0 K: 0 S: 3	H: 0 LOB: 2 BB: 2 P: 11	R: 0 E: 0 K: 1 S: 6	H: 1 LOB: 2 BB: 1 P: 10		1B: 3 2B: 0 3B: 1 HR: 0	SF: 0 SAC: 1 DP: 0 HBP: 0	WP: 1 PB: 0 SB: 0 CS: 0
PITCHER Mel Parnell, L (1, 1) ERA: 2.77	IP: 7.0 WLS: L BF: 28 H: 3 R: 1 ER: 1 SO: 3 BB: 3 IBB: 1 HBP: 0 BLK: 0 WP: 1 HR: 0 S: 30 P: 46 ERA: 1.29 WHIP: 0.857																			
Ellis Kinder, R (8, 1) ERA: 2.27	IP: 1.0 WLS: L BF: 5 H: 1 R: 0 ER: 0 SO: 1 BB: 0 IBB: 1 HBP: 0 BLK: 0 WP: 0 HR: 0 S: 6 P: 10 ERA: 0.00 WHIP: 1.000																			

Batter	1	2	3	4	5	6	7	8	9	AB	R	H	RBI	BB	SO	LOB	TOP										
Billy Goodman, L (1,4) OBP: 0.407, SLG: 0.419	0-0 FC6-4 1B		0-0 F8		0-0 6-3		0-0 2B FC1-2 BB	0-0 1-3		4	0	1	0	1	0	5	Boston Red Sox @ Chicago White Sox Comiskey Park, Chicago, IL Thu Jul 23 1953, 4:33 AM EDT Att: 13,675 - Unknown livebaseballscorecards.com										
Hoot Evers, R (1,7) OBP: 0.308, SLG: 0.431	0-0 F9		0-0 FC5-4 1-2		0-0 HR		0-0 FC1-2 1-3 2B	0-0 SH5-4 SH1-3 2B	5	2	3	2	0	0	2												
Dick Gemert, R (1,3) OBP: 0.383, SLG: 0.458	0-0 F3			0-0 2-3	0-0 F8		0-0 FC1-2 BB	0-0 SH5-4	3	0	0	0	1	0	2												
George Kell, R (1,5) OBP: 0.381, SLG: 0.529	0-0 FC6-4 1-2			0-0 BB	0-0 6-3	0-0 6-3	0-0 FC1-2 FC5-4	0-0 SH1-3	3	0	0	1	1	0	4												
Sammy White, R (1,2) OBP: 0.317, SLG: 0.437		0-0 6-3		0-0 BB	0-0 F8	0-0 FC5-4 1-2 3-H		0-0 4-3	4	0	0	0	1	0	3												
Tom Umphlett, R (1,8) OBP: 0.349, SLG: 0.403	0-0 F9			0-0 F7		0-0 3B 1B		0-0 1B SH1-3 1B	4	1	2	0	0	0	2												
Jim Piersall, R (1,9) OBP: 0.301, SLG: 0.341		0-0 G3		0-0 FC6-4 1-2		0-0 3B		0-0 SH1-3	3	0	1	1	0	0	2												
Mitt Bolling, R (1,6) OBP: 0.327, SLG: 0.368 Johnny Lipon, R (5, PR) OBP: 0.307, SLG: 0.284			0-0 5-3		0-0 HR 1B	0-0 F8		0-0 F4	2	0	1	0	0	0	0												
Hal Brown, R (1,1) OBP: 0.341, SLG: 0.488			0-0 FC5-4 BB		0-0 5-3		0-0 K	0-0 1B	3	0	1	0	1	1	1												
Inning Stats	R: 0 E: 0 K: 0 S: 4	H: 1 LOB: 1 BB: 0 P: 4	R: 0 E: 0 K: 0 S: 3	H: 0 LOB: 0 BB: 0 P: 3	R: 0 E: 0 K: 0 S: 3	H: 0 LOB: 1 BB: 1 P: 7	R: 0 E: 0 K: 0 S: 3	H: 0 LOB: 2 BB: 2 P: 11	R: 2 E: 0 K: 0 S: 5	H: 2 LOB: 1 BB: 0 P: 5	R: 1 E: 0 K: 1 S: 6	H: 2 LOB: 3 BB: 2 P: 14	R: 0 E: 0 K: 0 S: 5	H: 2 LOB: 2 BB: 0 P: 5	R: 1 E: 0 K: 0 S: 4	H: 1 LOB: 0 BB: 0 P: 4		1B: 5 2B: 2 3B: 1 HR: 1	SF: 0 SAC: 3 DP: 0 HBP: 0	WP: 0 PB: 0 SB: 0 CS: 0	PA: 41						
PITCHER	IP	WLS	BF	H	R	ER	SO	BB	IBB	HBP	BLK	WP	HR	S	P	ERA	WHIP										
Saul Rogovin, R (1,1) ERA: 5.52	6.1	L	29	6	3	3	1	4	0	0	0	0	1	27	43	4.26	1.579										
Harry Dorish, R (7,1) ERA: 2.62	2.2		12	3	1	1	0	1	0	0	0	0	0	11	15	3.38	1.500										

Batter	1	2	3	4	5	6	7	8	9	AB	R	H	RBI	BB	SO	LOB	BOTTOM										
Nellie Fox, L (1,4) OBP: 0.334, SLG: 0.374	0-0 6-3	0-0 L9		0-0 F8			0-0 3-1			4	0	0	0	0	0	2	Boston Red Sox @ Chicago White Sox Comiskey Park, Chicago, IL Thu Jul 23 1953, 4:33 AM EDT Att: 13,675 - Unknown livebaseballscorecards.com										
Feris Fain, L (1,3) OBP: 0.431, SLG: 0.387	0-0 1B		0-0 FC5-4 BB 1B		0-0 F7		0-0 1-3		4	0	2	0	0	0	0												
Minnie Minoso, R (1,7) OBP: 0.421, SLG: 0.479	0-0 F3		0-0 FC5-4 1-2 BB		0-0 F8		0-0 1-3		3	0	0	0	1	0	1												
Sam Mele, R (1,9) OBP: 0.381, SLG: 0.471	0-0 L6		0-0 FC5-4 1-2 2-3		0-0 F8		0-0 F5		4	0	0	0	0	0	3												
Jim Rivera, L (1,8) OBP: 0.336, SLG: 0.409		0-0 SH1-4 WP BB	0-0 F3		0-3 K		0-0 HR		3	2	1	1	1	1	2												
Rocky Krenich, R (1,5) OBP: 0.298, SLG: 0.319 Tom Wright, L (6, PH) OBP: 0.308, SLG: 0.376 Fred Marsh, R (7, 5) OBP: 0.292, SLG: 0.271 Gene Bearden, L (9, PH) OBP: 0.200, SLG: 0.200		0-0 WP SH1-4 F8 BB	0-0 F7		0-0 F8		0-3 K		1	1	0	0	1	0	2												
Sherm Lollar, R (1,2) OBP: 0.392, SLG: 0.416		0-0 SH1-4		0-0 1B		0-0 F7		0-0 F8	3	0	1	0	0	0	0												
Chico Carrasquel, R (1,6) OBP: 0.324, SLG: 0.350		0-0 2-3 3-H IBB		0-0 F7		0-0 F7		0-3 K2-3	3	0	0	0	1	1	1												
Saul Rogovin, R (1,1) OBP: 0.229, SLG: 0.100 Harry Dorish, R (7,1) OBP: 0.161, SLG: 0.161		0-0 F8 3-H		0-0 F8		0-0 6-3			2	0	0	1	0	0	2												
Inning Stats	R: 0 E: 0 K: 0 S: 4	H: 1 LOB: 1 BB: 0 P: 4	R: 2 E: 0 K: 0 S: 3	H: 0 LOB: 3 BB: 3 P: 15	R: 0 E: 0 K: 0 S: 4	H: 1 LOB: 1 BB: 1 P: 8	R: 0 E: 0 K: 0 S: 4	H: 1 LOB: 1 BB: 0 P: 4	R: 0 E: 0 K: 1 S: 5	H: 0 LOB: 0 BB: 0 P: 5	R: 0 E: 0 K: 0 S: 3	H: 0 LOB: 0 BB: 0 P: 3	R: 0 E: 0 K: 0 S: 3	H: 0 LOB: 0 BB: 0 P: 3	R: 1 E: 0 K: 2 S: 8	H: 1 LOB: 0 BB: 0 P: 8		1B: 3 2B: 0 3B: 0 HR: 1	SF: 0 SAC: 1 DP: 0 HBP: 0	WP: 1 PB: 0 SB: 1 CS: 0	PA: 35						
PITCHER	IP	WLS	BF	H	R	ER	SO	BB	IBB	HBP	BLK	WP	HR	S	P	ERA	WHIP										
Hal Brown, R (1,1) ERA: 3.52	9.0	W	35	4	3	3	3	3	1	0	0	1	1	37	53	3.00	0.778										

Batter	1	2	3	4	5	6	7	8	9	10	11	12	AB	R	H	RBI	BB	SO	LOB	TOP
Joe Demaestri, R OBP: 0.323, SLG: 0.368 (1, 6)													5	0	0	0	1	1	2	
Dave Philley, S OBP: 0.357, SLG: 0.419 (9, PR)													4	0	3	0	0	0	0	
Carmen Mauro, L OBP: 0.226, SLG: 0.237 (9, 9)													2	1	0	0	0	1	2	
Pete Suder, R OBP: 0.336, SLG: 0.372 (9, PR)													4	0	1	0	0	2	2	
Loren Babe, L OBP: 0.277, SLG: 0.298 (9, 5)													1	1	0	0	0	0	0	
Eddie Robinson, L OBP: 0.324, SLG: 0.392 (1, 3)													5	0	0	0	0	0	3	
Gus Zernial, R OBP: 0.346, SLG: 0.501 (1, 7)													5	1	2	1	0	2	0	
Cass Michaels, R OBP: 0.343, SLG: 0.433 (1, 4)													5	1	3	3	0	1	0	
Ed McChee, R OBP: 0.336, SLG: 0.330 (1, 8)													5	0	1	0	0	1	3	
Ray Murray, R OBP: 0.357, SLG: 0.394 (1, 2)													5	0	2	0	0	1	1	
Harry Byrd, R OBP: 0.221, SLG: 0.196 (8, PH)													2	0	0	0	0	2	1	
Tom Hamilton, L OBP: 0.227, SLG: 0.175 (8, PH)													1	0	0	0	0	1	1	
Marion Francano, R OBP: 0.171, SLG: 0.200 (8, 1)													1	0	0	0	0	0	1	
Bobo Newsom, R (11, 1)													1	0	0	0	0	0	1	
Inning Stats	R: 0 E: 0 K: 1 S: 5	H: 1 LOB: 0 BB: 0 P: 5	R: 0 E: 0 K: 1 S: 6	H: 1 LOB: 1 BB: 6	R: 0 E: 0 K: 2 S: 9	H: 2 LOB: 2 BB: 0 P: 9	R: 0 E: 0 K: 1 S: 5	H: 0 LOB: 0 BB: 6	R: 0 E: 0 K: 1 S: 5	H: 0 LOB: 0 BB: 5	R: 0 E: 0 K: 1 S: 5	H: 1 LOB: 1 BB: 6	R: 2 E: 0 K: 0 S: 6	H: 3 LOB: 2 BB: 10	1B: 10 2B: 2 3B: 0 HR: 1	SF: 0 SAC: 0 DP: 1 HBP: 0	WP: 0 PB: 0 SB: 0 CS: 0	PA: 47		
PITCHER Billy Pierce, L ERA: 2.75 (1, 1)	IP: 12.0 WLS: 4 BF: 47 H: 12 R: 4 ER: 4 SO: 12 BB: 0 IBB: 1 HBP: 0 BLK: 0 WP: 0 HR: 1 S: 70 P: 74 ERA: 3.00 WHIP: 1.000																			

Philadelphia Athletics @ Chicago White Sox
Comiskey Park, Chicago, IL
Fri Jul 24 1953, 4:33 AM EDT
Att. 32,487 - Unknown

AB 46
R 4
H 12
RBI 4
BB 1
SO 12
LOB 16



Batter	1	2	3	4	5	6	7	8	9	10	11	12	AB	R	H	RBI	BB	SO	LOB	BOTTOM
Nellie Fox, L OBP: 0.339, SLG: 0.377 (1, 4)													5	1	3	0	1	0	0	
Ferris Fain, L OBP: 0.427, SLG: 0.381 (1, 3)													5	0	0	0	1	0	7	
Minnie Mincso, R OBP: 0.419, SLG: 0.477 (1, 7)													5	0	1	1	1	0	3	
Bob Elliott, R OBP: 0.394, SLG: 0.449 (8, PR)													4	0	1	0	0	2	3	
Red Wilson, R OBP: 0.354, SLG: 0.323 (9, 5)													0	0	0	0	0	0	0	
Rocky Krsnich, R OBP: 0.295, SLG: 0.316 (12, PH)													1	0	0	0	0	0	0	
Bud Stewart, L OBP: 0.382, SLG: 0.563 (12, PH)													1	0	1	0	0	0	0	
Jim Rivera, L OBP: 0.338, SLG: 0.412 (1, 8)													5	1	2	0	0	1	3	
Sam Mele, R OBP: 0.382, SLG: 0.470 (1, 9)													5	0	2	0	0	0	3	
Sherm Lollar, R OBP: 0.491, SLG: 0.423 ERA: 4.29 (1, 2)													4	0	3	1	1	0	1	
Fred Marsh, R OBP: 0.282, SLG: 0.271 (11, PR)													0	0	0	0	0	0	0	
Bud Sheely, L OBP: 0.370, SLG: 0.282 (12, 2)													1	0	0	0	0	0	2	
Chico Carrasquel, R OBP: 0.319, SLG: 0.345 (1, 6)													5	0	0	0	0	1	7	
Billy Pierce, L OBP: 0.212, SLG: 0.128 (1, 1)													4	0	1	0	1	2	1	
Inning Stats	R: 0 E: 0 K: 0 S: 2	H: 0 LOB: 0 BB: 1 P: 8	R: 0 E: 0 K: 0 S: 4	H: 1 LOB: 2 BB: 1 P: 8	R: 1 E: 0 K: 1 S: 7	H: 2 LOB: 1 BB: 0 P: 9	R: 1 E: 0 K: 1 S: 7	H: 2 LOB: 1 BB: 0 P: 7	R: 0 E: 0 K: 0 S: 2	H: 0 LOB: 0 BB: 2 P: 10	R: 0 E: 0 K: 1 S: 7	H: 2 LOB: 2 BB: 0 P: 7	R: 0 E: 0 K: 0 S: 3	H: 1 LOB: 1 BB: 3 P: 3	R: 0 E: 0 K: 0 S: 8	H: 3 LOB: 3 BB: 8 P: 8	1B: 12 2B: 2 3B: 0 HR: 0	SF: 0 SAC: 1 DP: 2 HBP: 1	WP: 0 PB: 0 SB: 0 CS: 0	PA: 52
PITCHER Harry Byrd, R ERA: 4.29 (1, 1)	IP: 7.0 WLS: 3 BF: 30 H: 7 R: 2 ER: 2 SO: 4 BB: 5 IBB: 0 HBP: 0 BLK: 0 WP: 0 HR: 0 S: 33 P: 53 ERA: 2.57 WHIP: 1.714																			
PITCHER Marion Francano, R ERA: 3.87 (8, 1)	IP: 3.2 WLS: 1 BF: 16 H: 6 R: 0 ER: 0 SO: 2 BB: 0 IBB: 0 HBP: 0 BLK: 0 WP: 0 HR: 0 S: 20 P: 20 ERA: 0.00 WHIP: 1.636																			
PITCHER Bobo Newsom, R ERA: 2.3 (11, 1)	IP: 1.1 WLS: 0 BF: 6 H: 1 R: 0 ER: 0 SO: 0 BB: 0 IBB: 0 HBP: 0 BLK: 0 WP: 0 HR: 0 S: 5 P: 6 ERA: 0.00 WHIP: 0.750																			


Philadelphia Athletics @ Chicago White Sox
Comiskey Park, Chicago, IL
Fri Jul 24 1953, 4:33 AM EDT
Att. 32,487 - Unknown

AB 45
R 2
H 14
RBI 2
BB 5
SO 6
LOB 30



Batter	1	2	3	4	5	6	7	8	9	AB	R	H	RBI	BB	SO	LOB	TOP					
Joe Demaestri, R (1, 6) OBP: 0.324, SLG: 0.363	0-0 1-3		0-0 F9			0-0 1B L9-2 1B		0-0 P4		4	0	1	0	0	0	2	Philadelphia Athletics @ Chicago White Sox Comiskey Park, Chicago, IL Sun Jul 26 1953, 4:33 AM EDT Unknown					
Dave Philley, S (1, 9) Carmen Mauro, L (8, FR) OBP: 0.395, SLG: 0.423 OBP: 0.221, SLG: 0.231	0-0 3-1			0-0 P6		0-0 1-3 HR 1B		4-0 1B IBB		3	1	1	0	1	0	0						
Pete Suder, R (1, 5) OBP: 0.333, SLG: 0.369	0-0 3-1			0-0 F9		0-0 L9-2		0-0 6-3		4	0	0	0	0	0	4						
Eddie Robinson, L (1, 3) OBP: 0.329, SLG: 0.399		0-0 P5		0-0 1-3		0-0 3-H 1-H HR		4-0 1B IBB		3	1	1	2	1	0	0						
Gus Zernial, R (1, 7) OBP: 0.346, SLG: 0.506		0-0 L7			0-0 F7	0-0 1-3		0-0 FC6-4 1B		4	0	1	2	0	0	0						
Cass Michaels, R (1, 4) OBP: 0.347, SLG: 0.444		0-0 4-3			0-0 FC6 1B		0-0 6-3	0-0 FC6-4 1-2 2-H 3-H 1B		4	0	1	0	0	0	2						
Ed McGhee, R (1, 8) OBP: 0.328, SLG: 0.326			0-0 P4		0-0 FC6 FC4 1-2		0-0 6-3		0-0 5-3	4	0	0	0	0	0	1						
Ray Murray, R (1, 2) OBP: 0.349, SLG: 0.373			0-0 L4		0-0 F8		0-0 6-3		0-0 6-3	4	0	0	0	0	0	2						
Bobby Shantz, R (1, 1) OBP: 0.263, SLG: 0.306					0-0 FC4 1-2 1B			0-0 1B 3B	0-3 K	4	1	2	0	0	1	2						
Inning Stats	R: 0 E: 0 K: 0 S: 3	H: 0 LOB: 0 BB: 0 P: 3	R: 0 E: 0 K: 0 S: 3	H: 0 LOB: 0 BB: 0 P: 3	R: 0 E: 0 K: 0 S: 4	H: 1 LOB: 1 BB: 0 P: 4	R: 0 E: 0 K: 0 S: 3	H: 0 LOB: 0 BB: 0 P: 3	R: 0 E: 1 K: 0 S: 5	H: 1 LOB: 2 BB: 0 P: 5	R: 0 E: 0 K: 0 S: 3	H: 0 LOB: 0 BB: 0 P: 3	R: 0 E: 0 K: 0 S: 3	H: 0 LOB: 0 BB: 0 P: 3	R: 2 E: 0 K: 0 S: 5	H: 2 LOB: 2 BB: 2 P: 13		R: 0 E: 0 K: 1 S: 5	H: 0 LOB: 0 BB: 0 P: 5	1B: 5 2B: 1 3B: 1 HR: 1	SF: 0 SAC: 0 DP: 1 HBP: 0	WP: 0 PB: 0 SB: 1 CS: 0
PITCHER Sandy Consuegra, R (1, 1) ERA: 3.77	IP: 9.0 WLS: L BF: 36 H: 7 R: 4 ER: 4 SO: 1 BB: 0 IBB: 2 HBP: 0 BLK: 0 WP: 0 HR: 1 S: 36 P: 44 ERA: 4.00 WHIP: 0.778															PITCHER Sandy Consuegra, R (1, 1) ERA: 3.77	IP: 9.0 WLS: W BF: 35 H: 10 R: 3 ER: 3 SO: 4 BB: 1 IBB: 0 HBP: 0 BLK: 0 WP: 0 HR: 1 S: 42 P: 46 ERA: 3.00 WHIP: 1.222					

AB 34
R 4
H 7
RBI 4
BB 2
SO 1
LOB 13



Batter	1	2	3	4	5	6	7	8	9	AB	R	H	RBI	BB	SO	LOB	BOTTOM					
Nellie Fox, L (1, 4) OBP: 0.341, SLG: 0.382	0-0 4-3		4-0 FC4 BB		0-0 3-1		0-0 4-3			3	0	0	0	1	0	1	Philadelphia Athletics @ Chicago White Sox Comiskey Park, Chicago, IL Sun Jul 26 1953, 4:33 AM EDT Unknown					
Feris Fain, L (1, 3) OBP: 0.420, SLG: 0.372	0-0 F8		0-0 F9		0-0 L5			0-0 4-3		4	0	0	0	0	0	2						
Minnie Minoso, R (1, 7) OBP: 0.416, SLG: 0.472	0-3 K		0-0 FC4 CS 1-2		0-0 1B F8 1B			0-0 F8		4	1	1	0	0	1	1						
Bob Elliott, R (1, 5) OBP: 0.397, SLG: 0.449		0-0 5-3	0-0 CS 1-2	0-0 1B 1-3 1B		0-0 F8 1-2		0-0 F2		4	0	1	0	0	0	1						
Sam Mele, R (1, 9) OBP: 0.384, SLG: 0.484		0-0 6-3 1B 1B		0-0 1-3 1-2		0-0 1B 2-H 1B			0-0 HR	4	2	3	2	0	0	1						
Sherm Lollar, R (1, 2) OBP: 0.396, SLG: 0.416		0-0 6-3 1-2		0-0 1B 2-3 1B		0-0 1-3 1B			0-0 5-3	4	0	2	0	0	0	1						
Jim Rivera, L (1, 8) Rocky Krsnich, R (9, PH) OBP: 0.337, SLG: 0.410 OBP: 0.292, SLG: 0.313		0-0 1B 1B		0-0 F7		0-0 6-3			0-3 K	3	0	1	0	0	0	2						
Chico Carrasquel, R (1, 6) OBP: 0.320, SLG: 0.346		0-0 1-2 2-H 1B			0-0 3-1 SH1 1B		0-0 1-6-3		0-3 K	4	0	2	1	0	1	0						
Sandy Consuegra, R (1, 1) OBP: 0.150, SLG: 0.105		0-3 K			0-0 SH1 1-2		0-0 1-3			2	0	0	0	0	1	2						
Inning Stats	R: 0 E: 0 K: 1 S: 5	H: 0 LOB: 0 BB: 0 P: 5	R: 1 E: 0 K: 1 S: 8	H: 3 LOB: 2 BB: 0 P: 8	R: 0 E: 0 K: 0 S: 2	H: 0 LOB: 0 BB: 1 P: 6	R: 0 E: 0 K: 0 S: 4	H: 2 LOB: 1 BB: 0 P: 4	R: 0 E: 0 K: 0 S: 4	H: 1 LOB: 1 BB: 0 P: 4	R: 1 E: 0 K: 0 S: 5	H: 3 LOB: 1 BB: 0 P: 5	R: 0 E: 0 K: 0 S: 3	H: 0 LOB: 0 BB: 0 P: 3	R: 0 E: 0 K: 0 S: 3	H: 0 LOB: 0 BB: 0 P: 3		R: 1 E: 0 K: 2 S: 8	H: 1 LOB: 0 BB: 0 P: 8	1B: 9 2B: 0 3B: 0 HR: 1	SF: 0 SAC: 1 DP: 0 HBP: 0	WP: 0 PB: 0 SB: 0 CS: 1
PITCHER Bobby Shantz, L (1, 1) ERA: 4.1	IP: 9.0 WLS: W BF: 35 H: 10 R: 3 ER: 3 SO: 4 BB: 1 IBB: 0 HBP: 0 BLK: 0 WP: 0 HR: 1 S: 42 P: 46 ERA: 3.00 WHIP: 1.222															PITCHER Sandy Consuegra, R (1, 1) ERA: 3.77	IP: 9.0 WLS: W BF: 35 H: 10 R: 3 ER: 3 SO: 4 BB: 1 IBB: 0 HBP: 0 BLK: 0 WP: 0 HR: 1 S: 42 P: 46 ERA: 3.00 WHIP: 1.222					

AB 33
R 3
H 10
RBI 3
BB 1
SO 4
LOB 11



Batter	1	2	3	4	5	6	7	8	9	AB	R	H	RBI	BB	SO	LOB	TOP					
Joe Demaestri, R (1, 6) OBP: 0.322, SLG: 0.360	P6		G6-4-3 1B			L4		F7		4	0	1	0	0	0	0	Philadelphia Athletics @ Chicago White Sox Comiskey Park, Chicago, IL Sun Jul 26 1953, 4:38 AM EDT Att: 21,149 - Unknown					
Dave Philley, S (1, 9) OBP: 0.355, SLG: 0.421 Carmen Mauro, L (8, FR) OBP: 0.221, SLG: 0.231	1-3		G6-4-3 1-2			F9		1B		4	0	1	0	0	0	1						
Pete Suder, R (1, 5) OBP: 0.332, SLG: 0.367	6-3		P4			1B		1-3		4	0	1	0	0	0	1						
Eddie Robinson, L (1, 3) OBP: 0.329, SLG: 0.396		BB FC1-2 BB		K		K		P4		3	0	0	0	1	2	1						
Gus Zernial, R (1, 7) OBP: 0.345, SLG: 0.501		BB FC1-2 BB		K		K		F8		3	0	0	0	1	2	0						
Cass Michaels, R (1, 4) OBP: 0.348, SLG: 0.442		BB FC1-2 BB		5-3		1B		K		3	0	1	0	1	1	0						
Ed McGhee, R (1, 8) OBP: 0.324, SLG: 0.322		FC1-2				K		L8		3	0	0	0	0	1	4						
Neal Watlington, L (1, 2) OBP: 0.136, SLG: 0.095		1-2 2-3 3-H	F5			G3		G3		3	0	0	0	0	0	4						
Charlie Bishop, R (1, 1) OBP: 0.100, SLG: 0.053 Loren Babe, L (8, PH) OBP: 0.275, SLG: 0.296 Marion Francano, R (8, 1) OBP: 0.171, SLG: 0.200			K			6-3		4-3		2	0	0	0	0	1	3						
										1	0	0	0	0	0	0						
										0	0	0	0	0	0	0						
Inning Stats	R: 0 E: 0 K: 0 S: 3	H: 0 LOB: 0 BB: 0 P: 3	R: 0 E: 0 K: 1 S: 5	H: 0 LOB: 3 BB: 3 P: 17	R: 0 E: 0 K: 0 S: 3	H: 1 LOB: 0 BB: 0 P: 3	R: 0 E: 0 K: 2 S: 7	H: 0 LOB: 0 BB: 0 P: 7	R: 0 E: 0 K: 1 S: 5	H: 0 LOB: 0 BB: 0 P: 5	R: 0 E: 0 K: 1 S: 6	H: 1 LOB: 1 BB: 0 P: 6	R: 0 E: 0 K: 1 S: 6	H: 1 LOB: 1 BB: 0 P: 6	R: 0 E: 0 K: 0 S: 4	H: 1 LOB: 0 BB: 0 P: 4	R: 0 E: 0 K: 1 S: 5	H: 0 LOB: 0 BB: 0 P: 5	1B: 4 2B: 0 3B: 0 HR: 0	SF: 0 SAC: 0 DP: 1 HBP: 0	WP: 0 PB: 0 SB: 0 CS: 0	PA: 33
PITCHER Virgil Trucks, R (1, 1) ERA: 2.51	IP: 9.0 WLS: W BF: 33 H: 4 R: 0 ER: 0 SO: 7 BB: 3 IBB: 0 HBP: 0 BLK: 0 WP: 0 HR: 0 S: 44 P: 56 ERA: 0.00 WHIP: 0.778															PITCHER						

Batter	1	2	3	4	5	6	7	8	9	AB	R	H	RBI	BB	SO	LOB	BOTTOM			
Nellie Fox, L (1, 4) OBP: 0.338, SLG: 0.378	P5			4-3		G3		F2		4	0	0	1	0	0	0	Philadelphia Athletics @ Chicago White Sox Comiskey Park, Chicago, IL Sun Jul 26 1953, 4:38 AM EDT Att: 21,149 - Unknown			
Fernis Fain, L (1, 3) OBP: 0.419, SLG: 0.371	1-6-3			G3		L8		1B		4	0	1	0	0	0	0				
Minnie Minoso, R (1, 7) OBP: 0.417, SLG: 0.481	F8			P5				HR		4	1	2	1	0	0	0				
Bob Elliott, R (1, 5) OBP: 0.393, SLG: 0.444 Fred Marsh, R (8, 5) OBP: 0.292, SLG: 0.271		F5				P6		F7		3	0	0	0	0	0	0				
Sam Mele, R (1, 9) OBP: 0.387, SLG: 0.486		K				1B		HR		0	0	0	0	0	0	0				
Jim Rivera, L (1, 8) OBP: 0.337, SLG: 0.417						1B		HR		3	1	1	2	0	0	1				
Bud Sheely, L (1, 2) OBP: 0.347, SLG: 0.262				K		4-3		L9		3	0	0	0	0	1	1				
Chico Carrasquel, R (1, 6) OBP: 0.320, SLG: 0.348				P4		SH5-4 G3		5-3		3	1	1	0	0	0	0				
Virgil Trucks, R (1, 1) OBP: 0.173, SLG: 0.192				6-3		SH5-4		F8		2	0	0	0	0	0	0				
Inning Stats	R: 0 E: 0 K: 0 S: 3	H: 0 LOB: 0 BB: 0 P: 3	R: 0 E: 0 K: 1 S: 5	H: 0 LOB: 0 BB: 0 P: 5	R: 0 E: 0 K: 0 S: 3	H: 0 LOB: 0 BB: 0 P: 3	R: 0 E: 0 K: 0 S: 4	H: 1 LOB: 1 BB: 0 P: 4	R: 1 E: 0 K: 0 S: 4	H: 1 LOB: 0 BB: 0 P: 4	R: 3 E: 0 K: 0 S: 6	H: 3 LOB: 0 BB: 0 P: 6	R: 0 E: 0 K: 0 S: 4	H: 2 LOB: 1 BB: 0 P: 4	R: 0 E: 0 K: 0 S: 4	H: 0 LOB: 0 BB: 0 P: 4	1B: 4 2B: 1 3B: 0 HR: 2	SF: 0 SAC: 1 DP: 0 HBP: 0	WP: 0 PB: 0 SB: 0 CS: 0	PA: 31
PITCHER Charlie Bishop, R (1, 1) ERA: 4.87 Marion Francano, R (8, 1) ERA: 3.63	IP: 7.0 WLS: L BF: 26 H: 5 R: 4 ER: 4 SO: 2 BB: 0 IBB: 0 HBP: 0 BLK: 0 WP: 0 HR: 2 S: 30 P: 30 ERA: 5.14 WHIP: 0.714															PITCHER				

Batter	1	2	3	4	5	6	7	8	9	AB	R	H	RBI	BB	SO	LOB	TOP			
Nellie Fox, L (1,4) OBP: 0.327, SLG: 0.366										3	0	0	0	1	0	0	Chicago White Sox @ Washington Senators Griffith Stadium, Washington, DC Fri Jul 31 1953, 3:33 AM EDT Att: 12,466 - Unknown livebaseballscorecards.com			
Fernis Fain, L (1,3) OBP: 0.413, SLG: 0.370										4	0	0	0	0	0	1				
Minnie Minoso, R (1,7) OBP: 0.420, SLG: 0.504										3	0	1	0	1	1	0				
Bob Elliott, R (1,5) OBP: 0.399, SLG: 0.444										3	0	0	0	0	0	3				
Sam Mele, R (1,9) OBP: 0.388, SLG: 0.495										3	0	2	0	0	0	0				
Jim Rivera, L (1,8) OBP: 0.343, SLG: 0.426										3	0	0	0	0	0	3				
Sherm Lollar, R (1,2) OBP: 0.401, SLG: 0.418										3	0	0	0	0	0	0				
Chico Carrasquel, R (1,6) OBP: 0.315, SLG: 0.339										2	0	0	0	0	0	0				
Tom Wright, L (8, PH) OBP: 0.312, SLG: 0.414										1	0	0	0	0	0	0				
Fred Marsh, R (8, 6) OBP: 0.299, SLG: 0.328										0	0	0	0	0	0	0				
Virgil Trucks, R (1,1) OBP: 0.167, SLG: 0.185										2	0	0	0	0	0	0				
Bud Stewart, L (8, PH) OBP: 0.389, SLG: 0.545										1	0	0	0	0	1	0				
Gene Bearden, L (8, 1) OBP: 0.200, SLG: 0.200										0	0	0	0	0	0	0				
Inning Stats	R: 0 E: 0 K: 0 S: 3	H: 1 LOB: 1 BB: 1 P: 7	R: 0 E: 0 K: 0 S: 3	H: 1 LOB: 0 BB: 0 P: 3	R: 0 E: 0 K: 0 S: 3	H: 0 LOB: 0 BB: 0 P: 3	R: 0 E: 0 K: 1 S: 5	H: 0 LOB: 0 BB: 0 P: 5	R: 0 E: 0 K: 0 S: 3	H: 0 LOB: 0 BB: 0 P: 3	R: 0 E: 0 K: 0 S: 4	H: 1 LOB: 2 BB: 1 P: 8	R: 0 E: 0 K: 1 S: 5	H: 0 LOB: 0 BB: 0 P: 5	R: 0 E: 0 K: 0 S: 3	H: 0 LOB: 0 BB: 0 P: 3	1B: 3 2B: 0 3B: 0 HR: 0	SF: 0 SAC: 0 DP: 2 HBP: 0	WP: 0 PB: 0 CS: 0	PA: 30
PITCHER Bob Porterfield, R (1,1) ERA: 3.94	IP: 9.0 WLS: W BF: 30 H: 3 R: 0 ER: 0 SO: 2 BB: 2 IBB: 0 HBP: 0 BLK: 0 WP: 0 HR: 0 S: 32 P: 40 ERA: 0.00 WHIP: 0.556															PITCHER				

Batter	1	2	3	4	5	6	7	8	9	AB	R	H	RBI	BB	SO	LOB	BOTTOM				
Eddie Yost, R (1,5) OBP: 0.392, SLG: 0.374										4	1	1	0	0	0	2	Chicago White Sox @ Washington Senators Griffith Stadium, Washington, DC Fri Jul 31 1953, 3:33 AM EDT Att: 12,466 - Unknown livebaseballscorecards.com				
Gil Coan, L (1,7) OBP: 0.246, SLG: 0.213										3	0	0	0	1	1	0					
Mickey Vernon, L (1,3) OBP: 0.396, SLG: 0.514										4	0	0	0	0	1	2					
Jackie Jensen, R (1,9) OBP: 0.370, SLG: 0.423										3	1	1	1	1	0	0					
Pete Runnels, L (1,4) OBP: 0.352, SLG: 0.322										2	0	0	0	1	0	2					
Jim Busby, R (1,8) OBP: 0.339, SLG: 0.393										2	0	1	1	1	0	1					
Ed Fitz Gerald, R (1,2) OBP: 0.311, SLG: 0.342										3	0	1	0	0	1	4					
Jerry Snyder, R (1,6) OBP: 0.467, SLG: 0.517										3	0	1	0	0	0	1					
Bob Porterfield, R (1,1) OBP: 0.343, SLG: 0.531										3	0	1	0	0	0	1					
Inning Stats	R: 2 E: 1 K: 1 S: 8	H: 3 LOB: 2 BB: 1 P: 12	R: 0 E: 0 K: 0 S: 3	H: 1 LOB: 0 BB: 0 P: 3	R: 0 E: 0 K: 0 S: 2	H: 0 LOB: 1 BB: 2 P: 10	R: 0 E: 0 K: 0 S: 3	H: 0 LOB: 1 BB: 1 P: 7	R: 0 E: 0 K: 2 S: 7	H: 2 LOB: 1 BB: 0 P: 4	R: 0 E: 0 K: 2 S: 7	H: 0 LOB: 0 BB: 0 P: 7	R: 0 E: 0 K: 0 S: 4	H: 0 LOB: 0 BB: 0 P: 7	R: 0 E: 0 K: 0 S: 3	H: 0 LOB: 0 BB: 0 P: 3		1B: 5 2B: 2 3B: 0 HR: 0	SF: 0 SAC: 0 DP: 2 HBP: 0	WP: 0 PB: 1 CS: 0	PA: 31
PITCHER Virgil Trucks, R (1,1) ERA: 2.45	IP: 7.0 WLS: L BF: 28 H: 6 R: 2 ER: 1 SO: 1 BB: 2 IBB: 0 HBP: 0 BLK: 0 WP: 0 HR: 0 S: 26 P: 42 ERA: 1.29 WHIP: 1.429															PITCHER					
PITCHER Gene Bearden, L (8, 1) ERA: 2.69	IP: 1.0 WLS: L BF: 3 H: 0 R: 0 ER: 0 SO: 2 BB: 0 IBB: 0 HBP: 0 BLK: 0 WP: 0 HR: 0 S: 7 P: 7 ERA: 0.00 WHIP: 0.000															PITCHER					


Batter	1	2	3	4	5	6	7	8	9	AB	R	H	RBI	BB	SO	LOB	TOP								
Nellie Fox, L OBP: 0.328, SLG: 0.366 (1, 4)	0-0 P5		0-0 E2 F9 1B	0-0 F8			0-0 F7		0-0 CS 1B	5	1	2	1	0	0	2	Chicago White Sox @ Washington Senators Griffith Stadium, Washington, DC Sat Aug 01 1953, 3:33 AM EDT Att: 9,387 - Unknown livebaseballscorecards.com								
Ferns Fain, L OBP: 0.414, SLG: 0.368 (1, 3)	4-0 2B BB		4-0 1B BB	0-0 G6-4-3			0-0 F9		0-0 CS	2	1	0	0	0	2	2									
Minnie Minoso, R OBP: 0.419, SLG: 0.504 (1, 7)	0-0 CS 1-H 2B		0-0 F3		0-0 F2		0-0 F8			4	0	1	1	0	0	3									
Bob Elliott, R OBP: 0.401, SLG: 0.446 Fred Marsh, R OBP: 0.299, SLG: 0.328 (8, PR)	4-0 2-3 BB		0-0 F9		0-0 F8			0-0 E5 2B		3	0	1	1	1	0	2									
Sam Mele, R OBP: 0.386, SLG: 0.492 (1, 9)	0-0 P5		0-0 1-2 3-H 1B		0-0 K			0-0 E5 FC1-6 2-3		4	0	1	1	0	1	2									
Jim Rivera, L OBP: 0.339, SLG: 0.421 (1, 8)		0-3 K	0-0 F8			0-0 L5		0-0 FC1-6 1-2		4	0	0	0	0	1	4									
Sherm Lollar, R OBP: 0.398, SLG: 0.413 (1, 2)		0-0 F8		4-0 E F8 BB		0-0 P6		0-0 F7		3	1	0	0	1	0	2									
Chico Carrasquel, R OBP: 0.314, SLG: 0.338 (1, 6)		0-0 P2		0-0 E4 F8 1B		0-0 1B			0-0 5-3	4	0	1	0	0	0	1									
Connie Johnson, R OBP: 0.333, SLG: 0.200 (1, 1)			4-0 E F9 BB		0-0 G6-4-3 1B		0-0 5-3		0-0 F5	3	1	1	0	1	0	1									
Inning Stats	R: 1 E: 0 K: 0 S: 3	H: 1 LOB: 1 BB: 2 P: 11	R: 0 E: 0 K: 1 S: 5	H: 0 LOB: 0 BB: 0 P: 5	R: 2 E: 1 K: 0 S: 5	H: 2 LOB: 2 BB: 2 P: 13	R: 1 E: 1 K: 0 S: 4	H: 1 LOB: 1 BB: 1 P: 8	R: 0 E: 0 K: 1 S: 5	H: 0 LOB: 0 BB: 0 P: 5	R: 0 E: 0 K: 0 S: 4	H: 1 LOB: 1 BB: 0 P: 4	R: 0 E: 0 K: 0 S: 3	H: 0 LOB: 0 BB: 0 P: 3	R: 0 E: 1 K: 0 S: 4	H: 1 LOB: 2 BB: 0 P: 4	R: 0 E: 0 K: 0 S: 3	H: 1 LOB: 0 BB: 0 P: 3	1B: 5 2B: 2 3B: 0 HR: 0	SF: 0 SAC: 0 DP: 1 HBP: 0	WP: 0 PB: 0 CS: 2	PA: 38			
PITCHER	IP	WLS	BF	H	R	ER	SO	BB	IBB	HBP	BLK	WP	HR	S	P	ERA	WHIP								
Spec Shea, R ERA: 3.58 (1, 1)	3.0	L	18	4	4	3	1	5	0	0	0	0	0	15	35	9.00	3.000								
Al Sima, L ERA: 3.12 (4, 1)	1.0		2	0	0	0	0	0	0	0	0	0	0	2	2	0.00	0.000								
Jerry Lane, R ERA: 2.48 (5, 1)	5.0		17	3	0	0	1	0	0	0	0	0	0	19	19	0.00	0.600								

Batter	1	2	3	4	5	6	7	8	9	AB	R	H	RBI	BB	SO	LOB	BOTTOM								
Eddie Yost, R OBP: 0.390, SLG: 0.374 (1, 5)	0-0 2B		0-0 6-3		0-0 6-3		0-0 FC5-4 1-2		0-0 5-3	5	0	1	0	0	0	3	Chicago White Sox @ Washington Senators Griffith Stadium, Washington, DC Sat Aug 01 1953, 3:33 AM EDT Att: 9,387 - Unknown livebaseballscorecards.com								
Gil Coan, L OBP: 0.233, SLG: 0.200 (1, 7)	0-0 P6		0-3 K		0-0 F8		0-3 K			4	0	0	0	0	2	2									
Mickey Vernon, L OBP: 0.393, SLG: 0.509 (1, 3)	0-0 1-3		0-0 6-3		0-0 F8			0-0 F9		4	0	0	0	0	0	1									
Jackie Jensen, R OBP: 0.371, SLG: 0.424 (1, 9)	0-0 4-3			0-0 1B BB 1B		0-0 F9		0-0 4-3 1B		4	0	2	0	0	0	1									
Pete Runnels, L OBP: 0.356, SLG: 0.323 (1, 4)		4-0 1B BB		4-0 1-2 1B BB		0-0 1B		0-0 4-3		2	0	1	0	2	0	1									
Jim Busby, R OBP: 0.340, SLG: 0.394 (1, 8)		0-0 1-2 1B		0-0 1-2 2-3 1B		0-3 K		0-0 6-3		4	0	2	0	0	1	2									
Ed Fitz Gerald, R OBP: 0.310, SLG: 0.340 Pompeyo Davallillo, R (9, PR)		0-3 K		0-3 K		0-0 F9			0-0 G5-3 1B	4	0	1	0	0	2	6									
Jerry Snyder, R OBP: 0.441, SLG: 0.485 (1, 6)		0-3 K		0-3 K			0-3 K		0-0 G5-3 1B	4	0	1	0	0	3	5									
Spec Shea, R OBP: 0.238, SLG: 0.225 Al Sima, R OBP: 0.143, SLG: 0.143 Clyde Vollmer, R OBP: 0.347, SLG: 0.371 Jerry Lane, R (9, PH)		0-3 K		0-3 K		4-0 FC5-4 BB			0-0 G5-3 1B	1	0	0	0	0	1	2									
Inning Stats	R: 0 E: 0 K: 0 S: 4	H: 1 LOB: 1 BB: 0 P: 4	R: 0 E: 0 K: 3 S: 10	H: 1 LOB: 2 BB: 1 P: 14	R: 0 E: 0 K: 1 S: 5	H: 0 LOB: 0 BB: 0 P: 5	R: 0 E: 0 K: 3 S: 11	H: 2 LOB: 3 BB: 1 P: 15	R: 0 E: 0 K: 0 S: 3	H: 0 LOB: 0 BB: 0 P: 3	R: 0 E: 0 K: 1 S: 6	H: 1 LOB: 1 BB: 0 P: 6	R: 0 E: 0 K: 2 S: 7	H: 0 LOB: 1 BB: 1 P: 11	R: 0 E: 0 K: 0 S: 4	H: 1 LOB: 1 BB: 0 P: 4	R: 0 E: 0 K: 0 S: 4	H: 2 LOB: 2 BB: 0 P: 4	1B: 7 2B: 1 3B: 0 HR: 0	SF: 0 SAC: 0 DP: 1 HBP: 0	WP: 0 PB: 0 CS: 0	PA: 37			
PITCHER	IP	WLS	BF	H	R	ER	SO	BB	IBB	HBP	BLK	WP	HR	S	P	ERA	WHIP								
Connie Johnson, R ERA: 2.65 (1, 1)	9.0	W	37	8	0	0	10	3	0	0	0	0	0	54	66	0.00	1.222								

Batter	1	2	3	4	5	6	7	8	9	AB	R	H	RBI	BB	SO	LOB	TOP	
Nellie Fox, L OBP: 0.330, SLG: 0.368 (1, 4)										4	0	2	0	0	0	1		
Ferns Fain, L OBP: 0.413, SLG: 0.367 (1, 3)										4	0	1	0	0	1	2		
Minnie Minoso, R OBP: 0.417, SLG: 0.501 (1, 7)										4	0	1	0	0	0	1		
Bob Elliott, R OBP: 0.396, SLG: 0.440 (1, 5)										4	0	0	0	0	1	3		
Bob Boyd, L OBP: 0.500, SLG: 0.167 (1, 9)										2	0	0	0	2	0	0		
Jim Rivera, L OBP: 0.336, SLG: 0.417 (1, 8)										4	0	0	0	0	1	4		
Sherm Lollar, R OBP: 0.398, SLG: 0.412 (1, 2)										3	0	1	0	0	0	0		
Chico Carrasquel, R OBP: 0.312, SLG: 0.336 (8, PH)										2	0	0	0	0	0	1		
Tom Wright, L OBP: 0.319, SLG: 0.420 (8, PH)										1	0	1	0	0	0	0		
Fred Marsh, R OBP: 0.299, SLG: 0.328 (8, PH)										0	0	0	0	0	0	0		
Harry Dorish, R OBP: 0.167, SLG: 0.167 (8, PH)										2	0	0	0	0	0	0		
Bud Stewart, L OBP: 0.378, SLG: 0.529 (8, PH)										1	0	0	0	0	0	1		
Sandy Consuegra, R OBP: 0.136, SLG: 0.095 (8, PH)										0	0	0	0	0	0	0		
Inning Stats	R: 0 E: 0 K: 2 S: 9	H: 2 LOB: 3 BB: 1 P: 13	R: 0 E: 0 K: 0 S: 3	H: 0 LOB: 0 BB: 0 P: 3	R: 0 E: 0 K: 1 S: 5	H: 0 LOB: 0 BB: 0 P: 5	R: 0 E: 0 K: 0 S: 4	H: 1 LOB: 1 BB: 0 P: 4	R: 0 E: 0 K: 0 S: 3	H: 0 LOB: 0 BB: 0 P: 3	R: 0 E: 0 K: 0 S: 4	H: 2 LOB: 2 BB: 0 P: 4	R: 0 E: 0 K: 0 S: 3	H: 0 LOB: 1 BB: 1 P: 7	1B: 6 2B: 1 3B: 0 HR: 0	SF: 0 SAC: 0 DP: 1 HBP: 0	WP: 0 PB: 1 SB: 0 CS: 0	PA: 33
PITCHER Walt Masterson, R ERA: 3.38 (1, 1)	IP: 9.0 WLS: W BF: 33 H: 6 R: 0 ER: 0 SO: 3 BB: 2 IBB: 0 HBP: 0 BLK: 0 WP: 0 HR: 0 S: 37 P: 45 ERA: 0.00 WHIP: 0.889																	

Chicago White Sox @ Washington Senators
Griffith Stadium, Washington, DC
Sun Aug 02 1953, 3:33 AM EDT
Att: 10,840 - Unknown


AB	31
R	0
H	6
RBI	0
BB	2
SO	3
LOB	13



Batter	1	2	3	4	5	6	7	8	9	AB	R	H	RBI	BB	SO	LOB	BOTTOM			
Eddie Yost, R OBP: 0.391, SLG: 0.376 (1, 5)										4	0	2	0	0	0	0				
Gil Coan, L OBP: 0.234, SLG: 0.203 (1, 7)										4	0	1	0	0	1	1				
Mickey Vernon, L OBP: 0.392, SLG: 0.507 (1, 3)										3	0	1	0	0	0	2				
Jackie Jensen, R OBP: 0.371, SLG: 0.426 (1, 9)										3	1	1	0	0	0	2				
Pete Runnels, L OBP: 0.353, SLG: 0.320 (9, 4)										3	0	0	0	0	1	1				
Wayne Terwilliger, R OBP: 0.334, SLG: 0.318 (9, 4)										0	0	0	0	0	0	0				
Jim Busby, R OBP: 0.343, SLG: 0.396 (1, 8)										3	0	2	1	0	0	0				
Ed Fitz Gerald, R OBP: 0.305, SLG: 0.335 (1, 2)										3	0	0	0	0	0	1				
Jerry Snyder, R OBP: 0.405, SLG: 0.444 (1, 6)										3	0	0	0	0	0	1				
Walt Masterson, R OBP: 0.220, SLG: 0.139 (1, 1)										3	0	0	0	0	2	0				
Inning Stats	R: 0 E: 0 K: 0 S: 4	H: 2 LOB: 1 BB: 0 P: 4	R: 0 E: 0 K: 1 S: 5	H: 0 LOB: 0 BB: 0 P: 5	R: 0 E: 0 K: 2 S: 8	H: 1 LOB: 1 BB: 0 P: 8	R: 1 E: 0 K: 0 S: 4	H: 2 LOB: 0 BB: 0 P: 4	R: 0 E: 0 K: 0 S: 3	H: 0 LOB: 0 BB: 0 P: 3	R: 0 E: 0 K: 0 S: 4	H: 1 LOB: 1 BB: 0 P: 4	R: 0 E: 0 K: 0 S: 4	H: 1 LOB: 1 BB: 0 P: 4	R: 0 E: 0 K: 1 S: 5	H: 0 LOB: 0 BB: 0 P: 5	1B: 6 2B: 2 3B: 0 HR: 0	SF: 0 SAC: 0 DP: 1 HBP: 0	WP: 0 PB: 0 SB: 0 CS: 1	PA: 30
PITCHER Harry Dorish, R ERA: 2.53 Sandy Consuegra, R ERA: 3.47 (8, 1)	IP: 7.0 WLS: L BF: 26 H: 7 R: 1 ER: 1 SO: 3 BB: 0 IBB: 0 HBP: 0 BLK: 0 WP: 0 HR: 0 S: 32 P: 32 ERA: 1.29 WHIP: 1.000																			

Chicago White Sox @ Washington Senators
Griffith Stadium, Washington, DC
Sun Aug 02 1953, 3:33 AM EDT
Att: 10,840 - Unknown

AB	29
R	1
H	7
RBI	1
BB	0
SO	4
LOB	8



Batter	1	2	3	4	5	6	7	8	9	AB	R	H	RBI	BB	SO	LOB	TOP
Fred Marsh, R OBP: 0.310, SLG: 0.338 (1, 4)	F8			1-3		1B SH5-4 1B		G3 1B		4	0	2	0	0	0	0	Chicago White Sox @ Washington Senators Griffith Stadium, Washington, DC Mon Aug 03 1953, 3:33 AM EDT Att: 7,666 - Unknown
Bob Boyd, L OBP: 0.462, SLG: 0.222 (1, 3)	G1-4-3 1B			6-3		SH5-4 1-2		G3 1-2		3	0	1	0	0	0	1	
Minnie Minoso, R OBP: 0.420, SLG: 0.503 (1, 7) (9, 8)	G1-4-3 1-2			1B 1B		S 1B 2-3		IBB		3	0	2	0	1	0	1	
Bob Elliott, R OBP: 0.394, SLG: 0.438 (1, 5)		F9		1-2 1B		K 1-2		1-3		4	0	1	0	0	1	4	
Tom Wright, L OBP: 0.316, SLG: 0.407 (1, 9)		F7		K		P5 1-2			SH F8 HBP	3	1	0	0	0	1	4	
Red Wilson, R OBP: 0.336, SLG: 0.302 (1, 2)		6-3			4-0 BB SH5-3				SH F8 4-3 1-3	2	0	0	0	1	0	0	
Jim Rivera, L OBP: 0.335, SLG: 0.415 Sherm Lollar, R OBP: 0.396, SLG: 0.410 Bud Stewart, L OBP: 0.378, SLG: 0.529 (1, 8) (9, PH) (9, 7)			5-3			SH5-3 1-2		P4	F8	2	0	0	0	0	0	0	
Chico Carrasquel, R OBP: 0.309, SLG: 0.332 (1, 6)			G3			5-3		6-3	4-3	4	0	0	0	0	0	2	
Billy Pierce, L OBP: 0.203, SLG: 0.130 (1, 1)			6-3			G3			4-3	4	0	0	0	0	1	2	
Inning Stats	R: 0 E: 0 K: 0 S: 3	H: 1 LOB: 0 BB: 0 P: 3	R: 0 E: 0 K: 0 S: 3	H: 0 LOB: 0 BB: 0 P: 3	R: 0 E: 0 K: 1 S: 7	H: 2 LOB: 2 BB: 0 P: 7	R: 0 E: 0 K: 0 S: 3	H: 0 LOB: 1 BB: 1 P: 7	R: 0 E: 0 K: 0 S: 3	H: 0 LOB: 0 BB: 0 P: 3	R: 0 E: 0 K: 1 S: 6	H: 1 LOB: 2 BB: 1 P: 10	R: 1 E: 1 K: 0 S: 4	H: 0 LOB: 1 BB: 0 P: 5	1B: 6 2B: 0 3B: 0 HR: 0	SF: 0 SAC: 0 DP: 1 HBP: 1	
PITCHER Johnny Schmitz, L ERA: 3.59 (1, 1)	IP: 9.0 WLS: L BF: 36 H: 6 R: 1 ER: 0 SO: 3 BB: 1 IBB: 1 HBP: 1 BLK: 0 WP: 0 HR: 0 S: 39 P: 48 ERA: 0.00 WHIP: 0.778											PITCHER IP: 9.0 WLS: W BF: 30 H: 2 R: 0 ER: 0 SO: 9 BB: 2 IBB: 0 HBP: 0 BLK: 0 WP: 0 HR: 0 S: 46 P: 54 ERA: 0.00 WHIP: 0.444					

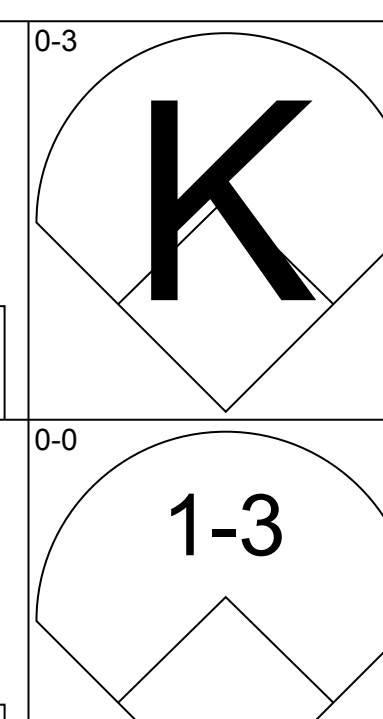
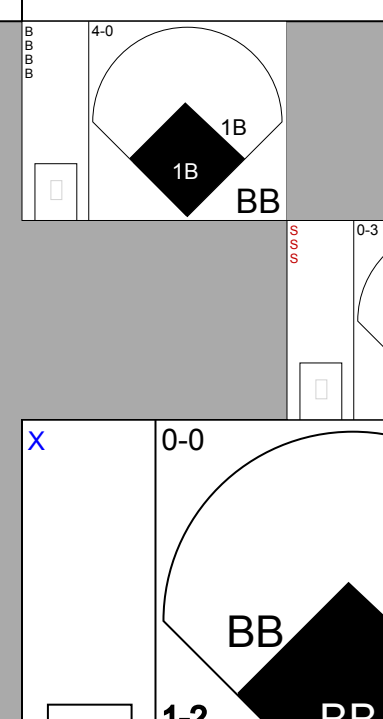
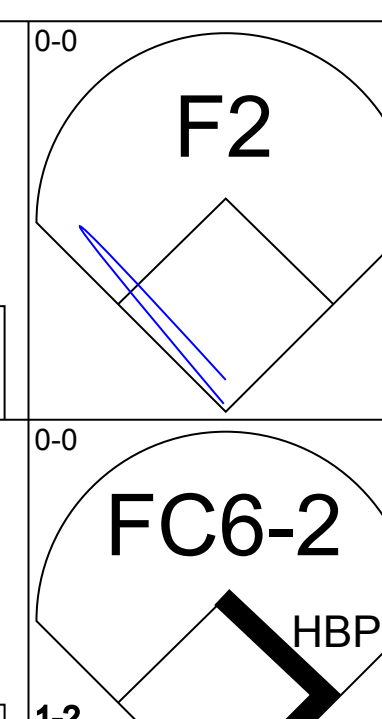
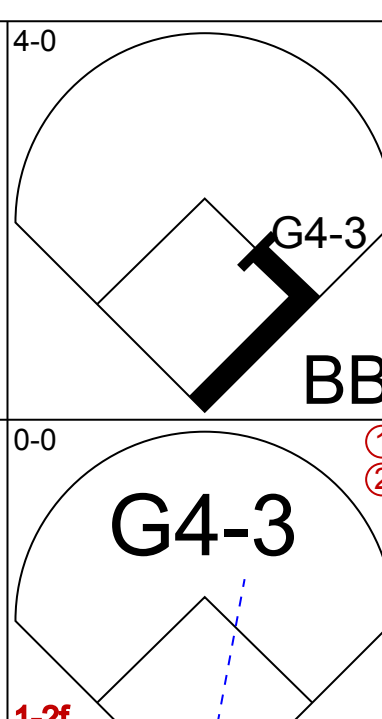
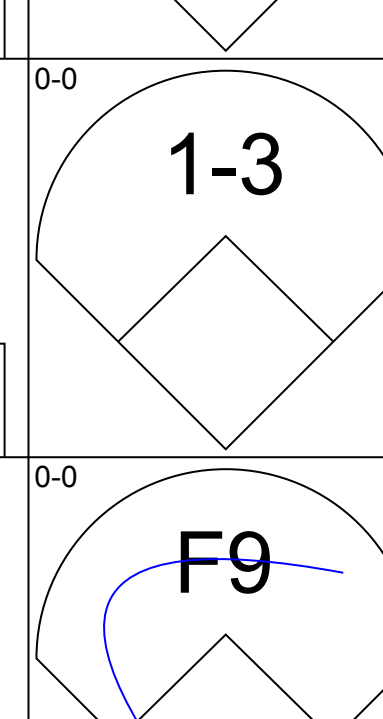
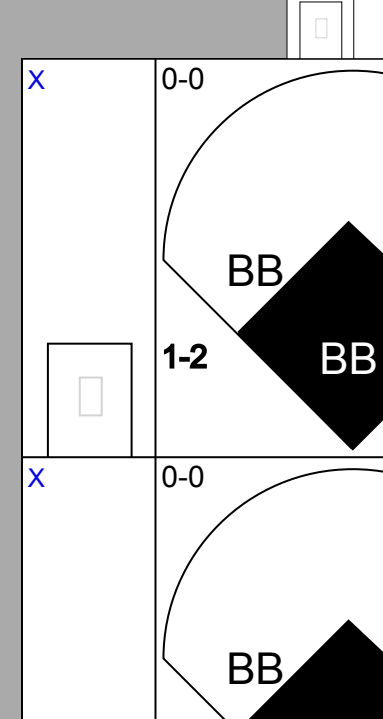
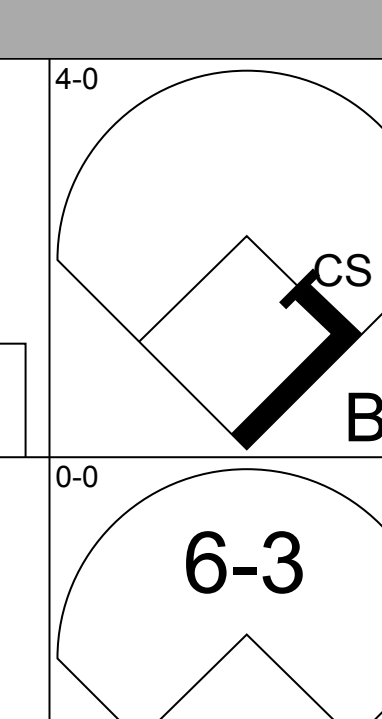
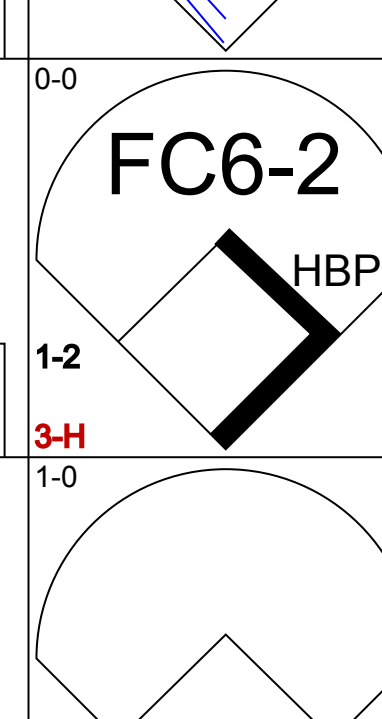
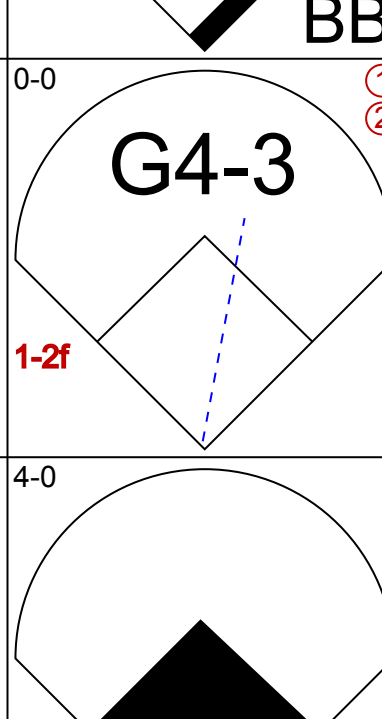
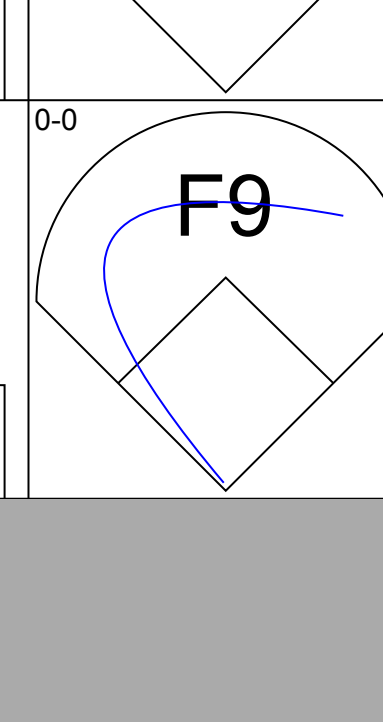
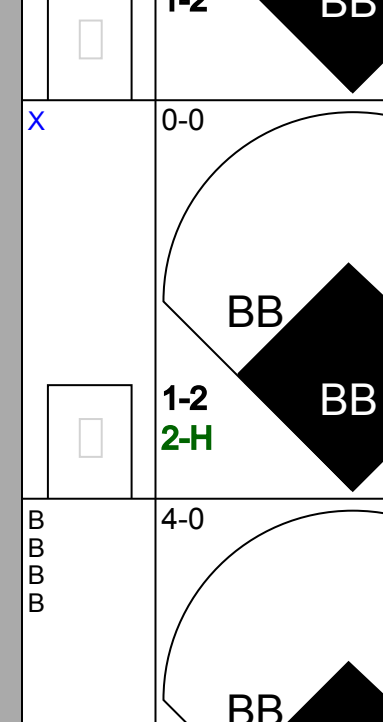
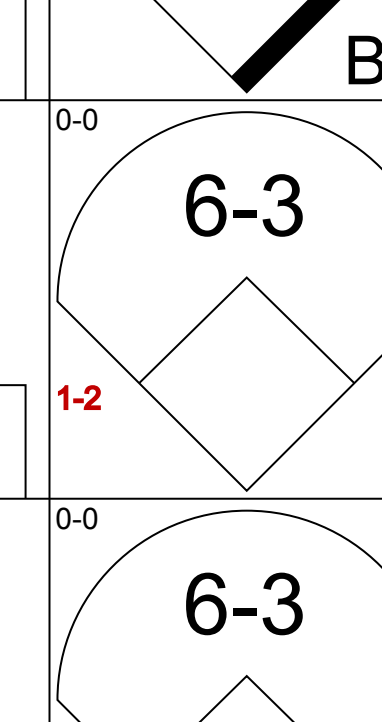
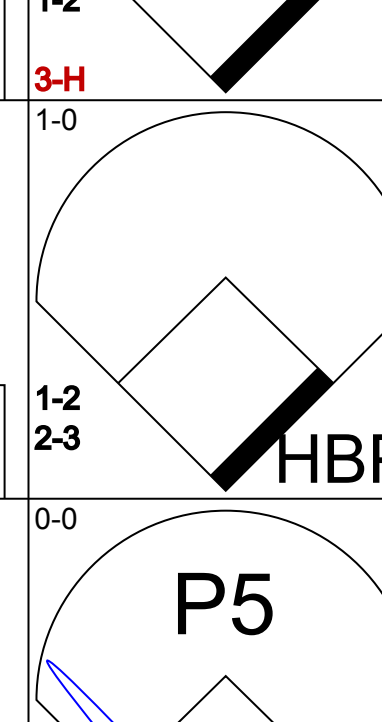
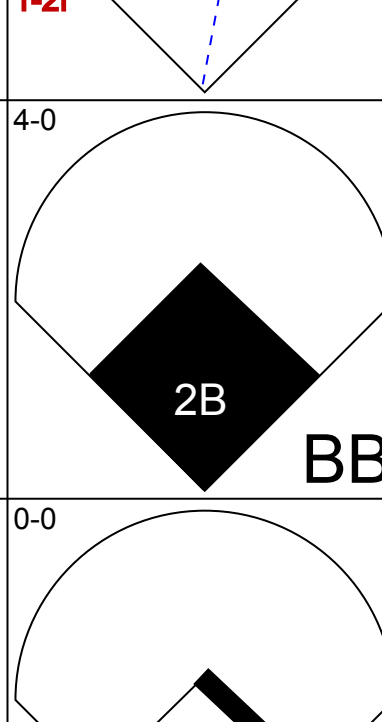
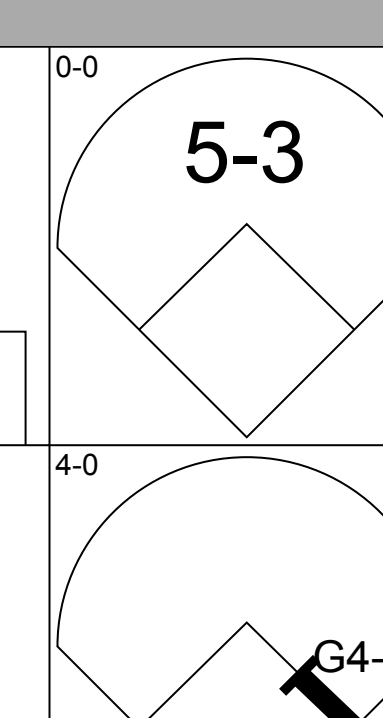
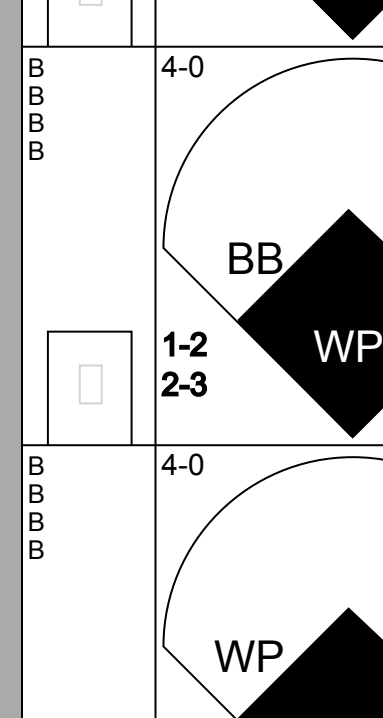
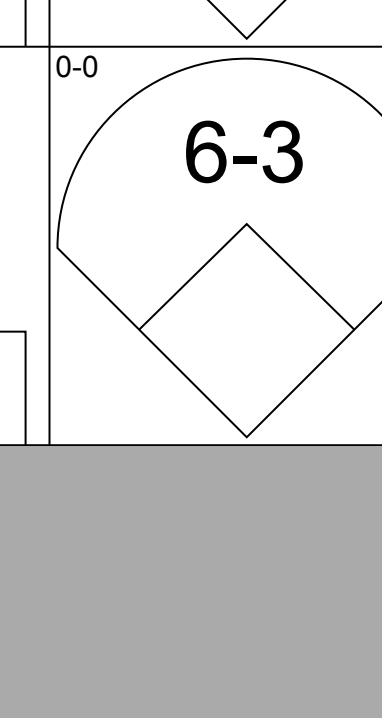
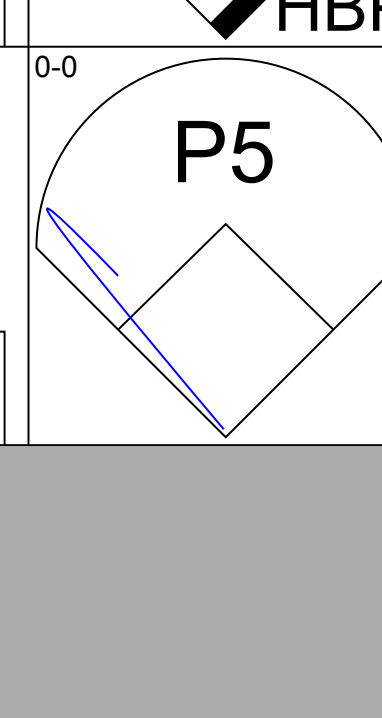
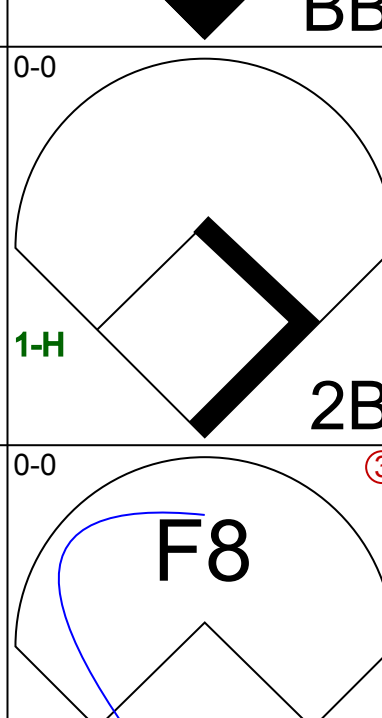
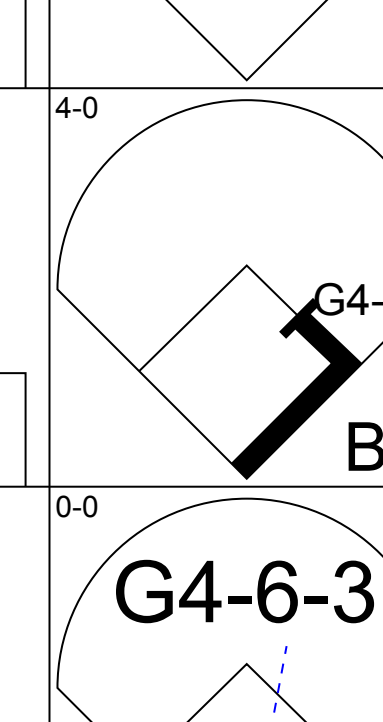
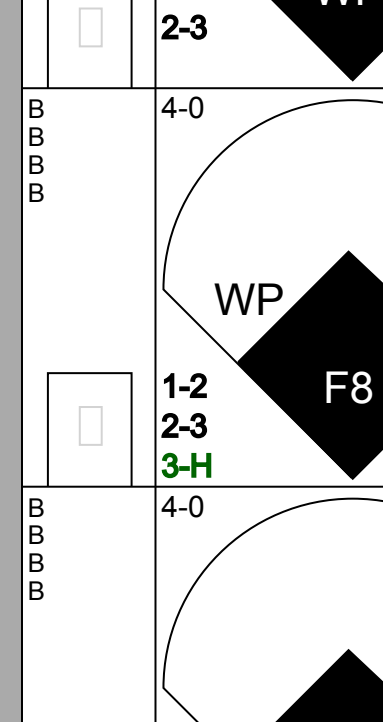
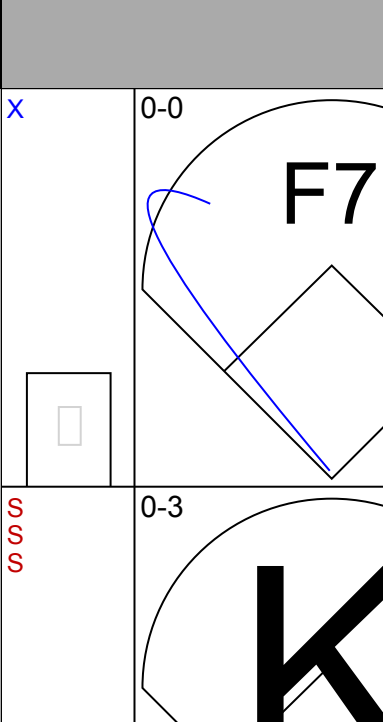
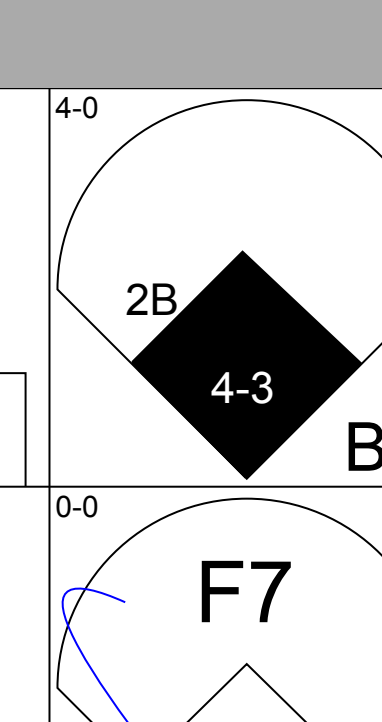
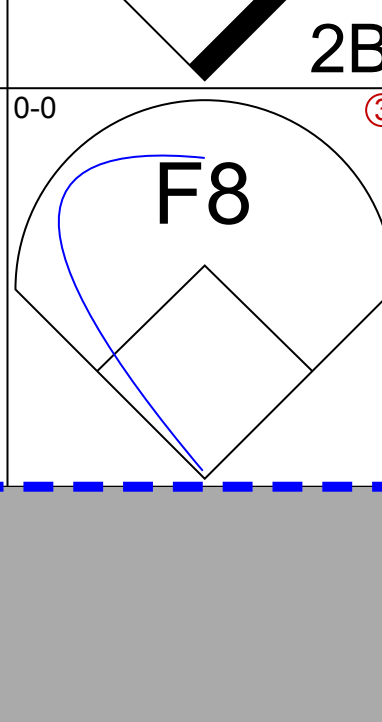
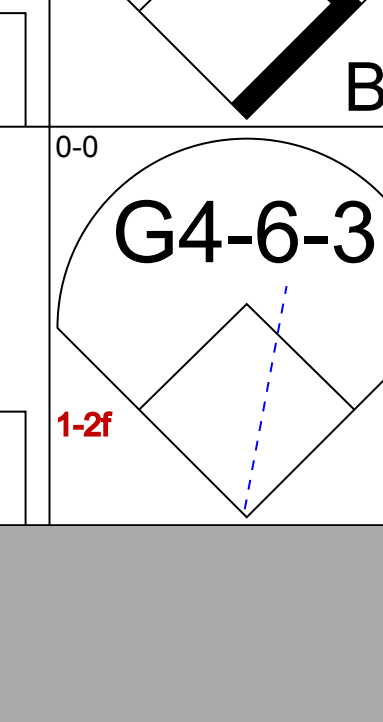
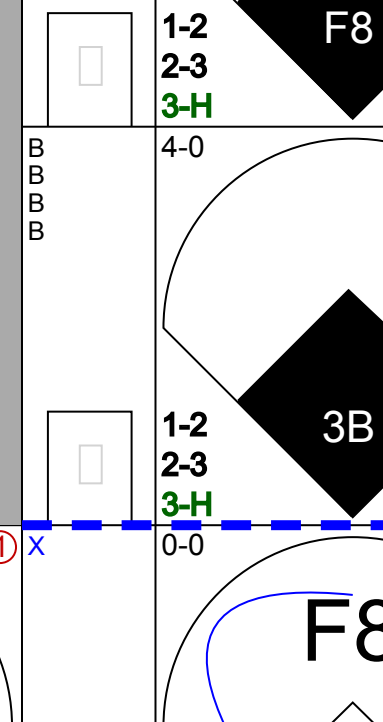
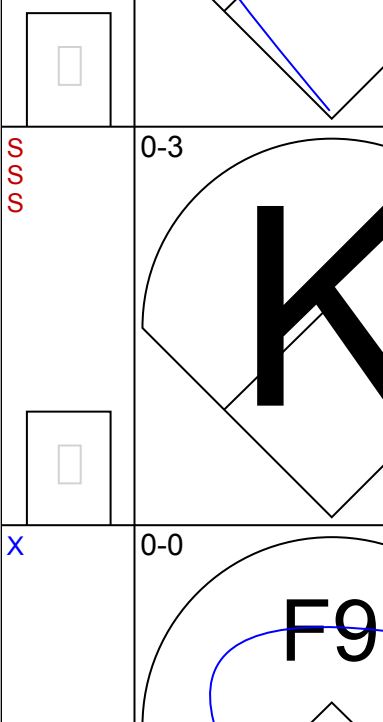
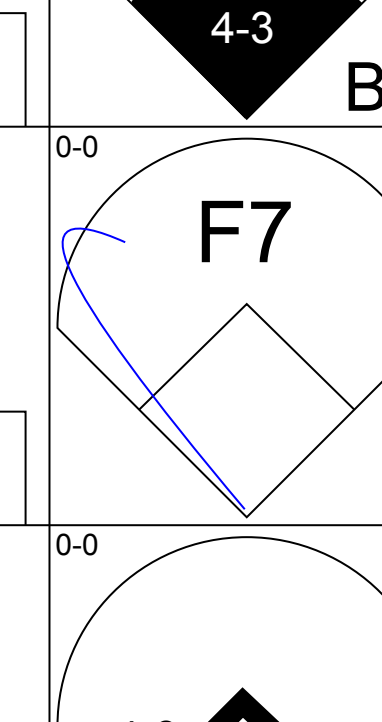
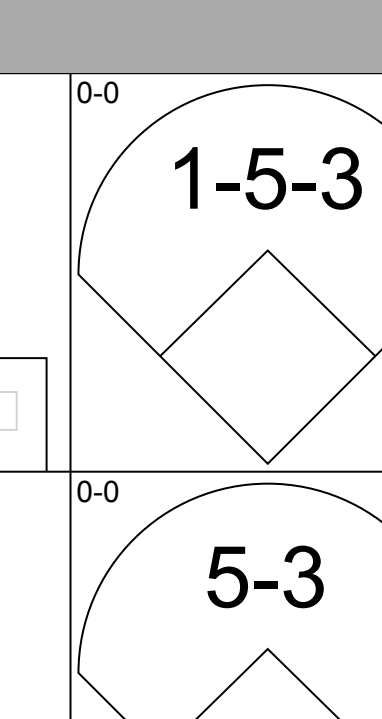
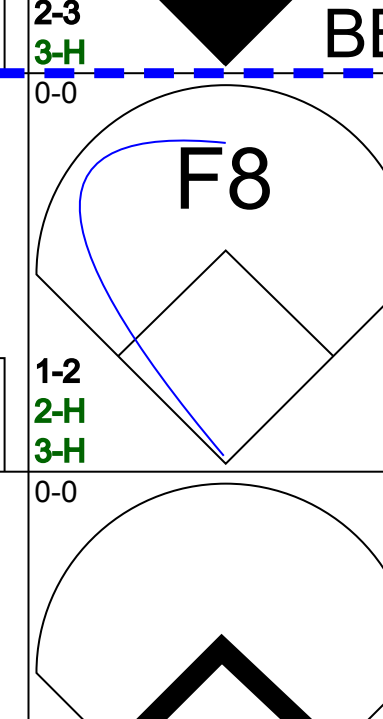
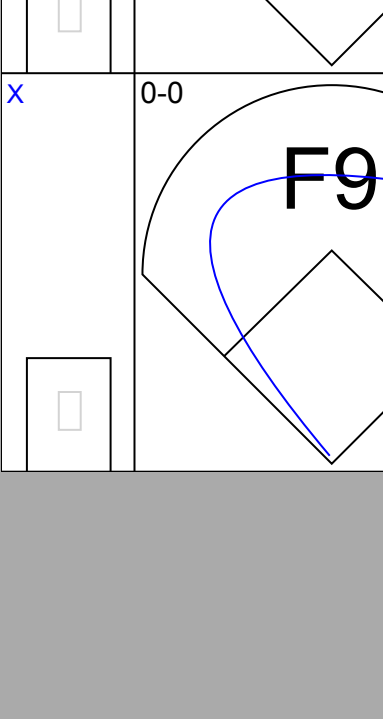
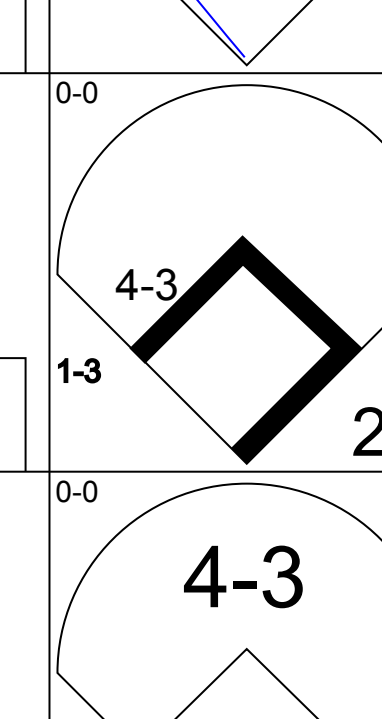
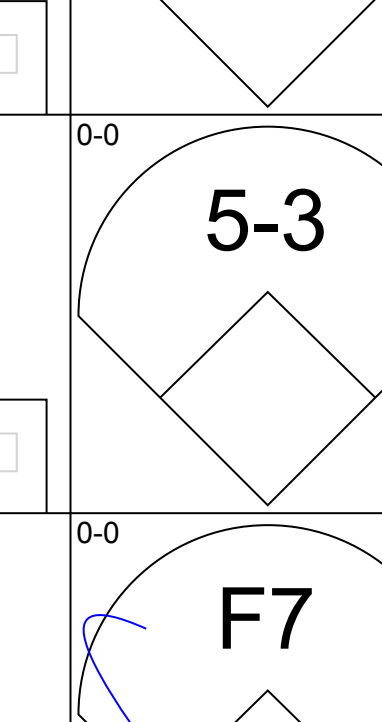
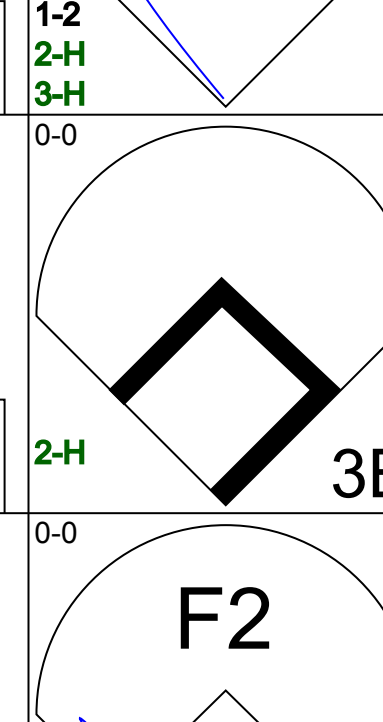
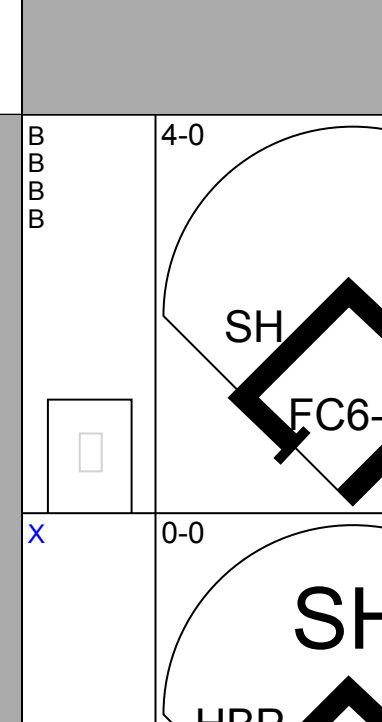
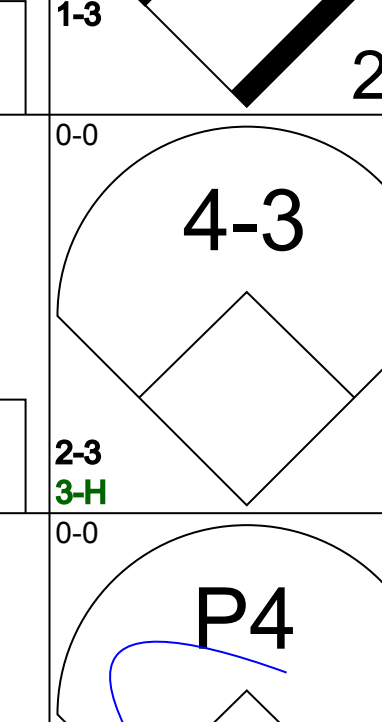
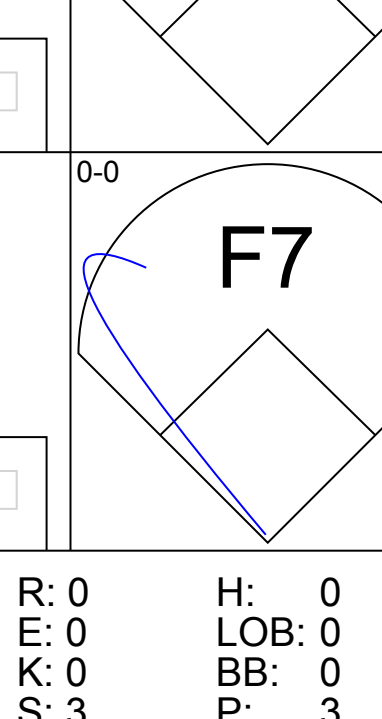
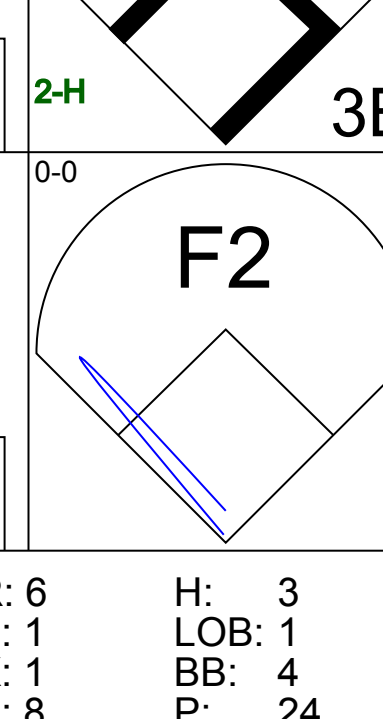
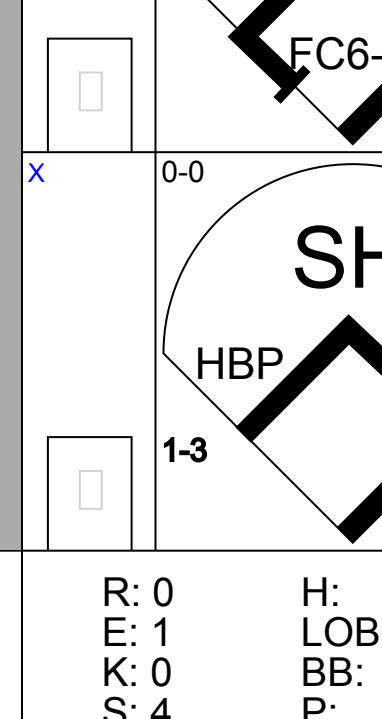
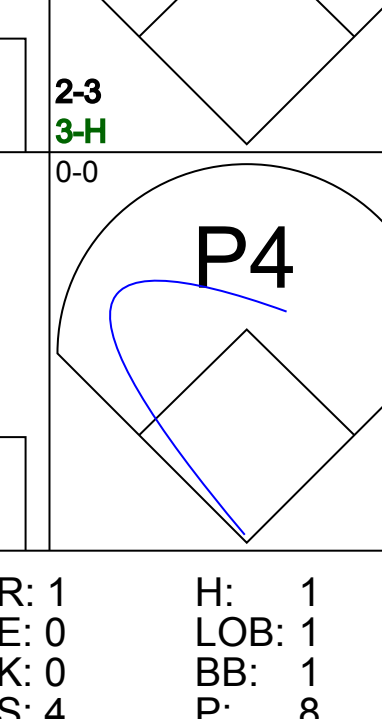
Batter	1	2	3	4	5	6	7	8	9	AB	R	H	RBI	BB	SO	LOB	BOTTOM
Eddie Yost, R OBP: 0.390, SLG: 0.373 (1, 5)	L6			F7		F7			4-0 BB 1-2	3	0	0	0	1	0	0	Chicago White Sox @ Washington Senators Griffith Stadium, Washington, DC Mon Aug 03 1953, 3:33 AM EDT Att: 7,666 - Unknown
Wayne Terwilliger, R OBP: 0.331, SLG: 0.314 (1, 4)	P4			F3		P6			P2	4	0	0	0	0	0	2	
Mickey Vernon, L OBP: 0.393, SLG: 0.506 (1, 3) 6-0-0	K			1B		FC1-4 BB			K	3	0	1	0	1	2	2	
Jackie Jensen, R OBP: 0.369, SLG: 0.422 (1, 9)		K		P6		FC1-4 CS 1-2				3	0	0	0	0	1	2	
Clyde Vollmer, R OBP: 0.344, SLG: 0.367 (1, 7)		5-3			F3	CS		L7		3	0	0	0	0	0	0	
Jim Busby, R OBP: 0.340, SLG: 0.393 (1, 8)		K			F8			F3		3	0	0	0	0	1	0	
Ed Fitz Gerald, R OBP: 0.301, SLG: 0.330 (1, 2) 6-0-0			K		K			F8		3	0	0	0	0	2	0	
Jerry Snyder, R OBP: 0.385, SLG: 0.421 Pompeyo Davalillo, R (9, 6)			5-3			G3			K	2	0	0	0	0	0	0	
Johnny Schmitz, R OBP: 0.080, SLG: 0.080 Kite Thomas, R OBP: 0.247, SLG: 0.264 Gil Coan, L OBP: 0.234, SLG: 0.203 (1, 1) (9, PH) (9, PR)			K			K			BB 1B	2	0	1	0	0	0	0	
Inning Stats	R: 0 E: 0 K: 1 S: 5	H: 0 LOB: 0 BB: 0 P: 5	R: 0 E: 0 K: 2 S: 7	H: 0 LOB: 0 BB: 0 P: 7	R: 0 E: 0 K: 0 S: 4	H: 1 LOB: 1 BB: 0 P: 4	R: 0 E: 0 K: 1 S: 5	H: 0 LOB: 0 BB: 0 P: 5	R: 0 E: 0 K: 0 S: 2	H: 0 LOB: 0 BB: 1 P: 6	R: 0 E: 0 K: 0 S: 3	H: 0 LOB: 0 BB: 0 P: 3	R: 0 E: 0 K: 2 S: 8	H: 1 LOB: 2 BB: 1 P: 12	1B: 2 2B: 0 3B: 0 HR: 0	SF: 0 SAC: 0 DP: 0 HBP: 0	
PITCHER Billy Pierce, L ERA: 2.52 (1, 1)	IP: 9.0 WLS: W BF: 30 H: 2 R: 0 ER: 0 SO: 9 BB: 2 IBB: 0 HBP: 0 BLK: 0 WP: 0 HR: 0 S: 46 P: 54 ERA: 0.00 WHIP: 0.444											PITCHER IP: 9.0 WLS: W BF: 30 H: 2 R: 0 ER: 0 SO: 9 BB: 2 IBB: 0 HBP: 0 BLK: 0 WP: 0 HR: 0 S: 46 P: 54 ERA: 0.00 WHIP: 0.444					

AB 30
R 1
H 6
RBI 1
BB 2
SO 3
LOB 15



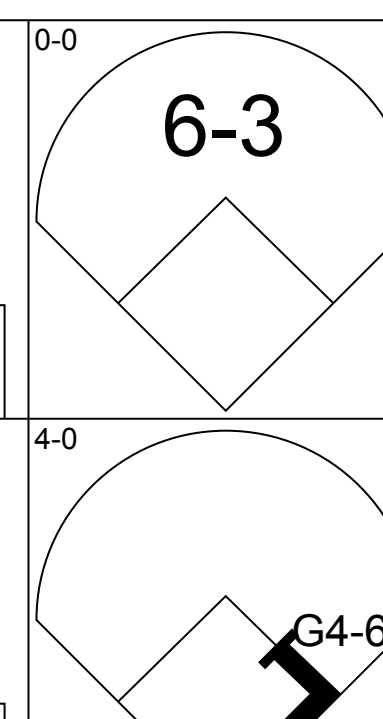
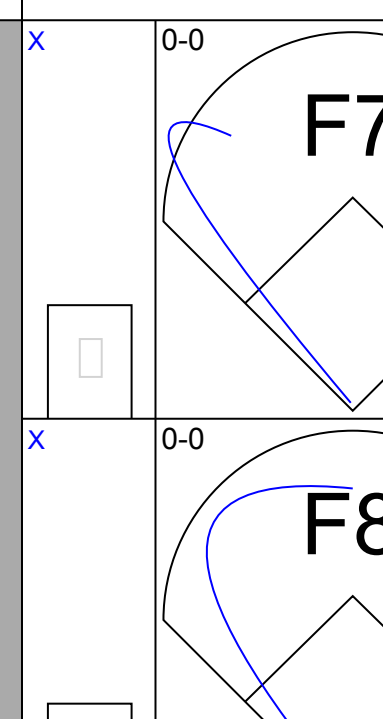
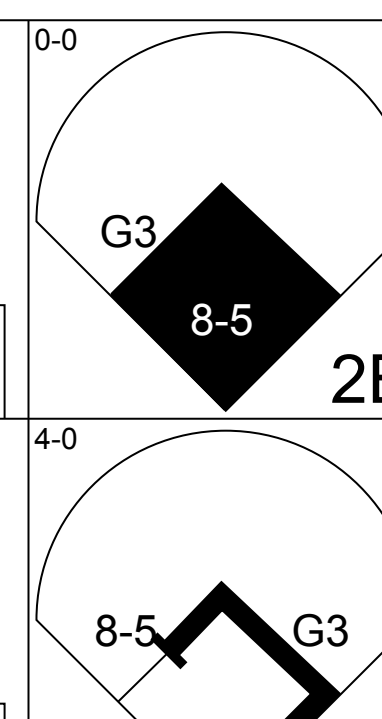
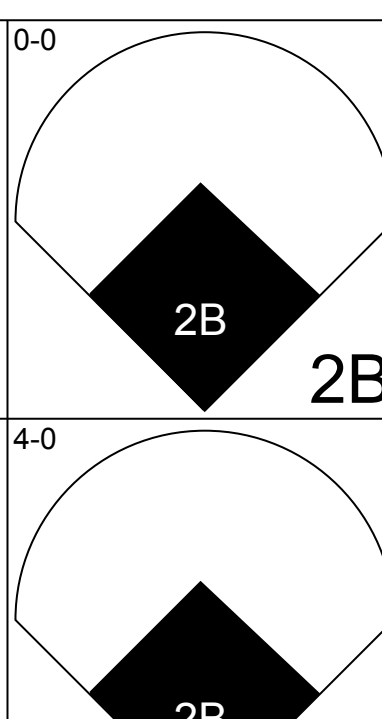
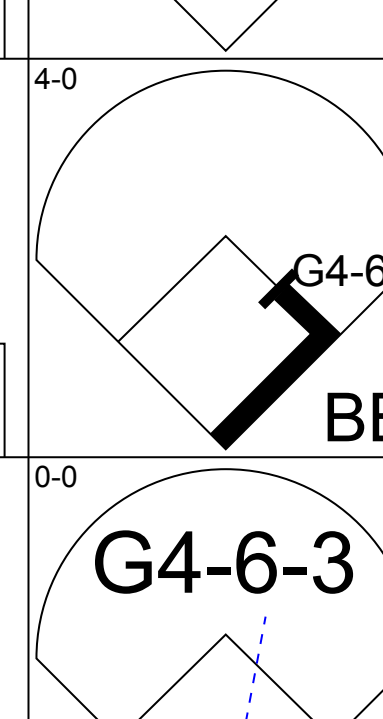
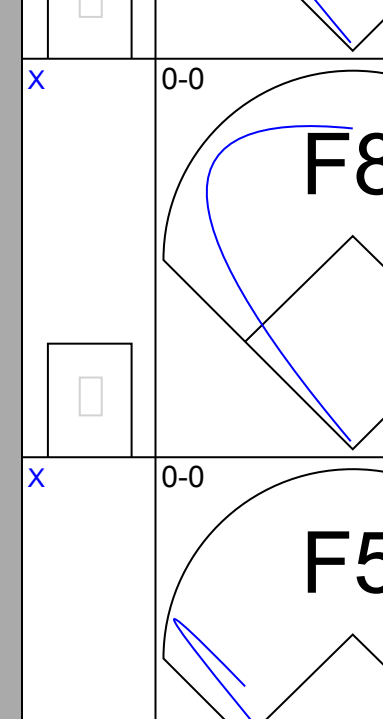
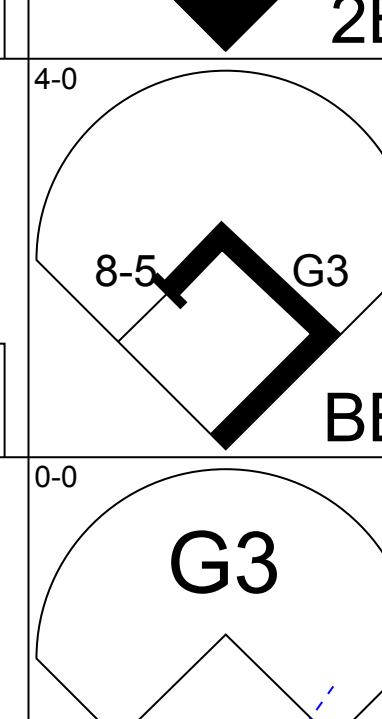
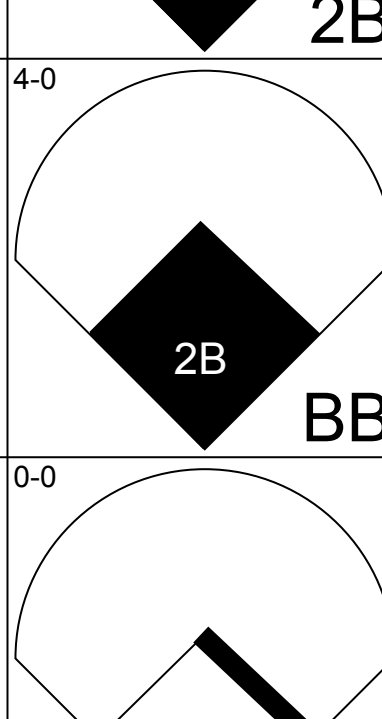
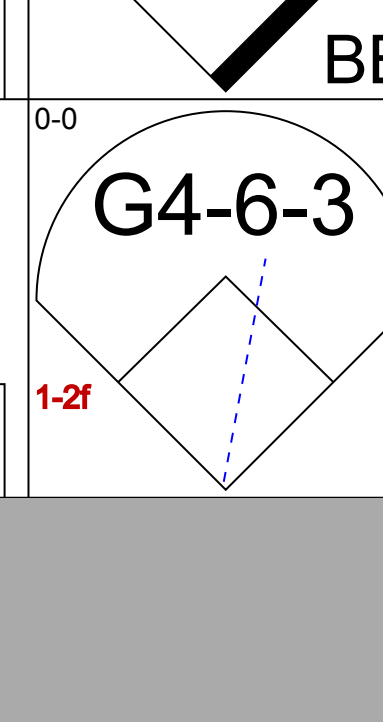
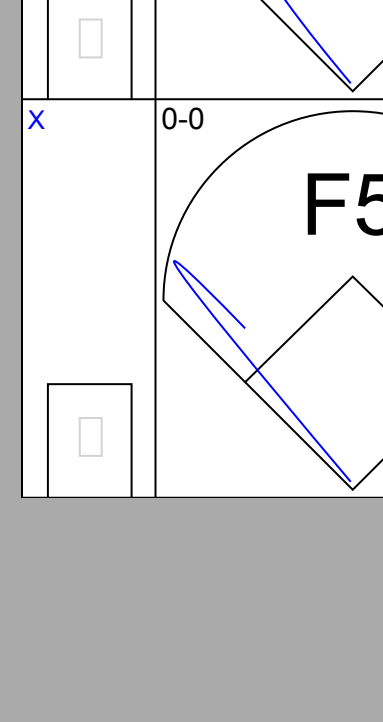
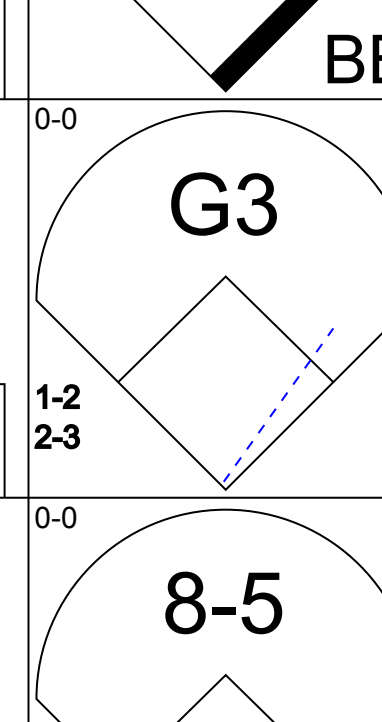
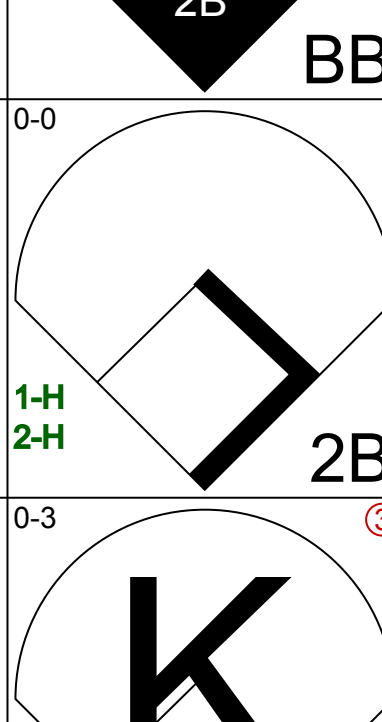
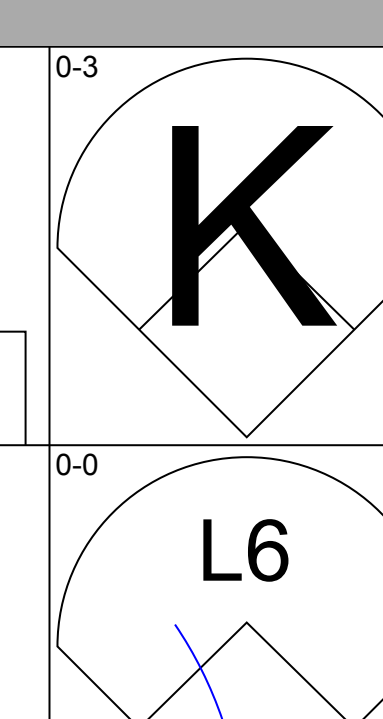
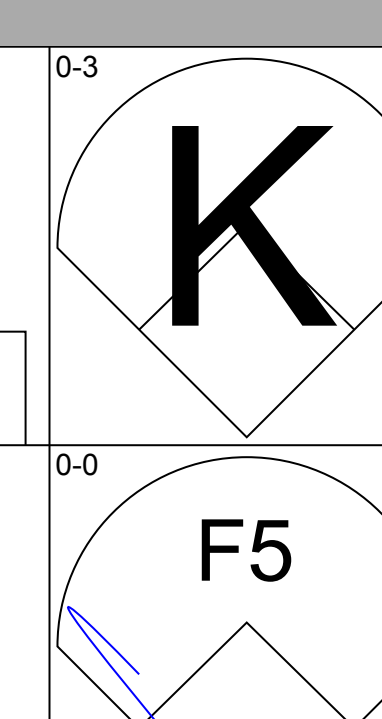
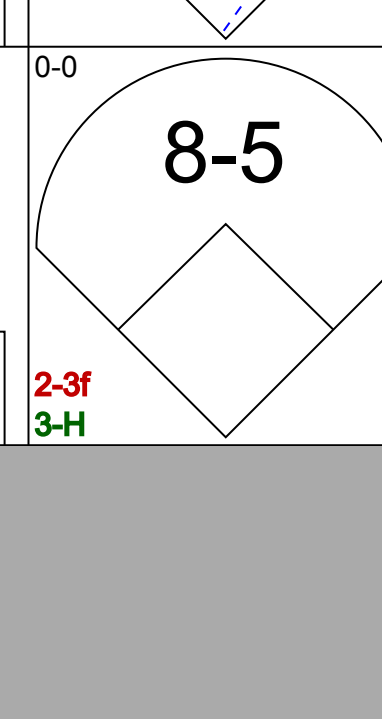

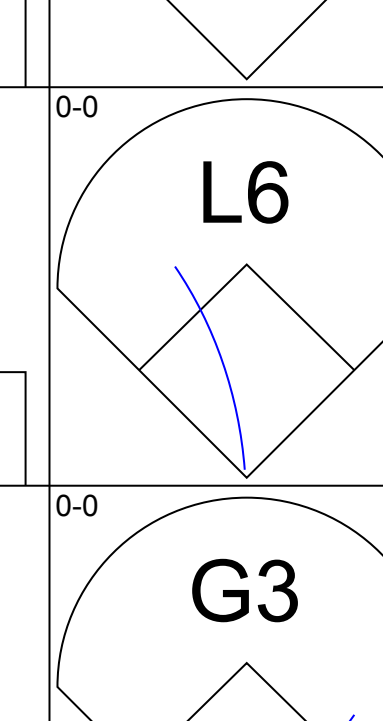
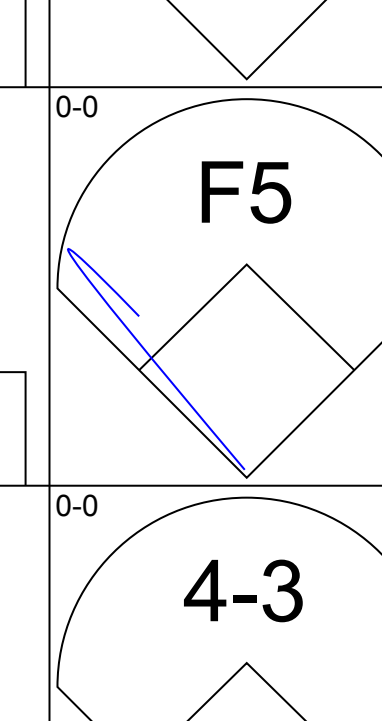
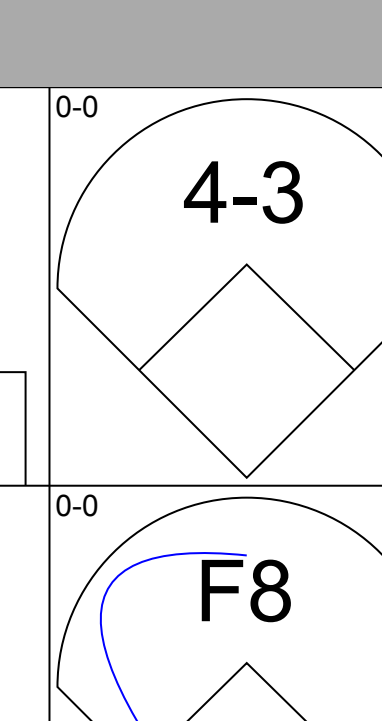
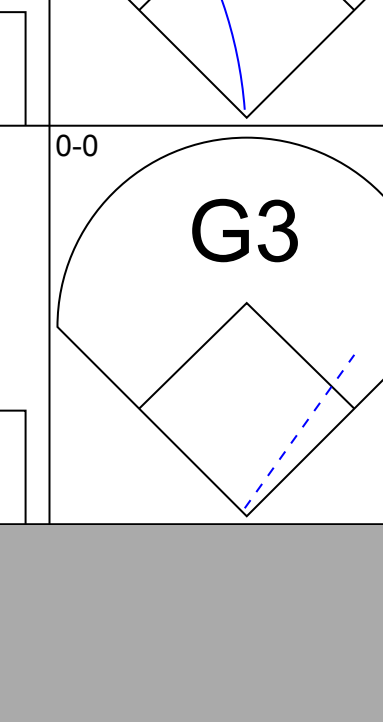
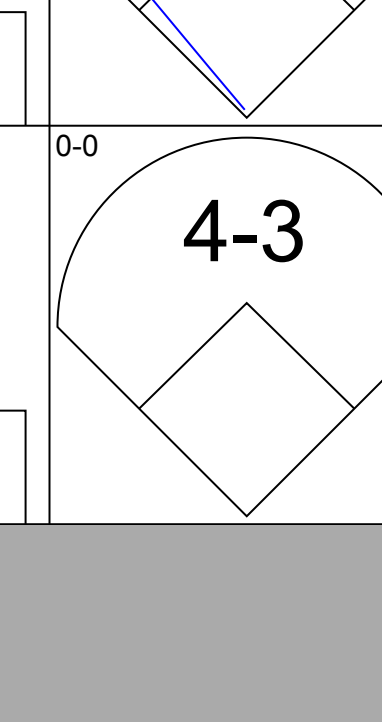
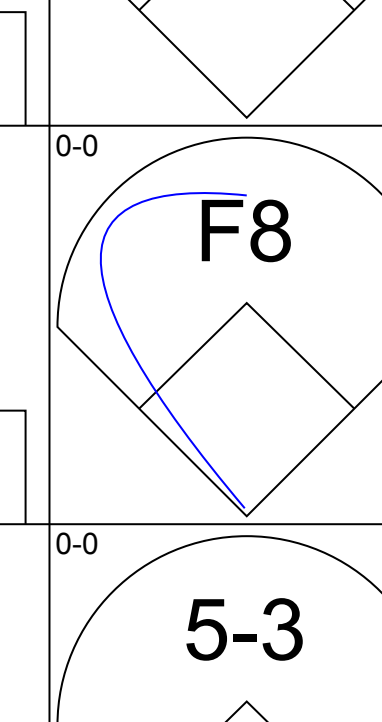
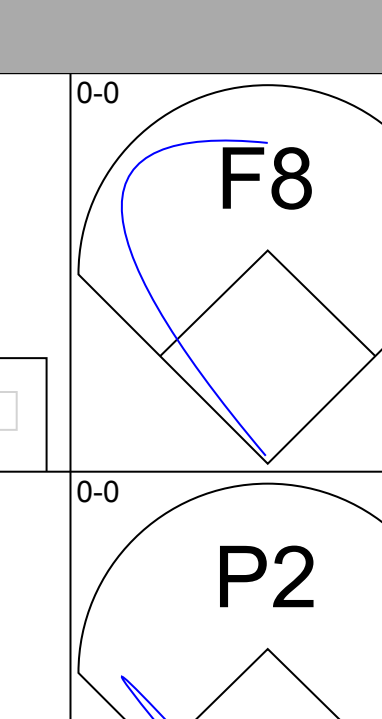
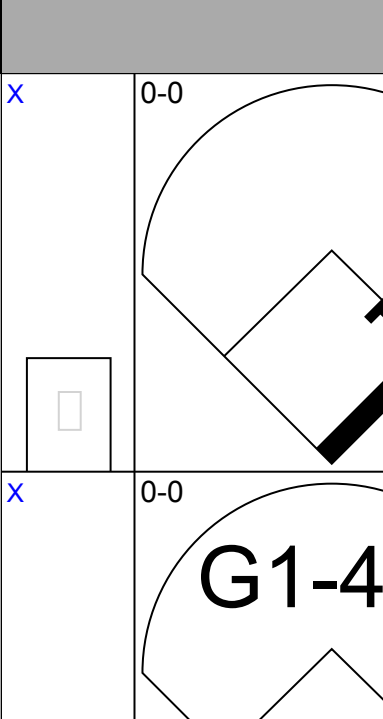
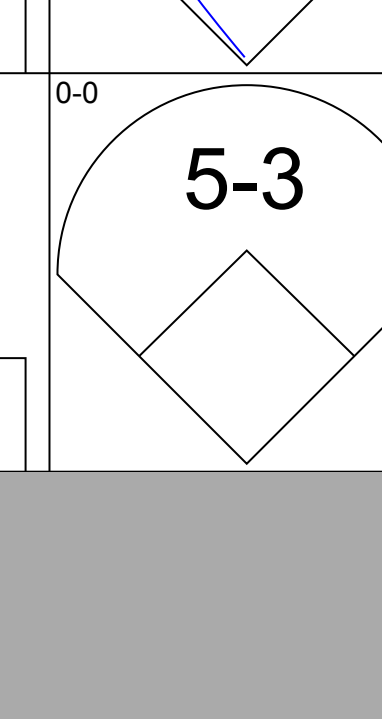
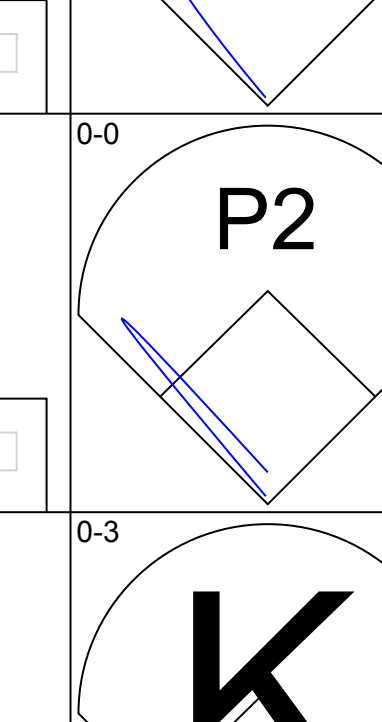
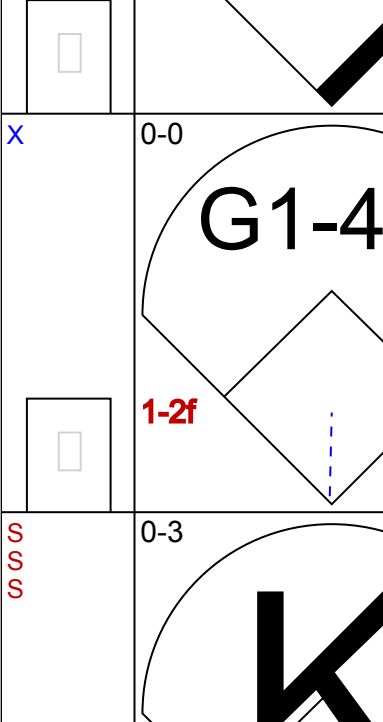
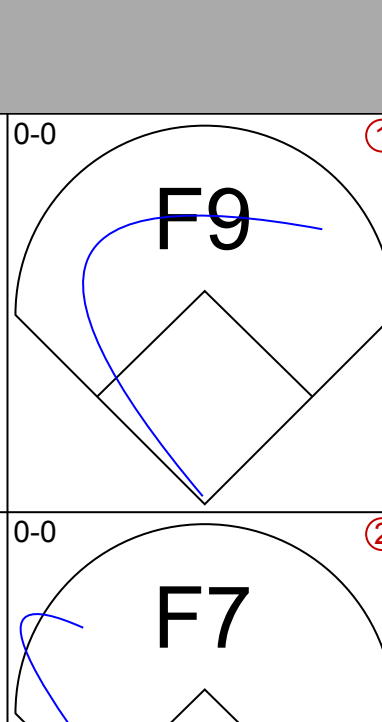
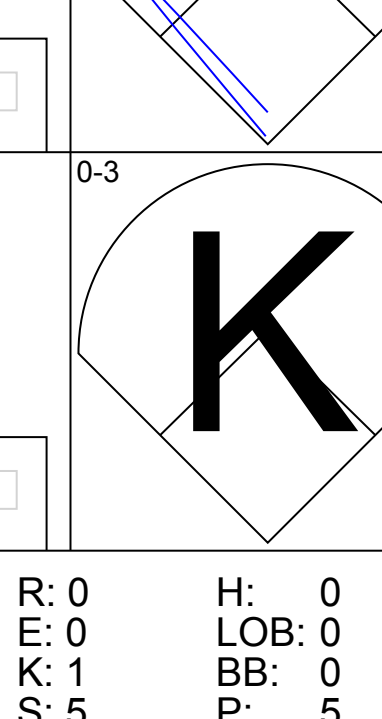
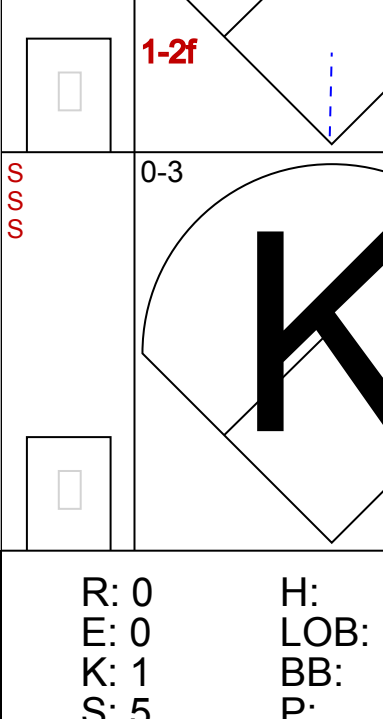
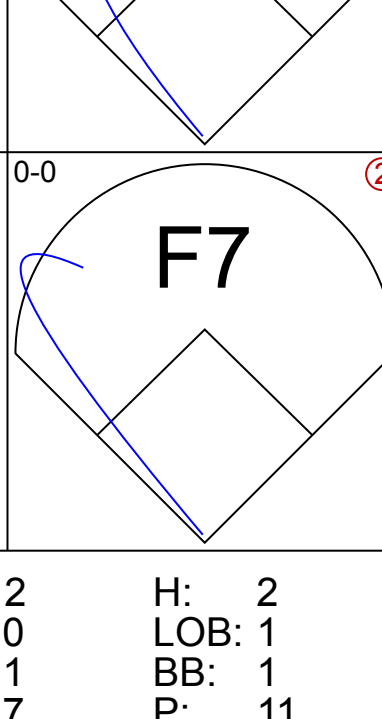
AB 28
R 0
H 2
RBI 0
BB 2
SO 9
LOB 6



Batter	1	2	3	4	5	6	7	8	9	AB	R	H	RBI	BB	SO	LOB	TOP					
Fred Marsh, R OBP: 0.316, SLG: 0.324 (1, 4)										3	1	0	0	2	2	3	Chicago White Sox @ Philadelphia Athletics Connie Mack Stadium, Philadelphia, PA Tue Aug 04 1953, 3:33 AM EDT Att: 4,321 - Unknown					
Bob Boyd, L OBP: 0.444, SLG: 0.231 (1, 3)										4	1	1	0	1	0	3						
Minnie Minoso, R OBP: 0.422, SLG: 0.501 (1, 7)										3	2	1	1	1	0	1						
Bob Elliott, R OBP: 0.394, SLG: 0.438 (1, 5)										4	1	1	1	1	0	3						
Bud Stewart, L OBP: 0.405, SLG: 0.500 (1, 9)										2	2	0	1	3	0	1						
Jim Rivera, L OBP: 0.334, SLG: 0.412 (1, 8)										3	1	0	1	1	1	2						
Sherm Lollar, R OBP: 0.394, SLG: 0.411 (1, 2)										4	0	1	1	0	0	1						
Chico Carrasquel, R OBP: 0.312, SLG: 0.339 Nellie Fox, L OBP: 0.329, SLG: 0.367 (1, 6) (7, PR) (7, 4)										2	0	1	1	1	0	0						
Virgil Trucks, R OBP: 0.158, SLG: 0.175 (1, 1)										3	0	0	0	0	0	2						
Inning Stats	R: 0 E: 0 K: 1 S: 5	H: 0 LOB: 0 BB: 0 P: 5	R: 0 E: 0 K: 0 S: 2	H: 0 LOB: 0 BB: 1 P: 6	R: 0 E: 0 K: 0 S: 3	H: 0 LOB: 0 BB: 0 P: 3	R: 6 E: 1 K: 1 S: 8	H: 3 LOB: 1 BB: 4 P: 24	R: 0 E: 0 K: 0 S: 2	H: 0 LOB: 0 BB: 0 P: 6	R: 0 E: 0 K: 1 S: 5	H: 0 LOB: 0 BB: 0 P: 5	R: 0 E: 0 K: 0 S: 4	H: 0 LOB: 3 BB: 1 P: 9	R: 1 E: 0 K: 0 S: 4	H: 1 LOB: 1 BB: 1 P: 8		R: 1 E: 0 K: 0 S: 3	H: 1 LOB: 1 BB: 2 P: 11	1B: 2 2B: 2 3B: 1 HR: 0	SF: 0 SAC: 1 DP: 2 HBP: 1	WP: 1 PB: 0 CS: 1
PITCHER	IP WLS BF H R ER SO BB IBB HBP BLK WP HR S P ERA WHIP																					
Harry Byrd, R ERA: 4.98 Frank Fanovich, L ERA: 5.03 (1, 1) (4, 1)	3.0 L 15 2 6 6 1 5 0 0 0 0 0 0 12 32 18.00 2.333																					
3.0 L 26 3 2 2 2 5 0 1 0 1 0 0 24 45 3.00 1.333																						

AB	29
R	8
H	5
RBI	7
BB	10
SO	3
LOB	17




Batter	1	2	3	4	5	6	7	8	9	AB	R	H	RBI	BB	SO	LOB	BOTTOM			
Joe Demaestri, R OBP: 0.327, SLG: 0.374 (1, 6)										4	2	2	0	0	0	0	Chicago White Sox @ Philadelphia Athletics Connie Mack Stadium, Philadelphia, PA Tue Aug 04 1953, 3:33 AM EDT Att: 4,321 - Unknown			
Dave Philley, S OBP: 0.382, SLG: 0.424 (1, 9)										1	1	0	0	3	0	0				
Eddie Robinson, L OBP: 0.322, SLG: 0.396 (1, 3)										4	0	1	2	0	0	3				
Gus Zernial, R OBP: 0.344, SLG: 0.510 (1, 7)										4	0	0	1	0	3	2				
Cass Michaels, R OBP: 0.343, SLG: 0.419 (1, 4)										3	0	0	0	0	0	0				
Ed McChee, R OBP: 0.322, SLG: 0.326 (1, 8)										3	0	0	0	0	0	0				
Loren Babe, L OBP: 0.280, SLG: 0.308 (1, 5)										3	0	1	0	0	0	0				
Joe Astroth, R OBP: 0.325, SLG: 0.340 Neal Watlington, L OBP: 0.135, SLG: 0.091 (1, 2) (9, PH)										2	0	0	0	0	0	1				
Harry Byrd, R OBP: 0.203, SLG: 0.190 Frank Fanovich, L OBP: 0.143, SLG: 0.143 Carmen Mauro, L OBP: 0.231, SLG: 0.241 (1, 1) (4, 1) (9, PH)										1	0	0	0	0	1	0				
Inning Stats	R: 0 E: 0 K: 0 S: 2	H: 0 LOB: 1 BB: 0 P: 6	R: 0 E: 0 K: 1 S: 5	H: 0 LOB: 0 BB: 0 P: 5	R: 0 E: 0 K: 1 S: 5	H: 0 LOB: 0 BB: 0 P: 5	R: 0 E: 0 K: 0 S: 3	H: 0 LOB: 0 BB: 0 P: 3	R: 0 E: 0 K: 1 S: 5	H: 1 LOB: 0 BB: 0 P: 5	R: 1 E: 0 K: 0 S: 3	H: 1 LOB: 0 BB: 1 P: 7	R: 0 E: 0 K: 0 S: 3	H: 0 LOB: 0 BB: 0 P: 3	R: 2 E: 0 K: 1 S: 7	H: 2 LOB: 1 BB: 1 P: 11		1B: 1 2B: 4 3B: 0 HR: 0	SF: 0 SAC: 0 DP: 3 HBP: 0	WP: 0 PB: 0 CS: 0
PITCHER	IP WLS BF H R ER SO BB IBB HBP BLK WP HR S P ERA WHIP																			
Virgil Trucks, R ERA: 2.48 (1, 1)	9.0 W 31 4 3 3 5 3 0 0 0 0 0 0 38 50 3.00 0.778																			



Batter	1	2	3	4	5	6	7	8	9	10	11	12	13	14	AB	R	H	RBI	BB	SO	LOB	TOP				
Nellie Fox, L OBP: 0.329, SLG: 0.366 (1, 4)															6	1	2	2	0	1	2					
Bob Boyd, L OBP: 0.435, SLG: 0.294 Fred Marsh, R OBP: 0.321, SLG: 0.319 (11, 3)															4	0	1	0	1	0	3					
Minnie Minoso, R OBP: 0.420, SLG: 0.496 (7, 7)															6	0	1	0	1	1	5					
Bob Elliott, R OBP: 0.389, SLG: 0.431 (1, 5)														7	0	1	1	0	0	3						
Bud Stewart, L OBP: 0.435, SLG: 0.513 Sam Mele, R OBP: 0.388, SLG: 0.503 (7, 9)														3	1	2	0	1	0	0						
Jim Rivera, L OBP: 0.333, SLG: 0.415 (1, 8)														7	2	2	1	0	1	5						
Sherm Lollar, R OBP: 0.393, SLG: 0.404 (1, 2)															4	1	0	1	1	0	1					
Chico Carrasquel, R OBP: 0.307, SLG: 0.333 (1, 6)															6	2	0	0	0	0	5					
Joe Dobson, R OBP: 0.100, SLG: 0.103 Tom Wright, L OBP: 0.323, SLG: 0.407 Harry Dorish, R OBP: 0.184, SLG: 0.184 Billy Pierce, L OBP: 0.197, SLG: 0.125 (8, 1)															0	0	0	0	0	0	0					
Inning Stats	R: 1 E: 0 K: 0 S: 4	H: 2 LOB: 2 BB: 2 P: 12	R: 1 E: 1 K: 0 S: 5	H: 1 LOB: 1 BB: 0 P: 5	R: 0 E: 0 K: 0 S: 3	H: 0 LOB: 0 BB: 0 P: 3	R: 3 E: 2 K: 1 S: 7	H: 1 LOB: 1 BB: 1 P: 12	R: 0 E: 0 K: 0 S: 6	H: 2 LOB: 2 BB: 1 P: 10	R: 0 E: 1 K: 0 S: 4	H: 1 LOB: 1 BB: 0 P: 4	R: 0 E: 0 K: 1 S: 5	H: 0 LOB: 0 BB: 0 P: 5	R: 0 E: 0 K: 0 S: 3	H: 1 LOB: 0 BB: 0 P: 3	R: 0 E: 0 K: 1 S: 5	H: 0 LOB: 0 BB: 0 P: 5	R: 0 E: 0 K: 1 S: 5	H: 0 LOB: 0 BB: 0 P: 5	R: 0 E: 0 K: 0 S: 4	H: 1 LOB: 0 BB: 1 P: 8	1B: 9 2B: 2 3B: 1 HR: 1	SF: 0 SAC: 2 DP: 3 HBP: 1	WP: 0 PB: 0 CS: 0	PA: 60
PITCHER	IP WLS BF H R ER SO BB IBB HBP BLK WP HR S P ERA WHIP	7.0 L 25 4 2 2 3 2 0 0 0 0 1 29 37 2.57 0.857	PITCHER														IP WLS BF H R ER SO BB IBB HBP BLK WP HR S P ERA WHIP									

Chicago White Sox @ Philadelphia Athletics
 Connie Mack Stadium, Philadelphia, PA
 Wed Aug 05 1953, 3:33 AM EDT
 Att. 3,460 - Unknown


AB	51
R	9
H	12
RBI	8
BB	6
SO	5
LOB	24



Batter	1	2	3	4	5	6	7	8	9	10	11	12	13	14	AB	R	H	RBI	BB	SO	LOB	BOTTOM						
Joe Demasestri, R OBP: 0.317, SLG: 0.363 (1, 6)															7	0	0	1	0	1	7							
Dave Philley, S OBP: 0.365, SLG: 0.424 Bobby Shantz, R OBP: 0.296, SLG: 0.297 Morrie Martin, L OBP: 0.100, SLG: 0.100 (8, 1)															2	1	1	0	2	0	1							
Eddie Robinson, L OBP: 0.320, SLG: 0.391 (1, 3)															7	0	1	0	0	1	2							
Gus Zernial, R OBP: 0.343, SLG: 0.514 (1, 7)															7	2	2	1	0	2	2							
Cass Michaels, R OBP: 0.345, SLG: 0.415 (1, 4)															5	1	1	0	2	1	2							
Ed McGhee, R OBP: 0.320, SLG: 0.335 (1, 8)															5	1	1	2	0	1	2							
Loren Babe, L OBP: 0.283, SLG: 0.307 Tom Hamilton, L OBP: 0.217, SLG: 0.167 (12, 9)															4	1	1	0	1	1	3							
Ray Murray, R OBP: 0.366, SLG: 0.459 (1, 2)															5	1	2	2	1	0	1							
Marion Fricano, R OBP: 0.199, SLG: 0.200 Carmen Mauro, L OBP: 0.232, SLG: 0.241 (8, 9)															2	0	1	0	0	1	2							
Inning Stats	R: 0 E: 0 K: 0 S: 3	H: 1 LOB: 0 BB: 0 P: 3	R: 3 E: 0 K: 2 S: 10	H: 3 LOB: 1 BB: 1 P: 14	R: 1 E: 1 K: 0 S: 3	H: 0 LOB: 1 BB: 2 P: 11	R: 1 E: 1 K: 1 S: 7	H: 2 LOB: 1 BB: 0 P: 7	R: 0 E: 0 K: 0 S: 3	H: 0 LOB: 0 BB: 0 P: 3	R: 0 E: 0 K: 0 S: 3	H: 0 LOB: 0 BB: 0 P: 4	R: 2 E: 1 K: 1 S: 8	H: 3 LOB: 2 BB: 1 P: 12	R: 0 E: 0 K: 0 S: 3	H: 0 LOB: 0 BB: 0 P: 3	R: 0 E: 0 K: 1 S: 7	H: 1 LOB: 1 BB: 0 P: 6	R: 0 E: 0 K: 0 S: 3	H: 0 LOB: 0 BB: 0 P: 3	R: 0 E: 0 K: 1 S: 5	H: 0 LOB: 0 BB: 0 P: 5	R: 0 E: 0 K: 2 S: 7	H: 0 LOB: 0 BB: 0 P: 7	1B: 8 2B: 0 3B: 0 HR: 3	SF: 0 SAC: 1 DP: 1 HBP: 0	WP: 0 PB: 0 CS: 1	PA: 59
PITCHER	IP WLS BF H R ER SO BB IBB HBP BLK WP HR S P ERA WHIP	3.0 L 15 4 4 3 2 3 0 0 0 0 1 21 29 6.23 1.385	PITCHER														IP WLS BF H R ER SO BB IBB HBP BLK WP HR S P ERA WHIP											

Chicago White Sox @ Philadelphia Athletics
 Connie Mack Stadium, Philadelphia, PA
 Wed Aug 05 1953, 3:33 AM EDT
 Att. 3,460 - Unknown

AB	52
R	7
H	11
RBI	6
BB	6
SO	9
LOB	25



Batter	1	2	3	4	5	6	7	8	9	AB	R	H	RBI	BB	SO	LOB	TOP																
Nellie Fox, L OBP: 0.328, SLG: 0.364 (1, 4)										5	1	1	0	0	0	1																	
Bob Boyd, L OBP: 0.393, SLG: 0.238 (1, 3)										4	1	0	0	1	0	0																	
Minnie Minoso, R OBP: 0.420, SLG: 0.494 (1, 7)										4	0	1	0	0	1	0																	
Bob Elliott, R OBP: 0.385, SLG: 0.426 (8, PR)										4	0	0	1	0	0	3																	
Connie Johnson, R OBP: 0.333, SLG: 0.290 (8, 5)										0	1	0	0	0	0	0																	
Rocky Krsnich, R OBP: 0.306, SLG: 0.327 (8, 5)										0	0	0	0	0	0	0																	
Sam Mele, R OBP: 0.392, SLG: 0.504 (1, 9)										3	2	2	1	1	0	1																	
Jim Rivera, L OBP: 0.335, SLG: 0.415 (1, 8)										4	1	2	1	0	0	2																	
Sherm Lollar, R OBP: 0.398, SLG: 0.418 (1, 2)										4	0	3	3	0	0	1																	
Chico Carrasquel, R OBP: 0.305, SLG: 0.332 (7, PH)										2	0	0	0	0	0	2																	
Tom Wright, L OBP: 0.320, SLG: 0.402 (7, 6)										1	0	0	0	0	1																		
Fred Marsh, R OBP: 0.316, SLG: 0.314 (7, 6)										1	0	0	0	0	1	2																	
Mike Fomiesles, R OBP: 0.152, SLG: 0.156 (7, PH)										1	0	0	0	0	0	0																	
Bud Stewart, L OBP: 0.426, SLG: 0.500 (7, 1)										1	0	0	0	0	0	1																	
Luis Aloma, R OBP: 0.190, SLG: 0.190 (7, 1)										0	0	0	0	0	0	0																	
Gene Bearden, L OBP: 0.190, SLG: 0.190 (7, 1)										1	0	0	0	0	0	2																	
Inning Stats	R: 0 E: 0 K: 0 S: 3	H: 0 LOB: 0 BB: 3	R: 1 E: 0 K: 0 S: 4	H: 1 LOB: 1 BB: 8	R: 0 E: 0 K: 0 S: 3	H: 0 LOB: 0 BB: 3	R: 0 E: 0 K: 0 S: 4	H: 1 LOB: 1 BB: 0 P: 4	R: 0 E: 0 K: 0 S: 4	H: 1 LOB: 1 BB: 0 P: 4	R: 0 E: 0 K: 0 S: 4	H: 1 LOB: 1 BB: 0 P: 4	R: 0 E: 0 K: 0 S: 4	H: 1 LOB: 1 BB: 0 P: 4	R: 5 E: 0 K: 1 S: 9	H: 4 LOB: 2 BB: 1 P: 14	R: 0 E: 0 K: 1 S: 5	H: 0 LOB: 0 BB: 5	1B: 7 2B: 2 3B: 0 HR: 0	SF: 0 SAC: 1 DP: 0 HBP: 1	WP: 0 PB: 0 SB: 0 CS: 0	PA: 39											
PITCHER	IP WLS BF H R ER SO BB IBB HBP BLK WP HR S P ERA WHIP																																
Joe Coleman, R ERA: 3.54 (1, 1)	7.0	29	6	3	3	0	2	0	0	0	0	0	0	27	35	3.86	1.143																
Harry Byrd, R ERA: 5.11 (8, 1)	1.0	L 7	3	3	3	1	0	0	1	0	0	0	0	8	9	27.00	3.000																
Frank Fanovich, L ERA: 4.89 (9, 1)	1.0	3	0	0	0	1	0	0	0	0	0	0	0	5	5	0.00	0.000																

Chicago White Sox @ Philadelphia Athletics
 Connie Mack Stadium, Philadelphia, PA
 Thu Aug 06 1953, 3:33 AM EDT
 Att: 3,196 - Unknown

Batter	1	2	3	4	5	6	7	8	9	AB	R	H	RBI	BB	SO	LOB	BOTTOM																
Joe Demaestri, R OBP: 0.311, SLG: 0.355 (1, 6)										5	1	0	0	0	1	1																	
Dave Philley, S OBP: 0.385, SLG: 0.429 (1, 9)										5	0	3	1	0	0	0																	
Loren Babe, L OBP: 0.285, SLG: 0.306 (1, 5)										4	1	1	0	1	0	2																	
Gus Zernial, R OBP: 0.344, SLG: 0.511 (1, 7)										4	1	1	0	1	0	3																	
Cass Michaels, R OBP: 0.350, SLG: 0.416 (1, 4)										2	1	1	0	2	0	0																	
Eddie Robinson, L OBP: 0.321, SLG: 0.392 (1, 3)										4	0	2	1	0	1	4																	
Ed McGhee, R OBP: 0.315, SLG: 0.330 (1, 8)										4	0	0	0	0	2	2																	
Ray Murray, R OBP: 0.358, SLG: 0.448 (1, 2)										4	0	0	0	0	0	0																	
Joe Coleman, R OBP: 0.444, SLG: 0.375 (8, 1)										3	0	1	0	0	1	1																	
Harry Byrd, R OBP: 0.203, SLG: 0.190 (6, PH)										0	0	0	0	0	0	0																	
Joe Astroth, R OBP: 0.324, SLG: 0.339 (9, 1)										1	0	0	0	0	1	0																	
Frank Fanovich, L OBP: 0.143, SLG: 0.143 (9, 1)										0	0	0	0	0	0	0																	
Inning Stats	R: 1 E: 0 K: 0 S: 4	H: 2 LOB: 2 BB: 2 P: 12	R: 0 E: 0 K: 1 S: 5	H: 0 LOB: 0 BB: 0 P: 5	R: 0 E: 0 K: 0 S: 3	H: 0 LOB: 0 BB: 0 P: 3	R: 0 E: 0 K: 0 S: 4	H: 1 LOB: 1 BB: 0 P: 4	R: 1 E: 0 K: 0 S: 5	H: 2 LOB: 1 BB: 0 P: 5	R: 2 E: 2 K: 1 S: 8	H: 2 LOB: 3 BB: 2 P: 16	R: 0 E: 0 K: 2 S: 7	H: 0 LOB: 0 BB: 0 P: 7	R: 0 E: 0 K: 0 S: 4	H: 1 LOB: 1 BB: 0 P: 4	1B: 8 2B: 1 3B: 0 HR: 0	SF: 0 SAC: 0 DP: 0 HBP: 0	WP: 0 PB: 0 SB: 0 CS: 0	PA: 40													
PITCHER	IP WLS BF H R ER SO BB IBB HBP BLK WP HR S P ERA WHIP																																
Mike Fomiesles, R ERA: 3.31 (7, 1)	6.0	27	7	4	2	2	2	0	0	0	0	0	0	29	37	3.00	1.500																
Luis Aloma, R ERA: 4.13 (7, 1)	0.2	5	1	0	0	1	2	0	0	0	0	0	0	5	13	0.00	4.500																
Gene Bearden, L ERA: 2.55 (7, 1)	2.1	W 8	1	0	0	3	0	0	0	0	0	0	0	14	14	0.00	0.429																

Chicago White Sox @ Philadelphia Athletics
 Connie Mack Stadium, Philadelphia, PA
 Thu Aug 06 1953, 3:33 AM EDT
 Att: 3,196 - Unknown

Batter	1	2	3	4	5	6	7	8	9	AB	R	H	RBI	BB	SO	LOB	TOP										
Fred Marsh, R (1, 3) OBP: 0.313, SLG: 0.324	5-3	FC4-6															4 0 1 0 0 0 2										
Bob Boyd, L (9, FH) OBP: 0.414, SLG: 0.273																	1 0 1 0 0 0 0										
Nelle Fox, L (1, 4) OBP: 0.326, SLG: 0.363																	4 0 1 0 0 0 3										
Minnie Minoso, R (1, 7) OBP: 0.416, SLG: 0.488																	4 0 0 0 0 0 3										
Bob Elliott, R (1, 5) OBP: 0.383, SLG: 0.423																	4 0 1 0 0 0 1										
Sam Mele, R (1, 9) OBP: 0.391, SLG: 0.501																	4 0 1 0 0 0 2										
Sherm Lollar, R (1, 2) OBP: 0.401, SLG: 0.423																	2 1 1 0 1 0 0										
Jim Rivera, L (1, 8) OBP: 0.336, SLG: 0.415																	3 0 1 0 1 1 2										
Chico Carrasquel, R (1, 6) OBP: 0.306, SLG: 0.332																	3 0 1 1 0 0 2										
Tom Wright, L (9, FH) OBP: 0.317, SLG: 0.398																	1 0 0 0 0 0 0										
Connie Johnson, R (1, 1) OBP: 0.286, SLG: 0.167																	1 0 0 0 0 1 2										
Gene Bearden, L (3, 1) OBP: 0.192, SLG: 0.182																	1 0 0 0 0 1 0										
Mike Fornieles, R (5, 1) OBP: 0.147, SLG: 0.152																	1 0 0 0 0 0 0										
Bud Stewart, L (9, FH) OBP: 0.438, SLG: 0.500																	0 0 0 0 1 0 0										
Inning Stats	R: 0 E: 0 K: 0 S: 3	H: 0 LOB: 1 BB: 0 P: 4	R: 1 E: 0 K: 1 S: 8	H: 3 LOB: 2 BB: 0 P: 8	R: 0 E: 1 K: 0 S: 4	H: 1 LOB: 1 BB: 0 P: 4	R: 0 E: 0 K: 0 S: 3	H: 0 LOB: 0 BB: 0 P: 3	R: 0 E: 0 K: 1 S: 6	H: 1 LOB: 2 BB: 0 P: 6	R: 0 E: 0 K: 0 S: 3	H: 0 LOB: 0 BB: 0 P: 3	R: 0 E: 0 K: 1 S: 6	H: 1 LOB: 2 BB: 1 P: 10	R: 0 E: 0 K: 0 S: 3	H: 1 LOB: 1 BB: 1 P: 7	1B: 6 2B: 2 3B: 0 HR: 0	SF: 0 SAC: 1 DP: 2 HBP: 1	WP: 0 PB: 0 SB: 0 CS: 0	PA: 38							
PITCHER	IP	WLS	BF	H	R	ER	SO	BB	IBB	HBP	BLK	WP	HR	S	P	ERA	WHIP										
Ed Lopat, L (1, 1) ERA: 2.74	7.0	W	29	6	1	1	2	1	0	1	0	0	0	31	36	1.29	1.000										
Allie Reynolds, R (8, 1) ERA: 3.51	2.0	S	9	2	0	0	1	2	0	0	0	0	0	9	17	0.00	2.000										

Chicago White Sox @ New York Yankees
Yankee Stadium, Bronx, NY
Fri Aug 07 1953, 3:33 AM EDT
Att: 27,063 - Unknown

AB 33
R 1
H 8
RBI 1
BB 3
SO 3
LOB 17





Batter	1	2	3	4	5	6	7	8	9	AB	R	H	RBI	BB	SO	LOB	BOTTOM										
Gil McDougald, R (1, 5) OBP: 0.363, SLG: 0.439	K		L5	E				E8		4	0	2	0	1	1	1											
Joe Collins, L (1, 3) OBP: 0.384, SLG: 0.384				E3				2-3		3	1	0	0	2	0	3											
Mickey Mantle, S (1, 8) OBP: 0.400, SLG: 0.512										4	1	1	3	0	0	4											
Yogi Berra, L (1, 2) OBP: 0.358, SLG: 0.506										1	1	1	1	3	0	0											
Irv Noren, L (1, 9) OBP: 0.378, SLG: 0.444										2	0	0	0	1	0	3											
Gene Woodling, L (1, 7) OBP: 0.408, SLG: 0.424										2	1	0	0	2	0	1											
Billy Martin, R (1, 4) OBP: 0.322, SLG: 0.390										4	1	1	2	0	2	3											
Phil Rizzuto, R (1, 6) OBP: 0.391, SLG: 0.342										4	0	1	0	0	0	0											
Ed Lopat, L (1, 1) OBP: 0.308, SLG: 0.298										2	1	1	0	1	0	0											
Allie Reynolds, R (8, 1) OBP: 0.278, SLG: 0.200										1	0	0	0	0	1	0											
Inning Stats	R: 0 E: 0 K: 1 S: 5	H: 0 LOB: 2 BB: 2 P: 13	R: 0 E: 0 K: 1 S: 5	H: 0 LOB: 0 BB: 0 P: 5	R: 4 E: 0 K: 1 S: 8	H: 3 LOB: 1 BB: 2 P: 16	R: 0 E: 1 K: 0 S: 3	H: 1 LOB: 2 BB: 2 P: 11	R: 0 E: 0 K: 0 S: 2	H: 0 LOB: 1 BB: 2 P: 10	R: 0 E: 0 K: 0 S: 3	H: 1 LOB: 1 BB: 0 P: 3	R: 0 E: 0 K: 0 S: 3	H: 0 LOB: 1 BB: 1 P: 7	R: 2 E: 1 K: 1 S: 7	H: 2 LOB: 1 BB: 1 P: 11	1B: 4 2B: 0 3B: 0 HR: 3	SF: 0 SAC: 1 DP: 2 HBP: 0	WP: 1 PB: 0 SB: 0 CS: 0	PA: 38							
PITCHER	IP	WLS	BF	H	R	ER	SO	BB	IBB	HBP	BLK	WP	HR	S	P	ERA	WHIP										
Connie Johnson, R (1, 1) ERA: 4.19	2.1	L	13	3	4	4	2	3	0	0	0	0	1	14	26	0.00	3.000										
Gene Bearden, L (3, 1) ERA: 2.45	2.0		11	1	0	0	1	5	0	0	0	1	0	8	28	0.00	3.000										
Mike Fornieles, R (5, 1) ERA: 3.36	3.2		14	3	2	2	1	2	0	0	0	0	1	14	22	4.91	1.364										

Chicago White Sox @ New York Yankees
Yankee Stadium, Bronx, NY
Fri Aug 07 1953, 3:33 AM EDT
Att: 27,063 - Unknown

AB 27
R 6
H 7
RBI 6
BB 10
SO 4
LOB 15



Batter	1	2	3	4	5	6	7	8	9	AB	R	H	RBI	BB	SO	LOB	TOP			
Bob Boyd, L OBP: 0.424, SLG: 0.308 (1, 3)	F7		L5-3 1B		CS 1B			F7		4	0	2	0	0	0	0	Chicago White Sox @ New York Yankees Yankee Stadium, Bronx, NY Sat Aug 08 1953, 3:33 AM EDT Unknown livebaseballscorecards.com			
Nelle Fox, L OBP: 0.326, SLG: 0.361 (1, 4)	BB BB BB		L5-3 1-2		4-3 1-2			P6		3	0	0	0	1	0	2				
Minnie Minoso, R OBP: 0.413, SLG: 0.483 (1, 7)	K		F8		P4			F7		4	0	0	0	0	1	1				
Bob Elliott, R OBP: 0.382, SLG: 0.419 (1, 5)	BB BB		P4		F7			K		3	0	0	0	1	1	0				
Sam Mele, R OBP: 0.394, SLG: 0.506 (1, 9)	BB BB		P3		2B			1B		3	0	2	0	1	0	0				
Red Wilson, R OBP: 0.347, SLG: 0.306 (1, 2)	F2		1B		G6-4-3 BB					2	0	1	0	1	0	3				
Jim Rivera, L OBP: 0.334, SLG: 0.412 (1, 8)	F8		F8		K					3	0	0	0	0	1	3				
Chico Carrasquel, R OBP: 0.303, SLG: 0.329 (1, 6)	K		F9		G6-4-3 1-2					3	0	0	0	0	1	3				
Sandy Consuegra, R OBP: 0.120, SLG: 0.083 (1, 1)	K		1-3		1-3					3	0	0	0	0	1	0				
Inning Stats	R: 0 E: 0 K: 1 S: 5	H: 0 LOB: 3 BB: 3 P: 17	R: 0 E: 0 K: 2 S: 7	H: 0 LOB: 0 BB: 0 P: 7	R: 0 E: 0 K: 0 S: 3	H: 1 LOB: 0 BB: 0 P: 3	R: 0 E: 0 K: 0 S: 5	H: 2 LOB: 2 BB: 0 P: 5	R: 0 E: 0 K: 0 S: 3	H: 1 LOB: 0 BB: 0 P: 3	R: 0 E: 0 K: 1 S: 4	H: 0 LOB: 0 BB: 1 P: 8	R: 0 E: 0 K: 0 S: 3	H: 0 LOB: 0 BB: 0 P: 3	R: 0 E: 0 K: 1 S: 5	H: 1 LOB: 1 BB: 0 P: 5		1B: 4 2B: 2 3B: 0 HR: 0	SF: 0 SAC: 0 DP: 2 HBP: 0	WP: 0 PB: 0 CS: 1
PITCHER Whitey Ford, L ERA: 2.8 (1, 1)	IP: 9.0 WLS: W BF: 32 H: 5 R: 0 ER: 0 SO: 5 BB: 4 IBB: 0 HBP: 0 BLK: 0 WP: 0 HR: 0 S: 38 P: 54 ERA: 0.00 WHIP: 1.000															PITCHER				

Batter	1	2	3	4	5	6	7	8	9	AB	R	H	RBI	BB	SO	LOB	BOTTOM					
Gil McDougald, R OBP: 0.361, SLG: 0.437 (1, 5)	F8		FC4-6 1B			E6 SH1-3		4-3		4	0	1	0	0	0	0	Chicago White Sox @ New York Yankees Yankee Stadium, Bronx, NY Sat Aug 08 1953, 3:33 AM EDT Unknown livebaseballscorecards.com					
Joe Collins, L OBP: 0.367, SLG: 0.387 (1, 3)	4-3 WP 1B		FC4-6 1-2			SH1-3 1-2		1B		3	0	2	0	0	0	1						
Mickey Mantle, S OBP: 0.398, SLG: 0.509 (1, 8)	4-3									2	0	0	0	0	1	1						
Hank Bauer, R OBP: 0.401, SLG: 0.442 (6, 9)	1-3					BB		2B		1	0	1	0	1	0	0						
Yogi Berra, L OBP: 0.357, SLG: 0.501 (1, 2)	F7					F9		FC6 IBB		3	0	0	0	1	0	3						
Irv Noren, L OBP: 0.376, SLG: 0.441 (1, 9)			G6-3 1B			4-3		FC6 1-2		4	0	1	0	0	0	4						
Gene Woodling, L OBP: 0.411, SLG: 0.425 (1, 7)	G6-3 1-2					G4-6-3 1B		G6-4-3 BB		2	1	1	0	2	0	1						
Billy Martin, R OBP: 0.322, SLG: 0.388 (1, 4)	CS BB					G4-6-3 1-2		G6-4-3 1-2		2	0	0	0	1	0	2						
Phil Rizzuto, R OBP: 0.395, SLG: 0.349 (1, 6)	CS 1-2		L4					1B IBB		3	0	2	0	1	0	0						
Whitey Ford, L OBP: 0.310, SLG: 0.269 (1, 1)			K			G3		1-3		3	0	0	0	0	1	2						
Johnny Mize, L OBP: 0.341, SLG: 0.407 (9, PH)								1-2 2H 1B		1	0	1	1	0	0	0						
Inning Stats	R: 0 E: 0 K: 0 S: 4	H: 1 LOB: 1 BB: 0 P: 4	R: 0 E: 0 K: 0 S: 2	H: 1 LOB: 0 BB: 1 P: 6	R: 0 E: 0 K: 1 S: 6	H: 1 LOB: 1 BB: 0 P: 6	R: 0 E: 0 K: 1 S: 5	H: 0 LOB: 0 BB: 0 P: 5	R: 0 E: 0 K: 0 S: 4	H: 2 LOB: 1 BB: 0 P: 4	R: 0 E: 1 K: 0 S: 4	H: 0 LOB: 2 BB: 1 P: 8	R: 0 E: 0 K: 0 S: 3	H: 1 LOB: 1 BB: 1 P: 7	R: 0 E: 0 K: 0 S: 4	H: 2 LOB: 2 BB: 1 P: 8		R: 1 E: 0 K: 0 S: 2	H: 1 LOB: 2 BB: 2 P: 10	1B: 7 2B: 2 3B: 0 HR: 0	SF: 0 SAC: 2 DP: 3 HBP: 0	WP: 1 PB: 0 CS: 1
PITCHER Sandy Consuegra, R ERA: 3.25 (1, 1)	IP: 8.1 WLS: L BF: 36 H: 9 R: 1 ER: 1 SO: 2 BB: 4 IBB: 2 HBP: 0 BLK: 0 WP: 1 HR: 0 S: 34 P: 58 ERA: 1.08 WHIP: 1.560															PITCHER						

Batter	1	2	3	4	5	6	7	8	9	AB	R	H	RBI	BB	SO	LOB	TOP
Bob Boyd, L OBP: 0.432, SLG: 0.345 (1, 3)										3	0	1	0	1	0	0	Chicago White Sox @ New York Yankees Yankee Stadium, Bronx, NY Sat Aug 08 1953, 3:38 AM EDT Att: 58,787 - Unknown
Nelle Fox, L OBP: 0.325, SLG: 0.358 (1, 4)										4	0	0	0	0	0	2	
Minnie Minoso, R OBP: 0.411, SLG: 0.480 (1, 7)										3	0	0	0	1	0	1	
Sam Mele, R OBP: 0.391, SLG: 0.501 (1, 9)										3	0	0	0	0	1	1	
Rocky Krsnich, R OBP: 0.297, SLG: 0.317 (1, 5)										3	0	0	0	0	1	1	
Red Wilson, R OBP: 0.346, SLG: 0.300 (1, 2)										2	0	0	0	1	0	0	
Jim Rivera, L OBP: 0.332, SLG: 0.409 (1, 8)										3	0	0	0	0	1	1	
Chico Carrasquel, R OBP: 0.301, SLG: 0.326 (1, 6)										3	0	0	0	0	0	0	
Virgil Trucks, R OBP: 0.153, SLG: 0.169 Bob Elliott, R OBP: 0.381, SLG: 0.418 (9, PH)										2	0	0	0	0	1	0	
										1	0	0	0	0	0	0	 WP: 0 PA: 30 RB: 0 SF: 0 2B: 1 SAC: 0 3B: 0 DP: 0 HR: 0 HBP: 0 CS: 1
Inning Stats	R: 0 E: 0 K: 0 S: 2	H: 0 LOB: 0 BB: 1 P: 6	R: 0 E: 0 K: 2 S: 7	H: 0 LOB: 0 BB: 0 P: 7	R: 0 E: 0 K: 2 S: 7	H: 0 LOB: 0 BB: 0 P: 7	R: 0 E: 0 K: 0 S: 3	H: 0 LOB: 1 BB: 0 P: 7	R: 0 E: 0 K: 0 S: 3	H: 0 LOB: 1 BB: 1 P: 7	R: 0 E: 0 K: 0 S: 3	H: 0 LOB: 0 BB: 0 P: 3	R: 0 E: 0 K: 0 S: 4	H: 1 LOB: 1 BB: 0 P: 4	1B: 0 2B: 1 3B: 0 HR: 0	SF: 0 SAC: 0 DP: 0 HBP: 0	
PITCHER Bob Kuzava, L ERA: 3.97 (1, 1)	IP: 9.0 WLS: W BF: 30 H: 1 R: 0 ER: 0 SO: 4 BB: 3 IBB: 0 HBP: 0 BLK: 0 WP: 0 HR: 0 S: 35 P: 47 ERA: 0.00 WHIP: 0.444																

Batter	1	2	3	4	5	6	7	8	9	AB	R	H	RBI	BB	SO	LOB	BOTTOM
Gil McDougald, R OBP: 0.358, SLG: 0.433 (1, 5)										4	1	0	0	0	0	3	Chicago White Sox @ New York Yankees Yankee Stadium, Bronx, NY Sat Aug 08 1953, 3:38 AM EDT Att: 58,787 - Unknown
Joe Collins, L OBP: 0.385, SLG: 0.385 (1, 3)										4	0	1	0	0	0	0	
Hank Bauer, R OBP: 0.405, SLG: 0.455 (1, 9)										3	1	2	2	0	0	1	
Yogi Berra, L OBP: 0.356, SLG: 0.497 (1, 2)										3	0	0	0	1	1	2	
Irv Noren, L OBP: 0.375, SLG: 0.437 (1, 8)										4	0	1	0	0	1	3	
Gene Woodling, L OBP: 0.411, SLG: 0.424 (1, 7)										3	1	1	0	0	0	1	
Billy Martin, R OBP: 0.322, SLG: 0.387 (1, 4)										3	0	1	0	0	1	0	
Phil Rizzuto, R OBP: 0.394, SLG: 0.349 (1, 6)										3	0	1	1	0	0	0	
Bob Kuzava, S (1, 1)										1	0	0	0	2	1	0	 WP: 0 PA: 32 RB: 0 SF: 0 2B: 0 SAC: 0 3B: 0 DP: 0 HR: 1 HBP: 1 CS: 2
Inning Stats	R: 1 E: 0 K: 1 S: 6	H: 1 LOB: 0 BB: 0 P: 6	R: 1 E: 0 K: 1 S: 7	H: 3 LOB: 2 BB: 1 P: 11	R: 0 E: 0 K: 0 S: 2	H: 0 LOB: 0 BB: 0 P: 3	R: 0 E: 0 K: 1 S: 5	H: 1 LOB: 0 BB: 0 P: 5	R: 0 E: 0 K: 0 S: 4	H: 1 LOB: 1 BB: 0 P: 4	R: 0 E: 0 K: 0 S: 3	H: 0 LOB: 0 BB: 0 P: 3	R: 1 E: 0 K: 0 S: 4	H: 1 LOB: 2 BB: 2 P: 12	1B: 6 2B: 0 3B: 0 HR: 1	SF: 0 SAC: 0 DP: 0 HBP: 1	
PITCHER Virgil Trucks, R ERA: 2.52 (1, 1)	IP: 8.0 WLS: L BF: 32 H: 7 R: 3 ER: 3 SO: 4 BB: 3 IBB: 0 HBP: 1 BLK: 0 WP: 0 HR: 0 S: 36 P: 49 ERA: 3.38 WHIP: 1.250																

Batter	1	2	3	4	5	6	7	8	9	AB	R	H	RBI	BB	SO	LOB	TOP		
Bob Boyd, L OBP: 0.447, SLG: 0.462 (1, 3)	0-0 3-1		0-0 4-3			0-0 F9 1B	0-0 WP HR 1B	0-0 4-3		5	1	2	1	0	0	2			
Nelle Fox, L OBP: 0.327, SLG: 0.356 (1, 4)	0-0 4-3		0-0 6-3			0-0 BB 1B	0-0 HR BB		0-0 1-3	4	1	1	0	1	0	0			
Minnie Minoso, R OBP: 0.416, SLG: 0.495 (1, 7)	0-0 2B		0-0 PO 1B			0-0 F9	0-0 HR		0-0 F7	5	2	3	3	0	0	2			
Sam Mele, R OBP: 0.393, SLG: 0.501 (1, 9)	0-0 2B		0-0 PO 1B	0-0 G3-6-1 1B		0-0 BB	0-0 F7		0-0 F7	4	0	2	1	1	0	0			
Jim Rivera, L OBP: 0.328, SLG: 0.406 (1, 8)	0-0 3-1			0-0 G3-6-1 1B		0-3 K	0-0 6-3			4	0	0	0	0	1	5			
Bob Elliott, R OBP: 0.375, SLG: 0.410 (1, 5)		0-0 F8		0-0 5-3		0-0 F8		0-0 G3		4	0	0	0	0	0	3			
Red Wilson, R OBP: 0.338, SLG: 0.293 (1, 2)		0-0 6-3			0-0 G5-4-3 1B		0-0 F7	0-0 E6 FC3-5		4	0	1	0	0	0	0			
Chico Carrasquel, R OBP: 0.305, SLG: 0.328 (1, 6)		0-0 FC6 1B			0-0 G5-4-3 1B		0-0 2B 1B	0-0 E3 FC3-5		4	1	2	0	0	0	2			
Connie Johnson, R OBP: 0.223, SLG: 0.125 (5, 1) Gene Bearden, L OBP: 0.187, SLG: 0.182 (5, 1) Harry Dorish, R OBP: 0.146, SLG: 0.184 (7, PH) Sandy Consuegra, R OBP: 0.115, SLG: 0.085 (7, 1) Billy Pierce, L OBP: 0.203, SLG: 0.136 (9, 1)		0-0 FC6			0-3 K		0-0 1B WP 2B	0-0 FC3-5		2	0	0	0	0	1	1			
Inning Stats	R: 1 E: 0 K: 0 S: 5	H: 2 LOB: 1 BB: 0 P: 5	R: 0 E: 0 K: 0 S: 4	H: 1 LOB: 1 BB: 0 P: 4	R: 0 E: 0 K: 0 S: 3	H: 1 LOB: 0 BB: 0 P: 3	R: 0 E: 0 K: 1 S: 5	H: 1 LOB: 0 BB: 0 P: 5	R: 0 E: 0 K: 1 S: 7	H: 2 LOB: 3 BB: 1 P: 11	R: 5 E: 0 K: 0 S: 7	H: 4 LOB: 0 BB: 1 P: 11	R: 0 E: 2 K: 0 S: 5	H: 0 LOB: 2 BB: 0 P: 5	R: 0 E: 0 K: 0 S: 3	H: 0 LOB: 0 BB: 0 P: 3	1B: 8 2B: 3 3B: 0 HR: 1	SF: 0 SAC: 0 DP: 2 HBP: 0	WP: 1 PA: 41
PITCHER	IP WLS BF H R ER SO BB IBB HBP BLK WP HR S P ERA WHIP	IP WLS BF H R ER SO BB IBB HBP BLK WP HR S P ERA WHIP																	
Bob Lemon, R ERA: 3.0 (1, 1)	6.1	L	30	12	6	6	2	2	0	0	0	0	1	1	32	40	8.53	2.211	
Bob Hooper, R ERA: 4.13 (7, 1)	2.2		10	0	0	0	0	0	0	0	0	0	0	0	10	10	0.00	0.000	

Chicago White Sox @ Cleveland Indians
Cleveland Municipal Stadium, Cleveland, OH
Tue Aug 11 1953, 3:33 AM EDT
Att: 18,719 - Unknown

AB	38
R	6
H	12
RBI	5
BB	2
SO	2
LOB	17

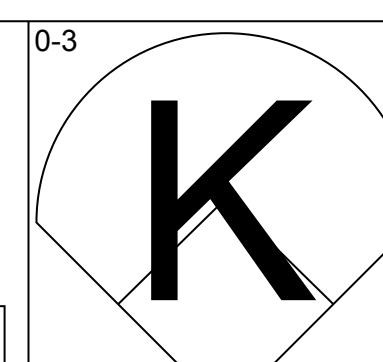
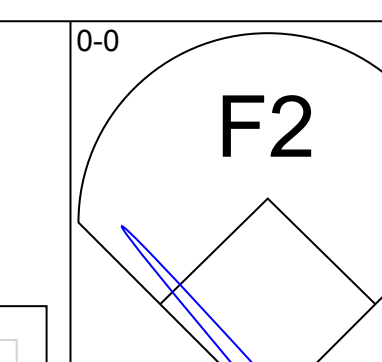
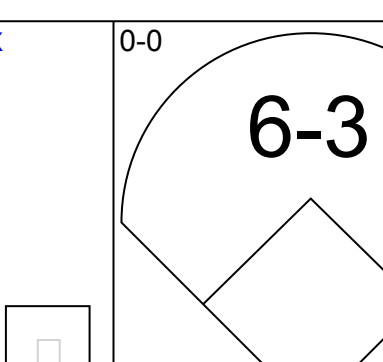
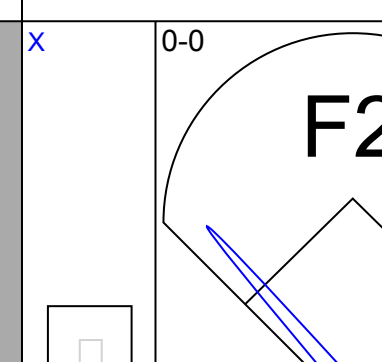
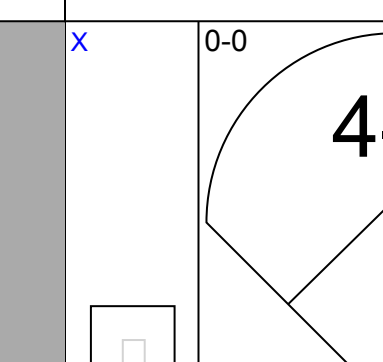
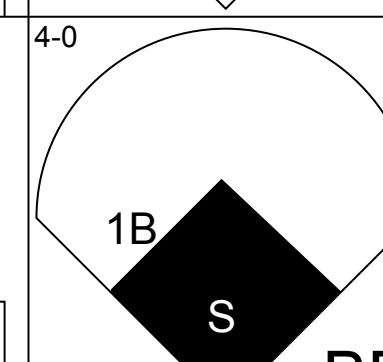
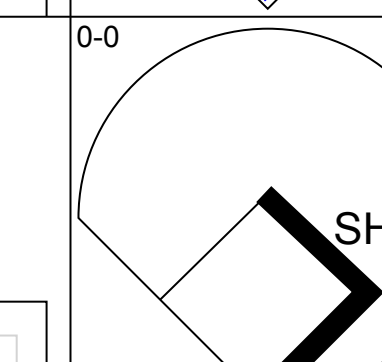
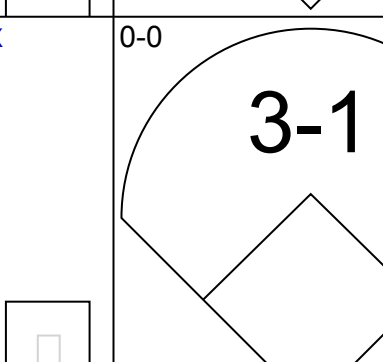
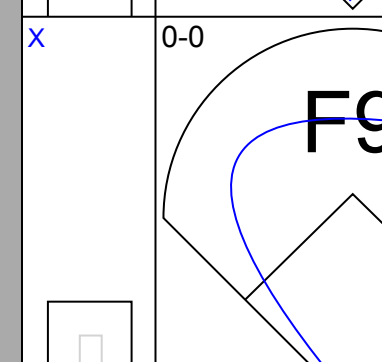
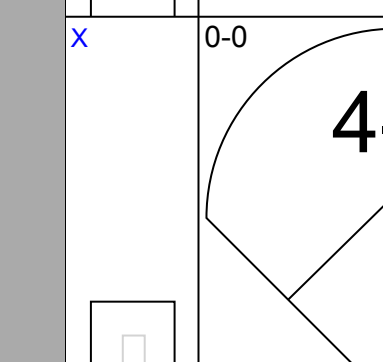
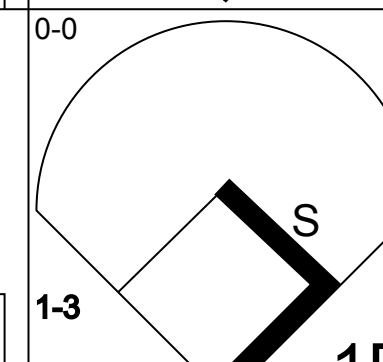
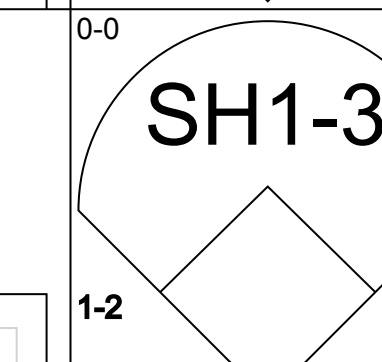

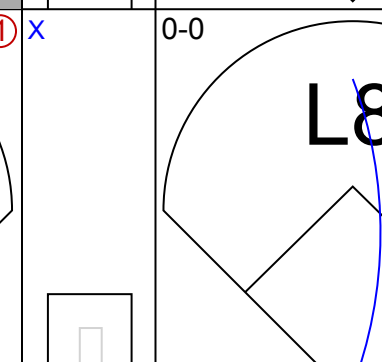
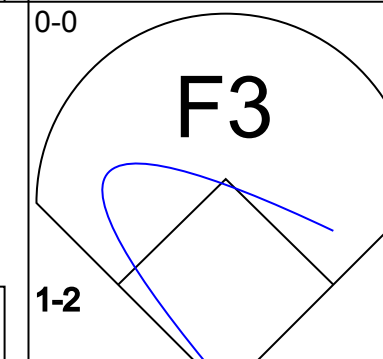
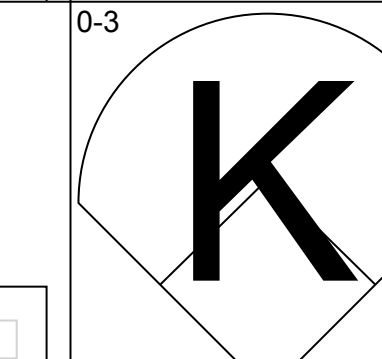

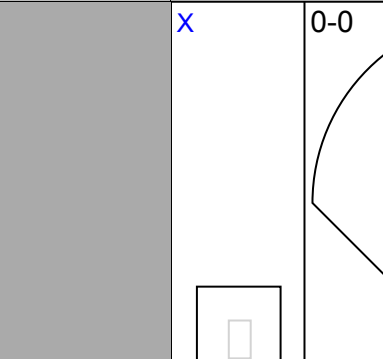
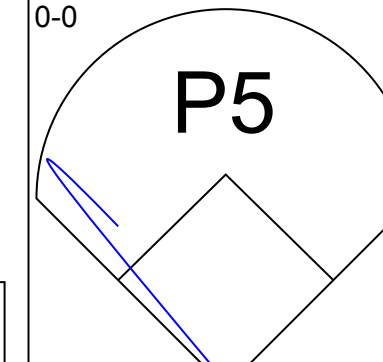
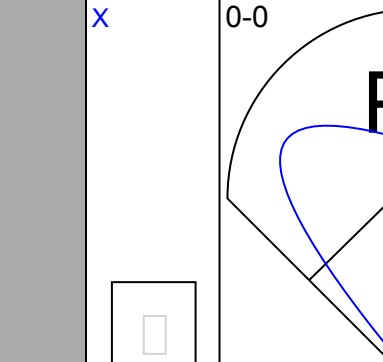
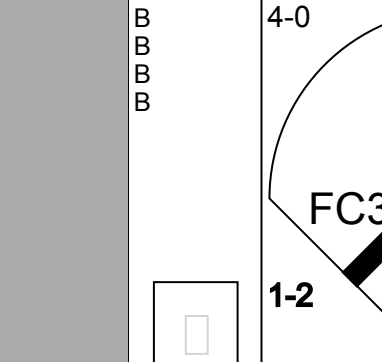
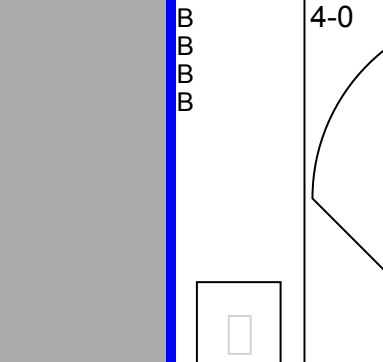
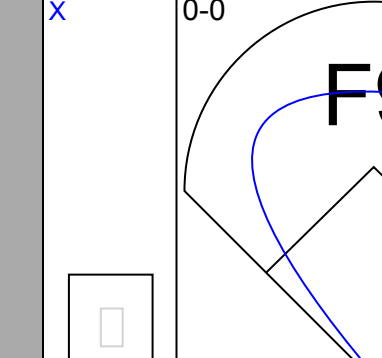
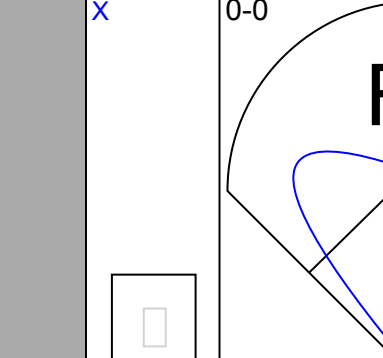
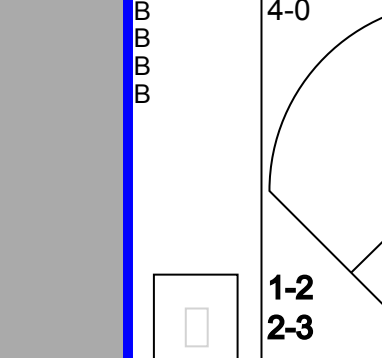
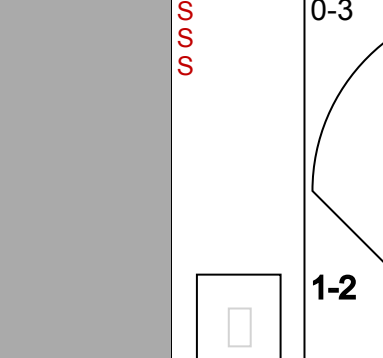
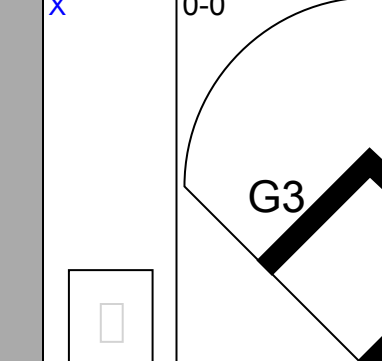
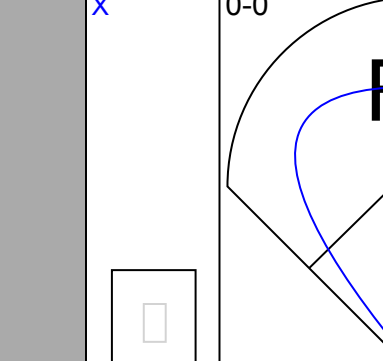
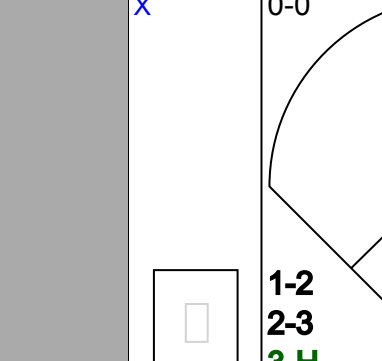
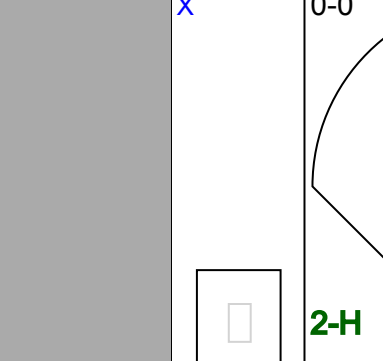


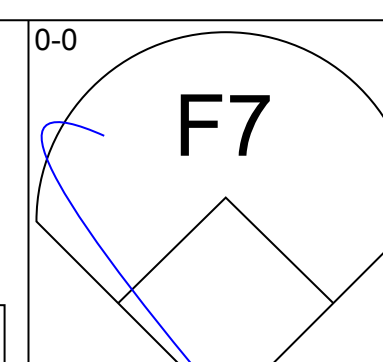
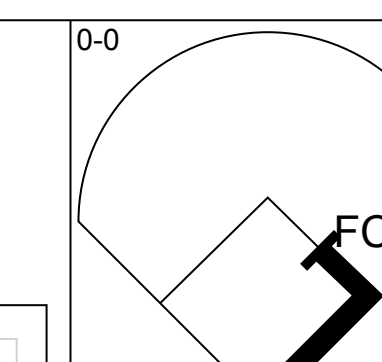
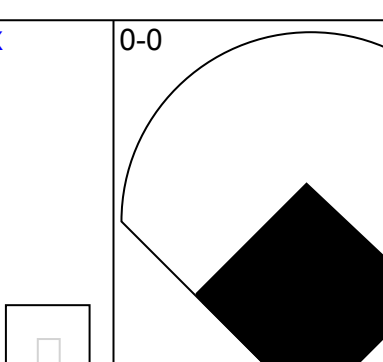
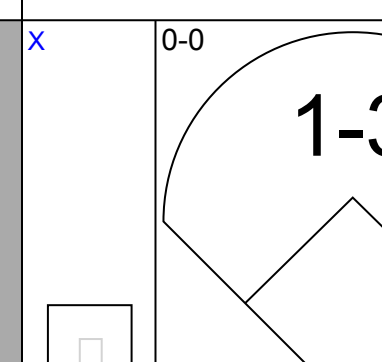
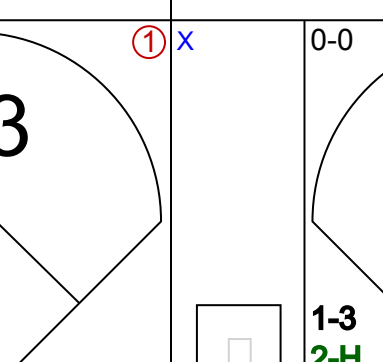
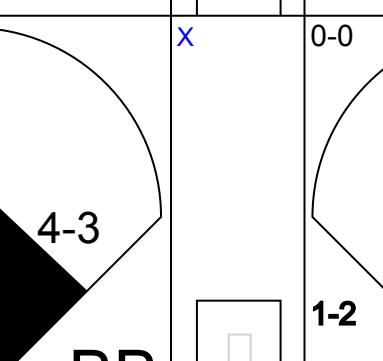
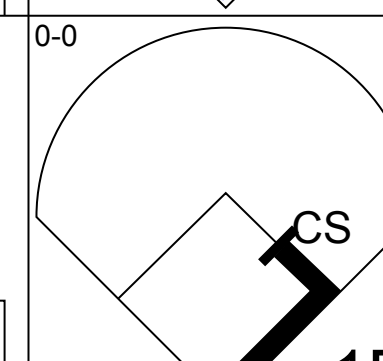
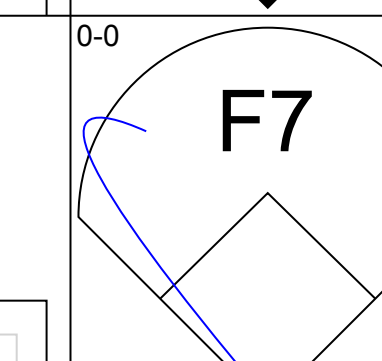
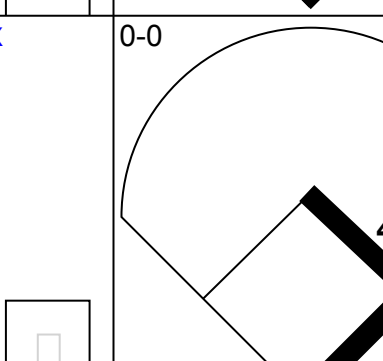
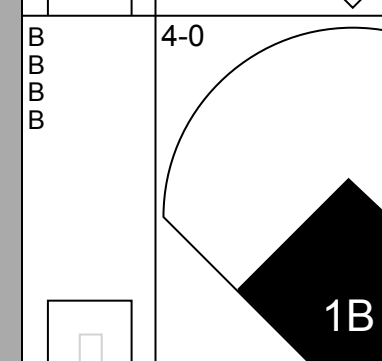
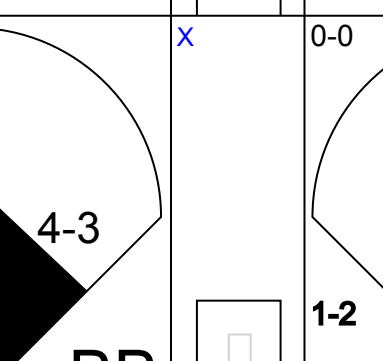
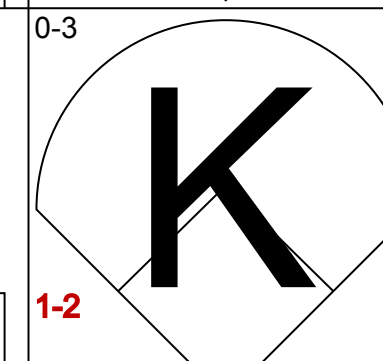
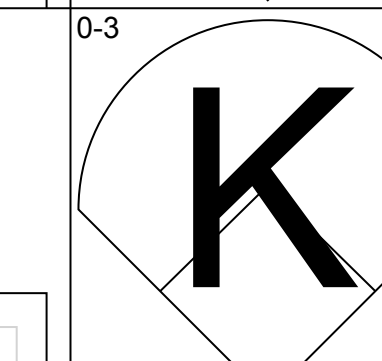
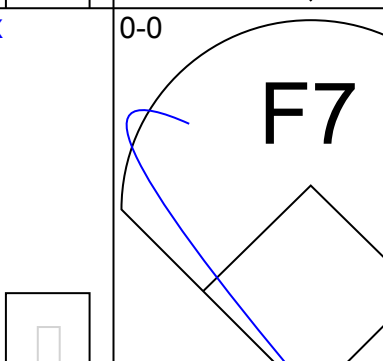
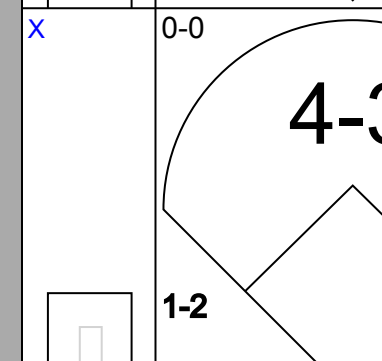
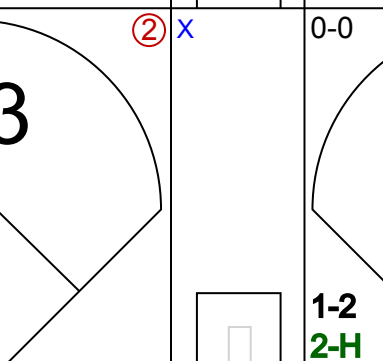
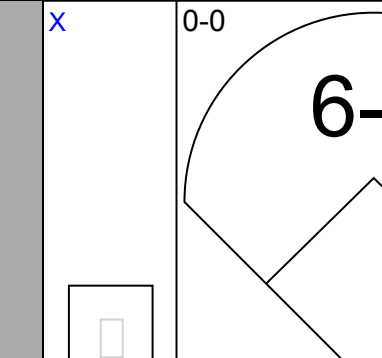
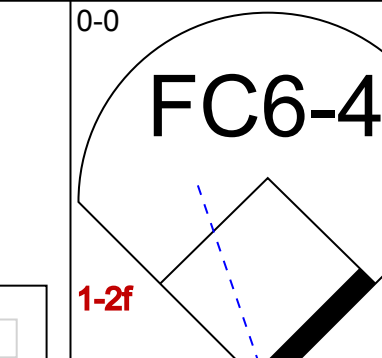
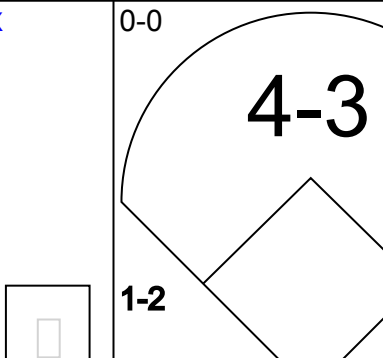
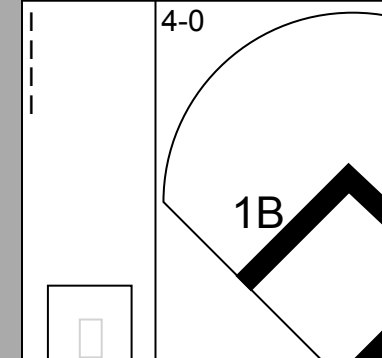
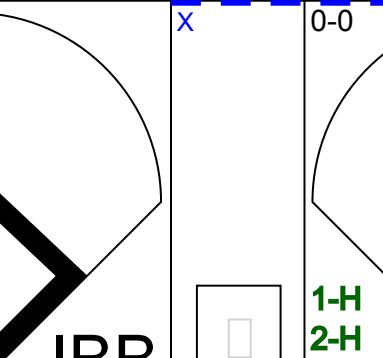
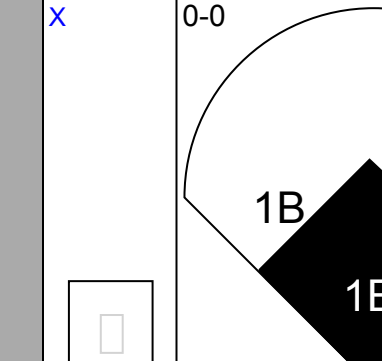
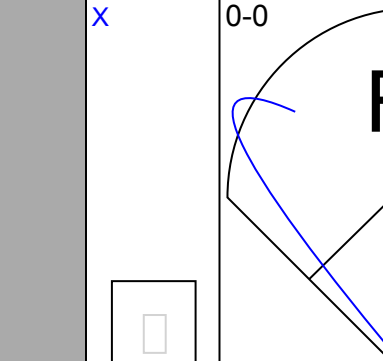
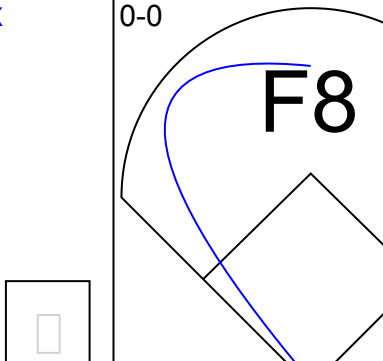
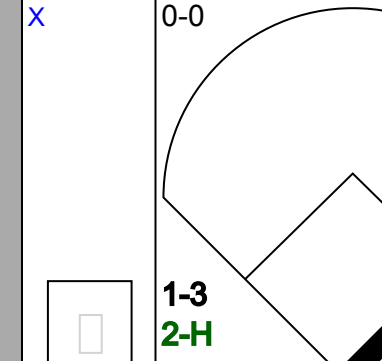
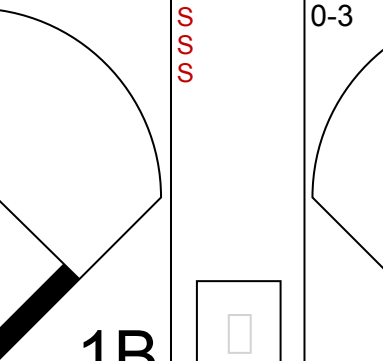
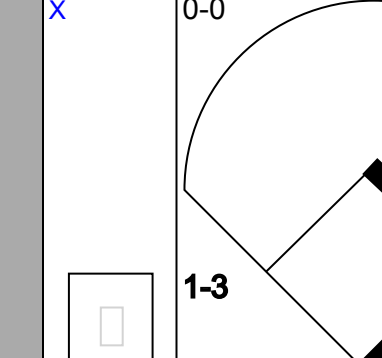
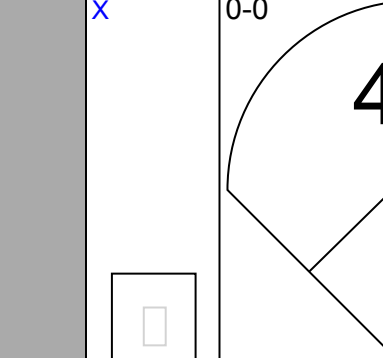

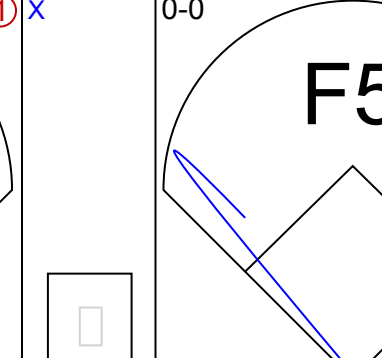
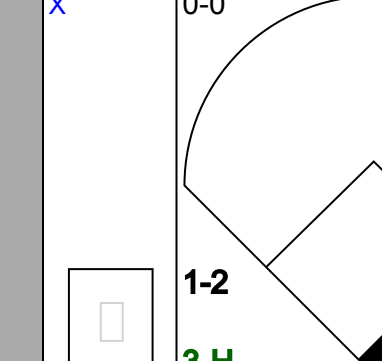
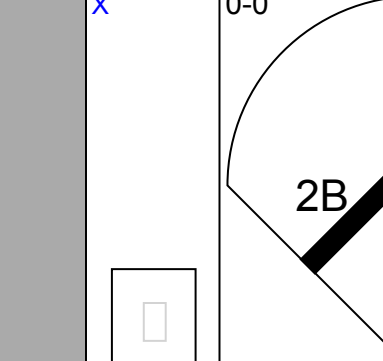


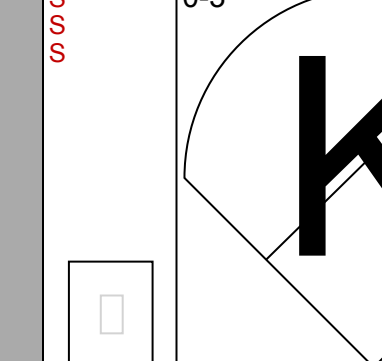
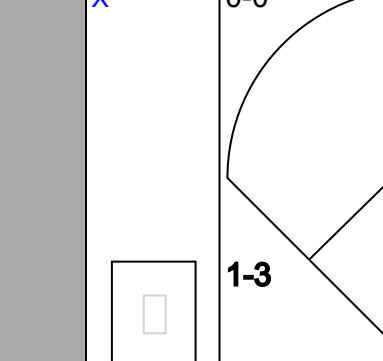


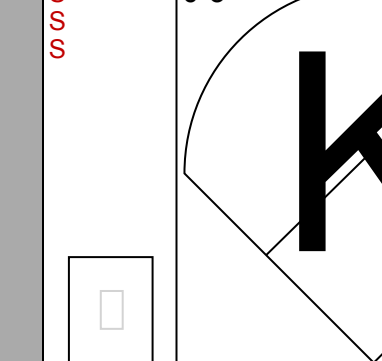
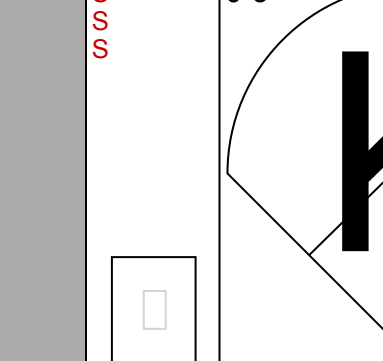


Batter	1	2	3	4	5	6	7	8	9	AB	R	H	RBI	BB	SO	LOB	BOTTOM		
Dale Mitchell, L OBP: 0.348, SLG: 0.437 (1, 7)	0-3 K		0-0 4-3		0-0 BB		0-0 L3 1B		0-0 1B BB	3	0	1	0	2	1	0			
Bobby Avila, R OBP: 0.353, SLG: 0.389 (1, 4)	0-0 6-3			0-0 6-3	0-0 F8		0-0 L3		0-0 1B	5	0	1	0	0	0	4			
Larry Doby, L OBP: 0.366, SLG: 0.448 (1, 8)	0-0 4-3			0-3 K		0-0 G3	0-0 BB		0-3 K	4	0	0	0	1	2	3			
Al Rosen, R OBP: 0.399, SLG: 0.576 (1, 5)		0-0 6-3		0-0 F7		0-0 BB HBP 1B BB	0-0 P6		0-0 P6	4	1	0	0	1	0	4			
Harry Simpson, L OBP: 0.287, SLG: 0.352 (1, 9) Wally Westlake, R OBP: 0.414, SLG: 0.459 (9, PH)		0-0 1-3			0-0 F5	0-0 F9		0-3 K	0-0 F3	4	0	0	0	0	1	1			
Bill Glynn, L OBP: 0.342, SLG: 0.330 (1, 3)		0-0 1B			0-0 5-3 2B 1B	0-0 HBP BB 1B		0-0 5-3		4	1	3	0	0	0	0			
George Strickland, R OBP: 0.332, SLG: 0.358 (1, 6)		0-3 K			0-0 5-3	0-0 HBP BB		0-0 1B		3	0	1	0	1	1	2			
Joe Tipton, R OBP: 0.380, SLG: 0.478 (1, 2)			0-3 K		0-0 2B BB	0-0 HBP		0-0 F5		2	0	0	1	1	1	1			
Bob Lemon, L OBP: 0.264, SLG: 0.373 (1, 1) Bob Hooper, R OBP: 0.250, SLG: 0.143 (7, 1) Joe Ginsberg, L OBP: 0.404, SLG: 0.354 (9, PH)			0-0 F5		0-0 2B	0-0 F9		0-0 1B BB HBP		3	0	1	1	0	0	3			
Inning Stats	R: 0 E: 0 K: 1 S: 5	H: 0 LOB: 0 BB: 0 P: 5	R: 0 E: 0 K: 1 S: 6	H: 1 LOB: 1 BB: 0 P: 6	R: 0 E: 0 K: 1 S: 5	H: 0 LOB: 0 BB: 0 P: 5	R: 0 E: 0 K: 1 S: 5	H: 0 LOB: 0 BB: 0 P: 5	R: 1 E: 0 K: 0 S: 4	H: 1 LOB: 3 BB: 2 P: 13	R: 0 E: 0 K: 0 S: 3	H: 1 LOB: 1 BB: 1 P: 7	R: 0 E: 0 K: 1 S: 6	H: 1 LOB: 0 BB: 0 P: 6	R: 0 E: 0 K: 1 S: 6	H: 1 LOB: 3 BB: 1 P: 11	1B: 6 2B: 2 3B: 0 HR: 0	SF: 0 SAC: 0 DP: 1 HBP: 2	WP: 0 PA: 41
PITCHER	IP WLS BF H R ER SO BB IBB HBP BLK WP HR S P ERA WHIP	IP WLS BF H R ER SO BB IBB HBP BLK WP HR S P ERA WHIP																	
Connie Johnson, R ERA: 3.75 (1, 1)	4.2		18	3	1	1	4	0	0	0	0	0	0	4					
Gene Bearden, L ERA: 2.45 (5, 1)	0.0	1	0	0	0	0	1	0	0	0	0	0	0	4					
Harry Dorish, R ERA: 2.71 (5, 1)	1.1	W	8	1	1	1	0	2	0	1	0	0	0	5	14	6.75	2.250		
Sandy Consuegra, R ERA: 3.18 (7, 1)	2.0		11	3	0	0	1	2	0	1	0	0	0	10	19	0.00	2.500		
Billy Pierce, L ERA: 2.3 (9, 1)	1.0	S	3	0	0	0	1	0	0	0	0	0	0	5	5	0.00	0.000		

Chicago White Sox @ Cleveland Indians
Cleveland Municipal Stadium, Cleveland, OH
Tue Aug 11 1953, 3:33 AM EDT
Att: 18,719 - Unknown

AB	33
R	2
H	7
RBI	2
BB	6
SO	6
LOB	21



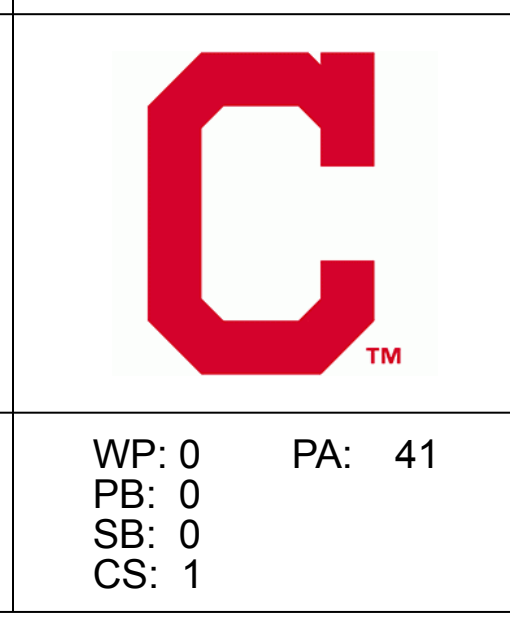
Batter	1	2	3	4	5	6	7	8	9	AB	R	H	RBI	BB	SO	LOB	TOP					
Bob Boyd, L OBP: 0.404, SLG: 0.409 (1, 3)										5	0	0	0	0	1	1	Chicago White Sox @ Cleveland Indians Cleveland Municipal Stadium, Cleveland, OH Wed Aug 12 1953, 3:33 AM EDT Att: 17,058 - Unknown					
Nelle Fox, L OBP: 0.327, SLG: 0.355 (1, 4)										4	1	1	0	1	0	1						
Minnie Minoso, R OBP: 0.416, SLG: 0.494 (1, 7)										3	0	1	0	0	0	0						
Sam Mele, R OBP: 0.391, SLG: 0.497 (1, 9)										3	1	0	0	1	1	2						
Sherm Lollar, R OBP: 0.400, SLG: 0.420 (1, 2)										2	0	0	0	1	0	1						
Bud Sheely, L OBP: 0.353, SLG: 0.256 (7, 2)										0	0	0	0	1	0	0						
Red Wilson, R OBP: 0.338, SLG: 0.293 (6, PR)										0	1	0	0	0	0	0						
Bob Elliott, R OBP: 0.373, SLG: 0.408 (1, 5)										2	0	0	0	0	0	0						
Tom Wright, L OBP: 0.337, SLG: 0.415 (6, PH)										0	0	0	0	1	0	0						
Fred Marsh, R OBP: 0.310, SLG: 0.320 (6, 6)										1	0	0	0	0	1	1						
Jim Rivera, L OBP: 0.330, SLG: 0.416 (1, 8)										4	1	2	3	0	0	2						
Chico Carrasquel, R OBP: 0.329, SLG: 0.299 (6, PH)										2	0	1	0	0	0	1						
Bud Stewart, L OBP: 0.409, SLG: 0.476 (6, PH)										1	0	0	0	0	0	3						
Gene Bearden, L OBP: 0.293, SLG: 0.182 (6, 1)										0	0	0	0	0	0	0						
Luis Aloma, R OBP: 0.194, SLG: 0.103 (6, 1)										0	0	0	0	0	0	1						
Harry Dorish, R OBP: 0.194, SLG: 0.103 (6, 1)										0	0	0	0	0	0	0						
Joe Dobson, R OBP: 0.194, SLG: 0.103 (6, 1)										0	0	0	0	0	0	0						
Mike Fomies, R OBP: 0.143, SLG: 0.147 (1, 1)										1	0	0	0	0	0	1						
Rocky Krsnich, R OBP: 0.289, SLG: 0.308 (6, PH)										2	0	0	0	0	1	3						
Inning Stats	R: 1 E: 0 K: 1 S: 6	H: 1 LOB: 1 BB: 1 P: 10	R: 0 E: 0 K: 0 S: 4	H: 1 LOB: 1 BB: 0 P: 4	R: 0 E: 0 K: 1 S: 6	H: 1 LOB: 0 BB: 0 P: 6	R: 0 E: 0 K: 0 S: 3	H: 0 LOB: 0 BB: 0 P: 3	R: 0 E: 0 K: 0 S: 4	H: 1 LOB: 3 BB: 3 P: 4	R: 1 E: 0 K: 1 S: 6	H: 0 LOB: 0 BB: 3 P: 18	R: 0 E: 0 K: 0 S: 3	H: 0 LOB: 0 BB: 0 P: 3	R: 2 E: 0 K: 2 S: 8	H: 1 LOB: 1 BB: 1 P: 12	R: 0 E: 0 K: 0 S: 3	H: 0 LOB: 0 BB: 0 P: 3	1B: 3 2B: 1 3B: 0 HR: 1	SF: 0 SAC: 0 DP: 0 HBP: 0	WP: 0 PB: 0 SB: 3 CS: 0	PA: 38
PITCHER	IP WLS BF H R ER SO BB IBB HBP BLK WP HR S P ERA WHIP																					
Early Wynn, R ERA: 3.71 (1, 1)	8.0 W 35 5 4 4 5 5 0 0 0 0 0 1 40 60 4.50 1.250																					
Bob Hooper, R ERA: 4.04 (9, 1)	1.0 S 3 0 0 0 0 0 0 0 0 0 0 0 3 3 0.00 0.000																					

Batter	1	2	3	4	5	6	7	8	9	AB	R	H	RBI	BB	SO	LOB	BOTTOM			
Dale Mitchell, L OBP: 0.352, SLG: 0.448 (1, 7)										5	1	3	2	0	0	0	Chicago White Sox @ Cleveland Indians Cleveland Municipal Stadium, Cleveland, OH Wed Aug 12 1953, 3:33 AM EDT Att: 17,058 - Unknown			
Wally Westlake, R OBP: 0.414, SLG: 0.459 (8, PR)										0	1	0	0	0	0	0				
Bobby Avila, R OBP: 0.356, SLG: 0.390 (1, 4)										4	2	2	0	1	0	3				
Luke Easter, L OBP: 0.349, SLG: 0.437 (1, 3)										5	0	1	1	0	2	4				
Bob Lemon, L OBP: 0.284, SLG: 0.373 (6, PR)										0	1	0	0	0	0	0				
Bob Hooper, R OBP: 0.250, SLG: 0.143 (9, 1)										0	0	0	0	0	0	0				
Al Rosen, R OBP: 0.399, SLG: 0.572 (1, 5)										4	0	1	2	1	0	2				
Larry Doby, L OBP: 0.366, SLG: 0.447 (1, 8)										5	1	2	1	0	1	2				
Harry Simpson, L OBP: 0.286, SLG: 0.349 (1, 9)										4	0	1	0	0	1	2				
George Strickland, R OBP: 0.339, SLG: 0.361 (1, 6)										3	0	2	1	1	1	0				
Jim Hegan, R OBP: 0.281, SLG: 0.318 (1, 2)										3	0	1	0	0	2	3				
Bill Glynn, L OBP: 0.344, SLG: 0.332 (8, PH)										1	1	1	0	0	0	0				
Joe Tipton, R OBP: 0.380, SLG: 0.478 (9, 2)										0	0	0	0	0	0	0				
Early Wynn, S OBP: 0.315, SLG: 0.400 (1, 1)										3	0	0	0	0	2	5				
Joe Ginsberg, L OBP: 0.408, SLG: 0.354 (8, PH)										0	0	0	0	1	0	0				
Owen Friend, R OBP: 0.247, SLG: 0.308 (6, PR)										0	0	0	0	0	0	0				
Joe Tipton, R OBP: 0.380, SLG: 0.478 (9, 2)										0	0	0	0	0	0	0				
Inning Stats	R: 0 E: 0 K: 1 S: 5	H: 3 LOB: 2 BB: 0 P: 10	R: 1 E: 0 K: 2 S: 10	H: 3 LOB: 0 BB: 0 P: 10	R: 0 E: 0 K: 1 S: 6	H: 1 LOB: 1 BB: 0 P: 6	R: 0 E: 0 K: 1 S: 7	H: 2 LOB: 2 BB: 0 P: 7	R: 1 E: 0 K: 0 S: 5	H: 2 LOB: 1 BB: 0 P: 5	R: 0 E: 0 K: 2 S: 7	H: 0 LOB: 1 BB: 1 P: 11	R: 1 E: 0 K: 0 S: 4	H: 1 LOB: 2 BB: 2 P: 12	R: 4 E: 0 K: 2 S: 11	H: 4 LOB: 1 BB: 1 P: 15	1B: 12 2B: 1 3B: 0 HR: 1	SF: 0 SAC: 0 DP: 0 HBP: 0	WP: 0 PB: 0 SB: 0 CS: 1	PA: 41
PITCHER	IP WLS BF H R ER SO BB IBB HBP BLK WP HR S P ERA WHIP																			
Mike Fomies, R ERA: 3.37 (1, 1)	5.0 23 9 2 2 2 5 2 1 0 0 0 0 0 10 22 5.40 1.800																			
Gene Bearden, L ERA: 2.55 (6, 1)	1.2 9 1 1 1 2 2 1 0 0 0 0 0 10 22 5.40 1.800																			
Luis Aloma, R ERA: 4.32 (7, 1)	0.2 3 1 1 1 1 0 0 0 0 0 0 0 5 5 13.50 1.500																			
Harry Dorish, R ERA: 2.92 (8, 1)	0.1 L 4 2 1 1 0 1 0 0 0 0 0 0 3 7 27.00 9.000																			
Joe Dobson, R ERA: 3.64 (8, 1)	0.1 2 1 2 2 1 0 0 0 0 0 0 0 4 4 54.00 3.000																			

AB	31
R	4
H	5
RBI	3
BB	5
SO	5
LOB	17



AB	37
R	7
H	14
RBI	7
BB	4
SO	9
LOB	21



Batter	1	2	3	4	5	6	7	8	9	10	AB	R	H	RBI	BB	SO	LOB	TOP									
Bob Boyd, L OBP: 0.397, SLG: 0.375 (1, 3)	4-0 FC4-6 BB		0-0 6-3		0-0 L7		0-0 4-3	0-0 F8		4-0 3B BB	4	1	0	0	2	0	1										
Nellie Fox, L OBP: 0.327, SLG: 0.355 (1, 4)	0-0 FC4-6 BB 1-2f		0-0 1B		0-0 F8		0-0 E7 1B		0-0 F7	0-0 F9	6	1	2	0	0	0	3										
Minnie Minoso, R OBP: 0.421, SLG: 0.502 (1, 7)	4-0 BB		0-0 5-3		0-0 1B		0-0 E S 1B		0-0 1B	0-0 1H 2H 3B	5	0	4	3	1	0	1										
Sam Mele, R OBP: 0.388, SLG: 0.492 (1, 9)	0-3 K			0-3 K	0-0 1B		0-3 K		0-0 F7	0-0 P4	6	0	1	0	0	3	5										
Jim Rivera, L OBP: 0.351, SLG: 0.417 (1, 8)	0-0 5-3			4-0 5-3 S BB	0-0 F8			0-0 2B		0-0 P4	4	1	1	0	1	0	5										
Bud Sheely, L OBP: 0.352, SLG: 0.244 (1, 2)		0-0 F7		4-0 5-3 BB		0-0 F7		0-0 F7		0-0 F3	2	0	0	0	1	0	0										
Bud Stewart, L OBP: 0.412, SLG: 0.465 (8, PH)				1-2 BB							1	0	0	0	0	0	1										
Red Wilson, R OBP: 0.336, SLG: 0.291 (8, 2)											1	0	0	0	0	0	0										
Rocky Krsnich, R OBP: 0.282, SLG: 0.299 (1, 5)		0-0 F5		0-0 5-3		0-0 F7		0-0 1B		4-0 1B BB	3	0	0	0	0	0	2										
Tom Wright, L OBP: 0.343, SLG: 0.432 (8, PH)				1-2 2-3				2H 2B			1	1	1	1	0	0	0										
Fred Marsh, R OBP: 0.318, SLG: 0.320 (8, 5)								2H 1B			0	1	0	0	1	0	0										
Chico Carrasquel, R OBP: 0.309, SLG: 0.331 (1, 6)		0-0 F8		4-0 1B BB		0-0 4-3		2H 1B		0-0 E 1B	4	1	2	1	1	0	0										
Virgil Trucks, R OBP: 0.156, SLG: 0.172 (10, 1)			0-0 6-3		0-0 1-3		0-0 6-3	0-0 L5		0-0 E7 3B 1B	5	1	1	1	0	0	4										
Sandy Consuegra, R OBP: 0.115, SLG: 0.080 (10, 1)										1H 2H	0	0	0	0	0	0	0										
Inning Stats	R: 0 E: 0 K: 1 S: 5	H: 0 LOB: 2 BB: 2 P: 13	R: 0 E: 0 K: 0 S: 3	H: 0 LOB: 0 BB: 0 P: 3	R: 0 E: 0 K: 1 S: 4	H: 1 LOB: 1 BB: 0 P: 4	R: 0 E: 0 K: 1 S: 5	H: 0 LOB: 3 BB: 3 P: 17	R: 0 E: 0 K: 0 S: 5	H: 2 LOB: 2 BB: 0 P: 5	R: 0 E: 0 K: 0 S: 3	H: 0 LOB: 0 BB: 0 P: 3	R: 1 E: 1 K: 1 S: 7	H: 2 LOB: 1 BB: 0 P: 7	R: 2 E: 0 K: 0 S: 6	H: 3 LOB: 1 BB: 0 P: 6	R: 0 E: 0 K: 0 S: 4	H: 1 LOB: 1 BB: 0 P: 4	R: 4 E: 1 K: 0 S: 6	H: 3 LOB: 1 BB: 2 P: 14	1B: 9 2B: 2 3B: 1 HR: 0	SF: 0 SAC: 0 DP: 0 HBP: 0	WP: 0 PB: 0 SB: 2 CS: 0	PA: 49			
PITCHER	IP 8.0	WLS 37	H 8	R 3	ER 2	SO 3	BB 4	IBB 1	HBP 0	BLK 0	WP 0	HR 0	S 38	P 58	ERA 2.25	WHIP 1.500											
Mike Garcia, R ERA: 3.11 (1, 1)																											
Bob Hooper, R ERA: 4.47 (9, 1)	1.1 L	8 3	3 3	3 0	0 1	0 0	0 0	0 0	0 0	0 0	0 0	7 11	20.25	3.000													
Bill Wight, L ERA: 5.66 (10, 1)	0.2 4	1 1	1 1	0 0	1 0	0 0	0 0	0 0	0 0	0 0	3 7	13.50	3.000														

Chicago White Sox @ Cleveland Indians
Cleveland Municipal Stadium, Cleveland, OH
Thu Aug 13 1953, 3:33 AM EDT
Att: 9,992 - Unknown

AB 42
R 7
H 12
RBI 6
BB 7
SO 3
LOB 22



Batter	1	2	3	4	5	6	7	8	9	10	AB	R	H	RBI	BB	SO	LOB	BOTTOM							
Dale Mitchell, L OBP: 0.348, SLG: 0.443 (1, 7)	0-0 F7		0-0 G3		0-0 P5		0-0 G3	0-0 F8		0-0 1-3	4	0	0	0	0	0	3								
Bob Kennedy, R OBP: 0.218, SLG: 0.323 (8, 7)											0	0	0	0	0	0	0								
Bob Lemon, L OBP: 0.261, SLG: 0.369 (8, PH)											1	0	0	0	0	0	3								
Wally Westlake, R OBP: 0.411, SLG: 0.455 (9, 7)											1	0	0	0	0	0	1								
Bobby Avila, R OBP: 0.356, SLG: 0.393 (1, 4)	0-0 1B FC5-4 1B		0-0 F3		0-0 F3		0-0 2B	0-0 F8			5	1	2	0	0	0	3								
Luke Easter, L OBP: 0.347, SLG: 0.432 (1, 3)	0-0 FC5-4 1B		0-0 3-1		0-0 L3		0-0 F9		0-0 G6-4-3 1B		4	0	1	0	0	0	1								
Bill Glynn, L OBP: 0.346, SLG: 0.335 (8, 3)	1-3 1B										1	0	1	0	0	0	0								
Al Rosen, R OBP: 0.401, SLG: 0.576 (1, 5)	0-0 FC5-4 1-2f		4-0 S BB		4-0 HR		4-0 IBB		4-0 1-2f		3	1	1	2	2	0	2								
Larry Doby, L OBP: 0.356, SLG: 0.453 (1, 8)	0-3 K		4-0 1-2 BB		0-0 P6		0-0 4-3		0-0 HR		4	1	1	1	1	1	3								
Harry Simpson, L OBP: 0.283, SLG: 0.345 (1, 9)		0-3 K	0-3 K			0-0 4-3		0-0 SH1-4 1B		0-0 G3	5	0	1	0	0	2	2								
George Strickland, R OBP: 0.339, SLG: 0.360 (1, 6)		0-3 K		0-3 K		0-3 K		0-0 SH1-4 1B		4-0 FC6-4 BB	4	0	1	0	1	3	0								
Jim Hegan, R OBP: 0.285, SLG: 0.321 (1, 2)		0-0 1B		0-0 E5		0-0 1B		0-0 SH1-4		0-0 FC6-4 S	4	0	2	0	0	0	1								
Mike Garcia, R OBP: 0.274, SLG: 0.310 (8, PH)											3	0	1	0	0	0	2								
Joe Garagiola, R OBP: 0.175, SLG: 0.304 (8, PH)											0	0	0	0	0	0	0								
Al Smith, R OBP: 0.301, SLG: 0.347 (8, PH)											0	0	0	0	0	0	0								
Bob Hooper, R OBP: 0.285, SLG: 0.143 (9, 1)											0	0	0	0	0	0	0								
Bill Wight, L OBP: 0.300, SLG: 0.300 (10, 1)											0	0	0	0	0	0	0								
Dave Hoskins, R OBP: 0.206, SLG: 0.385 (10, PH)											1	0	0	0	0	0	1								
Inning Stats	R: 1 E: 0 K: 1 S: 7	H: 2 LOB: 1 BB: 0 P: 7	R: 0 E: 0 K: 2 S: 9	H: 2 LOB: 2 BB: 0 P: 9	R: 0 E: 0 K: 1 S: 5	H: 0 LOB: 1 BB: 0 P: 6	R: 0 E: 0 K: 0 S: 4	H: 1 LOB: 2 BB: 1 P: 8	R: 0 E: 0 K: 0 S: 5	H: 1 LOB: 3 BB: 1 P: 9	R: 1 E: 0 K: 0 S: 4	H: 2 LOB: 0 BB: 0 P: 4	R: 0 E: 0 K: 0 S: 3	H: 0 LOB: 1 BB: 1 P: 7	1B: 8 2B: 1 3B: 0 HR: 2	SF: 0 SAC: 1 DP: 1 HBP: 0	WP: 0 PB: 0 SB: 2 CS: 0	PA: 46							
PITCHER	IP 9.0	WLS 43	H 11	R 3	ER 3	SO 6	BB 3	IBB 2	HBP 0	BLK 0	WP 0	HR 2	S 50	P 70	ERA 3.00	WHIP 1.556									
Virgil Trucks, R ERA: 2.54 (1, 1)																									
Sandy Consuegra, R ERA: 3.15 (10, 1)	1.0 S	3 0	0 0	0 0	0 0	0 0	0 0	0 0	3 3	0.00	0.000														

Chicago White Sox @ Cleveland Indians
Cleveland Municipal Stadium, Cleveland, OH
Thu Aug 13 1953, 3:33 AM EDT
Att: 9,992 - Unknown


AB 40
R 3
H 11
RBI 3
BB 5
SO 6
LOB 22



Batter	1	2	3	4	5	6	7	8	9	AB	R	H	RBI	BB	SO	LOB	TOP		
Chico Carrasquel, R OBP: 0.316, SLG: 0.342	0-0 HBP 3B	0-0 F3			0-0 1B 2B 1B		0-0 FC6-4		0-0 F9	5	2	2	0	0	0	1			
Nelle Fox, L OBP: 0.331, SLG: 0.360	0-0 6-3		0-0 L6		0-0 2B 1B		0-0 F8			4	1	1	0	0	0	2			
Minnie Minoso, R OBP: 0.426, SLG: 0.507	1-0 HBP HBP		0-0 CS 1B		0-0 2B		0-0 F4			3	0	2	2	0	0	1			
Sam Mele, R OBP: 0.383, SLG: 0.484	0-3 K		0-0 F8		0-0 5-3			0-0 F6		4	0	0	0	0	1	4			
Red Wilson, R OBP: 0.350, SLG: 0.298	4-0 HBP BB		0-0 CS	0-0 5-3	0-0 6-3			0-0 4-3 1B		3	0	1	0	1	0	1			
Jim Rivera, L OBP: 0.327, SLG: 0.409	1-0 HBP		0-0 F9		0-0 G3			0-0 4-3		3	0	0	1	0	0	1			
Rocky Krsnich, R OBP: 0.273, SLG: 0.288	0-0 F7		0-3 K		0-0 F9			0-0 F9		4	0	0	0	0	1	4			
Bob Boyd, L OBP: 0.373, SLG: 0.351		0-0 4-3		0-0 B5-3	0-0 4-3			0-0 1-3		4	0	0	0	0	0	0			
Harry Dorish, R Joe Dobson, R Bob Elliott, R Luis Aloma, R Fred Marsh, R Sandy Consuegra, R Tom Wright, R	0-0 F8				0-0 HR		4-0 FC6-4 BB		0-3 K	1	0	0	0	0	0	0			
Inning Stats	R: 1 E: 0 K: 1 S: 6	H: 1 LOB: 3 BB: 1 P: 12	R: 0 E: 0 K: 0 S: 3	H: 0 LOB: 0 BB: 0 P: 3	R: 0 E: 0 K: 1 S: 3	H: 1 LOB: 0 BB: 0 P: 3	R: 0 E: 0 K: 1 S: 5	H: 0 LOB: 0 BB: 0 P: 5	R: 3 E: 0 K: 0 S: 7	H: 4 LOB: 1 BB: 0 P: 7	R: 0 E: 0 K: 0 S: 3	H: 0 LOB: 1 BB: 1 P: 7	R: 0 E: 0 K: 0 S: 4	H: 1 LOB: 1 BB: 0 P: 4	R: 0 E: 0 K: 1 S: 5	H: 0 LOB: 0 BB: 0 P: 5	1B: 4 2B: 1 3B: 1 HR: 1	SF: 0 SAC: 0 DP: 0 HBP: 2	WP: 0 PA: 38 CS: 1
PITCHER	IP WLS BF H R ER SO BB IBB HBP BLK WP HR S P ERA WHIP	IP WLS BF H R ER SO BB IBB HBP BLK WP HR S P ERA WHIP																	
Ted Gray, L ERA: 4.39	(1, 1) 4.1 W 21 6 4 4 2	(5, 1) 4.2 W 16 1 0 0 1																	
Al Aber, L ERA: 4.53	(5, 1) 4.2 W 16 1 0 0 1	(5, 1) 4.2 W 16 1 0 0 1																	

Chicago White Sox @ Detroit Tigers
Briggs Stadium, Detroit, MI
Sat Aug 15 1953, 4:33 AM EDT
Att: 10,274 - Unknown

AB 33
R 4
H 7
RBI 4
BB 2
SO 3
LOB 14



Batter	1	2	3	4	5	6	7	8	9	AB	R	H	RBI	BB	SO	LOB	BOTTOM					
Harvey Kuenn, R OBP: 0.360, SLG: 0.379	0-0 4-3 1B	0-0 1-2 1B		0-0 F9		0-3 K				4	1	2	0	0	1	0						
Johnny Pesky, L OBP: 0.363, SLG: 0.403	0-0 4-3 1-2	0-0 F6		0-0 2B			0-0 6-3			4	0	1	0	0	0	3						
Ray Boone, R OBP: 0.389, SLG: 0.529	0-0 2H 1B		0-0 SH2-4 1B	0-3 K			0-0 5-3			4	1	2	1	0	1	1						
Walt Dropo, R OBP: 0.279, SLG: 0.368	0-3 K		0-0 SH2-4 1-2		0-0 5-3		0-0 5-3			3	0	0	0	0	1	0						
Steve Souchock, R OBP: 0.333, SLG: 0.474		0-0 HR 1B	0-0 5-3 1B	0-0 2H 1B	0-0 6-3		0-0 5-3			4	2	2	1	0	0	0						
Matt Batts, R OBP: 0.334, SLG: 0.438	0-3 K	0-0 K	0-0 5-3	0-0 1-2 BB	4-0 BB		0-0 F7			3	0	0	0	1	1	2						
Bob Nieman, R OBP: 0.354, SLG: 0.429	0-0 2H HR	0-0 2H HR	0-0 1B	0-0 2H 1B	0-3 K		0-0 5-3			4	1	2	3	0	1	1						
Don Lund, R OBP: 0.322, SLG: 0.384	0-3 K	0-0 K	0-0 5-3		0-0 F8					3	0	0	0	0	1	1						
Ted Gray, S Al Aber, L	0-0 1B	0-0 1B		0-0 G3		0-0 4-3				2	0	1	0	0	0	0						
1 0 0 0 0 0 0	1 0 0 0 0 0 0																					
Inning Stats	R: 1 E: 0 K: 1 S: 6	H: 2 LOB: 0 BB: 0 P: 6	R: 2 E: 0 K: 2 S: 11	H: 4 LOB: 2 BB: 0 P: 11	R: 2 E: 0 K: 0 S: 6	H: 3 LOB: 1 BB: 0 P: 6	R: 0 E: 0 K: 1 S: 6	H: 1 LOB: 1 BB: 0 P: 6	R: 0 E: 0 K: 1 S: 5	H: 0 LOB: 1 BB: 1 P: 9	R: 0 E: 0 K: 1 S: 5	H: 0 LOB: 0 BB: 0 P: 5	R: 0 E: 0 K: 0 S: 3	H: 0 LOB: 0 BB: 0 P: 3	R: 0 E: 0 K: 0 S: 3	H: 0 LOB: 0 BB: 0 P: 3	1B: 8 2B: 1 3B: 0 HR: 1	SF: 0 SAC: 1 DP: 0 HBP: 0	WP: 0 PA: 34 CS: 0			
PITCHER	IP WLS BF H R ER SO BB IBB HBP BLK WP HR S P ERA WHIP	IP WLS BF H R ER SO BB IBB HBP BLK WP HR S P ERA WHIP																				
Harry Dorish, R ERA: 3.15	(1, 1) 2.1 L 13 7 4 4 3	(3, 1) 1.2 8 3 1 1 1	(5, 1) 2.0 7 0 0 0 2	(7, 1) 2.0 6 0 0 0 0	(1, 1) 2.1 L 13 7 4 4 3	(3, 1) 1.2 8 3 1 1 1	(5, 1) 2.0 7 0 0 0 2	(7, 1) 2.0 6 0 0 0 0	(1, 1) 2.1 L 13 7 4 4 3	(3, 1) 1.2 8 3 1 1 1	(5, 1) 2.0 7 0 0 0 2	(7, 1) 2.0 6 0 0 0 0	(1, 1) 2.1 L 13 7 4 4 3	(3, 1) 1.2 8 3 1 1 1	(5, 1) 2.0 7 0 0 0 2	(7, 1) 2.0 6 0 0 0 0	1B: 8 2B: 1 3B: 0 HR: 1	SF: 0 SAC: 1 DP: 0 HBP: 0	WP: 0 PA: 34 CS: 0			
Joe Dobson, R ERA: 3.07	(3, 1) 1.2 8 3 1 1 1	(5, 1) 2.0 7 0 0 0 2	(7, 1) 2.0 6 0 0 0 0	(1, 1) 2.1 L 13 7 4 4 3	(3, 1) 1.2 8 3 1 1 1	(5, 1) 2.0 7 0 0 0 2	(7, 1) 2.0 6 0 0 0 0	(1, 1) 2.1 L 13 7 4 4 3	(3, 1) 1.2 8 3 1 1 1	(5, 1) 2.0 7 0 0 0 2	(7, 1) 2.0 6 0 0 0 0	(1, 1) 2.1 L 13 7 4 4 3	(3, 1) 1.2 8 3 1 1 1	(5, 1) 2.0 7 0 0 0 2	(7, 1) 2.0 6 0 0 0 0	(1, 1) 2.1 L 13 7 4 4 3	(3, 1) 1.2 8 3 1 1 1	(5, 1) 2.0 7 0 0 0 2	(7, 1) 2.0 6 0 0 0 0			
Luis Aloma, R ERA: 4.08	(5, 1) 2.0 7 0 0 0 2	(7, 1) 2.0 6 0 0 0 0	(1, 1) 2.1 L 13 7 4 4 3	(3, 1) 1.2 8 3 1 1 1	(5, 1) 2.0 7 0 0 0 2	(7, 1) 2.0 6 0 0 0 0	(1, 1) 2.1 L 13 7 4 4 3	(3, 1) 1.2 8 3 1 1 1	(5, 1) 2.0 7 0 0 0 2	(7, 1) 2.0 6 0 0 0 0	(1, 1) 2.1 L 13 7 4 4 3	(3, 1) 1.2 8 3 1 1 1	(5, 1) 2.0 7 0 0 0 2	(7, 1) 2.0 6 0 0 0 0	(1, 1) 2.1 L 13 7 4 4 3	(3, 1) 1.2 8 3 1 1 1	(5, 1) 2.0 7 0 0 0 2	(7, 1) 2.0 6 0 0 0 0	(1, 1) 2.1 L 13 7 4 4 3	(3, 1) 1.2 8 3 1 1 1	(5, 1) 2.0 7 0 0 0 2	(7, 1) 2.0 6 0 0 0 0
Sandy Consuegra, R ERA: 3.08	(7, 1) 2.0 6 0 0 0 0	(1, 1) 2.1 L 13 7 4 4 3	(3, 1) 1.2 8 3 1 1 1	(5, 1) 2.0 7 0 0 0 2	(7, 1) 2.0 6 0 0 0 0	(1, 1) 2.1 L 13 7 4 4 3	(3, 1) 1.2 8 3 1 1 1	(5, 1) 2.0 7 0 0 0 2	(7, 1) 2.0 6 0 0 0 0	(1, 1) 2.1 L 13 7 4 4 3	(3, 1) 1.2 8 3 1 1 1	(5, 1) 2.0 7 0 0 0 2	(7, 1) 2.0 6 0 0 0 0	(1, 1) 2.1 L 13 7 4 4 3	(3, 1) 1.2 8 3 1 1 1	(5, 1) 2.0 7 0 0 0 2	(7, 1) 2.0 6 0 0 0 0	(1, 1) 2.1 L 13 7 4 4 3	(3, 1) 1.2 8 3 1 1 1	(5, 1) 2.0 7 0 0 0 2	(7, 1) 2.0 6 0 0 0 0	

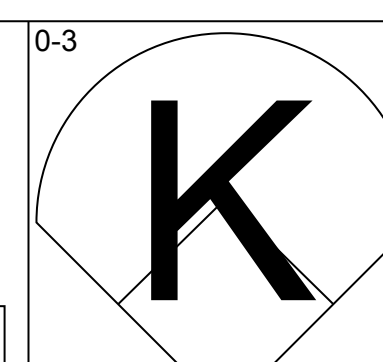
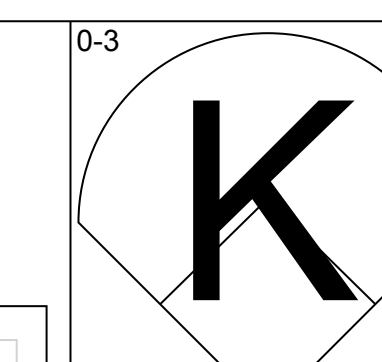
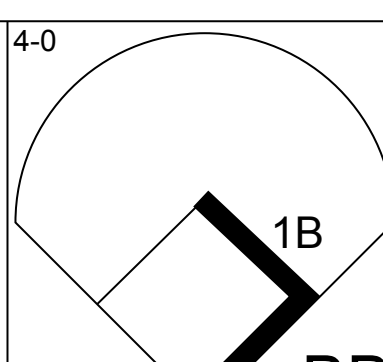
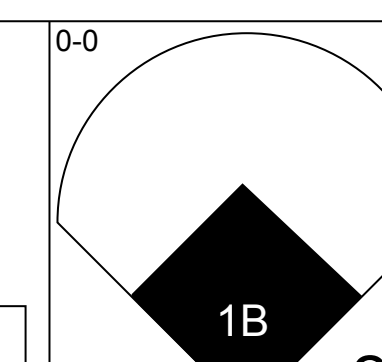
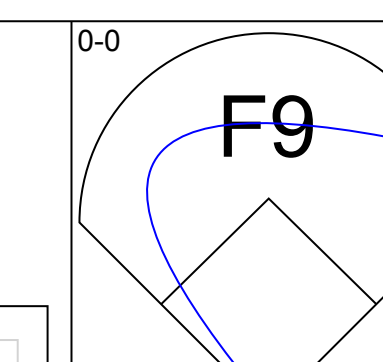
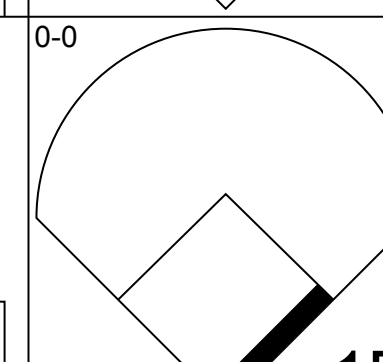
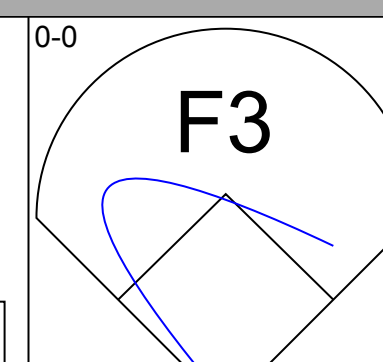
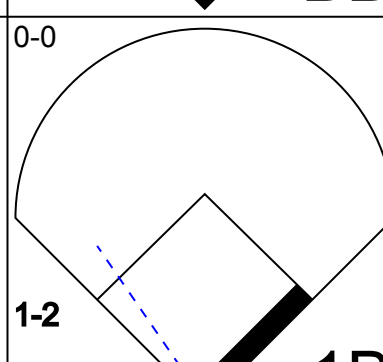
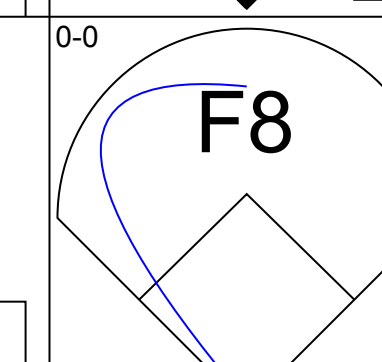
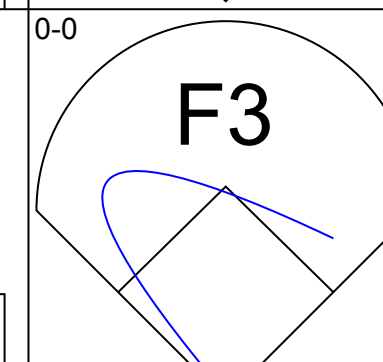
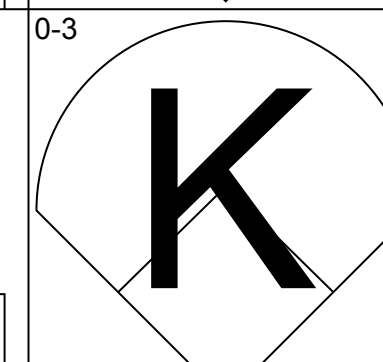
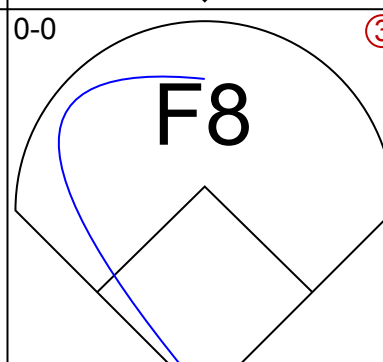
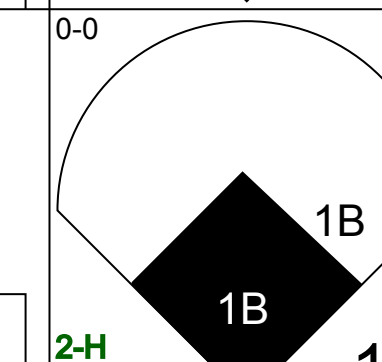
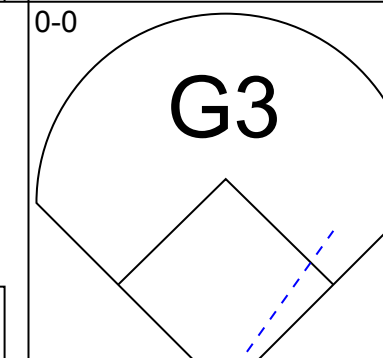
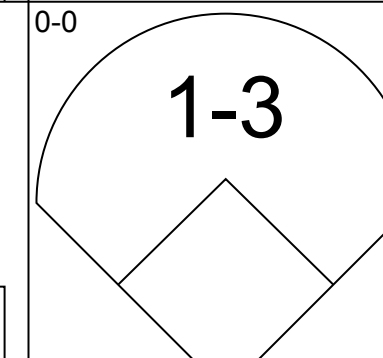
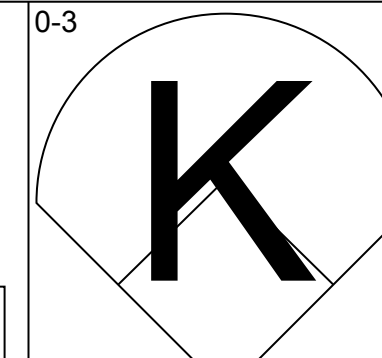
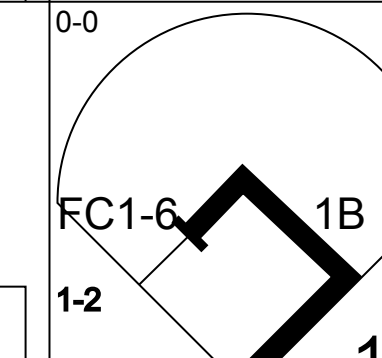
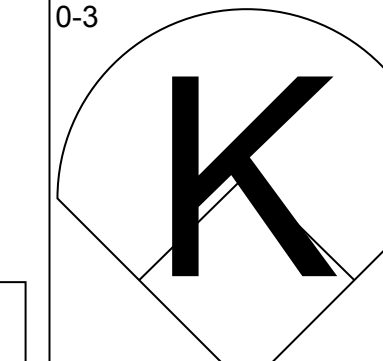
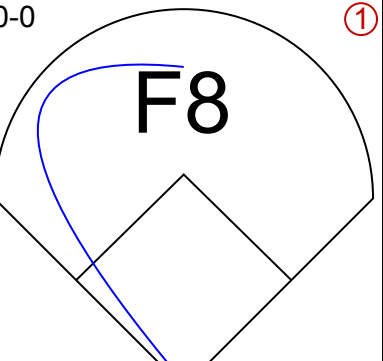
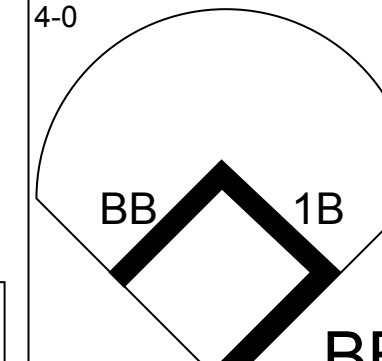
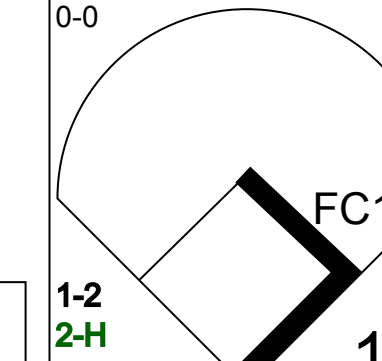
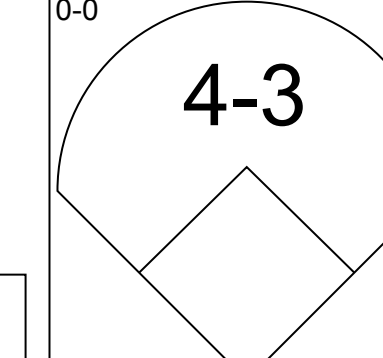
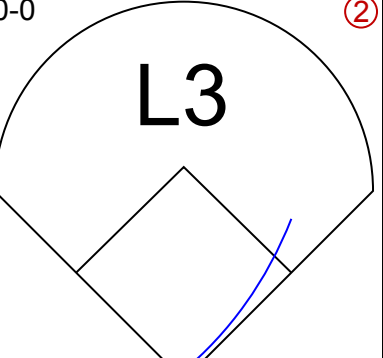
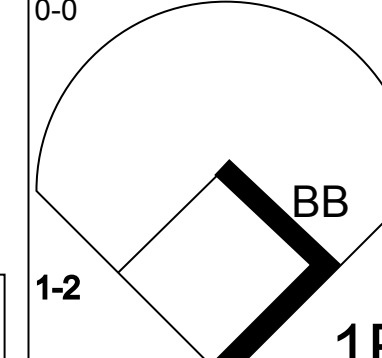
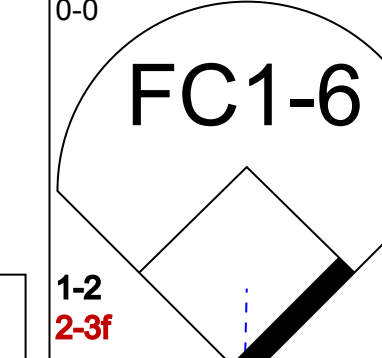
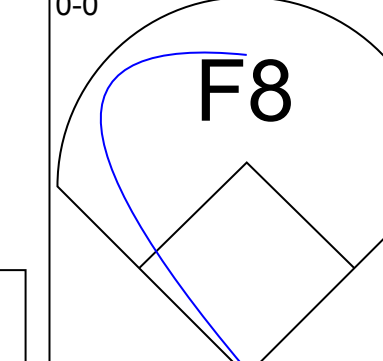
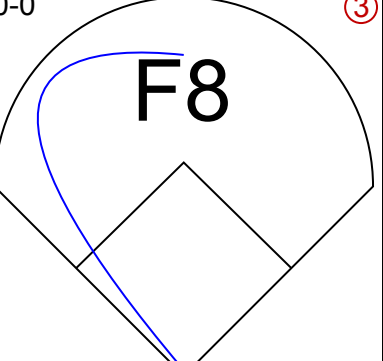
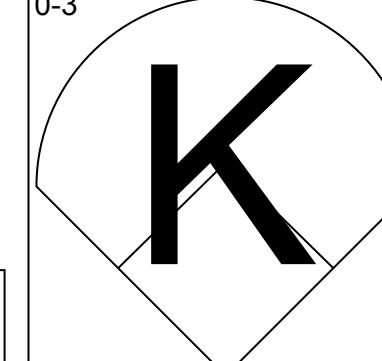
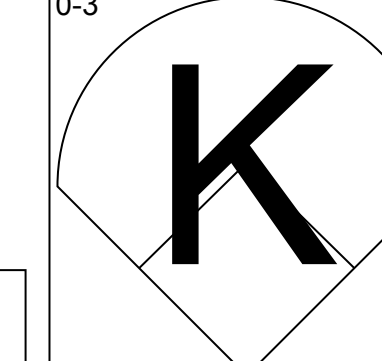
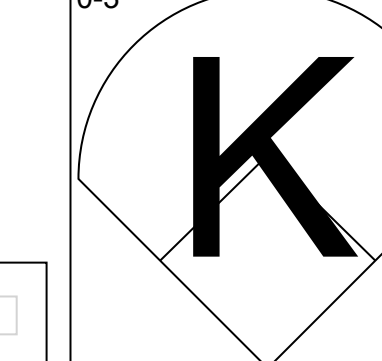
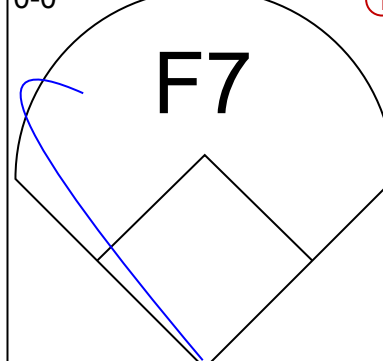
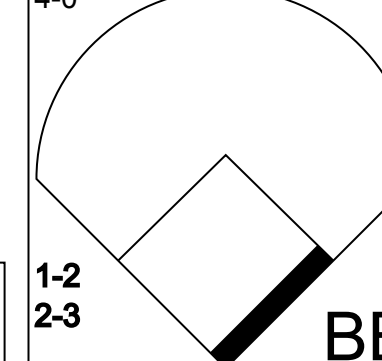
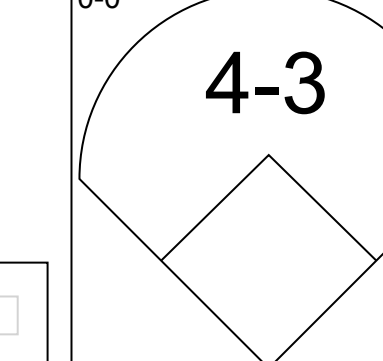
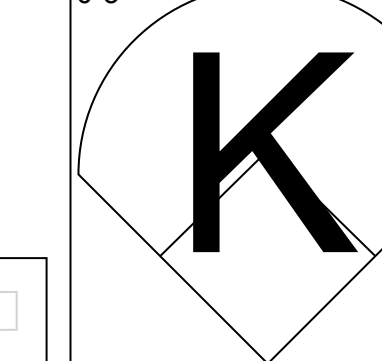

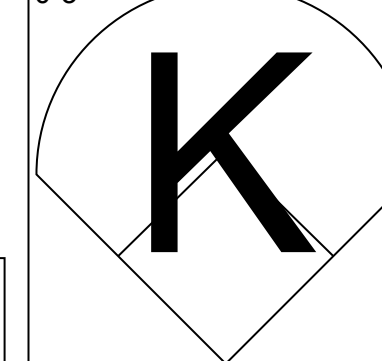

Chicago White Sox @ Detroit Tigers
Briggs Stadium, Detroit, MI
Sat Aug 15 1953, 4:33 AM EDT
Att: 10,274 - Unknown

AB 32
R 5
H 10
RBI 5
BB 1
SO 6
LOB 8



Batter	1	2	3	4	5	6	7	8	9	AB	R	H	RBI	BB	SO	LOB	TOP			
Chico Carrasquel, R OBP: 0.313, SLG: 0.338	0-0 5-3		0-3 K		0-0 F8		0-0 5-3			4	0	0	0	0	1	1	<p>Chicago White Sox @ Detroit Tigers</p> <p>Briggs Stadium, Detroit, MI</p> <p>Sun Aug 16 1953, 4:33 AM EDT</p> <p>Att: 19,575 - Unknown</p>			
Nelle Fox, L OBP: 0.332, SLG: 0.360	0-0 F8		0-0 WP 1B		0-0 3-1			1-0 G5-4-3 HBP		3	0	1	0	0	0	0				
Minnie Minoso, R OBP: 0.427, SLG: 0.505	4-0 BB		4-0 1-2 BB		0-0 6-3			0-0 F9		2	0	0	0	2	0	1				
Sam Mele, R OBP: 0.379, SLG: 0.479	0-0 F7		0-0 6-3		0-0 F6			0-0 G5-4-3		4	0	0	0	0	0	4				
Bob Boyd, L OBP: 0.366, SLG: 0.333		0-0 F9		1-0 FC4-6 HBP		0-0 5-3			0-0 E3 SH1-4 BB 6-3	3	1	0	0	0	0	0				
Jim Rivera, L OBP: 0.330, SLG: 0.420		0-0 FC5-2 3B		0-0 FC4-6 6-3 1-2			0-0 1B 3B		4-0 6-3 SH1-4 BB 1-2	3	1	2	0	1	0	1				
Red Wilson, R OBP: 0.342, SLG: 0.291		0-0 FC5-2 FC5-4 3-H		0-0 6-3 1-2			0-0 L3		0-0 SH1-4 1-2 2-3	3	0	0	0	0	0	3				
Rocky Krsnich, R OBP: 0.268, SLG: 0.283									0-0 6-3	2	0	0	0	0	0	2				
Bob Keegan, R OBP: 0.111, SLG: 0.111									0-0 6-3	0	0	0	0	0	0	0				
Tom Wright, L OBP: 0.349, SLG: 0.429									0-0 6-3	2	0	1	2	0	0	1				
Connie Johnson, R OBP: 0.200, SLG: 0.111									0-0 F9	1	0	0	0	0	1	0				
Bud Stewart, L OBP: 0.389, SLG: 0.435									0-0 F9	2	0	0	0	0	0	1				
Mike Fornieles, R OBP: 0.143, SLG: 0.147									0-0 F9	0	0	0	0	0	0	0				
Bob Elliott, R OBP: 0.373, SLG: 0.415									0-0 F9	1	0	0	0	0	0	1				
Inning Stats	R: 0 E: 0 K: 0 S: 3	H: 0 LOB: 1 BB: 1 P: 7	R: 0 E: 0 K: 0 S: 4	H: 1 LOB: 1 BB: 0 P: 4	R: 0 E: 0 K: 2 S: 8	H: 1 LOB: 2 BB: 1 P: 12	R: 0 E: 0 K: 0 S: 3	H: 0 LOB: 1 BB: 0 P: 4	R: 0 E: 0 K: 0 S: 3	H: 0 LOB: 0 BB: 0 P: 3	R: 1 E: 0 K: 0 S: 5	H: 2 LOB: 1 BB: 0 P: 5	R: 0 E: 0 K: 0 S: 2	H: 0 LOB: 0 BB: 0 P: 3	R: 1 E: 1 K: 0 S: 4	H: 0 LOB: 1 BB: 1 P: 8		1B: 2 2B: 0 3B: 2 HR: 0	SF: 0 SAC: 1 DP: 1 HBP: 2	WP: 1 PB: 0 SB: 0 CS: 0
PITCHER Ralph Branca, R ERA: 4.23	IP: 9.0 WLS: W BF: 36 H: 4 R: 2 ER: 1 SO: 2 BB: 3 IBB: 0 HBP: 2 BLK: 0 WP: 1 HR: 0 S: 35 P: 49 ERA: 1.00 WHIP: 0.778																			

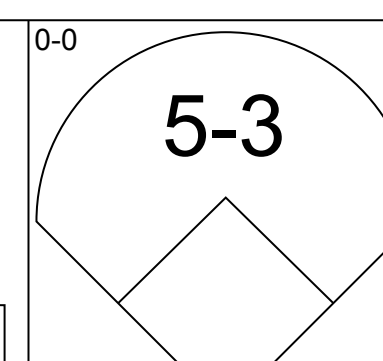
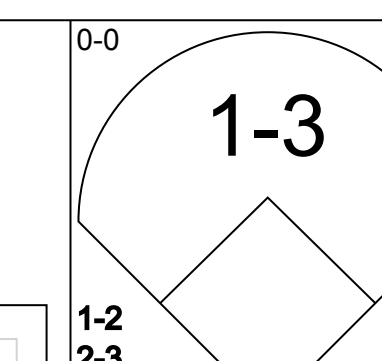
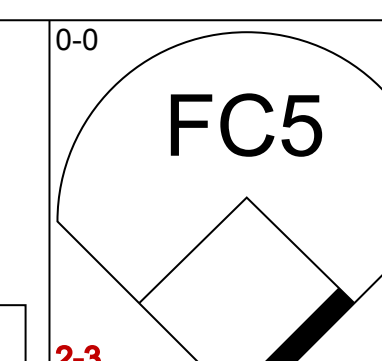
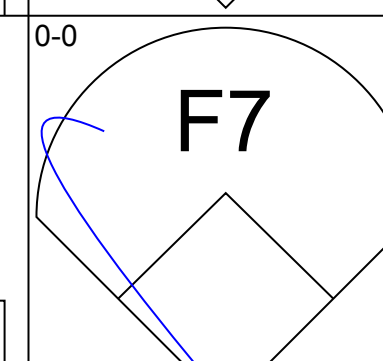
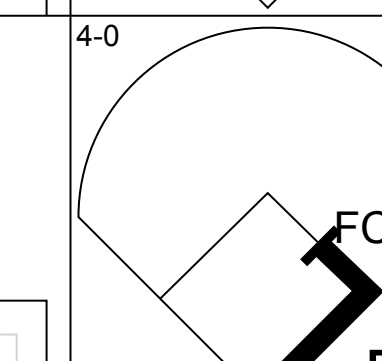
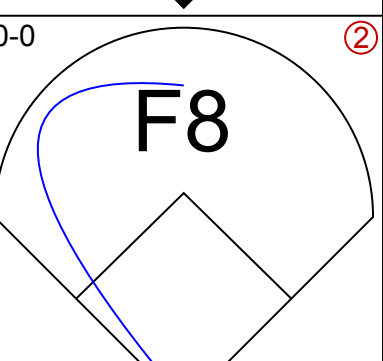
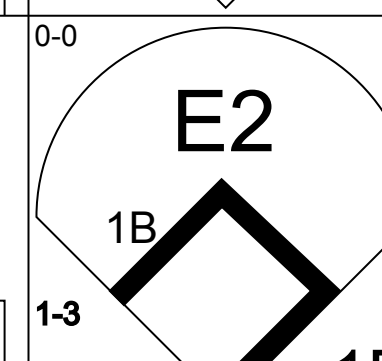
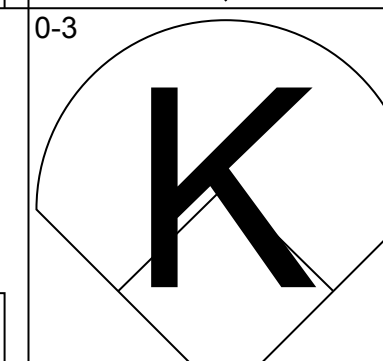
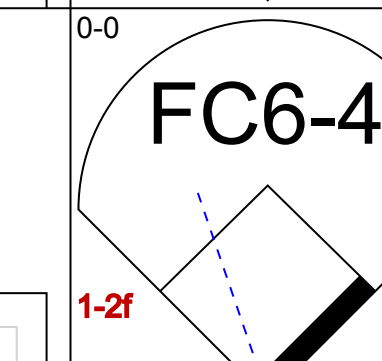
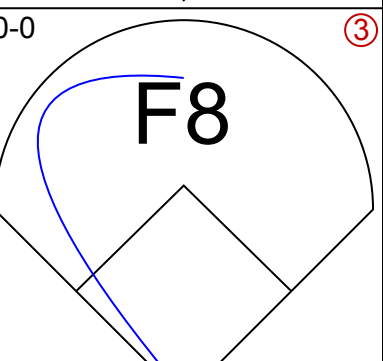
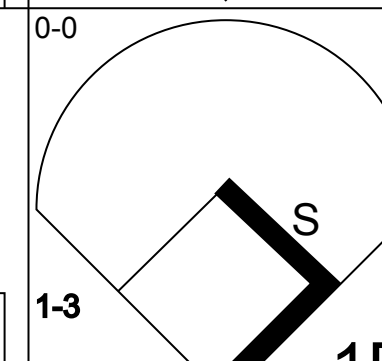
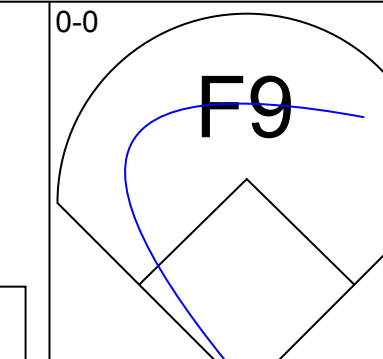
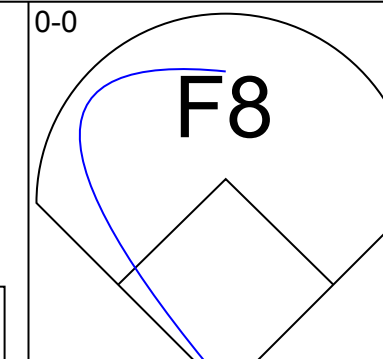
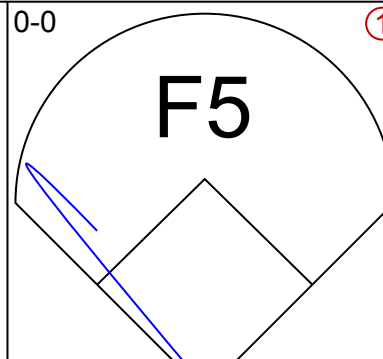
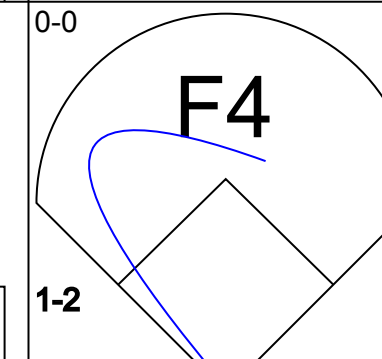
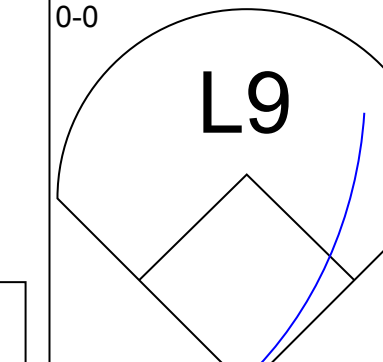
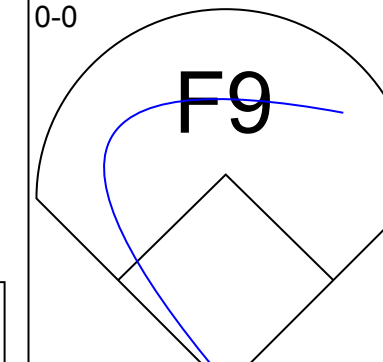
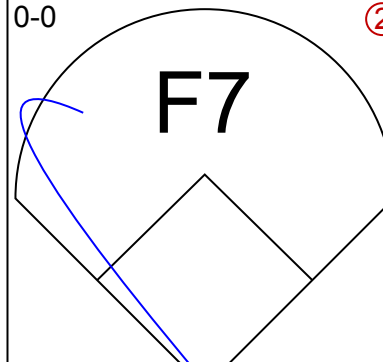
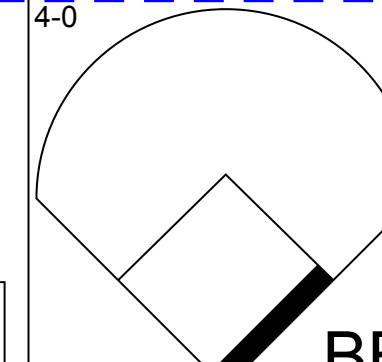
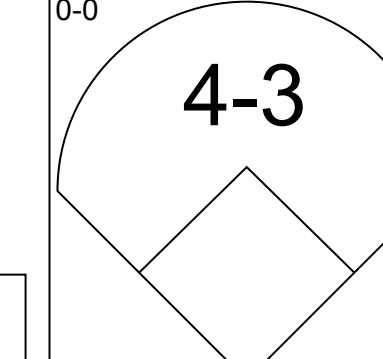
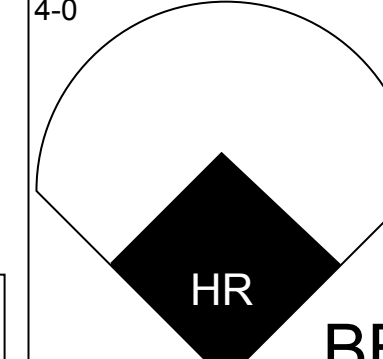
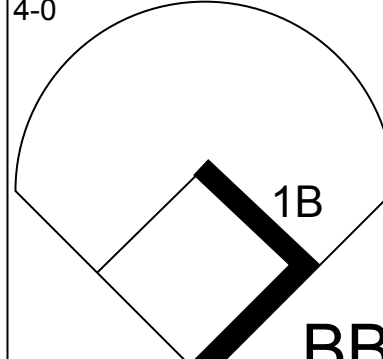
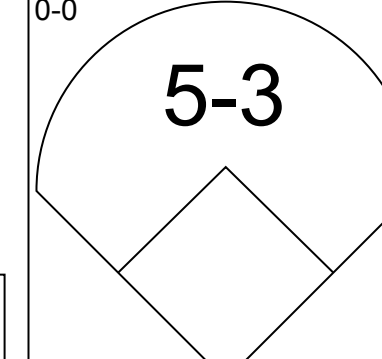
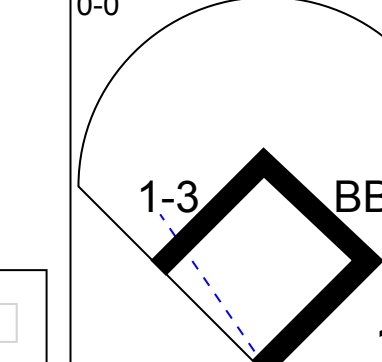
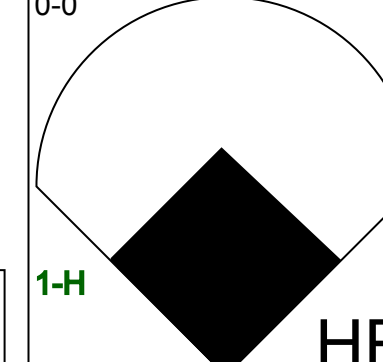
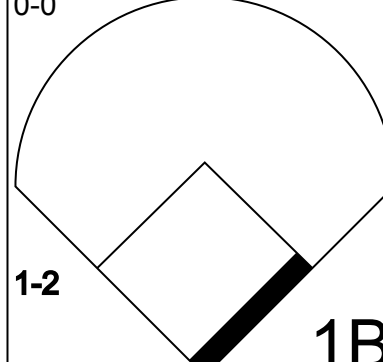
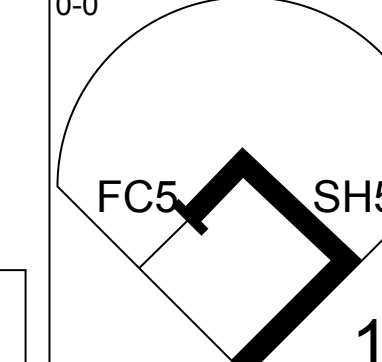
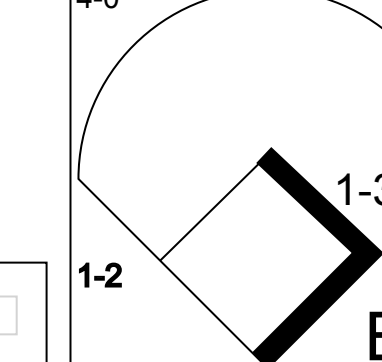
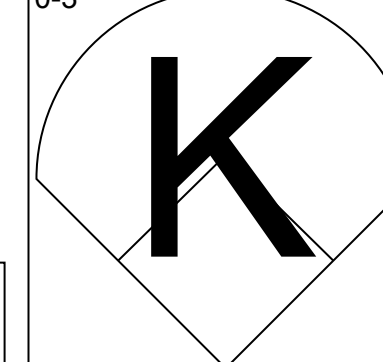
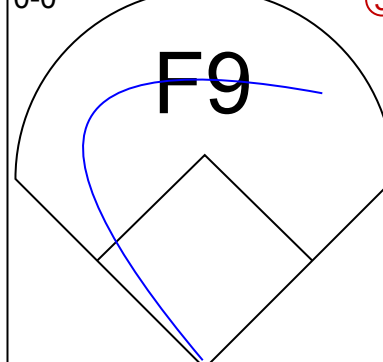
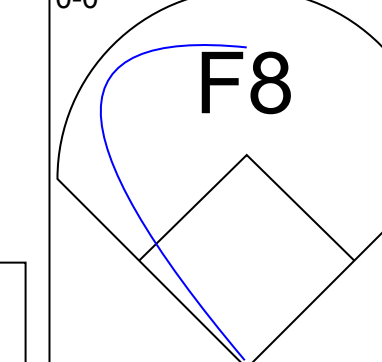

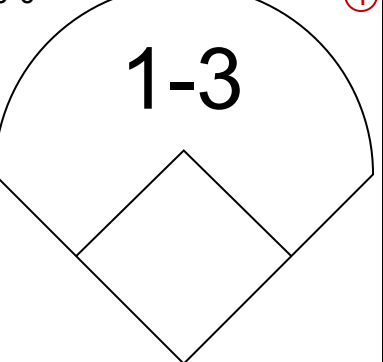
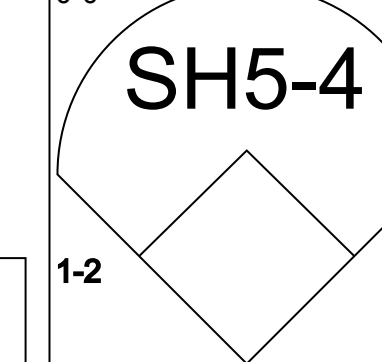
Batter	1	2	3	4	5	6	7	8	9	AB	R	H	RBI	BB	SO	LOB	BOTTOM		
Harvey Kuenn, R OBP: 0.360, SLG: 0.378	0-0 1B G6-4-3		0-3 K		0-0 F9			0-0 4-3		4	1	1	0	0	1	0	<p>Chicago White Sox @ Detroit Tigers</p> <p>Briggs Stadium, Detroit, MI</p> <p>Sun Aug 16 1953, 4:33 AM EDT</p> <p>Att: 19,575 - Unknown</p>		
Johnny Pesky, L OBP: 0.381, SLG: 0.401	0-0 1B G6-4-3		0-0 4-3		0-0 4-3			0-0 F8		4	0	1	0	0	0	0			
Ray Boone, R OBP: 0.388, SLG: 0.529	0-0 G6-4-3			0-0 1-3 1B 2B		0-3 K		0-0 F8		4	1	1	0	0	1	1			
Walt Dropo, R OBP: 0.280, SLG: 0.367	0-0 1B			0-0 1-3 2-3 1B		0-0 5-3				3	0	1	0	0	0	1			
Steve Souchock, R OBP: 0.333, SLG: 0.472	0-0 F9			0-0 E S FC3-6 1B 3-H		0-0 L3				3	1	1	1	0	0	1			
Matt Batts, R OBP: 0.331, SLG: 0.434		0-0 6-3		0-0 E5 FC3-6 1-3 1B			0-0 F9			3	0	0	0	0	0	1			
Bob Nieman, R OBP: 0.353, SLG: 0.428		0-0 F8		0-0 FC3-6 1-2 1B			0-0 2B K 1B			3	0	1	1	0	0	1			
Don Lund, R OBP: 0.322, SLG: 0.386		0-3 K		0-0 F8 3-H			0-0 K 2B			3	0	1	0	0	1	1			
Ralph Branca, R OBP: 0.143, SLG: 0.238			0-0 6-3		0-0 F4		0-3 K 2-3 3-H			3	0	0	0	0	1	2			
Inning Stats	R: 1 E: 0 K: 0 S: 5	H: 3 LOB: 1 BB: 0 P: 5	R: 0 E: 0 K: 1 S: 5	H: 0 LOB: 0 BB: 0 P: 5	R: 0 E: 0 K: 1 S: 5	H: 0 LOB: 0 BB: 0 P: 5	R: 2 E: 1 K: 0 S: 6	H: 2 LOB: 1 BB: 0 P: 6	R: 0 E: 0 K: 1 S: 6	H: 0 LOB: 0 BB: 0 P: 3	R: 0 E: 0 K: 1 S: 6	H: 2 LOB: 2 BB: 0 P: 6	R: 0 E: 0 K: 0 S: 3	H: 0 LOB: 0 BB: 0 P: 3	1B: 5 2B: 2 3B: 0 HR: 0	SF: 0 SAC: 0 DP: 1 HBP: 0		WP: 0 PB: 0 SB: 1 CS: 0	PA: 30
PITCHER Connie Johnson, R ERA: 3.86	IP: 4.0 WLS: L BF: 17 H: 5 R: 3 ER: 2 SO: 2 BB: 0 IBB: 0 HBP: 0 BLK: 0 WP: 0 HR: 0 S: 21 P: 21 ERA: 4.50 WHIP: 1.250																		
Bob Keegan, R ERA: 5.15	2.0 6 0 0 0 1 0 0 0 0 0 0 8 8 0.00 0.000																		
Mike Fornieles, R ERA: 3.31	2.0 7 2 0 0 1 0 0 0 0 0 0 9 9 0.00 1.000																		

Batter	1	2	3	4	5	6	7	8	9	AB	R	H	RBI	BB	SO	LOB	TOP						
Dick Kokos, L (1, 7) OBP: 0.389, SLG: 0.435											4	1	1	0	1	2	0						
Billy Hunter, R (1, 6) OBP: 0.284, SLG: 0.261											4	0	2	0	0	0	1						
Dick Kryhoski, L (1, 3) OBP: 0.340, SLG: 0.491											4	1	1	1	0	1	3						
Vic Wertz, L (1, 9) OBP: 0.389, SLG: 0.449											4	0	1	0	0	1	1						
Vern Stephens, R (1, 5) OBP: 0.290, SLG: 0.301											3	0	1	1	1	1	0						
Clint Courtney, L (1, 2) OBP: 0.338, SLG: 0.350											4	0	1	0	0	0	2						
Bobby Young, L (1, 4) Neil Berry, R (7, 4) OBP: 0.333, SLG: 0.337											3	0	0	0	0	1	2						
Johnny Groth, R (1, 8) Hank Edwards, L (7, PH) OBP: 0.239, SLG: 0.256											2	0	0	0	0	1	0						
Lou Kretlow, R (1, 1) Don Lenhardt, R (7, PH) Don Larsen, R (7, 1) Marlin Stuart, L (7, 1) Roy Sievers, R (9, PH) OBP: 0.182, SLG: 0.143											2	0	0	0	0	2	0						
Inning Stats	R: 0 E: 0 K: 1 S: 6	H: 1 LOB: 1 BB: 0 P: 6	R: 0 E: 0 K: 1 S: 5	H: 0 LOB: 0 BB: 0 P: 5	R: 0 E: 0 K: 3 S: 9	H: 0 LOB: 0 BB: 0 P: 9	R: 0 E: 0 K: 1 S: 5	H: 0 LOB: 0 BB: 0 P: 5	R: 0 E: 0 K: 0 S: 3	H: 0 LOB: 0 BB: 0 P: 3	R: 0 E: 0 K: 1 S: 6	H: 1 LOB: 2 BB: 1 P: 10	R: 0 E: 0 K: 3 S: 10	H: 1 LOB: 3 BB: 2 P: 18	R: 2 E: 0 K: 1 S: 9	H: 4 LOB: 2 BB: 0 P: 9	R: 0 E: 0 K: 1 S: 5	H: 0 LOB: 0 BB: 0 P: 5	1B: 6 2B: 1 3B: 0 HR: 0	SF: 0 SAC: 0 DP: 0 HBP: 0	WP: 0 PB: 0 SB: 0 CS: 0	PA: 37	
PITCHER Virgil Trucks, R (1, 1) ERA: 2.52	IP: 9.0 WLS: W BF: 37 H: 7 R: 2 ER: 2 SO: 12 BB: 3 IBB: 0 HBP: 0 BLK: 0 WP: 0 HR: 0 S: 58 P: 70 ERA: 2.00 WHIP: 1.11											PITCHER	IP: 9.0 WLS: W BF: 37 H: 7 R: 2 ER: 2 SO: 12 BB: 3 IBB: 0 HBP: 0 BLK: 0 WP: 0 HR: 0 S: 58 P: 70 ERA: 2.00 WHIP: 1.11										

St. Louis Browns @ Chicago White Sox
Comiskey Park, Chicago, IL
Tue Aug 18 1953, 4:33 AM EDT
Unknown

AB 34
R 2
H 7
RBI 2
BB 3
SO 12
LOB 14



Batter	1	2	3	4	5	6	7	8	9	AB	R	H	RBI	BB	SO	LOB	BOTTOM						
Chico Carrasquel, R (1, 6) OBP: 0.312, SLG: 0.337										5	0	1	0	0	1	4							
Nellie Fox, L (1, 4) OBP: 0.333, SLG: 0.360										3	0	1	0	1	0	1							
Minnie Minoso, R (1, 7) OBP: 0.425, SLG: 0.502										4	0	1	1	0	1	4							
Sam Mele, R (1, 9) OBP: 0.376, SLG: 0.474										4	0	0	0	0	0	2							
Jim Rivera, L (1, 8) OBP: 0.329, SLG: 0.417										3	0	0	0	1	0	0							
Sherm Lollar, R (1, 2) OBP: 0.401, SLG: 0.416										2	1	0	0	2	0	3							
Bob Boyd, L (1, 3) OBP: 0.400, SLG: 0.422										4	1	4	2	0	0	0							
Rocky Krsnich, R (1, 5) Tom Wright, L (9, PH) Fred Marsh, R (9, 5) OBP: 0.270, SLG: 0.278										2	0	0	0	1	1	2							
Virgil Trucks, R (1, 1) OBP: 0.164, SLG: 0.179										3	1	1	0	0	0	2							
Inning Stats	R: 0 E: 0 K: 1 S: 5	H: 0 LOB: 0 BB: 0 P: 5	R: 0 E: 0 K: 0 S: 3	H: 0 LOB: 0 BB: 0 P: 3	R: 0 E: 0 K: 0 S: 4	H: 1 LOB: 3 BB: 2 P: 12	R: 2 E: 0 K: 1 S: 6	H: 1 LOB: 0 BB: 1 P: 10	R: 0 E: 0 K: 0 S: 4	H: 1 LOB: 1 BB: 0 P: 4	R: 0 E: 0 K: 0 S: 4	H: 1 LOB: 3 BB: 1 P: 8	R: 1 E: 1 K: 1 S: 8	H: 3 LOB: 3 BB: 1 P: 12	R: 0 E: 0 K: 0 S: 4	H: 1 LOB: 1 BB: 0 P: 4	1B: 7 2B: 0 3B: 0 HR: 1	SF: 0 SAC: 1 DP: 0 HBP: 0	WP: 0 PB: 0 SB: 1 CS: 0	PA: 37			
PITCHER Lou Kretlow, R (1, 1) Don Larsen, R (7, 1) Marlin Stuart, R (7, 1) ERA: 4.78	IP: 6.0 WLS: L BF: 26 H: 4 R: 2 ER: 2 SO: 2 BB: 4 IBB: 0 HBP: 0 BLK: 0 WP: 0 HR: 1 S: 26 P: 42 ERA: 3.00 WHIP: 1.333											PITCHER	IP: 6.0 WLS: L BF: 26 H: 4 R: 2 ER: 2 SO: 2 BB: 4 IBB: 0 HBP: 0 BLK: 0 WP: 0 HR: 1 S: 26 P: 42 ERA: 3.00 WHIP: 1.333										

St. Louis Browns @ Chicago White Sox
Comiskey Park, Chicago, IL
Tue Aug 18 1953, 4:33 AM EDT
Unknown

AB 31
R 3
H 8
RBI 3
BB 5
SO 3
LOB 19




Batter	1	2	3	4	5	6	7	8	9	AB	R	H	RBI	BB	SO	LOB	TOP								
Neil Berry, R OBP: 0.330, SLG: 0.333 (1,4)	F3		L9			FC1-6 1B		6-3		4	0	1	0	0	0	0									
Billy Hunter, R OBP: 0.266, SLG: 0.264 (1,6)	1B			K		FC1-6 1B		1B		4	0	2	0	0	1	1									
Dick Kryhoski, L OBP: 0.342, SLG: 0.492 (1,3)	1B			L4		1B		L4		4	0	2	0	0	0	1									
Vic Wertz, L OBP: 0.388, SLG: 0.456 (1,9)	G4-6-3			4-3		F7				4	1	1	1	0	0	4									
Don Lenhardt, R OBP: 0.386, SLG: 0.490 (1,7)						F9				4	0	1	0	0	0	2									
Vern Stephens, R OBP: 0.289, SLG: 0.300 (1,5)	F5					E7 1B				4	0	1	0	0	1	1									
Clint Courtney, L OBP: 0.307, SLG: 0.349 (1,2)	G3-6-3					F9				4	0	1	0	0	0	2									
Johnny Groth, R OBP: 0.307, SLG: 0.361 (1,8)						IBB				2	0	0	0	1	0	1									
Satchel Paige, R OBP: 0.388, SLG: 0.433 (8, PH)						1-3				2	0	0	0	0	1	2									
Dick Kokos, L OBP: 0.388, SLG: 0.433 (8, PH)										1	0	0	0	0	0	0									
Bob Turley, R OBP: 0.388, SLG: 0.433 (8, PH)										0	0	0	0	0	0	0									
Inning Stats	R: 0 E: 0 K: 0 S: 4	H: 2 LOB: 1 BB: 0 P: 4	R: 0 E: 0 K: 0 S: 3	H: 1 LOB: 0 BB: 0 P: 3	R: 0 E: 0 K: 1 S: 5	H: 0 LOB: 0 BB: 0 P: 5	R: 0 E: 0 K: 1 S: 5	H: 0 LOB: 0 BB: 0 P: 5	R: 0 E: 0 K: 0 S: 4	H: 1 LOB: 2 BB: 1 P: 8	R: 0 E: 0 K: 0 S: 5	H: 2 LOB: 2 BB: 0 P: 5	R: 0 E: 0 K: 0 S: 3	H: 1 LOB: 0 BB: 0 P: 3	R: 0 E: 0 K: 0 S: 4	H: 1 LOB: 0 BB: 0 P: 4	R: 1 E: 0 K: 1 S: 6	H: 1 LOB: 0 BB: 0 P: 6	1B: 8 2B: 0 3B: 0 HR: 1	SF: 0 SAC: 0 DP: 3 HBP: 0	WP: 0 PB: 0 SB: 0 CS: 0	PA: 34			
PITCHER	IP	WLS	BF	H	R	ER	SO	BB	IBB	HBP	BLK	WP	HR	S	P	ERA	WHIP								
Sandy Consuegra, R ERA: 2.89 (1,1)	6.1	W	25	7	0	0	2	0	1	0	0	0	0	28	32	0.00	1.105								
Harry Dorish, R ERA: 3.16 (7,1)	2.2	S	9	2	1	1	1	0	0	0	0	0	1	11	11	3.38	0.750								

St. Louis Browns @ Chicago White Sox
Comiskey Park, Chicago, IL
Tue Aug 18 1953, 4:38 AM EDT
Att: 32,638 - Unknown

livebaseballscores.com

AB 33
R 1
H 9
RBI 1
BB 1
SO 3
LOB 14




Batter	1	2	3	4	5	6	7	8	9	AB	R	H	RBI	BB	SO	LOB	BOTTOM								
Chico Carrasquel, R OBP: 0.314, SLG: 0.338 (1,6)	K									4	0	2	0	0	1	0									
Nellie Fox, L OBP: 0.335, SLG: 0.358 (1,4)	BB									2	0	0	1	2	0	3									
Minnie Minoso, R OBP: 0.424, SLG: 0.499 (1,7)	F8									3	0	0	0	0	1	4									
Sam Mele, R OBP: 0.372, SLG: 0.469 (1,9)	F4									4	0	0	0	0	0	3									
Jim Rivera, L OBP: 0.327, SLG: 0.414 (1,8)										4	0	0	0	0	2	1									
Sherm Lollar, R OBP: 0.404, SLG: 0.423 (1,2)										3	1	2	0	0	0	0									
Bob Boyd, L OBP: 0.397, SLG: 0.418 (1,3)										3	0	1	0	0	0	1									
Rocky Krsnich, R OBP: 0.268, SLG: 0.276 (1,5)										1	0	0	0	0	0	0									
Bud Stewart, L OBP: 0.322, SLG: 0.426 (5, PH)										1	1	0	1	0	0	1									
Fred Marsh, R OBP: 0.322, SLG: 0.316 (6,5)										1	0	0	0	0	0	0									
Sandy Consuegra, R OBP: 0.107, SLG: 0.074 (1,1)										2	0	0	0	0	0	2									
Harry Dorish, R OBP: 0.175, SLG: 0.175 (7,1)										1	0	0	0	0	1	0									
Inning Stats	R: 0 E: 0 K: 1 S: 5	H: 0 LOB: 1 BB: 1 P: 9	R: 0 E: 0 K: 0 S: 3	H: 0 LOB: 0 BB: 0 P: 3	R: 0 E: 0 K: 0 S: 4	H: 1 LOB: 1 BB: 0 P: 4	R: 0 E: 0 K: 0 S: 2	H: 0 LOB: 0 BB: 0 P: 3	R: 2 E: 1 K: 0 S: 7	H: 3 LOB: 2 BB: 0 P: 7	R: 0 E: 0 K: 1 S: 6	H: 1 LOB: 1 BB: 0 P: 6	R: 0 E: 0 K: 1 S: 5	H: 0 LOB: 0 BB: 0 P: 5	R: 0 E: 0 K: 2 S: 7	H: 0 LOB: 1 BB: 1 P: 11	1B: 4 2B: 2 3B: 0 HR: 0	SF: 0 SAC: 0 DP: 1 HBP: 1	WP: 0 PB: 0 SB: 1 CS: 0	PA: 32					
PITCHER	IP	WLS	BF	H	R	ER	SO	BB	IBB	HBP	BLK	WP	HR	S	P	ERA	WHIP								
Satchel Paige, R ERA: 3.5 (1,1)	7.0	L	28	5	2	1	3	1	0	0	0	0	0	7	11	0.00	1.000								
Bob Turley, R ERA: (8,1)	1.0		4	0	0	0	2	1	0	0	0	0	0	7	11	0.00	1.000								

St. Louis Browns @ Chicago White Sox
Comiskey Park, Chicago, IL
Tue Aug 18 1953, 4:38 AM EDT
Att: 32,638 - Unknown

livebaseballscores.com

AB 29
R 2
H 5
RBI 2
BB 2
SO 5
LOB 15



Batter	1	2	3	4	5	6	7	8	9	10	AB	R	H	RBI	BB	SO	LOB	TOP					
Neil Berry, R OBP: 0.340, SLG: 0.337 (1.4)											5	0	2	0	1	0	1	St. Louis Browns @ Chicago White Sox Comiskey Park, Chicago, IL Wed Aug 19 1953, 4:33 AM EDT Att: 20,538 - Unknown					
Billy Hunter, R OBP: 0.267, SLG: 0.263 (1.6)											5	0	1	0	1	1	3						
Roy Slevers, R OBP: 0.335, SLG: 0.397 (1.3)											5	1	1	0	0	2	4						
Don Lenhardt, R OBP: 0.386, SLG: 0.490 (1.7)											4	1	1	1	1	1	2						
Vern Stephens, R OBP: 0.292, SLG: 0.303 (1.5)											5	1	2	0	0	0	3						
Jim Dyck, R OBP: 0.308, SLG: 0.359 (6.8)											4	0	1	1	0	0	1						
Les Moss, R OBP: 0.324, SLG: 0.382 (1.2)											4	1	3	1	0	0	2						
Johnny Groth, R OBP: 0.311, SLG: 0.365 Vic Wertz, L OBP: 0.167, SLG: 0.208 (6. PR)											1	0	1	0	1	0	0						
Duane Pilette, R OBP: 0.263, SLG: 0.294 Marlin Stuart, L OBP: 0.387, SLG: 0.454 Don Larsen, R OBP: 0.300, SLG: 0.397 Bob Turley, R OBP: 1.000, SLG: 1.000 (6. PH)											1	0	0	0	1	1	1						
Inning Stats	R: 0 E: 1 K: 1 S: 6	H: 1 LOB: 2 BB: 0 P: 10	R: 0 E: 0 K: 1 S: 6	H: 1 LOB: 2 BB: 1 P: 10	R: 0 E: 0 K: 0 S: 3	H: 0 LOB: 0 BB: 0 P: 3	R: 0 E: 0 K: 0 S: 4	H: 2 LOB: 1 BB: 0 P: 4	R: 0 E: 0 K: 1 S: 6	H: 1 LOB: 1 BB: 0 P: 6	R: 2 E: 1 K: 0 S: 6	H: 3 LOB: 2 BB: 0 P: 7	R: 0 E: 0 K: 0 S: 4	H: 1 LOB: 2 BB: 1 P: 8	R: 0 E: 0 K: 2 S: 8	H: 0 LOB: 1 BB: 0 P: 8	R: 0 E: 0 K: 2 S: 8		H: 1 LOB: 1 BB: 0 P: 8	R: 2 E: 0 K: 1 S: 8	H: 3 LOB: 3 BB: 2 P: 16	1B: 8 2B: 4 3B: 1 HR: 0	SF: 0 SAC: 4 DP: 1 HBP: 1
PITCHER Billy Pierce, L ERA: 2.18 (1.1)	IP: 10.0 WLS: 1 BF: 48 L: 13	H: 13 R: 4 ER: 2 SO: 8	BB: 3 IBB: 1 HBP: 1 BLK: 0	WP: 0 HR: 0 S: 59 P: 76	ERA: 1.80 WHIP: 1.600	PITCHER IP: 10.0 WLS: 1 BF: 48 H: 13 R: 4 ER: 2 SO: 8 BB: 3 IBB: 1 HBP: 1 BLK: 0 WP: 0 HR: 0 S: 59 P: 76 ERA: 1.80 WHIP: 1.600																	

AB	39
R	4
H	13
RBI	4
BB	4
SO	8
LOB	23



Batter	1	2	3	4	5	6	7	8	9	10	AB	R	H	RBI	BB	SO	LOB	BOTTOM			
Chico Carrasquel, R OBP: 0.312, SLG: 0.337 (1.6)											5	0	1	0	0	0	3	St. Louis Browns @ Chicago White Sox Comiskey Park, Chicago, IL Wed Aug 19 1953, 4:33 AM EDT Att: 20,538 - Unknown			
Nellie Fox, L OBP: 0.333, SLG: 0.359 (1.4)											5	0	1	1	0	0	3				
Minnie Minoso, R OBP: 0.424, SLG: 0.495 (1.7)											3	0	0	0	2	0	2				
Sam Mele, R OBP: 0.370, SLG: 0.465 (1.9)											5	1	1	0	0	2	2				
Jim Rivera, L OBP: 0.330, SLG: 0.420 (1.8)											3	1	2	1	1	1	0				
Sherm Lollar, R OBP: 0.403, SLG: 0.422 Red Wilson, R OBP: 0.347, SLG: 0.291 (7. PR)											3	0	1	1	0	0	2				
Bob Boyd, L OBP: 0.390, SLG: 0.408 (1.3)											4	0	1	0	0	1	2				
Rocky Krsnich, R OBP: 0.271, SLG: 0.280 Fred Marsh, R OBP: 0.318, SLG: 0.312 (7. PH)											2	0	1	0	0	0	0				
Bud Stewart, L OBP: 0.393, SLG: 0.426 (10. PH)											3	0	1	0	0	0	1				
Billy Pierce, L OBP: 0.194, SLG: 0.134 Tom Wright, L OBP: 0.342, SLG: 0.420 (10. PH)											1	0	0	0	0	1	1				
Inning Stats	R: 0 E: 0 K: 0 S: 3	H: 0 LOB: 0 BB: 0 P: 3	R: 0 E: 0 K: 1 S: 5	H: 0 LOB: 1 BB: 1 P: 9	R: 0 E: 0 K: 0 S: 5	H: 2 LOB: 2 BB: 0 P: 5	R: 0 E: 0 K: 0 S: 3	H: 1 LOB: 0 BB: 0 P: 3	R: 0 E: 0 K: 0 S: 3	H: 1 LOB: 0 BB: 0 P: 3	R: 2 E: 0 K: 0 S: 6	H: 4 LOB: 1 BB: 0 P: 6	R: 0 E: 0 K: 0 S: 2	H: 0 LOB: 0 BB: 1 P: 6	R: 0 E: 0 K: 3 S: 9	H: 0 LOB: 1 BB: 1 P: 13	R: 1 E: 0 K: 1 S: 6	H: 1 LOB: 2 BB: 2 P: 14	1B: 7 2B: 2 3B: 1 HR: 0	SF: 0 SAC: 0 DP: 3 HBP: 0	WP: 1 PA: 41
PITCHER Duane Pilette, R ERA: 5.3 Marlin Stuart, R ERA: 3.76 Bob Turley, R ERA: 2.25 (8.1)	IP: 6.0 WLS: 1 BF: 24 L: 7	H: 7 R: 2 ER: 0 SO: 1	BB: 1 IBB: 0 HBP: 0 BLK: 0	WP: 0 HR: 0 S: 25 P: 29	ERA: 3.00 WHIP: 1.333	PITCHER IP: 6.0 WLS: 1 BF: 24 H: 7 R: 2 ER: 0 SO: 1 BB: 1 IBB: 0 HBP: 0 BLK: 0 WP: 0 HR: 0 S: 25 P: 29 ERA: 3.00 WHIP: 1.333															

AB	35
R	3
H	9
RBI	3
BB	5
SO	5
LOB	18



Batter	1	2	3	4	5	6	7	8	9	AB	R	H	RBI	BB	SO	LOB	TOP					
Harvey Kuenn, R OBP: 0.354, SLG: 0.373 (1, 6)	G3		FC8-5 2H 2B			1-3		F8		4	0	1	1	0	0	1	Detroit Tigers @ Chicago White Sox Comiskey Park, Chicago, IL Fri Aug 21 1953, 4:33 AM EDT Att: 21,016 - Unknown					
Johnny Pesky, L OBP: 0.357, SLG: 0.387 (1, 4)	4-3		FC8-5 2-3					F7		4	0	1	0	0	0	2						
Ray Boone, R OBP: 0.384, SLG: 0.516 (1, 5)	K							E7 1B		4	0	1	0	0	2	1						
Walt Dropo, R OBP: 0.278, SLG: 0.361 (1, 3)		6-3						K		4	0	0	0	0	2	3						
Jim Delsing, L OBP: 0.377, SLG: 0.444 (1, 8)										3	0	2	0	1	0	0						
Bob Nieman, R OBP: 0.350, SLG: 0.437 (1, 7)								F3		4	0	0	0	0	1	3						
Matt Batts, R OBP: 0.328, SLG: 0.426 (1, 2)								G4-6-3 1B		4	0	0	0	0	0	3						
Don Lund, R OBP: 0.330, SLG: 0.400 (1, 9)										1	1	0	0	2	0	1						
Ralph Branca, R OBP: 0.136, SLG: 0.227 (1, 1)										1	0	0	0	0	0	1						
Fred Hatfield, L OBP: 0.341, SLG: 0.301 (8, PH)										0	0	0	0	1	0	0						
Dick Marlowe, R OBP: 0.233, SLG: 0.233 (8, 1)										0	0	0	0	0	0	0						
Inning Stats	R: 0 E: 0 K: 1 S: 5	H: 0 LOB: 0 BB: 0 P: 5	R: 0 E: 0 K: 0 S: 4	H: 1 LOB: 1 BB: 0 P: 4	R: 1 E: 0 K: 0 S: 3	H: 1 LOB: 0 BB: 1 P: 7	R: 0 E: 0 K: 0 S: 3	H: 0 LOB: 0 BB: 0 P: 3	R: 0 E: 0 K: 1 S: 5	H: 0 LOB: 1 BB: 1 P: 9	R: 0 E: 0 K: 2 S: 8	H: 1 LOB: 1 BB: 0 P: 8	R: 0 E: 0 K: 0 S: 3	H: 0 LOB: 1 BB: 1 P: 7	R: 0 E: 1 K: 1 S: 6	H: 1 LOB: 2 BB: 1 P: 10	R: 0 E: 0 K: 0 S: 3	H: 1 LOB: 0 BB: 0 P: 3	1B: 4 2B: 2 3B: 0 HR: 0	SF: 0 SAC: 1 DP: 2 HBP: 0	WP: 0 PB: 0 SB: 0 CS: 0	PA: 34
PITCHER Mike Fomies, R ERA: 3.16 (1, 1)	IP: 9.0 WLS: W BF: 34 H: 5 R: 1 ER: 1 SO: 5 BB: 4 IBB: 0 HBP: 0 BLK: 0 WP: 0 HR: 0 S: 40 P: 56 ERA: 1.00 WHIP: 1.000															PITCHER Mike Fomies, R ERA: 3.16 (1, 1)	IP: 9.0 WLS: W BF: 34 H: 5 R: 1 ER: 1 SO: 5 BB: 4 IBB: 0 HBP: 0 BLK: 0 WP: 0 HR: 0 S: 40 P: 56 ERA: 1.00 WHIP: 1.000					

Batter	1	2	3	4	5	6	7	8	9	AB	R	H	RBI	BB	SO	LOB	BOTTOM			
Chico Carrasquel, R OBP: 0.314, SLG: 0.341 (1, 6)	6-3		SH5-4 2H 1B					F5		4	0	2	2	0	0	0	Detroit Tigers @ Chicago White Sox Comiskey Park, Chicago, IL Fri Aug 21 1953, 4:33 AM EDT Att: 21,016 - Unknown			
Nellie Fox, L OBP: 0.331, SLG: 0.356 (1, 4)	F2		SH5-4 1-2					F8		3	0	0	0	0	0	1				
Minnie Minoso, R OBP: 0.424, SLG: 0.493 (1, 7)								6-3		2	0	0	0	2	0	1				
Sam Mele, R OBP: 0.369, SLG: 0.463 (1, 9)										4	0	1	0	0	0	2				
Jim Rivera, L OBP: 0.327, SLG: 0.416 (1, 8)								FC3-6 1B		4	0	0	0	0	0	1				
Bob Boyd, L OBP: 0.388, SLG: 0.405 (1, 3)										3	1	1	0	0	0	0				
Bob Elliott, R OBP: 0.373, SLG: 0.414 (1, 5)										3	1	1	0	0	0	1				
Sherm Lollar, R OBP: 0.406, SLG: 0.427 (1, 2)										2	2	1	1	1	0	1				
Mike Fomies, R OBP: 0.135, SLG: 0.139 (1, 1)										2	0	0	0	0	0	2				
Inning Stats	R: 0 E: 0 K: 0 S: 3	H: 0 LOB: 1 BB: 1 P: 7	R: 0 E: 0 K: 0 S: 3	H: 0 LOB: 0 BB: 0 P: 3	R: 1 E: 0 K: 0 S: 4	H: 1 LOB: 1 BB: 1 P: 8	R: 0 E: 0 K: 0 S: 3	H: 0 LOB: 0 BB: 0 P: 3	R: 1 E: 0 K: 0 S: 5	H: 2 LOB: 1 BB: 0 P: 5	R: 0 E: 0 K: 0 S: 2	H: 0 LOB: 1 BB: 1 P: 6	R: 2 E: 0 K: 0 S: 5	H: 2 LOB: 0 BB: 0 P: 5	R: 0 E: 0 K: 0 S: 4	H: 1 LOB: 1 BB: 0 P: 4		1B: 4 2B: 2 3B: 0 HR: 0	SF: 0 SAC: 2 DP: 1 HBP: 0	WP: 2 PB: 0 SB: 1 CS: 0
PITCHER Ralph Branca, R ERA: 4.32 Dick Marlowe, R ERA: 4.59 (1, 1)	IP: 7.0 WLS: L BF: 28 H: 5 R: 4 ER: 4 SO: 4 BB: 3 IBB: 0 HBP: 0 BLK: 0 WP: 1 HR: 0 S: 25 P: 37 ERA: 5.14 WHIP: 1.143															PITCHER Ralph Branca, R ERA: 4.32 Dick Marlowe, R ERA: 4.59 (8, 1)	IP: 1.0 WLS: L BF: 4 H: 1 R: 0 ER: 0 SO: 0 BB: 0 IBB: 0 HBP: 0 BLK: 0 WP: 0 HR: 0 S: 4 P: 4 ERA: 0.00 WHIP: 1.000			

Batter	1	2	3	4	5	6	7	8	9	10	11	AB	R	H	RBI	BB	SO	LOB	TOP			
Harvey Kuenn, R OBP: 0.354, SLG: 0.373 (1, 6)	5-3		1-3			1B			SH3-4 1B	F9		5	0	2	0	0	0	2				
Johnny Pesky, L OBP: 0.352, SLG: 0.381 (1, 4)	4-3			G3		F5			SH3-4 1-2		4-3	4	0	0	0	0	0	1				
Ray Boone, R OBP: 0.384, SLG: 0.520 (1, 5)	F3				G1-6-3 1B	5-3			F7			5	1	2	0	0	0	2				
Jim Delsing, L OBP: 0.377, SLG: 0.441 (1, 8)		F5			G1-6-3 1-2		K					3	0	0	0	2	1	1				
Walt Dropo, R OBP: 0.277, SLG: 0.360 (1, 3)		6-3				G5-3 1B		F8		1-3		5	0	1	1	0	0	3				
Steve Souchock, R OBP: 0.332, SLG: 0.471 (1, 7)						1-2 1B		4-3			F7	4	0	1	0	0	1	0				
Don Lund, R OBP: 0.326, SLG: 0.395 (1, 9)			6-3			G5-3 1-2 2-3		1-3		E8	FC6-4	5	1	0	0	0	0	4				
Johnny Bucha, R OBP: 0.291, SLG: 0.274 (1, 2)			F6			6-3		F8		E7		4	0	1	1	0	0	1				
Ned Garver, R OBP: 0.296, SLG: 0.203 (1, 1)						B5-3 1B		F9		F8		4	0	1	0	0	0	1				
Inning Stats	R: 0 E: 0 K: 0 S: 3	H: 0 LOB: 0 BB: 0 P: 3	R: 0 E: 0 K: 1 S: 5	H: 0 LOB: 0 BB: 0 P: 5	R: 0 E: 0 K: 0 S: 4	H: 1 LOB: 1 BB: 0 P: 4	R: 0 E: 0 K: 0 S: 3	H: 1 LOB: 0 BB: 0 P: 3	R: 0 E: 0 K: 0 S: 4	H: 0 LOB: 0 BB: 0 P: 5	R: 0 E: 0 K: 0 S: 3	H: 0 LOB: 0 BB: 0 P: 3	R: 0 E: 0 K: 0 S: 4	H: 1 LOB: 2 BB: 1 P: 8	R: 1 E: 2 K: 0 S: 5	H: 1 LOB: 1 BB: 0 P: 5	R: 1 E: 0 K: 0 S: 4	H: 1 LOB: 2 BB: 1 P: 9	1B: 7 2B: 0 3B: 1 HR: 0	SF: 0 SAC: 1 DP: 2 HBP: 1	WP: 0 PB: 0 SB: 1 CS: 0	PA: 43
PITCHER Bob Keegan, R ERA: 4.15 (1, 1)	IP: 11.0 WLS: 1 BF: 43 H: 8 R: 2 ER: 1 SO: 2 BB: 0 IBB: 2 HBP: 1 BLK: 0 WP: 0 HR: 0 S: 44 P: 53 ERA: 0.82 WHIP: 0.727																					

Detroit Tigers @ Chicago White Sox
Comiskey Park, Chicago, IL
Sat Aug 22 1953, 4:33 AM EDT
Att: 10,407 - Unknown

AB 39
R 2
H 8
RBI 2
BB 2
SO 2
LOB 15



Batter	1	2	3	4	5	6	7	8	9	10	11	AB	R	H	RBI	BB	SO	LOB	BOTTOM	
Chico Carrasquel, R OBP: 0.313, SLG: 0.340 Bud Stewart, L OBP: 0.366, SLG: 0.417 (11, PH)	F9			5-3		1B			F8		F4	4	0	1	0	0	0	0		
Nellie Fox, L OBP: 0.329, SLG: 0.354 (1, 4)	F9			4-3		L4-6 2-3			F8			4	0	0	0	0	0	2		
Minnie Minoso, R OBP: 0.423, SLG: 0.491 (1, 7)	1-3			6-3				4-3			FC3-6 1B	4	0	1	0	0	0	0		
Sam Mele, R OBP: 0.366, SLG: 0.459 (1, 9)		F8			F7		F4			F2		4	0	0	0	0	0	1		
Jim Rivera, L OBP: 0.327, SLG: 0.417 (1, 8)		F9				2B		F6		FC3-6 1B		4	1	1	0	0	0	1		
Bob Boyd, L OBP: 0.382, SLG: 0.397 (1, 3)		4-3				K		L6		FC5-4 1B		4	0	1	1	0	1	1		
Bob Elliott, R OBP: 0.389, SLG: 0.409 (1, 5)			4-3		5-3			F8		FC5-4		4	0	0	0	0	0	2		
Sherm Lollar, R OBP: 0.401, SLG: 0.420 (1, 2)			5-3			F8		F8			F3	4	0	0	0	0	0	0		
Bob Keegan, R OBP: 0.167, SLG: 0.167 Tom Wright, L OBP: 0.339, SLG: 0.416 (11, PH)	5-3					L4-6 1B		1-3			3-1	3	0	1	0	0	0	0		
Inning Stats	R: 0 E: 0 K: 0 S: 3	H: 0 LOB: 0 BB: 0 P: 3	R: 0 E: 0 K: 0 S: 3	H: 0 LOB: 0 BB: 0 P: 3	R: 0 E: 0 K: 0 S: 3	H: 0 LOB: 0 BB: 0 P: 3	R: 0 E: 0 K: 0 S: 4	H: 2 LOB: 1 BB: 0 P: 4	R: 0 E: 0 K: 0 S: 3	H: 0 LOB: 0 BB: 0 P: 3	R: 0 E: 0 K: 0 S: 3	H: 0 LOB: 0 BB: 0 P: 3	R: 0 E: 0 K: 0 S: 5	H: 2 LOB: 1 BB: 0 P: 5	R: 0 E: 0 K: 0 S: 3	H: 0 LOB: 0 BB: 0 P: 3	1B: 4 2B: 2 3B: 0 HR: 0	SF: 0 SAC: 0 DP: 1 HBP: 0	WP: 0 PB: 0 SB: 1 CS: 0	PA: 37
PITCHER Ned Garver, R ERA: 4.39 (1, 1)	IP: 11.0 WLS: 1 BF: 37 H: 5 R: 1 ER: 1 SO: 1 BB: 0 IBB: 0 HBP: 0 BLK: 0 WP: 0 HR: 0 S: 39 P: 39 ERA: 0.82 WHIP: 0.455																			

Detroit Tigers @ Chicago White Sox
Comiskey Park, Chicago, IL
Sat Aug 22 1953, 4:33 AM EDT
Att: 10,407 - Unknown

AB 37
R 1
H 5
RBI 1
BB 0
SO 1
LOB 7



Batter	1	2	3	4	5	6	7	8	9	AB	R	H	RBI	BB	SO	LOB	TOP			
Harvey Kuenn, R OBP: 0.352, SLG: 0.371 (1, 6)	F4	FC6-4			K			1-3		4	0	0	0	0	1	3				
Johnny Pesky, L OBP: 0.351, SLG: 0.383 (1, 4)	L6		E5		K			L6-4 2B		4	0	1	0	0	1	0				
Ray Boone, R OBP: 0.383, SLG: 0.517 (1, 5)	F4		F3			FC6-4 1B		L6-4		4	0	1	0	0	0	2				
Jim Delsing, L OBP: 0.374, SLG: 0.436 (1, 8)		G3	4-3			FC6-4 FC6		1-3		4	0	0	0	0	0	2				
Walt Dropo, R OBP: 0.277, SLG: 0.359 (1, 3)		BB E 1B	F7			F4		5-3		4	1	1	0	0	0	2				
Bob Nieman, R OBP: 0.349, SLG: 0.435 (1, 7)		E FC1-2 1B		L3		FC6		5-3		4	0	1	0	0	0	1				
Matt Batts, R OBP: 0.328, SLG: 0.423 (1, 2)		FC1-2 E BB		6-3				6-3		2	0	0	0	1	0	0				
Don Lund, R OBP: 0.326, SLG: 0.394 (1, 9)		E6 FC1-2		F4				1B		3	0	1	1	0	0	2				
Steve Gromek, S OBP: 0.125, SLG: 0.097 (1, 1)		FC1-2 FC6-4		F7				1-3		3	0	0	0	0	0	3				
Inning Stats	R: 0 E: 0 K: 0 S: 3	H: 0 LOB: 0 BB: 0 P: 3	R: 1 E: 1 K: 0 S: 6	H: 2 LOB: 3 BB: 1 P: 10	R: 0 E: 1 K: 0 S: 4	H: 0 LOB: 1 BB: 0 P: 4	R: 0 E: 0 K: 0 S: 3	H: 0 LOB: 0 BB: 0 P: 3	R: 0 E: 0 K: 2 S: 7	H: 0 LOB: 0 BB: 0 P: 7	R: 0 E: 0 K: 0 S: 4	H: 1 LOB: 1 BB: 0 P: 4	R: 0 E: 0 K: 0 S: 3	H: 1 LOB: 0 BB: 0 P: 3	R: 0 E: 0 K: 0 S: 3	H: 0 LOB: 0 BB: 0 P: 3	1B: 4 2B: 2 3B: 0 HR: 0	SF: 0 SAC: 0 DP: 1 HBP: 0	WP: 0 PB: 0 SB: 0 CS: 0	PA: 33
PITCHER Sandy Consuegra, R ERA: 2.74 (1, 1)	IP: 9.0 WLS: W BF: 33 H: 5 R: 1 ER: 1 SO: 2 BB: 1 IBB: 0 HBP: 0 BLK: 0 WP: 0 HR: 0 S: 36 P: 40 ERA: 1.00 WHIP: 0.667															PITCHER				

Detroit Tigers @ Chicago White Sox
Comiskey Park, Chicago, IL
Sun Aug 23 1953, 4:33 AM EDT
Unknown

AB 32
R 1
H 5
RBI 1
BB 1
SO 2
LOB 15



Batter	1	2	3	4	5	6	7	8	9	AB	R	H	RBI	BB	SO	LOB	BOTTOM					
Chico Carrasquel, R OBP: 0.311, SLG: 0.336 (1, 6)	L5	5-3			6-3		F7			4	0	0	0	0	0	1						
Nellie Fox, L OBP: 0.328, SLG: 0.353 (1, 4)	F9		FC6-4 HBP CS 1B		G3			F8		4	0	1	0	0	0	0						
Minnie Minoso, R OBP: 0.424, SLG: 0.490 (1, 7)	PB 1B		FC6-4 HBP		5-3			6-3		3	1	1	0	0	0	0						
Bob Elliott, R OBP: 0.368, SLG: 0.405 (1, 5)	BB 1B BB		F9			F7		5-3		3	0	0	0	1	0	2						
Bob Boyd, L OBP: 0.387, SLG: 0.427 (1, 3)	BB 1B		FC6-4			1-3			BB 3B	4	1	2	1	0	0	2						
Sam Mele, R OBP: 0.367, SLG: 0.458 (1, 9)	BB		CS		F7		F9		BB 1B	3	0	1	1	1	0	0						
Sherm Lollar, R OBP: 0.403, SLG: 0.423 (1, 2)	F3							SH3-4 1B		3	0	2	0	0	0	3						
Jim Rivera, L OBP: 0.325, SLG: 0.414 (1, 8)		4-3			F5		F7			3	0	0	0	0	0	2						
Sandy Consuegra, R OBP: 0.100, SLG: 0.069 (1, 1)		K			F4		SH3-4			2	0	0	0	0	1	1						
Inning Stats	R: 1 E: 0 K: 0 S: 5	H: 2 LOB: 3 BB: 2 P: 13	R: 0 E: 0 K: 1 S: 5	H: 0 LOB: 0 BB: 0 P: 5	R: 0 E: 0 K: 0 S: 3	H: 1 LOB: 1 BB: 0 P: 4	R: 0 E: 0 K: 0 S: 4	H: 1 LOB: 1 BB: 0 P: 4	R: 0 E: 0 K: 0 S: 3	H: 0 LOB: 0 BB: 0 P: 3	R: 0 E: 0 K: 0 S: 3	H: 0 LOB: 0 BB: 0 P: 3	R: 0 E: 0 K: 0 S: 4	H: 1 LOB: 1 BB: 0 P: 4	R: 0 E: 0 K: 0 S: 3	H: 0 LOB: 0 BB: 0 P: 3	R: 1 E: 0 K: 0 S: 2	H: 2 LOB: 1 BB: 0 P: 2	1B: 6 2B: 0 3B: 1 HR: 0	SF: 0 SAC: 1 DP: 0 HBP: 1	WP: 0 PB: 1 SB: 0 CS: 1	PA: 34
PITCHER Steve Gromek, R ERA: 4.75 (1, 1)	IP: 8.0 WLS: L BF: 33 H: 7 R: 2 ER: 2 SO: 1 BB: 2 IBB: 0 HBP: 1 BLK: 0 WP: 0 HR: 0 S: 32 P: 41 ERA: 2.25 WHIP: 1.125															PITCHER						

Detroit Tigers @ Chicago White Sox
Comiskey Park, Chicago, IL
Sun Aug 23 1953, 4:33 AM EDT
Unknown

AB 29
R 2
H 7
RBI 2
BB 2
SO 1
LOB 11



Batter	1	2	3	4	5	6	7	8	9	AB	R	H	RBI	BB	SO	LOB	TOP					
Harvey Kuenn, R OBP: 0.351, SLG: 0.371	5-3	1B F8 2B		4-3		1-3			F9	5	1	1	0	0	0	0						
Johnny Pesky, L OBP: 0.355, SLG: 0.391	1-3	2B BB 1B		F7			F		HR 2B	5	2	3	0	0	0	0						
Ray Boone, R OBP: 0.383, SLG: 0.515	WP 1B	2B 1-2 BB		F8			F8		L8	4	1	1	0	1	0	2						
Pat Mullin, L OBP: 0.375, SLG: 0.416	1B 1B BB	F8		F8 SH1-3 CS 1B			E5		HR	4	2	2	3	1	0	3						
Walt Dropo, R OBP: 0.279, SLG: 0.362	BB FC1-2 1B 3-H	1-3 2-H 2B		SH1-3			F9		6-3	4	0	2	2	0	0	2						
Bob Nieman, R OBP: 0.351, SLG: 0.434	1-2 BB 1B 3-H	F4		F8 BB			F8			3	0	1	1	1	0	4						
Don Lund, R OBP: 0.325, SLG: 0.391	1-2 2-3 BB		F3	F8			F7			3	0	0	0	1	0	2						
Johnny Bucha, R OBP: 0.281, SLG: 0.264	FC1-2 3-H		F4	CS		F7	K			4	0	0	0	0	1	3						
Al Aber, L OBP: 0.188, SLG: 0.077										2	0	0	0	0	0	1						
Ray Scarborough, R OBP: 0.077, SLG: 0.306										0	0	0	0	0	0	0						
Ted Gray, L OBP: 0.244, SLG: 0.294										0	0	0	0	0	0	0						
Jerry Friday, L OBP: 0.287, SLG: 0.287										1	0	0	0	0	0	0						
Ray Herbert, R OBP: 0.302, SLG: 0.133										0	0	0	0	0	0	0						
Fred Hatfield, L OBP: 0.320, SLG: 0.290										1	0	0	0	0	1	0						
Dick Marlowe, R OBP: 0.233, SLG: 0.233										0	0	0	0	0	0	0						
Ralph Branca, R OBP: 0.198, SLG: 0.227										0	0	0	0	0	0	0						
Inning Stats	R: 2 E: 0 K: 0 S: 6	H: 3 LOB: 3 BB: 2 P: 14	R: 2 E: 0 K: 1 S: 8	H: 3 LOB: 2 BB: 1 P: 12	R: 0 E: 0 K: 0 S: 3	H: 0 LOB: 0 BB: 0 P: 3	R: 0 E: 0 K: 0 S: 3	H: 0 LOB: 0 BB: 0 P: 3	R: 0 E: 0 K: 0 S: 3	H: 1 LOB: 1 BB: 1 P: 7	R: 0 E: 0 K: 0 S: 3	H: 0 LOB: 0 BB: 0 P: 3	R: 0 E: 1 K: 0 S: 5	H: 1 LOB: 2 BB: 0 P: 5	R: 0 E: 0 K: 2 S: 7	H: 0 LOB: 0 BB: 0 P: 7	R: 2 E: 0 K: 0 S: 5	H: 2 LOB: 0 BB: 0 P: 5	1B: 6 2B: 3 3B: 0 HR: 1	SF: 0 SAC: 1 DP: 0 HBP: 0	WP: 2 PB: 0 SB: 0 CS: 1	PA: 42
PITCHER Virgil Trucks, R ERA: 2.67	IP: 9.0 WLS: W BF: 41 H: 10 R: 6 ER: 6 SO: 3 BB: 4 IBB: 0 HBP: 0 BLK: 0 WP: 1 HR: 1 S: 43 P: 59 ERA: 6.00 WHIP: 1.556											PITCHER	IP: 9.0 WLS: W BF: 41 H: 10 R: 6 ER: 6 SO: 3 BB: 4 IBB: 0 HBP: 0 BLK: 0 WP: 1 HR: 1 S: 43 P: 59 ERA: 6.00 WHIP: 1.556									

Detroit Tigers @ Chicago White Sox
 Comiskey Park, Chicago, IL
 Sun Aug 23 1953, 4:38 AM EDT
 Att: 22,383 - Unknown

AB	36
R	6
H	10
RBI	6
BB	4
SO	3
LOB	16

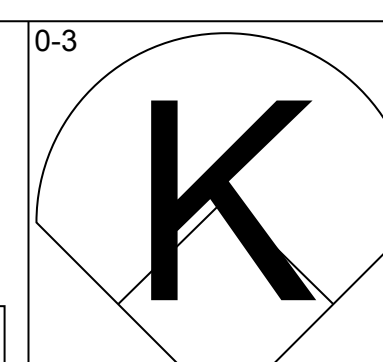
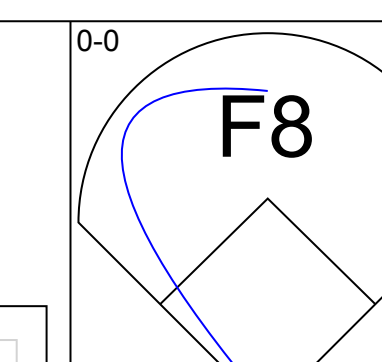
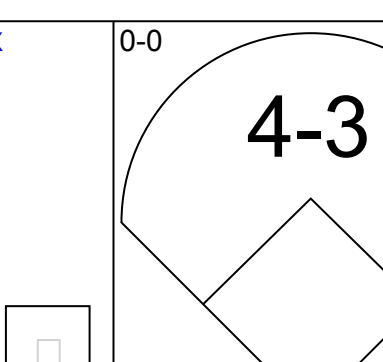
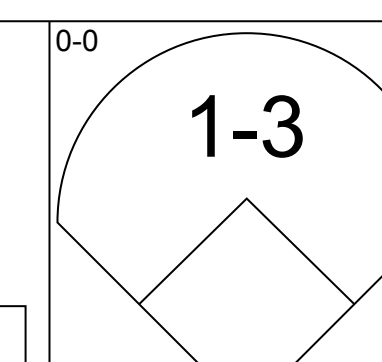
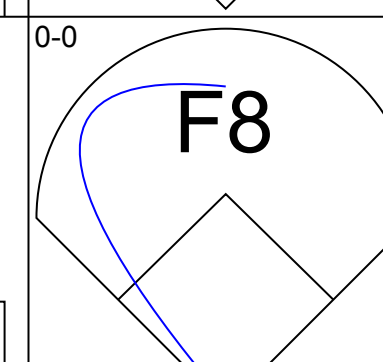
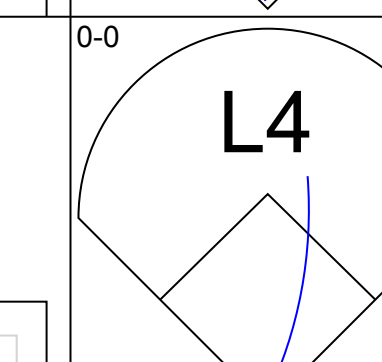
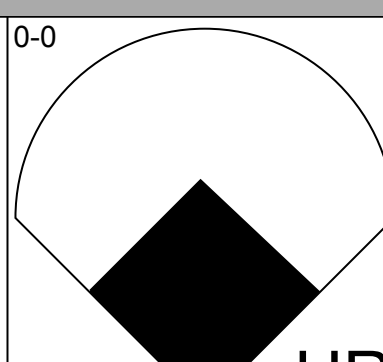
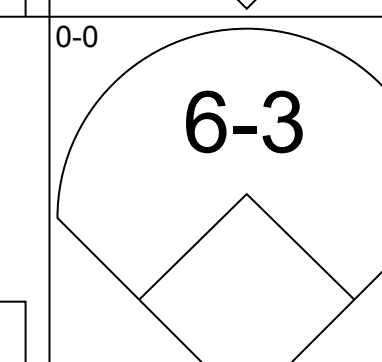
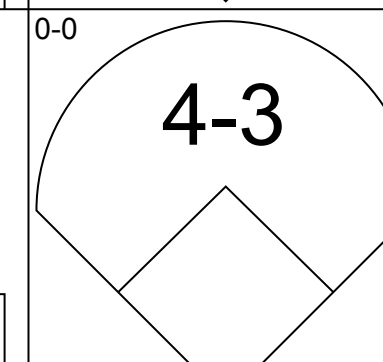
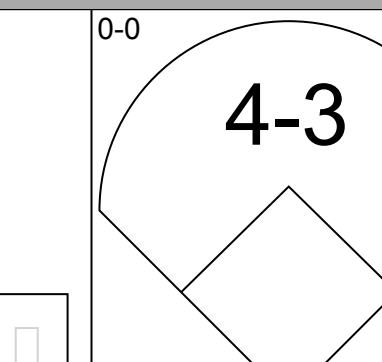
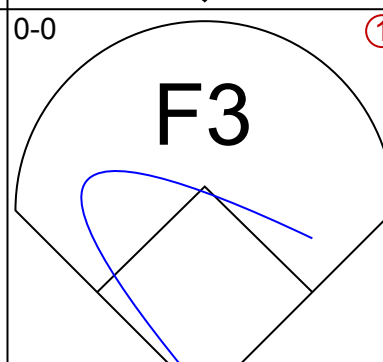
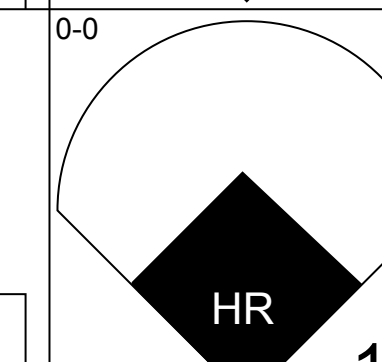

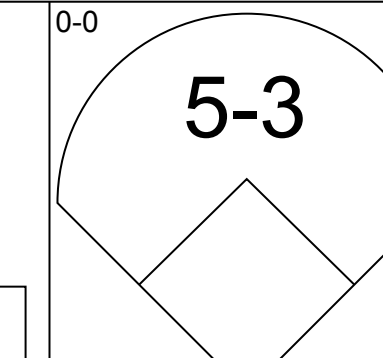
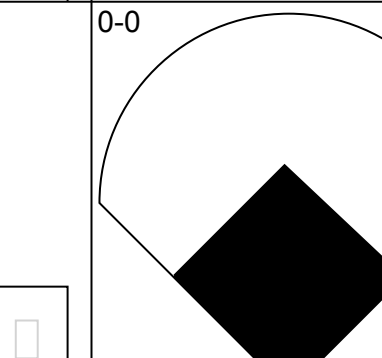
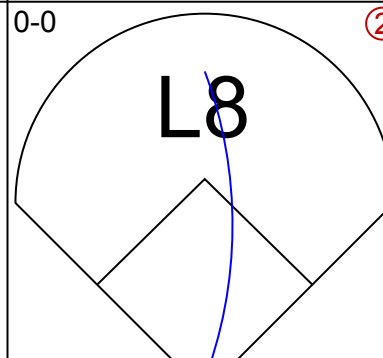
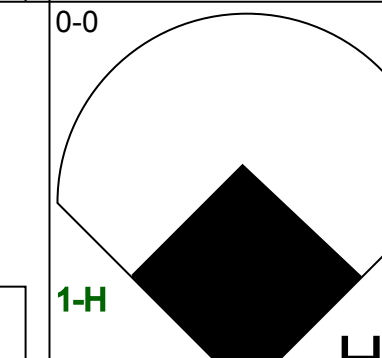

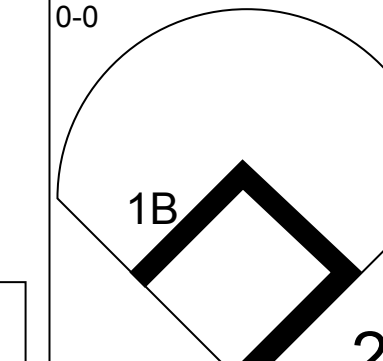

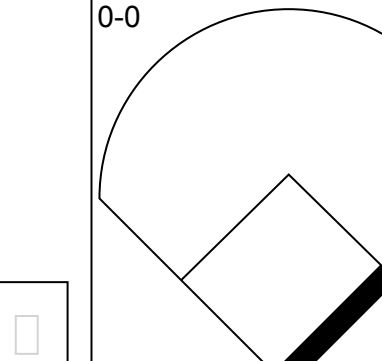
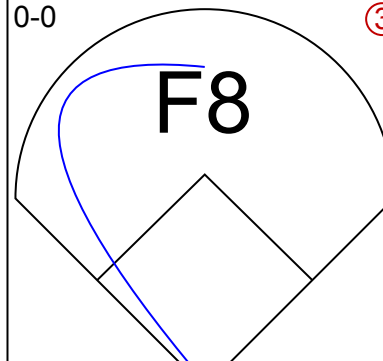
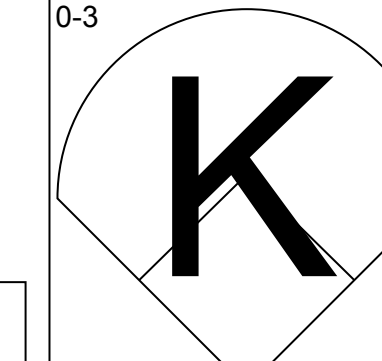
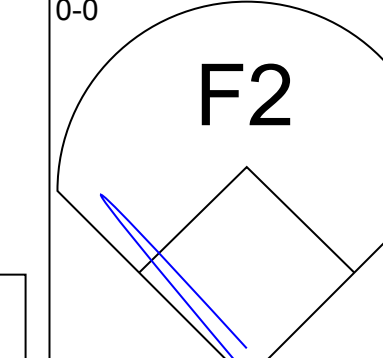
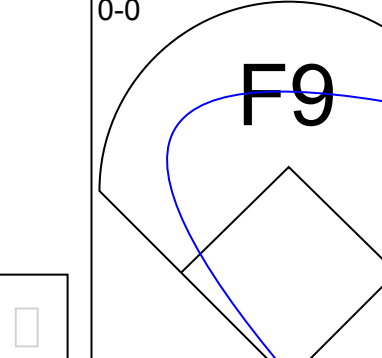
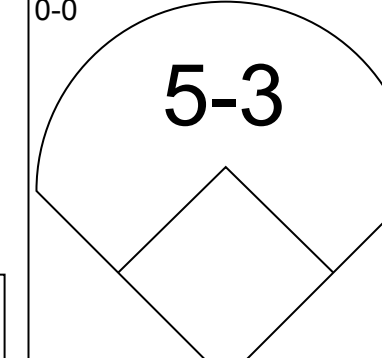
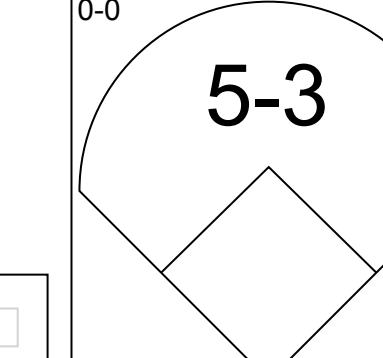
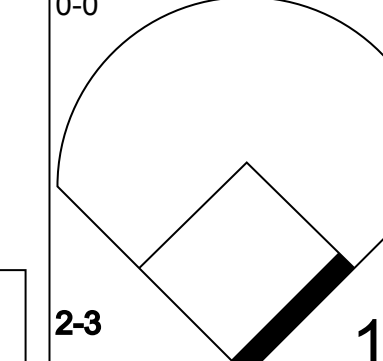
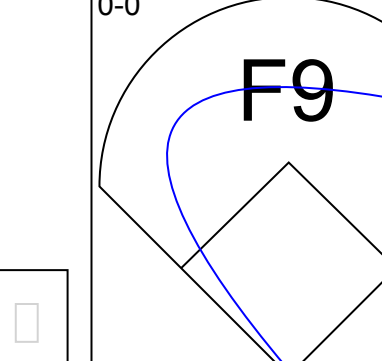
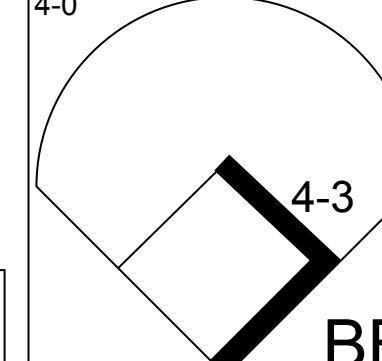
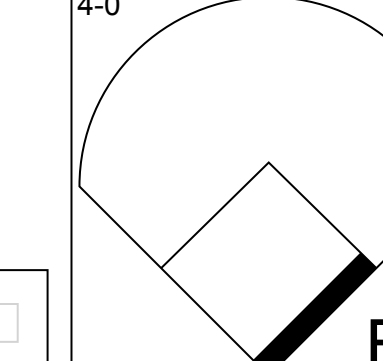
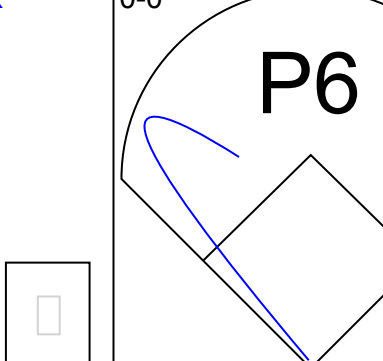
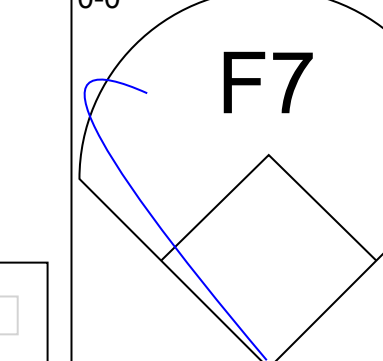
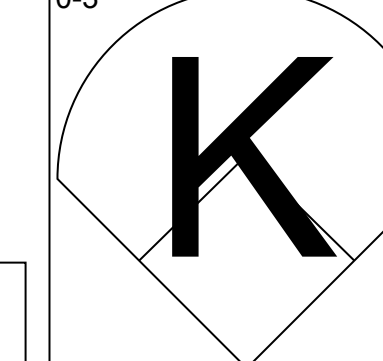
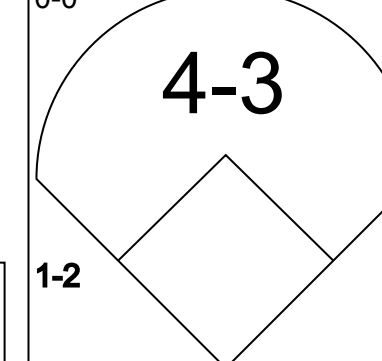
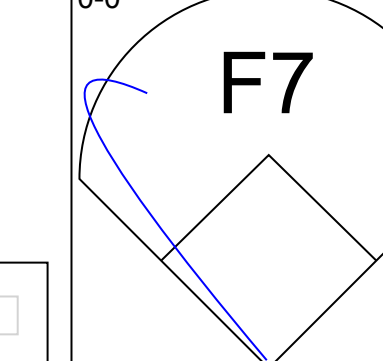
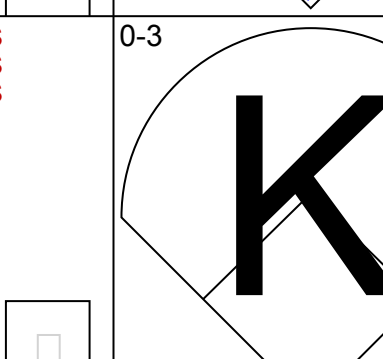
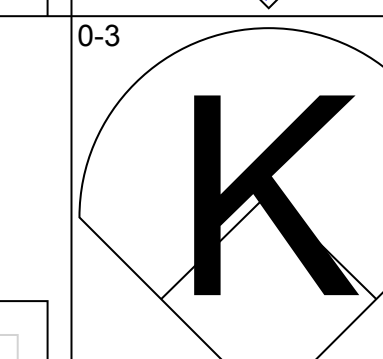
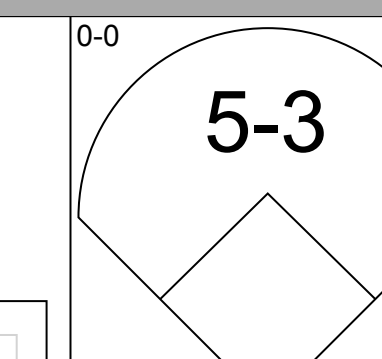
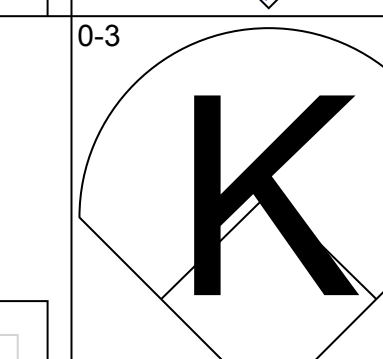



Batter	1	2	3	4	5	6	7	8	9	AB	R	H	RBI	BB	SO	LOB	BOTTOM			
Chico Carrasquel, R OBP: 0.314, SLG: 0.342	K2-3		1B F9 2B		BB 1B	G1		G3		5	3	3	3	0	1	0				
Nellie Fox, L OBP: 0.331, SLG: 0.353	1B BB		BB		1B BB	4-3		G3		3	1	1	0	2	0	2				
Minnie Minoso, R OBP: 0.421, SLG: 0.485	F9		F9		K		F2	2B 1B IBB		4	1	0	1	1	1	4				
Bob Elliott, R OBP: 0.372, SLG: 0.408			3-H		F5			1B IBB		3	0	2	0	1	0	2				
Bud Stewart, L OBP: 0.307, SLG: 0.449	FC6-4						L6-4	1B		1	1	1	2	0	0	0				
Fred Marsh, R OBP: 0.318, SLG: 0.312	1B		BB		BB		1B	1B 2B		0	0	0	0	0	0	0				
Sam Mele, R OBP: 0.370, SLG: 0.458	FC6-4		F8		1B 2B BB			FC3		4	1	2	2	1	0	4				
Sherm Lollar, R OBP: 0.400, SLG: 0.419		6-3	F7		2B 1B		L6-4	FC3		5	0	1	2	0	0	5				
Bob Boyd, L OBP: 0.398, SLG: 0.448		G3		B5-3				1B		5	1	3	1	0	0	0				
Jim Rivera, L OBP: 0.324, SLG: 0.412		F4		4-3				1B		5	1	1	0	0	0	4				
Virgil Trucks, R OBP: 0.183, SLG: 0.211			F6			K		G3 1B 2B		4	2	2	0	0	1	0				
Inning Stats	R: 0 E: 0 K: 1 S: 6	H: 1 LOB: 2 BB: 1 P: 10	R: 0 E: 0 K: 0 S: 3	H: 0 LOB: 0 BB: 0 P: 3	R: 2 E: 0 K: 0 S: 6	H: 3 LOB: 2 BB: 1 P: 10	R: 0 E: 0 K: 0 S: 3	H: 0 LOB: 0 BB: 0 P: 3	R: 3 E: 0 K: 1 S: 8	H: 3 LOB: 2 BB: 2 P: 16	R: 0 E: 0 K: 1 S: 5	H: 0 LOB: 0 BB: 0 P: 5	R: 0 E: 0 K: 0 S: 4	H: 2 LOB: 1 BB: 0 P: 4	R: 6 E: 0 K: 0 S: 10	H: 7 LOB: 2 BB: 1 P: 14	1B: 12 2B: 5 3B: 0 HR: 0	SF: 0 SAC: 0 DP: 1 HBP: 0	WP: 0 PB: 0 SB: 0 CS: 0	PA: 44
PITCHER Al Aber, L ERA: 4.91	IP: 1.1 WLS: L BF: 5 H: 4 R: 4 ER: 4 SO: 1 BB: 1 IBB: 0 HBP: 0 BLK: 0 WP: 0 HR: 0 S: 19 P: 31 ERA: 9.00 WHIP: 2.000											PITCHER Ralph Branca, R ERA: 4.28	IP: 8.1 WLS: 0 BF: 3 H: 1 R: 0 ER: 0 SO: 0 BB: 0 IBB: 0 HBP: 0 BLK: 0 WP: 0 HR: 3 S: 3 P: 3 ERA: 0.00 WHIP: 1.500							
Ray Scarborough, R ERA: 4.22	0.2	L	5	2	1	1	1	1	0	0	0	0	0	0	0	6	10	13.50	4.500	
Ted Gray, L ERA: 4.41	0.1		1	0	0	0	0	0	0	0	0	0	0	0	1	1	0.00	0.000		
Ray Herbert, R ERA: 5.56	2.0		7	2	0	0	1	0	0	0	0	0	0	0	9	9	0.00	1.000		
Dick Marlowe, R ERA: 5.07	0.1		8	6	6	6	0	0	1	0	0	0	0	0	7	11	162.00	18.000		

Detroit Tigers @ Chicago White Sox
 Comiskey Park, Chicago, IL
 Sun Aug 23 1953, 4:38 AM EDT
 Att: 22,383 - Unknown


AB	39
R	11
H	16
RBI	11
BB	5
SO	3
LOB	21

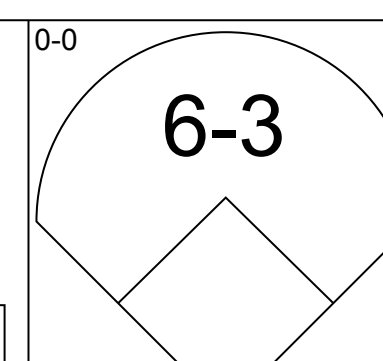
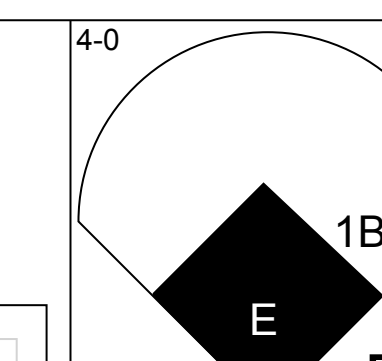
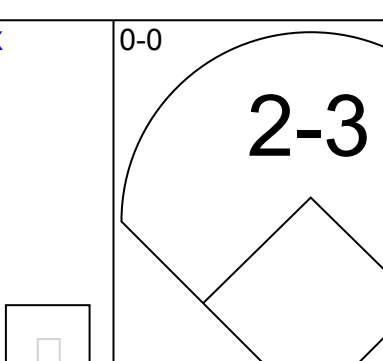
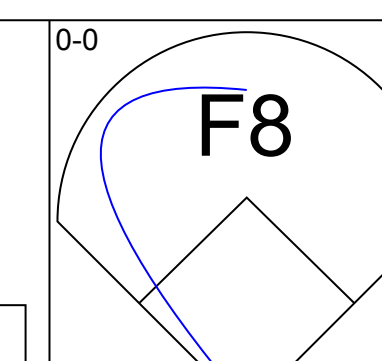
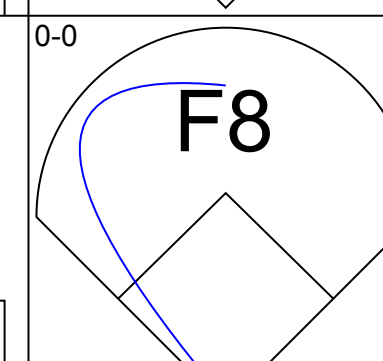
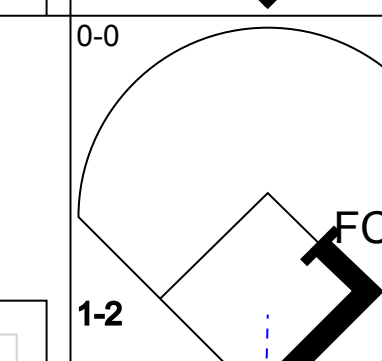
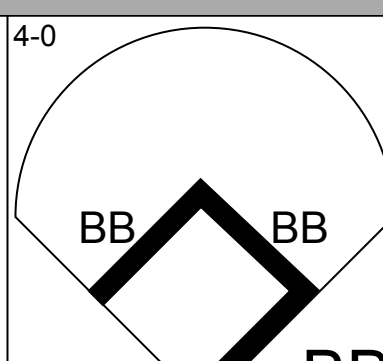
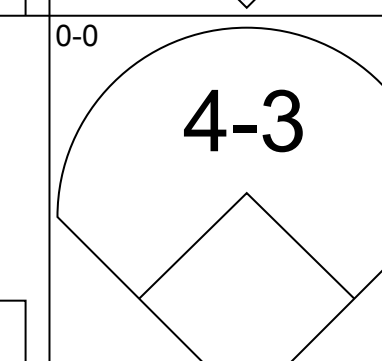
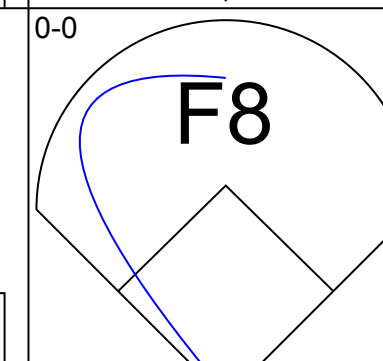
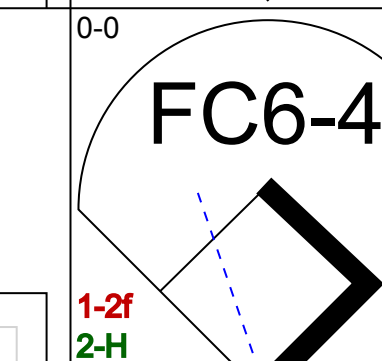
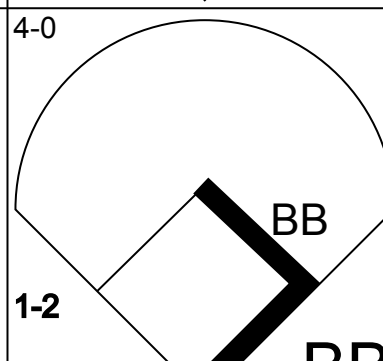
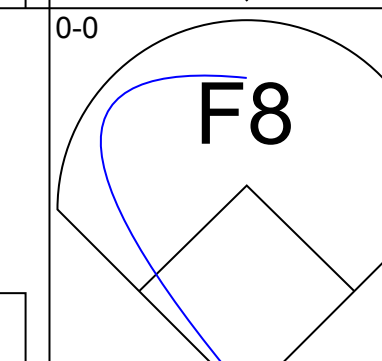
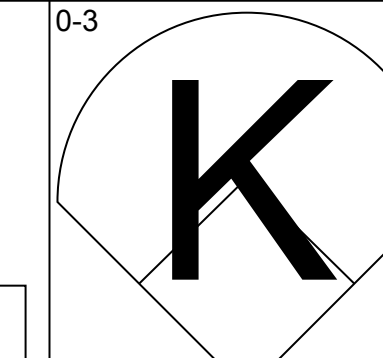
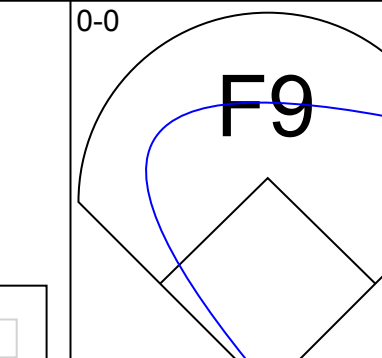
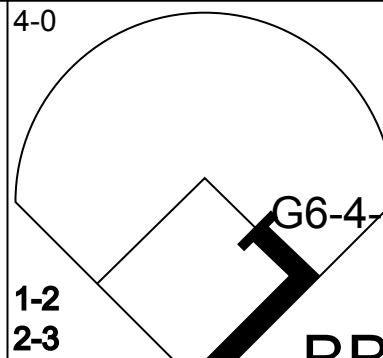
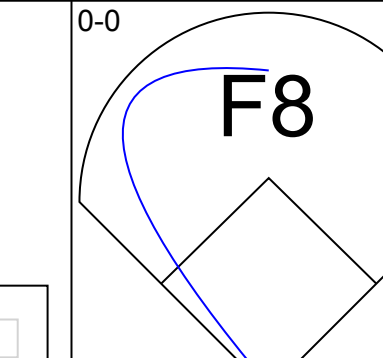
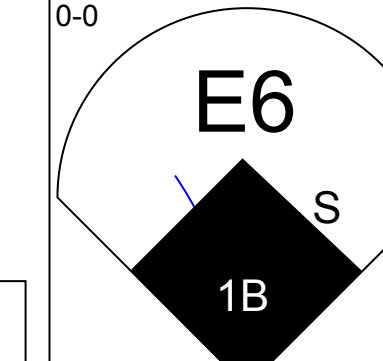
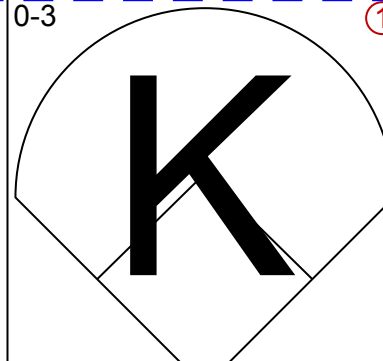
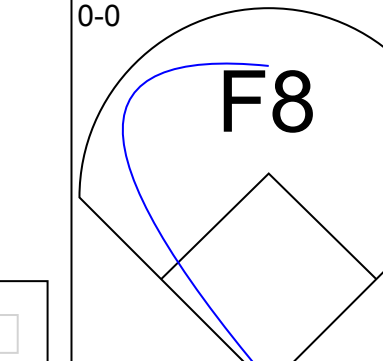
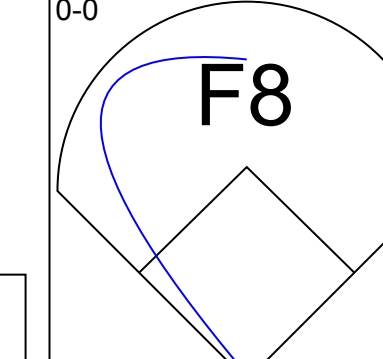
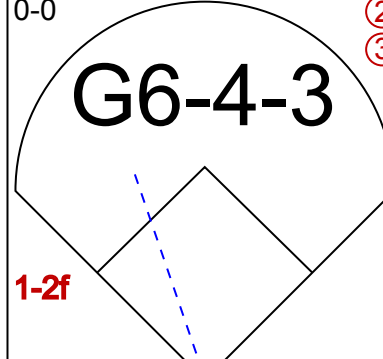
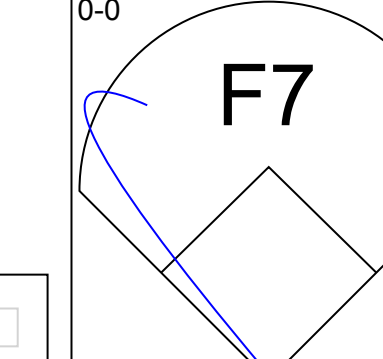
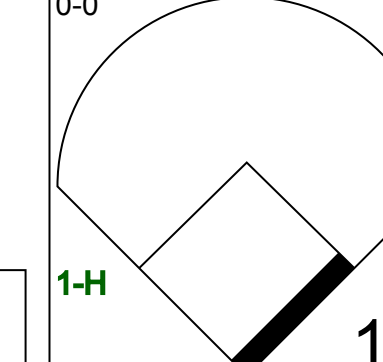


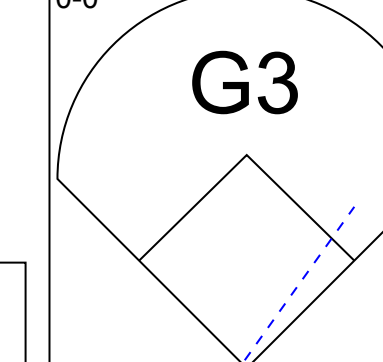

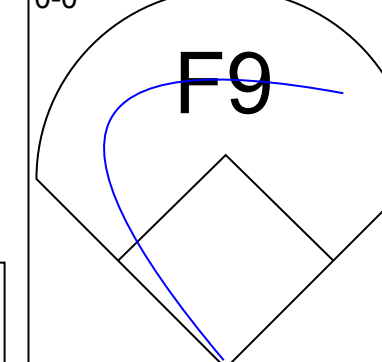

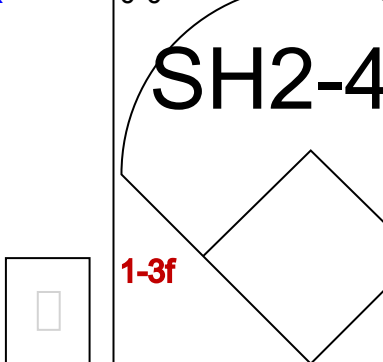
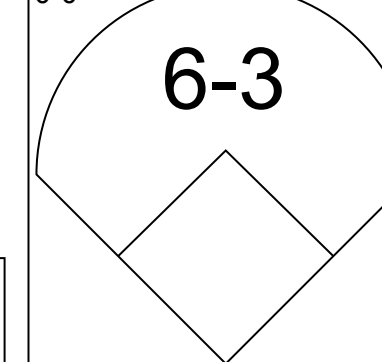
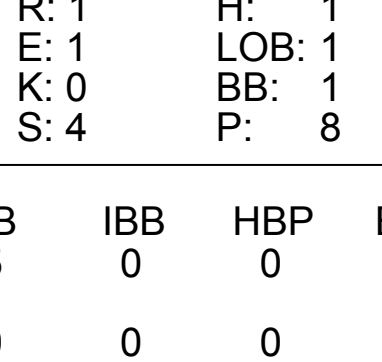
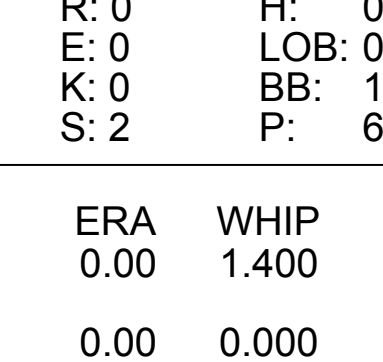
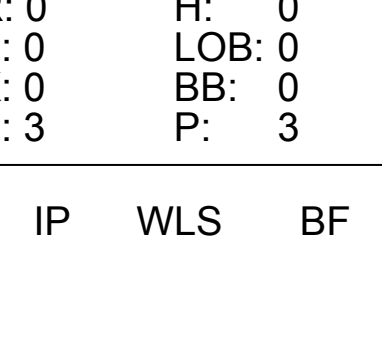


Batter	1	2	3	4	5	6	7	8	9	AB	R	H	RBI	BB	SO	LOB	TOP					
Joe Demaestri, R (1, 6) OBP: 0.300, SLG: 0.360										4	0	0	0	0	1	0						
Dave Philley, S (1, 9) OBP: 0.362, SLG: 0.420										4	1	1	1	0	0	0						
Eddie Robinson, L (1, 3) OBP: 0.321, SLG: 0.414										4	1	1	0	0	0	0						
Gus Zernial, R (1, 7) OBP: 0.351, SLG: 0.542										4	2	2	3	0	0	0						
Cass Michaels, R (1, 4) OBP: 0.342, SLG: 0.389		 								4	0	2	0	0	1	0						
Pete Suder, R (1, 5) OBP: 0.314, SLG: 0.344										4	0	0	0	0	0	2						
Ed McGhee, R (1, 8) OBP: 0.322, SLG: 0.320						 BB				2	0	1	0	2	0	1						
Ray Murray, R (1, 2) OBP: 0.348, SLG: 0.434										2	0	0	0	0	1	2						
Joe Astroth, R (7, PH) OBP: 0.332, SLG: 0.349										2	0	0	0	0	0	2						
Joe Coleman, R (1, 1) OBP: 0.375, SLG: 0.400										2	0	0	0	0	1	0						
Morrie Martin, L (6, 1) OBP: 0.114, SLG: 0.114										2	0	0	0	0	2	2						
Inning Stats	R: 0 E: 0 K: 1 S: 5	H: 0 LOB: 0 BB: 0 P: 5	R: 0 E: 0 K: 1 S: 7	H: 2 LOB: 2 BB: 0 P: 7	R: 0 E: 0 K: 0 S: 3	H: 0 LOB: 0 BB: 0 P: 3	R: 1 E: 0 K: 0 S: 5	H: 2 LOB: 1 BB: 0 P: 5	R: 0 E: 0 K: 1 S: 5	H: 0 LOB: 0 BB: 0 P: 5	R: 1 E: 0 K: 0 S: 4	H: 1 LOB: 1 BB: 0 P: 4	R: 0 E: 0 K: 1 S: 5	H: 0 LOB: 1 BB: 1 P: 9	R: 2 E: 0 K: 1 S: 7	H: 2 LOB: 2 BB: 0 P: 7	R: 0 E: 0 K: 1 S: 5	H: 0 LOB: 1 BB: 1 P: 9	1B: 3 2B: 1 3B: 0 HR: 3	SF: 0 SAC: 0 DP: 0 HBP: 0	WP: 0 PB: 0 SB: 0 CS: 0	PA: 36
PITCHER Billy Pierce, L (1, 1) ERA: 2.25	IP: 9.0 WLS: L BF: 36 H: 7 R: 4 ER: 4 SO: 6 BB: 2 IBB: 0 HBP: 0 BLK: 0 WP: 0 HR: 3 S: 46 P: 54 ERA: 4.00 WHIP: 1.000																					

Philadelphia Athletics @ Chicago White Sox
Comiskey Park, Chicago, IL
Tue Aug 25 1953, 4:33 AM EDT
Att: 22,368 - Unknown

AB 34
R 4
H 7
RBI 4
BB 2
SO 6
LOB 9



Batter	1	2	3	4	5	6	7	8	9	AB	R	H	RBI	BB	SO	LOB	BOTTOM			
Chico Carrasquel, R (1, 6) OBP: 0.313, SLG: 0.339			 E BB							3	1	0	0	1	0	0				
Nellie Fox, L (1, 4) OBP: 0.332, SLG: 0.352			 1B			 BB				3	0	1	0	1	0	0				
Minnie Minoso, R (1, 7) OBP: 0.420, SLG: 0.482			 1-2 2-H			 BB				3	0	0	0	1	0	1				
Bob Elliott, R (1, 5) OBP: 0.370, SLG: 0.404						 BB				3	0	0	0	1	1	1				
Bob Boyd, L (1, 3) OBP: 0.386, SLG: 0.433		 1B								3	1	0	0	0	1	3				
Rocky Krsnich, R (9, PH) OBP: 0.269, SLG: 0.277										1	0	0	0	0	0	0				
Sam Mele, R (1, 9) OBP: 0.367, SLG: 0.454						 1-2				4	0	0	0	0	0	4				
Sherm Lollar, R (1, 2) OBP: 0.399, SLG: 0.418										3	0	1	1	0	0	0				
Jim Rivera, L (1, 8) OBP: 0.324, SLG: 0.410						 BB				2	0	0	0	1	0	1				
Billy Pierce, L (1, 1) OBP: 0.189, SLG: 0.130						 1-3				2	0	0	0	0	0	0				
Inning Stats	R: 0 E: 0 K: 0 S: 3	H: 0 LOB: 0 BB: 0 P: 3	R: 1 E: 1 K: 1 S: 7	H: 1 LOB: 1 BB: 0 P: 7	R: 1 E: 1 K: 0 S: 4	H: 1 LOB: 1 BB: 1 P: 8	R: 0 E: 0 K: 0 S: 3	H: 0 LOB: 0 BB: 0 P: 3	R: 0 E: 0 K: 1 S: 4	H: 0 LOB: 2 BB: 3 P: 16	R: 0 E: 0 K: 0 S: 3	H: 0 LOB: 0 BB: 0 P: 3	R: 0 E: 0 K: 0 S: 3	H: 0 LOB: 0 BB: 0 P: 3	R: 0 E: 0 K: 0 S: 3	H: 0 LOB: 0 BB: 0 P: 3	1B: 2 2B: 1 3B: 0 HR: 0	SF: 0 SAC: 1 DP: 2 HBP: 0	WP: 0 PB: 0 SB: 1 CS: 0	PA: 33
PITCHER Joe Coleman, R (1, 1) ERA: 3.31	IP: 5.0 WLS: 0 BF: 22 H: 2 R: 2 ER: 0 SO: 1 BB: 5 IBB: 0 HBP: 0 BLK: 0 WP: 0 HR: 0 S: 19 P: 39 ERA: 0.00 WHIP: 1.400																			
Morrie Martin, L (6, 1) ERA: 4.14	IP: 4.0 WLS: W BF: 11 H: 0 R: 0 ER: 0 SO: 1 BB: 0 IBB: 0 HBP: 0 BLK: 0 WP: 0 HR: 0 S: 13 P: 13 ERA: 0.00 WHIP: 0.000																			

Philadelphia Athletics @ Chicago White Sox
Comiskey Park, Chicago, IL
Tue Aug 25 1953, 4:33 AM EDT
Att: 22,368 - Unknown

AB 27
R 2
H 2
RBI 1
BB 5
SO 2
LOB 10



Batter	1	2	3	4	5	6	7	8	9	AB	R	H	RBI	BB	SO	LOB	TOP			
Joe Demaestri, R (1.6) OBP: 0.299, SLG: 0.357	K			5-3	3B	1B	K	FC6-4		5	1	1	1	0	2	5	Philadelphia Athletics @ Chicago White Sox Comiskey Park, Chicago, IL Wed Aug 26 1953, 4:33 AM EDT Att: 9,218 - Unknown			
Dave Philley, S (1.9) OBP: 0.354, SLG: 0.436	G1			1B	3B	1-H	3-1			5	2	3	2	0	0	2				
Eddie Robinson, L (1.3) OBP: 0.323, SLG: 0.421	F3			1B	F9	1B	4-3			4	3	2	2	1	0	1				
Gus Zernial, R (1.7) OBP: 0.350, SLG: 0.538		F5		1B	1B	1-H	F8			5	0	1	0	0	0	2				
Cass Michaels, R (1.4) OBP: 0.340, SLG: 0.387		3-1		F9			E7			5	2	1	1	0	0	1				
Pete Suder, R (1.5) OBP: 0.316, SLG: 0.344	K			1B			SH5-4			5	1	2	1	0	1	2				
Ed McGhee, R (1.8) Carmen Mauro, L (7.8) OBP: 0.322, SLG: 0.320 OBP: 0.244, SLG: 0.268			F3	F9			SH5-4			3	0	1	1	0	0	2				
Joe Astroth, R (1.2) OBP: 0.337, SLG: 0.355			5-3				SH1-4			5	1	3	2	0	0	1				
Alex Kellner, R (1.1) Morrie Martin, L (8.1) Charlie Bishop, R (9.1) OBP: 0.270, SLG: 0.246 OBP: 0.311, SLG: 0.111 OBP: 0.102, SLG: 0.085			K				SH1-4			2	0	0	0	0	1	1				
							E5			1	0	0	0	0	0	0				
							FC6-4			0	0	0	0	0	0	0				
Inning Stats	R: 0 E: 0 K: 1 S: 5	H: 0 LOB: 0 BB: 0 P: 5	R: 0 E: 0 K: 1 S: 5	H: 0 LOB: 0 BB: 0 P: 5	R: 0 E: 0 K: 1 S: 5	H: 0 LOB: 0 BB: 0 P: 5	R: 2 E: 0 K: 0 S: 7	H: 4 LOB: 2 BB: 0 P: 7	R: 2 E: 0 K: 1 S: 9	H: 2 LOB: 2 BB: 0 P: 9	R: 2 E: 0 K: 0 S: 6	H: 3 LOB: 3 BB: 1 P: 11	R: 2 E: 0 K: 0 S: 5	H: 2 LOB: 0 BB: 0 P: 5	R: 0 E: 0 K: 0 S: 3	H: 1 LOB: 0 BB: 0 P: 3	1B: 11 2B: 0 3B: 2 HR: 2	SF: 0 SAC: 2 DP: 1 HBP: 1	WP: 0 PB: 0 SB: 0 CS: 0	PA: 45
PITCHER	IP WLS BF H R ER SO BB IBB HBP BLK WP HR S P ERA WHIP																			
Mike Fomieses, R (1.1) ERA: 3.32	4.1 L 19 6 4 4 3 0 0 0 0 0 0 0 25 25 8.31 1.385																			
Harry Dorish, R (5.1) ERA: 3.31	2.1 17 6 4 3 1 1 0 0 1 0 0 0 0 17 22 11.57 3.000																			
Luis Aloma, R (7.1) ERA: 4.04	0.1 1 0 0 0 0 0 0 0 0 0 0 0 0 1 1 0.00 0.000																			
Gene Bearden, L (8.1) ERA: 2.78	2.0 8 3 2 2 0 0 0 0 0 0 0 0 2 8 9.00 1.500																			

AB 41
R 10
H 15
RBI 10
BB 1
SO 4
LOB 17

A

Batter	1	2	3	4	5	6	7	8	9	AB	R	H	RBI	BB	SO	LOB	BOTTOM			
Chico Carrasquel, R (1.6) OBP: 0.314, SLG: 0.347	F9				4-3		G3-6-3			5	2	2	1	0	0	1	Philadelphia Athletics @ Chicago White Sox Comiskey Park, Chicago, IL Wed Aug 26 1953, 4:33 AM EDT Att: 9,218 - Unknown			
Nellie Fox, L (1.4) OBP: 0.333, SLG: 0.353	F9				F9					5	2	2	0	0	0	0				
Minnie Minoso, R (1.7) OBP: 0.424, SLG: 0.483					F3					3	3	2	1	2	0	0				
Bob Elliott, R (1.5) OBP: 0.376, SLG: 0.411	F2									4	0	3	2	1	0	1				
Sam Mele, R (1.9) OBP: 0.367, SLG: 0.453		F2			4-3		P4			5	0	2	2	0	0	2				
Sherm Lollar, R (1.2) OBP: 0.399, SLG: 0.421							5-3			5	1	2	1	0	0	5				
Bob Boyd, L (1.3) Harry Dorish, R (5.1) Luis Aloma, R (7.1) Fred Marsh, R (7. PH) Gene Bearden, L (8.1) Red Wilson, R (8. PH) OBP: 0.128, SLG: 0.132 OBP: 0.179, SLG: 0.175 OBP: 0.102, SLG: 0.085 OBP: 0.306, SLG: 0.309 OBP: 0.102, SLG: 0.102 OBP: 0.345, SLG: 0.289					FC5-6					3	0	0	0	0	0	3				
Rocky Krsnich, R (6. PH) Fennis Fain, L (9.3) OBP: 0.267, SLG: 0.275 OBP: 0.413, SLG: 0.367					FC5-6		1-3			1	0	0	0	0	0	2				
Jim Rivera, L (1.8) OBP: 0.325, SLG: 0.411					G3					4	0	2	1	0	0	3				
					K					2	0	0	0	0	1	2				
										0	0	0	0	0	0	0				
										0	0	0	0	0	0	0				
										1	0	0	0	0	0	1				
										1	0	0	0	0	1	0				
Inning Stats	R: 0 E: 0 K: 0 S: 4	H: 1 LOB: 1 BB: 0 P: 4	R: 1 E: 0 K: 0 S: 5	H: 2 LOB: 1 BB: 0 P: 5	R: 2 E: 0 K: 1 S: 6	H: 4 LOB: 0 BB: 0 P: 6	R: 0 E: 0 K: 0 S: 3	H: 1 LOB: 1 BB: 0 P: 3	R: 0 E: 0 K: 0 S: 4	H: 1 LOB: 1 BB: 0 P: 4	R: 0 E: 0 K: 0 S: 3	H: 1 LOB: 0 BB: 0 P: 3	R: 2 E: 0 K: 0 S: 6	H: 3 LOB: 2 BB: 1 P: 10	R: 3 E: 1 K: 1 S: 7	H: 2 LOB: 1 BB: 2 P: 15	1B: 12 2B: 2 3B: 0 HR: 1	SF: 0 SAC: 0 DP: 2 HBP: 0	WP: 0 PB: 0 SB: 1 CS: 1	PA: 42
PITCHER	IP WLS BF H R ER SO BB IBB HBP BLK WP HR S P ERA WHIP																			
Alex Kellner, L (1.1) ERA: 3.93	7.0 W 32 13 5 5 1 1 0 0 0 0 0 0 33 37 6.43 2.000																			
Morrie Martin, L (8.1) ERA: 4.23	1.1 9 2 3 2 1 2 0 0 0 0 0 1 9 17 13.50 3.000																			
Charlie Bishop, R (9.1) ERA: 5.23	0.2 S 1 0 0 0 0 0 0 0 0 0 0 0 1 1 0.00 0.000																			

AB 39
R 8
H 15
RBI 8
BB 3
SO 2
LOB 20

Sox

Batter	1	2	3	4	5	6	7	8	9	AB	R	H	RBI	BB	SO	LOB	TOP				
Billy Goodman, L (1, 3) OBP: 0.387, SLG: 0.400										3	1	0	0	1	0	0	Boston Red Sox @ Chicago White Sox Comiskey Park, Chicago, IL Thu Aug 27 1953, 4:33 AM EDT Att: 23,270 - Unknown				
Jim Piersall, R (1, 9) OBP: 0.327, SLG: 0.365										3	2	1	0	1	0	0					
Ted Williams, L (1, 7) Karl Olson, R (8, 7) OBP: 1.000, OBP: 0.095, SLG: 0.190										4	0	1	0	0	0	1					
George Kell, R (1, 5) OBP: 0.372, SLG: 0.473										4	1	2	3	0	0	2					
Floyd Baker, L (1, 4) OBP: 0.367, SLG: 0.329										3	0	1	1	1	0	1					
Sammy White, R (1, 2) OBP: 0.313, SLG: 0.433										4	0	0	0	0	0	3					
Tom Umphlett, R (1, 8) OBP: 0.333, SLG: 0.388										4	0	2	0	0	0	1					
Mitt Bolling, R (1, 6) OBP: 0.352, SLG: 0.352										2	0	0	0	0	0	1					
Mickey McDermott, L (7, PH) OBP: 0.315, SLG: 0.444										1	0	0	0	0	1	1					
Ted Lepcio, R (7, 6) OBP: 0.286, SLG: 0.336										0	0	0	0	0	0	0					
Dick Gernert, R (9, PH) OBP: 0.387, SLG: 0.428										1	0	0	0	0	1	1					
Sid Hudson, R (1, 1) OBP: 0.167, SLG: 0.191										1	0	0	0	0	0	0					
Frank Sullivan, R (4, 1) OBP: 0.333, SLG: 0.333										1	0	0	0	0	0	0					
Del Wilber, R (7, PH) OBP: 0.290, SLG: 0.521										1	0	0	0	0	0	1					
Ike Delock, R (7, 1) OBP: 0.286, SLG: 0.167										0	0	0	0	0	0	0					
Inning Stats	R: 2 E: 0 K: 0 S: 4	H: 2 LOB: 1 BB: 2 P: 12	R: 0 E: 0 K: 0 S: 3	H: 1 LOB: 0 BB: 0 P: 3	R: 0 E: 0 K: 0 S: 3	H: 0 LOB: 0 BB: 0 P: 3	R: 0 E: 0 K: 0 S: 3	H: 0 LOB: 0 BB: 0 P: 3	R: 1 E: 0 K: 1 S: 5	H: 2 LOB: 1 BB: 0 P: 5	R: 0 E: 0 K: 1 S: 6	H: 1 LOB: 1 BB: 0 P: 6	R: 0 E: 0 K: 0 S: 3	H: 0 LOB: 0 BB: 0 P: 3	R: 1 E: 0 K: 1 S: 6	H: 1 LOB: 1 BB: 1 P: 10	1B: 6 2B: 0 3B: 0 HR: 1	SF: 0 SAC: 0 DP: 2 HBP: 0	WP: 1 PB: 0 SB: 0 CS: 0	PA: 35	
PITCHER	IP	WLS	BF	H	R	ER	SO	BB	IBB	HBP	BLK	WP	HR	S	P	ERA	WHIP				
Virgil Trucks, R (1, 1) ERA: 2.72	9.0	W	35	7	4	4	2	3	0	0	0	1	1	36	48	4.00	1.111				


Batter	1	2	3	4	5	6	7	8	9	AB	R	H	RBI	BB	SO	LOB	BOTTOM				
Chico Carrasquel, R (1, 6) OBP: 0.315, SLG: 0.350										5	1	2	1	0	0	2	Boston Red Sox @ Chicago White Sox Comiskey Park, Chicago, IL Thu Aug 27 1953, 4:33 AM EDT Att: 23,270 - Unknown				
Nellie Fox, L (1, 4) OBP: 0.335, SLG: 0.354										4	0	2	0	1	0	0					
Minnie Minoso, R (1, 7) OBP: 0.420, SLG: 0.478										5	0	0	0	0	1	5					
Tom Wright, L (1, 9) OBP: 0.353, SLG: 0.423										3	1	2	0	0	1	0					
Sam Mele, R (8, 9) OBP: 0.397, SLG: 0.453										0	0	0	0	0	0	0					
Bob Boyd, L (1, 3) OBP: 0.389, SLG: 0.433										4	1	3	1	0	0	2					
Bob Elliott, R (1, 5) OBP: 0.374, SLG: 0.408										3	1	0	0	1	0	5					
Jim Rivera, L (1, 8) OBP: 0.328, SLG: 0.418										4	1	3	3	0	0	0					
Sherm Lollar, R (1, 2) OBP: 0.401, SLG: 0.420										3	1	1	1	1	0	4					
Virgil Trucks, R (1, 1) OBP: 0.189, SLG: 0.216										3	0	1	0	0	0	2					
Inning Stats	R: 1 E: 0 K: 0 S: 4	H: 1 LOB: 2 BB: 1 P: 9	R: 0 E: 0 K: 0 S: 4	H: 1 LOB: 1 BB: 0 P: 4	R: 4 E: 0 K: 1 S: 9	H: 4 LOB: 1 BB: 1 P: 13	R: 0 E: 0 K: 0 S: 3	H: 1 LOB: 0 BB: 0 P: 3	R: 0 E: 0 K: 1 S: 6	H: 1 LOB: 1 BB: 0 P: 6	R: 0 E: 0 K: 0 S: 5	H: 2 LOB: 2 BB: 1 P: 9	R: 1 E: 0 K: 0 S: 3	H: 1 LOB: 1 BB: 1 P: 10	1B: 12 2B: 1 3B: 1 HR: 0	SF: 0 SAC: 1 DP: 3 HBP: 1	WP: 0 PB: 0 SB: 0 CS: 0	PA: 39			
PITCHER	IP	WLS	BF	H	R	ER	SO	BB	IBB	HBP	BLK	WP	HR	S	P	ERA	WHIP				
Sid Hudson, R (1, 1) ERA: 3.77	3.0	L	18	6	5	5	1	2	0	1	0	0	0	17	26	15.00	2.667				
Frank Sullivan, R (4, 1) ERA: 4.05	3.0		11	5	0	0	0	0	0	0	0	0	0	11	11	0.00	1.667				
Ike Delock, R (7, 1) ERA: 4.45	2.0		10	3	1	1	1	1	0	0	0	0	0	11	15	4.50	2.000				


Batter	1	2	3	4	5	6	7	8	9	AB	R	H	RBI	BB	SO	LOB	TOP										
Billy Goodman, L OBP: 0.383, SLG: 0.386 (1, 3)	F7		4-3		F7		F7		F7	5	0	0	0	0	0	1	Boston Red Sox @ Chicago White Sox Comiskey Park, Chicago, IL Fri Aug 28 1953, 4:33 AM EDT Att: 32,119 - Unknown livebaseballscorecards.com										
Jim Piersall, R OBP: 0.331, SLG: 0.370 (1, 9)	2B		FC1-6		P4		3B		G6-4-3	2	1	1	1	3	0	0											
Ted Williams, L OBP: 0.526, SLG: 0.969 Karl Olson, R OBP: 0.130, SLG: 0.182 (1, 7) (6, 7)	1B		FC1-6		F8		BB		G6-4-3	3	1	1	1	0	0	1											
George Kell, R OBP: 0.378, SLG: 0.480 (1, 5)	1B		1B		BB		BB		1-2	3	0	3	1	1	0	0											
Floyd Baker, L OBP: 0.370, SLG: 0.325 (1, 4)	1B		1B		1B		BB		BB	2	0	0	0	2	0	5											
Bill Henry, L OBP: 0.217, SLG: 0.348 (1, 1)	G6-3		4-3		4-3		1B		1-3	4	0	1	0	0	0	2											
Tom Umphlett, R OBP: 0.333, SLG: 0.387 (1, 8)	F8		1-3		1-3		FC6-4		1B	4	1	1	0	0	0	2											
Mitt Bolling, R OBP: 0.321, SLG: 0.350 (1, 6)	F3		6-3		6-3		5-3		G6-4-3	4	0	1	1	0	0	0											
Gus Niarhos, R OBP: 0.294, SLG: 0.276 Sammy White, R OBP: 0.313, SLG: 0.433 (1, 2) (3, 2)	F7		K		K		3B		G6-4-3	1	0	0	0	0	0	0											
Inning Stats	R: 2 E: 0 K: 0 S: 4	H: 2 LOB: 1 BB: 2 P: 12	R: 0 E: 0 K: 0 S: 3	H: 0 LOB: 0 BB: 0 P: 3	R: 0 E: 0 K: 0 S: 4	H: 1 LOB: 2 BB: 1 P: 8	R: 0 E: 0 K: 0 S: 3	H: 0 LOB: 0 BB: 0 P: 3	R: 0 E: 0 K: 1 S: 5	H: 0 LOB: 0 BB: 0 P: 5	R: 0 E: 0 K: 0 S: 4	H: 2 LOB: 2 BB: 1 P: 8	R: 1 E: 0 K: 0 S: 5	H: 2 LOB: 2 BB: 2 P: 13	R: 1 E: 0 K: 0 S: 4	H: 2 LOB: 0 BB: 0 P: 4	R: 0 E: 0 K: 0 S: 2	H: 0 LOB: 0 BB: 1 P: 6	1B: 6 2B: 2 3B: 1 HR: 0	SF: 0 SAC: 0 DP: 3 HBP: 0	WP: 0 PB: 1 SB: 0 CS: 0	PA: 39					
PITCHER	IP	WLS	BF	H	R	ER	SO	BB	IBB	HBP	BLK	WP	HR	S	P	ERA	WHIP										
Bob Keegan, R ERA: 4.14 (1, 1)	6.2	L	30	7	3	3	1	5	0	0	0	0	0	27	47	4.05	1.800										
Luis Aloma, R ERA: 4.0 (7, 1)	0.1		2	0	0	0	0	1	0	0	0	0	0	1	5	0.00	3.000										
Harry Dorish, R ERA: 3.26 (8, 1)	2.0		7	2	1	0	0	1	0	0	0	0	0	6	10	0.00	1.500										

Batter	1	2	3	4	5	6	7	8	9	AB	R	H	RBI	BB	SO	LOB	BOTTOM										
Chico Carrasquel, R OBP: 0.314, SLG: 0.348 (1, 6)	L6		P3		E3		F8		1B	5	1	1	0	0	0	1	Boston Red Sox @ Chicago White Sox Comiskey Park, Chicago, IL Fri Aug 28 1953, 4:33 AM EDT Att: 32,119 - Unknown livebaseballscorecards.com										
Nellie Fox, L OBP: 0.336, SLG: 0.357 (1, 4)	1B		6-3		F8		L6		F8	4	1	1	1	1	0	2											
Minnie Minoso, R OBP: 0.422, SLG: 0.479 (1, 7)	1B		F7		IBB		E8		1B	3	1	2	0	1	0	0											
Sam Mele, R OBP: 0.364, SLG: 0.449 (1, 9)	K		P3		F8		6-3		6-3	4	0	0	1	0	1	4											
Bob Elliott, R OBP: 0.371, SLG: 0.403 (1, 5)	P6		F8		F9		6-3		6-3	4	0	0	0	0	0	4											
Sherm Lollar, R OBP: 0.402, SLG: 0.419 Red Wilson, R OBP: 0.345, SLG: 0.289 (1, 2) (8, FR) (9, 2)	K		P3		1-2		1B		2H	3	0	1	1	1	1	0											
Bob Boyd, L OBP: 0.384, SLG: 0.420 (1, 3)	BB		5-3		K		K		K	3	0	0	0	1	2	3											
Jim Rivera, L OBP: 0.326, SLG: 0.414 (1, 8)	K		F8		P5		F3		F3	4	0	0	0	0	1	1											
Bob Keegan, R OBP: 0.143, SLG: 0.143 Luis Aloma, R OBP: 0.370, SLG: 0.464 Harry Dorish, R OBP: 0.175, SLG: 0.175 Rocky Kramlich, R OBP: 0.285, SLG: 0.273 (1, 1) (7, 1) (8, 1) (9, PH)	F2		1-3		1B		F2		F2	2	0	0	0	0	0	0											
Inning Stats	R: 0 E: 0 K: 1 S: 6	H: 1 LOB: 2 BB: 1 P: 10	R: 0 E: 0 K: 2 S: 7	H: 0 LOB: 1 BB: 1 P: 11	R: 0 E: 0 K: 0 S: 3	H: 0 LOB: 0 BB: 0 P: 3	R: 0 E: 0 K: 0 S: 3	H: 0 LOB: 0 BB: 0 P: 3	R: 0 E: 0 K: 1 S: 7	H: 1 LOB: 2 BB: 2 P: 15	R: 0 E: 0 K: 0 S: 4	H: 1 LOB: 1 BB: 0 P: 4	R: 1 E: 1 K: 1 S: 7	H: 2 LOB: 1 BB: 0 P: 7	R: 0 E: 0 K: 0 S: 4	H: 1 LOB: 1 BB: 0 P: 4	1B: 5 2B: 0 3B: 1 HR: 0	SF: 0 SAC: 0 DP: 0 HBP: 0	WP: 0 PB: 0 SB: 0 CS: 0	PA: 38							
PITCHER	IP	WLS	BF	H	R	ER	SO	BB	IBB	HBP	BLK	WP	HR	S	P	ERA	WHIP										
Bill Henry, L ERA: 3.41 (1, 1)	9.0	W	38	6	3	1	5	3	1	0	0	0	0	44	60	1.00	1.000										

Batter	1	2	3	4	5	6	7	8	9	AB	R	H	RBI	BB	SO	LOB	TOP			
Billy Goodman, L OBP: 0.384, SLG: 0.400 (1, 3)										3	1	1	0	1	0	0	Boston Red Sox @ Chicago White Sox Comiskey Park, Chicago, IL Sat Aug 29 1953, 4:33 AM EDT Att: 15,253 - Unknown			
Jim Piersall, R OBP: 0.333, SLG: 0.368 (1, 9)										2	0	0	0	2	1	1				
Ted Williams, L OBP: 0.917, SLG: 0.917 (1, 7)										4	0	2	1	0	1	1				
Hoot Evers, R OBP: 0.301, SLG: 0.382 (8, PR)										0	0	0	0	0	0	0				
George Kell, R OBP: 0.376, SLG: 0.476 (1, 5)										3	0	0	0	1	1	4				
Floyd Baker, L OBP: 0.373, SLG: 0.325 (1, 4)										3	0	1	0	1	1	1				
Mel Parnell, L OBP: 0.259, SLG: 0.278 (1, 1)										3	0	0	0	0	1	4				
Ellis Kinder, R OBP: 0.360, SLG: 0.400 (8, 1)										0	0	0	0	0	0	0				
Al Zarilla, L OBP: 0.362, SLG: 0.236 (8, PH)										0	0	0	0	1	0	0				
Tom Umphlett, R OBP: 0.331, SLG: 0.395 (1, 8)										2	0	0	0	0	1	3				
Mickey McDermott, L OBP: 0.311, SLG: 0.438 (7, PH)										1	0	0	0	0	0	0				
Karl Olson, R OBP: 0.125, SLG: 0.174 (7, 8)										1	0	0	0	0	0	2				
Mitt Bolling, R OBP: 0.318, SLG: 0.347 (1, 6)										3	0	0	0	0	0	0				
Gus Niarhos, R OBP: 0.278, SLG: 0.258 (1, 2)										2	0	0	0	0	1	0				
Dick Gernert, R OBP: 0.368, SLG: 0.427 (7, PH)										1	0	0	0	0	1	0				
Sammy White, R OBP: 0.313, SLG: 0.433 (7, 2)										0	0	0	0	0	0	0				
Inning Stats	R: 1 E: 0 K: 2 S: 9	H: 2 LOB: 3 BB: 2 P: 17	R: 0 E: 0 K: 0 S: 3	H: 0 LOB: 0 BB: 0 P: 3	R: 0 E: 0 K: 1 S: 4	H: 0 LOB: 0 BB: 1 P: 8	R: 0 E: 0 K: 2 S: 5	H: 0 LOB: 1 BB: 1 P: 5	R: 0 E: 0 K: 1 S: 7	H: 1 LOB: 1 BB: 1 P: 11	R: 0 E: 0 K: 1 S: 5	H: 0 LOB: 0 BB: 0 P: 5	R: 0 E: 0 K: 0 S: 3	H: 0 LOB: 2 BB: 1 P: 7	R: 0 E: 0 K: 0 S: 2	H: 1 LOB: 0 BB: 1 P: 6	1B: 3 2B: 0 3B: 2 HR: 0	SF: 0 SAC: 0 DP: 0 HBP: 0	WP: 1 PB: 0 SB: 0 CS: 1	PA: 35
PITCHER	IP WLS BF H R ER SO BB IBB HBP BLK WP HR S P ERA WHIP	IP WLS BF H R ER SO BB IBB HBP BLK WP HR S P ERA WHIP																		
Connie Johnson, R ERA: 3.25 (1, 1)	8.0 W 33 4 1 1 8 6 0 0 0 1 0 43 67 1.12 1.250																			
Virgil Trucks, R ERA: 2.71 (9, 1)	1.0 S 1 0 0 0 0 0 0 0 0 0 0 1 1 0.00 0.000																			

Batter	1	2	3	4	5	6	7	8	9	AB	R	H	RBI	BB	SO	LOB	BOTTOM			
Chico Carrasquel, R OBP: 0.313, SLG: 0.347 (1, 6)										4	0	1	0	0	2	0	Boston Red Sox @ Chicago White Sox Comiskey Park, Chicago, IL Sat Aug 29 1953, 4:33 AM EDT Att: 15,253 - Unknown			
Nellie Fox, L OBP: 0.337, SLG: 0.358 (1, 4)										4	2	2	0	0	0	0				
Minnie Minoso, R OBP: 0.421, SLG: 0.482 (1, 7)										4	2	1	0	0	3	0				
Sam Mele, R OBP: 0.361, SLG: 0.444 (1, 8)										4	1	0	1	0	1	4				
Connie Ryan, R OBP: 0.371, SLG: 0.464 (1, 5)										4	0	2	2	0	1	1				
Sherm Lollar, R OBP: 0.400, SLG: 0.415 (1, 2)										3	0	0	0	1	1	2				
Tom Wright, L OBP: 0.347, SLG: 0.415 (1, 9)										2	0	0	0	0	1	0				
Red Wilson, R OBP: 0.349, SLG: 0.295 (7, PH)										1	0	1	0	0	0	0				
Jim Rivera, L OBP: 0.326, SLG: 0.414 (8, 8)										0	0	0	0	0	0	0				
Bob Boyd, L OBP: 0.377, SLG: 0.412 (1, 3)										2	0	0	0	0	0	0				
Ferns Fain, L OBP: 0.414, SLG: 0.367 (7, PH)										0	0	0	0	1	0	0				
Connie Johnson, R OBP: 0.154, SLG: 0.083 (1, 1)										3	0	0	0	0	2	3				
Virgil Trucks, R OBP: 0.189, SLG: 0.216 (9, 1)										0	0	0	0	0	0	0				
Inning Stats	R: 0 E: 0 K: 1 S: 5	H: 0 LOB: 0 BB: 0 P: 5	R: 0 E: 0 K: 1 S: 5	H: 0 LOB: 0 BB: 0 P: 5	R: 0 E: 0 K: 1 S: 5	H: 0 LOB: 0 BB: 0 P: 5	R: 2 E: 1 K: 1 S: 7	H: 2 LOB: 0 BB: 0 P: 7	R: 0 E: 0 K: 2 S: 7	H: 0 LOB: 0 BB: 0 P: 7	R: 0 E: 0 K: 1 S: 5	H: 0 LOB: 0 BB: 0 P: 5	R: 2 E: 2 K: 1 S: 7	H: 2 LOB: 2 BB: 2 P: 15	R: 1 E: 0 K: 0 S: 6	H: 3 LOB: 3 BB: 0 P: 6	1B: 6 2B: 0 3B: 1 HR: 0	SF: 0 SAC: 0 DP: 1 HBP: 0	WP: 1 PB: 1 SB: 0 CS: 0	PA: 34
PITCHER	IP WLS BF H R ER SO BB IBB HBP BLK WP HR S P ERA WHIP	IP WLS BF H R ER SO BB IBB HBP BLK WP HR S P ERA WHIP																		
Mel Parnell, L ERA: 3.19 (1, 1)	7.2 L 32 7 5 2 8 1 0 0 0 0 0 46 54 2.35 1.043																			
Ellis Kinder, R ERA: 1.99 (8, 1)	0.1 1 0 0 0 0 0 0 0 0 0 0 1 1 0.00 0.000																			

Batter	1	2	3	4	5	6	7	8	9	AB	R	H	RBI	BB	SO	LOB	TOP			
Gil McDougald, R OBP: 0.382, SLG: 0.448 (1, 5)	0-0 5-3	0-0 BB 1B F9	0-0 1-H HR		0-0 G3		1-0 BB SH3 HBP		0-0 5-3	5	2	2	2	0	0	0	New York Yankees @ Chicago White Sox Comiskey Park, Chicago, IL Sun Aug 30 1953, 4:33 AM EDT Unknown 			
Joe Collins, L OBP: 0.363, SLG: 0.431 (1, 3)	4-0 1B 2B	0-0 F9 BB E	0-0 HR		4-0 1B BB		0-0 SH3		0-0 4-3	3	3	2	1	2	0	0				
Mickey Mantle, S OBP: 0.392, SLG: 0.499 Hank Bauer, R OBP: 0.399, SLG: 0.464 (1, 8) (9, 9)	0-0 2B BB	4-0 F9 E	0-3 K		0-0 FC5 1B		0-3 K2-3		0-0 E3 2B	5	2	0	1	2	2	0				
Yogi Berra, L OBP: 0.364, SLG: 0.526 (1, 2)	0-0 1-3 2-H	0-0 F9	0-0 HR		0-0 F8		4-0 BB IBB		0-0 2B	5	1	3	3	1	0	4				
Irv Noren, L OBP: 0.368, SLG: 0.419 (1, 9) (9, 8)	0-0 FC4-2-5-2-6 BB	0-0 E7 1B	0-3 K		0-0 FC5		4-0 BB		0-0 F7	5	0	1	3	1	1	6				
Gene Woodling, L OBP: 0.420, SLG: 0.434 (1, 7)	4-0 BB IBB	4-0 IBB		4-0 CS BB		0-0 4-3		0-0 G3		2	0	0	0	3	0	3				
Billy Martin, R OBP: 0.313, SLG: 0.386 (1, 4)	4-0 1-2 2-3 3-H	0-0 L7	0-3 K		0-0 1-3		0-0 5-3		0-0 5-3	4	0	0	1	1	1	3				
Phil Rizzuto, R OBP: 0.391, SLG: 0.352 (1, 6)	0-0 F4		0-0 4-3		0-0 FC6-4 1B		0-0 6-3		0-0 6-3	5	0	1	0	0	0	3				
Vic Raschi, R OBP: 0.196, SLG: 0.170 Bob Kuzava, S OBP: 0.217, SLG: 0.053 (1, 1) (6, 1)		0-3 K	0-0 HR 1B		0-0 FC6-4		0-0 SH3 HBP BB 1B		0-0 4-3	3	1	1	0	0	1	1				
Inning Stats	R: 2 E: 0 K: 0 S: 5	H: 2 LOB: 3 BB: 3 P: 17	R: 3 E: 1 K: 1 S: 8	H: 3 LOB: 2 BB: 2 P: 16	R: 4 E: 0 K: 2 S: 11	H: 4 LOB: 0 BB: 0 P: 11	R: 0 E: 0 K: 1 S: 5	H: 1 LOB: 1 BB: 1 P: 9	R: 0 E: 0 K: 0 S: 4	H: 0 LOB: 0 BB: 0 P: 3	R: 1 E: 0 K: 1 S: 6	H: 1 LOB: 3 BB: 2 P: 15	R: 0 E: 0 K: 0 S: 3	H: 0 LOB: 0 BB: 0 P: 3	R: 0 E: 1 K: 0 S: 5	H: 1 LOB: 2 BB: 0 P: 5	1B: 8 2B: 2 3B: 0 HR: 3	SF: 0 SAC: 1 DP: 0 HBP: 1	WP: 0 PB: 0 CS: 1	PA: 50
PITCHER	IP WLS BF H R ER SO	IP WLS BF H R ER SO	IP WLS BF H R ER SO	IP WLS BF H R ER SO	IP WLS BF H R ER SO	IP WLS BF H R ER SO	IP WLS BF H R ER SO	IP WLS BF H R ER SO	IP WLS BF H R ER SO	IP WLS BF H R ER SO	IP WLS BF H R ER SO	IP WLS BF H R ER SO	IP WLS BF H R ER SO	IP WLS BF H R ER SO	IP WLS BF H R ER SO	IP WLS BF H R ER SO	ERA WHIP	ERA WHIP		
Sandy Consuegra, R ERA: 2.73 (1, 1)	0.1	1	0	0	0	0	0	0	0	0	0	0	0	0	0	0	0.00	0.000		
Gene Bearden, L ERA: 3.09 (1, 1)	0.1	4	2	1	1	0	1	0	0	0	0	0	0	0	0	0	27.00	9.000		
Mike Forniels, R ERA: 3.49 (1, 1)	1.0	L	9	3	4	4	1	2	1	0	0	0	0	0	0	0	36.00	5.000		
Luis Aloma, R ERA: 4.7 (2, 1)	2.1	13	5	4	4	3	1	1	1	0	0	0	0	3	17	25	15.43	2.571		
Bob Keegan, R ERA: 3.99 (5, 1)	2.0	8	1	0	0	0	1	0	0	0	0	0	0	0	7	11	0.00	1.000		

Batter	1	2	3	4	5	6	7	8	9	AB	R	H	RBI	BB	SO	LOB	BOTTOM					
Chico Carrasquel, R OBP: 0.314, SLG: 0.352 (1, 6)	0-0 1B 1B 2B	0-0 2B		0-0 P4		0-0 P3		0-0 P4		5	1	2	0	0	0	2	New York Yankees @ Chicago White Sox Comiskey Park, Chicago, IL Sun Aug 30 1953, 4:33 AM EDT Unknown 					
Nellie Fox, L OBP: 0.337, SLG: 0.359 (1, 4)	0-0 1B F8 2-3	0-0 L6		0-0 4-3		0-0 G5-4-3 1B		0-0 F8		5	1	2	0	0	0	1						
Bob Boyd, L OBP: 0.376, SLG: 0.410 Sam Mele, R OBP: 0.359, SLG: 0.442 (1, 7) (7, PH) (8, 9)	0-0 BB 1B		0-0 F8		0-0 F9		0-0 G5-4-3		0-0 P5	3	0	1	1	0	0	0						
Minnie Minoso, R OBP: 0.419, SLG: 0.479 (1, 9) (8, 7)	0-0 F8		0-0 5-3		0-0 F8		0-0 BB 1B		0-0 6-3	5	0	1	1	0	0	1						
Fernis Fain, L OBP: 0.417, SLG: 0.366 (1, 3)	4-0 1-2 BB		0-0 P4		4-0 1B G3 BB		4-0 FC5-4 BB			1	1	0	0	3	0	0						
Connie Ryan, R OBP: 0.373, SLG: 0.463 (1, 5)	0-0 F8			4-0 3B BB		0-0 G3 1B		0-0 FC5-4		3	1	1	0	1	0	4						
Jim Rivera, L OBP: 0.329, SLG: 0.425 (1, 8)	0-0 F9			0-0 1-H F9 3B		0-0 G3 1B		0-0 F7 3B		4	2	3	1	0	0	2						
Sherm Lollar, R OBP: 0.398, SLG: 0.412 Red Wilson, R OBP: 0.344, SLG: 0.290 (1, 2) (5, 2)		0-0 6-3		0-0 F9		0-0 G3		0-0 F7		2	0	0	1	0	0	0						
Sandy Consuegra, R OBP: 0.193, SLG: 0.069 Gene Bearden, L OBP: 0.187, SLG: 0.182 Mike Forniels, R OBP: 0.128, SLG: 0.132 Luis Aloma, R OBP: 0.311, SLG: 0.356 Fred Marsh, R OBP: 0.143, SLG: 0.143 Bob Keegan, R OBP: 0.279, SLG: 0.402 Bob Elliott, R OBP: 0.171, SLG: 0.171 (1, 1) (1, 1) (1, 1) (2, 1) (4, PH) (5, 1) (5, PH) (7, 1)		0-3 K		0-3 6-3		0-0 F5		0-0 P4		0	0	0	0	0	0	0						
Inning Stats	R: 2 E: 0 K: 0 S: 6	H: 3 LOB: 1 BB: 1 P: 10	R: 0 E: 0 K: 1 S: 6	H: 1 LOB: 0 BB: 0 P: 6	R: 0 E: 0 K: 0 S: 3	H: 0 LOB: 0 BB: 0 P: 3	R: 2 E: 0 K: 0 S: 4	H: 1 LOB: 0 BB: 1 P: 8	R: 0 E: 0 K: 0 S: 3	H: 0 LOB: 0 BB: 0 P: 3	R: 1 E: 0 K: 0 S: 4	H: 2 LOB: 2 BB: 1 P: 9	R: 0 E: 0 K: 0 S: 4	H: 2 LOB: 1 BB: 1 P: 8	R: 1 E: 0 K: 0 S: 4	H: 1 LOB: 0 BB: 0 P: 4	R: 0 E: 0 K: 0 S: 3	H: 0 LOB: 0 BB: 0 P: 3	1B: 6 2B: 2 3B: 2 HR: 0	SF: 0 SAC: 0 DP: 1 HBP: 0	WP: 0 PB: 0 CS: 0	PA: 40
PITCHER	IP WLS BF H R ER SO	IP WLS BF H R ER SO	IP WLS BF H R ER SO	IP WLS BF H R ER SO	IP WLS BF H R ER SO	IP WLS BF H R ER SO	IP WLS BF H R ER SO	IP WLS BF H R ER SO	IP WLS BF H R ER SO	IP WLS BF H R ER SO	IP WLS BF H R ER SO	IP WLS BF H R ER SO	IP WLS BF H R ER SO	IP WLS BF H R ER SO	IP WLS BF H R ER SO	IP WLS BF H R ER SO	ERA WHIP	ERA WHIP				
Vic Raschi, R ERA: 3.58 (1, 1)	5.0	W	24	4	1	1	0	1	0	0	0	0	0	0	0	0	9.00	1.800				
Bob Kuzava, L ERA: 3.43 (6, 1)	4.0	S	16	4	1	1	0	1	0	0	0	0	0	0	0	0	2.25	1.250				

AB 39
R 10
H 13
RBI 10
BB 9
SO 5
LOB 22

AB 36
R 6
H 10
RBI 6
BB 4
SO 1
LOB 15

Batter	1	2	3	4	5	6	7	8	9	AB	R	H	RBI	BB	SO	LOB	TOP					
Gil McDougald, R (1, 5) OBP: 0.379, SLG: 0.444	F8		L5			5-3			F7	4	0	0	0	0	0	1	New York Yankees @ Chicago White Sox Comiskey Park, Chicago, IL Sun Aug 30 1953, 4:38 AM EDT Att: 34,097 - Unknown livebaseballscorecards.com					
Gene Woodling, L (1, 7) OBP: 0.420, SLG: 0.436	F7			F8						3	0	1	0	1	0	0						
Irv Noren, L (9, FR) OBP: 0.368, SLG: 0.419	F7					BB			2B	0	0	0	0	0	0	0						
Hank Bauer, R (1, 9) OBP: 0.400, SLG: 0.463	F3								BB	3	0	1	0	1	0	1						
Yogi Berra, L (1, 2) OBP: 0.361, SLG: 0.521		4-3							BB	4	0	0	0	0	0	3						
Mickey Mantle, S (1, 8) OBP: 0.389, SLG: 0.494		K								4	0	0	0	0	1	3						
Billy Martin, R (1, 4) OBP: 0.313, SLG: 0.390		F7								3	0	1	0	0	1	0						
Gus Triandos, R (1, 3) OBP: 0.200, SLG: 0.262			L5							3	0	0	0	0	0	0						
Phil Rizzuto, R (1, 6) OBP: 0.392, SLG: 0.352										2	0	1	0	0	1	0						
Bill Renna, R (8, PH) OBP: 0.392, SLG: 0.459										1	0	0	0	0	1	0						
Johnny Sain, R (8, 1) OBP: 0.318, SLG: 0.328			FC1-6						K	0	0	0	0	0	0	0						
1B																						
Jim McDonald, R (1, 1) OBP: 0.132, SLG: 0.083										2	0	0	0	0	1	1						
Johnny Mize, L (8, PH) OBP: 0.337, SLG: 0.382			FC1-6							1	0	0	0	0	0	0						
Willy Miranda, S (8, 6) OBP: 0.265, SLG: 0.267									F2	0	0	0	0	0	0	0						
1-2																						
Inning Stats	R: 0 E: 0 K: 0 S: 3	H: 0 LOB: 0 BB: 0 P: 3	R: 0 E: 0 K: 1 S: 5	H: 0 LOB: 0 BB: 0 P: 5	R: 0 E: 0 K: 1 S: 4	H: 1 LOB: 1 BB: 0 P: 4	R: 0 E: 0 K: 0 S: 4	H: 1 LOB: 1 BB: 0 P: 4	R: 0 E: 0 K: 2 S: 7	H: 0 LOB: 0 BB: 0 P: 7	R: 0 E: 0 K: 1 S: 5	H: 0 LOB: 1 BB: 1 P: 9	R: 0 E: 0 K: 0 S: 3	H: 1 LOB: 0 BB: 0 P: 3	R: 0 E: 0 K: 1 S: 5	H: 0 LOB: 0 BB: 1 P: 5	R: 0 E: 0 K: 0 S: 4	H: 1 LOB: 2 BB: 1 P: 8	1B: 2 2B: 1 3B: 1 HR: 0	SF: 0 SAC: 0 DP: 0 HBP: 0	WP: 0 PB: 0 CS: 1	PA: 33
PITCHER	IP	WLS	BF	H	R	ER	SO	BB	IBB	HBP	BLK	WP	HR	S	P	ERA	WHIP					
Billy Pierce, L (1, 1) ERA: 2.16	9.0	W	32	4	0	0	5	2	0	0	0	0	0	40	48	0.00	0.667					

Batter	1	2	3	4	5	6	7	8	9	AB	R	H	RBI	BB	SO	LOB	BOTTOM				
Chico Carrasquel, R (1, 6) OBP: 0.316, SLG: 0.356	F8								F3	4	0	2	0	0	0	0	New York Yankees @ Chicago White Sox Comiskey Park, Chicago, IL Sun Aug 30 1953, 4:38 AM EDT Att: 34,097 - Unknown livebaseballscorecards.com				
Nellie Fox, L (1, 4) OBP: 0.337, SLG: 0.358	1-3								L4	4	0	1	0	0	0	1					
Bob Boyd, L (1, 7) OBP: 0.360, SLG: 0.407										3	0	1	0	1	1	1					
Minnie Minoso, R (9, 7) OBP: 0.419, SLG: 0.479										0	0	0	0	0	0	0					
1B																					
Tom Wright, L (1, 9) OBP: 0.339, SLG: 0.404										3	0	0	0	0	2	4					
Sam Mele, R (8, 9) OBP: 0.356, SLG: 0.441	K								F7	1	0	0	0	0	0	0					
Ferris Fain, L (1, 3) OBP: 0.416, SLG: 0.371			G3							3	1	1	0	0	0	3					
Connie Ryan, R (1, 5) OBP: 0.373, SLG: 0.461										3	0	1	1	0	0	0					
1B																					
Jim Rivera, L (1, 8) OBP: 0.329, SLG: 0.423										2	0	0	0	1	0	1					
Sherm Lollar, R (1, 2) OBP: 0.394, SLG: 0.408										3	0	0	0	0	0	1					
Billy Pierce, L (1, 1) OBP: 0.182, SLG: 0.125										3	0	0	0	0	0	0					
Inning Stats	R: 0 E: 0 K: 1 S: 6	H: 1 LOB: 1 BB: 0 P: 6	R: 0 E: 0 K: 0 S: 3	H: 0 LOB: 1 BB: 1 P: 7	R: 0 E: 0 K: 1 S: 7	H: 2 LOB: 3 BB: 1 P: 11	R: 0 E: 0 K: 0 S: 3	H: 1 LOB: 0 BB: 0 P: 3	R: 0 E: 0 K: 0 S: 4	H: 0 LOB: 0 BB: 0 P: 4	R: 0 E: 0 K: 0 S: 3	H: 0 LOB: 0 BB: 0 P: 3	R: 0 E: 0 K: 0 S: 3	H: 0 LOB: 0 BB: 0 P: 3	R: 0 E: 0 K: 0 S: 3	H: 0 LOB: 0 BB: 0 P: 3	1B: 4 2B: 1 3B: 1 HR: 0	SF: 0 SAC: 0 DP: 1 HBP: 0	WP: 0 PB: 0 CS: 0	PA: 31	
PITCHER	IP	WLS	BF	H	R	ER	SO	BB	IBB	HBP	BLK	WP	HR	S	P	ERA	WHIP				
Jim McDonald, R (1, 1) ERA: 3.22	7.0	L	28	6	1	1	3	2	0	0	0	0	0	32	40	1.29	1.143				
Johnny Sain, R (8, 1) ERA: 3.16	1.0		3	0	0	0	0	0	0	0	0	0	0	3	3	0.00	0.000				

Batter	1	2	3	4	5	6	7	8	9	AB	R	H	RBI	BB	SO	LOB	TOP								
Gil McDougald, R OBP: 0.376, SLG: 0.441 (1, 5)										3	0	0	0	1	0	1									
Joe Collins, L OBP: 0.358, SLG: 0.425 (1, 3)										5	0	0	0	0	1	3									
Mickey Mantle, S OBP: 0.392, SLG: 0.501 Hank Bauer, R OBP: 0.400, SLG: 0.463 (1, 8) (9, 9)										2	1	1	1	2	0	0									
Yogi Berra, L OBP: 0.362, SLG: 0.522 (1, 2)										3	0	1	0	1	1	3									
Gene Woodling, L OBP: 0.421, SLG: 0.437 (1, 7)										4	1	2	0	0	0	2									
Irv Noren, L OBP: 0.366, SLG: 0.417 (1, 9) (9, 8)										4	0	1	0	0	1	4									
Billy Martin, R OBP: 0.313, SLG: 0.388 (1, 4)										4	1	1	0	0	0	2									
Phil Rizzuto, R OBP: 0.390, SLG: 0.351 (1, 6)										4	0	1	2	0	0	2									
Whitey Ford, L OBP: 0.361, SLG: 0.323 Johnny Sain, R OBP: 0.313, SLG: 0.323 (1, 1) (7, 1)										2	0	2	0	1	0	0									
										1	0	0	0	0	0	0									
Inning Stats	R: 0 E: 0 K: 0 S: 3	H: 0 LOB: 0 BB: 0 P: 3	R: 0 E: 0 K: 0 S: 4	H: 1 LOB: 2 BB: 1 P: 8	R: 0 E: 0 K: 1 S: 6	H: 1 LOB: 2 BB: 1 P: 10	R: 2 E: 0 K: 1 S: 7	H: 3 LOB: 2 BB: 2 P: 15	R: 0 E: 0 K: 0 S: 3	H: 0 LOB: 1 BB: 1 P: 7	R: 1 E: 0 K: 1 S: 6	H: 2 LOB: 0 BB: 0 P: 6	R: 0 E: 0 K: 0 S: 3	H: 1 LOB: 0 BB: 0 P: 3	R: 0 E: 0 K: 0 S: 3	H: 0 LOB: 0 BB: 0 P: 3	1B: 7 2B: 2 3B: 0 HR: 1	SF: 0 SAC: 1 DP: 1 HBP: 0	WP: 0 PA: 38 CS: 0						
PITCHER Virgil Trucks, R ERA: 2.72 (1, 1)	IP: 9.0 WLS: L BF: 38	H: 9 R: 3 ER: 3 SO: 3	BB: 5 IBB: 0 HBP: 0 BLK: 0	WP: 0 HR: 1 S: 39 P: 59	ERA: 3.00 WHIP: 1.556																				

New York Yankees @ Chicago White Sox
Comiskey Park, Chicago, IL
Tue Sep 01 1953, 4:33 AM EDT
Att: 45,003 - Unknown

AB 32
R 3
H 9
RBI 3
BB 5
SO 3
LOB 17





Batter	1	2	3	4	5	6	7	8	9	AB	R	H	RBI	BB	SO	LOB	BOTTOM								
Chico Carrasquel, R OBP: 0.313, SLG: 0.353 (1, 6)										4	0	0	0	0	1	0									
Nellie Fox, L OBP: 0.334, SLG: 0.355 (1, 4)										4	0	0	0	0	0	0									
Minnie Minoso, R OBP: 0.420, SLG: 0.479 (1, 7)										4	0	2	0	0	0	0									
Sam Mele, R OBP: 0.360, SLG: 0.441 (1, 9)										3	1	1	0	1	0	2									
Connie Ryan, R OBP: 0.378, SLG: 0.467 (1, 5)										3	1	2	0	1	0	1									
Ferns Fain, L OBP: 0.417, SLG: 0.369 (1, 3)										2	0	0	0	2	0	2									
Sherm Lollar, R OBP: 0.392, SLG: 0.405 (1, 2)										4	0	1	1	0	0	4									
Jim Rivera, L OBP: 0.328, SLG: 0.422 (1, 8)										4	0	1	1	0	1	3									
Virgil Trucks, R OBP: 0.182, SLG: 0.208 (1, 1)										3	0	0	0	0	1	4									
Inning Stats	R: 0 E: 0 K: 0 S: 3	H: 0 LOB: 1 BB: 2 P: 10	R: 0 E: 0 K: 2 S: 7	H: 0 LOB: 0 BB: 0 P: 7	R: 0 E: 0 K: 0 S: 3	H: 1 LOB: 0 BB: 0 P: 3	R: 1 E: 0 K: 0 S: 5	H: 3 LOB: 1 BB: 0 P: 5	R: 0 E: 0 K: 1 S: 5	H: 0 LOB: 0 BB: 0 P: 5	R: 1 E: 1 K: 0 S: 5	H: 2 LOB: 2 BB: 1 P: 9	R: 0 E: 0 K: 0 S: 4	H: 1 LOB: 1 BB: 0 P: 4	R: 0 E: 0 K: 0 S: 3	H: 0 LOB: 1 BB: 1 P: 7	1B: 6 2B: 1 3B: 0 HR: 0	SF: 0 SAC: 0 DP: 3 HBP: 0	WP: 0 PA: 35 CS: 0						
PITCHER Whitey Ford, L ERA: 2.69 Johnny Sain, R ERA: 3.11 (1, 1) (7, 1)	IP: 6.0 WLS: W BF: 23	H: 6 R: 2 ER: 2 SO: 3	BB: 2 IBB: 0 HBP: 0 BLK: 0	WP: 0 HR: 0 S: 27 P: 35	ERA: 3.00 WHIP: 1.333																				

New York Yankees @ Chicago White Sox
Comiskey Park, Chicago, IL
Tue Sep 01 1953, 4:33 AM EDT
Att: 45,003 - Unknown

AB 31
R 2
H 7
RBI 2
BB 4
SO 3
LOB 16



Batter	1	2	3	4	5	6	7	8	9	AB	R	H	RBI	BB	SO	LOB	TOP			
Eddie Yost, R OBP: 0.391, SLG: 0.365 (1, 5)	F7	F7			F7		6-3		F7	5	0	0	0	0	0	0	Washington Senators @ Chicago White Sox Comiskey Park, Chicago, IL Wed Sep 02 1953, 4:33 AM EDT Att: 4,130 - Unknown 			
Pete Runnels, L OBP: 0.351, SLG: 0.321 (1, 6)	1B		1B		F8		1B		4-3	5	1	3	0	0	0					
Mickey Vernon, L OBP: 0.394, SLG: 0.503 (1, 3)	E4 1B 2B		E4 FC6-4		2B		K		1B	5	1	2	0	0	1					
Jackie Jensen, R OBP: 0.370, SLG: 0.423 (1, 9)	2B 1-2 2H		F8		2B		G3		5-3	4	0	1	1	1	0					
Gil Coan, L OBP: 0.297, SLG: 0.296 (1, 7)	K		P4		3-1				2B 3B	4	1	1	0	0	1					
Jim Busby, R OBP: 0.357, SLG: 0.416 (1, 8)	2B		FC6-4				F9		2B	4	0	2	2	0	2					
Wayne Terwilliger, R OBP: 0.345, SLG: 0.340 (1, 4)	K				F3		FC6-4 1B		K	4	0	1	0	0	2					
Ed Fitz Gerald, R OBP: 0.297, SLG: 0.319 Mickey Crasso, R OBP: 0.259, SLG: 0.290 (6, 2)		5-3			6-3		F8		6-3	3	0	0	0	0	1					
Spec Shea, R OBP: 0.260, SLG: 0.228 Al Sima, L OBP: 0.118, SLG: 0.118 Clyde Volmer, R OBP: 0.342, SLG: 0.381 Jerry Lane, R OBP: 0.294, SLG: 0.291 Kate Thomas, R OBP: 0.204, SLG: 0.143 (8, 1)		K			6-3		FC6-4 1-2		5-3	2	0	0	0	0	1					
Inning Stats	R: 2 E: 1 K: 2 S: 11	H: 3 LOB: 2 BB: 0 P: 11	R: 0 E: 0 K: 1 S: 5	H: 0 LOB: 0 BB: 0 P: 5	R: 0 E: 1 K: 0 S: 5	H: 1 LOB: 2 BB: 0 P: 5	R: 0 E: 0 K: 0 S: 3	H: 0 LOB: 0 BB: 0 P: 3	R: 0 E: 0 K: 0 S: 4	H: 1 LOB: 2 BB: 1 P: 8	R: 0 E: 0 K: 0 S: 6	H: 1 LOB: 1 BB: 0 P: 6	R: 1 E: 0 K: 1 S: 7	H: 2 LOB: 1 BB: 0 P: 7	R: 0 E: 0 K: 0 S: 4	H: 1 LOB: 1 BB: 0 P: 4		1B: 6 2B: 3 3B: 1 HR: 0	SF: 0 SAC: 0 DP: 0 HBP: 0	WP: 0 PB: 0 CS: 1
PITCHER	IP	WLS	BF	H	R	ER	SO	BB	IBB	HBP	BLK	WP	HR	S	P	ERA	WHIP			
Bob Keegan, R ERA: 3.55 Harry Dorish, R ERA: 3.27	7.0	W	31	7	2	0	4	1	0	0	0	0	0	38	42	0.00	1.143			
Harry Dorish, R ERA: 3.27	2.0	S	9	3	1	1	1	0	0	0	0	0	0	11	11	4.50	1.500			

Batter	1	2	3	4	5	6	7	8	9	AB	R	H	RBI	BB	SO	LOB	BOTTOM			
Chico Carrasquel, R OBP: 0.312, SLG: 0.351 (1, 6)	L5		G5-4-3	1B	FC5		F7			5	0	1	0	0	4	Washington Senators @ Chicago White Sox Comiskey Park, Chicago, IL Wed Sep 02 1953, 4:33 AM EDT Att: 4,130 - Unknown 				
Nellie Fox, L OBP: 0.337, SLG: 0.357 (1, 4)	P6		BB	1B	2-3		F8		BB 1B	5	1	3	1	0	0					
Fernis Fain, L OBP: 0.421, SLG: 0.371 (1, 3)	1B		4-3	1B					1B BB	3	0	2	0	2	2					
Tom Wright, L OBP: 0.341, SLG: 0.405 Sam Mele, R OBP: 0.362, SLG: 0.442 (6, 9)	1B		4-3		SH1-3 E 1B		K		1-3 2H 1B	2	0	1	0	0	2					
Bob Boyd, L OBP: 0.376, SLG: 0.402 (1, 7)	L4			2B 1B	SH1-3		4-3		F9	4	1	1	0	0	4					
Connie Ryan, R OBP: 0.375, SLG: 0.462 (1, 5)		F9		F8	K		2-3 SH5-3 1B		F9	5	1	1	0	0	1					
Jim Rivera, L OBP: 0.330, SLG: 0.425 (1, 8)	K			1-1 1B 2B	E8 1B 1B		SH5-3			3	2	2	2	0	1					
Red Wilson, R OBP: 0.348, SLG: 0.291 (1, 2)	6-3			2H 1B	CS 1B		FC5 1B BB		2-3	3	0	1	1	1	0					
Bob Keegan, R OBP: 0.294, SLG: 0.250 Bud Stewart, L OBP: 0.407, SLG: 0.449 Harry Dorish, R OBP: 0.171, SLG: 0.171 (7, PH)				1B BB	1-2 1B BB				S BB	2	1	2	1	1	0					
Inning Stats	R: 0 E: 0 K: 0 S: 5	H: 2 LOB: 2 BB: 0 P: 5	R: 0 E: 0 K: 1 S: 5	H: 0 LOB: 0 BB: 0 P: 5	R: 0 E: 0 K: 0 S: 4	H: 2 LOB: 2 BB: 1 P: 8	R: 3 E: 0 K: 0 S: 7	H: 5 LOB: 5 BB: 1 P: 11	R: 2 E: 1 K: 1 S: 8	H: 3 LOB: 2 BB: 1 P: 12	R: 0 E: 0 K: 1 S: 6	H: 1 LOB: 1 BB: 0 P: 6	R: 1 E: 0 K: 0 S: 4	H: 1 LOB: 1 BB: 1 P: 8	R: 1 E: 0 K: 0 S: 4		H: 2 LOB: 1 BB: 1 P: 8	1B: 15 2B: 1 3B: 0 HR: 0	SF: 0 SAC: 2 DP: 1 HBP: 0	WP: 0 PB: 0 CS: 1
PITCHER	IP	WLS	BF	H	R	ER	SO	BB	IBB	HBP	BLK	WP	HR	S	P	ERA	WHIP			
Spec Shea, R ERA: 3.79 Al Sima, L ERA: 3.64 Jerry Lane, R ERA: 4.33 Walt Masterson, R ERA: 3.17	3.2	L	20	9	3	2	1	1	0	0	0	0	0	9	13	13.50	3.000			
Harry Dorish, R ERA: 3.27	2.0		9	2	1	1	1	1	0	0	0	0	0	10	14	4.50	1.500			
Walt Masterson, R ERA: 3.17	1.0		5	2	1	1	0	1	0	0	0	0	0	4	8	9.00	3.000			


Batter	1	2	3	4	5	6	7	8	9	AB	R	H	RBI	BB	SO	LOB	TOP										
Eddie Yost, R OBP: 0.389, SLG: 0.362 (1.5)	5-3		F7		F9		1B 2B IBB		5-3	4	1	0	1	1	0	2	Washington Senators @ Chicago White Sox Comiskey Park, Chicago, IL Thu Sep 03 1953, 4:33 AM EDT Att: 14,618 - Unknown livebaseballscorecards.com										
Pete Runnels, L OBP: 0.352, SLG: 0.321 (1.6)	F9		2-3 3-H		P4		2B 1B			1	0	0	0	1	0	0											
Jerry Snyder, R OBP: 0.385, SLG: 0.408 (4.6)	F9		1B BB				1-2 2-H			2	0	1	1	0	0	0											
Mickey Vernon, L OBP: 0.393, SLG: 0.503 (1.3)	F9		F7		F7		1-3 2-H			4	0	1	2	0	0	2											
Jackie Jensen, R OBP: 0.373, SLG: 0.426 (1.9)		FC3-5 1B	1B			CS 1B	F8			4	0	3	0	0	0	2											
Gil Coan, L OBP: 0.289, SLG: 0.287 (1.7)	FC3-5 CS WP		K			P6			P4	4	0	0	0	0	1	5											
Jim Busby, R OBP: 0.354, SLG: 0.412 (1.8)	6-3				5-3		K		K	4	0	0	0	0	2	1											
Wayne Terwilliger, R OBP: 0.347, SLG: 0.338 (1.4)			SH F7 BB		K		2B BB		K	2	2	0	0	2	2	0											
Ed Fitz Gerald, R OBP: 0.297, SLG: 0.318 (1.2)			F7 SH 1B		6-3		F3		F7	4	1	1	0	0	0	1											
Bob Porterfield, R OBP: 0.301, SLG: 0.449 (1.1)			SH 1B BB				1-H 1B 2B		K	1	0	0	0	0	1	0											
Kite Thomas, R OBP: 0.300, SLG: 0.299 (7, PH)					K				K	1	1	1	1	0	0	0											
Johnny Schmitz, R OBP: 0.063, SLG: 0.063 (7.1)			1-2 2-3						K	1	0	0	0	0	1	0											
Inning Stats	R: 0 E: 0 K: 0 S: 3	H: 0 LOB: 0 BB: 0 P: 3	R: 0 E: 0 K: 0 S: 3	H: 1 LOB: 0 BB: 0 P: 3	R: 2 E: 0 K: 1 S: 8	H: 2 LOB: 3 BB: 2 P: 16	R: 0 E: 0 K: 1 S: 5	H: 0 LOB: 0 BB: 0 P: 5	R: 0 E: 0 K: 1 S: 5	H: 1 LOB: 0 BB: 0 P: 3	R: 3 E: 0 K: 1 S: 8	H: 3 LOB: 2 BB: 2 P: 16	R: 0 E: 0 K: 2 S: 7	H: 0 LOB: 0 BB: 0 P: 7	R: 0 E: 0 K: 1 S: 5	H: 0 LOB: 0 BB: 0 P: 5	1B: 5 2B: 2 3B: 0 HR: 0	SF: 0 SAC: 1 DP: 0 HBP: 0	WP: 1 PB: 0 CS: 2	PA: 37							
PITCHER	IP	WLS	BF	H	R	ER	SO	BB	IBB	HBP	BLK	WP	HR	S	P	ERA	WHIP										
Connie Johnson, R ERA: 3.8 (1.1)	6.2	L	30	7	5	5	4	3	1	0	0	1	0	34	50	6.75	1.500										
Mike Fomiele, R ERA: 3.45 (7.1)	1.1		4	0	0	0	2	0	0	0	0	0	0	8	8	0.00	0.000										
Harry Dorish, R ERA: 3.25 (9.1)	1.0		3	0	0	0	1	0	0	0	0	0	0	5	5	0.00	0.000										

Batter	1	2	3	4	5	6	7	8	9	AB	R	H	RBI	BB	SO	LOB	BOTTOM										
Chico Carrasquel, R OBP: 0.316, SLG: 0.354 (1.6)	L4-3 1B			SH3 1B		5-3			FC4 1B	4	0	3	0	0	0	0	Washington Senators @ Chicago White Sox Comiskey Park, Chicago, IL Thu Sep 03 1953, 4:33 AM EDT Att: 14,618 - Unknown livebaseballscorecards.com										
Nellie Fox, L OBP: 0.337, SLG: 0.356 (1.4)	L4-3			SH3			FC6-4 BB FC6-4		FC4	2	1	0	0	1	0	2											
Ferris Fain, L OBP: 0.420, SLG: 0.368 (1.3)	1-3			K2-3			FC6-4 BB		K	3	0	0	0	1	2	2											
Tom Wright, L OBP: 0.336, SLG: 0.398 (1.9)		F5		F8			FC6-4		6-3	2	0	0	0	0	0	1											
Sam Meles, R OBP: 0.360, SLG: 0.440 (8.9)							FC6-4 FC6-4			2	0	0	0	0	0	3											
Bob Boyd, L OBP: 0.378, SLG: 0.404 (1.7)					F8		FC6-4			2	0	1	0	0	0	0											
Minnie Minoso, R OBP: 0.419, SLG: 0.478 (7, PH)		G1-4-3 1B					FC6-4			1	0	0	1	0	0	1											
Connie Ryan, R OBP: 0.371, SLG: 0.457 (1.5)		G1-4-3			F9		F2			3	0	0	0	0	0	2											
Jim Rivera, L OBP: 0.329, SLG: 0.423 (1.8)				4-3		3-1			3-1	3	0	0	0	0	0	0											
Sherm Lollar, R OBP: 0.389, SLG: 0.401 (1.2)				5-3			P6		6-3	3	0	0	0	0	0	0											
Connie Johnson, R OBP: 0.133, SLG: 0.071 (1.1)							6-3		F9	2	0	0	0	0	0	0											
Mike Fomiele, R OBP: 0.128, SLG: 0.132 (7.1)										0	0	0	0	0	0	0											
Bob Elliott, R OBP: 0.368, SLG: 0.401 (6, PH)										1	0	0	0	0	0	0											
Harry Dorish, R OBP: 0.171, SLG: 0.171 (9.1)										0	0	0	0	0	0	0											
Inning Stats	R: 0 E: 0 K: 0 S: 3	H: 1 LOB: 0 BB: 0 P: 3	R: 0 E: 0 K: 0 S: 3	H: 1 LOB: 0 BB: 0 P: 3	R: 0 E: 0 K: 1 S: 6	H: 1 LOB: 1 BB: 0 P: 6	R: 0 E: 0 K: 0 S: 3	H: 0 LOB: 0 BB: 0 P: 3	R: 1 E: 0 K: 0 S: 3	H: 0 LOB: 1 BB: 2 P: 11	R: 0 E: 0 K: 0 S: 3	H: 0 LOB: 0 BB: 0 P: 3	R: 0 E: 0 K: 1 S: 6	H: 1 LOB: 1 BB: 0 P: 6	1B: 4 2B: 1 3B: 0 HR: 0	SF: 0 SAC: 1 DP: 2 HBP: 0	WP: 0 PB: 0 CS: 0	PA: 31									
PITCHER	IP	WLS	BF	H	R	ER	SO	BB	IBB	HBP	BLK	WP	HR	S	P	ERA	WHIP										
Bob Porterfield, R ERA: 3.58 (1.1)	6.0	W	19	3	0	0	1	0	0	0	0	0	0	21	21	0.00	0.500										
Johnny Schmitz, L ERA: 3.51 (7.1)	3.0	S	12	1	1	1	1	2	0	0	0	0	0	12	20	3.00	1.000										

Batter	1	2	3	4	5	6	7	8	9	10	AB	R	H	RBI	BB	SO	LOB	TOP					
Chico Carrasquel, R OBP: 0.320, SLG: 0.359 (1, 6)	4-0 BB 1B F7	0-0 6-3		0-0 1B		0-0 2B		0-0 1B FC2-5	0-0 6-3		5	1	3	2	1	0	3						
Nellie Fox, L OBP: 0.340, SLG: 0.358 (1, 4)	0-0 1B		4-0 BB HR	0-0 1B		0-0 F9		0-0 FC2-5 BB		0-0 G1-6-3 1B	5	1	3	0	1	0	3						
Ferris Fain, L OBP: 0.414, SLG: 0.363 (1, 3)	0-0 F9		0-0 F8	0-3 K				0-0 G3	0-0 F7	0-0 G1-6-3 1B	6	0	0	0	0	1	8						
Minnie Minoso, R OBP: 0.423, SLG: 0.479 (1, 9)	4-0 1B BB		4-0 HR BB			0-0 F8		0-0 1B	4-0 BB 1B	0-0 1B	3	1	2	0	3	0	0						
Bob Boyd, L OBP: 0.376, SLG: 0.425 (1, 7)	0-0 F7		0-0 HR			0-0 4-3		0-0 1B	0-0 F9	0-0 F7	6	1	2	4	0	0	6						
Connie Ryan, R OBP: 0.358, SLG: 0.453 Neil Berry, R OBP: 0.343, SLG: 0.333 Rokey Krsnich, R OBP: 0.265, SLG: 0.273 (1, 5)	0-0 1-3		0-0 F9			0-0 P3		0-0 P4		0-0 FC3-6 1B	5	0	1	0	0	0	4						
Jim Rivera, L OBP: 0.326, SLG: 0.419 (1, 8)		0-3 K	0-0 P6			0-0 F8		0-0 F9		0-0 P3	5	0	0	0	0	1	3						
Red Wilson, R OBP: 0.363, SLG: 0.304 (1, 2)		0-0 1B		0-0 F7		0-0 SH5-3 2B		4-0 1B BB		0-0 FC3-6 1B	4	2	3	0	1	0	0						
Billy Pierce, L OBP: 0.277, SLG: 0.132 Bob Elliott, L OBP: 0.338, SLG: 0.401 Bud Stewart, L OBP: 0.271, SLG: 0.460 Fred Marsh, L OBP: 0.311, SLG: 0.304 Bob Keegan, R OBP: 0.315, SLG: 0.290 Tom Wright, L OBP: 0.285, SLG: 0.395 Mike Furness, R OBP: 0.128, SLG: 0.132 (1, 11)		0-0 P2		0-0 1-4-3		0-0 SH5-3		0-0 FC2-5 1B		0-0 FC3-6 1B	2	0	0	0	0	0	1						
Inning Stats	R: 1 E: 0 K: 0 S: 4	H: 1 LOB: 2 BB: 2 P: 12	R: 0 E: 0 K: 1 S: 6	H: 1 LOB: 1 BB: 0 P: 6	R: 3 E: 0 K: 1 S: 4	H: 1 LOB: 0 BB: 0 P: 12	R: 0 E: 0 K: 1 S: 7	H: 2 LOB: 2 BB: 0 P: 7	R: 0 E: 0 K: 0 S: 3	H: 0 LOB: 0 BB: 0 P: 3	R: 1 E: 0 K: 0 S: 5	H: 2 LOB: 1 BB: 0 P: 5	R: 0 E: 0 K: 0 S: 5	H: 2 LOB: 2 BB: 0 P: 5	R: 1 E: 0 K: 0 S: 5	H: 2 LOB: 3 BB: 2 P: 13	R: 0 E: 0 K: 0 S: 5	H: 2 LOB: 2 BB: 0 P: 5	R: 0 E: 0 K: 0 S: 4	H: 2 LOB: 1 BB: 0 P: 4	1B: 13 2B: 1 3B: 0 HR: 1	SF: 0 SAC: 1 DP: 1 HBP: 0	WP: 0 PA: 50 PB: 0 SB: 1 CS: 0
PITCHER	IP WLS BF H R ER SO BB IBB HBP BLK WP HR S P ERA WHIP	7.0 34 9 5 5 2 4 0 0 0 0 0 1 34 50 6.43 1.857	0.0 1 0 1 1 0 1 0 0 0 0 0 0 0 4 ∞ ∞	3.0 15 6 0 0 0 1 0 0 0 0 0 0 14 18 0.00 2.333	PITCHER										IP WLS BF H R ER SO BB IBB HBP BLK WP HR S P ERA WHIP								

Chicago White Sox @ Cleveland Indians
Cleveland Municipal Stadium, Cleveland, OH
Fri Sep 04 1953, 3:33 AM EDT
Att: 19,619 - Unknown


AB 43
R 6
H 15
RBI 6
BB 6
SO 2
LOB 30



Batter	1	2	3	4	5	6	7	8	9	10	AB	R	H	RBI	BB	SO	LOB	BOTTOM			
Bobby Avila, R OBP: 0.351, SLG: 0.376 (1, 4)	0-0 FC4-6 1B	0-3 K		0-0 1B			0-0 F5	0-0 L5			5	0	2	1	0	1	1				
Bill Glynn, L OBP: 0.333, SLG: 0.326 (1, 3)	0-0 F5		0-0 P6	0-3 K			0-0 5-3		0-0 4-3		5	0	0	0	0	1	3				
Dale Mitchell, L OBP: 0.364, SLG: 0.447 (1, 7)	0-0 FC4-6 BB		0-0 BB	0-0 4-3			0-0 2B	0-0 1B	0-0 G3		5	1	2	0	0	0	3				
Al Rosen, R OBP: 0.415, SLG: 0.605 (1, 5)	4-0 BB		4-0 FC6-4 BB			0-3 K	0-0 K	0-0 2B	0-0 1B	0-0 1B	3	1	2	0	2	1	0				
Harry Simpson, L OBP: 0.298, SLG: 0.356 Hank Majeski, R OBP: 0.333, SLG: 0.429 Al Smith, R OBP: 0.336, SLG: 0.336 Bill Wight, L OBP: 0.273, SLG: 0.273 Bob Lemon, L OBP: 0.279, SLG: 0.398 (1, 8)	0-0 6-3		0-3 K			0-0 5-3	0-0 K	0-0 2B	0-0 HR	0-0 F8	3	0	0	0	0	1	4				
Wally Westlake, R OBP: 0.441, SLG: 0.550 (8, 8)		0-3 K	0-0 FC6-4			0-3 K		0-0 HR		0-0 6-3	5	1	1	2	0	2	2				
George Strickland, R OBP: 0.357, SLG: 0.378 (1, 8)		0-0 5-3		0-0 1B			0-0 P4	0-0 1-3		0-0 4-3	5	1	1	0	0	1	1				
Jim Hegan, R OBP: 0.285, SLG: 0.363 (1, 2)		0-0 HR		0-0 F9			0-0 F9		0-0 5-3	0-3 K	5	1	1	1	0	1	1				
Mike Garcia, R OBP: 0.279, SLG: 0.321 Bob Kennedy, R OBP: 0.310, SLG: 0.309 (1, 1)		0-0 1B		0-0 1B			0-0 L4		0-0 6-3		3	0	2	0	0	0	0				
Inning Stats	R: 0 E: 0 K: 0 S: 4	H: 1 LOB: 2 BB: 1 P: 8	R: 1 E: 0 K: 2 S: 9	H: 2 LOB: 1 BB: 0 P: 9	R: 0 E: 0 K: 1 S: 6	H: 1 LOB: 2 BB: 1 P: 10	R: 1 E: 0 K: 1 S: 8	H: 3 LOB: 2 BB: 0 P: 8	R: 0 E: 0 K: 2 S: 7	H: 0 LOB: 0 BB: 0 P: 7	R: 0 E: 0 K: 0 S: 3	H: 0 LOB: 1 BB: 0 P: 7	R: 0 E: 0 K: 0 S: 3	H: 0 LOB: 0 BB: 0 P: 3	R: 0 E: 0 K: 0 S: 4	H: 1 LOB: 1 BB: 0 P: 4	R: 0 E: 0 K: 1 S: 5	H: 0 LOB: 0 BB: 0 P: 5	1B: 8 2B: 2 3B: 0 HR: 2	SF: 0 SAC: 0 DP: 0 HBP: 0	WP: 0 PA: 44 PB: 0 SB: 0 CS: 0
PITCHER	IP WLS BF H R ER SO BB IBB HBP BLK WP HR S P ERA WHIP	7.0 34 11 6 6 6 2 0 0 0 0 0 2 44 52 7.71 1.857	1.0 3 0 0 0 0 0 0 0 0 0 0 0 3 3 0.00 0.000	2.0 7 1 0 0 1 0 0 0 0 0 0 0 9 9 0.00 0.500	PITCHER										IP WLS BF H R ER SO BB IBB HBP BLK WP HR S P ERA WHIP						

Chicago White Sox @ Cleveland Indians
Cleveland Municipal Stadium, Cleveland, OH
Fri Sep 04 1953, 3:33 AM EDT
Att: 19,619 - Unknown

AB 42
R 6
H 12
RBI 6
BB 2
SO 7
LOB 16



Batter	1	2	3	4	5	6	7	8	9	AB	R	H	RBI	BB	SO	LOB	TOP
Chico Carrasquel, R (1, 6) OBP: 0.317, SLG: 0.356	0-0 6-3			0-0 F5		0-0 F7		0-0 5-3		4	0	0	0	0	0	0	Chicago White Sox @ Cleveland Indians Cleveland Municipal Stadium, Cleveland, OH Sat Sep 05 1953, 3:33 AM EDT Unknown livebaseballscorecards.com
Nellie Fox, L (1, 4) OBP: 0.341, SLG: 0.361	0-0 G6-4-3 1B			0-0 F9		0-0 1B 2B		0-0 P6		4	1	2	0	0	0	0	
Bob Boyd, L (1, 7) OBP: 0.365, SLG: 0.411 Sam Mele, R (8, 9) OBP: 0.360, SLG: 0.440	0-0 G6-4-3 1-2			0-3 K		0-0 F9		0-0 1-3		4	0	0	0	0	1	2	
Minnie Minoso, R (1, 9) OBP: 0.422, SLG: 0.477		0-0 F8			0-0 P4			0-0 1-3		4	0	1	1	0	0	0	
Feris Fain, L (1, 3) OBP: 0.413, SLG: 0.360		0-0 F8			4-0 BB E BB		0-0 2H 1B F7		0-0 P4	3	1	0	0	1	0	1	
Connie Ryan, R (1, 5) OBP: 0.354, SLG: 0.446		0-3 K			0-3 K			0-0 5-3		4	0	0	0	0	3	1	
Jim Rivera, L (1, 8) OBP: 0.326, SLG: 0.417			0-0 F8		4-0 E 1-2 BB		0-0 4-3			2	0	0	0	1	0	0	
Red Wilson, R (1, 2) OBP: 0.362, SLG: 0.305			0-0 5-3		0-0 E8 1-3 2H		0-0 E7 1B			3	0	1	0	0	0	1	
Saul Rogovin, R (1, 1) OBP: 0.211, SLG: 0.091			0-3 K		0-0 P6		0-0 6-3			3	0	0	0	0	1	3	
Inning Stats	R: 0 E: 0 K: 0 S: 3	H: 1 LOB: 0 BB: 0 P: 3	R: 0 E: 0 K: 1 S: 5	H: 0 LOB: 0 BB: 0 P: 5	R: 0 E: 0 K: 1 S: 5	H: 0 LOB: 0 BB: 0 P: 5	R: 1 E: 1 K: 0 S: 6	H: 2 LOB: 1 BB: 0 P: 5	R: 0 E: 0 K: 1 S: 6	H: 1 LOB: 1 BB: 0 P: 6	R: 0 E: 0 K: 0 S: 3	H: 0 LOB: 0 BB: 0 P: 3	R: 0 E: 0 K: 0 S: 3	H: 0 LOB: 0 BB: 0 P: 3	1B: 3 2B: 1 3B: 0 HR: 0	SF: 0 SAC: 0 DP: 1 HBP: 0	
PITCHER	IP WLS BF H R ER SO BB IBB HBP BLK WP HR S P ERA WHIP																
Early Wynn, R (1, 1) ERA: 3.58	8.0 L 30 4 2 1 5																
Bob Hooper, R (9, 1) ERA: 3.56	1.0 3 0 0 0 0																

Batter	1	2	3	4	5	6	7	8	9	AB	R	H	RBI	BB	SO	LOB	BOTTOM
Bobby Avila, R (1, 4) OBP: 0.350, SLG: 0.375	0-0 P4		0-0 5-3			0-0 4-3			0-0 1B	4	0	1	0	0	0	0	Chicago White Sox @ Cleveland Indians Cleveland Municipal Stadium, Cleveland, OH Sat Sep 05 1953, 3:33 AM EDT Unknown livebaseballscorecards.com
Bill Glynn, L (1, 3) OBP: 0.330, SLG: 0.322	0-3 K			0-0 P6		0-0 4-3		0-0 F7		4	0	0	0	0	1	1	
Dale Mitchell, L (1, 7) OBP: 0.361, SLG: 0.443	0-0 3-1			0-0 P5		0-0 L9		0-0 L4		4	0	0	0	0	0	1	
Al Rosen, R (1, 5) OBP: 0.412, SLG: 0.600		0-0 5-3		0-0 5-3		0-0 F9		0-0 6-3		4	0	0	0	0	0	1	
Harry Simpson, L (1, 8) OBP: 0.295, SLG: 0.351		0-0 F8			0-0 1-3		0-0 F8			3	0	0	0	0	0	0	
Wally Westlake, R (1, 9) OBP: 0.440, SLG: 0.546		0-0 1B			0-0 5-3			0-3 K		3	0	1	0	0	1	0	
George Strickland, R (1, 6) OBP: 0.360, SLG: 0.363		0-0 F9			0-0 E8 2B			0-0 1B		3	0	2	0	0	0	1	
Jim Hegan, R (1, 2) OBP: 0.293, SLG: 0.360 Larry Doby, L (8, PH) OBP: 0.357, SLG: 0.445 Joe Tipton, R (9, 2) OBP: 0.365, SLG: 0.448			0-0 F8		0-0 6-3			0-3 K		2	0	0	0	0	0	1	
Early Wynn, S (1, 1) OBP: 0.300, SLG: 0.402 Luke Easter, L (8, PH) OBP: 0.357, SLG: 0.453 Bob Hooper, R (9, 1) OBP: 0.182, SLG: 0.100				0-0 4-3		0-0 F7		0-3 K		1	0	0	0	0	1	1	
Inning Stats	R: 0 E: 0 K: 1 S: 5	H: 0 LOB: 0 BB: 0 P: 5	R: 0 E: 0 K: 0 S: 4	H: 1 LOB: 0 BB: 0 P: 4	R: 0 E: 0 K: 0 S: 3	H: 0 LOB: 0 BB: 0 P: 3	R: 0 E: 0 K: 0 S: 3	H: 1 LOB: 0 BB: 0 P: 4	R: 0 E: 0 K: 3 S: 10	H: 0 LOB: 0 BB: 0 P: 10	R: 0 E: 0 K: 0 S: 4	H: 1 LOB: 1 BB: 0 P: 4	R: 0 E: 0 K: 0 S: 4	H: 1 LOB: 1 BB: 0 P: 4	1B: 3 2B: 1 3B: 0 HR: 0	SF: 0 SAC: 0 DP: 0 HBP: 0	
PITCHER	IP WLS BF H R ER SO BB IBB HBP BLK WP HR S P ERA WHIP																
Saul Rogovin, R (1, 1) ERA: 5.09	9.0 W 31 4 0 0 4																

Batter	1	2	3	4	5	6	7	8	9	AB	R	H	RBI	BB	SO	LOB	TOP					
Chico Carrasquel, R OBP: 0.319, SLG: 0.356 (1, 6)	0-0 SH1-4 1B		4-0 G4-6-3 BB		0-0 F8			0-0 F8		3	0	1	0	1	0	0						
Nelle Fox, L OBP: 0.340, SLG: 0.360 (1, 4)	0-0 SH1-4 1B		0-0 G4-6-3 1-2			0-0 3-1		0-0 P4		4	0	1	0	0	0	1						
Bob Boyd, L OBP: 0.371, SLG: 0.425 (1, 7)	0-0 SH1-4 1-2 2-3			0-0 L1-3 1B			0-0 F7		0-0 2B	3	0	2	0	0	0	0						
Minnie Minoso, R OBP: 0.421, SLG: 0.474 (1, 9)	4-0 G3-6-1 BB			0-0 L1-3 1-2			0-0 5-3		0-0 5-3	3	0	0	0	1	0	2						
Fernis Fain, L OBP: 0.412, SLG: 0.357 (1, 3)	0-0 G3-6-1 1-2			4-0 FC6-4 BB			0-0 L9		0-0 P4	3	0	0	0	1	0	4						
Bob Elliott, R OBP: 0.365, SLG: 0.396 (1, 5)		0-3 K		0-0 FC6-4 1-2			0-0 5-3		0-0 4-3	4	0	0	0	0	1	2						
Jim Rivera, L OBP: 0.327, SLG: 0.417 (1, 8)		0-0 6-3			4-0 2B BB		0-0 E8 1B			2	1	1	0	1	0	0						
Sherm Lollar, R OBP: 0.388, SLG: 0.404 (1, 2)		0-0 F7			0-0 L3-6 1-H 2B		0-0 F7			3	0	1	1	0	0	1						
Sandy Consuegra, R OBP: 0.097, SLG: 0.067 (5, PH)			0-0 1-3		0-0 L3-6 2-3			0-0 F8		1	0	0	0	0	0	0						
Tom Wright, L OBP: 0.331, SLG: 0.391 (5, PH)										1	0	0	0	0	0	1						
Gene Bearden, L OBP: 0.182, SLG: 0.182 (8, PH)										0	0	0	0	0	0	0						
Bud Stewart, L OBP: 0.410, SLG: 0.451 (8, PH)										1	0	0	0	0	0	0						
Connie Johnson, R OBP: 0.133, SLG: 0.071 (8, 1)										0	0	0	0	0	0	0						
Inning Stats	R: 0 E: 0 K: 0 S: 4	H: 2 LOB: 2 BB: 1 P: 8	R: 0 E: 0 K: 1 S: 5	H: 0 LOB: 0 BB: 0 P: 5	R: 0 E: 0 K: 0 S: 2	H: 0 LOB: 0 BB: 1 P: 6	R: 0 E: 0 K: 0 S: 3	H: 1 LOB: 1 BB: 1 P: 7	R: 1 E: 0 K: 0 S: 3	H: 1 LOB: 0 BB: 0 P: 7	R: 0 E: 0 K: 0 S: 3	H: 0 LOB: 0 BB: 0 P: 3	R: 0 E: 1 K: 0 S: 4	H: 1 LOB: 1 BB: 0 P: 4	R: 0 E: 0 K: 0 S: 3	H: 0 LOB: 0 BB: 0 P: 3	R: 0 E: 0 K: 0 S: 4	H: 1 LOB: 1 BB: 0 P: 4	1B: 4 2B: 4 3B: 0 HR: 0	SF: 0 SAC: 1 DP: 4 HBP: 0	WP: 0 PB: 0 CS: 0	PA: 33
PITCHER Bob Feller, R ERA: 3.52 (1, 1)	IP: 9.0 WLS: W BF: 33 H: 6 R: 1 ER: 1 SO: 1 BB: 4 IBB: 0 HBP: 0 BLK: 0 WP: 0 HR: 0 S: 31 P: 47 ERA: 1.00 WHIP: 1.111																					

Chicago White Sox @ Cleveland Indians
Cleveland Municipal Stadium, Cleveland, OH
Sat Sep 05 1953, 3:38 AM EDT
Att: 19,246 - Unknown

AB 28
R 1
H 6
RBI 1
BB 4
SO 1
LOB 11



Batter	1	2	3	4	5	6	7	8	9	AB	R	H	RBI	BB	SO	LOB	BOTTOM			
Bobby Avila, R OBP: 0.349, SLG: 0.374 (1, 4)	0-0 6-3		0-0 HR 1B		0-0 F2		0-0 5-3			4	1	1	0	0	0	0				
Bill Glynn, L OBP: 0.329, SLG: 0.321 (1, 3)	0-0 F8		0-0 L7		0-0 BB 1B			0-0 4-3		4	0	1	0	0	0	1				
Dale Mitchell, L OBP: 0.366, SLG: 0.452 (6, PR)					4-0 BB 1B			4-0 FC6-4 BB		2	2	2	2	2	0	0				
Al Smith, R OBP: 0.336, SLG: 0.336 (9, 9)			0-0 HR 1B		0-0 G5-3 BB			0-0 FC6-4 BB		0	0	0	0	0	0	0				
Bob Kennedy, R OBP: 0.310, SLG: 0.309 (9, 9)			0-0 HR 1B		0-0 G5-3 BB			0-0 FC6-4 BB		0	0	0	0	0	0	0				
Al Rosen, R OBP: 0.411, SLG: 0.603 (1, 5)	0-0 1-H HR		0-0 F9		0-0 G5-3 1-2			0-0 FC6-4 1-2		4	1	1	2	0	0	3				
Harry Simpson, L OBP: 0.291, SLG: 0.347 (8, 8)	0-0 4-3		0-0 4-3		0-0 F9			0-3 K		3	0	0	0	0	0	0				
Larry Doby, L OBP: 0.368, SLG: 0.444 (8, 8)	0-0 4-3		0-0 4-3		0-0 F9			0-0 K		1	0	0	0	0	1	1				
Wally Westlake, R OBP: 0.433, SLG: 0.536 (9, 7)		0-0 F7		0-0 6-3		0-0 F5				3	0	0	0	0	0	0				
George Strickland, R OBP: 0.362, SLG: 0.366 (1, 6)		0-0 FC6-4 1B		0-0 1B		0-0 6-3				3	0	2	0	0	0	0				
Joe Tipton, R OBP: 0.356, SLG: 0.434 (1, 2)		0-0 F7		0-0 F8			0-0 F8			3	0	0	0	0	0	2				
Bob Feller, R OBP: 0.192, SLG: 0.109 (1, 1)		0-0 FC6-4 1-2		0-0 1-3			0-3 K			3	0	0	0	0	1	2				
Inning Stats	R: 2 E: 0 K: 0 S: 5	H: 2 LOB: 0 BB: 0 P: 5	R: 0 E: 0 K: 0 S: 4	H: 1 LOB: 1 BB: 0 P: 4	R: 2 E: 0 K: 0 S: 5	H: 2 LOB: 0 BB: 0 P: 5	R: 0 E: 0 K: 0 S: 4	H: 1 LOB: 1 BB: 0 P: 4	R: 0 E: 0 K: 0 S: 3	H: 0 LOB: 0 BB: 0 P: 3	R: 0 E: 0 K: 1 S: 5	H: 0 LOB: 0 BB: 0 P: 5	R: 0 E: 0 K: 1 S: 5	H: 0 LOB: 1 BB: 1 P: 9	R: 0 E: 0 K: 1 S: 5	H: 0 LOB: 1 BB: 1 P: 9	1B: 5 2B: 0 3B: 0 HR: 2	SF: 0 SAC: 0 DP: 1 HBP: 0	WP: 0 PB: 0 CS: 0	PA: 32
PITCHER Sandy Consuegra, R ERA: 2.95 (5, 1)	IP: 4.0 WLS: L BF: 18 H: 6 R: 4 ER: 4 SO: 4 BB: 0 IBB: 0 HBP: 0 BLK: 0 WP: 0 HR: 2 S: 18 P: 18 ERA: 9.00 WHIP: 1.500																			
Gene Bearden, L ERA: 2.93 (8, 1)	IP: 3.0 WLS: L BF: 10 H: 1 R: 0 ER: 0 SO: 1 BB: 1 IBB: 0 HBP: 0 BLK: 0 WP: 0 HR: 11 S: 11 P: 15 ERA: 0.00 WHIP: 0.667																			
Connie Johnson, R ERA: 3.71 (8, 1)	IP: 1.0 WLS: L BF: 4 H: 0 R: 0 ER: 0 SO: 1 BB: 1 IBB: 0 HBP: 0 BLK: 0 WP: 0 HR: 5 S: 5 P: 9 ERA: 0.00 WHIP: 1.000																			

Chicago White Sox @ Cleveland Indians
Cleveland Municipal Stadium, Cleveland, OH
Sat Sep 05 1953, 3:38 AM EDT
Att: 19,246 - Unknown


AB 30
R 4
H 7
RBI 4
BB 2
SO 2
LOB 9



Batter	1	2	3	4	5	6	7	8	9	AB	R	H	RBI	BB	SO	LOB	TOP			
Chico Carrasquel, R (1, 6) OBP: 0.316, SLG: 0.353	1-3			P4	F7			F9		4	0	0	0	0	0	1				
Nelle Fox, L (1, 4) OBP: 0.342, SLG: 0.361	L6			1B				6-3		4	0	2	0	0	0	0				
Bob Boyd, L (1, 3) OBP: 0.361, SLG: 0.412	3-1			F8				4-3		4	0	0	0	0	0	2				
Minnie Minoso, R (1, 7) OBP: 0.418, SLG: 0.470				4-3				F7		4	0	0	0	0	0	2				
Sam Mele, R (1, 9) OBP: 0.360, SLG: 0.439								G6-4-3 1B		3	0	1	0	0	0	0				
Connie Ryan, R (1, 5) OBP: 0.361, SLG: 0.443										2	0	0	0	0	0	1				
Tom Wright, L (7, PH) OBP: 0.328, SLG: 0.388	G5-4-3 1-2							K		1	0	0	0	0	0	0				
Jim Rivera, L (1, 8) OBP: 0.327, SLG: 0.417				4-3				F2		3	1	1	0	0	0	0				
Sherm Lollar, R (1, 2) OBP: 0.388, SLG: 0.413				P5				5-3		3	1	1	2	0	0	0				
Virgil Trucks, R (1, 1) OBP: 0.190, SLG: 0.228				1-3						2	0	1	0	0	0	0				
Bud Stewart, L (8, PH) OBP: 0.403, SLG: 0.442								F2		1	0	0	0	0	0	0				
Billy Pierce, L (8, 1) OBP: 0.177, SLG: 0.122								2B		0	0	0	0	0	0	0				
Inning Stats	R: 0 E: 0 K: 0 S: 3	H: 0 LOB: 0 BB: 0 P: 3	R: 0 E: 0 K: 0 S: 3	H: 1 LOB: 0 BB: 0 P: 3	R: 0 E: 0 K: 0 S: 3	H: 0 LOB: 0 BB: 0 P: 3	R: 0 E: 0 K: 0 S: 4	H: 1 LOB: 1 BB: 0 P: 4	R: 2 E: 0 K: 1 S: 8	H: 3 LOB: 1 BB: 0 P: 8	R: 0 E: 0 K: 0 S: 3	H: 0 LOB: 0 BB: 0 P: 3	R: 0 E: 0 K: 0 S: 3	H: 0 LOB: 0 BB: 0 P: 3	R: 0 E: 0 K: 0 S: 3	H: 1 LOB: 0 BB: 0 P: 3	1B: 4 2B: 1 3B: 0 HR: 1	SF: 0 SAC: 0 DP: 2 HBP: 0	WP: 0 PB: 0 CS: 0	PA: 31
PITCHER Art Houtteman, R (1, 1) ERA: 4.76	IP: 9.0 WLS: W BF: 31 H: 6 R: 2 ER: 2 SO: 1 BB: 0 IBB: 0 HBP: 0 BLK: 0 WP: 0 HR: 1 S: 33 P: 33 ERA: 2.00 WHIP: 0.667															PITCHER				

Chicago White Sox @ Cleveland Indians
Cleveland Municipal Stadium, Cleveland, OH
Sun Sep 06 1953, 3:33 AM EDT
Att: 15,878 - Unknown

AB 31
R 2
H 6
RBI 2
BB 0
SO 1
LOB 6



Batter	1	2	3	4	5	6	7	8	9	AB	R	H	RBI	BB	SO	LOB	BOTTOM			
Bobby Avila, R (1, 4) OBP: 0.347, SLG: 0.371	F5		1-3		6-3			L7		4	0	0	0	0	0	1				
Bill Glynn, L (1, 3) OBP: 0.326, SLG: 0.318	F2		K		4-3			F7		4	0	0	0	0	1	1				
Dale Mitchell, L (1, 7) OBP: 0.368, SLG: 0.455										4	1	2	0	0	0	0				
Bob Kennedy, R (9, 7) OBP: 0.310, SLG: 0.309	E 1B			HR 2B				P4		0	0	0	0	0	0	0				
Al Rosen, R (1, 5) OBP: 0.410, SLG: 0.606	E6 1-2			HR 2H				K		4	2	1	2	0	1	1				
Larry Doby, L (1, 8) OBP: 0.369, SLG: 0.451	K			K				HR 1H		4	1	2	2	0	2	2				
Harry Simpson, L (1, 9) OBP: 0.280, SLG: 0.345								FC4-6 1B		4	0	1	0	0	0	1				
George Strickland, R (1, 6) OBP: 0.359, SLG: 0.363								FC4-6 1-2		3	0	0	0	0	1	1				
Jim Hegan, R (1, 2) OBP: 0.294, SLG: 0.360								F8		3	0	1	0	0	0	1				
Art Houtteman, R (1, 1) OBP: 0.157, SLG: 0.240				1-3				SH1-4 1B		2	0	0	0	0	0	0				
Inning Stats	R: 0 E: 1 K: 1 S: 7	H: 1 LOB: 2 BB: 0 P: 7	R: 0 E: 0 K: 0 S: 3	H: 0 LOB: 0 BB: 0 P: 3	R: 0 E: 0 K: 1 S: 5	H: 0 LOB: 0 BB: 0 P: 5	R: 2 E: 0 K: 2 S: 10	H: 3 LOB: 1 BB: 0 P: 10	R: 0 E: 1 K: 0 S: 5	H: 1 LOB: 0 BB: 0 P: 5	R: 0 E: 0 K: 0 S: 4	H: 1 LOB: 1 BB: 0 P: 4	R: 0 E: 0 K: 1 S: 6	H: 1 LOB: 1 BB: 0 P: 6	R: 0 E: 0 K: 1 S: 6	H: 1 LOB: 1 BB: 0 P: 6	1B: 4 2B: 1 3B: 0 HR: 2	SF: 0 SAC: 1 DP: 0 HBP: 0	WP: 0 PB: 0 CS: 0	PA: 33
PITCHER Virgil Trucks, R (1, 1) ERA: 2.75	IP: 7.0 WLS: L BF: 29 H: 6 R: 4 ER: 3 SO: 4 BB: 0 IBB: 0 HBP: 0 BLK: 0 WP: 0 HR: 2 S: 37 P: 37 ERA: 3.86 WHIP: 0.857															PITCHER				
Billy Pierce, L (8, 1) ERA: 2.32	IP: 1.0 WLS: L BF: 4 H: 1 R: 0 ER: 0 SO: 1 BB: 0 IBB: 0 HBP: 0 BLK: 0 WP: 0 HR: 0 S: 6 P: 6 ERA: 0.00 WHIP: 1.000															PITCHER				

Chicago White Sox @ Cleveland Indians
Cleveland Municipal Stadium, Cleveland, OH
Sun Sep 06 1953, 3:33 AM EDT
Att: 15,878 - Unknown

AB 32
R 4
H 7
RBI 4
BB 0
SO 5
LOB 8



Batter	1	2	3	4	5	6	7	8	9	AB	R	H	RBI	BB	SO	LOB	TOP			
Chico Carrasquel, R (1.6) OBP: 0.319, SLG: 0.355	0-3 K	0-0 1-3 2B			0-0 5-3		4-0 BB			3	0	1	0	1	1	0	Chicago White Sox @ Detroit Tigers Briggs Stadium, Detroit, MI Mon Sep 07 1953, 4:33 AM EDT Unknown livebaseballscorecards.com			
Nelle Fox, L (1.4) OBP: 0.341, SLG: 0.361	0-0 2B	0-0 1B			0-0 3-1		0-0 F7			4	1	1	0	0	0	4				
Bob Boyd, L (1.7) OBP: 0.365, SLG: 0.422	0-0 1-H 2B		0-0 CS 1B		0-0 F8		0-0 F6			4	0	2	1	0	0	0				
Bob Elliott, R (1.5) OBP: 0.364, SLG: 0.393	4-0 BB		0-3 K		0-3 K		0-0 5-3			3	0	0	0	1	2	1				
Fernis Fain, L (1.3) OBP: 0.410, SLG: 0.356	0-0 F8		0-0 4-3		0-0 1B		0-0 1-6-3			4	0	1	0	0	0	1				
Bud Stewart, L (1.9) OBP: 0.400, SLG: 0.426		4-0 PB 1B		0-0 F9		0-0 4-3		0-0 F6		2	1	0	0	1	0	1				
Virgil Trucks, R (6.1) OBP: 0.190, SLG: 0.228										0	0	0	0	0	0	0				
Connie Johnson, R (8.1) OBP: 0.133, SLG: 0.071										0	0	0	0	0	0	0				
Sam Mele, R (9. FH) OBP: 0.359, SLG: 0.438										1	0	0	0	0	0	0				
Jim Rivera, L (1.8) OBP: 0.327, SLG: 0.415	0-0 4-3		0-3 K		4-0 SH1-4 BB		0-0 F4			3	0	0	0	1	1	1				
Sherm Lollar, R (1.2) OBP: 0.385, SLG: 0.409	0-0 5-3		0-0 F6		0-0 SH1-4		0-0 F7			3	0	0	0	0	0	1				
Bob Keegan, R (1.1) OBP: 0.316, SLG: 0.278	0-0 2B		0-0 F8		0-0 F8		0-0 F7			2	0	1	1	0	0	0				
Tom Wright, L (6.9) OBP: 0.326, SLG: 0.385	0-0 3-H 1B									1	0	0	0	0	0	1				
Inning Stats	R: 1 E: 0 K: 1 S: 6	H: 2 LOB: 1 BB: 1 P: 10	R: 1 E: 0 K: 0 S: 5	H: 2 LOB: 2 BB: 1 P: 9	R: 0 E: 0 K: 1 S: 5	H: 1 LOB: 0 BB: 0 P: 5	R: 0 E: 0 K: 1 S: 5	H: 0 LOB: 0 BB: 0 P: 5	R: 0 E: 0 K: 0 S: 3	H: 1 LOB: 1 BB: 0 P: 6	R: 0 E: 0 K: 0 S: 3	H: 0 LOB: 0 BB: 2 P: 11	R: 0 E: 0 K: 0 S: 3	H: 0 LOB: 0 BB: 0 P: 3	R: 0 E: 0 K: 0 S: 3	H: 0 LOB: 0 BB: 0 P: 3	1B: 4 2B: 3 3B: 0 HR: 0	SF: 0 SAC: 1 DP: 1 HBP: 0	WP: 0 PB: 1 SB: 0 CS: 1	PA: 35
PITCHER Ned Garver, R (1.1) ERA: 4.57	IP: 9.0 WLS: W BF: 35 H: 6 R: 2 ER: 2 SO: 4 BB: 4 IBB: 0 HBP: 0 BLK: 0 WP: 0 HR: 0 S: 39 P: 55 ERA: 2.00 WHIP: 1.111															PITCHER				

Batter	1	2	3	4	5	6	7	8	9	AB	R	H	RBI	BB	SO	LOB	BOTTOM				
Harvey Kuenn, R (1.6) OBP: 0.358, SLG: 0.383	4-0 FC3-6 BB		0-0 BB 1B		0-0 L9		0-0 F9	4-0 1B BB		3	0	1	0	2	0	0	Chicago White Sox @ Detroit Tigers Briggs Stadium, Detroit, MI Mon Sep 07 1953, 4:33 AM EDT Unknown livebaseballscorecards.com				
Fred Hatfield, L (1.4) OBP: 0.388, SLG: 0.328	0-0 FC3-6 FC6-4 1-2		0-0 BB 1B		0-0 1-2 1B		0-0 1B 2B 1B	0-0 1-2 1B		5	2	4	0	0	0	1					
Ray Boone, R (1.5) OBP: 0.387, SLG: 0.505	0-0 FC6-4 1-2		4-0 1-2 2-3 BB		0-0 F8		0-0 2B 1B 1B	0-3 K		4	1	1	0	1	1	4					
Jim Delsing, L (1.8) OBP: 0.381, SLG: 0.430	0-0 5-3		0-0 F8		0-0 2B 1B 1B		0-0 1-3 2-H 1B 2B			4	2	2	1	0	0	4					
Bob Nieman, R (1.7) OBP: 0.362, SLG: 0.467		0-0 F8		4-0 G5-4-3 BB		0-0 1-3 2-H 1B 2B		0-0 F3		2	1	1	1	1	0	0					
Don Lund, R (7.7) OBP: 0.325, SLG: 0.396										1	0	0	0	0	0	2					
Walt Dropo, R (1.3) OBP: 0.282, SLG: 0.366		0-3 K		0-0 F8		0-0 2-H 3-H 1B		0-0 2-H 3-H 1B		4	0	2	4	0	1	1					
Steve Souchock, R (1.9) OBP: 0.327, SLG: 0.485		0-3 K		0-0 G5-4-3 1-2		0-0 F7		0-0 F5		4	0	0	0	0	1	3					
Johnny Bucha, R (1.2) OBP: 0.311, SLG: 0.275			0-0 6-3		0-0 G1-6-3 1B		4-0 G1-6-3 FC6-4 1-2 BB		0-0 5-3	3	0	1	0	1	0	0					
Ned Garver, R (1.1) OBP: 0.214, SLG: 0.200			0-0 F9		0-0 G1-6-3 1-2		0-0 FC6-4 1-2		0-3 K	4	0	0	0	0	1	3					
Inning Stats	R: 0 E: 0 K: 0 S: 3	H: 0 LOB: 1 BB: 1 P: 7	R: 0 E: 0 K: 2 S: 7	H: 0 LOB: 0 BB: 0 P: 7	R: 0 E: 0 K: 0 S: 5	H: 2 LOB: 3 BB: 1 P: 9	R: 0 E: 0 K: 0 S: 2	H: 0 LOB: 0 BB: 1 P: 6	R: 0 E: 0 K: 0 S: 3	H: 1 LOB: 0 BB: 0 P: 3	R: 3 E: 0 K: 0 S: 7	H: 4 LOB: 2 BB: 1 P: 11	R: 3 E: 0 K: 0 S: 7	H: 4 LOB: 1 BB: 0 P: 7	R: 0 E: 0 K: 2 S: 8	H: 1 LOB: 2 BB: 1 P: 12		1B: 10 2B: 2 3B: 0 HR: 0	SF: 0 SAC: 0 DP: 2 HBP: 0	WP: 0 PB: 0 SB: 0 CS: 0	PA: 39
PITCHER Bob Keegan, R (1.1) ERA: 3.6	IP: 5.2 WLS: L BF: 26 H: 7 R: 3 ER: 3 SO: 2 BB: 4 IBB: 0 HBP: 0 BLK: 0 WP: 0 HR: 0 S: 26 P: 42 ERA: 4.76 WHIP: 1.941															PITCHER					
Virgil Trucks, R (6.1) ERA: 2.85	1.1 8 4 3 3 0 0 0 0 0 0 0 8 8 20.25 3.000																				
Connie Johnson, R (8.1) ERA: 3.63	1.0 5 1 0 0 2 1 0 0 0 0 0 8 12 0.00 2.000																				

Batter	1	2	3	4	5	6	7	8	9	AB	R	H	RBI	BB	SO	LOB	TOP			
Chico Carrasquel, R OBP: 0.317, SLG: 0.354 (1, 6)	F6		F7				K			4	0	1	0	0	1	1	Chicago White Sox @ Detroit Tigers Briggs Stadium, Detroit, MI Mon Sep 07 1953, 4:38 AM EDT Att: 28,259 - Unknown			
Fernis Fain, L OBP: 0.411, SLG: 0.358 (1, 3)	F9			6-3	6-3			G6-4-3		4	1	2	0	0	0	1				
Minnie Minoso, R OBP: 0.420, SLG: 0.472 (1, 7)	K			6-3				G6-4-3		4	1	3	0	0	1	0				
Sam Mele, R OBP: 0.357, SLG: 0.435 (1, 9)		5-3		F6		SH2-4		G6-4-3		3	0	0	0	0	0	4				
Red Wilson, R OBP: 0.359, SLG: 0.299 (1, 2)		G5-4-3		6-3		F4		K		3	0	0	0	1	1	4				
Connie Ryan, R OBP: 0.363, SLG: 0.442 (1, 5)		G5-4-3								3	0	1	2	1	1	1				
Nellie Fox, L OBP: 0.339, SLG: 0.358 (1, 4)			F5	F8		FC5		F8		4	0	0	0	0	0	3				
Jim Rivera, L OBP: 0.327, SLG: 0.414 Fred Marsh, R OBP: 0.305, SLG: 0.300 (9, PH)					4-3		K			3	0	1	0	0	1	0				
Mike Fomiele, R OBP: 0.119, SLG: 0.122 Harry Dorish, R OBP: 0.171, SLG: 0.171 (7, 1)			F9		6-3		K			3	0	0	0	0	1	1				
										0	0	0	0	0	0	0				
Inning Stats	R: 0 E: 0 K: 1 S: 5	H: 0 LOB: 0 BB: 0 P: 5	R: 0 E: 0 K: 0 S: 2	H: 0 LOB: 0 BB: 1 P: 6	R: 0 E: 0 K: 0 S: 4	H: 1 LOB: 1 BB: 0 P: 4	R: 2 E: 0 K: 0 S: 6	H: 3 LOB: 1 BB: 0 P: 6	R: 0 E: 0 K: 0 S: 4	H: 1 LOB: 2 BB: 1 P: 4	R: 0 E: 0 K: 3 S: 9	H: 0 LOB: 0 BB: 0 P: 9	R: 0 E: 0 K: 1 S: 6	H: 2 LOB: 1 BB: 0 P: 6	R: 0 E: 0 K: 2 S: 7	H: 0 LOB: 0 BB: 0 P: 7	1B: 8 2B: 0 3B: 0 HR: 0	SF: 0 SAC: 1 DP: 2 HBP: 0	WP: 0 PB: 0 CS: 0	PA: 35
PITCHER Billy Hoelt, L ERA: 4.52 (1, 1)	IP: 9.0 WLS: W BF: 35 H: 8 R: 2 ER: 2 SO: 7 BB: 1 IBB: 1 HBP: 0 BLK: 0 WP: 0 HR: 0 S: 47 P: 55 ERA: 2.00 WHIP: 1.000															PITCHER				

Batter	1	2	3	4	5	6	7	8	9	AB	R	H	RBI	BB	SO	LOB	BOTTOM			
Harvey Kuenn, R OBP: 0.358, SLG: 0.385 (1, 6)	BB		F9	FC6			1B	F8		5	1	2	0	0	0	2	Chicago White Sox @ Detroit Tigers Briggs Stadium, Detroit, MI Mon Sep 07 1953, 4:38 AM EDT Att: 28,259 - Unknown			
Fred Hatfield, L OBP: 0.365, SLG: 0.333 (1, 4)	F8			1B		3-1	K	F9		5	1	1	0	0	1	4				
Ray Boone, R OBP: 0.387, SLG: 0.505 (1, 5)	F7			FC4-6		K				4	1	2	3	0	1	1				
Jim Delsing, L OBP: 0.382, SLG: 0.428 (1, 8)			FC4-6	1B		F6		2B		2	0	0	0	2	0	1				
Steve Souchock, R OBP: 0.330, SLG: 0.471 (1, 9)	FC6-4			1B			K			4	0	2	1	0	1	2				
Walt Dropo, R OBP: 0.284, SLG: 0.367 (1, 3)		E5	F8					F8		4	0	2	0	0	0	4				
Matt Batts, R OBP: 0.325, SLG: 0.415 (1, 2)		5-3				F8		K		4	0	1	0	0	1	4				
Don Lund, R OBP: 0.325, SLG: 0.393 (1, 7)		K		FC4-6		K		SH3-4		3	0	0	0	1	2	3				
Billy Hoelt, L OBP: 0.265, SLG: 0.183 (1, 1)		K				K		SH3-4		3	1	1	0	0	2	2				
										1B: 8 2B: 2 3B: 1 HR: 0	H: 1 LOB: 2 BB: 1 P: 8	H: 1 LOB: 1 BB: 0 P: 8	H: 3 LOB: 2 BB: 0 P: 6	H: 1 LOB: 1 BB: 0 P: 6	H: 0 LOB: 0 BB: 0 P: 5	H: 1 LOB: 2 BB: 1 P: 15		H: 0 LOB: 1 BB: 1 P: 7	SF: 0 SAC: 1 DP: 0 HBP: 0	WP: 0 PB: 0 CS: 0
PITCHER Mike Fomiele, R ERA: 3.5 Harry Dorish, R ERA: 3.21 (7, 1)	IP: 6.1 WLS: L BF: 32 H: 11 R: 4 ER: 4 SO: 7 BB: 1 IBB: 1 HBP: 0 BLK: 0 WP: 0 HR: 0 S: 44 P: 52 ERA: 5.68 WHIP: 1.895															PITCHER				

Batter	1	2	3	4	5	6	7	8	9	AB	R	H	RBI	BB	SO	LOB	TOP					
Chico Carrasquel, R OBP: 0.319, SLG: 0.355 (1, 6)	5-3		5-3					G6-4-3 1B		4	0	2	1	0	0	0	<p>Chicago White Sox @ New York Yankees</p> <p>Yankee Stadium, Bronx, NY</p> <p>Wed Sep 09 1953, 3:33 AM EDT</p> <p>Att: 34,691 - Unknown</p>					
Fernis Fain, L OBP: 0.406, SLG: 0.354 (1, 3)	K			P2	P4			G6-4-3 1-2		4	0	0	0	0	1	2						
Minnie Minoso, R OBP: 0.419, SLG: 0.470 (1, 7) (5, 9)	4-3			S BB					4-3	3	0	0	0	1	1	0						
Sam Mele, R OBP: 0.358, SLG: 0.435 (1, 9) (5, 8)		CS BB		6-3					1B F7 1B	3	1	1	0	1	0	1						
Connie Ryan, R OBP: 0.365, SLG: 0.441 (1, 5)		BB 1-2 BB		P4					1-3 1B	3	0	1	0	1	0	1						
Red Wilson, R OBP: 0.363, SLG: 0.306 (1, 2)		G4-6-3 BB							F7	3	1	1	1	1	0	1						
Nellie Fox, L OBP: 0.337, SLG: 0.356 Bob Elliott, R OBP: 0.363, SLG: 0.392 (9, PH)	G4-6-3			4-3					K	3	0	0	0	0	0	3						
Jim Rivera, L OBP: 0.326, SLG: 0.413 Sherm Lollar, R OBP: 0.386, SLG: 0.409 Bob Boyd, L OBP: 0.362, SLG: 0.419 (5, FR)			K							1	0	0	0	0	1	0						
Billy Pierce, L OBP: 0.173, SLG: 0.118 Harry Dorish, R OBP: 0.171, SLG: 0.171 Neil Berry, R OBP: 0.339, SLG: 0.330 Bob Keegan, R OBP: 0.316, SLG: 0.278 (8, 1)			4-3							0	0	0	0	0	0	0						
Inning Stats	R: 0 E: 0 K: 1 S: 5	H: 0 LOB: 0 BB: 0 P: 5	R: 0 E: 0 K: 0 S: 1	H: 0 LOB: 1 BB: 3 P: 13	R: 0 E: 0 K: 1 S: 5	H: 0 LOB: 0 BB: 0 P: 5	R: 0 E: 0 K: 0 S: 3	H: 0 LOB: 1 BB: 1 P: 7	R: 2 E: 0 K: 1 S: 7	H: 2 LOB: 1 BB: 1 P: 11	R: 0 E: 0 K: 1 S: 5	H: 0 LOB: 0 BB: 0 P: 5	R: 0 E: 0 K: 1 S: 5	H: 0 LOB: 0 BB: 0 P: 5	R: 0 E: 0 K: 1 S: 5	H: 1 LOB: 0 BB: 0 P: 5		R: 1 E: 0 K: 1 S: 7	H: 2 LOB: 1 BB: 0 P: 7	1B: 4 2B: 1 3B: 0 HR: 0	SF: 0 SAC: 0 DP: 2 HBP: 0	WP: 0 PB: 0 SB: 1 CS: 1
PITCHER Whitey Ford, L ERA: 2.61 (1, 1)	IP: 9.0 WLS: W BF: 34 H: 5 R: 3 ER: 1 SO: 7 BB: 5 IBB: 0 HBP: 0 BLK: 0 WP: 0 HR: 0 S: 43 P: 63 ERA: 1.00 WHIP: 1.111															PITCHER	IP: 9.0 WLS: W BF: 34 H: 5 R: 3 ER: 1 SO: 7 BB: 5 IBB: 0 HBP: 0 BLK: 0 WP: 0 HR: 0 S: 43 P: 63 ERA: 1.00 WHIP: 1.111					

Batter	1	2	3	4	5	6	7	8	9	AB	R	H	RBI	BB	SO	LOB	BOTTOM					
Gil McDougald, R OBP: 0.375, SLG: 0.438 (1, 5)	6-3		FC6-4 E BB 1-2					FC5-4 1B		4	2	1	1	1	0	2	<p>Chicago White Sox @ New York Yankees</p> <p>Yankee Stadium, Bronx, NY</p> <p>Wed Sep 09 1953, 3:33 AM EDT</p> <p>Att: 34,691 - Unknown</p>					
Joe Collins, L OBP: 0.371, SLG: 0.438 (1, 3)	F7									3	1	2	0	2	0	0						
Hank Bauer, R OBP: 0.394, SLG: 0.461 (1, 9)	K		E5							5	1	1	3	0	2	5						
Yogi Berra, L OBP: 0.367, SLG: 0.528 (1, 2)		FC4-6 BB	G3							4	2	2	2	1	0	4						
Mickey Mantle, S OBP: 0.392, SLG: 0.507 (1, 8)	L7									4	1	1	2	1	0	2						
Gene Woodling, L OBP: 0.426, SLG: 0.448 (1, 7)	FC4-6 1-2									4	0	1	1	1	0	1						
Billy Martin, R OBP: 0.308, SLG: 0.383 (1, 4)	F7									5	0	1	0	0	0	5						
Phil Rizzuto, R OBP: 0.391, SLG: 0.355 (1, 6)			FC6-4 BB							3	1	1	0	2	0	1						
Whitey Ford, L OBP: 0.364, SLG: 0.319 (1, 1)			P6							4	1	1	0	1	1	4						
Inning Stats	R: 0 E: 0 K: 1 S: 5	H: 0 LOB: 0 BB: 0 P: 5	R: 0 E: 0 K: 0 S: 3	H: 0 LOB: 1 BB: 1 P: 7	R: 0 E: 1 K: 0 S: 4	H: 0 LOB: 3 BB: 2 P: 12	R: 0 E: 0 K: 0 S: 3	H: 0 LOB: 0 BB: 0 P: 3	R: 7 E: 0 K: 1 S: 12	H: 7 LOB: 1 BB: 1 P: 16	R: 1 E: 1 K: 0 S: 4	H: 1 LOB: 3 BB: 3 P: 16	R: 0 E: 0 K: 1 S: 6	H: 1 LOB: 2 BB: 1 P: 10	R: 1 E: 0 K: 0 S: 5	H: 2 LOB: 2 BB: 1 P: 9		R: 1 E: 0 K: 0 S: 5	H: 2 LOB: 2 BB: 1 P: 9	1B: 9 2B: 1 3B: 0 HR: 1	SF: 0 SAC: 0 DP: 0 HBP: 0	WP: 0 PB: 1 SB: 1 CS: 0
PITCHER Billy Pierce, L ERA: 2.54 Harry Dorish, R ERA: 3.2 Bob Keegan, R ERA: 3.55	IP: 4.0 WLS: L BF: 23 H: 6 R: 7 ER: 7 SO: 1 BB: 4 IBB: 0 HBP: 0 BLK: 0 WP: 0 HR: 1 S: 21 P: 37 ERA: 15.75 WHIP: 2.500															PITCHER	IP: 4.0 WLS: L BF: 23 H: 6 R: 7 ER: 7 SO: 1 BB: 4 IBB: 0 HBP: 0 BLK: 0 WP: 0 HR: 1 S: 21 P: 37 ERA: 15.75 WHIP: 2.500					

Batter	1	2	3	4	5	6	7	8	9	AB	R	H	RBI	BB	SO	LOB	TOP			
Chico Carrasquel, R (1.6) OBP: 0.322, SLG: 0.358	0-3 K			FC5-4 1B		G3-6-3 1B			FC5-4 1B	4	0	3	0	0	1	0	Chicago White Sox @ New York Yankees Yankee Stadium, Bronx, NY Thu Sep 10 1953, 3:33 AM EDT Att: 14,656 - Unknown			
Fernis Fain, L (1.3) OBP: 0.407, SLG: 0.353	0-0 6-3			FC1-5 1B		G3-6-3 1-2			P5	4	0	1	0	0	2					
Minnie Minoso, R (1.7) OBP: 0.416, SLG: 0.466	0-0 6-3			FC1-5 FC5-4 1-2					F8	4	0	0	0	0	3					
Sam Mele, R (1.9) OBP: 0.355, SLG: 0.431		0-0 F8		FC5-4 S 1-2 2-3					FC5-4	4	0	0	0	0	3					
Connie Ryan, R (1.5) OBP: 0.361, SLG: 0.436		0-0 P5		K 1-2					FC5-4	3	0	0	0	1	3					
Sherm Lollar, R (1.2) OBP: 0.386, SLG: 0.407		0-0 P6			4-0 BB				F7	2	0	0	0	1	1					
Neil Berry, R (1.4) OBP: 0.330, SLG: 0.320			0-0 F7		G6-3 1-2				F8	3	0	0	0	0	1					
Jim Rivera, L (1.8) OBP: 0.325, SLG: 0.411			0-0 P5		F5				G3	3	0	0	0	0	0					
Sandy Consuegra, R (1.1) OBP: 0.088, SLG: 0.061			0-0 L1						F8	3	0	0	0	0	0					
Inning Stats	R: 0 E: 0 K: 1 S: 5	H: 0 LOB: 0 BB: 0 P: 5	R: 0 E: 0 K: 0 S: 3	H: 0 LOB: 0 BB: 0 P: 3	R: 0 E: 0 K: 0 S: 3	H: 2 LOB: 2 BB: 0 P: 7	R: 0 E: 0 K: 0 S: 2	H: 0 LOB: 0 BB: 1 P: 6	R: 0 E: 0 K: 0 S: 3	H: 1 LOB: 0 BB: 0 P: 3	R: 0 E: 1 K: 0 S: 4	H: 0 LOB: 1 BB: 0 P: 4	R: 0 E: 0 K: 0 S: 3	H: 0 LOB: 0 BB: 0 P: 3	R: 0 E: 0 K: 0 S: 4	H: 1 LOB: 1 BB: 0 P: 4	1B: 4 2B: 0 3B: 0 HR: 0	SF: 0 SAC: 0 DP: 2 HBP: 0	WP: 0 PB: 0 SB: 1 CS: 0	PA: 31
PITCHER Ed Lopat, L (1.1) ERA: 2.52	IP: 9.0 WLS: W BF: 31 H: 4 R: 0 ER: 0 SO: 2 BB: 1 IBB: 0 HBP: 0 BLK: 0 WP: 0 HR: 0 S: 34 P: 38 ERA: 0.00 WHIP: 0.556																			

Batter	1	2	3	4	5	6	7	8	9	AB	R	H	RBI	BB	SO	LOB	BOTTOM			
Gil McDougald, R (1.5) OBP: 0.372, SLG: 0.434	0-0 6-3		0-0 FC6-5-4-5 2-3			E6 FC6-4			6-3	4	0	0	0	0	1	Chicago White Sox @ New York Yankees Yankee Stadium, Bronx, NY Thu Sep 10 1953, 3:33 AM EDT Att: 14,656 - Unknown				
Joe Collins, L (1.3) OBP: 0.370, SLG: 0.436	0-0 4-3		0-0 1-3			FC6-4 1-2			1B	4	0	1	0	0	2					
Hank Bauer, R (1.9) OBP: 0.395, SLG: 0.460	0-0 P4			BB 1B		FC6-4 1B 1-2			BB	3	0	1	0	1	1					
Yogi Berra, L (1.2) OBP: 0.366, SLG: 0.526		0-0 4-3		F7		1-2 1B			4-3	4	0	1	0	0	2					
Mickey Mantle, S (1.8) OBP: 0.391, SLG: 0.505		0-0 1-3		G4-6-3 BB		K				2	0	0	0	1	2					
Gene Woodling, L (1.7) OBP: 0.428, SLG: 0.461		0-0 HR		G4-6-3 1-2		6-3 2B				3	1	2	1	0	2					
Billy Martin, R (1.4) OBP: 0.307, SLG: 0.381		0-0 F9			6-3				6-3	3	0	0	0	0	1					
Phil Rizzuto, R (1.6) OBP: 0.391, SLG: 0.355			0-0 FC6-5-4 SH2-3 1B		F8				6-3	3	0	1	0	0	1					
Ed Lopat, L (1.1) OBP: 0.246, SLG: 0.233			0-0 SH2-3 1-2		4-3				6-3	2	0	0	0	0	1					
Inning Stats	R: 0 E: 0 K: 0 S: 3	H: 0 LOB: 0 BB: 0 P: 3	R: 1 E: 0 K: 0 S: 4	H: 1 LOB: 0 BB: 0 P: 4	R: 0 E: 0 K: 0 S: 3	H: 1 LOB: 1 BB: 1 P: 7	R: 0 E: 0 K: 0 S: 3	H: 0 LOB: 0 BB: 0 P: 3	R: 0 E: 1 K: 1 S: 7	H: 1 LOB: 2 BB: 0 P: 7	R: 0 E: 0 K: 0 S: 4	H: 1 LOB: 1 BB: 0 P: 4	R: 0 E: 0 K: 0 S: 3	H: 1 LOB: 1 BB: 1 P: 7	R: 0 E: 0 K: 0 S: 4	H: 1 LOB: 1 BB: 1 P: 7	1B: 4 2B: 1 3B: 0 HR: 1	SF: 0 SAC: 1 DP: 1 HBP: 0	WP: 0 PB: 0 SB: 0 CS: 0	PA: 31
PITCHER Sandy Consuegra, R (1.1) ERA: 2.83	IP: 8.0 WLS: L BF: 31 H: 6 R: 1 ER: 1 SO: 1 BB: 2 IBB: 0 HBP: 0 BLK: 0 WP: 0 HR: 1 S: 31 P: 39 ERA: 1.12 WHIP: 1.000																			

Batter	1	2	3	4	5	6	7	8	9	AB	R	H	RBI	BB	SO	LOB	TOP					
Chico Carrasquel, R OBP: 0.324, SLG: 0.360 (1, 6)	4-0 2B PB BB	0-0 1B		0-0 4-3		0-0 E8 1B		0-0 6-3 2		4	1	2	1	1	0	0	Chicago White Sox @ Philadelphia Athletics Connie Mack Stadium, Philadelphia, PA Fri Sep 11 1953, 3:33 AM EDT Att: 3,597 - Unknown					
Fernis Fain, L OBP: 0.407, SLG: 0.354 (1, 3)	0-0 PB 1B 2B	0-0 4-3 3			4-0 F7 BB BB	0-0 F9 1		0-0 L7 3		4	1	1	0	1	0	3						
Minnie Minoso, R OBP: 0.416, SLG: 0.464 (1, 7)	0-0 CS 1B 2-H 3-H		0-0 5-3 1		4-0 1-2 BB BB	0-0 F8 2		0-3 K 1		4	0	1	1	1	1	2						
Sam Mele, R OBP: 0.356, SLG: 0.433 (1, 9)	0-0 F8 1-2 2		0-0 WP 2B		0-0 F7 1-2 2-3 2	0-0 P4 3		0-0 HBP BB F9 1B		5	1	2	0	0	0	5						
Connie Ryan, R OBP: 0.359, SLG: 0.430 (1, 5)	0-0 P6 3		0-0 L7 2		0-3 K 3		0-0 P4 1		4-0 F9 HBP S BB	4	1	0	0	1	1	2						
Sherm Lollar, R OBP: 0.392, SLG: 0.409 (1, 2)		0-3 K 1	1-0 HBP			0-0 1B 1B 1B		0-0 1B 1B 1B		3	1	2	0	0	1	0						
Neil Berry, R OBP: 0.333, SLG: 0.324 (6, PH)	0-0 HR 1B		0-0 F9 3			0-0 1B 1B 1B		0-0 F7 2		2	1	1	0	0	0	2						
Bud Stewart, L OBP: 0.409, SLG: 0.436 (6, PH)								0-0 F9 2		1	1	1	0	0	0	2						
Nellie Fox, L OBP: 0.336, SLG: 0.355 (6, 4)								0-0 F9 2-3 3-H		2	0	0	1	0	0	3						
Jim Rivera, L OBP: 0.325, SLG: 0.410 (1, 8)	0-0 F8 2			4-0 K2-3 BB		0-0 1B 1B 1B		0-0 3-1 3		4	1	1	0	1	1	3						
Virgil Trucks, R OBP: 0.205, SLG: 0.277 (1, 1)	0-0 HR 1-H		0-3 K2-3 1-2			0-0 1B 1B 1B		0-0 4-3 1		4	1	2	3	0	1	1						
Inning Stats	R: 2 E: 0 K: 0 S: 4	H: 2 LOB: 0 BB: 1 P: 8	R: 2 E: 0 K: 1 S: 8	H: 3 LOB: 1 BB: 0 P: 8	R: 0 E: 0 K: 1 S: 4	H: 1 LOB: 2 BB: 1 P: 5	R: 0 E: 0 K: 1 S: 4	H: 0 LOB: 0 BB: 1 P: 8	R: 0 E: 0 K: 1 S: 4	H: 0 LOB: 1 BB: 2 P: 12	R: 0 E: 0 K: 0 S: 8	H: 5 LOB: 2 BB: 0 P: 8	R: 0 E: 0 K: 0 S: 3	H: 1 LOB: 1 BB: 0 P: 4	R: 0 E: 0 K: 0 S: 3	H: 0 LOB: 0 BB: 0 P: 3	R: 2 E: 0 K: 2 S: 8	H: 1 LOB: 1 BB: 1 P: 13	1B: 10 2B: 2 3B: 0 HR: 1	SF: 0 SAC: 0 DP: 0 HBP: 2	WP: 1 PB: 1 SB: 2 CS: 1	PA: 44
PITCHER	IP WLS BF H R ER SO BB IBB HBP BLK WP HR S P ERA WHIP	IP WLS BF H R ER SO BB IBB HBP BLK WP HR S P ERA WHIP	IP WLS BF H R ER SO BB IBB HBP BLK WP HR S P ERA WHIP	IP WLS BF H R ER SO BB IBB HBP BLK WP HR S P ERA WHIP	IP WLS BF H R ER SO BB IBB HBP BLK WP HR S P ERA WHIP	IP WLS BF H R ER SO BB IBB HBP BLK WP HR S P ERA WHIP	IP WLS BF H R ER SO BB IBB HBP BLK WP HR S P ERA WHIP	IP WLS BF H R ER SO BB IBB HBP BLK WP HR S P ERA WHIP	IP WLS BF H R ER SO BB IBB HBP BLK WP HR S P ERA WHIP	IP WLS BF H R ER SO BB IBB HBP BLK WP HR S P ERA WHIP	IP WLS BF H R ER SO BB IBB HBP BLK WP HR S P ERA WHIP	IP WLS BF H R ER SO BB IBB HBP BLK WP HR S P ERA WHIP	IP WLS BF H R ER SO BB IBB HBP BLK WP HR S P ERA WHIP	IP WLS BF H R ER SO BB IBB HBP BLK WP HR S P ERA WHIP	IP WLS BF H R ER SO BB IBB HBP BLK WP HR S P ERA WHIP	IP WLS BF H R ER SO BB IBB HBP BLK WP HR S P ERA WHIP	IP WLS BF H R ER SO BB IBB HBP BLK WP HR S P ERA WHIP					
Morrie Martin, L ERA: 4.77 (1, 1)	3.0 L	16 6	4 4	4 4	1 1	1 0	0 0	1 0	0 0	1 1	16 21	12.00 2.333										
Charlie Bishop, R ERA: 5.55 (4, 1)	3.0 15	5 3	3 3	2 2	3 3	0 0	0 0	0 0	0 0	0 0	16 28	9.00 2.667										
Frank Fanovich, L ERA: 5.73 (7, 1)	2.0 7	1 0	0 0	2 2	0 0	0 0	0 0	0 0	0 0	7 7	0.00 0.500											
Walt Kellner, R ERA: 6.0 (9, 1)	1.0 6	1 2	2 2	2 2	1 1	0 0	1 0	0 0	0 0	8 13	18.00 2.000											

Batter	1	2	3	4	5	6	7	8	9	AB	R	H	RBI	BB	SO	LOB	BOTTOM			
Loren Babe, L OBP: 0.296, SLG: 0.309 (1, 5)	0-0 F2 1		0-0 F3 1		0-0 1B 2B		0-0 F9 1	0-0 1-H 2B		5	1	2	1	0	0	0	Chicago White Sox @ Philadelphia Athletics Connie Mack Stadium, Philadelphia, PA Fri Sep 11 1953, 3:33 AM EDT Att: 3,597 - Unknown			
Dave Philley, S OBP: 0.383, SLG: 0.430 (1, 9)	0-0 BB 1B		0-0 3-1 2		0-0 P5 1		0-0 BB S 1B	0-0 F8 3		5	0	2	0	0	0	2				
Eddie Robinson, L OBP: 0.324, SLG: 0.416 (1, 3)	0-0 P6 2		0-0 1B 3		0-0 2-H 1B 2-3 3		0-0 F2 1-2 2	0-0 G4-6-3 2B		5	0	3	1	0	0	2				
Eimer Valo, L OBP: 0.351, SLG: 0.183 (1, 7)	4-0 1-2 BB		0-0 G3 3		0-0 8-3 1-2 2-3 3		4-0 BB BB	4-0 G4-6-3 BB		2	0	0	0	3	0	2				
Carmen Mauro, L OBP: 0.289, SLG: 0.301 (1, 8)	0-0 P6 3			0-0 4-3 1		0-0 1B L8 1B	4-0 1-2 2-3 BB	0-0 G4-6-3 1-2 2-3 2		4	1	1	0	1	0	4				
Tommy Giordano, R OBP: 0.400, SLG: 1.000 (1, 4)		0-3 K 1		0-0 HR 2		0-0 1B 1-3 1B		0-0 L7 3		5	1	2	1	0	1	4				
Joe Demaestri, R OBP: 0.285, SLG: 0.330 (6, PH)	0-0 F7 2		0-0 G3 2		0-0 F2 1		0-3 K 1		3	0	0	0	0	0	0	2				
Ed McGhee, R OBP: 0.322, SLG: 0.318 (9, 6)									1	0	0	0	0	1	0					
Spider Wilhelm, R OBP: 1.000, SLG: 1.000 (9, 6)									0	0	0	0	0	0	0	0				
Joe Astroth, R OBP: 0.366, SLG: 0.398 (2, PH)	0-0 1B 3								0	0	0	0	0	0	0	0				
Ray Murrays, R OBP: 0.342, SLG: 0.427 (3, 2)									4	0	2	1	0	0	1					
Morrie Martin, L OBP: 0.195, SLG: 0.105 (4, 1)									1	0	0	0	0	0	0	1				
Tom Hamilton, L OBP: 0.109, SLG: 0.113 (6, PH)									1	0	0	0	0	0	0	1				
Frank Fanovich, L OBP: 0.142, SLG: 0.222 (7, 1)									0	0	0	0	0	0	0	0				
Cass Michaels, R OBP: 0.142, SLG: 0.142 (8, PH)									1	1	1	0	0	0	0	0				
Walt Kellner, R OBP: 0.372, SLG: 0.372 (9, 1)									0	0	0	0	0	0	0	0				
Inning Stats	R: 0 E: 0 K: 0 S: 4	H: 1 LOB: 2 BB: 1 P: 8	R: 0 E: 0 K: 1 S: 6	H: 1 LOB: 1 BB: 0 P: 6	R: 0 E: 0 K: 0 S: 4	H: 1 LOB: 1 BB: 0 P: 4	R: 1 E: 0 K: 0 S: 5	H: 2 LOB: 0 BB: 0 P: 5	R: 1 E: 0 K: 0 S: 5	H: 2 LOB: 1 BB: 0 P: 5	R: 0 E: 0 K: 0 S: 4	H: 1 LOB: 3 BB: 2 P: 12	R: 1 E: 0 K: 1 S: 7	H: 2 LOB: 1 BB: 0 P: 7	R: 0 E: 0 K: 0 S: 3	H: 1 LOB: 1 BB: 1 P: 7	1B: 9 2B: 4 3B: 0 HR: 1	SF: 0 SAC: 0 DP: 2 HBP: 0	WP: 0 PB: 0 SB: 1 CS: 0	PA: 42
PITCHER	IP WLS BF H R ER SO BB IBB HBP BLK WP HR S P ERA WHIP	IP WLS BF H R ER SO BB IBB HBP BLK WP HR S P ERA WHIP	IP WLS BF H R ER SO BB IBB HBP BLK WP HR S P ERA WHIP	IP WLS BF H R ER SO BB IBB HBP BLK WP HR S P ERA WHIP	IP WLS BF H R ER SO BB IBB HBP BLK WP HR S P ERA WHIP	IP WLS BF H R ER SO BB IBB HBP BLK WP HR S P ERA WHIP	IP WLS BF H R ER SO BB IBB HBP BLK WP HR S P ERA WHIP	IP WLS BF H R ER SO BB IBB HBP BLK WP HR S P ERA WHIP	IP WLS BF H R ER SO BB IBB HBP BLK WP HR S P ERA WHIP	IP WLS BF H R ER SO BB IBB HBP BLK WP HR S P ERA WHIP	IP WLS BF H R ER SO BB IBB HBP BLK WP HR S P ERA WHIP	IP WLS BF H R ER SO BB IBB HBP BLK WP HR S P ERA WHIP	IP WLS BF H R ER SO BB IBB HBP BLK WP HR S P ERA WHIP	IP WLS BF H R ER SO BB IBB HBP BLK WP HR S P ERA WHIP	IP WLS BF H R ER SO BB IBB HBP BLK WP HR S P ERA WHIP	IP WLS BF H R ER SO BB IBB HBP BLK WP HR S P ERA WHIP				
Virgil Trucks, R ERA: 2.89 (1, 1)	9.0 W	42 13	4 4	4 4	2 2	4 4	0 0	0 0	0 0	0 0	1 42	4.00 1.889								

Batter	1	2	3	4	5	6	7	8	9	AB	R	H	RBI	BB	SO	LOB	TOP			
Chico Carrasquel, R OBP: 0.329, SLG: 0.359 (1, 6)											5	1	2	0	1	1	3	Chicago White Sox @ Boston Red Sox Fenway Park, Boston, MA Mon Sep 14 1953, 3:33 AM EDT Att: 5,239 - Unknown		
Fernis Fain, L OBP: 0.412, SLG: 0.358 (1, 3)										4	3	2	1	0	0	3				
Minnie Minoso, R OBP: 0.416, SLG: 0.465 (1, 9) (3, 7)										5	0	2	1	0	1	2				
Sam Mele, R OBP: 0.358, SLG: 0.434 (1, 8) (3, 9)										3	1	0	1	1	0	3				
Sherm Lollar, R OBP: 0.391, SLG: 0.415 (1, 2)										5	1	3	3	0	1	1				
Connie Ryan, R OBP: 0.381, SLG: 0.422 (1, 5)										4	1	0	0	1	1	4				
Bob Elliott, R OBP: 0.365, SLG: 0.391 (1, 7)										1	0	0	0	0	0	0	AB 38 R 10 H 12 RBI 10 BB 3 SO 6 LOB 20			
Jim Rivera, L OBP: 0.327, SLG: 0.409 (3, 8)										3	1	1	1	0	0	0				
Nellie Fox, L OBP: 0.340, SLG: 0.357 (1, 4)										5	1	2	2	0	0	1				
Connie Johnson, R OBP: 0.111, SLG: 0.059 (1, 1)										3	1	0	1	0	2	3				
Mike Fomiele, R OBP: 0.119, SLG: 0.122 (8, 1)										0	0	0	0	0	0	0				
Inning Stats	R: 0 E: 0 K: 0 S: 3	H: 1 LOB: 0 BB: 0 P: 3	R: 0 E: 0 K: 1 S: 5	H: 0 LOB: 0 BB: 0 P: 5	R: 0 E: 0 K: 1 S: 6	H: 1 LOB: 1 BB: 0 P: 6	R: 1 E: 1 K: 0 S: 4	H: 1 LOB: 1 BB: 0 P: 5	R: 0 E: 0 K: 1 S: 5	H: 0 LOB: 1 BB: 0 P: 6	R: 1 E: 0 K: 1 S: 7	H: 2 LOB: 1 BB: 0 P: 7	R: 0 E: 1 K: 1 S: 6	H: 0 LOB: 1 BB: 0 P: 6	R: 0 E: 1 K: 1 S: 6	H: 0 LOB: 1 BB: 0 P: 6	1B: 10 2B: 3 3B: 0 HR: 0	SF: 0 SAC: 3 DP: 1 HBP: 2	WP: 0 PB: 0 SB: 0 CS: 0	PA: 46
PITCHER	IP WLS BF H R ER SO BB IBB HBP BLK WP HR S P ERA WHIP	IP WLS BF H R ER SO BB IBB HBP BLK WP HR S P ERA WHIP																	IP WLS BF H R ER SO BB IBB HBP BLK WP HR S P ERA WHIP	
Bill Henry, L ERA: 3.48 (1, 1)	5.1 L 28 7 8 5 3																	5.1 L 28 7 8 5 3		
Ike Delock, R ERA: 4.57 (6, 1)	0.2 5 3 1 0 0																	0.2 5 3 1 0 0		
Ben Flowers, R ERA: 3.92 (7, 1)	2.0 9 2 1 1 2																	2.0 9 2 1 1 2		
Frank Sullivan, R ERA: 4.57 (9, 1)	1.0 4 0 0 0 1																	1.0 4 0 0 0 1		

Batter	1	2	3	4	5	6	7	8	9	AB	R	H	RBI	BB	SO	LOB	BOTTOM			
Billy Goodman, L OBP: 0.387, SLG: 0.407 (1, 4)										4	0	2	1	1	0	2	Chicago White Sox @ Boston Red Sox Fenway Park, Boston, MA Mon Sep 14 1953, 3:33 AM EDT Att: 5,239 - Unknown			
Jim Piersall, R OBP: 0.332, SLG: 0.358 (1, 9)										4	1	0	0	0	0	4				
Karl Olson, R OBP: 0.156, SLG: 0.250 (1, 7)										5	0	1	0	0	0	3				
George Kell, R OBP: 0.385, SLG: 0.489 (1, 5)										4	0	2	0	1	0	1				
Dick Gernert, R OBP: 0.377, SLG: 0.422 (1, 3)										4	0	1	0	1	1	3				
Sammy White, R OBP: 0.317, SLG: 0.439 (1, 2)										4	2	1	0	0	0	3		AB 35 R 6 H 11 RBI 5 BB 6 SO 4 LOB 23		
Del Wilber, R OBP: 0.274, SLG: 0.472 (9, 2)										1	0	0	0	1	0					
Tom Umphlett, R OBP: 0.336, SLG: 0.382 (1, 8)										2	1	1	1	2	0	0				
Milt Bolling, R OBP: 0.331, SLG: 0.364 (1, 6)										3	1	2	0	1	1	3				
Bill Henry, L OBP: 0.172, SLG: 0.276 (5, 1)										2	0	0	0	0	1	3				
Ike Delock, R OBP: 0.200, SLG: 0.111 (6, 10)										0	0	0	0	0	0	0				
Al Zepher, R OBP: 0.333, SLG: 0.294 (7, 1)										0	0	0	0	0	0	0				
Ben Flowers, R OBP: 0.182, SLG: 0.263 (8, 10)										0	0	0	0	0	0	0				
Ted Williams, L OBP: 0.402, SLG: 0.693 (9, 1)										0	1	1	3	0	0	0				
Frank Sullivan, R OBP: 0.220, SLG: 0.220 (9, 1)										0	0	0	0	0	0	0				
Inning Stats	R: 0 E: 0 K: 1 S: 5	H: 1 LOB: 2 BB: 1 P: 10	R: 1 E: 1 K: 1 S: 6	H: 0 LOB: 2 BB: 2 P: 14	R: 0 E: 0 K: 1 S: 6	H: 1 LOB: 3 BB: 2 P: 14	R: 0 E: 0 K: 0 S: 3	H: 0 LOB: 0 BB: 0 P: 3	R: 0 E: 0 K: 0 S: 3	H: 2 LOB: 1 BB: 0 P: 4	R: 1 E: 1 K: 0 S: 5	H: 2 LOB: 1 BB: 0 P: 5	R: 4 E: 0 K: 0 S: 6	H: 4 LOB: 0 BB: 1 P: 10	R: 0 E: 0 K: 1 S: 5	H: 0 LOB: 0 BB: 0 P: 5	1B: 5 2B: 5 3B: 0 HR: 1	SF: 0 SAC: 0 DP: 4 HBP: 1	WP: 0 PB: 0 SB: 0 CS: 0	PA: 42
PITCHER	IP WLS BF H R ER SO BB IBB HBP BLK WP HR S P ERA WHIP	IP WLS BF H R ER SO BB IBB HBP BLK WP HR S P ERA WHIP																	IP WLS BF H R ER SO BB IBB HBP BLK WP HR S P ERA WHIP	
Connie Johnson, R ERA: 3.66 (1, 1)	7.0 W 35 10 5 3 3																	7.0 W 35 10 5 3 3		
Mike Fomiele, R ERA: 3.92 (8, 1)	2.0 S 7 1 1 1 1																	2.0 S 7 1 1 1 1		

Batter	1	2	3	4	5	6	7	8	9	AB	R	H	RBI	BB	SO	LOB	TOP					
Chico Carrasquel, R (1,6) OBP: 0.329, SLG: 0.360	F8	F6			1-5-3 1B		F5		1-3 1B	5	2	2	0	0	0	1	Chicago White Sox @ Boston Red Sox Fenway Park, Boston, MA Tue Sep 15 1953, 3:33 AM EDT Att: 4,556 - Unknown livebaseballscorecards.com					
Fernis Fain, L (1,3) OBP: 0.406, SLG: 0.354	F6		G3		1-5-3 1-2		1-3		F5 1-2	5	0	0	0	0	0	2						
Minnie Minoso, R (1,7) OBP: 0.417, SLG: 0.465			F8		2B 1B		K		3H 2H 1B	4	1	2	2	1	1	0						
Sam Mele, R (1,9) OBP: 0.358, SLG: 0.434	5-3		F5		1H 2B				5-3 S	5	0	1	1	0	0	2						
Sherm Lollar, R (1,2) OBP: 0.392, SLG: 0.414					F7				F2	3	0	1	0	1	0	1						
Bob Elliott, R (1,5) OBP: 0.384, SLG: 0.391										3	1	1	0	0	0	2						
Bob Boyd, L (6, PR) OBP: 0.357, SLG: 0.418		FC4-6 1B								0	0	0	0	0	0	0						
Rocky Krsnich, R (6,5) OBP: 0.271, SLG: 0.287		FC4-6 G3 2B								1	0	1	0	0	0	0						
Jim Rivera, L (1,8) OBP: 0.325, SLG: 0.407		G3			K		SH2-3 1B		F9	3	0	0	0	0	1	3						
Nellie Fox, L (1,4) OBP: 0.341, SLG: 0.360					FC5-4 1-2				4-3	4	1	2	1	0	0	1						
Bob Keegan, R (1,1) OBP: 0.348, SLG: 0.318							5-3		G4-6-3 1B	4	1	2	1	0	0	2						
									1B PB E 1B													
Inning Stats	R: 0 E: 0 K: 0 S: 3	H: 0 LOB: 1 BB: 1 P: 7	R: 2 E: 0 K: 0 S: 6	H: 3 LOB: 1 BB: 0 P: 6	R: 0 E: 0 K: 0 S: 3	H: 0 LOB: 0 BB: 0 P: 3	R: 0 E: 0 K: 1 S: 5	H: 1 LOB: 1 BB: 1 P: 9	R: 2 E: 0 K: 0 S: 6	H: 3 LOB: 1 BB: 0 P: 6	R: 0 E: 0 K: 0 S: 4	H: 2 LOB: 2 BB: 0 P: 4	R: 0 E: 0 K: 1 S: 5	H: 0 LOB: 0 BB: 0 P: 5	R: 0 E: 0 K: 0 S: 4	H: 1 LOB: 1 BB: 0 P: 4	R: 2 E: 0 K: 0 S: 5	H: 3 LOB: 3 BB: 0 P: 5	1B: 9 2B: 3 3B: 0 HR: 0	SF: 0 SAC: 1 DP: 1 HBP: 0	WP: 0 PB: 1 SB: 2 CS: 0	PA: 40
PITCHER Mickey McDermott, L (1,1) ERA: 3.02	IP: 9.0 WLS: L BF: 40	H: 12 R: 6 ER: 6 SO: 2	BB: 2 IBB: 0 HBP: 0 BLK: 0	WP: 0 HR: 0 S: 41 P: 49	ERA: 6.00 WHIP: 1.556	PITCHER																

Batter	1	2	3	4	5	6	7	8	9	AB	R	H	RBI	BB	SO	LOB	BOTTOM			
Billy Goodman, L (1,4) OBP: 0.384, SLG: 0.404	6-3		F8			F8			6-3	4	0	0	0	0	0	0	Chicago White Sox @ Boston Red Sox Fenway Park, Boston, MA Tue Sep 15 1953, 3:33 AM EDT Att: 4,556 - Unknown livebaseballscorecards.com			
Jim Piersall, R (1,9) OBP: 0.332, SLG: 0.357					F8 1B				F4	4	0	1	0	0	0	0				
Ted Williams, L (1,7) OBP: 0.505, SLG: 0.920									F7	3	0	2	0	0	0	0				
George Kell, R (1,5) OBP: 0.382, SLG: 0.485					F9 1-2				5-3	3	0	0	0	0	0	3				
Dick Gernert, R (1,3) OBP: 0.377, SLG: 0.420									F8	2	0	0	0	1	0	1				
Sammy White, R (1,2) OBP: 0.315, SLG: 0.436									6-3	3	0	0	0	0	0	1				
Tom Umphlett, R (1,8) OBP: 0.334, SLG: 0.380									6-3	3	0	0	0	0	0	0				
Milt Bolling, R (1,6) OBP: 0.328, SLG: 0.360									F4	3	0	0	0	0	0	0				
Mickey McDermott, L (1,1) OBP: 0.311, SLG: 0.427									6-3	2	0	0	0	0	0	0				
Floyd Baker, L (8, PH) OBP: 0.362, SLG: 0.312									4-3	1	0	0	0	0	0	0				
									F7											
Inning Stats	R: 0 E: 0 K: 0 S: 4	H: 2 LOB: 1 BB: 0 P: 4	R: 0 E: 0 K: 0 S: 2	H: 0 LOB: 0 BB: 1 P: 6	R: 0 E: 0 K: 0 S: 3	H: 0 LOB: 0 BB: 0 P: 3	R: 0 E: 0 K: 0 S: 4	H: 1 LOB: 1 BB: 0 P: 4	R: 0 E: 0 K: 0 S: 3	H: 0 LOB: 0 BB: 0 P: 3	R: 0 E: 0 K: 0 S: 3	H: 0 LOB: 0 BB: 0 P: 3	R: 0 E: 0 K: 0 S: 3	H: 0 LOB: 0 BB: 0 P: 3	R: 0 E: 0 K: 0 S: 3	H: 0 LOB: 0 BB: 0 P: 3	1B: 3 2B: 0 3B: 0 HR: 0	SF: 0 SAC: 0 DP: 2 HBP: 0	WP: 0 PB: 0 SB: 0 CS: 0	PA: 29
PITCHER Bob Keegan, R (1,1) ERA: 3.12	IP: 9.0 WLS: W BF: 29	H: 3 R: 0 ER: 0 SO: 0	BB: 1 IBB: 0 HBP: 0 BLK: 0	WP: 0 HR: 0 S: 28 P: 32	ERA: 0.00 WHIP: 0.444	PITCHER														

Batter	1	2	3	4	5	6	7	8	9	AB	R	H	RBI	BB	SO	LOB	TOP					
Chico Carrasquel, R OBP: 0.329, SLG: 0.359	0-0 6-3		0-0 1-2 1B		0-0 P5		0-0 G4-6-3			4	0	1	0	0	0	2						
Nelle Fox, L OBP: 0.339, SLG: 0.358	0-0 1-3		0-0 G3-6-3			0-0 F9		0-0 4-3		4	0	0	0	0	0	2						
Ferns Fain, L OBP: 0.407, SLG: 0.351	4-0 CS BB		0-0 F7			0-0 1-3		0-0 4-3		3	0	0	0	1	0	1						
Minnie Minoso, R OBP: 0.414, SLG: 0.462	0-0 CS	0-0 F8		0-0 F2		0-0 6-3		0-0 P3		4	0	0	0	0	0	0						
Bob Boyd, L OBP: 0.361, SLG: 0.421		0-3 K2-3		0-0 1B			0-0 BB 3B 1B		0-0 F7	4	1	2	0	0	1	0						
Sherm Lollar, R OBP: 0.391, SLG: 0.410		4-0 1B BB		0-0 F8			0-0 F7		0-0 5-3	3	0	0	0	1	0	2						
Jim Rivera, L OBP: 0.326, SLG: 0.407		0-0 1-2 1B		0-0 F3			4-0 BB 3B		0-0 F9	3	1	1	0	1	0	1						
Bob Elliott, R OBP: 0.363, SLG: 0.389		0-0 F7			0-0 5-3					2	0	0	0	0	0	2						
Tom Wright, L OBP: 0.326, SLG: 0.403							0-0 1-H 2-H 3B			1	0	1	2	0	0	0						
Virgil Trucks, R OBP: 0.212, SLG: 0.282			0-0 G3-6-3 1B				4-0 BB			2	0	1	0	0	0	0						
Bud Stewart, L OBP: 0.412, SLG: 0.429					0-0 6-3					0	0	0	0	1	0	0						
Harry Dorish, R OBP: 0.171, SLG: 0.171										0	0	0	0	0	0	0						
Inning Stats	R: 0 E: 0 K: 0 S: 2	H: 0 LOB: 0 BB: 1 P: 6	R: 0 E: 0 K: 1 S: 6	H: 1 LOB: 2 BB: 1 P: 10	R: 0 E: 0 K: 0 S: 4	H: 2 LOB: 1 BB: 0 P: 4	R: 0 E: 0 K: 0 S: 4	H: 1 LOB: 0 BB: 0 P: 4	R: 0 E: 0 K: 0 S: 3	H: 0 LOB: 0 BB: 0 P: 3	R: 0 E: 0 K: 0 S: 3	H: 0 LOB: 0 BB: 0 P: 3	R: 2 E: 0 K: 0 S: 4	H: 2 LOB: 1 BB: 2 P: 12	R: 0 E: 0 K: 0 S: 3	H: 0 LOB: 0 BB: 0 P: 3	R: 0 E: 0 K: 0 S: 3	H: 0 LOB: 0 BB: 0 P: 3	1B: 5 2B: 0 3B: 1 HR: 0	SF: 0 SAC: 0 DP: 2 HBP: 0	WP: 0 PB: 0 CS: 1	PA: 35
PITCHER Connie Marrero, R ERA: 3.03	IP: 9.0 WLS: W BF: 34 H: 6 R: 2 ER: 2 SO: 1 BB: 4 IBB: 0 HBP: 0 BLK: 0 WP: 0 HR: 0 S: 32 P: 48 ERA: 2.00 WHIP: 1.111															PITCHER	IP: 9.0 WLS: W BF: 34 H: 6 R: 2 ER: 2 SO: 1 BB: 4 IBB: 0 HBP: 0 BLK: 0 WP: 0 HR: 0 S: 32 P: 48 ERA: 2.00 WHIP: 1.111					

Chicago White Sox @ Washington Senators
Griffith Stadium, Washington, DC
Wed Sep 16 1953, 3:33 AM EDT
Att: 13,000 - Unknown

livebaseballscores.com

AB 30
R 2
H 6
RBI 2
BB 4
SO 1
LOB 10



Batter	1	2	3	4	5	6	7	8	9	AB	R	H	RBI	BB	SO	LOB	BOTTOM			
Eddie Yost, R OBP: 0.406, SLG: 0.393	0-0 1B 2B		0-0 3B 1B	1-0 HBP		0-0 F7				3	2	2	0	0	0	0				
Pete Runnels, L OBP: 0.350, SLG: 0.325	0-0 2B 2H 1B		0-0 1-H 3B		0-0 4-3		0-0 3-1			4	0	2	2	0	0	2				
Mickey Vernon, L OBP: 0.405, SLG: 0.522	0-0 F7		0-0 4-3		0-0 3B		0-0 6-3			4	0	1	0	0	0	2				
Jackie Jensen, R OBP: 0.356, SLG: 0.407	0-0 P4		0-0 P3		0-0 6-3		0-0 1B 3B			4	1	1	0	0	0	3				
Gil Coan, L OBP: 0.304, SLG: 0.289	0-0 1-3 2B		0-0 F8		4-0 S BB		0-0 E3 S 1B			3	0	2	1	1	0	1				
Jim Busby, R OBP: 0.353, SLG: 0.411	0-0 6-3			0-0 S 1B	4-0 G6-3 1B		0-3 3-H K			3	1	1	0	1	1	3				
Wayne Terwilliger, R OBP: 0.341, SLG: 0.336		0-0 F2		0-0 F7	0-0 G6-3			0-3 K		4	0	0	0	0	1	4				
Ed Fitz Gerald, R OBP: 0.294, SLG: 0.316		0-0 G3		0-0 E6 HBP 1-H		0-0 F3		0-0 6-3		4	0	0	0	0	0	0				
Connie Marrero, R OBP: 0.208, SLG: 0.125		0-0 P3		0-3 K	0-3 K2-3			0-0 1-3		4	0	0	0	0	2	1				
Inning Stats	R: 1 E: 0 K: 0 S: 6	H: 3 LOB: 2 BB: 0 P: 6	R: 0 E: 0 K: 0 S: 3	H: 0 LOB: 0 BB: 0 P: 3	R: 1 E: 0 K: 0 S: 5	H: 2 LOB: 1 BB: 0 P: 5	R: 1 E: 1 K: 1 S: 7	H: 1 LOB: 2 BB: 0 P: 8	R: 0 E: 0 K: 0 S: 3	H: 1 LOB: 2 BB: 2 P: 11	R: 0 E: 0 K: 1 S: 5	H: 0 LOB: 0 BB: 0 P: 5	R: 1 E: 1 K: 1 S: 7	H: 2 LOB: 1 BB: 0 P: 7	R: 0 E: 0 K: 1 S: 5	H: 0 LOB: 0 BB: 0 P: 5	1B: 4 2B: 2 3B: 3 HR: 0	SF: 0 SAC: 0 DP: 1 HBP: 1	WP: 0 PB: 0 CS: 0	PA: 36
PITCHER Virgil Trucks, R ERA: 2.96 Harry Dorish, R ERA: 3.22	IP: 6.0 WLS: L BF: 28 H: 7 R: 3 ER: 2 SO: 2 BB: 1 IBB: 1 HBP: 1 BLK: 0 WP: 0 HR: 0 S: 29 P: 38 ERA: 3.00 WHIP: 1.333															PITCHER	IP: 6.0 WLS: L BF: 28 H: 7 R: 3 ER: 2 SO: 2 BB: 1 IBB: 1 HBP: 1 BLK: 0 WP: 0 HR: 0 S: 29 P: 38 ERA: 3.00 WHIP: 1.333			

Chicago White Sox @ Washington Senators
Griffith Stadium, Washington, DC
Wed Sep 16 1953, 3:33 AM EDT
Att: 13,000 - Unknown

livebaseballscores.com

AB 33
R 4
H 9
RBI 3
BB 2
SO 4
LOB 16




Batter	1	2	3	4	5	6	7	8	9	AB	R	H	RBI	BB	SO	LOB	TOP			
Chico Carrasquel, R OBP: 0.325, SLG: 0.358 (1, 6)	0-0 5-3		0-0 FC6-4 1B		0-0 5-3			0-0 5-3		4	0	1	0	0	0	0	Chicago White Sox @ Washington Senators Griffith Stadium, Washington, DC Thu Sep 17 1953, 3:33 AM EDT Att: 3,345 - Unknown livebaseballscorecards.com			
Nelle Fox, L OBP: 0.336, SLG: 0.359 (1, 4)	0-0 4-3		0-0 FC6-4 1-2			0-0 F9 2B		0-0 4-3		4	0	1	0	0	0	1				
Ferns Fain, L OBP: 0.406, SLG: 0.350 (1, 3)	0-0 1B			0-0 F7		0-0 F9 2-3		0-0 L3		4	0	1	0	0	0	1				
Minnie Minoso, R OBP: 0.413, SLG: 0.462 (1, 9)	0-0 1-3			0-0 1B 2B		0-0 P4			0-0 6-3	4	1	1	0	0	0	2				
Bob Boyd, L OBP: 0.358, SLG: 0.416 (1, 7)		0-0 F8		0-0 1B 2H 1B		0-0 6-3			0-0 4-3	4	0	1	1	0	0	1				
Jim Rivera, L OBP: 0.327, SLG: 0.413 (1, 8)		0-0 1-3		0-0 1-3 CS 1B					0-3 K	4	1	2	1	0	1	0				
Sherm Lollar, R OBP: 0.391, SLG: 0.409 (1, 2)		0-0 F8		0-0 6-3 1-2			0-0 G6-4-3 1B			3	0	1	0	0	0	2				
Rocky Krsnich, R OBP: 0.272, SLG: 0.296 (1, 5)			0-0 P5		0-0 2B		0-0 F9			3	0	1	0	0	0	1				
Billy Pierce, L OBP: 0.161, SLG: 0.110 (1, 1)			0-0 4-3		0-3 K		0-0 G6-4-3 1-2			3	0	0	0	0	1	1				
Inning Stats	R: 0 E: 0 K: 0 S: 4	H: 1 LOB: 1 BB: 0 P: 4	R: 0 E: 0 K: 0 S: 3	H: 0 LOB: 0 BB: 0 P: 3	R: 0 E: 0 K: 0 S: 4	H: 1 LOB: 1 BB: 0 P: 4	R: 1 E: 0 K: 0 S: 5	H: 3 LOB: 1 BB: 0 P: 5	R: 0 E: 0 K: 0 S: 5	H: 1 LOB: 1 BB: 0 P: 5	R: 1 E: 0 K: 0 S: 4	H: 2 LOB: 2 BB: 0 P: 4	R: 0 E: 0 K: 0 S: 3	H: 0 LOB: 0 BB: 0 P: 3	R: 0 E: 0 K: 1 S: 5	H: 0 LOB: 0 BB: 0 P: 5	1B: 5 2B: 3 3B: 0 HR: 1	SF: 0 SAC: 0 DP: 1 HBP: 0	WP: 0 PB: 0 SB: 0 CS: 1	PA: 33
PITCHER Bob Porterfield, R ERA: 3.48 (1, 1)	IP: 9.0 WLS: W BF: 33 H: 9 R: 2 ER: 2 SO: 2 BB: 0 IBB: 0 HBP: 0 BLK: 0 WP: 0 HR: 1 S: 37 P: 37 ERA: 2.00 WHIP: 1.000															PITCHER				

Batter	1	2	3	4	5	6	7	8	9	AB	R	H	RBI	BB	SO	LOB	BOTTOM			
Eddie Yost, R OBP: 0.407, SLG: 0.395 (1, 5)	0-0 FC6-4 1B	0-0 1-3 1B			0-0 6-3		0-0 SH1-4 1-2 2-3			3	0	2	0	0	0	0	Chicago White Sox @ Washington Senators Griffith Stadium, Washington, DC Thu Sep 17 1953, 3:33 AM EDT Att: 3,345 - Unknown livebaseballscorecards.com			
Jerry Snyder, R OBP: 0.383, SLG: 0.400 (1, 6)	0-0 FC6-4 1B 2B	0-3 K2-3			4-0 BB		0-3 K			3	1	0	0	1	2	5				
Mickey Vernon, L OBP: 0.403, SLG: 0.518 (1, 3)	0-0 P6	0-0 F7			0-3 K		0-3 K			4	0	0	0	0	2	6				
Jackie Jensen, R OBP: 0.359, SLG: 0.408 (1, 9)	0-0 E3 2B 1B		0-0 4-3-6 1B		0-0 F2			4-0 SH3 1B BB		3	2	2	0	1	0	1				
Clyde Vollmer, R OBP: 0.344, SLG: 0.379 (1, 7)	4-0 2B BB		0-0 F8		0-0 F3			0-0 SH3 1-2		2	0	0	0	1	0	1				
Jim Busby, R OBP: 0.356, SLG: 0.415 (1, 8)	0-0 1-3 2H 3H 2B		0-0 4-3-6 1-3		0-0 K		0-0 CS 1B		4-0 1B IBB	3	0	2	2	1	0	1				
Wayne Terwilliger, R OBP: 0.342, SLG: 0.339 (1, 4)	0-0 1-3			0-0 L4 2B		0-0 P4 1-2		0-0 G6-4-3 1-2 2H 1B		4	0	2	1	0	0	3				
Ed Fitz Gerald, R OBP: 0.293, SLG: 0.313 (1, 2)		0-0 F5		0-0 L4 2-3		4-0 SH1-4 BB BB		0-0 G6-4-3 1-2		3	0	0	0	1	0	3				
Bob Porterfield, R OBP: 0.304, SLG: 0.427 (1, 1)		4-0 1B BB		0-0 F8		4-0 SH1-4 BB				1	0	0	0	2	0	0				
Inning Stats	R: 2 E: 1 K: 0 S: 6	H: 3 LOB: 2 BB: 1 P: 10	R: 0 E: 0 K: 1 S: 6	H: 1 LOB: 1 BB: 1 P: 10	R: 0 E: 0 K: 0 S: 3	H: 1 LOB: 0 BB: 0 P: 3	R: 0 E: 0 K: 0 S: 3	H: 1 LOB: 0 BB: 0 P: 3	R: 0 E: 0 K: 2 S: 7	H: 0 LOB: 2 BB: 2 P: 15	R: 0 E: 0 K: 0 S: 3	H: 1 LOB: 1 BB: 2 P: 11	R: 1 E: 0 K: 0 S: 3	H: 1 LOB: 1 BB: 2 P: 11	R: 0 E: 0 K: 0 S: 3	H: 0 LOB: 0 BB: 0 P: 5	1B: 6 2B: 4 3B: 0 HR: 0	SF: 0 SAC: 2 DP: 3 HBP: 0	WP: 0 PB: 0 SB: 0 CS: 1	PA: 35
PITCHER Billy Pierce, L ERA: 2.88 (1, 1)	IP: 8.0 WLS: L BF: 35 H: 8 R: 3 ER: 3 SO: 4 BB: 6 IBB: 1 HBP: 0 BLK: 0 WP: 0 HR: 0 S: 36 P: 64 ERA: 3.38 WHIP: 1.750															PITCHER				

Batter	1	2	3	4	5	6	7	8	9	AB	R	H	RBI	BB	SO	LOB	TOP			
Billy Hunter, R OBP: 0.257, SLG: 0.260 (1, 6)	F3		1-3			1-3		F8		4	0	0	0	0	0	0				
Dick Kokos, L OBP: 0.360, SLG: 0.409 (1, 9)	K		F5						4-3	4	0	1	0	0	1	0				
Dick Kryhoski, L OBP: 0.330, SLG: 0.494 (1, 3)	1B BB			F7		F9		F8	3	0	0	0	1	0	1					
Vern Stephens, R OBP: 0.332, SLG: 0.363 (1, 5)	1-2 1B			F5		6-3		F4	4	0	1	0	0	0	1					
Don Lenhardt, R OBP: 0.396, SLG: 0.474 (1, 7)	K				2B			F8	3	0	1	0	0	1	2					
Les Moss, R OBP: 0.337, SLG: 0.379 (1, 2)		F9			K			F3	3	0	0	0	0	1	1					
Johnny Groth, R OBP: 0.307, SLG: 0.364 (1, 8)		1-3				6-3		F8	3	0	0	0	0	0	0					
Bobby Young, L OBP: 0.310, SLG: 0.329 (1, 4)		2-3				K		F8	3	0	0	0	0	1	0					
Duane Pilette, R OBP: 0.222, SLG: 0.224 (1, 1)						5-3		3-1	2	0	0	0	0	0	0					
Clint Courtney, L OBP: 0.299, SLG: 0.333 (8, PH)									1	0	0	0	0	0	0					
Marlin Stuart, L OBP: 0.192, SLG: 0.231 (8, 1)									0	0	0	0	0	0	0					
Inning Stats	R: 0 E: 0 K: 2 S: 8	H: 1 LOB: 2 BB: 1 P: 12	R: 0 E: 0 K: 0 S: 3	H: 0 LOB: 0 BB: 0 P: 3	R: 0 E: 0 K: 0 S: 3	H: 0 LOB: 0 BB: 0 P: 3	R: 0 E: 0 K: 1 S: 6	H: 1 LOB: 1 BB: 0 P: 6	R: 0 E: 0 K: 1 S: 5	H: 0 LOB: 0 BB: 0 P: 5	R: 0 E: 0 K: 0 S: 4	H: 1 LOB: 1 BB: 0 P: 4	R: 0 E: 0 K: 0 S: 3	H: 0 LOB: 0 BB: 0 P: 3	R: 0 E: 0 K: 0 S: 3	H: 0 LOB: 0 BB: 0 P: 3	1B: 2 2B: 1 3B: 0 HR: 0	SF: 0 SAC: 0 DP: 0 HBP: 0	WP: 0 PB: 0 SB: 0 CS: 0	PA: 31
PITCHER Bob Keegan, R ERA: 2.81 (1, 1)	IP: 9.0 WLS: W BF: 31 H: 3 R: 0 ER: 0 SO: 4 BB: 1 IBB: 0 HBP: 0 BLK: 0 WP: 0 HR: 0 S: 38 P: 42 ERA: 0.00 WHIP: 0.444																			

St. Louis Browns @ Chicago White Sox
Comiskey Park, Chicago, IL
Sun Sep 20 1953, 4:33 AM EDT
Unknown


AB 30
R 0
H 3
RBI 0
BB 1
SO 4
LOB 5



Batter	1	2	3	4	5	6	7	8	9	AB	R	H	RBI	BB	SO	LOB	BOTTOM			
Chico Carrasquel, R OBP: 0.328, SLG: 0.360 (1, 6)	G4-6-3 1B	G1-4-3				G4-6-3 1B		G6-4-3 1B BB		3	1	2	0	1	0	2				
Nellie Fox, L OBP: 0.337, SLG: 0.358 (1, 4)	G4-6-3 1-2		6-3		G4-6-3 1-2		G6-4-3 1B			4	0	1	0	0	0	2				
Minnie Minoso, R OBP: 0.412, SLG: 0.460 (1, 7)	CS 1B		6-3			F9		G6-4-3 1-2 2-3		4	0	1	0	0	0	2				
Sam Mele, R OBP: 0.359, SLG: 0.439 (1, 9)	CS 1-2	5-3		3B		6-3		1B		4	0	2	1	0	0	0				
Fernis Fain, L OBP: 0.407, SLG: 0.349 (1, 3)		2B BB	K				BB	1-3		2	1	0	0	2	1	2				
Jim Rivera, L OBP: 0.327, SLG: 0.414 (1, 8)		BB 1B 2B		F6		F4				3	1	1	0	0	0	1				
Sherm Lollar, R OBP: 0.390, SLG: 0.407 (1, 2)		BB 1B IBB		5-3			K			2	1	0	0	1	1	0				
Rocky Krsnich, R OBP: 0.272, SLG: 0.296 (1, 5)		1-2 2-3 3-H		5-3						0	0	0	0	0	0	0				
Bud Stewart, L OBP: 0.420, SLG: 0.429 (2, PH)		1B		5-3						0	0	0	1	1	0	0				
Fred Marsh, R OBP: 0.301, SLG: 0.293 (3, 5)		BB								2	0	0	0	0	0	0				
Bob Keegan, R OBP: 0.346, SLG: 0.320 (1, 1)		G1-4-3 1-2 2-H 3-H 1B		K						3	0	1	2	0	1	0				
Inning Stats	R: 0 E: 0 K: 0 S: 3	H: 2 LOB: 0 BB: 3 P: 3	R: 3 E: 0 K: 0 S: 4	H: 2 LOB: 1 BB: 3 P: 16	R: 0 E: 0 K: 1 S: 6	H: 1 LOB: 0 BB: 0 P: 6	R: 0 E: 0 K: 0 S: 3	H: 0 LOB: 0 BB: 0 P: 3	R: 0 E: 0 K: 1 S: 5	H: 1 LOB: 0 BB: 0 P: 5	R: 0 E: 0 K: 0 S: 3	H: 0 LOB: 1 BB: 1 P: 7	R: 0 E: 0 K: 1 S: 5	H: 0 LOB: 0 BB: 0 P: 5	R: 1 E: 0 K: 0 S: 4	H: 2 LOB: 1 BB: 1 P: 8	1B: 6 2B: 1 3B: 1 HR: 0	SF: 0 SAC: 0 DP: 4 HBP: 0	WP: 0 PB: 0 SB: 0 CS: 1	PA: 33
PITCHER Duane Pilette, R ERA: 4.68 (1, 1)	IP: 7.0 WLS: L BF: 27 H: 6 R: 3 ER: 3 SO: 3 BB: 3 IBB: 1 HBP: 0 BLK: 0 WP: 0 HR: 0 S: 29 P: 45 ERA: 3.86 WHIP: 1.286																			
PITCHER Marlin Stuart, R ERA: 3.85 (8, 1)	IP: 1.0 WLS: 5 BF: 2 H: 1 R: 1 ER: 1 SO: 0 BB: 1 IBB: 0 HBP: 0 BLK: 0 WP: 0 HR: 0 S: 4 P: 8 ERA: 9.00 WHIP: 3.000																			

St. Louis Browns @ Chicago White Sox
Comiskey Park, Chicago, IL
Sun Sep 20 1953, 4:33 AM EDT
Unknown

AB 27
R 4
H 8
RBI 4
BB 5
SO 3
LOB 9




Batter	1	2	3	4	5	6	7	8	9	AB	R	H	RBI	BB	SO	LOB	TOP			
Dick Kokos, L (1, 9) OBP: 0.364, SLG: 0.418	0-0 HR		4-0 CS 1B BB		0-0 F9		4-0 G3 BB		0-3 K	3	1	1	1	2	1	0	St. Louis Browns @ Chicago White Sox Comiskey Park, Chicago, IL Sun Sep 20 1953, 4:38 AM EDT Att: 10,699 - Unknown AB 31 R 2 H 5 RBI 2 BB 7 SO 4 LOB 15			
Billy Hunter, R (1, 6) OBP: 0.256, SLG: 0.259	0-0 F2		0-0 BB 1-2 1B		0-0 F5		0-0 G3		0-0 F8	5	0	1	0	0	0	1				
Dick Kryhoski, L (1, 3) OBP: 0.331, SLG: 0.502	0-0 HR		0-0 F8 2-3		0-0 F4		4-0 BB			3	1	1	1	1	0	2				
Vern Stephens, R (1, 5) OBP: 0.332, SLG: 0.361 Hank Edwards, L (7, PH) OBP: 0.276, SLG: 0.231	0-0 F4		4-0 FC4-6 BB		0-0 1-3		0-0 F8			2	0	0	0	1	0	0				
Clint Courtney, L (1, 2) OBP: 0.301, SLG: 0.331	4-0 FC6-4 BB		0-0 FC4-6 1-2		0-0 F8				4-0 FC6-4 BB	2	0	0	0	2	0	2				
Don Lenhardt, R (1, 7) OBP: 0.394, SLG: 0.469	0-0 FC6-4 1-2			0-3 K		4-0 1B BB			0-0 F7	3	0	0	0	1	1	2				
Bobby Young, L (1, 4)		0-0 F2		0-0 1B		0-0 1B			0-0 FC6-4 1-2	4	0	2	0	0	0	1				
Johnny Groth, R (1, 8) OBP: 0.305, SLG: 0.361		0-0 4-3		0-0 F8		0-3 K			0-0 L1	4	0	0	0	0	1	4				
Bob Turley, R (1, 1) OBP: 0.353, SLG: 0.500 Don Larsen, R (7, PH) OBP: 0.296, SLG: 0.449 Lou Kretlow, R (7, 1) OBP: 0.207, SLG: 0.179 Marlin Stuart, L (7, 1) OBP: 0.192, SLG: 0.231 Ed Mickelson, R (9, PH)		0-0 3-1		0-0 F7			0-3 K		0-0 F3	2	0	0	0	0	0	1				
Inning Stats	R: 2 E: 0 K: 0 S: 5	H: 2 LOB: 1 BB: 1 P: 9	R: 0 E: 0 K: 0 S: 3	H: 0 LOB: 0 BB: 0 P: 3	R: 0 E: 0 K: 1 S: 3	H: 1 LOB: 1 BB: 0 P: 11	R: 0 E: 0 K: 1 S: 6	H: 0 LOB: 0 BB: 0 P: 6	R: 0 E: 0 K: 1 S: 6	H: 1 LOB: 2 BB: 1 P: 10	R: 0 E: 0 K: 1 S: 5	H: 0 LOB: 1 BB: 2 P: 13	R: 0 E: 0 K: 0 S: 3	H: 0 LOB: 1 BB: 1 P: 7	R: 0 E: 0 K: 1 S: 5	H: 0 LOB: 0 BB: 0 P: 5		1B: 3 2B: 0 3B: 0 HR: 2	SF: 0 SAC: 0 DP: 0 HBP: 0	WP: 0 PB: 0 SB: 0 CS: 1
PITCHER Virgil Trucks, R (1, 1) ERA: 2.93	IP: 9.0 WLS: W BF: 38 H: 5 R: 2 ER: 2 SO: 4 BB: 7 IBB: 0 HBP: 0 BLK: 0 WP: 0 HR: 2 S: 39 P: 67 ERA: 2.00 WHIP: 1.333																			

Batter	1	2	3	4	5	6	7	8	9	AB	R	H	RBI	BB	SO	LOB	BOTTOM			
Chico Carrasquel, R (1, 6) OBP: 0.327, SLG: 0.358	0-0 F7		0-3 K		0-3 K		0-0 G3		0-0 2B 1B	5	0	1	0	0	2	3	St. Louis Browns @ Chicago White Sox Comiskey Park, Chicago, IL Sun Sep 20 1953, 4:38 AM EDT Att: 10,699 - Unknown AB 30 R 5 H 8 RBI 5 BB 7 SO 6 LOB 21			
Nellie Fox, L (1, 4) OBP: 0.339, SLG: 0.363	0-0 F8		0-0 1-3 2H 2B		0-0 2B 1B		0-0 1B 2B		0-0 FC3-6-2 1-2 3H	5	2	3	2	0	0	2				
Minnie Minoso, R (1, 7) OBP: 0.413, SLG: 0.462	0-0 6-3		0-3 K		0-0 2B		4-0 BB 1B BB		0-0 F9	3	0	1	1	1	1	2				
Sam Mele, R (1, 9) OBP: 0.356, SLG: 0.436		0-0 F6		0-0 F8		0-0 5-3		0-0 F9	4	0	0	0	0	0	5					
Fernis Fain, L (1, 3) OBP: 0.409, SLG: 0.349		4-0 WP BB		4-0 G1-4-3 BB		0-0 4-3		0-0 1-2 2H 1B	2	0	1	1	2	0	0					
Sherm Lollar, R (1, 2) OBP: 0.391, SLG: 0.415		0-0 F8 1-2		0-0 F7		0-0 HR		4-0 1-2 2-3 BB	3	1	1	1	1	0	2					
Rocky Krsnich, R (1, 5) OBP: 0.270, SLG: 0.294 Bud Stewart, L (4, PH) OBP: 0.408, SLG: 0.414		0-3 K		0-0 G1-4-3 1-2		0-0 F8		0-3 K	1	0	0	0	0	1	1					
Fred Marsh, R (7, PH) OBP: 0.296, SLG: 0.289				0-0 1-2		0-0 K			1	0	0	0	0	1	3					
Jim Rivera, L (1, 8) OBP: 0.330, SLG: 0.413			4-0 HBP 2B BB		4-0 S 1B BB		4-0 BB		0-0 F3	1	2	0	0	3	0					
Virgil Trucks, R (1, 1) OBP: 0.225, SLG: 0.295			1-0 2B HBP		0-0 G3 1-2		0-3 K		0-0 1B FC3-4-2 2B	3	0	1	0	0	1	2				
Inning Stats	R: 0 E: 0 K: 0 S: 3	H: 0 LOB: 0 BB: 0 P: 3	R: 0 E: 0 K: 1 S: 5	H: 0 LOB: 1 BB: 1 P: 9	R: 1 E: 0 K: 2 S: 8	H: 1 LOB: 2 BB: 1 P: 13	R: 0 E: 0 K: 0 S: 2	H: 0 LOB: 0 BB: 1 P: 6	R: 2 E: 0 K: 1 S: 7	H: 2 LOB: 1 BB: 1 P: 11	R: 1 E: 0 K: 1 S: 6	H: 1 LOB: 1 BB: 1 P: 10	R: 1 E: 0 K: 1 S: 7	H: 2 LOB: 3 BB: 2 P: 15	R: 0 E: 0 K: 0 S: 4	H: 2 LOB: 1 BB: 0 P: 4	1B: 3 2B: 5 3B: 0 HR: 1	SF: 0 SAC: 0 DP: 2 HBP: 1	WP: 1 PB: 0 SB: 1 CS: 0	PA: 38
PITCHER Bob Turley, R (1, 1) ERA: 3.04 Lou Kretlow, R (7, 1) ERA: 4.57 Marlin Stuart, R (7, 1) ERA: 3.8	IP: 6.0 WLS: L BF: 27 H: 4 R: 4 ER: 4 SO: 5 BB: 5 IBB: 0 HBP: 1 BLK: 0 WP: 0 HR: 1 S: 31 P: 52 ERA: 6.00 WHIP: 1.500																			

Batter	1	2	3	4	5	6	7	8	9	AB	R	H	RBI	BB	SO	LOB	TOP					
Dale Mitchell, L (1, 7) OBP: 0.355, SLG: 0.448 Bob Kennedy, R (8, 9) OBP: 0.312, SLG: 0.311	F7		1-3		F8	FC4 1B		FC6-4 BB		4	0	1	0	1	0	0	0					
Bobby Avila, R (1, 4) OBP: 0.352, SLG: 0.373	WP HR 2B		B1-3		BB BB	FC4		FC6-4		4	2	1	0	1	0	3						
Wally Westlake, R (1, 9) OBP: 0.424, SLG: 0.502 (8, 7)	F3		1B 2B		BB BB	BB BB		5-3		4	2	1	0	1	1	1						
Al Rosen, R (1, 5) OBP: 0.418, SLG: 0.604	HR		1B IBB		BB BB	BB BB		K		2	2	1	2	3	1	0						
Larry Doby, L (1, 8) OBP: 0.381, SLG: 0.484	F7		1B		BB	BB		HR		4	2	3	3	1	0	0						
George Strickland, R (1, 6) OBP: 0.359, SLG: 0.374								F9		2	0	1	2	3	0	0						
Bill Glynn, L (1, 3) OBP: 0.330, SLG: 0.316										4	0	0	0	0	0	6						
Jim Hegan, R (1, 2) OBP: 0.283, SLG: 0.353										5	0	2	1	0	0	2						
Bob Feller, R (1, 1) OBP: 0.180, SLG: 0.109										5	0	0	0	0	2	4						
Inning Stats	R: 2 E: 0 K: 0 S: 5	H: 2 LOB: 0 BB: 0 P: 5	R: 0 E: 0 K: 1 S: 5	H: 0 LOB: 1 BB: 1 P: 9	R: 1 E: 0 K: 0 S: 4	H: 2 LOB: 2 BB: 1 P: 8	R: 0 E: 0 K: 0 S: 2	H: 0 LOB: 0 BB: 1 P: 6	R: 2 E: 0 K: 0 S: 3	H: 0 LOB: 3 BB: 5 P: 23	R: 0 E: 0 K: 1 S: 6	H: 1 LOB: 1 BB: 0 P: 6	R: 1 E: 0 K: 1 S: 6	H: 1 LOB: 0 BB: 0 P: 6	R: 0 E: 0 K: 0 S: 4	H: 1 LOB: 2 BB: 1 P: 8	R: 2 E: 0 K: 1 S: 8	H: 3 LOB: 2 BB: 1 P: 12	1B: 6 2B: 2 3B: 0 HR: 2	SF: 0 SAC: 1 DP: 1 HBP: 0	WP: 1 PB: 0 CS: 0	PA: 45
PITCHER	IP WLS BF H R ER SO BB IBB HBP BLK WP HR S P ERA WHIP	IP WLS BF H R ER SO BB IBB HBP BLK WP HR S P ERA WHIP																				
Billy Pierce, L (1, 1) ERA: 2.8	4.2	L	23	4	5	5	1	6	1	0	0	0	1	1	18	46	9.64	2.143				
Sandy Consuegra, R (5, 1) ERA: 2.95	2.1		10	2	1	1	2	1	0	0	0	0	0	1	13	17	3.86	1.286				
Mike Fomies, R (8, 1) ERA: 3.59	2.0		12	4	2	2	1	2	0	0	0	0	0	0	12	20	9.00	3.000				

Cleveland Indians @ Chicago White Sox
Comiskey Park, Chicago, IL
Tue Sep 22 1953, 4:33 AM EDT
Att: 19,931 - Unknown


AB	34
R	8
H	10
RBI	8
BB	10
SO	4
LOB	16





Batter	1	2	3	4	5	6	7	8	9	AB	R	H	RBI	BB	SO	LOB	BOTTOM			
Chico Carrasquel, R (1, 6) OBP: 0.329, SLG: 0.358	1B BB		P4		FC5-4 1B		F8		K	4	0	1	0	1	1	4				
Nellie Fox, L (1, 4) OBP: 0.343, SLG: 0.366	L6-3 1B		HR BB		F7		1-2 2-3 1B		1-2 3-H 1B	4	1	3	1	1	0	1				
Minnie Minoso, R (1, 7) OBP: 0.411, SLG: 0.465 (8, 5)	F9		1-H HR		FC5-4		F8		F9	5	1	1	2	0	0	8				
Sam Mele, R (1, 9) OBP: 0.353, SLG: 0.432	L6-3		5-3				K		6-3	4	0	0	0	0	1	2				
Ferris Fain, L (1, 3) OBP: 0.406, SLG: 0.346			K		4-3		K		F9	4	0	0	0	0	2	0				
Sherm Lollar, R (1, 2) OBP: 0.390, SLG: 0.416			BB G1-2-3 2B		F8		6-3		F8	4	0	1	0	0	0	0				
Jim Rivera, L (1, 8) OBP: 0.331, SLG: 0.413			BB BB		4-3		F8		1B 1B	3	1	1	0	1	0	0				
Rocky Krsnich, R (1, 5) OBP: 0.273, SLG: 0.291 Bud Stewart, L (7, PH) OBP: 0.417, SLG: 0.414 Mike Fomies, R (8, 1) OBP: 0.119, SLG: 0.122 Bill Wilson, R (9, PH)			BB BB		F5		1B 1B BB		K	1	0	0	0	0	0	0				
Billy Pierce, L (1, 1) OBP: 0.159, SLG: 0.108 Sandy Consuegra, R (5, 1) OBP: 0.383, SLG: 0.057 Bob Boyd, L (7, PH) OBP: 0.366, SLG: 0.424 (8, 7)			G1-2-3		G3		1-2 1B		1-3 1B	1	0	0	0	0	0	3				
Inning Stats	R: 0 E: 0 K: 0 S: 3	H: 1 LOB: 1 BB: 1 P: 7	R: 0 E: 0 K: 1 S: 5	H: 1 LOB: 2 BB: 2 P: 13	R: 2 E: 0 K: 0 S: 4	H: 1 LOB: 0 BB: 1 P: 8	R: 0 E: 0 K: 0 S: 3	H: 0 LOB: 0 BB: 0 P: 3	R: 0 E: 0 K: 2 S: 7	H: 0 LOB: 0 BB: 0 P: 7	R: 0 E: 0 K: 0 S: 5	H: 2 LOB: 3 BB: 1 P: 9	R: 0 E: 0 K: 0 S: 3	H: 0 LOB: 0 BB: 0 P: 3	R: 1 E: 0 K: 2 S: 10	H: 3 LOB: 2 BB: 0 P: 10	1B: 7 2B: 2 3B: 0 HR: 1	SF: 0 SAC: 0 DP: 2 HBP: 0	WP: 0 PB: 0 CS: 0	PA: 39
PITCHER	IP WLS BF H R ER SO BB IBB HBP BLK WP HR S P ERA WHIP	IP WLS BF H R ER SO BB IBB HBP BLK WP HR S P ERA WHIP																		
Bob Feller, R (1, 1) ERA: 3.36	9.0	W	39	9	3	3	5	5	0	0	0	0	0	1	44	64	3.00	1.556		

Cleveland Indians @ Chicago White Sox
Comiskey Park, Chicago, IL
Tue Sep 22 1953, 4:33 AM EDT
Att: 19,931 - Unknown

AB	34
R	3
H	9
RBI	3
BB	5
SO	5
LOB	19




Batter	1	2	3	4	5	6	7	8	9	AB	R	H	RBI	BB	SO	LOB	TOP				
Fred Marsh, R OBP: 0.303, SLG: 0.287 (1, 6)	F7		HR	L9			K		2B	4	2	1	0	1	1	1	Chicago White Sox @ St. Louis Browns Sportsman's Park, St. Louis, MO Fri Sep 25 1953, 4:33 AM EDT Att: 2,068 - Unknown AB 36 R 7 H 10 RBI 7 BB 3 SO 8 LOB 16 				
Nellie Fox, L OBP: 0.343, SLG: 0.372 (1, 4)	BB		HR	F7			5-3		2B	5	2	3	4	0	0	1					
Minnie Minoso, R OBP: 0.412, SLG: 0.463 (1, 5)	3B		HR	FC3-6		F8			4-3	4	2	2	0	1	0	1					
Tom Wright, L OBP: 0.331, SLG: 0.398 (1, 7)	BB		FC3-6	BB		K			F6	4	0	1	0	1	1	3					
Bob Boyd, L OBP: 0.359, SLG: 0.427 (1, 3)	3B		FC3-6	FC3-6		F4			F9	4	0	1	3	0	0	3					
Bill Wilson, R (1, 8)	K		K	K		6-3			FC6-4	4	0	0	0	0	2	4					
Jim Rivera, L OBP: 0.328, SLG: 0.408 (1, 9)			K	K		K			F9	4	0	0	0	0	3	3					
Red Wilson, R OBP: 0.352, SLG: 0.293 (1, 2)			F8	F8		F8			1B	4	1	1	0	0	0	0					
Bob Keegan, R OBP: 0.345, SLG: 0.321 (1, 1)	4-3						K		SH3-4	3	0	1	0	0	1	0					
Inning Stats	R: 2 E: 0 K: 1 S: 7	H: 2 LOB: 1 BB: 1 P: 11	R: 0 E: 0 K: 1 S: 5	H: 0 LOB: 0 BB: 0 P: 5	R: 2 E: 0 K: 2 S: 9	H: 2 LOB: 2 BB: 2 P: 17	R: 0 E: 0 K: 0 S: 4	H: 1 LOB: 1 BB: 0 P: 4	R: 0 E: 0 K: 1 S: 5	H: 0 LOB: 0 BB: 0 P: 5	R: 0 E: 0 K: 2 S: 7	H: 0 LOB: 0 BB: 0 P: 7	R: 1 E: 0 K: 0 S: 5	H: 2 LOB: 1 BB: 0 P: 5	R: 2 E: 0 K: 0 S: 6	H: 3 LOB: 1 BB: 0 P: 6	1B: 7 2B: 1 3B: 1 HR: 1	SF: 0 SAC: 1 DP: 0 HBP: 0	WP: 0 PB: 0 SB: 1 CS: 0	PA: 40	
PITCHER	IP	WLS	BF	H	R	ER	SO	BB	IBB	HBP	BLK	WP	HR	S	P	ERA	WHIP				
Bob Turley, R ERA: 3.28 (1, 1)	7.0	L	29	5	4	4	8	3	0	0	0	0	1	42	54	5.14	1.143				
Marlin Stuart, R ERA: 3.97 (8, 1)	2.0		11	5	3	3	0	0	0	0	0	0	0	11	11	13.50	2.500				

Batter	1	2	3	4	5	6	7	8	9	AB	R	H	RBI	BB	SO	LOB	BOTTOM				
Jim Pisoni, R (1, 8)	1-3		E9			K	K			4	0	0	0	0	2	2	Chicago White Sox @ St. Louis Browns Sportsman's Park, St. Louis, MO Fri Sep 25 1953, 4:33 AM EDT Att: 2,068 - Unknown AB 33 R 2 H 5 RBI 2 BB 1 SO 4 LOB 10 				
Billy Hunter, R OBP: 0.255, SLG: 0.256 (1, 6)	F4		6-3			F8			B1-3	4	0	0	0	0	0	1					
Dick Kokos, L OBP: 0.359, SLG: 0.411 (1, 9)	F6					F4			4-3	4	0	0	0	0	0	0					
Don Lenhardt, R OBP: 0.399, SLG: 0.468 (1, 7)		E5				1B	1B		K	3	1	1	0	1	1	0					
Les Moss, R OBP: 0.337, SLG: 0.374 (1, 2)		6-3				F8			6-3	4	0	1	0	0	0	2					
Ed Mickelson, R OBP: 0.250, SLG: 0.200 (1, 3)		K				L4			F3	4	0	0	0	0	1	4					
Bobby Young, L OBP: 0.311, SLG: 0.329 (1, 4)		3-1				F7			3-1	4	1	1	0	0	0	1					
Johnny Lipon, R OBP: 0.280, SLG: 0.260 (1, 5)			5-3			F3				3	0	1	1	0	0	0					
Bob Turley, R OBP: 0.316, SLG: 0.444 Dick Kryhoski, L OBP: 0.335, SLG: 0.503 Marlin Stuart, L OBP: 0.192, SLG: 0.231 (1, 1)			5-3			F2				2	0	0	0	0	0	0					
Inning Stats	R: 0 E: 0 K: 0 S: 3	H: 0 LOB: 0 BB: 0 P: 3	R: 0 E: 1 K: 1 S: 6	H: 0 LOB: 1 BB: 0 P: 6	R: 0 E: 1 K: 0 S: 4	H: 0 LOB: 1 BB: 0 P: 4	R: 0 E: 0 K: 0 S: 4	H: 2 LOB: 1 BB: 0 P: 4	R: 0 E: 0 K: 0 S: 3	H: 0 LOB: 0 BB: 0 P: 3	R: 2 E: 0 K: 1 S: 8	H: 3 LOB: 2 BB: 1 P: 12	R: 0 E: 0 K: 1 S: 5	H: 0 LOB: 0 BB: 0 P: 5	R: 0 E: 0 K: 0 S: 3	H: 0 LOB: 0 BB: 0 P: 3	1B: 5 2B: 0 3B: 0 HR: 0	SF: 0 SAC: 0 DP: 1 HBP: 0	WP: 0 PB: 0 SB: 0 CS: 0	PA: 34	
PITCHER	IP	WLS	BF	H	R	ER	SO	BB	IBB	HBP	BLK	WP	HR	S	P	ERA	WHIP				
Bob Keegan, R ERA: 2.74 (1, 1)	9.0	W	34	5	2	2	4	1	0	0	0	0	0	41	45	2.00	0.667				

Batter	1	2	3	4	5	6	7	8	9	10	11	AB	R	H	RBI	BB	SO	LOB	TOP					
Fred Marsh, R OBP: 0.303, SLG: 0.274 (1, 6)	L8			K		F9		K			2B	5	1	1	0	0	2	2						
Nellie Fox, L OBP: 0.344, SLG: 0.375 (1, 4)	F4			L1		F7			F6		F8	5	0	0	0	0	0	2						
Minnie Minsos, R OBP: 0.411, SLG: 0.466 (1, 5)	B3			E S 1B		6-3			CS 1B		2B	5	0	3	1	0	0	0						
Tom Wright, L OBP: 0.322, SLG: 0.379 (1, 7)		K		K		F8			1-2 1B		F5	5	0	1	0	0	2	2						
Bob Boyd, L OBP: 0.352, SLG: 0.412 (1, 3)		G1-4-3 1B				F8			F8			4	0	1	0	0	0	1						
Bill Wilson, R OBP: 0.311, SLG: 0.059 (1, 8)	G1-4-3 1-2			K		F7			F7		F7	4	0	0	0	0	1	1						
Jim Rivera, L OBP: 0.329, SLG: 0.420 (1, 9)			K			F9		HR	F2			4	1	1	1	0	1	0						
Red Wilson, R OBP: 0.353, SLG: 0.299 (1, 2)		4-3				1-3		K	5-3			4	0	0	0	0	1	0						
Billy Pierce, L OBP: 0.174, SLG: 0.126 (1, 1)			F7			1B			1B		K	4	0	2	0	0	1	0						
Inning Stats	R: 0 E: 0 K: 0 S: 3	H: 0 LOB: 0 BB: 0 P: 3	R: 0 E: 0 K: 1 S: 5	H: 1 LOB: 0 BB: 0 P: 5	R: 0 E: 0 K: 1 S: 5	H: 0 LOB: 0 BB: 0 P: 5	R: 0 E: 0 K: 2 S: 8	H: 1 LOB: 1 BB: 0 P: 8	R: 0 E: 0 K: 1 S: 5	H: 0 LOB: 0 BB: 0 P: 5	R: 0 E: 0 K: 0 S: 4	H: 0 LOB: 0 BB: 0 P: 3	R: 1 E: 0 K: 2 S: 9	H: 2 LOB: 1 BB: 0 P: 9	R: 0 E: 0 K: 0 S: 4	H: 2 LOB: 1 BB: 0 P: 4	R: 0 E: 0 K: 0 S: 3	H: 0 LOB: 0 BB: 0 P: 3	R: 1 E: 0 K: 1 S: 7	H: 2 LOB: 1 BB: 0 P: 7	1B: 7 2B: 1 3B: 0 HR: 1	SF: 0 SAC: 0 DP: 1 HBP: 0	WP: 0 PB: 0 SB: 1 CS: 1	PA: 40
PITCHER Duane Pilette, R ERA: 4.46 (1, 1)	IP: 11.0 WLS: L BF: 40 H: 9 R: 2 ER: 2 SO: 8 BB: 0 IBB: 0 HBP: 0 BLK: 0 WP: 0 HR: 1 S: 56 P: 56 ERA: 1.64 WHIP: 0.818																							

Chicago White Sox @ St. Louis Browns
Sportsman's Park, St. Louis, MO
Sun Sep 27 1953, 4:33 AM EST
Att: 3,174 - Unknown

AB 40
R 2
H 9
RBI 2
BB 0
SO 8
LOB 8



Batter	1	2	3	4	5	6	7	8	9	10	11	AB	R	H	RBI	BB	SO	LOB	BOTTOM					
Johnny Groh, R OBP: 0.308, SLG: 0.370 (1, 8)	K		1B 2B			FC1-6 1B		CS 1B			K	5	1	3	0	0	2	0						
Ed Mickelson, R OBP: 0.235, SLG: 0.200 (1, 3)	K		FC5-4 2H 1B			FC1-6 FC5-4 1-2		K			K	5	0	1	1	0	3	2						
Jim Dyck, R OBP: 0.299, SLG: 0.344 (1, 5)			FC5-4 1-2			FC5-4 1B 1-2			F7		F8	5	0	1	0	0	0	2						
Don Lenhardt, R OBP: 0.400, SLG: 0.465 (1, 7)	6-3			5-3		1-2 1B			FC4 1B			4	0	2	0	0	0	1						
Les Moss, R OBP: 0.332, SLG: 0.368 (1, 2)		F8		6-3		F4			FC4 1-2			4	0	0	0	0	0	3						
Jim Pisoni, R OBP: 0.083, SLG: 0.333 (1, 9)		5-3		5-3			3-1			5-3		4	0	0	0	0	0	1						
Billy Hunter, R OBP: 0.253, SLG: 0.259 (1, 6)		F7				F2				B3-1		4	0	0	0	0	0	0						
Bobby Young, L OBP: 0.309, SLG: 0.326 (1, 4)			6-3			K				4-3		4	0	0	0	0	2	0						
Duane Pilette, R OBP: 0.207, SLG: 0.208 (1, 1)			K			F6		B1-3		F4		4	0	0	0	0	1	0						
Inning Stats	R: 0 E: 0 K: 2 S: 8	H: 1 LOB: 1 BB: 0 P: 8	R: 0 E: 0 K: 0 S: 3	H: 0 LOB: 0 BB: 0 P: 3	R: 1 E: 0 K: 1 S: 7	H: 2 LOB: 1 BB: 0 P: 7	R: 0 E: 0 K: 0 S: 3	H: 0 LOB: 0 BB: 0 P: 3	R: 0 E: 0 K: 1 S: 5	H: 2 LOB: 2 BB: 0 P: 5	R: 0 E: 0 K: 0 S: 3	H: 0 LOB: 0 BB: 0 P: 3	R: 0 E: 0 K: 1 S: 5	H: 1 LOB: 1 BB: 0 P: 5	R: 0 E: 1 K: 0 S: 4	H: 1 LOB: 1 BB: 0 P: 4	R: 0 E: 0 K: 1 S: 5	H: 0 LOB: 0 BB: 0 P: 5	R: 0 E: 0 K: 2 S: 7	H: 0 LOB: 0 BB: 0 P: 7	1B: 5 2B: 2 3B: 0 HR: 0	SF: 0 SAC: 0 DP: 0 HBP: 0	WP: 0 PB: 0 SB: 0 CS: 1	PA: 39
PITCHER Billy Pierce, L ERA: 2.72 (1, 1)	IP: 11.0 WLS: W BF: 39 H: 7 R: 1 ER: 1 SO: 8 BB: 0 IBB: 0 HBP: 0 BLK: 0 WP: 0 HR: 0 S: 55 P: 55 ERA: 0.82 WHIP: 0.636																							

Chicago White Sox @ St. Louis Browns
Sportsman's Park, St. Louis, MO
Sun Sep 27 1953, 4:33 AM EST
Att: 3,174 - Unknown

AB 39
R 1
H 7
RBI 1
BB 0
SO 8
LOB 9

