Chicago White Sox - 1954

Cleveland Indians @ Chicago White Sox

Comiskey Park, Chicago, IL

Tue Apr 13 1954, 4:33 AM EST

Att. 31,026 - Unknown

TOP

livebaseballscorecards.com

Batter	1	2	3	4	5	6	7	8	9	AB	R	H	RBI	BB	SO	LOB
Bobby Avila, R (1, 4) OBP: 0.667, SLG: 0.833	E5 CS	2-3 1B			1B	3-H 2B		1-2 SH4-3 1B	K	6	1	4	1	0	1	0
Dave Philley, S (1, 9)	K 1-2	5-3			K	6-3		SH4-3 1-2 2-3		4	0	0	0	0	2	3
Bill Glynn, L (1, 3) OBP: 0.500, SLG: 0.333	BB 1B BB	F7			1-2 1B		F8			3	0	1	0	1	0	0
Hank Majeski, R (8, PH) OBP: 1.000, SLG: 1.000								BB 2-H 3-H 1B		1	0	1	2	0	0	0
Rudy Regalado, R (8, PR)										0	0	0	0	0	0	0
Rocky Nelson, L (8, 3)										0	0	0	0	0	0	0
Al Rosen, R (1, 5) OBP: 0.400, SLG: 0.400	BB 1-2 1B	F7			F8		BB E SF8 1B	F9		5	1	2	0	0	0	3
Larry Doby, L (1, 8)	1-2 2-3 BB			K	G3		E3 FC6-4 BB 1-2	1-2 BB		3	0	0	0	2	1	3
Wally Westlake, R (1, 7) OBP: 0.400, SLG: 1.000	K			HR	K		1-2 2-3 FC6-4 BB	L5		4	1	1	1	1	2	5
George Strickland, R (1, 6) OBP: 0.600, SLG: 1.500		F7		HR	3B 1B		SF8 3-H		E7 SF8 1B	4	3	3	2	0	0	0
Jim Hegan, R (1, 2) OBP: 0.200, SLG: 0.750		P6		1-3	1-H 2B 3B		1-2f 2-3 FC6-4		SF8 3-H	4	1	1	2	0	0	2
Early Wynn, S (1, 1) OBP: 0.400, SLG: 0.600		1B 2B		5-3	L3			SH4-3 1B 1B	1-3	5	1	2	0	0	0	1

	AB	39
	R	8
	H	15
	RBI	8
	BB	4
	SO	6
	LOB	17

Inning Stats	1	2	3	4	5	6	7	8	9
	R: 0 E: 1 K: 2 S: 8 H: 1 LOB: 3 BB: 2 P: 16	R: 0 E: 0 K: 0 S: 4 H: 2 LOB: 2 BB: 0 P: 4	R: 0 E: 0 K: 0 S: 3 H: 0 LOB: 0 BB: 0 P: 3	R: 2 E: 0 K: 1 S: 7 H: 2 LOB: 0 BB: 0 P: 7	R: 0 E: 0 K: 1 S: 7 H: 2 LOB: 2 BB: 0 P: 7	R: 2 E: 0 K: 1 S: 8 H: 3 LOB: 1 BB: 0 P: 8	R: 1 E: 1 K: 0 S: 5 H: 1 LOB: 2 BB: 1 P: 9	R: 2 E: 0 K: 0 S: 6 H: 3 LOB: 2 BB: 1 P: 10	R: 1 E: 1 K: 1 S: 6 H: 1 LOB: 0 BB: 0 P: 6

	1B: 10	SF: 2	WP: 0	PA: 46
	2B: 3	SAC: 1	PB: 0	
	3B: 1	DP: 1	SB: 0	
	HR: 2	HBP: 0	CS: 1	

PITCHER		IP	WLS	BF	H	R	ER	SO	BB	IBB	HBP	BLK	WP	HR	S	P	ERA	WHIP
Billy Pierce, L ERA: 5.68	(1, 1)	6.1	L	33	11	5	4	5	3	0	0	0	0	2	40	52	5.68	2.211
Don Johnson, R ERA:	(7, 1)	0.2		2	0	0	0	0	0	0	0	0	0	0	2	2	0.00	0.000
Bob Keegan, R ERA: 54.0	(8, 1)	0.1		3	2	2	2	0	0	0	0	0	0	0	3	3	54.00	6.000
Al Sima, L ERA:	(8, 1)	1.2		8	2	1	0	1	1	0	0	0	0	0	9	13	0.00	1.800

PITCHER		IP	WLS	BF	H	R	ER	SO	BB	IBB	HBP	BLK	WP	HR	S	P	ERA	WHIP

Batter	1	2	3	4	5	6	7	8	9	AB	R	H	RBI	BB	SO	LOB
Chico Carrasquel, R (1, 6) OBP: 0.500, SLG: 0.500	6-3		F5		1B			G6-4-3		4	1	2	0	0	0	0
Nellie Fox, L (1, 4) OBP: 0.750, SLG: 0.750	1B		F9		1B CS			G6-4-3		4	0	3	0	0	0	0
Bob Boyd, L (1, 7) OBP: 0.500, SLG: 0.500	F2			5-3				G6-4-3		4	1	2	1	0	0	3
Minnie Minoso, R (1, 5)	G3			5-3	CS	F9		4-3		4	0	0	0	0	0	3
Ferris Fain, L (1, 3) OBP: 0.500, SLG: 0.500		FC4-6				3-1			F8	4	0	2	1	0	0	0
Sherm Lollar, R (1, 2)		F8		F6		F7			4-1	3	0	0	0	1	0	2
Jim Rivera, L (1, 9) (8, 8)		FC4-6		F9			4-3		4-1	4	0	0	0	0	0	3
Johnny Groth, R (1, 8) Willard Marshall, L (7, PH) (8, 9)		F8			5-3		P5			2 1	0 0	0 0	0 0	0 1	0 0	1 0
Billy Pierce, L (1, 1) Don Johnson, R (7, 1) Bill Wilson, R (7, PH) Bob Keegan, R (8, 1) Al Sima, R (8, 1) Bud Stewart, L (9, PH)			6-3		5-3		K		K	2 0 1 0 0 1	0 0 0 0 0 0	0 0 0 0 0 0	0 0 0 0 0 0	0 0 0 0 0 0	0 0 1 0 0 1	0 0 0 0 0 2
Inning Stats	R: 0 E: 0 K: 0 S: 4 H: 1 LOB: 1 BB: 0 P: 4	R: 0 E: 0 K: 0 S: 4 H: 1 LOB: 1 BB: 0 P: 4	R: 0 E: 0 K: 0 S: 3 H: 0 LOB: 0 BB: 0 P: 3	R: 1 E: 0 K: 0 S: 5 H: 2 LOB: 1 BB: 0 P: 5	R: 1 E: 0 K: 0 S: 5 H: 3 LOB: 1 BB: 0 P: 5	R: 0 E: 0 K: 0 S: 3 H: 0 LOB: 0 BB: 0 P: 3	R: 0 E: 0 K: 1 S: 5 H: 0 LOB: 0 BB: 0 P: 5	R: 0 E: 0 K: 0 S: 4 H: 2 LOB: 1 BB: 0 P: 4	R: 0 E: 0 K: 1 S: 5 H: 0 LOB: 2 BB: 2 P: 13	1B: 9 2B: 0 3B: 0 HR: 0	SF: 0 SAC: 0 DP: 1 HBP: 0						

PITCHER		IP	WLS	BF	H	R	ER	SO	BB	IBB	HBP	BLK	WP	HR	S	P	ERA	WHIP
Early Wynn, R ERA: 2.0	(1, 1)	9.0	W	36	9	2	2	2	2	0	0	0	0	0	38	46	2.00	1.222

PITCHER	IP	WLS	BF	H	R	ER	SO	BB	IBB	HBP	BLK	WP	HR	S	P	ERA	WHIP

BOTTOM

Cleveland Indians @ Chicago White Sox

Comiskey Park, Chicago, IL

Tue Apr 13 1954, 4:33 AM EST

Att. 31,026 - Unknown

livebaseballscorecards.com

AB	34
R	2
H	9
RBI	2
BB	2
SO	2
LOB	14

1B: 9	SF: 0	WP: 0	PA: 37
2B: 0	SAC: 0	PB: 0	
3B: 0	DP: 1	SB: 1	
HR: 0	HBP: 0	CS: 1	

Batter	1	2	3	4	5	6	7	8	9	AB	R	H	RBI	BB	SO	LOB
Bobby Avila, R (1, 4) OBP: 0.545, SLG: 0.818	F9		F4	1B 3B 2-H		G1-6-3 1B		5-3		5	1	2	1	0	0	1
Dave Philley, S (1, 9)	1B 1B BB		6-3	1B BB		G1-6-3 1-2f			K2-3	3	1	0	0	2	1	1
Bill Glynn, L (1, 3) OBP: 0.667, SLG: 0.625	1B 1B 1-2		1B 1B	1-2 3-H			L6		1B 1B	5	2	4	1	0	0	0
Al Rosen, R (1, 5) OBP: 0.500, SLG: 0.500	1B 1-3 2-H		1B 1-2 1-2	F9			F9		1B 1-3	5	0	3	1	0	0	2
Larry Doby, L (1, 8) OBP: 0.400, SLG: 0.250	F5		BB 1-3 2-H		4-3		G3		1B 1-2 3-H	5	0	2	2	0	0	1
Wally Westlake, R (1, 7) OBP: 0.400, SLG: 1.000		L5	BB 1-2		K			HR	K	4	1	1	1	1	2	2
George Strickland, R (1, 6) OBP: 0.500, SLG: 0.857		BB	1-2 3-H	F8	BB			L7	1-3	3	0	0	0	2	0	2
Jim Hegan, R (1, 2) OBP: 0.333, SLG: 0.625		F7		SH2-3 3B 1B	F5			SH5-4 1B		4	1	2	0	0	0	2
Bob Lemon, L (1, 1)		K		SH2-3 1-2		4-3		SH5-4 1-2		2	0	0	0	0	1	1
Inning Stats	R: 1 H: 2 E: 0 LOB: 1 K: 0 BB: 1 S: 4 P: 8	R: 0 H: 0 E: 0 LOB: 1 K: 1 BB: 1 S: 5 P: 9	R: 1 H: 3 E: 0 LOB: 3 K: 0 BB: 1 S: 5 P: 9	R: 2 H: 3 E: 0 LOB: 2 K: 0 BB: 1 S: 6 P: 10	R: 0 H: 0 E: 0 LOB: 1 K: 1 BB: 1 S: 5 P: 9	R: 0 H: 1 E: 0 LOB: 0 K: 0 BB: 0 S: 3 P: 3	R: 0 H: 0 E: 0 LOB: 0 K: 0 BB: 0 S: 3 P: 3	R: 1 H: 2 E: 0 LOB: 1 K: 0 BB: 0 S: 5 P: 5	R: 1 H: 3 E: 0 LOB: 2 K: 2 BB: 0 S: 10 P: 10	1B: 12 SF: 0 2B: 0 SAC: 2 3B: 1 DP: 1 HR: 1 HBP: 0						

TOP

Cleveland Indians @ Chicago White Sox

Comiskey Park, Chicago, IL

Wed Apr 14 1954, 4:33 AM EST

Att. 7,872 - Unknown

livebaseballscorecards.com

AB	36
R	6
H	14
RBI	6
BB	5
SO	4
LOB	12

PITCHER		IP	WLS	BF	H	R	ER	SO	BB	IBB	HBP	BLK	WP	HR	S	P	ERA	WHIP
Jack Harshman, L ERA: 9.82	(1, 1)	3.2	L	22	8	4	4	1	4	0	0	0	0	0	19	35	9.82	3.273
Don Johnson, R ERA: 2.25	(4, 1)	3.1		12	2	1	1	1	1	0	0	0	0	1	13	17	2.70	0.900
Mike Fornieles, R ERA:	(8, 1)	0.1		2	1	0	0	0	0	0	0	0	0	0	2	2	0.00	3.000
Tom Flanigan, L ERA:	(8, 1)	0.2		2	0	0	0	0	0	0	0	0	0	0	2	2	0.00	0.000
Harry Dorish, R ERA: 9.0	(9, 1)	1.0		6	3	1	1	2	0	0	0	0	0	0	10	10	9.00	3.000

PITCHER	IP	WLS	BF	H	R	ER	SO	BB	IBB	HBP	BLK	WP	HR	S	P	ERA	WHIP

Cleveland Indians @ Chicago White Sox

Comiskey Park, Chicago, IL

Wed Apr 14 1954, 4:33 AM EST

Att. 7,872 - Unknown

livebaseballscorecards.com

BOTTOM

Batter	1	2	3	4	5	6	7	8	9	AB	R	H	RBI	BB	SO	LOB
Chico Carrasquel, R (1, 6) OBP: 0.250, SLG: 0.250	6-3		5-3			F5		5-3		4	0	0	0	0	0	0
Nellie Fox, L (1, 4) OBP: 0.375, SLG: 0.375	L6		6-3			F8			G3	4	0	0	0	0	0	0
Bob Boyd, L (1, 7) OBP: 0.375, SLG: 0.286	BB (3B)		1-3			F8			K	3	1	0	0	1	1	0
Minnie Minoso, R (1, 5) OBP: 0.250, SLG: 0.429	3B (1-H, 1B)			K			BB (G5-4-3)		E6	3	1	1	1	1	1	0
Ferris Fain, L (1, 3) OBP: 0.375, SLG: 0.375	1B (3-H)			4-3			K		G3	4	0	1	1	0	1	2
Sherm Lollar, R (1, 2)	F8			F7			G5-4-3 (1-2f)			3	0	0	0	0	0	2
Jim Rivera, L (1, 9)		3-1			BB (L1-3)			E3 (1B)		2	1	0	0	1	0	0
Johnny Groth, R (1, 8) OBP: 0.200, SLG: 0.200		4-3			K			G3-6-3 (2-H, 1B)		3	0	1	1	0	1	1
Jack Harshman, L (1, 1)		F8			L1-3 (1-2)			G3-6-3 (1-2f)		1	0	0	0	0	0	0
Don Johnson, R (4, 1)										1	0	0	0	0	0	1
Mike Fornieles, R (8, 1)										0	0	0	0	0	0	0
Tom Flanigan, R (8, 1)										0	0	0	0	0	0	0
Bud Stewart, L (8, PH)										1	0	0	0	0	0	1
Harry Dorish, R (9, 1)										0	0	0	0	0	0	0

	AB	29
	R	3
	H	3
	RBI	3
	BB	3
	SO	4
	LOB	7

Inning Stats	1	2	3	4	5	6	7	8	9
	R: 2 E: 0 K: 0 S: 5 H: 2 LOB: 1 BB: 1 P: 9	R: 0 E: 0 K: 0 S: 3 H: 0 LOB: 0 BB: 0 P: 3	R: 0 E: 0 K: 0 S: 3 H: 0 LOB: 0 BB: 0 P: 3	R: 0 E: 0 K: 1 S: 5 H: 0 LOB: 0 BB: 0 P: 5	R: 0 E: 0 K: 1 S: 4 H: 0 LOB: 0 BB: 1 P: 8	R: 0 E: 0 K: 0 S: 3 H: 0 LOB: 0 BB: 0 P: 3	R: 0 E: 0 K: 1 S: 4 H: 0 LOB: 0 BB: 1 P: 8	R: 1 E: 1 K: 0 S: 4 H: 1 LOB: 0 BB: 0 P: 4	R: 0 E: 1 K: 1 S: 6 H: 0 LOB: 1 BB: 0 P: 6

| | | | | | | | | | |

Batter	1	2	3	4	5	6	7	8	9	AB	R	H	RBI	BB	SO	LOB
Chico Carrasquel, R (1, 6) OBP: 0.385, SLG: 0.333	BB 1B	K			F8		1B 1B		BB	4	1	2	0	1	1	2
Nellie Fox, L (1, 4) OBP: 0.462, SLG: 0.417	F8		F6		1B		1B 1-3		BB 1-2	4	0	2	0	1	0	1
Bob Boyd, L (1, 7) OBP: 0.385, SLG: 0.273	BB 1-2		F8		F8		1-3		1-3	4	0	1	1	1	0	3
Minnie Minoso, R (1, 5) OBP: 0.250, SLG: 0.300	F9		K			BB E	K			3	0	0	0	1	2	4
Ferris Fain, L (1, 3) OBP: 0.250, SLG: 0.250	F7			F3		F7		F9		4	0	0	0	0	0	3
Sherm Lollar, R (1, 2) OBP: 0.182, SLG: 0.100		1B 1B		F4		5-3 1-3		K		4	0	1	0	0	1	1
Jim Rivera, L (1, 9)		K		BB		K		F8		3	0	0	0	1	2	2
Johnny Groth, R (1, 8) OBP: 0.250, SLG: 0.250 Willard Marshall, L (9, PH)		1-3 1B		K			P6		6-3	3 1	0 0	1 0	0 0	0 0	1 0	1 0
Virgil Trucks, R (1, 1) Billy Pierce, L (7, 1) Harry Dorish, R (7, 1) Bud Stewart, L (9, PH)		K			1-5-3		K		L3	3 0 0 1	0 0 0 0	0 0 0 0	0 0 0 0	0 0 0 0	2 0 0 0	2 0 0 0
Inning Stats	R: 0 E: 0 K: 0 S: 4 H: 1 LOB: 2 BB: 1 P: 8	R: 0 E: 0 K: 3 S: 11 H: 2 LOB: 2 BB: 0 P: 11	R: 0 E: 0 K: 1 S: 5 H: 0 LOB: 0 BB: 0 P: 5	R: 0 E: 0 K: 1 S: 5 H: 0 LOB: 1 BB: 1 P: 9	R: 0 E: 0 K: 0 S: 4 H: 1 LOB: 1 BB: 0 P: 4	R: 0 E: 1 K: 1 S: 5 H: 0 LOB: 1 BB: 1 P: 9	R: 1 E: 0 K: 2 S: 10 H: 3 LOB: 2 BB: 0 P: 10	R: 0 E: 0 K: 1 S: 5 H: 0 LOB: 0 BB: 0 P: 5	R: 0 E: 0 K: 0 S: 3 H: 0 LOB: 2 BB: 2 P: 11	1B: 7 2B: 0 3B: 0 HR: 0	SF: 0 SAC: 0 DP: 0 HBP: 0						

TOP

Chicago White Sox @ Baltimore Orioles

Memorial Stadium, Baltimore, MD

Thu Apr 15 1954, 3:33 AM EST

Att. 46,354 - Overcast

livebaseballscorecards.com

AB	34
R	1
H	7
RBI	1
BB	5
SO	9
LOB	19

PITCHER		IP	W/L/S	BF	H	R	ER	SO	BB	IBB	HBP	BLK	WP	HR	S	P	ERA	WHIP
Bob Turley, R ERA: 1.0	(1, 1)	9.0	W	39	7	1	1	9	5	0	0	0	0	0	52	72	1.00	1.333

PITCHER	IP	W/L/S	BF	H	R	ER	SO	BB	IBB	HBP	BLK	WP	HR	S	P	ERA	WHIP

Batter	1	2	3	4	5	6	7	8	9	AB	R	H	RBI	BB	SO	LOB
Bobby Young, L (1, 4) OBP: 0.333, SLG: 0.400	F8		G3		F8		1B FC4-2 2B			4	0	1	0	0	0	0
Eddie Waitkus, L (1, 3) OBP: 0.333, SLG: 0.273	F2		BB BB 1B		BB 1B		FC4-2 1B 2-3			4	1	3	0	0	0	0
Gil Coan, L (1, 8) OBP: 0.556, SLG: 0.333 Don Lenhardt, R (7, PH) OBP: 0.333, SLG: 0.333 Chuck Diering, R (8, 8)	BBBB BB		BBBB BB 1-2 BB		BBBB 1-2 BB		FC4-2 1B 1-2 3-H			0 1 0	0 0 0	0 0 0	0 0 0	3 0 0	0 0 0	0 2 0
Vic Wertz, L (1, 9) OBP: 0.300, SLG: 0.125	SSS K		BBBB FC5-4 1-2 2-3 BB		F8		G5-4-3 1B 1-2 2-H			3	0	1	1	1	1	3
Sam Mele, R (1, 7) OBP: 0.167, SLG: 0.333		5-3 FC5-4 1-2f			F8		G5-4-3 1-2f			4	0	0	0	0	0	7
Vern Stephens, R (1, 5) OBP: 0.417, SLG: 0.750		G4-3 1B	HR		1-3			P4		4	1	2	1	0	0	0
Billy Hunter, R (1, 6) OBP: 0.273, SLG: 0.200		G4-3 1-2f	SSS K		L6			HBP		3	0	0	0	0	1	1
Clint Courtney, L (1, 2) OBP: 0.333, SLG: 0.583			HR		3-1		1B	F6		4	1	2	1	0	0	1
Bob Turley, R (1, 1)			6-3		F7		SSS K	4-3		4	0	0	0	0	1	2
Inning Stats	R: 0 H: 0 E: 0 LOB: 1 K: 1 BB: 1 S: 5 P: 9	R: 0 H: 1 E: 0 LOB: 0 K: 0 BB: 0 S: 3 P: 3	R: 1 H: 2 E: 0 LOB: 3 K: 0 BB: 2 S: 5 P: 13	R: 1 H: 1 E: 0 LOB: 0 K: 1 BB: 0 S: 6 P: 6	R: 0 H: 1 E: 0 LOB: 2 K: 0 BB: 1 S: 4 P: 8	R: 0 H: 1 E: 0 LOB: 1 K: 1 BB: 0 S: 6 P: 6	R: 1 H: 3 E: 0 LOB: 1 K: 0 BB: 0 S: 5 P: 5	R: 0 H: 0 E: 0 LOB: 1 K: 0 BB: 0 S: 3 P: 4		1B: 6 SF: 0 2B: 1 SAC: 0 3B: 0 DP: 2 HR: 2 HBP: 1						

PITCHER		IP	WLS	BF	H	R	ER	SO	BB	IBB	HBP	BLK	WP	HR	S	P	ERA	WHIP
Virgil Trucks, R ERA: 4.5	(1, 1)	6.0	L	28	7	3	3	3	4	0	0	0	0	2	30	46	4.50	1.833
Billy Pierce, L ERA: 5.68	(7, 1)	0.0		1	1	0	0	0	0	0	0	0	0	0	1	1	∞	∞
Harry Dorish, R ERA: 3.0	(7, 1)	2.0		7	1	0	0	0	0	0	1	0	0	0	6	7	0.00	0.500

PITCHER	IP	WLS	BF	H	R	ER	SO	BB	IBB	HBP	BLK	WP	HR	S	P	ERA	WHIP

BOTTOM

Chicago White Sox @ Baltimore Orioles

Memorial Stadium, Baltimore, MD

Thu Apr 15 1954, 3:33 AM EST

Att. 46,354 - Overcast

livebaseballscorecards.com

AB	31
R	3
H	9
RBI	3
BB	4
SO	3
LOB	16

WP: 0 PA: 36
PB: 0
SB: 0
CS: 0

Batter	1	2	3	4	5	6	7	8	9	AB	R	H	RBI	BB	SO	LOB
Chico Carrasquel, R (1, 6) OBP: 0.389, SLG: 0.529	HR	F7		E1 SF7 6-3 1-2		G1-4-3 1-2f		1B 2-H		5	1	2	2	0	0	2
Nellie Fox, L (1, 4) OBP: 0.333, SLG: 0.294	1-3	6-3		6-3 1-2 2-3			E5 BB	4-3		5	0	0	0	0	0	3
Minnie Minoso, R (1, 5) OBP: 0.235, SLG: 0.286	1-3 2B 1B		5-3	SF7 2-3 3-H			F3		F3	4	1	1	1	0	0	1
Ferris Fain, L (1, 3) OBP: 0.294, SLG: 0.438	1-3 1-2		HR	K			BB 1-2		F8	4	1	1	1	1	1	2
Bob Boyd, L (1, 7) OBP: 0.438, SLG: 0.385 Cass Michaels, R (7, PH) Bill Wilson, R (7, 7)	HR 2-H 2B		BB 5-3		4-3	F6			1B BB	2 1 0	1 0 0	1 0 0	1 0 0	1 0 1	0 0 0	0 2 0
Sherm Lollar, R (1, 2) OBP: 0.250, SLG: 0.143	HR HBP		5-3 1-2		F9		K		1B 1-2	4	1	1	0	0	1	3
Jim Rivera, L (1, 9) OBP: 0.250, SLG: 0.308	HR 1-H 2-H		IBB		F8			4-3	K	4	1	1	3	1	1	2
Johnny Groth, R (1, 8) OBP: 0.250, SLG: 0.333	F2		F8			F8		1B 2B		4	1	1	0	0	0	2
Bob Keegan, R (1, 1)		1-3		6-3 E SF7 BB		G1-4-3 BB		F9		2	1	0	0	2	0	1
Inning Stats	R: 5 E: 0 K: 0 S: 7 H: 4 LOB: 0 BB: 0 P: 8	R: 0 E: 0 K: 0 S: 3 H: 0 LOB: 0 BB: 0 P: 3	R: 1 E: 0 K: 0 S: 4 H: 1 LOB: 2 BB: 2 P: 12	R: 1 E: 1 K: 1 S: 6 H: 0 LOB: 1 BB: 1 P: 10	R: 0 E: 0 K: 0 S: 3 H: 0 LOB: 0 BB: 0 P: 3	R: 0 E: 0 K: 0 S: 2 H: 0 LOB: 0 BB: 1 P: 6	R: 0 E: 1 K: 1 S: 6 H: 0 LOB: 2 BB: 1 P: 10	R: 1 E: 0 K: 0 S: 5 H: 2 LOB: 1 BB: 0 P: 5	R: 0 E: 0 K: 1 S: 6 H: 1 LOB: 2 BB: 1 P: 10	1B: 3 2B: 2 3B: 0 HR: 3 SF: 1 SAC: 0 DP: 1 HBP: 1						

PITCHER		IP	WLS	BF	H	R	ER	SO	BB	IBB	HBP	BLK	WP	HR	S	P	ERA	WHIP
Art Houtteman, R ERA: 67.5	(1, 1)	0.2	L	7	4	5	5	0	0	0	1	0	0	2	6	7	67.50	6.000
Dick Tomanek, L ERA: 5.4	(1, 1)	1.2		7	1	1	1	0	1	0	0	0	0	1	6	10	5.40	1.200
Jose Santiago, R ERA:	(3, 1)	1.2		8	0	1	0	1	1	1	0	0	0	0	8	16	0.00	0.600
Ray Narleski, R ERA:	(5, 1)	2.0		6	0	0	0	0	1	0	0	0	0	0	5	9	0.00	0.500
Don Mossi, L ERA: 3.0	(7, 1)	3.0		15	3	1	1	2	2	0	0	0	0	0	17	25	3.00	1.667

PITCHER	IP	WLS	BF	H	R	ER	SO	BB	IBB	HBP	BLK	WP	HR	S	P	ERA	WHIP

TOP

Chicago White Sox @ Cleveland Indians

Cleveland Municipal Stadium, Cleveland, OH

Sat Apr 17 1954, 3:33 AM EST
Att. 6,646 - Unknown

livebaseballscorecards.com

AB	35
R	8
H	8
RBI	8
BB	6
SO	3
LOB	18

WP: 0 PB: 0 SB: 0 CS: 0
PA: 43

BOTTOM

Chicago White Sox @ Cleveland Indians

Cleveland Municipal Stadium, Cleveland, OH

Sat Apr 17 1954, 3:33 AM EST

Att. 6,646 - Unknown

livebaseballscorecards.com

Batter	1	2	3	4	5	6	7	8	9	AB	R	H	RBI	BB	SO	LOB
Bobby Avila, R (1, 4) OBP: 0.500, SLG: 0.588	F7		BB, 1B	FC6			F9		6-3	3	0	1	0	1	0	0
Rudy Regalado, R (8, 4)										1	0	0	0	0	0	0
Dave Philley, S (1, 9)	4-3		F9	FC6			6-3		K	5	0	0	0	0	1	4
Bill Glynn, L (1, 3) OBP: 0.647, SLG: 0.600	BB		BB		F3		1B			3	0	2	0	1	0	0
Al Rosen, R (1, 5) OBP: 0.444, SLG: 0.688	6-3		BB		5-3		F8			3	0	0	1	1	0	2
Larry Doby, L (1, 8) OBP: 0.389, SLG: 0.154		BB	K		F6			K		3	0	0	0	1	2	3
Wally Westlake, R (1, 7) OBP: 0.294, SLG: 0.600		P4	6-3			F8		F7		4	0	0	0	0	0	4
George Strickland, R (1, 6) OBP: 0.500, SLG: 0.692		F7		F3		FC6-4, BB		1B		3	0	1	0	1	0	1
Jim Hegan, R (1, 2) OBP: 0.286, SLG: 0.417		F8		E3, FC6, 1B		F5		F8		2	0	0	0	0	0	1
Hal Naragon, L (6, PH)										2	0	0	0	0	0	2
(7, 2)																
Art Houtteman, R (1, 1)										0	0	0	0	0	0	0
Dick Tomanek, L (1, 1)										0	0	0	0	0	0	0
Jose Santiago, R (3, 1)										0	1	0	0	1	0	0
Dave Pope, L (4, PH)										1	0	0	0	0	0	1
Ray Narleski, R (5, 1)										0	0	0	0	0	0	0
Dale Mitchell, L (6, PH)										1	0	0	0	0	0	1
Don Mossi, L (7, 1)										0	0	0	0	0	0	0
Luke Easter, L (9, PH) OBP: 0.500, SLG: 0.500			1B, BB, BB	P9		FC6-4			F7	1	0	0	0	0	0	0

	AB	32
	R	1
	H	4
	RBI	1
	BB	6
	SO	3
	LOB	19

Inning Stats	1	2	3	4	5	6	7	8	9
	R: 0 H: 0	R: 0 H: 0	R: 1 H: 1	R: 0 H: 1	R: 0 H: 0	R: 0 H: 0	R: 0 H: 1	R: 0 H: 1	R: 0 H: 0
	E: 0 LOB: 1	E: 0 LOB: 1	E: 0 LOB: 3	E: 1 LOB: 2	E: 0 LOB: 0	E: 0 LOB: 1	E: 0 LOB: 1	E: 0 LOB: 1	E: 0 LOB: 0
	K: 0 BB: 1	K: 0 BB: 1	K: 1 BB: 3	K: 0 BB: 0	K: 0 BB: 0	K: 0 BB: 1	K: 0 BB: 0	K: 1 BB: 0	K: 1 BB: 0
	S: 3 P: 7	S: 3 P: 7	S: 6 P: 18	S: 5 P: 5	S: 3 P: 3	S: 3 P: 7	S: 4 P: 4	S: 6 P: 6	S: 5 P: 5

1B: 4	SF: 0	WP: 0	PA: 38
2B: 0	SAC: 0	PB: 0	
3B: 0	DP: 0	SB: 0	
HR: 0	HBP: 0	CS: 0	

PITCHER	IP	WLS	BF	H	R	ER	SO	BB	IBB	HBP	BLK	WP	HR	S	P	ERA	WHIP
Bob Keegan, R (1, 1) ERA: 2.89	9.0	W	38	4	1	1	3	6	0	0	0	0	0	38	62	1.00	1.111

Batter	1	2	3	4	5	6	7	8	9	AB	R	H	RBI	BB	SO	LOB
Chico Carrasquel, R (1, 6) OBP: 0.333, SLG: 0.450	L8		FC4-6 CS 1-2f		F4					3	0	0	0	0	0	3
Nellie Fox, L (1, 4) OBP: 0.381, SLG: 0.350	1B		CS 1-2	F9	HR 1-2 3-H 1B					3	1	2	1	0	0	0
Minnie Minoso, R (1, 5) OBP: 0.250, SLG: 0.471	F8			5-3	HR 1-H 2-H					3	1	1	3	0	0	1
Ferris Fain, L (1, 3) OBP: 0.300, SLG: 0.579	F2			HR	F8					3	1	1	1	0	0	1
Bob Boyd, L (1, 7) OBP: 0.389, SLG: 0.333		F9		4-3		F8				2	0	0	0	0	0	0
Bill Wilson, R (6, PH) (6, 7)										1	0	0	0	0	0	0
Jim Rivera, L (1, 9) OBP: 0.263, SLG: 0.500		F4			HR	F9				3	1	1	1	0	0	0
Johnny Groth, R (1, 8) OBP: 0.333, SLG: 0.467		K			1B 1B 2B	1B				3	1	2	0	0	1	0
Red Wilson, R (1, 2)			4-3		5-3	F9				3	0	0	0	0	0	2
Billy Pierce, L (1, 1) OBP: 0.500, SLG: 0.333			BBB 4-0 FC4-6 BB		1B HR 2-3 1B					1	1	1	0	1	0	0
Inning Stats	R: 0 E: 0 K: 0 S: 4 H: 1 LOB: 1 BB: 0 P: 4	R: 0 E: 0 K: 1 S: 5 H: 0 LOB: 0 BB: 0 P: 5	R: 0 E: 0 K: 0 S: 2 H: 0 LOB: 0 BB: 1 P: 6	R: 1 E: 0 K: 0 S: 4 H: 1 LOB: 0 BB: 0 P: 4	R: 5 E: 0 K: 0 S: 8 H: 5 LOB: 0 BB: 0 P: 8	R: 0 E: 0 K: 0 S: 4 H: 1 LOB: 1 BB: 0 P: 4				1B: 4 2B: 1 3B: 0 HR: 3 SF: 0 SAC: 0 DP: 0 HBP: 0						

PITCHER		IP	WLS	BF	H	R	ER	SO	BB	IBB	HBP	BLK	WP	HR	S	P	ERA	WHIP
Early Wynn, R ERA: 5.27	(1, 1)	4.2	L	21	7	6	6	1	1	0	0	0	0	0	22	26	11.57	1.714
Don Mossi, L ERA: 2.08	(5, 1)	1.1		5	1	0	0	0	0	0	0	0	0	0	5	5	0.00	0.750

PITCHER	IP	WLS	BF	H	R	ER	SO	BB	IBB	HBP	BLK	WP	HR	S	P	ERA	WHIP

TOP

Chicago White Sox @ Cleveland Indians

Cleveland Municipal Stadium, Cleveland, OH

Sun Apr 18 1954, 3:33 AM EST
Att. 10,063 - Unknown

livebaseballscorecards.com

AB	25
R	6
H	8
RBI	6
BB	1
SO	1
LOB	7

WP: 0 PB: 0 SB: 0 CS: 1 PA: 27

Batter	1	2	3	4	5	6	7	8	9	AB	R	H	RBI	BB	SO	LOB
Bobby Avila, R (1, 4) OBP: 0.542, SLG: 0.619	x 0-0 CS 1B		x 0-0 ① P3	x 0-0 BB 1B 1-2 1B		x 0-0 1B 1B				4	0	3	0	0	0	0
Bill Glynn, L (1, 3) OBP: 0.714, SLG: 0.667	x 0-0 ① BB 1B 1-2 1B		B B B B 4-0 1B BB	x 0-0 BB 1-2 2-3 1B		x 0-0 FC5-4 1-2 1B				3	0	3	0	1	0	0
Wally Westlake, R (1, 7) OBP: 0.381, SLG: 0.611	x 0-0 BB 1-2 1B		x 0-0 1-2 1B	B B B 4-0 1-2 2-3 3-H BB		x 0-0 ③ FC5-4 1-2f				3	0	2	1	1	0	2
Al Rosen, R (1, 5) OBP: 0.381, SLG: 0.579	x 0-0 ② F8		x 0-0 ② F7	S S S 0-3 ③ K						3	0	0	0	0	1	7
George Strickland, R (1, 6) OBP: 0.524, SLG: 0.643	B B B B 4-0 1-2 2-3 BB		x 0-0 ③ F7		B B B 4-0 L4-3 BB					1	0	0	0	2	0	2
Larry Doby, L (1, 8) OBP: 0.333, SLG: 0.125	x 0-0 ③ F8			x 0-0 ① G3	x 0-0 ① ② L4-3 1-2					3	0	0	0	0	0	4
Dave Philley, S (1, 9)		S S S 0-3 ① K		S S S 0-3 ② K	S S S 0-3 ③ K					3	0	0	0	0	3	0
Jim Hegan, R (1, 2) OBP: 0.294, SLG: 0.600		S S S 0-3 ② K		x 0-0 HR		x 0-0 ① F8				3	1	1	1	0	1	0
Early Wynn, S (1, 1) OBP: 0.429, SLG: 0.571 Don Mossi, L (5, 1) Al Smith, R (6, PH)		x 0-0 ③ 6-3		x 0-0 1B 1B BB 1B		S S S 0-3 ② K				2 0 1	1 0 0	1 0 0	0 0 0	0 0 1	0 0 0	0 0 0
Inning Stats	R: 0 E: 0 K: 0 S: 5 H: 3 LOB: 3 BB: 1 P: 9	R: 0 E: 0 K: 2 S: 7 H: 0 LOB: 0 BB: 0 P: 7	R: 0 E: 0 K: 0 S: 4 H: 1 LOB: 2 BB: 1 P: 8	R: 2 E: 0 K: 2 S: 11 H: 4 LOB: 3 BB: 1 P: 15	R: 0 E: 0 K: 1 S: 4 H: 0 LOB: 0 BB: 1 P: 8	R: 0 E: 0 K: 1 S: 7 H: 2 LOB: 2 BB: 0 P: 7				1B: 9 2B: 1 3B: 0 HR: 1	SF: 0 SAC: 0 DP: 1 HBP: 0					

PITCHER	IP	WLS	BF	H	R	ER	SO	BB	IBB	HBP	BLK	WP	HR	S	P	ERA	WHIP
Billy Pierce, L (1, 1) ERA: 4.38	6.0	W	30	10	2	2	6	4	0	0	0	0	1	38	54	3.00	2.333

PITCHER	IP	WLS	BF	H	R	ER	SO	BB	IBB	HBP	BLK	WP	HR	S	P	ERA	WHIP

BOTTOM

Chicago White Sox @ Cleveland Indians

Cleveland Municipal Stadium, Cleveland, OH

Sun Apr 18 1954, 3:33 AM EST

Att. 10,063 - Unknown

livebaseballscorecards.com

AB	26
R	2
H	10
RBI	2
BB	4
SO	6
LOB	15

1B: 9	SF: 0	WP: 0	PA: 30
2B: 1	SAC: 0	PB: 0	
3B: 0	DP: 1	SB: 0	
HR: 1	HBP: 0	CS: 1	

Batter	1	2	3	4	5	6	7	8	9	AB	R	H	RBI	BB	SO	LOB
Chico Carrasquel, R (1, 6) OBP: 0.385, SLG: 0.480	6-3 SH5-3 1B 1B	K		F3			1B		1B	5	1	3	0	0	1	0
Nellie Fox, L (1, 4) OBP: 0.400, SLG: 0.458	SH5-3 1-2		G3 1B 2B		2B 2B		F7		4-3	4	2	2	0	0	0	1
Minnie Minoso, R (1, 7) OBP: 0.292, SLG: 0.524	6-3 2-3		L9		3-1 2-H 2B		1B			4	0	2	1	0	0	2
Ferris Fain, L (1, 3) OBP: 0.292, SLG: 0.522	3-H 1B		G3 2-3		3-1 2-3		P5			4	0	1	1	0	0	3
Sherm Lollar, R (1, 2) OBP: 0.250, SLG: 0.118	K		BBBB 1B BB		6-3			F8		3	0	0	0	1	1	2
Johnny Groth, R (1, 8) OBP: 0.368, SLG: 0.632		HR	1-2 3-H 1B		6-3			L9		4	1	2	2	0	0	1
Cass Michaels, R (1, 5) OBP: 0.400, SLG: 0.250		BBBB S E BB	6-3			G4-6-3 1B		L6		3	1	1	0	1	0	2
Bill Wilson, R (1, 9) Jim Rivera, L (6, PH) OBP: 0.238, SLG: 0.444 (6, 9)	F7 1-H			F7		G4-6-3 1-2f			P4	2 2	0 0	0 0	0 0	0 0	0 0	0 1
Jack Harshman, L (1, 1) Harry Dorish, R (3, 1)	K			P4		F3			4-3	1 3	0 0	0 0	0 0	0 0	1 0	0 0

TOP

Chicago White Sox @ Detroit Tigers

Briggs Stadium, Detroit, MI

Mon Apr 19 1954, 3:33 AM EST

Att. 13,854 - Unknown

livebaseballscorecards.com

AB	35
R	5
H	11
RBI	4
BB	2
SO	3
LOB	12

Inning Stats	1	2	3	4	5	6	7	8	9	1B: 7	SF: 0	WP: 0	PA: 38
R:	1	2	1	0	1	0	0	0	0	2B: 3	SAC: 1	PB: 0	
E:	0	0	0	0	0	0	0	0	0	3B: 0	DP: 1	SB: 1	
K:	1	2	0	0	0	0	0	0	0	HR: 1	HBP: 0	CS: 0	
S:	7	8	5	3	5	3	4	3	4				
H:	2	1	2	0	2	1	2	0	1				
LOB:	1	0	1	0	1	1	0	0	0				
BB:	0	1	1	0	0	0	0	0	0				
P:	7	12	9	3	5	3	4	3	4				

PITCHER		IP	WLS	BF	H	R	ER	SO	BB	IBB	HBP	BLK	WP	HR	S	P	ERA	WHIP
Billy Hoeft, L ERA: 8.31	(1, 1)	4.1	L	22	7	5	4	3	2	0	0	0	0	1	26	34	8.31	2.077
Dick Weik, R ERA:	(5, 1)	2.2		9	3	0	0	0	0	0	0	0	0	0	9	9	0.00	1.125
Bob Miller, L ERA:	(8, 1)	2.0		7	1	0	0	0	0	0	0	0	0	0	7	7	0.00	0.500

PITCHER		IP	WLS	BF	H	R	ER	SO	BB	IBB	HBP	BLK	WP	HR	S	P	ERA	WHIP

BOTTOM

Chicago White Sox @ Detroit Tigers

Briggs Stadium, Detroit, MI

Mon Apr 19 1954, 3:33 AM EST

Att. 13,854 - Unknown

livebaseballscorecards.com

Batter	1	2	3	4	5	6	7	8	9	AB	R	H	RBI	BB	SO	LOB
Frank Bolling, R (1, 4) OBP: 0.308, SLG: 0.417	6-3		BB, 1B BB	2-3 1B			G3 1B			3	0	2	0	1	0	0
Jim Delsing, L (1, 7) OBP: 0.320, SLG: 0.417	E9 2B		1-2 BB 1B	F7			1-2 G3			4	0	2	0	0	0	3
Harvey Kuenn, R (1, 6) OBP: 0.333, SLG: 0.364	5-3		F8		6-3		6-3			4	0	0	0	0	0	4
Ray Boone, R (1, 5) OBP: 0.480, SLG: 0.474	5-3		1-2 2-3 FC6-4 BB		F6			G5-4-3 1B		3	0	1	0	1	0	1
Walt Dropo, R (1, 3) OBP: 0.333, SLG: 0.478		6-3	K		6-3			1-2f G5-4-3		4	0	0	0	0	1	4
Al Kaline, R (1, 9) OBP: 0.250, SLG: 0.250		WP 1B 1B	1-2f FC6-4			K		L6-3		4	1	1	0	0	1	3
Bill Tuttle, R (1, 8) OBP: 0.292, SLG: 0.435		1-H 6-3 1B		6-3		K			P3	4	0	1	1	0	1	0
Matt Batts, R (1, 2) OBP: 0.200, SLG: 0.200		1-2 6-3		1B, 1-3 1B		F7			K	4	0	1	0	0	1	1
Billy Hoeft, L (1, 1) Dick Weik, R (5, 1) Johnny Pesky, L (7, PH) Bob Miller, R (8, 1) Chuck Kress, L (9, PH)		K		1-2 1-3			4-3		F8	2 0 1 0 1	0 0 0 0 0	0 0 0 0 0	0 0 0 0 0	0 0 0 0 0	1 0 0 0 0	2 0 0 0 0

Inning Stats										
	R: 0	H: 1	R: 1	H: 2	R: 0	H: 1	R: 0	H: 2	R: 0	H: 0
	E: 1	LOB: 1	E: 0	LOB: 1	E: 0	LOB: 3	E: 0	LOB: 2	E: 0	LOB: 0
	K: 0	BB: 0	K: 1	BB: 0	K: 1	BB: 2	K: 0	BB: 0	K: 0	BB: 0
	S: 4	P: 4	S: 7	P: 7	S: 6	P: 14	S: 5	P: 5	S: 3	P: 3
	R: 0	H: 0	R: 0	H: 1	R: 0	H: 1	R: 0	H: 0		
	E: 0	LOB: 0	E: 0	LOB: 1	E: 0	LOB: 1	E: 0	LOB: 0		
	K: 2	BB: 0	K: 0	BB: 0	K: 1	BB: 0	K: 0	BB: 0		
	S: 7	P: 7	S: 4	P: 4	S: 5	P: 5	S: 3	P: 3		

	AB	34
	R	1
	H	8
	RBI	1
	BB	2
	SO	5
	LOB	18

	1B: 7	SF: 0	WP: 1	PA: 36
	2B: 1	SAC: 0	PB: 0	
	3B: 0	DP: 1	SB: 0	
	HR: 0	HBP: 0	CS: 0	

PITCHER		IP	WLS	BF	H	R	ER	SO	BB	IBB	HBP	BLK	WP	HR	S	P	ERA	WHIP
Jack Harshman, L ERA: 7.5	(1, 1)	2.1		13	4	1	1	1	2	0	0	0	1	0	13	21	3.86	2.571
Harry Dorish, R ERA: 0.93	(3, 1)	6.2	W	23	4	0	0	4	0	0	0	0	0	0	31	31	0.00	0.600

PITCHER	IP	WLS	BF	H	R	ER	SO	BB	IBB	HBP	BLK	WP	HR	S	P	ERA	WHIP

Chicago White Sox @ Detroit Tigers

Briggs Stadium, Detroit, MI

Tue Apr 20 1954, 3:33 AM EST

Att. 5,709 - Unknown

TOP

Batter	1	2	3	4	5	6	7	8	9	AB	R	H	RBI	BB	SO	LOB
Chico Carrasquel, R (1, 6) OBP: 0.419, SLG: 0.483	E4 6-3-5		F7 1B 4-3 1B	1B 2-H 3-H 1B		6-3		BBB 1B BB		4	1	2	2	1	0	0
Nellie Fox, L (1, 4) OBP: 0.433, SLG: 0.483	6-3-5 2-3f		4-3 1-2 1B	1-2 1B			1-4-3	1-2 2-H 3-H 1B		5	0	3	2	0	0	1
Minnie Minoso, R (1, 7) (8, 5) OBP: 0.276, SLG: 0.577	L9		F7 2-3	F7			HR	F8		5	1	1	1	0	0	6
Ferris Fain, L (1, 3) OBP: 0.310, SLG: 0.481		BB 1B 1B	4-3 1-2 3-H		BBB 1-3 BB 8-2 BB		L9	F7		4	1	1	1	1	0	3
Sherm Lollar, R (1, 2) OBP: 0.320, SLG: 0.150		BBBB BB 1B 1-2 G1-2-3 BB	F2		BBBB 1-3 1-2 BB		1B		P4	3	0	1	0	2	0	1
Johnny Groth, R (1, 8) OBP: 0.333, SLG: 0.542		P6		4-3 BB 1B 1B	1-3 1-2 2-3		4-3		6-3	5	1	1	0	0	0	5
Cass Michaels, R (1, 5) OBP: 0.556, SLG: 0.571 Don Nicholas, L (8, PR) Jim Rivera, L (8, 9) OBP: 0.227, SLG: 0.421		BB 1-2 2-H 1B		BBBB 4-3 1-2 1B BB	8-2 3-Hf			1B 1B 2B	4-3	3 0 1	1 1 0	2 0 0	1 0 0	1 0 0	0 0 0	2 0 0
Bill Wilson, R (1, 9) Willard Marshall, L (4, PH) (4, 9) (8, 7) OBP: 0.333, SLG: 0.200		BBBB 1-2 2-3 BB		4-3 1-2 2-3		L8		SH1-3 2-3 1B 1B		0 3	0 1	0 1	0 0	1 0	0 0	0 2
Virgil Trucks, R (1, 1)		G1-2-3 3-Hf		F8		SSS K		SH1-3 1-2		3	0	0	0	0	1	5

livebaseballscorecards.com

	AB	R	H	RBI	BB	SO	LOB
	36	7	12	7	6	1	25

Inning Stats																																
	R: 0	H: 0	E: 1	LOB: 0	K: 0	BB: 0	S: 3	P: 3	R: 1	H: 2	E: 0	LOB: 2	K: 0	BB: 2	S: 4	P: 12	R: 1	H: 2	E: 0	LOB: 1	K: 0	BB: 0	S: 5	P: 5	R: 2	H: 3	E: 0	LOB: 2	K: 0	BB: 1	S: 6	P: 10
	R: 0	H: 0	E: 0	LOB: 1	K: 0	BB: 2	S: 2	P: 10	R: 0	H: 0	E: 0	LOB: 0	K: 1	BB: 0	S: 5	P: 5	R: 1	H: 2	E: 0	LOB: 1	K: 0	BB: 0	S: 5	P: 5	R: 2	H: 3	E: 0	LOB: 2	K: 0	BB: 1	S: 6	P: 10
	R: 0	H: 0	E: 0	LOB: 0	K: 0	BB: 0	S: 3	P: 3	1B: 10	SF: 0	2B: 3	SAC: 1	3B: 0	DP: 3	HR: 1	HBP: 0	WP: 0	PA: 43	PB: 0	SB: 0	CS: 0											

PITCHER		IP	WLS	BF	H	R	ER	SO	BB	IBB	HBP	BLK	WP	HR	S	P	ERA	WHIP
Ted Gray, L ERA: 5.4	(1, 1)	3.0	L	16	5	4	4	0	3	0	0	0	0	0	13	25	12.00	2.667
Ralph Branca, R ERA:	(4, 1)	2.0		9	2	0	0	0	2	0	0	0	0	0	7	15	0.00	2.000
Dick Donovan, R ERA: 4.5	(6, 1)	2.0		8	2	1	1	1	0	0	0	0	0	1	10	10	4.50	1.000
Ray Herbert, R ERA: 15.0	(8, 1)	2.0		10	3	2	2	0	1	0	0	0	0	0	9	13	9.00	2.000

PITCHER	IP	WLS	BF	H	R	ER	SO	BB	IBB	HBP	BLK	WP	HR	S	P	ERA	WHIP

BOTTOM

Chicago White Sox @ Detroit Tigers

Briggs Stadium, Detroit, MI

Tue Apr 20 1954, 3:33 AM EST

Att. 5,709 - Unknown

livebaseballscorecards.com

Batter	1	2	3	4	5	6	7	8	9	AB	R	H	RBI	BB	SO	LOB
Frank Bolling, R (1, 4) OBP: 0.300, SLG: 0.370	5-3		BB		F7		F8			3	0	0	0	1	0	3
Fred Hatfield, L (1, 5) OBP: 0.600, SLG: 0.500	6-3 1B		BB 1-2		1B 1-3 2-H		G3			3	0	2	1	1	0	1
Harvey Kuenn, R (1, 6) OBP: 0.321, SLG: 0.385	6-3 1-2		1-3			E6 SF8 2B		1-3		4	1	1	0	0	0	3
Walt Dropo, R (1, 3) OBP: 0.286, SLG: 0.423	K			1-3		SF8 3-H		6-3		3	0	0	1	0	1	1
Jim Delsing, L (1, 7) OBP: 0.310, SLG: 0.393		P4		K		FC6-4 1B		F8		4	0	1	0	0	1	0
Al Kaline, R (1, 9) OBP: 0.214, SLG: 0.214		L1-3		L4-3		L7			L6	4	0	0	0	0	0	1
Bill Tuttle, R (1, 8) OBP: 0.321, SLG: 0.423		2-3			BB 1B	FC6-4 1-2f			L4 1B	3	1	1	0	1	0	1
Frank House, L (1, 2) OBP: 0.571, SLG: 0.400 Matt Batts, R (7, 2) OBP: 0.286, SLG: 0.429			K		P6		2B		L4 1-2	2 2	0 0	0 1	0 0	0 0	1 0	1 1
Ted Gray, S (1, 1) Ralph Branca, R (4, 1) Johnny Pesky, L (5, PH) Dick Donovan, L (6, 1) Chuck Kress, L (7, PH) Ray Herbert, R (8, 1)			1-3		BB 1B 1-2		F5			1 0 0 0 1 0	0 0 0 0 0 0	0 0 0 0 0 0	0 0 1 0 0 0	0 0 0 0 0 0	0 0 0 0 0 0	0 0 0 0 1 0
Inning Stats	R: 0 E: 0 K: 1 S: 6 H: 1 LOB: 1 BB: 0 P: 6	R: 0 E: 0 K: 0 S: 3 H: 0 LOB: 0 BB: 0 P: 3	R: 0 E: 0 K: 1 S: 5 H: 0 LOB: 2 BB: 2 P: 13	R: 0 E: 0 K: 1 S: 5 H: 0 LOB: 0 BB: 0 P: 5	R: 1 E: 0 K: 0 S: 3 H: 1 LOB: 2 BB: 2 P: 11	R: 1 E: 1 K: 0 S: 5 H: 2 LOB: 1 BB: 0 P: 5	R: 0 E: 0 K: 0 S: 4 H: 1 LOB: 1 BB: 0 P: 4	R: 0 E: 0 K: 0 S: 3 H: 0 LOB: 0 BB: 0 P: 3	R: 0 E: 0 K: 0 S: 3 H: 1 LOB: 0 BB: 0 P: 3							

	AB	R	H	RBI	BB	SO	LOB
Totals	**30**	**2**	**6**	**2**	**4**	**3**	**13**

1B: 4 SF: 1
2B: 3 SAC: 0
3B: 0 DP: 1
HR: 0 HBP: 0

WP: 0 PA: 35
PB: 0
SB: 0
CS: 0

PITCHER	IP	WLS	BF	H	R	ER	SO	BB	IBB	HBP	BLK	WP	HR	S	P	ERA	WHIP
Virgil Trucks, R (1, 1) ERA: 3.0	9.0	W	35	6	2	2	3	4	0	0	0	0	0	37	53	2.00	1.111

PITCHER	IP	WLS	BF	H	R	ER	SO	BB	IBB	HBP	BLK	WP	HR	S	P	ERA	WHIP

Batter	1	2	3	4	5	6	7	8	9	10	AB	R	H	RBI	BB	SO	LOB
Bobby Young, L (1, 4) OBP: 0.294, SLG: 0.241	3-1		K			FC4-6 1B			F8	4-3	5	0	1	0	0	1	1
Eddie Waitkus, L (1, 3) OBP: 0.313, SLG: 0.241	F7			F8		FC4-6 1-2f			3-1		4	0	0	0	0	0	1
Chuck Diering, R (1, 8) OBP: 0.167, SLG: 0.167	F9			6-3			B3		E7 1B		4	0	1	0	0	0	0
Don Lenhardt, R (1, 7) OBP: 0.353, SLG: 0.333		K		K			BBBB G6-4-3 BB		K		3	0	0	0	1	3	1
Sam Mele, R (1, 9) OBP: 0.143, SLG: 0.238		K			5-3		G6-4-3 1-2f			K	4	0	0	0	0	2	1
Vern Stephens, R (1, 5) OBP: 0.419, SLG: 0.774		1B			K			HR		CS 1B	4	1	3	1	0	1	0
Billy Hunter, R (1, 6) OBP: 0.214, SLG: 0.192		P5			4-3			K		1-2 2B 1B	4	1	1	0	0	1	1
Ray Murray, R (1, 2) OBP: 0.250, SLG: 0.500			F7			F8		F9		1-H E 2B	4	1	1	1	0	0	0
Joe Coleman, R (1, 1) OBP: 0.167, SLG: 0.167			K			6-3		1-3		2-H E9 1B	4	0	1	1	0	1	0
Inning Stats	R: 0 E: 0 K: 0 S: 3 H: 0 LOB: 0 BB: 0 P: 3	R: 0 E: 0 K: 2 S: 8 H: 1 LOB: 1 BB: 0 P: 8	R: 0 E: 0 K: 2 S: 7 H: 0 LOB: 0 BB: 0 P: 7	R: 0 E: 0 K: 1 S: 5 H: 0 LOB: 0 BB: 0 P: 5	R: 0 E: 0 K: 1 S: 5 H: 0 LOB: 0 BB: 0 P: 5	R: 0 E: 0 K: 0 S: 4 H: 1 LOB: 1 BB: 0 P: 4	R: 0 E: 0 K: 0 S: 2 H: 0 LOB: 0 BB: 1 P: 6	R: 1 E: 0 K: 1 S: 6 H: 1 LOB: 0 BB: 0 P: 6	R: 0 E: 1 K: 1 S: 6 H: 1 LOB: 1 BB: 0 P: 6	R: 2 E: 1 K: 1 S: 8 H: 4 LOB: 1 BB: 0 P: 8	1B: 6 2B: 1 3B: 0 HR: 1 SF: 0 SAC: 0 DP: 1 HBP: 0						WP: 0 PB: 0 SB: 0 CS: 1 PA: 37

PITCHER	IP	WLS	BF	H	R	ER	SO	BB	IBB	HBP	BLK	WP	HR	S	P	ERA	WHIP
Billy Pierce, L (1, 1) ERA: 3.63	10.0	L	37	8	3	3	9	1	0	0	0	0	1	54	58	2.70	0.900

PITCHER	IP	WLS	BF	H	R	ER	SO	BB	IBB	HBP	BLK	WP	HR	S	P	ERA	WHIP

TOP

Baltimore Orioles @ Chicago White Sox

Comiskey Park, Chicago, IL

Fri Apr 23 1954, 4:33 AM EST

Att. 2,614 - Unknown

livebaseballscorecards.com

AB	36
R	3
H	8
RBI	3
BB	1
SO	9
LOB	5

Batter	1	2	3	4	5	6	7	8	9	10	AB	R	H	RBI	BB	SO	LOB
Chico Carrasquel, R (1, 6) OBP: 0.371, SLG: 0.424 Bud Stewart, L (10, PH)	6-3		F8		F9		G4-3-6 1-2f			G3	4 1	0 0	0 0	0 0	0 0	0 0	1 0
Nellie Fox, L (1, 4) OBP: 0.441, SLG: 0.469	1B		BB		K			6-3			3	0	1	0	1	1	0
Minnie Minoso, R (1, 5) OBP: 0.242, SLG: 0.500	K		F8		P6			P5			4	0	0	0	0	1	2
Ferris Fain, L (1, 3) OBP: 0.303, SLG: 0.452	F8			P3		SH5-4 1B		F9			4	0	1	0	0	0	1
Bob Boyd, L (1, 7) OBP: 0.400, SLG: 0.353 Willard Marshall, L (8, 7) OBP: 0.286, SLG: 0.167		S 2B 1B		G3		SH5-4 1-2			F3		2 1	1 0	1 0	0 0	0 0	0 0	0 0
Sherm Lollar, R (1, 2) OBP: 0.345, SLG: 0.250		CS 1-H 2B		BB BB 1B		F5			5-3		4	0	2	1	0	0	1
Jim Rivera, L (1, 9) OBP: 0.269, SLG: 0.381		CS BB		BB 1-2 BB		L9			3-1		2	0	0	0	2	0	1
Johnny Groth, R (1, 8) OBP: 0.357, SLG: 0.556		K 1-2 2-3		BB 1-2 2-3 BB			FC1-5 2B			4-3	3	0	1	0	1	1	2
Billy Pierce, L (1, 1) OBP: 0.286, SLG: 0.167 Grady Hatton, L (10, PH)			1-3	4-3			FC1-5 G4-3-6 2-3			F7	3 1	0 0	0 0	0 0	0 0	0 0	4 0
Inning Stats	R: 0 H: 1 E: 0 LOB: 1 K: 1 BB: 0 S: 6 P: 6	R: 1 H: 2 E: 0 LOB: 1 K: 1 BB: 1 S: 5 P: 9	R: 0 H: 0 E: 0 LOB: 1 K: 0 BB: 1 S: 3 P: 7	R: 0 H: 1 E: 0 LOB: 3 K: 0 BB: 2 S: 4 P: 12	R: 0 H: 0 E: 0 LOB: 0 K: 1 BB: 0 S: 5 P: 5	R: 0 H: 1 E: 0 LOB: 1 K: 0 BB: 0 S: 4 P: 4	R: 0 H: 1 E: 0 LOB: 0 K: 0 BB: 0 S: 3 P: 3	R: 0 H: 0 E: 0 LOB: 0 K: 0 BB: 0 S: 3 P: 3	R: 0 H: 0 E: 0 LOB: 0 K: 0 BB: 0 S: 3 P: 3	R: 0 H: 0 E: 0 LOB: 0 K: 0 BB: 0 S: 3 P: 3	1B: 4 2B: 3 3B: 0 HR: 0	SF: 0 SAC: 1 DP: 2 HBP: 0					

PITCHER	IP	WLS	BF	H	R	ER	SO	BB	IBB	HBP	BLK	WP	HR	S	P	ERA	WHIP
Joe Coleman, R (1, 1) ERA: 1.0	10.0	W	37	6	1	1	3	4	0	0	0	0	0	39	55	0.90	1.000

PITCHER	IP	WLS	BF	H	R	ER	SO	BB	IBB	HBP	BLK	WP	HR	S	P	ERA	WHIP

BOTTOM

Baltimore Orioles @ Chicago White Sox

Comiskey Park, Chicago, IL

Fri Apr 23 1954, 4:33 AM EST

Att. 2,614 - Unknown

livebaseballscorecards.com

AB	32
R	1
H	6
RBI	1
BB	4
SO	3
LOB	12

PA: 37

WP: 0
PB: 0
SB: 1
CS: 2

Baltimore Orioles @ Chicago White Sox

Comiskey Park, Chicago, IL

Sat Apr 24 1954, 4:33 AM EST

Att. 9,038 - Unknown

TOP

livebaseballscorecards.com

Batter	1	2	3	4	5	6	7	8	9	AB	R	H	RBI	BB	SO	LOB
Bobby Young, L (1, 4) OBP: 0.289, SLG: 0.242	G3		L8			F7		1B E 1B	F9	4	1	1	0	0	0	1
Chuck Diering, R (9, PH) OBP: 0.143, SLG: 0.143										1	0	0	0	0	0	1
Eddie Waitkus, L (1, 3) OBP: 0.297, SLG: 0.235	L6		F9			4-3		E 1-3 1B	3-1	5	0	1	0	0	0	2
Gil Coan, L (1, 8) OBP: 0.407, SLG: 0.333	F8			FC6-4 1B		3-1		F9		4	0	1	0	0	0	2
Vic Wertz, L (1, 9) OBP: 0.333, SLG: 0.231		4-3		FC6-4 1-2f			BB BB	E3 FC5-4 1-3 3-H		3	0	0	0	1	0	2
Jim Fridley, R (1, 7)		F9		K			G1-6-3 1-2 BB	FC5-4 1-2f		3	0	0	0	1	1	3
Vern Stephens, R (1, 5) OBP: 0.412, SLG: 0.735		1B		1-3			P6		3B BB	3	0	1	0	0	0	3
Bob Kennedy, R (7, 5)										0	1	0	0	1	0	0
Billy Hunter, R (1, 6) OBP: 0.219, SLG: 0.267	F8				P5		G1-6-3 2 3 1-2f		2B 3B 1-H	4	1	1	1	0	0	3
Clint Courtney, L (1, 2) OBP: 0.310, SLG: 0.444			2B		F8			2-3	2B 3-H	3	0	1	0	0	0	0
Sam Mele, R (9, PH) OBP: 0.182, SLG: 0.318										1	0	1	1	0	0	0
Vern Bickford, R (1, 1)			K		L8			HR	6-3	1	0	0	0	0	1	1
Chico Garcia, R (5, PH)										1	0	0	0	0	0	0
Mike Blyzka, R (5, 1)										0	0	0	0	0	0	0
Jay Heard, L (6, 1)										0	0	0	0	0	0	0
Dick Kokos, L (8, PH) OBP: 0.200, SLG: 0.800										1	1	1	1	0	0	0
Marlin Stuart, L (8, 1)										0	0	0	0	0	0	0
Don Lenhardt, R (9, PH) OBP: 0.333, SLG: 0.313										1	0	0	0	0	0	1
Inning Stats	R: 0 E: 0 K: 0 S: 3 H: 0 LOB: 0 BB: 0 P: 3	R: 0 E: 0 K: 0 S: 4 H: 1 LOB: 1 BB: 0 P: 4	R: 0 E: 0 K: 1 S: 6 H: 1 LOB: 1 BB: 0 P: 6	R: 0 E: 0 K: 1 S: 6 H: 1 LOB: 1 BB: 0 P: 6	R: 0 E: 0 K: 0 S: 3 H: 0 LOB: 0 BB: 0 P: 3	R: 0 E: 0 K: 0 S: 3 H: 0 LOB: 0 BB: 0 P: 3	R: 0 E: 0 K: 0 S: 2 H: 0 LOB: 1 BB: 2 P: 10	R: 2 E: 1 K: 0 S: 7 H: 3 LOB: 2 BB: 0 P: 7	R: 2 E: 0 K: 0 S: 5 H: 2 LOB: 1 BB: 1 P: 9	1B: 4 2B: 2 3B: 1 HR: 1	SF: 0 SAC: 0 DP: 1 HBP: 0						

AB	35
R	4
H	8
RBI	3
BB	3
SO	2
LOB	19

WP: 0 PB: 0 SB: 0 CS: 0 PA: 38

PITCHER		IP	WLS	BF	H	R	ER	SO	BB	IBB	HBP	BLK	WP	HR	S	P	ERA	WHIP
Bob Keegan, R ERA: 3.12	(1, 1)	8.0	W	34	7	4	3	2	3	0	0	0	0	1	35	47	3.38	1.250
Al Sima, L ERA:	(9, 1)	1.0	S	4	1	0	0	0	0	0	0	0	0	0	4	4	0.00	1.000

PITCHER	IP	WLS	BF	H	R	ER	SO	BB	IBB	HBP	BLK	WP	HR	S	P	ERA	WHIP

Batter	1	2	3	4	5	6	7	8	9	AB	R	H	RBI	BB	SO	LOB
Chico Carrasquel, R (1, 6) OBP: 0.359, SLG: 0.432	P4		SH5-3 1-2	1-H 2B		F8		P4		4	0	1	0	0	0	0
Nellie Fox, L (1, 4) OBP: 0.462, SLG: 0.472	1-3		F9		BB 2B BB	2B 1B		1B 2B 1B		4	3	2	0	1	0	1
Minnie Minoso, R (1, 9) OBP: 0.316, SLG: 0.618	L7			FC3 3B	1-2 2B BB	1-H 1B 2B		1-2 2B 1B		4	4	3	1	1	0	0
Ferris Fain, L (1, 3) OBP: 0.368, SLG: 0.543		P3		1B FC3 SF7 BB	4-3 SF9 1-H 2-H 2B	2B 2-H 1B		HR 1-H 2-H 2B		4	3	3	5	1	0	0
Bob Boyd, L (1, 7) OBP: 0.375, SLG: 0.381 Bill Wilson, R (7, 7) OBP: 0.429, SLG: 0.800		P7		FC3 1B 1B 1-2 3-H	4-3 2-3	1-3 2B		HR 2-H		4 1	1 1	1 1	1 2	0 0	0 0	2 0
Grady Hatton, L (1, 5) OBP: 0.200, SLG: 0.250 Cass Michaels, R (6, PH) OBP: 0.455, SLG: 0.444 (7, 5)		G3		1B SF8 1-2 2-3 1B	SF9 3-H	1-3		5-3		2 2	1 0	1 0	1 0	0 0	0 0	0 2
Sherm Lollar, R (1, 2) OBP: 0.303, SLG: 0.222 Carl Sawatski, L (8, PH) (9, 2)			E6 1B SF8	SF7 3-H	E5		5-3	P4		3 1	1 0	0 0	1 0	0 0	0 0	0 0
Johnny Groth, R (1, 8) OBP: 0.375, SLG: 0.548			SH5-3 1-3 1B	1-3 2-H 2B 1B	K		6-3			4	0	2	1	0	1	1
Bob Keegan, R (1, 1) Al Sima, R (9, 1)			SF8 3-H	SF8 3-H		F9	F8			2 0	0 0	0 0	2 0	0 0	0 0	0 0
Inning Stats	R: 0 E: 0 K: 0 S: 3 H: 0 LOB: 0 BB: 0 P: 3	R: 0 E: 0 K: 0 S: 3 H: 0 LOB: 0 BB: 0 P: 3	R: 1 E: 1 K: 0 S: 5 H: 1 LOB: 1 BB: 0 P: 5	R: 4 E: 0 K: 0 S: 7 H: 4 LOB: 2 BB: 1 P: 11	R: 3 E: 1 K: 1 S: 7 H: 1 LOB: 1 BB: 2 P: 15	R: 2 E: 0 K: 0 S: 7 H: 4 LOB: 2 BB: 0 P: 7	R: 0 E: 0 K: 0 S: 3 H: 0 LOB: 0 BB: 0 P: 3	R: 4 E: 0 K: 0 S: 7 H: 4 LOB: 0 BB: 0 P: 7		1B: 7 2B: 5 3B: 1 HR: 1 SF: 4 SAC: 1 DP: 0 HBP: 0					WP: 0 PB: 0 SB: 0 CS: 0	PA: 43

PITCHER		IP	WLS	BF	H	R	ER	SO	BB	IBB	HBP	BLK	WP	HR	S	P	ERA	WHIP
Vern Bickford, R ERA: 9.0	(1, 1)	4.0	L	19	5	5	4	0	1	0	0	0	0	0	18	22	9.00	1.500
Mike Blyzka, R ERA: 27.0	(5, 1)	1.2		13	5	5	5	1	2	0	0	0	0	0	13	21	27.00	4.200
Jay Heard, L ERA:	(6, 1)	1.1		4	0	0	0	0	0	0	0	0	0	0	4	4	0.00	0.000
Marlin Stuart, R ERA: 11.25	(8, 1)	1.0		7	4	4	4	0	0	0	0	0	0	1	7	7	36.00	4.000

PITCHER	IP	WLS	BF	H	R	ER	SO	BB	IBB	HBP	BLK	WP	HR	S	P	ERA	WHIP

BOTTOM

Baltimore Orioles @ Chicago White Sox

Comiskey Park, Chicago, IL

Sat Apr 24 1954, 4:33 AM EST

Att. 9,038 - Unknown

livebaseballscorecards.com

AB	35
R	14
H	14
RBI	14
BB	3
SO	1
LOB	6

Batter	1	2	3	4	5	6	7	8	9	AB	R	H	RBI	BB	SO	LOB
Bobby Young, L (1, 4) OBP: 0.286, SLG: 0.243	0-0 G3 2B 1B	0-0 P4 ①	0-0 4-3 ③	0-3 K ③						4	1	1	0	0	1	2
Eddie Waitkus, L (1, 3) OBP: 0.268, SLG: 0.211	0-0 F5 ①	0-0 G3 ②	0-3 K ①	0-3 K ①						4	0	0	0	0	2	1
Gil Coan, L (1, 8) OBP: 0.355, SLG: 0.286	0-0 G3 ② 1-2	0-0 3-1 ③	0-0 4-3 ②	0-0 F8 ②						4	0	0	0	0	0	1
Vic Wertz, L (1, 9) OBP: 0.382, SLG: 0.310	0-0 1B 2-H 2B	B B B 4-0 BB	0-0 1B	0-0 F9 ③						3	1	2	1	1	0	0
Sam Mele, R (1, 7) OBP: 0.192, SLG: 0.308	0-0 2-H 1B	S S S 0-3 K ①	S S S 0-3 K ③						0-0 F8 ①	4	0	1	1	0	2	2
Vern Stephens, R (1, 5) OBP: 0.395, SLG: 0.684 Chuck Diering, R (9, PR) OBP: 0.143, SLG: 0.143	0-0 F9 ③	0-0 L7 ②			0-0 5-3 ①				0-0 S 1B	4 0	0 0	1 0	0 0	0 0	0 0	2 0
Billy Hunter, R (1, 6) OBP: 0.229, SLG: 0.250 Dick Kokos, L (9, PH) OBP: 0.167, SLG: 0.667	0-0 F9 ①	0-0 P6 ③		B B B 4-0 2B FC6-2-5 BB			S S S 0-3 K ②		2 1	0 0	0 0	1 0	0 1	1 1
Clint Courtney, L (1, 2) OBP: 0.333, SLG: 0.484	0-0 4-3 ②	0-0 G6-4-3 1B	0-0 FC6-2-5 ② 3-H		0-0 G3 ③ 1-2					4	0	2	0	0	0	1
Don Larsen, R (1, 1) OBP: 0.250, SLG: 0.375	0-0 5-3 ③	0-0 G6-4-3 ① ② 1-2f								3	0	0	0	0	0	3
Inning Stats	R: 2 E: 0 K: 0 S: 6 H: 3 LOB: 1 BB: 0 P: 6	R: 0 E: 0 K: 0 S: 3 H: 0 LOB: 0 BB: 0 P: 3	R: 0 E: 0 K: 0 S: 3 H: 0 LOB: 0 BB: 0 P: 3	R: 0 E: 0 K: 1 S: 5 H: 0 LOB: 1 BB: 1 P: 9	R: 0 E: 0 K: 0 S: 3 H: 1 LOB: 0 BB: 0 P: 3	R: 0 E: 0 K: 2 S: 8 H: 1 LOB: 1 BB: 0 P: 8	R: 0 E: 0 K: 1 S: 6 H: 1 LOB: 2 BB: 1 P: 10	R: 0 E: 0 K: 1 S: 5 H: 0 LOB: 0 BB: 0 P: 5	R: 0 E: 0 K: 1 S: 6 H: 1 LOB: 2 BB: 0 P: 6	1B: 5 2B: 2 3B: 0 HR: 0	SF: 0 SAC: 0 DP: 1 HBP: 0						

PITCHER	IP	WLS	BF	H	R	ER	SO	BB	IBB	HBP	BLK	WP	HR	S	P	ERA	WHIP
Virgil Trucks, R (1, 1) ERA: 2.63	9.0	W	35	7	2	2	6	2	0	0	0	0	0	45	53	2.00	1.000

PITCHER	IP	WLS	BF	H	R	ER	SO	BB	IBB	HBP	BLK	WP	HR	S	P	ERA	WHIP

TOP

Baltimore Orioles @ Chicago White Sox

Comiskey Park, Chicago, IL

Sun Apr 25 1954, 4:33 AM EDT

Unknown

livebaseballscorecards.com

AB	33
R	2
H	7
RBI	2
BB	2
SO	6
LOB	14

1B: 5	SF: 0	WP: 0	PA: 35
2B: 2	SAC: 0	PB: 0	
3B: 0	DP: 1	SB: 1	
HR: 0	HBP: 0	CS: 0	

Baltimore Orioles @ Chicago White Sox

Comiskey Park, Chicago, IL

Sun Apr 25 1954, 4:33 AM EDT

Unknown

livebaseballscorecards.com

BOTTOM

Batter	1	2	3	4	5	6	7	8	9	AB	R	H	RBI	BB	SO	LOB
Chico Carrasquel, R (1, 6) OBP: 0.326, SLG: 0.390	F2	F8		P6			P5			4	0	0	0	0	0	2
Nellie Fox, L (1, 4) OBP: 0.442, SLG: 0.450	K		1-3 1B 1B	F8			1-3			4	0	1	0	0	1	1
Minnie Minoso, R (1, 9) OBP: 0.333, SLG: 0.658	3B		1-3 1-2 1B		F8		F9			4	0	2	0	0	0	0
Ferris Fain, L (1, 3) OBP: 0.333, SLG: 0.487	F7		F2		F8			F7		4	0	0	0	0	0	3
Bob Boyd, L (1, 7) OBP: 0.357, SLG: 0.360 Bill Wilson, R (9, 7) OBP: 0.429, SLG: 0.800		6-3 BB 1B 1B	1-3 1-2 2-3		6-3			4-3		4 0	1 0	1 0	0 0	0 0	0 0	2 0
Grady Hatton, L (1, 5) OBP: 0.333, SLG: 0.429		4-0 6-3 1-2 1B BB	F9			K		2B		3	1	1	0	1	1	2
Sherm Lollar, R (1, 2) OBP: 0.351, SLG: 0.367		K		HR		1B		IBB		3	1	2	1	1	1	2
Johnny Groth, R (1, 8) OBP: 0.361, SLG: 0.514		6-3 1-2 2-3		SH5-4 1B		K		F8		4	0	1	0	0	1	5
Virgil Trucks, R (1, 1) OBP: 0.125, SLG: 0.125		2-H 3-H 1B		SH5-4 1-2		F8				2	0	1	2	0	0	1
Inning Stats	R: 0 E: 0 K: 1 S: 6 H: 1 LOB: 1 BB: 0 P: 6	R: 2 E: 0 K: 1 S: 7 H: 2 LOB: 1 BB: 1 P: 11	R: 0 E: 0 K: 0 S: 5 H: 2 LOB: 2 BB: 0 P: 5	R: 1 E: 0 K: 0 S: 5 H: 2 LOB: 1 BB: 0 P: 5	R: 0 E: 0 K: 0 S: 3 H: 0 LOB: 0 BB: 0 P: 3	R: 0 E: 0 K: 2 S: 8 H: 1 LOB: 1 BB: 0 P: 8	R: 0 E: 0 K: 0 S: 3 H: 0 LOB: 0 BB: 0 P: 3	R: 0 E: 0 K: 0 S: 4 H: 1 LOB: 2 BB: 1 P: 8		1B: 6 2B: 1 3B: 1 HR: 1 SF: 0 SAC: 1 DP: 0 HBP: 0				WP: 0 PB: 0 SB: 0 CS: 0 PA: 35		

PITCHER	IP	WLS	BF	H	R	ER	SO	BB	IBB	HBP	BLK	WP	HR	S	P	ERA	WHIP
Don Larsen, R (1, 1) ERA: 4.09	8.0	L	35	9	3	3	4	1	1	0	0	0	1	41	49	3.38	1.250

PITCHER	IP	WLS	BF	H	R	ER	SO	BB	IBB	HBP	BLK	WP	HR	S	P	ERA	WHIP

AB	32
R	3
H	9
RBI	3
BB	2
SO	4
LOB	18

Baltimore Orioles @ Chicago White Sox

Comiskey Park, Chicago, IL

Sun Apr 25 1954, 4:38 AM EDT

Att. 16,571 - Unknown

TOP

livebaseballscorecards.com

Batter	1	2	3	4	5	6	7	8	9	AB	R	H	RBI	BB	SO	LOB
Bobby Young, L (1, 4) OBP: 0.304, SLG: 0.275	BBBB 4-0 8-4-6 BB		x 0-0 4-3 ③			x 0-0 F8 ②		x 0-0 FC1-5 2B		3	0	1	0	1	0	1
Eddie Waitkus, L (1, 3) OBP: 0.267, SLG: 0.214	x 0-0 F7 ①			x 0-0 5-3 ①		x 0-0 E 1B 1-2 1B		x 0-0 FC1-5 1B ① 2-3		4	1	1	0	0	0	2
Gil Coan, L (1, 8) Sam Mele, R (8, PH) Dick Kokos, L (8, PH) Chuck Diering, R (8, 8) OBP: 0.324, SLG: 0.258 OBP: 0.192, SLG: 0.308 OBP: 0.286, SLG: 0.714 OBP: 0.143, SLG: 0.143	x 0-0 8-4-6 ②③ 1-2f			x 0-0 F7 ②		x 0-0 E1 1B 1B 1-2 2-3		x 0-0 1-2 1B		3 0 1 0	1 0 0 0	0 0 1 0	0 0 0 0	0 0 0 0	0 0 0 0	3 0 0 0
Vic Wertz, L (1, 9) OBP: 0.368, SLG: 0.303		x 0-0 6-3 ①		x 0-0 4-3 ③		x 0-0 1-H 2-H 3-H 1B		x 0-0 P7 ②		4	0	1	3	0	0	2
Don Lenhardt, R (1, 7) OBP: 0.273, SLG: 0.250		x 0-0 6-3 ②			x 0-0 F9 ①	x 0-0 P4 ③		SSS 0-3 K ③		4	0	0	0	0	1	3
Vern Stephens, R (1, 5) OBP: 0.381, SLG: 0.634		BBBB 4-0 BB			x 0-0 F2 ②		x 0-0 6-3 ①		x 0-0 6-3 ①	3	0	0	0	1	0	0
Billy Hunter, R (1, 6) OBP: 0.231, SLG: 0.229		x 0-0 F9 ③			x 0-0 F8 ③		BBBB 4-0 SH1-3 BB		SSS 0-3 K ②	3	0	0	0	1	1	1
Ray Murray, R (1, 2) Clint Courtney, L (9, 2) OBP: 0.286, SLG: 0.571 OBP: 0.333, SLG: 0.484			x 0-0 6-3 ①			x 0-0 4-3 ①	x 0-0 SH1-3 ② 1-2		x 0-0 FC5 2B	3 0	0 0	1 0	0 0	0 0	0 0	0 0
Lou Kretlow, R (1, 1) Howie Fox, R (8, 1) OBP: 0.333, SLG: 0.333			x 0-0 1-3 ②			x 0-0 E 1B 1B	x 0-0 P4 ③		x 0-0 FC5 ③ 2-3	3 1	1 0	1 0	0 0	0 0	0 0	1 1
Inning Stats	R: 0 E: 0 K: 0 S: 2 H: 0 LOB: 0 BB: 1 P: 6	R: 0 E: 0 K: 0 S: 3 H: 0 LOB: 1 BB: 1 P: 7	R: 0 E: 0 K: 0 S: 3 H: 0 LOB: 0 BB: 0 P: 3	R: 0 E: 0 K: 0 S: 3 H: 0 LOB: 0 BB: 0 P: 3	R: 0 E: 0 K: 0 S: 3 H: 0 LOB: 0 BB: 0 P: 3	R: 3 E: 1 K: 0 S: 7 H: 3 LOB: 1 BB: 0 P: 7	R: 0 E: 0 K: 0 S: 3 H: 0 LOB: 1 BB: 1 P: 7	R: 0 E: 0 K: 1 S: 7 H: 2 LOB: 2 BB: 0 P: 7	R: 0 E: 0 K: 1 S: 6 H: 1 LOB: 1 BB: 0 P: 6	1B: 4 2B: 3 3B: 0 HR: 0 SF: 0 SAC: 1 DP: 1 HBP: 0						

	AB	32
	R	3
	H	6
	RBI	3
	BB	3
	SO	2
	LOB	14

WP: 0 PA: 36
PB: 0
SB: 0
CS: 0

PITCHER		IP	WLS	BF	H	R	ER	SO	BB	IBB	HBP	BLK	WP	HR	S	P	ERA	WHIP
Mike Fornieles, R ERA:	(1, 1)	6.0		23	3	3	0	0	2	0	0	0	0	0	21	29	0.00	0.833
Harry Dorish, R ERA: 0.84	(7, 1)	1.0		4	0	0	0	0	1	0	0	0	0	0	3	7	0.00	1.000
Jack Harshman, L ERA: 7.11	(8, 1)	0.1		2	1	0	0	0	0	0	0	0	0	0	2	2	0.00	3.000
Sandy Consuegra, R ERA:	(8, 1)	1.2	W	7	2	0	0	2	0	0	0	0	0	0	11	11	0.00	1.200

PITCHER	IP	WLS	BF	H	R	ER	SO	BB	IBB	HBP	BLK	WP	HR	S	P	ERA	WHIP

Batter	1	2	3	4	5	6	7	8	9	AB	R	H	RBI	BB	SO	LOB
Chico Carrasquel, R (1, 6) OBP: 0.354, SLG: 0.455	F9		5-3			1B 1-3 1-2 BB		HR	FC4-2 E 1B 1-2 2-3 BB	3	2	1	1	2	0	0
Nellie Fox, L (1, 4) OBP: 0.417, SLG: 0.409	1-3			F9		1-3 1-2 2-3		BB 1B FC3-2 BB	FC6 1B FC4-2 1-2 2-3 3-H	4	0	0	0	1	0	4
Minnie Minoso, R (1, 9) OBP: 0.340, SLG: 0.628	6-3			6-3		BB 2-3 3-H 1B		FC3-2 BB 1-2 1B	FC4-2 1B 1-2 2-3 3-Hf	5	0	2	1	0	0	3
Ferris Fain, L (1, 3) OBP: 0.404, SLG: 0.524		FC3-6 1B		CS 1B		FC6-4 1-2 BB		FC3-2 1-2 2-3 BB	1B 1-2 2-3 3-H	3	0	3	1	2	0	0
Bob Boyd, L (1, 7) OBP: 0.333, SLG: 0.333 Bill Wilson, R (6, 7) OBP: 0.375, SLG: 0.667 Jim Rivera, L (8, PH) OBP: 0.259, SLG: 0.364 (9, 7)	FC3-6 E S 1-2f		CS 1-2	1-3	FC6-4 1-2f		K		2 1 1	0 0 0	0 0 0	0 0 0	0 0 0	0 0 1	1 3 3
Grady Hatton, L (1, 5) OBP: 0.231, SLG: 0.273	4-3 1-3			4-3		4-3	FC3-2 1-2 2-3 3-Hf		4	0	0	0	0	0	4	
Johnny Groth, R (1, 8) OBP: 0.325, SLG: 0.462	F7			5-3		P6	1-3		4	0	0	0	0	0	4	
Red Wilson, R (1, 2) OBP: 0.250, SLG: 0.250 Don Nicholas, L (6, PH) Sherm Lollar, R (7, 2) OBP: 0.385, SLG: 0.367 Fred Marsh, R (9, PR)		B1-3 1B				1-3 BB 1B BB		BB	BB BB E BB	1 0 0 0	0 1 0 1	1 0 0 0	0 0 0 0	0 1 2 0	0 0 0 0	0 0 0 0
Mike Fornieles, R (1, 1) Bud Stewart, L (6, PH) Harry Dorish, R (7, 1) Willard Marshall, L (7, PH) OBP: 0.250, SLG: 0.143 Jack Harshman, L (8, 1) Sandy Consuegra, R (8, 1) Cass Michaels, R (9, PH) OBP: 0.500, SLG: 0.444	B1-3 1-2f					F5	K		E BB 1-2 FC4-2 BB	1 1 0 1 0 0 0 0	0 0 0 0 0 0 0 0	0 0 0 0 0 0 0 0	0 0 0 0 0 0 0 1	0 0 0 0 0 0 0 0	0 0 0 1 0 0 0 0	1 1 0 1 0 0 0 0
Inning Stats	R: 0 E: 0 K: 0 S: 3 H: 0 LOB: 0 BB: 0 P: 3	R: 0 E: 0 K: 0 S: 4 H: 1 LOB: 1 BB: 0 P: 4	R: 0 E: 0 K: 0 S: 3 H: 1 LOB: 0 BB: 0 P: 3	R: 0 E: 0 K: 0 S: 3 H: 1 LOB: 0 BB: 0 P: 3	R: 0 E: 0 K: 0 S: 3 H: 0 LOB: 0 BB: 0 P: 3	R: 1 E: 0 K: 0 S: 4 H: 1 LOB: 3 BB: 3 P: 16	R: 0 E: 0 K: 1 S: 5 H: 0 LOB: 1 BB: 1 P: 9	R: 1 E: 0 K: 1 S: 7 H: 2 LOB: 3 BB: 2 P: 15	R: 2 E: 1 K: 0 S: 3 H: 1 LOB: 3 BB: 3 P: 15	1B: 6 2B: 0 3B: 0 HR: 1	SF: 0 SAC: 0 DP: 1 HBP: 0						

PITCHER		IP	WLS	BF	H	R	ER	SO	BB	IBB	HBP	BLK	WP	HR	S	P	ERA	WHIP
Lou Kretlow, R ERA: 6.43	(1, 1)	7.0		29	5	2	2	1	5	0	0	0	0	1	26	46	2.57	1.429
Howie Fox, R ERA: 7.71	(8, 1)	1.1	L	11	2	2	2	1	4	0	0	0	0	0	9	25	13.50	4.500

PITCHER	IP	WLS	BF	H	R	ER	SO	BB	IBB	HBP	BLK	WP	HR	S	P	ERA	WHIP

BOTTOM

Baltimore Orioles @ Chicago White Sox

Comiskey Park, Chicago, IL

Sun Apr 25 1954, 4:38 AM EDT

Att. 16,571 - Unknown

livebaseballscorecards.com

AB	31
R	4
H	7
RBI	3
BB	9
SO	2
LOB	25

WP: 0	PA: 41
PB: 0	
SB: 1	
CS: 1	

Batter	1	2	3	4	5	6	7	8	9	AB	R	H	RBI	BB	SO	LOB
Chico Carrasquel, R (1, 6) OBP: 0.377, SLG: 0.447	F8		BB		FC3-6 1B		FC6-4 1B BB		F7	3	0	1	0	2	0	0
Nellie Fox, L (1, 4) OBP: 0.396, SLG: 0.388	4-3		K		FC3-6 HR 1-2f		FC6-4 1B 1-2		F7	5	1	1	0	0	1	3
Minnie Minoso, R (1, 9) OBP: 0.333, SLG: 0.660	K			E6 1B 1B 1B	HR 1-H		FC6-4 1-2f 2-3			4	2	1	2	0	1	2
Ferris Fain, L (1, 3) OBP: 0.373, SLG: 0.478		1-3		F8	F8		L3			4	0	0	0	0	0	3
Sherm Lollar, R (1, 2) OBP: 0.372, SLG: 0.353		F7		1B 1B 1-2	F7			F2		4	1	1	0	0	0	0
Cass Michaels, R (1, 5) OBP: 0.500, SLG: 0.462		P4		1B 1-2 2-3		CS 1B		F8		4	0	2	0	0	0	0
Johnny Groth, R (1, 8) OBP: 0.341, SLG: 0.465			F8	1B 1-2 2-H 3-H		K 1-2		1B		4	0	2	2	0	1	1
Bill Wilson, R (1, 7) OBP: 0.333, SLG: 0.500			SH2-4 1B	F9		K		F2		4	0	1	0	0	1	3
Don Johnson, R (1, 1)			SH2-4 1-2	K			K		K	2	0	0	0	0	2	2
Al Sima, R (8, 1)										1	0	0	0	0	1	0
Sandy Consuegra, R (9, 1)										0	0	0	0	0	0	0
Harry Dorish, R (9, 1)										0	0	0	0	0	0	0

TOP

Chicago White Sox @ New York Yankees

Yankee Stadium, Bronx, NY

Tue Apr 27 1954, 3:33 AM EDT

Att. 4,641 - Cloudy

livebaseballscorecards.com

AB	35
R	4
H	9
RBI	4
BB	2
SO	7
LOB	14

Inning Stats	1	2	3	4	5	6	7	8	9
	R: 0 E: 0 K: 1 S: 5	H: 0 LOB: 0 BB: 0 P: 5	R: 0 E: 0 K: 0 S: 3	H: 0 LOB: 0 BB: 0 P: 3	R: 0 E: 0 K: 1 S: 6	H: 1 LOB: 2 BB: 1 P: 10	R: 2 E: 1 K: 1 S: 9	H: 3 LOB: 2 BB: 0 P: 9	R: 2 E: 0 K: 0 S: 5	H: 2 LOB: 0 BB: 0 P: 5
	R: 0 E: 0 K: 2 S: 7	H: 1 LOB: 0 BB: 0 P: 7	R: 0 E: 0 K: 1 S: 6	H: 1 LOB: 2 BB: 1 P: 10	R: 0 E: 0 K: 0 S: 4	H: 1 LOB: 1 BB: 0 P: 4	R: 0 E: 0 K: 1 S: 5	H: 0 LOB: 0 BB: 0 P: 5	1B: 8 2B: 1 3B: 0 HR: 1	SF: 0 SAC: 1 DP: 1 HBP: 0

	WP: 0	PA: 38
	PB: 0	
	SB: 0	
	CS: 1	

PITCHER		IP	WLS	BF	H	R	ER	SO	BB	IBB	HBP	BLK	WP	HR	S	P	ERA	WHIP
Whitey Ford, L ERA: 5.19	(1, 1)	5.0	L	23	6	4	3	3	1	0	0	0	0	1	28	32	5.40	1.400
Bill Miller, L ERA:	(6, 1)	3.0		12	3	0	0	3	1	0	0	0	0	0	17	21	0.00	1.333
Tom Gorman, R ERA:	(9, 1)	1.0		3	0	0	0	1	0	0	0	0	0	0	5	5	0.00	0.000

PITCHER	IP	WLS	BF	H	R	ER	SO	BB	IBB	HBP	BLK	WP	HR	S	P	ERA	WHIP

Batter	1	2	3	4	5	6	7	8	9	AB	R	H	RBI	BB	SO	LOB
Irv Noren, L (1, 8) OBP: 0.125, SLG: 0.125	P6		4-3		1-3			1B		4	0	1	0	0	0	0
Jerry Coleman, R (1, 4) OBP: 0.256, SLG: 0.368	F9			F9		4-3		F8		4	0	0	0	0	0	1
Enos Slaughter, L (1, 9) OBP: 0.500, SLG: 0.500	4-3			G3 2B		3-1		4-3		4	0	1	0	0	0	1
Yogi Berra, L (1, 2) OBP: 0.217, SLG: 0.333		K		G3 2-3		1B			4-3 1B 2B	4	1	2	0	0	1	1
Eddie Robinson, L (1, 3) OBP: 0.357, SLG: 0.333		K		K		F8			4-3 2-3	4	0	0	0	0	2	3
Gene Woodling, L (1, 7) OBP: 0.300, SLG: 0.160		BB			F7		F9		BB	2	0	0	0	2	0	0
Gil McDougald, R (1, 5) OBP: 0.313, SLG: 0.400		K			F9		K		K	4	0	0	0	0	3	3
Phil Rizzuto, R (1, 6) OBP: 0.378, SLG: 0.500			1-3		HR 1B		L9		1-2 3-H 1B	3	1	1	0	0	0	0
Hank Bauer, R (9, PH) OBP: 0.340, SLG: 0.545										1	0	1	1	0	0	0
Whitey Ford, L (1, 1)			F7		1-H HR			P4	G3	1	0	0	0	0	0	0
Joe Collins, L (5, PH) OBP: 0.455, SLG: 0.625										1	1	1	2	0	0	0
Bill Miller, L (6, 1)										0	0	0	0	0	0	0
Bill Skowron, R (8, PH) OBP: 0.414, SLG: 0.720										1	0	0	0	0	0	0
Tom Gorman, R (9, 1)										0	0	0	0	0	0	0
Bob Cerv, R (9, PH)										1	0	0	0	0	0	2
Inning Stats	R: 0 E: 0 K: 0 S: 3 H: 0 LOB: 0 BB: 0 P: 3	R: 0 E: 0 K: 3 S: 9 H: 0 LOB: 1 BB: 1 P: 13	R: 0 E: 0 K: 0 S: 3 H: 0 LOB: 0 BB: 0 P: 3	R: 0 E: 0 K: 1 S: 6 H: 1 LOB: 1 BB: 0 P: 6	R: 2 E: 0 K: 0 S: 5 H: 2 LOB: 0 BB: 0 P: 5	R: 0 E: 0 K: 0 S: 4 H: 1 LOB: 1 BB: 0 P: 4	R: 0 E: 0 K: 1 S: 5 H: 0 LOB: 0 BB: 0 P: 5	R: 0 E: 0 K: 0 S: 4 H: 1 LOB: 1 BB: 0 P: 4	R: 1 E: 0 K: 1 S: 7 H: 2 LOB: 2 BB: 1 P: 11	1B: 4 2B: 2 3B: 0 HR: 1	SF: 0 SAC: 0 DP: 0 HBP: 0						

PITCHER	IP	WLS	BF	H	R	ER	SO	BB	IBB	HBP	BLK	WP	HR	S	P	ERA	WHIP
Don Johnson, R (1, 1) ERA: 2.31	7.2	W	29	5	2	2	5	1	0	0	0	0	1	38	42	2.35	0.783
Al Sima, L (8, 1) ERA: 3.0	0.1		2	1	1	1	0	0	0	0	0	0	0	2	2	27.00	3.000
Sandy Consuegra, R (9, 1) ERA:	0.2		4	1	0	0	1	1	0	0	0	0	0	5	9	0.00	3.000
Harry Dorish, R (9, 1) ERA: 0.82	0.1	S	1	0	0	0	0	0	0	0	0	0	0	1	1	0.00	0.000

PITCHER	IP	WLS	BF	H	R	ER	SO	BB	IBB	HBP	BLK	WP	HR	S	P	ERA	WHIP

BOTTOM

Chicago White Sox @ New York Yankees

Yankee Stadium, Bronx, NY

Tue Apr 27 1954, 3:33 AM EDT

Att. 4,641 - Cloudy

livebaseballscorecards.com

AB	34
R	3
H	7
RBI	3
BB	2
SO	6
LOB	11

1B: 4	SF: 0	WP: 0	PA: 36
2B: 2	SAC: 0	PB: 0	
3B: 0	DP: 0	SB: 0	
HR: 1	HBP: 0	CS: 0	

Chicago White Sox @ New York Yankees

Yankee Stadium, Bronx, NY

Thu Apr 29 1954, 3:33 AM EDT

Att. 9,943 - Unknown

TOP

livebaseballscorecards.com

Batter	1	2	3	4	5	6	7	8	9	AB	R	H	RBI	BB	SO	LOB
Chico Carrasquel, R (1, 6) OBP: 0.351, SLG: 0.412	F2	5-3			6-3		4-3			4	0	0	0	0	0	2
Nellie Fox, L (1, 4) OBP: 0.386, SLG: 0.365	1-3		6-3		F9			BB		3	0	0	0	1	0	0
Minnie Minoso, R (1, 9) OBP: 0.309, SLG: 0.608	5-3		F8		6-3			F7		4	0	0	0	0	0	1
Ferris Fain, L (1, 3) OBP: 0.364, SLG: 0.460		1B 1B 1B	F4			F2		L9		4	1	1	0	0	0	1
Sherm Lollar, R (1, 2) OBP: 0.383, SLG: 0.368		F2		FC5-4 1B		2B 1B		K		4	0	2	0	0	1	2
Cass Michaels, R (1, 5) OBP: 0.474, SLG: 0.438		1B 1-2 1B 1B		FC5-4 1-2f HR		F9			K	3	2	1	0	0	0	2
Grady Hatton, L (9, PH) OBP: 0.214, SLG: 0.250										1	0	0	0	0	1	0
Johnny Groth, R (1, 8) OBP: 0.375, SLG: 0.574		SH1-4 1B 1-2 2-H 1B		1-H HR		1-H 2B			K	4	1	3	3	0	1	0
Bill Wilson, R (1, 7) OBP: 0.357, SLG: 0.500		SH1-4 1-2 2-H 1B		P4			F9		1-3	2	0	1	1	0	0	0
Bob Boyd, L (7, PH) OBP: 0.313, SLG: 0.310										2	0	0	0	0	0	0
(7, 7)																
Billy Pierce, L (1, 1) OBP: 0.250, SLG: 0.143		SH1-4 1-2 2-3		K			K			1	0	0	0	0	1	0
Sandy Consuegra, R (6, 1)										0	0	0	0	0	0	0
Willard Marshall, L (7, PH) OBP: 0.222, SLG: 0.125										1	0	0	0	0	1	0
Harry Dorish, R (7, 1)										0	0	0	0	0	0	0

	AB	33
	R	4
	H	8
	RBI	4
	BB	1
	SO	5
	LOB	8

Inning Stats	1	2	3	4	5	6	7	8	9
	R: 0 H: 0 E: 0 LOB: 0 K: 0 BB: 0 S: 3 P: 3	R: 2 H: 4 E: 0 LOB: 2 K: 0 BB: 0 S: 7 P: 7	R: 0 H: 0 E: 0 LOB: 0 K: 0 BB: 0 S: 3 P: 3	R: 2 H: 2 E: 0 LOB: 0 K: 1 BB: 0 S: 7 P: 7	R: 0 H: 0 E: 0 LOB: 0 K: 0 BB: 0 S: 3 P: 3	R: 0 H: 2 E: 0 LOB: 2 K: 0 BB: 0 S: 4 P: 4	R: 0 H: 0 E: 0 LOB: 0 K: 1 BB: 0 S: 5 P: 5	R: 0 H: 0 E: 0 LOB: 1 K: 1 BB: 1 S: 5 P: 9	R: 0 H: 0 E: 0 LOB: 0 K: 2 BB: 0 S: 7 P: 7

1B: 6	SF: 0	WP: 0	PA: 35
2B: 1	SAC: 1	PB: 0	
3B: 0	DP: 0	SB: 0	
HR: 1	HBP: 0	CS: 0	

PITCHER		IP	WLS	BF	H	R	ER	SO	BB	IBB	HBP	BLK	WP	HR	S	P	ERA	WHIP
Ed Lopat, L ERA: 2.35	(1, 1)	6.0	W	25	8	4	4	1	0	0	0	0	0	1	27	27	6.00	1.333
Allie Reynolds, R ERA: 3.38	(7, 1)	3.0	S	10	0	0	0	4	1	0	0	0	0	0	17	21	0.00	0.333

PITCHER	IP	WLS	BF	H	R	ER	SO	BB	IBB	HBP	BLK	WP	HR	S	P	ERA	WHIP

Batter	1	2	3	4	5	6	7	8	9	AB	R	H	RBI	BB	SO	LOB
Jerry Coleman, R (1, 4) OBP: 0.238, SLG: 0.341	6-3	F7			F9	FC6-4 1-2 2-H				3	0	0	0	0	0	2
Eddie Robinson, L (6, PH) OBP: 0.400, SLG: 0.385										1	0	1	1	0	0	0
Andy Carey, R (6, PR) (7, 5)										0	0	0	0	0	0	0
Hank Bauer, R (1, 9) OBP: 0.353, SLG: 0.542	1B SF9 1B		K		F8	FC6-4 1-2f				4	1	2	0	0	1	2
Mickey Mantle, S (1, 8) OBP: 0.327, SLG: 0.375	1-3 1B		5-3		F8		F7			4	0	1	0	0	0	2
Yogi Berra, L (1, 2) OBP: 0.220, SLG: 0.396	SF9 3-H		HR		K		G3			3	1	1	2	0	1	2
Bill Skowron, R (1, 3) OBP: 0.364, SLG: 0.621	F7		4-3			F8	F7			4	0	0	0	0	0	1
Joe Collins, L (8, 3) OBP: 0.455, SLG: 0.625										0	0	0	0	0	0	0
Gil McDougald, R (1, 5) OBP: 0.327, SLG: 0.395		SH2-3 S SF8 1B		F9		E S 1B BB		F9		3	2	1	0	1	0	0
(7, 4)																
Gene Woodling, L (1, 7) OBP: 0.324, SLG: 0.179		SH2-3 1-2 BB		G6-4-3 1B		K 1-3		5-3		3	0	1	0	1	1	1
Phil Rizzuto, R (1, 6) OBP: 0.375, SLG: 0.471		SH2-3 1-2 2-3		G6-4-3 1-2f		1B 1B BB		F7		2	1	0	0	1	0	1
Ed Lopat, L (1, 1) OBP: 0.200, SLG: 0.125		SF8 3-H			1B BB	1B 1-2 3-H 1B				0	0	0	1	1	0	0
Enos Slaughter, L (6, PH) OBP: 0.556, SLG: 0.571										1	0	1	1	0	0	0
Allie Reynolds, R (7, 1)										0	0	0	0	0	0	0
Inning Stats	R: 1 E: 0 K: 0 S: 5 H: 2 LOB: 1 BB: 0 P: 5	R: 1 E: 0 K: 0 S: 4 H: 1 LOB: 1 BB: 1 P: 8	R: 1 E: 0 K: 1 S: 6 H: 1 LOB: 0 BB: 0 P: 6	R: 0 E: 0 K: 0 S: 3 H: 1 LOB: 0 BB: 0 P: 3	R: 0 E: 0 K: 1 S: 6 H: 1 LOB: 2 BB: 1 P: 10	R: 2 E: 0 K: 1 S: 7 H: 2 LOB: 2 BB: 2 P: 15	R: 0 E: 0 K: 0 S: 3 H: 0 LOB: 0 BB: 0 P: 3	R: 0 E: 0 K: 0 S: 3 H: 0 LOB: 0 BB: 0 P: 3		1B: 7 2B: 0 3B: 0 HR: 1 SF: 2 SAC: 1 DP: 1 HBP: 0				WP: 0 PB: 0 SB: 2 CS: 0 PA: 35		

PITCHER		IP	WLS	BF	H	R	ER	SO	BB	IBB	HBP	BLK	WP	HR	S	P	ERA	WHIP
Billy Pierce, L ERA: 4.5	(1, 1)	5.2	L	27	7	5	5	3	4	0	0	0	0	1	29	45	7.94	1.941
Sandy Consuegra, R ERA:	(6, 1)	0.1		2	1	0	0	0	0	0	0	0	0	0	2	2	0.00	3.000
Harry Dorish, R ERA: 0.69	(7, 1)	2.0		6	0	0	0	0	0	0	0	0	0	0	6	6	0.00	0.000

PITCHER	IP	WLS	BF	H	R	ER	SO	BB	IBB	HBP	BLK	WP	HR	S	P	ERA	WHIP

BOTTOM

Chicago White Sox @ New York Yankees

Yankee Stadium, Bronx, NY

Thu Apr 29 1954, 3:33 AM EDT

Att. 9,943 - Unknown

livebaseballscorecards.com

AB	28
R	5
H	8
RBI	5
BB	4
SO	3
LOB	11

Chicago White Sox @ Boston Red Sox

Fenway Park, Boston, MA

Fri Apr 30 1954, 3:33 AM EDT

Att. 4,199 - Unknown

TOP

livebaseballscorecards.com

Batter	1	2	3	4	5	6	7	8	9	AB	R	H	RBI	BB	SO	LOB
Chico Carrasquel, R (1, 6) OBP: 0.339, SLG: 0.393	0-0 FC2-5 1B 1B		0-0 L7		0-0 F2		0-0 6-3		0-0 P6	5	0	1	0	0	0	0
Nellie Fox, L (1, 4) OBP: 0.377, SLG: 0.357	0-0 1-2 E 1B		0-0 F2		0-0 4-3			0-0 4-3		4	1	1	0	0	0	0
Minnie Minoso, R (1, 9) OBP: 0.322, SLG: 0.585	0-0 FC2-5 SF8 1-H 2-3f			B B B B 4-0 1B 2B BB	H 1-0 PO HBP			0-0 P6		2	2	0	0	1	0	1
Ferris Fain, L (1, 3) OBP: 0.390, SLG: 0.491	0-0 SF8 3-H			0-0 2B 1B 1-2 1B	0-0 PO 1-2	0-0 FC1-6 1B		0-0 1B 1B		3	2	3	1	0	0	0
Bob Boyd, L (1, 7) OBP: 0.333, SLG: 0.364 Jim Rivera, L (8, 7) OBP: 0.259, SLG: 0.364	0-0 F8			0-0 1B 1-3 2-H 2B		0-0 FC1-6 1-2f		0-0 1B 1-2 1B		4 0	0 0	2 0	1 0	0 0	0 0	1 0
Grady Hatton, L (1, 5) OBP: 0.278, SLG: 0.313		0-0 F7		0-0 S 2-3 3-H 1B		0-0 F9		0-0 FC6-4 1-2 2-H 1B		4	0	2	2	0	0	1
Sherm Lollar, R (1, 2) OBP: 0.353, SLG: 0.333		0-0 L5		0-0 P3 1-2		0-0 4-3		0-0 FC6-4 1-2f		4	0	0	0	0	0	5
Johnny Groth, R (1, 8) OBP: 0.346, SLG: 0.529		0-0 P5		0-0 P3			0-0 F7		0-0 3-1	4	0	0	0	0	0	2
Bob Keegan, R (1, 1)			S S S 0-3 K	0-0 6-3			S S S 0-3 K		S S S 0-3 K	4	0	0	0	0	3	2
Inning Stats	R: 2 E: 1 K: 0 S: 5 H: 2 LOB: 0 BB: 0 P: 5	R: 0 E: 0 K: 0 S: 3 H: 0 LOB: 0 BB: 0 P: 3	R: 0 E: 0 K: 1 S: 5 H: 0 LOB: 0 BB: 0 P: 5	R: 2 E: 0 K: 0 S: 6 H: 3 LOB: 2 BB: 1 P: 10	R: 0 E: 0 K: 0 S: 2 H: 0 LOB: 0 BB: 0 P: 3	R: 0 E: 0 K: 0 S: 4 H: 1 LOB: 1 BB: 0 P: 4	R: 0 E: 0 K: 1 S: 5 H: 0 LOB: 0 BB: 0 P: 5	R: 1 E: 0 K: 0 S: 6 H: 3 LOB: 2 BB: 0 P: 6	R: 0 E: 0 K: 1 S: 5 H: 0 LOB: 0 BB: 0 P: 5	1B: 8 2B: 1 3B: 0 HR: 0	SF: 1 SAC: 0 DP: 0 HBP: 1						

	AB	34
	R	5
	H	9
	RBI	4
	BB	1
	SO	3
	LOB	12

WP: 0 PB: 0 SB: 1 CS: 0 PA: 38

PITCHER		IP	WLS	BF	H	R	ER	SO	BB	IBB	HBP	BLK	WP	HR	S	P	ERA	WHIP
Sid Hudson, R ERA: 3.46	(1, 1)	3.0	L	15	5	4	2	1	1	0	0	0	0	0	16	20	6.00	2.000
Frank Sullivan, R ERA:	(4, 1)	4.0		13	1	0	0	1	0	0	1	0	0	0	14	15	0.00	0.250
Joe Dobson, R ERA: 6.75	(8, 1)	2.0		9	3	1	1	1	0	0	0	0	0	0	11	11	4.50	1.500

PITCHER	IP	WLS	BF	H	R	ER	SO	BB	IBB	HBP	BLK	WP	HR	S	P	ERA	WHIP

BOTTOM

Chicago White Sox @ Boston Red Sox

Fenway Park, Boston, MA

Fri Apr 30 1954, 3:33 AM EDT

Att. 4,199 - Unknown

Batter	1	2	3	4	5	6	7	8	9	AB	R	H	RBI	BB	SO	LOB
Milt Bolling, R (1, 6) OBP: 0.231, SLG: 0.250	P4		FC5 2B		F5			1B 1B 1B		4	0	2	0	0	0	0
Billy Goodman, L (1, 7) OBP: 0.418, SLG: 0.490	F8		F8			G5-4-3 1B		F7		4	0	1	0	0	0	2
Jackie Jensen, R (1, 8) OBP: 0.472, SLG: 0.750	1B		BBBB BB			G5-4-3 1-2f		1B 1-2 1B		3	0	2	0	1	0	1
George Kell, R (1, 5) OBP: 0.308, SLG: 0.255	G3		FC5 2-3f			5-3		1-3 2-3 1B		4	0	1	0	0	0	3
Harry Agganis, L (1, 3) OBP: 0.333, SLG: 0.500		4-3		P4			BBBB FC5-4 1B BB	G3		3	0	0	0	1	0	2
Sammy White, R (1, 2) OBP: 0.262, SLG: 0.476		F9		6-3			FC5-4 1-2 1B		P4	4	0	1	0	0	0	0
Jim Piersall, R (1, 9) OBP: 0.340, SLG: 0.319		1B		F8			FC5-4 BB 1-2f 2-3		BBBB BB	3	0	1	0	1	0	2
Billy Consolo, R (1, 4) OBP: 0.154, SLG: 0.083		F8			5-3		BBBB G4-3 BB 1-2		F7	3	0	0	0	1	0	2
Sid Hudson, R (1, 1) OBP: 0.250, SLG: 0.250			P4		3-1		G4-3 1-2f		P6	1	0	0	0	0	0	0
Frank Sullivan, R (4, 1)										1	0	0	0	0	0	0
Dick Gernert, R (7, PH) OBP: 0.455, SLG: 0.313										1	0	0	0	0	0	3
Joe Dobson, R (8, 1)										0	0	0	0	0	0	0
Charlie Maxwell, L (9, PH) OBP: 0.261, SLG: 0.238										1	0	0	0	0	0	1
Inning Stats	R: 0 H: 1 E: 0 LOB: 1 K: 0 BB: 0 S: 4 P: 4	R: 0 H: 1 E: 0 LOB: 1 K: 0 BB: 0 S: 4 P: 4	R: 0 H: 1 E: 0 LOB: 2 K: 0 BB: 1 S: 4 P: 8	R: 0 H: 0 E: 0 LOB: 0 K: 0 BB: 0 S: 3 P: 3	R: 0 H: 0 E: 0 LOB: 0 K: 0 BB: 0 S: 3 P: 3	R: 0 H: 1 E: 0 LOB: 0 K: 0 BB: 0 S: 3 P: 3	R: 0 H: 1 E: 0 LOB: 2 K: 0 BB: 2 S: 3 P: 11	R: 0 H: 3 E: 0 LOB: 2 K: 0 BB: 0 S: 5 P: 5	R: 0 H: 0 E: 0 LOB: 1 K: 0 BB: 1 S: 3 P: 7	1B: 7 SF: 0 2B: 1 SAC: 0 3B: 0 DP: 2 HR: 0 HBP: 0						

livebaseballscorecards.com

AB	32
R	0
H	8
RBI	0
BB	4
SO	0
LOB	16

WP: 0 PA: 36
PB: 0
SB: 0
CS: 0

PITCHER		IP	WLS	BF	H	R	ER	SO	BB	IBB	HBP	BLK	WP	HR	S	P	ERA	WHIP
Bob Keegan, R ERA: 2.05	(1, 1)	9.0	W	36	8	0	0	0	4	0	0	0	0	0	32	48	0.00	1.333

PITCHER	IP	WLS	BF	H	R	ER	SO	BB	IBB	HBP	BLK	WP	HR	S	P	ERA	WHIP

Chicago White Sox @ Boston Red Sox

Fenway Park, Boston, MA

Sat May 01 1954, 3:33 AM EDT

Att. 14,932 - Unknown

TOP

livebaseballscorecards.com

Batter	1	2	3	4	5	6	7	8	9	AB	R	H	RBI	BB	SO	LOB
Chico Carrasquel, R (1, 6) OBP: 0.333, SLG: 0.373	F8			1-3 1B BB	5-3			F8		3	0	0	0	1	0	1
Nellie Fox, L (1, 4) OBP: 0.369, SLG: 0.350	1-3			F7		G3-6-3 1B		F8		4	0	1	0	0	0	1
Minnie Minoso, R (1, 9) OBP: 0.333, SLG: 0.579	5-3			1-3 1B 1-2		F9			6-3 E 1B	4	1	2	0	0	0	1
Ferris Fain, L (1, 3) OBP: 0.365, SLG: 0.456		P4		1-3 1-2 2-3		G3-6-3 1-2f			6-3 1-2	4	0	0	0	0	0	4
Sherm Lollar, R (1, 2) OBP: 0.382, SLG: 0.422		P6		BB			HR		E7 WP SF8 2-H 1B	3	1	2	2	1	0	0
Don Nicholas, L (9, PR)										0	1	0	0	0	0	0
Red Wilson, R (9, 2) OBP: 0.250, SLG: 0.250										0	0	0	0	0	0	0
Cass Michaels, R (1, 5) OBP: 0.409, SLG: 0.368		P4		K			F8		2-3 BB	3	0	0	0	0	1	3
Bud Stewart, L (9, PH)										0	0	0	0	1	0	0
Grady Hatton, L (9, 5) OBP: 0.278, SLG: 0.313										0	0	0	0	0	0	0
Johnny Groth, R (1, 8) OBP: 0.339, SLG: 0.537			F8		2B		6-3		SF8 3-H	3	0	1	1	0	0	0
Bill Wilson, R (1, 7) OBP: 0.278, SLG: 0.375			F3		P5		5-3		K2-3	4	0	0	0	0	1	3
Virgil Trucks, R (1, 1) OBP: 0.091, SLG: 0.091			6-3		6-3			K		3	0	0	0	0	1	1

	AB	31
	R	3
	H	6
	RBI	3
	BB	3
	SO	3
	LOB	14

Inning Stats										
	R: 0 E: 0 K: 0 S: 3	H: 0 LOB: 0 BB: 0 P: 3	R: 0 E: 0 K: 0 S: 3	H: 0 LOB: 0 BB: 0 P: 3	R: 0 E: 0 K: 0 S: 3	H: 0 LOB: 0 BB: 0 P: 3	R: 0 E: 0 K: 1 S: 6	H: 1 LOB: 3 BB: 2 P: 14	R: 0 E: 0 K: 0 S: 4	H: 1 LOB: 1 BB: 0 P: 4
	R: 0 E: 0 K: 0 S: 3	H: 1 LOB: 0 BB: 0 P: 3	R: 1 E: 0 K: 0 S: 4	H: 1 LOB: 0 BB: 0 P: 4	R: 0 E: 0 K: 1 S: 5	H: 0 LOB: 0 BB: 0 P: 5	R: 2 E: 1 K: 1 S: 7	H: 2 LOB: 2 BB: 1 P: 11	1B: 4 2B: 1 3B: 0 HR: 1	SF: 1 SAC: 0 DP: 1 HBP: 0
	WP: 1 PB: 0 SB: 0 CS: 0	PA: 35								

PITCHER		IP	WLS	BF	H	R	ER	SO	BB	IBB	HBP	BLK	WP	HR	S	P	ERA	WHIP
Bill Henry, L ERA: 3.0	(1, 1)	8.1	L	32	6	3	2	2	2	0	0	0	0	1	34	42	2.16	0.960
Tom Brewer, R ERA: 5.14	(9, 1)	0.2		3	0	0	0	1	1	0	0	0	1	0	4	8	0.00	1.500

PITCHER	IP	WLS	BF	H	R	ER	SO	BB	IBB	HBP	BLK	WP	HR	S	P	ERA	WHIP

BOTTOM

Chicago White Sox @ Boston Red Sox

Fenway Park, Boston, MA

Sat May 01 1954, 3:33 AM EDT

Att. 14,932 - Unknown

Batter	1	2	3	4	5	6	7	8	9	AB	R	H	RBI	BB	SO	LOB
Milt Bolling, R (1, 6) OBP: 0.235, SLG: 0.200	K		5-3			1B BB		K 1-2		3	0	0	0	1	2	1
Billy Goodman, L (1, 7) OBP: 0.424, SLG: 0.481	G6-4-3 BB			F7		1-2 1B			F7	3	0	1	0	1	0	0
Jackie Jensen, R (1, 8) OBP: 0.439, SLG: 0.688	G6-4-3 1-2f			F8		F4			K	4	0	0	0	0	1	3
George Kell, R (1, 5) OBP: 0.286, SLG: 0.235		F8		F8			F8		1-3	4	0	0	0	0	0	0
Harry Agganis, L (1, 3) OBP: 0.333, SLG: 0.471		1-3 BB			F7		K			2	0	0	0	1	1	0
Sammy White, R (1, 2) OBP: 0.244, SLG: 0.444		1-3 1-2			K		5-3			3	0	0	0	0	1	1
Jim Piersall, R (1, 9) OBP: 0.321, SLG: 0.300		1-3			F6			K		3	0	0	0	0	1	1
Billy Consolo, R (1, 4) OBP: 0.133, SLG: 0.071			K			K		4-3		2	0	0	0	0	2	0
Charlie Maxwell, L (8, PH) OBP: 0.250, SLG: 0.227										1	0	0	0	0	0	0
Ted Lepcio, R (9, 4) OBP: 0.265, SLG: 0.200										0	0	0	0	0	0	0
Bill Henry, L (1, 1) OBP: 0.200, SLG: 0.200			F7			L6		E6 WP		3	0	0	0	0	0	0
Tom Brewer, R (9, 1)										0	0	0	0	0	0	0

| | | | | | | | | | |

Batter	1	2	3	4	5	6	7	8	9	AB	R	H	RBI	BB	SO	LOB
Chico Carrasquel, R (1, 6) OBP: 0.352, SLG: 0.438	P4		FC2-6, 1B		FC4-6 1-2f		HR		FC2-6, 1B	5	1	3	1	0	0	1
Nellie Fox, L (1, 4) OBP: 0.357, SLG: 0.328	4-3		FC2-6, G1-6-3 1-2f		G3		BBBB CS, BB		FC2-6, E, SF9 1-2f	4	1	0	0	1	0	3
Minnie Minoso, R (1, 9) OBP: 0.309, SLG: 0.532	6-3		G1-6-3 1-2f			F8	F7 1-2		E1, E, S 1-3	5	0	0	0	0	0	3
Ferris Fain, L (1, 3) OBP: 0.353, SLG: 0.443		F9		L4		SSS K		2B, 1B	SF9 1-2 3-H	4	0	1	1	0	1	0
Sherm Lollar, R (1, 2) OBP: 0.367, SLG: 0.400		F7		SSS K		1B		F7	F7 2-3	5	0	1	0	0	1	2
Cass Michaels, R (1, 5) OBP: 0.423, SLG: 0.409		BBBB BB, 1B, BB		2B		P3		SSS K		3	0	1	0	1	1	2
Johnny Groth, R (1, 8) OBP: 0.367, SLG: 0.561		BB 1-2 1B		5-3			BBBB HR BB	1-3 2B		3	1	2	0	1	0	1
Bill Wilson, R (1, 7) OBP: 0.409, SLG: 0.611		BBBB 1-2 2-3 BB			1B		1-H HR	IBB		0	1	0	0	0	0	0
Don Johnson, R (1, 1)		FC4 1-2f			P4		F9	F7		4	0	0	0	0	0	7

| Inning Stats | | |

BOTTOM

Chicago White Sox @ Philadelphia Athletics
Connie Mack Stadium, Philadelphia, PA
Sun May 02 1954, 3:33 AM EDT
Unknown

livebaseballscorecards.com

Batter	1	2	3	4	5	6	7	8	9	AB	R	H	RBI	BB	SO	LOB
Eddie Joost, R (1, 6) OBP: 0.318, SLG: 0.263	K			FC6-4 1B		1-3			K	4	0	1	0	0	2	1
Spook Jacobs, R (1, 4) OBP: 0.321, SLG: 0.340	5-3			P3		F7			1-3	4	0	0	0	0	0	2
Vic Power, R (1, 8) OBP: 0.333, SLG: 0.370	P5			FC6-4 (1-2f)			1-3			3	0	0	0	0	0	1
Gus Zernial, R (1, 7) OBP: 0.383, SLG: 0.561		P4		F8			L8			3	0	0	0	0	0	1
Don Bollweg, L (1, 3) OBP: 0.286, SLG: 0.213		K			F9		4-3			3	0	0	0	0	1	0
Bill Renna, R (1, 9) OBP: 0.393, SLG: 0.422		F8			6-3			6-3		3	0	0	0	0	0	0
Jim Finigan, R (1, 5) OBP: 0.500, SLG: 0.462			P6		K			4-3		3	0	0	0	0	1	0
Joe Astroth, R (1, 2) OBP: 0.214, SLG: 0.231			F7			L8		F7		3	0	0	0	0	0	0
Morrie Martin, L (1, 1) OBP: 0.286, SLG: 0.429 Moe Burtschy, R (7, 1) Elmer Valo, L (9, PH)			4-3			2B			P4	2 0 1	0 0 0	1 0 0	0 0 0	0 0 0	0 0 0	0 0 0

	AB	29
	R	0
	H	2
	RBI	0
	BB	0
	SO	4
	LOB	5

Inning Stats										
	R: 0 E: 0 K: 1 S: 5	H: 0 LOB: 0 BB: 0 P: 5	R: 0 E: 0 K: 1 S: 5	H: 0 LOB: 0 BB: 0 P: 5	R: 0 E: 0 K: 0 S: 3	H: 0 LOB: 0 BB: 0 P: 3	R: 0 E: 0 K: 0 S: 4	H: 1 LOB: 1 BB: 0 P: 4	R: 0 E: 0 K: 1 S: 5	H: 0 LOB: 0 BB: 0 P: 5
	R: 0 E: 0 K: 0 S: 4	H: 1 LOB: 1 BB: 0 P: 4	R: 0 E: 0 K: 0 S: 3	H: 0 LOB: 0 BB: 0 P: 3	R: 0 E: 0 K: 0 S: 3	H: 0 LOB: 0 BB: 0 P: 3	R: 0 E: 0 K: 1 S: 5	H: 0 LOB: 0 BB: 0 P: 5	1B: 1 2B: 1 3B: 0 HR: 0	SF: 0 SAC: 0 DP: 0 HBP: 0

WP: 0 PA: 29
PB: 0
SB: 0
CS: 0

PITCHER	IP	WLS	BF	H	R	ER	SO	BB	IBB	HBP	BLK	WP	HR	S	P	ERA	WHIP
Don Johnson, R (1, 1) ERA: 1.31	9.0	W	29	2	0	0	4	0	0	0	0	0	0	37	37	0.00	0.222

PITCHER	IP	WLS	BF	H	R	ER	SO	BB	IBB	HBP	BLK	WP	HR	S	P	ERA	WHIP

Batter	1	2	3	4	5	6	7	8	9	AB	R	H	RBI	BB	SO	LOB
Chico Carrasquel, R (1, 6) OBP: 0.333, SLG: 0.412	S S S 0-3 ① K		S S S 0-3 ① K 1-2		x 0-0 ③ F8			x 0-0 ② P6		4	0	0	0	0	2	2
Nellie Fox, L (1, 4) OBP: 0.338, SLG: 0.309	x 0-0 ② 6-3		x 0-0 ② 3-4-1 2-3			x 0-0 ① P6		x 0-0 ③ P4		4	0	0	0	0	0	1
Minnie Minoso, R (1, 9) OBP: 0.306, SLG: 0.508	x 0-0 ③ 5-3		S S S 0-3 ③ K			x 0-0 ② 5-3			B B B B 4-0 1B 1B BB	3	0	0	0	1	1	1
Ferris Fain, L (1, 3) OBP: 0.375, SLG: 0.469 Don Nicholas, L (9, PR) Cass Michaels, R (9, 5) OBP: 0.423, SLG: 0.409		x 0-0 FC1 2B		x 0-0 ① 4-3		B B B 4-0 BB			x 0-0 1B 1-2 1B	3 0 0	0 0 0	2 0 0	0 0 0	1 0 0	0 0 0	0 0 0
Bob Boyd, L (1, 7) OBP: 0.308, SLG: 0.333 Jim Rivera, L (6, 7) OBP: 0.250, SLG: 0.348		x 0-0 ① FC1 2-3		x 0-0 ② 5-3		x 0-0 ③ 4-3			x 0-0 ① P6	3 1	0 0	0 0	0 0	0 0	0 0	2 2
Grady Hatton, L (1, 5) OBP: 0.273, SLG: 0.300 (9, 3)		S S S 0-3 ② K		x 0-0 ③ F9			x 0-0 ① F7		x 0-0 1-2 2-3 1B	4	0	1	0	0	1	1
Johnny Groth, R (1, 8) OBP: 0.359, SLG: 0.541		x 0-0 ③ F2			x 0-0 1B		x 0-0 ② 6-3		x 0-0 ② P6	4	0	1	0	0	0	4
Red Wilson, R (1, 2) OBP: 0.286, SLG: 0.714 Sherm Lollar, R (9, PH) OBP: 0.361, SLG: 0.392 (9, 2)			x 0-0 HR		x 0-0 ① F9		x 0-0 ③ P6		x 0-0 ③ P6	3 1	1 0	1 0	1 0	0 0	0 0	1 3
Mike Fornieles, R (1, 1) OBP: 0.333, SLG: 0.333 Bud Stewart, L (8, PH) Harry Dorish, R (8, 1)			x 0-0 3-4-1 S 1B		x 0-0 ② P3			S S S 0-3 ① K		2 1 0	0 0 0	1 0 0	0 0 0	0 0 0	0 1 0	1 0 0
Inning Stats	R: 0 E: 0 K: 1 S: 5 H: 0 LOB: 0 BB: 0 P: 5	R: 0 E: 0 K: 1 S: 6 H: 1 LOB: 1 BB: 0 P: 6	R: 1 E: 0 K: 2 S: 9 H: 2 LOB: 0 BB: 0 P: 9	R: 0 E: 0 K: 0 S: 3 H: 0 LOB: 0 BB: 0 P: 3	R: 0 E: 0 K: 0 S: 4 H: 1 LOB: 1 BB: 0 P: 4	R: 0 E: 0 K: 0 S: 3 H: 0 LOB: 1 BB: 1 P: 7	R: 0 E: 0 K: 0 S: 3 H: 0 LOB: 0 BB: 0 P: 3	R: 0 E: 0 K: 1 S: 5 H: 0 LOB: 0 BB: 0 P: 5	R: 0 E: 0 K: 0 S: 5 H: 2 LOB: 3 BB: 1 P: 9	1B: 4 2B: 1 3B: 0 HR: 1	SF: 0 SAC: 0 DP: 0 HBP: 0						

TOP

Chicago White Sox @ Philadelphia Athletics
Connie Mack Stadium, Philadelphia, PA
Sun May 02 1954, 3:38 AM EDT
Att. 12,299 - Unknown

livebaseballscorecards.com

AB	33
R	1
H	6
RBI	1
BB	2
SO	5
LOB	18

WP: 0 PB: 0 SB: 1 CS: 0 PA: 35

PITCHER		IP	WLS	BF	H	R	ER	SO	BB	IBB	HBP	BLK	WP	HR	S	P	ERA	WHIP
Arnie Portocarrero, R ERA: 3.12	(1, 1)	8.0		30	4	1	1	5	2	0	0	0	0	1	38	46	1.12	0.750
Marion Fricano, R ERA: 6.0	(9, 1)	1.0	W	5	2	0	0	0	0	0	0	0	0	0	5	5	0.00	2.000

PITCHER	IP	WLS	BF	H	R	ER	SO	BB	IBB	HBP	BLK	WP	HR	S	P	ERA	WHIP

Batter	1	2	3	4	5	6	7	8	9	AB	R	H	RBI	BB	SO	LOB
Joe Demaestri, R (1, 6) OBP: 0.229, SLG: 0.333	6-3		L4		K		F7			4	0	0	0	0	1	1
Spook Jacobs, R (1, 4) OBP: 0.317, SLG: 0.321	6-3			IBB 1B BB		F9		1-3		3	0	0	0	1	0	0
Vic Power, R (1, 8) OBP: 0.328, SLG: 0.362	4-3			IBB 1B 1-2		K		5-3		4	0	1	0	0	1	0
Gus Zernial, R (1, 7) OBP: 0.392, SLG: 0.545		F3		K		1B 1B		BB		3	1	1	0	1	1	2
Don Bollweg, L (1, 3) OBP: 0.300, SLG: 0.220		F8		IBB 1-2 2-3		1B 1B 1-2		K		3	0	1	0	1	1	1
Bill Renna, R (1, 9) OBP: 0.400, SLG: 0.429		K		K		FC6-4 1B 1-2 2-H			SH3 1B 1B	4	1	2	1	0	2	3
Jim Finigan, R (1, 5) OBP: 0.421, SLG: 0.375			4-3	6-3		FC6-4 1-2f			SH3 1-2	3	0	0	0	0	0	5
Jim Robertson, R (1, 2) OBP: 0.429, SLG: 0.364			1B		5-3		P4		2-H 1B	3	0	1	0	0	0	0
Elmer Valo, L (9, PH) OBP: 0.500, SLG: 0.250										1	0	1	1	0	0	0
Arnie Portocarrero, R (1, 1) OBP: 0.167, SLG: 0.500			P4		1-3		1-3			3	0	0	0	0	0	1
Marion Fricano, R (9, 1)										0	0	0	0	0	0	0
Inning Stats	R: 0 E: 0 K: 0 S: 3 H: 0 LOB: 0 BB: 0 P: 3	R: 0 E: 0 K: 1 S: 5 H: 0 LOB: 0 BB: 0 P: 5	R: 0 E: 0 K: 0 S: 4 H: 1 LOB: 1 BB: 0 P: 4	R: 0 E: 0 K: 2 S: 8 H: 1 LOB: 3 BB: 2 P: 16	R: 0 E: 0 K: 1 S: 5 H: 0 LOB: 0 BB: 0 P: 5	R: 1 E: 0 K: 1 S: 8 H: 3 LOB: 2 BB: 0 P: 8	R: 0 E: 0 K: 0 S: 3 H: 0 LOB: 0 BB: 0 P: 3	R: 0 E: 0 K: 1 S: 5 H: 0 LOB: 1 BB: 1 P: 9	R: 1 E: 0 K: 0 S: 3 H: 2 LOB: 1 BB: 0 P: 3	1B: 7 2B: 0 3B: 0 HR: 0 SF: 0 SAC: 1 DP: 0 HBP: 0						

PITCHER		IP	WLS	BF	H	R	ER	SO	BB	IBB	HBP	BLK	WP	HR	S	P	ERA	WHIP
Mike Fornieles, R ERA: 0.68	(1, 1)	7.0		28	5	1	1	5	1	1	0	0	0	0	36	44	1.29	0.857
Harry Dorish, R ERA: 1.26	(8, 1)	1.1	L	7	2	1	1	1	1	0	0	0	0	0	8	12	6.75	2.250

PITCHER	IP	WLS	BF	H	R	ER	SO	BB	IBB	HBP	BLK	WP	HR	S	P	ERA	WHIP

BOTTOM

Chicago White Sox @ Philadelphia Athletics
Connie Mack Stadium, Philadelphia, PA
Sun May 02 1954, 3:38 AM EDT
Att. 12,299 - Unknown

livebaseballscorecards.com

AB	31
R	2
H	7
RBI	2
BB	3
SO	6
LOB	13

Batter	1	2	3	4	5	6	7	8	9	AB	R	H	RBI	BB	SO	LOB
Chico Carrasquel, R (1, 6) OBP: 0.365, SLG: 0.455	SSS 0-3 ① K	x 0-0 ③ E4 E HR 1-2 2-3	x 0-0 ③ 1-H 2B		BBBB 4-0 1-2 BB			x 0-0 ① F8		4	1	1	0	1	1	2
Nellie Fox, L (1, 4) OBP: 0.345, SLG: 0.321	x 0-0 E4 BB BB	x 0-0 E6 HR 1-2 2-3 3-H		x 0-0 ① F8	x 0-0 ③ 4-3			x 0-0 ② 5-3		5	1	0	1	0	0	4
Minnie Minoso, R (1, 9) OBP: 0.341, SLG: 0.562 Willard Marshall, L (8, 9) OBP: 0.273, SLG: 0.111	BBBB 4-0 BB 1-2 BB	x 0-0 1-H 2-H 3-H HR		x 0-0 ② B2-3		x 0-0 ① P4		x 0-0 1B 2B		4 0	2 0	2 0	4 0	1 0	0 0	0 0
Ferris Fain, L (1, 3) OBP: 0.363, SLG: 0.444 Bob Boyd, L (8, PR) OBP: 0.293, SLG: 0.316 (8, 3)	x 0-0 ② F5	x 0-0 ② 4-3		x 0-0 ③ F9		x 0-0 ② F9		x 0-0 2-H 1B		5 0	0 0	1 0	1 0	0 0	0 0	2 0
Cass Michaels, R (1, 5) OBP: 0.471, SLG: 0.500	BBBB 4-0 1-2 2-3 BB	BBBB 4-0 FC6-4 BB			BBBB 4-0 S 1B 1B BB	BBBB 4-0 WP BB		x 0-0 ③ F7		1	1	0	0	4	0	1
Johnny Groth, R (1, 8) OBP: 0.378, SLG: 0.549	x 0-0 ③ P4	x 0-0 ③ FC6-4 1-2f			x 0-0 S 1-2 1B 1B	x 0-0 ③ F2 1-2			x 0-0 G1-4-3 1B	5	1	2	0	0	0	5
Bill Wilson, R (1, 7) OBP: 0.400, SLG: 0.542		BBBB 4-0 E BB E BB	x 0-0 ① 1-3		SSS 0-3 ① K 1-2 2-3	BBBB 4-0 CS BB			x 0-0 ① ② G1-4-3 1-2f	3	1	0	0	2	1	3
Red Wilson, R (1, 2) OBP: 0.333, SLG: 0.545		BBBB 4-0 E HR E 1-2 BB	x 0-0 2B 1B		x 0-0 ② F8	x 0-0 ① ② 1-3 1-2			x 0-0 ③ F7	4	1	1	0	1	0	3
Billy Pierce, L (1, 1) OBP: 0.250, SLG: 0.182		SSS 0-3 ① K	x 0-0 ② F8		x 0-0 BB 2-H 3-H 1B	x 0-0 ③ 5-3				4	0	1	2	0	1	3
Inning Stats	R: 0 E: 1 K: 1 S: 6 H: 0 LOB: 3 BB: 2 P: 14	R: 5 E: 2 K: 1 S: 8 H: 1 LOB: 1 BB: 3 P: 20	R: 0 E: 0 K: 0 S: 4 H: 2 LOB: 2 BB: 0 P: 4	R: 0 E: 0 K: 0 S: 3 H: 0 LOB: 0 BB: 0 P: 3	R: 2 E: 0 K: 1 S: 7 H: 2 LOB: 2 BB: 2 P: 15	R: 0 E: 0 K: 0 S: 3 H: 0 LOB: 1 BB: 1 P: 7	R: 0 E: 0 K: 0 S: 2 H: 0 LOB: 0 BB: 1 P: 6	R: 1 E: 0 K: 0 S: 5 H: 2 LOB: 1 BB: 0 P: 5	R: 0 E: 0 K: 0 S: 3 H: 1 LOB: 0 BB: 0 P: 3	1B: 5 2B: 2 3B: 0 HR: 1 SF: 0 SAC: 0 DP: 1 HBP: 0						

PITCHER		IP	WLS	BF	H	R	ER	SO	BB	IBB	HBP	BLK	WP	HR	S	P	ERA	WHIP
Mickey McDermott, L ERA: 3.34	(1, 1)	5.0	L	29	5	7	2	3	7	0	0	0	0	1	28	56	3.60	2.400
Connie Marrero, R ERA: 2.0	(6, 1)	4.0		15	3	1	1	0	2	0	0	0	1	0	13	21	2.25	1.250

PITCHER	IP	WLS	BF	H	R	ER	SO	BB	IBB	HBP	BLK	WP	HR	S	P	ERA	WHIP

TOP

Chicago White Sox @ Washington Senators

Griffith Stadium, Washington, DC

Tue May 04 1954, 3:33 AM EDT

Att. 4,675 - Unknown

livebaseballscorecards.com

AB	35
R	8
H	8
RBI	8
BB	9
SO	3
LOB	23

WP: 1 PA: 44
PB: 0
SB: 2
CS: 1

Batter	1	2	3	4	5	6	7	8	9	AB	R	H	RBI	BB	SO	LOB
Eddie Yost, R (1, 5) OBP: 0.342, SLG: 0.228	F9		K		F7		F8		F8	5	0	0	0	0	1	1
Jim Busby, R (1, 8) OBP: 0.329, SLG: 0.431	1-3			E4 HR	BB		1-3		2B 1B	4	2	1	0	1	0	0
Mickey Vernon, L (1, 3) OBP: 0.317, SLG: 0.519	F9			E3 HR	BB			G3	2B	4	2	1	1	1	0	1
Roy Sievers, R (1, 7) OBP: 0.324, SLG: 0.500		P3		HR	P4			BB	2B	4	2	2	4	1	0	2
Clyde Vollmer, R (1, 9) OBP: 0.275, SLG: 0.333		6-3		6-3		F9		1B	K	5	0	1	0	0	1	1
Pete Runnels, L (1, 6) OBP: 0.350, SLG: 0.219		F7		1B		F8		K		4	0	1	0	0	1	2
Joe Tipton, R (1, 2) OBP: 0.414, SLG: 0.292 Ed Fitz Gerald, R (6, PH) OBP: 0.257, SLG: 0.188 (7, 2)			1B	K		1B		1B		2 2	0 0	1 2	0 1	0 0	1 0	1 0
Jerry Snyder, R (1, 4)			F3	K		K		F8		4	0	0	0	0	2	5
Mickey McDermott, L (1, 1) OBP: 0.333, SLG: 0.231 Tom Umphlett, R (5, PH) OBP: 0.172, SLG: 0.214 Connie Marrero, R (6, 1) Mel Hoderlein, S (9, PH) OBP: 0.174, SLG: 0.217			K		P5		6-3		F7	1 1 1 1	0 0 0 0	0 0 0 0	0 0 0 0	0 0 0 0	1 0 0 0	1 0 0 0
Inning Stats	R: 0 E: 0 K: 0 S: 3 H: 0 LOB: 0 BB: 0 P: 3	R: 0 E: 0 K: 0 S: 3 H: 0 LOB: 0 BB: 0 P: 3	R: 0 E: 0 K: 2 S: 8 H: 1 LOB: 1 BB: 0 P: 8	R: 3 E: 2 K: 2 S: 11 H: 2 LOB: 1 BB: 0 P: 11	R: 0 E: 0 K: 0 S: 3 H: 0 LOB: 2 BB: 2 P: 11	R: 0 E: 0 K: 1 S: 6 H: 1 LOB: 1 BB: 0 P: 6	R: 0 E: 0 K: 0 S: 3 H: 0 LOB: 0 BB: 0 P: 3	R: 1 E: 0 K: 1 S: 7 H: 2 LOB: 2 BB: 1 P: 11	R: 2 E: 0 K: 1 S: 8 H: 3 LOB: 1 BB: 0 P: 8	1B: 6 2B: 2 3B: 0 HR: 1	SF: 0 SAC: 0 DP: 0 HBP: 0					

PITCHER	IP	WLS	BF	H	R	ER	SO	BB	IBB	HBP	BLK	WP	HR	S	P	ERA	WHIP
Billy Pierce, L (1, 1) ERA: 4.38	9.0	W	41	9	6	4	7	3	0	0	0	0	1	52	64	4.00	1.333

PITCHER	IP	WLS	BF	H	R	ER	SO	BB	IBB	HBP	BLK	WP	HR	S	P	ERA	WHIP

BOTTOM

Chicago White Sox @ Washington Senators

Griffith Stadium, Washington, DC

Tue May 04 1954, 3:33 AM EDT

Att. 4,675 - Unknown

livebaseballscorecards.com

AB	38
R	6
H	9
RBI	6
BB	3
SO	7
LOB	14

PA: 41

WP: 0
PB: 0
SB: 0
CS: 0

Batter	1	2	3	4	5	6	7	8	9	AB	R	H	RBI	BB	SO	LOB
Chico Carrasquel, R (1, 6) OBP: 0.371, SLG: 0.450	0-0 G1-4-6-3 1B			0-0 ① 5-3		BBBB 4-0 4-3 BB		0-0 ② 5-3		3	0	1	0	1	0	0
Nellie Fox, L (1, 4) OBP: 0.341, SLG: 0.317	0-0 ①② G1-4-6-3 1-2f			0-0 ② 4-3		0-0 ② 4-3 1-2 2-3		0-0 1B		4	0	1	0	0	0	3
Minnie Minoso, R (1, 9) OBP: 0.337, SLG: 0.539	SSS 0-3 ③ K			0-0 ③ 5-3		BBBB 4-0 BB		0-0 ③ F8		3	0	0	0	1	1	1
Ferris Fain, L (1, 3) OBP: 0.357, SLG: 0.434		0-0 G3-6-3 1B			0-0 ① G3	0-0 ③ 1-4-3			0-0 ① 6-3	4	0	1	0	0	0	3
Bob Boyd, L (1, 7) OBP: 0.267, SLG: 0.286		0-0 ①② G3-6-3 1-2f			SSS 0-3 ② K		0-0 E4		0-0 ② 4-3	4	0	0	0	0	1	1
Grady Hatton, L (1, 5) OBP: 0.321, SLG: 0.261		0-0 ③ F3			BBBB 4-0 BB		0-0 ① L8		0-0 ③ F8	3	0	0	0	1	0	1
Sherm Lollar, R (1, 2) OBP: 0.338, SLG: 0.351			0-0 ① F8		0-0 ③ 5-3		0-0 ② F9			3	0	0	0	0	0	2
Johnny Groth, R (1, 8) OBP: 0.377, SLG: 0.541			0-0 ② 5-3			0-0 4-3 6-3 1B	0-0 ③ 5-3			3	0	1	0	0	0	1
Bob Keegan, R (1, 1)			0-0 ③ 1-6-3			0-0 ① 6-3 1-2		0-0 ① P6		3	0	0	0	0	0	1
Inning Stats	R: 0 H: 1 E: 0 LOB: 0 K: 1 BB: 0 S: 5 P: 5	R: 0 H: 1 E: 0 LOB: 0 K: 0 BB: 0 S: 3 P: 3	R: 0 H: 0 E: 0 LOB: 0 K: 0 BB: 0 S: 3 P: 3	R: 0 H: 0 E: 0 LOB: 0 K: 0 BB: 0 S: 3 P: 3	R: 0 H: 0 E: 0 LOB: 1 K: 1 BB: 1 S: 5 P: 9	R: 0 H: 1 E: 0 LOB: 3 K: 0 BB: 2 S: 4 P: 12	R: 0 H: 0 E: 1 LOB: 1 K: 0 BB: 0 S: 4 P: 4	R: 0 H: 1 E: 0 LOB: 1 K: 0 BB: 0 S: 4 P: 4	R: 0 H: 0 E: 0 LOB: 0 K: 0 BB: 0 S: 3 P: 3	1B: 4 SF: 0 2B: 0 SAC: 0 3B: 0 DP: 2 HR: 0 HBP: 0						

TOP

Chicago White Sox @ Washington Senators

Griffith Stadium, Washington, DC

Wed May 05 1954, 3:33 AM EDT

Att. 3,594 - Unknown

livebaseballscorecards.com

AB	30
R	0
H	4
RBI	0
BB	3
SO	2
LOB	13

PITCHER		IP	WLS	BF	H	R	ER	SO	BB	IBB	HBP	BLK	WP	HR	S	P	ERA	WHIP
Bob Porterfield, R ERA: 2.12	(1, 1)	9.0	W	33	4	0	0	2	3	0	0	0	0	0	34	46	0.00	0.778

PITCHER	IP	WLS	BF	H	R	ER	SO	BB	IBB	HBP	BLK	WP	HR	S	P	ERA	WHIP

BOTTOM

Chicago White Sox @ Washington Senators

Griffith Stadium, Washington, DC

Wed May 05 1954, 3:33 AM EDT

Att. 3,594 - Unknown

livebaseballscorecards.com

Batter	1	2	3	4	5	6	7	8	9	AB	R	H	RBI	BB	SO	LOB
Eddie Yost, R (1, 5) OBP: 0.338, SLG: 0.217	BBBB 4-0 L3 BB		x 0-0 ② F7			x 0-0 ① F8		x 0-0 ② F8		3	0	0	0	1	0	2
Jim Busby, R (1, 8) OBP: 0.338, SLG: 0.435	x 0-0 ①② L3 1-2		x 0-0 ③ F8			x 0-0 G1-6-3 1B		x 0-0 BB BB 1-3 1B		4	0	2	0	0	0	2
Mickey Vernon, L (1, 3) OBP: 0.313, SLG: 0.491	x 0-0 ③ 1-3			x 0-0 ① 4-3		x 0-0 ②③ G1-6-3 1-2f		BBBB 4-0 BB 1-2 BB		3	0	0	0	1	0	1
Roy Sievers, R (1, 7) OBP: 0.333, SLG: 0.492		x 0-0 G6-4-3 1B		x 0-0 ② 4-3			x 0-0 ① 6-3	BBBB 4-0 1-2 2-3 3-H BB		3	0	1	1	1	0	0
Tom Wright, L (1, 9) OBP: 0.261, SLG: 0.286 Tom Umphlett, R (9, 9) OBP: 0.172, SLG: 0.214		x 0-0 ①② G6-4-3 1-2f		x 0-0 ③ 4-3			BBBB 4-0 BB	x 0-0 ③ 4-3		3 0	0 0	0 0	0 0	1 0	0 0	4 0
Pete Runnels, L (1, 6) OBP: 0.349, SLG: 0.229		x 0-0 1B			x 0-0 ① F8		x 0-0 ② F9			3	0	1	0	0	0	1
Ed Fitz Gerald, R (1, 2) OBP: 0.263, SLG: 0.176		x 0-0 ③ 6-3			BBBB 4-0 FC5-4 BB		x 0-0 ③ F3			2	0	0	0	1	0	2
Wayne Terwilliger, R (1, 4) OBP: 0.328, SLG: 0.296			x 0-0 1B		x 0-0 ② F9			BBBB 4-0 1B BB BB		2	1	1	0	1	0	1
Bob Porterfield, R (1, 1) OBP: 0.077, SLG: 0.083			SSS 0-3 ① K		x 0-0 ③ FC5-4 1-2f			x 0-0 ① F3		3	0	0	0	0	1	3
Inning Stats	R: 0 E: 0 K: 0 S: 2 H: 0 LOB: 0 BB: 1 P: 6	R: 0 E: 0 K: 0 S: 4 H: 2 LOB: 1 BB: 0 P: 4	R: 0 E: 0 K: 1 S: 6 H: 1 LOB: 1 BB: 0 P: 6	R: 0 E: 0 K: 0 S: 3 H: 0 LOB: 0 BB: 0 P: 3	R: 0 E: 0 K: 0 S: 3 H: 0 LOB: 1 BB: 1 P: 7	R: 0 E: 0 K: 0 S: 3 H: 1 LOB: 0 BB: 0 P: 3	R: 0 E: 0 K: 0 S: 3 H: 0 LOB: 1 BB: 1 P: 7	R: 1 E: 0 K: 0 S: 4 H: 1 LOB: 3 BB: 3 P: 16		1B: 5 2B: 1 3B: 0 HR: 0 SF: 0 SAC: 0 DP: 3 HBP: 0					

PITCHER	IP	WLS	BF	H	R	ER	SO	BB	IBB	HBP	BLK	WP	HR	S	P	ERA	WHIP
Bob Keegan, R (1, 1) ERA: 1.83	8.0	L	32	5	1	1	1	6	0	0	0	0	0	28	52	1.12	1.375

PITCHER	IP	WLS	BF	H	R	ER	SO	BB	IBB	HBP	BLK	WP	HR	S	P	ERA	WHIP

AB	26
R	1
H	5
RBI	1
BB	6
SO	1
LOB	16

WP: 0 PA: 32
PB: 0
SB: 0
CS: 0

Batter	1	2	3	4	5	6	7	8	9	AB	R	H	RBI	BB	SO	LOB
Chico Carrasquel, R (1, 6) OBP: 0.372, SLG: 0.452	BLK 1B 2B		6-3		SH5-3 1-2 1B BB		K		F7	4	2	1	0	1	1	0
Nellie Fox, L (1, 4) OBP: 0.348, SLG: 0.337	F7		S 1B		SH5-3 1-2 2-3		1-3		1B 2B	4	1	2	0	0	0	1
Minnie Minoso, R (1, 7) OBP: 0.363, SLG: 0.556	1-3 2-H 1B		K 1-2		1B 2-H 3-H 1B		E 1B		E 1B 2-H	5	1	4	4	0	1	1
Ferris Fain, L (1, 3) OBP: 0.356, SLG: 0.430 Bob Boyd, L (5, 3) OBP: 0.255, SLG: 0.273	1-3 1-2		6-3		1-3 1B		E6 1-2		E5 BB 1B 1-2	3 2	0 0	1 0	0 0	0 0	0 0	2 2
Willard Marshall, L (1, 9) OBP: 0.313, SLG: 0.154 Sandy Consuegra, R (9, 1) OBP: 0.250, SLG: 0.250	BB			1-3	P5		3-1		BB 1-2 2-H 1B	4 0	0 0	1 0	1 0	1 0	0 0	3 0
Grady Hatton, L (1, 5) OBP: 0.303, SLG: 0.222	4-3			4-3		E3 SH1-3 1B 3-6-2		F8	BB 1-2 2-3	4	0	0	0	1	0	2
Sherm Lollar, R (1, 2) OBP: 0.352, SLG: 0.356 Don Nicholas, L (6, PR) Carl Sawatski, L (6, 2)		L6		FC6-4 HBP		SH1-3 1-2 1B		F2	4-3	2 0 2	0 0 0	1 0 0	0 0 0	0 0 0	0 0 0	0 0 3
Johnny Groth, R (1, 8) OBP: 0.363, SLG: 0.519		K		FC6-4 1-2f		SH1-3 1-2 2-3		F8		3	0	0	0	0	1	1
Virgil Trucks, R (1, 1) OBP: 0.154, SLG: 0.154 Bud Stewart, L (6, PH) Harry Dorish, R (6, 1) Jim Rivera, L (9, PH) OBP: 0.233, SLG: 0.320 (9, 9)		5-3			SH5-3 BB 1B 1B	3-6-2 3-Hf			K	2 1 0 1	1 0 0 0	1 0 0 0	0 0 0 0	0 0 0 0	0 0 0 1	0 3 0 0
Inning Stats	R: 1 E: 0 K: 0 S: 5 H: 2 LOB: 2 BB: 1 P: 9	R: 0 E: 0 K: 1 S: 5 H: 0 LOB: 0 BB: 0 P: 5	R: 0 E: 0 K: 1 S: 6 H: 1 LOB: 1 BB: 0 P: 6	R: 0 E: 0 K: 0 S: 3 H: 0 LOB: 1 BB: 0 P: 4	R: 2 E: 0 K: 0 S: 5 H: 3 LOB: 1 BB: 1 P: 9	R: 0 E: 1 K: 0 S: 4 H: 1 LOB: 2 BB: 0 P: 4	R: 0 E: 1 K: 1 S: 7 H: 1 LOB: 2 BB: 0 P: 7	R: 0 E: 0 K: 0 S: 3 H: 0 LOB: 0 BB: 0 P: 3	R: 2 E: 1 K: 1 S: 9 H: 3 LOB: 3 BB: 1 P: 13	1B: 9 2B: 3 3B: 0 HR: 0 SF: 0 SAC: 2 DP: 1 HBP: 1						

PITCHER	IP	WLS	BF	H	R	ER	SO	BB	IBB	HBP	BLK	WP	HR	S	P	ERA	WHIP
Camilo Pascual, R (1, 1) ERA: 1.89	9.0	L	43	11	5	4	4	3	0	1	1	0	0	47	60	4.00	1.556

PITCHER	IP	WLS	BF	H	R	ER	SO	BB	IBB	HBP	BLK	WP	HR	S	P	ERA	WHIP

TOP

Chicago White Sox @ Washington Senators

Griffith Stadium, Washington, DC

Thu May 06 1954, 3:33 AM EDT

Att. 1,952 - Unknown

livebaseballscorecards.com

AB	37
R	5
H	11
RBI	5
BB	3
SO	4
LOB	18

WP: 0 PB: 0 SB: 1 CS: 0 PA: 43

Batter	1	2	3	4	5	6	7	8	9	AB	R	H	RBI	BB	SO	LOB
Eddie Yost, R (1, 5) OBP: 0.329, SLG: 0.231	5-3		2B		K	L8			L6	5	1	1	0	0	1	0
Jim Busby, R (1, 8) OBP: 0.342, SLG: 0.425	G3		F5		BB		5-3		S 1B	4	1	1	0	1	0	1
Mickey Vernon, L (1, 3) OBP: 0.306, SLG: 0.484	P3		2B		G3		3-1		G3	5	0	1	1	0	0	2
Roy Sievers, R (1, 7) OBP: 0.342, SLG: 0.532		6-3	F7		BB		HR			3	2	1	1	1	0	1
Tom Wright, L (1, 9) OBP: 0.259, SLG: 0.280		K	F7		1B		3-1			4	0	1	1	0	1	1
Tom Umphlett, R (8, 9) OBP: 0.172, SLG: 0.214										0	0	0	0	0	0	0
Pete Runnels, L (1, 6) OBP: 0.383, SLG: 0.263		BB		SH1-4	1B			F9		3	0	2	1	1	0	0
Ed Fitz Gerald, R (1, 2) OBP: 0.268, SLG: 0.189		BB		SH1-4	6-3			F7		3	0	1	0	0	0	2
Wayne Terwilliger, R (1, 4) OBP: 0.323, SLG: 0.281		BB		K		K		F5		3	0	0	0	1	2	1
Camilo Pascual, R (1, 1)		FC1-2		P4		5-3			1-3	3	0	0	0	0	0	4
Clyde Vollmer, R (9, PH) OBP: 0.268, SLG: 0.325										1	0	0	0	0	0	0
Inning Stats	R: 0 E: 0 K: 0 S: 3 H: 0 LOB: 0 BB: 0 P: 3	R: 0 E: 0 K: 1 S: 6 H: 1 LOB: 3 BB: 2 P: 14	R: 1 E: 0 K: 0 S: 5 H: 2 LOB: 1 BB: 0 P: 5	R: 0 E: 0 K: 1 S: 6 H: 1 LOB: 1 BB: 0 P: 6	R: 2 E: 0 K: 1 S: 7 H: 2 LOB: 2 BB: 2 P: 15	R: 0 E: 0 K: 1 S: 5 H: 0 LOB: 0 BB: 0 P: 5	R: 1 E: 0 K: 0 S: 4 H: 1 LOB: 0 BB: 0 P: 4	R: 0 E: 0 K: 0 S: 3 H: 0 LOB: 0 BB: 0 P: 3	R: 0 E: 0 K: 0 S: 4 H: 1 LOB: 1 BB: 0 P: 4	1B: 5 2B: 2 3B: 0 HR: 1	SF: 0 SAC: 1 DP: 0 HBP: 0						

PITCHER	IP	WLS	BF	H	R	ER	SO	BB	IBB	HBP	BLK	WP	HR	S	P	ERA	WHIP
Virgil Trucks, R (1, 1) ERA: 2.37	5.0		25	6	3	3	3	4	0	0	0	0	0	27	43	5.40	2.000
Harry Dorish, R (6, 1) ERA: 1.56	3.0	W	10	1	1	1	1	0	0	0	0	0	1	12	12	3.00	0.333
Sandy Consuegra, R (9, 1) ERA:	1.0	S	4	1	0	0	0	0	0	0	0	0	0	4	4	0.00	1.000

PITCHER	IP	WLS	BF	H	R	ER	SO	BB	IBB	HBP	BLK	WP	HR	S	P	ERA	WHIP

BOTTOM

Chicago White Sox @ Washington Senators

Griffith Stadium, Washington, DC

Thu May 06 1954, 3:33 AM EDT

Att. 1,952 - Unknown

livebaseballscorecards.com

AB	34
R	4
H	8
RBI	4
BB	4
SO	4
LOB	12

WP: 0 PB: 0 SB: 1 CS: 0 PA: 39

Batter	1	2	3	4	5	6	7	8	9	AB	R	H	RBI	BB	SO	LOB
Frank Bolling, R (1, 4) OBP: 0.343, SLG: 0.433	BBBB 4-0 3B BB	x 0-0 ② 5-3		x 0-0 HR		BBBB 4-0 1B 3B BB	x 0-0 ② F7		x 0-0 1-2 1B	4	3	2	1	2	0	1
Jim Delsing, L (1, 7) OBP: 0.397, SLG: 0.431	x 0-0 1-H 1B 3B	SSS 0-3 ③ K		x 0-0 ③ 4-3		x 0-0 1-2 3B 1B	x 0-0 ③ F7		x 0-0 ③ 1-3	6	2	2	1	0	1	3
Harvey Kuenn, R (1, 6) OBP: 0.344, SLG: 0.443	x 0-0 PB 1B SF9 3-H 1B		x 0-0 ① 1-3		x 0-0 ① G3	x 0-0 1-H 2-H 1B 3B		x 0-0 G5-4-3 1B		5	2	3	3	0	0	0
Ray Boone, R (1, 5) OBP: 0.450, SLG: 0.489	x 0-0 PB 1-2 1B 1B	BBBB 4-0 1B BB			x 0-0 G6-4-3 1B	BBBB 4-0 1B 1B BB		x 0-0 ①② G5-4-3 1-2f		3	2	2	0	2	0	1
Walt Dropo, R (1, 3) OBP: 0.323, SLG: 0.448 Chuck Kress, L (7, 3) OBP: 0.286, SLG: 0.286	x 0-0 ① SF9 1-2 2-H	x 0-0 ② F9			x 0-0 ②③ G6-4-3 1-2f	x 0-0 1B 1-3 3-H 1B		x 0-0 FC4-6 1B		3 1	0 0	1 1	2 0	0 0	0 0	2 0
Al Kaline, R (1, 9) OBP: 0.349, SLG: 0.322	x 0-0 2-H 1B	x 0-0 1-2 1B				x 0-0 2B x 0-0 ③ 1-3 3-H 1B		x 0-0 ③ FC4-6 1-2f		5	1	4	2	0	0	1
Bill Tuttle, R (1, 8) OBP: 0.444, SLG: 0.544	x 0-0 ② F3	x 0-0 ③ F8				x 0-0 ① 1-3 1B 2B	x 0-0 1B 2B		x 0-0 ① F9	5	1	1	0	0	0	4
Frank House, L (1, 2) OBP: 0.364, SLG: 0.324	x 0-0 ③ F8			x 0-0 ① 3-1		x 0-0 2-H WP 2B	x 0-0 2-H 1B		BBBB 4-0 1B BB	4	1	2	2	1	0	1
Ned Garver, R (1, 1) OBP: 0.214, SLG: 0.154		x 0-0 ① F8		SSS 0-3 ② K		x 0-0 ② F8 2-H	x 0-0 ① P4		x 0-0 ② F8	5	0	0	0	0	1	2
Inning Stats	R: 4 E: 0 K: 0 S: 7 H: 4 LOB: 1 BB: 1 P: 11	R: 0 E: 0 K: 1 S: 5 H: 0 LOB: 0 BB: 0 P: 5	R: 0 E: 0 K: 0 S: 4 H: 1 LOB: 2 BB: 1 P: 8	R: 1 E: 0 K: 1 S: 6 H: 1 LOB: 0 BB: 0 P: 6	R: 0 E: 0 K: 0 S: 3 H: 1 LOB: 0 BB: 0 P: 3	R: 6 E: 0 K: 0 S: 8 H: 6 LOB: 2 BB: 2 P: 16	R: 1 E: 0 K: 0 S: 5 H: 2 LOB: 1 BB: 0 P: 5	R: 0 E: 0 K: 0 S: 4 H: 2 LOB: 1 BB: 0 P: 4	R: 0 E: 0 K: 0 S: 4 H: 1 LOB: 2 BB: 1 P: 8	1B: 12 2B: 3 3B: 2 HR: 1	SF: 1 SAC: 0 DP: 2 HBP: 0			WP: 2 PB: 1 SB: 0 CS: 0	PA: 47		

TOP

Detroit Tigers @ Chicago White Sox

Comiskey Park, Chicago, IL

Sat May 08 1954, 4:33 AM EDT

Att. 5,910 - Overcast

livebaseballscorecards.com

AB	41
R	12
H	18
RBI	11
BB	5
SO	2
LOB	15

PITCHER		IP	WLS	BF	H	R	ER	SO	BB	IBB	HBP	BLK	WP	HR	S	P	ERA	WHIP
Don Johnson, R ERA: 2.66	(1, 1)	3.0	L	16	5	4	4	1	2	0	0	0	0	0	16	24	12.00	2.333
Harry Dorish, R ERA: 3.15	(4, 1)	2.2		12	4	4	4	1	1	0	0	0	1	1	13	17	13.50	1.875
Jack Harshman, L ERA: 10.8	(6, 1)	0.1		5	4	3	3	0	1	0	0	0	0	0	4	8	81.00	15.000
Al Sima, L ERA: 3.6	(7, 1)	2.0		9	4	1	1	0	0	0	0	0	0	0	9	9	4.50	2.000
Tom Flanigan, L ERA:	(9, 1)	1.0		5	1	0	0	0	1	0	0	0	0	0	4	8	0.00	2.000

PITCHER	IP	WLS	BF	H	R	ER	SO	BB	IBB	HBP	BLK	WP	HR	S	P	ERA	WHIP

BOTTOM

Detroit Tigers @ Chicago White Sox

Comiskey Park, Chicago, IL

Sat May 08 1954, 4:33 AM EDT

Att. 5,910 - Overcast

livebaseballscorecards.com

Batter	1	2	3	4	5	6	7	8	9	AB	R	H	RBI	BB	SO	LOB
Chico Carrasquel, R (1, 6) OBP: 0.361, SLG: 0.437	5-3		FC4 1-2f 2-3			F7		G5-4-3 1-2 1B		3	0	0	0	0	0	2
Fred Marsh, R (8, 6) OBP: 0.500, SLG: 0.500										1	0	1	0	0	0	0
Nellie Fox, L (1, 4) OBP: 0.333, SLG: 0.326	6-3		SF9 3-H			6-3		F7		3	0	0	1	0	0	2
Minnie Minoso, R (1, 7) OBP: 0.362, SLG: 0.548	L9		L9			1B 1B		G5-4-3 1-2f		3	0	1	0	0	0	1
Bill Wilson, R (7, 7) OBP: 0.387, SLG: 0.520										1	0	0	0	0	0	2
Ferris Fain, L (1, 3) OBP: 0.378, SLG: 0.451		1B 4-3 1B		G3-6 1B		1-3 1B			1-3	3	0	3	0	0	0	0
Al Sima, R (7, 1)										0	0	0	0	0	0	0
Bud Stewart, L (9, 9)										1	0	0	0	0	0	0
Grady Hatton, L (1, 5) OBP: 0.270, SLG: 0.194		4-3 1-2		G3-6 1-2f		L9			L9	4	0	0	0	0	0	4
(7, 3)																
Sherm Lollar, R (1, 2) OBP: 0.356, SLG: 0.361		G4-6-3 2-3 1B		F7			L9		P6	2	0	1	0	0	0	0
Carl Sawatski, L (7, 2)										2	0	0	0	0	0	0
Jim Rivera, L (1, 9) OBP: 0.212, SLG: 0.286		G4-6-3 1-2f			3-1		G3			3	0	0	0	0	0	2
(9, 8)																
Johnny Groth, R (1, 8) OBP: 0.361, SLG: 0.513			FC4 E SF9 1B		L9		F2			3	1	1	0	0	0	0
Tom Flanigan, R (9, 1)										0	0	0	0	0	0	0
Don Johnson, R (1, 1)			E4 FC4 1-2		4-3			BB 1B		0	0	0	0	0	0	0
Bob Boyd, L (3, PH) OBP: 0.250, SLG: 0.267										1	0	0	0	0	0	1
Harry Dorish, R (4, 1)										1	0	0	0	0	0	0
Jack Harshman, L (6, 1)										0	0	0	0	0	0	0
Cass Michaels, R (7, 5) OBP: 0.486, SLG: 0.500										0	0	0	0	1	0	0

Inning Stats	1	2	3	4	5	6	7	8	9
	R: 0 H: 0 E: 0 LOB: 0 K: 0 BB: 0 S: 3 P: 3	R: 0 H: 2 E: 0 LOB: 1 K: 0 BB: 0 S: 4 P: 4	R: 1 H: 1 E: 1 LOB: 1 K: 0 BB: 0 S: 5 P: 5	R: 0 H: 1 E: 0 LOB: 0 K: 0 BB: 0 S: 3 P: 3	R: 0 H: 0 E: 0 LOB: 0 K: 0 BB: 0 S: 3 P: 3	R: 0 H: 2 E: 0 LOB: 2 K: 0 BB: 0 S: 5 P: 5	R: 0 H: 0 E: 0 LOB: 0 K: 0 BB: 0 S: 3 P: 3	R: 0 H: 1 E: 0 LOB: 1 K: 0 BB: 1 S: 3 P: 7	R: 0 H: 0 E: 0 LOB: 0 K: 0 BB: 0 S: 3 P: 3

	AB	R	H	RBI	BB	SO	LOB
	31	1	7	1	1	0	14

1B: 7 SF: 1
2B: 0 SAC: 0
3B: 0 DP: 3
HR: 0 HBP: 0

WP: 0 PA: 33
PB: 0
SB: 0
CS: 0

PITCHER	IP	WLS	BF	H	R	ER	SO	BB	IBB	HBP	BLK	WP	HR	S	P	ERA	WHIP
Ned Garver, R (1, 1) ERA: 0.49	9.0	W	33	7	1	0	0	1	0	0	0	0	0	32	36	0.00	0.889

PITCHER	IP	WLS	BF	H	R	ER	SO	BB	IBB	HBP	BLK	WP	HR	S	P	ERA	WHIP

Batter	1	2	3	4	5	6	7	8	9	10	11	AB	R	H	RBI	BB	SO	LOB
Frank Bolling, R (1, 4) OBP: 0.356, SLG: 0.431	FC5-4 1B	1B 1B		E5		F7 ②			F2 ①		BB E BB	5	0	2	0	1	0	2
Jim Delsing, L (1, 7) OBP: 0.422, SLG: 0.436	FC5-4 ① 1B 1B 1-2f	1-2 1B		S S S 0-3 ③ K		B B B 4-0 FC4 BB			0-0 CS 1B		B B B B 4-0 1-2 2-3 E BB	4	1	2	0	2	1	2
Harvey Kuenn, R (1, 6) OBP: 0.329, SLG: 0.418	1B 1B 1-2 1B	0-0 P6 ③			0-0 P5 ①	0-0 FC4 ③ 1-2f			0-0 ② ③ 5-3 1-2		0-0 FC5 FC6-4 1-2 2-3 3-H	6	1	1	0	0	0	8
Ray Boone, R (1, 5) OBP: 0.455, SLG: 0.509	1B 1B 1-3 2-H 1B		L6-3 2B		FC6-4 1B		L8 ①			0-0 ① 5-3	0-0 FC6-4 ③ 1-2f	6	0	3	1	0	0	3
Walt Dropo, R (1, 3) OBP: 0.313, SLG: 0.429	1B 1-2 3-H 1B		P4 ①		FC6-4 ② FC5-4 1-2f		5-3 ②			F8 ②		5	0	1	1	0	0	2
Al Kaline, R (1, 9) OBP: 0.338, SLG: 0.313	1-2 2-H 1B		L6-3 ② 2-3		FC5-4 ③ 1-2f		L8 ③			L4 ③		5	0	1	0	0	0	2
Bill Tuttle, R (1, 8) OBP: 0.441, SLG: 0.517	L4 ③		4-3 ③			B B B 4-0 3-4 1B BB		B B B 4-0 G4-6-3 BB			S S S 0-3 ① K	3	0	0	0	2	1	3
Frank House, L (1, 2) OBP: 0.367, SLG: 0.333		P4 ①		5-3 ①		0-0 3-4 1-2 1B		0-0 ① ② G4-6-3 1-2f			0-0 BB SH1-4 E 1B	5	1	2	0	0	0	1
Steve Gromek, S (1, 1) OBP: 0.176, SLG: 0.067		5-3 ②		1-3 ②		0-0 3-4 ① 1-2 2-3		1-3 ③			0-0 SH1-4 ② 1-2	4	0	0	0	0	0	2
Inning Stats	R: 2 E: 0 K: 0 S: 7 H: 5 LOB: 2 BB: 0 P: 7	R: 0 E: 0 K: 0 S: 5 H: 2 LOB: 2 BB: 0 P: 5	R: 0 E: 0 K: 0 S: 4 H: 1 LOB: 1 BB: 0 P: 4	R: 0 E: 1 K: 1 S: 6 H: 0 LOB: 1 BB: 0 P: 6	R: 0 E: 0 K: 0 S: 4 H: 1 LOB: 1 BB: 0 P: 4	R: 0 E: 0 K: 0 S: 4 H: 1 LOB: 3 BB: 2 P: 12	R: 0 E: 0 K: 0 S: 3 H: 0 LOB: 0 BB: 0 P: 3	R: 0 E: 0 K: 0 S: 2 H: 0 LOB: 0 BB: 1 P: 6	R: 0 E: 0 K: 0 S: 3 H: 1 LOB: 0 BB: 0 P: 3	R: 0 E: 0 K: 0 S: 3 H: 0 LOB: 0 BB: 0 P: 3	R: 1 E: 1 K: 1 S: 7 H: 1 LOB: 3 BB: 2 P: 15	1B: 11 2B: 1 3B: 0 HR: 0	SF: 0 SAC: 1 DP: 1 HBP: 0	WP: 0 PB: 0 SB: 0 CS: 1	PA: 49			

PITCHER		IP	WLS	BF	H	R	ER	SO	BB	IBB	HBP	BLK	WP	HR	S	P	ERA	WHIP
Sandy Consuegra, R ERA: 0.83	(1, 1)	9.0		39	11	2	2	1	3	0	0	0	0	0	38	50	2.00	1.556
Virgil Trucks, R ERA: 2.25	(10, 1)	2.0	L	10	1	1	0	1	2	0	0	0	0	0	10	18	0.00	1.500

PITCHER	IP	WLS	BF	H	R	ER	SO	BB	IBB	HBP	BLK	WP	HR	S	P	ERA	WHIP

TOP

Detroit Tigers @ Chicago White Sox

Comiskey Park, Chicago, IL

Sun May 09 1954, 4:33 AM EDT

Unknown

livebaseballscorecards.com

AB	43
R	3
H	12
RBI	2
BB	5
SO	2
LOB	25

Batter	1	2	3	4	5	6	7	8	9	10	11	AB	R	H	RBI	BB	SO	LOB
Chico Carrasquel, R (1, 6) OBP: 0.353, SLG: 0.424	F7		FC6-4 1-2f		L5		S 1B 3-H		5-3			5	0	1	1	0	0	2
Nellie Fox, L (1, 4) OBP: 0.327, SLG: 0.319	1B		F8		L9		F2 1-2			L9		5	0	1	0	0	0	2
Minnie Minoso, R (1, 7) OBP: 0.343, SLG: 0.517	F3		F8			F8		F8		6-3		5	0	0	0	0	0	2
Ferris Fain, L (1, 3) OBP: 0.368, SLG: 0.437 Don Nicholas, L (10, PR) Bob Boyd, L (11, 3) OBP: 0.250, SLG: 0.267	K			4-3		4-3		L9		CS 1B		5 0 0	0 0 0	1 0 0	0 0 0	0 0 0	1 0 0	1 0 0
Cass Michaels, R (1, 5) OBP: 0.475, SLG: 0.516		K		1B		F8		2B		CS 1-2	F7	5	0	2	0	0	1	0
Sherm Lollar, R (1, 2) OBP: 0.372, SLG: 0.415		SH5-3 HBP		FC5-4 1-2 1B			HR	L8			F7	4	1	2	1	0	0	1
Jim Rivera, L (1, 9) OBP: 0.243, SLG: 0.290		SH5-3 1-2		F2			E S 1B 1B		SH1-4 BB		P4	3	1	1	0	1	0	2
Johnny Groth, R (1, 8) OBP: 0.349, SLG: 0.494		F8		FC5-4 1-2f			P5 1-3		SH1-4 1-2			3	0	0	0	0	0	4
Sandy Consuegra, R (1, 1) OBP: 0.286, SLG: 0.286 Bud Stewart, L (9, PH) Virgil Trucks, R (10, 1) OBP: 0.154, SLG: 0.154			FC6-4 1B		6-3		K		L9			3 1 0	0 0 0	1 0 0	0 0 0	0 0 0	1 0 0	1 1 0
Inning Stats	R: 0 H: 1 E: 0 LOB: 1 K: 1 BB: 0 S: 6 P: 6	R: 0 H: 0 E: 0 LOB: 1 K: 1 BB: 0 S: 5 P: 6	R: 0 H: 1 E: 0 LOB: 1 K: 0 BB: 0 S: 4 P: 4	R: 0 H: 2 E: 0 LOB: 2 K: 0 BB: 0 S: 5 P: 5	R: 0 H: 0 E: 0 LOB: 0 K: 0 BB: 0 S: 3 P: 3	R: 0 H: 0 E: 0 LOB: 0 K: 0 BB: 0 S: 3 P: 3	R: 2 H: 3 E: 0 LOB: 1 K: 1 BB: 0 S: 8 P: 8	R: 0 H: 1 E: 0 LOB: 1 K: 0 BB: 0 S: 4 P: 4	R: 0 H: 0 E: 0 LOB: 1 K: 0 BB: 1 S: 3 P: 7	R: 0 H: 1 E: 0 LOB: 1 K: 0 BB: 0 S: 3 P: 3	R: 0 H: 0 E: 0 LOB: 0 K: 0 BB: 0 S: 3 P: 3	1B: 7 SF: 0 2B: 1 SAC: 2 3B: 0 DP: 0 HR: 1 HBP: 1						

PITCHER	IP	WLS	BF	H	R	ER	SO	BB	IBB	HBP	BLK	WP	HR	S	P	ERA	WHIP
Steve Gromek, R (1, 1) ERA: 1.72	11.0	W	43	9	2	2	3	1	0	1	0	0	1	47	52	1.64	0.909

PITCHER	IP	WLS	BF	H	R	ER	SO	BB	IBB	HBP	BLK	WP	HR	S	P	ERA	WHIP

BOTTOM

Detroit Tigers @ Chicago White Sox

Comiskey Park, Chicago, IL

Sun May 09 1954, 4:33 AM EDT

Unknown

livebaseballscorecards.com

AB	39
R	2
H	9
RBI	2
BB	1
SO	3
LOB	16

Detroit Tigers @ Chicago White Sox

Comiskey Park, Chicago, IL

Sun May 09 1954, 4:38 AM EDT

Att. 15,882 - Unknown

Batter	1	2	3	4	5	6	7	8	9	10	AB	R	H	RBI	BB	SO	LOB
Frank Bolling, R (1, 4) OBP: 0.346, SLG: 0.414	0-3 K		0-3 K			0-0 P6		0-0 B5		0-0 1B	5	0	1	0	0	2	1
Jim Delsing, L (1, 7) OBP: 0.420, SLG: 0.424	0-0 BB 1B 1B		0-0 5-3			0-3 K		4-0 1-2 BB		0-3 K	4	0	1	0	1	2	1
Harvey Kuenn, R (1, 6) OBP: 0.320, SLG: 0.403	0-0 BB 1-2 1B		0-0 F9			0-0 F9		0-0 F3		0-0 F9	5	0	1	0	0	0	3
Ray Boone, R (1, 5) OBP: 0.457, SLG: 0.526	0-3 K			0-0 F7			0-0 2B		0-0 1B 1B		4	0	2	0	0	1	2
Walt Dropo, R (1, 3) OBP: 0.324, SLG: 0.424	4-0 FC6-4 1-2 2-3 BB			0-0 L5-4-3 1B			0-0 F2		0-0 F8		3	0	1	0	1	0	2
Al Kaline, R (1, 9) OBP: 0.319, SLG: 0.294	0-0 FC6-4 1-2f			0-0 L5-4-3 1-2			0-3 K2-3		0-3 K		4	0	0	0	0	2	6
Bill Tuttle, R (1, 8) OBP: 0.444, SLG: 0.531		0-0 CS 2B			0-0 4-3		0-3 K		0-0 1-2 1B		4	0	2	0	0	1	1
Frank House, L (1, 2) OBP: 0.358, SLG: 0.326		0-3 K 2-3			0-0 L6			0-0 BB 1B	0-0 F7		4	0	1	0	0	1	3
Billy Hoeft, L (1, 1)		0-3 K			0-0 3-1			0-3 K		0-3 K	4	0	0	0	0	3	1

Inning Stats	1	2	3	4	5	6	7	8	9	10		
	R: 0 H: 2	R: 0 H: 1	R: 0 H: 0	R: 0 H: 1	R: 0 H: 0	R: 0 H: 0	R: 0 H: 1	R: 0 H: 1	R: 0 H: 2	R: 0 H: 1	1B: 7 SF: 0	WP: 0 PA: 39
	E: 0 LOB: 3	E: 0 LOB: 0	E: 0 LOB: 0	E: 0 LOB: 0	E: 0 LOB: 0	E: 0 LOB: 0	E: 0 LOB: 1	E: 0 LOB: 2	E: 0 LOB: 2	E: 0 LOB: 1	2B: 3 SAC: 0	PB: 0
	K: 2 BB: 1	K: 2 BB: 0	K: 1 BB: 0	K: 0 BB: 0	K: 0 BB: 0	K: 1 BB: 0	K: 2 BB: 0	K: 1 BB: 1	K: 1 BB: 0	K: 2 BB: 0	3B: 0 DP: 2	SB: 0
	S: 9 P: 13	S: 7 P: 7	S: 5 P: 5	S: 3 P: 3	S: 3 P: 3	S: 5 P: 5	S: 8 P: 8	S: 6 P: 10	S: 7 P: 7	S: 8 P: 8	HR: 0 HBP: 0	CS: 1

PITCHER	IP	WLS	BF	H	R	ER	SO	BB	IBB	HBP	BLK	WP	HR	S	P	ERA	WHIP
Billy Pierce, L (1, 1) ERA: 3.45	10.0		39	9	0	0	12	2	0	0	0	0	0	61	69	0.00	1.100

PITCHER	IP	WLS	BF	H	R	ER	SO	BB	IBB	HBP	BLK	WP	HR	S	P	ERA	WHIP

TOP

AB	37
R	0
H	9
RBI	0
BB	2
SO	12
LOB	20

livebaseballscorecards.com

Batter	1	2	3	4	5	6	7	8	9	10	AB	R	H	RBI	BB	SO	LOB
Chico Carrasquel, R (1, 6) OBP: 0.340, SLG: 0.406	P4		L4		F8			K 1-2			4	0	0	0	0	1	1
Nellie Fox, L (1, 4) OBP: 0.324, SLG: 0.316	6-3		BB 1B			K			K		1	0	0	0	0	0	0
Fred Marsh, R (2, 5) OBP: 0.400, SLG: 0.250											2	0	0	0	1	2	0
Minnie Minoso, R (1, 7) OBP: 0.350, SLG: 0.538	3B		1-2 1B			K			5-3		4	0	2	0	0	1	0
Ferris Fain, L (1, 3) OBP: 0.354, SLG: 0.418	6-3		F2			F2			K		4	0	0	0	0	1	3
Cass Michaels, R (1, 5) OBP: 0.500, SLG: 0.571		2B		FC5-4 1B			K			SH1-4 1B	4	0	3	0	0	1	0
(2, 4) Don Nicholas, L (10, PR)											0	0	0	0	0	0	0
Johnny Groth, R (1, 8) OBP: 0.337, SLG: 0.477		L7		FC5-4 G4-6-3 1-2f			6-3			SH1-4 1-2	3	0	0	0	0	0	2
Bill Wilson, R (1, 9) OBP: 0.343, SLG: 0.448		F8		G4-6-3 1-2f			F7			5-3	4	0	0	0	0	0	4
Red Wilson, R (1, 2) OBP: 0.250, SLG: 0.400		F7			K			F7		6-3	4	0	0	0	0	1	3
Billy Pierce, L (1, 1) OBP: 0.267, SLG: 0.214			1-3		K			CS 1B			3	0	1	0	0	1	0
Inning Stats	R: 0 H: 1 E: 0 LOB: 1 K: 0 BB: 0 S: 4 P: 4	R: 0 H: 1 E: 0 LOB: 1 K: 0 BB: 0 S: 4 P: 4	R: 0 H: 1 E: 0 LOB: 2 K: 0 BB: 1 S: 4 P: 8	R: 0 H: 1 E: 0 LOB: 0 K: 0 BB: 0 S: 3 P: 3	R: 0 H: 0 E: 0 LOB: 0 K: 2 BB: 0 S: 7 P: 7	R: 0 H: 0 E: 0 LOB: 0 K: 2 BB: 0 S: 7 P: 7	R: 0 H: 0 E: 0 LOB: 0 K: 1 BB: 0 S: 5 P: 5	R: 0 H: 1 E: 0 LOB: 0 K: 1 BB: 0 S: 5 P: 5	R: 0 H: 0 E: 0 LOB: 0 K: 2 BB: 0 S: 7 P: 7	R: 0 H: 1 E: 0 LOB: 2 K: 0 BB: 0 S: 4 P: 4	1B: 4 SF: 0 2B: 1 SAC: 1 3B: 1 DP: 1 HR: 0 HBP: 0						

WP: 0 PA: 35
PB: 0
SB: 0
CS: 1

PITCHER	IP	WLS	BF	H	R	ER	SO	BB	IBB	HBP	BLK	WP	HR	S	P	ERA	WHIP
Billy Hoeft, L (1, 1) ERA: 4.07	10.0		35	6	0	0	8	1	0	0	0	0	0	50	54	0.00	0.700

PITCHER	IP	WLS	BF	H	R	ER	SO	BB	IBB	HBP	BLK	WP	HR	S	P	ERA	WHIP

Detroit Tigers @ Chicago White Sox

Comiskey Park, Chicago, IL

Sun May 09 1954, 4:38 AM EDT
Att. 15,882 - Unknown

livebaseballscorecards.com

AB	33
R	0
H	6
RBI	0
BB	1
SO	8
LOB	13

Boston Red Sox @ Chicago White Sox

Comiskey Park, Chicago, IL

Tue May 11 1954, 4:33 AM EDT

Att. 20,090 - Unknown

TOP

livebaseballscorecards.com

Batter	1	2	3	4	5	6	7	8	9	AB	R	H	RBI	BB	SO	LOB
Billy Goodman, L (1, 4) OBP: 0.388, SLG: 0.435	5-3		6-3		F7		F9			4	0	0	0	0	0	1
Charlie Maxwell, L (1, 7) Karl Olson, R (7, 7) OBP: 0.323, SLG: 0.357 OBP: 0.333, SLG: 0.500	K		S 1B		4-3			1-3		3 1	0 0	1 0	0 0	0 0	1 0	0 0
Jackie Jensen, R (1, 9) OBP: 0.415, SLG: 0.636	S 1B BB		P5 1-2			5-3		F4		3	1	0	0	1	0	1
George Kell, R (1, 5) OBP: 0.313, SLG: 0.259	1-H 1B		BB			P5		F7		3	0	1	1	1	0	0
Harry Agganis, L (1, 3) OBP: 0.341, SLG: 0.500	K		K			3B			F8	4	0	1	0	0	2	3
Sammy White, R (1, 2) OBP: 0.245, SLG: 0.472		SH1-4 1B		5-3		6-3			5-3	4	0	1	0	0	0	1
Jim Piersall, R (1, 8) OBP: 0.333, SLG: 0.321		SH1-4 1-2		G6-4-3 1B			F9		F3	3	0	1	0	0	0	0
Milt Bolling, R (1, 6) OBP: 0.208, SLG: 0.182		K		G6-4-3 1-2f			FC2-6 1B			3	0	1	0	0	1	2
Leo Kiely, L (1, 1)		F8			5-3					2	0	0	0	0	0	1
Frank Sullivan, R (5, 1)										1	0	0	0	0	0	1
Bill Werle, L (7, 1)										0	0	0	0	0	0	0
Ellis Kinder, R (7, 1) OBP: 0.333, SLG: 0.333							FC2-6 1-2f			0	0	0	0	0	0	0
Inning Stats	R: 1 E: 0 K: 2 S: 8 H: 1 LOB: 1 BB: 1 P: 12	R: 0 E: 0 K: 1 S: 6 H: 1 LOB: 1 BB: 0 P: 6	R: 0 E: 0 K: 1 S: 6 H: 1 LOB: 2 BB: 1 P: 10	R: 0 E: 0 K: 0 S: 3 H: 1 LOB: 0 BB: 0 P: 3	R: 0 E: 0 K: 0 S: 3 H: 0 LOB: 0 BB: 0 P: 3	R: 0 E: 0 K: 0 S: 4 H: 1 LOB: 1 BB: 0 P: 4	R: 0 E: 0 K: 0 S: 4 H: 1 LOB: 1 BB: 0 P: 4	R: 0 E: 0 K: 0 S: 3 H: 0 LOB: 0 BB: 0 P: 3	R: 0 E: 0 K: 0 S: 3 H: 0 LOB: 0 BB: 0 P: 3	1B: 5 2B: 0 3B: 1 HR: 0 SF: 0 SAC: 1 DP: 1 HBP: 0	WP: 0 PB: 0 SB: 2 CS: 0 PA: 34					

	AB	31
	R	1
	H	6
	RBI	1
	BB	2
	SO	4
	LOB	10

PITCHER	IP	WLS	BF	H	R	ER	SO	BB	IBB	HBP	BLK	WP	HR	S	P	ERA	WHIP
Bob Keegan, R (1, 1) ERA: 1.66	9.0	W	34	6	1	1	4	2	0	0	0	0	0	40	48	1.00	0.889

PITCHER	IP	WLS	BF	H	R	ER	SO	BB	IBB	HBP	BLK	WP	HR	S	P	ERA	WHIP

Boston Red Sox @ Chicago White Sox

Comiskey Park, Chicago, IL

Tue May 11 1954, 4:33 AM EDT

Att. 20,090 - Unknown

livebaseballscorecards.com

Batter	1	2	3	4	5	6	7	8	9	AB	R	H	RBI	BB	SO	LOB
Chico Carrasquel, R (1, 6) OBP: 0.345, SLG: 0.398	BBBB 4-0 G1-6-3 BB		x 0-0 ① FC5-6-4 BB BB 1-2f		BBBB 4-0 1B G6-4-3 BB		SSS 0-3 ① K			2	1	0	0	2	1	2
Nellie Fox, L (1, 4) OBP: 0.340, SLG: 0.327	x 0-0 ①② G1-6-3 1-2f		BBBB 4-0 L3-6 BB 1-2 BB		x 0-0 G6-4-3 1-3 1B		x 0-0 2B 3-H 1B			3	0	2	1	1	0	1
Johnny Groth, R (1, 8) OBP: 0.333, SLG: 0.461	x 0-0 ③ F7		BBBB 4-0 1-2 2-3 BB		x 0-0 ① G6-4-3 1-2f 3-H ②		x 0-0 ② F8			3	0	0	0	1	0	2
Minnie Minoso, R (1, 7) OBP: 0.355, SLG: 0.546		x 0-0 ① 5-3	x 0-0 ②③ L3-6 2-3		x 0-0 FC6-4 1B		x 0-0 1-3 2B			4	0	2	0	0	0	3
Sherm Lollar, R (1, 2) OBP: 0.378, SLG: 0.412		x 0-0 1B 1B		BBBB 4-0 5-3 E BB	x 0-0 ③ FC6-4 1-2f		x 0-0 ③ 6-3			3	0	1	0	1	0	3
Cass Michaels, R (1, 5) OBP: 0.500, SLG: 0.553		x 0-0 1-2 1B		SSS 0-3 ① K 1-2		x 0-0 ① 6-3		BBBB 4-0 G3-6-3 BB		3	0	1	0	1	1	1
Bill Wilson, R (1, 9) OBP: 0.342, SLG: 0.419 Bud Stewart, L (8, PH) Jim Rivera, L (9, 9) OBP: 0.243, SLG: 0.290		x 0-0 ② P6		BBBB 4-0 5-3 BB		SSS 0-3 ② K		x 0-0 ①② G3-6-3 1-2f		2 1 0	0 0 0	0 0 0	0 0 0	1 0 0	1 0 0	2 1 0
Bob Boyd, L (1, 3) OBP: 0.231, SLG: 0.245		x 0-0 ③ 4-3		x 0-0 ② 5-3 1-2 2-3		x 0-0 ③ 5-3		x 0-0 ③ F8		4	0	0	0	0	0	4
Bob Keegan, R (1, 1) OBP: 0.222, SLG: 0.286			x 0-0 FC5-6-4 1B	SSS 0-3 ③ K			x 0-0 1B 3B			3	1	2	0	0	1	2

	AB	28
	R	2
	H	8
	RBI	1
	BB	7
	SO	4
	LOB	21

Inning Stats	1	2	3	4	5	6	7	8	9
	R: 0 E: 0 K: 0 S: 2 H: 0 LOB: 0 BB: 1 P: 6	R: 0 E: 0 K: 0 S: 5 H: 2 LOB: 2 BB: 0 P: 5	R: 0 E: 0 K: 0 S: 3 H: 1 LOB: 2 BB: 2 P: 11	R: 0 E: 1 K: 2 S: 7 H: 0 LOB: 2 BB: 2 P: 15	R: 1 E: 0 K: 0 S: 4 H: 2 LOB: 1 BB: 1 P: 8	R: 0 E: 0 K: 1 S: 5 H: 0 LOB: 0 BB: 0 P: 5	R: 1 E: 0 K: 1 S: 8 H: 3 LOB: 2 BB: 0 P: 8	R: 0 E: 0 K: 0 S: 2 H: 0 LOB: 0 BB: 1 P: 6	

	1B: 6	SF: 0	WP: 0	PA: 35
	2B: 2	SAC: 0	PB: 0	
	3B: 1	DP: 4	SB: 0	
	HR: 0	HBP: 0	CS: 0	

PITCHER		IP	WLS	BF	H	R	ER	SO	BB	IBB	HBP	BLK	WP	HR	S	P	ERA	WHIP
Leo Kiely, L ERA: 3.57	(1, 1)	4.0		20	4	1	1	2	6	0	0	0	0	0	18	42	2.25	2.500
Frank Sullivan, R ERA: 0.87	(5, 1)	2.1	L	8	2	1	1	2	0	0	0	0	0	0	12	12	3.86	0.857
Bill Werle, L ERA: 5.68	(7, 1)	0.1		3	2	0	0	0	0	0	0	0	0	0	3	3	0.00	6.000
Ellis Kinder, R ERA: 2.0	(7, 1)	1.1		4	0	0	0	0	1	0	0	0	0	0	3	7	0.00	0.750

PITCHER	IP	WLS	BF	H	R	ER	SO	BB	IBB	HBP	BLK	WP	HR	S	P	ERA	WHIP

Boston Red Sox @ Chicago White Sox

Comiskey Park, Chicago, IL

Wed May 12 1954, 4:33 AM EDT

Att. 3,970 - Unknown

livebaseballscorecards.com

Batter	1	2	3	4	5	6	7	8	9	AB	R	H	RBI	BB	SO	LOB
Billy Goodman, L (1, 4) OBP: 0.366, SLG: 0.409	6-3		F8			4-3			F7	4	0	0	0	0	0	0
Charlie Maxwell, L (1, 7) OBP: 0.343, SLG: 0.355	1B			BB		5-3			K	3	0	1	0	1	1	0
Jackie Jensen, R (1, 9) OBP: 0.391, SLG: 0.593	K			F8			F4		5-3	4	0	0	0	0	1	2
George Kell, R (1, 5) OBP: 0.299, SLG: 0.246	6-3			F9			E4 CS			3	0	0	0	0	0	2
Billy Consolo, R (7, PR) OBP: 0.133, SLG: 0.071										0	0	0	0	0	0	0
Floyd Baker, L (7, 5)										0	0	0	0	0	0	0
Harry Agganis, L (1, 3) OBP: 0.319, SLG: 0.467		F9		4-3			K 1-2			3	0	0	0	0	1	2
Sammy White, R (1, 2) OBP: 0.250, SLG: 0.464		CS 1B			L7			F2		3	0	1	0	0	0	0
Jim Piersall, R (1, 8) OBP: 0.318, SLG: 0.305		K 1-2			F9			4-3		3	0	0	0	0	1	1
Milt Bolling, R (1, 6) OBP: 0.222, SLG: 0.167			CS BB		P3			E6		2	0	0	0	1	0	0
Tom Brewer, R (1, 1)			K 1-2			5-3		1-3		3	0	0	0	0	1	2

Inning Stats	1	2	3	4	5	6	7	8	9		
	R: 0 H: 1 E: 0 LOB: 1 K: 1 BB: 0 S: 6 P: 6	R: 0 H: 1 E: 0 LOB: 0 K: 1 BB: 0 S: 5 P: 5	R: 0 H: 0 E: 0 LOB: 0 K: 1 BB: 1 S: 4 P: 8	R: 0 H: 0 E: 0 LOB: 1 K: 0 BB: 1 S: 3 P: 7	R: 0 H: 0 E: 0 LOB: 0 K: 0 BB: 0 S: 3 P: 3	R: 0 H: 0 E: 0 LOB: 0 K: 0 BB: 0 S: 3 P: 3	R: 0 H: 0 E: 1 LOB: 1 K: 1 BB: 0 S: 5 P: 5	R: 0 H: 0 E: 1 LOB: 1 K: 0 BB: 0 S: 4 P: 4	R: 0 H: 0 E: 0 LOB: 0 K: 1 BB: 0 S: 5 P: 5	1B: 2 SF: 0 2B: 1 SAC: 0 3B: 0 DP: 1 HR: 0 HBP: 0	WP: 0 PA: 30 PB: 0 SB: 0 CS: 3

PITCHER	IP	WLS	BF	H	R	ER	SO	BB	IBB	HBP	BLK	WP	HR	S	P	ERA	WHIP
Don Johnson, R (1, 1) ERA: 1.93	9.0	W	30	2	0	0	5	2	0	0	0	0	0	38	46	0.00	0.444

PITCHER	IP	WLS	BF	H	R	ER	SO	BB	IBB	HBP	BLK	WP	HR	S	P	ERA	WHIP

BOTTOM

Boston Red Sox @ Chicago White Sox

Comiskey Park, Chicago, IL

Wed May 12 1954, 4:33 AM EDT

Att. 3,970 - Unknown

Batter	1	2	3	4	5	6	7	8	9	AB	R	H	RBI	BB	SO	LOB
Chico Carrasquel, R (1, 6) OBP: 0.333, SLG: 0.382	F9	6-3			P3		5-3			4	0	0	0	0	0	1
Nellie Fox, L (1, 4) OBP: 0.345, SLG: 0.327	4-3 BB BB BB		L5			4-3		G4-6-3 1B		3	1	1	0	1	0	0
Minnie Minoso, R (1, 7) OBP: 0.360, SLG: 0.535	BB 4-3 1-2 BB		K			BB BB		G4-6-3 1-2f		2	0	0	0	2	1	1
Willard Marshall, L (1, 9) OBP: 0.263, SLG: 0.125 Jim Rivera, L (7, 9) OBP: 0.263, SLG: 0.313	4-3 1-2 2-3		4-3			F7		BB 1B		3 1	0 0	0 1	0 0	0 0	0 0	3 0
Cass Michaels, R (1, 5) OBP: 0.519, SLG: 0.538	BB BB			4-3		1-2 BB		1-2 BB		1	0	0	0	3	0	0
Carl Sawatski, L (1, 2) OBP: 0.000, SLG: 0.000	FC6-4 1-2 2-3 3-H BB			G4-6-3 BB		L9		K		2	0	0	1	2	1	4
Bob Boyd, L (1, 3) OBP: 0.218, SLG: 0.231	FC6-4 1-2f			G4-6-3 1-2f			4-3			3	0	0	0	0	0	4
Johnny Groth, R (1, 8) OBP: 0.333, SLG: 0.457		5-3			F7		SH2-6-3 1B			3	0	1	0	0	0	0
Don Johnson, R (1, 1)		K			K		SH2-6-3 1-2			2	0	0	0	0	2	0
Inning Stats	R: 1 E: 0 K: 0 S: 3 H: 0 LOB: 3 BB: 4 P: 19	R: 0 E: 0 K: 1 S: 5 H: 0 LOB: 0 BB: 0 P: 5	R: 0 E: 0 K: 1 S: 5 H: 0 LOB: 0 BB: 0 P: 5	R: 0 E: 0 K: 0 S: 2 H: 0 LOB: 0 BB: 1 P: 6	R: 0 E: 0 K: 1 S: 5 H: 0 LOB: 0 BB: 0 P: 5	R: 0 E: 0 K: 0 S: 3 H: 0 LOB: 2 BB: 2 P: 11	R: 0 E: 0 K: 0 S: 4 H: 1 LOB: 1 BB: 0 P: 4	R: 0 E: 0 K: 1 S: 6 H: 2 LOB: 2 BB: 1 P: 10		1B: 3 2B: 0 3B: 0 HR: 0	SF: 0 SAC: 1 DP: 2 HBP: 0						

livebaseballscorecards.com

AB	24
R	1
H	3
RBI	1
BB	8
SO	4
LOB	13

WP: 0 PB: 0 SB: 0 CS: 0 PA: 33

PITCHER	IP	WLS	BF	H	R	ER	SO	BB	IBB	HBP	BLK	WP	HR	S	P	ERA	WHIP
Tom Brewer, R (1, 1) ERA: 3.0	8.0	L	33	3	1	1	4	8	0	0	0	0	0	33	65	1.12	1.375

PITCHER	IP	WLS	BF	H	R	ER	SO	BB	IBB	HBP	BLK	WP	HR	S	P	ERA	WHIP

Batter	1	2	3	4	5	6	7	8	9	AB	R	H	RBI	BB	SO	LOB
Spook Jacobs, R (1, 4) OBP: 0.333, SLG: 0.311	E5 FC1-5 E		1-3		1-2 2-H 1B			L4-3 1-2		4	0	1	1	0	0	1
Vic Power, R (1, 8) OBP: 0.273, SLG: 0.365	E6 1-2 FC1-5		K		F9			P4		4	0	0	0	0	1	3
Don Bollweg, L (1, 3) OBP: 0.288, SLG: 0.197	FC1-5 1-2 2-3f			K		P6			SH1-3 1B 2B	4	1	1	0	0	1	2
Bill Renna, R (1, 9) OBP: 0.355, SLG: 0.407	P4			F8		P4			SH1-3 2-3	3	0	0	0	0	0	2
Gus Zernial, R (1, 7) OBP: 0.326, SLG: 0.364	K			F3		P4			2B 1B 3-H	4	1	1	1	0	1	2
Pete Suder, R (1, 5) OBP: 0.242, SLG: 0.266 Bobby Shantz, R (9, PR) OBP: 0.333, SLG: 0.333 Jim Finigan, R (9, 5) OBP: 0.375, SLG: 0.333		F9			G3		P4		2B 1-H	4 0 0	0 0 0	1 0 0	1 0 0	0 0 0	0 0 0	0 0 0
Joe Demaestri, R (1, 6) OBP: 0.218, SLG: 0.287		K			F9		F9		6-3	4	0	0	0	0	1	1
Billy Shantz, R (1, 2) OBP: 0.333, SLG: 0.465		6-3			4-0 1B 1B BB		K		6-3	3	1	0	0	1	1	1
Morrie Martin, L (1, 1) OBP: 0.333, SLG: 0.417 Lou Limmer, L (8, PH) OBP: 0.250, SLG: 0.143 Moe Burtschy, R (8, 1) OBP: 0.500, SLG: 0.500			4-3		1B 1-2 1B			L4-3 BB		2 0 0	0 0 0	1 0 0	0 0 0	0 1 0	0 0 0	0 0 0
Inning Stats	R: 0 E: 2 K: 1 S: 7 H: 0 LOB: 2 BB: 0 P: 7	R: 0 E: 0 K: 1 S: 5 H: 0 LOB: 0 BB: 0 P: 5	R: 0 E: 0 K: 1 S: 5 H: 0 LOB: 0 BB: 0 P: 5	R: 0 E: 0 K: 1 S: 5 H: 0 LOB: 0 BB: 0 P: 5	R: 1 E: 0 K: 0 S: 5 H: 2 LOB: 2 BB: 1 P: 9	R: 0 E: 0 K: 0 S: 3 H: 0 LOB: 0 BB: 0 P: 3	R: 0 E: 0 K: 1 S: 5 H: 0 LOB: 0 BB: 0 P: 5	R: 0 E: 0 K: 0 S: 2 H: 0 LOB: 0 BB: 1 P: 6	R: 2 E: 0 K: 0 S: 6 H: 3 LOB: 1 BB: 0 P: 6	1B: 3 2B: 3 3B: 0 HR: 0 SF: 0 SAC: 1 DP: 1 HBP: 0						

PITCHER	IP	WLS	BF	H	R	ER	SO	BB	IBB	HBP	BLK	WP	HR	S	P	ERA	WHIP
Virgil Trucks, R (1, 1) ERA: 2.39	9.0	L	35	5	3	3	5	2	0	0	0	0	0	43	51	3.00	0.778

PITCHER	IP	WLS	BF	H	R	ER	SO	BB	IBB	HBP	BLK	WP	HR	S	P	ERA	WHIP

TOP

Philadelphia Athletics @ Chicago White Sox
Comiskey Park, Chicago, IL
Thu May 13 1954, 4:33 AM EDT
Att. 3,206 - Unknown

livebaseballscorecards.com

AB	32
R	3
H	5
RBI	3
BB	2
SO	5
LOB	12

WP: 0 PB: 0 SB: 0 CS: 0 PA: 35

BOTTOM

Philadelphia Athletics @ Chicago White Sox
Comiskey Park, Chicago, IL

Thu May 13 1954, 4:33 AM EDT
Att. 3,206 - Unknown

Batter	1	2	3	4	5	6	7	8	9	AB	R	H	RBI	BB	SO	LOB
Chico Carrasquel, R (1, 6) OBP: 0.331, SLG: 0.387	4-3 1B 2B		F7		4-3 1-2		P5		SH5-3 1-2	4	1	1	0	0	0	1
Nellie Fox, L (1, 4) OBP: 0.357, SLG: 0.333	4-3 2-3		1B		FC5 1B 2-H		F8		BBBB FC6-4 BB	4	0	2	1	1	0	1
Johnny Groth, R (1, 8) OBP: 0.347, SLG: 0.464	FC5-4 1B 3-H		1-3		1-2 1B		1B		FC6-4 1-2f	5	0	3	1	0	0	3
Minnie Minoso, R (1, 7) OBP: 0.348, SLG: 0.515	FC5-4 CS 1-2f			6-3	FC5 2-3f		L9			4	0	0	0	0	0	4
Sherm Lollar, R (1, 2) OBP: 0.384, SLG: 0.408	CS 1-2	5-3		BBBB FC5-4 BB		SH5-4 1B 1B			F7	3	0	1	0	1	0	0
Cass Michaels, R (1, 5) OBP: 0.518, SLG: 0.535		1B		FC5-4 G5-4 1-2f		SH5-4 1-2 1B			F9	4	0	2	0	0	0	1
Bill Wilson, R (1, 9) OBP: 0.317, SLG: 0.382		F3		G5-4 1-2f		SH5-4 1-2 2-3			F2	3	0	0	0	0	0	2
Bob Boyd, L (1, 3) OBP: 0.237, SLG: 0.236		3-4-1			4-3 1B 1B	BBBB G6-4-3 BB			SSS K	3	1	1	0	1	1	1
Virgil Trucks, R (1, 1) OBP: 0.125, SLG: 0.125			P6		SSS K	G6-4-3 1-2f			BBBB SH5-3 BB	3	0	0	0	0	1	4
Bud Stewart, L (9, PH)										0	0	0	0	1	0	0
Jim Rivera, L (9, PR) OBP: 0.263, SLG: 0.313										0	0	0	0	0	0	0

Inning Stats	1	2	3	4	5	6	7	8	9
	R: 1 E: 0 K: 0 S: 4	R: 0 E: 0 K: 0 S: 4	R: 0 E: 0 K: 0 S: 4	R: 0 E: 0 K: 0 S: 3	R: 1 E: 0 K: 1 S: 8	R: 0 E: 0 K: 0 S: 4	R: 0 E: 0 K: 0 S: 4	R: 0 E: 0 K: 0 S: 3	R: 0 E: 0 K: 1 S: 5
	H: 2 LOB: 0 BB: 0 P: 4	H: 1 LOB: 1 BB: 0 P: 4	H: 1 LOB: 1 BB: 0 P: 4	H: 0 LOB: 1 BB: 1 P: 7	H: 3 LOB: 2 BB: 0 P: 8	H: 2 LOB: 2 BB: 1 P: 8	H: 1 LOB: 1 BB: 0 P: 4	H: 0 LOB: 0 BB: 0 P: 3	H: 0 LOB: 2 BB: 2 P: 13

1B: 9	SF: 0	WP: 0
2B: 1	SAC: 2	PB: 0
3B: 0	DP: 1	SB: 0
HR: 0	HBP: 0	CS: 1

PA: 40

AB	33
R	2
H	10
RBI	2
BB	4
SO	2
LOB	17

livebaseballscorecards.com

PITCHER	IP	WLS	BF	H	R	ER	SO	BB	IBB	HBP	BLK	WP	HR	S	P	ERA	WHIP
Morrie Martin, L (1, 1) ERA: 2.62	7.0		31	10	2	2	1	2	0	0	0	0	0	31	39	2.57	1.714
Moe Burtschy, R (8, 1) ERA: 3.0	2.0	W	8	0	0	0	1	2	0	0	0	0	0	8	16	0.00	1.000

PITCHER	IP	WLS	BF	H	R	ER	SO	BB	IBB	HBP	BLK	WP	HR	S	P	ERA	WHIP

Batter	1	2	3	4	5	6	7	8	9	AB	R	H	RBI	BB	SO	LOB
Spook Jacobs, R (1, 4) OBP: 0.317, SLG: 0.295	6-3		G3 1-2 2-3		F8		F7		6-3	5	0	0	0	0	0	3
Ed McGhee, R (1, 8) OBP: 0.250, SLG: 0.286	L6-3 1B		IBB		K			WP 1B 2B		3	1	2	0	1	1	1
Don Bollweg, L (1, 3) OBP: 0.274, SLG: 0.186	L6-3 1-2		K		K			6-3 2-3		4	0	0	0	0	2	6
Bill Renna, R (1, 9) OBP: 0.351, SLG: 0.435		6-3		HR		5-3		K		4	1	1	1	0	1	1
Gus Zernial, R (1, 7) OBP: 0.323, SLG: 0.358		K		P4		1-3		WP E 3-H 1B		4	1	1	1	0	1	0
Jim Finigan, R (1, 5) OBP: 0.429, SLG: 0.440		P4		1B		2B		E7 1-H 1B		4	0	3	1	0	0	0
Joe Demaestri, R (1, 6) OBP: 0.220, SLG: 0.286		E FC6-4-2 1B		F8		5-3		F7		4	0	1	0	0	0	3
Billy Shantz, R (1, 2) OBP: 0.306, SLG: 0.426		E9 G3 FC6-4-2 1-3		L4			K		F9	4	0	0	0	0	1	2
Alex Kellner, R (1, 1) OBP: 0.105, SLG: 0.105 Jim Robertson, R (7, PH) OBP: 0.318, SLG: 0.222 Art Ditmar, R (7, 1)		FC6-4-2 G3 1-2 3-H			1B		K		1-3	2 1 1	0 0 0	1 0 0	0 0 0	0 0 0	0 1 0	2 0 0
Inning Stats	R: 0 E: 0 K: 0 S: 3 H: 1 LOB: 0 BB: 0 P: 3	R: 0 E: 0 K: 1 S: 5 H: 0 LOB: 0 BB: 0 P: 5	R: 0 E: 1 K: 1 S: 7 H: 1 LOB: 3 BB: 1 P: 11	R: 1 E: 0 K: 0 S: 5 H: 2 LOB: 1 BB: 0 P: 5	R: 0 E: 0 K: 2 S: 8 H: 1 LOB: 1 BB: 0 P: 8	R: 0 E: 0 K: 0 S: 4 H: 1 LOB: 1 BB: 0 P: 4	R: 0 E: 0 K: 2 S: 7 H: 0 LOB: 0 BB: 0 P: 7	R: 2 E: 1 K: 1 S: 8 H: 3 LOB: 1 BB: 0 P: 8	R: 0 E: 0 K: 0 S: 3 H: 0 LOB: 0 BB: 0 P: 3	1B: 6 2B: 3 3B: 0 HR: 1 SF: 0 SAC: 0 DP: 1 HBP: 0						

PITCHER		IP	WLS	BF	H	R	ER	SO	BB	IBB	HBP	BLK	WP	HR	S	P	ERA	WHIP
Billy Pierce, L ERA: 3.46	(1, 1)	7.2		33	9	3	3	7	0	1	0	0	2	1	46	50	3.52	1.174
Don Johnson, R ERA: 1.85	(8, 1)	1.1	W	4	0	0	0	0	0	0	0	0	0	0	4	4	0.00	0.000

PITCHER		IP	WLS	BF	H	R	ER	SO	BB	IBB	HBP	BLK	WP	HR	S	P	ERA	WHIP

TOP

Philadelphia Athletics @ Chicago White Sox
Comiskey Park, Chicago, IL

Fri May 14 1954, 4:33 AM EDT
Att. 21,613 - Unknown

livebaseballscorecards.com

AB	36
R	3
H	9
RBI	3
BB	1
SO	7
LOB	18

WP: 2 PA: 37
PB: 0
SB: 0
CS: 0

Batter	1	2	3	4	5	6	7	8	9	AB	R	H	RBI	BB	SO	LOB
Chico Carrasquel, R (1, 6) OBP: 0.320, SLG: 0.373	x 0-0 ① F7		x 0-0 ③ 6-3		x 0-0 ③ F8			x 0-0 ① F8		4	0	0	0	0	0	3
Nellie Fox, L (1, 4) OBP: 0.345, SLG: 0.321	x 0-0 ② F7			x 0-0 ① F9		x 0-0 ① 1-5-3		x 0-0 ② F8		4	0	0	0	0	0	0
Johnny Groth, R (1, 8) OBP: 0.343, SLG: 0.450	B B B B 4-0 CS BB			S S S 0-3 ② K		x 0-0 ② 6-3		x 0-0 ③ 5-3		3	0	0	0	1	1	0
Minnie Minoso, R (1, 7) OBP: 0.361, SLG: 0.542	0-0 ③ CS 1-2	x 0-0 4-3 1B		x 0-0 ③ F7		x 0-0 HR 3B			x 0-0 E 1B 1B	4	2	3	0	0	0	0
Cass Michaels, R (1, 5) OBP: 0.533, SLG: 0.638		x 0-0 ① 4-3 1-2			x 0-0 1B 2B	x 0-0 3-H HR			x 0-0 1-H E8 1B	4	2	3	2	0	0	1
Red Wilson, R (1, 2) OBP: 0.211, SLG: 0.333		x 0-0 ② 6-3			x 0-0 ① F8	S S S 0-3 ③ K				3	0	0	0	0	1	2
Bill Wilson, R (1, 9) OBP: 0.310, SLG: 0.371 Sherm Lollar, R (5, PH) (6, 3) OBP: 0.386, SLG: 0.403 Grady Hatton, L (8, 3) OBP: 0.270, SLG: 0.194		x 0-0 ③ 5-3			B B B B 4-0 SH1-3 1B BB	x 0-0 ① 5-3				1 1 0	0 0 0	0 0 0	0 0 0	0 1 0	0 0 0	1 0 0
Bob Boyd, L (1, 3) OBP: 0.233, SLG: 0.232 Bob Keegan, R (5, PH) OBP: 0.263, SLG: 0.333 Jim Rivera, L (5, PR) (6, 9) OBP: 0.282, SLG: 0.313			x 0-0 ① 5-3		x 0-0 1-2 2-H SH1-3 1B	B B B B 4-0 L6-3 BB				1 1 0	0 0 0	0 1 0	0 1 0	0 0 1	0 0 0	0 0 0
Billy Pierce, L (1, 1) OBP: 0.235, SLG: 0.188 Don Johnson, R (8, 1)			x 0-0 ② 1-3		x 0-0 ② SH1-3 1-2 2-3	x 0-0 ② ③ L6-3 1-2				2 0	0 0	0 0	0 0	0 0	0 0	1 0
Inning Stats	R: 0 E: 0 K: 0 S: 2 H: 0 LOB: 0 BB: 1 P: 6	R: 0 E: 0 K: 0 S: 4 H: 1 LOB: 1 BB: 0 P: 4	R: 0 E: 0 K: 0 S: 3 H: 0 LOB: 0 BB: 0 P: 3	R: 0 E: 0 K: 1 S: 5 H: 0 LOB: 0 BB: 0 P: 5	R: 1 E: 0 K: 0 S: 5 H: 2 LOB: 3 BB: 1 P: 9	R: 2 E: 0 K: 1 S: 7 H: 2 LOB: 0 BB: 0 P: 7	R: 0 E: 0 K: 0 S: 2 H: 0 LOB: 0 BB: 1 P: 6	R: 0 E: 0 K: 0 S: 3 H: 0 LOB: 0 BB: 0 P: 3	R: 1 E: 1 K: 0 S: 2 H: 2 LOB: 1 BB: 0 P: 2	1B: 4 2B: 2 3B: 1 HR: 1	SF: 0 SAC: 1 DP: 1 HBP: 0						

BOTTOM

Philadelphia Athletics @ Chicago White Sox
Comiskey Park, Chicago, IL
Fri May 14 1954, 4:33 AM EDT
Att. 21,613 - Unknown

livebaseballscorecards.com

AB	28
R	4
H	7
RBI	3
BB	3
SO	2
LOB	8

WP: 0 PB: 0 SB: 0 CS: 1 PA: 33

PITCHER		IP	WLS	BF	H	R	ER	SO	BB	IBB	HBP	BLK	WP	HR	S	P	ERA	WHIP
Alex Kellner, L ERA: 2.52	(1, 1)	6.0		24	5	3	3	2	2	0	0	0	0	1	26	34	4.50	1.167
Art Ditmar, R ERA: 5.63	(7, 1)	2.0	L	8	2	1	0	0	1	0	0	0	0	0	7	11	0.00	1.500

PITCHER	IP	WLS	BF	H	R	ER	SO	BB	IBB	HBP	BLK	WP	HR	S	P	ERA	WHIP

Batter	1	2	3	4	5	6	7	8	9	AB	R	H	RBI	BB	SO	LOB
Spook Jacobs, R (1, 4) OBP: 0.315, SLG: 0.293	F9			1B WP 1B	P6		P5			4	1	1	0	0	0	1
Ed McGhee, R (1, 8) OBP: 0.250, SLG: 0.278	F9			WP 2B 1B 1-3	5-3		SSS K			4	1	1	0	0	1	1
Don Bollweg, L (1, 3) OBP: 0.273, SLG: 0.203	4-3			1-H 3-H 2B 2B	4-3			L6		4	1	1	1	0	0	0
Bill Renna, R (1, 9) OBP: 0.347, SLG: 0.438		P3		2-H 3B 2B		L5		F7		4	1	1	1	0	0	0
Gus Zernial, R (1, 7) OBP: 0.340, SLG: 0.429		P4		2-H SF8 3B		HR		BBBBB 4-0 BB		3	2	2	2	1	0	0
Jim Finigan, R (1, 5) OBP: 0.438, SLG: 0.429		F9		BBBB 4-0 WP BB		CS 1B		SSS 0-3 K		3	0	1	0	1	1	1
Joe Demaestri, R (1, 6) OBP: 0.211, SLG: 0.277			E4 G6-4-3	SF8 1-2 3-H		P4 1-2			6-3	3	0	0	1	0	0	1
Billy Shantz, R (1, 2) OBP: 0.283, SLG: 0.392			G6-4-3 1-2f 1 S S S 2	K			1-3		5-3	4	0	0	0	0	1	2
Bob Trice, R (1, 1) OBP: 0.357, SLG: 0.250 Lou Limmer, L (4, PH) OBP: 0.240, SLG: 0.136 Lee Wheat, R (4, 1) OBP: 0.333, SLG: 0.333			F8	F8			1B		SSS K	1 1 2	0 0 0	0 0 1	0 0 1	0 0 0	0 0 1	0 1 0
Inning Stats	R: 0 E: 0 K: 0 S: 3 H: 0 LOB: 0 BB: 0 P: 3	R: 0 E: 0 K: 0 S: 3 H: 0 LOB: 0 BB: 0 P: 3	R: 0 E: 1 K: 0 S: 3 H: 0 LOB: 0 BB: 0 P: 3	R: 5 E: 0 K: 1 S: 10 H: 5 LOB: 1 BB: 1 P: 14	R: 0 E: 0 K: 0 S: 3 H: 0 LOB: 0 BB: 0 P: 3	R: 1 E: 0 K: 0 S: 4 H: 2 LOB: 0 BB: 0 P: 4	R: 0 E: 0 K: 1 S: 6 H: 1 LOB: 1 BB: 0 P: 6	R: 0 E: 0 K: 1 S: 5 H: 0 LOB: 1 BB: 1 P: 9	R: 0 E: 0 K: 1 S: 5 H: 0 LOB: 0 BB: 0 P: 5	1B: 4 2B: 2 3B: 1 HR: 1 SF: 1 SAC: 0 DP: 1 HBP: 0						

PITCHER		IP	WLS	BF	H	R	ER	SO	BB	IBB	HBP	BLK	WP	HR	S	P	ERA	WHIP
Sandy Consuegra, R ERA: 2.55	(1, 1)	3.0		14	5	5	5	0	0	0	0	0	1	0	14	14	15.00	1.667
Harry Dorish, R ERA: 2.88	(4, 1)	5.0		19	3	1	1	3	2	0	0	0	1	1	23	31	1.80	1.000
Virgil Trucks, R ERA: 2.34	(9, 1)	1.0	W	3	0	0	0	1	0	0	0	0	0	0	5	5	0.00	0.000

PITCHER	IP	WLS	BF	H	R	ER	SO	BB	IBB	HBP	BLK	WP	HR	S	P	ERA	WHIP

TOP

Philadelphia Athletics @ Chicago White Sox
Comiskey Park, Chicago, IL
Sat May 15 1954, 4:33 AM EDT
Att. 10,331 - Unknown

livebaseballscorecards.com

AB	33
R	6
H	8
RBI	5
BB	2
SO	4
LOB	7

A

Batter	1	2	3	4	5	6	7	8	9	AB	R	H	RBI	BB	SO	LOB
Chico Carrasquel, R (1, 6) OBP: 0.323, SLG: 0.374	5-3	CS, 1B		SF8, 1B, FC4, 1-2, 1B		G3		5-3		5	1	2	0	0	0	1
Nellie Fox, L (1, 4) OBP: 0.355, SLG: 0.333	BB, BB, 1B	CS, 1-2	BB, 2B, 1B	E, 1-2, 2-3, 1B		L9		4-3		5	1	3	0	0	0	1
Minnie Minoso, R (1, 7) OBP: 0.371, SLG: 0.541	BB, 1-2, BB		BB, 1-2, 2B, BB	SF8, 2-3, 3-H		S, 1B			5-3	2	1	1	1	2	0	0
Ferris Fain, L (1, 3) OBP: 0.346, SLG: 0.400 Bob Boyd, L (9, PR) OBP: 0.233, SLG: 0.232	F8	F9	FC4, G6-4-3, 1-2, 3-H			6-3, 1-2			BB, 5-3, 1B	4 0	0 1	0 0	1 0	1 0	0 0	6 0
Cass Michaels, R (1, 5) OBP: 0.523, SLG: 0.627	BB, 1-2, 2-3		1B, 1-H, 2-H, 2B	G6-4-3, 1-2f			F3		5-3, 1-2	4	1	1	2	1	0	3
Carl Sawatski, L (1, 2) OBP: 0.267, SLG: 0.154	K		F9, 2-H, 1B				4-3		1B, 2-H	5	0	2	2	0	1	3
Jim Rivera, L (1, 9) OBP: 0.279, SLG: 0.389		HR	P6	F2			K			4	1	1	1	0	1	1
Johnny Groth, R (1, 8) OBP: 0.349, SLG: 0.452		E6, G1-6-3	P4	E8, 1B				E9, G3, 1B		4	0	2	0	0	0	1
Sandy Consuegra, R (1, 1) OBP: 0.250, SLG: 0.250 Harry Dorish, R (4, 1) OBP: 0.167, SLG: 0.167 Bud Stewart, L (8, PH) Virgil Trucks, R (9, 1) OBP: 0.125, SLG: 0.125		G1-6-3, 1-2f		1B, SF8, 1B	L6			G3, 2-3		1 2 1 0	0 1 0 0	0 1 0 0	0 0 0 0	0 0 0 0	0 0 0 0	1 1 1 0
Inning Stats	R: 0 E: 0 K: 1 S: 6 H: 1 LOB: 3 BB: 2 P: 14	R: 1 E: 1 K: 0 S: 4 H: 2 LOB: 0 BB: 0 P: 4	R: 3 E: 0 K: 0 S: 6 H: 3 LOB: 1 BB: 1 P: 10	R: 2 E: 1 K: 0 S: 6 H: 3 LOB: 1 BB: 0 P: 6	R: 0 E: 1 K: 0 S: 4 H: 1 LOB: 1 BB: 0 P: 4	R: 0 E: 0 K: 0 S: 4 H: 1 LOB: 1 BB: 0 P: 4	R: 0 E: 0 K: 1 S: 5 H: 0 LOB: 0 BB: 0 P: 5	R: 0 E: 1 K: 0 S: 4 H: 1 LOB: 1 BB: 0 P: 4	R: 1 E: 0 K: 0 S: 3 H: 1 LOB: 1 BB: 1 P: 7	1B: 11 2B: 1 3B: 0 HR: 1 SF: 1 SAC: 0 DP: 2 HBP: 0						

PITCHER		IP	WLS	BF	H	R	ER	SO	BB	IBB	HBP	BLK	WP	HR	S	P	ERA	WHIP
Bob Trice, R ERA: 4.14	(1, 1)	3.0		17	6	4	4	1	3	0	0	0	0	1	16	28	12.00	3.000
Lee Wheat, R ERA: 6.39	(4, 1)	5.2	L	25	7	3	3	1	1	0	0	0	0	0	26	30	4.76	1.412

PITCHER	IP	WLS	BF	H	R	ER	SO	BB	IBB	HBP	BLK	WP	HR	S	P	ERA	WHIP

BOTTOM

Philadelphia Athletics @ Chicago White Sox
Comiskey Park, Chicago, IL

Sat May 15 1954, 4:33 AM EDT
Att. 10,331 - Unknown

livebaseballscorecards.com

AB	37
R	7
H	13
RBI	7
BB	4
SO	2
LOB	19

Batter	1	2	3	4	5	6	7	8	9	AB	R	H	RBI	BB	SO	LOB
Eddie Yost, R (1, 5) OBP: 0.345, SLG: 0.308	0-0 1B 2B		0-0 HR 1B	0-0 ③ F7		0-0 2-H 1B			0-0 ① F8	5	1	3	1	0	0	0
Jim Busby, R (1, 8) OBP: 0.389, SLG: 0.571	0-0 ① 2-H 1B		0-0 ② L8		0-0 ① 5-3	S S S 0-3 ③ K			0-0 ② 1-3	5	0	1	0	0	1	2
Mickey Vernon, L (1, 3) OBP: 0.333, SLG: 0.553	S S S 0-3 ② K		0-0 1-H HR		0-0 1B 3B		0-0 1B		0-0 ③ G3	5	2	3	2	0	1	1
Roy Sievers, R (1, 7) OBP: 0.315, SLG: 0.483	B B B B 4-0 BB		0-0 HR		S S S 0-3 ② K		0-0 ① F2			3	1	1	1	1	1	2
Jim Lemon, R (1, 9) OBP: 0.400, SLG: 0.400	S S S 0-3 ③ K		0-0 1B 1B		0-0 3-H 1B		S S S 0-3 ② K			4	0	2	1	0	2	3
Pete Runnels, L (1, 6) OBP: 0.316, SLG: 0.203		0-0 ① L4	0-0 1-3 1B		0-0 ③ F8		0-0 ③ L1			4	0	1	0	0	0	2
Bob Oldis, R (1, 2) OBP: 0.462, SLG: 0.500		0-0 ② P4	0-0 ③ F9			0-0 5-3 1B 1B		0-0 ① F7		4	1	1	0	0	0	2
Wayne Terwilliger, R (1, 4) OBP: 0.290, SLG: 0.232		0-0 ③ F7		0-0 ① P6		0-0 ① 5-3 1-2		0-0 ② F9		4	0	0	0	0	0	1
Connie Marrero, R (1, 1) Sonny Dixon, S (7, 1) Bunky Stewart, L (7, 1) Tom Wright, L (8, PH) OBP: 0.289, SLG: 0.286 Camilo Pascual, R (8, 1) Dean Stone, L (8, 1)			0-0 ① G3	0-0 ② P4		0-0 ② 1-3		0-0 ③ F7		3 0 0 1 0 0	0 0 0 0 0 0	0 0 0 0 0 0	0 0 0 0 0 0	0 0 0 0 0 0	0 0 0 0 0 0	1 0 0 0 0 0
Inning Stats	R: 0 H: 2 E: 0 LOB: 2 K: 2 BB: 1 S: 8 P: 12	R: 0 H: 0 E: 0 LOB: 0 K: 0 BB: 0 S: 3 P: 3	R: 3 H: 5 E: 0 LOB: 2 K: 0 BB: 0 S: 8 P: 8	R: 0 H: 0 E: 0 LOB: 0 K: 0 BB: 0 S: 3 P: 3	R: 1 H: 2 E: 0 LOB: 1 K: 1 BB: 0 S: 7 P: 7	R: 1 H: 2 E: 0 LOB: 1 K: 1 BB: 0 S: 7 P: 7	R: 0 H: 1 E: 0 LOB: 1 K: 1 BB: 0 S: 6 P: 6	R: 0 H: 0 E: 0 LOB: 0 K: 0 BB: 0 S: 3 P: 3	R: 0 H: 0 E: 0 LOB: 0 K: 0 BB: 0 S: 3 P: 3	1B: 8 2B: 1 3B: 1 HR: 2	SF: 0 SAC: 0 DP: 0 HBP: 0						

PITCHER	IP	WLS	BF	H	R	ER	SO	BB	IBB	HBP	BLK	WP	HR	S	P	ERA	WHIP
Bob Keegan, R (1, 1) ERA: 2.24	9.0	W	39	12	5	5	5	1	0	0	0	0	2	48	52	5.00	1.444

PITCHER	IP	WLS	BF	H	R	ER	SO	BB	IBB	HBP	BLK	WP	HR	S	P	ERA	WHIP

Washington Senators @ Chicago White Sox

Comiskey Park, Chicago, IL

Sun May 16 1954, 4:33 AM EDT

Unknown

TOP

livebaseballscorecards.com

AB	38
R	5
H	12
RBI	5
BB	1
SO	5
LOB	14

WP: 0	PA: 39
PB: 0	
SB: 0	
CS: 0	

Batter	1	2	3	4	5	6	7	8	9	AB	R	H	RBI	BB	SO	LOB
Chico Carrasquel, R (1, 6) OBP: 0.326, SLG: 0.370	0-0 HR 1B 1B	0-0 F7 ③		0-0 F2 ③			BBBB 4-0 E 1B 1B BB	0-0 F7 ②		4	2	1	0	1	0	4
Nellie Fox, L (1, 4) OBP: 0.372, SLG: 0.342	0-0 1-2 HR 1B		BBBB 4-0 6-3 BB		0-0 F3 ①		0-0 E2 1B 1-3 FC1-2 1B	BBBB 4-0 1-2 3B BB		3	2	2	0	2	0	0
Minnie Minoso, R (1, 7) OBP: 0.380, SLG: 0.588	0-0 1-H 2-H HR		0-0 F8 ①		0-0 F8 ②		0-0 1-3 E 3-H 1B	0-0 1-H 2-H 2B 3B		5	3	3	6	0	0	1
Ferris Fain, L (1, 3) OBP: 0.349, SLG: 0.404 Bob Boyd, L (8, PR) (9, 3) OBP: 0.233, SLG: 0.232	0-0 F8 ①		0-0 6-3 ② 1-2		BBBB 4-0 BB		0-0 4-3 ①	0-0 3-H 2B		4 0	0 0	1 0	1 0	1 0	0 0	3 0
Cass Michaels, R (1, 5) OBP: 0.500, SLG: 0.582	0-0 P5 ②		0-0 F7 ③		0-0 P4 ③		4-0 E IBB	0-0 F8 ③		4	1	0	0	1	0	3
Sherm Lollar, R (1, 2) OBP: 0.380, SLG: 0.434	0-0 5-3 ③			0-0 4-3 ①		0-0 HR	0-0 FC1-2 ② 1-H 2-H 3-Hf			4	1	1	1	0	0	1
Jim Rivera, L (1, 9) OBP: 0.298, SLG: 0.450		0-0 FC1-6-5-4 SH1-3 1B		0-0 3B		SSS 0-3 K ①	0-0 6-3 ③			4	0	2	0	0	1	1
Johnny Groth, R (1, 8) OBP: 0.348, SLG: 0.443		0-0 SH1-3 ① 1-2		BBBB 4-0 BB		0-0 6-3 ②		0-0 F5 ①		2	0	0	0	1	0	0
Bob Keegan, R (1, 1) OBP: 0.261, SLG: 0.316		0-0 FC1-6-5-4 ② 2-3		SSS 0-3 K ②		0-0 F3 ③		0-0 BB 3B 1B		4	1	1	0	0	1	3
Inning Stats	R: 3 H: 3 E: 0 LOB: 0 K: 0 BB: 0 S: 6 P: 6	R: 0 H: 1 E: 0 LOB: 1 K: 0 BB: 0 S: 4 P: 4	R: 0 H: 0 E: 0 LOB: 1 K: 0 BB: 1 S: 3 P: 7	R: 0 H: 1 E: 0 LOB: 2 K: 1 BB: 1 S: 6 P: 10	R: 0 H: 0 E: 0 LOB: 1 K: 0 BB: 1 S: 3 P: 7	R: 1 H: 1 E: 0 LOB: 0 K: 1 BB: 0 S: 6 P: 6	R: 3 H: 2 E: 2 LOB: 1 K: 0 BB: 2 S: 5 P: 13	R: 3 H: 3 E: 0 LOB: 1 K: 0 BB: 1 S: 6 P: 10		1B: 6 SF: 0 2B: 1 SAC: 1 3B: 2 DP: 0 HR: 2 HBP: 0						

PITCHER		IP	WLS	BF	H	R	ER	SO	BB	IBB	HBP	BLK	WP	HR	S	P	ERA	WHIP
Connie Marrero, R ERA: 3.6	(1, 1)	6.0		27	6	4	4	2	3	0	0	0	0	2	28	40	6.00	1.500
Sonny Dixon, R ERA: 2.95	(7, 1)	0.0	L	3	2	3	1	0	1	0	0	0	0	0	2	6	∞	∞
Bunky Stewart, L ERA: 4.5	(7, 1)	1.0		4	0	0	0	0	0	1	0	0	0	0	3	7	0.00	0.000
Camilo Pascual, R ERA: 3.91	(8, 1)	0.2		6	3	3	3	0	1	0	0	0	0	0	5	9	40.50	6.000
Dean Stone, L ERA: 4.5	(8, 1)	0.1		1	0	0	0	0	0	0	0	0	0	0	1	1	0.00	0.000

PITCHER	IP	WLS	BF	H	R	ER	SO	BB	IBB	HBP	BLK	WP	HR	S	P	ERA	WHIP

BOTTOM

Washington Senators @ Chicago White Sox

Comiskey Park, Chicago, IL

Sun May 16 1954, 4:33 AM EDT

Unknown

livebaseballscorecards.com

AB	34
R	10
H	11
RBI	8
BB	6
SO	2
LOB	16

WP: 0 PA: 41
PB: 0
SB: 0
CS: 0

Batter	1	2	3	4	5	6	7	8	9	AB	R	H	RBI	BB	SO	LOB
Eddie Yost, R (1, 5) OBP: 0.339, SLG: 0.302	6-3		P5		1B		K		6-3	5	0	1	0	0	1	0
Jim Busby, R (1, 8) OBP: 0.376, SLG: 0.550	5-3		6-3		F8		F7			4	0	0	0	0	0	1
Mickey Vernon, L (1, 3) OBP: 0.330, SLG: 0.536	F8		G3			F8 BB 1B BB	4-3			3	1	0	0	1	0	0
Roy Sievers, R (1, 7) OBP: 0.321, SLG: 0.489		1B 1B 2B		P5		1B 1B 1-2 BB		6-3		3	2	1	0	1	0	0
Tom Wright, L (1, 9) OBP: 0.306, SLG: 0.304		1B 2-3 1B		F7		F8 2-3		1B 7-2 1B		4	0	2	0	0	0	2
Pete Runnels, L (1, 6) OBP: 0.338, SLG: 0.265		K		3B		1B 1-3 3-H 1B		1-3 1B		4	0	3	1	0	1	2
Ed Fitz Gerald, R (1, 2) OBP: 0.281, SLG: 0.212		1-2 3-H 1B		P8		FC5-4 1-2 3-H 1B		7-2 3-Hf		4	0	2	2	0	0	3
Wayne Terwilliger, R (1, 4) OBP: 0.278, SLG: 0.221		P3			5-3	K			P6	4	0	0	0	0	1	4
Bob Porterfield, R (1, 1) OBP: 0.095, SLG: 0.250		F9			6-3	FC5-4 1-2f			K	4	0	0	0	0	1	4
Inning Stats	R: 0 E: 0 K: 0 S: 3 H: 0 LOB: 0 BB: 0 P: 3	R: 1 E: 0 K: 1 S: 8 H: 3 LOB: 2 BB: 0 P: 8	R: 0 E: 0 K: 0 S: 3 H: 0 LOB: 0 BB: 0 P: 3	R: 0 E: 0 K: 0 S: 4 H: 1 LOB: 1 BB: 0 P: 4	R: 0 E: 0 K: 0 S: 4 H: 1 LOB: 1 BB: 0 P: 4	R: 2 E: 0 K: 1 S: 7 H: 2 LOB: 2 BB: 2 P: 15	R: 0 E: 0 K: 1 S: 5 H: 0 LOB: 0 BB: 0 P: 5	R: 0 E: 0 K: 0 S: 4 H: 2 LOB: 1 BB: 0 P: 4	R: 0 E: 0 K: 1 S: 5 H: 0 LOB: 0 BB: 0 P: 5	1B: 7 2B: 2 3B: 1 HR: 0 SF: 0 SAC: 0 DP: 1 HBP: 0						

PITCHER		IP	WLS	BF	H	R	ER	SO	BB	IBB	HBP	BLK	WP	HR	S	P	ERA	WHIP
Mike Fornieles, R ERA: 1.93	(1, 1)	5.1	L	25	7	3	3	1	2	0	0	0	0	0	25	33	5.06	1.688
Don Johnson, R ERA: 1.67	(6, 1)	3.2		12	2	0	0	3	0	0	0	0	0	0	18	18	0.00	0.545

PITCHER		IP	WLS	BF	H	R	ER	SO	BB	IBB	HBP	BLK	WP	HR	S	P	ERA	WHIP

TOP

Washington Senators @ Chicago White Sox

Comiskey Park, Chicago, IL

Sun May 16 1954, 4:38 AM EDT

Att. 25,515 - Unknown

livebaseballscorecards.com

AB	35
R	3
H	9
RBI	3
BB	2
SO	4
LOB	16

WP	0
PB	0
SB	0
CS	0
PA	37

Batter	1	2	3	4	5	6	7	8	9	AB	R	H	RBI	BB	SO	LOB
Chico Carrasquel, R (1, 6) OBP: 0.316, SLG: 0.358	6-3		5-3		6-3		P6			4	0	0	0	0	0	2
Nellie Fox, L (1, 4) OBP: 0.368, SLG: 0.333	L1		BBBB 1B BB			1-3		F7		3	0	0	0	1	0	0
Minnie Minoso, R (1, 7) OBP: 0.383, SLG: 0.581	HBP		1-3 2-H 1B			L7		6-3		3	0	1	1	0	0	0
Ferris Fain, L (1, 3) OBP: 0.354, SLG: 0.402 Bob Boyd, L (8, PR) OBP: 0.233, SLG: 0.232 (9, 3)	P5		L8			1B 1B		BBBB CS BB		3 0	0 0	1 0	0 0	1 0	0 0	3 0
Cass Michaels, R (1, 5) OBP: 0.500, SLG: 0.569		F9		F8		1-3 1B		BBBB 1-2 BB		3	0	1	0	1	0	0
Carl Sawatski, L (1, 2) OBP: 0.211, SLG: 0.118		4-3		F8		1-6-3		2-3 CS	SSS K	4	0	0	0	0	1	2
Jim Rivera, L (1, 9) OBP: 0.275, SLG: 0.409		1-3		4-3			E4 G5-4-3		3-1	4	0	0	0	0	0	0
Johnny Groth, R (1, 8) OBP: 0.345, SLG: 0.436			SH3-1 1B 1B		P3		G5-4-3 1-2f		6-3	4	1	1	0	0	0	1
Mike Fornieles, R (1, 1) OBP: 0.250, SLG: 0.250 Don Johnson, R (6, 1) OBP: 0.100, SLG: 0.100			SH3-1 1-2		1-3		1B			1 1	0 0	0 1	0 0	0 0	0 0	0 0
Inning Stats	R: 0 H: 0 E: 0 LOB: 1 K: 0 BB: 0 S: 3 P: 4	R: 0 H: 0 E: 0 LOB: 0 K: 0 BB: 0 S: 3 P: 3	R: 1 H: 2 E: 0 LOB: 2 K: 0 BB: 1 S: 5 P: 9	R: 0 H: 0 E: 0 LOB: 0 K: 0 BB: 0 S: 3 P: 3	R: 0 H: 0 E: 0 LOB: 0 K: 0 BB: 0 S: 3 P: 3	R: 0 H: 2 E: 0 LOB: 2 K: 0 BB: 0 S: 5 P: 5	R: 0 H: 1 E: 1 LOB: 1 K: 0 BB: 0 S: 4 P: 4	R: 0 H: 0 E: 0 LOB: 1 K: 0 BB: 2 S: 2 P: 10	R: 0 H: 0 E: 0 LOB: 0 K: 1 BB: 0 S: 5 P: 5	1B: 5 SF: 0 2B: 0 SAC: 1 3B: 0 DP: 1 HR: 0 HBP: 1						WP: 0 PA: 36 PB: 0 SB: 0 CS: 1	

PITCHER	IP	WLS	BF	H	R	ER	SO	BB	IBB	HBP	BLK	WP	HR	S	P	ERA	WHIP
Bob Porterfield, R (1, 1) ERA: 2.08	9.0	W	35	5	1	1	1	3	0	1	0	0	0	33	46	1.00	0.889

PITCHER	IP	WLS	BF	H	R	ER	SO	BB	IBB	HBP	BLK	WP	HR	S	P	ERA	WHIP

BOTTOM

Washington Senators @ Chicago White Sox

Comiskey Park, Chicago, IL

Sun May 16 1954, 4:38 AM EDT

Att. 25,515 - Unknown

livebaseballscorecards.com

AB	30
R	1
H	5
RBI	1
BB	3
SO	1
LOB	8

New York Yankees @ Chicago White Sox

Comiskey Park, Chicago, IL

Tue May 18 1954, 4:33 AM EDT

Att. 37,158 - Unknown

TOP

Batter	1	2	3	4	5	6	7	8	9	AB	R	H	RBI	BB	SO	LOB
Hank Bauer, R (1, 9) OBP: 0.324, SLG: 0.396	6-3		K		K		P4		BB, 1B, BB	4	0	0	0	0	2	4
Willy Miranda, S (7, 6)										0	1	0	0	1	0	0
Phil Rizzuto, R (1, 6) OBP: 0.340, SLG: 0.360	F7			P6	E4, 1-2, 2-3		P5		K	3	0	0	0	0	0	2
Mickey Mantle, S (7, PH) OBP: 0.312, SLG: 0.379										2	0	0	0	0	1	2
Mickey Mantle, S (7, 9)																
Irv Noren, L (1, 8) OBP: 0.339, SLG: 0.393	F9			1B	6-3			F2	1B, 1-2	4	0	1	0	1	0	3
Yogi Berra, L (1, 2) OBP: 0.347, SLG: 0.553		P3		P5		G3, 2B		F8	1B, 1-2, 2-H	5	0	2	1	0	0	1
Eddie Robinson, L (1, 3) OBP: 0.283, SLG: 0.244		3-1	K			G3		HR, BB	6-3	4	1	0	0	1	1	4
Gene Woodling, L (1, 7) OBP: 0.385, SLG: 0.403		6-3			2B, E, BB	G3, 2-3		1-H, HR		3	2	1	2	1	0	1
Gil McDougald, R (1, 4) OBP: 0.331, SLG: 0.347			5-3		E, 1-3, 2B	L6		FC6-4, BB		3	0	1	0	1	0	1
Andy Carey, R (1, 5) OBP: 0.290, SLG: 0.500			1B		E5, E, 3-H		F7	FC6-4, 1-2f		4	0	1	1	0	0	2
Tom Morgan, R (1, 1) OBP: 0.182, SLG: 0.200			F2		F7		1B		6-3	1	0	0	0	0	0	1
Bobby Brown, L (5, PH)										1	0	0	0	0	0	2
Whitey Ford, L (5, 1)										0	0	0	0	0	0	0
Enos Slaughter, L (7, PH) OBP: 0.432, SLG: 0.457										1	0	1	0	0	0	0
Tom Gorman, R (7, 1)										0	0	0	0	0	0	0
Johnny Sain, R (8, 1)										1	0	0	0	0	0	0
Inning Stats	R: 0 E: 0 K: 0 S: 3 H: 0 LOB: 0 BB: 0 P: 3	R: 0 E: 0 K: 0 S: 3 H: 0 LOB: 0 BB: 0 P: 3	R: 0 E: 0 K: 1 S: 6 H: 1 LOB: 0 BB: 0 P: 6	R: 0 E: 0 K: 1 S: 6 H: 1 LOB: 1 BB: 0 P: 6	R: 1 E: 2 K: 1 S: 8 H: 1 LOB: 3 BB: 1 P: 12	R: 0 E: 0 K: 0 S: 4 H: 1 LOB: 1 BB: 0 P: 4	R: 0 E: 0 K: 0 S: 4 H: 1 LOB: 1 BB: 0 P: 4	R: 2 E: 0 K: 0 S: 4 H: 1 LOB: 1 BB: 2 P: 12	R: 1 E: 0 K: 1 S: 6 H: 1 LOB: 2 BB: 2 P: 14	1B: 4 2B: 2 3B: 0 HR: 1 SF: 0 SAC: 0 DP: 0 HBP: 0						

	AB	36
	R	4
	H	7
	RBI	4
	BB	5
	SO	4
	LOB	23

WP: 0 PB: 0 SB: 0 CS: 0 PA: 41

livebaseballscorecards.com

PITCHER		IP	WLS	BF	H	R	ER	SO	BB	IBB	HBP	BLK	WP	HR	S	P	ERA	WHIP
Virgil Trucks, R ERA: 2.48	(1, 1)	8.0		35	6	3	3	3	3	0	0	0	0	1	38	50	3.38	1.125
Don Johnson, R ERA: 1.86	(9, 1)	1.0	L	6	1	1	1	1	2	0	0	0	0	0	6	14	9.00	3.000

PITCHER	IP	WLS	BF	H	R	ER	SO	BB	IBB	HBP	BLK	WP	HR	S	P	ERA	WHIP

Batter	1	2	3	4	5	6	7	8	9	AB	R	H	RBI	BB	SO	LOB
Chico Carrasquel, R (1, 6) OBP: 0.319, SLG: 0.349	G4-6-3 HBP	F7			1-3	BB 1-2 2-3			1-3 1-2	3	0	0	0	1	0	2
Nellie Fox, L (1, 4) OBP: 0.362, SLG: 0.328	G4-6-3 1-2f	F7			BB 1B 1B	4-3			P4	5	0	1	0	0	0	6
Minnie Minoso, R (1, 7) OBP: 0.391, SLG: 0.579	1B 1B 1B	G3			BB 1-2 1B		FC3-6 BB		F8	4	1	2	0	1	0	2
Ferris Fain, L (1, 3) OBP: 0.368, SLG: 0.438	S 1B 1-3 1B	HR			FC6 1-2 2-3 BB		FC3-6 FC6-4 1-2f			3	2	2	1	1	0	1
Cass Michaels, R (1, 5) OBP: 0.487, SLG: 0.548	S 1-H 3-H 1B	P6			FC6 1-2f		FC6-4 CS 1-2f			4	0	1	2	0	0	4
Sherm Lollar, R (1, 2) OBP: 0.365, SLG: 0.413	K 1-2		6-3	L7			CS 1-2	K		4	0	0	0	0	2	1
Jim Rivera, L (1, 9) (9, 8) OBP: 0.273, SLG: 0.396		5-3 1B	L8	F8				G3		4	0	1	0	0	0	0
Johnny Groth, R (1, 8) OBP: 0.342, SLG: 0.425 Don Johnson, R (9, 1) OBP: 0.100, SLG: 0.100		5-3 1-2	5-3			BB 1B BB		F5		3 0	0 0	0 0	0 0	1 0	0 0	1 0
Virgil Trucks, R (1, 1) OBP: 0.158, SLG: 0.158 Willard Marshall, L (9, 9) OBP: 0.300, SLG: 0.176 Bob Boyd, L (9, PR) OBP: 0.233, SLG: 0.232		F2			F8	BB 1-2 1B			1-3 1B	3 1 0	0 0 0	1 1 0	0 0 0	0 0 0	0 0 0	1 0 0
Inning Stats	R: 2 E: 0 K: 1 S: 7 H: 3 LOB: 1 BB: 0 P: 8	R: 0 E: 0 K: 0 S: 4 H: 1 LOB: 1 BB: 0 P: 4	R: 1 E: 0 K: 0 S: 4 H: 1 LOB: 0 BB: 0 P: 4	R: 0 E: 0 K: 0 S: 3 H: 0 LOB: 0 BB: 0 P: 3	R: 0 E: 0 K: 0 S: 5 H: 2 LOB: 3 BB: 1 P: 9	R: 0 E: 0 K: 0 S: 4 H: 1 LOB: 3 BB: 2 P: 12	R: 0 E: 0 K: 0 S: 2 H: 0 LOB: 0 BB: 1 P: 6	R: 0 E: 0 K: 1 S: 5 H: 0 LOB: 0 BB: 0 P: 5	R: 0 E: 0 K: 0 S: 4 H: 1 LOB: 2 BB: 0 P: 4	1B: 8 2B: 0 3B: 0 HR: 1 SF: 0 SAC: 0 DP: 1 HBP: 1						

PITCHER		IP	WLS	BF	H	R	ER	SO	BB	IBB	HBP	BLK	WP	HR	S	P	ERA	WHIP
Tom Morgan, R ERA: 2.62	(1, 1)	4.0		17	5	3	3	1	0	0	1	0	0	1	18	19	6.75	1.250
Whitey Ford, L ERA: 6.27	(5, 1)	2.0		12	3	0	0	0	3	0	0	0	0	0	9	21	0.00	3.000
Tom Gorman, R ERA: 1.8	(7, 1)	1.0		3	0	0	0	0	1	0	0	0	0	0	2	6	0.00	1.000
Johnny Sain, R ERA:	(8, 1)	2.0	W	7	1	0	0	1	0	0	0	0	0	0	9	9	0.00	0.500

PITCHER	IP	WLS	BF	H	R	ER	SO	BB	IBB	HBP	BLK	WP	HR	S	P	ERA	WHIP

BOTTOM

New York Yankees @ Chicago White Sox

Comiskey Park, Chicago, IL

Tue May 18 1954, 4:33 AM EDT

Att. 37,158 - Unknown

livebaseballscorecards.com

AB	34
R	3
H	9
RBI	3
BB	4
SO	2
LOB	18

Batter	1	2	3	4	5	6	7	8	9	AB	R	H	RBI	BB	SO	LOB
Hank Bauer, R (1, 9) OBP: 0.328, SLG: 0.385	BBBB 4-0 CS BB		x 0-0 ② F9			SSS 0-3 ① K		x 0-0 E6 FC5-4 1B 1B 1-2	BBBB 4-0 1-2 BB	3	1	0	0	2	1	1
Phil Rizzuto, R (1, 6) OBP: 0.330, SLG: 0.348 Eddie Robinson, L (8, PH) OBP: 0.298, SLG: 0.262 Willy Miranda, S (8, PR) (8, 6) Jerry Coleman, R (9, PH) OBP: 0.224, SLG: 0.321 (9, 6)	x 0-0 ①② F7 1-2		x 0-0 ③ 4-3			x 0-0 ② F7		x 0-0 FC5-4 1B 1-2 2-3	0-0 ③ CS 2-3	3 1 0 0	0 0 0 0	0 1 0 0	0 0 0 0	0 0 0 0	0 0 0 0	1 0 0 0
Mickey Mantle, S (1, 8) OBP: 0.321, SLG: 0.400	x 0-0 1B			x 0-0 ① F7		x 0-0 2B		x 0-0 ② FC5-4 1B 1-2f 2-3 3-H		4	0	2	1	0	0	2
Yogi Berra, L (1, 2) OBP: 0.344, SLG: 0.542	x 0-0 ③ F4			x 0-0 ② F8		x 0-0 ③ F7		x 0-0 1-2 3-H 1B		4	0	1	1	0	0	2
Bill Skowron, R (1, 3) OBP: 0.300, SLG: 0.444		x 0-0 ① P4		x 0-0 ③ F9			x 0-0 ① F8	x 0-0 ③ F7		4	0	0	0	0	0	2
Gene Woodling, L (1, 7) OBP: 0.389, SLG: 0.400		BBBB 4-0 BB			SSS 0-3 ① K		x 0-0 G4-6-3 1B		SSS 0-3 ① K	3	0	1	0	1	2	0
Gil McDougald, R (1, 4) OBP: 0.328, SLG: 0.337		x 0-0 ② F9			x 0-0 ② F8		x 0-0 ②③ G4-6-3 1-2f		H 1-0 1B FC6-4 HBP	3	1	0	0	0	0	2
Andy Carey, R (1, 5) OBP: 0.303, SLG: 0.500		x 0-0 ③ P4			x 0-0 1B			SSS 0-3 ① K	x 0-0 1-3 FC6-4 1B	4	0	2	0	0	1	1
Ed Lopat, L (1, 1) OBP: 0.111, SLG: 0.063 Bob Cerv, R (8, PH) OBP: 0.200, SLG: 0.409 Bob Grim, R (8, 1) Enos Slaughter, L (9, PH) OBP: 0.422, SLG: 0.444 Allie Reynolds, R (9, 1) OBP: 0.429, SLG: 0.462			x 0-0 ① L4		x 0-0 ③ F8			x 0-0 1B E FC5-4 1B	x 0-0 ② FC6-4 CS BB 1-2f 3-H	2 1 0 1 0	0 1 0 0 0	0 1 0 0 0	0 0 0 1 0	0 0 0 0 0	0 0 0 1 0	1 0 0 1 0
Inning Stats	R: 0 H: 1 E: 0 LOB: 1 K: 0 BB: 1 S: 3 P: 7	R: 0 H: 0 E: 0 LOB: 1 K: 0 BB: 1 S: 3 P: 7	R: 0 H: 0 E: 0 LOB: 0 K: 0 BB: 0 S: 3 P: 3	R: 0 H: 0 E: 0 LOB: 0 K: 0 BB: 0 S: 3 P: 3	R: 0 H: 1 E: 0 LOB: 1 K: 1 BB: 0 S: 6 P: 6	R: 0 H: 1 E: 0 LOB: 1 K: 1 BB: 0 S: 6 P: 6	R: 0 H: 1 E: 0 LOB: 0 K: 0 BB: 0 S: 3 P: 3	R: 2 H: 3 E: 1 LOB: 2 K: 1 BB: 0 S: 9 P: 9	R: 1 H: 1 E: 0 LOB: 1 K: 1 BB: 1 S: 5 P: 10	1B: 7 SF: 0 2B: 1 SAC: 0 3B: 0 DP: 1 HR: 0 HBP: 1						WP: 0 PA: 38 PB: 0 SB: 0 CS: 2	

PITCHER	IP	WLS	BF	H	R	ER	SO	BB	IBB	HBP	BLK	WP	HR	S	P	ERA	WHIP
Billy Pierce, L (1, 1) ERA: 3.11	9.0	L	37	8	3	1	4	3	0	1	0	0	0	41	54	1.00	1.222

PITCHER	IP	WLS	BF	H	R	ER	SO	BB	IBB	HBP	BLK	WP	HR	S	P	ERA	WHIP

TOP

New York Yankees @ Chicago White Sox

Comiskey Park, Chicago, IL

Wed May 19 1954, 4:33 AM EDT

Att. 10,938 - Unknown

livebaseballscorecards.com

AB	33
R	3
H	8
RBI	3
BB	3
SO	4
LOB	13

BOTTOM

New York Yankees @ Chicago White Sox

Comiskey Park, Chicago, IL

Wed May 19 1954, 4:33 AM EDT

Att. 10,938 - Unknown

livebaseballscorecards.com

Batter	1	2	3	4	5	6	7	8	9	AB	R	H	RBI	BB	SO	LOB
Chico Carrasquel, R (1, 6) OBP: 0.315, SLG: 0.344	L5-4 1B 1B	K		4-3			F8		6-3	5	0	1	0	0	1	2
Nellie Fox, L (1, 4) OBP: 0.371, SLG: 0.346	BB 1B 1-2 1B	1-H 2B			G4-6-3 1B		F2		G3	5	0	3	1	0	0	0
Minnie Minoso, R (1, 7) OBP: 0.387, SLG: 0.568	L5-4 2-3	L4			G4-6-3 1-2f		1B			4	0	1	0	0	0	4
Ferris Fain, L (1, 3) OBP: 0.380, SLG: 0.444 Bob Boyd, L (8, PR) OBP: 0.233, SLG: 0.232 (9, 3)	BB 1-2 1B		1-3		1B			BBB SH3-4 BB		3 0	0 0	2 0	0 0	1 0	0 0	0 0
Cass Michaels, R (1, 5) OBP: 0.481, SLG: 0.531	BBBB 1-2 2-3 BB		6-3		F8			SH3-4 1-2		2	0	0	0	1	0	1
Sherm Lollar, R (1, 2) OBP: 0.360, SLG: 0.417	F2		P4			2B		F8		4	0	1	0	0	0	5
Jim Rivera, L (1, 9) OBP: 0.288, SLG: 0.392		1B FC4 1B		F8		F7		FC6-4 IBB		3	1	1	0	1	0	1
Johnny Groth, R (1, 8) OBP: 0.339, SLG: 0.419		FC4 1-3 1B		G3		6-3		FC6-4 1-2f		4	0	1	0	0	0	3
Billy Pierce, L (1, 1) OBP: 0.250, SLG: 0.211 Willard Marshall, L (9, PH) OBP: 0.286, SLG: 0.167		FC4 1-2f 3-H 2B		1B		G3			K	3 1	1 0	1 0	1 0	0 0	0 1	2 0
Inning Stats	R: 0 H: 3 E: 0 LOB: 3 K: 0 BB: 1 S: 5 P: 9	R: 2 H: 3 E: 0 LOB: 1 K: 1 BB: 0 S: 8 P: 8	R: 0 H: 0 E: 0 LOB: 0 K: 0 BB: 0 S: 3 P: 3	R: 0 H: 1 E: 0 LOB: 1 K: 0 BB: 0 S: 4 P: 4	R: 0 H: 2 E: 0 LOB: 1 K: 0 BB: 0 S: 4 P: 4	R: 0 H: 1 E: 0 LOB: 1 K: 0 BB: 0 S: 4 P: 4	R: 0 H: 1 E: 0 LOB: 1 K: 0 BB: 0 S: 3 P: 3	R: 0 H: 0 E: 0 LOB: 2 K: 0 BB: 2 S: 3 P: 11	R: 0 H: 0 E: 0 LOB: 0 K: 1 BB: 0 S: 5 P: 5	1B: 9 SF: 0 2B: 3 SAC: 1 3B: 0 DP: 2 HR: 0 HBP: 0						

	AB	34
	R	2
	H	11
	RBI	2
	BB	3
	SO	2
	LOB	18

WP: 0 PA: 38
PB: 0
SB: 0
CS: 0

PITCHER		IP	WLS	BF	H	R	ER	SO	BB	IBB	HBP	BLK	WP	HR	S	P	ERA	WHIP
Ed Lopat, L ERA: 2.51	(1, 1)	7.0		30	11	2	2	1	1	0	0	0	0	0	31	35	2.57	1.714
Bob Grim, R ERA: 3.58	(8, 1)	1.0	W	5	0	0	0	0	1	1	0	0	0	0	3	11	0.00	1.000
Allie Reynolds, R ERA: 1.24	(9, 1)	1.0	S	3	0	0	0	1	0	0	0	0	0	0	5	5	0.00	0.000

PITCHER	IP	WLS	BF	H	R	ER	SO	BB	IBB	HBP	BLK	WP	HR	S	P	ERA	WHIP

Chicago White Sox @ Detroit Tigers

Briggs Stadium, Detroit, MI

Fri May 21 1954, 4:33 AM EDT

Att. 41,641 - Unknown

TOP

livebaseballscorecards.com

Batter	1	2	3	4	5	6	7	8	9	AB	R	H	RBI	BB	SO	LOB
Chico Carrasquel, R (1, 6) OBP: 0.311, SLG: 0.333	S S S 0-3 ① K	S S S 0-3 ③ K		x 0-0 ③ 1-3		B B B B 4-0 CS BB		x 0-0 ③ F3		4	0	0	0	1	2	2
Nellie Fox, L (1, 4) OBP: 0.372, SLG: 0.343	x 0-0 E3 FC6-4		x 0-0 ① P6		x 0-0 2B 1B	x 0-0 ① ② L1 1-2			B B B B 4-0 1B 1B 1B BB	4	2	1	0	1	0	1
Minnie Minoso, R (1, 7) OBP: 0.395, SLG: 0.574	x 0-0 ② FC6-4 1-2f		x 0-0 ② 6-3		x 0-0 G3 1-H 1B 2B	B B B B 4-0 FC6 BB			x 0-0 1B 1-2 1B	4	2	2	1	1	0	1
Ferris Fain, L (1, 3) OBP: 0.381, SLG: 0.442 Bob Boyd, L (9, PR) OBP: 0.233, SLG: 0.232 (9, 3)	x 0-0 ③ G3		x 0-0 BB 1B 1B		x 0-0 ① G3 2-3	x 0-0 ③ FC6 1-2f			x 0-0 1B 1-2 2-3 1B	5 0	1 1	2 0	0 0	0 0	0 0	3 0
Cass Michaels, R (1, 5) OBP: 0.488, SLG: 0.529		x 0-0 ① 1-3	B B B B 4-0 1B 1-2 BB		x 0-0 1B 3-H 1B		x 0-0 ① F8		x 0-0 1B 1-3 2-H 3-H 1B	4	1	2	3	1	0	0
Sherm Lollar, R (1, 2) OBP: 0.390, SLG: 0.437		B B B B 4-0 1B 1B BB	x 0-0 1-3 2-H 1B		x 0-0 1B 1-3 1B		B B B B 4-0 G1-6-3 BB		x 0-0 ① 1-3 3-H 1B	3	1	3	2	2	0	0
Jim Rivera, L (1, 9) OBP: 0.297, SLG: 0.393		x 0-0 1B 1-2 1B	S S S 0-3 ③ K		x 0-0 1-2 3-H 1B		x 0-0 ② ③ G1-6-3 1-2f		x 0-0 ② L9	5	0	2	1	0	1	4
Johnny Groth, R (1, 8) OBP: 0.333, SLG: 0.410		x 0-0 1-2 2-H 1B		x 0-0 ① F2	x 0-0 ② F3			x 0-0 ① 1-3	x 0-0 ③ P6	5	0	1	1	0	0	3
Bob Keegan, R (1, 1) OBP: 0.222, SLG: 0.261		x 0-0 ② L9		x 0-0 ② 6-3	x 0-0 ③ 1-3			x 0-0 ② G3		4	0	0	0	0	0	4

Inning Stats																								
	R: 0	H: 0	R: 1	H: 2	R: 1	H: 2	R: 0	H: 0	R: 3	H: 5	R: 0	H: 0	R: 0	H: 0	R: 0	H: 0	R: 3	H: 4	1B: 12	SF: 0	WP: 0	PA: 44
	E: 1	LOB: 1	E: 0	LOB: 2	E: 0	LOB: 2	E: 0	LOB: 0	E: 0	LOB: 2	E: 0	LOB: 1	E: 0	LOB: 0	E: 0	LOB: 0	E: 0	LOB: 1	2B: 1	SAC: 0	PB: 0	
	K: 1	BB: 0	K: 1	BB: 1	K: 1	BB: 1	K: 0	BB: 0	K: 0	BB: 0	K: 0	BB: 2	K: 0	BB: 1	K: 0	BB: 0	K: 0	BB: 1	3B: 0	DP: 1	SB: 0	
	S: 6	P: 6	S: 7	P: 11	S: 7	P: 11	S: 3	P: 3	S: 8	P: 8	S: 2	P: 10	S: 2	P: 6	S: 3	P: 3	S: 6	P: 10	HR: 0	HBP: 0	CS: 1	

	AB	38
	R	8
	H	13
	RBI	8
	BB	6
	SO	3
	LOB	18

PITCHER		IP	WLS	BF	H	R	ER	SO	BB	IBB	HBP	BLK	WP	HR	S	P	ERA	WHIP
Billy Hoeft, L ERA: 4.98	(1, 1)	4.1	L	25	9	5	5	3	2	0	0	0	0	0	29	37	10.38	2.538
Ray Herbert, R ERA: 8.64	(5, 1)	4.0		17	4	3	3	0	4	0	0	0	0	0	13	29	6.75	2.000
Bob Miller, L ERA:	(9, 1)	0.2		2	0	0	0	0	0	0	0	0	0	0	2	2	0.00	0.000

PITCHER		IP	WLS	BF	H	R	ER	SO	BB	IBB	HBP	BLK	WP	HR	S	P	ERA	WHIP

BOTTOM

Chicago White Sox @ Detroit Tigers

Briggs Stadium, Detroit, MI

Fri May 21 1954, 4:33 AM EDT

Att. 41,641 - Unknown

Batter	1	2	3	4	5	6	7	8	9	AB	R	H	RBI	BB	SO	LOB
Harvey Kuenn, R (1, 6) OBP: 0.297, SLG: 0.379	F9		6-3			F8			F6	4	0	0	0	0	0	1
Frank Bolling, R (1, 4) OBP: 0.327, SLG: 0.392	FC6-4, 1B			L4-3, 1B			BBBB, FC4-6, BB		F7	3	0	2	0	1	0	1
Ray Boone, R (1, 5) OBP: 0.467, SLG: 0.560	FC6-4, 1-2f			L4-3, 1-2			FC4-6, FC6-4, 1-2f		G3	4	0	0	0	0	0	4
Jim Delsing, L (1, 7) OBP: 0.360, SLG: 0.358	L7			6-3			FC6-4, 1-2f			3	0	0	0	0	0	2
Chuck Kress, L (1, 3) OBP: 0.273, SLG: 0.238		4-3			4-3		G3			3	0	0	0	0	0	1
Al Kaline, R (1, 9) OBP: 0.310, SLG: 0.291		L6-3			L4-3			L8		3	0	0	0	0	0	0
Bill Tuttle, R (1, 8) OBP: 0.448, SLG: 0.520		5-3			6-3			BBBB, G3-6-3, BB		2	0	0	0	1	0	0
Frank House, L (1, 2) OBP: 0.411, SLG: 0.560			F7			F8		G3-6-3, 1-2f		3	0	0	0	0	0	1
Billy Hoeft, L (1, 1) Ray Herbert, R (5, 1) OBP: 0.333, SLG: 1.000 Bob Miller, R (9, 1) Fred Hatfield, L (9, PH) OBP: 0.375, SLG: 0.286			6-3			1-3			1B	1 1 0 1	0 0 0 0	0 0 0 1	0 0 0 0	0 0 0 0	0 0 0 0	0 0 0 0

Inning Stats	1	2	3	4	5	6	7	8	9
	R: 0 E: 0 K: 0 S: 4	H: 1 LOB: 1 BB: 0 P: 4	R: 0 E: 0 K: 0 S: 3	H: 0 LOB: 0 BB: 0 P: 3	R: 0 E: 0 K: 0 S: 3	H: 0 LOB: 0 BB: 0 P: 3	R: 0 E: 0 K: 0 S: 3	H: 1 LOB: 0 BB: 0 P: 3	R: 0 E: 0 K: 0 S: 3	H: 0 LOB: 0 BB: 0 P: 3	R: 0 E: 0 K: 0 S: 3	H: 0 LOB: 0 BB: 0 P: 3	R: 0 E: 0 K: 0 S: 3	H: 0 LOB: 1 BB: 1 P: 7	R: 0 E: 0 K: 0 S: 2	H: 0 LOB: 0 BB: 1 P: 6	R: 0 E: 0 K: 0 S: 4	H: 1 LOB: 1 BB: 0 P: 4

	AB	28
	R	0
	H	3
	RBI	0
	BB	2
	SO	0
	LOB	10

	1B: 3	SF: 0	WP: 0	PA: 30
	2B: 1	SAC: 0	PB: 0	
	3B: 0	DP: 2	SB: 0	
	HR: 0	HBP: 0	CS: 0	

livebaseballscorecards.com

PITCHER	IP	WLS	BF	H	R	ER	SO	BB	IBB	HBP	BLK	WP	HR	S	P	ERA	WHIP
Bob Keegan, R (1, 1) ERA: 1.91	9.0	W	30	3	0	0	0	2	0	0	0	0	0	28	36	0.00	0.556

PITCHER	IP	WLS	BF	H	R	ER	SO	BB	IBB	HBP	BLK	WP	HR	S	P	ERA	WHIP

Chicago White Sox @ Detroit Tigers

Briggs Stadium, Detroit, MI

Sat May 22 1954, 4:33 AM EDT

Att. 10,947 - Unknown

TOP

Batter	1	2	3	4	5	6	7	8	9	AB	R	H	RBI	BB	SO	LOB
Chico Carrasquel, R (1, 6) OBP: 0.316, SLG: 0.348	E5 SH1-3		F7		H 1-0 HBP		2-H 3B		SH5-3 1-2	3	1	1	1	0	0	0
Nellie Fox, L (1, 4) OBP: 0.375, SLG: 0.348	SH1-3 1-2		E S 1B		L9		F5		2-3 HR 1B	4	1	2	0	0	0	2
Minnie Minoso, R (1, 7) OBP: 0.388, SLG: 0.582	E5 4-3 2-H		P3 1-3			F8	6-3		1-H 3-H HR	5	1	1	3	0	0	2
Ferris Fain, L (1, 3) OBP: 0.374, SLG: 0.432	4-3 2-3			F8		3-1 1B 1B		1-3	G3	5	0	1	0	0	0	2
Cass Michaels, R (1, 5) OBP: 0.484, SLG: 0.514	F8			P6		1-2 3-1 1B		BBBB CS BB	6-3	4	0	1	0	1	0	2
Carl Sawatski, L (1, 2) OBP: 0.261, SLG: 0.105		P4		BBBB BB		2-3 3-1		BBBB 1-2 BB		2	0	0	0	2	0	2
Jim Rivera, L (1, 9) OBP: 0.279, SLG: 0.367		P2		P6		6-3		P5		4	0	0	0	0	0	5
Johnny Groth, R (1, 8) OBP: 0.331, SLG: 0.400		5-3			6-3		BBBB 4-0 SH2-4 3B BB	1-3		3	1	0	0	1	0	2
Don Johnson, R (1, 1) OBP: 0.455, SLG: 0.583 Harry Dorish, R (8, 1) OBP: 0.167, SLG: 0.167 Sandy Consuegra, R (8, 1) OBP: 0.200, SLG: 0.200 Billy Pierce, L (8, 1) OBP: 0.200, SLG: 0.231 Mike Fornieles, R (8, 1) OBP: 0.200, SLG: 0.200 Bud Stewart, L (9, PH) OBP: 0.000, SLG: 0.000 Bob Boyd, L (9, PR) OBP: 0.200, SLG: 0.232 Jack Harshman, L (8, 1) Bob Keegan, R (8, 1) OBP: 0.400, SLG: 0.261			4-3		P4		SH2-4 1-2		1B SH5-3 HR 1B	2 0 0 0 0 0 0 0 0 0 0 0 0 0 0 0 0 0 0 0 0 0 0 0 0 0 0 0 0 0 0 0 0 0 0 1 0 1 0 0 0 0 0 1 0 0 0 0 0 0 0 0 0 0 0 0 0 0 0 0 0 0 0						
Inning Stats	R: 1 E: 2 K: 0 S: 5 H: 0 LOB: 1 BB: 0 P: 5	R: 0 E: 0 K: 0 S: 3 H: 0 LOB: 0 BB: 0 P: 3	R: 0 E: 0 K: 0 S: 4 H: 1 LOB: 1 BB: 0 P: 4	R: 0 E: 0 K: 0 S: 3 H: 0 LOB: 1 BB: 1 P: 7	R: 0 E: 0 K: 0 S: 3 H: 0 LOB: 1 BB: 0 P: 4	R: 0 E: 0 K: 0 S: 5 H: 2 LOB: 2 BB: 0 P: 5	R: 1 E: 0 K: 0 S: 4 H: 1 LOB: 1 BB: 1 P: 8	R: 0 E: 0 K: 0 S: 3 H: 0 LOB: 2 BB: 2 P: 11	R: 3 E: 0 K: 0 S: 6 H: 3 LOB: 1 BB: 0 P: 6	1B: 5 2B: 0 3B: 1 HR: 1	SF: 0 SAC: 3 DP: 0 HBP: 1						

	AB	33
	R	5
	H	7
	RBI	4
	BB	4
	SO	0
	LOB	17

WP: 0 PB: 0 SB: 1 CS: 1 PA: 41

livebaseballscorecards.com

PITCHER		IP	WLS	BF	H	R	ER	SO	BB	IBB	HBP	BLK	WP	HR	S	P	ERA	WHIP
Ned Garver, R ERA: 1.43	(1, 1)	8.0		35	4	2	1	0	4	0	1	0	0	0	30	47	1.12	1.000
Dick Marlowe, R ERA: 3.24	(9, 1)	0.1	L	3	2	2	2	0	0	0	0	0	0	0	3	3	54.00	6.000
George Zuverink, R ERA: 5.09	(9, 1)	0.2		3	1	1	1	0	0	0	0	0	0	1	3	3	13.50	1.500

PITCHER	IP	WLS	BF	H	R	ER	SO	BB	IBB	HBP	BLK	WP	HR	S	P	ERA	WHIP

Batter	1	2	3	4	5	6	7	8	9	AB	R	H	RBI	BB	SO	LOB
Harvey Kuenn, R (1, 6) OBP: 0.308, SLG: 0.395	L8			4-3		SH1-5-4 1-2 1B		BB 1B 1-2 1B	2B 1-3	5	1	3	0	0	0	0
Frank Bolling, R (1, 4) OBP: 0.333, SLG: 0.390	F8			S 1B		SH1-5-4 1-2 2-3		BBBB 1B 1-3 4-0 BB	6-3	3	1	1	0	1	0	2
Ray Boone, R (1, 5) OBP: 0.452, SLG: 0.538	5-3			F8 1-2		6-3		F3		4	0	0	0	0	0	6
Jim Delsing, L (1, 7) OBP: 0.360, SLG: 0.351 Matt Batts, R (8, PH) OBP: 0.333, SLG: 0.333 Reno Bertoia, R (8, PR) Don Lund, R (9, 7)		F8		F8		IBB 4-0		1-3 1B 1-3 2-H 3-H		2 1 0 0	0 0 0 0	0 1 0 0	0 2 0 0	1 0 0 0	0 0 0 0	1 0 0 0
Chuck Kress, L (1, 3) OBP: 0.240, SLG: 0.208 Bob Nieman, R (8, PH) OBP: 0.364, SLG: 0.222 Dick Marlowe, R (9, 1) OBP: 1.000, SLG: 1.000 George Zuverink, R (9, 1) OBP: 0.200, SLG: 0.200		F7			4-3	P6		1-3 1-2 3-H		3 1 0 0	0 0 0 0	0 1 0 0	0 1 0 0	0 0 0 0	0 0 0 0	3 1 0 0
Al Kaline, R (1, 9) OBP: 0.308, SLG: 0.289		L4-3			1B 1B		L9	L9		4	0	1	0	0	0	2
Bill Tuttle, R (1, 8) OBP: 0.442, SLG: 0.510			F9		FC3-6 1-2 1B		K SSS		K SSS	4	0	1	0	0	2	0
Frank House, L (1, 2) OBP: 0.398, SLG: 0.538 Al Lakeman, R (9, PH)			4-3		FC3-6 1-2f		F8		F3	3 1	0 0	0 0	0 0	0 0	0 0	1 0
Ned Garver, R (1, 1) OBP: 0.227, SLG: 0.150 Fred Hatfield, L (8, PH) OBP: 0.400, SLG: 0.318 Walt Dropo, R (9, 3) OBP: 0.280, SLG: 0.360			3-1			BBBB 4-0 SH1-5-4 1B BB		BB 1B 1B 1B	2B 1B	1 1 1	0 1 0	0 1 1	0 0 0	1 0 0	0 0 0	0 0 0
Inning Stats	R: 0 E: 0 K: 0 S: 3 H: 0 LOB: 0 BB: 0 P: 3	R: 0 E: 0 K: 0 S: 3 H: 0 LOB: 0 BB: 0 P: 3	R: 0 E: 0 K: 0 S: 3 H: 0 LOB: 0 BB: 0 P: 3	R: 0 E: 0 K: 0 S: 4 H: 1 LOB: 1 BB: 0 P: 4	R: 0 E: 0 K: 0 S: 4 H: 2 LOB: 1 BB: 0 P: 4	R: 0 E: 0 K: 0 S: 4 H: 1 LOB: 3 BB: 2 P: 12	R: 0 E: 0 K: 1 S: 5 H: 0 LOB: 0 BB: 0 P: 5	R: 3 E: 0 K: 0 S: 6 H: 3 LOB: 2 BB: 1 P: 10	R: 0 E: 0 K: 1 S: 7 H: 2 LOB: 2 BB: 0 P: 7	1B: 8 2B: 1 3B: 0 HR: 0	SF: 0 SAC: 1 DP: 0 HBP: 0			WP: 0 PB: 0 SB: 1 CS: 0	PA: 38		

PITCHER		IP	WLS	BF	H	R	ER	SO	BB	IBB	HBP	BLK	WP	HR	S	P	ERA	WHIP
Don Johnson, R ERA: 1.97	(1, 1)	7.0		28	6	2	2	1	1	1	0	0	0	0	28	36	2.57	1.000
Harry Dorish, R ERA: 3.24	(8, 1)	0.0		1	0	0	0	0	1	0	0	0	0	0	0	4	∞	∞
Sandy Consuegra, R ERA: 2.52	(8, 1)	0.1		1	0	0	0	0	0	0	0	0	0	0	1	1	0.00	0.000
Billy Pierce, L ERA: 3.11	(8, 1)	0.0		1	1	0	0	0	0	0	0	0	0	0	1	1	∞	∞
Mike Fornieles, R ERA: 1.86	(8, 1)	0.2	W	2	0	1	1	0	0	0	0	0	0	0	2	2	13.50	0.000

PITCHER		IP	WLS	BF	H	R	ER	SO	BB	IBB	HBP	BLK	WP	HR	S	P	ERA	WHIP
Jack Harshman, L ERA: 9.82	(9, 1)	0.2		3	1	0	0	1	0	0	0	0	0	0	5	5	0.00	1.500
Bob Keegan, R ERA: 1.9	(9, 1)	0.1	S	2	1	0	0	0	0	0	0	0	0	0	2	2	0.00	3.000

Chicago White Sox @ Detroit Tigers

Briggs Stadium, Detroit, MI

Sat May 22 1954, 4:33 AM EDT

Att. 10,947 - Unknown

BOTTOM

livebaseballscorecards.com

AB	34
R	3
H	9
RBI	3
BB	3
SO	2
LOB	16

Batter	1	2	3	4	5	6	7	8	9	AB	R	H	RBI	BB	SO	LOB
Chico Carrasquel, R (1, 6) OBP: 0.319, SLG: 0.350	SH5-3 1B		6-3		1-2 1B		G5-4-3 1-2f		6-3	5	0	2	0	0	0	4
Nellie Fox, L (1, 4) OBP: 0.372, SLG: 0.345	SH5-3 1-2			F2	4-3			HR 1B	6-3	4	1	1	0	0	0	3
Minnie Minoso, R (1, 7) OBP: 0.389, SLG: 0.612	P6			3B		K		1-H HR	6-3	5	1	2	2	0	1	2
Ferris Fain, L (1, 3) OBP: 0.370, SLG: 0.421	F7			BB		L9		L7		3	0	0	0	1	0	1
Cass Michaels, R (1, 5) OBP: 0.474, SLG: 0.539		K		K 1-2		L6		HR		4	1	1	1	0	2	2
Sherm Lollar, R (1, 2) OBP: 0.385, SLG: 0.462		L6		6-3			F8	HR		4	1	1	1	0	0	2
Jim Rivera, L (1, 9) OBP: 0.278, SLG: 0.359		K			F7		1B 1B	L9		4	0	1	0	0	1	0
Johnny Groth, R (1, 8) OBP: 0.328, SLG: 0.395			P4		F8		BB 1-3 1B	4-3		4	0	1	0	0	0	0
Virgil Trucks, R (1, 1) OBP: 0.190, SLG: 0.190 Bud Stewart, L (7, PH) OBP: 0.267, SLG: 0.083 Sandy Consuegra, R (7, 1) OBP: 0.250, SLG: 0.250 Harry Dorish, R (8, 1) OBP: 0.167, SLG: 0.167 Willard Marshall, L (9, PH) OBP: 0.318, SLG: 0.211 Fred Marsh, R (9, PR) OBP: 0.400, SLG: 0.250 Mike Fornieles, R (9, 1) OBP: 0.250, SLG: 0.250			K		1B		BB 1-2 G5-4-3		E8	2 0 0 0 1 0 0 0	0 0 0 0 0 0 0 0	1 0 0 0 1 0 0 0	0 1 0 0 0 0 0 0	0 0 0 0 0 0 0 0	1 0 0 0 0 0 0 0	0 0 0 0 0 0 0 0
Inning Stats	R: 0 H: 1 E: 0 LOB: 1 K: 0 BB: 0 S: 4 P: 4	R: 0 H: 0 E: 0 LOB: 0 K: 2 BB: 0 S: 7 P: 7	R: 0 H: 0 E: 0 LOB: 0 K: 1 BB: 0 S: 5 P: 5	R: 0 H: 1 E: 0 LOB: 2 K: 1 BB: 1 S: 6 P: 10	R: 0 H: 2 E: 0 LOB: 2 K: 0 BB: 0 S: 5 P: 5	R: 0 H: 0 E: 0 LOB: 0 K: 1 BB: 0 S: 5 P: 5	R: 0 H: 2 E: 0 LOB: 2 K: 0 BB: 1 S: 4 P: 8	R: 4 H: 4 E: 0 LOB: 0 K: 0 BB: 0 S: 7 P: 7	R: 0 H: 1 E: 1 LOB: 1 K: 0 BB: 0 S: 4 P: 4	1B: 7 SF: 0 2B: 0 SAC: 1 3B: 1 DP: 1 HR: 3 HBP: 0						

PITCHER		IP	WLS	BF	H	R	ER	SO	BB	IBB	HBP	BLK	WP	HR	S	P	ERA	WHIP
Steve Gromek, R ERA: 2.65	(1, 1)	7.1	L	33	10	4	4	5	2	0	0	0	0	3	41	49	4.91	1.636
Ray Herbert, R ERA: 8.31	(8, 1)	0.2		2	0	0	0	0	0	0	0	0	0	0	2	2	0.00	0.000
George Zuverink, R ERA: 4.82	(9, 1)	1.0		4	1	0	0	0	0	0	0	0	0	0	4	4	0.00	1.000

PITCHER	IP	WLS	BF	H	R	ER	SO	BB	IBB	HBP	BLK	WP	HR	S	P	ERA	WHIP

TOP

Chicago White Sox @ Detroit Tigers

Briggs Stadium, Detroit, MI

Sun May 23 1954, 4:33 AM EDT

Att. 26,047 - Unknown

livebaseballscorecards.com

AB	36
R	4
H	11
RBI	4
BB	2
SO	5
LOB	14

PA: 39

WP: 0
PB: 0
SB: 1
CS: 0

BOTTOM

Chicago White Sox @ Detroit Tigers

Briggs Stadium, Detroit, MI

Sun May 23 1954, 4:33 AM EDT

Att. 26,047 - Unknown

Batter	1	2	3	4	5	6	7	8	9	AB	R	H	RBI	BB	SO	LOB
Harvey Kuenn, R (1, 6) OBP: 0.307, SLG: 0.391	SH5-3 1B		K			K		G4-6-3 1-2f 2-3 3-H		4	1	1	0	0	2	2
Frank Bolling, R (1, 4) OBP: 0.342, SLG: 0.398	SH5-3 1-2		1B			5-3		FC6-4 1B 3-H		3	0	2	1	0	0	0
Ray Boone, R (1, 5) OBP: 0.445, SLG: 0.528	CS 1B 2-H		1-3			F8		FC6-4 1-2f		4	0	1	1	0	0	2
Jim Delsing, L (1, 7) OBP: 0.347, SLG: 0.337	K 1-2			F7			6-3		K	4	0	0	0	0	2	1
Walt Dropo, R (1, 3) OBP: 0.279, SLG: 0.356		L4-3 1B		6-3			G3		K	4	0	1	0	0	1	0
Al Kaline, R (1, 9) OBP: 0.298, SLG: 0.280		L4-3 1-2		L4			L6		L6-3	4	0	0	0	0	0	1
Bill Tuttle, R (1, 8) OBP: 0.439, SLG: 0.505		K		6-3				1B 1B G4-6-3 1B		3	1	1	0	0	1	1
Frank House, L (1, 2) OBP: 0.396, SLG: 0.531		K		6-3				G4-6-3 1B 1-2 1B		3	0	1	0	0	1	1
Reno Bertoia, R (8, PR)										0	1	0	0	0	0	0
Al Lakeman, R (9, 2)										0	0	0	0	0	0	0
Steve Gromek, S (1, 1) OBP: 0.160, SLG: 0.087			6-3		K			G4-6-3 1-2 2-3 1B		2	0	0	0	0	1	0
Ray Herbert, R (8, 1) OBP: 0.333, SLG: 1.000										0	0	0	0	0	0	0
Fred Hatfield, L (8, PH) OBP: 0.423, SLG: 0.348										1	0	1	0	0	0	0
George Zuverink, R (9, 1) OBP: 0.200, SLG: 0.200										0	0	0	0	0	0	0
Inning Stats	R: 1 H: 2 E: 0 LOB: 1 K: 1 BB: 0 S: 6 P: 6	R: 0 H: 1 E: 0 LOB: 1 K: 2 BB: 0 S: 8 P: 8	R: 0 H: 1 E: 0 LOB: 1 K: 1 BB: 0 S: 6 P: 6	R: 0 H: 0 E: 0 LOB: 0 K: 0 BB: 0 S: 3 P: 3	R: 0 H: 0 E: 0 LOB: 0 K: 0 BB: 0 S: 5 P: 5	R: 0 H: 0 E: 0 LOB: 0 K: 1 BB: 0 S: 5 P: 5	R: 0 H: 0 E: 0 LOB: 0 K: 0 BB: 0 S: 3 P: 3	R: 2 H: 4 E: 0 LOB: 1 K: 0 BB: 0 S: 6 P: 6	R: 0 H: 0 E: 0 LOB: 0 K: 2 BB: 0 S: 7 P: 7	1B: 8 2B: 1 3B: 0 HR: 0	SF: 0 SAC: 1 DP: 2 HBP: 0						

	AB	32
	R	3
	H	8
	RBI	2
	BB	0
	SO	8
	LOB	8

WP: 0 PA: 33
PB: 0
SB: 0
CS: 1

PITCHER		IP	WLS	BF	H	R	ER	SO	BB	IBB	HBP	BLK	WP	HR	S	P	ERA	WHIP
Virgil Trucks, R ERA: 2.39	(1, 1)	6.0		21	4	1	1	6	0	0	0	0	0	0	33	33	1.50	0.667
Sandy Consuegra, R ERA: 3.12	(7, 1)	1.0	W	5	2	2	2	0	0	0	0	0	0	0	5	5	18.00	2.000
Harry Dorish, R ERA: 3.12	(8, 1)	1.0		4	2	0	0	0	0	0	0	0	0	0	4	4	0.00	2.000
Mike Fornieles, R ERA: 1.77	(9, 1)	1.0	S	3	0	0	0	2	0	0	0	0	0	0	7	7	0.00	0.000

PITCHER	IP	WLS	BF	H	R	ER	SO	BB	IBB	HBP	BLK	WP	HR	S	P	ERA	WHIP

livebaseballscorecards.com

Cleveland Indians @ Chicago White Sox

Comiskey Park, Chicago, IL

Tue May 25 1954, 4:33 AM EDT

Att. 43,039 - Unknown

TOP

livebaseballscorecards.com

Batter	1	2	3	4	5	6	7	8	9	AB	R	H	RBI	BB	SO	LOB
Al Smith, R (1, 7) OBP: 0.442, SLG: 0.386	K		5-3		S, 1B			F8	K	5	0	1	0	0	2	1
Bobby Avila, R (1, 4) OBP: 0.447, SLG: 0.453	P4		6-3		L3 1-2			BB, BB BB		3	0	0	0	1	0	1
Dave Philley, S (1, 9) OBP: 0.257, SLG: 0.355	K			HR	K			F8		4	1	1	1	0	2	2
Al Rosen, R (1, 3) OBP: 0.425, SLG: 0.659		1B 1B HBP		1B, BB BB		F8		BB 1-2 BB		1	1	0	0	2	0	0
Larry Doby, L (1, 8) OBP: 0.338, SLG: 0.369		K		K		L4		1-2 2-3 BB		3	0	0	0	1	2	2
Rudy Regalado, R (1, 5) OBP: 0.403, SLG: 0.456		G5-3, 1B 1-3 1B		1B 1-2 BB		F3		6-3		3	0	1	0	1	0	3
George Strickland, R (1, 6) OBP: 0.338, SLG: 0.342 Bill Glynn, L (9, PH) OBP: 0.425, SLG: 0.444		1-2 3-H 1B		G6-4-3 1-2 2-3 1B			F8		6-3	3 1	0 0	2 0	1 0	0 0	0 0	0 0
Jim Hegan, R (1, 2) OBP: 0.277, SLG: 0.419 Dale Mitchell, L (9, PH) OBP: 0.321, SLG: 0.174		G5-3 2-3f		G6-4-3 1-2f			F9		K	3 1	0 0	0 0	0 0	0 1	0 0	5 0
Bob Lemon, L (1, 1) OBP: 0.120, SLG: 0.043 Dave Pope, L (9, PH) OBP: 0.200, SLG: 0.143			K	F9			K		1B	3 1	0 0	0 1	0 0	0 0	2 0	0 0

Inning Stats	1	2	3	4	5	6	7	8	9
	R: 0 E: 0 K: 2 S: 7	H: 0 LOB: 0 BB: 0 P: 7	R: 1 E: 0 K: 1 S: 6	H: 2 LOB: 1 BB: 0 P: 7	R: 0 E: 0 K: 1 S: 5	H: 0 LOB: 0 BB: 0 P: 5	R: 1 E: 0 K: 1 S: 6	H: 2 LOB: 2 BB: 2 P: 14	R: 0 E: 0 K: 1 S: 6	H: 1 LOB: 1 BB: 0 P: 6	R: 0 E: 0 K: 0 S: 3	H: 0 LOB: 0 BB: 0 P: 3	R: 0 E: 0 K: 1 S: 5	H: 0 LOB: 0 BB: 0 P: 5	R: 0 E: 0 K: 0 S: 3	H: 0 LOB: 3 BB: 3 P: 15	R: 0 E: 0 K: 2 S: 8	H: 1 LOB: 1 BB: 0 P: 8

1B: 5	SF: 0	WP: 0
2B: 0	SAC: 0	PB: 0
3B: 0	DP: 2	SB: 1
HR: 1	HBP: 1	CS: 0

PA: 37

AB	31
R	2
H	6
RBI	2
BB	5
SO	9
LOB	14

PITCHER		IP	WLS	BF	H	R	ER	SO	BB	IBB	HBP	BLK	WP	HR	S	P	ERA	WHIP
Billy Pierce, L ERA: 3.03	(1, 1)	7.2	W	32	5	2	2	7	5	0	1	0	0	1	40	61	2.35	1.304
Virgil Trucks, R ERA: 2.34	(8, 1)	1.1	S	5	1	0	0	2	0	0	0	0	0	0	9	9	0.00	0.750

PITCHER	IP	WLS	BF	H	R	ER	SO	BB	IBB	HBP	BLK	WP	HR	S	P	ERA	WHIP

Batter	1	2	3	4	5	6	7	8	9	AB	R	H	RBI	BB	SO	LOB
Chico Carrasquel, R (1, 6) OBP: 0.309, SLG: 0.338	S S S 0-3 ① K		x 0-0 ② 6-3	x 0-0 ③ 5-3		x 0-0 E5 SH1-3 WP SF7		x 0-0 ① B5		5	1	0	0	0	1	2
Nellie Fox, L (1, 4) OBP: 0.381, SLG: 0.354	B B B B 4-0 S BB		B B B B 4-0 BB E BB BB		x 0-0 1B 2B	x 0-0 ① SH1-3 1-3		x 0-0 ② F7		2	2	1	0	2	0	1
Minnie Minoso, R (1, 7) OBP: 0.377, SLG: 0.594	x 0-0 ② F7 1-2		x 0-0 E1 BB BB 1-2		x 0-0 ① 4-3	x 0-0 ② SF7 3-H		x 0-0 ③ F8		4	0	0	1	0	0	4
Ferris Fain, L (1, 3) OBP: 0.381, SLG: 0.423	I I I 4-0 IBB		B B B B 4-0 BB 1-2 2-3 BB		x 0-0 1B 1B 2-H 1B	x 0-0 ③ 5-3				2	1	1	1	2	0	0
Cass Michaels, R (1, 5) OBP: 0.475, SLG: 0.532	x 0-0 ③ F5		B B B B 4-0 1-2 2-3 3-H BB		x 0-0 3-1 1B 1-2 1B		x 0-0 ① L7			3	0	1	1	1	0	2
Sherm Lollar, R (1, 2) OBP: 0.389, SLG: 0.474		x 0-0 ① F5	S S S 0-3 ③ K		x 0-0 3-1 1-2 2-H 1B		x 0-0 1B 2B			4	0	2	1	0	1	3
Jim Rivera, L (1, 9) OBP: 0.276, SLG: 0.353		x 0-0 ② F5		x 0-0 ① F8	x 0-0 ② 3-1 1-2 2-3		x 0-0 ② 2-H 1B			4	0	1	0	0	0	2
Johnny Groth, R (1, 8) OBP: 0.326, SLG: 0.386		x 0-0 ③ 4-3		x 0-0 ② P6	4-0 IBB		x 0-0 ③ F9			3	0	0	0	1	0	1
Billy Pierce, L (1, 1) OBP: 0.261, SLG: 0.227 Virgil Trucks, R (8, 1) OBP: 0.227, SLG: 0.227			x 0-0 ① 1-3	x 0-0 1B	x 0-0 ③ F5			x 0-0 1B		3 1	0 0	1 1	0 0	0 0	0 0	3 0
Inning Stats	R: 0 H: 0 E: 0 LOB: 2 K: 1 BB: 2 S: 5 P: 13	R: 0 H: 0 E: 0 LOB: 0 K: 0 BB: 0 S: 3 P: 3	R: 1 H: 0 E: 1 LOB: 3 K: 1 BB: 3 S: 6 P: 18	R: 0 H: 1 E: 0 LOB: 1 K: 0 BB: 0 S: 4 P: 4	R: 2 H: 4 E: 0 LOB: 3 K: 0 BB: 1 S: 7 P: 11	R: 1 H: 0 E: 1 LOB: 0 K: 0 BB: 0 S: 4 P: 4	R: 0 H: 2 E: 0 LOB: 1 K: 0 BB: 0 S: 4 P: 4	R: 0 H: 1 E: 0 LOB: 1 K: 0 BB: 0 S: 4 P: 4		1B: 6 2B: 2 3B: 0 HR: 0	SF: 1 SAC: 1 DP: 0 HBP: 0			WP: 1 PB: 0 SB: 1 CS: 0	PA: 39	

PITCHER		IP	WLS	BF	H	R	ER	SO	BB	IBB	HBP	BLK	WP	HR	S	P	ERA	WHIP
Bob Lemon, R ERA: 2.54	(1, 1)	8.0	L	39	8	4	2	2	4	2	0	0	1	0	37	61	2.25	1.500

PITCHER	IP	WLS	BF	H	R	ER	SO	BB	IBB	HBP	BLK	WP	HR	S	P	ERA	WHIP

BOTTOM

Cleveland Indians @ Chicago White Sox

Comiskey Park, Chicago, IL

Tue May 25 1954, 4:33 AM EDT

Att. 43,039 - Unknown

livebaseballscorecards.com

AB	31
R	4
H	8
RBI	4
BB	6
SO	2
LOB	18

Batter	1	2	3	4	5	6	7	8	9	AB	R	H	RBI	BB	SO	LOB
Al Smith, R (1, 7) OBP: 0.432, SLG: 0.387	F9		K		2B		7-2 3-Hf		8-2 3-Hf	5	0	1	0	0	1	4
Bobby Avila, R (1, 4) OBP: 0.448, SLG: 0.462	1-3			2B	6-3			G4-6-3 1B		4	1	2	0	0	0	1
Dave Philley, S (1, 9) OBP: 0.250, SLG: 0.344	F2			F8		5-3		G4-6-3 1-2f		4	0	0	0	0	0	2
Al Rosen, R (1, 3) OBP: 0.427, SLG: 0.684 Bill Glynn, L (9, 3) OBP: 0.425, SLG: 0.444		6-3		E 2-H 2B		HR		E6		4 0	2 0	2 0	2 0	0 0	0 0	0 0
Larry Doby, L (1, 8) OBP: 0.329, SLG: 0.358		4-3		4-3		F9		F5		4	0	0	0	0	0	2
Rudy Regalado, R (1, 5) OBP: 0.394, SLG: 0.433		BB FC6-4		E3 2-H FC6-4		4-3			6-3	3	0	0	0	1	0	0
George Strickland, R (1, 6) OBP: 0.343, SLG: 0.347		FC6-4 1-2f		FC6-4 1-2f			1B 7-2 1B		3B 1B	4	1	2	0	0	0	2
Hal Naragon, L (1, 2) OBP: 0.237, SLG: 0.222 Dale Mitchell, L (7, PH) OBP: 0.345, SLG: 0.208 Jim Hegan, R (7, PR) OBP: 0.277, SLG: 0.419 (7, 2) Joe Ginsberg, L (9, PH) OBP: 0.667, SLG: 1.500 (9, 2)			K		F9		1-3 1B		8-2 1-H 3B	2 1 0 1	0 0 0 0	0 1 0 1	0 0 0 1	0 0 0 0	1 0 0 0	0 0 0 0
Mike Garcia, R (1, 1) OBP: 0.091, SLG: 0.048 Ray Narleski, R (4, 1) Dave Pope, L (7, PH) OBP: 0.188, SLG: 0.133 Don Mossi, L (7, 1) Hank Majeski, R (9, PH) OBP: 0.500, SLG: 0.400 Bob Lemon, L (9, PR) OBP: 0.120, SLG: 0.043 Art Houtteman, R (9, 1) OBP: 0.235, SLG: 0.250 Hal Newhouser, L (9, 1)			1-3		G3		K		IBB	1 1 1 0 0 0 0 0	0 0 0 0 0 0 0 0	0 0 0 0 1 0 0 0	0 0 0 0 0 0 0 0	0 0 0 0 0 0 0 0	0 0 1 0 0 0 0 0	0 0 2 0 0 0 0 0
Inning Stats	R: 0 E: 0 K: 0 S: 3 H: 0 LOB: 0 BB: 0 P: 3	R: 0 E: 0 K: 0 S: 3 H: 0 LOB: 1 BB: 1 P: 7	R: 0 E: 0 K: 2 S: 7 H: 0 LOB: 0 BB: 0 P: 7	R: 2 E: 1 K: 0 S: 6 H: 2 LOB: 1 BB: 0 P: 6	R: 0 E: 0 K: 0 S: 4 H: 1 LOB: 1 BB: 0 P: 4	R: 1 E: 0 K: 0 S: 4 H: 1 LOB: 0 BB: 0 P: 4	R: 0 E: 0 K: 1 S: 6 H: 2 LOB: 1 BB: 0 P: 6	R: 0 E: 1 K: 0 S: 4 H: 1 LOB: 1 BB: 0 P: 4	R: 1 E: 0 K: 0 S: 4 H: 2 LOB: 1 BB: 1 P: 8	1B: 4 2B: 5 3B: 1 HR: 1 SF: 0 SAC: 0 DP: 3 HBP: 0						WP: 0 PB: 0 SB: 0 CS: 0 PA: 37

TOP

Cleveland Indians @ Chicago White Sox

Comiskey Park, Chicago, IL

Wed May 26 1954, 4:33 AM EDT

Att. 9,155 - Unknown

livebaseballscorecards.com

AB	35
R	4
H	9
RBI	3
BB	2
SO	3
LOB	13

PITCHER		IP	WLS	BF	H	R	ER	SO	BB	IBB	HBP	BLK	WP	HR	S	P	ERA	WHIP
Bob Keegan, R ERA: 2.06	(1, 1)	8.1		35	9	4	3	3	1	0	0	0	0	1	40	44	3.24	1.200
Sandy Consuegra, R ERA: 3.04	(9, 1)	0.2	W	2	0	0	0	0	0	1	0	0	0	0	1	5	0.00	0.000

PITCHER	IP	WLS	BF	H	R	ER	SO	BB	IBB	HBP	BLK	WP	HR	S	P	ERA	WHIP

BOTTOM

Cleveland Indians @ Chicago White Sox

Comiskey Park, Chicago, IL

Wed May 26 1954, 4:33 AM EDT

Att. 9,155 - Unknown

livebaseballscorecards.com

Batter	1	2	3	4	5	6	7	8	9	AB	R	H	RBI	BB	SO	LOB
Chico Carrasquel, R (1, 6) OBP: 0.324, SLG: 0.340	0-0 S 1B 1B		0-0 ① F5	4-0 1-2 BB		4-0 1-2 BB			4-0 1B FC4-2 BB	2	1	1	0	3	0	0
Nellie Fox, L (1, 4) OBP: 0.376, SLG: 0.349	0-0 ① 4-3 1-2		0-0 ② F7	0-0 ③ F7		0-0 ② F2			0-0 FC4-2 IBB 1-3 1B 1B	5	1	1	0	0	0	5
Minnie Minoso, R (1, 7) OBP: 0.377, SLG: 0.582	0-0 ② 6-3		0-0 E6 S 1B		4-0 1B E BB	0-0 ③ F8			4-0 1B FC4-2 1-2 IBB	3	2	0	0	2	0	3
Ferris Fain, L (1, 3) OBP: 0.389, SLG: 0.430	0-0 2-H 1B		0-0 S 1-H 1B		0-0 CS E 1-3 1B		0-0 ① F7		0-0 ① FC4-2 1B 1-2 2-3 3-Hf	5	0	3	2	0	0	3
Cass Michaels, R (1, 5) OBP: 0.462, SLG: 0.512	0-0 ③ 5-3		S S S 0-3 ③ K 1-2		S S S 0-3 ① K 1-2 3-H		0-0 ② 6-3		0-0 1-2 2-3 3-H 1B	5	0	1	1	0	2	3
Sherm Lollar, R (1, 2) OBP: 0.385, SLG: 0.465		0-0 ① F7		0-0 FC1-6 1B	0-0 ② F5		0-0 ③ P3			4	0	1	0	0	0	1
Jim Rivera, L (1, 9) OBP: 0.288, SLG: 0.352		0-0 S 1B		0-0 ① FC1-6 S 1-2f 1B	B B B 4-0 BB			0-0 ① F9		3	1	1	0	1	0	1
Johnny Groth, R (1, 8) OBP: 0.338, SLG: 0.393	B B B B 4-0 1-2 G4-6-3 BB			0-0 1-H BB 1B	0-0 ③ CS 2-3	0-0 BB 1B		0-0 ② L9		3	0	2	1	1	0	0
Bob Keegan, R (1, 1) OBP: 0.194, SLG: 0.222 Sandy Consuegra, R (9, 1) OBP: 0.250, SLG: 0.250	0-0 ② ③ G4-6-3 1-2f			0-0 ② F8		0-0 ① F9		0-0 ③ 6-3		4 0	0 0	0 0	0 0	0 0	0 0	4 0
Inning Stats	R: 1 E: 0 K: 0 S: 5 H: 2 LOB: 1 BB: 0 P: 5	R: 0 E: 0 K: 0 S: 3 H: 1 LOB: 1 BB: 1 P: 7	R: 1 E: 1 K: 1 S: 7 H: 1 LOB: 1 BB: 0 P: 7	R: 1 E: 0 K: 0 S: 5 H: 2 LOB: 2 BB: 1 P: 9	R: 1 E: 1 K: 1 S: 5 H: 1 LOB: 1 BB: 2 P: 13	R: 0 E: 0 K: 0 S: 4 H: 1 LOB: 2 BB: 1 P: 8	R: 0 E: 0 K: 0 S: 3 H: 0 LOB: 0 BB: 0 P: 3	R: 0 E: 0 K: 0 S: 3 H: 0 LOB: 0 BB: 0 P: 3	R: 1 E: 0 K: 0 S: 3 H: 2 LOB: 3 BB: 2 P: 11	1B: 10 2B: 0 3B: 0 HR: 0	SF: 0 SAC: 0 DP: 1 HBP: 0						

AB	34
R	5
H	10
RBI	4
BB	7
SO	2
LOB	20

WP: 0 PB: 0 SB: 5 CS: 1 PA: 42

PITCHER		IP	WLS	BF	H	R	ER	SO	BB	IBB	HBP	BLK	WP	HR	S	P	ERA	WHIP
Mike Garcia, R ERA: 3.27	(1, 1)	3.1		17	6	3	2	1	1	0	0	0	0	0	18	22	5.40	2.100
Ray Narleski, R ERA: 1.86	(4, 1)	2.2		13	2	1	1	1	4	0	0	0	0	0	11	27	3.38	2.250
Don Mossi, L ERA: 2.81	(7, 1)	2.0		6	0	0	0	0	0	0	0	0	0	0	6	6	0.00	0.000
Art Houtteman, R ERA: 3.02	(9, 1)	0.0	L	3	1	1	1	0	1	1	0	0	0	0	1	9	∞	∞
Hal Newhouser, L ERA: 1.74	(9, 1)	0.1		2	1	0	0	0	0	0	0	0	0	0	2	2	0.00	3.000

PITCHER	IP	WLS	BF	H	R	ER	SO	BB	IBB	HBP	BLK	WP	HR	S	P	ERA	WHIP

Batter	1	2	3	4	5	6	7	8	9	AB	R	H	RBI	BB	SO	LOB
Chico Carrasquel, R (1, 6) OBP: 0.330, SLG: 0.372	F7		FC3-6 1-2 1B	1-H HR		1B 1B 2B	SSS K		5-3	6	2	3	2	0	1	3
Nellie Fox, L (1, 4) OBP: 0.376, SLG: 0.346	BBBB S BB		FC3-6 S 1-2f 2-3	3-1		1B HR 2-3 1B	F8			4	1	1	0	1	0	2
Minnie Minoso, R (1, 7) OBP: 0.372, SLG: 0.573	L5 1-2		SF7 1-2 3-H		F8	BB HR 1-3 3-H 1B		F3		4	1	1	2	0	0	1
Ferris Fain, L (1, 3) OBP: 0.392, SLG: 0.427 Phil Cavarretta, L (6, 3)	1-3		F8		F9 BB 1B	BBB 4-0 HR 1-2 BB		SSS K		3 1	1 0	1 0	0 0	1 0	0 1	2 0
Cass Michaels, R (1, 5) OBP: 0.459, SLG: 0.534		E2 1B 1B		6-3	BBB S 1-2 BB	1-H 2-H 3-H HR		5-3		4	2	1	4	1	0	0
Carl Sawatski, L (1, 2) OBP: 0.320, SLG: 0.286 George Kell, R (5, PH) OBP: 0.358, SLG: 0.287 Red Wilson, R (5, 2) OBP: 0.238, SLG: 0.350		G6-4-3 1-H 1B		2B 3B	F9 2-3	6-3			E7 HBP G5-2-3 1B	2 1 2	1 0 0	2 0 1	1 0 0	0 0 0	0 0 0	0 2 0
Jim Rivera, L (1, 9) OBP: 0.306, SLG: 0.351 (9, 8)	SSS K	SSS K	BBBB 1-2 BB	X 1B		G5-2-3 HBP BB				3	0	1	0	2	2	2
Johnny Groth, R (1, 8) OBP: 0.340, SLG: 0.396 Bud Stewart, L (9, PR) OBP: 0.267, SLG: 0.083 Willard Marshall, L (9, 9) OBP: 0.318, SLG: 0.211	G6-4-3 1-2f	1B 3-H 2B	SSS K	P3		H G5-2-3 1-2 2-3 HBP				4 0 0	1 0 0	1 0 0	1 0 0	0 0 0	1 0 0	5 0 0
Mike Fornieles, R (1, 1) OBP: 0.250, SLG: 0.250 Jack Harshman, L (1, 1) OBP: 0.400, SLG: 0.250 Harry Dorish, R (6, 1) OBP: 0.125, SLG: 0.125		BBBB 4-0 FC3-6 1B SF7 BB	HR 2-H	SSS K	F7	G5-2-3 1-2 2-3 3-Hf				0 2 2	0 2 0	0 1 0	0 1 0	0 1 0	0 0 0	0 0 3
Inning Stats	R: 0 E: 0 K: 0 S: 3 H: 0 LOB: 1 BB: 1 P: 7	R: 1 E: 1 K: 1 S: 6 H: 1 LOB: 0 BB: 0 P: 6	R: 1 E: 0 K: 0 S: 4 H: 1 LOB: 1 BB: 1 P: 8	R: 4 E: 0 K: 1 S: 9 H: 4 LOB: 0 BB: 0 P: 9	R: 0 E: 0 K: 1 S: 6 H: 1 LOB: 3 BB: 2 P: 14	R: 5 E: 0 K: 1 S: 10 H: 5 LOB: 1 BB: 1 P: 14	R: 0 E: 0 K: 1 S: 5 H: 0 LOB: 0 BB: 0 P: 5	R: 0 E: 0 K: 1 S: 5 H: 0 LOB: 0 BB: 0 P: 5	R: 0 E: 1 K: 0 S: 3 H: 1 LOB: 3 BB: 1 P: 8	1B: 8 2B: 2 3B: 1 HR: 2 SF: 1 SAC: 0 DP: 2 HBP: 1					WP: 0 PB: 0 SB: 3 CS: 0	PA: 46	

TOP

Chicago White Sox @ Baltimore Orioles

Memorial Stadium, Baltimore, MD

Fri May 28 1954, 3:33 AM EDT

Unknown

livebaseballscorecards.com

AB	38
R	11
H	13
RBI	11
BB	6
SO	6
LOB	20

PITCHER		IP	WLS	BF	H	R	ER	SO	BB	IBB	HBP	BLK	WP	HR	S	P	ERA	WHIP
Lou Kretlow, R ERA: 6.41	(1, 1)	4.0	L	20	6	6	5	2	2	0	0	0	0	1	22	30	11.25	2.000
Jay Heard, L ERA: 13.5	(5, 1)	2.0		15	6	5	5	2	3	0	0	0	0	1	16	28	22.50	4.500
Mike Blyzka, R ERA: 12.27	(7, 1)	2.0		6	0	0	0	2	0	0	0	0	0	0	10	10	0.00	0.000
Marlin Stuart, R ERA: 3.6	(9, 1)	1.0		5	1	0	0	0	1	0	1	0	0	0	3	8	0.00	2.000

PITCHER	IP	WLS	BF	H	R	ER	SO	BB	IBB	HBP	BLK	WP	HR	S	P	ERA	WHIP

Batter	1	2	3	4	5	6	7	8	9	AB	R	H	RBI	BB	SO	LOB
Cal Abrams, L (1, 8) OBP: 0.288, SLG: 0.188	F8 ①	P6 ②		5-3 ②		F3 ①	F8 ①	FC6-4 ③ 1-2f		2	0	0	0	0	0	0
Chuck Diering, R (4, PH) OBP: 0.300, SLG: 0.250 (5, 8)										4	0	0	0	0	0	2
Jim Brideweser, R (1, 6) OBP: 0.526, SLG: 0.611	BB 1B 2B 1B	2B 1B		1B		1B 1B 1-2 BB	1B 1B		6-3 ①	5	2	4	0	1	0	0
Dick Kryhoski, L (1, 3) OBP: 0.337, SLG: 0.427	BB 2B 1-2 1B	1-3 2B		K ③		1B 1B 1-3 2-H 1B	F7 ②		F9 ②	6	2	3	1	0	1	2
Sam Mele, R (1, 7) OBP: 0.270, SLG: 0.357	2B 1-2 2-3 BB	IBB			F9 ①	1B 1B 1-2 3-H 1B	BB 1-3 1B		G3 ③	4	1	2	1	2	0	0
Vic Wertz, L (1, 9) OBP: 0.280, SLG: 0.247	K ②	F8 ③			BB BB	BB 1B 1-2 2-H 1B	1-2 BB			2	0	0	0	1	1	6
Bob Kennedy, R (6, PH) OBP: 0.314, SLG: 0.258 (7, 9)										1	0	1	1	1	0	0
Vern Stephens, R (1, 5) OBP: 0.309, SLG: 0.427	1-3 2-H 3-H 2B		F8 ①		1-2 BB	BB 1B 1-2 2-H 1B	F8 ③			4	0	2	3	1	0	3
Clint Courtney, L (1, 2) OBP: 0.290, SLG: 0.340	IBB	5-3 ②			F2 ②	K ②		FC4-6 1B		1	0	0	0	1	0	0
Les Moss, R (5, PH) OBP: 0.381, SLG: 0.450 (6, 2)										3	0	1	0	0	1	4
Bobby Young, L (1, 4) OBP: 0.328, SLG: 0.342	K ③	F2 ③			F9 ③	1-2 2-3 BB		FC4-6 ① 1-2f FC6-4		2	0	0	0	0	1	3
Chico Garcia, R (5, PH) OBP: 0.143, SLG: 0.077 (6, 4)										2	0	0	0	1	0	3
Lou Kretlow, R (1, 1) OBP: 0.250, SLG: 0.250		5-3 ①		K ①		BB 1B BB		F9 ②		1	0	0	0	0	0	0
Don Larsen, R (4, PH) OBP: 0.250, SLG: 0.304						K				1	0	0	0	0	1	0
Jay Heard, L (5, 1)										0	0	0	0	0	0	0
Billy Hunter, R (6, PH) OBP: 0.247, SLG: 0.261										0	1	0	0	1	0	0
Eddie Waitkus, L (6, PH) OBP: 0.211, SLG: 0.167										1	0	0	0	0	1	3
Mike Blyzka, R (7, 1)										0	0	0	0	0	0	0
Gil Coan, L (8, PH) OBP: 0.281, SLG: 0.203										1	0	0	0	0	0	1
Marlin Stuart, L (9, 1)										0	0	0	0	0	0	0
Inning Stats	R: 2 E: 0 K: 2 S: 10 H: 3 LOB: 3 BB: 2 P: 18	R: 0 E: 0 K: 0 S: 5 H: 2 LOB: 3 BB: 1 P: 9	R: 0 E: 0 K: 0 S: 3 H: 0 LOB: 0 BB: 0 P: 3	R: 0 E: 0 K: 2 S: 8 H: 1 LOB: 1 BB: 0 P: 8	R: 0 E: 0 K: 0 S: 3 H: 0 LOB: 2 BB: 2 P: 11	R: 4 E: 0 K: 2 S: 11 H: 4 LOB: 3 BB: 3 P: 23	R: 0 E: 0 K: 0 S: 5 H: 2 LOB: 3 BB: 1 P: 9	R: 0 E: 0 K: 0 S: 4 H: 1 LOB: 1 BB: 0 P: 4	R: 0 E: 0 K: 0 S: 3 H: 0 LOB: 0 BB: 0 P: 3	1B: 11 2B: 2 3B: 0 HR: 0 SF: 0 SAC: 0 DP: 0 HBP: 0						

PITCHER		IP	WLS	BF	H	R	ER	SO	BB	IBB	HBP	BLK	WP	HR	S	P	ERA	WHIP
Mike Fornieles, R ERA: 2.57	(1, 1)	0.2		7	3	2	2	1	1	1	0	0	0	0	7	15	27.00	6.000
Jack Harshman, L ERA: 9.0	(1, 1)	4.2	W	25	6	4	4	3	4	1	0	0	0	0	26	46	7.71	2.143
Harry Dorish, R ERA: 2.73	(6, 1)	3.2	S	17	4	0	0	2	2	0	0	0	0	0	19	27	0.00	1.636

PITCHER	IP	WLS	BF	H	R	ER	SO	BB	IBB	HBP	BLK	WP	HR	S	P	ERA	WHIP

BOTTOM

Chicago White Sox @ Baltimore Orioles

Memorial Stadium, Baltimore, MD

Fri May 28 1954, 3:33 AM EDT

Unknown

livebaseballscorecards.com

AB	40
R	6
H	13
RBI	6
BB	9
SO	6
LOB	27

WP: 0 PA: 49
PB: 0
SB: 0
CS: 0

Chicago White Sox @ Baltimore Orioles

Memorial Stadium, Baltimore, MD

Fri May 28 1954, 3:38 AM EDT

Att. 23,184 - Unknown

TOP

Batter	1	2	3	4	5	6	7	8	9	AB	R	H	RBI	BB	SO	LOB
Chico Carrasquel, R (1, 6) OBP: 0.335, SLG: 0.369	BBBB 4-0 SH5-3 3B BB	BBBB 4-0 BLK S E BB	x 0-0 ② 5-3			x 0-0 ① 4-3		x 0-0 ① FC1-4 1-2r 1B 1B	x 0-0 1B E 1B	4	4	1	0	2	0	1
Nellie Fox, L (1, 4) OBP: 0.377, SLG: 0.348	x 0-0 ① SH5-3 1-2	x 0-0 E5 BB 1-H 2B	x 0-0 ③ 4-3			x 0-0 ② F7		x 0-0 1B 1-2 SF9 1B	x 0-0 1-2 E 1B	5	3	2	1	0	0	0
Minnie Minoso, R (1, 9) (7, 7) OBP: 0.376, SLG: 0.574	x 0-0 ② P4	BBBB 4-0 1-2 2B BB		x 0-0 ① F8		x 0-0 E 2B		x 0-0 S 1-3 2-H 1B 1B	x 0-0 E9 BB 1-H 2-H 1B	5	4	2	1	1	0	1
Ferris Fain, L (1, 3) OBP: 0.396, SLG: 0.452	x 0-0 1B 2-H 3B	x 0-0 1-H 2-H 2B		x 0-0 ② L5		x 0-0 E7 2-H		x 0-0 ② SF9 1-2 3-H	BBBB 4-0 1B 1-2 BB	4	1	2	4	1	0	0
George Kell, R (1, 7) (7, 5) OBP: 0.365, SLG: 0.293	x 0-0 BB 3-H 1B	x 0-0 E6		x 0-0 ③ F2		x 0-0 ③ 5-3		BBBB 4-0 1B BB	x 0-0 1-2 2-H 1B	5	0	2	2	1	0	2
Cass Michaels, R (1, 5) OBP: 0.451, SLG: 0.516 Willard Marshall, L (7, 9) OBP: 0.333, SLG: 0.238	BBBB 4-0 1-2 BB	x 0-0 ② F7			x 0-0 ① 6-3		x 0-0 ① F7	x 0-0 1-3 2-H 1B	x 0-0 ③ F3	3 2	0 0	0 1	0 1	1 0	0 0	2 2
Carl Sawatski, L (1, 2) OBP: 0.267, SLG: 0.231	x 0-0 ③ 1-3 SSS	0-3 ③ K			x 0-0 ② 4-3		x 0-0 ② F4 SSS	0-3 ③ K		5	0	0	0	0	2	6
Jim Rivera, L (1, 8) OBP: 0.322, SLG: 0.397		x 0-0 HR	x 0-0 S SF8 1B		BBBB 4-0 BB		x 0-0 ③ 3-1		x 0-0 ① L3	4	2	2	1	1	0	0
Don Johnson, R (1, 1) OBP: 0.067, SLG: 0.071 Sandy Consuegra, R (5, 1) OBP: 0.300, SLG: 0.222		x 0-0 ① F3	x 0-0 ① SF8 1-H		x 0-0 ③ 1-3			BBBB 4-0 FC1-4 BB	SSS 0-3 ② K	2 1	0 0	0 0	1 0	0 1	0 1	1 0
Inning Stats	R: 2 E: 0 K: 0 S: 5 H: 2 LOB: 2 BB: 2 P: 13	R: 4 E: 2 K: 1 S: 9 H: 2 LOB: 2 BB: 2 P: 17	R: 1 E: 0 K: 0 S: 4 H: 1 LOB: 0 BB: 0 P: 4	R: 0 E: 0 K: 0 S: 3 H: 0 LOB: 0 BB: 0 P: 3	R: 0 E: 0 K: 0 S: 3 H: 0 LOB: 1 BB: 1 P: 7	R: 1 E: 1 K: 0 S: 5 H: 1 LOB: 1 BB: 0 P: 5	R: 0 E: 0 K: 0 S: 3 H: 0 LOB: 0 BB: 0 P: 3	R: 3 E: 0 K: 1 S: 8 H: 3 LOB: 2 BB: 2 P: 16	R: 3 E: 1 K: 1 S: 9 H: 3 LOB: 2 BB: 1 P: 13	1B: 8 2B: 2 3B: 1 HR: 1 SF: 2 SAC: 1 DP: 0 HBP: 0						

livebaseballscorecards.com

AB	40
R	14
H	12
RBI	11
BB	8
SO	3
LOB	15

WP: 0 PA: 51
PB: 0
SB: 4
CS: 0

PITCHER		IP	WLS	BF	H	R	ER	SO	BB	IBB	HBP	BLK	WP	HR	S	P	ERA	WHIP
Bob Turley, R ERA: 2.51	(1, 1)	2.0	L	16	4	6	5	1	4	0	0	1	0	1	14	30	22.50	4.000
Mike Blyzka, R ERA: 8.1	(3, 1)	3.0		11	1	1	1	0	1	0	0	0	0	0	10	14	3.00	0.667
Marlin Stuart, R ERA: 4.26	(6, 1)	4.0		24	7	7	3	2	3	0	0	0	0	0	25	37	6.75	2.500

PITCHER	IP	WLS	BF	H	R	ER	SO	BB	IBB	HBP	BLK	WP	HR	S	P	ERA	WHIP

Batter	1	2	3	4	5	6	7	8	9	AB	R	H	RBI	BB	SO	LOB
Cal Abrams, L (1, 8) OBP: 0.323, SLG: 0.212	BBBB 4-0 4-3 BB	x 0-0 1-2 2-3 3-H 1B		BBBB 4-0 1-2 2-3 FC4 BB	x 0-0 ② 1-3 1-2 2-3		SSS 0-3 ③ K		x 0-0 FC5 1-H 3-H E8 1B	4	0	2	2	2	1	2
Jim Brideweser, R (1, 6) OBP: 0.400, SLG: 0.458	x 0-0 ① P3 SSS	x 0-3 ③ K		x 0-0 ③ FC4 1-2f	SSS 0-3 ③ K			x 0-0 ① 1-3	x 0-0 ② 1-3	6	0	0	0	0	2	10
Dick Kryhoski, L (1, 3) OBP: 0.348, SLG: 0.419	x 0-0 ② 4-3 1-2	x 0-0 ① F8		x 0-0 1B 1B 1B	x 0-0 1B 1B 1B	BBBB 4-0 BB SF7 BB		BBBB 4-0 FC1-6 1B BB	x 0-0 ③ FC5 2-3	4	2	1	0	2	0	2
Vern Stephens, R (1, 5) OBP: 0.319, SLG: 0.430	x 0-0 ③ 4-3	x 0-0 ② F5		x 0-0 1B 1B 1B 1-2	x 0-0 1B 1B 1B 1-2	BBBB 4-0 BB 1-2 BB		x 0-0 FC1-6 1-2 1B		4	1	2	0	1	0	1
Vic Wertz, L (1, 9) OBP: 0.286, SLG: 0.247	x 0-0 ① 6-3	SSS 0-3 ③ K		x 0-0 1B 1B 1B 2-H	BBBB 4-0 G6-4-3 1-2 2-3 BB			x 0-0 ② FC1-6 1-2f 2-3		4	1	1	1	1	2	
Clint Courtney, L (1, 2) OBP: 0.286, SLG: 0.337	x 0-0 ② F7		x 0-0 BB BB 1B	x 0-0 ① F7	x 0-0 ① SF7 3-H			x 0-0 ③ 1-3		4	0	1	1	0	0	4
Bob Kennedy, R (1, 7) OBP: 0.350, SLG: 0.306	x 0-0 BB WP 1B 1B		x 0-0 ① F3	x 0-0 1B 1B 1B 1-3 2-H	x 0-0 ② ③ G6-4-3 1-2f				x 0-0 1B 1B 1B	5	3	3	1	0	0	3
Bobby Young, L (1, 4) OBP: 0.338, SLG: 0.342	BBBB 4-0 1B BB 1-2 BB		BBBB 4-0 BB 1-2 BB	x 0-0 1-3 1B 1-2 1B			x 0-0 ① 1-3		x 0-0 ① F7	3	0	1	0	2	0	1
Bob Turley, R (1, 1) OBP: 0.083, SLG: 0.043 Gil Coan, L (2, PH) OBP: 0.289, SLG: 0.203 Mike Blyzka, R (3, 1) Sam Mele, R (5, PH) OBP: 0.276, SLG: 0.363 Marlin Stuart, L (6, 1) Chuck Diering, R (9, PH) OBP: 0.314, SLG: 0.267	BBBB 4-0 1B 1-2 2-3 BB		SSS 0-3 ② K	x 0-0 1-3 1-2 2-H 3-H 1B			SSS 0-3 ② K		x 0-0 1B E 1-3 1B	0 0 1 1 1 1	0 0 0 0 0 1	0 0 0 0 0 1	0 0 0 0 0 0	0 1 0 2 1 0	0 0 1 0 0 0	0 0 2 0 0 0
Inning Stats	R: 0 E: 0 K: 0 S: 3 H: 0 LOB: 1 BB: 1 P: 7	R: 1 E: 0 K: 1 S: 7 H: 2 LOB: 3 BB: 2 P: 15	R: 0 E: 0 K: 1 S: 5 H: 0 LOB: 0 BB: 0 P: 5	R: 0 E: 0 K: 1 S: 6 H: 1 LOB: 3 BB: 2 P: 14	R: 4 E: 0 K: 1 S: 11 H: 6 LOB: 2 BB: 0 P: 11	R: 1 E: 0 K: 0 S: 2 H: 0 LOB: 1 BB: 3 P: 14	R: 0 E: 0 K: 2 S: 7 H: 0 LOB: 0 BB: 0 P: 7	R: 0 E: 0 K: 0 S: 4 H: 1 LOB: 2 BB: 1 P: 8	R: 2 E: 1 K: 0 S: 6 H: 3 LOB: 1 BB: 0 P: 6	1B: 13 2B: 0 3B: 0 HR: 0 SF: 1 SAC: 0 DP: 1 HBP: 0						

PITCHER		IP	WLS	BF	H	R	ER	SO	BB	IBB	HBP	BLK	WP	HR	S	P	ERA	WHIP
Don Johnson, R ERA: 2.7	(1, 1)	4.1		27	9	5	5	3	5	0	0	0	1	0	28	48	10.38	3.231
Sandy Consuegra, R ERA: 3.16	(5, 1)	4.2	W	21	4	3	2	3	4	0	0	0	0	0	23	39	3.86	1.714

PITCHER	IP	WLS	BF	H	R	ER	SO	BB	IBB	HBP	BLK	WP	HR	S	P	ERA	WHIP

BOTTOM

Chicago White Sox @ Baltimore Orioles

Memorial Stadium, Baltimore, MD

Fri May 28 1954, 3:38 AM EDT

Att. 23,184 - Unknown

livebaseballscorecards.com

AB	38
R	8
H	13
RBI	7
BB	9
SO	6
LOB	27

Batter	1	2	3	4	5	6	7	8	9	AB	R	H	RBI	BB	SO	LOB
Chico Carrasquel, R (1, 6) OBP: 0.346, SLG: 0.394	BBBB 4-0 BB 1B BB	x 0-0 ② PO 2-H 1B	x 0-0 2-H HR	x 0-0 1B 1-2 2-H 3-H 1B	x 0-0 ③ 6-3	x 0-0 ③ F8		5	2	3	4	1	0	0
Nellie Fox, L (1, 4) OBP: 0.372, SLG: 0.344	x 0-0 ① F9	x 0-0 ③ PO 2-3	x 0-0 FC6-4 BB SF7 1B	x 0-0 ③ F8	x 0-0 ② F9	x 0-0 E4 1B S E		5	2	1	0	0	0	3
Minnie Minoso, R (1, 9) (4, 7) (6, 9) (7, 7) OBP: 0.388, SLG: 0.576	BBBB 4-0 1B 1-2 BB	BBBB 4-0 FC6-4 1-2 BB	x 0-0 ① L8	x 0-0 S 1-3 2-H 1B	x 0-0 FC1-6 1-3 1B			3	0	2	1	2	0	0
Ferris Fain, L (1, 3) Phil Cavarretta, L (9, 3) OBP: 0.390, SLG: 0.443	x 0-0 S 1-3 2-H 1B	x 0-0 ① FC6-4 1-2f 2-3	x 0-0 ② F9	SSS 0-3 ③ K 1-2	x 0-0 ① FC1-6 1B 1-2f 3-H			5 0	0 0	1 0	1 0	0 0	1 0	5 0
George Kell, R (1, 7) (4, 9) (6, 7) (7, 5) OBP: 0.358, SLG: 0.284	SSS 0-3 ② K 1-2	x 0-0 ② SF7 3-H	SSS 0-3 ③ K	BBBB 4-0 BB 1B BB	x 0-0 ② P6			3	1	0	1	1	2	3
Cass Michaels, R (1, 5) Willard Marshall, L (7, 9) OBP: 0.462, SLG: 0.516 OBP: 0.360, SLG: 0.273	BBBB 4-0 BB	x 0-0 ③ F7		x 0-0 1B FC6-2 1B	BBBB 4-0 1B SF8 1-2 BB	x 0-0 FC5-4 1-2 1B		2 1	1 0	1 1	0 0	2 0	0 0	1 0
Sherm Lollar, R (1, 2) OBP: 0.385, SLG: 0.462	x 0-0 ③ F2			x 0-0 ① F7	x 0-0 FC6-2 BB 1-3 1B 1B	x 0-0 SF8 1-3 2-H SF8 1B	x 0-0 ③ FC5-4 1-2f	5	2	2	1	0	0	5
Jim Rivera, L (1, 8) OBP: 0.347, SLG: 0.432		x 0-0 SH2-4 1B 1B	x 0-0 HR 2B	BBBB 4-0 FC6-2 1-2 1B BB	x 0-0 SF8 2-3 3-H	x 0-0 CS 1B		3	2	3	1	1	0	0
Virgil Trucks, R (1, 1) OBP: 0.192, SLG: 0.200		x 0-0 ① SH2-4 1-2	SSS 0-3 ② K	x 0-0 ① FC6-2 1B 1-2 2-3 3-Hf 1B	x 0-0 ② SF8 3-H	x 0-0 ①② 1-3 1-2		3	1	0	1	0	1	5
Inning Stats	R: 1 H: 1 E: 0 LOB: 3 K: 1 BB: 3 S: 6 P: 18	R: 0 H: 2 E: 0 LOB: 0 K: 0 BB: 0 S: 3 P: 3	R: 1 H: 1 E: 0 LOB: 1 K: 0 BB: 1 S: 4 P: 8	R: 2 H: 2 E: 0 LOB: 0 K: 1 BB: 0 S: 7 P: 7	R: 0 H: 0 E: 0 LOB: 0 K: 1 BB: 0 S: 5 P: 5	R: 3 H: 4 E: 0 LOB: 2 K: 1 BB: 1 S: 9 P: 13	R: 3 H: 1 E: 0 LOB: 0 K: 0 BB: 2 S: 4 P: 12	R: 1 H: 2 E: 2 LOB: 2 K: 0 BB: 0 S: 6 P: 6	R: 0 H: 1 E: 0 LOB: 0 K: 0 BB: 0 S: 3 P: 3	1B: 12 SF: 3 2B: 1 SAC: 1 3B: 0 DP: 0 HR: 1 HBP: 0						

PITCHER		IP	WLS	BF	H	R	ER	SO	BB	IBB	HBP	BLK	WP	HR	S	P	ERA	WHIP
Joe Coleman, R ERA: 2.93	(1, 1)	5.2	L	30	10	7	7	3	5	0	0	0	0	1	31	51	11.12	2.647
Lou Kretlow, R ERA: 7.07	(6, 1)	1.1		7	1	3	3	1	2	0	0	0	0	0	7	15	20.25	2.250
Mike Blyzka, R ERA: 6.23	(8, 1)	2.0		9	3	1	0	0	0	0	0	0	0	0	9	9	0.00	1.500

PITCHER	IP	WLS	BF	H	R	ER	SO	BB	IBB	HBP	BLK	WP	HR	S	P	ERA	WHIP

TOP

Chicago White Sox @ Baltimore Orioles

Memorial Stadium, Baltimore, MD

Sat May 29 1954, 3:33 AM EDT
Att. 11,750 - Unknown

livebaseballscorecards.com

AB	35
R	11
H	14
RBI	10
BB	7
SO	4
LOB	22

WP: 0 PA: 47
PB: 0
SB: 3
CS: 1

Batter	1	2	3	4	5	6	7	8	9	AB	R	H	RBI	BB	SO	LOB
Cal Abrams, L (1, 8) OBP: 0.348, SLG: 0.268	FC4-6 2B		BB 1B 1B 1B		4-3		1-3 3-H 4-3 1B			4	1	3	1	0	0	0
Jim Brideweser, R (1, 6) OBP: 0.414, SLG: 0.444	BBBB FC4-6 BB		1-2 BB 1B 1B		F2		1-2 3-H 4-3			3	1	1	1	1	0	1
Dick Kryhoski, L (1, 3) OBP: 0.333, SLG: 0.400	1-2f 2-3 FC4-6		P4		G3		F8			4	0	0	0	0	0	5
Sam Mele, R (1, 9) OBP: 0.276, SLG: 0.353	SSS K		BBBB 1-2 2-3 1B BB			F8		SSS K		3	0	0	0	1	2	2
Vern Stephens, R (1, 5) OBP: 0.324, SLG: 0.432	P6		1-3 2-H 3-H 1B			G6-4-3 1B		5-3		4	0	2	2	0	0	2
Jim Fridley, R (1, 7) OBP: 0.250, SLG: 0.294		SSS K	F8			1-2f G6-4-3		F8		4	0	0	0	0	1	3
Bobby Young, L (1, 4) OBP: 0.336, SLG: 0.339		6-3		F5			1B 1B 1B		SSS K	4	1	1	0	0	1	0
Ray Murray, R (1, 2) OBP: 0.263, SLG: 0.368		F3		SSS K			1-3 1B 4-3 1B		1-3	4	1	1	0	0	1	0
Joe Coleman, R (1, 1) OBP: 0.130, SLG: 0.227			F5	F5			SSS K		4-3	2	0	0	0	0	0	0
Lou Kretlow, R (6, 1) OBP: 0.250, SLG: 0.250										0	0	0	0	0	0	0
Gil Coan, L (7, PH) OBP: 0.286, SLG: 0.200										1	0	0	0	0	1	2
Mike Blyzka, R (8, 1)										0	0	0	0	0	0	0
Clint Courtney, L (9, PH) OBP: 0.283, SLG: 0.333										1	0	0	0	0	0	0
Inning Stats	R: 0 E: 0 K: 1 S: 6 H: 1 LOB: 2 BB: 1 P: 10	R: 0 E: 0 K: 1 S: 5 H: 0 LOB: 0 BB: 0 P: 5	R: 2 E: 0 K: 0 S: 6 H: 3 LOB: 2 BB: 1 P: 10	R: 0 E: 0 K: 1 S: 5 H: 0 LOB: 0 BB: 0 P: 5	R: 0 E: 0 K: 0 S: 3 H: 0 LOB: 0 BB: 0 P: 3	R: 0 E: 0 K: 0 S: 3 H: 1 LOB: 0 BB: 0 P: 3	R: 2 E: 0 K: 1 S: 8 H: 3 LOB: 1 BB: 0 P: 8	R: 0 E: 0 K: 1 S: 5 H: 0 LOB: 0 BB: 0 P: 5	R: 0 E: 0 K: 1 S: 5 H: 0 LOB: 0 BB: 0 P: 5	1B: 7 2B: 1 3B: 0 HR: 0 SF: 0 SAC: 0 DP: 1 HBP: 0							

PITCHER	IP	WLS	BF	H	R	ER	SO	BB	IBB	HBP	BLK	WP	HR	S	P	ERA	WHIP
Virgil Trucks, R (1, 1) ERA: 2.54	9.0	W	36	8	4	4	6	2	0	0	0	0	0	46	54	4.00	1.111

PITCHER	IP	WLS	BF	H	R	ER	SO	BB	IBB	HBP	BLK	WP	HR	S	P	ERA	WHIP

BOTTOM

Chicago White Sox @ Baltimore Orioles

Memorial Stadium, Baltimore, MD

Sat May 29 1954, 3:33 AM EDT
Att. 11,750 - Unknown

livebaseballscorecards.com

AB	34
R	4
H	8
RBI	4
BB	2
SO	6
LOB	15

WP: 0 PB: 0 SB: 0 CS: 0 PA: 36

Batter	1	2	3	4	5	6	7	8	9	AB	R	H	RBI	BB	SO	LOB
Chico Carrasquel, R (1, 6) OBP: 0.344, SLG: 0.387	P4		F5		BB		1-3			3	0	0	0	1	0	0
Nellie Fox, L (1, 4) OBP: 0.380, SLG: 0.349	G6-4-3, 1B		1B		4-3			BB FC5-4		3	0	2	0	1	0	1
Minnie Minoso, R (1, 7) OBP: 0.385, SLG: 0.568	G6-4-3 1-2f		F9			5-3 SF8 BB, 1B		1B FC5-4 1-2f		4	2	1	0	0	0	3
Ferris Fain, L (1, 3) OBP: 0.399, SLG: 0.444		F3		BB		5-3 1-2 BB		4-3 1-3 1B		2	0	1	0	2	0	0
George Kell, R (1, 5) OBP: 0.347, SLG: 0.274		E4, 1B		L4		5-3 1-2 2-3		4-3 1-2 3-H		4	0	0	1	0	0	4
Willard Marshall, L (1, 9) OBP: 0.345, SLG: 0.280		1-2 1B		F8		SF8 3-H		3-1		3	0	1	1	0	0	2
Jim Rivera, L (1, 8) OBP: 0.343, SLG: 0.424		K		G3		F2			G6-4-3, 1B	4	0	1	0	0	1	4
Sherm Lollar, R (1, 2) OBP: 0.373, SLG: 0.444		P5			K		F7		G6-4-3 1-2f	4	0	0	0	0	1	3
Al Sima, R (1, 1) Mike Fornieles, R (3, 1) OBP: 0.167, SLG: 0.167 Phil Cavarretta, L (9, PH)			K		6-3		F8		P4	1 2 1	0 0 0	0 0 0	0 0 0	1 0 0	0 0 0	0 0 0
Inning Stats	R: 0 E: 0 K: 0 S: 3 H: 1 LOB: 0 BB: 0 P: 3	R: 0 E: 1 K: 1 S: 7 H: 1 LOB: 2 BB: 0 P: 7	R: 0 E: 0 K: 1 S: 6 H: 1 LOB: 1 BB: 0 P: 6	R: 0 E: 0 K: 0 S: 3 H: 0 LOB: 1 BB: 1 P: 7	R: 0 E: 0 K: 1 S: 5 H: 0 LOB: 1 BB: 1 P: 9	R: 1 E: 0 K: 0 S: 4 H: 1 LOB: 1 BB: 1 P: 8	R: 0 E: 0 K: 0 S: 3 H: 0 LOB: 0 BB: 0 P: 3	R: 1 E: 0 K: 0 S: 4 H: 1 LOB: 1 BB: 1 P: 8	R: 0 E: 0 K: 0 S: 3 H: 1 LOB: 0 BB: 0 P: 3	1B: 6 2B: 0 3B: 0 HR: 0	SF: 1 SAC: 0 DP: 2 HBP: 0					

PITCHER	IP	WLS	BF	H	R	ER	SO	BB	IBB	HBP	BLK	WP	HR	S	P	ERA	WHIP
Don Larsen, R (1, 1) ERA: 4.04	9.0	W	36	6	2	2	3	4	0	0	0	0	0	38	54	2.00	1.111

PITCHER	IP	WLS	BF	H	R	ER	SO	BB	IBB	HBP	BLK	WP	HR	S	P	ERA	WHIP

TOP

Chicago White Sox @ Baltimore Orioles

Memorial Stadium, Baltimore, MD

Sun May 30 1954, 3:33 AM EDT

Att. 11,287 - Unknown

livebaseballscorecards.com

AB	31
R	2
H	6
RBI	2
BB	4
SO	3
LOB	17

Batter	1	2	3	4	5	6	7	8	9	AB	R	H	RBI	BB	SO	LOB
Cal Abrams, L (1, 8) OBP: 0.347, SLG: 0.271	G6-3 1B		SH FC1-5 1-2			1-3	4-3			3	0	1	0	0	0	1
Jim Brideweser, R (1, 6) OBP: 0.364, SLG: 0.387	G6-3 1-2f		FC1-5 G1-6-3 1-2 2-3f			5-3		G3		4	0	0	0	0	0	3
Eddie Waitkus, L (1, 3) OBP: 0.230, SLG: 0.241	HR		G1-6-3 1-2f			4-3		G4-6-3 1B		4	1	2	1	0	0	2
Sam Mele, R (1, 9) OBP: 0.267, SLG: 0.342	6-3			F5			F8	G4-6-3 1-2f		4	0	0	0	0	0	1
Vern Stephens, R (1, 5) OBP: 0.331, SLG: 0.444		6-3 SF7 2B		P4			HR 1B			3	2	2	0	0	0	0
Jim Fridley, R (1, 7) OBP: 0.261, SLG: 0.450		6-3 2-3		F2			1-H HR			3	1	1	2	0	0	1
Chico Garcia, R (1, 4) OBP: 0.118, SLG: 0.067		SF7 3-H			L4		1-3			2	0	0	1	0	0	0
Ray Murray, R (1, 2) OBP: 0.273, SLG: 0.455		F7			4-3		1B 3B			3	1	1	0	0	0	0
Don Larsen, R (1, 1) OBP: 0.296, SLG: 0.320			BBBB FC1-5 E BB		F2		3-H 1B			2	0	1	1	1	0	0
Inning Stats	R: 1 E: 0 K: 0 S: 4 H: 2 LOB: 0 BB: 0 P: 4	R: 1 E: 0 K: 0 S: 4 H: 1 LOB: 0 BB: 0 P: 4	R: 0 E: 1 K: 0 S: 3 H: 0 LOB: 1 BB: 1 P: 7	R: 0 E: 0 K: 0 S: 3 H: 0 LOB: 0 BB: 0 P: 3	R: 0 E: 0 K: 0 S: 3 H: 0 LOB: 0 BB: 0 P: 3	R: 0 E: 0 K: 0 S: 3 H: 0 LOB: 0 BB: 0 P: 3	R: 3 E: 0 K: 0 S: 7 H: 4 LOB: 1 BB: 0 P: 7	R: 0 E: 0 K: 0 S: 3 H: 1 LOB: 0 BB: 0 P: 3		1B: 4 2B: 1 3B: 1 HR: 2 SF: 1 SAC: 1 DP: 3 HBP: 0						

PITCHER		IP	WLS	BF	H	R	ER	SO	BB	IBB	HBP	BLK	WP	HR	S	P	ERA	WHIP
Al Sima, L ERA: 5.14	(1, 1)	2.0	L	10	3	2	2	0	1	0	0	0	0	1	9	13	9.00	2.000
Mike Fornieles, R ERA: 3.0	(3, 1)	6.0		21	5	3	3	0	0	0	0	0	0	1	21	21	4.50	0.833

PITCHER	IP	WLS	BF	H	R	ER	SO	BB	IBB	HBP	BLK	WP	HR	S	P	ERA	WHIP

BOTTOM

Chicago White Sox @ Baltimore Orioles

Memorial Stadium, Baltimore, MD

Sun May 30 1954, 3:33 AM EDT

Att. 11,287 - Unknown

livebaseballscorecards.com

AB	28
R	5
H	8
RBI	5
BB	1
SO	0
LOB	8

Chicago White Sox @ Cleveland Indians

Cleveland Municipal Stadium, Cleveland, OH

Mon May 31 1954, 3:33 AM EDT

Unknown

livebaseballscorecards.com

Batter	1	2	3	4	5	6	7	8	9	AB	R	H	RBI	BB	SO	LOB
Chico Carrasquel, R (1, 6) OBP: 0.340, SLG: 0.382	1-3		4-3		F8		L7		2-H 1B	5	0	1	1	0	0	1
Nellie Fox, L (1, 4) OBP: 0.381, SLG: 0.357	HR 2B		F3		4-3			HR 1B	P6	5	2	2	0	0	0	1
Minnie Minoso, R (1, 7) OBP: 0.393, SLG: 0.588	F9			1B 1B 1B	BBBB 4-0 CS BB			1-H HR		3	2	2	2	1	0	1
Ferris Fain, L (1, 3) OBP: 0.395, SLG: 0.459	2-H HR			L7	CS 1-2	F5		F5		4	1	1	2	0	0	1
George Kell, R (1, 5) OBP: 0.344, SLG: 0.273	6-3			1B BB 1-3 1B		L5		5-3		4	0	1	0	0	0	0
Willard Marshall, L (1, 9) OBP: 0.333, SLG: 0.250		SSS 0-3 K		BBBB 4-0 1B 1-2 BB		P6		P4		3	0	0	0	1	1	0
Johnny Groth, R (8, 8) OBP: 0.340, SLG: 0.396										0	0	0	0	0	0	0
Jim Rivera, L (1, 8) OBP: 0.340, SLG: 0.416 (8, 9)		SSS 0-3 K		1-2 2-3 3-H 1B			F9		P4	4	0	1	1	0	1	0
Sherm Lollar, R (1, 2) OBP: 0.377, SLG: 0.441		F8		F5			BBBB 4-0 BB		SH3-4 1B 1B	3	1	1	0	1	0	3
Bob Keegan, R (1, 1) OBP: 0.176, SLG: 0.200			4-3	SSS 0-3 K			SSS 0-3 K		SH3-4 1-2	3	0	0	0	0	2	4

Inning Stats	1	2	3	4	5	6	7	8	9		
	R: 2 H: 2 E: 0 LOB: 0 K: 0 BB: 0 S: 5 P: 5	R: 0 H: 0 E: 0 LOB: 0 K: 2 BB: 0 S: 7 P: 7	R: 0 H: 0 E: 0 LOB: 0 K: 0 BB: 0 S: 3 P: 3	R: 1 H: 3 E: 0 LOB: 3 K: 1 BB: 1 S: 8 P: 12	R: 0 H: 0 E: 0 LOB: 0 K: 0 BB: 1 S: 2 P: 6	R: 0 H: 0 E: 0 LOB: 0 K: 0 BB: 0 S: 3 P: 3	R: 0 H: 0 E: 0 LOB: 1 K: 1 BB: 1 S: 5 P: 9	R: 2 H: 2 E: 0 LOB: 0 K: 0 BB: 0 S: 5 P: 5	R: 1 H: 2 E: 0 LOB: 1 K: 0 BB: 0 S: 5 P: 5	1B: 6 SF: 0 2B: 1 SAC: 1 3B: 0 DP: 0 HR: 2 HBP: 0	WP: 0 PA: 39 PB: 0 SB: 0 CS: 1

PITCHER	IP	WLS	BF	H	R	ER	SO	BB	IBB	HBP	BLK	WP	HR	S	P	ERA	WHIP
Bob Feller, R (1, 1) ERA: 6.57	9.0	L	38	9	6	6	4	3	0	0	0	0	2	43	55	6.00	1.333

PITCHER	IP	WLS	BF	H	R	ER	SO	BB	IBB	HBP	BLK	WP	HR	S	P	ERA	WHIP

BOTTOM

Chicago White Sox @ Cleveland Indians

Cleveland Municipal Stadium, Cleveland, OH

Mon May 31 1954, 3:33 AM EDT

Unknown

livebaseballscorecards.com

Batter	1	2	3	4	5	6	7	8	9	AB	R	H	RBI	BB	SO	LOB
Al Smith, R (1, 7) OBP: 0.412, SLG: 0.373	6-3		2-H 1B		BBB 1-2 2-3 3-H BB		6-3		F9	4	0	1	1	1	0	0
Bobby Avila, R (1, 4) OBP: 0.444, SLG: 0.488	1-3		F9		P6		F3		HR	5	1	1	1	0	0	4
Larry Doby, L (1, 8) OBP: 0.331, SLG: 0.380	4-3			F8	SSS K		2B		P4	5	0	1	0	0	1	3
Al Rosen, R (1, 3) OBP: 0.430, SLG: 0.671		BBBB G6-4-3 BB		BB 1B	SSS K		IBB			2	0	1	0	2	1	3
Dave Philley, S (1, 9) OBP: 0.256, SLG: 0.343		G6-4-3 1-2f		BBBB FC6-4 1-2 BB		F8	F7			3	0	0	0	1	0	3
Rudy Regalado, R (1, 5) OBP: 0.366, SLG: 0.440		6-3		FC6-4 1-2f		F2		6-3		4	0	0	0	0	0	1
George Strickland, R (1, 6) OBP: 0.340, SLG: 0.368			1B 2B		1B BLK 1B 1B	1B 2B		F9		4	3	3	0	0	0	0
Jim Hegan, R (1, 2) OBP: 0.291, SLG: 0.421			P4		BLK 1B 1-2 1B	2-H 1B		1-3		4	0	2	1	0	0	1
Bob Feller, R (1, 1) OBP: 0.556, SLG: 0.429			L8		1-2 BLK 2-3 1B	SSS K			5-3	3	0	1	0	0	1	2
Dale Mitchell, L (9, PH) OBP: 0.333, SLG: 0.200										1	0	0	0	0	0	0
Inning Stats	R: 0 E: 0 K: 0 S: 3 H: 0 LOB: 0 BB: 0 P: 3	R: 0 E: 0 K: 0 S: 2 H: 0 LOB: 0 BB: 1 P: 6	R: 1 E: 0 K: 0 S: 5 H: 2 LOB: 1 BB: 0 P: 5	R: 0 E: 0 K: 0 S: 3 H: 1 LOB: 1 BB: 1 P: 7	R: 1 E: 0 K: 2 S: 10 H: 3 LOB: 3 BB: 1 P: 14	R: 1 E: 0 K: 1 S: 7 H: 2 LOB: 1 BB: 0 P: 7	R: 0 E: 0 K: 0 S: 4 H: 1 LOB: 2 BB: 1 P: 8	R: 0 E: 0 K: 0 S: 3 H: 0 LOB: 0 BB: 0 P: 3	R: 1 E: 0 K: 0 S: 4 H: 1 LOB: 0 BB: 0 P: 4	1B: 6 2B: 3 3B: 0 HR: 1	SF: 0 SAC: 0 DP: 1 HBP: 0					

	AB	35
	R	4
	H	10
	RBI	3
	BB	4
	SO	3
	LOB	17

PITCHER	IP	WLS	BF	H	R	ER	SO	BB	IBB	HBP	BLK	WP	HR	S	P	ERA	WHIP
Bob Keegan, R (1, 1) ERA: 2.28	9.0	W	39	10	4	4	3	3	1	0	1	0	1	41	57	4.00	1.444

PITCHER	IP	WLS	BF	H	R	ER	SO	BB	IBB	HBP	BLK	WP	HR	S	P	ERA	WHIP

Chicago White Sox @ Cleveland Indians

Cleveland Municipal Stadium, Cleveland, OH

Mon May 31 1954, 3:38 AM EDT

Att. 39,997 - Unknown

livebaseballscorecards.com

Batter	1	2	3	4	5	6	7	8	9	AB	R	H	RBI	BB	SO	LOB
Chico Carrasquel, R (1, 6) OBP: 0.342, SLG: 0.382	P6		4-3 1B		1B 2B 1B	K			F7	5	1	2	0	0	1	0
Nellie Fox, L (1, 4) OBP: 0.381, SLG: 0.364	2B 2B		4-3 1-2		2B 1-2 FC6-2-5-1 1B		4-3		4-3	5	1	2	0	0	0	1
Minnie Minoso, R (1, 7) OBP: 0.403, SLG: 0.601	4-3		BB		1-3 2-H 1B 2B		1B 3-5 BB		FC5 2B	3	1	2	1	2	0	1
Ferris Fain, L (1, 3) OBP: 0.401, SLG: 0.467	2-H 2B		F7		G3		1-3 1B		HBP	4	0	2	1	0	0	4
George Kell, R (1, 5) OBP: 0.331, SLG: 0.261	6-3			6-3	FC6-2-5-1 1B 3-H		3-5 3-Hf		FC5 2-3f	5	0	0	0	0	0	7
Carl Sawatski, L (1, 2) OBP: 0.294, SLG: 0.267		K		F7	1-2 2-H 1B			1-3 1B		4	0	2	1	0	1	0
Fred Marsh, R (8, PR) OBP: 0.400, SLG: 0.250										0	0	0	0	0	0	0
Sherm Lollar, R (8, 2) OBP: 0.377, SLG: 0.441										0	0	0	0	0	0	0
Jim Rivera, L (1, 9) OBP: 0.336, SLG: 0.409		F8		1B 1B	F8			F2		4	0	1	0	0	0	3
Johnny Groth, R (1, 8) OBP: 0.344, SLG: 0.399		F7		1-3 1B		L3-6 1B		1-3 1-2		4	0	2	0	0	0	1
Don Johnson, R (1, 1) OBP: 0.059, SLG: 0.063			4-3	K		L3-6 1-2		G3		2	0	0	0	0	1	2
Jack Harshman, L (4, 1) OBP: 0.333, SLG: 0.200										1	0	0	0	0	0	1
Harry Dorish, R (7, 1) OBP: 0.111, SLG: 0.111										1	0	0	0	0	0	2

Inning Stats	1	2	3	4	5	6	7	8	9	AB	R	H	RBI	BB	SO	LOB
	R: 1 E: 0 K: 0 S: 5	R: 0 E: 0 K: 1 S: 5	R: 0 E: 0 K: 0 S: 4	R: 0 E: 0 K: 1 S: 7	R: 2 E: 0 K: 0 S: 7	R: 0 E: 0 K: 1 S: 5	R: 0 E: 0 K: 0 S: 3	R: 0 E: 0 K: 0 S: 4	R: 0 E: 0 K: 0 S: 4	1B: 9 2B: 6 3B: 0 HR: 0	SF: 0 SAC: 0 DP: 2 HBP: 1	WP: 0 PB: 0 SB: 0 CS: 0	PA: 41			

PITCHER	IP	WLS	BF	H	R	ER	SO	BB	IBB	HBP	BLK	WP	HR	S	P	ERA	WHIP
Art Houtteman, R (1, 1) ERA: 3.02	9.0	W	41	13	3	3	3	2	0	1	0	0	0	44	53	3.00	1.667

PITCHER	IP	WLS	BF	H	R	ER	SO	BB	IBB	HBP	BLK	WP	HR	S	P	ERA	WHIP

BOTTOM

Chicago White Sox @ Cleveland Indians

Cleveland Municipal Stadium, Cleveland, OH

Mon May 31 1954, 3:38 AM EDT

Att. 39,997 - Unknown

livebaseballscorecards.com

Batter	1	2	3	4	5	6	7	8	9	AB	R	H	RBI	BB	SO	LOB
Al Smith, R (1, 7) OBP: 0.411, SLG: 0.368	BBBB 4-0 1B BB		x 0-0 6-3 ②	SSS 0-3 K ③		SSS 0-3 K ③		x 0-0 2B 1B		4	1	1	0	1	2	3
Bobby Avila, R (1, 4) OBP: 0.449, SLG: 0.503	x 0-0 1-2 1B		x 0-0 1B 2B		x 0-0 P6 ①		x 0-0 F8 ①	x 0-0 1-H SF8 2B		5	2	3	1	0	0	0
Larry Doby, L (1, 8) OBP: 0.328, SLG: 0.377	SSS 0-3 K ①		x 0-0 2-H 1B		x 0-0 3-1 ②		SSS 0-3 K ②	x 0-0 SF8 3-H ②		4	0	1	2	0	2	2
Al Rosen, R (1, 3) OBP: 0.429, SLG: 0.660	x 0-0 F7 ②		x 0-0 F7 ③		BBBB 4-0 BB		x 0-0 HBP E6 1B	x 0-0 F8 ③		4	0	1	0	1	0	3
Bill Glynn, L (9, 3) OBP: 0.429, SLG: 0.432										0	0	0	0	0	0	0
Dave Philley, S (1, 9) OBP: 0.262, SLG: 0.364	x 0-0 4-3 ③			x 0-0 HR	SSS 0-3 K ③		BBBB 4-0 HBP BB			3	1	1	1	1	1	3
Rudy Regalado, R (1, 5) OBP: 0.384, SLG: 0.449		x 0-0 6-3 ①		x 0-0 CS 1B		x 0-0 1B 1B	H 1-0 1-2 2-3 HBP			3	1	2	0	0	0	0
George Strickland, R (1, 6) OBP: 0.340, SLG: 0.367		x 0-0 P4 ②		SSS 0-3 K ①② 1-2		x 0-0 G5-4-3 1-3 1B	x 0-0 4-3 ③			3	0	1	0	0	1	1
Dale Mitchell, L (7, PH) OBP: 0.323, SLG: 0.192										1	0	0	0	0	0	3
Sam Dente, R (8, 6)										0	0	0	0	0	0	0
Jim Hegan, R (1, 2) OBP: 0.299, SLG: 0.455		x 0-0 F7 ③		x 0-0 1B 1B		x 0-0 G5-4-3 ①② 1-2f		x 0-0 HR		4	1	2	1	0	0	2
Art Houtteman, R (1, 1) OBP: 0.286, SLG: 0.300			x 0-0 6-3 ①	x 0-0 1-2 1B		x 0-0 3-H 1B		SSS 0-3 K ①		4	0	2	1	0	1	0
Inning Stats	R: 0 E: 0 K: 1 S: 6 H: 1 LOB: 2 BB: 1 P: 10	R: 0 E: 0 K: 0 S: 3 H: 0 LOB: 0 BB: 0 P: 3	R: 1 E: 0 K: 0 S: 5 H: 2 LOB: 1 BB: 0 P: 5	R: 1 E: 0 K: 2 S: 10 H: 4 LOB: 2 BB: 0 P: 10	R: 0 E: 0 K: 1 S: 5 H: 0 LOB: 1 BB: 1 P: 9	R: 1 E: 0 K: 1 S: 7 H: 3 LOB: 1 BB: 0 P: 7	R: 0 E: 1 K: 1 S: 6 H: 1 LOB: 3 BB: 1 P: 11	R: 3 E: 0 K: 1 S: 8 H: 3 LOB: 0 BB: 0 P: 8		1B: 10 2B: 3 3B: 0 HR: 2	SF: 1 SAC: 0 DP: 2 HBP: 1					

AB	35
R	6
H	14
RBI	6
BB	3
SO	7
LOB	17

WP: 0 PB: 0 SB: 0 CS: 1 PA: 40

PITCHER		IP	WLS	BF	H	R	ER	SO	BB	IBB	HBP	BLK	WP	HR	S	P	ERA	WHIP
Don Johnson, R ERA: 2.85	(1, 1)	3.2		18	7	2	2	2	1	0	0	0	0	1	21	25	4.91	2.182
Jack Harshman, L ERA: 7.8	(4, 1)	3.0		15	4	1	1	4	2	0	1	0	0	0	20	29	3.00	2.000
Harry Dorish, R ERA: 3.48	(7, 1)	1.1	L	7	3	3	3	1	0	0	0	0	0	1	9	9	20.25	2.250

PITCHER	IP	WLS	BF	H	R	ER	SO	BB	IBB	HBP	BLK	WP	HR	S	P	ERA	WHIP

Chicago White Sox @ Boston Red Sox

Fenway Park, Boston, MA

Wed Jun 02 1954, 3:33 AM EDT

Att. 20,442 - Unknown

TOP

livebaseballscorecards.com

Batter	1	2	3	4	5	6	7	8	9	AB	R	H	RBI	BB	SO	LOB
Chico Carrasquel, R (1, 6) OBP: 0.340, SLG: 0.396	F4		K			F7		HR		4	1	1	1	0	1	0
Nellie Fox, L (1, 4) OBP: 0.384, SLG: 0.363	F7			F8		2B 1B		BB 1B		3	1	1	0	1	0	0
Minnie Minoso, R (1, 7) OBP: 0.400, SLG: 0.599	E3			1-3		1-H 2B		K		4	0	1	1	0	1	1
Ferris Fain, L (1, 3) OBP: 0.398, SLG: 0.468	F8			2B		F7		F8		4	0	1	0	0	0	3
George Kell, R (1, 5) OBP: 0.328, SLG: 0.261		4-3		6-3			E5 1B 1B G1-2-3	1-2 1B		4	0	1	0	0	0	1
Matt Batts, R (1, 2) OBP: 0.357, SLG: 0.360		K			G5-4-3 1B		G1-2-3 1B 1-2 1B	4-3		4	0	2	0	0	1	2
Jim Rivera, L (1, 9) OBP: 0.333, SLG: 0.402 (7, 8)		4-3			G5-4-3 1-2f		G1-2-3 1-2 2-3 1B		K	4	0	1	0	0	1	1
Johnny Groth, R (1, 8) OBP: 0.340, SLG: 0.393			1-3		P6		G1-2-3 1-2 2-3 3-Hf		F9	2	0	0	0	0	0	0
Bud Stewart, L (7, PH) OBP: 0.250, SLG: 0.077										1	0	0	0	0	0	3
Bill Wilson, R (7, 9) OBP: 0.310, SLG: 0.371										0	0	0	0	0	0	0
Phil Cavarretta, L (9, PH)										1	0	0	0	0	0	0
Sandy Consuegra, R (1, 1) OBP: 0.250, SLG: 0.182			1-3			L4	K		G3	2	0	0	0	0	0	0
Carl Sawatski, L (7, PH) OBP: 0.286, SLG: 0.258										1	0	0	0	0	1	2
Jack Harshman, L (7, 1) OBP: 0.333, SLG: 0.200										0	0	0	0	0	0	0
Willard Marshall, L (9, PH) OBP: 0.324, SLG: 0.241										1	0	0	0	0	0	0

AB 35
R 2
H 8
RBI 2
BB 1
SO 5
LOB 13

Inning Stats	1	2	3	4	5	6	7	8	9
	R: 0 E: 1 K: 0 S: 4	R: 0 E: 0 K: 1 S: 5	R: 0 E: 0 K: 1 S: 5	R: 0 E: 0 K: 0 S: 4	R: 0 E: 0 K: 0 S: 3	R: 1 E: 0 K: 0 S: 5	R: 0 E: 1 K: 1 S: 7	R: 1 E: 0 K: 1 S: 7	R: 0 E: 0 K: 1 S: 5
	H: 0 LOB: 1 BB: 0 P: 4	H: 0 LOB: 0 BB: 0 P: 5	H: 0 LOB: 0 BB: 0 P: 5	H: 1 LOB: 1 BB: 0 P: 4	H: 1 LOB: 0 BB: 0 P: 3	H: 2 LOB: 1 BB: 0 P: 5	H: 2 LOB: 2 BB: 0 P: 7	H: 2 LOB: 2 BB: 1 P: 11	H: 0 LOB: 0 BB: 0 P: 5

1B: 5 SF: 0
2B: 2 SAC: 0
3B: 0 DP: 2
HR: 1 HBP: 0

WP: 0 PA: 36
PB: 0
SB: 0
CS: 0

PITCHER		IP	WLS	BF	H	R	ER	SO	BB	IBB	HBP	BLK	WP	HR	S	P	ERA	WHIP
Frank Sullivan, R ERA: 2.45	(1, 1)	7.0	W	29	7	2	2	3	1	0	0	0	0	1	34	38	2.57	1.143
Ellis Kinder, R ERA: 5.14	(8, 1)	2.0	S	7	1	0	0	2	0	0	0	0	0	0	11	11	0.00	0.500

PITCHER	IP	WLS	BF	H	R	ER	SO	BB	IBB	HBP	BLK	WP	HR	S	P	ERA	WHIP

Batter	1	2	3	4	5	6	7	8	9	AB	R	H	RBI	BB	SO	LOB
Billy Goodman, L (1, 5) OBP: 0.357, SLG: 0.377	FC6-4 1B	3-1			G6-4-3 1B		BBBB CS BB			3	0	2	0	1	0	0
Jim Piersall, R (1, 9) OBP: 0.341, SLG: 0.400	FC6-4 BB 3B; 1-2f	F8			G6-4-3; 1-2f		SSS K; 1-2			4	1	0	0	0	1	3
Ted Williams, L (1, 7) OBP: 0.539, SLG: 0.643	BBBB 3B BB; 1-2		6-3		L9		6-3			3	1	0	0	1	0	0
Jackie Jensen, R (1, 8) OBP: 0.331, SLG: 0.444	1B 3B; 1-H 2-H		F9			F8		F9 1B		4	1	2	2	0	0	0
Harry Agganis, L (1, 3) OBP: 0.362, SLG: 0.460	1B 2B 1B; 3-H		F2			BBBB S 1B BB		F9; 1-2		3	2	1	1	1	0	1
Sammy White, R (1, 2) OBP: 0.286, SLG: 0.430	2B 1B; 1-2			F7		FC5-4 1B; 1-2		IBB		3	0	2	0	1	0	0
Ted Lepcio, R (1, 4) OBP: 0.330, SLG: 0.329	F7			F7		FC5-4; 1-2 2-H		F9		4	0	1	1	0	0	4
Milt Bolling, R (1, 6) OBP: 0.333, SLG: 0.424	2B; 1-H 2-H			2B		FC5-4; 1-2f 2-3		F7		4	0	2	1	0	0	4
Frank Sullivan, R (1, 1) Ellis Kinder, R (8, 1) OBP: 0.167, SLG: 0.167		6-3		6-3		F8				3 0	0 0	0 0	0 0	0 0	0 0	3 0
Inning Stats	R: 4 H: 5 E: 0 LOB: 2 K: 0 BB: 1 S: 7 P: 11	R: 0 H: 0 E: 0 LOB: 0 K: 0 BB: 0 S: 3 P: 3	R: 0 H: 0 E: 0 LOB: 0 K: 0 BB: 0 S: 3 P: 3	R: 0 H: 1 E: 0 LOB: 1 K: 0 BB: 0 S: 4 P: 4	R: 0 H: 1 E: 0 LOB: 0 K: 0 BB: 0 S: 3 P: 3	R: 1 H: 2 E: 0 LOB: 2 K: 0 BB: 1 S: 5 P: 9	R: 0 H: 0 E: 0 LOB: 0 K: 1 BB: 1 S: 4 P: 8	R: 0 H: 1 E: 0 LOB: 2 K: 0 BB: 1 S: 4 P: 8		1B: 7 SF: 0 2B: 3 SAC: 0 3B: 1 DP: 2 HR: 0 HBP: 0						

PITCHER	IP	WLS	BF	H	R	ER	SO	BB	IBB	HBP	BLK	WP	HR	S	P	ERA	WHIP
Sandy Consuegra, R (1, 1) ERA: 3.86	6.0	L	27	9	5	5	0	2	0	0	0	0	0	25	33	7.50	1.833
Jack Harshman, L (7, 1) ERA: 6.88	2.0		8	1	0	0	1	1	1	0	0	0	0	8	16	0.00	1.000

PITCHER	IP	WLS	BF	H	R	ER	SO	BB	IBB	HBP	BLK	WP	HR	S	P	ERA	WHIP

BOTTOM

Chicago White Sox @ Boston Red Sox

Fenway Park, Boston, MA

Wed Jun 02 1954, 3:33 AM EDT

Att. 20,442 - Unknown

livebaseballscorecards.com

AB	31
R	5
H	10
RBI	5
BB	4
SO	1
LOB	15

WP: 0	PA: 35		
PB: 0			
SB: 1			
CS: 1			

Batter	1	2	3	4	5	6	7	8	9	AB	R	H	RBI	BB	SO	LOB
Chico Carrasquel, R (1, 6) OBP: 0.341, SLG: 0.392	0-0 3B 1B		0-0 P6	4-0 FC1-2 BB 1-2 BB		0-0 5-3		0-3 K		4	1	1	0	1	1	0
Nellie Fox, L (1, 4) OBP: 0.389, SLG: 0.377	0-0 1-H 6-3 3B		0-0 F7	4-0 1-2 2-3 3-H FC1-2 BB		0-0 G3		0-0 2B 1B		4	2	2	2	1	0	0
Minnie Minoso, R (1, 7) OBP: 0.400, SLG: 0.597	0-0 6-3 3-H		0-0 P3	0-0 1-2 2-3 3-Hf FC1-2		1-0 S HBP		0-0 1-H E 2B		4	1	1	2	0	0	3
Ferris Fain, L (1, 3) OBP: 0.398, SLG: 0.468	0-0 6-3			0-0 1B 1B 2B 3-1		4-0 1-2 BB		0-0 P4		4	1	1	0	1	0	4
George Kell, R (1, 5) OBP: 0.331, SLG: 0.266	0-0 1B			0-0 2-3 1B 2B 1B	0-0 6-3	0-3 K2-3		0-0 2-H E6		5	1	2	0	0	1	2
Sherm Lollar, R (1, 2) OBP: 0.370, SLG: 0.431 Matt Batts, R (8, 2) OBP: 0.357, SLG: 0.360	0-3 K			0-0 1-2 3-H 2B FC6-2 1B	0-0 5-3		0-0 6-3	0-3 K		5 0	0 0	1 0	1 0	0 0	2 0	2 0
Jim Rivera, L (1, 9) OBP: 0.345, SLG: 0.431		0-0 4-3		0-0 1-3 2-H E 2B	0-0 S 1B 1B		0-0 L9		0-0 FC1-5 2B	5	2	3	1	0	0	0
Johnny Groth, R (1, 8) OBP: 0.348, SLG: 0.403		0-0 4-3		4-0 E BB IBB	0-0 1-H 1B		0-0 2B	0-0 2-3 FC1-5 CS		4	1	2	1	1	0	1
Virgil Trucks, R (1, 1) OBP: 0.167, SLG: 0.172 Don Johnson, R (8, 1) OBP: 0.056, SLG: 0.059		0-0 L4		0-0 1-3 2-H 3-Hf FC6-2 BB BB FC1-2	0-0 F3		0-0 6-3	0-3 1-2 K		4 1	0 0	0 0	0 0	0 0	0 1	4 1
Inning Stats	R: 2 E: 0 K: 1 S: 8 H: 3 LOB: 1 BB: 0 P: 8	R: 0 E: 0 K: 0 S: 3 H: 0 LOB: 0 BB: 0 P: 3	R: 0 E: 0 K: 0 S: 3 H: 0 LOB: 0 BB: 0 P: 3	R: 4 E: 1 K: 0 S: 7 H: 4 LOB: 3 BB: 3 P: 19	R: 1 E: 0 K: 0 S: 5 H: 2 LOB: 1 BB: 0 P: 5	R: 0 E: 0 K: 1 S: 5 H: 0 LOB: 2 BB: 1 P: 10	R: 0 E: 0 K: 0 S: 4 H: 1 LOB: 1 BB: 0 P: 4	R: 2 E: 1 K: 2 S: 10 H: 2 LOB: 1 BB: 0 P: 10	R: 0 E: 0 K: 1 S: 5 H: 1 LOB: 0 BB: 0 P: 5	1B: 7 2B: 5 3B: 1 HR: 0	SF: 0 SAC: 0 DP: 0 HBP: 1						

PITCHER		IP	WLS	BF	H	R	ER	SO	BB	IBB	HBP	BLK	WP	HR	S	P	ERA	WHIP
Hal Brown, R ERA: 4.97	(1, 1)	3.0	L	16	7	6	5	1	0	0	0	0	0	0	18	18	15.00	2.333
Tom Herrin, R ERA: 8.1	(4, 1)	1.0		6	0	0	0	0	2	1	0	0	0	0	3	15	0.00	2.000
Tom Brewer, R ERA: 4.45	(5, 1)	3.0		14	3	1	1	1	1	0	1	0	0	0	14	19	3.00	1.333
Ellis Kinder, R ERA: 5.09	(8, 1)	2.0		9	3	2	1	3	0	0	0	0	0	0	15	15	4.50	1.500

PITCHER	IP	WLS	BF	H	R	ER	SO	BB	IBB	HBP	BLK	WP	HR	S	P	ERA	WHIP

TOP

Chicago White Sox @ Boston Red Sox

Fenway Park, Boston, MA

Thu Jun 03 1954, 3:33 AM EDT

Att. 5,148 - Unknown

livebaseballscorecards.com

AB	40
R	9
H	13
RBI	7
BB	4
SO	5
LOB	17

PA: 45

WP: 0 PB: 0 SB: 2 CS: 1

Batter	1	2	3	4	5	6	7	8	9	AB	R	H	RBI	BB	SO	LOB
Billy Goodman, L (1, 5) OBP: 0.363, SLG: 0.378	4-3		BB	G3		HR 1B		BB 1B	4-3	5	1	2	0	1	0	4
Jim Piersall, R (1, 9) OBP: 0.343, SLG: 0.395	BB		F9		BB 1B	F8		F9		4	1	1	0	1	0	4
Ted Williams, L (1, 7) OBP: 0.531, SLG: 0.667	K		F9		1B BB	1-H 2-H HR		F8		4	1	1	3	1	1	3
Jackie Jensen, R (1, 8) OBP: 0.333, SLG: 0.439	5-3		F8		FC5-4 1B	6-3		1-2 BB		4	0	1	1	1	0	2
Harry Agganis, L (1, 3) OBP: 0.364, SLG: 0.481		1B 1B		HR	K		P4	F7		5	1	2	1	0	1	4
Sammy White, R (1, 2) OBP: 0.275, SLG: 0.413		P4		F8	K		F6		F8	5	0	0	0	0	1	3
Ted Lepcio, R (1, 4) OBP: 0.354, SLG: 0.357		FC5-4 1B		1B 1B	FC5-4		2B 1B		1-3 1B	5	1	4	0	0	0	2
Milt Bolling, R (1, 6) OBP: 0.337, SLG: 0.433		L7		K		L5	1-H 2B		1-3 1B	5	0	2	1	0	1	3
Hal Brown, R (1, 1) OBP: 0.273, SLG: 0.111		FC5-4		1-2		HR 1B	K		1-3	1	0	0	0	0	0	2
Tom Herrin, R (4, 1) OBP: 0.200, SLG: 0.200										0	0	0	0	0	0	0
Charlie Maxwell, L (4, PH) OBP: 0.333, SLG: 0.302										1	0	1	0	0	0	0
Tom Brewer, R (5, 1) OBP: 0.286, SLG: 0.167										1	1	1	0	0	0	0
Grady Hatton, L (7, PH) OBP: 0.282, SLG: 0.188										1	0	0	0	0	1	1
Ellis Kinder, R (8, 1) OBP: 0.167, SLG: 0.167										0	0	0	0	0	0	0
Don Lenhardt, R (9, PH) OBP: 0.244, SLG: 0.293										1	0	0	0	0	0	2
Inning Stats	R: 0 E: 0 K: 1 S: 5 H: 0 LOB: 1 BB: 1 P: 9	R: 0 E: 0 K: 0 S: 5 H: 2 LOB: 2 BB: 0 P: 5	R: 0 E: 0 K: 0 S: 3 H: 0 LOB: 1 BB: 1 P: 7	R: 1 E: 0 K: 1 S: 8 H: 3 LOB: 2 BB: 0 P: 8	R: 1 E: 0 K: 2 S: 9 H: 2 LOB: 2 BB: 1 P: 13	R: 3 E: 0 K: 0 S: 6 H: 3 LOB: 0 BB: 0 P: 6	R: 1 E: 0 K: 1 S: 7 H: 2 LOB: 1 BB: 0 P: 7	R: 0 E: 0 K: 0 S: 4 H: 1 LOB: 2 BB: 1 P: 8	R: 0 E: 0 K: 0 S: 5 H: 2 LOB: 2 BB: 0 P: 5	1B: 12 2B: 1 3B: 0 HR: 2 SF: 0 SAC: 0 DP: 0 HBP: 0						

PITCHER		IP	WLS	BF	H	R	ER	SO	BB	IBB	HBP	BLK	WP	HR	S	P	ERA	WHIP
Virgil Trucks, R ERA: 2.96	(1, 1)	7.2	W	40	13	6	6	5	4	0	0	0	0	2	46	62	7.04	2.217
Don Johnson, R ERA: 2.78	(8, 1)	1.1	S	6	2	0	0	0	0	0	0	0	0	0	6	6	0.00	1.500

PITCHER	IP	WLS	BF	H	R	ER	SO	BB	IBB	HBP	BLK	WP	HR	S	P	ERA	WHIP

BOTTOM

Chicago White Sox @ Boston Red Sox

Fenway Park, Boston, MA

Thu Jun 03 1954, 3:33 AM EDT

Att. 5,148 - Unknown

livebaseballscorecards.com

AB	42
R	6
H	15
RBI	6
BB	4
SO	5
LOB	30

WP: 0	PA: 46		
PB: 0			
SB: 0			
CS: 0			

Batter	1	2	3	4	5	6	7	8	9	AB	R	H	RBI	BB	SO	LOB
Chico Carrasquel, R (1, 6) OBP: 0.343, SLG: 0.386	BBB 4-0 1B BB 0-3 K		x 0-0 E6 CS			BBBB 4-0 1B FC3-2 1B BB		x 0-0 ① ② G5-4-3 1-2f		3	1	0	0	2	1	3
Nellie Fox, L (1, 4) OBP: 0.389, SLG: 0.378	x 0-0 1B 1-2 1B 1B	x 0-0 ① G3	x 0-0 ② ③ F9 1-2			x 0-0 FC3-2 1B 1-2 1B		x 0-0 ③ 3-1		5	1	2	0	0	0	1
Minnie Minoso, R (1, 7) OBP: 0.410, SLG: 0.600	x 0-0 1B FC5 1-2 2-H 1B	H 1-0 1B 1B HBP		x 0-0 BB 1B		x 0-0 FC3-2 1-2 2-3 1B			x 0-0 ① 6-3	4	2	3	1	0	0	0
Ferris Fain, L (1, 3) OBP: 0.403, SLG: 0.469	x 0-0 FC5 1-3 2-H 1B	x 0-0 1B 1-2 1B 1B		BBBB 4-0 G5-4-3 1-2 BB		x 0-0 ① FC3-2 G6-4-3 1-2 2-3 3-Hf			x 0-0 ② L9	4	1	2	1	1	0	3
George Kell, R (1, 5) OBP: 0.327, SLG: 0.258	III 4-0 FC5 1B IBB	x 0-0 ② P6		x 0-0 ① F8		x 0-0 ② ③ G6-4-3 1-2f			SSS 0-3 ③ K	4	1	0	0	1	1	7
Sherm Lollar, R (1, 2) OBP: 0.367, SLG: 0.425	x 0-0 ① FC5 1B 1-2 2-3f 3-H 1B	x 0-0 1B 1-2 2-H 1B		x 0-0 ② ③ G5-4-3 1-2f			x 0-0 ① 6-3			4	1	1	2	0	0	4
Jim Rivera, L (1, 9) OBP: 0.350, SLG: 0.434	x 0-0 1B 1-2 2-H 1B	x 0-0 FC1-6-4 1-2 2-H 1B			x 0-0 ① F8		x 0-0 ② 1-3			4	0	2	2	0	0	0
Johnny Groth, R (1, 8) OBP: 0.345, SLG: 0.399	SSS 0-3 ② K	x 0-0 ③ FC1-6-4 1-2f			x 0-0 G1-6-3 1B		x 0-0 ③ 4-3			4	0	1	0	0	1	4
Bob Keegan, R (1, 1) OBP: 0.211, SLG: 0.235	x 0-0 1-2 2-H 1B		x 0-0 ① L4		x 0-0 ② ③ G1-6-3 1-2f			x 0-0 G5-4-3 1B		4	0	2	1	0	0	1
Inning Stats	R: 5 E: 0 K: 2 S: 12 H: 5 LOB: 2 BB: 2 P: 20	R: 2 E: 0 K: 0 S: 6 H: 3 LOB: 2 BB: 0 P: 7	R: 0 E: 1 K: 0 S: 3 H: 0 LOB: 0 BB: 0 P: 3	R: 0 E: 0 K: 0 S: 3 H: 1 LOB: 1 BB: 1 P: 7	R: 0 E: 0 K: 0 S: 3 H: 1 LOB: 0 BB: 0 P: 3	R: 0 E: 0 K: 0 S: 4 H: 2 LOB: 2 BB: 1 P: 8	R: 0 E: 0 K: 0 S: 3 H: 0 LOB: 0 BB: 0 P: 3	R: 0 E: 0 K: 0 S: 3 H: 1 LOB: 0 BB: 0 P: 3	R: 0 E: 0 K: 1 S: 5 H: 0 LOB: 0 BB: 0 P: 5	1B: 13 2B: 0 3B: 0 HR: 0	SF: 0 SAC: 0 DP: 4 HBP: 1						

TOP

Chicago White Sox @ Boston Red Sox

Fenway Park, Boston, MA

Fri Jun 04 1954, 3:33 AM EDT

Att. 2,621 - Unknown

livebaseballscorecards.com

AB	36
R	7
H	13
RBI	7
BB	4
SO	3
LOB	23

WP: 0 PB: 0 SB: 0 CS: 1 PA: 41

PITCHER		IP	WLS	BF	H	R	ER	SO	BB	IBB	HBP	BLK	WP	HR	S	P	ERA	WHIP
Willard Nixon, R ERA: 3.95	(1, 1)	1.1	L	13	6	7	7	2	1	1	1	0	0	0	14	23	47.25	5.250
Tom Brewer, R ERA: 4.34	(2, 1)	0.2		4	2	0	0	0	0	0	0	0	0	0	4	4	0.00	3.000
Tom Herrin, R ERA: 6.23	(3, 1)	4.0		15	4	0	0	0	2	0	0	0	0	0	13	21	0.00	1.500
Hal Brown, R ERA: 4.5	(7, 1)	3.0		9	1	0	0	1	0	0	0	0	0	0	11	11	0.00	0.333

PITCHER	IP	WLS	BF	H	R	ER	SO	BB	IBB	HBP	BLK	WP	HR	S	P	ERA	WHIP

BOTTOM

Chicago White Sox @ Boston Red Sox

Fenway Park, Boston, MA

Fri Jun 04 1954, 3:33 AM EDT

Att. 2,621 - Unknown

livebaseballscorecards.com

Batter	1	2	3	4	5	6	7	8	9	AB	R	H	RBI	BB	SO	LOB
Billy Goodman, L (1, 5) OBP: 0.364, SLG: 0.374	F7	F8			BB, FC5-4		G6-4-3		F8	4	0	1	0	1	0	1
Jim Piersall, R (1, 9) OBP: 0.348, SLG: 0.398	1B		1B		FC5-4		G6-4-3			4	0	2	0	0	0	2
Ted Williams, L (1, 7) OBP: 0.529, SLG: 0.656	G6-4-3		F7		F9		FC6-4			4	0	2	0	0	0	2
Jackie Jensen, R (1, 8) OBP: 0.325, SLG: 0.427	G6-4-3		F6		F7		FC6-4			4	0	0	0	0	0	5
Harry Agganis, L (1, 3) OBP: 0.361, SLG: 0.474		F7	F7			L8		G6-4-3		4	0	1	0	0	0	1
Sammy White, R (1, 2) OBP: 0.281, SLG: 0.411		BB, 1B, 2B		5-3		3B, 1B		G6-4-3		3	2	1	0	1	0	1
Ted Lepcio, R (1, 4) OBP: 0.360, SLG: 0.386		2B, SF9, 1B		K		3B		1-3		4	1	2	1	0	1	0
Milt Bolling, R (1, 6) OBP: 0.343, SLG: 0.457		2B		2B		5-3			5-3	4	0	2	1	0	0	1
Willard Nixon, L (1, 1)		SF9		5-3		K			K	0	0	0	0	0	0	0
Tom Brewer, R (2, 1) OBP: 0.286, SLG: 0.167										0	0	0	0	0	0	0
Grady Hatton, L (2, PH) OBP: 0.275, SLG: 0.188										0	0	0	1	0	0	0
Tom Herrin, R (3, 1) OBP: 0.167, SLG: 0.167										1	0	0	0	0	0	1
Charlie Maxwell, L (6, PH) OBP: 0.329, SLG: 0.297										1	0	0	0	0	1	1
Hal Brown, R (7, 1) OBP: 0.273, SLG: 0.111										0	0	0	0	0	0	0
Dick Gernert, R (9, PH) OBP: 0.444, SLG: 0.381										1	0	0	0	0	1	0
Inning Stats	R: 0 E: 0 K: 0 S: 4 H: 2 LOB: 1 BB: 0 P: 4	R: 2 E: 0 K: 0 S: 5 H: 2 LOB: 1 BB: 1 P: 9	R: 0 E: 0 K: 0 S: 4 H: 1 LOB: 1 BB: 0 P: 4	R: 0 E: 0 K: 1 S: 6 H: 1 LOB: 1 BB: 0 P: 6	R: 0 E: 0 K: 0 S: 3 H: 0 LOB: 1 BB: 1 P: 7	R: 1 E: 0 K: 1 S: 7 H: 2 LOB: 1 BB: 0 P: 7	R: 0 E: 0 K: 0 S: 4 H: 2 LOB: 1 BB: 0 P: 4	R: 0 E: 0 K: 0 S: 3 H: 1 LOB: 0 BB: 0 P: 3	R: 0 E: 0 K: 1 S: 5 H: 0 LOB: 0 BB: 0 P: 5	1B: 8 2B: 2 3B: 1 HR: 0	SF: 1 SAC: 0 DP: 3 HBP: 0						

	AB	34
	R	3
	H	11
	RBI	3
	BB	2
	SO	3
	LOB	15

PITCHER	IP	WLS	BF	H	R	ER	SO	BB	IBB	HBP	BLK	WP	HR	S	P	ERA	WHIP
Bob Keegan, R (1, 1) ERA: 2.35	9.0	W	37	11	3	3	3	2	0	0	0	0	0	41	49	3.00	1.444

PITCHER	IP	WLS	BF	H	R	ER	SO	BB	IBB	HBP	BLK	WP	HR	S	P	ERA	WHIP

Batter	1	2	3	4	5	6	7	8	9	10	AB	R	H	RBI	BB	SO	LOB
Chico Carrasquel, R (1, 6) OBP: 0.351, SLG: 0.399	x 0-0 G3 3B	SSS 0-3 ① K			x 0-0 FC1-6 1B		x 0-0 ② FC3-6 1B 1-2f		BBBB 4-0 1-2 2-3 BB	BBBB 4-0 1-2 2-3 BB	4	1	2	0	2	1	1
Nellie Fox, L (1, 4) OBP: 0.388, SLG: 0.373	H 1-0 G3 2B HBP	x 0-0 ② F8			x 0-0 ① FC1-6 G6-4-3 1-2f		x 0-0 1B 1-2		x 0-0 ② P6	x 0-0 ③ 4-3	5	1	1	0	0	0	7
Minnie Minoso, R (1, 7) OBP: 0.400, SLG: 0.584	x 0-0 ① L6	SSS 0-3 ③ K			x 0-0 ②③ G6-4-3 1-2f		x 0-0 ③ L8		x 0-0 ③ F9		5	0	0	0	0	1	8
Ferris Fain, L (1, 3) OBP: 0.398, SLG: 0.461 Fred Marsh, R (10, PR) OBP: 0.400, SLG: 0.250 Phil Cavarretta, L (10, 3)	x 0-0 ② G3 1-2 3-H		x 0-0 ① P5			x 0-0 G6-4-3 1B 1B		x 0-0 ① F7		x 0-0 E4 E BB FC1-6-2	5 0 0	0 0 0	1 0 0	1 0 0	0 0 0	0 0 0	1 0 0
George Kell, R (1, 5) OBP: 0.336, SLG: 0.273	x 0-0 HBP BB 2B 2-H		x 0-0 E5 G6-4-3			x 0-0 G6-4-3 1B 1-2		x 0-0 ② F5		BBBB 4-0 FC1-6-2 E 1B 1-2 BB	4	2	2	1	1	0	0
Matt Batts, R (1, 2) OBP: 0.333, SLG: 0.310	4-0 BB HBP IBB		x 0-0 ②③ G6-4-3 1-2f			x 0-0 ① ② G6-4-3 1-2f 2-3		x 0-0 ③ F8		x 0-0 FC3 FC1-6-2 1B 1-2 2-3	4	1	0	0	1	0	5
Jim Rivera, L (1, 9) OBP: 0.352, SLG: 0.427	H 1-0 BB HBP 1-2 2-3		SSS 0-3 ① K			x 0-0 ③ P6			x 0-0 BB SH3-4 1B	x 0-0 ① FC1-6-2 1B FC1-2 1-2 2-3 3-Hf	4	0	1	0	0	1	4
Johnny Groth, R (1, 8) OBP: 0.355, SLG: 0.404	BBBB 4-0 1-2 2-3 3-H BB		x 0-0 ② F9				x 0-0 FC3-6 1B		x 0-0 ① SH3-4 1-2	x 0-0 BB FC1-2 1B 1-3 2-H 3-H	3	0	2	3	1	0	0
Don Johnson, R (1, 1) OBP: 0.048, SLG: 0.050 Cass Michaels, R (9, PH) OBP: 0.466, SLG: 0.516 Virgil Trucks, R (9, 1) OBP: 0.161, SLG: 0.167	SSS 0-3 ③ K		SSS 0-3 ③ K				SSS 0-3 ① K		BBBB 4-0 BB BB	x 0-0 ② FC1-2 BB 1-2 3-H	3 0 1	0 0 0	0 0 0	0 0 0	0 1 0	3 0 0	4 0 2
Inning Stats	R: 3 H: 2 E: 0 LOB: 3 K: 1 BB: 2 S: 7 P: 17	R: 0 H: 0 E: 0 LOB: 0 K: 2 BB: 0 S: 7 P: 7	R: 0 H: 0 E: 1 LOB: 0 K: 0 BB: 0 S: 3 P: 3	R: 0 H: 0 E: 0 LOB: 0 K: 2 BB: 0 S: 7 P: 7	R: 0 H: 1 E: 0 LOB: 0 K: 0 BB: 0 S: 3 P: 3	R: 0 H: 2 E: 0 LOB: 1 K: 0 BB: 0 S: 4 P: 4	R: 0 H: 2 E: 0 LOB: 2 K: 1 BB: 0 S: 7 P: 7	R: 0 H: 0 E: 0 LOB: 0 K: 0 BB: 0 S: 3 P: 3	R: 0 H: 1 E: 0 LOB: 3 K: 0 BB: 2 S: 4 P: 12	R: 2 H: 1 E: 2 LOB: 3 K: 0 BB: 2 S: 6 P: 14	1B: 7 2B: 1 3B: 1 HR: 0	SF: 0 SAC: 1 DP: 3 HBP: 2						

PITCHER	IP	WLS	BF	H	R	ER	SO	BB	IBB	HBP	BLK	WP	HR	S	P	ERA	WHIP
Johnny Schmitz, L (1, 1) ERA: 1.91	10.0	L	47	9	5	3	6	5	1	2	0	0	0	51	77	2.70	1.400

PITCHER	IP	WLS	BF	H	R	ER	SO	BB	IBB	HBP	BLK	WP	HR	S	P	ERA	WHIP

TOP

Chicago White Sox @ Washington Senators

Griffith Stadium, Washington, DC

Sat Jun 05 1954, 3:33 AM EDT
Att. 6,363 - Unknown

livebaseballscorecards.com

AB	38
R	5
H	9
RBI	5
BB	6
SO	6
LOB	32

WP: 0	PA: 47		
PB: 0			
SB: 0			
CS: 0			

Chicago White Sox @ Washington Senators

Griffith Stadium, Washington, DC

Sat Jun 05 1954, 3:33 AM EDT

Att. 6,363 - Unknown

livebaseballscorecards.com

BOTTOM

Batter	1	2	3	4	5	6	7	8	9	10	AB	R	H	RBI	BB	SO	LOB
Eddie Yost, R (1, 5) OBP: 0.368, SLG: 0.309	6-3		BB G4-6-3			F7		5-3		K	4	0	0	0	1	1	0
Pete Runnels, L (1, 6) OBP: 0.373, SLG: 0.423	HR 1B		G4-6-3 1-2f			F7		2B		F8	5	1	2	0	0	0	1
Mickey Vernon, L (1, 3) OBP: 0.349, SLG: 0.584	1-H HR		6-3			F8		IBB		F7	4	1	1	2	1	0	0
Roy Sievers, R (1, 7) OBP: 0.363, SLG: 0.509	F8			G6-3 1B			BB 4-1 1B	F8			3	1	1	0	1	0	2
Jim Busby, R (1, 8) OBP: 0.353, SLG: 0.487	1-3			G6-3 1-2f			F9		5-3		4	0	0	0	0	0	2
Tom Wright, L (1, 9) OBP: 0.325, SLG: 0.338		L9		L4			4-1 1-2		3-1		4	0	0	0	0	0	1
Ed Fitz Gerald, R (1, 2) OBP: 0.327, SLG: 0.315		2B			K		2-H 1B		2B		4	0	3	1	0	1	0
Wayne Terwilliger, R (1, 4) OBP: 0.263, SLG: 0.283 Mickey McDermott, L (9, PH) OBP: 0.235, SLG: 0.194 Mel Hoderlein, S (9, PR) OBP: 0.160, SLG: 0.200 (10, 4)		F8			4-3		F8		IBB		3 0 0	0 0 0	0 0 0	0 0 0	0 1 0	0 0 0	2 0 0
Johnny Schmitz, R (1, 1) OBP: 0.133, SLG: 0.071		P3			6-3			L6	K		4	0	0	0	0	1	3

Inning Stats	1	2	3	4	5	6	7	8	9	10
	R: 2 E: 0 K: 0 S: 5	H: 2 LOB: 0 BB: 0 P: 5	R: 0 E: 0 K: 0 S: 4	H: 1 LOB: 1 BB: 0 P: 4	R: 0 E: 0 K: 0 S: 2	H: 0 LOB: 0 BB: 1 P: 6	R: 0 E: 0 K: 0 S: 3	H: 1 LOB: 0 BB: 0 P: 3	R: 0 E: 0 K: 1 S: 5	H: 0 LOB: 0 BB: 0 P: 5	R: 0 E: 0 K: 0 S: 3	H: 0 LOB: 0 BB: 0 P: 3	R: 1 E: 0 K: 0 S: 4	H: 1 LOB: 1 BB: 1 P: 8	R: 0 E: 0 K: 0 S: 4	H: 1 LOB: 2 BB: 1 P: 8	R: 0 E: 0 K: 1 S: 6	H: 1 LOB: 2 BB: 1 P: 10	R: 0 E: 0 K: 1 S: 5	H: 0 LOB: 0 BB: 0 P: 5

	AB	35
	R	3
	H	7
	RBI	3
	BB	4
	SO	3
	LOB	11

1B: 3 SF: 0
2B: 3 SAC: 0
3B: 0 DP: 2
HR: 1 HBP: 0

WP: 0 PA: 39
PB: 0
SB: 0
CS: 0

PITCHER	IP	WLS	BF	H	R	ER	SO	BB	IBB	HBP	BLK	WP	HR	S	P	ERA	WHIP
Don Johnson, R (1, 1) ERA: 2.86	8.0		31	6	3	3	1	2	1	0	0	0	1	30	42	3.38	1.000
Virgil Trucks, R (9, 1) ERA: 2.89	2.0	W	8	1	0	0	2	0	1	0	0	0	0	11	15	0.00	0.500

PITCHER	IP	WLS	BF	H	R	ER	SO	BB	IBB	HBP	BLK	WP	HR	S	P	ERA	WHIP

Batter	1	2	3	4	5	6	7	8	9	AB	R	H	RBI	BB	SO	LOB
Chico Carrasquel, R (1, 6) OBP: 0.350, SLG: 0.393	BBBB 4-0 FC4-6 BB	x 0-0 ③ G3			x 0-0 ② 1-3			x 0-0 ① 5-3		3	0	0	0	1	0	2
Nellie Fox, L (1, 4) OBP: 0.381, SLG: 0.365	x 0-0 ① F5		x 0-0 ① G3		x 0-0 ③ 6-3			x 0-0 E6 HR		4	1	0	0	0	0	1
Minnie Minoso, R (1, 7) OBP: 0.397, SLG: 0.593	x 0-0 ② F9		SSS 0-3 ② K			x 0-0 ① F7		x 0-0 1-H HR		4	1	1	2	0	1	1
Ferris Fain, L (1, 3) OBP: 0.390, SLG: 0.450	x 0-0 ③ FC4-6 1-2f		x 0-0 ③ 4-3			x 0-0 ② 3-1		x 0-0 ② 4-3		4	0	0	0	0	0	1
George Kell, R (1, 5) OBP: 0.340, SLG: 0.279		x 0-0 G5-4-3 1B		x 0-0 ① F8		x 0-0 FC6-4 1B		x 0-0 ③ F2		4	0	2	0	0	0	0
Matt Batts, R (1, 2) OBP: 0.297, SLG: 0.273		x 0-0 ①② G5-4-3 1-2f		x 0-0 ② F7		x 0-0 ③ FC6-4 1-2f			x 0-0 ① F8	4	0	0	0	0	0	2
Jim Rivera, L (1, 9) OBP: 0.372, SLG: 0.504		x 0-0 1B 2B		x 0-0 HR			H 1-0 G5-4-3 HBP		x 0-0 IHR	3	3	3	2	0	0	0
Johnny Groth, R (1, 8) OBP: 0.353, SLG: 0.396		I 4-0 1B IBB		x 0-0 ③ 6-3			x 0-0 ① F8		x 0-0 ② P4	3	0	0	0	1	0	1
Sandy Consuegra, R (1, 1) OBP: 0.267, SLG: 0.214 Bob Keegan, R (8, 1) OBP: 0.205, SLG: 0.229		x 0-0 1-2 2-H 1B			x 0-0 ① 4-3		x 0-0 ②③ G5-4-3 1-2f		x 0-0 ③ F7	3 1	0 0	1 0	1 0	0 0	0 0	1 0
Inning Stats	R: 0 H: 0 E: 0 LOB: 1 K: 0 BB: 1 S: 3 P: 7	R: 1 H: 3 E: 0 LOB: 2 K: 0 BB: 1 S: 5 P: 9	R: 0 H: 0 E: 0 LOB: 0 K: 1 BB: 0 S: 5 P: 5	R: 1 H: 1 E: 0 LOB: 0 K: 0 BB: 0 S: 4 P: 4	R: 0 H: 0 E: 0 LOB: 0 K: 0 BB: 0 S: 3 P: 3	R: 0 H: 1 E: 0 LOB: 1 K: 0 BB: 0 S: 4 P: 4	R: 0 H: 0 E: 0 LOB: 0 K: 0 BB: 0 S: 2 P: 3	R: 2 H: 1 E: 1 LOB: 0 K: 0 BB: 0 S: 5 P: 5	R: 1 H: 1 E: 0 LOB: 0 K: 0 BB: 0 S: 4 P: 4	1B: 3 SF: 0 2B: 1 SAC: 0 3B: 0 DP: 2 HR: 3 HBP: 1						

TOP

Chicago White Sox @ Washington Senators

Griffith Stadium, Washington, DC

Sun Jun 06 1954, 3:33 AM EDT

Unknown

livebaseballscorecards.com

AB	33
R	5
H	7
RBI	5
BB	2
SO	1
LOB	9

WP: 0 PA: 36
PB: 0
SB: 0
CS: 0

PITCHER		IP	WLS	BF	H	R	ER	SO	BB	IBB	HBP	BLK	WP	HR	S	P	ERA	WHIP
Chuck Stobbs, L ERA: 4.92	(1, 1)	7.0		27	5	2	2	1	1	1	1	0	0	1	26	35	2.57	0.857
Sonny Dixon, R ERA: 3.03	(8, 1)	2.0	L	9	2	3	2	0	0	0	0	0	0	1	9	9	9.00	1.000

PITCHER	IP	WLS	BF	H	R	ER	SO	BB	IBB	HBP	BLK	WP	HR	S	P	ERA	WHIP

Batter	1	2	3	4	5	6	7	8	9	AB	R	H	RBI	BB	SO	LOB
Eddie Yost, R (1, 5) OBP: 0.364, SLG: 0.302	5-3			BBBB 4-0 E 2B BB	6-3		P4		F5	4	1	0	0	1	0	4
Pete Runnels, L (1, 6) OBP: 0.364, SLG: 0.411	G3			FC4 2B 1-2 FC1-2-5		F8		P4		4	0	0	0	0	0	1
Mickey Vernon, L (1, 3) OBP: 0.347, SLG: 0.582	4-3			1-3 2-H 2B		F8		6-3		4	0	1	1	0	0	0
Roy Sievers, R (1, 7) OBP: 0.360, SLG: 0.509		6-3		P6		F7		2B		4	0	1	0	0	0	2
Jim Busby, R (1, 8) OBP: 0.351, SLG: 0.487		5-3		FC1-2-5 3-H			3B 2B	5-3		4	1	1	0	0	0	3
Tom Wright, L (1, 9) OBP: 0.321, SLG: 0.360		4-3		F5			2-H 1B 3B		F8	4	1	1	1	0	0	2
Ed Fitz Gerald, R (1, 2) OBP: 0.343, SLG: 0.319			5-3		G3 SH5-3 1B		IIII 1B IBB		BBBB BB BB	2	0	1	0	2	0	0
Wayne Terwilliger, R (1, 4) OBP: 0.262, SLG: 0.281 Mickey McDermott, L (7, PH) OBP: 0.229, SLG: 0.188 Mel Hoderlein, S (8, 4) OBP: 0.192, SLG: 0.200			SSS K		SH5-3 1-2		F7		BBBBB 1-2 BB	1 1 0	0 0 0	0 0 0	0 0 0	0 0 1	1 0 0	0 2 0
Chuck Stobbs, L (1, 1) OBP: 0.176, SLG: 0.235 Clyde Vollmer, R (7, PH) OBP: 0.263, SLG: 0.345 Sonny Dixon, S (8, 1) Jim Lemon, R (9, PH) OBP: 0.324, SLG: 0.281			P6		G3 2-3		1-3 3-H 1B		SSS K	2 1 0 1	0 0 0 0	0 1 0 0	0 1 0 0	0 0 0 1	0 0 0 2	1 0 0 2
Inning Stats	R: 0 E: 0 K: 0 S: 3 H: 0 LOB: 0 BB: 0 P: 3	R: 0 E: 0 K: 0 S: 3 H: 0 LOB: 0 BB: 0 P: 3	R: 0 E: 0 K: 1 S: 5 H: 0 LOB: 0 BB: 0 P: 5	R: 1 E: 1 K: 0 S: 5 H: 1 LOB: 2 BB: 1 P: 9	R: 0 E: 0 K: 0 S: 4 H: 1 LOB: 1 BB: 0 P: 4	R: 0 E: 0 K: 0 S: 3 H: 0 LOB: 0 BB: 0 P: 3	R: 2 E: 0 K: 0 S: 5 H: 3 LOB: 1 BB: 1 P: 9	R: 0 E: 0 K: 0 S: 4 H: 1 LOB: 1 BB: 0 P: 4	R: 0 E: 0 K: 1 S: 5 H: 0 LOB: 2 BB: 2 P: 13	1B: 2 2B: 3 3B: 1 HR: 0	SF: 0 SAC: 1 DP: 0 HBP: 0						

PITCHER		IP	WLS	BF	H	R	ER	SO	BB	IBB	HBP	BLK	WP	HR	S	P	ERA	WHIP
Sandy Consuegra, R ERA: 3.6	(1, 1)	7.2	W	31	6	3	2	1	1	1	0	0	0	0	31	39	2.35	0.913
Bob Keegan, R ERA: 2.32	(8, 1)	1.1	S	6	0	0	0	1	2	0	0	0	0	0	6	14	0.00	1.500

PITCHER	IP	WLS	BF	H	R	ER	SO	BB	IBB	HBP	BLK	WP	HR	S	P	ERA	WHIP

BOTTOM

Chicago White Sox @ Washington Senators

Griffith Stadium, Washington, DC

Sun Jun 06 1954, 3:33 AM EDT

Unknown

livebaseballscorecards.com

AB	32
R	3
H	6
RBI	3
BB	4
SO	2
LOB	17

Chicago White Sox @ Washington Senators

Griffith Stadium, Washington, DC

Sun Jun 06 1954, 3:38 AM EDT

Att. 13,701 - Unknown

TOP

livebaseballscorecards.com

Batter	1	2	3	4	5	6	7	8	9	AB	R	H	RBI	BB	SO	LOB
Chico Carrasquel, R (1, 6) OBP: 0.351, SLG: 0.387	BBBB 4-0 3B BB	x 0-0 5-3 ② 1-2		SSS 0-3 K ②		x 0-0 F8 ③			BBBB 4-0 BB 1B 1-2 BB	3	2	0	0	2	1	1
Nellie Fox, L (1, 4) OBP: 0.386, SLG: 0.375	x 0-0 1-4-3 1-H 3B	x 0-0 F5 ③		BBBB 4-0 S BB			SSS 0-3 K ①		BBBB 4-0 1B FC3-6 1-2 2-3 BB	3	2	1	1	2	1	1
Minnie Minoso, R (1, 7) OBP: 0.411, SLG: 0.599	H 1-0 3-1 1-4-3 HBP		x 0-0 S 1B 1B	BBBB 4-0 1-2 BB			x 0-0 4-3 1B		x 0-0 FC3-6 1-3 2-H 3-H 1B	3	1	3	2	1	0	0
Ferris Fain, L (1, 3) OBP: 0.385, SLG: 0.443	x 0-0 1-4-3 ① 1-2 3-H		x 0-0 2B 1-H 1B	x 0-0 4-3 ③			x 0-0 4-3 ② 1-2		x 0-0 FC3-6 ① BB 1-2f 3-H	5	0	1	3	0	0	5
Jim Rivera, L (1, 9) OBP: 0.358, SLG: 0.483	x 0-0 3-1 ② 2-3		x 0-0 F8 ①		SSS 0-3 K ①		x 0-0 6-3 ③		x 0-0 F8 ②	5	0	0	0	0	1	4
Cass Michaels, R (1, 5) OBP: 0.463, SLG: 0.500	BBBB 4-0 BB		x 0-0 P4 ②		x 0-0 B4-3 ②			x 0-0 L8 ①	BBBB 4-0 1-2 BB	3	0	0	0	2	0	1
Carl Sawatski, L (1, 2) OBP: 0.275, SLG: 0.278	x 0-0 F8 ③		x 0-0 1-3 2B		x 0-0 F9 ③			SSS 0-3 K ②	x 0-0 F8 ③	5	0	1	0	0	1	4
Johnny Groth, R (1, 8) OBP: 0.345, SLG: 0.387		x 0-0 F7 ①	SSS 0-3 K ③			x 0-0 F9 ①		SSS 0-3 K ③		4	0	0	0	0	2	2
Jack Harshman, L (1, 1) OBP: 0.400, SLG: 0.143		BBBB 4-0 WP BB		x 0-0 P3 ①		x 0-0 4-3 ②			BBBB 4-0 BB BB 1B BB	2	1	0	0	2	0	0
Inning Stats	R: 2 E: 0 K: 0 S: 4 H: 1 LOB: 2 BB: 2 P: 13	R: 0 E: 0 K: 0 S: 3 H: 0 LOB: 1 BB: 1 P: 7	R: 1 E: 0 K: 1 S: 8 H: 3 LOB: 2 BB: 0 P: 8	R: 0 E: 0 K: 1 S: 5 H: 0 LOB: 2 BB: 2 P: 13	R: 0 E: 0 K: 1 S: 5 H: 0 LOB: 0 BB: 0 P: 5	R: 0 E: 0 K: 0 S: 3 H: 0 LOB: 0 BB: 0 P: 3	R: 0 E: 0 K: 1 S: 6 H: 1 LOB: 1 BB: 0 P: 6	R: 0 E: 0 K: 2 S: 7 H: 0 LOB: 0 BB: 0 P: 7	R: 3 E: 0 K: 0 S: 4 H: 1 LOB: 2 BB: 4 P: 20	1B: 4 2B: 1 3B: 1 HR: 0 SF: 0 SAC: 0 DP: 0 HBP: 1						

	AB	33
	R	6
	H	6
	RBI	6
	BB	9
	SO	6
	LOB	18

WP: 1 PB: 0 SB: 2 CS: 0 PA: 43

PITCHER		IP	WLS	BF	H	R	ER	SO	BB	IBB	HBP	BLK	WP	HR	S	P	ERA	WHIP
Camilo Pascual, R ERA: 5.0	(1, 1)	3.0	L	17	4	3	3	1	3	0	1	0	1	0	15	28	9.00	2.333
Connie Marrero, R ERA: 4.94	(4, 1)	2.0		8	0	0	0	2	2	0	0	0	0	0	10	18	0.00	1.000
Bunky Stewart, L ERA: 9.19	(6, 1)	4.0		18	2	3	3	3	4	0	0	0	0	0	20	36	6.75	1.500

PITCHER	IP	WLS	BF	H	R	ER	SO	BB	IBB	HBP	BLK	WP	HR	S	P	ERA	WHIP

Batter	1	2	3	4	5	6	7	8	9	AB	R	H	RBI	BB	SO	LOB
Eddie Yost, R (1, 5) OBP: 0.362, SLG: 0.306	F7		2B		K			6-3		4	0	1	0	0	1	2
Pete Runnels, L (1, 6) OBP: 0.361, SLG: 0.403	BB		1-3			F7		1-3		3	0	0	0	1	0	1
Mickey Vernon, L (1, 3) OBP: 0.345, SLG: 0.575	F8			4-3		L7		1B		4	0	1	0	0	0	1
Roy Sievers, R (1, 7) OBP: 0.358, SLG: 0.500	P5			1-3		1B BB		K		3	0	0	0	1	1	2
Jim Busby, R (1, 8) OBP: 0.349, SLG: 0.482		P5		5-3		FC5-4 1-2 1B			P5	4	0	1	0	0	0	0
Tom Umphlett, R (1, 9) OBP: 0.225, SLG: 0.250		L7			1B 1B	FC5-4 1-2f			F8	4	0	1	0	0	0	2
Bob Oldis, R (1, 2) OBP: 0.471, SLG: 0.500		6-3			1-2 1B		F9		1B 1B	4	0	2	0	0	0	0
Wayne Terwilliger, R (1, 4) OBP: 0.262, SLG: 0.280			5-3		F7		E6		1-2 1B	4	0	1	0	0	0	2
Camilo Pascual, R (1, 1) Clyde Vollmer, R (3, PH) OBP: 0.259, SLG: 0.339 Connie Marrero, R (4, 1) Ed Fitz Gerald, R (5, PH) OBP: 0.340, SLG: 0.316 Bunky Stewart, L (6, 1) Jim Lemon, R (9, PH) OBP: 0.316, SLG: 0.273			K		F8		K		F8	0 1 0 1 1 1	0 0 0 0 0 0	0 0 0 0 0 0	0 0 0 0 0 0	0 1 0 0 0 0	0 0 0 0 0 0	0 0 0 2 1 2
Inning Stats	R: 0 E: 0 K: 0 S: 3 H: 0 LOB: 1 BB: 1 P: 7	R: 0 E: 0 K: 0 S: 3 H: 0 LOB: 0 BB: 0 P: 3	R: 0 E: 0 K: 1 S: 6 H: 1 LOB: 1 BB: 0 P: 6	R: 0 E: 0 K: 0 S: 3 H: 0 LOB: 0 BB: 0 P: 3	R: 0 E: 0 K: 1 S: 7 H: 2 LOB: 2 BB: 0 P: 7	R: 0 E: 0 K: 0 S: 4 H: 1 LOB: 2 BB: 1 P: 8	R: 0 E: 1 K: 1 S: 5 H: 0 LOB: 0 BB: 0 P: 5	R: 0 E: 0 K: 1 S: 6 H: 1 LOB: 1 BB: 0 P: 6	R: 0 E: 0 K: 0 S: 5 H: 2 LOB: 2 BB: 0 P: 5	1B: 6 2B: 1 3B: 0 HR: 0	SF: 0 SAC: 0 DP: 0 HBP: 0			WP: 0 PB: 0 SB: 0 CS: 0	PA: 36	

PITCHER	IP	WLS	BF	H	R	ER	SO	BB	IBB	HBP	BLK	WP	HR	S	P	ERA	WHIP
Jack Harshman, L (1, 1) ERA: 4.5	9.0	W	36	7	0	0	4	2	0	0	0	0	0	42	50	0.00	1.000

PITCHER	IP	WLS	BF	H	R	ER	SO	BB	IBB	HBP	BLK	WP	HR	S	P	ERA	WHIP

BOTTOM

Chicago White Sox @ Washington Senators

Griffith Stadium, Washington, DC

Sun Jun 06 1954, 3:38 AM EDT

Att. 13,701 - Unknown

livebaseballscorecards.com

AB	34
R	0
H	7
RBI	0
BB	2
SO	4
LOB	14

Batter	1	2	3	4	5	6	7	8	9	AB	R	H	RBI	BB	SO	LOB
Chico Carrasquel, R (1, 6) OBP: 0.352, SLG: 0.392	1-3	6-3 1-H 3-H			5-3		2B 1-3 2B		1B 1B	5	1	2	1	0	0	0
Nellie Fox, L (1, 4) OBP: 0.390, SLG: 0.382	F4	2B			6-3		2B IBB		1-3 1B	4	1	2	0	1	0	0
Minnie Minoso, R (1, 7) OBP: 0.406, SLG: 0.592	E BB E 1B		S S S K		5-3		SF8 3-H		F8	4	1	1	1	0	1	2
Ferris Fain, L (1, 3) OBP: 0.385, SLG: 0.444	B B B B E E 1-2 BB		3-1			5-3	HR 1-H 2-H 2B		S S S K	4	2	1	2	1	1	2
George Kell, R (1, 5) OBP: 0.342, SLG: 0.305	E3 1-H 2-H 1B		L5			5-3	HR 2-H		L4	5	1	2	2	0	0	2
Sherm Lollar, R (1, 2) OBP: 0.371, SLG: 0.423	F8			FC5-4 1B		B B B B BB	F6			3	0	1	0	1	0	1
Jim Rivera, L (1, 9) OBP: 0.355, SLG: 0.475		1B 6-3 1B		F8		3-1		F2		4	1	1	0	0	0	2
Johnny Groth, R (1, 8) OBP: 0.348, SLG: 0.389		1-3 E 1B		L8			2B SF8 1B	1-3		4	2	2	0	0	0	1
Virgil Trucks, R (1, 1) OBP: 0.143, SLG: 0.147		S S S K		FC5-4 1-2f			F9	S S S K		4	0	0	0	0	2	4
Inning Stats	R: 2 E: 2 K: 0 S: 5 H: 2 LOB: 1 BB: 1 P: 9	R: 2 E: 1 K: 1 S: 7 H: 3 LOB: 1 BB: 0 P: 7	R: 0 E: 0 K: 1 S: 5 H: 0 LOB: 0 BB: 0 P: 5	R: 0 E: 0 K: 0 S: 4 H: 1 LOB: 1 BB: 0 P: 4	R: 0 E: 0 K: 0 S: 3 H: 0 LOB: 0 BB: 0 P: 3	R: 0 E: 0 K: 0 S: 3 H: 0 LOB: 1 BB: 1 P: 7	R: 5 E: 0 K: 0 S: 7 H: 4 LOB: 0 BB: 1 P: 11	R: 0 E: 0 K: 1 S: 5 H: 0 LOB: 0 BB: 0 P: 5	R: 0 E: 0 K: 1 S: 7 H: 2 LOB: 2 BB: 0 P: 7	1B: 8 2B: 3 3B: 0 HR: 1 SF: 1 SAC: 0 DP: 0 HBP: 0						

PITCHER		IP	WLS	BF	H	R	ER	SO	BB	IBB	HBP	BLK	WP	HR	S	P	ERA	WHIP
Bob Trice, R ERA: 5.3	(1, 1)	7.0	L	33	10	9	7	2	2	1	0	0	0	1	34	46	9.00	1.714
Morrie Martin, L ERA: 5.47	(8, 1)	2.0		8	2	0	0	2	0	0	0	0	0	0	12	12	0.00	1.000

PITCHER	IP	WLS	BF	H	R	ER	SO	BB	IBB	HBP	BLK	WP	HR	S	P	ERA	WHIP

TOP

Chicago White Sox @ Philadelphia Athletics
Connie Mack Stadium, Philadelphia, PA
Tue Jun 08 1954, 3:33 AM EDT
Att. 16,615 - Unknown

livebaseballscorecards.com

AB	37
R	9
H	12
RBI	6
BB	3
SO	4
LOB	14

Batter	1	2	3	4	5	6	7	8	9	AB	R	H	RBI	BB	SO	LOB
Spook Jacobs, R (1, 4) OBP: 0.360, SLG: 0.339	1-3		1-3		G1-3-6 1-2f			1-3		4	0	0	0	0	0	1
Don Bollweg, L (1, 3) OBP: 0.345, SLG: 0.302	L8		E9 1B 2B		G3			BBBB FC4-6 BB		3	1	1	0	1	0	0
Jim Finigan, R (1, 5) OBP: 0.384, SLG: 0.454	F7		BBBB 1B BB			SSS K		FC4-6 1-2f		3	0	0	0	1	1	1
Gus Zernial, R (1, 7) OBP: 0.339, SLG: 0.482		5-3	1-2 3-H 1B			6-3		SSS K		4	0	1	1	0	1	1
Bill Renna, R (1, 9) OBP: 0.317, SLG: 0.400		BBBB HR BB	F7			E8 1B			L8	3	1	0	0	1	0	2
Vic Power, R (1, 8) OBP: 0.290, SLG: 0.347		1-H HR		5-3		2-H 1B			F8	4	1	2	2	0	0	0
Joe Demaestri, R (1, 6) OBP: 0.231, SLG: 0.266 Elmer Valo, L (9, PH) OBP: 0.402, SLG: 0.382		6-3		1-3			F4		BBBB BB	3 0	0 0	0 0	0 0	0 1	0 0	0 0
Billy Shantz, R (1, 2) OBP: 0.328, SLG: 0.393		1-3		6-3			F1		F9	4	0	0	0	0	0	1
Bob Trice, R (1, 1) OBP: 0.321, SLG: 0.462 Lou Limmer, L (7, PH) OBP: 0.237, SLG: 0.094 Morrie Martin, L (8, 1) OBP: 0.235, SLG: 0.294			5-3		E5 G1-3-6		5-3			2 1 0	0 0 0	0 0 0	0 0 0	0 0 0	0 0 0	0 0 0
Inning Stats	R: 0 E: 0 K: 0 S: 3 H: 0 LOB: 0 BB: 0 P: 3	R: 2 E: 0 K: 0 S: 4 H: 1 LOB: 0 BB: 1 P: 8	R: 1 E: 1 K: 0 S: 5 H: 2 LOB: 2 BB: 1 P: 9	R: 0 E: 0 K: 0 S: 3 H: 0 LOB: 0 BB: 0 P: 3	R: 0 E: 1 K: 0 S: 3 H: 0 LOB: 0 BB: 0 P: 3	R: 0 E: 1 K: 1 S: 6 H: 1 LOB: 2 BB: 0 P: 6	R: 0 E: 0 K: 0 S: 3 H: 0 LOB: 0 BB: 0 P: 3	R: 0 E: 0 K: 1 S: 5 H: 0 LOB: 1 BB: 1 P: 9	R: 0 E: 0 K: 0 S: 3 H: 0 LOB: 1 BB: 1 P: 7	1B: 2 2B: 1 3B: 0 HR: 1	SF: 0 SAC: 0 DP: 1 HBP: 0						

PITCHER	IP	WLS	BF	H	R	ER	SO	BB	IBB	HBP	BLK	WP	HR	S	P	ERA	WHIP
Virgil Trucks, R (1, 1) ERA: 2.9	9.0	W	35	4	3	3	2	4	0	0	0	0	1	35	51	3.00	0.889

PITCHER	IP	WLS	BF	H	R	ER	SO	BB	IBB	HBP	BLK	WP	HR	S	P	ERA	WHIP

BOTTOM

Chicago White Sox @ Philadelphia Athletics
Connie Mack Stadium, Philadelphia, PA
Tue Jun 08 1954, 3:33 AM EDT
Att. 16,615 - Unknown

livebaseballscorecards.com

AB	31
R	3
H	4
RBI	3
BB	4
SO	2
LOB	6

1B: 2 SF: 0
2B: 1 SAC: 0
3B: 0 DP: 1
HR: 1 HBP: 0

WP: 0 PA: 35
PB: 0
SB: 0
CS: 0

Batter	1	2	3	4	5	6	7	8	9	AB	R	H	RBI	BB	SO	LOB
Chico Carrasquel, R (1, 6) OBP: 0.349, SLG: 0.402	S S S 0-3 ① K		x 0-0 ① F7		x 0-0 ① F7	x 0-0 1-H 2-H HR		x 0-0 ② F9		5	1	1	3	0	1	0
Nellie Fox, L (1, 4) OBP: 0.386, SLG: 0.378	x 0-0 ② P6		x 0-0 ② 1-3		x 0-0 E9 1B 1B	x 0-0 ② P4		x 0-0 ③ 4-3		5	1	1	0	0	0	0
Minnie Minoso, R (1, 7) OBP: 0.410, SLG: 0.597	x 0-0 ③ F7		x 0-0 1B		x 0-0 1B 5-3 2-H 1B	x 0-0 2B			S S S 0-3 ① K	5	1	3	1	0	1	0
Ferris Fain, L (1, 3) OBP: 0.386, SLG: 0.440		x 0-0 ① F7	x 0-0 ③ F7		x 0-0 5-3 1-3 1B	x 0-0 ③ 6-3			B B B B 4-0 BB	4	0	1	0	1	0	2
George Kell, R (1, 5) OBP: 0.333, SLG: 0.297 Cass Michaels, R (7, 5) OBP: 0.460, SLG: 0.495		x 0-0 ② F3		x 0-0 ① 5-3	x 0-0 ② 5-3 1-2 3-H		x 0-0 ① F8		x 0-0 ② L5	4 1	0 0	0 0	1 0	0 0	0 0	1 1
Sherm Lollar, R (1, 2) OBP: 0.372, SLG: 0.441		B B B B 4-0 1B 2B BB		x 0-0 ② P4	x 0-0 ③ 5-3		x 0-0 HR		x 0-0 ③ F8	4	2	1	1	1	0	2
Jim Rivera, L (1, 9) OBP: 0.366, SLG: 0.480		x 0-0 2B 1-2 1B		B B B B 4-0 E HR BB		x 0-0 ① E3	x 0-0 G6-4-3 1B			3	1	2	0	1	0	0
Johnny Groth, R (1, 8) OBP: 0.357, SLG: 0.418		x 0-0 1-3 2-H 2B		x 0-0 1-H HR		B B B B 4-0 1B HR BB	x 0-0 ② ③ G6-4-3 1-2f			3	2	2	3	1	0	1
Bob Keegan, R (1, 1) OBP: 0.209, SLG: 0.231		x 0-0 ③ F2		x 0-0 ③ F8		x 0-0 1-2 HR 1B		x 0-0 ① G3		4	1	1	0	0	0	2
Inning Stats	R: 0 H: 0 E: 0 LOB: 0 K: 1 BB: 0 S: 5 P: 5	R: 1 H: 2 E: 0 LOB: 2 K: 0 BB: 1 S: 5 P: 9	R: 0 H: 1 E: 0 LOB: 1 K: 0 BB: 0 S: 4 P: 4	R: 2 H: 1 E: 1 LOB: 0 K: 0 BB: 1 S: 4 P: 8	R: 2 H: 3 E: 1 LOB: 1 K: 0 BB: 0 S: 6 P: 6	R: 3 H: 3 E: 1 LOB: 1 K: 0 BB: 1 S: 6 P: 10	R: 1 H: 2 E: 0 LOB: 0 K: 0 BB: 0 S: 4 P: 4	R: 0 H: 0 E: 0 LOB: 0 K: 0 BB: 0 S: 3 P: 3	R: 0 H: 0 E: 0 LOB: 1 K: 1 BB: 1 S: 5 P: 9	1B: 7 SF: 0 2B: 2 SAC: 0 3B: 0 DP: 1 HR: 3 HBP: 0						

PITCHER		IP	WLS	BF	H	R	ER	SO	BB	IBB	HBP	BLK	WP	HR	S	P	ERA	WHIP
Alex Kellner, L ERA: 3.54	(1, 1)	6.0	L	31	10	8	6	1	3	0	0	0	0	2	30	42	9.00	2.167
Art Ditmar, R ERA: 7.71	(7, 1)	3.0		11	2	1	1	1	1	0	0	0	0	1	12	16	3.00	1.000

PITCHER	IP	WLS	BF	H	R	ER	SO	BB	IBB	HBP	BLK	WP	HR	S	P	ERA	WHIP

TOP

Chicago White Sox @ Philadelphia Athletics

Connie Mack Stadium, Philadelphia, PA

Wed Jun 09 1954, 3:33 AM EDT

Att. 3,582 - Unknown

livebaseballscorecards.com

AB	38
R	9
H	12
RBI	9
BB	4
SO	2
LOB	9

WP: 0 PA: 42
PB: 0
SB: 0
CS: 0

BOTTOM

Chicago White Sox @ Philadelphia Athletics
Connie Mack Stadium, Philadelphia, PA
Wed Jun 09 1954, 3:33 AM EDT
Att. 3,582 - Unknown

Batter	1	2	3	4	5	6	7	8	9	AB	R	H	RBI	BB	SO	LOB
Spook Jacobs, R (1, 4) OBP: 0.352, SLG: 0.330	4-3		4-3			5-3	5-3		FC3-6 BB E 1-2f	5	0	0	0	0	0	3
Don Bollweg, L (1, 3) OBP: 0.341, SLG: 0.299	G6-4-3 1B			F9		E3 1B 2B		F9	E5 BB 1-2	5	1	1	0	0	0	1
Jim Finigan, R (1, 5) OBP: 0.399, SLG: 0.463	G6-4-3 1-2f			FC6-4 1B		1-2 2B 1B		1B 1B	BBBB 1-2 2-3 BB	4	2	3	0	1	0	1
Bill Renna, R (1, 9) OBP: 0.319, SLG: 0.400		G1-6-3 1B		FC6-4 1-2f		F2		1B 5-3 1B	SSS K	5	1	2	0	0	1	6
Elmer Valo, L (1, 7) OBP: 0.406, SLG: 0.400		G1-6-3 1-2f		G3		1-H 2-H 2B		5-3 1-3 2-H 1B		4	0	2	3	0	0	2
Vic Power, R (1, 8) OBP: 0.289, SLG: 0.344		L9			1B	F8		5-3 1-2 3-H		4	0	1	1	0	0	2
Joe Demaestri, R (1, 6) OBP: 0.232, SLG: 0.265			E8 1B		F7		P6	1-3		4	0	1	0	0	0	2
Billy Shantz, R (1, 2) OBP: 0.317, SLG: 0.378			SSS K		L9		1-3		6-3	4	0	0	0	0	1	2
Alex Kellner, R (1, 1) OBP: 0.138, SLG: 0.111 Art Ditmar, R (7, 1) Lou Limmer, L (9, PH) OBP: 0.256, SLG: 0.121			4-3		5-3		BBBB BB		FC3-6 1B	2 0 1	0 0 0	0 0 1	0 0 0	0 1 0	0 0 0	2 0 0
Inning Stats	R: 0 E: 0 K: 0 S: 3 H: 1 LOB: 0 BB: 0 P: 3	R: 0 E: 0 K: 0 S: 3 H: 1 LOB: 0 BB: 0 P: 3	R: 0 E: 1 K: 1 S: 6 H: 1 LOB: 1 BB: 0 P: 6	R: 0 E: 0 K: 0 S: 4 H: 1 LOB: 1 BB: 0 P: 4	R: 0 E: 0 K: 0 S: 4 H: 1 LOB: 1 BB: 0 P: 4	R: 2 E: 1 K: 0 S: 6 H: 2 LOB: 1 BB: 0 P: 6	R: 0 E: 0 K: 0 S: 3 H: 0 LOB: 1 BB: 1 P: 7	R: 2 E: 0 K: 0 S: 6 H: 3 LOB: 1 BB: 0 P: 6	R: 0 E: 1 K: 1 S: 7 H: 1 LOB: 3 BB: 1 P: 11	1B: 10 2B: 1 3B: 0 HR: 0	SF: 0 SAC: 0 DP: 2 HBP: 0						

livebaseballscorecards.com

AB	38
R	4
H	11
RBI	4
BB	2
SO	2
LOB	21

WP: 0 PB: 0 SB: 0 CS: 0 PA: 40

PITCHER	IP	WLS	BF	H	R	ER	SO	BB	IBB	HBP	BLK	WP	HR	S	P	ERA	WHIP
Bob Keegan, R (1, 1) ERA: 2.29	9.0	W	40	11	4	2	2	2	0	0	0	0	0	42	50	2.00	1.444

PITCHER	IP	WLS	BF	H	R	ER	SO	BB	IBB	HBP	BLK	WP	HR	S	P	ERA	WHIP

TOP

Chicago White Sox @ New York Yankees

Yankee Stadium, Bronx, NY

Fri Jun 11 1954, 3:33 AM EDT

Att. 44,445 - Unknown

livebaseballscorecards.com

Batter	1	2	3	4	5	6	7	8	9	AB	R	H	RBI	BB	SO	LOB
Chico Carrasquel, R (1, 6) OBP: 0.346, SLG: 0.402	P4		F3		K		1-3 2B		F8	5	0	1	0	0	1	4
Nellie Fox, L (1, 4) OBP: 0.387, SLG: 0.379	L5		F9		1-2 2-H 3-H 1B		4-3		BB 1B	5	0	2	2	0	0	3
Minnie Minoso, R (1, 7) OBP: 0.406, SLG: 0.585	F3			6-3	5-3		L7		B B B B 1-2 BB	4	0	0	0	1	0	4
Ferris Fain, L (1, 3) OBP: 0.386, SLG: 0.436		B B B B BB		F9		F9		FC3-6 1B	F7	4	0	1	0	1	0	2
George Kell, R (1, 5) OBP: 0.331, SLG: 0.295		F8		F7		CS 1B		FC3-6 FC3-6 1B 1-2f		4	0	1	0	0	0	2
Sherm Lollar, R (1, 2) OBP: 0.382, SLG: 0.446		F8			BB E 1B 1B	B B B B 1-2 BB		1-2 FC3-6 1B		3	1	2	0	1	0	1
Jim Rivera, L (1, 9) OBP: 0.356, SLG: 0.465		F9			FC4 BB 1-2 1B	G3		FC3-6 FC6-4 1-2f 2-3		4	1	0	0	0	0	5
Johnny Groth, R (1, 8) OBP: 0.360, SLG: 0.420			SH1-4 WP 1B		K		2B 1B	FC6-4 1-2f		4	0	2	0	0	1	4
Don Johnson, R (1, 1) OBP: 0.048, SLG: 0.050			SH1-4 1-3		B B B B 1-2 2-3 BB		F2		5-3	0	0	0	0	0	0	0
Phil Cavarretta, L (5, PH)										0	0	0	0	1	0	0
Mike Fornieles, R (5, 1) OBP: 0.143, SLG: 0.143										1	0	0	0	0	0	1
Morrie Martin, L (8, 1) OBP: 0.235, SLG: 0.294										0	0	0	0	0	0	0
Cass Michaels, R (9, PH) OBP: 0.456, SLG: 0.490										1	0	0	0	0	0	0

	AB	35
	R	2
	H	9
	RBI	2
	BB	4
	SO	2
	LOB	26

Inning Stats										
	R: 0 E: 0 K: 0 S: 3	H: 0 LOB: 0 BB: 0 P: 3	R: 0 E: 0 K: 0 S: 3	H: 0 LOB: 1 BB: 1 P: 7	R: 0 E: 0 K: 0 S: 4	H: 1 LOB: 1 BB: 0 P: 4	R: 0 E: 0 K: 0 S: 3	H: 0 LOB: 0 BB: 0 P: 3	R: 2 E: 1 K: 2 S: 10	H: 2 LOB: 2 BB: 1 P: 14
	R: 0 E: 0 K: 0 S: 3	H: 1 LOB: 1 BB: 1 P: 7	R: 0 E: 0 K: 0 S: 5	H: 2 LOB: 2 BB: 0 P: 5	R: 0 E: 0 K: 0 S: 5	H: 2 LOB: 2 BB: 0 P: 5	R: 0 E: 0 K: 0 S: 4	H: 1 LOB: 2 BB: 1 P: 8	1B: 8 2B: 1 3B: 0 HR: 0	SF: 0 SAC: 1 DP: 0 HBP: 0

WP: 1 PB: 0 SB: 0 CS: 1 PA: 40

PITCHER		IP	WLS	BF	H	R	ER	SO	BB	IBB	HBP	BLK	WP	HR	S	P	ERA	WHIP
Allie Reynolds, R ERA: 2.16	(1, 1)	8.2	W	39	9	2	0	2	4	0	0	0	1	0	39	55	0.00	1.500
Johnny Sain, R ERA: 2.36	(9, 1)	0.1	S	1	0	0	0	0	0	0	0	0	0	0	1	1	0.00	0.000

PITCHER	IP	WLS	BF	H	R	ER	SO	BB	IBB	HBP	BLK	WP	HR	S	P	ERA	WHIP

Batter	1	2	3	4	5	6	7	8	9	AB	R	H	RBI	BB	SO	LOB
Hank Bauer, R (1, 9) OBP: 0.372, SLG: 0.455	6-3		CS, BB		F8			B3		3	0	0	0	1	0	0
Phil Rizzuto, R (1, 6) OBP: 0.320, SLG: 0.302	6-3		6-3 1-2		BB			G3, S, 1B, BB		2	1	0	0	2	0	1
Mickey Mantle, S (1, 8) OBP: 0.388, SLG: 0.552	1B		G3		K			G3 1-3		4	0	1	0	0	1	2
Yogi Berra, L (1, 2) OBP: 0.322, SLG: 0.495	P3			HR	K			BB, 1B, IBB		3	1	1	1	1	1	1
Irv Noren, L (1, 7) OBP: 0.374, SLG: 0.443		4-3		1B	4-3			BB, 1B 1-2 3-H		4	0	2	1	0	0	0
Eddie Robinson, L (1, 3) OBP: 0.337, SLG: 0.347 Bob Cerv, R (8, PR) OBP: 0.167, SLG: 0.333 Joe Collins, L (9, 3) OBP: 0.356, SLG: 0.405		4-3, 1B, 2B		F7	G3			FC5-4, BB 1-2 2-3		3 0 0	1 0 0	1 0 0	0 0 0	1 0 0	0 0 0	1 0 0
Bobby Brown, L (1, 5) OBP: 0.348, SLG: 0.450 Gil McDougald, R (9, 5) OBP: 0.311, SLG: 0.289		4-3 2-3		L7			F9	FC5-4 1-2f		4 0	0 0	0 0	0 0	0 0	0 0	5 0
Jerry Coleman, R (1, 4) OBP: 0.252, SLG: 0.312		1B 3-H		F2			P3			3	0	1	1	0	0	1
Allie Reynolds, R (1, 1) OBP: 0.240, SLG: 0.250 Johnny Sain, R (9, 1) OBP: 0.625, SLG: 0.500	K				P5		P6			3 0	0 0	0 0	0 0	0 0	1 0	1 0
Inning Stats	R: 0 E: 0 K: 0 S: 4 H: 1 LOB: 1 BB: 0 P: 4	R: 1 E: 0 K: 1 S: 7 H: 2 LOB: 1 BB: 0 P: 7	R: 0 E: 0 K: 0 S: 2 H: 0 LOB: 0 BB: 1 P: 6	R: 1 E: 0 K: 0 S: 5 H: 2 LOB: 1 BB: 0 P: 5	R: 0 E: 0 K: 1 S: 5 H: 0 LOB: 1 BB: 1 P: 9	R: 0 E: 0 K: 1 S: 5 H: 0 LOB: 0 BB: 0 P: 5	R: 0 E: 0 K: 0 S: 3 H: 0 LOB: 0 BB: 0 P: 3	R: 1 E: 0 K: 0 S: 4 H: 1 LOB: 3 BB: 3 P: 16		1B: 4 2B: 1 3B: 0 HR: 1 SF: 0 SAC: 0 DP: 0 HBP: 0				WP: 0 PB: 0 SB: 1 CS: 1 PA: 34	

PITCHER		IP	WLS	BF	H	R	ER	SO	BB	IBB	HBP	BLK	WP	HR	S	P	ERA	WHIP
Don Johnson, R ERA: 2.96	(1, 1)	4.0		17	5	2	2	1	1	0	0	0	0	1	18	22	4.50	1.500
Mike Fornieles, R ERA: 2.93	(5, 1)	3.2	L	15	1	1	1	2	2	1	0	0	0	0	16	28	2.46	0.818
Morrie Martin, L ERA: 5.43	(8, 1)	0.1		2	0	0	0	0	1	0	0	0	0	0	1	5	0.00	3.000

PITCHER	IP	WLS	BF	H	R	ER	SO	BB	IBB	HBP	BLK	WP	HR	S	P	ERA	WHIP

BOTTOM

Chicago White Sox @ New York Yankees

Yankee Stadium, Bronx, NY

Fri Jun 11 1954, 3:33 AM EDT

Att. 44,445 - Unknown

livebaseballscorecards.com

AB	29
R	3
H	6
RBI	3
BB	5
SO	3
LOB	12

Batter	1	2	3	4	5	6	7	8	9	AB	R	H	RBI	BB	SO	LOB
Chico Carrasquel, R (1, 6) OBP: 0.344, SLG: 0.404	S S S 0-3 ① K			x 0-0 ③ FC1-6 2B	S S S 0-3 ③ K			x 0-0 ③ 1-3		4	0	1	0	0	2	1
Nellie Fox, L (1, 4) OBP: 0.384, SLG: 0.373	x 0-0 ② 4-3			H 1-0 FC1-6 HBP		x 0-0 ① L7			x 0-0 ① 4-3	3	0	0	0	0	0	0
Minnie Minoso, R (1, 7) OBP: 0.399, SLG: 0.574	x 0-0 ③ 5-3			x 0-0 ① FC1-6 BB 1-2f 2-3		x 0-0 ② L8			x 0-0 ② F2	4	0	0	0	0	0	2
Ferris Fain, L (1, 3) OBP: 0.384, SLG: 0.429		x 0-0 ① 6-3		B B B 4-0 FC6-4 BB 1-2		x 0-0 ③ P4			x 0-0 ③ F8	3	0	0	0	1	0	0
George Kell, R (1, 5) OBP: 0.331, SLG: 0.295 Cass Michaels, R (2, PH) OBP: 0.445, SLG: 0.475 (2, 5)		S S S 0-3 ② K		x 0-0 ② P5			x 0-0 ① F8			0 3	0 0	0 0	0 0	0 0	0 1	0 3
Matt Batts, R (1, 2) OBP: 0.275, SLG: 0.250		S S S 0-3 ③ K		x 0-0 ③ FC6-4 1-2f			S S S 0-3 ② K			3	0	0	0	0	2	3
Jim Rivera, L (1, 9) OBP: 0.349, SLG: 0.455			x 0-0 ① P3		S S S 0-3 ① K		S S S 0-3 ③ K			3	0	0	0	0	2	0
Johnny Groth, R (1, 8) OBP: 0.359, SLG: 0.418			x 0-0 ② 6-3		x 0-0 1B			x 0-0 ① F8		3	0	1	0	0	0	0
Jack Harshman, L (1, 1) OBP: 0.333, SLG: 0.111 Sherm Lollar, R (8, PH) OBP: 0.379, SLG: 0.443 Harry Dorish, R (8, 1) OBP: 0.111, SLG: 0.111			x 0-0 ③ 3-1		S S S 0-3 ② K			x 0-0 ② 5-3		2 1 0	0 0 0	0 0 0	0 0 0	1 0 0	1 0 0	1 0 0
Inning Stats	R: 0 E: 0 K: 1 S: 5 H: 0 LOB: 0 BB: 0 P: 5	R: 0 E: 0 K: 2 S: 7 H: 0 LOB: 0 BB: 0 P: 7	R: 0 E: 0 K: 0 S: 3 H: 0 LOB: 0 BB: 0 P: 3	R: 0 E: 0 K: 0 S: 4 H: 1 LOB: 3 BB: 1 P: 9	R: 0 E: 0 K: 3 S: 10 H: 1 LOB: 1 BB: 0 P: 10	R: 0 E: 0 K: 0 S: 3 H: 0 LOB: 0 BB: 0 P: 3	R: 0 E: 0 K: 2 S: 7 H: 0 LOB: 0 BB: 0 P: 7	R: 0 E: 0 K: 0 S: 3 H: 0 LOB: 0 BB: 0 P: 3	R: 0 E: 0 K: 0 S: 3 H: 0 LOB: 0 BB: 0 P: 3	1B: 1 2B: 1 3B: 0 HR: 0	SF: 0 SAC: 0 DP: 0 HBP: 1						

PITCHER	IP	WLS	BF	H	R	ER	SO	BB	IBB	HBP	BLK	WP	HR	S	P	ERA	WHIP
Whitey Ford, L (1, 1) ERA: 3.82	9.0	W	31	2	0	0	8	1	0	1	0	0	0	45	50	0.00	0.333

PITCHER	IP	WLS	BF	H	R	ER	SO	BB	IBB	HBP	BLK	WP	HR	S	P	ERA	WHIP

Chicago White Sox @ New York Yankees

Yankee Stadium, Bronx, NY

Sat Jun 12 1954, 3:33 AM EDT

Att. 24,870 - Unknown

TOP

livebaseballscorecards.com

AB	29
R	0
H	2
RBI	0
BB	1
SO	8
LOB	10

WP: 0 PB: 0 SB: 0 CS: 0 PA: 31

Batter	1	2	3	4	5	6	7	8	9	AB	R	H	RBI	BB	SO	LOB
Gil McDougald, R (1, 5) OBP: 0.310, SLG: 0.288	S S S 0-3 K ①		x 0-0 5-3 ②		x 0-0 1B 1-3 2-H 1B		x 0-0 F9 ③			4	0	1	1	0	1	1
Phil Rizzuto, R (1, 6) OBP: 0.318, SLG: 0.301	x 0-0 F6 ②		x 0-0 6-3 ③		x 0-0 1B 1-2 3-H 1B			x 0-0 F8 ①		4	0	1	1	0	0	1
Mickey Mantle, S (1, 8) OBP: 0.380, SLG: 0.539	x 0-0 F4 ③			x 0-0 5-3 ①	x 0-0 F2 ③			x 0-0 4-3 ②		4	0	0	0	0	0	2
Yogi Berra, L (1, 2) OBP: 0.317, SLG: 0.485		x 0-0 1-3 ①		x 0-0 L3 ②		x 0-0 F2 ①		x 0-0 F7 ③		4	0	0	0	0	0	0
Hank Bauer, R (1, 9) OBP: 0.376, SLG: 0.455		x 0-0 5-3 ②		B B B B 4-0 CS BB		x 0-0 1B				2	0	1	0	1	0	0
Bill Skowron, R (1, 3) OBP: 0.341, SLG: 0.500 Joe Collins, L (9, 3) OBP: 0.356, SLG: 0.405		x 0-0 1B		0-0 CS ③ 1-2	x 0-0 1B 1B 1B	x 0-0 F9 ②				3 0	1 0	2 0	0 0	0 0	0 0	1 0
Irv Noren, L (1, 7) OBP: 0.364, SLG: 0.430		x 0-0 1-3 ③			S S S 0-3 K ①	x 0-0 P5 ③				3	0	0	0	0	1	3
Jerry Coleman, R (1, 4) OBP: 0.261, SLG: 0.315			B B B B 4-0 SH1-4 BB		x 0-0 1B 1-2 1B 1B		x 0-0 F3 ①			2	1	1	0	1	0	0
Whitey Ford, L (1, 1) OBP: 0.294, SLG: 0.250			x 0-0 SH1-4 ① 1-2		S S S 0-3 K ②		S S S 0-3 K ②			2	0	0	0	0	2	2
Inning Stats	R: 0 E: 0 K: 1 S: 5 H: 0 LOB: 0 BB: 0 P: 5	R: 0 E: 0 K: 0 S: 4 H: 1 LOB: 1 BB: 0 P: 4	R: 0 E: 0 K: 0 S: 3 H: 0 LOB: 1 BB: 1 P: 7	R: 0 E: 0 K: 0 S: 2 H: 0 LOB: 0 BB: 1 P: 6	R: 2 E: 0 K: 2 S: 11 H: 4 LOB: 2 BB: 0 P: 11	R: 0 E: 0 K: 0 S: 4 H: 1 LOB: 1 BB: 0 P: 4	R: 0 E: 0 K: 1 S: 5 H: 0 LOB: 0 BB: 0 P: 5	R: 0 E: 0 K: 0 S: 3 H: 0 LOB: 0 BB: 0 P: 3		1B: 6 2B: 0 3B: 0 HR: 0	SF: 0 SAC: 1 DP: 0 HBP: 0					

BOTTOM

Chicago White Sox @ New York Yankees

Yankee Stadium, Bronx, NY

Sat Jun 12 1954, 3:33 AM EDT

Att. 24,870 - Unknown

livebaseballscorecards.com

AB	28
R	2
H	6
RBI	2
BB	2
SO	4
LOB	10

WP: 0 PB: 0 SB: 0 CS: 1 PA: 32

PITCHER		IP	WLS	BF	H	R	ER	SO	BB	IBB	HBP	BLK	WP	HR	S	P	ERA	WHIP
Jack Harshman, L ERA: 4.09	(1, 1)	7.0	L	28	6	2	2	4	2	0	0	0	0	0	34	42	2.57	1.143
Harry Dorish, R ERA: 3.38	(8, 1)	1.0		3	0	0	0	0	0	0	0	0	0	0	3	3	0.00	0.000

PITCHER	IP	WLS	BF	H	R	ER	SO	BB	IBB	HBP	BLK	WP	HR	S	P	ERA	WHIP

Batter	1	2	3	4	5	6	7	8	9	AB	R	H	RBI	BB	SO	LOB
Chico Carrasquel, R (1, 6) OBP: 0.343, SLG: 0.398	B B B B 4-0 2B 4-3 BB		S S S 0-3 ② K		x 0-0 ③ 5-3			x 0-0 ② F2		3	1	0	0	1	1	0
Nellie Fox, L (1, 4) OBP: 0.382, SLG: 0.376	x 0-0 4-3 1-3 2B		x 0-0 ③ G3			x 0-0 ① 6-3		x 0-0 ③ 1-3		4	0	1	0	0	0	0
Minnie Minoso, R (1, 7) OBP: 0.401, SLG: 0.571	x 0-0 ① 6-3			x 0-0 CS 1B		x 0-0 ② 4-3			B B B B 4-0 FC5-4 BB	3	0	1	0	1	0	2
Ferris Fain, L (1, 3) OBP: 0.377, SLG: 0.421	x 0-0 ② 4-3 2-3 3-H			x 0-0 ① F8 ② 1-2		x 0-0 ③ F4			x 0-0 ① FC5-4 1B 1B 1-2f	4	0	0	1	0	0	3
Cass Michaels, R (1, 5) OBP: 0.439, SLG: 0.476	x 0-0 ③ 5-3			x 0-0 2B			x 0-0 ① 1-3		S S S 0-3 ② K	4	0	1	0	0	1	2
Sherm Lollar, R (1, 2) OBP: 0.376, SLG: 0.437 Fred Marsh, R (9, PR) OBP: 0.400, SLG: 0.250		x 0-0 ① 5-3		x 0-0 ③ 6-3			x 0-0 ② F8		x 0-0 1B 1-2 1B	4 0	0 0	1 0	0 0	0 0	0 0	1 0
Jim Rivera, L (1, 9) OBP: 0.359, SLG: 0.485		x 0-0 ② P4			x 0-0 HR		x 0-0 1B		x 0-0 FC6-4 1-2 2-3 1B	4	1	3	1	0	0	0
Johnny Groth, R (1, 8) OBP: 0.352, SLG: 0.409		x 0-0 ③ P6			x 0-0 ① F5		x 0-0 ③ F4		x 0-0 ③ FC6-4 1-2f	4	0	0	0	0	0	4
Sandy Consuegra, R (1, 1) OBP: 0.235, SLG: 0.188 Ed McGhee, R (8, PH) OBP: 0.254, SLG: 0.352 Morrie Martin, L (8, 1) OBP: 0.235, SLG: 0.294			x 0-0 ① F9		x 0-0 ② F8			S S S 0-3 ① K		2 1 0	0 0 0	0 0 0	0 0 0	0 1 0	0 0 0	0 0 0
Inning Stats	R: 1 E: 0 K: 0 S: 4 H: 1 LOB: 1 BB: 1 P: 8	R: 0 E: 0 K: 0 S: 3 H: 0 LOB: 0 BB: 0 P: 3	R: 0 E: 0 K: 1 S: 5 H: 0 LOB: 0 BB: 0 P: 5	R: 0 E: 0 K: 0 S: 4 H: 2 LOB: 1 BB: 0 P: 4	R: 1 E: 0 K: 0 S: 4 H: 1 LOB: 0 BB: 0 P: 4	R: 0 E: 0 K: 0 S: 3 H: 0 LOB: 0 BB: 0 P: 3	R: 0 E: 0 K: 0 S: 4 H: 1 LOB: 1 BB: 0 P: 4	R: 0 E: 0 K: 1 S: 5 H: 0 LOB: 0 BB: 0 P: 5	R: 0 E: 0 K: 1 S: 7 H: 2 LOB: 3 BB: 1 P: 11	1B: 4 2B: 2 3B: 0 HR: 1 SF: 0 SAC: 0 DP: 0 HBP: 0						

PITCHER		IP	WLS	BF	H	R	ER	SO	BB	IBB	HBP	BLK	WP	HR	S	P	ERA	WHIP
Ed Lopat, L ERA: 2.39	(1, 1)	8.2	W	34	7	2	2	3	2	0	0	0	0	1	38	46	2.08	1.038
Johnny Sain, R ERA: 2.33	(9, 1)	0.1	S	1	0	0	0	0	0	0	0	0	0	0	1	1	0.00	0.000

PITCHER	IP	WLS	BF	H	R	ER	SO	BB	IBB	HBP	BLK	WP	HR	S	P	ERA	WHIP

TOP

Chicago White Sox @ New York Yankees

Yankee Stadium, Bronx, NY

Sun Jun 13 1954, 3:33 AM EDT

Unknown

livebaseballscorecards.com

AB	33
R	2
H	7
RBI	2
BB	2
SO	3
LOB	12

WP: 0 PB: 0 SB: 0 CS: 1 PA: 35

Batter	1	2	3	4	5	6	7	8	9	AB	R	H	RBI	BB	SO	LOB
Irv Noren, L (1, 9) OBP: 0.360, SLG: 0.423	0-0 SH2-3 2B 1B		0-0 ① F2		0-0 ③ 6-3		0-0 ② FC4-6 1-2f			4	1	1	0	0	0	1
Hank Bauer, R (9, 9) OBP: 0.376, SLG: 0.455										0	0	0	0	0	0	0
Phil Rizzuto, R (1, 6) OBP: 0.313, SLG: 0.295	0-0 ① SH2-3 1-2		0-0 ② F6			0-0 ① F7	0-0 ③ F7			3	0	0	0	0	0	1
Mickey Mantle, S (1, 8) OBP: 0.383, SLG: 0.535	0-0 ② 4-3		0-0 1B			BBBB 4-0 1B HR BB		0-0 ① F3		3	1	1	0	1	0	1
Yogi Berra, L (1, 2) OBP: 0.320, SLG: 0.490	0-0 2-H 2B		0-0 ③ G3			0-0 1-2 HR 1B		0-0 ② 5-3		4	1	2	1	0	0	1
Gene Woodling, L (1, 7) OBP: 0.374, SLG: 0.350	0-0 ③ 4-3			0-0 ① 6-3		0-0 1-H 2-H HR		0-0 ③ 4-3		4	1	1	3	0	0	1
Eddie Robinson, L (1, 3) OBP: 0.326, SLG: 0.333		0-0 ① 5-3		0-0 ② 4-3		0-0 ② 4-3				3	0	0	0	0	0	0
Joe Collins, L (7, 3) OBP: 0.356, SLG: 0.405										0	0	0	0	0	0	0
Bobby Brown, L (1, 5) OBP: 0.308, SLG: 0.391		0-0 ② B2-3		0-0 ③ F7		0-0 ③ 6-3				3	0	0	0	0	0	0
Gil McDougald, R (7, 5) OBP: 0.310, SLG: 0.288										0	0	0	0	0	0	0
Jerry Coleman, R (1, 4) OBP: 0.270, SLG: 0.331		0-0 2B			0-0 ① 5-3		0-0 FC4-6 1B			3	0	2	0	0	0	0
Ed Lopat, L (1, 1) OBP: 0.071, SLG: 0.038		0-0 ③ 1-3			0-0 ② 4-3		0-0 ① F9			3	0	0	0	0	0	2
Johnny Sain, R (9, 1) OBP: 0.625, SLG: 0.500										0	0	0	0	0	0	0
Inning Stats	R: 1 E: 0 K: 0 S: 5 H: 2 LOB: 1 BB: 0 P: 5	R: 0 E: 0 K: 0 S: 4 H: 1 LOB: 1 BB: 0 P: 4	R: 0 E: 0 K: 0 S: 4 H: 1 LOB: 1 BB: 0 P: 4	R: 0 E: 0 K: 0 S: 3 H: 0 LOB: 0 BB: 0 P: 3	R: 0 E: 0 K: 0 S: 3 H: 0 LOB: 0 BB: 0 P: 3	R: 3 E: 0 K: 0 S: 5 H: 2 LOB: 0 BB: 1 P: 9	R: 0 E: 0 K: 0 S: 4 H: 1 LOB: 1 BB: 0 P: 4	R: 0 E: 0 K: 0 S: 3 H: 0 LOB: 0 BB: 0 P: 3		1B: 4 2B: 2 3B: 0 HR: 1		SF: 0 SAC: 1 DP: 0 HBP: 0		WP: 0 PB: 0 SB: 0 CS: 0		PA: 32

PITCHER	IP	WLS	BF	H	R	ER	SO	BB	IBB	HBP	BLK	WP	HR	S	P	ERA	WHIP
Sandy Consuegra, R (1, 1) ERA: 3.81	7.0	L	29	7	4	4	0	1	0	0	0	0	1	28	32	5.14	1.143
Morrie Martin, L (8, 1) ERA: 5.33	1.0		3	0	0	0	0	0	0	0	0	0	0	3	3	0.00	0.000

PITCHER	IP	WLS	BF	H	R	ER	SO	BB	IBB	HBP	BLK	WP	HR	S	P	ERA	WHIP

BOTTOM

Chicago White Sox @ New York Yankees

Yankee Stadium, Bronx, NY

Sun Jun 13 1954, 3:33 AM EDT

Unknown

livebaseballscorecards.com

AB	30
R	4
H	7
RBI	4
BB	1
SO	0
LOB	7

Chicago White Sox @ New York Yankees

Yankee Stadium, Bronx, NY

Sun Jun 13 1954, 3:38 AM EDT

Att. 60,070 - Unknown

livebaseballscorecards.com

Batter	1	2	3	4	5	6	7	8	9	AB	R	H	RBI	BB	SO	LOB
Chico Carrasquel, R (1, 6) OBP: 0.340, SLG: 0.391	B B B B 4-0 HBP 1B FC3-6 BB	0-0 ① F5	0-0 ③ 5-3		0-0 ③ 6-3			0-0 ① F9		4	1	0	0	1	0	2
Nellie Fox, L (1, 4) OBP: 0.386, SLG: 0.394	0-0 FC3-6 HBP 1-2 SF9 1B	0-0 HR		0-0 ① F9		0-0 ① 3-1		0-0 E 3-1 1B		5	3	3	1	0	0	0
Minnie Minoso, R (1, 7) OBP: 0.405, SLG: 0.567	H 1-0 FC3-6 1-2 2-3 HBP	0-0 ② B1-3		B B B B 4-0 1B BB		0-0 ② 6-3		0-0 E7 3-1 1-3 1B		3	0	1	0	1	0	0
Ferris Fain, L (1, 3) OBP: 0.377, SLG: 0.420	0-0 ① FC3-6 SF9 1B 1-2f 2-3 3-H	0-0 ③ G3		0-0 1-2 1B		0-0 BB 1B		0-0 ② 3-1 2-3 3-H		5	1	2	2	0	0	3
Jim Rivera, L (1, 9) OBP: 0.361, SLG: 0.482	0-0 ② SF9 1-2 3-H		0-0 3B 1B	S S S 0-3 ② K	B B B B 4-0 1-2 BB			0-0 F9		3	1	1	1	1	1	3
Carl Sawatski, L (1, 2) OBP: 0.289, SLG: 0.325	I I I I 4-0 1B 1B IBB		0-0 1-H WP 3B	S S S 0-3 ③ K	0-0 ③ 4-3				S S S 0-3 ① K	4	2	1	1	1	2	4
Cass Michaels, R (1, 5) OBP: 0.438, SLG: 0.473	0-0 1B 1-2 2-H 1B		0-0 ① 1-3 3-H		0-0 S 1B		0-0 ① 1-3		S S S 0-3 ② K	5	0	2	1	0	1	0
Johnny Groth, R (1, 8) OBP: 0.353, SLG: 0.405	0-0 1-2 2-H 1B		0-0 ② 1-3		0-0 ① F9 1-2		0-0 E6 CS		B B B B 4-0 BB	4	0	1	1	1	0	1
Virgil Trucks, R (1, 1) OBP: 0.150, SLG: 0.154	0-0 ③ G3		0-0 1B		0-0 ② F4		S S S 0-3 ②③ K 1-2		S S S 0-3 ③ K	5	0	1	0	0	2	5
Inning Stats	R: 4 H: 3 E: 0 LOB: 2 K: 0 BB: 2 S: 6 P: 15	R: 1 H: 1 E: 0 LOB: 0 K: 0 BB: 0 S: 4 P: 4	R: 2 H: 3 E: 0 LOB: 1 K: 0 BB: 0 S: 6 P: 6	R: 0 H: 1 E: 0 LOB: 2 K: 2 BB: 1 S: 8 P: 12	R: 0 H: 1 E: 0 LOB: 1 K: 0 BB: 0 S: 4 P: 4	R: 0 H: 1 E: 0 LOB: 2 K: 0 BB: 1 S: 4 P: 8	R: 0 H: 0 E: 1 LOB: 0 K: 1 BB: 0 S: 5 P: 5	R: 1 H: 2 E: 1 LOB: 1 K: 0 BB: 0 S: 5 P: 5	R: 0 H: 0 E: 0 LOB: 1 K: 3 BB: 1 S: 9 P: 13	1B: 10 SF: 1 2B: 0 SAC: 0 3B: 1 DP: 0 HR: 1 HBP: 1						

AB	38
R	8
H	12
RBI	7
BB	5
SO	6
LOB	18

WP: 1 PA: 45
PB: 0
SB: 1
CS: 1

PITCHER		IP	WLS	BF	H	R	ER	SO	BB	IBB	HBP	BLK	WP	HR	S	P	ERA	WHIP
Harry Byrd, R ERA: 3.19	(1, 1)	0.2	L	7	2	4	4	0	1	1	1	0	0	0	4	13	54.00	4.500
Tom Morgan, R ERA: 4.01	(1, 1)	2.1		12	5	3	3	0	0	0	0	0	1	1	12	12	11.57	2.143
Bob Kuzava, L ERA: 4.62	(4, 1)	2.0		9	2	0	0	2	1	0	0	0	0	0	12	16	0.00	1.500
Jim McDonald, R ERA: 3.13	(6, 1)	2.0		8	1	0	0	1	1	0	0	0	0	0	9	13	0.00	1.000
Bob Grim, R ERA: 3.68	(8, 1)	2.0		9	2	1	1	3	1	0	0	0	0	0	14	18	4.50	1.500

PITCHER	IP	WLS	BF	H	R	ER	SO	BB	IBB	HBP	BLK	WP	HR	S	P	ERA	WHIP

Batter	1	2	3	4	5	6	7	8	9	AB	R	H	RBI	BB	SO	LOB
Irv Noren, L (1, 9) OBP: 0.356, SLG: 0.417	4-3		L8			FC3-6 1B		F9		4	0	1	0	0	0	1
Phil Rizzuto, R (1, 6) OBP: 0.309, SLG: 0.291	K		4-3			FC3-6 1B 1-2f		1B		2	0	0	0	0	1	1
Willy Miranda, S (5, 6) OBP: 0.400, SLG: 0.143										2	0	1	0	0	0	1
Mickey Mantle, S (1, 8) OBP: 0.375, SLG: 0.523	B1-3			3-1		K		F2		4	0	0	0	0	1	2
Yogi Berra, L (1, 2) OBP: 0.321, SLG: 0.490		L6-3 1B		K		1-2 1B		4-3		2	0	1	0	0	1	0
Charles Silvera, R (5, 2) OBP: 0.409, SLG: 0.316										2	0	1	0	0	0	1
Gene Woodling, L (1, 7) OBP: 0.371, SLG: 0.348		L6-3 1-2		1B		L9			F8	4	0	1	0	0	0	3
Eddie Robinson, L (1, 3) OBP: 0.322, SLG: 0.329		1B		P4			K		F8	4	0	1	0	0	1	1
Bobby Brown, L (1, 5) OBP: 0.333, SLG: 0.407		P3			P5		FC5-4 1B		1B	4	0	2	0	0	0	1
Jerry Coleman, R (1, 4) OBP: 0.262, SLG: 0.321			F9		K		F8		F5	4	0	0	0	0	1	2
Harry Byrd, R (1, 1) OBP: 0.214, SLG: 0.214			1B		F2		FC5-4 1-2f			0	0	0	0	0	0	0
Tom Morgan, R (1, 1) OBP: 0.267, SLG: 0.286										0	0	0	0	0	0	0
Bob Cerv, R (3, PH) OBP: 0.194, SLG: 0.357										1	0	1	0	0	0	0
Bob Kuzava, S (4, 1)										0	0	0	0	0	0	0
Joe Collins, L (5, PH) OBP: 0.352, SLG: 0.400										1	0	0	0	0	0	0
Jim McDonald, R (6, 1) OBP: 0.333, SLG: 0.267										0	0	0	0	0	0	0
Bill Skowron, R (7, PH) OBP: 0.337, SLG: 0.494										1	0	0	0	0	0	1
Bob Grim, R (8, 1) OBP: 0.087, SLG: 0.087										0	0	0	0	0	0	0
Inning Stats	R: 0 E: 0 K: 1 S: 5 H: 0 LOB: 0 BB: 0 P: 5	R: 0 E: 0 K: 0 S: 4 H: 2 LOB: 1 BB: 0 P: 4	R: 0 E: 0 K: 0 S: 4 H: 1 LOB: 1 BB: 0 P: 4	R: 0 E: 0 K: 1 S: 6 H: 1 LOB: 1 BB: 0 P: 6	R: 0 E: 0 K: 1 S: 5 H: 0 LOB: 0 BB: 0 P: 5	R: 0 E: 0 K: 1 S: 7 H: 2 LOB: 2 BB: 0 P: 7	R: 0 E: 0 K: 1 S: 6 H: 1 LOB: 1 BB: 0 P: 6	R: 0 E: 0 K: 0 S: 4 H: 1 LOB: 1 BB: 0 P: 4	R: 0 E: 0 K: 0 S: 4 H: 1 LOB: 1 BB: 0 P: 4							

PITCHER	IP	WLS	BF	H	R	ER	SO	BB	IBB	HBP	BLK	WP	HR	S	P	ERA	WHIP
Virgil Trucks, R (1, 1) ERA: 2.65	9.0	W	35	9	0	0	5	0	0	0	0	0	0	45	45	0.00	1.000

PITCHER	IP	WLS	BF	H	R	ER	SO	BB	IBB	HBP	BLK	WP	HR	S	P	ERA	WHIP

BOTTOM

Chicago White Sox @ New York Yankees

Yankee Stadium, Bronx, NY

Sun Jun 13 1954, 3:38 AM EDT

Att. 60,070 - Unknown

livebaseballscorecards.com

AB	35
R	0
H	9
RBI	0
BB	0
SO	5
LOB	14

1B: 9	SF: 0	WP: 0	PA: 35
2B: 1	SAC: 0	PB: 0	
3B: 0	DP: 1	SB: 0	
HR: 0	HBP: 0	CS: 0	

TOP

Philadelphia Athletics @ Chicago White Sox
Comiskey Park, Chicago, IL

Tue Jun 15 1954, 4:33 AM EDT
Att. 26,458 - Unknown

livebaseballscorecards.com

Batter	1	2	3	4	5	6	7	8	9	AB	R	H	RBI	BB	SO	LOB
Spook Jacobs, R (1, 4) OBP: 0.358, SLG: 0.332	3B 1B	2-H 2B		5-3 ②		S 1B 1B		BBB 3B BB	1-3 ③	5	3	3	1	1	0	1
Lou Limmer, L (1, 3) OBP: 0.306, SLG: 0.358	P4 ①	F8 ②		F7 ③		SSS K 1-2 ②		1-H 2B 3B		5	1	1	1	0	1	3
Jim Finigan, R (1, 5) OBP: 0.408, SLG: 0.473	1-H FC3-2 3B	F8 ③			HR 1B	2-H HR 1B		3-H 2B		5	2	4	3	0	0	1
Bill Renna, R (1, 9) OBP: 0.325, SLG: 0.428	BBBB 1B FC3-2 BB		F4 ①		P3 ①	1-H HR		SSS K ②		4	2	1	2	1	1	2
Elmer Valo, L (1, 7) OBP: 0.397, SLG: 0.406	FC3-2 ② 1B 1-2 3-H		E 1B		F7 ②	3-1 ③		5-3 ③		5	0	1	0	0	0	4
Bill Wilson, R (1, 8) OBP: 0.322, SLG: 0.440	1-2 2-H 1B		F8 ②		1-H HR		BBBB BB		E5 1-3	0	2	0	0	0	0	0
Joe Demaestri, R (1, 6) OBP: 0.249, SLG: 0.269	F7 ③		E6 1-2		1B		G4-6-3 ①② 1-2f		3-H 1B	5	0	2	0	0	0	4
Joe Astroth, R (1, 2) OBP: 0.215, SLG: 0.155		BBBB SH3-4 2B BB	SSS K ③		L7 ③		6-3 ③		IBB	3	1	0	0	2	1	3
Marion Fricano, R (1, 1) OBP: 0.118, SLG: 0.118 Moe Burtschy, R (2, 1) OBP: 0.200, SLG: 0.200 Pete Suder, R (6, PH) OBP: 0.263, SLG: 0.288 Al Sima, R (6, 1)		SH3-4 ① 1-2		F8 ①		SSS K ①		SSS K ①	SSS K ②	0 1 1 2	0 0 0 0	0 0 0 0	0 0 0 0	0 0 0 0	0 0 1 2	0 0 0 1
Inning Stats	R: 2 E: 0 K: 0 S: 6 H: 3 LOB: 2 BB: 1 P: 10	R: 1 E: 0 K: 0 S: 4 H: 1 LOB: 1 BB: 1 P: 8	R: 0 E: 1 K: 1 S: 7 H: 1 LOB: 2 BB: 0 P: 7	R: 0 E: 0 K: 0 S: 3 H: 0 LOB: 0 BB: 0 P: 3	R: 2 E: 0 K: 0 S: 6 H: 3 LOB: 1 BB: 0 P: 6	R: 3 E: 0 K: 2 S: 10 H: 3 LOB: 0 BB: 0 P: 10	R: 0 E: 0 K: 0 S: 2 H: 0 LOB: 0 BB: 1 P: 6	R: 2 E: 0 K: 2 S: 9 H: 2 LOB: 1 BB: 1 P: 13	R: 1 E: 1 K: 1 S: 6 H: 1 LOB: 1 BB: 1 P: 10	1B: 8 2B: 2 3B: 2 HR: 2 SF: 0 SAC: 1 DP: 1 HBP: 0						

	AB	36
	R	11
	H	12
	RBI	7
	BB	4
	SO	6
	LOB	19

WP: 1 PB: 0 SB: 1 CS: 0 PA: 46

PITCHER		IP	WLS	BF	H	R	ER	SO	BB	IBB	HBP	BLK	WP	HR	S	P	ERA	WHIP
Bob Keegan, R ERA: 2.62	(1, 1)	4.2	L	25	8	5	5	1	2	0	0	0	0	1	25	33	9.64	2.143
Don Johnson, R ERA: 3.29	(5, 1)	1.1		7	3	3	3	2	0	0	0	0	0	1	11	11	20.25	2.250
Harry Dorish, R ERA: 3.6	(7, 1)	3.0		14	3	3	2	3	2	1	0	0	1	0	17	29	6.00	1.667

PITCHER	IP	WLS	BF	H	R	ER	SO	BB	IBB	HBP	BLK	WP	HR	S	P	ERA	WHIP

Batter	1	2	3	4	5	6	7	8	9	AB	R	H	RBI	BB	SO	LOB
Chico Carrasquel, R (1, 6) OBP: 0.345, SLG: 0.406	3B	WP, 2-H, 2B		BBBB, 1B, BB		SSS, K			5-3	4	1	2	1	1	1	0
Nellie Fox, L (1, 4) OBP: 0.387, SLG: 0.403	FC4-6, 3-H, 3B	F8, 2-3		1-2, 1B			G3		6-3	5	1	2	1	0	0	1
Minnie Minoso, R (1, 7) OBP: 0.406, SLG: 0.562	BBBB, FC4-6, BB	1-3		F7			BBBB, BB			2	0	0	0	2	0	3
Ferris Fain, L (1, 3) OBP: 0.379, SLG: 0.416	SSS, K		BBBB, 4-3, BB		BBBB, BB		F2			2	0	0	0	2	1	3
Jim Rivera, L (1, 9) OBP: 0.352, SLG: 0.469	FC4-6, 1-2f, 3-H		4-3, 1-2		L9		6-3			4	0	0	1	0	0	4
Sherm Lollar, R (1, 2) OBP: 0.366, SLG: 0.424	F9		F9		P6			1-3		4	0	0	0	0	0	3
Cass Michaels, R (1, 5) OBP: 0.426, SLG: 0.456		6-3	F7		6-3			F9		4	0	0	0	0	0	2
Johnny Groth, R (1, 8) OBP: 0.351, SLG: 0.418		HR		5-3		F7		F7		4	1	1	1	0	0	0
Bob Keegan, R (1, 1) OBP: 0.222, SLG: 0.268		2B, 2B		5-3		6-3			F3	2	1	1	0	0	0	0
Don Johnson, R (5, 1) OBP: 0.048, SLG: 0.050										0	0	0	0	0	0	0
Fred Marsh, R (6, PH) OBP: 0.333, SLG: 0.200										1	0	0	0	0	0	0
Harry Dorish, R (7, 1) OBP: 0.111, SLG: 0.111										0	0	0	0	0	0	0
Ron Jackson, R (9, PH)										1	0	0	0	0	0	0
Inning Stats	R: 2 E: 0 K: 1 S: 7 H: 2 LOB: 1 BB: 1 P: 11	R: 2 E: 0 K: 0 S: 6 H: 3 LOB: 1 BB: 0 P: 6	R: 0 E: 0 K: 0 S: 3 H: 0 LOB: 1 BB: 1 P: 7	R: 0 E: 0 K: 0 S: 4 H: 1 LOB: 2 BB: 1 P: 8	R: 0 E: 0 K: 0 S: 3 H: 0 LOB: 1 BB: 1 P: 7	R: 0 E: 0 K: 1 S: 5 H: 0 LOB: 0 BB: 0 P: 5	R: 0 E: 0 K: 0 S: 3 H: 0 LOB: 1 BB: 1 P: 7	R: 0 E: 0 K: 0 S: 3 H: 0 LOB: 0 BB: 0 P: 3	R: 0 E: 0 K: 0 S: 3 H: 0 LOB: 0 BB: 0 P: 3							

PITCHER		IP	WLS	BF	H	R	ER	SO	BB	IBB	HBP	BLK	WP	HR	S	P	ERA	WHIP
Marion Fricano, R ERA: 4.55	(1, 1)	1.1		10	5	4	4	1	1	0	0	0	0	1	11	15	27.00	4.500
Moe Burtschy, R ERA: 5.52	(2, 1)	3.2	W	15	1	0	0	0	3	0	0	0	1	0	12	24	0.00	1.091
Al Sima, L ERA: 3.27	(6, 1)	4.0	S	13	0	0	0	1	1	0	0	0	0	0	14	18	0.00	0.250

PITCHER	IP	WLS	BF	H	R	ER	SO	BB	IBB	HBP	BLK	WP	HR	S	P	ERA	WHIP

BOTTOM

Philadelphia Athletics @ Chicago White Sox
Comiskey Park, Chicago, IL
Tue Jun 15 1954, 4:33 AM EDT
Att. 26,458 - Unknown

livebaseballscorecards.com

AB	33
R	4
H	6
RBI	4
BB	5
SO	2
LOB	16

1B: 1	SF: 0	WP: 1	PA: 38
2B: 2	SAC: 0	PB: 0	
3B: 2	DP: 0	SB: 0	
HR: 1	HBP: 0	CS: 0	

Batter	1	2	3	4	5	6	7	8	9	AB	R	H	RBI	BB	SO	LOB
Spook Jacobs, R (1, 4) OBP: 0.351, SLG: 0.324	F7		6-3	F7			P6		F7	5	0	0	0	0	0	1
Lou Limmer, L (1, 3) OBP: 0.333, SLG: 0.439	HR, 1B, 1B		HR		1-3		1B, 1B			4	2	3	1	0	0	0
Jim Finigan, R (1, 5) OBP: 0.410, SLG: 0.473	1-2 HR, 1B		5-3		F7		G6-4-3, 1-2, 1B			4	1	2	0	0	0	0
Bill Renna, R (1, 9) OBP: 0.329, SLG: 0.455	1-H, 2-H HR		2B		6-3		G6-4-3, 1-2f			4	1	2	3	0	0	2
Elmer Valo, L (1, 7) OBP: 0.392, SLG: 0.400	1-3		F8			1B, 1B, 1B		4-3		4	1	1	0	0	0	1
Bill Wilson, R (1, 8) OBP: 0.317, SLG: 0.444	F7			2B		S S S, K		6-3		0	0	0	0	0	0	0
Joe Demaestri, R (1, 6) OBP: 0.250, SLG: 0.270		F7		SH1-3, 2-3		1B, 1-2, 1B		P4		3	0	1	0	0	0	0
Joe Astroth, R (1, 2) OBP: 0.232, SLG: 0.164		F8		B B B B, 1B, 1B, BB		FC4, 1-3, 2-H, 1B			S S S, K	3	1	1	1	1	1	0
Bob Trice, R (1, 1) OBP: 0.333, SLG: 0.452		S S S, K		1-H, 3-H, 1B		FC4, 1-2f			P6	2	0	1	1	0	1	0
Dutch Romberger, R (4, 1)										1	0	0	0	0	0	1
Sonny Dixon, S (7, 1)										0	0	0	0	0	0	0
Don Bollweg, L (9, PH) OBP: 0.348, SLG: 0.311										1	0	0	0	0	0	0
Inning Stats	R: 3 E: 0 K: 0 S: 6 H: 3 LOB: 0 BB: 0 P: 6	R: 0 E: 0 K: 1 S: 5 H: 0 LOB: 0 BB: 0 P: 5	R: 1 E: 0 K: 0 S: 5 H: 2 LOB: 1 BB: 0 P: 5	R: 1 E: 0 K: 0 S: 4 H: 2 LOB: 1 BB: 1 P: 8	R: 0 E: 0 K: 0 S: 3 H: 0 LOB: 0 BB: 0 P: 3	R: 1 E: 0 K: 1 S: 7 H: 3 LOB: 1 BB: 0 P: 7	R: 0 E: 0 K: 0 S: 4 H: 2 LOB: 1 BB: 0 P: 4	R: 0 E: 0 K: 0 S: 3 H: 0 LOB: 0 BB: 0 P: 3	R: 0 E: 0 K: 1 S: 5 H: 0 LOB: 0 BB: 0 P: 5	1B: 8 2B: 2 3B: 0 HR: 2 SF: 0 SAC: 1 DP: 1 HBP: 0						

PITCHER		IP	WLS	BF	H	R	ER	SO	BB	IBB	HBP	BLK	WP	HR	S	P	ERA	WHIP
Mike Fornieles, R ERA: 3.58	(1, 1)	2.0		9	3	3	3	1	0	0	0	0	0	1	11	11	13.50	1.500
Morrie Martin, L ERA: 5.46	(3, 1)	2.0		10	4	2	2	0	1	0	0	0	0	1	9	13	9.00	2.500
Sandy Consuegra, R ERA: 3.76	(5, 1)	3.0	W	12	5	1	1	1	0	0	0	0	0	0	14	14	3.00	1.667
Don Johnson, R ERA: 3.2	(8, 1)	2.0	S	6	0	0	0	1	0	0	0	0	0	0	8	8	0.00	0.000

PITCHER	IP	WLS	BF	H	R	ER	SO	BB	IBB	HBP	BLK	WP	HR	S	P	ERA	WHIP

TOP

Philadelphia Athletics @ Chicago White Sox

Comiskey Park, Chicago, IL

Wed Jun 16 1954, 4:33 AM EDT

Att. 5,773 - Unknown

livebaseballscorecards.com

AB	31
R	6
H	11
RBI	6
BB	1
SO	2
LOB	5

PA: 37

WP: 0
PB: 0
SB: 0
CS: 0

BOTTOM

Philadelphia Athletics @ Chicago White Sox
Comiskey Park, Chicago, IL

Wed Jun 16 1954, 4:33 AM EDT
Att. 5,773 - Unknown

Batter	1	2	3	4	5	6	7	8	9	AB	R	H	RBI	BB	SO	LOB
Chico Carrasquel, R (1, 6) OBP: 0.353, SLG: 0.411	BBBB 4-0 1B BB	x 0-0 ② SF7 1-2 3-H		x 0-0 G6-4-3 1B 1-2 2-H 1B		BBBB 4-0 BB 1B BB	x 0-0 BB E IHR 1-3 2-H 3-H 1B			2	1	2	4	2	0	0
Nellie Fox, L (1, 4) OBP: 0.387, SLG: 0.403	x 0-0 ① F7	x 0-0 FC5-4 2-3 1B		x 0-0 G6-4-3 1-2 2-3 1B		x 0-0 ② P3	x 0-0 E3 BB IHR 1-2 3-H			5	1	2	0	0	0	3
Minnie Minoso, R (1, 7) OBP: 0.410, SLG: 0.561	x 0-0 1-2 1B	x 0-0 ③ FC5-4 1-2f		x 0-0 ① ② G6-4-3 1-2f 2-3 3-H		x 0-0 BB 1-2 1B	BBBB 4-0 IHR 1-2 2-3 BB			4	1	2	0	1	0	4
Ferris Fain, L (1, 3) OBP: 0.384, SLG: 0.429	x 0-0 ② F5	x 0-0 ① 2-3	BBBB 4-0 BB			BBBB 4-0 1-2 2-3 BB	x 0-0 1-H 2-H 3-H IHR			3	1	1	4	2	0	2
Jim Rivera, L (1, 9) OBP: 0.341, SLG: 0.453	x 0-0 ③ F5	x 0-0 ② F4		x 0-0 ③ P5		SSS 0-3 ③ K	x 0-0 ② 5-3			5	0	0	0	0	1	9
Carl Sawatski, L (1, 2) OBP: 0.300, SLG: 0.318		x 0-0 BB 1B 1B	BBBB 4-0 BB		x 0-0 ① F7		x G3 ③ F7			4	1	1	0	1	0	1
Cass Michaels, R (1, 5) OBP: 0.425, SLG: 0.449		BBBB 4-0 1B 1-2 SF7 BB	x 0-0 ③ F2		SSS 0-3 ② K		x 0-0 1B 1B 1B 1B	x 0-0 ① 5-3		4	2	1	0	1	1	1
Johnny Groth, R (1, 8) OBP: 0.352, SLG: 0.418		x 0-0 ① F8		x 0-0 1B 1B 1B	x 0-0 ③ 6-3		x 0-0 1B 1-2 1B 1B	x 0-0 ② F7		5	2	2	0	0	0	2
Mike Fornieles, R (7, 1) OBP: 0.143, SLG: 0.143 Phil Cavarretta, L (2, PH) OBP: 0.400, SLG: 0.250 Morrie Martin, L (3, 1) OBP: 0.000, SLG: 0.000 Willard Marshall, L (4, PH) OBP: 0.343, SLG: 0.657 Fred Marsh, R (4, PR) OBP: 0.333, SLG: 0.333 Sandy Consuegra, R (6, 1) OBP: 0.222, SLG: 0.278 Sherm Lollar, R (7, PH) OBP: 0.333, SLG: 0.429 George Kell, R (7, PH) OBP: 0.313, SLG: 0.295 Don Johnson, R (8, 1) OBP: 0.045, SLG: 0.048	x 0-0 1B SF7 1-3 2-H 1B	x 0-0 1B 1B G6-4-3 1-2 1B			x 0-0 ① 6-3	x 0-0 1B E 1-2 2-3 1B	x 0-0 ③ 3-1			0 0 0 0 0 0 0 1 0 1 1 0 0 0 0 0 0 0 0 0 0 1 0 1 0 0 0 0 0 1 0 0 0 0 0 1 0 0 0 0 0 0 1 0 1 0 0 0 0 0 1 0 0 0 0 0 1 0 0 0 0 0 0						
Inning Stats	R: 0 E: 0 K: 0 S: 4 H: 1 LOB: 2 BB: 1 P: 8	R: 2 E: 0 K: 0 S: 6 H: 3 LOB: 2 BB: 1 P: 10	R: 0 E: 0 K: 0 S: 3 H: 0 LOB: 1 BB: 1 P: 7	R: 2 E: 0 K: 0 S: 6 H: 4 LOB: 3 BB: 1 P: 10	R: 0 E: 0 K: 1 S: 5 H: 0 LOB: 0 BB: 0 P: 5	R: 0 E: 0 K: 1 S: 6 H: 1 LOB: 3 BB: 2 P: 14	R: 7 E: 1 K: 0 S: 9 H: 5 LOB: 1 BB: 1 P: 13	R: 0 E: 0 K: 0 S: 3 H: 0 LOB: 0 BB: 0 P: 3		1B: 13 2B: 0 3B: 0 HR: 1 SF: 1 SAC: 0 DP: 1 HBP: 0				

livebaseballscorecards.com

AB	37
R	11
H	14
RBI	9
BB	7
SO	2
LOB	22

WP: 0 PA: 45
PB: 0
SB: 0
CS: 0

PITCHER		IP	WLS	BF	H	R	ER	SO	BB	IBB	HBP	BLK	WP	HR	S	P	ERA	WHIP
Bob Trice, R ERA: 5.21	(1, 1)	3.0		19	7	4	4	0	3	0	0	0	0	0	16	28	12.00	3.333
Dutch Romberger, R ERA: 7.11	(4, 1)	3.1		16	4	2	2	2	3	0	0	0	0	0	17	29	5.40	2.100
Sonny Dixon, R ERA: 3.74	(7, 1)	1.2	L	10	3	5	4	0	1	0	0	0	0	0	9	13	21.60	2.400

PITCHER	IP	WLS	BF	H	R	ER	SO	BB	IBB	HBP	BLK	WP	HR	S	P	ERA	WHIP

Batter	1	2	3	4	5	6	7	8	9	AB	R	H	RBI	BB	SO	LOB
Spook Jacobs, R (1, 4) OBP: 0.348, SLG: 0.322	3-1		5-3		1B (1-2)		F3		5-3	5	0	1	0	0	0	1
Don Bollweg, L (1, 3) OBP: 0.339, SLG: 0.301	K (SSS)		F9		FC5 (2-3f)		4-3		6-3	5	0	0	0	0	1	3
Jim Finigan, R (1, 5) OBP: 0.410, SLG: 0.468	5-3			G6-4-3, BB, 1B		6-3	1B, BB (BBBB)		6-3	4	0	1	0	1	0	0
Bill Renna, R (1, 9) OBP: 0.339, SLG: 0.459		1B		G6-4-3, BB (BBBB, 1-2)		K (SSS)	FC5-4, 1B (1-2)			3	0	2	0	1	1	0
Vic Power, R (1, 7) OBP: 0.277, SLG: 0.330		F9		G6-4-3 (1-2f, 2-3)		P6	FC5-4 (1-2f)			4	0	0	0	0	0	5
Moe Burtschy, R (7, 1) OBP: 0.200, SLG: 0.200										0	0	0	0	0	0	0
Bill Wilson, R (1, 8) OBP: 0.313, SLG: 0.483		P4		F5			HR	K (SSS)		0	1	0	0	0	0	0
Joe Demaestri, R (1, 6) OBP: 0.250, SLG: 0.266		F5			5-3		BB, HR (BBBB)	5-3		3	1	0	0	1	0	1
Joe Astroth, R (1, 2) OBP: 0.260, SLG: 0.161			F7		FC5, 1B, BB (BBBB)		HR, BB (BBBB, 1-2)	BB (BBBB)		1	1	0	0	3	0	0
Alex Kellner, R (1, 1) OBP: 0.147, SLG: 0.156										2	0	1	0	0	0	1
Gus Zernial, R (7, PH) OBP: 0.344, SLG: 0.500			2B		F7		HR (1-H, 2-H)	K (SSS)		2	1	1	3	0	1	1
(7, 7)																
Inning Stats	R: 0 E: 0 K: 1 S: 5 H: 0 LOB: 0 BB: 0 P: 5	R: 0 E: 0 K: 0 S: 4 H: 1 LOB: 1 BB: 0 P: 4	R: 0 E: 0 K: 0 S: 4 H: 1 LOB: 1 BB: 0 P: 4	R: 0 E: 0 K: 0 S: 3 H: 1 LOB: 1 BB: 1 P: 7	R: 0 E: 0 K: 0 S: 4 H: 1 LOB: 2 BB: 1 P: 8	R: 0 E: 0 K: 1 S: 5 H: 0 LOB: 0 BB: 0 P: 5	R: 4 E: 0 K: 0 S: 6 H: 3 LOB: 2 BB: 3 P: 18	R: 0 E: 0 K: 2 S: 7 H: 0 LOB: 1 BB: 1 P: 11	R: 0 E: 0 K: 0 S: 3 H: 0 LOB: 0 BB: 0 P: 3	1B: 4 2B: 1 3B: 0 HR: 2 SF: 0 SAC: 0 DP: 1 HBP: 0							

TOP

Philadelphia Athletics @ Chicago White Sox
Comiskey Park, Chicago, IL

Thu Jun 17 1954, 4:33 AM EDT
Att. 5,339 - Unknown

livebaseballscorecards.com

AB	29
R	4
H	6
RBI	3
BB	6
SO	3
LOB	12

PITCHER		IP	WLS	BF	H	R	ER	SO	BB	IBB	HBP	BLK	WP	HR	S	P	ERA	WHIP
Jack Harshman, L ERA: 4.38	(1, 1)	6.0	W	27	6	4	4	2	4	0	0	0	0	2	27	43	6.00	1.667
Mike Fornieles, R ERA: 3.48	(7, 1)	1.0		5	1	0	0	0	1	0	0	0	0	0	4	8	0.00	2.000
Don Johnson, R ERA: 3.11	(8, 1)	2.0	S	7	0	0	0	2	1	0	0	0	0	0	10	14	0.00	0.500

PITCHER	IP	WLS	BF	H	R	ER	SO	BB	IBB	HBP	BLK	WP	HR	S	P	ERA	WHIP

Batter	1	2	3	4	5	6	7	8	9	AB	R	H	RBI	BB	SO	LOB
Chico Carrasquel, R (1, 6) OBP: 0.358, SLG: 0.410	BBBB 4-0 SH5-3 1B BB	BBBB 4-0 1-2 BB		x 0-0 1-2 2-H 1B 1B		x 0-0 ② 6-3	SSS 0-3 ③ K			3	1	1	1	2	1	3
Nellie Fox, L (1, 4) OBP: 0.389, SLG: 0.404	x 0-0 ① SH5-3 1-2	x 0-0 ③ 4-3		x 0-0 G6-4-3 1-2 2-H 1B		x 0-0 S 2B 1B		SSS 0-3 ① K		4	1	2	1	0	1	2
Minnie Minoso, R (1, 7) OBP: 0.410, SLG: 0.560	BBBB 4-0 1B 1B BB		x 0-0 ① P3	x 0-0 ② ③ G6-4-3 1-2f		x 0-0 1-H 1B 2B		x 0-0 ② P6		4	2	1	1	1	0	2
Johnny Groth, R (1, 8) OBP: 0.367, SLG: 0.426	x 0-0 1B 1-2 2-H 1B		BBBB 4-0 BB		x 0-0 1B 1B	x 0-0 CS 2-H 1B		BBBB 4-0 CS BB		3	0	3	2	2	0	0
Cass Michaels, R (1, 5) OBP: 0.427, SLG: 0.451	x 0-0 G6-4-3 1-2 2-H 1B		x 0-0 ② P6		x 0-0 ① F9	0-0 ③ CS 1-2	x 0-0 S BB 1B	0-0 ③ CS 1-2		4	0	2	1	0	0	2
Matt Batts, R (1, 2) OBP: 0.279, SLG: 0.256 Ferris Fain, L (7, PH) OBP: 0.387, SLG: 0.429 Jim Rivera, L (7, PR) OBP: 0.341, SLG: 0.453 (8, 9)	x 0-0 ② ③ G6-4-3 1-2f		x 0-0 ③ F3		x 0-0 1-2 1B	BBBB 4-0 S 1-2 BB				3 0 0	0 0 0	1 0 0	0 0 0	0 1 0	0 0 0	3 0 0
Ed McGhee, R (1, 9) OBP: 0.242, SLG: 0.333 Fred Marsh, R (7, PH) OBP: 0.286, SLG: 0.167 Sherm Lollar, R (8, 2) OBP: 0.370, SLG: 0.429		x 0-0 E5 FC3-6		x 0-0 ① 5-3	x 0-0 ② F7		SSS 0-3 ① K 1-2 2-3			3 1 0	0 0 0	0 0 0	0 0 0	0 0 0	0 1 0	2 2 0
Phil Cavarretta, L (1, 3) OBP: 0.444, SLG: 0.286		x 0-0 ① FC3-6 BB 1-2f		x 0-0 1B 1B 1B	x 0-0 ③ L6		4-0 IBB			3	1	1	0	1	0	3
Jack Harshman, L (1, 1) OBP: 0.333, SLG: 0.167 Mike Fornieles, R (7, 1) OBP: 0.143, SLG: 0.143 Willard Marshall, L (7, PH) OBP: 0.333, SLG: 0.258 Don Johnson, R (8, 1) OBP: 0.045, SLG: 0.048		x 0-0 ② B5		x 0-0 1B 1B 1-2 1B		x 0-0 ① F8	x 0-0 ② F2			3 0 1 0	1 0 0 0	1 0 0 0	0 0 0 0	0 0 0 0	0 0 0 0	1 0 3 0
Inning Stats	R: 2 E: 0 K: 0 S: 4 H: 2 LOB: 1 BB: 2 P: 12	R: 0 E: 1 K: 0 S: 4 H: 0 LOB: 2 BB: 1 P: 8	R: 0 E: 0 K: 0 S: 3 H: 0 LOB: 1 BB: 1 P: 7	R: 2 E: 0 K: 0 S: 6 H: 4 LOB: 1 BB: 0 P: 6	R: 0 E: 0 K: 0 S: 5 H: 2 LOB: 2 BB: 0 P: 5	R: 2 E: 0 K: 0 S: 5 H: 3 LOB: 0 BB: 0 P: 5	R: 0 E: 0 K: 2 S: 8 H: 1 LOB: 3 BB: 2 P: 16	R: 0 E: 0 K: 1 S: 4 H: 0 LOB: 0 BB: 1 P: 8		1B: 11 2B: 1 3B: 0 HR: 0	SF: 0 SAC: 1 DP: 2 HBP: 0					

PITCHER		IP	WLS	BF	H	R	ER	SO	BB	IBB	HBP	BLK	WP	HR	S	P	ERA	WHIP
Alex Kellner, L ERA: 3.82	(1, 1)	6.0	L	31	11	6	6	0	4	0	0	0	0	0	27	43	9.00	2.500
Moe Burtschy, R ERA: 5.18	(7, 1)	2.0		9	1	0	0	3	2	1	0	0	0	0	12	24	0.00	1.500

PITCHER	IP	WLS	BF	H	R	ER	SO	BB	IBB	HBP	BLK	WP	HR	S	P	ERA	WHIP

BOTTOM

Philadelphia Athletics @ Chicago White Sox
Comiskey Park, Chicago, IL
Thu Jun 17 1954, 4:33 AM EDT
Att. 5,339 - Unknown

livebaseballscorecards.com

AB	32
R	6
H	12
RBI	6
BB	7
SO	3
LOB	23

1B: 11 2B: 1 3B: 0 HR: 0 SF: 0 SAC: 1 DP: 2 HBP: 0

WP: 0 PB: 0 SB: 3 CS: 2 PA: 42

Batter	1	2	3	4	5	6	7	8	9	AB	R	H	RBI	BB	SO	LOB
Phil Rizzuto, R (1, 6) OBP: 0.318, SLG: 0.286	F7		BB 1B E		SH5-3 2B 1B	SH1-3 1-2		4-3		2	1	1	0	1	0	0
Bob Cerv, R (8, PH) OBP: 0.188, SLG: 0.345										1	0	0	0	0	0	0
Willy Miranda, S (8, 6) OBP: 0.400, SLG: 0.143										0	0	0	0	0	0	0
Joe Collins, L (1, 3) OBP: 0.361, SLG: 0.433	BB FC4-6		E9 1-H 1B		SH5-3 1-2	K			3-1	3	0	1	0	1	1	1
Mickey Mantle, S (1, 8) OBP: 0.376, SLG: 0.526	FC4-6 1-2f		F5		1B 2-H 2B		5-3		6-3 2B	5	1	2	0	0	0	2
Yogi Berra, L (1, 2) OBP: 0.335, SLG: 0.500	F8			1B 2B	FC6 2-H 1B		F9		6-3 IBB	4	1	2	1	1	0	1
Gene Woodling, L (1, 7) OBP: 0.353, SLG: 0.333		L3		F7	FC6 1-2f		K		6-3 1-2 2-3	5	0	0	0	0	1	4
Irv Noren, L (1, 9) OBP: 0.356, SLG: 0.418		G3-6-3 1B		2-H 1B		F3		CS 1B	5-3	2	0	2	1	0	0	0
Hank Bauer, R (6, PH) OBP: 0.376, SLG: 0.453										3	0	1	0	0	0	2
(6, 9)																
Bobby Brown, L (1, 5) OBP: 0.233, SLG: 0.275		G3-6-3 1-2f		P6		WP E 1B 1B		K 1-2		2	0	0	0	0	0	2
Gil McDougald, R (6, PH) OBP: 0.315, SLG: 0.312										2	1	1	0	0	1	1
(6, 5)																
Jerry Coleman, R (1, 4) OBP: 0.274, SLG: 0.313			G6-4-3 1B	IBB		E5 WP 1-2 1B		HR BB		2	2	1	0	2	0	1
Harry Byrd, R (1, 1) OBP: 0.214, SLG: 0.214										0	0	0	0	0	0	0
Tom Morgan, R (1, 1) OBP: 0.235, SLG: 0.250										2	0	0	0	0	1	3
Bob Grim, R (5, 1) OBP: 0.160, SLG: 0.280			G6-4-3 1-2f	K		SH1-3 1-H 2-H 1B		HR 1-H		2	1	2	4	0	0	0
Johnny Sain, R (9, 1) OBP: 0.625, SLG: 0.500										0	0	0	0	0	0	0

Inning Stats										
	R: 0 E: 0 K: 0 S: 3	H: 0 LOB: 1 BB: 1 P: 7	R: 0 E: 0 K: 0 S: 3	H: 1 LOB: 0 BB: 0 P: 3	R: 1 E: 1 K: 0 S: 4	H: 2 LOB: 1 BB: 1 P: 8	R: 1 E: 0 K: 1 S: 7	H: 2 LOB: 2 BB: 1 P: 11	R: 1 E: 0 K: 0 S: 5	H: 3 LOB: 1 BB: 0 P: 5
	R: 2 E: 1 K: 1 S: 8	H: 2 LOB: 1 BB: 0 P: 8	R: 0 E: 0 K: 1 S: 5	H: 0 LOB: 0 BB: 0 P: 5	R: 2 E: 0 K: 1 S: 6	H: 2 LOB: 0 BB: 1 P: 10	R: 0 E: 0 K: 0 S: 4	H: 1 LOB: 2 BB: 1 P: 8	1B: 9 2B: 3 3B: 0 HR: 1	SF: 0 SAC: 2 DP: 2 HBP: 0

PITCHER		IP	WLS	BF	H	R	ER	SO	BB	IBB	HBP	BLK	WP	HR	S	P	ERA	WHIP
Virgil Trucks, R ERA: 2.69	(1, 1)	5.0		23	8	3	2	1	2	1	0	0	0	0	22	34	3.60	2.000
Morrie Martin, L ERA: 5.58	(6, 1)	3.2	L	18	5	4	3	3	1	1	0	0	1	1	22	30	7.36	1.636
Mike Fornieles, R ERA: 3.44	(9, 1)	0.1		1	0	0	0	0	0	0	0	0	0	0	1	1	0.00	0.000

PITCHER	IP	WLS	BF	H	R	ER	SO	BB	IBB	HBP	BLK	WP	HR	S	P	ERA	WHIP

TOP

New York Yankees @ Chicago White Sox

Comiskey Park, Chicago, IL

Fri Jun 18 1954, 4:33 AM EDT

Att. 45,216 - Unknown

livebaseballscorecards.com

AB	35
R	7
H	13
RBI	6
BB	5
SO	4
LOB	17

WP: 1	PA: 42
PB: 0	
SB: 0	
CS: 1	

BOTTOM

New York Yankees @ Chicago White Sox

Comiskey Park, Chicago, IL

Fri Jun 18 1954, 4:33 AM EDT

Att. 45,216 - Unknown

livebaseballscorecards.com

Batter	1	2	3	4	5	6	7	8	9	AB	R	H	RBI	BB	SO	LOB
Chico Carrasquel, R (1, 6) OBP: 0.361, SLG: 0.414	1B		1B		SH1-3 1-2		P4		1B FC5-4 2B	3	1	2	0	0	0	0
Carl Sawatski, L (9, PH) OBP: 0.314, SLG: 0.356										1	0	1	0	0	0	0
Fred Marsh, R (9, PR) OBP: 0.286, SLG: 0.167										0	1	0	0	0	0	0
Nellie Fox, L (1, 4) OBP: 0.396, SLG: 0.420	1B 1-2		CS 1-3		SF9 2-H		F7		FC5-4 2-3	5	2	4	1	0	0	0
Minnie Minoso, R (1, 7) OBP: 0.413, SLG: 0.559	1B 1-2 2-H		L8		FC6-4 BB		CS		FC5-4 1-2f 3-H	4	0	2	2	1	0	4
Ferris Fain, L (1, 3) OBP: 0.395, SLG: 0.435	L3 1-2 2-H		BB 1-2		SF9 3-H		CS 1-2	BB	1B 1-2	2	0	2	2	2	0	0
Cass Michaels, R (9, PR) OBP: 0.427, SLG: 0.451										0	0	0	0	0	0	0
George Kell, R (1, 5) OBP: 0.322, SLG: 0.286	L3 1-2		4-3		FC6-4 1-2f			K	5-3	5	0	0	0	0	1	8
Sherm Lollar, R (1, 2) OBP: 0.361, SLG: 0.417	6-3			F9		E6 4-3		K		4	0	0	0	0	1	2
Jim Rivera, L (1, 9) OBP: 0.333, SLG: 0.441		F8		6-4-3		K		F2		4	0	0	0	0	1	2
Johnny Groth, R (1, 8) OBP: 0.361, SLG: 0.418		6-3		4-3		4-3 1-2			5-3	4	0	0	0	0	0	1
Virgil Trucks, R (1, 1) OBP: 0.146, SLG: 0.150		K			SH1-3 3B BB	K			HR	1	0	0	0	0	1	0
Willard Marshall, L (5, PH) OBP: 0.351, SLG: 0.258										0	1	0	0	1	0	0
Morrie Martin, L (6, 1) OBP: 0.222, SLG: 0.278										1	0	0	0	0	1	1
Mike Fornieles, R (9, 1) OBP: 0.143, SLG: 0.143										0	0	0	0	0	0	0
Phil Cavarretta, L (9, PH) OBP: 0.500, SLG: 0.750										1	1	1	1	0	0	0
Inning Stats	R: 2 E: 0 K: 0 S: 6 H: 4 LOB: 1 BB: 0 P: 6	R: 0 E: 0 K: 1 S: 5 H: 0 LOB: 0 BB: 0 P: 5	R: 0 E: 0 K: 0 S: 4 H: 2 LOB: 2 BB: 1 P: 8	R: 0 E: 0 K: 0 S: 3 H: 0 LOB: 0 BB: 0 P: 3	R: 2 E: 0 K: 0 S: 4 H: 1 LOB: 1 BB: 2 P: 12	R: 0 E: 1 K: 2 S: 8 H: 0 LOB: 1 BB: 0 P: 8	R: 0 E: 0 K: 0 S: 3 H: 1 LOB: 0 BB: 0 P: 3	R: 0 E: 0 K: 2 S: 7 H: 0 LOB: 1 BB: 1 P: 11	R: 2 E: 0 K: 0 S: 7 H: 4 LOB: 2 BB: 0 P: 7	1B: 9 2B: 2 3B: 1 HR: 1 SF: 1 SAC: 1 DP: 1 HBP: 0	WP: 0 PB: 0 SB: 0 CS: 2 PA: 42					

	AB	35
	R	6
	H	12
	RBI	6
	BB	4
	SO	5
	LOB	18

PITCHER		IP	WLS	BF	H	R	ER	SO	BB	IBB	HBP	BLK	WP	HR	S	P	ERA	WHIP
Harry Byrd, R ERA: 3.61	(1, 1)	0.0		4	4	2	2	0	0	0	0	0	0	0	4	4	∞	∞
Tom Morgan, R ERA: 4.02	(1, 1)	4.1		17	3	2	2	1	3	0	0	0	0	0	16	28	4.15	1.385
Bob Grim, R ERA: 3.72	(5, 1)	4.0	W	16	3	2	2	4	1	0	0	0	0	1	23	27	4.50	1.000
Johnny Sain, R ERA: 2.25	(9, 1)	0.2	S	4	2	0	0	0	0	0	0	0	0	0	4	4	0.00	3.000

PITCHER		IP	WLS	BF	H	R	ER	SO	BB	IBB	HBP	BLK	WP	HR	S	P	ERA	WHIP

New York Yankees @ Chicago White Sox

Comiskey Park, Chicago, IL

Sat Jun 19 1954, 4:33 AM EDT

Att. 27,595 - Unknown

TOP

Batter	1	2	3	4	5	6	7	8	9	AB	R	H	RBI	BB	SO	LOB
Phil Rizzuto, R (1, 6) OBP: 0.313, SLG: 0.281	6-3		F7		F7			6-3		3	0	0	0	0	0	1
Bill Skowron, R (8, PH) OBP: 0.333, SLG: 0.488										1	0	0	0	0	0	0
Willy Miranda, S (8, 6) OBP: 0.400, SLG: 0.143										0	0	0	0	0	0	0
Joe Collins, L (1, 3) OBP: 0.357, SLG: 0.426	E3 CS			1B 1B		F5		4-3		4	0	1	0	0	0	0
Mickey Mantel, S (1, 8) OBP: 0.374, SLG: 0.518	K 1-2			K		G3-6-3 BB		4-3		3	0	0	0	1	2	2
Yogi Berra, L (1, 2) OBP: 0.329, SLG: 0.491		F7		P5		G3-6-3 1-2f			F7	4	0	0	0	0	0	2
Gene Woodling, L (1, 7) OBP: 0.356, SLG: 0.338		1-3		1-2 1B			4-3		1B	4	0	2	0	0	0	0
Irv Noren, L (1, 9) OBP: 0.360, SLG: 0.421		1B		G3			FC4-6 1B 1B		F8	4	0	2	0	0	0	3
Bobby Brown, L (1, 5) OBP: 0.255, SLG: 0.279		4-3			BB 6-3		1-2 FC4-6 1B		F2	3	0	1	0	1	0	2
Jerry Coleman, R (1, 4) OBP: 0.270, SLG: 0.309			F8		1-2 6-3		1-2f 2-3 FC4-6 FC4-6			2	0	0	0	0	0	1
Eddie Robinson, L (7, PH) OBP: 0.319, SLG: 0.325										1	0	0	0	0	0	2
Gil McDougald, R (7, 4) OBP: 0.315, SLG: 0.312										0	0	0	0	0	0	0
Ed Lopat, L (1, 1) OBP: 0.065, SLG: 0.034			1-3		6-3		1-2f FC4-6			3	0	0	0	0	0	3
Bob Kuzava, S (8, 1)										0	0	0	0	0	0	0
Inning Stats	R: 0 E: 1 K: 1 S: 5 H: 0 LOB: 1 BB: 0 P: 5	R: 0 E: 0 K: 0 S: 4 H: 1 LOB: 1 BB: 0 P: 4	R: 0 E: 0 K: 0 S: 3 H: 0 LOB: 0 BB: 0 P: 3	R: 0 E: 0 K: 1 S: 7 H: 2 LOB: 2 BB: 0 P: 7	R: 0 E: 0 K: 0 S: 3 H: 0 LOB: 1 BB: 1 P: 7	R: 0 E: 0 K: 0 S: 2 H: 0 LOB: 0 BB: 1 P: 6	R: 0 E: 0 K: 0 S: 5 H: 2 LOB: 2 BB: 0 P: 5	R: 0 E: 0 K: 0 S: 3 H: 0 LOB: 0 BB: 0 P: 3	R: 0 E: 0 K: 0 S: 4 H: 1 LOB: 1 BB: 0 P: 4	1B: 6 2B: 1 3B: 0 HR: 0	SF: 0 SAC: 0 DP: 2 HBP: 0					

PITCHER	IP	WLS	BF	H	R	ER	SO	BB	IBB	HBP	BLK	WP	HR	S	P	ERA	WHIP
Sandy Consuegra, R (1, 1) ERA: 3.23	9.0	W	34	6	0	0	2	2	0	0	0	0	0	36	44	0.00	0.889

PITCHER	IP	WLS	BF	H	R	ER	SO	BB	IBB	HBP	BLK	WP	HR	S	P	ERA	WHIP

AB	32
R	0
H	6
RBI	0
BB	2
SO	2
LOB	16

WP: 0 PB: 0 SB: 0 CS: 1 PA: 34

livebaseballscorecards.com

Batter	1	2	3	4	5	6	7	8	9	AB	R	H	RBI	BB	SO	LOB
Chico Carrasquel, R (1, 6) OBP: 0.359, SLG: 0.415	2B		4-3		F8		5-3			4	0	1	0	0	0	2
Nellie Fox, L (1, 4) OBP: 0.394, SLG: 0.415	4-3			BB, SH1-4, 1B		L9	3-1			3	1	0	0	1	0	0
Minnie Minoso, R (1, 7) OBP: 0.409, SLG: 0.552	L6			SH1-4 1-2		F7	P4			3	0	0	0	0	0	0
Ferris Fain, L (1, 3) OBP: 0.397, SLG: 0.433		6-3		F7		HBP, 1B, 1B		BB, SH1-3		3	1	1	0	1	0	1
George Kell, R (1, 5) OBP: 0.328, SLG: 0.293		F7		2-H, 1B		HBP, 1-2, 1B, 1B		SH1-3 1-2		3	1	2	1	0	0	0
Sherm Lollar, R (1, 2) OBP: 0.359, SLG: 0.408		5-3		5-3		1B, 1-2, 2-3, HBP		F8		3	0	0	0	0	0	2
Jim Rivera, L (1, 9) OBP: 0.337, SLG: 0.442			1B		5-3	1B, 1-3, 2-H, 3-H		6-3		4	0	2	2	0	0	1
Johnny Groth, R (1, 8) OBP: 0.365, SLG: 0.416			F7		BB, SH5-4	IBB				1	0	0	0	2	0	1
Sandy Consuegra, R (1, 1) OBP: 0.200, SLG: 0.158			P5		SH5-4 1-2	6-3				2	0	0	0	0	0	4
Inning Stats	R: 0 H: 1 E: 0 LOB: 0 K: 0 BB: 0 S: 3 P: 3	R: 0 H: 0 E: 0 LOB: 0 K: 0 BB: 0 S: 3 P: 3	R: 0 H: 1 E: 0 LOB: 1 K: 0 BB: 0 S: 4 P: 4	R: 1 H: 1 E: 0 LOB: 1 K: 0 BB: 1 S: 4 P: 8	R: 0 H: 0 E: 0 LOB: 1 K: 0 BB: 1 S: 3 P: 7	R: 2 H: 3 E: 0 LOB: 3 K: 0 BB: 1 S: 6 P: 11	R: 0 H: 0 E: 0 LOB: 0 K: 0 BB: 0 S: 3 P: 3	R: 0 H: 0 E: 0 LOB: 1 K: 0 BB: 1 S: 3 P: 7		1B: 5 SF: 0 2B: 1 SAC: 3 3B: 0 DP: 0 HR: 0 HBP: 1						

PITCHER		IP	WLS	BF	H	R	ER	SO	BB	IBB	HBP	BLK	WP	HR	S	P	ERA	WHIP
Ed Lopat, L ERA: 2.51	(1, 1)	7.0	L	30	6	3	3	0	2	1	1	0	0	0	26	39	3.86	1.143
Bob Kuzava, L ERA: 4.44	(8, 1)	1.0		4	0	0	0	0	1	0	0	0	0	0	3	7	0.00	1.000

PITCHER	IP	WLS	BF	H	R	ER	SO	BB	IBB	HBP	BLK	WP	HR	S	P	ERA	WHIP

BOTTOM

New York Yankees @ Chicago White Sox

Comiskey Park, Chicago, IL

Sat Jun 19 1954, 4:33 AM EDT

Att. 27,595 - Unknown

livebaseballscorecards.com

AB	26
R	3
H	6
RBI	3
BB	4
SO	0
LOB	11

Batter	1	2	3	4	5	6	7	8	9	AB	R	H	RBI	BB	SO	LOB
Phil Rizzuto, R (1, 6) OBP: 0.328, SLG: 0.301 Willy Miranda, S (9, PR) OBP: 0.400, SLG: 0.143 (9, 6)	FC4-6 1B	1B		1-3 2-H 2B		F7	1-2 1B		BBBB 2B 3B BB	5 0 4 1 1 0 0 0 1 0 0 0 0 0						
Irv Noren, L (1, 7) OBP: 0.359, SLG: 0.424 (8, 9)	FC4-6 G3 BB 1B 1-2f	F7		SSS K		HR 1B	FC5 2-3f		1-3 3B 2B	6 3 2 0 0 1 6						
Mickey Mantle, S (1, 8) OBP: 0.386, SLG: 0.536	BBBB G3 1B 1-2 BB		5-3	G4-6-3 IBB		1-H HR		WP 1B 1B	BBBB 3B BB	3 4 2 2 3 0 0						
Yogi Berra, L (1, 2) OBP: 0.329, SLG: 0.493 Frank Leja, L (9, PR) Charles Silvera, R (9, 2) OBP: 0.409, SLG: 0.316	G3 1-2 2-3		BBBB BB	G4-6-3 1-2f		F8		F8	1-H 2-H 3-H 1B 3B	5 0 1 3 1 0 6 0 1 0 0 0 0 0 0 0 0 0 0 0 0						
Hank Bauer, R (1, 9) OBP: 0.383, SLG: 0.457 Gene Woodling, L (8, PH) OBP: 0.363, SLG: 0.346 (8, 7)	HR 2-H 3-H 1B	F9			BBBB 1B SF8 BB	1B		FC5 1B 1-H 1B	HR 3-H 1B	3 2 2 2 1 0 1 2 1 2 2 0 0 0						
Bill Skowron, R (1, 3) OBP: 0.340, SLG: 0.523 Joe Collins, L (7, 3) OBP: 0.368, SLG: 0.469	HR 1-H	SSS K			1-3 1B	F6		FC5 1-2 1B	HR 1-H	4 1 2 2 0 1 2 2 1 2 2 0 0 0						
Gil McDougald, R (1, 5) OBP: 0.317, SLG: 0.331 Bobby Brown, L (5, PH) OBP: 0.255, SLG: 0.283 (5, 5)	F8			HR	SF8 3-H		CS 1B	FC5 1-2 2-3f	SSS K	2 1 1 1 0 0 0 3 0 1 1 0 1 4						
Jerry Coleman, R (1, 4) OBP: 0.273, SLG: 0.301		BBBB G6-4-3 BB		BBBB FC6 2B BB	P4		SSS K 1-2	F7	F2	4 1 0 0 2 1 6						
Allie Reynolds, R (1, 1) OBP: 0.207, SLG: 0.214 Bob Grim, R (3, 1) OBP: 0.179, SLG: 0.286 Johnny Sain, R (7, 1) OBP: 0.556, SLG: 0.429 Bob Kuzava, S (9, 1)		G6-4-3 1-2f		FC6 2B 1-2	B1		FC5 1B 1B		F4	1 0 0 0 0 0 1 3 0 1 0 0 0 2 1 0 0 0 0 0 0 0 0 0 0 0 0 0						
Inning Stats	R: 4 H: 3 E: 0 LOB: 0 K: 0 BB: 1 S: 6 P: 10	R: 0 H: 1 E: 0 LOB: 1 K: 0 BB: 1 S: 3 P: 7	R: 0 H: 0 E: 0 LOB: 1 K: 1 BB: 1 S: 5 P: 9	R: 2 H: 2 E: 0 LOB: 2 K: 1 BB: 2 S: 7 P: 15	R: 1 H: 1 E: 0 LOB: 1 K: 0 BB: 1 S: 4 P: 8	R: 2 H: 3 E: 0 LOB: 1 K: 0 BB: 0 S: 6 P: 6	R: 0 H: 3 E: 0 LOB: 2 K: 1 BB: 0 S: 7 P: 7	R: 1 H: 3 E: 0 LOB: 2 K: 0 BB: 0 S: 6 P: 6	R: 6 H: 4 E: 0 LOB: 2 K: 1 BB: 2 S: 9 P: 17	1B: 13 SF: 1 2B: 2 SAC: 0 3B: 1 DP: 2 HR: 4 HBP: 0						

TOP

New York Yankees @ Chicago White Sox

Comiskey Park, Chicago, IL

Sun Jun 20 1954, 4:33 AM EDT

Unknown

livebaseballscorecards.com

AB	44
R	16
H	20
RBI	16
BB	8
SO	4
LOB	28

WP: 1 PA: 53
PB: 0
SB: 0
CS: 1

PITCHER		IP	WLS	BF	H	R	ER	SO	BB	IBB	HBP	BLK	WP	HR	S	P	ERA	WHIP
Billy Pierce, L ERA: 3.42	(1, 1)	2.1		13	4	4	4	0	3	0	0	0	0	1	10	22	15.43	3.000
Mike Fornieles, R ERA: 3.89	(3, 1)	0.2		6	2	2	2	1	1	0	0	0	0	1	7	11	27.00	4.500
Jack Harshman, L ERA: 4.5	(4, 1)	1.0	L	5	1	1	1	1	1	1	0	0	0	0	5	13	9.00	2.000
Don Johnson, R ERA: 3.27	(5, 1)	2.0		9	3	2	2	0	0	0	0	0	0	1	9	9	9.00	1.500
Harry Dorish, R ERA: 3.65	(7, 1)	2.0		11	6	1	1	1	0	0	0	0	1	0	13	13	4.50	3.000

PITCHER		IP	WLS	BF	H	R	ER	SO	BB	IBB	HBP	BLK	WP	HR	S	P	ERA	WHIP
Vito Valentinetti, R ERA: 54.0	(9, 1)	1.0		9	4	6	6	1	2	0	0	0	0	1	9	17	54.00	6.000

Batter	1	2	3	4	5	6	7	8	9	AB	R	H	RBI	BB	SO	LOB
Chico Carrasquel, R (1, 6) OBP: 0.364, SLG: 0.424	BBBB 4-0 G6-4-3 BB		x 0-0 1-H 1B 2B	x 0-0 ② F8		x 0-0 2B			x 0-0 ① F8	4	1	2	1	1	0	0
Nellie Fox, L (1, 4) OBP: 0.391, SLG: 0.411	x 0-0 ① P4		x 0-0 2-H HR 1B	x 0-0 ③ 1-3		x 0-0 ③ 4-3			x 0-0 ② F7	5	1	1	1	0	0	2
Minnie Minoso, R (1, 7) OBP: 0.412, SLG: 0.564	x 0-0 ② ③ G6-4-3 1-2f		x 0-0 1-H HR		H 1-0 FC4-6 HBP		x 0-0 1B 1B		SSS 0-3 ③ K	4	1	2	2	0	1	1
Ferris Fain, L (1, 3) OBP: 0.398, SLG: 0.432		x 0-0 ① F8	BBBB 4-0 HR BB		x 0-0 ① FC4-6 BB 1-2f		x 0-0 G3-6-3 1-2 1B			3	1	1	0	1	0	1
George Kell, R (1, 5) OBP: 0.326, SLG: 0.288		BBBB 4-0 BB BB	x 0-0 ① F5		x 0-0 ② F5		x 0-0 ① F8			3	0	0	0	1	0	4
Carl Sawatski, L (1, 2) OBP: 0.345, SLG: 0.426		BBBB 4-0 1-2 BB	x 0-0 1-H HR		BBBB 4-0 1-2 BB		x 0-0 ② ③ G3-6-3 1-2f			2	1	1	2	2	0	2
Jim Rivera, L (1, 9) OBP: 0.335, SLG: 0.438		x 0-0 ② F5	x 0-0 G6-4-3 1B		SSS 0-3 ③ K			x 0-0 ① 6-3		4	0	1	0	0	1	4
Johnny Groth, R (1, 8) OBP: 0.358, SLG: 0.408		SSS 0-3 ③ K	x 0-0 ② ③ G6-4-3 1-2f			x 0-0 ① P6		x 0-0 ② F2		4	0	0	0	0	1	3
Billy Pierce, L (1, 1) OBP: 0.261, SLG: 0.227 Mike Fornieles, R (3, 1) OBP: 0.250, SLG: 0.250 Jack Harshman, L (4, 1) OBP: 0.313, SLG: 0.154 Don Johnson, R (5, 1) OBP: 0.045, SLG: 0.048 Willard Marshall, L (6, PH) OBP: 0.342, SLG: 0.250 Harry Dorish, R (7, 1) OBP: 0.111, SLG: 0.111 Phil Cavarretta, L (8, PH) OBP: 0.455, SLG: 0.667 Vito Valentinetti, R (9, 1)			x 0-0 2B 1B	SSS 0-3 ① K		SSS 0-3 ② K		x 0-0 ③ 4-3		0 1 1 0 0 1 0 1 0	0 1 0 0 0 0 0 0 0	0 1 0 0 0 0 0 0 0	0 0 0 0 0 0 0 0 0	0 0 0 0 0 1 1 0 0	0 0 0 0 0 0 0 0 0	0 0 0 0 0 0 0 0 0
Inning Stats	R: 0 E: 0 K: 0 S: 2 H: 0 LOB: 0 BB: 1 P: 6	R: 0 E: 0 K: 1 S: 5 H: 0 LOB: 2 BB: 2 P: 13	R: 6 E: 0 K: 0 S: 8 H: 6 LOB: 0 BB: 1 P: 12	R: 0 E: 0 K: 1 S: 5 H: 0 LOB: 0 BB: 0 P: 5	R: 0 E: 0 K: 1 S: 5 H: 0 LOB: 2 BB: 1 P: 10	R: 0 E: 0 K: 1 S: 6 H: 1 LOB: 1 BB: 0 P: 6	R: 0 E: 0 K: 0 S: 4 H: 2 LOB: 1 BB: 0 P: 4	R: 0 E: 0 K: 0 S: 3 H: 0 LOB: 0 BB: 0 P: 3	R: 0 E: 0 K: 1 S: 5 H: 0 LOB: 0 BB: 0 P: 5	1B: 5 2B: 2 3B: 0 HR: 2	SF: 0 SAC: 0 DP: 3 HBP: 1		WP: 0 PB: 0 SB: 0 CS: 0	PA: 39			

PITCHER		IP	WLS	BF	H	R	ER	SO	BB	IBB	HBP	BLK	WP	HR	S	P	ERA	WHIP
Allie Reynolds, R ERA: 2.73	(1, 1)	2.0		12	4	4	4	1	3	0	0	0	0	1	11	23	18.00	3.500
Bob Grim, R ERA: 3.75	(3, 1)	4.1	W	20	5	2	2	3	2	0	1	0	0	1	23	32	4.15	1.615
Johnny Sain, R ERA: 2.12	(7, 1)	1.2		4	0	0	0	0	0	0	0	0	0	0	4	4	0.00	0.000
Bob Kuzava, L ERA: 4.28	(9, 1)	1.0	S	3	0	0	0	1	0	0	0	0	0	0	5	5	0.00	0.000

PITCHER	IP	WLS	BF	H	R	ER	SO	BB	IBB	HBP	BLK	WP	HR	S	P	ERA	WHIP

BOTTOM

New York Yankees @ Chicago White Sox

Comiskey Park, Chicago, IL

Sun Jun 20 1954, 4:33 AM EDT

Unknown

livebaseballscorecards.com

AB	33
R	6
H	9
RBI	6
BB	5
SO	5
LOB	17

New York Yankees @ Chicago White Sox

Comiskey Park, Chicago, IL

Sun Jun 20 1954, 4:38 AM EDT

Att. 37,075 - Unknown

TOP

livebaseballscorecards.com

Batter	1	2	3	4	5	6	7	8	9	AB	R	H	RBI	BB	SO	LOB
Phil Rizzuto, R (1, 6) OBP: 0.327, SLG: 0.299	6-3	FC6 1B 1-2 2-3 3-H		F7			F7			1	0	0	0	0	0	0
Eddie Robinson, L (2, PH) OBP: 0.315, SLG: 0.321										1	0	0	0	0	0	2
Willy Miranda, S (2, PR) OBP: 0.333, SLG: 0.111										2	0	0	0	0	0	1
(2, 6)																
Joe Collins, L (1, 3) OBP: 0.364, SLG: 0.460	4-3	1-2 2-H 3-H 1B			F3		4-3			4	0	1	2	0	0	0
Mickey Mantle, S (1, 8) OBP: 0.384, SLG: 0.528	BB	F7			F8		4-3			3	0	0	0	1	0	2
Yogi Berra, L (1, 2) OBP: 0.324, SLG: 0.485	K		F8		L4			4-3		4	0	0	0	0	1	1
Gene Woodling, L (1, 7) OBP: 0.361, SLG: 0.339		F8	4-3			1B BB		F7		3	0	0	0	1	0	0
Irv Noren, L (1, 9) OBP: 0.363, SLG: 0.430		1B FC1 2B	1-3			F7		1B BB		3	0	1	0	1	0	1
Bobby Brown, L (1, 5) OBP: 0.264, SLG: 0.292				4-3						2	1	1	0	0	0	0
Gil McDougald, R (4, 5) OBP: 0.324, SLG: 0.339		1B FC1 FC6 2-3 1B				FC6-4 1-2 1B		1-2 1B		2	0	2	0	0	0	0
(6, 4)																
Jerry Coleman, R (1, 4) OBP: 0.275, SLG: 0.303		FC1		SH1-3		F7				2	1	1	0	0	0	2
Bill Skowron, R (6, PH) OBP: 0.337, SLG: 0.517		FC6 1B 1B 1-2 3-H								1	0	0	0	0	0	2
Tom Morgan, R (6, 1) OBP: 0.235, SLG: 0.250										0	0	0	0	0	0	0
Bob Kuzava, S (6, 1)										0	0	0	0	0	0	0
Bob Cerv, R (8, PH) OBP: 0.182, SLG: 0.333								K		1	0	0	0	0	1	2
Whitey Ford, L (1, 1) OBP: 0.286, SLG: 0.250				SH1-3 1-2		FC6-4 1-2f				1	1	1	0	0	0	0
Andy Carey, R (6, PH) OBP: 0.339, SLG: 0.423		FC6 1B 1-2 2-3 1B								1	0	0	0	0	0	2
(6, 5)																
Inning Stats	R: 0 E: 0 K: 1 S: 5 H: 0 LOB: 1 BB: 1 P: 9	R: 3 E: 1 K: 0 S: 8 H: 4 LOB: 2 BB: 0 P: 8	R: 0 E: 0 K: 0 S: 3 H: 0 LOB: 0 BB: 0 P: 3	R: 0 E: 0 K: 0 S: 4 H: 1 LOB: 1 BB: 0 P: 4	R: 0 E: 0 K: 0 S: 3 H: 0 LOB: 0 BB: 0 P: 3	R: 0 E: 0 K: 0 S: 4 H: 1 LOB: 2 BB: 1 P: 8	R: 0 E: 0 K: 0 S: 3 H: 0 LOB: 0 BB: 0 P: 3	R: 0 E: 0 K: 1 S: 6 H: 1 LOB: 2 BB: 1 P: 10		1B: 6 2B: 1 3B: 0 HR: 0 SF: 0 SAC: 1 DP: 0 HBP: 0						

	AB	31
	R	3
	H	7
	RBI	2
	BB	3
	SO	2
	LOB	15

PITCHER	IP	WLS	BF	H	R	ER	SO	BB	IBB	HBP	BLK	WP	HR	S	P	ERA	WHIP
Bob Keegan, R (1, 1) ERA: 2.43	8.0	W	35	7	3	0	2	3	0	0	0	0	0	36	48	0.00	1.250

PITCHER	IP	WLS	BF	H	R	ER	SO	BB	IBB	HBP	BLK	WP	HR	S	P	ERA	WHIP

Batter	1	2	3	4	5	6	7	8	9	AB	R	H	RBI	BB	SO	LOB
Chico Carrasquel, R (1, 6) OBP: 0.366, SLG: 0.423	SH5-3 1B 1B	F2			BBBB 4-0 BB	0-0 E6 1-2 2-3				3	1	1	0	1	0	3
Nellie Fox, L (1, 4) OBP: 0.387, SLG: 0.406	0-0 ① SH5-3 1-2		0-0 ① F7		0-0 ② F7	0-0 ③ P5				3	0	0	0	0	0	4
Minnie Minoso, R (1, 7) OBP: 0.410, SLG: 0.556	0-0 ② 5-3		0-0 ② 6-3		0-0 ③ F2		BBBB 4-0 FC3-6 BB			3	0	0	0	1	0	2
Ferris Fain, L (1, 3) OBP: 0.402, SLG: 0.435 Fred Marsh, R (6, PR) OBP: 0.286, SLG: 0.167 Ed McGhee, R (7, 9) OBP: 0.238, SLG: 0.328	0-0 2-H 1B		SSS 0-3 ③ K			0-0 SH1-4 BB 1B	0-0 ① FC3-6 1-2f HR			3 0 1	0 1 1	2 0 0	1 0 0	0 0 0	1 0 0	0 0 1
George Kell, R (1, 5) OBP: 0.330, SLG: 0.311	0-0 ③ F9			0-0 HR		0-0 BB SH1-4 1-2 SF8 1B	0-0 ② P4			4	2	2	1	0	0	2
Sherm Lollar, R (1, 2) OBP: 0.364, SLG: 0.430		BBBB 4-0 2B 4-3 BB		0-0 ① F8		0-0 ① SH1-4 1-2 2-3	0-0 1-H HR			2	2	1	2	1	0	0
Jim Rivera, L (1, 9) OBP: 0.339, SLG: 0.442 (7, 8)	0-0 4-3 1-3 2B			0-0 ② 3-1		4-0 E BB IBB	0-0 ③ 4-3			3	0	1	0	1	0	0
Johnny Groth, R (1, 8) OBP: 0.355, SLG: 0.404 Phil Cavarretta, L (6, PH) OBP: 0.455, SLG: 0.667 Cass Michaels, R (6, PH) OBP: 0.430, SLG: 0.451 Jack Harshman, L (7, 3) OBP: 0.313, SLG: 0.154	0-0 ① 4-3 2-3 3-H			0-0 ③ F4		BBBB 4-0 E 1-2 2-3 3-H BB				2 0 0 0	0 0 0 0	0 0 0 0	1 0 1 0	0 0 1 0	0 0 0 0	1 0 0 0
Bob Keegan, R (1, 1) OBP: 0.208, SLG: 0.256		SSS 0-3 ② K			0-0 ① 4-3	0-0 ② SF8 3-H				2	0	0	1	0	1	1
Inning Stats	R: 1 H: 2 E: 0 LOB: 1 K: 0 BB: 0 S: 5 P: 5	R: 1 H: 1 E: 0 LOB: 1 K: 1 BB: 1 S: 6 P: 10	R: 0 H: 0 E: 0 LOB: 0 K: 1 BB: 0 S: 5 P: 5	R: 1 H: 1 E: 0 LOB: 0 K: 0 BB: 0 S: 4 P: 4	R: 0 H: 0 E: 0 LOB: 1 K: 0 BB: 1 S: 3 P: 7	R: 2 H: 2 E: 1 LOB: 3 K: 0 BB: 2 S: 6 P: 14	R: 2 H: 1 E: 0 LOB: 0 K: 0 BB: 1 S: 4 P: 8			1B: 4 SF: 1 2B: 1 SAC: 2 3B: 0 DP: 0 HR: 2 HBP: 0				WP: 0 PA: 34 PB: 0 SB: 0 CS: 0		

BOTTOM

New York Yankees @ Chicago White Sox

Comiskey Park, Chicago, IL

Sun Jun 20 1954, 4:38 AM EDT

Att. 37,075 - Unknown

livebaseballscorecards.com

AB	26
R	7
H	7
RBI	7
BB	5
SO	2
LOB	14

PITCHER		IP	WLS	BF	H	R	ER	SO	BB	IBB	HBP	BLK	WP	HR	S	P	ERA	WHIP
Whitey Ford, L ERA: 3.46	(1, 1)	5.0		21	4	3	3	2	2	0	0	0	0	1	23	31	5.40	1.200
Tom Morgan, R ERA: 4.31	(6, 1)	0.1	L	4	2	2	2	0	0	1	0	0	0	0	3	7	54.00	6.000
Bob Kuzava, L ERA: 4.66	(6, 1)	1.2		9	1	2	2	0	2	0	0	0	0	1	7	15	10.80	1.800

PITCHER	IP	WLS	BF	H	R	ER	SO	BB	IBB	HBP	BLK	WP	HR	S	P	ERA	WHIP

Washington Senators @ Chicago White Sox

Comiskey Park, Chicago, IL

Tue Jun 22 1954, 4:33 AM EDT

Att. 23,016 - Unknown

TOP

livebaseballscorecards.com

Batter	1	2	3	4	5	6	7	8	9	AB	R	H	RBI	BB	SO	LOB
Eddie Yost, R (1, 5) OBP: 0.385, SLG: 0.335	1-3		6-3		BB	P6			F7	4	0	0	0	1	0	3
Johnny Pesky, L (1, 4) OBP: 0.397, SLG: 0.420	K		1B		4-3	4-3			2B 1B	5	1	2	0	0	1	5
Mickey Vernon, L (1, 3) OBP: 0.364, SLG: 0.574	G3		4-3			HR BB	F9		1-H 2B	4	1	1	1	1	0	1
Jim Busby, R (1, 8) OBP: 0.341, SLG: 0.456		P4		1-3		1-H HR	L3 1B		F3	5	1	2	2	0	0	1
Pete Runnels, L (1, 6) OBP: 0.377, SLG: 0.410		1B BB		G3		1B 1B BB	1-2 L3		F7	3	1	0	0	2	0	2
Roy Sievers, R (1, 7) OBP: 0.335, SLG: 0.437		P4		K		F7		HR		4	1	1	1	0	1	2
Tom Umphlett, R (1, 9) OBP: 0.258, SLG: 0.256		1-3 1B			6-3	BB 1B 1-3 1B		P4		4	0	2	0	0	0	0
Joe Tipton, R (1, 2) OBP: 0.309, SLG: 0.321		F2			K	BB 1-2 3-H 1B		K		4	0	1	1	0	2	2
Mickey McDermott, L (1, 1) OBP: 0.255, SLG: 0.233			4-3		2B	BB 1-2 2-3		6-3		2	0	1	0	0	0	0
Gus Keriazakos, R (5, 1)										0	0	0	0	0	0	0
Tom Wright, L (6, PH) OBP: 0.317, SLG: 0.348										0	0	0	0	1	0	0
Bunky Stewart, L (6, 1)										0	0	0	0	0	0	0
Clyde Vollmer, R (8, PH) OBP: 0.242, SLG: 0.317										1	0	0	0	0	0	0
Camilo Pascual, R (8, 1)										0	0	0	0	0	0	0

Inning Stats	1	2	3	4	5	6	7	8	9
	R: 0 E: 0 K: 1 S: 5	H: 0 LOB: 0 BB: 0 P: 5	R: 0 E: 0 K: 0 S: 4	H: 1 LOB: 2 BB: 1 P: 8	R: 0 E: 0 K: 0 S: 4	H: 1 LOB: 1 BB: 0 P: 4	R: 0 E: 0 K: 1 S: 5	H: 0 LOB: 0 BB: 0 P: 5	R: 0 E: 0 K: 1 S: 6	H: 1 LOB: 2 BB: 1 P: 10	R: 3 E: 0 K: 0 S: 6	H: 3 LOB: 3 BB: 3 P: 18	R: 0 E: 0 K: 0 S: 3	H: 1 LOB: 0 BB: 0 P: 3	R: 1 E: 0 K: 1 S: 6	H: 1 LOB: 0 BB: 0 P: 6	R: 1 E: 0 K: 0 S: 5	H: 2 LOB: 1 BB: 0 P: 5

PITCHER		IP	W/L/S	BF	H	R	ER	SO	BB	IBB	HBP	BLK	WP	HR	S	P	ERA	WHIP	PITCHER	IP	W/L/S	BF	H	R	ER	SO	BB	IBB	HBP	BLK	WP	HR	S	P	ERA	WHIP
Virgil Trucks, R ERA: 2.88	(1, 1)	8.2	W	40	10	5	5	4	5	0	0	0	0	2	43	63	5.19	1.731																		
Morrie Martin, L ERA: 5.55	(9, 1)	0.1	S	1	0	0	0	0	0	0	0	0	0	0	1	1	0.00	0.000																		

AB	36
R	5
H	10
RBI	5
BB	5
SO	4
LOB	16

1B: 6	2B: 3	3B: 0	HR: 2	SF: 0	SAC: 0	DP: 1	HBP: 0	WP: 0	PB: 0	SB: 0	CS: 0	PA: 41
---	---	---	---	---	---	---	---	---	---	---	---	---

Batter	1	2	3	4	5	6	7	8	9	AB	R	H	RBI	BB	SO	LOB
Chico Carrasquel, R (1, 6) OBP: 0.366, SLG: 0.423	F8 1-2		BB 1B		1B F7			5-3 1-2		5	0	2	0	0	0	3
Nellie Fox, L (1, 4) OBP: 0.388, SLG: 0.412	E SF8 2B		P5		E 1-3 2B 1B	5-3				4	2	2	0	0	0	1
Minnie Minoso, R (1, 7) OBP: 0.408, SLG: 0.550	E5 CS 2-3		B B B FC6-4 1-2 BB		FC6 2B 2-3 3B	6-3				3	1	0	0	1	0	2
Ferris Fain, L (1, 3) OBP: 0.399, SLG: 0.438	SF8 3-H		F2		1-3 3-H 3B 2B	5-3				3	1	1	2	0	0	2
George Kell, R (1, 5) OBP: 0.339, SLG: 0.323 Cass Michaels, R (7, PR) OBP: 0.430, SLG: 0.451 (8, 5)	CS 1-2	4-3 S 2B	FC6-4 1-2f		3B IBB		G6-4-3 1B			3 0	2 0	2 0	0 0	1 0	0 0	2 0
Matt Batts, R (1, 2) OBP: 0.298, SLG: 0.310		4-3 2-3		B B B 4-3 SH1-3 BB	1B 1-H 2-H 3-H 3B		G6-4-3 1-2f			3	1	1	3	1	0	2
Jim Rivera, L (1, 9) OBP: 0.339, SLG: 0.440		S S S K	SH1-3 1-2		S 1B 3-H 1B	4-3				3	0	1	1	0	1	2
Johnny Groth, R (1, 8) OBP: 0.362, SLG: 0.405		B B B B 3-H BB	4-3 2-3		S 1-2 1B			B B B B CS BB		2	0	1	0	2	0	1
Virgil Trucks, R (1, 1) OBP: 0.133, SLG: 0.136 Morrie Martin, L (9, 1) OBP: 0.222, SLG: 0.278		P4	5-3		5-3 1-2 2-3			S S S K		4 0	0 0	0 0	0 0	0 0	1 0	5 0
Inning Stats	R: 1 H: 1 E: 1 LOB: 0 K: 0 BB: 0 S: 4 P: 4	R: 1 H: 1 E: 0 LOB: 1 K: 1 BB: 1 S: 6 P: 10	R: 0 H: 1 E: 0 LOB: 2 K: 0 BB: 1 S: 4 P: 8	R: 0 H: 0 E: 0 LOB: 1 K: 0 BB: 1 S: 3 P: 7	R: 5 H: 6 E: 1 LOB: 2 K: 0 BB: 1 S: 9 P: 13	R: 0 H: 0 E: 0 LOB: 0 K: 0 BB: 0 S: 3 P: 3	R: 0 H: 1 E: 0 LOB: 1 K: 0 BB: 0 S: 3 P: 3	R: 0 H: 0 E: 0 LOB: 0 K: 1 BB: 1 S: 4 P: 8		1B: 6 SF: 1 2B: 3 SAC: 1 3B: 1 DP: 1 HR: 0 HBP: 0						

PITCHER		IP	WLS	BF	H	R	ER	SO	BB	IBB	HBP	BLK	WP	HR	S	P	ERA	WHIP
Mickey McDermott, L ERA: 3.59	(1, 1)	4.1	L	26	9	7	5	1	3	1	0	0	0	0	24	40	10.38	2.769
Gus Keriazakos, R ERA: 6.23	(5, 1)	0.2		2	0	0	0	0	0	0	0	0	0	0	2	2	0.00	0.000
Bunky Stewart, L ERA: 7.77	(6, 1)	2.0		6	1	0	0	0	0	0	0	0	0	0	6	6	0.00	0.500
Camilo Pascual, R ERA: 5.53	(8, 1)	1.0		3	0	0	0	1	1	0	0	0	0	0	4	8	0.00	1.000

PITCHER	IP	WLS	BF	H	R	ER	SO	BB	IBB	HBP	BLK	WP	HR	S	P	ERA	WHIP

BOTTOM

Washington Senators @ Chicago White Sox

Comiskey Park, Chicago, IL

Tue Jun 22 1954, 4:33 AM EDT

Att. 23,016 - Unknown

livebaseballscorecards.com

AB	30
R	7
H	10
RBI	6
BB	5
SO	2
LOB	20

WP: 0 PA: 38
PB: 0
SB: 3
CS: 2

Batter	1	2	3	4	5	6	7	8	9	AB	R	H	RBI	BB	SO	LOB
Eddie Yost, R (1, 5) OBP: 0.378, SLG: 0.328	S S S 0-3 ① K	x 0-0 ② P4		x 0-0 ③ 5-3		x 0-0 ① 5-3		x 0-0 ② F7		5	0	0	0	0	1	3
Johnny Pesky, L (1, 4) OBP: 0.381, SLG: 0.400	S S S 0-3 ② K	x 0-0 ③ F7 1-2 2-3 3-H			x 0-0 1B 1B 1B	x 0-0 ② 6-3		x 0-0 ③ F7		5	1	1	0	0	1	2
Mickey Vernon, L (1, 3) OBP: 0.364, SLG: 0.578	S S S 0-3 ③ K		x 0-0 ① 6-3		x 0-0 ① P4	x 0-0 FC6-4 1B			x 0-0 3B	5	0	2	0	0	1	1
Jim Busby, R (1, 8) OBP: 0.345, SLG: 0.458		x 0-0 BB 1B 1B 1B	x 0-0 BB 1B		x 0-0 1B 1-2 3B 1B	x 0-0 ③ FC6-4 1-2f			x 0-0 ① F9	5	2	3	0	0	0	2
Pete Runnels, L (1, 6) OBP: 0.377, SLG: 0.410		x 0-0 1B BB 1-2 HBP 1B	x 0-0 ② L4		x 0-0 1-2 3B 2-H 1B		S S S 0-3 ① K		x 0-0 ② L5	5	2	2	1	0	1	2
Roy Sievers, R (1, 7) OBP: 0.336, SLG: 0.431	B B B B	4-0 HBP 1B 1-2 WP 2-3 BB	B B B B 4-0 1-2 BB		x 0-0 ② F6		x 0-0 ② P4		x 0-0 ③ 1-3	3	1	0	0	2	0	3
Tom Umphlett, R (1, 9) OBP: 0.265, SLG: 0.280		S S S 0-3 ① K	x 0-0 ③ P4		x 0-0 1-H 2-H 3B		x 0-0 1B			4	0	2	2	0	1	5
Ed Fitz Gerald, R (1, 2) OBP: 0.350, SLG: 0.317		x 0-0 WP HBP 1-2 2-3 3-H 1B		x 0-0 ① F8	4-0 IBB		x 0-0 ③ 6-3			3	0	1	1	1	0	1
Bob Porterfield, R (1, 1) OBP: 0.089, SLG: 0.119 Chuck Stobbs, L (1, 1) OBP: 0.167, SLG: 0.222 Clyde Vollmer, R (2, PH) OBP: 0.254, SLG: 0.317 Harmon Killebrew, R (2, PR) Gus Keriazakos, R (2, 1) Bunky Stewart, L (5, 1) Wayne Terwilliger, R (8, PH) OBP: 0.267, SLG: 0.277 Camilo Pascual, R (8, 1)		H 1-0 WP 1-2 2-3 3-H HBP		x 0-0 ② G3	S S S 0-3 ③ K			x 0-0 ① 5-3		0 0 0 0 2 0 1 0	0 0 0 0 0 0 0 0	0 0 0 0 0 0 0 0	0 0 0 0 0 0 0 0	0 0 0 0 1 0 0 0	0 0 0 0 0 0 0 0	0 0 0 0 2 0 0 0
Inning Stats	R: 0 H: 0 E: 0 LOB: 0 K: 3 BB: 0 S: 9 P: 9	R: 3 H: 3 E: 0 LOB: 3 K: 1 BB: 1 S: 8 P: 13	R: 0 H: 1 E: 0 LOB: 2 K: 0 BB: 1 S: 4 P: 8	R: 0 H: 0 E: 0 LOB: 0 K: 0 BB: 0 S: 3 P: 3	R: 3 H: 4 E: 0 LOB: 2 K: 1 BB: 1 S: 9 P: 13	R: 0 H: 1 E: 0 LOB: 1 K: 0 BB: 0 S: 4 P: 4	R: 0 H: 1 E: 0 LOB: 1 K: 1 BB: 0 S: 6 P: 6	R: 0 H: 0 E: 0 LOB: 0 K: 0 BB: 0 S: 3 P: 3	R: 0 H: 1 E: 0 LOB: 1 K: 0 BB: 0 S: 4 P: 4	1B: 9 2B: 0 3B: 2 HR: 0	SF: 0 SAC: 0 DP: 0 HBP: 1					

TOP

Washington Senators @ Chicago White Sox

Comiskey Park, Chicago, IL

Wed Jun 23 1954, 4:33 AM EDT

Att. 7,234 - Unknown

livebaseballscorecards.com

AB	38
R	6
H	11
RBI	5
BB	3
SO	6
LOB	21

WP: 1 PA: 42
PB: 0
SB: 0
CS: 0

PITCHER		IP	WLS	BF	H	R	ER	SO	BB	IBB	HBP	BLK	WP	HR	S	P	ERA	WHIP
Jack Harshman, L ERA: 5.28	(1, 1)	4.1		23	7	6	6	4	2	0	1	0	1	0	28	37	12.46	2.077
Don Johnson, R ERA: 3.24	(5, 1)	0.2		4	1	0	0	1	0	1	0	0	0	0	5	9	0.00	1.500
Morrie Martin, L ERA: 5.2	(6, 1)	4.0	W	15	3	0	0	1	0	0	0	0	0	0	17	17	0.00	0.750

PITCHER	IP	WLS	BF	H	R	ER	SO	BB	IBB	HBP	BLK	WP	HR	S	P	ERA	WHIP

Batter	1	2	3	4	5	6	7	8	9	AB	R	H	RBI	BB	SO	LOB
Chico Carrasquel, R (1, 6) OBP: 0.363, SLG: 0.416	BBB 4-0 1B BB SSS 0-3 ③ K		x 0-0 ③ 5-3			x 0-0 ① 5-3	x 0-0 ② 6-3			4	1	0	0	1	1	5
Nellie Fox, L (1, 4) OBP: 0.392, SLG: 0.415	x 0-0 BB PB 1B 1-3 1B	x 0-0 ① F9		x 0-0 SH5-3 1B		x 0-0 3-1 HBP 1B 1B	x 0-0 ③ 6-3			5	2	3	0	0	0	1
Minnie Minoso, R (1, 7) OBP: 0.408, SLG: 0.543	BBBB 4-0 BB 1B 1-2 BB	x 0-0 ② F8		SSS 0-3 ① K		H 1-0 3-1 1B 1-2 HBP		x 0-0 ① 5-3		3	2	0	0	1	1	1
Ferris Fain, L (1, 3) OBP: 0.401, SLG: 0.437	BBBB 4-0 BB 1B BB 1-2 2-3 3-H BB	x 0-0 ③ F8		x 0-0 ② SH5-3 1-2		x 0-0 ② 3-1 1-2 2-3		x 0-0 S WP 1B		3	1	1	1	1	0	2
Phil Cavarretta, L (1, 9) OBP: 0.500, SLG: 0.700 Johnny Groth, R (3, 8) OBP: 0.364, SLG: 0.401	x 0-0 BB BB SF8 1-2 2-H 3-H 1B		x 0-0 ① F7	x 0-0 ③ F8		IIII 4-0 1B IBB		BBBB 4-0 1-3 BB		1 2	1 0	1 0	2 0	0 2	0 0	0 1
Carl Sawatski, L (1, 2) OBP: 0.362, SLG: 0.417 Sherm Lollar, R (6, PH) OBP: 0.366, SLG: 0.430 (7, 2)	BBBB 4-0 BB 1-2 2-3 BB		BBBB 4-0 1B WP BB		x 0-0 ① P4	x 0-0 1-2 2-H 3-H 1B		x 0-0 ② P6		1 2	1 0	0 1	0 2	2 0	0 0	0 2
Jim Rivera, L (1, 8) OBP: 0.340, SLG: 0.439 (3, 9)	x 0-0 ① P6		x 0-0 WP 1-2 1B		x 0-0 S 1B	x 0-0 ③ 4-3		x 0-0 ③ F8		5	0	2	0	0	0	7
Cass Michaels, R (1, 5) OBP: 0.445, SLG: 0.451	BBBB 4-0 1-2 2-3 3-H BB		BBBB 4-0 1-3 2-H BB		BBBB 4-0 G4-3 1-2 BB		BBBB 4-0 SH1-4 BB			0	0	0	1	4	0	0
Jack Harshman, L (1, 1) OBP: 0.278, SLG: 0.143 Don Johnson, R (5, 1) OBP: 0.045, SLG: 0.048 Willard Marshall, L (5, PH) OBP: 0.342, SLG: 0.250 George Kell, R (5, PH) OBP: 0.337, SLG: 0.321 Morrie Martin, L (6, 1) OBP: 0.222, SLG: 0.278	x 0-0 ② SF8 3-H		SSS 0-3 ② K		x 0-0 ② ③ G4-3 1-2f		x 0-0 ① SH1-4 1-2			1 0 0 1 0	0 0 0 0 0	0 0 0 0 0	1 0 0 0 0	0 0 0 0 0	1 0 0 0 0	2 0 0 2 0
Inning Stats	R: 5 H: 2 E: 0 LOB: 2 K: 1 BB: 5 S: 7 P: 27	R: 0 H: 0 E: 0 LOB: 0 K: 0 BB: 0 S: 3 P: 3	R: 1 H: 1 E: 0 LOB: 2 K: 1 BB: 2 S: 6 P: 14	R: 0 H: 1 E: 0 LOB: 1 K: 1 BB: 0 S: 6 P: 6	R: 0 H: 1 E: 0 LOB: 1 K: 0 BB: 1 S: 3 P: 7	R: 2 H: 2 E: 0 LOB: 2 K: 0 BB: 1 S: 5 P: 10	R: 0 H: 0 E: 0 LOB: 1 K: 0 BB: 1 S: 3 P: 7	R: 0 H: 1 E: 0 LOB: 2 K: 0 BB: 1 S: 4 P: 8		1B: 8 2B: 0 3B: 0 HR: 0	SF: 1 SAC: 2 DP: 1 HBP: 1					

PITCHER		IP	WLS	BF	H	R	ER	SO	BB	IBB	HBP	BLK	WP	HR	S	P	ERA	WHIP
Bob Porterfield, R ERA: 2.43	(1, 1)	0.1		8	2	5	5	0	5	0	0	0	0	0	3	23	135.00	21.000
Chuck Stobbs, L ERA: 5.73	(1, 1)	0.2		2	0	0	0	1	0	0	0	0	0	0	4	4	0.00	0.000
Gus Keriazakos, R ERA: 4.7	(2, 1)	3.1		16	3	1	1	2	3	0	0	0	1	0	17	29	2.70	1.800
Bunky Stewart, L ERA: 7.66	(5, 1)	2.2	L	12	2	2	2	0	1	1	1	0	0	0	9	18	6.75	1.125
Camilo Pascual, R ERA: 5.4	(8, 1)	1.0		5	1	0	0	0	1	0	0	0	1	0	4	8	0.00	2.000

PITCHER	IP	WLS	BF	H	R	ER	SO	BB	IBB	HBP	BLK	WP	HR	S	P	ERA	WHIP

BOTTOM

Washington Senators @ Chicago White Sox

Comiskey Park, Chicago, IL

Wed Jun 23 1954, 4:33 AM EDT

Att. 7,234 - Unknown

livebaseballscorecards.com

AB	28
R	8
H	8
RBI	7
BB	11
SO	3
LOB	23

WP: 4 PA: 43
PB: 1
SB: 2
CS: 0

Washington Senators @ Chicago White Sox

Comiskey Park, Chicago, IL

Thu Jun 24 1954, 4:33 AM EDT

Att. 6,990 - Unknown

TOP

livebaseballscorecards.com

Batter	1	2	3	4	5	6	7	8	9	AB	R	H	RBI	BB	SO	LOB
Eddie Yost, R (1, 5) OBP: 0.377, SLG: 0.331	L9		F5			4-1 2B	F8			4	1	1	0	0	0	2
Johnny Pesky, L (1, 4) OBP: 0.373, SLG: 0.390	1B 1B		4-3			F8		F8		4	0	1	0	0	0	1
Mickey Vernon, L (1, 3) OBP: 0.363, SLG: 0.573	1-3 FC6-4 1B			1-3		4-1 2-3		4-3		4	0	1	0	0	0	1
Jim Busby, R (1, 8) OBP: 0.344, SLG: 0.459	F6			P6		3-H 2B		S S S K		4	0	1	1	0	1	2
Pete Runnels, L (1, 6) OBP: 0.371, SLG: 0.402	FC6-4 1-2f			1-3		3-1			4-3	4	0	0	0	0	0	3
Roy Sievers, R (1, 7) OBP: 0.331, SLG: 0.424		P3			F8		5-3		S S S K	4	0	0	0	0	1	0
Tom Umphlett, R (1, 9) OBP: 0.265, SLG: 0.279		F9			1-3		1B 1B		F8	4	0	1	0	0	0	0
Ed Fitz Gerald, R (1, 2) OBP: 0.349, SLG: 0.318		5-3			5-3		1-2 1B			3	0	1	0	0	0	0
Johnny Schmitz, R (1, 1) OBP: 0.200, SLG: 0.158			1-3			HR	S S S K			1	0	0	0	0	0	0
Tom Wright, L (6, PH) OBP: 0.324, SLG: 0.387										1	1	1	1	0	0	0
Spec Shea, R (6, 1)										0	0	0	0	0	0	0
Mickey McDermott, L (7, PH) OBP: 0.255, SLG: 0.233										0	0	0	0	0	0	0
Clyde Vollmer, R (7, PH) OBP: 0.250, SLG: 0.311										1	0	0	0	0	1	2
Chuck Stobbs, L (7, 1) OBP: 0.167, SLG: 0.222										0	0	0	0	0	0	0

Totals	AB	R	H	RBI	BB	SO	LOB
	34	2	7	2	0	3	11

Inning Stats	1	2	3	4	5	6	7	8	9
	R: 0 E: 0 K: 0 S: 5	H: 2 LOB: 2 BB: 0 P: 5	R: 0 E: 0 K: 0 S: 3	H: 0 LOB: 0 BB: 0 P: 3	R: 0 E: 0 K: 0 S: 3	H: 0 LOB: 0 BB: 0 P: 3	R: 0 E: 0 K: 0 S: 3	H: 0 LOB: 0 BB: 0 P: 3	R: 0 E: 0 K: 0 S: 3	H: 0 LOB: 0 BB: 0 P: 3	R: 2 E: 0 K: 0 S: 6	H: 3 LOB: 1 BB: 0 P: 6	R: 0 E: 0 K: 1 S: 7	H: 2 LOB: 2 BB: 0 P: 7	R: 0 E: 0 K: 1 S: 5	H: 0 LOB: 0 BB: 0 P: 5	R: 0 E: 0 K: 1 S: 5	H: 0 LOB: 0 BB: 0 P: 5

| | | | | | | | | | |

Batter	1	2	3	4	5	6	7	8	9	AB	R	H	RBI	BB	SO	LOB
Chico Carrasquel, R (1, 6) OBP: 0.359, SLG: 0.410	L7	L6		FC6-4 1-2f			F9			4	0	0	0	0	0	3
Nellie Fox, L (1, 4) OBP: 0.386, SLG: 0.409	F3		F8		1-3		4-3			4	0	0	0	0	0	0
Minnie Minoso, R (1, 7) OBP: 0.412, SLG: 0.544	BBBB 2B BB		L4-3 1B		5-3		1B			3	1	2	0	1	0	0
Johnny Groth, R (1, 8) OBP: 0.363, SLG: 0.403	1-H 1B 2B		L4-3 1-2		5-3		F9			4	1	1	1	0	0	2
George Kell, R (1, 5) OBP: 0.345, SLG: 0.345	FC5-4 2-H 1B			BBBB 1B 1B BB		HR		F7		3	2	2	2	1	0	0
Sherm Lollar, R (1, 2) OBP: 0.369, SLG: 0.425	FC5-4 1-2f			F9		BBBB 2B SF9-5 BB		BBBB BB		2	1	0	0	2	0	2
Jim Rivera, L (1, 9) OBP: 0.344, SLG: 0.446		SSS K		1B 1-2 1B		SF9-5 1-3 2B		F7		4	0	2	0	0	1	1
Phil Cavarretta, L (1, 3) OBP: 0.375, SLG: 0.538		1-3		F7		SF9-5 2-3 3-H		4-3		3	0	0	1	0	0	3
Sandy Consuegra, R (1, 1) OBP: 0.261, SLG: 0.227 Billy Pierce, L (7, 1) OBP: 0.261, SLG: 0.227		1B		FC6-4 1-3 2-H 1B		5-3				3 0	0 0	2 0	1 0	0 0	0 0	0 0
Inning Stats	R: 2 E: 0 K: 0 S: 5 H: 2 LOB: 1 BB: 1 P: 9	R: 0 E: 0 K: 1 S: 6 H: 1 LOB: 1 BB: 0 P: 6	R: 0 E: 0 K: 0 S: 3 H: 1 LOB: 0 BB: 0 P: 3	R: 1 E: 0 K: 0 S: 5 H: 2 LOB: 2 BB: 1 P: 9	R: 0 E: 0 K: 0 S: 3 H: 0 LOB: 0 BB: 0 P: 3	R: 2 E: 0 K: 0 S: 4 H: 2 LOB: 0 BB: 1 P: 8	R: 0 E: 0 K: 0 S: 4 H: 1 LOB: 1 BB: 0 P: 4	R: 0 E: 0 K: 0 S: 3 H: 0 LOB: 1 BB: 1 P: 7								

PITCHER		IP	WLS	BF	H	R	ER	SO	BB	IBB	HBP	BLK	WP	HR	S	P	ERA	WHIP
Johnny Schmitz, L ERA: 2.64	(1, 1)	5.0	L	22	6	3	3	1	2	0	0	0	0	0	22	30	5.40	1.600
Spec Shea, R ERA: 8.27	(6, 1)	1.0		5	2	2	2	0	1	0	0	0	0	1	4	8	18.00	3.000
Chuck Stobbs, L ERA: 5.55	(7, 1)	2.0		8	1	0	0	0	1	0	0	0	0	0	7	11	0.00	1.000

PITCHER	IP	WLS	BF	H	R	ER	SO	BB	IBB	HBP	BLK	WP	HR	S	P	ERA	WHIP

BOTTOM

Washington Senators @ Chicago White Sox

Comiskey Park, Chicago, IL

Thu Jun 24 1954, 4:33 AM EDT

Att. 6,990 - Unknown

livebaseballscorecards.com

AB	30
R	5
H	9
RBI	5
BB	4
SO	1
LOB	11

1B: 6	SF: 1	WP: 0	PA: 35
2B: 4	SAC: 0	PB: 0	
3B: 0	DP: 2	SB: 0	
HR: 1	HBP: 0	CS: 0	

Boston Red Sox @ Chicago White Sox

Comiskey Park, Chicago, IL

Fri Jun 25 1954, 4:33 AM EDT

Att. 35,529 - Unknown

TOP

Batter	1	2	3	4	5	6	7	8	9	AB	R	H	RBI	BB	SO	LOB
Jim Piersall, R (1, 9) OBP: 0.329, SLG: 0.361	4-3		F8		E 1B		P4		F9	5	0	1	0	0	0	1
Karl Olson, R (1, 8) OBP: 0.359, SLG: 0.415	BBBB 4-0 G4-6-3 BB		1B 1B		E9 1-3 1B		6-3			3	0	2	0	1	0	1
Harry Agganis, L (1, 3) OBP: 0.326, SLG: 0.406	G4-6-3 1-2f		F7		F5			F8		4	0	0	0	0	0	4
Sammy White, R (1, 2) OBP: 0.311, SLG: 0.435		BBBB 4-0 2B BB	1-2 1B		6-3			F7		3	1	1	0	1	0	2
Jackie Jensen, R (1, 7) OBP: 0.328, SLG: 0.429		1-H E 2B	6-3			G2		F9		4	1	1	1	0	0	2
Ted Lepcio, R (1, 5) OBP: 0.363, SLG: 0.412		F8 2-H		F7		6-3			4-3 SH5-3 HR 1B	4	1	1	0	0	0	0
Milt Bolling, R (1, 6) OBP: 0.338, SLG: 0.417		BBBB 4-0 4-3 BB		P4		6-3			SH5-3 1-2	2	0	0	0	1	0	0
Billy Consolo, R (1, 4) OBP: 0.228, SLG: 0.154		4-3 1-2		6-3			1B		4-3 2-3	4	0	1	0	0	0	2
Willard Nixon, L (1, 1) OBP: 0.286, SLG: 0.167		5-3			6-3		F7		HR 3-H	1	0	0	0	0	0	1
Tex Clevenger, R (2, 1) OBP: 0.273, SLG: 0.364										1	0	0	0	0	0	0
Leo Kiely, L (6, 1) OBP: 0.087, SLG: 0.130										0	0	0	0	0	0	0
Billy Goodman, L (7, PH) OBP: 0.342, SLG: 0.345										1	0	0	0	0	0	1
Sid Hudson, R (7, 1) OBP: 0.167, SLG: 0.167										0	0	0	0	0	0	0
Ted Williams, L (9, PH) OBP: 0.495, SLG: 0.649										1	1	1	2	0	0	0
Inning Stats	R: 0 E: 0 K: 0 S: 2 H: 0 LOB: 0 BB: 1 P: 6	R: 2 E: 1 K: 0 S: 4 H: 1 LOB: 1 BB: 2 P: 12	R: 0 E: 0 K: 0 S: 5 H: 2 LOB: 2 BB: 0 P: 5	R: 0 E: 0 K: 0 S: 3 H: 0 LOB: 0 BB: 0 P: 3	R: 0 E: 1 K: 0 S: 5 H: 2 LOB: 2 BB: 0 P: 5	R: 0 E: 0 K: 0 S: 3 H: 0 LOB: 0 BB: 0 P: 3	R: 0 E: 0 K: 0 S: 4 H: 1 LOB: 1 BB: 0 P: 4	R: 0 E: 0 K: 0 S: 3 H: 0 LOB: 0 BB: 0 P: 3	R: 2 E: 0 K: 0 S: 5 H: 2 LOB: 0 BB: 0 P: 5	1B: 6 2B: 1 3B: 0 HR: 1	SF: 0 SAC: 1 DP: 1 HBP: 0						

	AB	33
	R	4
	H	8
	RBI	3
	BB	3
	SO	0
	LOB	14

WP: 0 PB: 0 SB: 0 CS: 0 PA: 37

PITCHER	IP	WLS	BF	H	R	ER	SO	BB	IBB	HBP	BLK	WP	HR	S	P	ERA	WHIP
Bob Keegan, R (1, 1) ERA: 2.55	9.0	W	37	8	4	4	0	3	0	0	0	0	1	34	46	4.00	1.222

PITCHER	IP	WLS	BF	H	R	ER	SO	BB	IBB	HBP	BLK	WP	HR	S	P	ERA	WHIP

livebaseballscorecards.com

Batter	1	2	3	4	5	6	7	8	9	AB	R	H	RBI	BB	SO	LOB
Chico Carrasquel, R (1, 6) OBP: 0.359, SLG: 0.408	6-3	E SF8 BB	1B		L5		F8			4	1	1	0	1	0	0
Nellie Fox, L (1, 4) OBP: 0.390, SLG: 0.412	3B 1B	E5 FC5 1-3 1B	4-3			FC5 BB 1B		F3		5	1	3	0	0	0	1
Minnie Minoso, R (1, 7) OBP: 0.409, SLG: 0.548	1B 3B 1-H	SF8 3-H		K		K		1-3		4	1	1	2	0	2	1
Ferris Fain, L (1, 3) OBP: 0.404, SLG: 0.433	1B 1B BB	BB FC5 BB		K		FC5 1B 1-2 BB		G3		2	2	0	0	3	1	0
George Kell, R (1, 5) OBP: 0.343, SLG: 0.343	HBP 1B 1-2 3-H 1B	FC5 BB 1-2 2-3f		E4		FC5 1B 1-3 2-3f				4	0	1	1	0	0	4
Phil Cavarretta, L (1, 9) OBP: 0.400, SLG: 0.500 Ed McGhee, R (6, PR) OBP: 0.238, SLG: 0.328 (7, 9)	L8	1-2 2-3 BB		F8		2-3 3-H 1B				3 0	0 0	1 0	1 0	1 0	0 0	3 0
Jim Rivera, L (1, 8) OBP: 0.347, SLG: 0.447	HBP 1-2 2-H 1B	F7			E8 1B	L4				4	1	2	1	0	0	5
Sherm Lollar, R (1, 2) OBP: 0.372, SLG: 0.429	FC6-4 1-2 2-3 HBP		F5		2B		L7			3	0	1	0	0	0	0
Bob Keegan, R (1, 1) OBP: 0.192, SLG: 0.234	FC6-4 1-2f		P4		6-3		2-3			4	0	0	0	0	0	3
Inning Stats	R: 3 E: 0 K: 0 S: 7 H: 4 LOB: 3 BB: 1 P: 12	R: 1 E: 1 K: 0 S: 4 H: 1 LOB: 3 BB: 3 P: 16	R: 0 E: 0 K: 0 S: 4 H: 1 LOB: 1 BB: 0 P: 4	R: 0 E: 1 K: 2 S: 8 H: 0 LOB: 1 BB: 0 P: 8	R: 1 E: 1 K: 0 S: 4 H: 2 LOB: 0 BB: 1 P: 4	R: 1 E: 1 K: 1 S: 7 H: 2 LOB: 2 BB: 1 P: 11	R: 0 E: 0 K: 0 S: 3 H: 0 LOB: 0 BB: 0 P: 3	R: 0 E: 0 K: 0 S: 3 H: 0 LOB: 0 BB: 0 P: 3		1B: 8 2B: 1 3B: 1 HR: 0 SF: 1 SAC: 0 DP: 0 HBP: 1						

BOTTOM

Boston Red Sox @ Chicago White Sox

Comiskey Park, Chicago, IL

Fri Jun 25 1954, 4:33 AM EDT

Att. 35,529 - Unknown

livebaseballscorecards.com

AB	33
R	6
H	10
RBI	5
BB	5
SO	3
LOB	17

PITCHER		IP	WLS	BF	H	R	ER	SO	BB	IBB	HBP	BLK	WP	HR	S	P	ERA	WHIP
Willard Nixon, R ERA: 5.33	(1, 1)	1.0	L	11	5	4	4	0	2	0	1	0	0	0	8	17	36.00	7.000
Tex Clevenger, R ERA: 4.69	(2, 1)	4.2		22	5	2	2	3	3	0	0	0	0	0	25	37	3.86	1.714
Leo Kiely, L ERA: 4.03	(6, 1)	0.1		1	0	0	0	0	0	0	0	0	0	0	1	1	0.00	0.000
Sid Hudson, R ERA: 4.6	(7, 1)	2.0		6	0	0	0	0	0	0	0	0	0	0	6	6	0.00	0.000

PITCHER	IP	WLS	BF	H	R	ER	SO	BB	IBB	HBP	BLK	WP	HR	S	P	ERA	WHIP

Batter	1	2	3	4	5	6	7	8	9	AB	R	H	RBI	BB	SO	LOB
Jim Piersall, R (1, 9) OBP: 0.327, SLG: 0.359	1B		F9		F9			P6		4	1	1	0	0	0	1
Harry Agganis, L (1, 3) OBP: 0.325, SLG: 0.403	1B G6-4-3 1-2		1-3			4-3		4-3		4	1	1	0	0	0	0
Ted Williams, L (1, 7) OBP: 0.495, SLG: 0.636	G6-4-3 1-3 2-H		G3			6-3			BBBBB 3B	3	1	1	1	1	0	0
Karl Olson, R (9, 7) OBP: 0.359, SLG: 0.415									BB	0	0	0	0	0	0	0
Sammy White, R (1, 2) OBP: 0.305, SLG: 0.427	G6-4-3 1-2f 3-H			F7		SSS K			SSS K	4	0	0	0	0	2	2
Jackie Jensen, R (1, 8) OBP: 0.331, SLG: 0.439	S 1B			B1-3			B3-1		1-H 3B	4	0	2	1	0	0	0
Ted Lepcio, R (1, 5) OBP: 0.366, SLG: 0.411	SSS K 1-2			CS 1B			BBBB CS BB		6-3	3	0	1	0	1	1	2
Milt Bolling, R (1, 6) OBP: 0.341, SLG: 0.415		5-3	CS 1-2				E5 1-2		IIII IBB	3	0	1	0	1	0	1
Billy Consolo, R (1, 4) OBP: 0.230, SLG: 0.161		G5-4-3 1B			SSS K		F9		SSS K	4	0	1	0	0	2	4
Frank Sullivan, R (1, 1) OBP: 0.174, SLG: 0.050		G5-4-3 1-2f			P4			F8		3	0	0	0	0	0	2
Inning Stats	R: 2 E: 0 K: 1 S: 8 H: 4 LOB: 1 BB: 0 P: 8	R: 0 E: 0 K: 0 S: 3 H: 1 LOB: 0 BB: 0 P: 3	R: 0 E: 0 K: 0 S: 3 H: 0 LOB: 0 BB: 0 P: 3	R: 0 E: 0 K: 0 S: 3 H: 1 LOB: 0 BB: 0 P: 3	R: 0 E: 0 K: 1 S: 6 H: 1 LOB: 1 BB: 0 P: 6	R: 0 E: 0 K: 1 S: 5 H: 0 LOB: 0 BB: 0 P: 5	R: 0 E: 1 K: 0 S: 3 H: 0 LOB: 1 BB: 1 P: 7	R: 0 E: 0 K: 0 S: 3 H: 0 LOB: 0 BB: 0 P: 3	R: 1 E: 0 K: 2 S: 8 H: 1 LOB: 2 BB: 2 P: 16	1B: 7 2B: 0 3B: 1 HR: 0 SF: 0 SAC: 0 DP: 2 HBP: 0						

PITCHER		IP	WLS	BF	H	R	ER	SO	BB	IBB	HBP	BLK	WP	HR	S	P	ERA	WHIP
Don Johnson, R ERA: 3.18	(1, 1)	7.0	L	26	7	2	2	3	1	0	0	0	0	0	31	35	2.57	1.143
Morrie Martin, L ERA: 5.12	(8, 1)	1.0		3	0	0	0	0	0	0	0	0	0	0	3	3	0.00	0.000
Billy Pierce, L ERA: 3.38	(9, 1)	1.0		6	1	1	1	2	1	1	0	0	0	0	8	16	9.00	2.000

PITCHER	IP	WLS	BF	H	R	ER	SO	BB	IBB	HBP	BLK	WP	HR	S	P	ERA	WHIP

Boston Red Sox @ Chicago White Sox

Comiskey Park, Chicago, IL

Sat Jun 26 1954, 4:33 AM EDT

Att. 10,127 - Unknown

TOP

livebaseballscorecards.com

AB	32
R	3
H	8
RBI	2
BB	3
SO	5
LOB	12

WP: 0	PA: 36		
PB: 0			
SB: 1			
CS: 2			

Batter	1	2	3	4	5	6	7	8	9	AB	R	H	RBI	BB	SO	LOB
Chico Carrasquel, R (1, 6) OBP: 0.358, SLG: 0.403	BBBB 4-0 1B 1B BB		x 0-0 F7 ①		x 0-0 6-3 ③		x 0-0 5-3 ③			3	1	0	0	1	0	3
Nellie Fox, L (1, 4) OBP: 0.385, SLG: 0.406	x 0-0 L9 ①		x 0-0 5-3 ②			x 0-0 F9 ①		x 0-0 G3 ①		4	0	0	0	0	0	1
Phil Cavarretta, L (1, 9) OBP: 0.458, SLG: 0.500	x 0-0 P4 ②		x 0-0 FC6 1B			BBBB 4-0 BB		BBBB 4-0 FC6-4 BB BB		2	0	1	0	2	0	1
Ferris Fain, L (1, 3) OBP: 0.406, SLG: 0.432	x 0-0 1B 1-2 1B		x 0-0 FC6 ③ 1-2f			SSS 0-3 K ②		BBBB 4-0 FC6-4 1-2 BB		3	0	1	0	1	1	2
George Kell, R (1, 5) OBP: 0.342, SLG: 0.341	x 0-0 1-2 2-H 1B			x 0-0 F2 ①		x 0-0 P6 ③		x 0-0 FC6-4 ② 1-2f 2-3		4	0	1	1	0	0	3
Carl Sawatski, L (1, 2) OBP: 0.361, SLG: 0.431	x 0-0 F5 ③			x 0-0 F8 ②			x 0-0 6-3 2B	SSS 0-3 K ③		3	0	1	0	0	0	2
Fred Marsh, R (7, PR) OBP: 0.286, SLG: 0.167										0	0	0	0	0	0	0
Morrie Martin, L (8, 1) OBP: 0.222, SLG: 0.278										0	0	0	0	0	0	0
Cass Michaels, R (8, PH) OBP: 0.442, SLG: 0.447										1	0	0	0	0	1	2
Billy Pierce, L (9, 1) OBP: 0.261, SLG: 0.227										0	0	0	0	0	0	0
Jim Rivera, L (1, 8) OBP: 0.345, SLG: 0.440		BBBB 4-0 G4-6-3 BB		x 0-0 L3 ③			SSS 0-3 K ①		x 0-0 G3 ①	3	0	0	0	1	1	1
Willard Marshall, L (1, 7) OBP: 0.350, SLG: 0.242		x 0-0 G4-6-3 ① ② 1-2f			BBBB 4-0 CS BB		H 1-0 6-3 HBP		x 0-0 6-3 ②	1	0	0	0	1	0	1
Minnie Minoso, R (5, PR) OBP: 0.409, SLG: 0.545 (6, 7)										1	0	0	0	0	0	0
Don Johnson, R (1, 1) OBP: 0.042, SLG: 0.043		x 0-0 5-3 ③			x 0-0 G3 ① ② 1-2		x 0-0 6-3 ② 1-2 2-3		x 0-0 1-3 ③	2	0	0	0	0	0	1
Sherm Lollar, R (7, PH) OBP: 0.368, SLG: 0.424 (8, 2)										2	0	0	0	0	0	2
Inning Stats	R: 1 H: 2 E: 0 LOB: 2 K: 0 BB: 1 S: 5 P: 9	R: 0 H: 0 E: 0 LOB: 0 K: 0 BB: 1 S: 2 P: 6	R: 0 H: 1 E: 0 LOB: 1 K: 0 BB: 0 S: 4 P: 4	R: 0 H: 0 E: 0 LOB: 0 K: 0 BB: 0 S: 3 P: 3	R: 0 H: 0 E: 0 LOB: 1 K: 0 BB: 1 S: 2 P: 6	R: 0 H: 0 E: 0 LOB: 1 K: 1 BB: 1 S: 5 P: 9	R: 0 H: 1 E: 0 LOB: 2 K: 1 BB: 0 S: 6 P: 7	R: 0 H: 0 E: 0 LOB: 2 K: 1 BB: 2 S: 5 P: 13	R: 0 H: 0 E: 0 LOB: 0 K: 0 BB: 0 S: 3 P: 3	1B: 3 SF: 0 2B: 1 SAC: 0 3B: 0 DP: 1 HR: 0 HBP: 1						WP: 0 PA: 36 PB: 0 SB: 0 CS: 1	

PITCHER	IP	WLS	BF	H	R	ER	SO	BB	IBB	HBP	BLK	WP	HR	S	P	ERA	WHIP
Frank Sullivan, R (1, 1) ERA: 2.71	9.0	W	36	4	1	1	3	6	0	1	0	0	0	35	60	1.00	1.111

PITCHER	IP	WLS	BF	H	R	ER	SO	BB	IBB	HBP	BLK	WP	HR	S	P	ERA	WHIP

BOTTOM

Boston Red Sox @ Chicago White Sox

Comiskey Park, Chicago, IL

Sat Jun 26 1954, 4:33 AM EDT

Att. 10,127 - Unknown

livebaseballscorecards.com

AB	29
R	1
H	4
RBI	1
BB	6
SO	3
LOB	19

Batter	1	2	3	4	5	6	7	8	9	AB	R	H	RBI	BB	SO	LOB
Jim Piersall, R (1, 9) OBP: 0.326, SLG: 0.357	P4		4-3			E 1B 1-2 1B		FC1-6 1-2f 2B		4	1	1	0	0	0	1
Harry Agganis, L (1, 3) OBP: 0.322, SLG: 0.399	F5			K		P4		1-H 2B		2	0	0	0	0	1	0
Billy Goodman, L (6, PH) (6, 3) OBP: 0.344, SLG: 0.351										2	0	1	1	0	0	2
Ted Williams, L (1, 7) OBP: 0.485, SLG: 0.617	K			5-3		E4 1-3 2-H 1B		F9		4	0	1	1	0	1	0
Sammy White, R (1, 2) OBP: 0.300, SLG: 0.419		5-3		1-3		K			F7	4	0	0	0	0	1	2
Jackie Jensen, R (1, 8) OBP: 0.330, SLG: 0.436		K			K		SH1-3 1B		F7	4	0	1	0	0	2	0
Grady Hatton, L (1, 5) OBP: 0.324, SLG: 0.274		FC5-4 1B			K		SH1-3 1-2		F8	3	0	1	0	0	1	0
Milt Bolling, R (1, 6) OBP: 0.336, SLG: 0.409		FC5-4 1-2f			F7		F8			3	0	0	0	0	0	2
Billy Consolo, R (1, 4) OBP: 0.219, SLG: 0.153			G3			F8	F8			3	0	0	0	0	0	1
Tom Brewer, R (1, 1) OBP: 0.227, SLG: 0.190			F9			1B 1B 1B		FC1-6 1B		3	1	2	0	0	0	0
Inning Stats	R: 0 E: 0 K: 1 S: 5 H: 0 LOB: 0 BB: 0 P: 5	R: 0 E: 0 K: 1 S: 6 H: 1 LOB: 1 BB: 0 P: 6	R: 0 E: 0 K: 0 S: 3 H: 0 LOB: 0 BB: 0 P: 3	R: 0 E: 0 K: 1 S: 5 H: 0 LOB: 0 BB: 0 P: 5	R: 0 E: 0 K: 2 S: 7 H: 0 LOB: 0 BB: 0 P: 7	R: 1 E: 1 K: 1 S: 8 H: 3 LOB: 2 BB: 0 P: 8	R: 0 E: 0 K: 0 S: 4 H: 1 LOB: 1 BB: 0 P: 4	R: 1 E: 0 K: 0 S: 4 H: 2 LOB: 0 BB: 0 P: 4	R: 0 E: 0 K: 0 S: 3 H: 0 LOB: 0 BB: 0 P: 3	1B: 6 2B: 1 3B: 0 HR: 0	SF: 0 SAC: 1 DP: 0 HBP: 0						

PITCHER	IP	WLS	BF	H	R	ER	SO	BB	IBB	HBP	BLK	WP	HR	S	P	ERA	WHIP
Virgil Trucks, R (1, 1) ERA: 2.82	9.0	L	33	7	2	2	6	0	0	0	0	0	0	45	45	2.00	0.778

PITCHER	IP	WLS	BF	H	R	ER	SO	BB	IBB	HBP	BLK	WP	HR	S	P	ERA	WHIP

TOP

Boston Red Sox @ Chicago White Sox

Comiskey Park, Chicago, IL

Sun Jun 27 1954, 4:33 AM EDT

Unknown

livebaseballscorecards.com

AB	32
R	2
H	7
RBI	2
BB	0
SO	6
LOB	8

PA: 33

WP: 0 PB: 0 SB: 0 CS: 0

Boston Red Sox @ Chicago White Sox

Comiskey Park, Chicago, IL

Sun Jun 27 1954, 4:33 AM EDT

Unknown

BOTTOM

Batter	1	2	3	4	5	6	7	8	9	AB	R	H	RBI	BB	SO	LOB
Chico Carrasquel, R (1, 6) OBP: 0.356, SLG: 0.399	6-3		BBBB 4-0 1B E FC4-2 BB	5-3			F8			3	0	0	0	1	0	1
Nellie Fox, L (1, 4) OBP: 0.383, SLG: 0.404	4-3		0-0 E1 FC4-2 1B 1-2 1B		G6-4-3 1B			4-3		4	1	1	0	0	0	1
Minnie Minoso, R (1, 7) OBP: 0.407, SLG: 0.541	F8		0-0 1B FC4-2 1-2 2-3 1B		0-0 G6-4-3 1-2f			L8		4	0	1	0	0	0	1
Ferris Fain, L (1, 3) OBP: 0.400, SLG: 0.424		6-3	0-0 FC4-2 1B 1-2 2-3 3-Hf		F7			S S S K		4	0	0	0	0	1	3
George Kell, R (1, 5) OBP: 0.345, SLG: 0.344		0-0 1B 1B 1B	0-0 G4-6-3 1B 1-2 2-3 3-H			F2			P6	4	0	2	1	0	0	0
Carl Sawatski, L (1, 2) OBP: 0.354, SLG: 0.418		0-0 1B 1-2 1B	0-0 G4-6-3 1-2f			F9			L9	4	0	1	0	0	0	3
Jim Rivera, L (1, 8) OBP: 0.343, SLG: 0.435		0-0 1-2 2-3 1B		P6		F7		S S S K		4	0	1	0	0	1	0
Phil Cavarretta, L (1, 9) OBP: 0.407, SLG: 0.429		S S S K		G3			4-3			3	0	0	0	0	1	3
Virgil Trucks, R (1, 1) OBP: 0.146, SLG: 0.149		6-3		1B			F8			3	0	1	0	0	0	3
Inning Stats	R: 0 H: 0 E: 0 LOB: 0 K: 0 BB: 0 S: 3 P: 3	R: 0 H: 3 E: 0 LOB: 3 K: 1 BB: 0 S: 8 P: 8	R: 1 H: 2 E: 1 LOB: 2 K: 0 BB: 1 S: 5 P: 9	R: 0 H: 1 E: 0 LOB: 1 K: 0 BB: 0 S: 4 P: 4	R: 0 H: 1 E: 0 LOB: 0 K: 0 BB: 0 S: 3 P: 3	R: 0 H: 0 E: 0 LOB: 0 K: 0 BB: 0 S: 3 P: 3	R: 0 H: 0 E: 0 LOB: 0 K: 0 BB: 0 S: 3 P: 3	R: 0 H: 0 E: 0 LOB: 0 K: 1 BB: 0 S: 5 P: 5	R: 0 H: 0 E: 0 LOB: 0 K: 1 BB: 0 S: 5 P: 5	1B: 7 SF: 0 2B: 0 SAC: 0 3B: 0 DP: 2 HR: 0 HBP: 0							

PITCHER		IP	WLS	BF	H	R	ER	SO	BB	IBB	HBP	BLK	WP	HR	S	P	ERA	WHIP
Tom Brewer, R (1, 1) ERA: 3.23		9.0	W	34	7	1	0	3	1	0	0	0	0	0	39	43	0.00	0.889

PITCHER	IP	WLS	BF	H	R	ER	SO	BB	IBB	HBP	BLK	WP	HR	S	P	ERA	WHIP

AB	33
R	1
H	7
RBI	1
BB	1
SO	3
LOB	15

WP: 0 PA: 34
PB: 0
SB: 0
CS: 0

livebaseballscorecards.com

Batter	1	2	3	4	5	6	7	8	9	AB	R	H	RBI	BB	SO	LOB
Jim Piersall, R (1, 9) OBP: 0.325, SLG: 0.360	F9		F9			2B		4-3		4	0	1	0	0	0	0
Harry Agganis, L (1, 3) OBP: 0.321, SLG: 0.394	BBBB, 4-0, 1B, SF7, BB		F6			P6		4-3		3	1	0	0	1	0	1
Karl Olson, R (1, 8) OBP: 0.364, SLG: 0.429	1-3, CS, 1B			6-3		F8		2B		4	0	2	0	0	0	1
Jackie Jensen, R (1, 7) OBP: 0.325, SLG: 0.430	SF7, 3-H			SSS, K		4-3		SSS, K		3	0	0	1	0	2	2
Sammy White, R (1, 2) OBP: 0.309, SLG: 0.432	CS, 1-2	2B		1B			BB, 1B		P4	3	0	3	0	0	0	0
Mickey Owen, R (7, PR) (7, 2) OBP: 0.313, SLG: 0.231										1	0	0	0	0	0	0
Ted Lepcio, R (1, 5) OBP: 0.364, SLG: 0.404		6-3		SSS, K			P4		BBBB, BB	3	0	0	0	1	1	3
Milt Bolling, R (1, 6) OBP: 0.335, SLG: 0.402		F8			4-3		BBBB, 4-0, 1-2, BB		P4	3	0	0	0	1	0	2
Billy Consolo, R (1, 4) OBP: 0.206, SLG: 0.143		F8			SSS, K		P6		SSS, K	4	0	0	0	0	2	4
Bill Henry, L (1, 1) OBP: 0.219, SLG: 0.138			SSS, K		6-3		L6			2	0	0	0	0	1	0
Russ Kemmerer, R (5, 1)										0	0	0	0	0	0	0
Don Lenhardt, R (7, PH) OBP: 0.313, SLG: 0.425										1	0	0	0	0	0	2
Willard Nixon, L (7, 1) OBP: 0.286, SLG: 0.167										0	0	0	0	0	0	0
Inning Stats	R: 1 E: 0 K: 0 S: 3 H: 1 LOB: 0 BB: 1 P: 7	R: 0 E: 0 K: 0 S: 4 H: 1 LOB: 1 BB: 0 P: 4	R: 0 E: 0 K: 1 S: 5 H: 0 LOB: 0 BB: 0 P: 5	R: 0 E: 0 K: 2 S: 8 H: 1 LOB: 1 BB: 0 P: 8	R: 0 E: 0 K: 1 S: 5 H: 0 LOB: 0 BB: 0 P: 5	R: 0 E: 0 K: 0 S: 4 H: 1 LOB: 1 BB: 0 P: 4	R: 0 E: 0 K: 0 S: 4 H: 1 LOB: 2 BB: 1 P: 8	R: 0 E: 0 K: 1 S: 6 H: 1 LOB: 1 BB: 0 P: 6	R: 0 E: 0 K: 1 S: 5 H: 0 LOB: 1 BB: 1 P: 9	1B: 3 2B: 3 3B: 0 HR: 0	SF: 1 SAC: 0 DP: 0 HBP: 0					

TOP

Boston Red Sox @ Chicago White Sox

Comiskey Park, Chicago, IL

Sun Jun 27 1954, 4:38 AM EDT

Att. 29,684 - Unknown

livebaseballscorecards.com

AB	31
R	1
H	6
RBI	1
BB	3
SO	6
LOB	15

PITCHER	IP	WLS	BF	H	R	ER	SO	BB	IBB	HBP	BLK	WP	HR	S	P	ERA	WHIP
Jack Harshman, L (1, 1) ERA: 4.56	9.0	W	35	6	1	1	6	3	0	0	0	0	0	44	56	1.00	1.000

PITCHER	IP	WLS	BF	H	R	ER	SO	BB	IBB	HBP	BLK	WP	HR	S	P	ERA	WHIP

WP: 0 PB: 0 SB: 0 CS: 1 PA: 36

Batter	1	2	3	4	5	6	7	8	9	AB	R	H	RBI	BB	SO	LOB
Chico Carrasquel, R (1, 6) OBP: 0.357, SLG: 0.402	P3		1B 2B	F8		E1 FC6-4 FC2-5 1-2	1-2 2-H 3-H 1B			5	0	2	2	0	0	1
Nellie Fox, L (1, 4) OBP: 0.383, SLG: 0.408	BLK 1B 2B		BB 2-3 1B		G3	FC2-5 FC6-4 1-2 2-3f	K			5	1	2	0	0	1	4
Minnie Minoso, R (1, 7) OBP: 0.413, SLG: 0.542	S 2-H 1B		BBBB 1-2 BB		BBBB E 2B BB	FC6-4 1-2f 2-3		G4-6-3 1B		3	1	2	1	2	0	2
Ferris Fain, L (1, 3) OBP: 0.396, SLG: 0.417 Ron Jackson, R (9, 3)	F9 1-2		SSS K		BBBB 2B E 1-3 BB	F7		G4-6-3 1-2f		4 0	1 0	0 0	0 0	1 0	1 0	7 0
George Kell, R (1, 5) OBP: 0.348, SLG: 0.353 Cass Michaels, R (8, 5) OBP: 0.446, SLG: 0.468	SSS K		F7		E2 1-H 3-H 2B		G3 WP 1B 1B	1B 3B		4 1	1 1	2 1	1 0	0 0	1 0	4 0
Sherm Lollar, R (1, 2) OBP: 0.374, SLG: 0.422		F2		1B E 1B	BBBB BB		SSS K	BBBB HBP 1B BB		3	2	1	0	2	1	1
Jim Rivera, L (1, 9) OBP: 0.349, SLG: 0.434		SSS K		E9 1-H SF7 1B	P6		BBBB 1-2 G3 1B BB	H 1-0 1B 1-2 HBP		3	2	1	0	1	1	2
Johnny Groth, R (1, 8) OBP: 0.359, SLG: 0.400		4-3		SF7 3-H	SSS K		G3 1-2 2-3	1-2 2-H 3-H 1B		4	0	1	3	0	1	4
Jack Harshman, L (1, 1) OBP: 0.304, SLG: 0.167			G3	SSS K		FC2-5 E 1B	BBBB 1B BB	SSS K		4	0	1	0	1	2	2
Inning Stats	R: 1 H: 2 E: 0 LOB: 1 K: 1 BB: 0 S: 7 P: 7	R: 0 H: 0 E: 0 LOB: 0 K: 1 BB: 0 S: 5 P: 5	R: 0 H: 2 E: 0 LOB: 3 K: 1 BB: 1 S: 7 P: 11	R: 2 H: 2 E: 1 LOB: 0 K: 1 BB: 0 S: 7 P: 7	R: 2 H: 1 E: 2 LOB: 2 K: 1 BB: 3 S: 6 P: 18	R: 0 H: 1 E: 1 LOB: 2 K: 0 BB: 0 S: 5 P: 5	R: 2 H: 2 E: 0 LOB: 2 K: 2 BB: 2 S: 9 P: 17	R: 2 H: 3 E: 0 LOB: 2 K: 1 BB: 1 S: 7 P: 12		1B: 9 SF: 1 2B: 3 SAC: 0 3B: 1 DP: 1 HR: 0 HBP: 1						

PITCHER		IP	WLS	BF	H	R	ER	SO	BB	IBB	HBP	BLK	WP	HR	S	P	ERA	WHIP
Bill Henry, L ERA: 4.6	(1, 1)	4.1	L	22	6	5	1	4	3	0	0	1	0	0	27	39	2.08	2.077
Russ Kemmerer, R ERA:	(5, 1)	1.2		9	2	0	0	1	1	0	0	0	0	0	10	14	0.00	1.800
Willard Nixon, R ERA: 5.67	(7, 1)	2.0		14	5	4	4	3	3	0	1	0	1	0	16	29	18.00	4.000

PITCHER	IP	WLS	BF	H	R	ER	SO	BB	IBB	HBP	BLK	WP	HR	S	P	ERA	WHIP

BOTTOM

Boston Red Sox @ Chicago White Sox

Comiskey Park, Chicago, IL

Sun Jun 27 1954, 4:38 AM EDT

Att. 29,684 - Unknown

livebaseballscorecards.com

AB	36
R	9
H	13
RBI	7
BB	7
SO	8
LOB	27

Batter	1	2	3	4	5	6	7	8	9	AB	R	H	RBI	BB	SO	LOB
Harvey Kuenn, R (1, 6) OBP: 0.284, SLG: 0.361	HR		F9		BB, 1B 1-2 1B	E 3-H 2B	FC6-4 1-2f			5	3	3	2	0	0	2
Red Wilson, R (1, 2) OBP: 0.378, SLG: 0.349	G6-4-3 1B			BBBB 1B 4-3 BB	BB 1-2 2-H 1B	6-3		F8		4	2	2	1	1	0	1
Bob Nieman, R (1, 7) OBP: 0.370, SLG: 0.440 Don Lund, R (6, 7) OBP: 0.212, SLG: 0.172	K			4-3 1-3 1B	BBBB 1B 1-2 2-3 BB	E7 2-H 1B		6-3		3 1	1 0	2 0	1 0	1 0	1 0	1 0
Ray Boone, R (1, 5) OBP: 0.400, SLG: 0.511 Fred Hatfield, L (6, 5) OBP: 0.353, SLG: 0.296	G6-4-3 1-2f			F7	1B 1-3 2-H 3-H 1B	F3		6-3		4 1	1 0	1 0	2 0	0 0	0 0	4 0
Walt Dropo, R (1, 3) OBP: 0.313, SLG: 0.374		5-3		4-3 1-2 3-H	2-H 3-H 1B		6-3		1-3	5	0	1	3	0	0	1
Bill Tuttle, R (1, 8) OBP: 0.399, SLG: 0.470		L7		IBB	K		E 1B 1B		6-3	4	1	1	0	1	1	1
Al Kaline, R (1, 9) OBP: 0.285, SLG: 0.295		K		L8	K		L5		L6-3	5	0	0	0	0	2	4
Frank Bolling, R (1, 4) OBP: 0.299, SLG: 0.333			F7		P6	SH3-4 2B	E5 1B 1-2			4	1	1	0	0	0	1
Ned Garver, R (1, 1) OBP: 0.282, SLG: 0.229			F8		1B 1B 1B	SH3-4 2-3	FC6-4 1-3 2-H 1B			3	1	2	1	0	0	0
Inning Stats	R: 1 E: 0 K: 1 S: 6 H: 2 LOB: 0 BB: 0 P: 6	R: 0 E: 0 K: 1 S: 5 H: 0 LOB: 0 BB: 0 P: 5	R: 0 E: 0 K: 0 S: 3 H: 0 LOB: 0 BB: 0 P: 3	R: 1 E: 0 K: 0 S: 4 H: 1 LOB: 2 BB: 2 P: 12	R: 5 E: 0 K: 2 S: 12 H: 5 LOB: 1 BB: 1 P: 16	R: 2 E: 1 K: 0 S: 6 H: 3 LOB: 1 BB: 0 P: 6	R: 1 E: 1 K: 0 S: 6 H: 2 LOB: 2 BB: 0 P: 6	R: 0 E: 0 K: 0 S: 3 H: 0 LOB: 0 BB: 0 P: 3	R: 0 E: 0 K: 0 S: 3 H: 0 LOB: 0 BB: 0 P: 3	1B: 10 2B: 2 3B: 0 HR: 1 SF: 0 SAC: 1 DP: 1 HBP: 0						

TOP

Detroit Tigers @ Chicago White Sox

Comiskey Park, Chicago, IL

Tue Jun 29 1954, 4:33 AM EDT

Cloudy

livebaseballscorecards.com

AB	39
R	10
H	13
RBI	10
BB	3
SO	4
LOB	15

PITCHER		IP	WLS	BF	H	R	ER	SO	BB	IBB	HBP	BLK	WP	HR	S	P	ERA	WHIP
Billy Pierce, L ERA: 3.86	(1, 1)	4.1	L	21	6	6	6	2	2	1	0	0	0	1	22	34	12.46	1.846
Mike Fornieles, R ERA: 4.46	(5, 1)	1.2		10	5	3	3	2	0	0	0	0	0	0	14	14	16.20	3.000
Harry Dorish, R ERA: 3.38	(7, 1)	3.0		12	2	1	0	0	0	0	0	0	0	0	12	12	0.00	0.667

PITCHER	IP	WLS	BF	H	R	ER	SO	BB	IBB	HBP	BLK	WP	HR	S	P	ERA	WHIP

Batter	1	2	3	4	5	6	7	8	9	AB	R	H	RBI	BB	SO	LOB
Chico Carrasquel, R (1, 6) OBP: 0.355, SLG: 0.399	P3		E5 SH1-4 1B	2-H 3-H 1B		FC5-4 1-2f			6-3	5	0	1	2	0	0	1
Nellie Fox, L (1, 4) OBP: 0.384, SLG: 0.408	1B 1B		1-2 SH1-4 1B	L3			F8		F8	5	0	2	0	0	0	1
Minnie Minoso, R (1, 7) OBP: 0.415, SLG: 0.542	1-2 1B		SH1-4 1-2 2-3		5-3		F8		1B	4	0	2	0	0	0	0
Carl Sawatski, L (1, 2) OBP: 0.343, SLG: 0.400	F7		F3		F8		1B		4-3	5	0	1	0	0	0	5
George Kell, R (1, 5) OBP: 0.343, SLG: 0.347 Cass Michaels, R (7, 5) OBP: 0.443, SLG: 0.464	F8		F8		F7		K			3 1	0 0	0 0	0 0	0 0	0 1	4 1
Phil Cavarretta, L (1, 3) OBP: 0.467, SLG: 0.542 Ron Jackson, R (8, 3) OBP: 0.500, SLG: 0.500		FC4-6 1B		SH4-3 1B 1B		1B 2B		FC4-6 1B		3 1	2 0	3 1	0 0	0 0	0 0	0 0
Jim Rivera, L (1, 9) OBP: 0.347, SLG: 0.430		FC4-6 1-2f		SH4-3 1-2 1B		P4		FC4-6 1-2f		4	1	1	0	0	0	3
Johnny Groth, R (1, 8) OBP: 0.359, SLG: 0.399		F8		SH4-3 1-2 2-3		FC4-6 2-H 1B		P5		3	0	1	1	0	0	2
Billy Pierce, L (1, 1) OBP: 0.240, SLG: 0.208 Mike Fornieles, R (5, 1) OBP: 0.250, SLG: 0.250 Willard Marshall, L (6, PH) OBP: 0.341, SLG: 0.235 Harry Dorish, R (7, 1) OBP: 0.100, SLG: 0.100		4-3		S S S K		FC4-6 1-2f FC5-4			4-3	2 0 1 1	0 0 0 0	0 0 0 0	0 0 0 0	1 0 0 0	0 0 0 0	3 0 1 1
Inning Stats	R: 0 E: 0 K: 0 S: 5 H: 2 LOB: 2 BB: 0 P: 5	R: 0 E: 0 K: 0 S: 4 H: 1 LOB: 1 BB: 0 P: 4	R: 0 E: 1 K: 0 S: 5 H: 1 LOB: 2 BB: 0 P: 5	R: 2 E: 0 K: 1 S: 8 H: 3 LOB: 1 BB: 0 P: 8	R: 0 E: 0 K: 0 S: 3 H: 0 LOB: 0 BB: 0 P: 3	R: 1 E: 0 K: 0 S: 5 H: 2 LOB: 1 BB: 0 P: 5	R: 0 E: 0 K: 1 S: 6 H: 1 LOB: 1 BB: 0 P: 6	R: 0 E: 0 K: 0 S: 4 H: 1 LOB: 1 BB: 0 P: 4	R: 0 E: 0 K: 0 S: 4 H: 1 LOB: 1 BB: 0 P: 4	1B: 11 2B: 1 3B: 0 HR: 0	SF: 0 SAC: 2 DP: 0 HBP: 0					

PITCHER	IP	WLS	BF	H	R	ER	SO	BB	IBB	HBP	BLK	WP	HR	S	P	ERA	WHIP
Ned Garver, R (1, 1) ERA: 1.95	9.0	W	40	12	3	3	2	0	0	0	0	0	0	44	44	3.00	1.333

PITCHER	IP	WLS	BF	H	R	ER	SO	BB	IBB	HBP	BLK	WP	HR	S	P	ERA	WHIP

BOTTOM

Detroit Tigers @ Chicago White Sox

Comiskey Park, Chicago, IL

Tue Jun 29 1954, 4:33 AM EDT

Cloudy

livebaseballscorecards.com

AB	38
R	3
H	12
RBI	3
BB	0
SO	2
LOB	22

Batter	1	2	3	4	5	6	7	8	9	AB	R	H	RBI	BB	SO	LOB
Harvey Kuenn, R (1, 6) OBP: 0.283, SLG: 0.360	0-0 1B		0-0 ② 6-3		0-0 ③ F8			0-0 ③ L6		4	0	1	0	0	0	2
Fred Hatfield, L (1, 4) OBP: 0.352, SLG: 0.297	0-0 ① F8		0-0 ③ L6			0-0 G5-4-3 1B				3	0	1	0	0	0	1
Bob Nieman, R (1, 7) OBP: 0.359, SLG: 0.426	0-0 ② F8			SSS 0-3 ① K		0-0 ①② G5-4-3 1-2f				3	0	0	0	0	1	2
Ray Boone, R (1, 5) OBP: 0.399, SLG: 0.507	0-0 ③ F8			BBBB 4-0 G3-6 BB		0-0 ③ 6-3				2	0	0	0	1	0	1
Wayne Belardi, L (1, 3) OBP: 0.295, SLG: 0.358		0-0 ① P6		0-0 ②③ G3-6 1-2f			0-0 ① F9			3	0	0	0	0	0	1
Frank House, L (1, 2) OBP: 0.373, SLG: 0.467		0-0 ② G3			0-0 ① F8		0-0 ② F8			3	0	0	0	0	0	0
Jim Delsing, L (1, 9) OBP: 0.336, SLG: 0.348		BBBB 4-0 FC5-4 BB			0-0 FC6-4 BB 1B		0-0 ③ F7			2	0	1	0	1	0	0
Bill Tuttle, R (1, 8) OBP: 0.399, SLG: 0.466		0-0 ③ FC5-4 1-2f			BBBB 4-0 FC6-4 1-2 BB			0-0 ① F8		2	0	0	0	1	0	1
Steve Gromek, S (1, 1) OBP: 0.250, SLG: 0.143			0-0 ① G3		0-0 ② FC6-4 1-2f 2-3			SSS 0-3 ② K		1	0	0	0	0	0	0
Walt Dropo, R (5, PH) OBP: 0.311, SLG: 0.372										1	0	0	0	0	0	2
Reno Bertoia, R (5, PR)										0	0	0	0	0	0	0
Ralph Branca, R (5, 1) OBP: 0.400, SLG: 0.385										0	0	0	0	0	0	0
Steve Souchock, R (8, PH)										1	0	0	0	0	1	0
Inning Stats	R: 0 E: 0 K: 0 S: 4 H: 1 LOB: 1 BB: 0 P: 4	R: 0 E: 0 K: 0 S: 3 H: 0 LOB: 1 BB: 1 P: 7	R: 0 E: 0 K: 0 S: 3 H: 0 LOB: 0 BB: 0 P: 3	R: 0 E: 0 K: 1 S: 4 H: 0 LOB: 0 BB: 1 P: 8	R: 0 E: 0 K: 0 S: 4 H: 1 LOB: 2 BB: 1 P: 8	R: 0 E: 0 K: 0 S: 3 H: 1 LOB: 0 BB: 0 P: 3	R: 0 E: 0 K: 0 S: 3 H: 0 LOB: 0 BB: 0 P: 3	R: 0 E: 0 K: 1 S: 5 H: 0 LOB: 0 BB: 0 P: 5		1B: 3 2B: 0 3B: 0 HR: 0			SF: 0 SAC: 0 DP: 2 HBP: 0			WP: 0 PB: 0 SB: 0 CS: 0	PA: 28

PITCHER	IP	WLS	BF	H	R	ER	SO	BB	IBB	HBP	BLK	WP	HR	S	P	ERA	WHIP
Sandy Consuegra, R (1, 1) ERA: 2.87	8.0	W	28	3	0	0	2	3	0	0	0	0	0	29	41	0.00	0.750

PITCHER	IP	WLS	BF	H	R	ER	SO	BB	IBB	HBP	BLK	WP	HR	S	P	ERA	WHIP

TOP

Detroit Tigers @ Chicago White Sox

Comiskey Park, Chicago, IL

Tue Jun 29 1954, 4:38 AM EDT

Att. 30,055 - Overcast

livebaseballscorecards.com

AB	25
R	0
H	3
RBI	0
BB	3
SO	2
LOB	10

Batter	1	2	3	4	5	6	7	8	9	AB	R	H	RBI	BB	SO	LOB
Chico Carrasquel, R (1, 6) OBP: 0.356, SLG: 0.400	5-3	FC6-4 1-2f		1-2 1B		5-3 1B				4	0	2	0	0	0	1
Nellie Fox, L (1, 4) OBP: 0.379, SLG: 0.402	4-3		F8	1-3		F8				4	0	0	0	0	0	3
Minnie Minoso, R (1, 7) OBP: 0.416, SLG: 0.552	HR		G3 3B 1B		F8	5-3 1-2				4	2	2	1	0	0	1
George Kell, R (1, 5) OBP: 0.346, SLG: 0.356	2B		G3 1-2		SH1-3 2B 1B	F3				4	1	2	0	0	0	2
Jim Rivera, L (1, 9) OBP: 0.352, SLG: 0.441	F9		2-H 3B		SH1-3 1-2		B B B B G1-6-3 BB			2	0	1	1	1	0	1
Phil Cavarretta, L (1, 3) OBP: 0.471, SLG: 0.519		G6-4-3 HBP 1B 1B	F9	B B B B 2B BB		G1-6-3 1-2f				3	2	1	0	1	0	2
Sherm Lollar, R (1, 2) OBP: 0.381, SLG: 0.433		H G6-4-3 1-2 HBP		5-3	1-H 2-H 2B		1B			3	0	2	2	0	0	0
Johnny Groth, R (1, 8) OBP: 0.361, SLG: 0.398		G6-4-3 1-2f 2-3		1B 1B	B B B B BB		4-3			3	0	1	0	1	0	3
Sandy Consuegra, R (1, 1) OBP: 0.269, SLG: 0.240		FC6-4 3-H 1B		B2	S S S K					3	0	1	1	0	1	3
Inning Stats	R: 1 E: 0 K: 0 S: 5 H: 2 LOB: 1 BB: 0 P: 5	R: 1 E: 0 K: 0 S: 4 H: 2 LOB: 1 BB: 0 P: 5	R: 1 E: 0 K: 0 S: 5 H: 2 LOB: 1 BB: 0 P: 5	R: 0 E: 0 K: 0 S: 5 H: 2 LOB: 2 BB: 0 P: 5	R: 2 E: 0 K: 1 S: 7 H: 2 LOB: 2 BB: 2 P: 15	R: 0 E: 0 K: 0 S: 4 H: 1 LOB: 1 BB: 0 P: 4	R: 0 E: 0 K: 0 S: 3 H: 1 LOB: 1 BB: 1 P: 7			1B: 8 2B: 2 3B: 1 HR: 1 SF: 0 SAC: 1 DP: 2 HBP: 1				WP: 0 PB: 0 SB: 0 CS: 0 PA: 35		

PITCHER		IP	WLS	BF	H	R	ER	SO	BB	IBB	HBP	BLK	WP	HR	S	P	ERA	WHIP
Steve Gromek, R ERA: 3.02	(1, 1)	4.0	L	20	8	3	3	0	0	0	1	0	0	1	19	20	6.75	2.000
Ralph Branca, R ERA: 5.56	(5, 1)	3.0		15	4	2	2	1	3	0	0	0	0	0	14	26	6.00	2.333

PITCHER	IP	WLS	BF	H	R	ER	SO	BB	IBB	HBP	BLK	WP	HR	S	P	ERA	WHIP

BOTTOM

Detroit Tigers @ Chicago White Sox

Comiskey Park, Chicago, IL

Tue Jun 29 1954, 4:38 AM EDT

Att. 30,055 - Overcast

livebaseballscorecards.com

AB	30
R	5
H	12
RBI	5
BB	3
SO	1
LOB	16

Batter	1	2	3	4	5	6	7	8	9	AB	R	H	RBI	BB	SO	LOB
Harvey Kuenn, R (1, 6) OBP: 0.285, SLG: 0.356	BBBB 4-0 SH3-4 1B BB		x 0-0 ① F9		x 0-0 ② L6		!!! 4-0 1B IBB		x 0-0 ③ F8	3	0	0	0	2	0	0
Fred Hatfield, L (1, 4) OBP: 0.374, SLG: 0.329 Frank Bolling, R (5, 4) OBP: 0.302, SLG: 0.336	x 0-0 SH3-4 1-2 1B		x 0-0 2B		BBBB 4-0 CS BB		x 0-0 1-2 2-H 3-H 1B			2 1	0 0	2 1	0 2	1 0	0 0	0 0
Bob Nieman, R (1, 7) OBP: 0.349, SLG: 0.412 Al Kaline, R (7, 9) OBP: 0.285, SLG: 0.295	x 0-0 ① SH3-4 1-2 2-3		x 0-0 ② F9		0-0 ③ CS 1-2	x 0-0 ① F7	x 0-0 ③ F8			3 0	0 0	0 0	0 0	0 0	0 0	3 0
Ray Boone, R (1, 5) OBP: 0.401, SLG: 0.504	BBBB 4-0 BB		x 0-0 ③ F7			x 0-0 ② L7		x 0-0 FC1-6 1B		3	0	1	0	1	0	1
Wayne Belardi, L (1, 3) OBP: 0.292, SLG: 0.404	x 0-0 ② P4			x 0-0 HR		x 0-0 ③ F9		x 0-0 ① FC1-6 L5-3 1-2f		4	1	1	1	0	0	4
Frank House, L (1, 2) OBP: 0.371, SLG: 0.464 Red Wilson, R (3, 2) OBP: 0.377, SLG: 0.348	SSS 0-3 ③ K			x 0-0 ① 6-3			x 0-0 ②③ SH3-4 1B 1B 1B	x 0-0 ②③ L5-3 1-2		1 3	0 1	0 1	0 0	0 0	1 0	3 1
Jim Delsing, L (1, 9) OBP: 0.336, SLG: 0.344 (7, 7) Don Lund, R (9, PH) OBP: 0.206, SLG: 0.167 (9, 7)		BBBB 4-0 G4-3 BB		x 0-0 ② 1-3			x 0-0 ① F8		x 0-0 ① 1-4-3	2 1	0 0	0 0	0 0	1 0	0 0	1 0
Bill Tuttle, R (1, 8) OBP: 0.400, SLG: 0.479		SSS 0-3 ① K		x 0-0 ③ P6			x 0-0 SH3-4 1-2 1B 1B		x 0-0 HR	4	2	2	1	0	1	1
George Zuverink, R (1, 1) OBP: 0.154, SLG: 0.154 Billy Hoeft, L (8, 1) OBP: 0.182, SLG: 0.226		x 0-0 ②③ G4-3 1-2f			x 0-0 ① F9		x 0-0 ② SH3-4 1-2 2-3		x 0-0 ② F7	2 1	0 0	0 0	0 0	0 0	0 0	1 0
Inning Stats	R: 0 H: 1 E: 0 LOB: 3 K: 1 BB: 2 S: 6 P: 14	R: 0 H: 0 E: 0 LOB: 0 K: 1 BB: 1 S: 4 P: 8	R: 0 H: 1 E: 0 LOB: 1 K: 0 BB: 0 S: 4 P: 4	R: 1 H: 1 E: 0 LOB: 0 K: 0 BB: 0 S: 4 P: 4	R: 0 H: 0 E: 0 LOB: 0 K: 0 BB: 1 S: 2 P: 6	R: 0 H: 0 E: 0 LOB: 0 K: 0 BB: 0 S: 3 P: 3	R: 2 H: 3 E: 0 LOB: 2 K: 0 BB: 1 S: 6 P: 10	R: 0 H: 1 E: 0 LOB: 0 K: 0 BB: 0 S: 3 P: 3	R: 1 H: 1 E: 0 LOB: 0 K: 0 BB: 0 S: 4 P: 4	1B: 5 SF: 0 2B: 2 SAC: 2 3B: 0 DP: 2 HR: 2 HBP: 0						WP: 0 PA: 38 PB: 0 SB: 0 CS: 1	

PITCHER		IP	WLS	BF	H	R	ER	SO	BB	IBB	HBP	BLK	WP	HR	S	P	ERA	WHIP
Bob Keegan, R ERA: 2.6	(1, 1)	8.0		33	7	3	3	2	4	1	0	0	0	1	32	52	3.38	1.375
Morrie Martin, L ERA: 5.18	(9, 1)	1.0	L	4	1	1	1	0	0	0	0	0	0	1	4	4	9.00	1.000

PITCHER	IP	WLS	BF	H	R	ER	SO	BB	IBB	HBP	BLK	WP	HR	S	P	ERA	WHIP

TOP

Detroit Tigers @ Chicago White Sox

Comiskey Park, Chicago, IL

Wed Jun 30 1954, 4:33 AM EDT

Att. 8,511 - Unknown

AB	30
R	4
H	8
RBI	4
BB	5
SO	2
LOB	15

livebaseballscorecards.com

BOTTOM

Detroit Tigers @ Chicago White Sox

Comiskey Park, Chicago, IL

Wed Jun 30 1954, 4:33 AM EDT

Att. 8,511 - Unknown

Batter	1	2	3	4	5	6	7	8	9	AB	R	H	RBI	BB	SO	LOB
Chico Carrasquel, R (1, 6) OBP: 0.358, SLG: 0.403	BBBB 4-0 G5-4-3 1B BB		x 0-0 ① L5			x 0-0 ① B5-3		x 0-0 1-H 1B 2B		3	1	1	1	1	0	0
Nellie Fox, L (1, 4) OBP: 0.377, SLG: 0.400	x 0-0 1-2 G5-4-3 1B		x 0-0 ② P3			x 0-0 ② 4-3		x 0-0 ② 6-3		4	0	1	0	0	0	2
Minnie Minoso, R (1, 7) OBP: 0.414, SLG: 0.546	x 0-0 ①② G5-4-3 1-2f 2-3		x 0-0 ③ F8			SSS 0-3 ③ K		BBBB 4-0 1B BB		3	0	0	0	1	1	2
George Kell, R (1, 5) OBP: 0.344, SLG: 0.354	x 0-0 ③ F8			x 0-0 ① 5-3			x 0-0 ① 5-3	x 0-0 1-2 2-H 1B		4	0	1	1	0	0	1
Jim Rivera, L (1, 9) (9, 8) OBP: 0.350, SLG: 0.437		x 0-0 ① 1-3		SSS 0-3 ② K			x 0-0 1B	x 0-0 ③ F2		4	0	1	0	0	1	2
Phil Cavarretta, L (1, 3) OBP: 0.459, SLG: 0.500 Cass Michaels, R (9, PH) OBP: 0.440, SLG: 0.460		x 0-0 E 6-3 1B		x 0-0 ③ F7			x 0-0 ② L9		SSS 0-3 ① K	3 1	1 0	1 0	0 0	0 0	0 1	1 0
Sherm Lollar, R (1, 2) OBP: 0.374, SLG: 0.423		x 0-0 E4 6-3 1-3			SSS 0-3 ① K		x 0-0 ③ F7		x 0-0 ② F5	4	0	0	0	0	1	2
Johnny Groth, R (1, 8) OBP: 0.358, SLG: 0.395 Willard Marshall, L (8, PH) OBP: 0.333, SLG: 0.229 Morrie Martin, L (9, 1) OBP: 0.222, SLG: 0.278 Matt Batts, R (9, PH) OBP: 0.313, SLG: 0.326 Fred Marsh, R (9, PR) OBP: 0.286, SLG: 0.167		x 0-0 ② 6-3 1-2 3-H			x 0-0 ② F7			x 0-0 ① 4-3	x 0-0 1B	2 1 0 1 0	0 0 0 0 0	0 0 0 1 0	1 0 0 0 0	0 0 0 0 0	0 0 0 0 0	1 0 0 0 0
Bob Keegan, R (1, 1) OBP: 0.185, SLG: 0.224 Carl Sawatski, L (8, PH) OBP: 0.352, SLG: 0.400 Ed McGhee, R (8, PR) OBP: 0.234, SLG: 0.322 (9, 9)		x 0-0 ③ 6-3			x 0-0 ③ P3			BBBB 4-0 2B BB	x 0-0 ③ F8	2 0 1	0 0 0	0 0 0	0 0 0	0 1 0	0 0 0	1 0 1
Inning Stats	R: 0 H: 1 E: 0 LOB: 1 K: 0 BB: 1 S: 3 P: 7	R: 1 H: 1 E: 1 LOB: 1 K: 0 BB: 0 S: 5 P: 5	R: 0 H: 0 E: 0 LOB: 0 K: 0 BB: 0 S: 3 P: 3	R: 0 H: 0 E: 0 LOB: 0 K: 1 BB: 0 S: 5 P: 5	R: 0 H: 0 E: 0 LOB: 0 K: 1 BB: 0 S: 5 P: 5	R: 0 H: 0 E: 0 LOB: 0 K: 1 BB: 0 S: 5 P: 5	R: 0 H: 1 E: 0 LOB: 1 K: 0 BB: 0 S: 4 P: 4	R: 2 H: 2 E: 0 LOB: 2 K: 0 BB: 2 S: 5 P: 13	R: 0 H: 1 E: 0 LOB: 1 K: 1 BB: 0 S: 6 P: 6	1B: 5 SF: 0 2B: 1 SAC: 0 3B: 0 DP: 1 HR: 0 HBP: 0						

livebaseballscorecards.com

AB	33
R	3
H	6
RBI	3
BB	3
SO	4
LOB	13

WP: 0 PA: 36
PB: 0
SB: 0
CS: 0

PITCHER		IP	WLS	BF	H	R	ER	SO	BB	IBB	HBP	BLK	WP	HR	S	P	ERA	WHIP
George Zuverink, R ERA: 3.4	(1, 1)	7.1		28	4	3	2	3	2	0	0	0	0	0	32	40	2.46	0.818
Billy Hoeft, L ERA: 3.95	(8, 1)	1.2	W	8	2	0	0	1	1	0	0	0	0	0	9	13	0.00	1.800

PITCHER	IP	WLS	BF	H	R	ER	SO	BB	IBB	HBP	BLK	WP	HR	S	P	ERA	WHIP

Batter	1	2	3	4	5	6	7	8	9	AB	R	H	RBI	BB	SO	LOB
Chico Carrasquel, R (1, 6) OBP: 0.357, SLG: 0.411	HR		P4		F8			F7		4	1	1	1	0	0	0
Nellie Fox, L (1, 4) OBP: 0.373, SLG: 0.395	G3		4-3			F9		F3		4	0	0	0	0	0	0
Minnie Minoso, R (1, 7) OBP: 0.415, SLG: 0.556	BB 1B		F9			1-3			HR	4	1	2	1	0	0	0
Phil Cavarretta, L (1, 3) OBP: 0.463, SLG: 0.485	B B B B G6-4-3 1-2 BB			L6 4-1 1B		F5			F8	3	0	1	0	1	0	0
George Kell, R (1, 5) OBP: 0.341, SLG: 0.350 Cass Michaels, R (4, 5) OBP: 0.441, SLG: 0.457	G6-4-3 1-2f			4-1 1-2			B B B B S BB		F9	2 1	0 0	0 0	0 0	0 1	0 0	3 0
Carl Sawatski, L (1, 2) OBP: 0.347, SLG: 0.381		5-3		B B B B BB			F9 1-2		S S S K	3	0	0	0	1	1	1
Jim Rivera, L (1, 9) OBP: 0.345, SLG: 0.431		G3		L6 2-3			P6			3	0	0	0	0	0	3
Johnny Groth, R (1, 8) OBP: 0.358, SLG: 0.391		B B B B FC6-4 BB			6-3		L9			2	0	0	0	1	0	1
Virgil Trucks, R (1, 1) OBP: 0.137, SLG: 0.140		FC6-4 1-2f			G3			P4		3	0	0	0	0	0	1
Inning Stats	R: 1 E: 0 K: 0 S: 4 H: 2 LOB: 1 BB: 1 P: 8	R: 0 E: 0 K: 0 S: 3 H: 0 LOB: 1 BB: 1 P: 7	R: 0 E: 0 K: 0 S: 3 H: 0 LOB: 0 BB: 0 P: 3	R: 0 E: 0 K: 0 S: 3 H: 1 LOB: 1 BB: 1 P: 7	R: 0 E: 0 K: 0 S: 3 H: 0 LOB: 0 BB: 0 P: 3	R: 0 E: 0 K: 0 S: 3 H: 0 LOB: 0 BB: 0 P: 3	R: 0 E: 0 K: 0 S: 3 H: 0 LOB: 1 BB: 1 P: 7	R: 0 E: 0 K: 0 S: 3 H: 0 LOB: 0 BB: 0 P: 3	R: 1 E: 0 K: 1 S: 6 H: 1 LOB: 0 BB: 0 P: 6	1B: 2 2B: 1 3B: 0 HR: 2	SF: 0 SAC: 0 DP: 2 HBP: 0						

PITCHER	IP	WLS	BF	H	R	ER	SO	BB	IBB	HBP	BLK	WP	HR	S	P	ERA	WHIP
Bob Feller, R (1, 1) ERA: 3.77	9.0	W	33	4	2	2	1	4	0	0	0	0	2	31	47	2.00	0.889

PITCHER	IP	WLS	BF	H	R	ER	SO	BB	IBB	HBP	BLK	WP	HR	S	P	ERA	WHIP

TOP

Chicago White Sox @ Cleveland Indians

Cleveland Municipal Stadium, Cleveland, OH

Fri Jul 02 1954, 3:33 AM EDT

Unknown

livebaseballscorecards.com

AB	29
R	2
H	4
RBI	2
BB	4
SO	1
LOB	9

WP: 0	PA: 33	1B: 2	SF: 0	R: 1	H: 1				
PB: 0		2B: 1	SAC: 0	E: 0	LOB: 0				
SB: 1		3B: 0	DP: 2	K: 1	BB: 0				
CS: 0		HR: 2	HBP: 0	S: 6	P: 6				

Batter	1	2	3	4	5	6	7	8	9	AB	R	H	RBI	BB	SO	LOB
Al Smith, R (1, 7) OBP: 0.419, SLG: 0.464	K		BB			P4		1B		3	1	1	0	1	1	0
Bobby Avila, R (1, 4) OBP: 0.417, SLG: 0.491	5-3		F9			F2		1B		4	1	1	0	0	0	1
Larry Doby, L (1, 8) OBP: 0.355, SLG: 0.455	F7			4-3		HR		1B		4	1	2	2	0	0	0
Al Rosen, R (1, 5) OBP: 0.416, SLG: 0.574		F7		G6-4-3		F9		1B		4	0	2	1	0	0	0
Bill Glynn, L (1, 3) OBP: 0.314, SLG: 0.313		1B		G6-4-3 1-2f			P4	F9		4	0	1	0	0	0	3
Dave Philley, S (1, 9) OBP: 0.278, SLG: 0.364		F2	F9				4-3	F9		4	0	0	0	0	0	3
George Strickland, R (1, 6) OBP: 0.329, SLG: 0.359		K	3-1				BB			2	0	0	0	1	1	1
Jim Hegan, R (1, 2) OBP: 0.299, SLG: 0.393			6-3		2B		F2			3	0	1	0	0	0	1
Bob Feller, R (1, 1) OBP: 0.300, SLG: 0.222			K		K			K		3	0	0	0	0	3	1
Inning Stats	R: 0 E: 0 K: 1 S: 5 H: 0 LOB: 0 BB: 0 P: 5	R: 0 E: 0 K: 1 S: 6 H: 1 LOB: 1 BB: 0 P: 6	R: 0 E: 0 K: 1 S: 5 H: 0 LOB: 1 BB: 1 P: 9	R: 0 E: 0 K: 0 S: 3 H: 1 LOB: 0 BB: 0 P: 3	R: 0 E: 0 K: 1 S: 6 H: 1 LOB: 1 BB: 0 P: 6	R: 1 E: 0 K: 0 S: 4 H: 1 LOB: 0 BB: 0 P: 4	R: 0 E: 0 K: 0 S: 3 H: 0 LOB: 1 BB: 1 P: 7	R: 2 E: 0 K: 1 S: 9 H: 4 LOB: 2 BB: 0 P: 9		1B: 6 2B: 1 3B: 0 HR: 1 SF: 0 SAC: 0 DP: 1 HBP: 0						

PITCHER	IP	WLS	BF	H	R	ER	SO	BB	IBB	HBP	BLK	WP	HR	S	P	ERA	WHIP
Virgil Trucks, R (1, 1) ERA: 2.85	8.0	L	33	8	3	3	5	2	0	0	0	0	1	41	49	3.38	1.250

PITCHER	IP	WLS	BF	H	R	ER	SO	BB	IBB	HBP	BLK	WP	HR	S	P	ERA	WHIP

BOTTOM

Chicago White Sox @ Cleveland Indians

Cleveland Municipal Stadium, Cleveland, OH

Fri Jul 02 1954, 3:33 AM EDT

Unknown

livebaseballscorecards.com

AB	31
R	3
H	8
RBI	3
BB	2
SO	5
LOB	10

1B: 6	SF: 0	WP: 0	PA: 33
2B: 1	SAC: 0	PB: 0	
3B: 0	DP: 1	SB: 0	
HR: 1	HBP: 0	CS: 0	

Chicago White Sox @ Cleveland Indians

Cleveland Municipal Stadium, Cleveland, OH

Fri Jul 02 1954, 3:38 AM EDT

Att. 48,331 - Unknown

TOP

livebaseballscorecards.com

Batter	1	2	3	4	5	6	7	8	9	AB	R	H	RBI	BB	SO	LOB
Chico Carrasquel, R (1, 6) OBP: 0.353, SLG: 0.405	K2-3		K			F7		F3		4	0	0	0	0	2	0
Nellie Fox, L (1, 4) OBP: 0.371, SLG: 0.393	L8		F8			F5		1B		4	0	1	0	0	0	0
Minnie Minoso, R (1, 7) OBP: 0.413, SLG: 0.550	BB			B5-3		F9		4-3		3	1	0	0	1	0	1
Phil Cavarretta, L (1, 3) OBP: 0.489, SLG: 0.541	1B			1B			K		2B	4	1	3	1	0	1	0
Sherm Lollar, R (1, 2) OBP: 0.371, SLG: 0.419	K			P5			HR		F9	4	1	1	0	0	1	3
Jim Rivera, L (1, 9) (7, 8) OBP: 0.339, SLG: 0.422		F3		F7			P6		4-3	4	0	0	0	0	0	3
Cass Michaels, R (1, 5) OBP: 0.442, SLG: 0.481		P3			F7		HR		1B	4	1	2	3	0	0	0
Johnny Groth, R (1, 8) OBP: 0.354, SLG: 0.386		F3			K		F7		FC6-4	3	0	0	0	0	1	0
Don Johnson, R (1, 1) OBP: 0.038, SLG: 0.040			6-3		F3			F9	FC6-4	2	0	0	0	0	0	0
Morrie Martin, L (7, 1) OBP: 0.222, SLG: 0.278										0	0	0	0	0	0	0
Ed McGhee, R (7, 9) OBP: 0.227, SLG: 0.311										2	0	0	0	0	0	2
Matt Batts, R (9, PH) OBP: 0.327, SLG: 0.341										1	0	1	0	0	0	0
Fred Marsh, R (9, PR) OBP: 0.286, SLG: 0.167										0	0	0	0	0	0	0

	AB	35
	R	4
	H	8
	RBI	4
	BB	1
	SO	5
	LOB	9

Inning Stats	1	2	3	4	5	6	7	8	9	1B: 6	SF: 0	WP: 0	PA: 36
R	1	0	0	0	0	0	2	0	1	2B: 1	SAC: 0	PB: 0	
E	0	0	0	0	0	0	0	0	0	3B: 0	DP: 0	SB: 1	
K	2	0	1	0	1	0	1	0	1	HR: 1	HBP: 0	CS: 0	
S	8	3	5	4	5	3	7	4	6				
LOB	1	0	0	1	0	0	0	0	0				
BB	1	0	0	0	0	0	0	0	0				
P	12	3	5	4	5	3	7	4	6				
H	1	0	0	1	0	0	2	1	3				

PITCHER	IP	WLS	BF	H	R	ER	SO	BB	IBB	HBP	BLK	WP	HR	S	P	ERA	WHIP
Early Wynn, R (1, 1) ERA: 3.83	9.0	W	36	8	4	4	5	1	0	0	0	0	1	45	49	4.00	1.000

BOTTOM

Chicago White Sox @ Cleveland Indians

Cleveland Municipal Stadium, Cleveland, OH

Fri Jul 02 1954, 3:38 AM EDT

Att. 48,331 - Unknown

livebaseballscorecards.com

Batter	1	2	3	4	5	6	7	8	9	AB	R	H	RBI	BB	SO	LOB
Al Smith, R (1, 7) OBP: 0.419, SLG: 0.460	F7		5-3		F8		BB, 1-2, 1B	BBBB, 4-0, 1-2, 2-3, BB		4	0	1	0	1	0	2
Bobby Avila, R (1, 4) OBP: 0.417, SLG: 0.491	6-3		F2		HR, 1-3, 2-H, 2B		BBBB, 4-0, 1-2, 2-3, BB	F8		4	1	1	1	1	0	3
Larry Doby, L (1, 8) OBP: 0.357, SLG: 0.465	BBBB, 4-0, 1B, BB		F9		2-H, 3-H, HR		SSS, 0-3, K			3	1	1	3	1	1	3
Al Rosen, R (1, 5) OBP: 0.413, SLG: 0.567	1-2, 1B			SSS, 0-3, K	F9		F2			4	0	1	0	0	1	3
Bill Glynn, L (1, 3) OBP: 0.311, SLG: 0.309	F8			G3	E, B2-3, 1B		F7			4	1	1	0	0	0	5
Dave Philley, S (1, 9) OBP: 0.277, SLG: 0.362		F2		4-3	B2-3, 1-2			BB, SH1-3, 1B		4	0	1	0	0	0	1
George Strickland, R (1, 6) OBP: 0.332, SLG: 0.360		1B			BBBB, 4-0, SH1-4, 2B, BB	E5, G4-6-3, 2-H		SH1-3, 1-2		2	1	1	0	1	0	0
Jim Hegan, R (1, 2) OBP: 0.299, SLG: 0.389		L7			SH1-4, 1-2	G4-6-3, 1-2f		BBBB, 4-0, BB, BB		2	0	0	0	1	0	2
Early Wynn, S (1, 1) OBP: 0.268, SLG: 0.243		F9			BBBB, 4-0, 2B, HR, BB		BBBB, 4-0, BB, 1B, BB	F9		2	1	0	0	2	0	3
Inning Stats	R: 0 E: 0 K: 0 S: 4 H: 1 LOB: 2 BB: 1 P: 8	R: 0 E: 0 K: 0 S: 4 H: 1 LOB: 1 BB: 0 P: 4	R: 0 E: 0 K: 0 S: 3 H: 0 LOB: 0 BB: 0 P: 3	R: 0 E: 0 K: 1 S: 5 H: 0 LOB: 0 BB: 0 P: 5	R: 4 E: 0 K: 0 S: 5 H: 2 LOB: 0 BB: 2 P: 13	R: 1 E: 1 K: 0 S: 4 H: 1 LOB: 0 BB: 0 P: 4	R: 0 E: 0 K: 1 S: 6 H: 1 LOB: 3 BB: 2 P: 14	R: 0 E: 0 K: 0 S: 4 H: 1 LOB: 3 BB: 2 P: 12		1B: 5 2B: 1 3B: 0 HR: 1 SF: 0 SAC: 2 DP: 1 HBP: 0						

	AB	29
	R	5
	H	7
	RBI	4
	BB	7
	SO	2
	LOB	22

WP: 0 PB: 0 SB: 0 CS: 0 PA: 38

PITCHER		IP	WLS	BF	H	R	ER	SO	BB	IBB	HBP	BLK	WP	HR	S	P	ERA	WHIP
Don Johnson, R ERA: 3.38	(1, 1)	6.0	L	27	5	5	4	1	4	0	0	0	0	1	25	41	6.00	1.500
Morrie Martin, L ERA: 5.03	(7, 1)	2.0		11	2	0	0	1	3	0	0	0	0	0	10	22	0.00	2.500

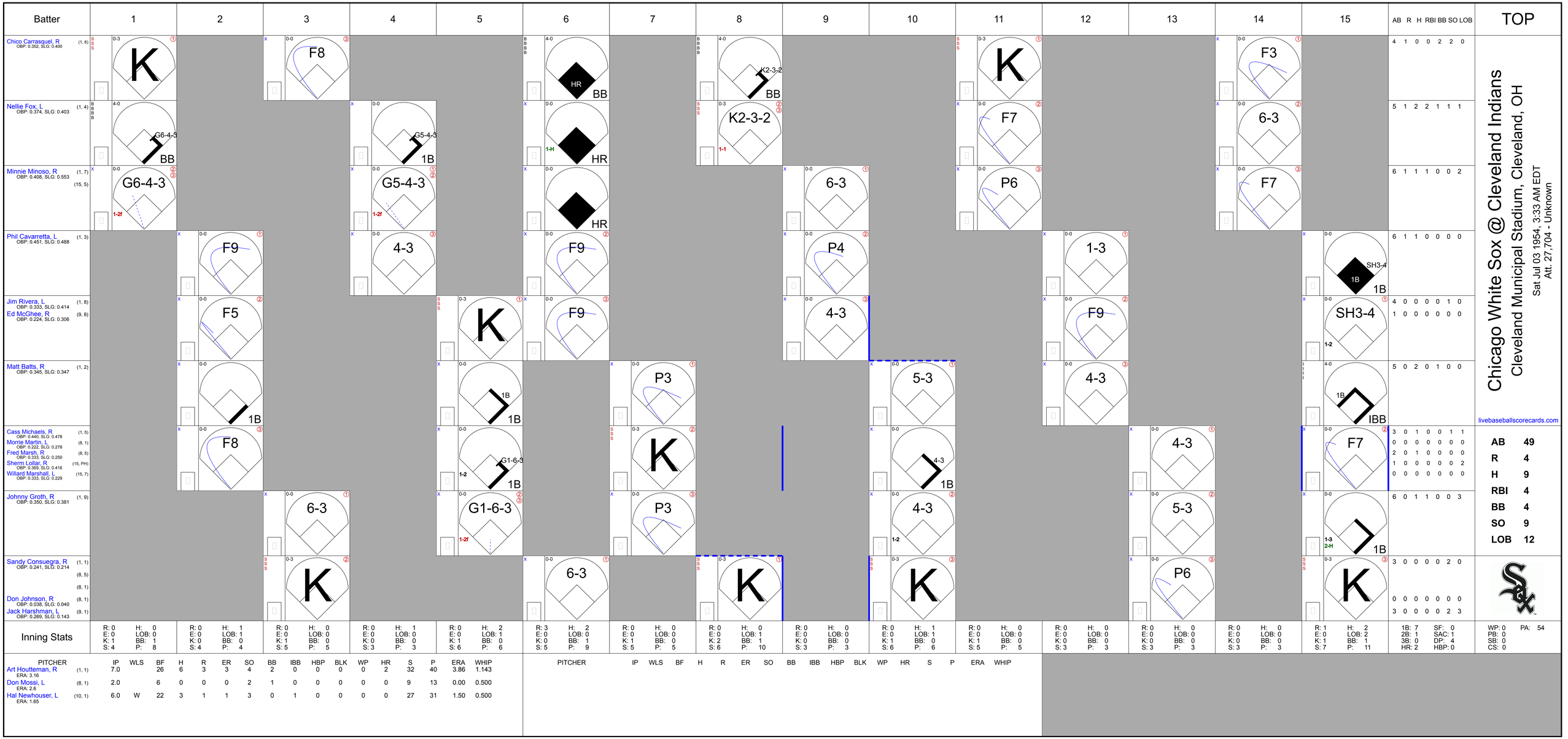
Batter
1
2
3
4
5
6
7
8
9
10
11
12
13
14
15
AB R H RBI BB SO LOB
TOP
Chico Carrasquel, R (1, 6) OBP: 0.352, SLG: 0.400
Nellie Fox, L (1, 4) OBP: 0.374, SLG: 0.403
Minnie Minoso, R (1, 7) (15, 5) OBP: 0.408, SLG: 0.553
Phil Cavarretta, L (1, 3) OBP: 0.451, SLG: 0.488
Jim Rivera, L (1, 8) OBP: 0.333, SLG: 0.414
Ed McGhee, R (9, 8) OBP: 0.224, SLG: 0.306
Matt Batts, R (1, 2) OBP: 0.345, SLG: 0.347
Cass Michaels, R (1, 5) OBP: 0.440, SLG: 0.478
Morrie Martin, L (8, 1) OBP: 0.222, SLG: 0.278
Fred Marsh, R (8, 5) OBP: 0.333, SLG: 0.250
Sherm Lollar, R (15, PH) OBP: 0.369, SLG: 0.416
Willard Marshall, L (15, 7) OBP: 0.333, SLG: 0.229
Johnny Groth, R (1, 9) OBP: 0.350, SLG: 0.381
Sandy Consuegra, R (1, 1) (8, 5) (8, 1) OBP: 0.241, SLG: 0.214
Don Johnson, R (8, 1) OBP: 0.038, SLG: 0.040
Jack Harshman, L (9, 1) OBP: 0.269, SLG: 0.143
Inning Stats
PITCHER IP WLS BF H R ER SO BB IBB HBP BLK WP HR S P ERA WHIP
Art Houtteman, R (1, 1) ERA: 3.16 7.0 26 6 3 3 4 2 0 0 0 0 2 32 40 3.86 1.143
Don Mossi, L (8, 1) ERA: 2.6 2.0 6 0 0 0 2 1 0 0 0 0 0 9 13 0.00 0.500
Hal Newhouser, L (10, 1) ERA: 1.65 6.0 W 22 3 1 1 3 0 1 0 0 0 0 27 31 1.50 0.500
PITCHER IP WLS BF H R ER SO BB IBB HBP BLK WP HR S P ERA WHIP
Chicago White Sox @ Cleveland Indians
Cleveland Municipal Stadium, Cleveland, OH
Sat Jul 03 1954, 3:33 AM EDT
Att. 27,704 - Unknown
livebaseballscorecards.com
AB 49
R 4
H 9
RBI 4
BB 4
SO 9
LOB 12
1B: 7 SF: 0
2B: 1 SAC: 1
3B: 0 DP: 4
HR: 2 HBP: 0
WP: 0 PA: 54
PB: 0
SB: 0
CS: 0

BOTTOM

Chicago White Sox @ Cleveland Indians

Cleveland Municipal Stadium, Cleveland, OH

Sat Jul 03 1954, 3:33 AM EDT

Att. 27,704 - Unknown

livebaseballscorecards.com

Batter	1	2	3	4	5	6	7	8	9	10	11	12	13	14	15	AB	R	H	RBI	BB	SO	LOB
Bill Glynn, L (1, 3) OBP: 0.309, SLG: 0.320	L6		L3		F8		3-1		2B			K		1B		7	0	2	0	0	1	0
Bobby Avila, R (1, 4) OBP: 0.413, SLG: 0.483	1B SF7 1B		6-3		P6		L5		K2-3-2 IBB			6-3		F2		6	1	1	0	1	0	1
Larry Doby, L (1, 8) OBP: 0.365, SLG: 0.478	SF7 1-3 1B		HR		BB			F9	K2-3-2 1-1			1B			1B 1B 1B BB	5	2	3	1	2	1	2
Al Rosen, R (1, 5) OBP: 0.406, SLG: 0.556	SF7 1-2 3-H		F7		F8			6-3		5-3		K			1B 1B 1-2 1B	6	1	1	1	0	1	2
Wally Westlake, R (1, 7) OBP: 0.347, SLG: 0.526 Sam Dente, R (15, PH) OBP: 0.227, SLG: 0.286	F7			SH1-3 1B		F5		HR		5-3			4-3		1B 1-2 2-3 1B	6 1	1 0	2 1	1 0	0 0	0 0	1 0
Dave Philley, S (1, 9) OBP: 0.279, SLG: 0.364 Hank Majeski, R (15, PH) OBP: 0.411, SLG: 0.472		F5		SH1-3 1-2		BB		2B		K			K		1B 1-2 2-H 3-H 1B	4 1	0 0	1 1	0 2	1 0	2 0	0 0
George Strickland, R (1, 6) OBP: 0.329, SLG: 0.352		5-3		F4		P6		BB			P4		P4			5	0	0	0	1	0	2
Jim Hegan, R (1, 2) OBP: 0.300, SLG: 0.389		2B		FC4-6 BB		F7		F9			F5			K		5	0	1	0	1	1	3
Art Houtteman, R (1, 1) OBP: 0.300, SLG: 0.405 Dale Mitchell, L (7, PH) OBP: 0.386, SLG: 0.250 Don Mossi, L (8, 1) Vic Wertz, L (9, PH) OBP: 0.320, SLG: 0.286 Hal Newhouser, L (10, 1)		6-3		FC4-6 1-2f			P6		F9		6-3			6-3		2 1 0 1 2	0 0 0 0 0	0 0 0 0 0	0 0 0 0 0	0 0 0 0 0	0 0 0 0 0	3 0 0 0 0
Inning Stats	R: 1 E: 0 K: 0 S: 5 H: 2 LOB: 1 BB: 0 P: 5	R: 0 E: 0 K: 0 S: 4 H: 1 LOB: 1 BB: 0 P: 4	R: 1 E: 0 K: 0 S: 4 H: 1 LOB: 0 BB: 0 P: 4	R: 0 E: 0 K: 0 S: 4 H: 1 LOB: 2 BB: 1 P: 8	R: 0 E: 0 K: 0 S: 3 H: 0 LOB: 1 BB: 1 P: 7	R: 0 E: 0 K: 0 S: 3 H: 0 LOB: 1 BB: 1 P: 7	R: 0 E: 0 K: 0 S: 3 H: 0 LOB: 0 BB: 0 P: 3	R: 1 E: 0 K: 0 S: 5 H: 2 LOB: 2 BB: 1 P: 9	R: 0 E: 0 K: 1 S: 5 H: 1 LOB: 2 BB: 1 P: 9	R: 0 E: 0 K: 1 S: 5 H: 0 LOB: 0 BB: 0 P: 5	R: 0 E: 0 K: 0 S: 3 H: 0 LOB: 0 BB: 0 P: 3	R: 0 E: 0 K: 2 S: 8 H: 1 LOB: 1 BB: 0 P: 8	R: 0 E: 0 K: 1 S: 5 H: 0 LOB: 0 BB: 0 P: 5	R: 0 E: 0 K: 1 S: 6 H: 1 LOB: 1 BB: 0 P: 6	R: 2 E: 0 K: 0 S: 3 H: 3 LOB: 2 BB: 1 P: 7	1B: 8 2B: 4 3B: 0 HR: 2	SF: 1 SAC: 1 DP: 1 HBP: 0					

AB	52
R	5
H	13
RBI	5
BB	6
SO	6
LOB	14

WP: 0 PB: 0 SB: 0 CS: 0 PA: 60

PITCHER		IP	WLS	BF	H	R	ER	SO	BB	IBB	HBP	BLK	WP	HR	S	P	ERA	WHIP
Sandy Consuegra, R ERA: 2.94	(1, 1)	7.1		33	7	3	3	0	4	0	0	0	0	2	29	45	3.68	1.500
Morrie Martin, L ERA: 5.0	(8, 1)	0.1		1	0	0	0	0	0	0	0	0	0	0	1	1	0.00	0.000
Sandy Consuegra, R ERA: 2.94	(8, 1)	7.1		33	7	3	3	0	4	0	0	0	0	2	29	45	3.68	1.500
Don Johnson, R ERA: 3.35	(8, 1)	0.2		3	1	0	0	0	0	0	0	0	0	0	3	3	0.00	1.500
Jack Harshman, L ERA: 4.42	(9, 1)	5.2	L	23	5	2	2	6	1	1	0	0	0	0	33	41	3.18	1.059

PITCHER	IP	WLS	BF	H	R	ER	SO	BB	IBB	HBP	BLK	WP	HR	S	P	ERA	WHIP

Batter	1	2	3	4	5	6	7	8	9	AB	R	H	RBI	BB	SO	LOB
Chico Carrasquel, R (1, 6) OBP: 0.348, SLG: 0.395	P6			K		F7			F9	4	0	0	0	0	1	1
Nellie Fox, L (1, 4) OBP: 0.369, SLG: 0.397	3-1			K			F9		F7	4	0	0	0	0	1	0
Minnie Minoso, R (1, 7) OBP: 0.406, SLG: 0.549	5-3			K			6-3		CS 1B 1-2	4	0	1	0	0	1	0
Phil Cavarretta, L (1, 3) OBP: 0.426, SLG: 0.457		F8			5-3		F5		CS 1-2	3	0	0	0	0	0	0
Sherm Lollar, R (1, 2) OBP: 0.369, SLG: 0.411		F7			F7			BBBB G3 WP E BB		2	0	0	0	1	0	0
Fred Marsh, R (8, PR) OBP: 0.333, SLG: 0.250										0	1	0	0	0	0	0
Matt Batts, R (8, 2) OBP: 0.345, SLG: 0.347										0	0	0	0	0	0	0
Willard Marshall, L (1, 9) OBP: 0.311, SLG: 0.211		4-3			F5			G3 1-3		3	0	0	0	0	0	1
Cass Michaels, R (1, 5) OBP: 0.433, SLG: 0.467			K			K		P3		3	0	0	0	0	2	2
Johnny Groth, R (1, 8) OBP: 0.353, SLG: 0.379			H 1-0 G4-6-3 HBP			BBBB 4-0 BB		E3 FC6-4 3-H		1	0	0	0	1	0	1
Bob Keegan, R (1, 1) OBP: 0.175, SLG: 0.212			G4-6-3 1-2f			P3		FC6-4 1-2f		3	0	0	0	0	0	3
Inning Stats	R: 0 H: 0 E: 0 LOB: 0 K: 0 BB: 0 S: 3 P: 3	R: 0 H: 0 E: 0 LOB: 0 K: 0 BB: 0 S: 3 P: 3	R: 0 H: 0 E: 0 LOB: 0 K: 1 BB: 0 S: 4 P: 5	R: 0 H: 0 E: 0 LOB: 0 K: 3 BB: 0 S: 9 P: 9	R: 0 H: 0 E: 0 LOB: 0 K: 0 BB: 0 S: 3 P: 3	R: 0 H: 0 E: 0 LOB: 1 K: 1 BB: 1 S: 5 P: 9	R: 0 H: 0 E: 0 LOB: 0 K: 0 BB: 0 S: 3 P: 3	R: 1 H: 0 E: 1 LOB: 1 K: 0 BB: 1 S: 4 P: 8	R: 0 H: 1 E: 0 LOB: 0 K: 0 BB: 0 S: 3 P: 3	1B: 1 SF: 0 2B: 0 SAC: 0 3B: 0 DP: 1 HR: 0 HBP: 1						

PITCHER		IP	WLS	BF	H	R	ER	SO	BB	IBB	HBP	BLK	WP	HR	S	P	ERA	WHIP
Mike Garcia, R ERA: 2.17	(1, 1)	1.1		4	0	0	0	0	0	0	0	0	0	0	4	4	0.00	0.000
Ray Narleski, R ERA: 2.35	(2, 1)	5.2	W	19	0	1	0	5	2	0	1	0	0	0	26	35	0.00	0.353
Early Wynn, R ERA: 3.77	(8, 1)	2.0	S	7	1	0	0	0	0	0	0	0	1	0	7	7	0.00	0.500

PITCHER	IP	WLS	BF	H	R	ER	SO	BB	IBB	HBP	BLK	WP	HR	S	P	ERA	WHIP

TOP

Chicago White Sox @ Cleveland Indians

Cleveland Municipal Stadium, Cleveland, OH

Sun Jul 04 1954, 3:33 AM EDT

Att. 26,842 - Unknown

livebaseballscorecards.com

AB	27
R	1
H	1
RBI	0
BB	2
SO	5
LOB	8

WP: 1 PA: 31
PB: 0
SB: 0
CS: 1

Batter	1	2	3	4	5	6	7	8	9	AB	R	H	RBI	BB	SO	LOB
Bill Glynn, L (1, 3) OBP: 0.329, SLG: 0.342	CS 1B			SH1-4 1B	1-2 1B		F2			4	1	3	0	0	0	1
Bobby Avila, R (1, 4) OBP: 0.408, SLG: 0.477	F7			SH1-4 1-2	F8			5-3		3	0	0	0	0	0	3
Larry Doby, L (1, 8) OBP: 0.370, SLG: 0.491	4-3 1-2			IBB 2-H 1B		HR		BB		3	1	2	2	1	0	1
Al Rosen, R (1, 5) OBP: 0.407, SLG: 0.553		L5-3 1B		1-2 IBB		F9		F7		3	0	1	0	1	0	1
Wally Westlake, R (1, 7) OBP: 0.338, SLG: 0.511		F7		L7		6-3		F7		4	0	0	0	0	0	4
Dave Philley, S (1, 9) OBP: 0.277, SLG: 0.360		L5-3 1-2		G3		P6				3	0	0	0	0	0	3
George Strickland, R (1, 6) OBP: 0.329, SLG: 0.350			4-3		F8		BBBB SH3-4 BB			2	0	0	0	1	0	0
Hal Naragon, L (1, 2) OBP: 0.261, SLG: 0.277			F8		6-3		P5			3	0	0	0	0	0	1
Jim Hegan, R (8, 2) OBP: 0.300, SLG: 0.389										0	0	0	0	0	0	0
Mike Garcia, R (1, 1) OBP: 0.128, SLG: 0.081			SSS K		E3 1B		SH3-4 1-2			0	0	0	0	0	0	0
Ray Narleski, R (2, 1)										2	0	0	0	0	1	0
Early Wynn, S (8, 1) OBP: 0.268, SLG: 0.243										0	0	0	0	0	0	0
Inning Stats	R: 0 H: 1 E: 0 LOB: 0 K: 0 BB: 0 S: 3 P: 3	R: 0 H: 1 E: 0 LOB: 0 K: 0 BB: 0 S: 3 P: 3	R: 0 H: 0 E: 0 LOB: 0 K: 1 BB: 0 S: 5 P: 5	R: 1 H: 2 E: 0 LOB: 2 K: 0 BB: 1 S: 5 P: 9	R: 0 H: 1 E: 1 LOB: 2 K: 0 BB: 0 S: 5 P: 5	R: 1 H: 1 E: 0 LOB: 0 K: 0 BB: 0 S: 4 P: 4	R: 0 H: 0 E: 0 LOB: 1 K: 0 BB: 1 S: 3 P: 7	R: 0 H: 0 E: 0 LOB: 1 K: 0 BB: 1 S: 3 P: 7		1B: 5 SF: 0 2B: 1 SAC: 2 3B: 0 DP: 1 HR: 1 HBP: 0						WP: 0 PA: 32 PB: 0 SB: 0 CS: 1	

PITCHER		IP	WLS	BF	H	R	ER	SO	BB	IBB	HBP	BLK	WP	HR	S	P	ERA	WHIP
Bob Keegan, R ERA: 2.58	(1, 1)	8.0	L	32	6	2	2	1	2	1	0	0	0	1	31	43	2.25	1.000

PITCHER	IP	WLS	BF	H	R	ER	SO	BB	IBB	HBP	BLK	WP	HR	S	P	ERA	WHIP

BOTTOM

Chicago White Sox @ Cleveland Indians

Cleveland Municipal Stadium, Cleveland, OH

Sun Jul 04 1954, 3:33 AM EDT

Att. 26,842 - Unknown

livebaseballscorecards.com

AB	27
R	2
H	6
RBI	2
BB	3
SO	1
LOB	14

Batter	1	2	3	4	5	6	7	8	9	AB	R	H	RBI	BB	SO	LOB
Cal Abrams, L (1, 9) OBP: 0.375, SLG: 0.354	BBB 4-0 G1-6-3 BB		SSS 0-3 ② K		SSS 0-3 ② K		x 0-0 ③ F8			3	0	0	0	1	2	2
Jim Brideweser, R (1, 6) OBP: 0.337, SLG: 0.319	x 0-0 ① F8		x 0-0 1B 1B		x 0-0 ③ F8			x 0-0 ① F8		4	0	1	0	0	0	2
Dick Kryhoski, L (1, 3) OBP: 0.330, SLG: 0.383	x 0-0 ②③ G1-6-3 1-2f		x 0-0 1-3 1B			x 0-0 ① F8		x 0-0 ② 4-3		4	0	1	0	0	0	1
Vern Stephens, R (1, 5) OBP: 0.325, SLG: 0.441		x 0-0 2B	x 0-0 ③ F5			SSS 0-3 ② K		x 0-0 ③ 6-3		4	0	1	0	0	1	2
Chuck Diering, R (1, 8) OBP: 0.407, SLG: 0.414		BBBB 4-0 BB		BBB 4-0 G6-4-3 BB		BBBB 4-0 S BB			SSS 0-3 ① K	1	0	0	0	3	1	0
Sam Mele, R (1, 7) OBP: 0.292, SLG: 0.387		x 0-0 ① F5		x 0-0 ① F9		x 0-0 ③ 4-3 1-2			x 0-0 ② P4	4	0	0	0	0	0	4
Les Moss, R (1, 2) OBP: 0.273, SLG: 0.260		x 0-0 ② L7		x 0-0 ②③ G6-4-3 1-2f			x 0-0 ① F2		x 0-0 ③ F5	4	0	0	0	0	0	3
Chico Garcia, R (1, 4) OBP: 0.125, SLG: 0.135		x 0-0 ③ 4-3			x 0-0 ① F8		x 0-0 ② F4			3	0	0	0	0	0	2
Don Larsen, R (1, 1) OBP: 0.250, SLG: 0.270			SSS 0-3 ① K		x 0-0 2B		BBBB 4-0 BB			2	0	1	0	1	1	0
Inning Stats	R: 0 H: 0 E: 0 LOB: 0 K: 0 BB: 1 S: 2 P: 6	R: 0 H: 1 E: 0 LOB: 2 K: 0 BB: 1 S: 4 P: 8	R: 0 H: 2 E: 0 LOB: 2 K: 2 BB: 0 S: 9 P: 9	R: 0 H: 0 E: 0 LOB: 0 K: 0 BB: 1 S: 2 P: 6	R: 0 H: 1 E: 0 LOB: 1 K: 1 BB: 0 S: 6 P: 6	R: 0 H: 0 E: 0 LOB: 1 K: 1 BB: 1 S: 5 P: 9	R: 0 H: 0 E: 0 LOB: 1 K: 0 BB: 1 S: 3 P: 7	R: 0 H: 0 E: 0 LOB: 0 K: 0 BB: 0 S: 3 P: 3	R: 0 H: 0 E: 0 LOB: 0 K: 1 BB: 0 S: 5 P: 5	1B: 2 SF: 0 2B: 2 SAC: 0 3B: 0 DP: 2 HR: 0 HBP: 0					WP: 0 PA: 34 PB: 0 SB: 1 CS: 0	

PITCHER	IP	WLS	BF	H	R	ER	SO	BB	IBB	HBP	BLK	WP	HR	S	P	ERA	WHIP
Billy Pierce, L (1, 1) ERA: 3.47	9.0	W	34	4	0	0	5	5	0	0	0	0	0	39	59	0.00	1.000

PITCHER	IP	WLS	BF	H	R	ER	SO	BB	IBB	HBP	BLK	WP	HR	S	P	ERA	WHIP

TOP

Baltimore Orioles @ Chicago White Sox

Comiskey Park, Chicago, IL

Mon Jul 05 1954, 4:33 AM EDT

Unknown

livebaseballscorecards.com

AB	29
R	0
H	4
RBI	0
BB	5
SO	5
LOB	16

Baltimore Orioles @ Chicago White Sox

Comiskey Park, Chicago, IL

Mon Jul 05 1954, 4:33 AM EDT

Unknown

BOTTOM

livebaseballscorecards.com

Batter	1	2	3	4	5	6	7	8	9	AB	R	H	RBI	BB	SO	LOB
Chico Carrasquel, R (1, 6) OBP: 0.351, SLG: 0.397	5-3	G5-3, 1B 1-2 1B		L1-3 1B			SH3-4 1-2			3	0	2	0	0	0	0
Nellie Fox, L (1, 4) OBP: 0.368, SLG: 0.396	4-3	1-2 2-3 1B		L1-3 1-2			L3-6 2-3			4	0	1	0	0	0	2
Minnie Minoso, R (1, 7) OBP: 0.408, SLG: 0.546	S E 1B	G5-3 2-3f			L4			1B, S 1B BB		3	2	1	0	1	0	3
Phil Cavarretta, L (1, 3) OBP: 0.431, SLG: 0.449 Fred Marsh, R (8, PR) OBP: 0.333, SLG: 0.250 (9, 3)	BBB E 1-2 BB	4-3		1-3				1B 1-3 1B		3 0	0 1	1 0	0 0	1 0	0 0	0 0
Matt Batts, R (1, 2) OBP: 0.322, SLG: 0.321	E7 1-3 2-H	F9			F3			P4 1-2		4	0	0	0	0	0	3
Jim Rivera, L (1, 9) OBP: 0.336, SLG: 0.413	III FC6-4 IBB	1B 1B				K		K		3	0	1	0	1	2	2
Cass Michaels, R (1, 5) OBP: 0.434, SLG: 0.468	FC6-4 1-2f	1-3 1B				F9		2-H 3-H 1B		4	0	2	2	0	0	3
Johnny Groth, R (1, 8) OBP: 0.348, SLG: 0.373		6-3	5-3			F7		F8		4	0	0	0	0	0	4
Billy Pierce, L (1, 1) OBP: 0.286, SLG: 0.259		1B, 1B 1B		F8			L3-6, SH3-4 1B			3	0	2	0	0	0	0
Inning Stats	R: 1 E: 1 K: 0 S: 5 H: 1 LOB: 3 BB: 2 P: 13	R: 0 E: 0 K: 0 S: 5 H: 3 LOB: 2 BB: 0 P: 5	R: 0 E: 0 K: 0 S: 5 H: 2 LOB: 2 BB: 0 P: 5	R: 0 E: 0 K: 0 S: 3 H: 1 LOB: 0 BB: 0 P: 3	R: 0 E: 0 K: 0 S: 3 H: 0 LOB: 0 BB: 0 P: 3	R: 0 E: 0 K: 1 S: 5 H: 0 LOB: 0 BB: 0 P: 5	R: 0 E: 0 K: 0 S: 3 H: 1 LOB: 0 BB: 0 P: 3	R: 2 E: 0 K: 1 S: 7 H: 2 LOB: 2 BB: 1 P: 11		1B: 10 2B: 2 3B: 0 HR: 0	SF: 0 SAC: 1 DP: 3 HBP: 0					

	AB	31
	R	3
	H	10
	RBI	2
	BB	3
	SO	2
	LOB	17

WP: 0 PB: 0 SB: 3 CS: 0 PA: 35

PITCHER	IP	WLS	BF	H	R	ER	SO	BB	IBB	HBP	BLK	WP	HR	S	P	ERA	WHIP
Don Larsen, R (1, 1) ERA: 4.18	8.0	L	35	10	3	2	2	2	1	0	0	0	0	36	48	2.25	1.500

PITCHER	IP	WLS	BF	H	R	ER	SO	BB	IBB	HBP	BLK	WP	HR	S	P	ERA	WHIP

Batter	1	2	3	4	5	6	7	8	9	AB	R	H	RBI	BB	SO	LOB
Cal Abrams, L (1, 9) OBP: 0.377, SLG: 0.358	G6-3 1B		6-3			3-1 SH3-4 1B		4-3		4	0	2	0	0	0	0
Jim Brideweser, R (1, 6) OBP: 0.337, SLG: 0.313	G6-3 1-2f			L8		SH3-4 1-2			BBBB G3 1B BB	2	1	0	0	1	0	1
Dick Kryhoski, L (1, 3) OBP: 0.324, SLG: 0.375	P6			5-3		3-1 2-3			G3 1-2	4	0	0	0	0	0	2
Vern Stephens, R (1, 5) OBP: 0.324, SLG: 0.438 Chico Garcia, R (9, PR) OBP: 0.125, SLG: 0.135		SSS K		6-3		P5			1B G3 2-H 1B	4 0	0 0	1 0	1 0	0 0	1 0	1 0
Chuck Diering, R (1, 8) OBP: 0.409, SLG: 0.412		BBBB G3 BB			FC3-6 1B		SSS K		G3 1-2	3	0	1	0	1	1	1
Gil Coan, L (1, 7) OBP: 0.304, SLG: 0.294		G3 1-2			FC3-6 1B 1-2f		F7		 2-3 1B	4	0	1	0	0	0	2
Clint Courtney, L (1, 2) OBP: 0.337, SLG: 0.385 Sam Mele, R (9, PH) OBP: 0.291, SLG: 0.385		4-3			1B 1-2 1B		4-3		L7	3 1	0 0	1 0	0 0	0 0	0 0	1 2
Bobby Young, L (1, 4) OBP: 0.352, SLG: 0.352			P4		FC5-4 1-2 2-H 1B			6-3		3	0	1	0	0	0	0
Duane Pillette, R (1, 1) OBP: 0.125, SLG: 0.100 Eddie Waitkus, L (8, PH) OBP: 0.328, SLG: 0.400 Bob Chakales, R (8, 1) OBP: 0.364, SLG: 0.300			SSS K		FC5-4 1-2f			5-3		2 1 0	0 0 0	0 0 0	0 0 0	0 0 0	1 0 0	2 0 0
Inning Stats	R: 0 E: 0 K: 0 S: 3 H: 1 LOB: 0 BB: 0 P: 3	R: 0 E: 0 K: 1 S: 5 H: 0 LOB: 1 BB: 1 P: 9	R: 0 E: 0 K: 1 S: 5 H: 0 LOB: 0 BB: 0 P: 5	R: 0 E: 0 K: 0 S: 3 H: 0 LOB: 0 BB: 0 P: 3	R: 0 E: 0 K: 0 S: 5 H: 3 LOB: 2 BB: 0 P: 5	R: 0 E: 0 K: 0 S: 4 H: 1 LOB: 1 BB: 0 P: 4	R: 0 E: 0 K: 1 S: 5 H: 0 LOB: 0 BB: 0 P: 5	R: 0 E: 0 K: 0 S: 3 H: 0 LOB: 0 BB: 0 P: 3	R: 1 E: 0 K: 0 S: 5 H: 2 LOB: 2 BB: 1 P: 9	1B: 7 2B: 0 3B: 0 HR: 0 SF: 0 SAC: 1 DP: 1 HBP: 0						

PITCHER	IP	WLS	BF	H	R	ER	SO	BB	IBB	HBP	BLK	WP	HR	S	P	ERA	WHIP
Harry Dorish, R (1, 1) ERA: 2.98	8.1	W	31	6	1	1	3	2	0	0	0	0	0	35	43	1.08	0.960
Sandy Consuegra, R (9, 1) ERA: 2.93	0.1		2	1	0	0	0	0	0	0	0	0	0	2	2	0.00	3.000
Morrie Martin, L (9, 1) ERA: 4.98	0.1	S	1	0	0	0	0	0	0	0	0	0	0	1	1	0.00	0.000

PITCHER	IP	WLS	BF	H	R	ER	SO	BB	IBB	HBP	BLK	WP	HR	S	P	ERA	WHIP

TOP

Baltimore Orioles @ Chicago White Sox

Comiskey Park, Chicago, IL

Mon Jul 05 1954, 4:38 AM EDT

Att. 18,872 - Unknown

livebaseballscorecards.com

AB	31
R	1
H	7
RBI	1
BB	2
SO	3
LOB	12

PA: 34

WP: 0
PB: 0
SB: 0
CS: 0

Batter	1	2	3	4	5	6	7	8	9	AB	R	H	RBI	BB	SO	LOB
Chico Carrasquel, R (1, 6) OBP: 0.353, SLG: 0.399	1B		S 1B			6-3		5-3		4	0	2	0	0	0	0
Nellie Fox, L (1, 4) OBP: 0.366, SLG: 0.392	L7		BBBB 4-0 1-2 BB			4-3		F8		3	0	0	0	1	0	1
Minnie Minoso, R (1, 7) OBP: 0.409, SLG: 0.544	F8		F2			BBBB 4-0 BB		1B 1B 1B		3	1	1	0	1	0	3
Cass Michaels, R (1, 5) OBP: 0.430, SLG: 0.462	G3			P5		1-3		1-H S 1B		4	0	1	1	0	0	2
Jim Rivera, L (1, 9) OBP: 0.331, SLG: 0.406		SSS 0-3 K		6-3			F7	3-1 1-2		4	0	0	0	0	1	1
Sherm Lollar, R (1, 2) OBP: 0.368, SLG: 0.410		F5		F9			1B			3	0	1	0	0	0	0
Ron Jackson, R (1, 3) OBP: 0.400, SLG: 1.000		SSS 0-3 K			5-3		HR			3	1	1	1	0	1	0
Johnny Groth, R (1, 8) OBP: 0.348, SLG: 0.372			4-3		F8		1B			3	0	1	0	0	0	0
Harry Dorish, R (1, 1) OBP: 0.077, SLG: 0.077			4-3		F8		F7			3	0	0	0	0	0	1
Sandy Consuegra, R (9, 1) OBP: 0.241, SLG: 0.214										0	0	0	0	0	0	0
Morrie Martin, L (9, 1) OBP: 0.222, SLG: 0.278										0	0	0	0	0	0	0
Inning Stats	R: 0 H: 1 E: 0 LOB: 1 K: 0 BB: 0 S: 4 P: 4	R: 0 H: 0 E: 0 LOB: 0 K: 2 BB: 0 S: 7 P: 7	R: 0 H: 1 E: 0 LOB: 2 K: 0 BB: 1 S: 4 P: 8	R: 0 H: 0 E: 0 LOB: 0 K: 0 BB: 0 S: 3 P: 3	R: 0 H: 0 E: 0 LOB: 0 K: 0 BB: 0 S: 3 P: 3	R: 0 H: 0 E: 0 LOB: 1 K: 0 BB: 1 S: 3 P: 7	R: 1 H: 3 E: 0 LOB: 1 K: 0 BB: 0 S: 5 P: 5	R: 1 H: 2 E: 0 LOB: 1 K: 0 BB: 0 S: 5 P: 5		1B: 6 SF: 0 2B: 0 SAC: 0 3B: 0 DP: 0 HR: 1 HBP: 0						

PITCHER		IP	WLS	BF	H	R	ER	SO	BB	IBB	HBP	BLK	WP	HR	S	P	ERA	WHIP
Duane Pillette, R ERA: 3.01	(1, 1)	7.0	L	27	5	1	1	2	2	0	0	0	0	1	29	37	1.29	1.000
Bob Chakales, R ERA: 4.5	(8, 1)	1.0		5	2	1	1	0	0	0	0	0	0	0	5	5	9.00	2.000

PITCHER		IP	WLS	BF	H	R	ER	SO	BB	IBB	HBP	BLK	WP	HR	S	P	ERA	WHIP

BOTTOM

Baltimore Orioles @ Chicago White Sox

Comiskey Park, Chicago, IL

Mon Jul 05 1954, 4:38 AM EDT

Att. 18,872 - Unknown

livebaseballscorecards.com

AB	30
R	2
H	7
RBI	2
BB	2
SO	2
LOB	8

WP: 0 PA: 32
PB: 0
SB: 2
CS: 0

Batter	1	2	3	4	5	6	7	8	9	AB	R	H	RBI	BB	SO	LOB
Chico Carrasquel, R (1, 6) OBP: 0.353, SLG: 0.399	S S S 0-3 ① K		x 0-0 3-H 1B		x 0-0 SH5-3 1B 1B		S S S 0-3 ② K		x 0-0 ③ FC5 2-3f	5	1	2	1	0	2	2
Nellie Fox, L (1, 4) OBP: 0.363, SLG: 0.388	x 0-0 ② F8		x 0-0 ② F8		x 0-0 ② SH5-3 1-2		x 0-0 ③ L9			3	0	0	0	0	0	1
Minnie Minoso, R (1, 7) OBP: 0.407, SLG: 0.540	x 0-0 ③ 5-3		x 0-0 ③ F8		x 0-0 2-H 1B			x 0-0 ① B3		4	0	1	1	0	0	1
Cass Michaels, R (1, 5) OBP: 0.436, SLG: 0.479 Fred Marsh, R (4, PR) (4, 5) OBP: 0.273, SLG: 0.200		x 0-0 1B 3B		H 1-0 S 1B HBP	x 0-0 ③ P3			x 0-0 ② L9		1 2	1 1	1 0	0 0	0 0	0 0	0 1
Matt Batts, R (1, 2) OBP: 0.317, SLG: 0.316		x 0-0 ① 4-3		S S S 0-3 ① K 1-2		x 0-0 1B WP 1B		x 0-0 ③ F7		4	0	1	0	0	1	2
Ron Jackson, R (1, 3) OBP: 0.444, SLG: 0.889		x 0-0 CS 3-H 1B		S S S 0-3 ② K		x 0-0 ① 5-3 1-2			x 0-0 ① 2B	4	0	2	1	0	1	3
Jim Rivera, L (1, 9) OBP: 0.337, SLG: 0.412		S S S 0-3 ②③ K 1-2		x 0-0 FC6-4 2-H 1B		x 0-0 G4-6-3 2-3 1B			x 0-0 CS 1B	4	0	3	1	0	1	1
Johnny Groth, R (1, 8) OBP: 0.350, SLG: 0.376		x 0-0 SH2-4 1B 2B	x 0-0 ③ FC6-4 1-2f		x 0-0 ②③ G4-6-3 1-2f			B B B B 4-0 ② FC5 1B 1-2 BB		3	1	1	0	1	0	3
Virgil Trucks, R (1, 1) OBP: 0.148, SLG: 0.151		x 0-0 ① SH2-4 2-3		x 0-0 5-3		x 0-0 ① L9			x 0-0 1-2 1B	3	0	1	0	0	0	0
Inning Stats	R: 0 E: 0 K: 1 S: 5 H: 0 LOB: 0 BB: 0 P: 5	R: 1 E: 0 K: 1 S: 6 H: 2 LOB: 0 BB: 0 P: 6	R: 1 E: 0 K: 0 S: 5 H: 2 LOB: 1 BB: 0 P: 5	R: 1 E: 0 K: 2 S: 8 H: 1 LOB: 1 BB: 0 P: 9	R: 1 E: 0 K: 0 S: 5 H: 2 LOB: 1 BB: 0 P: 5	R: 0 E: 0 K: 0 S: 4 H: 2 LOB: 1 BB: 0 P: 4	R: 0 E: 0 K: 1 S: 5 H: 0 LOB: 0 BB: 0 P: 5	R: 0 E: 0 K: 0 S: 3 H: 0 LOB: 0 BB: 0 P: 3	R: 0 E: 0 K: 0 S: 4 H: 3 LOB: 2 BB: 1 P: 8	1B: 9 2B: 2 3B: 1 HR: 0	SF: 0 SAC: 2 DP: 1 HBP: 1						

TOP

Chicago White Sox @ Detroit Tigers

Briggs Stadium, Detroit, MI

Tue Jul 06 1954, 4:33 AM EDT

Att. 5,174 - Unknown

livebaseballscorecards.com

AB	33
R	4
H	12
RBI	4
BB	1
SO	5
LOB	14

WP: 1 PB: 0 SB: 1 CS: 2 PA: 37

PITCHER	IP	WLS	BF	H	R	ER	SO	BB	IBB	HBP	BLK	WP	HR	S	P	ERA	WHIP
Al Aber, L (1, 1) ERA: 3.65	5.0	L	22	7	4	4	4	0	0	1	0	0	0	29	30	7.20	1.400
Bob Miller, L (6, 1) ERA: 3.38	4.0		15	5	0	0	1	1	0	0	0	1	0	16	20	0.00	1.500

PITCHER	IP	WLS	BF	H	R	ER	SO	BB	IBB	HBP	BLK	WP	HR	S	P	ERA	WHIP

Batter	1	2	3	4	5	6	7	8	9	AB	R	H	RBI	BB	SO	LOB
Harvey Kuenn, R (1, 6) OBP: 0.298, SLG: 0.363	BBBB 4-0 G6-4-3 BB		x 0-0 FC6-4 1B			x 0-0 ① F8			x 0-0 ① F7	3	0	1	0	1	0	0
Bill Tuttle, R (1, 8) OBP: 0.383, SLG: 0.454	x 0-0 ①② G6-4-3 1-2f		x 0-0 ③ FC6-4 1-2f			x 0-0 ② 4-3			x 0-0 ② B5-3	4	0	0	0	0	0	2
Frank House, L (1, 2) OBP: 0.354, SLG: 0.443	SSS 0-3 ③ K			x 0-0 ① F3		SSS 0-3 ③ K			x 0-0 ③ G3	4	0	0	0	0	2	0
Ray Boone, R (1, 5) OBP: 0.385, SLG: 0.480		SSS 0-3 ① K		x 0-0 ② 5-3			x 0-0 ① F8			3	0	0	0	0	1	0
Wayne Belardi, L (1, 3) OBP: 0.353, SLG: 0.437		BBBB 4-0 BB		x 0-0 ③ F9			BBBB 4-0 G5-4-3 BB			1	0	0	0	2	0	0
Steve Souchock, R (1, 7) OBP: 0.167, SLG: 0.091		SSS 0-3 ② K			BBB 4-0 S BB		x 0-0 ②③ G5-4-3 1-2f			2	0	0	0	1	1	2
Al Kaline, R (1, 9) OBP: 0.282, SLG: 0.292		x 0-0 ③ L8			x 0-0 ① L9 1-2			x 0-0 ① L5-3		3	0	0	0	0	0	2
Frank Bolling, R (1, 4) OBP: 0.293, SLG: 0.316			x 0-0 ① 1-3		x 0-0 ② P5			x 0-0 ② 5-3		3	0	0	0	0	0	1
Al Aber, L (1, 1) OBP: 0.154, SLG: 0.154 Jim Delsing, L (5, PH) OBP: 0.333, SLG: 0.333 Bob Miller, R (6, 1) OBP: 0.333, SLG: 0.333			SSS 0-3 ② K		x 0-0 ③ F5			SSS 0-3 ③ K		1 1 1	0 0 0	0 0 0	0 0 0	0 0 0	1 0 1	0 1 0
Inning Stats	R: 0 E: 0 K: 1 S: 4 H: 0 LOB: 0 BB: 1 P: 8	R: 0 E: 0 K: 2 S: 7 H: 0 LOB: 1 BB: 1 P: 11	R: 0 E: 0 K: 1 S: 6 H: 1 LOB: 1 BB: 0 P: 6	R: 0 E: 0 K: 0 S: 3 H: 0 LOB: 0 BB: 0 P: 3	R: 0 E: 0 K: 0 S: 3 H: 0 LOB: 1 BB: 1 P: 7	R: 0 E: 0 K: 1 S: 5 H: 0 LOB: 0 BB: 0 P: 5	R: 0 E: 0 K: 0 S: 2 H: 0 LOB: 0 BB: 1 P: 6	R: 0 E: 0 K: 1 S: 5 H: 0 LOB: 0 BB: 0 P: 5	R: 0 E: 0 K: 0 S: 3 H: 0 LOB: 0 BB: 0 P: 3	1B: 1 2B: 0 3B: 0 HR: 0 SF: 0 SAC: 0 DP: 2 HBP: 0						

PITCHER		IP	WLS	BF	H	R	ER	SO	BB	IBB	HBP	BLK	WP	HR	S	P	ERA	WHIP
Virgil Trucks, R ERA: 2.67	(1, 1)	9.0	W	30	1	0	0	6	4	0	0	0	0	0	38	54	0.00	0.556

PITCHER		IP	WLS	BF	H	R	ER	SO	BB	IBB	HBP	BLK	WP	HR	S	P	ERA	WHIP

BOTTOM

Chicago White Sox @ Detroit Tigers

Briggs Stadium, Detroit, MI

Tue Jul 06 1954, 4:33 AM EDT

Att. 5,174 - Unknown

livebaseballscorecards.com

AB	26
R	0
H	1
RBI	0
BB	4
SO	6
LOB	8

WP: 0 PA: 30
PB: 0
SB: 1
CS: 0

Chicago White Sox @ Detroit Tigers

Briggs Stadium, Detroit, MI

Wed Jul 07 1954, 4:33 AM EDT

Att. 5,099 - Unknown

TOP

livebaseballscorecards.com

Batter	1	2	3	4	5	6	7	8	9	AB	R	H	RBI	BB	SO	LOB
Chico Carrasquel, R (1, 6) OBP: 0.359, SLG: 0.401	BBBB 4-0 SH5-3 BB	x 0-0 L8 ②		x 0-0 2B 1B		x 0-0 G6-3 1B		BBBB 4-0 FC5 1B BB		3	1	2	0	2	0	2
Nellie Fox, L (1, 4) OBP: 0.368, SLG: 0.396	x 0-0 SH5-3 ① 1-2	x 0-0 ③ 1-2 2-H 1B		x 0-0 1-H 2B 2B		x 0-0 ②③ G6-3 1-2f		x 0-0 1-2 2-H 1B		4	1	3	2	0	0	1
Minnie Minoso, R (1, 7) OBP: 0.407, SLG: 0.541	x 0-0 5-3 ②		x 0-0 BB 1B 1B 1B	x 0-0 ① 2-H 2B			x 0-0 L9 ①	x 0-0 FC5 ③ 2-3f		5	1	2	1	0	0	3
Ron Jackson, R (1, 3) OBP: 0.429, SLG: 0.929	SSS 0-3 K ③		x 0-0 BB 1-2 1B 1B	x 0-0 ② F3			x 0-0 L9 ②		x 0-0 HR	5	2	2	1	0	1	1
Sherm Lollar, R (1, 2) OBP: 0.374, SLG: 0.423		x 0-0 1B 2B 2B	BBBB 4-0 1B 1-2 2-3 1B BB	x 0-0 ③ F7			x 0-0 2B	SSS 0-3 ① K		4	2	2	0	1	1	0
Jim Rivera, L (1, 9) OBP: 0.339, SLG: 0.412		x 0-0 2B 2-3 1B	x 0-0 1B 1-3 2-H 3-H 1B		x 0-0 ① F8		SSS 0-3 ③ K		x 0-0 ② F8	5	1	2	2	0	1	1
Johnny Groth, R (1, 8) OBP: 0.349, SLG: 0.374 Ed McGhee, R (8, 8) OBP: 0.221, SLG: 0.302		SSS 0-3 ① K	x 0-0 ① 1-3 3-H 1B		x 0-0 ② 5-3			x 0-0 ① 6-3	x 0-0 ③ 6-3	4 1	0 0	1 0	1 0	0 0	1 0	2 0
Fred Marsh, R (1, 5) OBP: 0.333, SLG: 0.357		x 0-0 1-H 3-H 1B 2B	x 0-0 ② F7		x 0-0 ③ F5			x 0-0 SH2-3 1B 1B		4	1	2	2	0	0	1
Don Johnson, R (1, 1) OBP: 0.069, SLG: 0.037		BBBB 4-0 1B BB	SSS 0-3 ③ K			x 0-0 ① L9		x 0-0 ② SH2-3 1-2		2	0	0	0	1	1	1
Inning Stats	R: 0 E: 0 K: 1 S: 5 H: 0 LOB: 1 BB: 1 P: 9	R: 2 E: 0 K: 1 S: 8 H: 4 LOB: 2 BB: 1 P: 12	R: 3 E: 0 K: 1 S: 8 H: 4 LOB: 1 BB: 1 P: 12	R: 2 E: 0 K: 0 S: 5 H: 3 LOB: 0 BB: 0 P: 5	R: 0 E: 0 K: 0 S: 3 H: 0 LOB: 0 BB: 0 P: 3	R: 0 E: 0 K: 0 S: 3 H: 1 LOB: 0 BB: 0 P: 3	R: 0 E: 0 K: 1 S: 6 H: 1 LOB: 1 BB: 0 P: 6	R: 1 E: 0 K: 0 S: 5 H: 2 LOB: 2 BB: 1 P: 9	R: 1 E: 0 K: 1 S: 6 H: 1 LOB: 0 BB: 0 P: 6	1B: 10 2B: 5 3B: 0 HR: 1 SF: 0 SAC: 2 DP: 1 HBP: 0	WP: 0 PB: 0 SB: 0 CS: 0 PA: 43					

	AB	37
	R	9
	H	16
	RBI	9
	BB	4
	SO	5
	LOB	12

PITCHER		IP	WLS	BF	H	R	ER	SO	BB	IBB	HBP	BLK	WP	HR	S	P	ERA	WHIP
Billy Hoeft, L ERA: 4.57	(1, 1)	2.0	L	13	6	4	4	2	2	0	0	0	0	0	15	23	18.00	4.000
Ray Herbert, R ERA: 5.77	(3, 1)	1.1		8	5	3	3	1	1	0	0	0	0	0	9	13	20.25	4.500
Dick Marlowe, R ERA: 4.08	(4, 1)	1.2		5	0	0	0	0	0	0	0	0	0	0	5	5	0.00	0.000
Ted Gray, L ERA: 5.1	(6, 1)	4.0		17	5	2	2	2	1	0	0	0	0	1	20	24	4.50	1.500

PITCHER	IP	WLS	BF	H	R	ER	SO	BB	IBB	HBP	BLK	WP	HR	S	P	ERA	WHIP

BOTTOM

Chicago White Sox @ Detroit Tigers

Briggs Stadium, Detroit, MI

Wed Jul 07 1954, 4:33 AM EDT

Att. 5,099 - Unknown

Batter	1	2	3	4	5	6	7	8	9	AB	R	H	RBI	BB	SO	LOB
Harvey Kuenn, R (1, 6) OBP: 0.295, SLG: 0.358	F8		6-3			F9		G5-4-3 1-2f		4	0	0	0	0	0	1
Bill Tuttle, R (1, 8) OBP: 0.381, SLG: 0.458	3B		P6			F7			F9	4	0	1	0	0	0	0
Frank House, L (1, 2) OBP: 0.347, SLG: 0.433	F7			F7		P6			G3	4	0	0	0	0	0	1
Ray Boone, R (1, 5) OBP: 0.383, SLG: 0.474	6-3			6-3			6-3		BB	3	0	0	0	1	0	1
Wayne Belardi, L (1, 3) OBP: 0.348, SLG: 0.427		P4		G3			1B		G3	4	0	1	0	0	0	1
Steve Souchock, R (1, 7) OBP: 0.200, SLG: 0.077		K			FC6-4 BB		L7			2	0	0	0	1	1	1
Al Kaline, R (1, 9) OBP: 0.282, SLG: 0.292		E1 1B			FC6-4 1-2f		L5			3	0	1	0	0	0	2
Frank Bolling, R (1, 4) OBP: 0.290, SLG: 0.312		P6			F9			F7		3	0	0	0	0	0	2
Billy Hoeft, L (1, 1) OBP: 0.206, SLG: 0.226			5-3		K			G5-4-3 1B		0	0	0	0	0	0	0
Ray Herbert, R (3, 1) OBP: 0.364, SLG: 0.778										1	0	0	0	0	0	0
Dick Marlowe, R (4, 1) OBP: 0.375, SLG: 0.429										0	0	0	0	0	0	0
Jim Delsing, L (5, PH) OBP: 0.332, SLG: 0.332										1	0	0	0	0	1	1
Ted Gray, S (6, 1) OBP: 0.100, SLG: 0.100										1	0	1	0	0	0	0
Inning Stats	R: 0 E: 0 K: 0 S: 4 H: 1 LOB: 1 BB: 0 P: 4	R: 0 E: 1 K: 1 S: 6 H: 1 LOB: 1 BB: 0 P: 6	R: 0 E: 0 K: 0 S: 3 H: 0 LOB: 0 BB: 0 P: 3	R: 0 E: 0 K: 0 S: 3 H: 0 LOB: 0 BB: 0 P: 3	R: 0 E: 0 K: 1 S: 5 H: 0 LOB: 1 BB: 1 P: 9	R: 0 E: 0 K: 0 S: 3 H: 0 LOB: 0 BB: 0 P: 3	R: 0 E: 0 K: 0 S: 4 H: 1 LOB: 1 BB: 0 P: 4	R: 0 E: 0 K: 0 S: 3 H: 1 LOB: 0 BB: 0 P: 3	R: 0 E: 0 K: 0 S: 3 H: 0 LOB: 1 BB: 0 P: 7	1B: 3 2B: 0 3B: 1 HR: 0	SF: 0 SAC: 0 DP: 1 HBP: 0						

PITCHER	IP	WLS	BF	H	R	ER	SO	BB	IBB	HBP	BLK	WP	HR	S	P	ERA	WHIP
Don Johnson, R (1, 1) ERA: 3.04	9.0	W	32	4	0	0	2	2	0	0	0	0	0	34	42	0.00	0.667

PITCHER	IP	WLS	BF	H	R	ER	SO	BB	IBB	HBP	BLK	WP	HR	S	P	ERA	WHIP

livebaseballscorecards.com

AB	30
R	0
H	4
RBI	0
BB	2
SO	2
LOB	10

WP: 0 PB: 0 SB: 0 CS: 0 PA: 32

Batter	1	2	3	4	5	6	7	8	9	AB	R	H	RBI	BB	SO	LOB
Chico Carrasquel, R (1, 6) OBP: 0.364, SLG: 0.406	CS 1B		G3 1-2			FC6-4 1B		1-2 1B		4	0	3	0	0	0	1
Nellie Fox, L (1, 4) OBP: 0.364, SLG: 0.391	L9		F2			F4		P4		4	0	0	0	0	0	5
Minnie Minoso, R (1, 7) OBP: 0.402, SLG: 0.534	K 1-2			L9		F3		P5		4	0	0	0	0	1	4
Ron Jackson, R (1, 3) OBP: 0.389, SLG: 0.778		F8		1B		FC6-4 1-2f			P5	4	0	1	0	0	0	1
Sherm Lollar, R (1, 2) OBP: 0.367, SLG: 0.414		F8		F9			6-3		K	4	0	0	0	0	1	1
Jim Rivera, L (1, 9) OBP: 0.337, SLG: 0.413		2B		F5			K		4-3	4	0	1	0	0	1	1
Johnny Groth, R (1, 8) OBP: 0.345, SLG: 0.370		K			1-3		K			3	0	0	0	0	2	1
Fred Marsh, R (1, 5) OBP: 0.389, SLG: 0.412			G3 1B		5-3			1B 1B		3	0	2	0	0	0	0
Sandy Consuegra, R (1, 1) OBP: 0.226, SLG: 0.200			L9		L9			P6		2	0	0	0	0	0	1
Phil Cavarretta, L (8, PH) OBP: 0.424, SLG: 0.440										1	0	0	0	0	0	1
Morrie Martin, L (8, 1) OBP: 0.222, SLG: 0.278										0	0	0	0	0	0	0
Inning Stats	R: 0 E: 0 K: 1 S: 5	R: 0 E: 0 K: 1 S: 6	R: 0 E: 0 K: 0 S: 4	R: 0 E: 0 K: 0 S: 4	R: 0 E: 0 K: 0 S: 3	R: 0 E: 0 K: 0 S: 4	R: 0 E: 0 K: 2 S: 7	R: 0 E: 0 K: 0 S: 5	R: 0 E: 0 K: 1 S: 5							

Inning Stats	H: 1 LOB: 1 BB: 0 P: 5	H: 1 LOB: 1 BB: 0 P: 6	H: 1 LOB: 1 BB: 0 P: 4	H: 1 LOB: 1 BB: 0 P: 4	H: 0 LOB: 0 BB: 0 P: 3	H: 1 LOB: 1 BB: 0 P: 4	H: 0 LOB: 0 BB: 0 P: 7	H: 2 LOB: 2 BB: 0 P: 5	H: 0 LOB: 0 BB: 0 P: 5	1B: 6 2B: 2 3B: 0 HR: 0	SF: 0 SAC: 0 DP: 1 HBP: 0	WP: 0 PB: 0 SB: 0 CS: 1	PA: 33

PITCHER	IP	WLS	BF	H	R	ER	SO	BB	IBB	HBP	BLK	WP	HR	S	P	ERA	WHIP
Steve Gromek, R (1, 1) ERA: 2.79	9.0	W	33	7	0	0	5	0	0	0	0	0	0	43	43	0.00	0.778

PITCHER	IP	WLS	BF	H	R	ER	SO	BB	IBB	HBP	BLK	WP	HR	S	P	ERA	WHIP

TOP

Chicago White Sox @ Detroit Tigers

Briggs Stadium, Detroit, MI

Thu Jul 08 1954, 4:33 AM EDT

Att. 6,214 - Unknown

livebaseballscorecards.com

AB	33
R	0
H	7
RBI	0
BB	0
SO	5
LOB	16

Batter	1	2	3	4	5	6	7	8	9	AB	R	H	RBI	BB	SO	LOB
Harvey Kuenn, R (1, 6) OBP: 0.294, SLG: 0.357	E6 4-3 CS 1B		5-3			1-3		F7		4	0	1	0	0	0	0
Bill Tuttle, R (1, 8) OBP: 0.379, SLG: 0.463	4-3 2-3		3B			1-3		5-3		4	0	1	0	0	0	1
Jim Delsing, L (1, 7) OBP: 0.330, SLG: 0.330	P4 3-H		F7			2B 1B		6-3		4	1	1	0	0	0	2
Ray Boone, R (1, 5) OBP: 0.389, SLG: 0.484		E E 1B		G4-6-3 1B		1-H 2B				3	1	3	1	0	0	0
Wayne Belardi, L (1, 3) OBP: 0.348, SLG: 0.416		F8		G4-6-3 1-2f		IBB				2	0	0	0	1	0	2
Frank House, L (1, 2) OBP: 0.343, SLG: 0.426		E3 1-H		F7		F7				3	0	0	0	0	0	2
Al Kaline, R (1, 9) OBP: 0.279, SLG: 0.289		L6-3			L1-3		L5-3			3	0	0	0	0	0	1
Frank Bolling, R (1, 4) OBP: 0.290, SLG: 0.313		F9			E5 CS 1B		F7			3	0	1	0	0	0	1
Steve Gromek, S (1, 1) OBP: 0.222, SLG: 0.125			K		K 2-3		F9			3	0	0	0	0	2	1
Inning Stats	R: 0 E: 1 K: 0 S: 3 H: 1 LOB: 0 BB: 0 P: 3	R: 1 E: 1 K: 0 S: 5 H: 1 LOB: 1 BB: 0 P: 5	R: 0 E: 0 K: 1 S: 6 H: 1 LOB: 1 BB: 0 P: 6	R: 0 E: 0 K: 0 S: 3 H: 1 LOB: 0 BB: 0 P: 3	R: 0 E: 1 K: 1 S: 5 H: 1 LOB: 1 BB: 0 P: 5	R: 1 E: 0 K: 0 S: 5 H: 2 LOB: 2 BB: 1 P: 9	R: 0 E: 0 K: 0 S: 3 H: 0 LOB: 0 BB: 0 P: 3	R: 0 E: 0 K: 0 S: 3 H: 0 LOB: 0 BB: 0 P: 3		1B: 5 2B: 2 3B: 1 HR: 0 SF: 0 SAC: 0 DP: 2 HBP: 0						

PITCHER		IP	WLS	BF	H	R	ER	SO	BB	IBB	HBP	BLK	WP	HR	S	P	ERA	WHIP
Sandy Consuegra, R ERA: 2.81	(1, 1)	7.0	L	27	7	2	1	2	0	1	0	0	0	0	30	34	1.29	1.000
Morrie Martin, L ERA: 4.91	(8, 1)	1.0		3	0	0	0	0	0	0	0	0	0	0	3	3	0.00	0.000

PITCHER	IP	WLS	BF	H	R	ER	SO	BB	IBB	HBP	BLK	WP	HR	S	P	ERA	WHIP

BOTTOM

Chicago White Sox @ Detroit Tigers

Briggs Stadium, Detroit, MI

Thu Jul 08 1954, 4:33 AM EDT

Att. 6,214 - Unknown

livebaseballscorecards.com

AB	29
R	2
H	7
RBI	1
BB	1
SO	2
LOB	10

WP: 0 PA: 30
PB: 0
SB: 0
CS: 2

Batter	1	2	3	4	5	6	7	8	9	AB	R	H	RBI	BB	SO	LOB
Bill Glynn, L (1, 3) OBP: 0.351, SLG: 0.456	F8	4-3			SH5-3 1B		FC5-4 2-H 1B			4	0	2	1	0	0	1
Bobby Avila, R (1, 4) OBP: 0.403, SLG: 0.465	F9		6-3		SH5-3 1-2		FC5-4 1-2f			3	0	0	0	0	0	1
Larry Doby, L (1, 8) OBP: 0.369, SLG: 0.474	FC5-4 1B		F7		K			B5-3		4	0	1	0	0	1	1
Al Rosen, R (1, 5) OBP: 0.407, SLG: 0.530	FC5-4 1-2f		6-3			5-3		P5		4	0	0	0	0	0	1
Wally Westlake, R (1, 7) OBP: 0.328, SLG: 0.503		1B 1B 2B		F7		6-3		F8		4	1	1	0	0	0	0
Dave Philley, S (1, 9) OBP: 0.294, SLG: 0.370		1B SF9 2-3 1B		FC6-4 1B		G3			B B B B 4-0 BB	3	1	2	0	1	0	0
George Strickland, R (1, 6) OBP: 0.331, SLG: 0.351		SF9 1-3 3-H 1B		F4			F8		S S S 0-3 K	4	0	1	1	0	1	2
Jim Hegan, R (1, 2) OBP: 0.307, SLG: 0.394		SF9 1-2 3-H		FC6-4 1-2f			SH3-4 1B 1B		P4	3	1	1	1	0	0	2
Art Houtteman, R (1, 1) OBP: 0.295, SLG: 0.390		F2			4-3		SH3-4 1-2		F2	2	0	0	0	0	0	1
Hal Newhouser, L (7, 1)										0	0	0	0	0	0	0
Bob Hooper, R (7, 1)										0	0	0	0	0	0	0
Don Mossi, L (7, 1)										0	0	0	0	0	0	0
Hank Majeski, R (9, PH) OBP: 0.404, SLG: 0.463										1	0	0	0	0	0	1
Inning Stats	R: 0 E: 0 K: 0 S: 4 H: 1 LOB: 1 BB: 0 P: 4	R: 2 E: 0 K: 0 S: 6 H: 3 LOB: 1 BB: 0 P: 6	R: 0 E: 0 K: 0 S: 3 H: 0 LOB: 0 BB: 0 P: 3	R: 0 E: 0 K: 0 S: 4 H: 1 LOB: 1 BB: 0 P: 4	R: 0 E: 0 K: 1 S: 6 H: 1 LOB: 1 BB: 0 P: 6	R: 0 E: 0 K: 0 S: 3 H: 0 LOB: 0 BB: 0 P: 3	R: 1 E: 0 K: 0 S: 5 H: 2 LOB: 1 BB: 0 P: 5	R: 0 E: 0 K: 0 S: 3 H: 0 LOB: 0 BB: 0 P: 3	R: 0 E: 0 K: 1 S: 5 H: 0 LOB: 1 BB: 1 P: 9	1B: 7 2B: 1 3B: 0 HR: 0 SF: 1 SAC: 2 DP: 0 HBP: 0						

TOP

Cleveland Indians @ Chicago White Sox

Comiskey Park, Chicago, IL

Fri Jul 09 1954, 4:33 AM EDT

Att. 43,740 - Unknown

livebaseballscorecards.com

AB	32
R	3
H	8
RBI	3
BB	1
SO	2
LOB	10

WP: 0 PB: 0 SB: 0 CS: 0 PA: 36

PITCHER		IP	WLS	BF	H	R	ER	SO	BB	IBB	HBP	BLK	WP	HR	S	P	ERA	WHIP
Bob Keegan, R ERA: 2.64	(1, 1)	7.0	W	29	8	3	3	1	0	0	0	0	0	0	31	31	3.86	1.143
Morrie Martin, L ERA: 4.77	(8, 1)	2.0	S	7	0	0	0	1	1	0	0	0	0	0	8	12	0.00	0.500

PITCHER	IP	WLS	BF	H	R	ER	SO	BB	IBB	HBP	BLK	WP	HR	S	P	ERA	WHIP

Batter	1	2	3	4	5	6	7	8	9	AB	R	H	RBI	BB	SO	LOB
Chico Carrasquel, R (1, 6) OBP: 0.364, SLG: 0.405	G4-6-3 1B		F8		G5-4-3 1-2f		1B 1-3 2-H 3-H 1B	K		5	1	2	2	0	1	2
Nellie Fox, L (1, 4) OBP: 0.368, SLG: 0.401	G4-6-3 1-2f		3B			SH5-4 1B	2-H 3-H 1B			4	0	3	2	0	0	1
Minnie Minoso, R (1, 7) OBP: 0.402, SLG: 0.531	F7		F8			SH5-4 1-2	BB			2	0	0	0	1	0	1
Ron Jackson, R (1, 3) OBP: 0.318, SLG: 0.636		K		5-3		F8	K			4	0	0	0	0	2	2
Sherm Lollar, R (1, 2) OBP: 0.365, SLG: 0.411		6-3		F2		F5		G3 BB 2B 1B		4	1	1	0	0	0	1
Jim Rivera, L (1, 9) OBP: 0.347, SLG: 0.446		HR		HR			BB SH1-3 1B 1B	G3 1-2 2B BB		3	4	3	2	1	0	0
Johnny Groth, R (1, 8) OBP: 0.345, SLG: 0.369	1B			F3			SH1-3 1-2	G3 1-2 2-3		3	0	1	0	0	0	2
Fred Marsh, R (1, 5) OBP: 0.350, SLG: 0.368 Phil Cavarretta, L (7, PH) OBP: 0.424, SLG: 0.440 Matt Batts, R (7, PH) OBP: 0.328, SLG: 0.316 Ed McGhee, R (7, PR) OBP: 0.221, SLG: 0.302 Morrie Martin, L (8, 1) OBP: 0.211, SLG: 0.263	F3		6-3		6-3		BB 1B BB	K		2 0 0 0 1	0 0 0 1 0	0 0 0 0 0	0 0 0 0 0	0 0 1 0 0	0 0 0 0 1	1 0 0 0 2
Bob Keegan, R (1, 1) OBP: 0.186, SLG: 0.208 Cass Michaels, R (7, PH) OBP: 0.443, SLG: 0.490 (8, 5)			6-3		G5-4-3 BB		1B 1-2 2-3 1B BB	2-H 3-H 2B		1 1	0 1	0 1	0 2	1 1	0 0	0 0
Inning Stats	R: 0 E: 0 K: 0 S: 3 H: 1 LOB: 0 BB: 0 P: 3	R: 1 E: 0 K: 1 S: 7 H: 2 LOB: 1 BB: 0 P: 7	R: 0 E: 0 K: 0 S: 4 H: 1 LOB: 1 BB: 0 P: 4	R: 1 E: 0 K: 0 S: 4 H: 1 LOB: 0 BB: 0 P: 4	R: 0 E: 0 K: 0 S: 2 H: 0 LOB: 0 BB: 1 P: 6	R: 0 E: 0 K: 0 S: 4 H: 1 LOB: 1 BB: 0 P: 4	R: 4 E: 0 K: 1 S: 7 H: 3 LOB: 1 BB: 3 P: 19	R: 2 E: 0 K: 2 S: 9 H: 2 LOB: 1 BB: 1 P: 13		1B: 7 2B: 1 3B: 1 HR: 2 SF: 0 SAC: 2 DP: 2 HBP: 0				WP: 0 PB: 0 SB: 0 CS: 0 PA: 37	

PITCHER		IP	WLS	BF	H	R	ER	SO	BB	IBB	HBP	BLK	WP	HR	S	P	ERA	WHIP
Art Houtteman, R ERA: 3.3	(1, 1)	6.1		25	7	3	3	1	1	0	0	0	0	2	26	30	4.26	1.263
Hal Newhouser, L ERA: 2.3	(7, 1)	0.0	L	2	0	0	0	0	2	0	0	0	0	0	0	8	∞	∞
Bob Hooper, R ERA: 5.12	(7, 1)	0.0		1	1	1	1	0	0	0	0	0	0	0	1	1	∞	∞
Don Mossi, L ERA: 2.51	(7, 1)	1.2		9	3	4	4	3	2	0	0	0	0	0	13	21	21.60	3.000

PITCHER	IP	WLS	BF	H	R	ER	SO	BB	IBB	HBP	BLK	WP	HR	S	P	ERA	WHIP

BOTTOM

Cleveland Indians @ Chicago White Sox

Comiskey Park, Chicago, IL

Fri Jul 09 1954, 4:33 AM EDT

Att. 43,740 - Unknown

livebaseballscorecards.com

AB	30
R	8
H	11
RBI	8
BB	5
SO	4
LOB	12

Batter	1	2	3	4	5	6	7	8	9	AB	R	H	RBI	BB	SO	LOB
Bill Glynn, L (1, 3) OBP: 0.345, SLG: 0.444	6-3		6-3		1B		G1-6-3 1-2f		F9	5	0	1	0	0	0	1
Bobby Avila, R (1, 4) OBP: 0.410, SLG: 0.471	1B BB		1B BB		1-2 1B		BB 2B		F7	3	0	2	0	2	0	0
Larry Doby, L (1, 8) OBP: 0.373, SLG: 0.475	1-2 1B		1-3 G6-4-3 1B		K		BB			3	0	2	0	1	1	2
Al Rosen, R (1, 5) OBP: 0.405, SLG: 0.523	P4		G6-4-3 1-2f		K		1-2 2-3 BB			3	0	0	0	1	1	6
Wally Westlake, R (1, 7) OBP: 0.328, SLG: 0.506 Vic Wertz, L (7, PH) OBP: 0.317, SLG: 0.276 Dave Hoskins, L (7, 1)	F9			6-3		2B	F7			3 1 0	0 0 0	1 0 0	0 0 0	0 0 0	0 0 0	2 3 0
Dave Philley, S (1, 9) OBP: 0.291, SLG: 0.364		K		F9		F9		1-6-3		4	0	0	0	0	1	1
George Strickland, R (1, 6) OBP: 0.331, SLG: 0.348 Dale Mitchell, L (8, PH) OBP: 0.378, SLG: 0.243 Sam Dente, R (8, 6) OBP: 0.261, SLG: 0.318		K		BB		K		4-3		2 1 0	0 0 0	0 0 0	0 0 0	1 0 0	2 0 0	1 0 0
Jim Hegan, R (1, 2) OBP: 0.306, SLG: 0.388		FC4-6 BB		F9		P4		5-3		3	0	0	0	1	0	2
Early Wynn, S (1, 1) OBP: 0.255, SLG: 0.233 Al Smith, R (7, PH) OBP: 0.419, SLG: 0.458 (7, 7)		FC4-6 1-2f			G3		G1-6-3 BB		6-3	2 1	0 0	0 0	0 0	0 1	0 0	1 0
Inning Stats	R: 0 E: 0 K: 0 S: 4 H: 1 LOB: 2 BB: 1 P: 8	R: 0 E: 0 K: 2 S: 7 H: 0 LOB: 1 BB: 1 P: 11	R: 0 E: 0 K: 0 S: 3 H: 1 LOB: 1 BB: 1 P: 7	R: 0 E: 0 K: 0 S: 3 H: 0 LOB: 1 BB: 1 P: 7	R: 0 E: 0 K: 2 S: 9 H: 2 LOB: 2 BB: 0 P: 9	R: 0 E: 0 K: 1 S: 6 H: 1 LOB: 1 BB: 0 P: 6	R: 0 E: 0 K: 0 S: 3 H: 1 LOB: 3 BB: 3 P: 15	R: 0 E: 0 K: 0 S: 3 H: 0 LOB: 0 BB: 0 P: 3	R: 0 E: 0 K: 0 S: 3 H: 0 LOB: 0 BB: 0 P: 3	1B: 4 2B: 2 3B: 0 HR: 0 SF: 0 SAC: 0 DP: 2 HBP: 0						

PITCHER		IP	WLS	BF	H	R	ER	SO	BB	IBB	HBP	BLK	WP	HR	S	P	ERA	WHIP
Jack Harshman, L ERA: 3.97	(1, 1)	6.2	W	31	6	0	0	5	7	0	0	0	0	0	34	62	0.00	1.950
Sandy Consuegra, R ERA: 2.74	(7, 1)	2.1	S	7	0	0	0	0	0	0	0	0	0	0	7	7	0.00	0.000

PITCHER	IP	WLS	BF	H	R	ER	SO	BB	IBB	HBP	BLK	WP	HR	S	P	ERA	WHIP

TOP

Cleveland Indians @ Chicago White Sox

Comiskey Park, Chicago, IL

Sat Jul 10 1954, 4:33 AM EDT

Att. 23,836 - Unknown

livebaseballscorecards.com

AB	31
R	0
H	6
RBI	0
BB	7
SO	5
LOB	19

WP: 0 PA: 38
PB: 0
SB: 0
CS: 0

Batter	1	2	3	4	5	6	7	8	9	AB	R	H	RBI	BB	SO	LOB
Chico Carrasquel, R (1, 6) OBP: 0.366, SLG: 0.403	BBBB 4-0 G3-6-3 BB	BBBB 4-0 BB			x 0-0 ① FC5-6 F8 1B 1-2f		x 0-0 ② 5-3			2	0	0	0	2	0	1
Nellie Fox, L (1, 4) OBP: 0.367, SLG: 0.399	x 0-0 ①② G3-6-3 1-2f	x 0-0 ③ 6-3			x 0-0 BB 1-2 1B		x 0-0 ③ 4-3			4	0	1	0	0	0	3
Minnie Minoso, R (1, 7) OBP: 0.400, SLG: 0.527	x 0-0 ③ 6-3		x 0-0 8-4 SH2-3 1B		x 0-0 ② F8 2-3			SSS 0-3 ① K		4	0	1	0	0	1	2
Ron Jackson, R (1, 3) OBP: 0.400, SLG: 0.667		x 0-0 1B 1B 1B	x 0-0 ① SH2-3 1-2		BBBB 4-0 1-2 BB			x 0-0 G6-4-3 1B		2	1	2	0	1	0	0
Matt Batts, R (1, 2) OBP: 0.309, SLG: 0.295		x 0-0 ① F2	x 0-0 ②③ 8-4 2-3f		x 0-0 ③ F7			x 0-0 ②③ G6-4-3 1-2f		4	0	0	0	0	0	6
Jim Rivera, L (1, 9) OBP: 0.347, SLG: 0.445		x 0-0 1B 1-2 SF7 1B		x 0-0 ① F2		SSS 0-3 ① K				3	1	1	0	0	1	0
Cass Michaels, R (1, 5) OBP: 0.441, SLG: 0.487 Fred Marsh, R (9, 5) OBP: 0.350, SLG: 0.368		x 0-0 1-3 2-H 2B 1B		x 0-0 ② F8		x 0-0 ② 6-3				3 0	1 0	1 0	1 0	0 0	0 0	0 0
Johnny Groth, R (1, 8) OBP: 0.341, SLG: 0.366		x 0-0 ② SF7 3-H		SSS 0-3 ③ K		x 0-0 ③ F8				2	0	0	1	0	1	0
Jack Harshman, L (1, 1) OBP: 0.321, SLG: 0.261 Sandy Consuegra, R (7, 1) OBP: 0.219, SLG: 0.194		x 0-0 1-H 2B			x 0-0 FC5-6 1B		x 0-0 ① 6-3			2 1	0 0	2 0	1 0	0 0	0 0	0 0
Inning Stats	R: 0 E: 0 K: 0 S: 2 H: 0 LOB: 0 BB: 1 P: 6	R: 3 E: 0 K: 0 S: 7 H: 4 LOB: 2 BB: 1 P: 11	R: 0 E: 0 K: 0 S: 3 H: 1 LOB: 0 BB: 0 P: 3	R: 0 E: 0 K: 1 S: 5 H: 0 LOB: 0 BB: 0 P: 5	R: 0 E: 0 K: 0 S: 5 H: 2 LOB: 3 BB: 1 P: 9	R: 0 E: 0 K: 1 S: 5 H: 0 LOB: 0 BB: 0 P: 5	R: 0 E: 0 K: 0 S: 3 H: 0 LOB: 0 BB: 0 P: 3	R: 0 E: 0 K: 1 S: 5 H: 1 LOB: 0 BB: 0 P: 5		1B: 7 2B: 2 3B: 0 HR: 0	SF: 1 SAC: 1 DP: 3 HBP: 0			WP: 0 PB: 0 SB: 0 CS: 0	PA: 32	

PITCHER		IP	WLS	BF	H	R	ER	SO	BB	IBB	HBP	BLK	WP	HR	S	P	ERA	WHIP
Early Wynn, R ERA: 3.75	(1, 1)	6.0	L	26	7	3	3	2	3	0	0	0	0	0	27	39	4.50	1.667
Dave Hoskins, R ERA: 2.5	(7, 1)	2.0		6	1	0	0	1	0	0	0	0	0	0	8	8	0.00	0.500

PITCHER	IP	WLS	BF	H	R	ER	SO	BB	IBB	HBP	BLK	WP	HR	S	P	ERA	WHIP

BOTTOM

Cleveland Indians @ Chicago White Sox

Comiskey Park, Chicago, IL

Sat Jul 10 1954, 4:33 AM EDT

Att. 23,836 - Unknown

livebaseballscorecards.com

AB	27
R	3
H	8
RBI	3
BB	3
SO	3
LOB	12

Cleveland Indians @ Chicago White Sox

Comiskey Park, Chicago, IL

Sun Jul 11 1954, 4:33 AM EDT

Unknown

TOP

livebaseballscorecards.com

Batter	1	2	3	4	5	6	7	8	9	AB	R	H	RBI	BB	SO	LOB
Al Smith, R (1, 7) OBP: 0.413, SLG: 0.449	L1		F2		F8			F5		4	0	0	0	0	0	1
Bobby Avila, R (1, 4) OBP: 0.407, SLG: 0.466	5-3		1-3 BB			F5		K		3	0	0	0	1	1	0
Al Rosen, R (1, 5) OBP: 0.403, SLG: 0.519	1B		F9			K		5-3		4	0	1	0	0	1	2
Wally Westlake, R (1, 9) OBP: 0.326, SLG: 0.497	F8			F9		BB			F8	3	0	0	0	1	0	1
Larry Doby, L (1, 8) OBP: 0.372, SLG: 0.471		F8		4-3		1-2 BB			4-3	3	0	0	0	1	0	0
George Strickland, R (1, 6) OBP: 0.333, SLG: 0.348		F8		BB		6-3			FC5-4 1B	3	0	1	0	1	0	2
Bill Glynn, L (1, 3) OBP: 0.339, SLG: 0.436 Rudy Regalado, R (7, PH) OBP: 0.343, SLG: 0.331 Vic Wertz, L (7, 3) OBP: 0.317, SLG: 0.276 Hank Majeski, R (9, PH) OBP: 0.397, SLG: 0.455		K		K			K		FC5-4 1-2f	2 1 0 1	0 0 0 0	0 0 0 0	0 0 0 0	0 0 0 0	2 1 0 0	1 0 0 1
Jim Hegan, R (1, 2) OBP: 0.302, SLG: 0.383			F9		6-3		K			3	0	0	0	0	1	0
Ray Narleski, R (1, 1)			BB		K		F8			2	0	0	0	1	1	0
Inning Stats	R: 0 E: 0 K: 0 S: 4 H: 1 LOB: 1 BB: 0 P: 4	R: 0 E: 0 K: 1 S: 5 H: 0 LOB: 0 BB: 0 P: 5	R: 0 E: 0 K: 0 S: 3 H: 0 LOB: 2 BB: 2 P: 11	R: 0 E: 0 K: 1 S: 5 H: 0 LOB: 1 BB: 1 P: 9	R: 0 E: 0 K: 1 S: 5 H: 0 LOB: 2 BB: 0 P: 5	R: 0 E: 0 K: 1 S: 5 H: 0 LOB: 2 BB: 2 P: 13	R: 0 E: 0 K: 2 S: 7 H: 0 LOB: 0 BB: 0 P: 7	R: 0 E: 0 K: 1 S: 5 H: 0 LOB: 0 BB: 0 P: 5	R: 0 E: 0 K: 0 S: 4 H: 1 LOB: 1 BB: 0 P: 4	1B: 2 2B: 0 3B: 0 HR: 0 SF: 0 SAC: 0 DP: 0 HBP: 0	WP: 0 PB: 0 SB: 0 CS: 0 PA: 34					

	AB	29
	R	0
	H	2
	RBI	0
	BB	5
	SO	7
	LOB	8

PITCHER	IP	WLS	BF	H	R	ER	SO	BB	IBB	HBP	BLK	WP	HR	S	P	ERA	WHIP
Billy Pierce, L (1, 1) ERA: 3.16	9.0	W	34	2	0	0	7	5	0	0	0	0	0	43	63	0.00	0.778

PITCHER	IP	WLS	BF	H	R	ER	SO	BB	IBB	HBP	BLK	WP	HR	S	P	ERA	WHIP

Batter	1	2	3	4	5	6	7	8	9	AB	R	H	RBI	BB	SO	LOB
Chico Carrasquel, R (1, 6) OBP: 0.364, SLG: 0.401	E7 HR 1B		5-3		P4		F8			4	1	1	0	0	0	3
Nellie Fox, L (1, 4) OBP: 0.363, SLG: 0.395	F9		F9			G3		F9		4	0	0	0	0	0	1
Minnie Minoso, R (1, 7) OBP: 0.401, SLG: 0.536	2-H HR		1B			L7		B1-3		4	1	2	2	0	0	0
Ron Jackson, R (1, 3) OBP: 0.379, SLG: 0.607	5-3		F8			F2		WP 1B		4	0	1	0	0	0	1
Matt Batts, R (1, 2) OBP: 0.319, SLG: 0.344	F8			5-3			HR	1-2 BB		3	1	1	1	1	0	0
Jim Rivera, L (1, 9) OBP: 0.342, SLG: 0.438		F8		K			F8	F5		4	0	0	0	0	1	2
Cass Michaels, R (1, 5) OBP: 0.444, SLG: 0.487 Fred Marsh, R (7, PR) OBP: 0.350, SLG: 0.368 (8, 5)		1B		1-3			S 1B HBP			2 0	0 0	1 0	0 0	0 0	0 0	0 0
Johnny Groth, R (1, 8) OBP: 0.341, SLG: 0.366		F3			4-3		S 1-2 1B			3	0	1	0	0	0	1
Billy Pierce, L (1, 1) OBP: 0.258, SLG: 0.233		F8			F7		K 1-2 2-3			3	0	0	0	0	1	3
Inning Stats	R: 2 E: 1 K: 0 S: 5 H: 2 LOB: 0 BB: 0 P: 5	R: 0 E: 0 K: 0 S: 4 H: 1 LOB: 1 BB: 0 P: 4	R: 0 E: 0 K: 0 S: 4 H: 1 LOB: 1 BB: 0 P: 4	R: 0 E: 0 K: 1 S: 5 H: 0 LOB: 0 BB: 0 P: 5	R: 0 E: 0 K: 0 S: 3 H: 0 LOB: 0 BB: 0 P: 3	R: 0 E: 0 K: 0 S: 3 H: 0 LOB: 0 BB: 0 P: 3	R: 1 E: 0 K: 1 S: 7 H: 2 LOB: 3 BB: 0 P: 8	R: 0 E: 0 K: 0 S: 4 H: 1 LOB: 2 BB: 1 P: 8		1B: 5 2B: 0 3B: 0 HR: 2 SF: 0 SAC: 0 DP: 0 HBP: 1						

PITCHER	IP	WLS	BF	H	R	ER	SO	BB	IBB	HBP	BLK	WP	HR	S	P	ERA	WHIP
Ray Narleski, R (1, 1) ERA: 2.47	8.0	L	33	7	3	3	2	1	0	1	0	1	2	35	40	3.38	1.000

PITCHER	IP	WLS	BF	H	R	ER	SO	BB	IBB	HBP	BLK	WP	HR	S	P	ERA	WHIP

BOTTOM

Cleveland Indians @ Chicago White Sox

Comiskey Park, Chicago, IL

Sun Jul 11 1954, 4:33 AM EDT

Unknown

livebaseballscorecards.com

AB	31
R	3
H	7
RBI	3
BB	1
SO	2
LOB	11

1B: 5	SF: 0	WP: 1	PA: 33
2B: 0	SAC: 0	PB: 0	
3B: 0	DP: 0	SB: 2	
HR: 2	HBP: 1	CS: 0	

Batter	1	2	3	4	5	6	7	8	9	AB	R	H	RBI	BB	SO	LOB
Al Smith, R (1, 7) OBP: 0.414, SLG: 0.447	6-3		BB			K		1B		3	0	1	0	1	1	0
Bobby Avila, R (1, 4) OBP: 0.402, SLG: 0.459	L9		1-3			F8		F8		4	0	0	0	0	0	4
Larry Doby, L (1, 8) OBP: 0.367, SLG: 0.465	K			F7		4-3			K	4	0	0	0	0	2	0
Al Rosen, R (1, 5) OBP: 0.401, SLG: 0.512		F8		BB			F8		F3	3	0	0	0	1	0	0
Vic Wertz, L (1, 3) OBP: 0.316, SLG: 0.271		1-3		F7			F8		1B BB	3	1	0	0	1	0	1
Dave Philley, S (1, 9) OBP: 0.290, SLG: 0.363		4-3		6-3			4-3		1B 1B 1-2	4	1	1	0	0	0	1
George Strickland, R (1, 6) OBP: 0.331, SLG: 0.345 Dave Pope, L (8, PH) OBP: 0.348, SLG: 0.250 Sam Dente, R (8, 6) OBP: 0.292, SLG: 0.348			F8		K			BB 1B	1B 1-2 2-H	2 0 1	0 0 0	0 0 1	0 0 1	0 1 0	1 0 0	0 0 0
Hal Naragon, L (1, 2) OBP: 0.270, SLG: 0.275 Dale Mitchell, L (8, PH) OBP: 0.370, SLG: 0.237 Jim Hegan, R (8, 2) OBP: 0.305, SLG: 0.386			B5-3		4-3			F7	1B 1-2 2-H	2 1 1	0 0 0	0 0 1	0 0 1	0 0 0	0 0 0	0 1 0
Bob Lemon, L (1, 1) OBP: 0.217, SLG: 0.302 Dave Hoskins, L (5, 1) Bob Hooper, R (5, 1) Bill Glynn, L (8, PH) OBP: 0.336, SLG: 0.432 Hal Newhouser, L (8, 1) Hank Majeski, R (9, PH) OBP: 0.390, SLG: 0.446			BB 1B		K			K	5-3	2 0 0 1 0 1	0 0 0 0 0 0	1 0 0 0 0 0	0 0 0 0 0 0	0 0 0 1 0 0	1 0 0 0 0 0	0 0 0 1 0 2
Inning Stats	R: 0 E: 0 K: 1 S: 5 H: 0 LOB: 0 BB: 0 P: 5	R: 0 E: 0 K: 0 S: 3 H: 0 LOB: 0 BB: 0 P: 3	R: 0 E: 0 K: 0 S: 4 H: 1 LOB: 2 BB: 1 P: 8	R: 0 E: 0 K: 0 S: 3 H: 0 LOB: 1 BB: 1 P: 7	R: 0 E: 0 K: 2 S: 7 H: 0 LOB: 0 BB: 0 P: 7	R: 0 E: 0 K: 1 S: 5 H: 0 LOB: 0 BB: 0 P: 5	R: 0 E: 0 K: 0 S: 3 H: 0 LOB: 0 BB: 0 P: 3	R: 0 E: 0 K: 1 S: 6 H: 1 LOB: 2 BB: 1 P: 10	R: 2 E: 0 K: 1 S: 8 H: 3 LOB: 2 BB: 1 P: 12	1B: 5 2B: 0 3B: 0 HR: 0 SF: 0 SAC: 0 DP: 0 HBP: 0						

PITCHER		IP	W/L/S	BF	H	R	ER	SO	BB	IBB	HBP	BLK	WP	HR	S	P	ERA	WHIP
Virgil Trucks, R ERA: 2.63	(1, 1)	9.0	W	36	5	2	2	6	4	0	0	0	0	0	44	60	2.00	1.000

PITCHER	IP	W/L/S	BF	H	R	ER	SO	BB	IBB	HBP	BLK	WP	HR	S	P	ERA	WHIP

TOP

Cleveland Indians @ Chicago White Sox

Comiskey Park, Chicago, IL

Sun Jul 11 1954, 4:38 AM EDT

Att. 45,466 - Unknown

livebaseballscorecards.com

AB	32
R	2
H	5
RBI	2
BB	4
SO	6
LOB	10

PA: 36

WP: 0 PB: 0 SB: 0 CS: 0

Batter	1	2	3	4	5	6	7	8	9	AB	R	H	RBI	BB	SO	LOB
Chico Carrasquel, R (1, 6) OBP: 0.360, SLG: 0.395	6-3		5-3	4-3		6-3		K		5	0	0	0	0	1	2
Nellie Fox, L (1, 4) OBP: 0.363, SLG: 0.398	4-3		HR 2B		BB 1B FC8-2-4 1B	F7		6-3		5	2	2	0	0	0	1
Minnie Minoso, R (1, 7) OBP: 0.405, SLG: 0.536	1B BB		HR IBB		FC8-2-4 BB 1-2 1B		5-3			2	2	1	0	2	0	0
Ron Jackson, R (1, 3) OBP: 0.424, SLG: 0.710	1-3 1B		1-H 2-H HR		1-2 2-3 FC8-2-4 BB		F2			3	1	2	3	1	0	0
Sherm Lollar, R (1, 2) OBP: 0.358, SLG: 0.402	F8		6-3		1-2f 2-3 3-H FC8-2-4 1B 1B		6-3			4	1	0	1	0	0	4
Jim Rivera, L (1, 9) OBP: 0.348, SLG: 0.447		S 1B	1-3		1-2 3-H 8-5 1B 1B			2B 2B		4	1	3	1	0	0	0
Johnny Groth, R (1, 8) OBP: 0.343, SLG: 0.372		6-3 1-2		P6	1-2 2-H 1B			1B 2-H 2B		4	1	2	2	0	0	1
Fred Marsh, R (1, 5) OBP: 0.292, SLG: 0.304		F7		K	8-5 2-3f			4-3		4	0	0	0	0	1	4
Virgil Trucks, R (1, 1) OBP: 0.155, SLG: 0.158		P6		E5		L7		1B 2-H		4	0	1	1	0	0	1
Inning Stats	R: 0 H: 1 E: 0 LOB: 2 K: 0 BB: 1 S: 4 P: 8	R: 0 H: 1 E: 0 LOB: 1 K: 0 BB: 0 S: 4 P: 4	R: 3 H: 2 E: 0 LOB: 0 K: 0 BB: 1 S: 5 P: 9	R: 0 H: 0 E: 1 LOB: 1 K: 1 BB: 0 S: 6 P: 6	R: 3 H: 4 E: 0 LOB: 1 K: 0 BB: 1 S: 6 P: 10	R: 0 H: 0 E: 0 LOB: 0 K: 0 BB: 0 S: 3 P: 3	R: 0 H: 0 E: 0 LOB: 0 K: 0 BB: 0 S: 3 P: 3	R: 2 H: 3 E: 0 LOB: 1 K: 1 BB: 0 S: 8 P: 8		1B: 7 SF: 0 2B: 4 SAC: 0 3B: 0 DP: 1 HR: 1 HBP: 0						

PITCHER		IP	WLS	BF	H	R	ER	SO	BB	IBB	HBP	BLK	WP	HR	S	P	ERA	WHIP
Bob Lemon, R ERA: 3.41	(1, 1)	4.0	L	22	6	6	6	1	2	1	0	0	0	1	21	33	13.50	2.000
Dave Hoskins, R ERA: 2.45	(5, 1)	0.1		3	2	0	0	0	0	0	0	0	0	0	3	3	0.00	6.000
Bob Hooper, R ERA: 4.5	(5, 1)	2.2		7	0	0	0	0	0	0	0	0	0	0	7	7	0.00	0.000
Hal Newhouser, L ERA: 2.86	(8, 1)	1.0		6	3	2	2	1	0	0	0	0	0	0	8	8	18.00	3.000

PITCHER	IP	WLS	BF	H	R	ER	SO	BB	IBB	HBP	BLK	WP	HR	S	P	ERA	WHIP

BOTTOM

Cleveland Indians @ Chicago White Sox

Comiskey Park, Chicago, IL

Sun Jul 11 1954, 4:38 AM EDT

Att. 45,466 - Unknown

livebaseballscorecards.com

AB	35
R	8
H	11
RBI	8
BB	3
SO	2
LOB	13

Batter	1	2	3	4	5	6	7	8	9	AB	R	H	RBI	BB	SO	LOB
Chico Carrasquel, R (1, 6) OBP: 0.359, SLG: 0.394	S S S 0-3 ① K		x 0-0 ① S 2-H 1B			x 0-0 ② G3		x 0-0 ③ G3		4	0	1	1	0	1	1
Nellie Fox, L (1, 4) OBP: 0.359, SLG: 0.393	x 0-0 ② P6		x 0-0 ③ F7 1-2			x 0-0 ③ F7			x 0-0 ① F7	4	0	0	0	0	0	1
Minnie Minoso, R (1, 7) OBP: 0.401, SLG: 0.529	x 0-0 ③ F9			x 0-0 E6 CS			x 0-0 ① F7		x 0-0 ② 4-3	4	0	0	0	0	0	0
Ron Jackson, R (1, 3) OBP: 0.405, SLG: 0.657 Fred Marsh, R (9, PR) OBP: 0.292, SLG: 0.304		S S S 0-3 ① K		x 0-0 ① F5			S S S 0-3 ② K		x 0-0 1B	4 0	0 0	1 0	0 0	0 0	2 0	1 0
Sherm Lollar, R (1, 2) OBP: 0.352, SLG: 0.394		x 0-0 ② F8		x 0-0 ② ③ F7 1-2			x 0-0 ③ P6		x 0-0 ③ F3	4	0	0	0	0	0	2
Jim Rivera, L (1, 9) OBP: 0.344, SLG: 0.441		x 0-0 ③ P6			x 0-0 ① 4-3			x 0-0 ① 5-3		3	0	0	0	0	0	0
Cass Michaels, R (1, 5) OBP: 0.443, SLG: 0.490			x 0-0 ① 5-3		x 0-0 ② P6			x 0-0 1B 2B		3	1	1	0	0	0	0
Johnny Groth, R (1, 8) OBP: 0.347, SLG: 0.379			x 0-0 1B 2B		x 0-0 ③ P2			x 0-0 2-H 1B		3	1	2	1	0	0	0
Bob Keegan, R (1, 1) OBP: 0.180, SLG: 0.200 Matt Batts, R (8, PH) OBP: 0.315, SLG: 0.338 Morrie Martin, L (8, 1) OBP: 0.211, SLG: 0.263			x 0-0 ② P6			x 0-0 ① F8		x 0-0 ② L8		2 1 0	0 0 0	0 0 0	0 0 0	0 0 0	0 0 0	1 1 0

TOP

Chicago White Sox @ Washington Senators

Griffith Stadium, Washington, DC

Thu Jul 15 1954, 3:33 AM EDT

Att. 7,835 - Unknown

livebaseballscorecards.com

AB	32
R	2
H	5
RBI	2
BB	0
SO	3
LOB	7

Inning Stats	1	2	3	4	5	6	7	8	9
R	0	0	1	0	0	0	0	1	0
E	0	0	0	1	0	0	0	0	0
K	1	1	0	0	0	0	1	0	0
S	5	5	5	3	3	3	5	5	4
H	0	0	2	0	0	0	0	2	1
LOB	0	0	1	0	0	0	0	1	0
BB	0	0	0	0	0	0	0	0	0
P	5	5	5	3	3	3	5	5	4

1B	3
2B	2
3B	0
HR	0
SF	0
SAC	0
DP	0
HBP	0
WP	0
PB	0
SB	1
CS	1
PA	32

PITCHER	IP	WLS	BF	H	R	ER	SO	BB	IBB	HBP	BLK	WP	HR	S	P	ERA	WHIP
Johnny Schmitz, L (1, 1) ERA: 2.71	9.0	W	32	5	2	2	3	0	0	0	0	0	0	38	38	2.00	0.556

PITCHER	IP	WLS	BF	H	R	ER	SO	BB	IBB	HBP	BLK	WP	HR	S	P	ERA	WHIP

Batter	1	2	3	4	5	6	7	8	9	AB	R	H	RBI	BB	SO	LOB
Eddie Yost, R (1, 5) OBP: 0.403, SLG: 0.387	2-3 FC1-5-2 2B		F7			P6		5-3		4	0	1	0	0	0	0
Johnny Pesky, L (1, 4) OBP: 0.321, SLG: 0.370	2-3 2-3			4-3		1-3		F9 HBP CS 1B		4	0	1	0	0	0	1
Wayne Terwilliger, R (8, PR) OBP: 0.264, SLG: 0.270										0	0	0	0	0	0	0
(9, 4)																
Mickey Vernon, L (1, 3) OBP: 0.373, SLG: 0.571	FC1-5-2 3-H			F9		L8		1-2 HBP		3	0	0	0	0	0	1
Roy Sievers, R (1, 7) OBP: 0.340, SLG: 0.436	K			1B			SH1-4 3B 1B	F9 2-3		4	1	2	0	0	1	3
Jim Busby, R (1, 8) OBP: 0.334, SLG: 0.428		1-3		F7			SH1-4 1-2	CS 3-H		2	0	0	0	0	0	1
Pete Runnels, L (1, 6) OBP: 0.366, SLG: 0.410		P6			1B 3B		3B IBB			2	2	1	0	1	0	0
Tom Umphlett, R (1, 9) OBP: 0.275, SLG: 0.311		F7			1B 3-H		FC6-2 1-H 2-H 3B			3	0	2	3	0	0	0
Ed Fitz Gerald, R (1, 2) OBP: 0.337, SLG: 0.315			6-3		L3		FC6-2 3-H			3	0	0	0	0	0	1
Johnny Schmitz, R (1, 1) OBP: 0.185, SLG: 0.154			1-3		6-3		F9			3	0	0	0	0	0	1
Inning Stats	R: 0 H: 1 E: 1 LOB: 1 K: 1 BB: 0 S: 6 P: 6	R: 0 H: 0 E: 0 LOB: 0 K: 0 BB: 0 S: 3 P: 3	R: 0 H: 0 E: 0 LOB: 0 K: 0 BB: 0 S: 3 P: 3	R: 0 H: 1 E: 0 LOB: 1 K: 0 BB: 0 S: 4 P: 4	R: 1 H: 2 E: 0 LOB: 0 K: 0 BB: 0 S: 4 P: 4	R: 0 H: 0 E: 0 LOB: 0 K: 0 BB: 0 S: 3 P: 3	R: 2 H: 2 E: 0 LOB: 1 K: 0 BB: 1 S: 5 P: 9	R: 0 H: 1 E: 0 LOB: 1 K: 0 BB: 0 S: 3 P: 4		1B: 4 SF: 0 2B: 1 SAC: 1 3B: 2 DP: 0 HR: 0 HBP: 1						

PITCHER		IP	WLS	BF	H	R	ER	SO	BB	IBB	HBP	BLK	WP	HR	S	P	ERA	WHIP
Bob Keegan, R ERA: 2.7	(1, 1)	7.0	L	27	6	3	3	1	0	1	0	0	0	0	28	32	3.86	0.857
Morrie Martin, L ERA: 4.71	(8, 1)	1.0		4	1	0	0	0	0	0	1	0	0	0	3	4	0.00	1.000

PITCHER	IP	WLS	BF	H	R	ER	SO	BB	IBB	HBP	BLK	WP	HR	S	P	ERA	WHIP

BOTTOM

Chicago White Sox @ Washington Senators

Griffith Stadium, Washington, DC

Thu Jul 15 1954, 3:33 AM EDT

Att. 7,835 - Unknown

livebaseballscorecards.com

AB	28
R	3
H	7
RBI	3
BB	1
SO	1
LOB	8

WP: 0 PA: 32
PB: 0
SB: 0
CS: 1

Batter	1	2	3	4	5	6	7	8	9	AB	R	H	RBI	BB	SO	LOB
Chico Carrasquel, R (1, 6) OBP: 0.360, SLG: 0.396	P6		BB			P4		2B	CS	3	1	1	0	1	0	0
Nellie Fox, L (1, 4) OBP: 0.358, SLG: 0.392	F7		4-3			1B		P5		4	0	1	0	0	0	3
Minnie Minoso, R (1, 7) OBP: 0.402, SLG: 0.528	4-3			6-3 SH1-4 BB		F9		1B		3	1	1	1	1	0	1
Ron Jackson, R (1, 3) OBP: 0.400, SLG: 0.632 Fred Marsh, R (8, PR) OBP: 0.292, SLG: 0.304 (8, 5)		6-3		SH1-4		K		FC4-6 1B		3 0	0 1	1 0	0 0	0 0	1 0	1 0
Matt Batts, R (1, 2) OBP: 0.312, SLG: 0.333		5-3		6-3			F9	FC4-6 1B		4	0	1	1	0	0	1
Jim Rivera, L (1, 9) OBP: 0.343, SLG: 0.446		K		F3			BLK 3B	FC4-6		4	1	1	1	0	1	2
Cass Michaels, R (1, 5) OBP: 0.436, SLG: 0.481 Phil Cavarretta, L (8, 3) OBP: 0.417, SLG: 0.431			F3		F9		1-3	CS	F7	3 1	0 0	0 0	0 0	0 0	1 0	1 0
Johnny Groth, R (1, 8) OBP: 0.352, SLG: 0.380			BB 1B		F8		BLK IBB		CS BB	2	0	1	0	2	0	0
Virgil Trucks, R (1, 1) OBP: 0.150, SLG: 0.153 Sherm Lollar, R (7, PH) OBP: 0.351, SLG: 0.392 Sandy Consuegra, R (7, 1) OBP: 0.212, SLG: 0.188			K		P4		5-3		K	2 1 1	0 0 0	0 0 0	0 0 0	0 0 0	1 0 1	1 1 1
Inning Stats	R: 0 E: 0 K: 0 S: 3 H: 0 LOB: 0 BB: 0 P: 3	R: 0 E: 0 K: 1 S: 5 H: 0 LOB: 0 BB: 0 P: 5	R: 0 E: 0 K: 1 S: 6 H: 1 LOB: 2 BB: 1 P: 10	R: 0 E: 0 K: 0 S: 3 H: 0 LOB: 1 BB: 1 P: 7	R: 0 E: 0 K: 0 S: 3 H: 0 LOB: 0 BB: 0 P: 3	R: 0 E: 0 K: 1 S: 6 H: 1 LOB: 1 BB: 0 P: 6	R: 1 E: 0 K: 0 S: 4 H: 1 LOB: 1 BB: 1 P: 8	R: 3 E: 0 K: 0 S: 6 H: 4 LOB: 1 BB: 0 P: 6	R: 0 E: 0 K: 1 S: 4 H: 0 LOB: 0 BB: 1 P: 8	1B: 5 2B: 1 3B: 1 HR: 0 SF: 0 SAC: 1 DP: 0 HBP: 0						

PITCHER	IP	WLS	BF	H	R	ER	SO	BB	IBB	HBP	BLK	WP	HR	S	P	ERA	WHIP
Dean Stone, L (1, 1) ERA: 3.56	8.0	L	33	7	4	4	3	2	1	0	1	0	0	36	48	4.50	1.125
Gus Keriazakos, R (9, 1) ERA: 3.94	1.0		3	0	0	0	1	1	0	0	0	0	0	4	8	0.00	1.000

PITCHER	IP	WLS	BF	H	R	ER	SO	BB	IBB	HBP	BLK	WP	HR	S	P	ERA	WHIP

TOP

Chicago White Sox @ Washington Senators

Griffith Stadium, Washington, DC

Fri Jul 16 1954, 3:33 AM EDT

Att. 6,891 - Unknown

livebaseballscorecards.com

AB	31
R	4
H	7
RBI	3
BB	4
SO	4
LOB	12

WP: 0 PA: 38
PB: 0
SB: 0
CS: 2

Batter	1	2	3	4	5	6	7	8	9	AB	R	H	RBI	BB	SO	LOB
Eddie Yost, R (1, 5) OBP: 0.398, SLG: 0.382	6-3		5-3			5-3		K		4	0	0	0	0	1	1
Johnny Pesky, L (1, 4) OBP: 0.327, SLG: 0.369	BB, 1B		F9			3B, BB		G6-3, 1-2f		3	1	1	0	1	0	1
Mickey Vernon, L (1, 3) OBP: 0.371, SLG: 0.573	F8			3-1		1-H, 3B			K	4	0	1	1	0	1	1
Roy Sievers, R (1, 7) OBP: 0.342, SLG: 0.446	1-2, BB			5-3		P4			HR	3	1	1	1	1	0	1
Jim Busby, R (1, 8) OBP: 0.336, SLG: 0.429	F9			WP, 1B		F9			1B, S	4	0	2	0	0	0	3
Pete Runnels, L (1, 6) OBP: 0.362, SLG: 0.404		F8	1-2, K				4-3		F8	4	0	0	0	0	1	2
Tom Umphlett, R (1, 9) OBP: 0.275, SLG: 0.309		G1		L5			6-3		1-3, 1B	4	0	1	0	0	0	0
Joe Tipton, R (1, 2) OBP: 0.344, SLG: 0.294		P6		F5			5-3		G1	4	0	0	0	0	0	2
Dean Stone, L (1, 1) OBP: 0.219, SLG: 0.241			K	K				G6-3, 1B		2	0	0	0	0	2	0
Tom Wright, L (8, PH) OBP: 0.333, SLG: 0.358										1	0	1	0	0	0	0
Gus Keriazakos, R (9, 1)										0	0	0	0	0	0	0
Inning Stats	R: 0 E: 0 K: 0 S: 4 H: 1 LOB: 2 BB: 1 P: 8	R: 0 E: 0 K: 0 S: 3 H: 0 LOB: 0 BB: 0 P: 3	R: 0 E: 0 K: 1 S: 5 H: 0 LOB: 0 BB: 0 P: 5	R: 0 E: 0 K: 1 S: 6 H: 1 LOB: 1 BB: 0 P: 6	R: 0 E: 0 K: 1 S: 5 H: 0 LOB: 0 BB: 0 P: 5	R: 1 E: 0 K: 0 S: 4 H: 1 LOB: 1 BB: 1 P: 8	R: 0 E: 0 K: 0 S: 3 H: 0 LOB: 0 BB: 0 P: 3	R: 0 E: 0 K: 1 S: 5 H: 1 LOB: 0 BB: 0 P: 5	R: 1 E: 0 K: 1 S: 8 H: 3 LOB: 2 BB: 0 P: 8	1B: 5 2B: 0 3B: 1 HR: 1	SF: 0 SAC: 0 DP: 1 HBP: 0						

PITCHER		IP	WLS	BF	H	R	ER	SO	BB	IBB	HBP	BLK	WP	HR	S	P	ERA	WHIP
Virgil Trucks, R ERA: 2.59	(1, 1)	6.0		23	3	1	1	3	2	0	0	0	1	0	27	35	1.50	0.833
Sandy Consuegra, R ERA: 2.75	(7, 1)	3.0	W	12	4	1	1	2	0	0	0	0	0	1	16	16	3.00	1.333

PITCHER	IP	WLS	BF	H	R	ER	SO	BB	IBB	HBP	BLK	WP	HR	S	P	ERA	WHIP

BOTTOM

Chicago White Sox @ Washington Senators

Griffith Stadium, Washington, DC

Fri Jul 16 1954, 3:33 AM EDT

Att. 6,891 - Unknown

livebaseballscorecards.com

AB	33
R	2
H	7
RBI	2
BB	2
SO	5
LOB	11

1B: 5	SF: 0	WP: 1	PA: 35
2B: 0	SAC: 0	PB: 0	
3B: 1	DP: 1	SB: 1	
HR: 1	HBP: 0	CS: 0	

Batter	1	2	3	4	5	6	7	8	9	AB	R	H	RBI	BB	SO	LOB
Chico Carrasquel, R (1, 6) OBP: 0.359, SLG: 0.393	P6		FC5-4 1-2f		P6			BB 2B		3	1	0	0	1	0	2
Nellie Fox, L (1, 4) OBP: 0.357, SLG: 0.390	F9			F8		FC6-4 1B		F9		4	0	1	0	0	0	1
Minnie Minoso, R (1, 7) OBP: 0.403, SLG: 0.530	CS 1B			5-3		FC6-4 BB 1-2f		1-H 2B		4	0	2	1	0	0	1
Phil Cavarretta, L (1, 3) OBP: 0.438, SLG: 0.444	CS 1-2	L4-3 1B		1B 1B		BB 1-2		P4		3	0	2	0	1	0	1
Jim Rivera, L (1, 9) OBP: 0.342, SLG: 0.443		K		1-2 1B		L8		4-3		4	0	1	0	0	1	4
Carl Sawatski, L (1, 2) OBP: 0.329, SLG: 0.358		L4-3 1-2		F2		F9			F9	4	0	0	0	0	0	5
Cass Michaels, R (1, 5) OBP: 0.427, SLG: 0.469			E6 G6-3		K		5-3		F8	4	0	0	0	0	1	0
Johnny Groth, R (1, 8) OBP: 0.347, SLG: 0.374			G6-3 1-2f		F9		1-3		4-3	4	0	0	0	0	0	1
Billy Pierce, L (1, 1) OBP: 0.294, SLG: 0.273			FC5-4 1B		1B		1-3			3	0	2	0	0	0	0
Inning Stats	R: 0 E: 0 K: 0 S: 3 H: 1 LOB: 0 BB: 0 P: 3	R: 0 E: 0 K: 1 S: 5 H: 1 LOB: 0 BB: 0 P: 5	R: 0 E: 1 K: 0 S: 4 H: 1 LOB: 0 BB: 0 P: 4	R: 0 E: 0 K: 0 S: 5 H: 2 LOB: 2 BB: 0 P: 5	R: 0 E: 0 K: 1 S: 6 H: 1 LOB: 1 BB: 0 P: 6	R: 0 E: 0 K: 0 S: 4 H: 1 LOB: 2 BB: 1 P: 8	R: 0 E: 0 K: 0 S: 3 H: 0 LOB: 0 BB: 0 P: 3	R: 1 E: 0 K: 0 S: 4 H: 1 LOB: 1 BB: 1 P: 8	R: 0 E: 0 K: 0 S: 3 H: 0 LOB: 0 BB: 0 P: 3	1B: 7 2B: 2 3B: 0 HR: 0 SF: 0 SAC: 0 DP: 2 HBP: 0						

PITCHER	IP	WLS	BF	H	R	ER	SO	BB	IBB	HBP	BLK	WP	HR	S	P	ERA	WHIP
Bob Porterfield, R (1, 1) ERA: 2.52	9.0	W	35	8	1	1	2	2	0	0	0	0	0	37	45	1.00	1.111

PITCHER	IP	WLS	BF	H	R	ER	SO	BB	IBB	HBP	BLK	WP	HR	S	P	ERA	WHIP

TOP

Chicago White Sox @ Washington Senators

Griffith Stadium, Washington, DC

Sat Jul 17 1954, 3:33 AM EDT

Att. 4,820 - Unknown

livebaseballscorecards.com

AB	33
R	1
H	8
RBI	1
BB	2
SO	2
LOB	15

WP: 0 PB: 0 SB: 0 CS: 1 PA: 36

Batter	1	2	3	4	5	6	7	8	9	AB	R	H	RBI	BB	SO	LOB
Eddie Yost, R (1, 5) OBP: 0.402, SLG: 0.386	BBBB 4-0 E 4-3 BB	x 0-0 2B			BBBB 4-0 G4-6-3 BB		x 0-0 ② FC6 1-2f 2-3			2	1	1	0	2	0	2
Wayne Terwilliger, R (1, 4) OBP: 0.264, SLG: 0.270	x 0-0 E5 4-3 1-3 1B	x 0-0 ③ F9			SSS 0-3 ① K		x 0-0 ③ F9			4	1	1	0	0	1	4
Mickey Vernon, L (1, 3) OBP: 0.367, SLG: 0.566	x 0-0 ① 4-3 2-3 3-H		x 0-0 ① L6		x 0-0 ②③ G4-6-3 1-2f			SSS 0-3 ① K		4	0	0	1	0	1	2
Roy Sievers, R (1, 7) OBP: 0.344, SLG: 0.447	x 0-0 FC5 E 3-H 1B		x 0-0 ② F2			x 0-0 ① F8		x 0-0 1B 1B 1B		4	1	2	1	0	0	0
Jim Busby, R (1, 8) OBP: 0.338, SLG: 0.429	x 0-0 FC1 1-2		x 0-0 1B			x 0-0 ② F9		x 0-0 BB 1B 1-2 1B		4	0	2	0	0	0	1
Pete Runnels, L (1, 6) OBP: 0.361, SLG: 0.403 Jerry Snyder, R (3, 6) OBP: 0.100, SLG: 0.100	x 0-0 ② F8		x 0-0 ③ L5			x 0-0 ③ F2		x 0-0 BB 1-2 2-H 1B		1 3	0 0	0 1	0 1	0 0	0 0	2 1
Tom Umphlett, R (1, 9) OBP: 0.269, SLG: 0.303	x 0-0 ③ FC5 2-3f			x 0-0 ① P4			x 0-0 ① F2	x 0-0 ② L7		4	0	0	0	0	0	4
Ed Fitz Gerald, R (1, 2) OBP: 0.341, SLG: 0.315		x 0-0 ① 6-3		x 0-0 ② F8			x 0-0 FC6 1B 1B	BBBB 4-0 1-2 2-3 BB		3	0	1	0	1	0	0
Bob Porterfield, R (1, 1) OBP: 0.123, SLG: 0.115		SSS 0-3 ② K		x 0-0 ③ F9			x 0-0 FC6 1-2 1B	x 0-0 ③ F7		4	0	1	0	0	1	3
Inning Stats	R: 2 E: 2 K: 0 S: 6 H: 2 LOB: 2 BB: 1 P: 10	R: 0 E: 0 K: 1 S: 6 H: 1 LOB: 1 BB: 0 P: 6	R: 0 E: 0 K: 0 S: 4 H: 1 LOB: 1 BB: 0 P: 4	R: 0 E: 0 K: 0 S: 3 H: 0 LOB: 0 BB: 0 P: 3	R: 0 E: 0 K: 1 S: 4 H: 0 LOB: 0 BB: 1 P: 8	R: 0 E: 0 K: 0 S: 3 H: 0 LOB: 0 BB: 0 P: 3	R: 0 E: 0 K: 0 S: 5 H: 2 LOB: 2 BB: 0 P: 5	R: 1 E: 0 K: 1 S: 8 H: 3 LOB: 3 BB: 1 P: 12		1B: 8 2B: 1 3B: 0 HR: 0 SF: 0 SAC: 0 DP: 1 HBP: 0						

PITCHER	IP	WLS	BF	H	R	ER	SO	BB	IBB	HBP	BLK	WP	HR	S	P	ERA	WHIP
Billy Pierce, L (1, 1) ERA: 3.18	8.0	L	36	9	3	3	3	3	0	0	0	0	0	39	51	3.38	1.500

PITCHER	IP	WLS	BF	H	R	ER	SO	BB	IBB	HBP	BLK	WP	HR	S	P	ERA	WHIP

BOTTOM

Chicago White Sox @ Washington Senators

Griffith Stadium, Washington, DC

Sat Jul 17 1954, 3:33 AM EDT

Att. 4,820 - Unknown

livebaseballscorecards.com

AB	33
R	3
H	9
RBI	3
BB	3
SO	3
LOB	19

Batter	1	2	3	4	5	6	7	8	9	AB	R	H	RBI	BB	SO	LOB
Chico Carrasquel, R (1, 6) OBP: 0.359, SLG: 0.390	L5	1-2 1B		F2	1-2 2-3 BB		F7		K	5	1	1	0	1	1	2
Nellie Fox, L (1, 4) OBP: 0.359, SLG: 0.393	1-3 HR BB BB	1-2 2-H 1B		L5	4-3		G3-6-1 1-2f		1-H 2B	5	1	2	2	1	0	4
Minnie Minoso, R (1, 7) OBP: 0.404, SLG: 0.534	1-2 1-3 HR BB	1-2 2-H 1B		6-3		1B 3B		F3	L8	5	2	2	1	1	0	1
Jim Rivera, L (1, 9) OBP: 0.343, SLG: 0.440 Willard Marshall, L (8, 9) OBP: 0.311, SLG: 0.211	1-3 1-2 2-3	F2			2B PB BB	3-H S 1B		4-3		4 0	1 0	1 0	1 0	1 0	0 0	4 0
Matt Batts, R (1, 2) OBP: 0.341, SLG: 0.403	2-H 3-H HR		1B BB		1-3 1B 2B	1-2 K		1B BB		3	2	2	3	2	1	1
Ron Jackson, R (1, 3) OBP: 0.400, SLG: 0.595	K		F7		3-H 1-3	BB		1-2 1B		4	0	1	0	1	1	2
Cass Michaels, R (1, 5) OBP: 0.426, SLG: 0.467 Fred Marsh, R (8, 5) OBP: 0.292, SLG: 0.304		F2	1-2 G6-4-3 1B		2-H BB WP 1B	F8		5-3		5 0	0 0	2 0	1 0	0 0	0 0	4 0
Johnny Groth, R (1, 8) OBP: 0.346, SLG: 0.372 Ed McGhee, R (6, 8) OBP: 0.232, SLG: 0.313	1B 1B	G6-4-3 1-2f			1-2 5-3	F9			2B 1B	4 1	1 1	1 1	0 0	0 0	0 0	5 0
Jack Harshman, L (1, 1) OBP: 0.364, SLG: 0.385		F9	HR		BB		G3-6-1 BB		F8	3	1	1	1	2	0	2

TOP

Chicago White Sox @ Philadelphia Athletics
Connie Mack Stadium, Philadelphia, PA
Sun Jul 18 1954, 3:33 AM EDT
Unknown

livebaseballscorecards.com

AB	39
R	10
H	14
RBI	9
BB	9
SO	3
LOB	25

Inning Stats	1	2	3	4	5	6	7	8	9
	R: 3 E: 0 K: 1 S: 6	H: 1 LOB: 0 BB: 2 P: 14	R: 2 E: 0 K: 0 S: 7	H: 4 LOB: 2 BB: 0 P: 7	R: 0 E: 0 K: 0 S: 3	H: 1 LOB: 1 BB: 1 P: 7	R: 1 E: 0 K: 0 S: 4	H: 1 LOB: 0 BB: 0 P: 4	R: 2 E: 0 K: 0 S: 5	H: 2 LOB: 3 BB: 3 P: 17	R: 1 E: 0 K: 1 S: 7	H: 2 LOB: 2 BB: 1 P: 11	R: 0 E: 0 K: 0 S: 2	H: 0 LOB: 0 BB: 1 P: 6	R: 0 E: 0 K: 0 S: 4	H: 1 LOB: 2 BB: 1 P: 8	R: 1 E: 0 K: 1 S: 7	H: 2 LOB: 1 BB: 0 P: 7

| | | |

Batter	1	2	3	4	5	6	7	8	9	AB	R	H	RBI	BB	SO	LOB
Joe Demaestri, R (1, 6) OBP: 0.241, SLG: 0.280	BB 1B	K		P6		F5			F3	5	0	1	0	0	1	4
Don Bollweg, L (1, 3) OBP: 0.317, SLG: 0.308	K	K			2B		P5		K	5	0	1	0	0	3	3
Jim Finigan, R (1, 5) OBP: 0.377, SLG: 0.409	BB		5-3		6-3		2B		1B	4	0	2	0	1	0	1
Bill Renna, R (1, 9) OBP: 0.318, SLG: 0.430	P6		HR		F7		5-3		5-3	5	1	1	1	0	0	5
Vic Power, R (1, 7) OBP: 0.273, SLG: 0.306	F9		6-3		5-3		5-3			4	0	0	0	0	0	4
Bill Wilson, R (1, 8) OBP: 0.364, SLG: 0.510		BB	1B			1B		5-3		3	0	2	0	1	0	0
Pete Suder, R (1, 4) OBP: 0.248, SLG: 0.294		F8	K			FC5-6 1B		2B		4	0	1	0	0	1	3
Jim Robertson, R (1, 2) OBP: 0.266, SLG: 0.228		2B		5-3		1B		F7		4	0	2	1	0	0	1
Johnny Gray, R (1, 1) Moe Burtschy, R (5, 1) OBP: 0.167, SLG: 0.167 Joe Astroth, R (6, PH) OBP: 0.258, SLG: 0.189 Marion Fricano, R (7, 1) OBP: 0.200, SLG: 0.167		BB		2-3		F9		F9		1 0 1 1	0 0 0 0	0 0 0 0	0 0 0 0	1 0 0 0	0 0 0 0	0 0 2 1
Inning Stats	R: 0 E: 0 K: 1 S: 6 H: 1 LOB: 2 BB: 1 P: 10	R: 1 E: 0 K: 2 S: 8 H: 1 LOB: 2 BB: 2 P: 16	R: 1 E: 0 K: 1 S: 7 H: 2 LOB: 1 BB: 0 P: 7	R: 0 E: 0 K: 0 S: 3 H: 0 LOB: 0 BB: 0 P: 3	R: 0 E: 0 K: 0 S: 4 H: 1 LOB: 1 BB: 0 P: 4	R: 0 E: 0 K: 0 S: 5 H: 2 LOB: 2 BB: 0 P: 5	R: 0 E: 0 K: 0 S: 4 H: 1 LOB: 1 BB: 0 P: 4	R: 0 E: 0 K: 0 S: 4 H: 1 LOB: 1 BB: 0 P: 4	R: 0 E: 0 K: 1 S: 6 H: 1 LOB: 1 BB: 0 P: 6	1B: 5 2B: 4 3B: 0 HR: 1 SF: 0 SAC: 0 DP: 0 HBP: 0						

PITCHER	IP	WLS	BF	H	R	ER	SO	BB	IBB	HBP	BLK	WP	HR	S	P	ERA	WHIP
Jack Harshman, L (1, 1) ERA: 3.74	9.0	W	40	10	2	2	5	3	0	0	0	0	1	47	59	2.00	1.444

PITCHER	IP	WLS	BF	H	R	ER	SO	BB	IBB	HBP	BLK	WP	HR	S	P	ERA	WHIP

BOTTOM

Chicago White Sox @ Philadelphia Athletics
Connie Mack Stadium, Philadelphia, PA
Sun Jul 18 1954, 3:33 AM EDT
Unknown

livebaseballscorecards.com

AB	37
R	1
H	10
RBI	2
BB	3
SO	5
LOB	24
PA	40
WP	0
PB	0
SB	0
CS	0

Batter	1	2	3	4	5	6	7	8	9	AB	R	H	RBI	BB	SO	LOB
Chico Carrasquel, R (1, 6) OBP: 0.357, SLG: 0.387	S S S 0-3 ① K		x 0-0 ② F5		B B B 4-0 1B 1B BB	x 0-0 ③ FC5-4 1-2f				3	1	0	0	1	1	3
Nellie Fox, L (1, 4) OBP: 0.361, SLG: 0.394	x 0-0 ② P6		x 0-0 ③ 4-3		x 0-0 1B 1-2 1B	x 0-0 FC1-5 1B 1B				4	0	2	0	0	0	1
Minnie Minoso, R (1, 7) OBP: 0.410, SLG: 0.546	x 0-0 2B			x 0-0 1B SF8-2-5 2B	x 0-0 S 1-3 2-H 1B	x 0-0 FC1-5 1B 1-2 1B				4	2	4	1	0	0	0
Phil Cavarretta, L (1, 3) OBP: 0.426, SLG: 0.431	x 0-0 ③ F7			x 0-0 SF8-2-5 2-3 1B	x 0-0 ③ F8 1-2	x 0-0 ① FC1-5 1B 1-2 2-3f				4	0	1	0	0	0	5
Sherm Lollar, R (1, 2) OBP: 0.353, SLG: 0.395		x 0-0 G4-6-3 1B		x 0-0 ①② SF8-2-5 1-3 3-H		x 0-0 ① 6-3	x 0-0 ② L7			1	0	1	0	0	0	0
Matt Batts, R (3, 2) OBP: 0.329, SLG: 0.392										2	0	0	1	0	0	2
Jim Rivera, L (1, 9) OBP: 0.345, SLG: 0.441		x 0-0 ①② G4-6-3 1-2f		x 0-0 1B		x 0-0 ② L7	x 0-0 1-2 2-H 1B			4	0	2	1	0	0	1
Cass Michaels, R (1, 5) OBP: 0.423, SLG: 0.480		x 0-0 ③ F7		S S S 0-3 ③ K		x 0-0 HR	x 0-0 ③ F2			4	1	1	1	0	1	3
Johnny Groth, R (1, 8) OBP: 0.349, SLG: 0.377			x 0-0 FC2-5 2B		x 0-0 ① 6-3	B B B 4-0 BB BB				2	0	1	0	1	0	0
Don Johnson, R (1, 1) OBP: 0.094, SLG: 0.034			x 0-0 ① FC2-5 2-3		x 0-0 ② 4-3	B B B 4-0 FC5-4 1-2 BB				2	0	0	0	1	0	1
Sandy Consuegra, R (6, 1) OBP: 0.212, SLG: 0.188										0	0	0	0	0	0	0
Inning Stats	R: 0 E: 0 K: 1 S: 6 H: 1 LOB: 1 BB: 0 P: 6	R: 0 E: 0 K: 0 S: 3 H: 1 LOB: 0 BB: 0 P: 3	R: 0 E: 0 K: 0 S: 4 H: 1 LOB: 1 BB: 0 P: 4	R: 1 E: 0 K: 1 S: 7 H: 3 LOB: 1 BB: 0 P: 7	R: 1 E: 0 K: 0 S: 5 H: 2 LOB: 2 BB: 1 P: 9	R: 1 E: 0 K: 0 S: 4 H: 1 LOB: 2 BB: 2 P: 12	R: 1 E: 0 K: 0 S: 6 H: 3 LOB: 2 BB: 0 P: 6			1B: 8 2B: 4 3B: 0 HR: 1	SF: 1 SAC: 0 DP: 2 HBP: 0					

TOP

Chicago White Sox @ Philadelphia Athletics

Connie Mack Stadium, Philadelphia, PA

Sun Jul 18 1954, 3:38 AM EDT

Att. 5,496 - Unknown

livebaseballscorecards.com

AB	30
R	4
H	12
RBI	4
BB	3
SO	2
LOB	16

WP: 0 PB: 0 SB: 1 CS: 0 PA: 34

PITCHER		IP	WLS	BF	H	R	ER	SO	BB	IBB	HBP	BLK	WP	HR	S	P	ERA	WHIP
Charlie Bishop, R ERA: 6.0	(1, 1)	6.0	L	30	11	4	4	2	3	0	0	0	0	1	31	43	6.00	2.333
Sonny Dixon, R ERA: 4.45	(7, 1)	1.0		4	1	0	0	0	0	0	0	0	0	0	4	4	0.00	1.000

PITCHER	IP	WLS	BF	H	R	ER	SO	BB	IBB	HBP	BLK	WP	HR	S	P	ERA	WHIP

Batter	1	2	3	4	5	6	7	8	9	AB	R	H	RBI	BB	SO	LOB
Spook Jacobs, R (1, 4) OBP: 0.344, SLG: 0.299	0-0 1B 1-3 1B	0-0 F9 ③			0-0 L4 ①		0-0 4-3 ②			4	1	1	0	0	0	1
Joe Demaestri, R (1, 6) OBP: 0.247, SLG: 0.286	0-0 1-3 E 1-3 1B		0-0 BB 1B		0-0 F7 ②		0-0 1B			4	1	3	0	0	0	0
Jim Finigan, R (1, 5) OBP: 0.372, SLG: 0.402	0-0 1-3 ① 1-2 3-H		SSS 0-3 K ①		SSS 0-3 K2-3 ③		SSS 0-3 K ③			4	0	0	1	0	3	3
Bill Renna, R (1, 9) OBP: 0.315, SLG: 0.425	0-0 P6 ②		SSS 0-3 K ②			0-0 5-3 ①				3	0	0	0	0	1	2
Bill Wilson, R (1, 8) OBP: 0.363, SLG: 0.503	0-0 E6 2-H		BBBB 4-0 1-2 BB			SSS 0-3 K ②				2	0	0	0	1	1	0
Vic Power, R (1, 7) OBP: 0.274, SLG: 0.320	0-0 F9 ③		0-0 2-3 ③			0-0 HR				3	1	1	1	0	0	3
Don Bollweg, L (1, 3) OBP: 0.321, SLG: 0.310		0-0 4-3 ①		0-0 K SH3-4 1B		BBBB 4-0 WP BB				2	0	1	0	1	0	0
Joe Astroth, R (1, 2) OBP: 0.254, SLG: 0.185		0-0 2-3 ②		0-0 SH3-4 ① 1-2		0-0 P6 ③ 1-2				2	0	0	0	0	0	1
Charlie Bishop, R (1, 1) OBP: 0.500, SLG: 0.500 Sonny Dixon, S (7, 1) OBP: 0.083, SLG: 0.167 Lou Limmer, L (7, PH) OBP: 0.295, SLG: 0.382		0-0 1B		SSS 0-3 K ② ③ 2-3			0-0 F8 ①			2 0 1	0 0 0	1 0 0	0 0 0	0 0 0	1 0 0	1 0 0
Inning Stats	R: 2 E: 1 K: 0 S: 6 H: 2 LOB: 1 BB: 0 P: 6	R: 0 E: 0 K: 0 S: 4 H: 1 LOB: 1 BB: 0 P: 4	R: 0 E: 0 K: 2 S: 8 H: 1 LOB: 2 BB: 1 P: 12	R: 0 E: 0 K: 1 S: 5 H: 1 LOB: 0 BB: 0 P: 5	R: 0 E: 0 K: 1 S: 5 H: 0 LOB: 0 BB: 0 P: 5	R: 1 E: 0 K: 1 S: 6 H: 1 LOB: 1 BB: 1 P: 10	R: 0 E: 0 K: 1 S: 6 H: 1 LOB: 1 BB: 0 P: 6			1B: 6 2B: 0 3B: 0 HR: 1	SF: 0 SAC: 1 DP: 0 HBP: 0					

PITCHER		IP	WLS	BF	H	R	ER	SO	BB	IBB	HBP	BLK	WP	HR	S	P	ERA	WHIP
Don Johnson, R ERA: 3.05	(1, 1)	5.2		25	6	3	2	5	2	0	0	0	0	1	33	41	3.18	1.412
Sandy Consuegra, R ERA: 2.71	(6, 1)	1.1	W	5	1	0	0	1	0	0	0	0	1	0	7	7	0.00	0.750

PITCHER	IP	WLS	BF	H	R	ER	SO	BB	IBB	HBP	BLK	WP	HR	S	P	ERA	WHIP

BOTTOM

Chicago White Sox @ Philadelphia Athletics
Connie Mack Stadium, Philadelphia, PA
Sun Jul 18 1954, 3:38 AM EDT
Att. 5,496 - Unknown

livebaseballscorecards.com

AB	27
R	3
H	7
RBI	2
BB	2
SO	6
LOB	11

1B: 6	SF: 0	WP: 1	PA:	30
2B: 0	SAC: 1	PB: 0		
3B: 0	DP: 0	SB: 0		
HR: 1	HBP: 0	CS: 0		

Batter	1	2	3	4	5	6	7	8	9	AB	R	H	RBI	BB	SO	LOB
Chico Carrasquel, R (1, 6) OBP: 0.359, SLG: 0.388	x 0-0 G3-6-3 1B		x 0-0 ③ L6			x 0-0 ① F7		x 0-0 G4-6-3 1B		4	0	2	0	0	0	0
Nellie Fox, L (1, 4) OBP: 0.357, SLG: 0.390	x 0-0 ①② G3-6-3 1-2f			x 0-0 ① 4-3		x 0-0 ② P4		x 0-0 ①② G4-6-3 1-2f		4	0	0	0	0	0	2
Minnie Minoso, R (1, 7) OBP: 0.411, SLG: 0.551	x 0-0 ③ F7			S S S 0-3 ② K		x 0-0 1B 3B		x 0-0 1B		4	1	2	0	0	1	0
Johnny Groth, R (1, 8) OBP: 0.348, SLG: 0.375		x 0-0 ① P4		x 0-0 ③ 5-3		x 0-0 1B 3-H 1B		S S S 0-3 ③ K		4	0	1	1	0	1	1
Matt Batts, R (1, 2) OBP: 0.337, SLG: 0.397		S S S 0-3 ② K			x 0-0 1B 1B	x 0-0 1-2 1B			x 0-0 ① 5-3	4	0	2	0	0	1	0
Jim Rivera, L (1, 9) OBP: 0.347, SLG: 0.440		B B B B 4-0 BB			x 0-0 1-2 1B	x 0-0 ③ 4-3			x 0-0 ② L9	3	0	1	0	1	0	2
Cass Michaels, R (1, 5) OBP: 0.415, SLG: 0.469		x 0-0 ③ L7			x 0-0 ① F9		x 0-0 ① 6-3		x 0-0 ③ P5	4	0	0	0	0	0	3
Ron Jackson, R (1, 3) OBP: 0.396, SLG: 0.568			S S S 0-3 ① K		S S S 0-3 ② K		B B B B 4-0 G6-4-3 BB			2	0	0	0	1	2	2
Bob Keegan, R (1, 1) OBP: 0.175, SLG: 0.193			x 0-0 ② P6		x 0-0 ③ F7		x 0-0 ②③ G6-4-3 1-2f			2	0	0	0	0	0	2
Ed McGhee, R (7, PH) OBP: 0.229, SLG: 0.308										1	0	0	0	0	0	1
Jack Harshman, L (7, 1) OBP: 0.364, SLG: 0.385										0	0	0	0	0	0	0
Inning Stats	R: 0 H: 1 E: 0 LOB: 0 K: 0 BB: 0 S: 3 P: 3	R: 0 H: 0 E: 0 LOB: 1 K: 1 BB: 1 S: 5 P: 9	R: 0 H: 0 E: 0 LOB: 0 K: 1 BB: 0 S: 5 P: 5	R: 0 H: 0 E: 0 LOB: 0 K: 1 BB: 0 S: 5 P: 5	R: 0 H: 2 E: 0 LOB: 2 K: 1 BB: 0 S: 7 P: 7	R: 1 H: 3 E: 0 LOB: 2 K: 0 BB: 0 S: 6 P: 6	R: 0 H: 0 E: 0 LOB: 0 K: 0 BB: 1 S: 2 P: 6	R: 0 H: 2 E: 0 LOB: 1 K: 1 BB: 0 S: 6 P: 6	R: 0 H: 0 E: 0 LOB: 0 K: 0 BB: 0 S: 3 P: 3	1B: 7 2B: 0 3B: 1 HR: 0	SF: 0 SAC: 0 DP: 3 HBP: 0						

TOP

Chicago White Sox @ New York Yankees

Yankee Stadium, Bronx, NY

Tue Jul 20 1954, 3:33 AM EDT

Att. 38,072 - Unknown

livebaseballscorecards.com

AB	32
R	1
H	8
RBI	1
BB	2
SO	5
LOB	13

WP: 0 PA: 34
PB: 0
SB: 0
CS: 0

PITCHER	IP	WLS	BF	H	R	ER	SO	BB	IBB	HBP	BLK	WP	HR	S	P	ERA	WHIP
Whitey Ford, L (1, 1) ERA: 3.08	9.0	W	34	8	1	1	5	2	0	0	0	0	0	42	50	1.00	1.111

PITCHER	IP	WLS	BF	H	R	ER	SO	BB	IBB	HBP	BLK	WP	HR	S	P	ERA	WHIP

Chicago White Sox @ New York Yankees

Yankee Stadium, Bronx, NY

Tue Jul 20 1954, 3:33 AM EDT

Att. 38,072 - Unknown

livebaseballscorecards.com

Batter	1	2	3	4	5	6	7	8	9	AB	R	H	RBI	BB	SO	LOB
Gil McDougald, R (1, 4) OBP: 0.358, SLG: 0.381	S S S 0-3 K2-3 ①		x 0-0 SH3-4 ① 1-2		x 0-0 5-3 ① 1-2	x 0-0 L9 ③				3	0	0	0	0	1	2
Joe Collins, L (1, 3) OBP: 0.387, SLG: 0.505	x 0-0 G3 ②		x 0-0 4-3 ② 2-3		x 0-0 1B FC5-2-5 1B 2-3		B B B B 4-0 FC5-4 BB			3	0	1	0	1	0	1
Mickey Mantle, S (1, 8) OBP: 0.397, SLG: 0.589	x 0-0 F8 ③		x 0-0 1B 3-H		x 0-0 FC5-2-5 1B 1-3 1B 3-H		x 0-0 FC5-4 ① 1-2f			4	1	2	2	0	0	1
Yogi Berra, L (1, 2) OBP: 0.347, SLG: 0.473		B B B B 4-0 FC6-4 BB	x 0-0 4-3 ③		x 0-0 FC5-2-5 ② 1B 1B 1-2 3-H		x 0-0 P5 ②			3	1	0	0	1	0	4
Irv Noren, L (1, 9) OBP: 0.404, SLG: 0.543		x 0-0 FC6-4 ① 1B 1-2f		x 0-0 P6 ①	x 0-0 1B 1-H 2-H		x 0-0 F2 ③			4	0	1	2	0	0	2
Gene Woodling, L (1, 7) OBP: 0.381, SLG: 0.390		x 0-0 1B 1-2		x 0-0 E6	S S S 0-3 K ③			x 0-0 1-3 ①		4	0	1	0	0	1	1
Andy Carey, R (1, 5) OBP: 0.351, SLG: 0.457		x 0-0 F8 ②	S S S 0-3 K ②			x 0-0 B4-3 ①		x 0-0 CS 1B		4	0	1	0	0	1	3
Willy Miranda, S (1, 6) OBP: 0.324, SLG: 0.379		x 0-0 P5 ③	x 0-0 F7 ③			x 0-0 F5 ②		x 0-0 F7 ② ③ 1-2		4	0	0	0	0	0	4
Whitey Ford, L (1, 1) OBP: 0.306, SLG: 0.194			x 0-0 4-3 SH3-4 1B 1B		B B B B 4-0 1B WP 1B BB	B B B B 4-0 BB				1	2	1	0	2	0	0
Inning Stats	R: 0 E: 0 K: 1 S: 5 H: 0 LOB: 0 BB: 0 P: 5	R: 0 E: 0 K: 0 S: 4 H: 1 LOB: 2 BB: 1 P: 8	R: 1 E: 0 K: 0 S: 5 H: 2 LOB: 1 BB: 0 P: 5	R: 0 E: 1 K: 1 S: 6 H: 0 LOB: 1 BB: 0 P: 6	R: 3 E: 0 K: 1 S: 8 H: 3 LOB: 1 BB: 1 P: 12	R: 0 E: 0 K: 0 S: 3 H: 0 LOB: 1 BB: 1 P: 7	R: 0 E: 0 K: 0 S: 3 H: 0 LOB: 1 BB: 1 P: 7	R: 0 E: 0 K: 0 S: 3 H: 1 LOB: 0 BB: 0 P: 3		1B: 7 2B: 0 3B: 0 HR: 0	SF: 0 SAC: 1 DP: 0 HBP: 0					

	AB	30
	R	4
	H	7
	RBI	4
	BB	4
	SO	3
	LOB	18

WP: 1 PB: 0 SB: 0 CS: 1 PA: 35

PITCHER		IP	WLS	BF	H	R	ER	SO	BB	IBB	HBP	BLK	WP	HR	S	P	ERA	WHIP
Bob Keegan, R ERA: 2.83	(1, 1)	6.0	L	28	6	4	4	3	3	0	0	0	1	0	31	43	6.00	1.500
Jack Harshman, L ERA: 3.64	(7, 1)	2.0		7	1	0	0	0	1	0	0	0	0	0	6	10	0.00	1.000

PITCHER	IP	WLS	BF	H	R	ER	SO	BB	IBB	HBP	BLK	WP	HR	S	P	ERA	WHIP

Batter	1	2	3	4	5	6	7	8	9	AB	R	H	RBI	BB	SO	LOB
Chico Carrasquel, R (1, 6) OBP: 0.363, SLG: 0.387	5-3 BB			FC5-4 BB	FC5 1B 1-2 BB		5-3		1B FC5-2 1B	3	0	1	0	3	0	1
Nellie Fox, L (1, 4) OBP: 0.357, SLG: 0.387	P2 F8			FC5-4 PB 1-2f 1B	P4		2B SF8 BB		FC5-2 1-3 1B	5	3	1	0	1	0	6
Minnie Minoso, R (1, 7) OBP: 0.415, SLG: 0.562	1B 2B	7-4 2B		1B 1-H 1B	F9		2B 1-3 2-H		FC5-2 1B FC5-2 1-2 3-H	6	2	4	2	0	0	4
Johnny Groth, R (1, 8) OBP: 0.357, SLG: 0.382	2B 2-H 1B	7-4 2-3f		BB 5-3 2-H 1B	1-2 2-H 1B		BB		FC5-2 1B 1-3 2-H 1B	5	2	4	4	1	0	1
Matt Batts, R (1, 2) OBP: 0.326, SLG: 0.398	1B 2-H 2B	P6		5-3 1-2	FC5 2-3f		SF8 3-H		FC5-2 WP 1B E 1-2 3-H	5	2	1	2	0	0	5
Jim Rivera, L (1, 9) OBP: 0.350, SLG: 0.439	BB S 1B 2-H 1B	5-3		BB BB		F9	4-3		WP E 1-2 2-H 1B	5	2	2	2	1	0	2
Cass Michaels, R (1, 5) OBP: 0.417, SLG: 0.461	BB 1B 1-2 BB	F2		1-2 2-3 BB	L8			6-3	E 1-2 2-3 BB	3	2	0	0	3	0	0
Ron Jackson, R (1, 3) OBP: 0.396, SLG: 0.568 Phil Cavarretta, L (1, PH) OBP: 0.446, SLG: 0.460 (1, 3)	BB 1B 1-2 2-3 BB	FC6-4 1B		4-3	L9			G1-6-3 1B	E3 1-H 2-H 3-H 2B	0 5	0 0	0 3	0 3	0 1	0 0	0 3
Virgil Trucks, R (1, 1) OBP: 0.188, SLG: 0.206 Morrie Martin, L (7, 1) OBP: 0.200, SLG: 0.250 Harry Dorish, R (8, 1) OBP: 0.071, SLG: 0.071	BB 1-2 2-H 3-H 1B	FC6-4 1-2f			BB 1B 1B		2B 2B	G1-6-3 1-2f	K	4 1 1	2 0 0	3 0 0	2 0 0	0 0 0	0 0 1	1 1 1
Inning Stats	R: 5 E: 0 K: 0 S: 8 H: 5 LOB: 3 BB: 3 P: 20	R: 0 E: 0 K: 0 S: 3 H: 1 LOB: 0 BB: 0 P: 3	R: 0 E: 0 K: 0 S: 4 H: 1 LOB: 1 BB: 0 P: 4	R: 2 E: 0 K: 0 S: 5 H: 2 LOB: 3 BB: 3 P: 17	R: 1 E: 0 K: 0 S: 5 H: 2 LOB: 2 BB: 1 P: 9	R: 0 E: 0 K: 0 S: 3 H: 0 LOB: 0 BB: 0 P: 3	R: 2 E: 0 K: 0 S: 5 H: 2 LOB: 2 BB: 2 P: 13	R: 0 E: 0 K: 0 S: 3 H: 1 LOB: 0 BB: 0 P: 3	R: 5 E: 1 K: 1 S: 10 H: 5 LOB: 1 BB: 1 P: 14	1B: 13 2B: 7 3B: 0 HR: 0 SF: 1 SAC: 0 DP: 2 HBP: 0						

TOP

Chicago White Sox @ New York Yankees

Yankee Stadium, Bronx, NY

Wed Jul 21 1954, 3:33 AM EDT

Att. 18,597 - Sunny

livebaseballscorecards.com

AB	43
R	15
H	19
RBI	15
BB	10
SO	1
LOB	25

PITCHER		IP	WLS	BF	H	R	ER	SO	BB	IBB	HBP	BLK	WP	HR	S	P	ERA	WHIP
Bob Wiesler, L ERA: 4.13	(1, 1)	0.2	L	7	4	5	5	0	1	0	0	0	0	0	6	10	67.50	7.500
Marlin Stuart, R ERA: 4.44	(1, 1)	3.0		16	5	2	2	0	3	0	0	0	0	0	13	25	6.00	2.667
Bob Kuzava, L ERA: 5.45	(4, 1)	5.1		31	10	8	8	1	6	0	0	0	1	0	27	51	13.50	3.000

PITCHER		IP	WLS	BF	H	R	ER	SO	BB	IBB	HBP	BLK	WP	HR	S	P	ERA	WHIP

BOTTOM

Chicago White Sox @ New York Yankees

Yankee Stadium, Bronx, NY

Wed Jul 21 1954, 3:33 AM EDT

Att. 18,597 - Sunny

livebaseballscorecards.com

Batter	1	2	3	4	5	6	7	8	9	AB	R	H	RBI	BB	SO	LOB
Gil McDougald, R (1, 4) OBP: 0.356, SLG: 0.387	G3 3B	FC6-4 1-2f			L6		K	F9		4	1	1	0	0	1	1
Jerry Coleman, R (8, 4) OBP: 0.269, SLG: 0.294										1	0	0	0	0	0	3
Joe Collins, L (1, 3) OBP: 0.387, SLG: 0.497	G3 3-H		K		E 1B BB		1B BB		P4	3	1	0	1	2	1	0
Mickey Mantle, S (1, 8) OBP: 0.400, SLG: 0.589	2B SF7 1B		K		E9 1B 1-3		1-2 1B		K	5	1	3	0	0	2	0
Yogi Berra, L (1, 2) OBP: 0.348, SLG: 0.476	1-3 2B		F9		2-3 3-H 1B		G3		5-3	4	0	2	1	0	0	2
Charles Silvera, R (8, 2) OBP: 0.382, SLG: 0.300										1	0	0	0	0	0	0
Irv Noren, L (1, 9) OBP: 0.398, SLG: 0.536	SF7 3-H			K	4-3			B5-3		3	0	0	1	0	1	2
Gene Woodling, L (1, 7) OBP: 0.379, SLG: 0.385	4-3			4-3		F5		BB 1B BB		3	0	0	0	1	0	1
Andy Carey, R (1, 5) OBP: 0.354, SLG: 0.458		4-3		1B		P3		BB 1-2 1B		4	0	2	0	0	0	0
Willy Miranda, S (1, 6) OBP: 0.297, SLG: 0.344		1-3		1-3		G3		K		3	0	0	0	0	0	1
Bob Cerv, R (8, PH) OBP: 0.256, SLG: 0.410										1	0	0	0	0	1	2
Phil Rizzuto, R (9, 6) OBP: 0.307, SLG: 0.261										0	0	0	0	0	0	0
Bob Wiesler, S (1, 1) OBP: 0.273, SLG: 0.364		FC6-4 1B			K		K	BB 1-2 2-3		0	0	0	0	0	0	0
Marlin Stuart, L (1, 1) OBP: 0.222, SLG: 0.222										1	0	1	0	0	0	0
Bob Kuzava, S (4, 1)										2	0	0	0	1	2	0
Inning Stats	R: 2 E: 0 K: 0 S: 6 H: 3 LOB: 1 BB: 0 P: 6	R: 0 E: 0 K: 0 S: 4 H: 1 LOB: 1 BB: 0 P: 4	R: 0 E: 0 K: 2 S: 7 H: 0 LOB: 0 BB: 0 P: 7	R: 0 E: 0 K: 1 S: 6 H: 1 LOB: 1 BB: 0 P: 6	R: 1 E: 1 K: 1 S: 7 H: 2 LOB: 2 BB: 1 P: 11	R: 0 E: 0 K: 0 S: 3 H: 0 LOB: 0 BB: 0 P: 3	R: 0 E: 0 K: 2 S: 8 H: 1 LOB: 2 BB: 1 P: 12	R: 0 E: 0 K: 1 S: 6 H: 1 LOB: 3 BB: 2 P: 14	R: 0 E: 0 K: 1 S: 5 H: 0 LOB: 0 BB: 0 P: 5	1B: 7 2B: 1 3B: 1 HR: 0 SF: 1 SAC: 0 DP: 0 HBP: 0						

AB	35
R	3
H	9
RBI	3
BB	4
SO	8
LOB	12

WP: 0 PB: 0 SB: 0 CS: 0 PA: 40

PITCHER		IP	WLS	BF	H	R	ER	SO	BB	IBB	HBP	BLK	WP	HR	S	P	ERA	WHIP
Virgil Trucks, R ERA: 2.64	(1, 1)	6.2	W	29	7	3	3	6	2	0	0	0	0	0	39	47	4.05	1.350
Morrie Martin, L ERA: 4.64	(7, 1)	1.0		7	2	0	0	1	2	0	0	0	0	0	7	15	0.00	4.000
Harry Dorish, R ERA: 2.9	(8, 1)	1.1	S	4	0	0	0	1	0	0	0	0	0	0	6	6	0.00	0.000

PITCHER	IP	WLS	BF	H	R	ER	SO	BB	IBB	HBP	BLK	WP	HR	S	P	ERA	WHIP

Chicago White Sox @ New York Yankees

Yankee Stadium, Bronx, NY

Thu Jul 22 1954, 3:33 AM EDT

Unknown

TOP

livebaseballscorecards.com

Batter	1	2	3	4	5	6	7	8	9	10	AB	R	H	RBI	BB	SO	LOB
Chico Carrasquel, R (1, 6) OBP: 0.359, SLG: 0.382	5-3	P6			E5 1B 1-2 FC6-2		F7			5-3	5	0	0	0	0	0	5
Nellie Fox, L (1, 4) OBP: 0.360, SLG: 0.395	CS 1B		G3		FC6-2 1-3 2-H 1B		1-H 3B			3-1	5	0	3	2	0	0	0
Minnie Minoso, R (1, 7) OBP: 0.410, SLG: 0.554	F8 1-2		F7		FC6-2 1-2 3-H		F7			F5	5	0	0	0	0	0	4
Phil Cavarretta, L (1, 3) OBP: 0.436, SLG: 0.439		BBBB WP E BB	4-3		5-3			SSS K			3	1	0	0	1	1	2
Jim Rivera, L (1, 9) OBP: 0.349, SLG: 0.436		SSS K 1-2		SSS K		F9		G6-3 1B			4	0	1	0	0	2	1
Carl Sawatski, L (1, 2) OBP: 0.325, SLG: 0.352		E1 1B 2-H 1B		SSS K		F9		G6-3 1-2f			4	0	1	0	0	1	1
Cass Michaels, R (1, 5) OBP: 0.410, SLG: 0.451		F3		SSS K		L5			5-3		4	0	0	0	0	1	1
Johnny Groth, R (1, 8) OBP: 0.361, SLG: 0.383		IIII 1B IBB			BBBB E 1B BB		3B 1B		P4		2	2	1	0	2	0	0
Sandy Consuegra, R (1, 1) OBP: 0.222, SLG: 0.200		1-2 2-3 1B			SSS K		F7		1-3		3	0	1	0	0	1	2
Jack Harshman, L (8, 1) OBP: 0.353, SLG: 0.370											1	0	0	0	0	0	0
Don Johnson, R (9, 1) OBP: 0.094, SLG: 0.034											0	0	0	0	0	0	0

| Inning Stats | | | | | | | | | | |

Batter	1	2	3	4	5	6	7	8	9	10	AB	R	H	RBI	BB	SO	LOB
Gil McDougald, R (1, 4) OBP: 0.357, SLG: 0.387	5-3		FC7-4 1B		F9			BBBB 1-3 1B BB		5-3	2	0	1	0	0	0	0
Jerry Coleman, R (3, PR) OBP: 0.268, SLG: 0.292											1	0	0	0	0	0	1
(4, 4)																	
Bill Skowron, R (8, PH) OBP: 0.378, SLG: 0.521											1	1	0	0	1	0	0
(9, 3)																	
Joe Collins, L (1, 3) OBP: 0.386, SLG: 0.495	1B		FC7-4 1-2f			L7		1-3 1-2		4-3	3	0	1	0	0	0	1
Hank Bauer, R (8, PH) OBP: 0.383, SLG: 0.482											2	0	0	0	0	0	1
(9, 9)																	
Mickey Mantle, S (1, 8) OBP: 0.400, SLG: 0.596	F7		L9			F8		BB 2-H 1B		HR	5	1	2	2	0	0	1
(9, 6)																	
Yogi Berra, L (1, 2) OBP: 0.350, SLG: 0.484		HR		F8		F8		BBBB 1-2 BB			3	1	1	1	1	0	0
Irv Noren, L (1, 9) OBP: 0.391, SLG: 0.526		1-3		L9			F7	F7			4	0	0	0	0	0	2
(9, 8)																	
Gene Woodling, L (1, 7) OBP: 0.374, SLG: 0.378		F7		F8			F5		F5		4	0	0	0	0	0	0
Andy Carey, R (1, 5) OBP: 0.357, SLG: 0.463		1B			F7		SSS 0-3 K		2B		4	0	2	0	0	1	0
Willy Miranda, S (1, 6) OBP: 0.282, SLG: 0.324		F8			6-3			1-3	L5		2	0	0	0	0	0	1
Enos Slaughter, L (8, PH) OBP: 0.347, SLG: 0.293											1	0	0	0	0	0	0
Phil Rizzuto, R (9, 4) OBP: 0.306, SLG: 0.260											1	0	0	0	0	0	1
Bob Grim, R (1, 1) OBP: 0.179, SLG: 0.237			5-3		1B			HR	6-3		2	0	1	0	0	0	0
Eddie Robinson, L (8, PH) OBP: 0.311, SLG: 0.330											1	1	1	1	0	0	0
Johnny Sain, R (9, 1) OBP: 0.417, SLG: 0.300											1	0	0	0	0	0	1
Inning Stats	R: 0 E: 0 K: 0 S: 3 H: 1 LOB: 0 BB: 0 P: 3	R: 1 E: 0 K: 0 S: 5 H: 2 LOB: 1 BB: 0 P: 5	R: 0 E: 0 K: 0 S: 4 H: 1 LOB: 1 BB: 0 P: 4	R: 0 E: 0 K: 0 S: 3 H: 0 LOB: 0 BB: 0 P: 3	R: 0 E: 0 K: 0 S: 4 H: 1 LOB: 1 BB: 0 P: 4	R: 0 E: 0 K: 0 S: 3 H: 0 LOB: 0 BB: 0 P: 3	R: 0 E: 0 K: 1 S: 5 H: 0 LOB: 0 BB: 0 P: 5	R: 2 E: 0 K: 0 S: 5 H: 2 LOB: 2 BB: 2 P: 13	R: 0 E: 0 K: 0 S: 4 H: 1 LOB: 1 BB: 0 P: 4	R: 1 E: 0 K: 0 S: 3 H: 1 LOB: 0 BB: 0 P: 3	1B: 5 2B: 1 3B: 0 HR: 3	SF: 0 SAC: 0 DP: 0 HBP: 0						

PITCHER		IP	WLS	BF	H	R	ER	SO	BB	IBB	HBP	BLK	WP	HR	S	P	ERA	WHIP
Sandy Consuegra, R ERA: 2.78	(1, 1)	7.1		28	6	3	3	1	1	0	0	0	0	2	29	33	3.68	0.955
Jack Harshman, L ERA: 3.59	(8, 1)	1.0		6	2	0	0	0	1	0	0	0	0	0	5	9	0.00	3.000
Don Johnson, R ERA: 3.1	(9, 1)	1.1	L	5	1	1	1	0	0	0	0	0	0	1	5	5	6.75	0.750

PITCHER	IP	WLS	BF	H	R	ER	SO	BB	IBB	HBP	BLK	WP	HR	S	P	ERA	WHIP

BOTTOM

Chicago White Sox @ New York Yankees

Yankee Stadium, Bronx, NY

Thu Jul 22 1954, 3:33 AM EDT

Unknown

livebaseballscorecards.com

AB	37
R	4
H	9
RBI	4
BB	2
SO	1
LOB	9

WP: 0 PB: 0 SB: 0 CS: 0 PA: 39

Chicago White Sox @ New York Yankees

Yankee Stadium, Bronx, NY

Thu Jul 22 1954, 3:38 AM EDT

Att. 36,722 - Unknown

TOP

livebaseballscorecards.com

Batter	1	2	3	4	5	6	7	8	9	AB	R	H	RBI	BB	SO	LOB
Chico Carrasquel, R (1, 6) OBP: 0.357, SLG: 0.378	H 1-0 BB G3 HBP		x 0-0 ① 5-3		x 0-0 ② F8		x 0-0 ③ F9		x 0-0 ② F7	4	0	0	0	0	0	4
Nellie Fox, L (1, 4) OBP: 0.358, SLG: 0.393	x 0-0 ① G3 1-2		x 0-0 ② F9		x 0-0 FC6-4 1B			S S S 0-3 ① K	x 0-0 ③ F8	5	0	1	0	0	1	4
Minnie Minoso, R (1, 7) OBP: 0.408, SLG: 0.549	B B B B 4-0 BB BB		x 0-0 ③ F8		x 0-0 ③ FC6-4 1-2f			x 0-0 ② F7		3	0	0	0	1	0	1
Phil Cavarretta, L (1, 3) OBP: 0.420, SLG: 0.420 Ron Jackson, R (6, 3) OBP: 0.388, SLG: 0.556	x 0-0 ② P4			x 0-0 ① 4-3		x 0-0 ① F7		x 0-0 ③ 5-3		3 1	0 0	0 0	0 0	0 0	0 0	2 0
Jim Rivera, L (1, 9) OBP: 0.351, SLG: 0.435 (6, 8)	B B B B 4-0 1-2 2-3 BB			x 0-0 1B 1B		x 0-0 ② 1-3			x 0-0 ① 4-3	3	0	1	0	1	0	0
Matt Batts, R (1, 2) OBP: 0.333, SLG: 0.402	x 0-0 ③ F8			x 0-0 FC5-4 1-2 1B		x 0-0 ③ F8			x 0-0 BB 1B BB 1B	4	1	2	0	0	0	3
Cass Michaels, R (1, 5) OBP: 0.407, SLG: 0.446		x 0-0 ① F7		x 0-0 ② F8			x 0-0 ① F8		x 0-0 BB BB 1-2 1B	4	0	1	0	0	0	2
Johnny Groth, R (1, 8) OBP: 0.359, SLG: 0.380 Willard Marshall, L (6, 9) OBP: 0.340, SLG: 0.211		x 0-0 ② F9		x 0-0 ③ FC5-4 1-2f			B B B B 4-0 1-3 BB		B B B B 4-0 BB 1-2 2-3 BB	2 0	0 0	0 0	0 0	0 2	0 0	2 0
Billy Pierce, L (1, 1) OBP: 0.270, SLG: 0.250 Carl Sawatski, L (9, PH) OBP: 0.333, SLG: 0.352		x 0-0 ③ P6			x 0-0 ① 6-3		x 0-0 ② 1-3 1-2		B B B B 4-0 1-2 2-3 3-H BB	3 0	0 0	0 0	0 1	0 1	0 0	1 0

| Inning Stats | | |

Batter	1	2	3	4	5	6	7	8	9	AB	R	H	RBI	BB	SO	LOB
Irv Noren, L (1, 7) OBP: 0.383, SLG: 0.515	F2		FC4-6 1B 1-2f 2-3		E6 HR 3-1		F8			5	2	0	0	0	0	5
Bill Skowron, R (1, 3) OBP: 0.381, SLG: 0.544	K		1B 1-3 3-H		HR 1-H	K		4-3		4	2	2	3	0	2	0
Joe Collins, L (7, 3) OBP: 0.385, SLG: 0.492			1B							1	0	0	0	0	0	0
Mickey Mantle, S (1, 8) OBP: 0.403, SLG: 0.595	1-3		1B 2-H 3-H		BB 1B E	HR 1B		F8		4	2	2	2	1	0	0
Yogi Berra, L (1, 2) OBP: 0.348, SLG: 0.488		K	F7		P4	HR 1-H		G3		5	1	1	2	0	1	2
Hank Bauer, R (1, 9) OBP: 0.385, SLG: 0.482		F8		S 1B	E 1B 1-3	F5				4	1	2	0	0	0	0
Andy Carey, R (1, 5) OBP: 0.355, SLG: 0.459		PO 1B		F7 1-2	E8 1B 1-H 3-H	F9				4	1	1	0	0	0	1
Jerry Coleman, R (1, 4) OBP: 0.273, SLG: 0.293		PO 1-2	FC4-6 1B BB	K	1B 1B 2-H	P6				3	2	1	1	1	1	1
Phil Rizzuto, R (1, 6) OBP: 0.312, SLG: 0.265			FC4-6 1-2 1B	F7	1B 1-2 1B	SH1-3 BB				3	0	2	0	1	0	1
Willy Miranda, S (9, 6) OBP: 0.282, SLG: 0.324										0	0	0	0	0	0	0
Harry Byrd, R (1, 1) OBP: 0.300, SLG: 0.276			K	6-3 1-2 2-H 1B			SH1-3 1-2			3	0	1	1	0	1	2
Inning Stats	R: 0 E: 0 K: 1 S: 5 H: 0 LOB: 0 BB: 0 P: 5	R: 0 E: 0 K: 1 S: 5 H: 1 LOB: 0 BB: 0 P: 5	R: 3 E: 0 K: 1 S: 8 H: 3 LOB: 1 BB: 1 P: 12	R: 0 E: 0 K: 1 S: 6 H: 1 LOB: 1 BB: 0 P: 6	R: 6 E: 2 K: 0 S: 10 H: 5 LOB: 2 BB: 1 P: 14	R: 2 E: 0 K: 1 S: 7 H: 2 LOB: 0 BB: 0 P: 7	R: 0 E: 0 K: 0 S: 3 H: 0 LOB: 1 BB: 1 P: 7	R: 0 E: 0 K: 0 S: 3 H: 0 LOB: 0 BB: 0 P: 3		1B: 10 2B: 0 3B: 0 HR: 2 SF: 0 SAC: 1 DP: 0 HBP: 0						

PITCHER	IP	WLS	BF	H	R	ER	SO	BB	IBB	HBP	BLK	WP	HR	S	P	ERA	WHIP
Billy Pierce, L (1, 1) ERA: 3.42	8.0	L	40	12	11	6	5	3	0	0	0	0	2	47	59	6.75	1.875

PITCHER	IP	WLS	BF	H	R	ER	SO	BB	IBB	HBP	BLK	WP	HR	S	P	ERA	WHIP

BOTTOM

Chicago White Sox @ New York Yankees

Yankee Stadium, Bronx, NY

Thu Jul 22 1954, 3:38 AM EDT

Att. 36,722 - Unknown

livebaseballscorecards.com

AB	36
R	11
H	12
RBI	9
BB	3
SO	5
LOB	12

WP: 0 PB: 0 SB: 1 CS: 0 PA: 41

Batter	1	2	3	4	5	6	7	8	9	AB	R	H	RBI	BB	SO	LOB
Chico Carrasquel, R (1, 6) OBP: 0.362, SLG: 0.382	0-0 SH5-3 E 1B		0-0 BB 1B 1B	0-0 2-H 3-H 1B		4-0 1B 1-2 BB		0-3 K ②		4	1	3	2	1	1	0
Nellie Fox, L (1, 4) OBP: 0.359, SLG: 0.394	0-0 ① SH5-3 1-2		0-0 BB 1-2 1B	0-0 ③ L9		0-0 G6-4-3 1-2 2-3 1B		0-0 ③ 4-3		4	0	2	0	0	0	1
Minnie Minoso, R (1, 7) OBP: 0.408, SLG: 0.546	4-0 2-H BB		0-0 ② F9		4-0 1B 1B BB	0-0 ① SF8 3-H			0-0 ① F7	2	1	0	1	2	0	2
Johnny Groth, R (1, 8) OBP: 0.360, SLG: 0.379	0-3 K ②		4-0 1-2 2-3 BB		0-0 ② 1B 1-2 6-3 1B	0-0 ② ③ G6-4-3 1-2f			0-0 ② F5	4	1	1	0	1	1	3
Matt Batts, R (1, 2) OBP: 0.337, SLG: 0.396	0-0 ③ F8		0-0 ③ P3		0-0 6-3 1-3 2-H 1B		4-0 FC6-4 BB		0-0 ③ F8	4	0	1	1	1	0	4
Jim Rivera, L (1, 9) OBP: 0.353, SLG: 0.440		0-0 FC4-6 1B		0-0 S 1B 2B	0-0 ① F9		0-0 ① FC6-4 1-2f CS			4	1	2	0	0	0	3
Cass Michaels, R (1, 5) OBP: 0.404, SLG: 0.439		0-0 ① FC4-6 L1-3 1-2f		4-0 S 1B BB	0-0 ② 6-3 1-2 3-H		0-3 ② ③ K 1-2			3	1	0	1	1	1	3
Ron Jackson, R (1, 3) OBP: 0.377, SLG: 0.592		0-0 ② ③ L1-3 1-2		0-3 ① K 1-2 2-3	0-3 ③ K			0-0 HR		4	1	1	1	0	2	4
Harry Dorish, R (1, 1) OBP: 0.118, SLG: 0.118 Virgil Trucks, R (7, 1) OBP: 0.185, SLG: 0.203			0-3 ① K	0-3 ② K		0-0 1B BB SF8 1B		0-0 ① 1-3		3	1	1	0	0	2	2
										1	0	0	0	0	0	0
Inning Stats	R: 1 H: 1 E: 1 LOB: 1 K: 1 BB: 1 S: 6 P: 10	R: 0 H: 1 E: 0 LOB: 0 K: 0 BB: 0 S: 3 P: 3	R: 0 H: 2 E: 0 LOB: 3 K: 1 BB: 1 S: 7 P: 11	R: 2 H: 2 E: 0 LOB: 1 K: 2 BB: 1 S: 9 P: 13	R: 2 H: 2 E: 0 LOB: 1 K: 1 BB: 1 S: 7 P: 11	R: 1 H: 2 E: 0 LOB: 1 K: 0 BB: 1 S: 4 P: 8	R: 0 H: 0 E: 0 LOB: 1 K: 1 BB: 1 S: 4 P: 8	R: 1 H: 1 E: 0 LOB: 0 K: 1 BB: 0 S: 6 P: 6	R: 0 H: 0 E: 0 LOB: 0 K: 0 BB: 0 S: 3 P: 3	1B: 9 SF: 1 2B: 3 SAC: 1 3B: 0 DP: 3 HR: 1 HBP: 0						

PITCHER		IP	WLS	BF	H	R	ER	SO	BB	IBB	HBP	BLK	WP	HR	S	P	ERA	WHIP
Russ Kemmerer, R ERA: 3.65	(1, 1)	5.0	L	29	10	6	5	5	5	0	0	0	0	0	34	54	9.00	3.000
Tex Clevenger, R ERA: 5.26	(6, 1)	3.0		9	1	1	1	2	1	0	0	0	0	1	12	16	3.00	0.667
Bill Henry, L ERA: 4.56	(9, 1)	1.0		3	0	0	0	0	0	0	0	0	0	0	3	3	0.00	0.000

PITCHER	IP	WLS	BF	H	R	ER	SO	BB	IBB	HBP	BLK	WP	HR	S	P	ERA	WHIP

TOP

Chicago White Sox @ Boston Red Sox

Fenway Park, Boston, MA

Fri Jul 23 1954, 3:33 AM EDT

Att. 18,810 - Unknown

livebaseballscorecards.com

AB	33
R	7
H	11
RBI	6
BB	6
SO	7
LOB	22

WP: 0	PA: 41		
PB: 0			
SB: 2			
CS: 1			

BOTTOM

Chicago White Sox @ Boston Red Sox

Fenway Park, Boston, MA

Fri Jul 23 1954, 3:33 AM EDT

Att. 18,810 - Unknown

livebaseballscorecards.com

Batter	1	2	3	4	5	6	7	8	9	AB	R	H	RBI	BB	SO	LOB
Billy Consolo, R (1, 5) OBP: 0.261, SLG: 0.190	0-0 ① 1B		0-0 ③ F8			0-0 ② 6-3		0-0 ② 6-3		4	0	1	0	0	0	0
Jim Piersall, R (1, 9) OBP: 0.329, SLG: 0.389	0-0 G6-3 1B			0-0 ① 6-3		0-0 ③ 5-3		SSS 0-3 ③ K		4	0	1	0	0	1	0
Ted Williams, L (1, 7) OBP: 0.520, SLG: 0.673	0-0 ②③ G6-3 1-2f			0-0 2B			0-0 ① 4-3		0-0 ① F9	4	0	1	0	0	0	1
Sammy White, R (1, 2) OBP: 0.320, SLG: 0.429		0-0 ① 2B		0-0 ② L5			0-0 BB 2B 1B		0-0 ② F8	4	1	2	0	0	0	1
Jackie Jensen, R (1, 8) OBP: 0.344, SLG: 0.447		0-0 2-3 1B		0-0 ③ F8			BBBB 4-0 2B 1-2 BB		SSS 0-3 ③ K	3	0	1	0	1	1	1
Harry Agganis, L (1, 3) OBP: 0.324, SLG: 0.432		0-0 ② 2-3 1-2			SSS 0-3 ① K		0-0 ② L9			3	0	0	0	0	1	3
Ted Lepcio, R (1, 4) OBP: 0.331, SLG: 0.396		0-0 ③ 5-3			0-0 ② 6-3		0-0 1-3 2-H 2B			3	0	1	1	0	0	1
Milt Bolling, R (1, 6) OBP: 0.334, SLG: 0.366			0-0 ① L7		0-0 ③ F5		SSS 0-3 ③ K			3	0	0	0	0	1	2
Russ Kemmerer, R (1, 1)			0-0 ② 2-3			0-0 ① P4		0-0 ① P4		1	0	0	0	0	0	0
Tex Clevenger, R (6, 1) OBP: 0.231, SLG: 0.308										1	0	0	0	0	0	0
Charlie Maxwell, L (8, PH) OBP: 0.312, SLG: 0.277										1	0	0	0	0	0	0
Bill Henry, L (9, 1) OBP: 0.189, SLG: 0.118										0	0	0	0	0	0	0
Inning Stats	R: 0 E: 0 K: 0 S: 3 H: 2 LOB: 0 BB: 0 P: 3	R: 0 E: 0 K: 0 S: 4 H: 2 LOB: 1 BB: 0 P: 4	R: 0 E: 0 K: 0 S: 3 H: 0 LOB: 0 BB: 0 P: 3	R: 0 E: 0 K: 0 S: 4 H: 1 LOB: 1 BB: 0 P: 4	R: 0 E: 0 K: 1 S: 5 H: 0 LOB: 0 BB: 0 P: 5	R: 0 E: 0 K: 0 S: 3 H: 0 LOB: 0 BB: 0 P: 3	R: 1 E: 0 K: 1 S: 7 H: 2 LOB: 2 BB: 1 P: 11	R: 0 E: 0 K: 1 S: 5 H: 0 LOB: 0 BB: 0 P: 5	R: 0 E: 0 K: 1 S: 5 H: 0 LOB: 0 BB: 0 P: 5	1B: 4 2B: 3 3B: 0 HR: 0 SF: 0 SAC: 0 DP: 1 HBP: 0							

	AB	31
	R	1
	H	7
	RBI	1
	BB	1
	SO	4
	LOB	9

WP: 0 PB: 0 SB: 0 CS: 0 PA: 32

PITCHER		IP	WLS	BF	H	R	ER	SO	BB	IBB	HBP	BLK	WP	HR	S	P	ERA	WHIP
Harry Dorish, R ERA: 2.72	(1, 1)	6.2	W	25	7	1	1	1	1	0	0	0	0	0	26	30	1.35	1.200
Virgil Trucks, R ERA: 2.61	(7, 1)	2.1	S	7	0	0	0	3	0	0	0	0	0	0	13	13	0.00	0.000

PITCHER	IP	WLS	BF	H	R	ER	SO	BB	IBB	HBP	BLK	WP	HR	S	P	ERA	WHIP

Batter	1	2	3	4	5	6	7	8	9	AB	R	H	RBI	BB	SO	LOB
Chico Carrasquel, R (1, 6) OBP: 0.359, SLG: 0.378	5-3		F3		5-3			F8		4	0	0	0	0	0	1
Nellie Fox, L (1, 4) OBP: 0.358, SLG: 0.393	4-3		1B 1B 2-H 1B		F7			F9		4	1	1	1	0	0	0
Minnie Minoso, R (1, 7) OBP: 0.409, SLG: 0.544	BBBB CS BB		1B 1-2 1B			4-3			6-3	3	0	1	0	1	0	0
Johnny Groth, R (1, 8) OBP: 0.359, SLG: 0.377	CS 1-2	4-3	FC6-4 1-2 2-H 1B			SSS K			F9	4	0	1	1	0	1	0
Sherm Lollar, R (1, 2) OBP: 0.347, SLG: 0.387		SSS K	FC6-4 1-2f			P6			F8	4	0	0	0	0	1	2
Cass Michaels, R (1, 5) OBP: 0.403, SLG: 0.435		BBBB BB		3-1			6-3			2	0	0	0	1	0	0
Jim Rivera, L (1, 9) OBP: 0.349, SLG: 0.435		SSS K		1-3			L6			3	0	0	0	0	1	1
Ron Jackson, R (1, 3) OBP: 0.375, SLG: 0.596			1B 2B	6-3			F9			3	1	1	0	0	0	0
Bob Keegan, R (1, 1) OBP: 0.169, SLG: 0.186			6-3		F8			F8		2	0	0	0	0	0	1
Morrie Martin, L (7, 1) OBP: 0.200, SLG: 0.250										0	0	0	0	0	0	0
Matt Batts, R (8, PH) OBP: 0.333, SLG: 0.391										1	0	0	0	0	0	0
Dick Strahs, L (8, 1)										0	0	0	0	0	0	0
Inning Stats	R: 0 E: 0 K: 0 S: 2 H: 0 LOB: 0 BB: 1 P: 6	R: 0 E: 0 K: 2 S: 7 H: 0 LOB: 1 BB: 1 P: 11	R: 2 E: 0 K: 0 S: 7 H: 4 LOB: 2 BB: 0 P: 7	R: 0 E: 0 K: 0 S: 3 H: 0 LOB: 0 BB: 0 P: 3	R: 0 E: 0 K: 0 S: 3 H: 0 LOB: 0 BB: 0 P: 3	R: 0 E: 0 K: 1 S: 5 H: 0 LOB: 0 BB: 0 P: 5	R: 0 E: 0 K: 0 S: 3 H: 0 LOB: 0 BB: 0 P: 3	R: 0 E: 0 K: 0 S: 3 H: 0 LOB: 0 BB: 0 P: 3	R: 0 E: 0 K: 0 S: 3 H: 0 LOB: 0 BB: 0 P: 3	1B: 3 2B: 1 3B: 0 HR: 0 SF: 0 SAC: 0 DP: 0 HBP: 0						

PITCHER		IP	WLS	BF	H	R	ER	SO	BB	IBB	HBP	BLK	WP	HR	S	P	ERA	WHIP
Leo Kiely, L ERA: 3.62	(1, 1)	9.0	W	32	4	2	2	3	2	0	0	0	0	0	36	44	2.00	0.667

PITCHER	IP	WLS	BF	H	R	ER	SO	BB	IBB	HBP	BLK	WP	HR	S	P	ERA	WHIP

TOP

Chicago White Sox @ Boston Red Sox

Fenway Park, Boston, MA

Sat Jul 24 1954, 3:33 AM EDT

Att. 12,507 - Unknown

livebaseballscorecards.com

AB	30
R	2
H	4
RBI	2
BB	2
SO	3
LOB	5

Batter	1	2	3	4	5	6	7	8	9	AB	R	H	RBI	BB	SO	LOB
Billy Consolo, R (1, 5) OBP: 0.290, SLG: 0.207	BBBB 4-0 BB		x 0-0 HR 1B	x 0-0 1-2 1B		BBBB 4-0 1-2 BB		x 0-0 ① 4-3		3	1	2	0	2	0	0
Jim Piersall, R (1, 9) OBP: 0.324, SLG: 0.383	x 0-0 ① F9		SSS 0-3 ① K	x 0-0 ③ 6-3		x 0-0 ③ F2		x 0-0 ② 6-3		5	0	0	0	0	1	6
Ted Williams, L (1, 7) OBP: 0.526, SLG: 0.692	BBBB 4-0 1-2 BB		x 0-0 1-2 HR 1B		x 0-0 1B		x 0-0 HR	x 0-0 ③ F9		4	2	3	1	1	0	0
Harry Agganis, L (1, 3) OBP: 0.319, SLG: 0.426	x 0-0 ② F7		x 0-0 ② F5		x 0-0 ① F5		x 0-0 ① P6			4	0	0	0	0	0	5
Jackie Jensen, R (1, 8) OBP: 0.343, SLG: 0.453	x 0-0 ③ P4		x 0-0 1-H 2-H HR		x 0-0 ② F3		x 0-0 ② G3			4	1	1	3	0	0	3
Del Wilber, R (1, 2) OBP: 0.154, SLG: 0.250		x 0-0 ① F4	x 0-0 PO 1B		x 0-0 ③ F8		x 0-0 HR			4	1	2	1	0	0	1
Ted Lepcio, R (1, 4) OBP: 0.333, SLG: 0.397		SSS 0-3 ② K	0-0 ③ PO 1-2	SSS 0-3 ① K		x 0-0 FC4-6 1B	x 0-0 1B 1B			4	0	2	0	0	2	0
Milt Bolling, R (1, 6) OBP: 0.336, SLG: 0.368		x 0-0 1B		x 0-0 ② F8		SSS 0-3 ① K	x 0-0 1-2 1B			4	0	2	0	0	1	1
Leo Kiely, L (1, 1) OBP: 0.184, SLG: 0.250		SSS 0-3 ③ K		BBBB 4-0 1B BB		x 0-0 ② FC4-6 BB 1-2f	x 0-0 ③ L5			3	0	0	0	1	1	4
Inning Stats	R: 0 H: 0 E: 0 LOB: 2 K: 0 BB: 2 S: 3 P: 11	R: 0 H: 1 E: 0 LOB: 1 K: 2 BB: 0 S: 8 P: 8	R: 3 H: 4 E: 0 LOB: 0 K: 1 BB: 0 S: 8 P: 8	R: 0 H: 1 E: 0 LOB: 2 K: 1 BB: 1 S: 6 P: 10	R: 0 H: 1 E: 0 LOB: 1 K: 0 BB: 0 S: 4 P: 4	R: 0 H: 1 E: 0 LOB: 2 K: 1 BB: 1 S: 6 P: 10	R: 2 H: 4 E: 0 LOB: 2 K: 0 BB: 0 S: 7 P: 7	R: 0 H: 0 E: 0 LOB: 0 K: 0 BB: 0 S: 3 P: 3		1B: 9 SF: 0 2B: 0 SAC: 0 3B: 0 DP: 0 HR: 3 HBP: 0						

PITCHER		IP	WLS	BF	H	R	ER	SO	BB	IBB	HBP	BLK	WP	HR	S	P	ERA	WHIP
Bob Keegan, R ERA: 2.99	(1, 1)	6.2	L	35	12	5	5	5	4	0	0	0	0	3	41	57	6.75	2.400
Morrie Martin, L ERA: 4.62	(7, 1)	0.1		1	0	0	0	0	0	0	0	0	0	0	1	1	0.00	0.000
Dick Strahs, R ERA:	(8, 1)	1.0		3	0	0	0	0	0	0	0	0	0	0	3	3	0.00	0.000

PITCHER	IP	WLS	BF	H	R	ER	SO	BB	IBB	HBP	BLK	WP	HR	S	P	ERA	WHIP

BOTTOM

Chicago White Sox @ Boston Red Sox

Fenway Park, Boston, MA

Sat Jul 24 1954, 3:33 AM EDT

Att. 12,507 - Unknown

livebaseballscorecards.com

AB	35
R	5
H	12
RBI	5
BB	4
SO	5
LOB	20

Batter	1	2	3	4	5	6	7	8	9	AB	R	H	RBI	BB	SO	LOB
Chico Carrasquel, R (1, 6) OBP: 0.359, SLG: 0.377	5-3	K			E 1B 1B		BBBB 1B G3 1B BB		F7	4	2	1	0	1	1	2
Nellie Fox, L (1, 4) OBP: 0.361, SLG: 0.394	BBBB 6-3 BB		P3		E5 BB 1-3 5-3 1B		G3 1-2		G6-4-3 1B	4	1	2	0	1	0	1
Minnie Minoso, R (1, 7) OBP: 0.409, SLG: 0.542	6-3 1-2		1-3		5-3 BB 3-H 1B		1B SH1-3 2-3 1B		G6-4-3 1-2f	5	1	2	1	0	0	2
Phil Cavarretta, L (1, 3) OBP: 0.435, SLG: 0.431	SSS K		1B		BBBB 5-3 1-2 2-3 BB		SH1-3 1-3 3-H 1B			3	0	2	1	1	1	1
Jim Rivera, L (1, 9) OBP: 0.346, SLG: 0.431		4-3	F7		5-3 1-2 2-3 3-H		SH1-3 1-2 3-H			3	0	0	2	0	0	3
Matt Batts, R (1, 2) OBP: 0.330, SLG: 0.379		BBBB 1B 1B BB		4-3	P4		L6			3	1	0	0	1	0	3
Cass Michaels, R (1, 5) OBP: 0.401, SLG: 0.431		1B 1-2 1B	SSS K		P6			F7		4	0	1	0	0	1	0
Johnny Groth, R (1, 8) OBP: 0.357, SLG: 0.375		1-2 2-H 1B	F7		5-3			L1		4	0	1	1	0	0	0
Jack Harshman, L (1, 1) OBP: 0.316, SLG: 0.323		SSS K			F9		F7	SSS K		4	0	0	0	0	2	2
Inning Stats	R: 0 E: 0 K: 1 S: 5 H: 0 LOB: 1 BB: 1 P: 9	R: 1 E: 0 K: 2 S: 9 H: 2 LOB: 2 BB: 1 P: 13	R: 0 E: 0 K: 0 S: 4 H: 1 LOB: 1 BB: 0 P: 4	R: 0 E: 0 K: 1 S: 5 H: 0 LOB: 0 BB: 0 P: 5	R: 2 E: 1 K: 0 S: 6 H: 3 LOB: 2 BB: 1 P: 10	R: 0 E: 0 K: 0 S: 3 H: 0 LOB: 0 BB: 0 P: 3	R: 2 E: 0 K: 0 S: 5 H: 2 LOB: 1 BB: 1 P: 9	R: 0 E: 0 K: 1 S: 5 H: 0 LOB: 0 BB: 0 P: 5	R: 0 E: 0 K: 0 S: 3 H: 1 LOB: 0 BB: 0 P: 3	1B: 9 2B: 0 3B: 0 HR: 0	SF: 0 SAC: 1 DP: 1 HBP: 0					

TOP

Chicago White Sox @ Boston Red Sox

Fenway Park, Boston, MA

Sun Jul 25 1954, 3:33 AM EDT

Unknown

livebaseballscorecards.com

AB	34
R	5
H	9
RBI	5
BB	4
SO	5
LOB	14

WP: 0 PB: 0 SB: 0 CS: 0 PA: 39

PITCHER	IP	WLS	BF	H	R	ER	SO	BB	IBB	HBP	BLK	WP	HR	S	P	ERA	WHIP
Willard Nixon, R (1, 1) ERA: 4.33	9.0	L	39	9	5	5	5	4	0	0	0	0	0	45	61	5.00	1.444

PITCHER	IP	WLS	BF	H	R	ER	SO	BB	IBB	HBP	BLK	WP	HR	S	P	ERA	WHIP

Batter	1	2	3	4	5	6	7	8	9	AB	R	H	RBI	BB	SO	LOB
Billy Consolo, R (1, 5) OBP: 0.278, SLG: 0.198	K		K		K		K			4	0	0	0	0	4	1
Jim Piersall, R (1, 9) OBP: 0.326, SLG: 0.384	G5-6-3 1B			BB 1B 2B	K		K			4	1	2	0	0	2	0
Ted Williams, L (1, 7) OBP: 0.525, SLG: 0.686	G5-6-3 1-2f			BB 2B 1B 1-2	1B BB BB		K			3	1	1	0	1	1	1
Harry Agganis, L (1, 3) OBP: 0.318, SLG: 0.421		K		K	1B 1-2 BB			6-3		3	0	0	0	1	2	2
Jackie Jensen, R (1, 8) OBP: 0.344, SLG: 0.452		K		2B 1-2 2-3 BB	F2 1-2 2-3 1B			F2		3	0	1	0	1	1	0
Del Wilber, R (1, 2) OBP: 0.167, SLG: 0.286		K		2B 1-3 2-H 3-H	P4			5-3		4	0	1	2	0	1	3
Ted Lepcio, R (1, 4) OBP: 0.332, SLG: 0.393			K	IBB	P6				K	3	0	0	0	1	2	0
Milt Bolling, R (1, 6) OBP: 0.336, SLG: 0.365			BB	K	F5				F2	2	0	0	0	1	1	3
Don Lenhardt, R (9, PH) OBP: 0.295, SLG: 0.395										1	0	0	0	0	0	0
Willard Nixon, L (1, 1) OBP: 0.306, SLG: 0.227			F7	K	K				F7	3	0	0	0	0	2	4
Karl Olson, R (9, PH) OBP: 0.338, SLG: 0.399										1	0	0	0	0	0	0
Inning Stats	R: 0 E: 0 K: 1 S: 5 H: 1 LOB: 0 BB: 0 P: 5	R: 0 E: 0 K: 3 S: 9 H: 0 LOB: 0 BB: 0 P: 9	R: 0 E: 0 K: 2 S: 7 H: 0 LOB: 1 BB: 1 P: 11	R: 2 E: 0 K: 3 S: 12 H: 3 LOB: 3 BB: 2 P: 20	R: 0 E: 0 K: 2 S: 8 H: 1 LOB: 3 BB: 2 P: 16	R: 0 E: 0 K: 1 S: 5 H: 0 LOB: 0 BB: 0 P: 5	R: 0 E: 0 K: 3 S: 9 H: 0 LOB: 0 BB: 0 P: 9	R: 0 E: 0 K: 0 S: 3 H: 0 LOB: 0 BB: 0 P: 3	R: 0 E: 0 K: 1 S: 5 H: 0 LOB: 0 BB: 0 P: 5	1B: 4 2B: 1 3B: 0 HR: 0 SF: 0 SAC: 0 DP: 1 HBP: 0							

PITCHER	IP	WLS	BF	H	R	ER	SO	BB	IBB	HBP	BLK	WP	HR	S	P	ERA	WHIP
Jack Harshman, L (1, 1) ERA: 3.43	9.0	W	36	5	2	2	16	4	1	0	0	0	0	63	83	2.00	1.000

PITCHER	IP	WLS	BF	H	R	ER	SO	BB	IBB	HBP	BLK	WP	HR	S	P	ERA	WHIP

BOTTOM

Chicago White Sox @ Boston Red Sox

Fenway Park, Boston, MA

Sun Jul 25 1954, 3:33 AM EDT

Unknown

livebaseballscorecards.com

AB	31
R	2
H	5
RBI	2
BB	5
SO	16
LOB	14

WP: 0 PB: 0 SB: 0 CS: 0 PA: 36

Chicago White Sox @ Boston Red Sox

Fenway Park, Boston, MA

Sun Jul 25 1954, 3:38 AM EDT

Att. 26,068 - Unknown

TOP

livebaseballscorecards.com

Batter	1	2	3	4	5	6	7	8	9	AB	R	H	RBI	BB	SO	LOB
Chico Carrasquel, R (1, 6) OBP: 0.360, SLG: 0.383	6-3		BB, BB, BB		F8		HR		F8	4	1	1	1	1	0	1
Nellie Fox, L (1, 4) OBP: 0.361, SLG: 0.392	F8		BB, 1-2			F9	1B		K	4	0	1	0	1	1	1
Minnie Minoso, R (1, 7) OBP: 0.412, SLG: 0.543	5-3		BB, 1-2, 2-3			4-3	1-2			3	1	2	0	1	0	0
Phil Cavarretta, L (1, 3) OBP: 0.416, SLG: 0.408		F8	G3			4-3, 1-2	F5			4	0	0	0	0	0	6
Jim Rivera, L (1, 9) OBP: 0.348, SLG: 0.430		5-3, E		F8		BB		F7		3	2	1	0	1	0	0
Sherm Lollar, R (1, 2) OBP: 0.350, SLG: 0.389		5-3, 1-2		5-3		2B, 1-2, 2-H	1B	G5-4-3	1B	4	0	2	1	0	0	1
Cass Michaels, R (1, 5) OBP: 0.398, SLG: 0.432		E4, CS, 2-H		6-3		2B, 1-H, 2-H		G5-4-3, 1-2f		4	0	1	1	0	0	1
Johnny Groth, R (1, 8) OBP: 0.353, SLG: 0.371		CS, 1-2	F5		P3		F8		F9	4	0	0	0	0	0	0
Don Johnson, R (1, 1) OBP: 0.088, SLG: 0.032			G3		5-3		6-3		BB	2	0	0	0	0	0	0
Morrie Martin, L (6, 1) OBP: 0.200, SLG: 0.250										0	0	0	0	0	0	0
Sandy Consuegra, R (6, 1) OBP: 0.237, SLG: 0.194										1	0	0	0	1	0	0
Inning Stats	R: 0 E: 0 K: 0 S: 3 H: 0 LOB: 0 BB: 0 P: 3	R: 1 E: 1 K: 0 S: 4 H: 1 LOB: 0 BB: 0 P: 4	R: 0 E: 0 K: 0 S: 3 H: 0 LOB: 3 BB: 3 P: 15	R: 0 E: 0 K: 0 S: 3 H: 0 LOB: 0 BB: 0 P: 3	R: 0 E: 0 K: 0 S: 3 H: 0 LOB: 0 BB: 0 P: 3	R: 2 E: 0 K: 0 S: 5 H: 3 LOB: 2 BB: 1 P: 9	R: 1 E: 0 K: 0 S: 6 H: 3 LOB: 2 BB: 0 P: 6	R: 0 E: 0 K: 0 S: 3 H: 1 LOB: 0 BB: 0 P: 3	R: 0 E: 0 K: 1 S: 5 H: 0 LOB: 1 BB: 1 P: 9	1B: 6 2B: 1 3B: 0 HR: 1 SF: 0 SAC: 0 DP: 1 HBP: 0						

	AB	33
	R	4
	H	8
	RBI	3
	BB	5
	SO	1
	LOB	10

WP: 0 PB: 0 SB: 0 CS: 1 PA: 39

PITCHER		IP	WLS	BF	H	R	ER	SO	BB	IBB	HBP	BLK	WP	HR	S	P	ERA	WHIP
Tom Brewer, R ERA: 4.16	(1, 1)	2.2		12	1	1	0	0	3	0	0	0	0	0	9	21	0.00	1.500
Ellis Kinder, R ERA: 3.34	(3, 1)	5.1	L	22	7	3	3	0	1	0	0	0	0	1	21	25	5.06	1.500
Hal Brown, R ERA: 5.58	(9, 1)	1.0		4	0	0	0	1	1	0	0	0	0	0	5	9	0.00	1.000

PITCHER	IP	WLS	BF	H	R	ER	SO	BB	IBB	HBP	BLK	WP	HR	S	P	ERA	WHIP

BOTTOM

Batter	1	2	3	4	5	6	7	8	9	AB	R	H	RBI	BB	SO	LOB
Billy Consolo, R (1, 6) OBP: 0.294, SLG: 0.231	0-0 1-3 SF9 1B 1B	0-0 ③ 1-3 1B		0-0 ③ FC6-5 2-3		0-0 1B 2B		0-0 ③ F9		5	1	3	0	0	0	1
Jim Piersall, R (1, 9) OBP: 0.330, SLG: 0.386	0-0 SF9 1-3 1-2 1B		0-0 ① F9		BB BB BB 1B	B B B B 4-0 1B BB			0-0 ① 6-3	4	1	2	0	1	0	0
Ted Williams, L (1, 7) OBP: 0.527, SLG: 0.682	0-0 ① 1-3 1-2 2-3		0-0 ② F8		B B B B 4-0 BB BB 1-2 BB	0-0 ② FC6-4 1-2 2-H 1B			0-0 FC5-4 1B	4	0	2	0	1	0	2
Harry Agganis, L (1, 3) OBP: 0.319, SLG: 0.422 Sammy White, R (6, PH) OBP: 0.320, SLG: 0.429 Billy Goodman, L (6, PH) OBP: 0.358, SLG: 0.367 (7, 3)	0-0 ② SF9 2-3 3-H	0-0 1B 1B			0-0 ① F8	0-0 ③ FC6-4 1-2f			0-0 ② F7	2 0 2	0 0 0	1 0 0	1 0 0	0 0 0	0 0 0	2 0 3
Jackie Jensen, R (1, 8) OBP: 0.345, SLG: 0.450	B B B B 4-0 S BB	0-0 1-2 1B			0-0 ② F4		0-0 ① 6-3		0-0 ③ FC5-4 1-2f	4	0	1	0	1	0	3
Grady Hatton, L (1, 5) OBP: 0.368, SLG: 0.367	S S S 0-3 ③ K 1-2		0-0 ③ 4-3		B B B 4-0 BB 1-2 2-3 BB		0-0 ② 4-3			3	0	0	0	1	1	4
Ted Lepcio, R (1, 4) OBP: 0.331, SLG: 0.389		0-0 ① F8		0-0 ① 4-3	B B B 4-0 1-2 2-3 3-H BB		S S S 0-3 ③ K			3	0	0	1	1	1	0
Mickey Owen, R (1, 2) OBP: 0.340, SLG: 0.381		S S S 0-3 ② K		0-0 ② P5	0-0 ③ F8			0-0 ① F8		4	0	0	0	0	1	3
Tom Brewer, R (1, 1) OBP: 0.333, SLG: 0.395 Ellis Kinder, R (3, 1) OBP: 0.222, SLG: 0.278 Charlie Maxwell, L (8, PH) OBP: 0.309, SLG: 0.274 Hal Brown, R (9, 1) OBP: 0.294, SLG: 0.267		0-0 1B 1B		0-0 FC6-5 2B		0-0 ① P4		0-0 ② 4-3		1 2 1 0	0 0 0 0	1 1 0 0	0 0 0 0	0 0 0 0	0 0 0 0	0 0 0 0
Inning Stats	R: 1 E: 0 K: 1 S: 7 H: 2 LOB: 2 BB: 1 P: 11	R: 0 E: 0 K: 1 S: 6 H: 2 LOB: 2 BB: 0 P: 6	R: 0 E: 0 K: 0 S: 5 H: 2 LOB: 2 BB: 0 P: 5	R: 0 E: 0 K: 0 S: 4 H: 1 LOB: 1 BB: 0 P: 4	R: 1 E: 0 K: 0 S: 4 H: 1 LOB: 3 BB: 3 P: 16	R: 0 E: 0 K: 0 S: 4 H: 2 LOB: 2 BB: 1 P: 8	R: 0 E: 0 K: 1 S: 5 H: 0 LOB: 0 BB: 0 P: 5	R: 0 E: 0 K: 0 S: 3 H: 0 LOB: 0 BB: 0 P: 3	R: 0 E: 0 K: 0 S: 4 H: 1 LOB: 1 BB: 0 P: 4	1B: 9 2B: 2 3B: 0 HR: 0	SF: 1 SAC: 0 DP: 0 HBP: 0						

PITCHER		IP	WLS	BF	H	R	ER	SO	BB	IBB	HBP	BLK	WP	HR	S	P	ERA	WHIP
Don Johnson, R ERA: 3.11	(1, 1)	5.1	W	29	9	2	2	2	5	0	0	0	0	0	28	48	3.38	2.625
Morrie Martin, L ERA: 4.6	(6, 1)	0.1		1	1	0	0	0	0	0	0	0	0	0	1	1	0.00	3.000
Sandy Consuegra, R ERA: 2.69	(6, 1)	3.1	S	11	1	0	0	1	0	0	0	0	0	0	13	13	0.00	0.300

PITCHER	IP	WLS	BF	H	R	ER	SO	BB	IBB	HBP	BLK	WP	HR	S	P	ERA	WHIP

Chicago White Sox @ Boston Red Sox

Fenway Park, Boston, MA

Sun Jul 25 1954, 3:38 AM EDT

Att. 26,068 - Unknown

livebaseballscorecards.com

AB	35
R	2
H	11
RBI	2
BB	5
SO	3
LOB	18

WP: 0 PB: 0 SB: 1 CS: 0 PA: 41

Batter	1	2	3	4	5	6	7	8	9	AB	R	H	RBI	BB	SO	LOB
Gene Woodling, L (1, 7) OBP: 0.364, SLG: 0.361	4-3		L4		F8			F7		4	0	0	0	0	0	0
Joe Collins, L (1, 3) OBP: 0.369, SLG: 0.463	BB		F7			F5		4-3		3	0	0	0	1	0	0
Mickey Mantel, S (1, 8) OBP: 0.404, SLG: 0.589	K		4-3			G4-6-3			G5-3 BB	3	0	1	0	1	1	1
Yogi Berra, L (1, 2) OBP: 0.347, SLG: 0.478	L4			F8		G4-6-3 1-2f			F9	4	0	0	0	0	0	3
Irv Noren, L (1, 9) OBP: 0.404, SLG: 0.540		FC5-4 1B		1B			B4-3		1-2 1B	4	0	3	0	0	0	0
Andy Carey, R (1, 5) OBP: 0.351, SLG: 0.444		FC5-4 E 1-2f		F8			F9		G5-3 2-3f	4	0	0	0	0	0	4
Jerry Coleman, R (1, 4) OBP: 0.275, SLG: 0.290		E5 1-2		6-3			1B			3	0	1	0	0	0	2
Phil Rizzuto, R (1, 6) OBP: 0.310, SLG: 0.261		P4			F8		K			2	0	0	0	0	0	2
Eddie Robinson, L (7, PH) OBP: 0.318, SLG: 0.357										1	0	0	0	0	1	1
Willy Miranda, S (7, 6) OBP: 0.317, SLG: 0.444										0	0	0	0	0	0	0
Harry Byrd, R (1, 1) OBP: 0.281, SLG: 0.258		K			5-3			K		2	0	0	0	0	1	2
Bob Cerv, R (8, PH) OBP: 0.250, SLG: 0.400										1	0	0	0	0	1	0
Ralph Branca, R (8, 1) OBP: 0.400, SLG: 0.385										0	0	0	0	0	0	0
Inning Stats	R: 0 E: 0 K: 1 S: 5 H: 0 LOB: 1 BB: 1 P: 9	R: 0 E: 1 K: 1 S: 7 H: 1 LOB: 2 BB: 0 P: 7	R: 0 E: 0 K: 0 S: 3 H: 0 LOB: 0 BB: 0 P: 3	R: 0 E: 0 K: 0 S: 4 H: 1 LOB: 1 BB: 0 P: 4	R: 0 E: 0 K: 0 S: 3 H: 0 LOB: 0 BB: 0 P: 3	R: 0 E: 0 K: 0 S: 3 H: 1 LOB: 0 BB: 0 P: 3	R: 0 E: 0 K: 1 S: 6 H: 1 LOB: 1 BB: 0 P: 6	R: 0 E: 0 K: 1 S: 5 H: 0 LOB: 0 BB: 0 P: 5	R: 0 E: 0 K: 0 S: 3 H: 1 LOB: 1 BB: 1 P: 7	1B: 5 2B: 0 3B: 0 HR: 0 SF: 0 SAC: 0 DP: 2 HBP: 0						

PITCHER	IP	WLS	BF	H	R	ER	SO	BB	IBB	HBP	BLK	WP	HR	S	P	ERA	WHIP
Virgil Trucks, R (1, 1) ERA: 2.47	9.0	W	33	5	0	0	4	2	0	0	0	0	0	39	47	0.00	0.778

PITCHER	IP	WLS	BF	H	R	ER	SO	BB	IBB	HBP	BLK	WP	HR	S	P	ERA	WHIP

TOP

New York Yankees @ Chicago White Sox

Comiskey Park, Chicago, IL

Tue Jul 27 1954, 4:33 AM EDT

Att. 53,067 - Unknown

livebaseballscorecards.com

AB	31
R	0
H	5
RBI	0
BB	2
SO	4
LOB	15

WP: 0 PA: 33
PB: 0
SB: 0
CS: 0

Batter	1	2	3	4	5	6	7	8	9	AB	R	H	RBI	BB	SO	LOB
Chico Carrasquel, R (1, 6) OBP: 0.361, SLG: 0.383	5-3		1B		BB		F7			3	0	1	0	1	0	0
Nellie Fox, L (1, 4) OBP: 0.358, SLG: 0.388	6-3		FC4-8-6 1-2f		F6		L4			4	0	0	0	0	0	2
Minnie Minoso, R (1, 7) OBP: 0.410, SLG: 0.543	1B 2B		F8			5-3	F4			4	1	1	0	0	0	1
Phil Cavarretta, L (1, 3) OBP: 0.419, SLG: 0.413	1B 2-H 1B		P5			1B 1B BB 1B		F4		4	2	2	1	0	0	1
Jim Rivera, L (1, 9) (7, 8) OBP: 0.353, SLG: 0.432	FC6-4 2-H 1B			3-1		BB 1B SF7 1-2 1B		CS BB		3	1	2	1	1	0	0
Sherm Lollar, R (1, 2) OBP: 0.348, SLG: 0.387	FC6-4 1-2f			L5		BB 1-2 2-3 1B		1-3 1-2		4	0	1	0	0	0	2
Cass Michaels, R (1, 5) OBP: 0.402, SLG: 0.433			G6-4-3 1B	P6		BB 1-2 2-3 3-H				2	0	1	1	1	0	0
Johnny Groth, R (1, 8) OBP: 0.351, SLG: 0.368 Carl Sawatski, L (6, PH) OBP: 0.329, SLG: 0.352 Ed McGhee, R (7, 9) OBP: 0.229, SLG: 0.308			G6-4-3 1-2f		F9	SF7 3-H				2 0 0	0 0 0	0 0 0	0 1 0	0 0 0	0 0 0	1 0 0
Virgil Trucks, R (1, 1) OBP: 0.176, SLG: 0.194			1-3		4-3	P2				3	0	0	0	0	0	2
Inning Stats	R: 2 E: 0 K: 0 S: 6 H: 3 LOB: 1 BB: 0 P: 6		R: 0 E: 0 K: 0 S: 3 H: 1 LOB: 0 BB: 0 P: 3	R: 0 E: 0 K: 0 S: 4 H: 1 LOB: 1 BB: 0 P: 4	R: 0 E: 0 K: 0 S: 3 H: 0 LOB: 0 BB: 0 P: 3	R: 0 E: 0 K: 0 S: 3 H: 0 LOB: 1 BB: 1 P: 7	R: 2 E: 0 K: 0 S: 6 H: 3 LOB: 2 BB: 1 P: 10	R: 0 E: 0 K: 0 S: 3 H: 0 LOB: 0 BB: 0 P: 3	R: 0 E: 0 K: 0 S: 2 H: 0 LOB: 0 BB: 1 P: 6								

PITCHER		IP	WLS	BF	H	R	ER	SO	BB	IBB	HBP	BLK	WP	HR	S	P	ERA	WHIP
Harry Byrd, R ERA: 3.34	(1, 1)	7.0	L	30	8	4	4	0	2	0	0	0	0	0	28	36	5.14	1.429
Ralph Branca, R ERA: 5.63	(8, 1)	1.0		3	0	0	0	0	1	0	0	0	0	0	2	6	0.00	1.000

PITCHER	IP	WLS	BF	H	R	ER	SO	BB	IBB	HBP	BLK	WP	HR	S	P	ERA	WHIP

BOTTOM

New York Yankees @ Chicago White Sox

Comiskey Park, Chicago, IL

Tue Jul 27 1954, 4:33 AM EDT

Att. 53,067 - Unknown

livebaseballscorecards.com

AB	29
R	4
H	8
RBI	4
BB	3
SO	0
LOB	9

1B: 7	SF: 1	WP: 0	PA: 33
2B: 1	SAC: 0	PB: 0	
3B: 0	DP: 1	SB: 0	
HR: 0	HBP: 0	CS: 1	

Batter	1	2	3	4	5	6	7	8	9	AB	R	H	RBI	BB	SO	LOB
Irv Noren, L (1, 7) OBP: 0.401, SLG: 0.531	F5		5-3		F5		K		HR 1B BB	4	1	0	0	1	1	3
Bill Skowron, R (1, 3) OBP: 0.377, SLG: 0.545	1B 1B		K			F9	P6		HR 1B	3	0	1	0	0	1	0
Joe Collins, L (7, PH) OBP: 0.370, SLG: 0.463 (7, 3)										2	1	1	0	0	0	2
Mickey Mantle, S (1, 8) OBP: 0.406, SLG: 0.598	F9		5-3			1B FC5-4 1B		E4 2B 1B	1-H 2-H HR	5	3	3	3	0	0	1
Yogi Berra, L (1, 2) OBP: 0.352, SLG: 0.488	FC5-4 1-2 1B			FC6-5 2B		FC5-4 1-3 1B		3B 2-H 2B	K	5	1	4	1	0	1	0
Hank Bauer, R (1, 9) OBP: 0.377, SLG: 0.477	FC5-4 1-2f			FC6-5 G4-3 2-3		FC5-4 1-2f 3-H		1B 2-H 3B	FC4-6 1B	5	1	2	2	0	0	4
Andy Carey, R (1, 5) OBP: 0.348, SLG: 0.439		K		G4-3 1-2f		5-3		SH3 3-H 1B	FC4-6 1-2f	5	0	1	1	0	1	3
Jerry Coleman, R (1, 4) OBP: 0.279, SLG: 0.295 (8, 6)		5-3			E7 1B		1B 1B	SH3 1-2	G3	4	0	2	0	0	0	1
Willy Miranda, S (1, 6) OBP: 0.326, SLG: 0.500										2	0	1	0	0	0	1
Enos Slaughter, L (7, PH) OBP: 0.368, SLG: 0.300		3B			5-3		1-2 1B	P5		1	0	1	0	0	0	0
Phil Rizzuto, R (7, 6) OBP: 0.310, SLG: 0.261										0	0	0	0	0	0	0
Bob Cerv, R (8, PH) OBP: 0.244, SLG: 0.390										1	0	0	0	0	0	1
Bob Grim, R (8, 1) OBP: 0.175, SLG: 0.231										0	0	0	0	0	0	0
Johnny Sain, R (9, 1) OBP: 0.366, SLG: 0.273										0	0	0	0	0	0	0
Ed Lopat, L (1, 1) OBP: 0.091, SLG: 0.025										1	0	0	0	0	0	1
Tom Morgan, R (2, 1) OBP: 0.222, SLG: 0.346										1	0	0	0	0	0	1
Gene Woodling, L (7, PH) OBP: 0.362, SLG: 0.360										1	0	0	0	0	0	2
Marlin Stuart, L (7, 1) OBP: 0.222, SLG: 0.222										0	0	0	0	0	0	0
Gil McDougald, R (8, PH) OBP: 0.355, SLG: 0.385 (8, 4)		6-3			5-3		F8	K		1	0	0	0	0	1	1
Inning Stats	R: 0 E: 0 K: 0 S: 5 H: 2 LOB: 2 BB: 0 P: 5	R: 0 E: 0 K: 1 S: 6 H: 1 LOB: 1 BB: 0 P: 6	R: 0 E: 0 K: 1 S: 5 H: 0 LOB: 0 BB: 0 P: 5	R: 0 E: 0 K: 0 S: 3 H: 1 LOB: 0 BB: 0 P: 3	R: 0 E: 1 K: 0 S: 4 H: 1 LOB: 1 BB: 0 P: 4	R: 1 E: 0 K: 0 S: 5 H: 2 LOB: 1 BB: 0 P: 5	R: 0 E: 0 K: 1 S: 7 H: 2 LOB: 2 BB: 0 P: 7	R: 3 E: 1 K: 1 S: 9 H: 4 LOB: 1 BB: 0 P: 9	R: 3 E: 0 K: 1 S: 8 H: 3 LOB: 1 BB: 1 P: 12	1B: 11 2B: 2 3B: 2 HR: 1 SF: 0 SAC: 1 DP: 1 HBP: 0						

TOP

New York Yankees @ Chicago White Sox

Comiskey Park, Chicago, IL

Wed Jul 28 1954, 4:33 AM EDT

Att. 38,056 - Unknown

livebaseballscorecards.com

AB	41
R	7
H	16
RBI	7
BB	1
SO	5
LOB	21

WP: 0 PB: 0 SB: 0 CS: 0 PA: 43

PITCHER		IP	WLS	BF	H	R	ER	SO	BB	IBB	HBP	BLK	WP	HR	S	P	ERA	WHIP
Billy Pierce, L ERA: 3.33	(1, 1)	6.0		24	7	1	1	2	0	0	0	0	0	0	28	28	1.50	1.167
Bob Keegan, R ERA: 2.99	(7, 1)	0.0		2	2	0	0	0	0	0	0	0	0	0	2	2	∞	∞
Morrie Martin, L ERA: 4.56	(7, 1)	0.2		2	0	0	0	1	0	0	0	0	0	0	4	4	0.00	0.000
Sandy Consuegra, R ERA: 2.93	(7, 1)	0.1		5	4	3	3	0	0	0	0	0	0	0	5	5	81.00	12.000
Harry Dorish, R ERA: 2.67	(8, 1)	1.0		3	0	0	0	1	0	0	0	0	0	0	5	5	0.00	0.000

PITCHER		IP	WLS	BF	H	R	ER	SO	BB	IBB	HBP	BLK	WP	HR	S	P	ERA	WHIP
Jack Harshman, L ERA: 3.72	(9, 1)	0.1	L	5	3	3	3	1	1	0	0	0	0	1	6	10	81.00	12.000
Don Johnson, R ERA: 3.09	(9, 1)	0.2		2	0	0	0	0	0	0	0	0	0	0	2	2	0.00	0.000

Batter	1	2	3	4	5	6	7	8	9	AB	R	H	RBI	BB	SO	LOB
Chico Carrasquel, R (1, 6) OBP: 0.361, SLG: 0.385	E7	FC1-2 G4-6-3 1-2 2-3 3-Hf			5-3	1-2 3-H 1B		6-3		5	1	2	1	0	0	5
Nellie Fox, L (1, 4) OBP: 0.359, SLG: 0.389	1B 1B HBP	G4-6-3 1-2f			F5	F9			1B 2B	4	1	1	0	0	0	5
Minnie Minoso, R (1, 7) OBP: 0.415, SLG: 0.551	G6-4-3 1-H 1B		SH1-3 2B		2B		6-3		G5-4-3 2-3 1B	5	0	4	1	0	0	0
Johnny Groth, R (1, 8) OBP: 0.347, SLG: 0.364	G6-4-3 1-2f		SH1-3 2-3		F2		6-3		G5-4-3 1-2f	4	0	0	0	0	0	4
Matt Batts, R (1, 2) OBP: 0.339, SLG: 0.375 Fred Marsh, R (6, PR) OBP: 0.269, SLG: 0.280 (7, 5)	4-3		BBBBB G4-6-3 BB			BBBBB FC3-5 1B BB	SSSSS K		F5	1 2	0 0	0 0	0 0	2 0	0 1	0 1
Jim Rivera, L (1, 9) OBP: 0.358, SLG: 0.441		1B BB BB HBP	G4-6-3 1-2f			1B FC3-5 1-2 E 1B		3B		3	2	2	0	0	0	2
Cass Michaels, R (1, 5) OBP: 0.401, SLG: 0.429 Sherm Lollar, R (7, 2) OBP: 0.347, SLG: 0.385		BBBBB BB 1B 1-2 FC1-2 BB	6-3			FC3-5 FC3-6 E 1-2 1B 2-3f		F2		2 1	1 0	0 0	0 0	1 0	0 0	2 1
Phil Cavarretta, L (1, 3) OBP: 0.433, SLG: 0.422		FC1-2 BB 1-2 2-3 1B	P4			E2 FC3-6 1-2 2-H 1B		S IBB		3	0	2	0	1	0	0
Billy Pierce, L (1, 1) OBP: 0.250, SLG: 0.313 Carl Sawatski, L (6, PH) OBP: 0.308, SLG: 0.347 Ed McGhee, R (6, PR) OBP: 0.235, SLG: 0.308 Bob Keegan, R (7, 1) OBP: 0.000, SLG: 0.188 Morrie Martin, L (7, 1) OBP: 0.000, SLG: 0.200 Sandy Consuegra, R (7, 1) OBP: 0.231, SLG: 0.154 Harry Dorish, R (8, 1) OBP: 0.000, SLG: 0.114 Willard Marshall, L (6, PH) OBP: 0.000, SLG: 0.000 Jack Harshman, L (9, 1) OBP: 0.318, SLG: 0.333 Don Johnson, R (9, 1) OBP: 0.000, SLG: 0.032		BBBBB FC1-2 1-2 2-3 3-H BB	6-3			FC3-6 1B 1-2f 2-3		K 1-2		1 1 0 0 0 0 0 0 0 1 0	0 0 0 0 0 0 0 0 0 0 0	0 0 0 0 0 0 0 0 0 0 0	1 0 0 0 0 0 0 0 0 0 0	1 0 0 0 0 0 0 0 0 1 0	0 0 0 0 0 0 0 0 0 0 0	0 2 0 0 0 0 0 0 0 2 0
Inning Stats	R: 2 E: 1 K: 0 S: 4 H: 2 LOB: 0 BB: 0 P: 5	R: 1 E: 0 K: 0 S: 3 H: 1 LOB: 2 BB: 2 P: 12	R: 0 E: 0 K: 0 S: 3 H: 1 LOB: 1 BB: 1 P: 7	R: 0 E: 0 K: 0 S: 3 H: 0 LOB: 0 BB: 0 P: 3	R: 0 E: 0 K: 0 S: 4 H: 1 LOB: 1 BB: 0 P: 4	R: 2 E: 1 K: 0 S: 6 H: 3 LOB: 2 BB: 1 P: 10	R: 0 E: 0 K: 1 S: 5 H: 0 LOB: 0 BB: 0 P: 5	R: 0 E: 0 K: 1 S: 6 H: 1 LOB: 2 BB: 1 P: 10	R: 0 E: 0 K: 0 S: 4 H: 2 LOB: 1 BB: 0 P: 4	1B: 6 2B: 4 3B: 1 HR: 0	SF: 0 SAC: 1 DP: 4 HBP: 2				WP: 0 PB: 0 SB: 1 CS: 0	PA: 41	

PITCHER		IP	WLS	BF	H	R	ER	SO	BB	IBB	HBP	BLK	WP	HR	S	P	ERA	WHIP
Ed Lopat, L ERA: 3.65	(1, 1)	1.0		9	3	3	3	0	2	0	2	0	0	0	5	15	27.00	5.000
Tom Morgan, R ERA: 3.84	(2, 1)	5.0		20	5	2	0	0	2	0	0	0	0	0	18	26	0.00	1.400
Marlin Stuart, R ERA: 4.61	(7, 1)	1.0		3	0	0	0	1	0	0	0	0	0	0	5	5	0.00	0.000
Bob Grim, R ERA: 3.18	(8, 1)	1.0	W	5	1	0	0	1	0	1	0	0	0	0	6	10	0.00	1.000
Johnny Sain, R ERA: 2.16	(9, 1)	1.0	S	4	2	0	0	0	0	0	0	0	0	0	4	4	0.00	2.000

PITCHER	IP	WLS	BF	H	R	ER	SO	BB	IBB	HBP	BLK	WP	HR	S	P	ERA	WHIP

BOTTOM

New York Yankees @ Chicago White Sox

Comiskey Park, Chicago, IL

Wed Jul 28 1954, 4:33 AM EDT

Att. 38,056 - Unknown

livebaseballscorecards.com

AB	33
R	5
H	11
RBI	3
BB	5
SO	2
LOB	24

Batter	1	2	3	4	5	6	7	8	9	AB	R	H	RBI	BB	SO	LOB
Irv Noren, L (1, 7) OBP: 0.397, SLG: 0.525	K	4-1 2-3 3-H			F3	4-3			FC6-4 1B	5	0	1	1	0	1	1
Hank Bauer, R (1, 9) OBP: 0.371, SLG: 0.468	F9	1-3			K	F6			FC6-4 BB 1-2f 1B	5	1	0	0	0	1	2
Mickey Mantle, S (1, 8) OBP: 0.406, SLG: 0.594	6-3		3-1		1B 2B 1B	F5			BB 1-2 1B 1B	4	2	1	0	1	0	0
Yogi Berra, L (1, 2) OBP: 0.353, SLG: 0.487		F4	6-3		2B 1-2 1B 1B	G3			1B 1-2 2-H 2B 1B	5	2	2	1	0	0	0
Bill Skowron, R (1, 3) OBP: 0.385, SLG: 0.552 Joe Collins, L (5, PH) OBP: 0.373, SLG: 0.471 (5, 3)		1B 1B 1B	E6 1B		1-3 2-H 1B 2B			F8	2B 1-2 2-H 1B	2 3	1 1	2 2	0 2	0 0	0 0	0 0
Andy Carey, R (1, 5) OBP: 0.352, SLG: 0.447		BB 1B 1-2 2B 1B	4-3		2-H 3-H 1B			1-3	1-3 2-H 2B	5	1	3	3	0	0	1
Jerry Coleman, R (1, 4) OBP: 0.287, SLG: 0.295		BB 1-2 2-H 2B 1B		K	5-3			BB	BB	3	1	1	1	2	1	1
Willy Miranda, S (1, 6) OBP: 0.326, SLG: 0.500 Gene Woodling, L (2, PH) OBP: 0.365, SLG: 0.360 Phil Rizzuto, R (2, 6) OBP: 0.305, SLG: 0.257		2B 4-1 1-2 2-3 BB		5-3		F5		F7	P4	0 0 4	0 1 0	0 0 0	0 0 0	0 1 0	0 0 0	0 0 4
Whitey Ford, L (1, 1) OBP: 0.286, SLG: 0.216		4-1 1-3 2-H 3-H 2B		F6		K			5-3	4	0	1	2	0	1	0
Inning Stats	R: 0 E: 0 K: 1 S: 5 H: 0 LOB: 0 BB: 0 P: 5	R: 4 E: 0 K: 0 S: 7 H: 4 LOB: 1 BB: 1 P: 11	R: 0 E: 1 K: 0 S: 4 H: 1 LOB: 1 BB: 0 P: 4	R: 0 E: 0 K: 1 S: 5 H: 0 LOB: 0 BB: 0 P: 5	R: 3 E: 0 K: 1 S: 9 H: 4 LOB: 1 BB: 0 P: 9	R: 0 E: 0 K: 1 S: 5 H: 0 LOB: 0 BB: 0 P: 5	R: 0 E: 0 K: 0 S: 3 H: 0 LOB: 0 BB: 0 P: 3	R: 0 E: 0 K: 0 S: 3 H: 0 LOB: 1 BB: 1 P: 7	R: 3 E: 0 K: 0 S: 7 H: 4 LOB: 3 BB: 2 P: 15	1B: 10 2B: 3 3B: 0 HR: 0 SF: 0 SAC: 0 DP: 0 HBP: 0	WP: 0 PB: 0 SB: 0 CS: 0 PA: 44					

TOP

New York Yankees @ Chicago White Sox

Comiskey Park, Chicago, IL

Thu Jul 29 1954, 4:33 AM EDT

Att. 22,995 - Unknown

livebaseballscorecards.com

AB	40
R	10
H	13
RBI	10
BB	4
SO	4
LOB	9

PITCHER		IP	WLS	BF	H	R	ER	SO	BB	IBB	HBP	BLK	WP	HR	S	P	ERA	WHIP
Jack Harshman, L ERA: 3.97	(1, 1)	1.1	L	7	3	3	3	1	0	0	0	0	0	0	9	9	20.25	2.250
Don Johnson, R ERA: 3.15	(2, 1)	0.2		4	1	1	1	0	1	0	0	0	0	0	3	7	13.50	3.000
Harry Dorish, R ERA: 2.98	(3, 1)	3.0		14	5	3	3	2	0	0	0	0	0	0	18	18	9.00	1.667
Dick Strahs, R ERA: 5.4	(6, 1)	4.0		19	4	3	3	1	3	0	0	0	0	0	18	30	6.75	1.750

PITCHER	IP	WLS	BF	H	R	ER	SO	BB	IBB	HBP	BLK	WP	HR	S	P	ERA	WHIP

Batter	1	2	3	4	5	6	7	8	9	AB	R	H	RBI	BB	SO	LOB
Chico Carrasquel, R (1, 6) OBP: 0.358, SLG: 0.382	P4	F8			F8			6-3		4	0	0	0	0	0	3
Nellie Fox, L (1, 4) OBP: 0.358, SLG: 0.387	1B BB		F7		G6-4-3 1-2f			G3		3	0	0	0	1	0	1
Minnie Minoso, R (1, 7) OBP: 0.416, SLG: 0.551	1-2 1B		1-3			5-3		1B		4	0	2	0	0	0	0
Phil Cavarretta, L (1, 3) OBP: 0.420, SLG: 0.407	F8		F3			F9		1-3		3	0	0	0	0	0	2
Ron Jackson, R (8, PH) OBP: 0.368, SLG: 0.585 (9, 3)										1	0	0	0	0	0	1
Matt Batts, R (1, 2) OBP: 0.328, SLG: 0.360	K			F9		F3			F2	4	0	0	0	0	1	2
Cass Michaels, R (1, 5) OBP: 0.398, SLG: 0.422		6-3		G3 BB			F7		F7	3	0	0	0	1	0	0
Jim Rivera, L (1, 9) OBP: 0.356, SLG: 0.445		3B		G3 1-2			L4		4-3	4	0	1	0	0	0	1
Johnny Groth, R (1, 8) OBP: 0.347, SLG: 0.363		K		F2			1B			3	0	1	0	0	1	2
Jack Harshman, L (1, 1) OBP: 0.316, SLG: 0.323		BB			G6-4-3 BB		K			0	0	0	0	0	0	0
Don Johnson, R (2, 1) OBP: 0.088, SLG: 0.032										0	0	0	0	0	0	0
Ed McGhee, R (2, PH) OBP: 0.239, SLG: 0.308										0	0	0	0	0	0	0
Harry Dorish, R (3, 1) OBP: 0.118, SLG: 0.118										0	0	0	0	0	0	0
Fred Marsh, R (5, PH) OBP: 0.296, SLG: 0.280										0	0	0	0	0	0	0
Dick Strahs, L (6, 1)										1	0	0	0	0	1	1
Inning Stats	R: 0 E: 0 K: 1 S: 6 H: 1 LOB: 2 BB: 1 P: 10	R: 0 E: 0 K: 1 S: 6 H: 1 LOB: 2 BB: 1 P: 10	R: 0 E: 0 K: 0 S: 3 H: 0 LOB: 0 BB: 0 P: 3	R: 0 E: 0 K: 0 S: 3 H: 0 LOB: 1 BB: 1 P: 7	R: 0 E: 0 K: 0 S: 2 H: 0 LOB: 0 BB: 1 P: 6	R: 0 E: 0 K: 0 S: 3 H: 0 LOB: 0 BB: 0 P: 3	R: 0 E: 0 K: 1 S: 6 H: 1 LOB: 1 BB: 0 P: 6	R: 0 E: 0 K: 0 S: 4 H: 1 LOB: 1 BB: 0 P: 4	R: 0 E: 0 K: 0 S: 3 H: 0 LOB: 0 BB: 0 P: 3	1B: 3 2B: 0 3B: 1 HR: 0	SF: 0 SAC: 0 DP: 1 HBP: 0					

PITCHER	IP	WLS	BF	H	R	ER	SO	BB	IBB	HBP	BLK	WP	HR	S	P	ERA	WHIP
Whitey Ford, L (1, 1) ERA: 2.91	9.0	W	34	4	0	0	3	4	0	0	0	0	0	36	52	0.00	0.889

PITCHER	IP	WLS	BF	H	R	ER	SO	BB	IBB	HBP	BLK	WP	HR	S	P	ERA	WHIP

BOTTOM

New York Yankees @ Chicago White Sox

Comiskey Park, Chicago, IL

Thu Jul 29 1954, 4:33 AM EDT

Att. 22,995 - Unknown

livebaseballscorecards.com

AB	30
R	0
H	4
RBI	0
BB	4
SO	3
LOB	13

WP: 0 PB: 0 SB: 0 CS: 0 PA: 34

Batter	1	2	3	4	5	6	7	8	9	AB	R	H	RBI	BB	SO	LOB
Spook Jacobs, R (1, 4) OBP: 0.329, SLG: 0.292	F7		F7			K			F7	4	0	0	0	0	1	1
Lou Limmer, L (1, 3) OBP: 0.301, SLG: 0.441	K		F8			F8			F8	4	0	0	0	0	1	1
Jim Finigan, R (1, 5) OBP: 0.391, SLG: 0.435	6-3			F7		6-3			3B	4	0	1	0	0	0	0
Bill Wilson, R (1, 8) OBP: 0.360, SLG: 0.444		F7		F2			1-3		F8	0	0	0	0	0	0	0
Bill Renna, R (1, 9) OBP: 0.305, SLG: 0.397		6-3 3B		F8			BBBB 4-0 G6-4-3 BB			2	1	1	0	1	0	0
Vic Power, R (1, 7) OBP: 0.263, SLG: 0.324		6-3 3-H			2B		G6-4-3 1-2f			3	0	1	1	0	0	1
Joe Demaestri, R (1, 6) OBP: 0.263, SLG: 0.323		L5			P4			4-3		3	0	0	0	0	0	1
Jim Robertson, R (1, 2) OBP: 0.277, SLG: 0.229			5-3		6-3			6-3		3	0	0	0	0	0	1
Charlie Bishop, R (1, 1) OBP: 0.250, SLG: 0.250			1B		F9			5-3		1	0	1	0	0	0	0
Moe Burtschy, R (4, 1) OBP: 0.111, SLG: 0.111										2	0	0	0	0	0	1

TOP

Philadelphia Athletics @ Chicago White Sox
Comiskey Park, Chicago, IL
Sat Jul 31 1954, 4:33 AM EDT
Att. 4,581 - Unknown

livebaseballscorecards.com

AB	26
R	1
H	4
RBI	1
BB	1
SO	2
LOB	6

Inning Stats	1	2	3	4	5	6	7	8	9
R	0	1	0	0	0	0	0	0	0
E	0	0	0	0	0	0	0	0	0
K	1	0	0	0	0	1	0	0	0
S	5	4	4	3	4	5	2	3	4
H	0	1	1	0	1	0	0	0	1
LOB	0	0	1	0	1	0	0	0	1
BB	0	0	0	0	0	0	1	0	0
P	5	4	4	3	4	5	6	3	4

1B	SF	WP	PA
1	0	0	31
2B	SAC	PB	
1	0	0	
3B	DP	SB	
2	1	0	
HR	HBP	CS	
0	0	0	

PITCHER	IP	WLS	BF	H	R	ER	SO	BB	IBB	HBP	BLK	WP	HR	S	P	ERA	WHIP
Morrie Martin, L (1, 1) ERA: 4.18	9.0	W	31	4	1	1	2	1	0	0	0	0	0	34	38	1.00	0.556

PITCHER	IP	WLS	BF	H	R	ER	SO	BB	IBB	HBP	BLK	WP	HR	S	P	ERA	WHIP

Batter	1	2	3	4	5	6	7	8	9	AB	R	H	RBI	BB	SO	LOB
Chico Carrasquel, R (1, 6) OBP: 0.359, SLG: 0.384	0-0 1B 1B 1B	0-3 K		0-0 6-3		0-0 G5-4-3 1-2f				4	1	1	0	0	1	2
Nellie Fox, L (1, 4) OBP: 0.360, SLG: 0.389	0-0 BB 1B 1B 1B 1-2	0-0 CS 1B		0-0 BB 1B 2-H			0-0 4-3			4	1	3	1	0	0	0
Minnie Minoso, R (1, 7) OBP: 0.417, SLG: 0.548	0-0 BB 1B 1B 1-2 2-H	0-0 CS 1-2	0-0 5-3	BBBB 4-0 1B 1-2			0-0 1-3			3	1	1	1	1	0	0
Jim Rivera, L (1, 8) OBP: 0.360, SLG: 0.445	BBBB 4-0 1B F2 BB 1-2 2-3		0-0 4-3	0-0 F2			0-0 1B			3	1	1	0	1	0	2
Sherm Lollar, R (1, 2) OBP: 0.345, SLG: 0.382	0-0 F7		0-0 F4		0-0 G6-4-3 1B		0-0 5-3			4	0	1	0	0	0	4
Cass Michaels, R (1, 5) OBP: 0.407, SLG: 0.431	0-0 F2 1B 1-3 2-H 3-H			BBBB 4-0 SH1-2-4 BB 2B	SSS 0-3 K			0-0 L4-3 1B		3	1	2	2	1	1	1
Ed McGhee, R (1, 9) OBP: 0.244, SLG: 0.296	0-0 F2 1-2 3-H			BBBB 4-0 SH1-2-4 1-2 2B BB	0-0 G6-4-3 1-2f			0-0 L4-3 1-2		3	1	0	0	1	0	3
Ron Jackson, R (1, 3) OBP: 0.367, SLG: 0.564	SSS 0-3 K			0-0 SH1-2-4 1-2 2-3		0-0 P6		BBBB 4-0 BB		2	0	0	0	1	1	1
Morrie Martin, L (1, 1) OBP: 0.250, SLG: 0.333		0-0 4-3		0-0 1B 2-H 3-H 2B		0-0 G5-4-3 1B		0-0 1-3		4	1	2	2	0	0	1
Inning Stats	R: 4 H: 4 E: 0 LOB: 1 K: 1 BB: 1 S: 9 P: 13	R: 0 H: 1 E: 0 LOB: 0 K: 1 BB: 0 S: 5 P: 5	R: 0 H: 0 E: 0 LOB: 0 K: 0 BB: 0 S: 3 P: 3	R: 3 H: 2 E: 0 LOB: 2 K: 0 BB: 3 S: 5 P: 17	R: 0 H: 1 E: 0 LOB: 0 K: 1 BB: 0 S: 5 P: 5	R: 0 H: 1 E: 0 LOB: 0 K: 0 BB: 0 S: 3 P: 3	R: 0 H: 1 E: 0 LOB: 1 K: 0 BB: 0 S: 4 P: 4	R: 0 H: 1 E: 0 LOB: 1 K: 0 BB: 1 S: 3 P: 7		1B: 10 SF: 0 2B: 2 SAC: 1 3B: 0 DP: 3 HR: 0 HBP: 0						

BOTTOM

Philadelphia Athletics @ Chicago White Sox
Comiskey Park, Chicago, IL

Sat Jul 31 1954, 4:33 AM EDT
Att. 4,581 - Unknown

livebaseballscorecards.com

AB	30
R	7
H	11
RBI	6
BB	5
SO	3
LOB	14

WP: 0 PA: 37
PB: 0
SB: 0
CS: 1

PITCHER	IP	WLS	BF	H	R	ER	SO	BB	IBB	HBP	BLK	WP	HR	S	P	ERA	WHIP
Charlie Bishop, R (1, 1) ERA: 7.71	3.1	L	18	6	7	7	2	3	0	0	0	0	0	19	31	18.90	2.700
Moe Burtschy, R (4, 1) ERA: 4.27	4.2		18	5	0	0	1	2	0	0	0	0	0	18	26	0.00	1.500

PITCHER	IP	WLS	BF	H	R	ER	SO	BB	IBB	HBP	BLK	WP	HR	S	P	ERA	WHIP

Batter	1	2	3	4	5	6	7	8	9	AB	R	H	RBI	BB	SO	LOB
Spook Jacobs, R (1, 4) OBP: 0.328, SLG: 0.292	G5-4-3 1B		6-3		P6		6-3	K		4	0	1	0	0	0	0
Pete Suder, R (8, PH) OBP: 0.261, SLG: 0.308										1	0	0	0	0	1	3
(8, 4)																
Lou Limmer, L (1, 3) OBP: 0.294, SLG: 0.429	K		4-3		F7		F8		K	5	0	0	0	0	2	1
Jim Finigan, R (1, 5) OBP: 0.391, SLG: 0.433	G5-4-3 1-2f		F8		FC6-4 BB			1B WP FC5-4 1B	K2-3	4	1	1	0	1	1	1
Bill Renna, R (1, 9) OBP: 0.303, SLG: 0.394		F6		3B 1B	FC6-4 1-2f			F3	K	5	1	1	0	0	1	2
Elmer Valo, L (1, 7) OBP: 0.379, SLG: 0.386		HR 2B		1-H 3B		E3 B1		FC5-4 1-3 BB 1B		4	2	3	1	0	0	0
Bill Wilson, R (1, 8) OBP: 0.362, SLG: 0.457		2-H HR		5-3		B1 1-2		BB 1-2 BB		0	1	0	0	0	0	0
Joe Demaestri, R (1, 6) OBP: 0.260, SLG: 0.319		F9		F5		F9		FC5-4 BB BB 1-2f 2-3 3-H		4	0	0	1	0	0	4
Billy Shantz, R (1, 2) OBP: 0.331, SLG: 0.390		FC4 1B		FC4-6 IBB		1-3		BB 1-2 BB		2	0	1	0	1	0	1
Don Bollweg, L (8, PH) OBP: 0.323, SLG: 0.303										0	0	0	0	1	0	0
Jim Robertson, R (8, 2) OBP: 0.277, SLG: 0.229										0	0	0	0	0	0	0
Marion Fricano, R (1, 1) OBP: 0.161, SLG: 0.133		FC4 1-2f		FC4-6 1-2f			1-3	BB 1-2 2-3 3-H		3	0	0	0	0	0	3
Al Sima, R (7, 1) OBP: 0.067, SLG: 0.067										0	0	0	0	0	0	0
Vic Power, R (8, PH) OBP: 0.265, SLG: 0.324										0	0	0	1	1	0	0
Charlie Bishop, R (8, 1) OBP: 0.250, SLG: 0.250										0	0	0	0	0	0	0
Inning Stats	R: 0 H: 1 E: 0 LOB: 0 K: 1 BB: 0 S: 5 P: 5	R: 2 H: 3 E: 0 LOB: 1 K: 0 BB: 0 S: 6 P: 6	R: 0 H: 0 E: 0 LOB: 0 K: 0 BB: 0 S: 3 P: 3	R: 1 H: 2 E: 0 LOB: 2 K: 0 BB: 1 S: 5 P: 9	R: 0 H: 0 E: 0 LOB: 1 K: 0 BB: 1 S: 3 P: 7	R: 0 H: 0 E: 1 LOB: 1 K: 0 BB: 0 S: 4 P: 4	R: 0 H: 0 E: 0 LOB: 0 K: 0 BB: 0 S: 3 P: 3	R: 2 H: 2 E: 0 LOB: 3 K: 1 BB: 3 S: 7 P: 19	R: 0 H: 0 E: 0 LOB: 0 K: 3 BB: 0 S: 9 P: 9	1B: 5 SF: 0 2B: 1 SAC: 0 3B: 1 DP: 1 HR: 1 HBP: 0						

PITCHER		IP	WLS	BF	H	R	ER	SO	BB	IBB	HBP	BLK	WP	HR	S	P	ERA	WHIP
Sandy Consuegra, R ERA: 3.12	(1, 1)	7.2	W	34	8	5	5	1	2	1	0	0	1	1	33	45	5.87	1.304
Billy Pierce, L ERA: 3.29	(8, 1)	1.1	S	6	0	0	0	4	2	0	0	0	0	0	12	20	0.00	1.500

PITCHER	IP	WLS	BF	H	R	ER	SO	BB	IBB	HBP	BLK	WP	HR	S	P	ERA	WHIP

TOP

Philadelphia Athletics @ Chicago White Sox
Comiskey Park, Chicago, IL

Sun Aug 01 1954, 4:33 AM EDT
Unknown

livebaseballscorecards.com

AB	32
R	5
H	7
RBI	3
BB	4
SO	5
LOB	15

Batter	1	2	3	4	5	6	7	8	9	AB	R	H	RBI	BB	SO	LOB
Chico Carrasquel, R (1, 6) OBP: 0.359, SLG: 0.383	SH2-3 1B		F7		4-3 1-2		H 1B 1-2 FC4-6 HBP	5-3		4	1	1	0	0	0	4
Nellie Fox, L (1, 4) OBP: 0.362, SLG: 0.391	SH2-3 1-2		F7		1B 2-H		FC4-6 1-3 2-H 3-H			3	0	2	3	0	0	0
Minnie Minoso, R (1, 7) OBP: 0.416, SLG: 0.543	F8			HR BB	F7		FC4-6 1B 1-2f 3-H			3	1	0	1	1	0	3
Phil Cavarretta, L (1, 3) OBP: 0.417, SLG: 0.436 Ron Jackson, R (7, PR) OBP: 0.367, SLG: 0.564 (8, 3)	G3			1-H HR		B3	1B 1-2			4 0	1 0	2 0	2 0	0 0	0 0	1 0
Jim Rivera, L (1, 8) OBP: 0.355, SLG: 0.439		P4		K		F8	K			4	0	0	0	0	2	2
Carl Sawatski, L (1, 2) OBP: 0.319, SLG: 0.363 Fred Marsh, R (8, PR) OBP: 0.296, SLG: 0.280 Sherm Lollar, R (9, 2) OBP: 0.345, SLG: 0.382		3B		4-3		K		SH1-3 BB 1B		4 0 0	0 0 0	2 0 0	0 0 0	0 0 0	1 0 0	0 0 0
Cass Michaels, R (1, 5) OBP: 0.405, SLG: 0.425		5-3		6-3			5-3	SH1-3 1-2 BB		3	0	0	0	1	0	1
Ed McGhee, R (1, 9) OBP: 0.244, SLG: 0.293		5-3			F3		1B E 1B	P4		4	1	1	0	0	0	3
Sandy Consuegra, R (1, 1) OBP: 0.268, SLG: 0.231 Billy Pierce, L (8, 1) OBP: 0.282, SLG: 0.243			6-3		4-3 1B		HBP 1-3 1B	SH1-3 1-2 2-3		3 0	2 0	2 0	0 0	0 0	0 0	0 0
Inning Stats	R: 0 E: 0 K: 0 S: 4 H: 1 LOB: 1 BB: 0 P: 4	R: 0 E: 0 K: 0 S: 4 H: 1 LOB: 1 BB: 0 P: 4	R: 0 E: 0 K: 0 S: 3 H: 0 LOB: 0 BB: 0 P: 3	R: 2 E: 0 K: 1 S: 6 H: 1 LOB: 0 BB: 1 P: 10	R: 1 E: 0 K: 0 S: 5 H: 2 LOB: 1 BB: 0 P: 5	R: 0 E: 0 K: 1 S: 5 H: 0 LOB: 0 BB: 0 P: 5	R: 3 E: 1 K: 1 S: 9 H: 4 LOB: 2 BB: 0 P: 10	R: 0 E: 0 K: 0 S: 4 H: 1 LOB: 3 BB: 1 P: 8		1B: 8 2B: 0 3B: 1 HR: 1	SF: 0 SAC: 2 DP: 0 HBP: 1						

PITCHER		IP	WLS	BF	H	R	ER	SO	BB	IBB	HBP	BLK	WP	HR	S	P	ERA	WHIP
Marion Fricano, R ERA: 5.54	(1, 1)	6.2	L	31	9	6	6	2	1	0	1	0	0	1	33	38	8.10	1.500
Al Sima, L ERA: 3.5	(7, 1)	0.1		1	0	0	0	1	0	0	0	0	0	0	3	3	0.00	0.000
Charlie Bishop, R ERA: 7.4	(8, 1)	1.0		5	1	0	0	0	1	0	0	0	0	0	4	8	0.00	2.000

PITCHER	IP	WLS	BF	H	R	ER	SO	BB	IBB	HBP	BLK	WP	HR	S	P	ERA	WHIP

BOTTOM

Philadelphia Athletics @ Chicago White Sox

Comiskey Park, Chicago, IL

Sun Aug 01 1954, 4:33 AM EDT

Unknown

livebaseballscorecards.com

AB	32
R	6
H	10
RBI	6
BB	2
SO	3
LOB	14

WP: 0 PB: 0 SB: 0 CS: 0 PA: 37

Batter	1	2	3	4	5	6	7	8	9	AB	R	H	RBI	BB	SO	LOB
Spook Jacobs, R (1, 4) OBP: 0.329, SLG: 0.292	G4-6-3 1B			4-3	FC4 1-2f			BB		3	0	1	0	1	0	3
Lou Limmer, L (1, 3) OBP: 0.292, SLG: 0.425	G4-6-3 1-2f			K		P4		L4		2	0	0	0	0	1	1
Don Bollweg, L (5, 3) OBP: 0.321, SLG: 0.299										2	0	0	0	0	0	1
Jim Finigan, R (1, 5) OBP: 0.388, SLG: 0.430	P6			F8		F8			4-3	2	0	0	0	0	0	0
Vic Power, R (5, 5) OBP: 0.263, SLG: 0.322										2	0	0	0	0	0	0
Bill Renna, R (1, 9) OBP: 0.303, SLG: 0.390		F8			1B 1B BB	P4			5-3	3	1	0	0	1	0	0
Elmer Valo, L (1, 7) OBP: 0.376, SLG: 0.382		F9			BB 1B 1-2 1B		K		4-3	4	0	1	0	0	1	0
Bill Wilson, R (1, 8) OBP: 0.357, SLG: 0.450		K			F7		1-3			0	0	0	0	0	0	0
Joe Demaestri, R (1, 6) OBP: 0.258, SLG: 0.317			F9		F2		6-3			3	0	0	0	0	0	2
Jim Robertson, R (1, 2) OBP: 0.281, SLG: 0.235			K		BB 1-2 2-H 1B			6-3		2	0	1	1	0	1	0
Billy Shantz, R (5, 2) OBP: 0.329, SLG: 0.388										1	0	0	0	0	0	0
Sonny Dixon, S (1, 1) OBP: 0.211, SLG: 0.316			K		FC4 1-2 2-3 BB			K		0	0	0	0	0	0	0
Al Sima, R (2, 1) OBP: 0.063, SLG: 0.063										1	0	0	0	0	1	0
Dutch Romberger, R (4, 1)										0	0	0	0	1	0	0
Moe Burtschy, R (7, 1) OBP: 0.100, SLG: 0.100										1	0	0	0	0	1	0
Inning Stats	R: 0 E: 0 K: 0 S: 3 H: 1 LOB: 0 BB: 0 P: 3	R: 0 E: 0 K: 1 S: 5 H: 0 LOB: 0 BB: 0 P: 5	R: 0 E: 0 K: 2 S: 7 H: 0 LOB: 0 BB: 0 P: 7	R: 0 E: 0 K: 1 S: 5 H: 0 LOB: 0 BB: 0 P: 5	R: 1 E: 0 K: 0 S: 5 H: 2 LOB: 3 BB: 2 P: 13	R: 0 E: 0 K: 0 S: 3 H: 0 LOB: 0 BB: 0 P: 3	R: 0 E: 0 K: 1 S: 5 H: 0 LOB: 0 BB: 0 P: 5	R: 0 E: 0 K: 1 S: 5 H: 0 LOB: 1 BB: 1 P: 9	R: 0 E: 0 K: 0 S: 3 H: 0 LOB: 0 BB: 0 P: 3	1B: 3 2B: 0 3B: 0 HR: 0 SF: 0 SAC: 0 DP: 1 HBP: 0						

PITCHER		IP	WLS	BF	H	R	ER	SO	BB	IBB	HBP	BLK	WP	HR	S	P	ERA	WHIP
Virgil Trucks, R ERA: 2.41	(1, 1)	8.0	W	29	3	1	1	6	3	0	0	0	0	0	38	50	1.12	0.750
Harry Dorish, R ERA: 2.93	(9, 1)	1.0	S	3	0	0	0	0	0	0	0	0	0	0	3	3	0.00	0.000

PITCHER	IP	WLS	BF	H	R	ER	SO	BB	IBB	HBP	BLK	WP	HR	S	P	ERA	WHIP

TOP

Philadelphia Athletics @ Chicago White Sox
Comiskey Park, Chicago, IL

Sun Aug 01 1954, 4:38 AM EDT
Att. 17,057 - Unknown

livebaseballscorecards.com

AB	26
R	1
H	3
RBI	1
BB	3
SO	5
LOB	7

Batter	1	2	3	4	5	6	7	8	9	AB	R	H	RBI	BB	SO	LOB
Chico Carrasquel, R (1, 6) OBP: 0.360, SLG: 0.381	P4	WP, 1B		BB, HR, 1B	5-3	F7				4	2	1	1	1	0	1
Fred Marsh, R (7, 6) OBP: 0.296, SLG: 0.280		2-3, 3-H, 1B								0	0	0	0	0	0	0
Nellie Fox, L (1, 4) OBP: 0.365, SLG: 0.391	BB, FC4-6	SF8, 1-2, 3-H		1-2, HR, 1B	BB		4-3			2	1	1	1	2	0	0
Minnie Minoso, R (1, 7) OBP: 0.415, SLG: 0.549	FC4-6, S, 1-2f	1B, 2-H, 1B		1-H, 2-H, HR	L9		G3			5	1	2	4	0	0	2
Phil Cavarretta, L (1, 3) OBP: 0.414, SLG: 0.433	P5, 1-2	FC6, 1-2, 1B		F8		1-3	F7			3	0	1	0	0	0	1
Ron Jackson, R (5, 3) OBP: 0.355, SLG: 0.544										2	0	0	0	0	0	0
Jim Rivera, L (1, 9) OBP: 0.359, SLG: 0.457	P6, FC6, 1-2f			HR		1B, 1B, 1B		3B		5	2	3	1	0	0	2
Matt Batts, R (1, 2) OBP: 0.347, SLG: 0.369	1B, 1B, 1B	F8		BB, 2B		1B, 1B, 1-2, 1B		G1-4-6-3, BB		3	2	2	0	2	0	0
Cass Michaels, R (1, 5) OBP: 0.408, SLG: 0.434	1B, 2B, 1-2, 1B	5-3		1B, 2B, 1-3, 2B		1B, SF7, 1-2, 2-H, 1B		P4		5	2	3	1	0	0	2
Johnny Groth, R (1, 8) OBP: 0.348, SLG: 0.364	2B, 1B, 1-2, 2-H, 1B	F8		G3		1-3, 2-H, 1B		G1-4-6-3, 1-2f		5	1	2	2	0	0	4
Virgil Trucks, R (1, 1) OBP: 0.181, SLG: 0.214	1B, SF8, 1-3, 2-H, 2B			K	K	SF7, 3-H				3	1	1	2	0	2	0
Harry Dorish, R (9, 1) OBP: 0.118, SLG: 0.118										0	0	0	0	0	0	0
Inning Stats	R: 0 H: 0 E: 0 LOB: 1 K: 0 BB: 1 S: 3 P: 7	R: 5 H: 7 E: 0 LOB: 2 K: 0 BB: 0 S: 10 P: 10	R: 0 H: 0 E: 0 LOB: 0 K: 0 BB: 0 S: 3 P: 3	R: 4 H: 4 E: 0 LOB: 2 K: 1 BB: 2 S: 9 P: 17	R: 0 H: 0 E: 0 LOB: 1 K: 1 BB: 1 S: 5 P: 9	R: 3 H: 4 E: 0 LOB: 1 K: 0 BB: 0 S: 7 P: 7	R: 0 H: 0 E: 0 LOB: 0 K: 0 BB: 0 S: 3 P: 3	R: 0 H: 1 E: 0 LOB: 1 K: 0 BB: 1 S: 3 P: 7		1B: 11 SF: 2 2B: 2 SAC: 0 3B: 1 DP: 1 HR: 2 HBP: 0						

PITCHER		IP	WLS	BF	H	R	ER	SO	BB	IBB	HBP	BLK	WP	HR	S	P	ERA	WHIP
Sonny Dixon, R ERA: 5.03	(1, 1)	1.1	L	10	5	5	5	0	1	0	0	0	0	0	9	13	33.75	4.500
Al Sima, L ERA: 3.99	(2, 1)	2.1		13	5	4	4	1	1	0	0	0	1	2	14	18	15.43	2.571
Dutch Romberger, R ERA: 11.49	(4, 1)	2.1		14	5	3	3	1	2	0	0	0	0	0	14	22	11.57	3.000
Moe Burtschy, R ERA: 4.13	(7, 1)	2.0		7	1	0	0	0	1	0	0	0	0	0	6	10	0.00	1.000

PITCHER	IP	WLS	BF	H	R	ER	SO	BB	IBB	HBP	BLK	WP	HR	S	P	ERA	WHIP

BOTTOM

Philadelphia Athletics @ Chicago White Sox
Comiskey Park, Chicago, IL

Sun Aug 01 1954, 4:38 AM EDT
Att. 17,057 - Unknown

AB	37
R	12
H	16
RBI	12
BB	5
SO	2
LOB	12

livebaseballscorecards.com

Batter	1	2	3	4	5	6	7	8	9	AB	R	H	RBI	BB	SO	LOB
Jim Piersall, R (1, 9) OBP: 0.339, SLG: 0.385	1-3		K			2B		F7		4	0	1	0	0	1	1
Ted Williams, L (1, 7) OBP: 0.524, SLG: 0.695	6-3			G4-6-3 1B		F6		F8		4	0	1	0	0	0	1
Sam Mele, R (1, 3) OBP: 0.293, SLG: 0.381	5-3			K			BB 1B E	F9		3	1	0	0	1	1	1
Jackie Jensen, R (1, 8) OBP: 0.354, SLG: 0.481		K		G4-6-3 1-2f			E 1-2 FC5-4 1B		S 1B	4	1	2	0	0	1	1
Sammy White, R (1, 2) OBP: 0.314, SLG: 0.417		F2			6-3		E8 FC5-4 1-3 2-H 1B		F8 1-2	4	0	1	1	0	0	1
Ted Lepcio, R (1, 4) Karl Olson, R (7, PH) Billy Goodman, L (7, 4) OBP: 0.327, SLG: 0.390 OBP: 0.338, SLG: 0.393 OBP: 0.359, SLG: 0.375		K			K		BB FC5-4		F8	2 0 1	0 0 0	0 0 0	0 0 0	0 1 0	2 0 0	0 0 1
Milt Bolling, R (1, 5) Don Lenhardt, R (7, PH) Grady Hatton, L (7, 5) OBP: 0.335, SLG: 0.362 OBP: 0.292, SLG: 0.390 OBP: 0.366, SLG: 0.375			BB FC5-4		5-3		FC5-4 1-2f 2-3 3-H		F7	1 1 1	0 0 0	0 1 0	0 1 0	1 0 0	0 0 0	0 2 1
Billy Consolo, R (1, 6) OBP: 0.308, SLG: 0.250			FC5-4 SH1-3 1-2f			F8	K			3	0	0	0	0	1	3
Frank Sullivan, R (1, 1) Del Wilber, R (7, PH) Tex Clevenger, R (7, 1) OBP: 0.214, SLG: 0.162 OBP: 0.167, SLG: 0.211 OBP: 0.231, SLG: 0.308			SH1-3 1-2			K	F2			1 1 0	0 0 0	0 0 0	0 0 0	0 0 0	1 0 0	0 2 0
Inning Stats	R: 0 E: 0 K: 0 S: 3 H: 0 LOB: 0 BB: 0 P: 3	R: 0 E: 0 K: 2 S: 7 H: 0 LOB: 0 BB: 0 P: 7	R: 0 E: 0 K: 1 S: 5 H: 0 LOB: 1 BB: 1 P: 9	R: 0 E: 0 K: 1 S: 5 H: 1 LOB: 0 BB: 0 P: 5	R: 0 E: 0 K: 1 S: 5 H: 0 LOB: 0 BB: 0 P: 5	R: 0 E: 0 K: 1 S: 6 H: 1 LOB: 1 BB: 0 P: 6	R: 2 E: 1 K: 1 S: 7 H: 2 LOB: 2 BB: 2 P: 15	R: 0 E: 0 K: 0 S: 3 H: 0 LOB: 0 BB: 0 P: 3	R: 0 E: 0 K: 0 S: 4 H: 1 LOB: 1 BB: 0 P: 4	1B: 4 2B: 1 3B: 0 HR: 0 SF: 0 SAC: 1 DP: 1 HBP: 0						

PITCHER	IP	WLS	BF	H	R	ER	SO	BB	IBB	HBP	BLK	WP	HR	S	P	ERA	WHIP
Jack Harshman, L (1, 1) ERA: 3.79	9.0	W	34	5	2	2	7	3	0	0	0	0	0	45	57	2.00	0.889

PITCHER	IP	WLS	BF	H	R	ER	SO	BB	IBB	HBP	BLK	WP	HR	S	P	ERA	WHIP

TOP

Boston Red Sox @ Chicago White Sox

Comiskey Park, Chicago, IL

Tue Aug 03 1954, 4:33 AM EDT

Att. 30,062 - Unknown

livebaseballscorecards.com

AB	30
R	2
H	5
RBI	2
BB	3
SO	7
LOB	14

WP: 0 PB: 0 SB: 1 CS: 0 PA: 34

BOTTOM

Boston Red Sox @ Chicago White Sox

Comiskey Park, Chicago, IL

Tue Aug 03 1954, 4:33 AM EDT

Att. 30,062 - Unknown

Batter	1	2	3	4	5	6	7	8	9	AB	R	H	RBI	BB	SO	LOB
Chico Carrasquel, R (1, 6) OBP: 0.361, SLG: 0.381	0-0 1B FC1 1B	0-0 F6			0-0 L5		BBBB 4-0 HBP 2B BB			3	2	1	0	1	0	0
Nellie Fox, L (1, 4) OBP: 0.368, SLG: 0.393	0-0 E FC1 1-3 2B 1B		0-0 F7			0-0 S 1B 1B	H 1-0 2B 1-2 HBP			3	2	2	0	0	0	0
Minnie Minoso, R (1, 7) OBP: 0.414, SLG: 0.549	0-0 FC1 2B 1-3 G1-2-3 3-H		0-0 F3			0-0 F6 1-2	0-0 1-3 2-H 2B			4	0	1	2	0	0	2
Phil Cavarretta, L (1, 3) OBP: 0.426, SLG: 0.450	0-0 1-3 3-H 2B		0-0 F5			0-0 1B SH3 2-H 1B	4-0 IBB			3	1	2	2	1	0	0
Jim Rivera, L (1, 9) OBP: 0.361, SLG: 0.456	4-0 IBB			0-0 4-3		0-0 SH3 1-3 1B 1B	0-0 F7			3	1	1	0	1	0	3
Cass Michaels, R (1, 5) OBP: 0.404, SLG: 0.428	0-3 K			0-0 F6		0-0 SH3 1-2 3-H	0-0 L4			3	0	0	1	0	1	6
Sherm Lollar, R (1, 2) OBP: 0.344, SLG: 0.380	0-0 G1-2-3 3-Hf			0-0 6-3		0-0 2-H 1B	0-0 F5			4	0	1	1	0	0	3
Johnny Groth, R (1, 8) OBP: 0.344, SLG: 0.360		0-0 F2			0-0 1-3	0-0 4-3		0-3 K		4	0	0	0	0	1	1
Jack Harshman, L (1, 1) OBP: 0.286, SLG: 0.286		0-0 F8			0-3 K		0-0 F8	0-0 4-3		4	0	0	0	0	1	0
Inning Stats	R: 2 E: 1 K: 1 S: 8 H: 3 LOB: 2 BB: 1 P: 12	R: 0 E: 0 K: 0 S: 3 H: 0 LOB: 0 BB: 0 P: 3	R: 0 E: 0 K: 0 S: 3 H: 0 LOB: 0 BB: 0 P: 3	R: 0 E: 0 K: 0 S: 3 H: 0 LOB: 0 BB: 0 P: 3	R: 0 E: 0 K: 1 S: 5 H: 0 LOB: 0 BB: 0 P: 5	R: 3 E: 0 K: 0 S: 7 H: 4 LOB: 1 BB: 0 P: 7	R: 1 E: 0 K: 0 S: 4 H: 1 LOB: 3 BB: 2 P: 13	R: 0 E: 0 K: 1 S: 5 H: 0 LOB: 0 BB: 0 P: 5		1B: 6 2B: 2 3B: 0 HR: 0	SF: 0 SAC: 1 DP: 1 HBP: 1					

livebaseballscorecards.com

AB	31
R	6
H	8
RBI	6
BB	3
SO	3
LOB	15

WP: 0 PB: 0 SB: 1 CS: 0 PA: 36

PITCHER		IP	WLS	BF	H	R	ER	SO	BB	IBB	HBP	BLK	WP	HR	S	P	ERA	WHIP
Frank Sullivan, R ERA: 3.47	(1, 1)	6.0	L	26	7	5	5	2	0	1	0	0	0	0	29	33	7.50	1.167
Tex Clevenger, R ERA: 5.23	(7, 1)	2.0		10	1	1	1	1	1	1	1	0	0	0	9	18	4.50	1.000

PITCHER	IP	WLS	BF	H	R	ER	SO	BB	IBB	HBP	BLK	WP	HR	S	P	ERA	WHIP

Boston Red Sox @ Chicago White Sox

Comiskey Park, Chicago, IL

Wed Aug 04 1954, 4:33 AM EDT

Att. 8,854 - Unknown

TOP

livebaseballscorecards.com

Batter	1	2	3	4	5	6	7	8	9	10	AB	R	H	RBI	BB	SO	LOB
Jim Piersall, R (1, 9) OBP: 0.337, SLG: 0.382	F7		F9			F8		HR 1-2 1B		6-3	5	1	1	0	0	0	0
Ted Williams, L (1, 7) OBP: 0.525, SLG: 0.704	FC4-6 BB		1-3			FC6-4 BB		HR 1-H 2-H		F5	3	1	1	3	2	0	0
Sam Mele, R (1, 3) OBP: 0.289, SLG: 0.375	FC4-6 1-2f			5-3		FC6-4 1-2f		5-3		5-3	4	0	0	0	0	0	2
Del Wilber, R (9, 2) OBP: 0.163, SLG: 0.205											1	0	0	0	0	0	0
Jackie Jensen, R (1, 8) OBP: 0.353, SLG: 0.479	K			F7			K		BB 2B 1B		4	1	1	0	0	2	1
Mickey Owen, R (1, 2) OBP: 0.304, SLG: 0.333		F7		F8			G3		F7		3	0	0	0	0	0	0
Billy Goodman, L (9, PH) OBP: 0.358, SLG: 0.374											1	0	0	0	0	0	1
(9, 3)																	
Ted Lepcio, R (1, 4) OBP: 0.329, SLG: 0.393		1B 2B			K		P4		2B BB		3	1	1	0	1	1	0
Milt Bolling, R (1, 5) OBP: 0.335, SLG: 0.361					6-3			F9			3	0	1	0	0	0	0
Don Lenhardt, R (9, PH) OBP: 0.300, SLG: 0.410		L3-6 2-3 1B							2B		1	0	1	2	0	0	0
Grady Hatton, L (9, PR) OBP: 0.366, SLG: 0.375											0	0	0	0	0	0	0
(9, 5)																	
Billy Consolo, R (1, 6) OBP: 0.306, SLG: 0.250		L3-6 1-2			K			1B HR 1B	5-3		4	1	1	0	0	1	3
Russ Kemmerer, R (1, 1) OBP: 0.273, SLG: 0.111			B1-3			K		K	K		1	0	0	0	0	0	0
Hal Brown, R (3, 1) OBP: 0.276, SLG: 0.250											1	0	0	0	0	1	0
Karl Olson, R (8, PH) OBP: 0.335, SLG: 0.391											1	0	0	0	0	1	1
Tom Hurd, R (8, 1)											0	0	0	0	0	0	0
Harry Agganis, L (9, PH) OBP: 0.320, SLG: 0.419											1	0	0	0	0	1	1
Ellis Kinder, R (9, 1) OBP: 0.200, SLG: 0.250											0	0	0	0	0	0	0
Inning Stats	R: 0 E: 0 K: 1 S: 5 H: 0 LOB: 1 BB: 1 P: 9	R: 0 E: 0 K: 0 S: 4 H: 2 LOB: 1 BB: 0 P: 4	R: 0 E: 0 K: 0 S: 3 H: 0 LOB: 0 BB: 0 P: 3	R: 0 E: 0 K: 0 S: 3 H: 0 LOB: 0 BB: 0 P: 3	R: 0 E: 0 K: 2 S: 7 H: 0 LOB: 0 BB: 0 P: 7	R: 0 E: 0 K: 1 S: 5 H: 0 LOB: 1 BB: 1 P: 9	R: 0 E: 0 K: 1 S: 5 H: 0 LOB: 0 BB: 0 P: 5	R: 3 E: 0 K: 1 S: 8 H: 3 LOB: 0 BB: 0 P: 8	R: 2 E: 0 K: 1 S: 7 H: 2 LOB: 1 BB: 1 P: 11	R: 0 E: 0 K: 0 S: 3 H: 0 LOB: 0 BB: 0 P: 3	1B: 4 2B: 3 3B: 0 HR: 1 SF: 0 SAC: 0 DP: 1 HBP: 0	WP: 0 PB: 0 SB: 0 CS: 0 PA: 39					

PITCHER		IP	WLS	BF	H	R	ER	SO	BB	IBB	HBP	BLK	WP	HR	S	P	ERA	WHIP
Billy Pierce, L ERA: 3.43	(1, 1)	8.1		34	7	5	5	6	3	0	0	0	0	1	43	55	5.40	1.200
Sandy Consuegra, R ERA: 3.08	(9, 1)	1.2	W	5	0	0	0	1	0	0	0	0	0	0	7	7	0.00	0.000

PITCHER	IP	WLS	BF	H	R	ER	SO	BB	IBB	HBP	BLK	WP	HR	S	P	ERA	WHIP

AB	36
R	5
H	7
RBI	5
BB	3
SO	7
LOB	9

Batter	1	2	3	4	5	6	7	8	9	10	AB	R	H	RBI	BB	SO	LOB
Chico Carrasquel, R (1, 6) OBP: 0.359, SLG: 0.379	BB BB HR 1B	G1-6-3 1-2f		5-3			6-3		F4		5	1	1	0	0	0	2
Nellie Fox, L (1, 4) OBP: 0.372, SLG: 0.397	BB HR 1-2 BB		G3 HBP BB 1B	4-3			2B			BB SH2-4 1B BB	3	3	2	0	2	0	0
Minnie Minoso, R (1, 7) OBP: 0.415, SLG: 0.546	HR 1-2 2-3 BB		BB G3 FC3-2 1-2 HBP		6-3		K			SH2-4 1-2	2	1	0	0	1	1	1
Phil Cavarretta, L (1, 3) OBP: 0.424, SLG: 0.476 Ron Jackson, R (8, 3) OBP: 0.349, SLG: 0.534 George Kell, R (10, PH) OBP: 0.344, SLG: 0.350	1-H 2-H 3-H HR		G3 1-2 2-3	4-3				F9		1B BB BB	3 1 0	1 0 0	1 0 0	4 0 0	0 0 1	0 0 0	2 0 0
Jim Rivera, L (1, 9) OBP: 0.364, SLG: 0.455	5-3 1B		FC3-2 BB IBB		K			3-1		1B 1-2 2-3 BB	3	0	1	0	2	1	0
Matt Batts, R (1, 2) OBP: 0.349, SLG: 0.364	5-3 1-2		FC3-2 1-2 2-3 3-H BB			F7		6-3		1-2 2-3 3-H 1B	4	0	1	2	1	0	1
Cass Michaels, R (1, 5) OBP: 0.398, SLG: 0.420	F8		FC3-2 1-2 2-3 3-Hf			5-3			F9		4	0	0	0	0	0	3
Johnny Groth, R (1, 8) OBP: 0.343, SLG: 0.361		4-3	F8			6-3			2B		4	0	1	0	0	0	3
Billy Pierce, L (1, 1) OBP: 0.286, SLG: 0.231 Sandy Consuegra, R (9, 1) OBP: 0.262, SLG: 0.225		G1-6-3 BB		5-3			K		6-3		2 1	0 0	0 0	0 0	1 0	1 0	0 1
Inning Stats	R: 4 H: 3 E: 0 LOB: 0 K: 0 BB: 2 S: 5 P: 13	R: 0 H: 0 E: 0 LOB: 0 K: 0 BB: 1 S: 2 P: 6	R: 1 H: 1 E: 0 LOB: 3 K: 0 BB: 2 S: 4 P: 13	R: 0 H: 0 E: 0 LOB: 0 K: 0 BB: 0 S: 3 P: 3	R: 0 H: 0 E: 0 LOB: 0 K: 1 BB: 0 S: 5 P: 5	R: 0 H: 0 E: 0 LOB: 0 K: 0 BB: 0 S: 3 P: 3	R: 0 H: 1 E: 0 LOB: 1 K: 2 BB: 0 S: 8 P: 8	R: 0 H: 0 E: 0 LOB: 0 K: 0 BB: 0 S: 3 P: 3	R: 0 H: 1 E: 0 LOB: 1 K: 0 BB: 0 S: 4 P: 4	R: 1 H: 1 E: 0 LOB: 3 K: 0 BB: 3 S: 2 P: 14	1B: 4 SF: 0 2B: 2 SAC: 1 3B: 0 DP: 1 HR: 1 HBP: 1						

PITCHER		IP	WLS	BF	H	R	ER	SO	BB	IBB	HBP	BLK	WP	HR	S	P	ERA	WHIP
Russ Kemmerer, R ERA: 4.41	(1, 1)	2.0		12	4	5	5	0	3	0	1	0	0	1	8	21	22.50	3.500
Hal Brown, R ERA: 5.21	(3, 1)	5.0		18	1	0	0	3	1	1	0	0	0	0	22	30	0.00	0.400
Tom Hurd, R ERA: 18.0	(8, 1)	1.0		3	0	0	0	0	0	0	0	0	0	0	3	3	0.00	0.000
Ellis Kinder, R ERA: 3.51	(9, 1)	1.1	L	9	2	1	1	0	3	0	0	0	0	0	6	18	6.75	3.750

PITCHER	IP	WLS	BF	H	R	ER	SO	BB	IBB	HBP	BLK	WP	HR	S	P	ERA	WHIP

BOTTOM

Boston Red Sox @ Chicago White Sox

Comiskey Park, Chicago, IL

Wed Aug 04 1954, 4:33 AM EDT

Att. 8,854 - Unknown

livebaseballscorecards.com

AB	32
R	6
H	7
RBI	6
BB	8
SO	3
LOB	13

Boston Red Sox @ Chicago White Sox

Comiskey Park, Chicago, IL

Thu Aug 05 1954, 4:33 AM EDT

Att. 10,042 - Unknown

TOP

livebaseballscorecards.com

Batter	1	2	3	4	5	6	7	8	9	AB	R	H	RBI	BB	SO	LOB
Jim Piersall, R (1, 9) OBP: 0.343, SLG: 0.385	1-3		L4-3, 1B		BB, 1B		FC4-6, 1B, SF7, BB		BB	3	1	2	0	2	0	0
Ted Williams, L (1, 7) OBP: 0.519, SLG: 0.692	6-3		L4-3 1-2		F8		FC4-6 1-2		F8	5	0	1	0	0	0	3
Billy Goodman, L (1, 3) OBP: 0.359, SLG: 0.378	2B		4-3		BB 1-2		FC4-6, 1B 1-2f 2-3		F7	5	0	2	0	0	0	3
Jackie Jensen, R (1, 8) OBP: 0.353, SLG: 0.478	F8			FC3-6, 1B	BB 1-2 2-3		SF7 3-H		F2	3	0	1	1	1	0	2
Grady Hatton, L (1, 5) OBP: 0.366, SLG: 0.371 Sam Mele, R (7, PH) OBP: 0.292, SLG: 0.378 Milt Bolling, R (7, 5) OBP: 0.335, SLG: 0.361		BB SH1-3		FC3-6 BB 1-2f	4-3		1-2			2 1 0	0 0 0	0 1 0	0 0 0	1 0 0	0 0 0	4 0 0
Mickey Owen, R (1, 2) OBP: 0.300, SLG: 0.314		BB SH1-3 1-2		F5		6-3	F8			3	0	0	0	1	0	3
Ted Lepcio, R (1, 4) OBP: 0.329, SLG: 0.390		SH1-3 1-2 2-3		BB 1-2		6-3		K		2	0	0	0	1	1	0
Billy Consolo, R (1, 6) OBP: 0.304, SLG: 0.250		K		K		1B		F4		4	0	1	0	0	2	4
Tom Brewer, R (1, 1) OBP: 0.310, SLG: 0.366 Tex Clevenger, R (3, 1) OBP: 0.231, SLG: 0.308 Harry Agganis, L (5, PH) OBP: 0.319, SLG: 0.418 Leo Kiely, L (5, 1) OBP: 0.167, SLG: 0.225 Don Lenhardt, R (6, PH) OBP: 0.297, SLG: 0.405 Tom Hurd, R (6, 1) OBP: 0.333, SLG: 0.388 Karl Olson, R (8, PH) Frank Sullivan, R (8, 1) OBP: 0.214, SLG: 0.162		L7			F9	F9		F8		1 0 1 0 1 0 0 1 0	0 0 0 0 0 0 0 0 0	0 0 0 0 0 0 0 0 0	0 0 0 0 0 0 0 0 0	0 0 0 0 0 0 0 0 0	0 0 0 0 0 0 0 0 0	2 0 0 0 1 0 0 0 0
Inning Stats	R: 0 E: 0 K: 0 S: 4 H: 1 LOB: 1 BB: 0 P: 4	R: 0 E: 0 K: 1 S: 5 H: 0 LOB: 2 BB: 2 P: 13	R: 0 E: 0 K: 0 S: 3 H: 1 LOB: 0 BB: 0 P: 3	R: 0 E: 0 K: 1 S: 6 H: 1 LOB: 2 BB: 1 P: 10	R: 0 E: 0 K: 0 S: 5 H: 2 LOB: 3 BB: 1 P: 9	R: 0 E: 0 K: 0 S: 4 H: 1 LOB: 1 BB: 0 P: 4	R: 1 E: 0 K: 0 S: 5 H: 2 LOB: 2 BB: 1 P: 9	R: 0 E: 0 K: 1 S: 5 H: 0 LOB: 0 BB: 0 P: 5	R: 0 E: 0 K: 0 S: 3 H: 0 LOB: 1 BB: 1 P: 7	1B: 7 2B: 2 3B: 0 HR: 0 SF: 1 SAC: 1 DP: 1 HBP: 0						

AB	32
R	1
H	8
RBI	1
BB	6
SO	3
LOB	22

WP: 0	PA: 40
PB: 0	
SB: 0	
CS: 0	

PITCHER		IP	WLS	BF	H	R	ER	SO	BB	IBB	HBP	BLK	WP	HR	S	P	ERA	WHIP
Bob Keegan, R ERA: 2.89	(1, 1)	6.0	W	29	7	1	1	2	5	0	0	0	0	0	28	48	1.50	2.000
Morrie Martin, L ERA: 4.03	(7, 1)	3.0	S	11	1	0	0	1	1	0	0	0	0	0	12	16	0.00	0.667

PITCHER	IP	WLS	BF	H	R	ER	SO	BB	IBB	HBP	BLK	WP	HR	S	P	ERA	WHIP

BOTTOM

Boston Red Sox @ Chicago White Sox

Comiskey Park, Chicago, IL

Thu Aug 05 1954, 4:33 AM EDT

Att. 10,042 - Unknown

Batter	1	2	3	4	5	6	7	8	9	AB	R	H	RBI	BB	SO	LOB
Chico Carrasquel, R (1, 6) OBP: 0.358, SLG: 0.385	SSS 0-3 ① K		x 0-0 HR	SSS 0-3 ② K		x 0-0 ③ 1-3				4	1	1	1	0	2	0
Nellie Fox, L (1, 4) OBP: 0.373, SLG: 0.397	BBBB 4-0 HBP 2B BB		x 0-0 E E 1B	x 0-0 ③ 4-3			x 0-0 ① 3-1			3	2	1	0	1	0	0
Minnie Minoso, R (1, 7) OBP: 0.418, SLG: 0.546	H 1-0 1-2 2B HBP		x 0-0 E1 E 1-3 SF9 1B		BBBB 4-0 E G3 BB		x 0-0 ② F8			2	2	1	0	1	0	0
Phil Cavarretta, L (1, 3) OBP: 0.426, SLG: 0.481	x 0-0 1-H 2-H 2B		BBBB 4-0 E BB		x 0-0 ① G3 1-2		x 0-0 ③ F4			3	0	1	2	1	0	1
Jim Rivera, L (1, 9) OBP: 0.360, SLG: 0.450	x 0-0 ② 5-3		x 0-0 E4 1-2 2-3 3-H		x 0-0 ② F8			x 0-0 ① F5		4	0	0	1	0	0	4
Carl Sawatski, L (1, 2) OBP: 0.316, SLG: 0.361	x 0-0 ③ 4-3		x 0-0 ① SF9 3-H		x 0-0 E4 2-3			x 0-0 1B		3	0	1	1	0	0	2
Fred Marsh, R (1, 5) OBP: 0.258, SLG: 0.241		x 0-0 ① 6-3	SSS 0-3 ② K		x 0-0 ③ F3			SSS 0-3 ② K		4	0	0	0	0	2	5
Johnny Groth, R (1, 8) OBP: 0.340, SLG: 0.357		x 0-0 ② F9	x 0-0 ③ 6-3			x 0-0 ① P4		SSS 0-3 ③ K		4	0	0	0	0	1	3
Bob Keegan, R (1, 1) OBP: 0.169, SLG: 0.203 Morrie Martin, L (7, 1) OBP: 0.250, SLG: 0.333		x 0-0 ③ 6-3		SSS 0-3 ① K		x 0-0 ② F3				3 0	0 0	0 0	0 0	0 0	1 0	0 0
Inning Stats	R: 2 H: 1 E: 0 LOB: 1 K: 1 BB: 1 S: 6 P: 11	R: 0 H: 0 E: 0 LOB: 0 K: 0 BB: 0 S: 3 P: 3	R: 3 H: 3 E: 2 LOB: 2 K: 1 BB: 1 S: 9 P: 13	R: 0 H: 0 E: 0 LOB: 0 K: 2 BB: 0 S: 7 P: 7	R: 0 H: 0 E: 1 LOB: 2 K: 0 BB: 1 S: 4 P: 8	R: 0 H: 0 E: 0 LOB: 0 K: 0 BB: 0 S: 3 P: 3	R: 0 H: 0 E: 0 LOB: 0 K: 0 BB: 0 S: 3 P: 3	R: 0 H: 1 E: 0 LOB: 1 K: 2 BB: 0 S: 8 P: 8		1B: 3 SF: 1 2B: 1 SAC: 0 3B: 0 DP: 0 HR: 1 HBP: 1						

livebaseballscorecards.com

AB	30
R	5
H	5
RBI	5
BB	3
SO	6
LOB	15

WP: 0 PA: 35
PB: 0
SB: 0
CS: 0

PITCHER		IP	WLS	BF	H	R	ER	SO	BB	IBB	HBP	BLK	WP	HR	S	P	ERA	WHIP
Tom Brewer, R ERA: 4.28	(1, 1)	2.0	L	13	4	5	5	1	2	0	1	0	0	1	12	21	22.50	3.000
Tex Clevenger, R ERA: 5.04	(3, 1)	2.0		7	0	0	0	3	0	0	0	0	0	0	13	13	0.00	0.000
Leo Kiely, L ERA: 3.44	(5, 1)	1.0		5	0	0	0	0	1	0	0	0	0	0	4	8	0.00	1.000
Tom Hurd, R ERA: 9.0	(6, 1)	2.0		6	0	0	0	0	0	0	0	0	0	0	6	6	0.00	0.000
Frank Sullivan, R ERA: 3.45	(8, 1)	1.0		4	1	0	0	2	0	0	0	0	0	0	8	8	0.00	1.000

PITCHER	IP	WLS	BF	H	R	ER	SO	BB	IBB	HBP	BLK	WP	HR	S	P	ERA	WHIP

TOP

Washington Senators @ Chicago White Sox

Comiskey Park, Chicago, IL

Fri Aug 06 1954, 4:33 AM EDT

Att. 25,454 - Unknown

livebaseballscorecards.com

Batter	1	2	3	4	5	6	7	8	9	AB	R	H	RBI	BB	SO	LOB
Eddie Yost, R (1, 5) OBP: 0.410, SLG: 0.422	5-3		1B G4-6-3 2B 1-H		6-3		G3		4-3 BLK 1B	5	1	2	1	0	0	0
Johnny Pesky, L (1, 4) OBP: 0.312, SLG: 0.344	6-3		G4-6-3 1B 2-3		G3			P6	4-3 1-3	5	0	1	0	0	0	1
Mickey Vernon, L (1, 3) OBP: 0.367, SLG: 0.539	F9		G4-6-3 1-2f 3-H		BB			P6	K	4	0	0	0	1	1	2
Pete Runnels, L (1, 6) OBP: 0.375, SLG: 0.413		FC6-4 1B	1B		1-3			1B 2B BB	BB	3	1	2	0	2	0	1
Jim Busby, R (1, 8) OBP: 0.336, SLG: 0.398		FC6-4 1B 1-2f	5-3			K		2B 1B 1-2	F9	5	1	1	0	0	1	4
Roy Sievers, R (1, 7) OBP: 0.340, SLG: 0.454		1B 1-2		K		L6		1B 2B 1-H 2-H		4	1	2	2	0	1	0
Clyde Vollmer, R (1, 9) OBP: 0.276, SLG: 0.317		K		K		6-3		1B BB		3	0	0	0	1	2	2
Ed Fitz Gerald, R (1, 2) OBP: 0.362, SLG: 0.384		5-3		1B			P6	1B 1-2 2-H		4	0	2	1	0	0	2
Johnny Schmitz, R (1, 1) OBP: 0.171, SLG: 0.147			2B 1B	4-3			K	K		2	1	1	0	0	0	1
Gus Keriazakos, R (4, 1)										2	0	0	0	0	2	2
Bunky Stewart, L (8, 1)										0	0	0	0	0	0	0

AB	37
R	5
H	11
RBI	4
BB	4
SO	7
LOB	15

Inning Stats	1	2	3	4	5	6	7	8	9
	R: 0 E: 0 K: 0 S: 3	H: 0 LOB: 0 BB: 0 P: 3	R: 0 E: 0 K: 1 S: 7	H: 2 LOB: 2 BB: 0 P: 7	R: 2 E: 0 K: 0 S: 6	H: 4 LOB: 1 BB: 0 P: 6	R: 0 E: 0 K: 2 S: 8	H: 1 LOB: 1 BB: 0 P: 8	R: 0 E: 0 K: 0 S: 3	H: 0 LOB: 1 BB: 1 P: 7
	R: 0 E: 0 K: 1 S: 5	H: 0 LOB: 0 BB: 0 P: 5	R: 0 E: 0 K: 1 S: 5	H: 0 LOB: 0 BB: 0 P: 5	R: 3 E: 0 K: 1 S: 8	H: 3 LOB: 2 BB: 2 P: 16	R: 0 E: 0 K: 1 S: 6	H: 1 LOB: 2 BB: 1 P: 10	1B: 9 2B: 2 3B: 0 HR: 0	SF: 0 SAC: 0 DP: 1 HBP: 0

WP: 0 PA: 41
PB: 0
SB: 0
CS: 0

PITCHER		IP	WLS	BF	H	R	ER	SO	BB	IBB	HBP	BLK	WP	HR	S	P	ERA	WHIP
Virgil Trucks, R ERA: 2.55	(1, 1)	8.0	W	36	10	5	5	6	3	0	0	0	0	0	45	57	5.62	1.625
Billy Pierce, L ERA: 3.4	(9, 1)	1.0	S	5	1	0	0	1	1	0	0	1	0	0	6	10	0.00	2.000

PITCHER		IP	WLS	BF	H	R	ER	SO	BB	IBB	HBP	BLK	WP	HR	S	P	ERA	WHIP

Batter	1	2	3	4	5	6	7	8	9	AB	R	H	RBI	BB	SO	LOB
Chico Carrasquel, R (1, 6) OBP: 0.361, SLG: 0.388	BB 1B 1B 1B	5-3		FC5 1B BB		K		2B 1-3 2-H 3-H HBP 2B		4	2	2	2	1	1	0
Nellie Fox, L (1, 4) OBP: 0.378, SLG: 0.408	BB 1-2 1B 1B	 1B		P4		3B		HBP 2-3 3-H 5-3 2B		5	2	4	1	0	0	2
Minnie Minoso, R (1, 7) OBP: 0.419, SLG: 0.544	F8 1B 1-2 2-3 SH3-1 BB	4-3		1-2 3-H 1B		F8		5-3 HBP IBB		3	1	1	1	2	0	2
George Kell, R (1, 3) OBP: 0.342, SLG: 0.348 Ron Jackson, R (8, 3) OBP: 0.359, SLG: 0.534 Billy Pierce, L (9, 1) OBP: 0.286, SLG: 0.231	FC5 SH3-1 1-2 2-H 3-H 1B	F7		FC5 2-3f			F9	1-0 1-2 2-3 3-H 5-3 HBP		4 0 0	0 0 0	1 0 0	2 1 0	0 0 0	0 0 0	2 0 0
Jim Rivera, L (1, 9) OBP: 0.355, SLG: 0.443	F8 2-3	3-1			K		F9	K		5	0	0	0	0	2	5
Sherm Lollar, R (1, 2) OBP: 0.339, SLG: 0.373	SH3-1 1-2 3-H	5-3			F7		F8	5-3 1-2 2-3 3-H		4	0	0	2	0	0	2
Johnny Groth, R (1, 8) OBP: 0.346, SLG: 0.363	IBB			3B 2B	1B			HBP BB BB 4-3		3	2	2	0	2	0	2
Fred Marsh, R (1, 5) OBP: 0.286, SLG: 0.313	FC5 2-3f			2-H 1B 3B	F8			HBP 1-2 2B BB		3	2	1	1	1	0	3
Virgil Trucks, R (1, 1) OBP: 0.173, SLG: 0.205 Phil Cavarretta, L (8, PH) OBP: 0.431, SLG: 0.481 (9, 3)		K		5-3		P3		2B 1-2 2-3 2B HBP		3 0	0 1	0 0	0 0	0 0	1 0	1 0
Inning Stats	R: 3 H: 3 E: 0 LOB: 2 K: 0 BB: 2 S: 6 P: 14	R: 0 H: 1 E: 0 LOB: 1 K: 1 BB: 0 S: 6 P: 6	R: 0 H: 0 E: 0 LOB: 0 K: 0 BB: 0 S: 3 P: 3	R: 2 H: 3 E: 0 LOB: 2 K: 0 BB: 1 S: 6 P: 10	R: 0 H: 1 E: 0 LOB: 1 K: 1 BB: 0 S: 6 P: 6	R: 0 H: 1 E: 0 LOB: 1 K: 1 BB: 0 S: 6 P: 6	R: 0 H: 0 E: 0 LOB: 0 K: 0 BB: 0 S: 3 P: 3	R: 5 H: 2 E: 0 LOB: 2 K: 1 BB: 3 S: 7 P: 21		1B: 6 SF: 0 2B: 3 SAC: 1 3B: 2 DP: 0 HR: 0 HBP: 2						

PITCHER		IP	WLS	BF	H	R	ER	SO	BB	IBB	HBP	BLK	WP	HR	S	P	ERA	WHIP
Johnny Schmitz, L ERA: 3.36	(1, 1)	3.2		21	7	5	5	1	2	1	0	0	0	0	20	32	12.27	2.455
Gus Keriazakos, R ERA: 3.25	(4, 1)	3.1	L	14	2	2	2	2	2	0	0	0	0	0	16	24	5.40	1.200
Bunky Stewart, L ERA: 7.34	(8, 1)	1.0		8	2	3	3	1	0	1	2	0	0	0	7	13	27.00	2.000

PITCHER	IP	WLS	BF	H	R	ER	SO	BB	IBB	HBP	BLK	WP	HR	S	P	ERA	WHIP

BOTTOM

Washington Senators @ Chicago White Sox

Comiskey Park, Chicago, IL

Fri Aug 06 1954, 4:33 AM EDT

Att. 25,454 - Unknown

livebaseballscorecards.com

AB	34
R	10
H	11
RBI	10
BB	6
SO	4
LOB	19

PA: 43

Washington Senators @ Chicago White Sox

Comiskey Park, Chicago, IL

Sat Aug 07 1954, 4:33 AM EDT

Att. 9,650 - Unknown

TOP

livebaseballscorecards.com

Batter	1	2	3	4	5	6	7	8	9	AB	R	H	RBI	BB	SO	LOB
Eddie Yost, R (1, 5) OBP: 0.406, SLG: 0.418	F7			K		G5-4-3 1-2f		K		4	0	0	0	0	2	1
Johnny Pesky, L (1, 4) OBP: 0.305, SLG: 0.335	4-3			1-3			4-3	P6		4	0	0	0	0	0	0
Mickey Vernon, L (1, 3) OBP: 0.366, SLG: 0.537	6-3			1B			P4		6-3	4	0	1	0	0	0	0
Pete Runnels, L (1, 6) OBP: 0.379, SLG: 0.413		BBBB G5-4-3 BB		5-3			BBBB 3B BB		E BB 1B	2	2	1	0	2	0	1
Jim Busby, R (1, 8) OBP: 0.338, SLG: 0.402		F9			6-3		1-H 1B 3B		BBBB E 1-2 SF8 BB	3	2	1	1	1	0	1
Roy Sievers, R (1, 7) OBP: 0.342, SLG: 0.454		G5-4-3 1-2f			5-3		3-H 1B 1B		E2 SF8 1-3 2-H 1B	4	0	2	2	0	0	1
Clyde Vollmer, R (1, 9) OBP: 0.286, SLG: 0.318 Jerry Snyder, R (9, PR) OBP: 0.271, SLG: 0.241 Tom Umphlett, R (9, 9) OBP: 0.274, SLG: 0.309			G3		K		FC6-4 1-2 1B		IBB	3 0 0	0 0 0	1 0 0	0 0 0	1 0 0	1 0 0	0 0 0
Joe Tipton, R (1, 2) OBP: 0.342, SLG: 0.309 Tom Wright, L (9, PH) OBP: 0.328, SLG: 0.348 Ed Fitz Gerald, R (9, 2) OBP: 0.362, SLG: 0.384			K			L7	FC6-4 1-2f		SF8 2-3 3-H	3 0 0	0 0 0	0 0 0	0 1 0	0 0 0	1 0 0	2 0 0
Mickey McDermott, L (1, 1) OBP: 0.230, SLG: 0.217			4-3			G5-4-3 1B		K	F8	4	0	1	0	0	1	2

AB	31
R	4
H	7
RBI	4
BB	4
SO	5
LOB	8

Inning Stats	1	2	3	4	5	6	7	8	9
	R: 0 E: 0 K: 0 S: 3	H: 0 LOB: 0 BB: 0 P: 3	R: 0 E: 0 K: 0 S: 2	H: 0 LOB: 0 BB: 1 P: 6	R: 0 E: 0 K: 1 S: 5	H: 0 LOB: 0 BB: 0 P: 5	R: 0 E: 0 K: 1 S: 6	H: 1 LOB: 1 BB: 0 P: 6	R: 0 E: 0 K: 1 S: 5	H: 0 LOB: 0 BB: 0 P: 5	R: 0 E: 0 K: 0 S: 3	H: 1 LOB: 0 BB: 0 P: 3	R: 2 E: 0 K: 0 S: 6	H: 3 LOB: 2 BB: 1 P: 10	R: 0 E: 0 K: 2 S: 7	H: 0 LOB: 0 BB: 0 P: 7	R: 2 E: 1 K: 0 S: 5	H: 2 LOB: 2 BB: 2 P: 13

	1B: 6	SF: 1	WP: 0	PA: 36
	2B: 0	SAC: 0	PB: 0	
	3B: 1	DP: 2	SB: 0	
	HR: 0	HBP: 0	CS: 0	

PITCHER		IP	WLS	BF	H	R	ER	SO	BB	IBB	HBP	BLK	WP	HR	S	P	ERA	WHIP
Sandy Consuegra, R ERA: 3.06	(1, 1)	6.2		25	5	2	2	3	2	0	0	0	0	0	29	37	2.70	1.050
Don Johnson, R ERA: 3.14	(7, 1)	0.1		1	0	0	0	0	0	0	0	0	0	0	1	1	0.00	0.000
Morrie Martin, L ERA: 4.18	(8, 1)	1.1	L	7	2	2	2	2	1	0	0	0	0	0	10	14	13.50	2.250
Harry Dorish, R ERA: 2.9	(9, 1)	0.2		3	0	0	0	0	0	1	0	0	0	0	2	6	0.00	0.000

PITCHER	IP	WLS	BF	H	R	ER	SO	BB	IBB	HBP	BLK	WP	HR	S	P	ERA	WHIP

BOTTOM

Washington Senators @ Chicago White Sox

Comiskey Park, Chicago, IL

Sat Aug 07 1954, 4:33 AM EDT

Att. 9,650 - Unknown

livebaseballscorecards.com

Batter	1	2	3	4	5	6	7	8	9	AB	R	H	RBI	BB	SO	LOB
Chico Carrasquel, R (1, 6) OBP: 0.359, SLG: 0.386	F7		L9	K			F7		FC3-6 FC6-4 1-2f	5	0	1	0	0	0	2
Nellie Fox, L (1, 4) OBP: 0.377, SLG: 0.405	P4		1B		F7		F7		FC6-4 1-2f	3	0	0	0	1	0	1
Minnie Minoso, R (1, 7) OBP: 0.420, SLG: 0.541	BBBB WP BB		F7		F7		BBBB 1-2 BB			2	1	0	0	2	1	2
George Kell, R (1, 3) OBP: 0.349, SLG: 0.357	WP 1-H			BBBB 2B BB	4-3		SSS K			4	1	2	1	1	0	1
Jim Rivera, L (1, 9) OBP: 0.354, SLG: 0.440		G6-3 1B 1B		1-H 2B 2B		BBBB FC5-4 BB		P6		4	0	1	0	0	0	2
Matt Batts, R (1, 2) OBP: 0.346, SLG: 0.369		G6-3 1-2 1B		F8		F2		G3		4	1	1	1	0	1	3
Johnny Groth, R (1, 8) OBP: 0.347, SLG: 0.367		G6-3 1-2f 2-3		2B 2-H 2B		FC5-4 1-2f		SSS K		4	0	2	1	0	1	2
Fred Marsh, R (1, 5) OBP: 0.282, SLG: 0.286		SSS K		2-H 2B		1-3			FC1-6 1B	3	0	0	0	1	0	2
Sandy Consuegra, R (1, 1) OBP: 0.250, SLG: 0.214 Don Johnson, R (7, 1) OBP: 0.089, SLG: 0.032 Sherm Lollar, R (7, PH) OBP: 0.337, SLG: 0.372 Morrie Martin, L (8, 1) OBP: 0.250, SLG: 0.333 Harry Dorish, R (9, 1) OBP: 0.118, SLG: 0.118 Ed McGhee, R (9, PH) OBP: 0.241, SLG: 0.289			F8	L8			BBBB BB BB		FC1-6 FC3-6 1-2f	2 0 1 0 0 1	0 0 0 0 0 0	0 0 0 0 0 0	0 0 0 0 0 0	1 0 0 0 0 0	1 0 1 0 0 1	1 0 1 0 0 1
Inning Stats	R: 0 E: 0 K: 0 S: 2 H: 0 LOB: 0 BB: 1 P: 6	R: 0 E: 0 K: 1 S: 6 H: 2 LOB: 1 BB: 0 P: 6	R: 0 E: 0 K: 0 S: 4 H: 1 LOB: 1 BB: 0 P: 4	R: 3 E: 0 K: 1 S: 8 H: 3 LOB: 1 BB: 1 P: 12	R: 0 E: 0 K: 0 S: 3 H: 0 LOB: 0 BB: 0 P: 3	R: 0 E: 0 K: 0 S: 3 H: 0 LOB: 1 BB: 1 P: 7	R: 0 E: 0 K: 1 S: 5 H: 0 LOB: 2 BB: 2 P: 13	R: 0 E: 0 K: 1 S: 5 H: 0 LOB: 0 BB: 0 P: 5	R: 0 E: 0 K: 0 S: 4 H: 1 LOB: 1 BB: 0 P: 4	1B: 4 2B: 3 3B: 0 HR: 0	SF: 0 SAC: 0 DP: 1 HBP: 0			WP: 1 PB: 0 SB: 0 CS: 0	PA: 38		

	AB	33
	R	3
	H	7
	RBI	3
	BB	5
	SO	4
	LOB	18

PITCHER	IP	WLS	BF	H	R	ER	SO	BB	IBB	HBP	BLK	WP	HR	S	P	ERA	WHIP
Mickey McDermott, L (1, 1) ERA: 3.65	9.0	W	38	7	3	3	4	5	0	0	0	1	0	40	60	3.00	1.333

PITCHER	IP	WLS	BF	H	R	ER	SO	BB	IBB	HBP	BLK	WP	HR	S	P	ERA	WHIP

Batter	1	2	3	4	5	6	7	8	9	AB	R	H	RBI	BB	SO	LOB
Eddie Yost, R (1, 5) OBP: 0.404, SLG: 0.414	5-3	5-3		5-3		BB		K		4	0	0	0	1	1	4
Jim Busby, R (1, 8) OBP: 0.341, SLG: 0.403	HR, 1B, BB		BB, 1B		F8	5-3		1-2, 2-H, 1B		4	1	2	1	1	0	2
Mickey Vernon, L (1, 3) OBP: 0.368, SLG: 0.536	1-2, HR, 1B		F7		G4-6-3, 1B		G4-6-3, BB	4-3		4	1	2	0	1	0	3
Pete Runnels, L (1, 6) OBP: 0.374, SLG: 0.407	F7		K		G4-6-3, 1-2f		G4-6-3, 1-2f		K	5	0	0	0	0	2	5
Roy Sievers, R (1, 7) OBP: 0.347, SLG: 0.474	1-H, 2-H, HR		1-2, BB			K	FC6-4, 1B		HR	4	2	3	4	1	1	0
Clyde Vollmer, R (1, 9) OBP: 0.281, SLG: 0.311 Tom Umphlett, R (9, 9) OBP: 0.274, SLG: 0.309	6-3		K			HR, 1B	FC6-4, 1-2f		K	5 0	1 0	1 0	0 0	0 0	2 0	3 0
Ed Fitz Gerald, R (1, 2) OBP: 0.363, SLG: 0.397		E3, SH1-4		F7		1-H, HR		F7	1B	5	1	2	2	0	0	0
Wayne Terwilliger, R (1, 4) OBP: 0.280, SLG: 0.284		F8		1-3, 1B		SH3, 1B		1B, 2B	P4	5	1	3	0	0	0	2
Chuck Stobbs, L (1, 1) OBP: 0.167, SLG: 0.147 Tom Wright, L (8, PH) OBP: 0.333, SLG: 0.348 Jerry Snyder, R (8, PR) OBP: 0.271, SLG: 0.241 Camilo Pascual, R (8, 1) OBP: 0.125, SLG: 0.067		SH1-4, 1-2		1-3, 1-2		SH3, 1-2		1B, BB		1 0 0 0	0 0 0 0	0 0 0 0	0 0 0 0	0 1 0 0	0 0 0 0	1 0 0 0
Inning Stats	R: 3 E: 0 K: 0 S: 5 H: 2 LOB: 0 BB: 1 P: 9	R: 0 E: 1 K: 0 S: 4 H: 0 LOB: 1 BB: 0 P: 4	R: 0 E: 0 K: 2 S: 8 H: 1 LOB: 2 BB: 1 P: 12	R: 0 E: 0 K: 0 S: 4 H: 1 LOB: 1 BB: 0 P: 4	R: 0 E: 0 K: 0 S: 3 H: 1 LOB: 0 BB: 0 P: 3	R: 2 E: 0 K: 1 S: 8 H: 3 LOB: 2 BB: 1 P: 12	R: 0 E: 0 K: 0 S: 3 H: 1 LOB: 1 BB: 1 P: 7	R: 1 E: 0 K: 1 S: 7 H: 2 LOB: 2 BB: 1 P: 11	R: 1 E: 0 K: 2 S: 9 H: 2 LOB: 1 BB: 0 P: 9	1B: 9 2B: 1 3B: 0 HR: 3 SF: 0 SAC: 2 DP: 2 HBP: 0						

PITCHER		IP	WLS	BF	H	R	ER	SO	BB	IBB	HBP	BLK	WP	HR	S	P	ERA	WHIP
Billy Pierce, L ERA: 3.56	(1, 1)	1.2		9	2	3	3	0	1	0	0	0	0	1	8	12	16.20	1.800
Don Johnson, R ERA: 3.15	(2, 1)	5.1		24	7	2	2	3	3	0	0	0	0	1	27	39	3.38	1.875
Harry Dorish, R ERA: 3.02	(8, 1)	0.2		5	2	1	1	1	1	0	0	0	0	0	6	10	13.50	4.500
Morrie Martin, L ERA: 4.22	(8, 1)	1.1	L	6	2	1	1	2	0	0	0	0	0	1	10	10	6.75	1.500

PITCHER	IP	WLS	BF	H	R	ER	SO	BB	IBB	HBP	BLK	WP	HR	S	P	ERA	WHIP

TOP

Washington Senators @ Chicago White Sox

Comiskey Park, Chicago, IL

Sun Aug 08 1954, 4:33 AM EDT

Unknown

livebaseballscorecards.com

AB	37
R	7
H	13
RBI	7
BB	5
SO	6
LOB	20

WP: 0 PB: 0 SB: 0 CS: 0 PA: 44

Batter	1	2	3	4	5	6	7	8	9	AB	R	H	RBI	BB	SO	LOB
Chico Carrasquel, R (1, 6) OBP: 0.359, SLG: 0.383	S S S 0-3 K ①		B B B B 4-0 BB 1B BB		x 0-0 4-3 ②		B B B B 4-0 1B HR BB	x 0-0 F8 ③		3	2	0	0	2	1	1
Nellie Fox, L (1, 4) OBP: 0.379, SLG: 0.406	x 0-0 F8 ②		B B B B 4-0 1B 1B 1-2 2-3 BB		x 0-0 BB 1B		x 0-0 1-2 HR 1B		x 0-0 4-3 ①	4	2	2	0	1	0	0
Minnie Minoso, R (1, 7) OBP: 0.420, SLG: 0.539	x 0-0 F2 ③		x 0-0 1B 1-2 2-H 3-H 1B		B B B B 4-0 1-2 BB		S S S 0-3 K ②		x 0-0 F8 ②	4	0	1	2	1	1	2
George Kell, R (1, 3) OBP: 0.354, SLG: 0.377		x 0-0 5-3 ①	x 0-0 1-2 2-H 1B		x 0-0 F7 ③		x 0-0 1-H 2-H HR		x 0-0 1B	5	1	3	4	0	0	2
Jim Rivera, L (1, 9) OBP: 0.354, SLG: 0.443		x 0-0 F8 ②	x 0-0 G3 ③			x 0-0 6-3 2B	x 0-0 FC5-4 1B		x 0-0 F8 ③	5	0	2	0	0	0	3
Matt Batts, R (1, 2) OBP: 0.336, SLG: 0.357		x 0-0 F7 ③		x 0-0 F8 ①		x 0-0 6-3 ①	x 0-0 FC5-4 ③ 1-2f			4	0	0	0	0	0	2
Harry Dorish, R (8, 1) OBP: 0.118, SLG: 0.118										0	0	0	0	0	0	0
Morrie Martin, L (8, 1) OBP: 0.250, SLG: 0.333										0	0	0	0	0	0	0
Johnny Groth, R (1, 8) OBP: 0.344, SLG: 0.363			x 0-0 P6 ①	x 0-0 L8 ②		x 0-0 6-3 ② 2-3		x 0-0 6-3 ①		4	0	0	0	0	0	1
Fred Marsh, R (1, 5) OBP: 0.302, SLG: 0.308			x 0-0 BB SH1-3 1B 1B	x 0-0 5-3 ③		x 0-0 F7 ③		x 0-0 1B		4	1	2	0	0	0	1
Billy Pierce, L (1, 1) OBP: 0.286, SLG: 0.231			x 0-0 SH1-3 ② 1-2		x 0-0 F8 ①		x 0-0 L6 ①	x 0-0 P4 ②		0	0	0	0	0	0	0
Don Johnson, R (2, 1) OBP: 0.086, SLG: 0.031										1	0	0	0	0	0	0
Cass Michaels, R (7, PH) OBP: 0.396, SLG: 0.419										1	0	0	0	0	0	0
Sherm Lollar, R (8, 2) OBP: 0.336, SLG: 0.370										1	0	0	0	0	0	1
Inning Stats	R: 0 E: 0 K: 1 S: 5 H: 0 LOB: 0 BB: 0 P: 5	R: 0 E: 0 K: 0 S: 3 H: 0 LOB: 0 BB: 0 P: 3	R: 3 E: 0 K: 0 S: 6 H: 3 LOB: 2 BB: 2 P: 14	R: 0 E: 0 K: 0 S: 3 H: 0 LOB: 0 BB: 0 P: 3	R: 0 E: 0 K: 0 S: 4 H: 1 LOB: 2 BB: 1 P: 8	R: 0 E: 0 K: 0 S: 4 H: 1 LOB: 1 BB: 0 P: 4	R: 3 E: 0 K: 1 S: 8 H: 3 LOB: 1 BB: 1 P: 12	R: 0 E: 0 K: 0 S: 4 H: 1 LOB: 1 BB: 0 P: 4	R: 0 E: 0 K: 0 S: 4 H: 1 LOB: 1 BB: 0 P: 4	1B: 8 2B: 1 3B: 0 HR: 1 SF: 0 SAC: 1 DP: 0 HBP: 0							

PITCHER		IP	WLS	BF	H	R	ER	SO	BB	IBB	HBP	BLK	WP	HR	S	P	ERA	WHIP
Chuck Stobbs, L ERA: 4.33	(1, 1)	7.0		33	8	6	6	2	4	0	0	0	0	1	33	49	7.71	1.714
Camilo Pascual, R ERA: 5.02	(8, 1)	2.0	W	8	2	0	0	0	0	0	0	0	0	0	8	8	0.00	1.000

PITCHER	IP	WLS	BF	H	R	ER	SO	BB	IBB	HBP	BLK	WP	HR	S	P	ERA	WHIP

BOTTOM

Washington Senators @ Chicago White Sox

Comiskey Park, Chicago, IL

Sun Aug 08 1954, 4:33 AM EDT

Unknown

livebaseballscorecards.com

AB	36
R	6
H	10
RBI	6
BB	4
SO	2
LOB	13

Batter	1	2	3	4	5	6	7	8	9	AB	R	H	RBI	BB	SO	LOB
Eddie Yost, R (1, 5) OBP: 0.403, SLG: 0.412	CS 1B		K		K			F5		4	0	1	0	0	2	0
Jim Busby, R (1, 8) OBP: 0.340, SLG: 0.401	K 1-2		F9			6-3		1B		4	0	1	0	0	1	1
Mickey Vernon, L (1, 3) OBP: 0.369, SLG: 0.535	1B			SH5-4 HBP		F9		F9		3	0	1	0	0	0	1
Pete Runnels, L (1, 6) OBP: 0.371, SLG: 0.403	P5			SH5-4 1-2		6-3		F5		3	0	0	0	0	0	2
Roy Sievers, R (1, 7) OBP: 0.351, SLG: 0.478		L8-4 1B 1B		FC6-4 IBB			2B		K	3	0	2	0	1	1	0
Tom Umphlett, R (1, 9) OBP: 0.273, SLG: 0.308		F8		P4			K		E7 1B	4	0	1	0	0	1	4
Joe Tipton, R (1, 2) OBP: 0.349, SLG: 0.312 Jerry Snyder, R (7, PR) OBP: 0.271, SLG: 0.241 Spec Shea, R (7, 1) Clyde Vollmer, R (9, PH) OBP: 0.278, SLG: 0.308		1-2 1B		FC6-4 1-2f			BB		F8	2 0 0 1	0 0 0 0	1 0 0 0	0 0 0 0	1 0 0 0	0 0 0 0	2 0 0 1
Wayne Terwilliger, R (1, 4) OBP: 0.276, SLG: 0.280		L8-4 2-3			6-3		F8		5-3	4	0	0	0	0	0	5
Dean Stone, L (1, 1) OBP: 0.200, SLG: 0.194 Ed Fitz Gerald, R (7, PH) OBP: 0.361, SLG: 0.396 (7, 2)			K2-3		K		L9			2 1	0 0	0 0	0 0	0 0	2 0	0 2
Inning Stats	R: 0 E: 0 K: 1 S: 6 H: 2 LOB: 1 BB: 0 P: 6	R: 0 E: 0 K: 0 S: 4 H: 2 LOB: 1 BB: 0 P: 4	R: 0 E: 0 K: 2 S: 7 H: 0 LOB: 0 BB: 0 P: 7	R: 0 E: 0 K: 0 S: 3 H: 0 LOB: 2 BB: 1 P: 8	R: 0 E: 0 K: 2 S: 7 H: 0 LOB: 0 BB: 0 P: 7	R: 0 E: 0 K: 0 S: 3 H: 0 LOB: 0 BB: 0 P: 3	R: 0 E: 0 K: 1 S: 6 H: 1 LOB: 2 BB: 1 P: 10	R: 0 E: 0 K: 0 S: 4 H: 1 LOB: 1 BB: 0 P: 4	R: 0 E: 1 K: 1 S: 6 H: 1 LOB: 1 BB: 0 P: 6	1B: 6 2B: 3 3B: 0 HR: 0 SF: 0 SAC: 1 DP: 2 HBP: 1						

PITCHER		IP	WLS	BF	H	R	ER	SO	BB	IBB	HBP	BLK	WP	HR	S	P	ERA	WHIP
Jack Harshman, L ERA: 3.47	(1, 1)	9.0	W	35	7	0	0	7	1	1	1	0	0	0	46	55	0.00	0.889

PITCHER		IP	WLS	BF	H	R	ER	SO	BB	IBB	HBP	BLK	WP	HR	S	P	ERA	WHIP

TOP

Washington Senators @ Chicago White Sox

Comiskey Park, Chicago, IL

Sun Aug 08 1954, 4:38 AM EDT

Att. 11,058 - Unknown

livebaseballscorecards.com

AB	31
R	0
H	7
RBI	0
BB	2
SO	7
LOB	18

WP: 0 PB: 0 SB: 0 CS: 1 PA: 35

Batter	1	2	3	4	5	6	7	8	9	AB	R	H	RBI	BB	SO	LOB
Chico Carrasquel, R (1, 6) OBP: 0.359, SLG: 0.381	SSS 0-3 ① K		x 0-0 ② 6-3		BBBB 4-0 4-3 BB	x 0-0 ③ P4				3	0	0	0	1	1	2
Nellie Fox, L (1, 4) OBP: 0.378, SLG: 0.404	x 0-0 ② P3		x 0-0 ③ G3		x 0-0 ② 4-3 1-2		BBBB 4-0 CS BB			3	0	0	0	1	0	1
Minnie Minoso, R (1, 7) OBP: 0.423, SLG: 0.543	BBBB 4-0 1B BB			x 0-0 1B 3B	BBBB 4-0 BB		SSS 0-3 ① K			2	1	1	0	2	1	1
George Kell, R (1, 3) OBP: 0.357, SLG: 0.380	x 0-0 1-3 1B			x 0-0 FC5 1B 3-H 1B	x 0-0 ③ F7		x 0-0 ②③ 5-3 1-2			4	0	2	1	0	0	3
Johnny Groth, R (1, 8) OBP: 0.345, SLG: 0.373	x 0-0 ③ 5-3			x 0-0 ① F9		x 0-0 1B 1B 1B		x 0-0 HR		4	2	2	1	0	0	3
Sherm Lollar, R (1, 2) OBP: 0.331, SLG: 0.364		x 0-0 ① F7		x 0-0 ② F8		x 0-0 ① F7		SSS 0-3 ① K		4	0	0	0	0	1	2
Jim Rivera, L (1, 9) OBP: 0.356, SLG: 0.443		x 0-0 ② P6		x 0-0 1-2 1B		x 0-0 WP 1B 1-3 1B		x 0-0 ② G3		4	0	2	0	0	0	0
Fred Marsh, R (1, 5) OBP: 0.298, SLG: 0.302		SSS 0-3 ③ K		x 0-0 ③ FC5 2-3f		x 0-0 WP 1-2 3-H 1B		x 0-0 ③ 5-3		4	0	1	1	0	1	2
Jack Harshman, L (1, 1) OBP: 0.267, SLG: 0.263			SSS 0-3 ① K		x 0-0 ① F8	x 0-0 ② 5-3 1-2 2-3				3	0	0	0	0	1	2
Inning Stats	R: 0 E: 0 K: 1 S: 6 H: 1 LOB: 2 BB: 1 P: 10	R: 0 E: 0 K: 1 S: 5 H: 0 LOB: 0 BB: 0 P: 5	R: 0 E: 0 K: 1 S: 5 H: 0 LOB: 0 BB: 0 P: 5	R: 1 E: 0 K: 0 S: 6 H: 3 LOB: 2 BB: 0 P: 6	R: 0 E: 0 K: 0 S: 3 H: 0 LOB: 2 BB: 2 P: 11	R: 1 E: 0 K: 0 S: 6 H: 3 LOB: 2 BB: 0 P: 6	R: 0 E: 0 K: 1 S: 4 H: 0 LOB: 0 BB: 1 P: 8	R: 1 E: 0 K: 1 S: 6 H: 1 LOB: 0 BB: 0 P: 6		1B: 6 2B: 0 3B: 1 HR: 1	SF: 0 SAC: 0 DP: 0 HBP: 0					

PITCHER		IP	WLS	BF	H	R	ER	SO	BB	IBB	HBP	BLK	WP	HR	S	P	ERA	WHIP
Dean Stone, L ERA: 3.88	(1, 1)	6.0	L	28	7	2	2	3	3	0	0	0	1	0	31	43	3.00	1.667
Spec Shea, R ERA: 7.1	(7, 1)	2.0		7	1	1	1	2	1	0	0	0	0	1	10	14	4.50	1.000

PITCHER	IP	WLS	BF	H	R	ER	SO	BB	IBB	HBP	BLK	WP	HR	S	P	ERA	WHIP

BOTTOM

Washington Senators @ Chicago White Sox

Comiskey Park, Chicago, IL

Sun Aug 08 1954, 4:38 AM EDT

Att. 11,058 - Unknown

livebaseballscorecards.com

AB	31
R	3
H	8
RBI	3
BB	4
SO	5
LOB	16



1B: 6	SF: 0	WP: 1	PA: 35
2B: 0	SAC: 0	PB: 0	
3B: 1	DP: 0	SB: 0	
HR: 1	HBP: 0	CS: 1	

Batter	1	2	3	4	5	6	7	8	9	AB	R	H	RBI	BB	SO	LOB
Bobby Young, L (1, 4) OBP: 0.344, SLG: 0.340	BBBB 4-0 G6-4-3 BB			x 0-0 4-3 2B		x 0-0 ① 4-3	SSS 0-3 ② K			3	0	1	0	1	1	1
Cal Abrams, L (1, 9) OBP: 0.400, SLG: 0.387	x 0-0 ① F9			x 0-0 ① 4-3 2-3		x 0-0 SSS E SF8 1B 1B	SSS 0-3 ③ K			4	1	1	0	0	1	3
Eddie Waitkus, L (1, 3) OBP: 0.331, SLG: 0.366	x 0-0 ②③ G6-4-3 1-2f			x 0-0 ② G3		x 0-0 E5 1-3 E 1B		x 0-0 ① 4-3		4	1	1	0	0	0	2
Vern Stephens, R (1, 5) OBP: 0.306, SLG: 0.393		x 0-0 ① 4-3		x 0-0 ③ F7		x 0-0 ② SF8 3-H		x 0-0 ② 6-3		3	0	0	1	0	0	1
Bob Kennedy, R (1, 7) OBP: 0.313, SLG: 0.367		x 0-0 ② F8			x 0-0 HR	BBBB 4-0 E BB		x 0-0 ③ 5-3		3	1	1	1	1	0	0
Clint Courtney, L (1, 2) OBP: 0.327, SLG: 0.377		x 0-0 ③ 1-3			x 0-0 ① P5	x 0-0 E2 1-3 2-H 1B			x 0-0 ① F8	4	0	1	1	0	0	0
Chuck Diering, R (1, 8) OBP: 0.379, SLG: 0.326			x 0-0 ① 5-3		x 0-0 ② G3	x 0-0 ③ F9			SSS 0-3 ② K	4	0	0	0	0	1	2
Billy Hunter, R (1, 6) OBP: 0.290, SLG: 0.327			x 0-0 ② F7		x 0-0 FC5-4 1B		x 0-0 FC1-6 1B		x 0-0 1B	4	0	3	0	0	0	0
Lou Kretlow, R (1, 1) OBP: 0.206, SLG: 0.156			x 0-0 ③ G3		x 0-0 ③ FC5-4 1-2f		x 0-0 ① FC1-6 1-2f		x 0-0 ③ P4	4	0	0	0	0	0	3
Bob Chakales, R (9, 1) OBP: 0.429, SLG: 0.450										0	0	0	0	0	0	0
Inning Stats	R: 0 H: 0 E: 0 LOB: 0 K: 0 BB: 1 S: 2 P: 6	R: 0 H: 0 E: 0 LOB: 0 K: 0 BB: 0 S: 3 P: 3	R: 0 H: 0 E: 0 LOB: 0 K: 0 BB: 0 S: 3 P: 3	R: 0 H: 1 E: 0 LOB: 1 K: 0 BB: 0 S: 4 P: 4	R: 1 H: 2 E: 0 LOB: 2 K: 0 BB: 0 S: 5 P: 5	R: 2 H: 3 E: 2 LOB: 2 K: 0 BB: 1 S: 6 P: 10	R: 0 H: 1 E: 0 LOB: 1 K: 2 BB: 0 S: 8 P: 8	R: 0 H: 0 E: 0 LOB: 0 K: 0 BB: 0 S: 3 P: 3	R: 0 H: 1 E: 0 LOB: 1 K: 1 BB: 0 S: 6 P: 6	1B: 6 SF: 1 2B: 1 SAC: 0 3B: 0 DP: 1 HR: 1 HBP: 0						

TOP

Baltimore Orioles @ Chicago White Sox

Comiskey Park, Chicago, IL

Tue Aug 10 1954, 4:33 AM EDT

Att. 25,654 - Unknown

livebaseballscorecards.com

AB	33
R	3
H	8
RBI	3
BB	2
SO	3
LOB	12

WP: 0 PA: 36
PB: 0
SB: 0
CS: 0

PITCHER		IP	WLS	BF	H	R	ER	SO	BB	IBB	HBP	BLK	WP	HR	S	P	ERA	WHIP
Bob Keegan, R ERA: 2.94	(1, 1)	6.0	L	26	7	3	3	0	2	0	0	0	0	1	24	32	4.50	1.500
Morrie Martin, L ERA: 4.12	(7, 1)	2.0		6	0	0	0	2	0	0	0	0	0	0	10	10	0.00	0.000
Dick Strahs, R ERA: 4.5	(9, 1)	1.0		4	1	0	0	1	0	0	0	0	0	0	6	6	0.00	1.000

PITCHER	IP	WLS	BF	H	R	ER	SO	BB	IBB	HBP	BLK	WP	HR	S	P	ERA	WHIP

Baltimore Orioles @ Chicago White Sox

Comiskey Park, Chicago, IL

Tue Aug 10 1954, 4:33 AM EDT

Att. 25,654 - Unknown

livebaseballscorecards.com

BOTTOM

Batter	1	2	3	4	5	6	7	8	9	AB	R	H	RBI	BB	SO	LOB
Chico Carrasquel, R (1, 6) OBP: 0.358, SLG: 0.378	P4		5-3			P6		BB		3	0	0	0	1	0	0
Nellie Fox, L (1, 4) OBP: 0.377, SLG: 0.402	B6		E4			F7		F8		4	0	1	0	0	0	2
Minnie Minoso, R (1, 7) OBP: 0.421, SLG: 0.540	S 1B		P4			6-3		F9		4	0	1	0	0	0	3
Phil Cavarretta, L (1, 9) OBP: 0.433, SLG: 0.472	BBB FC6-4 1-2 BB			1-3			P4	1B 1B BB		2	1	0	0	2	0	0
George Kell, R (1, 3) OBP: 0.355, SLG: 0.377 Ed McGhee, R (9, PR) OBP: 0.241, SLG: 0.289	FC6-4 1-2f			6-3			F9	1B 1-2 1B		4 0	0 0	1 0	0 0	0 0	0 0	2 0
Carl Sawatski, L (1, 2) OBP: 0.314, SLG: 0.356		4-3	K				1B		P5	4	0	1	0	0	1	2
Jim Rivera, L (1, 8) OBP: 0.358, SLG: 0.443		BBB 4-3-5-6 BB		L7			F3		1-2 2-H 1B	3	0	1	1	1	0	1
Fred Marsh, R (1, 5) OBP: 0.300, SLG: 0.289 Matt Batts, R (9, PH) OBP: 0.333, SLG: 0.353		4-3-5-6 1-3f		4-3				BBB FC4-6 BB	P4	2 1	0 0	0 0	0 0	1 0	0 0	1 2
Bob Keegan, R (1, 1) OBP: 0.164, SLG: 0.197 Morrie Martin, L (7, 1) OBP: 0.250, SLG: 0.333 Willard Marshall, L (8, PH) OBP: 0.327, SLG: 0.200 Cass Michaels, R (8, PR) OBP: 0.396, SLG: 0.419 Dick Strahs, L (9, 1) Sherm Lollar, R (9, PH) OBP: 0.330, SLG: 0.362			F3	4-3				FC4-6 1-2f BB	L9	2 0 1 0 0 1	0 0 0 0 0 0	0 0 0 0 0 0	0 0 0 0 0 0	0 0 0 0 0 0	0 0 0 0 0 0	0 0 1 0 0 2
Inning Stats	R: 0 E: 0 K: 0 S: 4 H: 1 LOB: 2 BB: 1 P: 8	R: 0 E: 0 K: 0 S: 2 H: 0 LOB: 0 BB: 1 P: 6	R: 0 E: 1 K: 0 S: 4 H: 1 LOB: 1 BB: 0 P: 4	R: 0 E: 0 K: 1 S: 5 H: 0 LOB: 0 BB: 0 P: 5	R: 0 E: 0 K: 0 S: 3 H: 0 LOB: 0 BB: 0 P: 3	R: 0 E: 0 K: 0 S: 3 H: 0 LOB: 0 BB: 0 P: 3	R: 0 E: 0 K: 0 S: 4 H: 1 LOB: 1 BB: 0 P: 4	R: 0 E: 0 K: 0 S: 3 H: 0 LOB: 2 BB: 2 P: 11	R: 1 E: 0 K: 0 S: 5 H: 2 LOB: 2 BB: 1 P: 9	1B: 5 2B: 1 3B: 0 HR: 0	SF: 0 SAC: 0 DP: 1 HBP: 0						

	AB	31
	R	1
	H	5
	RBI	1
	BB	5
	SO	1
	LOB	16

WP: 0 PB: 0 SB: 1 CS: 0 PA: 36

PITCHER		IP	WLS	BF	H	R	ER	SO	BB	IBB	HBP	BLK	WP	HR	S	P	ERA	WHIP
Lou Kretlow, R ERA: 4.54	(1, 1)	8.1	W	34	5	1	1	1	5	0	0	0	0	0	31	51	1.08	1.200
Bob Chakales, R ERA: 3.68	(9, 1)	0.2	S	2	0	0	0	0	0	0	0	0	0	0	2	2	0.00	0.000

PITCHER	IP	WLS	BF	H	R	ER	SO	BB	IBB	HBP	BLK	WP	HR	S	P	ERA	WHIP

Batter	1	2	3	4	5	6	7	8	9	AB	R	H	RBI	BB	SO	LOB
Bobby Young, L (1, 4) OBP: 0.342, SLG: 0.336	BBBB 4-0 1B BB		F5		F8		6-3		F7	4	0	0	0	1	0	0
Cal Abrams, L (1, 9) OBP: 0.400, SLG: 0.387	F8		FC4-6 1B		1B 1B		4-3		SSS 0-3 K	5	0	2	0	0	1	1
Eddie Waitkus, L (1, 3) OBP: 0.332, SLG: 0.367	1-2 FC6-4 1B		1-2f FC4-6 1B		1-2 1B		5-3		F8	5	0	2	0	0	0	1
Vern Stephens, R (1, 5) OBP: 0.306, SLG: 0.391	F8		1-2 1B		SSS K			6-3		4	0	1	0	0	1	4
Bob Kennedy, R (1, 7) OBP: 0.307, SLG: 0.360	FC6-4 1-2f		SSS K			F5		6-3		4	0	0	0	0	1	4
Clint Courtney, L (1, 2) OBP: 0.332, SLG: 0.380		BBBB 4-0 BB		G4-6-3 1B		F7		2B 1B		3	0	2	0	1	0	0
Chuck Diering, R (1, 8) OBP: 0.380, SLG: 0.336		SSS 0-3 K		1-2f G4-6-3		2B		1-3 2B		4	0	2	0	0	1	2
Billy Hunter, R (1, 6) OBP: 0.290, SLG: 0.324		F9		K		IBB		IBB		2	0	0	0	1	1	1
Gil Coan, L (8, PH) OBP: 0.300, SLG: 0.291										0	0	0	0	0	0	0
Dick Kryhoski, L (8, PH) OBP: 0.310, SLG: 0.343										0	0	0	0	1	0	0
Howie Fox, R (8, 1) OBP: 0.273, SLG: 0.273										0	0	0	0	0	0	0
Bob Kuzava, S (1, 1)		SSS 0-3 K			SSS 0-3 K	5-3		F7		3	0	0	0	0	2	3
Jim Brideweser, R (8, PH) OBP: 0.348, SLG: 0.349 (8, 6)										1	0	0	0	0	0	3
Inning Stats	R: 0 H: 1 E: 0 LOB: 2 K: 0 BB: 1 S: 4 P: 8	R: 0 H: 0 E: 0 LOB: 1 K: 2 BB: 1 S: 7 P: 11	R: 0 H: 2 E: 0 LOB: 2 K: 1 BB: 0 S: 7 P: 7	R: 0 H: 1 E: 0 LOB: 0 K: 1 BB: 0 S: 5 P: 5	R: 0 H: 2 E: 0 LOB: 2 K: 2 BB: 0 S: 9 P: 9	R: 0 H: 1 E: 0 LOB: 2 K: 0 BB: 1 S: 4 P: 8	R: 0 H: 0 E: 0 LOB: 0 K: 0 BB: 0 S: 3 P: 3	R: 0 H: 2 E: 0 LOB: 3 K: 0 BB: 1 S: 5 P: 9	R: 0 H: 0 E: 0 LOB: 0 K: 1 BB: 0 S: 5 P: 5	1B: 7 SF: 0 2B: 2 SAC: 0 3B: 0 DP: 1 HR: 0 HBP: 0						

PITCHER	IP	WLS	BF	H	R	ER	SO	BB	IBB	HBP	BLK	WP	HR	S	P	ERA	WHIP
Virgil Trucks, R (1, 1) ERA: 2.43	9.0	W	39	9	0	0	7	2	2	0	0	0	0	49	65	0.00	1.222

PITCHER	IP	WLS	BF	H	R	ER	SO	BB	IBB	HBP	BLK	WP	HR	S	P	ERA	WHIP

TOP

Baltimore Orioles @ Chicago White Sox

Comiskey Park, Chicago, IL

Wed Aug 11 1954, 4:33 AM EDT

Att. 7,461 - Unknown

livebaseballscorecards.com

AB	35
R	0
H	9
RBI	0
BB	4
SO	7
LOB	19

WP: 0 PA: 39
PB: 0
SB: 0
CS: 0

Batter	1	2	3	4	5	6	7	8	9	AB	R	H	RBI	BB	SO	LOB
Chico Carrasquel, R (1, 6) OBP: 0.357, SLG: 0.379	K	4-3			FC5-6 SH5-3 1-2f	5-3 2B				4	0	1	0	0	1	2
Nellie Fox, L (1, 4) OBP: 0.379, SLG: 0.403	1B 1B		F8		SH5-3 1-2	5-3 BB				2	1	1	0	1	0	0
Minnie Minoso, R (1, 7) OBP: 0.422, SLG: 0.539	BB 1B 1-2		K		IBB	5-3 1-2 2-3				3	0	1	0	1	1	2
George Kell, R (1, 3) OBP: 0.353, SLG: 0.375	BB 1-2 2-H		F5		G3	1-3				4	0	1	1	0	0	4
Cass Michaels, R (1, 5) OBP: 0.398, SLG: 0.417	G4-6-3 1-2 2-3			F9		F8		G1-6-3 1B		3	0	1	0	1	0	0
Johnny Groth, R (1, 8) OBP: 0.344, SLG: 0.372	G4-6-3 1-2f			FC5-4 1B		P5		G1-6-3 1-2f		4	0	1	0	0	0	4
Sherm Lollar, R (1, 2) OBP: 0.328, SLG: 0.360		P4		FC5-4 1-2f		1B		6-3		4	0	1	0	0	0	1
Jim Rivera, L (1, 9) OBP: 0.355, SLG: 0.439		F8		K		P6				3	0	0	0	0	1	2
Virgil Trucks, R (1, 1) OBP: 0.192, SLG: 0.213		BB			FC5-6 1B		F7			2	0	1	0	1	0	0
Inning Stats	R: 1 E: 0 K: 1 S: 7 H: 3 LOB: 2 BB: 1 P: 11	R: 0 E: 0 K: 0 S: 3 H: 0 LOB: 1 BB: 1 P: 7	R: 0 E: 0 K: 1 S: 5 H: 0 LOB: 0 BB: 0 P: 5	R: 0 E: 0 K: 1 S: 6 H: 1 LOB: 1 BB: 0 P: 6	R: 0 E: 0 K: 0 S: 4 H: 1 LOB: 2 BB: 1 P: 8	R: 0 E: 0 K: 0 S: 4 H: 1 LOB: 1 BB: 0 P: 4	R: 0 E: 0 K: 0 S: 4 H: 1 LOB: 2 BB: 1 P: 8	R: 0 E: 0 K: 0 S: 3 H: 1 LOB: 0 BB: 0 P: 3		1B: 7 2B: 1 3B: 0 HR: 0 SF: 0 SAC: 1 DP: 2 HBP: 0						

PITCHER		IP	WLS	BF	H	R	ER	SO	BB	IBB	HBP	BLK	WP	HR	S	P	ERA	WHIP
Bob Kuzava, L ERA: 4.82	(1, 1)	7.0	L	31	7	1	1	3	3	1	0	0	0	0	33	49	1.29	1.429
Howie Fox, R ERA: 2.72	(8, 1)	1.0		3	1	0	0	0	0	0	0	0	0	0	3	3	0.00	1.000

PITCHER	IP	WLS	BF	H	R	ER	SO	BB	IBB	HBP	BLK	WP	HR	S	P	ERA	WHIP

BOTTOM

Baltimore Orioles @ Chicago White Sox

Comiskey Park, Chicago, IL

Wed Aug 11 1954, 4:33 AM EDT

Att. 7,461 - Unknown

livebaseballscorecards.com

AB	29
R	1
H	8
RBI	1
BB	4
SO	3
LOB	15

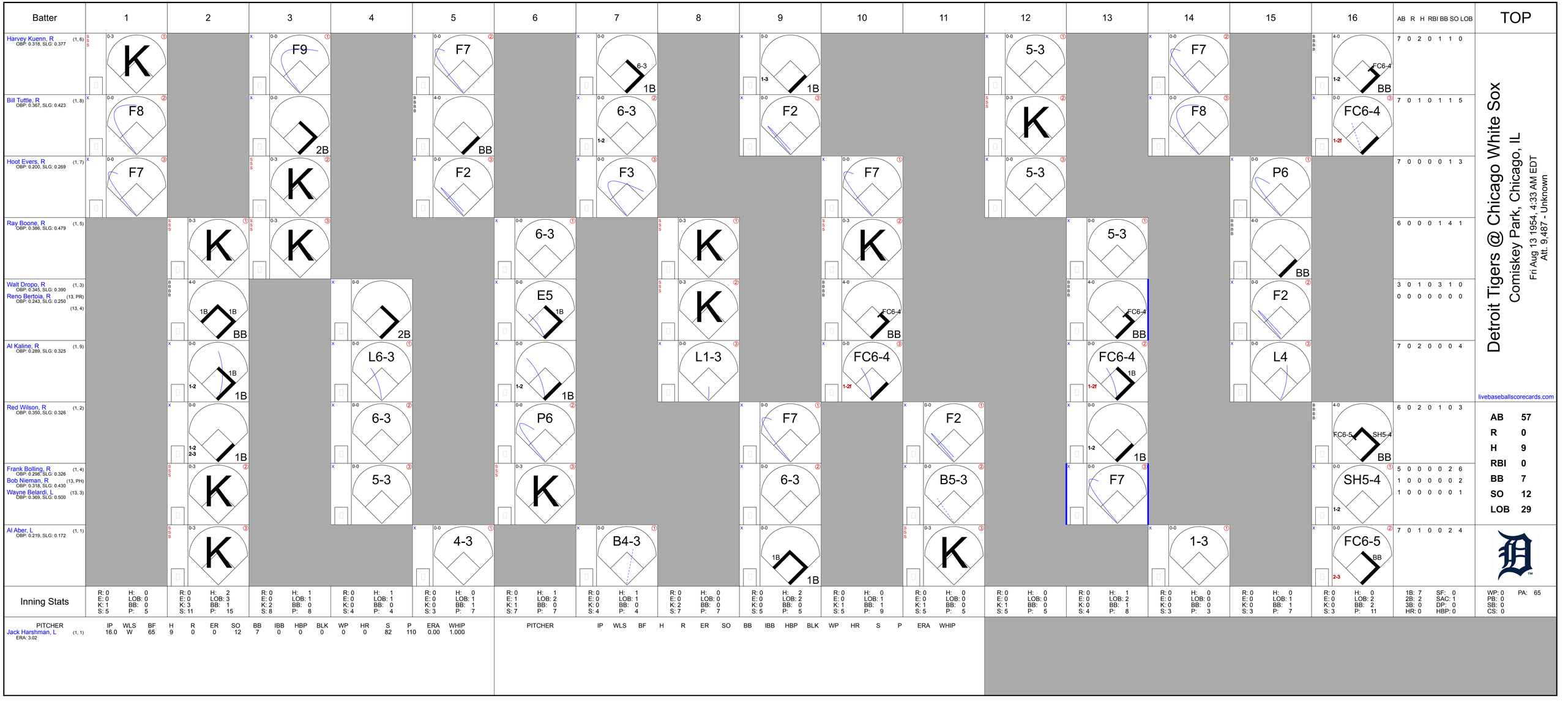
Batter
1
2
3
4
5
6
7
8
9
10
11
12
13
14
15
16
AB R H RBI BB SO LOB
TOP
Harvey Kuenn, R (1, 6) OBP: 0.318, SLG: 0.377
7 0 2 0 1 1 0
Bill Tuttle, R (1, 8) OBP: 0.367, SLG: 0.423
7 0 1 0 1 1 5
Hoot Evers, R (1, 7) OBP: 0.200, SLG: 0.269
7 0 0 0 0 1 3
Ray Boone, R (1, 5) OBP: 0.386, SLG: 0.479
6 0 0 0 1 4 1
Walt Dropo, R (1, 3) OBP: 0.345, SLG: 0.390
3 0 1 0 3 1 0
Reno Bertoia, R (13, PR) (13, 4) OBP: 0.243, SLG: 0.250
0 0 0 0 0 0 0
Al Kaline, R (1, 9) OBP: 0.289, SLG: 0.325
7 0 2 0 0 0 4
Red Wilson, R (1, 2) OBP: 0.350, SLG: 0.326
6 0 2 0 1 0 3
Frank Bolling, R (1, 4) OBP: 0.298, SLG: 0.326
5 0 0 0 0 2 6
Bob Nieman, R (13, PH) OBP: 0.318, SLG: 0.430
1 0 0 0 0 0 2
Wayne Belardi, L (13, 3) OBP: 0.369, SLG: 0.500
1 0 0 0 0 0 1
Al Aber, L (1, 1) OBP: 0.219, SLG: 0.172
7 0 1 0 0 2 4
Inning Stats
PITCHER
IP WLS BF H R ER SO BB IBB HBP BLK WP HR S P ERA WHIP
Jack Harshman, L (1, 1) ERA: 3.02
16.0 W 65 9 0 0 12 7 0 0 0 0 0 82 110 0.00 1.000
PITCHER
IP WLS BF H R ER SO BB IBB HBP BLK WP HR S P ERA WHIP
Detroit Tigers @ Chicago White Sox
Comiskey Park, Chicago, IL
Fri Aug 13 1954, 4:33 AM EDT
Att. 9,487 - Unknown
livebaseballscorecards.com
AB 57
R 0
H 9
RBI 0
BB 7
SO 12
LOB 29
1B: 7 SF: 0
2B: 2 SAC: 1
3B: 0 DP: 0
HR: 0 HBP: 0
WP: 0 PA: 65
PB: 0
SB: 0
CS: 0

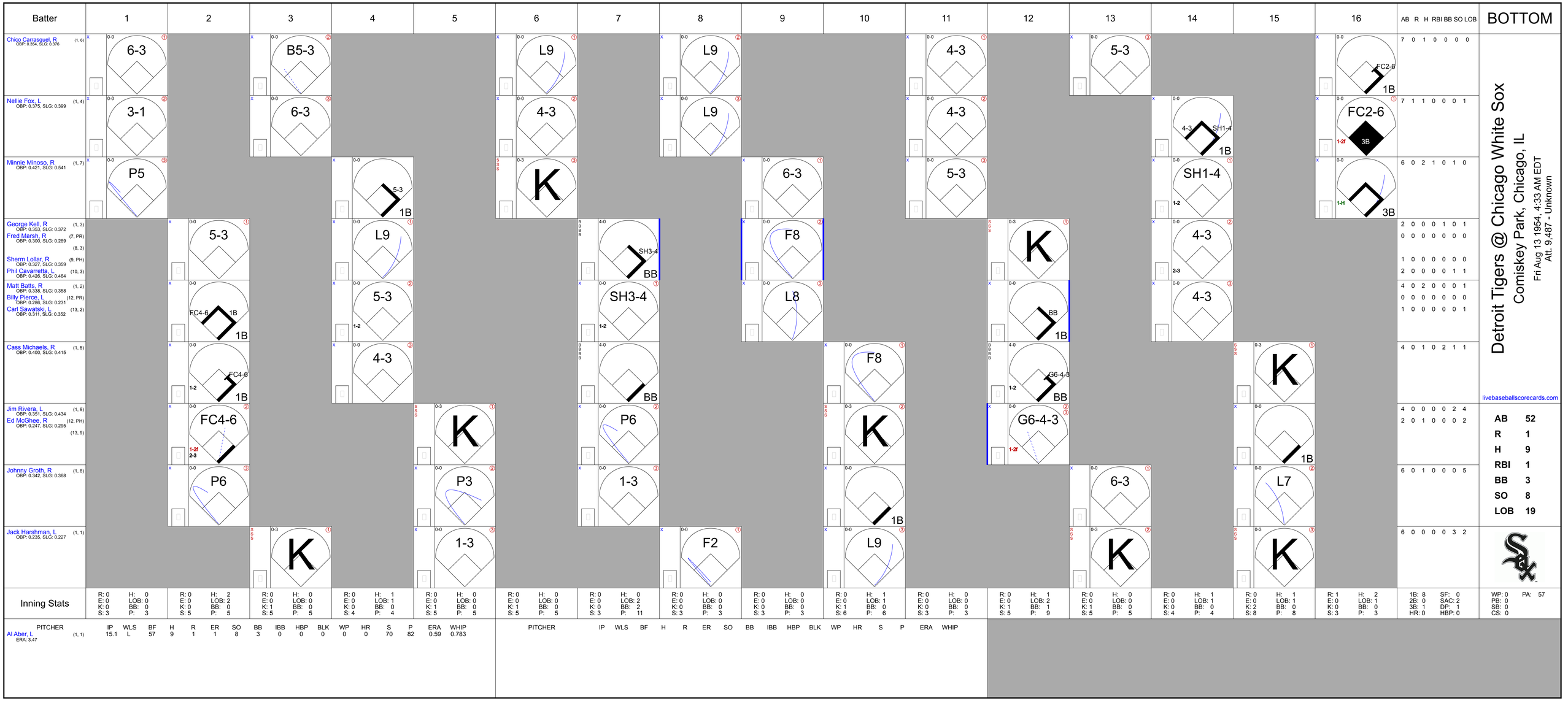
Batter
1
2
3
4
5
6
7
8
9
10
11
12
13
14
15
16
AB R H RBI BB SO LOB
BOTTOM
Chico Carrasquel, R (1, 6)
OBP: 0.354, SLG: 0.376
6-3
B5-3
L9
L9
4-3
5-3
FC2-6
1B
7 0 1 0 0 0 0
Nellie Fox, L (1, 4)
OBP: 0.375, SLG: 0.399
3-1
6-3
4-3
L9
4-3
4-3
SH1-4
1B
FC2-6
1-2f
3B
7 1 1 0 0 0 1
Minnie Minoso, R (1, 7)
OBP: 0.421, SLG: 0.541
P5
5-3
1B
K
6-3
5-3
SH1-4
1-2
1-H
3B
6 0 2 1 0 1 0
George Kell, R (1, 3)
OBP: 0.353, SLG: 0.372
Fred Marsh, R (7, PR)
OBP: 0.300, SLG: 0.289
(8, 3)
Sherm Lollar, R (9, PH)
OBP: 0.327, SLG: 0.359
Phil Cavarretta, L (10, 3)
OBP: 0.426, SLG: 0.464
5-3
L9
SH3-4
BB
F8
K
4-3
2-3
2 0 0 0 1 0 1
0 0 0 0 0 0 0
1 0 0 0 0 0 0
2 0 0 0 0 1 1
Matt Batts, R (1, 2)
OBP: 0.338, SLG: 0.358
Billy Pierce, L (12, PR)
OBP: 0.286, SLG: 0.231
Carl Sawatski, L (13, 2)
OBP: 0.311, SLG: 0.352
FC4-6
1B
5-3
1-2
SH3-4
1-2
L8
BB
1B
4-3
4 0 2 0 0 0 1
0 0 0 0 0 0 0
1 0 0 0 0 0 1
Cass Michaels, R (1, 5)
OBP: 0.400, SLG: 0.415
FC4-6
1-2
1B
4-3
K
BB
F8
G6-4-3
1-2
BB
K
1B
4 0 1 0 2 1 1
Jim Rivera, L (1, 9)
OBP: 0.351, SLG: 0.434
Ed McGhee, R (12, PH)
OBP: 0.247, SLG: 0.295
(13, 9)
FC4-6
1-2f
2-3
K
P3
P6
1-3
K
1B
G6-4-3
1-2f
1B
4 0 0 0 0 2 4
2 0 1 0 0 0 2
Johnny Groth, R (1, 8)
OBP: 0.342, SLG: 0.368
P6
P3
1-3
1-3
L9
6-3
L7
6 0 1 0 0 0 5
Jack Harshman, L (1, 1)
OBP: 0.235, SLG: 0.227
K
1-3
F2
L9
K
K
6 0 0 0 0 3 2
Detroit Tigers @ Chicago White Sox
Comiskey Park, Chicago, IL
Fri Aug 13 1954, 4:33 AM EDT
Att. 9,487 - Unknown
livebaseballscorecards.com
AB 52
R 1
H 9
RBI 1
BB 3
SO 8
LOB 19
Inning Stats
R: 0 E: 0 K: 0 S: 3 H: 0 LOB: 0 BB: 0 P: 3
R: 0 E: 0 K: 0 S: 5 H: 2 LOB: 2 BB: 0 P: 5
R: 0 E: 0 K: 1 S: 5 H: 0 LOB: 0 BB: 0 P: 5
R: 0 E: 0 K: 0 S: 4 H: 1 LOB: 1 BB: 0 P: 4
R: 0 E: 0 K: 1 S: 5 H: 0 LOB: 0 BB: 0 P: 5
R: 0 E: 0 K: 1 S: 5 H: 0 LOB: 0 BB: 0 P: 5
R: 0 E: 0 K: 0 S: 3 H: 0 LOB: 2 BB: 2 P: 11
R: 0 E: 0 K: 0 S: 3 H: 0 LOB: 0 BB: 0 P: 3
R: 0 E: 0 K: 0 S: 3 H: 0 LOB: 0 BB: 0 P: 3
R: 0 E: 0 K: 1 S: 6 H: 1 LOB: 1 BB: 0 P: 6
R: 0 E: 0 K: 0 S: 3 H: 0 LOB: 0 BB: 0 P: 3
R: 0 E: 0 K: 0 S: 5 H: 1 LOB: 2 BB: 1 P: 9
R: 0 E: 0 K: 1 S: 5 H: 0 LOB: 0 BB: 0 P: 5
R: 0 E: 0 K: 0 S: 4 H: 1 LOB: 1 BB: 0 P: 4
R: 0 E: 0 K: 2 S: 8 H: 1 LOB: 1 BB: 0 P: 8
R: 1 E: 0 K: 0 S: 3 H: 2 LOB: 1 BB: 0 P: 3
1B: 8 2B: 0 3B: 1 HR: 0
SF: 0 SAC: 2 DP: 1 HBP: 0
PA: 57
WP: 0 PB: 0 SB: 0 CS: 0
PITCHER IP WLS BF H R ER SO BB IBB HBP BLK WP HR S P ERA WHIP
Al Aber, L (1, 1)
ERA: 3.47
15.1 L 57 9 1 1 8 3 0 0 0 0 0 70 82 0.59 0.783
PITCHER IP WLS BF H R ER SO BB IBB HBP BLK WP HR S P ERA WHIP

Batter	1	2	3	4	5	6	7	8	9	AB	R	H	RBI	BB	SO	LOB
Harvey Kuenn, R (1, 6) OBP: 0.319, SLG: 0.376	4-3	1-2 2-3 1B		1-3		FC4 IBB		F9		4	0	1	0	1	0	0
Fred Hatfield, L (1, 4) OBP: 0.357, SLG: 0.305	5-3	4-3			BBB 5-3 BB	1-2f FC4			F2	4	0	0	0	1	0	5
Jim Delsing, L (1, 7) OBP: 0.324, SLG: 0.345	1B 1B		B5-3		P6		P6		4-3	5	0	1	0	0	0	1
Ray Boone, R (1, 5) OBP: 0.388, SLG: 0.483	1-2 1B		1B 2B		5-3 1-2		1B 2B 1B		SSS K	5	2	3	0	0	1	1
Wayne Belardi, L (1, 3) OBP: 0.372, SLG: 0.497	F9		BBBB 1B BB		SSS K		1-2 2B 1B			3	0	1	0	1	1	3
Al Kaline, R (1, 9) OBP: 0.294, SLG: 0.332		L6-3	1-2 2-H G6-4-3 1B			G6-4-3 1B	1-H 2-H 2B			4	0	3	2	0	0	0
Bill Tuttle, R (1, 8) OBP: 0.364, SLG: 0.419		4-3	G6-4-3 1-2f			G6-4-3 1-2f	4-3			4	0	0	0	0	0	4
Frank House, L (1, 2) OBP: 0.296, SLG: 0.354		1B BB 1B		F7		2B 2B		F7		4	1	2	0	0	0	0
Billy Hoeft, L (1, 1) OBP: 0.308, SLG: 0.295		BBBB 1-2 1B BB		SSS K		2-H 2B		1-3		2	0	1	1	1	1	0
Bob Nieman, R (8, PH) OBP: 0.316, SLG: 0.428										1	0	0	0	0	0	0
Ray Herbert, R (8, 1) OBP: 0.333, SLG: 0.615										0	0	0	0	0	0	0
Inning Stats	R: 0 E: 0 K: 0 S: 5 H: 2 LOB: 2 BB: 0 P: 5	R: 0 E: 0 K: 0 S: 5 H: 2 LOB: 3 BB: 1 P: 9	R: 1 E: 0 K: 0 S: 4 H: 2 LOB: 1 BB: 1 P: 8	R: 0 E: 0 K: 1 S: 5 H: 0 LOB: 0 BB: 0 P: 5	R: 0 E: 0 K: 1 S: 5 H: 0 LOB: 1 BB: 1 P: 9	R: 1 E: 0 K: 0 S: 5 H: 3 LOB: 2 BB: 1 P: 9	R: 1 E: 0 K: 0 S: 5 H: 3 LOB: 1 BB: 0 P: 5	R: 0 E: 0 K: 0 S: 3 H: 0 LOB: 0 BB: 0 P: 3	R: 0 E: 0 K: 1 S: 5 H: 0 LOB: 0 BB: 0 P: 5	1B: 8 2B: 4 3B: 0 HR: 0	SF: 0 SAC: 0 DP: 2 HBP: 0						

TOP

Detroit Tigers @ Chicago White Sox

Comiskey Park, Chicago, IL

Sat Aug 14 1954, 4:33 AM EDT

Att. 10,878 - Unknown

livebaseballscorecards.com

AB	36
R	3
H	12
RBI	3
BB	4
SO	3
LOB	14

PITCHER		IP	WLS	BF	H	R	ER	SO	BB	IBB	HBP	BLK	WP	HR	S	P	ERA	WHIP
Sandy Consuegra, R ERA: 3.01	(1, 1)	2.0		11	4	0	0	0	1	0	0	0	0	0	10	14	0.00	2.500
Morrie Martin, L ERA: 4.22	(3, 1)	4.1		21	7	3	3	2	2	1	0	0	0	0	22	34	6.23	2.077
Don Johnson, R ERA: 3.08	(7, 1)	2.2	W	8	1	0	0	1	0	0	0	0	0	0	10	10	0.00	0.375

PITCHER	IP	WLS	BF	H	R	ER	SO	BB	IBB	HBP	BLK	WP	HR	S	P	ERA	WHIP

Batter	1	2	3	4	5	6	7	8	9	AB	R	H	RBI	BB	SO	LOB
Chico Carrasquel, R (1, 6) OBP: 0.355, SLG: 0.382	BBBB 4-0 1B 1B G3-6-1 BB		x 0-0 ① F7		x 0-0 ② F7		x 0-0 HR			3	2	1	1	1	0	0
Nellie Fox, L (1, 4) OBP: 0.376, SLG: 0.402	x 0-0 G3-6-1 1B 1-2 1B		x 0-0 2B		x 0-0 ③ L7		x 0-0 ③ F8			4	0	2	0	0	0	0
Johnny Groth, R (1, 8) OBP: 0.341, SLG: 0.367	x 0-0 G3-6-1 1-2 2-3 1B		x 0-0 ② L9			x 0-0 ① F2		SSS 0-3 ① K		4	0	1	0	0	1	1
George Kell, R (1, 3) OBP: 0.352, SLG: 0.370	x 0-0 ①② G3-6-1 1-2f 2-3 3-H		SSS 0-3 ③ K			x 0-0 HR 1B		x 0-0 ② 1-3		4	1	1	0	0	1	3
Matt Batts, R (1, 2) OBP: 0.336, SLG: 0.355	x 0-0 ③ F8			SSS 0-3 ① K		x 0-0 ② F3		x 0-0 1B		4	0	1	0	0	1	2
Cass Michaels, R (1, 5) OBP: 0.398, SLG: 0.424		x 0-0 ① L9		x 0-0 ② 1-3		x 0-0 1-H HR		x 0-0 ③ 6-3		4	1	1	2	0	0	1
Jim Rivera, L (1, 9) OBP: 0.354, SLG: 0.436		x 0-0 1B		x 0-0 1B		x 0-0 ③ 4-3				3	0	2	0	0	0	0
Ed McGhee, R (1, 7) OBP: 0.239, SLG: 0.284		SSS 0-3 ② K		x 0-0 ③ 5-3			SSS 0-3 ① K			3	0	0	0	0	2	2
Sandy Consuegra, R (1, 1) OBP: 0.250, SLG: 0.214 Ron Jackson, R (2, PH) OBP: 0.354, SLG: 0.525 Morrie Martin, L (3, 1) OBP: 0.240, SLG: 0.320 Don Johnson, R (7, 1) OBP: 0.083, SLG: 0.030		SSS 0-3 ③ K			SSS 0-3 ① K		SSS 0-3 ② K			0 1 1 1	0 0 0 0	0 0 0 0	0 0 0 0	0 0 0 0	0 1 1 1	0 1 0 0
Inning Stats	R: 1 H: 2 E: 0 LOB: 1 K: 0 BB: 1 S: 4 P: 8	R: 0 H: 1 E: 0 LOB: 1 K: 2 BB: 0 S: 8 P: 8	R: 0 H: 1 E: 0 LOB: 1 K: 1 BB: 0 S: 6 P: 6	R: 0 H: 1 E: 0 LOB: 1 K: 1 BB: 0 S: 6 P: 6	R: 0 H: 0 E: 0 LOB: 0 K: 1 BB: 0 S: 5 P: 5	R: 2 H: 2 E: 0 LOB: 0 K: 0 BB: 0 S: 5 P: 5	R: 1 H: 1 E: 0 LOB: 0 K: 2 BB: 0 S: 8 P: 8	R: 0 H: 1 E: 0 LOB: 1 K: 1 BB: 0 S: 6 P: 6		1B: 6 SF: 0 2B: 1 SAC: 0 3B: 0 DP: 1 HR: 2 HBP: 0						

PITCHER		IP	WLS	BF	H	R	ER	SO	BB	IBB	HBP	BLK	WP	HR	S	P	ERA	WHIP
Billy Hoeft, L ERA: 4.48	(1, 1)	7.0	L	29	8	4	4	7	1	0	0	0	0	2	42	46	5.14	1.286
Ray Herbert, R ERA: 6.75	(8, 1)	1.0		4	1	0	0	1	0	0	0	0	0	0	6	6	0.00	1.000

PITCHER	IP	WLS	BF	H	R	ER	SO	BB	IBB	HBP	BLK	WP	HR	S	P	ERA	WHIP

BOTTOM

Detroit Tigers @ Chicago White Sox

Comiskey Park, Chicago, IL

Sat Aug 14 1954, 4:33 AM EDT

Att. 10,878 - Unknown

livebaseballscorecards.com

AB	32
R	4
H	9
RBI	3
BB	1
SO	8
LOB	10

Detroit Tigers @ Chicago White Sox

Comiskey Park, Chicago, IL

Sun Aug 15 1954, 4:33 AM EDT

Unknown

TOP

livebaseballscorecards.com

Batter	1	2	3	4	5	6	7	8	9	AB	R	H	RBI	BB	SO	LOB
Harvey Kuenn, R (1, 6) OBP: 0.317, SLG: 0.372	4-3	F7			SH1-4 (1-2)		F3		P4	4	0	0	0	0	0	2
Fred Hatfield, L (1, 4) OBP: 0.373, SLG: 0.310	4-3 (2B) 1B		BB (S)		G3 (2-3)		BB (4-3)		IBB	2	1	1	0	2	0	1
Bob Nieman, R (9, PH) OBP: 0.320, SLG: 0.428										0	0	0	0	1	0	0
Frank Bolling, R (9, PR) OBP: 0.298, SLG: 0.326 (9, 4)										0	0	0	0	0	0	0
Jim Delsing, L (1, 7) OBP: 0.320, SLG: 0.340	4-3 (1-2)		K (1-2)		G3		4-3 (1-2)		P4	4	0	0	0	0	1	4
Hoot Evers, R (9, PH) OBP: 0.196, SLG: 0.264 (9, 7)										1	0	0	0	0	0	2
Ray Boone, R (1, 5) OBP: 0.387, SLG: 0.484	2B (2-H)		5-3			1-3	F2			4	0	1	1	0	0	2
Wayne Belardi, L (1, 3) OBP: 0.374, SLG: 0.497	K		G3			2B 1B		FC4-6 1B		4	0	2	0	0	1	2
Reno Bertoia, R (8, PR) OBP: 0.243, SLG: 0.250										0	0	0	0	0	0	0
Walt Dropo, R (8, 3) OBP: 0.345, SLG: 0.390										0	0	0	0	0	0	0
Al Kaline, R (1, 9) OBP: 0.296, SLG: 0.341		1B 3B		L6-3		1-3 2B		FC4-6 (G6-4-3) 1-2f		4	1	2	0	0	0	1
Bill Tuttle, R (1, 8) OBP: 0.363, SLG: 0.417		S 1B (3-H)		5-3		P4		G6-4-3 (1-2f)		4	0	1	1	0	0	3
Frank House, L (1, 2) OBP: 0.298, SLG: 0.351		K (1-2)		4-3		IBB			SH1-4 BB	2	0	0	0	2	1	1
Steve Gromek, S (1, 1) OBP: 0.254, SLG: 0.153		6-3			G3 SH1-4 1B				SH1-4 (1-2)	3	0	1	0	0	1	4

AB	32
R	2
H	8
RBI	2
BB	5
SO	4
LOB	22

Inning Stats	1	2	3	4	5	6	7	8	9
	R: 1 E: 0 K: 1 S: 7	H: 2 LOB: 1 BB: 0 P: 7	R: 1 E: 0 K: 1 S: 7	H: 2 LOB: 1 BB: 0 P: 7	R: 0 E: 0 K: 1 S: 5	H: 0 LOB: 1 BB: 1 P: 9	R: 0 E: 0 K: 0 S: 3	H: 0 LOB: 0 BB: 0 P: 3	R: 0 E: 0 K: 0 S: 4	H: 1 LOB: 1 BB: 0 P: 4	R: 0 E: 0 K: 1 S: 7	H: 2 LOB: 3 BB: 1 P: 11	R: 0 E: 0 K: 0 S: 3	H: 0 LOB: 1 BB: 1 P: 7	R: 0 E: 0 K: 0 S: 3	H: 1 LOB: 1 BB: 0 P: 3	R: 0 E: 0 K: 0 S: 3	H: 0 LOB: 2 BB: 2 P: 11

1B: 5	SF: 0
2B: 2	SAC: 2
3B: 1	DP: 1
HR: 0	HBP: 0

WP: 0	PA: 39
PB: 0	
SB: 2	
CS: 0	

PITCHER		IP	WLS	BF	H	R	ER	SO	BB	IBB	HBP	BLK	WP	HR	S	P	ERA	WHIP
Harry Dorish, R ERA: 2.93	(1, 1)	8.0	L	34	8	2	2	4	2	1	0	0	0	0	39	51	2.25	1.250
Billy Pierce, L ERA: 3.54	(9, 1)	0.2		4	0	0	0	0	1	1	0	0	0	0	2	10	0.00	1.500
Don Johnson, R ERA: 3.08	(9, 1)	0.1		1	0	0	0	0	0	0	0	0	0	0	1	1	0.00	0.000

PITCHER	IP	WLS	BF	H	R	ER	SO	BB	IBB	HBP	BLK	WP	HR	S	P	ERA	WHIP

Detroit Tigers @ Chicago White Sox

Comiskey Park, Chicago, IL

Sun Aug 15 1954, 4:33 AM EDT

Unknown

BOTTOM

Batter	1	2	3	4	5	6	7	8	9	AB	R	H	RBI	BB	SO	LOB
Chico Carrasquel, R (1, 6) OBP: 0.354, SLG: 0.379	F7		P4		F8			BBBB 4-0 CS BB		3	0	0	0	1	0	1
Nellie Fox, L (1, 4) OBP: 0.377, SLG: 0.401	E S 1B			BBB 4-0 S 2B BB		P6		0-0 3-1 1-2		3	1	1	0	1	0	1
Jim Rivera, L (1, 8) OBP: 0.350, SLG: 0.431	P4 1-3			F2 1-2		L9			L9	4	0	0	0	0	0	2
George Kell, R (1, 3) OBP: 0.350, SLG: 0.372 Minnie Minoso, R (9, PR) OBP: 0.421, SLG: 0.541	F2			2-H 2B		F8			E5	4 0	0 0	1 0	1 0	0 0	0 0	1 0
Phil Cavarretta, L (1, 9) OBP: 0.421, SLG: 0.456		S S S K		F8			1B		L9	4	0	1	0	0	1	2
Carl Sawatski, L (1, 2) OBP: 0.299, SLG: 0.337		L8		P6			P6		L9	4	0	0	0	0	0	3
Cass Michaels, R (1, 5) OBP: 0.397, SLG: 0.423		4-3			SH1-4 1B		L9			3	0	1	0	0	0	1
Willard Marshall, L (1, 7) OBP: 0.308, SLG: 0.186			4-3		F2		P6			3	0	0	0	0	0	2
Harry Dorish, R (1, 1) OBP: 0.111, SLG: 0.111 Matt Batts, R (8, PH) OBP: 0.333, SLG: 0.352 Billy Pierce, L (9, 1) OBP: 0.286, SLG: 0.231 Don Johnson, R (9, 1) OBP: 0.083, SLG: 0.030			6-3		SH1-4 1-2			F8		1 1 0 0	0 0 0 0	0 0 0 0	0 0 0 0	0 0 0 0	0 0 0 0	0 0 0 0
Inning Stats	R: 0 H: 1 E: 0 LOB: 1 K: 0 BB: 0 S: 4 P: 4	R: 0 H: 0 E: 0 LOB: 0 K: 1 BB: 0 S: 5 P: 5	R: 0 H: 0 E: 0 LOB: 0 K: 0 BB: 0 S: 3 P: 3	R: 1 H: 1 E: 0 LOB: 1 K: 0 BB: 1 S: 4 P: 8	R: 0 H: 1 E: 0 LOB: 1 K: 0 BB: 0 S: 4 P: 4	R: 0 H: 0 E: 0 LOB: 0 K: 0 BB: 0 S: 3 P: 3	R: 0 H: 1 E: 0 LOB: 1 K: 0 BB: 0 S: 4 P: 4	R: 0 H: 0 E: 0 LOB: 0 K: 0 BB: 1 S: 2 P: 6	R: 0 H: 0 E: 1 LOB: 1 K: 0 BB: 0 S: 4 P: 4	1B: 3 SF: 0 2B: 1 SAC: 1 3B: 0 DP: 0 HR: 0 HBP: 0						WP: 0 PA: 33 PB: 0 SB: 2 CS: 1	

livebaseballscorecards.com

	AB	30
	R	1
	H	4
	RBI	1
	BB	2
	SO	1
	LOB	13

PITCHER	IP	WLS	BF	H	R	ER	SO	BB	IBB	HBP	BLK	WP	HR	S	P	ERA	WHIP
Steve Gromek, R (1, 1) ERA: 2.5	9.0	W	33	4	1	1	1	2	0	0	0	0	0	33	41	1.00	0.667

PITCHER	IP	WLS	BF	H	R	ER	SO	BB	IBB	HBP	BLK	WP	HR	S	P	ERA	WHIP

Detroit Tigers @ Chicago White Sox

Comiskey Park, Chicago, IL

Sun Aug 15 1954, 4:38 AM EDT

Att. 27,193 - Unknown

TOP

livebaseballscorecards.com

Batter	1	2	3	4	5	6	7	8	9	AB	R	H	RBI	BB	SO	LOB
Harvey Kuenn, R (1, 6) OBP: 0.317, SLG: 0.377	0-0 S 1B 1B	0-0 FC6-4 2B 1-2f 2-3		0-0 SH 3B	0-0 B5-3			0-0 6-3		5	3	2	0	0	0	3
Fred Hatfield, L (1, 4) OBP: 0.381, SLG: 0.333	0-0 SH1-4 S SF8 1B 1-H	0-0 1B 2B 1-H		0-0 SH S BB 1B 3-H		0-0 4-3		0-0 F8		3	3	2	4	0	0	0
Hoot Evers, R (8, PH) OBP: 0.193, SLG: 0.259										1	0	0	0	0	0	0
Hoot Evers, R (8, 7)																
Jim Delsing, L (1, 7) OBP: 0.326, SLG: 0.341	B B B B 4-0 SF8 SH1-4 BB 1-2	0-0 CS 1B 2-H		B B B 4-0 S 1B BB 1-2		0-0 4-3		0-0 E9 1B		2	1	1	1	2	0	0
Bob Nieman, R (8, PH) OBP: 0.324, SLG: 0.431										1	0	1	0	0	0	0
Frank Bolling, R (8, PR) OBP: 0.298, SLG: 0.326										0	0	0	0	0	0	0
Frank Bolling, R (8, 4)																
Ray Boone, R (1, 5) OBP: 0.386, SLG: 0.481	0-0 SH1-4 1-2 2-3	0-0 CS 1-2	0-0 6-3	0-0 1-H 2-H 1B		0-0 F8		0-0 L4		4	0	1	2	0	0	1
Wayne Belardi, L (1, 3) OBP: 0.372, SLG: 0.494	0-0 SF8 2-3 3-H		0-0 1B 1B	0-0 F7			0-0 P6		0-0 P5	3	0	1	1	0	0	1
Walt Dropo, R (9, PH) OBP: 0.344, SLG: 0.389										1	0	0	0	0	0	0
Walt Dropo, R (9, 3)																
Al Kaline, R (1, 9) OBP: 0.299, SLG: 0.343	S S S 0-3 K		0-0 FC6-4 1B 1-2	0-0 L5-3			0-0 1B 1B		B B B B 4-0 BB	4	0	2	0	1	1	2
Bill Tuttle, R (1, 8) OBP: 0.364, SLG: 0.417		0-0 FC6-4 1B 2B 1B	0-0 F8		0-0 5-3 SH3-4 1B		0-0 F7		0-0 F8	5	1	2	0	0	0	4
Red Wilson, R (1, 2) OBP: 0.350, SLG: 0.326	S S S 0-3 K	0-0 FC6-4 1-2f		0-0 SH3-4 1-2			0-0 1-2 1B		0-0 F9	3	0	1	0	0	1	3
Frank House, L (7, 2) OBP: 0.297, SLG: 0.350										1	0	0	0	0	0	1
Ned Garver, R (1, 1) OBP: 0.258, SLG: 0.211	0-0 FC6-4 1-2 1B			0-0 F2	0-0 5-3 2-3		0-0 F8			4	0	1	0	0	0	3
Bob Miller, R (7, 1) OBP: 0.100, SLG: 0.100										0	0	0	0	0	0	0
Ray Herbert, R (7, 1) OBP: 0.333, SLG: 0.615										0	0	0	0	0	0	0
Al Aber, L (9, 1) OBP: 0.219, SLG: 0.172										0	0	0	0	0	0	0
George Zuverink, R (9, 1) OBP: 0.136, SLG: 0.159										0	0	0	0	0	0	0
Inning Stats	R: 2 E: 0 K: 1 S: 7 H: 2 LOB: 1 BB: 1 P: 11	R: 3 E: 0 K: 1 S: 8 H: 4 LOB: 0 BB: 0 P: 8	R: 0 E: 0 K: 0 S: 5 H: 2 LOB: 2 BB: 0 P: 5	R: 3 E: 1 K: 0 S: 6 H: 2 LOB: 1 BB: 1 P: 10	R: 0 E: 0 K: 0 S: 4 H: 1 LOB: 1 BB: 0 P: 4	R: 0 E: 0 K: 0 S: 3 H: 0 LOB: 0 BB: 0 P: 3	R: 0 E: 0 K: 0 S: 5 H: 2 LOB: 2 BB: 0 P: 5	R: 0 E: 1 K: 0 S: 4 H: 1 LOB: 1 BB: 0 P: 4	R: 0 E: 0 K: 0 S: 3 H: 0 LOB: 1 BB: 1 P: 7	1B: 12 2B: 1 3B: 1 HR: 0	SF: 1 SAC: 3 DP: 0 HBP: 0						

	AB	37
	R	8
	H	14
	RBI	8
	BB	3
	SO	2
	LOB	18

WP: 0 PB: 0 SB: 4 CS: 1 PA: 45

PITCHER		IP	WLS	BF	H	R	ER	SO	BB	IBB	HBP	BLK	WP	HR	S	P	ERA	WHIP
Virgil Trucks, R ERA: 2.7	(1, 1)	3.1	L	22	10	8	7	2	2	0	0	0	0	0	24	32	18.90	3.600
Sandy Consuegra, R ERA: 2.92	(4, 1)	3.2		14	3	0	0	0	0	0	0	0	0	0	14	14	0.00	0.818
Jack Harshman, L ERA: 2.97	(8, 1)	2.0		8	1	0	0	0	1	0	0	0	0	0	7	11	0.00	1.000

PITCHER	IP	WLS	BF	H	R	ER	SO	BB	IBB	HBP	BLK	WP	HR	S	P	ERA	WHIP

Batter	1	2	3	4	5	6	7	8	9	AB	R	H	RBI	BB	SO	LOB
Chico Carrasquel, R (1, 6) OBP: 0.355, SLG: 0.380	E 1B 1B	5-3 ②			F8 ①		G3 1B 1-2 SF8 1B		6-3 ②	5	2	2	0	0	0	0
Nellie Fox, L (1, 4) OBP: 0.378, SLG: 0.401	FC4 1B 1-2 1B	L6 ③			L9 ②		1-2 G3 2-3 1B		1B 1B	5	1	2	0	0	0	1
Jim Rivera, L (1, 8) (8, 9) OBP: 0.351, SLG: 0.431	1B 1-3 HR 2-H 1B		F2 ①		1-3 ③		G3 ① 1-2 2-3 3-H		1-3 1B	5	1	2	2	0	0	2
George Kell, R (1, 3) OBP: 0.347, SLG: 0.370	1-2 HR 3-H 1B		S S S K ②			6-3 ①	SF8 ② 3-H		L9 ③	4	1	1	2	0	1	2
Phil Cavarretta, L (1, 9) OBP: 0.419, SLG: 0.453 Johnny Groth, R (7, PH) (8, 8) OBP: 0.340, SLG: 0.366	B1 ①		F8 ③			E 1B	4-3 ③			3 1	0 0	1 0	0 0	0 0	0 0	2 2
Matt Batts, R (1, 2) OBP: 0.331, SLG: 0.372	1-H 2-H HR			L9 ①		E5 1-2		4-3 ①		4	1	1	3	0	0	1
Cass Michaels, R (1, 5) OBP: 0.392, SLG: 0.416	3-1 ②			1-3 ②		S S S K		4-3 ②		4	0	0	0	0	1	2
Willard Marshall, L (1, 7) OBP: 0.304, SLG: 0.174	S S S K ③			B B B B BB		S S S K		G3 ③		3	0	0	0	1	2	2
Virgil Trucks, R (1, 1) OBP: 0.190, SLG: 0.211 Sandy Consuegra, R (4, 1) OBP: 0.244, SLG: 0.209 Sherm Lollar, R (7, PH) OBP: 0.330, SLG: 0.361 Fred Marsh, R (7, PR) OBP: 0.300, SLG: 0.289 Jack Harshman, L (8, 1) OBP: 0.235, SLG: 0.227 Carl Sawatski, L (9, PH) OBP: 0.296, SLG: 0.333		6-3 ①		6-3 ③			1B 1B G3 1B		F8 ①	1 1 1 0 0 0	0 0 0 1 0 0	0 0 1 0 0 0	0 0 0 0 0 0	0 0 0 0 0 0	0 0 0 0 0 0	0 1 0 0 0 0
Inning Stats	R: 5 H: 4 E: 1 LOB: 0 K: 1 BB: 0 S: 10 P: 10	R: 0 H: 0 E: 0 LOB: 0 K: 0 BB: 0 S: 3 P: 3	R: 0 H: 0 E: 0 LOB: 0 K: 1 BB: 0 S: 5 P: 5	R: 0 H: 0 E: 0 LOB: 1 K: 0 BB: 1 S: 3 P: 7	R: 0 H: 0 E: 0 LOB: 0 K: 0 BB: 0 S: 3 P: 3	R: 0 H: 1 E: 1 LOB: 2 K: 2 BB: 0 S: 9 P: 9	R: 2 H: 3 E: 0 LOB: 2 K: 0 BB: 0 S: 6 P: 6	R: 0 H: 0 E: 0 LOB: 0 K: 0 BB: 0 S: 3 P: 3	R: 0 H: 2 E: 0 LOB: 2 K: 0 BB: 0 S: 5 P: 5	1B: 9 2B: 0 3B: 0 HR: 1	SF: 1 SAC: 0 DP: 0 HBP: 0			WP: 0 PB: 0 SB: 0 CS: 0	PA: 40		

PITCHER		IP	WLS	BF	H	R	ER	SO	BB	IBB	HBP	BLK	WP	HR	S	P	ERA	WHIP
Ned Garver, R ERA: 2.49	(1, 1)	6.0	W	29	8	7	6	4	1	0	0	0	0	1	36	40	9.00	1.500
Bob Miller, L ERA: 3.0	(7, 1)	0.2		2	0	0	0	0	0	0	0	0	0	0	2	2	0.00	0.000
Ray Herbert, R ERA: 6.53	(7, 1)	2.0		7	1	0	0	0	0	0	0	0	0	0	7	7	0.00	0.500
Al Aber, L ERA: 3.47	(9, 1)	0.0		1	1	0	0	0	0	0	0	0	0	0	1	1	∞	∞
George Zuverink, R ERA: 3.51	(9, 1)	0.1	S	1	0	0	0	0	0	0	0	0	0	0	1	1	0.00	0.000

PITCHER	IP	WLS	BF	H	R	ER	SO	BB	IBB	HBP	BLK	WP	HR	S	P	ERA	WHIP

BOTTOM

Detroit Tigers @ Chicago White Sox

Comiskey Park, Chicago, IL

Sun Aug 15 1954, 4:38 AM EDT

Att. 27,193 - Unknown

livebaseballscorecards.com

AB	38
R	7
H	10
RBI	7
BB	1
SO	4
LOB	15

Batter	1	2	3	4	5	6	7	8	9	AB	R	H	RBI	BB	SO	LOB
Chico Carrasquel, R (1, 6) OBP: 0.352, SLG: 0.376	S S S 0-3 ① K		x 0-0 ① SH3 1-2		x 0-0 ② 5-3		x 0-0 ① P6	x 0-0 ① FC5-4 1-2f		4	0	0	0	0	1	2
Nellie Fox, L (1, 4) OBP: 0.376, SLG: 0.400	x 0-0 ② P4		x 0-0 ② 1-4-3		x 0-0 ② HBP 1B		x 0-0 ② G3	x 0-0 ② SF8 3-H		4	0	1	1	0	0	1
Minnie Minoso, R (1, 7) OBP: 0.422, SLG: 0.543	x 0-0 BB 1B		S S S 0-3 ③ K		H 1-0 1-2 HBP		x 0-0 1B 2B	x 0-0 ③ F8		4	1	2	0	0	1	2
Phil Cavarretta, L (1, 3) OBP: 0.426, SLG: 0.455	B B B B 4-0 1-2 BB			x 0-0 BB 1B	x 0-0 ③ P3		x 0-0 BB FC1-2 2-H 1B		x 0-0 ① G3	4	0	2	1	1	0	2
Jim Rivera, L (1, 9) OBP: 0.349, SLG: 0.426	x 0-0 ③ P6			x 0-0 ① F3		x 0-0 ① P4	4-0 BB IBB		x 0-0 ② 4-3	4	0	0	0	1	0	3
Matt Batts, R (1, 2) OBP: 0.333, SLG: 0.368		x 0-0 FC6-4 1B		x 0-0 ② P6		x 0-0 ② 6-3	B B B B 4-0 1-2 2-3 BB		x 0-0 ③ 6-3	4	0	1	0	1	0	1
Cass Michaels, R (1, 5) OBP: 0.393, SLG: 0.415		x 0-0 ① FC6-4 G5-4-3 1-2f	B B B B 4-0 1-2 BB			x 0-0 S 1B	x 0-0 ③ FC1-2 3-Hf			3	0	1	0	1	0	4
Johnny Groth, R (1, 8) OBP: 0.341, SLG: 0.368		x 0-0 ② ③ G5-4-3 1-2f		x 0-0 ③ F8		4-0 FC5-4 1-2 IBB		x 0-0 SH SF8 2B		3	1	1	0	1	0	3
Billy Pierce, L (1, 1) OBP: 0.289, SLG: 0.220 Virgil Trucks, R (8, 1) OBP: 0.190, SLG: 0.211			B B B B 4-0 SH3 BB		x 0-0 ① F7	x 0-0 ③ FC5-4 1-2f		x 0-0 SH FC5-4 2-3		2 0	0 0	0 0	0 0	1 0	0 0	2 0
Inning Stats	R: 0 H: 1 E: 0 LOB: 2 K: 1 BB: 1 S: 6 P: 10	R: 0 H: 1 E: 0 LOB: 0 K: 0 BB: 0 S: 3 P: 3	R: 0 H: 0 E: 0 LOB: 1 K: 1 BB: 1 S: 5 P: 9	R: 0 H: 1 E: 0 LOB: 2 K: 0 BB: 1 S: 4 P: 8	R: 0 H: 1 E: 0 LOB: 2 K: 0 BB: 0 S: 4 P: 5	R: 0 H: 1 E: 0 LOB: 3 K: 0 BB: 1 S: 4 P: 8	R: 1 H: 2 E: 0 LOB: 2 K: 0 BB: 2 S: 5 P: 13	R: 1 H: 1 E: 0 LOB: 1 K: 0 BB: 0 S: 5 P: 5	R: 0 H: 0 E: 0 LOB: 0 K: 0 BB: 0 S: 3 P: 3	1B: 6 SF: 1 2B: 2 SAC: 2 3B: 0 DP: 1 HR: 0 HBP: 1				WP: 0 PA: 42 PB: 0 SB: 1 CS: 0		

TOP

Chicago White Sox @ Baltimore Orioles

Memorial Stadium, Baltimore, MD

Tue Aug 17 1954, 3:33 AM EDT

Unknown

livebaseballscorecards.com

AB	32
R	2
H	8
RBI	2
BB	6
SO	2
LOB	20

PITCHER		IP	WLS	BF	H	R	ER	SO	BB	IBB	HBP	BLK	WP	HR	S	P	ERA	WHIP
Bob Turley, R ERA: 3.78	(1, 1)	7.0	L	34	7	1	1	2	4	2	1	0	0	0	31	56	1.29	1.571
Bob Chakales, R ERA: 3.61	(8, 1)	2.0		8	1	1	1	0	0	0	0	0	0	0	8	8	4.50	0.500

PITCHER	IP	WLS	BF	H	R	ER	SO	BB	IBB	HBP	BLK	WP	HR	S	P	ERA	WHIP

BOTTOM

Chicago White Sox @ Baltimore Orioles

Memorial Stadium, Baltimore, MD

Tue Aug 17 1954, 3:33 AM EDT

Unknown

livebaseballscorecards.com

Batter	1	2	3	4	5	6	7	8	9	AB	R	H	RBI	BB	SO	LOB
Cal Abrams, L (1, 9) OBP: 0.401, SLG: 0.401	4-3		F8		K			BB		3	0	0	0	1	1	0
Jim Brideweser, R (1, 6) OBP: 0.343, SLG: 0.340	F8		F7			5-3		1-3		4	0	0	0	0	0	1
Eddie Waitkus, L (1, 3) OBP: 0.336, SLG: 0.374	1B		1B			4-3		K		4	0	2	0	0	1	1
Vern Stephens, R (1, 5) OBP: 0.304, SLG: 0.395	1B			F9		F7		BB		3	0	1	0	1	0	0
Bob Kennedy, R (1, 7) OBP: 0.305, SLG: 0.365	F9			WP 2B			3B	F8		4	0	2	0	0	0	4
Chuck Diering, R (1, 8) OBP: 0.372, SLG: 0.328		5-3		K 2-3			4-3		1B	4	0	1	0	0	1	2
Ray Murray, R (1, 2) OBP: 0.245, SLG: 0.314 Les Moss, R (7, PH) OBP: 0.328, SLG: 0.287 (8, 2) Clint Courtney, L (9, PH) OBP: 0.331, SLG: 0.370		FC6-4 1B		K			BB		P5	2 0 1	0 0 0	1 0 0	0 0 0	0 1 0	1 0 0	1 0 1
Bobby Young, L (1, 4) OBP: 0.339, SLG: 0.349 Jim Fridley, R (7, PH) OBP: 0.302, SLG: 0.384 Chico Garcia, R (8, 4) OBP: 0.203, SLG: 0.180 Dick Kryhoski, L (9, PH) OBP: 0.307, SLG: 0.335		FC6-4 1-2f			K		K		K	2 1 0 1	0 0 0 0	0 0 0 0	0 0 0 0	1 1 0 1	1 2 0 1	1 2 0 1
Bob Turley, R (1, 1) OBP: 0.141, SLG: 0.129 Don Larsen, R (7, PH) OBP: 0.294, SLG: 0.438 Bob Chakales, R (8, 1) OBP: 0.409, SLG: 0.429 Gil Coan, L (9, PH) OBP: 0.298, SLG: 0.288		P6			K		K		K	2 1 0 1	0 0 0 0	0 0 0 0	0 0 0 0	1 1 0 1	1 2 0 1	1 2 0 1
Inning Stats	R: 0 E: 0 K: 0 S: 5 H: 2 LOB: 2 BB: 0 P: 5	R: 0 E: 0 K: 0 S: 4 H: 1 LOB: 1 BB: 0 P: 4	R: 0 E: 0 K: 0 S: 3 H: 1 LOB: 1 BB: 0 P: 3	R: 0 E: 0 K: 2 S: 8 H: 1 LOB: 1 BB: 0 P: 8	R: 0 E: 0 K: 3 S: 9 H: 0 LOB: 0 BB: 0 P: 9	R: 0 E: 0 K: 0 S: 3 H: 0 LOB: 0 BB: 0 P: 3	R: 0 E: 0 K: 2 S: 8 H: 1 LOB: 2 BB: 1 P: 12	R: 0 E: 0 K: 1 S: 5 H: 0 LOB: 2 BB: 2 P: 13	R: 0 E: 0 K: 2 S: 8 H: 1 LOB: 1 BB: 0 P: 8	1B: 5 2B: 1 3B: 1 HR: 0 SF: 0 SAC: 0 DP: 0 HBP: 0						

	AB	33
	R	0
	H	7
	RBI	0
	BB	3
	SO	10
	LOB	18

WP: 1 PA: 36
PB: 0
SB: 0
CS: 0

PITCHER		IP	WLS	BF	H	R	ER	SO	BB	IBB	HBP	BLK	WP	HR	S	P	ERA	WHIP
Billy Pierce, L ERA: 3.35	(1, 1)	7.2	W	31	6	0	0	8	3	0	0	0	1	0	44	56	0.00	1.174
Virgil Trucks, R ERA: 2.69	(8, 1)	1.1	S	5	1	0	0	2	0	0	0	0	0	0	9	9	0.00	0.750

PITCHER	IP	WLS	BF	H	R	ER	SO	BB	IBB	HBP	BLK	WP	HR	S	P	ERA	WHIP

Batter	1	2	3	4	5	6	7	8	9	AB	R	H	RBI	BB	SO	LOB
Chico Carrasquel, R (1, 6) OBP: 0.349, SLG: 0.372	F9		F3		L5		F2		F8	5	0	0	0	0	0	0
Nellie Fox, L (1, 4) OBP: 0.372, SLG: 0.396	F6		F9		F8		P3		F8	5	0	0	0	0	0	0
Minnie Minoso, R (1, 7) OBP: 0.421, SLG: 0.540	F3			F9	5-3			1B 1B 1B		4	1	1	0	0	0	0
George Kell, R (1, 3) OBP: 0.349, SLG: 0.376 Fred Marsh, R (8, PR) OBP: 0.300, SLG: 0.289 Phil Cavarretta, L (8, 3) OBP: 0.426, SLG: 0.455		6-3		1B 1B 2B		1-3		L5-3 1-3 1B		4 0 0	1 0 0	2 0 0	0 0 0	0 0 0	0 0 0	0 0 0
Sherm Lollar, R (1, 2) OBP: 0.332, SLG: 0.364		1B WP 1B		1B BB 2-3 1B		K		L5-3 1-2		4	1	2	0	0	1	2
Jim Rivera, L (1, 9) OBP: 0.353, SLG: 0.429		P6 1-2		BB BB CS 1-3 3-H 1B		1B 1B		1B 3-H 1B		4	0	3	2	0	0	1
Cass Michaels, R (1, 5) OBP: 0.401, SLG: 0.422		2-3 1B		BB 1-2 BB		1-2 1B		1-3 1B		3	0	3	0	1	0	0
Johnny Groth, R (1, 8) OBP: 0.341, SLG: 0.365		F3		1-2 2-3 3-H BB		K		K		3	0	0	1	1	2	6
Don Johnson, R (1, 1) OBP: 0.079, SLG: 0.029 Morrie Martin, L (6, 1) OBP: 0.222, SLG: 0.296			K	K 3-H			K		K	2 2	0 0	0 0	0 0	0 0	2 2	3 0
Inning Stats	R: 0 E: 0 K: 0 S: 3 H: 0 LOB: 0 BB: 0 P: 3	R: 0 E: 0 K: 0 S: 5 H: 2 LOB: 2 BB: 0 P: 5	R: 0 E: 0 K: 1 S: 5 H: 0 LOB: 0 BB: 0 P: 5	R: 2 E: 0 K: 1 S: 7 H: 3 LOB: 2 BB: 2 P: 15	R: 0 E: 0 K: 0 S: 3 H: 0 LOB: 0 BB: 0 P: 3	R: 0 E: 0 K: 2 S: 9 H: 2 LOB: 2 BB: 0 P: 9	R: 0 E: 0 K: 1 S: 5 H: 0 LOB: 0 BB: 0 P: 5	R: 1 E: 0 K: 1 S: 8 H: 4 LOB: 2 BB: 0 P: 8	R: 0 E: 0 K: 1 S: 5 H: 0 LOB: 0 BB: 0 P: 5	1B: 10 2B: 2 3B: 0 HR: 0 SF: 0 SAC: 0 DP: 1 HBP: 0						

PITCHER		IP	WLS	BF	H	R	ER	SO	BB	IBB	HBP	BLK	WP	HR	S	P	ERA	WHIP
Bob Kuzava, L ERA: 4.64	(1, 1)	7.2	L	34	11	3	3	5	2	0	0	0	1	0	42	50	3.52	1.696
Bob Chakales, R ERA: 3.55	(8, 1)	1.1		4	0	0	0	2	0	0	0	0	0	0	8	8	0.00	0.000

PITCHER	IP	WLS	BF	H	R	ER	SO	BB	IBB	HBP	BLK	WP	HR	S	P	ERA	WHIP

TOP

Chicago White Sox @ Baltimore Orioles

Memorial Stadium, Baltimore, MD

Tue Aug 17 1954, 3:38 AM EDT
Att. 18,447 - Unknown

livebaseballscorecards.com

AB	36
R	3
H	11
RBI	3
BB	2
SO	7
LOB	12

Batter	1	2	3	4	5	6	7	8	9	AB	R	H	RBI	BB	SO	LOB
Cal Abrams, L (1, 9) OBP: 0.397, SLG: 0.396	2-3		L6			4-3	K			4	0	0	0	0	1	1
Jim Brideweser, R (1, 6) OBP: 0.341, SLG: 0.338	1B		F9			1-3		F7		4	0	1	0	0	0	0
Eddie Waitkus, L (1, 3) OBP: 0.338, SLG: 0.385	1-2 1B			F8		1B 3B		P6		4	1	2	0	0	0	0
Vern Stephens, R (1, 5) OBP: 0.307, SLG: 0.399	F2			G3		1B 3-H 1B		2B		4	0	2	1	0	0	2
Clint Courtney, L (1, 2) OBP: 0.330, SLG: 0.368	F9			F7		1-2 1B		F5		4	0	1	0	0	0	3
Chuck Diering, R (1, 8) OBP: 0.371, SLG: 0.324		BBBB G4-3 BB			K	F7			P4	3	0	0	0	1	1	2
Bob Kennedy, R (1, 7) OBP: 0.304, SLG: 0.363		G4-3 1-2f			F8	FC4-6 1B			6-3	4	0	1	0	0	0	1
Bobby Young, L (1, 4) OBP: 0.339, SLG: 0.349 Jim Fridley, R (9, PH) OBP: 0.300, SLG: 0.382		SSS K			1B	FC4-6 SH3-4 1-2f			P3	3 1	0 0	1 0	0 0	0 0	1 0	1 0
Bob Kuzava, S (1, 1) Bob Chakales, R (8, 1) OBP: 0.409, SLG: 0.429			P5		K	SH3-4 1-2				2 0	0 0	0 0	0 0	0 0	1 0	1 0
Inning Stats	R: 0 E: 0 K: 0 S: 5 H: 2 LOB: 2 BB: 0 P: 5	R: 0 E: 0 K: 1 S: 4 H: 0 LOB: 0 BB: 1 P: 8	R: 0 E: 0 K: 0 S: 3 H: 0 LOB: 0 BB: 0 P: 3	R: 0 E: 0 K: 0 S: 3 H: 0 LOB: 0 BB: 0 P: 3	R: 0 E: 0 K: 2 S: 8 H: 1 LOB: 1 BB: 0 P: 8	R: 1 E: 0 K: 0 S: 6 H: 3 LOB: 2 BB: 0 P: 6	R: 0 E: 0 K: 1 S: 6 H: 1 LOB: 1 BB: 0 P: 6	R: 0 E: 0 K: 0 S: 4 H: 1 LOB: 1 BB: 0 P: 4	R: 0 E: 0 K: 0 S: 3 H: 0 LOB: 0 BB: 0 P: 3	1B: 6 2B: 1 3B: 1 HR: 0	SF: 0 SAC: 1 DP: 1 HBP: 0			WP: 0 PB: 0 SB: 0 CS: 0	PA: 35	

PITCHER		IP	WLS	BF	H	R	ER	SO	BB	IBB	HBP	BLK	WP	HR	S	P	ERA	WHIP
Don Johnson, R ERA: 3.01	(1, 1)	5.2	W	22	5	1	1	3	1	0	0	0	0	0	27	31	1.59	1.059
Morrie Martin, L ERA: 4.08	(6, 1)	3.1	S	13	3	0	0	1	0	0	0	0	0	0	15	15	0.00	0.900

PITCHER	IP	WLS	BF	H	R	ER	SO	BB	IBB	HBP	BLK	WP	HR	S	P	ERA	WHIP

BOTTOM

Chicago White Sox @ Baltimore Orioles

Memorial Stadium, Baltimore, MD

Tue Aug 17 1954, 3:38 AM EDT

Att. 18,447 - Unknown

livebaseballscorecards.com

AB	33
R	1
H	8
RBI	1
BB	1
SO	4
LOB	11

Batter	1	2	3	4	5	6	7	8	9	AB	R	H	RBI	BB	SO	LOB
Chico Carrasquel, R (1, 6) OBP: 0.351, SLG: 0.375	L1	2-H: 2B; 1B			3-4-1; 6-3; 1B	G2; 1-2		FC3-6; 1B; 1B		5	1	3	1	0	0	2
Nellie Fox, L (1, 4) OBP: 0.373, SLG: 0.398	1B; 1B; 1B	1-H: 2B			6-3; 1-2	F9		F8		5	0	2	1	0	0	5
Minnie Minoso, R (1, 7) OBP: 0.425, SLG: 0.546	1B; 1-2; 1B	L8			BBBB; 3-4-1; BB		SH; 3B	FC3-6; 1-2; 1B		4	1	3	0	1	0	1
Phil Cavarretta, L (1, 3) OBP: 0.418, SLG: 0.444	FC6-4; 1-2; 2-3; 1B		4-3		3-4-1; 1-2; 2-3		F5	FC3-6; 1-2f; 2-3		5	0	1	0	0	0	5
Jim Rivera, L (1, 9) OBP: 0.352, SLG: 0.426	SSS; K	SSS; K			BBBB; BB		SH; BB; 1B; SF9; 3-H	F9		3	1	0	1	1	2	5
Sherm Lollar, R (1, 2) OBP: 0.330, SLG: 0.360	FC6-4; 1-2f		SSS; K		F8		FC5; BB; 1-2; 1B		6-3	5	0	1	0	0	1	6
Cass Michaels, R (1, 5) OBP: 0.398, SLG: 0.416		SSS; K		6-3	BBBB; F7	1-2; 2-3; BB			F8	4	0	0	0	1	1	0
Johnny Groth, R (1, 8) OBP: 0.343, SLG: 0.366 Carl Sawatski, L (7, PH) OBP: 0.294, SLG: 0.333 Ed McGhee, R (7, 8) OBP: 0.236, SLG: 0.280		BBBB; SH3-4; 1B; BB		F8	1B; 1B	SF9; 3-H			P4	2 0 1	1 0 0	1 0 0	0 1 0	1 0 0	0 0 0	0 0 0
Sandy Consuegra, R (1, 1) OBP: 0.239, SLG: 0.205 George Kell, R (6, PH) OBP: 0.352, SLG: 0.379 Fred Marsh, R (6, PR) OBP: 0.300, SLG: 0.289 Dick Strahs, L (6, 1) Matt Batts, R (7, PH) OBP: 0.331, SLG: 0.366 Harry Dorish, R (7, 1) OBP: 0.111, SLG: 0.111		SH3-4; 1-2		SSS; K		G2; 1-3; 1B	FC5; 2-3f			1 1 0 0 1 0	0 0 0 0 0 0	0 1 0 0 0 0	0 0 0 0 0 0	1 0 0 0 0 0	0 0 0 0 0 0	0 0 0 0 2 0

TOP

Chicago White Sox @ Baltimore Orioles

Memorial Stadium, Baltimore, MD

Wed Aug 18 1954, 3:33 AM EDT

Att. 13,175 - Unknown

livebaseballscorecards.com

AB	37
R	4
H	12
RBI	4
BB	4
SO	5
LOB	26

Inning Stats	1	2	3	4	5	6	7	8	9
	R: 0 E: 0 K: 1 S: 8	H: 3 LOB: 3 BB: 0 P: 8	R: 2 E: 0 K: 1 S: 7	H: 2 LOB: 1 BB: 1 P: 11	R: 0 E: 0 K: 2 S: 7	H: 0 LOB: 0 BB: 0 P: 7	R: 0 E: 0 K: 1 S: 5	H: 0 LOB: 0 BB: 0 P: 5	R: 0 E: 0 K: 0 S: 4	H: 1 LOB: 3 BB: 2 P: 12	R: 0 E: 0 K: 0 S: 5	H: 2 LOB: 3 BB: 0 P: 5	R: 2 E: 0 K: 0 S: 6	H: 2 LOB: 2 BB: 1 P: 10	R: 0 E: 0 K: 0 S: 5	H: 2 LOB: 2 BB: 0 P: 5	R: 0 E: 0 K: 0 S: 3	H: 0 LOB: 0 BB: 0 P: 3

| | | |

Batter	1	2	3	4	5	6	7	8	9	AB	R	H	RBI	BB	SO	LOB
Cal Abrams, L (1, 9) OBP: 0.395, SLG: 0.401	G3			1B 3B	L6		G3			4	1	1	0	0	0	3
Jim Brideweser, R (1, 6) OBP: 0.339, SLG: 0.342	K			6-3	4-3			2B		4	0	1	0	0	1	2
Eddie Waitkus, L (1, 3) OBP: 0.333, SLG: 0.379	F8			6-3		F9		F8		4	0	0	0	0	0	2
Vern Stephens, R (1, 5) OBP: 0.306, SLG: 0.397		F9		1B 1B 3-H		5-3		P4		4	0	1	1	0	0	1
Clint Courtney, L (1, 2) OBP: 0.332, SLG: 0.370		G4-6-3 1B		BB 1B 1-3		4-3		F8		4	0	2	0	0	0	1
Bob Kennedy, R (1, 7) OBP: 0.307, SLG: 0.363		G4-6-3 1-2f		BB 1-2			BB 1B		K	3	0	1	0	1	1	1
Chuck Diering, R (1, 8) OBP: 0.367, SLG: 0.320		K	L4				K	6-3		4	0	0	0	0	2	4
Bobby Young, L (1, 4) OBP: 0.340, SLG: 0.349		F7	SH2-4 1B				FC4-6 BB 1-2		K	3	0	1	0	1	1	0
Don Larsen, R (1, 1) OBP: 0.290, SLG: 0.431		K	SH2-4 1-2				FC4-6 1-2f			1	0	0	0	0	1	0
Bob Chakales, R (7, 1) OBP: 0.409, SLG: 0.429										0	0	0	0	0	0	0
Gil Coan, L (7, PH) OBP: 0.296, SLG: 0.286										1	0	0	0	0	0	2
Mike Blyzka, R (8, 1) OBP: 0.111, SLG: 0.111										0	0	0	0	0	0	0
Inning Stats	R: 0 H: 0 E: 0 LOB: 0 K: 1 BB: 0 S: 5 P: 5	R: 0 H: 1 E: 0 LOB: 0 K: 0 BB: 0 S: 3 P: 3	R: 0 H: 0 E: 0 LOB: 0 K: 2 BB: 0 S: 7 P: 7	R: 1 H: 3 E: 0 LOB: 3 K: 0 BB: 1 S: 6 P: 10	R: 0 H: 1 E: 0 LOB: 1 K: 0 BB: 0 S: 4 P: 4	R: 0 H: 0 E: 0 LOB: 0 K: 0 BB: 0 S: 3 P: 3	R: 0 H: 1 E: 0 LOB: 2 K: 1 BB: 1 S: 6 P: 10	R: 0 H: 1 E: 0 LOB: 1 K: 0 BB: 0 S: 4 P: 4	R: 0 H: 0 E: 0 LOB: 0 K: 2 BB: 0 S: 7 P: 7							

PITCHER		IP	WLS	BF	H	R	ER	SO	BB	IBB	HBP	BLK	WP	HR	S	P	ERA	WHIP
Sandy Consuegra, R ERA: 2.88	(1, 1)	5.0	W	20	5	1	1	3	1	0	0	0	0	0	25	29	1.80	1.200
Dick Strahs, R ERA: 3.86	(6, 1)	1.0		3	0	0	0	0	0	0	0	0	0	0	3	3	0.00	0.000
Harry Dorish, R ERA: 2.81	(7, 1)	3.0	S	12	2	0	0	3	1	0	0	0	0	0	17	21	0.00	1.000

PITCHER	IP	WLS	BF	H	R	ER	SO	BB	IBB	HBP	BLK	WP	HR	S	P	ERA	WHIP

BOTTOM

Chicago White Sox @ Baltimore Orioles

Memorial Stadium, Baltimore, MD

Wed Aug 18 1954, 3:33 AM EDT

Att. 13,175 - Unknown

livebaseballscorecards.com

AB	32
R	1
H	7
RBI	1
BB	2
SO	6
LOB	16

1B: 5	SF: 0	WP: 0	PA: 35
2B: 1	SAC: 1	PB: 0	
3B: 1	DP: 1	SB: 0	
HR: 0	HBP: 0	CS: 0	

Batter	1	2	3	4	5	6	7	8	9	AB	R	H	RBI	BB	SO	LOB
Chico Carrasquel, R (1, 6) OBP: 0.351, SLG: 0.374	F9		6-3		5-3			E7 1-H 1B		4	1	1	0	0	0	0
Nellie Fox, L (1, 4) OBP: 0.377, SLG: 0.405	1B 1B		2B			L4-3		G4-6-3 2-H		4	1	4	1	0	0	0
Minnie Minoso, R (1, 7) OBP: 0.423, SLG: 0.544	1B 1-3		F9			L4-3 1-2		G4-6-3 1-2f		4	1	1	0	0	0	3
George Kell, R (1, 3) OBP: 0.354, SLG: 0.381 Phil Cavarretta, L (3, PH) OBP: 0.416, SLG: 0.438 (3, 3)	1B 1-3 3-H		4-3			FC6-4 BBBB		4-3		1 2	0 0	1 0	1 0	0 1	0 0	0 2
Jim Rivera, L (1, 9) OBP: 0.351, SLG: 0.424	G1-4-3 1-2 3-H			L9		FC6-4 1-2f			F9	4	0	1	1	0	0	1
Matt Batts, R (1, 2) OBP: 0.323, SLG: 0.355	G1-4-3 1-2f			6-3			F9		P6	4	0	0	0	0	0	2
Cass Michaels, R (1, 5) OBP: 0.393, SLG: 0.409		L6		F8			6-3		1-3	4	0	0	0	0	0	0
Johnny Groth, R (1, 8) OBP: 0.343, SLG: 0.366		G4-6-3 1B			K		F7			3	0	1	0	0	1	0
Jack Harshman, L (1, 1) OBP: 0.226, SLG: 0.217 Carl Sawatski, L (8, PH) OBP: 0.300, SLG: 0.333 Fred Marsh, R (8, PR) OBP: 0.300, SLG: 0.289 Sandy Consuegra, R (8, 1) OBP: 0.239, SLG: 0.205 Morrie Martin, L (8, 1) OBP: 0.222, SLG: 0.296 Harry Dorish, R (9, 1) OBP: 0.111, SLG: 0.111		G4-6-3 1-2f			K			E BBBB		2 0 0 0 0 0	0 0 1 0 0 0	0 0 0 0 0 0	0 1 0 0 0 0	0 1 0 0 0 0	1 0 0 0 0 0	1 0 0 0 0 0

TOP

Chicago White Sox @ Baltimore Orioles

Memorial Stadium, Baltimore, MD

Thu Aug 19 1954, 3:33 AM EDT

Att. 3,822 - Cloudy

livebaseballscorecards.com

AB	32
R	4
H	9
RBI	3
BB	2
SO	2
LOB	9

Inning Stats	1	2	3	4	5	6	7	8	9
	R: 2 E: 0 K: 0 S: 6	R: 0 E: 0 K: 0 S: 3	R: 0 E: 0 K: 0 S: 4	R: 0 E: 0 K: 0 S: 3	R: 0 E: 0 K: 2 S: 7	R: 0 E: 0 K: 0 S: 3	R: 0 E: 0 K: 0 S: 3	R: 2 E: 1 K: 0 S: 4	R: 0 E: 0 K: 0 S: 3
	H: 4 LOB: 1 BB: 0 P: 6	H: 1 LOB: 0 BB: 0 P: 3	H: 1 LOB: 1 BB: 0 P: 4	H: 0 LOB: 0 BB: 0 P: 3	H: 0 LOB: 0 BB: 0 P: 7	H: 1 LOB: 1 BB: 1 P: 7	H: 0 LOB: 0 BB: 0 P: 3	H: 2 LOB: 1 BB: 1 P: 8	H: 0 LOB: 0 BB: 0 P: 3

PITCHER		IP	WLS	BF	H	R	ER	SO	BB	IBB	HBP	BLK	WP	HR	S	P	ERA	WHIP	PITCHER		IP	WLS	BF	H	R	ER	SO	BB	IBB	HBP	BLK	WP	HR	S	P	ERA	WHIP
Lou Kretlow, R ERA: 4.54	(1, 1)	7.0	L	29	9	4	4	2	2	0	0	0	0	0	31	39	5.14	1.571																			
Bob Chakales, R ERA: 3.47	(8, 1)	1.0		2	0	0	0	0	0	0	0	0	0	0	2	2	0.00	0.000																			
Mike Blyzka, R ERA: 5.11	(9, 1)	1.0		3	0	0	0	0	0	0	0	0	0	0	3	3	0.00	0.000																			

1B: 8 2B: 2 3B: 0 HR: 0	SF: 0 SAC: 0 DP: 4 HBP: 0	WP: 0 PB: 0 SB: 0 CS: 0	PA: 34
---	---	---	---

Batter	1	2	3	4	5	6	7	8	9	AB	R	H	RBI	BB	SO	LOB
Cal Abrams, L (1, 9) OBP: 0.395, SLG: 0.402	BBBB 4-0 CS S BB		x 0-0 2B	x 0-0 ③ 4-3		x 0-0 ③ G3		x 0-0 ③ P4		4	0	1	0	1	0	4
Jim Brideweser, R (1, 6) OBP: 0.346, SLG: 0.345	BBBB 4-0 FC5 CS 1-2 BB		SSS 0-3 ② K		x 0-0 ① 1-3		x 0-0 SH1-3 1B		x 0-0 SH1-4 1B	4	0	2	0	1	1	1
Eddie Waitkus, L (1, 3) OBP: 0.333, SLG: 0.376	SSS 0-3 ① ② K 1-2 2-3		BBBB 4-0 BB		x 0-0 E1 1B 2B		x 0-0 ① SH1-3 1-2		x 0-0 ① SH1-4 1-2	2	1	0	0	1	1	2
Vern Stephens, R (1, 5) OBP: 0.307, SLG: 0.396	BBBB 4-0 BB		x 0-0 ③ P5		x 0-0 1-2 2B 1B		SSS 0-3 ② K		x 0-0 ② F7	4	1	1	0	1	1	4
Jim Fridley, R (1, 7) OBP: 0.313, SLG: 0.388 Gil Coan, L (9, PR) OBP: 0.296, SLG: 0.286	x 0-0 ③ FC5 2-3f			BBBB 4-0 1B BB	x 0-0 1-H 2-H 1B 2B		IIII 4-0 IBB		BBBB 4-0 BB	2 0	1 0	1 0	2 0	3 0	0 0	2 0
Les Moss, R (1, 2) OBP: 0.317, SLG: 0.277 Clint Courtney, L (9, PH) OBP: 0.331, SLG: 0.369		x 0-0 ① P4	SSS 0-3 ① K	x 0-0 ② 5-3			x 0-0 ③ F7		SSS 0-3 ③ K	4 1	0 0	0 0	0 0	0 0	1 1	4 2
Chuck Diering, R (1, 8) OBP: 0.368, SLG: 0.322		SSS 0-3 ② K	x 0-0 ② F8	x 0-0 ③ 2-H 1B				x 0-0 1B		4	0	2	1	0	1	1
Bobby Young, L (1, 4) OBP: 0.340, SLG: 0.347		x 0-0 ③ L6	x 0-0 BB 1-3 1B			SSS 0-3 ① K		x 0-0 ① F2		4	0	1	0	0	1	1
Lou Kretlow, R (1, 1) OBP: 0.225, SLG: 0.162 Bob Chakales, R (8, 1) OBP: 0.409, SLG: 0.429 Dick Kryhoski, L (8, PH) OBP: 0.307, SLG: 0.335 Bob Kennedy, R (8, PH) OBP: 0.306, SLG: 0.361 Mike Blyzka, R (9, 1) OBP: 0.111, SLG: 0.111			SSS 0-3 ① K	BBBB 4-0 1-2 BB		SSS 0-3 ② K		x 0-0 ② F7		2 0 0 1 0	0 0 0 0 0	0 0 0 0 0	0 0 0 0 0	1 0 0 0 0	2 0 0 0 0	0 0 0 1 0
Inning Stats	R: 0 E: 0 K: 1 S: 4 H: 0 LOB: 2 BB: 3 P: 16	R: 0 E: 0 K: 1 S: 5 H: 0 LOB: 0 BB: 0 P: 5	R: 0 E: 0 K: 2 S: 8 H: 1 LOB: 2 BB: 1 P: 12	R: 0 E: 0 K: 1 S: 6 H: 1 LOB: 3 BB: 2 P: 14	R: 3 E: 1 K: 0 S: 6 H: 3 LOB: 1 BB: 0 P: 6	R: 0 E: 0 K: 2 S: 7 H: 0 LOB: 0 BB: 0 P: 7	R: 0 E: 0 K: 1 S: 6 H: 1 LOB: 2 BB: 1 P: 10	R: 0 E: 0 K: 0 S: 4 H: 1 LOB: 1 BB: 0 P: 4	R: 0 E: 0 K: 1 S: 6 H: 1 LOB: 2 BB: 1 P: 10	1B: 6 2B: 3 3B: 0 HR: 0	SF: 0 SAC: 2 DP: 1 HBP: 0						

PITCHER	IP	WLS	BF	H	R	ER	SO	BB	IBB	HBP	BLK	WP	HR	S	P	ERA	WHIP
Jack Harshman, L (1, 1) ERA: 2.88	7.0	W	33	6	3	1	8	6	1	0	0	0	0	42	70	1.29	1.714
Sandy Consuegra, R (8, 1) ERA: 2.88	0.1		2	1	0	0	0	0	0	0	0	0	0	2	2	0.00	3.000
Morrie Martin, L (8, 1) ERA: 4.04	1.0		4	1	0	0	0	0	0	0	0	0	0	4	4	0.00	1.000
Harry Dorish, R (9, 1) ERA: 2.78	0.2	S	3	0	0	0	1	1	0	0	0	0	0	4	8	0.00	1.500

PITCHER	IP	WLS	BF	H	R	ER	SO	BB	IBB	HBP	BLK	WP	HR	S	P	ERA	WHIP

BOTTOM

Chicago White Sox @ Baltimore Orioles

Memorial Stadium, Baltimore, MD

Thu Aug 19 1954, 3:33 AM EDT

Att. 3,822 - Cloudy

livebaseballscorecards.com

AB	32
R	3
H	8
RBI	3
BB	8
SO	9
LOB	22

WP: 0 PB: 0 SB: 1 CS: 2 PA: 42

Chicago White Sox @ Detroit Tigers

Briggs Stadium, Detroit, MI

Fri Aug 20 1954, 4:33 AM EDT

Att. 36,544 - Unknown

TOP

livebaseballscorecards.com

Batter	1	2	3	4	5	6	7	8	9	AB	R	H	RBI	BB	SO	LOB
Chico Carrasquel, R (1, 6) OBP: 0.353, SLG: 0.377	B B B B 4-0 S 3B BB	x 0-0 ③ P4			x 0-0 SH1-3 2B		x 0-0 2B SF7 2-H 1B		x 0-0 ① F8	4	2	2	1	1	0	2
Nellie Fox, L (1, 4) OBP: 0.376, SLG: 0.405	x 0-0 ① F8 1-2		x 0-0 ① F7		x 0-0 ① L7		x 0-0 ① 1-3 HR 2B		x 0-0 ② P5	5	1	1	0	0	0	2
Minnie Minoso, R (1, 7) OBP: 0.426, SLG: 0.548	x 0-0 SF8 2-H 3B		x 0-0 ② 6-3		x 0-0 ② SH1-3 2-3		I I I I 4-0 HR IBB		B B B B 4-0 BB	2	2	1	1	2	0	0
George Kell, R (1, 3) OBP: 0.349, SLG: 0.378 Phil Cavarretta, L (7, 3) OBP: 0.413, SLG: 0.434	x 0-0 ② SF8 3-H		x 0-0 ③ 6-3		S S S 0-3 ③ K		x 0-0 ② SF7 3-H		x 0-0 ③ F7	2 1	0 0	0 0	2 0	0 0	1 0	1 1
Jim Rivera, L (1, 9) OBP: 0.350, SLG: 0.430	x 0-0 ③ 3-1			x 0-0 ① F8		x 0-0 ① L9	x 0-0 1-H 2-H HR			4	1	1	3	0	0	0
Sherm Lollar, R (1, 2) OBP: 0.329, SLG: 0.359		x 0-0 SH5-4 1B		x 0-0 ② 6-3		x 0-0 ② 6-3	x 0-0 ③ 5-3			4	0	1	0	0	0	0
Cass Michaels, R (1, 5) OBP: 0.391, SLG: 0.405		S S S 0-3 ① K		B B B B 4-0 2B BB		x 0-0 ③ L7		x 0-0 ① 4-3		3	1	0	0	1	1	1
Johnny Groth, R (1, 8) OBP: 0.347, SLG: 0.372		x 0-0 SH5-4 1-2 1B		x 0-0 1-H 2B			x 0-0 SH5-4 1B 1B	x 0-0 ② F8		4	1	3	1	0	0	0
Virgil Trucks, R (1, 1) OBP: 0.185, SLG: 0.205		x 0-0 ② SH5-4 1-2 2-3		S S S 0-3 ③ K			x 0-0 ① SH5-4 1-2	S S S 0-3 ③ K		2	0	0	0	0	2	1
Inning Stats	R: 2 E: 0 K: 0 S: 4 H: 1 LOB: 0 BB: 1 P: 8	R: 0 E: 0 K: 1 S: 7 H: 2 LOB: 2 BB: 0 P: 7	R: 0 E: 0 K: 0 S: 3 H: 0 LOB: 0 BB: 0 P: 3	R: 1 E: 0 K: 1 S: 6 H: 1 LOB: 1 BB: 1 P: 10	R: 0 E: 0 K: 1 S: 6 H: 1 LOB: 1 BB: 0 P: 6	R: 0 E: 0 K: 0 S: 3 H: 0 LOB: 0 BB: 0 P: 3	R: 5 E: 0 K: 0 S: 7 H: 4 LOB: 0 BB: 1 P: 11	R: 0 E: 0 K: 1 S: 5 H: 0 LOB: 0 BB: 0 P: 5	R: 0 E: 0 K: 0 S: 3 H: 0 LOB: 1 BB: 1 P: 7	1B: 4 2B: 3 3B: 1 HR: 1	SF: 2 SAC: 3 DP: 0 HBP: 0	WP: 0 PB: 0 SB: 1 CS: 0	PA: 40				

	AB	31
	R	8
	H	9
	RBI	8
	BB	4
	SO	4
	LOB	8

PITCHER		IP	WLS	BF	H	R	ER	SO	BB	IBB	HBP	BLK	WP	HR	S	P	ERA	WHIP
Steve Gromek, R ERA: 2.76	(1, 1)	7.0	L	33	9	8	8	3	2	1	0	0	0	1	36	48	10.29	1.571
Dick Marlowe, R ERA: 3.73	(8, 1)	2.0		7	0	0	0	1	1	0	0	0	0	0	8	12	0.00	0.500

PITCHER		IP	WLS	BF	H	R	ER	SO	BB	IBB	HBP	BLK	WP	HR	S	P	ERA	WHIP

BOTTOM

Batter	1	2	3	4	5	6	7	8	9	AB	R	H	RBI	BB	SO	LOB
Harvey Kuenn, R (1, 6) OBP: 0.319, SLG: 0.380	P6		F9		5-3		4-3		F9	5	0	0	0	0	0	2
Fred Hatfield, L (1, 4) OBP: 0.392, SLG: 0.346	BB		E9, 1-3 1B		K		2B		G6-4-3, 1-2 1B	4	1	3	0	1	1	0
Bob Nieman, R (1, 7) OBP: 0.330, SLG: 0.462	K		1B, 2-H 3-H		2B		F7		G6-4-3, 1-2f	5	0	2	2	0	1	4
Ray Boone, R (1, 5) OBP: 0.381, SLG: 0.474	F4		F7		K		BB			3	0	0	0	1	1	3
Walt Dropo, R (1, 3) OBP: 0.350, SLG: 0.398 Steve Souchock, R (6, PR) OBP: 0.242, SLG: 0.484 Wayne Belardi, L (7, 3) OBP: 0.362, SLG: 0.478		F9		1B, FC6-2 2B		SH1-4 1B	K			3 0 1	0 0 0	2 0 0	0 0 0	0 0 0	0 0 1	0 0 2
Al Kaline, R (1, 9) OBP: 0.304, SLG: 0.349		L6-3		FC6-2, 2-3 1B		SH1-4, 1-2		K		3	0	1	0	0	1	0
Bill Tuttle, R (1, 8) OBP: 0.351, SLG: 0.402		6-3		FC6-2, 1-2 3-H		F8		4-3		4	0	0	0	0	0	4
Frank House, L (1, 2) OBP: 0.298, SLG: 0.356			E 1B, 1B 1B	F9		IBB		F8		3	1	1	0	1	0	2
Steve Gromek, S (1, 1) OBP: 0.243, SLG: 0.145 Dick Marlowe, R (8, 1) OBP: 0.308, SLG: 0.333 Jim Delsing, L (9, PH) OBP: 0.322, SLG: 0.337			K	F8		F7			1B BB	3 0 0	0 0 0	0 0 0	0 0 0	0 0 1	1 0 0	5 0 0
Inning Stats	R: 0 H: 0 E: 0 LOB: 1 K: 1 BB: 1 S: 5 P: 9	R: 0 H: 0 E: 0 LOB: 0 K: 0 BB: 0 S: 3 P: 3	R: 2 H: 3 E: 1 LOB: 1 K: 1 BB: 0 S: 8 P: 8	R: 0 H: 2 E: 0 LOB: 2 K: 0 BB: 0 S: 5 P: 5	R: 0 H: 1 E: 0 LOB: 1 K: 2 BB: 0 S: 8 P: 8	R: 0 H: 1 E: 0 LOB: 2 K: 0 BB: 1 S: 4 P: 8	R: 0 H: 1 E: 0 LOB: 2 K: 1 BB: 1 S: 6 P: 10	R: 0 H: 0 E: 0 LOB: 0 K: 1 BB: 0 S: 5 P: 5	R: 0 H: 1 E: 0 LOB: 1 K: 0 BB: 1 S: 3 P: 7	1B: 6 2B: 3 3B: 0 HR: 0	SF: 0 SAC: 1 DP: 1 HBP: 0					

PITCHER	IP	WLS	BF	H	R	ER	SO	BB	IBB	HBP	BLK	WP	HR	S	P	ERA	WHIP
Virgil Trucks, R (1, 1) ERA: 2.62	9.0	W	39	9	2	1	6	3	1	0	0	0	0	47	63	1.00	1.333

PITCHER	IP	WLS	BF	H	R	ER	SO	BB	IBB	HBP	BLK	WP	HR	S	P	ERA	WHIP

Chicago White Sox @ Detroit Tigers

Briggs Stadium, Detroit, MI

Fri Aug 20 1954, 4:33 AM EDT

Att. 36,544 - Unknown

livebaseballscorecards.com

AB	34
R	2
H	9
RBI	2
BB	4
SO	6
LOB	22

PA: 39

WP: 0 PB: 0 SB: 0 CS: 0

Batter	1	2	3	4	5	6	7	8	9	AB	R	H	RBI	BB	SO	LOB
Chico Carrasquel, R (1, 6) OBP: 0.352, SLG: 0.376	6-3		K		FC5-4 1-2f			8-3 1B		4	0	1	0	0	1	1
Nellie Fox, L (1, 4) OBP: 0.377, SLG: 0.407	G6-4-3 1B		4-3			1B E 2B		8-3 1-2f		4	1	2	0	0	0	1
Minnie Minoso, R (1, 7) OBP: 0.426, SLG: 0.554	G6-4-3 1-2f			HR		G3-6-3 E 2-3 1B		5-3		4	1	2	1	0	0	1
George Kell, R (1, 3) OBP: 0.348, SLG: 0.376 Ed McGhee, R (9, 8) OBP: 0.236, SLG: 0.280		2B 1B		6-3		E4 G3-6-3 1-2 3-H			F5	4 0	0 0	1 0	1 0	0 0	0 0	1 0
Jim Rivera, L (1, 9) OBP: 0.351, SLG: 0.433		1-3 2B		F5		G3-6-3 1-2f 2-3			4-1 1B	4	0	2	0	0	0	2
Carl Sawatski, L (1, 2) OBP: 0.289, SLG: 0.320		F5		F8		4-3			4-1 1-2	4	0	0	0	0	0	4
Cass Michaels, R (1, 5) OBP: 0.393, SLG: 0.402		G4-6-3 IBB			5-3		K		BB	2	0	0	0	2	1	0
Johnny Groth, R (1, 8) OBP: 0.344, SLG: 0.370 Phil Cavarretta, L (9, PH) OBP: 0.411, SLG: 0.431 (9, 3)		G4-6-3 1-2f			1-3		6-3		K	3 1	0 0	0 0	0 0	0 0	0 1	3 2
Bob Keegan, R (1, 1) OBP: 0.158, SLG: 0.188 Jack Harshman, L (9, 1) OBP: 0.226, SLG: 0.217 Don Johnson, R (9, 1) OBP: 0.079, SLG: 0.029			2-3		E6 FC5-4		6-3			3 0 0	0 0 0	0 0 0	0 0 0	0 0 0	0 0 0	0 0 0
Inning Stats	R: 0 E: 0 K: 0 S: 3 H: 1 LOB: 0 BB: 0 P: 3	R: 0 E: 0 K: 0 S: 4 H: 2 LOB: 2 BB: 1 P: 8	R: 0 E: 0 K: 1 S: 5 H: 0 LOB: 0 BB: 0 P: 5	R: 1 E: 0 K: 0 S: 4 H: 1 LOB: 0 BB: 0 P: 4	R: 0 E: 1 K: 0 S: 4 H: 0 LOB: 1 BB: 0 P: 4	R: 1 E: 1 K: 0 S: 5 H: 2 LOB: 1 BB: 0 P: 5	R: 0 E: 0 K: 1 S: 5 H: 0 LOB: 0 BB: 0 P: 5	R: 0 E: 0 K: 0 S: 3 H: 1 LOB: 0 BB: 0 P: 3	R: 0 E: 0 K: 1 S: 6 H: 1 LOB: 2 BB: 1 P: 10	1B: 5 2B: 3 3B: 0 HR: 1 SF: 0 SAC: 0 DP: 4 HBP: 0						

PITCHER		IP	WLS	BF	H	R	ER	SO	BB	IBB	HBP	BLK	WP	HR	S	P	ERA	WHIP
George Zuverink, R ERA: 3.46	(1, 1)	7.0	L	27	6	2	2	2	0	1	0	0	0	1	30	34	2.57	0.857
Ray Herbert, R ERA: 6.33	(8, 1)	2.0		8	2	0	0	1	1	0	0	0	0	0	9	13	0.00	1.500

PITCHER	IP	WLS	BF	H	R	ER	SO	BB	IBB	HBP	BLK	WP	HR	S	P	ERA	WHIP

TOP

Chicago White Sox @ Detroit Tigers

Briggs Stadium, Detroit, MI

Sat Aug 21 1954, 4:33 AM EDT

Att. 12,901 - Unknown

livebaseballscorecards.com

AB	33
R	2
H	8
RBI	2
BB	2
SO	3
LOB	15

BOTTOM

Chicago White Sox @ Detroit Tigers

Briggs Stadium, Detroit, MI

Sat Aug 21 1954, 4:33 AM EDT

Att. 12,901 - Unknown

livebaseballscorecards.com

Batter	1	2	3	4	5	6	7	8	9	AB	R	H	RBI	BB	SO	LOB
Harvey Kuenn, R (1, 6) OBP: 0.319, SLG: 0.379	4-3		G4-6-3			1B	F9			4	1	1	0	0	0	3
Fred Hatfield, L (1, 4) OBP: 0.380, SLG: 0.333	F7		4-3			P4	G3			4	0	0	0	0	0	3
Bob Nieman, R (1, 7) OBP: 0.339, SLG: 0.477	3B			BB		1B		F9		3	0	2	0	1	0	0
Ray Boone, R (1, 5) OBP: 0.380, SLG: 0.472	5-3			K		1B		K		4	0	1	1	0	2	2
Wayne Belardi, L (1, 3) OBP: 0.359, SLG: 0.470		BB		K		K		K		3	0	0	0	1	3	3
Al Kaline, R (1, 9) OBP: 0.306, SLG: 0.347		G4-6-3 BB			L4	L4			SH1-4 BB	2	0	0	0	2	0	2
Bill Tuttle, R (1, 8) OBP: 0.353, SLG: 0.402		F9			1B BB		BB 1B		SH1-4	2	0	1	0	1	0	2
Frank House, L (1, 2) OBP: 0.298, SLG: 0.356		G4-6-3			1B		F8		K	3	0	1	0	0	0	3
Hoot Evers, R (9, PH) OBP: 0.203, SLG: 0.286										1	0	0	0	0	1	1
George Zuverink, R (1, 1) OBP: 0.140, SLG: 0.143			G4-6-3 BB		K		BB 1B		P4	1	0	0	0	1	1	1
Jim Delsing, L (7, PH) OBP: 0.324, SLG: 0.337										0	0	0	0	1	0	0
Ray Herbert, R (8, 1) OBP: 0.333, SLG: 0.615										0	0	0	0	0	0	0
Walt Dropo, R (9, PH) OBP: 0.348, SLG: 0.396										1	0	0	0	0	0	1

Inning Stats	1	2	3	4	5	6	7	8	9
	R: 0 H: 1 E: 0 LOB: 1 K: 0 BB: 0 S: 4 P: 4	R: 0 H: 0 E: 0 LOB: 1 K: 0 BB: 2 S: 2 P: 10	R: 0 H: 0 E: 0 LOB: 0 K: 0 BB: 1 S: 2 P: 6	R: 0 H: 0 E: 0 LOB: 1 K: 2 BB: 1 S: 6 P: 10	R: 0 H: 1 E: 0 LOB: 1 K: 1 BB: 1 S: 5 P: 9	R: 1 H: 3 E: 0 LOB: 2 K: 1 BB: 0 S: 8 P: 8	R: 0 H: 1 E: 0 LOB: 2 K: 0 BB: 1 S: 4 P: 8	R: 0 H: 0 E: 0 LOB: 0 K: 2 BB: 0 S: 7 P: 7	R: 0 H: 0 E: 0 LOB: 1 K: 1 BB: 1 S: 5 P: 9

1B: 5	SF: 0	WP: 0 PA: 36
2B: 1	SAC: 1	PB: 0
3B: 1	DP: 3	SB: 0
HR: 0	HBP: 0	CS: 1

AB	28
R	1
H	6
RBI	1
BB	7
SO	7
LOB	21

PITCHER		IP	WLS	BF	H	R	ER	SO	BB	IBB	HBP	BLK	WP	HR	S	P	ERA	WHIP
Bob Keegan, R ERA: 2.86	(1, 1)	8.0	W	33	6	1	1	6	7	0	0	0	0	0	38	66	1.12	1.625
Jack Harshman, L ERA: 2.87	(9, 1)	0.1		1	0	0	0	0	0	0	0	0	0	0	1	1	0.00	0.000
Don Johnson, R ERA: 2.99	(9, 1)	0.2	S	2	0	0	0	1	0	0	0	0	0	0	4	4	0.00	0.000

PITCHER	IP	WLS	BF	H	R	ER	SO	BB	IBB	HBP	BLK	WP	HR	S	P	ERA	WHIP

Batter	1	2	3	4	5	6	7	8	9	AB	R	H	RBI	BB	SO	LOB
Chico Carrasquel, R (1, 6) OBP: 0.350, SLG: 0.373	S S S 0-3 ① K		x 0-0 ① F8		x 0-0 ② F7			x 0-0 ① 5-3		4	0	0	0	0	1	0
Nellie Fox, L (1, 4) OBP: 0.374, SLG: 0.404	x 0-0 ② L9		x 0-0 ② F8		x 0-0 ③ 4-3			x 0-0 ② 6-3		4	0	0	0	0	0	0
Minnie Minoso, R (1, 7) OBP: 0.427, SLG: 0.560	x 0-0 S 1B 1B		S S S 0-3 ③ K			x 0-0 ① 6-3		x 0-0 HR		4	2	2	1	0	1	0
George Kell, R (1, 3) OBP: 0.350, SLG: 0.375	x 0-0 1-H 1B			x 0-0 ① 4-3		B B B 4-0 BB		x 0-0 ③ 5-3		3	0	1	1	1	0	0
Matt Batts, R (1, 2) OBP: 0.321, SLG: 0.359	x 0-0 ③ F8			x 0-0 1B 2B		x 0-0 ② F8			x 0-0 ① 4-3	4	1	1	0	0	0	2
Jim Rivera, L (1, 9) OBP: 0.353, SLG: 0.434		x 0-0 WP 5-3 1B 1B		x 0-0 ② F5		x 0-0 ③ F2			x 0-0 1B	4	1	2	0	0	0	2
Cass Michaels, R (1, 5) OBP: 0.394, SLG: 0.403		x 0-0 ① 5-3 1-2		x 0-0 2-H 1B			x 0-0 G6-4-3 1B		x 0-0 ② F8	4	0	2	1	0	0	2
Johnny Groth, R (1, 8) OBP: 0.343, SLG: 0.368		x 0-0 L4-3 2-H 1B		x 0-0 ③ L9			x 0-0 ① ② G6-4-3 1-2f		x 0-0 ③ 6-3	4	0	1	1	0	0	3
Billy Pierce, L (1, 1) OBP: 0.283, SLG: 0.214 Sandy Consuegra, R (2, 1) OBP: 0.234, SLG: 0.200 Sherm Lollar, R (7, PH) OBP: 0.327, SLG: 0.357 Harry Dorish, R (7, 1) OBP: 0.111, SLG: 0.111		x 0-0 ② ③ L4-3 1-2			x 0-0 ① 4-3		x 0-0 ③ 5-3			1 1 1 0	0 0 0 0	0 0 0 0	0 0 0 0	0 0 0 0	0 0 0 0	1 0 0 0
Inning Stats	R: 1 E: 0 K: 1 S: 7 H: 2 LOB: 1 BB: 0 P: 7	R: 1 E: 0 K: 0 S: 4 H: 2 LOB: 0 BB: 0 P: 4	R: 0 E: 0 K: 1 S: 5 H: 0 LOB: 0 BB: 0 P: 5	R: 1 E: 0 K: 0 S: 5 H: 2 LOB: 1 BB: 0 P: 5	R: 0 E: 0 K: 0 S: 3 H: 0 LOB: 0 BB: 0 P: 3	R: 0 E: 0 K: 0 S: 3 H: 0 LOB: 1 BB: 1 P: 7	R: 0 E: 0 K: 0 S: 3 H: 1 LOB: 0 BB: 0 P: 3	R: 1 E: 0 K: 0 S: 4 H: 1 LOB: 0 BB: 0 P: 4	R: 0 E: 0 K: 0 S: 4 H: 1 LOB: 1 BB: 0 P: 4	1B: 7 2B: 2 3B: 0 HR: 1 SF: 0 SAC: 0 DP: 2 HBP: 0						

TOP

Chicago White Sox @ Detroit Tigers

Briggs Stadium, Detroit, MI

Sun Aug 22 1954, 4:33 AM EDT

Att. 18,874 - Unknown

livebaseballscorecards.com

AB	34
R	4
H	9
RBI	4
BB	1
SO	2
LOB	10

WP: 1 PA: 35
PB: 0
SB: 1
CS: 0

PITCHER		IP	WLS	BF	H	R	ER	SO	BB	IBB	HBP	BLK	WP	HR	S	P	ERA	WHIP
Billy Hoeft, L ERA: 4.45	(1, 1)	9.0	W	35	9	4	4	2	1	0	0	0	1	1	38	42	4.00	1.111

PITCHER		IP	WLS	BF	H	R	ER	SO	BB	IBB	HBP	BLK	WP	HR	S	P	ERA	WHIP

Batter	1	2	3	4	5	6	7	8	9	AB	R	H	RBI	BB	SO	LOB
Harvey Kuenn, R (1, 6) OBP: 0.322, SLG: 0.382	CS 1B	FC5-4 1B 2-H			B1-4 1B		F9			4	0	3	1	0	0	0
Bill Tuttle, R (1, 8) OBP: 0.354, SLG: 0.402	5-3 1B BB 1-2	FC5-4 1-2f			B1-4 1-2f		BB			0	1	0	0	1	0	0
Hoot Evers, R (2, 8) OBP: 0.210, SLG: 0.276										2	0	0	0	1	0	2
Bob Nieman, R (1, 7) OBP: 0.332, SLG: 0.466	5-3 1-2		F7		F9		F7			4	0	0	0	0	0	2
Jim Delsing, L (9, 7) OBP: 0.324, SLG: 0.337										0	0	0	0	0	0	0
Ray Boone, R (1, 5) OBP: 0.383, SLG: 0.474	1B 2-H		F8			2B 1B		SH3-4 1B 1B		4	1	3	1	0	0	0
Walt Dropo, R (1, 3) OBP: 0.348, SLG: 0.399		1B 2B	P4			P6		SH3-4 1-2		3	1	1	0	0	0	1
Al Kaline, R (1, 9) OBP: 0.312, SLG: 0.354	E 1B 1B 2-H			SH1-4 S SF8 1B		G5-3 2B 1-3		1B SF9 IBB		3	3	3	1	1	0	0
Red Wilson, R (1, 2) OBP: 0.353, SLG: 0.327	E9 1B 1-3			SH1-4 1-3		BB		CS 1B 1-3 2-H		2	0	1	1	1	0	1
Frank Bolling, R (1, 4) OBP: 0.297, SLG: 0.327	1B 1B 2-H 3-H			SF8 3-H		G5-3 2-3f		SF9 3-H		2	1	1	3	0	0	3
Billy Hoeft, L (1, 1) OBP: 0.310, SLG: 0.306		K		6-3			1-3	CS 1-2		3	0	0	0	0	1	1
Inning Stats	R: 1 H: 2 E: 0 LOB: 1 K: 0 BB: 1 S: 3 P: 7	R: 3 H: 4 E: 1 LOB: 1 K: 1 BB: 0 S: 9 P: 9	R: 0 H: 0 E: 0 LOB: 0 K: 0 BB: 0 S: 3 P: 3	R: 1 H: 1 E: 0 LOB: 0 K: 0 BB: 0 S: 4 P: 4	R: 0 H: 1 E: 0 LOB: 0 K: 0 BB: 0 S: 3 P: 3	R: 0 H: 2 E: 0 LOB: 2 K: 0 BB: 1 S: 4 P: 8	R: 0 H: 0 E: 0 LOB: 1 K: 0 BB: 1 S: 3 P: 7	R: 2 H: 2 E: 0 LOB: 0 K: 0 BB: 1 S: 4 P: 8		1B: 10 SF: 2 2B: 3 SAC: 2 3B: 0 DP: 2 HR: 0 HBP: 0						

BOTTOM

Chicago White Sox @ Detroit Tigers

Briggs Stadium, Detroit, MI

Sun Aug 22 1954, 4:33 AM EDT

Att. 18,874 - Unknown

livebaseballscorecards.com

AB	27
R	7
H	12
RBI	7
BB	4
SO	1
LOB	10

PITCHER		IP	WLS	BF	H	R	ER	SO	BB	IBB	HBP	BLK	WP	HR	S	P	ERA	WHIP
Billy Pierce, L ERA: 3.5	(1, 1)	1.2	L	9	5	4	3	1	1	0	0	0	0	0	10	14	16.20	3.600
Sandy Consuegra, R ERA: 2.85	(2, 1)	4.1		17	5	1	1	0	1	0	0	0	0	0	16	20	2.08	1.385
Harry Dorish, R ERA: 2.95	(7, 1)	2.0		9	2	2	2	0	1	1	0	0	0	0	7	15	9.00	1.500

PITCHER	IP	WLS	BF	H	R	ER	SO	BB	IBB	HBP	BLK	WP	HR	S	P	ERA	WHIP

Batter	1	2	3	4	5	6	7	8	9	AB	R	H	RBI	BB	SO	LOB
Chico Carrasquel, R (1, 6) OBP: 0.350, SLG: 0.375	1B 2B	F3			F8		FC6-4 1B 1-2f 2-3		S 1B	5	1	2	0	0	0	4
Nellie Fox, L (1, 4) OBP: 0.376, SLG: 0.405	S 1B 1B 2-H	F9			F9		1-2 3-H 1B		B B B B FC6-4 1-2 BB	4	1	2	2	1	0	2
Minnie Minoso, R (1, 7) OBP: 0.423, SLG: 0.554	S S S K 1-2		5-3		5-3		S S S K		FC6-4 1-2f	5	0	0	0	0	2	5
George Kell, R (1, 3) OBP: 0.348, SLG: 0.371	S S S K		B B B B BB			F2		F7		3	0	0	0	1	1	1
Sherm Lollar, R (1, 2) OBP: 0.326, SLG: 0.355	1B 2-H		F8			F7		F8		4	0	1	1	0	0	1
Jim Rivera, L (1, 9) OBP: 0.349, SLG: 0.430	S S S K		S S S K			F8		S S S K		4	0	0	0	0	3	2
Cass Michaels, R (1, 5) OBP: 0.392, SLG: 0.399		F7		6-3			B B B B CS BB		P4	3	0	0	0	1	0	0
Johnny Groth, R (1, 8) OBP: 0.345, SLG: 0.368	B B B B SH BB			F9			FC6-4 BB 1-2 1B 1B		F5	3	1	1	0	1	0	0
Jack Harshman, L (1, 1) OBP: 0.250, SLG: 0.292		SH 1-2		S S S K			B B B B FC6-4 1-2 BB		HR	2	1	1	1	1	1	0
Inning Stats	R: 2 H: 3 E: 0 LOB: 1 K: 3 BB: 0 S: 12 P: 12	R: 0 H: 0 E: 0 LOB: 2 K: 0 BB: 1 S: 4 P: 8	R: 0 H: 0 E: 0 LOB: 1 K: 1 BB: 1 S: 5 P: 9	R: 0 H: 0 E: 0 LOB: 0 K: 1 BB: 0 S: 5 P: 5	R: 0 H: 0 E: 0 LOB: 0 K: 0 BB: 0 S: 3 P: 3	R: 0 H: 0 E: 0 LOB: 0 K: 0 BB: 0 S: 3 P: 3	R: 1 H: 2 E: 0 LOB: 2 K: 1 BB: 2 S: 6 P: 14	R: 0 H: 0 E: 0 LOB: 0 K: 1 BB: 0 S: 5 P: 5	R: 1 H: 2 E: 0 LOB: 2 K: 0 BB: 1 S: 5 P: 9	1B: 5 SF: 0 2B: 1 SAC: 1 3B: 0 DP: 0 HR: 1 HBP: 0						

TOP

Chicago White Sox @ Washington Senators

Griffith Stadium, Washington, DC

Tue Aug 24 1954, 3:33 AM EDT
Att. 6,371 - Unknown

livebaseballscorecards.com

AB	33
R	4
H	7
RBI	4
BB	5
SO	7
LOB	15

PITCHER		IP	WLS	BF	H	R	ER	SO	BB	IBB	HBP	BLK	WP	HR	S	P	ERA	WHIP
Dean Stone, L ERA: 3.89	(1, 1)	7.0	L	30	5	3	3	6	4	0	0	0	0	0	38	54	3.86	1.286
Connie Marrero, R ERA: 4.55	(8, 1)	2.0		9	2	1	1	1	1	0	0	0	0	1	10	14	4.50	1.500

PITCHER		IP	WLS	BF	H	R	ER	SO	BB	IBB	HBP	BLK	WP	HR	S	P	ERA	WHIP

Batter	1	2	3	4	5	6	7	8	9	AB	R	H	RBI	BB	SO	LOB
Eddie Yost, R (1, 5) OBP: 0.410, SLG: 0.400	K		F7		F8		BB		P5	4	0	0	0	1	1	2
Pete Runnels, L (1, 6) OBP: 0.374, SLG: 0.409	1-3		K		F8		4-3			4	0	0	0	0	1	4
Mickey Vernon, L (1, 3) OBP: 0.370, SLG: 0.524	FC6-4 1B			G6-3 1B		P5		L4		4	0	2	0	0	0	0
Jim Busby, R (1, 8) OBP: 0.339, SLG: 0.391	FC6-4 1-2f			G6-3 1-2f		K		6-3		4	0	0	0	0	1	2
Roy Sievers, R (1, 7) OBP: 0.341, SLG: 0.459		F5		BB 1B		F9		BB		3	0	1	0	1	0	0
Clyde Vollmer, R (1, 9) OBP: 0.333, SLG: 0.351		BB		1-2 BB			6-3	F9		2	0	0	0	2	0	1
Harmon Killebrew, R (1, 4) OBP: 0.455, SLG: 0.444		K		K			2B BB		6-3	3	0	0	0	1	2	3
Joe Tipton, R (1, 2) OBP: 0.353, SLG: 0.315 Jerry Snyder, R (9, PR) OBP: 0.267, SLG: 0.236		K			PB BB		1-3 2B		BB	2 0	0 0	1 0	0 0	2 0	1 0	1 0
Dean Stone, L (1, 1) OBP: 0.186, SLG: 0.179 Tom Umphlett, R (7, PH) OBP: 0.264, SLG: 0.290 Connie Marrero, R (8, 1) Ed Fitz Gerald, R (9, PH) OBP: 0.345, SLG: 0.374			K		1-2 K		K		K	2 1 0 1	0 0 0 0	0 0 0 0	0 0 0 0	0 0 0 1	2 1 0 1	1 2 0 1
Inning Stats	R: 0 E: 0 K: 1 S: 6 H: 1 LOB: 1 BB: 0 P: 6	R: 0 E: 0 K: 2 S: 7 H: 0 LOB: 1 BB: 1 P: 11	R: 0 E: 0 K: 2 S: 7 H: 0 LOB: 0 BB: 0 P: 7	R: 0 E: 0 K: 1 S: 6 H: 2 LOB: 2 BB: 1 P: 10	R: 0 E: 0 K: 1 S: 5 H: 0 LOB: 1 BB: 1 P: 9	R: 0 E: 0 K: 1 S: 5 H: 0 LOB: 0 BB: 0 P: 5	R: 0 E: 0 K: 1 S: 6 H: 1 LOB: 3 BB: 2 P: 14	R: 0 E: 0 K: 0 S: 3 H: 0 LOB: 1 BB: 1 P: 7	R: 0 E: 0 K: 1 S: 5 H: 0 LOB: 1 BB: 1 P: 9	1B: 3 2B: 1 3B: 0 HR: 0	SF: 0 SAC: 0 DP: 1 HBP: 0			WP: 0 PB: 1 SB: 0 CS: 0	PA: 37		

PITCHER	IP	WLS	BF	H	R	ER	SO	BB	IBB	HBP	BLK	WP	HR	S	P	ERA	WHIP
Jack Harshman, L (1, 1) ERA: 2.69	9.0	W	37	4	0	0	10	7	0	0	0	0	0	50	78	0.00	1.222

PITCHER	IP	WLS	BF	H	R	ER	SO	BB	IBB	HBP	BLK	WP	HR	S	P	ERA	WHIP

BOTTOM

Chicago White Sox @ Washington Senators

Griffith Stadium, Washington, DC

Tue Aug 24 1954, 3:33 AM EDT

Att. 6,371 - Unknown

livebaseballscorecards.com

AB	30
R	0
H	4
RBI	0
BB	7
SO	10
LOB	17

Batter	1	2	3	4	5	6	7	8	9	AB	R	H	RBI	BB	SO	LOB
Chico Carrasquel, R (1, 6) OBP: 0.352, SLG: 0.379	0-0 WP 1B 2B	0-0 BB 1B 1-2 2-H 1B	0-0 1B			0-0 ① 5-3		0-0 ① P6		5	2	3	1	0	0	0
Nellie Fox, L (1, 4) OBP: 0.376, SLG: 0.404	S S S 0-3 ① K 2-3	B B B B 4-0 1B 1B 1-2 2-3 BB	0-0 ③ 4-3			0-0 L1-3 1B		0-0 ② F5		4	1	1	0	1	1	2
Minnie Minoso, R (1, 7) (4, 8) OBP: 0.425, SLG: 0.555	0-0 E FC1 SH1-2-3 3-H 1B	0-0 1B 1B 1-3 2-H 3-H 1B		0-0 CS 1B		0-0 ②③ L1-3 1-2		0-0 ③ F7		5	2	3	3	0	0	1
George Kell, R (1, 3) OBP: 0.349, SLG: 0.372	0-0 FC1 SH1-2-3 1-3	0-0 FC1-6 E 1-H 3-H 1B		0-0 ① F8			0-0 BB 1B 1B		0-0 ① F2	5	0	2	2	0	0	2
Matt Batts, R (1, 2) OBP: 0.319, SLG: 0.352	0-0 ② SH1-2-3 1-2 3-H	0-0 E1 FC1-6 1-2		B B B B 4-0 ② 1-2 BB			S S S 0-3 ① K		0-0 ② F7	3	0	0	1	1	1	2
Jim Rivera, L (1, 9) OBP: 0.345, SLG: 0.424	0-0 ③ P4	0-0 ② FC1-6 S 1-2f 2-3		S S S 0-3 ③ K			S S S 0-3 ② K		0-0 ③ F9	5	0	0	0	0	2	5
Cass Michaels, R (1, 5) OBP: 0.393, SLG: 0.400	0-0 SH 1B 1B 0-0 ③ L8 1-2				x 0-0 ① L8		x 0-0 BB 1-2 1B			4	1	2	0	0	0	2
Johnny Groth, R (1, 8) (4, 7) OBP: 0.346, SLG: 0.368		x 0-0 ① P3	x 0-0 CS 1B		S S S 0-3 ② K		B B B B 4-0 1-2 2-3 BB			3	0	1	0	1	1	1
Billy Pierce, L (1, 1) OBP: 0.265, SLG: 0.200		x 0-0 SH BB 1B 1-2 1B	x 0-0 ①② 1-3 1-2		x 0-0 ③ 6-3		x 0-0 ③ 1-3			3	1	0	0	0	0	4
Inning Stats	R: 2 E: 1 K: 1 S: 8 H: 2 LOB: 1 BB: 0 P: 8	R: 5 E: 1 K: 0 S: 9 H: 4 LOB: 2 BB: 1 P: 13	R: 0 E: 0 K: 0 S: 4 H: 2 LOB: 1 BB: 0 P: 4	R: 0 E: 0 K: 1 S: 5 H: 1 LOB: 1 BB: 1 P: 9	R: 0 E: 0 K: 1 S: 5 H: 0 LOB: 0 BB: 0 P: 5	R: 0 E: 0 K: 0 S: 3 H: 1 LOB: 0 BB: 0 P: 3	R: 0 E: 0 K: 2 S: 9 H: 2 LOB: 3 BB: 1 P: 13	R: 0 E: 0 K: 0 S: 3 H: 0 LOB: 0 BB: 0 P: 3	R: 0 E: 0 K: 0 S: 3 H: 0 LOB: 0 BB: 0 P: 3	1B: 11 2B: 2 3B: 0 HR: 0	SF: 0 SAC: 2 DP: 1 HBP: 0	WP: 1 PB: 0 SB: 1 CS: 2	PA: 42				

PITCHER		IP	WLS	BF	H	R	ER	SO	BB	IBB	HBP	BLK	WP	HR	S	P	ERA	WHIP
Bunky Stewart, L ERA: 8.14	(1, 1)	2.0	L	16	6	7	6	1	1	0	0	0	1	0	17	21	27.00	3.500
Camilo Pascual, R ERA: 4.78	(3, 1)	7.0		26	6	0	0	4	2	0	0	0	0	0	32	40	0.00	1.143

PITCHER	IP	WLS	BF	H	R	ER	SO	BB	IBB	HBP	BLK	WP	HR	S	P	ERA	WHIP

TOP

Chicago White Sox @ Washington Senators

Griffith Stadium, Washington, DC

Wed Aug 25 1954, 3:33 AM EDT

Att. 1,517 - Unknown

livebaseballscorecards.com

AB	37
R	7
H	12
RBI	7
BB	3
SO	5
LOB	19

Batter	1	2	3	4	5	6	7	8	9	AB	R	H	RBI	BB	SO	LOB
Eddie Yost, R (1, 5) OBP: 0.409, SLG: 0.399	P6		6-3		K 1B 3-H		5-3			4	0	1	1	0	0	0
Pete Runnels, L (1, 6) OBP: 0.371, SLG: 0.405	F7		K		K		K			4	0	0	0	0	3	1
Mickey Vernon, L (1, 3) OBP: 0.368, SLG: 0.520	G3		K		K FC4 1-2			6-3		4	0	0	0	0	2	1
Jim Busby, R (1, 8) OBP: 0.338, SLG: 0.390		FC4-6 1B 1B 1B		6-3	FC4 1-2f			6-3		4	1	1	0	0	0	2
Roy Sievers, R (1, 7) OBP: 0.342, SLG: 0.459		FC4-6 1-2 1B		1B		K		K		4	0	2	0	0	2	0
Clyde Vollmer, R (1, 9) OBP: 0.331, SLG: 0.342		K		F8		BB			K	3	0	0	0	1	2	3
Ed Fitz Gerald, R (1, 2) OBP: 0.340, SLG: 0.368		FC4-6 1B 1-2f 2-3		F7		P4			F9	4	0	0	0	0	0	4
Harmon Killebrew, R (1, 4) OBP: 0.400, SLG: 0.385		1-2 3-H			5-3	F3			K	4	0	1	1	0	1	1
Bunky Stewart, L (1, 1) Tom Umphlett, R (2, PH) OBP: 0.263, SLG: 0.289 Camilo Pascual, R (3, 1) OBP: 0.143, SLG: 0.200		F7			1B 3B		6-3			0 1 2	0 0 1	0 0 1	0 0 0	0 0 0	0 0 0	0 2 0
Inning Stats	R: 0 E: 0 K: 0 S: 3 H: 0 LOB: 0 BB: 0 P: 3	R: 1 E: 0 K: 1 S: 8 H: 3 LOB: 2 BB: 0 P: 8	R: 0 E: 0 K: 2 S: 7 H: 0 LOB: 0 BB: 0 P: 7	R: 0 E: 0 K: 0 S: 4 H: 1 LOB: 1 BB: 0 P: 4	R: 1 E: 1 K: 2 S: 10 H: 2 LOB: 2 BB: 0 P: 10	R: 0 E: 0 K: 1 S: 5 H: 0 LOB: 1 BB: 1 P: 9	R: 0 E: 0 K: 1 S: 5 H: 0 LOB: 0 BB: 0 P: 5	R: 0 E: 0 K: 1 S: 5 H: 0 LOB: 0 BB: 0 P: 5	R: 0 E: 0 K: 2 S: 7 H: 0 LOB: 0 BB: 0 P: 7	1B: 5 2B: 0 3B: 1 HR: 0 SF: 0 SAC: 0 DP: 0 HBP: 0						

PITCHER	IP	WLS	BF	H	R	ER	SO	BB	IBB	HBP	BLK	WP	HR	S	P	ERA	WHIP
Billy Pierce, L (1, 1) ERA: 3.41	9.0	W	35	6	2	2	10	1	0	0	0	0	0	54	58	2.00	0.778

PITCHER	IP	WLS	BF	H	R	ER	SO	BB	IBB	HBP	BLK	WP	HR	S	P	ERA	WHIP

BOTTOM

Chicago White Sox @ Washington Senators

Griffith Stadium, Washington, DC

Wed Aug 25 1954, 3:33 AM EDT

Att. 1,517 - Unknown

livebaseballscorecards.com

AB	34
R	2
H	6
RBI	2
BB	1
SO	10
LOB	14

1B: 5	SF: 0	WP: 0	PA: 35
2B: 0	SAC: 0	PB: 0	
3B: 1	DP: 0	SB: 0	
HR: 0	HBP: 0	CS: 0	

TOP

Chicago White Sox @ Philadelphia Athletics
Connie Mack Stadium, Philadelphia, PA
Thu Aug 26 1954, 3:33 AM EDT
Unknown

livebaseballscorecards.com

Batter	1	2	3	4	5	6	7	8	9	AB	R	H	RBI	BB	SO	LOB
Chico Carrasquel, R (1, 6) OBP: 0.352, SLG: 0.377	0-0 E 1B	4-0 E 1B / 1B BB	0-3 K 1-2		0-0 G5-4-3 1-2f		0-0 F7 1-2		0-0 F9	5	2	1	0	1	1	3
Nellie Fox, L (1, 4) OBP: 0.376, SLG: 0.403	0-0 F8	0-0 E7 1B / 1-3 HBP 1B	0-0 4-3		0-0 F9		0-0 3-1 2-3		0-0 G5-4-3 1B	6	1	2	0	0	0	2
Minnie Minoso, R (1, 8) OBP: 0.425, SLG: 0.552	0-0 E1 WP / 1-H SF8	1-0 HBP 1B / 4-3 HBP		4-0 SH5-3 1B / SF8 BB		0-0 6-3	0-0 E 1B 3-H 1B		0-0 G5-4-3 1-2f	4	3	1	1	1	0	1
George Kell, R (1, 3) OBP: 0.357, SLG: 0.385 Ron Jackson, R (7, PR) OBP: 0.354, SLG: 0.525 (7, 3)	0-0 SF8 2-H	0-0 4-3 HBP 1-2 2-3 3-H 1B		0-0 SH5-3 1-2 1B		0-0 1B 2B	0-0 E4 FC4-6 1-3 1B			4 0	0 0	4 0	2 0	0 0	0 0	0 0
Phil Cavarretta, L (1, 7) OBP: 0.416, SLG: 0.427 Johnny Groth, R (6, 7) OBP: 0.345, SLG: 0.367	4-0 BB BB	1-0 4-3 1-2 2-3 3-H HBP		0-0 SH5-3 1-2 2-3	0-0 P5		0-0 FC4-6 1-2f			1 1	0 0	0 0	1 0	1 0	0 0	1 2
Jim Rivera, L (1, 9) OBP: 0.348, SLG: 0.424	4-0 1-2 BB	0-0 4-3 1-2 2-3 3-H		4-0 FC5-4 IBB	0-0 BB 2-3 1B			0-0 F5		3	0	1	1	2	0	2
Sherm Lollar, R (1, 2) OBP: 0.328, SLG: 0.353	0-0 L1-6	4-0 BB		0-0 SF8 3-H		4-0 1-2 BB		0-3 K		2	0	0	1	2	1	2
Cass Michaels, R (1, 5) OBP: 0.393, SLG: 0.401		0-0 E 2B 0-0 F8		0-0 FC5-4 1-2f		0-0 L7		1-0 FC6-4 HBP		4	1	1	0	0	0	8
Sandy Consuegra, R (1, 1) OBP: 0.275, SLG: 0.229 Dick Strahs, L (9, 1)	0-0 FC 2-H	0-0 CS 1B			0-0 G5-4-3 1B		4-0 3-1 WP 1B BB	0-0 FC6-4 1-2f		4 0	1 0	2 0	0 0	1 0	0 0	1 0

	AB	34
	R	8
	H	12
	RBI	6
	BB	8
	SO	2
	LOB	22

Inning Stats									
	R: 2 E: 1 K: 0 S: 5	H: 1 LOB: 2 BB: 2 P: 13	R: 4 E: 2 K: 0 S: 6	H: 3 LOB: 3 BB: 2 P: 16	R: 0 E: 0 K: 1 S: 5	H: 1 LOB: 0 BB: 0 P: 5	R: 1 E: 0 K: 0 S: 4	H: 1 LOB: 2 BB: 2 P: 12	R: 0 E: 0 K: 0 S: 3	H: 1 LOB: 0 BB: 0 P: 3
	R: 0 E: 0 K: 0 S: 5	H: 2 LOB: 3 BB: 1 P: 9	R: 1 E: 1 K: 0 S: 5	H: 2 LOB: 2 BB: 1 P: 9	R: 0 E: 0 K: 1 S: 5	H: 0 LOB: 1 BB: 0 P: 6	R: 0 E: 0 K: 0 S: 3	H: 1 LOB: 0 BB: 0 P: 3	1B: 10 2B: 3 3B: 0 HR: 0	SF: 2 SAC: 2 DP: 3 HBP: 3	WP: 2 PB: 0 SB: 0 CS: 1	PA: 48

PITCHER		IP	WLS	BF	H	R	ER	SO	BB	IBB	HBP	BLK	WP	HR	S	P	ERA	WHIP
Arnie Portocarrero, R ERA: 3.97	(1, 1)	1.1	L	11	3	5	3	0	3	0	0	0	1	0	8	20	20.25	4.500
Moe Burtschy, R ERA: 4.03	(2, 1)	6.2		34	8	3	3	2	4	1	3	0	1	0	30	53	4.05	1.800
Bill Oster, L ERA: 4.5	(9, 1)	1.0		3	1	0	0	0	0	0	0	0	0	0	3	3	0.00	1.000

PITCHER	IP	WLS	BF	H	R	ER	SO	BB	IBB	HBP	BLK	WP	HR	S	P	ERA	WHIP

Batter	1	2	3	4	5	6	7	8	9	AB	R	H	RBI	BB	SO	LOB
Spook Jacobs, R (1, 4) OBP: 0.338, SLG: 0.292	L6		5-3			G3		1B		4	0	1	0	0	0	0
Vic Power, R (1, 3) OBP: 0.286, SLG: 0.340	6-3			F9		G4-6-3		1-2 1B		4	0	2	0	0	0	0
Jim Finigan, R (1, 5) OBP: 0.388, SLG: 0.408	FC5-4 1B			1B		G4-6-3 1-2f		L7		4	0	2	0	0	0	3
Bill Renna, R (1, 9) OBP: 0.299, SLG: 0.373	FC5-4 1-2f			F8			BB		K	3	0	0	0	1	1	2
Joe Taylor, R (1, 7)		K		K			F7		5-3	4	0	0	0	0	2	2
Bill Wilson, R (1, 8) OBP: 0.340, SLG: 0.426		1-3			HR		F8		5-3	4	0	1	1	0	0	1
Joe Demaestri, R (1, 6) OBP: 0.254, SLG: 0.314		5-3			6-3		4-3			3	0	0	0	0	0	1
Jim Robertson, R (1, 2) OBP: 0.293, SLG: 0.241			4-3		F8			B1-3		3	0	0	0	0	0	0
Arnie Portocarrero, R (1, 1) OBP: 0.177, SLG: 0.207			G3		1-3			F9		0	0	0	0	0	0	0
Moe Burtschy, R (2, 1) OBP: 0.200, SLG: 0.143										2	0	0	0	0	0	0
Don Bollweg, L (8, PH) OBP: 0.327, SLG: 0.362										1	0	0	0	0	0	0
Bill Oster, L (9, 1)										0	0	0	0	0	0	0
Inning Stats	R: 0 H: 1 E: 0 LOB: 1 K: 0 BB: 0 S: 4 P: 4	R: 0 H: 0 E: 0 LOB: 0 K: 1 BB: 0 S: 5 P: 5	R: 0 H: 0 E: 0 LOB: 0 K: 0 BB: 0 S: 3 P: 3	R: 0 H: 1 E: 0 LOB: 1 K: 1 BB: 0 S: 6 P: 6	R: 1 H: 1 E: 0 LOB: 0 K: 0 BB: 0 S: 4 P: 4	R: 0 H: 1 E: 0 LOB: 0 K: 0 BB: 0 S: 3 P: 3	R: 0 H: 0 E: 0 LOB: 1 K: 0 BB: 1 S: 3 P: 7	R: 0 H: 2 E: 0 LOB: 2 K: 0 BB: 0 S: 5 P: 5	R: 0 H: 0 E: 0 LOB: 0 K: 1 BB: 0 S: 5 P: 5	1B: 5 SF: 0 2B: 0 SAC: 0 3B: 0 DP: 1 HR: 1 HBP: 0						

PITCHER		IP	WLS	BF	H	R	ER	SO	BB	IBB	HBP	BLK	WP	HR	S	P	ERA	WHIP
Sandy Consuegra, R ERA: 2.76	(1, 1)	8.0	W	30	6	1	1	2	1	0	0	0	0	1	33	37	1.12	0.875
Dick Strahs, R ERA: 3.38	(9, 1)	1.0	S	3	0	0	0	1	0	0	0	0	0	0	5	5	0.00	0.000

PITCHER		IP	WLS	BF	H	R	ER	SO	BB	IBB	HBP	BLK	WP	HR	S	P	ERA	WHIP

BOTTOM

Chicago White Sox @ Philadelphia Athletics
Connie Mack Stadium, Philadelphia, PA
Thu Aug 26 1954, 3:33 AM EDT
Unknown

livebaseballscorecards.com

AB	32
R	0
H	6
RBI	1
BB	1
SO	3
LOB	9

Batter	1	2	3	4	5	6	7	8	9	AB	R	H	RBI	BB	SO	LOB
Chico Carrasquel, R (1, 6) OBP: 0.350, SLG: 0.375	6-3		E6 2-3		P6			5-3		4	0	0	0	0	0	2
Nellie Fox, L (1, 4) OBP: 0.373, SLG: 0.400	6-3		1-4-3			P5		L3		4	0	0	0	0	0	2
Minnie Minoso, R (1, 8) OBP: 0.422, SLG: 0.548	4-3			6-3		6-3			F8	4	0	0	0	0	0	0
George Kell, R (1, 3) OBP: 0.355, SLG: 0.387		F7		F7		2B			5-3	4	0	1	0	0	0	0
Phil Cavarretta, L (1, 7) OBP: 0.405, SLG: 0.415		4-3		K		P6			3-1	4	0	0	0	0	1	1
Jim Rivera, L (1, 9) OBP: 0.348, SLG: 0.430		F7			HR		F9			3	1	1	1	0	0	0
Carl Sawatski, L (1, 2) OBP: 0.291, SLG: 0.320			K		FC4-6 1B		F9			3	0	1	0	0	1	0
Cass Michaels, R (1, 5) OBP: 0.393, SLG: 0.399			BBBB E SH2-4 BB		K		6-3			2	0	0	0	1	1	1
Don Johnson, R (1, 1) OBP: 0.079, SLG: 0.029								6-3		0	0	0	0	0	0	0
Morrie Martin, L (4, 1) OBP: 0.214, SLG: 0.286										1	0	0	0	0	0	1
Sherm Lollar, R (8, PH) OBP: 0.327, SLG: 0.351										1	0	0	0	0	0	0
Dick Strahs, L (8, 1)			SH2-4 1-2		FC4-6 1-2f					0	0	0	0	0	0	0
Inning Stats	R: 0 E: 0 K: 0 S: 3 H: 0 LOB: 0 BB: 0 P: 3	R: 0 E: 0 K: 0 S: 3 H: 0 LOB: 0 BB: 0 P: 3	R: 0 E: 1 K: 1 S: 6 H: 0 LOB: 2 BB: 1 P: 10	R: 0 E: 0 K: 1 S: 5 H: 0 LOB: 0 BB: 0 P: 5	R: 1 E: 0 K: 1 S: 7 H: 2 LOB: 1 BB: 0 P: 7	R: 0 E: 0 K: 0 S: 4 H: 1 LOB: 1 BB: 0 P: 4	R: 0 E: 0 K: 0 S: 3 H: 0 LOB: 0 BB: 0 P: 3	R: 0 E: 0 K: 0 S: 3 H: 0 LOB: 0 BB: 0 P: 3	R: 0 E: 0 K: 0 S: 3 H: 0 LOB: 0 BB: 0 P: 3	1B: 1 2B: 1 3B: 0 HR: 1 SF: 0 SAC: 1 DP: 0 HBP: 0	WP: 0 PB: 0 SB: 0 CS: 0 PA: 32					

PITCHER	IP	WLS	BF	H	R	ER	SO	BB	IBB	HBP	BLK	WP	HR	S	P	ERA	WHIP
Charlie Bishop, R (1, 1) ERA: 4.18	9.0	W	32	3	1	1	3	1	0	0	0	0	1	37	41	1.00	0.444

PITCHER	IP	WLS	BF	H	R	ER	SO	BB	IBB	HBP	BLK	WP	HR	S	P	ERA	WHIP

TOP

Chicago White Sox @ Philadelphia Athletics
Connie Mack Stadium, Philadelphia, PA

Thu Aug 26 1954, 3:38 AM EDT
Att. 3,650 - Unknown

livebaseballscorecards.com

AB	30
R	1
H	3
RBI	1
BB	1
SO	3
LOB	7

Batter	1	2	3	4	5	6	7	8	9	AB	R	H	RBI	BB	SO	LOB
Spook Jacobs, R (1, 4) OBP: 0.335, SLG: 0.289	5-3		G6-3 1-2f	6-3			P6			4	0	0	0	0	0	3
Vic Power, R (1, 3) OBP: 0.284, SLG: 0.336	1-3			4-3	P6		5-3			4	0	0	0	0	0	0
Jim Finigan, R (1, 5) OBP: 0.389, SLG: 0.407	K			S HR 1B	L3			E SH FC6-2-5 BB		3	1	1	0	1	1	0
Bill Renna, R (1, 9) OBP: 0.304, SLG: 0.384		1B		1-H HR	BB			SH BB FC6-2-5 1-3 FC1-2		2	1	2	2	1	0	0
Joe Taylor, R (1, 7) OBP: 0.125, SLG: 0.125		F2		1B 3B 1B	P6			FC6-2-5 FC1-2 BB 1-2 3-H		4	1	1	0	0	0	4
Bill Wilson, R (1, 8) OBP: 0.342, SLG: 0.425		L9		1-2 1B		F7		1-2 2-3 BB		3	0	1	0	1	0	1
Joe Demaestri, R (1, 6) OBP: 0.254, SLG: 0.317		F9		1-H 2-H 3B		K		FC1-2 1-2 2-3 3-Hf		4	0	1	2	0	1	4
Joe Astroth, R (1, 2) OBP: 0.280, SLG: 0.241			K	IBB		6-3		K		3	0	0	0	1	2	3
Charlie Bishop, R (1, 1) OBP: 0.130, SLG: 0.130			G6-3 1B	K			K			3	0	1	0	0	2	2
Inning Stats	R: 0 H: 0 E: 0 LOB: 0 K: 1 BB: 0 S: 5 P: 5	R: 0 H: 1 E: 0 LOB: 1 K: 0 BB: 0 S: 4 P: 4	R: 0 H: 1 E: 0 LOB: 0 K: 1 BB: 0 S: 5 P: 5	R: 4 H: 5 E: 0 LOB: 2 K: 1 BB: 1 S: 10 P: 14	R: 0 H: 0 E: 0 LOB: 1 K: 0 BB: 1 S: 3 P: 7	R: 0 H: 0 E: 0 LOB: 0 K: 1 BB: 0 S: 5 P: 5	R: 0 H: 0 E: 0 LOB: 0 K: 1 BB: 0 S: 5 P: 5	R: 0 H: 0 E: 1 LOB: 3 K: 1 BB: 2 S: 6 P: 14		1B: 5 SF: 0 2B: 0 SAC: 1 3B: 1 DP: 1 HR: 1 HBP: 0						

PITCHER		IP	WLS	BF	H	R	ER	SO	BB	IBB	HBP	BLK	WP	HR	S	P	ERA	WHIP
Don Johnson, R ERA: 3.19	(1, 1)	3.1	L	16	7	4	4	2	0	0	0	0	0	1	20	20	10.80	2.100
Morrie Martin, L ERA: 3.89	(4, 1)	3.2		13	0	0	0	3	1	1	0	0	0	0	17	25	0.00	0.273
Dick Strahs, R ERA: 3.0	(8, 1)	1.0		6	0	0	0	1	2	0	0	0	0	0	6	14	0.00	2.000

PITCHER	IP	WLS	BF	H	R	ER	SO	BB	IBB	HBP	BLK	WP	HR	S	P	ERA	WHIP

BOTTOM

Chicago White Sox @ Philadelphia Athletics
Connie Mack Stadium, Philadelphia, PA
Thu Aug 26 1954, 3:38 AM EDT
Att. 3,650 - Unknown

livebaseballscorecards.com

AB	30
R	3
H	7
RBI	4
BB	4
SO	6
LOB	17

WP: 0 PA: 35
PB: 0
SB: 1
CS: 0

Batter	1	2	3	4	5	6	7	8	9	AB	R	H	RBI	BB	SO	LOB
Chico Carrasquel, R (1, 6) OBP: 0.355, SLG: 0.383	BBBB 4-0 FC3-6 BB		BBBB 4-0 1B 1-2 3B BB	x 0-0 HR	BBBB 4-0 FC5-4 BB			x 0-0 G4-6-3 1B		2	2	2	1	3	0	0
Nellie Fox, L (1, 4) OBP: 0.373, SLG: 0.400	x 0-0 ① FC3-6 S 1-2f		x 0-0 3B 1B 1-2 2-3	x 0-0 3B 1B	x 0-0 ② FC5-4 1-2f			x 0-0 ①② G4-6-3 1-2f		5	2	2	0	0	0	3
Minnie Minoso, R (1, 8) OBP: 0.422, SLG: 0.554	x 0-0 ② F9 1-2		x 0-0 FC5-2 3B 1-H 2-H 3-H	x 0-0 SF6 3B 1-H	SSS 0-3 ③ K			x 0-0 ③ F9		5	1	2	4	0	1	2
George Kell, R (1, 3) OBP: 0.351, SLG: 0.382 Ron Jackson, R (6, 3) OBP: 0.364, SLG: 0.525	SSS 0-3 ③ K		x 0-0 ② FC5-2 BB 3B 3-H	x 0-0 ① SF6 3-H		x 0-0 ① 1-3			BBBB 4-0 BB	3 0	1 0	0 0	1 0	0 1	1 0	2 0
Matt Batts, R (1, 2) OBP: 0.316, SLG: 0.342		x 0-0 ① P4	BBBB 4-0 3B 1-2 BB	x 0-0 ② F9		x 0-0 ② E5			x 0-0 ① F8	4	1	0	0	1	0	1
Jim Rivera, L (1, 9) OBP: 0.349, SLG: 0.433		x 0-0 ② 2-3	x 0-0 HR 3B 1-H 2-H	BBB 4-0 1B BB		x 0-0 ③ L7			x 0-0 ② F9	4	1	1	2	1	0	1
Cass Michaels, R (1, 5) OBP: 0.394, SLG: 0.397 Fred Marsh, R (3, PR) OBP: 0.302, SLG: 0.292 (3, 5)		x 0-0 ③ F7	H 1-0 HR HBP	x 0-0 1B 1-2			x 0-0 ① F7		SSS 0-3 ③ K	1 3	0 1	0 1	0 1	0 0	0 1	0 1
Johnny Groth, R (1, 7) OBP: 0.345, SLG: 0.373			x 0-0 ① L4 x 0-0 HR 1-H 3-H	x 0-0 ③ F8			x 0-0 ② F8			4	1	1	3	0	0	2
Harry Dorish, R (1, 1) OBP: 0.136, SLG: 0.136			x 0-0 1B BB 3B 1B x 0-0 ③ 6-3		x 0-0 ① 5-3		x 0-0 ③ 4-3			4	1	1	0	0	0	1
Inning Stats	R: 0 H: 0 E: 0 LOB: 1 K: 1 BB: 1 S: 5 P: 9	R: 0 H: 0 E: 0 LOB: 0 K: 0 BB: 0 S: 3 P: 3	R: 8 H: 5 E: 0 LOB: 1 K: 0 BB: 2 S: 8 P: 17	R: 3 H: 4 E: 0 LOB: 2 K: 0 BB: 1 S: 7 P: 11	R: 0 H: 0 E: 0 LOB: 1 K: 1 BB: 1 S: 5 P: 9	R: 0 H: 0 E: 1 LOB: 0 K: 0 BB: 0 S: 3 P: 3	R: 0 H: 0 E: 0 LOB: 0 K: 0 BB: 0 S: 3 P: 3	R: 0 H: 1 E: 0 LOB: 0 K: 0 BB: 0 S: 3 P: 3	R: 0 H: 0 E: 0 LOB: 1 K: 1 BB: 1 S: 5 P: 9	1B: 5 SF: 1 2B: 0 SAC: 0 3B: 3 DP: 1 HR: 2 HBP: 1						

TOP

Chicago White Sox @ Philadelphia Athletics

Connie Mack Stadium, Philadelphia, PA

Fri Aug 27 1954, 3:33 AM EDT

Att. 2,208 - Unknown

livebaseballscorecards.com

AB	35
R	11
H	10
RBI	11
BB	6
SO	3
LOB	13

WP: 0 PA: 43
PB: 0
SB: 1
CS: 0

PITCHER		IP	WLS	BF	H	R	ER	SO	BB	IBB	HBP	BLK	WP	HR	S	P	ERA	WHIP
Marion Fricano, R ERA: 5.61	(1, 1)	3.0	L	18	5	8	8	1	3	0	1	0	0	1	16	29	24.00	2.667
Al Sima, L ERA: 5.17	(4, 1)	3.0		15	4	3	3	1	2	0	0	0	0	1	15	23	9.00	2.000
Bill Oster, L ERA: 2.25	(7, 1)	2.0		6	1	0	0	0	0	0	0	0	0	0	6	6	0.00	0.500
Moe Burtschy, R ERA: 3.97	(9, 1)	1.0		4	0	0	0	1	1	0	0	0	0	0	5	9	0.00	1.000

PITCHER	IP	WLS	BF	H	R	ER	SO	BB	IBB	HBP	BLK	WP	HR	S	P	ERA	WHIP

Batter	1	2	3	4	5	6	7	8	9	AB	R	H	RBI	BB	SO	LOB
Spook Jacobs, R (1, 4) OBP: 0.332, SLG: 0.286	4-3			K		B3		L5		4	0	0	0	0	1	1
Vic Power, R (1, 3) OBP: 0.286, SLG: 0.338	G5-4-3 1B			1B		4-3			6-3	4	0	2	0	0	0	0
Jim Finigan, R (1, 5) OBP: 0.390, SLG: 0.411	G5-4-3 1-2f			FC5-4 1-2 1B			2B		1-4-3	4	0	2	0	0	0	1
Bill Renna, R (1, 9) OBP: 0.301, SLG: 0.380		F5		K			F7		6-3	4	0	0	0	0	1	3
Joe Taylor, R (1, 7) OBP: 0.091, SLG: 0.091		6-3		FC5-4 1-2f			K			3	0	0	0	0	1	3
Bill Wilson, R (1, 8) OBP: 0.338, SLG: 0.420		K			F2		5-3			3	0	0	0	0	1	1
Joe Demaestri, R (1, 6) OBP: 0.252, SLG: 0.315			F8		F7			F7		3	0	0	0	0	0	0
Joe Astroth, R (1, 2) OBP: 0.276, SLG: 0.237			6-3		6-3			4-3		3	0	0	0	0	0	0
Marion Fricano, R (1, 1) OBP: 0.143, SLG: 0.118 Gus Zernial, R (3, PH) OBP: 0.338, SLG: 0.476 Al Sima, R (4, 1) OBP: 0.056, SLG: 0.056 Don Bollweg, L (6, PH) OBP: 0.328, SLG: 0.361 Bill Oster, L (7, 1) Lou Limmer, L (8, PH) OBP: 0.290, SLG: 0.402 Moe Burtschy, R (9, 1) OBP: 0.200, SLG: 0.143			5-3			L3		1B		0 1 0 1 0 1 0	0 0 0 0 0 0 0	0 0 0 0 0 1 0	0 0 0 0 0 0 0	0 0 0 0 0 0 0	0 0 0 0 0 0 0	0 0 0 0 0 0 0
Inning Stats	R: 0 E: 0 K: 0 S: 3 H: 1 LOB: 0 BB: 0 P: 3	R: 0 E: 0 K: 1 S: 5 H: 0 LOB: 0 BB: 0 P: 5	R: 0 E: 0 K: 0 S: 3 H: 0 LOB: 0 BB: 0 P: 3	R: 0 E: 0 K: 2 S: 9 H: 2 LOB: 2 BB: 0 P: 9	R: 0 E: 0 K: 0 S: 3 H: 0 LOB: 0 BB: 0 P: 3	R: 0 E: 0 K: 0 S: 3 H: 0 LOB: 0 BB: 0 P: 3	R: 0 E: 0 K: 1 S: 6 H: 1 LOB: 1 BB: 0 P: 6	R: 0 E: 0 K: 0 S: 4 H: 1 LOB: 1 BB: 0 P: 4	R: 0 E: 0 K: 0 S: 3 H: 0 LOB: 0 BB: 0 P: 3	1B: 4 2B: 1 3B: 0 HR: 0	SF: 0 SAC: 0 DP: 1 HBP: 0			WP: 0 PB: 0 SB: 0 CS: 0		PA: 31	

PITCHER	IP	WLS	BF	H	R	ER	SO	BB	IBB	HBP	BLK	WP	HR	S	P	ERA	WHIP
Harry Dorish, R (1, 1) ERA: 2.64	9.0	W	31	5	0	0	4	0	0	0	0	0	0	39	39	0.00	0.556

PITCHER	IP	WLS	BF	H	R	ER	SO	BB	IBB	HBP	BLK	WP	HR	S	P	ERA	WHIP

BOTTOM

Chicago White Sox @ Philadelphia Athletics
Connie Mack Stadium, Philadelphia, PA
Fri Aug 27 1954, 3:33 AM EDT
Att. 2,208 - Unknown

livebaseballscorecards.com

AB	31
R	0
H	5
RBI	0
BB	0
SO	4
LOB	9

TOP

Chicago White Sox @ Philadelphia Athletics
Connie Mack Stadium, Philadelphia, PA

Sat Aug 28 1954, 3:33 AM EDT
Att. 1,867 - Unknown

livebaseballscorecards.com

Batter	1	2	3	4	5	6	7	8	9	AB	R	H	RBI	BB	SO	LOB
Chico Carrasquel, R (1, 6) OBP: 0.356, SLG: 0.382	F3	1-2 2-H 1B		E SF9 BB	1-2 BB		K		B1	4	1	1	1	2	1	2
Nellie Fox, L (1, 4) OBP: 0.373, SLG: 0.399	1B 1B	F9		E9 SF9 1-3 2-H 1B	F2		G3		4-3	6	0	2	0	0	0	7
Minnie Minoso, R (1, 8) OBP: 0.424, SLG: 0.553	1-2 1B		B2	S IBB	P3			BB S 2B		3	1	1	0	2	0	3
George Kell, R (1, 3) OBP: 0.348, SLG: 0.384 Ed McGhee, R (8, PR) OBP: 0.236, SLG: 0.280 Don Johnson, R (8, 1) OBP: 0.079, SLG: 0.029	F7	F7		SF9 2-3 3-H		1-3		SH5-3 1-H 1B 2B		4 0 0	0 1 0	1 0 0	2 0 0	0 0 0	0 0 0	2 0 0
Sherm Lollar, R (1, 2) OBP: 0.329, SLG: 0.349	P3		BB 1B	1-2 IBB		F7		SH5-3 2-3		2	0	0	0	2	0	2
Jim Rivera, L (1, 9) OBP: 0.351, SLG: 0.435		4-3	1-2 1B	G3		1B		CS 3-H 1B		5	0	3	1	0	0	3
Johnny Groth, R (1, 7) OBP: 0.341, SLG: 0.369		P6	5-3		5-3	6-3		P5 1-2		5	0	0	0	0	0	5
Fred Marsh, R (1, 5) OBP: 0.362, SLG: 0.385		BB 1B BB		1B SH1-3 E 1B	3B		1B		S 1B	4	2	4	0	1	0	0
Jack Harshman, L (1, 1) OBP: 0.271, SLG: 0.286 Billy Pierce, L (7, 1) OBP: 0.265, SLG: 0.200 Phil Cavarretta, L (8, 3) OBP: 0.403, SLG: 0.412		1B 1-2 BB		SH1-3 1-2	BB		F3		F3 1-2	1 0 1	0 0 0	0 0 0	0 0 0	2 0 0	0 0 0	1 0 1
Inning Stats	R: 0 E: 0 K: 0 S: 5 H: 2 LOB: 2 BB: 0 P: 5	R: 1 E: 0 K: 0 S: 4 H: 1 LOB: 2 BB: 2 P: 12	R: 0 E: 0 K: 0 S: 4 H: 1 LOB: 2 BB: 1 P: 8	R: 2 E: 1 K: 0 S: 5 H: 2 LOB: 3 BB: 3 P: 17	R: 0 E: 0 K: 0 S: 4 H: 1 LOB: 3 BB: 2 P: 12	R: 0 E: 0 K: 0 S: 4 H: 1 LOB: 1 BB: 0 P: 4	R: 0 E: 0 K: 1 S: 6 H: 1 LOB: 1 BB: 0 P: 6	R: 2 E: 0 K: 0 S: 4 H: 2 LOB: 1 BB: 1 P: 8	R: 0 E: 0 K: 0 S: 4 H: 1 LOB: 1 BB: 0 P: 4	1B: 10 2B: 1 3B: 1 HR: 0 SF: 1 SAC: 2 DP: 0 HBP: 0						

	AB	35
	R	5
	H	12
	RBI	4
	BB	9
	SO	1
	LOB	26

WP: 0 PA: 47
PB: 0
SB: 3
CS: 1

PITCHER		IP	WLS	BF	H	R	ER	SO	BB	IBB	HBP	BLK	WP	HR	S	P	ERA	WHIP
Alex Kellner, L ERA: 5.39	(1, 1)	5.0	L	30	7	3	3	0	6	2	0	0	0	0	22	54	5.40	2.600
Sonny Dixon, R ERA: 4.02	(6, 1)	2.0		8	2	0	0	1	0	0	0	0	0	0	10	10	0.00	1.000
Charlie Bishop, R ERA: 4.32	(8, 1)	2.0		9	3	2	2	0	1	0	0	0	0	0	8	12	9.00	2.000

PITCHER	IP	WLS	BF	H	R	ER	SO	BB	IBB	HBP	BLK	WP	HR	S	P	ERA	WHIP

BOTTOM

Chicago White Sox @ Philadelphia Athletics
Connie Mack Stadium, Philadelphia, PA
Sat Aug 28 1954, 3:33 AM EDT
Att. 1,867 - Unknown

livebaseballscorecards.com

Batter	1	2	3	4	5	6	7	8	9	AB	R	H	RBI	BB	SO	LOB
Spook Jacobs, R (1, 4) OBP: 0.331, SLG: 0.285	F5	P5			K		E9 1-3 2-H 1B		F9	5	0	1	1	0	1	3
Vic Power, R (1, 3) OBP: 0.285, SLG: 0.337	FC6-4 1B		K2-3			F4	6-3			4	0	1	0	0	1	2
Jim Finigan, R (1, 5) OBP: 0.391, SLG: 0.410	FC6-4 1-2f BB		F8			1B		BBBB G6-4-3 BB		3	0	1	0	1	0	1
Bill Renna, R (1, 9) OBP: 0.300, SLG: 0.377	BBBB 1-2 BB		1-3			P6		G6-4-3 1-2f		3	0	0	0	1	0	2
Joe Taylor, R (1, 7) OBP: 0.067, SLG: 0.067	F8			F7		L6		SSS K		4	0	0	0	0	1	3
Bill Wilson, R (1, 8) OBP: 0.340, SLG: 0.418		F3		BBBB BB			BBBB BB		SSS K	2	0	0	0	2	1	0
Joe Demaestri, R (1, 6) OBP: 0.250, SLG: 0.313		F8		G6-4-3 1-			F9		SSS K	4	0	0	0	0	1	2
Joe Astroth, R (1, 2) OBP: 0.286, SLG: 0.244		BBBB 2B BB			L5		E 1B 1-2 1B		E 1B 1B	3	1	2	0	1	0	0
Alex Kellner, R (1, 1) OBP: 0.207, SLG: 0.218 Gus Zernial, R (5, PH) OBP: 0.337, SLG: 0.474 Sonny Dixon, S (6, 1) OBP: 0.267, SLG: 0.310 Pete Suder, R (7, PH) OBP: 0.225, SLG: 0.277 Charlie Bishop, R (8, 1) OBP: 0.130, SLG: 0.130 Lou Limmer, L (9, PH) OBP: 0.293, SLG: 0.404		1-H 2B			SSS K		SSS K		E8 1-3 1B	1 1 0 1 0 1	0 0 0 0 0 0	1 0 0 0 0 1	1 0 0 0 0 0	0 0 0 0 0 0	0 1 0 1 0 0	0 0 0 2 0 0
Inning Stats	R: 0 E: 0 K: 0 S: 4 H: 1 LOB: 2 BB: 1 P: 8	R: 1 E: 0 K: 0 S: 4 H: 1 LOB: 1 BB: 1 P: 8	R: 0 E: 0 K: 1 S: 5 H: 0 LOB: 0 BB: 0 P: 5	R: 0 E: 0 K: 0 S: 2 H: 0 LOB: 0 BB: 1 P: 6	R: 0 E: 0 K: 2 S: 7 H: 0 LOB: 0 BB: 0 P: 7	R: 0 E: 0 K: 0 S: 4 H: 1 LOB: 1 BB: 0 P: 4	R: 1 E: 1 K: 1 S: 7 H: 2 LOB: 2 BB: 1 P: 11	R: 0 E: 0 K: 1 S: 4 H: 0 LOB: 0 BB: 1 P: 8	R: 0 E: 1 K: 2 S: 9 H: 2 LOB: 2 BB: 0 P: 9	1B: 6 2B: 1 3B: 0 HR: 0 SF: 0 SAC: 0 DP: 2 HBP: 0						

	AB	32
	R	1
	H	7
	RBI	2
	BB	5
	SO	7
	LOB	15

PITCHER		IP	WLS	BF	H	R	ER	SO	BB	IBB	HBP	BLK	WP	HR	S	P	ERA	WHIP
Jack Harshman, L ERA: 2.7	(1, 1)	6.0	W	24	3	2	2	3	4	0	0	0	0	0	26	42	3.00	1.167
Billy Pierce, L ERA: 3.39	(7, 1)	1.0		5	2	0	0	1	0	0	0	0	0	0	7	7	0.00	2.000
Don Johnson, R ERA: 3.14	(8, 1)	2.0	S	8	2	0	0	3	1	0	0	0	0	0	13	17	0.00	1.500

PITCHER		IP	WLS	BF	H	R	ER	SO	BB	IBB	HBP	BLK	WP	HR	S	P	ERA	WHIP

WP: 0 PB: 0 SB: 0 CS: 0 PA: 37

Batter	1	2	3	4	5	6	7	8	9	AB	R	H	RBI	BB	SO	LOB
Chico Carrasquel, R (1, 6) OBP: 0.357, SLG: 0.383	S S S 0-3 ① K		B B B B 4-0 CS BB		x 0-0 ② 5-3 3-H		x 0-0 G3 2B		x 0-0 ③ 6-3	4	0	1	1	1	1	0
Nellie Fox, L (1, 4) OBP: 0.372, SLG: 0.398	x 0-0 ② 4-3		x 0-0 ② ③ 1-3 1-2		x 0-0 BB BB 1B		x 0-0 ② G3 2-3			4	0	1	0	0	0	2
Minnie Minoso, R (1, 8) OBP: 0.423, SLG: 0.550	S S S 0-3 ③ K			x 0-0 ① L7	B B B B 4-0 BB 1-2 BB		x 0-0 ③ 4-3			3	0	0	0	1	1	1
George Kell, R (1, 3) OBP: 0.347, SLG: 0.380		x 0-0 ① 5-3		x 0-0 ② 5-3	B B B B 4-0 1-2 2-3 BB			x 0-0 ① 6-3		3	0	0	0	1	0	0
Jim Rivera, L (1, 9) OBP: 0.355, SLG: 0.437		x 0-0 BB 1B 1B		x 0-0 E 1B	x 0-0 ③ 4-3			B B B B 4-0 BB		3	0	2	0	1	0	3
Sherm Lollar, R (1, 2) OBP: 0.328, SLG: 0.347		x 0-0 BB 1-2 1B		x 0-0 FC6 1-2		x 0-0 ① 6-3		x 0-0 ② L7		4	0	1	0	0	0	2
Johnny Groth, R (1, 7) OBP: 0.340, SLG: 0.366		B B B B 4-0 G6-4-3 BB 1-2 2-3		x 0-0 ③ F8	x 0-0 ② L5			x 0-0 ③ F9		3	0	0	0	1	0	3
Fred Marsh, R (1, 5) OBP: 0.355, SLG: 0.393		x 0-0 ② ③ G6-4-3 1-2f			x 0-0 SH5-3 5-3 2B	x 0-0 ③ P3			x 0-0 ① 6-3	4	1	1	0	0	0	3
Virgil Trucks, R (1, 1) OBP: 0.181, SLG: 0.200 Matt Batts, R (9, PH) OBP: 0.314, SLG: 0.340			S S S 0-3 ① K		x 0-0 ① SH5-3 2-3		x 0-0 ① 6-3		x 0-0 ② F7	2 1	0 0	0 0	0 0	0 0	1 0	0 0
Inning Stats	R: 0 H: 0 E: 0 LOB: 0 K: 2 BB: 0 S: 7 P: 7	R: 0 H: 2 E: 0 LOB: 2 K: 0 BB: 1 S: 4 P: 8	R: 0 H: 0 E: 0 LOB: 0 K: 1 BB: 1 S: 4 P: 8	R: 0 H: 1 E: 1 LOB: 2 K: 0 BB: 0 S: 5 P: 5	R: 1 H: 2 E: 0 LOB: 3 K: 0 BB: 2 S: 5 P: 13	R: 0 H: 0 E: 0 LOB: 0 K: 0 BB: 0 S: 3 P: 3	R: 0 H: 1 E: 0 LOB: 1 K: 0 BB: 0 S: 4 P: 4	R: 0 H: 0 E: 0 LOB: 1 K: 0 BB: 1 S: 3 P: 7	R: 0 H: 0 E: 0 LOB: 0 K: 0 BB: 0 S: 3 P: 3	1B: 4 SF: 0 2B: 2 SAC: 1 3B: 0 DP: 1 HR: 0 HBP: 0						

PITCHER	IP	WLS	BF	H	R	ER	SO	BB	IBB	HBP	BLK	WP	HR	S	P	ERA	WHIP
Whitey Ford, L (1, 1) ERA: 2.78	9.0	W	37	6	1	1	3	5	0	0	0	0	0	38	58	1.00	1.222

PITCHER	IP	WLS	BF	H	R	ER	SO	BB	IBB	HBP	BLK	WP	HR	S	P	ERA	WHIP

TOP

Chicago White Sox @ New York Yankees

Yankee Stadium, Bronx, NY

Sun Aug 29 1954, 3:33 AM EDT

Att. 41,782 - Unknown

livebaseballscorecards.com

AB	31
R	1
H	6
RBI	1
BB	5
SO	3
LOB	14

PA: 37

WP: 0
PB: 0
SB: 0
CS: 1

Batter	1	2	3	4	5	6	7	8	9	AB	R	H	RBI	BB	SO	LOB
Hank Bauer, R (1, 9) OBP: 0.377, SLG: 0.500	x 0-0 ① L7	x 0-0 ③ P6			x 0-0 ① P6		S S S 0-3 ① K	x 0-0 ③ F7		5	0	0	0	0	1	1
Joe Collins, L (1, 3) OBP: 0.378, SLG: 0.470	x 0-0 WP 2B 1B	x 0-0 ① G3			x 0-0 SH1-3 1B		x 0-0 HR			4	2	3	1	0	0	0
Mickey Mantle, S (1, 8) OBP: 0.406, SLG: 0.557	B B B B 4-0 1-2 2B BB	x 0-0 ② F9			x 0-0 ② SH1-3 1-2		S S S 0-3 ② K			2	1	0	0	1	1	0
Yogi Berra, L (1, 2) OBP: 0.366, SLG: 0.489	x 0-0 1-H 2-H 2B	x 0-0 1B 1B			B B B B 4-0 BB		B B B B 4-0 2B BB			2	1	2	2	2	0	0
Irv Noren, L (1, 7) OBP: 0.387, SLG: 0.519	x 0-0 ② 4-3	x 0-0 1-2 1B			x 0-0 ③ 4-3		x 0-0 1-H 2B			4	0	2	1	0	0	3
Andy Carey, R (1, 5) OBP: 0.370, SLG: 0.430	x 0-0 ③ F9	x 0-0 ③ F9			B B B B 4-0 FC1-6 BB		B B B B 4-0 BB			2	0	0	0	2	0	3
Jerry Coleman, R (1, 4) OBP: 0.290, SLG: 0.294		x 0-0 ① F9		x 0-0 ① F7	x 0-0 ① L6		x 0-0 ③ 5-3			4	0	0	0	0	0	3
Willy Miranda, S (1, 6) OBP: 0.317, SLG: 0.364		x 0-0 ② 6-3		x 0-0 ② F7	x 0-0 ② FC1-6 FC1-4-6 1-2f			x 0-0 ① P5		4	0	0	0	0	0	1
Whitey Ford, L (1, 1) OBP: 0.258, SLG: 0.185		x 0-0 1B		x 0-0 ③ P6	x 0-0 ③ FC1-4-6 1-2f			x 0-0 ② 4-3		4	0	1	0	0	0	1
Inning Stats	R: 2 E: 0 K: 0 S: 5 H: 2 LOB: 1 BB: 1 P: 9	R: 0 E: 0 K: 0 S: 4 H: 1 LOB: 1 BB: 0 P: 4	R: 0 E: 0 K: 0 S: 5 H: 2 LOB: 2 BB: 0 P: 5	R: 0 E: 0 K: 0 S: 3 H: 0 LOB: 0 BB: 0 P: 3	R: 0 E: 0 K: 0 S: 4 H: 1 LOB: 2 BB: 1 P: 8	R: 0 E: 0 K: 0 S: 3 H: 0 LOB: 1 BB: 1 P: 7	R: 2 E: 0 K: 2 S: 9 H: 2 LOB: 2 BB: 2 P: 17	R: 0 E: 0 K: 0 S: 3 H: 0 LOB: 0 BB: 0 P: 3		1B: 5 2B: 2 3B: 0 HR: 1		SF: 0 SAC: 1 DP: 0 HBP: 0			WP: 1 PB: 0 SB: 0 CS: 0	PA: 37	

PITCHER	IP	WLS	BF	H	R	ER	SO	BB	IBB	HBP	BLK	WP	HR	S	P	ERA	WHIP
Virgil Trucks, R (1, 1) ERA: 2.68	8.0	L	37	8	4	4	2	5	0	0	0	1	1	36	56	4.50	1.625

PITCHER	IP	WLS	BF	H	R	ER	SO	BB	IBB	HBP	BLK	WP	HR	S	P	ERA	WHIP

BOTTOM

Chicago White Sox @ New York Yankees

Yankee Stadium, Bronx, NY

Sun Aug 29 1954, 3:33 AM EDT

Att. 41,782 - Unknown

livebaseballscorecards.com

AB	31
R	4
H	8
RBI	4
BB	5
SO	2
LOB	12

Batter	1	2	3	4	5	6	7	8	9	AB	R	H	RBI	BB	SO	LOB
Chico Carrasquel, R (1, 6) OBP: 0.358, SLG: 0.383	S S S 0-3 ① K		x 0-0 ② BB 1B 2-3 1B		x 0-0 PB 1-3 1B		x 0-0 ③ P5			4	1	2	0	0	1	0
Nellie Fox, L (1, 4) OBP: 0.375, SLG: 0.401	x 0-0 CS 1B		x 0-0 BB 1-2 1B		x 0-0 ② G3 2-H 3-H			x 0-0 FC5-4 1B		4	0	3	0	0	0	0
Minnie Minoso, R (1, 8) OBP: 0.423, SLG: 0.552	x 0-0 ② ③ 4-3 1-2		B B B B 4-0 BB 1-2 2-3		x 0-0 3B			x 0-0 ① FC5-4 G4-6-3 1-2f		3	0	1	0	1	0	2
George Kell, R (1, 3) OBP: 0.343, SLG: 0.375		x 0-0 ① F7	x 0-0 ③ 5-3		x 0-0 ③ F8			x 0-0 ② ③ G4-6-3 1-2f		4	0	0	0	0	0	5
Jim Rivera, L (1, 9) OBP: 0.354, SLG: 0.435		x 0-0 ② 4-3		S S S 0-3 ① K		x 0-0 ① 1B			x 0-0 ① 3-1	4	0	1	0	0	1	0
Matt Batts, R (1, 2) OBP: 0.313, SLG: 0.338		x 0-0 FC6-4 1B		x 0-0 ② P5		x 0-0 ② P6			x 0-0 ② F7	4	0	1	0	0	0	0
Johnny Groth, R (1, 7) OBP: 0.337, SLG: 0.362		x 0-0 ③ FC6-4 1-2f		x 0-0 ③ F8		x 0-0 ③ P4			x 0-0 ③ F2	4	0	0	0	0	0	1
Fred Marsh, R (1, 5) OBP: 0.354, SLG: 0.390			x 0-0 1B SH5-4 1B		x 0-0 ① 5-3		x 0-0 ① P5			3	0	1	0	0	0	0
Billy Pierce, L (1, 1) OBP: 0.265, SLG: 0.200			x 0-0 ① SH5-4 1-2		x 0-0 1B BLK PB 1B		x 0-0 ② F7			0	0	0	0	0	0	0
Dick Strahs, L (2, 1)										0	0	0	0	0	0	0
Willard Marshall, L (5, PH) OBP: 0.316, SLG: 0.191										1	1	1	0	0	0	0
Morrie Martin, L (5, 1) OBP: 0.207, SLG: 0.276										1	0	0	0	0	0	0
Inning Stats	R: 0 E: 0 K: 1 S: 5 H: 1 LOB: 0 BB: 0 P: 5	R: 0 E: 0 K: 0 S: 4 H: 1 LOB: 1 BB: 0 P: 4	R: 0 E: 0 K: 0 S: 5 H: 3 LOB: 3 BB: 1 P: 9	R: 0 E: 0 K: 1 S: 5 H: 0 LOB: 0 BB: 0 P: 5	R: 2 E: 0 K: 0 S: 6 H: 3 LOB: 1 BB: 0 P: 6	R: 0 E: 0 K: 0 S: 3 H: 1 LOB: 0 BB: 0 P: 3	R: 0 E: 0 K: 0 S: 3 H: 0 LOB: 0 BB: 0 P: 3	R: 0 E: 0 K: 0 S: 3 H: 1 LOB: 0 BB: 0 P: 3	R: 0 E: 0 K: 0 S: 3 H: 0 LOB: 0 BB: 0 P: 3	1B: 9 2B: 0 3B: 1 HR: 0 SF: 0 SAC: 1 DP: 1 HBP: 0						

TOP

Chicago White Sox @ Boston Red Sox

Fenway Park, Boston, MA

Wed Sep 01 1954, 3:33 AM EDT

Att. 5,320 - Unknown

livebaseballscorecards.com

AB	32
R	2
H	10
RBI	0
BB	1
SO	2
LOB	8

WP: 0 PB: 2 SB: 0 CS: 1 PA: 34

PITCHER		IP	WLS	BF	H	R	ER	SO	BB	IBB	HBP	BLK	WP	HR	S	P	ERA	WHIP
Russ Kemmerer, R ERA: 3.92	(1, 1)	4.2		21	8	2	2	2	1	0	0	1	0	0	24	28	3.86	1.929
Tom Hurd, R ERA: 3.44	(5, 1)	4.1	W	13	2	0	0	0	0	0	0	0	0	0	13	13	0.00	0.462

PITCHER	IP	WLS	BF	H	R	ER	SO	BB	IBB	HBP	BLK	WP	HR	S	P	ERA	WHIP

Batter	1	2	3	4	5	6	7	8	9	AB	R	H	RBI	BB	SO	LOB
Billy Goodman, L (1, 4) OBP: 0.360, SLG: 0.367	BBBB 4-0 6-3 1B BB	x 0-0 ② FC4-6 BB BB 1-2f	x 0-0 ③ 4-3		x 0-0 1B		x 0-0 ① FC5-6 1B 1-2f FC5-4			4	2	1	0	1	0	3
Ted Williams, L (1, 7) OBP: 0.527, SLG: 0.655	x 0-0 ① 6-3 1-2	BBBB 4-0 BB 1-2 BB		BBBB 4-0 FC1 1B 1B BB	x 0-0 ① F7		x 0-0 FC5-4 1-3 1B			3	1	1	0	2	0	2
Jackie Jensen, R (1, 8) OBP: 0.368, SLG: 0.490	BBBB 4-0 1B SF7 BB	BBBB 4-0 FC6-4 1-2 2-3 BB		x 0-0 1B E E 1-2 1B	x 0-0 ② F5		x 0-0 ② FC5-4 1-2f 3-H			3	2	1	1	2	0	2
Sam Mele, R (1, 3) OBP: 0.294, SLG: 0.376	x 0-0 FC5 1B 1-3 2-H 1B	x 0-0 ③ FC6-4 1-2f		x 0-0 FC1 BB E 1-2 2-3	x 0-0 ③ L8		x 0-0 ③ P4			5	0	1	1	0	0	7
Karl Olson, R (1, 9) OBP: 0.307, SLG: 0.362	x 0-0 ② SF7 3-H		x 0-0 1B 5-4-3 S 1B	x 0-0 E6 BB 1-2 2-H 3-H 1B		x 0-0 ① 5-3		SSS 0-3 ① K		4	1	2	2	0	1	0
Sammy White, R (1, 2) OBP: 0.311, SLG: 0.426	x 0-0 FC5 1-2 1B		x 0-0 ① 5-4-3 1-2	x 0-0 ① L5		x 0-0 ② L6		x 0-0 1B		5	0	2	0	0	0	3
Ted Lepcio, R (1, 5) OBP: 0.330, SLG: 0.392	x 0-0 ③ FC5 1-2 2-3f		x 0-0 S 1B 2-3 1B	SSS 0-3 ② K		x 0-0 1B		x 0-0 ② F8		5	1	2	0	0	1	5
Billy Consolo, R (1, 6) OBP: 0.312, SLG: 0.267		SSS 0-3 ① K	SSS 0-3 ② K 1-2 3-H	BBBB 4-0 1-2 2-3 BB		x 0-0 ③ P6		SSS 0-3 ③ K		4	0	0	0	1	3	3
Russ Kemmerer, R (1, 1) OBP: 0.250, SLG: 0.118 Tom Hurd, R (5, 1) OBP: 1.000, SLG: 1.000		BBBB 4-0 FC4-6 BB	x 0-0 2-H 1B	x 0-0 ③ G3			x 0-0 FC5-6 1B			2 1	0 0	1 1	1 0	1 0	0 0	3 0
Inning Stats	R: 2 E: 0 K: 0 S: 5 H: 2 LOB: 2 BB: 2 P: 13	R: 0 E: 0 K: 1 S: 5 H: 0 LOB: 3 BB: 3 P: 17	R: 2 E: 0 K: 1 S: 8 H: 3 LOB: 1 BB: 0 P: 8	R: 2 E: 2 K: 1 S: 8 H: 2 LOB: 3 BB: 2 P: 16	R: 0 E: 0 K: 0 S: 4 H: 1 LOB: 1 BB: 0 P: 4	R: 0 E: 0 K: 0 S: 4 H: 1 LOB: 1 BB: 0 P: 4	R: 1 E: 0 K: 0 S: 5 H: 2 LOB: 1 BB: 0 P: 5	R: 0 E: 0 K: 2 S: 8 H: 1 LOB: 1 BB: 0 P: 8		1B: 12 2B: 0 3B: 0 HR: 0 SF: 1 SAC: 0 DP: 0 HBP: 0						

PITCHER		IP	WLS	BF	H	R	ER	SO	BB	IBB	HBP	BLK	WP	HR	S	P	ERA	WHIP
Billy Pierce, L ERA: 3.47	(1, 1)	1.2	L	12	2	2	2	1	5	0	0	0	0	0	9	29	10.80	4.200
Dick Strahs, R ERA: 4.76	(2, 1)	2.1		15	5	4	3	2	2	0	0	0	0	0	17	25	11.57	3.000
Morrie Martin, L ERA: 3.83	(5, 1)	4.0		17	5	1	1	2	0	0	0	0	0	0	21	21	2.25	1.250

PITCHER	IP	WLS	BF	H	R	ER	SO	BB	IBB	HBP	BLK	WP	HR	S	P	ERA	WHIP

BOTTOM

Chicago White Sox @ Boston Red Sox

Fenway Park, Boston, MA

Wed Sep 01 1954, 3:33 AM EDT

Att. 5,320 - Unknown

livebaseballscorecards.com

AB	36
R	7
H	12
RBI	5
BB	7
SO	5
LOB	28

WP: 0 PA: 44
PB: 0
SB: 2
CS: 0

Batter	1	2	3	4	5	6	7	8	9	AB	R	H	RBI	BB	SO	LOB
Chico Carrasquel, R (1, 6) OBP: 0.358, SLG: 0.385	4-3 4-3 2B		5-3 ①		FC5 BB 1B	F8 ②		6-3 ③		5	1	2	0	0	0	3
Nellie Fox, L (1, 4) OBP: 0.373, SLG: 0.398	4-3 ① 2-3		6-3 ②		B B B 4-0 FC5 1-2 1B BB	L7 ③			F9 ①	4	1	0	0	1	0	2
Minnie Minoso, R (1, 8) OBP: 0.420, SLG: 0.547	4-3 ② 3-H		5-3 ③		FC5 ① BB 1B BB 1-2 2-3f		4-3 ①		1-3 ②	5	1	0	1	0	0	2
George Kell, R (1, 3) OBP: 0.347, SLG: 0.378	5-3 ③			HR 1B	BB BB G1-2-3 1-2 2-H 1B		L9 ②		1B	5	1	3	1	0	0	0
Sherm Lollar, R (1, 2) OBP: 0.329, SLG: 0.346		E 1B 1B		L8 ① B B B	4-0 BB 1-2 2-3 BB		1-3 ③		P6 ③	4	1	1	0	1	0	2
Johnny Groth, R (1, 9) (8, 7) OBP: 0.341, SLG: 0.372		S S S 0-3 ① K		0-0 1-H HR B B B	4-0 1-2 2-3 3-H BB			x 0-0 SH1-4 1B		3	1	2	3	1	1	1
Fred Marsh, R (1, 5) OBP: 0.368, SLG: 0.403	0-0 FC3-6 1-2 1B			0-0 1B	0-0 ② ③ G1-2-3 3-Hf			0-0 ① SH1-4 1-2		3	0	2	0	0	0	3
Ed McGhee, R (1, 7) Jim Rivera, L (8, PH) (8, 9) OBP: 0.239, SLG: 0.282 OBP: 0.355, SLG: 0.435	0-0 ② FC3-6 1-2f 2-H			0-0 ② F7		0-0 SH2-4 1B		4-0 IBB		3 0	0 0	1 0	0 0	0 1	0 0	2 0
Harry Dorish, R (1, 1) Don Johnson, R (7, 1) Phil Cavarretta, L (8, PH) Jack Harshman, L (8, 1) OBP: 0.125, SLG: 0.125 OBP: 0.079, SLG: 0.029 OBP: 0.400, SLG: 0.409 OBP: 0.271, SLG: 0.286	0-0 ③ G3			S S S 0-3 ③ K		0-0 ① SH2-4 1-2		0-0 ② F9		2 0 1 0	0 0 0 0	0 0 0 0	0 0 0 0	1 0 0 0	2 0 2 0	2 0 0 0
Inning Stats	R: 1 H: 1 E: 0 LOB: 0 K: 0 BB: 0 S: 4 P: 4	R: 1 H: 2 E: 1 LOB: 1 K: 1 BB: 0 S: 7 P: 7	R: 0 H: 0 E: 0 LOB: 0 K: 0 BB: 0 S: 3 P: 3	R: 2 H: 3 E: 0 LOB: 1 K: 1 BB: 0 S: 8 P: 8	R: 2 H: 2 E: 0 LOB: 2 K: 0 BB: 3 S: 4 P: 16	R: 0 H: 1 E: 0 LOB: 1 K: 0 BB: 0 S: 4 P: 4	R: 0 H: 0 E: 0 LOB: 0 K: 0 BB: 0 S: 3 P: 3	R: 0 H: 1 E: 0 LOB: 2 K: 0 BB: 1 S: 4 P: 8	R: 0 H: 1 E: 0 LOB: 1 K: 0 BB: 0 S: 4 P: 4	1B: 9 2B: 1 3B: 0 HR: 1	SF: 0 SAC: 2 DP: 1 HBP: 0						

PITCHER	IP	WLS	BF	H	R	ER	SO	BB	IBB	HBP	BLK	WP	HR	S	P	ERA	WHIP
Mel Parnell, L (1, 1) ERA: 4.26	3.1	L	16	6	4	3	1	0	0	0	0	0	1	18	18	8.10	1.800
Tex Clevenger, R (4, 1) ERA: 4.91	1.0		6	2	2	2	1	1	0	0	0	0	0	7	11	18.00	3.000
Hal Brown, R (5, 1) ERA: 5.06	0.2		3	0	0	0	0	2	0	0	0	0	0	1	9	0.00	3.000
Leo Kiely, L (6, 1) ERA: 3.48	2.0		7	1	0	0	0	0	0	0	0	0	0	7	7	0.00	0.500
Sid Hudson, R (8, 1) ERA: 4.64	2.0		9	2	0	0	0	0	1	0	0	0	0	8	12	0.00	1.000

PITCHER	IP	WLS	BF	H	R	ER	SO	BB	IBB	HBP	BLK	WP	HR	S	P	ERA	WHIP

TOP

Chicago White Sox @ Boston Red Sox

Fenway Park, Boston, MA

Wed Sep 01 1954, 3:38 AM EDT

Att. 10,854 - Unknown

livebaseballscorecards.com

AB	35
R	6
H	11
RBI	5
BB	4
SO	2
LOB	19

WP: 0 PA: 41
PB: 0
SB: 0
CS: 0

Batter	1	2	3	4	5	6	7	8	9	AB	R	H	RBI	BB	SO	LOB
Billy Goodman, L (1, 4) OBP: 0.358, SLG: 0.366	F8			6-3 1B		6-3		6-3		4	1	1	0	0	0	0
Ted Williams, L (1, 7) OBP: 0.527, SLG: 0.655	BB G6-4-3			4-3 1-3 2B		P5		F8		3	0	1	0	1	0	0
Jackie Jensen, R (1, 8) OBP: 0.365, SLG: 0.486	G6-4-3 1-2f			6-3 3-H		F7		P4		4	0	0	1	0	0	2
Harry Agganis, L (1, 3) OBP: 0.323, SLG: 0.398		FC6-4 1B		4-3 2-3			BB HR		L9	3	1	1	0	1	0	1
Sam Mele, R (1, 9) OBP: 0.296, SLG: 0.386		FC6-4 G4-6-3 1-2f		F8			HR 1-H		BB	3	1	1	2	1	0	2
Grady Hatton, L (1, 5) OBP: 0.375, SLG: 0.374		G4-6-3 1-2f			G6-4-3 1B		F8		F9	4	0	1	0	0	0	2
Sammy White, R (1, 2) OBP: 0.311, SLG: 0.425			F8		G6-4-3 1-2f		1B 1B		K	4	0	1	0	0	1	2
Billy Consolo, R (1, 6) OBP: 0.313, SLG: 0.269										2	0	1	0	0	0	0
Charlie Maxwell, L (7, PH) OBP: 0.321, SLG: 0.302					1B					1	0	1	0	0	0	0
Milt Bolling, R (8, 6) OBP: 0.333, SLG: 0.359							1-3 1B			0	0	0	0	0	0	0
Mel Parnell, L (1, 1) OBP: 0.182, SLG: 0.150										1	0	0	0	0	0	0
Tex Clevenger, R (4, 1) OBP: 0.238, SLG: 0.286										0	0	0	0	0	0	0
Hal Brown, R (5, 1) OBP: 0.333, SLG: 0.235										0	0	0	0	0	0	0
Don Lenhardt, R (5, PH) OBP: 0.293, SLG: 0.391										1	0	0	0	0	0	1
Leo Kiely, L (6, 1) OBP: 0.196, SLG: 0.250										0	0	0	0	0	0	0
Jim Piersall, R (7, PH) OBP: 0.336, SLG: 0.386										1	0	0	0	0	0	1
Sid Hudson, R (8, 1) OBP: 0.154, SLG: 0.154										0	0	0	0	0	0	0
Inning Stats	R: 0 H: 0 E: 0 LOB: 0 K: 0 BB: 1 S: 2 P: 6	R: 0 H: 1 E: 0 LOB: 0 K: 0 BB: 0 S: 3 P: 3	R: 0 H: 0 E: 0 LOB: 0 K: 0 BB: 0 S: 3 P: 3	R: 1 H: 2 E: 0 LOB: 1 K: 0 BB: 0 S: 5 P: 5	R: 0 H: 2 E: 0 LOB: 1 K: 0 BB: 0 S: 4 P: 4	R: 0 H: 0 E: 0 LOB: 0 K: 0 BB: 0 S: 3 P: 3	R: 2 H: 3 E: 0 LOB: 1 K: 0 BB: 1 S: 5 P: 9	R: 0 H: 0 E: 0 LOB: 0 K: 0 BB: 0 S: 3 P: 3	R: 0 H: 0 E: 0 LOB: 1 K: 1 BB: 1 S: 5 P: 9	1B: 6 2B: 1 3B: 0 HR: 1	SF: 0 SAC: 0 DP: 3 HBP: 0					

PITCHER		IP	WLS	BF	H	R	ER	SO	BB	IBB	HBP	BLK	WP	HR	S	P	ERA	WHIP
Harry Dorish, R ERA: 2.75	(1, 1)	6.1	W	25	7	3	3	0	2	0	0	0	0	1	23	31	4.26	1.421
Don Johnson, R ERA: 3.13	(7, 1)	0.2		2	1	0	0	0	0	0	0	0	0	0	2	2	0.00	1.500
Jack Harshman, L ERA: 2.66	(8, 1)	2.0	S	7	0	0	0	1	1	0	0	0	0	0	8	12	0.00	0.500

PITCHER	IP	WLS	BF	H	R	ER	SO	BB	IBB	HBP	BLK	WP	HR	S	P	ERA	WHIP

BOTTOM

Chicago White Sox @ Boston Red Sox

Fenway Park, Boston, MA

Wed Sep 01 1954, 3:38 AM EDT

Att. 10,854 - Unknown

livebaseballscorecards.com

AB	31
R	3
H	8
RBI	3
BB	3
SO	1
LOB	11

Cleveland Indians @ Chicago White Sox

Comiskey Park, Chicago, IL

Fri Sep 03 1954, 4:33 AM EDT

Att. 34,771 - Cloudy

TOP

livebaseballscorecards.com

Batter	1	2	3	4	5	6	7	8	9	AB	R	H	RBI	BB	SO	LOB
Al Smith, R (1, 7) OBP: 0.386, SLG: 0.424	K	FC5-4 BB			L5	1B			K	4	0	1	0	1	2	0
Bobby Avila, R (1, 4) OBP: 0.393, SLG: 0.468	4-3 1B 1B	FC5-4 1-2f			1B 2B	5-3			F3	5	2	2	0	0	0	2
Larry Doby, L (1, 8) OBP: 0.358, SLG: 0.494	4-3 1-2		2B		BB 2-H	1B	HR		K	5	1	3	2	0	1	1
Al Rosen, R (1, 5) OBP: 0.392, SLG: 0.502	1B BB		5-3		BB 1-2	1B	G4-6-3 1B			3	0	2	0	1	0	1
Vic Wertz, L (1, 3) OBP: 0.332, SLG: 0.387 Bill Glynn, L (7, 3) OBP: 0.304, SLG: 0.395	BB 1-3 2-H 1B		F7		F8		K			4 0	0 0	1 0	1 0	0 0	1 0	4 0
Dave Philley, S (1, 9) OBP: 0.314, SLG: 0.362	BB 1-2		F2		BB 1-2 2-3		G4-6-3 1-2f			2	0	0	0	2	0	2
Sam Dente, R (1, 6) OBP: 0.320, SLG: 0.344	F3			F8	F7			K		4	0	0	0	0	1	6
Jim Hegan, R (1, 2) OBP: 0.303, SLG: 0.390		5-3		5-3		5-3		F8		4	0	0	0	0	0	0
Bob Feller, R (1, 1) OBP: 0.255, SLG: 0.227 Don Mossi, L (7, 1) OBP: 0.235, SLG: 0.071 Mike Garcia, R (7, 1) OBP: 0.208, SLG: 0.152		F3		5-3		K		K		3 0 1	0 0 0	0 0 0	0 0 0	0 0 1	1 0 0	0 0 0
Inning Stats	R: 1 E: 0 K: 1 S: 7 H: 2 LOB: 3 BB: 2 P: 15	R: 0 E: 0 K: 0 S: 3 H: 0 LOB: 1 BB: 1 P: 7	R: 0 E: 0 K: 0 S: 4 H: 1 LOB: 1 BB: 0 P: 4	R: 0 E: 0 K: 0 S: 3 H: 0 LOB: 0 BB: 0 P: 3	R: 1 E: 0 K: 0 S: 6 H: 3 LOB: 3 BB: 1 P: 10	R: 0 E: 0 K: 1 S: 6 H: 1 LOB: 1 BB: 0 P: 6	R: 1 E: 0 K: 1 S: 6 H: 2 LOB: 0 BB: 0 P: 6	R: 0 E: 0 K: 2 S: 7 H: 0 LOB: 0 BB: 0 P: 7	R: 0 E: 0 K: 2 S: 7 H: 0 LOB: 0 BB: 0 P: 7	1B: 6 2B: 2 3B: 0 HR: 1 SF: 0 SAC: 0 DP: 1 HBP: 0						

	AB	35
	R	3
	H	9
	RBI	3
	BB	4
	SO	7
	LOB	16

	WP: 0	PA: 39
	PB: 0	
	SB: 0	
	CS: 0	

PITCHER		IP	WLS	BF	H	R	ER	SO	BB	IBB	HBP	BLK	WP	HR	S	P	ERA	WHIP
Virgil Trucks, R ERA: 2.71	(1, 1)	8.0	L	36	9	3	3	5	4	0	0	0	0	1	42	58	3.38	1.625
Don Johnson, R ERA: 3.11	(9, 1)	1.0		3	0	0	0	2	0	0	0	0	0	0	7	7	0.00	0.000

PITCHER	IP	WLS	BF	H	R	ER	SO	BB	IBB	HBP	BLK	WP	HR	S	P	ERA	WHIP

Batter	1	2	3	4	5	6	7	8	9	AB	R	H	RBI	BB	SO	LOB
Chico Carrasquel, R (1, 6) OBP: 0.358, SLG: 0.386	G3		FC2-5 E 1B 1-2		5-3	F9		1B		5	1	2	0	0	0	2
Nellie Fox, L (1, 4) OBP: 0.373, SLG: 0.398	1-3		FC2-5 E 1-2 2-3f FC6-2-5		1B		HBP 1B	4-3		5	0	2	0	0	0	3
Minnie Minoso, R (1, 8) OBP: 0.418, SLG: 0.543	BB 1B		E4 BB 1-3 2-H		L9		F9		F9	5	0	1	0	0	0	3
George Kell, R (1, 3) OBP: 0.348, SLG: 0.377	B B B B FC4-6 1-2 BB		FC6-2-5 BB 3-H		F3		HBP 1-2 1B		6-3	4	0	1	0	1	0	3
Jim Rivera, L (1, 9) OBP: 0.358, SLG: 0.442	FC4-6 1-2f		B B B B 1-2 2-3 BB			HR	H 1-2 2-3 HBP		L1	3	1	1	1	1	0	2
Matt Batts, R (1, 2) OBP: 0.306, SLG: 0.329		6-3	F9			5-3	P3			4	0	0	0	0	0	6
Johnny Groth, R (1, 7) OBP: 0.342, SLG: 0.373		1B		P4		1B	4-3			4	0	2	0	0	0	3
Fred Marsh, R (1, 5) OBP: 0.361, SLG: 0.394		S S S K		6-3		1-3 1B		6-3		4	0	1	0	0	1	0
Virgil Trucks, R (1, 1) OBP: 0.186, SLG: 0.205			FC2-5 1B 1B	P6		F7		S S S K		3	0	1	0	0	0	2
Phil Cavarretta, L (8, PH) OBP: 0.398, SLG: 0.406										1	0	0	0	0	1	0
Don Johnson, R (9, 1) OBP: 0.079, SLG: 0.029										0	0	0	0	0	0	0
Inning Stats	R: 0 H: 1 E: 0 LOB: 2 K: 0 BB: 1 S: 4 P: 8	R: 0 H: 1 E: 0 LOB: 0 K: 1 BB: 0 S: 5 P: 5	R: 1 H: 2 E: 1 LOB: 3 K: 0 BB: 1 S: 6 P: 10	R: 0 H: 0 E: 0 LOB: 0 K: 0 BB: 0 S: 3 P: 3	R: 0 H: 1 E: 0 LOB: 1 K: 0 BB: 0 S: 4 P: 4	R: 1 H: 3 E: 0 LOB: 2 K: 0 BB: 0 S: 6 P: 6	R: 0 H: 2 E: 0 LOB: 3 K: 0 BB: 0 S: 5 P: 6	R: 0 H: 1 E: 0 LOB: 1 K: 1 BB: 0 S: 6 P: 6	R: 0 H: 0 E: 0 LOB: 0 K: 0 BB: 0 S: 3 P: 3	1B: 10 SF: 0 2B: 0 SAC: 0 3B: 0 DP: 0 HR: 1 HBP: 1						

PITCHER		IP	WLS	BF	H	R	ER	SO	BB	IBB	HBP	BLK	WP	HR	S	P	ERA	WHIP
Bob Feller, R ERA: 2.96	(1, 1)	6.1	W	31	10	2	1	1	2	0	0	0	0	1	31	39	1.42	1.895
Don Mossi, L ERA: 2.09	(7, 1)	0.0		1	0	0	0	0	0	0	1	0	0	0	0	1	∞	∞
Mike Garcia, R ERA: 2.58	(7, 1)	2.2	S	9	1	0	0	1	0	0	0	0	0	0	11	11	0.00	0.375

PITCHER	IP	WLS	BF	H	R	ER	SO	BB	IBB	HBP	BLK	WP	HR	S	P	ERA	WHIP

BOTTOM

Cleveland Indians @ Chicago White Sox

Comiskey Park, Chicago, IL

Fri Sep 03 1954, 4:33 AM EDT

Att. 34,771 - Cloudy

livebaseballscorecards.com

AB	38
R	2
H	11
RBI	1
BB	2
SO	2
LOB	24

WP: 0	PB: 0	SB: 0	CS: 0
PA: 41			

Batter	1	2	3	4	5	6	7	8	9	AB	R	H	RBI	BB	SO	LOB
Al Smith, R (1, 7) OBP: 0.387, SLG: 0.425	FC6-4 1B		K		P6			1B		4	1	2	0	0	1	0
Bobby Avila, R (1, 4) (4, 6) OBP: 0.392, SLG: 0.466	FC6-4 1B 1-2f		F9		6-3			1B 1-2		4	1	1	0	0	0	1
Larry Doby, L (1, 8) OBP: 0.359, SLG: 0.493	1-3 1B			BBBB HR		F2		K		3	1	1	0	1	1	2
Al Rosen, R (1, 5) (8, 3) OBP: 0.393, SLG: 0.509	P4			1-H HR		F9		1B 1-2 2-H		4	1	2	3	0	0	2
Vic Wertz, L (1, 3) OBP: 0.332, SLG: 0.393	F8			WP 3B		G3		7-6-3 1-2 2-H		3	1	1	0	0	0	2
Bill Glynn, L (6, 3) OBP: 0.304, SLG: 0.395										0	0	0	0	0	0	0
Rudy Regalado, R (8, PH) (8, 5) OBP: 0.346, SLG: 0.327										1	0	1	1	0	0	0
Dave Philley, S (1, 9) OBP: 0.313, SLG: 0.359		K		P6 3-H			BBBB BB	7-6-3 1-1f		3	0	0	0	1	1	2
Sam Dente, R (1, 6) OBP: 0.318, SLG: 0.341		P4		L6			F8		6-3	1	0	0	0	0	0	0
Hank Majeski, R (4, PH) (4, 4) OBP: 0.344, SLG: 0.391										3	0	0	0	0	0	1
Jim Hegan, R (1, 2) OBP: 0.300, SLG: 0.386		K		5-3			F8		6-3	3	0	0	0	0	1	1
Dale Mitchell, L (9, PH) OBP: 0.365, SLG: 0.259										1	0	0	0	0	0	0
Early Wynn, S (1, 1) OBP: 0.264, SLG: 0.238			5-3		6-3		F8		K	2	0	0	0	0	0	0
Ray Narleski, R (6, 1)										0	0	0	0	0	0	0
Wally Westlake, R (7, PH) OBP: 0.340, SLG: 0.466										1	0	0	0	0	0	1
Don Mossi, L (7, 1) OBP: 0.235, SLG: 0.071										0	0	0	0	0	0	0
Dave Pope, L (9, PH) OBP: 0.333, SLG: 0.356										1	0	0	0	0	1	0
Inning Stats	R: 0 E: 0 K: 0 S: 5 H: 2 LOB: 2 BB: 0 P: 5	R: 0 E: 0 K: 2 S: 7 H: 0 LOB: 0 BB: 0 P: 7	R: 0 E: 0 K: 1 S: 5 H: 0 LOB: 0 BB: 0 P: 5	R: 3 E: 0 K: 0 S: 5 H: 2 LOB: 0 BB: 1 P: 9	R: 0 E: 0 K: 0 S: 3 H: 0 LOB: 0 BB: 0 P: 3	R: 0 E: 0 K: 0 S: 3 H: 0 LOB: 0 BB: 0 P: 3	R: 0 E: 0 K: 0 S: 3 H: 0 LOB: 1 BB: 1 P: 7	R: 2 E: 0 K: 1 S: 8 H: 4 LOB: 1 BB: 0 P: 8	R: 0 E: 0 K: 1 S: 5 H: 0 LOB: 0 BB: 0 P: 5	1B: 6 2B: 1 3B: 1 HR: 1	SF: 0 SAC: 0 DP: 1 HBP: 0						

TOP

Cleveland Indians @ Chicago White Sox

Comiskey Park, Chicago, IL

Sat Sep 04 1954, 4:33 AM EDT

Att. 34,433 - Unknown

livebaseballscorecards.com

AB	34
R	5
H	8
RBI	4
BB	2
SO	5
LOB	12

PITCHER		IP	WLS	BF	H	R	ER	SO	BB	IBB	HBP	BLK	WP	HR	S	P	ERA	WHIP
Jack Harshman, L ERA: 2.83	(1, 1)	7.1	W	32	8	5	5	4	2	0	0	0	1	1	38	46	6.14	1.364
Don Johnson, R ERA: 3.07	(8, 1)	1.2	S	4	0	0	0	1	0	0	0	0	0	0	6	6	0.00	0.000

PITCHER	IP	WLS	BF	H	R	ER	SO	BB	IBB	HBP	BLK	WP	HR	S	P	ERA	WHIP

BOTTOM

Cleveland Indians @ Chicago White Sox

Comiskey Park, Chicago, IL

Sat Sep 04 1954, 4:33 AM EDT

Att. 34,433 - Unknown

livebaseballscorecards.com

Batter	1	2	3	4	5	6	7	8	9	AB	R	H	RBI	BB	SO	LOB
Chico Carrasquel, R (1, 6) OBP: 0.359, SLG: 0.385	0-0 1B FC4-6 1B		0-0 F3			BBBB 4-0 E FC6 BB	0-0 P4			3	2	1	0	1	0	0
Nellie Fox, L (1, 4) OBP: 0.374, SLG: 0.400	0-0 FC4-6 1-3 1B			0-0 1B 2B		0-0 E3 1-3 FC6	0-0 F5			4	2	2	0	0	0	1
Minnie Minoso, R (1, 8) OBP: 0.418, SLG: 0.542	0-0 FC4-6 L1-4 1-2f 3-H			0-0 CS 2-H 1B		4-0 E FC6 1B IBB	0-0 4-3			3	1	1	2	1	0	1
George Kell, R (1, 3) OBP: 0.346, SLG: 0.385 Phil Cavarretta, L (9, 3) OBP: 0.398, SLG: 0.406	0-0 L1-4 2-3			0-0 F3 1-2		0-0 FC6 1B 1-3 2-H 3-H 1B		0-0 HR		4 0	2 0	1 0	2 0	0 0	0 0	3 0
Jim Rivera, L (1, 9) OBP: 0.357, SLG: 0.439		0-0 F8		0-0 P4		4-0 1B 1B IBB		0-0 3-1		3	1	0	0	1	0	0
Sherm Lollar, R (1, 2) OBP: 0.331, SLG: 0.352		0-0 F7			SSS 0-3 K	0-0 1B 1-2 2-3 3-H 1B		0-0 FC1-5-6 2B		4	0	2	1	0	1	0
Johnny Groth, R (1, 7) OBP: 0.341, SLG: 0.372 Ed McGhee, R (3, 7) OBP: 0.242, SLG: 0.284		0-0 4-3			0-0 4-3	0-0 1-2 2-H 3-H 1B		0-0 FC1-5-6 2-3		1 3	0 0	0 1	0 2	0 0	0 0	0 1
Fred Marsh, R (1, 5) OBP: 0.342, SLG: 0.371			0-0 F7		0-0 P5	SSS 0-3 K		0-0 F7		4	0	0	0	0	1	3
Jack Harshman, L (1, 1) OBP: 0.258, SLG: 0.269 Don Johnson, R (8, 1) OBP: 0.079, SLG: 0.029			SSS 0-3 K			0-3 K 0-0 F9				3 0	0 0	0 0	0 0	0 0	2 0	2 0
Inning Stats	R: 1 E: 1 K: 0 S: 4 H: 2 LOB: 0 BB: 0 P: 4	R: 0 E: 0 K: 0 S: 3 H: 0 LOB: 0 BB: 0 P: 3	R: 0 E: 0 K: 1 S: 5 H: 0 LOB: 0 BB: 0 P: 5	R: 1 E: 0 K: 0 S: 4 H: 2 LOB: 0 BB: 0 P: 4	R: 0 E: 0 K: 1 S: 5 H: 0 LOB: 0 BB: 0 P: 5	R: 5 E: 2 K: 2 S: 11 H: 2 LOB: 2 BB: 3 P: 23	R: 0 E: 0 K: 0 S: 3 H: 0 LOB: 0 BB: 0 P: 3	R: 1 E: 0 K: 0 S: 5 H: 2 LOB: 1 BB: 0 P: 5		1B: 5 2B: 3 3B: 0 HR: 1	SF: 0 SAC: 0 DP: 1 HBP: 0			WP: 0 PB: 0 SB: 0 CS: 1	PA: 35		

PITCHER		IP	WLS	BF	H	R	ER	SO	BB	IBB	HBP	BLK	WP	HR	S	P	ERA	WHIP
Early Wynn, R ERA: 2.82	(1, 1)	5.1	L	21	4	5	2	3	1	1	0	0	0	0	25	33	3.38	0.938
Ray Narleski, R ERA: 2.19	(6, 1)	0.2		6	2	2	0	1	0	1	0	0	0	0	7	11	0.00	3.000
Don Mossi, L ERA: 2.15	(7, 1)	2.0		8	2	1	1	0	0	0	0	0	0	1	8	8	4.50	1.000

PITCHER	IP	WLS	BF	H	R	ER	SO	BB	IBB	HBP	BLK	WP	HR	S	P	ERA	WHIP

AB	32
R	8
H	8
RBI	7
BB	3
SO	4
LOB	11

Batter	1	2	3	4	5	6	7	8	9	AB	R	H	RBI	BB	SO	LOB
Al Smith, R (1, 7) OBP: 0.385, SLG: 0.422	1B	F3	FC6-5 2-3f		4-3-6-3 1-2f		F2			5	0	1	0	0	0	5
Bobby Avila, R (1, 4) OBP: 0.395, SLG: 0.470	1-3 1B	S 2-H 3-H 1B		BB FC4-6 BB 1B		5-3		CS 1B		5	1	4	2	0	0	0
Larry Doby, L (1, 8) OBP: 0.361, SLG: 0.491 Wally Westlake, R (8, 8) OBP: 0.340, SLG: 0.466	K	1-2 BB		FC4-6 4-3 1-2 BB		HR BB		P4 1-2		2 0	2 0	0 0	0 0	3 0	1 0	3 0
Al Rosen, R (1, 5) OBP: 0.393, SLG: 0.506	IBB	K		FC4-6 1-2 2-3 BB		F4		6-3		3	0	0	0	2	1	3
Vic Wertz, L (1, 3) OBP: 0.332, SLG: 0.408	K	1B 3B		FC4-6 4-3 1-2f 2-3 3-H		1-H HR			G3	5	2	2	3	0	1	5
Dave Philley, S (1, 9) OBP: 0.316, SLG: 0.363	K	FC6-5 SH3 3-H 1B		4-3 1-2 3-H		BB			1B 2B	4	1	2	2	1	1	4
Sam Dente, R (1, 6) OBP: 0.319, SLG: 0.337 Dale Mitchell, L (9, PH) OBP: 0.375, SLG: 0.273 George Strickland, R (9, 6) OBP: 0.330, SLG: 0.339		SH5-3 E 1B BB	SH3 1-2	F8		5-3			2-H 1B	2 1 0	1 0 0	0 1 0	0 1 0	1 0 0	0 0 0	2 0 0
Jim Hegan, R (1, 2) OBP: 0.299, SLG: 0.382		FC1 SH5-3 1-2 1B	BB		1-3		F8		6-3	4	1	0	0	1	0	1
Art Houtteman, R (1, 1) OBP: 0.297, SLG: 0.361 Ray Narleski, R (5, 1) Hal Newhouser, L (8, 1) OBP: 0.154, SLG: 0.154		SH5-3 1-2 2-3	F7		E6 4-3-6-3		K			2 1 0	0 0 0	0 0 0	0 0 0	0 1 0	0 0 0	2 0 0
Inning Stats	R: 0 E: 0 K: 3 S: 11 H: 2 LOB: 3 BB: 1 P: 15	R: 2 E: 1 K: 1 S: 7 H: 1 LOB: 2 BB: 2 P: 15	R: 1 E: 0 K: 0 S: 5 H: 2 LOB: 2 BB: 1 P: 9	R: 2 E: 0 K: 0 S: 4 H: 1 LOB: 1 BB: 2 P: 12	R: 0 E: 1 K: 0 S: 3 H: 0 LOB: 0 BB: 0 P: 3	R: 2 E: 0 K: 0 S: 4 H: 1 LOB: 1 BB: 2 P: 12	R: 0 E: 0 K: 1 S: 5 H: 0 LOB: 0 BB: 0 P: 5	R: 0 E: 0 K: 0 S: 3 H: 1 LOB: 0 BB: 0 P: 3	R: 1 E: 0 K: 0 S: 4 H: 2 LOB: 0 BB: 0 P: 4	1B: 7 2B: 2 3B: 1 HR: 1 SF: 0 SAC: 2 DP: 1 HBP: 0						

PITCHER		IP	WLS	BF	H	R	ER	SO	BB	IBB	HBP	BLK	WP	HR	S	P	ERA	WHIP
Billy Pierce, L ERA: 3.57	(1, 1)	3.0	L	21	6	5	3	4	4	1	0	0	0	0	24	44	9.00	3.333
Harry Dorish, R ERA: 2.82	(4, 1)	4.0		16	1	2	2	1	3	0	0	0	0	1	15	27	4.50	1.000
Morrie Martin, L ERA: 3.8	(8, 1)	1.0		3	1	0	0	0	0	0	0	0	0	0	3	3	0.00	1.000
Dick Strahs, R ERA: 5.11	(9, 1)	1.0		4	2	1	1	0	0	0	0	0	0	0	4	4	9.00	2.000

PITCHER	IP	WLS	BF	H	R	ER	SO	BB	IBB	HBP	BLK	WP	HR	S	P	ERA	WHIP

TOP

Cleveland Indians @ Chicago White Sox

Comiskey Park, Chicago, IL

Sun Sep 05 1954, 4:33 AM EDT

Att. 28,015 - Unknown

livebaseballscorecards.com

AB	34
R	8
H	10
RBI	8
BB	8
SO	5
LOB	25

WP: 0 PA: 44
PB: 0
SB: 1
CS: 1

BOTTOM

Cleveland Indians @ Chicago White Sox

Comiskey Park, Chicago, IL

Sun Sep 05 1954, 4:33 AM EDT

Att. 28,015 - Unknown

livebaseballscorecards.com

Batter	1	2	3	4	5	6	7	8	9	AB	R	H	RBI	BB	SO	LOB
Chico Carrasquel, R (1, 6) OBP: 0.360, SLG: 0.384	F7		G6-4-3 1B 1-2		1B 1B BB B B B		K S S S		F7	4	1	1	0	1	1	1
Nellie Fox, L (1, 4) OBP: 0.374, SLG: 0.400	L3		SF8 2-3 3-H		1B 1-3		F9		BB B B B B	3	0	1	1	1	0	1
Minnie Minoso, R (1, 8) OBP: 0.418, SLG: 0.540	FC6-4 BB B B B		G6-4-3 1-2f		1B 1-2 3-H		L5		L9	4	0	1	1	1	0	4
George Kell, R (1, 3) OBP: 0.347, SLG: 0.383	FC6-4 1-2f			1B	F2			5-3	BB B B B B 1-2	4	0	1	0	1	0	3
Jim Rivera, L (1, 9) OBP: 0.355, SLG: 0.436		G6-4-3 1B		F7	K S S S			1-3 S S S	K	5	0	1	0	0	2	5
Matt Batts, R (1, 2) OBP: 0.304, SLG: 0.327		G6-4-3 1-2f		F8	K S S S			BB 1B		4	0	1	0	0	1	2
Fred Marsh, R (1, 5) OBP: 0.350, SLG: 0.378		K S S S		1B 1-2	K S S S			BB 1-2		4	0	2	0	0	2	0
Ed McGhee, R (1, 7) OBP: 0.253, SLG: 0.278			1B SF8 BB B B B B	3-1	K S S S			FC6-4 BB B B B B 1-2 2-3		2	1	0	0	2	1	2
Billy Pierce, L (1, 1) OBP: 0.280, SLG: 0.217 Harry Dorish, R (4, 1) OBP: 0.120, SLG: 0.120 Phil Cavarretta, L (7, PH) OBP: 0.401, SLG: 0.406 Morrie Martin, L (8, 1) OBP: 0.207, SLG: 0.276 Sherm Lollar, R (8, PH) OBP: 0.330, SLG: 0.350 Dick Strahs, L (9, 1)			SF8 1B 1-3		3-1		BB B B B B		FC6-4 1-2f	1 1 0 0 0 1 0	0 0 0 0 0 0 0	1 0 0 0 0 0 0	0 0 0 0 1 0 0	0 0 0 0 0 0 0	0 0 0 0 0 0 0	0 0 0 0 0 3 0
Inning Stats	R: 0 E: 0 K: 0 S: 3 H: 0 LOB: 1 BB: 1 P: 7	R: 0 E: 0 K: 1 S: 5 H: 1 LOB: 0 BB: 0 P: 5	R: 1 E: 0 K: 0 S: 4 H: 2 LOB: 1 BB: 1 P: 8	R: 0 E: 0 K: 0 S: 5 H: 2 LOB: 2 BB: 0 P: 5	R: 1 E: 0 K: 1 S: 7 H: 2 LOB: 2 BB: 1 P: 11	R: 0 E: 0 K: 3 S: 9 H: 0 LOB: 0 BB: 0 P: 9	R: 0 E: 0 K: 1 S: 5 H: 0 LOB: 1 BB: 1 P: 9	R: 0 E: 0 K: 0 S: 5 H: 2 LOB: 3 BB: 1 P: 9	R: 0 E: 0 K: 1 S: 5 H: 0 LOB: 2 BB: 2 P: 13	1B: 9 2B: 0 3B: 0 HR: 0	SF: 1 SAC: 0 DP: 2 HBP: 0						

	AB	33
	R	2
	H	9
	RBI	2
	BB	7
	SO	7
	LOB	21

WP: 0 PB: 0 SB: 0 CS: 0 PA: 41

PITCHER		IP	WLS	BF	H	R	ER	SO	BB	IBB	HBP	BLK	WP	HR	S	P	ERA	WHIP
Art Houtteman, R ERA: 3.49	(1, 1)	4.1		21	7	2	2	1	3	0	0	0	0	0	20	32	4.15	2.308
Ray Narleski, R ERA: 2.12	(5, 1)	2.2	W	9	0	0	0	5	1	0	0	0	0	0	18	22	0.00	0.375
Hal Newhouser, L ERA: 2.47	(8, 1)	2.0	S	11	2	0	0	1	3	0	0	0	0	0	10	22	0.00	2.500

PITCHER	IP	WLS	BF	H	R	ER	SO	BB	IBB	HBP	BLK	WP	HR	S	P	ERA	WHIP

Detroit Tigers @ Chicago White Sox

Comiskey Park, Chicago, IL

Mon Sep 06 1954, 4:33 AM EDT

Unknown

TOP

livebaseballscorecards.com

Batter	1	2	3	4	5	6	7	8	9	AB	R	H	RBI	BB	SO	LOB
Harvey Kuenn, R (1, 6) OBP: 0.328, SLG: 0.382	B B B B 4-0 CS HBP BB		x 0-0 ② SF8 3-H		x 0-0 1B 1-2 E 1B		x 0-0 ① F7		S S S 0-3 ② K	1	1	1	1	1	0	0
Reno Bertoia, R (6, 6) OBP: 0.244, SLG: 0.250										2	0	0	0	0	1	0
Fred Hatfield, L (1, 4) OBP: 0.383, SLG: 0.349	H 1-0 1-2 HBP		x 0-0 ③ 5-3		x 0-0 E7 1-H 2-H 1B		x 0-0 ② G3		x 0-0 1B 2B 1B	4	1	2	1	0	0	0
(6, 5)																
Bob Nieman, R (1, 7) OBP: 0.323, SLG: 0.442	S S S 0-3 ① K			x 0-0 ① 6-3	x 0-0 ③ F2		x 0-0 ③ F8		x 0-0 1-2 2B 1B	3	0	0	0	0	1	3
Frank Bolling, R (6, 4) OBP: 0.298, SLG: 0.332										2	1	1	0	0	0	0
Ray Boone, R (1, 5) OBP: 0.381, SLG: 0.486	S S S 0-3 ② ③ K 2-3			x 0-0 ② 5-3		x 0-0 SH1-3 1B 2B		x 0-0 ① 2-3	x 0-0 1-H 2-H 2B	3	1	1	0	0	1	2
Jim Delsing, L (6, 7) OBP: 0.324, SLG: 0.335										2	0	1	2	0	0	0
Wayne Belardi, L (1, 3) OBP: 0.350, SLG: 0.435		S S S 0-3 ① K		x 0-0 ③ G3		x 0-0 ① SH1-3 2-3		x 0-0 ② 4-3	x 0-0 ③ F8	4	0	0	0	0	1	1
Al Kaline, R (1, 9) OBP: 0.317, SLG: 0.367		x 0-0 ② L5-3			x 0-0 1B 2B	x 0-0 HR 3-H 1B		x 0-0 BB 1B		4	2	3	1	0	0	0
Bill Tuttle, R (1, 8) OBP: 0.357, SLG: 0.408		S S S 0-3 ③ K			x 0-0 ① L1	x 0-0 1-H HR		B B B B 4-0 1-2 BB		3	1	1	2	1	1	1
Frank House, L (1, 2) OBP: 0.302, SLG: 0.367			x 0-0 SF8 3B		x 0-0 1B 2-H 1B 1B	x 0-0 ② G3		x 0-0 ③ 4-3		4	2	2	1	0	0	2
Ned Garver, R (1, 1) OBP: 0.253, SLG: 0.217			x 0-0 ① F3		S S S 0-3 ② K	x 0-0 ③ F9			S S S 0-3 ① K	4	0	0	0	0	2	2

	AB	36
	R	9
	H	12
	RBI	8
	BB	2
	SO	7
	LOB	11

Inning Stats																																
	R: 0	E: 0	K: 2	S: 6	H: 0	LOB: 2	BB: 1	P: 11	R: 0	E: 0	K: 2	S: 7	H: 0	LOB: 0	BB: 0	P: 7	R: 1	E: 0	K: 0	S: 4	H: 1	LOB: 0	BB: 0	P: 4	R: 0	E: 0	K: 0	S: 3	H: 0	LOB: 0	BB: 0	P: 3
	R: 3	E: 0	K: 0	S: 6	H: 3	LOB: 0	BB: 0	P: 6	R: 0	E: 0	K: 0	S: 3	H: 0	LOB: 0	BB: 0	P: 3	R: 0	E: 0	K: 0	S: 4	H: 1	LOB: 2	BB: 1	P: 8	R: 2	E: 0	K: 2	S: 10	H: 3	LOB: 1	BB: 0	P: 10
	1B: 7	2B: 4	3B: 1	HR: 1	SF: 1	SAC: 1	DP: 1	HBP: 1	WP: 0	PB: 0	SB: 0	CS: 1	PA: 41																			

PITCHER		IP	WLS	BF	H	R	ER	SO	BB	IBB	HBP	BLK	WP	HR	S	P	ERA	WHIP
Bob Keegan, R ERA: 3.04	(1, 1)	7.0	L	30	8	7	6	5	1	0	1	0	0	1	38	43	7.71	1.286
Dick Strahs, R ERA: 5.65	(8, 1)	2.0		11	4	2	2	2	1	0	0	0	0	0	14	18	9.00	2.500

PITCHER	IP	WLS	BF	H	R	ER	SO	BB	IBB	HBP	BLK	WP	HR	S	P	ERA	WHIP

Detroit Tigers @ Chicago White Sox

Comiskey Park, Chicago, IL

Mon Sep 06 1954, 4:33 AM EDT

Unknown

BOTTOM

Batter	1	2	3	4	5	6	7	8	9	AB	R	H	RBI	BB	SO	LOB
Chico Carrasquel, R (1, 6) OBP: 0.357, SLG: 0.382	5-3		F7		1-3			6-3		4	0	0	0	0	0	2
Nellie Fox, L (1, 4) OBP: 0.373, SLG: 0.398	1-3		SH5-3 1-2 2-3			3-1		4-3		3	0	0	0	0	0	0
Minnie Minoso, R (1, 8) OBP: 0.420, SLG: 0.540	1B		HBP			K		BB		2	0	1	0	1	1	0
Jim Rivera, L (1, 9) OBP: 0.354, SLG: 0.434	F7		G3			F5		4-3		2	0	0	0	0	0	4
Willard Marshall, L (6, 9) OBP: 0.305, SLG: 0.184										2	0	0	0	0	0	1
Ron Jackson, R (1, 3) OBP: 0.371, SLG: 0.524		L9		L3-6 S 1B			2B 1B		L9	4	1	2	0	0	0	0
Sherm Lollar, R (1, 2) OBP: 0.330, SLG: 0.354		5-3		L7 1-2			1-H 2B		4-3	3	0	1	1	0	0	1
Dick Strahs, L (8, 1)										0	0	0	0	0	0	0
Phil Cavarretta, L (9, PH) OBP: 0.399, SLG: 0.403										1	0	0	0	0	0	0
Joe Kirrene, R (1, 5)		6-3		L3-6 2-3			L4		6-3	4	0	0	0	0	0	2
Ed McGhee, R (1, 7) OBP: 0.255, SLG: 0.272			SH5-3 S BB		F7		5-3			2	0	0	0	1	0	1
Bob Keegan, R (1, 1) OBP: 0.154, SLG: 0.183			E6 1-2 SH5-3		L5		K			2	0	0	0	0	0	1
Carl Sawatski, L (7, PH) OBP: 0.288, SLG: 0.317										1	0	0	0	0	1	1
(8, 2)																
Inning Stats	R: 0 E: 0 K: 0 S: 4 H: 1 LOB: 1 BB: 0 P: 4	R: 0 E: 0 K: 0 S: 3 H: 0 LOB: 0 BB: 0 P: 3	R: 0 E: 1 K: 0 S: 4 H: 0 LOB: 3 BB: 1 P: 9	R: 0 E: 0 K: 0 S: 3 H: 1 LOB: 0 BB: 0 P: 3	R: 0 E: 0 K: 0 S: 3 H: 0 LOB: 0 BB: 0 P: 3	R: 0 E: 0 K: 1 S: 5 H: 0 LOB: 0 BB: 0 P: 5	R: 1 E: 0 K: 1 S: 7 H: 2 LOB: 1 BB: 0 P: 7	R: 0 E: 0 K: 0 S: 3 H: 0 LOB: 1 BB: 1 P: 7	R: 0 E: 0 K: 0 S: 3 H: 0 LOB: 0 BB: 0 P: 3	1B: 3 2B: 2 3B: 0 HR: 0	SF: 0 SAC: 1 DP: 1 HBP: 1					

livebaseballscorecards.com

	AB	30
	R	1
	H	4
	RBI	1
	BB	2
	SO	2
	LOB	13

PITCHER	IP	WLS	BF	H	R	ER	SO	BB	IBB	HBP	BLK	WP	HR	S	P	ERA	WHIP
Ned Garver, R (1, 1) ERA: 2.8	9.0	W	34	4	1	1	2	2	0	1	0	0	0	35	44	1.00	0.667

PITCHER	IP	WLS	BF	H	R	ER	SO	BB	IBB	HBP	BLK	WP	HR	S	P	ERA	WHIP

Batter	1	2	3	4	5	6	7	8	9	10	AB	R	H	RBI	BB	SO	LOB
Harvey Kuenn, R (1, 6) OBP: 0.331, SLG: 0.389	2B		3B		G4-6-3 1-2f			4-3		2-H 1B	5	1	3	1	0	0	1
Fred Hatfield, L (1, 4) OBP: 0.384, SLG: 0.353	2-H 1B 2B		F5			L9		BBB 4-0 BB		P6	4	1	1	1	1	0	3
Bob Nieman, R (1, 7) OBP: 0.318, SLG: 0.434	P4		F3			5-3		F8			4	0	0	0	0	0	3
Hoot Evers, R (9, 7) OBP: 0.212, SLG: 0.241											0	0	0	0	0	0	0
Ray Boone, R (1, 5) OBP: 0.380, SLG: 0.484	2-H G4-6-3 1B		F7			5-3			P4		4	0	1	1	0	0	1
Wayne Belardi, L (1, 3) OBP: 0.345, SLG: 0.427	G4-6-3 1-2f			4-3			SSS K		F9		4	0	0	0	0	1	1
Walt Dropo, R (9, 3) OBP: 0.340, SLG: 0.390											0	0	0	0	0	0	0
Al Kaline, R (1, 9) OBP: 0.317, SLG: 0.366		L4		L7			1B		L4-3		4	0	1	0	0	0	0
Bill Tuttle, R (1, 8) OBP: 0.355, SLG: 0.404		6-3		1-3			P6			SSS K	4	0	0	0	0	1	1
Red Wilson, R (1, 2) OBP: 0.358, SLG: 0.391		2B			P5		L7			1B 2B	4	0	2	0	0	0	1
Reno Bertoia, R (10, PR) OBP: 0.244, SLG: 0.250											0	1	0	0	0	0	0
Frank House, L (10, 2) OBP: 0.302, SLG: 0.367											0	0	0	0	0	0	0
George Zuverink, R (1, 1) OBP: 0.153, SLG: 0.155		6-3			G4-6-3 1B			5-3		L9	4	0	1	0	0	0	2
Ray Herbert, R (10, 1) OBP: 0.278, SLG: 0.500											0	0	0	0	0	0	0
Al Aber, L (10, 1) OBP: 0.179, SLG: 0.139											0	0	0	0	0	0	0
Inning Stats	R: 2 E: 0 K: 0 S: 5 H: 3 LOB: 0 BB: 0 P: 5	R: 0 E: 0 K: 0 S: 4 H: 1 LOB: 1 BB: 0 P: 4	R: 0 E: 0 K: 0 S: 4 H: 1 LOB: 1 BB: 0 P: 4	R: 0 E: 0 K: 0 S: 3 H: 0 LOB: 0 BB: 0 P: 3	R: 0 E: 0 K: 0 S: 3 H: 1 LOB: 0 BB: 0 P: 3	R: 0 E: 0 K: 0 S: 3 H: 0 LOB: 0 BB: 0 P: 3	R: 0 E: 0 K: 1 S: 6 H: 1 LOB: 1 BB: 0 P: 6	R: 0 E: 0 K: 0 S: 3 H: 0 LOB: 1 BB: 1 P: 7	R: 0 E: 0 K: 0 S: 3 H: 0 LOB: 0 BB: 0 P: 3	R: 1 E: 0 K: 1 S: 7 H: 2 LOB: 2 BB: 0 P: 7	1B: 4 2B: 4 3B: 1 HR: 0	SF: 0 SAC: 0 DP: 2 HBP: 0						

PITCHER	IP	WLS	BF	H	R	ER	SO	BB	IBB	HBP	BLK	WP	HR	S	P	ERA	WHIP
Virgil Trucks, R (1, 1) ERA: 2.69	8.0		30	7	2	2	1	1	0	0	0	0	0	31	35	2.25	1.000
Don Johnson, R (9, 1) ERA: 3.09	2.0	L	8	2	1	1	1	0	0	0	0	0	0	10	10	4.50	1.000

PITCHER	IP	WLS	BF	H	R	ER	SO	BB	IBB	HBP	BLK	WP	HR	S	P	ERA	WHIP

TOP

Detroit Tigers @ Chicago White Sox

Comiskey Park, Chicago, IL

Mon Sep 06 1954, 4:38 AM EDT

Att. 16,256 - Unknown

livebaseballscorecards.com

AB	37
R	3
H	9
RBI	3
BB	1
SO	2
LOB	13

1B: 4 SF: 0
2B: 4 SAC: 0
3B: 1 DP: 2
HR: 0 HBP: 0

WP: 0 PA: 38
PB: 0
SB: 0
CS: 0

Detroit Tigers @ Chicago White Sox

Comiskey Park, Chicago, IL

Mon Sep 06 1954, 4:38 AM EDT

Att. 16,256 - Unknown

livebaseballscorecards.com

BOTTOM

Batter	1	2	3	4	5	6	7	8	9	10	AB	R	H	RBI	BB	SO	LOB
Chico Carrasquel, R (1, 6) OBP: 0.356, SLG: 0.379	P6		1B HBP E	FC5-4 1-2f			F7		K		4	1	0	0	0	1	3
Nellie Fox, L (1, 4) OBP: 0.371, SLG: 0.396	1B		FC4 1B 1-2	F7			F8		6-3		5	0	1	0	0	0	2
Minnie Minoso, R (1, 7) (9, 8) OBP: 0.418, SLG: 0.542	K		L9	6-3			FC6-4 1-2f		HR		5	1	1	1	0	1	4
Willard Marshall, L (1, 9) OBP: 0.328, SLG: 0.222	F8		1B 1-3 2-H	F7				1B 4-3	1B		5	0	3	1	0	0	1
Ron Jackson, R (1, 3) OBP: 0.347, SLG: 0.485		F8	K			6-3		B2	4-3		5	0	0	0	0	1	4
Matt Batts, R (1, 2) OBP: 0.317, SLG: 0.359		2B		P3		2B		FC5 4-3 1-2		FC4-6 2B	5	0	4	0	0	0	0
Billy Pierce, L (10, PR) OBP: 0.280, SLG: 0.217											0	0	0	0	0	0	0
Joe Kirrene, R (1, 5) Fred Marsh, R (4, PR) (5, 5) OBP: 0.346, SLG: 0.373 Phil Cavarretta, L (8, PH) OBP: 0.396, SLG: 0.400 Don Johnson, R (9, 1) OBP: 0.070, SLG: 0.029 Sherm Lollar, R (10, PH) OBP: 0.332, SLG: 0.354		L8	1B HBP			1-3		4-3 1-2 2-3		BBBB FC4-6 BB	1 1 1 0 0	0 0 0 0 0	0 0 0 0 0	0 0 0 0 1	0 0 0 0 0	0 0 0 0 0	1 1 2 0 0
Ed McGhee, R (1, 8) OBP: 0.248, SLG: 0.263 Jim Rivera, L (8, PH) OBP: 0.355, SLG: 0.433 (9, 7)	K			F8		F7		IBB		FC4-6 1B 1-2f 2-3	3 1	0 0	0 0	0 1	0 0	1 2	3 2
Virgil Trucks, R (1, 1) OBP: 0.202, SLG: 0.221 George Kell, R (8, PH) OBP: 0.348, SLG: 0.384 (9, 5)			K	FC5-4 1-2 1B			FC6-4 1B	FC5 2-3f		1-3 1B	3 2	0 0	2 1	0 0	0 0	1 3	0 3

	AB	41
	R	2
	H	12
	RBI	2
	BB	2
	SO	5
	LOB	26

Inning Stats	1	2	3	4	5	6	7	8	9	10
	R: 0 E: 0 K: 1 S: 6	R: 0 E: 0 K: 1 S: 6	R: 1 E: 1 K: 2 S: 9	R: 0 E: 0 K: 0 S: 4	R: 0 E: 0 K: 0 S: 3	R: 0 E: 0 K: 0 S: 4	R: 0 E: 0 K: 0 S: 4	R: 0 E: 0 K: 0 S: 5	R: 1 E: 0 K: 1 S: 7	R: 0 E: 0 K: 0 S: 3
	H: 1 LOB: 1 BB: 0 P: 6	H: 1 LOB: 1 BB: 0 P: 6	H: 1 LOB: 2 BB: 0 P: 10	H: 1 LOB: 2 BB: 0 P: 5	H: 0 LOB: 0 BB: 0 P: 3	H: 1 LOB: 1 BB: 0 P: 4	H: 1 LOB: 1 BB: 0 P: 4	H: 2 LOB: 3 BB: 1 P: 9	H: 2 LOB: 1 BB: 0 P: 7	H: 2 LOB: 2 BB: 1 P: 7

1B: 8	SF: 0	WP: 0	PA: 45
2B: 3	SAC: 0	PB: 0	
3B: 0	DP: 0	SB: 0	
HR: 1	HBP: 2	CS: 0	

PITCHER		IP	WLS	BF	H	R	ER	SO	BB	IBB	HBP	BLK	WP	HR	S	P	ERA	WHIP
George Zuverink, R ERA: 3.46	(1, 1)	9.0	W	42	11	2	1	5	0	1	2	0	0	1	49	55	1.00	1.222
Ray Herbert, R ERA: 5.96	(10, 1)	0.0		1	0	0	0	0	1	0	0	0	0	0	0	4	∞	∞
Al Aber, L ERA: 3.41	(10, 1)	1.0	S	2	1	0	0	0	0	0	0	0	0	0	2	2	0.00	1.000

PITCHER	IP	WLS	BF	H	R	ER	SO	BB	IBB	HBP	BLK	WP	HR	S	P	ERA	WHIP

Batter	1	2	3	4	5	6	7	8	9	AB	R	H	RBI	BB	SO	LOB
Eddie Yost, R (1, 5) OBP: 0.410, SLG: 0.392	F7		F8			F2			F2	4	0	0	0	0	0	1
Jim Busby, R (1, 8) OBP: 0.342, SLG: 0.388	6-3		6-3				5-3		BB, 1-2, 1B	3	0	0	0	1	0	0
Roy Sievers, R (1, 3) OBP: 0.333, SLG: 0.456	K		F8				F7		1-2, 2-H, 1B	4	0	1	0	0	1	0
Carlos Paula, R (1, 7) OBP: 0.235, SLG: 0.200		F9	6-3				BB		4-3	3	0	0	0	1	0	2
Jim Lemon, R (1, 9) OBP: 0.324, SLG: 0.354		E7, PB, 1B			F9		5-3			3	1	1	0	0	0	1
Ed Fitz Gerald, R (1, 2) OBP: 0.354, SLG: 0.391		P4			6-3			BB, G6-4-3		2	0	0	0	1	0	1
Roy Dietzel, R (1, 4) OBP: 0.364, SLG: 0.300		F9, 3-H			F9			G6-4-3, 1-2f		3	0	0	0	0	0	1
Jerry Snyder, R (1, 6) OBP: 0.288, SLG: 0.252			F9			F8		K		3	0	0	0	0	1	0
Bob Porterfield, R (1, 1) OBP: 0.125, SLG: 0.110			F2			4-3			BB, 1B, 1B	2	0	0	0	0	0	0
Mickey Vernon, L (9, PH) OBP: 0.372, SLG: 0.530										1	0	1	0	0	0	0
Inning Stats	R: 0 E: 0 K: 1 S: 5 / H: 0 LOB: 0 BB: 0 P: 5	R: 1 E: 1 K: 0 S: 4 / H: 1 LOB: 0 BB: 0 P: 4	R: 0 E: 0 K: 0 S: 3 / H: 0 LOB: 0 BB: 0 P: 3	R: 0 E: 0 K: 0 S: 3 / H: 0 LOB: 0 BB: 0 P: 3	R: 0 E: 0 K: 0 S: 3 / H: 0 LOB: 0 BB: 0 P: 3	R: 0 E: 0 K: 0 S: 3 / H: 0 LOB: 0 BB: 0 P: 3	R: 0 E: 0 K: 0 S: 3 / H: 0 LOB: 0 BB: 1 P: 7	R: 0 E: 0 K: 1 S: 4 / H: 0 LOB: 0 BB: 1 P: 8	R: 0 E: 0 K: 0 S: 4 / H: 2 LOB: 2 BB: 1 P: 8	1B: 3 2B: 0 3B: 0 HR: 0	SF: 0 SAC: 0 DP: 1 HBP: 0						

PITCHER		IP	WLS	BF	H	R	ER	SO	BB	IBB	HBP	BLK	WP	HR	S	P	ERA	WHIP
Morrie Martin, L ERA: 3.53	(1, 1)	8.1	W	29	2	1	0	2	3	0	0	0	0	0	30	42	0.00	0.600
Don Johnson, R ERA: 3.07	(9, 1)	0.2	S	2	1	0	0	0	0	0	0	0	0	0	2	2	0.00	1.500

PITCHER	IP	WLS	BF	H	R	ER	SO	BB	IBB	HBP	BLK	WP	HR	S	P	ERA	WHIP

TOP

Washington Senators @ Chicago White Sox

Comiskey Park, Chicago, IL

Wed Sep 08 1954, 4:33 AM EDT

Att. 6,735 - Unknown

livebaseballscorecards.com

AB	28
R	1
H	3
RBI	0
BB	3
SO	2
LOB	6

WP: 0 PB: 1 SB: 0 CS: 0 PA: 31

Batter	1	2	3	4	5	6	7	8	9	AB	R	H	RBI	BB	SO	LOB
Chico Carrasquel, R (1, 6) OBP: 0.356, SLG: 0.379	S S S 0-3 ① K	x 0-0 FC4-6 1-2 3-H 1B		x 0-0 ① F8		x 0-0 G4-6-3 1B		x 0-0 ③ F5		5	0	2	1	0	1	1
Nellie Fox, L (1, 4) OBP: 0.370, SLG: 0.395	x 0-0 1B 1B 1B	x 0-0 ② FC4-6 1-2f 2-3		x 0-0 ② 4-3		x 0-0 ① P6				4	1	1	0	0	0	3
Minnie Minoso, R (1, 7) OBP: 0.419, SLG: 0.542	x 0-0 1B 1-2 1B	x 0-0 ③ F9		x 0-0 1B		x 0-0 ② ③ G4-6-3 1-2f				4	0	2	0	0	0	3
Jim Rivera, L (1, 9) OBP: 0.356, SLG: 0.433	x 0-0 1-2 2-H 1B	x 0-0 1B HBP 1B	x 0-0 ③ F8				x 0-0 ① 3-1			4	0	2	1	0	0	1
Ron Jackson, R (1, 3) OBP: 0.342, SLG: 0.465	x 0-0 ② P6	H 1-0 1B 1-2 HBP		x 0-0 ① 5-3			x 0-0 ② F9			3	0	0	0	0	0	2
Sherm Lollar, R (1, 2) OBP: 0.331, SLG: 0.352	x 0-0 ③ F6	x 0-0 ① L8		x 0-0 1B BB 1B			x 0-0 ③ F8			4	0	1	0	0	0	4
Joe Kirrene, R (1, 5) OBP: 0.400, SLG: 0.375 Fred Marsh, R (9, 5) OBP: 0.346, SLG: 0.373		x 0-0 1B 1B 2B	x 0-0 1-2 2-3 1B	B B B 4-0 1B 1-2 BB				x 0-0 ① 5-3		3 0	1 0	2 0	0 0	1 0	0 0	0 0
Ed McGhee, R (1, 8) OBP: 0.266, SLG: 0.283		x 0-0 FC4-6 1B 2-3 1B	x 0-0 ② P5		x 0-0 G4-6-3 1-2 2-3 1B			x 0-0 SH2-4 1B		4	0	3	0	0	0	3
Morrie Martin, L (1, 1) OBP: 0.188, SLG: 0.250 Don Johnson, R (9, 1) OBP: 0.079, SLG: 0.029		S S S 0-3 ① K	x 0-0 ③ G3		x 0-0 ② ③ G4-6-3 1-2f			x 0-0 ② SH2-4 1-2		3 0	0 0	0 0	0 0	0 0	1 0	8 0
Inning Stats	R: 1 E: 0 K: 1 S: 8 H: 3 LOB: 2 BB: 0 P: 8	R: 1 E: 0 K: 1 S: 8 H: 3 LOB: 2 BB: 0 P: 8	R: 0 E: 0 K: 0 S: 5 H: 2 LOB: 3 BB: 0 P: 6	R: 0 E: 0 K: 0 S: 4 H: 1 LOB: 1 BB: 0 P: 4	R: 0 E: 0 K: 0 S: 4 H: 2 LOB: 2 BB: 1 P: 8	R: 0 E: 0 K: 0 S: 3 H: 1 LOB: 0 BB: 0 P: 3	R: 0 E: 0 K: 0 S: 3 H: 0 LOB: 0 BB: 0 P: 3	R: 0 E: 0 K: 0 S: 4 H: 1 LOB: 1 BB: 0 P: 4		1B: 12 2B: 1 3B: 0 HR: 0	SF: 0 SAC: 1 DP: 2 HBP: 1					

PITCHER	IP	WLS	BF	H	R	ER	SO	BB	IBB	HBP	BLK	WP	HR	S	P	ERA	WHIP
Bob Porterfield, R (1, 1) ERA: 3.03	8.0	L	37	13	2	2	2	1	0	1	0	0	0	39	44	2.25	1.750

PITCHER	IP	WLS	BF	H	R	ER	SO	BB	IBB	HBP	BLK	WP	HR	S	P	ERA	WHIP

BOTTOM

Washington Senators @ Chicago White Sox

Comiskey Park, Chicago, IL

Wed Sep 08 1954, 4:33 AM EDT

Att. 6,735 - Unknown

livebaseballscorecards.com

AB	34
R	2
H	13
RBI	2
BB	1
SO	2
LOB	25

PA: 37

WP: 0 PB: 0 SB: 0 CS: 0

Batter	1	2	3	4	5	6	7	8	9	AB	R	H	RBI	BB	SO	LOB
Eddie Yost, R (1, 5) OBP: 0.408, SLG: 0.389	5-3		P6			F7			F8	4	0	0	0	0	0	0
Jim Busby, R (1, 8) OBP: 0.339, SLG: 0.385	F9			F9		B1-3			F3	4	0	0	0	0	0	0
Mickey Vernon, L (1, 3) OBP: 0.370, SLG: 0.526	K			G3			G3		F7	4	0	0	0	0	1	0
Pete Runnels, L (1, 4) OBP: 0.365, SLG: 0.397		BB (1B)		F7			L8			2	0	0	0	1	0	0
Roy Sievers, R (1, 7) OBP: 0.333, SLG: 0.462		K			HR		F8			3	1	1	1	0	1	1
Jim Lemon, R (1, 9) OBP: 0.338, SLG: 0.412		G6-4-3 (1B)			5-3			HR		3	1	2	1	0	0	0
Ed Fitz Gerald, R (1, 2) OBP: 0.351, SLG: 0.387		G6-4-3			P6			L5		3	0	0	0	0	0	2
Jerry Snyder, R (1, 6) OBP: 0.281, SLG: 0.245			5-3		G1			F5		3	0	0	0	0	0	0
Chuck Stobbs, L (1, 1) OBP: 0.235, SLG: 0.156			G3			K		K		3	0	0	0	0	2	0
Inning Stats	R: 0 E: 0 K: 1 S: 5 H: 0 LOB: 0 BB: 0 P: 5	R: 0 E: 0 K: 1 S: 5 H: 1 LOB: 1 BB: 1 P: 9	R: 0 E: 0 K: 0 S: 3 H: 0 LOB: 0 BB: 0 P: 3	R: 0 E: 0 K: 0 S: 3 H: 0 LOB: 0 BB: 0 P: 3	R: 1 E: 0 K: 0 S: 4 H: 1 LOB: 0 BB: 0 P: 4	R: 0 E: 0 K: 1 S: 5 H: 0 LOB: 0 BB: 0 P: 5	R: 0 E: 0 K: 0 S: 3 H: 0 LOB: 0 BB: 0 P: 3	R: 1 E: 0 K: 1 S: 6 H: 1 LOB: 0 BB: 0 P: 6	R: 0 E: 0 K: 0 S: 3 H: 0 LOB: 0 BB: 0 P: 3	1B: 1 2B: 0 3B: 0 HR: 2 SF: 0 SAC: 0 DP: 1 HBP: 0						

PITCHER		IP	WLS	BF	H	R	ER	SO	BB	IBB	HBP	BLK	WP	HR	S	P	ERA	WHIP
Harry Dorish, R ERA: 2.75	(1, 1)	9.0	L	30	3	2	2	4	1	0	0	0	0	2	37	41	2.00	0.444

PITCHER	IP	WLS	BF	H	R	ER	SO	BB	IBB	HBP	BLK	WP	HR	S	P	ERA	WHIP

TOP

Washington Senators @ Chicago White Sox

Comiskey Park, Chicago, IL

Thu Sep 09 1954, 4:33 AM EDT

Att. 1,842 - Unknown

livebaseballscorecards.com

AB	29
R	2
H	3
RBI	2
BB	1
SO	4
LOB	3

WASHINGTON SENATORS

PA: 30

WP: 0
PB: 0
SB: 0
CS: 0

Batter	1	2	3	4	5	6	7	8	9	AB	R	H	RBI	BB	SO	LOB
Chico Carrasquel, R (1, 6) OBP: 0.356, SLG: 0.380	F7		2B			P1			F2	4	0	1	0	0	0	0
Nellie Fox, L (1, 4) OBP: 0.368, SLG: 0.392	G3		1-3			3-1			F9	4	0	0	0	0	0	1
Minnie Minoso, R (1, 7) OBP: 0.417, SLG: 0.539	5-3			F8			6-3			3	0	0	0	0	0	0
George Kell, R (1, 3) OBP: 0.345, SLG: 0.380		6-3		F7			F2			3	0	0	0	0	0	0
Jim Rivera, L (1, 9) OBP: 0.354, SLG: 0.430		4-3		F8			F8			3	0	0	0	0	0	0
Sherm Lollar, R (1, 2) OBP: 0.331, SLG: 0.352		1B			K			F3		3	0	1	0	0	1	0
Fred Marsh, R (1, 5) OBP: 0.345, SLG: 0.372		F4			CS 1B			6-3		3	0	1	0	0	0	1
Ed McGhee, R (1, 8) OBP: 0.259, SLG: 0.275			F4		F9 1-2			5-3		3	0	0	0	0	0	1
Harry Dorish, R (1, 1) OBP: 0.111, SLG: 0.111			F5			6-3			F9	2	0	0	0	0	0	0
Matt Batts, R (9, PH) OBP: 0.316, SLG: 0.357										1	0	0	0	0	0	0
Inning Stats	R: 0 E: 0 K: 0 S: 3 H: 0 LOB: 0 BB: 0 P: 3	R: 0 E: 0 K: 0 S: 4 H: 1 LOB: 1 BB: 0 P: 4	R: 0 E: 0 K: 0 S: 4 H: 1 LOB: 1 BB: 0 P: 4	R: 0 E: 0 K: 0 S: 3 H: 0 LOB: 0 BB: 0 P: 3	R: 0 E: 0 K: 1 S: 5 H: 1 LOB: 0 BB: 0 P: 5	R: 0 E: 0 K: 0 S: 3 H: 0 LOB: 0 BB: 0 P: 3	R: 0 E: 0 K: 0 S: 3 H: 0 LOB: 0 BB: 0 P: 3	R: 0 E: 0 K: 0 S: 3 H: 0 LOB: 0 BB: 0 P: 3	R: 0 E: 0 K: 0 S: 3 H: 0 LOB: 0 BB: 0 P: 3	1B: 2 2B: 1 3B: 0 HR: 0	SF: 0 SAC: 0 DP: 0 HBP: 0						

PITCHER	IP	WLS	BF	H	R	ER	SO	BB	IBB	HBP	BLK	WP	HR	S	P	ERA	WHIP
Chuck Stobbs, L (1, 1) ERA: 4.35	9.0	W	29	3	0	0	1	0	0	0	0	0	0	31	31	0.00	0.333

PITCHER	IP	WLS	BF	H	R	ER	SO	BB	IBB	HBP	BLK	WP	HR	S	P	ERA	WHIP

BOTTOM

Washington Senators @ Chicago White Sox

Comiskey Park, Chicago, IL

Thu Sep 09 1954, 4:33 AM EDT

Att. 1,842 - Unknown

livebaseballscorecards.com

AB	29
R	0
H	3
RBI	0
BB	0
SO	1
LOB	3

1B: 2	SF: 0	WP: 0	PA: 29
2B: 1	SAC: 0	PB: 0	
3B: 0	DP: 0	SB: 0	
HR: 0	HBP: 0	CS: 1	

Batter	1	2	3	4	5	6	7	8	9	AB	R	H	RBI	BB	SO	LOB
Mickey Mantle, S (1, 8) OBP: 0.399, SLG: 0.536	S S S 0-3 ① K			B B B B 4-0 BB 1B BB	x 0-0 ③ P4	S S S 0-3 ③ K		x 0-0 ② 5-3		4	1	0	0	1	2	4
Joe Collins, L (1, 3) OBP: 0.371, SLG: 0.456	S S S 0-3 ② K			S S S 0-3 ① K		x 0-0 1B 2B	B B B B 4-0 BB BB BB	S S S 0-3 ③ K		4	1	1	0	1	3	2
Enos Slaughter, L (1, 9) OBP: 0.403, SLG: 0.361	x 0-0 ③ G3			B B B B 4-0 1B 1-2 BB		x 0-0 ① G3	x 0-0 ① F5		x 0-0 ① 3-1	4	0	0	0	1	0	2
Yogi Berra, L (1, 2) OBP: 0.368, SLG: 0.482		x 0-0 ① 4-3		x 0-0 G4-6-3 1-2 2-H 1B		4-0 S S S 1B 1B IBB	0-3 ② K		x 0-0 ② P4	4	1	1	1	1	1	1
Irv Noren, L (1, 7) OBP: 0.381, SLG: 0.503 Hank Bauer, R (7, PH) OBP: 0.371, SLG: 0.478 (7, 7)		x 0-0 ② F7		x 0-0 ② ③ G4-6-3 1-2f		x 0-0 B B B B HBP BB 1B 1-3 2-H 1B	4-0 BB 1-2 BB		x 0-0 1B	3 1	1 0	1 1	1 0	0 1	0 0	2 0
Gil McDougald, R (1, 4) OBP: 0.367, SLG: 0.424		x 0-0 ③ 5-3			x 0-0 HR 2B	x 0-0 B B B B BB HBP 1-2 3-H 1B	4-0 1-2 2-3 BB		x 0-0 ③ F8	4	1	2	1	1	0	1
Andy Carey, R (1, 5) OBP: 0.365, SLG: 0.421			x 0-0 ① 6-3		x 0-0 2-H HR	H 1-0 BB 1-2 2-3 HBP	x 0-0 ③ 5-3			3	1	1	2	0	0	3
Willy Miranda, S (1, 6) OBP: 0.314, SLG: 0.370 Eddie Robinson, L (6, PH) OBP: 0.344, SLG: 0.363 Phil Rizzuto, R (6, PR) OBP: 0.305, SLG: 0.257 (6, 6)			x 0-0 ② P6		x 0-0 ① F7 B B B B	4-0 1-2 2-3 3-H BB		x 0-0 SH5-4 1B		2 0 1	0 0 0	0 0 1	0 1 0	0 1 0	0 0 0	0 0 0
Bob Grim, R (1, 1) OBP: 0.179, SLG: 0.200 Jim Konstanty, R (8, 1)			x 0-0 ③ 5-3		x 0-0 ② 5-3	S S S 0-3 ② K		x 0-0 ① SH5-4 1-2		3 0	0 0	0 0	0 0	0 0	1 0	3 0
Inning Stats	R: 0 E: 0 K: 2 S: 7 H: 0 LOB: 0 BB: 0 P: 7	R: 0 E: 0 K: 0 S: 3 H: 0 LOB: 0 BB: 0 P: 3	R: 0 E: 0 K: 0 S: 3 H: 0 LOB: 0 BB: 0 P: 3	R: 1 E: 0 K: 1 S: 5 H: 1 LOB: 1 BB: 2 P: 13	R: 2 E: 0 K: 0 S: 5 H: 2 LOB: 0 BB: 0 P: 5	R: 3 E: 0 K: 2 S: 10 H: 3 LOB: 3 BB: 2 P: 19	R: 0 E: 0 K: 1 S: 5 H: 0 LOB: 3 BB: 3 P: 17	R: 0 E: 0 K: 1 S: 6 H: 1 LOB: 1 BB: 0 P: 6	R: 0 E: 0 K: 0 S: 4 H: 1 LOB: 1 BB: 0 P: 4	1B: 5 2B: 2 3B: 0 HR: 1	SF: 0 SAC: 1 DP: 1 HBP: 1						

TOP

New York Yankees @ Chicago White Sox

Comiskey Park, Chicago, IL

Fri Sep 10 1954, 4:33 AM EDT

Att. 22,352 - Unknown

livebaseballscorecards.com

AB	33
R	6
H	8
RBI	6
BB	7
SO	7
LOB	18

PITCHER		IP	WLS	BF	H	R	ER	SO	BB	IBB	HBP	BLK	WP	HR	S	P	ERA	WHIP
Virgil Trucks, R ERA: 2.86	(1, 1)	5.1	L	26	6	6	6	3	3	1	1	0	0	1	27	44	10.12	1.688
Billy Pierce, L ERA: 3.51	(6, 1)	2.2		12	1	0	0	4	3	0	0	0	0	0	17	29	0.00	1.500
Morrie Martin, L ERA: 3.5	(9, 1)	1.0		4	1	0	0	0	0	0	0	0	0	0	4	4	0.00	1.000

PITCHER	IP	WLS	BF	H	R	ER	SO	BB	IBB	HBP	BLK	WP	HR	S	P	ERA	WHIP

WP: 0	PA: 42
PB: 0	
SB: 0	
CS: 0	

Batter	1	2	3	4	5	6	7	8	9	AB	R	H	RBI	BB	SO	LOB
Chico Carrasquel, R (1, 6) OBP: 0.356, SLG: 0.380	P4		6-3		5-3		BB, 1B	1-2, 2-H, 1B		5	0	2	1	0	0	3
Nellie Fox, L (1, 4) OBP: 0.368, SLG: 0.396	4-3			4-3	2-H, 3-H, 3B		1-2, BB, 1B	G3		5	0	2	2	0	0	2
Minnie Minoso, R (1, 7) OBP: 0.415, SLG: 0.537	K			3-1, 2B	K		P4		F9	5	0	1	0	0	2	3
George Kell, R (1, 3) OBP: 0.346, SLG: 0.377		L6		BBBB, 3-1, BB		F7	1-2, 2-3, BB		5-3	3	0	0	0	2	0	0
Jim Rivera, L (1, 9) (9, 8) OBP: 0.352, SLG: 0.427		SSS, K		3-1, 1-2, 2-3		BBBB, 1B, BB	F3		3-1	4	0	0	0	1	1	5
Matt Batts, R (1, 2) OBP: 0.314, SLG: 0.355		4-3		4-3		SSS, K		1B, 1B		4	1	1	0	0	1	3
Fred Marsh, R (1, 5) OBP: 0.364, SLG: 0.383			E3, B3-6-4, BB		BBBB, 2B, 3B, BB	1-2, 1B		1B, 1-2, 1B		3	1	2	0	1	0	0
Ed McGhee, R (1, 8) OBP: 0.270, SLG: 0.288			BBBB, B3-6-4, 1-2, BB		1-3, 3B, 2B	SSS, K		SSS, K		2	1	1	0	1	1	2
Phil Cavarretta, L (8, PH) OBP: 0.394, SLG: 0.397										1	0	0	0	0	1	2
Willard Marshall, L (9, 9) OBP: 0.328, SLG: 0.222										0	0	0	0	0	0	0
Virgil Trucks, R (1, 1) OBP: 0.198, SLG: 0.216			B3-6-4, 1-2f, 2-3		5-3		SSS, K	P6		2	0	0	0	0	0	4
Billy Pierce, L (6, 1) OBP: 0.275, SLG: 0.213										1	0	0	0	0	1	0
Sherm Lollar, R (8, PH) OBP: 0.330, SLG: 0.351										1	0	0	0	0	0	2
Morrie Martin, L (9, 1) OBP: 0.188, SLG: 0.250										0	0	0	0	0	0	0
Inning Stats	R: 0, E: 0, K: 1, S: 5 — H: 0, LOB: 0, BB: 0, P: 5	R: 0, E: 0, K: 1, S: 5 — H: 0, LOB: 0, BB: 0, P: 5	R: 0, E: 1, K: 0, S: 3 — H: 0, LOB: 1, BB: 1, P: 7	R: 0, E: 0, K: 0, S: 4 — H: 1, LOB: 2, BB: 1, P: 8	R: 2, E: 0, K: 1, S: 7 — H: 2, LOB: 1, BB: 1, P: 11	R: 0, E: 0, K: 2, S: 8 — H: 1, LOB: 2, BB: 1, P: 12	R: 0, E: 0, K: 1, S: 7 — H: 2, LOB: 3, BB: 1, P: 11	R: 1, E: 0, K: 1, S: 8 — H: 3, LOB: 2, BB: 0, P: 8	R: 0, E: 0, K: 0, S: 3 — H: 0, LOB: 0, BB: 0, P: 3	1B: 6, 2B: 2, 3B: 1, HR: 0 — SF: 0, SAC: 0, DP: 1, HBP: 0						

BOTTOM

New York Yankees @ Chicago White Sox

Comiskey Park, Chicago, IL

Fri Sep 10 1954, 4:33 AM EDT
Att. 22,352 - Unknown

livebaseballscorecards.com

AB	36
R	3
H	9
RBI	3
BB	5
SO	7
LOB	26

WP: 0 PB: 0 SB: 0 CS: 0 — PA: 41

PITCHER		IP	WLS	BF	H	R	ER	SO	BB	IBB	HBP	BLK	WP	HR	S	P	ERA	WHIP
Bob Grim, R ERA: 3.52	(1, 1)	7.2	W	37	9	3	3	7	5	0	0	0	0	0	46	66	3.52	1.826
Jim Konstanty, R ERA: 2.92	(8, 1)	1.1	S	4	0	0	0	0	0	0	0	0	0	0	4	4	0.00	0.000

PITCHER	IP	WLS	BF	H	R	ER	SO	BB	IBB	HBP	BLK	WP	HR	S	P	ERA	WHIP

Batter	1	2	3	4	5	6	7	8	9	10	AB	R	H	RBI	BB	SO	LOB
Gil McDougald, R (1, 4) OBP: 0.365, SLG: 0.421	K		F7		F8		E5 1B		F9		5	0	1	0	0	1	0
Enos Slaughter, L (1, 9) OBP: 0.396, SLG: 0.354	1-3		1B 1B 1B		E7		E5 1B 1-H 1B		4-3		5	2	1	0	0	0	1
Mickey Mantle, S (1, 8) OBP: 0.403, SLG: 0.537	HR BB		1B E 1-2 1B		F8		1B 2-3 1B			BB 1B	3	2	2	0	2	0	1
Yogi Berra, L (1, 2) OBP: 0.370, SLG: 0.489	1-H HR		E9 1-H 2-H 1B		1-3		1B 1-2 3-H 1B			F9	5	1	3	4	0	0	2
Bill Skowron, R (1, 3) OBP: 0.385, SLG: 0.582	E7		F7			F8	4-3			P6	3	0	0	0	0	0	1
Joe Collins, L (7, PH) OBP: 0.369, SLG: 0.453 (7, 3)											2	0	0	0	0	0	3
Hank Bauer, R (1, 7) OBP: 0.369, SLG: 0.474	F2		F8			K		K		1-2 1B	5	0	1	0	0	2	2
Andy Carey, R (1, 5) OBP: 0.363, SLG: 0.418		F7		5-3		1B		F7		K	5	0	1	0	0	1	2
Willy Miranda, S (1, 6) OBP: 0.304, SLG: 0.357		F7		F7		K		5-3			4	0	0	0	0	1	1
Ed Lopat, L (1, 1) OBP: 0.067, SLG: 0.018		4-3		F8			6-3		F7		4	0	0	0	0	0	0
Jim Konstanty, R (9, 1)											0	0	0	0	0	0	0
Inning Stats	R: 2 E: 1 K: 1 S: 7 H: 1 LOB: 1 BB: 1 P: 11	R: 0 E: 0 K: 0 S: 3 H: 0 LOB: 0 BB: 0 P: 3	R: 2 E: 1 K: 0 S: 6 H: 3 LOB: 1 BB: 0 P: 6	R: 0 E: 0 K: 0 S: 3 H: 0 LOB: 0 BB: 0 P: 3	R: 0 E: 1 K: 0 S: 4 H: 0 LOB: 1 BB: 0 P: 4	R: 0 E: 0 K: 2 S: 8 H: 1 LOB: 1 BB: 0 P: 8	R: 1 E: 1 K: 0 S: 6 H: 3 LOB: 2 BB: 0 P: 6	R: 0 E: 0 K: 1 S: 5 H: 0 LOB: 0 BB: 0 P: 5	R: 0 E: 0 K: 0 S: 3 H: 0 LOB: 0 BB: 0 P: 3	R: 0 E: 0 K: 1 S: 6 H: 1 LOB: 2 BB: 1 P: 10	1B: 8 2B: 0 3B: 0 HR: 1 SF: 0 SAC: 0 DP: 0 HBP: 0						

PITCHER	IP	WLS	BF	H	R	ER	SO	BB	IBB	HBP	BLK	WP	HR	S	P	ERA	WHIP
Jack Harshman, L (1, 1) ERA: 2.89	6.0		26	5	4	3	3	1	0	0	0	0	1	31	35	4.50	1.000
Don Johnson, R (7, 1) ERA: 3.01	3.0		12	3	1	0	1	0	0	0	0	0	0	14	14	0.00	1.000
Morrie Martin, L (10, 1) ERA: 3.47	1.0	W	5	1	0	0	1	1	0	0	0	0	0	6	10	0.00	2.000

PITCHER	IP	WLS	BF	H	R	ER	SO	BB	IBB	HBP	BLK	WP	HR	S	P	ERA	WHIP

TOP

New York Yankees @ Chicago White Sox

Comiskey Park, Chicago, IL

Sat Sep 11 1954, 4:33 AM EDT
Att. 15,334 - Unknown

livebaseballscorecards.com

AB	41
R	5
H	9
RBI	4
BB	2
SO	5
LOB	13

WP: 0	PB: 0	SB: 0	CS: 0
PA: 43			

Batter	1	2	3	4	5	6	7	8	9	10	AB	R	H	RBI	BB	SO	LOB
Chico Carrasquel, R (1, 6) OBP: 0.354, SLG: 0.378	5-3	5-3			F7	6-3			5-3	1-2 3-H 1B	6	0	1	1	0	0	3
Nellie Fox, L (1, 4) OBP: 0.369, SLG: 0.396	BBBB 1B SF9 BB	4-3			E 1B 1B 1B		4-3		SH2-3 2-3		3	2	1	0	1	0	1
Minnie Minoso, R (1, 7) OBP: 0.417, SLG: 0.540	BB HBP 1-3 1B		F8		E1 1B 1-3 1B		F9		1B 3-H 2B		5	1	3	1	0	0	0
George Kell, R (1, 3) OBP: 0.349, SLG: 0.379 (10, 5)	SF9 3-H		BBBB FC5-4 BB		G6-4-3 1-2 3-H 1B		B5-3		2-H 1B		3	0	2	3	1	0	0
Jim Rivera, L (1, 9) OBP: 0.353, SLG: 0.427 Joe Kirrene, R (1, PR) OBP: 0.308, SLG: 0.273 (2, 5) Phil Cavarretta, L (9, PH) OBP: 0.392, SLG: 0.394 Morrie Martin, L (10, 1) OBP: 0.188, SLG: 0.250	H BB 1-2 HBP		SSS K		G6-4-3 1-2f			5-3	F9		0 3 1 0	0 0 0 0	0 0 0 0	0 0 0 0	0 1 0 0	0 3 1 0	0 3 1 0
Sherm Lollar, R (1, 2) OBP: 0.331, SLG: 0.353 Bob Cain, L (10, PR)	BBBB 1-2 2-3 BB		FC5-4 1-2f			F9		F8	FC5-4 1B 2B		4 0	0 1	1 0	0 0	1 0	0 0	1 0
Fred Marsh, R (1, 5) OBP: 0.376, SLG: 0.400 (2, 9)	L4			6-3		1B S 2B		1B	FC5-4 IBB		4	1	2	0	1	0	3
Ed McGhee, R (1, 8) OBP: 0.277, SLG: 0.296 Willard Marshall, L (10, PH) OBP: 0.323, SLG: 0.218		SH3-4 1B		6-3		S 2-3 1B		F9	F9		4 1	0 0	2 0	0 0	0 0	0 0	1 2
Jack Harshman, L (1, 1) OBP: 0.254, SLG: 0.264 Matt Batts, R (6, PH) OBP: 0.313, SLG: 0.353 Don Johnson, R (7, 1) OBP: 0.079, SLG: 0.029 Ron Jackson, R (9, PH) OBP: 0.346, SLG: 0.479 (10, 3)		SH3-4 1-2		P4		F9 1-2 3-H			SH2-3 2B 2B	FC5-4 1B 1-2f 2-3	1 1 0 2	0 0 0 1	0 0 0 1	0 0 0 2	0 0 0 0	0 0 0 2	0 1 0 2
Inning Stats	R: 1 E: 0 K: 0 S: 4 H: 1 LOB: 3 BB: 2 P: 13	R: 0 E: 0 K: 0 S: 4 H: 1 LOB: 1 BB: 0 P: 4	R: 0 E: 0 K: 1 S: 5 H: 0 LOB: 1 BB: 1 P: 9	R: 0 E: 0 K: 0 S: 3 H: 0 LOB: 0 BB: 0 P: 3	R: 1 E: 1 K: 0 S: 5 H: 3 LOB: 1 BB: 0 P: 5	R: 1 E: 0 K: 0 S: 5 H: 2 LOB: 1 BB: 0 P: 5	R: 0 E: 0 K: 0 S: 3 H: 0 LOB: 0 BB: 0 P: 3	R: 0 E: 0 K: 0 S: 4 H: 1 LOB: 1 BB: 0 P: 4	R: 2 E: 0 K: 0 S: 6 H: 3 LOB: 1 BB: 0 P: 6	R: 1 E: 0 K: 0 S: 4 H: 2 LOB: 2 BB: 1 P: 8	1B: 9 2B: 4 3B: 0 HR: 0 SF: 1 SAC: 2 DP: 1 HBP: 1	WP: 0 PB: 0 SB: 2 CS: 0 PA: 46					

PITCHER	IP	WLS	BF	H	R	ER	SO	BB	IBB	HBP	BLK	WP	HR	S	P	ERA	WHIP
Ed Lopat, L (1, 1) ERA: 3.32	8.2		40	11	5	4	1	3	0	1	0	0	0	38	51	4.15	1.615
Jim Konstanty, R (9, 1) ERA: 3.02	1.0	L	6	2	1	1	0	0	1	0	0	0	0	5	9	9.00	2.000

PITCHER	IP	WLS	BF	H	R	ER	SO	BB	IBB	HBP	BLK	WP	HR	S	P	ERA	WHIP

BOTTOM

New York Yankees @ Chicago White Sox

Comiskey Park, Chicago, IL

Sat Sep 11 1954, 4:33 AM EDT
Att. 15,334 - Unknown

livebaseballscorecards.com

AB	38
R	6
H	13
RBI	5
BB	4
SO	1
LOB	18

Batter	1	2	3	4	5	6	7	8	9	AB	R	H	RBI	BB	SO	LOB
Billy Goodman, L (1, 4) OBP: 0.370, SLG: 0.376	F7	1-3		1B			6-3		1B 2-H	5	0	2	0	0	0	1
Ted Williams, L (1, 7) OBP: 0.516, SLG: 0.649	BB G3		F5	G3			HR		L8	4	1	1	1	1	0	2
Jackie Jensen, R (1, 8) OBP: 0.362, SLG: 0.482	BB G3 1-2		6-3		F9		K		P6	4	0	0	0	1	1	1
Harry Agganis, L (1, 3) OBP: 0.324, SLG: 0.400	G3 1-2 2-3		1B BB		P4			P6		4	1	1	0	0	0	2
Grady Hatton, L (1, 5) OBP: 0.380, SLG: 0.372	F8		1B 1-2 BB		4-3			1B BB		2	0	0	0	2	0	2
Jim Piersall, R (1, 9) OBP: 0.335, SLG: 0.398		F8	1B 1-2 2-H			L5		F7		4	0	1	1	0	0	1
Sammy White, R (1, 2) OBP: 0.308, SLG: 0.422		3B 1B	P4			G5-4-3 1B		1B 1-2		4	1	3	0	0	0	2
Billy Consolo, R (1, 6) OBP: 0.312, SLG: 0.263 Charlie Maxwell, L (8, PH) OBP: 0.315, SLG: 0.297 Ted Lepcio, R (8, 6) OBP: 0.329, SLG: 0.390		F8		F8		G5-4-3 1-2f		G3		3 1 0	0 0 0	0 0 0	0 0 0	0 0 0	0 0 0	2 2 0
Tom Brewer, R (1, 1) OBP: 0.296, SLG: 0.375 Tom Hurd, R (4, 1) OBP: 0.667, SLG: 0.500 Karl Olson, R (7, PH) OBP: 0.303, SLG: 0.356 Hal Brown, R (7, 1) OBP: 0.333, SLG: 0.235 Sam Mele, R (9, PH) OBP: 0.308, SLG: 0.407 Tex Clevenger, R (9, PR) OBP: 0.214, SLG: 0.286		1-H 3B		F9			F7		1B 2B	2 0 1 0 1	0 0 0 0 0	1 0 0 0 1	1 0 0 0 0	0 0 0 0 0	0 0 0 0 0	0 0 0 0 0
Inning Stats	R: 0 E: 0 K: 0 S: 3 H: 0 LOB: 2 BB: 2 P: 11	R: 1 E: 0 K: 0 S: 5 H: 2 LOB: 1 BB: 0 P: 5	R: 1 E: 0 K: 0 S: 5 H: 2 LOB: 2 BB: 1 P: 9	R: 0 E: 0 K: 0 S: 4 H: 1 LOB: 1 BB: 0 P: 4	R: 0 E: 0 K: 0 S: 3 H: 0 LOB: 0 BB: 0 P: 3	R: 0 E: 0 K: 0 S: 3 H: 1 LOB: 0 BB: 0 P: 3	R: 1 E: 0 K: 1 S: 6 H: 1 LOB: 0 BB: 0 P: 6	R: 0 E: 0 K: 0 S: 4 H: 1 LOB: 2 BB: 1 P: 8	R: 0 E: 0 K: 0 S: 4 H: 2 LOB: 1 BB: 0 P: 4	1B: 7 2B: 1 3B: 1 HR: 1	SF: 0 SAC: 0 DP: 1 HBP: 0			WP: 0 PB: 0 SB: 0 CS: 0	PA: 39		

PITCHER	IP	WLS	BF	H	R	ER	SO	BB	IBB	HBP	BLK	WP	HR	S	P	ERA	WHIP
Bob Keegan, R (1, 1) ERA: 3.03	9.0	W	39	10	3	3	1	4	0	0	0	0	1	37	53	3.00	1.556

PITCHER	IP	WLS	BF	H	R	ER	SO	BB	IBB	HBP	BLK	WP	HR	S	P	ERA	WHIP

TOP

Boston Red Sox @ Chicago White Sox

Comiskey Park, Chicago, IL

Sun Sep 12 1954, 4:33 AM EDT

Unknown

livebaseballscorecards.com

AB	35
R	3
H	10
RBI	3
BB	4
SO	1
LOB	15

Batter	1	2	3	4	5	6	7	8	9	AB	R	H	RBI	BB	SO	LOB
Chico Carrasquel, R (1, 6) OBP: 0.352, SLG: 0.375	1-3	F7		SF9 3-H		P6		L6		4	0	0	1	0	0	3
Nellie Fox, L (1, 4) OBP: 0.371, SLG: 0.399	S S 1B	FC1-2 3-Hf		1-H 2-H 2B		F7		S 1B		5	1	3	2	0	0	3
Minnie Minoso, R (1, 7) OBP: 0.418, SLG: 0.540 Willard Marshall, L (5, 7) OBP: 0.328, SLG: 0.228	E S 1-3 1B	1B	K			1B		F5 1-2		3 2	0 0	2 1	0 0	0 0	1 0	1 1
Jim Rivera, L (1, 9) OBP: 0.352, SLG: 0.427	K 1-3 3-H	K			1B 2B	1-3				4	1	1	0	0	2	2
Ron Jackson, R (1, 3) OBP: 0.341, SLG: 0.481	G3	K2-3			F8		6-3 FC6-2 2B			4	0	1	0	0	1	2
Sherm Lollar, R (1, 2) OBP: 0.330, SLG: 0.349		F3		BB 1B SF9 BB	F3		6-3 2-3			3	1	0	0	1	0	2
Joe Kirrene, R (1, 5) OBP: 0.412, SLG: 0.357		S BB FC1-2 BB		BB 1-2 2B 1B	1B 2-H 1B		FC6-2 3-H			3	1	2	1	1	0	1
Ed McGhee, R (1, 8) OBP: 0.293, SLG: 0.300		S 1-2 BB		1-2 2-3 2B BB	S 1-3 1B		F8			2	1	1	0	2	0	1
Bob Keegan, R (1, 1) OBP: 0.159, SLG: 0.176		1-2 2-3 BB		K	6-3 1-2			F9		3	0	0	0	1	1	5
Inning Stats	R: 1 H: 2 E: 0 LOB: 1 K: 1 BB: 0 S: 7 P: 7	R: 0 H: 0 E: 0 LOB: 3 K: 0 BB: 3 S: 3 P: 15	R: 0 H: 1 E: 0 LOB: 0 K: 2 BB: 0 S: 7 P: 7	R: 3 H: 2 E: 0 LOB: 1 K: 2 BB: 2 S: 9 P: 17	R: 1 H: 3 E: 0 LOB: 2 K: 0 BB: 0 S: 6 P: 6	R: 0 H: 1 E: 0 LOB: 1 K: 0 BB: 0 S: 4 P: 4	R: 0 H: 1 E: 0 LOB: 1 K: 0 BB: 0 S: 4 P: 4	R: 0 H: 1 E: 0 LOB: 1 K: 0 BB: 0 S: 4 P: 4		1B: 8 SF: 1 2B: 3 SAC: 0 3B: 0 DP: 0 HR: 0 HBP: 0						WP: 0 PA: 39 PB: 0 SB: 7 CS: 0

PITCHER		IP	WLS	BF	H	R	ER	SO	BB	IBB	HBP	BLK	WP	HR	S	P	ERA	WHIP
Tom Brewer, R ERA: 4.83	(1, 1)	3.0	L	17	4	4	4	3	5	0	0	0	0	0	18	38	12.00	3.000
Tom Hurd, R ERA: 2.96	(4, 1)	3.0		14	5	1	1	2	0	0	0	0	0	0	18	18	3.00	1.667
Hal Brown, R ERA: 4.85	(7, 1)	2.0		8	2	0	0	0	0	0	0	0	0	0	8	8	0.00	1.000

PITCHER	IP	WLS	BF	H	R	ER	SO	BB	IBB	HBP	BLK	WP	HR	S	P	ERA	WHIP

BOTTOM

Boston Red Sox @ Chicago White Sox

Comiskey Park, Chicago, IL

Sun Sep 12 1954, 4:33 AM EDT

Unknown

AB	33
R	5
H	11
RBI	4
BB	5
SO	5
LOB	21

livebaseballscorecards.com

Batter	1	2	3	4	5	6	7	8	9	AB	R	H	RBI	BB	SO	LOB
Billy Goodman, L (1, 4) OBP: 0.369, SLG: 0.373	F7		6-3		BBB 4-0, 4-3, 1-2, 2-3, BB		F7			3	0	0	0	1	0	0
Ted Williams, L (1, 7) OBP: 0.512, SLG: 0.641	F8		G3		4-3 1-2 2-3 3-H			6-3		4	0	0	1	0	0	2
Jackie Jensen, R (1, 8) OBP: 0.361, SLG: 0.482	5-3			4-3 6-3 2B	SSS 0-3, K			6-3		4	1	1	0	0	1	2
Harry Agganis, L (1, 3) OBP: 0.324, SLG: 0.405		G6-4-3 3B		4-3 2-3		F7		HR		3	1	1	0	0	0	1
Sam Mele, R (8, PH) OBP: 0.310, SLG: 0.418 (8, 3)										1	1	1	1	0	0	0
Ted Lepcio, R (1, 5) OBP: 0.328, SLG: 0.387		BBBB 4-0, G6-4-3, BB		6-3 3-H		4-3		SSS 0-3, K2-3		3	0	0	1	1	1	0
Jim Piersall, R (1, 9) OBP: 0.333, SLG: 0.394		G6-4-3 1-2f 3-H		F9		SSS 0-3, K			6-3	4	0	0	0	0	1	1
Sammy White, R (1, 2) OBP: 0.310, SLG: 0.425		1B			BB 4-3 2B		1-3		6-3	4	1	2	0	0	0	0
Billy Consolo, R (1, 6) OBP: 0.314, SLG: 0.273		SSS 0-3, K			BBBB 4-0, 4-3, BB BB		SF8 3B		SSS 0-3, K	3	1	1	0	1	2	1
Frank Sullivan, R (1, 1) OBP: 0.203, SLG: 0.164			L6		F8		SF8 3-H			1	0	0	0	0	0	0
Karl Olson, R (5, PH) OBP: 0.302, SLG: 0.355										1	0	0	0	0	0	2
Russ Kemmerer, R (5, 1) OBP: 0.250, SLG: 0.143										0	0	0	0	0	0	0
Don Lenhardt, R (7, PH) OBP: 0.282, SLG: 0.379										0	0	0	1	0	0	0
Hal Brown, R (7, 1) OBP: 0.333, SLG: 0.235										0	0	0	0	0	0	0
Inning Stats	R: 0 E: 0 K: 0 S: 3 H: 0 LOB: 0 BB: 0 P: 3	R: 1 E: 0 K: 1 S: 6 H: 2 LOB: 1 BB: 1 P: 10	R: 0 E: 0 K: 0 S: 3 H: 0 LOB: 0 BB: 0 P: 3	R: 1 E: 0 K: 0 S: 4 H: 1 LOB: 0 BB: 0 P: 4	R: 1 E: 0 K: 1 S: 6 H: 1 LOB: 2 BB: 2 P: 14	R: 0 E: 0 K: 1 S: 5 H: 0 LOB: 0 BB: 0 P: 5	R: 1 E: 0 K: 0 S: 4 H: 1 LOB: 0 BB: 0 P: 4	R: 1 E: 0 K: 1 S: 6 H: 1 LOB: 0 BB: 0 P: 6	R: 0 E: 0 K: 1 S: 5 H: 0 LOB: 0 BB: 0 P: 5	1B: 1 2B: 2 3B: 2 HR: 1 SF: 1 SAC: 0 DP: 1 HBP: 0						

PITCHER	IP	WLS	BF	H	R	ER	SO	BB	IBB	HBP	BLK	WP	HR	S	P	ERA	WHIP
Billy Pierce, L (1, 1) ERA: 3.57	7.2		30	5	4	4	3	3	0	0	0	0	0	33	45	4.70	1.043
Don Johnson, R (8, 1) ERA: 3.06	0.1		2	1	1	1	1	0	0	0	0	0	1	4	4	27.00	3.000
Virgil Trucks, R (9, 1) ERA: 2.84	1.0	W	3	0	0	0	1	0	0	0	0	0	0	5	5	0.00	0.000

PITCHER	IP	WLS	BF	H	R	ER	SO	BB	IBB	HBP	BLK	WP	HR	S	P	ERA	WHIP

TOP

Boston Red Sox @ Chicago White Sox

Comiskey Park, Chicago, IL

Sun Sep 12 1954, 4:38 AM EDT

Att. 13,637 - Unknown

livebaseballscorecards.com

AB	31
R	5
H	6
RBI	4
BB	3
SO	5
LOB	9

PA:	35
WP:	0
PB:	0
SB:	0
CS:	0

Batter	1	2	3	4	5	6	7	8	9	AB	R	H	RBI	BB	SO	LOB
Chico Carrasquel, R (1, 6) OBP: 0.351, SLG: 0.373	BBBB 4-0 HR 1B BB	x 0-0 G5-4-3 ②③ 1-2f		SSS 0-3 K ③			SSS 0-3 K ①			3	1	0	0	1	2	2
Nellie Fox, L (1, 4) OBP: 0.372, SLG: 0.399	x 0-0 1-2 HR 1B		BBBB 4-0 2B BB		x 0-0 6-3 ①		x 0-0 4-3 ②			3	2	1	0	1	0	0
Minnie Minoso, R (1, 7) OBP: 0.418, SLG: 0.548	x 0-0 1-H 2-H HR		x 0-0 G3 1-H 1B 2B		x 0-0 6-3 ②		x 0-0 F9 ③			4	2	2	4	0	0	0
Jim Rivera, L (1, 9) OBP: 0.350, SLG: 0.424	x 0-0 6-3 ①		x 0-0 G3 ① 2-3		x 0-0 F8 ③			SSS 0-3 K ①		4	0	0	0	0	1	1
Ron Jackson, R (1, 3) OBP: 0.348, SLG: 0.481	x 0-0 6-3 ②		x 0-0 3-H 1B			x 0-0 L6 ①		x 0-0 S 1B 1B		4	1	2	1	0	0	0
Carl Sawatski, L (1, 2) OBP: 0.287, SLG: 0.308	x 0-0 L4 ③		x 0-0 F8 ②			BBBB 4-0 BB BB		SSS 0-3 K ② 1-2		3	0	0	0	1	1	2
Joe Kirrene, R (1, 5) OBP: 0.429, SLG: 0.389 Fred Marsh, R (9, 5) OBP: 0.376, SLG: 0.400		x 0-0 1B 1B	x 0-0 L3 ③			x 0-0 F9 ②		x 0-0 2-H 1B 1B		4 0	1 0	2 0	1 0	0 0	0 0	2 0
Ed McGhee, R (1, 8) OBP: 0.307, SLG: 0.310		x 0-0 1-2 G5-4-3 1B		SSS 0-3 K ①		BBBB 4-0 1-2 BB		x 0-0 2-H 1B		3	0	2	1	1	1	0
Billy Pierce, L (1, 1) OBP: 0.259, SLG: 0.200 Don Johnson, R (8, 1) OBP: 0.079, SLG: 0.029 George Kell, R (8, PH) OBP: 0.348, SLG: 0.378 Virgil Trucks, R (9, 1) OBP: 0.198, SLG: 0.216		SSS 0-3 K ①		x 0-0 6-3 ②		SSS 0-3 K ③		x 0-0 L7 ③		3 0 1 0	0 0 0 0	0 0 0 0	0 0 0 0	0 0 0 0	2 0 0 0	4 0 1 0
Inning Stats	R: 3 E: 0 K: 0 S: 5 — H: 2 LOB: 0 BB: 1 P: 9	R: 0 E: 0 K: 1 S: 6 — H: 2 LOB: 1 BB: 0 P: 6	R: 2 E: 0 K: 0 S: 5 — H: 2 LOB: 1 BB: 1 P: 9	R: 0 E: 0 K: 2 S: 7 — H: 0 LOB: 0 BB: 0 P: 7	R: 0 E: 0 K: 0 S: 3 — H: 0 LOB: 0 BB: 0 P: 3	R: 0 E: 0 K: 1 S: 5 — H: 0 LOB: 2 BB: 2 P: 13	R: 0 E: 0 K: 1 S: 5 — H: 0 LOB: 0 BB: 0 P: 5	R: 2 E: 0 K: 2 S: 10 — H: 3 LOB: 1 BB: 0 P: 10		1B: 7 2B: 1 3B: 0 HR: 1 — SF: 0 SAC: 0 DP: 1 HBP: 0						

PITCHER	IP	WLS	BF	H	R	ER	SO	BB	IBB	HBP	BLK	WP	HR	S	P	ERA	WHIP
Frank Sullivan, R (1, 1) ERA: 3.03	4.0		19	6	5	5	3	2	0	0	0	0	1	23	31	11.25	2.000
Russ Kemmerer, R (5, 1) ERA: 3.76	2.0		8	0	0	0	1	2	0	0	0	0	0	8	16	0.00	1.000
Hal Brown, R (7, 1) ERA: 4.93	2.0	L	9	3	2	2	3	0	0	0	0	0	0	15	15	9.00	1.500

PITCHER	IP	WLS	BF	H	R	ER	SO	BB	IBB	HBP	BLK	WP	HR	S	P	ERA	WHIP

BOTTOM

Boston Red Sox @ Chicago White Sox

Comiskey Park, Chicago, IL

Sun Sep 12 1954, 4:38 AM EDT

Att. 13,637 - Unknown

livebaseballscorecards.com

AB	32
R	7
H	9
RBI	7
BB	4
SO	7
LOB	12

PA: 36

WP: 0 PB: 0 SB: 1 CS: 0

Baltimore Orioles @ Chicago White Sox

Comiskey Park, Chicago, IL

Fri Sep 17 1954, 4:33 AM EDT

Att. 6,991 - Unknown

TOP

livebaseballscorecards.com

Batter	1	2	3	4	5	6	7	8	9	AB	R	H	RBI	BB	SO	LOB
Cal Abrams, L (1, 9) OBP: 0.397, SLG: 0.391	1-3		E HBP		SH5-3 3-H 1B		K		HR 1B	1	0	0	0	0	0	0
Jim Fridley, R (5, PH) OBP: 0.318, SLG: 0.380 (5, 9)										3	1	2	1	0	1	1
Chuck Diering, R (1, 8) OBP: 0.363, SLG: 0.325	FC5-4 HBP		F2		SH5-3 1-2		P5		1-H HR	3	1	1	2	0	0	2
Joe Durham, R (1, 7) OBP: 0.258, SLG: 0.310	FC5-4 1-2f HR		E5 1-2		6-3		K		P6	5	1	0	0	0	1	4
Bob Kennedy, R (1, 5) OBP: 0.314, SLG: 0.367	1-H HR		L9			K		K		4	1	1	2	0	2	2
Frank Kellert, R (1, 3) OBP: 0.300, SLG: 0.200	K			5-3		1B BB		1B		3	0	1	0	1	1	0
Clint Courtney, L (1, 2) OBP: 0.320, SLG: 0.358		FC1-6 1B		F4		1-2 1B		P6		4	0	2	0	0	0	1
Billy Hunter, R (1, 6) OBP: 0.286, SLG: 0.313		FC1-6 CS 1-2f		F8		F9		F9		4	0	0	0	0	0	4
Bobby Young, L (1, 4) OBP: 0.329, SLG: 0.337		1-3 1-2			WP S 1B BB	F2			F5	3	1	0	0	1	0	3
Bob Turley, R (1, 1) OBP: 0.146, SLG: 0.138			6-3		5-3 1-3		1B		P4	4	0	1	0	0	0	1
Inning Stats	R: 2 E: 0 K: 1 S: 6 H: 1 LOB: 0 BB: 0 P: 7	R: 0 E: 0 K: 0 S: 3 H: 1 LOB: 0 BB: 0 P: 3	R: 0 E: 1 K: 0 S: 4 H: 0 LOB: 2 BB: 0 P: 5	R: 0 E: 0 K: 0 S: 3 H: 0 LOB: 0 BB: 0 P: 3	R: 1 E: 0 K: 0 S: 4 H: 1 LOB: 1 BB: 1 P: 8	R: 0 E: 0 K: 1 S: 6 H: 1 LOB: 2 BB: 1 P: 10	R: 0 E: 0 K: 2 S: 8 H: 1 LOB: 1 BB: 0 P: 8	R: 0 E: 0 K: 1 S: 6 H: 1 LOB: 1 BB: 0 P: 6	R: 2 E: 0 K: 0 S: 5 H: 2 LOB: 0 BB: 0 P: 5	1B: 6 2B: 0 3B: 0 HR: 2 SF: 0 SAC: 1 DP: 0 HBP: 2	WP: 1 PB: 0 SB: 1 CS: 1 PA: 39					

	AB	34
	R	5
	H	8
	RBI	5
	BB	2
	SO	5
	LOB	18

PITCHER	IP	WLS	BF	H	R	ER	SO	BB	IBB	HBP	BLK	WP	HR	S	P	ERA	WHIP
Jack Harshman, L (1, 1) ERA: 2.93	7.0	L	30	5	3	3	4	2	0	2	0	1	1	34	44	3.86	1.000
Don Johnson, R (8, 1) ERA: 3.15	2.0		9	3	2	2	1	0	0	0	0	0	1	11	11	9.00	1.500

PITCHER	IP	WLS	BF	H	R	ER	SO	BB	IBB	HBP	BLK	WP	HR	S	P	ERA	WHIP

Batter	1	2	3	4	5	6	7	8	9	AB	R	H	RBI	BB	SO	LOB
Chico Carrasquel, R (1, 6) OBP: 0.349, SLG: 0.370	5-3	K			F2		K			4	0	0	0	0	2	4
Nellie Fox, L (1, 4) OBP: 0.372, SLG: 0.396	BB		P4		FC4-6-5-2-5 1-2 2-3			FC1-6 BB SF9 1B		3	1	1	0	1	0	2
Minnie Minoso, R (1, 7) OBP: 0.416, SLG: 0.544	F7		K			2B		BB 1-2		3	0	1	0	1	1	1
Jim Rivera, L (1, 9) (8, 8) OBP: 0.348, SLG: 0.421	E 1-2 1B		K			K		FC1-6 1-2f 2-3		4	0	1	0	0	2	3
George Kell, R (1, 3) OBP: 0.344, SLG: 0.373	E6 1-2 2-3			6-3		F9		SF9 3-H		3	0	0	1	0	0	3
Carl Sawatski, L (1, 2) OBP: 0.278, SLG: 0.296	F7			F8		1-3		4-3		4	0	0	0	0	0	5
Fred Marsh, R (1, 5) OBP: 0.380, SLG: 0.424		2B		6-3			FC6-5-4 2B		F9	4	0	2	0	0	0	0
Ed McGhee, R (1, 8) OBP: 0.318, SLG: 0.310 Willard Marshall, L (7, PH) OBP: 0.319, SLG: 0.220 (8, 9)		K			BB		F7		L9	1 2	0 0	0 0	0 0	1 0	1 0	1 1
Jack Harshman, L (1, 1) OBP: 0.262, SLG: 0.259 Phil Cavarretta, L (7, PH) OBP: 0.392, SLG: 0.386 Don Johnson, R (8, 1) OBP: 0.079, SLG: 0.029 Matt Batts, R (9, PH) OBP: 0.311, SLG: 0.351		K			BB 1-2		FC6-5-4 2-3		4-3	1 1 0 1	0 0 0 0	0 0 0 0	0 0 0 0	1 0 0 0	1 0 0 0	1 1 0 0
Inning Stats	R: 0 H: 1 E: 1 LOB: 3 K: 0 BB: 1 S: 5 P: 9	R: 0 H: 1 E: 0 LOB: 1 K: 3 BB: 0 S: 10 P: 10	R: 0 H: 0 E: 0 LOB: 0 K: 2 BB: 0 S: 7 P: 7	R: 0 H: 0 E: 0 LOB: 0 K: 0 BB: 0 S: 3 P: 3	R: 0 H: 0 E: 0 LOB: 1 K: 0 BB: 2 S: 2 P: 10	R: 0 H: 1 E: 0 LOB: 1 K: 1 BB: 0 S: 6 P: 6	R: 0 H: 1 E: 0 LOB: 1 K: 1 BB: 0 S: 6 P: 6	R: 1 H: 1 E: 0 LOB: 1 K: 0 BB: 1 S: 4 P: 8	R: 0 H: 0 E: 0 LOB: 0 K: 0 BB: 0 S: 3 P: 3	1B: 2 SF: 1 2B: 4 SAC: 0 3B: 0 DP: 1 HR: 0 HBP: 0						

PITCHER		IP	WLS	BF	H	R	ER	SO	BB	IBB	HBP	BLK	WP	HR	S	P	ERA	WHIP
Bob Turley, R ERA: 3.59	(1, 1)	9.0	W	36	5	1	1	7	4	0	0	0	0	0	46	62	1.00	1.000

PITCHER	IP	WLS	BF	H	R	ER	SO	BB	IBB	HBP	BLK	WP	HR	S	P	ERA	WHIP

BOTTOM

Baltimore Orioles @ Chicago White Sox

Comiskey Park, Chicago, IL

Fri Sep 17 1954, 4:33 AM EDT

Att. 6,991 - Unknown

livebaseballscorecards.com

AB	31
R	1
H	5
RBI	1
BB	4
SO	7
LOB	22

Batter	1	2	3	4	5	6	7	8	9	AB	R	H	RBI	BB	SO	LOB
Billy Hunter, R (1, 6) OBP: 0.283, SLG: 0.310	S S S 0-3 ① K		x 0-0 ② F7			x 0-0 ① 5-3		x 0-0 ② F9		4	0	0	0	0	1	2
Chuck Diering, R (1, 8) OBP: 0.359, SLG: 0.322	S S S 0-3 ② K		x 0-0 ③ FC6 1-2f			x 0-0 ② P6		x 0-0 ③ F8		4	0	0	0	0	1	2
Joe Durham, R (1, 7) OBP: 0.257, SLG: 0.281	x 0-0 ③ F2			x 0-0 ① 5-3		B B B B 4-0 HR BB			S S S 0-3 ① K	3	1	0	0	1	1	0
Bob Kennedy, R (1, 5) OBP: 0.316, SLG: 0.379		x 0-0 ① P6		S S S 0-3 ② K		x 0-0 1-H HR			x 0-0 BB 1B 1B	4	1	2	2	0	1	0
Frank Kellert, R (1, 3) OBP: 0.324, SLG: 0.241		x 0-0 ② P6		x 0-0 1B		x 0-0 ③ F7			x 0-0 1-2 BB 1B	4	0	2	0	0	0	0
Jim Fridley, R (1, 9) OBP: 0.313, SLG: 0.374		x 0-0 ③ 6-3		S S S 0-3 ③ K			x 0-0 ① F3		x 0-0 ② F2	4	0	0	0	0	1	3
Clint Courtney, L (1, 2) OBP: 0.321, SLG: 0.358			x 0-0 1B 1B		x 0-0 ① L7		S S S 0-3 ② K		B B B B 4-0 1-2 2-3 BB	3	0	1	0	1	1	0
Bobby Young, L (1, 4) OBP: 0.328, SLG: 0.337			x 0-0 1-2 FC6 1B		x 0-0 ② P4		x 0-0 ③ 3-1		x 0-0 ③ F8	4	0	1	0	0	0	3
Don Larsen, R (1, 1) OBP: 0.297, SLG: 0.419			x 0-0 ① F3		x 0-0 ③ 6-3			S S S 0-3 ① K		3	0	0	0	0	1	2
Inning Stats	R: 0 E: 0 K: 2 S: 7 H: 0 LOB: 0 BB: 0 P: 7	R: 0 E: 0 K: 0 S: 3 H: 0 LOB: 0 BB: 0 P: 3	R: 0 E: 0 K: 0 S: 5 H: 2 LOB: 2 BB: 0 P: 5	R: 0 E: 0 K: 2 S: 8 H: 1 LOB: 1 BB: 0 P: 8	R: 0 E: 0 K: 0 S: 3 H: 0 LOB: 0 BB: 0 P: 3	R: 2 E: 0 K: 0 S: 4 H: 1 LOB: 0 BB: 1 P: 8	R: 0 E: 0 K: 1 S: 5 H: 0 LOB: 0 BB: 0 P: 5	R: 0 E: 0 K: 1 S: 5 H: 0 LOB: 0 BB: 0 P: 5	R: 0 E: 0 K: 1 S: 7 H: 2 LOB: 3 BB: 1 P: 11	1B: 5 2B: 0 3B: 0 HR: 1	SF: 0 SAC: 0 DP: 0 HBP: 0						

TOP

Baltimore Orioles @ Chicago White Sox

Comiskey Park, Chicago, IL

Sat Sep 18 1954, 4:33 AM EDT

Att. 2,529 - Unknown

livebaseballscorecards.com

AB	33
R	2
H	6
RBI	2
BB	2
SO	7
LOB	12

PITCHER		IP	WLS	BF	H	R	ER	SO	BB	IBB	HBP	BLK	WP	HR	S	P	ERA	WHIP
Billy Pierce, L ERA: 3.49	(1, 1)	9.0	W	35	6	2	2	7	2	0	0	0	0	1	47	55	2.00	0.889

PITCHER	IP	WLS	BF	H	R	ER	SO	BB	IBB	HBP	BLK	WP	HR	S	P	ERA	WHIP

Batter	1	2	3	4	5	6	7	8	9	AB	R	H	RBI	BB	SO	LOB
Fred Marsh, R (1, 5) OBP: 0.375, SLG: 0.411	BBBB 4-0 1B SF7 BB		x 0-0 ② F8		SSS 0-3 ① K		x 0-0 ① F8			3	1	0	0	1	1	0
Nellie Fox, L (1, 4) OBP: 0.373, SLG: 0.397	x 0-0 CS 1-3 1B		x 0-0 ③ F7		x 0-0 3B 1B		x 0-0 ② F7			4	1	2	0	0	0	0
Minnie Minoso, R (1, 7) OBP: 0.417, SLG: 0.549	x 0-0 ① SF7 3-H			x 0-0 SH5-4 BB 1B 1B	x 0-0 1-H 2B 3B		x 0-0 ③ F7			3	2	2	2	0	0	0
Jim Rivera, L (1, 9) OBP: 0.353, SLG: 0.425	BBBB 4-0 ② S 1-2 BB			BBBB 4-0 SH5-4 1-2 1B BB	x 0-0 1B 3-H 2B			x 0-0 SH5-4 2B 1B		2	2	2	1	2	0	0
Ron Jackson, R (1, 3) OBP: 0.352, SLG: 0.482	x 0-0 ③ P5 1-2			x 0-0 ① SH5-4 1-2 2-3	x 0-0 G6-4-3 2-3 1B			x 0-0 ① SH5-4 1-2		2	0	1	0	0	0	1
Sherm Lollar, R (1, 2) OBP: 0.326, SLG: 0.341		x 0-0 ① 6-3		4-0 1B IBB	x 0-0 ②③ G6-4-3 1-2f			x 0-0 ② P5		3	0	0	0	1	0	3
Chico Carrasquel, R (1, 6) OBP: 0.348, SLG: 0.371		x 0-0 ② 5-3		x 0-0 ② F7		x 0-0 ① F7		x 0-0 2-H 2B		4	0	1	1	0	0	3
Ed McGhee, R (1, 8) OBP: 0.316, SLG: 0.308		x 0-0 ③ 5-3		x 0-0 1-2 2-H 3-H 1B		x 0-0 ② 1-3		x 0-0 ③ F8		4	0	1	2	0	0	1
Billy Pierce, L (1, 1) OBP: 0.246, SLG: 0.189			SSS 0-3 ① K	x 0-0 ③ 4-3		SSS 0-3 ③ K				3	0	0	0	0	2	2
Inning Stats	R: 1 E: 0 K: 0 S: 3 H: 1 LOB: 1 BB: 2 P: 11	R: 0 E: 0 K: 0 S: 3 H: 0 LOB: 0 BB: 0 P: 3	R: 0 E: 0 K: 1 S: 5 H: 0 LOB: 0 BB: 0 P: 5	R: 2 E: 0 K: 0 S: 5 H: 2 LOB: 2 BB: 2 P: 13	R: 2 E: 0 K: 1 S: 8 H: 4 LOB: 1 BB: 0 P: 8	R: 0 E: 0 K: 1 S: 5 H: 0 LOB: 0 BB: 0 P: 5	R: 0 E: 0 K: 0 S: 3 H: 0 LOB: 0 BB: 0 P: 3	R: 1 E: 0 K: 0 S: 5 H: 2 LOB: 1 BB: 0 P: 5		1B: 6 2B: 2 3B: 1 HR: 0	SF: 1 SAC: 2 DP: 1 HBP: 0					

PITCHER	IP	WLS	BF	H	R	ER	SO	BB	IBB	HBP	BLK	WP	HR	S	P	ERA	WHIP
Don Larsen, R (1, 1) ERA: 4.28	8.0	L	35	9	6	6	3	3	1	0	0	0	0	37	53	6.75	1.500

PITCHER	IP	WLS	BF	H	R	ER	SO	BB	IBB	HBP	BLK	WP	HR	S	P	ERA	WHIP

BOTTOM

Baltimore Orioles @ Chicago White Sox

Comiskey Park, Chicago, IL

Sat Sep 18 1954, 4:33 AM EDT

Att. 2,529 - Unknown

livebaseballscorecards.com

AB	28
R	6
H	9
RBI	6
BB	4
SO	3
LOB	10

1B: 6	SF: 1	WP: 0	PA: 35
2B: 2	SAC: 2	PB: 0	
3B: 1	DP: 1	SB: 1	
HR: 0	HBP: 0	CS: 1	

Batter	1	2	3	4	5	6	7	8	9	AB	R	H	RBI	BB	SO	LOB
Cal Abrams, L (1, 9) OBP: 0.395, SLG: 0.388	3-1		BB		K	P5			G3	4	1	0	0	1	1	3
Bobby Young, L (1, 4) OBP: 0.331, SLG: 0.337	BB		1B 1-2		E 1-2 BB		F9		F7	3	1	1	0	2	0	0
Gil Coan, L (1, 7) OBP: 0.314, SLG: 0.332	L9		S 1-3 2-H		E9 1-H 2-H		S FC5-2-5			5	0	4	2	0	0	1
Bob Kennedy, R (1, 5) OBP: 0.312, SLG: 0.373	F7		L7 1-2		4-3		FC5-2-5 2-H		K	5	1	0	0	0	1	6
Dick Kryhoski, L (1, 3) OBP: 0.307, SLG: 0.332		G6-3 BB		1-3		1B SF7	2-H			3	1	2	1	1	0	0
Clint Courtney, L (1, 2) OBP: 0.321, SLG: 0.357		G6-3 1-2f		F8		SH1-3 2-3	P6			4	0	1	0	0	0	2
Chuck Diering, R (1, 8) OBP: 0.356, SLG: 0.319		F9		F2		SF7 3-H		K		3	0	0	1	0	1	0
Billy Hunter, R (1, 6) OBP: 0.283, SLG: 0.309			G3		P6	SH1-3 1-2		6-3		4	0	1	0	0	0	0
Duane Pillette, R (1, 1) OBP: 0.203, SLG: 0.151			F7		BB	SH1-3 1-2 2-3		P5		2	1	1	0	0	0	0
Bob Chakales, R (6, 1) OBP: 0.385, SLG: 0.400										1	0	0	0	0	0	0
Inning Stats	R: 0 E: 0 K: 0 S: 3	R: 0 E: 0 K: 0 S: 2	R: 1 E: 0 K: 0 S: 5	R: 0 E: 0 K: 0 S: 3	R: 2 E: 1 K: 1 S: 7	R: 1 E: 0 K: 0 S: 6	R: 1 E: 0 K: 0 S: 5	R: 0 E: 0 K: 1 S: 5	R: 0 E: 0 K: 1 S: 6							
	H: 0 LOB: 1 BB: 1 P: 7	H: 0 LOB: 0 BB: 1 P: 6	H: 2 LOB: 2 BB: 1 P: 9	H: 0 LOB: 0 BB: 0 P: 3	H: 2 LOB: 1 BB: 1 P: 11	H: 3 LOB: 2 BB: 0 P: 6	H: 2 LOB: 1 BB: 0 P: 5	H: 0 LOB: 0 BB: 0 P: 5	H: 1 LOB: 1 BB: 0 P: 6							

PITCHER		IP	WLS	BF	H	R	ER	SO	BB	IBB	HBP	BLK	WP	HR	S	P	ERA	WHIP
Virgil Trucks, R ERA: 2.83	(1, 1)	5.0	L	24	6	4	3	1	4	0	0	0	0	0	22	38	5.40	2.000
Sandy Consuegra, R ERA: 2.75	(6, 1)	0.2		3	1	0	0	0	0	0	0	0	0	0	3	3	0.00	1.500
Morrie Martin, L ERA: 3.51	(6, 1)	1.1		6	2	1	1	0	0	0	0	0	0	0	6	6	6.75	1.500
Harry Dorish, R ERA: 2.7	(8, 1)	2.0		7	1	0	0	2	0	0	0	0	0	0	11	11	0.00	0.500

PITCHER	IP	WLS	BF	H	R	ER	SO	BB	IBB	HBP	BLK	WP	HR	S	P	ERA	WHIP

TOP

Baltimore Orioles @ Chicago White Sox

Comiskey Park, Chicago, IL

Sun Sep 19 1954, 4:33 AM EDT

Att. 6,309 - Unknown

livebaseballscorecards.com

AB	34
R	5
H	10
RBI	4
BB	4
SO	3
LOB	12

1B: 8	SF: 1	WP: 0	PA: 40
2B: 2	SAC: 1	PB: 0	
3B: 0	DP: 1	SB: 2	
HR: 0	HBP: 0	CS: 0	

Baltimore Orioles @ Chicago White Sox

Comiskey Park, Chicago, IL

Sun Sep 19 1954, 4:33 AM EDT

Att. 6,309 - Unknown

livebaseballscorecards.com

BOTTOM

Batter	1	2	3	4	5	6	7	8	9	AB	R	H	RBI	BB	SO	LOB
Fred Marsh, R (1, 5) OBP: 0.364, SLG: 0.398	F7	F7			F7		SH1-3 (1-2)		F5	3	0	0	0	0	0	3
Harry Dorish, R (8, 1) OBP: 0.111, SLG: 0.111										0	0	0	0	0	0	0
George Kell, R (9, PH) OBP: 0.343, SLG: 0.372										1	0	0	0	0	0	1
Nellie Fox, L (1, 4) OBP: 0.374, SLG: 0.396	FC6-4 BB		BB		BB		F8		G3	2	0	0	0	3	0	2
Minnie Minoso, R (1, 7) OBP: 0.416, SLG: 0.546	K		F3		F3			1B		4	0	1	0	0	1	3
Jim Rivera, L (1, 9) OBP: 0.354, SLG: 0.423	FC6-4 (1-2f)		G6-4-3 (1-2) BB			BB		L3		2	0	0	0	2	0	2
Ron Jackson, R (1, 3) OBP: 0.347, SLG: 0.471		E E 1B	G6-4-3 (1-2f)			K		F3		4	0	1	0	0	1	4
Matt Batts, R (1, 2) OBP: 0.305, SLG: 0.343		FC5 E (1-2)	K			K		K		4	0	0	0	0	3	3
Chico Carrasquel, R (1, 6) OBP: 0.346, SLG: 0.368		E5 (1-2, 2-3)	4-3			K			6-3	4	0	0	0	0	1	3
Ed McGhee, R (1, 8) OBP: 0.309, SLG: 0.301		F7	6-3				F3		HR	3	0	0	0	0	0	3
Willard Marshall, L (9, PH) OBP: 0.329, SLG: 0.283										1	1	1	1	0	0	0
Virgil Trucks, R (1, 1) OBP: 0.191, SLG: 0.209		F8			F7		SH1-3 BB		BB	2	0	0	0	0	0	3
Sandy Consuegra, R (6, 1) OBP: 0.275, SLG: 0.229										0	0	0	0	0	0	0
Morrie Martin, L (6, 1) OBP: 0.188, SLG: 0.250										0	0	0	0	0	0	0
Phil Cavarretta, L (7, PH) OBP: 0.395, SLG: 0.386										0	0	0	0	1	0	0
Joe Kirrene, R (8, 5) OBP: 0.455, SLG: 0.389										0	0	0	0	1	0	0
Inning Stats	R: 0 E: 0 K: 1 S: 5 H: 0 LOB: 1 BB: 1 P: 9	R: 0 E: 2 K: 0 S: 6 H: 1 LOB: 3 BB: 0 P: 6	R: 0 E: 0 K: 0 S: 2 H: 0 LOB: 1 BB: 2 P: 10	R: 0 E: 0 K: 1 S: 5 H: 0 LOB: 0 BB: 0 P: 5	R: 0 E: 0 K: 0 S: 3 H: 0 LOB: 1 BB: 1 P: 7	R: 0 E: 0 K: 3 S: 9 H: 0 LOB: 1 BB: 1 P: 13	R: 0 E: 0 K: 0 S: 3 H: 0 LOB: 1 BB: 1 P: 7	R: 0 E: 0 K: 1 S: 6 H: 1 LOB: 1 BB: 0 P: 6	R: 1 E: 0 K: 0 S: 4 H: 1 LOB: 1 BB: 1 P: 8	1B: 2 2B: 0 3B: 0 HR: 1 SF: 0 SAC: 1 DP: 1 HBP: 0							

	AB	30
	R	1
	H	3
	RBI	1
	BB	7
	SO	6
	LOB	27

WP: 0 PB: 0 SB: 0 CS: 0 PA: 38

PITCHER		IP	WLS	BF	H	R	ER	SO	BB	IBB	HBP	BLK	WP	HR	S	P	ERA	WHIP
Duane Pillette, R ERA: 3.12	(1, 1)	5.0	W	22	1	0	0	2	5	0	0	0	0	0	21	41	0.00	1.200
Bob Chakales, R ERA: 3.56	(6, 1)	4.0	S	16	2	1	1	4	2	0	0	0	0	1	22	30	2.25	1.000

PITCHER	IP	WLS	BF	H	R	ER	SO	BB	IBB	HBP	BLK	WP	HR	S	P	ERA	WHIP

Batter	1	2	3	4	5	6	7	8	9	AB	R	H	RBI	BB	SO	LOB
Chico Carrasquel, R (1, 6) OBP: 0.346, SLG: 0.369	F8		F7		FC5-4 1B		HBP 1B	F5		5	1	2	0	0	0	3
Nellie Fox, L (1, 4) OBP: 0.374, SLG: 0.395	F7		FC6-4 1B		FC5-4 BB 1-2f		1B FC4-6 HBP 1-2	G6-4-3 1-2f		4	1	1	0	0	0	4
Minnie Minoso, R (1, 7) OBP: 0.417, SLG: 0.545	HBP		FC6-4 1-2f		FC6-4 BB 1-2		FC4-6 1B 1-3 2-H		F9	3	0	1	1	1	0	1
Jim Rivera, L (1, 8) OBP: 0.353, SLG: 0.421	F2		G3		F7		FC4-6 1-2f 3-H		1B	5	0	1	1	0	0	5
George Kell, R (1, 5) OBP: 0.339, SLG: 0.368 Harry Dorish, R (7, 1) OBP: 0.111, SLG: 0.111 Carl Sawatski, L (9, PH) OBP: 0.276, SLG: 0.294		F8		P4	FC6-4 1-2f		F9		K	4 0 1	0 0 0	0 0 0	0 0 0	0 0 1	0 0 1	3 0 1
Phil Cavarretta, L (1, 3) OBP: 0.407, SLG: 0.407		5-3 BB 1B		1B 2B		G4-6-3 1B		BB 2B 1B	P6	5	2	4	0	0	0	1
Willard Marshall, L (1, 9) OBP: 0.329, SLG: 0.274 Ed McGhee, R (8, PH) OBP: 0.314, SLG: 0.301 (8, 9)		FC5 5-3 1-2 BB		F5	G4-6-3 1-2f			2B 1-2 BB		2 0	0 0	0 0	0 0	1 1	0 0	2 0
Sherm Lollar, R (1, 2) OBP: 0.328, SLG: 0.347 Mike Fornieles, R (8, PR) OBP: 0.250, SLG: 0.250 Matt Batts, R (8, 2) OBP: 0.305, SLG: 0.343		5-3 1-2 2-3		2-H 1B		5-3		1-3 2-H 2B		4 0 0	0 0 0	2 0 0	2 0 0	0 0 0	0 0 0	2 0 0
Bob Keegan, R (1, 1) OBP: 0.157, SLG: 0.173 Don Johnson, R (3, 1) OBP: 0.079, SLG: 0.029 Ron Jackson, R (4, PH) OBP: 0.344, SLG: 0.468 Sandy Consuegra, R (4, 1) OBP: 0.275, SLG: 0.229 Joe Kirrene, R (7, PH) OBP: 0.458, SLG: 0.368 (7, 5)		FC5 2-3		K			6-3	G6-4-3 BB		1 0 1 0 1	0 0 0 0 0	0 0 0 0 0	0 0 0 0 1	0 0 1 0 0	0 0 0 0 0	2 0 1 0 0
Inning Stats	R: 0 E: 0 K: 0 S: 3 H: 0 LOB: 1 BB: 0 P: 4	R: 0 E: 0 K: 0 S: 4 H: 1 LOB: 2 BB: 1 P: 8	R: 0 E: 0 K: 0 S: 4 H: 1 LOB: 1 BB: 0 P: 4	R: 1 E: 0 K: 1 S: 7 H: 2 LOB: 1 BB: 0 P: 7	R: 0 E: 0 K: 0 S: 4 H: 1 LOB: 2 BB: 1 P: 8	R: 0 E: 0 K: 0 S: 3 H: 1 LOB: 0 BB: 0 P: 3	R: 2 E: 0 K: 0 S: 5 H: 2 LOB: 1 BB: 0 P: 6	R: 1 E: 0 K: 0 S: 4 H: 2 LOB: 2 BB: 2 P: 12	R: 0 E: 0 K: 1 S: 6 H: 1 LOB: 1 BB: 0 P: 6	1B: 9 2B: 2 3B: 0 HR: 0	SF: 0 SAC: 0 DP: 2 HBP: 2						

TOP

Chicago White Sox @ Cleveland Indians

Cleveland Municipal Stadium, Cleveland, OH

Mon Sep 20 1954, 3:33 AM EDT

Att. 17,514 - Unknown

livebaseballscorecards.com

AB	36
R	4
H	11
RBI	4
BB	4
SO	2
LOB	25

PITCHER		IP	WLS	BF	H	R	ER	SO	BB	IBB	HBP	BLK	WP	HR	S	P	ERA	WHIP
Bob Feller, R ERA: 3.09	(1, 1)	6.1	W	30	8	3	3	1	2	0	2	0	0	0	28	38	4.26	1.579
Hal Newhouser, L ERA: 2.51	(7, 1)	0.2		5	2	1	1	0	1	0	0	0	0	0	4	8	13.50	4.500
Ray Narleski, R ERA: 2.05	(8, 1)	2.0	S	7	1	0	0	1	1	0	0	0	0	0	8	12	0.00	1.000

PITCHER	IP	WLS	BF	H	R	ER	SO	BB	IBB	HBP	BLK	WP	HR	S	P	ERA	WHIP

Batter	1	2	3	4	5	6	7	8	9	AB	R	H	RBI	BB	SO	LOB
Al Smith, R (1, 7) OBP: 0.391, SLG: 0.426	F7	SF7 3-H		P4		5-3				3	0	0	1	0	0	0
Bobby Avila, R (1, 4) OBP: 0.399, SLG: 0.470	BB 1B 1B	F7		F8			5-3			4	1	1	0	0	0	2
Larry Doby, L (1, 8) OBP: 0.357, SLG: 0.476 Wally Westlake, R (8, 8) OBP: 0.335, SLG: 0.459	K	1-H 2-H HR		K			L4			4 0	1 0	1 0	3 0	0 0	2 0	1 0
Hank Majeski, R (1, 5) OBP: 0.336, SLG: 0.415	1B 1-2 BB	F9			F7		K2-3			3	0	0	0	1	1	0
Vic Wertz, L (1, 3) OBP: 0.330, SLG: 0.421	1-2 2-H 1B		3-1 1B 1B		1B			HR		4	2	4	2	0	0	0
Dave Philley, S (1, 9) OBP: 0.311, SLG: 0.350	K		3-1 1-2		P4			4-3		4	0	0	0	0	1	4
George Strickland, R (1, 6) OBP: 0.312, SLG: 0.309		E6 BB 1B SF7	1B BB		F8			F9		3	1	0	0	1	0	1
Hal Naragon, L (1, 2) OBP: 0.300, SLG: 0.297		BB 1-2 HR 1B	1-3 2-H 1B			4-3		F7		4	1	2	1	0	0	0
Bob Feller, R (1, 1) OBP: 0.250, SLG: 0.208 Hal Newhouser, L (7, 1) OBP: 0.154, SLG: 0.154 Ray Narleski, R (8, 1)		1-2 2-3 HR BB	K			P5				2 0 0	1 0 0	0 0 0	0 0 0	1 0 0	1 0 0	1 0 0
Inning Stats	R: 1 E: 0 K: 2 S: 9 H: 2 LOB: 2 BB: 1 P: 13	R: 4 E: 1 K: 0 S: 6 H: 2 LOB: 0 BB: 1 P: 10	R: 1 E: 0 K: 1 S: 6 H: 2 LOB: 1 BB: 1 P: 10	R: 0 E: 0 K: 1 S: 5 H: 0 LOB: 0 BB: 0 P: 5	R: 0 E: 0 K: 0 S: 4 H: 1 LOB: 1 BB: 0 P: 4	R: 0 E: 0 K: 0 S: 3 H: 0 LOB: 0 BB: 0 P: 3	R: 0 E: 0 K: 1 S: 5 H: 0 LOB: 0 BB: 0 P: 5	R: 1 E: 0 K: 0 S: 4 H: 1 LOB: 0 BB: 0 P: 4		1B: 6 2B: 0 3B: 0 HR: 2 SF: 1 SAC: 0 DP: 0 HBP: 0						

PITCHER		IP	WLS	BF	H	R	ER	SO	BB	IBB	HBP	BLK	WP	HR	S	P	ERA	WHIP
Bob Keegan, R ERA: 3.09	(1, 1)	2.0	L	14	5	6	2	2	2	0	0	0	0	1	16	24	9.00	3.500
Don Johnson, R ERA: 3.13	(3, 1)	1.0		4	1	0	0	1	1	0	0	0	0	0	5	9	0.00	2.000
Sandy Consuegra, R ERA: 2.69	(4, 1)	3.0		10	1	0	0	1	0	0	0	0	0	0	12	12	0.00	0.333
Harry Dorish, R ERA: 2.73	(7, 1)	2.0		7	1	1	1	1	0	0	0	0	0	1	9	9	4.50	0.500

PITCHER		IP	WLS	BF	H	R	ER	SO	BB	IBB	HBP	BLK	WP	HR	S	P	ERA	WHIP

BOTTOM

Chicago White Sox @ Cleveland Indians

Cleveland Municipal Stadium, Cleveland, OH

Mon Sep 20 1954, 3:33 AM EDT

Att. 17,514 - Unknown

livebaseballscorecards.com

AB	31
R	7
H	8
RBI	7
BB	3
SO	5
LOB	9

WP: 0 PB: 0 SB: 0 CS: 0 PA: 35

Chicago White Sox @ Cleveland Indians

Cleveland Municipal Stadium, Cleveland, OH

Tue Sep 21 1954, 3:33 AM EDT

Att. 14,683 - Unknown

livebaseballscorecards.com

TOP

Batter	1	2	3	4	5	6	7	8	9	AB	R	H	RBI	BB	SO	LOB
Chico Carrasquel, R (1, 6) OBP: 0.345, SLG: 0.366	P3		FC3-6 1-2 BB	K		5-3		6-3	1-3	5	0	0	0	1	1	7
Nellie Fox, L (1, 4) OBP: 0.375, SLG: 0.395	P6		FC3-6 FC4-6 1-2f 2-3		P7		E 1B		2B BB 1B	5	2	2	0	0	0	2
Minnie Minoso, R (1, 7) OBP: 0.416, SLG: 0.544	E3 E E		FC4-6 CS 1-2f 3-H		P3		E5 1B 1-H		BB 1B 1-3 2B	5	2	1	1	0	0	1
Phil Cavarretta, L (1, 3) OBP: 0.412, SLG: 0.409	S 1-3 BB		CS 1-2	3-1	2B 1B		2B FC5-2 1-3 1B		F5	4	0	2	0	1	0	2
Jim Rivera, L (1, 8) OBP: 0.357, SLG: 0.428	K 1-2 3-H			S 1B 1B	1-3 2B		FC5-2 E 1-3 2B		BB 1B IBB	4	3	3	0	1	1	1
Stan Jok, R (1, 5) OBP: 0.250, SLG: 0.143		5-3		2B FC5-2 1-H 1B	F5		FC5-2 E WP PB 2-3 3-H		1B BB 1-2 2-3 3-H	4	1	1	2	1	0	4
Willard Marshall, L (1, 9) OBP: 0.346, SLG: 0.328		P4	FC5-2 1-3 2B				G3 1-H 3-H		1-3 2-H 3-H 1B	5	0	3	2	0	0	0
Sherm Lollar, R (1, 2) OBP: 0.331, SLG: 0.344		K	FC5-2 IBB			BB		F7	IBB	2	0	0	0	3	1	0
Mike Fornieles, R (1, 1) OBP: 0.273, SLG: 0.273 Morrie Martin, L (6, 1) OBP: 0.188, SLG: 0.250 Harry Dorish, R (7, 1) OBP: 0.111, SLG: 0.111 Ron Jackson, R (8, PH) OBP: 0.340, SLG: 0.461 Billy Pierce, L (8, 1) OBP: 0.241, SLG: 0.185 Sandy Consuegra, R (9, 1) OBP: 0.275, SLG: 0.229			FC3-6 BB FC4-6 1B	FC5-2 1-2 2-3 3-Hf		P6		L1	F7	3 0 0 1 1 0	1 0 0 0 0 0	1 0 0 0 0 0	0 0 0 0 0 0	0 0 0 0 0 0	0 0 0 0 0 0	4 0 0 0 3 0

	AB	39
	R	9
	H	13
	RBI	5
	BB	7
	SO	3
	LOB	24

Inning Stats																																		
	R: 1	E: 2	K: 1	S: 6	H: 0	LOB: 1	BB: 1	P: 10	R: 0	E: 0	K: 1	S: 5	H: 0	LOB: 0	BB: 0	P: 5	R: 1	E: 0	K: 0	S: 3	H: 1	LOB: 0	BB: 1	P: 7	R: 1	E: 0	K: 1	S: 8	H: 3	LOB: 3	BB: 1	P: 12	R: 0	E: 0	K: 0	S: 5	H: 2	LOB: 2	BB: 0	P: 5
	R: 0	E: 2	K: 0	S: 3	H: 1	LOB: 1	BB: 1	P: 7	R: 3	E: 2	K: 0	S: 6	H: 3	LOB: 0	BB: 0	P: 6	R: 0	E: 0	K: 0	S: 3	H: 0	LOB: 0	BB: 0	P: 3	R: 3	E: 0	K: 0	S: 6	H: 3	LOB: 3	BB: 3	P: 18	1B: 8	2B: 5	3B: 0	HR: 0	SF: 0	SAC: 0	DP: 0	HBP: 0	WP: 1	PB: 1	SB: 2	CS: 1	PA: 47

PITCHER		IP	WLS	BF	H	R	ER	SO	BB	IBB	HBP	BLK	WP	HR	S	P	ERA	WHIP
Art Houtteman, R ERA: 3.35	(1, 1)	6.1	L	32	10	6	3	3	3	1	0	0	0	0	34	50	4.26	2.053
Dave Hoskins, R ERA: 3.04	(7, 1)	0.2		2	0	0	0	0	0	0	0	0	1	0	2	2	0.00	0.000
Bob Hooper, R ERA: 4.93	(8, 1)	2.0		12	3	3	3	0	1	2	0	0	0	0	9	21	13.50	2.000

PITCHER	IP	WLS	BF	H	R	ER	SO	BB	IBB	HBP	BLK	WP	HR	S	P	ERA	WHIP

BOTTOM

Chicago White Sox @ Cleveland Indians

Cleveland Municipal Stadium, Cleveland, OH

Tue Sep 21 1954, 3:33 AM EDT

Att. 14,683 - Unknown

livebaseballscorecards.com

Batter	1	2	3	4	5	6	7	8	9	AB	R	H	RBI	BB	SO	LOB
Dave Pope, L (1, 7) OBP: 0.327, SLG: 0.381 Al Rosen, R (7, PH) OBP: 0.399, SLG: 0.509 Wally Westlake, R (7, PR) OBP: 0.337, SLG: 0.459 (8, 7)	E SF7 1B		P7			P4-6-3 1-2f	BB 1-2		2B BB 1-2 2-3	3 0 0	1 0 1	1 0 0	0 0 0	0 1 1	0 0 0	1 0 0
Bobby Avila, R (1, 4) OBP: 0.397, SLG: 0.468	K 1-3			P4		HR 1B	L6		K	5	1	1	0	0	2	6
Larry Doby, L (1, 8) OBP: 0.357, SLG: 0.483	SF7 3-H			F8		HR 1-H		F7	2B 1-H 2-H 3-H	4	1	2	6	0	0	0
Hank Majeski, R (1, 5) OBP: 0.333, SLG: 0.409 Dale Mitchell, L (9, PH) OBP: 0.368, SLG: 0.322	1-6-3			P5		1B		P4	F9	4 1	0 0	1 0	0 0	0 0	0 0	0 2
Vic Wertz, L (1, 3) OBP: 0.332, SLG: 0.423		BB CS			1-6-3	K		2B		3	0	1	0	1	1	1
Dave Philley, S (1, 9) OBP: 0.309, SLG: 0.347		K 1-2			4-3	F2	K			4	0	0	0	0	2	2
George Strickland, R (1, 6) OBP: 0.314, SLG: 0.309		K			1B	5-3			BB HBP 2B	3	1	1	0	1	1	0
Mickey Grasso, R (1, 2) OBP: 0.500, SLG: 0.833 Hal Naragon, L (9, PR) OBP: 0.300, SLG: 0.297			6-3		F8		HR		BB 1-2 2B HBP	3 0	1 1	1 0	1 0	0 0	0 0	1 0
Art Houtteman, R (1, 1) OBP: 0.294, SLG: 0.354 Dave Hoskins, L (7, 1) Jim Dyck, R (7, PH) Bob Hooper, R (8, 1) Jim Hegan, R (9, PH) OBP: 0.296, SLG: 0.383			6-3			E6 P4-6-3	BB		F9	2 0 0 0 1	0 0 0 0 0	0 0 0 0 0	0 0 1 0 0	0 0 0 0 0	0 0 0 0 0	0 0 0 0 2
Inning Stats	R: 1 E: 1 K: 1 S: 6 H: 1 LOB: 0 BB: 0 P: 6	R: 0 E: 0 K: 2 S: 6 H: 0 LOB: 0 BB: 1 P: 10	R: 0 E: 0 K: 0 S: 3 H: 0 LOB: 0 BB: 0 P: 3	R: 0 E: 0 K: 0 S: 3 H: 0 LOB: 0 BB: 0 P: 3	R: 0 E: 0 K: 0 S: 4 H: 1 LOB: 1 BB: 0 P: 4	R: 2 E: 1 K: 1 S: 8 H: 3 LOB: 1 BB: 0 P: 8	R: 1 E: 0 K: 0 S: 4 H: 1 LOB: 2 BB: 2 P: 12	R: 0 E: 0 K: 1 S: 6 H: 1 LOB: 1 BB: 0 P: 6	R: 3 E: 0 K: 1 S: 6 H: 1 LOB: 2 BB: 2 P: 15	1B: 4 2B: 2 3B: 0 HR: 2	SF: 1 SAC: 0 DP: 1 HBP: 1					

PITCHER	IP	WLS	BF	H	R	ER	SO	BB	IBB	HBP	BLK	WP	HR	S	P	ERA	WHIP
Mike Fornieles, R (1, 1) ERA: 4.29	5.2		22	5	3	2	3	1	0	0	0	0	1	27	31	3.18	1.059
Morrie Martin, L (6, 1) ERA: 3.55	1.0	W	6	1	1	1	1	2	0	0	0	0	1	6	14	9.00	3.000
Harry Dorish, R (7, 1) ERA: 2.72	0.1		1	0	0	0	0	0	0	0	0	0	0	1	1	0.00	0.000
Billy Pierce, L (8, 1) ERA: 3.61	1.2		10	2	3	3	2	2	0	1	0	0	0	11	20	16.20	2.400
Sandy Consuegra, R (9, 1) ERA: 2.69	0.1	S	1	0	0	0	0	0	0	0	0	0	0	1	1	0.00	0.000

PITCHER	IP	WLS	BF	H	R	ER	SO	BB	IBB	HBP	BLK	WP	HR	S	P	ERA	WHIP

AB	33
R	7
H	8
RBI	7
BB	5
SO	6
LOB	15

WP: 0 PA: 40
PB: 0
SB: 0
CS: 1

Batter	1	2	3	4	5	6	7	8	9	AB	R	H	RBI	BB	SO	LOB
Chico Carrasquel, R (1, 6) OBP: 0.346, SLG: 0.365	BBBB 4-0 FC3-6 BB		x 0-0 BB 1-2 1B		x 0-0 ① P6			x 0-0 ① L6		3	0	1	0	1	0	1
Nellie Fox, L (1, 4) OBP: 0.372, SLG: 0.392	x 0-0 ① FC3-6 BB 1-2f		SSS 0-3 ② K		x 0-0 ② FC1-4 1-2f			x 0-0 ② F2		4	0	0	0	0	1	4
Minnie Minoso, R (1, 7) OBP: 0.418, SLG: 0.544	BBBB 4-0 G6-4-3 BB 1-2		BBBB 4-0 BB 1-2 2-3		x 0-0 ③ L9			x 0-0 FC5-4 1B		2	0	1	0	2	0	1
Stan Jok, R (1, 5) OBP: 0.167, SLG: 0.091	x 0-0 ②③ G6-4-3 1-2f		SSS 0-3 ③ K			SSS 0-3 ① K		x 0-0 ③ FC5-4 1-2f		4	0	0	0	0	2	6
Jim Rivera, L (1, 9) OBP: 0.358, SLG: 0.432		BBBB 4-0 CS BB		x 0-0 ① F5		x 0-0 ② F3			x 0-0 SF9 3B	3	1	1	0	1	0	0
Ron Jackson, R (1, 3) OBP: 0.337, SLG: 0.457		x 0-0 ①② L6 1-2		x 0-0 6-3 1B		x 0-0 ③ F8			x 0-0 ① SF9 3-H	3	0	1	1	0	0	1
Sherm Lollar, R (1, 2) OBP: 0.331, SLG: 0.341		x 0-0 ③ 6-3		x 0-0 ② 6-3 1-2			BBBB 4-0 G6-4-3 BB		x 0-0 ② P4	3	0	0	0	1	0	1
Ed McGhee, R (1, 8) George Kell, R (9, PH) OBP: 0.308, SLG: 0.294 OBP: 0.338, SLG: 0.366			x 0-0 ① 6-3	x 0-0 ③ 6-3			x 0-0 ①② G6-4-3 1-2f		x 0-0 ③ P4	3 1	0 0	0 0	0 0	0 0	0 0	2 0
Jack Harshman, L (1, 1) OBP: 0.279, SLG: 0.268			BBBB 4-0 BB 1B BB		x 0-0 FC1-4 1B		x 0-0 ③ 4-3			2	0	1	0	1	0	0
Inning Stats	R: 0 H: 0 E: 0 LOB: 1 K: 0 BB: 2 S: 2 P: 10	R: 0 H: 0 E: 0 LOB: 0 K: 0 BB: 1 S: 2 P: 6	R: 0 H: 1 E: 0 LOB: 3 K: 2 BB: 2 S: 8 P: 16	R: 0 H: 1 E: 0 LOB: 1 K: 0 BB: 0 S: 4 P: 4	R: 0 H: 1 E: 0 LOB: 1 K: 0 BB: 0 S: 4 P: 4	R: 0 H: 0 E: 0 LOB: 0 K: 1 BB: 0 S: 5 P: 5	R: 0 H: 0 E: 0 LOB: 0 K: 0 BB: 1 S: 2 P: 6	R: 0 H: 1 E: 0 LOB: 1 K: 0 BB: 0 S: 4 P: 4	R: 1 H: 1 E: 0 LOB: 0 K: 0 BB: 0 S: 4 P: 4	1B: 4 SF: 1 2B: 0 SAC: 0 3B: 1 DP: 2 HR: 0 HBP: 0						

PITCHER		IP	WLS	BF	H	R	ER	SO	BB	IBB	HBP	BLK	WP	HR	S	P	ERA	WHIP
Don Mossi, L ERA: 1.94	(1, 1)	9.0	W	35	5	1	1	3	6	0	0	0	0	0	35	59	1.00	1.222

PITCHER	IP	WLS	BF	H	R	ER	SO	BB	IBB	HBP	BLK	WP	HR	S	P	ERA	WHIP

TOP

Chicago White Sox @ Cleveland Indians

Cleveland Municipal Stadium, Cleveland, OH

Wed Sep 22 1954, 3:33 AM EDT

Att. 4,662 - Unknown

livebaseballscorecards.com

AB	28
R	1
H	5
RBI	1
BB	6
SO	3
LOB	16

PA: 35

WP: 0
PB: 0
SB: 0
CS: 1

BOTTOM

Batter	1	2	3	4	5	6	7	8	9	AB	R	H	RBI	BB	SO	LOB
Al Smith, R (1, 7) OBP: 0.395, SLG: 0.434	K	1-H 2B		1B 3B		SH1-3 BB		CS BB		3	1	2	1	2	1	0
Bobby Avila, R (1, 4) OBP: 0.398, SLG: 0.468	WP 1B 1B	5-3		3-H WP 1B		SH1-3 1-2		K 1-2		4	0	2	1	0	1	2
Larry Doby, L (1, 8) OBP: 0.358, SLG: 0.482 Dave Philley, S (9, 9) OBP: 0.309, SLG: 0.347	WP 1-2 1B		SH5-3 BB SF9 BB	F2 1-2		K				3 0	1 0	1 0	0 0	1 0	1 0	2 0
Al Rosen, R (1, 5) OBP: 0.403, SLG: 0.509	1-2 2-3 IBB		SH5-3 1-2 BB	IBB		IBB				0	0	0	0	4	0	0
Vic Wertz, L (1, 3) OBP: 0.330, SLG: 0.420	K		SH5-3 1-2 2-3	K		P6				3	0	0	0	0	2	7
Wally Westlake, R (1, 9) OBP: 0.336, SLG: 0.453 (9, 8)	P4		FC5-4 IBB	K	K		K			3	0	0	0	1	2	3
George Strickland, R (1, 6) OBP: 0.311, SLG: 0.307		P3	SF9 3-H	F2		5-3				3	0	0	1	0	0	0
Jim Hegan, R (1, 2) OBP: 0.296, SLG: 0.382		F8	FC5-4 1-2f	FC4-6 1B		5-3				4	0	1	0	0	0	2
Don Mossi, L (1, 1) OBP: 0.273, SLG: 0.158		2B 1B		K	FC4-6 1-2f			6-3		4	1	1	0	0	1	1
Inning Stats	R: 0 H: 2 E: 0 LOB: 3 K: 2 BB: 1 S: 9 P: 13	R: 1 H: 2 E: 0 LOB: 1 K: 0 BB: 0 S: 5 P: 5	R: 1 H: 0 E: 0 LOB: 2 K: 0 BB: 3 S: 3 P: 15	R: 1 H: 2 E: 0 LOB: 2 K: 2 BB: 1 S: 9 P: 13	R: 0 H: 1 E: 0 LOB: 1 K: 1 BB: 0 S: 6 P: 6	R: 0 H: 0 E: 0 LOB: 2 K: 1 BB: 2 S: 5 P: 13	R: 0 H: 0 E: 0 LOB: 0 K: 1 BB: 0 S: 5 P: 5	R: 0 H: 0 E: 0 LOB: 0 K: 1 BB: 1 S: 4 P: 8		1B: 5 SF: 1 2B: 1 SAC: 2 3B: 1 DP: 0 HR: 0 HBP: 0						

PITCHER	IP	WLS	BF	H	R	ER	SO	BB	IBB	HBP	BLK	WP	HR	S	P	ERA	WHIP
Jack Harshman, L (1, 1) ERA: 2.95	8.0	L	38	7	3	3	8	4	4	0	0	2	0	46	78	3.38	1.375

PITCHER	IP	WLS	BF	H	R	ER	SO	BB	IBB	HBP	BLK	WP	HR	S	P	ERA	WHIP

Chicago White Sox @ Cleveland Indians

Cleveland Municipal Stadium, Cleveland, OH

Wed Sep 22 1954, 3:33 AM EDT

Att. 4,662 - Unknown

livebaseballscorecards.com

AB	27
R	3
H	7
RBI	3
BB	8
SO	8
LOB	17

WP: 2 PA: 38
PB: 0
SB: 0
CS: 1

Batter	1	2	3	4	5	6	7	8	9	AB	R	H	RBI	BB	SO	LOB
Chico Carrasquel, R (1, 6) OBP: 0.347, SLG: 0.367	x 0-0 ① L3			BBBB 4-0 BB		x 0-0 E 2B		x 0-0 ③ 6-3		3	1	1	0	1	0	0
Nellie Fox, L (1, 4) OBP: 0.373, SLG: 0.393	x 0-0 ② 1-3			x 0-0 ① F9		x 0-0 E8 CS 2-H 1B			x 0-0 1B	4	0	2	0	0	0	1
Minnie Minoso, R (1, 7) OBP: 0.415, SLG: 0.540	x 0-0 ③ F8			x 0-0 ② F9		SSS 0-3 ① K			x 0-0 ① F9	4	0	0	0	0	1	3
George Kell, R (1, 3) OBP: 0.334, SLG: 0.362		x 0-0 ① 1-3		SSS 0-3 ③ K		x 0-0 ②③ F8 1-2			x 0-0 ② F7	4	0	0	0	0	1	3
Stan Jok, R (1, 5) OBP: 0.188, SLG: 0.133		x 0-0 ② 5-3			x 0-0 2B 1B		x 0-0 ① P5		x 0-0 ③ F8	4	0	1	0	0	0	1
Jim Rivera, L (1, 9) (8, 8) OBP: 0.356, SLG: 0.429		x 0-0 ③ F7			x 0-0 ① F8		x 0-0 ② P6			3	0	0	0	0	0	1
Sherm Lollar, R (1, 2) OBP: 0.331, SLG: 0.344			x 0-0 ① L7		x 0-0 1-3 2B		x 0-0 ③ F2			3	0	1	0	0	0	0
Ed McGhee, R (1, 8) OBP: 0.303, SLG: 0.289			x 0-0 ② F7		x 0-0 ② F3			x 0-0 ① L9		2	0	0	0	0	0	2
Matt Batts, R (8, PH) OBP: 0.303, SLG: 0.341										1	0	0	0	0	0	0
Willard Marshall, L (8, 9) OBP: 0.346, SLG: 0.328										0	0	0	0	0	0	0
Virgil Trucks, R (1, 1) OBP: 0.188, SLG: 0.204			SSS 0-3 ③ K		x 0-0 ③ 4-3			SSS 0-3 ② K		2	0	0	0	0	1	2
Ron Jackson, R (8, PH) OBP: 0.333, SLG: 0.452										1	0	0	0	0	1	0
Morrie Martin, L (8, 1) OBP: 0.188, SLG: 0.250										0	0	0	0	0	0	0
Inning Stats	R: 0 E: 0 K: 0 S: 3 H: 0 LOB: 0 BB: 0 P: 3	R: 0 E: 0 K: 0 S: 3 H: 0 LOB: 0 BB: 0 P: 3	R: 0 E: 0 K: 1 S: 5 H: 0 LOB: 0 BB: 0 P: 5	R: 0 E: 0 K: 1 S: 5 H: 0 LOB: 1 BB: 1 P: 9	R: 0 E: 0 K: 0 S: 5 H: 2 LOB: 2 BB: 0 P: 5	R: 1 E: 1 K: 1 S: 6 H: 2 LOB: 0 BB: 0 P: 6	R: 0 E: 0 K: 0 S: 3 H: 0 LOB: 0 BB: 0 P: 3	R: 0 E: 0 K: 1 S: 5 H: 0 LOB: 0 BB: 0 P: 5	R: 0 E: 0 K: 0 S: 4 H: 1 LOB: 1 BB: 0 P: 4	1B: 3 2B: 2 3B: 0 HR: 0	SF: 0 SAC: 0 DP: 0 HBP: 0					

PITCHER	IP	WLS	BF	H	R	ER	SO	BB	IBB	HBP	BLK	WP	HR	S	P	ERA	WHIP
Billy O'Dell, L (1, 1) ERA: 2.76	9.0	W	32	5	1	0	4	1	0	0	0	0	0	39	43	0.00	0.667

PITCHER	IP	WLS	BF	H	R	ER	SO	BB	IBB	HBP	BLK	WP	HR	S	P	ERA	WHIP

TOP

Chicago White Sox @ Baltimore Orioles

Memorial Stadium, Baltimore, MD

Fri Sep 24 1954, 3:33 AM EDT
Att. 17,719 - Unknown

livebaseballscorecards.com

AB	31
R	1
H	5
RBI	0
BB	1
SO	4
LOB	13

1B: 3	SF: 0	WP: 0	PA: 32
2B: 2	SAC: 0	PB: 0	
3B: 0	DP: 0	SB: 0	
HR: 0	HBP: 0	CS: 1	

Batter	1	2	3	4	5	6	7	8	9	AB	R	H	RBI	BB	SO	LOB
Cal Abrams, L (1, 9) OBP: 0.395, SLG: 0.406	4-3		1-6-3		F5			K		4	0	0	0	0	1	0
Bobby Young, L (1, 4) OBP: 0.326, SLG: 0.326	F8		BB			4-3		K		3	0	0	0	1	1	0
Gil Coan, L (1, 7) OBP: 0.318, SLG: 0.351	IHR		F8			1B WP 1B		6-3		4	2	2	1	0	0	1
Bob Kennedy, R (1, 5) OBP: 0.310, SLG: 0.364	F8			F2		FC7-5-4 WP 1-3 1B				3	0	1	0	0	0	0
Dick Kryhoski, L (1, 3) OBP: 0.305, SLG: 0.327 Eddie Waitkus, L (8, 3) OBP: 0.341, SLG: 0.383		1-3		F7		1-2 FC7-5-4 3-H BB				2 0	0 0	0 0	0 0	1 0	0 0	0 0
Clint Courtney, L (1, 2) OBP: 0.323, SLG: 0.360	L4			2B		1-2 2-3 FC7-5-4				3	0	1	0	0	0	2
Chuck Diering, R (1, 8) OBP: 0.351, SLG: 0.313	1B			6-3				B1-3		3	0	1	0	0	0	1
Billy Hunter, R (1, 6) OBP: 0.281, SLG: 0.306	K				P6			CS 1B		3	0	1	0	0	1	1
Billy O'Dell, S (1, 1)			K2-3		K			1-3 1-2		3	0	0	0	0	2	1
Inning Stats	R: 1 E: 0 K: 0 S: 4 H: 1 LOB: 0 BB: 0 P: 4	R: 0 E: 0 K: 1 S: 6 H: 1 LOB: 1 BB: 0 P: 6	R: 0 E: 0 K: 1 S: 5 H: 0 LOB: 1 BB: 1 P: 9	R: 0 E: 0 K: 0 S: 4 H: 1 LOB: 1 BB: 0 P: 4	R: 0 E: 0 K: 1 S: 5 H: 0 LOB: 0 BB: 0 P: 5	R: 1 E: 0 K: 0 S: 4 H: 2 LOB: 1 BB: 1 P: 8	R: 0 E: 0 K: 0 S: 3 H: 1 LOB: 0 BB: 0 P: 3	R: 0 E: 0 K: 2 S: 7 H: 0 LOB: 0 BB: 0 P: 7		1B: 4 2B: 2 3B: 0 HR: 1 SF: 0 SAC: 0 DP: 1 HBP: 0						

PITCHER		IP	WLS	BF	H	R	ER	SO	BB	IBB	HBP	BLK	WP	HR	S	P	ERA	WHIP
Virgil Trucks, R ERA: 2.82	(1, 1)	7.0	L	27	6	2	2	3	2	0	0	0	1	0	31	39	2.57	1.143
Morrie Martin, L ERA: 3.52	(8, 1)	1.0		3	0	0	0	2	0	0	0	0	0	0	7	7	0.00	0.000

PITCHER	IP	WLS	BF	H	R	ER	SO	BB	IBB	HBP	BLK	WP	HR	S	P	ERA	WHIP

BOTTOM

Chicago White Sox @ Baltimore Orioles

Memorial Stadium, Baltimore, MD

Fri Sep 24 1954, 3:33 AM EDT

Att. 17,719 - Unknown

livebaseballscorecards.com

AB	28
R	2
H	6
RBI	1
BB	2
SO	5
LOB	6

Batter	1	2	3	4	5	6	7	8	9	AB	R	H	RBI	BB	SO	LOB
Chico Carrasquel, R (1, 6) OBP: 0.348, SLG: 0.368	S S S 0-3 ① K	x 0-0 1-2 2-H 1B		x 0-0 E FC6 6-3 2-H 3-H 1B		B B B B 4-0 FC6-4 1B 1-2 1B BB		x 0-0 ① P4		4	2	2	3	1	1	0
Nellie Fox, L (1, 4) OBP: 0.372, SLG: 0.391	x 0-0 ② G3	x 0-0 ③ F5		x 0-0 FC6 1-3		x 0-0 FC6-4 1-2 2-3 1B		x 0-0 ② F7		5	0	1	0	0	0	3
Minnie Minoso, R (1, 7) OBP: 0.412, SLG: 0.535	x 0-0 ③ L7		S S S 0-3 ① K	x 0-0 ② 6-3 3-H		x 0-0 ② FC6-4 BB 1B 1-2f 2-3 3-H		x 0-0 ③ 6-3		5	1	0	2	0	1	3
Phil Cavarretta, L (1, 3) OBP: 0.417, SLG: 0.411		x 0-0 2B 1B 1B	x 0-0 4-3 S 1B	x 0-0 G3		B B B B 4-0 1B 1-2 BB			x 0-0 ① F7	4	1	2	0	1	0	1
Jim Rivera, L (1, 8) OBP: 0.356, SLG: 0.431		x 0-0 1B 1-3 SF8 2B	x 0-0 ② 4-3 1-3		x 0-0 ① F9	x 0-0 1-3 2-H 3-H 1B			x 0-0 ② F5	5	1	2	2	0	0	1
Willard Marshall, L (1, 9) OBP: 0.349, SLG: 0.324	I I I I	4-0 1B 1B IBB	S S S 0-3 ③ K		S S S 0-3 ② K	x 0-0 ③ 4-3			x 0-0 2B 1B 1B	4	2	1	0	1	2	3
Sherm Lollar, R (1, 2) OBP: 0.334, SLG: 0.351		x 0-0 1B 1-2 2-3 3-H 1B		x 0-0 SH5-4 BB 1B 1B	S S S 0-3 ③ K		x 0-0 ① F7		x 0-0 1-3 1B 2B	5	2	3	1	0	1	0
Joe Kirrene, R (1, 5) OBP: 0.448, SLG: 0.348		S S S 0-3 ① K		B B B B 4-0 SH5-4 1-2 1B BB		x 0-0 ① 6-3	x 0-0 ② 4-3		x 0-0 2-H 3-H 1B	4	1	1	2	1	1	3
Billy Pierce, L (1, 1) OBP: 0.242, SLG: 0.193		x 0-0 ② SF8 3-H		x 0-0 ① SH5-4 1-2 2-3		x 0-0 1B BB FC6-4 1B	x 0-0 ③ F5		x 0-0 ③ 4-3	3	1	1	1	0	0	1
Inning Stats	R: 0 H: 0 E: 0 LOB: 0 K: 1 BB: 0 S: 5 P: 5	R: 3 H: 4 E: 0 LOB: 2 K: 1 BB: 1 S: 9 P: 13	R: 0 H: 1 E: 0 LOB: 1 K: 2 BB: 0 S: 8 P: 8	R: 3 H: 2 E: 1 LOB: 1 K: 0 BB: 1 S: 6 P: 10	R: 0 H: 0 E: 0 LOB: 0 K: 2 BB: 0 S: 7 P: 7	R: 3 H: 3 E: 0 LOB: 2 K: 0 BB: 2 S: 6 P: 14	R: 0 H: 0 E: 0 LOB: 0 K: 0 BB: 0 S: 3 P: 3	R: 0 H: 0 E: 0 LOB: 0 K: 0 BB: 0 S: 3 P: 3	R: 2 H: 3 E: 0 LOB: 1 K: 0 BB: 0 S: 6 P: 6	1B: 11 SF: 1 2B: 2 SAC: 1 3B: 0 DP: 0 HR: 0 HBP: 0						

PITCHER		IP	WLS	BF	H	R	ER	SO	BB	IBB	HBP	BLK	WP	HR	S	P	ERA	WHIP
Don Larsen, R ERA: 4.37	(1, 1)	2.0	L	11	4	3	3	2	0	1	0	0	0	0	14	18	13.50	2.000
Ryne Duren, R ERA: 9.0	(3, 1)	2.0		11	3	3	2	2	1	0	0	0	0	0	14	18	9.00	2.000
Mike Blyzka, R ERA: 4.69	(5, 1)	3.0		14	3	3	3	2	2	0	0	0	0	0	16	24	9.00	1.667
Howie Fox, R ERA: 3.54	(8, 1)	2.0		9	3	2	2	0	0	0	0	0	0	0	9	9	9.00	1.500

PITCHER	IP	WLS	BF	H	R	ER	SO	BB	IBB	HBP	BLK	WP	HR	S	P	ERA	WHIP

TOP

Chicago White Sox @ Baltimore Orioles

Memorial Stadium, Baltimore, MD

Sat Sep 25 1954, 3:33 AM EDT
Att. 14,755 - Unknown

livebaseballscorecards.com

AB	39
R	11
H	13
RBI	11
BB	4
SO	6
LOB	15

WP: 0 PA: 45
PB: 0
SB: 1
CS: 0

Batter	1	2	3	4	5	6	7	8	9	AB	R	H	RBI	BB	SO	LOB
Cal Abrams, L (1, 9) OBP: 0.392, SLG: 0.402	B3		K		4-3			1-3		4	0	0	0	0	1	0
Chuck Diering, R (1, 8) OBP: 0.349, SLG: 0.311	F8		G3		F8			F9		3	0	0	0	0	0	0
Jim Fridley, R (8, 7) OBP: 0.311, SLG: 0.371										1	0	0	0	0	0	0
Joe Durham, R (1, 7) (8, 8) OBP: 0.295, SLG: 0.300	BB		K			F9		P5		3	0	0	0	1	1	0
Bob Kennedy, R (1, 5) OBP: 0.306, SLG: 0.359	K			K		F7			F7	4	0	0	0	0	2	1
Frank Kellert, R (1, 3) OBP: 0.308, SLG: 0.265		K		2B		F8			F5	4	0	1	0	0	1	0
Ray Murray, R (1, 2) OBP: 0.270, SLG: 0.344		1B 1B		L6			F3		2B	4	0	2	0	0	0	1
Billy Hunter, R (1, 6) OBP: 0.281, SLG: 0.304		K		BB			1-3		5-3	3	0	0	0	1	1	2
Bobby Young, L (1, 4) OBP: 0.329, SLG: 0.331		1-3 1B		F7			2B			3	0	2	0	0	0	2
Don Larsen, R (1, 1) OBP: 0.290, SLG: 0.409		5-3			K		1-3			1	0	0	0	0	0	2
Ryne Duren, R (3, 1)										0	0	0	0	0	0	0
Mike Blyzka, R (5, 1) OBP: 0.133, SLG: 0.133										1	0	0	0	0	1	0
Jim Brideweser, R (7, PH) OBP: 0.320, SLG: 0.319										1	0	0	0	0	0	1
Howie Fox, R (8, 1) OBP: 0.267, SLG: 0.333										0	0	0	0	0	0	0
Inning Stats	R: 0 E: 0 K: 1 S: 5 H: 0 LOB: 1 BB: 1 P: 9	R: 0 E: 0 K: 2 S: 9 H: 2 LOB: 2 BB: 0 P: 9	R: 0 E: 0 K: 2 S: 7 H: 0 LOB: 0 BB: 0 P: 7	R: 0 E: 0 K: 1 S: 6 H: 1 LOB: 2 BB: 1 P: 10	R: 0 E: 0 K: 1 S: 5 H: 0 LOB: 0 BB: 0 P: 5	R: 0 E: 0 K: 0 S: 3 H: 0 LOB: 0 BB: 0 P: 3	R: 0 E: 0 K: 0 S: 4 H: 1 LOB: 1 BB: 0 P: 4	R: 0 E: 0 K: 0 S: 3 H: 0 LOB: 0 BB: 0 P: 3	R: 0 E: 0 K: 0 S: 4 H: 1 LOB: 1 BB: 0 P: 4	1B: 2 2B: 3 3B: 0 HR: 0	SF: 0 SAC: 0 DP: 0 HBP: 0					

PITCHER	IP	WLS	BF	H	R	ER	SO	BB	IBB	HBP	BLK	WP	HR	S	P	ERA	WHIP
Billy Pierce, L (1, 1) ERA: 3.43	9.0	W	34	5	0	0	7	2	0	0	0	0	0	46	54	0.00	0.778

PITCHER	IP	WLS	BF	H	R	ER	SO	BB	IBB	HBP	BLK	WP	HR	S	P	ERA	WHIP

BOTTOM

Chicago White Sox @ Baltimore Orioles

Memorial Stadium, Baltimore, MD

Sat Sep 25 1954, 3:33 AM EDT

Att. 14,755 - Unknown

livebaseballscorecards.com

AB	32
R	0
H	5
RBI	0
BB	2
SO	7
LOB	9

WP: 0 PB: 0 SB: 0 CS: 0 PA: 34