


# Chicago White Sox - 1954

Batter	1	2	3	4	5	6	7	8	9	AB	R	H	RBI	BB	SO	LOB	TOP								
<b>Bobby Avila, R</b> OBP: 0.667, SLG: 0.833 (1, 4)	E5 CS	0-0 1B						SH4-3 1B	K	6	1	4	1	0	1	0									
<b>Dave Philley, S</b> (1, 9)	K		5-3				K	SH4-3		4	0	0	0	0	2	3									
<b>Bill Glynn, L</b> OBP: 0.500, SLG: 0.333 <b>Hank Majeski, R</b> OBP: 1.000, SLG: 1.000 (6, PH) <b>Rudy Regalado, R</b> (8, FR) <b>Rocky Nelson, L</b> (8, 3)	BB 1B		F7				F8	BB 1B		3	0	1	0	1	0	0									
<b>Al Rosen, R</b> OBP: 0.400, SLG: 0.400 (1, 5)	BB 1B		F7				F8	BB SF8 1B	F9	5	1	2	0	0	0	3									
<b>Larry Doby, L</b> (1, 8)	BB 1B			K		G3		E3 FC6-4 BB		3	0	0	0	2	1	3									
<b>Wally Westlake, R</b> OBP: 0.400, SLG: 1.000 (1, 7)	K							L5		4	1	1	1	1	2	5									
<b>George Strickland, R</b> OBP: 0.600, SLG: 1.500 (1, 6)			F7					SF8	E7 SF8 1B	4	3	3	2	0	0	0									
<b>Jim Hegan, R</b> OBP: 0.200, SLG: 0.750 (1, 2)			P6					FC6-4	SF8	4	1	1	2	0	0	2									
<b>Early Wynn, S</b> OBP: 0.400, SLG: 0.600 (1, 1)			1B 2B					L3	SH4-3 1B 1B	5	1	2	0	0	0	1									
<b>Inning Stats</b>	R: 0 E: 1 K: 2 S: 8	H: 1 LOB: 3 BB: 2 P: 16	R: 0 E: 0 K: 0 S: 4	H: 2 LOB: 2 BB: 4 P: 4	R: 0 E: 0 K: 0 S: 3	H: 0 LOB: 0 BB: 0 P: 3	R: 2 E: 0 K: 1 S: 7	H: 2 LOB: 0 BB: 0 P: 7	R: 0 E: 0 K: 1 S: 7	H: 2 LOB: 2 BB: 0 P: 7	R: 2 E: 0 K: 1 S: 8	H: 3 LOB: 1 BB: 0 P: 8	R: 1 E: 1 K: 0 S: 5	H: 1 LOB: 2 BB: 1 P: 9	R: 2 E: 0 K: 0 S: 6	H: 3 LOB: 2 BB: 1 P: 10	R: 1 E: 1 K: 1 S: 6	H: 1 LOB: 0 BB: 0 P: 6	1B: 10 2B: 3 HR: 2	SF: 2 SAC: 1 HBP: 0	WP: 0 PB: 0 SB: 0 CS: 1	PA: 46			
<b>PITCHER</b>	IP	WLS	BF	H	R	ER	SO	BB	IBB	HBP	BLK	WP	HR	S	P	ERA	WHIP								
<b>Billy Pierce, L</b> ERA: 5.68 (1, 1)	6.1	L	33	11	5	4	5	3	0	0	0	0	2	40	52	5.68	2.211								
<b>Don Johnson, R</b> ERA: (7, 1)	0.2		2	0	0	0	0	0	0	0	0	0	0	2	2	0.00	0.000								
<b>Bob Keegan, R</b> ERA: 54.0 (8, 1)	0.1		3	2	2	2	0	0	0	0	0	0	0	3	3	54.00	6.000								
<b>Al Sima, L</b> ERA: (8, 1)	1.2		8	2	1	0	1	1	0	0	0	0	0	9	13	0.00	1.800								

**Cleveland Indians @ Chicago White Sox**  
Comiskey Park, Chicago, IL  
Tue Apr 13 1954, 4:33 AM EST  
Att: 31,026 - Unknown


AB 39  
R 8  
H 15  
RBI 8  
BB 4  
SO 6  
LOB 17



Batter	1	2	3	4	5	6	7	8	9	AB	R	H	RBI	BB	SO	LOB	BOTTOM								
<b>Chico Carrasquel, R</b> OBP: 0.500, SLG: 0.500 (1, 6)	6-3		F5					G6-4-3 1B		4	1	2	0	0	0	0									
<b>Nellie Fox, L</b> OBP: 0.750, SLG: 0.750 (1, 4)			F9				1B CS 1B	G6-4-3 1B		4	0	3	0	0	0	0									
<b>Bob Boyd, L</b> OBP: 0.500, SLG: 0.500 (1, 7)	F2						5-3 1B	G6-4-3		4	1	2	1	0	0	3									
<b>Minnie Minoso, R</b> (1, 5)	G3						5-3 1B	CS	F9	4	0	0	0	0	0	3									
<b>Fernis Fain, L</b> OBP: 0.500, SLG: 0.500 (1, 3)							FC4-6 1B	3-1	F8	4	0	2	1	0	0	0									
<b>Sherm Lollar, R</b> (1, 2)							F8	F6	F7	3	0	0	0	1	0	2									
<b>Jim Rivera, L</b> (1, 9) (8, 8)							FC4-6	F9	4-3	4	0	0	0	0	0	3									
<b>Johnny Groth, R</b> <b>Willard Marshall, L</b> (7, PH) (8, 9)							F8	5-3	P5	2	0	0	0	0	0	1									
<b>Billy Pierce, L</b> <b>Don Johnson, R</b> <b>Bill Wilson, R</b> <b>Bob Keegan, R</b> <b>Al Sima, R</b> <b>Bud Stewart, L</b> (1, 1) (7, 1) (7, PH) (8, 1) (8, 1) (8, PH)							6-3	5-3	K	2	0	0	0	0	0	0									
<b>Inning Stats</b>	R: 0 E: 0 K: 0 S: 4	H: 1 LOB: 1 BB: 0 P: 4	R: 0 E: 0 K: 0 S: 4	H: 1 LOB: 1 BB: 0 P: 4	R: 0 E: 0 K: 0 S: 3	H: 0 LOB: 0 BB: 0 P: 3	R: 1 E: 0 K: 0 S: 5	H: 2 LOB: 1 BB: 0 P: 5	R: 1 E: 0 K: 0 S: 5	H: 3 LOB: 1 BB: 0 P: 5	R: 0 E: 0 K: 0 S: 3	H: 0 LOB: 0 BB: 0 P: 3	R: 0 E: 0 K: 1 S: 5	H: 0 LOB: 0 BB: 0 P: 5	R: 0 E: 0 K: 0 S: 4	H: 2 LOB: 1 BB: 0 P: 4	R: 0 E: 0 K: 1 S: 5	H: 0 LOB: 2 BB: 2 P: 13	1B: 9 2B: 0 HR: 0	SF: 0 SAC: 0 HBP: 0	WP: 0 PB: 0 SB: 1 CS: 1	PA: 37			
<b>PITCHER</b>	IP	WLS	BF	H	R	ER	SO	BB	IBB	HBP	BLK	WP	HR	S	P	ERA	WHIP								
<b>Early Wynn, R</b> ERA: 2.0 (1, 1)	9.0	W	36	9	2	2	2	2	0	0	0	0	0	38	46	2.00	1.222								

**Cleveland Indians @ Chicago White Sox**  
Comiskey Park, Chicago, IL  
Tue Apr 13 1954, 4:33 AM EST  
Att: 31,026 - Unknown

AB 34  
R 2  
H 9  
RBI 2  
BB 2  
SO 2  
LOB 14





Batter	1	2	3	4	5	6	7	8	9	AB	R	H	RBI	BB	SO	LOB	TOP										
<b>Bobby Avila, R</b> OBP: 0.545, SLG: 0.818 (1,4)	F9		F4	1B		G1-6-3		5-3		5	1	2	1	0	0	1	<b>Cleveland Indians @ Chicago White Sox</b> Comiskey Park, Chicago, IL Wed Apr 14 1954, 4:33 AM EST Att: 7,872 - Unknown										
<b>Dave Philley, S</b> (1,9)	1B		6-3	1B		G1-6-3		K2-3		3	1	0	0	2	1	1											
<b>Bill Glynn, L</b> OBP: 0.667, SLG: 0.625 (1,3)	1B		1B	1B			L6	1B		5	2	4	1	0	0	0											
<b>Al Rosen, R</b> OBP: 0.500, SLG: 0.500 (1,5)	1B		1B	1B			F9	1B		5	0	3	1	0	0	2											
<b>Larry Doby, L</b> OBP: 0.400, SLG: 0.250 (1,8)	F5		BB				G3	1B		5	0	2	2	0	0	1											
<b>Wally Westlake, R</b> OBP: 0.400, SLG: 1.000 (1,7)		L5					K			4	1	1	1	1	2	2											
<b>George Strickland, R</b> OBP: 0.500, SLG: 0.857 (1,6)			1-2	F8			L7	HR		3	0	0	0	2	0	2											
<b>Jim Hegan, R</b> OBP: 0.333, SLG: 0.625 (1,2)	F7			SH2-3			F5	SH5-4		4	1	2	0	0	0	2											
<b>Bob Lemon, L</b> (1,1)	K		SH2-3				4-3	SH5-4		2	0	0	0	0	1	1											
<b>Inning Stats</b>	R: 1 E: 0 K: 0 S: 4	H: 2 LOB: 1 BB: 1 P: 8	R: 0 E: 0 K: 1 S: 5	H: 0 LOB: 1 BB: 1 P: 9	R: 1 E: 0 K: 0 S: 5	H: 3 LOB: 3 BB: 1 P: 9	R: 2 E: 0 K: 0 S: 6	H: 3 LOB: 2 BB: 1 P: 10	R: 0 E: 0 K: 1 S: 3	H: 1 LOB: 0 BB: 0 P: 3	R: 0 E: 0 K: 0 S: 3	H: 0 LOB: 0 BB: 0 P: 3	R: 1 E: 0 K: 0 S: 5	H: 2 LOB: 1 BB: 0 P: 5	R: 1 E: 0 K: 2 S: 10	H: 3 LOB: 2 BB: 0 P: 10	1B: 12 2B: 0 3B: 1 HR: 1	SF: 0 SAC: 2 DP: 1 HBP: 0	WP: 0 PB: 0 SB: 0 CS: 0	PA: 43							
<b>PITCHER</b>	IP	WLS	BF	H	R	ER	SO	BB	IBB	HBP	BLK	WP	HR	S	P	ERA	WHIP										
<b>Jack Harshman, L</b> ERA: 9.82 (1,1)	3.2	L	22	8	4	4	1	4	0	0	0	0	0	19	35	9.82	3.273										
<b>Don Johnson, R</b> ERA: 2.25 (4,1)	3.1		12	2	1	1	1	1	0	0	0	0	1	13	17	2.70	0.900										
<b>Mike Fomiele, R</b> ERA: (8,1)	0.1		2	1	0	0	0	0	0	0	0	0	0	2	2	0.00	3.000										
<b>Tom Flanagan, L</b> ERA: (8,1)	0.2		2	0	0	0	0	0	0	0	0	0	0	2	2	0.00	0.000										
<b>Harry Dorish, R</b> ERA: 9.0 (9,1)	1.0		6	3	1	1	2	0	0	0	0	0	0	10	10	9.00	3.000										
Batter	1	2	3	4	5	6	7	8	9	AB	R	H	RBI	BB	SO	LOB	BOTTOM										
<b>Chico Carrasquel, R</b> OBP: 0.250, SLG: 0.250 (1,6)	6-3		5-3			F5		5-3		4	0	0	0	0	0	0	<b>Cleveland Indians @ Chicago White Sox</b> Comiskey Park, Chicago, IL Wed Apr 14 1954, 4:33 AM EST Att: 7,872 - Unknown										
<b>Nellie Fox, L</b> OBP: 0.375, SLG: 0.375 (1,4)	L6		6-3			F8		G3		4	0	0	0	0	0	0											
<b>Bob Boyd, L</b> OBP: 0.375, SLG: 0.286 (1,7)	3B		1-3			F8		K		3	1	0	0	1	1	0											
<b>Minnie Minoso, R</b> OBP: 0.250, SLG: 0.429 (1,5)	1B					K		E6		3	1	1	1	1	1	0											
<b>Ferris Fain, L</b> OBP: 0.375, SLG: 0.375 (1,3)	1B					4-3		G3		4	0	1	1	0	1	2											
<b>Sherm Lollar, R</b> (1,2)	F8					F7		G5-4-3		3	0	0	0	0	0	2											
<b>Jim Rivera, L</b> (1,9)			3-1					E3		2	1	0	0	1	0	0											
<b>Johnny Groth, R</b> OBP: 0.200, SLG: 0.200 (1,8)			4-3					K		3	0	1	1	0	1	1											
<b>Jack Harshman, L</b> (1,1)								L1-3		1	0	0	0	0	0	0											
<b>Don Johnson, R</b> (4,1)								G3-6-3		0	0	0	0	0	0	1											
<b>Mike Fomiele, R</b> (8,1)								1B		0	0	0	0	0	0	0											
<b>Tom Flanagan, R</b> (8,1)										0	0	0	0	0	0	0											
<b>Bud Stewart, L</b> (8,1)										1	0	0	0	0	0	1											
<b>Harry Dorish, R</b> (9,1)										0	0	0	0	0	0	0											
<b>Inning Stats</b>	R: 2 E: 0 K: 0 S: 5	H: 2 LOB: 1 BB: 1 P: 9	R: 0 E: 0 K: 0 S: 3	H: 0 LOB: 0 BB: 0 P: 3	R: 0 E: 0 K: 1 S: 5	H: 0 LOB: 0 BB: 0 P: 5	R: 0 E: 0 K: 1 S: 4	H: 0 LOB: 0 BB: 1 P: 8	R: 0 E: 0 K: 0 S: 3	H: 0 LOB: 0 BB: 0 P: 3	R: 0 E: 0 K: 1 S: 4	H: 0 LOB: 0 BB: 0 P: 4	R: 0 E: 1 K: 0 S: 6	H: 0 LOB: 1 BB: 0 P: 6	1B: 2 2B: 1 3B: 1 HR: 0	SF: 0 SAC: 0 DP: 3 HBP: 0	WP: 0 PB: 0 SB: 0 CS: 0	PA: 32									
<b>PITCHER</b>	IP	WLS	BF	H	R	ER	SO	BB	IBB	HBP	BLK	WP	HR	S	P	ERA	WHIP										
<b>Bob Lemon, R</b> ERA: 2.0 (1,1)	9.0	W	32	3	3	2	4	3	0	0	0	0	0	37	49	2.00	0.667										



Batter	1	2	3	4	5	6	7	8	9	AB	R	H	RBI	BB	SO	LOB	TOP					
Chico Carrasquel, R OBP: 0.385, SLG: 0.333 (1, 6)										4	1	2	0	1	1	2	Chicago White Sox @ Baltimore Orioles Memorial Stadium, Baltimore, MD Thu Apr 15 1954, 3:33 AM EST Att: 46,354 - Overcast					
Nelle Fox, L OBP: 0.462, SLG: 0.417 (1, 4)										4	0	2	0	1	0	1						
Bob Boyd, L OBP: 0.385, SLG: 0.273 (1, 7)										4	0	1	1	1	0	3						
Minnie Minoso, R OBP: 0.250, SLG: 0.300 (1, 5)										3	0	0	0	1	2	4						
Feris Fain, L OBP: 0.250, SLG: 0.250 (1, 3)										4	0	0	0	0	0	3						
Sherm Lollar, R OBP: 0.182, SLG: 0.100 (1, 2)										4	0	1	0	0	1	1						
Jim Rivera, L (1, 9)										3	0	0	0	1	2	2						
Johnny Groth, R OBP: 0.250, SLG: 0.250 (9, PH)										3	0	1	0	0	1	1						
Virgil Trucks, R (1, 1)										3	0	0	0	0	2	2						
Billy Pierce, L (7, 1)										0	0	0	0	0	0	0						
Harry Dorish, R (7, 1)										0	0	0	0	0	0	0						
Bud Stewart, L (9, PH)										1	0	0	0	0	0	0						
<b>Inning Stats</b>	R: 0 E: 0 K: 0 S: 4	H: 1 LOB: 2 BB: 1 P: 8	R: 0 E: 0 K: 3 S: 11	H: 2 LOB: 2 BB: 0 P: 11	R: 0 E: 0 K: 1 S: 5	H: 0 LOB: 0 BB: 0 P: 5	R: 0 E: 0 K: 1 S: 5	H: 0 LOB: 1 BB: 1 P: 9	R: 0 E: 0 K: 0 S: 4	H: 1 LOB: 2 BB: 0 P: 4	R: 0 E: 1 K: 2 S: 5	H: 0 LOB: 1 BB: 1 P: 9	R: 1 E: 0 K: 2 S: 10	H: 3 LOB: 2 BB: 0 P: 10	R: 0 E: 0 K: 1 S: 5	H: 0 LOB: 0 BB: 2 P: 5	R: 0 E: 0 K: 3 S: 3	H: 0 LOB: 2 BB: 2 P: 11	1B: 7 2B: 0 3B: 0 HR: 0	SF: 0 SAC: 0 DP: 0 HBP: 0	WP: 0 PB: 0 SB: 0 CS: 0	PA: 39
<b>PITCHER</b> Bob Turley, R ERA: 1.0 (1, 1)	IP: 9.0 WLS: W BF: 39 H: 7 R: 1 ER: 1 SO: 9 BB: 5 IBB: 0 HBP: 0 BLK: 0 WP: 0 HR: 0 S: 52 P: 72 ERA: 1.00 WHIP: 1.333															<b>PITCHER</b>	IP: 9.0 WLS: W BF: 39 H: 7 R: 1 ER: 1 SO: 9 BB: 5 IBB: 0 HBP: 0 BLK: 0 WP: 0 HR: 0 S: 52 P: 72 ERA: 1.00 WHIP: 1.333					

Batter	1	2	3	4	5	6	7	8	9	AB	R	H	RBI	BB	SO	LOB	BOTTOM			
Bobby Young, L OBP: 0.333, SLG: 0.400 (1, 4)										4	0	1	0	0	0	0	Chicago White Sox @ Baltimore Orioles Memorial Stadium, Baltimore, MD Thu Apr 15 1954, 3:33 AM EST Att: 46,354 - Overcast			
Eddie Waitkus, L OBP: 0.333, SLG: 0.273 (1, 3)										4	1	3	0	0	0	0				
Gil Coan, L OBP: 0.556, SLG: 0.333 (7, PH)										0	0	0	0	3	0	0				
Don Lenhardt, R OBP: 0.333, SLG: 0.333 (8, 8)										1	0	0	0	0	0	2				
Vic Wertz, L OBP: 0.300, SLG: 0.125 (1, 9)										3	0	1	1	1	1	3				
Sam Mele, R OBP: 0.167, SLG: 0.333 (1, 7)										4	0	0	0	0	0	7				
Vern Stephens, R OBP: 0.417, SLG: 0.750 (1, 5)										4	1	2	1	0	0	0				
Billy Hunter, R OBP: 0.273, SLG: 0.200 (1, 6)										3	0	0	0	0	1	1				
Clint Courtney, L OBP: 0.333, SLG: 0.583 (1, 2)										4	1	2	1	0	0	1				
Bob Turley, R (1, 1)										4	0	0	0	0	1	2				
<b>Inning Stats</b>	R: 0 E: 0 K: 1 S: 5	H: 0 LOB: 1 BB: 1 P: 9	R: 0 E: 0 K: 0 S: 3	H: 1 LOB: 0 BB: 0 P: 3	R: 1 E: 0 K: 0 S: 5	H: 2 LOB: 3 BB: 2 P: 13	R: 1 E: 0 K: 1 S: 6	H: 1 LOB: 0 BB: 0 P: 6	R: 0 E: 0 K: 0 S: 4	H: 1 LOB: 2 BB: 1 P: 8	R: 0 E: 0 K: 1 S: 6	H: 1 LOB: 1 BB: 0 P: 6	R: 1 E: 0 K: 0 S: 5	H: 3 LOB: 1 BB: 0 P: 5	R: 0 E: 0 K: 0 S: 3	H: 0 LOB: 1 BB: 0 P: 4	1B: 6 2B: 1 3B: 0 HR: 2	SF: 0 SAC: 0 DP: 2 HBP: 1	WP: 0 PB: 0 SB: 0 CS: 0	PA: 36
<b>PITCHER</b> Virgil Trucks, R ERA: 4.5 Billy Pierce, L ERA: 5.68 Harry Dorish, R ERA: 3.0 (1, 1)	IP: 6.0 WLS: L BF: 28 H: 7 R: 3 ER: 3 SO: 3 BB: 4 IBB: 0 HBP: 0 BLK: 0 WP: 0 HR: 2 S: 30 P: 46 ERA: 4.50 WHIP: 1.833															<b>PITCHER</b>	IP: 6.0 WLS: L BF: 28 H: 7 R: 3 ER: 3 SO: 3 BB: 4 IBB: 0 HBP: 0 BLK: 0 WP: 0 HR: 2 S: 30 P: 46 ERA: 4.50 WHIP: 1.833			



Batter	1	2	3	4	5	6	7	8	9	AB	R	H	RBI	BB	SO	LOB	TOP					
Chico Carrasquel, R OBP: 0.389, SLG: 0.529										5	1	2	2	0	0	2	<b>Chicago White Sox @ Cleveland Indians</b> Cleveland Municipal Stadium, Cleveland, OH Sat Apr 17 1954, 3:33 AM EST Att: 6,646 - Unknown					
Nelle Fox, L OBP: 0.333, SLG: 0.294										5	0	0	0	0	0	3						
Minnie Minoso, R OBP: 0.235, SLG: 0.286										4	1	1	1	0	0	1						
Feris Fain, L OBP: 0.294, SLG: 0.438										4	1	1	1	1	1	2						
Bob Boyd, L OBP: 0.438, SLG: 0.385 Cass Michaels, R (7, PH) Bill Wilson, R (7, 7)										2	1	1	1	1	0	0						
Sherm Lollar, R OBP: 0.250, SLG: 0.143										4	1	1	0	0	1	3						
Jim Rivera, L OBP: 0.250, SLG: 0.308										4	1	1	3	1	1	2						
Johnny Groth, R OBP: 0.250, SLG: 0.333										4	1	1	0	0	0	2						
Bob Keegan, R										2	1	0	0	2	0	1						
<b>Inning Stats</b>	R: 5 E: 0 K: 0 S: 7	H: 4 LOB: 0 BB: 0 P: 8	R: 0 E: 0 K: 0 S: 3	H: 0 LOB: 0 BB: 0 P: 3	R: 1 E: 0 K: 0 S: 4	H: 1 LOB: 2 BB: 2 P: 12	R: 1 E: 1 K: 1 S: 6	H: 0 LOB: 1 BB: 1 P: 10	R: 0 E: 0 K: 0 S: 3	H: 0 LOB: 0 BB: 0 P: 3	R: 0 E: 0 K: 0 S: 2	H: 0 LOB: 0 BB: 1 P: 6	R: 0 E: 1 K: 1 S: 6	H: 0 LOB: 2 BB: 1 P: 10	R: 0 E: 0 K: 0 S: 5	H: 2 LOB: 1 BB: 0 P: 5		R: 0 E: 0 K: 1 S: 6	H: 1 LOB: 2 BB: 1 P: 10	1B: 3 2B: 2 3B: 0 HR: 3	SF: 1 SAC: 0 DP: 1 HBP: 1	WP: 0 PB: 0 SB: 0 CS: 0
<b>PITCHER</b>	IP WLS BF H R ER SO BB IBB HBP BLK WP HR S P ERA WHIP																					
Art Houtteman, R ERA: 67.5	(1, 1) 0.2 L 7 4 5 5 0 0 0 0 1 0 0 0 0 2 6 7 67.50 6.000																					
Dick Tomaneck, L ERA: 5.4	(1, 1) 1.2 7 1 1 1 0 1 1 0 0 0 0 1 6 10 5.40 1.200																					
Jose Santiago, R ERA:	(3, 1) 1.2 8 0 1 0 1 1 0 0 0 0 0 0 8 16 0.00 0.600																					
Ray Narleski, R ERA:	(5, 1) 2.0 6 0 0 0 0 1 0 0 0 0 0 0 5 9 0.00 0.500																					
Don Mossi, L ERA: 3.0	(7, 1) 3.0 15 3 1 1 2 2 0 0 0 0 0 0 17 25 3.00 1.667																					
<b>Batter</b>	<b>1</b>	<b>2</b>	<b>3</b>	<b>4</b>	<b>5</b>	<b>6</b>	<b>7</b>	<b>8</b>	<b>9</b>	<b>AB</b>	<b>R</b>	<b>H</b>	<b>RBI</b>	<b>BB</b>	<b>SO</b>	<b>LOB</b>	<b>BOTTOM</b>					
Bobby Avila, R OBP: 0.500, SLG: 0.588 Rudy Regalado, R (8, 4)										3	0	1	0	1	0	0	<b>Chicago White Sox @ Cleveland Indians</b> Cleveland Municipal Stadium, Cleveland, OH Sat Apr 17 1954, 3:33 AM EST Att: 6,646 - Unknown					
Dave Philley, S (1, 9)										5	0	0	0	0	1	4						
Bill Glynn, L OBP: 0.647, SLG: 0.600										3	0	2	0	1	0	0						
Al Rosen, R OBP: 0.444, SLG: 0.688										3	0	0	1	1	0	2						
Larry Doby, L OBP: 0.389, SLG: 0.154										3	0	0	0	1	2	3						
Wally Westlake, R OBP: 0.294, SLG: 0.600										4	0	0	0	0	0	4						
George Strickland, R OBP: 0.500, SLG: 0.692										3	0	1	0	1	0	1						
Jim Hegan, R OBP: 0.286, SLG: 0.417 Hal Naragon, L (6, PH) (7, 2)										2	0	0	0	0	0	1						
Art Houtteman, R (1, 1) Dick Tomaneck, L (1, 1) Jose Santiago, R (3, 1) Dave Pope, L (4, PH) Ray Narleski, R (5, 1) Dale Mitchell, L (6, PH) Don Mossi, L (7, 1) Luke Easter, L (8, PH)										0	0	0	0	0	0	0						
<b>Inning Stats</b>	R: 0 E: 0 K: 0 S: 3	H: 0 LOB: 1 BB: 1 P: 7	R: 0 E: 0 K: 0 S: 3	H: 0 LOB: 1 BB: 1 P: 7	R: 1 E: 0 K: 1 S: 6	H: 1 LOB: 3 BB: 3 P: 18	R: 0 E: 0 K: 0 S: 5	H: 1 LOB: 2 BB: 0 P: 5	R: 0 E: 0 K: 0 S: 3	H: 0 LOB: 0 BB: 0 P: 3	R: 0 E: 0 K: 0 S: 3	H: 0 LOB: 1 BB: 1 P: 7	R: 0 E: 0 K: 0 S: 4	H: 1 LOB: 1 BB: 0 P: 4	R: 0 E: 0 K: 1 S: 6	H: 1 LOB: 1 BB: 0 P: 6		R: 0 E: 0 K: 1 S: 5	H: 0 LOB: 0 BB: 0 P: 5	1B: 4 2B: 0 3B: 0 HR: 0	SF: 0 SAC: 0 DP: 0 HBP: 0	WP: 0 PB: 0 SB: 0 CS: 0
<b>PITCHER</b>	IP WLS BF H R ER SO BB IBB HBP BLK WP HR S P ERA WHIP																					
Bob Keegan, R ERA: 2.89	(1, 1) 9.0 W 38 4 1 1 3 6 0 0 0 0 0 0 0 38 62 1.00 1.111																					



Batter	1	2	3	4	5	6	7	8	9	AB	R	H	RBI	BB	SO	LOB	TOP					
Chico Carrasquel, R OBP: 0.333, SLG: 0.450	L8		FC4-6		F4					3	0	0	0	0	0	3	<b>Chicago White Sox @ Cleveland Indians</b> Cleveland Municipal Stadium, Cleveland, OH Sun Apr 18 1954, 3:33 AM EST Att: 10,063 - Unknown <a href="http://livebaseballscorecards.com">livebaseballscorecards.com</a>					
Nelle Fox, L OBP: 0.381, SLG: 0.350			CS	F9	HR					3	1	2	1	0	0							
Minnie Minoso, R OBP: 0.250, SLG: 0.471	F8			5-3	HR					3	1	1	3	0	1							
Ferris Fain, L OBP: 0.300, SLG: 0.579	F2			HR	F8					3	1	1	1	0	1							
Bob Boyd, L OBP: 0.389, SLG: 0.333 Bill Wilson, R (6, PH)			F9	4-3						2	0	0	0	0	0							
Jim Rivera, L OBP: 0.283, SLG: 0.500						HR				3	1	1	1	0	0							
Johnny Groth, R OBP: 0.333, SLG: 0.467			K							3	1	2	0	0	1							
Red Wilson, R				4-3						3	0	0	0	0	2							
Billy Pierce, L OBP: 0.500, SLG: 0.333										1	1	1	0	1	0							
<b>Inning Stats</b>	R: 0 E: 0 K: 0 S: 4	H: 1 LOB: 1 BB: 0 P: 4	R: 0 E: 0 K: 1 S: 5	H: 0 LOB: 0 BB: 0 P: 5	R: 0 E: 0 K: 0 S: 2	H: 0 LOB: 0 BB: 1 P: 6	R: 1 E: 0 K: 0 S: 4	H: 1 LOB: 0 BB: 0 P: 4	R: 5 E: 0 K: 0 S: 8	H: 5 LOB: 0 BB: 0 P: 8	R: 0 E: 0 K: 0 S: 4	H: 1 LOB: 1 BB: 0 P: 4										
<b>PITCHER</b>	IP	WLS	BF	H	R	ER	SO	BB	IBB	HBP	BLK	WP	HR	S	P	ERA	WHIP	<b>PITCHER</b>				
Early Wynn, R ERA: 5.27	(1, 1)	4.2	L	21	7	6	6	1	1	0	0	0	0	3	22	26	11.57	1.714				
Don Mossi, L ERA: 2.08	(5, 1)	1.1		5	1	0	0	0	0	0	0	0	0	5	5	0.00	0.750					

Batter	1	2	3	4	5	6	7	8	9	AB	R	H	RBI	BB	SO	LOB	BOTTOM					
Bobby Avila, R OBP: 0.542, SLG: 0.619			P3	BB						4	0	3	0	0	0	0	<b>Chicago White Sox @ Cleveland Indians</b> Cleveland Municipal Stadium, Cleveland, OH Sun Apr 18 1954, 3:33 AM EST Att: 10,063 - Unknown <a href="http://livebaseballscorecards.com">livebaseballscorecards.com</a>					
Bill Glynn, L OBP: 0.714, SLG: 0.667										3	0	3	0	1	0	0						
Wally Westlake, R OBP: 0.381, SLG: 0.611										3	0	2	1	1	0	2						
Al Rosen, R OBP: 0.381, SLG: 0.579			F8		F7	K				3	0	0	0	0	1	7						
George Strickland, R OBP: 0.524, SLG: 0.643										1	0	0	0	2	0	2						
Larry Doby, L OBP: 0.333, SLG: 0.125										3	0	0	0	0	0	4						
Dave Philley, S			K		K	K				3	0	0	0	0	3	0						
Jim Hegan, R OBP: 0.294, SLG: 0.600			K							3	1	1	1	0	1	0						
Early Wynn, S OBP: 0.429, SLG: 0.571 Don Mossi, L Al Smith, R (6, PH)										2	1	1	0	0	0	0						
<b>Inning Stats</b>	R: 0 E: 0 K: 0 S: 5	H: 3 LOB: 3 BB: 1 P: 9	R: 0 E: 0 K: 2 S: 7	H: 0 LOB: 0 BB: 0 P: 7	R: 0 E: 0 K: 0 S: 4	H: 1 LOB: 2 BB: 1 P: 8	R: 2 E: 0 K: 2 S: 11	H: 4 LOB: 3 BB: 1 P: 15	R: 0 E: 0 K: 1 S: 4	H: 0 LOB: 0 BB: 1 P: 8	R: 0 E: 0 K: 1 S: 7	H: 2 LOB: 2 BB: 0 P: 7										
<b>PITCHER</b>	IP	WLS	BF	H	R	ER	SO	BB	IBB	HBP	BLK	WP	HR	S	P	ERA	WHIP	<b>PITCHER</b>				
Billy Pierce, L ERA: 4.38	(1, 1)	6.0	W	30	10	2	2	6	4	0	0	0	0	1	38	54	3.00	2.333				

AB	25
R	6
H	8
RBI	6
BB	1
SO	1
LOB	7

AB	26
R	2
H	10
RBI	2
BB	4
SO	6
LOB	15











Batter	1	2	3	4	5	6	7	8	9	10	AB	R	H	RBI	BB	SO	LOB	TOP			
<b>Bobby Young, L</b> OBP: 0.294, SLG: 0.241 (1.4)	3-1		K			FC4-6 1B			F8	4-3	5	0	1	0	0	1	1				
<b>Eddie Waitkus, L</b> OBP: 0.313, SLG: 0.241 (1.3)	F7			F8		FC4-6 1-2f			3-1		4	0	0	0	0	0	1				
<b>Chuck Diering, R</b> OBP: 0.167, SLG: 0.167 (1.8)	F9			6-3			B3		E7 1B		4	0	1	0	0	0	0				
<b>Don Lenhardt, R</b> OBP: 0.353, SLG: 0.333 (1.7)		K		K			G6-4-3 BB		K		3	0	0	0	1	3	1				
<b>Sam Mele, R</b> OBP: 0.143, SLG: 0.238 (1.9)		K			5-3		G6-4-3 1-2f			K	4	0	0	0	0	2	1				
<b>Vern Stephens, R</b> OBP: 0.419, SLG: 0.774 (1.5)					K					CS 1B	4	1	3	1	0	1	0				
<b>Billy Hunter, R</b> OBP: 0.214, SLG: 0.192 (1.6)					P5					1B	4	1	1	0	0	1	1				
<b>Ray Murray, R</b> OBP: 0.250, SLG: 0.500 (1.2)					F7					1B	4	1	1	1	0	0	0				
<b>Joe Coleman, R</b> OBP: 0.167, SLG: 0.167 (1.1)					K					2B	4	0	1	1	0	1	0				
<b>Inning Stats</b>	R: 0 E: 0 K: 0 S: 3	H: 0 LOB: 0 BB: 0 P: 3	R: 0 E: 0 K: 2 S: 8	H: 1 LOB: 1 BB: 0 P: 8	R: 0 E: 0 K: 2 S: 7	H: 0 LOB: 0 BB: 7 P: 7	R: 0 E: 0 K: 1 S: 5	H: 0 LOB: 0 BB: 0 P: 5	R: 0 E: 0 K: 1 S: 5	H: 1 LOB: 1 BB: 0 P: 4	R: 0 E: 0 K: 0 S: 4	H: 0 LOB: 0 BB: 1 P: 6	R: 1 E: 0 K: 1 S: 6	H: 1 LOB: 0 BB: 0 P: 6	R: 0 E: 1 K: 0 S: 6	H: 1 LOB: 1 BB: 0 P: 6	R: 2 E: 1 K: 1 S: 8	H: 4 LOB: 1 BB: 0 P: 8	1B: 6 2B: 1 3B: 0 HR: 1	SF: 0 SAC: 0 DP: 1 HBP: 0	WP: 0 PA: 37
<b>PITCHER</b> <b>Billy Pierce, L</b> ERA: 3.63 (1.1)	IP 10.0	WLS L	BF 37	H 8	R 3	ER 3	SO 9	BB 1	IBB 0	HBP 0	BLK 0	WP 0	HR 1	S 54	P 58	ERA 2.70	WHIP 0.900				

**Baltimore Orioles @ Chicago White Sox**  
Comiskey Park, Chicago, IL  
Fri Apr 23 1954, 4:33 AM EST  
Att: 2,614 - Unknown

AB 36  
R 3  
H 8  
RBI 3  
BB 1  
SO 9  
LOB 5



Batter	1	2	3	4	5	6	7	8	9	10	AB	R	H	RBI	BB	SO	LOB	BOTTOM			
<b>Chico Carrasquel, R</b> OBP: 0.371, SLG: 0.424 (1.6)	6-3		F8		F9		G4-3-6 1-2f			G3	4	0	0	0	0	0	1				
<b>Bud Stewart, L</b> (10, PH)											3	0	1	0	1	1	0				
<b>Nellie Fox, L</b> OBP: 0.441, SLG: 0.469 (1.4)					K						4	0	0	0	0	1	2				
<b>Minnie Minoso, R</b> OBP: 0.242, SLG: 0.500 (1.5)					F8						4	0	1	0	0	0	1				
<b>Feris Fain, L</b> OBP: 0.303, SLG: 0.452 (1.3)					P3						4	0	1	0	0	0	1				
<b>Bob Boyd, L</b> OBP: 0.460, SLG: 0.353 (1.7)					G3						2	1	1	0	0	0	0				
<b>Willard Marshall, L</b> OBP: 0.286, SLG: 0.167 (8.7)											1	0	0	0	0	0	0				
<b>Sherm Lollar, R</b> OBP: 0.346, SLG: 0.250 (1.2)											4	0	2	1	0	0	1				
<b>Jim Rivera, L</b> OBP: 0.269, SLG: 0.381 (1.9)											2	0	0	0	2	0	1				
<b>Johnny Groth, R</b> OBP: 0.357, SLG: 0.556 (1.8)											3	0	1	0	1	1	2				
<b>Billy Pierce, L</b> OBP: 0.286, SLG: 0.167 (1.1)											3	0	0	0	0	0	4				
<b>Grady Hatton, L</b> (10, PH)											1	0	0	0	0	0	0				
<b>Inning Stats</b>	R: 0 E: 0 K: 1 S: 6	H: 1 LOB: 1 BB: 0 P: 6	R: 1 E: 0 K: 1 S: 5	H: 2 LOB: 1 BB: 1 P: 9	R: 0 E: 0 K: 0 S: 3	H: 0 LOB: 1 BB: 1 P: 7	R: 0 E: 0 K: 0 S: 4	H: 1 LOB: 3 BB: 2 P: 12	R: 0 E: 0 K: 1 S: 5	H: 0 LOB: 0 BB: 0 P: 5	R: 0 E: 0 K: 0 S: 4	H: 1 LOB: 1 BB: 0 P: 4	R: 0 E: 0 K: 0 S: 3	H: 0 LOB: 0 BB: 0 P: 3	R: 0 E: 0 K: 0 S: 3	H: 0 LOB: 0 BB: 0 P: 3	R: 0 E: 0 K: 0 S: 3	H: 0 LOB: 0 BB: 0 P: 3	1B: 4 2B: 3 3B: 0 HR: 0	SF: 0 SAC: 1 DP: 2 HBP: 0	WP: 0 PA: 37
<b>PITCHER</b> <b>Joe Coleman, R</b> ERA: 1.0 (1.1)	IP 10.0	WLS W	BF 37	H 6	R 1	ER 1	SO 3	BB 4	IBB 0	HBP 0	BLK 0	WP 0	HR 0	S 39	P 55	ERA 0.90	WHIP 1.000				

**Baltimore Orioles @ Chicago White Sox**  
Comiskey Park, Chicago, IL  
Fri Apr 23 1954, 4:33 AM EST  
Att: 2,614 - Unknown

AB 32  
R 1  
H 6  
RBI 1  
BB 4  
SO 3  
LOB 12





Batter	1	2	3	4	5	6	7	8	9	AB	R	H	RBI	BB	SO	LOB	TOP
Bobby Young, L (1,4) OBP: 0.289, SLG: 0.242 Chuck Diering, R (9, PH) OBP: 0.143, SLG: 0.143	G3		L8			F7		1B E 1B	F9	4	1	1	0	0	0	1	
Eddie Waitkus, L (1,3) OBP: 0.297, SLG: 0.235	L6		F9			4-3		F 1B	3-1	5	0	1	0	0	0	2	
Gil Coan, L (1,8) OBP: 0.407, SLG: 0.333	F8			FC6-4 1B		3-1		F9		4	0	1	0	0	0	2	
Vic Wertz, L (1,9) OBP: 0.333, SLG: 0.231		4-3		FC6-4 1-2			BB BB	E3 FC5-4		3	0	0	0	1	0	2	
Jim Fridley, R (1,7)	F9			K			G1-6-3 BB	FC5-4 1-2		3	0	0	0	1	1	3	
Vern Stephens, R (1,5) Bob Kennedy, R (7,5)				1-3						3	0	1	0	0	0	3	
Billy Hunter, R (1,6) OBP: 0.219, SLG: 0.267	F8				P5			G1-6-3 1-2		4	1	1	1	0	0	3	
Clint Courtney, L (1,2) Sam Mele, R (9, PH) OBP: 0.310, SLG: 0.444 OBP: 0.182, SLG: 0.318					F8				2-3	3	0	1	0	0	0	0	
Vern Bickford, R (1,1) Chico Garcia, R (5, PH) Mike Blyzka, R (5,1) Jay Heard, L (6,1) Dick Kokos, L (8, PH) Marlin Stuart, L (8,1) Don Lenhardt, R (9, PH)			K		L8					1	0	0	0	0	1	1	
<b>Inning Stats</b>	R: 0 E: 0 K: 0 S: 3	H: 0 LOB: 0 BB: 0 P: 3	R: 0 E: 0 K: 0 S: 4	H: 1 LOB: 1 BB: 0 P: 4	R: 0 E: 0 K: 1 S: 6	H: 1 LOB: 1 BB: 0 P: 6	R: 0 E: 0 K: 1 S: 6	H: 0 LOB: 0 BB: 0 P: 3	R: 0 E: 0 K: 0 S: 3	H: 0 LOB: 1 BB: 2 P: 10	R: 2 E: 1 K: 0 S: 7	H: 3 LOB: 2 BB: 0 P: 7	R: 2 E: 0 K: 0 S: 5	H: 2 LOB: 1 BB: 1 P: 9	1B: 4 2B: 2 3B: 1 HR: 1	SF: 0 SAC: 0 DP: 1 HBP: 0	WP: 0 PA: 38
<b>PITCHER</b>	IP WLS BF H R ER SO BB IBB HBP BLK WP HR S P ERA WHIP																
Bob Keegan, R (1,1) ERA: 3.12	8.0 W 34 7 4 3 2 3 0 0 0 0 1 35 47 3.38 1.250																
Al Sima, L (9,1) ERA:	1.0 S 4 1 0 0 0 0 0 0 0 0 0 0 4 4 0.00 1.000																

Baltimore Orioles @ Chicago White Sox  
Comiskey Park, Chicago, IL  
Sat Apr 24 1954, 4:33 AM EST  
Att: 9,038 - Unknown

AB 35  
R 4  
H 8  
RBI 3  
BB 3  
SO 2  
LOB 19



Batter	1	2	3	4	5	6	7	8	9	AB	R	H	RBI	BB	SO	LOB	BOTTOM
Chico Carrasquel, R (1,6) OBP: 0.359, SLG: 0.432	P4		SH5-3			F8		P4		4	0	1	0	0	0	0	
Nellie Fox, L (1,4) OBP: 0.462, SLG: 0.472	1-3		F9			BB 2B		BB 1B		4	3	2	0	1	0	1	
Minnie Minoso, R (1,9) OBP: 0.316, SLG: 0.618	L7			FC3 3B		BB 2B		1B 2B		4	4	3	1	1	0	0	
Ferris Fain, L (1,3) OBP: 0.368, SLG: 0.543		P3		1B FC3 SF7 BB		4-3 SF9 2B		2B 1B		4	3	3	5	1	0	0	
Bob Boyd, L (1,7) OBP: 0.375, SLG: 0.381 Bill Wilson, R (7,7) OBP: 0.429, SLG: 0.800		P7		FC3 1B		4-3		1B		4	1	1	1	0	0	2	
Grady Hatton, L (1,5) OBP: 0.200, SLG: 0.250 Cass Michaels, R (6, PH) OBP: 0.455, SLG: 0.444		G3		1B SF8 1B		SF9		1-3 2B		2	1	1	1	0	0	0	
Sherm Lollar, R (1,2) OBP: 0.303, SLG: 0.222 Carl Sawatski, L (8, PH) OBP: 0.222, SLG: 0.222			E6 1B SF8		SF7	E5		5-3		3	1	0	1	0	0	0	
Johnny Groth, R (1,8) OBP: 0.375, SLG: 0.548			SH5-3 1B		SH5-3 2B 1B	K		6-3		4	0	2	1	0	1	1	
Bob Keegan, R (1,1) Al Sima, R (9,1)			SF8		SF8			F9		2	0	0	2	0	0	0	
<b>Inning Stats</b>	R: 0 E: 0 K: 0 S: 3	H: 0 LOB: 0 BB: 0 P: 3	R: 1 E: 0 K: 0 S: 5	H: 1 LOB: 1 BB: 0 P: 5	R: 4 E: 0 K: 0 S: 7	H: 4 LOB: 2 BB: 1 P: 11	R: 3 E: 1 K: 1 S: 7	H: 1 LOB: 1 BB: 2 P: 15	R: 2 E: 0 K: 0 S: 7	H: 4 LOB: 2 BB: 0 P: 7	R: 0 E: 0 K: 0 S: 3	H: 0 LOB: 0 BB: 0 P: 3	R: 4 E: 0 K: 0 S: 7	H: 4 LOB: 0 BB: 0 P: 7	1B: 7 2B: 5 3B: 1 HR: 1	SF: 4 SAC: 1 DP: 0 HBP: 0	WP: 0 PA: 43
<b>PITCHER</b>	IP WLS BF H R ER SO BB IBB HBP BLK WP HR S P ERA WHIP																
Vern Bickford, R (1,1) ERA: 9.0	4.0 L 19 5 5 5 4 0 1 0 0 0 0 0 18 22 9.00 1.500																
Mike Blyzka, R (5,1) ERA: 27.0	1.2 13 5 5 5 1 2 0 0 0 0 0 0 13 21 27.00 4.200																
Jay Heard, L (6,1) ERA:	1.1 4 0 0 0 0 0 0 0 0 0 0 0 4 4 0.00 0.000																
Marlin Stuart, R (8,1) ERA: 11.25	1.0 7 4 4 4 0 0 0 0 0 0 0 1 7 7 36.00 4.000																

Baltimore Orioles @ Chicago White Sox  
Comiskey Park, Chicago, IL  
Sat Apr 24 1954, 4:33 AM EST  
Att: 9,038 - Unknown

AB 35  
R 14  
H 14  
RBI 14  
BB 3  
SO 1  
LOB 6





Batter	1	2	3	4	5	6	7	8	9	AB	R	H	RBI	BB	SO	LOB	TOP			
<b>Bobby Young, L</b> OBP: 0.286, SLG: 0.243 (1, 4)										4	1	1	0	0	1	2	<b>Baltimore Orioles @ Chicago White Sox</b> Comiskey Park, Chicago, IL Sun Apr 25 1954, 4:33 AM EDT Unknown			
<b>Eddie Waitkus, L</b> OBP: 0.288, SLG: 0.211 (1, 3)										4	0	0	0	0	2	1				
<b>Gil Coan, L</b> OBP: 0.355, SLG: 0.286 (1, 8)										4	0	0	0	0	0	1				
<b>Vic Wertz, L</b> OBP: 0.382, SLG: 0.310 (1, 9)										3	1	2	1	1	0	0				
<b>Sam Mele, R</b> OBP: 0.192, SLG: 0.308 (1, 7)										4	0	1	1	0	2	2				
<b>Vern Stephens, R</b> OBP: 0.395, SLG: 0.684 (9, PR)										4	0	1	0	0	0	2				
<b>Chuck Diering, R</b> OBP: 0.143, SLG: 0.143 (9, PR)										2	0	0	0	1	0	1				
<b>Billy Hunter, R</b> OBP: 0.229, SLG: 0.250 (9, PH)										1	0	0	0	0	1	1				
<b>Clint Courtney, L</b> OBP: 0.333, SLG: 0.484 (1, 2)										4	0	2	0	0	0	1				
<b>Don Larsen, R</b> OBP: 0.250, SLG: 0.375 (1, 1)										3	0	0	0	0	0	3				
<b>Inning Stats</b>	R: 2 E: 0 K: 0 S: 6	H: 3 LOB: 1 BB: 0 P: 6	R: 0 E: 0 K: 0 S: 3	H: 0 LOB: 0 BB: 0 P: 3	R: 0 E: 0 K: 1 S: 5	H: 0 LOB: 1 BB: 1 P: 9	R: 0 E: 0 K: 0 S: 3	H: 1 LOB: 0 BB: 0 P: 3	R: 0 E: 0 K: 2 S: 8	H: 1 LOB: 1 BB: 0 P: 8	R: 0 E: 0 K: 1 S: 6	H: 1 LOB: 2 BB: 0 P: 10	R: 0 E: 0 K: 1 S: 5	H: 0 LOB: 0 BB: 0 P: 5	R: 0 E: 0 K: 1 S: 6	H: 1 LOB: 2 BB: 0 P: 6	1B: 5 2B: 2 3B: 0 HR: 0	SF: 0 SAC: 0 DP: 1 HBP: 0	WP: 0 PB: 0 SB: 1 CS: 0	PA: 35
<b>PITCHER</b> <b>Virgil Trucks, R</b> ERA: 2.63 (1, 1)	IP: 9.0 WLS: W BF: 35 H: 7 R: 2 ER: 2 SO: 6 BB: 2 IBB: 0 HBP: 0 BLK: 0 WP: 0 HR: 0 S: 45 P: 53 ERA: 2.00 WHIP: 1.000															<b>PITCHER</b>				

Batter	1	2	3	4	5	6	7	8	9	AB	R	H	RBI	BB	SO	LOB	BOTTOM			
<b>Chico Carrasquel, R</b> OBP: 0.328, SLG: 0.390 (1, 6)										4	0	0	0	0	0	2	<b>Baltimore Orioles @ Chicago White Sox</b> Comiskey Park, Chicago, IL Sun Apr 25 1954, 4:33 AM EDT Unknown			
<b>Nellie Fox, L</b> OBP: 0.442, SLG: 0.450 (1, 4)										4	0	1	0	0	1	1				
<b>Minnie Minoso, R</b> OBP: 0.333, SLG: 0.658 (1, 9)										4	0	2	0	0	0	0				
<b>Ferris Fain, L</b> OBP: 0.333, SLG: 0.487 (1, 3)										4	0	0	0	0	0	3				
<b>Bob Boyd, L</b> OBP: 0.357, SLG: 0.360 (1, 7)										4	1	1	0	0	0	2				
<b>Bill Wilson, R</b> OBP: 0.429, SLG: 0.800 (9, 7)										0	0	0	0	0	0	0				
<b>Grady Hatton, L</b> OBP: 0.333, SLG: 0.429 (1, 5)										3	1	1	0	1	1	2				
<b>Sherm Lollar, R</b> OBP: 0.351, SLG: 0.367 (1, 2)										3	1	2	1	1	1	2				
<b>Johnny Groth, R</b> OBP: 0.361, SLG: 0.514 (1, 8)										4	0	1	0	0	1	5				
<b>Virgil Trucks, R</b> OBP: 0.125, SLG: 0.125 (1, 1)										2	0	1	2	0	0	1				
<b>Inning Stats</b>	R: 0 E: 0 K: 1 S: 6	H: 1 LOB: 1 BB: 0 P: 6	R: 2 E: 0 K: 1 S: 7	H: 2 LOB: 1 BB: 1 P: 11	R: 0 E: 0 K: 0 S: 5	H: 2 LOB: 1 BB: 0 P: 5	R: 1 E: 0 K: 0 S: 5	H: 2 LOB: 1 BB: 0 P: 5	R: 0 E: 0 K: 0 S: 3	H: 0 LOB: 0 BB: 0 P: 3	R: 0 E: 0 K: 2 S: 8	H: 1 LOB: 1 BB: 0 P: 8	R: 0 E: 0 K: 0 S: 3	H: 0 LOB: 0 BB: 0 P: 3	R: 0 E: 0 K: 0 S: 4	H: 1 LOB: 2 BB: 1 P: 8	1B: 6 2B: 1 3B: 1 HR: 1	SF: 0 SAC: 1 DP: 0 HBP: 0	WP: 0 PB: 0 SB: 0 CS: 0	PA: 35
<b>PITCHER</b> <b>Don Larsen, R</b> ERA: 4.09 (1, 1)	IP: 8.0 WLS: L BF: 35 H: 9 R: 3 ER: 3 SO: 4 BB: 1 IBB: 1 HBP: 0 BLK: 0 WP: 0 HR: 1 S: 41 P: 49 ERA: 3.38 WHIP: 1.250															<b>PITCHER</b>				



Batter	1	2	3	4	5	6	7	8	9	AB	R	H	RBI	BB	SO	LOB	TOP		
<b>Bobby Young, L</b> (1,4) OBP: 0.304, SLG: 0.275	4-0 BB		4-3			F8		FC1-5 2B		3	0	1	0	1	0	1	<b>Baltimore Orioles @ Chicago White Sox</b> Comiskey Park, Chicago, IL Sun Apr 25 1954, 4:38 AM EDT Att: 16,571 - Unknown		
<b>Eddie Waitkus, L</b> (1,3) OBP: 0.297, SLG: 0.214	0-0 F7			5-3		1B 1B		FC1-5 1B		4	1	1	0	0	0	2			
<b>Gil Coan, L</b> (1,8) OBP: 0.324, SLG: 0.258	8-4-6					E1 1B				3	1	0	0	0	0	3			
<b>Sam Mele, R</b> (6,PH) OBP: 0.192, SLG: 0.308	8-4-6					1B 1B				0	0	0	0	0	0	0			
<b>Dick Kokos, L</b> (8,PH) OBP: 0.286, SLG: 0.714	1-2					1B				1	0	1	0	0	0	0			
<b>Chuck Diering, R</b> (8,8) OBP: 0.143, SLG: 0.143						1B				0	0	0	0	0	0	0			
<b>Vic Wertz, L</b> (1,9) OBP: 0.368, SLG: 0.303		6-3		4-3		1B		P7		4	0	1	3	0	0	2			
<b>Don Lenhardt, R</b> (1,7) OBP: 0.273, SLG: 0.250		6-3				F9		P4		4	0	0	0	0	1	3			
<b>Vern Stephens, R</b> (1,5) OBP: 0.381, SLG: 0.634		4-0 BB				F2		6-3		3	0	0	0	1	0	0			
<b>Billy Hunter, R</b> (1,6) OBP: 0.231, SLG: 0.229						F8		SH1-3 BB		3	0	0	0	1	1	1			
<b>Ray Murray, R</b> (1,2) OBP: 0.286, SLG: 0.571			6-3			4-3		SH1-3		3	0	1	0	0	0	0			
<b>Clint Courtney, L</b> (9,2) OBP: 0.333, SLG: 0.484								FC5 2B		0	0	0	0	0	0	0			
<b>Lou Kretlow, R</b> (1,1) OBP: 0.333, SLG: 0.333			1-3					FC5		3	1	1	0	0	0	1			
<b>Howie Fox, R</b> (8,1)						E 1B 1B		P4		1	0	0	0	0	0	1			
<b>Inning Stats</b>	R: 0 E: 0 K: 0 S: 2	H: 0 LOB: 0 BB: 1 P: 6	R: 0 E: 0 K: 0 S: 3	H: 0 LOB: 1 BB: 1 P: 7	R: 0 E: 0 K: 0 S: 3	H: 0 LOB: 0 BB: 0 P: 3	R: 0 E: 0 K: 0 S: 3	H: 0 LOB: 0 BB: 0 P: 3	R: 0 E: 0 K: 0 S: 3	H: 0 LOB: 1 BB: 1 P: 7	R: 0 E: 0 K: 1 S: 7	H: 2 LOB: 2 BB: 0 P: 7	R: 0 E: 0 K: 1 S: 6	H: 1 LOB: 1 BB: 0 P: 6	1B: 4 2B: 3 3B: 0 HR: 0	SF: 0 SAC: 1 DP: 1 HBP: 0	WP: 0 PA: 36 CS: 0		
<b>PITCHER</b>	IP	WLS	BF	H	R	ER	SO	BB	IBB	HBP	BLK	WP	HR	S	P	ERA	WHIP		
<b>Mike Fomieses, R</b> (1,1) ERA: 0.00	6.0		23	3	3	0	0	2	0	0	0	0	0	21	29	0.00	0.833		
<b>Harry Dorish, R</b> (7,1) ERA: 0.84	1.0		4	0	0	0	0	1	0	0	0	0	0	3	7	0.00	1.000		
<b>Jack Harshman, L</b> (8,1) ERA: 7.11	0.1		2	1	0	0	0	0	0	0	0	0	0	2	2	0.00	3.000		
<b>Sandy Consuegra, R</b> (8,1) ERA:	1.2	W	7	2	0	0	2	0	0	0	0	0	0	11	11	0.00	1.200		

Batter	1	2	3	4	5	6	7	8	9	AB	R	H	RBI	BB	SO	LOB	BOTTOM		
<b>Chico Carrasquel, R</b> (1,6) OBP: 0.354, SLG: 0.455	0-0 F9		5-3			1B 1-3 BB		HR		3	2	1	1	2	0	0	<b>Baltimore Orioles @ Chicago White Sox</b> Comiskey Park, Chicago, IL Sun Apr 25 1954, 4:38 AM EDT Att: 16,571 - Unknown		
<b>Nellie Fox, L</b> (1,4) OBP: 0.417, SLG: 0.409	0-0 1-3					1-3		BB 1B FC3-2 BB		4	0	0	0	1	0	4			
<b>Minnie Minoso, R</b> (1,9) OBP: 0.340, SLG: 0.628	0-0 6-3					6-3		FC3-2 BB 1B		5	0	2	1	0	0	3			
<b>Ferris Fain, L</b> (1,3) OBP: 0.404, SLG: 0.524						FC3-6 1B		CS 1B		3	0	3	1	2	0	0			
<b>Bob Boyd, L</b> (1,7) OBP: 0.333, SLG: 0.333						FC6-4 BB		FC3-2 BB		2	0	0	0	0	0	1			
<b>Bill Wilson, R</b> (6,7) OBP: 0.375, SLG: 0.667						1-3		FC6-4		1	0	0	0	0	0	3			
<b>Jim Rivera, L</b> (6,PH) OBP: 0.259, SLG: 0.364						CS		1-3 BB BB		1	0	0	0	0	1	3			
<b>Grady Hatton, L</b> (1,5) OBP: 0.231, SLG: 0.273						1-2		K		4	0	0	0	0	0	4			
<b>Johnny Groth, R</b> (1,8) OBP: 0.325, SLG: 0.462						4-3		FC3-2		4	0	0	0	0	0	4			
<b>Red Wilson, R</b> (1,2) OBP: 0.250, SLG: 0.250						4-3		FC3-2		1	0	1	0	0	0	0			
<b>Don Nicholas, L</b> (6,PH)						1-3 BB BB				0	1	0	0	1	0	0			
<b>Sherm Lollar, R</b> (7,2) OBP: 0.385, SLG: 0.367						B1-3 1B		1-3 BB 1B BB		0	0	0	0	2	0	0			
<b>Fred Marsh, R</b> (9,PR)										0	1	0	0	0	0	0			
<b>Mike Fomieses, R</b> (1,1) ERA: 0.00						B1-3		FC4-2 BB		1	0	0	0	0	0	1			
<b>Bud Stewart, L</b> (6,PH)										1	0	0	0	0	0	1			
<b>Harry Dorish, R</b> (7,1)										0	0	0	0	0	0	0			
<b>Willard Marshall, L</b> (7,PH) OBP: 0.326, SLG: 0.714										1	0	0	0	0	1	1			
<b>Jack Harshman, L</b> (8,1)										0	0	0	0	0	0	0			
<b>Sandy Consuegra, R</b> (8,PH) OBP: 0.259, SLG: 0.364										0	0	0	0	0	0	0			
<b>Cass Michaels, R</b> (8,PH) OBP: 0.259, SLG: 0.364										0	0	0	0	1	0	0			
<b>Inning Stats</b>	R: 0 E: 0 K: 0 S: 3	H: 0 LOB: 0 BB: 0 P: 3	R: 0 E: 0 K: 0 S: 4	H: 1 LOB: 1 BB: 0 P: 4	R: 0 E: 0 K: 0 S: 3	H: 1 LOB: 0 BB: 0 P: 3	R: 0 E: 0 K: 0 S: 3	H: 1 LOB: 0 BB: 0 P: 3	R: 1 E: 0 K: 0 S: 4	H: 1 LOB: 3 BB: 3 P: 16	R: 0 E: 0 K: 1 S: 5	H: 0 LOB: 1 BB: 1 P: 9	R: 1 E: 0 K: 1 S: 7	H: 2 LOB: 2 BB: 2 P: 15	R: 2 E: 1 K: 0 S: 3	H: 1 LOB: 3 BB: 3 P: 15	1B: 6 2B: 0 3B: 0 HR: 1	SF: 0 SAC: 0 DP: 1 HBP: 0	WP: 0 PA: 41 CS: 1
<b>PITCHER</b>	IP	WLS	BF	H	R	ER	SO	BB	IBB	HBP	BLK	WP	HR	S	P	ERA	WHIP		
<b>Lou Kretlow, R</b> (1,1) ERA: 6.43	7.0		29	5	2	2	1	5	0	0	0	0	1	26	46	2.57	1.429		
<b>Howie Fox, R</b> (8,1) ERA: 7.71	1.1	L	11	2	2	2	1	4	0	0	0	0	0	9	25	13.50	4.500		





Batter	1	2	3	4	5	6	7	8	9	AB	R	H	RBI	BB	SO	LOB	TOP									
Chico Carrasquel, R OBP: 0.377, SLG: 0.447	F8		BB		FC3-6 1B		FC6-4 1B BB		F7	3	0	1	0	2	0	0	<b>Chicago White Sox @ New York Yankees</b> Yankee Stadium, Bronx, NY Tue Apr 27 1954, 3:33 AM EDT Att: 4,641 - Cloudy									
Nelle Fox, L OBP: 0.396, SLG: 0.388	4-3		K		FC3-6 HR		FC6-4 1B		F7	5	1	1	0	0	1	3										
Minnie Minoso, R OBP: 0.333, SLG: 0.660	K				E6 1B 1B		FC6-4 1B			4	2	1	2	0	1	2										
Feris Fain, L OBP: 0.373, SLG: 0.478		1-3			F8		F8		L3	4	0	0	0	0	0	3										
Sherm Lollar, R OBP: 0.372, SLG: 0.353	F7				F7		F7		F2	4	1	1	0	0	0	0										
Cass Michaels, R OBP: 0.500, SLG: 0.462	P4				1B 1-2 2-3		CS 1B		F8	4	0	2	0	0	0	0										
Johnny Groth, R OBP: 0.341, SLG: 0.465			F8		1B		K			4	0	2	2	0	1	1										
Bill Wilson, R OBP: 0.333, SLG: 0.500			SH2-4 1B		F9		K		F2	4	0	1	0	0	1	3										
Don Johnson, R			SH2-4		K		K		K	2	0	0	0	0	2	2										
Al Sima, R			1-2							1	0	0	0	0	1	0										
Sandy Consuegra, R										0	0	0	0	0	0	0										
Harry Dorish, R										0	0	0	0	0	0	0										
<b>Inning Stats</b>	R: 0 E: 0 K: 1 S: 5	H: 0 LOB: 0 BB: 0 P: 5	R: 0 E: 0 K: 0 S: 3	H: 0 LOB: 0 BB: 0 P: 3	R: 0 E: 0 K: 1 S: 6	H: 1 LOB: 2 BB: 1 P: 10	R: 2 E: 1 K: 1 S: 9	H: 3 LOB: 0 BB: 0 P: 9	R: 2 E: 0 K: 0 S: 5	H: 2 LOB: 0 BB: 0 P: 5	R: 0 E: 0 K: 2 S: 7	H: 1 LOB: 2 BB: 0 P: 7	R: 0 E: 0 K: 1 S: 6	H: 1 LOB: 1 BB: 1 P: 10	R: 0 E: 0 K: 0 S: 4	H: 1 LOB: 0 BB: 0 P: 4	R: 0 E: 0 K: 1 S: 5	H: 0 LOB: 0 BB: 0 P: 5	1B: 8 2B: 1 3B: 0 HR: 1	SF: 0 SAC: 1 DP: 1 HBP: 0	WP: 0 PB: 0 SB: 0 CS: 1	PA: 38				
<b>PITCHER</b>	IP	WLS	BF	H	R	ER	SO	BB	IBB	HBP	BLK	WP	HR	S	P	ERA	WHIP									
Whitely Ford, L ERA: 5.19	(1, 1)	5.0	L	23	6	4	3	3	1	0	0	0	0	1	28	32	5.40	1.400								
Bill Miller, L ERA:	(6, 1)	3.0		12	3	0	0	3	1	0	0	0	0	0	17	21	0.00	1.333								
Tom Gorman, R ERA:	(9, 1)	1.0		3	0	0	0	1	0	0	0	0	0	5	5	0.00	0.000									


Batter	1	2	3	4	5	6	7	8	9	AB	R	H	RBI	BB	SO	LOB	BOTTOM									
Irv Noren, L OBP: 0.125, SLG: 0.125	P6		4-3		1-3					4	0	1	0	0	0	0	<b>Chicago White Sox @ New York Yankees</b> Yankee Stadium, Bronx, NY Tue Apr 27 1954, 3:33 AM EDT Att: 4,641 - Cloudy									
Jerry Coleman, R OBP: 0.256, SLG: 0.368	F9				F9		4-3		F8	4	0	0	0	0	0	1										
Enos Slaughter, L OBP: 0.500, SLG: 0.500	4-3				G3 2B		3-1		4-3	4	0	1	0	0	0	1										
Yogi Berra, L OBP: 0.217, SLG: 0.333		K			G3				4-3 1B 2B	4	1	2	0	0	1	1										
Eddie Robinson, L OBP: 0.357, SLG: 0.333		K			K				4-3	4	0	0	0	0	2	3										
Gene Woodling, L OBP: 0.300, SLG: 0.160							F7		F9	2	0	0	0	2	0	0										
Gil McDougald, R OBP: 0.313, SLG: 0.490					F9		K		K	4	0	0	0	0	3	3										
Phil Rizzuto, R OBP: 0.378, SLG: 0.500					1-3				L9	3	1	1	0	0	0	0										
Hank Bauer, R OBP: 0.340, SLG: 0.545							HR		1B	1	0	1	1	0	0	0										
Whitely Ford, L	(1, 1)									1	0	0	0	0	0	0										
Joe Collins, L	(5, PH)									1	1	1	2	0	0	0										
Bill Miller, L	(6, 1)									0	0	0	0	0	0	0										
Bill Skowron, R	(8, PH)									1	0	0	0	0	0	0										
Tom Gorman, R	(9, 1)									0	0	0	0	0	0	0										
Bob Cerv, R	(9, PH)									1	0	0	0	0	0	2										
<b>Inning Stats</b>	R: 0 E: 0 K: 0 S: 3	H: 0 LOB: 0 BB: 0 P: 3	R: 0 E: 0 K: 3 S: 9	H: 0 LOB: 1 BB: 1 P: 13	R: 0 E: 0 K: 0 S: 3	H: 0 LOB: 0 BB: 0 P: 3	R: 0 E: 0 K: 1 S: 6	H: 1 LOB: 0 BB: 0 P: 6	R: 2 E: 0 K: 0 S: 5	H: 2 LOB: 0 BB: 0 P: 5	R: 0 E: 0 K: 0 S: 4	H: 1 LOB: 1 BB: 0 P: 4	R: 0 E: 0 K: 1 S: 5	H: 0 LOB: 0 BB: 0 P: 5	R: 0 E: 0 K: 0 S: 4	H: 1 LOB: 1 BB: 0 P: 4	R: 1 E: 0 K: 1 S: 7	H: 2 LOB: 2 BB: 1 P: 11	1B: 4 2B: 2 3B: 0 HR: 1	SF: 0 SAC: 0 DP: 0 HBP: 0	WP: 0 PB: 0 SB: 0 CS: 0	PA: 36				
<b>PITCHER</b>	IP	WLS	BF	H	R	ER	SO	BB	IBB	HBP	BLK	WP	HR	S	P	ERA	WHIP									
Don Johnson, R ERA: 2.31	(1, 1)	7.2	W	29	5	2	2	5	1	0	0	0	0	0	38	42	2.35	0.783								
Al Sima, L ERA: 3.0	(8, 1)	0.1		2	1	1	1	0	0	0	0	0	0	2	2	27.00	3.000									
Sandy Consuegra, R ERA:	(9, 1)	0.2		4	1	0	0	1	1	0	0	0	0	5	9	0.00	3.000									
Harry Dorish, R ERA: 0.82	(9, 1)	0.1	S	1	0	0	0	0	0	0	0	0	0	1	1	0.00	0.000									



Batter	1	2	3	4	5	6	7	8	9	AB	R	H	RBI	BB	SO	LOB	TOP	
Chico Carrasquel, R (1,6) OBP: 0.351, SLG: 0.412	F2	5-3			6-3		4-3			4	0	0	0	0	0	2		
Nelle Fox, L (1,4) OBP: 0.386, SLG: 0.365	1-3		6-3		F9			BB		3	0	0	0	1	0	0		
Minnie Minoso, R (1,9) OBP: 0.309, SLG: 0.608	5-3		F8		6-3			F7		4	0	0	0	0	0	1		
Feris Fain, L (1,3) OBP: 0.364, SLG: 0.460		1B	F4		F2			L9		4	1	1	0	0	0	1		
Sherm Lollar, R (1,2) OBP: 0.383, SLG: 0.368	F2			FC5-4	2B			K		4	0	2	0	0	1	2		
Cass Michaels, R (1,5) OBP: 0.474, SLG: 0.438				FC5-4	F9					3	2	1	0	0	0	2		
Grady Hatton, L (9, PH) OBP: 0.214, SLG: 0.250	1B			HR						1	0	0	0	0	1	0		
Johnny Groth, R (1,8) OBP: 0.375, SLG: 0.574	SH1-4			HR						4	1	3	3	0	1	0		
Bill Wilson, R (1,7) OBP: 0.357, SLG: 0.500					P4					2	0	1	1	0	0	0		
Bob Boyd, L (7, PH) OBP: 0.313, SLG: 0.310	SH1-4							1-3		2	0	0	0	0	0	0		
Billy Pierce, L (1,1) OBP: 0.250, SLG: 0.143										1	0	0	0	0	1	0		
Sandy Consuegra, R (6, 1) OBP: 0.222, SLG: 0.125	SH1-4									0	0	0	0	0	0	0		
Willard Marshall, L (7, PH) OBP: 0.222, SLG: 0.125										1	0	0	0	0	1	0		
Harry Dorish, R (7, 1)										0	0	0	0	0	0	0		
<b>Inning Stats</b>	R: 0 E: 0 K: 0 S: 3	H: 0 LOB: 0 BB: 0 P: 3	R: 2 E: 0 K: 0 S: 7	H: 4 LOB: 2 BB: 0 P: 7	R: 0 E: 0 K: 0 S: 3	H: 0 LOB: 0 BB: 0 P: 3	R: 2 E: 0 K: 1 S: 7	H: 2 LOB: 0 BB: 0 P: 7	R: 0 E: 0 K: 0 S: 4	H: 0 LOB: 0 BB: 0 P: 4	R: 0 E: 0 K: 1 S: 5	H: 0 LOB: 1 BB: 0 P: 9	R: 0 E: 0 K: 2 S: 7	H: 0 LOB: 0 BB: 0 P: 7	1B: 6 2B: 1 3B: 0 HR: 1	SF: 0 SAC: 1 DP: 0 HBP: 0	WP: 0 PB: 0 SB: 0 CS: 0	PA: 35
<b>PITCHER</b>	IP WLS BF H R ER SO BB IBB HBP BLK WP HR S P ERA WHIP																	
Ed Lopat, L (1, 1) ERA: 2.35	6.0 W 25 8 4 4 1 0 0 0 0 0 1 27 27 6.00 1.333																	
Allie Reynolds, R (7, 1) ERA: 3.38	3.0 S 10 0 0 0 4 1 0 0 0 0 0 0 17 21 0.00 0.333																	

Chicago White Sox @ New York Yankees  
 Yankee Stadium, Bronx, NY  
 Thu Apr 29 1954, 3:33 AM EDT  
 Att: 9,943 - Unknown

AB 33  
 R 4  
 H 8  
 RBI 4  
 BB 1  
 SO 5  
 LOB 8



Batter	1	2	3	4	5	6	7	8	9	AB	R	H	RBI	BB	SO	LOB	BOTTOM			
Jerry Coleman, R (1,4) OBP: 0.238, SLG: 0.341	6-3	F7			F9	FC6-4				3	0	0	0	0	0	2				
Eddie Robinson, L (6, PH) OBP: 0.400, SLG: 0.385						1-2				1	0	1	1	0	0	0				
Andy Carey, R (6, PR) (7, 5)						1B				0	0	0	0	0	0	0				
Hank Bauer, R (1,9) OBP: 0.353, SLG: 0.542	1B					FC6-4				4	1	2	0	0	1	2				
Mickey Mantle, S (1,8) OBP: 0.327, SLG: 0.375			5-3		F8	1B		F7		4	0	1	0	0	0	2				
Yogi Berra, L (1,2) OBP: 0.220, SLG: 0.396	SF9							G3		3	1	1	2	0	1	2				
Bill Skowron, R (1,3) OBP: 0.364, SLG: 0.621										4	0	0	0	0	0	1				
Joe Collins, L (8, 3) OBP: 0.455, SLG: 0.625	F7		4-3					F7		0	0	0	0	0	0	0				
Gil McDougald, R (1,5) OBP: 0.327, SLG: 0.395		SH2-3			F9	E		F9		3	2	1	0	1	0	0				
Gene Woodling, L (1,7) OBP: 0.324, SLG: 0.179		SH2-3						5-3		3	0	1	0	1	1	1				
Phil Rizzuto, R (1,6) OBP: 0.375, SLG: 0.471		SH2-3			G6-4-3					2	1	0	0	1	0	1				
Ed Lopat, L (1, 1) OBP: 0.200, SLG: 0.125										0	0	0	1	1	0	0				
Enos Slaughter, L (6, PH) OBP: 0.556, SLG: 0.571		SF8								1	0	1	1	0	0	0				
Allie Reynolds, R (7, 1) ERA: 0.69										0	0	0	0	0	0	0				
<b>Inning Stats</b>	R: 1 E: 0 K: 0 S: 5	H: 2 LOB: 1 BB: 0 P: 5	R: 1 E: 0 K: 0 S: 4	H: 1 LOB: 1 BB: 1 P: 8	R: 1 E: 0 K: 1 S: 6	H: 1 LOB: 0 BB: 0 P: 6	R: 0 E: 0 K: 0 S: 3	H: 1 LOB: 0 BB: 0 P: 3	R: 0 E: 0 K: 1 S: 6	H: 1 LOB: 2 BB: 1 P: 10	R: 2 E: 0 K: 1 S: 7	H: 2 LOB: 2 BB: 2 P: 15	R: 0 E: 0 K: 0 S: 3	H: 0 LOB: 0 BB: 0 P: 3	R: 0 E: 0 K: 0 S: 3	H: 0 LOB: 0 BB: 0 P: 3	1B: 7 2B: 0 3B: 0 HR: 1	SF: 2 SAC: 1 DP: 1 HBP: 0	WP: 0 PB: 0 SB: 0 CS: 0	PA: 35
<b>PITCHER</b>	IP WLS BF H R ER SO BB IBB HBP BLK WP HR S P ERA WHIP																			
Billy Pierce, L (1, 1) ERA: 4.5	5.2 L 27 7 5 5 3 4 0 0 0 0 0 1 29 45 7.94 1.941																			
Sandy Consuegra, R (6, 1) ERA: 0.69	0.1 2 1 0 0 0 0 0 0 0 0 0 2 2 0.00 3.000																			
Harry Dorish, R (7, 1) ERA: 0.69	2.0 6 0 0 0 0 0 0 0 0 0 0 6 6 0.00 0.000																			

Chicago White Sox @ New York Yankees  
 Yankee Stadium, Bronx, NY  
 Thu Apr 29 1954, 3:33 AM EDT  
 Att: 9,943 - Unknown

AB 28  
 R 5  
 H 8  
 RBI 5  
 BB 4  
 SO 3  
 LOB 11





Batter	1	2	3	4	5	6	7	8	9	AB	R	H	RBI	BB	SO	LOB	TOP			
Chico Carrasquel, R (1,6)										5	0	1	0	0	0	0				
Nellie Fox, L (1,4)										4	1	1	0	0	0	0				
Minnie Minoso, R (1,9)										2	2	0	0	1	0	1				
Ferris Fain, L (1,3)										3	2	3	1	0	0	0				
Bob Boyd, L (1,7)										4	0	2	1	0	0	1				
Jim Rivera, L (8,7)										0	0	0	0	0	0	0				
Grady Hatton, L (1,5)										4	0	2	2	0	0	1				
Sherm Lollar, R (1,2)										4	0	0	0	0	0	5				
Johnny Groth, R (1,8)										4	0	0	0	0	0	2				
Bob Keegan, R (1,1)										4	0	0	0	0	3	2				
<b>Inning Stats</b>	R: 2 E: 1 K: 0 S: 5	H: 2 LOB: 0 BB: 0 P: 5	R: 0 E: 0 K: 0 S: 3	H: 0 LOB: 0 BB: 0 P: 3	R: 0 E: 0 K: 1 S: 5	H: 0 LOB: 0 BB: 0 P: 5	R: 2 E: 0 K: 0 S: 6	H: 3 LOB: 2 BB: 1 P: 10	R: 0 E: 0 K: 0 S: 2	H: 1 LOB: 0 BB: 0 P: 4	R: 0 E: 0 K: 1 S: 5	H: 0 LOB: 0 BB: 0 P: 5	R: 1 E: 0 K: 0 S: 6	H: 3 LOB: 3 BB: 0 P: 6	R: 0 E: 0 K: 1 S: 5	H: 0 LOB: 0 BB: 0 P: 5	1B: 8 2B: 1 3B: 0 HR: 0	SF: 1 SAC: 0 DP: 0 HBP: 1	WP: 0 PB: 0 SB: 1 CS: 0	PA: 38
<b>PITCHER</b>	IP WLS BF H R ER SO BB IBB HBP BLK WP HR S P ERA WHIP																			
Sid Hudson, R (1,1)	3.0 L 15 5 4 2 1 1 0 0 0 0 0 0 16 20 6.00 2.000																			
Frank Sullivan, R (4,1)	4.0 13 1 0 0 1 0 0 1 0 0 0 0 14 15 0.00 0.250																			
Joe Dobson, R (8,1)	2.0 9 3 1 1 1 0 0 0 0 0 0 0 11 11 4.50 1.500																			

Chicago White Sox @ Boston Red Sox  
Fenway Park, Boston, MA  
Fri Apr 30 1954, 3:33 AM EDT  
Att: 4,199 - Unknown

AB 34  
R 5  
H 9  
RBI 4  
BB 1  
SO 3  
LOB 12



Batter	1	2	3	4	5	6	7	8	9	AB	R	H	RBI	BB	SO	LOB	BOTTOM			
Mitt Bolling, R (1,6)										4	0	2	0	0	0	0				
Billy Goodman, L (1,7)										4	0	1	0	0	0	2				
Jackie Jensen, R (1,8)										3	0	2	0	1	0	1				
George Kell, R (1,5)										4	0	1	0	0	0	3				
Harry Agganis, L (1,3)										3	0	0	0	1	0	2				
Sammy White, R (1,2)										4	0	1	0	0	0	0				
Jim Piersall, R (1,9)										3	0	1	0	1	0	2				
Billy Consolo, R (1,4)										3	0	0	0	1	0	2				
Sid Hudson, R (1,1)										1	0	0	0	0	0	0				
Frank Sullivan, R (4,1)										1	0	0	0	0	0	0				
Dick Gernert, R (7,PH)										1	0	0	0	0	0	3				
Joe Dobson, R (8,1)										0	0	0	0	0	0	0				
Charlie Maxwell, L (8,PH)										1	0	0	0	0	0	1				
<b>Inning Stats</b>	R: 0 E: 0 K: 0 S: 4	H: 1 LOB: 1 BB: 0 P: 4	R: 0 E: 0 K: 0 S: 4	H: 1 LOB: 1 BB: 0 P: 4	R: 0 E: 0 K: 0 S: 4	H: 1 LOB: 2 BB: 1 P: 8	R: 0 E: 0 K: 0 S: 3	H: 0 LOB: 0 BB: 0 P: 3	R: 0 E: 0 K: 0 S: 3	H: 1 LOB: 0 BB: 0 P: 3	R: 0 E: 0 K: 0 S: 3	H: 1 LOB: 2 BB: 2 P: 11	R: 0 E: 0 K: 0 S: 5	H: 3 LOB: 2 BB: 0 P: 5	R: 0 E: 0 K: 0 S: 3	H: 0 LOB: 1 BB: 1 P: 7	1B: 7 2B: 1 3B: 0 HR: 0	SF: 0 SAC: 0 DP: 2 HBP: 0	WP: 0 PB: 0 SB: 0 CS: 0	PA: 36
<b>PITCHER</b>	IP WLS BF H R ER SO BB IBB HBP BLK WP HR S P ERA WHIP																			
Bob Keegan, R (1,1)	9.0 W 36 8 0 0 0 4 0 0 0 0 0 0 32 48 0.00 1.333																			

Chicago White Sox @ Boston Red Sox  
Fenway Park, Boston, MA  
Fri Apr 30 1954, 3:33 AM EDT  
Att: 4,199 - Unknown

AB 32  
R 0  
H 8  
RBI 0  
BB 4  
SO 0  
LOB 16









Batter	1	2	3	4	5	6	7	8	9	AB	R	H	RBI	BB	SO	LOB	TOP										
Chico Carrasquel, R OBP: 0.352, SLG: 0.438 (1, 6)	P4		FC2-6 1B		FC4-6		HR		FC2-6 1B	5	1	3	1	0	0	1	Chicago White Sox @ Philadelphia Athletics Connie Mack Stadium, Philadelphia, PA Sun May 02 1954, 3:33 AM EDT Unknown <a href="http://livebaseballscorecards.com">livebaseballscorecards.com</a>										
Nelle Fox, L OBP: 0.357, SLG: 0.328 (1, 4)	4-3		FC2-6 G1-6-3		G3		CS BB		FC2-6 SF9	4	1	0	0	1	0	3											
Minnie Minoso, R OBP: 0.309, SLG: 0.532 (1, 9)	6-3		G1-6-3		F8		F7		E1	5	0	0	0	0	0	3											
Feris Fain, L OBP: 0.353, SLG: 0.443 (1, 3)		F9		L4		K		2B 1B	SF9	4	0	1	1	0	1	0											
Sherm Lollar, R OBP: 0.367, SLG: 0.400 (1, 2)		F7		K		1B		F7	F7	5	0	1	0	0	1	2											
Cass Michaels, R OBP: 0.423, SLG: 0.409 (1, 5)		BB 1B BB		2B		P3		K		3	0	1	0	1	1	2											
Johnny Groth, R OBP: 0.367, SLG: 0.561 (1, 8)		BB 1B		5-3			HR BB	2B		3	1	2	0	1	0	1											
Bill Wilson, R OBP: 0.409, SLG: 0.611 (1, 7)		1-2 2-3 BB				1B		IBB		0	1	0	0	0	0	0											
Don Johnson, R (1, 1)	FC4				P4		F9	F7		4	0	0	0	0	0	7											
<b>Inning Stats</b>	R: 0 E: 0 K: 0 S: 3	H: 0 LOB: 0 BB: 0 P: 3	R: 0 E: 0 K: 0 S: 4	H: 1 LOB: 3 BB: 2 P: 12	R: 0 E: 0 K: 0 S: 3	H: 1 LOB: 0 BB: 0 P: 3	R: 0 E: 0 K: 1 S: 6	H: 1 LOB: 1 BB: 0 P: 6	R: 0 E: 0 K: 0 S: 4	H: 1 LOB: 1 BB: 0 P: 4	R: 0 E: 0 K: 1 S: 6	H: 1 LOB: 1 BB: 0 P: 6	R: 3 E: 0 K: 0 S: 4	H: 2 LOB: 0 BB: 2 P: 12	R: 0 E: 0 K: 1 S: 7	H: 2 LOB: 3 BB: 1 P: 11	R: 1 E: 2 K: 0 S: 5	H: 1 LOB: 1 BB: 0 P: 5	1B: 6 2B: 2 3B: 0 HR: 2	SF: 1 SAC: 0 DP: 1 HBP: 0	WP: 0 PB: 0 SB: 1 CS: 1	PA: 41					
<b>PITCHER</b>	IP	WLS	BF	H	R	ER	SO	BB	IBB	HBP	BLK	WP	HR	S	P	ERA	WHIP										
Morie Martin, L ERA: 2.79 (1, 1)	6.1	L	29	7	3	3	2	4	0	0	0	0	2	29	45	4.26	1.737										
Moe Burtshy, R ERA: 1.17 (7, 1)	2.2		12	3	1	0	1	0	1	0	0	0	0	13	17	0.00	1.125										

Batter	1	2	3	4	5	6	7	8	9	AB	R	H	RBI	BB	SO	LOB	BOTTOM										
Eddie Joost, R OBP: 0.318, SLG: 0.263 (1, 6)	K			FC6-4 1B		1-3			K	4	0	1	0	0	2	1	Chicago White Sox @ Philadelphia Athletics Connie Mack Stadium, Philadelphia, PA Sun May 02 1954, 3:33 AM EDT Unknown <a href="http://livebaseballscorecards.com">livebaseballscorecards.com</a>										
Spook Jacobs, R OBP: 0.321, SLG: 0.340 (1, 4)	5-3			P3		F7			1-3	4	0	0	0	0	0	2											
Vic Power, R OBP: 0.333, SLG: 0.370 (1, 8)	P5			FC6-4 1-2		1-3				3	0	0	0	0	0	1											
Gus Zernial, R OBP: 0.383, SLG: 0.561 (1, 7)		P4		F8		L8				3	0	0	0	0	0	1											
Don Bollweg, L OBP: 0.286, SLG: 0.213 (1, 3)		K			F9		4-3			3	0	0	0	0	1	0											
Bill Renne, R OBP: 0.393, SLG: 0.422 (1, 9)		F8			6-3			6-3		3	0	0	0	0	0	0											
Jim Finigan, R OBP: 0.500, SLG: 0.462 (1, 5)			P6		K			4-3		3	0	0	0	0	1	0											
Joe Astroth, R OBP: 0.214, SLG: 0.231 (1, 2)			F7			L8		F7		3	0	0	0	0	0	0											
Morie Martin, L OBP: 0.286, SLG: 0.429 (1, 1)									P4	2	0	1	0	0	0	0	A										
Moe Burtshy, R (7, 1)										0	0	0	0	0	0	0											
Elmer Valo, L (9, PH)										1	0	0	0	0	0	0											
<b>Inning Stats</b>	R: 0 E: 0 K: 1 S: 5	H: 0 LOB: 0 BB: 0 P: 5	R: 0 E: 0 K: 1 S: 5	H: 0 LOB: 0 BB: 0 P: 5	R: 0 E: 0 K: 0 S: 3	H: 0 LOB: 0 BB: 0 P: 3	R: 0 E: 0 K: 0 S: 4	H: 1 LOB: 1 BB: 0 P: 4	R: 0 E: 0 K: 0 S: 5	H: 0 LOB: 0 BB: 0 P: 5	R: 0 E: 0 K: 0 S: 4	H: 1 LOB: 1 BB: 0 P: 4	R: 0 E: 0 K: 0 S: 3	H: 0 LOB: 0 BB: 0 P: 3	R: 0 E: 0 K: 0 S: 3	H: 0 LOB: 0 BB: 0 P: 3	R: 0 E: 0 K: 1 S: 5	H: 0 LOB: 0 BB: 0 P: 5	1B: 1 2B: 1 3B: 0 HR: 0	SF: 0 SAC: 0 DP: 0 HBP: 0	WP: 0 PB: 0 SB: 0 CS: 0	PA: 29					
<b>PITCHER</b>	IP	WLS	BF	H	R	ER	SO	BB	IBB	HBP	BLK	WP	HR	S	P	ERA	WHIP										
Don Johnson, R ERA: 1.31 (1, 1)	9.0	W	29	2	0	0	4	0	0	0	0	0	0	37	37	0.00	0.222										



Batter	1	2	3	4	5	6	7	8	9	AB	R	H	RBI	BB	SO	LOB	TOP								
Chico Carrasquel, R OBP: 0.333, SLG: 0.412	0-3 K		0-3 K					0-0 F8									4 0 0 0 0 2 2								
Nellie Fox, L OBP: 0.336, SLG: 0.309	0-0 6-3		0-0 3-4-1					0-0 P6									4 0 0 0 0 0 1								
Minnie Minoso, R OBP: 0.306, SLG: 0.508	0-0 5-3		0-3 K					0-0 5-3									3 0 0 0 1 1 1								
Feris Fain, L OBP: 0.375, SLG: 0.469																	3 0 2 0 1 0 0								
Don Nicholas, L (9, PR)																	0 0 0 0 0 0 0								
Cass Michaels, R OBP: 0.423, SLG: 0.409																	0 0 0 0 0 0 0								
Bob Boyd, L OBP: 0.308, SLG: 0.333																	3 0 0 0 0 0 2								
Jim Rivera, L OBP: 0.250, SLG: 0.348																	1 0 0 0 0 0 2								
Grady Hatton, L OBP: 0.273, SLG: 0.300																	4 0 1 0 0 1 1								
Johnny Groth, R OBP: 0.359, SLG: 0.541																	4 0 1 0 0 0 4								
Red Wilson, R OBP: 0.286, SLG: 0.714																	3 1 1 1 0 0 1								
Sherm Lollar, R OBP: 0.361, SLG: 0.392																	1 0 0 0 0 0 3								
Mike Fomiele, R OBP: 0.333, SLG: 0.333																	2 0 1 0 0 0 1								
Bud Stewart, L (8, PH)																	1 0 0 0 0 1 0								
Harry Dorish, R (8, 1)																	0 0 0 0 0 0 0								
<b>Inning Stats</b>	R: 0 E: 0 K: 1 S: 5	H: 0 LOB: 0 BB: 0 P: 5	R: 0 E: 0 K: 1 S: 6	H: 1 LOB: 1 BB: 0 P: 6	R: 1 E: 0 K: 2 S: 9	H: 2 LOB: 1 BB: 0 P: 9	R: 0 E: 0 K: 0 S: 3	H: 0 LOB: 0 BB: 0 P: 3	R: 0 E: 0 K: 0 S: 4	H: 1 LOB: 1 BB: 0 P: 4	R: 0 E: 0 K: 0 S: 3	H: 0 LOB: 0 BB: 1 P: 7	R: 0 E: 0 K: 0 S: 3	H: 0 LOB: 0 BB: 0 P: 3	R: 0 E: 0 K: 1 S: 5	H: 0 LOB: 0 BB: 1 P: 5	R: 0 E: 0 K: 0 S: 5	H: 2 LOB: 3 BB: 1 P: 9	1B: 4 2B: 1 3B: 0 HR: 1	SF: 0 SAC: 0 DP: 0 HBP: 0	WP: 0 PB: 0 SB: 1 CS: 0	PA: 35			
<b>PITCHER</b>	IP	WLS	BF	H	R	ER	SO	BB	IBB	HBP	BLK	WP	HR	S	P	ERA	WHIP								
Amie Portocarrero, R ERA: 3.12	(1, 1)	8.0	30	4	1	1	5	2	0	0	0	0	1	38	46	1.12	0.750								
Marion Fricano, R ERA: 6.0	(9, 1)	1.0	W	5	2	0	0	0	0	0	0	0	0	5	5	0.00	2.000								

Chicago White Sox @ Philadelphia Athletics  
 Connie Mack Stadium, Philadelphia, PA  
 Sun May 02 1954, 3:38 AM EDT  
 Att: 12,299 - Unknown


AB	33
R	1
H	6
RBI	1
BB	2
SO	5
LOB	18



Batter	1	2	3	4	5	6	7	8	9	AB	R	H	RBI	BB	SO	LOB	BOTTOM								
Joe Demaestri, R OBP: 0.229, SLG: 0.333	0-0 6-3		0-0 L4					0-0 F7									4 0 0 0 0 1 1								
Spook Jacobs, R OBP: 0.317, SLG: 0.321	0-0 6-3							0-0 F9									3 0 0 0 1 0 0								
Vic Power, R OBP: 0.328, SLG: 0.362	0-0 4-3							0-3 K									4 0 1 0 0 1 0								
Gus Zernial, R OBP: 0.392, SLG: 0.545								0-0 K									3 1 1 0 1 1 2								
Don Bollweg, L OBP: 0.300, SLG: 0.220								0-0 F8									3 0 1 0 1 1 1								
Bill Renne, R OBP: 0.400, SLG: 0.429								0-3 K									4 1 2 1 0 2 3								
Jim Finigan, R OBP: 0.421, SLG: 0.375								0-0 K									4 1 2 1 0 2 3								
Jim Robertson, R OBP: 0.429, SLG: 0.364								0-0 K									4 1 2 1 0 2 3								
Elmer Vato, L OBP: 0.500, SLG: 0.250								0-0 K									4 1 2 1 0 2 3								
Amie Portocarrero, R OBP: 0.167, SLG: 0.500								0-0 K									4 1 2 1 0 2 3								
Marion Fricano, R (9, 1)								0-0 K									4 1 2 1 0 2 3								
<b>Inning Stats</b>	R: 0 E: 0 K: 0 S: 3	H: 0 LOB: 0 BB: 0 P: 3	R: 0 E: 0 K: 1 S: 5	H: 0 LOB: 0 BB: 0 P: 5	R: 0 E: 0 K: 0 S: 4	H: 1 LOB: 1 BB: 0 P: 4	R: 0 E: 0 K: 2 S: 8	H: 1 LOB: 3 BB: 2 P: 16	R: 0 E: 0 K: 1 S: 5	H: 0 LOB: 0 BB: 0 P: 5	R: 1 E: 0 K: 1 S: 8	H: 3 LOB: 2 BB: 0 P: 8	R: 0 E: 0 K: 0 S: 3	H: 0 LOB: 0 BB: 0 P: 3	R: 0 E: 0 K: 1 S: 5	H: 0 LOB: 1 BB: 1 P: 9	R: 1 E: 0 K: 0 S: 3	H: 2 LOB: 1 BB: 0 P: 3	1B: 7 2B: 0 3B: 0 HR: 0	SF: 0 SAC: 1 DP: 0 HBP: 0	WP: 0 PB: 0 SB: 0 CS: 0	PA: 35			
<b>PITCHER</b>	IP	WLS	BF	H	R	ER	SO	BB	IBB	HBP	BLK	WP	HR	S	P	ERA	WHIP								
Mike Fomiele, R ERA: 0.88	(1, 1)	7.0	28	5	1	1	5	1	1	0	0	0	0	36	44	1.29	0.857								
Harry Dorish, R ERA: 1.29	(8, 1)	1.1	L	7	2	1	1	1	0	0	0	0	0	8	12	6.75	2.250								

Chicago White Sox @ Philadelphia Athletics  
 Connie Mack Stadium, Philadelphia, PA  
 Sun May 02 1954, 3:38 AM EDT  
 Att: 12,299 - Unknown

AB	31
R	2
H	7
RBI	2
BB	3
SO	6
LOB	13





Batter	1	2	3	4	5	6	7	8	9	AB	R	H	RBI	BB	SO	LOB	TOP										
<b>Chico Carrasquel, R</b> OBP: 0.365, SLG: 0.455 (1, 6)	0-3 K	0-0 E4 HR	0-0 2B		4-0 BB			0-0 F8		4	1	1	0	1	1	2	<b>Chicago White Sox @ Washington Senators</b> Griffith Stadium, Washington, DC Tue May 04 1954, 3:33 AM EDT Att: 4,675 - Unknown <a href="http://livebaseballscorecards.com">livebaseballscorecards.com</a>										
<b>Nellie Fox, L</b> OBP: 0.345, SLG: 0.321 (1, 4)	0-0 BB BB	0-0 E6 HR		0-0 F8	4-3			0-0 5-3		5	1	0	1	0	0	4											
<b>Minnie Minoso, R</b> OBP: 0.341, SLG: 0.562 <b>Willard Marshall, L</b> OBP: 0.273, SLG: 0.111 (1, 9) (8, 9)	4-0 BB BB	0-0 HR		0-0 B2-3		0-0 P4		0-0 1B 2B		4	2	2	4	1	0	0											
<b>Feris Fain, L</b> OBP: 0.363, SLG: 0.444 <b>Bob Boyd, L</b> OBP: 0.293, SLG: 0.316 (1, 3) (8, PR) (8, 3)	0-0 F5	4-3		0-0 F9		0-0 F9		0-0 1B		5	0	1	1	0	0	2											
<b>Cass Michaels, R</b> OBP: 0.471, SLG: 0.500 (1, 5)	4-0 BB BB	4-0 FC6-4 BB		4-0 S 1B BB	4-0 WP BB			0-0 F7		1	1	0	0	4	0	1											
<b>Johnny Groth, R</b> OBP: 0.376, SLG: 0.549 (1, 8)	0-0 P4	0-0 FC6-4		0-0 1B S	0-0 F2			0-0 G1-4-3 1B		5	1	2	0	0	0	5											
<b>Bill Wilson, R</b> OBP: 0.400, SLG: 0.542 (1, 7)		4-0 E BB BB	0-0 1-3	0-3 K	4-0 CS BB			0-0 G1-4-3 1-2		3	1	0	0	2	1	3											
<b>Red Wilson, R</b> OBP: 0.333, SLG: 0.545 (1, 2)		4-0 E HR BB	0-0 2B 1B	0-0 F8	1-3			0-0 F7		4	1	1	0	1	0	3											
<b>Billy Pierce, L</b> OBP: 0.250, SLG: 0.182 (1, 1)	0-3 K	0-0 F8		0-0 BB 1B	5-3					4	0	1	2	0	1	3											
<b>Inning Stats</b>	R: 0 E: 1 K: 1 S: 6	H: 0 LOB: 3 BB: 2 P: 14	R: 5 E: 2 K: 1 S: 8	H: 1 LOB: 1 BB: 3 P: 20	R: 0 E: 0 K: 0 S: 4	H: 2 LOB: 2 BB: 0 P: 4	R: 0 E: 0 K: 0 S: 3	H: 0 LOB: 0 BB: 0 P: 3	R: 2 E: 0 K: 1 S: 7	H: 2 LOB: 2 BB: 2 P: 15	R: 0 E: 0 K: 0 S: 3	H: 0 LOB: 1 BB: 1 P: 7	R: 0 E: 0 K: 0 S: 2	H: 0 LOB: 0 BB: 1 P: 6	R: 1 E: 0 K: 0 S: 5	H: 2 LOB: 1 BB: 0 P: 5		R: 0 E: 0 K: 0 S: 3	H: 1 LOB: 0 BB: 0 P: 3	1B: 5 2B: 2 3B: 0 HR: 1	SF: 0 SAC: 0 DP: 1 HBP: 0	WP: 1 PB: 0 CS: 2	PA: 44				
<b>PITCHER</b>	IP	WLS	BF	H	R	ER	SO	BB	IBB	HBP	BLK	WP	HR	S	P	ERA	WHIP										
<b>Mickey McDermott, L</b> ERA: 3.34 (1, 1)	5.0	L	29	5	7	2	3	7	0	0	0	0	1	28	56	3.60	2.400										
<b>Connie Marrero, R</b> ERA: 2.0 (6, 1)	4.0		15	3	1	1	0	2	0	0	0	1	0	13	21	2.25	1.250										

Batter	1	2	3	4	5	6	7	8	9	AB	R	H	RBI	BB	SO	LOB	BOTTOM										
<b>Eddie Yost, R</b> OBP: 0.342, SLG: 0.228 (1, 5)	0-0 F9		0-3 K		0-0 F7			0-0 F8	0-0 F8	5	0	0	0	0	1	1	<b>Chicago White Sox @ Washington Senators</b> Griffith Stadium, Washington, DC Tue May 04 1954, 3:33 AM EDT Att: 4,675 - Unknown <a href="http://livebaseballscorecards.com">livebaseballscorecards.com</a>										
<b>Jim Busby, R</b> OBP: 0.325, SLG: 0.431 (1, 8)	0-0 1-3			0-0 E4 HR	4-0 BB BB		0-0 1-3		0-0 2B 1B	4	2	1	0	1	0	0											
<b>Mickey Vernon, L</b> OBP: 0.317, SLG: 0.519 (1, 3)	0-0 F9			0-0 E3 HR	4-0 BB BB			0-0 G3	0-0 2B 2B	4	2	1	1	1	0	1											
<b>Roy Sievers, R</b> OBP: 0.324, SLG: 0.500 (1, 7)		0-0 P3		0-0 HR	0-0 P4			4-0 1B BB	0-0 2B	4	2	2	4	1	0	2											
<b>Clyde Vollmer, R</b> OBP: 0.275, SLG: 0.333 (1, 9)	0-0 6-3			0-0 6-3		0-0 F9		0-0 1B 1B	0-3 K	5	0	1	0	0	1	1											
<b>Pete Runnels, L</b> OBP: 0.350, SLG: 0.219 (1, 6)	0-0 F7			0-0 1B		0-0 F8		0-3 K		4	0	1	0	0	1	2											
<b>Joe Tipton, R</b> OBP: 0.414, SLG: 0.292 (1, 2)			0-0 1B	0-3 K		0-0 1B		0-0 1B		2	0	1	0	0	1	1											
<b>Ed Fitz Gerald, R</b> OBP: 0.257, SLG: 0.188 (6, PH) (7, 2)				0-0 K				1-2 2H 1B		2	0	2	1	0	0	0											
<b>Jerry Snyder, R</b> (1, 4)			0-0 F3	0-3 K		0-3 K		0-0 F8		4	0	0	0	0	2	5											
<b>Mickey McDermott, L</b> OBP: 0.333, SLG: 0.231 <b>Tom Umphlett, R</b> OBP: 0.172, SLG: 0.214 <b>Connie Marrero, R</b> <b>Mel Hoderlein, S</b> OBP: 0.174, SLG: 0.217 (1, 1) (6, PH) (6, 1) (9, PH)	0-3 K		0-3 K		0-0 P5		0-0 6-3		0-0 F7	1	0	0	0	0	1	1											
<b>Inning Stats</b>	R: 0 E: 0 K: 0 S: 3	H: 0 LOB: 0 BB: 0 P: 3	R: 0 E: 0 K: 0 S: 3	H: 0 LOB: 0 BB: 0 P: 3	R: 0 E: 0 K: 2 S: 8	H: 1 LOB: 1 BB: 0 P: 8	R: 3 E: 2 K: 2 S: 11	H: 2 LOB: 1 BB: 0 P: 11	R: 0 E: 0 K: 0 S: 3	H: 0 LOB: 2 BB: 2 P: 11	R: 0 E: 0 K: 1 S: 6	H: 1 LOB: 1 BB: 0 P: 6	R: 0 E: 0 K: 0 S: 3	H: 0 LOB: 0 BB: 0 P: 3	R: 1 E: 0 K: 1 S: 7	H: 2 LOB: 2 BB: 1 P: 11	R: 2 E: 0 K: 1 S: 8	H: 3 LOB: 1 BB: 0 P: 8	1B: 6 2B: 2 3B: 0 HR: 1	SF: 0 SAC: 0 DP: 0 HBP: 0	WP: 0 PB: 0 CS: 0	PA: 41					
<b>PITCHER</b>	IP	WLS	BF	H	R	ER	SO	BB	IBB	HBP	BLK	WP	HR	S	P	ERA	WHIP										
<b>Billy Pierce, L</b> ERA: 4.38 (1, 1)	9.0	W	41	9	6	4	7	3	0	0	0	0	1	52	64	4.00	1.333										



Batter	1	2	3	4	5	6	7	8	9	AB	R	H	RBI	BB	SO	LOB	TOP					
Chico Carrasquel, R (1.6)										3	0	1	0	1	0	0	<b>Chicago White Sox @ Washington Senators</b> Griffith Stadium, Washington, DC Wed May 05 1954, 3:33 AM EDT Att: 3,594 - Unknown <a href="http://livebaseballscorecards.com">livebaseballscorecards.com</a>					
Nelle Fox, L (1.4)										4	0	1	0	0	0	3						
Minnie Minoso, R (1.9)										3	0	0	0	1	1	1						
Feris Fain, L (1.3)										4	0	1	0	0	0	3						
Bob Boyd, L (1.7)										4	0	0	0	0	1	1						
Grady Hatton, L (1.5)										3	0	0	0	1	0	1						
Sherm Lollar, R (1.2)										3	0	0	0	0	2							
Johnny Groth, R (1.8)										3	0	1	0	0	0	1						
Bob Keegan, R (1.1)										3	0	0	0	0	0	1						
<b>Inning Stats</b>	R: 0 E: 0 K: 1 S: 5	H: 1 LOB: 0 BB: 0 P: 5	R: 0 E: 0 K: 0 S: 3	H: 1 LOB: 0 BB: 0 P: 3	R: 0 E: 0 K: 0 S: 3	H: 0 LOB: 0 BB: 0 P: 3	R: 0 E: 0 K: 0 S: 3	H: 0 LOB: 1 BB: 1 P: 3	R: 0 E: 0 K: 1 S: 5	H: 0 LOB: 1 BB: 1 P: 9	R: 0 E: 0 K: 0 S: 4	H: 1 LOB: 3 BB: 2 P: 12	R: 0 E: 1 K: 0 S: 4	H: 0 LOB: 1 BB: 0 P: 4	R: 0 E: 0 K: 0 S: 4	H: 1 LOB: 1 BB: 0 P: 4	R: 0 E: 0 K: 0 S: 3	H: 0 LOB: 0 BB: 0 P: 3	1B: 4 2B: 0 3B: 0 HR: 0	SF: 0 SAC: 0 DP: 2 HBP: 0	WP: 0 PB: 0 SB: 0 CS: 0	PA: 33
<b>PITCHER</b> Bob Porterfield, R (1.1) ERA: 2.12	IP: 9.0 WLS: W BF: 33 H: 4 R: 0 ER: 0 SO: 2 BB: 3 IBB: 0 HBP: 0 BLK: 0 WP: 0 HR: 0 S: 34 P: 46 ERA: 0.00 WHIP: 0.778															<b>PITCHER</b>						

Batter	1	2	3	4	5	6	7	8	9	AB	R	H	RBI	BB	SO	LOB	BOTTOM					
Eddie Yost, R (1.5)										3	0	0	0	1	0	2	<b>Chicago White Sox @ Washington Senators</b> Griffith Stadium, Washington, DC Wed May 05 1954, 3:33 AM EDT Att: 3,594 - Unknown <a href="http://livebaseballscorecards.com">livebaseballscorecards.com</a>					
Jim Busby, R (1.8)										4	0	2	0	0	0	2						
Mickey Vernon, L (1.3)										3	0	0	0	1	0	1						
Roy Sievers, R (1.7)										3	0	1	1	1	0	0						
Tom Wright, L (1.9)										3	0	0	0	1	0	4						
Tom Umphlett, R (9.9)										0	0	0	0	0	0	0						
Pete Runnels, L (1.6)										3	0	1	0	0	0	1						
Ed Fitz Gerald, R (1.2)										2	0	0	0	1	0	2						
Wayne Terwilliger, R (1.4)										2	1	1	0	1	0	1						
Bob Porterfield, R (1.1)										3	0	0	0	0	1	3						
<b>Inning Stats</b>	R: 0 E: 0 K: 0 S: 2	H: 0 LOB: 0 BB: 1 P: 6	R: 0 E: 0 K: 0 S: 4	H: 2 LOB: 1 BB: 0 P: 4	R: 0 E: 0 K: 1 S: 6	H: 1 LOB: 1 BB: 0 P: 6	R: 0 E: 0 K: 0 S: 3	H: 0 LOB: 0 BB: 0 P: 3	R: 0 E: 0 K: 0 S: 3	H: 0 LOB: 1 BB: 1 P: 7	R: 0 E: 0 K: 0 S: 3	H: 1 LOB: 0 BB: 0 P: 3	R: 0 E: 0 K: 0 S: 3	H: 0 LOB: 1 BB: 1 P: 7	R: 1 E: 0 K: 0 S: 4	H: 1 LOB: 3 BB: 3 P: 16	R: 0 E: 0 K: 0 S: 3	H: 0 LOB: 0 BB: 0 P: 3	1B: 5 2B: 1 3B: 0 HR: 0	SF: 0 SAC: 0 DP: 3 HBP: 0	WP: 0 PB: 0 SB: 0 CS: 0	PA: 32
<b>PITCHER</b> Bob Keegan, R (1.1) ERA: 1.83	IP: 8.0 WLS: L BF: 32 H: 5 R: 1 ER: 1 SO: 1 BB: 6 IBB: 0 HBP: 0 BLK: 0 WP: 0 HR: 0 S: 28 P: 52 ERA: 1.12 WHIP: 1.375															<b>PITCHER</b>						



Batter	1	2	3	4	5	6	7	8	9	AB	R	H	RBI	BB	SO	LOB	TOP					
Chico Carrasquel, R OBP: 0.372, SLG: 0.452 (1, 6)	0-0 BLK 1B 2B		0-0 6-3		4-0 SH5-3 1B BB		0-3 K		0-0 F7	4	2	1	0	1	1	0	<b>Chicago White Sox @ Washington Senators</b> Griffith Stadium, Washington, DC Thu May 06 1954, 3:33 AM EDT Att: 1,952 - Unknown <a href="http://livebaseballscorecards.com">livebaseballscorecards.com</a>					
Nelle Fox, L OBP: 0.348, SLG: 0.337 (1, 4)	0-0 F7		0-0 S 1B		0-0 SH5-3		0-0 1-3		0-0 1B 2B	4	1	2	0	0	0	1						
Minnie Minoso, R OBP: 0.363, SLG: 0.556 (1, 7)	0-0 1-3 2-H 1B		0-3 K		0-0 1B 2-H 3-H 1B		0-0 E		0-0 E 1B	5	1	4	4	0	1	1						
Feris Fain, L OBP: 0.356, SLG: 0.430 Bob Boyd, L OBP: 0.295, SLG: 0.273 (1, 3) (5, 3)	0-0 1-3		0-0 6-3		0-0 1-3 1B		0-0 E6		0-0 E5 BB 1B	3	0	1	0	0	0	2						
Willard Marshall, L OBP: 0.313, SLG: 0.154 Sandy Consuegra, R OBP: 0.250, SLG: 0.250 (1, 9) (9, 1)	4-0 BB		0-0 1-3		0-0 P5		0-0 3-1		0-0 BB 1B	4	0	1	1	1	0	3						
Grady Hatton, L OBP: 0.303, SLG: 0.222 (1, 5)	0-0 4-3		0-0 4-3		0-0 E3 SH1-3 1B		0-0 F8		4-0 1-2 2-3 BB	4	0	0	0	1	0	2						
Sherm Lollar, R OBP: 0.352, SLG: 0.356 Don Nicholas, L OBP: 0.250, SLG: 0.250 Carl Sawatski, L (6, PR) (6, 2)		0-0 L6		1-0 FC6-4 HBP		0-0 SH1-3 1B		0-0 F2	0-0 4-3	2	0	1	0	0	0	0						
Johnny Groth, R OBP: 0.363, SLG: 0.519 (1, 8)		0-3 K		0-0 FC6-4		0-0 SH1-3		0-0 F8		3	0	0	0	0	1	1						
Virgil Trucks, R OBP: 0.154, SLG: 0.154 Bud Stewart, L (6, PH) Harry Dorish, R (6, 1) Jim Rivera, L OBP: 0.233, SLG: 0.320 (9, 9)		0-0 5-3		0-0 SH5-3 BB 1B		0-0 3-6-2		0-3 K		2	1	1	0	0	0	0						
<b>Inning Stats</b>	R: 1 E: 0 K: 0 S: 5	H: 2 LOB: 2 BB: 1 P: 9	R: 0 E: 0 K: 1 S: 5	H: 0 LOB: 0 BB: 0 P: 5	R: 0 E: 0 K: 1 S: 6	H: 1 LOB: 1 BB: 0 P: 6	R: 0 E: 0 K: 0 S: 3	H: 0 LOB: 1 BB: 0 P: 4	R: 2 E: 0 K: 0 S: 5	H: 3 LOB: 1 BB: 1 P: 9	R: 0 E: 1 K: 1 S: 4	H: 1 LOB: 2 BB: 0 P: 4	R: 0 E: 1 K: 1 S: 7	H: 1 LOB: 2 BB: 0 P: 7	R: 0 E: 0 K: 0 S: 3	H: 0 LOB: 0 BB: 0 P: 3		R: 2 E: 1 K: 1 S: 9	H: 3 LOB: 3 BB: 1 P: 13	1B: 9 2B: 3 3B: 0 HR: 0	SF: 0 SAC: 2 DP: 1 HBP: 1	WP: 0 PB: 0 SB: 1 CS: 0
<b>PITCHER</b> Camilo Pascual, R ERA: 1.89 (1, 1)	IP: 9.0 WLS: L BF: 43	H: 11 R: 5 ER: 4 SO: 4	BB: 3 IBB: 0 HBP: 1 BLK: 1	WP: 0 HR: 0 S: 47 P: 60	ERA: 4.00 WHIP: 1.556	<b>PITCHER</b>										IP: 9.0 WLS: L BF: 43	H: 11 R: 5 ER: 4 SO: 4	BB: 3 IBB: 0 HBP: 1 BLK: 1	WP: 0 HR: 0 S: 47 P: 60	ERA: 4.00 WHIP: 1.556		

Batter	1	2	3	4	5	6	7	8	9	AB	R	H	RBI	BB	SO	LOB	BOTTOM					
Eddie Yost, R OBP: 0.329, SLG: 0.231 (1, 5)	0-0 5-3		0-0 2B 2B		0-3 K		0-0 L8		0-0 L6	5	1	1	0	0	1	0	<b>Chicago White Sox @ Washington Senators</b> Griffith Stadium, Washington, DC Thu May 06 1954, 3:33 AM EDT Att: 1,952 - Unknown <a href="http://livebaseballscorecards.com">livebaseballscorecards.com</a>					
Jim Busby, R OBP: 0.342, SLG: 0.425 (1, 8)	0-0 G3		0-0 F5		4-0 G3 1B BB		0-0 5-3		0-0 S 1B	4	1	1	0	1	0	1						
Mickey Vernon, L OBP: 0.306, SLG: 0.484 (1, 3)	0-0 P3		0-0 2-H 2B		0-0 G3		0-0 3-1		0-0 G3	5	0	1	1	0	0	2						
Roy Sievers, R OBP: 0.342, SLG: 0.532 (1, 7)		0-0 6-3		0-0 F7		4-0 1B 1B BB		0-0 HR		3	2	1	1	1	0	1						
Tom Wright, L OBP: 0.259, SLG: 0.280 Tom Umphlett, R OBP: 0.172, SLG: 0.214 (1, 9) (8, 9)		0-3 K		0-0 F7		0-0 1B 1B		0-0 3-1		4	0	1	1	0	1	1						
Pete Runnels, L OBP: 0.383, SLG: 0.263 (1, 6)		4-0 1B FC1-2 BB		0-0 SH1-4 1B		0-0 1-2 2-H 3-H 1B		0-0 F9		3	0	2	1	1	0	0						
Ed Fitz Gerald, R OBP: 0.268, SLG: 0.189 (1, 2)		0-0 BB 1B		0-0 SH1-4		0-0 6-3		0-0 F7		3	0	1	0	0	0	2						
Wayne Terwilliger, R OBP: 0.323, SLG: 0.281 (1, 4)		4-0 1-2 BB		0-3 K		0-3 K		0-0 F5		3	0	0	0	1	2	1						
Camilo Pascual, R Clyde Vollmer, R OBP: 0.268, SLG: 0.325 (1, 1) (9, PH)		0-0 FC1-2		0-0 P4		0-0 5-3		0-0 1-3		3	0	0	0	0	0	4						
<b>Inning Stats</b>	R: 0 E: 0 K: 0 S: 3	H: 0 LOB: 0 BB: 0 P: 3	R: 0 E: 0 K: 1 S: 6	H: 1 LOB: 2 BB: 2 P: 14	R: 1 E: 0 K: 0 S: 5	H: 2 LOB: 1 BB: 0 P: 5	R: 0 E: 0 K: 1 S: 6	H: 1 LOB: 1 BB: 0 P: 6	R: 2 E: 0 K: 1 S: 7	H: 2 LOB: 2 BB: 2 P: 15	R: 0 E: 0 K: 1 S: 5	H: 0 LOB: 0 BB: 0 P: 5	R: 1 E: 0 K: 0 S: 4	H: 1 LOB: 0 BB: 0 P: 4	R: 0 E: 0 K: 0 S: 3	H: 0 LOB: 0 BB: 0 P: 3		R: 0 E: 0 K: 0 S: 4	H: 1 LOB: 1 BB: 0 P: 4	1B: 5 2B: 2 3B: 0 HR: 1	SF: 0 SAC: 1 DP: 0 HBP: 0	WP: 0 PB: 0 SB: 1 CS: 0
<b>PITCHER</b> Virgil Trucks, R ERA: 2.37 Harry Dorish, R ERA: 1.56 Sandy Consuegra, R ERA: (1, 1) (6, 1) (9, 1)	IP: 5.0 WLS: W BF: 25	H: 1 R: 1 ER: 1 SO: 1	BB: 0 IBB: 0 HBP: 0 BLK: 0	WP: 0 HR: 1 S: 12 P: 12	ERA: 3.00 WHIP: 0.333	<b>PITCHER</b>										IP: 1.0 WLS: S BF: 4	H: 1 R: 0 ER: 0 SO: 0	BB: 0 IBB: 0 HBP: 0 BLK: 0	WP: 0 HR: 0 S: 4 P: 4	ERA: 0.00 WHIP: 1.000		



Batter	1	2	3	4	5	6	7	8	9	AB	R	H	RBI	BB	SO	LOB	TOP					
Frank Bolling, R OBP: 0.343, SLG: 0.433	4-0 3B BB	0-0 5-3		0-0 HR		4-0 3B BB	0-0 F7		0-0 1-2 1B	4	3	2	1	2	0	1						
Jim Delsing, L OBP: 0.397, SLG: 0.431	0-0 1B 3B	0-3 K		0-0 4-3		0-0 1-2 3B 1B	0-0 F7		0-0 1-3	6	2	2	1	0	1	3						
Harvey Kuenn, R OBP: 0.344, SLG: 0.443	0-0 PB 1B SF9		0-0 1-3		0-0 G3	0-0 1B 3B		0-0 G5-4-3 1B		5	2	3	3	0	0	0						
Ray Boone, R OBP: 0.450, SLG: 0.489	0-0 1-2 1B 1B		4-0 1B BB		0-0 G6-4-3 1B	4-0 1B 1B BB		0-0 G5-4-3 1-2		3	2	2	0	2	0	1						
Walt Dropo, R OBP: 0.323, SLG: 0.448	0-0 SF9		0-0 F9		0-0 G6-4-3 1-2	0-0 1B 1B		0-0 FC4-6 1B		3	0	1	2	0	0	2						
Chuck Kress, L OBP: 0.286, SLG: 0.286	1-2 2-H									1	0	1	0	0	0	0						
Al Kaline, R OBP: 0.348, SLG: 0.322	0-0 2-H 1B		0-0 1-2 1B		0-0 1-2 1B	0-0 2B		0-0 FC4-6 1-2		5	1	4	2	0	0	1						
Bill Tuttle, R OBP: 0.444, SLG: 0.544	0-0 F3		0-0 F8		0-0 1-3 2B	0-0 1B		0-0 F9		5	1	1	0	0	0	4						
Frank House, L OBP: 0.364, SLG: 0.324	0-0 F8			0-0 3-1		0-0 2H WP 2B	0-0 2H 1B	4-0 1B BB		4	1	2	2	1	0	1						
Ned Garver, R OBP: 0.214, SLG: 0.154		0-0 F8		0-3 K		0-0 2H F8	0-0 P4	0-0 F8		5	0	0	0	0	1	2						
<b>Inning Stats</b>	R: 4 E: 0 K: 0 S: 7	H: 4 LOB: 1 BB: 1 P: 11	R: 0 E: 0 K: 1 S: 5	H: 0 LOB: 0 BB: 0 P: 5	R: 0 E: 0 K: 0 S: 4	H: 1 LOB: 2 BB: 1 P: 8	R: 1 E: 0 K: 1 S: 6	H: 1 LOB: 0 BB: 0 P: 6	R: 0 E: 0 K: 0 S: 3	H: 1 LOB: 0 BB: 0 P: 3	R: 6 E: 0 K: 0 S: 8	H: 6 LOB: 2 BB: 2 P: 16	R: 1 E: 0 K: 0 S: 5	H: 2 LOB: 1 BB: 0 P: 5	R: 0 E: 0 K: 0 S: 4	H: 2 LOB: 1 BB: 0 P: 4	R: 0 E: 0 K: 0 S: 4	H: 1 LOB: 2 BB: 1 P: 8	1B: 12 2B: 3 3B: 2 HR: 1	SF: 1 SAC: 0 DP: 2 HBP: 0	WP: 2 PB: 1 CS: 0	PA: 47
<b>PITCHER</b>	IP WLS BF H R ER SO BB IBB HBP BLK WP HR S P ERA WHIP																					
Don Johnson, R ERA: 2.66	(1, 1) 3.0 L 16 5 4 4 1 2 0 0 0 0 0 0 16 24 12.00 2.333																					
Harry Dorish, R ERA: 3.15	(4, 1) 2.2 4 4 4 1 1 0 0 0 0 1 1 13 17 13.50 1.875																					
Jack Harshman, L ERA: 10.8	(6, 1) 0.1 5 4 3 3 0 1 0 0 0 0 0 4 8 81.00 15.000																					
Al Sima, L ERA: 3.6	(7, 1) 2.0 9 4 1 1 0 0 0 0 0 0 0 9 9 4.50 2.000																					
Tom Flanigan, L ERA:	(9, 1) 1.0 5 1 0 0 0 1 0 0 0 0 0 4 8 0.00 2.000																					
<b>Batter</b>	<b>1</b>	<b>2</b>	<b>3</b>	<b>4</b>	<b>5</b>	<b>6</b>	<b>7</b>	<b>8</b>	<b>9</b>	<b>AB</b>	<b>R</b>	<b>H</b>	<b>RBI</b>	<b>BB</b>	<b>SO</b>	<b>LOB</b>	<b>BOTTOM</b>					
Chico Carrasquel, R OBP: 0.361, SLG: 0.437	0-0 5-3		0-0 FC4			0-0 F7		0-0 G5-4-3 1B		3	0	0	0	0	0	2						
Fred Marsh, R OBP: 0.500, SLG: 0.500			1-2 2-3							1	0	1	0	0	0	0						
Nellie Fox, L OBP: 0.333, SLG: 0.326	0-0 6-3		0-0 SF9			0-0 6-3		0-0 F7		3	0	0	1	0	0	2						
Minnie Minoso, R OBP: 0.362, SLG: 0.548	0-0 L9		0-0 L9			0-0 1B		0-0 G5-4-3 1-2		3	0	1	0	0	0	1						
Bill Wilson, R OBP: 0.387, SLG: 0.520										1	0	0	0	0	0	2						
Ferris Fain, L OBP: 0.378, SLG: 0.451		0-0 1B 4-3 1B		0-0 G3-6 1B		0-0 1-3 1B		0-0 1-3		3	0	3	0	0	0	0						
Al Sima, R										0	0	0	0	0	0	0						
Bud Stewart, L										1	0	0	0	0	0	0						
Grady Hatton, L OBP: 0.270, SLG: 0.194	0-0 4-3		0-0 G3-6		0-0 L9			0-0 L9		4	0	0	0	0	0	4						
Sherm Lollar, R OBP: 0.356, SLG: 0.361	0-0 G4-6-3 1B		0-0 F7			0-0 L9		0-0 P6		2	0	1	0	0	0	0						
Carl Sawatski, L										2	0	0	0	0	0	0						
Jim Rivera, L OBP: 0.212, SLG: 0.286	0-0 G4-6-3 1-2		0-0 3-1		0-0 L9		0-0 G3		0-0 F2	3	0	0	0	0	0	2						
Johnny Groth, R OBP: 0.361, SLG: 0.513			0-0 FC4 SF9 1B		0-0 L9		0-0 F2			3	1	1	0	0	0	0						
Tom Flanigan, R										0	0	0	0	0	0	0						
Don Johnson, R										0	0	0	0	0	0	0						
Bob Boyd, L (3, PH)			0-0 E4		0-0 4-3			4-0 1B BB		1	0	0	0	0	0	1						
Harry Dorish, R										1	0	0	0	0	0	0						
Jack Harshman, L										0	0	0	0	0	0	0						
Cass Michaels, R OBP: 0.486, SLG: 0.500										0	0	0	0	1	0	0						
<b>Inning Stats</b>	R: 0 E: 0 K: 0 S: 3	H: 0 LOB: 0 BB: 0 P: 3	R: 0 E: 0 K: 0 S: 4	H: 2 LOB: 1 BB: 0 P: 4	R: 1 E: 1 K: 0 S: 5	H: 1 LOB: 1 BB: 0 P: 5	R: 0 E: 0 K: 0 S: 3	H: 1 LOB: 0 BB: 0 P: 3	R: 0 E: 0 K: 0 S: 3	H: 0 LOB: 0 BB: 0 P: 3	R: 0 E: 0 K: 0 S: 5	H: 2 LOB: 2 BB: 0 P: 5	R: 0 E: 0 K: 0 S: 3	H: 0 LOB: 0 BB: 0 P: 3	R: 0 E: 0 K: 0 S: 3	H: 1 LOB: 1 BB: 1 P: 7	R: 0 E: 0 K: 0 S: 3	H: 0 LOB: 0 BB: 0 P: 3	1B: 7 2B: 0 3B: 0 HR: 0	SF: 1 SAC: 0 DP: 3 HBP: 0	WP: 0 PB: 0 CS: 0	PA: 33
<b>PITCHER</b>	IP WLS BF H R ER SO BB IBB HBP BLK WP HR S P ERA WHIP																					
Ned Garver, R ERA: 0.49	(1, 1) 9.0 W 33 7 1 0 0 1 0 0 0 0 0 0 32 36 0.00 0.889																					

Detroit Tigers @ Chicago White Sox  
Comiskey Park, Chicago, IL  
Sat May 08 1954, 4:33 AM EDT  
Att: 5,910 - Overcast

AB 41  
R 12  
H 18  
RBI 11  
BB 5  
SO 2  
LOB 15



Detroit Tigers @ Chicago White Sox  
Comiskey Park, Chicago, IL  
Sat May 08 1954, 4:33 AM EDT  
Att: 5,910 - Overcast

AB 31  
R 1  
H 7  
RBI 1  
BB 1  
SO 0  
LOB 14






Batter	1	2	3	4	5	6	7	8	9	10	11	AB	R	H	RBI	BB	SO	LOB	TOP						
Frank Bolling, R OBP: 0.356, SLG: 0.431 (1, 4)												5	0	2	0	1	0	2							
Jim Delsing, L OBP: 0.422, SLG: 0.436 (1, 7)												4	1	2	0	2	1	2							
Harvey Kuenn, R OBP: 0.329, SLG: 0.418 (1, 6)												6	1	1	0	0	0	8							
Ray Boone, R OBP: 0.455, SLG: 0.509 (1, 5)													6	0	3	1	0	0	3						
Walt Dropo, R OBP: 0.313, SLG: 0.429 (1, 3)													5	0	1	1	0	0	2						
Al Kaline, R OBP: 0.338, SLG: 0.313 (1, 9)													5	0	1	0	0	0	2						
Bill Tuttle, R OBP: 0.441, SLG: 0.517 (1, 8)												3	0	0	0	2	1	3							
Frank House, L OBP: 0.367, SLG: 0.333 (1, 2)												5	1	2	0	0	0	1							
Steve Gromek, S OBP: 0.176, SLG: 0.067 (1, 1)												4	0	0	0	0	0	2							
<b>Inning Stats</b>	R: 2 E: 0 K: 0 S: 7	H: 5 LOB: 2 BB: 0 P: 7	R: 0 E: 0 K: 0 S: 5	H: 2 LOB: 0 BB: 0 P: 5	R: 0 E: 0 K: 0 S: 4	H: 1 LOB: 1 BB: 0 P: 4	R: 0 E: 1 K: 1 S: 6	H: 0 LOB: 1 BB: 0 P: 6	R: 0 E: 0 K: 0 S: 4	H: 1 LOB: 3 BB: 2 P: 12	R: 0 E: 0 K: 0 S: 3	H: 0 LOB: 0 BB: 0 P: 3	R: 0 E: 0 K: 0 S: 2	H: 0 LOB: 1 BB: 1 P: 6	R: 0 E: 0 K: 0 S: 3	H: 0 LOB: 0 BB: 0 P: 3	R: 0 E: 0 K: 0 S: 3	H: 0 LOB: 0 BB: 0 P: 3	R: 1 E: 1 K: 1 S: 7	H: 1 LOB: 3 BB: 2 P: 15	1B: 11 2B: 1 3B: 0 HR: 0	SF: 0 SAC: 1 DP: 1 HBP: 0	WP: 0 PB: 0 SB: 0 CS: 1	PA: 49	
<b>PITCHER</b>	IP 9.0	WLS 3	BF 39	H 11	R 2	ER 2	SO 1	BB 3	IBB 0	HBP 0	BLK 0	WP 0	HR 0	S 38	P 50	ERA 2.00	WHIP 1.556								
Sandy Consuegra, R ERA: 0.83 (1, 1)																									
Virgil Trucks, R ERA: 2.25 (10, 1)																									

**Detroit Tigers @ Chicago White Sox**  
Comiskey Park, Chicago, IL  
Sun May 09 1954, 4:33 AM EDT  
Unknown

livebaseballscores.com

AB 43  
R 3  
H 12  
RBI 2  
BB 5  
SO 2  
LOB 25




Batter	1	2	3	4	5	6	7	8	9	10	11	AB	R	H	RBI	BB	SO	LOB	BOTTOM						
Chico Carrasquel, R OBP: 0.353, SLG: 0.424 (1, 6)												5	0	1	1	0	0	2							
Nellie Fox, L OBP: 0.327, SLG: 0.319 (1, 4)												5	0	1	0	0	0	2							
Minnie Minoso, R OBP: 0.343, SLG: 0.517 (1, 7)												5	0	0	0	0	0	2							
Ferris Fain, L OBP: 0.368, SLG: 0.437 Don Nicholas, L (10, PR) Bob Boyd, L OBP: 0.250, SLG: 0.267 (11, 3)												5	0	1	0	0	1	1							
Cass Michaels, R OBP: 0.475, SLG: 0.516 (1, 5)												5	0	2	0	0	1	0							
Sherm Lollar, R OBP: 0.372, SLG: 0.415 (1, 2)												4	1	2	1	0	0	1							
Jim Rivera, L OBP: 0.243, SLG: 0.290 (1, 9)												3	1	1	0	1	0	2							
Johnny Groth, R OBP: 0.349, SLG: 0.494 (1, 8)												3	0	0	0	0	0	4							
Sandy Consuegra, R OBP: 0.298, SLG: 0.298 Bud Stewart, L Virgil Trucks, R OBP: 0.154, SLG: 0.154 (10, 1)												3	0	1	0	0	1	1							
<b>Inning Stats</b>	R: 0 E: 0 K: 1 S: 6	H: 1 LOB: 1 BB: 0 P: 6	R: 0 E: 0 K: 1 S: 5	H: 0 LOB: 1 BB: 0 P: 6	R: 0 E: 0 K: 0 S: 4	H: 1 LOB: 1 BB: 0 P: 4	R: 0 E: 0 K: 0 S: 5	H: 2 LOB: 2 BB: 0 P: 5	R: 0 E: 0 K: 0 S: 3	H: 0 LOB: 0 BB: 0 P: 3	R: 2 E: 0 K: 1 S: 8	H: 3 LOB: 1 BB: 0 P: 8	R: 0 E: 0 K: 0 S: 4	H: 1 LOB: 1 BB: 0 P: 4	R: 0 E: 0 K: 0 S: 3	H: 1 LOB: 1 BB: 0 P: 3	R: 0 E: 0 K: 0 S: 3	H: 0 LOB: 0 BB: 0 P: 3	R: 0 E: 0 K: 0 S: 3	H: 0 LOB: 0 BB: 0 P: 3	1B: 7 2B: 1 3B: 0 HR: 1	SF: 0 SAC: 2 DP: 0 HBP: 1	WP: 0 PB: 0 SB: 2 CS: 1	PA: 44	
<b>PITCHER</b>	IP 11.0	WLS W	BF 43	H 9	R 2	ER 2	SO 3	BB 1	IBB 0	HBP 1	BLK 0	WP 0	HR 1	S 47	P 52	ERA 1.64	WHIP 0.909								
Steve Gromek, R ERA: 1.72 (1, 1)																									


**Detroit Tigers @ Chicago White Sox**  
Comiskey Park, Chicago, IL  
Sun May 09 1954, 4:33 AM EDT  
Unknown


livebaseballscores.com

AB 39  
R 2  
H 9  
RBI 2  
BB 1  
SO 3  
LOB 16





Batter	1	2	3	4	5	6	7	8	9	10	AB	R	H	RBI	BB	SO	LOB	TOP			
Frank Bolling, R OBP: 0.346, SLG: 0.414 (1, 4)	0-3 K		0-3 K			0-0 P6		0-0 B5		0-0 1B	5	0	1	0	0	2	1	<b>Detroit Tigers @ Chicago White Sox</b> Comiskey Park, Chicago, IL Sun May 09 1954, 4:38 AM EDT Att: 15,882 - Unknown  <b>AB 37</b> <b>R 0</b> <b>H 9</b> <b>RBI 0</b> <b>BB 2</b> <b>SO 12</b> <b>LOB 20</b>  			
Jim Delsing, L OBP: 0.420, SLG: 0.424 (1, 7)	0-0 BB 1B 1B		0-0 5-3			0-3 K		4-0 1-2 BB		0-3 K	4	0	1	0	1	2	1				
Harvey Kuenn, R OBP: 0.320, SLG: 0.403 (1, 6)	0-0 BB 1-2 1B		0-0 F9			0-0 F9		0-0 F3		0-0 F9	5	0	1	0	0	0	3				
Ray Boone, R OBP: 0.457, SLG: 0.526 (1, 5)	0-3 K				0-0 F7					0-0 1B 1B	4	0	2	0	0	1	2				
Walt Dropo, R OBP: 0.324, SLG: 0.424 (1, 3)	4-0 FC6-4 1-2 2-3 BB				0-0 L5-4-3 1B			0-0 F2		0-0 F8	3	0	1	0	1	0	2				
Al Kaline, R OBP: 0.319, SLG: 0.294 (1, 9)	0-0 FC6-4 1-2				0-0 L5-4-3 1-2			0-3 K2-3		0-3 K	4	0	0	0	0	2	6				
Bill Tuttle, R OBP: 0.444, SLG: 0.531 (1, 8)						0-0 4-3				0-0 1B 1-2 1B	4	0	2	0	0	1	1				
Frank House, L OBP: 0.358, SLG: 0.326 (1, 2)			0-3 K 2-3			0-0 L6				0-0 BB 1B F7	4	0	1	0	0	1	3				
Billy Hoelt, L (1, 1)			0-3 K			0-0 3-1				0-3 K	4	0	0	0	0	3	1				
<b>Inning Stats</b>	R: 0 E: 0 K: 2 S: 9	H: 2 LOB: 3 BB: 1 P: 13	R: 0 E: 0 K: 2 S: 7	H: 1 LOB: 0 BB: 0 P: 7	R: 0 E: 0 K: 1 S: 5	H: 0 LOB: 0 BB: 0 P: 5	R: 0 E: 0 K: 0 S: 3	H: 1 LOB: 0 BB: 0 P: 3	R: 0 E: 0 K: 1 S: 5	H: 0 LOB: 0 BB: 0 P: 5	R: 0 E: 0 K: 2 S: 8	H: 1 LOB: 1 BB: 0 P: 8	R: 0 E: 0 K: 1 S: 6	H: 1 LOB: 2 BB: 1 P: 10	R: 0 E: 0 K: 2 S: 7	H: 2 LOB: 2 BB: 0 P: 7	R: 0 E: 0 K: 2 S: 8		H: 1 LOB: 1 BB: 0 P: 8	1B: 7 2B: 3 3B: 0 HR: 0	SF: 0 SAC: 0 DP: 2 HBP: 0
<b>PITCHER</b> Billy Pierce, L ERA: 3.45 (1, 1)	IP: 10.0 WLS: 39 BF: 9	H: 9 R: 0 ER: 0 SO: 12	BB: 2 IBB: 0 HBP: 0 BLK: 0	WP: 0 HR: 0 S: 61 P: 69	ERA: 0.00 WHIP: 1.100	<b>PITCHER</b> IP: 10.0 WLS: 39 BF: 9 H: 9 R: 0 ER: 0 SO: 12 BB: 2 IBB: 0 HBP: 0 BLK: 0 WP: 0 HR: 0 S: 61 P: 69 ERA: 0.00 WHIP: 1.100															

Batter	1	2	3	4	5	6	7	8	9	10	AB	R	H	RBI	BB	SO	LOB	BOTTOM			
Chico Carrasquel, R OBP: 0.340, SLG: 0.406 (1, 6)	0-0 P4		0-0 L4			0-0 F8		0-3 K 1-2			4	0	0	0	0	1	1	<b>Detroit Tigers @ Chicago White Sox</b> Comiskey Park, Chicago, IL Sun May 09 1954, 4:38 AM EDT Att: 15,882 - Unknown  <b>AB 33</b> <b>R 0</b> <b>H 6</b> <b>RBI 0</b> <b>BB 1</b> <b>SO 8</b> <b>LOB 13</b>  			
Nellie Fox, L OBP: 0.324, SLG: 0.316 (1, 4)	0-0 6-3		4-0 BB 1B			0-3 K				0-3 K	1	0	0	0	0	0	0				
Fred Marsh, R OBP: 0.400, SLG: 0.250 (2, 5)											2	0	0	0	1	2	0				
Minnie Minoso, R OBP: 0.350, SLG: 0.538 (1, 7)	0-0 3B		0-0 1-2 1B			0-3 K				0-0 5-3	4	0	2	0	0	1	0				
Ferris Fain, L OBP: 0.354, SLG: 0.418 (1, 3)	0-0 6-3		0-0 F2			0-0 F2				0-3 K	4	0	0	0	0	1	3				
Cass Michaels, R OBP: 0.500, SLG: 0.571 (1, 5)										0-0 SH1-4 1B	4	0	3	0	0	1	0				
Don Nicholas, L (10, PR)											0	0	0	0	0	0	0				
Johnny Groth, R OBP: 0.337, SLG: 0.477 (1, 8)			0-0 L7			0-0 FC5-4 G4-6-3 1-2		0-0 6-3		0-0 SH1-4 1-2	3	0	0	0	0	0	2				
Bill Wilson, R OBP: 0.343, SLG: 0.448 (1, 9)			0-0 F8			0-0 G4-6-3 1-2		0-0 F7		0-0 5-3	4	0	0	0	0	0	4				
Red Wilson, R OBP: 0.250, SLG: 0.400 (1, 2)			0-0 F7							0-0 6-3	4	0	0	0	0	1	3				
Billy Pierce, L OBP: 0.267, SLG: 0.214 (1, 1)			0-0 1-3			0-3 K		0-0 CS 1B			3	0	1	0	0	1	0				
<b>Inning Stats</b>	R: 0 E: 0 K: 0 S: 4	H: 1 LOB: 1 BB: 0 P: 4	R: 0 E: 0 K: 0 S: 4	H: 1 LOB: 1 BB: 0 P: 4	R: 0 E: 0 K: 0 S: 4	H: 1 LOB: 0 BB: 0 P: 3	R: 0 E: 0 K: 2 S: 7	H: 0 LOB: 0 BB: 0 P: 7	R: 0 E: 0 K: 1 S: 5	H: 0 LOB: 0 BB: 0 P: 5	R: 0 E: 0 K: 1 S: 5	H: 1 LOB: 0 BB: 0 P: 5	R: 0 E: 0 K: 2 S: 7	H: 0 LOB: 0 BB: 0 P: 7	R: 0 E: 0 K: 0 S: 4	H: 1 LOB: 2 BB: 0 P: 4	R: 0 E: 0 K: 0 S: 4	H: 1 LOB: 2 BB: 0 P: 4	1B: 4 2B: 1 3B: 1 HR: 0	SF: 0 SAC: 1 DP: 1 HBP: 0	WP: 0 PA: 35 PB: 0 SB: 0 CS: 1
<b>PITCHER</b> Billy Hoelt, L ERA: 4.07 (1, 1)	IP: 10.0 WLS: 35 BF: 6	H: 6 R: 0 ER: 0 SO: 8	BB: 1 IBB: 0 HBP: 0 BLK: 0	WP: 0 HR: 0 S: 50 P: 54	ERA: 0.00 WHIP: 0.700	<b>PITCHER</b> IP: 10.0 WLS: 35 BF: 6 H: 6 R: 0 ER: 0 SO: 8 BB: 1 IBB: 0 HBP: 0 BLK: 0 WP: 0 HR: 0 S: 50 P: 54 ERA: 0.00 WHIP: 0.700															



Batter	1	2	3	4	5	6	7	8	9	AB	R	H	RBI	BB	SO	LOB	TOP			
<b>Billy Goodman, L</b> (1.4) OBP: 0.388, SLG: 0.435	5-3		6-3		F7		F9			4	0	0	0	0	0	1	<b>Boston Red Sox @ Chicago White Sox</b> Comiskey Park, Chicago, IL Tue May 11 1954, 4:33 AM EDT Att: 20,090 - Unknown			
<b>Charlie Maxwell, L</b> (1.7) OBP: 0.323, SLG: 0.357 <b>Karl Olson, R</b> (7.7) OBP: 0.333, SLG: 0.500	K		1B		4-3			1-3		3	0	1	0	0	1	0				
<b>Jackie Jensen, R</b> (1.9) OBP: 0.415, SLG: 0.636	1B BB		P5		5-3			F4		3	1	0	0	1	0	1				
<b>George Kell, R</b> (1.5) OBP: 0.313, SLG: 0.259	1B		BB		P5			F7		3	0	1	1	1	0	0				
<b>Harry Agganis, L</b> (1.3) OBP: 0.341, SLG: 0.500	K		K		3B			F8		4	0	1	0	0	2	3				
<b>Sammy White, R</b> (1.2) OBP: 0.245, SLG: 0.472		SH1-4 1B		5-3		6-3		5-3		4	0	1	0	0	0	1				
<b>Jim Piersall, R</b> (1.8) OBP: 0.333, SLG: 0.321	SH1-4 1B		G6-4-3 1B		F9			F3		3	0	1	0	0	0	0				
<b>Mitt Bolling, R</b> (1.6) OBP: 0.208, SLG: 0.182	K		G6-4-3 1B		FC2-6 1B					3	0	1	0	0	1	2				
<b>Leo Kiely, L</b> (1.1) <b>Frank Sullivan, R</b> (5.1) <b>Bill Werle, L</b> (7.1) <b>Ellis Kinder, R</b> (7.1) OBP: 0.333, SLG: 0.333	F8				5-3		FC2-6 1-2			2	0	0	0	0	0	1				
<b>Inning Stats</b>	R: 1 E: 0 K: 2 S: 8	H: 1 LOB: 1 BB: 1 P: 12	R: 0 E: 0 K: 1 S: 6	H: 1 LOB: 1 BB: 0 P: 6	R: 0 E: 0 K: 1 S: 6	H: 1 LOB: 2 BB: 1 P: 10	R: 0 E: 0 K: 0 S: 3	H: 0 LOB: 0 BB: 0 P: 3	R: 0 E: 0 K: 0 S: 4	H: 1 LOB: 1 BB: 0 P: 4	R: 0 E: 0 K: 0 S: 4	H: 1 LOB: 1 BB: 0 P: 4	R: 0 E: 0 K: 0 S: 3	H: 0 LOB: 0 BB: 0 P: 3	R: 0 E: 0 K: 0 S: 3	H: 0 LOB: 0 BB: 0 P: 3		1B: 5 2B: 0 3B: 1 HR: 0	SF: 0 SAC: 1 DP: 1 HBP: 0	WP: 0 PB: 0 SB: 2 CS: 0
<b>PITCHER</b> <b>Bob Keegan, R</b> (1.1) ERA: 1.66	IP: 9.0 WLS: W BF: 34 H: 6 R: 1 ER: 1 SO: 4 BB: 2 IBB: 0 HBP: 0 BLK: 0 WP: 0 HR: 0 S: 40 P: 48 ERA: 1.00 WHIP: 0.889															<b>PITCHER</b>				

Batter	1	2	3	4	5	6	7	8	9	AB	R	H	RBI	BB	SO	LOB	BOTTOM			
<b>Chico Carrasquel, R</b> (1.6) OBP: 0.345, SLG: 0.398	G1-6-3 BB		FC5-6-4 BB 1-2		1B G6-4-3 BB		K			2	1	0	0	2	1	2	<b>Boston Red Sox @ Chicago White Sox</b> Comiskey Park, Chicago, IL Tue May 11 1954, 4:33 AM EDT Att: 20,090 - Unknown			
<b>Nellie Fox, L</b> (1.4) OBP: 0.340, SLG: 0.327	G1-6-3 1-2		L3-6 BB 1-2		G6-4-3 1B		2B 1B			3	0	2	1	1	0	1				
<b>Johnny Groth, R</b> (1.8) OBP: 0.333, SLG: 0.461	F7		1-2 2-3 BB		G6-4-3 1-2 3-H		F8			3	0	0	0	1	0	2				
<b>Minnie Minoso, R</b> (1.7) OBP: 0.355, SLG: 0.546	5-3		L3-6 2-3		FC6-4 1B		2B			4	0	2	0	0	0	3				
<b>Sherm Lollar, R</b> (1.2) OBP: 0.378, SLG: 0.412	1B 1B		5-3 E BB 1-2		FC6-4 1-2		6-3			3	0	1	0	1	0	3				
<b>Cass Michaels, R</b> (1.5) OBP: 0.500, SLG: 0.553	1B 1-2 1B		K		6-3		G3-6-3 BB			3	0	1	0	1	1	1				
<b>Bill Wilson, R</b> (1.9) OBP: 0.342, SLG: 0.419 <b>Bud Stewart, L</b> (6. PH) <b>Jim Rivera, L</b> (9.9) OBP: 0.243, SLG: 0.290	P6		5-3 BB		K		G3-6-3 1-2			2	0	0	0	1	1	2				
<b>Bob Boyd, L</b> (1.3) OBP: 0.231, SLG: 0.245	4-3		5-3		5-3		F8			1	0	0	0	0	0	1				
<b>Bob Keegan, R</b> (1.1) OBP: 0.222, SLG: 0.286			FC5-6-4 1B		K		1B 3B			3	1	2	0	0	1	2				
<b>Inning Stats</b>	R: 0 E: 0 K: 0 S: 2	H: 0 LOB: 0 BB: 1 P: 6	R: 0 E: 0 K: 0 S: 5	H: 2 LOB: 2 BB: 0 P: 5	R: 0 E: 0 K: 2 S: 7	H: 0 LOB: 2 BB: 2 P: 15	R: 1 E: 0 K: 0 S: 4	H: 2 LOB: 1 BB: 1 P: 8	R: 0 E: 0 K: 1 S: 5	H: 0 LOB: 0 BB: 0 P: 5	R: 1 E: 0 K: 1 S: 8	H: 3 LOB: 2 BB: 0 P: 8	R: 0 E: 0 K: 0 S: 2	H: 0 LOB: 0 BB: 1 P: 6	R: 0 E: 0 K: 0 S: 2	H: 0 LOB: 0 BB: 1 P: 6		1B: 6 2B: 2 3B: 1 HR: 0	SF: 0 SAC: 0 DP: 4 HBP: 0	WP: 0 PB: 0 SB: 0 CS: 0
<b>PITCHER</b> <b>Leo Kiely, L</b> (1.1) ERA: 3.57 <b>Frank Sullivan, R</b> (5.1) ERA: 0.87 <b>Bill Werle, L</b> (7.1) ERA: 5.68 <b>Ellis Kinder, R</b> (7.1) ERA: 2.0	IP: 2.1 WLS: L BF: 8 H: 4 R: 1 ER: 1 SO: 2 BB: 0 IBB: 0 HBP: 0 BLK: 0 WP: 0 HR: 0 S: 18 P: 12 ERA: 3.86 WHIP: 0.857															<b>PITCHER</b>				



Batter	1	2	3	4	5	6	7	8	9	AB	R	H	RBI	BB	SO	LOB	TOP			
<b>Billy Goodman, L</b> (1.4) OBP: 0.366, SLG: 0.409	0-0 6-3		0-0 F8			0-0 4-3			0-0 F7	4	0	0	0	0	0	0	<b>Boston Red Sox @ Chicago White Sox</b> Comiskey Park, Chicago, IL Wed May 12 1954, 4:33 AM EDT Att: 3,970 - Unknown			
<b>Charlie Maxwell, L</b> (1.7) OBP: 0.343, SLG: 0.355	0-0 1B			4-0 BB		0-0 5-3			0-3 K	3	0	1	0	1	1	0				
<b>Jackie Jensen, R</b> (1.9) OBP: 0.391, SLG: 0.593	0-3 K			0-0 F8					0-0 5-3	4	0	0	0	0	1	2				
<b>George Kell, R</b> (1.5) OBP: 0.299, SLG: 0.246 <b>Billy Conzolo, R</b> (7, PR) OBP: 0.133, SLG: 0.071 <b>Floyd Baker, L</b> (7.5)	0-0 6-3			0-0 F9					0-0 E4 CS	3	0	0	0	0	0	2				
<b>Harry Agganis, L</b> (1.3) OBP: 0.319, SLG: 0.467			0-0 F9						0-3 K	3	0	0	0	0	1	2				
<b>Sammy White, R</b> (1.2) OBP: 0.250, SLG: 0.464			0-0 CS 1B			0-0 L7			0-0 F2	3	0	1	0	0	0	0				
<b>Jim Piersall, R</b> (1.8) OBP: 0.318, SLG: 0.305	0-3 K					0-0 F9			0-0 4-3	3	0	0	0	0	1	1				
<b>Mitt Bolling, R</b> (1.6) OBP: 0.222, SLG: 0.167			4-0 CS BB			0-0 P3			0-0 E6	2	0	0	0	1	0	0				
<b>Tom Brewer, R</b> (1.1)			0-3 K						0-0 1-3	3	0	0	0	0	1	2				
<b>Inning Stats</b>	R: 0 E: 0 K: 1 S: 6	H: 1 LOB: 1 BB: 0 P: 6	R: 0 E: 0 K: 1 S: 5	H: 1 LOB: 0 BB: 0 P: 5	R: 0 E: 0 K: 1 S: 4	H: 0 LOB: 0 BB: 1 P: 8	R: 0 E: 0 K: 0 S: 3	H: 0 LOB: 1 BB: 1 P: 7	R: 0 E: 0 K: 0 S: 3	H: 0 LOB: 0 BB: 0 P: 3	R: 0 E: 0 K: 1 S: 5	H: 0 LOB: 1 BB: 0 P: 5	R: 0 E: 1 K: 0 S: 4	H: 0 LOB: 1 BB: 0 P: 4	R: 0 E: 0 K: 1 S: 5	H: 0 LOB: 0 BB: 0 P: 5	1B: 2 2B: 1 3B: 0 HR: 0	SF: 0 SAC: 0 DP: 1 HBP: 0	WP: 0 PB: 0 SB: 0 CS: 3	PA: 30
<b>PITCHER</b> <b>Don Johnson, R</b> (1.1) ERA: 1.93	IP: 9.0 WLS: W BF: 30 H: 2 R: 0 ER: 0 SO: 5 BB: 2 IBB: 0 HBP: 0 BLK: 0 WP: 0 HR: 0 S: 38 P: 46 ERA: 0.00 WHIP: 0.444															<b>PITCHER</b>				

Batter	1	2	3	4	5	6	7	8	9	AB	R	H	RBI	BB	SO	LOB	BOTTOM			
<b>Chico Carrasquel, R</b> (1.6) OBP: 0.333, SLG: 0.382	0-0 F9	0-0 6-3			0-0 P3				0-0 5-3	4	0	0	0	0	0	1	<b>Boston Red Sox @ Chicago White Sox</b> Comiskey Park, Chicago, IL Wed May 12 1954, 4:33 AM EDT Att: 3,970 - Unknown			
<b>Nellie Fox, L</b> (1.4) OBP: 0.345, SLG: 0.327	4-0 4-3 BB BB		0-0 L5			0-0 4-3			0-0 G4-6-3 1B	3	1	1	0	1	0	0				
<b>Minnie Minoso, R</b> (1.7) OBP: 0.360, SLG: 0.535	4-0 BB 1-2 BB		0-3 K			4-0 BB BB			0-0 G4-6-3 1-2 BB	2	0	0	0	2	1	1				
<b>Willard Marshall, L</b> (1.9) OBP: 0.263, SLG: 0.125 <b>Jim Rivera, L</b> (7.9) OBP: 0.263, SLG: 0.313	0-0 4-3		0-0 4-3			0-0 F7			0-0 BB 1B	3	0	0	0	0	0	3				
<b>Cass Michaels, R</b> (1.5) OBP: 0.519, SLG: 0.538	4-0 BB BB					4-0 1-2 BB			4-0 1-2 BB	1	0	0	0	3	0	0				
<b>Carl Sawatski, L</b> (1.2)	4-0 FC6-4 1-2 2-3 3-H BB					4-0 G4-6-3 BB			0-3 K	2	0	0	1	2	1	4				
<b>Bob Boyd, L</b> (1.3) OBP: 0.218, SLG: 0.231	0-0 FC6-4				0-0 G4-6-3				0-0 4-3	3	0	0	0	0	0	4				
<b>Johnny Groth, R</b> (1.8) OBP: 0.333, SLG: 0.457			0-0 5-3			0-0 F7			0-0 SH2-6-3 1B	3	0	1	0	0	0	0				
<b>Don Johnson, R</b> (1.1)			0-3 K			0-3 K			0-0 SH2-6-3 1-2	2	0	0	0	0	2	0				
<b>Inning Stats</b>	R: 1 E: 0 K: 0 S: 3	H: 0 LOB: 3 BB: 4 P: 19	R: 0 E: 0 K: 1 S: 5	H: 0 LOB: 0 BB: 0 P: 5	R: 0 E: 0 K: 1 S: 5	H: 0 LOB: 0 BB: 0 P: 5	R: 0 E: 0 K: 0 S: 2	H: 0 LOB: 0 BB: 1 P: 6	R: 0 E: 0 K: 1 S: 5	H: 0 LOB: 0 BB: 0 P: 5	R: 0 E: 0 K: 0 S: 3	H: 1 LOB: 2 BB: 2 P: 11	R: 0 E: 0 K: 1 S: 4	H: 2 LOB: 2 BB: 1 P: 10	R: 0 E: 0 K: 1 S: 6	H: 0 LOB: 0 BB: 0 P: 10	1B: 3 2B: 0 3B: 0 HR: 0	SF: 0 SAC: 1 DP: 2 HBP: 0	WP: 0 PB: 0 SB: 0 CS: 0	PA: 33
<b>PITCHER</b> <b>Tom Brewer, R</b> (1.1) ERA: 3.0	IP: 8.0 WLS: L BF: 33 H: 3 R: 1 ER: 1 SO: 4 BB: 8 IBB: 0 HBP: 0 BLK: 0 WP: 0 HR: 0 S: 33 P: 65 ERA: 1.12 WHIP: 1.375															<b>PITCHER</b>				



Batter	1	2	3	4	5	6	7	8	9	AB	R	H	RBI	BB	SO	LOB	TOP					
Spook Jacobs, R (1,4) OBP: 0.333, SLG: 0.311	E5 FC1-5		1-3					L4-3		4	0	1	1	0	0	1	Philadelphia Athletics @ Chicago White Sox Comiskey Park, Chicago, IL Thu May 13 1954, 4:33 AM EDT Att: 3,206 - Unknown					
Vic Power, R (1,8) OBP: 0.273, SLG: 0.365	E6 FC1-5		K					P4		4	0	0	0	0	1	3						
Don Bollweg, L (1,3) OBP: 0.288, SLG: 0.197	FC1-5			K				P6		4	1	1	0	0	1	2						
Bill Renna, R (1,9) OBP: 0.355, SLG: 0.407	P4			F8				P4		3	0	0	0	0	2							
Gus Zernial, R (1,7) OBP: 0.326, SLG: 0.364	K			F3				P4		4	1	1	1	0	1	2						
Pete Suder, R (1,5) OBP: 0.242, SLG: 0.266				F9						4	0	1	1	0	0	0						
Bobby Shantz, R (9, PR) OBP: 0.333, SLG: 0.333					G3					0	0	0	0	0	0	0						
Jim Finigan, R (9, 5) OBP: 0.375, SLG: 0.333								P4		0	0	0	0	0	0	0						
Joe Demaestri, R (1,6) OBP: 0.218, SLG: 0.287				K				F9		4	0	0	0	0	1	1						
Billy Shantz, R (1,2) OBP: 0.333, SLG: 0.465				6-3				K		3	1	0	0	1	1	1						
Morrie Martin, L (1,1) OBP: 0.333, SLG: 0.417										2	0	1	0	0	0	0						
Lou Limmer, L (8, PH) OBP: 0.250, SLG: 0.143										0	0	0	0	1	0	0						
Moe Burtzschy, R (8, 1) OBP: 0.500, SLG: 0.500				4-3						0	0	0	0	0	0	0						
<b>Inning Stats</b>	R: 0 E: 2 K: 1 S: 7	H: 0 LOB: 2 BB: 0 P: 7	R: 0 E: 0 K: 1 S: 5	H: 0 LOB: 0 BB: 0 P: 5	R: 0 E: 0 K: 1 S: 5	H: 0 LOB: 0 BB: 0 P: 5	R: 0 E: 0 K: 1 S: 5	H: 0 LOB: 0 BB: 0 P: 5	R: 1 E: 0 K: 0 S: 5	H: 2 LOB: 2 BB: 1 P: 9	R: 0 E: 0 K: 0 S: 3	H: 0 LOB: 0 BB: 0 P: 3	R: 0 E: 0 K: 1 S: 5	H: 0 LOB: 0 BB: 0 P: 5	R: 0 E: 0 K: 0 S: 2	H: 0 LOB: 0 BB: 1 P: 6	R: 2 E: 0 K: 0 S: 6	H: 3 LOB: 1 BB: 0 P: 6	1B: 3 2B: 3 3B: 0 HR: 0	SF: 0 SAC: 1 DP: 1 HBP: 0	WP: 0 PB: 0 SB: 0 CS: 0	PA: 35
<b>PITCHER</b> Virgil Trucks, R (1,1) ERA: 2.39	IP: 9.0 WLS: L BF: 35 H: 5 R: 3 ER: 3 SO: 5 BB: 2 IBB: 0 HBP: 0 BLK: 0 WP: 0 HR: 0 S: 43 P: 51 ERA: 3.00 WHIP: 0.778															<b>PITCHER</b>						

Batter	1	2	3	4	5	6	7	8	9	AB	R	H	RBI	BB	SO	LOB	BOTTOM					
Chico Carrasquel, R (1,6) OBP: 0.331, SLG: 0.387	4-3 1B 2B		F7		4-3			P5		4	1	1	0	0	0	1	Philadelphia Athletics @ Chicago White Sox Comiskey Park, Chicago, IL Thu May 13 1954, 4:33 AM EDT Att: 3,206 - Unknown					
Nellie Fox, L (1,4) OBP: 0.357, SLG: 0.333	4-3							F8		4	0	2	1	1	0	1						
Johnny Groth, R (1,8) OBP: 0.347, SLG: 0.464					1B					5	0	3	1	0	0	3						
Minnie Minoso, R (1,7) OBP: 0.348, SLG: 0.515	3H FC5-4 CS				1B					4	0	0	0	0	0	4						
Sherm Lollar, R (1,2) OBP: 0.384, SLG: 0.408	CS									3	0	1	0	1	0	0						
Cass Michaels, R (1,5) OBP: 0.518, SLG: 0.535										4	0	2	0	0	0	1						
Bill Wilson, R (1,9) OBP: 0.317, SLG: 0.382										3	0	0	0	0	0	2						
Bob Boyd, L (1,3) OBP: 0.237, SLG: 0.236										3	1	1	0	1	1	1						
Virgil Trucks, R (1,1) OBP: 0.125, SLG: 0.125										3	0	0	0	0	1	4						
Bud Stewart, L (9, PH) OBP: 0.263, SLG: 0.313										0	0	0	0	1	0	0						
<b>Inning Stats</b>	R: 1 E: 0 K: 0 S: 4	H: 2 LOB: 0 BB: 0 P: 4	R: 0 E: 0 K: 0 S: 4	H: 1 LOB: 1 BB: 0 P: 4	R: 0 E: 0 K: 0 S: 3	H: 0 LOB: 1 BB: 1 P: 7	R: 0 E: 0 K: 0 S: 3	H: 0 LOB: 1 BB: 1 P: 7	R: 1 E: 0 K: 0 S: 4	H: 3 LOB: 2 BB: 1 P: 8	R: 0 E: 0 K: 0 S: 4	H: 2 LOB: 2 BB: 1 P: 8	R: 0 E: 0 K: 0 S: 4	H: 1 LOB: 1 BB: 0 P: 4	R: 0 E: 0 K: 0 S: 3	H: 0 LOB: 0 BB: 0 P: 3	R: 0 E: 0 K: 1 S: 5	H: 0 LOB: 2 BB: 2 P: 13	1B: 9 2B: 1 3B: 0 HR: 0	SF: 0 SAC: 2 DP: 1 HBP: 0	WP: 0 PB: 0 SB: 0 CS: 1	PA: 40
<b>PITCHER</b> Morrie Martin, L (1,1) ERA: 2.62	IP: 7.0 WLS: W BF: 8 H: 10 R: 2 ER: 2 SO: 2 BB: 2 IBB: 0 HBP: 0 BLK: 0 WP: 0 HR: 0 S: 31 P: 39 ERA: 2.57 WHIP: 1.714															<b>PITCHER</b>						
Moe Burtzschy, R (8, 1) ERA: 3.0	IP: 2.0 WLS: W BF: 8 H: 0 R: 0 ER: 0 SO: 1 BB: 2 IBB: 0 HBP: 0 BLK: 0 WP: 0 HR: 0 S: 8 P: 16 ERA: 0.00 WHIP: 1.000															<b>PITCHER</b>						

AB 32  
R 3  
H 5  
RBI 3  
BB 2  
SO 5  
LOB 12

**A**

AB 33  
R 2  
H 10  
RBI 2  
BB 4  
SO 2  
LOB 17

**SOX**



Batter	1	2	3	4	5	6	7	8	9	AB	R	H	RBI	BB	SO	LOB	TOP																			
<b>Spook Jacobs, R</b> (1, 4) OBP: 0.317, SLG: 0.295	0-0 6-3		0-0 G3		0-0 F8		0-0 F7		0-0 6-3	5	0	0	0	0	0	3	Philadelphia Athletics @ Chicago White Sox Comiskey Park, Chicago, IL Fri May 14 1954, 4:33 AM EDT Att: 21,613 - Unknown																			
<b>Ed McChes, R</b> (1, 8) OBP: 0.250, SLG: 0.286	0-0 L6-3 1B		4-0 IBB		0-3 K			0-0 WP 1B 2B		3	1	2	0	1	1																					
<b>Don Bollweg, L</b> (1, 3) OBP: 0.274, SLG: 0.186	0-0 L6-3		0-3 K		0-3 K			0-0 6-3		4	0	0	0	0	2	6																				
<b>Bill Renna, R</b> (1, 9) OBP: 0.351, SLG: 0.435		0-0 6-3		0-0 HR		0-0 5-3		0-3 K		4	1	1	1	0	1	1																				
<b>Gus Zernial, R</b> (1, 7) OBP: 0.323, SLG: 0.358		0-3 K		0-0 P4		0-0 1-3		0-0 WP E 1B		4	1	1	1	0	1	0																				
<b>Jim Finigan, R</b> (1, 5) OBP: 0.426, SLG: 0.440		0-0 P4				0-0 1B		0-0 E7 1B		4	0	3	1	0	0	0																				
<b>Joe Demaestri, R</b> (1, 6) OBP: 0.220, SLG: 0.286			0-0 E 1B		0-0 F8		0-0 5-3		0-0 F7	4	0	1	0	0	0	3																				
<b>Billy Shantz, R</b> (1, 2) OBP: 0.306, SLG: 0.426			0-0 E9 G3 1-3		0-0 L4		0-3 K		0-0 F9	4	0	0	0	0	1	2																				
<b>Alex Kellner, R</b> (1, 1) OBP: 0.105, SLG: 0.105			0-0 FC6-4-2 G3				0-3 K		0-0 1-3	2	0	1	0	0	0	2																				
<b>Jim Robertson, R</b> (7, PH) OBP: 0.316, SLG: 0.222			1-2 3H				0-0 1B			1	0	0	0	0	1	0																				
<b>Art Ditmar, R</b> (7, 1)										1	0	0	0	0	0	0																				
<b>Inning Stats</b>	R: 0 E: 0 K: 0 S: 3	H: 1 LOB: 0 BB: 0 P: 3	R: 0 E: 0 K: 1 S: 5	H: 0 LOB: 0 BB: 0 P: 5	R: 0 E: 1 K: 1 S: 7	H: 1 LOB: 3 BB: 1 P: 11	R: 1 E: 0 K: 0 S: 5	H: 2 LOB: 1 BB: 0 P: 5	R: 0 E: 0 K: 2 S: 8	H: 1 LOB: 1 BB: 0 P: 4	R: 0 E: 0 K: 2 S: 7	H: 0 LOB: 0 BB: 0 P: 7	R: 2 E: 1 K: 1 S: 8	H: 3 LOB: 1 BB: 0 P: 8	R: 0 E: 0 K: 0 S: 3	H: 0 LOB: 0 BB: 0 P: 3	1B: 6 2B: 3 3B: 0 HR: 1	SF: 0 SAC: 0 DP: 1 HBP: 0	WP: 2 PA: 37 CS: 0																	
<b>PITCHER</b>	IP	WLS	BF	H	R	ER	SO	BB	IBB	HBP	BLK	WP	HR	S	P	ERA	WHIP	<b>PITCHER</b>		IP	WLS	BF	H	R	ER	SO	BB	IBB	HBP	BLK	WP	HR	S	P	ERA	WHIP
<b>Billy Pierce, L</b> (1, 1) ERA: 3.46	7.2		33	9	3	3	7	0	1	0	0	2	1	46	50	3.52	1.174																			
<b>Don Johnson, R</b> (8, 1) ERA: 1.85	1.1	W	4	0	0	0	0	0	0	0	0	0	0	4	4	0.00	0.000																			

AB 36  
R 3  
H 9  
RBI 3  
BB 1  
SO 7  
LOB 18

**A**

Batter	1	2	3	4	5	6	7	8	9	AB	R	H	RBI	BB	SO	LOB	BOTTOM																			
<b>Chico Carrasquel, R</b> (1, 6) OBP: 0.320, SLG: 0.373	0-0 F7		0-0 6-3		0-0 F8			0-0 F8		4	0	0	0	0	0	3	Philadelphia Athletics @ Chicago White Sox Comiskey Park, Chicago, IL Fri May 14 1954, 4:33 AM EDT Att: 21,613 - Unknown																			
<b>Nellie Fox, L</b> (1, 4) OBP: 0.345, SLG: 0.321	0-0 F7			0-0 F9		0-0 1-5-3		0-0 F8		4	0	0	0	0	0	0																				
<b>Johnny Groth, R</b> (1, 8) OBP: 0.343, SLG: 0.450	4-0 CS BB			0-3 K		0-0 6-3		0-0 5-3		3	0	0	0	1	1	0																				
<b>Minnie Minoso, R</b> (1, 7) OBP: 0.361, SLG: 0.542	0-0 CS		0-0 4-3 1B		0-0 F7		0-0 HR 3B		0-0 1B E 1B	4	2	3	0	0	0	0																				
<b>Cass Michaels, R</b> (1, 5) OBP: 0.533, SLG: 0.638		0-0 4-3			0-0 1B 2B		0-0 HR		0-0 E8 1B	4	2	3	2	0	0	1																				
<b>Red Wilson, R</b> (1, 2) OBP: 0.211, SLG: 0.333		0-0 6-3			0-0 F8		0-3 K			3	0	0	0	0	1	2																				
<b>Bill Wilson, R</b> (1, 9) OBP: 0.310, SLG: 0.371					4-0 SH1-3 1B BB		0-0 5-3			1	0	0	0	0	0	1																				
<b>Sherm Lollar, R</b> (6, PH) OBP: 0.386, SLG: 0.403					0-0 SH1-3 1B					1	0	0	0	1	0	0																				
<b>Grady Hatton, L</b> (8, 3) OBP: 0.270, SLG: 0.194					1-2 2H					0	0	0	0	0	0	0																				
<b>Bob Boyd, L</b> (1, 3) OBP: 0.233, SLG: 0.232			0-0 5-3		0-0 SH1-3 1B		4-0 L6-3 BB			1	0	1	1	0	0	0																				
<b>Bob Keegan, R</b> (6, PH) OBP: 0.333, SLG: 0.333					0-0 SH1-3					0	0	0	0	1	0	0																				
<b>Jim Rivera, L</b> (6, FR) OBP: 0.282, SLG: 0.313					1-2 2H					0	0	0	0	1	0	0																				
<b>Billy Pierce, L</b> (1, 1) OBP: 0.235, SLG: 0.188			0-0 1-3		0-0 SH1-3					2	0	0	0	0	0	1																				
<b>Don Johnson, R</b> (8, 1)					1-2 2-3					0	0	0	0	0	0	0																				
<b>Inning Stats</b>	R: 0 E: 0 K: 0 S: 2	H: 0 LOB: 0 BB: 1 P: 6	R: 0 E: 0 K: 0 S: 4	H: 1 LOB: 0 BB: 0 P: 4	R: 0 E: 0 K: 1 S: 5	H: 0 LOB: 0 BB: 0 P: 5	R: 0 E: 0 K: 1 S: 5	H: 0 LOB: 0 BB: 0 P: 5	R: 2 E: 0 K: 1 S: 7	H: 2 LOB: 0 BB: 0 P: 7	R: 0 E: 0 K: 0 S: 2	H: 0 LOB: 0 BB: 1 P: 6	R: 0 E: 0 K: 0 S: 3	H: 0 LOB: 0 BB: 0 P: 3	R: 1 E: 1 K: 0 S: 2	H: 2 LOB: 1 BB: 0 P: 2	1B: 4 2B: 2 3B: 1 HR: 1	SF: 0 SAC: 1 DP: 1 HBP: 0	WP: 0 PA: 33 CS: 1																	
<b>PITCHER</b>	IP	WLS	BF	H	R	ER	SO	BB	IBB	HBP	BLK	WP	HR	S	P	ERA	WHIP	<b>PITCHER</b>		IP	WLS	BF	H	R	ER	SO	BB	IBB	HBP	BLK	WP	HR	S	P	ERA	WHIP
<b>Alex Kellner, L</b> (1, 1) ERA: 2.52	6.0		24	5	3	3	2	2	0	0	0	0	1	26	34	4.50	1.167																			
<b>Art Ditmar, R</b> (7, 1) ERA: 5.63	2.0	L	8	2	1	0	0	1	0	0	0	0	0	7	11	0.00	1.500																			

AB 28  
R 4  
H 7  
RBI 3  
BB 3  
SO 2  
LOB 8









Batter	1	2	3	4	5	6	7	8	9	AB	R	H	RBI	BB	SO	LOB	TOP			
Eddie Yost, R OBP: 0.345, SLG: 0.308 (1, 5)										5	1	3	1	0	0	0	<b>Washington Senators @ Chicago White Sox</b> Comiskey Park, Chicago, IL Sun May 16 1954, 4:33 AM EDT Unknown 			
Jim Busby, R OBP: 0.389, SLG: 0.571 (1, 8)										5	0	1	0	0	1	2				
Mickey Vernon, L OBP: 0.333, SLG: 0.553 (1, 3)										5	2	3	2	0	1	1				
Roy Sievers, R OBP: 0.315, SLG: 0.483 (1, 7)										3	1	1	1	1	1	2				
Jim Lemon, R OBP: 0.400, SLG: 0.400 (1, 9)										4	0	2	1	0	2	3				
Pete Runnels, L OBP: 0.316, SLG: 0.203 (1, 6)										4	0	1	0	0	0	2				
Bob Ojdis, R OBP: 0.462, SLG: 0.500 (1, 2)										4	1	1	0	0	0	2				
Wayne Terwilliger, R OBP: 0.290, SLG: 0.232 (1, 4)										4	0	0	0	0	0	1				
Connie Marrero, R Sonny Dixon, S Bunky Stewart, L Tom Wright, L Camilo Pascual, R Dean Stone, L (1, 1) (7, 1) (7, 1) (8, PR) (8, 1) (8, 1)										3	0	0	0	0	0	1				
<b>Inning Stats</b>	R: 0 E: 0 K: 2 S: 8	H: 2 LOB: 2 BB: 1 P: 12	R: 0 E: 0 K: 0 S: 3	H: 0 LOB: 0 BB: 0 P: 3	R: 3 E: 0 K: 0 S: 8	H: 5 LOB: 2 BB: 0 P: 8	R: 0 E: 0 K: 0 S: 3	H: 0 LOB: 0 BB: 0 P: 3	R: 1 E: 0 K: 1 S: 7	H: 2 LOB: 1 BB: 0 P: 7	R: 0 E: 0 K: 1 S: 6	H: 1 LOB: 1 BB: 0 P: 6	R: 0 E: 0 K: 0 S: 3	H: 0 LOB: 0 BB: 0 P: 3	R: 0 E: 0 K: 0 S: 3	H: 0 LOB: 0 BB: 0 P: 3	1B: 8 2B: 1 3B: 1 HR: 2	SF: 0 SAC: 0 DP: 0 HBP: 0	WP: 0 PB: 0 CS: 0	PA: 39
<b>PITCHER</b> Bob Keegan, R ERA: 2.24 (1, 1)	IP: 9.0 WLS: W BF: 39 H: 12 R: 5 ER: 5 SO: 5 BB: 1 IBB: 0 HBP: 0 BLK: 0 WP: 0 HR: 2 S: 48 P: 52 ERA: 5.00 WHIP: 1.444															<b>PITCHER</b>	IP: WLS: BF: H: R: ER: SO: BB: IBB: HBP: BLK: WP: HR: S: P: ERA: WHIP:			

Batter	1	2	3	4	5	6	7	8	9	AB	R	H	RBI	BB	SO	LOB	BOTTOM			
Chico Carrasquel, R OBP: 0.326, SLG: 0.370 (1, 6)										4	2	1	0	1	0	4	<b>Washington Senators @ Chicago White Sox</b> Comiskey Park, Chicago, IL Sun May 16 1954, 4:33 AM EDT Unknown 			
Nellie Fox, L OBP: 0.372, SLG: 0.342 (1, 4)										3	2	2	0	2	0	0				
Minnie Minoso, R OBP: 0.380, SLG: 0.588 (1, 7)										5	3	3	6	0	0	1				
Ferris Fain, L OBP: 0.349, SLG: 0.404 Bob Boyd, L OBP: 0.233, SLG: 0.232 (1, 3) (8, PR) (9, 3)										4	0	1	1	1	0	3				
Cass Michaels, R OBP: 0.500, SLG: 0.582 (1, 5)										4	1	0	0	1	0	3				
Sherm Lollar, R OBP: 0.380, SLG: 0.434 (1, 2)										4	1	1	1	0	0	1				
Jim Rivera, L OBP: 0.298, SLG: 0.450 (1, 9)										4	0	2	0	0	1	1				
Johnny Groth, R OBP: 0.348, SLG: 0.443 (1, 8)										2	0	0	0	1	0	0				
Bob Keegan, R OBP: 0.261, SLG: 0.316 (1, 1)										4	1	1	0	0	1	3				
<b>Inning Stats</b>	R: 3 E: 0 K: 0 S: 6	H: 3 LOB: 0 BB: 0 P: 6	R: 0 E: 0 K: 0 S: 4	H: 1 LOB: 1 BB: 0 P: 4	R: 0 E: 0 K: 0 S: 3	H: 0 LOB: 1 BB: 1 P: 7	R: 0 E: 0 K: 1 S: 6	H: 1 LOB: 2 BB: 1 P: 10	R: 0 E: 0 K: 0 S: 3	H: 0 LOB: 1 BB: 1 P: 7	R: 1 E: 0 K: 1 S: 6	H: 1 LOB: 0 BB: 0 P: 6	R: 3 E: 2 K: 0 S: 5	H: 2 LOB: 1 BB: 2 P: 13	R: 3 E: 0 K: 0 S: 6	H: 3 LOB: 1 BB: 1 P: 10	1B: 6 2B: 1 3B: 2 HR: 2	SF: 0 SAC: 1 DP: 0 HBP: 0	WP: 0 PB: 0 CS: 0	PA: 41
<b>PITCHER</b> Connie Marrero, R ERA: 3.6 Sonny Dixon, R ERA: 2.95 Bunky Stewart, L ERA: 4.5 Camilo Pascual, R ERA: 3.91 Dean Stone, L ERA: 4.5	IP: 6.0 WLS: L BF: 27 H: 6 R: 4 ER: 4 SO: 2 BB: 3 IBB: 0 HBP: 0 BLK: 0 WP: 0 HR: 2 S: 28 P: 40 ERA: 6.00 WHIP: 1.500															<b>PITCHER</b>	IP: WLS: BF: H: R: ER: SO: BB: IBB: HBP: BLK: WP: HR: S: P: ERA: WHIP:			

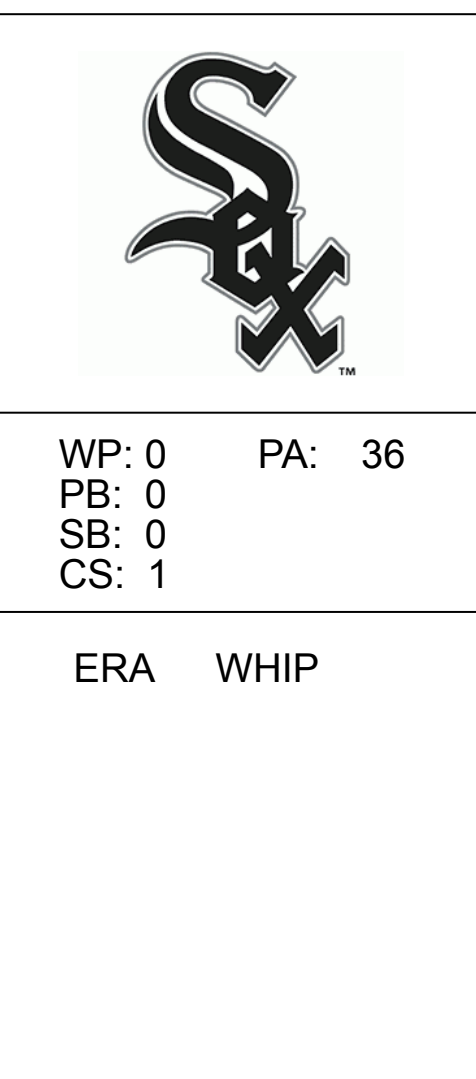


Batter	1	2	3	4	5	6	7	8	9	AB	R	H	RBI	BB	SO	LOB	TOP										
<b>Eddie Yost, R</b> OBP: 0.339, SLG: 0.302 (1, 5)	0-0 6-3		0-0 P5		0-0 1B		0-3 K		0-0 6-3	5	0	1	0	0	1	0	<b>Washington Senators @ Chicago White Sox</b> Comiskey Park, Chicago, IL Sun May 16 1954, 4:38 AM EDT Att: 25,515 - Unknown										
<b>Jim Busby, R</b> OBP: 0.376, SLG: 0.550 (1, 8)	0-0 5-3		0-0 6-3		0-0 F8		0-0 F7			4	0	0	0	0	0	1											
<b>Mickey Vernon, L</b> OBP: 0.330, SLG: 0.536 (1, 3)	0-0 F8		0-0 G3			4-0 F8 BB 1B BB		0-0 4-3		3	1	0	0	1	0	0											
<b>Roy Sievers, R</b> OBP: 0.321, SLG: 0.489 (1, 7)		0-0 1B 1B 2B		0-0 P5		4-0 1B 1-2 1B BB		0-0 6-3		3	2	1	0	1	0	0											
<b>Tom Wright, L</b> OBP: 0.306, SLG: 0.304 (1, 9)		0-0 1B 2-3 1B		0-0 F7		0-0 F8		0-0 1B 7-2 1B		4	0	2	0	0	0	2											
<b>Pete Runnels, L</b> OBP: 0.338, SLG: 0.265 (1, 6)		0-3 K		0-0 3B		0-0 1B 1-3 3-H 1B		0-0 1B 1-3 1B		4	0	3	1	0	1	2											
<b>Ed Fitz Gerald, R</b> OBP: 0.281, SLG: 0.212 (1, 2)		0-0 1-2 3-H 1B		0-0 P8		0-0 FC5-4 1-2 3-H 1B		0-0 7-2		4	0	2	2	0	0	3											
<b>Wayne Terwilliger, R</b> OBP: 0.278, SLG: 0.221 (1, 4)		0-0 P3		0-0 F9		0-0 5-3		0-0 K		4	0	0	0	0	1	4											
<b>Bob Porterfield, R</b> OBP: 0.095, SLG: 0.250 (1, 1)		0-0 F9		0-0 6-3		0-0 FC5-4 1-2		0-3 K		4	0	0	0	0	1	4											
<b>Inning Stats</b>	R: 0 E: 0 K: 0 S: 3	H: 0 LOB: 0 BB: 0 P: 3	R: 1 E: 0 K: 1 S: 8	H: 3 LOB: 2 BB: 0 P: 8	R: 0 E: 0 K: 0 S: 3	H: 0 LOB: 0 BB: 0 P: 3	R: 0 E: 0 K: 0 S: 4	H: 1 LOB: 1 BB: 0 P: 4	R: 0 E: 0 K: 1 S: 4	H: 1 LOB: 1 BB: 0 P: 4	R: 2 E: 0 K: 1 S: 7	H: 2 LOB: 2 BB: 2 P: 15	R: 0 E: 0 K: 1 S: 5	H: 0 LOB: 0 BB: 0 P: 5	R: 0 E: 0 K: 0 S: 4	H: 2 LOB: 1 BB: 0 P: 4	R: 0 E: 0 K: 1 S: 5	H: 0 LOB: 0 BB: 0 P: 5	1B: 7 2B: 2 3B: 1 HR: 0	SF: 0 SAC: 0 DP: 1 HBP: 0	WP: 0 PB: 0 CS: 0	PA: 37					
<b>PITCHER</b>	IP	WLS	BF	H	R	ER	SO	BB	IBB	HBP	BLK	WP	HR	S	P	ERA	WHIP										
<b>Mike Fomieses, R</b> ERA: 1.93 (1, 1)	5.1	L	25	7	3	3	1	2	0	0	0	0	0	25	33	5.06	1.688										
<b>Don Johnson, R</b> ERA: 1.67 (6, 1)	3.2		12	2	0	0	3	0	0	0	0	0	0	18	18	0.00	0.545										

Batter	1	2	3	4	5	6	7	8	9	AB	R	H	RBI	BB	SO	LOB	BOTTOM										
<b>Chico Carrasquel, R</b> OBP: 0.316, SLG: 0.358 (1, 6)	0-0 6-3		0-0 5-3		0-0 6-3		0-0 P6			4	0	0	0	0	0	2	<b>Washington Senators @ Chicago White Sox</b> Comiskey Park, Chicago, IL Sun May 16 1954, 4:38 AM EDT Att: 25,515 - Unknown										
<b>Nellie Fox, L</b> OBP: 0.368, SLG: 0.333 (1, 4)	0-0 L1		4-0 1B BB		0-0 1-3		0-0 F7			3	0	0	0	1	0	0											
<b>Minnie Minoso, R</b> OBP: 0.383, SLG: 0.581 (1, 7)	1-0 HBP		0-0 1-3 2-H 1B		0-0 L7		0-0 6-3			3	0	1	1	0	0	0											
<b>Ferris Fain, L</b> OBP: 0.354, SLG: 0.402 (1, 3)	0-0 P5		0-0 L8		0-0 1B 1B		4-0 CS BB BB			3	0	1	0	1	0	3											
<b>Bob Boyd, L</b> OBP: 0.233, SLG: 0.232 (6, PR) (9, 3)										0	0	0	0	0	0	0											
<b>Cass Michaels, R</b> OBP: 0.500, SLG: 0.569 (1, 5)		0-0 F9		0-0 F8		0-0 1-3 1B		4-0 1-2 BB		3	0	1	0	1	0	0											
<b>Carl Sawatski, L</b> OBP: 0.211, SLG: 0.118 (1, 2)		0-0 4-3		0-0 F8		0-0 1-6-3		0-0 CS 2-3		4	0	0	0	0	1	2											
<b>Jim Rivera, L</b> OBP: 0.275, SLG: 0.409 (1, 9)		0-0 1-3		0-0 4-3			0-0 E4 G5-4-3		0-0 3-1	4	0	0	0	0	0	0											
<b>Johnny Groth, R</b> OBP: 0.345, SLG: 0.436 (1, 8)			0-0 SH3-1 1B 1B		0-0 P3		0-0 G5-4-3 1-2		0-0 6-3	4	1	1	0	0	0	1											
<b>Mike Fomieses, R</b> OBP: 0.250, SLG: 0.250 (1, 1)			0-0 SH3-1		0-0 1-3					1	0	0	0	0	0	0											
<b>Don Johnson, R</b> OBP: 0.100, SLG: 0.100 (6, 1)										1	0	1	0	0	0	0											
<b>Inning Stats</b>	R: 0 E: 0 K: 0 S: 3	H: 0 LOB: 1 BB: 0 P: 4	R: 0 E: 0 K: 0 S: 3	H: 0 LOB: 0 BB: 0 P: 3	R: 1 E: 0 K: 0 S: 5	H: 2 LOB: 2 BB: 1 P: 9	R: 0 E: 0 K: 0 S: 3	H: 0 LOB: 0 BB: 0 P: 3	R: 0 E: 0 K: 0 S: 5	H: 2 LOB: 2 BB: 0 P: 5	R: 0 E: 1 K: 0 S: 4	H: 1 LOB: 1 BB: 0 P: 4	R: 0 E: 0 K: 0 S: 2	H: 0 LOB: 1 BB: 2 P: 10	R: 0 E: 0 K: 1 S: 5	H: 0 LOB: 0 BB: 0 P: 5	1B: 5 2B: 0 3B: 0 HR: 0	SF: 0 SAC: 1 DP: 1 HBP: 1	WP: 0 PB: 0 CS: 1	PA: 36							
<b>PITCHER</b>	IP	WLS	BF	H	R	ER	SO	BB	IBB	HBP	BLK	WP	HR	S	P	ERA	WHIP										
<b>Bob Porterfield, R</b> ERA: 2.08 (1, 1)	9.0	W	35	5	1	1	1	3	0	1	0	0	0	33	46	1.00	0.889										

AB	35
R	3
H	9
RBI	3
BB	2
SO	4
LOB	16

AB	30
R	1
H	5
RBI	1
BB	3
SO	1
LOB	8







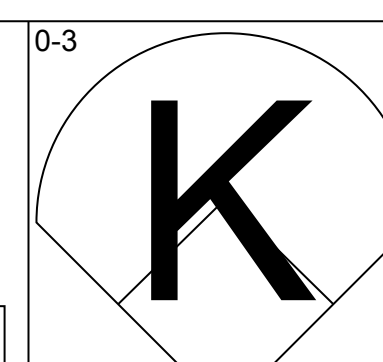
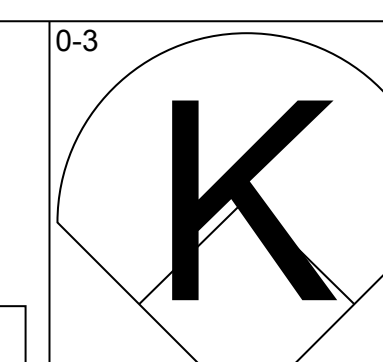
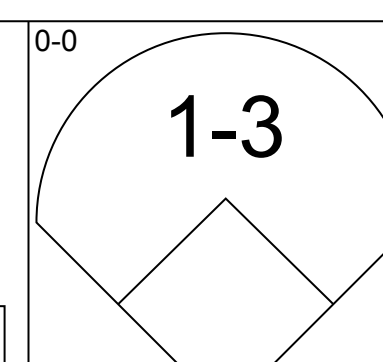
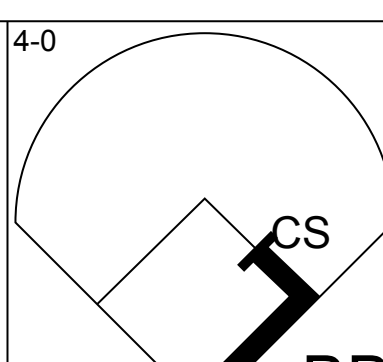
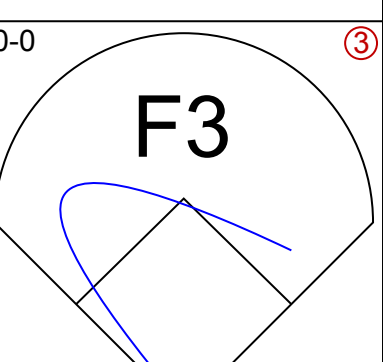
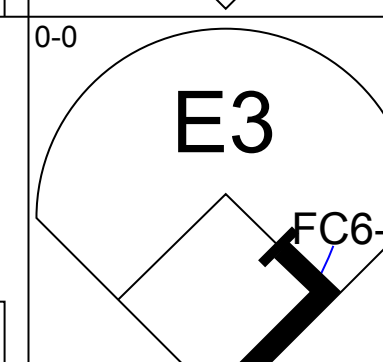
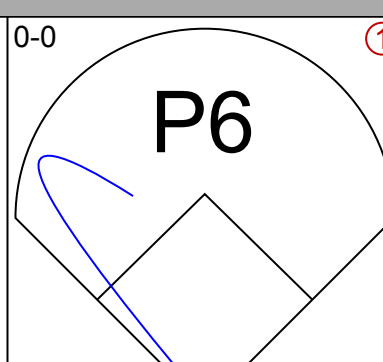
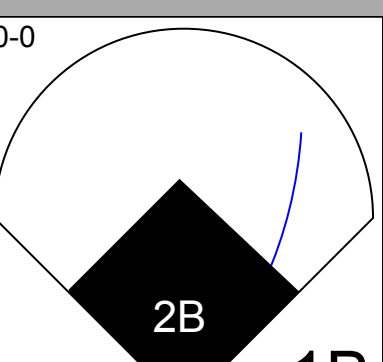
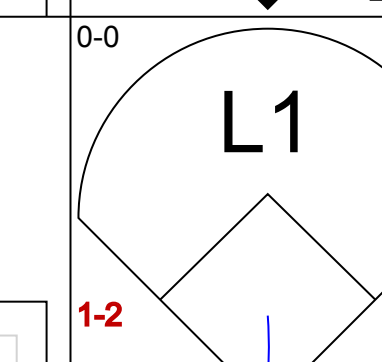
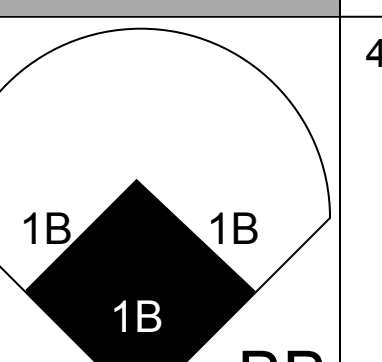
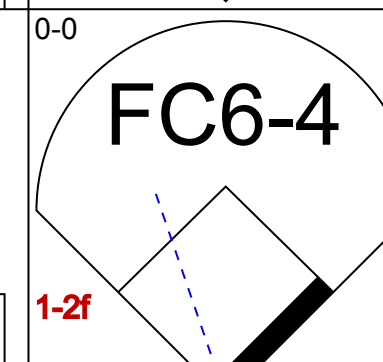
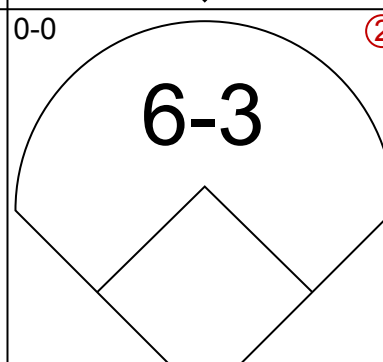
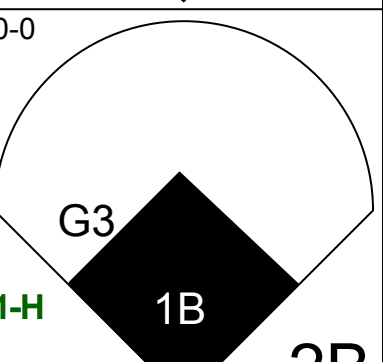
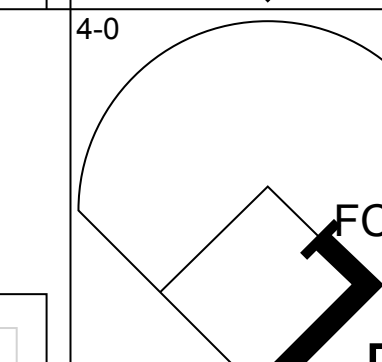
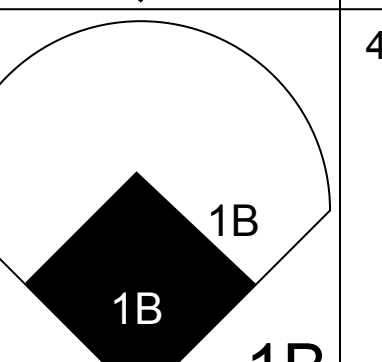
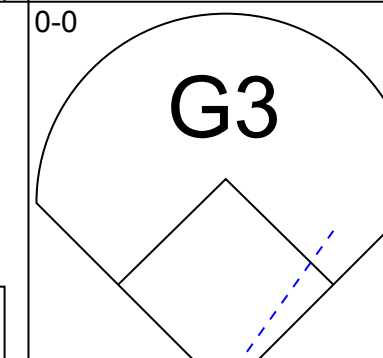
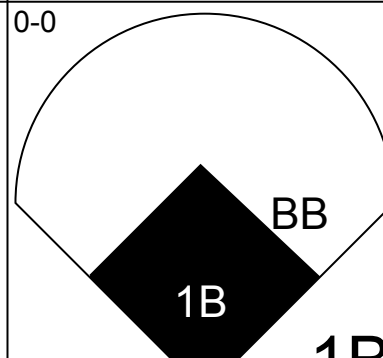
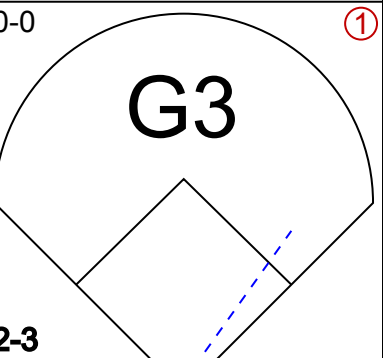
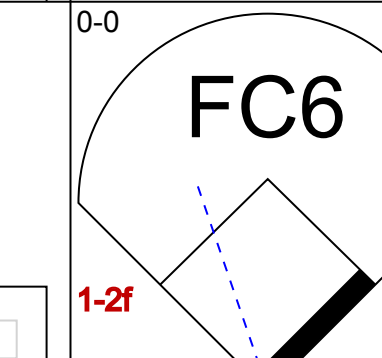
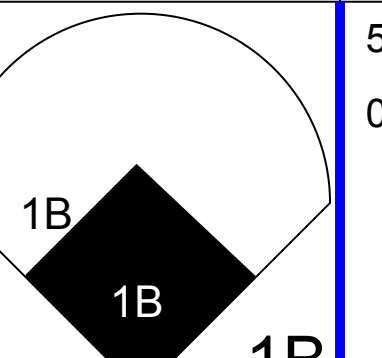
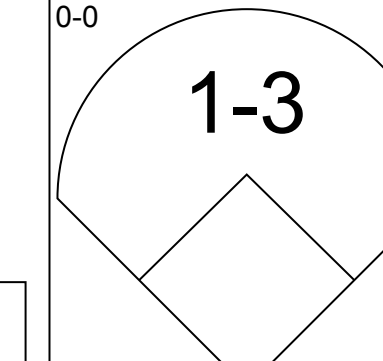
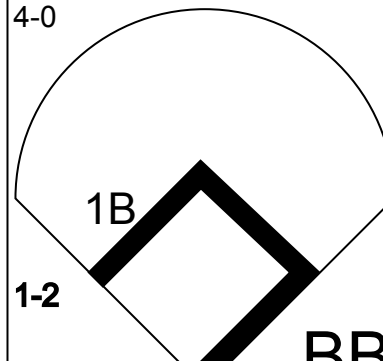
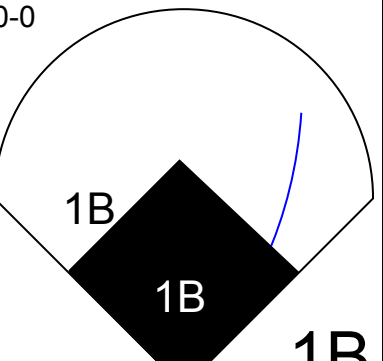

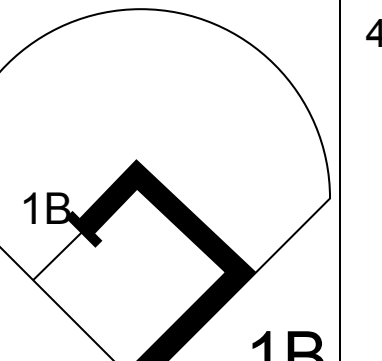
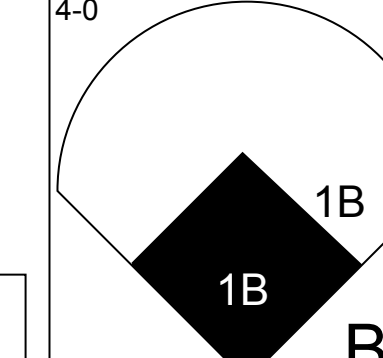
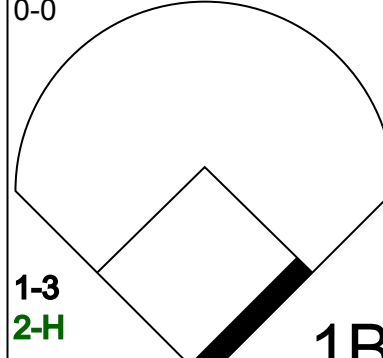
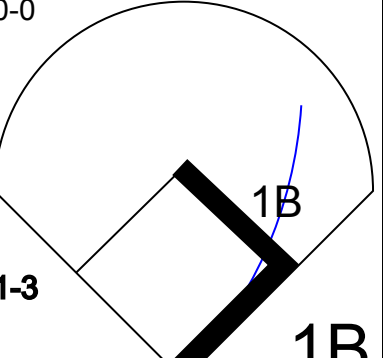

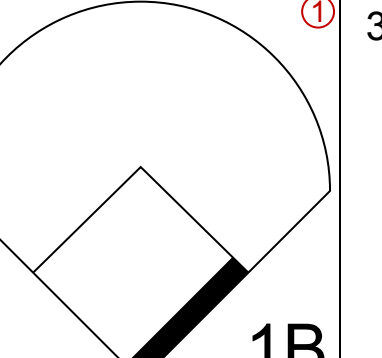
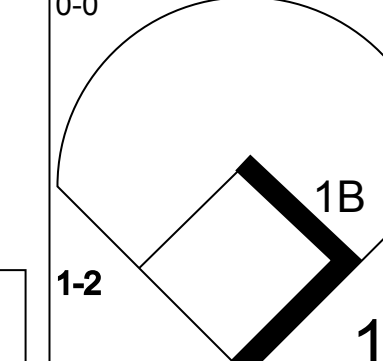
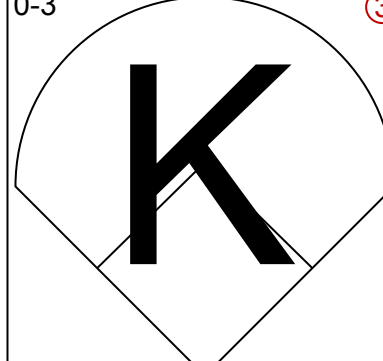
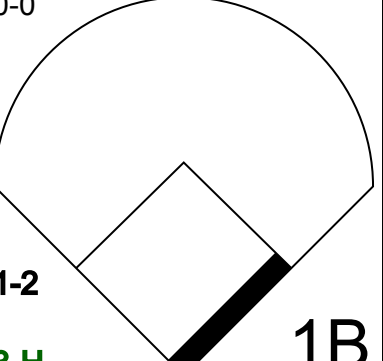

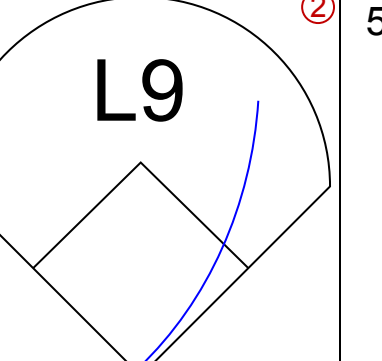
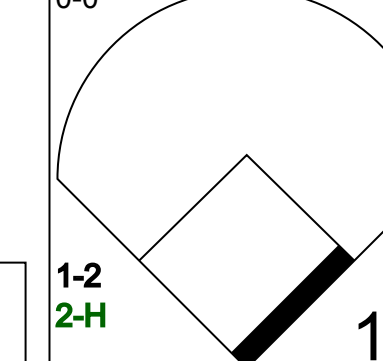
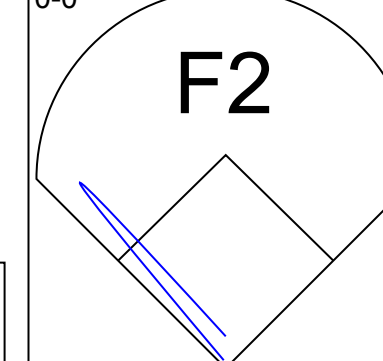
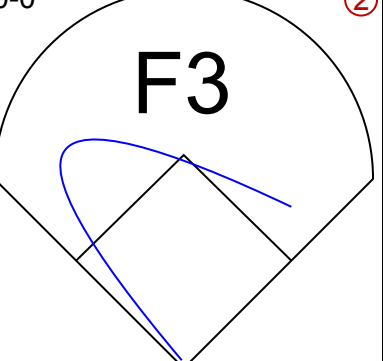
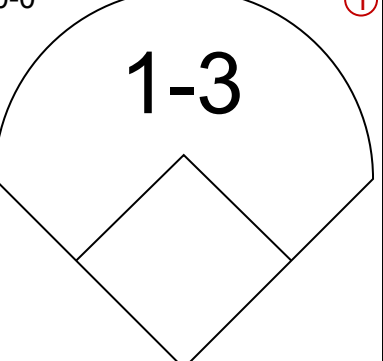
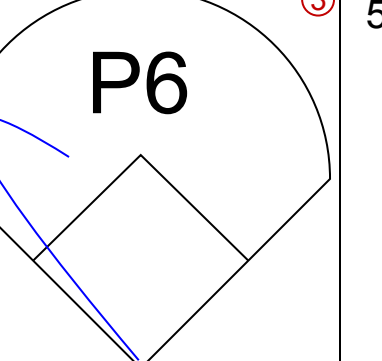
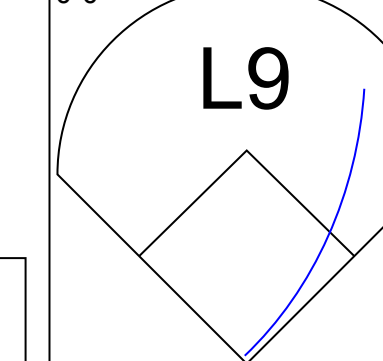
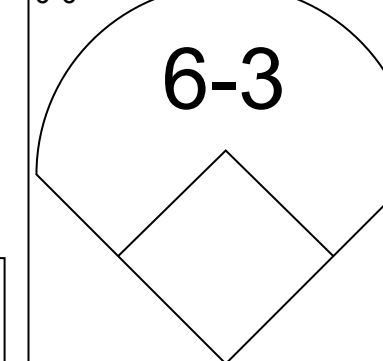
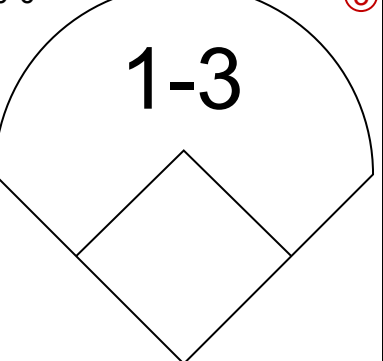
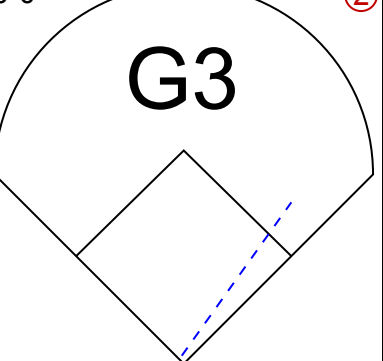


Batter	1	2	3	4	5	6	7	8	9	AB	R	H	RBI	BB	SO	LOB	TOP			
Hank Bauer, R (1, 9) OBP: 0.328, SLG: 0.385	4-0 CS BB		0-0 F9			0-3 K		0-0 E6 FC5-4 1B	4-0 BB	3	1	0	0	2	1	1	<b>New York Yankees @ Chicago White Sox</b> Comiskey Park, Chicago, IL Wed May 19 1954, 4:33 AM EDT Att: 10,938 - Unknown <a href="http://livebaseballscorecards.com">livebaseballscorecards.com</a>			
Phil Rizzuto, R (1, 6) Eddie Robinson, L (8, PH) Willy Miranda, S (8, PH)	0-0 F7		0-0 4-3			0-0 F7		0-0 FC5-4 1B	0-0 CS	3	0	0	0	0	0	1				
Jerry Coleman, R (8, PH)	1-2							1-2 2-3 1B	2-3	4	0	2	1	0	0	2				
Mickey Mantle, S (1, 8)	0-0 1B			0-0 F7		0-0 2B		0-0 FC5-4 1B		4	0	1	1	0	0	2				
Yogi Berra, L (1, 2)	0-0 F4			0-0 F8		0-0 F7		0-0 1B		4	0	1	1	0	0	2				
Bill Skowron, R (1, 3)		0-0 P4		0-0 F9			0-0 F8	0-0 F7		4	0	0	0	0	0	2				
Gene Woodling, L (1, 7)	4-0 BB				0-3 K		0-0 G4-6-3 1B	0-3 K		3	0	1	0	1	2	0				
Gil McDougald, R (1, 4)	0-0 F9			0-0 F8		0-0 G4-6-3 1B		1-0 1B FC6-4 HBP		3	1	0	0	0	0	2				
Andy Carey, R (1, 5)	0-0 P4				0-0 1B			0-3 K	0-0 FC6-4 1B	4	0	2	0	0	1	1				
Ed Lopat, L (1, 1)			0-0 L4		0-0 F8			0-0 1B E FC5-4 1B	0-0 FC6-4 CS BB	2	0	0	0	0	0	1				
Bob Cerv, R (8, PH) Bob Grim, R (8, PH) Enos Slaughter, L (8, PH) Allie Reynolds, R (9, 1)									1-2 3-H	1	1	1	0	0	0	0				
<b>Inning Stats</b>	R: 0 E: 0 K: 0 S: 3	H: 1 LOB: 1 BB: 1 P: 7	R: 0 E: 0 K: 0 S: 3	H: 0 LOB: 0 BB: 0 P: 7	R: 0 E: 0 K: 0 S: 3	H: 0 LOB: 0 BB: 0 P: 3	R: 0 E: 0 K: 0 S: 6	H: 1 LOB: 1 BB: 0 P: 6	R: 0 E: 0 K: 1 S: 6	H: 1 LOB: 1 BB: 0 P: 6	R: 0 E: 0 K: 0 S: 3	H: 1 LOB: 0 BB: 0 P: 3	R: 2 E: 1 K: 1 S: 9	H: 3 LOB: 2 BB: 0 P: 9	R: 1 E: 0 K: 1 S: 5	H: 1 LOB: 1 BB: 1 P: 10		1B: 7 2B: 1 3B: 0 HR: 0	SF: 0 SAC: 0 DP: 1 HBP: 1	WP: 0 PB: 0 CS: 2
<b>PITCHER</b> Billy Pierce, L (1, 1) ERA: 3.11	IP: 9.0 WLS: L BF: 37	H: 8 R: 3 ER: 1 SO: 4	BB: 3 IBB: 0 HBP: 1 BLK: 0	WP: 0 HR: 0 S: 41 P: 54	ERA: 1.00 WHIP: 1.222	<b>PITCHER</b>														

Batter	1	2	3	4	5	6	7	8	9	AB	R	H	RBI	BB	SO	LOB	BOTTOM					
Chico Carrasquel, R (1, 6) OBP: 0.315, SLG: 0.344	0-0 L5-4 1B	0-3 K		0-0 4-3			0-0 F8		0-0 6-3	5	0	1	0	0	1	2	<b>New York Yankees @ Chicago White Sox</b> Comiskey Park, Chicago, IL Wed May 19 1954, 4:33 AM EDT Att: 10,938 - Unknown <a href="http://livebaseballscorecards.com">livebaseballscorecards.com</a>					
Nellie Fox, L (1, 4) OBP: 0.371, SLG: 0.346	0-0 BB 1B	0-0 2B			0-0 G4-6-3 1B		0-0 F2		0-0 G3	5	0	3	1	0	0	0						
Minnie Minoso, R (1, 7) OBP: 0.387, SLG: 0.568	0-0 L5-4	0-0 L4			0-0 G4-6-3 1B		0-0 1B			4	0	1	0	0	0	4						
Ferris Fain, L (1, 3) OBP: 0.380, SLG: 0.444	0-0 BB 1B		0-0 1-3		0-0 1B			4-0 SH3-4 BB		3	0	2	0	1	0	0						
Bob Boyd, L (8, PR) OBP: 0.233, SLG: 0.232	1-2 1B				0-0 1B			0-0 SH3-4 BB		0	0	0	0	0	0	0						
Cass Michaels, R (1, 5) OBP: 0.481, SLG: 0.531	4-0 BB		0-0 6-3		0-0 F8			1-2		2	0	0	0	1	0	1						
Sherm Lollar, R (1, 2) OBP: 0.360, SLG: 0.417	0-0 F2		0-0 P4			0-0 2B		0-0 F8		4	0	1	0	0	0	5						
Jim Rivera, L (1, 9) OBP: 0.288, SLG: 0.392		0-0 1B FC4 1B		0-0 F8		0-0 F7		4-0 FC6-4 IBB		3	1	1	0	1	0	1						
Johnny Groth, R (1, 8) OBP: 0.339, SLG: 0.419		0-0 FC4 1B		0-0 G3		0-0 6-3		0-0 FC6-4		4	0	1	0	0	0	3						
Billy Pierce, L (1, 1) Willard Marshall, L (8, PH) OBP: 0.250, SLG: 0.211 ERA: 3.58	0-0 FC4 2B		0-0 1B		0-0 1B		0-0 G3		0-3 K	3	1	1	1	0	0	2						
<b>Inning Stats</b>	R: 2 E: 0 K: 0 S: 5	H: 3 LOB: 3 BB: 1 P: 9	R: 2 E: 0 K: 1 S: 8	H: 3 LOB: 0 BB: 0 P: 8	R: 0 E: 0 K: 0 S: 4	H: 1 LOB: 1 BB: 0 P: 4	R: 0 E: 0 K: 0 S: 4	H: 2 LOB: 1 BB: 0 P: 4	R: 0 E: 0 K: 0 S: 3	H: 1 LOB: 1 BB: 0 P: 3	R: 0 E: 0 K: 0 S: 3	H: 0 LOB: 2 BB: 2 P: 11	R: 0 E: 0 K: 1 S: 5	H: 0 LOB: 0 BB: 0 P: 5	1B: 9 2B: 3 3B: 0 HR: 0	SF: 0 SAC: 1 DP: 2 HBP: 0		WP: 0 PB: 0 CS: 0	PA: 38			
<b>PITCHER</b> Ed Lopat, L (1, 1) ERA: 2.51	IP: 7.0 WLS: W BF: 30	H: 11 R: 2 ER: 2 SO: 1	BB: 1 IBB: 1 HBP: 0 BLK: 0	WP: 0 HR: 0 S: 31 P: 35	ERA: 2.57 WHIP: 1.714	<b>PITCHER</b>																
Bob Grim, R (8, 1) ERA: 3.58	1.0 W	5 0	0 0	0 0	0 0	0 0	3 11	0.00 1.000														
Allie Reynolds, R (8, 1) ERA: 1.24	1.0 S	3 0	0 0	0 0	1 0	0 0	5 5	0.00 0.000														





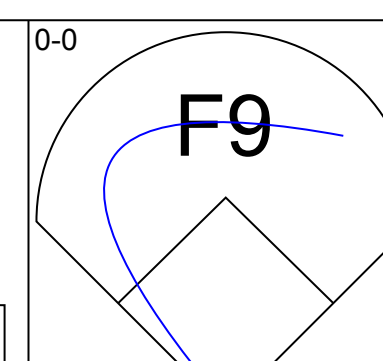
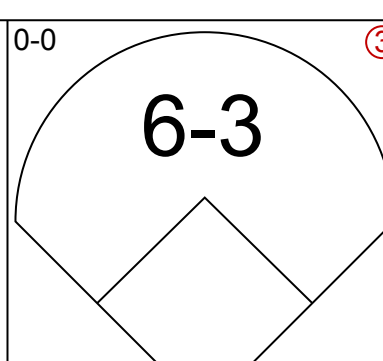
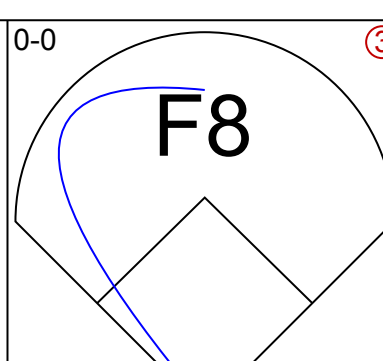
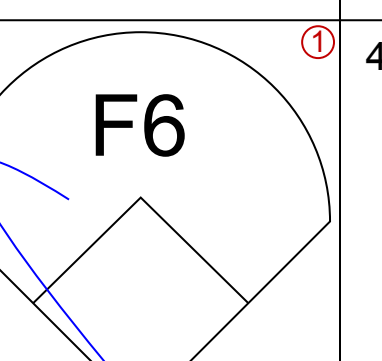
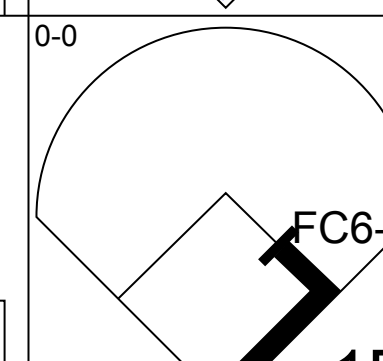
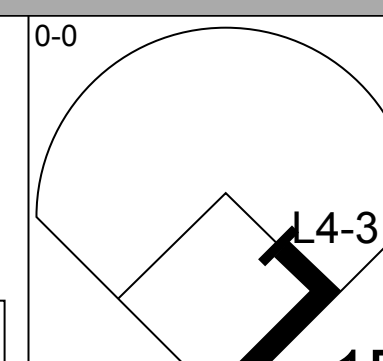
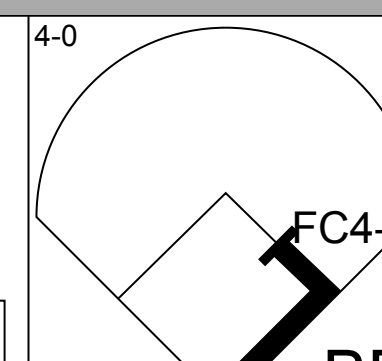
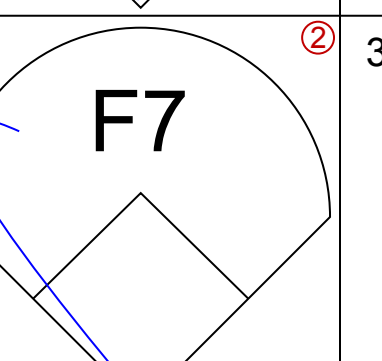
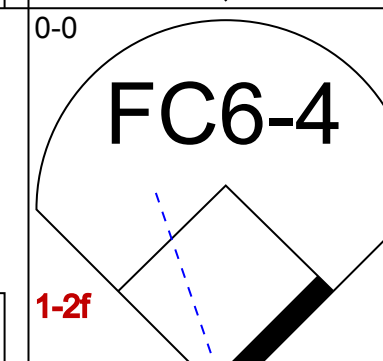
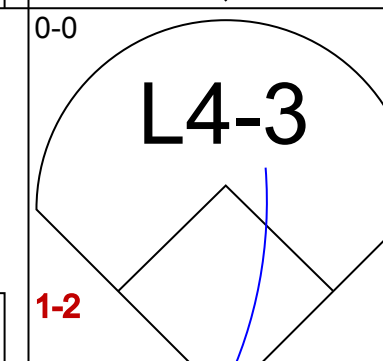
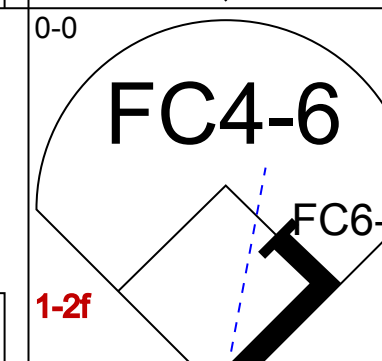
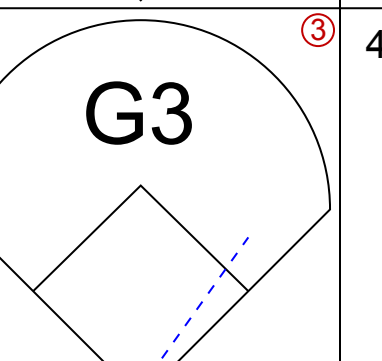
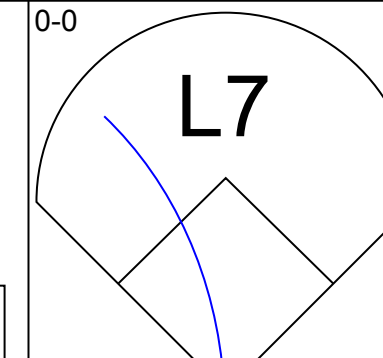
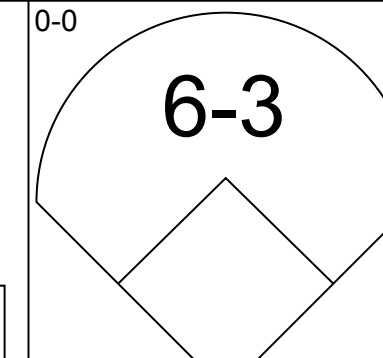
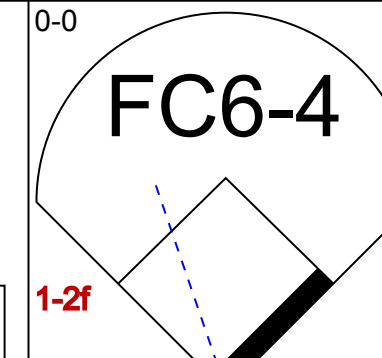
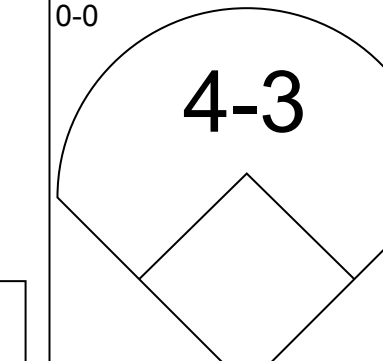
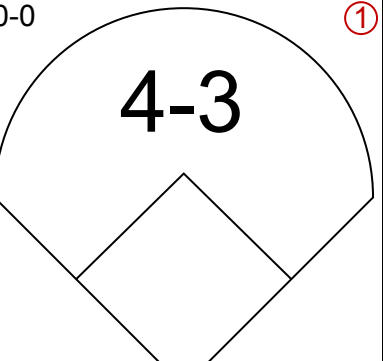
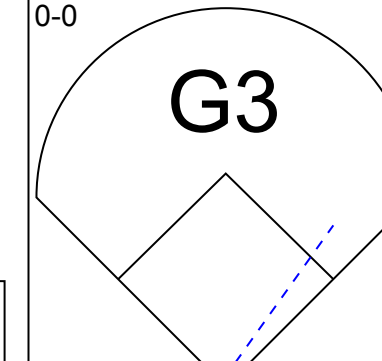
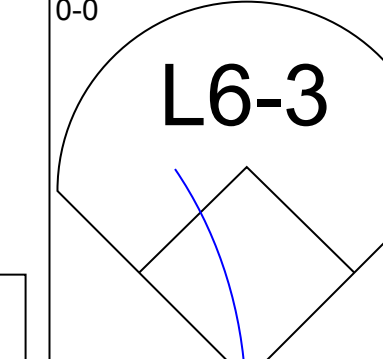
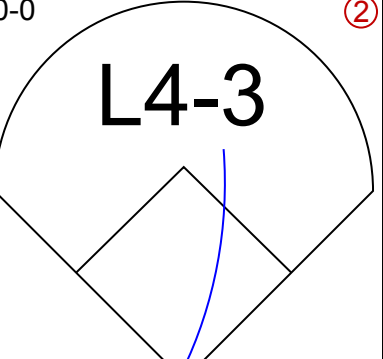
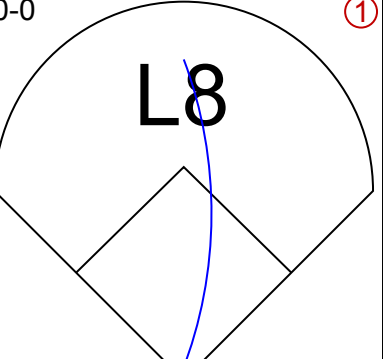
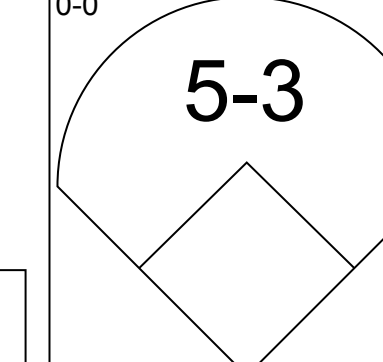
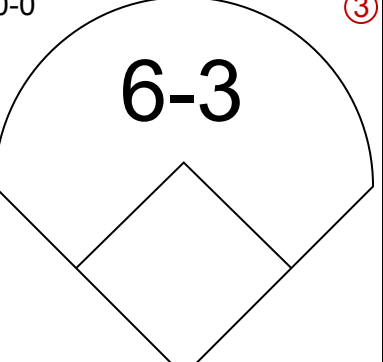
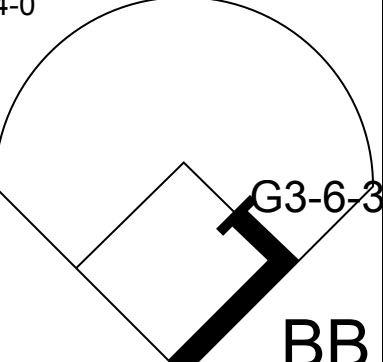
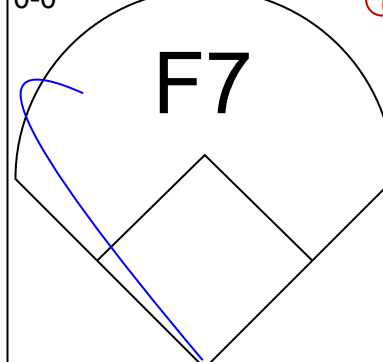
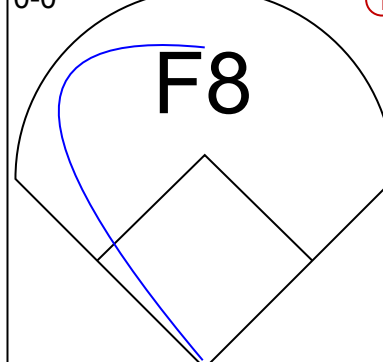
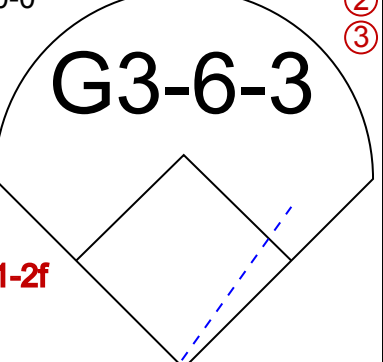
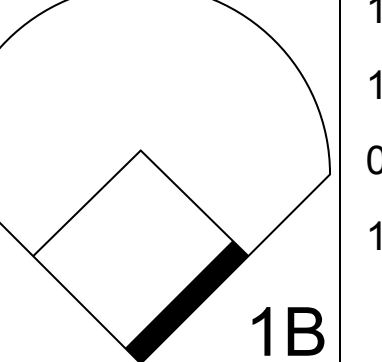
Batter	1	2	3	4	5	6	7	8	9	AB	R	H	RBI	BB	SO	LOB	TOP					
Chico Carrasquel, R OBP: 0.311, SLG: 0.333 (1, 6)										4	0	0	0	1	2	2						
Nelle Fox, L OBP: 0.372, SLG: 0.343 (1, 4)										4	2	1	0	1	0	1						
Minnie Minoso, R OBP: 0.395, SLG: 0.574 (1, 7)										4	2	2	1	1	0	1						
Ferris Fain, L OBP: 0.381, SLG: 0.442 Bob Boyd, L OBP: 0.233, SLG: 0.232 (9, PR) (9, 3)										5	1	2	0	0	0	3						
Cass Michaels, R OBP: 0.488, SLG: 0.529 (1, 5)										4	1	2	3	1	0	0						
Sherm Lollar, R OBP: 0.390, SLG: 0.437 (1, 2)										3	1	3	2	2	0	0						
Jim Rivera, L OBP: 0.297, SLG: 0.393 (1, 9)										5	0	2	1	0	1	4						
Johnny Groth, R OBP: 0.333, SLG: 0.410 (1, 8)										5	0	1	1	0	0	3						
Bob Keegan, R OBP: 0.222, SLG: 0.261 (1, 1)										4	0	0	0	0	0	4						
<b>Inning Stats</b>	R: 0 E: 1 K: 1 S: 6	H: 0 LOB: 1 BB: 0 P: 6	R: 1 E: 0 K: 1 S: 7	H: 2 LOB: 2 BB: 1 P: 11	R: 1 E: 0 K: 1 S: 7	H: 2 LOB: 2 BB: 1 P: 11	R: 0 E: 0 K: 0 S: 3	H: 0 LOB: 0 BB: 0 P: 3	R: 3 E: 0 K: 0 S: 8	H: 5 LOB: 2 BB: 0 P: 8	R: 0 E: 0 K: 0 S: 2	H: 0 LOB: 1 BB: 2 P: 10	R: 0 E: 0 K: 0 S: 2	H: 0 LOB: 0 BB: 1 P: 6	R: 0 E: 0 K: 0 S: 3	H: 0 LOB: 0 BB: 0 P: 3	R: 3 E: 0 K: 0 S: 6	H: 4 LOB: 1 BB: 1 P: 10	1B: 12 2B: 1 3B: 0 HR: 0	SF: 0 SAC: 0 DP: 1 HBP: 0	WP: 0 PB: 0 SB: 0 CS: 1	PA: 44
<b>PITCHER</b>	IP	WLS	BF	H	R	ER	SO	BB	IBB	HBP	BLK	WP	HR	S	P	ERA	WHIP					
Billy Hoelt, L ERA: 4.98 (1, 1)	4.1	L	25	9	5	5	3	2	0	0	0	0	0	29	37	10.38	2.538					
Ray Herbert, R ERA: 8.64 (5, 1)	4.0		17	4	3	3	0	4	0	0	0	0	0	13	29	6.75	2.000					
Bob Miller, L ERA: (9, 1)	0.2		2	0	0	0	0	0	0	0	0	0	0	2	2	0.00	0.000					

Chicago White Sox @ Detroit Tigers  
Briggs Stadium, Detroit, MI  
Fri May 21 1954, 4:33 AM EDT  
Att: 41,641 - Unknown

livebaseballscores.com

AB 38  
R 8  
H 13  
RBI 8  
BB 6  
SO 3  
LOB 18



Batter	1	2	3	4	5	6	7	8	9	AB	R	H	RBI	BB	SO	LOB	BOTTOM				
Harvey Kuenn, R OBP: 0.297, SLG: 0.379 (1, 6)										4	0	0	0	0	0	1					
Frank Bolling, R OBP: 0.327, SLG: 0.392 (1, 4)										3	0	2	0	1	0	1					
Ray Boone, R OBP: 0.467, SLG: 0.560 (1, 5)										4	0	0	0	0	0	4					
Jim Delsing, L OBP: 0.360, SLG: 0.358 (1, 7)										3	0	0	0	0	0	2					
Chuck Kress, L OBP: 0.273, SLG: 0.238 (1, 3)										3	0	0	0	0	0	1					
Al Kaline, R OBP: 0.310, SLG: 0.291 (1, 9)										3	0	0	0	0	0	0					
Bill Tuttle, R OBP: 0.448, SLG: 0.520 (1, 8)										2	0	0	0	1	0	0					
Frank House, L OBP: 0.411, SLG: 0.560 (1, 2)										3	0	0	0	0	0	1					
Billy Hoelt, L (1, 1)										1	0	0	0	0	0	0					
Ray Herbert, R OBP: 0.333, SLG: 1.000 (5, 1)										1	0	0	0	0	0	0					
Bob Miller, R (9, 1)										0	0	0	0	0	0	0					
Fred Hatfield, L OBP: 0.375, SLG: 0.286 (9, PH)										1	0	1	0	0	0	0					
<b>Inning Stats</b>	R: 0 E: 0 K: 0 S: 4	H: 1 LOB: 1 BB: 0 P: 4	R: 0 E: 0 K: 0 S: 3	H: 0 LOB: 0 BB: 0 P: 3	R: 0 E: 0 K: 0 S: 3	H: 0 LOB: 0 BB: 0 P: 3	R: 0 E: 0 K: 0 S: 3	H: 1 LOB: 0 BB: 0 P: 3	R: 0 E: 0 K: 0 S: 3	H: 0 LOB: 0 BB: 0 P: 3	R: 0 E: 0 K: 0 S: 3	H: 0 LOB: 1 BB: 1 P: 7	R: 0 E: 0 K: 0 S: 2	H: 0 LOB: 0 BB: 1 P: 6	R: 0 E: 0 K: 0 S: 4	H: 1 LOB: 1 BB: 0 P: 4	1B: 3 2B: 1 3B: 0 HR: 0	SF: 0 SAC: 0 DP: 2 HBP: 0	WP: 0 PB: 0 SB: 0 CS: 0	PA: 30	
<b>PITCHER</b>	IP	WLS	BF	H	R	ER	SO	BB	IBB	HBP	BLK	WP	HR	S	P	ERA	WHIP				
Bob Keegan, R ERA: 1.91 (1, 1)	9.0	W	30	3	0	0	0	2	0	0	0	0	0	28	36	0.00	0.556				

Chicago White Sox @ Detroit Tigers  
Briggs Stadium, Detroit, MI  
Fri May 21 1954, 4:33 AM EDT  
Att: 41,641 - Unknown

livebaseballscores.com

AB 28  
R 0  
H 3  
RBI 0  
BB 2  
SO 0  
LOB 10









Batter	1	2	3	4	5	6	7	8	9	AB	R	H	RBI	BB	SO	LOB	TOP				
Chico Carrasquel, R OBP: 0.319, SLG: 0.350	0-0 SH5-3 1B		0-0 6-3		0-0 1-2 1B		0-0 G5-4-3		0-0 6-3	5	0	2	0	0	0	4					
Nelle Fox, L OBP: 0.372, SLG: 0.345	0-0 SH5-3			0-0 F2	0-0 4-3			0-0 HR 1B	0-0 6-3	4	1	1	0	0	0	3					
Minnie Minoso, R OBP: 0.389, SLG: 0.612	0-0 P6			0-0 3B		0-3 K		0-0 HR 1B	0-0 6-3	5	1	2	2	0	1	2					
Ferris Fain, L OBP: 0.370, SLG: 0.421	0-0 F7			4-0 BB		0-0 L9		0-0 L7		3	0	0	0	1	0	1					
Cass Michaels, R OBP: 0.474, SLG: 0.539		0-3 K		0-3 K		0-0 L6		0-0 HR		4	1	1	1	0	2	2					
Sherm Lollar, R OBP: 0.385, SLG: 0.462		0-0 L6		0-0 6-3			0-0 F8	0-0 HR		4	1	1	1	0	0	2					
Jim Rivera, L OBP: 0.278, SLG: 0.359					0-0 F7		0-0 1B	0-0 L9		4	0	1	0	0	1	0					
Johnny Groth, R OBP: 0.328, SLG: 0.395				0-0 P4		0-0 F8		0-0 4-3		4	0	1	0	0	0	0					
Virgil Trucks, R OBP: 0.190, SLG: 0.190				0-3 K			4-0 BB	0-0 E8 1B		2	0	1	0	0	1	0					
Bud Stewart, L OBP: 0.287, SLG: 0.993										0	0	0	0	0	1	0					
Sandy Consuegra, R OBP: 0.290, SLG: 0.250										0	0	0	0	0	0	0					
Harry Dorish, R OBP: 0.148, SLG: 0.148										0	0	0	0	0	0	0					
Willard Marshall, L OBP: 0.148, SLG: 0.211										1	0	1	0	0	0	0					
Fred Marsh, R OBP: 0.400, SLG: 0.250										0	0	0	0	0	0	0					
Mike Fomiales, R OBP: 0.250, SLG: 0.250										0	0	0	0	0	0	0					
<b>Inning Stats</b>	R: 0 E: 0 K: 0 S: 4	H: 1 LOB: 1 BB: 0 P: 4	R: 0 E: 0 K: 2 S: 7	H: 0 LOB: 0 BB: 0 P: 7	R: 0 E: 0 K: 1 S: 5	H: 0 LOB: 0 BB: 0 P: 5	R: 0 E: 0 K: 1 S: 6	H: 1 LOB: 2 BB: 1 P: 10	R: 0 E: 0 K: 0 S: 5	H: 0 LOB: 0 BB: 0 P: 5	R: 0 E: 0 K: 0 S: 4	H: 2 LOB: 2 BB: 1 P: 8	R: 4 E: 0 K: 0 S: 7	H: 4 LOB: 0 BB: 0 P: 7	R: 0 E: 1 K: 0 S: 4	H: 1 LOB: 1 BB: 0 P: 4	1B: 7 2B: 0 3B: 1 HR: 3	SF: 0 SAC: 1 DP: 1 HBP: 0	WP: 0 PB: 0 SB: 1 CS: 0	PA: 39	
<b>PITCHER</b>	IP	WLS	BF	H	R	ER	SO	BB	IBB	HBP	BLK	WP	HR	S	P	ERA	WHIP				
Steve Gromek, R ERA: 2.65	7.1	L	33	10	4	4	5	2	0	0	0	0	3	41	49	4.91	1.636				
Ray Herbert, R ERA: 8.31	0.2		2	0	0	0	0	0	0	0	0	0	0	2	2	0.00	0.000				
George Zuverink, R ERA: 4.82	1.0		4	1	0	0	0	0	0	0	0	0	0	4	4	0.00	1.000				

Chicago White Sox @ Detroit Tigers  
Briggs Stadium, Detroit, MI  
Sun May 23 1954, 4:33 AM EDT  
Att: 26,047 - Unknown

livebaseballscores.com

AB 36  
R 4  
H 11  
RBI 4  
BB 2  
SO 5  
LOB 14



Batter	1	2	3	4	5	6	7	8	9	AB	R	H	RBI	BB	SO	LOB	BOTTOM				
Harvey Kuenn, R OBP: 0.307, SLG: 0.391	0-0 SH5-3 1B		0-3 K			0-3 K		0-0 G4-6-3		4	1	1	0	0	2	2					
Frank Bolling, R OBP: 0.342, SLG: 0.398	0-0 SH5-3					0-0 5-3		0-0 FC6-4 1B		3	0	2	1	0	0	0					
Ray Boone, R OBP: 0.445, SLG: 0.528	0-0 CS 1B		0-0 1-3			0-0 F8		0-0 FC6-4		4	0	1	1	0	0	2					
Jim Delsing, L OBP: 0.347, SLG: 0.337	0-3 K				0-0 F7		0-0 6-3		0-3 K	4	0	0	0	0	2	1					
Walt Dropo, R OBP: 0.279, SLG: 0.356		0-0 L4-3 1B			0-0 6-3		0-0 G3		0-3 K	4	0	1	0	0	1	0					
Al Kaline, R OBP: 0.298, SLG: 0.280		0-0 L4-3			0-0 L4		0-0 L6		0-0 L6-3	4	0	0	0	0	0	1					
Bill Tuttle, R OBP: 0.439, SLG: 0.505			0-3 K			0-0 6-3		0-0 1B G4-6-3 1B		3	1	1	0	0	1	1					
Frank House, L OBP: 0.396, SLG: 0.531			0-3 K			0-0 6-3		0-0 G4-6-3 1B		3	0	1	0	0	1	1					
Reno Bertoia, R OBP: 0.312						0-0 6-3		0-0 G4-6-3 1B		0	1	0	0	0	0	0					
Al Lakeman, R OBP: 0.200, SLG: 0.200								0-0 G4-6-3 1B		0	0	0	0	0	0	0					
Steve Gromek, S OBP: 0.160, SLG: 0.087					0-0 6-3			0-0 G4-6-3 1B		2	0	0	0	0	1	0					
Ray Herbert, R OBP: 0.333, SLG: 1.000								0-0 G4-6-3 1B		0	0	0	0	0	0	0					
Fred Hatfield, L OBP: 0.423, SLG: 0.348								0-0 G4-6-3 1B		1	0	1	0	0	0	0					
George Zuverink, R OBP: 0.200, SLG: 0.200								0-0 G4-6-3 1B		0	0	0	0	0	0	0					
<b>Inning Stats</b>	R: 1 E: 0 K: 1 S: 6	H: 2 LOB: 1 BB: 0 P: 6	R: 0 E: 0 K: 2 S: 8	H: 1 LOB: 1 BB: 0 P: 8	R: 0 E: 0 K: 1 S: 6	H: 1 LOB: 1 BB: 0 P: 6	R: 0 E: 0 K: 0 S: 3	H: 0 LOB: 0 BB: 0 P: 3	R: 0 E: 0 K: 0 S: 5	H: 0 LOB: 0 BB: 0 P: 5	R: 0 E: 0 K: 0 S: 3	H: 0 LOB: 0 BB: 0 P: 3	R: 2 E: 0 K: 0 S: 6	H: 4 LOB: 1 BB: 0 P: 6	R: 0 E: 0 K: 2 S: 7	H: 0 LOB: 0 BB: 0 P: 7	1B: 8 2B: 1 3B: 0 HR: 0	SF: 0 SAC: 1 DP: 2 HBP: 0	WP: 0 PB: 0 SB: 0 CS: 1	PA: 33	
<b>PITCHER</b>	IP	WLS	BF	H	R	ER	SO	BB	IBB	HBP	BLK	WP	HR	S	P	ERA	WHIP				
Virgil Trucks, R ERA: 2.39	6.0		21	4	1	1	6	0	0	0	0	0	0	5	5	18.00	2.000				
Sandy Consuegra, R ERA: 3.12	1.0	W	5	2	2	2	0	0	0	0	0	0	0	4	4	0.00	2.000				
Harry Dorish, R ERA: 3.12	1.0		4	2	0	0	0	0	0	0	0	0	0	4	4	0.00	2.000				
Mike Fomiales, R ERA: 1.77	1.0	S	3	0	0	0	2	0	0	0	0	0	0	7	7	0.00	0.000				

Chicago White Sox @ Detroit Tigers  
Briggs Stadium, Detroit, MI  
Sun May 23 1954, 4:33 AM EDT  
Att: 26,047 - Unknown

livebaseballscores.com

AB 32  
R 3  
H 8  
RBI 2  
BB 0  
SO 8  
LOB 8





Batter	1	2	3	4	5	6	7	8	9	AB	R	H	RBI	BB	SO	LOB	TOP	
<b>Al Smith, R</b> OBP: 0.442, SLG: 0.386 (1, 7)	0-3 K		0-0 5-3		0-0 S 1B			0-0 F8	0-3 K	5	0	1	0	0	2	1	<b>Cleveland Indians @ Chicago White Sox</b> Comiskey Park, Chicago, IL Tue May 25 1954, 4:33 AM EDT Att: 43,039 - Unknown <a href="http://livebaseballscorecards.com">livebaseballscorecards.com</a>	
<b>Bobby Avila, R</b> OBP: 0.447, SLG: 0.453 (1, 4)	0-0 P4		0-0 6-3		0-0 L3			4-0 BB BB		3	0	0	0	1	0	1		
<b>Dave Philley, S</b> OBP: 0.257, SLG: 0.355 (1, 9)	0-3 K			0-0 HR				0-0 F8		4	1	1	1	0	2	2		
<b>Al Rosen, R</b> OBP: 0.425, SLG: 0.659 (1, 3)		1-0 1B HBP		4-0 1B BB				4-0 F8		1	1	0	0	2	0	0		
<b>Larry Doby, L</b> OBP: 0.338, SLG: 0.369 (1, 8)	0-3 K		0-3 K		0-0 L4			4-0 BB BB		3	0	0	0	1	2	2		
<b>Rudy Regalado, R</b> OBP: 0.303, SLG: 0.456 (1, 5)	0-0 G5-3 1B		4-0 1B BB		0-0 F3			0-0 6-3		3	0	1	0	1	0	3		
<b>George Strickland, R</b> OBP: 0.330, SLG: 0.342 (9, PH)	0-0 1B		0-0 G6-4-3 1B		0-0 F8			0-0 6-3		3	0	2	1	0	0	0		
<b>Bill Glynn, L</b> OBP: 0.425, SLG: 0.444 (9, PH)	1-2 3-H 1B		0-0 G6-4-3 1B		0-0 F9			0-3 K		1	0	0	0	0	0	0		
<b>Jim Hegan, R</b> OBP: 0.277, SLG: 0.419 (1, 2)	0-0 G5-3		0-0 G6-4-3		0-3 K			0-0 F9		3	0	0	0	0	0	5		
<b>Dale Mitchell, L</b> OBP: 0.321, SLG: 0.174 (9, PH)	2-3f		1-2		0-0 F9			0-0 1B		1	0	0	0	0	1	0		
<b>Bob Lemon, L</b> OBP: 0.120, SLG: 0.043 (1, 1)			0-3 K		0-0 F9			0-3 K		3	0	0	0	0	2	0		
<b>Dave Pope, L</b> OBP: 0.200, SLG: 0.143 (9, PH)										1	0	1	0	0	0	0		
<b>Inning Stats</b>	R: 0 E: 0 K: 2 S: 7	H: 0 LOB: 0 BB: 7	R: 1 E: 0 K: 1 S: 6	H: 2 LOB: 1 BB: 7	R: 0 E: 0 K: 1 S: 5	H: 0 LOB: 0 BB: 5	R: 1 E: 0 K: 1 S: 6	H: 2 LOB: 2 BB: 14	R: 0 E: 0 K: 0 S: 3	H: 0 LOB: 0 BB: 3	R: 0 E: 0 K: 1 S: 5	H: 0 LOB: 0 BB: 5	R: 0 E: 0 K: 0 S: 3	R: 0 E: 0 K: 2 S: 8	H: 1 LOB: 1 BB: 0 P: 8	1B: 5 2B: 0 3B: 0 HR: 1	SF: 0 SAC: 0 DP: 2 HBP: 1	WP: 0 PA: 37 PB: 0 SB: 1 CS: 0
<b>PITCHER</b>	IP WLS BF H R ER SO BB IBB HBP BLK WP HR S P ERA WHIP																	
<b>Billy Pierce, L</b> ERA: 3.03 (1, 1)	7.2 W 32 5 2 2 7 5 0 1 0 0 1 40 61 2.35 1.304																	
<b>Virgil Trucks, R</b> ERA: 2.34 (8, 1)	1.1 S 5 1 0 0 2 0 0 0 0 0 0 9 9 0.00 0.750																	

Batter	1	2	3	4	5	6	7	8	9	AB	R	H	RBI	BB	SO	LOB	BOTTOM		
<b>Chico Carrasquel, R</b> OBP: 0.309, SLG: 0.338 (1, 6)	0-3 K		0-0 6-3	0-0 5-3		0-0 E5 SH1-3 WP SF7		0-0 B5		5	1	0	0	0	1	2	<b>Cleveland Indians @ Chicago White Sox</b> Comiskey Park, Chicago, IL Tue May 25 1954, 4:33 AM EDT Att: 43,039 - Unknown <a href="http://livebaseballscorecards.com">livebaseballscorecards.com</a>		
<b>Nellie Fox, L</b> OBP: 0.381, SLG: 0.354 (1, 4)	4-0 S BB		4-0 BB E BB		0-0 1B 2B		0-0 SH1-3		0-0 F7	2	2	1	0	2	0	1			
<b>Minnie Minoso, R</b> OBP: 0.377, SLG: 0.594 (1, 7)	0-0 F7		0-0 E1 BB BB		0-0 4-3		0-0 SF7		0-0 F8	4	0	0	1	0	0	4			
<b>Ferris Fain, L</b> OBP: 0.381, SLG: 0.423 (1, 3)	4-0 IBB		4-0 BB BB		0-0 1B 1B		0-0 5-3			2	1	1	1	2	0	0			
<b>Cass Michaels, R</b> OBP: 0.475, SLG: 0.532 (1, 5)	0-0 F5		4-0 BB BB		0-0 3-1 1B 1B			0-0 L7		3	0	1	1	1	0	2			
<b>Sherm Lollar, R</b> OBP: 0.389, SLG: 0.474 (1, 2)		0-0 F5	0-3 K		0-0 3-1 1B		0-0 1B 2B		0-0 1B 2B	4	0	2	1	0	1	3			
<b>Jim Rivera, L</b> OBP: 0.276, SLG: 0.353 (1, 9)		0-0 F5		0-0 F8	0-0 3-1		0-0 1B 2B		0-0 1B	4	0	1	0	0	0	2			
<b>Johnny Groth, R</b> OBP: 0.326, SLG: 0.386 (1, 8)		0-0 4-3		0-0 P6		0-0 IBB		0-0 F9		3	0	0	0	1	0	1			
<b>Billy Pierce, L</b> OBP: 0.261, SLG: 0.227 (1, 1)			0-0 1-3		0-0 F5			0-0 1B		3	0	1	0	0	0	3			
<b>Virgil Trucks, R</b> OBP: 0.227, SLG: 0.227 (8, 1)										1	0	1	0	0	0	0			
<b>Inning Stats</b>	R: 0 E: 0 K: 1 S: 5	H: 0 LOB: 2 BB: 2 P: 13	R: 0 E: 0 K: 0 S: 3	H: 0 LOB: 0 BB: 0 P: 3	R: 1 E: 1 K: 1 S: 6	H: 0 LOB: 3 BB: 3 P: 18	R: 0 E: 0 K: 0 S: 4	H: 1 LOB: 1 BB: 0 P: 4	R: 2 E: 0 K: 0 S: 7	H: 4 LOB: 3 BB: 1 P: 11	R: 1 E: 1 K: 0 S: 4	H: 0 LOB: 0 BB: 0 P: 4	R: 0 E: 0 K: 0 S: 4	H: 2 LOB: 1 BB: 0 P: 4	R: 0 E: 0 K: 0 S: 4	H: 1 LOB: 1 BB: 0 P: 4	1B: 6 2B: 2 3B: 0 HR: 0	SF: 1 SAC: 1 DP: 0 HBP: 0	WP: 1 PA: 39 PB: 0 SB: 1 CS: 0
<b>PITCHER</b>	IP WLS BF H R ER SO BB IBB HBP BLK WP HR S P ERA WHIP																		
<b>Bob Lemon, R</b> ERA: 2.54 (1, 1)	8.0 L 39 8 4 2 2 4 2 0 0 0 1 0 37 61 2.25 1.500																		



Batter	1	2	3	4	5	6	7	8	9	AB	R	H	RBI	BB	SO	LOB	TOP								
<b>Al Smith, R</b> OBP: 0.432, SLG: 0.387 (1, 7)										5	0	1	0	0	1	4	<b>Cleveland Indians @ Chicago White Sox</b> Comiskey Park, Chicago, IL Wed May 26 1954, 4:33 AM EDT Att: 9,155 - Unknown <a href="http://livebaseballscorecards.com">livebaseballscorecards.com</a>								
<b>Bobby Avila, R</b> OBP: 0.448, SLG: 0.462 (1, 4)										4	1	2	0	0	0	1									
<b>Dave Philley, S</b> OBP: 0.250, SLG: 0.344 (1, 9)										4	0	0	0	0	0	2									
<b>Al Rosen, R</b> OBP: 0.427, SLG: 0.684 <b>Bill Glynn, L</b> OBP: 0.425, SLG: 0.444 (9, 3)										4	2	2	2	0	0	0									
<b>Larry Doby, L</b> OBP: 0.329, SLG: 0.358 (1, 8)										4	0	0	0	0	0	2									
<b>Rudy Regalado, R</b> OBP: 0.394, SLG: 0.433 (1, 5)										3	0	0	0	1	0	0									
<b>George Strickland, R</b> OBP: 0.343, SLG: 0.347 (1, 6)										4	1	2	0	0	0	2									
<b>Hal Naragon, L</b> OBP: 0.251, SLG: 0.222 <b>Dale Mitchell, L</b> OBP: 0.247, SLG: 0.226 <b>Jim Hegan, R</b> OBP: 0.277, SLG: 0.419 <b>Joe Ginsberg, L</b> OBP: 0.267, SLG: 1.500 (7, 2) (7, 2) (9, 9) (9, 2)										2	0	0	0	0	1	0									
<b>Mike Garcia, R</b> OBP: 0.281, SLG: 0.048 <b>Ray Narjeski, R</b> OBP: 0.188, SLG: 0.133 <b>Dave Pope, L</b> OBP: 0.188, SLG: 0.133 <b>Don Mossi, L</b> OBP: 0.150, SLG: 0.400 <b>Hank Majeski, R</b> OBP: 0.120, SLG: 0.943 <b>Bob Lemon, R</b> OBP: 0.226, SLG: 0.250 <b>Art Houtteman, R</b> OBP: 0.226, SLG: 0.250 <b>Hal Newhouser, L</b> OBP: 0.226, SLG: 0.250 (1, 1) (4, 1) (7, 7) (7, 1) (9, 9) (9, 9) (9, 1) (9, 1)										1	0	0	0	0	0	0									
<b>Inning Stats</b>	R: 0 E: 0 K: 0 S: 3	H: 0 LOB: 0 BB: 0 P: 3	R: 0 E: 0 K: 0 S: 3	H: 0 LOB: 1 BB: 1 P: 7	R: 0 E: 0 K: 2 S: 7	H: 0 LOB: 0 BB: 0 P: 7	R: 2 E: 1 K: 0 S: 6	H: 2 LOB: 1 BB: 0 P: 6	R: 0 E: 0 K: 0 S: 4	H: 1 LOB: 1 BB: 0 P: 4	R: 1 E: 0 K: 0 S: 4	H: 1 LOB: 0 BB: 0 P: 4	R: 0 E: 0 K: 1 S: 6	H: 2 LOB: 1 BB: 0 P: 6	R: 0 E: 1 K: 0 S: 4	H: 1 LOB: 1 BB: 0 P: 4		R: 1 E: 0 K: 0 S: 4	H: 2 LOB: 1 BB: 1 P: 8	R: 1 E: 0 K: 0 S: 4	H: 2 LOB: 1 BB: 1 P: 8	1B: 4 2B: 5 3B: 1 HR: 1	SF: 0 SAC: 0 DP: 3 HBP: 0	WP: 0 PB: 0 SB: 0 CS: 0	PA: 37
<b>PITCHER</b>	IP	WLS	BF	H	R	ER	SO	BB	IBB	HBP	BLK	WP	HR	S	P	ERA	WHIP								
<b>Bob Keegan, R</b> ERA: 2.06 <b>Sandy Consuegra, R</b> ERA: 3.04	(1, 1)	8.1	35	9	4	3	3	1	0	0	0	0	1	40	44	3.24	1.200								
	(9, 1)	0.2	W	2	0	0	0	0	1	0	0	0	0	1	5	0.00	0.000								

Batter	1	2	3	4	5	6	7	8	9	AB	R	H	RBI	BB	SO	LOB	BOTTOM								
<b>Chico Carrasquel, R</b> OBP: 0.324, SLG: 0.340 (1, 6)										2	1	1	0	3	0	0	<b>Cleveland Indians @ Chicago White Sox</b> Comiskey Park, Chicago, IL Wed May 26 1954, 4:33 AM EDT Att: 9,155 - Unknown <a href="http://livebaseballscorecards.com">livebaseballscorecards.com</a>								
<b>Nellie Fox, L</b> OBP: 0.376, SLG: 0.349 (1, 4)									5	1	1	0	0	0	5										
<b>Minnie Minoso, R</b> OBP: 0.377, SLG: 0.582 (1, 7)										3	2	0	0	2	0	3									
<b>Ferris Fain, L</b> OBP: 0.389, SLG: 0.430 (1, 3)										5	0	3	2	0	0	3									
<b>Cass Michaels, R</b> OBP: 0.462, SLG: 0.512 (1, 5)										5	0	1	1	0	2	3									
<b>Sherm Lollar, R</b> OBP: 0.385, SLG: 0.465 (1, 2)										4	0	1	0	0	0	1									
<b>Jim Rivera, L</b> OBP: 0.288, SLG: 0.352 (1, 9)									3	1	1	0	1	0	1										
<b>Johnny Groth, R</b> OBP: 0.338, SLG: 0.393 (1, 8)									3	0	2	1	1	0	0										
<b>Bob Keegan, R</b> OBP: 0.194, SLG: 0.222 <b>Sandy Consuegra, R</b> OBP: 0.250, SLG: 0.250 (1, 1) (9, 1)									4	0	0	0	0	0	4										
<b>Inning Stats</b>	R: 1 E: 0 K: 0 S: 5	H: 2 LOB: 1 BB: 0 P: 5	R: 0 E: 0 K: 0 S: 3	H: 1 LOB: 1 BB: 1 P: 7	R: 1 E: 1 K: 1 S: 7	H: 1 LOB: 1 BB: 0 P: 7	R: 1 E: 0 K: 0 S: 5	H: 2 LOB: 2 BB: 1 P: 9	R: 1 E: 0 K: 0 S: 4	H: 1 LOB: 1 BB: 2 P: 13	R: 0 E: 0 K: 0 S: 3	H: 0 LOB: 0 BB: 0 P: 3	R: 0 E: 0 K: 0 S: 3	H: 0 LOB: 0 BB: 0 P: 3	R: 1 E: 0 K: 0 S: 3	H: 2 LOB: 3 BB: 2 P: 11		1B: 10 2B: 0 3B: 0 HR: 0	SF: 0 SAC: 0 DP: 1 HBP: 0	WP: 0 PB: 0 SB: 5 CS: 1	PA: 42				
<b>PITCHER</b>	IP	WLS	BF	H	R	ER	SO	BB	IBB	HBP	BLK	WP	HR	S	P	ERA	WHIP								
<b>Mike Garcia, R</b> ERA: 3.27 <b>Ray Narjeski, R</b> ERA: 1.86 <b>Don Mossi, L</b> ERA: 2.81 <b>Art Houtteman, R</b> ERA: 3.02 <b>Hal Newhouser, L</b> ERA: 1.74	(1, 1)	3.1	17	6	3	2	1	1	0	0	0	0	0	11	27	3.38	2.250								
	(4, 1)	2.2	13	2	1	1	1	4	0	0	0	0	0	6	6	0.00	0.000								
	(7, 1)	2.0	6	0	0	0	0	0	0	0	0	0	0	1	9	∞	∞								
	(9, 1)	0.0	L	3	1	1	1	1	1	0	0	0	0	1	9	∞	∞								
	(9, 1)	0.1	2	1	0	0	0	0	0	0	0	0	0	2	2	0.00	3.000								



Batter	1	2	3	4	5	6	7	8	9	AB	R	H	RBI	BB	SO	LOB	TOP				
<b>Chico Carrasquel, R</b> OBP: 0.330, SLG: 0.372 (1, 6)	F7		FC3-6 1B	1-H HR		1B 2B	K		5-3	6	2	3	2	0	1	3	<b>Chicago White Sox @ Baltimore Orioles</b> Memorial Stadium, Baltimore, MD Fri May 28 1954, 3:33 AM EDT Unknown <a href="http://livebaseballscorecards.com">livebaseballscorecards.com</a>				
<b>Nellie Fox, L</b> OBP: 0.376, SLG: 0.346 (1, 4)	S BB		FC3-6 S	3-1		1B HR	F8			4	1	1	0	1	0	2					
<b>Minnie Minoso, R</b> OBP: 0.372, SLG: 0.573 (1, 7)	L5		SF7		F8	BB HR	1B	F3		4	1	1	2	0	0	1					
<b>Ferris Fain, L</b> OBP: 0.392, SLG: 0.427 <b>Phil Cavarretta, L</b> (6, 3)	1-3		F8		F9 BB	HR	BB	K		3	1	1	0	1	0	2					
<b>Cass Michaels, R</b> OBP: 0.459, SLG: 0.534 (1, 5)		E2 1B		6-3	S BB	HR		5-3		4	2	1	4	1	0	0					
<b>Carl Sawatski, L</b> OBP: 0.320, SLG: 0.286 <b>George Kell, R</b> OBP: 0.358, SLG: 0.287 <b>Red Wilson, R</b> OBP: 0.238, SLG: 0.350 (5, 2)		G6-4-3 1B		2B 3B	F9	6-3		E7 HBP	1B	2	1	2	1	0	0	0					
<b>Jim Rivera, L</b> OBP: 0.306, SLG: 0.351 (9, 8)	K			K				G5-2-3 HBP	BB	3	0	1	0	2	2	2					
<b>Johnny Groth, R</b> OBP: 0.340, SLG: 0.396 <b>Bird Stewart, L</b> OBP: 0.267, SLG: 0.083 <b>Willard Marshall, L</b> OBP: 0.318, SLG: 0.211 (9, 9)	G6-4-3			1B 2B	K	P3		G5-2-3 HBP		4	1	1	1	0	1	5					
<b>Mike Fomies, R</b> OBP: 0.250, SLG: 0.250 <b>Jack Harshman, L</b> OBP: 0.400, SLG: 0.250 <b>Harry Dorish, R</b> OBP: 0.125, SLG: 0.125 (6, 1)			FC3-6 SF7 BB	HR	1B	K	F7	G5-2-3		0	0	0	0	0	0	0					
<b>Inning Stats</b>	R: 0 E: 0 K: 0 S: 3	H: 0 LOB: 1 BB: 1 P: 7	R: 1 E: 1 K: 1 S: 6	H: 1 LOB: 3 BB: 0 P: 6	R: 1 E: 0 K: 0 S: 4	H: 1 LOB: 1 BB: 1 P: 8	R: 4 E: 0 K: 1 S: 9	H: 4 LOB: 3 BB: 2 P: 9	R: 0 E: 0 K: 1 S: 6	H: 0 LOB: 0 BB: 0 P: 5	R: 0 E: 0 K: 1 S: 5	H: 0 LOB: 0 BB: 0 P: 5	R: 0 E: 1 K: 0 S: 3	H: 1 LOB: 3 BB: 1 P: 8	1B: 8 2B: 2 3B: 1 HR: 2	SF: 1 SAC: 0 DP: 2 HBP: 1		WP: 0 PB: 0 SB: 3 CS: 0	PA: 46		
<b>PITCHER</b>	IP	WLS	BF	H	R	ER	SO	BB	IBB	HBP	BLK	WP	HR	S	P	ERA		WHIP			
<b>Lou Kretlow, R</b> ERA: 6.41 (1, 1)	4.0	L	20	6	6	5	2	2	0	0	0	0	0	1	22	30		11.25	2.000		
<b>Jay Heard, L</b> ERA: 13.5 (5, 1)	2.0		15	6	5	5	2	3	0	0	0	0	0	1	16	28		22.50	4.500		
<b>Mike Blyzka, R</b> ERA: 12.27 (7, 1)	2.0		6	0	0	0	2	0	0	0	0	0	0	0	10	10		0.00	0.000		
<b>Marlin Stuart, R</b> ERA: 3.6 (9, 1)	1.0		5	1	0	0	0	1	0	1	0	0	0	0	3	8		0.00	2.000		

Batter	1	2	3	4	5	6	7	8	9	AB	R	H	RBI	BB	SO	LOB	BOTTOM						
<b>Cal Abrams, L</b> OBP: 0.288, SLG: 0.188 <b>Chuck Diering, R</b> OBP: 0.300, SLG: 0.250 (4, PH)	F8	P6		5-3		F3	F8	FC6-4		2	0	0	0	0	0	0	<b>Chicago White Sox @ Baltimore Orioles</b> Memorial Stadium, Baltimore, MD Fri May 28 1954, 3:33 AM EDT Unknown <a href="http://livebaseballscorecards.com">livebaseballscorecards.com</a>						
<b>Jim Brideweser, R</b> OBP: 0.526, SLG: 0.611 (1, 6)	BB 1B	2B 1B		1B		1B BB	1B		6-3	5	2	4	0	1	0	0							
<b>Dick Kryhoski, L</b> OBP: 0.337, SLG: 0.427 (1, 3)	BB 1B			K		1B 1B	F7		F9	6	2	3	1	0	1	2							
<b>Sam Mele, R</b> OBP: 0.270, SLG: 0.357 (1, 7)	2B BB				F9	1B 1B	BB		G3	4	1	2	1	2	0	0							
<b>Vic Wertz, L</b> OBP: 0.280, SLG: 0.247 <b>Bob Kennedy, R</b> OBP: 0.314, SLG: 0.258 (6, PH)	K	F8			BB	BB 1B	1B			2	0	0	0	1	1	6							
<b>Vern Stephens, R</b> OBP: 0.309, SLG: 0.427 (1, 5)			F8		BB	BB 1B	F8			4	0	2	3	1	0	3							
<b>Clint Courtney, L</b> OBP: 0.290, SLG: 0.340 <b>Les Moss, R</b> OBP: 0.381, SLG: 0.450 (5, PH)			5-3			K			FC4-6 1B	1	0	0	0	1	0	0							
<b>Bobby Young, L</b> OBP: 0.328, SLG: 0.342 <b>Chico Garcia, R</b> OBP: 0.143, SLG: 0.077 (6, 4)			F2		F9	BB		FC4-6 FC6-4		2	0	0	0	0	1	3							
<b>Lou Kretlow, R</b> OBP: 0.250, SLG: 0.250 <b>Don Larsen, R</b> OBP: 0.229, SLG: 0.304 <b>Jay Heard, L</b> (5, 1)		5-3		K		BB BB	K		F9	1	0	0	0	0	0	0							
<b>Billy Hunter, R</b> OBP: 0.260, SLG: 0.261 <b>Eddie Waitkus, L</b> OBP: 0.187 <b>Mike Blyzka, R</b> (7, 1)										1	0	0	0	0	1	0							
<b>Gil Coan, L</b> OBP: 0.203 <b>Marlin Stuart, L</b> (9, 1)										0	0	0	0	0	0	0							
<b>Inning Stats</b>	R: 2 E: 0 K: 2 S: 10	H: 3 LOB: 3 BB: 2 P: 18	R: 0 E: 0 K: 0 S: 5	H: 2 LOB: 3 BB: 1 P: 9	R: 0 E: 0 K: 0 S: 3	H: 0 LOB: 0 BB: 0 P: 3	R: 0 E: 0 K: 2 S: 8	H: 1 LOB: 1 BB: 0 P: 8	R: 0 E: 0 K: 0 S: 3	H: 0 LOB: 2 BB: 2 P: 11	R: 4 E: 0 K: 2 S: 11	H: 4 LOB: 3 BB: 3 P: 23	R: 0 E: 0 K: 0 S: 5	H: 2 LOB: 3 BB: 1 P: 9	R: 0 E: 0 K: 0 S: 4	H: 1 LOB: 1 BB: 0 P: 4		R: 0 E: 0 K: 0 S: 3	H: 0 LOB: 0 BB: 0 P: 3	1B: 11 2B: 2 3B: 0 HR: 0	SF: 0 SAC: 0 DP: 0 HBP: 0	WP: 0 PB: 0 SB: 0 CS: 0	PA: 49
<b>PITCHER</b>	IP	WLS	BF	H	R	ER	SO	BB	IBB	HBP	BLK	WP	HR	S	P	ERA		WHIP					
<b>Mike Fomies, R</b> ERA: 2.57 (1, 1)	0.2		7	3	2	2	1	1	0	0	0	0	0	0	7	15		27.00	6.000				
<b>Jack Harshman, L</b> ERA: 9.0 (1, 1)	4.2	W	25	6	4	4	3	4	1	0	0	0	0	26	46	7.71		2.143					
<b>Harry Dorish, R</b> ERA: 2.73 (6, 1)	3.2	S	17	4	0	0	2	2	0	0	0	0	0	19	27	0.00		1.636					



Batter	1	2	3	4	5	6	7	8	9	AB	R	H	RBI	BB	SO	LOB	TOP										
<b>Chico Carrasquel, R</b> OBP: 0.335, SLG: 0.369 (1, 6)	4-0 SH5-3 3B BB	4-0 BLK S E BB	0-0 5-3			0-0 4-3		0-0 FC1-4 1B 1-2	0-0 1B E 1B	4	4	1	0	2	0	1	<b>Chicago White Sox @ Baltimore Orioles</b> Memorial Stadium, Baltimore, MD Fri May 28 1954, 3:38 AM EDT Att: 23,184 - Unknown										
<b>Nellie Fox, L</b> OBP: 0.377, SLG: 0.348 (1, 4)	0-0 SH5-3 1-2	0-0 E5 BB 2B 1-H	0-0 4-3			0-0 F7		0-0 1B SF9 1B 1-2	0-0 1B E 1B 1-2	5	3	2	1	0	0												
<b>Minnie Minoso, R</b> OBP: 0.376, SLG: 0.574 (1, 9) (7, 7)	0-0 P4	4-0 2B BB 1-2			0-0 F8		0-0 E 2B	0-0 1B S 1B 1-3 2-H	0-0 E9 BB 1B 1-H 2-H	5	4	2	1	1	0	1											
<b>Feris Fain, L</b> OBP: 0.396, SLG: 0.452 (1, 3)	0-0 1B 3B 2-H	0-0 1B 2B 1-H 2-H			0-0 L5		0-0 E7 2B 2-H	0-0 SF9 1B 1-2	4-0 1B BB 1-2	4	1	2	4	1	0	0											
<b>George Kell, R</b> OBP: 0.365, SLG: 0.293 (1, 7) (7, 5)	0-0 BB 1B 3-H	0-0 E6 1B			0-0 F2		0-0 5-3	4-0 1B BB 1-2 2-H	0-0 1B BB 1-2 2-H	5	0	2	2	1	0	2											
<b>Cass Michaels, R</b> OBP: 0.451, SLG: 0.516 <b>Willard Marshall, L</b> OBP: 0.333, SLG: 0.238 (1, 5) (7, 9)	4-0 1-2 BB	0-0 F7			0-0 6-3		0-0 F7	0-0 1B 1-3 2-H	0-0 F3	3	0	0	0	1	0	2											
<b>Carl Sawatski, L</b> OBP: 0.267, SLG: 0.231 (1, 2)	0-0 1-3	0-3 K			0-0 4-3		0-0 F4	0-3 K		5	0	0	0	0	2	6											
<b>Jim Rivera, L</b> OBP: 0.322, SLG: 0.397 (1, 8)		0-0 HR SF8 1B			4-0 BB		0-0 3-1		0-0 L3	4	2	2	1	1	0	0											
<b>Don Johnson, R</b> OBP: 0.067, SLG: 0.071 <b>Sandy Consuegra, R</b> OBP: 0.300, SLG: 0.222 (1, 1) (5, 1)		0-0 F3			0-0 1-3			4-0 FC1-4 BB	0-3 K	2	0	0	1	0	0	1											
<b>Inning Stats</b>	R: 2 E: 0 K: 0 S: 5	H: 2 LOB: 2 BB: 2 P: 13	R: 4 E: 2 K: 1 S: 9	H: 2 LOB: 2 BB: 2 P: 17	R: 1 E: 0 K: 0 S: 4	H: 1 LOB: 0 BB: 0 P: 4	R: 0 E: 0 K: 0 S: 3	H: 0 LOB: 1 BB: 1 P: 7	R: 1 E: 1 K: 0 S: 5	H: 1 LOB: 1 BB: 0 P: 5	R: 0 E: 0 K: 0 S: 3	H: 0 LOB: 0 BB: 0 P: 3	R: 3 E: 0 K: 1 S: 8	H: 3 LOB: 2 BB: 2 P: 16	R: 3 E: 1 K: 1 S: 9	H: 3 LOB: 2 BB: 1 P: 13	1B: 8 2B: 2 3B: 1 HR: 1	SF: 2 SAC: 1 DP: 0 HBP: 0	WP: 0 PB: 0 SB: 4 CS: 0	PA: 51							
<b>PITCHER</b>	IP	WLS	BF	H	R	ER	SO	BB	IBB	HBP	BLK	WP	HR	S	P	ERA	WHIP										
<b>Bob Turley, R</b> ERA: 2.51 <b>Mike Blyzka, R</b> ERA: 3.1 <b>Marlin Stuart, R</b> ERA: 4.26	(1, 1) (3, 1) (6, 1)	2.0 3.0 4.0	L 11 24	16 1 7	4 1 7	5 1 3	1 0 2	4 1 3	0 0 0	0 0 0	1 0 0	0 0 0	1 10 25	14 14 37	30 14 37	22.50 3.00 6.75	4.000 0.667 2.500										


Batter	1	2	3	4	5	6	7	8	9	AB	R	H	RBI	BB	SO	LOB	BOTTOM										
<b>Cal Abrams, L</b> OBP: 0.323, SLG: 0.212 (1, 8)	4-0 4-3 BB	0-0 1-2 2-3 3-H 1B			4-0 FC4 BB		0-0 1-3		0-0 E8 FC5 1B 1-H 3-H	4	0	2	2	2	1	2	<b>Chicago White Sox @ Baltimore Orioles</b> Memorial Stadium, Baltimore, MD Fri May 28 1954, 3:38 AM EDT Att: 23,184 - Unknown										
<b>Jim Brideweser, R</b> OBP: 0.400, SLG: 0.458 (1, 6)	0-0 P3	0-0 K			0-0 FC4 1-2		0-0 K		0-0 1-3 1-3	6	0	0	0	0	2	10											
<b>Dick Kryhoski, L</b> OBP: 0.348, SLG: 0.419 (1, 3)	0-0 4-3 1-2				0-0 F8		4-0 1B 1B	4-0 BB SF7 BB	0-0 FC5	4	2	1	0	2	0	2											
<b>Vern Stephens, R</b> OBP: 0.319, SLG: 0.430 (1, 5)	0-0 4-3				0-0 F5		0-0 1B 1B	4-0 BB BB	0-0 FC1-6 1B 2-3	4	1	2	0	1	0	1											
<b>Vic Wertz, L</b> OBP: 0.286, SLG: 0.247 (1, 9)		0-0 6-3			0-0 K		0-0 1B 1B	4-0 1B BB G6-4-3	0-0 FC1-6	4	1	1	1	1	1	2											
<b>Clint Courtney, L</b> OBP: 0.286, SLG: 0.337 (1, 2)		0-0 F7			0-0 BB BB 1B		0-0 F7	0-0 SF7	0-0 1-3	4	0	1	1	0	0	4											
<b>Bob Kennedy, R</b> OBP: 0.350, SLG: 0.306 (1, 7)		0-0 BB WP 1B 1B			0-0 F3		0-0 1B 1B	0-0 G6-4-3	0-0 1B 1B	5	3	3	1	0	0	3											
<b>Bobby Young, L</b> OBP: 0.338, SLG: 0.342 (1, 4)		4-0 1B BB BB			4-0 BB BB		0-0 1-3 1B 1B		0-0 F7	3	0	1	0	2	0	1											
<b>Bob Turley, R</b> OBP: 0.283, SLG: 0.043 <b>Gi Cottrell, L</b> OBP: 0.289, SLG: 0.203 <b>Mike Blyzka, R</b> ERA: 3.1 <b>Sam Melle, R</b> OBP: 0.295, SLG: 0.363 <b>Marlin Stuart, L</b> ERA: 4.26 <b>Chuck Diering, R</b> OBP: 0.314, SLG: 0.287 (1, 1) (2, PH) (3, 1) (5, PH) (6, 1) (6, PH)	(1, 1) (2, PH) (3, 1) (5, PH) (6, 1) (6, PH)	4.1 4.2	W 21	4 3	3 2	3 3	5 4	0 0	0 0	0 0	0 0	0 0	0 23	28 39	10.38 3.86	3.231 1.714											
<b>Inning Stats</b>	R: 0 E: 0 K: 0 S: 3	H: 0 LOB: 1 BB: 1 P: 7	R: 1 E: 0 K: 1 S: 7	H: 2 LOB: 3 BB: 2 P: 15	R: 0 E: 0 K: 1 S: 5	H: 0 LOB: 0 BB: 0 P: 5	R: 0 E: 0 K: 1 S: 6	H: 1 LOB: 3 BB: 2 P: 14	R: 4 E: 0 K: 1 S: 11	H: 6 LOB: 2 BB: 0 P: 11	R: 1 E: 0 K: 0 S: 2	H: 0 LOB: 0 BB: 3 P: 14	R: 0 E: 0 K: 2 S: 7	H: 0 LOB: 0 BB: 0 P: 7	R: 0 E: 0 K: 0 S: 4	H: 1 LOB: 2 BB: 1 P: 8	R: 2 E: 1 K: 0 S: 6	H: 3 LOB: 1 BB: 0 P: 6	1B: 13 2B: 0 3B: 0 HR: 0	SF: 1 SAC: 0 DP: 1 HBP: 0	WP: 1 PB: 0 SB: 0 CS: 0	PA: 48					
<b>PITCHER</b>	IP	WLS	BF	H	R	ER	SO	BB	IBB	HBP	BLK	WP	HR	S	P	ERA	WHIP										
<b>Don Johnson, R</b> ERA: 2.7 <b>Sandy Consuegra, R</b> ERA: 3.16	(1, 1) (5, 1)	4.1 4.2	W 21	4 3	3 2	3 3	5 4	0 0	0 0	0 0	0 0	0 0	0 23	28 39	10.38 3.86	3.231 1.714											

AB	40
R	14
H	12
RBI	11
BB	8
SO	3
LOB	15

AB	38
R	8
H	13
RBI	7
BB	9
SO	6
LOB	27





Batter	1	2	3	4	5	6	7	8	9	AB	R	H	RBI	BB	SO	LOB	TOP							
Chico Carrasquel, R OBP: 0.349, SLG: 0.394	4-0 BB 1B	0-0 PO 1B		0-0 2H HR		0-0 1B 1B	6-3		0-0 F8	5	2	3	4	1	0	0								
Nelle Fox, L OBP: 0.372, SLG: 0.344	0-0 F9	0-0 PO	0-0 FC6-4 BB SF7 1B	0-0 F8		0-0 F9		0-0 E4 1B S E		5	2	1	0	0	0	3								
Minnie Minoso, R OBP: 0.388, SLG: 0.576	4-0 1B BB		4-0 FC6-4 BB		0-0 L8	0-0 S 1B		0-0 FC1-6 1B		3	0	2	1	2	0	0								
Ferris Fain, L OBP: 0.390, SLG: 0.443 Phil Cavarretta, L OBP: 0.360, SLG: 0.273	0-0 S 1B		0-0 FC6-4		0-0 F9	0-3 K		0-0 FC1-6 1B		5	0	1	1	0	1	5								
George Kell, R OBP: 0.358, SLG: 0.284	0-3 K		0-0 SF7		0-3 K		4-0 BB 1B	0-0 P6		3	1	0	1	1	2	3								
Cass Michaels, R OBP: 0.452, SLG: 0.516 Willard Marshall, L OBP: 0.360, SLG: 0.273	4-0 BB		0-0 F7		0-0 1B FC6-2 1B	4-0 1B SF8 BB		0-0 FC5-4 1B		2	1	1	0	2	0	1								
Sherm Lollar, R OBP: 0.385, SLG: 0.462	0-0 F2			0-0 F7		0-0 FC6-2 BB 1B	0-0 SF8 1B	0-0 FC5-4		5	2	2	1	0	0	5								
Jim Rivera, L OBP: 0.347, SLG: 0.432		0-0 SH2-4 1B 1B		0-0 HR 2B		4-0 1B FC6-2 BB	0-0 SF8		0-0 CS 1B	3	2	3	1	1	0	0								
Virgil Trucks, R OBP: 0.192, SLG: 0.200		0-0 SH2-4		0-3 K		0-0 FC6-2 1B	0-0 SF8		0-0 1-3	3	1	0	1	0	1	5								
<b>Inning Stats</b>	R: 1 E: 0 K: 1 S: 6	H: 1 LOB: 3 BB: 3 P: 18	R: 0 E: 0 K: 0 S: 3	H: 2 LOB: 0 BB: 0 P: 3	R: 1 E: 0 K: 0 S: 4	H: 1 LOB: 1 BB: 1 P: 8	R: 2 E: 0 K: 1 S: 7	H: 2 LOB: 0 BB: 0 P: 7	R: 0 E: 0 K: 1 S: 5	H: 0 LOB: 0 BB: 0 P: 5	R: 3 E: 0 K: 1 S: 9	H: 4 LOB: 2 BB: 1 P: 13	R: 3 E: 0 K: 0 S: 4	H: 1 LOB: 0 BB: 2 P: 12	R: 1 E: 2 K: 0 S: 6	H: 2 LOB: 2 BB: 0 P: 6	R: 0 E: 0 K: 0 S: 3	H: 1 LOB: 0 BB: 0 P: 3	1B: 12 2B: 1 3B: 0 HR: 1	SF: 3 SAC: 1 DP: 0 HBP: 0	WP: 0 PB: 0 SB: 3 CS: 1	PA: 47		
<b>PITCHER</b>	IP WLS BF H R ER SO BB IBB HBP BLK WP HR S P ERA WHIP	5.2 L 30 10 7 7 3 5 0 0 0 0 1 31 51 11.12 2.647	6.1 7 1 3 3 1 2 0 0 0 0 0 0 7 15 20.25 2.250	8.1 9 3 1 0 0 0 0 0 0 0 0 0 9 9 0.00 1.500																				

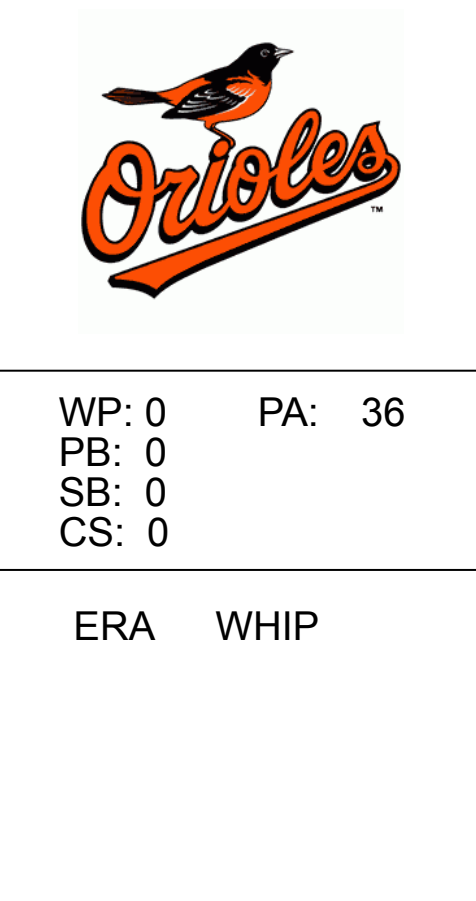
Chicago White Sox @ Baltimore Orioles  
Memorial Stadium, Baltimore, MD  
Sat May 29 1954, 3:33 AM EDT  
Att: 11,750 - Unknown

AB 35  
R 11  
H 14  
RBI 10  
BB 7  
SO 4  
LOB 22

Batter	1	2	3	4	5	6	7	8	9	AB	R	H	RBI	BB	SO	LOB	BOTTOM							
Cal Abrams, L OBP: 0.348, SLG: 0.268	0-0 FC4-6 2B		0-0 BB 1B 1B		0-0 4-3		0-0 4-3 1B			4	1	3	1	0	0	0								
Jim Brideweser, R OBP: 0.414, SLG: 0.444	4-0 FC4-6 BB		0-0 1B 1B		0-0 F2		0-0 4-3			3	1	1	1	1	0	1								
Dick Kryhoski, L OBP: 0.333, SLG: 0.400	0-0 FC4-6		0-0 P4		0-0 G3		0-0 F8			4	0	0	0	0	0	5								
Sam Mele, R OBP: 0.276, SLG: 0.353	0-3 K		4-0 1B BB		0-0 F8		0-0 K			3	0	0	0	1	2	2								
Vern Stephens, R OBP: 0.324, SLG: 0.432	0-0 P6		0-0 1B		0-0 G6-4-3 1B		0-0 5-3			4	0	2	2	0	0	2								
Jim Fridley, R OBP: 0.250, SLG: 0.294		0-3 K	0-0 F8		0-0 G6-4-3		0-0 F8			4	0	0	0	0	1	3								
Bobby Young, L OBP: 0.336, SLG: 0.339		0-0 6-3		0-0 F5		0-0 1B 1B		0-3 K		4	1	1	0	0	1	0								
Ray Murray, R OBP: 0.263, SLG: 0.368		0-0 F3		0-3 K		0-0 1B 4-3 1B		0-0 1-3		4	1	1	0	0	1	0								
Joe Coleman, R OBP: 0.130, SLG: 0.227 Lou Kretlow, R OBP: 0.250, SLG: 0.250 Gil Coan, L OBP: 0.286, SLG: 0.200 Mike Blyzka, R OBP: 0.283, SLG: 0.333			0-0 F5		0-0 F5		0-3 K		0-0 4-3	2	0	0	0	0	0	0								
<b>Inning Stats</b>	R: 0 E: 0 K: 1 S: 6	H: 1 LOB: 2 BB: 1 P: 10	R: 0 E: 0 K: 1 S: 5	H: 0 LOB: 0 BB: 0 P: 5	R: 2 E: 0 K: 0 S: 6	H: 3 LOB: 2 BB: 1 P: 10	R: 0 E: 0 K: 1 S: 5	H: 0 LOB: 0 BB: 0 P: 5	R: 0 E: 0 K: 0 S: 3	H: 0 LOB: 0 BB: 0 P: 3	R: 0 E: 0 K: 0 S: 3	H: 1 LOB: 0 BB: 0 P: 3	R: 2 E: 0 K: 1 S: 8	H: 3 LOB: 1 BB: 0 P: 8	R: 0 E: 0 K: 1 S: 5	H: 0 LOB: 0 BB: 0 P: 5	R: 0 E: 0 K: 1 S: 5	H: 0 LOB: 0 BB: 0 P: 5	1B: 7 2B: 1 3B: 0 HR: 0	SF: 0 SAC: 0 DP: 1 HBP: 0	WP: 0 PB: 0 SB: 0 CS: 0	PA: 36		
<b>PITCHER</b>	IP WLS BF H R ER SO BB IBB HBP BLK WP HR S P ERA WHIP	9.0 W 36 8 4 4 6 2 0 0 0 0 0 46 54 4.00 1.111																						

Chicago White Sox @ Baltimore Orioles  
Memorial Stadium, Baltimore, MD  
Sat May 29 1954, 3:33 AM EDT  
Att: 11,750 - Unknown

AB 34  
R 4  
H 8  
RBI 4  
BB 2  
SO 6  
LOB 15









Batter	1	2	3	4	5	6	7	8	9	AB	R	H	RBI	BB	SO	LOB	TOP			
Chico Carrasquel, R OBP: 0.340, SLG: 0.382 (1, 6)	0-0 1-3		0-0 4-3		0-0 F8		0-0 L7		0-0 1B	5	0	1	1	0	0	1	<b>Chicago White Sox @ Cleveland Indians</b> Cleveland Municipal Stadium, Cleveland, OH Mon May 31 1954, 3:33 AM EDT Unknown			
Nelle Fox, L OBP: 0.381, SLG: 0.357 (1, 4)	0-0 HR		0-0 F3		0-0 4-3			0-0 HR	2H 1B	5	2	2	0	0	0	1				
Minnie Minoso, R OBP: 0.393, SLG: 0.588 (1, 7)	0-0 F9			0-0 1B	4-0 CS			0-0 HR	1H HR	3	2	2	2	1	0	1				
Ferris Fain, L OBP: 0.395, SLG: 0.459 (1, 3)	0-0 HR			0-0 L7	0-0 CS	0-0 F5		0-0 F5		4	1	1	2	0	0	1				
George Kell, R OBP: 0.344, SLG: 0.273 (1, 5)	0-0 6-3			0-0 1B	1-3 BB	0-0 L5		0-0 5-3		4	0	1	0	0	0	0				
Willard Marshall, L OBP: 0.333, SLG: 0.250 Johnny Groh, R OBP: 0.340, SLG: 0.396 (1, 9) (8, 8)		0-3 K		4-0 1B	1-2 BB	0-0 P6		0-0 P4		3	0	0	0	1	1	0				
Jim Rivera, L OBP: 0.340, SLG: 0.416 (1, 8) (8, 9)		0-3 K		0-0 1B	1-2 2-3 3-H		0-0 F9		0-0 P4	4	0	1	1	0	1	0				
Sherm Lollar, R OBP: 0.377, SLG: 0.441 (1, 2)		0-0 F8		0-0 F5		4-0 BB		0-0 SH3-4 1B		3	1	1	0	1	0	3				
Bob Keegan, R OBP: 0.176, SLG: 0.200 (1, 1)			0-0 4-3	0-3 K		0-3 K		0-0 SH3-4	1-2	3	0	0	0	0	2	4				
<b>Inning Stats</b>	R: 2 E: 0 K: 0 S: 5	H: 2 LOB: 0 BB: 0 P: 5	R: 0 E: 0 K: 2 S: 7	H: 0 LOB: 0 BB: 0 P: 7	R: 0 E: 0 K: 0 S: 3	H: 0 LOB: 0 BB: 0 P: 3	R: 1 E: 0 K: 1 S: 8	H: 3 LOB: 3 BB: 1 P: 12	R: 0 E: 0 K: 0 S: 2	H: 0 LOB: 0 BB: 0 P: 3	R: 0 E: 0 K: 1 S: 5	H: 0 LOB: 1 BB: 1 P: 9	R: 2 E: 0 K: 0 S: 5	H: 2 LOB: 0 BB: 0 P: 5	R: 1 E: 0 K: 0 S: 5	H: 2 LOB: 1 BB: 0 P: 5	1B: 6 2B: 1 3B: 0 HR: 2	SF: 0 SAC: 1 DP: 0 HBP: 0	WP: 0 PB: 0 SB: 0 CS: 1	PA: 39
<b>PITCHER</b> Bob Feller, R ERA: 6.57 (1, 1)	IP: 9.0 WLS: L BF: 38	H: 9 R: 6 ER: 6 SO: 4	BB: 3 IBB: 0 HBP: 0 BLK: 0	WP: 0 HR: 2 S: 43 P: 55	ERA: 6.00 WHIP: 1.333	<b>PITCHER</b>														

Batter	1	2	3	4	5	6	7	8	9	AB	R	H	RBI	BB	SO	LOB	BOTTOM					
Al Smith, R OBP: 0.412, SLG: 0.373 (1, 7)	0-0 6-3		0-0 1B		4-0 BB		0-0 6-3		0-0 F9	4	0	1	1	1	0	0	<b>Chicago White Sox @ Cleveland Indians</b> Cleveland Municipal Stadium, Cleveland, OH Mon May 31 1954, 3:33 AM EDT Unknown					
Bobby Avila, R OBP: 0.444, SLG: 0.488 (1, 4)	0-0 1-3		0-0 F9		0-0 P6		0-0 F3		0-0 HR	5	1	1	1	0	0	4						
Larry Doby, L OBP: 0.331, SLG: 0.380 (1, 8)	0-0 4-3			0-0 F8	0-3 K		0-0 2B		0-0 P4	5	0	1	0	0	1	3						
Al Rosen, R OBP: 0.430, SLG: 0.671 (1, 3)		4-0 BB		0-0 BB	0-3 K		4-0 IBB			2	0	1	0	2	1	3						
Dave Philley, S OBP: 0.256, SLG: 0.343 (1, 9)		0-0 G6-4-3		4-0 BB	1-2 FC6-4 BB		0-0 F8	0-0 F7		3	0	0	0	1	0	3						
Rudy Regalado, R OBP: 0.386, SLG: 0.440 (1, 5)		0-0 6-3		0-0 FC6-4	1-2		0-0 F2		0-0 6-3	4	0	0	0	0	0	1						
George Strickland, R OBP: 0.340, SLG: 0.368 (1, 6)			0-0 1B		0-0 1B	0-0 1B	0-0 2B		0-0 F9	4	3	3	0	0	0	0						
Jim Hegan, R OBP: 0.291, SLG: 0.421 (1, 2)			0-0 P4		0-0 BLK	0-0 1B	0-0 1B	0-0 1-3		4	0	2	1	0	0	1						
Bob Feller, R OBP: 0.556, SLG: 0.429 Dale Mitchell, L OBP: 0.333, SLG: 0.200 (1, 1) (8, PH)			0-0 L8		0-0 BLK	0-0 1B	0-3 K		0-0 5-3	3	0	1	0	0	1	2						
<b>Inning Stats</b>	R: 0 E: 0 K: 0 S: 3	H: 0 LOB: 0 BB: 1 P: 3	R: 0 E: 0 K: 0 S: 2	H: 0 LOB: 1 BB: 1 P: 6	R: 1 E: 0 K: 0 S: 5	H: 2 LOB: 1 BB: 0 P: 5	R: 0 E: 0 K: 0 S: 3	H: 1 LOB: 1 BB: 1 P: 7	R: 0 E: 0 K: 2 S: 10	H: 3 LOB: 3 BB: 1 P: 14	R: 1 E: 0 K: 1 S: 7	H: 2 LOB: 1 BB: 0 P: 7	R: 0 E: 0 K: 0 S: 4	H: 1 LOB: 2 BB: 1 P: 8	R: 0 E: 0 K: 0 S: 3	H: 0 LOB: 0 BB: 0 P: 3	R: 1 E: 0 K: 0 S: 4	H: 1 LOB: 0 BB: 0 P: 4	1B: 6 2B: 3 3B: 0 HR: 1	SF: 0 SAC: 0 DP: 1 HBP: 0	WP: 0 PB: 0 SB: 0 CS: 0	PA: 39
<b>PITCHER</b> Bob Keegan, R ERA: 2.28 (1, 1)	IP: 9.0 WLS: W BF: 39	H: 10 R: 4 ER: 4 SO: 3	BB: 3 IBB: 1 HBP: 0 BLK: 0	WP: 0 HR: 1 S: 41 P: 57	ERA: 4.00 WHIP: 1.444	<b>PITCHER</b>																



Batter	1	2	3	4	5	6	7	8	9	AB	R	H	RBI	BB	SO	LOB	TOP			
Chico Carrasquel, R OBP: 0.342, SLG: 0.382 (1, 6)										5	1	2	0	0	1	0	<b>Chicago White Sox @ Cleveland Indians</b> Cleveland Municipal Stadium, Cleveland, OH Mon May 31 1954, 3:38 AM EDT Att: 39,997 - Unknown <a href="http://livebaseballscorecards.com">livebaseballscorecards.com</a>			
Nelle Fox, L OBP: 0.381, SLG: 0.364 (1, 4)										5	1	2	0	0	0	1				
Minnie Minoso, R OBP: 0.403, SLG: 0.601 (1, 7)										3	1	2	1	2	0	1				
Feris Fain, L OBP: 0.401, SLG: 0.467 (1, 3)										4	0	2	1	0	0	4				
George Kell, R OBP: 0.331, SLG: 0.261 (1, 5)										5	0	0	0	0	0	7				
Carl Sawatski, L OBP: 0.294, SLG: 0.267 (8, PR)										4	0	2	1	0	1	0				
Fred Marsh, R OBP: 0.400, SLG: 0.250 (8, 2)										0	0	0	0	0	0	0				
Sherm Lollar, R OBP: 0.377, SLG: 0.441 (8, 2)										0	0	0	0	0	0	0				
Jim Rivera, L OBP: 0.336, SLG: 0.409 (1, 9)										4	0	1	0	0	0	3				
Johnny Groth, R OBP: 0.344, SLG: 0.399 (1, 8)										4	0	2	0	0	0	1				
Don Johnson, R OBP: 0.059, SLG: 0.063 (4, 1)										2	0	0	0	0	1	2				
Jack Harshman, L OBP: 0.333, SLG: 0.200 (7, 1)										1	0	0	0	0	0	1				
Harry Dorish, R OBP: 0.111, SLG: 0.111 (7, 1)										1	0	0	0	0	0	2				
<b>Inning Stats</b>	R: 1 E: 0 K: 0 S: 5	H: 2 LOB: 1 BB: 0 P: 5	R: 0 E: 0 K: 1 S: 5	H: 0 LOB: 0 BB: 0 P: 5	R: 0 E: 0 K: 0 S: 4	H: 1 LOB: 2 BB: 1 P: 8	R: 0 E: 0 K: 1 S: 7	H: 2 LOB: 2 BB: 0 P: 7	R: 2 E: 0 K: 0 S: 7	H: 4 LOB: 0 BB: 0 P: 7	R: 0 E: 0 K: 0 S: 3	H: 1 LOB: 1 BB: 1 P: 7	R: 0 E: 0 K: 0 S: 4	H: 1 LOB: 2 BB: 0 P: 4	R: 0 E: 0 K: 0 S: 4	H: 1 LOB: 2 BB: 0 P: 5	1B: 9 2B: 6 3B: 0 HR: 0	SF: 0 SAC: 0 DP: 2 HBP: 1	WP: 0 PB: 0 SB: 0 CS: 0	PA: 41
<b>PITCHER</b> Art Houtteman, R ERA: 3.02 (1, 1)	IP: 9.0 WLS: W BF: 41	H: 13 R: 3 ER: 3 SO: 3	BB: 2 IBB: 0 HBP: 1 BLK: 0	WP: 0 HR: 0 S: 44 P: 53	ERA: 3.00 WHIP: 1.667	<b>PITCHER</b>										IP: 9.0 WLS: W BF: 41	H: 13 R: 3 ER: 3 SO: 3	BB: 2 IBB: 0 HBP: 1 BLK: 0	WP: 0 HR: 0 S: 44 P: 53	ERA: 3.00 WHIP: 1.667

Batter	1	2	3	4	5	6	7	8	9	AB	R	H	RBI	BB	SO	LOB	BOTTOM			
Al Smith, R OBP: 0.411, SLG: 0.368 (1, 7)										4	1	1	0	1	2	3	<b>Chicago White Sox @ Cleveland Indians</b> Cleveland Municipal Stadium, Cleveland, OH Mon May 31 1954, 3:38 AM EDT Att: 39,997 - Unknown <a href="http://livebaseballscorecards.com">livebaseballscorecards.com</a>			
Bobby Avila, R OBP: 0.449, SLG: 0.503 (1, 4)										5	2	3	1	0	0	0				
Larry Doby, L OBP: 0.328, SLG: 0.377 (1, 8)										4	0	1	2	0	2	2				
Al Rosen, R OBP: 0.429, SLG: 0.660 (1, 3)										4	0	1	0	1	0	3				
Bill Glynn, L OBP: 0.429, SLG: 0.432 (9, 3)										0	0	0	0	0	0	0				
Dave Philley, S OBP: 0.262, SLG: 0.364 (1, 9)										3	1	1	1	1	1	3				
Rudy Regalado, R OBP: 0.384, SLG: 0.449 (1, 5)										3	1	2	0	0	0	0				
George Strickland, R OBP: 0.540, SLG: 0.967 (7, PH)										3	0	1	0	0	1	1				
Dale Mitchell, L ERA: 7.5 Sam Dente, R (8, 6)										1	0	0	0	0	0	3				
Jim Hegan, R OBP: 0.299, SLG: 0.455 (1, 2)										4	1	2	1	0	0	2				
Art Houtteman, R OBP: 0.286, SLG: 0.300 (1, 1)										4	0	2	1	0	1	0				
<b>Inning Stats</b>	R: 0 E: 0 K: 1 S: 6	H: 1 LOB: 2 BB: 1 P: 10	R: 0 E: 0 K: 0 S: 3	H: 0 LOB: 0 BB: 0 P: 3	R: 1 E: 0 K: 2 S: 10	H: 4 LOB: 2 BB: 0 P: 10	R: 0 E: 0 K: 1 S: 5	H: 0 LOB: 1 BB: 1 P: 9	R: 1 E: 0 K: 1 S: 7	H: 3 LOB: 0 BB: 0 P: 7	R: 0 E: 1 K: 1 S: 6	H: 1 LOB: 3 BB: 1 P: 11	R: 3 E: 0 K: 1 S: 8	H: 3 LOB: 0 BB: 0 P: 8	1B: 10 2B: 3 3B: 0 HR: 2	SF: 1 SAC: 0 DP: 2 HBP: 1	WP: 0 PB: 0 SB: 0 CS: 1	PA: 40		
<b>PITCHER</b> Don Johnson, R ERA: 2.85 Jack Harshman, L ERA: 7.5 Harry Dorish, R ERA: 3.48 (1, 1)	IP: 3.2 WLS: 15 BF: 18	H: 7 R: 2 ER: 2 SO: 2	BB: 1 IBB: 0 HBP: 1 BLK: 0	WP: 0 HR: 1 S: 21 P: 25	ERA: 4.91 WHIP: 2.182	<b>PITCHER</b>										IP: 3.0 WLS: L BF: 7	H: 4 R: 1 ER: 3 SO: 3	BB: 0 IBB: 0 HBP: 0 BLK: 0	WP: 0 HR: 1 S: 9 P: 9	ERA: 20.25 WHIP: 2.250



Batter	1	2	3	4	5	6	7	8	9	AB	R	H	RBI	BB	SO	LOB	TOP			
Chico Carrasquel, R OBP: 0.340, SLG: 0.396	F4		K			F7		HR		4	1	1	1	0	1	0	<b>Chicago White Sox @ Boston Red Sox</b> Fenway Park, Boston, MA Wed Jun 02 1954, 3:33 AM EDT Att: 20,442 - Unknown			
Nelle Fox, L OBP: 0.384, SLG: 0.363	F7				F8	2B	1B	1B	BB	3	1	1	0	1	0	0				
Minnie Minoso, R OBP: 0.400, SLG: 0.599	E3			1-3		1B	2B	K		4	0	1	1	0	1	1				
Ferris Fain, L OBP: 0.398, SLG: 0.468	F8				2B	F7		F8		4	0	1	0	0	0	3				
George Kell, R OBP: 0.328, SLG: 0.261		4-3		6-3			E5	1B	1B	4	0	1	0	0	0	1				
Matt Batts, R OBP: 0.357, SLG: 0.360		K				G5-4-3	1B	4-3		4	0	2	0	0	1	2				
Jim Rivera, L OBP: 0.333, SLG: 0.402		4-3				G5-4-3	1B		K	4	0	1	0	0	1	1				
Johnny Groth, R OBP: 0.340, SLG: 0.393			1-3						F9	2	0	0	0	0	0	0				
Bud Stewart, L OBP: 0.250, SLG: 0.077					P6					1	0	0	0	0	0	3				
Bill Wilson, R OBP: 0.310, SLG: 0.371							G1-2-3			0	0	0	0	0	0	0				
Phil Cavarretta, L OBP: 0.310, SLG: 0.371							1-2	2-3	3-H	1	0	0	0	0	0	0				
Sandy Consuegra, R OBP: 0.250, SLG: 0.182			1-3							2	0	0	0	0	0	0				
Carl Sawatski, L OBP: 0.258, SLG: 0.258						L4			G3	1	0	0	0	0	1	2				
Jack Harshman, L OBP: 0.333, SLG: 0.200							K			0	0	0	0	0	0	0				
Willard Marshall, L OBP: 0.324, SLG: 0.241										1	0	0	0	0	0	0				
<b>Inning Stats</b>	R: 0 E: 1 K: 0 S: 4	H: 0 LOB: 1 BB: 0 P: 4	R: 0 E: 0 K: 1 S: 5	H: 0 LOB: 0 BB: 0 P: 5	R: 0 E: 0 K: 1 S: 5	H: 1 LOB: 1 BB: 0 P: 4	R: 0 E: 0 K: 0 S: 3	H: 1 LOB: 1 BB: 0 P: 3	R: 1 E: 0 K: 0 S: 5	H: 2 LOB: 1 BB: 0 P: 5	R: 0 E: 1 K: 1 S: 7	H: 2 LOB: 2 BB: 1 P: 7	R: 1 E: 0 K: 1 S: 7	H: 2 LOB: 2 BB: 1 P: 11	R: 0 E: 0 K: 1 S: 5	H: 0 LOB: 0 BB: 0 P: 5	1B: 5 2B: 2 3B: 0 HR: 1	SF: 0 SAC: 0 DP: 2 HBP: 0	WP: 0 PB: 0 SB: 0 CS: 0	PA: 36
<b>PITCHER</b>	IP WLS BF H R ER SO BB IBB HBP BLK WP HR S P ERA WHIP																			
Frank Sullivan, R ERA: 2.45	(1, 1) 7.0 W 29 7 2 2 3 1 0 0 0 0 1 34 38 2.57 1.143																			
Ellis Kinder, R ERA: 5.14	(8, 1) 2.0 S 7 1 0 0 2 0 0 0 0 0 0 0 11 11 0.00 0.500																			


Batter	1	2	3	4	5	6	7	8	9	AB	R	H	RBI	BB	SO	LOB	BOTTOM				
Billy Goodman, L OBP: 0.357, SLG: 0.377	FC6-4	3-1				G6-4-3	1B	CS	BB	3	0	2	0	1	0	0	<b>Chicago White Sox @ Boston Red Sox</b> Fenway Park, Boston, MA Wed Jun 02 1954, 3:33 AM EDT Att: 20,442 - Unknown				
Jim Piersall, R OBP: 0.341, SLG: 0.400	FC6-4	F8			G6-4-3	1B	K			4	1	0	0	0	1	3					
Ted Williams, L OBP: 0.539, SLG: 0.643	4-0		6-3		L9			6-3		3	1	0	0	1	0	0					
Jackie Jensen, R OBP: 0.331, SLG: 0.444	1-2			F9		F8			F9	4	1	2	2	0	0	0					
Harry Agganis, L OBP: 0.362, SLG: 0.460	1-2			F2		S	1B	BB	F9	3	2	1	1	1	0	1					
Sammy White, R OBP: 0.286, SLG: 0.430	3-H				F7		FC5-4	1B		3	0	2	0	1	0	0					
Ted Lepcio, R OBP: 0.330, SLG: 0.329	1-2				F7		FC5-4	1B	F9	4	0	1	1	0	0	4					
Mitt Bolling, R OBP: 0.333, SLG: 0.424	1-2						FC5-4	1B	F7	4	0	2	1	0	0	4					
Frank Sullivan, R OBP: 0.167, SLG: 0.167	1-2									3	0	0	0	0	0	3					
Ellis Kinder, R ERA: 5.14		6-3								0	0	0	0	0	0	0					
<b>Inning Stats</b>	R: 4 E: 0 K: 0 S: 7	H: 5 LOB: 2 BB: 1 P: 11	R: 0 E: 0 K: 0 S: 3	H: 0 LOB: 0 BB: 0 P: 3	R: 0 E: 0 K: 0 S: 3	H: 1 LOB: 1 BB: 0 P: 4	R: 0 E: 0 K: 0 S: 3	H: 1 LOB: 1 BB: 0 P: 3	R: 1 E: 0 K: 0 S: 5	H: 2 LOB: 2 BB: 1 P: 9	R: 0 E: 0 K: 1 S: 4	H: 0 LOB: 0 BB: 1 P: 8	R: 0 E: 0 K: 0 S: 4	H: 1 LOB: 2 BB: 1 P: 8	R: 0 E: 0 K: 0 S: 7	H: 0 LOB: 0 BB: 0 P: 5		1B: 7 2B: 3 3B: 1 HR: 0	SF: 0 SAC: 0 DP: 2 HBP: 0	WP: 0 PB: 0 SB: 1 CS: 1	PA: 35
<b>PITCHER</b>	IP WLS BF H R ER SO BB IBB HBP BLK WP HR S P ERA WHIP																				
Sandy Consuegra, R ERA: 3.86	(1, 1) 6.0 L 27 9 5 5 0 2 1 1 0 0 0 0 25 33 7.50 1.833																				
Jack Harshman, L ERA: 6.69	(7, 1) 2.0 8 1 0 0 1 1 1 0 0 0 0 8 16 0.00 1.000																				



Batter	1	2	3	4	5	6	7	8	9	AB	R	H	RBI	BB	SO	LOB	TOP					
Chico Carrasquel, R OBP: 0.341, SLG: 0.392 (1, 6)	0-0 3B 1B		0-0 P6	4-0 FC1-2 BB 1-2 BB		0-0 5-3		0-3 K		4	1	1	0	1	1	0						
Nellie Fox, L OBP: 0.389, SLG: 0.377 (1, 4)	0-0 1-H 6-3 3B		0-0 F7	4-0 FC1-2 BB 1-2 2-3 3-H		0-0 G3		0-0 2B 1B		4	2	2	2	1	0	0						
Minnie Minoso, R OBP: 0.400, SLG: 0.597 (1, 7)	0-0 6-3		0-0 P3	4-0 FC1-2 BB 1-2 2-3 3-H		1-0 S HBP		0-0 1-H E 2B		4	1	1	2	0	0	3						
Ferris Fain, L OBP: 0.398, SLG: 0.468 (1, 3)	0-0 6-3			0-0 BB 2B 3-1		4-0 BB 1-2		0-0 P4		4	1	1	0	1	0	4						
George Kell, R OBP: 0.331, SLG: 0.266 (1, 5)	0-0 1B			0-0 1B 2B 1B 2-3		0-0 6-3		0-0 2-H E6		5	1	2	0	0	1	2						
Sherm Lollar, R OBP: 0.370, SLG: 0.431 Matt Batts, R OBP: 0.357, SLG: 0.360 (1, 2) (8, 2)	0-3 K			0-0 2B 1B 1-2 FC6-2 3-H		0-0 5-3		0-3 K		5	0	1	1	0	2	2						
Jim Rivera, L OBP: 0.345, SLG: 0.431 (1, 9)		0-0 4-3		0-0 E 2B 1-3 2-H		0-0 S 1B		0-0 FC1-5 2B		5	2	3	1	0	0	0						
Johnny Groth, R OBP: 0.348, SLG: 0.403 (1, 8)		0-0 4-3		4-0 E BB IBB		0-0 1-H 1B		0-0 FC1-5 CS 2-3		4	1	2	1	1	0	1						
Virgil Trucks, R OBP: 0.167, SLG: 0.172 Don Johnson, R OBP: 0.056, SLG: 0.059 (1, 1) (8, 1)		0-0 L4		0-0 FC6-2 BB FC1-2 1-3 2-H 3-H		0-0 F3		0-3 K 1-2		4	0	0	0	0	0	4						
<b>Inning Stats</b>	R: 2 E: 0 K: 1 S: 8	H: 3 LOB: 1 BB: 0 P: 8	R: 0 E: 0 K: 0 S: 3	H: 0 LOB: 0 BB: 0 P: 3	R: 0 E: 0 K: 0 S: 3	H: 0 LOB: 0 BB: 0 P: 3	R: 4 E: 1 K: 0 S: 7	H: 4 LOB: 3 BB: 3 P: 19	R: 1 E: 0 K: 0 S: 5	H: 2 LOB: 1 BB: 1 P: 5	R: 0 E: 0 K: 1 S: 5	H: 0 LOB: 1 BB: 1 P: 10	R: 0 E: 0 K: 0 S: 4	H: 1 LOB: 1 BB: 0 P: 4	R: 2 E: 1 K: 2 S: 10	H: 2 LOB: 1 BB: 0 P: 10	R: 0 E: 0 K: 1 S: 5	H: 1 LOB: 0 BB: 0 P: 5	1B: 7 2B: 5 3B: 1 HR: 0	SF: 0 SAC: 0 DP: 0 HBP: 1	WP: 0 PB: 0 SB: 2 CS: 1	PA: 45
<b>PITCHER</b>	IP WLS BF H R ER SO BB IBB HBP BLK WP HR S P ERA WHIP	IP WLS BF H R ER SO BB IBB HBP BLK WP HR S P ERA WHIP																				
Hal Brown, R ERA: 4.97 (1, 1)	3.0 L 16 7 6 5 1 0 0 0 0 0 0 0 18 18 15.00 2.333																					
Tom Herrin, R ERA: 8.1 (4, 1)	1.0 0 0 0 0 0 0 2 1 0 0 0 0 0 3 15 0.00 2.000																					
Tom Brewer, R ERA: 4.45 (5, 1)	3.0 14 3 1 1 1 1 0 0 1 0 0 0 0 14 19 3.00 1.333																					
Ellis Kinder, R ERA: 5.09 (8, 1)	2.0 9 3 2 1 3 0 0 0 0 0 0 0 0 15 15 4.50 1.500																					

Chicago White Sox @ Boston Red Sox  
Fenway Park, Boston, MA  
Thu Jun 03 1954, 3:33 AM EDT  
Att: 5,148 - Unknown


AB 40  
R 9  
H 13  
RBI 7  
BB 4  
SO 5  
LOB 17



Batter	1	2	3	4	5	6	7	8	9	AB	R	H	RBI	BB	SO	LOB	BOTTOM					
Billy Goodman, L OBP: 0.363, SLG: 0.378 (1, 5)	0-0 4-3		4-0 BB	0-0 G3		0-0 1-2 HR 1B		0-0 BB 1B	0-0 4-3	5	1	2	0	1	0	4						
Jim Piersall, R OBP: 0.343, SLG: 0.395 (1, 9)	4-0 BB		0-0 F9		0-0 BB 1B		0-0 F8		0-0 F9	4	1	1	0	1	0	4						
Ted Williams, L OBP: 0.531, SLG: 0.667 (1, 7)	0-3 K		0-0 F9		4-0 1-2 BB		0-0 1-H 2-H HR		0-0 F8	4	1	1	3	1	1	3						
Jackie Jensen, R OBP: 0.333, SLG: 0.439 (1, 8)	0-0 5-3		0-0 F8		0-0 FC5-4 1B 1-2 2-H		0-0 6-3		4-0 1-2 BB	4	0	1	1	1	0	2						
Harry Agganis, L OBP: 0.364, SLG: 0.481 (1, 3)		0-0 1B 1B		0-0 HR		0-3 K		0-0 P4 F7		5	1	2	1	0	1	4						
Sammy White, R OBP: 0.275, SLG: 0.413 (1, 2)		0-0 P4		0-0 F8		0-3 K		0-0 F6		5	0	0	0	0	1	3						
Ted Lepcio, R OBP: 0.354, SLG: 0.357 (1, 4)		0-0 FC5-4 1B		0-0 1B 1B		0-0 FC5-4 1-2		0-0 2B 1B		5	1	4	0	0	0	2						
Milt Bolling, R OBP: 0.337, SLG: 0.433 (1, 6)		0-0 L7		0-0 K		0-3 K		0-0 L5 1-H 2B		5	0	2	1	0	1	3						
Hal Brown, R OBP: 0.273, SLG: 0.111 Tom Herrin, R OBP: 0.200, SLG: 0.200 Charles Maxwell, R OBP: 0.333, SLG: 0.333 Tom Brewer, R OBP: 0.356, SLG: 0.417 Grady Hatton, L OBP: 0.107, SLG: 0.188 Ellis Kinder, R OBP: 0.107, SLG: 0.187 Don Lenhardt, R OBP: 0.044, SLG: 0.293 (1, 1) (4, 1) (4, PH) (5, 1) (7, PH) (8, 1) (9, PH)		0-0 FC5-4 1-2		0-0 1-2 1B		0-0 1-2 1B		0-0 1B HR 1B		1	0	0	0	0	0	2						
<b>Inning Stats</b>	R: 0 E: 0 K: 1 S: 5	H: 0 LOB: 1 BB: 1 P: 9	R: 0 E: 0 K: 0 S: 5	H: 2 LOB: 2 BB: 0 P: 5	R: 0 E: 0 K: 0 S: 3	H: 0 LOB: 1 BB: 1 P: 7	R: 1 E: 0 K: 1 S: 8	H: 3 LOB: 2 BB: 0 P: 8	R: 1 E: 0 K: 2 S: 9	H: 2 LOB: 2 BB: 1 P: 13	R: 3 E: 0 K: 0 S: 6	H: 3 LOB: 0 BB: 0 P: 6	R: 1 E: 0 K: 1 S: 7	H: 2 LOB: 1 BB: 0 P: 7	R: 0 E: 0 K: 0 S: 4	H: 1 LOB: 2 BB: 1 P: 8	R: 0 E: 0 K: 0 S: 5	H: 2 LOB: 2 BB: 0 P: 5	1B: 12 2B: 1 3B: 0 HR: 2	SF: 0 SAC: 0 DP: 0 HBP: 0	WP: 0 PB: 0 SB: 0 CS: 0	PA: 46
<b>PITCHER</b>	IP WLS BF H R ER SO BB IBB HBP BLK WP HR S P ERA WHIP	IP WLS BF H R ER SO BB IBB HBP BLK WP HR S P ERA WHIP																				
Virgil Trucks, R ERA: 2.96 (1, 1)	7.2 W 40 13 6 6 5 0 0 0 0 0 0 6 62 0.00 1.500																					
Don Johnson, R ERA: 2.79 (8, 1)	1.1 S 6 2 0 0 0 0 0 0 0 0 0 6 6 0.00 1.500																					

Chicago White Sox @ Boston Red Sox  
Fenway Park, Boston, MA  
Thu Jun 03 1954, 3:33 AM EDT  
Att: 5,148 - Unknown

AB 42  
R 6  
H 15  
RBI 6  
BB 4  
SO 5  
LOB 30





Batter	1	2	3	4	5	6	7	8	9	AB	R	H	RBI	BB	SO	LOB	TOP					
<b>Chico Carrasquel, R</b> OBP: 0.343, SLG: 0.386 (1, 6)										3	1	0	0	2	1	3	<b>Chicago White Sox @ Boston Red Sox</b> Fenway Park, Boston, MA Fri Jun 04 1954, 3:33 AM EDT Att: 2,621 - Unknown					
<b>Nellie Fox, L</b> OBP: 0.385, SLG: 0.378 (1, 4)										5	1	2	0	0	0	1						
<b>Minnie Minoso, R</b> OBP: 0.410, SLG: 0.600 (1, 7)										4	2	3	1	0	0	0						
<b>Feris Fain, L</b> OBP: 0.403, SLG: 0.469 (1, 3)										4	1	2	1	1	0	3						
<b>George Kell, R</b> OBP: 0.327, SLG: 0.258 (1, 5)										4	1	0	0	1	1	7						
<b>Sherm Lollar, R</b> OBP: 0.367, SLG: 0.425 (1, 2)										4	1	1	2	0	0	4						
<b>Jim Rivera, L</b> OBP: 0.350, SLG: 0.434 (1, 9)										4	0	2	2	0	0	0						
<b>Johnny Groth, R</b> OBP: 0.345, SLG: 0.399 (1, 8)										4	0	1	0	0	1	4						
<b>Bob Keegan, R</b> OBP: 0.211, SLG: 0.235 (1, 1)										4	0	2	1	0	0	1						
<b>Inning Stats</b>	R: 5 E: 0 K: 2 S: 12	H: 5 LOB: 2 BB: 2 P: 20	R: 2 E: 0 K: 0 S: 6	H: 3 LOB: 2 BB: 0 P: 7	R: 0 E: 1 K: 0 S: 3	H: 0 LOB: 0 BB: 0 P: 3	R: 0 E: 0 K: 0 S: 3	H: 1 LOB: 1 BB: 1 P: 7	R: 0 E: 0 K: 0 S: 3	H: 1 LOB: 0 BB: 0 P: 3	R: 0 E: 0 K: 0 S: 4	H: 2 LOB: 2 BB: 1 P: 8	R: 0 E: 0 K: 0 S: 3	H: 0 LOB: 0 BB: 0 P: 3	R: 0 E: 0 K: 0 S: 3	H: 1 LOB: 0 BB: 0 P: 3	R: 0 E: 0 K: 1 S: 5	H: 0 LOB: 0 BB: 0 P: 5	1B: 13 2B: 0 3B: 0 HR: 0	SF: 0 SAC: 0 DP: 4 HBP: 1	WP: 0 PB: 0 SB: 0 CS: 1	PA: 41
<b>PITCHER</b>	IP WLS BF H R ER SO BB IBB HBP BLK WP HR S P ERA WHIP	IP WLS BF H R ER SO BB IBB HBP BLK WP HR S P ERA WHIP															IP WLS BF H R ER SO BB IBB HBP BLK WP HR S P ERA WHIP					
<b>Willard Nixon, R</b> ERA: 3.95 (1, 1)	1.1 L 13 6 7 7 2																					
<b>Tom Brewer, R</b> ERA: 4.34 (2, 1)	0.2 4 2 0 0 0																					
<b>Tom Herrin, R</b> ERA: 6.23 (3, 1)	4.0 15 4 0 0 0																					
<b>Hal Brown, R</b> ERA: 4.5 (7, 1)	3.0 9 1 0 0 1																					

Batter	1	2	3	4	5	6	7	8	9	AB	R	H	RBI	BB	SO	LOB	BOTTOM					
<b>Billy Goodman, L</b> OBP: 0.364, SLG: 0.374 (1, 5)										4	0	1	0	1	0	1	<b>Chicago White Sox @ Boston Red Sox</b> Fenway Park, Boston, MA Fri Jun 04 1954, 3:33 AM EDT Att: 2,621 - Unknown					
<b>Jim Piersall, R</b> OBP: 0.348, SLG: 0.398 (1, 9)										4	0	2	0	0	0	2						
<b>Ted Williams, L</b> OBP: 0.529, SLG: 0.656 (1, 7)										4	0	2	0	0	0	2						
<b>Jackie Jensen, R</b> OBP: 0.325, SLG: 0.427 (1, 8)										4	0	0	0	0	0	5						
<b>Harry Agganis, L</b> OBP: 0.361, SLG: 0.474 (1, 3)										4	0	1	0	0	0	1						
<b>Sammy White, R</b> OBP: 0.281, SLG: 0.411 (1, 2)										3	2	1	0	1	0	1						
<b>Ted Lepcio, R</b> OBP: 0.360, SLG: 0.386 (1, 4)										4	1	2	1	0	1	0						
<b>Mitt Bolling, R</b> OBP: 0.343, SLG: 0.457 (1, 6)										4	0	2	1	0	0	1						
<b>Willard Nixon, L</b> ERA: 2.96, SLG: 0.167 (2, PH) <b>Tom Brewer, R</b> ERA: 4.34, SLG: 0.167 (2, PH) <b>Grady Hatton, L</b> ERA: 6.23, SLG: 0.167 (3, PH) <b>Tom Herrin, R</b> ERA: 6.23, SLG: 0.167 (3, PH) <b>Charlie Maxwell, L</b> ERA: 6.23, SLG: 0.167 (5, PH) <b>Hal Brown, R</b> ERA: 4.5, SLG: 0.167 (7, PH) <b>Dick Gernert, R</b> ERA: 4.5, SLG: 0.167 (9, PH)										0	0	0	0	0	0	0						
<b>Inning Stats</b>	R: 0 E: 0 K: 0 S: 4	H: 2 LOB: 1 BB: 0 P: 4	R: 2 E: 0 K: 0 S: 5	H: 2 LOB: 1 BB: 1 P: 9	R: 0 E: 0 K: 1 S: 4	H: 1 LOB: 1 BB: 0 P: 4	R: 0 E: 0 K: 1 S: 6	H: 1 LOB: 1 BB: 0 P: 6	R: 0 E: 0 K: 0 S: 3	H: 0 LOB: 1 BB: 1 P: 7	R: 1 E: 0 K: 1 S: 7	H: 2 LOB: 1 BB: 0 P: 7	R: 0 E: 0 K: 0 S: 4	H: 2 LOB: 1 BB: 0 P: 4	R: 0 E: 0 K: 0 S: 3	H: 1 LOB: 0 BB: 0 P: 3	R: 0 E: 0 K: 1 S: 5	H: 0 LOB: 0 BB: 0 P: 5	1B: 8 2B: 2 3B: 1 HR: 0	SF: 1 SAC: 0 DP: 3 HBP: 0	WP: 0 PB: 0 SB: 0 CS: 0	PA: 37
<b>PITCHER</b>	IP WLS BF H R ER SO BB IBB HBP BLK WP HR S P ERA WHIP	IP WLS BF H R ER SO BB IBB HBP BLK WP HR S P ERA WHIP															IP WLS BF H R ER SO BB IBB HBP BLK WP HR S P ERA WHIP					
<b>Bob Keegan, R</b> ERA: 2.35 (1, 1)	9.0 W 37 11 3 3 3																					



Batter	1	2	3	4	5	6	7	8	9	10	AB	R	H	RBI	BB	SO	LOB				
Chico Carrasquel, R OBP: 0.351, SLG: 0.399 (1, 6)											4	1	2	0	2	1	1				
Nellie Fox, L OBP: 0.388, SLG: 0.373 (1, 4)											5	1	1	0	0	0	7				
Minnie Minoso, R OBP: 0.400, SLG: 0.584 (1, 7)											5	0	0	0	0	1	8				
Ferns Fain, L OBP: 0.398, SLG: 0.461 (1, 3)											5	0	1	1	0	0	1				
Fred Marsh, R OBP: 0.400, SLG: 0.250 (10, PR)											0	0	0	0	0	0	0				
Phil Cavarretta, L (10, 3)											0	0	0	0	0	0	0				
George Kell, R OBP: 0.336, SLG: 0.273 (1, 5)											4	2	2	1	1	0	0				
Matt Batts, R OBP: 0.333, SLG: 0.310 (1, 2)											4	1	0	0	1	0	5				
Jim Rivera, L OBP: 0.352, SLG: 0.427 (1, 9)											4	0	1	0	0	1	4				
Johnny Groth, R OBP: 0.355, SLG: 0.404 (1, 8)											3	0	2	3	1	0	0				
Don Johnson, R OBP: 0.048, SLG: 0.050 (9, PH)											3	0	0	0	0	3	4				
Cass Michaels, R OBP: 0.466, SLG: 0.516 (9, PR)											0	0	0	0	1	0	0				
Virgil Trucks, R OBP: 0.161, SLG: 0.167 (9, 1)											1	0	0	0	0	0	2				
<b>Inning Stats</b>	R: 3 E: 0 K: 1 S: 7	H: 2 LOB: 3 BB: 2 P: 17	R: 0 E: 0 K: 2 S: 7	H: 0 LOB: 0 BB: 0 P: 7	R: 0 E: 1 K: 0 S: 3	H: 0 LOB: 0 BB: 0 P: 3	R: 0 E: 0 K: 2 S: 7	H: 0 LOB: 0 BB: 0 P: 7	R: 0 E: 0 K: 0 S: 4	H: 2 LOB: 1 BB: 0 P: 4	R: 0 E: 0 K: 1 S: 7	H: 2 LOB: 2 BB: 0 P: 7	R: 0 E: 0 K: 0 S: 3	H: 0 LOB: 0 BB: 0 P: 3	R: 0 E: 0 K: 0 S: 4	H: 1 LOB: 3 BB: 2 P: 12	R: 2 E: 2 K: 0 S: 6	H: 1 LOB: 3 BB: 2 P: 14	1B: 7 2B: 1 3B: 1 HR: 0	SF: 0 SAC: 1 DP: 3 HBP: 2	WP: 0 PA: 47
<b>PITCHER</b> Johnny Schmitz, L ERA: 1.91 (1, 1)	IP: 10.0 WLS: 10 BF: 47 H: 9 R: 5 ER: 3 SO: 6 BB: 5 IBB: 1 HBP: 2 BLK: 0 WP: 0 HR: 0 S: 51 P: 77 ERA: 2.70 WHIP: 1.400																				

**Chicago White Sox @ Washington Senators**  
Griffith Stadium, Washington, DC  
Sat Jun 05 1954, 3:33 AM EDT  
Att: 6,363 - Unknown

AB	38
R	5
H	9
RBI	5
BB	6
SO	6
LOB	32

Batter	1	2	3	4	5	6	7	8	9	10	AB	R	H	RBI	BB	SO	LOB				
Eddie Yost, R OBP: 0.368, SLG: 0.309 (1, 5)											4	0	0	0	1	1	0				
Pete Runnels, L OBP: 0.373, SLG: 0.423 (1, 6)											5	1	2	0	0	0	1				
Mickey Vernon, L OBP: 0.349, SLG: 0.584 (1, 3)											4	1	1	2	1	0	0				
Roy Sievers, R OBP: 0.363, SLG: 0.509 (1, 7)											3	1	1	0	1	0	2				
Jim Busby, R OBP: 0.353, SLG: 0.487 (1, 8)										4	0	0	0	0	0	2					
Tom Wright, L OBP: 0.325, SLG: 0.338 (1, 9)										4	0	0	0	0	0	1					
Ed Fitz Gerald, R OBP: 0.327, SLG: 0.315 (1, 2)										4	0	3	1	0	1	0					
Wayne Terwilliger, R OBP: 0.263, SLG: 0.283 (9, PH)											3	0	0	0	0	2					
Mickey McDermott, L OBP: 0.235, SLG: 0.194 (9, PR)											0	0	0	0	1	0					
Mel Hoderlein, S OBP: 0.160, SLG: 0.200 (10, 4)											0	0	0	0	0	0					
Johnny Schmitz, R OBP: 0.133, SLG: 0.071 (1, 1)										4	0	0	0	0	1	3					
<b>Inning Stats</b>	R: 2 E: 0 K: 0 S: 5	H: 2 LOB: 0 BB: 0 P: 5	R: 0 E: 0 K: 0 S: 4	H: 1 LOB: 1 BB: 0 P: 4	R: 0 E: 0 K: 0 S: 2	H: 0 LOB: 0 BB: 1 P: 6	R: 0 E: 0 K: 0 S: 3	H: 1 LOB: 0 BB: 0 P: 3	R: 0 E: 0 K: 1 S: 5	H: 0 LOB: 0 BB: 0 P: 5	R: 1 E: 0 K: 0 S: 4	H: 1 LOB: 1 BB: 1 P: 8	R: 0 E: 0 K: 0 S: 4	H: 1 LOB: 2 BB: 1 P: 8	R: 0 E: 0 K: 1 S: 6	H: 1 LOB: 2 BB: 1 P: 10	R: 0 E: 0 K: 1 S: 5	H: 0 LOB: 0 BB: 0 P: 5	1B: 3 2B: 3 3B: 0 HR: 1	SF: 0 SAC: 0 DP: 2 HBP: 0	WP: 0 PA: 39
<b>PITCHER</b> Don Johnson, R ERA: 2.86 (1, 1)	IP: 8.0 WLS: 8 BF: 31 H: 6 R: 3 ER: 3 SO: 1 BB: 2 IBB: 1 HBP: 0 BLK: 0 WP: 0 HR: 1 S: 30 P: 42 ERA: 3.38 WHIP: 1.000																				
Virgil Trucks, R ERA: 2.89 (9, 1)	IP: 2.0 WLS: 8 BF: 1 H: 1 R: 0 ER: 0 SO: 2 BB: 0 IBB: 0 HBP: 0 BLK: 0 WP: 0 HR: 0 S: 11 P: 15 ERA: 0.00 WHIP: 0.500																				

**Chicago White Sox @ Washington Senators**  
Griffith Stadium, Washington, DC  
Sat Jun 05 1954, 3:33 AM EDT  
Att: 6,363 - Unknown

AB	35
R	3
H	7
RBI	3
BB	4
SO	3
LOB	11



Batter	1	2	3	4	5	6	7	8	9	AB	R	H	RBI	BB	SO	LOB	TOP				
Chico Carrasquel, R OBP: 0.350, SLG: 0.393	FC4-6 BB	G3			1-3			5-3		3	0	0	0	1	0	2					
Nellie Fox, L OBP: 0.381, SLG: 0.365	F5		G3		6-3			E6 HR		4	1	0	0	0	0	1					
Minnie Minoso, R OBP: 0.397, SLG: 0.593	F9		K				F7	HR		4	1	1	2	0	1	1					
Feris Fain, L OBP: 0.390, SLG: 0.450	FC4-6 1-2		4-3				3-1	4-3		4	0	0	0	0	0	1					
George Kell, R OBP: 0.340, SLG: 0.279					F8			F2		4	0	2	0	0	0	0					
Matt Batts, R OBP: 0.297, SLG: 0.273		G5-4-3 1-2			F7		FC6-4 1-2		F8	4	0	0	0	0	0	2					
Jim Rivera, L OBP: 0.372, SLG: 0.504								G5-4-3 HBP		3	3	3	2	0	0	0					
Johnny Groth, R OBP: 0.353, SLG: 0.396					6-3			F8	P4	3	0	0	0	1	0	1					
Sandy Consuegra, R OBP: 0.267, SLG: 0.214								G5-4-3	F7	3	0	1	1	0	0	1					
Bob Keegan, R OBP: 0.205, SLG: 0.229					4-3			1-2		1	0	0	0	0	0	0					
<b>Inning Stats</b>	R: 0 E: 0 K: 0 S: 3	H: 0 LOB: 1 BB: 1 P: 7	R: 1 E: 0 K: 0 S: 5	H: 3 LOB: 2 BB: 1 P: 9	R: 0 E: 0 K: 1 S: 5	H: 0 LOB: 0 BB: 0 P: 5	R: 1 E: 0 K: 0 S: 4	H: 1 LOB: 0 BB: 0 P: 4	R: 0 E: 0 K: 0 S: 4	H: 0 LOB: 1 BB: 0 P: 4	R: 0 E: 0 K: 0 S: 2	H: 0 LOB: 0 BB: 0 P: 3	R: 2 E: 1 K: 0 S: 5	H: 1 LOB: 0 BB: 0 P: 5	R: 1 E: 0 K: 0 S: 4	H: 1 LOB: 0 BB: 0 P: 4	1B: 3 2B: 1 3B: 0 HR: 3	SF: 0 SAC: 0 DP: 2 HBP: 1	WP: 0 PB: 0 SB: 0 CS: 0	PA: 36	
<b>PITCHER</b>	IP	WLS	BF	H	R	ER	SO	BB	IBB	HBP	BLK	WP	HR	S	P	ERA	WHIP				
Chuck Stobbs, L ERA: 4.92	7.0		27	5	2	2	1	1	1	1	0	0	1	26	35	2.57	0.857				
Sonny Dixon, R ERA: 3.03	2.0	L	9	2	3	2	0	0	0	0	0	0	1	9	9	9.00	1.000				

Chicago White Sox @ Washington Senators  
Griffith Stadium, Washington, DC  
Sun Jun 06 1954, 3:33 AM EDT  
Unknown

AB 33  
R 5  
H 7  
RBI 5  
BB 2  
SO 1  
LOB 9



Batter	1	2	3	4	5	6	7	8	9	AB	R	H	RBI	BB	SO	LOB	BOTTOM				
Eddie Yost, R OBP: 0.364, SLG: 0.302	5-3			E 2B BB	6-3			P4	F5	4	1	0	0	1	0	4					
Pete Runnels, L OBP: 0.364, SLG: 0.411	G3			FC4 2B FC1-2-5 1-2			F8	P4		4	0	0	0	0	0	1					
Mickey Vernon, L OBP: 0.347, SLG: 0.582	4-3			2B 1-3 2-H			F8	6-3		4	0	1	1	0	0	0					
Roy Sievers, R OBP: 0.360, SLG: 0.509				P6			F7			4	0	1	0	0	0	2					
Jim Busby, R OBP: 0.351, SLG: 0.487	5-3			FC1-2-5 3-H				5-3		4	1	1	0	0	0	3					
Tom Wright, L OBP: 0.321, SLG: 0.360	4-3			F5					F8	4	1	1	1	0	0	2					
Ed Fitz Gerald, R OBP: 0.343, SLG: 0.319					5-3		G3 SH5-3 1B	1B IBB	BB BB	2	0	1	0	2	0	0					
Wayne Terwilliger, R OBP: 0.262, SLG: 0.281										1	0	0	0	0	1	0					
Mickey McDermott, L OBP: 0.229, SLG: 0.188					K					1	0	0	0	0	0	2					
Mel Hoderlein, S OBP: 0.152, SLG: 0.200										0	0	0	0	1	0	0					
Chuck Stobbs, L OBP: 0.176, SLG: 0.235										2	0	0	0	0	0	1					
Clyde Vollmer, R OBP: 0.283, SLG: 0.345					P6					1	0	1	1	0	0	0					
Sonny Dixon, S										0	0	0	0	0	0	0					
Jim Lemon, R OBP: 0.324, SLG: 0.281										1	0	0	0	0	1	2					
<b>Inning Stats</b>	R: 0 E: 0 K: 0 S: 3	H: 0 LOB: 0 BB: 0 P: 3	R: 0 E: 0 K: 0 S: 3	H: 0 LOB: 0 BB: 0 P: 3	R: 0 E: 0 K: 1 S: 5	H: 0 LOB: 0 BB: 0 P: 5	R: 1 E: 1 K: 0 S: 5	H: 1 LOB: 2 BB: 1 P: 9	R: 0 E: 0 K: 0 S: 3	H: 0 LOB: 1 BB: 0 P: 3	R: 2 E: 0 K: 0 S: 5	H: 3 LOB: 1 BB: 1 P: 9	R: 0 E: 0 K: 0 S: 4	H: 1 LOB: 1 BB: 0 P: 4	R: 0 E: 0 K: 1 S: 5	H: 0 LOB: 2 BB: 2 P: 13	1B: 2 2B: 3 3B: 1 HR: 0	SF: 0 SAC: 1 DP: 0 HBP: 0	WP: 0 PB: 0 SB: 0 CS: 0	PA: 37	
<b>PITCHER</b>	IP	WLS	BF	H	R	ER	SO	BB	IBB	HBP	BLK	WP	HR	S	P	ERA	WHIP				
Sandy Consuegra, R ERA: 3.6	7.2		31	6	3	2	1	2	0	0	0	0	0	6	14	0.00	1.500				
Bob Keegan, R ERA: 2.32	1.1	S	6	0	0	0	1	0	0	0	0	0	0	6	14	0.00	1.500				

Chicago White Sox @ Washington Senators  
Griffith Stadium, Washington, DC  
Sun Jun 06 1954, 3:33 AM EDT  
Unknown

AB 32  
R 3  
H 6  
RBI 3  
BB 4  
SO 2  
LOB 17





Batter	1	2	3	4	5	6	7	8	9	AB	R	H	RBI	BB	SO	LOB	TOP				
<b>Chico Carrasquel, R</b> OBP: 0.351, SLG: 0.387 (1, 6)										3	2	0	0	2	1	1	<b>Chicago White Sox @ Washington Senators</b> Griffith Stadium, Washington, DC Sun Jun 06 1954, 3:38 AM EDT Att: 13,701 - Unknown				
<b>Nellie Fox, L</b> OBP: 0.386, SLG: 0.375 (1, 4)										3	2	1	1	2	1	1					
<b>Minnie Minoso, R</b> OBP: 0.411, SLG: 0.599 (1, 7)										3	1	3	2	1	0	0					
<b>Ferris Fain, L</b> OBP: 0.385, SLG: 0.443 (1, 3)										5	0	1	3	0	0	5					
<b>Jim Rivera, L</b> OBP: 0.358, SLG: 0.483 (1, 9)										5	0	0	0	0	1	4					
<b>Cass Michaels, R</b> OBP: 0.483, SLG: 0.500 (1, 5)										3	0	0	0	2	0	1					
<b>Carl Sawatski, L</b> OBP: 0.275, SLG: 0.278 (1, 2)										5	0	1	0	0	1	4					
<b>Johnny Groth, R</b> OBP: 0.345, SLG: 0.387 (1, 8)										4	0	0	0	0	2	2					
<b>Jack Harshman, L</b> OBP: 0.400, SLG: 0.143 (1, 1)										2	1	0	0	2	0	0					
<b>Inning Stats</b>	R: 2 E: 0 K: 0 S: 4	H: 1 LOB: 2 BB: 2 P: 13	R: 0 E: 0 K: 0 S: 3	H: 0 LOB: 1 BB: 1 P: 7	R: 1 E: 0 K: 1 S: 8	H: 3 LOB: 2 BB: 0 P: 8	R: 0 E: 0 K: 1 S: 5	H: 0 LOB: 2 BB: 2 P: 13	R: 0 E: 0 K: 1 S: 5	H: 0 LOB: 0 BB: 0 P: 5	R: 0 E: 0 K: 1 S: 6	H: 1 LOB: 1 BB: 0 P: 6	R: 0 E: 0 K: 2 S: 7	H: 0 LOB: 0 BB: 0 P: 7	R: 3 E: 0 K: 0 S: 4	H: 1 LOB: 2 BB: 4 P: 20		1B: 4 2B: 1 3B: 1 HR: 0	SF: 0 SAC: 0 DP: 0 HBP: 1	WP: 1 PB: 0 CS: 2	PA: 43
<b>PITCHER</b>	IP	WLS	BF	H	R	ER	SO	BB	IBB	HBP	BLK	WP	HR	S	P	ERA	WHIP				
<b>Camilo Pascual, R</b> ERA: 5.0 (1, 1)	3.0	L	17	4	3	3	1	3	0	1	0	1	0	15	28	9.00	2.333				
<b>Connie Marrero, R</b> ERA: 4.94 (4, 1)	2.0		8	0	0	0	2	2	0	0	0	0	0	10	18	0.00	1.000				
<b>Bunky Stewart, L</b> ERA: 9.19 (6, 1)	4.0		18	2	3	3	3	4	0	0	0	0	0	20	36	6.75	1.500				

Batter	1	2	3	4	5	6	7	8	9	AB	R	H	RBI	BB	SO	LOB	BOTTOM					
<b>Eddie Yost, R</b> OBP: 0.362, SLG: 0.306 (1, 5)										4	0	1	0	0	1	2	<b>Chicago White Sox @ Washington Senators</b> Griffith Stadium, Washington, DC Sun Jun 06 1954, 3:38 AM EDT Att: 13,701 - Unknown					
<b>Pete Runnels, L</b> OBP: 0.361, SLG: 0.403 (1, 6)										3	0	0	0	1	0	1						
<b>Mickey Vernon, L</b> OBP: 0.345, SLG: 0.575 (1, 3)										4	0	1	0	0	0	1						
<b>Roy Sievers, R</b> OBP: 0.358, SLG: 0.500 (1, 7)										3	0	0	0	1	1	2						
<b>Jim Busby, R</b> OBP: 0.349, SLG: 0.482 (1, 8)										4	0	1	0	0	0	0						
<b>Tom Umphlett, R</b> OBP: 0.225, SLG: 0.250 (1, 9)										4	0	1	0	0	0	2						
<b>Bob Oldis, R</b> OBP: 0.471, SLG: 0.500 (1, 2)										4	0	2	0	0	0	0						
<b>Wayne Terwilliger, R</b> OBP: 0.262, SLG: 0.280 (1, 4)										4	0	1	0	0	0	2						
<b>Camilo Pascual, R</b> Clyde Vollmer, R Connie Marrero, R Ed Fitz Gerald, R Bunky Stewart, L Jim Lemon, R (1, 1) (3, PH) (4, 1) (5, PH) (6, 1) (6, PH)										0	0	0	0	0	0	0						
<b>Inning Stats</b>	R: 0 E: 0 K: 0 S: 3	H: 0 LOB: 1 BB: 1 P: 7	R: 0 E: 0 K: 0 S: 3	H: 0 LOB: 0 BB: 0 P: 3	R: 0 E: 0 K: 1 S: 6	H: 1 LOB: 1 BB: 0 P: 6	R: 0 E: 0 K: 0 S: 3	H: 0 LOB: 0 BB: 0 P: 3	R: 0 E: 0 K: 1 S: 7	H: 2 LOB: 2 BB: 0 P: 7	R: 0 E: 0 K: 1 S: 4	H: 1 LOB: 0 BB: 1 P: 8	R: 0 E: 1 K: 1 S: 5	H: 0 LOB: 0 BB: 0 P: 5	R: 0 E: 0 K: 1 S: 6	H: 1 LOB: 1 BB: 0 P: 6		R: 0 E: 0 K: 0 S: 5	H: 2 LOB: 2 BB: 0 P: 5	1B: 6 2B: 1 3B: 0 HR: 0	SF: 0 SAC: 0 DP: 0 HBP: 0	WP: 0 PB: 0 CS: 0
<b>PITCHER</b>	IP	WLS	BF	H	R	ER	SO	BB	IBB	HBP	BLK	WP	HR	S	P	ERA	WHIP					
<b>Jack Harshman, L</b> ERA: 4.5 (1, 1)	9.0	W	36	7	0	0	4	2	0	0	0	0	0	42	50	0.00	1.000					



Batter	1	2	3	4	5	6	7	8	9	AB	R	H	RBI	BB	SO	LOB	TOP			
Chico Carrasquel, R (1, 6) OBP: 0.352, SLG: 0.392	1-3	6-3			5-3		2B		1B	5	1	2	1	0	0	0	Chicago White Sox @ Philadelphia Athletics Connie Mack Stadium, Philadelphia, PA Tue Jun 08 1954, 3:33 AM EDT Att: 16,1615 - Unknown			
Nelle Fox, L (1, 4) OBP: 0.390, SLG: 0.382	F4				6-3		2B		1B	4	1	2	0	1	0	0				
Minnie Minoso, R (1, 7) OBP: 0.406, SLG: 0.592	E				5-3		SF8		F8	4	1	1	1	0	1	2				
Ferris Fain, L (1, 3) OBP: 0.385, SLG: 0.444	E				3-1		HR		K	4	2	1	2	1	1	2				
George Kell, R (1, 5) OBP: 0.342, SLG: 0.305	E3				L5		HR		L4	5	1	2	2	0	0	2				
Sherm Lollar, R (1, 2) OBP: 0.371, SLG: 0.423	F8				FC5-4		F6			3	0	1	0	1	0	1				
Jim Rivera, L (1, 9) OBP: 0.355, SLG: 0.475		1B			F8		3-1		F2	4	1	1	0	0	0	2				
Johnny Groth, R (1, 8) OBP: 0.348, SLG: 0.389		E			L8		2B		1-3	4	2	2	0	0	0	1				
Virgil Trucks, R (1, 1) OBP: 0.143, SLG: 0.147		K			FC5-4		F9		K	4	0	0	0	0	2	4				
<b>Inning Stats</b>	R: 2 E: 2 K: 0 S: 5	H: 2 LOB: 1 BB: 1 P: 9	R: 2 E: 1 K: 1 S: 7	H: 3 LOB: 1 BB: 0 P: 7	R: 0 E: 0 K: 1 S: 5	H: 0 LOB: 0 BB: 0 P: 5	R: 0 E: 0 K: 0 S: 4	H: 1 LOB: 1 BB: 0 P: 4	R: 0 E: 0 K: 0 S: 3	H: 0 LOB: 0 BB: 1 P: 7	R: 5 E: 0 K: 0 S: 7	H: 4 LOB: 0 BB: 1 P: 11	R: 0 E: 0 K: 1 S: 5	H: 0 LOB: 2 BB: 0 P: 5	R: 0 E: 0 K: 1 S: 7	H: 2 LOB: 2 BB: 0 P: 7	1B: 8 2B: 3 3B: 0 HR: 1	SF: 1 SAC: 0 DP: 0 HBP: 0	WP: 0 PB: 0 CS: 0	PA: 41
<b>PITCHER</b>	IP WLS BF H R ER SO BB IBB HBP BLK WP HR S P ERA WHIP																			
Bob Trice, R (1, 1) ERA: 5.3	7.0 L 33 10 9 7 2 2 1 0 0 0 1 34 46 9.00 1.714																			
Morne Martin, L (8, 1) ERA: 5.47	2.0 8 2 0 0 2 0 0 0 0 0 0 12 12 0.00 1.000																			

Batter	1	2	3	4	5	6	7	8	9	AB	R	H	RBI	BB	SO	LOB	BOTTOM			
Spook Jacobs, R (1, 4) OBP: 0.360, SLG: 0.339	1-3		1-3		G1-3-6			1-3		4	0	0	0	0	0	1	Chicago White Sox @ Philadelphia Athletics Connie Mack Stadium, Philadelphia, PA Tue Jun 08 1954, 3:33 AM EDT Att: 16,1615 - Unknown			
Don Bollweg, L (1, 3) OBP: 0.345, SLG: 0.302	L8		E9		G3			FC4-6		3	1	1	0	1	0	0				
Jim Finigan, R (1, 5) OBP: 0.384, SLG: 0.454	F7		1B				K	FC4-6		3	0	0	0	1	1	1				
Gus Zernial, R (1, 7) OBP: 0.339, SLG: 0.482		5-3					6-3		K	4	0	1	1	0	1	1				
Bill Renna, R (1, 9) OBP: 0.317, SLG: 0.400		HR			F7		E8		L8	3	1	0	0	1	0	2				
Vic Power, R (1, 8) OBP: 0.290, SLG: 0.347		HR			5-3				F8	4	1	2	2	0	0	0				
Joe Demaestri, R (1, 6) OBP: 0.231, SLG: 0.266		6-3			1-3			F4		3	0	0	0	0	0	0				
Elmer Valo, L (9, PH) OBP: 0.402, SLG: 0.382									BB	0	0	0	0	1	0	0				
Billy Shantz, R (1, 2) OBP: 0.328, SLG: 0.393	1-3				6-3			F1		4	0	0	0	0	0	1				
Bob Trice, R (1, 1) OBP: 0.321, SLG: 0.462					5-3			5-3		2	0	0	0	0	0	0				
Lou Limmer, L (7, PH) OBP: 0.237, SLG: 0.094										1	0	0	0	0	0	0				
Morne Martin, L (8, 1) OBP: 0.235, SLG: 0.294										0	0	0	0	0	0	0				
<b>Inning Stats</b>	R: 0 E: 0 K: 0 S: 3	H: 0 LOB: 0 BB: 0 P: 3	R: 2 E: 0 K: 0 S: 4	H: 1 LOB: 0 BB: 1 P: 8	R: 1 E: 1 K: 0 S: 5	H: 2 LOB: 2 BB: 1 P: 9	R: 0 E: 0 K: 0 S: 3	H: 0 LOB: 0 BB: 0 P: 3	R: 0 E: 1 K: 1 S: 6	H: 1 LOB: 2 BB: 0 P: 6	R: 0 E: 0 K: 0 S: 3	H: 0 LOB: 0 BB: 0 P: 3	R: 0 E: 0 K: 1 S: 5	H: 0 LOB: 1 BB: 1 P: 9	R: 0 E: 0 K: 0 S: 3	H: 0 LOB: 1 BB: 1 P: 7	1B: 2 2B: 1 3B: 0 HR: 1	SF: 0 SAC: 0 DP: 1 HBP: 0	WP: 0 PB: 0 CS: 0	PA: 35
<b>PITCHER</b>	IP WLS BF H R ER SO BB IBB HBP BLK WP HR S P ERA WHIP																			
Virgil Trucks, R (1, 1) ERA: 2.9	9.0 W 35 4 3 3 2 4 0 0 0 0 1 35 51 3.00 0.889																			



Batter	1	2	3	4	5	6	7	8	9	AB	R	H	RBI	BB	SO	LOB	TOP								
Chico Carrasquel, R OBP: 0.349, SLG: 0.402	0-3 K		0-0 F7		0-0 F7	1-H 2-H HR		0-0 F9		5	1	1	3	0	1	0									
Nelle Fox, L OBP: 0.386, SLG: 0.378	0-0 P6		0-0 1-3		0-0 E9 1B	0-0 P4		0-0 4-3		5	1	1	0	0	0	0									
Minnie Minoso, R OBP: 0.410, SLG: 0.597	0-0 F7				0-0 1B 5-3	0-0 2B			0-3 K	5	1	3	1	0	1	0									
Feris Fain, L OBP: 0.386, SLG: 0.440		0-0 F7	0-0 F7		0-0 1B 5-3	0-0 6-3			4-0 BB	4	0	1	0	1	0	2									
George Kell, R OBP: 0.333, SLG: 0.297		0-0 F3			0-0 5-3	0-0 5-3		0-0 F8		4	0	0	1	0	0	1									
Cass Michaels, R OBP: 0.460, SLG: 0.495					1-2 3-H				0-0 L5	1	0	0	0	0	0	1									
Sherm Lollar, R OBP: 0.372, SLG: 0.441	4-0 1B BB		0-0 P4		0-0 5-3			0-0 F8		4	2	1	1	1	0	2									
Jim Rivera, L OBP: 0.366, SLG: 0.480	0-0 2B 1B		0-0 HR BB		0-0 E3 BB	0-0 G6-4-3 1B				3	1	2	0	1	0	0									
Johnny Groth, R OBP: 0.357, SLG: 0.418	0-0 2B		0-0 HR BB		0-0 1B HR BB	0-0 G6-4-3 1B				3	2	2	3	1	0	1									
Bob Keegan, R OBP: 0.209, SLG: 0.231	0-0 F2		0-0 F8		0-0 HR 1B	0-0 G3				4	1	1	0	0	0	2									
<b>Inning Stats</b>	R: 0 E: 0 K: 1 S: 5	H: 0 LOB: 0 BB: 0 P: 5	R: 1 E: 0 K: 0 S: 5	H: 2 LOB: 2 BB: 1 P: 9	R: 0 E: 0 K: 0 S: 4	H: 1 LOB: 1 BB: 0 P: 4	R: 2 E: 1 K: 0 S: 4	H: 1 LOB: 0 BB: 1 P: 8	R: 2 E: 1 K: 0 S: 6	H: 3 LOB: 1 BB: 0 P: 6	R: 3 E: 1 K: 0 S: 6	H: 3 LOB: 1 BB: 1 P: 10	R: 1 E: 0 K: 0 S: 4	H: 2 LOB: 0 BB: 0 P: 4	R: 0 E: 0 K: 0 S: 3	H: 0 LOB: 0 BB: 0 P: 3	R: 0 E: 0 K: 1 S: 5	H: 0 LOB: 1 BB: 1 P: 9	1B: 7 2B: 2 3B: 0 HR: 3	SF: 0 SAC: 0 DP: 1 HBP: 0	WP: 0 PB: 0 SB: 0 CS: 0	PA: 42			
<b>PITCHER</b>	IP	WLS	BF	H	R	ER	SO	BB	IBB	HBP	BLK	WP	HR	S	P	ERA	WHIP								
Alex Kellner, L ERA: 3.54	6.0	L	31	10	8	6	1	3	0	0	0	0	2	30	42	9.00	2.167								
Art Ditmar, R ERA: 7.71	3.0		11	2	1	1	1	1	0	0	0	0	1	12	16	3.00	1.000								

Chicago White Sox @ Philadelphia Athletics  
 Connie Mack Stadium, Philadelphia, PA  
 Wed Jun 09 1954, 3:33 AM EDT  
 Att: 3,582 - Unknown

AB 38  
 R 9  
 H 12  
 RBI 9  
 BB 4  
 SO 2  
 LOB 9



Batter	1	2	3	4	5	6	7	8	9	AB	R	H	RBI	BB	SO	LOB	BOTTOM								
Spook Jacobs, R OBP: 0.352, SLG: 0.330	0-0 4-3		0-0 4-3			0-0 5-3	0-0 5-3		0-0 FC3-6 BB E	5	0	0	0	0	0	3									
Don Bollweg, L OBP: 0.341, SLG: 0.299	0-0 G6-4-3 1B				0-0 F9	0-0 E3 1B 2B		0-0 F9	0-0 E5 BB	5	1	1	0	0	0	1									
Jim Finigan, R OBP: 0.399, SLG: 0.463	0-0 G6-4-3 1-2				0-0 FC6-4 1B	0-0 2B 1B		0-0 1B 1B	4-0 1B 2-3 BB	4	2	3	0	1	0	1									
Bill Renna, R OBP: 0.319, SLG: 0.400		0-0 G1-6-3 1B			0-0 FC6-4 1-2	0-0 F2		0-0 1B 5-3 1B	0-3 K	5	1	2	0	0	1	6									
Elmer Valo, L OBP: 0.406, SLG: 0.400		0-0 G1-6-3 1-2			0-0 G3	0-0 2B		0-0 5-3 1B		4	0	2	3	0	0	2									
Vic Power, R OBP: 0.289, SLG: 0.344		0-0 L9				0-0 1B		0-0 F8	0-0 5-3	4	0	1	1	0	0	2									
Joe Demaestri, R OBP: 0.232, SLG: 0.265			0-0 E8 1B			0-0 F7		0-0 P6	0-0 1-3	4	0	1	0	0	0	2									
Billy Shantz, R OBP: 0.317, SLG: 0.378			0-3 K			0-0 L9		0-0 1-3	0-0 6-3	4	0	0	0	0	1	2									
Alex Kellner, R OBP: 0.138, SLG: 0.111						0-0 5-3		4-0 BB		2	0	0	0	0	0	2									
Art Ditmar, R										0	0	0	0	1	0	0									
Lou Limmer, L OBP: 0.256, SLG: 0.121									0-0 FC3-6 1B	1	0	1	0	0	0	0									
<b>Inning Stats</b>	R: 0 E: 0 K: 0 S: 3	H: 1 LOB: 0 BB: 0 P: 3	R: 0 E: 0 K: 0 S: 3	H: 1 LOB: 0 BB: 0 P: 3	R: 0 E: 0 K: 1 S: 6	H: 1 LOB: 1 BB: 0 P: 6	R: 0 E: 0 K: 0 S: 4	H: 1 LOB: 0 BB: 0 P: 4	R: 0 E: 0 K: 0 S: 4	H: 1 LOB: 1 BB: 0 P: 4	R: 2 E: 1 K: 0 S: 6	H: 2 LOB: 1 BB: 0 P: 6	R: 0 E: 0 K: 0 S: 3	H: 0 LOB: 1 BB: 1 P: 7	R: 2 E: 0 K: 0 S: 6	H: 3 LOB: 1 BB: 0 P: 6	R: 0 E: 1 K: 1 S: 7	H: 1 LOB: 3 BB: 1 P: 11	1B: 10 2B: 1 3B: 0 HR: 0	SF: 0 SAC: 0 DP: 2 HBP: 0	WP: 0 PB: 0 SB: 0 CS: 0	PA: 40			
<b>PITCHER</b>	IP	WLS	BF	H	R	ER	SO	BB	IBB	HBP	BLK	WP	HR	S	P	ERA	WHIP								
Bob Keegan, R ERA: 2.29	9.0	W	40	11	4	2	2	2	0	0	0	0	0	42	50	2.00	1.444								

Chicago White Sox @ Philadelphia Athletics  
 Connie Mack Stadium, Philadelphia, PA  
 Wed Jun 09 1954, 3:33 AM EDT  
 Att: 3,582 - Unknown

AB 38  
 R 4  
 H 11  
 RBI 4  
 BB 2  
 SO 2  
 LOB 21





Batter	1	2	3	4	5	6	7	8	9	AB	R	H	RBI	BB	SO	LOB	TOP																			
Chico Carrasquel, R OBP: 0.349, SLG: 0.402 (1, 6)										5	0	1	0	0	1	4																				
Nelle Fox, L OBP: 0.387, SLG: 0.379 (1, 4)										5	0	2	2	2	0	3																				
Minnie Minoso, R OBP: 0.406, SLG: 0.585 (1, 7)										4	0	0	0	1	0	4																				
Feris Fain, L OBP: 0.386, SLG: 0.436 (1, 3)										4	0	1	0	1	0	2																				
George Kell, R OBP: 0.331, SLG: 0.295 (1, 5)										4	0	1	0	0	0	2																				
Sherm Lollar, R OBP: 0.382, SLG: 0.446 (1, 2)										3	1	2	0	1	0	1																				
Jim Rivera, L OBP: 0.356, SLG: 0.465 (1, 9)										4	1	0	0	0	0	5																				
Johnny Groth, R OBP: 0.360, SLG: 0.420 (1, 8)										4	0	2	0	0	1	4																				
Don Johnson, R OBP: 0.048, SLG: 0.050 Phil Cavarretta, L (5, PH)										0	0	0	0	0	0	0																				
Mike Fomieleles, R OBP: 0.143, SLG: 0.143 Morrie Martin, L (8, 1)										1	0	0	0	0	0	1																				
Cass Michaels, R OBP: 0.456, SLG: 0.490 (9, PH)										1	0	0	0	0	0	0																				
<b>Inning Stats</b>	R: 0 E: 0 K: 0 S: 3	H: 0 LOB: 0 BB: 0 P: 3	R: 0 E: 0 K: 0 S: 3	H: 0 LOB: 1 BB: 1 P: 7	R: 0 E: 0 K: 0 S: 4	H: 1 LOB: 1 BB: 0 P: 4	R: 0 E: 0 K: 0 S: 3	H: 0 LOB: 0 BB: 0 P: 3	R: 2 E: 1 K: 2 S: 10	H: 2 LOB: 2 BB: 1 P: 14	R: 0 E: 0 K: 0 S: 3	H: 1 LOB: 1 BB: 1 P: 7	R: 0 E: 0 K: 0 S: 5	H: 2 LOB: 2 BB: 0 P: 5	R: 0 E: 0 K: 0 S: 4	H: 1 LOB: 2 BB: 1 P: 8	1B: 8 2B: 1 3B: 0 HR: 0	SF: 0 SAC: 1 DP: 0 HBP: 0	WP: 1 PB: 0 SB: 0 CS: 1	PA: 40																
<b>PITCHER</b>	IP WLS BF H R ER SO BB IBB HBP BLK WP HR S P ERA WHIP																																			
Allie Reynolds, R ERA: 2.16 Johnny Sain, R ERA: 2.35	(1, 1) (9, 1)	8.2 0.1	W S	39 1	H R	9 0	R ER	2 0	SO 0	2 0	BB 0	IBB 0	HBP 0	BLK 0	WP 0	HR 0	S 39	P 55	ERA 0.00	WHIP 1.500																

Chicago White Sox @ New York Yankees  
Yankee Stadium, Bronx, NY  
Fri Jun 11 1954, 3:33 AM EDT  
Att: 44,445 - Unknown

AB 35  
R 2  
H 9  
RBI 2  
BB 4  
SO 2  
LOB 26



Batter	1	2	3	4	5	6	7	8	9	AB	R	H	RBI	BB	SO	LOB	BOTTOM																			
Hank Bauer, R OBP: 0.372, SLG: 0.455 (1, 9)										3	0	0	0	1	0	0																				
Phil Rizzuto, R OBP: 0.320, SLG: 0.302 (1, 6)										2	1	0	0	2	0	1																				
Mickey Mantle, S OBP: 0.388, SLG: 0.552 (1, 8)										4	0	1	0	0	1	2																				
Yogi Berra, L OBP: 0.322, SLG: 0.495 (1, 2)										3	1	1	1	1	1	1																				
Irv Noren, L OBP: 0.374, SLG: 0.443 (1, 7)										4	0	2	1	0	0	0																				
Eddie Robinson, L OBP: 0.337, SLG: 0.347 Bob Cerv, R (8, FR)										3	1	1	0	1	0	1																				
Joe Collins, L OBP: 0.356, SLG: 0.405 (9, 3)										0	0	0	0	0	0	0																				
Bobby Brown, L OBP: 0.348, SLG: 0.450 Gil McDougald, R OBP: 0.311, SLG: 0.289 (9, 5)										4	0	0	0	0	0	5																				
Jerry Coleman, R OBP: 0.252, SLG: 0.312 (1, 4)										3	0	1	1	0	0	1																				
Allie Reynolds, R OBP: 0.240, SLG: 0.250 Johnny Sain, R OBP: 0.625, SLG: 0.500 (9, 1)										3	0	0	0	0	1	1																				
<b>Inning Stats</b>	R: 0 E: 0 K: 0 S: 4	H: 1 LOB: 1 BB: 0 P: 4	R: 1 E: 0 K: 1 S: 7	H: 2 LOB: 1 BB: 0 P: 7	R: 0 E: 0 K: 0 S: 2	H: 0 LOB: 0 BB: 1 P: 6	R: 1 E: 0 K: 0 S: 5	H: 2 LOB: 1 BB: 0 P: 5	R: 0 E: 0 K: 1 S: 5	H: 0 LOB: 0 BB: 1 P: 9	R: 0 E: 0 K: 1 S: 5	H: 0 LOB: 0 BB: 0 P: 5	R: 0 E: 0 K: 0 S: 3	H: 0 LOB: 0 BB: 0 P: 3	R: 1 E: 0 K: 0 S: 4	H: 1 LOB: 3 BB: 3 P: 16	1B: 4 2B: 1 3B: 0 HR: 1	SF: 0 SAC: 0 DP: 0 HBP: 0	WP: 0 PB: 0 SB: 1 CS: 1	PA: 34																
<b>PITCHER</b>	IP WLS BF H R ER SO BB IBB HBP BLK WP HR S P ERA WHIP																																			
Don Johnson, R ERA: 2.96 Mike Fomieleles, R ERA: 2.93 Morrie Martin, L ERA: 5.43	(1, 1) (5, 1) (8, 1)	4.0 3.2 0.1	L L	15 1	H R	5 1	R ER	2 1	SO 2	2 1	BB 1	IBB 0	HBP 0	BLK 0	WP 0	HR 0	S 18	P 22	ERA 4.50	WHIP 1.500																

Chicago White Sox @ New York Yankees  
Yankee Stadium, Bronx, NY  
Fri Jun 11 1954, 3:33 AM EDT  
Att: 44,445 - Unknown

AB 29  
R 3  
H 6  
RBI 3  
BB 5  
SO 3  
LOB 12





Batter	1	2	3	4	5	6	7	8	9	AB	R	H	RBI	BB	SO	LOB	TOP			
Chico Carrasquel, R (1,6) OBP: 0.344, SLG: 0.404	0-3 K			0-0 FC1-6 2B	0-3 K			0-0 1-3		4	0	1	0	0	2	1	Chicago White Sox @ New York Yankees Yankee Stadium, Bronx, NY Sat Jun 12 1954, 3:33 AM EDT Att: 24,870 - Unknown			
Nelle Fox, L (1,4) OBP: 0.384, SLG: 0.373	0-0 4-3			1-0 FC1-6 HBP			0-0 L7		0-0 4-3	3	0	0	0	0	0	0				
Minnie Minoso, R (1,7) OBP: 0.399, SLG: 0.574	0-0 5-3			0-0 FC1-6 BB 1-2 2-3			0-0 L8		0-0 F2	4	0	0	0	0	2					
Feris Fain, L (1,3) OBP: 0.384, SLG: 0.429		0-0 6-3		4-0 FC6-4 BB 1-2			0-0 P4		0-0 F8	3	0	0	0	1	0	0				
George Kell, R (1,5) OBP: 0.331, SLG: 0.295 Cass Michaels, R (2,PH) OBP: 0.445, SLG: 0.475		0-3 K		0-0 P5				0-0 F8		0	0	0	0	0	0	0				
Matt Batts, R (1,2) OBP: 0.275, SLG: 0.250		0-3 K		0-0 FC6-4 1-2				0-3 K		3	0	0	0	0	2	3				
Jim Rivera, L (1,9) OBP: 0.349, SLG: 0.455			0-0 P3		0-3 K					3	0	0	0	0	2	0				
Johnny Groth, R (1,8) OBP: 0.359, SLG: 0.418			0-0 6-3		0-0 K 1B			0-0 F8		3	0	1	0	0	0	0				
Jack Harshman, L (1,1) OBP: 0.333, SLG: 0.111 Sherm Lollar, R (8,PH) OBP: 0.379, SLG: 0.443 Harry Dorish, R (8,1) OBP: 0.111, SLG: 0.111			0-0 3-1		0-3 K			0-0 5-3		2	0	0	0	0	1	1				
										1	0	0	0	0	0	0				
										0	0	0	0	0	0	0				
<b>Inning Stats</b>	R: 0 E: 0 K: 1 S: 5	H: 0 LOB: 0 BB: 0 P: 5	R: 0 E: 0 K: 2 S: 7	H: 0 LOB: 0 BB: 0 P: 7	R: 0 E: 0 K: 0 S: 3	H: 0 LOB: 0 BB: 1 P: 3	R: 0 E: 0 K: 0 S: 4	H: 1 LOB: 3 BB: 1 P: 9	R: 0 E: 0 K: 3 S: 10	H: 1 LOB: 1 BB: 0 P: 10	R: 0 E: 0 K: 0 S: 3	H: 0 LOB: 0 BB: 0 P: 3	R: 0 E: 0 K: 2 S: 7	H: 0 LOB: 0 BB: 0 P: 7	R: 0 E: 0 K: 0 S: 3	H: 0 LOB: 0 BB: 0 P: 3	1B: 1 2B: 1 3B: 0 HR: 0	SF: 0 SAC: 0 DP: 0 HBP: 1	WP: 0 PB: 0 SB: 0 CS: 0	PA: 31
<b>PITCHER</b> Whitey Ford, L (1,1) ERA: 3.82	IP: 9.0 WLS: W BF: 31 H: 2 R: 0 ER: 0 SO: 8 BB: 1 IBB: 0 HBP: 1 BLK: 0 WP: 0 HR: 0 S: 45 P: 50 ERA: 0.00 WHIP: 0.333															<b>PITCHER</b>				

Batter	1	2	3	4	5	6	7	8	9	AB	R	H	RBI	BB	SO	LOB	BOTTOM			
Gil McDougald, R (1,5) OBP: 0.310, SLG: 0.288	0-3 K		0-0 5-3		0-0 1B 1-3 2-H			0-0 F9		4	0	1	1	0	1	1	Chicago White Sox @ New York Yankees Yankee Stadium, Bronx, NY Sat Jun 12 1954, 3:33 AM EDT Att: 24,870 - Unknown			
Phil Rizzuto, R (1,6) OBP: 0.318, SLG: 0.301	0-0 F6		0-0 6-3		0-0 1B 1-2 3-H			0-0 F8		4	0	1	1	0	0	1				
Mickey Mantle, S (1,8) OBP: 0.380, SLG: 0.539	0-0 F4			0-0 5-3	0-0 F2			0-0 4-3		4	0	0	0	0	0	2				
Yogi Berra, L (1,2) OBP: 0.317, SLG: 0.485		0-0 1-3		0-0 L3		0-0 F2		0-0 F7		4	0	0	0	0	0	0				
Hank Bauer, R (1,9) OBP: 0.376, SLG: 0.455		0-0 5-3		4-0 CS BB		0-0 1B				2	0	1	0	1	0	0				
Bill Skowron, R (1,3) OBP: 0.341, SLG: 0.500 Joe Collins, L (9,3) OBP: 0.356, SLG: 0.405				0-0 CS	0-0 1B 1-2		0-0 F9			3	1	2	0	0	0	1				
Irv Noren, L (1,7) OBP: 0.364, SLG: 0.430				1-2 CS	0-0 1B 1B		0-0 F9			0	0	0	0	0	0	0				
										3	0	0	0	0	1	3				
Jerry Coleman, R (1,4) OBP: 0.261, SLG: 0.315			4-0 SH1-4 BB		0-0 1B 1-2 1B			0-0 F3		2	1	1	0	1	0	0				
Whitey Ford, L (1,1) OBP: 0.294, SLG: 0.250			0-0 SH1-4		0-3 K		0-3 K			2	0	0	0	0	2	2				
<b>Inning Stats</b>	R: 0 E: 0 K: 1 S: 5	H: 0 LOB: 0 BB: 0 P: 5	R: 0 E: 0 K: 0 S: 4	H: 1 LOB: 1 BB: 0 P: 4	R: 0 E: 0 K: 0 S: 3	H: 0 LOB: 1 BB: 1 P: 7	R: 0 E: 0 K: 0 S: 2	H: 0 LOB: 0 BB: 1 P: 6	R: 2 E: 0 K: 2 S: 11	H: 4 LOB: 2 BB: 0 P: 11	R: 0 E: 0 K: 0 S: 4	H: 1 LOB: 1 BB: 0 P: 4	R: 0 E: 0 K: 1 S: 5	H: 0 LOB: 0 BB: 0 P: 5	R: 0 E: 0 K: 0 S: 3	H: 0 LOB: 0 BB: 0 P: 3	1B: 6 2B: 0 3B: 0 HR: 0	SF: 0 SAC: 1 DP: 0 HBP: 0	WP: 0 PB: 0 SB: 0 CS: 1	PA: 32
<b>PITCHER</b> Jack Harshman, L (1,1) ERA: 4.09 Harry Dorish, R (8,1) ERA: 3.39	IP: 7.0 WLS: L BF: 28 H: 6 R: 2 ER: 2 SO: 4 BB: 2 IBB: 0 HBP: 0 BLK: 0 WP: 0 HR: 0 S: 34 P: 42 ERA: 2.57 WHIP: 1.143															<b>PITCHER</b>				














Batter	1	2	3	4	5	6	7	8	9	AB	R	H	RBI	BB	SO	LOB	TOP									
<b>Spook Jacobs, R</b> OBP: 0.358, SLG: 0.332 (1, 4)	0-0 3B 1B	0-0 2H 2B		0-0 5-3		0-0 1B 1B		4-0 3B BB	0-0 1-3	5	3	3	1	1	0	1										
<b>Lou Limmer, L</b> OBP: 0.306, SLG: 0.358 (1, 3)	0-0 P4	0-0 F8		0-0 F7		0-3 K 1-2		0-0 1-H 2B 3B		5	1	1	1	0	1	3										
<b>Jim Finigan, R</b> OBP: 0.408, SLG: 0.473 (1, 5)	0-0 1-H FC3-2 3B	0-0 F8				0-0 HR 1B		0-0 HR 1B		5	2	4	3	0	0	1										
<b>Bill Renna, R</b> OBP: 0.325, SLG: 0.428 (1, 9)	4-0 FC3-2 1B BB			0-0 F4		0-0 P3		0-3 1-H HR	0-3 K	4	2	1	2	1	1	2										
<b>Elmer Valo, L</b> OBP: 0.397, SLG: 0.406 (1, 7)	0-0 FC3-2 1B			0-0 E 1B		0-0 F7		0-0 3-1	0-0 5-3	5	0	1	0	0	0	4										
<b>Bill Wilson, R</b> OBP: 0.322, SLG: 0.440 (1, 8)	0-0 1-2 3-H 1B			0-0 F8		0-0 HR				0	2	0	0	0	0	0										
<b>Joe Demaestri, R</b> OBP: 0.249, SLG: 0.269 (1, 6)	0-0 F7			0-0 E6 1-2		0-0 1B		0-0 G4-6-3 1-2	0-0 1B	5	0	2	0	0	0	4										
<b>Joe Astroth, R</b> OBP: 0.215, SLG: 0.155 (1, 2)		4-0 SH3-4 2B BB		0-3 K		0-0 L7		0-0 6-3	0-0 1B	3	1	0	0	2	1	3										
<b>Marion Fricano, R</b> OBP: 0.118, SLG: 0.118 <b>Moe Burtshy, R</b> OBP: 0.200, SLG: 0.200 <b>Pete Suder, R</b> OBP: 0.263, SLG: 0.288 <b>Al Sima, R</b> (6, 1)		0-0 SH3-4 1-2		0-0 F8		0-3 K		0-3 K	0-3 K	0	0	0	0	0	0	0										
<b>Inning Stats</b>	R: 2 E: 0 K: 0 S: 6	H: 3 LOB: 2 BB: 1 P: 10	R: 1 E: 0 K: 0 S: 4	H: 1 LOB: 1 BB: 1 P: 8	R: 0 E: 1 K: 1 S: 7	H: 1 LOB: 2 BB: 0 P: 7	R: 0 E: 0 K: 0 S: 3	H: 0 LOB: 0 BB: 0 P: 3	R: 2 E: 0 K: 0 S: 6	H: 3 LOB: 1 BB: 0 P: 6	R: 3 E: 0 K: 2 S: 10	H: 3 LOB: 0 BB: 0 P: 10	R: 0 E: 0 K: 0 S: 2	H: 0 LOB: 0 BB: 1 P: 6	R: 2 E: 0 K: 2 S: 9	H: 2 LOB: 1 BB: 1 P: 13	R: 1 E: 1 K: 1 S: 6	H: 1 LOB: 1 BB: 1 P: 10	1B: 8 2B: 2 3B: 2 HR: 2	SF: 0 SAC: 1 DP: 1 HBP: 0	WP: 1 PB: 0 SB: 1 CS: 0	PA: 46				
<b>PITCHER</b>	IP	WLS	BF	H	R	ER	SO	BB	IBB	HBP	BLK	WP	HR	S	P	ERA	WHIP									
<b>Bob Keegan, R</b> ERA: 2.62 <b>Don Johnson, R</b> ERA: 3.29 <b>Harry Dorish, R</b> ERA: 3.6	(1, 1)	4.2	L	25	8	5	5	1	2	0	0	0	0	1	25	33	9.64	2.143								
	(5, 1)	1.1		7	3	3	3	2	0	0	0	0	0	1	11	11	20.25	2.250								
	(7, 1)	3.0		14	3	3	2	3	2	1	0	0	1	0	17	29	6.00	1.667								

Philadelphia Athletics @ Chicago White Sox  
Comiskey Park, Chicago, IL  
Tue Jun 15 1954, 4:33 AM EDT  
Att: 26,458 - Unknown

AB 36  
R 11  
H 12  
RBI 7  
BB 4  
SO 6  
LOB 19



Batter	1	2	3	4	5	6	7	8	9	AB	R	H	RBI	BB	SO	LOB	BOTTOM									
<b>Chico Carrasquel, R</b> OBP: 0.345, SLG: 0.406 (1, 6)	0-0 3B 3B	0-0 2H WP 2B		4-0 1B BB		0-3 K			0-0 5-3	4	1	2	1	1	1	0										
<b>Nellie Fox, L</b> OBP: 0.387, SLG: 0.403 (1, 4)	0-0 FC4-6 3B	0-0 F8 2-3		0-0 1B				0-0 G3	0-0 6-3	5	1	2	1	0	0	1										
<b>Minnie Minoso, R</b> OBP: 0.406, SLG: 0.562 (1, 7)	4-0 FC4-6 BB	0-0 1-3		0-0 F7				4-0 BB		2	0	0	0	2	0	3										
<b>Ferris Fain, L</b> OBP: 0.379, SLG: 0.416 (1, 3)	0-3 K			4-0 4-3 BB		4-0 BB		0-0 F2		2	0	0	0	2	1	3										
<b>Jim Rivera, L</b> OBP: 0.352, SLG: 0.469 (1, 9)	0-0 FC4-6 1-2 3-H			0-0 4-3		0-0 L9		0-0 6-3		4	0	0	1	0	0	4										
<b>Sherm Lollar, R</b> OBP: 0.366, SLG: 0.424 (1, 2)	0-0 F9			0-0 F9		0-0 P6		0-0 1-3		4	0	0	0	0	0	3										
<b>Cass Michaels, R</b> OBP: 0.426, SLG: 0.456 (1, 5)		0-0 6-3		0-0 F7		0-0 6-3		0-0 F9		4	0	0	0	0	0	2										
<b>Johnny Groth, R</b> OBP: 0.351, SLG: 0.418 (1, 8)		0-0 HR		0-0 5-3		0-0 F7		0-0 F7		4	1	1	1	0	0	0										
<b>Bob Keegan, R</b> OBP: 0.222, SLG: 0.268 <b>Don Johnson, R</b> OBP: 0.049, SLG: 0.050 <b>Fred Marsh, R</b> OBP: 0.333, SLG: 0.200 <b>Harry Dorish, R</b> OBP: 0.111, SLG: 0.111 <b>Ron Jackson, R</b> (9, PH)		0-0 2B 2B		0-0 5-3		0-0 6-3		0-0 F3		2	1	1	0	0	0	0										
<b>Inning Stats</b>	R: 2 E: 0 K: 1 S: 7	H: 2 LOB: 1 BB: 1 P: 11	R: 2 E: 0 K: 0 S: 6	H: 3 LOB: 1 BB: 0 P: 6	R: 0 E: 0 K: 0 S: 3	H: 0 LOB: 1 BB: 1 P: 7	R: 0 E: 0 K: 0 S: 4	H: 1 LOB: 2 BB: 1 P: 8	R: 0 E: 0 K: 0 S: 3	H: 0 LOB: 0 BB: 1 P: 7	R: 0 E: 0 K: 1 S: 5	H: 0 LOB: 0 BB: 0 P: 5	R: 0 E: 0 K: 0 S: 3	H: 0 LOB: 1 BB: 1 P: 7	R: 0 E: 0 K: 0 S: 3	H: 0 LOB: 0 BB: 0 P: 3	R: 0 E: 0 K: 0 S: 3	H: 0 LOB: 0 BB: 0 P: 3	1B: 1 2B: 2 3B: 2 HR: 1	SF: 0 SAC: 0 DP: 0 HBP: 0	WP: 1 PB: 0 SB: 0 CS: 0	PA: 38				
<b>PITCHER</b>	IP	WLS	BF	H	R	ER	SO	BB	IBB	HBP	BLK	WP	HR	S	P	ERA	WHIP									
<b>Marion Fricano, R</b> ERA: 4.55 <b>Moe Burtshy, R</b> ERA: 5.52 <b>Al Sima, L</b> ERA: 3.27	(1, 1)	1.1		10	5	4	4	1	1	0	0	0	0	1	11	15	27.00	4.500								
	(2, 1)	3.2	W	15	1	0	0	0	3	0	0	0	1	0	12	24	0.00	1.091								
	(6, 1)	4.0	S	13	0	0	0	1	1	0	0	0	0	0	14	18	0.00	0.250								

Philadelphia Athletics @ Chicago White Sox  
Comiskey Park, Chicago, IL  
Tue Jun 15 1954, 4:33 AM EDT  
Att: 26,458 - Unknown

AB 33  
R 4  
H 6  
RBI 4  
BB 5  
SO 2  
LOB 16





Batter	1	2	3	4	5	6	7	8	9	AB	R	H	RBI	BB	SO	LOB	TOP										
<b>Spook Jacobs, R</b> OBP: 0.391, SLG: 0.324	F7		6-3	F7			P6		F7	5	0	0	0	0	0	1	<b>Philadelphia Athletics @ Chicago White Sox</b> <b>Comiskey Park, Chicago, IL</b> Wed Jun 16 1954, 4:33 AM EDT Att: 5,773 - Unknown										
<b>Lou Limmer, L</b> OBP: 0.333, SLG: 0.439	1B HR		HR		1-3		1B			4	2	3	1	0	0	0											
<b>Jim Finigan, R</b> OBP: 0.410, SLG: 0.473	HR		5-3		F7		G6-4-3 1B			4	1	2	0	0	0	0											
<b>Bill Renna, R</b> OBP: 0.329, SLG: 0.455	HR				6-3		G6-4-3 1-2			4	1	2	3	0	0	2											
<b>Elmer Valo, L</b> OBP: 0.392, SLG: 0.400	1-3		F8			1B 1B		4-3		4	1	1	0	0	0	1											
<b>Bill Wilson, R</b> OBP: 0.317, SLG: 0.444	F7					K		6-3		0	0	0	0	0	0	0											
<b>Joe Demaestri, R</b> OBP: 0.250, SLG: 0.270		F7		SH1-3		1B 1-2		P4		3	0	1	0	0	0	0											
<b>Joe Astroth, R</b> OBP: 0.232, SLG: 0.164		F8		1B BB		FC4 1-3 2-H		K		3	1	1	1	1	1	0											
<b>Bob Trice, R</b> OBP: 0.333, SLG: 0.452						FC4 1-2		P6		2	0	1	1	0	1	0											
<b>Dutch Romberger, R</b> OBP: 0.348, SLG: 0.311				1B						1	0	0	0	0	0	0											
<b>Don Bollweg, L</b> OBP: 0.348, SLG: 0.311				1B						1	0	0	0	0	0	0											
<b>Inning Stats</b>	R: 3 E: 0 K: 0 S: 6	H: 3 LOB: 0 BB: 0 P: 6	R: 0 E: 0 K: 1 S: 5	H: 0 LOB: 2 BB: 0 P: 5	R: 1 E: 0 K: 0 S: 5	H: 2 LOB: 1 BB: 0 P: 5	R: 1 E: 0 K: 0 S: 4	H: 2 LOB: 1 BB: 1 P: 8	R: 0 E: 0 K: 1 S: 3	H: 0 LOB: 0 BB: 0 P: 3	R: 1 E: 0 K: 1 S: 7	H: 3 LOB: 1 BB: 0 P: 7	R: 0 E: 0 K: 0 S: 4	H: 2 LOB: 0 BB: 0 P: 4	R: 0 E: 0 K: 0 S: 3	H: 0 LOB: 0 BB: 0 P: 3	R: 0 E: 0 K: 1 S: 5	H: 0 LOB: 0 BB: 0 P: 5	1B: 8 2B: 2 3B: 0 HR: 2	SF: 0 SAC: 1 DP: 1 HBP: 0	WP: 0 PB: 0 SB: 0 CS: 0	PA: 37					
<b>PITCHER</b>	IP	WLS	BF	H	R	ER	SO	BB	IBB	HBP	BLK	WP	HR	S	P	ERA	WHIP										
<b>Mike Fomieses, R</b> ERA: 3.58	2.0		9	3	3	3	1	0	0	0	0	0	1	11	11	13.50	1.500										
<b>Morne Martin, L</b> ERA: 5.45	2.0		10	4	2	2	0	1	0	0	0	0	1	9	13	9.00	2.500										
<b>Sandy Consuegra, R</b> ERA: 3.76	3.0	W	12	5	1	1	1	0	0	0	0	0	0	14	14	3.00	1.667										
<b>Don Johnson, R</b> ERA: 3.2	2.0	S	6	0	0	0	1	0	0	0	0	0	0	8	8	0.00	0.000										


Batter	1	2	3	4	5	6	7	8	9	AB	R	H	RBI	BB	SO	LOB	BOTTOM										
<b>Chico Carrasquel, R</b> OBP: 0.353, SLG: 0.411	1B BB	SF7		G6-4-3 1B		BB 1B	BB E IHR 1B			2	1	2	4	2	0	0	<b>Philadelphia Athletics @ Chicago White Sox</b> <b>Comiskey Park, Chicago, IL</b> Wed Jun 16 1954, 4:33 AM EDT Att: 5,773 - Unknown										
<b>Nellie Fox, L</b> OBP: 0.387, SLG: 0.403	F7	FC5-4 1B		G6-4-3 1B		P3	E3 BB IHR			5	1	2	0	0	0	3											
<b>Minnie Minoso, R</b> OBP: 0.410, SLG: 0.561	1B	FC5-4		G6-4-3		BB 1B	IHR BB			4	1	2	0	1	0	4											
<b>Ferris Fain, L</b> OBP: 0.384, SLG: 0.429	F5		2-3			BB 1B	IHR BB			3	1	1	4	2	0	2											
<b>Jim Rivera, L</b> OBP: 0.341, SLG: 0.453	F5		F4	P5		K	5-3			5	0	0	0	0	1	9											
<b>Carl Sawatski, L</b> OBP: 0.300, SLG: 0.318		BB 1B		BB		F7				4	1	1	0	1	0	1											
<b>Cass Michaels, R</b> OBP: 0.425, SLG: 0.449		1B SF7 BB		F2		K	1B 1B 1B	5-3		4	2	1	0	1	1	1											
<b>Johnny Groth, R</b> OBP: 0.352, SLG: 0.418		F8		1B 1B		6-3	1B 1B	F7		5	2	2	0	0	0	2											
<b>Mike Fomieses, R</b> ERA: 3.58		1B SF7 1B		1B 1B		6-3	1B 1B	3-1		0	0	0	0	0	0	0											
<b>Phil Covenski, L</b> ERA: 3.74		1-3 2-H		G6-4-3 1B			1-2 2-3			0	0	0	0	0	0	0											
<b>Inning Stats</b>	R: 0 E: 0 K: 0 S: 4	H: 1 LOB: 2 BB: 1 P: 8	R: 2 E: 0 K: 0 S: 6	H: 3 LOB: 2 BB: 1 P: 10	R: 0 E: 0 K: 0 S: 3	H: 0 LOB: 1 BB: 1 P: 7	R: 2 E: 0 K: 0 S: 6	H: 4 LOB: 3 BB: 1 P: 10	R: 0 E: 0 K: 1 S: 5	H: 0 LOB: 0 BB: 0 P: 5	R: 0 E: 0 K: 1 S: 6	H: 1 LOB: 3 BB: 2 P: 14	R: 7 E: 1 K: 0 S: 9	H: 5 LOB: 1 BB: 1 P: 13	R: 0 E: 0 K: 0 S: 3	H: 0 LOB: 0 BB: 0 P: 3	1B: 13 2B: 0 3B: 0 HR: 1	SF: 1 SAC: 0 DP: 1 HBP: 0	WP: 0 PB: 0 SB: 0 CS: 0	PA: 45							
<b>PITCHER</b>	IP	WLS	BF	H	R	ER	SO	BB	IBB	HBP	BLK	WP	HR	S	P	ERA	WHIP										
<b>Bob Trice, R</b> ERA: 5.21	3.0		19	7	4	4	0	3	0	0	0	0	0	16	28	12.00	3.333										
<b>Dutch Romberger, R</b> ERA: 7.11	3.1		16	4	2	2	2	3	0	0	0	0	0	17	29	5.40	2.100										
<b>Sonny Dixon, R</b> ERA: 3.74	1.2	L	10	3	5	4	0	1	0	0	0	0	0	9	13	21.60	2.400										



Batter	1	2	3	4	5	6	7	8	9	AB	R	H	RBI	BB	SO	LOB	TOP										
<b>Spook Jacobs, R</b> OBP: 0.348, SLG: 0.322 (1, 4)	0-0 3-1		0-0 5-3		0-0 1-2 1B		0-0 F3		0-0 5-3	5	0	1	0	0	0	1	<b>Philadelphia Athletics @ Chicago White Sox</b> <b>Comiskey Park, Chicago, IL</b> Thu Jun 17 1954, 4:33 AM EDT Att: 5,339 - Unknown										
<b>Don Bollweg, L</b> OBP: 0.339, SLG: 0.301 (1, 3)	0-3 K		0-0 F9		0-0 FC5		0-0 4-3		0-0 6-3	5	0	0	0	0	1	3											
<b>Jim Finigan, R</b> OBP: 0.410, SLG: 0.468 (1, 5)	0-0 5-3			0-0 G6-4-3 BB 1B		0-0 6-3	4-0 1B BB		0-0 6-3	4	0	1	0	1	0	0											
<b>Bill Renna, R</b> OBP: 0.339, SLG: 0.459 (1, 9)		0-0 1B		4-0 G6-4-3 BB		0-3 K	0-0 FC5-4 1B			3	0	2	0	1	1	0											
<b>Vic Power, R</b> OBP: 0.277, SLG: 0.330 <b>Moe Burtshy, R</b> OBP: 0.200, SLG: 0.200 (7, 1)	0-0 F9		0-0 G6-4-3		0-0 P6		0-0 FC5-4			4	0	0	0	0	0	5											
<b>Bill Wilson, R</b> OBP: 0.313, SLG: 0.483 (1, 8)	0-0 P4		0-0 F5				0-0 HR	0-3 K		0	1	0	0	0	0	0											
<b>Joe Demaestri, R</b> OBP: 0.250, SLG: 0.266 (1, 6)	0-0 F5			0-0 5-3		4-0 BB HR	0-0 5-3			3	1	0	0	1	0	1											
<b>Joe Astroth, R</b> OBP: 0.260, SLG: 0.161 (1, 2)			0-0 F7		4-0 FC5 1B BB		4-0 HR BB	4-0 BB		1	1	0	0	3	0	0											
<b>Alex Kellner, R</b> OBP: 0.147, SLG: 0.156 <b>Gus Zernial, R</b> OBP: 0.344, SLG: 0.500 (7, PH) (7, 7)	0-0 2B			0-0 F7		0-0 F7		0-3 K		2	0	1	0	0	0	1											
<b>Inning Stats</b>	R: 0 E: 0 K: 1 S: 5	H: 0 LOB: 0 BB: 0 P: 5	R: 0 E: 0 K: 0 S: 4	H: 1 LOB: 1 BB: 0 P: 4	R: 0 E: 0 K: 0 S: 4	H: 1 LOB: 1 BB: 0 P: 4	R: 0 E: 0 K: 0 S: 3	H: 1 LOB: 2 BB: 1 P: 7	R: 0 E: 0 K: 0 S: 4	H: 0 LOB: 0 BB: 0 P: 5	R: 4 E: 0 K: 0 S: 6	H: 3 LOB: 2 BB: 3 P: 18	R: 0 E: 0 K: 2 S: 7	H: 0 LOB: 1 BB: 1 P: 11	R: 0 E: 0 K: 0 S: 3	H: 0 LOB: 0 BB: 0 P: 3		1B: 4 2B: 1 3B: 0 HR: 2	SF: 0 SAC: 0 DP: 1 HBP: 0	WP: 0 PB: 0 SB: 0 CS: 0	PA: 39						
<b>PITCHER</b>	IP	WLS	BF	H	R	ER	SO	BB	IBB	HBP	BLK	WP	HR	S	P	ERA	WHIP										
<b>Jack Harshman, L</b> ERA: 4.38 (1, 1)	6.0	W	27	6	4	4	2	4	0	0	0	0	2	27	43	6.00	1.667										
<b>Mike Fomieses, R</b> ERA: 3.49 (7, 1)	1.0		5	1	0	0	0	1	0	0	0	0	0	4	8	0.00	2.000										
<b>Don Johnson, R</b> ERA: 3.11 (8, 1)	2.0	S	7	0	0	0	2	1	0	0	0	0	0	10	14	0.00	0.500										

Batter	1	2	3	4	5	6	7	8	9	AB	R	H	RBI	BB	SO	LOB	BOTTOM										
<b>Chico Carrasquel, R</b> OBP: 0.358, SLG: 0.410 (1, 6)	4-0 SH5-3 1B BB	4-0 1-2 BB		0-0 1-2 2H 1B		0-0 6-3	0-3 K			3	1	1	1	2	1	3	<b>Philadelphia Athletics @ Chicago White Sox</b> <b>Comiskey Park, Chicago, IL</b> Thu Jun 17 1954, 4:33 AM EDT Att: 5,339 - Unknown										
<b>Nellie Fox, L</b> OBP: 0.389, SLG: 0.404 (1, 4)	0-0 SH5-3	0-0 4-3		0-0 1-2 2H 1B		0-0 G6-4-3 1B		0-3 K		4	1	2	1	0	1	2											
<b>Minnie Minoso, R</b> OBP: 0.410, SLG: 0.560 (1, 7)	4-0 1B BB		0-0 P3	0-0 G6-4-3		0-0 1-2 1B	0-0 1H 2B		0-0 P6	4	2	1	1	1	0	2											
<b>Johnny Groth, R</b> OBP: 0.367, SLG: 0.426 (1, 8)	0-0 1-2 2H 1B		4-0 BB		0-0 1B	0-0 2H 1B	4-0 CS BB		4-0 CS BB	3	0	3	2	2	0	0											
<b>Cass Michaels, R</b> OBP: 0.427, SLG: 0.451 (1, 5)	0-0 1-2 2H 1B		0-0 P6	0-0 F9		0-0 CS	0-0 S BB 1B	0-0 CS		4	0	2	1	0	0	2											
<b>Matt Batts, R</b> OBP: 0.279, SLG: 0.256 <b>Ferris Fain, L</b> OBP: 0.387, SLG: 0.429 <b>Jim Rivera, L</b> OBP: 0.341, SLG: 0.453 (7, PR) (8, 9)	0-0 G6-4-3		0-0 F3		0-0 1-2 1B		4-0 S BB			3	0	1	0	0	0	3											
<b>Ed McGhee, R</b> OBP: 0.242, SLG: 0.333 <b>Fred Marsh, R</b> OBP: 0.286, SLG: 0.167 <b>Sherm Lollar, R</b> OBP: 0.370, SLG: 0.429 (1, 9) (7, PH) (8, 2)		0-0 E5 FC3-6		0-0 5-3	0-0 F7		0-3 K			3	0	0	0	0	0	2											
<b>Phil Cavarretta, L</b> OBP: 0.444, SLG: 0.286 (1, 3)		0-0 FC3-6 BB		0-0 1B 1B	0-0 L6		4-0 1-2 2-3			3	1	1	0	1	0	3											
<b>Jack Harshman, L</b> OBP: 0.333, SLG: 0.167 <b>Mike Fomieses, R</b> OBP: 0.143, SLG: 0.143 <b>Willard Marshall, L</b> OBP: 0.333, SLG: 0.258 <b>Don Johnson, R</b> OBP: 0.045, SLG: 0.048 (1, 1) (7, 1) (7, PH) (8, 1)	0-0 B5		0-0 1B 1B		0-0 1-2 1B		0-0 F8	0-0 F2		3	1	1	0	0	0	1											
<b>Inning Stats</b>	R: 2 E: 0 K: 0 S: 4	H: 2 LOB: 1 BB: 2 P: 12	R: 0 E: 1 K: 0 S: 4	H: 0 LOB: 2 BB: 1 P: 8	R: 0 E: 0 K: 0 S: 3	H: 0 LOB: 1 BB: 1 P: 7	R: 2 E: 0 K: 0 S: 6	H: 4 LOB: 0 BB: 0 P: 6	R: 0 E: 0 K: 0 S: 5	H: 2 LOB: 2 BB: 0 P: 5	R: 2 E: 0 K: 0 S: 5	H: 3 LOB: 0 BB: 0 P: 5	R: 0 E: 0 K: 2 S: 8	H: 1 LOB: 3 BB: 2 P: 16	R: 0 E: 0 K: 1 S: 4	H: 0 LOB: 0 BB: 1 P: 8		1B: 11 2B: 1 3B: 0 HR: 0	SF: 0 SAC: 1 DP: 2 HBP: 0	WP: 0 PB: 0 SB: 3 CS: 2	PA: 42						
<b>PITCHER</b>	IP	WLS	BF	H	R	ER	SO	BB	IBB	HBP	BLK	WP	HR	S	P	ERA	WHIP										
<b>Alex Kellner, L</b> ERA: 3.82 (1, 1)	6.0	L	31	11	6	6	0	4	0	0	0	0	0	27	43	9.00	2.500										
<b>Moe Burtshy, R</b> ERA: 5.18 (7, 1)	2.0		9	1	0	0	3	2	1	0	0	0	0	12	24	0.00	1.500										

AB	29
R	4
H	6
RBI	3
BB	6
SO	3
LOB	12



AB	32
R	6
H	12
RBI	6
BB	7
SO	3
LOB	23



livebaseballscorecards.com



Batter	1	2	3	4	5	6	7	8	9	AB	R	H	RBI	BB	SO	LOB	TOP									
Phil Rizzuto, R OBP: 0.318, SLG: 0.286 Bob Cerv, R OBP: 0.188, SLG: 0.345 Willy Miranda, S OBP: 0.400, SLG: 0.143	F7		E		SH5-3	SH1-3		4-3		2	1	1	0	1	0	0	<b>New York Yankees @ Chicago White Sox</b> Comiskey Park, Chicago, IL Fri Jun 18 1954, 4:33 AM EDT Att: 45,216 - Unknown									
Joe Collins, L OBP: 0.381, SLG: 0.433	FC4-6		E9		SH5-3	K		3-1		3	0	1	0	1	1											
Mickey Mantle, S OBP: 0.376, SLG: 0.526	FC4-6		F5		1B			5-3		5	1	2	0	0	2											
Yogi Berra, L OBP: 0.335, SLG: 0.500	F8				1B			F9		4	1	2	1	1	0											
Gene Woodling, L OBP: 0.353, SLG: 0.333		L3			F7			K		5	0	0	0	0	1											
Inv Noren, L OBP: 0.356, SLG: 0.418 Hank Bauer, R OBP: 0.376, SLG: 0.453								F3		2	0	2	1	0	0											
Bobby Brown, L OBP: 0.233, SLG: 0.275 Gil McDougald, R OBP: 0.315, SLG: 0.312										3	0	1	0	0	2											
Jerry Coleman, R OBP: 0.274, SLG: 0.313										2	2	1	0	2	0											
Harry Byrd, R OBP: 0.214, SLG: 0.214 Tom Morgan, R OBP: 0.235, SLG: 0.250 Bob Grim, R OBP: 0.160, SLG: 0.280 Johnny Sain, R OBP: 0.625, SLG: 0.500										0	0	0	0	0	0											
										2	0	0	0	0	1											
										2	1	2	4	0	0											
										0	0	0	0	0	0											
<b>Inning Stats</b>	R: 0 E: 0 K: 0 S: 3	H: 0 LOB: 1 BB: 1 P: 7	R: 0 E: 0 K: 0 S: 3	H: 1 LOB: 0 BB: 3	R: 1 E: 1 K: 0 S: 4	H: 2 LOB: 1 BB: 1 P: 8	R: 1 E: 0 K: 1 S: 7	H: 2 LOB: 2 BB: 1 P: 11	R: 1 E: 0 K: 0 S: 5	H: 3 LOB: 0 BB: 0 P: 5	R: 2 E: 1 K: 1 S: 8	H: 2 LOB: 1 BB: 0 P: 8	R: 0 E: 0 K: 1 S: 5	H: 0 LOB: 0 BB: 0 P: 5	R: 2 E: 0 K: 1 S: 6	H: 2 LOB: 0 BB: 1 P: 10	R: 0 E: 0 K: 0 S: 4	H: 1 LOB: 2 BB: 1 P: 8	1B: 9 2B: 3 3B: 0 HR: 1	SF: 0 SAC: 2 DP: 2 HBP: 0	WP: 1 PB: 0 CS: 1	PA: 42				
<b>PITCHER</b>	IP	WLS	BF	H	R	ER	SO	BB	IBB	HBP	BLK	WP	HR	S	P	ERA	WHIP									
Virgil Trucks, R ERA: 2.69	(1, 1)	5.0		23	8	3	2	1	2	1	0	0	0	0	22	34	3.60	2.000								
Morne Martin, L ERA: 5.59	(6, 1)	3.2	L	18	5	4	3	3	1	1	0	0	1	1	22	30	7.36	1.636								
Mike Fornieles, R ERA: 3.44	(9, 1)	0.1		1	0	0	0	0	0	0	0	0	0	0	1	1	0.00	0.000								

AB 35  
R 7  
H 13  
RBI 6  
BB 5  
SO 4  
LOB 17



Batter	1	2	3	4	5	6	7	8	9	AB	R	H	RBI	BB	SO	LOB	BOTTOM									
Chico Carrasquel, R OBP: 0.361, SLG: 0.414 Carl Sawatski, L OBP: 0.314, SLG: 0.356 Fred Marsh, R OBP: 0.286, SLG: 0.167	1B		1B		SH1-3		P4		1B	3	1	2	0	0	0	<b>New York Yankees @ Chicago White Sox</b> Comiskey Park, Chicago, IL Fri Jun 18 1954, 4:33 AM EDT Att: 45,216 - Unknown										
Nellie Fox, L OBP: 0.396, SLG: 0.420	1B		CS		SF9		F7		FC5-4	5	2	4	1	0	0											
Minnie Minoso, R OBP: 0.413, SLG: 0.559	1B		L8		FC6-4		CS		FC5-4	4	0	2	2	1	0											
Ferris Fain, L OBP: 0.395, SLG: 0.435 Cass Michaels, R OBP: 0.427, SLG: 0.451	1B		L3		SF9		CS		1B	2	0	2	2	2	0											
George Kell, R OBP: 0.322, SLG: 0.286	L3		4-3		FC6-4		BB		1B	0	0	0	0	0	0											
George Kell, R OBP: 0.322, SLG: 0.286	L3		4-3		FC6-4		BB		1B	5	0	0	0	0	1											
Sherm Lollar, R OBP: 0.361, SLG: 0.417	6-3				F9		E6		K	4	0	0	0	0	1											
Jim Rivera, L OBP: 0.333, SLG: 0.441			F8		6-4-3		K		F2	4	0	0	0	0	1											
Johnny Groth, R OBP: 0.361, SLG: 0.418			6-3		4-3		4-3		5-3	4	0	0	0	0	1											
Virgil Trucks, R OBP: 0.146, SLG: 0.150 Willard Marshall, L OBP: 0.351, SLG: 0.258 Morne Martin, L OBP: 0.222, SLG: 0.278 Mike Fornieles, R OBP: 0.143, SLG: 0.143 Phil Cavarretta, L OBP: 0.500, SLG: 0.750										1	0	0	0	0	1											
										0	1	0	0	1	0											
										1	0	0	0	0	0											
										1	1	1	1	0	0											
<b>Inning Stats</b>	R: 2 E: 0 K: 0 S: 6	H: 4 LOB: 1 BB: 0 P: 6	R: 0 E: 0 K: 1 S: 5	H: 0 LOB: 0 BB: 0	R: 0 E: 0 K: 0 S: 4	H: 2 LOB: 2 BB: 1 P: 8	R: 0 E: 0 K: 0 S: 3	H: 0 LOB: 0 BB: 0	R: 2 E: 1 K: 2 S: 8	H: 1 LOB: 1 BB: 2 P: 12	R: 0 E: 0 K: 2 S: 3	H: 0 LOB: 0 BB: 0	R: 0 E: 0 K: 2 S: 7	H: 1 LOB: 1 BB: 1 P: 11	R: 2 E: 0 K: 0 S: 7	H: 4 LOB: 4 BB: 0 P: 7	1B: 9 2B: 2 3B: 1 HR: 1	SF: 1 SAC: 1 DP: 1 HBP: 0	WP: 0 PB: 0 CS: 2	PA: 42						
<b>PITCHER</b>	IP	WLS	BF	H	R	ER	SO	BB	IBB	HBP	BLK	WP	HR	S	P	ERA	WHIP									
Harry Byrd, R ERA: 3.61	(1, 1)		4	2	2	2	1	3	0	0	0	0	0	16	28	4.15	1.385									
Tom Morgan, R ERA: 4.02	(1, 1)	4.1		17	3	2	2	1	3	0	0	0	0	1	23	27	4.50	1.000								
Bob Grim, R ERA: 3.72	(5, 1)	4.0	W	16	3	2	2	4	1	0	0	0	0	1	23	27	4.50	1.000								
Johnny Sain, R ERA: 2.25	(9, 1)	0.2	S	4	2	0	0	0	0	0	0	0	0	4	4	0.00	3.000									

AB 35  
R 6  
H 12  
RBI 6  
BB 4  
SO 5  
LOB 18





Batter	1	2	3	4	5	6	7	8	9	AB	R	H	RBI	BB	SO	LOB	TOP					
Phil Rizzuto, R (1, 6) OBP: 0.313, SLG: 0.281	6-3		F7		F7			6-3		3	0	0	0	0	0	1	<b>New York Yankees @ Chicago White Sox</b> Comiskey Park, Chicago, IL Sat Jun 19 1954, 4:33 AM EDT Att: 27,595 - Unknown <a href="http://livebaseballscorecards.com">livebaseballscorecards.com</a>					
Bill Skowron, R (8, PH) OBP: 0.333, SLG: 0.488										1	0	0	0	0	0	0						
Willy Miranda, S (8, 6) OBP: 0.400, SLG: 0.143										0	0	0	0	0	0	0						
Joe Collins, L (1, 3) OBP: 0.357, SLG: 0.426	E3			1B		F5		4-3		4	0	1	0	0	0	0						
Mickey Mantle, S (1, 8) OBP: 0.374, SLG: 0.518	K			K		G3-6-3		4-3		3	0	0	0	1	2	2						
Yogi Berra, L (1, 2) OBP: 0.329, SLG: 0.491		F7		P5		G3-6-3		F7		4	0	0	0	0	2	2						
Gene Woodling, L (1, 7) OBP: 0.356, SLG: 0.338	1-3			1B				4-3		4	0	2	0	0	0	0						
Irv Noren, L (1, 9) OBP: 0.360, SLG: 0.421				1B		G3		F8		4	0	2	0	0	0	3						
Bobby Brown, L (1, 5) OBP: 0.255, SLG: 0.279	4-3					6-3		F2		3	0	1	0	1	0	2						
Jerry Coleman, R (1, 4) OBP: 0.270, SLG: 0.309			F8		6-3					2	0	0	0	0	0	1						
Eddie Robinson, L (7, PH) OBP: 0.319, SLG: 0.325										1	0	0	0	0	0	2						
Gil McDougald, R (7, 4) OBP: 0.315, SLG: 0.312										0	0	0	0	0	0	0						
Ed Lopat, L (1, 1) OBP: 0.065, SLG: 0.034	1-3				6-3					3	0	0	0	0	0	3						
Bob Kuzava, S (8, 1)										0	0	0	0	0	0	0						
<b>Inning Stats</b>	R: 0 E: 1 K: 1 S: 5	H: 0 LOB: 1 BB: 0 P: 5	R: 0 E: 0 K: 0 S: 4	H: 1 LOB: 1 BB: 0 P: 4	R: 0 E: 0 K: 0 S: 3	H: 0 LOB: 0 BB: 0 P: 3	R: 0 E: 0 K: 1 S: 7	H: 2 LOB: 2 BB: 0 P: 7	R: 0 E: 0 K: 0 S: 3	H: 0 LOB: 1 BB: 1 P: 7	R: 0 E: 0 K: 0 S: 2	H: 0 LOB: 0 BB: 1 P: 6	R: 0 E: 0 K: 0 S: 5	H: 2 LOB: 2 BB: 0 P: 5	R: 0 E: 0 K: 0 S: 3	H: 0 LOB: 0 BB: 0 P: 3	R: 0 E: 0 K: 0 S: 4	H: 1 LOB: 1 BB: 0 P: 4	1B: 6 2B: 1 3B: 0 HR: 0	SF: 0 SAC: 0 DP: 2 HBP: 0	WP: 0 PB: 0 CS: 1	PA: 34
<b>PITCHER</b> Sandy Consuegra, R (1, 1) ERA: 3.23	IP: 9.0 WLS: W BF: 34 H: 6 R: 0 ER: 0 SO: 2 BB: 2 IBB: 0 HBP: 0 BLK: 0 WP: 0 HR: 0 S: 36 P: 44 ERA: 0.00 WHIP: 0.889																					

Batter	1	2	3	4	5	6	7	8	9	AB	R	H	RBI	BB	SO	LOB	BOTTOM					
Chico Carrasquel, R (1, 6) OBP: 0.359, SLG: 0.415	2B		4-3		F8		5-3			4	0	1	0	0	0	2	<b>New York Yankees @ Chicago White Sox</b> Comiskey Park, Chicago, IL Sat Jun 19 1954, 4:33 AM EDT Att: 27,595 - Unknown <a href="http://livebaseballscorecards.com">livebaseballscorecards.com</a>					
Nellie Fox, L (1, 4) OBP: 0.394, SLG: 0.415	4-3			SH1-4		L9		3-1		3	1	0	0	1	0	0						
Minnie Minoso, R (1, 7) OBP: 0.409, SLG: 0.552	L6			SH1-4		F7		P4		3	0	0	0	0	0	0						
Ferris Fain, L (1, 3) OBP: 0.397, SLG: 0.433	6-3			F7		HBP		SH1-3		3	1	1	0	1	0	1						
George Kell, R (1, 5) OBP: 0.328, SLG: 0.293	F7			2H		HBP		SH1-3		3	1	2	1	0	0	0						
Sherm Lollar, R (1, 2) OBP: 0.359, SLG: 0.408	5-3			1B		1B		F8		3	0	0	0	0	0	2						
Jim Rivera, L (1, 9) OBP: 0.337, SLG: 0.442				1B		1B		6-3		4	0	2	2	0	0	1						
Johnny Groth, R (1, 8) OBP: 0.365, SLG: 0.416			F7		SH5-4		1B			1	0	0	0	2	0	1						
Sandy Consuegra, R (1, 1) OBP: 0.200, SLG: 0.158			P5		SH5-4		6-3			2	0	0	0	0	0	4						
<b>Inning Stats</b>	R: 0 E: 0 K: 0 S: 3	H: 1 LOB: 0 BB: 0 P: 3	R: 0 E: 0 K: 0 S: 3	H: 0 LOB: 0 BB: 0 P: 3	R: 0 E: 0 K: 0 S: 4	H: 1 LOB: 1 BB: 0 P: 4	R: 1 E: 0 K: 0 S: 4	H: 1 LOB: 1 BB: 1 P: 8	R: 0 E: 0 K: 0 S: 3	H: 0 LOB: 1 BB: 1 P: 7	R: 2 E: 0 K: 0 S: 6	H: 3 LOB: 3 BB: 1 P: 11	R: 0 E: 0 K: 0 S: 3	H: 0 LOB: 0 BB: 0 P: 3	R: 0 E: 0 K: 0 S: 3	H: 0 LOB: 1 BB: 1 P: 7		R: 0 E: 0 K: 0 S: 4	H: 1 LOB: 1 BB: 0 P: 4	1B: 5 2B: 1 3B: 0 HR: 0	SF: 0 SAC: 3 DP: 0 HBP: 1	WP: 0 PB: 0 CS: 0
<b>PITCHER</b> Ed Lopat, L (1, 1) ERA: 2.51	IP: 7.0 WLS: L BF: 30 H: 6 R: 3 ER: 3 SO: 3 BB: 2 IBB: 1 HBP: 1 BLK: 0 WP: 0 HR: 0 S: 26 P: 39 ERA: 3.86 WHIP: 1.143																					
<b>PITCHER</b> Bob Kuzava, L (8, 1) ERA: 4.44	IP: 1.0 WLS: L BF: 4 H: 0 R: 0 ER: 0 SO: 0 BB: 1 IBB: 0 HBP: 0 BLK: 0 WP: 0 HR: 0 S: 3 P: 7 ERA: 0.00 WHIP: 1.000																					



Batter	1	2	3	4	5	6	7	8	9	AB	R	H	RBI	BB	SO	LOB	TOP											
Phil Rizzuto, R OBP: 0.328, SLG: 0.301 Willy Miranda, S OBP: 0.400, SLG: 0.143	0-0 FC4-6 1B	0-0 1B		0-0 1-3 2-H 2B	0-0 1-2 1B	0-0 F7	0-0 1-2 1B		4-0 2B 3B BB	5	0	4	1	1	0	0												
Irv Noren, L OBP: 0.359, SLG: 0.424	0-0 FC4-6 G3 1B	0-0 F7		0-3 K		0-0 HR	0-0 FC5		0-0 1-3 3B 2B	6	3	2	0	0	1	6												
Mickey Mantle, S OBP: 0.386, SLG: 0.536	4-0 G3 1B BB		0-0 5-3	4-0 G4-6-3 1B BB		0-0 1-H HR		0-0 WP 1B	4-0 3B BB	3	4	2	2	3	0	0												
Yogi Berra, L OBP: 0.329, SLG: 0.493 Frank Leja, L OBP: 0.409, SLG: 0.316	0-0 G3		4-0 BB	0-0 G4-6-3		0-0 F8		0-0 F8	0-0 1B 3B	5	0	1	3	1	0	6												
Hank Bauer, R OBP: 0.383, SLG: 0.457 Gene Woodling, L OBP: 0.363, SLG: 0.346	0-0 HR 1B		0-0 F9		4-0 1B SF8 BB	0-0 1B		0-0 FC5 1B	0-0 HR 1B	3	2	2	2	1	0	1												
Bill Skowron, R OBP: 0.340, SLG: 0.523 Joe Collins, L OBP: 0.368, SLG: 0.469	0-0 HR		0-3 K		0-0 1-3 1B	0-0 F6		0-0 FC5 1B	0-0 HR	4	1	2	2	0	1	2												
Gil McDougald, R OBP: 0.331 Bobby Brown, L OBP: 0.255, SLG: 0.283	0-0 F8		0-0 HR		0-0 SF8		0-0 CS 1B	0-0 FC5	0-3 K	2	1	1	1	0	0	0												
Jerry Coleman, R OBP: 0.273, SLG: 0.301		4-0 G6-4-3 BB		4-0 FC6 2B BB		0-0 P4		0-3 K	0-0 F7 F2	4	1	0	0	2	1	6												
Allie Reynolds, R OBP: 0.207, SLG: 0.214 Bob Grim, R OBP: 0.179, SLG: 0.286 Johnny Sain, R OBP: 0.556, SLG: 0.429 Bob Kuzava, S		0-0 G6-4-3		0-0 FC6 2B		0-0 B1		0-0 FC5 1B	0-0 F4	1	0	0	0	0	0	1												
<b>Inning Stats</b>	R: 4 E: 0 K: 0 S: 6	H: 3 LOB: 0 BB: 1 P: 10	R: 0 E: 0 K: 0 S: 3	H: 1 LOB: 1 BB: 1 P: 7	R: 0 E: 0 K: 1 S: 5	H: 0 LOB: 1 BB: 1 P: 9	R: 2 E: 0 K: 1 S: 7	H: 2 LOB: 2 BB: 2 P: 15	R: 1 E: 0 K: 0 S: 4	H: 1 LOB: 1 BB: 1 P: 8	R: 2 E: 0 K: 0 S: 6	H: 3 LOB: 1 BB: 0 P: 6	R: 0 E: 0 K: 1 S: 7	H: 3 LOB: 2 BB: 0 P: 7	R: 1 E: 0 K: 0 S: 6	H: 3 LOB: 2 BB: 0 P: 6	R: 6 E: 0 K: 1 S: 9	H: 4 LOB: 2 BB: 2 P: 17	1B: 13 2B: 2 3B: 1 HR: 4	SF: 1 SAC: 0 DP: 2 HBP: 0	WP: 1 PB: 0 SB: 0 CS: 1	PA: 53						
<b>PITCHER</b>	IP WLS BF H R ER SO BB IBB HBP BLK WP HR S P ERA WHIP	IP WLS BF H R ER SO BB IBB HBP BLK WP HR S P ERA WHIP											IP WLS BF H R ER SO BB IBB HBP BLK WP HR S P ERA WHIP															
Billy Pierce, L ERA: 3.42	2.1	13	4	4	4	0	3	0	0	0	0	0	1	10	22	15.43	3.000											
Mike Fomiele, R ERA: 3.89	0.2	6	2	2	2	1	1	0	0	0	0	0	1	7	11	27.00	4.500											
Jack Harshman, L ERA: 4.5	1.0	L	5	1	1	1	1	1	0	0	0	0	0	5	13	9.00	2.000											
Don Johnson, R ERA: 3.27	2.0	9	3	2	2	0	0	0	0	0	0	0	1	9	9	9.00	1.500											
Harry Dorish, R ERA: 3.65	2.0	11	6	1	1	1	0	0	0	0	0	1	0	13	13	4.50	3.000											
<b>PITCHER</b>	IP WLS BF H R ER SO BB IBB HBP BLK WP HR S P ERA WHIP	IP WLS BF H R ER SO BB IBB HBP BLK WP HR S P ERA WHIP											IP WLS BF H R ER SO BB IBB HBP BLK WP HR S P ERA WHIP															
Vito Valentineti, R ERA: 54.0	1.0	9	4	6	6	1	2	0	0	0	0	0	1	9	17	54.00	6.000											
Batter	1	2	3	4	5	6	7	8	9	AB	R	H	RBI	BB	SO	LOB	BOTTOM											
Chico Carrasquel, R OBP: 0.364, SLG: 0.424	4-0 G6-4-3 BB		0-0 1-H 1B 2B	0-0 F8		0-0 2B			0-0 F8	4	1	2	1	1	0	0												
Nellie Fox, L OBP: 0.391, SLG: 0.411	0-0 P4		0-0 HR 1B	0-0 1-3		0-0 4-3			0-0 F7	5	1	1	1	0	0	2												
Minnie Minoso, R OBP: 0.412, SLG: 0.564	0-0 G6-4-3		0-0 HR		1-0 FC4-6 HBP		0-0 1B		0-3 K	4	1	2	2	0	1	1												
Ferris Fain, L OBP: 0.398, SLG: 0.432		0-0 F8	4-0 HR BB		0-0 FC4-6 BB		0-0 G3-6-3 1B			3	1	1	0	1	0	1												
George Kell, R OBP: 0.326, SLG: 0.288		4-0 BB BB	0-0 F5		0-0 F5		0-0 F8			3	0	0	0	1	0	4												
Carl Sawatski, L OBP: 0.345, SLG: 0.426		4-0 BB	0-0 HR		4-0 BB		0-0 G3-6-3			2	1	1	2	2	0	2												
Jim Rivera, L OBP: 0.335, SLG: 0.438	0-0 F5		0-0 G6-4-3 1B		0-3 K		0-0 6-3			4	0	1	0	0	1	4												
Johnny Groth, R OBP: 0.358, SLG: 0.408	0-3 K		0-0 G6-4-3		0-0 P6		0-0 F2			4	0	0	0	0	1	3												
Billy Pierce, L ERA: 2.73 Mike Fomiele, R ERA: 3.75 Jack Harshman, L ERA: 4.5 Don Johnson, R ERA: 3.27 Willard Marshall, L ERA: 3.65 Harry Dorish, R ERA: 3.11 Phil Cavarretta, L ERA: 3.67 Vito Valentineti, R ERA: 54.0	2.0	12	4	4	4	1	3	0	0	0	0	0	0	0	0	0												
<b>PITCHER</b>	IP WLS BF H R ER SO BB IBB HBP BLK WP HR S P ERA WHIP	IP WLS BF H R ER SO BB IBB HBP BLK WP HR S P ERA WHIP											IP WLS BF H R ER SO BB IBB HBP BLK WP HR S P ERA WHIP															
Allie Reynolds, R ERA: 2.73	2.0	12	4	4	4	1	3	0	0	0	0	0	0	0	0	0												
Bob Grim, R ERA: 3.75	4.1	W	20	5	2	2	3	2	0	1	0	0	0	1	23	32	4.15	1.615										
Johnny Sain, R ERA: 2.12	1.2	4	0	0	0	0	0	0	0	0	0	0	0	4	4	0.00	0.000											
Bob Kuzava, L ERA: 4.28	1.0	S	3	0	0	0	1	0	0	0	0	0	0	5	5	0.00	0.000											
<b>PITCHER</b>	IP WLS BF H R ER SO BB IBB HBP BLK WP HR S P ERA WHIP	IP WLS BF H R ER SO BB IBB HBP BLK WP HR S P ERA WHIP											IP WLS BF H R ER SO BB IBB HBP BLK WP HR S P ERA WHIP															
1B: 5 2B: 2 3B: 0 HR: 2	SF: 0 SAC: 0 DP: 3 HBP: 1	WP: 0 PB: 0 SB: 0 CS: 0	PA: 39																									

New York Yankees @ Chicago White Sox  
Comiskey Park, Chicago, IL  
Sun Jun 20 1954, 4:33 AM EDT  
Unknown

AB 44  
R 16  
H 20  
RBI 16  
BB 8  
SO 4  
LOB 28



New York Yankees @ Chicago White Sox  
Comiskey Park, Chicago, IL  
Sun Jun 20 1954, 4:33 AM EDT  
Unknown

AB 33  
R 6  
H 9  
RBI 6  
BB 5  
SO 5  
LOB 17







Batter	1	2	3	4	5	6	7	8	9	AB	R	H	RBI	BB	SO	LOB	TOP	
Phil Rizzuto, R (1, 6) OBP: 0.327, SLG: 0.299	6-3	FC6		F7			F7			1	0	0	0	0	0	0	<b>New York Yankees @ Chicago White Sox</b> Comiskey Park, Chicago, IL Sun Jun 20 1954, 4:38 AM EDT Att: 37,075 - Unknown <a href="http://livebaseballscorecards.com">livebaseballscorecards.com</a>	
Eddie Robinson, L (2, PH) OBP: 0.315, SLG: 0.321										1	0	0	0	0	2			
Willy Miranda, S (2, PR) OBP: 0.333, SLG: 0.111										2	0	0	0	0	1			
Joe Collins, L (1, 3) OBP: 0.384, SLG: 0.460	4-3					F3	4-3			4	0	1	2	0	0			
Mickey Mantle, S (1, 8) OBP: 0.384, SLG: 0.528						F8	4-3			3	0	0	0	1	0	2		
Yogi Berra, L (1, 2) OBP: 0.324, SLG: 0.485	K			F8		L4			4-3	4	0	0	0	1	1			
Gene Woodling, L (1, 7) OBP: 0.361, SLG: 0.339				F8	4-3			F7		3	0	0	0	1	0			
Irv Noren, L (1, 9) OBP: 0.363, SLG: 0.430					1-3					3	0	1	0	1	0	1		
Bobby Brown, L (1, 5) OBP: 0.294, SLG: 0.292										2	1	1	0	0	0	0		
Gil McDougald, R (4, 5) OBP: 0.324, SLG: 0.339					4-3					2	0	2	0	0	0	0		
Jerry Coleman, R (1, 4) OBP: 0.275, SLG: 0.303										2	1	1	0	0	0	2		
Bill Skowron, R (6, PH) OBP: 0.337, SLG: 0.517										1	0	0	0	0	0	2		
Tom Morgan, R (6, 1) OBP: 0.235, SLG: 0.250										0	0	0	0	0	0	0		
Bob Kuzava, S (6, 1) OBP: 0.182, SLG: 0.333										0	0	0	0	0	0	0		
Bob Cerv, R (8, PH) OBP: 0.182, SLG: 0.333										1	0	0	0	0	1	2		
Whitey Ford, L (1, 1) OBP: 0.286, SLG: 0.250										1	1	1	0	0	0	0		
Andy Carey, R (6, PH) OBP: 0.339, SLG: 0.423										1	0	0	0	0	0	2		
<b>Inning Stats</b>	R: 0 E: 0 K: 1 S: 5	H: 0 LOB: 1 BB: 1 P: 9	R: 3 E: 1 K: 0 S: 8	H: 4 LOB: 2 BB: 0 P: 8	R: 0 E: 0 K: 0 S: 3	H: 0 LOB: 0 BB: 0 P: 3	R: 0 E: 0 K: 0 S: 4	H: 1 LOB: 1 BB: 0 P: 4	R: 0 E: 0 K: 0 S: 3	H: 0 LOB: 0 BB: 0 P: 3	R: 0 E: 0 K: 0 S: 4	H: 1 LOB: 2 BB: 1 P: 8	R: 0 E: 0 K: 0 S: 3	H: 0 LOB: 0 BB: 0 P: 3	R: 0 E: 0 K: 1 S: 6	H: 1 LOB: 2 BB: 1 P: 10		1B: 6 2B: 1 3B: 0 HR: 0 SF: 0 SAC: 1 DP: 0 HBP: 0 WP: 0 PA: 35 CS: 0
<b>PITCHER</b> Bob Keegan, R (1, 1) ERA: 2.43	IP: 8.0 WLS: W BF: 35 H: 7 R: 3 ER: 0 SO: 2 BB: 3 IBB: 0 HBP: 0 BLK: 0 WP: 0 HR: 0 S: 36 P: 48 ERA: 0.00 WHIP: 1.250																	

Batter	1	2	3	4	5	6	7	8	9	AB	R	H	RBI	BB	SO	LOB	BOTTOM
Chico Carrasquel, R (1, 6) OBP: 0.366, SLG: 0.423		F2				E6				3	1	1	0	1	0	3	<b>New York Yankees @ Chicago White Sox</b> Comiskey Park, Chicago, IL Sun Jun 20 1954, 4:38 AM EDT Att: 37,075 - Unknown <a href="http://livebaseballscorecards.com">livebaseballscorecards.com</a>
Nellie Fox, L (1, 4) OBP: 0.387, SLG: 0.406				F7			P5			3	0	0	0	0	0	4	
Minnie Minoso, R (1, 7) OBP: 0.410, SLG: 0.556					6-3					3	0	0	0	1	0	2	
Ferris Fain, L (1, 3) OBP: 0.402, SLG: 0.435										3	0	2	1	0	1	0	
Fred Marsh, R (6, PR) OBP: 0.296, SLG: 0.167										0	1	0	0	0	0	0	
Ed McGhee, R (7, 9) OBP: 0.238, SLG: 0.328										1	1	0	0	0	0	1	
George Kell, R (1, 5) OBP: 0.330, SLG: 0.311										4	2	2	1	0	0	2	
Sherm Lollar, R (1, 2) OBP: 0.364, SLG: 0.430										2	2	1	2	1	0	0	
Jim Rivera, L (1, 9) OBP: 0.339, SLG: 0.442										3	0	1	0	1	0	0	
Johnny Groth, R (1, 8) OBP: 0.355, SLG: 0.404										2	0	0	1	0	0	1	
Phil Cavaretta, L (6, PH) OBP: 0.455, SLG: 0.667										0	0	0	0	0	0	0	
Cass Michaels, R (6, PH) OBP: 0.430, SLG: 0.451										0	0	0	1	1	0	0	
Jack Harshman, L (7, 3) OBP: 0.313, SLG: 0.154										0	0	0	0	0	0	0	
Bob Keegan, R (1, 1) OBP: 0.208, SLG: 0.256										2	0	0	1	0	1	1	
<b>Inning Stats</b>	R: 1 E: 0 K: 0 S: 5	H: 2 LOB: 1 BB: 0 P: 5	R: 1 E: 0 K: 1 S: 6	H: 1 LOB: 1 BB: 1 P: 10	R: 0 E: 0 K: 1 S: 5	H: 0 LOB: 0 BB: 0 P: 5	R: 1 E: 0 K: 0 S: 4	H: 1 LOB: 0 BB: 0 P: 4	R: 0 E: 0 K: 0 S: 3	H: 0 LOB: 1 BB: 1 P: 7	R: 2 E: 1 K: 0 S: 6	H: 2 LOB: 3 BB: 2 P: 14	R: 2 E: 0 K: 0 S: 4	H: 1 LOB: 0 BB: 1 P: 8	1B: 4 2B: 1 3B: 0 HR: 2 SF: 1 SAC: 2 DP: 0 HBP: 0 WP: 0 PA: 34 CS: 0		
<b>PITCHER</b> Whitey Ford, L (1, 1) ERA: 3.46	IP: 5.0 WLS: L BF: 4 H: 4 R: 3 ER: 3 SO: 2 BB: 2 IBB: 0 HBP: 0 BLK: 0 WP: 0 HR: 1 S: 23 P: 31 ERA: 5.40 WHIP: 1.200																
<b>PITCHER</b> Tom Morgan, R (6, 1) ERA: 4.31	IP: 0.1 WLS: L BF: 4 H: 2 R: 2 ER: 2 SO: 0 BB: 0 IBB: 0 HBP: 0 BLK: 0 WP: 0 HR: 0 S: 3 P: 7 ERA: 54.00 WHIP: 6.000																
<b>PITCHER</b> Bob Kuzava, L (6, 1) ERA: 4.66	IP: 1.2 WLS: L BF: 9 H: 1 R: 2 ER: 2 SO: 0 BB: 2 IBB: 0 HBP: 0 BLK: 0 WP: 0 HR: 1 S: 7 P: 15 ERA: 10.80 WHIP: 1.800																



Batter	1	2	3	4	5	6	7	8	9	AB	R	H	RBI	BB	SO	LOB	TOP											
<b>Eddie Yost, R</b> OBP: 0.385, SLG: 0.335 (1, 5)	0-0 1-3		0-0 6-3			4-0 BB		0-0 P6	0-0 F7	4	0	0	0	1	0	3	<b>Washington Senators @ Chicago White Sox</b> Comiskey Park, Chicago, IL Tue Jun 22 1954, 4:33 AM EDT Att: 23,016 - Unknown 											
<b>Johnny Pesky, L</b> OBP: 0.397, SLG: 0.420 (1, 4)	0-3 K		0-0 1B			0-0 4-3		0-0 4-3	0-0 2B 1B	5	1	2	0	0	1	5												
<b>Mickey Vernon, L</b> OBP: 0.364, SLG: 0.574 (1, 3)	0-0 G3		0-0 4-3			4-0 HR BB		0-0 F9	0-0 1-H 2B	4	1	1	1	1	0	1												
<b>Jim Busby, R</b> OBP: 0.341, SLG: 0.456 (1, 8)		0-0 P4		0-0 1-3		0-0 1-H HR		0-0 L3 1B	0-0 F3	5	1	2	2	0	0	1												
<b>Pete Runnels, L</b> OBP: 0.377, SLG: 0.410 (1, 6)		4-0 1B BB		0-0 G3		4-0 1B BB		0-0 L3	0-0 F7	3	1	0	0	2	0	2												
<b>Roy Sievers, R</b> OBP: 0.335, SLG: 0.437 (1, 7)		0-0 P4		0-3 K		0-0 F7		0-0 HR		4	1	1	1	0	1	2												
<b>Tom Umphlett, R</b> OBP: 0.258, SLG: 0.256 (1, 9)		0-0 1-3 1B		0-0 6-3		0-0 BB 1B		0-0 P4		4	0	2	0	0	0	0												
<b>Joe Tipton, R</b> OBP: 0.309, SLG: 0.321 (1, 2)		0-0 F2		0-3 K		0-0 1-2 BB		0-3 K		4	0	1	1	0	2	2												
<b>Mickey McDermott, L</b> Gus Keraszkos, R Tom Wright, L Bunky Stewart, L Clyde Volmer, R Camilo Pascual, R (1, 1) (5, 1) (6, 1) (6, 1) (8, 1) (8, 1)			0-0 4-3		0-0 2B	0-0 1-2 BB		0-0 6-3		2	0	1	0	0	0	0												
<b>Inning Stats</b>	R: 0 E: 0 K: 1 S: 5	H: 0 LOB: 0 BB: 0 P: 5	R: 0 E: 0 K: 0 S: 4	H: 1 LOB: 2 BB: 1 P: 8	R: 0 E: 0 K: 0 S: 4	H: 1 LOB: 1 BB: 0 P: 4	R: 0 E: 0 K: 1 S: 5	H: 0 LOB: 0 BB: 0 P: 5	R: 0 E: 0 K: 1 S: 6	H: 1 LOB: 2 BB: 1 P: 10	R: 3 E: 0 K: 0 S: 6	H: 3 LOB: 3 BB: 3 P: 18	R: 0 E: 0 K: 0 S: 3	H: 1 LOB: 0 BB: 0 P: 3	R: 1 E: 0 K: 1 S: 6	H: 1 LOB: 0 BB: 0 P: 6		R: 1 E: 0 K: 0 S: 5	H: 2 LOB: 1 BB: 0 P: 5	1B: 6 2B: 3 3B: 0 HR: 2	SF: 0 SAC: 0 DP: 1 HBP: 0	WP: 0 PB: 0 CS: 0	PA: 41					
<b>PITCHER</b>	IP	WLS	BF	H	R	ER	SO	BB	IBB	HBP	BLK	WP	HR	S	P	ERA	WHIP											
<b>Virgil Trucks, R</b> ERA: 2.88	(1, 1)	8.2	W	40	10	5	5	4	5	0	0	0	0	2	43	63	5.19	1.731										
<b>Morrie Martin, L</b> ERA: 5.55	(9, 1)	0.1	S	1	0	0	0	0	0	0	0	0	0	0	1	1	0.00	0.000										

Batter	1	2	3	4	5	6	7	8	9	AB	R	H	RBI	BB	SO	LOB	BOTTOM										
<b>Chico Carrasquel, R</b> OBP: 0.366, SLG: 0.423 (1, 6)	0-0 F8		0-0 BB 1B			0-0 1B F7		0-0 5-3		5	0	2	0	0	0	3	<b>Washington Senators @ Chicago White Sox</b> Comiskey Park, Chicago, IL Tue Jun 22 1954, 4:33 AM EDT Att: 23,016 - Unknown 										
<b>Nellie Fox, L</b> OBP: 0.388, SLG: 0.412 (1, 4)	0-0 SF8 2B		0-0 P5		0-0 1-3 2B 1B	0-0 5-3				4	2	2	0	0	0	1											
<b>Minnie Minoso, R</b> OBP: 0.408, SLG: 0.550 (1, 7)	0-0 E5 CS		4-0 FC6-4 BB		0-0 2B 3B	0-0 6-3				3	1	0	0	1	0	2											
<b>Ferris Fain, L</b> OBP: 0.399, SLG: 0.438 (1, 3)	0-0 SF8		0-0 F2		0-0 1-3 3B 2B	0-0 5-3				3	1	1	2	0	0	2											
<b>George Kell, R</b> OBP: 0.339, SLG: 0.323 Cass Michaels, R (7, PR) (8, 5)	0-0 CS	0-0 4-3 S 2B	0-0 FC6-4		4-0 3B IBB		0-0 G6-4-3 1B			3	2	2	0	1	0	2											
<b>Matt Batts, R</b> OBP: 0.296, SLG: 0.310 (1, 2)		0-0 4-3		4-0 SH1-3 BB	0-0 1-H 2-H 3-H 1B 3B		0-0 G6-4-3 1-2 1B			3	1	1	3	1	0	2											
<b>Jim Rivera, L</b> OBP: 0.339, SLG: 0.440 (1, 9)		0-3 K		0-0 SH1-3	0-0 1-2 S 1B 1B		0-0 4-3			3	0	1	1	0	1	2											
<b>Johnny Groth, R</b> OBP: 0.362, SLG: 0.405 (1, 8)		4-0 BB		0-0 4-3	0-0 2-3 1-2 S 1B		4-0 CS BB			2	0	1	0	2	0	1											
<b>Virgil Trucks, R</b> OBP: 0.133, SLG: 0.136 Morrie Martin, L (9, 1)	0-0 P4		0-0 5-3		0-0 5-3		0-3 K			4	0	0	0	0	1	5											
<b>Inning Stats</b>	R: 1 E: 1 K: 0 S: 4	H: 1 LOB: 0 BB: 0 P: 4	R: 1 E: 0 K: 1 S: 6	H: 1 LOB: 1 BB: 1 P: 10	R: 0 E: 0 K: 0 S: 4	H: 1 LOB: 2 BB: 1 P: 8	R: 0 E: 0 K: 0 S: 3	H: 0 LOB: 1 BB: 1 P: 7	R: 5 E: 1 K: 0 S: 9	H: 6 LOB: 2 BB: 1 P: 13	R: 0 E: 0 K: 0 S: 3	H: 0 LOB: 0 BB: 0 P: 3	R: 0 E: 0 K: 0 S: 3	H: 1 LOB: 1 BB: 0 P: 3	R: 0 E: 0 K: 1 S: 4	H: 0 LOB: 0 BB: 1 P: 8		1B: 6 2B: 3 3B: 1 HR: 0	SF: 1 SAC: 1 DP: 1 HBP: 0	WP: 0 PB: 0 CS: 2	PA: 38						
<b>PITCHER</b>	IP	WLS	BF	H	R	ER	SO	BB	IBB	HBP	BLK	WP	HR	S	P	ERA	WHIP										
<b>Mickey McDermott, L</b> ERA: 3.58	(1, 1)	4.1	L	26	7	5	1	3	1	0	0	0	0	24	40	10.38	2.769										
<b>Gus Keraszkos, R</b> ERA: 6.23	(5, 1)	0.2		2	0	0	0	0	0	0	0	0	0	2	2	0.00	0.000										
<b>Bunky Stewart, L</b> ERA: 7.77	(6, 1)	2.0		6	1	0	0	0	0	0	0	0	0	6	6	0.00	0.500										
<b>Camilo Pascual, R</b> ERA: 5.53	(8, 1)	1.0		3	0	0	0	1	0	0	0	0	0	4	8	0.00	1.000										



Batter	1	2	3	4	5	6	7	8	9	AB	R	H	RBI	BB	SO	LOB	TOP										
<b>Eddie Yost, R</b> OBP: 0.378, SLG: 0.328 (1, 5)										5	0	0	0	0	1	3											
<b>Johnny Pesky, L</b> OBP: 0.381, SLG: 0.400 (1, 4)										5	1	1	0	0	1	2											
<b>Mickey Vernon, L</b> OBP: 0.364, SLG: 0.578 (1, 3)										5	0	2	0	0	1	1											
<b>Jim Busby, R</b> OBP: 0.345, SLG: 0.458 (1, 8)										5	2	3	0	0	0	2											
<b>Pete Runnels, L</b> OBP: 0.377, SLG: 0.410 (1, 6)										5	2	2	1	0	1	2											
<b>Roy Sievers, R</b> OBP: 0.336, SLG: 0.431 (1, 7)										3	1	0	0	2	0	3											
<b>Tom Umphlett, R</b> OBP: 0.265, SLG: 0.280 (1, 9)										4	0	2	2	0	1	5											
<b>Ed Fitz Gerald, R</b> OBP: 0.350, SLG: 0.317 (1, 2)										3	0	1	1	1	0	1											
<b>Bob Porterfield, R</b> OBP: 0.289, SLG: 0.119 (1, 1)										0	0	0	0	0	0	0											
<b>Inning Stats</b>	R: 0 E: 0 K: 3 S: 9	H: 0 LOB: 0 BB: 0 P: 9	R: 3 E: 0 K: 1 S: 8	H: 3 LOB: 3 BB: 1 P: 13	R: 0 E: 0 K: 0 S: 4	H: 1 LOB: 2 BB: 1 P: 8	R: 0 E: 0 K: 0 S: 3	H: 0 LOB: 0 BB: 0 P: 3	R: 3 E: 0 K: 1 S: 9	H: 4 LOB: 2 BB: 1 P: 13	R: 0 E: 0 K: 0 S: 4	H: 1 LOB: 1 BB: 0 P: 4	R: 0 E: 0 K: 1 S: 6	H: 1 LOB: 1 BB: 0 P: 6	R: 0 E: 0 K: 0 S: 3	H: 0 LOB: 0 BB: 0 P: 3	R: 0 E: 0 K: 0 S: 4	H: 1 LOB: 1 BB: 0 P: 4	1B: 9 2B: 0 3B: 2 HR: 0	SF: 0 SAC: 0 DP: 0 HBP: 1	WP: 1 PA: 42 CS: 0						
<b>PITCHER</b>	IP	WLS	BF	H	R	ER	SO	BB	IBB	HBP	BLK	WP	HR	S	P	ERA	WHIP										
<b>Jack Harshman, L</b> ERA: 5.28 (1, 1)	4.1		23	7	6	6	4	2	0	1	0	1	0	28	37	12.46	2.077										
<b>Don Johnson, R</b> ERA: 3.24 (5, 1)	0.2		4	1	0	0	1	0	1	0	0	0	0	5	9	0.00	1.500										
<b>Morrie Martin, L</b> ERA: 5.2 (6, 1)	4.0	W	15	3	0	0	1	0	0	0	0	0	0	17	17	0.00	0.750										

**Washington Senators @ Chicago White Sox**  
Comiskey Park, Chicago, IL  
Wed Jun 23 1954, 4:33 AM EDT  
Att: 7,234 - Unknown

AB	38
R	6
H	11
RBI	5
BB	3
SO	6
LOB	21

Batter	1	2	3	4	5	6	7	8	9	AB	R	H	RBI	BB	SO	LOB	BOTTOM										
<b>Chico Carrasquel, R</b> OBP: 0.363, SLG: 0.416 (1, 6)										4	1	0	0	1	1	5											
<b>Nellie Fox, L</b> OBP: 0.392, SLG: 0.415 (1, 4)										5	2	3	0	0	0	1											
<b>Minnie Minoso, R</b> OBP: 0.408, SLG: 0.543 (1, 7)										3	2	0	0	1	1	1											
<b>Ferris Fain, L</b> OBP: 0.401, SLG: 0.437 (1, 3)										3	1	1	1	1	0	2											
<b>Phil Cavarretta, L</b> OBP: 0.500, SLG: 0.700 (1, 9)										1	1	1	2	0	0	0											
<b>Johnny Groth, R</b> OBP: 0.364, SLG: 0.401 (3, 8)										2	0	0	0	2	0	1											
<b>Carl Sawatski, L</b> OBP: 0.362, SLG: 0.417 (1, 2)										1	1	0	0	2	0	0											
<b>Sherm Lollar, R</b> OBP: 0.366, SLG: 0.430 (6, FH) (7, 2)										2	0	1	2	0	0	2											
<b>Jim Rivera, L</b> OBP: 0.340, SLG: 0.439 (1, 8) (3, 9)										5	0	2	0	0	0	7											
<b>Cass Michaels, R</b> OBP: 0.445, SLG: 0.451 (1, 5)										0	0	0	1	4	0	0											
<b>Jack Harshman, L</b> OBP: 0.278, SLG: 0.143 (1, 1)										1	0	0	1	0	1	2											
<b>Inning Stats</b>	R: 5 E: 0 K: 1 S: 7	H: 2 LOB: 5 BB: 5 P: 27	R: 0 E: 0 K: 0 S: 3	H: 0 LOB: 0 BB: 0 P: 3	R: 1 E: 0 K: 1 S: 6	H: 1 LOB: 2 BB: 2 P: 14	R: 0 E: 0 K: 1 S: 6	H: 1 LOB: 1 BB: 0 P: 6	R: 0 E: 0 K: 0 S: 3	H: 1 LOB: 1 BB: 1 P: 7	R: 2 E: 0 K: 0 S: 5	H: 2 LOB: 2 BB: 1 P: 10	R: 0 E: 0 K: 0 S: 3	H: 0 LOB: 1 BB: 1 P: 7	R: 0 E: 0 K: 0 S: 4	H: 1 LOB: 2 BB: 1 P: 8	R: 0 E: 0 K: 0 S: 4	H: 1 LOB: 2 BB: 1 P: 8	1B: 8 2B: 0 3B: 0 HR: 0	SF: 1 SAC: 2 DP: 1 HBP: 1	WP: 4 PA: 43 CS: 0						
<b>PITCHER</b>	IP	WLS	BF	H	R	ER	SO	BB	IBB	HBP	BLK	WP	HR	S	P	ERA	WHIP										
<b>Bob Porterfield, R</b> ERA: 2.43 (1, 1)	0.1		8	2	5	0	0	0	0	0	0	0	0	3	23	0.00	21.000										
<b>Chuck Stobbs, L</b> ERA: 5.13 (1, 1)	0.2		2	0	0	0	1	0	0	0	0	0	0	4	4	0.00	0.000										
<b>Gus Keriazakos, R</b> ERA: 4.7 (2, 1)	3.1		16	3	1	1	2	3	0	0	0	1	0	17	29	2.70	1.800										
<b>Bunky Stewart, L</b> ERA: 7.66 (5, 1)	2.2	L	12	2	2	2	0	1	1	1	0	0	0	9	18	6.75	1.125										
<b>Camilo Pascual, R</b> ERA: 5.4 (8, 1)	1.0		5	1	0	0	0	1	0	0	0	1	0	4	8	0.00	2.000										

**Washington Senators @ Chicago White Sox**  
Comiskey Park, Chicago, IL  
Wed Jun 23 1954, 4:33 AM EDT  
Att: 7,234 - Unknown

AB	28
R	8
H	8
RBI	7
BB	11
SO	3
LOB	23



Batter	1	2	3	4	5	6	7	8	9	AB	R	H	RBI	BB	SO	LOB	TOP										
Eddie Yost, R OBP: 0.377, SLG: 0.331 (1, 5)	L9		F5			4-1 2B	F8			4	1	1	0	0	0	2	<b>Washington Senators @ Chicago White Sox</b> Comiskey Park, Chicago, IL Thu Jun 24 1954, 4:33 AM EDT Att: 6,990 - Unknown <a href="http://livebaseballscorecards.com">livebaseballscorecards.com</a>										
Johnny Pesky, L OBP: 0.373, SLG: 0.390 (1, 4)	1B		4-3			F8		F8		4	0	1	0	0	0	1											
Mickey Vernon, L OBP: 0.363, SLG: 0.573 (1, 3)	FC6-4 1B			1-3		4-1		4-3		4	0	1	0	0	0	1											
Jim Busby, R OBP: 0.344, SLG: 0.459 (1, 8)	F6			P6				K		4	0	1	1	0	1	2											
Pete Runnels, L OBP: 0.371, SLG: 0.402 (1, 6)	FC6-4 1-2			1-3		3-H 2B			4-3	4	0	0	0	0	0	3											
Roy Sievers, R OBP: 0.331, SLG: 0.424 (1, 7)		P3							K	4	0	0	0	0	1	0											
Tom Umphlett, R OBP: 0.265, SLG: 0.279 (1, 9)	F9			1-3					F8	4	0	1	0	0	0	0											
Ed Fitz Gerald, R OBP: 0.349, SLG: 0.318 (1, 2)				5-3						3	0	1	0	0	0	0											
Johnny Schmitz, R WFL: 0.226, SLG: 0.156 (5, PH)			1-3							1	0	0	0	0	0	0											
Tom Wright, L WFL: 0.324, SLG: 0.387 (6, 1)										1	1	1	1	0	0	0											
Spec Shea, R WFL: 0.253, SLG: 0.253 (7, PH)										0	0	0	0	0	0	0											
Mickey McDermott, L WFL: 0.253, SLG: 0.253 (7, PH)										0	0	0	0	0	0	0											
Clyde Volmer, R WFL: 0.253, SLG: 0.253 (7, PH)										1	0	0	0	0	1	2											
Chuck Stobbs, L WFL: 0.167, SLG: 0.222 (7, 1)										0	0	0	0	0	0	0											
<b>Inning Stats</b>	R: 0 E: 0 K: 0 S: 5	H: 2 LOB: 2 BB: 0 P: 5	R: 0 E: 0 K: 0 S: 3	H: 0 LOB: 0 BB: 0 P: 3	R: 0 E: 0 K: 0 S: 3	H: 0 LOB: 0 BB: 0 P: 3	R: 0 E: 0 K: 0 S: 3	H: 0 LOB: 0 BB: 0 P: 3	R: 2 E: 0 K: 1 S: 6	H: 3 LOB: 1 BB: 0 P: 6	R: 0 E: 0 K: 1 S: 7	H: 2 LOB: 2 BB: 0 P: 7	R: 0 E: 0 K: 1 S: 5	H: 0 LOB: 0 BB: 0 P: 5	R: 0 E: 0 K: 1 S: 5	H: 0 LOB: 0 BB: 0 P: 5	1B: 4 2B: 2 3B: 0 HR: 1	SF: 0 SAC: 0 DP: 0 HBP: 0	WP: 0 PB: 0 CS: 0	PA: 34							
<b>PITCHER</b>	IP	WLS	BF	H	R	ER	SO	BB	IBB	HBP	BLK	WP	HR	S	P	ERA	WHIP										
Sandy Consuegra, R ERA: 3.2 (1, 1)	6.1	W	26	7	2	2	0	0	0	0	0	0	1	26	26	2.84	1.105										
Billy Pierce, L ERA: 3.3 (7, 1)	2.2	S	8	0	0	0	3	0	0	0	0	0	0	14	14	0.00	0.000										

Batter	1	2	3	4	5	6	7	8	9	AB	R	H	RBI	BB	SO	LOB	BOTTOM										
Chico Carrasquel, R OBP: 0.359, SLG: 0.410 (1, 6)	L7	L6		FC6-4 1-2			F9			4	0	0	0	0	0	3	<b>Washington Senators @ Chicago White Sox</b> Comiskey Park, Chicago, IL Thu Jun 24 1954, 4:33 AM EDT Att: 6,990 - Unknown <a href="http://livebaseballscorecards.com">livebaseballscorecards.com</a>										
Nellie Fox, L OBP: 0.386, SLG: 0.409 (1, 4)	F3		F8		1-3		4-3			4	0	0	0	0	0	0											
Minnie Minoso, R OBP: 0.412, SLG: 0.544 (1, 7)	2B BB		1-4-3 1B		5-3		1B			3	1	2	0	1	0	0											
Johnny Groth, R OBP: 0.363, SLG: 0.403 (1, 8)	1B 2B		L4-3 1-2		5-3		F9			4	1	1	1	0	0	2											
George Kell, R OBP: 0.345, SLG: 0.345 (1, 5)	FC5-4 2-H 1B			1B BB					F7	3	2	2	2	1	0	0											
Sherm Lollar, R OBP: 0.369, SLG: 0.425 (1, 2)	FC5-4 1-2			F9		2B SF9-5 BB				2	1	0	0	2	0	2											
Jim Rivera, L OBP: 0.344, SLG: 0.446 (1, 9)		K		1B 1-2 1B		SF9-5 1-3 2B			F7	4	0	2	0	0	1	1											
Phil Cavarretta, L OBP: 0.375, SLG: 0.538 (1, 3)		1-3		F7		SF9-5 2-3 3-H			4-3	3	0	0	1	0	0	3											
Sandy Consuegra, R OBP: 0.261, SLG: 0.227 (1, 1)						5-3				3	0	2	1	0	0	0											
Billy Pierce, L OBP: 0.261, SLG: 0.227 (7, 1)				FC6-4 1-3 2-H 1B						0	0	0	0	0	0	0											
<b>Inning Stats</b>	R: 2 E: 0 K: 0 S: 5	H: 2 LOB: 1 BB: 1 P: 9	R: 0 E: 0 K: 1 S: 6	H: 1 LOB: 1 BB: 0 P: 6	R: 0 E: 0 K: 0 S: 3	H: 1 LOB: 0 BB: 0 P: 3	R: 1 E: 0 K: 0 S: 5	H: 2 LOB: 2 BB: 1 P: 9	R: 0 E: 0 K: 0 S: 3	H: 0 LOB: 0 BB: 0 P: 3	R: 2 E: 0 K: 0 S: 4	H: 2 LOB: 0 BB: 1 P: 8	R: 0 E: 0 K: 0 S: 4	H: 1 LOB: 1 BB: 0 P: 4	R: 0 E: 0 K: 0 S: 3	H: 0 LOB: 1 BB: 1 P: 7	1B: 6 2B: 4 3B: 0 HR: 1	SF: 1 SAC: 0 DP: 2 HBP: 0	WP: 0 PB: 0 CS: 0	PA: 35							
<b>PITCHER</b>	IP	WLS	BF	H	R	ER	SO	BB	IBB	HBP	BLK	WP	HR	S	P	ERA	WHIP										
Johnny Schmitz, L ERA: 2.64 (1, 1)	5.0	L	22	6	3	3	1	2	0	0	0	0	0	22	30	5.40	1.600										
Spec Shea, R ERA: 8.27 (6, 1)	1.0		5	2	2	2	0	1	0	0	0	0	1	4	8	18.00	3.000										
Chuck Stobbs, L ERA: 5.55 (7, 1)	2.0		8	1	0	0	0	1	0	0	0	0	0	7	11	0.00	1.000										



Batter	1	2	3	4	5	6	7	8	9	AB	R	H	RBI	BB	SO	LOB	TOP				
Jim Piersall, R OBP: 0.329, SLG: 0.361	0-0 4-3		0-0 F8		0-0 E		0-0 P4		0-0 F9	5	0	1	0	0	0	1					
Karl Olson, R OBP: 0.359, SLG: 0.415	4-0 G4-6-3 BB		0-0 1B		0-0 1B		0-0 6-3			3	0	2	0	1	0	1					
Harry Agganis, L OBP: 0.326, SLG: 0.406	0-0 G4-6-3 1-2		0-0 F7		0-0 F5				0-0 F8	4	0	0	0	0	0	4					
Sammy White, R OBP: 0.311, SLG: 0.435		4-0 2B BB	0-0 1-2 1B		0-0 6-3				0-0 F7	3	1	1	0	1	0	2					
Jackie Jensen, R OBP: 0.328, SLG: 0.429		0-0 1-H E 2B	0-0 6-3				0-0 G2		0-0 F9	4	1	1	1	0	0	2					
Ted Lepcio, R OBP: 0.393, SLG: 0.412		0-0 F8 2-H		0-0 F7		0-0 6-3			0-0 4-3 SH5-3 HR 1B	4	1	1	0	0	0						
Milt Bolling, R OBP: 0.338, SLG: 0.417		4-0 4-3 BB		0-0 P4		0-0 6-3			0-0 SH5-3 1-2	2	0	0	0	1	0	0					
Billy Consolo, R OBP: 0.228, SLG: 0.154		0-0 4-3 1-2		0-0 6-3					0-0 4-3 2-3	4	0	1	0	0	0	2					
Willard Nixon, L OBP: 0.286, SLG: 0.167		0-0 5-3		0-0 6-3					0-0 F7 3-H HR	1	0	0	0	0	0	1					
Tex Clevenger, R OBP: 0.271, SLG: 0.364										1	0	0	0	0	0	0					
Leo Kiely, L OBP: 0.267, SLG: 0.130										0	0	0	0	0	0	0					
Billy Goodman, R OBP: 0.197, SLG: 0.346										1	0	0	0	0	0	1					
Sid Hudson, R OBP: 0.197, SLG: 0.167										0	0	0	0	0	0	0					
Ted Williams, L OBP: 0.495, SLG: 0.649										1	1	1	2	0	0	0					
<b>Inning Stats</b>	R: 0 E: 0 K: 0 S: 2	H: 0 LOB: 0 BB: 1 P: 6	R: 2 E: 1 K: 0 S: 4	H: 1 LOB: 1 BB: 2 P: 12	R: 0 E: 0 K: 0 S: 5	H: 2 LOB: 2 BB: 0 P: 5	R: 0 E: 0 K: 0 S: 3	H: 0 LOB: 0 BB: 0 P: 3	R: 0 E: 1 K: 0 S: 5	H: 2 LOB: 2 BB: 0 P: 5	R: 0 E: 0 K: 0 S: 3	H: 0 LOB: 0 BB: 0 P: 3	R: 0 E: 0 K: 0 S: 4	H: 1 LOB: 1 BB: 0 P: 4	R: 0 E: 0 K: 0 S: 3	H: 0 LOB: 0 BB: 0 P: 3	R: 2 E: 0 K: 0 S: 5	H: 2 LOB: 0 BB: 0 P: 5	1B: 6 2B: 1 3B: 0 HR: 1	SF: 0 SAC: 1 DP: 1 HBP: 0	WP: 0 PA: 37 PB: 0 SB: 0 CS: 0
<b>PITCHER</b> Bob Keegan, R ERA: 2.55	IP: 9.0 WLS: W BF: 37 H: 8 R: 4 ER: 4 SO: 0 BB: 3 IBB: 0 HBP: 0 BLK: 0 WP: 0 HR: 1 S: 34 P: 46 ERA: 4.00 WHIP: 1.222															<b>PITCHER</b>	IP: 9.0 WLS: W BF: 37 H: 8 R: 4 ER: 4 SO: 0 BB: 3 IBB: 0 HBP: 0 BLK: 0 WP: 0 HR: 1 S: 34 P: 46 ERA: 4.00 WHIP: 1.222				

**Boston Red Sox @ Chicago White Sox**  
Comiskey Park, Chicago, IL  
Fri Jun 25 1954, 4:33 AM EDT  
Att: 35,529 - Unknown

AB 33  
R 4  
H 8  
RBI 3  
BB 3  
SO 0  
LOB 14



Batter	1	2	3	4	5	6	7	8	9	AB	R	H	RBI	BB	SO	LOB	BOTTOM		
Chico Carrasquel, R OBP: 0.359, SLG: 0.408	0-0 6-3	4-0 E SF8 BB	0-0 1B		0-0 L5		0-0 F8			4	1	1	0	1	0	0			
Nellie Fox, L OBP: 0.390, SLG: 0.412	0-0 3B	0-0 E5 FC5 1-3 1B	0-0 4-3			0-0 FC5 BB 1B		0-0 F3		5	1	3	0	0	0	1			
Minnie Minoso, R OBP: 0.409, SLG: 0.548	0-0 1B 3B	0-0 SF8 3-H		0-3 K		0-3 K		0-0 1-3		4	1	1	2	0	2	1			
Ferris Fain, L OBP: 0.404, SLG: 0.433	4-0 1B BB	4-0 BB FC5 BB		0-3 K		4-0 FC5 1B BB		0-0 G3		2	2	0	0	3	1	0			
George Kell, R OBP: 0.343, SLG: 0.343	0-0 HBP 1B 1-2 3-H 1B	0-0 FC5 BB		0-0 E4		0-0 FC5 1B		0-0 FC5 1-3 2-3F 1B		4	0	1	1	0	0	4			
Phil Cavarretta, L OBP: 0.400, SLG: 0.500	0-0 L8	4-0 1-2 2-3 BB		0-0 F8		0-0 FC5 1B		0-0 L4		3	0	1	1	1	0	3			
Ed McGhee, R OBP: 0.238, SLG: 0.328		0-0 1-2 2-3 BB		0-0 F7		0-0 E8 1B		0-0 L7		0	0	0	0	0	0	0			
Jim Rivera, L OBP: 0.347, SLG: 0.447	0-0 HBP 1-2 2-H 1B	0-0 F7		0-0 E8 1B		0-0 L4		0-0 L7		4	1	2	1	0	0	5			
Sherm Lollar, R OBP: 0.372, SLG: 0.429	1-0 FC6-4 HBP		0-0 F5		0-0 E8 1B		0-0 L7		0-0 L7	3	0	1	0	0	0	0			
Bob Keegan, R OBP: 0.192, SLG: 0.234	0-0 FC6-4 1-2		0-0 P4		0-0 6-3		0-0 2-3		0-0 2-3	4	0	0	0	0	0	3			
<b>Inning Stats</b>	R: 3 E: 0 K: 0 S: 7	H: 4 LOB: 3 BB: 1 P: 12	R: 1 E: 1 K: 0 S: 4	H: 1 LOB: 3 BB: 3 P: 16	R: 0 E: 0 K: 2 S: 8	H: 0 LOB: 1 BB: 0 P: 8	R: 0 E: 1 K: 2 S: 8	H: 0 LOB: 1 BB: 0 P: 8	R: 1 E: 1 K: 1 S: 7	H: 2 LOB: 2 BB: 1 P: 11	R: 0 E: 0 K: 0 S: 3	H: 0 LOB: 0 BB: 0 P: 3	R: 0 E: 0 K: 0 S: 3	H: 0 LOB: 0 BB: 0 P: 3	R: 0 E: 0 K: 0 S: 3	H: 0 LOB: 0 BB: 0 P: 3	1B: 8 2B: 1 3B: 1 HR: 0	SF: 1 SAC: 0 DP: 0 HBP: 1	WP: 0 PA: 40 PB: 0 SB: 0 CS: 0
<b>PITCHER</b> Willard Nixon, R ERA: 5.33	IP: 1.0 WLS: L BF: 11 H: 5 R: 4 ER: 4 SO: 0 BB: 2 IBB: 0 HBP: 1 BLK: 0 WP: 0 HR: 0 S: 8 P: 17 ERA: 36.00 WHIP: 7.000															<b>PITCHER</b>	IP: 1.0 WLS: L BF: 11 H: 5 R: 4 ER: 4 SO: 0 BB: 2 IBB: 0 HBP: 1 BLK: 0 WP: 0 HR: 0 S: 8 P: 17 ERA: 36.00 WHIP: 7.000		
Tex Clevenger, R ERA: 4.09	4.2 22 5 2 2 3 3 0 0 0 0 0 25 37 3.86 1.714																		
Leo Kiely, L ERA: 4.03	0.1 1 0 0 0 0 0 0 0 0 0 1 1 0.00 0.000																		
Sid Hudson, R ERA: 4.6	2.0 6 0 0 0 0 0 0 0 0 0 0 6 6 0.00 0.000																		

**Boston Red Sox @ Chicago White Sox**  
Comiskey Park, Chicago, IL  
Fri Jun 25 1954, 4:33 AM EDT  
Att: 35,529 - Unknown

AB 33  
R 6  
H 10  
RBI 5  
BB 5  
SO 3  
LOB 17







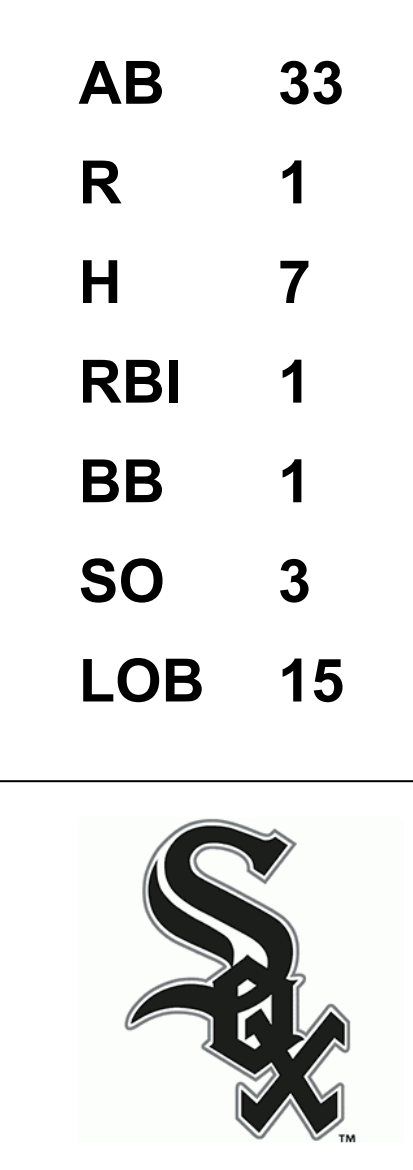


Batter	1	2	3	4	5	6	7	8	9	AB	R	H	RBI	BB	SO	LOB	TOP			
Jim Piersall, R OBP: 0.326, SLG: 0.357 (1, 9)										4	1	1	0	0	0	1	<b>Boston Red Sox @ Chicago White Sox</b> Comiskey Park, Chicago, IL Sun Jun 27 1954, 4:33 AM EDT Unknown			
Harry Agganis, L OBP: 0.322, SLG: 0.399 Billy Goodman, L OBP: 0.344, SLG: 0.351 (6, PH) (6, 3)										2	0	0	0	0	1	0				
Ted Williams, L OBP: 0.485, SLG: 0.617 (1, 7)										4	0	1	1	0	1	0				
Sammy White, R OBP: 0.300, SLG: 0.419 (1, 2)										4	0	0	0	0	1	2				
Jackie Jensen, R OBP: 0.330, SLG: 0.436 (1, 8)										4	0	1	0	0	2	0				
Grady Hatton, L OBP: 0.324, SLG: 0.274 (1, 5)										3	0	1	0	0	1	0				
Milt Bolling, R OBP: 0.336, SLG: 0.409 (1, 6)										3	0	0	0	0	0	2				
Billy Consolo, R OBP: 0.219, SLG: 0.153 (1, 4)										3	0	0	0	0	0	1				
Tom Brewer, R OBP: 0.227, SLG: 0.190 (1, 1)										3	1	2	0	0	0	0				
<b>Inning Stats</b>	R: 0 E: 0 K: 1 S: 5	H: 0 LOB: 0 BB: 0 P: 5	R: 0 E: 0 K: 1 S: 6	H: 1 LOB: 1 BB: 0 P: 6	R: 0 E: 0 K: 0 S: 3	H: 0 LOB: 0 BB: 0 P: 3	R: 0 E: 0 K: 1 S: 5	H: 0 LOB: 0 BB: 0 P: 5	R: 0 E: 0 K: 2 S: 7	H: 0 LOB: 0 BB: 0 P: 7	R: 0 E: 0 K: 0 S: 4	H: 1 LOB: 1 BB: 0 P: 4	R: 0 E: 0 K: 0 S: 4	H: 2 LOB: 0 BB: 0 P: 4	R: 0 E: 0 K: 0 S: 3	H: 0 LOB: 0 BB: 0 P: 3	1B: 6 2B: 1 3B: 0 HR: 0	SF: 0 SAC: 1 DP: 0 HBP: 0	WP: 0 PB: 0 SB: 0 CS: 0	PA: 33
<b>PITCHER</b> Virgil Trucks, R ERA: 2.82 (1, 1)	IP: 9.0 WLS: L BF: 33	H: 7 R: 2 ER: 2 SO: 6	BB: 0 IBB: 0 HBP: 0 BLK: 0	WP: 0 HR: 0 S: 45 P: 45	ERA: 2.00 WHIP: 0.778	<b>PITCHER</b>										IP: 9.0 WLS: W BF: 34	H: 7 R: 1 ER: 0 SO: 3	BB: 1 IBB: 0 HBP: 0 BLK: 0	WP: 0 HR: 0 S: 39 P: 43	ERA: 0.00 WHIP: 0.889

AB	32
R	2
H	7
RBI	2
BB	0
SO	6
LOB	8



Batter	1	2	3	4	5	6	7	8	9	AB	R	H	RBI	BB	SO	LOB	BOTTOM			
Chico Carrasquel, R OBP: 0.356, SLG: 0.399 (1, 6)										3	0	0	0	1	0	1	<b>Boston Red Sox @ Chicago White Sox</b> Comiskey Park, Chicago, IL Sun Jun 27 1954, 4:33 AM EDT Unknown			
Nellie Fox, L OBP: 0.383, SLG: 0.404 (1, 4)										4	1	1	0	0	0	1				
Minnie Minoso, R OBP: 0.407, SLG: 0.541 (1, 7)										4	0	1	0	0	0	1				
Ferris Fain, L OBP: 0.400, SLG: 0.424 (1, 3)										4	0	0	0	0	1	3				
George Kell, R OBP: 0.345, SLG: 0.344 (1, 5)										4	0	2	1	0	0	0				
Carl Sawatski, L OBP: 0.354, SLG: 0.418 (1, 2)										4	0	1	0	0	0	3				
Jim Rivera, L OBP: 0.343, SLG: 0.435 (1, 8)										4	0	1	0	0	1	0				
Phil Cavarretta, L OBP: 0.407, SLG: 0.429 (1, 9)										3	0	0	0	0	1	3				
Virgil Trucks, R OBP: 0.146, SLG: 0.149 (1, 1)										3	0	1	0	0	0	3				
<b>Inning Stats</b>	R: 0 E: 0 K: 0 S: 3	H: 3 LOB: 3 BB: 0 P: 8	R: 1 E: 1 K: 0 S: 5	H: 2 LOB: 1 BB: 1 P: 9	R: 0 E: 0 K: 0 S: 4	H: 1 LOB: 0 BB: 0 P: 4	R: 0 E: 0 K: 0 S: 3	H: 0 LOB: 0 BB: 0 P: 3	R: 0 E: 0 K: 0 S: 3	H: 0 LOB: 0 BB: 0 P: 3	R: 0 E: 0 K: 1 S: 5	H: 0 LOB: 0 BB: 0 P: 5	R: 0 E: 0 K: 1 S: 5	H: 0 LOB: 0 BB: 0 P: 5	R: 0 E: 0 K: 0 S: 5	H: 0 LOB: 0 BB: 0 P: 5	1B: 7 2B: 0 3B: 0 HR: 0	SF: 0 SAC: 0 DP: 2 HBP: 0	WP: 0 PB: 0 SB: 0 CS: 0	PA: 34
<b>PITCHER</b> Tom Brewer, R ERA: 3.23 (1, 1)	IP: 9.0 WLS: W BF: 34	H: 7 R: 1 ER: 0 SO: 3	BB: 1 IBB: 0 HBP: 0 BLK: 0	WP: 0 HR: 0 S: 39 P: 43	ERA: 0.00 WHIP: 0.889	<b>PITCHER</b>										IP: 9.0 WLS: W BF: 34	H: 7 R: 1 ER: 0 SO: 3	BB: 1 IBB: 0 HBP: 0 BLK: 0	WP: 0 HR: 0 S: 39 P: 43	ERA: 0.00 WHIP: 0.889





Batter	1	2	3	4	5	6	7	8	9	AB	R	H	RBI	BB	SO	LOB	TOP			
Jim Piersall, R OBP: 0.325, SLG: 0.360 (1, 9)	F9		F9					4-3		4	0	1	0	0	0	0	<b>Boston Red Sox @ Chicago White Sox</b> Comiskey Park, Chicago, IL Sun Jun 27 1954, 4:38 AM EDT Att: 29,684 - Unknown			
Harry Agganis, L OBP: 0.321, SLG: 0.394 (1, 3)	1B SF7 BB		F6				P6	4-3		3	1	0	0	1	0	1				
Karl Olson, R OBP: 0.364, SLG: 0.429 (1, 8)				6-3			F8			4	0	2	0	0	0	1				
Jackie Jensen, R OBP: 0.325, SLG: 0.430 (1, 7)	SF7			K			4-3			3	0	0	1	0	2	2				
Sammy White, R OBP: 0.309, SLG: 0.432 Mickey Owen, R OBP: 0.313, SLG: 0.231 (7, PR) (7, 2)	CS							P4		3	0	3	0	0	0	0				
Ted Lepcio, R OBP: 0.394, SLG: 0.404 (1, 5)										1	0	0	0	0	0	0				
Milt Bolling, R OBP: 0.335, SLG: 0.402 (1, 6)										3	0	0	0	1	1	3				
Billy Conso, R OBP: 0.206, SLG: 0.143 (1, 4)										3	0	0	0	1	0	2				
Bill Henry, L OBP: 0.219, SLG: 0.138 Russ Kemmerer, R OBP: 0.313, SLG: 0.425 Don Lenhardt, R OBP: 0.313, SLG: 0.425 Willard Nixon, L OBP: 0.286, SLG: 0.167 (7, PH) (7, 1)			K							2	0	0	0	0	1	0				
<b>Inning Stats</b>	R: 1 E: 0 K: 0 S: 3	H: 1 LOB: 0 BB: 1 P: 7	R: 0 E: 0 K: 0 S: 4	H: 1 LOB: 1 BB: 0 P: 4	R: 0 E: 0 K: 1 S: 5	H: 0 LOB: 0 BB: 0 P: 5	R: 0 E: 0 K: 2 S: 8	H: 1 LOB: 1 BB: 0 P: 8	R: 0 E: 0 K: 1 S: 5	H: 0 LOB: 0 BB: 0 P: 5	R: 0 E: 0 K: 0 S: 4	H: 1 LOB: 2 BB: 1 P: 8	R: 0 E: 0 K: 1 S: 6	H: 1 LOB: 1 BB: 0 P: 6	R: 0 E: 0 K: 1 S: 5	H: 0 LOB: 1 BB: 1 P: 9		1B: 3 2B: 3 3B: 0 HR: 0	SF: 1 SAC: 0 DP: 0 HBP: 0	WP: 0 PB: 0 SB: 0 CS: 1
<b>PITCHER</b> Jack Harshman, L ERA: 4.56 (1, 1)	IP: 9.0 WLS: W BF: 35 H: 6 R: 1 ER: 1 SO: 6 BB: 3 IBB: 0 HBP: 0 BLK: 0 WP: 0 HR: 0 S: 44 P: 56 ERA: 1.00 WHIP: 1.000															<b>PITCHER</b>				

Batter	1	2	3	4	5	6	7	8	9	AB	R	H	RBI	BB	SO	LOB	BOTTOM			
Chico Carrasquel, R OBP: 0.357, SLG: 0.402 (1, 6)	P3									5	0	2	2	0	0	1	<b>Boston Red Sox @ Chicago White Sox</b> Comiskey Park, Chicago, IL Sun Jun 27 1954, 4:38 AM EDT Att: 29,684 - Unknown			
Nellie Fox, L OBP: 0.383, SLG: 0.408 (1, 4)	BLK 1B 2B									5	1	2	0	0	1	4				
Minnie Minoso, R OBP: 0.413, SLG: 0.542 (1, 7)										3	1	2	1	2	0	2				
Ferris Fain, L OBP: 0.396, SLG: 0.417 Ron Jackson, R (9, 3)	F9									4	1	0	0	1	1	7				
George Kell, R OBP: 0.348, SLG: 0.353 Cass Michaels, R OBP: 0.446, SLG: 0.468 (8, 5)	K									4	1	2	1	0	1	4				
Sherm Lollar, R OBP: 0.374, SLG: 0.422 (1, 2)										1	1	1	0	0	0	0				
Jim Rivera, L OBP: 0.349, SLG: 0.434 (1, 9)										3	2	1	0	1	1	2				
Johnny Groth, R OBP: 0.359, SLG: 0.400 (1, 8)										4	0	1	3	0	1	4				
Jack Harshman, L OBP: 0.304, SLG: 0.167 (1, 1)										4	0	1	0	1	2	2				
<b>Inning Stats</b>	R: 1 E: 0 K: 1 S: 7	H: 2 LOB: 1 BB: 0 P: 7	R: 0 E: 0 K: 1 S: 5	H: 0 LOB: 0 BB: 0 P: 5	R: 0 E: 0 K: 1 S: 7	H: 2 LOB: 3 BB: 1 P: 11	R: 2 E: 1 K: 1 S: 7	H: 2 LOB: 0 BB: 0 P: 7	R: 2 E: 2 K: 1 S: 6	H: 1 LOB: 2 BB: 3 P: 18	R: 0 E: 1 K: 0 S: 5	H: 1 LOB: 2 BB: 0 P: 5	R: 2 E: 0 K: 2 S: 9	H: 2 LOB: 2 BB: 2 P: 17	R: 2 E: 0 K: 1 S: 7	H: 3 LOB: 2 BB: 1 P: 12		1B: 9 2B: 3 3B: 1 HR: 0	SF: 1 SAC: 0 DP: 1 HBP: 1	WP: 1 PB: 0 SB: 1 CS: 0
<b>PITCHER</b> Bill Henry, L ERA: 4.6 Russ Kemmerer, R ERA Willard Nixon, R ERA: 5.67 (1, 1) (5, 1) (7, 1)	IP: 4.1 WLS: L BF: 22 H: 6 R: 5 ER: 2 SO: 4 BB: 3 IBB: 0 HBP: 0 BLK: 1 WP: 0 HR: 0 S: 27 P: 39 ERA: 2.08 WHIP: 2.077															<b>PITCHER</b>				







Batter	1	2	3	4	5	6	7	8	9	AB	R	H	RBI	BB	SO	LOB	TOP		
Harvey Kuenn, R (1, 6) OBP: 0.283, SLG: 0.360										4	0	1	0	0	0	2	<p><b>Detroit Tigers @ Chicago White Sox</b> Comiskey Park, Chicago, IL Tue Jun 29 1954, 4:38 AM EDT Att: 30,055 - Overcast</p> <p>livebaseballscores.com</p> <p>AB 25 R 0 H 3 RBI 0 BB 3 SO 2 LOB 10</p>		
Fred Hatfield, L (1, 4) OBP: 0.352, SLG: 0.297										3	0	1	0	0	0	1			
Bob Nieman, R (1, 7) OBP: 0.359, SLG: 0.426										3	0	0	0	0	1	2			
Ray Boone, R (1, 5) OBP: 0.399, SLG: 0.507										2	0	0	1	0	1				
Wayne Belardi, L (1, 3) OBP: 0.295, SLG: 0.358										3	0	0	0	0	0	1			
Frank House, L (1, 2) OBP: 0.373, SLG: 0.467										3	0	0	0	0	0	0			
Jim Delsing, L (1, 9) OBP: 0.336, SLG: 0.348										2	0	1	0	1	0	0			
Bill Tuttle, R (1, 8) OBP: 0.399, SLG: 0.466										2	0	0	0	1	0	1			
Steve Gromek, S (1, 1) OBP: 0.250, SLG: 0.143										1	0	0	0	0	0	0			
Walt Dropo, R (5, PH) OBP: 0.311, SLG: 0.372										1	0	0	0	0	0	2			
Reno Bertoia, R (5, PR) OBP: 0.400, SLG: 0.385										0	0	0	0	0	0	0			
Ralph Branca, R (5, 1) OBP: 0.400, SLG: 0.385										0	0	0	0	0	0	0			
Steve Souchock, R (8, PH) OBP: 0.400, SLG: 0.385										1	0	0	0	0	1	0			
<b>Inning Stats</b>	R: 0 E: 0 K: 0 S: 4	H: 1 LOB: 1 BB: 0 P: 4	R: 0 E: 0 K: 0 S: 3	H: 0 LOB: 1 BB: 1 P: 7	R: 0 E: 0 K: 0 S: 3	H: 0 LOB: 0 BB: 0 P: 3	R: 0 E: 0 K: 1 S: 4	H: 0 LOB: 0 BB: 1 P: 8	R: 0 E: 0 K: 0 S: 4	H: 1 LOB: 2 BB: 1 P: 8	R: 0 E: 0 K: 0 S: 3	H: 0 LOB: 0 BB: 0 P: 3	R: 0 E: 0 K: 1 S: 5	H: 0 LOB: 0 BB: 0 P: 5	R: 0 E: 0 K: 1 S: 5	H: 0 LOB: 0 BB: 0 P: 5	1B: 3 2B: 0 3B: 0 HR: 0	SF: 0 SAC: 0 DP: 2 HBP: 0	WP: 0 PA: 28 CS: 0
<b>PITCHER</b> Sandy Consuegra, R (1, 1) ERA: 2.87	IP: 8.0 WLS: W BF: 28 H: 3 R: 0 ER: 0 SO: 2 BB: 3 IBB: 0 HBP: 0 BLK: 0 WP: 0 HR: 0 S: 29 P: 41 ERA: 0.00 WHIP: 0.750															<b>PITCHER</b>			

Batter	1	2	3	4	5	6	7	8	9	AB	R	H	RBI	BB	SO	LOB	BOTTOM		
Chico Carrasquel, R (1, 6) OBP: 0.356, SLG: 0.400										4	0	2	0	0	0	1	<p><b>Detroit Tigers @ Chicago White Sox</b> Comiskey Park, Chicago, IL Tue Jun 29 1954, 4:38 AM EDT Att: 30,055 - Overcast</p> <p>livebaseballscores.com</p> <p>AB 30 R 5 H 12 RBI 5 BB 3 SO 1 LOB 16</p>		
Nellie Fox, L (1, 4) OBP: 0.379, SLG: 0.402										4	0	0	0	0	0	3			
Minnie Minoso, R (1, 7) OBP: 0.416, SLG: 0.552										4	2	2	1	0	0	1			
George Kell, R (1, 5) OBP: 0.346, SLG: 0.356										4	1	2	0	0	0	2			
Jim Rivera, L (1, 9) OBP: 0.352, SLG: 0.441										2	0	1	1	1	0	1			
Phil Cavarretta, L (1, 3) OBP: 0.471, SLG: 0.519										3	2	1	0	1	0	2			
Sherm Lollar, R (1, 2) OBP: 0.381, SLG: 0.433										3	0	2	2	0	0	0			
Johnny Groth, R (1, 8) OBP: 0.361, SLG: 0.398										3	0	1	0	1	0	3			
Sandy Consuegra, R (1, 1) OBP: 0.269, SLG: 0.240										3	0	1	1	0	1	3			
<b>Inning Stats</b>	R: 1 E: 0 K: 0 S: 5	H: 2 LOB: 1 BB: 0 P: 5	R: 1 E: 0 K: 0 S: 4	H: 2 LOB: 1 BB: 0 P: 5	R: 0 E: 0 K: 0 S: 5	H: 2 LOB: 2 BB: 0 P: 5	R: 2 E: 0 K: 1 S: 7	H: 2 LOB: 2 BB: 2 P: 15	R: 0 E: 0 K: 0 S: 4	H: 1 LOB: 1 BB: 0 P: 4	R: 0 E: 0 K: 0 S: 3	H: 1 LOB: 1 BB: 1 P: 7	R: 0 E: 0 K: 0 S: 3	H: 1 LOB: 1 BB: 1 P: 7	R: 0 E: 0 K: 0 S: 3	H: 1 LOB: 1 BB: 1 P: 7		1B: 8 2B: 2 3B: 1 HR: 1	SF: 0 SAC: 1 DP: 2 HBP: 1
<b>PITCHER</b> Steve Gromek, R (1, 1) ERA: 3.02	IP: 4.0 WLS: L BF: 20 H: 8 R: 3 ER: 3 SO: 3 BB: 8 IBB: 3 HBP: 3 BLK: 0 WP: 1 HR: 1 S: 19 P: 20 ERA: 6.75 WHIP: 2.000															<b>PITCHER</b>			
Ralph Branca, R (5, 1) ERA: 5.99	IP: 3.0 WLS: L BF: 15 H: 4 R: 2 ER: 2 SO: 1 BB: 3 IBB: 0 HBP: 0 BLK: 0 WP: 0 HR: 0 S: 14 P: 26 ERA: 6.00 WHIP: 2.333															<b>PITCHER</b>			







Batter	1	2	3	4	5	6	7	8	9	AB	R	H	RBI	BB	SO	LOB	TOP
Chico Carrasquel, R OBP: 0.357, SLG: 0.411 (1, 6)	0-0 HR		0-0 P4		0-0 F8			0-0 F7		4	1	1	1	0	0	0	<b>Chicago White Sox @ Cleveland Indians</b> Cleveland Municipal Stadium, Cleveland, OH Fri Jul 02 1954, 3:33 AM EDT Unknown
Nelle Fox, L OBP: 0.373, SLG: 0.395 (1, 4)	0-0 G3		0-0 4-3			0-0 F9		0-0 F3		4	0	0	0	0	0	0	
Minnie Minoso, R OBP: 0.415, SLG: 0.556 (1, 7)	0-0 BB 1B		0-0 F9			0-0 1-3			0-0 HR	4	1	2	1	0	0	0	
Phil Cavarretta, L OBP: 0.463, SLG: 0.485 (1, 3)	4-0 G6-4-3 BB			0-0 L6 4-1 1B		0-0 F5		0-0 F8		3	0	1	0	1	0	0	
George Kell, R OBP: 0.341, SLG: 0.350 Cass Michaels, R OBP: 0.441, SLG: 0.457 (1, 5) (4, 5)	0-0 G6-4-3			0-0 4-1		4-0 S BB		0-0 F9		2	0	0	0	0	0	3	
Carl Sawatski, L OBP: 0.347, SLG: 0.381 (1, 2)		0-0 5-3		4-0 BB		0-0 F9		0-3 K		3	0	0	0	1	1	1	
Jim Rivera, L OBP: 0.345, SLG: 0.431 (1, 9)		0-0 G3		0-0 L6		0-0 P6				3	0	0	0	0	0	3	
Johnny Groth, R OBP: 0.356, SLG: 0.391 (1, 8)		4-0 FC6-4 BB		0-0 6-3		0-0 L9				2	0	0	0	1	0	1	
Virgil Trucks, R OBP: 0.137, SLG: 0.140 (1, 1)		0-0 FC6-4		0-0 G3				0-0 P4		3	0	0	0	0	0	1	
<b>Inning Stats</b>	R: 1 E: 0 K: 0 S: 4	H: 2 LOB: 1 BB: 1 P: 8	R: 0 E: 0 K: 0 S: 3	H: 0 LOB: 1 BB: 0 P: 7	R: 0 E: 0 K: 0 S: 3	H: 1 LOB: 1 BB: 1 P: 7	R: 0 E: 0 K: 0 S: 3	H: 0 LOB: 0 BB: 0 P: 3	R: 0 E: 0 K: 0 S: 3	H: 0 LOB: 1 BB: 1 P: 7	R: 0 E: 0 K: 0 S: 3	H: 0 LOB: 0 BB: 0 P: 3	R: 0 E: 0 K: 1 S: 6	H: 1 LOB: 0 BB: 0 P: 6	1B: 2 2B: 1 3B: 0 HR: 2	SF: 0 SAC: 0 DP: 2 HBP: 0	
<b>PITCHER</b> Bob Feller, R ERA: 3.77 (1, 1)	IP: 9.0 WLS: W BF: 33	H: 4 R: 2 ER: 2 SO: 1	BB: 4 IBB: 0 HBP: 0 BLK: 0	WP: 0 HR: 2 S: 31 P: 47	ERA: 2.00 WHIP: 0.889	<b>PITCHER</b>											IP: WLS: BF: H: R: ER: SO: BB: IBB: HBP: BLK: WP: HR: S: P: ERA: WHIP

AB	29
R	2
H	4
RBI	2
BB	4
SO	1
LOB	9



Batter	1	2	3	4	5	6	7	8	9	AB	R	H	RBI	BB	SO	LOB	BOTTOM		
Al Smith, R OBP: 0.419, SLG: 0.464 (1, 7)	0-3 K		4-0 BB			0-0 P4		0-0 1B 1B		3	1	1	0	1	1	0	<b>Chicago White Sox @ Cleveland Indians</b> Cleveland Municipal Stadium, Cleveland, OH Fri Jul 02 1954, 3:33 AM EDT Unknown		
Bobby Avila, R OBP: 0.417, SLG: 0.491 (1, 4)	0-0 5-3		0-0 F9			0-0 F2		0-0 1B 1B		4	1	1	0	0	0	1			
Larry Doby, L OBP: 0.355, SLG: 0.455 (1, 8)	0-0 F7			0-0 4-3		0-0 HR		0-0 1B 1B		4	1	2	2	0	0	0			
Al Rosen, R OBP: 0.416, SLG: 0.574 (1, 5)		0-0 F7		0-0 G6-4-3 1B		0-0 F9		0-0 1B 1B		4	0	2	1	0	0	0			
Bill Glynn, L OBP: 0.314, SLG: 0.313 (1, 3)		0-0 1B		0-0 G6-4-3		0-0 P4		0-0 F9		4	0	1	0	0	0	3			
Dave Philley, S OBP: 0.276, SLG: 0.364 (1, 9)		0-0 F2			0-0 F9		0-0 4-3	0-0 F9		4	0	0	0	0	0	3			
George Strickland, R OBP: 0.329, SLG: 0.359 (1, 6)		0-3 K			0-0 3-1		4-0 BB			2	0	0	0	1	1	1			
Jim Hegan, R OBP: 0.299, SLG: 0.393 (1, 2)			0-0 6-3			0-0 F2				3	0	1	0	0	0	1			
Bob Feller, R OBP: 0.300, SLG: 0.222 (1, 1)			0-3 K		0-3 K		0-3 K			3	0	0	0	0	3	1			
<b>Inning Stats</b>	R: 0 E: 0 K: 1 S: 5	H: 0 LOB: 0 BB: 0 P: 5	R: 0 E: 0 K: 1 S: 6	H: 1 LOB: 1 BB: 0 P: 6	R: 0 E: 0 K: 1 S: 5	H: 0 LOB: 1 BB: 1 P: 9	R: 0 E: 0 K: 0 S: 3	H: 1 LOB: 0 BB: 0 P: 3	R: 0 E: 0 K: 1 S: 6	H: 1 LOB: 1 BB: 0 P: 6	R: 1 E: 0 K: 0 S: 4	H: 1 LOB: 0 BB: 0 P: 4	R: 0 E: 0 K: 0 S: 3	H: 0 LOB: 1 BB: 1 P: 7	R: 2 E: 0 K: 1 S: 9	H: 4 LOB: 2 BB: 0 P: 9		1B: 6 2B: 1 3B: 0 HR: 1	SF: 0 SAC: 0 DP: 1 HBP: 0
<b>PITCHER</b> Virgil Trucks, R ERA: 2.85 (1, 1)	IP: 8.0 WLS: L BF: 33	H: 8 R: 3 ER: 3 SO: 5	BB: 2 IBB: 0 HBP: 0 BLK: 0	WP: 0 HR: 1 S: 41 P: 49	ERA: 3.38 WHIP: 1.250	<b>PITCHER</b>											IP: WLS: BF: H: R: ER: SO: BB: IBB: HBP: BLK: WP: HR: S: P: ERA: WHIP		

AB	31
R	3
H	8
RBI	3
BB	2
SO	5
LOB	10





Batter	1	2	3	4	5	6	7	8	9	AB	R	H	RBI	BB	SO	LOB	TOP					
Chico Carrasquel, R OBP: 0.353, SLG: 0.405 (1, 6)	0-3 K2-3 		0-3 K 			0-0 F7 		0-0 F3 		4	0	0	0	0	2	0	<b>Chicago White Sox @ Cleveland Indians</b> Cleveland Municipal Stadium, Cleveland, OH Fri Jul 02, 1954, 3:38 AM EDT Att: 48,331 - Unknown					
Nelle Fox, L OBP: 0.371, SLG: 0.393 (1, 4)	0-0 L8 		0-0 F8 			0-0 F5 		0-0 1B 		4	0	1	0	0	0	0						
Minnie Minoso, R OBP: 0.413, SLG: 0.550 (1, 7)	4-0 1B S BB 			0-0 B5-3 		0-0 F9 		0-0 4-3 		3	1	0	0	1	0	1						
Phil Cavarretta, L OBP: 0.489, SLG: 0.541 (1, 3)	0-0 1-H 1B 			0-0 1B 			0-3 K 		0-0 4-3 1B 2B 		4	1	3	1	0	1		0				
Sherm Lollar, R OBP: 0.371, SLG: 0.419 (1, 2)	0-3 K 			0-0 P5 			0-0 HR 1B 		0-0 F9 		4	1	1	0	0	1		3				
Jim Rivera, L OBP: 0.339, SLG: 0.422 (1, 9) (7, 8)		0-0 F3 		0-0 F7 			0-0 P6 		0-0 4-3 		4	0	0	0	0	0		3				
Cass Michaels, R OBP: 0.442, SLG: 0.481 (1, 5)		0-0 P3 			0-0 F7 			0-0 HR 1B 		4	1	2	3	0	0	0		0				
Johnny Groth, R OBP: 0.354, SLG: 0.386 (1, 8)		0-0 F3 			0-3 K 			0-0 F7 		3	0	0	0	0	1	0		0				
Don Johnson, R OBP: 0.038, SLG: 0.040 Morrie Martin, L OBP: 0.222, SLG: 0.278 Ed McGhee, R OBP: 0.227, SLG: 0.311 Matt Batts, R OBP: 0.327, SLG: 0.341 Fred Marsh, R OBP: 0.286, SLG: 0.167 (9, PR)			0-0 6-3 			0-0 F3 			0-0 F9 		2	0	0	0	0	0		0				
<b>Inning Stats</b>	R: 1 E: 0 K: 2 S: 8	H: 1 LOB: 1 BB: 1 P: 12	R: 0 E: 0 K: 0 S: 3	H: 0 LOB: 0 BB: 0 P: 3	R: 0 E: 0 K: 1 S: 5	H: 0 LOB: 0 BB: 0 P: 5	R: 0 E: 0 K: 0 S: 4	H: 1 LOB: 1 BB: 0 P: 4	R: 0 E: 0 K: 1 S: 5	H: 0 LOB: 0 BB: 0 P: 5	R: 0 E: 0 K: 0 S: 3	H: 0 LOB: 0 BB: 0 P: 3	R: 2 E: 0 K: 1 S: 7	H: 2 LOB: 2 BB: 0 P: 7	R: 0 E: 0 K: 0 S: 4	H: 1 LOB: 1 BB: 0 P: 4		R: 1 E: 0 K: 0 S: 6	H: 3 LOB: 2 BB: 0 P: 6	1B: 6 2B: 1 3B: 0 HR: 1	SF: 0 SAC: 0 DP: 0 HBP: 0	WP: 0 PB: 0 SB: 1 CS: 0
<b>PITCHER</b> Early Wynn, R ERA: 3.83 (1, 1)	IP: 9.0 WLS: W BF: 36 H: 8 R: 4 ER: 4 SO: 5 BB: 1 IBB: 0 HBP: 0 BLK: 0 WP: 0 HR: 1 S: 45 P: 49 ERA: 4.00 WHIP: 1.000															<b>PITCHER</b>	IP: 9.0 WLS: W BF: 36 H: 8 R: 4 ER: 4 SO: 5 BB: 1 IBB: 0 HBP: 0 BLK: 0 WP: 0 HR: 1 S: 45 P: 49 ERA: 4.00 WHIP: 1.000					

Batter	1	2	3	4	5	6	7	8	9	AB	R	H	RBI	BB	SO	LOB	BOTTOM	
Al Smith, R OBP: 0.419, SLG: 0.460 (1, 7)	0-0 F7 		0-0 5-3 		0-0 F8 			4-0 BB 1B 		4	0	1	0	1	0	2	<b>Chicago White Sox @ Cleveland Indians</b> Cleveland Municipal Stadium, Cleveland, OH Fri Jul 02, 1954, 3:38 AM EDT Att: 48,331 - Unknown	
Bobby Avila, R OBP: 0.417, SLG: 0.491 (1, 4)	0-0 6-3 		0-0 F2 		0-0 HR 2B 		4-0 BB 1B 		0-0 F8 		4	1	1	1	1	0		3
Larry Doby, L OBP: 0.357, SLG: 0.465 (1, 8)	4-0 1B BB 		0-0 F9 		0-0 HR 2B 		0-3 K 				3	1	1	3	1	1		3
Al Rosen, R OBP: 0.413, SLG: 0.567 (1, 5)	0-0 1-2 1B 			0-3 K 		0-0 F9 		0-0 F2 		4	0	1	0	0	1	3		0
Bill Glynn, L OBP: 0.311, SLG: 0.309 (1, 3)	0-0 F8 			0-0 G3 			0-0 B2-3 E 1B 		0-0 F7 		4	1	1	0	0	0		5
Dave Philley, S OBP: 0.277, SLG: 0.362 (1, 9)		0-0 F2 		0-0 4-3 			0-0 B2-3 1B 		0-0 BB SH1-3 1B 		4	0	1	0	0	0		1
George Strickland, R OBP: 0.332, SLG: 0.360 (1, 6)					4-0 SH1-4 2B BB 		0-0 E5 G4-6-3 2H 		0-0 SH1-3 		2	1	1	0	1	0		0
Jim Hegan, R OBP: 0.299, SLG: 0.389 (1, 2)		0-0 L7 			0-0 SH1-4 		0-0 G4-6-3 		4-0 BB BB 		2	0	0	0	1	0		2
Early Wynn, S OBP: 0.268, SLG: 0.243 (1, 1)		0-0 F9 			4-0 2B HR BB 			4-0 BB 1B BB 		2	1	0	0	2	0	3		0
<b>Inning Stats</b>	R: 0 E: 0 K: 0 S: 4	H: 1 LOB: 2 BB: 1 P: 8	R: 0 E: 0 K: 0 S: 4	H: 1 LOB: 1 BB: 0 P: 4	R: 0 E: 0 K: 1 S: 5	H: 0 LOB: 0 BB: 0 P: 5	R: 4 E: 0 K: 0 S: 5	H: 2 LOB: 2 BB: 2 P: 13	R: 1 E: 1 K: 0 S: 4	H: 1 LOB: 0 BB: 0 P: 4	R: 0 E: 0 K: 1 S: 6	H: 1 LOB: 3 BB: 2 P: 14	R: 0 E: 0 K: 0 S: 4	H: 1 LOB: 3 BB: 2 P: 12	1B: 5 2B: 1 3B: 0 HR: 1	SF: 0 SAC: 2 DP: 1 HBP: 0		WP: 0 PB: 0 SB: 0 CS: 0
<b>PITCHER</b> Don Johnson, R ERA: 3.38 Morrie Martin, L ERA: 5.03 (7, 1)	IP: 6.0 WLS: L BF: 27 H: 5 R: 5 ER: 4 SO: 4 BB: 4 IBB: 0 HBP: 0 BLK: 0 WP: 0 HR: 1 S: 25 P: 41 ERA: 6.00 WHIP: 1.500															<b>PITCHER</b>	IP: 2.0 WLS: L BF: 11 H: 2 R: 0 ER: 0 SO: 1 BB: 3 IBB: 0 HBP: 0 BLK: 0 WP: 0 HR: 0 S: 10 P: 22 ERA: 0.00 WHIP: 2.500	







Batter	1	2	3	4	5	6	7	8	9	AB	R	H	RBI	BB	SO	LOB	TOP										
Chico Carrasquel, R OBP: 0.349, SLG: 0.395 (1, 6)										4	0	0	0	0	1	1	<b>Chicago White Sox @ Cleveland Indians</b> Cleveland Municipal Stadium, Cleveland, OH Sun Jul 04 1954, 3:33 AM EDT Att: 26,842 - Unknown										
Nelle Fox, L OBP: 0.369, SLG: 0.397 (1, 4)										4	0	0	0	0	1	0											
Minnie Minoso, R OBP: 0.406, SLG: 0.549 (1, 7)										4	0	1	0	0	1	0											
Phil Cavarretta, L OBP: 0.426, SLG: 0.457 (1, 3)										3	0	0	0	0	0	0											
Sherm Lollar, R OBP: 0.369, SLG: 0.411 Fred Marsh, R OBP: 0.333, SLG: 0.250 Matt Batts, R OBP: 0.345, SLG: 0.347 (8, PR) (8, 2)										2	0	0	0	1	0	0											
Willard Marshall, L OBP: 0.311, SLG: 0.211 (1, 9)										3	0	0	0	0	0	1											
Cass Michaels, R OBP: 0.433, SLG: 0.467 (1, 5)										3	0	0	0	0	2	2											
Johnny Groth, R OBP: 0.353, SLG: 0.379 (1, 8)										1	0	0	0	1	0	1											
Bob Keegan, R OBP: 0.175, SLG: 0.212 (1, 1)										3	0	0	0	0	0	3											
<b>Inning Stats</b>	R: 0 E: 0 K: 0 S: 3	H: 0 LOB: 0 BB: 0 P: 3	R: 0 E: 0 K: 0 S: 3	H: 0 LOB: 0 BB: 0 P: 3	R: 0 E: 0 K: 1 S: 4	H: 0 LOB: 0 BB: 0 P: 5	R: 0 E: 0 K: 3 S: 9	H: 0 LOB: 0 BB: 0 P: 9	R: 0 E: 0 K: 0 S: 3	H: 0 LOB: 1 BB: 1 P: 9	R: 0 E: 0 K: 0 S: 3	H: 0 LOB: 0 BB: 0 P: 3	R: 1 E: 1 K: 0 S: 4	H: 0 LOB: 1 BB: 1 P: 8	R: 0 E: 0 K: 0 S: 3	H: 1 LOB: 0 BB: 0 P: 3	1B: 1 2B: 0 3B: 0 HR: 0	SF: 0 SAC: 0 DP: 1 HBP: 1	WP: 1 PB: 0 SB: 0 CS: 1	PA: 31							
<b>PITCHER</b>	IP	WLS	BF	H	R	ER	SO	BB	IBB	HBP	BLK	WP	HR	S	P	ERA	WHIP										
Mike Garcia, R ERA: 2.17 (1, 1)	1.1		4	0	0	0	0	0	0	0	0	0	0	4	4	0.00	0.000										
Ray Narleski, R ERA: 2.35 (2, 1)	5.2	W	19	0	1	0	5	2	0	1	0	0	0	26	35	0.00	0.353										
Early Wynn, R ERA: 3.77 (8, 1)	2.0	S	7	1	0	0	0	0	0	0	0	1	0	7	7	0.00	0.500										

Batter	1	2	3	4	5	6	7	8	9	AB	R	H	RBI	BB	SO	LOB	BOTTOM										
Bill Glynn, L OBP: 0.329, SLG: 0.342 (1, 3)										4	1	3	0	0	0	1	<b>Chicago White Sox @ Cleveland Indians</b> Cleveland Municipal Stadium, Cleveland, OH Sun Jul 04 1954, 3:33 AM EDT Att: 26,842 - Unknown										
Bobby Avila, R OBP: 0.408, SLG: 0.477 (1, 4)										3	0	0	0	0	0	3											
Larry Doby, L OBP: 0.370, SLG: 0.491 (1, 8)										3	1	2	2	1	0	1											
Al Rosen, R OBP: 0.407, SLG: 0.553 (1, 5)										3	0	1	0	1	0	1											
Wally Westlake, R OBP: 0.338, SLG: 0.511 (1, 7)										4	0	0	0	0	0	4											
Dave Philley, S OBP: 0.277, SLG: 0.360 (1, 9)										3	0	0	0	0	0	3											
George Strickland, R OBP: 0.329, SLG: 0.350 (1, 6)										2	0	0	0	1	0	0											
Hal Naragon, L OBP: 0.261, SLG: 0.277 Jim Hegan, R OBP: 0.300, SLG: 0.389 (8, 2)										3	0	0	0	0	0	1											
Mike Garcia, R OBP: 0.128, SLG: 0.081 Ray Narleski, R Early Wynn, S OBP: 0.288, SLG: 0.243 (8, 1)										0	0	0	0	0	0	0											
<b>Inning Stats</b>	R: 0 E: 0 K: 0 S: 3	H: 1 LOB: 0 BB: 0 P: 3	R: 0 E: 0 K: 0 S: 3	H: 1 LOB: 0 BB: 0 P: 3	R: 0 E: 0 K: 1 S: 5	H: 0 LOB: 0 BB: 0 P: 5	R: 1 E: 0 K: 0 S: 5	H: 2 LOB: 2 BB: 1 P: 9	R: 0 E: 1 K: 0 S: 5	H: 1 LOB: 2 BB: 0 P: 5	R: 1 E: 0 K: 0 S: 4	H: 1 LOB: 0 BB: 0 P: 4	R: 0 E: 0 K: 0 S: 3	H: 0 LOB: 1 BB: 1 P: 7	R: 0 E: 0 K: 0 S: 3	H: 0 LOB: 1 BB: 1 P: 7	1B: 5 2B: 1 3B: 0 HR: 1	SF: 0 SAC: 2 DP: 1 HBP: 0	WP: 0 PB: 0 SB: 0 CS: 1	PA: 32							
<b>PITCHER</b>	IP	WLS	BF	H	R	ER	SO	BB	IBB	HBP	BLK	WP	HR	S	P	ERA	WHIP										
Bob Keegan, R ERA: 2.88 (1, 1)	8.0	L	32	6	2	2	1	2	1	0	0	0	1	31	43	2.25	1.000										



Batter	1	2	3	4	5	6	7	8	9	AB	R	H	RBI	BB	SO	LOB	TOP			
Cal Abrams, L OBP: 0.375, SLG: 0.354										3	0	0	0	1	2	2	<p><b>Baltimore Orioles @ Chicago White Sox</b> Comiskey Park, Chicago, IL Mon Jul 05 1954, 4:33 AM EDT Unknown</p>			
Jim Brideweser, R OBP: 0.337, SLG: 0.319										4	0	1	0	0	0	2				
Dick Kryhoski, L OBP: 0.330, SLG: 0.383										4	0	1	0	0	0	1				
Vern Stephens, R OBP: 0.325, SLG: 0.441										4	0	1	0	0	1	2				
Chuck Diering, R OBP: 0.407, SLG: 0.414										1	0	0	0	3	1	0				
Sam Mele, R OBP: 0.292, SLG: 0.387										4	0	0	0	0	0	4				
Les Moss, R OBP: 0.273, SLG: 0.260										4	0	0	0	0	0	3				
Chico Garcia, R OBP: 0.125, SLG: 0.135										3	0	0	0	0	0	2				
Don Larsen, R OBP: 0.250, SLG: 0.270										2	0	1	0	1	1	0				
<b>Inning Stats</b>	R: 0 E: 0 K: 0 S: 2	H: 0 LOB: 0 BB: 1 P: 6	R: 0 E: 0 K: 0 S: 4	H: 1 LOB: 2 BB: 1 P: 8	R: 0 E: 0 K: 2 S: 9	H: 2 LOB: 2 BB: 0 P: 9	R: 0 E: 0 K: 0 S: 2	H: 0 LOB: 1 BB: 1 P: 6	R: 0 E: 0 K: 1 S: 5	H: 0 LOB: 1 BB: 1 P: 9	R: 0 E: 0 K: 0 S: 3	H: 0 LOB: 1 BB: 1 P: 7	R: 0 E: 0 K: 0 S: 3	H: 0 LOB: 0 BB: 0 P: 3	R: 0 E: 0 K: 1 S: 5	H: 0 LOB: 0 BB: 0 P: 5	1B: 2 2B: 2 3B: 0 HR: 0	SF: 0 SAC: 0 DP: 2 HBP: 0	WP: 0 PB: 0 SB: 1 CS: 1	PA: 34
<b>PITCHER</b> Billy Pierce, L ERA: 3.47	IP: 9.0 WLS: W BF: 34 H: 4 R: 0 ER: 0 SO: 5 BB: 5 IBB: 0 HBP: 0 BLK: 0 WP: 0 HR: 0 S: 39 P: 59 ERA: 0.00 WHIP: 1.000															<b>PITCHER</b>				

Batter	1	2	3	4	5	6	7	8	9	AB	R	H	RBI	BB	SO	LOB	BOTTOM	
Chico Carrasquel, R OBP: 0.351, SLG: 0.397										3	0	2	0	0	0	0	<p><b>Baltimore Orioles @ Chicago White Sox</b> Comiskey Park, Chicago, IL Mon Jul 05 1954, 4:33 AM EDT Unknown</p>	
Nellie Fox, L OBP: 0.368, SLG: 0.396										4	0	1	0	0	0	2		
Minnie Minoso, R OBP: 0.408, SLG: 0.546										3	2	1	0	1	0	3		
Phil Cavarretta, L OBP: 0.431, SLG: 0.449										3	0	1	0	1	0	0		
Fred Marsh, R OBP: 0.333, SLG: 0.250										0	1	0	0	0	0	0		
Matt Batts, R OBP: 0.322, SLG: 0.321										4	0	0	0	0	0	3		
Jim Rivera, L OBP: 0.336, SLG: 0.413										3	0	1	0	1	2	2		
Cass Michaels, R OBP: 0.434, SLG: 0.468										4	0	2	2	0	0	3		
Johnny Groth, R OBP: 0.348, SLG: 0.373										4	0	0	0	0	0	4		
Billy Pierce, L OBP: 0.286, SLG: 0.259										3	0	2	0	0	0	0		
<b>Inning Stats</b>	R: 1 E: 1 K: 0 S: 5	H: 1 LOB: 3 BB: 2 P: 13	R: 0 E: 0 K: 0 S: 5	H: 3 LOB: 0 BB: 0 P: 5	R: 0 E: 0 K: 0 S: 5	H: 2 LOB: 2 BB: 0 P: 5	R: 0 E: 0 K: 0 S: 3	H: 1 LOB: 0 BB: 0 P: 3	R: 0 E: 0 K: 1 S: 5	H: 0 LOB: 0 BB: 0 P: 5	R: 0 E: 0 K: 0 S: 3	H: 1 LOB: 0 BB: 0 P: 3	R: 2 E: 0 K: 1 S: 7	H: 2 LOB: 2 BB: 1 P: 11	1B: 10 2B: 2 3B: 0 HR: 0	SF: 0 SAC: 1 DP: 3 HBP: 0	WP: 0 PB: 0 SB: 3 CS: 0	PA: 35
<b>PITCHER</b> Don Larsen, R ERA: 4.18	IP: 8.0 WLS: L BF: 35 H: 10 R: 3 ER: 2 SO: 2 BB: 2 IBB: 1 HBP: 0 BLK: 0 WP: 0 HR: 0 S: 36 P: 48 ERA: 2.25 WHIP: 1.500															<b>PITCHER</b>		



Batter	1	2	3	4	5	6	7	8	9	AB	R	H	RBI	BB	SO	LOB	TOP								
Cal Abrams, L (1.9) OBP: 0.377, SLG: 0.358										4	0	2	0	0	0	0									
Jim Brideweser, R (1.6) OBP: 0.337, SLG: 0.313										2	1	0	0	1	0	1									
Dick Kryhoski, L (1.3) OBP: 0.324, SLG: 0.375										4	0	0	0	0	0	2									
Vern Stephens, R (1.5) OBP: 0.324, SLG: 0.438										4	0	1	1	0	1	1									
Chico Garcia, R (9, PR) OBP: 0.125, SLG: 0.135										0	0	0	0	0	0	0									
Chuck Diering, R (1.8) OBP: 0.409, SLG: 0.412										3	0	1	0	1	1	1									
Gil Coan, L (1.7) OBP: 0.304, SLG: 0.294										4	0	1	0	0	0	2									
Clint Courtney, L (1.2) OBP: 0.337, SLG: 0.385										3	0	1	0	0	0	1									
Sam Mele, R (9, PH) OBP: 0.291, SLG: 0.385										1	0	0	0	0	0	2									
Bobby Young, L (1.4) OBP: 0.352, SLG: 0.352										3	0	1	0	0	0	0									
Duane Pilette, R (1.1) OBP: 0.125, SLG: 0.100										2	0	0	0	0	1	2									
Eddie Waitkus, L (8, PH) OBP: 0.329, SLG: 0.400										1	0	0	0	0	0	0									
Bob Chakales, R (8.1) OBP: 0.364, SLG: 0.300										0	0	0	0	0	0	0									
<b>Inning Stats</b>	R: 0 E: 0 K: 0 S: 3	H: 1 LOB: 0 BB: 0 P: 3	R: 0 E: 0 K: 1 S: 5	H: 0 LOB: 1 BB: 1 P: 9	R: 0 E: 0 K: 1 S: 5	H: 0 LOB: 0 BB: 0 P: 5	R: 0 E: 0 K: 0 S: 3	H: 0 LOB: 0 BB: 0 P: 3	R: 0 E: 0 K: 0 S: 5	H: 3 LOB: 2 BB: 0 P: 5	R: 0 E: 0 K: 0 S: 4	H: 1 LOB: 1 BB: 0 P: 4	R: 0 E: 0 K: 1 S: 5	H: 0 LOB: 0 BB: 0 P: 5	R: 0 E: 0 K: 0 S: 3	H: 0 LOB: 0 BB: 0 P: 3	R: 1 E: 0 K: 0 S: 5	H: 2 LOB: 2 BB: 1 P: 9	1B: 7 2B: 0 3B: 0 HR: 0	SF: 0 SAC: 1 DP: 1 HBP: 0	WP: 0 PB: 0 SB: 0 CS: 0	PA: 34			
<b>PITCHER</b>	IP	WLS	BF	H	R	ER	SO	BB	IBB	HBP	BLK	WP	HR	S	P	ERA	WHIP								
Harry Dorish, R (1.1) ERA: 2.98	8.1	W	31	6	1	1	3	2	0	0	0	0	0	35	43	1.08	0.960								
Sandy Consuegra, R (9.1) ERA: 2.53	0.1		2	1	0	0	0	0	0	0	0	0	0	2	2	0.00	3.000								
Morrie Martin, L (9.1) ERA: 4.98	0.1	S	1	0	0	0	0	0	0	0	0	0	0	1	1	0.00	0.000								

Baltimore Orioles @ Chicago White Sox  
Comiskey Park, Chicago, IL  
Mon Jul 05 1954, 4:38 AM EDT  
Att: 18,872 - Unknown

AB 31  
R 1  
H 7  
RBI 1  
BB 2  
SO 3  
LOB 12



Batter	1	2	3	4	5	6	7	8	9	AB	R	H	RBI	BB	SO	LOB	BOTTOM								
Chico Carrasquel, R (1.6) OBP: 0.353, SLG: 0.399										4	0	2	0	0	0	0									
Nellie Fox, L (1.4) OBP: 0.366, SLG: 0.392										3	0	0	0	1	0	1									
Minnie Minoso, R (1.7) OBP: 0.409, SLG: 0.544										3	1	1	0	1	0	3									
Cass Michaels, R (1.5) OBP: 0.430, SLG: 0.462										4	0	1	1	0	0	2									
Jim Rivera, L (1.9) OBP: 0.331, SLG: 0.406										4	0	0	0	0	1	1									
Sherm Lollar, R (1.2) OBP: 0.368, SLG: 0.410										3	0	1	0	0	0	0									
Ron Jackson, R (1.3) OBP: 0.400, SLG: 1.000										3	1	1	1	0	1	0									
Johnny Groth, R (1.8) OBP: 0.348, SLG: 0.372										3	0	1	0	0	0	0									
Harry Dorish, R (1.1) OBP: 0.077, SLG: 0.077										3	0	0	0	0	0	1									
Sandy Consuegra, R (9.1) OBP: 0.241, SLG: 0.214										0	0	0	0	0	0	0									
Morrie Martin, L (9.1) OBP: 0.222, SLG: 0.278										0	0	0	0	0	0	0									
<b>Inning Stats</b>	R: 0 E: 0 K: 0 S: 4	H: 1 LOB: 1 BB: 0 P: 4	R: 0 E: 0 K: 2 S: 7	H: 0 LOB: 0 BB: 0 P: 7	R: 0 E: 0 K: 0 S: 4	H: 1 LOB: 2 BB: 1 P: 8	R: 0 E: 0 K: 0 S: 3	H: 0 LOB: 0 BB: 0 P: 3	R: 0 E: 0 K: 0 S: 3	H: 0 LOB: 0 BB: 0 P: 3	R: 0 E: 0 K: 0 S: 3	H: 0 LOB: 1 BB: 1 P: 7	R: 1 E: 0 K: 0 S: 5	H: 3 LOB: 1 BB: 0 P: 5	R: 1 E: 0 K: 0 S: 5	H: 2 LOB: 1 BB: 0 P: 5	1B: 6 2B: 0 3B: 0 HR: 1	SF: 0 SAC: 0 DP: 0 HBP: 0	WP: 0 PB: 0 SB: 2 CS: 0	PA: 32					
<b>PITCHER</b>	IP	WLS	BF	H	R	ER	SO	BB	IBB	HBP	BLK	WP	HR	S	P	ERA	WHIP								
Duane Pilette, R (1.1) ERA: 3.01	7.0	L	27	5	1	1	2	2	0	0	0	0	0	29	37	1.29	1.000								
Bob Chakales, R (8.1) ERA: 4.5	1.0		5	2	1	1	0	0	0	0	0	0	0	5	5	9.00	2.000								

Baltimore Orioles @ Chicago White Sox  
Comiskey Park, Chicago, IL  
Mon Jul 05 1954, 4:38 AM EDT  
Att: 18,872 - Unknown

AB 30  
R 2  
H 7  
RBI 2  
BB 2  
SO 2  
LOB 8





Batter	1	2	3	4	5	6	7	8	9	AB	R	H	RBI	BB	SO	LOB	TOP					
Chico Carrasquel, R OBP: 0.353, SLG: 0.399 (1, 6)										5	1	2	1	0	2	2	<p><b>Chicago White Sox @ Detroit Tigers</b> Briggs Stadium, Detroit, MI Tue Jul 06 1954, 4:33 AM EDT Att: 5,174 - Unknown</p>					
Nelle Fox, L OBP: 0.363, SLG: 0.388 (1, 4)										3	0	0	0	0	0	1						
Minnie Minoso, R OBP: 0.407, SLG: 0.540 (1, 7)										4	0	1	1	0	0	1						
Cass Michaels, R OBP: 0.436, SLG: 0.479 Fred Marsh, R OBP: 0.273, SLG: 0.200 (4, PR) (4, 5)										1	1	1	0	0	0	0						
Matt Batts, R OBP: 0.317, SLG: 0.316 (1, 2)										4	0	1	0	0	1	2						
Ron Jackson, R OBP: 0.444, SLG: 0.889 (1, 3)										4	0	2	1	0	1	3						
Jim Rivera, L OBP: 0.337, SLG: 0.412 (1, 9)										4	0	3	1	0	1	1						
Johnny Groth, R OBP: 0.350, SLG: 0.376 (1, 8)										3	1	1	0	1	0	3						
Virgil Trucks, R OBP: 0.148, SLG: 0.151 (1, 1)										3	0	1	0	0	0	0						
<b>Inning Stats</b>	R: 0 E: 0 K: 1 S: 5	H: 0 LOB: 0 BB: 0 P: 5	R: 1 E: 0 K: 1 S: 6	H: 2 LOB: 0 BB: 0 P: 6	R: 1 E: 0 K: 0 S: 5	H: 2 LOB: 1 BB: 0 P: 5	R: 1 E: 0 K: 2 S: 8	H: 1 LOB: 1 BB: 0 P: 9	R: 1 E: 0 K: 0 S: 5	H: 2 LOB: 1 BB: 0 P: 5	R: 0 E: 0 K: 0 S: 4	H: 2 LOB: 1 BB: 0 P: 4	R: 0 E: 0 K: 1 S: 5	H: 0 LOB: 0 BB: 0 P: 5	R: 0 E: 0 K: 0 S: 3	H: 0 LOB: 0 BB: 0 P: 3		R: 0 E: 0 K: 0 S: 4	H: 3 LOB: 2 BB: 1 P: 8	1B: 9 2B: 2 3B: 1 HR: 0	SF: 0 SAC: 2 DP: 1 HBP: 1	WP: 1 PB: 0 CS: 2
<b>PITCHER</b>	IP WLS BF H R ER SO BB IBB HBP BLK WP HR S P ERA WHIP																					
Al Aber, L ERA: 3.65 Bob Miller, L ERA: 3.35	(1, 1) (6, 1)	5.0 4.0	L 15	22 5	7 0	4 0	4 0	4 1	4 0	4 1	0 1	0 0	0 0	0 0	0 1	0 0	0 16	30 20	7.20 0.00	1.400 1.500		

Batter	1	2	3	4	5	6	7	8	9	AB	R	H	RBI	BB	SO	LOB	BOTTOM					
Harvey Kuenn, R OBP: 0.298, SLG: 0.363 (1, 6)										3	0	1	0	1	0	0	<p><b>Chicago White Sox @ Detroit Tigers</b> Briggs Stadium, Detroit, MI Tue Jul 06 1954, 4:33 AM EDT Att: 5,174 - Unknown</p>					
Bill Tuttle, R OBP: 0.383, SLG: 0.454 (1, 8)										4	0	0	0	0	0	2						
Frank House, L OBP: 0.354, SLG: 0.443 (1, 2)										4	0	0	0	0	2	0						
Ray Boone, R OBP: 0.385, SLG: 0.480 (1, 5)										3	0	0	0	0	1	0						
Wayne Belardi, L OBP: 0.353, SLG: 0.437 (1, 3)										1	0	0	0	2	0	0						
Steve Souchock, R OBP: 0.167, SLG: 0.091 (1, 7)										2	0	0	0	1	1	2						
Al Kaline, R OBP: 0.282, SLG: 0.292 (1, 9)										3	0	0	0	0	0	2						
Frank Bolling, R OBP: 0.293, SLG: 0.316 (1, 4)										3	0	0	0	0	0	1						
Al Aber, L OBP: 0.154, SLG: 0.154 Jim Delsing, L OBP: 0.333, SLG: 0.333 Bob Miller, R OBP: 0.333, SLG: 0.333 (1, 1) (5, PH) (6, 1)										1 1 1	0 0 0	0 0 0	0 0 0	0 0 0	1 0 1							
<b>Inning Stats</b>	R: 0 E: 0 K: 1 S: 4	H: 0 LOB: 1 BB: 1 P: 8	R: 0 E: 0 K: 2 S: 7	H: 0 LOB: 1 BB: 1 P: 11	R: 0 E: 0 K: 1 S: 6	H: 1 LOB: 1 BB: 0 P: 6	R: 0 E: 0 K: 0 S: 3	H: 0 LOB: 0 BB: 0 P: 3	R: 0 E: 0 K: 0 S: 3	H: 0 LOB: 1 BB: 1 P: 7	R: 0 E: 0 K: 1 S: 5	H: 0 LOB: 0 BB: 0 P: 5	R: 0 E: 0 K: 0 S: 2	H: 0 LOB: 0 BB: 1 P: 6	R: 0 E: 0 K: 1 S: 5	H: 0 LOB: 0 BB: 0 P: 5		R: 0 E: 0 K: 0 S: 3	H: 0 LOB: 0 BB: 0 P: 3	1B: 1 2B: 0 3B: 0 HR: 0	SF: 0 SAC: 0 DP: 2 HBP: 0	WP: 0 PB: 0 CS: 0
<b>PITCHER</b>	IP WLS BF H R ER SO BB IBB HBP BLK WP HR S P ERA WHIP																					
Virgil Trucks, R ERA: 2.67	(1, 1)	9.0 W	30 30	1 0	0 0	0 0	6 6	4 0	0 0	0 0	0 0	0 38	54 54	0.00 0.556								







Batter	1	2	3	4	5	6	7	8	9	AB	R	H	RBI	BB	SO	LOB	TOP			
Chico Carrasquel, R (1.6) OBP: 0.364, SLG: 0.406										4	0	3	0	0	0	1	<b>Chicago White Sox @ Detroit Tigers</b> Briggs Stadium, Detroit, MI Thu Jul 08 1954, 4:33 AM EDT Att: 6,214 - Unknown			
Nelle Fox, L (1.4) OBP: 0.364, SLG: 0.391										4	0	0	0	0	0	5				
Minnie Minoso, R (1.7) OBP: 0.402, SLG: 0.534										4	0	0	0	0	1	4				
Ron Jackson, R (1.3) OBP: 0.389, SLG: 0.778										4	0	1	0	0	0	1				
Sherm Lollar, R (1.2) OBP: 0.367, SLG: 0.414										4	0	0	0	0	1	1				
Jim Rivera, L (1.9) OBP: 0.337, SLG: 0.413										4	0	1	0	0	1	1				
Johnny Groth, R (1.8) OBP: 0.345, SLG: 0.370										3	0	0	0	0	2	1				
Fred Marsh, R (1.5) OBP: 0.389, SLG: 0.412										3	0	2	0	0	0	0				
Sandy Consuegra, R (1.1) OBP: 0.226, SLG: 0.200										2	0	0	0	0	0	1				
Phil Cavarretta, L (8, PH) OBP: 0.424, SLG: 0.440										1	0	0	0	0	0	1				
Morrie Martin, L (8.1) OBP: 0.222, SLG: 0.278										0	0	0	0	0	0	0				
<b>Inning Stats</b>	R: 0 E: 0 K: 1 S: 5	H: 1 LOB: 1 BB: 0 P: 5	R: 0 E: 0 K: 1 S: 6	H: 1 LOB: 1 BB: 0 P: 6	R: 0 E: 0 K: 0 S: 4	H: 1 LOB: 1 BB: 0 P: 4	R: 0 E: 0 K: 0 S: 4	H: 0 LOB: 0 BB: 0 P: 3	R: 0 E: 0 K: 0 S: 4	H: 1 LOB: 1 BB: 0 P: 4	R: 0 E: 0 K: 2 S: 7	H: 0 LOB: 0 BB: 0 P: 7	R: 0 E: 0 K: 0 S: 5	H: 2 LOB: 2 BB: 0 P: 5	R: 0 E: 0 K: 1 S: 5	H: 0 LOB: 0 BB: 0 P: 5	1B: 6 2B: 2 3B: 0 HR: 0	SF: 0 SAC: 0 DP: 1 HBP: 0	WP: 0 PB: 0 CS: 1	PA: 33
<b>PITCHER</b> Steve Gromek, R (1.1) ERA: 2.79	IP: 9.0 WLS: W BF: 33 H: 7 R: 0 ER: 0 SO: 5 BB: 0 IBB: 0 HBP: 0 BLK: 0 WP: 0 HR: 0 S: 43 P: 43 ERA: 0.00 WHIP: 0.778															<b>PITCHER</b>				


Batter	1	2	3	4	5	6	7	8	9	AB	R	H	RBI	BB	SO	LOB	BOTTOM			
Harvey Kuenn, R (1.6) OBP: 0.294, SLG: 0.357										4	0	1	0	0	0	0	<b>Chicago White Sox @ Detroit Tigers</b> Briggs Stadium, Detroit, MI Thu Jul 08 1954, 4:33 AM EDT Att: 6,214 - Unknown			
Bill Tuttle, R (1.8) OBP: 0.379, SLG: 0.463										4	0	1	0	0	0	1				
Jim Delsing, L (1.7) OBP: 0.330, SLG: 0.330										4	1	1	0	0	0	2				
Ray Boone, R (1.5) OBP: 0.389, SLG: 0.484										3	1	3	1	0	0	0				
Wayne Belardi, L (1.3) OBP: 0.348, SLG: 0.416										2	0	0	0	1	0	2				
Frank House, L (1.2) OBP: 0.343, SLG: 0.426										3	0	0	0	0	0	2				
Al Kaline, R (1.9) OBP: 0.279, SLG: 0.289										3	0	0	0	0	0	1				
Frank Bolling, R (1.4) OBP: 0.290, SLG: 0.313										3	0	1	0	0	0	1				
Steve Gromek, S (1.1) OBP: 0.222, SLG: 0.125										3	0	0	0	0	2	1				
<b>Inning Stats</b>	R: 0 E: 1 K: 0 S: 3	H: 1 LOB: 0 BB: 0 P: 3	R: 1 E: 1 K: 0 S: 5	H: 1 LOB: 1 BB: 0 P: 5	R: 0 E: 0 K: 0 S: 3	H: 1 LOB: 0 BB: 0 P: 3	R: 0 E: 0 K: 0 S: 5	H: 1 LOB: 1 BB: 0 P: 5	R: 1 E: 0 K: 0 S: 5	H: 2 LOB: 2 BB: 1 P: 9	R: 0 E: 0 K: 0 S: 3	H: 0 LOB: 0 BB: 0 P: 3	R: 0 E: 0 K: 0 S: 3	H: 0 LOB: 0 BB: 0 P: 3	R: 0 E: 0 K: 0 S: 3	H: 0 LOB: 0 BB: 0 P: 3		1B: 5 2B: 2 3B: 1 HR: 0	SF: 0 SAC: 0 DP: 2 HBP: 0	WP: 0 PB: 0 CS: 2
<b>PITCHER</b> Sandy Consuegra, R (1.1) ERA: 2.81	IP: 7.0 WLS: L BF: 27 H: 7 R: 2 ER: 1 SO: 2 BB: 0 IBB: 1 HBP: 0 BLK: 0 WP: 0 HR: 0 S: 30 P: 34 ERA: 1.29 WHIP: 1.000															<b>PITCHER</b>				
Morrie Martin, L (8.1) ERA: 4.91	IP: 1.0 WLS: L BF: 3 H: 0 R: 0 ER: 0 SO: 0 BB: 0 IBB: 0 HBP: 0 BLK: 0 WP: 0 HR: 0 S: 3 P: 3 ERA: 0.00 WHIP: 0.000															<b>PITCHER</b>				




Batter	1	2	3	4	5	6	7	8	9	AB	R	H	RBI	BB	SO	LOB	TOP			
Bill Glynn, L OBP: 0.351, SLG: 0.456 (1, 3)										4	0	2	1	0	0	1	<b>Cleveland Indians @ Chicago White Sox</b> Comiskey Park, Chicago, IL Fri Jul 09 1954, 4:33 AM EDT Att: 43,740 - Unknown			
Bobby Avila, R OBP: 0.403, SLG: 0.465 (1, 4)										3	0	0	0	0	0	1				
Larry Doby, L OBP: 0.369, SLG: 0.474 (1, 8)										4	0	1	0	0	1	1				
Al Rosen, R OBP: 0.407, SLG: 0.530 (1, 5)										4	0	0	0	0	0	1				
Wally Westlake, R OBP: 0.328, SLG: 0.503 (1, 7)										4	1	1	0	0	0	0				
Dave Philley, S OBP: 0.294, SLG: 0.370 (1, 9)										3	1	2	0	1	0	0				
George Strickland, R OBP: 0.331, SLG: 0.351 (1, 6)										4	0	1	1	0	1	2				
Jim Hegan, R OBP: 0.307, SLG: 0.394 (1, 2)										3	1	1	1	0	0	2				
Art Houtteman, R OBP: 0.295, SLG: 0.390 Hal Newhouser, L Bob Hooper, R Don Mossi, L Hank Majeski, R (9, PH)										2	0	0	0	0	0	1		<b>C</b>		
<b>Inning Stats</b>	R: 0 E: 0 K: 0 S: 4	H: 1 LOB: 1 BB: 0 P: 4	R: 2 E: 0 K: 0 S: 6	H: 3 LOB: 1 BB: 0 P: 6	R: 0 E: 0 K: 0 S: 3	H: 0 LOB: 0 BB: 0 P: 3	R: 0 E: 0 K: 0 S: 4	H: 1 LOB: 1 BB: 0 P: 4	R: 0 E: 0 K: 0 S: 3	H: 0 LOB: 0 BB: 0 P: 3	R: 1 E: 0 K: 0 S: 5	H: 2 LOB: 1 BB: 0 P: 5	R: 0 E: 0 K: 0 S: 3	H: 0 LOB: 0 BB: 0 P: 3	R: 0 E: 0 K: 1 S: 5	H: 0 LOB: 1 BB: 1 P: 9			1B: 7 2B: 1 3B: 0 HR: 0	SF: 1 SAC: 2 DP: 0 HBP: 0
<b>PITCHER</b>	IP WLS BF H R ER SO BB IBB HBP BLK WP HR S P ERA WHIP	7.0 W 29 8 3 3 1 0 0 0 0 0 0 31 31 3.86 1.143	2.0 S 7 0 0 0 1 1 0 0 0 0 0 0 8 12 0.00 0.500																	

Batter	1	2	3	4	5	6	7	8	9	AB	R	H	RBI	BB	SO	LOB	BOTTOM				
Chico Carrasquel, R OBP: 0.368, SLG: 0.405 (1, 6)										5	1	2	2	0	1	2	<b>Cleveland Indians @ Chicago White Sox</b> Comiskey Park, Chicago, IL Fri Jul 09 1954, 4:33 AM EDT Att: 43,740 - Unknown				
Nellie Fox, L OBP: 0.368, SLG: 0.401 (1, 4)										4	0	3	2	0	0	1					
Minnie Minoso, R OBP: 0.402, SLG: 0.531 (1, 7)										2	0	0	0	1	0	1					
Ron Jackson, R OBP: 0.318, SLG: 0.636 (1, 3)										4	0	0	0	0	2	2					
Sherm Lollar, R OBP: 0.365, SLG: 0.411 (1, 2)										4	1	1	0	0	0	1					
Jim Rivera, L OBP: 0.347, SLG: 0.446 (1, 9)										3	4	3	2	1	0	0					
Johnny Groth, R OBP: 0.345, SLG: 0.369 (1, 8)										3	0	1	0	0	0	2					
Fred Marsh, R OBP: 0.350, SLG: 0.368 Phil Cavaretta, L (7, PH)										2	0	0	0	0	0	1					
Matt Batts, R OBP: 0.328, SLG: 0.316 Ed McGhee, R (7, PR)										0	0	0	0	1	0	0					
Morrie Martin, L OBP: 0.211, SLG: 0.263 (8, 1)										1	0	0	0	0	1	2					
Bob Keegan, R OBP: 0.186, SLG: 0.208 Cass Michaels, R (7, PH)										1	1	1	2	1	0	0	<b>Sox</b>				
<b>Inning Stats</b>	R: 0 E: 0 K: 0 S: 3	H: 1 LOB: 0 BB: 0 P: 3	R: 1 E: 0 K: 1 S: 7	H: 2 LOB: 1 BB: 0 P: 7	R: 0 E: 0 K: 0 S: 4	H: 1 LOB: 0 BB: 0 P: 4	R: 1 E: 0 K: 0 S: 4	H: 1 LOB: 0 BB: 0 P: 4	R: 0 E: 0 K: 0 S: 2	H: 0 LOB: 0 BB: 1 P: 6	R: 0 E: 0 K: 0 S: 4	H: 1 LOB: 1 BB: 0 P: 4	R: 4 E: 0 K: 1 S: 7	H: 3 LOB: 1 BB: 3 P: 19	R: 2 E: 0 K: 2 S: 9	H: 2 LOB: 1 BB: 1 P: 13		1B: 7 2B: 1 3B: 1 HR: 2	SF: 0 SAC: 2 DP: 2 HBP: 0	WP: 0 PB: 0 SB: 0 CS: 0	PA: 37
<b>PITCHER</b>	IP WLS BF H R ER SO BB IBB HBP BLK WP HR S P ERA WHIP	6.1 L 25 7 3 3 1 2 0 0 0 0 0 26 30 4.26 1.263	0.0 L 2 0 0 0 0 2 0 0 0 0 0 0 8 * *	0.0 1 1 1 0 0 0 0 0 0 0 0 1 1 * *	1.2 9 3 4 4 3 2 0 0 0 0 0 0 13 21 21.60 3.000																



Batter	1	2	3	4	5	6	7	8	9	AB	R	H	RBI	BB	SO	LOB	TOP										
Bill Glynn, L OBP: 0.345, SLG: 0.444 (1, 3)	0-0 6-3		0-0 6-3						0-0 F9	5	0	1	0	0	0	1	<b>Cleveland Indians @ Chicago White Sox</b> Comiskey Park, Chicago, IL Sat Jul 10 1954, 4:33 AM EDT Att: 23,836 - Unknown  <b>AB 31</b> <b>R 0</b> <b>H 6</b> <b>RBI 0</b> <b>BB 7</b> <b>SO 5</b> <b>LOB 19</b>  										
Bobby Avila, R OBP: 0.410, SLG: 0.471 (1, 4)	4-0 1B		4-0 1B						0-0 F7	3	0	2	0	2	0	0											
Larry Doby, L OBP: 0.373, SLG: 0.475 (1, 8)	0-0 1B		0-0 1B							3	0	2	0	1	1	2											
Al Rosen, R OBP: 0.405, SLG: 0.523 (1, 5)	0-0 P4		0-0 G6-4-3							3	0	0	0	1	1	6											
Wally Westlake, R OBP: 0.328, SLG: 0.506 (1, 7)	0-0 F9									3	0	1	0	0	0	2											
Vic Wertz, L (7, PH) OBP: 0.317, SLG: 0.276 (7, 1)										1	0	0	0	0	0	3											
Dave Hoskins, L (7, 1)										0	0	0	0	0	0	0											
Dave Philley, S OBP: 0.291, SLG: 0.364 (1, 9)										4	0	0	0	0	1	1											
George Strickland, R (1, 6) Dale Mitchell, L (8, PH) Sam Dente, R (8, 6) OBP: 0.281, SLG: 0.318										2	0	0	0	1	2	1											
Jim Hegan, R OBP: 0.306, SLG: 0.388 (1, 2)										3	0	0	0	1	0	2											
Early Wynn, S (1, 1) Al Smith, R (7, PH) OBP: 0.419, SLG: 0.458 (7, 7)										2	0	0	0	0	0	1											
<b>Inning Stats</b>	R: 0 E: 0 K: 0 S: 4	H: 1 LOB: 2 BB: 1 P: 8	R: 0 E: 0 K: 2 S: 7	H: 0 LOB: 1 BB: 1 P: 11	R: 0 E: 0 K: 0 S: 3	H: 0 LOB: 1 BB: 1 P: 7	R: 0 E: 0 K: 2 S: 9	H: 2 LOB: 2 BB: 0 P: 9	R: 0 E: 0 K: 1 S: 6	H: 1 LOB: 1 BB: 0 P: 6	R: 0 E: 0 K: 0 S: 3	H: 1 LOB: 3 BB: 3 P: 15	R: 0 E: 0 K: 0 S: 3	H: 0 LOB: 0 BB: 0 P: 3	R: 0 E: 0 K: 0 S: 3	H: 0 LOB: 0 BB: 0 P: 3	1B: 4 2B: 2 3B: 0 HR: 0	SF: 0 SAC: 0 DP: 2 HBP: 0	WP: 0 PB: 0 CS: 0	PA: 38							
<b>PITCHER</b>	IP	WLS	BF	H	R	ER	SO	BB	IBB	HBP	BLK	WP	HR	S	P	ERA	WHIP										
Jack Harshman, L (1, 1) ERA: 3.97	6.2	W	31	6	0	0	5	7	0	0	0	0	0	34	62	0.00	1.950										
Sandy Consuegra, R (7, 1) ERA: 2.74	2.1	S	7	0	0	0	0	0	0	0	0	0	0	7	7	0.00	0.000										

Batter	1	2	3	4	5	6	7	8	9	AB	R	H	RBI	BB	SO	LOB	BOTTOM										
Chico Carrasquel, R (1, 6)	4-0 BB	4-0 BB								2	0	0	0	2	0	1	<b>Cleveland Indians @ Chicago White Sox</b> Comiskey Park, Chicago, IL Sat Jul 10 1954, 4:33 AM EDT Att: 23,836 - Unknown  <b>AB 27</b> <b>R 3</b> <b>H 8</b> <b>RBI 3</b> <b>BB 3</b> <b>SO 3</b> <b>LOB 12</b>  										
Nellie Fox, L (1, 4)	0-0 G3-6-3	0-0 6-3								4	0	1	0	0	0	3											
Minnie Minoso, R (1, 7)	0-0 6-3		0-0 SH2-3							4	0	1	0	0	1	2											
Ron Jackson, R (1, 3)			0-0 SH2-3							2	1	2	0	1	0	0											
Matt Batts, R (1, 2)			0-0 F2							4	0	0	0	0	0	6											
Jim Rivera, L (1, 9)			0-0 1B							3	1	1	0	0	1	0											
Cass Michaels, R (1, 5) Fred Marsh, R (9, 5) OBP: 0.350, SLG: 0.368			0-0 F2							3	1	1	1	0	0	0											
Johnny Groth, R (1, 8)			0-0 SF7							2	0	0	1	0	1	0											
Jack Harshman, L (1, 1) Sandy Consuegra, R (7, 1) OBP: 0.219, SLG: 0.194			0-0 2B							2	0	2	1	0	0	0											
<b>Inning Stats</b>	R: 0 E: 0 K: 0 S: 2	H: 0 LOB: 0 BB: 1 P: 6	R: 3 E: 0 K: 0 S: 7	H: 4 LOB: 2 BB: 1 P: 11	R: 0 E: 0 K: 1 S: 5	H: 0 LOB: 0 BB: 0 P: 5	R: 0 E: 0 K: 1 S: 5	H: 0 LOB: 0 BB: 0 P: 5	R: 0 E: 0 K: 1 S: 3	H: 0 LOB: 0 BB: 0 P: 3	R: 0 E: 0 K: 1 S: 5	H: 1 LOB: 0 BB: 0 P: 5	R: 0 E: 0 K: 0 S: 3	H: 0 LOB: 0 BB: 0 P: 5	1B: 7 2B: 2 3B: 0 HR: 0	SF: 1 SAC: 1 DP: 3 HBP: 0		WP: 0 PB: 0 CS: 0	PA: 32								
<b>PITCHER</b>	IP	WLS	BF	H	R	ER	SO	BB	IBB	HBP	BLK	WP	HR	S	P	ERA	WHIP										
Early Wynn, R (1, 1) ERA: 3.75	6.0	L	26	7	3	3	2	3	0	0	0	0	0	27	39	4.50	1.667										
Dave Hoskins, R (7, 1) ERA: 2.5	2.0		6	1	0	0	1	0	0	0	0	0	0	8	8	0.00	0.500										



Batter	1	2	3	4	5	6	7	8	9	AB	R	H	RBI	BB	SO	LOB	TOP			
Al Smith, R OBP: 0.413, SLG: 0.449 (1,7)	L1		F2		F8			F5		4	0	0	0	0	0	1	<b>Cleveland Indians @ Chicago White Sox</b> Comiskey Park, Chicago, IL Sun Jul 11 1954, 4:33 AM EDT Unknown			
Bobby Avila, R OBP: 0.407, SLG: 0.466 (1,4)	5-3		BB			F5		K		3	0	0	0	1	1	0				
Al Rosen, R OBP: 0.403, SLG: 0.519 (1,5)			F9			K		5-3		4	0	1	0	0	1	2				
Wally Westlake, R OBP: 0.326, SLG: 0.497 (1,9)	F8				F9	BB			F8	3	0	0	0	1	0	1				
Larry Doby, L OBP: 0.372, SLG: 0.471 (1,8)		F8		4-3		BB		4-3	3	0	0	0	1	0	0	0				
George Strickland, R OBP: 0.353, SLG: 0.348 (1,6)	F8			BB		6-3		FC5-4	3	0	1	0	1	0	2	2				
Bill Glynn, L OBP: 0.339, SLG: 0.436 (1,3)							K			2	0	0	0	0	2	1				
Rudy Regalado, R OBP: 0.343, SLG: 0.331 (7, PH)	K								FC5-4	1	0	0	0	0	1	0				
Vic Wertz, L OBP: 0.317, SLG: 0.276 (7,3)										0	0	0	0	0	0	0				
Hank Majeski, R OBP: 0.397, SLG: 0.455 (9, PH)										1	0	0	0	0	0	1				
Jim Hegan, R OBP: 0.302, SLG: 0.383 (1,2)			F9		6-3		K			3	0	0	0	0	1	0				
Ray Narleski, R (1,1)			BB				F8			2	0	0	0	1	1	0				
<b>Inning Stats</b>	R: 0 E: 0 K: 0 S: 4	H: 1 LOB: 1 BB: 0 P: 4	R: 0 E: 0 K: 1 S: 5	H: 0 LOB: 0 BB: 2 P: 5	R: 0 E: 0 K: 1 S: 3	H: 0 LOB: 2 BB: 1 P: 11	R: 0 E: 0 K: 1 S: 5	H: 0 LOB: 1 BB: 1 P: 9	R: 0 E: 0 K: 1 S: 5	H: 0 LOB: 0 BB: 0 P: 5	R: 0 E: 0 K: 1 S: 7	H: 0 LOB: 0 BB: 0 P: 7	R: 0 E: 0 K: 1 S: 5	H: 0 LOB: 0 BB: 0 P: 5	R: 0 E: 0 K: 0 S: 4	H: 1 LOB: 1 BB: 0 P: 4	1B: 2 2B: 0 3B: 0 HR: 0	SF: 0 SAC: 0 DP: 0 HBP: 0	WP: 0 PB: 0 CS: 0	PA: 34
<b>PITCHER</b> Billy Pierce, L ERA: 3.16 (1,1)	IP: 9.0 WLS: W BF: 34 H: 2 R: 0 ER: 0 SO: 7 BB: 5 IBB: 0 HBP: 0 BLK: 0 WP: 0 HR: 0 S: 43 P: 63 ERA: 0.00 WHIP: 0.778																			

Batter	1	2	3	4	5	6	7	8	9	AB	R	H	RBI	BB	SO	LOB	BOTTOM			
Chico Carrasquel, R OBP: 0.364, SLG: 0.401 (1,6)	E7 HR		5-3		P4		F8			4	1	1	0	0	0	3	<b>Cleveland Indians @ Chicago White Sox</b> Comiskey Park, Chicago, IL Sun Jul 11 1954, 4:33 AM EDT Unknown			
Nellie Fox, L OBP: 0.363, SLG: 0.395 (1,4)	F9		F9			G3		F9	4	0	0	0	0	0	1	0				
Minnie Minoso, R OBP: 0.401, SLG: 0.536 (1,7)	2H HR		1B			L7		B1-3	4	1	2	2	0	0	0	0				
Ron Jackson, R OBP: 0.379, SLG: 0.607 (1,3)	5-3		F8			F2		WP	4	0	1	0	0	0	1	0				
Matt Batts, R OBP: 0.319, SLG: 0.344 (1,2)	F8				5-3		HR	1-2	3	1	1	1	1	0	0	0				
Jim Rivera, L OBP: 0.342, SLG: 0.438 (1,9)		F8		K		F8		F5	4	0	0	0	0	1	2	2				
Cass Michaels, R OBP: 0.444, SLG: 0.487 (1,5)									2	0	1	0	0	0	0	0				
Fred Marsh, R OBP: 0.350, SLG: 0.368 (7, PR)					1-3		S	1B	0	0	0	0	0	0	0	0				
Johnny Groth, R OBP: 0.341, SLG: 0.366 (1,8)		F3			4-3		S	1B	3	0	1	0	0	0	1	0				
Billy Pierce, L OBP: 0.258, SLG: 0.233 (1,1)	F8				F7		K		3	0	0	0	0	1	3	0				
<b>Inning Stats</b>	R: 2 E: 1 K: 0 S: 5	H: 2 LOB: 0 BB: 0 P: 5	R: 0 E: 0 K: 0 S: 4	H: 1 LOB: 1 BB: 0 P: 4	R: 0 E: 0 K: 1 S: 4	H: 1 LOB: 1 BB: 0 P: 4	R: 0 E: 0 K: 1 S: 5	H: 0 LOB: 0 BB: 0 P: 5	R: 0 E: 0 K: 0 S: 3	H: 0 LOB: 0 BB: 0 P: 3	R: 1 E: 0 K: 1 S: 7	H: 2 LOB: 3 BB: 0 P: 8	R: 0 E: 0 K: 0 S: 4	H: 1 LOB: 2 BB: 1 P: 8	R: 0 E: 0 K: 0 S: 4	H: 1 LOB: 2 BB: 1 P: 8	1B: 5 2B: 0 3B: 0 HR: 2	SF: 0 SAC: 0 DP: 0 HBP: 1	WP: 1 PB: 0 CS: 0	PA: 33
<b>PITCHER</b> Ray Narleski, R ERA: 2.47 (1,1)	IP: 8.0 WLS: L BF: 33 H: 7 R: 3 ER: 3 SO: 2 BB: 1 IBB: 0 HBP: 1 BLK: 0 WP: 1 HR: 2 S: 35 P: 40 ERA: 3.38 WHIP: 1.000																			



Batter	1	2	3	4	5	6	7	8	9	AB	R	H	RBI	BB	SO	LOB	TOP																			
Al Smith, R OBP: 0.414, SLG: 0.447 (1, 7)	0-0 6-3		4-0 BB			0-3 K		0-0 1-3 1B		3	0	1	0	1	1	0	<b>Cleveland Indians @ Chicago White Sox</b> Comiskey Park, Chicago, IL Sun Jul 11 1954, 4:38 AM EDT Att: 45,466 - Unknown																			
Bobby Avila, R OBP: 0.402, SLG: 0.459 (1, 4)	0-0 L9		0-0 1-3			0-0 F8		0-0 F8		4	0	0	0	0	0	4																				
Larry Doby, L OBP: 0.367, SLG: 0.465 (1, 8)	0-3 K				0-0 F7				0-3 K	4	0	0	0	0	2	0																				
Al Rosen, R OBP: 0.401, SLG: 0.512 (1, 5)		0-0 F8		4-0 BB		0-0 F8			0-0 F3	3	0	0	0	1	0	0																				
Vic Wertz, L OBP: 0.316, SLG: 0.271 (1, 3)		0-0 1-3		0-0 F7		0-0 F8		4-0 1B BB	3	1	0	0	1	0	1																					
Dave Philley, S OBP: 0.290, SLG: 0.363 (1, 9)		0-0 4-3		0-0 6-3		0-0 4-3		0-0 1-2 1B	4	1	1	0	0	0	1																					
George Strickland, R OBP: 0.331, SLG: 0.345 Dave Pope, L OBP: 0.348, SLG: 0.250 Sam Dente, R OBP: 0.292, SLG: 0.348 (1, 6)			0-0 F8		0-3 K		4-0 1B BB	0-0 1-2 2-H 1B	2	0	0	0	0	1	0	0																				
Hal Naragon, L OBP: 0.270, SLG: 0.275 Dale Mitchell, L OBP: 0.370, SLG: 0.237 Jim Hegan, R OBP: 0.305, SLG: 0.386 (1, 2)			0-0 B5-3		0-0 4-3		0-0 F7	0-0 1-2 2-H 1B	2	0	0	0	0	0	0	0																				
Bob Lemon, L OBP: 0.317, SLG: 0.302 Dave Hoskins, L OBP: 0.300, SLG: 0.432 Hal Newhouser, L OBP: 0.300, SLG: 0.440 Bob Hooper, R OBP: 0.300, SLG: 0.386 Bill Glynn, L OBP: 0.300, SLG: 0.386 Hank Majeski, R OBP: 0.300, SLG: 0.386 (1, 1)			0-0 BB 1B		0-3 K		0-3 K	0-0 5-3	2	0	1	0	0	1	0	0																				
<b>Inning Stats</b>	R: 0 E: 0 K: 1 S: 5	H: 0 LOB: 0 BB: 0 P: 5	R: 0 E: 0 K: 0 S: 3	H: 0 LOB: 0 BB: 0 P: 3	R: 0 E: 0 K: 0 S: 4	H: 1 LOB: 2 BB: 1 P: 8	R: 0 E: 0 K: 0 S: 3	H: 0 LOB: 1 BB: 1 P: 7	R: 0 E: 0 K: 1 S: 5	H: 0 LOB: 0 BB: 0 P: 5	R: 0 E: 0 K: 0 S: 3	H: 0 LOB: 0 BB: 0 P: 3	R: 0 E: 0 K: 1 S: 6	H: 1 LOB: 2 BB: 1 P: 10	R: 2 E: 0 K: 1 S: 8	H: 3 LOB: 2 BB: 1 P: 12		1B: 5 2B: 0 3B: 0 HR: 0	SF: 0 SAC: 0 DP: 0 HBP: 0	WP: 0 PA: 36 CS: 0																
<b>PITCHER</b> Virgil Trucks, R ERA: 2.63 (1, 1)	IP 9.0	WLS W	BF 36	H 5	R 2	ER 2	SO 6	BB 4	IBB 0	HBP 0	BLK 0	WP 0	HR 0	S 44	P 60	ERA 2.00	WHIP 1.000	<b>PITCHER</b>		IP 9.0	WLS W	BF 36	H 5	R 2	ER 2	SO 6	BB 4	IBB 0	HBP 0	BLK 0	WP 0	HR 0	S 44	P 60	ERA 2.00	WHIP 1.000

Batter	1	2	3	4	5	6	7	8	9	AB	R	H	RBI	BB	SO	LOB	BOTTOM																			
Chico Carrasquel, R OBP: 0.360, SLG: 0.395 (1, 6)	0-0 6-3		0-0 5-3	0-0 4-3		0-0 6-3		0-3 K		5	0	0	0	0	1	2	<b>Cleveland Indians @ Chicago White Sox</b> Comiskey Park, Chicago, IL Sun Jul 11 1954, 4:38 AM EDT Att: 45,466 - Unknown																			
Nellie Fox, L OBP: 0.363, SLG: 0.398 (1, 4)	0-0 4-3		HR 2B		BB 1B	0-0 F7		0-0 6-3		5	2	2	0	0	0	1																				
Minnie Minoso, R OBP: 0.405, SLG: 0.536 (1, 7)	4-0 1B BB		4-0 HR IBB		0-0 FCB-2-4 BB 1B		0-0 5-3			2	2	1	0	2	0	0																				
Ron Jackson, R OBP: 0.424, SLG: 0.710 (1, 3)	0-0 1-3 1B		0-0 1-H 2-H HR		4-0 FCB-2-4 BB 1B		0-0 F2			3	1	2	3	1	0	0																				
Sherm Lollar, R OBP: 0.358, SLG: 0.402 (1, 2)	0-0 F8		0-0 6-3		0-0 FC8-2-4 1B		0-0 6-3			4	1	0	1	0	0	4																				
Jim Rivera, L OBP: 0.348, SLG: 0.447 (1, 9)		0-0 S 1B	0-0 1-3		0-0 8-5 1B		0-0 2B 2B			4	1	3	1	0	0	0																				
Johnny Groth, R OBP: 0.343, SLG: 0.372 (1, 8)	0-0 6-3			0-0 P6		0-0 1-2 2-H 1B		0-0 2B 2B		4	1	2	2	0	0	1																				
Fred Marsh, R OBP: 0.292, SLG: 0.304 (1, 5)	0-0 F7		0-3 K		0-0 8-5		0-0 4-3			4	0	0	0	0	1	4																				
Virgil Trucks, R OBP: 0.155, SLG: 0.158 (1, 1)	0-0 P6		0-0 E5		0-0 L7		0-0 1B			4	0	1	1	0	0	1																				
<b>Inning Stats</b>	R: 0 E: 0 K: 0 S: 4	H: 1 LOB: 2 BB: 1 P: 8	R: 0 E: 0 K: 0 S: 4	H: 1 LOB: 1 BB: 0 P: 4	R: 3 E: 0 K: 0 S: 5	H: 2 LOB: 0 BB: 1 P: 9	R: 0 E: 1 K: 1 S: 6	H: 0 LOB: 1 BB: 0 P: 6	R: 3 E: 0 K: 0 S: 6	H: 4 LOB: 1 BB: 1 P: 10	R: 0 E: 0 K: 0 S: 3	H: 0 LOB: 0 BB: 0 P: 3	R: 0 E: 0 K: 0 S: 3	R: 2 E: 0 K: 1 S: 8	H: 3 LOB: 1 BB: 0 P: 8	1B: 7 2B: 4 3B: 0 HR: 1		SF: 0 SAC: 0 DP: 1 HBP: 0	WP: 0 PA: 38 CS: 0																	
<b>PITCHER</b> Bob Lemon, R ERA: 3.41 Dave Hoskins, R ERA: 2.45 Bob Hooper, R ERA: 4.5 Hal Newhouser, L ERA: 2.86 (1, 1)	IP 4.0	WLS L	BF 22	H 6	R 6	ER 6	SO 1	BB 2	IBB 1	HBP 0	BLK 0	WP 0	HR 1	S 21	P 33	ERA 13.50	WHIP 2.000	<b>PITCHER</b>		IP 4.0	WLS L	BF 22	H 6	R 6	ER 6	SO 1	BB 2	IBB 1	HBP 0	BLK 0	WP 0	HR 1	S 21	P 33	ERA 13.50	WHIP 2.000



Batter	1	2	3	4	5	6	7	8	9	AB	R	H	RBI	BB	SO	LOB	TOP		
Chico Carrasquel, R OBP: 0.359, SLG: 0.384 (1, 6)	0-3 K ①		0-0 S 2H 1B			0-0 G3 ②		0-0 G3 ③		4	0	1	1	0	1	1	<b>Chicago White Sox @ Washington Senators</b> Griffith Stadium, Washington, DC Thu Jul 15 1954, 3:33 AM EDT Att: 7,835 - Unknown <a href="http://livebaseballscorecards.com">livebaseballscorecards.com</a>		
Nelle Fox, L OBP: 0.359, SLG: 0.393 (1, 4)	0-0 P6 ②		0-0 F7 ③			0-0 F7 ③		0-0 F7 ①		4	0	0	0	0	0	1			
Minnie Minoso, R OBP: 0.401, SLG: 0.529 (1, 7)	0-0 F9 ③			0-0 E6 CS			0-0 F7 ①		0-0 4-3 ②	4	0	0	0	0	0	0			
Ron Jackson, R OBP: 0.405, SLG: 0.657 Fred Marsh, R OBP: 0.292, SLG: 0.304 (9, PR)		0-3 K ①		0-0 F5 ①			0-3 K ②		0-0 K 1B ③	4	0	1	0	0	2	1			
Sherm Lollar, R OBP: 0.352, SLG: 0.394 (1, 2)		0-0 F8 ②		0-0 F7 ② ③			0-0 P6 ③		0-0 F3 ③	4	0	0	0	0	0	2			
Jim Rivera, L OBP: 0.344, SLG: 0.441 (1, 9)		0-0 P6 ③			0-0 4-3 ①			0-0 5-3 ①		3	0	0	0	0	0	0			
Cass Michaels, R OBP: 0.443, SLG: 0.490 (1, 5)			0-0 5-3 ①		0-0 P6 ②			0-0 1B 2B ③		3	1	1	0	0	0	0			
Johnny Groth, R OBP: 0.347, SLG: 0.379 (1, 8)			0-0 1B 2B ③		0-0 P2 ③			0-0 2H 1B ②		3	1	2	1	0	0	0			
Bob Keegan, R OBP: 0.180, SLG: 0.200 Matt Batts, R OBP: 0.315, SLG: 0.338 Morrie Martin, L OBP: 0.211, SLG: 0.263 (8, 1)			0-0 P6 ②			0-0 F8 ①		0-0 L8 ②		2	0	0	0	0	0	1			
										1	0	0	0	0	0	1			
										0	0	0	0	0	0	0			
<b>Inning Stats</b>	R: 0 E: 0 K: 1 S: 5	H: 0 LOB: 0 BB: 0 P: 5	R: 0 E: 0 K: 1 S: 5	H: 0 LOB: 0 BB: 0 P: 5	R: 1 E: 0 K: 0 S: 5	H: 2 LOB: 1 BB: 0 P: 5	R: 0 E: 1 K: 0 S: 3	H: 0 LOB: 0 BB: 0 P: 3	R: 0 E: 0 K: 0 S: 3	H: 0 LOB: 0 BB: 0 P: 3	R: 0 E: 0 K: 1 S: 5	H: 0 LOB: 0 BB: 0 P: 5	R: 1 E: 0 K: 0 S: 5	H: 2 LOB: 1 BB: 0 P: 5	R: 0 E: 0 K: 0 S: 4	H: 1 LOB: 1 BB: 0 P: 4	1B: 3 2B: 2 3B: 0 HR: 0	SF: 0 SAC: 0 DP: 0 HBP: 0	WP: 0 PA: 32 PB: 0 SB: 1 CS: 1
<b>PITCHER</b> Johnny Schmitz, L ERA: 2.71 (1, 1)	IP: 9.0 WLS: W BF: 32 H: 5 R: 2 ER: 2 SO: 3 BB: 0 IBB: 0 HBP: 0 BLK: 0 WP: 0 HR: 0 S: 38 P: 38 ERA: 2.00 WHIP: 0.556															<b>PITCHER</b> IP: 9.0 WLS: W BF: 32 H: 5 R: 2 ER: 2 SO: 3 BB: 0 IBB: 0 HBP: 0 BLK: 0 WP: 0 HR: 0 S: 38 P: 38 ERA: 2.00 WHIP: 0.556			

Batter	1	2	3	4	5	6	7	8	9	AB	R	H	RBI	BB	SO	LOB	BOTTOM		
Eddie Yost, R OBP: 0.403, SLG: 0.387 (1, 5)	0-0 2-3 FC1-2 2B		0-0 F7 ③			0-0 P6 ①		0-0 5-3 ①		4	0	1	0	0	0	0	<b>Chicago White Sox @ Washington Senators</b> Griffith Stadium, Washington, DC Thu Jul 15 1954, 3:33 AM EDT Att: 7,835 - Unknown <a href="http://livebaseballscorecards.com">livebaseballscorecards.com</a>		
Johnny Pesky, L OBP: 0.321, SLG: 0.370 Wayne Terwilliger, R OBP: 0.264, SLG: 0.270 (8, PR)	0-0 2-3 ①			0-0 4-3 ①		0-0 1-3 ②		0-0 F9 CS HBP 1B ③		4	0	1	0	0	0	1			
Mickey Vernon, L OBP: 0.373, SLG: 0.571 (1, 3)	0-0 FC1-5-2 ②			0-0 F9 ②		0-0 L8 ③		1-0 1B HBP ③		3	0	0	0	0	0	1			
Roy Sievers, R OBP: 0.340, SLG: 0.436 (1, 7)	0-3 K ③			0-0 1B ③		0-0 SH1-4 3B 1B ①		0-0 F9 2-3 ②		4	1	2	0	0	1	3			
Jim Busby, R OBP: 0.334, SLG: 0.428 (1, 8)		0-0 1-3 ①		0-0 F7 ③		0-0 SH1-4 1-2 ①		0-0 CS ③		2	0	0	0	0	0	1			
Pete Runnels, L OBP: 0.366, SLG: 0.410 (1, 6)		0-0 P6 ②			0-0 1B 3B ①		4-0 3B IBB ①		3-H ③	2	2	1	0	1	0	0			
Tom Umphlett, R OBP: 0.275, SLG: 0.311 (1, 9)		0-0 F7 ③			0-0 1B ①		0-0 FC6-2 1H 2H 3B ②			3	0	2	3	0	0	0			
Ed Fitz Gerald, R OBP: 0.337, SLG: 0.315 (1, 2)			0-0 6-3 ①		0-0 L3 ②		0-0 FC6-2 ②			3	0	0	0	0	0	1			
Johnny Schmitz, R OBP: 0.185, SLG: 0.154 (1, 1)			0-0 1-3 ②		0-0 6-3 ③		3-H F9 ③			3	0	0	0	0	0	1			
<b>Inning Stats</b>	R: 0 E: 1 K: 1 S: 6	H: 1 LOB: 1 BB: 0 P: 6	R: 0 E: 0 K: 0 S: 3	H: 0 LOB: 0 BB: 0 P: 3	R: 0 E: 0 K: 0 S: 3	H: 0 LOB: 0 BB: 0 P: 3	R: 0 E: 0 K: 0 S: 4	H: 1 LOB: 1 BB: 0 P: 4	R: 1 E: 0 K: 0 S: 4	H: 2 LOB: 0 BB: 0 P: 4	R: 0 E: 0 K: 0 S: 3	H: 0 LOB: 0 BB: 0 P: 3	R: 2 E: 0 K: 0 S: 5	H: 2 LOB: 1 BB: 1 P: 9	R: 0 E: 0 K: 0 S: 3	H: 1 LOB: 1 BB: 0 P: 4	1B: 4 2B: 1 3B: 2 HR: 0	SF: 0 SAC: 1 DP: 0 HBP: 1	WP: 0 PA: 32 PB: 0 SB: 0 CS: 1
<b>PITCHER</b> Bob Keegan, R ERA: 2.7 Morrie Martin, L ERA: 4.71 (8, 1)	IP: 7.0 WLS: L BF: 27 H: 6 R: 3 ER: 3 SO: 1 BB: 3 IBB: 0 HBP: 0 BLK: 0 WP: 0 HR: 0 S: 28 P: 32 ERA: 3.86 WHIP: 0.857															<b>PITCHER</b> IP: 1.0 WLS: L BF: 4 H: 1 R: 0 ER: 0 SO: 0 BB: 0 IBB: 0 HBP: 1 BLK: 0 WP: 0 HR: 0 S: 4 P: 4 ERA: 0.00 WHIP: 1.000			







Batter	1	2	3	4	5	6	7	8	9	AB	R	H	RBI	BB	SO	LOB	TOP					
<b>Chico Carrasquel, R</b> OBP: 0.359, SLG: 0.393 (1, 6)										3	1	0	0	1	0	2						
<b>Nelle Fox, L</b> OBP: 0.357, SLG: 0.390 (1, 4)										4	0	1	0	0	0	1						
<b>Minnie Minoso, R</b> OBP: 0.403, SLG: 0.530 (1, 7)										4	0	2	1	0	0	1						
<b>Phil Cavarretta, L</b> OBP: 0.438, SLG: 0.444 (1, 3)										3	0	2	0	1	0	1						
<b>Jim Rivera, L</b> OBP: 0.342, SLG: 0.443 (1, 9)										4	0	1	0	0	1	4						
<b>Carl Sawatski, L</b> OBP: 0.328, SLG: 0.358 (1, 2)										4	0	0	0	0	0	5						
<b>Cass Michaels, R</b> OBP: 0.427, SLG: 0.469 (1, 5)										4	0	0	0	0	1	0						
<b>Johnny Groth, R</b> OBP: 0.347, SLG: 0.374 (1, 8)										4	0	0	0	0	0	1						
<b>Billy Pierce, L</b> OBP: 0.294, SLG: 0.273 (1, 1)										3	0	2	0	0	0	0						
<b>Inning Stats</b>	R: 0 E: 0 K: 0 S: 3	H: 1 LOB: 0 BB: 0 P: 3	R: 0 E: 0 K: 1 S: 5	H: 1 LOB: 0 BB: 0 P: 5	R: 0 E: 1 K: 0 S: 4	H: 1 LOB: 1 BB: 0 P: 4	R: 0 E: 0 K: 0 S: 5	H: 2 LOB: 2 BB: 0 P: 5	R: 0 E: 0 K: 1 S: 6	H: 1 LOB: 1 BB: 0 P: 6	R: 0 E: 0 K: 0 S: 4	H: 0 LOB: 0 BB: 0 P: 3	R: 0 E: 0 K: 0 S: 4	H: 0 LOB: 1 BB: 1 P: 8	R: 1 E: 0 K: 0 S: 4	H: 1 LOB: 1 BB: 1 P: 8	R: 0 E: 0 K: 0 S: 3	H: 0 LOB: 0 BB: 0 P: 3	1B: 7 2B: 2 3B: 0 HR: 0	SF: 0 SAC: 0 DP: 2 HBP: 0	WP: 0 PB: 0 SB: 0 CS: 1	PA: 36
<b>PITCHER</b> <b>Bob Porterfield, R</b> ERA: 2.52 (1, 1)	IP: 9.0 WLS: W BF: 35 H: 8 R: 1 ER: 1 SO: 2 BB: 2 IBB: 0 HBP: 0 BLK: 0 WP: 0 HR: 0 S: 37 P: 45 ERA: 1.00 WHIP: 1.111															<b>PITCHER</b>						

**Chicago White Sox @ Washington Senators**  
Griffith Stadium, Washington, DC  
Sat Jul 17 1954, 3:33 AM EDT  
Att: 4,820 - Unknown

livebaseballscores.com

AB 33  
R 1  
H 8  
RBI 1  
BB 2  
SO 2  
LOB 15

Batter	1	2	3	4	5	6	7	8	9	AB	R	H	RBI	BB	SO	LOB	BOTTOM					
<b>Eddie Yost, R</b> OBP: 0.402, SLG: 0.386 (1, 5)										2	1	1	0	2	0	2						
<b>Wayne Terwilliger, R</b> OBP: 0.294, SLG: 0.270 (1, 4)										4	1	1	0	0	1	4						
<b>Mickey Vernon, L</b> OBP: 0.367, SLG: 0.566 (1, 3)										4	0	0	1	0	1	2						
<b>Roy Sievers, R</b> OBP: 0.344, SLG: 0.447 (1, 7)										4	1	2	1	0	0	0						
<b>Jim Busby, R</b> OBP: 0.338, SLG: 0.429 (1, 8)										4	0	2	0	0	0	1						
<b>Pete Runnels, L</b> OBP: 0.361, SLG: 0.403 (1, 6)										1	0	0	0	0	0	2						
<b>Jerry Snyder, R</b> OBP: 0.100, SLG: 0.100 (3, 6)										3	0	1	1	0	0	1						
<b>Tom Umphlett, R</b> OBP: 0.269, SLG: 0.303 (1, 9)										4	0	0	0	0	0	4						
<b>Ed Fitz Gerald, R</b> OBP: 0.341, SLG: 0.315 (1, 2)										3	0	1	0	1	0	0						
<b>Bob Porterfield, R</b> OBP: 0.123, SLG: 0.115 (1, 1)										4	0	1	0	0	1	3						
<b>Inning Stats</b>	R: 2 E: 2 K: 0 S: 6	H: 2 LOB: 2 BB: 1 P: 10	R: 0 E: 0 K: 1 S: 6	H: 1 LOB: 1 BB: 0 P: 6	R: 0 E: 0 K: 0 S: 4	H: 1 LOB: 1 BB: 0 P: 4	R: 0 E: 0 K: 0 S: 3	H: 0 LOB: 0 BB: 0 P: 3	R: 0 E: 0 K: 1 S: 4	H: 0 LOB: 0 BB: 1 P: 8	R: 0 E: 0 K: 0 S: 3	H: 0 LOB: 0 BB: 0 P: 3	R: 0 E: 0 K: 0 S: 5	H: 2 LOB: 2 BB: 0 P: 5	R: 1 E: 0 K: 1 S: 8	H: 3 LOB: 3 BB: 1 P: 12	R: 0 E: 0 K: 0 S: 3	H: 0 LOB: 0 BB: 0 P: 3	1B: 8 2B: 1 3B: 0 HR: 0	SF: 0 SAC: 0 DP: 1 HBP: 0	WP: 0 PB: 0 SB: 0 CS: 0	PA: 36
<b>PITCHER</b> <b>Billy Pierce, L</b> ERA: 3.18 (1, 1)	IP: 8.0 WLS: L BF: 36 H: 9 R: 3 ER: 3 SO: 3 BB: 3 IBB: 0 HBP: 0 BLK: 0 WP: 0 HR: 0 S: 39 P: 51 ERA: 3.38 WHIP: 1.500															<b>PITCHER</b>						

**Chicago White Sox @ Washington Senators**  
Griffith Stadium, Washington, DC  
Sat Jul 17 1954, 3:33 AM EDT  
Att: 4,820 - Unknown

livebaseballscores.com

AB 33  
R 3  
H 9  
RBI 3  
BB 3  
SO 3  
LOB 19



Batter	1	2	3	4	5	6	7	8	9	AB	R	H	RBI	BB	SO	LOB	TOP										
<b>Chico Carrasquel, R</b> OBP: 0.359, SLG: 0.390 (1, 6)	L5	1B		F2			F7		K	5	1	1	0	1	1	2											
<b>Nelle Fox, L</b> OBP: 0.359, SLG: 0.393 (1, 4)	1-3 BB	1B		L5	4-3		G3-6-1		2B	5	1	2	2	1	0	4											
<b>Minnie Minoso, R</b> OBP: 0.404, SLG: 0.534 (1, 7)	1-3 HR	1B		6-3				F3	L8	5	2	2	1	1	0	1											
<b>Jim Rivera, L</b> OBP: 0.426, SLG: 0.440 (1, 9)	1-3	F2			2B			4-3		4	1	1	1	1	0	4											
<b>Willard Marshall, L</b> OBP: 0.311, SLG: 0.211 (8, 9)	1-2				1B					0	0	0	0	0	0	0											
<b>Matt Batts, R</b> OBP: 0.341, SLG: 0.403 (1, 2)	HR			1B	1B		K	1B		3	2	2	3	2	1	1											
<b>Ron Jackson, R</b> OBP: 0.400, SLG: 0.595 (1, 3)	K			F7	1-3			1B		4	0	1	0	1	1	2											
<b>Cass Michaels, R</b> OBP: 0.343, SLG: 0.467 (1, 5)				F2						5	0	2	1	0	0	4											
<b>Fred Marsh, R</b> OBP: 0.292, SLG: 0.304 (8, 5)				1B	1B		F8		5-3	0	0	0	0	0	0	0											
<b>Johnny Groth, R</b> OBP: 0.346, SLG: 0.372 (1, 8)										4	1	1	0	0	0	5											
<b>Ed McGhee, R</b> OBP: 0.232, SLG: 0.313 (6, 8)				1B	G6-4-3		5-3		F9	1	1	1	0	0	0	0											
<b>Jack Harshman, L</b> OBP: 0.364, SLG: 0.385 (1, 1)				F9					F8	3	1	1	1	2	0	2											
<b>Inning Stats</b>	R: 3 E: 0 K: 1 S: 6	H: 1 LOB: 2 BB: 2 P: 14	R: 2 E: 0 K: 0 S: 7	H: 4 LOB: 2 BB: 0 P: 7	R: 0 E: 0 K: 0 S: 3	H: 1 LOB: 1 BB: 1 P: 7	R: 1 E: 0 K: 0 S: 4	H: 1 LOB: 0 BB: 0 P: 4	R: 2 E: 0 K: 0 S: 5	H: 2 LOB: 3 BB: 3 P: 17	R: 1 E: 0 K: 1 S: 7	H: 2 LOB: 2 BB: 1 P: 11	R: 0 E: 0 K: 0 S: 2	H: 0 LOB: 0 BB: 1 P: 6	R: 0 E: 0 K: 0 S: 4	H: 1 LOB: 2 BB: 1 P: 8	R: 1 E: 0 K: 1 S: 7	H: 2 LOB: 1 BB: 0 P: 7	1B: 9 2B: 2 3B: 1 HR: 2	SF: 0 SAC: 0 DP: 2 HBP: 0	WP: 1 PB: 1 CS: 0	PA: 48					
<b>PITCHER</b>	IP	WLS	BF	H	R	ER	SO	BB	IBB	HBP	BLK	WP	HR	S	P	ERA	WHIP										
<b>Johnny Gray, R</b> ERA: 16.62 (1, 1)	4.1	L	25	9	8	8	1	4	0	0	0	0	2	23	39	16.61	3.000										
<b>Moe Burtzsch, R</b> ERA: 4.24 (5, 1)	1.2		10	2	1	1	1	3	0	0	0	1	0	9	21	5.40	3.000										
<b>Marion Francano, R</b> ERA: 5.91 (7, 1)	3.0		13	3	1	1	1	2	0	0	0	0	0	13	21	3.00	1.667										

Chicago White Sox @ Philadelphia Athletics  
 Connie Mack Stadium, Philadelphia, PA  
 Sun Jul 18 1954, 3:33 AM EDT  
 Unknown


AB	39
R	10
H	14
RBI	9
BB	9
SO	3
LOB	25



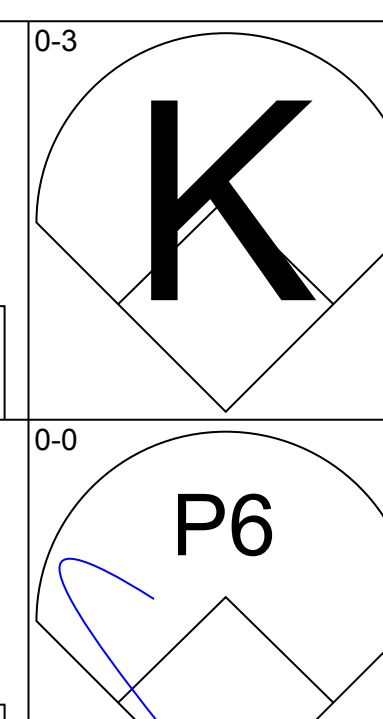
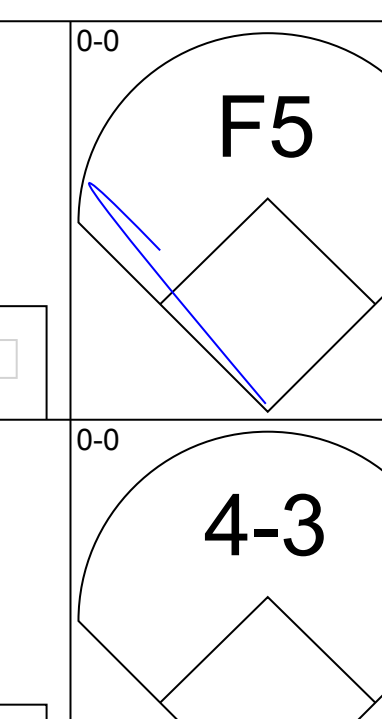
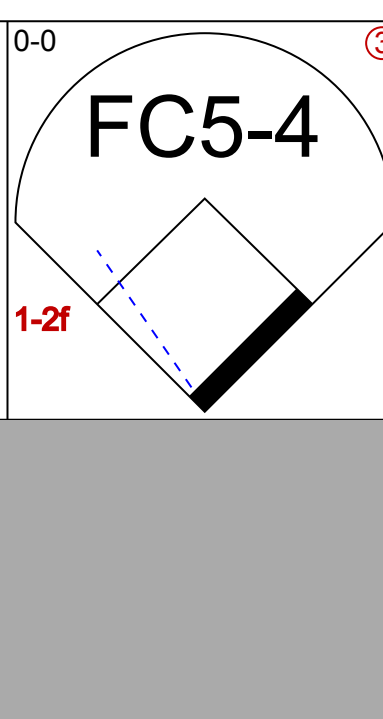
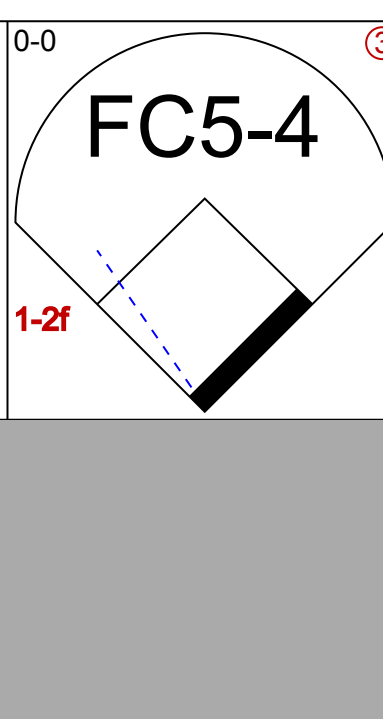
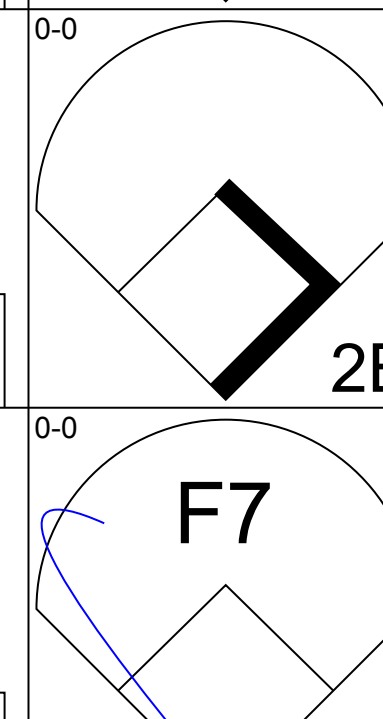
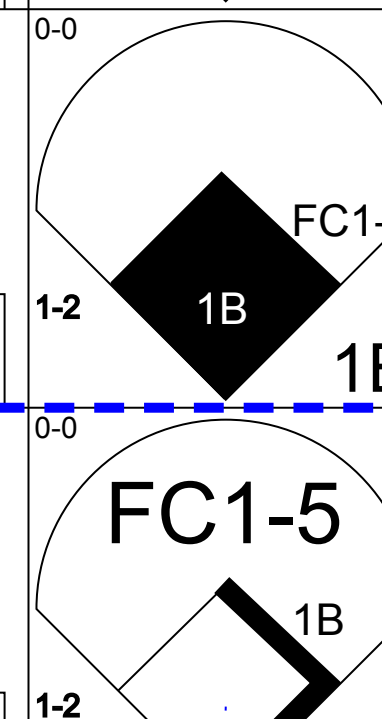


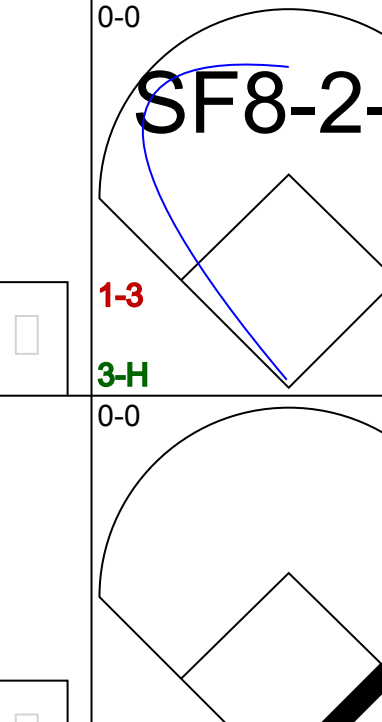
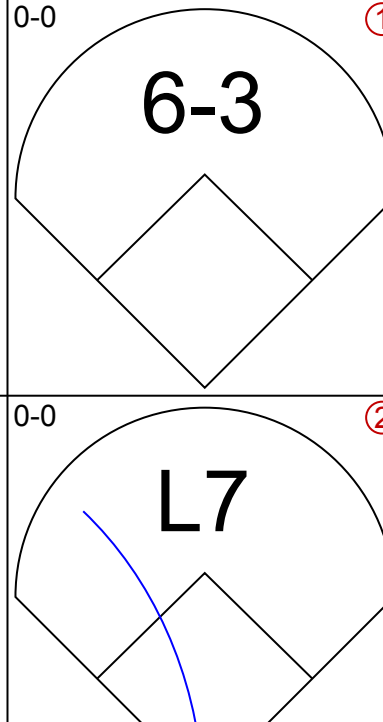
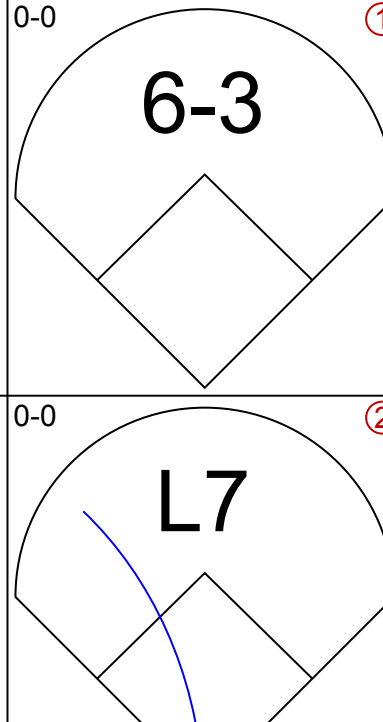


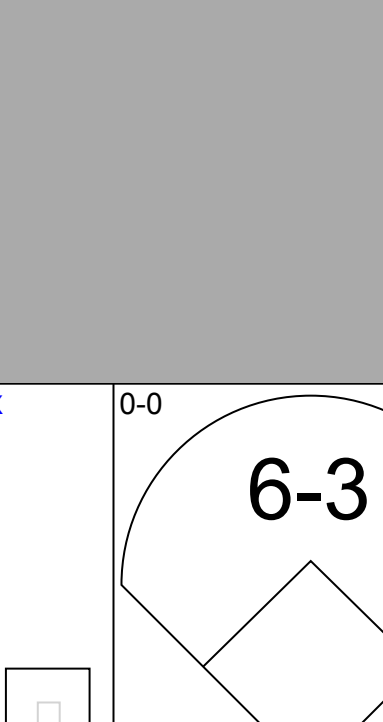
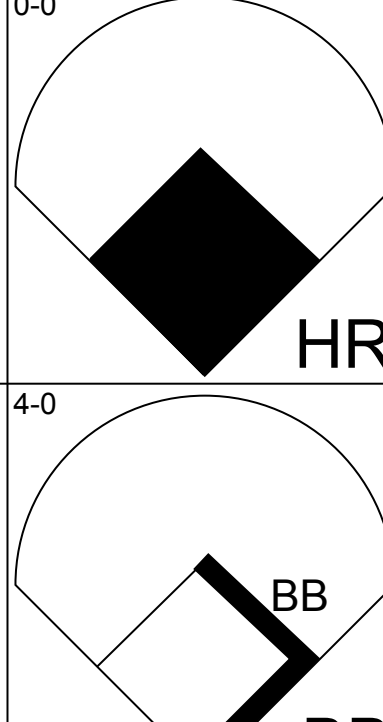
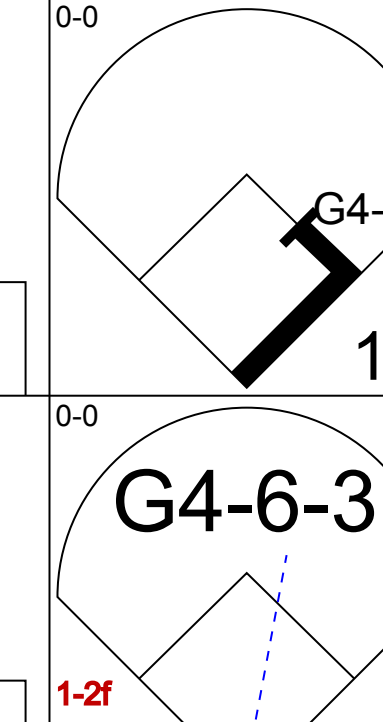
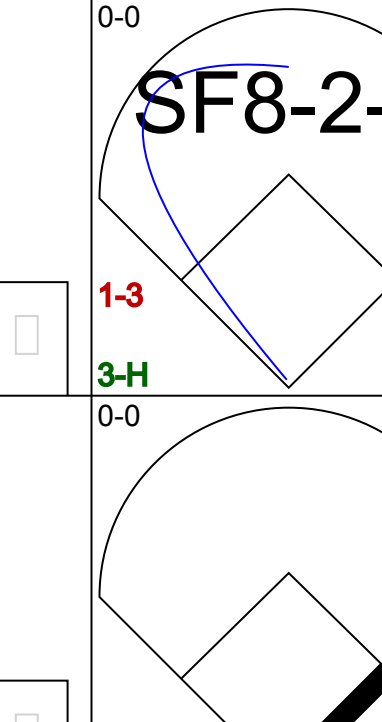
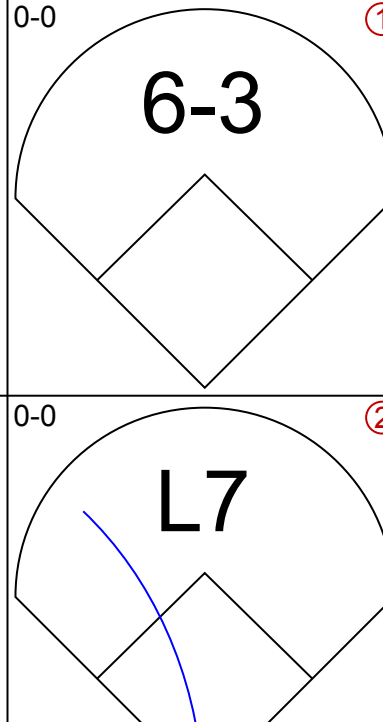
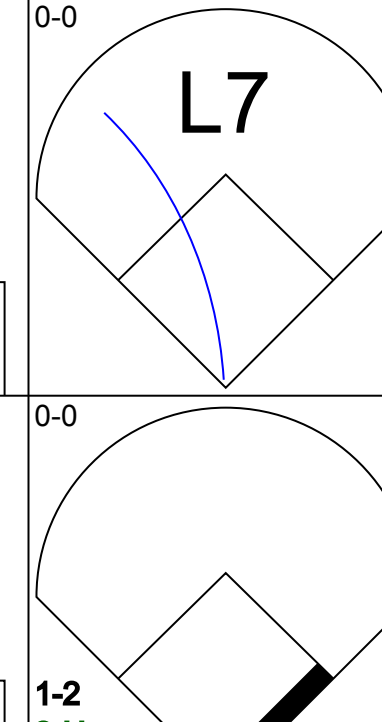
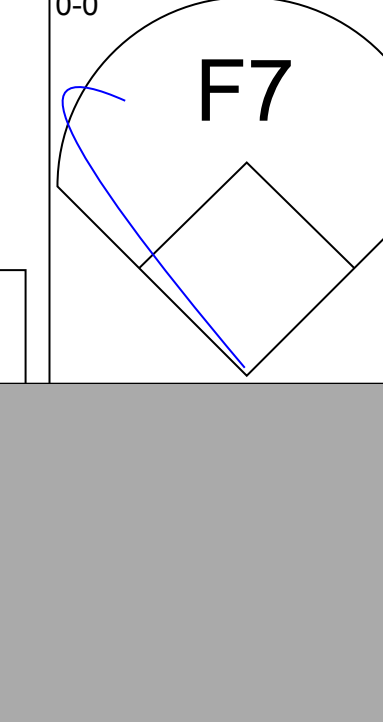

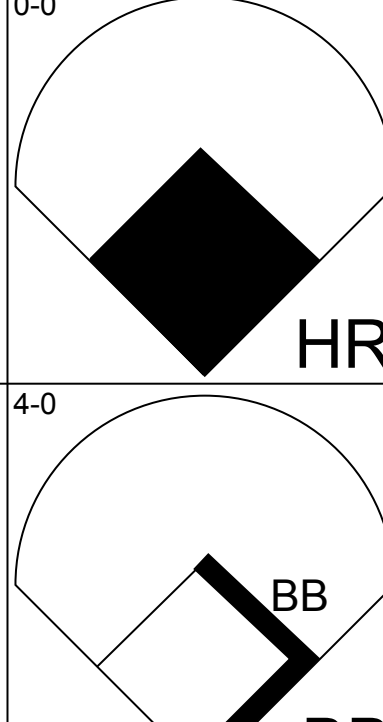
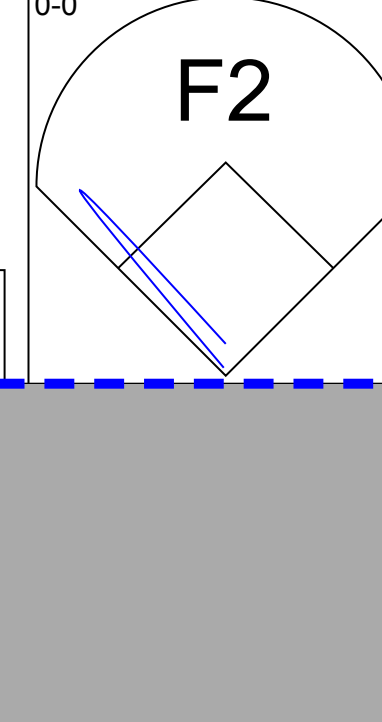

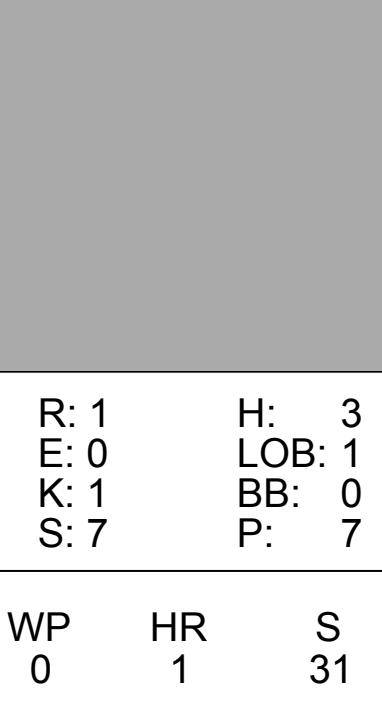
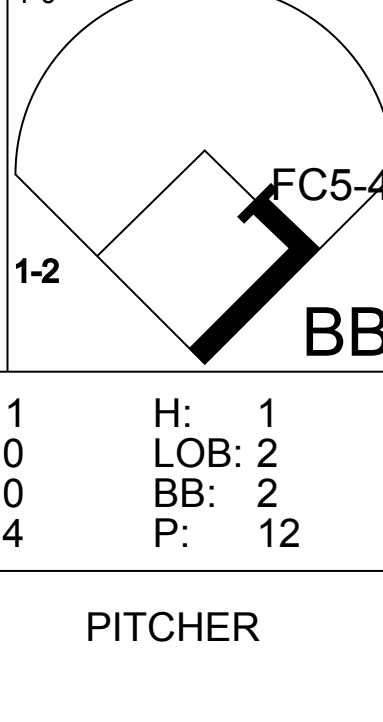
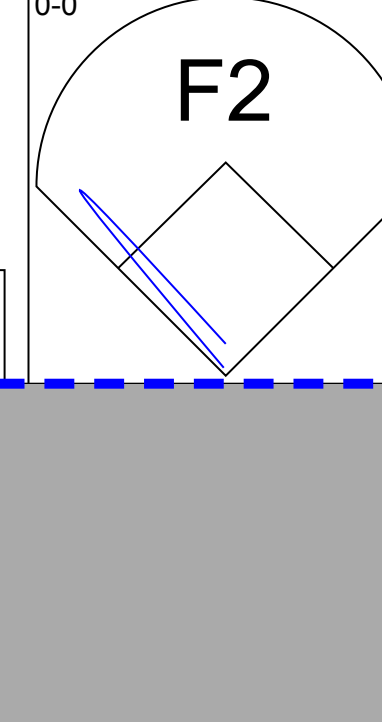
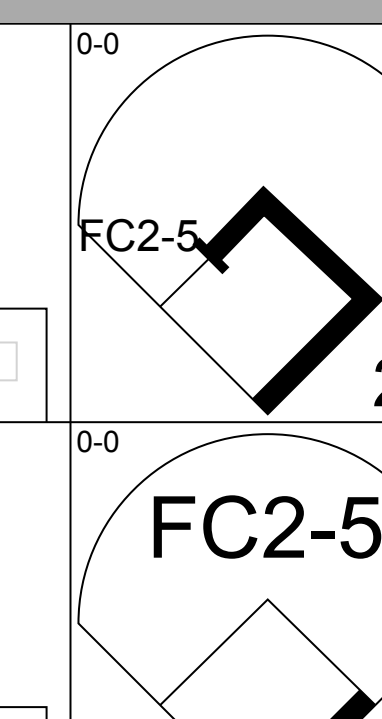
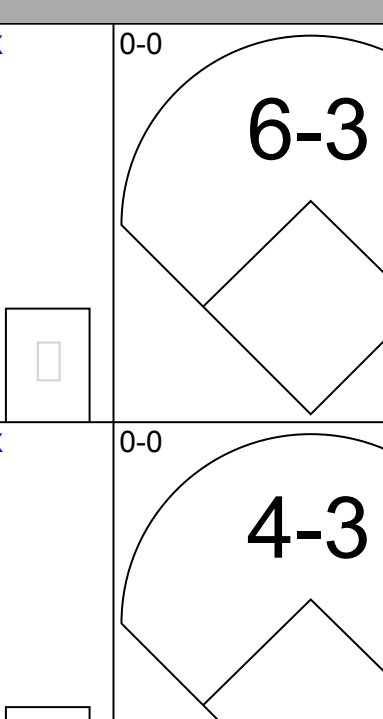
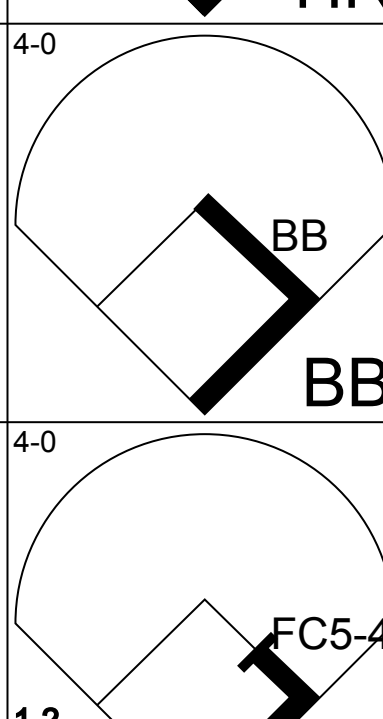
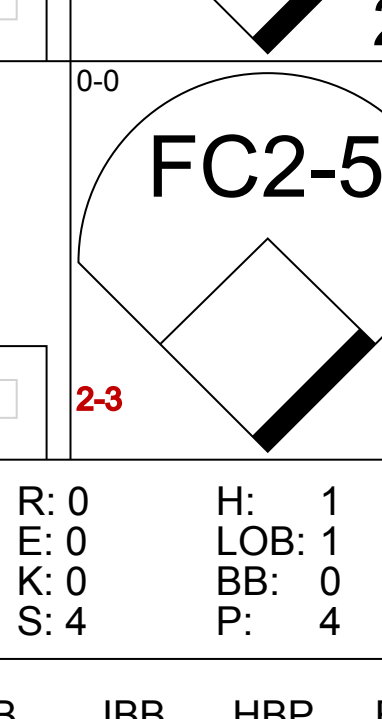
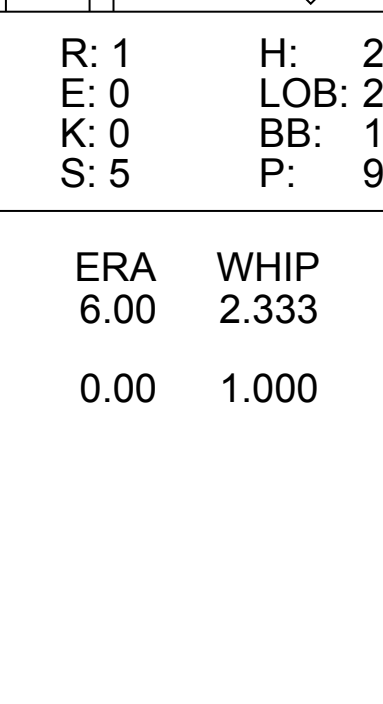
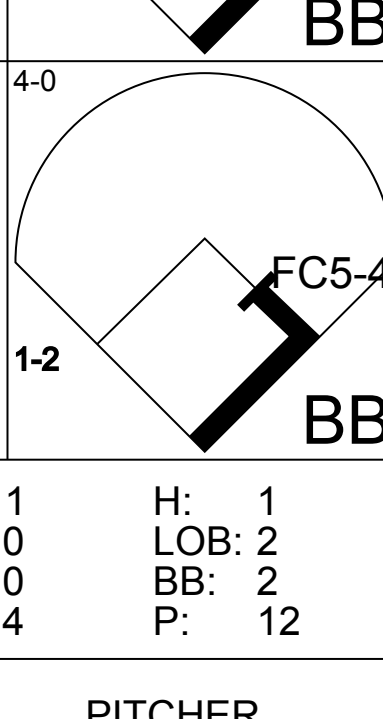
Batter	1	2	3	4	5	6	7	8	9	AB	R	H	RBI	BB	SO	LOB	BOTTOM										
<b>Joe Demaestri, R</b> OBP: 0.241, SLG: 0.280 (1, 6)	BB	K		P6			F5		F3	5	0	1	0	0	1	4											
<b>Don Bollweg, L</b> OBP: 0.317, SLG: 0.308 (1, 3)	K	K							K	5	0	1	0	0	3	3											
<b>Jim Finigan, R</b> OBP: 0.377, SLG: 0.409 (1, 5)					5-3		6-3			4	0	2	0	1	0	1											
<b>Bill Renna, R</b> OBP: 0.318, SLG: 0.430 (1, 9)	P6						F7		5-3	5	1	1	1	0	0	5											
<b>Vic Power, R</b> OBP: 0.273, SLG: 0.306 (1, 7)	F9				6-3		5-3		5-3	4	0	0	0	0	0	4											
<b>Bill Wilson, R</b> OBP: 0.364, SLG: 0.510 (1, 8)									5-3	3	0	2	0	1	0	0											
<b>Pete Suder, R</b> OBP: 0.248, SLG: 0.294 (1, 4)									F8	4	0	1	0	0	1	3											
<b>Jim Robertson, R</b> OBP: 0.266, SLG: 0.228 (1, 2)									K	4	0	2	1	0	0	1											
<b>Johnny Gray, R</b> OBP: 0.167, SLG: 0.167 (5, 1)									2B	1	0	0	0	1	0	0											
<b>Joe Astroth, R</b> OBP: 0.258, SLG: 0.189 (6, PH)									2B	1	0	0	0	0	0	2											
<b>Marion Francano, R</b> OBP: 0.200, SLG: 0.167 (7, 1)									BB	1	0	0	0	0	0	1											
<b>Inning Stats</b>	R: 0 E: 0 K: 1 S: 6	H: 1 LOB: 2 BB: 1 P: 10	R: 1 E: 0 K: 2 S: 8	H: 1 LOB: 2 BB: 2 P: 16	R: 1 E: 0 K: 1 S: 7	H: 2 LOB: 1 BB: 0 P: 7	R: 0 E: 0 K: 0 S: 3	H: 0 LOB: 0 BB: 0 P: 3	R: 0 E: 0 K: 0 S: 4	H: 1 LOB: 1 BB: 0 P: 4	R: 0 E: 0 K: 0 S: 5	H: 2 LOB: 2 BB: 0 P: 5	R: 0 E: 0 K: 0 S: 4	H: 1 LOB: 1 BB: 0 P: 4	R: 0 E: 0 K: 0 S: 4	H: 1 LOB: 1 BB: 0 P: 4	R: 0 E: 0 K: 1 S: 6	H: 1 LOB: 1 BB: 0 P: 6	1B: 5 2B: 4 3B: 0 HR: 1	SF: 0 SAC: 0 DP: 0 HBP: 0	WP: 0 PB: 0 CS: 0	PA: 40					
<b>PITCHER</b>	IP	WLS	BF	H	R	ER	SO	BB	IBB	HBP	BLK	WP	HR	S	P	ERA	WHIP										
<b>Jack Harshman, L</b> ERA: 3.74 (1, 1)	9.0	W	40	10	2	2	5	3	0	0	0	0	1	47	59	2.00	1.444										

Chicago White Sox @ Philadelphia Athletics  
 Connie Mack Stadium, Philadelphia, PA  
 Sun Jul 18 1954, 3:33 AM EDT  
 Unknown

AB	37
R	1
H	10
RBI	2
BB	3
SO	5
LOB	24



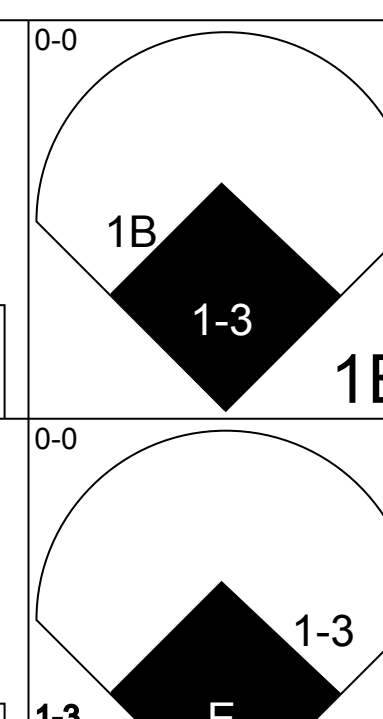
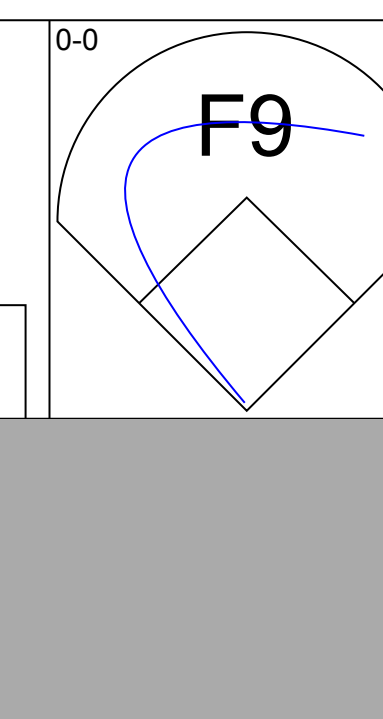
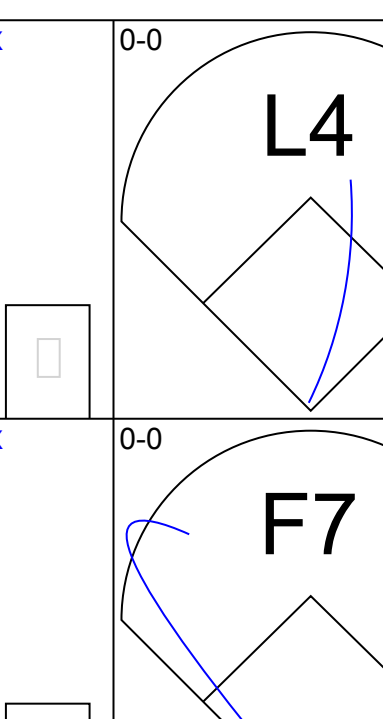
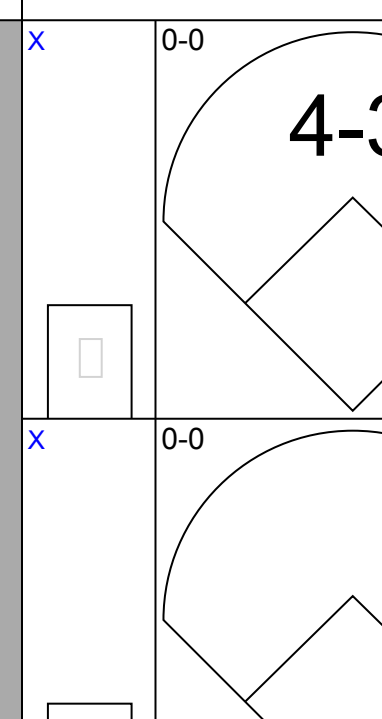
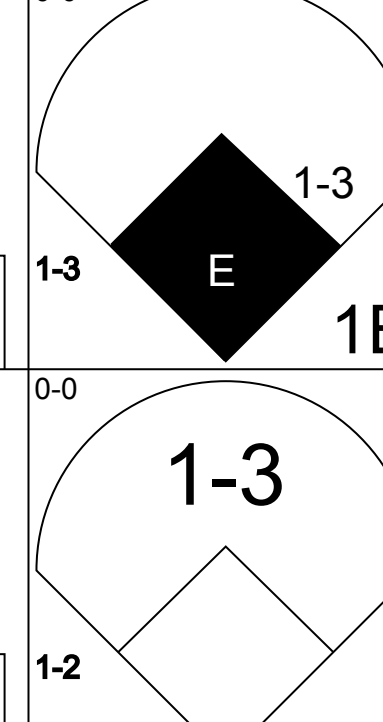
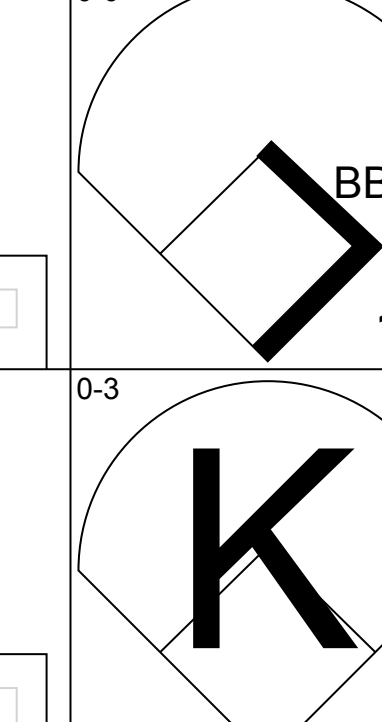
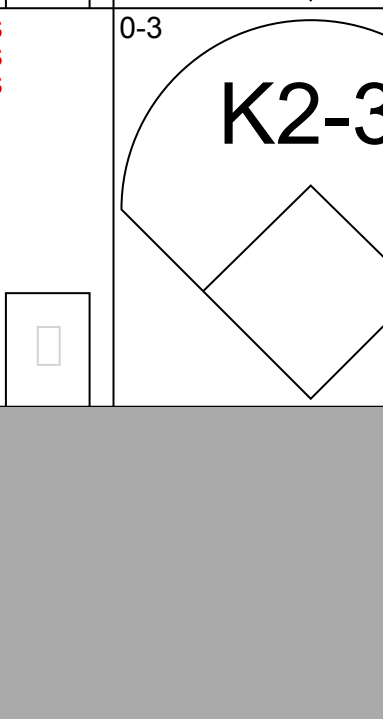
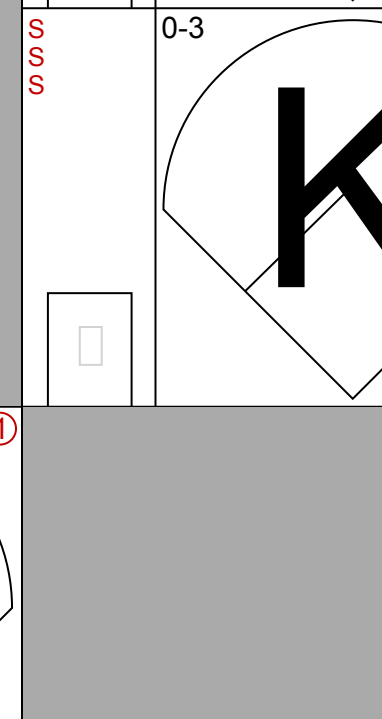
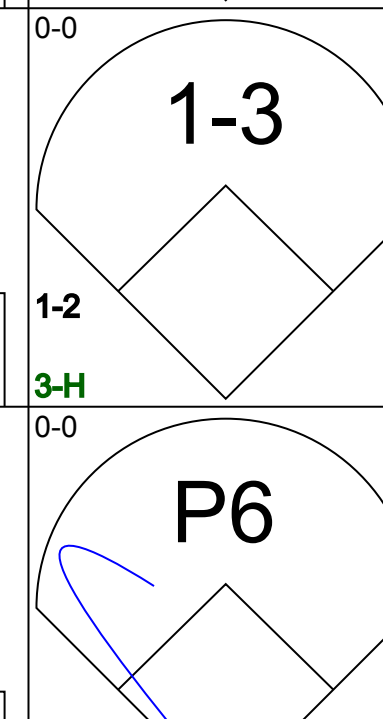
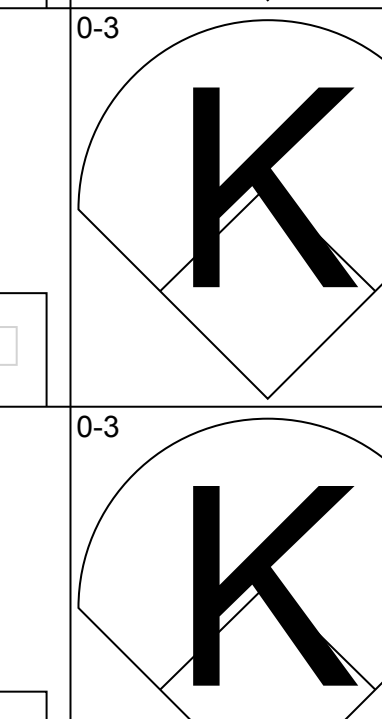


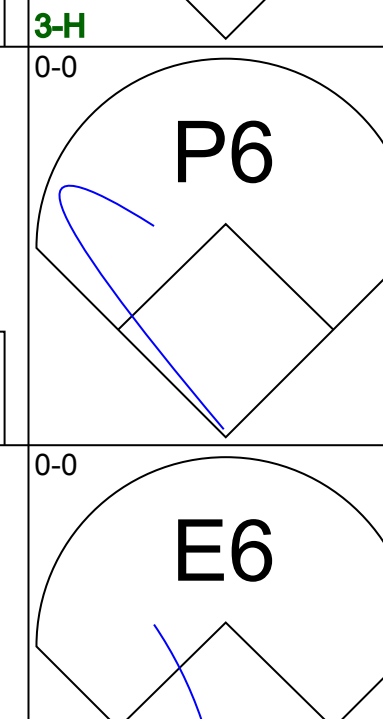
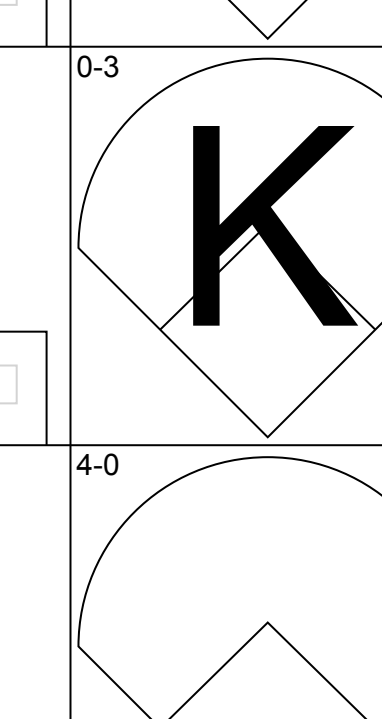
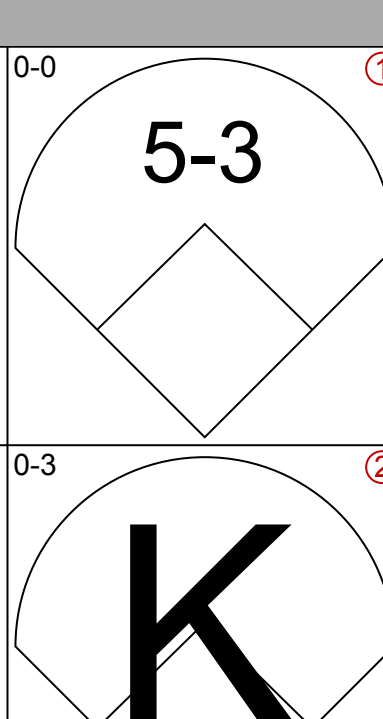
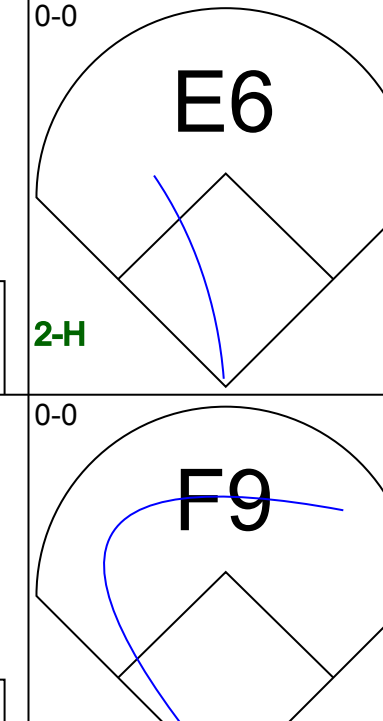
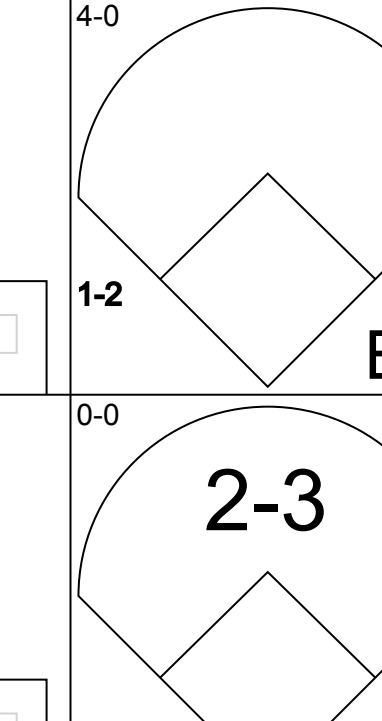
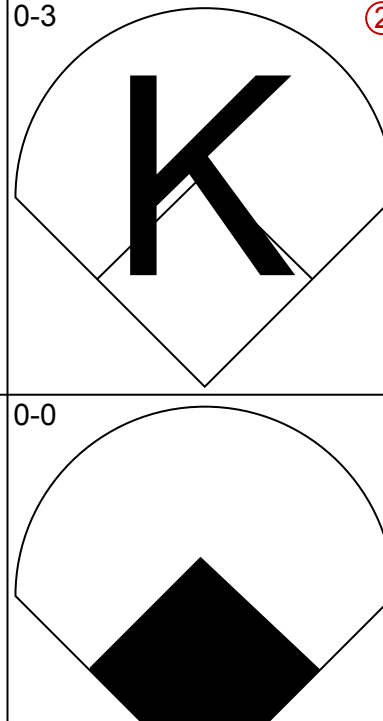
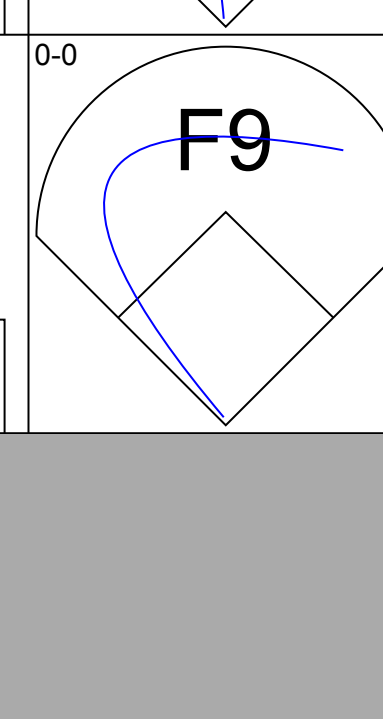
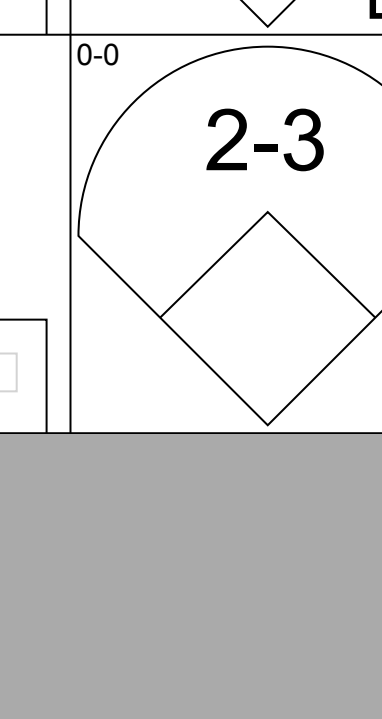
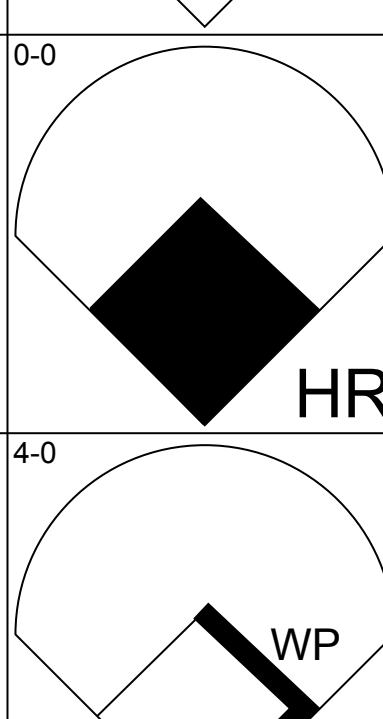
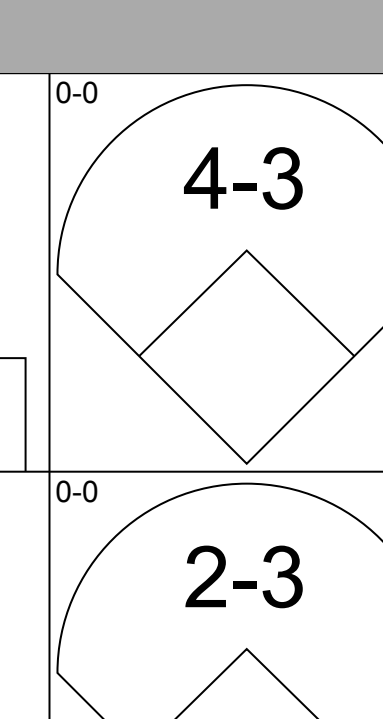
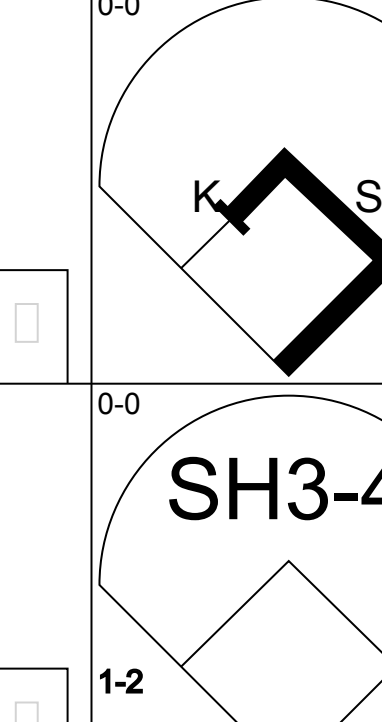
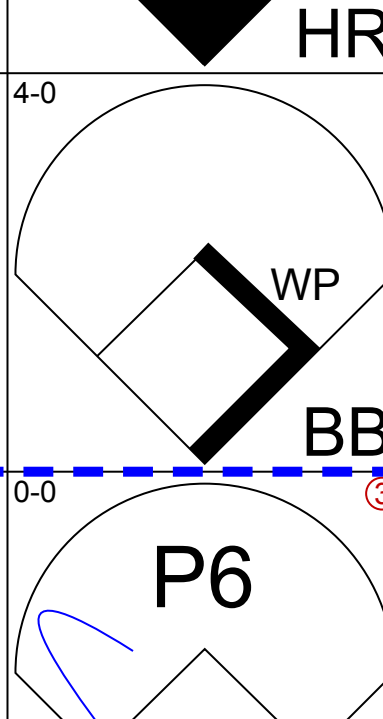

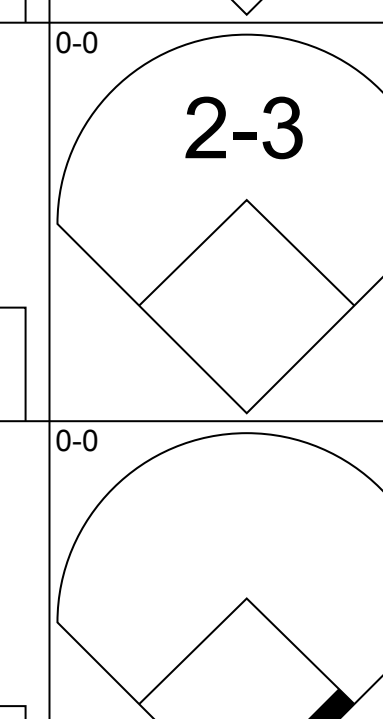
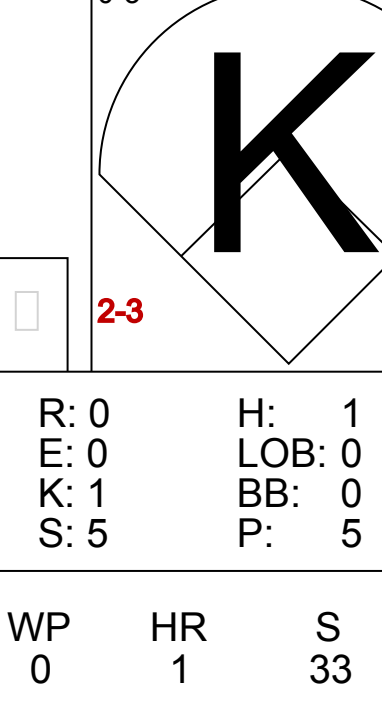
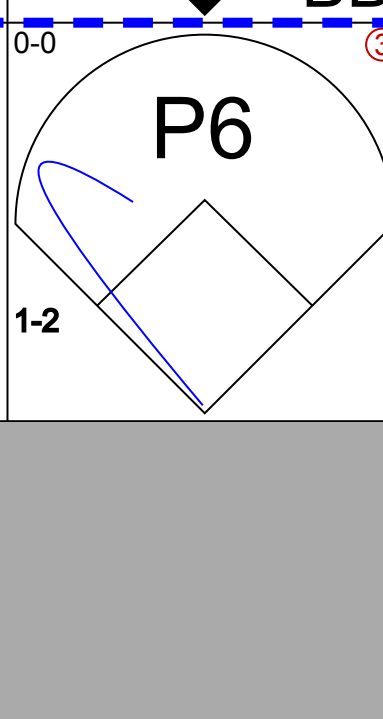
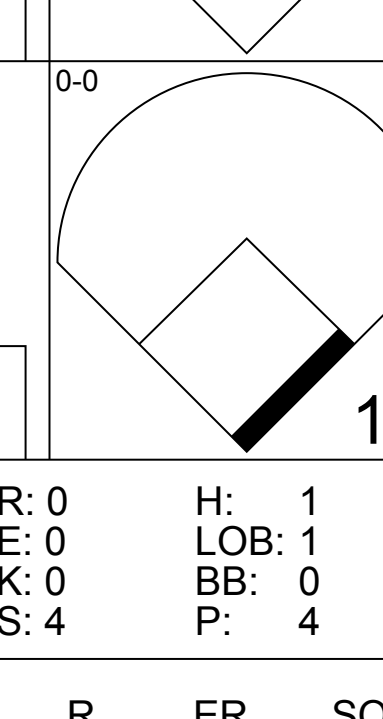




Batter	1	2	3	4	5	6	7	8	9	AB	R	H	RBI	BB	SO	LOB	TOP
Chico Carrasquel, R OBP: 0.357, SLG: 0.387 (1, 6)										3	1	0	0	1	1	3	Chicago White Sox @ Philadelphia Athletics Connie Mack Stadium, Philadelphia, PA Sun Jul 18 1954, 3:38 AM EDT Att: 5,496 - Unknown
Nelle Fox, L OBP: 0.361, SLG: 0.394 (1, 4)										4	0	2	0	0	0	1	
Minnie Minoso, R OBP: 0.410, SLG: 0.546 (1, 7)										4	2	4	1	0	0	0	
Phil Cavarretta, L OBP: 0.426, SLG: 0.431 (1, 3)										4	0	1	0	0	0	5	
Sherm Lollar, R OBP: 0.353, SLG: 0.395 Matt Batts, R OBP: 0.329, SLG: 0.392 (3, 2)										1	0	1	0	0	0	0	
Jim Rivera, L OBP: 0.345, SLG: 0.441 (1, 9)										4	0	2	1	0	0	1	
Cass Michaels, R OBP: 0.423, SLG: 0.480 (1, 5)										4	1	1	1	0	1	3	
Johnny Groth, R OBP: 0.349, SLG: 0.377 (1, 8)										2	0	1	0	1	0	0	
Don Johnson, R OBP: 0.094, SLG: 0.034 Sandy Consuegra, R OBP: 0.212, SLG: 0.188 (6, 1)										2	0	0	0	1	0	1	
										0	0	0	0	0	0	0	
<b>Inning Stats</b>	R: 0 E: 0 K: 1 S: 6	H: 1 LOB: 1 BB: 0 P: 6	R: 0 E: 0 K: 0 S: 3	H: 1 LOB: 0 BB: 0 P: 3	R: 0 E: 0 K: 0 S: 4	H: 1 LOB: 1 BB: 0 P: 4	R: 1 E: 0 K: 1 S: 7	H: 3 LOB: 1 BB: 0 P: 7	R: 1 E: 0 K: 0 S: 5	H: 2 LOB: 2 BB: 1 P: 9	R: 1 E: 0 K: 0 S: 4	H: 1 LOB: 2 BB: 2 P: 12	R: 1 E: 0 K: 0 S: 6	H: 3 LOB: 2 BB: 0 P: 6			
<b>PITCHER</b>	IP WLS BF H R ER SO BB IBB HBP BLK WP HR S P ERA WHIP																
Charlie Bishop, R ERA: 6.0 (1, 1)	6.0 L 30 11 4 4 4 2 3 0 0 0 0 0 1 31 43 6.00 2.333																
Sonny Dixon, R ERA: 4.45 (7, 1)	1.0 4 1 0 0 0 0 0 0 0 0 0 0 0 4 4 0.00 1.000																

AB	30
R	4
H	12
RBI	4
BB	3
SO	2
LOB	16



WP	0	PA	34
FB	0		
SB	1		
CS	0		

Batter	1	2	3	4	5	6	7	8	9	AB	R	H	RBI	BB	SO	LOB	BOTTOM
Spook Jacobs, R OBP: 0.344, SLG: 0.299 (1, 4)										4	1	1	0	0	0	1	Chicago White Sox @ Philadelphia Athletics Connie Mack Stadium, Philadelphia, PA Sun Jul 18 1954, 3:38 AM EDT Att: 5,496 - Unknown
Joe Demaestri, R OBP: 0.247, SLG: 0.286 (1, 6)										4	1	3	0	0	0	0	
Jim Finigan, R OBP: 0.372, SLG: 0.402 (1, 5)										4	0	0	1	0	3	3	
Bill Renna, R OBP: 0.315, SLG: 0.425 (1, 9)										3	0	0	0	0	1	2	
Bill Wilson, R OBP: 0.363, SLG: 0.503 (1, 8)										2	0	0	0	1	1	0	
Vic Power, R OBP: 0.274, SLG: 0.320 (1, 7)										3	1	1	1	0	0	3	
Don Bollweg, L OBP: 0.321, SLG: 0.310 (1, 3)										2	0	1	0	1	0	0	
Joe Astroth, R OBP: 0.254, SLG: 0.185 (1, 2)										2	0	0	0	0	0	1	
Charlie Bishop, R OBP: 0.500, SLG: 0.500 Sonny Dixon, S OBP: 0.083, SLG: 0.167 Lou Limmer, L OBP: 0.295, SLG: 0.382 (7, PH)										2	0	1	0	0	1	1	
										0	0	0	0	0	0	0	
										1	0	0	0	0	0	0	
<b>Inning Stats</b>	R: 2 E: 1 K: 0 S: 6	H: 2 LOB: 1 BB: 0 P: 6	R: 0 E: 0 K: 0 S: 4	H: 1 LOB: 1 BB: 0 P: 4	R: 0 E: 0 K: 2 S: 8	H: 1 LOB: 2 BB: 1 P: 12	R: 0 E: 0 K: 1 S: 5	H: 1 LOB: 0 BB: 0 P: 5	R: 0 E: 0 K: 1 S: 5	H: 0 LOB: 0 BB: 0 P: 5	R: 1 E: 0 K: 0 S: 6	H: 1 LOB: 1 BB: 1 P: 10	R: 0 E: 0 K: 1 S: 6	H: 1 LOB: 1 BB: 0 P: 6			
<b>PITCHER</b>	IP WLS BF H R ER SO BB IBB HBP BLK WP HR S P ERA WHIP																
Don Johnson, R ERA: 3.05 (1, 1)	5.2 3 25 6 3 2 5 2 0 0 0 0 1 33 41 3.18 1.412																
Sandy Consuegra, R ERA: 2.71 (6, 1)	1.1 W 5 1 0 0 1 0 0 0 0 0 1 0 7 7 0.00 0.750																

AB	27
R	3
H	7
RBI	2
BB	2
SO	6
LOB	11



WP	1	PA	30
FB	0		
SB	0		
CS	0		



Batter	1	2	3	4	5	6	7	8	9	AB	R	H	RBI	BB	SO	LOB	TOP			
Chico Carrasquel, R OBP: 0.359, SLG: 0.388 (1, 6)										4	0	2	0	0	0	0	Chicago White Sox @ New York Yankees Yankee Stadium, Bronx, NY Tue Jul 20 1954, 3:33 AM EDT Att: 38,072 - Unknown			
Nelle Fox, L OBP: 0.357, SLG: 0.390 (1, 4)										4	0	0	0	0	0	2				
Minnie Minoso, R OBP: 0.411, SLG: 0.551 (1, 7)										4	1	2	0	0	1	0				
Johnny Groth, R OBP: 0.348, SLG: 0.375 (1, 8)										4	0	1	1	0	1	1				
Matt Batts, R OBP: 0.337, SLG: 0.397 (1, 2)										4	0	2	0	0	1	0				
Jim Rivera, L OBP: 0.347, SLG: 0.440 (1, 9)										3	0	1	0	1	0	2				
Cass Michaels, R OBP: 0.415, SLG: 0.469 (1, 5)										4	0	0	0	0	0	3				
Ron Jackson, R OBP: 0.396, SLG: 0.568 (1, 3)										2	0	0	0	1	2	2				
Bob Keegan, R OBP: 0.175, SLG: 0.193 (1, 1)										2	0	0	0	0	0	2				
Ed McChes, R OBP: 0.229, SLG: 0.308 (7, PH)										1	0	0	0	0	0	1				
Jack Harshman, L OBP: 0.364, SLG: 0.385 (7, 1)										0	0	0	0	0	0	0				
<b>Inning Stats</b>	R: 0 E: 0 K: 0 S: 3	H: 1 LOB: 0 BB: 0 P: 3	R: 0 E: 0 K: 1 S: 5	H: 0 LOB: 1 BB: 1 P: 9	R: 0 E: 0 K: 1 S: 5	H: 0 LOB: 0 BB: 0 P: 5	R: 0 E: 0 K: 1 S: 5	H: 2 LOB: 0 BB: 0 P: 7	R: 1 E: 0 K: 0 S: 6	H: 3 LOB: 2 BB: 0 P: 6	R: 0 E: 0 K: 0 S: 2	H: 0 LOB: 0 BB: 1 P: 6	R: 0 E: 0 K: 1 S: 6	H: 2 LOB: 1 BB: 0 P: 6	R: 0 E: 0 K: 0 S: 3	H: 0 LOB: 0 BB: 0 P: 3	1B: 7 2B: 0 3B: 1 HR: 0	SF: 0 SAC: 0 DP: 3 HBP: 0	WP: 0 PB: 0 SB: 0 CS: 0	PA: 34
<b>PITCHER</b> Whitey Ford, L ERA: 3.08 (1, 1)	IP: 9.0 WLS: W BF: 34 H: 8 R: 1 ER: 1 SO: 5 BB: 2 IBB: 0 HBP: 0 BLK: 0 WP: 0 HR: 0 S: 42 P: 50 ERA: 1.00 WHIP: 1.111																			

Batter	1	2	3	4	5	6	7	8	9	AB	R	H	RBI	BB	SO	LOB	BOTTOM	
Gil McDougald, R OBP: 0.358, SLG: 0.381 (1, 4)										3	0	0	0	0	1	2	Chicago White Sox @ New York Yankees Yankee Stadium, Bronx, NY Tue Jul 20 1954, 3:33 AM EDT Att: 38,072 - Unknown	
Joe Collins, L OBP: 0.387, SLG: 0.505 (1, 3)										3	0	1	0	1	0	1		
Mickey Mantle, S OBP: 0.397, SLG: 0.589 (1, 8)										4	1	2	2	0	0	1		
Yogi Berra, L OBP: 0.347, SLG: 0.473 (1, 2)										3	1	0	0	1	0	4		
Irv Noren, L OBP: 0.404, SLG: 0.543 (1, 9)										4	0	1	2	0	0	2		
Gene Woodling, L OBP: 0.381, SLG: 0.390 (1, 7)										4	0	1	0	0	1	1		
Andy Carey, R OBP: 0.351, SLG: 0.457 (1, 5)										4	0	1	0	0	1	3		
Willy Miranda, S OBP: 0.324, SLG: 0.379 (1, 6)										4	0	0	0	0	0	4		
Whitey Ford, L OBP: 0.306, SLG: 0.194 (1, 1)										1	2	1	0	2	0	0		
<b>Inning Stats</b>	R: 0 E: 0 K: 1 S: 5	H: 0 LOB: 0 BB: 0 P: 5	R: 1 E: 0 K: 0 S: 5	H: 2 LOB: 1 BB: 0 P: 5	R: 0 E: 1 K: 1 S: 6	H: 0 LOB: 1 BB: 0 P: 6	R: 3 E: 0 K: 0 S: 3	H: 3 LOB: 1 BB: 1 P: 12	R: 0 E: 0 K: 0 S: 3	H: 0 LOB: 1 BB: 1 P: 7	R: 0 E: 0 K: 0 S: 3	H: 1 LOB: 0 BB: 0 P: 3	R: 0 E: 0 K: 0 S: 3	H: 0 LOB: 0 BB: 0 P: 3	1B: 7 2B: 0 3B: 0 HR: 0	SF: 0 SAC: 1 DP: 0 HBP: 0	WP: 1 PB: 0 SB: 0 CS: 1	PA: 35
<b>PITCHER</b> Bob Keegan, R ERA: 2.83 Jack Harshman, L ERA: 3.64 (1, 1)	IP: 6.0 WLS: L BF: 28 H: 6 R: 4 ER: 4 SO: 3 BB: 3 IBB: 0 HBP: 0 BLK: 0 WP: 1 HR: 0 S: 31 P: 43 ERA: 6.00 WHIP: 1.500																	







Batter	1	2	3	4	5	6	7	8	9	10	AB	R	H	RBI	BB	SO	LOB	TOP						
Chico Carrasquel, R (1, 6) OBP: 0.359, SLG: 0.382	5-3	P6			E5		F7			5-3	5	0	0	0	0	0	5							
Nellie Fox, L (1, 4) OBP: 0.360, SLG: 0.395	CS 1B		G3		FC6-2 1B					3-1	5	0	3	2	0	0	0							
Minnie Minoso, R (1, 7) OBP: 0.410, SLG: 0.554	F8		F7		FC6-2		F7			F5	5	0	0	0	0	0	4							
Phil Cavarretta, L (1, 3) OBP: 0.436, SLG: 0.439		WP E BB	4-3		5-3					K	3	1	0	0	1	1	2							
Jim Rivera, L (1, 9) OBP: 0.349, SLG: 0.436					K		F9			G6-3 1B	4	0	1	0	0	2	1							
Carl Sawatski, L (1, 2) OBP: 0.328, SLG: 0.352	E1 1B 2H 1B				K		F9			G6-3 1B	4	0	1	0	0	1	1							
Cass Michaels, R (1, 5) OBP: 0.410, SLG: 0.451	F3				K		L5			5-3	4	0	0	0	0	1	1							
Johnny Groth, R (1, 8) OBP: 0.361, SLG: 0.383		1B IBB			E 1B BB					P4	2	2	1	0	2	0	0							
Sandy Consuegra, R (1, 1) OBP: 0.222, SLG: 0.200					K		F7			1-3	3	0	1	0	0	1	2							
Jack Harshman, L (8, 1) OBP: 0.353, SLG: 0.370											1	0	0	0	0	0	0							
Don Johnson, R (9, 1) OBP: 0.094, SLG: 0.034											0	0	0	0	0	0	0							
<b>Inning Stats</b>	R: 0 E: 0 K: 0 S: 3	H: 1 LOB: 0 BB: 0 P: 3	R: 1 E: 1 K: 1 S: 7	H: 2 LOB: 3 BB: 2 P: 15	R: 0 E: 0 K: 0 S: 3	H: 0 LOB: 0 BB: 0 P: 3	R: 0 E: 0 K: 3 S: 9	H: 0 LOB: 0 BB: 0 P: 9	R: 1 E: 1 K: 1 S: 7	H: 1 LOB: 2 BB: 1 P: 11	R: 0 E: 0 K: 0 S: 3	H: 0 LOB: 0 BB: 0 P: 3	R: 1 E: 0 K: 0 S: 5	H: 2 LOB: 1 BB: 0 P: 5	R: 0 E: 0 K: 1 S: 5	H: 1 LOB: 0 BB: 0 P: 5	R: 0 E: 0 K: 0 S: 3	H: 0 LOB: 0 BB: 0 P: 3	R: 0 E: 0 K: 0 S: 3	H: 0 LOB: 0 BB: 0 P: 3	1B: 6 2B: 0 3B: 1 HR: 0	SF: 0 SAC: 0 DP: 1 HBP: 0	WP: 1 PA: 39	
<b>PITCHER</b>	IP WLS BF H R ER SO ERA WHIP	IP WLS BF H R ER SO ERA WHIP	IP WLS BF H R ER SO ERA WHIP	IP WLS BF H R ER SO ERA WHIP	IP WLS BF H R ER SO ERA WHIP	IP WLS BF H R ER SO ERA WHIP	IP WLS BF H R ER SO ERA WHIP	IP WLS BF H R ER SO ERA WHIP	IP WLS BF H R ER SO ERA WHIP	IP WLS BF H R ER SO ERA WHIP	IP WLS BF H R ER SO ERA WHIP	IP WLS BF H R ER SO ERA WHIP	IP WLS BF H R ER SO ERA WHIP	IP WLS BF H R ER SO ERA WHIP	IP WLS BF H R ER SO ERA WHIP	IP WLS BF H R ER SO ERA WHIP	IP WLS BF H R ER SO ERA WHIP	IP WLS BF H R ER SO ERA WHIP	IP WLS BF H R ER SO ERA WHIP	IP WLS BF H R ER SO ERA WHIP	IP WLS BF H R ER SO ERA WHIP	IP WLS BF H R ER SO ERA WHIP	IP WLS BF H R ER SO ERA WHIP	IP WLS BF H R ER SO ERA WHIP
Bob Grim, R (1, 1) ERA: 3.33	8.0	W	6	0	0	0	0	0	0	0	0	0	0	0	0	0	0	0.00	0.000					
Johnny Sain, R (9, 1) ERA: 1.96	2.0	L	6	0	0	0	0	0	0	0	0	0	0	0	0	0	0	0.00	0.000					

Chicago White Sox @ New York Yankees  
Yankee Stadium, Bronx, NY  
Thu Jul 22 1954, 3:33 AM EDT  
Unknown

AB	36
R	3
H	7
RBI	2
BB	3
SO	6
LOB	16



Batter	1	2	3	4	5	6	7	8	9	10	AB	R	H	RBI	BB	SO	LOB	BOTTOM					
Gil McDougald, R (1, 4) OBP: 0.357, SLG: 0.387	5-3				F9					5-3	2	0	1	0	0	0	0						
Jerry Coleman, R (3, PR) OBP: 0.298, SLG: 0.292			FC7-4 1B								1	0	0	0	0	0	1						
Bill Skowron, R (8, PH) OBP: 0.378, SLG: 0.521								1-3 1B BB			1	1	0	0	1	0	0						
Joe Collins, L (1, 3) OBP: 0.388, SLG: 0.495											3	0	1	0	0	0	1						
Hank Bauer, R (8, PH) OBP: 0.383, SLG: 0.482	1B		FC7-4 1-2					1-3			2	0	0	0	0	0	1						
Mickey Mantle, S (1, 8) OBP: 0.400, SLG: 0.596	F7		L9								5	1	2	2	0	0	1						
Yogi Berra, L (1, 2) OBP: 0.350, SLG: 0.484					F8						3	1	1	1	1	0	0						
Irv Noren, L (1, 9) OBP: 0.391, SLG: 0.526											4	0	0	0	0	0	2						
Gene Woodling, L (1, 7) OBP: 0.374, SLG: 0.378											4	0	0	0	0	0	0						
Andy Carey, R (1, 5) OBP: 0.357, SLG: 0.463											4	0	2	0	0	1	0						
Willy Miranda, S (1, 6) OBP: 0.282, SLG: 0.324											2	0	0	0	0	0	1						
Enos Slaughter, L (8, PH) OBP: 0.347, SLG: 0.293											1	0	0	0	0	0	0						
Phil Rizzuto, R (9, 4) OBP: 0.306, SLG: 0.260											1	0	0	0	0	0	1						
Bob Grim, R (1, 1) OBP: 0.179, SLG: 0.237											2	0	1	0	0	0	0						
Eddie Robinson, L (8, PH) OBP: 0.311, SLG: 0.330											1	1	1	1	0	0	0						
Johnny Sain, R (9, 1) OBP: 0.417, SLG: 0.300			5-3								1	0	0	0	0	0	1						
<b>Inning Stats</b>	R: 0 E: 0 K: 0 S: 3	H: 1 LOB: 0 BB: 0 P: 3	R: 1 E: 0 K: 0 S: 5	H: 2 LOB: 1 BB: 0 P: 5	R: 0 E: 0 K: 0 S: 4	H: 1 LOB: 1 BB: 0 P: 4	R: 0 E: 0 K: 0 S: 3	H: 0 LOB: 0 BB: 0 P: 3	R: 0 E: 0 K: 1 S: 5	H: 0 LOB: 0 BB: 0 P: 5	R: 2 E: 0 K: 0 S: 5	H: 2 LOB: 2 BB: 2 P: 13	R: 0 E: 0 K: 0 S: 4	H: 1 LOB: 1 BB: 0 P: 4	R: 1 E: 0 K: 0 S: 3	H: 1 LOB: 0 BB: 0 P: 3	R: 0 E: 0 K: 0 S: 3	H: 0 LOB: 0 BB: 0 P: 3	R: 0 E: 0 K: 0 S: 3	H: 0 LOB: 0 BB: 0 P: 3	1B: 5 2B: 1 3B: 0 HR: 3	SF: 0 SAC: 0 DP: 0 HBP: 0	WP: 0 PA: 39
<b>PITCHER</b>	IP WLS BF H R ER SO ERA WHIP	IP WLS BF H R ER SO ERA WHIP	IP WLS BF H R ER SO ERA WHIP	IP WLS BF H R ER SO ERA WHIP	IP WLS BF H R ER SO ERA WHIP	IP WLS BF H R ER SO ERA WHIP	IP WLS BF H R ER SO ERA WHIP	IP WLS BF H R ER SO ERA WHIP	IP WLS BF H R ER SO ERA WHIP	IP WLS BF H R ER SO ERA WHIP	IP WLS BF H R ER SO ERA WHIP	IP WLS BF H R ER SO ERA WHIP	IP WLS BF H R ER SO ERA WHIP	IP WLS BF H R ER SO ERA WHIP	IP WLS BF H R ER SO ERA WHIP	IP WLS BF H R ER SO ERA WHIP	IP WLS BF H R ER SO ERA WHIP	IP WLS BF H R ER SO ERA WHIP	IP WLS BF H R ER SO ERA WHIP	IP WLS BF H R ER SO ERA WHIP	IP WLS BF H R ER SO ERA WHIP	IP WLS BF H R ER SO ERA WHIP	IP WLS BF H R ER SO ERA WHIP
Sandy Consuegra, R (1, 1) ERA: 2.78	7.1	W	6	3	0	1	0	0	0	0	0	0	0	0	0	0	0	3.68	0.955				
Jack Harshman, L (8, 1) ERA: 3.59	1.0	L	6	2	0	0	0	0	0	0	0	0	0	0	0	0	0	0.00	3.000				
Don Johnson, R (9, 1) ERA: 3.1	1.1	L	5	1	1	1	0	0	0	0	0	0	0	0	0	0	0	6.75	0.750				

Chicago White Sox @ New York Yankees  
Yankee Stadium, Bronx, NY  
Thu Jul 22 1954, 3:33 AM EDT  
Unknown

AB	37
R	4
H	9
RBI	4
BB	2
SO	1
LOB	9





Batter	1	2	3	4	5	6	7	8	9	AB	R	H	RBI	BB	SO	LOB	TOP
Chico Carrasquel, R OBP: 0.357, SLG: 0.378 (1, 6)										4	0	0	0	0	0	4	<b>Chicago White Sox @ New York Yankees</b> Yankee Stadium, Bronx, NY Thu Jul 22 1954, 3:38 AM EDT Att: 36,722 - Unknown
Nellie Fox, L OBP: 0.356, SLG: 0.393 (1, 4)										5	0	1	0	0	1	4	
Minnie Minoso, R OBP: 0.408, SLG: 0.549 (1, 7)										3	0	0	0	1	0	1	
Phil Cavarretta, L OBP: 0.420, SLG: 0.420 Ron Jackson, R OBP: 0.396, SLG: 0.556 (1, 3) (6, 3)										3	0	0	0	0	0	2	
Jim Rivera, L OBP: 0.351, SLG: 0.435 (1, 9) (6, 8)										3	0	1	0	1	0	0	
Matt Batts, R OBP: 0.333, SLG: 0.402 (1, 2)										4	1	2	0	0	0	3	
Cass Michaels, R OBP: 0.407, SLG: 0.446 (1, 5)										4	0	1	0	0	0	2	
Johnny Groth, R OBP: 0.359, SLG: 0.380 Willard Marshall, L OBP: 0.340, SLG: 0.211 (1, 8) (6, 9)										2	0	0	0	0	0	2	
Billy Pierce, L OBP: 0.270, SLG: 0.250 Carl Sawatski, L OBP: 0.333, SLG: 0.352 (1, 1) (9, PH)										3	0	0	0	0	0	1	
<b>Inning Stats</b>	R: 0 E: 0 K: 0 S: 3	H: 0 LOB: 3 BB: 2 P: 12	R: 0 E: 0 K: 0 S: 3	H: 0 LOB: 0 BB: 0 P: 3	R: 0 E: 0 K: 0 S: 5	H: 2 LOB: 2 BB: 0 P: 5	R: 0 E: 0 K: 0 S: 4	H: 1 LOB: 1 BB: 0 P: 4	R: 0 E: 0 K: 0 S: 3	H: 0 LOB: 1 BB: 1 P: 7	R: 0 E: 0 K: 1 S: 5	H: 0 LOB: 0 BB: 0 P: 5	R: 0 E: 0 K: 0 S: 5	H: 2 LOB: 3 BB: 2 P: 13	1B: 5 2B: 0 3B: 0 HR: 0	SF: 0 SAC: 0 DP: 0 HBP: 1	
<b>PITCHER</b> Harry Byrd, R ERA: 3.18 (1, 1)	IP: 9.0 WLS: W BF: 38 H: 5 R: 1 ER: 1 SO: 1 BB: 5 IBB: 0 HBP: 1 BLK: 0 WP: 0 HR: 0 S: 34 P: 55 ERA: 1.00 WHIP: 1.11																

Batter	1	2	3	4	5	6	7	8	9	AB	R	H	RBI	BB	SO	LOB	BOTTOM		
Irv Noren, L OBP: 0.383, SLG: 0.515 (1, 7)										5	2	0	0	0	0	5	<b>Chicago White Sox @ New York Yankees</b> Yankee Stadium, Bronx, NY Thu Jul 22 1954, 3:38 AM EDT Att: 36,722 - Unknown		
Bill Skowron, R OBP: 0.381, SLG: 0.544 Joe Collins, L OBP: 0.385, SLG: 0.492 (1, 3) (7, 3)										4	2	2	3	0	2	0			
Mickey Mantle, S OBP: 0.403, SLG: 0.595 (1, 8)										4	2	2	2	1	0	0			
Yogi Berra, L OBP: 0.348, SLG: 0.488 (1, 2)										5	1	1	2	0	1	2			
Hank Bauer, R OBP: 0.385, SLG: 0.482 (1, 9)										4	1	2	0	0	0	0			
Andy Carey, R OBP: 0.355, SLG: 0.459 (1, 5)										4	1	1	0	0	0	1			
Jerry Coleman, R OBP: 0.273, SLG: 0.293 (1, 4)										3	2	1	1	1	1	1			
Phil Rizzuto, R OBP: 0.312, SLG: 0.265 Willy Miranda, S OBP: 0.282, SLG: 0.324 (1, 6) (9, 6)										3	0	2	0	1	0	1			
Harry Byrd, R OBP: 0.300, SLG: 0.276 (1, 1)										3	0	1	1	0	1	2			
<b>Inning Stats</b>	R: 0 E: 0 K: 1 S: 5	H: 1 LOB: 0 BB: 0 P: 5	R: 0 E: 0 K: 1 S: 5	H: 1 LOB: 0 BB: 0 P: 5	R: 3 E: 0 K: 1 S: 8	H: 3 LOB: 1 BB: 1 P: 12	R: 0 E: 0 K: 1 S: 6	H: 1 LOB: 1 BB: 0 P: 6	R: 6 E: 2 K: 0 S: 10	H: 5 LOB: 2 BB: 1 P: 14	R: 2 E: 0 K: 1 S: 7	H: 2 LOB: 0 BB: 0 P: 7	R: 0 E: 0 K: 0 S: 3	H: 0 LOB: 1 BB: 1 P: 7	R: 0 E: 0 K: 0 S: 3	H: 0 LOB: 0 BB: 0 P: 3		1B: 10 2B: 0 3B: 0 HR: 2	SF: 0 SAC: 1 DP: 0 HBP: 0
<b>PITCHER</b> Billy Pierce, L ERA: 3.42 (1, 1)	IP: 8.0 WLS: L BF: 40 H: 12 R: 11 ER: 6 SO: 5 BB: 3 IBB: 0 HBP: 0 BLK: 0 WP: 0 HR: 2 S: 47 P: 59 ERA: 6.75 WHIP: 1.875																		



Batter	1	2	3	4	5	6	7	8	9	AB	R	H	RBI	BB	SO	LOB	TOP			
Chico Carrasquel, R OBP: 0.362, SLG: 0.382 (1, 6)										4	1	3	2	1	1	0	Chicago White Sox @ Boston Red Sox Fenway Park, Boston, MA Fri Jul 23 1954, 3:33 AM EDT Att: 18,810 - Unknown			
Nellie Fox, L OBP: 0.359, SLG: 0.394 (1, 4)										4	0	2	0	0	0	1				
Minnie Minoso, R OBP: 0.408, SLG: 0.546 (1, 7)										2	1	0	1	2	0	2				
Johnny Groth, R OBP: 0.360, SLG: 0.379 (1, 8)										4	1	1	0	1	1	3				
Matt Batts, R OBP: 0.337, SLG: 0.396 (1, 2)										4	0	1	1	1	0	4				
Jim Rivera, L OBP: 0.353, SLG: 0.440 (1, 9)									4	1	2	0	0	0	3					
Cass Michaels, R OBP: 0.404, SLG: 0.439 (1, 5)									3	1	0	1	1	1	3					
Ron Jackson, R OBP: 0.377, SLG: 0.592 (1, 3)									4	1	1	1	0	2	4					
Harry Dorish, R OBP: 0.118, SLG: 0.118 (1, 1)										3	1	1	0	0	2	2				
Virgil Trucks, R OBP: 0.185, SLG: 0.203 (7, 1)									1	0	0	0	0	0	0					
<b>Inning Stats</b>	R: 1 E: 1 K: 1 S: 6	H: 1 LOB: 1 BB: 1 P: 10	R: 0 E: 0 K: 0 S: 3	H: 1 LOB: 0 BB: 0 P: 3	R: 0 E: 0 K: 1 S: 7	H: 2 LOB: 3 BB: 1 P: 11	R: 2 E: 0 K: 2 S: 9	H: 2 LOB: 1 BB: 1 P: 13	R: 2 E: 0 K: 1 S: 7	H: 2 LOB: 1 BB: 1 P: 11	R: 0 E: 0 K: 1 S: 4	H: 0 LOB: 1 BB: 1 P: 8	R: 1 E: 0 K: 1 S: 6	H: 1 LOB: 0 BB: 0 P: 6	R: 0 E: 0 K: 0 S: 3	H: 0 LOB: 0 BB: 0 P: 3	1B: 9 2B: 3 3B: 0 HR: 1	SF: 1 SAC: 1 DP: 3 HBP: 0	WP: 0 PB: 0 SB: 2 CS: 1	PA: 41
<b>PITCHER</b>	IP WLS BF H R ER SO BB IBB HBP BLK WP HR S P ERA WHIP	IP WLS BF H R ER SO BB IBB HBP BLK WP HR S P ERA WHIP																		
Russ Kemmerer, R ERA: 3.65 (1, 1)	5.0 L 29 10 6 5 5 5 0 0 0 0 0 0 34 54 9.00 3.000																			
Tex Clevenger, R ERA: 5.25 (6, 1)	3.0 9 1 1 1 2 1 0 0 0 0 0 1 12 16 3.00 0.667																			
Bill Henry, L ERA: 4.56 (9, 1)	1.0 3 0 0 0 0 0 0 0 0 0 0 0 3 3 0.00 0.000																			

Batter	1	2	3	4	5	6	7	8	9	AB	R	H	RBI	BB	SO	LOB	BOTTOM					
Billy Consoletto, R OBP: 0.261, SLG: 0.190 (1, 5)										4	0	1	0	0	0	0	Chicago White Sox @ Boston Red Sox Fenway Park, Boston, MA Fri Jul 23 1954, 3:33 AM EDT Att: 18,810 - Unknown					
Jim Piersall, R OBP: 0.325, SLG: 0.389 (1, 9)										4	0	1	0	0	1	0						
Ted Williams, L OBP: 0.520, SLG: 0.673 (1, 7)										4	0	1	0	0	0	1						
Sammy White, R OBP: 0.320, SLG: 0.429 (1, 2)										4	1	2	0	0	0	1						
Jackie Jensen, R OBP: 0.344, SLG: 0.447 (1, 8)										3	0	1	0	1	1	1						
Harry Agganis, L OBP: 0.324, SLG: 0.432 (1, 3)										3	0	0	0	0	1	3						
Ted Lepcio, R OBP: 0.331, SLG: 0.396 (1, 4)										3	0	1	1	0	0	1						
Mitt Bolling, R OBP: 0.334, SLG: 0.366 (1, 6)										3	0	0	0	0	1	2						
Russ Kemmerer, R (1, 1)										1	0	0	0	0	0	0						
Tex Clevenger, R (6, 1)										1	0	0	0	0	0	0						
Charlie Maxwell, L (6, PH)										1	0	0	0	0	0	0						
Bill Henry, L (9, 1)										0	0	0	0	0	0	0						
<b>Inning Stats</b>	R: 0 E: 0 K: 0 S: 3	H: 2 LOB: 0 BB: 0 P: 3	R: 0 E: 0 K: 0 S: 4	H: 2 LOB: 0 BB: 0 P: 4	R: 0 E: 0 K: 0 S: 3	H: 0 LOB: 0 BB: 0 P: 3	R: 0 E: 0 K: 0 S: 4	H: 1 LOB: 1 BB: 0 P: 4	R: 0 E: 0 K: 1 S: 5	H: 0 LOB: 0 BB: 0 P: 5	R: 0 E: 0 K: 0 S: 3	H: 0 LOB: 0 BB: 0 P: 3	R: 1 E: 0 K: 1 S: 7	H: 2 LOB: 2 BB: 1 P: 11	R: 0 E: 0 K: 1 S: 5	H: 0 LOB: 0 BB: 0 P: 5	R: 0 E: 0 K: 1 S: 5	H: 0 LOB: 0 BB: 0 P: 5	1B: 4 2B: 3 3B: 0 HR: 0	SF: 0 SAC: 0 DP: 1 HBP: 0	WP: 0 PB: 0 SB: 0 CS: 0	PA: 32
<b>PITCHER</b>	IP WLS BF H R ER SO BB IBB HBP BLK WP HR S P ERA WHIP	IP WLS BF H R ER SO BB IBB HBP BLK WP HR S P ERA WHIP																				
Harry Dorish, R ERA: 2.72 (1, 1)	6.2 W 25 7 1 1 1 1 0 0 0 0 0 0 26 30 1.35 1.200																					
Virgil Trucks, R ERA: 2.61 (7, 1)	2.1 S 7 0 0 0 3 0 0 0 0 0 0 0 13 13 0.00 0.000																					








Batter	1	2	3	4	5	6	7	8	9	AB	R	H	RBI	BB	SO	LOB	TOP					
Chico Carrasquel, R OBP: 0.359, SLG: 0.377 (1, 6)	5-3	K							F7	4	2	1	0	1	1	2	<b>Chicago White Sox @ Boston Red Sox</b> Fenway Park, Boston, MA Sun Jul 25 1954, 3:33 AM EDT Unknown					
Nelle Fox, L OBP: 0.361, SLG: 0.394 (1, 4)	6-3 BB		P3						G3	4	1	2	0	1	0	1						
Minnie Minoso, R OBP: 0.409, SLG: 0.542 (1, 7)	6-3		1-3							5	1	2	1	0	0	2						
Phil Cavarretta, L OBP: 0.435, SLG: 0.431 (1, 3)	K								G6-4-3	3	0	2	1	1	1	1						
Jim Rivera, L OBP: 0.346, SLG: 0.431 (1, 9)		4-3	F7							3	0	0	2	0	0	3						
Matt Batts, R OBP: 0.330, SLG: 0.379 (1, 2)		4-0 1B BB								3	1	0	0	1	0	3						
Cass Michaels, R OBP: 0.401, SLG: 0.431 (1, 5)										4	0	1	0	0	1	0						
Johnny Groth, R OBP: 0.357, SLG: 0.375 (1, 8)										4	0	1	1	0	0	0						
Jack Harshman, L OBP: 0.316, SLG: 0.323 (1, 1)										4	0	0	0	0	2	2						
<b>Inning Stats</b>	R: 0 E: 0 K: 1 S: 5	H: 0 LOB: 1 BB: 1 P: 9	R: 1 E: 0 K: 2 S: 9	H: 2 LOB: 2 BB: 1 P: 13	R: 0 E: 0 K: 0 S: 4	H: 1 LOB: 1 BB: 0 P: 4	R: 0 E: 0 K: 1 S: 5	H: 0 LOB: 0 BB: 0 P: 5	R: 2 E: 1 K: 0 S: 6	H: 3 LOB: 2 BB: 1 P: 10	R: 0 E: 0 K: 0 S: 3	H: 0 LOB: 0 BB: 0 P: 3	R: 2 E: 0 K: 0 S: 5	H: 2 LOB: 1 BB: 1 P: 9	R: 0 E: 0 K: 1 S: 5	H: 0 LOB: 0 BB: 0 P: 5	R: 0 E: 0 K: 0 S: 3	H: 1 LOB: 0 BB: 0 P: 3	1B: 9 2B: 0 3B: 0 HR: 0	SF: 0 SAC: 1 DP: 1 HBP: 0	WP: 0 PB: 0 SB: 0 CS: 0	PA: 39
<b>PITCHER</b> Willard Nixon, R ERA: 4.33 (1, 1)	IP: 9.0 WLS: L BF: 39 H: 9 R: 5 ER: 5 SO: 5 BB: 4 IBB: 0 HBP: 0 BLK: 0 WP: 0 HR: 0 S: 45 P: 61 ERA: 5.00 WHIP: 1.444															<b>PITCHER</b>						


Batter	1	2	3	4	5	6	7	8	9	AB	R	H	RBI	BB	SO	LOB	BOTTOM					
Billy Consoletto, R OBP: 0.278, SLG: 0.198 (1, 5)	K		K							4	0	0	0	0	4	1	<b>Chicago White Sox @ Boston Red Sox</b> Fenway Park, Boston, MA Sun Jul 25 1954, 3:33 AM EDT Unknown					
Jim Piersall, R OBP: 0.326, SLG: 0.384 (1, 9)										4	1	2	0	0	2	0						
Ted Williams, L OBP: 0.525, SLG: 0.686 (1, 7)										3	1	1	0	1	1	1						
Harry Agganis, L OBP: 0.318, SLG: 0.421 (1, 3)										3	0	0	0	1	2	2						
Jackie Jensen, R OBP: 0.344, SLG: 0.452 (1, 8)										3	0	1	0	1	1	0						
Del Wilber, R OBP: 0.167, SLG: 0.286 (1, 2)										4	0	1	2	0	1	3						
Ted Lepcio, R OBP: 0.332, SLG: 0.393 (1, 4)										3	0	0	0	1	2	0						
Mitt Bolling, R OBP: 0.336, SLG: 0.365 Don Lenhardt, R OBP: 0.295, SLG: 0.395 (9, PH)										2	0	0	0	1	1	3						
Willard Nixon, L OBP: 0.306, SLG: 0.227 Karl Olson, R OBP: 0.338, SLG: 0.399 (9, PH)										1	0	0	0	0	0	0						
<b>Inning Stats</b>	R: 0 E: 0 K: 1 S: 5	H: 1 LOB: 0 BB: 0 P: 5	R: 0 E: 0 K: 3 S: 9	H: 0 LOB: 0 BB: 0 P: 9	R: 0 E: 0 K: 2 S: 7	H: 0 LOB: 1 BB: 1 P: 11	R: 2 E: 0 K: 3 S: 12	H: 3 LOB: 3 BB: 2 P: 20	R: 0 E: 0 K: 2 S: 8	H: 1 LOB: 3 BB: 2 P: 16	R: 0 E: 0 K: 1 S: 5	H: 0 LOB: 0 BB: 0 P: 5	R: 0 E: 0 K: 3 S: 9	H: 0 LOB: 0 BB: 0 P: 9	R: 0 E: 0 K: 0 S: 3	H: 0 LOB: 0 BB: 0 P: 3	R: 0 E: 0 K: 1 S: 5	H: 0 LOB: 0 BB: 0 P: 5	1B: 4 2B: 1 3B: 0 HR: 0	SF: 0 SAC: 0 DP: 1 HBP: 0	WP: 0 PB: 0 SB: 0 CS: 0	PA: 36
<b>PITCHER</b> Jack Harshman, L ERA: 3.43 (1, 1)	IP: 9.0 WLS: W BF: 36 H: 5 R: 2 ER: 2 SO: 16 BB: 4 IBB: 1 HBP: 0 BLK: 0 WP: 0 HR: 0 S: 63 P: 83 ERA: 2.00 WHIP: 1.000															<b>PITCHER</b>						







Batter	1	2	3	4	5	6	7	8	9	AB	R	H	RBI	BB	SO	LOB	TOP			
Gene Woodling, L (1,7) OBP: 0.364, SLG: 0.361	4-3		L4		F8			F7		4	0	0	0	0	0	0	<p><b>New York Yankees @ Chicago White Sox</b> Comiskey Park, Chicago, IL Tue Jul 27 1954, 4:33 AM EDT Att: 53,067 - Unknown</p> <p>livebaseballscorecards.com</p> <p>AB 31 R 0 H 5 RBI 0 BB 2 SO 4 LOB 15</p> 			
Joe Collins, L (1,3) OBP: 0.369, SLG: 0.463	BB		F7			F5		4-3		3	0	0	0	1	0					
Mickey Mantle, S (1,8) OBP: 0.404, SLG: 0.589	K		4-3			G4-6-3 1B		G5-3 1B BB		3	0	1	0	1	1					
Yogi Berra, L (1,2)	L4				F8	G4-6-3 1B		F9		4	0	0	0	0	3					
Irv Noren, L (1,9) OBP: 0.404, SLG: 0.540		FC5-4 1B					B4-3			4	0	3	0	0	0					
Andy Carey, R (1,5) OBP: 0.351, SLG: 0.444	FC5-4 E 1-2				F8		F9		G5-3 2-3	4	0	0	0	0	4					
Jerry Coleman, R (1,4) OBP: 0.275, SLG: 0.290	E5 1-2				6-3					3	0	1	0	0	2					
Phil Rizzuto, R (1,6) OBP: 0.310, SLG: 0.261 (7, PH)	P4				F8		K			2	0	0	0	0	2					
Eddie Robinson, L (7, PH) OBP: 0.319, SLG: 0.357										1	0	0	0	0	1					
Willy Miranda, S (7,6) OBP: 0.317, SLG: 0.444										0	0	0	0	0	0					
Harry Byrd, R (1,1) OBP: 0.281, SLG: 0.258 (8, PH)	K				5-3			K		2	0	0	0	0	1	2				
Bob Cerv, R (8, PH) OBP: 0.250, SLG: 0.400										1	0	0	0	0	1	0				
Ralph Branca, R (8,1) OBP: 0.400, SLG: 0.385										0	0	0	0	0	0	0				
<b>Inning Stats</b>	R: 0 E: 0 K: 1 S: 5	H: 0 LOB: 1 BB: 1 P: 9	R: 0 E: 1 K: 1 S: 7	H: 1 LOB: 2 BB: 0 P: 7	R: 0 E: 0 K: 0 S: 3	H: 0 LOB: 0 BB: 0 P: 3	R: 0 E: 0 K: 0 S: 4	H: 1 LOB: 1 BB: 0 P: 4	R: 0 E: 0 K: 0 S: 3	H: 0 LOB: 0 BB: 0 P: 3	R: 0 E: 0 K: 1 S: 6	H: 1 LOB: 1 BB: 0 P: 6	R: 0 E: 0 K: 1 S: 5	H: 0 LOB: 0 BB: 0 P: 5	R: 0 E: 0 K: 0 S: 3	H: 1 LOB: 1 BB: 1 P: 7	1B: 5 2B: 0 3B: 0 HR: 0	SF: 0 SAC: 0 DP: 2 HBP: 0	WP: 0 PB: 0 CS: 0	PA: 33
<b>PITCHER</b> Virgil Trucks, R (1,1) ERA: 2.47	IP: 9.0 WLS: W BF: 33 H: 5 R: 0 ER: 0 SO: 4 BB: 2 IBB: 0 HBP: 0 BLK: 0 WP: 0 HR: 0 S: 39 P: 47 ERA: 0.00 WHIP: 0.778															<b>PITCHER</b>				

Batter	1	2	3	4	5	6	7	8	9	AB	R	H	RBI	BB	SO	LOB	BOTTOM			
Chico Carrasquel, R (1,6) OBP: 0.361, SLG: 0.383	5-3		FC4-8-6 1B			BB		F7		3	0	1	0	1	0	0	<p><b>New York Yankees @ Chicago White Sox</b> Comiskey Park, Chicago, IL Tue Jul 27 1954, 4:33 AM EDT Att: 53,067 - Unknown</p> <p>livebaseballscorecards.com</p> <p>AB 29 R 4 H 8 RBI 4 BB 3 SO 0 LOB 9</p> 			
Nellie Fox, L (1,4) OBP: 0.358, SLG: 0.388	6-3		FC4-8-6 1-2		F6		L4			4	0	0	0	0	2					
Minnie Minoso, R (1,7) OBP: 0.410, SLG: 0.543	1B 2B		F8			5-3		F4		4	1	1	0	0	1					
Phil Cavarretta, L (1,3) OBP: 0.419, SLG: 0.413	1B 2H		P5			1B BB 1B		F4		4	2	2	1	0	1					
Jim Rivera, L (1,9) OBP: 0.353, SLG: 0.432 (7,8)	FC6-4 2H				3-1		BB SF7 1B		CS BB	3	1	2	1	1	0	0				
Sherm Lollar, R (1,2) OBP: 0.348, SLG: 0.387	FC6-4 1-2				L5		BB 1B		1-3 1-2	4	0	1	0	0	2					
Cass Michaels, R (1,5) OBP: 0.402, SLG: 0.433			G6-4-3 1B		P6		1-2 2-3 3H		BB	2	0	1	1	1	0	0				
Johnny Groth, R (1,8) OBP: 0.351, SLG: 0.368 (6, PH)			G6-4-3		F9		SF7			2	0	0	0	0	1					
Carl Sawatski, L (6, PH) OBP: 0.329, SLG: 0.352										0	0	0	1	0	0					
Ed McGhee, R (7,9) OBP: 0.229, SLG: 0.308										0	0	0	0	0	0					
Virgil Trucks, R (1,1) OBP: 0.176, SLG: 0.194			1-3				P2			3	0	0	0	0	2					
<b>Inning Stats</b>	R: 2 E: 0 K: 0 S: 6	H: 3 LOB: 1 BB: 0 P: 6	R: 0 E: 0 K: 0 S: 3	H: 1 LOB: 0 BB: 0 P: 3	R: 0 E: 0 K: 0 S: 4	H: 1 LOB: 1 BB: 0 P: 4	R: 0 E: 0 K: 0 S: 3	H: 0 LOB: 0 BB: 0 P: 3	R: 0 E: 0 K: 0 S: 6	H: 3 LOB: 2 BB: 1 P: 10	R: 0 E: 0 K: 0 S: 3	H: 0 LOB: 0 BB: 0 P: 3	R: 0 E: 0 K: 0 S: 2	H: 0 LOB: 0 BB: 1 P: 6	R: 0 E: 0 K: 0 S: 3	H: 1 LOB: 1 BB: 1 P: 7	1B: 7 2B: 1 3B: 0 HR: 0	SF: 1 SAC: 0 DP: 1 HBP: 0	WP: 0 PB: 0 CS: 1	PA: 33
<b>PITCHER</b> Harry Byrd, R (1,1) ERA: 3.34	IP: 7.0 WLS: L BF: 30 H: 8 R: 4 ER: 4 SO: 0 BB: 2 IBB: 0 HBP: 0 BLK: 0 WP: 0 HR: 0 S: 28 P: 36 ERA: 5.14 WHIP: 1.429															<b>PITCHER</b>				
Ralph Branca, R (8,1) ERA: 5.63	IP: 1.0 WLS: 3 BF: 0 H: 0 R: 0 ER: 0 SO: 0 BB: 1 IBB: 0 HBP: 0 BLK: 0 WP: 0 HR: 2 S: 6 P: 6 ERA: 0.00 WHIP: 1.000															<b>PITCHER</b>				












Batter	1	2	3	4	5	6	7	8	9	AB	R	H	RBI	BB	SO	LOB	TOP	
<b>Spook Jacobs, R</b> OBP: 0.329, SLG: 0.292	0-0 F7		0-0 F7			0-3 K			0-0 F7	4	0	0	0	0	1	1		
<b>Lou Limmer, L</b> OBP: 0.301, SLG: 0.441	0-3 K		0-0 F8			0-0 F8			0-0 F8	4	0	0	0	0	1	1		
<b>Jim Finigan, R</b> OBP: 0.391, SLG: 0.435	0-0 6-3			0-0 F7		0-0 6-3			0-0 3B	4	0	1	0	0	0	0		
<b>Bill Wilson, R</b> OBP: 0.360, SLG: 0.444		0-0 F7		0-0 F2					0-0 F8	0	0	0	0	0	0	0		
<b>Bill Renna, R</b> OBP: 0.305, SLG: 0.397		0-0 6-3 3B		0-0 F8		4-0 G6-4-3 BB				2	1	1	0	1	0	0		
<b>Vic Power, R</b> OBP: 0.263, SLG: 0.324		0-0 6-3			0-0 2B				0-0 G6-4-3 1-2	3	0	1	1	0	0	1		
<b>Joe Demaestri, R</b> OBP: 0.263, SLG: 0.323		0-0 3-H L5			0-0 P4				0-0 4-3	3	0	0	0	0	0	1	AB 26	
<b>Jim Robertson, R</b> OBP: 0.277, SLG: 0.229			0-0 5-3		0-0 6-3				0-0 6-3	3	0	0	0	0	0	1	R 1	
<b>Charlie Bishop, R</b> OBP: 0.250, SLG: 0.250									0-0 5-3	1	0	1	0	0	0	0	H 4	
<b>Moe Burtshy, R</b> OBP: 0.111, SLG: 0.111					0-0 F9				0-0 5-3	2	0	0	0	0	0	1	RBI 1	
																	BB 1	
																	SO 2	
																	LOB 6	
<b>Inning Stats</b>	R: 0 E: 0 K: 1 S: 5	H: 0 LOB: 0 BB: 0 P: 5	R: 1 E: 0 K: 0 S: 4	H: 1 LOB: 0 BB: 0 P: 4	R: 0 E: 0 K: 0 S: 3	H: 0 LOB: 0 BB: 0 P: 3	R: 0 E: 0 K: 1 S: 5	H: 1 LOB: 1 BB: 0 P: 4	R: 0 E: 0 K: 0 S: 2	H: 0 LOB: 0 BB: 1 P: 6	R: 0 E: 0 K: 0 S: 3	H: 0 LOB: 0 BB: 0 P: 3	R: 0 E: 0 K: 0 S: 4	H: 1 LOB: 1 BB: 0 P: 4	1B: 1 2B: 2 3B: 2 HR: 0	SF: 0 SAC: 0 DP: 1 HBP: 0	WP: 0 PB: 0 SB: 0 CS: 0	PA: 31
<b>PITCHER</b> <b>Morie Martin, L</b> ERA: 4.18	IP 9.0 WLS W BF 31 H 4 R 1 ER 1 SO 2 BB 1 IBB 0 HBP 0 BLK 0 WP 0 HR 0 S 34 P 38 ERA 1.00 WHIP 0.556																	

Philadelphia Athletics @ Chicago White Sox  
Comiskey Park, Chicago, IL  
Sat Jul 31 1954, 4:33 AM EDT  
Att: 4,581 - Unknown

AB 26  
R 1  
H 4  
RBI 1  
BB 1  
SO 2  
LOB 6



Batter	1	2	3	4	5	6	7	8	9	AB	R	H	RBI	BB	SO	LOB	BOTTOM	
<b>Chico Carrasquel, R</b> OBP: 0.359, SLG: 0.384	0-0 1B 1B			0-0 6-3		0-0 G5-4-3 1-2				4	1	1	0	0	1	2		
<b>Nellie Fox, L</b> OBP: 0.360, SLG: 0.389	0-0 BB 1B 1-2			0-0 BB 1B		0-0 BB 1B			0-0 4-3	4	1	3	1	0	0	0		
<b>Minnie Minoso, R</b> OBP: 0.417, SLG: 0.548	0-0 1-2 2-H BB 1B		0-0 CS	0-0 5-3	4-0 BB BB	0-0 BB BB			0-0 1-3	3	1	1	1	1	0	0		
<b>Jim Rivera, L</b> OBP: 0.360, SLG: 0.445	4-0 1-2 2-3 1B F2 BB		0-0 4-3	0-0 F2		0-0 BB BB			0-0 1B	3	1	1	0	1	0	2		
<b>Sherm Lollar, R</b> OBP: 0.345, SLG: 0.382	0-0 F7		0-0 F4			0-0 G6-4-3 1B			0-0 5-3	4	0	1	0	0	0	4		
<b>Cass Michaels, R</b> OBP: 0.407, SLG: 0.431	0-0 F2 1-3 2-H 3-H 1B			4-0 SH1-2-4 BB BB	0-3 K				0-0 L4-3 1B	3	1	2	2	1	1	1		
<b>Ed McGhee, R</b> OBP: 0.244, SLG: 0.296	0-0 F2 1-2 3-H			4-0 SH1-2-4 BB BB	0-0 G6-4-3 1-2				0-0 L4-3 1-2	3	1	0	0	1	0	3	AB 30	
<b>Ron Jackson, R</b> OBP: 0.367, SLG: 0.564	0-0 K			0-0 SH1-2-4		0-0 P6			4-0 BB BB	2	0	0	0	1	1	1	R 7	
<b>Morie Martin, L</b> OBP: 0.250, SLG: 0.333		0-0 4-3		0-0 1B 2B		0-0 G5-4-3 1B			0-0 1-3	4	1	2	2	0	0	1	H 11	
																	RBI 6	
																	BB 5	
																	SO 3	
																	LOB 14	
<b>Inning Stats</b>	R: 4 E: 0 K: 1 S: 9	H: 4 LOB: 1 BB: 1 P: 13	R: 0 E: 0 K: 1 S: 5	H: 1 LOB: 0 BB: 0 P: 5	R: 0 E: 0 K: 0 S: 3	H: 0 LOB: 0 BB: 0 P: 3	R: 3 E: 0 K: 0 S: 5	H: 2 LOB: 2 BB: 3 P: 17	R: 0 E: 0 K: 1 S: 5	H: 1 LOB: 0 BB: 0 P: 5	R: 0 E: 0 K: 0 S: 3	H: 1 LOB: 1 BB: 0 P: 3	R: 0 E: 0 K: 0 S: 4	H: 1 LOB: 1 BB: 1 P: 7	1B: 10 2B: 2 3B: 0 HR: 0	SF: 0 SAC: 1 DP: 3 HBP: 0	WP: 0 PB: 0 SB: 0 CS: 1	PA: 37
<b>PITCHER</b> <b>Charlie Bishop, R</b> ERA: 7.71	IP 3.1 WLS L BF 18 H 6 R 7 ER 7 SO 2 BB 3 IBB 0 HBP 0 BLK 0 WP 0 HR 0 S 19 P 31 ERA 18.90 WHIP 2.700																	
<b>Moe Burtshy, R</b> ERA: 4.27	IP 4.2 WLS L BF 18 H 5 R 0 ER 0 SO 1 BB 2 IBB 0 HBP 0 BLK 0 WP 0 HR 0 S 18 P 26 ERA 0.00 WHIP 1.500																	

Philadelphia Athletics @ Chicago White Sox  
Comiskey Park, Chicago, IL  
Sat Jul 31 1954, 4:33 AM EDT  
Att: 4,581 - Unknown

AB 30  
R 7  
H 11  
RBI 6  
BB 5  
SO 3  
LOB 14






Batter	1	2	3	4	5	6	7	8	9	AB	R	H	RBI	BB	SO	LOB	TOP										
Spook Jacobs, R OBP: 0.328, SLG: 0.292 Pete Suder, R OBP: 0.261, SLG: 0.308	G5-4-3 1B		6-3		P6		6-3	K		4	0	1	0	0	0	0											
Lou Limmer, L OBP: 0.429	K		4-3		F7		F8		K	5	0	0	0	0	2	1											
Jim Finigan, R OBP: 0.391, SLG: 0.433	G5-4-3		F8		FC6-4 BB			1B WP FC5-4 1B	K2-3	4	1	1	0	1	1	1											
Bill Renna, R OBP: 0.303, SLG: 0.394		F6		3B 1B	FC6-4			F3	K	5	1	1	0	0	1	2											
Elmer Valo, L OBP: 0.379, SLG: 0.386		HR 2B		1-H 3B		E3 B1		FC5-4 BB 1B		4	2	3	1	0	0	0											
Bill Wilson, R OBP: 0.362, SLG: 0.457				5-3		B1		1-2 BB		0	1	0	0	0	0	0											
Joe Demaestri, R OBP: 0.260, SLG: 0.319		HR			F5		F9	FC5-4 BB BB		4	0	0	1	0	0	4											
Billy Shantz, R OBP: 0.331, SLG: 0.390 Don Bolweg, L OBP: 0.323, SLG: 0.303 Jim Robertson, R OBP: 0.277, SLG: 0.229	FC4 1B				FC4-6 IBB		1-3	1-2 BB BB		2	0	1	0	1	0	1											
Marion Fricano, R OBP: 0.161, SLG: 0.133 Al Sima, R OBP: 0.067, SLG: 0.067 Vic Power, R OBP: 0.265, SLG: 0.324 Charlie Bishop, R OBP: 0.250, SLG: 0.250	FC4			FC4-6		1-3		1-2 2-3 3-H BB		3	0	0	0	0	0	3											
<b>Inning Stats</b>	R: 0 E: 0 K: 1 S: 5	H: 1 LOB: 0 BB: 0 P: 5	R: 2 E: 0 K: 0 S: 6	H: 3 LOB: 1 BB: 0 P: 6	R: 0 E: 0 K: 0 S: 3	H: 0 LOB: 0 BB: 0 P: 3	R: 1 E: 0 K: 0 S: 5	H: 2 LOB: 2 BB: 1 P: 9	R: 0 E: 1 K: 0 S: 4	H: 0 LOB: 1 BB: 0 P: 4	R: 0 E: 0 K: 0 S: 3	H: 0 LOB: 0 BB: 0 P: 3	R: 2 E: 0 K: 1 S: 7	H: 2 LOB: 3 BB: 3 P: 19	R: 0 E: 0 K: 3 S: 9	H: 0 LOB: 0 BB: 0 P: 9	1B: 5 2B: 1 3B: 1 HR: 1	SF: 0 SAC: 0 DP: 1 HBP: 0	WP: 1 PB: 0 SB: 0 CS: 0	PA: 40							
<b>PITCHER</b>	IP	WLS	BF	H	R	ER	SO	BB	IBB	HBP	BLK	WP	HR	S	P	ERA	WHIP										
Sandy Consuegra, R ERA: 3.12 Billy Pierce, L ERA: 3.29	7.2	W	34	8	5	5	1	2	1	0	0	1	1	33	45	5.87	1.304										
	1.1	S	6	0	0	0	4	2	0	0	0	0	0	12	20	0.00	1.500										

Philadelphia Athletics @ Chicago White Sox  
Comiskey Park, Chicago, IL  
Sun Aug 01 1954, 4:33 AM EDT  
Unknown

AB 32  
R 5  
H 7  
RBI 3  
BB 4  
SO 5  
LOB 15



Batter	1	2	3	4	5	6	7	8	9	AB	R	H	RBI	BB	SO	LOB	BOTTOM										
Chico Carrasquel, R OBP: 0.359, SLG: 0.383	SH2-3 1B		F7		4-3		1B FC4-6 HBP	5-3		4	1	1	0	0	0	4											
Nellie Fox, L OBP: 0.362, SLG: 0.391	SH2-3		F7				FC4-6 1B			3	0	2	3	0	0	0											
Minnie Minoso, R OBP: 0.416, SLG: 0.543	F8			HR BB	F7		FC4-6 1B			3	1	0	1	1	0	3											
Phil Cavarretta, L OBP: 0.417, SLG: 0.436 Ron Jackson, R OBP: 0.367, SLG: 0.564	G3			1-H HR		B3		1-2 1B		4	1	2	2	0	0	1											
Jim Rivera, L OBP: 0.355, SLG: 0.439		P4		K		F8		K		4	0	0	0	0	2	2											
Carl Sawatski, L OBP: 0.319, SLG: 0.363 Fred Marsh, R OBP: 0.296, SLG: 0.280 Sherm Lollar, R OBP: 0.345, SLG: 0.382					4-3			SH1-3 BB 1B		4	0	2	0	0	1	0											
Cass Michaels, R OBP: 0.405, SLG: 0.425		5-3			6-3			5-3		3	0	0	0	1	0	1											
Ed McGhee, R OBP: 0.244, SLG: 0.293		5-3				F3		1B E 1B	P4	4	1	1	0	0	0	3											
Sandy Consuegra, R OBP: 0.268, SLG: 0.231 Billy Pierce, L OBP: 0.282, SLG: 0.243			6-3			4-3 1B 1B		1-3 1B 1B	SH1-3	3	2	2	0	0	0	0											
<b>Inning Stats</b>	R: 0 E: 0 K: 0 S: 4	H: 1 LOB: 1 BB: 0 P: 4	R: 0 E: 0 K: 0 S: 4	H: 1 LOB: 0 BB: 0 P: 4	R: 0 E: 0 K: 1 S: 3	H: 0 LOB: 0 BB: 0 P: 3	R: 2 E: 0 K: 1 S: 6	H: 1 LOB: 1 BB: 1 P: 10	R: 1 E: 0 K: 0 S: 5	H: 2 LOB: 1 BB: 0 P: 5	R: 0 E: 0 K: 1 S: 5	H: 0 LOB: 0 BB: 0 P: 5	R: 3 E: 1 K: 1 S: 9	H: 4 LOB: 2 BB: 0 P: 10	R: 0 E: 0 K: 0 S: 4	H: 1 LOB: 3 BB: 1 P: 8	1B: 8 2B: 0 3B: 1 HR: 1	SF: 0 SAC: 2 DP: 0 HBP: 1	WP: 0 PB: 0 SB: 0 CS: 0	PA: 37							
<b>PITCHER</b>	IP	WLS	BF	H	R	ER	SO	BB	IBB	HBP	BLK	WP	HR	S	P	ERA	WHIP										
Marion Fricano, R ERA: 5.54 Al Sima, L ERA: 3.5 Charlie Bishop, R ERA: 7.4	6.2	L	31	9	6	6	2	1	0	1	0	0	0	3	3	8.10	1.500										
	1.0		5	1	0	0	0	1	0	0	0	0	0	4	8	0.00	2.000										

Philadelphia Athletics @ Chicago White Sox  
Comiskey Park, Chicago, IL  
Sun Aug 01 1954, 4:33 AM EDT  
Unknown

AB 32  
R 6  
H 10  
RBI 6  
BB 2  
SO 3  
LOB 14





Batter	1	2	3	4	5	6	7	8	9	AB	R	H	RBI	BB	SO	LOB	TOP								
Spook Jacobs, R OBP: 0.329, SLG: 0.292 (1, 4)										3	0	1	0	1	0	3	Philadelphia Athletics @ Chicago White Sox Comiskey Park, Chicago, IL Sun Aug 01 1954, 4:38 AM EDT Att: 17,057 - Unknown								
Lou Limmer, L OBP: 0.292, SLG: 0.425 Don Bollweg, L OBP: 0.321, SLG: 0.299 (1, 3) (5, 3)										2	0	0	0	0	1	1									
Jim Finigan, R Vic Power, R OBP: 0.263, SLG: 0.322 (1, 5) (5, 5)										2	0	0	0	0	0	0									
Bill Renna, R OBP: 0.303, SLG: 0.390 (1, 9)										3	1	0	0	1	0	0									
Elmer Valo, L OBP: 0.376, SLG: 0.382 (1, 7)										4	0	1	0	0	1	0									
Bill Wilson, R OBP: 0.357, SLG: 0.450 (1, 8)										0	0	0	0	0	0	0									
Joe Demaestri, R OBP: 0.258, SLG: 0.317 (1, 6)										3	0	0	0	0	0	2									
Jim Robertson, R OBP: 0.281, SLG: 0.235 Billy Shantz, R OBP: 0.320, SLG: 0.388 (1, 2) (5, 2)										2	0	1	1	0	1	0									
Sonny Dixon, S OBP: 0.211, SLG: 0.316 Al Sima, R OBP: 0.063, SLG: 0.063 Dutch Romberger, R Moe Burtshy, R OBP: 0.100, SLG: 0.100 (1, 1) (2, 1) (4, 1) (7, 1)										1	0	0	0	0	1	0									
<b>Inning Stats</b>	R: 0 E: 0 K: 0 S: 3	H: 1 LOB: 0 BB: 0 P: 3	R: 0 E: 0 K: 1 S: 5	H: 0 LOB: 0 BB: 0 P: 5	R: 0 E: 0 K: 2 S: 7	H: 0 LOB: 0 BB: 0 P: 7	R: 0 E: 0 K: 1 S: 5	H: 0 LOB: 0 BB: 0 P: 5	R: 1 E: 0 K: 0 S: 5	H: 2 LOB: 2 BB: 2 P: 13	R: 0 E: 0 K: 0 S: 3	H: 0 LOB: 0 BB: 0 P: 3	R: 0 E: 0 K: 1 S: 5	H: 0 LOB: 1 BB: 1 P: 9	R: 0 E: 0 K: 0 S: 3	H: 0 LOB: 0 BB: 0 P: 3		1B: 3 2B: 0 3B: 0 HR: 0	SF: 0 SAC: 0 DP: 1 HBP: 0	WP: 0 PB: 0 SB: 0 CS: 0	PA: 32				
<b>PITCHER</b>	IP	WLS	BF	H	R	ER	SO	BB	IBB	HBP	BLK	WP	HR	S	P	ERA	WHIP								
Virgil Trucks, R ERA: 2.41 Harry Dorish, R ERA: 2.93 (1, 1) (9, 1)	8.0	W	29	3	1	1	6	3	0	0	0	0	0	38	50	1.12	0.750								

Batter	1	2	3	4	5	6	7	8	9	AB	R	H	RBI	BB	SO	LOB	BOTTOM								
Chico Carrasquel, R OBP: 0.360, SLG: 0.381 Fred Marsh, R OBP: 0.290, SLG: 0.280 (1, 6) (7, 6)										4	2	1	1	1	0	1	Philadelphia Athletics @ Chicago White Sox Comiskey Park, Chicago, IL Sun Aug 01 1954, 4:38 AM EDT Att: 17,057 - Unknown								
Nellie Fox, L OBP: 0.365, SLG: 0.391 (1, 4)										2	1	1	1	2	0	0									
Minnie Minoso, R OBP: 0.415, SLG: 0.549 (1, 7)										5	1	2	4	0	0	2									
Phil Cavarretta, L OBP: 0.414, SLG: 0.433 Ron Jackson, R OBP: 0.355, SLG: 0.544 (1, 3) (5, 3)										3	0	1	0	0	0	1									
Jim Rivera, L OBP: 0.359, SLG: 0.457 (1, 9)										5	2	3	1	0	0	2									
Matt Batts, R OBP: 0.347, SLG: 0.369 (1, 2)										3	2	2	0	2	0	0									
Cass Michaels, R OBP: 0.408, SLG: 0.434 (1, 5)										5	2	3	1	0	0	2									
Johnny Groth, R OBP: 0.348, SLG: 0.364 (1, 8)										5	1	2	2	0	0	4									
Virgil Trucks, R OBP: 0.181, SLG: 0.214 Harry Dorish, R OBP: 0.118, SLG: 0.118 (1, 1) (9, 1)										3	1	1	2	0	2	0									
<b>Inning Stats</b>	R: 0 E: 0 K: 0 S: 3	H: 0 LOB: 1 BB: 1 P: 7	R: 5 E: 0 K: 0 S: 10	H: 7 LOB: 2 BB: 0 P: 10	R: 0 E: 0 K: 0 S: 3	H: 0 LOB: 0 BB: 0 P: 3	R: 4 E: 0 K: 1 S: 9	H: 4 LOB: 2 BB: 2 P: 17	R: 0 E: 0 K: 1 S: 5	H: 0 LOB: 1 BB: 1 P: 9	R: 3 E: 0 K: 0 S: 7	H: 4 LOB: 1 BB: 0 P: 7	R: 0 E: 0 K: 0 S: 3	H: 0 LOB: 0 BB: 0 P: 3	R: 0 E: 0 K: 0 S: 3	H: 1 LOB: 1 BB: 1 P: 7		1B: 11 2B: 2 3B: 1 HR: 2	SF: 2 SAC: 0 DP: 1 HBP: 0	WP: 1 PB: 0 SB: 1 CS: 0	PA: 44				
<b>PITCHER</b>	IP	WLS	BF	H	R	ER	SO	BB	IBB	HBP	BLK	WP	HR	S	P	ERA	WHIP								
Sonny Dixon, R ERA: 5.03 Al Sima, L ERA: 3.99 Dutch Romberger, R ERA: 11.49 Moe Burtshy, R ERA: 4.13 (1, 1) (2, 1) (4, 1) (7, 1)	1.1	L	10	5	5	5	0	1	0	0	0	1	2	14	18	15.43	2.571								



Batter	1	2	3	4	5	6	7	8	9	AB	R	H	RBI	BB	SO	LOB	TOP						
Jim Piersall, R OBP: 0.339, SLG: 0.385 (1, 9)	0-0 1-3		0-3 K			0-0 2B		0-0 F7		4	0	1	0	0	1	1	<b>Boston Red Sox @ Chicago White Sox</b> Comiskey Park, Chicago, IL Tue Aug 03 1954, 4:33 AM EDT Att: 30,062 - Unknown <a href="http://livebaseballscorecards.com">livebaseballscorecards.com</a>						
Ted Williams, L OBP: 0.524, SLG: 0.695 (1, 7)	0-0 6-3			0-0 G4-6-3 1B		0-0 F6		0-0 F8		4	0	1	0	0	0	1							
Sam Mele, R OBP: 0.293, SLG: 0.381 (1, 3)	0-0 5-3			0-3 K			4-0 1B E BB	0-0 F9		3	1	0	0	1	1	1							
Jackie Jensen, R OBP: 0.354, SLG: 0.481 (1, 8)		0-3 K		0-0 G4-6-3 1-2			0-0 E FC5-4 1B		0-0 S 1B	4	1	2	0	0	1	1							
Sammy White, R OBP: 0.314, SLG: 0.417 (1, 2)		0-0 F2			0-0 6-3		0-0 FC5-4 1-3 2-H 1B		0-0 F8 1-2	4	0	1	1	0	0	1							
Ted Lepcio, R OBP: 0.327, SLG: 0.390 Karl Olson, R OBP: 0.338, SLG: 0.393 Billy Goodman, L OBP: 0.359, SLG: 0.375 (1, 4) (7, PH) (7, 4)	0-3 K				0-3 K		4-0 FC5-4 BB		0-0 F8	2	0	0	0	0	2	0							
Milt Bolling, R OBP: 0.335, SLG: 0.362 Don Lenhardt, R OBP: 0.292, SLG: 0.390 Grady Hatton, L OBP: 0.366, SLG: 0.375 (1, 5) (7, PH) (7, 5)			4-0 FC5-4 BB		0-0 5-3		0-0 FC5-4 1-2 2-3 3-H		0-0 F7	1	0	0	0	1	0	0							
Billy Consono, R OBP: 0.308, SLG: 0.250 (1, 6)			0-0 FC5-4 SH1-3 1-2			0-0 F8	0-3 K			3	0	0	0	0	1	3							
Frank Sullivan, R OBP: 0.214, SLG: 0.162 Del Wilber, R OBP: 0.167, SLG: 0.211 Tex Clevenger, R OBP: 0.231, SLG: 0.308 (1, 1) (7, PH) (7, 1)			0-0 SH1-3 1-2			0-3 K	0-0 F2			1	0	0	0	0	1	0							
										1	0	0	0	0	0	2							
										0	0	0	0	0	0	0							
<b>Inning Stats</b>	R: 0 E: 0 K: 0 S: 3	H: 0 LOB: 0 BB: 0 P: 3	R: 0 E: 0 K: 2 S: 7	H: 0 LOB: 0 BB: 0 P: 7	R: 0 E: 0 K: 1 S: 5	H: 0 LOB: 1 BB: 1 P: 9	R: 0 E: 0 K: 1 S: 5	H: 1 LOB: 0 BB: 0 P: 5	R: 0 E: 0 K: 1 S: 5	H: 0 LOB: 0 BB: 0 P: 5	R: 0 E: 0 K: 1 S: 6	H: 1 LOB: 1 BB: 0 P: 6	R: 2 E: 1 K: 1 S: 7	H: 2 LOB: 2 BB: 2 P: 15	R: 0 E: 0 K: 0 S: 3	H: 0 LOB: 0 BB: 0 P: 3		R: 0 E: 0 K: 0 S: 4	H: 1 LOB: 1 BB: 0 P: 4	1B: 4 2B: 1 3B: 0 HR: 0	SF: 0 SAC: 1 DP: 1 HBP: 0	WP: 0 PB: 0 SB: 1 CS: 0	PA: 34
<b>PITCHER</b> Jack Harshman, L ERA: 3.79 (1, 1)	IP: 9.0 WLS: W BF: 34 H: 5 R: 2 ER: 2 SO: 7 BB: 3 IBB: 0 HBP: 0 BLK: 0 WP: 0 HR: 0 S: 45 P: 57 ERA: 2.00 WHIP: 0.889															<b>PITCHER</b>							

AB	30
R	2
H	5
RBI	2
BB	3
SO	7
LOB	14



Batter	1	2	3	4	5	6	7	8	9	AB	R	H	RBI	BB	SO	LOB	BOTTOM	
Chico Carrasquel, R OBP: 0.361, SLG: 0.381 (1, 6)	0-0 1B FC1	0-0 F6			0-0 L5		4-0 HBP 2B BB			3	2	1	0	1	0	0	<b>Boston Red Sox @ Chicago White Sox</b> Comiskey Park, Chicago, IL Tue Aug 03 1954, 4:33 AM EDT Att: 30,062 - Unknown <a href="http://livebaseballscorecards.com">livebaseballscorecards.com</a>	
Nellie Fox, L OBP: 0.368, SLG: 0.393 (1, 4)	0-0 E FC1 2B 1B		0-0 F7			0-0 S 1B 1B	1-0 2B HBP			3	2	2	0	0	0	0		
Minnie Minoso, R OBP: 0.414, SLG: 0.549 (1, 7)	0-0 FC1 2B G1-2-3 3-H		0-0 F3			0-0 F6 1-2	0-0 1-3 2-H 2B			4	0	1	2	0	0	2		
Phil Cavarretta, L OBP: 0.426, SLG: 0.450 (1, 3)	0-0 2B		0-0 F5			0-0 1B SH3 1B	4-0 1B IBB			3	1	2	2	1	0	0		
Jim Rivera, L OBP: 0.361, SLG: 0.456 (1, 9)	4-0 IBB			0-0 4-3		0-0 SH3 1B 1B	0-0 F7			3	1	1	0	1	0	3		
Cass Michaels, R OBP: 0.404, SLG: 0.428 (1, 5)	0-3 K			0-0 F6		0-0 SH3 1-2	0-0 L4			3	0	0	1	0	1	6		
Sherm Lollar, R OBP: 0.344, SLG: 0.380 (1, 2)	0-0 G1-2-3 3-H			0-0 6-3		0-0 2-H 1B		0-0 F5		4	0	1	1	0	0	3		
Johnny Groth, R OBP: 0.344, SLG: 0.360 (1, 8)		0-0 F2			0-0 1-3	0-0 4-3		0-3 K		4	0	0	0	0	1	1		
Jack Harshman, L OBP: 0.286, SLG: 0.286 (1, 1)		0-0 F8			0-3 K		0-0 F8	0-0 4-3		4	0	0	0	0	1	0		
										1B: 6 2B: 2 3B: 0 HR: 0	SF: 0 SAC: 1 DP: 1 HBP: 1	WP: 0 PB: 0 SB: 1 CS: 0	PA: 36					
<b>Inning Stats</b>	R: 2 E: 1 K: 1 S: 8	H: 3 LOB: 2 BB: 1 P: 12	R: 0 E: 0 K: 0 S: 3	H: 0 LOB: 0 BB: 0 P: 3	R: 0 E: 0 K: 0 S: 3	H: 0 LOB: 0 BB: 0 P: 3	R: 0 E: 0 K: 0 S: 3	H: 0 LOB: 0 BB: 0 P: 3	R: 0 E: 0 K: 1 S: 5	H: 0 LOB: 0 BB: 0 P: 5	R: 3 E: 0 K: 0 S: 7	H: 4 LOB: 1 BB: 0 P: 7	R: 1 E: 0 K: 0 S: 4	H: 1 LOB: 3 BB: 2 P: 13	R: 0 E: 0 K: 1 S: 5	H: 0 LOB: 0 BB: 0 P: 5		
<b>PITCHER</b> Frank Sullivan, R ERA: 3.47 Tex Clevenger, R ERA: 5.23 (1, 1) (7, 1)	IP: 6.0 WLS: L BF: 26 H: 7 R: 5 ER: 5 SO: 2 BB: 0 IBB: 1 HBP: 0 BLK: 0 WP: 0 HR: 0 S: 29 P: 33 ERA: 7.50 WHIP: 1.167															<b>PITCHER</b>		









Batter	1	2	3	4	5	6	7	8	9	AB	R	H	RBI	BB	SO	LOB	TOP			
Jim Piersall, R (1, 9) OBP: 0.343, SLG: 0.385	0-0 1-3		0-0 L4-3 1B		0-0 BB 1B		4-0 FC4-6 1B SF7 BB		4-0 BB	3	1	2	0	2	0	0				
Ted Williams, L (1, 7) OBP: 0.519, SLG: 0.692	0-0 6-3		0-0 L4-3 1-2		0-0 F8		0-0 FC4-6 1-2 1B		0-0 F8	5	0	1	0	0	0	3				
Billy Goodman, L (1, 3) OBP: 0.359, SLG: 0.378	0-0 2B		0-0 4-3		0-0 BB 1-2 1B		0-0 FC4-6 1B 1-2 2-3		0-0 F7	5	0	2	0	0	0	3				
Jackie Jensen, R (1, 8) OBP: 0.353, SLG: 0.478	0-0 F8			0-0 FC3-6 1B 1-2 2-3	4-0 BB 1-2 2-3	0-0 BB	0-0 SF7		0-0 F2	3	0	1	1	1	0	2				
Grady Hatton, L (1, 5) OBP: 0.366, SLG: 0.371		4-0 SH1-3 BB		0-0 FC3-6 BB 1-2	0-0 4-3		0-0 3-H		0-0	2	0	0	0	1	0	4				
Sam Mele, R (7, PH) OBP: 0.292, SLG: 0.378										1	0	1	0	0	0	0				
Milt Bolling, R (7, 5) OBP: 0.335, SLG: 0.361										0	0	0	0	0	0	0				
Mickey Owen, R (1, 2) OBP: 0.300, SLG: 0.314		4-0 SH1-3 BB 1-2		0-0 F5		0-0 6-3		0-0 F8		3	0	0	0	1	0	3				
Ted Lepcio, R (1, 4) OBP: 0.329, SLG: 0.390		0-0 SH1-3		4-0 BB 1-2 2-3		0-0 6-3		0-3 K		2	0	0	0	1	1	0				
Billy Conso, R (1, 6) OBP: 0.304, SLG: 0.250		0-3 K		0-3 K		0-0 1B		0-0 F4		4	0	1	0	0	2	4				
Tom Brewer, R (1, 1) OBP: 0.310, SLG: 0.366										1	0	0	0	0	0	2				
Tex Clevenger, R (3, 1) OBP: 0.237, SLG: 0.306										0	0	0	0	0	0	0				
Harry Argenta, R (5, PH) OBP: 0.316, SLG: 0.418										0	0	0	0	0	0	0				
Leo Kiely, L (5, 1) OBP: 0.316, SLG: 0.418										0	0	0	0	0	0	0				
Don Lenhardt, R (5, PH) OBP: 0.297, SLG: 0.405										0	0	0	0	0	0	1				
Tom Hurd, R (5, 1) OBP: 0.323, SLG: 0.388										0	0	0	0	0	0	0				
Karl Olson, R (5, PH) OBP: 0.274, SLG: 0.162										0	0	0	0	0	0	0				
<b>Inning Stats</b>	R: 0 E: 0 K: 0 S: 4	H: 1 LOB: 1 BB: 0 P: 4	R: 0 E: 0 K: 1 S: 5	H: 0 LOB: 2 BB: 2 P: 13	R: 0 E: 0 K: 1 S: 3	H: 1 LOB: 0 BB: 0 P: 3	R: 0 E: 0 K: 1 S: 6	H: 1 LOB: 2 BB: 1 P: 10	R: 0 E: 0 K: 0 S: 5	H: 1 LOB: 1 BB: 0 P: 4	R: 1 E: 0 K: 0 S: 5	H: 2 LOB: 2 BB: 1 P: 9	R: 0 E: 0 K: 1 S: 5	H: 0 LOB: 0 BB: 0 P: 5	R: 0 E: 0 K: 0 S: 3	H: 0 LOB: 1 BB: 1 P: 7	1B: 7 2B: 2 3B: 0 HR: 0	SF: 1 SAC: 1 DP: 1 HBP: 0	WP: 0 PB: 0 SB: 0 CS: 0	PA: 40
<b>PITCHER</b>	IP WLS BF H R ER SO BB IBB HBP BLK WP HR S P ERA WHIP																			
Bob Keegan, R (1, 1) ERA: 2.89	6.0 W 29 7 1 1 2 5 0 0 0 0 0 0 28 48 1.50 2.000																			
Morrie Martin, L (7, 1) ERA: 4.03	3.0 S 11 1 0 0 1 1 0 0 0 0 0 0 12 16 0.00 0.667																			

**Boston Red Sox @ Chicago White Sox**  
Comiskey Park, Chicago, IL  
Thu Aug 05 1954, 4:33 AM EDT  
Att: 10,042 - Unknown

AB 32  
R 1  
H 8  
RBI 1  
BB 6  
SO 3  
LOB 22



Batter	1	2	3	4	5	6	7	8	9	AB	R	H	RBI	BB	SO	LOB	BOTTOM			
Chico Carrasquel, R (1, 6) OBP: 0.358, SLG: 0.385	0-3 K		0-0 HR	0-3 K		0-0 1-3				4	1	1	1	0	2	0				
Nellie Fox, L (1, 4) OBP: 0.373, SLG: 0.397	4-0 HBP 2B BB		0-0 E 1B	0-0 4-3		0-0 3-1				3	2	1	0	1	0	0				
Minnie Minoso, R (1, 7) OBP: 0.418, SLG: 0.546	1-0 2B HBP		0-0 E1 E SF9 1B		4-0 E G3 BB		0-0 F8			2	2	1	0	1	0	0				
Phil Cavarretta, L (1, 3) OBP: 0.426, SLG: 0.481	0-0 1-H 2-H 2B		4-0 E BB		0-0 G3		0-0 F4			3	0	1	2	1	0	1				
Jim Rivera, L (1, 9) OBP: 0.360, SLG: 0.450	0-0 5-3		0-0 E4 1-2 2-3 3-H		0-0 F8		0-0 F5			4	0	0	1	0	0	4				
Carl Sawatski, L (1, 2) OBP: 0.316, SLG: 0.361	0-0 4-3		0-0 SF9		0-0 E4		0-0 1B			3	0	1	1	0	0	2				
Fred Marsh, R (1, 5) OBP: 0.258, SLG: 0.241		0-0 6-3	0-0 K		0-0 F3		0-3 K			4	0	0	0	0	2	5				
Johnny Groth, R (1, 8) OBP: 0.340, SLG: 0.357		0-0 F9	0-0 6-3		0-0 P4		0-3 K			4	0	0	0	0	1	3				
Bob Keegan, R (1, 1) OBP: 0.169, SLG: 0.203		0-0 6-3		0-3 K		0-0 F3				3	0	0	0	0	1	0				
Morrie Martin, L (7, 1) OBP: 0.250, SLG: 0.333										0	0	0	0	0	0	0				
<b>Inning Stats</b>	R: 2 E: 0 K: 1 S: 6	H: 1 LOB: 1 BB: 1 P: 11	R: 0 E: 0 K: 0 S: 3	H: 0 LOB: 0 BB: 0 P: 3	R: 3 E: 2 K: 1 S: 9	H: 3 LOB: 2 BB: 1 P: 13	R: 0 E: 0 K: 2 S: 7	H: 0 LOB: 0 BB: 0 P: 7	R: 0 E: 0 K: 0 S: 4	H: 0 LOB: 2 BB: 1 P: 8	R: 0 E: 0 K: 0 S: 3	H: 0 LOB: 0 BB: 0 P: 3	R: 0 E: 0 K: 2 S: 8	H: 1 LOB: 1 BB: 0 P: 8	R: 0 E: 0 K: 0 S: 3	H: 0 LOB: 0 BB: 0 P: 3	1B: 3 2B: 1 3B: 0 HR: 1	SF: 1 SAC: 0 DP: 0 HBP: 1	WP: 0 PB: 0 SB: 0 CS: 0	PA: 35
<b>PITCHER</b>	IP WLS BF H R ER SO BB IBB HBP BLK WP HR S P ERA WHIP																			
Tom Brewer, R (1, 1) ERA: 4.28	2.0 L 13 4 5 5 1 2 0 0 0 0 0 0 13 13 0.00 0.000																			
Tex Clevenger, R (3, 1) ERA: 5.04	2.0 7 0 0 0 3 0 0 0 0 0 0 0 13 13 0.00 0.000																			
Leo Kiely, L (5, 1) ERA: 3.44	1.0 5 0 0 0 0 1 0 0 0 0 0 0 4 8 0.00 1.000																			
Tom Hurd, R (6, 1) ERA: 9.0	2.0 6 0 0 0 0 0 0 0 0 0 0 0 6 6 0.00 0.000																			
Frank Sullivan, R (8, 1) ERA: 3.45	1.0 4 1 0 0 2 0 0 0 0 0 0 0 8 8 0.00 1.000																			

**Boston Red Sox @ Chicago White Sox**  
Comiskey Park, Chicago, IL  
Thu Aug 05 1954, 4:33 AM EDT  
Att: 10,042 - Unknown

AB 30  
R 5  
H 5  
RBI 5  
BB 3  
SO 6  
LOB 15





Batter	1	2	3	4	5	6	7	8	9	AB	R	H	RBI	BB	SO	LOB	TOP				
<b>Eddie Yost, R</b> OBP: 0.410, SLG: 0.422 (1, 5)	0-0 5-3		0-0 1B 1-H G4-6-3 2B		0-0 6-3		0-0 G3		0-0 4-3 BLK 1B	5	1	2	1	0	0	0	<b>Washington Senators @ Chicago White Sox</b> Comiskey Park, Chicago, IL Fri Aug 06 1954, 4:33 AM EDT Att: 25,454 - Unknown <a href="http://livebaseballscorecards.com">livebaseballscorecards.com</a>				
<b>Johnny Pesky, L</b> OBP: 0.312, SLG: 0.344 (1, 4)	0-0 6-3		0-0 G4-6-3 1B		0-0 G3		0-0 P6	0-0 4-3	5	0	1	0	0	0	0	1					
<b>Mickey Vernon, L</b> OBP: 0.367, SLG: 0.539 (1, 3)	0-0 F9		0-0 G4-6-3 1-2 3-H		4-0 BB		0-0 P6	0-3 K	4	0	0	0	1	1	2						
<b>Pete Runnels, L</b> OBP: 0.375, SLG: 0.413 (1, 6)		0-0 FC6-4 1B	0-0 1B		0-0 1-3		4-0 1B 2B BB	4-0 1B BB	3	1	2	0	2	0	1						
<b>Jim Busby, R</b> OBP: 0.336, SLG: 0.398 (1, 8)		0-0 FC6-4 1B 1-2	0-0 5-3		0-3 K		0-0 1-2 2B 1B	0-0 F9	5	1	1	0	0	1	4						
<b>Roy Sievers, R</b> OBP: 0.340, SLG: 0.454 (1, 7)		0-0 1-2 1B		0-3 K		0-0 L6	0-0 1-1 2-H 2B		4	1	2	2	0	1	0						
<b>Clyde Vollmer, R</b> OBP: 0.276, SLG: 0.317 (1, 9)		0-3 K		0-3 K		0-0 6-3	4-0 1B BB		3	0	0	0	1	2	2						
<b>Ed Fitz Gerald, R</b> OBP: 0.362, SLG: 0.384 (1, 2)		0-0 5-3		0-0 1B		0-0 P6	0-0 1-2 2-H 1B		4	0	2	1	0	0	2						
<b>Johnny Schmitz, R</b> OBP: 0.171, SLG: 0.147 <b>Gus Keriazakos, R</b> (4, 1)			0-0 2B 1B	0-0 4-3		0-3 K	0-3 K		2	1	1	0	0	0	1						
<b>Bunky Stewart, L</b> (8, 1)									0	0	0	0	0	0	0						
<b>Inning Stats</b>	R: 0 E: 0 K: 0 S: 3	H: 0 LOB: 0 BB: 0 P: 3	R: 0 E: 0 K: 1 S: 7	H: 2 LOB: 2 BB: 0 P: 7	R: 2 E: 0 K: 0 S: 6	H: 4 LOB: 1 BB: 0 P: 6	R: 0 E: 0 K: 2 S: 8	H: 1 LOB: 1 BB: 0 P: 8	R: 0 E: 0 K: 1 S: 5	H: 0 LOB: 0 BB: 0 P: 5	R: 0 E: 0 K: 1 S: 5	H: 0 LOB: 0 BB: 0 P: 5	R: 3 E: 0 K: 1 S: 8	H: 3 LOB: 2 BB: 2 P: 16	R: 0 E: 0 K: 1 S: 6	H: 1 LOB: 2 BB: 1 P: 10	1B: 9 2B: 2 3B: 0 HR: 0	SF: 0 SAC: 0 DP: 1 HBP: 0	WP: 0 PB: 0 CS: 0	PA: 41	
<b>PITCHER</b>	IP	WLS	BF	H	R	ER	SO	BB	IBB	HBP	BLK	WP	HR	S	P	ERA	WHIP				
<b>Virgil Trucks, R</b> ERA: 2.55 <b>Billy Pierce, L</b> ERA: 3.4	(1, 1)	8.0	W	36	10	5	5	6	3	0	0	0	0	0	45	57	5.62	1.625			
	(9, 1)	1.0	S	5	1	0	0	1	1	0	0	1	0	0	6	10	0.00	2.000			

Batter	1	2	3	4	5	6	7	8	9	AB	R	H	RBI	BB	SO	LOB	BOTTOM				
<b>Chico Carrasquel, R</b> OBP: 0.361, SLG: 0.388 (1, 6)	0-0 BB 1B 1B	0-0 5-3		4-0 FC5 1B BB		0-3 K		0-0 2B HBP 2B		4	2	2	2	1	1	0	<b>Washington Senators @ Chicago White Sox</b> Comiskey Park, Chicago, IL Fri Aug 06 1954, 4:33 AM EDT Att: 25,454 - Unknown <a href="http://livebaseballscorecards.com">livebaseballscorecards.com</a>				
<b>Nellie Fox, L</b> OBP: 0.376, SLG: 0.408 (1, 4)	0-0 1-2 1B BB	0-0 1B		0-0 P4		0-0 3B		0-0 HBP 5-3 2B		5	2	4	1	0	0	2					
<b>Minnie Minoso, R</b> OBP: 0.419, SLG: 0.544 (1, 7)	4-0 F8 SH3-1 BB	0-0 4-3		0-0 1-2 3-H 1B		0-0 F8		0-0 5-3 HBP IBB		3	1	1	1	2	0	2					
<b>George Kell, R</b> OBP: 0.342, SLG: 0.348 <b>Ron Jackson, R</b> OBP: 0.359, SLG: 0.534 <b>Billy Pierce, L</b> OBP: 0.286, SLG: 0.231 (9, 1)	0-0 FC5 SH3-1 1B		0-0 F7	0-0 FC5		0-0 F9	1-0 5-3 HBP		4	0	1	2	0	0	2						
<b>Jim Rivera, L</b> OBP: 0.355, SLG: 0.443 (1, 9)	0-0 F8		0-0 3-1		0-3 K		0-0 F9	0-3 K	5	0	0	0	0	2	5						
<b>Sherm Lollar, R</b> OBP: 0.339, SLG: 0.373 (1, 2)	0-0 SH3-1		0-0 5-3		0-0 F7		0-0 F8	0-0 5-3	4	0	0	2	0	0	2						
<b>Johnny Groth, R</b> OBP: 0.346, SLG: 0.363 (1, 8)				0-0 3B 2B	0-0 1B			HBP 2B BB 4-3	3	2	2	0	2	0	2						
<b>Fred Marsh, R</b> OBP: 0.286, SLG: 0.313 (1, 5)	0-0 FC5			0-0 2-H 3B	0-0 1B 3B			4-0 HBP 2B BB	3	2	1	1	1	0	3						
<b>Virgil Trucks, R</b> OBP: 0.173, SLG: 0.205 <b>Phil Cavarretta, L</b> OBP: 0.431, SLG: 0.481 (8, PH) (9, 3)			0-0 K	0-0 5-3		0-0 P3		1-0 2B HBP	3	0	0	0	0	1	1						
<b>Inning Stats</b>	R: 3 E: 0 K: 0 S: 6	H: 3 LOB: 2 BB: 2 P: 14	R: 0 E: 0 K: 1 S: 6	H: 1 LOB: 1 BB: 0 P: 6	R: 0 E: 0 K: 0 S: 3	H: 0 LOB: 0 BB: 0 P: 3	R: 2 E: 0 K: 0 S: 6	H: 3 LOB: 2 BB: 1 P: 10	R: 0 E: 0 K: 1 S: 6	H: 1 LOB: 1 BB: 0 P: 6	R: 0 E: 0 K: 1 S: 3	H: 0 LOB: 0 BB: 0 P: 3	R: 5 E: 0 K: 1 S: 7	H: 2 LOB: 3 BB: 3 P: 21	R: 0 E: 0 K: 1 S: 6	H: 1 LOB: 2 BB: 1 P: 10		1B: 6 2B: 3 3B: 2 HR: 0	SF: 0 SAC: 1 DP: 0 HBP: 2	WP: 0 PB: 0 CS: 0	PA: 43
<b>PITCHER</b>	IP	WLS	BF	H	R	ER	SO	BB	IBB	HBP	BLK	WP	HR	S	P	ERA	WHIP				
<b>Johnny Schmitz, L</b> ERA: 3.36 <b>Gus Keriazakos, R</b> ERA: 3.25 <b>Bunky Stewart, L</b> ERA: 7.34	(1, 1)	3.2	L	21	2	2	2	2	2	1	0	0	0	0	20	32	12.27	2.455			
	(4, 1)	3.1	L	14	2	2	2	2	0	0	0	0	0	16	24	5.40	1.200				
	(8, 1)	1.0		8	2	3	3	1	0	1	2	0	0	0	7	13	27.00	2.000			



Batter	1	2	3	4	5	6	7	8	9	AB	R	H	RBI	BB	SO	LOB	TOP										
<b>Eddie Yost, R</b> OBP: 0.406, SLG: 0.418 (1,5) X	F7			K		G5-4-3		K		4	0	0	0	0	2	1	<b>Washington Senators @ Chicago White Sox</b> Comiskey Park, Chicago, IL Sat Aug 07 1954, 4:33 AM EDT Att: 9,650 - Unknown <a href="http://livebaseballscorecards.com">livebaseballscorecards.com</a>										
<b>Johnny Pesky, L</b> OBP: 0.305, SLG: 0.335 (1,4) X	4-3			1-3			4-3	P6		4	0	0	0	0	0	0											
<b>Mickey Vernon, L</b> OBP: 0.366, SLG: 0.537 (1,3) X	6-3						P4		6-3	4	0	1	0	0	0	0											
<b>Pete Runnels, L</b> OBP: 0.379, SLG: 0.413 (1,6)				5-3						2	2	1	0	2	0	1											
<b>Jim Busby, R</b> OBP: 0.338, SLG: 0.402 (1,8)										3	2	1	1	1	0	1											
<b>Roy Sievers, R</b> OBP: 0.342, SLG: 0.454 (1,7)										4	0	2	2	0	0	1											
<b>Clyde Vollmer, R</b> OBP: 0.286, SLG: 0.318 (9, PR)										3	0	1	0	1	1	0											
<b>Jerry Snyder, R</b> OBP: 0.271, SLG: 0.241 (9, PR)										0	0	0	0	0	0	0											
<b>Tom Umphlett, R</b> OBP: 0.274, SLG: 0.309 (9, 9)										0	0	0	0	0	0	0											
<b>Joe Tipton, R</b> OBP: 0.342, SLG: 0.309 (9, PH)										3	0	0	0	0	1	2											
<b>Tom Wright, L</b> OBP: 0.328, SLG: 0.348 (9, 2)										0	0	0	1	0	0	0											
<b>Ed Fitz Gerald, R</b> OBP: 0.362, SLG: 0.384 (9, 2)										0	0	0	0	0	0	0											
<b>Mickey McDermott, L</b> OBP: 0.230, SLG: 0.217 (1,1) X	4-3									4	0	1	0	0	1	2											
<b>Inning Stats</b>	R: 0 E: 0 K: 0 S: 3	H: 0 LOB: 0 BB: 0 P: 3	R: 0 E: 0 K: 0 S: 2	H: 0 LOB: 0 BB: 1 P: 6	R: 0 E: 0 K: 1 S: 5	H: 0 LOB: 0 BB: 0 P: 5	R: 0 E: 0 K: 1 S: 6	H: 1 LOB: 1 BB: 0 P: 6	R: 0 E: 0 K: 1 S: 5	H: 0 LOB: 0 BB: 0 P: 5	R: 0 E: 0 K: 0 S: 3	H: 1 LOB: 0 BB: 0 P: 3	R: 2 E: 0 K: 0 S: 6	H: 3 LOB: 2 BB: 1 P: 10	R: 0 E: 0 K: 2 S: 7	H: 0 LOB: 0 BB: 0 P: 7	R: 2 E: 1 K: 0 S: 5	H: 2 LOB: 2 BB: 2 P: 13	1B: 6 2B: 0 3B: 1 HR: 0	SF: 1 SAC: 0 DP: 2 HBP: 0	WP: 0 PB: 0 CS: 0	PA: 36					
<b>PITCHER</b>	IP	WLS	BF	H	R	ER	SO	BB	IBB	HBP	BLK	WP	HR	S	P	ERA	WHIP										
<b>Sandy Consuegra, R</b> ERA: 3.06 (1,1)	6.2		25	5	2	2	3	2	0	0	0	0	0	29	37	2.70	1.050										
<b>Don Johnson, R</b> ERA: 3.14 (7,1)	0.1		1	0	0	0	0	0	0	0	0	0	0	1	1	0.00	0.000										
<b>Morrie Martin, L</b> ERA: 4.18 (8,1)	1.1	L	7	2	2	2	2	1	0	0	0	0	0	10	14	13.50	2.250										
<b>Harry Dorish, R</b> ERA: 2.9 (9,1)	0.2		3	0	0	0	0	0	1	0	0	0	0	2	6	0.00	0.000										

Batter	1	2	3	4	5	6	7	8	9	AB	R	H	RBI	BB	SO	LOB	BOTTOM										
<b>Chico Carrasquel, R</b> OBP: 0.359, SLG: 0.386 (1,6) X	F7		L9	K					FC3-6	5	0	1	0	0	0	2	<b>Washington Senators @ Chicago White Sox</b> Comiskey Park, Chicago, IL Sat Aug 07 1954, 4:33 AM EDT Att: 9,650 - Unknown <a href="http://livebaseballscorecards.com">livebaseballscorecards.com</a>										
<b>Nellie Fox, L</b> OBP: 0.377, SLG: 0.405 (1,4) X	P4						F7		FC6-4	3	0	0	0	1	0	1											
<b>Minnie Minoso, R</b> OBP: 0.420, SLG: 0.541 (1,7) X										2	1	0	0	2	1	2											
<b>George Kell, R</b> OBP: 0.349, SLG: 0.357 (1,3) X										4	1	2	1	1	0	1											
<b>Jim Rivera, L</b> OBP: 0.354, SLG: 0.440 (1,9) X										4	0	1	0	0	0	2											
<b>Matt Batts, R</b> OBP: 0.346, SLG: 0.369 (1,2) X										4	1	1	1	0	1	3											
<b>Johnny Groth, R</b> OBP: 0.347, SLG: 0.367 (1,8) X										4	0	2	1	0	1	2											
<b>Fred Marsh, R</b> OBP: 0.282, SLG: 0.286 (1,5) X										3	0	0	0	1	0	2											
<b>Sandy Consuegra, R</b> OBP: 0.285, SLG: 0.214 (7,1)										2	0	0	0	0	1	1											
<b>Don Johnson, R</b> OBP: 0.288, SLG: 0.202 (7, PH)										0	0	0	0	0	0	0											
<b>Sherm Lollar, R</b> OBP: 0.337, SLG: 0.372 (7, PH)										1	0	0	0	0	0	1											
<b>Morrie Martin, L</b> OBP: 0.295, SLG: 0.333 (8,1)										0	0	0	0	0	0	0											
<b>Harry Dorish, R</b> OBP: 0.142, SLG: 0.118 (9,1)										0	0	0	0	0	0	0											
<b>Ed McGhee, R</b> OBP: 0.241, SLG: 0.289 (9, PH)										1	0	0	0	0	0	1											
<b>Inning Stats</b>	R: 0 E: 0 K: 0 S: 2	H: 0 LOB: 1 BB: 0 P: 6	R: 0 E: 0 K: 1 S: 6	H: 2 LOB: 1 BB: 0 P: 6	R: 0 E: 0 K: 0 S: 4	H: 1 LOB: 1 BB: 0 P: 4	R: 3 E: 0 K: 1 S: 8	H: 3 LOB: 1 BB: 1 P: 12	R: 0 E: 0 K: 0 S: 3	H: 0 LOB: 0 BB: 0 P: 3	R: 0 E: 0 K: 0 S: 3	H: 0 LOB: 1 BB: 1 P: 7	R: 0 E: 0 K: 1 S: 5	H: 0 LOB: 2 BB: 2 P: 13	R: 0 E: 0 K: 1 S: 5	H: 0 LOB: 0 BB: 0 P: 5	R: 0 E: 0 K: 0 S: 4	H: 1 LOB: 1 BB: 0 P: 4	1B: 4 2B: 3 3B: 0 HR: 0	SF: 0 SAC: 0 DP: 1 HBP: 0	WP: 1 PB: 0 CS: 0	PA: 38					
<b>PITCHER</b>	IP	WLS	BF	H	R	ER	SO	BB	IBB	HBP	BLK	WP	HR	S	P	ERA	WHIP										
<b>Mickey McDermott, L</b> ERA: 3.65 (1,1)	9.0	W	38	7	3	3	4	5	0	0	0	1	0	40	60	3.00	1.333										



Batter	1	2	3	4	5	6	7	8	9	AB	R	H	RBI	BB	SO	LOB	TOP								
<b>Eddie Yost, R</b> OBP: 0.404, SLG: 0.414 (1,5)	5-3	5-3		5-3				K		4	0	0	0	1	1	4	<b>Washington Senators @ Chicago White Sox</b> Comiskey Park, Chicago, IL Sun Aug 08 1954, 4:33 AM EDT Unknown								
<b>Jim Busby, R</b> OBP: 0.341, SLG: 0.403 (1,8)	1B HR		1B		F8	5-3		1B		4	1	2	1	1	0	2									
<b>Mickey Vernon, L</b> OBP: 0.368, SLG: 0.536 (1,3)	1-2 HR		F7		G4-6-3	1B		G4-6-3		4	1	2	0	1	0	3									
<b>Pete Runnels, L</b> OBP: 0.374, SLG: 0.407 (1,6)	F7		K		G4-6-3			G4-6-3		5	0	0	0	0	2	5									
<b>Roy Sievers, R</b> OBP: 0.347, SLG: 0.474 (1,7)	1-2 HR		1-2 BB			K		FC6-4		4	2	3	4	1	1	0									
<b>Clyde Vollmer, R</b> OBP: 0.281, SLG: 0.311 (1,9)	6-3									5	1	1	0	0	2	3									
<b>Tom Umphlett, R</b> OBP: 0.274, SLG: 0.309 (9,9)			K			HR		FC6-4		0	0	0	0	0	0	0									
<b>Ed Fitz Gerald, R</b> OBP: 0.363, SLG: 0.397 (1,2)		E3 SH1-4		F7		1-2 HR		F7		5	1	2	2	0	0	0									
<b>Wayne Terwilliger, R</b> OBP: 0.280, SLG: 0.284 (1,4)		F8		1-3		SH3		1B		5	1	3	0	0	0	2									
<b>Chuck Stobbs, L</b> OBP: 0.167, SLG: 0.147 (8, PH)				1-3		SH3				1	0	0	0	0	0	1									
<b>Tom Wright, L</b> OBP: 0.333, SLG: 0.348 (8, PR)		SH1-4								0	0	0	0	1	0	0									
<b>Jerry Snyder, R</b> OBP: 0.271, SLG: 0.241 (8, PR)										0	0	0	0	0	0	0									
<b>Camilo Pascual, R</b> OBP: 0.125, SLG: 0.067 (8, 1)	1-2			1-2				1B		0	0	0	0	0	0	0									
<b>Inning Stats</b>	R: 3 E: 0 K: 0 S: 5	H: 2 LOB: 0 BB: 1 P: 9	R: 0 E: 1 K: 0 S: 4	H: 0 LOB: 1 BB: 0 P: 4	R: 0 E: 0 K: 2 S: 8	H: 1 LOB: 2 BB: 1 P: 12	R: 0 E: 0 K: 0 S: 4	H: 1 LOB: 1 BB: 0 P: 4	R: 0 E: 0 K: 1 S: 3	H: 1 LOB: 0 BB: 0 P: 3	R: 2 E: 0 K: 1 S: 8	H: 3 LOB: 2 BB: 1 P: 12	R: 0 E: 0 K: 0 S: 3	H: 1 LOB: 1 BB: 1 P: 7	R: 1 E: 0 K: 1 S: 7	H: 2 LOB: 2 BB: 1 P: 11	R: 1 E: 0 K: 2 S: 9	H: 2 LOB: 1 BB: 0 P: 9	1B: 9 2B: 2 3B: 0 HR: 3	SF: 0 SAC: 2 DP: 2 HBP: 0	WP: 0 PB: 0 CS: 0	PA: 44			
<b>PITCHER</b>	IP	WLS	BF	H	R	ER	SO	BB	IBB	HBP	BLK	WP	HR	S	P	ERA	WHIP								
<b>Billy Pierce, L</b> ERA: 3.56 (1, 1)	1.2		9	2	3	3	0	1	0	0	0	0	1	8	12	16.20	1.800								
<b>Don Johnson, R</b> ERA: 3.15 (2, 1)	5.1		24	7	2	2	3	3	0	0	0	0	1	27	39	3.38	1.875								
<b>Harry Dorish, R</b> ERA: 3.02 (8, 1)	0.2		5	2	1	1	1	1	0	0	0	0	0	6	10	13.50	4.500								
<b>Morrie Martin, L</b> ERA: 4.22 (8, 1)	1.1	L	6	2	1	1	2	0	0	0	0	0	1	10	10	6.75	1.500								

Batter	1	2	3	4	5	6	7	8	9	AB	R	H	RBI	BB	SO	LOB	BOTTOM									
<b>Chico Carrasquel, R</b> OBP: 0.359, SLG: 0.383 (1,6)	K		1B BB		4-3			1B HR		3	2	0	0	2	1	1	<b>Washington Senators @ Chicago White Sox</b> Comiskey Park, Chicago, IL Sun Aug 08 1954, 4:33 AM EDT Unknown									
<b>Nellie Fox, L</b> OBP: 0.379, SLG: 0.406 (1,4)	F8		1B BB		1B			1B		4	2	2	0	1	0	0										
<b>Minnie Minoso, R</b> OBP: 0.420, SLG: 0.539 (1,7)	F2		1-2 2-3		1B			K		4	0	1	2	1	1	2										
<b>George Kell, R</b> OBP: 0.354, SLG: 0.377 (1,3)		5-3	1-2 2-H		1B			F7		5	1	3	4	0	0	2										
<b>Jim Rivera, L</b> OBP: 0.354, SLG: 0.443 (1,9)		F8	G3					6-3		5	0	2	0	0	0	3										
<b>Matt Batts, R</b> OBP: 0.336, SLG: 0.357 (1,2)								6-3		4	0	0	0	0	0	2										
<b>Harry Dorish, R</b> OBP: 0.118, SLG: 0.118 (8, 1)		F7						6-3		0	0	0	0	0	0	0										
<b>Morrie Martin, L</b> OBP: 0.250, SLG: 0.333 (8, 1)								FC5-4		0	0	0	0	0	0	0										
<b>Johnny Groth, R</b> OBP: 0.344, SLG: 0.363 (1,8)			P6		L8			6-3		4	0	0	0	0	0	1										
<b>Fred Marsh, R</b> OBP: 0.302, SLG: 0.308 (1,5)			BB SH1-3		5-3			F7		4	1	2	0	0	0	1										
<b>Billy Pierce, L</b> OBP: 0.286, SLG: 0.231 (1, 1)			1B							0	0	0	0	0	0	0										
<b>Don Johnson, R</b> OBP: 0.096, SLG: 0.031 (2, 1)			SH1-3					L6		1	0	0	0	0	0	0										
<b>Cass Michaels, R</b> OBP: 0.396, SLG: 0.419 (7, PH)										1	0	0	0	0	0	0										
<b>Sherm Lollar, R</b> OBP: 0.336, SLG: 0.370 (8, 2)			1-2							1	0	0	0	0	0	1										
<b>Inning Stats</b>	R: 0 E: 0 K: 1 S: 5	H: 0 LOB: 0 BB: 0 P: 5	R: 0 E: 0 K: 0 S: 3	H: 0 LOB: 0 BB: 0 P: 3	R: 3 E: 0 K: 0 S: 6	H: 3 LOB: 2 BB: 2 P: 14	R: 0 E: 0 K: 0 S: 3	H: 0 LOB: 0 BB: 0 P: 3	R: 0 E: 0 K: 0 S: 4	H: 1 LOB: 2 BB: 1 P: 8	R: 0 E: 0 K: 0 S: 4	H: 1 LOB: 1 BB: 0 P: 4	R: 3 E: 0 K: 1 S: 8	H: 3 LOB: 1 BB: 1 P: 12	R: 0 E: 0 K: 0 S: 4	H: 1 LOB: 1 BB: 0 P: 4	R: 0 E: 0 K: 0 S: 4	H: 1 LOB: 1 BB: 0 P: 4	1B: 8 2B: 1 3B: 0 HR: 1	SF: 0 SAC: 1 DP: 0 HBP: 0	WP: 0 PB: 0 CS: 0	PA: 41				
<b>PITCHER</b>	IP	WLS	BF	H	R	ER	SO	BB	IBB	HBP	BLK	WP	HR	S	P	ERA	WHIP									
<b>Chuck Stobbs, L</b> ERA: 4.33 (1, 1)	7.0		33	8	6	6	2	4	0	0	0	0	0	1	33	49	7.71	1.714								
<b>Camilo Pascual, R</b> ERA: 5.02 (8, 1)	2.0	W	8	2	0	0	0	0	0	0	0	0	0	8	8	0.00	1.000									



Batter	1	2	3	4	5	6	7	8	9	AB	R	H	RBI	BB	SO	LOB	TOP					
<b>Eddie Yost, R</b> OBP: 0.403, SLG: 0.412 (1,5)										4	0	1	0	0	2	0	<b>Washington Senators @ Chicago White Sox</b> Comiskey Park, Chicago, IL Sun Aug 08 1954, 4:38 AM EDT Att: 11,058 - Unknown <a href="http://livebaseballscorecards.com">livebaseballscorecards.com</a>					
<b>Jim Busby, R</b> OBP: 0.340, SLG: 0.401 (1,8)										4	0	1	0	0	1	1						
<b>Mickey Vernon, L</b> OBP: 0.369, SLG: 0.535 (1,3)										3	0	1	0	0	0	1						
<b>Pete Runnels, L</b> OBP: 0.371, SLG: 0.403 (1,6)										3	0	0	0	0	2	2						
<b>Roy Sievers, R</b> OBP: 0.351, SLG: 0.478 (1,7)											3	0	2	0	1	1		0				
<b>Tom Umphlett, R</b> OBP: 0.273, SLG: 0.308 (1,9)											4	0	1	0	0	1		4				
<b>Joe Tipton, R</b> OBP: 0.349, SLG: 0.312 (7, PR)											2	0	1	0	1	0		2				
<b>Jerry Snyder, R</b> OBP: 0.271, SLG: 0.241 (7, 1)										0	0	0	0	0	0	0						
<b>Spec Shea, R</b> OBP: 0.278, SLG: 0.308 (9, PH)										1	0	0	0	0	0	1						
<b>Clyde Vollmer, R</b> OBP: 0.278, SLG: 0.308 (7, 2)										1	0	0	0	0	0	1						
<b>Wayne Terwilliger, R</b> OBP: 0.276, SLG: 0.280 (1,4)										4	0	0	0	0	0	5						
<b>Dean Stone, L</b> OBP: 0.200, SLG: 0.194 (7, PH)										2	0	0	0	0	2	0						
<b>Ed Fitz Gerald, R</b> OBP: 0.361, SLG: 0.396 (7, 2)										1	0	0	0	0	2	2						
<b>Inning Stats</b>	R: 0 E: 0 K: 1 S: 6	H: 2 LOB: 1 BB: 0 P: 6	R: 0 E: 0 K: 0 S: 4	H: 2 LOB: 1 BB: 0 P: 4	R: 0 E: 0 K: 2 S: 7	H: 0 LOB: 0 BB: 0 P: 7	R: 0 E: 0 K: 0 S: 3	H: 0 LOB: 2 BB: 1 P: 8	R: 0 E: 0 K: 2 S: 7	H: 0 LOB: 0 BB: 0 P: 7	R: 0 E: 0 K: 0 S: 3	H: 0 LOB: 0 BB: 0 P: 3	R: 0 E: 0 K: 1 S: 6	H: 1 LOB: 2 BB: 1 P: 10	R: 0 E: 0 K: 0 S: 4	H: 1 LOB: 1 BB: 0 P: 4	R: 0 E: 1 K: 1 S: 6	H: 1 LOB: 1 BB: 0 P: 6	1B: 6 2B: 3 3B: 0 HR: 0	SF: 0 SAC: 1 DP: 2 HBP: 1	WP: 0 IBB: 0 CS: 1	PA: 35
<b>PITCHER</b> <b>Jack Harshman, L</b> ERA: 3.47 (1,1)	IP: 9.0 WLS: W BF: 35 H: 7 R: 0 ER: 0 SO: 7 BB: 1 IBB: 1 HBP: 1 BLK: 0 WP: 0 HR: 0 S: 46 P: 55 ERA: 0.00 WHIP: 0.889															<b>PITCHER</b>						

Batter	1	2	3	4	5	6	7	8	9	AB	R	H	RBI	BB	SO	LOB	BOTTOM			
<b>Chico Carrasquel, R</b> OBP: 0.359, SLG: 0.381 (1,6)										3	0	0	0	1	1	2	<b>Washington Senators @ Chicago White Sox</b> Comiskey Park, Chicago, IL Sun Aug 08 1954, 4:38 AM EDT Att: 11,058 - Unknown <a href="http://livebaseballscorecards.com">livebaseballscorecards.com</a>			
<b>Nellie Fox, L</b> OBP: 0.376, SLG: 0.404 (1,4)										3	0	0	0	1	0	1				
<b>Minnie Minoso, R</b> OBP: 0.423, SLG: 0.543 (1,7)										2	1	1	0	2	1	1				
<b>George Kell, R</b> OBP: 0.357, SLG: 0.380 (1,3)										4	0	2	1	0	0	3				
<b>Johnny Groth, R</b> OBP: 0.345, SLG: 0.373 (1,8)										4	2	2	1	0	0	3				
<b>Sherm Lollar, R</b> OBP: 0.331, SLG: 0.364 (1,2)										4	0	0	0	0	1	2				
<b>Jim Rivera, L</b> OBP: 0.356, SLG: 0.443 (1,9)										4	0	2	0	0	0	0				
<b>Fred Marsh, R</b> OBP: 0.298, SLG: 0.302 (1,5)										4	0	1	1	0	1	2				
<b>Jack Harshman, L</b> OBP: 0.267, SLG: 0.263 (1,1)										3	0	0	0	0	1	2				
<b>Inning Stats</b>	R: 0 E: 0 K: 1 S: 6	H: 1 LOB: 2 BB: 1 P: 10	R: 0 E: 0 K: 1 S: 5	H: 0 LOB: 0 BB: 0 P: 5	R: 0 E: 0 K: 1 S: 5	H: 0 LOB: 0 BB: 0 P: 5	R: 1 E: 0 K: 0 S: 6	H: 3 LOB: 2 BB: 0 P: 6	R: 0 E: 0 K: 0 S: 3	H: 0 LOB: 2 BB: 2 P: 11	R: 1 E: 0 K: 0 S: 6	H: 3 LOB: 2 BB: 0 P: 6	R: 0 E: 0 K: 1 S: 4	H: 0 LOB: 0 BB: 1 P: 8	R: 1 E: 0 K: 1 S: 6	H: 1 LOB: 0 BB: 0 P: 6		1B: 6 2B: 0 3B: 1 HR: 1	SF: 0 SAC: 0 DP: 0 HBP: 0	WP: 1 IBB: 0 CS: 1
<b>PITCHER</b> <b>Dean Stone, L</b> ERA: 3.88 (7, 1)	IP: 6.0 WLS: L BF: 28 H: 7 R: 2 ER: 2 SO: 3 BB: 3 IBB: 0 HBP: 0 BLK: 0 WP: 0 HR: 0 S: 31 P: 43 ERA: 4.50 WHIP: 1.667															<b>PITCHER</b>				







Batter	1	2	3	4	5	6	7	8	9	AB	R	H	RBI	BB	SO	LOB	TOP			
<b>Bobby Young, L</b> (1,4) OBP: 0.342, SLG: 0.336	4-0 1B BB		0-0 F5		0-0 F8		0-0 6-3		0-0 F7	4	0	0	0	1	0	0	<b>Baltimore Orioles @ Chicago White Sox</b> Comiskey Park, Chicago, IL Wed Aug 11 1954, 4:33 AM EDT Att: 7,461 - Unknown <a href="http://livebaseballscorecards.com">livebaseballscorecards.com</a>			
<b>Cal Abrams, L</b> (1,9) OBP: 0.400, SLG: 0.387	0-0 F8		0-0 FC4-6 1B		0-0 1B 1B		0-0 4-3		0-3 K	5	0	2	0	0	1	1				
<b>Eddie Waitkus, L</b> (1,3) OBP: 0.332, SLG: 0.367	0-0 FC6-4 1B		0-0 FC4-6 1B 1-2		0-0 1B 1B		0-0 5-3		0-0 F8	5	0	2	0	0	0	1				
<b>Vern Stephens, R</b> (1,5) OBP: 0.306, SLG: 0.391	0-0 F8		0-0 1B 1B		0-3 K				0-0 6-3	4	0	1	0	0	1	4				
<b>Bob Kennedy, R</b> (1,7) OBP: 0.307, SLG: 0.360	0-0 FC6-4 1-2		0-3 K						0-0 6-3	4	0	0	0	0	1	4				
<b>Clint Courtney, L</b> (1,2) OBP: 0.332, SLG: 0.380		4-0 BB		0-0 G4-6-3 1B					0-0 F7	3	0	2	0	1	0	0				
<b>Chuck Diering, R</b> (1,8) OBP: 0.380, SLG: 0.336		0-3 K		0-0 G4-6-3 1-2					0-0 2B	4	0	2	0	0	1	2				
<b>Billy Hunter, R</b> (1,6) OBP: 0.290, SLG: 0.324									4-0 2B	2	0	0	0	1	1	1				
<b>Gil Coan, L</b> (8, PH) OBP: 0.300, SLG: 0.291									0-0 2B	0	0	0	0	0	0	0				
<b>Dick Kryhoski, L</b> (8, PH) OBP: 0.310, SLG: 0.343									0-0 IBB	0	0	0	0	1	0	0				
<b>Howie Fox, R</b> (8,1) OBP: 0.273, SLG: 0.273									0-0 IBB	0	0	0	0	0	0	0				
<b>Bob Kuzava, S</b> (1,1) OBP: 0.348, SLG: 0.349		0-3 K							0-0 F7	3	0	0	0	0	2	3				
<b>Jim Brideweser, R</b> (8, PH) OBP: 0.348, SLG: 0.349									0-0 F7	1	0	0	0	0	0	3				
<b>Inning Stats</b>	R: 0 E: 0 K: 0 S: 4	H: 1 LOB: 2 BB: 1 P: 8	R: 0 E: 0 K: 2 S: 7	H: 0 LOB: 1 BB: 1 P: 11	R: 0 E: 0 K: 1 S: 7	H: 2 LOB: 2 BB: 0 P: 7	R: 0 E: 0 K: 1 S: 5	H: 1 LOB: 0 BB: 0 P: 5	R: 0 E: 0 K: 2 S: 9	H: 2 LOB: 2 BB: 0 P: 9	R: 0 E: 0 K: 0 S: 3	H: 0 LOB: 0 BB: 0 P: 3	R: 0 E: 0 K: 0 S: 5	H: 2 LOB: 3 BB: 1 P: 9	R: 0 E: 0 K: 1 S: 5	H: 0 LOB: 0 BB: 0 P: 5	1B: 7 2B: 2 3B: 0 HR: 0	SF: 0 SAC: 0 DP: 1 HBP: 0	WP: 0 PB: 0 SB: 0 CS: 0	PA: 39
<b>PITCHER</b> <b>Virgil Trucks, R</b> (1,1) ERA: 2.43	IP: 9.0 WLS: W BF: 39	H: 9 R: 0 ER: 0 SO: 7	BB: 2 IBB: 2 HBP: 0 BLK: 0	WP: 0 HR: 0 S: 49 P: 65	ERA: 0.00 WHIP: 1.222	<b>PITCHER</b>										IP: 9.0 WLS: W BF: 39	H: 9 R: 0 ER: 0 SO: 7	BB: 2 IBB: 2 HBP: 0 BLK: 0	WP: 0 HR: 0 S: 49 P: 65	ERA: 0.00 WHIP: 1.222


Batter	1	2	3	4	5	6	7	8	9	AB	R	H	RBI	BB	SO	LOB	BOTTOM			
<b>Chico Carrasquel, R</b> (1,6) OBP: 0.357, SLG: 0.379	0-3 K		0-0 4-3		0-0 FC5-6 SH5-3 1-2		0-0 5-3 2B			4	0	1	0	0	1	2	<b>Baltimore Orioles @ Chicago White Sox</b> Comiskey Park, Chicago, IL Wed Aug 11 1954, 4:33 AM EDT Att: 7,461 - Unknown <a href="http://livebaseballscorecards.com">livebaseballscorecards.com</a>			
<b>Nellie Fox, L</b> (1,4) OBP: 0.379, SLG: 0.403	0-0 1B 1B		0-0 F8		0-0 SH5-3 1-2		4-0 5-3 BB			2	1	1	0	1	0	0				
<b>Minnie Minoso, R</b> (1,7) OBP: 0.422, SLG: 0.539	0-0 BB 1B 1-2		0-3 K		4-0 IBB		0-0 5-3 1-2 2-3			3	0	1	0	1	1	2				
<b>George Kell, R</b> (1,3) OBP: 0.353, SLG: 0.375	0-0 BB 1B 1-2 2H		0-0 F5		0-0 G3		0-0 1-3			4	0	1	1	0	0	4				
<b>Cass Michaels, R</b> (1,5) OBP: 0.398, SLG: 0.417	4-0 G4-6-3 1-2 2-3 BB				0-0 F9				0-0 F8	3	0	1	0	1	0	0				
<b>Johnny Groth, R</b> (1,8) OBP: 0.344, SLG: 0.372	0-0 G4-6-3 1-2				0-0 FC5-4 1B				0-0 P5	4	0	1	0	0	0	4				
<b>Sherm Lollar, R</b> (1,2) OBP: 0.328, SLG: 0.360					0-0 FC5-4 1-2				0-0 G1-6-3 1B	4	0	1	0	0	0	1				
<b>Jim Rivera, L</b> (1,9) OBP: 0.355, SLG: 0.439					0-3 K				0-0 P6	3	0	0	0	0	1	2				
<b>Virgil Trucks, R</b> (1,1) OBP: 0.192, SLG: 0.213					0-0 FC5-6 1B				0-0 F7	2	0	1	0	1	0	0				
<b>Inning Stats</b>	R: 1 E: 0 K: 1 S: 7	H: 3 LOB: 2 BB: 1 P: 11	R: 0 E: 0 K: 0 S: 3	H: 0 LOB: 1 BB: 1 P: 7	R: 0 E: 0 K: 1 S: 5	H: 0 LOB: 0 BB: 0 P: 5	R: 0 E: 0 K: 1 S: 6	H: 1 LOB: 1 BB: 0 P: 6	R: 0 E: 0 K: 0 S: 4	H: 1 LOB: 2 BB: 1 P: 8	R: 0 E: 0 K: 0 S: 4	H: 1 LOB: 2 BB: 1 P: 8	R: 0 E: 0 K: 0 S: 3	H: 1 LOB: 0 BB: 0 P: 3	R: 0 E: 0 K: 0 S: 3	H: 1 LOB: 0 BB: 0 P: 3		1B: 7 2B: 1 3B: 0 HR: 0	SF: 0 SAC: 1 DP: 2 HBP: 0	WP: 0 PB: 0 SB: 0 CS: 0
<b>PITCHER</b> <b>Bob Kuzava, L</b> (1,1) ERA: 4.82	IP: 7.0 WLS: L BF: 31	H: 7 R: 1 ER: 1 SO: 3	BB: 3 IBB: 1 HBP: 0 BLK: 0	WP: 0 HR: 0 S: 33 P: 49	ERA: 1.29 WHIP: 1.429	<b>PITCHER</b>										IP: 7.0 WLS: L BF: 31	H: 7 R: 1 ER: 1 SO: 3	BB: 3 IBB: 1 HBP: 0 BLK: 0	WP: 0 HR: 0 S: 33 P: 49	ERA: 1.29 WHIP: 1.429
<b>Howie Fox, R</b> (8,1) ERA: 2.72	IP: 1.0 WLS: 3 BF: 1	H: 1 R: 0 ER: 0 SO: 0	BB: 0 IBB: 0 HBP: 0 BLK: 0	WP: 0 HR: 0 S: 3 P: 3	ERA: 0.00 WHIP: 1.000	<b>PITCHER</b>										IP: 1.0 WLS: 3 BF: 1	H: 1 R: 0 ER: 0 SO: 0	BB: 0 IBB: 0 HBP: 0 BLK: 0	WP: 0 HR: 0 S: 3 P: 3	ERA: 0.00 WHIP: 1.000



Batter	1	2	3	4	5	6	7	8	9	10	11	12	13	14	15	16	AB	R	H	RBI	BB	SO	LOB	TOP					
Harvey Kuenn, R OBP: 0.318, SLG: 0.377 (1.6)																	7	0	2	0	1	1	0						
Bill Tuttle, R OBP: 0.367, SLG: 0.423 (1.8)																	7	0	1	0	1	1	5						
Hoot Evers, R OBP: 0.200, SLG: 0.289 (1.7)																	7	0	0	0	0	1	3						
Ray Boone, R OBP: 0.386, SLG: 0.479 (1.5)																	6	0	0	0	1	4	1						
Walt Droop, R OBP: 0.345, SLG: 0.390 (1.3)																	3	0	1	0	3	1	0						
Reno Bertola, R OBP: 0.243, SLG: 0.290 (13. PR)																	0	0	0	0	0	0	0						
Al Kaline, R OBP: 0.289, SLG: 0.325 (1.9)																	7	0	2	0	0	0	4						
Red Wilson, R OBP: 0.350, SLG: 0.326 (1.2)																	6	0	2	0	1	0	3						
Frank Bolling, R OBP: 0.298, SLG: 0.326 (1.4)																	5	0	0	0	0	2	6						
Bob Nieman, R OBP: 0.318, SLG: 0.430 (13. PR)																	1	0	0	0	0	2							
Wayne Belardi, L OBP: 0.369, SLG: 0.500 (13.3)																	1	0	0	0	0	1							
Al Aber, L OBP: 0.219, SLG: 0.172 (1.1)																	7	0	1	0	0	2	4						
<b>Inning Stats</b>	R: 0 E: 0 K: 1 S: 5	H: 0 LOB: 0 BB: 0 P: 5	R: 0 E: 0 K: 3 S: 11	H: 2 LOB: 3 BB: 15	R: 0 E: 0 K: 2 S: 8	H: 1 LOB: 0 BB: 0 P: 8	R: 0 E: 0 K: 0 S: 4	H: 1 LOB: 1 BB: 0 P: 4	R: 0 E: 0 K: 2 S: 7	H: 0 LOB: 0 BB: 0 P: 7	R: 0 E: 0 K: 1 S: 6	H: 2 LOB: 2 BB: 0 P: 5	R: 0 E: 0 K: 1 S: 5	H: 0 LOB: 1 BB: 1 P: 9	R: 0 E: 0 K: 1 S: 5	H: 0 LOB: 0 BB: 0 P: 5	R: 0 E: 0 K: 0 S: 4	H: 1 LOB: 2 BB: 1 P: 8	R: 0 E: 0 K: 0 S: 3	H: 0 LOB: 0 BB: 0 P: 3	R: 0 E: 0 K: 0 S: 3	H: 0 LOB: 1 BB: 1 P: 7	R: 0 E: 0 K: 0 S: 3	H: 0 LOB: 2 BB: 11	1B: 7 2B: 2 3B: 0 HR: 0	SF: 0 SAC: 1 DP: 0 HBP: 0	WP: 0 PB: 0 SB: 0 CS: 0	PA: 65	
<b>PITCHER</b> Jack Harshman, L ERA: 3.02 (1.1)	IP: 16.0 WLS: 7 BF: 65 H: 9 R: 0 ER: 0 SO: 12	IP: 9 WLS: 0 BF: 0 H: 0 R: 0 ER: 0 SO: 0	IP: 7 WLS: 0 BF: 0 H: 0 R: 0 ER: 0 SO: 0	IP: 0 WLS: 0 BF: 0 H: 0 R: 0 ER: 0 SO: 0	IP: 0 WLS: 0 BF: 0 H: 0 R: 0 ER: 0 SO: 0	IP: 0 WLS: 0 BF: 0 H: 0 R: 0 ER: 0 SO: 0	IP: 0 WLS: 0 BF: 0 H: 0 R: 0 ER: 0 SO: 0	IP: 0 WLS: 0 BF: 0 H: 0 R: 0 ER: 0 SO: 0	IP: 0 WLS: 0 BF: 0 H: 0 R: 0 ER: 0 SO: 0	IP: 0 WLS: 0 BF: 0 H: 0 R: 0 ER: 0 SO: 0	IP: 0 WLS: 0 BF: 0 H: 0 R: 0 ER: 0 SO: 0	IP: 0 WLS: 0 BF: 0 H: 0 R: 0 ER: 0 SO: 0	IP: 0 WLS: 0 BF: 0 H: 0 R: 0 ER: 0 SO: 0	IP: 0 WLS: 0 BF: 0 H: 0 R: 0 ER: 0 SO: 0	IP: 0 WLS: 0 BF: 0 H: 0 R: 0 ER: 0 SO: 0	IP: 0 WLS: 0 BF: 0 H: 0 R: 0 ER: 0 SO: 0	IP: 0 WLS: 0 BF: 0 H: 0 R: 0 ER: 0 SO: 0	IP: 0 WLS: 0 BF: 0 H: 0 R: 0 ER: 0 SO: 0	IP: 0 WLS: 0 BF: 0 H: 0 R: 0 ER: 0 SO: 0	IP: 0 WLS: 0 BF: 0 H: 0 R: 0 ER: 0 SO: 0	IP: 0 WLS: 0 BF: 0 H: 0 R: 0 ER: 0 SO: 0	IP: 0 WLS: 0 BF: 0 H: 0 R: 0 ER: 0 SO: 0	IP: 0 WLS: 0 BF: 0 H: 0 R: 0 ER: 0 SO: 0	IP: 0 WLS: 0 BF: 0 H: 0 R: 0 ER: 0 SO: 0	IP: 0 WLS: 0 BF: 0 H: 0 R: 0 ER: 0 SO: 0	ERA: 0.00 WHIP: 1.000			

Detroit Tigers @ Chicago White Sox  
Comiskey Park, Chicago, IL  
Fri Aug 13 1954, 4:33 AM EDT  
Att: 9,487 - Unknown


AB 57  
R 0  
H 9  
RBI 0  
BB 7  
SO 12  
LOB 29



Batter	1	2	3	4	5	6	7	8	9	10	11	12	13	14	15	16	AB	R	H	RBI	BB	SO	LOB	BOTTOM					
Chico Carrasquel, R OBP: 0.364, SLG: 0.376 (1.6)																	7	0	1	0	0	0	0						
Nellie Fox, L OBP: 0.376, SLG: 0.399 (1.4)																	7	1	1	0	0	0	1						
Minnie Minceo, R OBP: 0.421, SLG: 0.541 (1.7)																	6	0	2	1	0	1	0						
George Kell, R OBP: 0.353, SLG: 0.372 (7. PR)																	2	0	0	0	1	0	1						
Fred Marsh, R OBP: 0.300, SLG: 0.289 (8.3)																	0	0	0	0	0	0	0						
Sherm Lollar, R OBP: 0.327, SLG: 0.359 (9. PH)																	1	0	0	0	0	0	0						
Phil Cavaretta, L OBP: 0.428, SLG: 0.464 (10.3)																	2	0	0	0	0	1	1						
Matt Batts, R OBP: 0.338, SLG: 0.358 (1.2)																	4	0	2	0	0	1	1						
Billy Pierce, R OBP: 0.298, SLG: 0.231 (12. PR)																	0	0	0	0	0	0	0						
Carl Sawatski, L OBP: 0.311, SLG: 0.352 (13.2)																	4	0	1	0	2	1	1						
Cass Michaels, R OBP: 0.400, SLG: 0.415 (1.5)																	4	0	1	0	2	1	1						
Jim Rivera, L OBP: 0.351, SLG: 0.434 (1.9)																	4	0	0	0	0	2	4						
Ed McChee, R OBP: 0.247, SLG: 0.295 (13.9)																	2	0	1	0	0	2							
Johnny Groth, R OBP: 0.342, SLG: 0.368 (1.8)																	6	0	1	0	0	5							
Jack Harshman, L OBP: 0.235, SLG: 0.227 (1.1)																	6	0	0	0	0	3	2						
<b>Inning Stats</b>	R: 0 E: 0 K: 0 S: 3	H: 0 LOB: 0 BB: 0 P: 3	R: 0 E: 0 K: 1 S: 5	H: 2 LOB: 2 BB: 5	R: 0 E: 0 K: 1 S: 4	H: 1 LOB: 1 BB: 0 P: 4	R: 0 E: 0 K: 0 S: 4	H: 1 LOB: 1 BB: 0 P: 4	R: 0 E: 0 K: 1 S: 3	H: 0 LOB: 0 BB: 0 P: 3	R: 0 E: 0 K: 1 S: 6	H: 1 LOB: 1 BB: 0 P: 6	R: 0 E: 0 K: 1 S: 5	H: 1 LOB: 0 BB: 0 P: 5	R: 0 E: 0 K: 0 S: 4	H: 1 LOB: 1 BB: 0 P: 4	R: 0 E: 0 K: 2 S: 8	H: 1 LOB: 1 BB: 0 P: 8	R: 0 E: 0 K: 0 S: 3	H: 1 LOB: 1 BB: 0 P: 3	R: 1 E: 0 K: 0 S: 3	H: 2 LOB: 1 BB: 0 P: 3	1B: 8 2B: 0 3B: 1 HR: 0	SF: 0 SAC: 2 DP: 1 HBP: 0	WP: 0 PB: 0 SB: 0 CS: 0	PA: 57			
<b>PITCHER</b> Al Aber, L ERA: 3.47 (1.1)	IP: 15.1 WLS: 7 BF: 57 H: 9 R: 1 ER: 1 SO: 8	IP: 9 WLS: 0 BF: 0 H: 0 R: 0 ER: 0 SO: 0	IP: 3 WLS: 0 BF: 0 H: 0 R: 0 ER: 0 SO: 0	IP: 0 WLS: 0 BF: 0 H: 0 R: 0 ER: 0 SO: 0	IP: 0 WLS: 0 BF: 0 H: 0 R: 0 ER: 0 SO: 0	IP: 0 WLS: 0 BF: 0 H: 0 R: 0 ER: 0 SO: 0	IP: 0 WLS: 0 BF: 0 H: 0 R: 0 ER: 0 SO: 0	IP: 0 WLS: 0 BF: 0 H: 0 R: 0 ER: 0 SO: 0	IP: 0 WLS: 0 BF: 0 H: 0 R: 0 ER: 0 SO: 0	IP: 0 WLS: 0 BF: 0 H: 0 R: 0 ER: 0 SO: 0	IP: 0 WLS: 0 BF: 0 H: 0 R: 0 ER: 0 SO: 0	IP: 0 WLS: 0 BF: 0 H: 0 R: 0 ER: 0 SO: 0	IP: 0 WLS: 0 BF: 0 H: 0 R: 0 ER: 0 SO: 0	IP: 0 WLS: 0 BF: 0 H: 0 R: 0 ER: 0 SO: 0	IP: 0 WLS: 0 BF: 0 H: 0 R: 0 ER: 0 SO: 0	IP: 0 WLS: 0 BF: 0 H: 0 R: 0 ER: 0 SO: 0	IP: 0 WLS: 0 BF: 0 H: 0 R: 0 ER: 0 SO: 0	IP: 0 WLS: 0 BF: 0 H: 0 R: 0 ER: 0 SO: 0	IP: 0 WLS: 0 BF: 0 H: 0 R: 0 ER: 0 SO: 0	IP: 0 WLS: 0 BF: 0 H: 0 R: 0 ER: 0 SO: 0	IP: 0 WLS: 0 BF: 0 H: 0 R: 0 ER: 0 SO: 0	IP: 0 WLS: 0 BF: 0 H: 0 R: 0 ER: 0 SO: 0	IP: 0 WLS: 0 BF: 0 H: 0 R: 0 ER: 0 SO: 0	IP: 0 WLS: 0 BF: 0 H: 0 R: 0 ER: 0 SO: 0	IP: 0 WLS: 0 BF: 0 H: 0 R: 0 ER: 0 SO: 0	ERA: 0.59 WHIP: 0.783			

Detroit Tigers @ Chicago White Sox  
Comiskey Park, Chicago, IL  
Fri Aug 13 1954, 4:33 AM EDT  
Att: 9,487 - Unknown

AB 52  
R 1  
H 9  
RBI 1  
BB 3  
SO 8  
LOB 19





Batter	1	2	3	4	5	6	7	8	9	AB	R	H	RBI	BB	SO	LOB	TOP								
Harvey Kuenn, R (1,6) OBP: 0.319, SLG: 0.376	4-3	1-2 2-3 1B		1-3		FC4 IBB		F9		4	0	1	0	1	0	0									
Fred Hatfield, L (1,4) OBP: 0.397, SLG: 0.305	5-3	4-3			5-3 BB	FC4		F2		4	0	0	0	1	0	5									
Jim Delsing, L (1,7) OBP: 0.324, SLG: 0.345	1B		B5-3		P6		P6	4-3		5	0	1	0	0	0	1									
Ray Boone, R (1,5) OBP: 0.388, SLG: 0.483	1-2 1B		1B	2B	5-3		1B	2B	1B	5	2	3	0	0	1	1									
Wayne Belardi, L (1,3) OBP: 0.372, SLG: 0.497	F9		1B	BB	K		1-2 2B	1B		3	0	1	0	1	1	3									
Al Kaline, R (1,9) OBP: 0.294, SLG: 0.332		L6-3	1-2 2-H 1B	G6-4-3		G6-4-3 1B	1-H 2-H 2B			4	0	3	2	0	0	0									
Bill Tuttle, R (1,8) OBP: 0.364, SLG: 0.419		4-3	G6-4-3	1-2	G6-4-3	1-2	4-3			4	0	0	0	0	0	4									
Frank House, L (1,2) OBP: 0.296, SLG: 0.354		1B	BB	1B	F7		2B	2B	F7	4	1	2	0	0	0	0									
Billy Hoelt, L (1,1) OBP: 0.308, SLG: 0.295 (8, PH)			4-0		K				1-3	2	0	1	1	1	1	0									
Bob Nieman, R (8, PH) OBP: 0.316, SLG: 0.428			1-2	BB						1	0	0	0	0	0	0									
Ray Herbert, R (8,1) OBP: 0.333, SLG: 0.615			1-2	BB						0	0	0	0	0	0	0									
<b>Inning Stats</b>	R: 0 E: 0 K: 0 S: 5	H: 2 LOB: 2 BB: 0 P: 5	R: 0 E: 0 K: 0 S: 5	H: 2 LOB: 3 BB: 1 P: 9	R: 1 E: 0 K: 1 S: 4	H: 2 LOB: 0 BB: 1 P: 8	R: 0 E: 0 K: 1 S: 5	H: 0 LOB: 0 BB: 1 P: 5	R: 0 E: 0 K: 0 S: 5	H: 0 LOB: 1 BB: 1 P: 9	R: 1 E: 0 K: 0 S: 5	H: 3 LOB: 2 BB: 1 P: 9	R: 1 E: 0 K: 0 S: 5	H: 3 LOB: 1 BB: 0 P: 5	R: 0 E: 0 K: 0 S: 3	H: 0 LOB: 0 BB: 0 P: 3	R: 0 E: 0 K: 1 S: 5	H: 0 LOB: 0 BB: 0 P: 5	1B: 8 2B: 4 3B: 0 HR: 0	SF: 0 SAC: 0 DP: 2 HBP: 0	WP: 0 PB: 0 CS: 0	PA: 40			
<b>PITCHER</b>	IP	WLS	BF	H	R	ER	SO	BB	IBB	HBP	BLK	WP	HR	S	P	ERA	WHIP								
Sandy Consuegra, R (1,1) ERA: 3.01	2.0		11	4	0	0	0	1	0	0	0	0	0	10	14	0.00	2.500								
Mornie Martin, L (3,1) ERA: 4.22	4.1		21	7	3	3	2	2	1	0	0	0	0	22	34	6.23	2.077								
Don Johnson, R (7,1) ERA: 3.08	2.2	W	8	1	0	0	1	0	0	0	0	0	0	10	10	0.00	0.375								

Detroit Tigers @ Chicago White Sox  
Comiskey Park, Chicago, IL  
Sat Aug 14 1954, 4:33 AM EDT  
Att: 10,878 - Unknown

AB	36
R	3
H	12
RBI	3
BB	4
SO	3
LOB	14



Batter	1	2	3	4	5	6	7	8	9	AB	R	H	RBI	BB	SO	LOB	BOTTOM								
Chico Carrasquel, R (1,6) OBP: 0.359, SLG: 0.382	1B		F7		F7		HR			3	2	1	1	1	0	0									
Nellie Fox, L (1,4) OBP: 0.376, SLG: 0.402	G3-6-1 1-2 1B				L7		F8			4	0	2	0	0	0	0									
Johnny Groth, R (1,8) OBP: 0.341, SLG: 0.367	G3-6-1 1-2 2-3 1B		L9			F2		K		4	0	1	0	0	1	1									
George Kell, R (1,3) OBP: 0.352, SLG: 0.370	G3-6-1 1-2 2-3 3-H		K			HR	1B	1-3		4	1	1	0	0	1	3									
Matt Batts, R (1,2) OBP: 0.336, SLG: 0.355	F8			K		F3				4	0	1	0	0	1	2									
Cass Michaels, R (1,5) OBP: 0.398, SLG: 0.424		L9		1-3		HR		6-3		4	1	1	2	0	0	1									
Jim Rivera, L (1,9) OBP: 0.354, SLG: 0.436						4-3				3	0	2	0	0	0	0									
Ed McGhee, R (1,7) OBP: 0.239, SLG: 0.284		K			5-3					3	0	0	0	0	2	2									
Sandy Consuegra, R (1,1) OBP: 0.250, SLG: 0.214										0	0	0	0	0	0	0									
Ron Jackson, R (2, PH) OBP: 0.354, SLG: 0.525										1	0	0	0	0	1	1									
Mornie Martin, L (3,1) OBP: 0.240, SLG: 0.320										1	0	0	0	0	1	0									
Don Johnson, R (7,1) OBP: 0.083, SLG: 0.030										1	0	0	0	0	1	0									
<b>Inning Stats</b>	R: 1 E: 0 K: 0 S: 4	H: 2 LOB: 1 BB: 1 P: 8	R: 0 E: 0 K: 2 S: 8	H: 1 LOB: 1 BB: 0 P: 8	R: 0 E: 0 K: 1 S: 6	H: 1 LOB: 1 BB: 0 P: 6	R: 0 E: 0 K: 1 S: 6	H: 1 LOB: 0 BB: 0 P: 6	R: 2 E: 0 K: 0 S: 5	H: 2 LOB: 0 BB: 0 P: 5	R: 1 E: 0 K: 2 S: 8	H: 1 LOB: 1 BB: 0 P: 8	R: 0 E: 0 K: 1 S: 6	H: 1 LOB: 1 BB: 0 P: 6	R: 0 E: 0 K: 1 S: 6	H: 1 LOB: 1 BB: 0 P: 6	1B: 6 2B: 1 3B: 0 HR: 2	SF: 0 SAC: 0 DP: 1 HBP: 0	WP: 0 PB: 0 CS: 0	PA: 33					
<b>PITCHER</b>	IP	WLS	BF	H	R	ER	SO	BB	IBB	HBP	BLK	WP	HR	S	P	ERA	WHIP								
Billy Hoelt, L (1,1) ERA: 4.48	7.0	L	29	8	4	4	7	1	0	0	0	0	0	2	42	5.14	1.286								
Ray Herbert, R (8,1) ERA: 6.75	1.0		4	1	0	0	1	0	0	0	0	0	0	6	6	0.00	1.000								

Detroit Tigers @ Chicago White Sox  
Comiskey Park, Chicago, IL  
Sat Aug 14 1954, 4:33 AM EDT  
Att: 10,878 - Unknown

AB	32
R	4
H	9
RBI	3
BB	1
SO	8
LOB	10









Batter	1	2	3	4	5	6	7	8	9	AB	R	H	RBI	BB	SO	LOB	TOP							
Harvey Kuenn, R OBP: 0.317, SLG: 0.377										5	3	2	0	0	0	3								
Fred Hatfield, L OBP: 0.381, SLG: 0.333										3	3	2	4	0	0	0								
Hoot Evers, R OBP: 0.193, SLG: 0.259										1	0	0	0	0	0	0								
Jim Deising, L OBP: 0.326, SLG: 0.341										2	1	1	1	2	0	0								
Bob Nieman, R OBP: 0.324, SLG: 0.431										1	0	1	0	0	0	0								
Frank Bolling, R OBP: 0.298, SLG: 0.326										0	0	0	0	0	0	0								
Ray Boone, R OBP: 0.386, SLG: 0.481										4	0	1	2	0	0	1								
Wayne Belardi, L OBP: 0.372, SLG: 0.494										3	0	1	1	0	0	1								
Walt Dropo, R OBP: 0.344, SLG: 0.389										1	0	0	0	0	0	0								
Al Kaline, R OBP: 0.299, SLG: 0.343										4	0	2	0	1	1	2								
Bill Tuttle, R OBP: 0.364, SLG: 0.417										5	1	2	0	0	0	4								
Red Wilson, R OBP: 0.350, SLG: 0.326																								
Frank House, L OBP: 0.297, SLG: 0.350										3	0	1	0	0	1	3								
Ned Garver, R OBP: 0.258, SLG: 0.211										4	0	1	0	0	0	3								
Bob Miller, R OBP: 0.100, SLG: 0.100										0	0	0	0	0	0	0								
Ray Herbert, R OBP: 0.333, SLG: 0.615										0	0	0	0	0	0	0								
Al Aber, L OBP: 0.219, SLG: 0.172										0	0	0	0	0	0	0								
George Zuverink, R OBP: 0.136, SLG: 0.159										0	0	0	0	0	0	0								
<b>Inning Stats</b>	R: 2 E: 0 K: 1 S: 7	H: 2 LOB: 1 BB: 1 P: 11	R: 3 E: 0 K: 1 S: 8	H: 4 LOB: 0 BB: 0 P: 8	R: 0 E: 0 K: 0 S: 5	H: 2 LOB: 2 BB: 0 P: 5	R: 3 E: 1 K: 0 S: 6	H: 2 LOB: 1 BB: 1 P: 10	R: 0 E: 0 K: 0 S: 4	H: 1 LOB: 1 BB: 0 P: 4	R: 0 E: 0 K: 0 S: 3	H: 0 LOB: 0 BB: 0 P: 3	R: 0 E: 0 K: 0 S: 5	H: 2 LOB: 2 BB: 0 P: 5	R: 0 E: 1 K: 0 S: 4	H: 1 LOB: 1 BB: 1 P: 4	R: 0 E: 0 K: 0 S: 3	H: 0 LOB: 1 BB: 1 P: 7	R: 0 E: 0 K: 0 S: 3	H: 0 LOB: 1 BB: 1 P: 7	1B: 12 2B: 1 3B: 1 HR: 0	SF: 1 SAC: 3 DP: 0 HBP: 0	WP: 0 PB: 0 SB: 4 CS: 1	PA: 45
<b>PITCHER</b>	IP WLS BF	H R ER SO	BB IBB HBP BLK	WP HR S P	ERA WHIP	<b>PITCHER</b>	IP WLS BF	H R ER SO	BB IBB HBP BLK	WP HR S P	ERA WHIP													
Virgil Trucks, R ERA: 2.7	3.1 L 22	10 8 7 2	2 0 0 0	0 0 24 32	18.90 3.600																			
Sandy Consuegra, R ERA: 2.92	4.1 3.2	0 14	0 3	0 0	0 14	0.00 0.818																		
Jack Harshman, L ERA: 2.97	8.1 2.0	1 8	0 1	0 0	0 7	0.00 1.000																		

**Detroit Tigers @ Chicago White Sox**  
 Comiskey Park, Chicago, IL  
 Sun Aug 15 1954, 4:38 AM EDT  
 Att: 27,193 - Unknown

AB	37
R	8
H	14
RBI	8
BB	3
SO	2
LOB	18



Batter	1	2	3	4	5	6	7	8	9	AB	R	H	RBI	BB	SO	LOB	BOTTOM			
Chico Carrasquel, R OBP: 0.355, SLG: 0.380										5	2	2	0	0	0	0				
Nellie Fox, L OBP: 0.376, SLG: 0.401										5	1	2	0	0	0	1				
Jim Rivera, L OBP: 0.351, SLG: 0.431										5	1	2	2	0	0	2				
George Kell, R OBP: 0.347, SLG: 0.370										4	1	1	2	0	1	2				
Phil Cavarretta, L OBP: 0.419, SLG: 0.453										3	0	1	0	0	0	2				
Johnny Groth, R OBP: 0.340, SLG: 0.366										1	0	0	0	0	0	2				
Matt Batts, R OBP: 0.331, SLG: 0.372										4	1	1	3	0	0	1				
Cass Michaels, R OBP: 0.392, SLG: 0.416										4	0	0	0	0	1	2				
Willard Marshall, L OBP: 0.304, SLG: 0.174										3	0	0	0	1	2	2				
Virgil Trucks, R ERA: 2.97	6.0 W 29	8 7 6 4	1 0 0 0	0 0 36 40	9.00 1.500															
Ned Garver, R ERA: 2.49	7.1 0.2	0 2	0 0	0 0	0 2	0.00 0.000														
Bob Miller, L ERA: 3.0	7.1 2.0	1 7	0 1	0 0	0 7	0.00 0.500														
Ray Herbert, R ERA: 6.53	7.1 0.0	1 1	0 0	0 0	0 1	∞ ∞														
Al Aber, L ERA: 3.47	9.1 0.1	1 S	0 0	0 0	0 1	0.00 0.000														
George Zuverink, R ERA: 3.51	9.1 0.1	1 S	0 0	0 0	0 1	0.00 0.000														
<b>Inning Stats</b>	R: 5 E: 1 K: 1 S: 10	H: 4 LOB: 0 BB: 0 P: 10	R: 0 E: 0 K: 0 S: 3	H: 0 LOB: 0 BB: 0 P: 3	R: 0 E: 0 K: 1 S: 5	H: 0 LOB: 0 BB: 0 P: 5	R: 0 E: 0 K: 0 S: 3	H: 0 LOB: 1 BB: 1 P: 7	R: 0 E: 0 K: 2 S: 9	H: 1 LOB: 2 BB: 0 P: 9	R: 2 E: 0 K: 0 S: 6	H: 3 LOB: 2 BB: 0 P: 6	R: 0 E: 0 K: 0 S: 3	H: 0 LOB: 0 BB: 0 P: 3	R: 0 E: 0 K: 0 S: 5	H: 2 LOB: 2 BB: 0 P: 5	1B: 9 2B: 0 3B: 0 HR: 1	SF: 1 SAC: 0 DP: 0 HBP: 0	WP: 0 PB: 0 SB: 0 CS: 0	PA: 40
<b>PITCHER</b>	IP WLS BF	H R ER SO	BB IBB HBP BLK	WP HR S P	ERA WHIP	<b>PITCHER</b>	IP WLS BF	H R ER SO	BB IBB HBP BLK	WP HR S P	ERA WHIP									

**Detroit Tigers @ Chicago White Sox**  
 Comiskey Park, Chicago, IL  
 Sun Aug 15 1954, 4:38 AM EDT  
 Att: 27,193 - Unknown

AB	38
R	7
H	10
RBI	7
BB	1
SO	4
LOB	15



















Batter	1	2	3	4	5	6	7	8	9	AB	R	H	RBI	BB	SO	LOB	TOP	
Chico Carrasquel, R (1, 6) OBP: 0.351, SLG: 0.374	F9		6-3		5-3			E7		4	1	1	0	0	0	0	Chicago White Sox @ Baltimore Orioles Memorial Stadium, Baltimore, MD Thu Aug 19 1954, 3:33 AM EDT Att: 3,822 - Cloudy	
Nellie Fox, L (1, 4) OBP: 0.377, SLG: 0.405	1B							1B		4	1	4	1	0	0	0		
Minnie Minoso, R (1, 7) OBP: 0.423, SLG: 0.544	1B		F9					G4-6-3		4	1	1	0	0	0	3		
George Kell, R (1, 3) Phil Cavarretta, L (3, PH) OBP: 0.354, SLG: 0.381 OBP: 0.416, SLG: 0.438	1B		4-3					4-3		1	0	1	1	0	0	0		
Jim Rivera, L (1, 9) OBP: 0.351, SLG: 0.424	1B							4-3		2	0	0	0	1	0	2		
Matt Batts, R (1, 2) OBP: 0.323, SLG: 0.355	G1-4-3									4	0	0	0	0	0	2		
Cass Michaels, R (1, 5) OBP: 0.393, SLG: 0.409										4	0	0	0	0	0	0		
Johnny Groth, R (1, 8) OBP: 0.343, SLG: 0.366										3	0	1	0	0	1	0		
Jack Harshman, L (1, 1) Carl Sawatsky, L (8, PH) Fred Marsh, L (8, PH) Sandy Consuegra, R (8, 1) Morrie Martin, L (8, 1) Harry Dorish, R (9, 1) OBP: 0.225, SLG: 0.217 OBP: 0.306, SLG: 0.333 OBP: 0.409, SLG: 0.429 OBP: 0.352, SLG: 0.325 OBP: 0.296, SLG: 0.286 OBP: 0.111, SLG: 0.111			G4-6-3							2	0	0	0	0	1	1		
										0	0	0	0	0	0	0		
<b>Inning Stats</b>	R: 2 E: 0 K: 0 S: 6	H: 4 LOB: 1 BB: 0 P: 6	R: 0 E: 0 K: 0 S: 3	H: 1 LOB: 0 BB: 0 P: 3	R: 0 E: 0 K: 0 S: 4	H: 0 LOB: 0 BB: 0 P: 3	R: 0 E: 0 K: 2 S: 7	H: 1 LOB: 1 BB: 1 P: 7	R: 0 E: 0 K: 0 S: 3	H: 0 LOB: 0 BB: 0 P: 3	R: 2 E: 1 K: 0 S: 4	H: 2 LOB: 1 BB: 1 P: 8	R: 0 E: 0 K: 0 S: 3	H: 0 LOB: 0 BB: 0 P: 3	1B: 8 2B: 2 3B: 0 HR: 0	SF: 0 SAC: 0 DP: 4 HBP: 0	WP: 0 PB: 0 SB: 0 CS: 0	PA: 34
<b>PITCHER</b>	IP WLS BF H R ER SO BB IBB HBP BLK WP HR S P ERA WHIP																	
Lou Kretlow, R (1, 1) ERA: 4.54	7.0 L 29 9 4 4 2 2 0 0 0 0 0 0 0 31 39 5.14 1.571																	
Bob Chakales, R (8, 1) ERA: 3.47	1.0 2 0 0 0 0 0 0 0 0 0 0 0 0 2 2 0.00 0.000																	
Mike Blyzka, R (9, 1) ERA: 5.11	1.0 3 0 0 0 0 0 0 0 0 0 0 0 0 3 3 0.00 0.000																	

Batter	1	2	3	4	5	6	7	8	9	AB	R	H	RBI	BB	SO	LOB	BOTTOM			
Cal Abrams, L (1, 9) OBP: 0.395, SLG: 0.402	CS			4-3		G3		P4		4	0	1	0	1	0	4	Chicago White Sox @ Baltimore Orioles Memorial Stadium, Baltimore, MD Thu Aug 19 1954, 3:33 AM EDT Att: 3,822 - Cloudy			
Jim Brideweser, R (1, 6) OBP: 0.346, SLG: 0.345	FC5		K		1-3		SH1-3	SH1-4		4	0	2	0	1	1	1				
Eddie Waitkus, L (1, 3) OBP: 0.333, SLG: 0.376	K				E1		SH1-3	SH1-4		2	1	0	0	1	1	2				
Vern Stephens, R (1, 5) OBP: 0.307, SLG: 0.396			P5				K			4	1	1	0	1	1	4				
Jim Fridley, R (1, 7) Gil Coan, L (9, PR) OBP: 0.313, SLG: 0.388 OBP: 0.296, SLG: 0.286	FC5			1B						2	1	1	2	3	0	2				
Les Moss, R (1, 2) Clint Courtney, L (8, PH) OBP: 0.317, SLG: 0.277 OBP: 0.331, SLG: 0.369			P4		K					4	0	0	0	0	1	4				
Chuck Diering, R (1, 8) OBP: 0.368, SLG: 0.322			K		F8					4	0	2	1	0	1	1				
Bobby Young, L (1, 4) OBP: 0.340, SLG: 0.347			L6							4	0	1	0	0	1	1				
Lou Kretlow, R (1, 1) Bob Chakales, R (8, 1) Dick Kryhoski, L (8, PH) Bob Kennedy, R (8, PH) Mike Blyzka, R (9, 1) OBP: 0.225, SLG: 0.162 OBP: 0.409, SLG: 0.429 OBP: 0.307, SLG: 0.335 OBP: 0.306, SLG: 0.361 OBP: 0.311, SLG: 0.111										2	0	0	0	1	2	0				
										0	0	0	0	0	0	0				
<b>Inning Stats</b>	R: 0 E: 0 K: 1 S: 4	H: 0 LOB: 2 BB: 3 P: 16	R: 0 E: 0 K: 1 S: 5	H: 0 LOB: 0 BB: 0 P: 5	R: 0 E: 0 K: 2 S: 8	H: 1 LOB: 2 BB: 1 P: 12	R: 0 E: 0 K: 1 S: 6	H: 1 LOB: 3 BB: 0 P: 6	R: 0 E: 0 K: 2 S: 7	H: 0 LOB: 0 BB: 0 P: 7	R: 0 E: 0 K: 1 S: 6	H: 1 LOB: 2 BB: 1 P: 10	R: 0 E: 0 K: 0 S: 4	H: 1 LOB: 1 BB: 0 P: 4	R: 0 E: 0 K: 1 S: 6	H: 1 LOB: 2 BB: 1 P: 10	1B: 6 2B: 3 3B: 0 HR: 0	SF: 0 SAC: 2 DP: 1 HBP: 0	WP: 0 PB: 0 SB: 1 CS: 2	PA: 42
<b>PITCHER</b>	IP WLS BF H R ER SO BB IBB HBP BLK WP HR S P ERA WHIP																			
Jack Harshman, L (1, 1) ERA: 2.88	7.0 W 33 6 3 1 0 0 6 0 0 0 0 0 0 42 70 1.29 1.714																			
Sandy Consuegra, R (8, 1) ERA: 2.88	0.1 2 1 0 0 0 0 0 0 0 0 0 0 0 2 2 0.00 3.000																			
Morrie Martin, L (8, 1) ERA: 4.04	1.0 4 1 0 0 0 0 0 0 0 0 0 0 0 4 4 0.00 1.000																			
Harry Dorish, R (9, 1) ERA: 2.78	0.2 S 3 0 0 0 0 1 0 0 0 0 0 0 0 4 8 0.00 1.500																			



Batter	1	2	3	4	5	6	7	8	9	AB R H RBI BB SO LOB	TOP									
Chico Carrasquel, R (1, 6) OBP: 0.353, SLG: 0.377	4-0 S 3B BB	0-0 P4			0-0 SH1-3 2B		0-0 2B SF7 1B		0-0 F8	4 2 2 1 1 0 2	<b>Chicago White Sox @ Detroit Tigers</b> Briggs Stadium, Detroit, MI Fri Aug 20 1954, 4:33 AM EDT Att: 36,544 - Unknown									
Nelle Fox, L (1, 4) OBP: 0.376, SLG: 0.405	0-0 F8		0-0 F7		0-0 L7		0-0 HR 2B		0-0 P5	5 1 1 0 0 0 2										
Minnie Minoso, R (1, 7) OBP: 0.426, SLG: 0.548	0-0 SF8 3B		0-0 6-3		0-0 SH1-3		4-0 HR IBB		4-0 BB	2 2 1 1 2 0 0										
George Kell, R (1, 3) OBP: 0.349, SLG: 0.378 Phil Cavarretta, L (7, 3) OBP: 0.413, SLG: 0.434	0-0 SF8		0-0 6-3		0-3 K		0-0 SF7		0-0 F7	2 0 0 2 0 1 1 1 0 0 0 0 0 1										
Jim Rivera, L (1, 9) OBP: 0.350, SLG: 0.430	0-0 3-1				0-0 F8		0-0 L9		0-0 HR	4 1 1 3 0 0 0										
Sherm Lollar, R (1, 2) OBP: 0.329, SLG: 0.359		0-0 SH5-4 1B		0-0 6-3		0-0 6-3		0-0 5-3		4 0 1 0 0 0 0										
Cass Michaels, R (1, 5) OBP: 0.391, SLG: 0.405		0-3 K		4-0 2B BB		0-0 L7		0-0 4-3		3 1 0 0 1 1 1										
Johnny Groth, R (1, 8) OBP: 0.347, SLG: 0.372		0-0 SH5-4 1B		0-0 1-1 2B		0-0 SH5-4 1B 1B		0-0 F8		4 1 3 1 0 0 0										
Virgil Trucks, R (1, 1) OBP: 0.185, SLG: 0.205		0-0 SH5-4		0-3 K		0-0 SH5-4		0-3 K		2 0 0 0 0 2 1										
<b>Inning Stats</b>	R: 2 E: 0 K: 0 S: 4	H: 1 LOB: 0 BB: 1 P: 8	R: 0 E: 0 K: 1 S: 7	H: 2 LOB: 2 BB: 0 P: 7	R: 0 E: 0 K: 0 S: 3	H: 0 LOB: 0 BB: 0 P: 3	R: 1 E: 0 K: 1 S: 6	H: 1 LOB: 1 BB: 0 P: 10	R: 0 E: 0 K: 0 S: 6	H: 0 LOB: 0 BB: 0 P: 3	R: 5 E: 0 K: 0 S: 7	H: 4 LOB: 0 BB: 1 P: 11	R: 0 E: 0 K: 1 S: 5	H: 0 LOB: 0 BB: 0 P: 5	R: 0 E: 0 K: 0 S: 3	H: 0 LOB: 1 BB: 1 P: 7	1B: 4 2B: 3 3B: 1 HR: 1	SF: 2 SAC: 3 DP: 0 HBP: 0	WP: 0 PB: 0 SB: 1 CS: 0	PA: 40
<b>PITCHER</b>	IP WLS BF H R ER SO BB IBB HBP BLK WP HR S P ERA WHIP											IP WLS BF H R ER SO BB IBB HBP BLK WP HR S P ERA WHIP								
Steve Gromek, R (1, 1) ERA: 2.76	7.0 L 33 9 8 8 3 2 1 0 0 0 0 1 36 48 10.29 1.571																			
Dick Marlowe, R (8, 1) ERA: 3.73	2.0 7 0 0 0 1 1 0 0 0 0 0 0 8 12 0.00 0.500																			

Batter	1	2	3	4	5	6	7	8	9	AB R H RBI BB SO LOB	BOTTOM									
Harvey Kuenn, R (1, 6) OBP: 0.319, SLG: 0.380	0-0 P6		0-0 F9		0-0 5-3		0-0 4-3		0-0 F9	5 0 0 0 0 0 2	<b>Chicago White Sox @ Detroit Tigers</b> Briggs Stadium, Detroit, MI Fri Aug 20 1954, 4:33 AM EDT Att: 36,544 - Unknown									
Fred Hatfield, L (1, 4) OBP: 0.392, SLG: 0.346	4-0 BB		0-0 E9 1B		0-3 K		0-0 2B		0-0 G6-4-3 1B	4 1 3 0 1 1 0										
Bob Nieman, R (1, 7) OBP: 0.330, SLG: 0.462	0-3 K		0-0 1B		0-0 2B		0-0 F7		0-0 G6-4-3	5 0 2 2 0 1 4										
Ray Boone, R (1, 5) OBP: 0.381, SLG: 0.474	0-0 F4		0-0 F7		0-3 K		4-0 BB			3 0 0 0 1 1 3										
Walt Dropo, R (1, 3) OBP: 0.350, SLG: 0.398 Steve Souchock, R (6, PR) OBP: 0.242, SLG: 0.484 Wayne Belardi, L (7, 3) OBP: 0.362, SLG: 0.478		0-0 F9		0-0 1B FC6-2 2B		0-0 SH1-4 1B		0-3 K		3 0 2 0 0 0 0 0 0 0 0 0 0 0 1 0 0 0 0 1 2										
Al Kaline, R (1, 9) OBP: 0.304, SLG: 0.349		0-0 L6-3		0-0 FC6-2 1B		0-0 SH1-4		0-3 K		3 0 1 0 0 1 0										
Bill Tuttle, R (1, 8) OBP: 0.351, SLG: 0.402		0-0 6-3		0-0 FC6-2		0-0 F8		0-0 4-3		4 0 0 0 0 0 4										
Frank House, L (1, 2) OBP: 0.298, SLG: 0.356			0-0 E 1B 1B		0-0 F9		4-0 IBB		0-0 F8	3 1 1 0 1 0 2										
Steve Gromek, S (1, 1) OBP: 0.243, SLG: 0.145 Dick Marlowe, R (8, 1) OBP: 0.308, SLG: 0.333 Jim Delsing, L (9, PH) OBP: 0.322, SLG: 0.337			0-3 K		0-0 F8		0-0 F7		4-0 BB	3 0 0 0 0 1 5 0 0 0 0 0 0 0 0 0 0 0 1 0 0										
<b>Inning Stats</b>	R: 0 E: 0 K: 1 S: 5	H: 0 LOB: 0 BB: 0 P: 9	R: 0 E: 0 K: 0 S: 3	H: 0 LOB: 0 BB: 0 P: 3	R: 2 E: 1 K: 1 S: 8	H: 3 LOB: 1 BB: 0 P: 8	R: 0 E: 0 K: 0 S: 5	H: 2 LOB: 2 BB: 0 P: 5	R: 0 E: 0 K: 2 S: 8	H: 1 LOB: 1 BB: 0 P: 8	R: 0 E: 0 K: 0 S: 4	H: 1 LOB: 2 BB: 1 P: 8	R: 0 E: 0 K: 1 S: 5	H: 0 LOB: 0 BB: 0 P: 5	R: 0 E: 0 K: 0 S: 3	H: 1 LOB: 1 BB: 1 P: 7	1B: 6 2B: 3 3B: 0 HR: 0	SF: 0 SAC: 1 DP: 1 HBP: 0	WP: 0 PB: 0 SB: 0 CS: 0	PA: 39
<b>PITCHER</b>	IP WLS BF H R ER SO BB IBB HBP BLK WP HR S P ERA WHIP											IP WLS BF H R ER SO BB IBB HBP BLK WP HR S P ERA WHIP								
Virgil Trucks, R (1, 1) ERA: 2.62	9.0 W 39 9 2 1 6 3 1 0 0 0 0 0 47 63 1.00 1.333																			



Batter	1	2	3	4	5	6	7	8	9	AB	R	H	RBI	BB	SO	LOB	TOP					
Chico Carrasquel, R (1, 6) OBP: 0.352, SLG: 0.376	6-3		K		FC5-4			8-3		4	0	1	0	0	1	1	<p>Chicago White Sox @ Detroit Tigers</p> <p>Briggs Stadium, Detroit, MI</p> <p>Sat Aug 21 1954, 4:33 AM EDT</p> <p>Att: 12,901 - Unknown</p>					
Nelle Fox, L (1, 4) OBP: 0.377, SLG: 0.407	1B		4-3					1B		4	1	2	0	0	0	1						
Minnie Minoso, R (1, 7) OBP: 0.426, SLG: 0.554	G6-4-3							5-3		4	1	2	1	0	0	1						
George Kell, R (1, 3) OBP: 0.348, SLG: 0.376		2B								4	0	1	1	0	0	1						
Ed McGhee, R (9, 8) OBP: 0.236, SLG: 0.280		1B								0	0	0	0	0	0	0						
Jim Rivera, L (1, 9) OBP: 0.351, SLG: 0.433										4	0	2	0	0	0	2						
Carl Sawatski, L (1, 2) OBP: 0.289, SLG: 0.320		2B								4	0	0	0	0	0	4						
Cass Michaels, R (1, 5) OBP: 0.393, SLG: 0.402										2	0	0	0	2	1	0						
Johnny Groth, R (1, 8) OBP: 0.344, SLG: 0.370										3	0	0	0	0	0	3						
Phil Cavarretta, L (9, PH) OBP: 0.411, SLG: 0.431	G4-6-3									1	0	0	0	0	1	2						
Bob Keegan, R (1, 1) OBP: 0.158, SLG: 0.188										3	0	0	0	0	0	0						
Jack Harshman, L (9, 1) OBP: 0.226, SLG: 0.217			2-3							0	0	0	0	0	0	0						
Don Johnson, R (9, 1) OBP: 0.079, SLG: 0.029										0	0	0	0	0	0	0						
<b>Inning Stats</b>	R: 0 E: 0 K: 0 S: 3	H: 1 LOB: 0 BB: 0 P: 3	R: 0 E: 0 K: 0 S: 4	H: 2 LOB: 2 BB: 1 P: 8	R: 0 E: 0 K: 1 S: 5	H: 0 LOB: 0 BB: 0 P: 5	R: 1 E: 0 K: 0 S: 4	H: 1 LOB: 0 BB: 0 P: 4	R: 0 E: 1 K: 0 S: 5	H: 0 LOB: 1 BB: 0 P: 4	R: 1 E: 1 K: 0 S: 5	H: 2 LOB: 1 BB: 0 P: 5	R: 0 E: 0 K: 1 S: 5	H: 0 LOB: 0 BB: 0 P: 5	R: 0 E: 0 K: 0 S: 3	H: 1 LOB: 0 BB: 0 P: 3	R: 0 E: 0 K: 1 S: 6	H: 1 LOB: 2 BB: 1 P: 10	1B: 5 2B: 3 3B: 0 HR: 1	SF: 0 SAC: 0 DP: 4 HBP: 0	WP: 0 PB: 0 SB: 0 CS: 0	PA: 35
<b>PITCHER</b>	IP WLS BF H R ER SO BB IBB HBP BLK WP HR S P ERA WHIP																					
George Zuverink, R (1, 1) ERA: 3.46	7.0 L 27 6 2 2 2 0 1 0 0 0 0 1 30 34 2.57 0.857																					
Ray Herbert, R (8, 1) ERA: 6.33	2.0 8 2 0 0 1 1 0 0 0 0 0 0 9 13 0.00 1.500																					

Batter	1	2	3	4	5	6	7	8	9	AB	R	H	RBI	BB	SO	LOB	BOTTOM			
Harvey Kuenn, R (1, 6) OBP: 0.319, SLG: 0.379	4-3		G4-6-3			1B	F9			4	1	1	0	0	0	3	<p>Chicago White Sox @ Detroit Tigers</p> <p>Briggs Stadium, Detroit, MI</p> <p>Sat Aug 21 1954, 4:33 AM EDT</p> <p>Att: 12,901 - Unknown</p>			
Fred Hatfield, L (1, 4) OBP: 0.380, SLG: 0.333	F7		4-3			P4	G3			4	0	0	0	0	0	3				
Bob Nieman, R (1, 7) OBP: 0.339, SLG: 0.477						1B	F9			3	0	2	0	1	0	0				
Ray Boone, R (1, 5) OBP: 0.380, SLG: 0.472	5-3					1B				4	0	1	1	0	2	2				
Wayne Belardi, L (1, 3) OBP: 0.359, SLG: 0.470						1B				3	0	0	0	1	3	3				
Al Kaline, R (1, 9) OBP: 0.306, SLG: 0.347						L4	L4			2	0	0	0	2	0	2				
Bill Tuttle, R (1, 8) OBP: 0.353, SLG: 0.402						1B				2	0	1	0	1	0	2				
Frank House, L (1, 2) OBP: 0.298, SLG: 0.356										3	0	1	0	0	0	3				
Hoot Evers, R (9, PH) OBP: 0.203, SLG: 0.286	G4-6-3									1	0	0	0	0	1	1				
George Zuverink, R (1, 1) ERA: 3.46										1	0	0	0	1	1	1				
Jim Delsing, L (7, PH) ERA: 2.57										0	0	0	0	1	0	0				
Ray Herbert, R (8, 1) ERA: 6.33										0	0	0	0	0	0	0				
Walt Dropo, R (9, PH) ERA: 2.99										1	0	0	0	0	0	1				
<b>Inning Stats</b>	R: 0 E: 0 K: 0 S: 4	H: 1 LOB: 1 BB: 0 P: 4	R: 0 E: 0 K: 0 S: 2	H: 0 LOB: 1 BB: 2 P: 10	R: 0 E: 0 K: 2 S: 6	H: 0 LOB: 1 BB: 1 P: 10	R: 0 E: 0 K: 1 S: 5	H: 1 LOB: 1 BB: 1 P: 9	R: 1 E: 0 K: 1 S: 8	H: 3 LOB: 2 BB: 0 P: 8	R: 0 E: 0 K: 0 S: 4	H: 1 LOB: 2 BB: 1 P: 8	R: 0 E: 0 K: 2 S: 7	H: 0 LOB: 0 BB: 0 P: 7	R: 0 E: 0 K: 1 S: 5	H: 0 LOB: 1 BB: 1 P: 9	1B: 5 2B: 1 3B: 1 HR: 0	SF: 0 SAC: 1 DP: 3 HBP: 0	WP: 0 PB: 0 SB: 0 CS: 1	PA: 36
<b>PITCHER</b>	IP WLS BF H R ER SO BB IBB HBP BLK WP HR S P ERA WHIP																			
Bob Keegan, R (1, 1) ERA: 2.86	8.0 W 33 6 1 1 6 7 0 0 0 0 0 0 38 66 1.12 1.625																			
Jack Harshman, L (9, 1) ERA: 2.57	0.1 1 0 0 0 0 0 0 0 0 0 0 0 1 1 0.00 0.000																			
Don Johnson, R (9, 1) ERA: 2.99	0.2 S 2 0 0 0 1 0 0 0 0 0 0 0 4 4 0.00 0.000																			



Batter	1	2	3	4	5	6	7	8	9	AB	R	H	RBI	BB	SO	LOB	TOP
Chico Carrasquel, R OBP: 0.350, SLG: 0.373										4	0	0	0	0	1	0	<b>Chicago White Sox @ Detroit Tigers</b> Briggs Stadium, Detroit, MI Sun Aug 22 1954, 4:33 AM EDT Att: 18,874 - Unknown
Nelle Fox, L OBP: 0.374, SLG: 0.404										4	0	0	0	0	0	0	
Minnie Minoso, R OBP: 0.427, SLG: 0.560										4	2	2	1	0	1	0	
George Kell, R OBP: 0.350, SLG: 0.375										3	0	1	1	1	0	0	
Matt Batts, R OBP: 0.321, SLG: 0.359										4	1	1	0	0	0	2	
Jim Rivera, L OBP: 0.353, SLG: 0.434										4	1	2	0	0	0	2	
Cass Michaels, R OBP: 0.394, SLG: 0.403										4	0	2	1	0	0	2	
Johnny Groth, R OBP: 0.343, SLG: 0.368										4	0	1	1	0	0	3	
Billy Pierce, L OBP: 0.283, SLG: 0.214										1	0	0	0	0	0	1	
Sandy Consuegra, R OBP: 0.234, SLG: 0.200										1	0	0	0	0	0	0	
Sherm Lollar, R OBP: 0.327, SLG: 0.357										1	0	0	0	0	0	0	
Harry Dorish, R OBP: 0.111, SLG: 0.111										0	0	0	0	0	0	0	
<b>Inning Stats</b>	R: 1 E: 0 K: 1 S: 7	H: 2 LOB: 1 BB: 0 P: 7	R: 1 E: 0 K: 0 S: 4	H: 2 LOB: 0 BB: 0 P: 4	R: 0 E: 0 K: 1 S: 5	H: 0 LOB: 0 BB: 0 P: 5	R: 1 E: 0 K: 0 S: 5	H: 2 LOB: 1 BB: 0 P: 5	R: 0 E: 0 K: 0 S: 3	H: 1 LOB: 0 BB: 0 P: 3	R: 0 E: 0 K: 0 S: 3	H: 1 LOB: 0 BB: 0 P: 4	R: 0 E: 0 K: 0 S: 4	H: 1 LOB: 0 BB: 0 P: 4	R: 0 E: 0 K: 0 S: 4	H: 1 LOB: 1 BB: 0 P: 4	1B: 7 2B: 2 3B: 0 HR: 1 SF: 0 SAC: 0 DP: 2 HBP: 0 WP: 1 PA: 35 FB: 0 SB: 1 CS: 0
<b>PITCHER</b> Billy Hoelt, L ERA: 4.45	IP: 9.0 WLS: W BF: 35 H: 9 R: 4 ER: 4 SO: 2 BB: 1 IBB: 0 HBP: 0 BLK: 0 WP: 1 HR: 1 S: 38 P: 42 ERA: 4.00 WHIP: 1.111															<b>PITCHER</b>	

Batter	1	2	3	4	5	6	7	8	9	AB	R	H	RBI	BB	SO	LOB	BOTTOM
Harvey Kuenn, R OBP: 0.322, SLG: 0.382										4	0	3	1	0	0	0	<b>Chicago White Sox @ Detroit Tigers</b> Briggs Stadium, Detroit, MI Sun Aug 22 1954, 4:33 AM EDT Att: 18,874 - Unknown
Bill Tuttle, R OBP: 0.354, SLG: 0.402										0	1	0	0	1	0	0	
Hoot Evers, R OBP: 0.210, SLG: 0.276										2	0	0	0	1	0	2	
Bob Nieman, R OBP: 0.332, SLG: 0.466										4	0	0	0	0	0	2	
Jim Delsing, L OBP: 0.324, SLG: 0.337										0	0	0	0	0	0	0	
Ray Boone, R OBP: 0.383, SLG: 0.474										4	1	3	1	0	0	0	
Walt Dropo, R OBP: 0.348, SLG: 0.399										3	1	1	0	0	0	1	
Al Kaline, R OBP: 0.312, SLG: 0.354										3	3	3	1	1	0	0	
Red Wilson, R OBP: 0.353, SLG: 0.327										2	0	1	1	1	0	1	
Frank Bolling, R OBP: 0.297, SLG: 0.327										2	1	1	3	0	0	3	
Billy Hoelt, L OBP: 0.310, SLG: 0.306										3	0	0	0	0	1	1	
<b>Inning Stats</b>	R: 1 E: 0 K: 0 S: 3	H: 2 LOB: 1 BB: 1 P: 7	R: 3 E: 1 K: 1 S: 9	H: 4 LOB: 1 BB: 0 P: 9	R: 0 E: 0 K: 0 S: 3	H: 0 LOB: 0 BB: 0 P: 3	R: 1 E: 0 K: 0 S: 4	H: 1 LOB: 0 BB: 0 P: 4	R: 0 E: 0 K: 0 S: 3	H: 1 LOB: 0 BB: 0 P: 3	R: 0 E: 0 K: 0 S: 4	H: 2 LOB: 2 BB: 1 P: 8	R: 0 E: 0 K: 0 S: 3	H: 0 LOB: 1 BB: 1 P: 7	R: 2 E: 0 K: 0 S: 4	H: 2 LOB: 0 BB: 1 P: 8	1B: 10 2B: 3 3B: 0 HR: 0 SF: 2 SAC: 2 DP: 2 HBP: 0 WP: 0 PA: 36 FB: 0 SB: 1 CS: 2
<b>PITCHER</b> Billy Pierce, L ERA: 3.5	IP: 1.2 WLS: L BF: 9 H: 5 R: 4 ER: 3 SO: 1 BB: 1 IBB: 0 HBP: 0 BLK: 0 WP: 0 HR: 0 S: 10 P: 14 ERA: 16.20 WHIP: 3.600															<b>PITCHER</b>	
Sandy Consuegra, R ERA: 2.95	IP: 4.1 WLS: W BF: 17 H: 5 R: 1 ER: 1 SO: 0 BB: 1 IBB: 0 HBP: 0 BLK: 0 WP: 0 HR: 0 S: 16 P: 20 ERA: 2.08 WHIP: 1.385																
Harry Dorish, R ERA: 2.95	IP: 2.0 WLS: W BF: 9 H: 2 R: 2 ER: 2 SO: 0 BB: 1 IBB: 1 HBP: 0 BLK: 0 WP: 0 HR: 0 S: 7 P: 15 ERA: 9.00 WHIP: 1.500																



Batter	1	2	3	4	5	6	7	8	9	AB	R	H	RBI	BB	SO	LOB	TOP										
<b>Chico Carrasquel, R</b> OBP: 0.350, SLG: 0.375 (1, 6)										5	1	2	0	0	0	4	<b>Chicago White Sox @ Washington Senators</b> Griffith Stadium, Washington, DC Tue Aug 24 1954, 3:33 AM EDT Att: 6,371 - Unknown <a href="http://livebaseballscorecards.com">livebaseballscorecards.com</a>										
<b>Nelle Fox, L</b> OBP: 0.376, SLG: 0.405 (1, 4)										4	1	2	2	1	0	2											
<b>Minnie Minoso, R</b> OBP: 0.423, SLG: 0.554 (1, 7)										5	0	0	0	0	2	5											
<b>George Kell, R</b> OBP: 0.348, SLG: 0.371 (1, 3)										3	0	0	0	1	1	1											
<b>Sherm Lollar, R</b> OBP: 0.326, SLG: 0.355 (1, 2)										4	0	1	1	0	0	1											
<b>Jim Rivera, L</b> OBP: 0.349, SLG: 0.430 (1, 9)										4	0	0	0	0	3	2											
<b>Cass Michaels, R</b> OBP: 0.392, SLG: 0.399 (1, 5)										3	0	0	0	1	0	0											
<b>Johnny Groth, R</b> OBP: 0.345, SLG: 0.368 (1, 8)										3	1	1	0	1	0	0											
<b>Jack Harshman, L</b> OBP: 0.250, SLG: 0.292 (1, 1)										2	1	1	1	1	1	0											
<b>Inning Stats</b>	R: 2 H: 3 E: 0 K: 3 S: 12	H: 3 LOB: 1 BB: 0 P: 12	R: 0 H: 0 E: 0 K: 0 S: 4	H: 0 LOB: 2 BB: 1 P: 8	R: 0 H: 0 E: 0 K: 1 S: 5	H: 0 LOB: 0 BB: 1 P: 9	R: 0 H: 0 E: 0 K: 0 S: 3	H: 0 LOB: 0 BB: 0 P: 5	R: 0 H: 0 E: 0 K: 0 S: 3	H: 0 LOB: 0 BB: 0 P: 3	R: 1 H: 2 E: 0 K: 1 S: 6	H: 2 LOB: 2 BB: 2 P: 14	R: 0 H: 0 E: 0 K: 0 S: 5	H: 0 LOB: 0 BB: 0 P: 5	R: 1 H: 2 E: 0 K: 0 S: 5	H: 2 LOB: 2 BB: 1 P: 9	1B: 5 2B: 1 3B: 0 HR: 1	SF: 0 SAC: 1 DP: 0 HBP: 0	WP: 0 PB: 0 SB: 2 CS: 1	PA: 39							
<b>PITCHER</b>	IP	WLS	BF	H	R	ER	SO	BB	IBB	HBP	BLK	WP	HR	S	P	ERA	WHIP										
<b>Dean Stone, L</b> ERA: 3.89 (1, 1)	7.0	L	30	5	3	3	6	4	0	0	0	0	0	38	54	3.86	1.286										
<b>Connie Marrero, R</b> ERA: 4.55 (8, 1)	2.0		9	2	1	1	1	1	0	0	0	0	1	10	14	4.50	1.500										

Batter	1	2	3	4	5	6	7	8	9	AB	R	H	RBI	BB	SO	LOB	BOTTOM										
<b>Eddie Yost, R</b> OBP: 0.410, SLG: 0.400 (1, 5)										4	0	0	0	1	1	2	<b>Chicago White Sox @ Washington Senators</b> Griffith Stadium, Washington, DC Tue Aug 24 1954, 3:33 AM EDT Att: 6,371 - Unknown <a href="http://livebaseballscorecards.com">livebaseballscorecards.com</a>										
<b>Pete Runnels, L</b> OBP: 0.374, SLG: 0.409 (1, 6)										4	0	0	0	0	1	4											
<b>Mickey Vernon, L</b> OBP: 0.370, SLG: 0.524 (1, 3)										4	0	2	0	0	0	0											
<b>Jim Busby, R</b> OBP: 0.339, SLG: 0.391 (1, 8)										4	0	0	0	0	1	2											
<b>Roy Sievers, R</b> OBP: 0.341, SLG: 0.459 (1, 7)										3	0	1	0	1	0	0											
<b>Clyde Volmer, R</b> OBP: 0.333, SLG: 0.351 (1, 9)										2	0	0	0	2	0	1											
<b>Harmon Killebrew, R</b> OBP: 0.455, SLG: 0.444 (1, 4)										3	0	0	0	1	2	3											
<b>Joe Tipton, R</b> OBP: 0.353, SLG: 0.315 (1, 2)										2	0	1	0	2	1	1											
<b>Jerry Snyder, R</b> OBP: 0.284, SLG: 0.290 (9, PR)										0	0	0	0	0	0	0											
<b>Dean Stone, L</b> OBP: 0.186, SLG: 0.179 (1, 1)										2	0	0	0	0	2	1											
<b>Tom Umphlett, R</b> OBP: 0.284, SLG: 0.290 (7, PH)										1	0	0	0	0	1	2											
<b>Connie Marrero, R</b> OBP: 0.287, SLG: 0.236 (8, PR)										0	0	0	0	0	0	0											
<b>Ed Fitz Gerald, R</b> OBP: 0.345, SLG: 0.374 (8, PH)										1	0	0	0	0	1	1											
<b>Inning Stats</b>	R: 0 H: 1 E: 0 K: 1 S: 6	H: 0 LOB: 1 BB: 0 P: 6	R: 0 H: 0 E: 0 K: 2 S: 7	H: 0 LOB: 1 BB: 1 P: 11	R: 0 H: 0 E: 0 K: 2 S: 7	H: 0 LOB: 0 BB: 0 P: 7	R: 0 H: 2 E: 0 K: 1 S: 6	H: 2 LOB: 1 BB: 1 P: 10	R: 0 H: 0 E: 0 K: 1 S: 5	H: 0 LOB: 0 BB: 0 P: 5	R: 0 H: 1 E: 0 K: 1 S: 6	H: 1 LOB: 3 BB: 2 P: 14	R: 0 H: 0 E: 0 K: 0 S: 3	H: 0 LOB: 1 BB: 1 P: 7	R: 0 H: 0 E: 0 K: 1 S: 5	H: 0 LOB: 1 BB: 1 P: 9	1B: 3 2B: 1 3B: 0 HR: 0	SF: 0 SAC: 0 DP: 1 HBP: 0	WP: 0 PB: 1 SB: 0 CS: 0	PA: 37							
<b>PITCHER</b>	IP	WLS	BF	H	R	ER	SO	BB	IBB	HBP	BLK	WP	HR	S	P	ERA	WHIP										
<b>Jack Harshman, L</b> ERA: 2.69 (1, 1)	9.0	W	37	4	0	0	10	7	0	0	0	0	0	50	78	0.00	1.222										



Batter	1	2	3	4	5	6	7	8	9	AB	R	H	RBI	BB	SO	LOB	TOP										
<b>Chico Carrasquel, R</b> OBP: 0.352, SLG: 0.379 (1, 6)										5	2	3	1	0	0	0	<b>Chicago White Sox @ Washington Senators</b> Griffith Stadium, Washington, DC Wed Aug 25 1954, 3:33 AM EDT Att: 1,517 - Unknown										
<b>Nelle Fox, L</b> OBP: 0.376, SLG: 0.404 (1, 4)										4	1	1	0	1	1	2											
<b>Minnie Minoso, R</b> OBP: 0.425, SLG: 0.555 (1, 7) (4, 8)										5	2	3	3	0	0	1											
<b>George Kell, R</b> OBP: 0.349, SLG: 0.372 (1, 3)										5	0	2	2	0	0	2											
<b>Matt Batts, R</b> OBP: 0.319, SLG: 0.352 (1, 2)										3	0	0	1	1	1	2											
<b>Jim Rivera, L</b> OBP: 0.345, SLG: 0.424 (1, 9)										5	0	0	0	0	2	5											
<b>Cass Michaels, R</b> OBP: 0.393, SLG: 0.400 (1, 5)										4	1	2	0	0	0	2											
<b>Johnny Groth, R</b> OBP: 0.346, SLG: 0.368 (1, 8) (4, 7)										3	0	1	0	1	1	1											
<b>Billy Pierce, L</b> OBP: 0.265, SLG: 0.200 (1, 1)										3	1	0	0	0	0	4											
<b>Inning Stats</b>	R: 2 E: 1 K: 1 S: 8	H: 2 LOB: 1 BB: 0 P: 8	R: 5 E: 1 K: 0 S: 9	H: 4 LOB: 2 BB: 1 P: 13	R: 0 E: 0 K: 0 S: 4	H: 2 LOB: 1 BB: 0 P: 4	R: 0 E: 0 K: 1 S: 5	H: 1 LOB: 1 BB: 1 P: 9	R: 0 E: 0 K: 1 S: 5	H: 0 LOB: 0 BB: 0 P: 5	R: 0 E: 0 K: 0 S: 3	H: 2 LOB: 3 BB: 1 P: 13	R: 0 E: 0 K: 0 S: 3	H: 0 LOB: 0 BB: 0 P: 3	R: 0 E: 0 K: 0 S: 3	H: 0 LOB: 0 BB: 0 P: 3	1B: 11 2B: 2 3B: 0 HR: 0	SF: 0 SAC: 2 DP: 1 HBP: 0	WP: 1 PB: 0 SB: 1 CS: 2	PA: 42							
<b>PITCHER</b>	IP	WLS	BF	H	R	ER	SO	BB	IBB	HBP	BLK	WP	HR	S	P	ERA	WHIP										
<b>Bunky Stewart, L</b> ERA: 8.14 (1, 1)	2.0	L	16	6	7	6	1	1	0	0	0	1	0	17	21	27.00	3.500										
<b>Camilo Pascual, R</b> ERA: 4.75 (3, 1)	7.0		26	6	0	0	4	2	0	0	0	0	0	32	40	0.00	1.143										

Batter	1	2	3	4	5	6	7	8	9	AB	R	H	RBI	BB	SO	LOB	BOTTOM										
<b>Eddie Yost, R</b> OBP: 0.409, SLG: 0.399 (1, 5)										4	0	1	1	0	0	0	<b>Chicago White Sox @ Washington Senators</b> Griffith Stadium, Washington, DC Wed Aug 25 1954, 3:33 AM EDT Att: 1,517 - Unknown										
<b>Pete Runnels, L</b> OBP: 0.371, SLG: 0.405 (1, 6)										4	0	0	0	0	3	1											
<b>Mickey Vernon, L</b> OBP: 0.368, SLG: 0.520 (1, 3)										4	0	0	0	0	2	1											
<b>Jim Busby, R</b> OBP: 0.338, SLG: 0.390 (1, 8)										4	1	1	0	0	0	2											
<b>Roy Sievers, R</b> OBP: 0.342, SLG: 0.459 (1, 7)										4	0	2	0	0	2	0											
<b>Clyde Vollmer, R</b> OBP: 0.331, SLG: 0.342 (1, 9)										3	0	0	0	1	2	3											
<b>Ed Fitz Gerald, R</b> OBP: 0.340, SLG: 0.368 (1, 2)										4	0	0	0	0	0	4											
<b>Harmon Killebrew, R</b> OBP: 0.400, SLG: 0.385 (1, 4)										4	0	1	1	0	1	1											
<b>Bunky Stewart, L</b> (1, 1)										0	0	0	0	0	0	0											
<b>Tom Umphlett, R</b> OBP: 0.283, SLG: 0.289 (2, PH)										1	0	0	0	0	0	2											
<b>Camilo Pascual, R</b> OBP: 0.143, SLG: 0.200 (3, 1)										2	1	1	0	0	0	0											
<b>Inning Stats</b>	R: 0 E: 0 K: 0 S: 3	H: 0 LOB: 0 BB: 0 P: 3	R: 1 E: 0 K: 1 S: 8	H: 3 LOB: 2 BB: 0 P: 8	R: 0 E: 0 K: 2 S: 7	H: 0 LOB: 0 BB: 0 P: 7	R: 0 E: 0 K: 0 S: 4	H: 1 LOB: 1 BB: 0 P: 4	R: 1 E: 1 K: 2 S: 10	H: 2 LOB: 2 BB: 0 P: 10	R: 0 E: 0 K: 1 S: 5	H: 0 LOB: 0 BB: 1 P: 9	R: 0 E: 0 K: 1 S: 5	H: 0 LOB: 0 BB: 0 P: 5	R: 0 E: 0 K: 2 S: 7	H: 0 LOB: 0 BB: 0 P: 7	1B: 5 2B: 0 3B: 1 HR: 0	SF: 0 SAC: 0 DP: 0 HBP: 0	WP: 0 PB: 0 SB: 0 CS: 0	PA: 35							
<b>PITCHER</b>	IP	WLS	BF	H	R	ER	SO	BB	IBB	HBP	BLK	WP	HR	S	P	ERA	WHIP										
<b>Billy Pierce, L</b> ERA: 3.41 (1, 1)	9.0	W	35	6	2	2	10	1	0	0	0	0	0	54	58	2.00	0.778										





Batter	1	2	3	4	5	6	7	8	9	AB	R	H	RBI	BB	SO	LOB	TOP											
Chico Carrasquel, R OBP: 0.352, SLG: 0.377 (1, 6)										5	2	1	0	1	1	3												
Nelle Fox, L OBP: 0.376, SLG: 0.403 (1, 4)										6	1	2	0	0	0	2												
Minnie Minoso, R OBP: 0.425, SLG: 0.552 (1, 8)										4	3	1	1	1	0	1												
George Kell, R OBP: 0.357, SLG: 0.385 Ron Jackson, R OBP: 0.354, SLG: 0.525 (7, PR) (7, 3)										4	0	4	2	0	0	0												
Phil Cavarretta, L OBP: 0.416, SLG: 0.427 Johnny Groth, R OBP: 0.345, SLG: 0.367 (1, 7) (6, 7)										1	0	0	1	1	0	1												
Jim Rivera, L OBP: 0.348, SLG: 0.424 (1, 9)										3	0	1	1	2	0	2												
Sherm Lollar, R OBP: 0.328, SLG: 0.353 (1, 2)										2	0	0	1	2	1	2												
Cass Michaels, R OBP: 0.393, SLG: 0.401 (1, 5)										4	1	1	0	0	0	8												
Sandy Consuegra, R OBP: 0.275, SLG: 0.229 Dick Strahs, L (9, 1)										4	1	2	0	1	0	1												
<b>Inning Stats</b>	R: 2 E: 1 K: 0 S: 5	H: 1 LOB: 2 BB: 2 P: 13	R: 4 E: 2 K: 0 S: 6	H: 3 LOB: 3 BB: 2 P: 16	R: 0 E: 0 K: 1 S: 5	H: 1 LOB: 0 BB: 0 P: 5	R: 1 E: 0 K: 0 S: 4	H: 1 LOB: 2 BB: 2 P: 12	R: 0 E: 0 K: 0 S: 3	H: 2 LOB: 3 BB: 1 P: 9	R: 1 E: 1 K: 0 S: 5	H: 2 LOB: 2 BB: 1 P: 9	R: 0 E: 0 K: 1 S: 5	H: 0 LOB: 1 BB: 0 P: 6	R: 0 E: 0 K: 0 S: 3	H: 1 LOB: 0 BB: 0 P: 3	1B: 10 2B: 3 3B: 0 HR: 0	SF: 2 SAC: 2 DP: 3 HBP: 3	WP: 2 PB: 0 CS: 1	PA: 48								
<b>PITCHER</b>	IP	WLS	BF	H	R	ER	SO	BB	IBB	HBP	BLK	WP	HR	S	P	ERA	WHIP											
Arnie Portocarrero, R ERA: 3.97 Moe Burtis, R ERA: 4.03 Bill Oster, L ERA: 4.5	(1, 1)	1.1	L	11	3	5	3	0	3	0	0	0	1	0	8	20	20.25	4.500										
(2, 1)	6.2		34	8	3	3	2	4	1	3	0	1	0	30	53	4.05	1.800											
(9, 1)	1.0		3	1	0	0	0	0	0	0	0	0	0	3	3	0.00	1.000											

Chicago White Sox @ Philadelphia Athletics  
 Connie Mack Stadium, Philadelphia, PA  
 Thu Aug 26 1954, 3:33 AM EDT  
 Unknown

AB 34  
 R 8  
 H 12  
 RBI 6  
 BB 8  
 SO 2  
 LOB 22

Batter	1	2	3	4	5	6	7	8	9	AB	R	H	RBI	BB	SO	LOB	BOTTOM										
Spook Jacobs, R OBP: 0.338, SLG: 0.292 (1, 4)										4	0	1	0	0	0	0											
Vic Power, R OBP: 0.286, SLG: 0.340 (1, 3)										4	0	2	0	0	0	0											
Jim Finigan, R OBP: 0.388, SLG: 0.408 (1, 5)										4	0	2	0	0	0	3											
Bill Renna, R OBP: 0.299, SLG: 0.373 (1, 9)										3	0	0	0	1	1	2											
Joe Taylor, R (1, 7)										4	0	0	0	0	2	2											
Bill Wilson, R OBP: 0.340, SLG: 0.426 (1, 8)										4	0	1	1	0	0	1											
Joe Demaestri, R OBP: 0.254, SLG: 0.314 (1, 6)										3	0	0	0	0	0	1											
Jim Robertson, R OBP: 0.293, SLG: 0.241 (1, 2)										3	0	0	0	0	0	0											
Arnie Portocarrero, R OBP: 0.177, SLG: 0.207 Moe Burtis, R OBP: 0.230, SLG: 0.143 Don Bollweg, L OBP: 0.327, SLG: 0.362 Bill Oster, L (9, 1)	(1, 1)									0	0	0	0	0	0	0											
(2, 1)										2	0	0	0	0	0	0											
(8, PH)										1	0	0	0	0	0	0											
(9, 1)										0	0	0	0	0	0	0											
<b>Inning Stats</b>	R: 0 E: 0 K: 0 S: 4	H: 1 LOB: 1 BB: 0 P: 4	R: 0 E: 0 K: 1 S: 5	H: 0 LOB: 0 BB: 0 P: 5	R: 0 E: 0 K: 0 S: 3	H: 0 LOB: 0 BB: 0 P: 3	R: 0 E: 0 K: 1 S: 6	H: 1 LOB: 1 BB: 0 P: 6	R: 1 E: 0 K: 0 S: 4	H: 1 LOB: 0 BB: 0 P: 4	R: 0 E: 0 K: 0 S: 3	H: 1 LOB: 1 BB: 1 P: 7	R: 0 E: 0 K: 0 S: 5	H: 2 LOB: 2 BB: 0 P: 5	R: 0 E: 0 K: 1 S: 5	H: 0 LOB: 0 BB: 0 P: 5	1B: 5 2B: 0 3B: 0 HR: 1	SF: 0 SAC: 0 DP: 1 HBP: 0	WP: 0 PB: 0 CS: 0	PA: 33							
<b>PITCHER</b>	IP	WLS	BF	H	R	ER	SO	BB	IBB	HBP	BLK	WP	HR	S	P	ERA	WHIP										
Sandy Consuegra, R ERA: 2.76 Dick Strahs, R ERA: 3.39	(1, 1)	8.0	W	30	6	1	1	2	1	0	0	0	0	5	5	0.00	0.875										
(9, 1)	1.0	S	3	0	0	0	1	0	0	0	0	0	0	5	5	0.00	0.000										

Chicago White Sox @ Philadelphia Athletics  
 Connie Mack Stadium, Philadelphia, PA  
 Thu Aug 26 1954, 3:33 AM EDT  
 Unknown

AB 32  
 R 0  
 H 6  
 RBI 1  
 BB 1  
 SO 3  
 LOB 9



Batter	1	2	3	4	5	6	7	8	9	AB	R	H	RBI	BB	SO	LOB	TOP			
Chico Carrasquel, R (1, 6) OBP: 0.350, SLG: 0.375	0-0 6-3		0-0 E6		0-0 P6			0-0 5-3		4	0	0	0	0	0	2				
Nelle Fox, L (1, 4) OBP: 0.373, SLG: 0.400	0-0 6-3		0-0 1-4-3			0-0 P5		0-0 L3		4	0	0	0	0	0	2				
Minnie Minoso, R (1, 8) OBP: 0.422, SLG: 0.548	0-0 4-3			0-0 6-3		0-0 6-3			0-0 F8	4	0	0	0	0	0	0				
George Kell, R (1, 3) OBP: 0.355, SLG: 0.387		0-0 F7		0-0 F7		0-0 2B		0-0 5-3		4	0	1	0	0	0	0				
Phil Cavarretta, L (1, 7) OBP: 0.405, SLG: 0.415		0-0 4-3		0-3 K		0-0 P6		0-0 3-1		4	0	0	0	0	1	1				
Jim Rivera, L (1, 9) OBP: 0.348, SLG: 0.430		0-0 F7			0-0 HR		0-0 F9			3	1	1	1	0	0	0				
Carl Sawatski, L (1, 2) OBP: 0.291, SLG: 0.320			0-3 K		0-0 FC4-6 1B		0-0 F9			3	0	1	0	0	1	0				
Cass Michaels, R (1, 5) OBP: 0.393, SLG: 0.399			4-0 SH2-4 BB		0-3 K		0-0 6-3			2	0	0	0	1	1	1				
Don Johnson, R (1, 1) OBP: 0.079, SLG: 0.029			0-0 SH2-4		0-0 FC4-6			0-0 6-3		0	0	0	0	0	0	0				
Morrie Martin, L (4, 1) OBP: 0.214, SLG: 0.286					1-2					1	0	0	0	0	0	1				
Sherm Lollar, R (6, PH) OBP: 0.327, SLG: 0.351										1	0	0	0	0	0	0				
Dick Strahs, L (8, 1)										0	0	0	0	0	0	0				
<b>Inning Stats</b>	R: 0 E: 0 K: 0 S: 3	H: 0 LOB: 0 BB: 0 P: 3	R: 0 E: 0 K: 0 S: 3	H: 0 LOB: 0 BB: 0 P: 3	R: 0 E: 1 K: 1 S: 6	H: 0 LOB: 2 BB: 1 P: 10	R: 0 E: 0 K: 1 S: 5	H: 0 LOB: 0 BB: 0 P: 5	R: 1 E: 0 K: 1 S: 7	H: 2 LOB: 1 BB: 0 P: 7	R: 0 E: 0 K: 0 S: 4	H: 1 LOB: 1 BB: 0 P: 4	R: 0 E: 0 K: 0 S: 3	H: 0 LOB: 0 BB: 0 P: 3	R: 0 E: 0 K: 0 S: 3	H: 0 LOB: 0 BB: 0 P: 3	1B: 1 2B: 1 3B: 0 HR: 1	SF: 0 SAC: 1 DP: 0 HBP: 0	WP: 0 PB: 0 SB: 0 CS: 0	PA: 32
<b>PITCHER</b> Charlie Bishop, R (1, 1) ERA: 4.18	IP: 9.0 WLS: W BF: 32 H: 3 R: 1 ER: 1 SO: 3 BB: 1 IBB: 0 HBP: 0 BLK: 0 WP: 0 HR: 1 S: 37 P: 41 ERA: 1.00 WHIP: 0.444															<b>PITCHER</b>				

Chicago White Sox @ Philadelphia Athletics  
 Connie Mack Stadium, Philadelphia, PA  
 Thu Aug 26 1954, 3:38 AM EDT  
 Att: 3,650 - Unknown


AB	30
R	1
H	3
RBI	1
BB	1
SO	3
LOB	7



Batter	1	2	3	4	5	6	7	8	9	AB	R	H	RBI	BB	SO	LOB	BOTTOM			
Spook Jacobs, R (1, 4) OBP: 0.335, SLG: 0.289	0-0 5-3		0-0 G6-3	0-0 6-3			0-0 P6			4	0	0	0	0	0	3				
Vic Power, R (1, 3) OBP: 0.284, SLG: 0.336	0-0 1-3			0-0 4-3	0-0 P6		0-0 5-3			4	0	0	0	0	0	0				
Jim Finigan, R (1, 5) OBP: 0.389, SLG: 0.407	0-3 K			0-0 HR 1B	0-0 L3		4-0 SH BB			3	1	1	0	1	1	0				
Bill Renna, R (1, 9) OBP: 0.304, SLG: 0.384		0-0 1B		0-0 HR 1B	4-0 BB		0-0 SH BB FC1-2			2	1	2	2	1	0	0				
Joe Taylor, R (1, 7) OBP: 0.125, SLG: 0.125		0-0 F2		0-0 1B 3B 1B	0-0 P6		0-0 FC6-2-5 FC1-2 BB			4	1	1	0	0	0	4				
Bill Wilson, R (1, 8) OBP: 0.342, SLG: 0.425		0-0 L9		0-0 1B		0-0 F7		4-0 BB		3	0	1	0	1	0	1				
Joe Demaestri, R (1, 6) OBP: 0.254, SLG: 0.317		0-0 F9		0-0 3B		0-3 K		0-0 FC1-2		4	0	1	2	0	1	4				
Joe Astroth, R (1, 2) OBP: 0.280, SLG: 0.241			0-3 K	4-0 IBB		0-0 6-3		0-3 K		3	0	0	0	1	2	3				
Charlie Bishop, R (1, 1) OBP: 0.130, SLG: 0.130			0-0 G6-3 1B	0-3 K		0-3 K				3	0	1	0	0	2	2				
<b>Inning Stats</b>	R: 0 E: 0 K: 1 S: 5	H: 0 LOB: 0 BB: 0 P: 5	R: 0 E: 0 K: 0 S: 4	H: 1 LOB: 1 BB: 0 P: 4	R: 0 E: 0 K: 1 S: 5	H: 1 LOB: 0 BB: 0 P: 5	R: 4 E: 0 K: 1 S: 10	H: 5 LOB: 2 BB: 1 P: 14	R: 0 E: 0 K: 0 S: 3	H: 0 LOB: 1 BB: 1 P: 7	R: 0 E: 0 K: 1 S: 5	H: 0 LOB: 0 BB: 0 P: 5	R: 0 E: 0 K: 1 S: 5	H: 0 LOB: 0 BB: 0 P: 5	R: 0 E: 1 K: 1 S: 6	H: 0 LOB: 3 BB: 2 P: 14	1B: 5 2B: 0 3B: 1 HR: 1	SF: 0 SAC: 1 DP: 1 HBP: 0	WP: 0 PB: 0 SB: 1 CS: 0	PA: 35
<b>PITCHER</b> Don Johnson, R (1, 1) ERA: 3.19	IP: 3.1 WLS: L BF: 16 H: 7 R: 4 ER: 4 SO: 2 BB: 0 IBB: 0 HBP: 0 BLK: 0 WP: 0 HR: 1 S: 20 P: 20 ERA: 10.80 WHIP: 2.100															<b>PITCHER</b>				
Morrie Martin, L (4, 1) ERA: 3.89	3.2	13	0	0	0	3	1	1	0	0	0	0	0	17	25	0.00	0.273			
Dick Strahs, R (8, 1) ERA: 3.0	1.0	6	0	0	0	1	2	0	0	0	0	0	0	6	14	0.00	2.000			

Chicago White Sox @ Philadelphia Athletics  
 Connie Mack Stadium, Philadelphia, PA  
 Thu Aug 26 1954, 3:38 AM EDT  
 Att: 3,650 - Unknown

AB	30
R	3
H	7
RBI	4
BB	4
SO	6
LOB	17





Batter	1	2	3	4	5	6	7	8	9	AB	R	H	RBI	BB	SO	LOB	TOP				
Chico Carrasquel, R OBP: 0.355, SLG: 0.383	4-0 FC3-6 BB		4-0 3B	0-0 HR	4-0 FC5-4 BB			0-0 G4-6-3 1B		2	2	2	1	3	0	0					
Nellie Fox, L OBP: 0.373, SLG: 0.400	0-0 FC3-6		0-0 3B	0-0 3B	0-0 FC5-4			0-0 G4-6-3		5	2	2	0	0	0	3					
Minnie Minoso, R OBP: 0.422, SLG: 0.554	0-0 F9		0-0 3B	0-0 3B	0-3 K			0-0 F9		5	1	2	4	0	1	2					
George Kell, R OBP: 0.351, SLG: 0.382 Ron Jackson, R OBP: 0.364, SLG: 0.525	0-3 K		0-0 FC5-2 3B	0-0 SF6 3B		0-0 1-3		4-0 BB		3	1	0	1	0	1	2					
Matt Batts, R OBP: 0.316, SLG: 0.342		0-0 P4	4-0 3B	0-0 F9		0-0 E5		0-0 F8		4	1	0	0	1	0	1					
Jim Rivera, L OBP: 0.349, SLG: 0.433	0-0 2-3		0-0 HR	4-0 1B		0-0 L7		0-0 F9		4	1	1	2	1	0	1					
Cass Michaels, R Fred Marsh, R	0-0 F7		1-0 HR	0-0 1B		0-0 F7		0-3 K		1	0	0	0	0	0	0					
Johnny Groth, R OBP: 0.345, SLG: 0.373			L4	0-0 F8		0-0 F8				4	1	1	3	0	0	2					
Harry Dorish, R OBP: 0.136, SLG: 0.136			1B	0-0 5-3		0-0 4-3				4	1	1	0	0	0	1					
<b>Inning Stats</b>	R: 0 E: 0 K: 1 S: 5	H: 0 LOB: 1 BB: 1 P: 9	R: 0 E: 0 K: 0 S: 3	H: 0 LOB: 0 BB: 0 P: 3	R: 8 E: 0 K: 0 S: 8	H: 5 LOB: 1 BB: 2 P: 17	R: 3 E: 0 K: 0 S: 7	H: 4 LOB: 2 BB: 1 P: 11	R: 0 E: 0 K: 1 S: 5	H: 0 LOB: 1 BB: 1 P: 9	R: 0 E: 0 K: 0 S: 3	H: 0 LOB: 0 BB: 0 P: 3	R: 0 E: 0 K: 0 S: 3	H: 1 LOB: 0 BB: 0 P: 3	R: 0 E: 0 K: 1 S: 5	H: 0 LOB: 1 BB: 1 P: 9	1B: 5 2B: 0 3B: 3 HR: 2	SF: 1 SAC: 0 DP: 1 HBP: 1	WP: 0 PB: 0 SB: 1 CS: 0	PA: 43	
<b>PITCHER</b>	IP WLS BF H R ER SO BB IBB HBP BLK WP HR S P ERA WHIP	IP WLS BF H R ER SO BB IBB HBP BLK WP HR S P ERA WHIP	IP WLS BF H R ER SO BB IBB HBP BLK WP HR S P ERA WHIP	IP WLS BF H R ER SO BB IBB HBP BLK WP HR S P ERA WHIP	IP WLS BF H R ER SO BB IBB HBP BLK WP HR S P ERA WHIP	IP WLS BF H R ER SO BB IBB HBP BLK WP HR S P ERA WHIP	IP WLS BF H R ER SO BB IBB HBP BLK WP HR S P ERA WHIP	IP WLS BF H R ER SO BB IBB HBP BLK WP HR S P ERA WHIP	IP WLS BF H R ER SO BB IBB HBP BLK WP HR S P ERA WHIP	IP WLS BF H R ER SO BB IBB HBP BLK WP HR S P ERA WHIP	IP WLS BF H R ER SO BB IBB HBP BLK WP HR S P ERA WHIP	IP WLS BF H R ER SO BB IBB HBP BLK WP HR S P ERA WHIP	IP WLS BF H R ER SO BB IBB HBP BLK WP HR S P ERA WHIP	IP WLS BF H R ER SO BB IBB HBP BLK WP HR S P ERA WHIP	IP WLS BF H R ER SO BB IBB HBP BLK WP HR S P ERA WHIP	IP WLS BF H R ER SO BB IBB HBP BLK WP HR S P ERA WHIP	IP WLS BF H R ER SO BB IBB HBP BLK WP HR S P ERA WHIP	IP WLS BF H R ER SO BB IBB HBP BLK WP HR S P ERA WHIP	IP WLS BF H R ER SO BB IBB HBP BLK WP HR S P ERA WHIP	IP WLS BF H R ER SO BB IBB HBP BLK WP HR S P ERA WHIP	IP WLS BF H R ER SO BB IBB HBP BLK WP HR S P ERA WHIP
Marion Fricano, R ERA: 5.61	3.0	15	4	3	3	1	2	0	0	0	1	15	23	9.00	2.000						
Al Sima, L ERA: 5.17	2.0	6	1	0	0	0	0	0	0	0	0	6	6	0.00	0.500						
Bill Oster, L ERA: 2.25	1.0	4	0	0	0	1	1	0	0	0	0	5	9	0.00	1.000						
Moe Burtzsch, R ERA: 3.97																					

Chicago White Sox @ Philadelphia Athletics  
 Connie Mack Stadium, Philadelphia, PA  
 Fri Aug 27 1954, 3:33 AM EDT  
 Att: 2,208 - Unknown


AB	35
R	11
H	10
RBI	11
BB	6
SO	3
LOB	13



Batter	1	2	3	4	5	6	7	8	9	AB	R	H	RBI	BB	SO	LOB	BOTTOM				
Spook Jacobs, R OBP: 0.332, SLG: 0.286	0-0 4-3			0-3 K		0-0 B3		0-0 L5		4	0	0	0	0	1	1					
Vic Power, R OBP: 0.286, SLG: 0.338	0-0 G5-4-3 1B			0-0 1B		0-0 4-3		0-0 6-3		4	0	2	0	0	0	0					
Jim Finigan, R OBP: 0.390, SLG: 0.411	0-0 G5-4-3			0-0 FC5-4 1B		0-0 2B		0-0 1-4-3		4	0	2	0	0	0	1					
Bill Renna, R OBP: 0.301, SLG: 0.380		0-0 F5		0-3 K		0-0 F7		0-0 6-3		4	0	0	0	0	1	3					
Joe Taylor, R OBP: 0.091, SLG: 0.091		0-0 6-3		0-0 FC5-4		0-3 K				3	0	0	0	0	1	3					
Bill Wilson, R OBP: 0.336, SLG: 0.420		0-3 K			0-0 F2		0-0 5-3			3	0	0	0	0	1	1					
Joe Demaestri, R OBP: 0.252, SLG: 0.315			0-0 F8		0-0 F7		0-0 F7			3	0	0	0	0	0	0					
Joe Astroth, R OBP: 0.276, SLG: 0.237			0-0 6-3		0-0 6-3			0-0 4-3		3	0	0	0	0	0	0					
Marion Fricano, R ERA: 5.61 Al Sima, L ERA: 5.17 Don Bollweg, L ERA: 3.06, SLG: 0.361 Bill Oster, L ERA: 2.25 Lou Limmer, L ERA: 2.95 Moe Burtzsch, R ERA: 3.97	0-0 5-3			0-0 L3				0-0 1B		0	0	0	0	0	0	0					
<b>Inning Stats</b>	R: 0 E: 0 K: 0 S: 3	H: 1 LOB: 0 BB: 0 P: 3	R: 0 E: 0 K: 1 S: 5	H: 0 LOB: 0 BB: 0 P: 5	R: 0 E: 0 K: 2 S: 9	H: 2 LOB: 0 BB: 0 P: 9	R: 0 E: 0 K: 0 S: 3	H: 0 LOB: 0 BB: 0 P: 3	R: 0 E: 0 K: 1 S: 6	H: 1 LOB: 1 BB: 0 P: 6	R: 0 E: 0 K: 0 S: 4	H: 1 LOB: 1 BB: 0 P: 4	R: 0 E: 0 K: 0 S: 3	H: 0 LOB: 0 BB: 0 P: 3	R: 0 E: 0 K: 1 S: 5	H: 0 LOB: 0 BB: 0 P: 9	1B: 4 2B: 1 3B: 0 HR: 0	SF: 0 SAC: 0 DP: 1 HBP: 0	WP: 0 PB: 0 SB: 0 CS: 0	PA: 31	
<b>PITCHER</b>	IP WLS BF H R ER SO BB IBB HBP BLK WP HR S P ERA WHIP	IP WLS BF H R ER SO BB IBB HBP BLK WP HR S P ERA WHIP	IP WLS BF H R ER SO BB IBB HBP BLK WP HR S P ERA WHIP	IP WLS BF H R ER SO BB IBB HBP BLK WP HR S P ERA WHIP	IP WLS BF H R ER SO BB IBB HBP BLK WP HR S P ERA WHIP	IP WLS BF H R ER SO BB IBB HBP BLK WP HR S P ERA WHIP	IP WLS BF H R ER SO BB IBB HBP BLK WP HR S P ERA WHIP	IP WLS BF H R ER SO BB IBB HBP BLK WP HR S P ERA WHIP	IP WLS BF H R ER SO BB IBB HBP BLK WP HR S P ERA WHIP	IP WLS BF H R ER SO BB IBB HBP BLK WP HR S P ERA WHIP	IP WLS BF H R ER SO BB IBB HBP BLK WP HR S P ERA WHIP	IP WLS BF H R ER SO BB IBB HBP BLK WP HR S P ERA WHIP	IP WLS BF H R ER SO BB IBB HBP BLK WP HR S P ERA WHIP	IP WLS BF H R ER SO BB IBB HBP BLK WP HR S P ERA WHIP	IP WLS BF H R ER SO BB IBB HBP BLK WP HR S P ERA WHIP	IP WLS BF H R ER SO BB IBB HBP BLK WP HR S P ERA WHIP	IP WLS BF H R ER SO BB IBB HBP BLK WP HR S P ERA WHIP	IP WLS BF H R ER SO BB IBB HBP BLK WP HR S P ERA WHIP	IP WLS BF H R ER SO BB IBB HBP BLK WP HR S P ERA WHIP	IP WLS BF H R ER SO BB IBB HBP BLK WP HR S P ERA WHIP	IP WLS BF H R ER SO BB IBB HBP BLK WP HR S P ERA WHIP
Harry Dorish, R ERA: 2.64	9.0	31	5	0	0	4	0	0	0	0	0	39	39	0.00	0.556						

Chicago White Sox @ Philadelphia Athletics  
 Connie Mack Stadium, Philadelphia, PA  
 Fri Aug 27 1954, 3:33 AM EDT  
 Att: 2,208 - Unknown

AB	31
R	0
H	5
RBI	0
BB	0
SO	4
LOB	9





Batter	1	2	3	4	5	6	7	8	9	AB	R	H	RBI	BB	SO	LOB	TOP					
<b>Chico Carrasquel, R</b> OBP: 0.359, SLG: 0.382 (1, 6)	F3																					
<b>Nellie Fox, L</b> OBP: 0.373, SLG: 0.399 (1, 4)																						
<b>Minnie Minoso, R</b> OBP: 0.424, SLG: 0.553 (1, 8)																						
<b>George Kell, R</b> OBP: 0.348, SLG: 0.384 (8, PR) <b>Ed McChee, R</b> OBP: 0.296, SLG: 0.280 <b>Don Johnson, R</b> OBP: 0.079, SLG: 0.029 (8, 1)																						
<b>Sherm Lollar, R</b> OBP: 0.329, SLG: 0.349 (1, 2)																						
<b>Jim Rivera, L</b> OBP: 0.351, SLG: 0.435 (1, 9)																						
<b>Johnny Groth, R</b> OBP: 0.341, SLG: 0.369 (1, 7)																						
<b>Fred Marsh, R</b> OBP: 0.362, SLG: 0.385 (1, 5)																						
<b>Jack Harshman, L</b> OBP: 0.271, SLG: 0.286 <b>Billy Pierce, L</b> OBP: 0.265, SLG: 0.200 <b>Phil Cavarretta, L</b> OBP: 0.403, SLG: 0.412 (8, 3)																						
<b>Inning Stats</b>	R: 0 E: 0 K: 0 S: 5	H: 2 LOB: 2 BB: 0 P: 5	R: 1 E: 0 K: 0 S: 4	H: 1 LOB: 2 BB: 2 P: 12	R: 0 E: 0 K: 0 S: 4	H: 1 LOB: 2 BB: 1 P: 8	R: 2 E: 1 K: 0 S: 5	H: 2 LOB: 3 BB: 3 P: 17	R: 0 E: 0 K: 0 S: 4	H: 1 LOB: 3 BB: 2 P: 12	R: 0 E: 0 K: 0 S: 6	H: 1 LOB: 1 BB: 0 P: 6	R: 2 E: 0 K: 0 S: 4	H: 2 LOB: 1 BB: 1 P: 8	R: 0 E: 0 K: 0 S: 4	H: 1 LOB: 1 BB: 0 P: 4	R: 0 E: 0 K: 0 S: 4	H: 1 LOB: 1 BB: 0 P: 4	1B: 10 2B: 1 3B: 1 HR: 0	SF: 1 SAC: 2 DP: 0 HBP: 0	WP: 0 PB: 0 SB: 3 CS: 1	PA: 47
<b>PITCHER</b>	IP	WLS	BF	H	R	ER	SO	BB	IBB	HBP	BLK	WP	HR	S	P	ERA	WHIP					
<b>Alex Kellner, L</b> ERA: 5.39 <b>Sonny Dixon, R</b> ERA: 4.02 <b>Charlie Bishop, R</b> ERA: 4.32	5.0	L	30	7	3	3	0	6	2	0	0	0	0	22	54	5.40	2.600					

Chicago White Sox @ Philadelphia Athletics  
 Connie Mack Stadium, Philadelphia, PA  
 Sat Aug 28 1954, 3:33 AM EDT  
 Att: 1,867 - Unknown


AB	35
R	5
H	12
RBI	4
BB	9
SO	1
LOB	26



Batter	1	2	3	4	5	6	7	8	9	AB	R	H	RBI	BB	SO	LOB	BOTTOM					
<b>Spook Jacobs, R</b> OBP: 0.331, SLG: 0.285 (1, 4)	F5																					
<b>Vic Power, R</b> OBP: 0.285, SLG: 0.337 (1, 3)																						
<b>Jim Finigan, R</b> OBP: 0.391, SLG: 0.410 (1, 5)																						
<b>Bill Renna, R</b> OBP: 0.300, SLG: 0.377 (1, 9)																						
<b>Joe Taylor, R</b> OBP: 0.067, SLG: 0.067 (1, 7)																						
<b>Bill Wilson, R</b> OBP: 0.340, SLG: 0.418 (1, 8)																						
<b>Joe Demaestri, R</b> OBP: 0.250, SLG: 0.313 (8, 1)																						
<b>Joe Astroth, R</b> OBP: 0.286, SLG: 0.244 (1, 2)																						
<b>Alex Kellner, R</b> OBP: 0.207, SLG: 0.218 <b>Gus Gettelfinger, R</b> OBP: 0.337, SLG: 0.474 <b>Sonny Dixon, R</b> OBP: 0.326, SLG: 0.379 <b>Pete Sudler, R</b> OBP: 0.120, SLG: 0.130 <b>Charlie Bishop, R</b> OBP: 0.050, SLG: 0.405 (8, PR) (8, 1) (8, PR) (8, 1) (8, PR)																						
<b>Inning Stats</b>	R: 0 E: 0 K: 0 S: 4	H: 1 LOB: 1 BB: 1 P: 8	R: 1 E: 0 K: 0 S: 4	H: 1 LOB: 1 BB: 1 P: 8	R: 0 E: 0 K: 1 S: 5	H: 0 LOB: 0 BB: 0 P: 5	R: 0 E: 0 K: 0 S: 2	H: 0 LOB: 0 BB: 1 P: 6	R: 0 E: 0 K: 2 S: 7	H: 0 LOB: 0 BB: 0 P: 7	R: 0 E: 0 K: 0 S: 4	H: 1 LOB: 1 BB: 0 P: 4	R: 1 E: 1 K: 1 S: 7	H: 2 LOB: 2 BB: 1 P: 11	R: 0 E: 0 K: 1 S: 4	H: 0 LOB: 0 BB: 1 P: 8	R: 0 E: 1 K: 2 S: 9	H: 2 LOB: 2 BB: 0 P: 9	1B: 6 2B: 1 3B: 0 HR: 0	SF: 0 SAC: 0 DP: 2 HBP: 0	WP: 0 PB: 0 SB: 0 CS: 0	PA: 37
<b>PITCHER</b>	IP	WLS	BF	H	R	ER	SO	BB	IBB	HBP	BLK	WP	HR	S	P	ERA	WHIP					
<b>Jack Harshman, L</b> ERA: 2.7 <b>Billy Pierce, L</b> ERA: 3.39 <b>Don Johnson, R</b> ERA: 3.14	6.0	W	24	3	2	2	3	4	0	0	0	0	0	7	7	3.00	1.167					

Chicago White Sox @ Philadelphia Athletics  
 Connie Mack Stadium, Philadelphia, PA  
 Sat Aug 28 1954, 3:33 AM EDT  
 Att: 1,867 - Unknown

AB	32
R	1
H	7
RBI	2
BB	5
SO	7
LOB	15





Batter	1	2	3	4	5	6	7	8	9	AB	R	H	RBI	BB	SO	LOB	TOP				
Chico Carrasquel, R (1,6) OBP: 0.357, SLG: 0.383	0-3 K		4-0 CS BB		0-0 5-3		0-0 G3 2B		0-0 6-3	4	0	1	1	1	1	0					
Nelle Fox, L (1,4) OBP: 0.372, SLG: 0.398	0-0 4-3		0-0 1-3		0-0 BB BB 1B		0-0 G3			4	0	1	0	0	0	2					
Minnie Minoso, R (1,8) OBP: 0.423, SLG: 0.550	0-3 K			0-0 L7	4-0 BB BB 1-2		0-0 4-3			3	0	0	0	1	1	1					
George Kell, R (1,3) OBP: 0.347, SLG: 0.380		0-0 5-3		0-0 5-3	4-0 BB BB 1-2 2-3		0-0 6-3			3	0	0	0	1	0	0					
Jim Rivera, L (1,9) OBP: 0.355, SLG: 0.437		0-0 BB 1B 1B		0-0 E 1B	0-0 4-3		0-0 BB			3	0	2	0	1	0	3					
Sherm Lollar, R (1,2) OBP: 0.328, SLG: 0.347		0-0 BB 1B		0-0 FC6	0-0 1-2		0-0 6-3		0-0 L7	4	0	1	0	0	0	2					
Johnny Groth, R (1,7) OBP: 0.340, SLG: 0.366		4-0 BB BB BB 1-2 2-3		0-0 F8	0-0 L5		0-0 F9			3	0	0	0	1	0	3					
Fred Marsh, R (1,5) OBP: 0.355, SLG: 0.393		0-0 G6-4-3			0-0 SH5-3 5-3 2B		0-0 P3		0-0 6-3	4	1	1	0	0	0	3					
Virgil Trucks, R (1,1) OBP: 0.181, SLG: 0.200			0-3 K		0-0 SH5-3		0-0 6-3		0-0 F7	2	0	0	0	0	1	0					
Matt Batts, R (9, PH) OBP: 0.314, SLG: 0.340					0-0 2-3					1	0	0	0	0	0	0					
<b>Inning Stats</b>	R: 0 E: 0 K: 2 S: 7	H: 0 LOB: 0 BB: 0 P: 7	R: 0 E: 0 K: 0 S: 4	H: 2 LOB: 2 BB: 1 P: 8	R: 0 E: 0 K: 1 S: 4	H: 0 LOB: 0 BB: 1 P: 8	R: 0 E: 1 K: 0 S: 5	H: 1 LOB: 2 BB: 0 P: 5	R: 1 E: 0 K: 0 S: 5	H: 2 LOB: 3 BB: 2 P: 13	R: 0 E: 0 K: 0 S: 3	H: 0 LOB: 0 BB: 0 P: 3	R: 0 E: 0 K: 0 S: 4	H: 1 LOB: 1 BB: 0 P: 4	R: 0 E: 0 K: 0 S: 3	H: 0 LOB: 1 BB: 1 P: 7	R: 0 E: 0 K: 0 S: 3	H: 0 LOB: 0 BB: 0 P: 3	1B: 4 2B: 2 3B: 0 HR: 0	SF: 0 SAC: 1 DP: 1 HBP: 0	WP: 0 PA: 37 CS: 1
<b>PITCHER</b> Whitey Ford, L (1,1) ERA: 2.78	IP: 9.0 WLS: W BF: 37 H: 6 R: 1 ER: 1 SO: 3 BB: 5 IBB: 0 HBP: 0 BLK: 0 WP: 0 HR: 0 S: 38 P: 58 ERA: 1.00 WHIP: 1.222															<b>PITCHER</b>					

Chicago White Sox @ New York Yankees  
Yankee Stadium, Bronx, NY  
Sun Aug 29 1954, 3:33 AM EDT  
Att: 41,782 - Unknown


AB 31  
R 1  
H 6  
RBI 1  
BB 5  
SO 3  
LOB 14



Batter	1	2	3	4	5	6	7	8	9	AB	R	H	RBI	BB	SO	LOB	BOTTOM		
Hank Bauer, R (1,9) OBP: 0.377, SLG: 0.500	0-0 L7	0-0 P6			0-0 P6		0-3 K	0-0 F7		5	0	0	0	0	1	1			
Joe Collins, L (1,3) OBP: 0.378, SLG: 0.470	0-0 WP 2B 1B		0-0 G3		0-0 SH1-3 1B		0-0 HR			4	2	3	1	0	0	0			
Mickey Mantle, S (1,8) OBP: 0.406, SLG: 0.557	4-0 1-2 2B BB		0-0 F9		0-0 SH1-3 1-2		0-3 K			2	1	0	0	1	1	0			
Yogi Berra, L (1,2) OBP: 0.366, SLG: 0.489	0-0 1-H 2-H 2B		0-0 1B		4-0 BB		4-0 2B BB			2	1	2	2	2	0	0			
Irv Noren, L (1,7) OBP: 0.387, SLG: 0.519	0-0 4-3		0-0 1B		0-0 4-3		0-0 1-H 2B			4	0	2	1	0	0	3			
Andy Carey, R (1,5) OBP: 0.370, SLG: 0.430	0-0 F9		0-0 F9			4-0 FC1-6 BB	4-0 BB			2	0	0	0	2	0	3			
Jerry Coleman, R (1,4) OBP: 0.290, SLG: 0.294		0-0 F9		0-0 F7		0-0 L6	0-0 5-3			4	0	0	0	0	0	3			
Willy Miranda, S (1,6) OBP: 0.317, SLG: 0.364		0-0 6-3		0-0 F7		0-0 FC1-6 1-2		0-0 P5		4	0	0	0	0	1				
Whitey Ford, L (1,1) OBP: 0.258, SLG: 0.185		0-0 1B		0-0 P6		0-0 FC1-4-6 1-2		0-0 4-3		4	0	1	0	0	1				
<b>Inning Stats</b>	R: 2 E: 0 K: 0 S: 5	H: 2 LOB: 1 BB: 1 P: 9	R: 0 E: 0 K: 0 S: 4	H: 1 LOB: 1 BB: 0 P: 4	R: 0 E: 0 K: 0 S: 5	H: 2 LOB: 2 BB: 0 P: 5	R: 0 E: 0 K: 0 S: 3	H: 0 LOB: 0 BB: 0 P: 3	R: 0 E: 0 K: 0 S: 4	H: 1 LOB: 2 BB: 1 P: 8	R: 0 E: 0 K: 0 S: 3	H: 0 LOB: 1 BB: 1 P: 7	R: 2 E: 0 K: 2 S: 9	H: 2 LOB: 2 BB: 2 P: 17	R: 0 E: 0 K: 0 S: 3	H: 0 LOB: 0 BB: 0 P: 3	1B: 5 2B: 2 3B: 0 HR: 1	SF: 0 SAC: 1 DP: 0 HBP: 0	WP: 1 PA: 37 CS: 0
<b>PITCHER</b> Virgil Trucks, R (1,1) ERA: 2.88	IP: 8.0 WLS: L BF: 37 H: 8 R: 4 ER: 4 SO: 2 BB: 5 IBB: 0 HBP: 0 BLK: 0 WP: 1 HR: 1 S: 36 P: 56 ERA: 4.50 WHIP: 1.625															<b>PITCHER</b>			

Chicago White Sox @ New York Yankees  
Yankee Stadium, Bronx, NY  
Sun Aug 29 1954, 3:33 AM EDT  
Att: 41,782 - Unknown

AB 31  
R 4  
H 8  
RBI 4  
BB 5  
SO 2  
LOB 12





Batter	1	2	3	4	5	6	7	8	9	AB	R	H	RBI	BB	SO	LOB	TOP			
Chico Carrasquel, R (1.6) OBP: 0.359, SLG: 0.383	0-3 K		0-0 BB 1B		0-0 PB 1B		0-0 P5			4	1	2	0	0	1	0				
Nelle Fox, L (1.4) OBP: 0.375, SLG: 0.401	0-0 CS 1B		0-0 BB 1B		0-0 G3			0-0 FC5-4 1B		4	0	3	0	0	0	0				
Minnie Minoso, R (1.8) OBP: 0.423, SLG: 0.552	0-0 4-3		4-0 BB 1B		0-0 BB 3B			0-0 FC5-4 1B		3	0	1	0	1	0	2				
George Kell, R (1.3) OBP: 0.343, SLG: 0.375		0-0 F7	0-0 5-3		0-0 F8			0-0 G4-6-3		4	0	0	0	0	0	5				
Jim Rivera, L (1.9) OBP: 0.354, SLG: 0.435	0-0 4-3			0-3 K		0-0 1B			0-0 3-1	4	0	1	0	0	1	0				
Matt Batts, R (1.2) OBP: 0.313, SLG: 0.338	0-0 FC6-4 1B			0-0 P5		0-0 P6			0-0 F7	4	0	1	0	0	0	0				
Johnny Groth, R (1.7) OBP: 0.337, SLG: 0.362	0-0 FC6-4 1-2			0-0 F8		0-0 P4			0-0 F2	4	0	0	0	0	0	1				
Fred Marsh, R (1.5) OBP: 0.354, SLG: 0.390			0-0 1B SH5-4 1B		0-0 5-3		0-0 P5			3	0	1	0	0	0	0				
Billy Pierce, L (1.1) OBP: 0.265, SLG: 0.200			0-0 SH5-4		0-0 1B BLK PB 1B		0-0 F7			0	0	0	0	0	0	0				
Dick Strahs, L (2.1) OBP: 0.318, SLG: 0.191										0	0	0	0	0	0	0				
Willard Marshall, L (5. PH) OBP: 0.207, SLG: 0.276										1	1	1	0	0	0	0				
Morrie Martin, L (5.1) OBP: 0.207, SLG: 0.276										1	0	0	0	0	0	0				
<b>Inning Stats</b>	R: 0 E: 0 K: 1 S: 5	H: 1 LOB: 0 BB: 0 P: 5	R: 0 E: 0 K: 0 S: 4	H: 1 LOB: 1 BB: 0 P: 4	R: 0 E: 0 K: 0 S: 5	H: 3 LOB: 3 BB: 1 P: 9	R: 0 E: 0 K: 1 S: 5	H: 0 LOB: 0 BB: 0 P: 5	R: 2 E: 0 K: 0 S: 6	H: 3 LOB: 1 BB: 0 P: 6	R: 0 E: 0 K: 0 S: 3	H: 1 LOB: 0 BB: 0 P: 3	R: 0 E: 0 K: 0 S: 3	H: 0 LOB: 0 BB: 0 P: 3	R: 0 E: 0 K: 0 S: 3	H: 0 LOB: 0 BB: 0 P: 3	1B: 9 2B: 0 3B: 1 HR: 0	SF: 0 SAC: 1 DP: 1 HBP: 0	WP: 0 PB: 2 SB: 0 CS: 1	PA: 34
<b>PITCHER</b>	IP WLS BF H R ER SO BB IBB HBP BLK WP HR S P ERA WHIP																			
Russ Kemmerer, R (1.1) ERA: 3.92	4.2		21	8	2	2	2	1	0	0	0	1	0	0	0	24	28	3.86	1.929	
Tom Hurd, R (5.1) ERA: 3.44	4.1	W	13	2	0	0	0	0	0	0	0	0	0	0	13	13	0.00	0.462		

Chicago White Sox @ Boston Red Sox  
Fenway Park, Boston, MA  
Wed Sep 01 1954, 3:33 AM EDT  
Att: 5,320 - Unknown

AB 32  
R 2  
H 10  
RBI 0  
BB 1  
SO 2  
LOB 8



Batter	1	2	3	4	5	6	7	8	9	AB	R	H	RBI	BB	SO	LOB	BOTTOM	
Billy Goodman, L (1.4) OBP: 0.360, SLG: 0.367	4-0 1B 6-3 BB	0-0 FC4-6 BB 1-2	0-0 4-3		0-0 1B		0-0 FC5-6 1B 1-2 FC5-4			4	2	1	0	1	0	3		
Ted Williams, L (1.7) OBP: 0.527, SLG: 0.655	0-0 6-3 1-2	4-0 BB BB		4-0 FC1 1B BB	0-0 F7		0-0 FC5-4 1B 1-3			3	1	1	0	2	0	2		
Jackie Jensen, R (1.8) OBP: 0.368, SLG: 0.490	4-0 1B SF7 BB	4-0 FC6-4 1-2 2-3 BB		0-0 1B E 1B	0-0 F5		0-0 FC5-4 1-2 3-H			3	2	1	1	2	0	2		
Sam Mele, R (1.3) OBP: 0.294, SLG: 0.376	0-0 FC5 1B 1-3 2-H	0-0 FC6-4 1-2		0-0 FC1 BB E	0-0 L8		0-0 P4			5	0	1	1	0	0	7		
Karl Olson, R (1.9) OBP: 0.307, SLG: 0.362	0-0 SF7 3-H		0-0 1B S 5-4-3 1B	0-0 E6 1-2 2-H 3-H 1B		0-0 5-3		0-3 K		4	1	2	2	0	1	0		
Sammy White, R (1.2) OBP: 0.311, SLG: 0.426	0-0 FC5 1-2 1B		0-0 5-4-3	0-0 L5		0-0 L6		0-0 1B		5	0	2	0	0	0	3		
Ted Lepcio, R (1.5) OBP: 0.330, SLG: 0.392	0-0 FC5 1-2 2-3		0-0 S 1B 2-3	0-3 K 1B		0-0 1B		0-0 F8		5	1	2	0	0	1	5		
Billy Consolo, R (1.6) OBP: 0.312, SLG: 0.267		0-3 K	0-3 K 1-2 3-H	4-0 BB 1-2 2-3		0-0 P6		0-3 K		4	0	0	0	1	3	3		
Russ Kemmerer, R (1.1) OBP: 0.250, SLG: 0.118		4-0 BB		0-0 G3						2	0	1	1	1	0	3		
Tom Hurd, R (5.1) OBP: 1.000, SLG: 1.000										1	0	1	0	0	0	0		
<b>Inning Stats</b>	R: 2 E: 0 K: 0 S: 5	H: 2 LOB: 2 BB: 2 P: 13	R: 0 E: 0 K: 1 S: 5	H: 0 LOB: 3 BB: 3 P: 17	R: 2 E: 0 K: 1 S: 8	H: 3 LOB: 1 BB: 0 P: 8	R: 2 E: 2 K: 1 S: 8	H: 2 LOB: 3 BB: 2 P: 16	R: 0 E: 0 K: 0 S: 4	H: 1 LOB: 1 BB: 0 P: 4	R: 1 E: 0 K: 0 S: 5	H: 2 LOB: 1 BB: 0 P: 5	R: 0 E: 0 K: 2 S: 8	H: 1 LOB: 1 BB: 0 P: 8	1B: 12 2B: 0 3B: 0 HR: 0	SF: 1 SAC: 0 DP: 0 HBP: 0	WP: 0 PB: 0 SB: 2 CS: 0	PA: 44
<b>PITCHER</b>	IP WLS BF H R ER SO BB IBB HBP BLK WP HR S P ERA WHIP																	
Billy Pierce, L (1.1) ERA: 3.47	1.2	L	12	5	2	2	1	5	0	0	0	0	0	0	9	29	10.80	4.200
Dick Strahs, R (2.1) ERA: 4.76	2.1		15	5	4	3	2	2	0	0	0	0	0	17	25	11.57	3.000	
Morrie Martin, L (5.1) ERA: 3.83	4.0		17	5	1	1	2	0	0	0	0	0	0	21	21	2.25	1.250	

Chicago White Sox @ Boston Red Sox  
Fenway Park, Boston, MA  
Wed Sep 01 1954, 3:33 AM EDT  
Att: 5,320 - Unknown

AB 36  
R 7  
H 12  
RBI 5  
BB 7  
SO 5  
LOB 28





Batter	1	2	3	4	5	6	7	8	9	AB	R	H	RBI	BB	SO	LOB	TOP			
Chico Carrasquel, R OBP: 0.358, SLG: 0.385 (1, 6)										5	1	2	0	0	0	3	<p>Chicago White Sox @ Boston Red Sox</p> <p>Fenway Park, Boston, MA</p> <p>Wed Sep 01 1954, 3:38 AM EDT</p> <p>Att: 10,854 - Unknown</p>			
Nellie Fox, L OBP: 0.373, SLG: 0.398 (1, 4)										4	1	0	0	1	0	2				
Minnie Minoso, R OBP: 0.420, SLG: 0.547 (1, 8)										5	1	0	1	0	0	2				
George Kell, R OBP: 0.347, SLG: 0.378 (1, 3)										5	1	3	1	0	0	0				
Sherm Lollar, R OBP: 0.329, SLG: 0.346 (1, 2)										4	1	1	0	1	0	2				
Johnny Groth, R OBP: 0.341, SLG: 0.372 (1, 9) (8, 7)										3	1	2	3	1	1	1				
Fred Marsh, R OBP: 0.368, SLG: 0.403 (1, 5)										3	0	2	0	0	0	3				
Ed McGhee, R OBP: 0.239, SLG: 0.282 (8, PH)										3	0	1	0	0	0	2				
Jim Rivera, L OBP: 0.355, SLG: 0.435 (8, 9)										0	0	0	0	1	0	0				
Harry Dorish, R OBP: 0.125, SLG: 0.125 (1, 1)										2	0	0	0	0	1	2				
Don Johnson, R OBP: 0.079, SLG: 0.029 (8, PH)										0	0	0	0	0	0	0				
Phil Cavarretta, L OBP: 0.400, SLG: 0.409 (8, 1)										1	0	0	0	0	0	2				
Jack Harshman, L OBP: 0.271, SLG: 0.286 (8, 1)										0	0	0	0	0	0	0				
<b>Inning Stats</b>	R: 1 E: 0 K: 0 S: 4	H: 1 LOB: 0 BB: 0 P: 4	R: 1 E: 1 K: 1 S: 7	H: 2 LOB: 1 BB: 0 P: 7	R: 0 E: 0 K: 0 S: 3	H: 0 LOB: 0 BB: 0 P: 3	R: 2 E: 0 K: 1 S: 8	H: 3 LOB: 1 BB: 0 P: 8	R: 2 E: 0 K: 0 S: 4	H: 2 LOB: 2 BB: 3 P: 16	R: 0 E: 0 K: 0 S: 3	H: 0 LOB: 0 BB: 0 P: 3	R: 0 E: 0 K: 0 S: 4	H: 1 LOB: 2 BB: 1 P: 8	R: 0 E: 0 K: 0 S: 4	H: 1 LOB: 1 BB: 0 P: 4	1B: 9 2B: 1 3B: 0 HR: 1	SF: 0 SAC: 2 DP: 1 HBP: 0	WP: 0 PB: 0 SB: 0 CS: 0	PA: 41
<b>PITCHER</b>	IP WLS BF H R ER SO BB IBB HBP BLK WP HR S P ERA WHIP																			
Mel Parnell, L ERA: 4.26 (1, 1)	3.1 L 16 6 4 3 1 0 0 0 0 0 0 1 18 18 8.10 1.800																			
Tex Clevenger, R ERA: 4.91 (4, 1)	1.0 6 2 2 2 1 1 0 0 0 0 0 0 7 11 18.00 3.000																			
Hal Brown, R ERA: 5.06 (5, 1)	0.2 3 0 0 0 0 2 0 0 0 0 0 0 1 9 0.00 3.000																			
Leo Kiely, L ERA: 3.48 (6, 1)	2.0 7 1 0 0 0 0 0 0 0 0 0 0 7 7 0.00 0.500																			
Sid Hudson, R ERA: 4.64 (8, 1)	2.0 9 2 0 0 0 0 1 0 0 0 0 0 8 12 0.00 1.000																			

livebaseballscores.com

AB 35  
R 6  
H 11  
RBI 5  
BB 4  
SO 2  
LOB 19



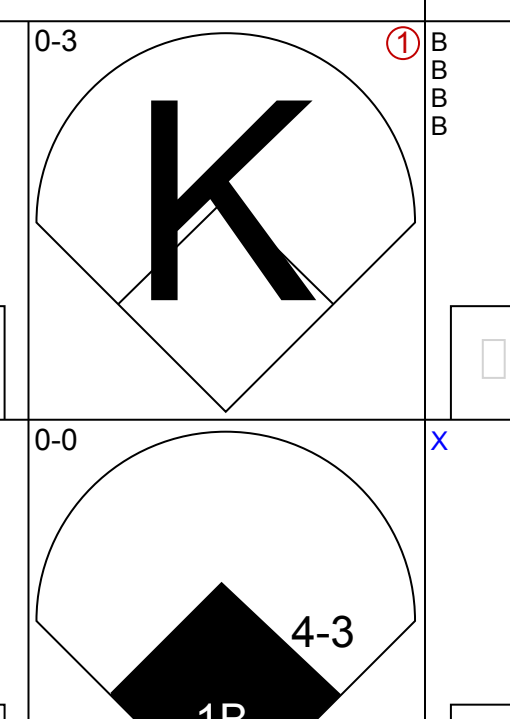
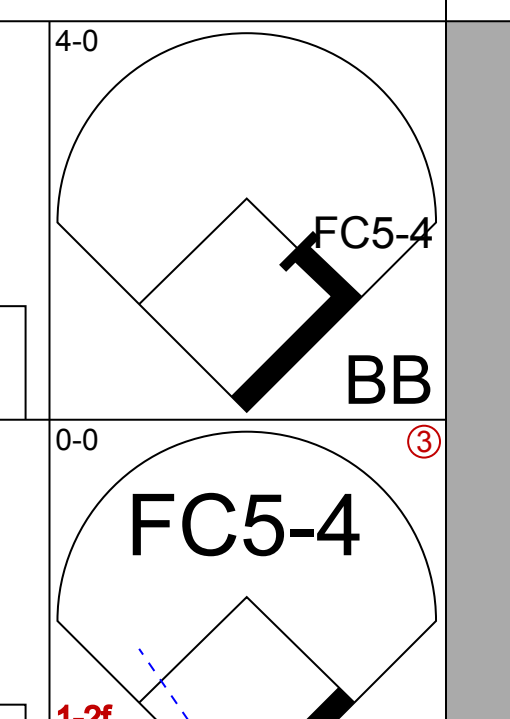
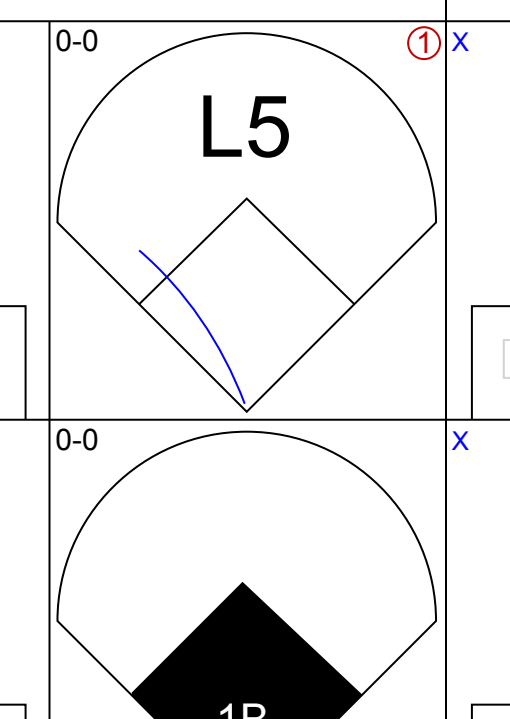
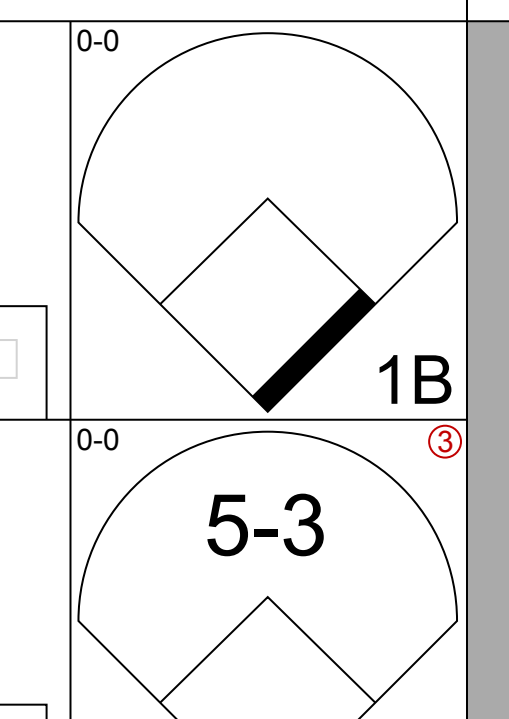
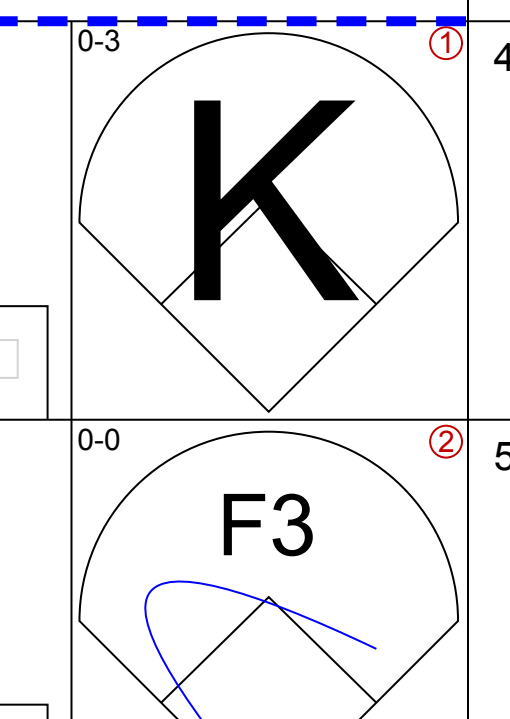
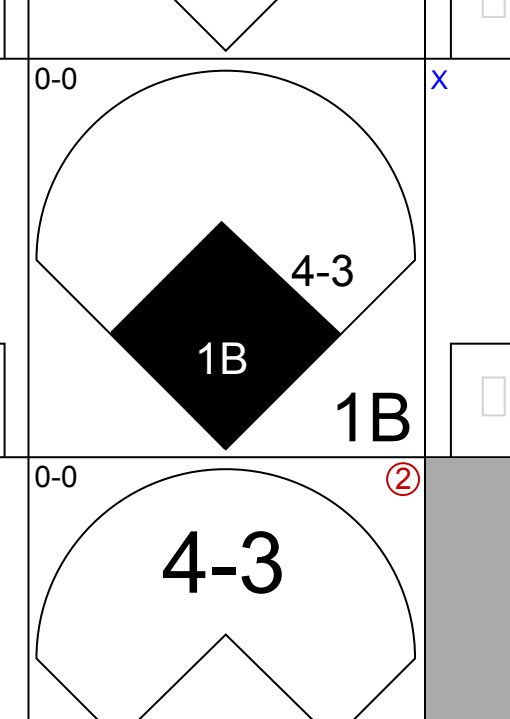
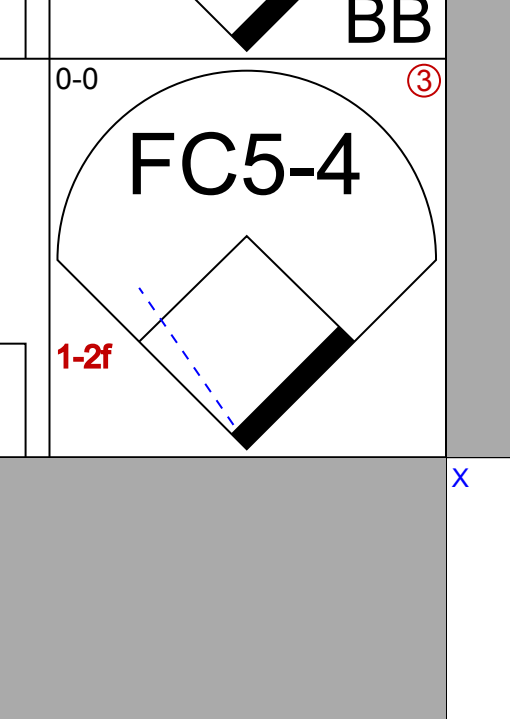
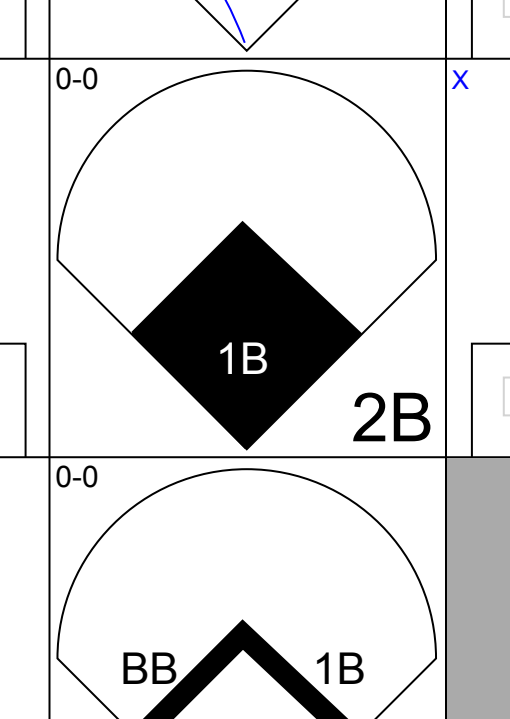
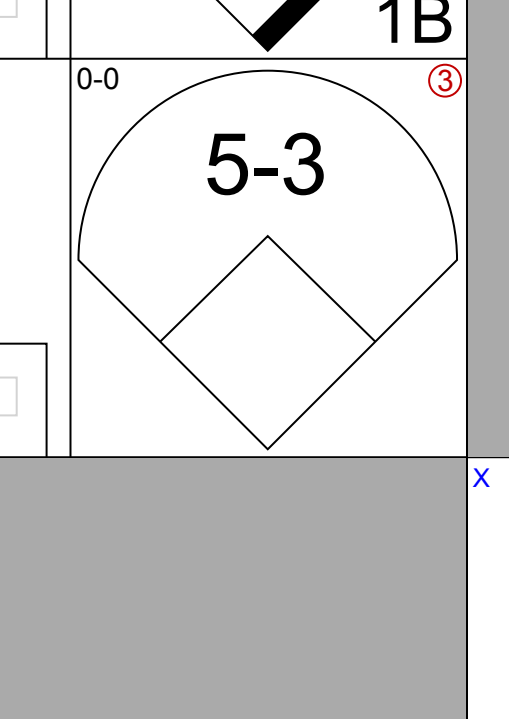
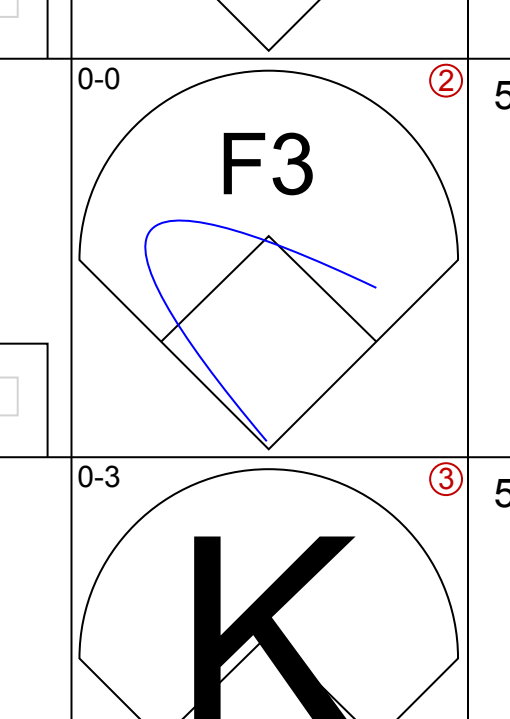
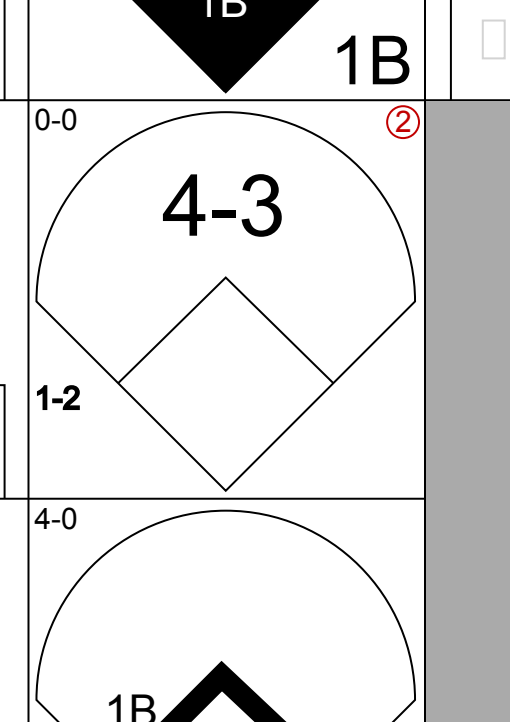
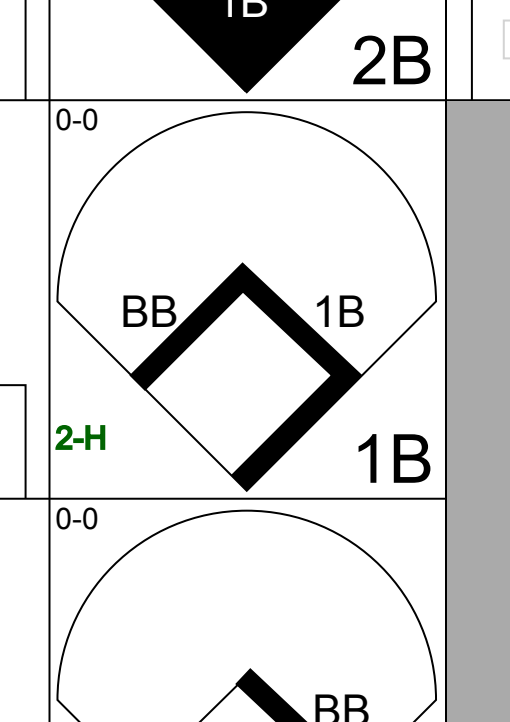
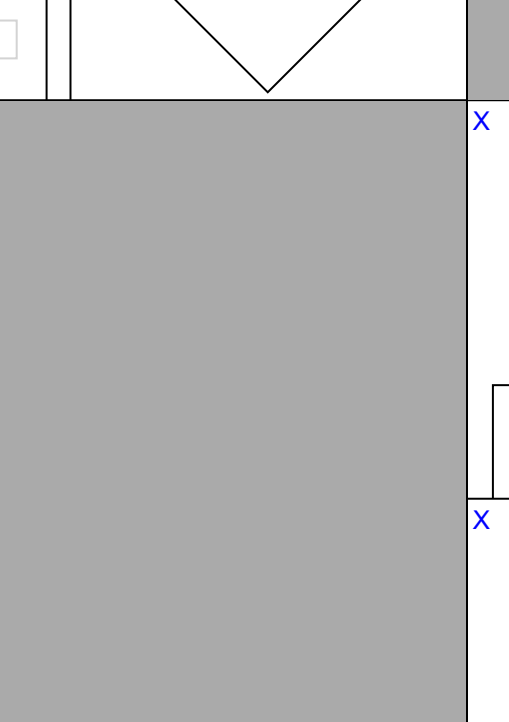
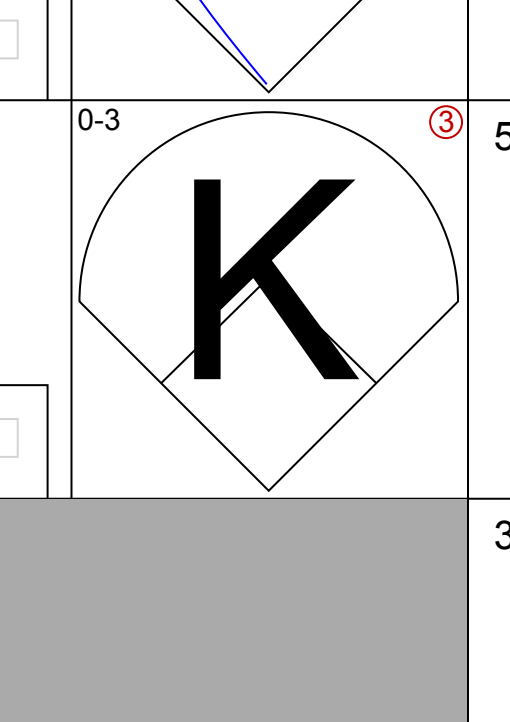
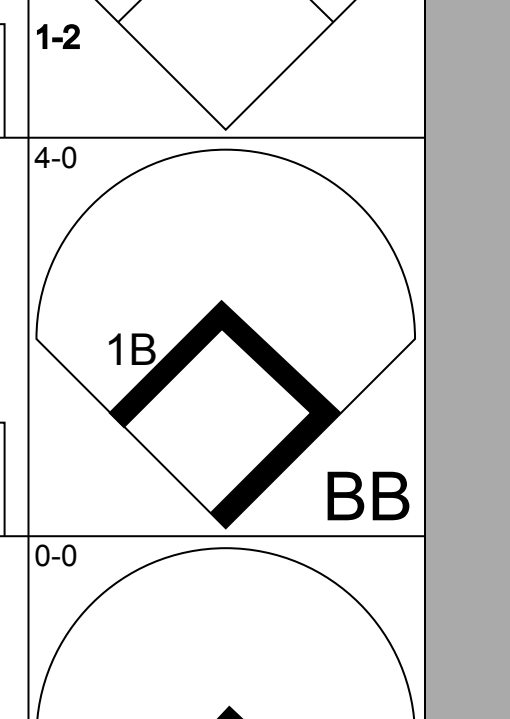
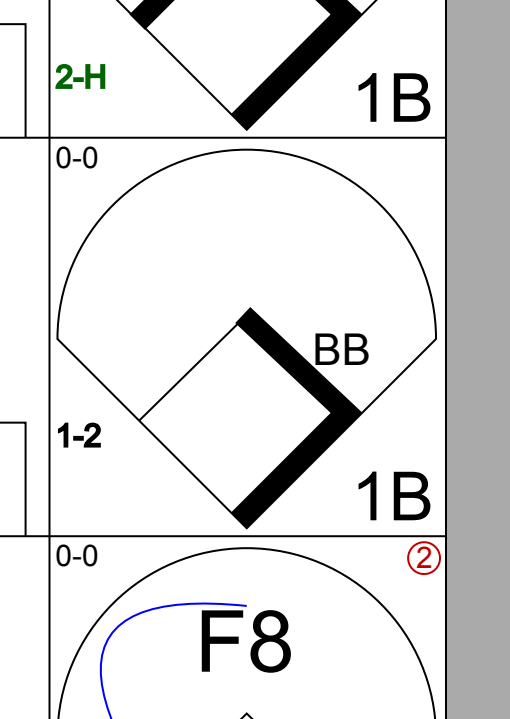
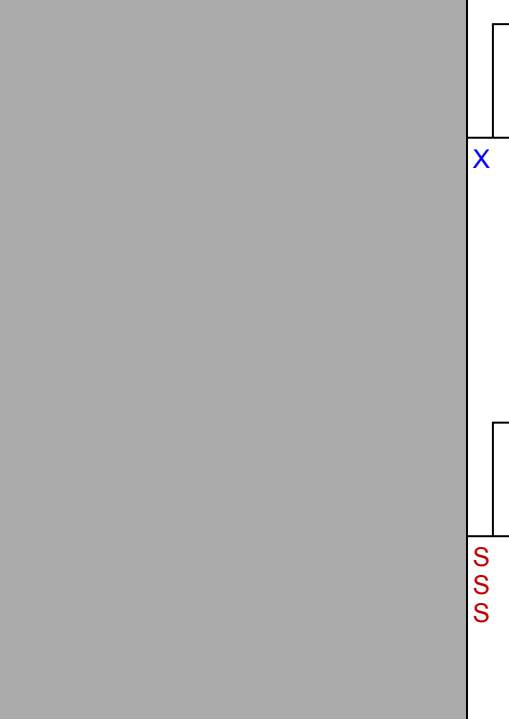

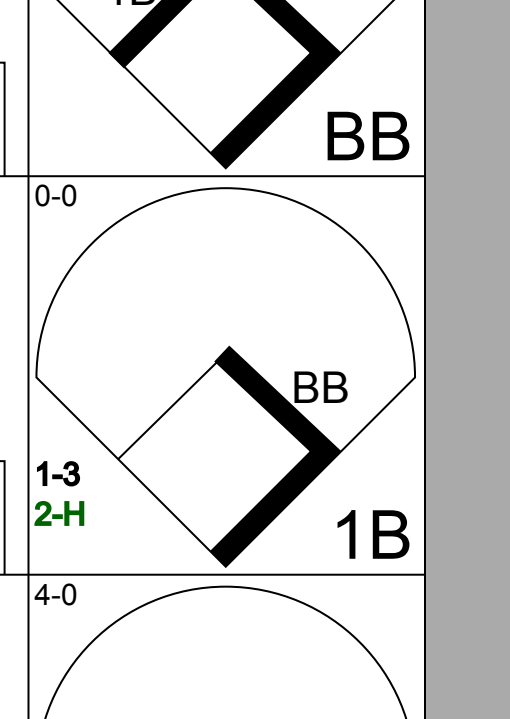
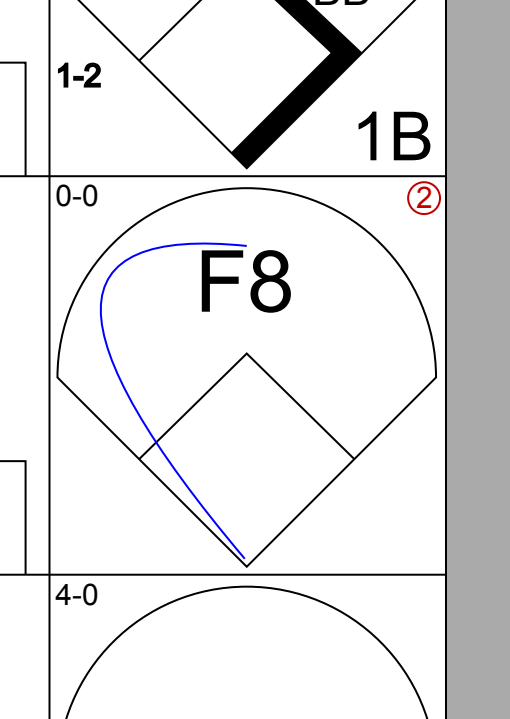
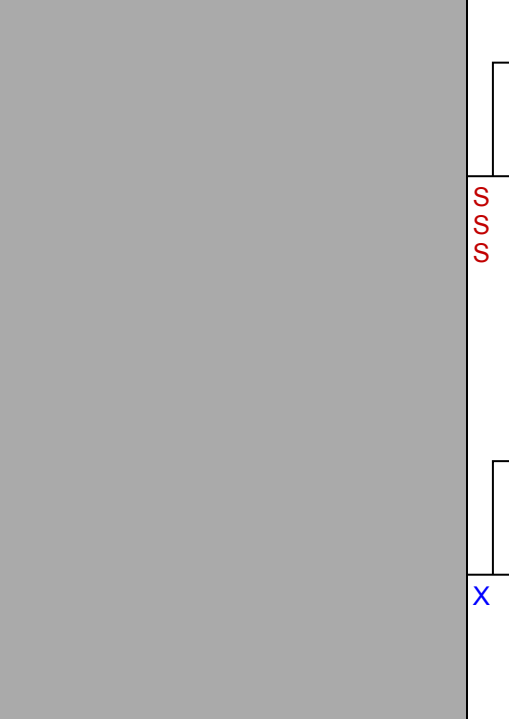

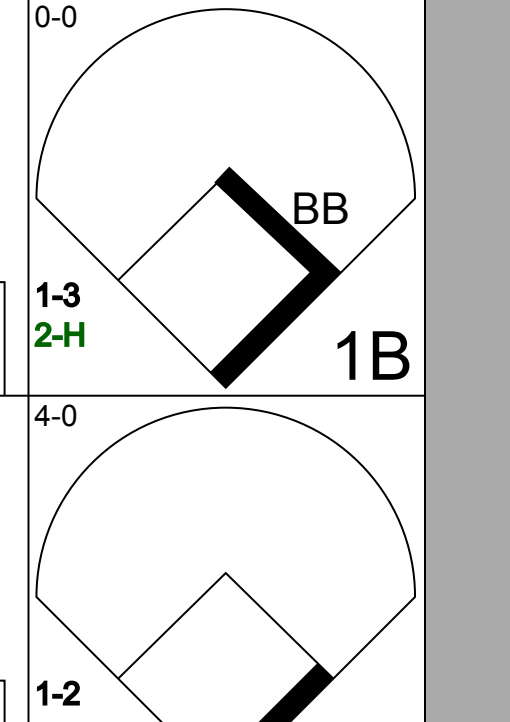
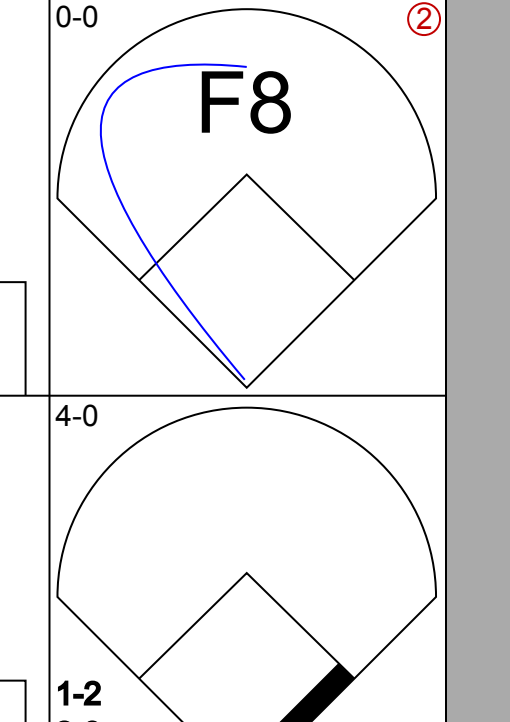


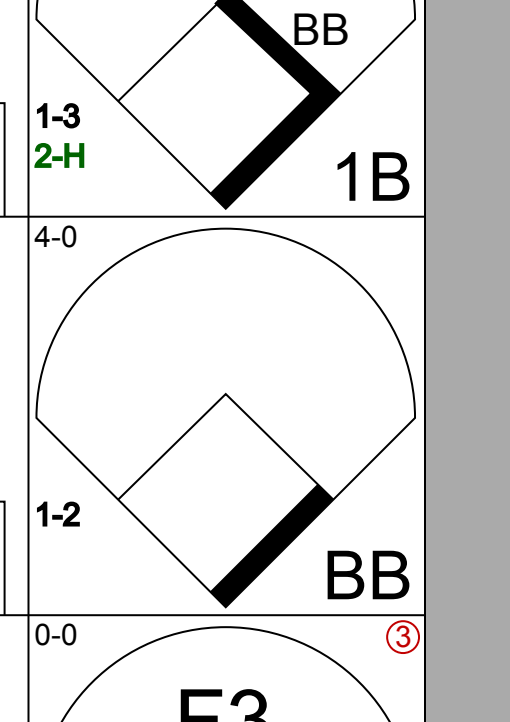
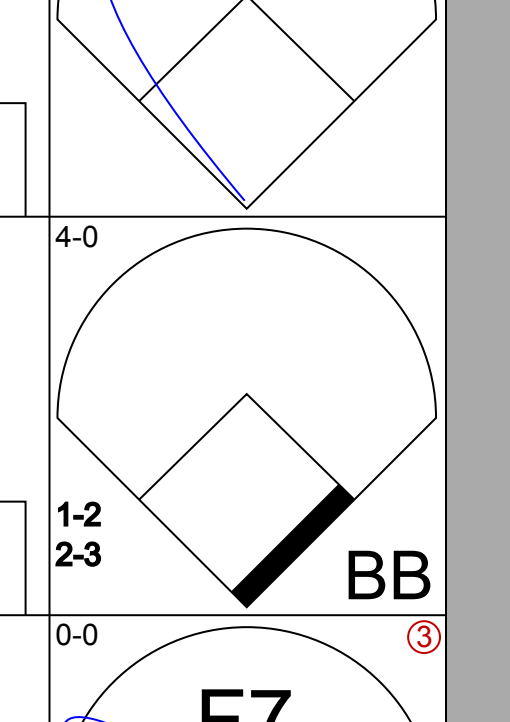


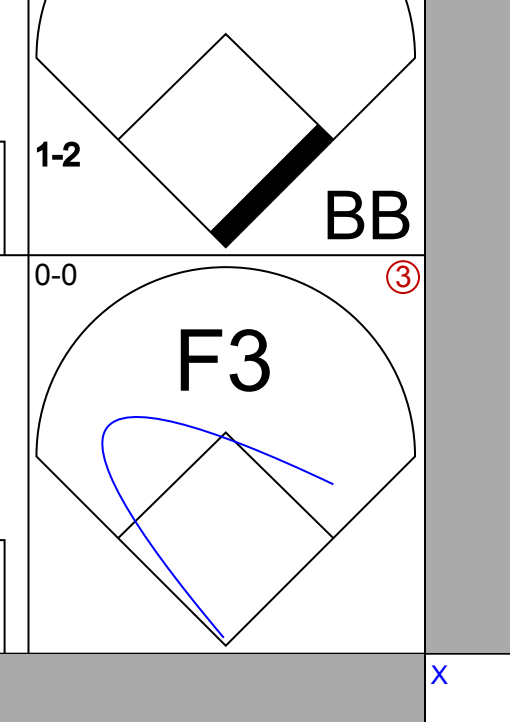
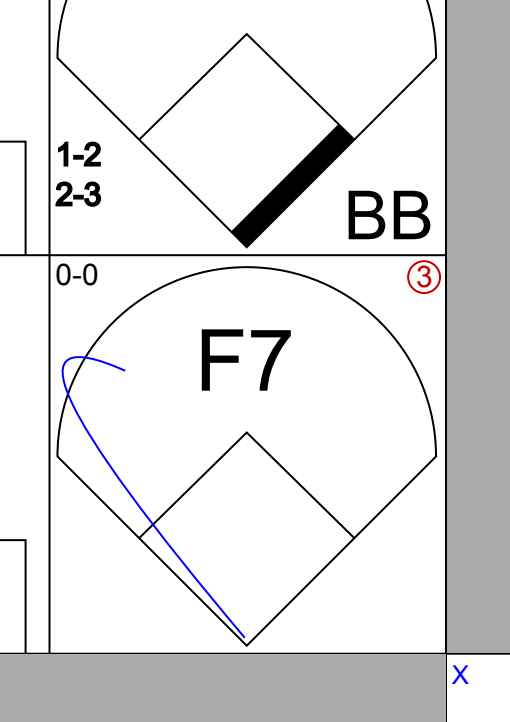



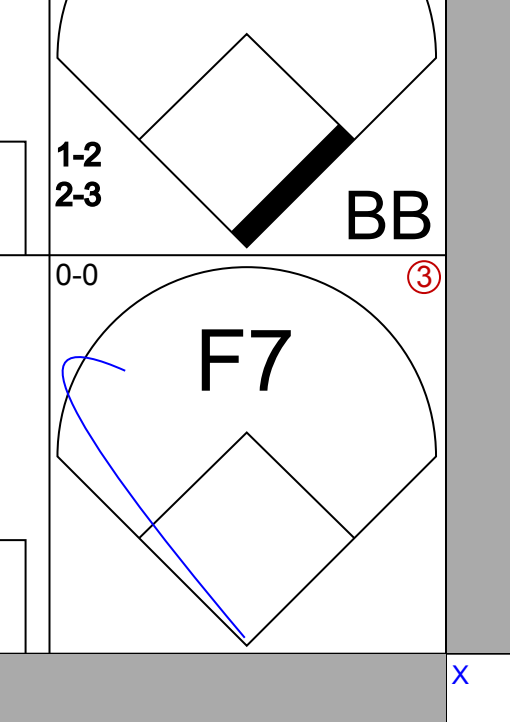


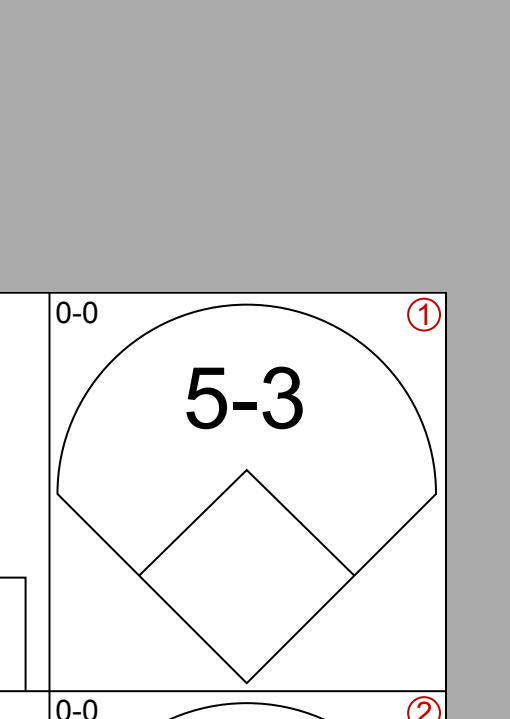
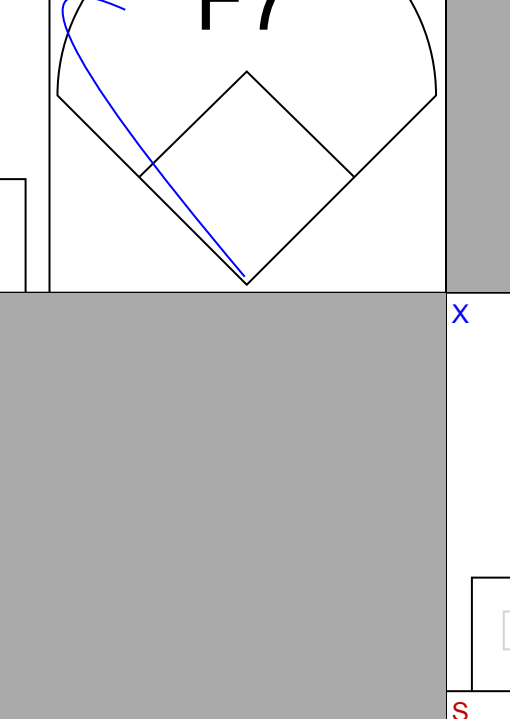

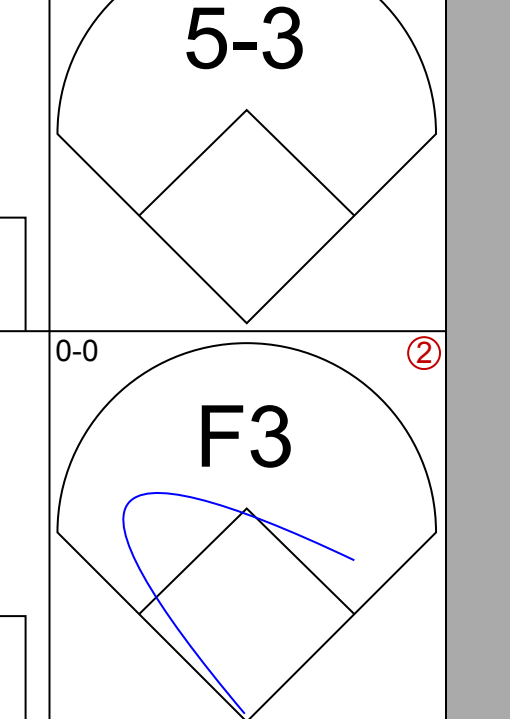


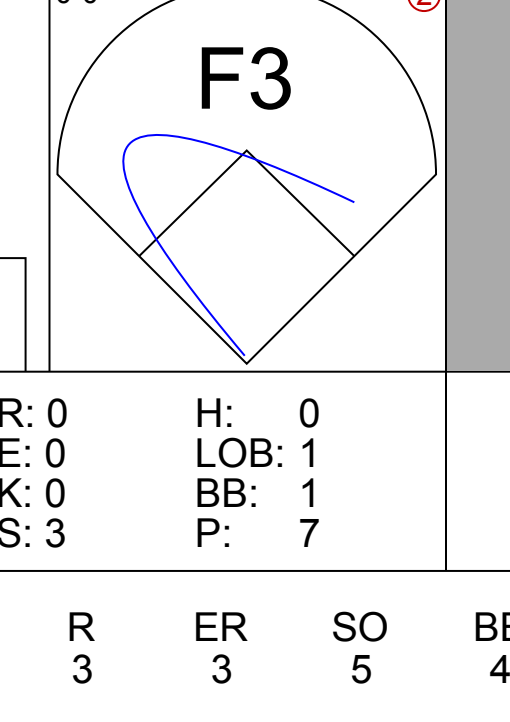
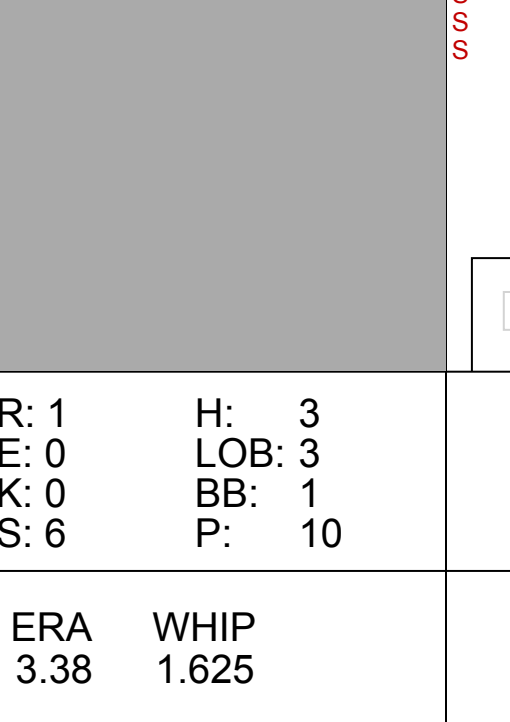
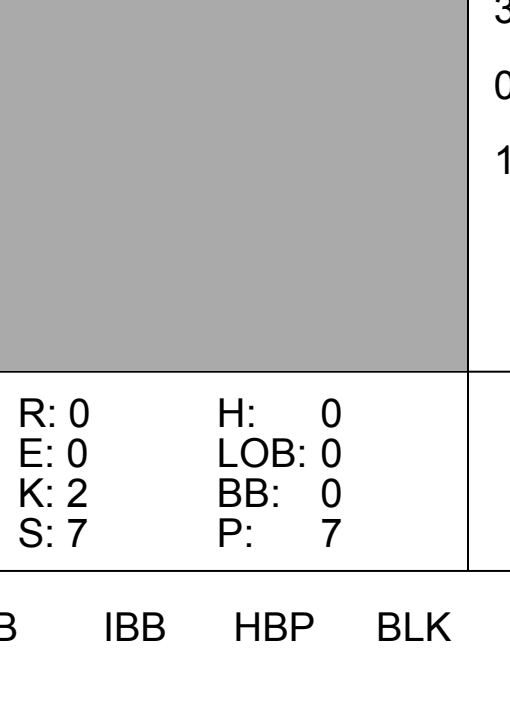
Batter	1	2	3	4	5	6	7	8	9	AB	R	H	RBI	BB	SO	LOB	BOTTOM					
Billy Goodman, L OBP: 0.358, SLG: 0.366 (1, 4)										4	1	1	0	0	0	0	<p>Chicago White Sox @ Boston Red Sox</p> <p>Fenway Park, Boston, MA</p> <p>Wed Sep 01 1954, 3:38 AM EDT</p> <p>Att: 10,854 - Unknown</p>					
Ted Williams, L OBP: 0.527, SLG: 0.655 (1, 7)										3	0	1	0	1	0	0						
Jackie Jensen, R OBP: 0.365, SLG: 0.486 (1, 8)										4	0	0	1	0	0	2						
Harry Agganis, L OBP: 0.323, SLG: 0.398 (1, 3)										3	1	1	0	1	0	1						
Sam Mele, R OBP: 0.296, SLG: 0.386 (1, 9)										3	1	1	2	1	0	2						
Grady Hatton, L OBP: 0.375, SLG: 0.374 (1, 5)										4	0	1	0	0	0	2						
Sammy White, R OBP: 0.311, SLG: 0.425 (1, 2)										4	0	1	0	0	1	2						
Billy Consolo, R OBP: 0.313, SLG: 0.269 (1, 6)										2	0	1	0	0	0	0						
Charlie Maxwell, L OBP: 0.321, SLG: 0.302 (7, PH)										1	0	1	0	0	0	0						
Mitt Bolling, R OBP: 0.333, SLG: 0.359 (8, 6)										0	0	0	0	0	0	0						
Mel Parnell, L OBP: 0.182, SLG: 0.150 (4, 1)										1	0	0	0	0	0	0						
Tex Clevenger, R OBP: 0.219, SLG: 0.286 (5, 1)										0	0	0	0	0	0	0						
Hal Brown, R OBP: 0.333, SLG: 0.391 (5, PH)										0	0	0	0	0	0	0						
Don Lenhardt, R OBP: 0.295, SLG: 0.391 (8, 1)										0	0	0	0	0	0	1						
Leo Kiely, L OBP: 0.250, SLG: 0.250 (8, 1)										0	0	0	0	0	0	0						
Jim Piersall, R OBP: 0.326, SLG: 0.386 (7, PH)										1	0	0	0	0	0	1						
Sid Hudson, R OBP: 0.154, SLG: 0.154 (8, 1)										0	0	0	0	0	0	0						
<b>Inning Stats</b>	R: 0 E: 0 K: 0 S: 2	H: 0 LOB: 1 BB: 0 P: 6	R: 0 E: 0 K: 0 S: 3	H: 1 LOB: 0 BB: 0 P: 3	R: 0 E: 0 K: 0 S: 3	H: 0 LOB: 0 BB: 0 P: 3	R: 1 E: 0 K: 0 S: 5	H: 2 LOB: 1 BB: 0 P: 5	R: 0 E: 0 K: 0 S: 4	H: 2 LOB: 1 BB: 0 P: 4	R: 0 E: 0 K: 0 S: 3	H: 0 LOB: 0 BB: 0 P: 3	R: 2 E: 0 K: 0 S: 5	H: 3 LOB: 1 BB: 1 P: 9	R: 0 E: 0 K: 0 S: 3	H: 0 LOB: 0 BB: 0 P: 3	R: 0 E: 0 K: 1 S: 5	H: 0 LOB: 1 BB: 1 P: 9	1B: 6 2B: 1 3B: 0 HR: 1	SF: 0 SAC: 0 DP: 3 HBP: 0	WP: 0 PB: 0 SB: 0 CS: 0	PA: 34
<b>PITCHER</b>	IP WLS BF H R ER SO BB IBB HBP BLK WP HR S P ERA WHIP																					
Harry Dorish, R ERA: 2.75 (1, 1)	6.1 W 25 7 3 3 3 2 0 0 0 0 0 0 1 23 31 4.26 1.421																					
Don Johnson, R ERA: 3.13 (7, 1)	0.2 2 1 0 0 0 0 0 0 0 0 0 0 2 2 0.00 1.500																					
Jack Harshman, L ERA: 2.66 (8, 1)	2.0 S 7 0 0 0 0 1 1 0 0 0 0 0 0 8 12 0.00 0.500																					

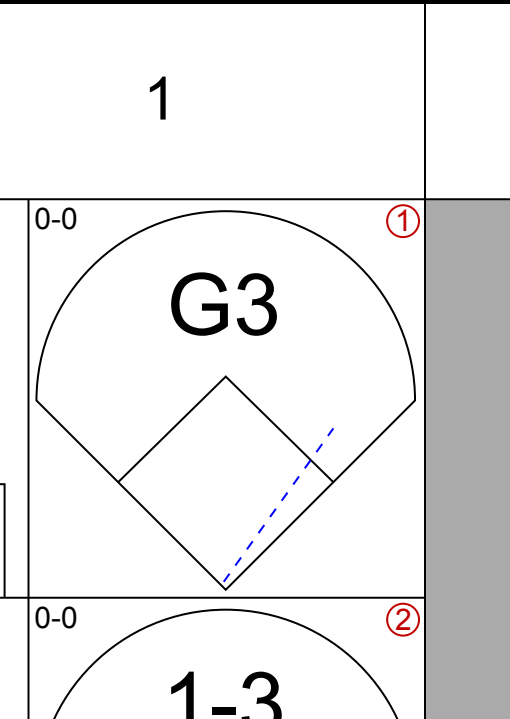
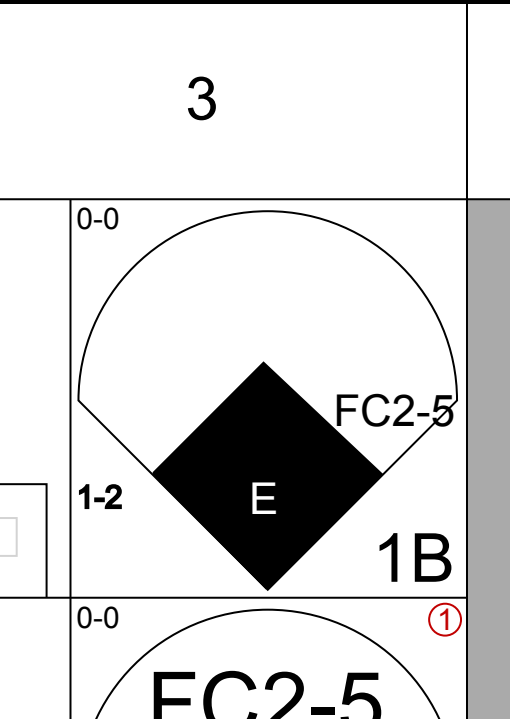
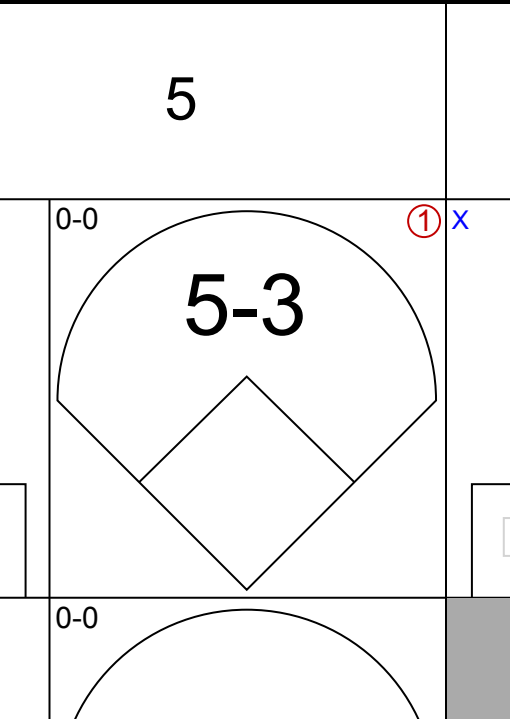
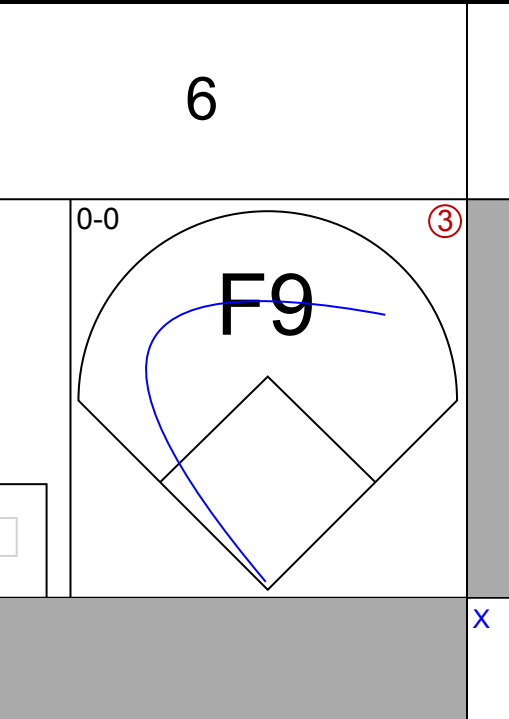

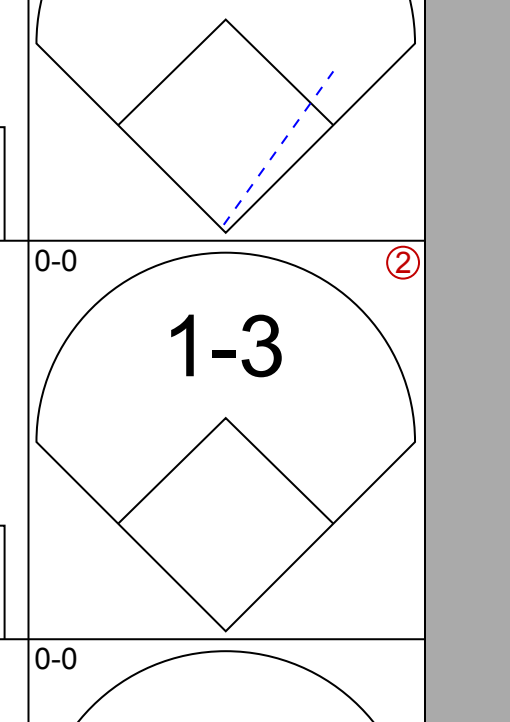
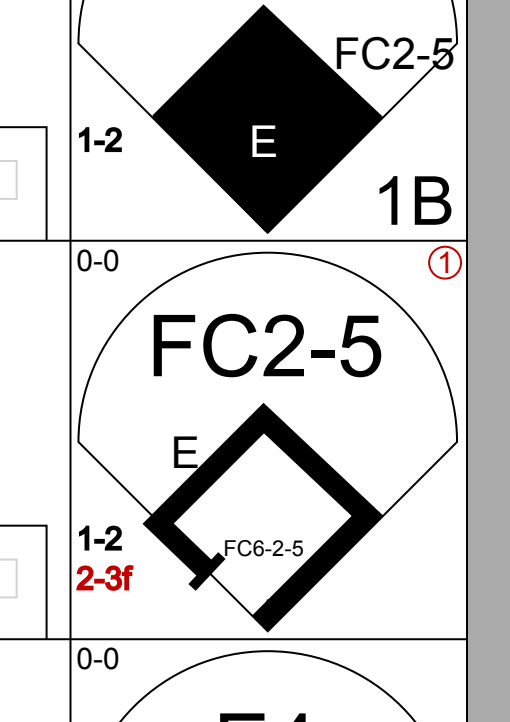
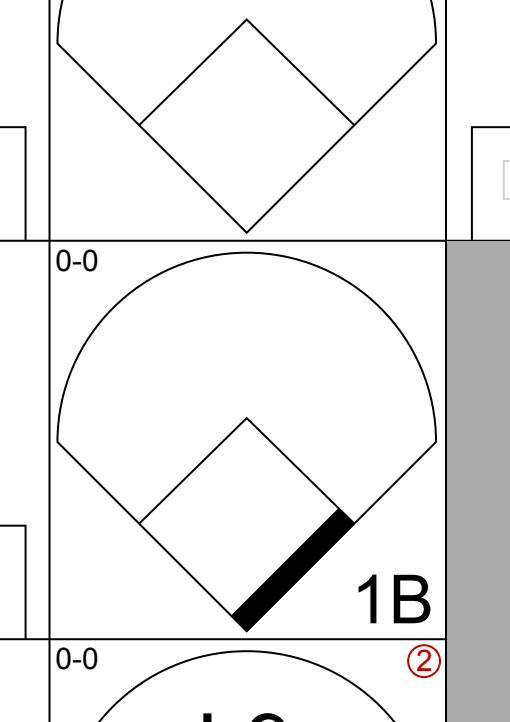
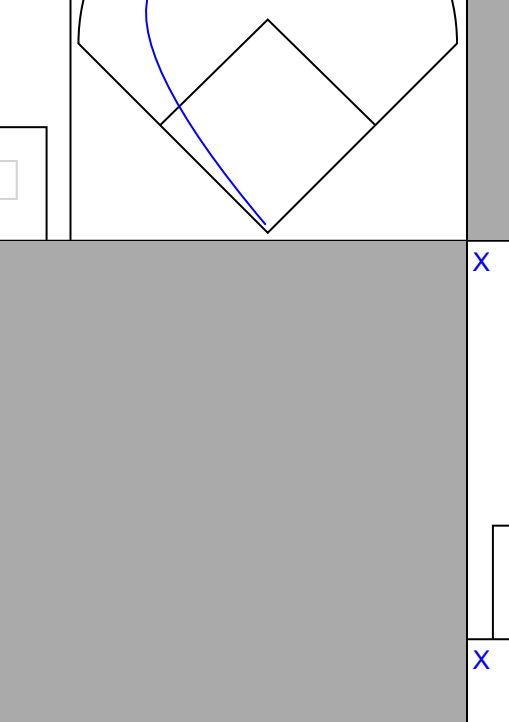

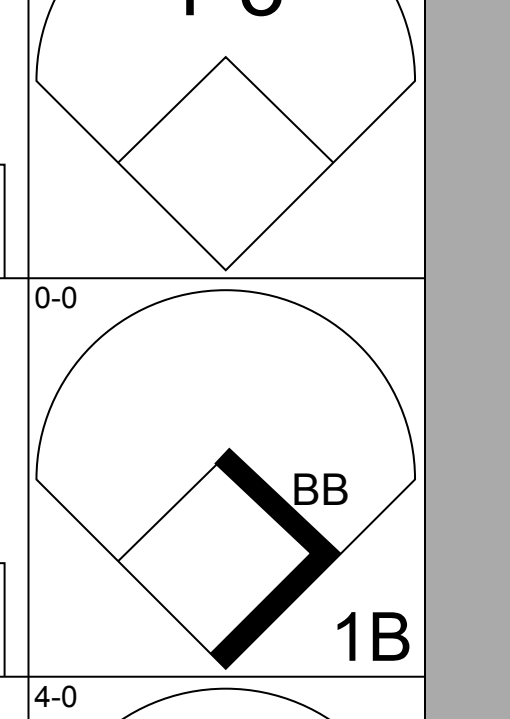
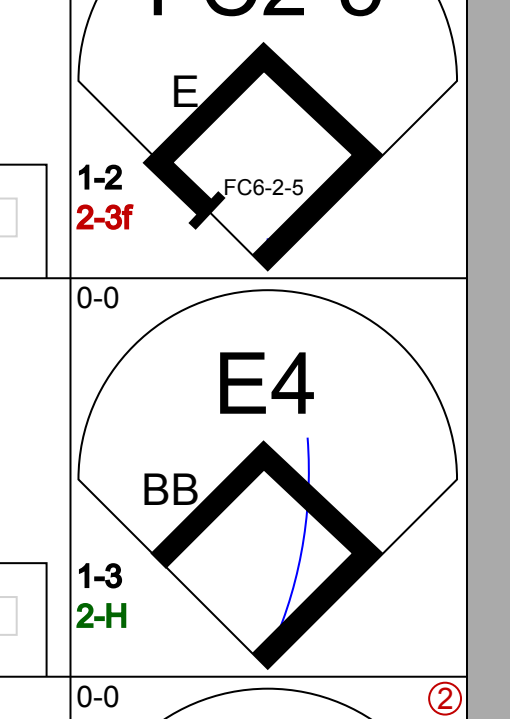
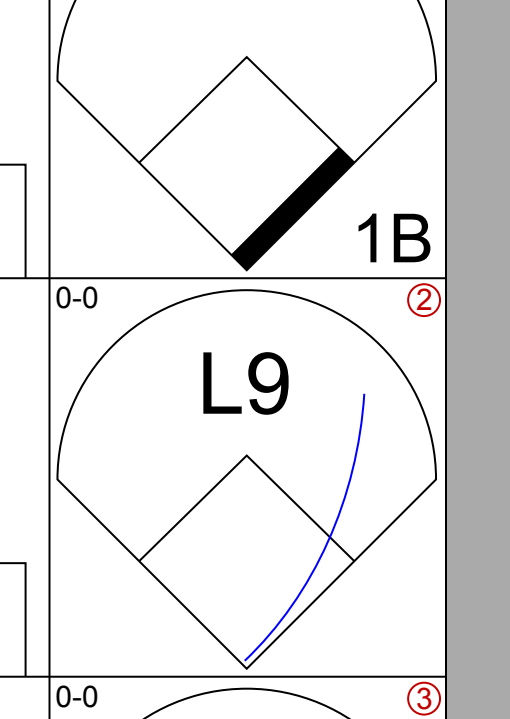
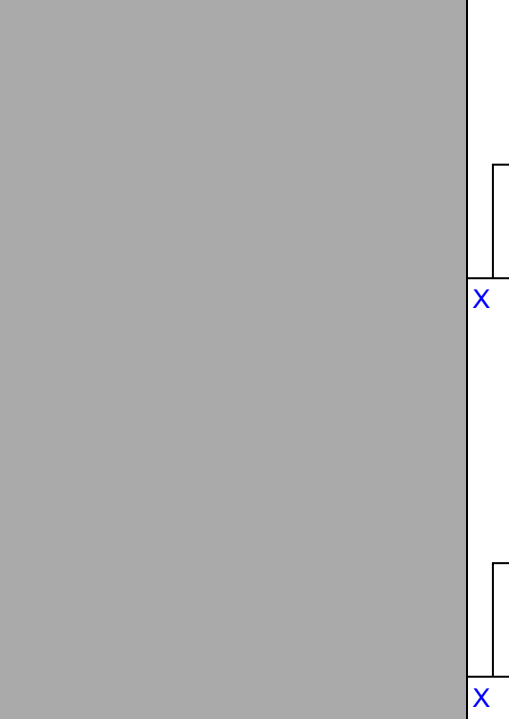
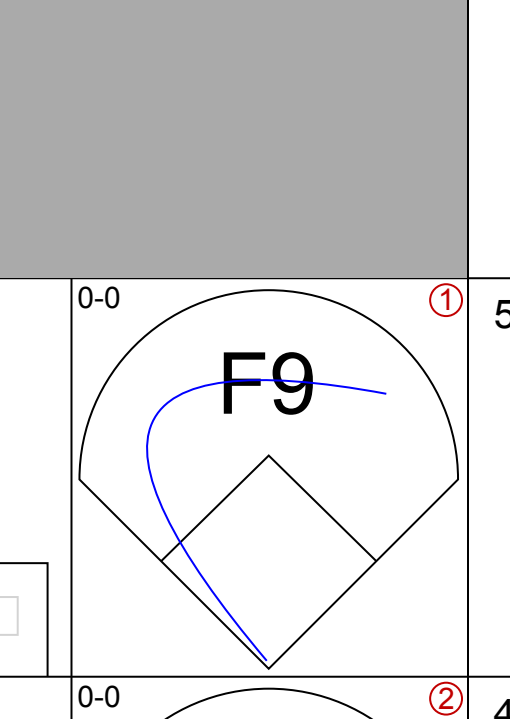
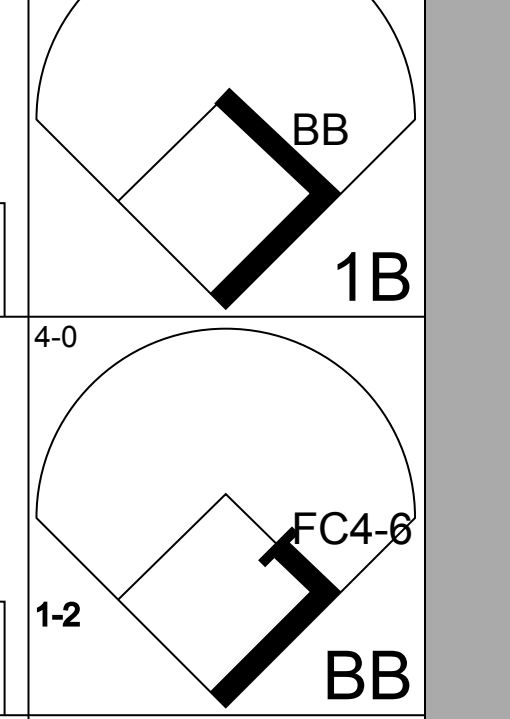
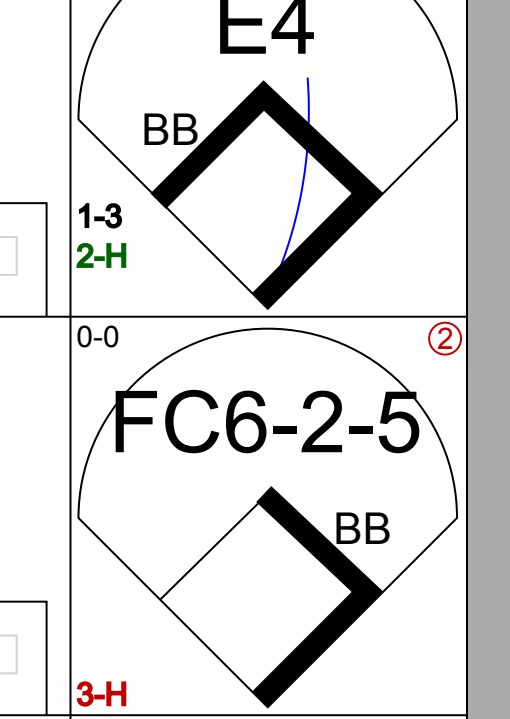
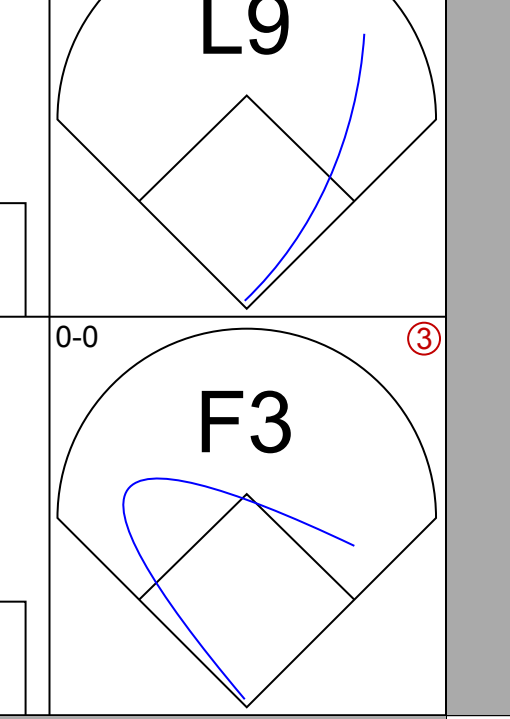

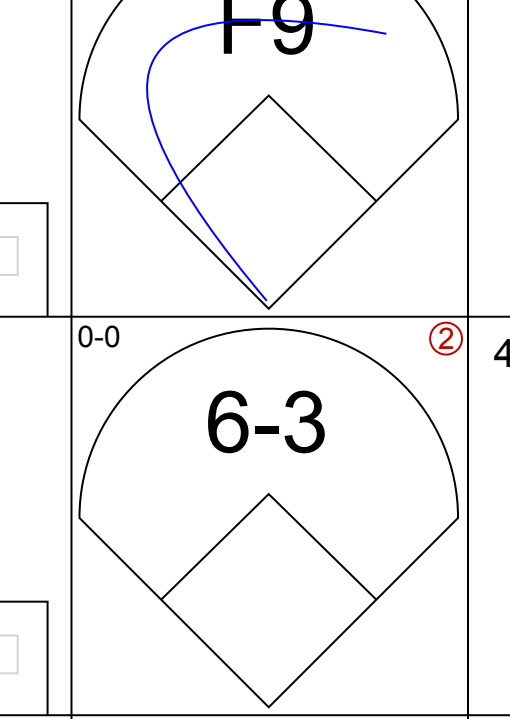
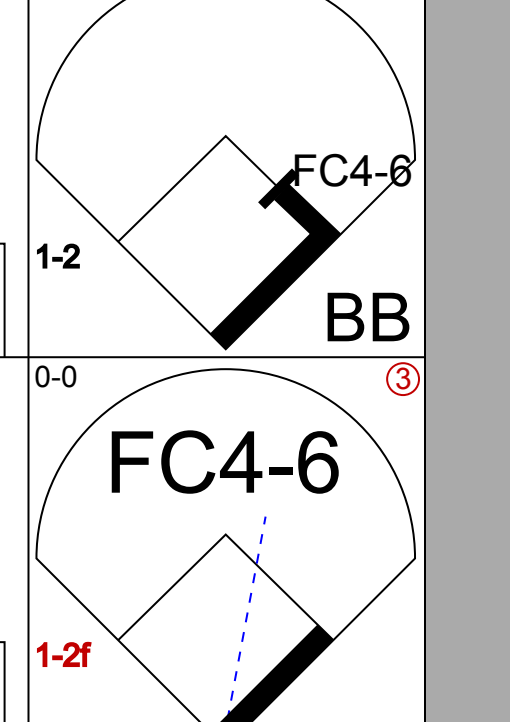
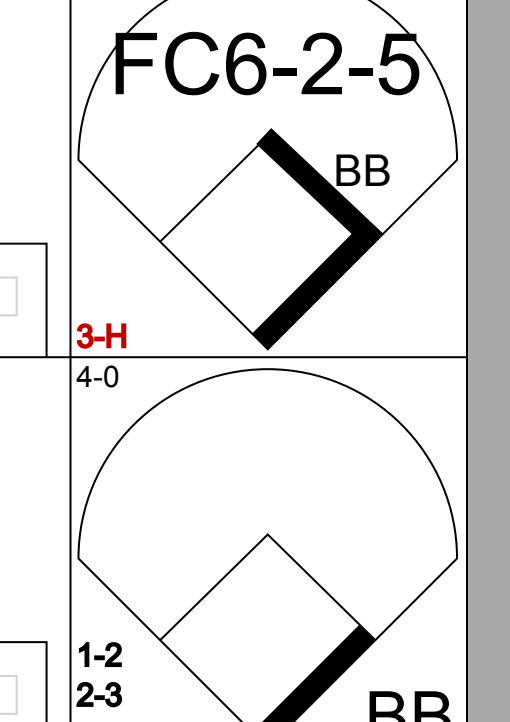
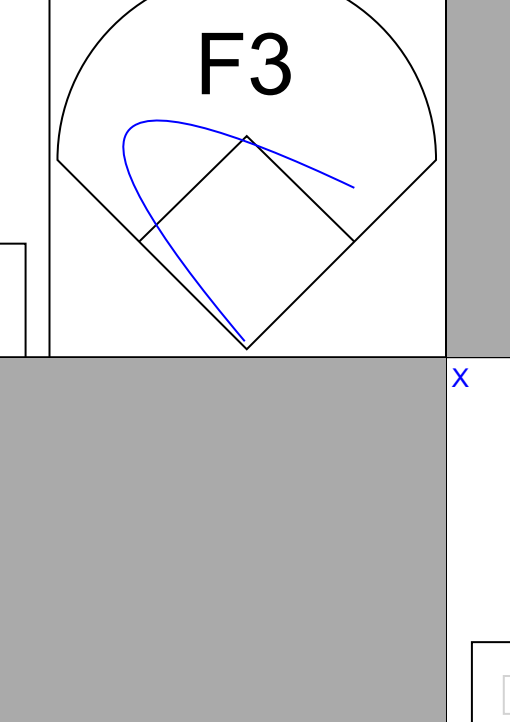
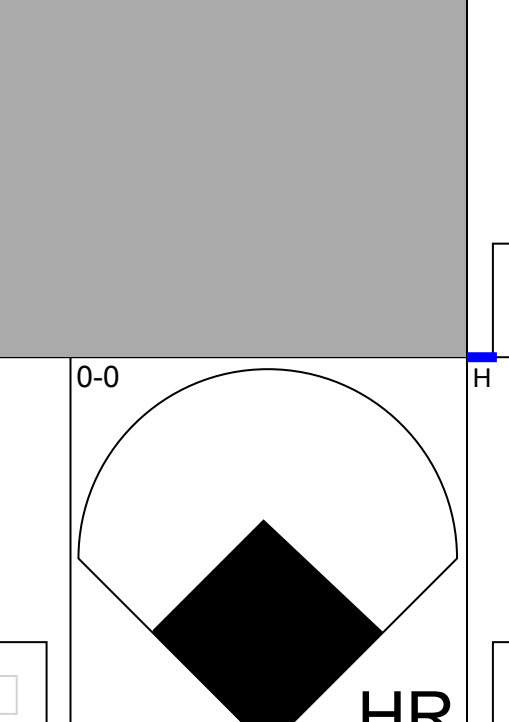
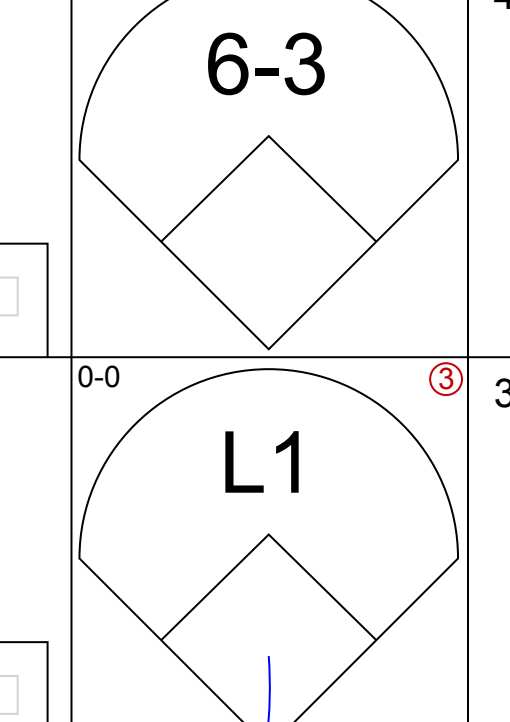

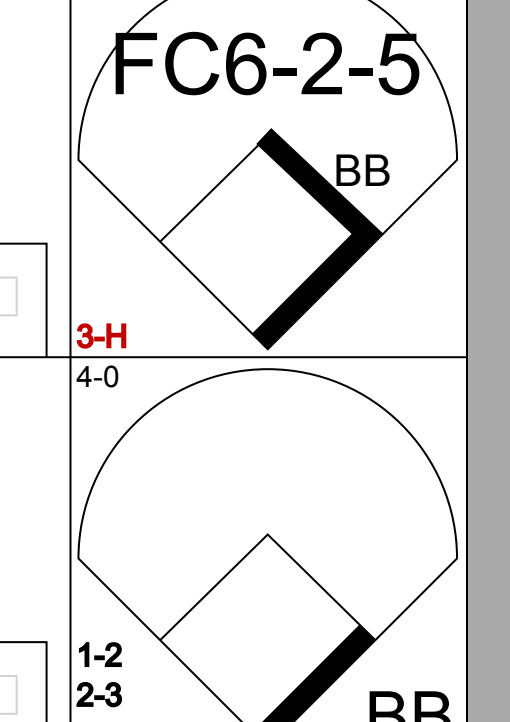
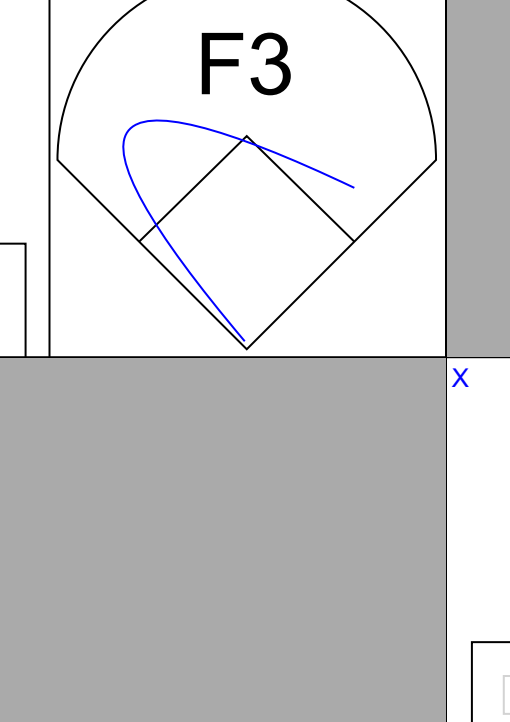
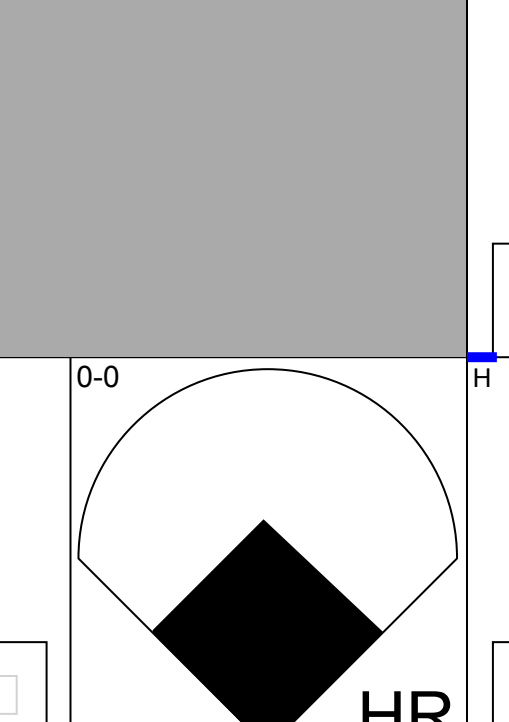
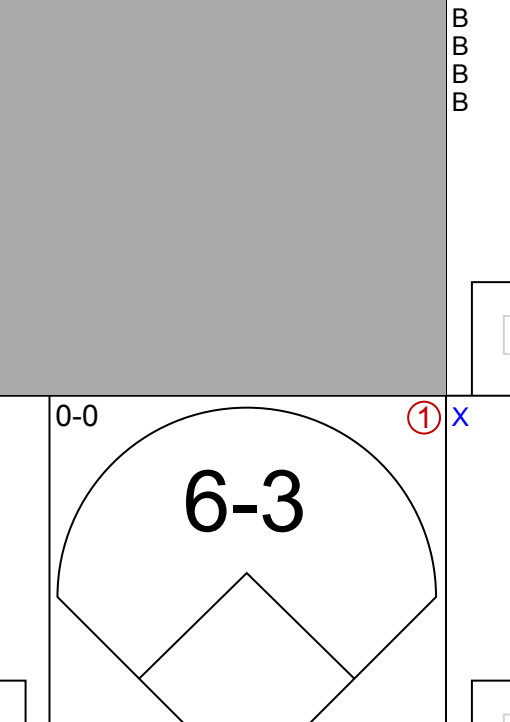
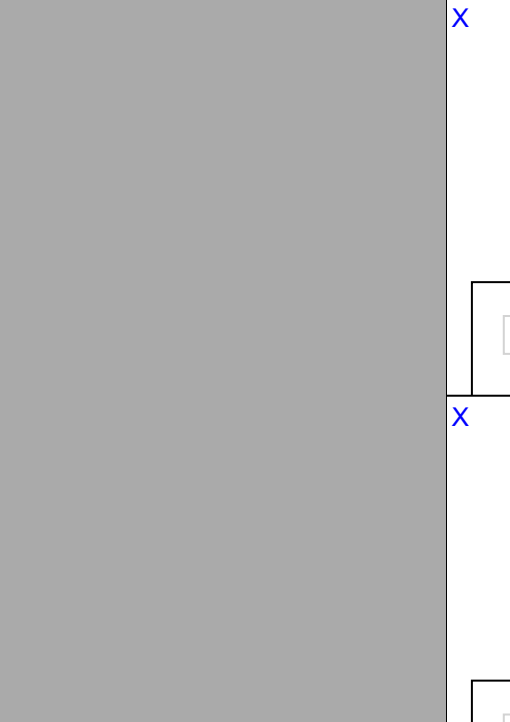
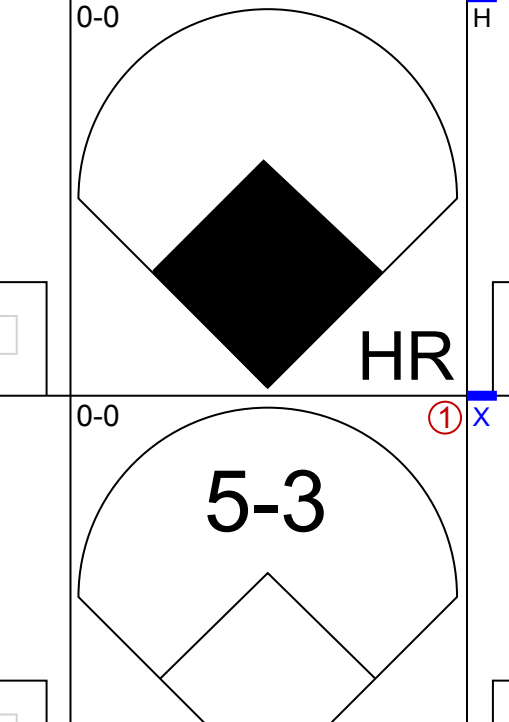
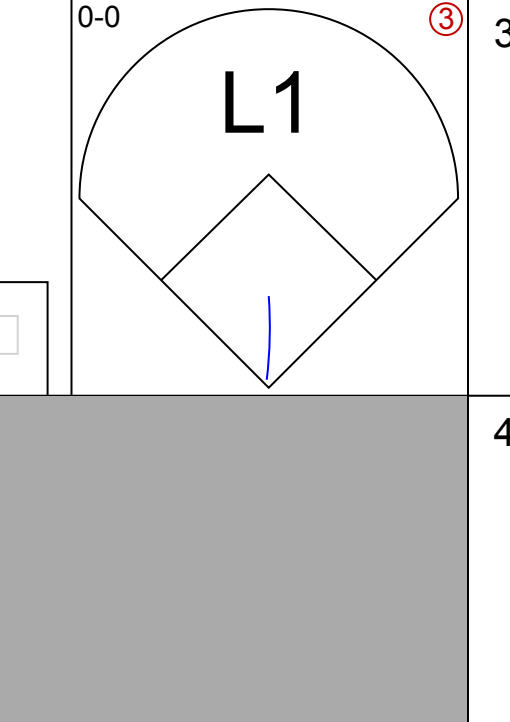
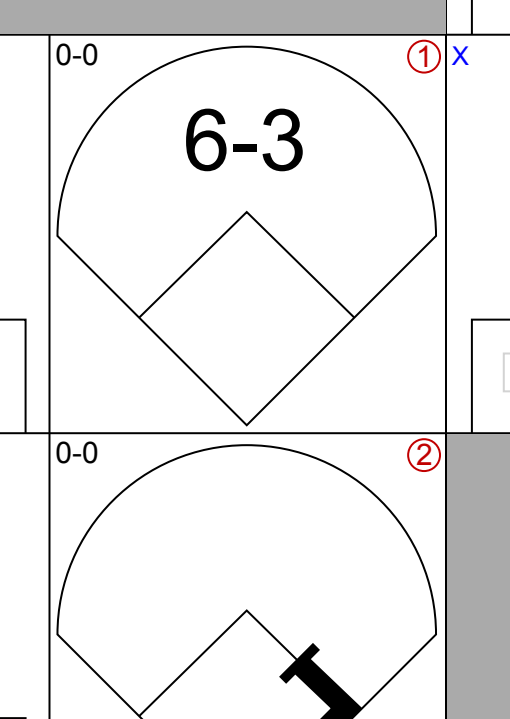
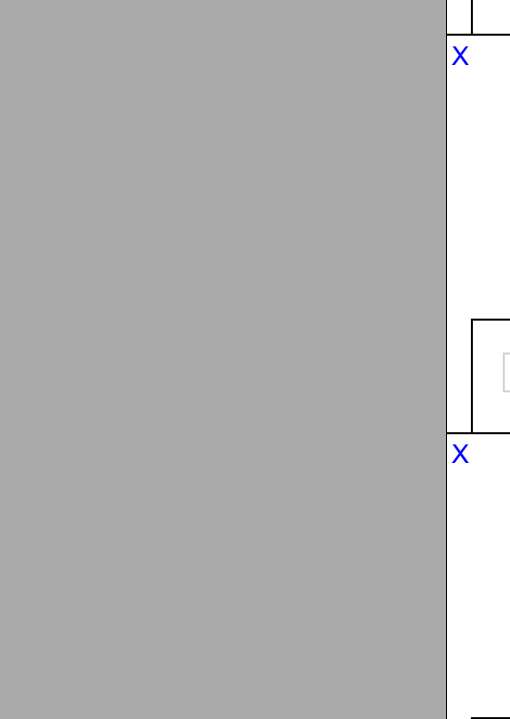
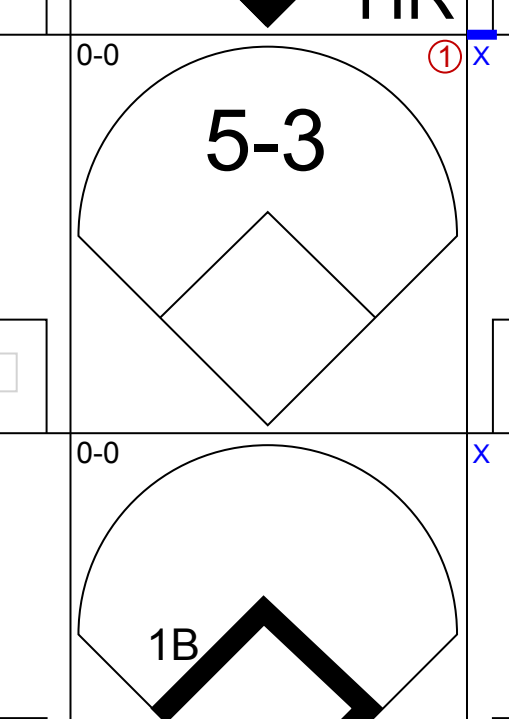

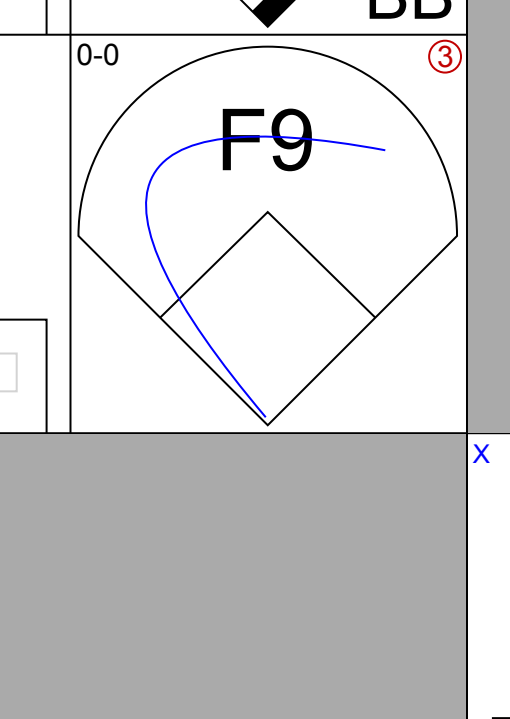
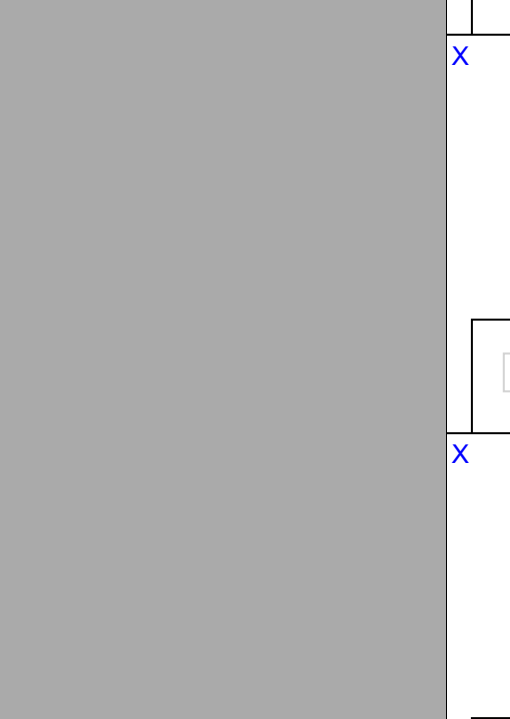
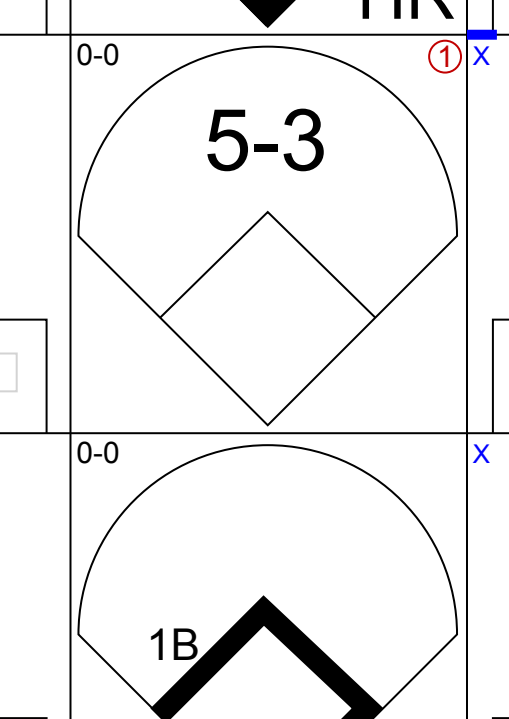

livebaseballscores.com

AB 31  
R 3  
H 8  
RBI 3  
BB 3  
SO 1  
LOB 11





Batter	1	2	3	4	5	6	7	8	9	AB	R	H	RBI	BB	SO	LOB	TOP					
Al Smith, R OBP: 0.386, SLG: 0.424 (1, 7)										4	0	1	0	1	2	0	<b>Cleveland Indians @ Chicago White Sox</b> Comiskey Park, Chicago, IL Fri Sep 03 1954, 4:33 AM EDT Att. 34,771 - Cloudy					
Bobby Avila, R OBP: 0.393, SLG: 0.468 (1, 4)										5	2	2	0	0	0	2						
Larry Doby, L OBP: 0.358, SLG: 0.494 (1, 8)										5	1	3	2	0	1	1						
Al Rosen, R OBP: 0.392, SLG: 0.502 (1, 5)										3	0	2	0	1	0	1						
Vic Wertz, L OBP: 0.332, SLG: 0.387 (1, 3)										4	0	1	1	0	1	4						
Bill Glynn, L OBP: 0.304, SLG: 0.395 (7, 3)										0	0	0	0	0	0	0						
Dave Philley, S OBP: 0.314, SLG: 0.362 (1, 9)										2	0	0	0	2	0	2						
Sam Dente, R OBP: 0.320, SLG: 0.344 (1, 6)										4	0	0	0	0	1	6						
Jim Hegan, R OBP: 0.303, SLG: 0.390 (1, 2)										4	0	0	0	0	0	0						
Bob Feller, R OBP: 0.255, SLG: 0.227 (1, 1)									3	0	0	0	0	1	0							
Don Mossi, L OBP: 0.235, SLG: 0.071 (7, 1)									0	0	0	0	0	0	0							
Mike Garcia, R OBP: 0.208, SLG: 0.152 (7, 1)									1	0	0	0	0	1	0							
<b>Inning Stats</b>	R: 1 E: 0 K: 1 S: 7	H: 2 LOB: 3 BB: 2 P: 15	R: 0 E: 0 K: 0 S: 3	H: 0 LOB: 1 BB: 1 P: 7	R: 0 E: 0 K: 0 S: 4	H: 1 LOB: 1 BB: 0 P: 4	R: 0 E: 0 K: 0 S: 3	H: 0 LOB: 0 BB: 0 P: 3	R: 1 E: 0 K: 1 S: 6	H: 3 LOB: 3 BB: 1 P: 10	R: 0 E: 0 K: 1 S: 6	H: 1 LOB: 1 BB: 0 P: 6	R: 1 E: 0 K: 1 S: 6	H: 2 LOB: 0 BB: 0 P: 6	R: 0 E: 0 K: 2 S: 7	H: 0 LOB: 0 BB: 0 P: 7	R: 0 E: 0 K: 2 S: 7	H: 0 LOB: 0 BB: 0 P: 7	1B: 6 2B: 2 3B: 0 HR: 1	SF: 0 SAC: 0 DP: 1 HBP: 0	WP: 0 PB: 0 SB: 0 CS: 0	PA: 39
<b>PITCHER</b>	IP WLS BF H R ER SO BB IBB HBP BLK WP HR S P ERA WHIP																					
Virgil Trucks, R ERA: 2.71 (1, 1)	8.0 L 36 9 3 3 5 4 0 0 0 0 0 1 42 58 3.38 1.625																					
Don Johnson, R ERA: 3.11 (9, 1)	1.0 3 0 0 0 2 0 0 0 0 0 0 0 7 7 0.00 0.000																					

Batter	1	2	3	4	5	6	7	8	9	AB	R	H	RBI	BB	SO	LOB	BOTTOM			
Chico Carrasquel, R OBP: 0.358, SLG: 0.386 (1, 6)										5	1	2	0	0	0	2	<b>Cleveland Indians @ Chicago White Sox</b> Comiskey Park, Chicago, IL Fri Sep 03 1954, 4:33 AM EDT Att. 34,771 - Cloudy			
Nellie Fox, L OBP: 0.373, SLG: 0.398 (1, 4)										5	0	2	0	0	0	3				
Minnie Minoso, R OBP: 0.418, SLG: 0.543 (1, 8)										5	0	1	0	0	0	3				
George Kell, R OBP: 0.348, SLG: 0.377 (1, 3)										4	0	1	0	1	0	3				
Jim Rivera, L OBP: 0.358, SLG: 0.442 (1, 9)										3	1	1	1	1	0	2				
Matt Batts, R OBP: 0.306, SLG: 0.329 (1, 2)										4	0	0	0	0	0	6				
Johnny Groth, R OBP: 0.342, SLG: 0.373 (1, 7)										4	0	2	0	0	0	3				
Fred Marsh, R OBP: 0.361, SLG: 0.394 (1, 5)										4	0	1	0	0	1	0				
Virgil Trucks, R OBP: 0.186, SLG: 0.205 (1, 1)										3	0	1	0	0	0	2				
Phil Cavarretta, L OBP: 0.398, SLG: 0.406 (8, PH)										1	0	0	0	0	1	0				
Don Johnson, R OBP: 0.079, SLG: 0.029 (9, 1)										0	0	0	0	0	0	0				
<b>Inning Stats</b>	R: 0 E: 0 K: 0 S: 4	H: 1 LOB: 2 BB: 1 P: 8	R: 0 E: 0 K: 1 S: 5	H: 1 LOB: 0 BB: 0 P: 5	R: 1 E: 1 K: 0 S: 6	H: 2 LOB: 3 BB: 1 P: 10	R: 0 E: 0 K: 0 S: 3	H: 0 LOB: 0 BB: 0 P: 3	R: 0 E: 0 K: 0 S: 6	H: 3 LOB: 2 BB: 0 P: 6	R: 0 E: 0 K: 0 S: 5	H: 2 LOB: 3 BB: 0 P: 6	R: 0 E: 0 K: 1 S: 6	H: 1 LOB: 1 BB: 0 P: 6	R: 0 E: 0 K: 0 S: 3	H: 0 LOB: 0 BB: 0 P: 3	1B: 10 2B: 0 3B: 0 HR: 1	SF: 0 SAC: 0 DP: 0 HBP: 1	WP: 0 PB: 0 SB: 0 CS: 0	PA: 41
<b>PITCHER</b>	IP WLS BF H R ER SO BB IBB HBP BLK WP HR S P ERA WHIP																			
Bob Feller, R ERA: 2.96 (1, 1)	6.1 W 31 10 2 1 1 2 0 0 0 0 0 1 31 39 1.42 1.895																			
Don Mossi, L ERA: 2.09 (7, 1)	0.0 1 0 0 0 0 0 0 0 1 0 0 0 0 1 ∞ ∞																			
Mike Garcia, R ERA: 2.58 (7, 1)	2.2 S 9 1 0 0 1 0 0 0 0 0 0 0 11 11 0.00 0.375																			



Batter	1	2	3	4	5	6	7	8	9	AB	R	H	RBI	BB	SO	LOB	TOP			
Al Smith, R OBP: 0.387, SLG: 0.425 (1, 7)										4	1	2	0	0	1	0	<b>Cleveland Indians @ Chicago White Sox</b> Comiskey Park, Chicago, IL Sat Sep 04 1954, 4:33 AM EDT Att: 34,433 - Unknown			
Bobby Avila, R OBP: 0.392, SLG: 0.466 (1, 4) (4, 6)										4	1	1	0	0	0	1				
Larry Doby, L OBP: 0.359, SLG: 0.493 (1, 8)										3	1	1	0	1	1	2				
Al Rosen, R OBP: 0.393, SLG: 0.509 (1, 5) (8, 3)										4	1	2	3	0	0	2				
Vic Wertz, L OBP: 0.332, SLG: 0.393 (1, 3)										3	1	1	0	0	0	2				
Bill Glynn, L OBP: 0.304, SLG: 0.395 (6, 3)										0	0	0	0	0	0	0				
Rudy Regalado, R OBP: 0.346, SLG: 0.327 (8, 5)										1	0	1	1	0	0	0				
Dave Philley, S OBP: 0.313, SLG: 0.359 (1, 9)										3	0	0	0	1	1	2				
Sam Dente, R OBP: 0.341, SLG: 0.341 (1, 6)										1	0	0	0	0	0	0				
Hank Majeski, R OBP: 0.344, SLG: 0.391 (4, 4) (4, 4)										3	0	0	0	0	0	1				
Jim Hegan, R OBP: 0.300, SLG: 0.386 (1, 2)										3	0	0	0	0	1	1				
Dale Mitchell, L OBP: 0.365, SLG: 0.259 (9, 5)										1	0	0	0	0	0	0				
Early Wynn, S OBP: 0.264, SLG: 0.238 (1, 1)										2	0	0	0	0	0	0				
Ray Narleski, R OBP: 0.340, SLG: 0.466 (6, 1)										0	0	0	0	0	0	0				
Wally Westlake, R OBP: 0.340, SLG: 0.466 (7, 1)										1	0	0	0	0	0	0				
Don Mossi, L OBP: 0.235, SLG: 0.071 (7, 1)										0	0	0	0	0	0	0				
Dave Pope, L OBP: 0.333, SLG: 0.356 (9, 5)										1	0	0	0	0	1	0				
<b>Inning Stats</b>	R: 0 E: 0 K: 0 S: 5	H: 2 LOB: 2 BB: 0 P: 5	R: 0 E: 0 K: 2 S: 7	H: 0 LOB: 0 BB: 0 P: 7	R: 0 E: 0 K: 1 S: 5	H: 0 LOB: 0 BB: 0 P: 5	R: 3 E: 0 K: 0 S: 5	H: 2 LOB: 0 BB: 1 P: 9	R: 0 E: 0 K: 0 S: 3	H: 0 LOB: 0 BB: 0 P: 3	R: 0 E: 0 K: 0 S: 3	H: 0 LOB: 1 BB: 1 P: 7	R: 2 E: 0 K: 1 S: 8	H: 4 LOB: 1 BB: 0 P: 8	R: 0 E: 0 K: 1 S: 5	H: 0 LOB: 0 BB: 0 P: 5	1B: 6 2B: 1 3B: 1 HR: 1	SF: 0 SAC: 0 DP: 1 HBP: 0	WP: 1 PB: 0 SB: 0 CS: 0	PA: 36
<b>PITCHER</b>	IP WLS BF H R ER SO BB IBB HBP BLK WP HR S P ERA WHIP	7.1 W 32 8 5 5 4 2 0 0 0 1 1 38 46 6.14 1.364	1.2 S 4 0 0 0 1 0 0 0 0 0 0 0 6 6 0.00 0.000																	

Batter	1	2	3	4	5	6	7	8	9	AB	R	H	RBI	BB	SO	LOB	BOTTOM				
Chico Carrasquel, R OBP: 0.359, SLG: 0.385 (1, 6)										3	2	1	0	1	0	0	<b>Cleveland Indians @ Chicago White Sox</b> Comiskey Park, Chicago, IL Sat Sep 04 1954, 4:33 AM EDT Att: 34,433 - Unknown				
Nellie Fox, L OBP: 0.374, SLG: 0.400 (1, 4)										4	2	2	0	0	0	1					
Minnie Minoso, R OBP: 0.418, SLG: 0.542 (1, 8)										3	1	1	2	1	0	1					
George Kell, R OBP: 0.346, SLG: 0.385 (1, 3)										4	2	1	2	0	0	3					
Phil Cavarretta, L OBP: 0.396, SLG: 0.406 (9, 3)										0	0	0	0	0	0	0					
Jim Rivera, L OBP: 0.357, SLG: 0.439 (1, 9)										3	1	0	0	1	0	0					
Sherm Lollar, R OBP: 0.331, SLG: 0.352 (1, 2)										4	0	2	1	0	1	0					
Johnny Groth, R OBP: 0.341, SLG: 0.372 (1, 7)										1	0	0	0	0	0	0					
Ed McGhee, R OBP: 0.242, SLG: 0.284 (3, 7)										3	0	1	2	0	0	1					
Fred Marsh, R OBP: 0.342, SLG: 0.371 (1, 5)										4	0	0	0	0	1	3					
Jack Harshman, L OBP: 0.258, SLG: 0.269 (1, 1)										3	0	0	0	0	2	2					
Don Johnson, R OBP: 0.079, SLG: 0.029 (8, 1)										0	0	0	0	0	0	0					
<b>Inning Stats</b>	R: 1 E: 1 K: 0 S: 4	H: 2 LOB: 0 BB: 0 P: 4	R: 0 E: 0 K: 0 S: 3	H: 0 LOB: 0 BB: 0 P: 3	R: 0 E: 0 K: 1 S: 5	H: 0 LOB: 0 BB: 0 P: 5	R: 1 E: 0 K: 0 S: 4	H: 2 LOB: 0 BB: 0 P: 4	R: 0 E: 0 K: 1 S: 5	H: 0 LOB: 0 BB: 0 P: 5	R: 5 E: 2 K: 2 S: 11	H: 2 LOB: 2 BB: 3 P: 23	R: 0 E: 0 K: 0 S: 3	H: 0 LOB: 0 BB: 0 P: 3	R: 1 E: 0 K: 0 S: 5	H: 2 LOB: 1 BB: 0 P: 5		1B: 5 2B: 3 3B: 0 HR: 1	SF: 0 SAC: 0 DP: 1 HBP: 0	WP: 0 PB: 0 SB: 0 CS: 1	PA: 35
<b>PITCHER</b>	IP WLS BF H R ER SO BB IBB HBP BLK WP HR S P ERA WHIP	5.1 L 21 4 5 2 3 1 1 0 0 0 0 0 7 11 0.00 3.000	0.2 6 2 2 0 1 0 1 0 0 0 0 0 7 11 0.00 3.000	2.0 8 2 1 1 0 0 0 0 0 0 0 1 8 8 4.50 1.000																	



Batter	1	2	3	4	5	6	7	8	9	AB	R	H	RBI	BB	SO	LOB	TOP					
<b>Al Smith, R</b> OBP: 0.385, SLG: 0.422 (1.7)										5	0	1	0	0	0	5	<b>Cleveland Indians @ Chicago White Sox</b> Comiskey Park, Chicago, IL Sun Sep 05 1954, 4:33 AM EDT Att: 28,015 - Unknown					
<b>Bobby Avila, R</b> OBP: 0.395, SLG: 0.470 (1.4)										5	1	4	2	0	0							
<b>Larry Doby, L</b> OBP: 0.379, SLG: 0.491 (1.8)										2	2	0	0	3	1	3						
<b>Wally Westlake, R</b> OBP: 0.340, SLG: 0.466 (8.8)										0	0	0	0	0	0	0						
<b>Al Rosen, R</b> OBP: 0.393, SLG: 0.506 (1.5)										3	0	0	0	2	1	3						
<b>Vic Wertz, L</b> OBP: 0.332, SLG: 0.408 (1.3)										5	2	2	3	0	1	5						
<b>Dave Philley, S</b> OBP: 0.316, SLG: 0.363 (1.9)										4	1	2	2	1	1	4						
<b>Sam Dente, R</b> OBP: 0.379, SLG: 0.337 (1.6)										2	1	0	0	1	0	2						
<b>Dale Mitchell, L</b> OBP: 0.375, SLG: 0.273 (9. PH)										1	0	1	1	0	0	0						
<b>George Strickland, R</b> OBP: 0.330, SLG: 0.339 (9.6)										0	0	0	0	0	0	0						
<b>Jim Hegan, R</b> OBP: 0.299, SLG: 0.382 (1.2)										4	1	0	0	1	0	1						
<b>Art Houtteman, R</b> OBP: 0.297, SLG: 0.361 (1.1)										2	0	0	0	0	0	2						
<b>Ray Narleski, R</b> ERA: 2.92 (5.1)										1	0	0	0	0	1	0						
<b>Hal Newhouser, L</b> OBP: 0.154, SLG: 0.154 (8.1)										0	0	0	0	0	0	0						
<b>Inning Stats</b>	R: 0 E: 0 K: 3 S: 11	H: 2 LOB: 3 BB: 1 P: 15	R: 2 E: 1 K: 1 S: 7	H: 1 LOB: 2 BB: 2 P: 15	R: 1 E: 0 K: 0 S: 5	H: 2 LOB: 2 BB: 1 P: 9	R: 2 E: 0 K: 0 S: 4	H: 1 LOB: 1 BB: 2 P: 12	R: 0 E: 1 K: 1 S: 3	H: 0 LOB: 0 BB: 0 P: 3	R: 2 E: 0 K: 0 S: 4	H: 1 LOB: 1 BB: 2 P: 12	R: 0 E: 0 K: 1 S: 5	H: 0 LOB: 0 BB: 0 P: 5	R: 0 E: 0 K: 0 S: 3	H: 1 LOB: 0 BB: 0 P: 3	R: 1 E: 0 K: 0 S: 4	H: 2 LOB: 0 BB: 0 P: 4	1B: 7 2B: 2 3B: 1 HR: 1	SF: 0 SAC: 2 DP: 1 HBP: 0	WP: 0 PB: 0 SB: 1 CS: 1	PA: 44
<b>PITCHER</b>	IP WLS BF H R ER SO BB IBB HBP BLK WP HR S P ERA WHIP																					
<b>Billy Pierce, L</b> ERA: 3.57 (1.1)	3.0 L 21 6 5 3 4 4 1 0 0 0 0 0 24 44 9.00 3.333																					
<b>Harry Dorish, R</b> ERA: 2.92 (4.1)	4.0 16 1 2 2 1 3 0 0 0 0 0 1 15 27 4.50 1.000																					
<b>Morrie Martin, L</b> ERA: 3.8 (8.1)	1.0 3 1 0 0 0 0 0 0 0 0 0 0 3 3 0.00 1.000																					
<b>Dick Strahs, R</b> ERA: 5.11 (9.1)	1.0 4 2 1 1 0 0 0 0 0 0 0 0 4 4 9.00 2.000																					

AB 34  
R 8  
H 10  
RBI 8  
BB 8  
SO 5  
LOB 25



Batter	1	2	3	4	5	6	7	8	9	AB	R	H	RBI	BB	SO	LOB	BOTTOM					
<b>Chico Carrasquel, R</b> OBP: 0.360, SLG: 0.384 (1.6)										4	1	1	0	1	1	1	<b>Cleveland Indians @ Chicago White Sox</b> Comiskey Park, Chicago, IL Sun Sep 05 1954, 4:33 AM EDT Att: 28,015 - Unknown					
<b>Nellie Fox, L</b> OBP: 0.374, SLG: 0.400 (1.4)										3	0	1	1	1	0	1						
<b>Minnie Minoso, R</b> OBP: 0.418, SLG: 0.540 (1.8)										4	0	1	1	1	0	4						
<b>George Kell, R</b> OBP: 0.347, SLG: 0.383 (1.3)										4	0	1	0	1	0	3						
<b>Jim Rivera, L</b> OBP: 0.355, SLG: 0.436 (1.9)										5	0	1	0	0	2	5						
<b>Matt Batts, R</b> OBP: 0.304, SLG: 0.327 (1.2)										4	0	1	0	0	1	2						
<b>Fred Marsh, R</b> OBP: 0.350, SLG: 0.378 (1.5)										4	0	2	0	0	2	0						
<b>Ed McGhee, R</b> OBP: 0.253, SLG: 0.278 (1.7)										2	1	0	0	2	1	2						
<b>Billy Pierce, L</b> ERA: 3.57 (1.1)										1	0	1	0	0	0	0						
<b>Harry Dorish, R</b> ERA: 2.92 (4.1)										1	0	0	0	0	0	0						
<b>Phil Cavarretta, L</b> OBP: 0.401, SLG: 0.496 (7. PH)										0	0	0	0	1	0	0						
<b>Morrie Martin, L</b> ERA: 3.8 (8.1)										0	0	0	0	0	0	0						
<b>Sherm Lollar, R</b> OBP: 0.330, SLG: 0.330 (8. PH)										1	0	0	0	0	0	3						
<b>Dick Strahs, L</b> ERA: 5.11 (9.1)										0	0	0	0	0	0	0						
<b>Inning Stats</b>	R: 0 E: 0 K: 3 S: 3	H: 0 LOB: 1 BB: 1 P: 7	R: 0 E: 0 K: 1 S: 5	H: 1 LOB: 0 BB: 0 P: 5	R: 1 E: 0 K: 0 S: 4	H: 2 LOB: 1 BB: 1 P: 8	R: 0 E: 0 K: 0 S: 5	H: 2 LOB: 2 BB: 0 P: 5	R: 1 E: 0 K: 1 S: 7	H: 2 LOB: 2 BB: 1 P: 11	R: 0 E: 0 K: 3 S: 9	H: 0 LOB: 0 BB: 0 P: 9	R: 0 E: 0 K: 1 S: 5	H: 0 LOB: 1 BB: 1 P: 9	R: 0 E: 0 K: 0 S: 5	H: 2 LOB: 3 BB: 1 P: 9	R: 0 E: 0 K: 1 S: 5	H: 0 LOB: 2 BB: 2 P: 13	1B: 9 2B: 0 3B: 0 HR: 0	SF: 1 SAC: 0 DP: 2 HBP: 0	WP: 0 PB: 0 SB: 0 CS: 0	PA: 41
<b>PITCHER</b>	IP WLS BF H R ER SO BB IBB HBP BLK WP HR S P ERA WHIP																					
<b>Art Houtteman, R</b> ERA: 3.49 (1.1)	4.1 W 9 0 0 0 5 1 0 0 0 0 0 0 18 22 0.00 0.375																					
<b>Ray Narleski, R</b> ERA: 2.12 (8.1)	2.2 S 11 2 0 0 1 3 0 0 0 0 0 0 10 22 0.00 2.500																					
<b>Hal Newhouser, L</b> ERA: 2.47 (8.1)	2.0 S 11 2 0 0 1 3 0 0 0 0 0 0 10 22 0.00 2.500																					

AB 33  
R 2  
H 9  
RBI 2  
BB 7  
SO 7  
LOB 21













Batter	1	2	3	4	5	6	7	8	9	AB	R	H	RBI	BB	SO	LOB	TOP																			
Eddie Yost, R OBP: 0.410, SLG: 0.392 (1, 5)	F7		F8			F2			F2	4	0	0	0	0	0	1	<p>Washington Senators @ Chicago White Sox</p> <p>Comiskey Park, Chicago, IL</p> <p>Wed Sep 08 1954, 4:33 AM EDT</p> <p>Att: 6,735 - Unknown</p> <p>livebaseballscorecards.com</p>																			
Jim Busby, R OBP: 0.342, SLG: 0.388 (1, 8)	6-3			6-3			5-3		1B BB	3	0	0	0	1	0	0																				
Roy Sievers, R OBP: 0.333, SLG: 0.456 (1, 3)	K			F8			F7		1B 1-2 2-H	4	0	1	0	0	1	0																				
Carlos Paula, R OBP: 0.235, SLG: 0.200 (1, 7)		F9		6-3			BB		4-3	3	0	0	0	1	0	2																				
Jim Lemon, R OBP: 0.324, SLG: 0.354 (1, 9)		E7 PB 1B			F9		5-3			3	1	1	0	0	0	1																				
Ed Fitz Gerald, R OBP: 0.354, SLG: 0.391 (1, 2)		P4			6-3			BB G6-4-3		2	0	0	0	1	0	1																				
Roy Dietzel, R OBP: 0.364, SLG: 0.300 (1, 4)		F9 3-H			F9			BB G6-4-3 1-2		3	0	0	0	0	0	1																				
Jerry Snyder, R OBP: 0.288, SLG: 0.252 (1, 6)			F9			F8		K		3	0	0	0	0	1	0																				
Bob Porterfield, R OBP: 0.125, SLG: 0.110 Mickey Vernon, L (9, PH) OBP: 0.372, SLG: 0.530				F2		4-3		BB 1B 1B		2	0	0	0	0	0	0																				
<b>Inning Stats</b>	R: 0 E: 0 K: 1 S: 5	H: 0 LOB: 0 BB: 0 P: 5	R: 1 E: 1 K: 0 S: 4	H: 1 LOB: 0 BB: 0 P: 4	R: 0 E: 0 K: 0 S: 3	H: 0 LOB: 0 BB: 0 P: 3	R: 0 E: 0 K: 0 S: 3	H: 0 LOB: 0 BB: 0 P: 3	R: 0 E: 0 K: 0 S: 3	H: 0 LOB: 0 BB: 0 P: 3	R: 0 E: 0 K: 0 S: 3	H: 0 LOB: 1 BB: 1 P: 7	R: 0 E: 0 K: 1 S: 4	H: 0 LOB: 0 BB: 1 P: 8	R: 0 E: 0 K: 0 S: 4	H: 2 LOB: 2 BB: 1 P: 8	1B: 3 2B: 0 3B: 0 HR: 0	SF: 0 SAC: 0 DP: 1 HBP: 0	WP: 0 PB: 1 CS: 0	PA: 31																
<b>PITCHER</b>	IP	WLS	BF	H	R	ER	SO	BB	IBB	HBP	BLK	WP	HR	S	P	ERA	WHIP	<b>PITCHER</b>		IP	WLS	BF	H	R	ER	SO	BB	IBB	HBP	BLK	WP	HR	S	P	ERA	WHIP
Morrie Martin, L ERA: 3.53 Don Johnson, R ERA: 3.07	(1, 1)	8.1	W	29	2	1	0	2	3	0	0	0	0	0	30	42	0.00	0.600			(9, 1)	0.2	S	2	1	0	0	0	0	0	0	0	2	2	0.00	1.500

Batter	1	2	3	4	5	6	7	8	9	AB	R	H	RBI	BB	SO	LOB	BOTTOM																				
Chico Carrasquel, R OBP: 0.356, SLG: 0.379 (1, 6)	K	FC4-6 1B		F8		G4-6-3 1B		F5		5	0	2	1	0	1	1	<p>Washington Senators @ Chicago White Sox</p> <p>Comiskey Park, Chicago, IL</p> <p>Wed Sep 08 1954, 4:33 AM EDT</p> <p>Att: 6,735 - Unknown</p> <p>livebaseballscorecards.com</p>																				
Nellie Fox, L OBP: 0.370, SLG: 0.395 (1, 4)	1B	FC4-6 1B		4-3		P6				4	1	1	0	0	0	3																					
Minnie Minoso, R OBP: 0.419, SLG: 0.542 (1, 7)	1B	F9				G4-6-3 1B				4	0	2	0	0	0	3																					
Jim Rivera, L OBP: 0.356, SLG: 0.433 (1, 9)	1B		1B HBP	F8		3-1				4	0	2	1	0	0	1																					
Ron Jackson, R OBP: 0.342, SLG: 0.465 (1, 3)	P6		1B HBP	5-3		F9				3	0	0	0	0	0	2																					
Sherm Lollar, R OBP: 0.331, SLG: 0.352 (1, 2)	F6		L8	1B BB		F8				4	0	1	0	0	0	4																					
Joe Kiriene, R OBP: 0.400, SLG: 0.375 Fred Marsh, R OBP: 0.346, SLG: 0.373		1B 2B	1B 2-3	1B		5-3				3	1	2	0	1	0	0																					
Ed McGhee, R OBP: 0.266, SLG: 0.283 (1, 8)		FC4-6 1B	P5	1B BB		SH2-4 1B				4	0	3	0	0	0	3																					
Morrie Martin, L OBP: 0.188, SLG: 0.250 Don Johnson, R OBP: 0.079, SLG: 0.029	(1, 1)	8.0	L	37	13	2	2	2	1	0	0	0	0	0	0	0	0																				
<b>Inning Stats</b>	R: 1 E: 0 K: 1 S: 8	H: 3 LOB: 2 BB: 0 P: 8	R: 1 E: 0 K: 1 S: 8	H: 3 LOB: 2 BB: 0 P: 8	R: 0 E: 0 K: 0 S: 5	H: 2 LOB: 3 BB: 0 P: 6	R: 0 E: 0 K: 0 S: 4	H: 1 LOB: 1 BB: 0 P: 4	R: 0 E: 0 K: 0 S: 4	H: 2 LOB: 2 BB: 1 P: 8	R: 0 E: 0 K: 0 S: 3	H: 1 LOB: 0 BB: 0 P: 3	R: 0 E: 0 K: 0 S: 3	H: 0 LOB: 0 BB: 0 P: 3	R: 0 E: 0 K: 0 S: 4	H: 1 LOB: 1 BB: 0 P: 4	1B: 12 2B: 1 3B: 0 HR: 0	SF: 0 SAC: 1 DP: 2 HBP: 1	WP: 0 PB: 0 CS: 0	PA: 37																	
<b>PITCHER</b>	IP	WLS	BF	H	R	ER	SO	BB	IBB	HBP	BLK	WP	HR	S	P	ERA	WHIP	<b>PITCHER</b>		IP	WLS	BF	H	R	ER	SO	BB	IBB	HBP	BLK	WP	HR	S	P	ERA	WHIP	
Bob Porterfield, R ERA: 3.03	(1, 1)	8.0	L	37	13	2	2	2	1	0	0	0	0	0	39	44	2.25	1.750			(9, 1)	0.079	S	0	0	0	0	0	0	0	0	0	0	0	0	0	0

AB	28
R	1
H	3
RBI	0
BB	3
SO	2
LOB	6



AB	34
R	2
H	13
RBI	2
BB	1
SO	2
LOB	25





Batter	1	2	3	4	5	6	7	8	9	AB	R	H	RBI	BB	SO	LOB	TOP					
<b>Eddie Yost, R</b> OBP: 0.408, SLG: 0.389 (1, 5)	5-3		P6			F7			F8	4	0	0	0	0	0	0						
<b>Jim Busby, R</b> OBP: 0.339, SLG: 0.385 (1, 8)	F9					B1-3			F3	4	0	0	0	0	0	0						
<b>Mickey Vernon, L</b> OBP: 0.370, SLG: 0.526 (1, 3)	K					G3			F7	4	0	0	0	0	1	0						
<b>Pete Runnels, L</b> OBP: 0.365, SLG: 0.397 (1, 4)		1B BB				F7			L8	2	0	0	0	1	0	0						
<b>Roy Sievers, R</b> OBP: 0.333, SLG: 0.462 (1, 7)	K					HR			F8	3	1	1	1	0	1	1						
<b>Jim Lemon, R</b> OBP: 0.338, SLG: 0.412 (1, 9)						5-3			HR	3	1	2	1	0	0	0						
<b>Ed Fitz Gerald, R</b> OBP: 0.351, SLG: 0.387 (1, 2)						P6			L5	3	0	0	0	0	2							
<b>Jerry Snyder, R</b> OBP: 0.281, SLG: 0.245 (1, 6)						G1			F5	3	0	0	0	0	0	0						
<b>Chuck Stobbs, L</b> OBP: 0.235, SLG: 0.156 (1, 1)						G3			K	3	0	0	0	0	2	0						
<b>Inning Stats</b>	R: 0 E: 0 K: 1 S: 5	H: 0 LOB: 0 BB: 0 P: 5	R: 0 E: 0 K: 1 S: 5	H: 1 LOB: 1 BB: 1 P: 9	R: 0 E: 0 K: 0 S: 3	H: 0 LOB: 0 BB: 0 P: 3	R: 0 E: 0 K: 0 S: 3	H: 0 LOB: 0 BB: 0 P: 3	R: 1 E: 0 K: 0 S: 4	H: 1 LOB: 0 BB: 0 P: 4	R: 0 E: 0 K: 1 S: 5	H: 0 LOB: 0 BB: 0 P: 5	R: 0 E: 0 K: 0 S: 3	H: 0 LOB: 0 BB: 0 P: 3	R: 1 E: 0 K: 1 S: 6	H: 1 LOB: 0 BB: 0 P: 6	R: 0 E: 0 K: 0 S: 3	H: 0 LOB: 0 BB: 0 P: 3	1B: 1 2B: 0 3B: 0 HR: 2	SF: 0 SAC: 0 DP: 1 HBP: 0	WP: 0 PB: 0 CS: 0	PA: 30
<b>PITCHER</b> <b>Harry Dorish, R</b> ERA: 2.75 (1, 1)	IP: 9.0 WLS: L BF: 30 H: 3 R: 2 ER: 2 SO: 4 BB: 1 IBB: 0 HBP: 0 BLK: 0 WP: 0 HR: 2 S: 37 P: 41 ERA: 2.00 WHIP: 0.444																					

Washington Senators @ Chicago White Sox  
Comiskey Park, Chicago, IL  
Thu Sep 09 1954, 4:33 AM EDT  
Att: 1,842 - Unknown

AB	29
R	2
H	3
RBI	2
BB	1
SO	4
LOB	3



Batter	1	2	3	4	5	6	7	8	9	AB	R	H	RBI	BB	SO	LOB	BOTTOM					
<b>Chico Carrasquel, R</b> OBP: 0.356, SLG: 0.380 (1, 6)	F7					P1			F2	4	0	1	0	0	0	0						
<b>Nellie Fox, L</b> OBP: 0.368, SLG: 0.392 (1, 4)	G3					3-1			F9	4	0	0	0	0	1							
<b>Minnie Minoso, R</b> OBP: 0.417, SLG: 0.539 (1, 7)	5-3					F8			6-3	3	0	0	0	0	0	0						
<b>George Kell, R</b> OBP: 0.345, SLG: 0.380 (1, 3)						F7			F2	3	0	0	0	0	0	0						
<b>Jim Rivera, L</b> OBP: 0.354, SLG: 0.430 (1, 9)						F8			F8	3	0	0	0	0	0	0						
<b>Sherm Lollar, R</b> OBP: 0.331, SLG: 0.352 (1, 2)						K			F3	3	0	1	0	0	1	0						
<b>Fred Marsh, R</b> OBP: 0.345, SLG: 0.372 (1, 5)						CS 1B			6-3	3	0	1	0	0	1							
<b>Ed McGhee, R</b> OBP: 0.259, SLG: 0.275 (1, 8)						F4			F9	3	0	0	0	0	1							
<b>Harry Dorish, R</b> OBP: 0.111, SLG: 0.111 (1, 1)						F5				2	0	0	0	0	0	0						
<b>Matt Batts, R</b> OBP: 0.316, SLG: 0.357 (8, PH)									F9	1	0	0	0	0	0	0						
<b>Inning Stats</b>	R: 0 E: 0 K: 0 S: 3	H: 0 LOB: 0 BB: 0 P: 3	R: 0 E: 0 K: 0 S: 4	H: 1 LOB: 1 BB: 0 P: 4	R: 0 E: 0 K: 0 S: 4	H: 1 LOB: 1 BB: 0 P: 4	R: 0 E: 0 K: 0 S: 3	H: 0 LOB: 0 BB: 0 P: 3	R: 0 E: 0 K: 1 S: 5	H: 1 LOB: 0 BB: 0 P: 5	R: 0 E: 0 K: 0 S: 3	H: 0 LOB: 0 BB: 0 P: 3	R: 0 E: 0 K: 0 S: 3	H: 0 LOB: 0 BB: 0 P: 3	R: 0 E: 0 K: 0 S: 3	H: 0 LOB: 0 BB: 0 P: 3	R: 0 E: 0 K: 0 S: 3	H: 0 LOB: 0 BB: 0 P: 3	1B: 2 2B: 1 3B: 0 HR: 0	SF: 0 SAC: 0 DP: 0 HBP: 0	WP: 0 PB: 0 CS: 1	PA: 29
<b>PITCHER</b> <b>Chuck Stobbs, L</b> ERA: 4.35 (1, 1)	IP: 9.0 WLS: W BF: 29 H: 3 R: 0 ER: 0 SO: 1 BB: 0 IBB: 0 HBP: 0 BLK: 0 WP: 0 HR: 0 S: 31 P: 31 ERA: 0.00 WHIP: 0.333																					

Washington Senators @ Chicago White Sox  
Comiskey Park, Chicago, IL  
Thu Sep 09 1954, 4:33 AM EDT  
Att: 1,842 - Unknown

AB	29
R	0
H	3
RBI	0
BB	0
SO	1
LOB	3





Batter	1	2	3	4	5	6	7	8	9	AB	R	H	RBI	BB	SO	LOB	TOP					
Mickey Mantle, S (1, 8) OBP: 0.399, SLG: 0.536	0-3 K			4-0 BB 1B BB	0-0 P4	0-3 K		0-0 5-3		4	1	0	0	1	2	4						
Joe Collins, L (1, 3) OBP: 0.371, SLG: 0.456	0-3 K			0-3 K		0-0 BB 1B 2B	4-0 BB BB	0-3 K		4	1	1	0	1	3	2						
Enos Slaughter, L (1, 9) OBP: 0.403, SLG: 0.361	0-0 G3			4-0 BB 1-2 BB	0-0 G3	0-0 F5			0-0 3-1	4	0	0	0	1	0	2						
Yogi Berra, L (1, 2) OBP: 0.368, SLG: 0.482		0-0 4-3		0-0 BB 1-2 2H 1B	0-0 G4-6-3	4-0 BB 1B IBB	0-3 K		0-0 P4	4	1	1	1	1	1	1						
Irv Noren, L (1, 7) OBP: 0.381, SLG: 0.503		0-0 F7		0-0 G4-6-3	0-0 1B	0-0 HBP BB 1B	4-0 BB BB			3	1	1	1	0	0	2						
Hank Bauer, R (7, PH) OBP: 0.371, SLG: 0.478				0-0 1-2		1-3 2H BB 1B	1-2 BB BB			1	0	1	0	1	0	0						
Gil McDougald, R (1, 4) OBP: 0.397, SLG: 0.424	0-0 5-3				0-0 HR	0-0 BB HBP 1B	4-0 1-2 2-3 BB		0-0 F8	4	1	2	1	1	0	1						
Andy Carey, R (1, 5) OBP: 0.365, SLG: 0.421			0-0 6-3		0-0 HR	0-0 BB HBP	0-0 5-3			3	1	1	2	0	0	3						
Willy Miranda, S (1, 6) OBP: 0.314, SLG: 0.370			0-0 P6		0-0 F7	4-0 BB HBP		0-0 SH5-4 1B		2	0	0	0	0	0	0						
Eddie Robinson, L (6, PH) OBP: 0.344, SLG: 0.363					0-0 F7	1-2 2-3 3-H BB				0	0	0	1	1	0	0						
Phil Rizzuto, R (6, FR) OBP: 0.305, SLG: 0.257					0-0 5-3	0-3 K		0-0 SH5-4 1-2		1	0	1	0	0	0	0						
Bob Grim, R (1, 1) OBP: 0.179, SLG: 0.200			0-0 5-3		0-0 5-3					3	0	0	0	0	1	3						
Jim Konstanty, R (8, 1)										0	0	0	0	0	0	0						
<b>Inning Stats</b>	R: 0 E: 0 K: 2 S: 7	H: 0 LOB: 0 BB: 0 P: 7	R: 0 E: 0 K: 0 S: 3	H: 0 LOB: 0 BB: 0 P: 3	R: 0 E: 0 K: 0 S: 3	H: 0 LOB: 0 BB: 0 P: 3	R: 1 E: 0 K: 1 S: 5	H: 1 LOB: 1 BB: 2 P: 13	R: 2 E: 0 K: 0 S: 5	H: 2 LOB: 0 BB: 0 P: 5	R: 3 E: 0 K: 2 S: 10	H: 3 LOB: 3 BB: 2 P: 19	R: 0 E: 0 K: 1 S: 5	H: 0 LOB: 3 BB: 3 P: 17	R: 0 E: 0 K: 1 S: 6	H: 1 LOB: 1 BB: 0 P: 6	R: 0 E: 0 K: 0 S: 4	H: 1 LOB: 1 BB: 0 P: 4	1B: 5 2B: 2 3B: 0 HR: 1	SF: 0 SAC: 1 DP: 1 HBP: 1	WP: 0 PB: 0 CS: 0	PA: 42
<b>PITCHER</b>	IP WLS BF H R ER SO BB IBB HBP BLK WP HR S P ERA WHIP																					
Virgil Trucks, R (1, 1) ERA: 2.86	5.1 L 26 6 6 6 3 3 1 1 0 0 1 27 44 10.12 1.688																					
Billy Pierce, L (6, 1) ERA: 3.51	2.2 12 1 0 0 4 3 0 0 0 0 0 17 29 0.00 1.500																					
Morrie Martin, L (9, 1) ERA: 3.5	1.0 4 1 0 0 0 0 0 0 0 0 0 4 4 0.00 1.000																					

**New York Yankees @ Chicago White Sox**  
Comiskey Park, Chicago, IL  
Fri Sep 10 1954, 4:33 AM EDT  
Att: 22,352 - Unknown

AB	33
R	6
H	8
RBI	6
BB	7
SO	7
LOB	18



Batter	1	2	3	4	5	6	7	8	9	AB	R	H	RBI	BB	SO	LOB	BOTTOM					
Chico Carrasquel, R (1, 6) OBP: 0.356, SLG: 0.380	0-0 P4		0-0 6-3		0-0 5-3		0-0 BB 1B	0-0 1-2 2H 1B		5	0	2	1	0	0	3						
Nellie Fox, L (1, 4) OBP: 0.368, SLG: 0.396	0-0 4-3			0-0 4-3	0-0 BB 3B		0-0 BB 1B	0-0 G3		5	0	2	2	0	0	2						
Minnie Minoso, R (1, 7) OBP: 0.415, SLG: 0.537	0-3 K			0-0 3-1 2B	0-0 K		0-0 P4		0-0 F9	5	0	1	0	0	2	3						
George Kell, R (1, 3) OBP: 0.346, SLG: 0.377		0-0 L6		4-0 BB 3-1 BB		0-0 F7	4-0 1-2 2-3 BB		0-0 5-3	3	0	0	0	2	0	0						
Jim Rivera, L (1, 9) OBP: 0.352, SLG: 0.427		0-3 K		0-0 3-1		4-0 BB 1B	0-0 F3		0-0 3-1	4	0	0	0	1	1	5						
Matt Batts, R (1, 2) OBP: 0.314, SLG: 0.355		0-0 4-3		0-0 4-3		0-3 K		0-0 BB 1B		4	1	1	0	0	1	3						
Fred Marsh, R (1, 5) OBP: 0.364, SLG: 0.383			0-0 E3 BB B3-6-4		4-0 BB 2B 3B		0-0 1-2 1B		0-0 BB 1B	3	1	2	0	1	0	0						
Ed McGhee, R (1, 8) OBP: 0.270, SLG: 0.288					0-0 BB 3B		0-3 K		0-3 K	2	1	1	0	1	1	2						
Phil Cavarretta, L (8, PH) OBP: 0.394, SLG: 0.397										1	0	0	0	0	1	2						
Willard Marshall, L (9, 9) OBP: 0.359, SLG: 0.222					0-0 BB 1-2 BB B3-6-4		1-3 BB 2B			0	0	0	0	0	0	0						
Virgil Trucks, R (1, 1) OBP: 0.198, SLG: 0.216					0-0 BB 3B		0-3 K		0-0 P6	2	0	0	0	0	0	4						
Billy Pierce, L (6, 1) OBP: 0.275, SLG: 0.213					0-0 5-3					1	0	0	0	0	1	0						
Sherm Lollar, R (6, PH) OBP: 0.330, SLG: 0.351										1	0	0	0	0	0	2						
Morrie Martin, L (9, 1) OBP: 0.188, SLG: 0.250					1-2 2-3					0	0	0	0	0	0	0						
<b>Inning Stats</b>	R: 0 E: 0 K: 1 S: 5	H: 0 LOB: 0 BB: 0 P: 5	R: 0 E: 0 K: 1 S: 5	H: 0 LOB: 0 BB: 0 P: 5	R: 0 E: 1 K: 0 S: 3	H: 0 LOB: 1 BB: 1 P: 7	R: 0 E: 0 K: 0 S: 4	H: 1 LOB: 2 BB: 1 P: 8	R: 2 E: 0 K: 1 S: 7	H: 2 LOB: 1 BB: 1 P: 11	R: 0 E: 0 K: 2 S: 8	H: 1 LOB: 2 BB: 1 P: 12	R: 0 E: 0 K: 1 S: 7	H: 2 LOB: 3 BB: 1 P: 11	R: 1 E: 0 K: 1 S: 8	H: 3 LOB: 2 BB: 0 P: 8	R: 0 E: 0 K: 0 S: 3	H: 0 LOB: 0 BB: 0 P: 3	1B: 6 2B: 2 3B: 1 HR: 0	SF: 0 SAC: 0 DP: 1 HBP: 0	WP: 0 PB: 0 CS: 0	PA: 41
<b>PITCHER</b>	IP WLS BF H R ER SO BB IBB HBP BLK WP HR S P ERA WHIP																					
Bob Grim, R (1, 1) ERA: 3.52	7.2 W 37 9 3 3 7 5 0 0 0 0 0 46 66 3.52 1.826																					
Jim Konstanty, R (8, 1) ERA: 2.92	1.1 S 4 0 0 0 0 0 0 0 0 0 0 4 4 0.00 0.000																					

**New York Yankees @ Chicago White Sox**  
Comiskey Park, Chicago, IL  
Fri Sep 10 1954, 4:33 AM EDT  
Att: 22,352 - Unknown

AB	36
R	3
H	9
RBI	3
BB	5
SO	7
LOB	26






Batter	1	2	3	4	5	6	7	8	9	10	AB	R	H	RBI	BB	SO	LOB							
<b>Gl McDougald, R</b> OBP: 0.365, SLG: 0.421 (1, 4)	K		F7		F8		E5 1B		F9		5	0	1	0	0	1	0							
<b>Enos Slaughter, L</b> OBP: 0.396, SLG: 0.354 (1, 9)	1-3		1B 1B		E7		E5 1B 1-H		4-3		5	2	1	0	0	0	1							
<b>Mickey Mantle, S</b> OBP: 0.403, SLG: 0.537 (1, 8)	HR BB		1B E 1B		F8		1B 1B		BB BB		3	2	2	0	2	0	1							
<b>Yogi Berra, L</b> OBP: 0.370, SLG: 0.489 (1, 2)	HR		E9 1B		1-3		1B 1B		F9		5	1	3	4	0	0	2							
<b>Bill Skowron, R</b> OBP: 0.365, SLG: 0.582 <b>Joe Collins, L</b> OBP: 0.369, SLG: 0.453 (7, PH) (7, 3)	E7		F7		F8		4-3		P6		3	0	0	0	0	0	1							
<b>Hank Bauer, R</b> OBP: 0.369, SLG: 0.474 (1, 7)	F2		F8		K		K		1B		5	0	1	0	0	2	2							
<b>Andy Carey, R</b> OBP: 0.363, SLG: 0.418 (1, 5)		F7		5-3		1B		F7		K	5	0	1	0	0	1	2							
<b>Willy Miranda, S</b> OBP: 0.304, SLG: 0.357 (1, 6)		F7		F7		K		5-3			4	0	0	0	0	1	1							
<b>Ed Lopat, L</b> OBP: 0.067, SLG: 0.018 <b>Jim Konstanty, R</b> (9, 1)		4-3		F8				6-3		F7	4	0	0	0	0	0	0							
<b>Inning Stats</b>	R: 2 E: 1 K: 1 S: 7	H: 1 LOB: 1 BB: 1 P: 11	R: 0 E: 0 K: 0 S: 3	H: 0 LOB: 0 BB: 0 P: 3	R: 2 E: 1 K: 0 S: 6	H: 3 LOB: 1 BB: 0 P: 6	R: 0 E: 0 K: 0 S: 3	H: 0 LOB: 0 BB: 0 P: 3	R: 0 E: 1 K: 0 S: 4	H: 0 LOB: 1 BB: 0 P: 4	R: 0 E: 0 K: 2 S: 8	H: 1 LOB: 1 BB: 0 P: 8	R: 1 E: 1 K: 0 S: 6	H: 3 LOB: 2 BB: 0 P: 6	R: 0 E: 0 K: 1 S: 5	H: 0 LOB: 0 BB: 0 P: 5	R: 0 E: 0 K: 0 S: 3	H: 0 LOB: 0 BB: 0 P: 3	R: 0 E: 0 K: 1 S: 6	H: 1 LOB: 2 BB: 1 P: 10	1B: 8 2B: 0 3B: 0 HR: 1	SF: 0 SAC: 0 DP: 0 HBP: 0	WP: 0 PB: 0 SB: 0 CS: 0	PA: 43
<b>PITCHER</b>	IP	WLS	BF	H	R	ER	SO	BB	IBB	HBP	BLK	WP	HR	S	P	ERA	WHIP							
<b>Jack Harshman, L</b> ERA: 2.89 <b>Don Johnson, R</b> ERA: 3.01 <b>Morrie Martin, L</b> ERA: 3.47	(1, 1) (7, 1) (10, 1)	6.0 3.0 1.0	26 12 5	5 3 1	4 1 0	3 0 0	3 1 0	3 0 1	0 0 1	0 0 0	0 0 0	0 0 0	0 0 0	1 14 6	31 14 10	35 0.00 0.00	4.50 1.000 2.000							

**TOP**

**New York Yankees @ Chicago White Sox**  
Comiskey Park, Chicago, IL  
Sat Sep 11 1954, 4:33 AM EDT  
Att: 15,334 - Unknown

AB 41  
R 5  
H 9  
RBI 4  
BB 2  
SO 5  
LOB 13




Batter	1	2	3	4	5	6	7	8	9	10	AB	R	H	RBI	BB	SO	LOB							
<b>Chico Carrasquel, R</b> OBP: 0.354, SLG: 0.378 (1, 6)	5-3	5-3			F7	6-3			5-3	1B	6	0	1	1	0	0	3							
<b>Nellie Fox, L</b> OBP: 0.369, SLG: 0.396 (1, 4)	1B SF9 BB	4-3			E 1B 1B		4-3		SH2-3	1B	3	2	1	0	1	0	1							
<b>Minnie Minoso, R</b> OBP: 0.417, SLG: 0.540 (1, 7)	BB HBP 1B		F8		E1 1B 1B		F9		1B 2B		5	1	3	1	0	0	0							
<b>George Kell, R</b> OBP: 0.349, SLG: 0.379 (1, 3) (10, 5)	SF9		FC5-4 BB		G6-4-3 1B		B5-3		1B		3	0	2	3	1	0	0							
<b>Jim Rivera, L</b> OBP: 0.353, SLG: 0.427 <b>Joe Kirrene, R</b> OBP: 0.308, SLG: 0.273 (1, PR) (2, 5)	3H 1-0		K		G6-4-3 1B		5-3		F9		0	0	0	0	0	0	0							
<b>Phil Cavarretta, L</b> OBP: 0.392, SLG: 0.394 <b>Morrie Martin, L</b> OBP: 0.250, SLG: 0.250 (10, 1)	1-2 HBP		K		G6-4-3 1B		5-3		F9		3	0	0	0	0	1	3							
<b>Sherm Lollar, R</b> OBP: 0.331, SLG: 0.353 <b>Bob Cain, L</b> (10, PR)	1-2 2-3 BB		FC5-4		F9		F8		FC5-4 1B 2B		4	0	1	0	1	0	1							
<b>Fred Marsh, R</b> OBP: 0.376, SLG: 0.400 (1, 5) (2, 9)	L4		6-3		1B S 2B		1B		FC5-4 IBB		4	1	2	0	1	0	3							
<b>Ed McGhee, R</b> OBP: 0.277, SLG: 0.296 <b>Willard Marshall, L</b> OBP: 0.323, SLG: 0.219 (10, PH)		SH3-4 1B		6-3	S 1B		F9		F9		4	0	2	0	0	0	1							
<b>Jack Harshman, L</b> OBP: 0.254, SLG: 0.284 <b>Matt Batts, R</b> OBP: 0.313, SLG: 0.353 <b>Don Johnson, R</b> OBP: 0.079, SLG: 0.029 <b>Ron Jackson, R</b> OBP: 0.346, SLG: 0.479 (10, 3)		SH3-4		P4	F9		F9		SH2-3 2B 2B	FC5-4 1B	1	0	0	0	0	0	0							
<b>Inning Stats</b>	R: 1 E: 0 K: 0 S: 4	H: 1 LOB: 3 BB: 2 P: 13	R: 0 E: 0 K: 0 S: 4	H: 1 LOB: 1 BB: 0 P: 4	R: 0 E: 0 K: 1 S: 5	H: 0 LOB: 1 BB: 1 P: 9	R: 0 E: 0 K: 0 S: 3	H: 0 LOB: 0 BB: 0 P: 3	R: 1 E: 1 K: 0 S: 5	H: 2 LOB: 1 BB: 0 P: 5	R: 0 E: 0 K: 0 S: 3	H: 0 LOB: 0 BB: 0 P: 3	R: 0 E: 0 K: 0 S: 4	H: 1 LOB: 1 BB: 0 P: 4	R: 2 E: 0 K: 0 S: 6	H: 3 LOB: 1 BB: 0 P: 6	R: 1 E: 0 K: 0 S: 4	H: 2 LOB: 2 BB: 1 P: 8	1B: 9 2B: 4 3B: 0 HR: 0	SF: 1 SAC: 2 DP: 1 HBP: 1	WP: 0 PB: 0 SB: 2 CS: 0	PA: 46		
<b>PITCHER</b>	IP	WLS	BF	H	R	ER	SO	BB	IBB	HBP	BLK	WP	HR	S	P	ERA	WHIP							
<b>Ed Lopat, L</b> ERA: 3.32 <b>Jim Konstanty, R</b> ERA: 3.02	(1, 1) (9, 1)	8.2 1.0	40 6	11 2	5 1	4 1	1 0	3 0	0 1	0 0	0 0	0 0	0 0	5 9	38 5	4.15 9.00	1.615 2.000							

**BOTTOM**

**New York Yankees @ Chicago White Sox**  
Comiskey Park, Chicago, IL  
Sat Sep 11 1954, 4:33 AM EDT  
Att: 15,334 - Unknown

AB 38  
R 6  
H 13  
RBI 5  
BB 4  
SO 1  
LOB 18






Batter	1	2	3	4	5	6	7	8	9	AB	R	H	RBI	BB	SO	LOB	TOP		
<b>Billy Goodman, L</b> OBP: 0.370, SLG: 0.376 (1, 4)	F7	1-3					6-3			5	0	2	0	0	0	1	<b>Boston Red Sox @ Chicago White Sox</b> Comiskey Park, Chicago, IL Sun Sep 12 1954, 4:33 AM EDT Unknown		
<b>Ted Williams, L</b> OBP: 0.516, SLG: 0.649 (1, 7)	G3 BB		F5	G3			HR		L8	4	1	1	1	1	0	2			
<b>Jackie Jensen, R</b> OBP: 0.362, SLG: 0.482 (1, 8)	G3 BB		6-3						P6	4	0	0	0	1	1	1			
<b>Harry Agganis, L</b> OBP: 0.324, SLG: 0.400 (1, 3)	G3			BB	1B				P6	4	1	1	0	0	0	2			
<b>Grady Hatton, L</b> OBP: 0.380, SLG: 0.372 (1, 5)	F8			1B	BB				1B	2	0	0	0	2	0	2			
<b>Jim Piersall, R</b> OBP: 0.335, SLG: 0.398 (1, 9)		F8							F7	4	0	1	1	0	0	1			
<b>Sammy White, R</b> OBP: 0.308, SLG: 0.422 (1, 2)				P4						4	1	3	0	0	0	2			
<b>Billy Conso, R</b> OBP: 0.312, SLG: 0.263 <b>Charlie Maxwell, L</b> OBP: 0.315, SLG: 0.297 <b>Ted Lepcio, R</b> OBP: 0.329, SLG: 0.390 (8, PH) (8, 6)		F8					G5-4-3		G3	3	0	0	0	0	0	2			
<b>Tom Brewer, R</b> OBP: 0.296, SLG: 0.375 <b>Tom Hurd, R</b> OBP: 0.267, SLG: 0.500 <b>Karl Olson, R</b> OBP: 0.243, SLG: 0.356 <b>Hal Brown, R</b> OBP: 0.346, SLG: 0.228 <b>Sam Mele, R</b> OBP: 0.352, SLG: 0.407 <b>Tex Clevenger, R</b> OBP: 0.274, SLG: 0.296 (1, 1) (4, 1) (7, PH) (7, 1) (9, PH) (9, PH)							F9		F7	2	0	1	1	0	0	0			
<b>Inning Stats</b>	R: 0 E: 0 K: 0 S: 3	H: 0 LOB: 2 BB: 2 P: 11	R: 1 E: 0 K: 0 S: 5	H: 2 LOB: 1 BB: 0 P: 5	R: 1 E: 0 K: 0 S: 5	H: 2 LOB: 2 BB: 1 P: 9	R: 0 E: 0 K: 0 S: 4	H: 1 LOB: 1 BB: 0 P: 4	R: 0 E: 0 K: 0 S: 3	H: 0 LOB: 0 BB: 0 P: 3	R: 0 E: 0 K: 0 S: 6	H: 1 LOB: 0 BB: 0 P: 6	R: 0 E: 0 K: 0 S: 4	H: 1 LOB: 2 BB: 1 P: 8	R: 0 E: 0 K: 0 S: 4	H: 2 LOB: 1 BB: 0 P: 4		1B: 7 2B: 1 3B: 1 HR: 1	SF: 0 SAC: 0 DP: 1 HBP: 0
<b>PITCHER</b> <b>Bob Keegan, R</b> ERA: 3.03 (1, 1)	IP: 9.0 WLS: W BF: 39 H: 10 R: 3 ER: 3 SO: 1 BB: 4 IBB: 0 HBP: 0 BLK: 0 WP: 0 HR: 1 S: 37 P: 53 ERA: 3.00 WHIP: 1.556											<b>PITCHER</b>	IP: 9.0 WLS: W BF: 39 H: 10 R: 3 ER: 3 SO: 1 BB: 4 IBB: 0 HBP: 0 BLK: 0 WP: 0 HR: 1 S: 37 P: 53 ERA: 3.00 WHIP: 1.556						




Batter	1	2	3	4	5	6	7	8	9	AB	R	H	RBI	BB	SO	LOB	BOTTOM		
<b>Chico Carrasquel, R</b> OBP: 0.352, SLG: 0.375 (1, 6)	1-3	F7		SF9		P6		L6		4	0	0	1	0	0	3	<b>Boston Red Sox @ Chicago White Sox</b> Comiskey Park, Chicago, IL Sun Sep 12 1954, 4:33 AM EDT Unknown		
<b>Nellie Fox, L</b> OBP: 0.371, SLG: 0.399 (1, 4)	1B S	FC1-2				F7		S		5	1	3	2	0	0	3			
<b>Minnie Mino, R</b> OBP: 0.418, SLG: 0.540 <b>Willard Marshall, L</b> OBP: 0.328, SLG: 0.228 (1, 7) (5, 7)	E S							F5		3	0	2	0	0	1	1			
<b>Jim Rivera, L</b> OBP: 0.352, SLG: 0.427 (1, 9)	K					1B				2	0	1	0	0	0	1			
<b>Ron Jackson, R</b> OBP: 0.341, SLG: 0.481 (1, 3)	G3			K2-3		F8				4	0	1	0	0	1	2			
<b>Sherm Lollar, R</b> OBP: 0.330, SLG: 0.349 (1, 2)		F3				F3		6-3		3	1	0	0	1	0	2			
<b>Joe Kirrene, R</b> OBP: 0.412, SLG: 0.357 (1, 5)		S BB				FC6-2				3	1	2	1	1	0	1			
<b>Ed McGhee, R</b> OBP: 0.293, SLG: 0.300 (1, 8)		S						F8		2	1	1	0	2	0	1			
<b>Bob Keegan, R</b> OBP: 0.159, SLG: 0.176 (1, 1)								F9		3	0	0	0	1	1	5			
<b>Inning Stats</b>	R: 1 E: 0 K: 1 S: 7	H: 2 LOB: 3 BB: 0 P: 7	R: 0 E: 0 K: 0 S: 3	H: 0 LOB: 3 BB: 3 P: 15	R: 0 E: 0 K: 2 S: 7	H: 1 LOB: 0 BB: 0 P: 7	R: 3 E: 0 K: 2 S: 9	H: 2 LOB: 1 BB: 2 P: 17	R: 1 E: 0 K: 0 S: 6	H: 3 LOB: 2 BB: 0 P: 6	R: 0 E: 0 K: 0 S: 4	H: 1 LOB: 1 BB: 0 P: 4	R: 0 E: 0 K: 0 S: 4	H: 1 LOB: 1 BB: 0 P: 4	R: 0 E: 0 K: 0 S: 4	H: 1 LOB: 1 BB: 0 P: 4		1B: 8 2B: 3 3B: 0 HR: 0	SF: 1 SAC: 0 DP: 0 HBP: 0
<b>PITCHER</b> <b>Tom Brewer, R</b> ERA: 4.83 <b>Tom Hurd, R</b> ERA: 2.96 <b>Hal Brown, R</b> ERA: 4.85 (1, 1) (4, 1) (7, 1)	IP: 3.0 WLS: L BF: 17 H: 4 R: 4 ER: 4 SO: 3 BB: 5 IBB: 0 HBP: 0 BLK: 0 WP: 0 HR: 0 S: 18 P: 38 ERA: 12.00 WHIP: 3.000											<b>PITCHER</b>	IP: 3.0 WLS: L BF: 17 H: 4 R: 4 ER: 4 SO: 3 BB: 5 IBB: 0 HBP: 0 BLK: 0 WP: 0 HR: 0 S: 18 P: 38 ERA: 12.00 WHIP: 3.000						





Batter	1	2	3	4	5	6	7	8	9	AB	R	H	RBI	BB	SO	LOB	TOP								
<b>Billy Goodman, L</b> (1,4) OBP: 0.369, SLG: 0.373	F7		6-3				F7			3	0	0	0	1	0	0	<b>Boston Red Sox @ Chicago White Sox</b> Comiskey Park, Chicago, IL Sun Sep 12 1954, 4:38 AM EDT Att: 13,637 - Unknown 								
<b>Ted Williams, L</b> (1,7) OBP: 0.512, SLG: 0.641	F8		G3				4-3			4	0	0	1	0	0	2									
<b>Jackie Jensen, R</b> (1,8) OBP: 0.361, SLG: 0.482	5-3									4	1	1	0	0	1	2									
<b>Harry Agganis, L</b> (1,3) OBP: 0.324, SLG: 0.405										3	1	1	0	0	0	1									
<b>Sam Mele, R</b> (8, PH) OBP: 0.310, SLG: 0.418										1	1	1	1	0	0	0									
<b>Ted Lepcio, R</b> (1,5) OBP: 0.328, SLG: 0.387										3	0	0	1	1	1	0									
<b>Jim Piersall, R</b> (1,9) OBP: 0.333, SLG: 0.394										4	0	0	0	0	1	1									
<b>Sammy White, R</b> (1,2) OBP: 0.310, SLG: 0.425										4	1	2	0	0	0	0									
<b>Billy Conso, R</b> (1,6) OBP: 0.314, SLG: 0.273										3	1	1	0	1	2	1									
<b>Frank Sullivan, R</b> (1,1) OBP: 0.203, SLG: 0.164										1	0	0	0	0	0	0									
<b>Karl Olson, R</b> (5, PH) OBP: 0.302, SLG: 0.355										1	0	0	0	0	0	2									
<b>Russ Kemmerer, R</b> (5, 1) OBP: 0.250, SLG: 0.143										0	0	0	0	0	0	0									
<b>Don Lenhardt, R</b> (7, PH) OBP: 0.282, SLG: 0.379										0	0	0	1	0	0	0									
<b>Hal Brown, R</b> (7, 1) OBP: 0.333, SLG: 0.235										0	0	0	0	0	0	0									
<b>Inning Stats</b>	R: 0 E: 0 K: 0 S: 3	H: 0 LOB: 0 BB: 0 P: 3	R: 1 E: 0 K: 1 S: 6	H: 2 LOB: 1 BB: 1 P: 10	R: 0 E: 0 K: 0 S: 3	H: 0 LOB: 0 BB: 0 P: 3	R: 1 E: 0 K: 0 S: 4	H: 1 LOB: 0 BB: 0 P: 4	R: 1 E: 0 K: 1 S: 6	H: 1 LOB: 2 BB: 2 P: 14	R: 0 E: 0 K: 1 S: 5	H: 0 LOB: 0 BB: 0 P: 5	R: 1 E: 0 K: 0 S: 4	H: 1 LOB: 0 BB: 0 P: 4	R: 1 E: 0 K: 1 S: 6	H: 1 LOB: 0 BB: 0 P: 6		R: 0 E: 0 K: 1 S: 5	H: 0 LOB: 0 BB: 0 P: 5	1B: 1 2B: 2 3B: 2 HR: 1	SF: 1 SAC: 0 DP: 1 HBP: 0	WP: 0 PB: 0 SB: 0 CS: 0	PA: 35		
<b>PITCHER</b>	IP	WLS	BF	H	R	ER	SO	BB	IBB	HBP	BLK	WP	HR	S	P	ERA		WHIP							
<b>Billy Pierce, L</b> (1, 1) ERA: 3.57	7.2		30	5	4	4	3	3	0	0	0	0	0	33	45	4.70	1.043								
<b>Don Johnson, R</b> (8, 1) ERA: 3.06	0.1		2	1	1	1	1	0	0	0	0	0	1	4	4	27.00	3.000								
<b>Virgil Trucks, R</b> (9, 1) ERA: 2.84	1.0	W	3	0	0	0	1	0	0	0	0	0	0	5	5	0.00	0.000								

Batter	1	2	3	4	5	6	7	8	9	AB	R	H	RBI	BB	SO	LOB	BOTTOM									
<b>Chico Carrasquel, R</b> (1,6) OBP: 0.351, SLG: 0.373		G5-4-3								3	1	0	0	1	2	2	<b>Boston Red Sox @ Chicago White Sox</b> Comiskey Park, Chicago, IL Sun Sep 12 1954, 4:38 AM EDT Att: 13,637 - Unknown 									
<b>Nellie Fox, L</b> (1,4) OBP: 0.372, SLG: 0.399										3	2	1	0	1	0	0										
<b>Minnie Minoso, R</b> (1,7) OBP: 0.418, SLG: 0.548										4	2	2	4	0	0	0										
<b>Jim Rivera, L</b> (1,9) OBP: 0.350, SLG: 0.424										4	0	0	0	0	1	1										
<b>Ron Jackson, R</b> (1,3) OBP: 0.348, SLG: 0.481										4	1	2	1	0	0	0										
<b>Carl Sawatski, L</b> (1,2) OBP: 0.287, SLG: 0.308										3	0	0	0	1	1	2										
<b>Joe Kiriene, R</b> (1,5) OBP: 0.079, SLG: 0.389										4	1	2	1	0	0	2										
<b>Fred Marsh, R</b> (9, 5) OBP: 0.376, SLG: 0.400										0	0	0	0	0	0	0										
<b>Ed McGhee, R</b> (1,8) OBP: 0.307, SLG: 0.310										3	0	2	1	1	1	0										
<b>Billy Pierce, L</b> (1, 1) OBP: 0.259, SLG: 0.200										3	0	0	0	0	2	4										
<b>Don Johnson, R</b> (8, 1) OBP: 0.079, SLG: 0.029										0	0	0	0	0	0	0										
<b>George Kell, R</b> (6, PH) OBP: 0.348, SLG: 0.378										1	0	0	0	0	0	1										
<b>Virgil Trucks, R</b> (9, 1) OBP: 0.198, SLG: 0.216										0	0	0	0	0	0	0										
<b>Inning Stats</b>	R: 3 E: 0 K: 0 S: 5	H: 2 LOB: 0 BB: 1 P: 9	R: 0 E: 0 K: 1 S: 6	H: 2 LOB: 0 BB: 0 P: 6	R: 2 E: 0 K: 0 S: 5	H: 2 LOB: 1 BB: 1 P: 9	R: 0 E: 0 K: 2 S: 7	H: 0 LOB: 0 BB: 0 P: 7	R: 0 E: 0 K: 0 S: 3	H: 0 LOB: 0 BB: 0 P: 3	R: 0 E: 0 K: 1 S: 5	H: 0 LOB: 2 BB: 2 P: 13	R: 0 E: 0 K: 1 S: 5	H: 0 LOB: 0 BB: 0 P: 5	R: 2 E: 0 K: 2 S: 10	H: 3 LOB: 1 BB: 0 P: 10		1B: 7 2B: 1 3B: 0 HR: 1	SF: 0 SAC: 0 DP: 1 HBP: 0	WP: 0 PB: 0 SB: 1 CS: 0	PA: 36					
<b>PITCHER</b>	IP	WLS	BF	H	R	ER	SO	BB	IBB	HBP	BLK	WP	HR	S	P	ERA		WHIP								
<b>Frank Sullivan, R</b> (1, 1) ERA: 3.03	4.0		19	6	5	5	3	2	0	0	0	0	0	23	31	11.25		2.000								
<b>Russ Kemmerer, R</b> (5, 1) ERA: 3.75	2.0		8	0	0	0	1	2	0	0	0	0	0	8	16	0.00	1.000									
<b>Hal Brown, R</b> (7, 1) ERA: 4.93	2.0	L	9	3	2	2	3	0	0	0	0	0	0	15	15	9.00	1.500									



Batter	1	2	3	4	5	6	7	8	9	AB	R	H	RBI	BB	SO	LOB	TOP		
Cal Abrams, L (1, 9) OBP: 0.397, SLG: 0.391 Jim Fritley, R (5, PH) OBP: 0.318, SLG: 0.380	1-3		E HBP		SH5-3 1B		K		HR 1B	1	0	0	0	0	0	0			
Chuck Diering, R (1, 8) OBP: 0.363, SLG: 0.325	FC5-4 HBP		F2		SH5-3		P5		HR	3	1	1	2	0	0	2			
Joe Durham, R (1, 7) OBP: 0.258, SLG: 0.310	FC5-4 HR		E5		6-3		K		P6	5	1	0	0	0	1	4			
Bob Kennedy, R (1, 5) OBP: 0.314, SLG: 0.367	HR		L9				K		K	4	1	1	2	0	2	2			
Frank Kellert, R (1, 3) OBP: 0.300, SLG: 0.200	K				5-3					3	0	1	0	1	1	0			
Clint Courtney, L (1, 2) OBP: 0.320, SLG: 0.358					F4					4	0	2	0	0	0	1			
Billy Hunter, R (1, 6) OBP: 0.286, SLG: 0.313	FC1-6 CS		F8		F9				F9	4	0	0	0	0	0	4			
Bobby Young, L (1, 4) OBP: 0.329, SLG: 0.337	1-3								F5	3	1	0	0	1	0	3			
Bob Turley, R (1, 1) OBP: 0.146, SLG: 0.138			6-3		5-3				P4	4	0	1	0	0	0	1			
<b>Inning Stats</b>	R: 2 E: 0 K: 1 S: 6	H: 1 LOB: 0 BB: 7	R: 0 E: 0 K: 0 S: 3	H: 1 LOB: 0 BB: 3	R: 0 E: 1 K: 0 S: 4	H: 0 LOB: 2 BB: 5	R: 0 E: 0 K: 0 S: 3	H: 0 LOB: 0 BB: 3	R: 1 E: 0 K: 1 S: 4	H: 1 LOB: 2 BB: 1 P: 8	R: 0 E: 0 K: 1 S: 6	H: 1 LOB: 1 BB: 0 P: 10	R: 0 E: 0 K: 1 S: 6	H: 1 LOB: 1 BB: 0 P: 6	R: 2 E: 0 K: 0 S: 5	H: 2 LOB: 0 BB: 5	1B: 6 2B: 0 3B: 0 HR: 2	SF: 0 SAC: 1 DP: 0 HBP: 2	WP: 1 PA: 39
<b>PITCHER</b>	IP WLS BF H R ER SO BB IBB HBP BLK WP HR S P ERA WHIP																		
Jack Harshman, L (1, 1) ERA: 2.93	7.0 L 30 5 3 3 4 2 0 2 0 1 1 34 44 3.86 1.000																		
Don Johnson, R (8, 1) ERA: 3.15	2.0 9 3 2 2 1 0 0 0 0 0 1 11 11 9.00 1.500																		

Baltimore Orioles @ Chicago White Sox  
Comiskey Park, Chicago, IL  
Fri Sep 17 1954, 4:33 AM EDT  
Att: 6,991 - Unknown

AB 34  
R 5  
H 8  
RBI 5  
BB 2  
SO 5  
LOB 18



Batter	1	2	3	4	5	6	7	8	9	AB	R	H	RBI	BB	SO	LOB	BOTTOM				
Chico Carrasquel, R (1, 6) OBP: 0.349, SLG: 0.370	5-3		K		F2				K	4	0	0	0	0	2	4					
Nellie Fox, L (1, 4) OBP: 0.372, SLG: 0.396	E 1B BB		P4		FC4-6-5-2-5				FC1-6 BB SF9 1B	3	1	1	0	1	0	2					
Minnie Minoso, R (1, 7) OBP: 0.416, SLG: 0.544	F7		K						FC1-6 BB	3	0	1	0	1	1	1					
Jim Rivera, L (1, 9) OBP: 0.348, SLG: 0.421	E 1B		K						FC1-6	4	0	1	0	0	2	3					
George Kell, R (1, 3) OBP: 0.344, SLG: 0.373	E6				6-3				SF9	3	0	0	1	0	0	3					
Carl Sawatski, L (1, 2) OBP: 0.278, SLG: 0.296	F7				F8				4-3	4	0	0	0	0	0	5					
Fred Marsh, R (1, 5) OBP: 0.380, SLG: 0.424					6-3				F9	4	0	2	0	0	0	0					
Ed McGhee, R (1, 8) OBP: 0.318, SLG: 0.310 Willard Marshall, L (7, PH) OBP: 0.319, SLG: 0.220			K						L9	1	0	0	0	1	1	1					
Jack Harshman, L (1, 1) OBP: 0.262, SLG: 0.259 Phil Cavarretta, L (7, PH) OBP: 0.392, SLG: 0.386 Don Johnson, R (8, 1) OBP: 0.079, SLG: 0.029 Matt Batts, R (8, PH) OBP: 0.311, SLG: 0.351			K						4-3	1	0	0	0	1	1	1					
<b>Inning Stats</b>	R: 0 E: 1 K: 0 S: 5	H: 1 LOB: 3 BB: 1 P: 9	R: 0 E: 0 K: 3 S: 10	H: 1 LOB: 0 BB: 0 P: 10	R: 0 E: 0 K: 2 S: 7	H: 0 LOB: 0 BB: 0 P: 7	R: 0 E: 0 K: 0 S: 3	H: 0 LOB: 0 BB: 0 P: 3	R: 0 E: 0 K: 0 S: 2	H: 0 LOB: 1 BB: 2 P: 10	R: 0 E: 0 K: 1 S: 6	H: 1 LOB: 1 BB: 0 P: 6	R: 0 E: 0 K: 1 S: 6	H: 1 LOB: 1 BB: 0 P: 6	R: 1 E: 0 K: 0 S: 4	H: 1 LOB: 0 BB: 1 P: 8	R: 0 E: 0 K: 0 S: 3	H: 0 LOB: 0 BB: 0 P: 3	1B: 2 2B: 4 3B: 0 HR: 0	SF: 1 SAC: 0 DP: 1 HBP: 0	WP: 0 PA: 36
<b>PITCHER</b>	IP WLS BF H R ER SO BB IBB HBP BLK WP HR S P ERA WHIP																				
Bob Turley, R (1, 1) ERA: 3.59	9.0 W 36 5 1 1 7 4 0 0 0 0 0 46 62 1.00 1.000																				

Baltimore Orioles @ Chicago White Sox  
Comiskey Park, Chicago, IL  
Fri Sep 17 1954, 4:33 AM EDT  
Att: 6,991 - Unknown

AB 31  
R 1  
H 5  
RBI 1  
BB 4  
SO 7  
LOB 22





Batter	1	2	3	4	5	6	7	8	9	AB	R	H	RBI	BB	SO	LOB	TOP					
<b>Billy Hunter, R</b> OBP: 0.283, SLG: 0.310 (1, 6)										4	0	0	0	0	1	2						
<b>Chuck Diering, R</b> OBP: 0.359, SLG: 0.322 (1, 8)										4	0	0	0	0	1	2						
<b>Joe Durham, R</b> OBP: 0.257, SLG: 0.281 (1, 7)										3	1	0	0	1	1	0						
<b>Bob Kennedy, R</b> OBP: 0.316, SLG: 0.379 (1, 5)										4	1	2	2	0	1	0						
<b>Frank Kellert, R</b> OBP: 0.324, SLG: 0.241 (1, 3)										4	0	2	0	0	0	0						
<b>Jim Fridley, R</b> OBP: 0.313, SLG: 0.374 (1, 9)										4	0	0	0	0	1	3						
<b>Clint Courtney, L</b> OBP: 0.321, SLG: 0.358 (1, 2)										3	0	1	0	1	1	0						
<b>Bobby Young, L</b> OBP: 0.328, SLG: 0.337 (1, 4)										4	0	1	0	0	0	3						
<b>Don Larsen, R</b> OBP: 0.297, SLG: 0.419 (1, 1)										3	0	0	0	0	1	2						
<b>Inning Stats</b>	R: 0 E: 0 K: 2 S: 7	H: 0 LOB: 0 BB: 7 P: 7	R: 0 E: 0 K: 0 S: 3	H: 0 LOB: 0 BB: 0 P: 3	R: 0 E: 0 K: 0 S: 5	H: 2 LOB: 2 BB: 0 P: 5	R: 0 E: 0 K: 2 S: 8	H: 1 LOB: 1 BB: 0 P: 8	R: 0 E: 0 K: 0 S: 3	H: 0 LOB: 0 BB: 0 P: 3	R: 2 E: 0 K: 0 S: 4	H: 1 LOB: 0 BB: 1 P: 8	R: 0 E: 0 K: 1 S: 5	H: 0 LOB: 0 BB: 0 P: 5	R: 0 E: 0 K: 1 S: 5	H: 0 LOB: 0 BB: 0 P: 5	R: 0 E: 0 K: 1 S: 7	H: 2 LOB: 3 BB: 1 P: 11	1B: 5 2B: 0 3B: 0 HR: 1	SF: 0 SAC: 0 DP: 0 HBP: 0	WP: 0 PB: 0 CS: 0	PA: 35
<b>PITCHER</b> <b>Billy Pierce, L</b> ERA: 3.49 (1, 1)	IP: 9.0 WLS: W BF: 35 H: 6 R: 2 ER: 2 SO: 7 BB: 2 IBB: 0 HBP: 0 BLK: 0 WP: 0 HR: 1 S: 47 P: 55 ERA: 2.00 WHIP: 0.889															<b>PITCHER</b>						

**Baltimore Orioles @ Chicago White Sox**  
Comiskey Park, Chicago, IL  
Sat Sep 18 1954, 4:33 AM EDT  
Att: 2,529 - Unknown

AB 33  
R 2  
H 6  
RBI 2  
BB 2  
SO 7  
LOB 12




Batter	1	2	3	4	5	6	7	8	9	AB	R	H	RBI	BB	SO	LOB	BOTTOM			
<b>Fred Marsh, R</b> OBP: 0.375, SLG: 0.411 (1, 5)										3	1	0	0	1	1	0				
<b>Nellie Fox, L</b> OBP: 0.373, SLG: 0.397 (1, 4)										4	1	2	0	0	0	0				
<b>Minnie Minoso, R</b> OBP: 0.417, SLG: 0.549 (1, 7)										3	2	2	2	0	0	0				
<b>Jim Rivera, L</b> OBP: 0.353, SLG: 0.425 (1, 9)										2	2	2	1	2	0	0				
<b>Ron Jackson, R</b> OBP: 0.352, SLG: 0.482 (1, 3)										2	0	1	0	0	0	1				
<b>Sherm Lollar, R</b> OBP: 0.326, SLG: 0.341 (1, 2)										3	0	0	0	1	0	3				
<b>Chico Carrasquel, R</b> OBP: 0.349, SLG: 0.371 (1, 6)										4	0	1	1	0	0	3				
<b>Ed McGhee, R</b> OBP: 0.316, SLG: 0.308 (1, 8)										4	0	1	2	0	0	1				
<b>Billy Pierce, L</b> OBP: 0.246, SLG: 0.189 (1, 1)										3	0	0	0	0	2	2				
<b>Inning Stats</b>	R: 1 E: 0 K: 0 S: 3	H: 1 LOB: 1 BB: 2 P: 11	R: 0 E: 0 K: 0 S: 3	H: 0 LOB: 0 BB: 0 P: 3	R: 0 E: 0 K: 1 S: 5	H: 0 LOB: 0 BB: 0 P: 5	R: 2 E: 0 K: 0 S: 5	H: 2 LOB: 2 BB: 2 P: 13	R: 2 E: 0 K: 1 S: 8	H: 4 LOB: 1 BB: 0 P: 8	R: 0 E: 0 K: 1 S: 5	H: 0 LOB: 0 BB: 0 P: 5	R: 0 E: 0 K: 0 S: 3	H: 0 LOB: 0 BB: 0 P: 3	R: 1 E: 0 K: 0 S: 5	H: 2 LOB: 1 BB: 0 P: 5	1B: 6 2B: 2 3B: 1 HR: 0	SF: 1 SAC: 2 DP: 1 HBP: 0	WP: 0 PB: 0 CS: 1	PA: 35
<b>PITCHER</b> <b>Don Larsen, R</b> ERA: 4.28 (1, 1)	IP: 8.0 WLS: L BF: 35 H: 9 R: 6 ER: 6 SO: 3 BB: 3 IBB: 1 HBP: 0 BLK: 0 WP: 0 HR: 0 S: 37 P: 53 ERA: 6.75 WHIP: 1.500															<b>PITCHER</b>				


**Baltimore Orioles @ Chicago White Sox**  
Comiskey Park, Chicago, IL  
Sat Sep 18 1954, 4:33 AM EDT  
Att: 2,529 - Unknown

AB 28  
R 6  
H 9  
RBI 6  
BB 4  
SO 3  
LOB 10





Batter	1	2	3	4	5	6	7	8	9	AB	R	H	RBI	BB	SO	LOB	TOP					
Cal Abrams, L (1.9)	3-1		1B BB		K	P5			G3	4	1	0	0	1	1	3	<b>Baltimore Orioles @ Chicago White Sox</b> Comiskey Park, Chicago, IL Sun Sep 19 1954, 4:33 AM EDT Att: 6,309 - Unknown <a href="http://livebaseballscores.com">livebaseballscores.com</a>					
Bobby Young, L (1.4)	BB		1B 1-2		E BB		F9		F7	3	1	1	0	2	0							
Gil Coan, L (1.7)	L9		1-3 2-H		E9 1B		S FC5-5		1B	5	0	4	2	0	0							
Bob Kennedy, R (1.5)	F7		1-2		4-3		FC5-2-5 1B		K	5	1	0	0	0	1							
Dick Kryhoski, L (1.3)		4-0			1-3		1B SF7			3	1	2	1	1	0							
Clint Courtney, L (1.2)		G6-3			F8		SH1-3 1B		P6	4	0	1	0	0	2							
Chuck Diering, R (1.8)		F9			F2		SF7		K	3	0	0	1	0	1							
Billy Hunter, R (1.6)					G3		P6		6-3	4	0	1	0	0	0							
Duane Pilette, R (1.1)					F7		SH1-3		P5	2	1	1	0	0	0							
Bob Chakales, R (6.1)					1B		1-2 2-3			1	0	0	0	0	0							
<b>Inning Stats</b>	R: 0 E: 0 K: 0 S: 3	H: 0 LOB: 1 BB: 1 P: 7	R: 0 E: 0 K: 0 S: 2	H: 0 LOB: 0 BB: 1 P: 6	R: 1 E: 0 K: 0 S: 5	H: 2 LOB: 2 BB: 1 P: 9	R: 0 E: 0 K: 0 S: 3	H: 0 LOB: 0 BB: 0 P: 3	R: 2 E: 1 K: 1 S: 7	H: 2 LOB: 1 BB: 1 P: 11	R: 1 E: 0 K: 0 S: 6	H: 3 LOB: 2 BB: 0 P: 6	R: 1 E: 0 K: 0 S: 5	H: 2 LOB: 0 BB: 0 P: 5	R: 0 E: 0 K: 1 S: 5	H: 0 LOB: 0 BB: 0 P: 5	R: 0 E: 0 K: 1 S: 6	H: 1 LOB: 1 BB: 0 P: 6	1B: 8 2B: 2 3B: 0 HR: 0	SF: 1 SAC: 1 DP: 1 HBP: 0	WP: 0 PB: 0 SB: 2 CS: 0	PA: 40
<b>PITCHER</b>	IP WLS BF H R ER SO BB IBB HBP BLK WP HR S P ERA WHIP																					
Virgil Trucks, R (1.1)	5.0 L 24 6 4 3 1 4 0 0 0 0 0 0 22 38 5.40 2.000																					
Sandy Consuegra, R (6.1)	0.2 3 1 0 0 0 0 0 0 0 0 0 0 3 3 0.00 1.500																					
Morrie Martin, L (6.1)	1.1 6 2 1 1 0 0 0 0 0 0 0 0 6 6 6.75 1.500																					
Harry Dorish, R (8.1)	2.0 7 1 0 0 2 0 0 0 0 0 0 0 11 11 0.00 0.500																					

Batter	1	2	3	4	5	6	7	8	9	AB	R	H	RBI	BB	SO	LOB	BOTTOM			
Fred Marsh, R (1.5)	F7				F7		SH1-3		F5	3	0	0	0	0	0	3	<b>Baltimore Orioles @ Chicago White Sox</b> Comiskey Park, Chicago, IL Sun Sep 19 1954, 4:33 AM EDT Att: 6,309 - Unknown <a href="http://livebaseballscores.com">livebaseballscores.com</a>			
Harry Dorish, R (8.1)		F7								0	0	0	0	0	0					
George Kell, R (9. PH)										1	0	0	0	0	1					
Nellie Fox, L (1.4)	FC6-4		BB		BB		F8		G3	2	0	0	0	3	0					
Minnie Minoza, R (1.7)	K		F3		F3					4	0	1	0	0	1					
Jim Rivera, L (1.9)	FC6-4		G6-4-3				L3			2	0	0	0	2	0					
Ron Jackson, R (1.3)		E	G6-4-3				F3			4	0	1	0	0	1					
Matt Batts, R (1.2)	FC5				K		K		K	4	0	0	0	0	3					
Chico Carrasquel, R (1.6)		E5			4-3		K		6-3	4	0	0	0	0	1	<b>AB 30</b> <b>R 1</b> <b>H 3</b> <b>RBI 1</b> <b>BB 7</b> <b>SO 6</b> <b>LOB 27</b>				
Ed McGhee, R (1.8)							F3			3	0	0	0	0	3					
Willard Marshall, L (9. PH)		F7			6-3				HR	1	1	1	1	0	0					
Virgil Trucks, R (1.1)					F7					2	0	0	0	0	0					
Sandy Consuegra, R (6.1)							SH1-3			0	0	0	0	0	0					
Morrie Martin, L (6.1)										0	0	0	0	0	0					
Phil Cavarretta, L (7. PH)										0	0	0	0	1	0					
Joe Kiriene, R (8.5)										0	0	0	0	1	0					
<b>Inning Stats</b>	R: 0 E: 0 K: 1 S: 5	H: 0 LOB: 1 BB: 1 P: 9	R: 0 E: 2 K: 0 S: 6	H: 1 LOB: 3 BB: 0 P: 6	R: 0 E: 0 K: 0 S: 2	H: 0 LOB: 1 BB: 2 P: 10	R: 0 E: 0 K: 1 S: 5	H: 0 LOB: 0 BB: 0 P: 5	R: 0 E: 0 K: 3 S: 9	H: 0 LOB: 1 BB: 1 P: 13	R: 0 E: 0 K: 0 S: 3	H: 0 LOB: 1 BB: 1 P: 7	R: 0 E: 0 K: 1 S: 6	H: 1 LOB: 1 BB: 0 P: 6	R: 0 E: 0 K: 0 S: 4	H: 1 LOB: 1 BB: 1 P: 8	1B: 2 2B: 0 3B: 0 HR: 1	SF: 0 SAC: 1 DP: 1 HBP: 0	WP: 0 PB: 0 SB: 0 CS: 0	PA: 38
<b>PITCHER</b>	IP WLS BF H R ER SO BB IBB HBP BLK WP HR S P ERA WHIP																			
Duane Pilette, R (1.1)	5.0 W 22 2 1 1 4 5 0 0 0 0 0 0 21 41 0.00 1.200																			
Bob Chakales, R (6.1)	4.0 S 16 2 1 1 4 2 0 0 0 0 0 1 22 30 2.25 1.000																			







Batter	1	2	3	4	5	6	7	8	9	AB	R	H	RBI	BB	SO	LOB	TOP					
Chico Carrasquel, R OBP: 0.345, SLG: 0.366 (1, 6)										5	0	0	0	1	1	7						
Nelle Fox, L OBP: 0.375, SLG: 0.395 (1, 4)										5	2	2	0	0	0	2						
Minnie Minoso, R OBP: 0.416, SLG: 0.544 (1, 7)										5	2	1	1	0	0	1						
Phil Cavarretta, L OBP: 0.412, SLG: 0.409 (1, 3)										4	0	2	0	1	0	2						
Jim Rivera, L OBP: 0.357, SLG: 0.428 (1, 8)										4	3	3	0	1	1	1						
Stan Jok, R OBP: 0.250, SLG: 0.143 (1, 5)										4	1	1	2	1	0	4						
Willard Marshall, L OBP: 0.340, SLG: 0.328 (1, 9)										5	0	3	2	0	0	0						
Sherm Lollar, R OBP: 0.331, SLG: 0.344 (1, 2)										2	0	0	0	3	1	0						
Mike Fomiales, R OBP: 0.273, SLG: 0.273 (6, 1)										3	1	1	0	0	0	4						
Morris Martin, L OBP: 0.188, SLG: 0.250 (7, 1)										0	0	0	0	0	0	0						
Harry Dorish, R OBP: 0.111, SLG: 0.111 (8, PH)										0	0	0	0	0	0	0						
Ron Jackson, R OBP: 0.345, SLG: 0.440 (8, PH)										1	0	0	0	0	0	0						
Billy Pierce, L OBP: 0.195, SLG: 0.195 (9, 1)										1	0	0	0	0	3	0						
Sandy Consuegra, R OBP: 0.270, SLG: 0.220 (9, 1)										0	0	0	0	0	0	0						
<b>Inning Stats</b>	R: 1 E: 2 K: 1 S: 6	H: 0 LOB: 1 BB: 1 P: 10	R: 0 E: 0 K: 1 S: 5	H: 0 LOB: 0 BB: 0 P: 5	R: 1 E: 0 K: 0 S: 3	H: 1 LOB: 0 BB: 1 P: 7	R: 1 E: 0 K: 1 S: 8	H: 3 LOB: 3 BB: 1 P: 12	R: 0 E: 0 K: 0 S: 5	H: 2 LOB: 2 BB: 0 P: 5	R: 0 E: 0 K: 0 S: 3	H: 1 LOB: 1 BB: 1 P: 7	R: 3 E: 2 K: 0 S: 6	H: 3 LOB: 0 BB: 0 P: 6	R: 0 E: 0 K: 0 S: 3	H: 0 LOB: 0 BB: 0 P: 3	R: 3 E: 0 K: 0 S: 6	H: 3 LOB: 3 BB: 3 P: 18	1B: 8 2B: 5 3B: 0 HR: 0	SF: 0 SAC: 0 DP: 0 HBP: 0	WP: 1 PB: 1 CS: 2	PA: 47
<b>PITCHER</b>	IP WLS BF H R ER SO BB IBB HBP BLK WP HR S P ERA WHIP																					
Art Houtteman, R ERA: 3.35 (1, 1)	6.1 L 32 10 6 3 3 3 3 1 0 0 0 0 0 34 50 4.26 2.053																					
Dave Hoskins, R ERA: 3.04 (7, 1)	0.2 2 0 0 0 0 0 0 0 0 0 0 1 0 2 2 0.00 0.000																					
Bob Hooper, R ERA: 4.93 (8, 1)	2.0 12 3 3 3 0 1 2 0 0 0 0 0 0 9 21 13.50 2.000																					

Chicago White Sox @ Cleveland Indians  
Cleveland Municipal Stadium, Cleveland, OH

AB 39  
R 9  
H 13  
RBI 5  
BB 7  
SO 3  
LOB 24



WP: 1 PA: 47  
PB: 1  
CS: 2

Chicago White Sox @ Cleveland Indians  
Cleveland Municipal Stadium, Cleveland, OH

AB 33  
R 7  
H 8  
RBI 7  
BB 5  
SO 6  
LOB 15



WP: 0 PA: 40  
PB: 0  
CS: 1

Batter	1	2	3	4	5	6	7	8	9	AB	R	H	RBI	BB	SO	LOB	BOTTOM					
Dave Pope, L OBP: 0.327, SLG: 0.381 (1, 7)										3	1	1	0	0	0	1						
Al Rosen, R OBP: 0.369, SLG: 0.509 (7, PH)										0	0	0	0	1	0	0						
Wally Westlake, R OBP: 0.337, SLG: 0.459 (8, 7)										0	1	0	0	1	0	0						
Bobby Avila, R OBP: 0.397, SLG: 0.468 (1, 4)										5	1	1	0	0	2	6						
Larry Doby, L OBP: 0.357, SLG: 0.483 (1, 8)										4	1	2	6	0	0	0						
Hank Majeski, R OBP: 0.333, SLG: 0.409 (1, 5)										4	0	1	0	0	0	0						
Dale Mitchell, L OBP: 0.306, SLG: 0.322 (9, PH)										1	0	0	0	0	0	2						
Vic Wertz, L OBP: 0.332, SLG: 0.423 (1, 3)										3	0	1	0	1	1	1						
Dave Philley, S OBP: 0.305, SLG: 0.347 (1, 9)										4	0	0	0	0	2	2						
George Strickland, R OBP: 0.314, SLG: 0.309 (1, 6)										3	1	1	0	1	1	0						
Mickey Grasso, R OBP: 0.500, SLG: 0.833 (1, 2)										3	1	1	1	0	0	1						
Hal Naragon, L OBP: 0.300, SLG: 0.297 (9, PR)										0	1	0	0	0	0	0						
Art Houtteman, R OBP: 0.294, SLG: 0.354 (7, 1)										2	0	0	0	0	0	0						
Jim Dyck, R (7, PH)										0	0	0	0	1	0	0						
Bob Hooper, R (8, 1)										0	0	0	0	0	0	0						
Jim Hagan, R OBP: 0.296, SLG: 0.383 (9, PH)										1	0	0	0	0	0	2						
<b>Inning Stats</b>	R: 1 E: 1 K: 1 S: 6	H: 1 LOB: 0 BB: 0 P: 6	R: 0 E: 0 K: 2 S: 6	H: 0 LOB: 0 BB: 1 P: 10	R: 0 E: 0 K: 0 S: 3	H: 0 LOB: 0 BB: 0 P: 3	R: 0 E: 0 K: 0 S: 3	H: 0 LOB: 0 BB: 0 P: 3	R: 0 E: 0 K: 0 S: 4	H: 1 LOB: 1 BB: 0 P: 4	R: 2 E: 1 K: 1 S: 8	H: 3 LOB: 1 BB: 0 P: 8	R: 1 E: 0 K: 0 S: 4	H: 1 LOB: 2 BB: 2 P: 12	R: 0 E: 0 K: 1 S: 6	H: 1 LOB: 1 BB: 0 P: 6	R: 3 E: 0 K: 1 S: 6	H: 1 LOB: 2 BB: 2 P: 15	1B: 4 2B: 2 3B: 0 HR: 2	SF: 1 SAC: 0 DP: 1 HBP: 1	WP: 0 PB: 0 CS: 1	PA: 40
<b>PITCHER</b>	IP WLS BF H R ER SO BB IBB HBP BLK WP HR S P ERA WHIP																					
Mike Fomiales, R ERA: 4.29 (1, 1)	5.2 22 6 1 1 1 1 2 0 0 0 0 0 1 6 14 9.00 3.000																					
Morris Martin, L ERA: 3.55 (6, 1)	1.0 W 6 1 1 1 1 1 2 0 0 0 0 0 1 6 14 9.00 3.000																					
Harry Dorish, R ERA: 2.72 (7, 1)	0.1 1 0 0 0 0 0 0 0 0 0 0 0 0 1 1 0.00 0.000																					
Billy Pierce, L ERA: 3.61 (8, 1)	1.2 10 2 3 3 2 2 0 0 1 0 0 0 0 11 20 16.20 2.400																					
Sandy Consuegra, R ERA: 2.89 (9, 1)	0.1 S 1 0 0 0 0 0 0 0 0 0 0 0 0 1 1 0.00 0.000																					

Chicago White Sox @ Cleveland Indians  
Cleveland Municipal Stadium, Cleveland, OH

AB 33  
R 7  
H 8  
RBI 7  
BB 5  
SO 6  
LOB 15



WP: 0 PA: 40  
PB: 0  
CS: 1



Batter	1	2	3	4	5	6	7	8	9	AB	R	H	RBI	BB	SO	LOB	TOP			
Chico Carrasquel, R (1, 6) OBP: 0.349, SLG: 0.385	4-0 FC3-6 BB		0-0 BB 1B		0-0 P6			0-0 L6		3	0	1	0	1	0	1	<b>Chicago White Sox @ Cleveland Indians</b> Cleveland Municipal Stadium, Cleveland, OH Wed Sep 22 1954, 3:33 AM EDT Att: 4,662 - Unknown <a href="http://livebaseballscorecards.com">livebaseballscorecards.com</a>			
Nelle Fox, L (1, 4) OBP: 0.372, SLG: 0.392	0-0 FC3-6 BB 1-2		0-3 K		0-0 FC1-4			0-0 F2		4	0	0	0	0	1	4				
Minnie Minoso, R (1, 7) OBP: 0.418, SLG: 0.544	4-0 G6-4-3 BB		4-0 BB 1-2 2-3		0-0 L9			0-0 FC5-4 1B		2	0	1	0	2	0	1				
Stan Jok, R (1, 5) OBP: 0.167, SLG: 0.091	0-0 G6-4-3 BB 1-2		0-3 K		0-3 K			0-0 FC5-4 1B		4	0	0	0	0	2	6				
Jim Rivera, L (1, 9) OBP: 0.358, SLG: 0.432		4-0 CS BB		0-0 F5				0-0 SF9 3B		3	1	1	0	1	0	0				
Ron Jackson, R (1, 3) OBP: 0.337, SLG: 0.457		0-0 L6 BB 1-2		0-0 6-3 1B				0-0 SF9		3	0	1	1	0	0	1				
Sherm Lollar, R (1, 2) OBP: 0.331, SLG: 0.341		0-0 6-3		0-0 6-3 1B				0-0 P4		3	0	0	0	1	0	1				
Ed McGhee, R (1, 8) OBP: 0.308, SLG: 0.294				0-0 6-3				0-0 P4		3	0	0	0	0	0	2				
George Kell, R (9, PH) OBP: 0.336, SLG: 0.366				0-0 6-3				0-0 P4		1	0	0	0	0	0	0				
Jack Harshman, L (1, 1) OBP: 0.279, SLG: 0.268			4-0 BB 1B BB		0-0 FC1-4 1B			0-0 4-3		2	0	1	0	1	0	0				
<b>Inning Stats</b>	R: 0 E: 0 K: 0 S: 2	H: 0 LOB: 1 BB: 2 P: 10	R: 0 E: 0 K: 0 S: 2	H: 0 LOB: 0 BB: 1 P: 6	R: 0 E: 0 K: 2 S: 8	H: 1 LOB: 3 BB: 2 P: 16	R: 0 E: 0 K: 0 S: 4	H: 1 LOB: 1 BB: 0 P: 4	R: 0 E: 0 K: 1 S: 5	H: 0 LOB: 0 BB: 0 P: 5	R: 0 E: 0 K: 0 S: 2	H: 0 LOB: 0 BB: 1 P: 6	R: 0 E: 0 K: 0 S: 4	H: 1 LOB: 1 BB: 0 P: 4	R: 1 E: 0 K: 0 S: 4	H: 1 LOB: 0 BB: 0 P: 4	1B: 4 2B: 0 3B: 1 HR: 0	SF: 1 SAC: 0 DP: 2 HBP: 0	WP: 0 PB: 0 CS: 1	PA: 35
<b>PITCHER</b> Don Mossi, L (1, 1) ERA: 1.94	IP: 9.0 WLS: W BF: 35 H: 5 R: 1 ER: 1 SO: 3 BB: 6 IBB: 0 HBP: 0 BLK: 0 WP: 0 HR: 0 S: 35 P: 59 ERA: 1.00 WHIP: 1.222															<b>PITCHER</b>				

Batter	1	2	3	4	5	6	7	8	9	AB	R	H	RBI	BB	SO	LOB	BOTTOM			
Al Smith, R (1, 7) OBP: 0.395, SLG: 0.434	0-3 K			0-0 1B 3B		4-0 SH1-3 BB		4-0 CS BB		3	1	2	1	2	1	0	<b>Chicago White Sox @ Cleveland Indians</b> Cleveland Municipal Stadium, Cleveland, OH Wed Sep 22 1954, 3:33 AM EDT Att: 4,662 - Unknown <a href="http://livebaseballscorecards.com">livebaseballscorecards.com</a>			
Bobby Avila, R (1, 4) OBP: 0.398, SLG: 0.468	0-0 WP 1B		0-0 5-3		0-0 WP 1B		0-0 SH1-3		0-3 K	4	0	2	1	0	1	2				
Larry Doby, L (1, 8) OBP: 0.358, SLG: 0.482			4-0 SH5-3 BB SF9		0-0 F2		0-3 K			3	1	1	0	1	1	2				
Dave Philley, S (9, 9) OBP: 0.308, SLG: 0.347			1-2 WP 1B		1-2 F2					0	0	0	0	0	0	0				
Al Rosen, R (1, 5) OBP: 0.403, SLG: 0.509	4-0 1B		4-0 SH5-3 BB		4-0 IBB		4-0 IBB			0	0	0	0	4	0	0				
Vic Wertz, L (1, 3) OBP: 0.330, SLG: 0.420	0-3 K		0-0 SH5-3		0-3 K					3	0	0	0	0	2	7				
Wally Westlake, R (1, 9) OBP: 0.336, SLG: 0.453	0-0 P4		4-0 FC5-4 IBB		0-3 K		0-3 K			3	0	0	0	1	2	3				
George Strickland, R (1, 6) OBP: 0.311, SLG: 0.307			0-0 P3		0-0 F2		0-0 5-3			3	0	0	1	0	0	0				
Jim Hegan, R (1, 2) OBP: 0.296, SLG: 0.382			0-0 F8		0-0 FC5-4		0-0 FC4-6 1B			4	0	1	0	0	0	2				
Don Mossi, L (1, 1) OBP: 0.273, SLG: 0.158			0-0 2B 1B		0-3 K		0-0 FC4-6		0-0 6-3	4	1	1	0	0	1	1				
<b>Inning Stats</b>	R: 0 E: 0 K: 2 S: 9	H: 2 LOB: 3 BB: 1 P: 13	R: 1 E: 0 K: 0 S: 5	H: 2 LOB: 1 BB: 0 P: 5	R: 1 E: 0 K: 0 S: 3	H: 0 LOB: 2 BB: 3 P: 15	R: 1 E: 0 K: 2 S: 9	H: 2 LOB: 1 BB: 1 P: 13	R: 0 E: 0 K: 1 S: 6	H: 1 LOB: 1 BB: 0 P: 6	R: 0 E: 0 K: 1 S: 5	H: 0 LOB: 2 BB: 2 P: 13	R: 0 E: 0 K: 1 S: 5	H: 0 LOB: 0 BB: 0 P: 5	R: 0 E: 0 K: 1 S: 4	H: 0 LOB: 0 BB: 1 P: 8	1B: 5 2B: 1 3B: 1 HR: 0	SF: 1 SAC: 2 DP: 0 HBP: 0	WP: 2 PB: 0 CS: 1	PA: 38
<b>PITCHER</b> Jack Harshman, L (1, 1) ERA: 2.95	IP: 8.0 WLS: L BF: 38 H: 7 R: 3 ER: 3 SO: 8 BB: 4 IBB: 4 HBP: 0 BLK: 0 WP: 2 HR: 0 S: 46 P: 78 ERA: 3.38 WHIP: 1.375															<b>PITCHER</b>				



Batter	1	2	3	4	5	6	7	8	9	AB	R	H	RBI	BB	SO	LOB	TOP			
Chico Carrasquel, R OBP: 0.347, SLG: 0.367 (1, 6)	L3			BB		E		6-3		3	1	1	0	1	0	0	Chicago White Sox @ Baltimore Orioles Memorial Stadium, Baltimore, MD Fri Sep 24 1954, 3:33 AM EDT Att: 17,719 - Unknown			
Nelle Fox, L OBP: 0.373, SLG: 0.393 (1, 4)	1-3			F9		E8			1B	4	0	2	0	0	0	1				
Minnie Minoso, R OBP: 0.415, SLG: 0.540 (1, 7)	F8			F9		K			F9	4	0	0	0	0	1	3				
George Kell, R OBP: 0.334, SLG: 0.362 (1, 3)		1-3		K		F8			F7	4	0	0	0	0	1	3				
Stan Jok, R OBP: 0.188, SLG: 0.133 (1, 5)		5-3				2B			F8	4	0	1	0	0	0	1				
Jim Rivera, L OBP: 0.356, SLG: 0.429 (8, 8)		F7				F8			P6	3	0	0	0	0	0	1				
Sherm Lollar, R OBP: 0.331, SLG: 0.344 (1, 2)			L7			F2				3	0	1	0	0	0	0				
Ed McGhee, R OBP: 0.303, SLG: 0.289 (8, PH)			F7			F3		L9		2	0	0	0	0	0	2				
Matt Batts, R OBP: 0.303, SLG: 0.341 (8, 9)										1	0	0	0	0	0	0				
Willard Marshall, L OBP: 0.346, SLG: 0.328 (8, 9)										0	0	0	0	0	0	0				
Virgil Trucks, R OBP: 0.188, SLG: 0.204 (8, PH)			K			4-3			K	2	0	0	0	0	1	2				
Ron Jackson, R OBP: 0.333, SLG: 0.452 (8, 1)										1	0	0	0	0	1	0				
Morrie Martin, L OBP: 0.188, SLG: 0.250 (8, 1)										0	0	0	0	0	0	0				
<b>Inning Stats</b>	R: 0 E: 0 K: 0 S: 3	H: 0 LOB: 0 BB: 0 P: 3	R: 0 E: 0 K: 0 S: 3	H: 0 LOB: 0 BB: 0 P: 3	R: 0 E: 0 K: 1 S: 5	H: 0 LOB: 1 BB: 1 P: 5	R: 0 E: 0 K: 1 S: 5	H: 0 LOB: 1 BB: 0 P: 9	R: 1 E: 1 K: 1 S: 6	H: 2 LOB: 2 BB: 0 P: 6	R: 0 E: 0 K: 0 S: 3	H: 0 LOB: 0 BB: 0 P: 3	R: 0 E: 0 K: 1 S: 5	H: 0 LOB: 0 BB: 0 P: 5	R: 0 E: 0 K: 0 S: 4	H: 1 LOB: 1 BB: 0 P: 4	1B: 3 2B: 2 3B: 0 HR: 0	SF: 0 SAC: 0 DP: 0 HBP: 0	WP: 0 PB: 0 SB: 0 CS: 1	PA: 32
<b>PITCHER</b> Bily O'Dell, L ERA: 2.76 (1, 1)	IP: 9.0 WLS: W BF: 32 H: 5 R: 1 ER: 0 SO: 4 BB: 1 IBB: 0 HBP: 0 BLK: 0 WP: 0 HR: 0 S: 39 P: 43 ERA: 0.00 WHIP: 0.667															<b>PITCHER</b>				

Batter	1	2	3	4	5	6	7	8	9	AB	R	H	RBI	BB	SO	LOB	BOTTOM			
Cal Abrams, L OBP: 0.395, SLG: 0.406 (1, 9)	4-3		1-6-3		F5			K		4	0	0	0	0	1	0	Chicago White Sox @ Baltimore Orioles Memorial Stadium, Baltimore, MD Fri Sep 24 1954, 3:33 AM EDT Att: 17,719 - Unknown			
Bobby Young, L OBP: 0.326, SLG: 0.326 (1, 4)	F8		BB			4-3		K		3	0	0	0	1	1	0				
Gil Coan, L OBP: 0.318, SLG: 0.351 (1, 7)			F8			1B		6-3		4	2	2	1	0	0	1				
Bob Kennedy, R OBP: 0.310, SLG: 0.364 (1, 5)	F8				F2					3	0	1	0	0	0	0				
Dick Kryhoski, L OBP: 0.305, SLG: 0.327 (8, 3)		1-3			F7					2	0	0	0	1	0	0				
Eddie Waitkus, L OBP: 0.341, SLG: 0.383 (8, 3)										0	0	0	0	0	0	0				
Clint Courtney, L OBP: 0.323, SLG: 0.360 (1, 2)		L4				FC7-5-4				3	0	1	0	0	0	2				
Chuck Diering, R OBP: 0.351, SLG: 0.313 (1, 8)					6-3					3	0	1	0	0	0	1				
Billy Hunter, R OBP: 0.281, SLG: 0.306 (1, 6)			K			P6				3	0	1	0	0	1	1				
Billy O'Dell, S (1, 1)			K2-3			K				3	0	0	0	0	2	1				
<b>Inning Stats</b>	R: 1 E: 0 K: 0 S: 4	H: 1 LOB: 0 BB: 0 P: 4	R: 0 E: 0 K: 1 S: 6	H: 1 LOB: 1 BB: 0 P: 6	R: 0 E: 0 K: 1 S: 5	H: 0 LOB: 1 BB: 1 P: 9	R: 0 E: 0 K: 0 S: 4	H: 1 LOB: 1 BB: 0 P: 4	R: 0 E: 0 K: 1 S: 5	H: 0 LOB: 0 BB: 0 P: 5	R: 1 E: 0 K: 0 S: 4	H: 2 LOB: 1 BB: 1 P: 8	R: 0 E: 0 K: 0 S: 3	H: 1 LOB: 0 BB: 0 P: 3	R: 0 E: 0 K: 2 S: 7	H: 0 LOB: 0 BB: 0 P: 7	1B: 4 2B: 2 3B: 0 HR: 1	SF: 0 SAC: 0 DP: 1 HBP: 0	WP: 1 PB: 0 SB: 0 CS: 1	PA: 30
<b>PITCHER</b> Virgil Trucks, R ERA: 2.82 Morrie Martin, L ERA: 3.52 (8, 1)	IP: 7.0 WLS: L BF: 27 H: 6 R: 2 ER: 2 SO: 3 BB: 2 IBB: 0 HBP: 0 BLK: 0 WP: 1 HR: 0 S: 31 P: 39 ERA: 2.57 WHIP: 1.143															<b>PITCHER</b>				



