

Chicago White Sox - 1955

Batter	1	2	3	4	5	6	7	8	9	AB R H RBI BB SO LOB	TOP											
Chico Carrasquel, R OBP: 0.250, SLG: 0.250 (1, 6)	0-0 1-3		0-3 K			0-0 1B		0-0 L5		4 1 1 0 0 1 0												
Nellie Fox, L OBP: 0.500, SLG: 0.750 (1, 4)	0-0 4-3			0-0 G3		0-0 1B		0-0 2B		4 0 2 0 0 0 0												
Minnie Minoso, R OBP: 0.500, SLG: 0.333 (1, 7)	0-0 F7			4-0 BB		0-0 1B		0-0 6-3		3 0 1 1 1 0 1												
George Kell, R (1, 5)		0-0 6-3		0-0 F9		0-0 F7		0-0 6-3		4 0 0 0 0 0 4												
Jim Rivera, L (1, 8)		0-0 4-3		4-0 BB		0-0 F8		0-0 F6		3 0 0 0 1 0 2												
Walt Dropo, R OBP: 0.250, SLG: 0.250 (1, 3)		0-0 FC6		0-0 F2		0-0 FC6-4		0-3 K		4 0 1 0 0 1 4												
Willard Marshall, L (1, 9)		0-0 FC6			0-0 3-1		0-0 F5		4-0 BB	3 0 0 0 1 0 1	AB 33											
Sherm Lollar, R (1, 2)			0-3 K		0-0 L7		0-0 6-3		0-0 E3	4 0 0 0 0 1 1	R 1											
Johnny Groth, R (9, PR)									1-2 BB	0 0 0 0 0 0 0	H 5											
Virgil Trucks, R (1, 1)			0-0 6-3		0-0 F8		0-0 F8		0-0 F9	2 0 0 0 0 0 0	RBI 1											
Lloyd Merriman, L (7, PH)										1 0 0 0 0 0 0	BB 3											
Mike Fornieles, R (7, 1)										0 0 0 0 0 0 0	SO 3											
Bob Nieman, R (9, PH)										1 0 0 0 0 0 2	LOB 15											
Inning Stats	R: 0 E: 0 K: 0 S: 3	H: 0 LOB: 0 BB: 0 P: 3	R: 0 E: 0 K: 0 S: 4	H: 1 LOB: 1 BB: 0 P: 4	R: 0 E: 0 K: 2 S: 7	H: 0 LOB: 0 BB: 0 P: 7	R: 0 E: 0 K: 0 S: 3	H: 0 LOB: 2 BB: 2 P: 11	R: 0 E: 0 K: 0 S: 3	H: 0 LOB: 0 BB: 0 P: 3	R: 1 E: 0 K: 0 S: 6	H: 3 LOB: 2 BB: 0 P: 6	R: 0 E: 0 K: 0 S: 3	H: 0 LOB: 0 BB: 0 P: 3	R: 0 E: 0 K: 0 S: 4	H: 1 LOB: 1 BB: 0 P: 4	R: 0 E: 1 K: 1 S: 6	H: 0 LOB: 2 BB: 1 P: 10	1B: 4 2B: 1 3B: 0 HR: 0	SF: 0 SAC: 0 DP: 0 HBP: 0	WP: 0 PB: 0 SB: 0 CS: 0	PA: 36
PITCHER Bob Lemon, R (1, 1) ERA: 1.0	IP 9.0 WLS W BF 36 H 5 R 1 ER 1 SO 3 BB 3 IBB 0 HBP 0 BLK 0 WP 0 HR 0 S 39 P 51 ERA 1.00 WHIP 0.889											PITCHER	IP WLS BF H R ER SO BB IBB HBP BLK WP HR S P ERA WHIP									

Chicago White Sox @ Cleveland Indians
Cleveland Municipal Stadium, Cleveland, OH
Tue Apr 12 1955, 3:33 AM EST
Att: 50,230 - Unknown

livebaseballscorecards.com

AB	33
R	1
H	5
RBI	1
BB	3
SO	3
LOB	15



Batter	1	2	3	4	5	6	7	8	9	AB R H RBI BB SO LOB
Al Smith, R OBP: 0.500, SLG: 1.250 (1, 9)	0-0 SH1-3 BB 1B	0-0 2-H HR		0-0 F8			0-0 F5			4 2 2 2 0 0 1
Bobby Avila, R OBP: 0.500, SLG: 0.333 (1, 4)	4-0 SH1-3 1-2 1B BB	0-0 1B		0-0 FC6-4 1-2f			0-0 5-3			3 1 1 0 1 0 1
Larry Doby, L OBP: 0.333, SLG: 0.333 (1, 8)	0-0 SH1-3 1-2 2-3	0-3 K					0-0 F9			3 0 1 0 0 1 1
Al Rosen, R (1, 5)	4-0 1B BB	0-0 F8					0-0 F3 1-2			3 0 0 0 1 1 2
Ralph Kiner, R OBP: 0.250, SLG: 1.000 (1, 7)	0-3 K			0-3 K			0-0 HR			4 1 1 1 0 2 3
Vic Wertz, L OBP: 0.250, SLG: 0.250 (1, 3)	0-0 1-2 2-H 3-H 1B			0-0 F7			0-0 1-3			4 0 1 2 0 0 0
George Strickland, R (1, 6)	0-0 5-3			0-0 F7			0-0 L9			3 0 0 0 1 0 2
Jim Hegan, R OBP: 0.250, SLG: 0.250 (1, 2)		0-0 WP HR 1B		0-0 F8			0-3 K			4 1 1 0 0 1 1
Bob Lemon, L OBP: 0.333, SLG: 0.333 (1, 1)		0-0 1-3		0-0 FC6-4 1B			0-3 K			3 0 1 0 0 1 1

Inning Stats	R: 2 E: 0 K: 1 S: 7	H: 2 LOB: 2 BB: 2 P: 15	R: 2 E: 0 K: 1 S: 8	H: 3 LOB: 1 BB: 0 P: 8	R: 0 E: 0 K: 1 S: 5	H: 0 LOB: 0 BB: 0 P: 5	R: 0 E: 0 K: 0 S: 4	H: 1 LOB: 1 BB: 0 P: 4	R: 1 E: 0 K: 1 S: 6	H: 1 LOB: 0 BB: 0 P: 6	R: 0 E: 0 K: 2 S: 7	H: 0 LOB: 0 BB: 0 P: 7	R: 0 E: 0 K: 0 S: 4	H: 1 LOB: 1 BB: 0 P: 4	R: 0 E: 0 K: 0 S: 3	H: 0 LOB: 1 BB: 1 P: 7	1B: 6 2B: 0 3B: 0 HR: 2	SF: 0 SAC: 1 DP: 0 HBP: 0	WP: 2 PB: 0 SB: 0 CS: 0	PA: 35
--------------	------------------------------	----------------------------------	------------------------------	---------------------------------	------------------------------	---------------------------------	------------------------------	---------------------------------	------------------------------	---------------------------------	------------------------------	---------------------------------	------------------------------	---------------------------------	------------------------------	---------------------------------	----------------------------------	------------------------------------	----------------------------------	--------


PITCHER	IP	WLS	BF	H	R	ER	SO	BB	IBB	HBP	BLK	WP	HR	S	P	ERA	WHIP
Virgil Trucks, R ERA: 7.5 (1, 1)	6.0	L	27	7	5	5	6	2	0	0	0	1	2	37	45	7.50	1.500
Mike Fornieles, R ERA: (7, 1)	2.0		8	1	0	0	0	1	0	0	0	1	0	7	11	0.00	1.000

BOTTOM

Chicago White Sox @ Cleveland Indians
Cleveland Municipal Stadium, Cleveland, OH

Tue Apr 12 1955, 3:33 AM EST
Att. 50,230 - Unknown


AB	31
R	5
H	8
RBI	5
BB	3
SO	6
LOB	12



PITCHER	IP	WLS	BF	H	R	ER	SO	BB	IBB	HBP	BLK	WP	HR	S	P	ERA	WHIP
---------	----	-----	----	---	---	----	----	----	-----	-----	-----	----	----	---	---	-----	------

Batter	1	2	3	4	5	6	7	8	9	AB R H RBI BB SO LOB	TOP
Vic Power, R OBP: 0.364, SLG: 0.545 (1, 3) X	0-0 HBP 1B		0-0 L6			0-0 2B			0-0 1-3	4 0 2 0 0 0 0	Kansas City Athletics @ Chicago White Sox Comiskey Park, Chicago, IL Thu Apr 14 1955, 4:33 AM EST Att. 14,067 - Unknown livebaseballscorecards.com
Pete Suder, R OBP: 0.077, SLG: 0.077 (1, 4) SSS	0-3 K			0-0 F8		0-0 6-3		0-0 1-3	4 0 0 0 0 1 2		
Jim Finigan, R OBP: 0.250, SLG: 0.455 (1, 5) H	1-0 G5-4-3 1-2 HBP			0-0 5-3			0-0 6-3 3B	0-0 F8	3 1 1 0 0 0 0		
Gus Zernial, R OBP: 0.182, SLG: 0.182 (1, 7) X	0-0 G5-4-3 1-2f			0-0 F8			0-0 5-3		3 0 0 0 0 0 3		
Bill Renna, R OBP: 0.091, SLG: 0.182 (1, 9) X		0-0 F7			0-0 6-3		0-0 6-3		3 0 0 1 0 0 0		
Bill Wilson, R OBP: 0.636, SLG: 1.111 (1, 8) BBBB		4-0 G6-4-3 BB			0-0 6-3		3-H 0-0 5-3		2 0 0 0 1 0 0		
Joe Demaestri, R OBP: 0.300, SLG: 0.300 (1, 6) X		0-0 G6-4-3 1-2f			0-0 5-3			0-0 1-3	3 0 0 0 0 0 1		
Billy Shantz, R (1, 2) Dick Kryhoski, L (8, PH) Jim Robertson, R (8, 2)			0-0 5-3			0-0 F7		0-0 1-3	2 0 0 0 0 0 0 1 0 0 0 0 0 0 0 0 0 0 0 0 0		
Bobby Shantz, R (1, 1) Don Bollweg, L (8, PH) Sonny Dixon, S (8, 1)			0-0 5-3			0-0 F7		0-0 F9	2 0 0 0 0 0 0 1 0 0 0 0 0 0 0 0 0 0 0 0 0		
Inning Stats	R: 0 H: 1 E: 0 LOB: 1 K: 1 BB: 0 S: 5 P: 6	R: 0 H: 0 E: 0 LOB: 0 K: 0 BB: 1 S: 2 P: 6	R: 0 H: 0 E: 0 LOB: 0 K: 0 BB: 0 S: 3 P: 3	R: 0 H: 0 E: 0 LOB: 0 K: 0 BB: 0 S: 3 P: 3	R: 0 H: 0 E: 0 LOB: 0 K: 0 BB: 0 S: 3 P: 3	R: 0 H: 1 E: 0 LOB: 1 K: 0 BB: 0 S: 4 P: 4	R: 1 H: 1 E: 0 LOB: 0 K: 0 BB: 0 S: 4 P: 4	R: 0 H: 0 E: 0 LOB: 0 K: 0 BB: 0 S: 3 P: 3	R: 0 H: 0 E: 0 LOB: 0 K: 0 BB: 0 S: 3 P: 3	1B: 1 SF: 0 2B: 1 SAC: 0 3B: 1 DP: 2 HR: 0 HBP: 1	
PITCHER Sandy Consuegra, R (1, 1) ERA: 1.0	IP WLS BF H R ER SO BB IBB HBP BLK WP HR S P ERA WHIP										

AB	28
R	1
H	3
RBI	1
BB	1
SO	1
LOB	6



Batter	1	2	3	4	5	6	7	8	9
Chico Carrasquel, R (1, 6) OBP: 0.333, SLG: 0.500	0-3 K	4-0 BB			0-0 6-3		0-0 1B	0-0 FC5-4	
Nellie Fox, L (1, 4) OBP: 0.556, SLG: 0.889	0-0 L1	0-0 F3			0-0 3B		0-0 1B	0-0 1B	
Minnie Minoso, R (1, 7) OBP: 0.333, SLG: 0.250	0-0 F4				0-0 6-3		0-0 E3	0-0 F8	
George Kell, R (1, 5)		4-0 2B			0-0 F8		0-3 K	4-0 IBB	
Jim Rivera, L (1, 8) (8, 9)		0-0 SH2-3			0-0 4-3		0-0 F8	0-0 G1-2-3	
Walt Dropo, R (1, 3) OBP: 0.500, SLG: 0.333		4-0 2B			0-0 6-3		4-0 HR	0-0 3B	
Bob Nieman, R (1, 9) Johnny Groth, R (8, 8)		0-0 2B			0-0 L4		0-0 HR	0-0 F7	
Sherm Lollar, R (1, 2) OBP: 0.250, SLG: 0.429		4-0 IBB			0-0 F7		0-0 6-3	0-0 1B	
Sandy Consuegra, R (1, 1) OBP: 0.250, SLG: 0.250		0-3 K			0-0 4-3		0-0 6-3	0-0 FC5-4	

Inning Stats	R: 0	H: 0	E: 0	K: 1	S: 5	R: 2	H: 1	E: 0	K: 1	S: 6	R: 0	H: 0	E: 0	K: 0	S: 3	R: 0	H: 0	E: 0	K: 0	S: 3	R: 0	H: 1	E: 0	K: 0	S: 4	R: 2	H: 1	E: 0	K: 1	S: 6	R: 1	H: 3	E: 1	K: 0	S: 5	R: 2	H: 4	E: 0	K: 0	S: 7
	LOB: 0	BB: 0	LOB: 3	BB: 4	P: 5	LOB: 0	BB: 2	LOB: 0	BB: 0	P: 22	LOB: 0	BB: 0	LOB: 1	BB: 0	P: 4	LOB: 0	BB: 1	LOB: 2	BB: 1	P: 9	LOB: 2	BB: 0	LOB: 2	BB: 0	P: 7	LOB: 0	BB: 1	LOB: 0	BB: 1	P: 10	LOB: 3	BB: 2	LOB: 2	BB: 0	P: 7	LOB: 0	BB: 1	LOB: 0	P: 7	

PITCHER	IP	WLS	BF	H	R	ER	SO	BB	IBB	HBP	BLK	WP	HR	S	P	ERA	WHIP
Bobby Shantz, L (1, 1) ERA: 6.43	7.0	L	32	6	5	5	3	4	2	0	0	0	1	32	56	6.43	1.429
Sonny Dixon, R (8, 1) ERA: 18.0	1.0		7	4	2	2	0	0	0	0	0	0	0	7	7	18.00	4.000

BOTTOM

Kansas City Athletics @ Chicago White Sox
Comiskey Park, Chicago, IL

Thu Apr 14 1955, 4:33 AM EST
Att. 14,067 - Unknown

AB	R	H	RBI	BB	SO	LOB
4	1	1	1	1	1	1
5	0	3	1	0	0	3
5	0	1	0	0	0	3
2	1	0	0	2	1	0
3	0	0	0	0	0	3
2	3	1	0	2	0	0
3	1	2	3	0	0	0
1	0	0	0	0	0	1
3	1	1	1	1	0	0
4	0	1	1	0	1	3

1B	2B	3B	HR	SF	SAC	DP	HBP	WP	PA
5	1	3	1	0	1	1	0	0	39
0	0	0	0	0	0	0	0	0	0

livebaseballscorecards.com

AB 32
R 7
H 10
RBI 7
BB 6
SO 3
LOB 14



Batter	1	2	3	4	5	6	7	8	9	AB R H RBI BB SO LOB	TOP																									
Al Smith, R (1, 9) OBP: 0.579, SLG: 0.882	1-0 BB BB E HBP	0-3 K		0-0 F3		0-0 1B		0-0 F7		4 1 1 0 0 1 2																										
Bobby Avila, R (1, 4) OBP: 0.579, SLG: 0.667	0-0 E8 BB BB	0-0 1B		0-3 K		0-0 F8		0-0 1B		5 0 2 1 0 1 2																										
Larry Doby, L (1, 8) OBP: 0.278, SLG: 0.235	4-0 1-2 2-3 BB BB	0-3 K		0-0 1B		0-0 1-3		0-0 4-3		4 0 1 0 0 1 4																										
Al Rosen, R (1, 5) OBP: 0.263, SLG: 0.467	4-0 1-2 2-3 3-H BB		0-0 HR	0-0 F5		0-0 F2		0-0 5-3		4 1 1 2 1 0 1																										
Ralph Kiner, R (1, 7) OBP: 0.278, SLG: 0.375	0-3 K		0-0 6-3		4-0 BB BB FC5-4 BB	0-0 F6		0-0 6-3		4 0 0 0 1 1 3																										
Vic Wertz, L (1, 3) OBP: 0.353, SLG: 0.400	0-0 G4-6-3 1-2f		0-0 3B		0-0 F7	0-0 1B		0-0 1B		5 0 3 0 0 0 4																										
George Strickland, R (1, 6) OBP: 0.278, SLG: 0.333		0-0 HR	0-0 6-3		0-0 F8	0-3 K		0-0 F8		5 1 1 1 0 1 4																										
Jim Hegan, R (1, 2) OBP: 0.364, SLG: 0.556		4-0 SH3-4 1B BB		4-0 IBB	0-0 FC5-4 1-2f		0-0 FC1-6 1B			1 1 0 0 2 0 1																										
Dave Pope, L (8, PH) OBP: 1.000, SLG: 1.000										1 0 1 0 0 0 0																										
Hank Foiles, R (8, 2) OBP: 0.750, SLG: 1.333										0 0 0 0 0 0 0																										
Bob Feller, R (1, 1)		0-0 SH3-4	0-3 K		0-3 K		0-0 FC1-6 1B			1 0 0 0 0 1 2																										
Ray Narveski, R (5, 1)										0 0 0 0 0 0 0																										
Don Mossi, L (5, 1)										1 0 0 0 0 1 0																										
Dale Mitchell, L (8, PH)		1-2								1 0 0 0 0 0 1																										
Bill Wight, L (8, 1)										0 0 0 0 0 0 0																										
Inning Stats	R: 1 E: 1 K: 1 S: 5	H: 0 LOB: 2 BB: 2 P: 14	R: 2 E: 0 K: 2 S: 9	H: 2 LOB: 1 BB: 1 P: 13	R: 1 E: 0 K: 1 S: 7	H: 2 LOB: 2 BB: 1 P: 11	R: 0 E: 0 K: 1 S: 6	H: 1 LOB: 1 BB: 0 P: 6	R: 0 E: 0 K: 1 S: 6	H: 1 LOB: 1 BB: 0 P: 6	R: 0 E: 0 K: 1 S: 6	H: 1 LOB: 1 BB: 0 P: 6	R: 0 E: 0 K: 1 S: 5	H: 2 LOB: 2 BB: 0 P: 5	R: 0 E: 0 K: 0 S: 4	H: 1 LOB: 1 BB: 0 P: 4	1B: 7 2B: 0 3B: 1 HR: 2	SF: 0 SAC: 1 DP: 1 HBP: 1	WP: 0 PB: 0 SB: 0 CS: 0	PA: 43																
PITCHER	IP WLS BF H R ER SO BB IBB HBP BLK WP HR S P ERA WHIP																																			
Billy Pierce, L (1, 1) ERA: 11.57	2.1		15	4	4	3	3	3	0	1	0	0	2	17	30	11.57	3.000																			
Mike Fornieles, R (3, 1) ERA:	6.2	W	28	6	0	0	4	1	1	0	0	0	0	34	42	0.00	1.050																			

Cleveland Indians @ Chicago White Sox
 Comiskey Park, Chicago, IL
 Sat Apr 16 1955, 4:33 AM EST
 Att. 14,120 - Unknown

AB	36
R	4
H	10
RBI	4
BB	5
SO	7
LOB	24



WP: 0	PA: 43
PB: 0	
SB: 0	
CS: 0	

ERA	WHIP
-----	------

ERA	WHIP
-----	------

BOTTOM

Cleveland Indians @ Chicago White Sox
Comiskey Park, Chicago, IL
Sat Apr 16 1955, 4:33 AM EST
Att. 14,120 - Unknown

livebaseballscorecards.com

AB	36
R	9
H	12
RBI	9
BB	3
SO	1
LOB	14



WP:	0	PA:	39
PB:	0		
SB:	1		
CS:	2		

AB	R	H	RBI	BB	SO	LOB
5	2	2	0	0	0	1
5	2	3	1	0	0	0
4	2	0	1	1	0	1
3	1	1	2	1	0	0
4	0	0	0	0	0	4
4	1	2	4	0	0	0
3	1	2	1	0	1	1
0	0	0	0	1	0	0
4	0	1	0	0	0	3
1	0	0	0	0	0	1
3	0	1	0	0	0	3
1B:	8	SF:	0			
2B:	2	SAC:	0			
3B:	1	DP:	1			
HR:	2	HBP:	0			

Batter	1	2	3	4	5	6	7	8	9
Chico Carrasquel, R OBP: 0.357, SLG: 0.462 (1, 6)	F7 0-0		3B 1B 0-0		BB 1B 0-0			F8 0-0	
Nellie Fox, L OBP: 0.571, SLG: 0.929 (1, 4)	G3 0-0		6-3 0-0		BB BB 1-2 HR 1B	3-1 0-0		CS 0-0	
Minnie Minoso, R OBP: 0.286, SLG: 0.167 (1, 7)	E1 0-0		6-3 0-0		BB 1-2 HR BB	F2 0-0		L8 0-0	
George Kell, R OBP: 0.333, SLG: 0.111 (1, 5)	1B 0-0		F7 0-0		HR 1-2 HR BB	F9 0-0			
Jim Rivera, L (1, 8) (6, 9)	F5 0-0		1-3 0-0		F6 0-0		4-3 0-0		
Walt Dropo, R OBP: 0.500, SLG: 0.700 (1, 3)		CS 0-0		F8 0-0	HR 0-0		E3 0-0		
Bob Nieman, R OBP: 0.571, SLG: 1.571 Ed McGhee, R (6, 8)		K 0-3		1B 0-0	HR 0-0		BB 1-2		
Sherm Lollar, R OBP: 0.250, SLG: 0.364 (1, 2)		1B 0-0		F8 0-0	5-3 0-0		F7 0-0		
Billy Pierce, L (1, 1)		1B 0-0		F8 0-0			F3 0-0		
Mike Fornieles, R OBP: 0.333, SLG: 0.667 (3, 1)		F5 0-0		F8 0-0	2B 0-0				

Inning Stats	R	H	E	K	S	LOB	BB	P	ER	SO	WP	HR	S	P	ERA	WHIP
	1	1	1	0	5	1	0	5	0	0	0	0	0	4	11.25	2.250
	0	2	0	1	6	1	0	6	0	0	0	0	0	2	81.00	9.000
	0	2	0	0	5	0	0	5	0	0	0	0	0	10	0.00	0.750
	0	1	0	0	5	0	0	5	0	0	0	0	0	3	0.00	1.000

PITCHER	IP	WLS	BF	H	R	ER	SO	BB	IBB	HBP	BLK	WP	HR	S	P	ERA	WHIP
Bob Feller, R ERA: 11.25 (1, 1)	4.0	L	21	8	6	5	1	1	0	0	0	0	0	22	26	11.25	2.250
Ray Narleski, R ERA: 81.0 (5, 1)	0.1		4	2	3	3	0	1	0	0	0	0	2	3	7	81.00	9.000
Don Mossi, L ERA: (5, 1)	2.2		11	1	0	0	0	1	0	0	0	0	0	10	14	0.00	0.750
Bill Wight, L ERA: (8, 1)	1.0		3	1	0	0	0	0	0	0	0	0	0	3	3	0.00	1.000

Batter	1	2	3	4	5	6	7	8	9	AB R H RBI BB SO LOB	TOP											
Al Smith, R (1, 9) OBP: 0.565, SLG: 0.810	0-0 F8		0-0 1B		0-0 1B		0-0 FC6-4			4 0 2 1 0 0 1												
Bobby Avila, R (1, 4) OBP: 0.522, SLG: 0.579	0-0 F9		0-0 F9		0-0 1B			0-0 6-3		4 0 1 0 0 0 1												
Larry Doby, L (1, 8) OBP: 0.273, SLG: 0.200	4-0 BB		0-3 K		0-0 F2			0-0 4-3		3 0 0 0 1 1 3												
Al Rosen, R (1, 5) OBP: 0.261, SLG: 0.389	0-0 F9			4-0 BB		0-0 6-3		0-0 4-3		3 0 0 0 1 0 1												
Ralph Kiner, R (1, 7) OBP: 0.318, SLG: 0.333		4-0 BB		4-0 BB		0-3 K		0-3 K		2 0 0 0 2 2 0												
Vic Wertz, L (1, 3) OBP: 0.286, SLG: 0.316		0-0 G6-4-3		0-3 K		0-3 K		0-0 F3		4 0 0 0 0 2 3												
George Strickland, R (1, 6) OBP: 0.227, SLG: 0.263		0-0 6-3		0-0 G6-4-3		0-0 F8		0-0 E6		4 0 0 0 0 0 2												
Hank Foiles, R (1, 2) OBP: 0.625, SLG: 1.000			0-0 SH2-3		0-3 K		0-3 K2-3		4-0 BB	3 1 1 0 1 2 0												
Art Houtteman, R (1, 1) OBP: 0.500, SLG: 0.500			0-0 SH2-3		0-0 6-3		0-0 FC6-4		0-0 4-3	2 0 1 0 0 0 0												
Don Mossi, L (8, 1)										0 0 0 0 0 0 0												
Hank Majeski, R (9, PH)										1 0 0 0 0 0 2												
Inning Stats	R: 0 E: 0 K: 0 S: 3	H: 0 LOB: 1 BB: 1 P: 7	R: 0 E: 0 K: 0 S: 2	H: 0 LOB: 0 BB: 1 P: 6	R: 1 E: 0 K: 1 S: 7	H: 2 LOB: 1 BB: 0 P: 7	R: 0 E: 0 K: 1 S: 4	H: 0 LOB: 1 BB: 2 P: 12	R: 0 E: 0 K: 1 S: 7	H: 2 LOB: 2 BB: 0 P: 7	R: 0 E: 0 K: 2 S: 7	H: 0 LOB: 0 BB: 0 P: 7	R: 0 E: 0 K: 1 S: 6	H: 1 LOB: 1 BB: 0 P: 6	R: 0 E: 0 K: 0 S: 3	H: 0 LOB: 0 BB: 0 P: 3	R: 0 E: 1 K: 1 S: 6	H: 0 LOB: 2 BB: 1 P: 10	1B: 4 2B: 1 3B: 0 HR: 0	SF: 0 SAC: 1 DP: 2 HBP: 0	WP: 0 PB: 0 SB: 0 CS: 0	PA: 36
PITCHER Jack Harshman, L (1, 1) ERA: 1.0	IP: 9.0 WLS: W BF: 36 H: 5 R: 1 ER: 1 SO: 7 BB: 5 IBB: 0 HBP: 0 BLK: 0 WP: 0 HR: 0 S: 45 P: 65 ERA: 1.00 WHIP: 1.111											PITCHER	IP: 9.0 WLS: W BF: 36 H: 5 R: 1 ER: 1 SO: 7 BB: 5 IBB: 0 HBP: 0 BLK: 0 WP: 0 HR: 0 S: 45 P: 65 ERA: 1.00 WHIP: 1.111									

Cleveland Indians @ Chicago White Sox
Comiskey Park, Chicago, IL
Sun Apr 17 1955, 4:33 AM EST
Unknown

livebaseballscorecards.com

AB 30
R 1
H 5
RBI 1
BB 5
SO 7
LOB 13



Batter	1	2	3	4	5	6	7	8	9	AB R H RBI BB SO LOB	TOP											
Al Smith, R (1, 9) OBP: 0.464, SLG: 0.654	0-3 K		0-0 6-3		0-0 F7		0-0 FC5-4 1B 1-2f SF9		0-0 4-3	5 1 0 0 0 1 3	Cleveland Indians @ Chicago White Sox Comiskey Park, Chicago, IL Sun Apr 17 1955, 4:38 AM EST Att. 32,314 - Unknown											
Bobby Avila, R (1, 4) OBP: 0.519, SLG: 0.545	0-3 K		0-0 6-3		4-0 1B 1-2 BB		0-0 1-3 1B		3 0 1 0 1 1 1													
Larry Doby, L (1, 8) OBP: 0.269, SLG: 0.217	0-0 1-3		0-0 4-3		0-0 1-3 2-H 1B		0-0 SF9 3-H		3 0 1 2 0 0 1													
Al Rosen, R (1, 5) OBP: 0.259, SLG: 0.364		0-0 2B 1B		0-0 F7		0-0 L8		0-0 1-3	4 0 1 0 0 0 1													
Ralph Kiner, R (1, 7) OBP: 0.385, SLG: 0.429		0-0 1-H 2B		4-0 2B BB		0-0 HR 1B		0-0 F8	3 1 2 0 1 0 0													
Vic Wertz, L (1, 3) OBP: 0.333, SLG: 0.476		1-0 HBP		0-0 F8		0-0 1-H HR		0-0 4-3	2 1 1 2 0 0 1													
Joe Altobelli, L (6, 3)									1 0 0 0 0 0 0													
George Strickland, R (1, 6) OBP: 0.231, SLG: 0.304		0-0 F4		0-0 1-H 2B		0-3 K		0-0 6-3	4 0 1 0 0 1 2													
Jim Hegan, R (1, 2) OBP: 0.267, SLG: 0.385		0-0 F6			0-0 F7		0-0 4-3		4 0 0 0 0 0 2													
Bob Lemon, L (1, 1) OBP: 0.571, SLG: 0.500			0-0 E4 6-3 1B		0-0 BB 1B		4-0 FC5-4 BB		0-3 K	3 1 2 0 1 1 0												
Inning Stats	R: 0 E: 0 K: 2 S: 7	H: 0 LOB: 0 BB: 0 P: 7	R: 0 E: 0 K: 0 S: 4	H: 2 LOB: 2 BB: 0 P: 5	R: 0 E: 1 K: 0 S: 4	H: 1 LOB: 1 BB: 0 P: 4	R: 0 E: 0 K: 0 S: 3	H: 1 LOB: 2 BB: 1 P: 7	R: 1 E: 0 K: 0 S: 4	H: 2 LOB: 2 BB: 1 P: 8	R: 2 E: 0 K: 1 S: 7	H: 2 LOB: 0 BB: 0 P: 7	R: 1 E: 0 K: 0 S: 4	H: 1 LOB: 1 BB: 1 P: 8	R: 0 E: 0 K: 0 S: 3	H: 0 LOB: 0 BB: 0 P: 3	R: 0 E: 0 K: 1 S: 5	H: 0 LOB: 0 BB: 0 P: 5	1B: 6 2B: 2 3B: 0 HR: 1	SF: 1 SAC: 0 DP: 0 HBP: 1	WP: 0 PB: 0 SB: 0 CS: 0	PA: 37
PITCHER	IP WLS BF H R ER SO BB IBB HBP BLK WP HR S P ERA WHIP																					
Virgil Trucks, R (1, 1) ERA: 6.57	6.1 L 29 9 4 4 3 3 0 1 0 0 0 1 31 44 5.68 1.895																					
Morrie Martin, L (7, 1) ERA:	0.2 2 0 0 0 0 0 0 0 0 0 0 0 2 2 0.00 0.000																					
Dick Donovan, R (8, 1) ERA:	2.0 6 0 0 0 0 1 0 0 0 0 0 0 8 8 0.00 0.000																					

livebaseballscorecards.com

AB	32
R	4
H	9
RBI	4
BB	3
SO	4
LOB	11



Batter	1	2	3	4	5	6	7	8	9	AB	R	H	RBI	BB	SO	LOB
Chico Carrasquel, R (1, 6) OBP: 0.318, SLG: 0.500	0-3 K			0-0 HR		0-0 F7		0-0 6-3		4	1	1	1	0	1	0
Nellie Fox, L (1, 4) OBP: 0.455, SLG: 0.773	0-0 G3			0-0 G3		0-0 4-3		0-0 F7		4	0	0	0	0	0	0
Minnie Minoso, R (1, 7) OBP: 0.273, SLG: 0.250	0-0 1-6-3			0-0 G4-3 1B		0-0 F8		0-0 6-3		4	0	1	0	0	0	0
George Kell, R (1, 5) OBP: 0.300, SLG: 0.125		0-0 6-3		0-0 G4-3 1-2f		0-0 G1-6-3 1B		0-0 F6		4	0	1	0	0	0	1
Jim Rivera, L (1, 8)		0-0 4-3			0-0 G3		0-0 G1-6-3 1-2f	0-3 K		4	0	0	0	0	1	1
Walt Dropo, R (1, 3) OBP: 0.450, SLG: 0.500		0-0 5-3			0-3 K		4-0 BB 1B BB	0-0 F2		3	1	0	0	1	1	0
Bob Nieman, R (1, 9) OBP: 0.615, SLG: 1.455			0-0 F8		4-0 BB BB BB 1B BB		4-0 BB BB 1B BB			1	0	0	0	2	0	0
Sherm Lollar, R (1, 2) OBP: 0.333, SLG: 0.412			0-0 5-3		0-0 K BB		0-0 K BB			3	0	2	1	0	0	0
Ed McGhee, R (7, PR)					1-2 1B		1-2 2-H 1B			0	0	0	0	0	0	0
Clint Courtney, L (8, 2)					0-3 K		0-3 K			0	0	0	0	0	0	0
Virgil Trucks, R (1, 1)			0-0 1-3							2	0	0	0	0	1	2
Morrie Martin, L (7, 1)										0	0	0	0	0	0	0
Dick Donovan, L (7, PH) (8, 1)										1	0	0	0	0	1	2

Inning Stats	R: 0	H: 0	E: 0	K: 1	S: 5	R: 0	H: 0	E: 0	K: 0	S: 3	R: 0	H: 0	E: 0	K: 0	S: 3	R: 1	H: 2	E: 0	K: 0	S: 4	R: 0	H: 1	E: 0	K: 2	S: 8	R: 0	H: 0	E: 0	K: 0	S: 3	R: 1	H: 2	E: 0	K: 1	S: 6	R: 0	H: 0	E: 0	K: 0	S: 3	R: 0	H: 0	E: 0	K: 1	S: 5	1B: 4	SF: 0	2B: 0	SAC: 0	3B: 0	DP: 2	HR: 1	HBP: 0	WP: 0	PA: 33
PITCHER Bob Lemon, R (1, 1) ERA: 1.5	IP: 9.0	WLS: W	BF: 33	H: 5	R: 2	ER: 2	SO: 5	BB: 3	IBB: 0	HBP: 0	BLK: 0	WP: 0	HR: 1	S: 40	P: 52	ERA: 2.00	WHIP: 0.889																																						

BOTTOM

Cleveland Indians @ Chicago White Sox
Comiskey Park, Chicago, IL

Sun Apr 17 1955, 4:38 AM EST
Att. 32,314 - Unknown

AB	30
R	2
H	5
RBI	2
BB	3
SO	5
LOB	6



PITCHER	IP	WLS	BF	H	R	ER	SO	BB	IBB	HBP	BLK	WP	HR	S	P	ERA	WHIP
Bob Lemon, R (1, 1) ERA: 1.5	9.0	W	33	5	2	2	5	3	0	0	0	0	1	40	52	2.00	0.889

Batter	1	2	3	4	5	6	7	8	9	AB R H RBI BB SO LOB	TOP		
Chico Carrasquel, R OBP: 0.333, SLG: 0.480 (1, 6)	0-0 4-3		0-0 2B 1-3 HR 1B	0-3 K		0-0 1B 2-3 3-H E 1B		0-0 6-3		5 2 2 1 0 1 1			
Nellie Fox, L OBP: 0.481, SLG: 0.778 (1, 4)	0-0 F7		0-0 1-3 3-H HR 2B		0-0 4-3 1B 6-3	0-0 1-2 3-H E 1B		0-0 4-3		5 2 3 2 0 0 0			
Minnie Minoso, R OBP: 0.296, SLG: 0.250 (1, 9) (6, 7)	0-0 6-3		4-0 HR IBB		0-0 6-3	0-0 1-2 2-3 E 1B		0-0 5-3		4 1 1 0 1 0 1			
George Kell, R OBP: 0.280, SLG: 0.286 (1, 5)		0-0 5-3	0-0 1-H 2-H 3-H HR		0-0 4-3	0-0 1-2 2-3 3-H L4		0-0 F8		5 1 1 4 0 0 3			
Jim Rivera, L OBP: 0.174, SLG: 0.050 (1, 8) (6, 9)		4-0 S BB	0-0 F7		0-0 3-H 1B	0-0 F3		1-0 S HBP		3 0 1 1 1 0 3			
Walt Dropo, R OBP: 0.400, SLG: 0.400 (1, 3)		0-3 K 1-2	0-0 5-3		0-0 F8		0-0 E6 G6-4-3		4-0 1-2 BB	4 0 0 0 1 1 2			
Bob Nieman, R OBP: 0.563, SLG: 1.214 (1, 7) Ed McGhee, R (6, PR) (6, 8)		0-3 K		0-0 F8		0-0 SH5-4 S 1B 1B	0-0 G6-4-3		0-0 F7	3 0 1 0 0 1 1 2 1 0 0 0 0 3			
Sherm Lollar, R OBP: 0.435, SLG: 0.474 (1, 2)			4-0 FC3-6 BB		0-0 2B	4-0 1B 1-2 SH5-4 1B BB	4-0 BB		0-0 F5	2 1 1 0 3 0 2			
Mike Fornieles, R OBP: 0.167, SLG: 0.333 (1, 1)			0-0 FC3-6 1B 1-2 2B		0-0 6-3	0-0 SH5-4	0-0 F3			3 1 0 0 0 0 3			
Inning Stats	R: 0 E: 0 K: 0 S: 3 H: 0 LOB: 0 BB: 0 P: 3	R: 0 E: 0 K: 2 S: 7 H: 0 LOB: 1 BB: 1 P: 11	R: 5 E: 0 K: 0 S: 6 H: 3 LOB: 0 BB: 2 P: 14	R: 0 E: 0 K: 1 S: 6 H: 1 LOB: 1 BB: 0 P: 6	R: 1 E: 0 K: 0 S: 5 H: 2 LOB: 1 BB: 0 P: 5	R: 3 E: 1 K: 0 S: 7 H: 4 LOB: 3 BB: 1 P: 11	R: 0 E: 1 K: 0 S: 3 H: 0 LOB: 1 BB: 1 P: 7	R: 0 E: 0 K: 0 S: 3 H: 0 LOB: 0 BB: 0 P: 3	R: 0 E: 0 K: 0 S: 3 H: 0 LOB: 2 BB: 1 P: 8	1B: 7 2B: 2 3B: 0 HR: 1 SF: 0 SAC: 1 DP: 1 HBP: 1	WP: 0 PB: 0 SB: 3 CS: 0 PA: 44		
PITCHER	IP WLS BF H R ER SO BB IBB HBP BLK WP HR S P ERA WHIP											PITCHER	IP WLS BF H R ER SO BB IBB HBP BLK WP HR S P ERA WHIP
Ned Garver, R ERA: 6.3 (1, 1)	5.0 L 24 6 6 6 3 2 1 0 0 0 0 1 27 39 10.80 1.600												
George Zuverink, R ERA: 7.71 (6, 1)	0.1 5 3 3 2 0 1 0 0 0 0 0 0 4 8 54.00 12.000												
Bob Miller, L ERA: (6, 1)	1.2 7 1 0 0 0 1 0 0 0 0 0 0 6 10 0.00 1.200												
Duke Maas, R ERA: (8, 1)	2.0 8 0 0 0 0 1 0 1 0 0 0 0 6 11 0.00 0.500												

Chicago White Sox @ Detroit Tigers
 Briggs Stadium, Detroit, MI
 Thu Apr 21 1955, 3:33 AM EST
 Att. 5,980 - Unknown

livebaseballscorecards.com

AB	36
R	9
H	10
RBI	8
BB	6
SO	3
LOB	19



BOTTOM

Chicago White Sox @ Detroit Tigers
 Briggs Stadium, Detroit, MI
 Thu Apr 21 1955, 3:33 AM EST
 Att. 5,980 - Unknown

livebaseballscorecards.com

AB	31
R	1
H	5
RBI	1
BB	3
SO	0
LOB	11



AB	R	H	RBI	BB	SO	LOB
4	0	1	0	0	0	1
3	0	1	0	1	0	2
4	1	1	1	0	0	2
4	0	1	0	0	0	1
4	0	0	0	0	0	1
4	0	0	0	0	0	1
3	0	0	0	1	0	0
3	0	1	0	0	0	1
0	0	0	0	1	0	0
1	0	0	0	0	0	1
0	0	0	0	0	0	0
0	0	0	0	0	0	0
1	0	0	0	0	0	1
0	0	0	0	0	0	0

WP: 0	PA: 34
PB: 0	
SB: 0	
CS: 0	

Batter	1	2	3	4	5	6	7	8	9
Harvey Kuenn, R (1, 6) OBP: 0.424, SLG: 0.724	0-0 5-3		0-0 1-2 1B		0-0 1-2f FC6-4			0-0 F5	
Fred Hatfield, L (1, 4) OBP: 0.419, SLG: 0.360	0-0 L6-4-3 1B		0-0 F7			0-0 3-1		4-0 BB	
Al Kaline, R (1, 9) OBP: 0.531, SLG: 1.103	0-0 L6-4-3 1-2			0-0 L8		0-0 HR		0-0 L8	
Ferris Fain, L (1, 3) OBP: 0.412, SLG: 0.167		0-0 1-4-3		0-0 1B		0-0 4-3		0-0 5-3	
Ray Boone, R (1, 5) OBP: 0.258, SLG: 0.115		0-0 5-3		0-0 F9		0-0 F9		0-0 F8	
Jim Delsing, L (1, 7) OBP: 0.348, SLG: 0.368		0-0 4-3		0-0 F7			0-0 F8	0-0 4-3	
Bill Tuttle, R (1, 8) OBP: 0.267, SLG: 0.200			0-0 5-3		0-0 F5		4-0 FC6 BB	0-0 6-3	
Frank House, L (1, 2) OBP: 0.474, SLG: 0.538			0-0 4-3		0-0 FC6-4 1B		0-0 FC6		
Ned Garver, R (1, 1) Jay Porter, R (5, PH) George Zuverink, R (6, 1) Bob Miller, R (6, 1) Wayne Belardi, L (7, PH) Duke Maas, R (8, 1)			4-0 1B BB		0-0 F8		0-0 G3		

Inning Stats	R: 0	H: 1	E: 0	LOB: 0	K: 0	BB: 0	S: 3	P: 3
	R: 0	H: 0	E: 0	LOB: 0	K: 0	BB: 0	S: 3	P: 3
	R: 0	H: 1	E: 0	LOB: 2	K: 0	BB: 1	S: 4	P: 8
	R: 0	H: 1	E: 0	LOB: 1	K: 0	BB: 0	S: 4	P: 4
	R: 0	H: 1	E: 0	LOB: 1	K: 0	BB: 0	S: 4	P: 4
	R: 1	H: 1	E: 0	LOB: 0	K: 0	BB: 0	S: 4	P: 4
	R: 0	H: 0	E: 0	LOB: 1	K: 0	BB: 1	S: 3	P: 7
	R: 0	H: 0	E: 0	LOB: 0	K: 0	BB: 0	S: 3	P: 3

PITCHER	IP	WLS	BF	H	R	ER	SO	BB	IBB	HBP	BLK	WP	HR	S	P	ERA	WHIP
Mike Fornieles, R (1, 1) ERA: 0.51	9.0	W	34	5	1	1	0	0	3	0	0	0	1	31	43	1.00	0.889

1B:	2B:	3B:	HR:	SF:	SAC:	DP:	HBP:
4	0	0	1	0	0	1	0

WP:	PA:	ERA:	WHIP:
0	34		

Batter	1	2	3	4	5	6	7	8	9	AB R H RBI BB SO LOB	TOP		
Chico Carrasquel, R OBP: 0.406, SLG: 0.667 (1, 6)	0-0 G6-4-3 1B		0-0 HR		0-0 F7 1B 2B		0-0 5-3		0-0 HBP 1B	5 3 4 1 0 0 0	Chicago White Sox @ Kansas City Athletics Municipal Stadium, Kansas City, MO Fri Apr 22 1955, 4:33 AM EST Att. 22,996 - Unknown livebaseballscorecards.com		
Nellie Fox, L OBP: 0.469, SLG: 0.700 (1, 4)	0-3 K		0-0 F7		0-0 F7		4-0 FC6-4 BB	1-0 1B HBP	3 0 0 0 1 1 2				
Minnie Minoso, R OBP: 0.281, SLG: 0.241 (1, 7)	0-0 G6-4-3 1-2f		0-0 6-3		0-0 5-3		0-3 K	0-0 1B 1-2 2-H	5 0 1 1 0 1 3				
George Kell, R OBP: 0.333, SLG: 0.320 (1, 5)		4-0 BB 1B F3 BB		0-0 BB 1B E	0-0 BB 1B		0-0 FC6-4 1-2f	0-0 1-3	4 1 2 1 1 0 3				
Jim Rivera, L OBP: 0.222, SLG: 0.087 (1, 8) (8, 9)		0-0 BB 1B 1-2		0-0 E4 1B BB	4-0 BB 1B		0-0 L9		3 1 1 0 1 0 1				
Walt Dropo, R OBP: 0.414, SLG: 0.364 (1, 3)		4-0 BB 1B 1-2 2-3		4-0 FC6-5 1B BB 1-2 2-3	0-0 F5		0-0 1-3		2 0 0 0 2 0 2				
Bob Nieman, R OBP: 0.500, SLG: 1.000 (1, 9) Ed McGhee, R (8, 8)		0-0 F3 3-H		0-0 FC6-5 1B 1-2 2-H 3-H		0-0 6-3	0-0 F3		4 0 1 2 0 0 3 0 0 0 0 0 0 0				
Sherm Lollar, R OBP: 0.370, SLG: 0.391 (1, 2)		0-0 F5		0-0 FC6-5 G2-6-3 1-2 2-3f		0-0 5-3		0-0 F6	4 0 0 0 0 0 4				
Virgil Trucks, R (1, 1) Sandy Consuegra, R (7, 1) Morrie Martin, L (9, 1)			0-0 F3	0-0 G2-6-3 1-2f		0-0 4-3		0-0 6-3	3 0 0 0 0 0 2 1 0 0 0 0 0 0 0 0 0 0 0 0 0				
Inning Stats	R: 0 H: 1 E: 0 LOB: 0 K: 1 BB: 0 S: 5 P: 5	R: 0 H: 1 E: 0 LOB: 2 K: 0 BB: 2 S: 3 P: 11	R: 1 H: 1 E: 0 LOB: 0 K: 0 BB: 0 S: 4 P: 4	R: 2 H: 2 E: 1 LOB: 1 K: 0 BB: 1 S: 5 P: 9	R: 1 H: 2 E: 0 LOB: 2 K: 0 BB: 1 S: 5 P: 9	R: 0 H: 0 E: 0 LOB: 0 K: 0 BB: 0 S: 3 P: 3	R: 0 H: 0 E: 0 LOB: 1 K: 1 BB: 1 S: 5 P: 9	R: 0 H: 0 E: 0 LOB: 0 K: 0 BB: 0 S: 3 P: 3	R: 1 H: 2 E: 0 LOB: 2 K: 0 BB: 0 S: 5 P: 6	1B: 7 SF: 0 2B: 1 SAC: 0 3B: 0 DP: 2 HR: 1 HBP: 1		WP: 0 PA: 40 PB: 0 SB: 0 CS: 0	
PITCHER	IP WLS BF H R ER SO BB IBB HBP BLK WP HR S P ERA WHIP											PITCHER	IP WLS BF H R ER SO BB IBB HBP BLK WP HR S P ERA WHIP
Arnie Portocarrero, R (1, 1) ERA: 6.75	5.0 L 24 7 4 3 1 4 0 0 0 0 1 22 38 5.40 2.200												
Art Ditmar, R (6, 1) ERA: 2.25	4.0 16 2 1 1 1 1 0 1 0 0 0 0 16 21 2.25 0.750												



Batter	1	2	3	4	5	6	7	8	9	AB	R	H	RBI	BB	SO	LOB
Vic Power, R OBP: 0.455, SLG: 0.727 (1, 3)	0-0 1B G4-6-3 1B		0-0 1B		0-0 2B 1-H		0-0 F7		0-0 F8	5	1	3	1	0	0	4
Pete Suder, R OBP: 0.115, SLG: 0.115 (1, 4)	0-0 1B G4-6-3 1-3 1B		0-0 F5		0-0 F9			0-0 6-3		4	0	1	0	0	0	2
Jim Finigan, R OBP: 0.333, SLG: 0.655 (1, 5)	0-0 G4-6-3 1-2f 3-H			0-0 4-3 1B		0-0 F9		0-0 6-3		4	0	1	0	0	0	1
Gus Zernial, R OBP: 0.281, SLG: 0.533 (1, 7)	0-0 6-3			0-0 4-3 1-2		0-0 HR		0-0 1B		4	1	2	1	0	0	1
Bill Renna, R OBP: 0.160, SLG: 0.320 (1, 9)		0-0 5-3		0-0 F5		0-3 K		0-3 K		4	0	0	0	0	2	2
Bill Wilson, R OBP: 0.394, SLG: 0.633 (1, 8)		0-0 F3		0-0 1-3		0-0 6-3			0-0 SH1-3 1B 1B	4	0	1	0	0	0	1
Joe Demaestri, R OBP: 0.227, SLG: 0.227 (1, 6)		0-3 K			0-0 F8		0-0 F8		0-0 SH1-3 1B 1-2 1B	3	0	0	0	0	1	0
Elmer Valo, L OBP: 0.727, SLG: 0.889 (9, PH)										1	0	1	0	0	0	0
Spook Jacobs, R OBP: 0.250, SLG: 0.250 (9, PR)										0	0	0	0	0	0	0
Billy Shantz, R OBP: 0.167, SLG: 0.333 (1, 2)			0-0 5-3		0-0 FC4-6 1B		0-3 K		0-0 SH1-3	0	0	0	0	0	0	0
Joe Astroth, R OBP: 0.529, SLG: 0.385 (3, 2)									1-2 2-3	3	0	1	0	0	1	0
Arnie Portocarrero, R (1, 1)					0-0 F2		0-0 FC4-6 2B 1-2f		0-0 F4	1	0	0	0	0	0	0
Don Bollweg, L OBP: 0.288, SLG: 0.167 (5, PH)										1	1	0	0	0	0	1
Art Ditmar, R OBP: 1.000, SLG: 1.000 (6, 1)										1	0	1	0	0	0	0
Dick Kryhoski, L OBP: 0.500, SLG: 0.500 (9, PH)										0	0	0	0	0	0	0
Hal Bevan, R (9, PH)										1	0	0	0	0	0	3

Inning Stats	R: 1	H: 2	E: 0	LOB: 0	K: 0	BB: 0	S: 4	R: 0	H: 0	E: 0	LOB: 0	K: 1	BB: 0	S: 5	R: 0	H: 1	E: 0	LOB: 1	K: 0	BB: 0	S: 4	R: 0	H: 1	E: 0	LOB: 1	K: 0	BB: 0	S: 4	R: 1	H: 2	E: 0	LOB: 1	K: 0	BB: 0	S: 5	R: 1	H: 1	E: 0	LOB: 0	K: 1	BB: 0	S: 6	R: 0	H: 1	E: 0	LOB: 1	K: 1	BB: 0	S: 6	R: 0	H: 1	E: 0	LOB: 1	K: 1	BB: 0	S: 6	R: 0	H: 1	E: 0	LOB: 1	K: 1	BB: 0	S: 6	R: 0	H: 2	E: 0	LOB: 3	K: 0	BB: 0	S: 5	R: 0	H: 2	E: 0	LOB: 3	K: 0	BB: 0	S: 5
	1B: 9	SF: 0	2B: 1	SAC: 1	3B: 0	DP: 1	HR: 1	1B: 9	SF: 0	2B: 1	SAC: 1	3B: 0	DP: 1	HR: 1	1B: 9	SF: 0	2B: 1	SAC: 1	3B: 0	DP: 1	HR: 1	1B: 9	SF: 0	2B: 1	SAC: 1	3B: 0	DP: 1	HR: 1	1B: 9	SF: 0	2B: 1	SAC: 1	3B: 0	DP: 1	HR: 1	1B: 9	SF: 0	2B: 1	SAC: 1	3B: 0	DP: 1	HR: 1	1B: 9	SF: 0	2B: 1	SAC: 1	3B: 0	DP: 1	HR: 1	1B: 9	SF: 0	2B: 1	SAC: 1	3B: 0	DP: 1	HR: 1																					

PITCHER	IP	WLS	BF	H	R	ER	SO	BB	IBB	HBP	BLK	WP	HR	S	P	ERA	WHIP
Virgil Trucks, R ERA: 5.68 (1, 1)	6.2	W	27	8	3	3	3	0	0	0	0	0	1	33	33	4.05	1.200
Sandy Consuegra, R ERA: 0.84 (7, 1)	1.2		8	3	0	0	1	0	0	0	0	0	0	10	10	0.00	1.800
Morrie Martin, L ERA: (9, 1)	0.2	S	2	0	0	0	0	0	0	0	0	0	0	2	2	0.00	0.000

BOTTOM

Chicago White Sox @ Kansas City Athletics
Municipal Stadium, Kansas City, MO

Fri Apr 22 1955, 4:33 AM EST
Att. 22,996 - Unknown

livebaseballscorecards.com

AB	36
R	3
H	11
RBI	2
BB	0
SO	4
LOB	15



WP: 0	PA: 37
PB: 0	
SB: 0	
CS: 0	

Batter	1	2	3	4	5	6	7	8	9	AB	R	H	RBI	BB	SO	LOB
--------	---	---	---	---	---	---	---	---	---	----	---	---	-----	----	----	-----

Vic Power, R OBP: 0.421, SLG: 0.737 (1, 3)	0-0 F8		0-0 HR		0-3 K	0-0 F9			0-3 K	5	1	1	1	0	2	1
Spook Jacobs, R OBP: 0.308, SLG: 0.182 (1, 4)	4-0 2B HR BB		0-0 6-3		4-0 2B BB			0-0 F9	0-0 F7	3	2	0	0	2	0	0
Jim Finigan, R OBP: 0.351, SLG: 0.697 (1, 5)	0-0 1-3 HR 2B		0-0 E5 1B		0-0 1-H 2B			0-0 1-3		4	2	2	1	0	0	0
Gus Zernial, R OBP: 0.250, SLG: 0.471 (1, 7)	0-3 K		0-3 K		0-0 5-3			0-0 F5		4	0	0	0	0	2	4
Bill Renna, R OBP: 0.241, SLG: 0.464 (1, 9)	0-0 2-H 3-H HR		0-0 2-H 1B		4-0 BB			0-0 F4		3	1	2	4	1	0	0
Bill Wilson, R OBP: 0.378, SLG: 0.576 (1, 8)	0-0 F8		0-3 K		0-0 F9			4-0 BB		3	0	0	0	1	1	3
Joe Demaestri, R OBP: 0.200, SLG: 0.200 (1, 6)		0-0 F7		0-0 F4		0-0 F7		0-3 K		3	0	0	0	0	0	0
Jack Littrell, R OBP: 0.125, SLG: 0.125 (8, 6)										1	0	0	0	0	1	1
Joe Astroth, R OBP: 0.500, SLG: 0.438 (1, 2)		0-0 5-3		0-3 K		0-0 2B		0-0 4-3		3	0	1	0	0	1	0
Eric MacKenzie, L (8, PH) (9, 2)										1	0	0	0	0	0	1
Bobby Shantz, R (1, 1)		0-3 K		0-3 K		0-0 4-3			0-0 6-3	0	0	0	0	0	0	0
Lee Wheat, R (2, 1)										0	0	0	0	0	0	0
Bill Stewart, R (2, PH)										1	0	0	0	0	1	0
Bob Trice, R (3, 1)										0	0	0	0	0	0	0
Moe Burtchschy, R (4, 1)										1	0	0	0	0	1	0
Bob Spicer, L (6, 1)										1	0	0	0	0	0	1
Ozzie Van Brabant, R (8, 1)										0	0	0	0	0	0	0
Elmer Valo, L (9, PH)										1	0	0	0	0	0	0


Inning Stats	R: 3	H: 2	E: 0	LOB: 0	K: 1	BB: 1	S: 7	R: 0	H: 0	E: 0	LOB: 0	K: 1	BB: 0	S: 5	R: 2	H: 2	E: 1	LOB: 1	K: 2	BB: 0	S: 10	R: 0	H: 0	E: 0	LOB: 0	K: 2	BB: 0	S: 7	R: 1	H: 1	E: 0	LOB: 2	K: 1	BB: 2	S: 6	R: 0	H: 1	E: 0	LOB: 1	K: 0	BB: 0	S: 4	R: 0	H: 0	E: 0	LOB: 0	K: 0	BB: 0	S: 3	R: 0	H: 0	E: 0	LOB: 1	K: 1	BB: 1	S: 5	R: 0	H: 0	E: 0	LOB: 0	K: 1	BB: 0	S: 5	R: 0	H: 0	E: 0	LOB: 0	K: 1	BB: 0	S: 5	1B: 1	SF: 0	2B: 3	SAC: 0	3B: 0	DP: 0	HR: 2	HBP: 0	WP: 0	PA: 38
--------------	------	------	------	--------	------	-------	------	------	------	------	--------	------	-------	------	------	------	------	--------	------	-------	-------	------	------	------	--------	------	-------	------	------	------	------	--------	------	-------	------	------	------	------	--------	------	-------	------	------	------	------	--------	------	-------	------	------	------	------	--------	------	-------	------	------	------	------	--------	------	-------	------	------	------	------	--------	------	-------	------	-------	-------	-------	--------	-------	-------	-------	--------	-------	--------

PITCHER	IP	WLS	BF	H	R	ER	SO	BB	IBB	HBP	BLK	WP	HR	S	P	ERA	WHIP
Jack Harshman, L (1, 1)	7.0	W	31	6	6	5	7	3	0	0	0	0	2	42	54	6.43	1.286
Harry Dorish, R (8, 1)	2.0	S	7	0	0	0	2	1	0	0	0	0	0	10	14	0.00	0.500

BOTTOM

Chicago White Sox @ Kansas City Athletics
Municipal Stadium, Kansas City, MO

AB	34
R	6
H	6
RBI	6
BB	4
SO	9
LOB	11



WP	PA
0	38

Sat Apr 23 1955, 4:33 AM EST
Att. 18,338 - Unknown

livebaseballscorecards.com

Batter	1	2	3	4	5	6	7	8	9	AB R H RBI BB SO LOB	TOP	
Chico Carrasquel, R OBP: 0.442, SLG: 0.625 (1, 6) X	0-0 F8 ①		0-0 G3 ②			0-0 F6 ②		0-0 F7 ③		4 0 0 0 0 0 2	Chicago White Sox @ Kansas City Athletics Municipal Stadium, Kansas City, MO Sun Apr 24 1955, 4:33 AM EDT Att. 19,446 - Unknown livebaseballscorecards.com	
Nellie Fox, L OBP: 0.405, SLG: 0.605 (1, 4) X Jim Brideweser, R (6, 4)	0-0 F2 ②		0-0 F8 ③			0-0 1-3 ③			0-0 5-3 ①	3 0 0 0 0 0 0 1 0 0 0 0 0 0		
Minnie Minoso, R OBP: 0.326, SLG: 0.385 (1, 7) X	0-0 5-3 ③				0-3 K ①		0-3 K ①		0-0 F8 ②	4 0 0 0 0 2 0		
George Kell, R OBP: 0.359, SLG: 0.364 (1, 5)		4-0 BB BB BB BB BB BB 1B BB		0-0 L6 ②		0-0 6-3 ②		0-0 6-3 ③	0-0 1B	3 0 1 0 1 0 0		
Bob Nieman, R OBP: 0.483, SLG: 1.038 (1, 9)		0-0 F7 ①		0-0 F6 ③		0-0 6-3 ③		0-0 F3 ③	0-0 F3 ③	4 0 0 0 0 0 2		
Walt Dropo, R OBP: 0.410, SLG: 0.469 (1, 3)		0-0 1-2 1B		0-3 K ①		0-0 5-3 ①				3 0 1 0 0 1 0		
Jim Rivera, L OBP: 0.297, SLG: 0.273 (1, 8)		0-3 K ②		0-0 7-6-3 1B		0-0 FC5-4 1B				3 0 2 0 0 1 2		
Sherm Lollar, R OBP: 0.432, SLG: 0.625 (1, 2)		0-0 F3 ③		0-0 7-6-3 1-2f		0-0 FC5-4 1B				3 0 0 0 0 0 4		
Dick Donovan, L (1, 1) Harry Dorish, R (5, 1) Johnny Groth, R (6, PH) Billy Pierce, L (6, 1) Ed McGhee, R (8, PH) Bob Chakales, R (8, 1)			0-3 K ①		0-0 6-3 ①			0-0 1-2 1B		1 0 0 0 0 0 1 0 0 0 0 0 0 0 0 0 1 0 0 0 0 0 0 0 0 0 0 0 0 0 0 0 1 0 1 0 0 0 0 0 0 0 0 0 0 0 0 0		
Inning Stats	R: 0 H: 0 E: 0 LOB: 0 K: 0 BB: 0 S: 3 P: 3	R: 0 H: 1 E: 0 LOB: 2 K: 1 BB: 1 S: 6 P: 10	R: 0 H: 0 E: 0 LOB: 0 K: 1 BB: 0 S: 5 P: 5	R: 0 H: 0 E: 0 LOB: 0 K: 1 BB: 0 S: 5 P: 5	R: 0 H: 1 E: 0 LOB: 0 K: 1 BB: 0 S: 5 P: 5	R: 0 H: 0 E: 0 LOB: 0 K: 0 BB: 0 S: 3 P: 3	R: 0 H: 0 E: 0 LOB: 0 K: 1 BB: 0 S: 5 P: 5	R: 0 H: 2 E: 0 LOB: 2 K: 0 BB: 0 S: 5 P: 5	R: 0 H: 1 E: 0 LOB: 1 K: 0 BB: 0 S: 4 P: 4	1B: 5 SF: 0 2B: 1 SAC: 0 3B: 0 DP: 1 HR: 0 HBP: 0	WP: 0 PA: 32 PB: 0 SB: 0 CS: 0	
PITCHER Alex Kellner, L (1, 1) ERA: 3.2	IP WLS BF H R ER SO BB IBB HBP BLK WP HR S P ERA WHIP	9.0 W 32 5 0 0 5 1 0 0 0 0 0 0 41 45 0.00 0.667										

AB	31
R	0
H	5
RBI	0
BB	1
SO	5
LOB	10



Batter	1	2	3	4	5	6	7	8	9	AB	R	H	RBI	BB	SO	LOB
Vic Power, R OBP: 0.381, SLG: 0.667 (1, 3)	0-0 6-3	0-0 F4			0-0 F8	0-0 G6-4-3				4	0	0	0	0	0	4
Elmer Valo, L OBP: 0.688, SLG: 0.750 (1, 9)	4-0 1B BB	0-0 F7			0-0 1B 1B		4-0 CS 1B BB			2	2	1	0	2	0	2
Jim Finigan, R OBP: 0.366, SLG: 0.676 (1, 5)	0-0 1B 1-2 1B		0-3 K		0-0 1B 1-2 WP 1B		0-3 K			4	2	2	0	0	2	1
Gus Zernial, R OBP: 0.325, SLG: 0.514 (1, 7)	0-0 1B 1-2 2-H 1B		4-0 G6-4-3 BB		0-0 WP E 1B	1-3 2-H	0-0 1B			3	1	3	2	1	0	0
Bill Wilson, R OBP: 0.366, SLG: 0.541 (1, 8)	0-0 1B 1-2 2-H 1B		0-0 G6-4-3		0-0 E6	1-H 3-H	0-3 K			4	0	1	1	0	1	3
Pete Suder, R OBP: 0.133, SLG: 0.167 (1, 4)	0-0 G6-4-3			0-0 F6	0-0 F9			0-0 2B		4	0	1	0	0	0	3
Joe Demaestri, R OBP: 0.207, SLG: 0.207 (1, 6)		0-0 FC2-5 BB 1B		0-0 F8		0-3 K		0-0 6-3		4	0	1	0	0	1	1
Joe Astroth, R OBP: 0.500, SLG: 0.389 (1, 2)		4-0 FC2-5 BB 1-2 BB		0-0 5-3		4-0 1B BB		0-0 1-3		2	0	0	0	2	0	1
Alex Kellner, R OBP: 0.250, SLG: 0.500 (1, 1)		0-0 FC2-5			0-0 1-3	0-0 G6-4-3 1B		0-0 6-3		4	0	1	0	0	0	3

Inning Stats	R: 2	H: 3	E: 0	K: 0	S: 5	LOB: 1	BB: 1	P: 9	R: 0	H: 1	E: 0	K: 0	S: 4	LOB: 2	BB: 1	P: 8	R: 0	H: 0	E: 0	K: 1	S: 4	LOB: 0	BB: 1	P: 8	R: 0	H: 0	E: 0	K: 0	S: 3	R: 3	H: 3	E: 1	K: 0	S: 7	LOB: 1	BB: 0	P: 7	R: 0	H: 1	E: 0	K: 1	S: 5	LOB: 1	BB: 1	P: 9	R: 0	H: 1	E: 0	K: 2	S: 7	LOB: 2	BB: 1	P: 11	R: 0	H: 1	E: 0	K: 0	S: 4	LOB: 1	BB: 0	P: 4	1B: 9	2B: 2	3B: 0	HR: 0	SF: 0	SAC: 0	DP: 4	HBP: 0	WP: 1	PB: 0	SB: 0	CS: 1	PA: 36
--------------	------	------	------	------	------	--------	-------	------	------	------	------	------	------	--------	-------	------	------	------	------	------	------	--------	-------	------	------	------	------	------	------	------	------	------	------	------	--------	-------	------	------	------	------	------	------	--------	-------	------	------	------	------	------	------	--------	-------	-------	------	------	------	------	------	--------	-------	------	-------	-------	-------	-------	-------	--------	-------	--------	-------	-------	-------	-------	--------

PITCHER	IP	WLS	BF	H	R	ER	SO	BB	IBB	HBP	BLK	WP	HR	S	P	ERA	WHIP
Dick Donovan, R ERA: 5.4 (1, 1)	4.2	L	22	7	5	4	1	3	0	0	0	0	0	21	33	7.71	2.143
Harry Dorish, R ERA: (5, 1)	0.1		2	0	0	0	0	0	0	0	0	1	0	2	2	0.00	0.000
Billy Pierce, L ERA: 6.23 (6, 1)	2.0		8	2	0	0	3	2	0	0	0	0	0	12	20	0.00	2.000
Bob Chakales, R ERA: (8, 1)	1.0		4	1	0	0	0	0	0	0	0	0	0	4	4	0.00	1.000


BOTTOM

Chicago White Sox @ Kansas City Athletics
Municipal Stadium, Kansas City, MO

Sun Apr 24 1955, 4:33 AM EDT
Att. 19,446 - Unknown

livebaseballscorecards.com

AB	31
R	5
H	10
RBI	3
BB	5
SO	4
LOB	18



Batter	1	2	3	4	5	6	7	8	9	AB R H RBI BB SO LOB	TOP											
Hank Bauer, R (1, 9) OBP: 0.426, SLG: 0.558	4-0 BB SF9 1B BB	0-0 BB 2B 1B	4-0 BB 1B	0-0 BB 1B	0-0 G1-6-3 1B	0-0 G1-6-3 1B	0-0 F4	0-0 5-3	0-0 F8	0-0 4-3	3 1 1 0 1 0 1											
Andy Carey, R (1, 5) OBP: 0.232, SLG: 0.241	0-0 BB 2B 1B		0-0 BB 1B		0-0 G1-6-3 1-2f			0-0 5-3			4 1 2 0 0 0 1											
Mickey Mantle, S (1, 8) OBP: 0.481, SLG: 0.525	4-0 BB 2B BB		4-0 BB 1B		0-0 1B 2B			0-0 F8			2 2 1 0 2 0 0											
Yogi Berra, L (1, 2) OBP: 0.327, SLG: 0.444	0-0 F9		0-0 F7		0-0 F7			0-0 4-3			4 0 0 0 0 0 6											
Bill Skowron, R (1, 3) OBP: 0.451, SLG: 0.771	0-0 SF9		0-0 G6-4-3 1-2f		0-0 G4-6-3 2-H 1B			0-0 HR			3 1 2 3 0 0 2											
Irv Noren, L (1, 7) OBP: 0.323, SLG: 0.385	0-0 2B		0-0 F9		0-0 G4-6-3 1-2f			0-0 F7			4 0 1 2 0 0 1											
Gil McDougald, R (1, 4) OBP: 0.294, SLG: 0.143	0-0 2-3		0-0 F9		0-0 F9			0-0 5-3			3 0 0 0 1 0 1											
Billy Hunter, R (1, 6) OBP: 0.333, SLG: 0.250		0-0 5-3		0-0 5-3				0-0 SH3 1B			4 0 2 0 0 0 0											
Bob Turley, R (1, 1) 0-0 K		0-3 K		0-0 5-3				0-3 K			3 0 0 0 0 2 2											
Inning Stats	R: 3 E: 0 K: 0 S: 5	H: 2 LOB: 1 BB: 2 P: 13	R: 0 E: 0 K: 1 S: 5	H: 0 LOB: 0 BB: 0 P: 5	R: 0 E: 0 K: 0 S: 3	H: 1 LOB: 1 BB: 1 P: 7	R: 0 E: 0 K: 0 S: 3	H: 0 LOB: 0 BB: 0 P: 3	R: 0 E: 0 K: 0 S: 3	H: 1 LOB: 0 BB: 0 P: 3	R: 1 E: 0 K: 0 S: 4	H: 2 LOB: 0 BB: 0 P: 4	R: 0 E: 0 K: 0 S: 4	H: 1 LOB: 1 BB: 0 P: 4	R: 0 E: 0 K: 0 S: 3	H: 0 LOB: 0 BB: 0 P: 3	R: 1 E: 1 K: 1 S: 6	H: 2 LOB: 1 BB: 1 P: 10	1B: 6 2B: 2 3B: 0 HR: 1	SF: 1 SAC: 1 DP: 3 HBP: 0	WP: 0 PB: 0 SB: 0 CS: 0	PA: 36
PITCHER	IP WLS BF H R ER SO BB IBB HBP BLK WP HR S P ERA WHIP																					
Mike Forniello, R (1, 1) ERA: 1.83	2.0 L 12 3 3 3 1 3 0 0 0 0 0 0 11 23 13.50 3.000																					
Sandy Consuegra, R (3, 1) ERA: 1.08	6.0 19 4 1 1 0 0 0 0 0 0 0 0 19 19 1.50 0.667																					
Bob Chakales, R (9, 1) ERA: 4.5	1.0 5 2 1 1 1 1 1 0 0 0 0 1 6 10 9.00 3.000																					

New York Yankees @ Chicago White Sox
 Comiskey Park, Chicago, IL
 Tue Apr 26 1955, 4:33 AM EDT
 Att. 12,297 - Unknown

AB	30
R	5
H	9
RBI	5
BB	4
SO	2
LOB	14



Batter	1	2	3	4	5	6	7	8	9
Chico Carrasquel, R OBP: 0.460, SLG: 0.622 (1, 6)	0-0 2B	0-0 B5-3		0-0 P5		4-0 BB		0-0 1B 1B	
Nellie Fox, L OBP: 0.412, SLG: 0.568 (1, 4)	0-0 2B	0-0 G3			4-0 1B WP BB	0-0 F9		0-0 P4	
Minnie Minoso, R OBP: 0.327, SLG: 0.362 (1, 9) (8, 7)	0-0 6-3		0-0 5-3		0-0 4-3 WP HR 1B		0-0 6-3	0-0 1B 1B	
George Kell, R OBP: 0.354, SLG: 0.366 (1, 5)	0-0 1B 2B		4-0 CS BB		0-0 4-3		0-0 F9	0-0 BB 1B	
Bob Nieman, R OBP: 0.459, SLG: 0.875 (1, 7)	0-0 1B		0-3 K		0-0 F8		0-0 6-3	4-0 BB	
Jim Rivera, L OBP: 0.310, SLG: 0.250 (8, 9)	0-0 1B								
Walt Dropo, R OBP: 0.438, SLG: 0.641 (1, 3)	0-0 HR 2B			0-0 HR	0-0 HR				
Sherm Lollar, R OBP: 0.409, SLG: 0.641 (1, 2)	0-0 HR			0-0 F7	0-0 5-3			0-0 E1 SF8 1B	
Johnny Groth, R OBP: 0.167, SLG: 0.200 (1, 8)	0-3 K			0-0 SH1-4 1B		0-3 K		0-0 SF8	
Virgil Trucks, R (1, 1)				0-0 SH1-4		0-0 6-3		0-0 1B 1B	
Billy Pierce, L OBP: 0.333, SLG: 0.333 (3, 1)				1-2 K					

Inning Stats	R: 5	H: 6	E: 0	LOB: 0	K: 1	BB: 0	S: 10	P: 10
	R: 0	H: 0	E: 0	LOB: 0	K: 1	BB: 0	S: 5	P: 5
	R: 0	H: 0	E: 0	LOB: 0	K: 1	BB: 1	S: 4	P: 8
	R: 1	H: 2	E: 0	LOB: 1	K: 0	BB: 0	S: 5	P: 5
	R: 3	H: 2	E: 0	LOB: 0	K: 0	BB: 1	S: 5	P: 9
	R: 0	H: 0	E: 0	LOB: 1	K: 1	BB: 1	S: 5	P: 9
	R: 0	H: 0	E: 0	LOB: 0	K: 0	BB: 0	S: 3	P: 3
	R: 4	H: 4	E: 1	LOB: 3	K: 0	BB: 1	S: 8	P: 13

PITCHER	IP	WLS	BF	H	R	ER	SO	BB	IBB	HBP	BLK	WP	HR	S	P	ERA	WHIP
Whitey Ford, L ERA: 1.63 (1, 1)	0.2	L	6	5	4	4	0	0	0	0	0	0	0	6	6	54.00	7.500
Johnny Sain, R ERA: 5.4 (1, 1)	3.1		13	3	2	2	3	1	0	0	0	0	2	18	22	5.40	1.200
Tommy Byrne, L ERA: 5.23 (5, 1)	4.0		23	6	7	4	1	3	0	1	0	1	1	21	34	9.00	2.250

BOTTOM


New York Yankees @ Chicago White Sox
Comiskey Park, Chicago, IL

Wed Apr 27 1955, 4:33 AM EDT
Att. 10,043 - Overcast

AB	R	H	RBI	BB	SO	LOB
4	2	2	0	1	0	1
4	2	1	1	1	0	3
5	1	2	1	0	0	1
4	1	2	2	1	0	1
4	0	1	1	0	1	2
0	0	0	0	1	0	0
4	4	3	3	0	0	3
4	2	1	2	0	0	1
3	0	1	1	0	2	0
1	0	0	0	0	1	0
2	1	1	1	0	0	0

1B: 7	SF: 1	WP: 1	PA: 42
2B: 4	SAC: 1	PB: 0	
3B: 0	DP: 0	SB: 0	
HR: 3	HBP: 1	CS: 1	

AB 35
R 13
H 14
RBI 12
BB 4
SO 4
LOB 12



PITCHER	IP	WLS	BF	H	R	ER	SO	BB	IBB	HBP	BLK	WP	HR	S	P	ERA	WHIP
Whitey Ford, L ERA: 1.63 (1, 1)	0.2	L	6	5	4	4	0	0	0	0	0	0	0	6	6	54.00	7.500
Johnny Sain, R ERA: 5.4 (1, 1)	3.1		13	3	2	2	3	1	0	0	0	0	2	18	22	5.40	1.200
Tommy Byrne, L ERA: 5.23 (5, 1)	4.0		23	6	7	4	1	3	0	1	0	1	1	21	34	9.00	2.250

Batter	1	2	3	4	5	6	7	8	9	AB R H RBI BB SO LOB	TOP											
Billy Goodman, L (1, 4) OBP: 0.413, SLG: 0.388	0-0 F4		0-0 SH1-3		0-0 1-6-3		0-0 4-3			3 0 0 0 0 0 0												
Jim Piersall, R (1, 8) OBP: 0.276, SLG: 0.333	0-0 F9		0-0 3B 1B		0-3 K		0-0 6-3			4 1 1 1 0 1 0												
Faye Throneberry, L (1, 7) OBP: 0.466, SLG: 0.824	0-0 FC5-4 1B		0-0 1-H 3B		0-0 2B		0-3 K			4 0 3 1 0 1 0												
Jackie Jensen, R (1, 9) OBP: 0.300, SLG: 0.418	0-0 FC5-4 1-2f		0-0 F9		0-0 F2		0-0 F4			4 0 0 0 0 0 3												
Sammy White, R (1, 2) OBP: 0.393, SLG: 0.556		0-0 F8		0-0 F2		0-0 F7		0-0 F8		4 0 0 0 0 0 0												
Norm Zauchin, R (1, 3) OBP: 0.308, SLG: 0.371		0-0 6-3		0-0 1B 2B		4-0 1B BB		4-0 1-4-3 BB		2 1 1 0 2 0 0												
Ted Lepcio, R (1, 5) OBP: 0.327, SLG: 0.479		0-0 F8		0-0 5-3		0-0 1-2 G4-6-3 1B		0-0 F7		4 0 1 0 0 0 2												
Owen Friend, R (1, 6) OBP: 0.382, SLG: 0.438			0-3 K	0-0 WP 1B		0-0 G4-6-3		0-0 1-4-3		4 0 1 1 0 1 3												
Ike Delock, R (1, 1) OBP: 0.100, SLG: 0.100			0-0 SH1-3 1B	0-0 F9			0-0 6-3		0-0 F8	4 1 1 0 0 0 2												
Inning Stats	R: 0 E: 0 K: 0 S: 4	H: 1 LOB: 1 BB: 0 P: 4	R: 0 E: 0 K: 0 S: 3	H: 0 LOB: 0 BB: 0 P: 3	R: 2 E: 0 K: 1 S: 8	H: 3 LOB: 1 BB: 0 P: 8	R: 1 E: 0 K: 0 S: 5	H: 2 LOB: 1 BB: 0 P: 5	R: 0 E: 0 K: 1 S: 6	H: 1 LOB: 1 BB: 0 P: 6	R: 0 E: 0 K: 0 S: 3	H: 1 LOB: 1 BB: 1 P: 7	R: 0 E: 0 K: 0 S: 3	H: 0 LOB: 0 BB: 0 P: 3	R: 0 E: 0 K: 1 S: 5	H: 0 LOB: 0 BB: 0 P: 5	R: 0 E: 0 K: 0 S: 3	H: 0 LOB: 1 BB: 1 P: 7	1B: 5 2B: 2 3B: 1 HR: 0	SF: 0 SAC: 1 DP: 1 HBP: 0	WP: 1 PB: 0 SB: 0 CS: 0	PA: 36
PITCHER	IP WLS BF H R ER SO BB IBB HBP BLK WP HR S P ERA WHIP																					
Jack Harshman, L (1, 1) ERA: 3.38	8.0 L 33 8 3 3 3 2 0 0 0 1 0 37 45 3.38 1.250																					
Harry Dorish, R (9, 1) ERA:	1.0 3 0 0 0 0 0 0 0 0 0 0 3 3 0.00 0.000																					

Boston Red Sox @ Chicago White Sox
Comiskey Park, Chicago, IL
Thu Apr 28 1955, 4:33 AM EDT
Att. 3,109 - Unknown

livebaseballscorecards.com

AB 33
R 3
H 8
RBI 3
BB 2
SO 3
LOB 10



Batter	1	2	3	4	5	6	7	8	9	AB	R	H	RBI	BB	SO	LOB
Chico Carrasquel, R OBP: 0.426, SLG: 0.571 (1, 6)	0-0 5-3 ①		0-0 6-3 ③		0-0 F9 ③		0-0 F7 ③			4	0	0	0	0	0	5
Nellie Fox, L OBP: 0.400, SLG: 0.532 (1, 4)	0-0 G3 ②			4-0 BB ①		0-3 K ①		0-0 F5 ①		3	0	0	0	1	1	0
Minnie Minoso, R OBP: 0.321, SLG: 0.340 (1, 7)	4-0 S BB ①			0-0 F9 ①		0-0 F9 ②		0-0 F8 ②		3	0	0	0	1	0	1
George Kell, R OBP: 0.346, SLG: 0.341 (1, 5)	0-0 F3 ③			0-0 F8 ②		0-0 1-3 ③		4-0 BB ③		3	0	0	0	1	0	2
Bob Nieman, R OBP: 0.439, SLG: 0.800 (1, 9)		0-0 6-3 ①		0-0 F8 ③			4-0 E 1B BB ③		0-3 K ③	3	1	0	0	1	1	2
Walt Dropo, R OBP: 0.431, SLG: 0.619 Phil Cavarretta, L (7, PR) (8, 3)		0-0 F8 ②			0-0 E6 BB ①		0-0 E7 SH3-4 1-3 1B ①		0-0 F3 ①	3	0	1	0	0	0	0
Sherm Lollar, R OBP: 0.404, SLG: 0.619 Ed McGhee, R OBP: 0.429, SLG: 0.200 Clint Courtney, L OBP: 0.500, SLG: 0.500 (8, 2)		0-3 K ③			0-0 F8 ①		0-0 SH3-4 1B ①		0-0 1B ①	3	0	1	1	0	1	1
Johnny Groth, R OBP: 0.143, SLG: 0.167 Jim Rivera, L OBP: 0.295, SLG: 0.237 (5, PH) (6, 8)			0-0 F7 ①		0-3 K ②		0-0 SH3-4 ①		0-0 F7 ②	1	0	0	0	0	0	0
Jack Harshman, L OBP: 0.545, SLG: 0.750 Harry Dorish, R Willard Marshall, L (9, PH)			0-0 F9 ②		4-0 BB ①		0-0 F9 ②		0-0 F9 ③	2	0	0	0	1	0	3

Inning Stats	R: 0 E: 0 K: 0 S: 3	H: 0 LOB: 1 BB: 1 P: 7	R: 0 E: 0 K: 1 S: 5	H: 0 LOB: 0 BB: 0 P: 5	R: 0 E: 0 K: 0 S: 3	H: 0 LOB: 1 BB: 1 P: 7	R: 0 E: 1 K: 1 S: 6	H: 0 LOB: 2 BB: 1 P: 10	R: 0 E: 0 K: 1 S: 5	H: 0 LOB: 0 BB: 0 P: 5	R: 1 E: 1 K: 0 S: 5	H: 2 LOB: 3 BB: 1 P: 9	R: 0 E: 0 K: 1 S: 5	H: 0 LOB: 1 BB: 1 P: 9	R: 0 E: 0 K: 0 S: 4	H: 1 LOB: 1 BB: 0 P: 4	1B: 3 2B: 0 3B: 0 HR: 0	SF: 0 SAC: 1 DP: 0 HBP: 0	WP: 0 PB: 0 SB: 1 CS: 0	PA: 36
---------------------	------------------------------	---------------------------------	------------------------------	---------------------------------	------------------------------	---------------------------------	------------------------------	----------------------------------	------------------------------	---------------------------------	------------------------------	---------------------------------	------------------------------	---------------------------------	------------------------------	---------------------------------	----------------------------------	------------------------------------	----------------------------------	--------

PITCHER Ike Delock, R ERA: 2.86 (1, 1)	IP 9.0	WLS W	BF 36	H 3	R 1	ER 1	SO 4	BB 5	IBB 0	HBP 0	BLK 0	WP 0	HR 0	S 39	P 59	ERA 1.00	WHIP 0.889	PITCHER	IP 9.0	WLS W	BF 36	H 3	R 1	ER 1	SO 4	BB 5	IBB 0	HBP 0	BLK 0	WP 0	HR 0	S 39	P 59	ERA 1.00	WHIP 0.889
--	-----------	----------	----------	--------	--------	---------	---------	---------	----------	----------	----------	---------	---------	---------	---------	-------------	---------------	----------------	-----------	----------	----------	--------	--------	---------	---------	---------	----------	----------	----------	---------	---------	---------	---------	-------------	---------------


BOTTOM

Boston Red Sox @ Chicago White Sox
Comiskey Park, Chicago, IL

Thu Apr 28 1955, 4:33 AM EDT
Att. 3,109 - Unknown

livebaseballscorecards.com

AB	30
R	1
H	3
RBI	1
BB	5
SO	4
LOB	17



Batter	1	2	3	4	5	6	7	8	9	AB R H RBI BB SO LOB	TOP																			
Billy Goodman, L (1, 4) OBP: 0.388, SLG: 0.358	0-0 4-3		0-0 G4-6-3			0-0 1-3		0-0 G1-6-3		4 0 0 0 0 0 3																				
Grady Hatton, L (1, 5) OBP: 0.182, SLG: 0.100	0-0 FC1-6 1B			0-0 6-3		0-0 4-3			0-3 K	4 0 1 0 0 1 0																				
Faye Throneberry, L (1, 7) OBP: 0.435, SLG: 0.764	0-0 FC1-6 1-2f			0-3 K			0-0 G3		0-0 F2	4 0 0 0 0 1 1																				
Jackie Jensen, R (1, 9) OBP: 0.297, SLG: 0.424	0-3 K			0-0 F9			0-0 2B		0-0 F9	4 0 1 0 0 1 1																				
Sammy White, R (1, 2) OBP: 0.375, SLG: 0.526		0-0 F9			0-0 F5		0-0 6-3			3 0 0 0 0 0 1																				
Norm Zauchin, R (1, 3) OBP: 0.286, SLG: 0.342		0-3 K			0-0 F8		0-3 K			3 0 0 0 0 2 1																				
Jim Piersall, R (1, 8) OBP: 0.295, SLG: 0.352		0-0 1-3			0-0 1B			0-0 E 1B		3 0 2 0 0 0 0																				
Owen Friend, R (1, 6) OBP: 0.351, SLG: 0.400			0-0 1-3		0-0 F4			0-0 E4 G1-6-3 1-2		3 0 0 0 0 0 2																				
Willard Nixon, L (1, 1) OBP: 0.200, SLG: 0.333			4-0 G4-6-3 BB			0-3 K		0-0 F9		0 0 0 0 1 0 0																				
Dick Brodowski, R (4, 1)										1 0 0 0 0 1 0																				
Bob Smith, R (6, 1)										0 0 0 0 0 0 0																				
Harry Agganis, L (8, PH) OBP: 0.360, SLG: 0.364										1 0 0 0 0 0 2																				
Joe Trimble, R (8, 1)										0 0 0 0 0 0 0																				
Inning Stats	R: 0 E: 0 K: 1 S: 6	H: 1 LOB: 1 BB: 0 P: 6	R: 0 E: 0 K: 1 S: 5	H: 0 LOB: 0 BB: 0 P: 5	R: 0 E: 0 K: 0 S: 2	H: 0 LOB: 0 BB: 1 P: 6	R: 0 E: 0 K: 1 S: 5	H: 0 LOB: 0 BB: 0 P: 5	R: 0 E: 0 K: 0 S: 4	H: 1 LOB: 1 BB: 0 P: 4	R: 0 E: 0 K: 1 S: 5	H: 0 LOB: 0 BB: 0 P: 5	R: 0 E: 1 K: 0 S: 4	H: 1 LOB: 1 BB: 0 P: 4	R: 0 E: 0 K: 1 S: 5	H: 0 LOB: 0 BB: 0 P: 5	1B: 3 2B: 1 3B: 0 HR: 0	SF: 0 SAC: 0 DP: 2 HBP: 0	WP: 0 PB: 0 SB: 0 CS: 0	PA: 31										
PITCHER Dick Donovan, R (1, 1) ERA: 2.3	IP 9.0	WLS W	BF 31	H 4	R 0	ER 0	SO 6	BB 1	IBB 0	HBP 0	BLK 0	WP 0	HR 0	S 42	P 46	ERA 0.00	WHIP 0.556													
											PITCHER	IP	WLS	BF	H	R	ER	SO	BB	IBB	HBP	BLK	WP	HR	S	P	ERA	WHIP		

Boston Red Sox @ Chicago White Sox
Comiskey Park, Chicago, IL
Fri Apr 29 1955, 4:33 AM EDT
Att. 3,068 - Unknown

livebaseballscorecards.com

AB	30
R	0
H	4
RBI	0
BB	1
SO	6
LOB	11



Batter	1	2	3	4	5	6	7	8	9
Chico Carrasquel, R (1, 6) OBP: 0.441, SLG: 0.566	0-0 5-3		0-0 5-3	0-0 1B		0-0 1B		4-0 BB	
Nellie Fox, L (1, 4) OBP: 0.417, SLG: 0.588	0-0 1B		0-0 HR	0-0 L6		4-0 BB		0-0 F7	
Minnie Minoso, R (1, 7) OBP: 0.328, SLG: 0.364	0-0 1-2		0-0 2B		0-0 F3	0-0 1B		0-3 K2-3	
George Kell, R (1, 5) OBP: 0.339, SLG: 0.319	0-0 F2		0-0 3-1		4-0 BB	0-0 6-3			
Bob Nieman, R (1, 9) OBP: 0.444, SLG: 0.769		0-0 1B		0-0 6-3		0-0 1B		0-0 F4	
Jim Rivera, L (8, 9) OBP: 0.295, SLG: 0.237									
Walt Dropo, R (1, 3) OBP: 0.418, SLG: 0.609		0-0 G5-4-3		0-0 1B		0-0 G5-4-3		0-0 F7	
Sherm Lollar, R (1, 2) OBP: 0.431, SLG: 0.689		0-0 HR		0-0 1B		4-0 BB		0-0 F3	
Ed McGhee, R (1, 8) OBP: 0.545, SLG: 0.167		0-0 5-3		4-0 BB		4-0 BB		4-0 BB	
Dick Donovan, L (1, 1)			0-0 G3	0-0 1B		0-3 K		4-0 BB	


AB	R	H	RBI	BB	SO	LOB
4	1	2	2	1	0	0
4	1	2	1	1	0	4
5	0	2	2	0	1	3
3	0	0	0	1	0	4
4	0	2	0	0	0	0
0	0	0	0	0	0	0
4	1	1	0	0	0	3
3	3	2	2	1	0	0
1	1	0	0	3	0	0
3	0	0	0	1	1	4

BOTTOM	
Boston Red Sox @ Chicago White Sox	
Comiskey Park, Chicago, IL	
Fri Apr 29 1955, 4:33 AM EDT	
Att. 3,068 - Unknown	
	livebaseballscorecards.com
AB	31
R	7
H	11
RBI	7
BB	8
SO	2
LOB	18
	
WP: 0	PA: 39
PB: 0	
SB: 0	
CS: 2	

Inning Stats	R: 0	H: 1	E: 0	LOB: 1	K: 0	BB: 0	S: 4	P: 4
	R: 1	H: 2	E: 0	LOB: 0	K: 0	BB: 0	S: 4	P: 4
	R: 1	H: 2	E: 0	LOB: 1	K: 0	BB: 0	S: 5	P: 5
	R: 2	H: 3	E: 0	LOB: 2	K: 0	BB: 1	S: 6	P: 10
	R: 0	H: 1	E: 0	LOB: 1	K: 0	BB: 1	S: 3	P: 7
	R: 3	H: 2	E: 0	LOB: 1	K: 1	BB: 3	S: 6	P: 18
	R: 0	H: 0	E: 0	LOB: 0	K: 0	BB: 0	S: 3	P: 3
	R: 0	H: 0	E: 0	LOB: 2	K: 1	BB: 3	S: 4	P: 16

PITCHER	IP	WLS	BF	H	R	ER	SO	BB	IBB	HBP	BLK	WP	HR	S	P	ERA	WHIP
Willard Nixon, R (1, 1) ERA: 2.48	3.2	L	19	8	4	4	0	1	0	0	0	0	2	18	22	9.82	2.455
Dick Brodowski, R (4, 1) ERA: 16.2	1.2		9	2	3	3	1	3	0	0	0	0	0	8	20	16.20	3.000
Bob Smith, L (6, 1) ERA:	1.2		6	1	0	0	0	1	0	0	0	0	0	5	9	0.00	1.200
Joe Trimble, R (8, 1) ERA:	1.0		5	0	0	0	1	3	0	0	0	0	0	4	16	0.00	3.000

WP	PA	ERA	WHIP
0	39		
0			
0			
2			

Batter	1	2	3	4	5	6	7	8	9	AB R H RBI BB SO LOB	TOP	
Billy Goodman, L (1, 4) OBP: 0.394, SLG: 0.375	0-0 E5 FC2-5 G3		0-3 K			0-0 2B		4-0 BB		3 1 1 0 1 1 0		
Grady Hatton, L (1, 5) OBP: 0.200, SLG: 0.214	0-0 G3		0-0 F8			0-0 2B		0-0 F8		4 0 1 1 0 0 2		
Faye Throneberry, L (1, 7) OBP: 0.424, SLG: 0.724	4-0 WP FC2-5 BB				0-0 F7				0-0 4-3	3 0 0 0 1 0 1		
Jackie Jensen, R (1, 9) OBP: 0.279, SLG: 0.397	0-0 FC2-5 WP				0-0 6-3				0-0 L9	4 0 0 0 0 0 3		
Sammy White, R (1, 2) OBP: 0.368, SLG: 0.508	0-0 5-3				0-0 L7				0-0 1B	4 0 1 0 0 0 2		
Norm Zauchin, R (1, 3) OBP: 0.283, SLG: 0.333		0-0 G6-4-3 1B			0-3 K				0-0 F8	4 0 1 0 0 1 1		
Jim Piersall, R (1, 8) OBP: 0.281, SLG: 0.333					0-0 6-3					3 0 0 0 0 0 1		
Owen Friend, R (1, 6) OBP: 0.325, SLG: 0.368					0-0 6-3				0-0 F6	3 0 0 0 0 0 1		
George Susce, R (1, 1) Ellis Kinder, R (7, 1) Harry Agganis, L (8, PH) Tom Hurd, R (8, 1)			0-3 K			0-0 5-3		0-3 K		2 0 0 0 0 1 0 0 0 0 0 0 0 0 1 0 0 0 0 1 0 0 0 0 0 0 0 0		
Inning Stats	R: 0 H: 0 E: 1 LOB: 2 K: 0 BB: 1 S: 4 P: 8	R: 0 H: 1 E: 0 LOB: 0 K: 0 BB: 0 S: 3 P: 3	R: 0 H: 0 E: 0 LOB: 0 K: 2 BB: 0 S: 7 P: 7	R: 0 H: 0 E: 0 LOB: 0 K: 0 BB: 0 S: 3 P: 3	R: 0 H: 0 E: 0 LOB: 0 K: 1 BB: 0 S: 5 P: 5	R: 1 H: 2 E: 0 LOB: 1 K: 0 BB: 0 S: 5 P: 5	R: 0 H: 0 E: 0 LOB: 0 K: 0 BB: 0 S: 3 P: 3	R: 0 H: 0 E: 0 LOB: 1 K: 1 BB: 1 S: 5 P: 9	R: 0 H: 1 E: 0 LOB: 1 K: 0 BB: 0 S: 4 P: 4	1B: 2 SF: 0 2B: 2 SAC: 0 3B: 0 DP: 1 HR: 0 HBP: 0	WP: 1 PA: 33 PB: 0 SB: 0 CS: 0	
PITCHER Sandy Consuegra, R (1, 1) ERA: 1.05	IP WLS BF H R ER SO BB IBB HBP BLK WP HR S P ERA WHIP											
	9.0 W 33 4 1 1 4 2 0 0 0 1 0 39 47 1.00 0.667											

Boston Red Sox @ Chicago White Sox
Comiskey Park, Chicago, IL
Sat Apr 30 1955, 4:33 AM EDT
Att. 9,240 - Unknown

livebaseballscorecards.com

AB 31
R 1
H 4
RBI 1
BB 2
SO 4
LOB 11

Batter	1	2	3	4	5	6	7	8	9
Chico Carrasquel, R (1, 6) OBP: 0.429, SLG: 0.536	0-0 F6			0-0 F9		4-0 BB	0-0 6-3		
Nellie Fox, L (1, 4) OBP: 0.406, SLG: 0.564	0-0 4-3			0-0 F9		0-0 E4		0-0 1B	
Minnie Minoso, R (1, 7) OBP: 0.338, SLG: 0.373	0-0 L6			0-0 S 1B		0-0 G5-4-3		0-0 S 1B	
Bob Nieman, R (1, 9) OBP: 0.458, SLG: 0.756 Stan Jok, R (7, PR) Phil Cavarretta, L (8, 3)		0-0 9-3 1B		0-0 F9 1-2		4-0 BB BB BB BB	4-0 FC5-2 BB	0-3 K 1-2	
Walt Dropo, R (1, 3) OBP: 0.414, SLG: 0.583 Johnny Groth, R (7, PR) (8, 8)		0-0 F7		0-0 F7		4-0 FC5-2 BB	4-0 FC5-2 BB	4-0 IBB	
George Kell, R (1, 5) OBP: 0.333, SLG: 0.300		0-0 9-3 1-2f		0-0 F7		4-0 FC5-2 BB	4-0 FC5-2 BB	0-3 K	
Sherm Lollar, R (1, 2) OBP: 0.418, SLG: 0.714			0-0 F8		0-0 HR	0-0 SH1-4 1B	0-0 F6		
Ed McGhee, R (1, 8) OBP: 0.462, SLG: 0.125 Jim Rivera, L (7, PH) (8, 9)			0-0 F8		0-0 F7	0-0 SH1-4 1B			
Sandy Consuegra, R (1, 1) OBP: 0.125, SLG: 0.125				0-0 6-3		0-0 B1-3	0-0 SH1-4		


AB	R	H	RBI	BB	SO	LOB
3	0	0	0	1	0	3
4	0	1	0	0	0	1
4	0	2	0	0	0	2
2	0	1	0	1	0	1
0	0	0	0	0	0	0
1	0	0	0	0	1	2
2	0	0	0	1	0	1
0	1	0	0	1	0	0
3	1	0	0	1	1	4
4	1	1	1	0	0	6
2	0	0	0	0	0	0
1	0	1	2	0	0	0
2	0	0	0	0	0	0

WP	PA
0	34

Inning Stats	R	H	E	K	S	H	LOB	BB	P	R	H	E	K	S	ERA	WHIP
George Susce, R (1, 1) ERA: 2.7	0	0	0	3	0	1	0	0	0	0	0	0	0	0	4.50	1.167
Ellis Kinder, R (7, 1) ERA: 3.12	0	0	0	0	0	0	0	0	0	0	0	0	0	4	0.00	1.000
Tom Hurd, R (8, 1) ERA: 2.08	0	0	0	0	0	0	0	0	0	0	0	0	0	9	0.00	2.000

Boston Red Sox @ Chicago White Sox
 Comiskey Park, Chicago, IL
 Sat Apr 30 1955, 4:33 AM EDT
 Att. 9,240 - Unknown

AB 28
 R 3
 H 6
 RBI 3
 BB 5
 SO 2
 LOB 20



1B	2B	3B	HR	SF	SAC	DP	HBP	WP	HR	S	P	ERA	WHIP
5	1	0	1	0	1	2	0	0	0	0	0	0	0


Batter	1	2	3	4	5	6	7	8	9	10	11	AB R H RBI BB SO LOB	TOP													
Billy Cox, R OBP: 0.308, SLG: 0.316 (1, 5) (11, 4)	0-0 F9	4-0 1B BB		0-0 F9		4-0 E 1B BB		0-0 1B 2B 1B		0-0 F8		4 2 1 0 2 0 1														
Chuck Diering, R OBP: 0.341, SLG: 0.425 (1, 8)	0-0 5-3	0-0 1B		0-0 F3		0-0 E5 1B		0-0 F6		0-0 5-3		6 0 1 1 0 0 4														
Bob Kennedy, R OBP: 0.241, SLG: 0.185 (1, 9)	0-0 1B	0-0 G3		0-0 FC5-4		0-0 1B		0-3 K		0-0 5-3		6 0 2 2 0 1 5														
Hoot Evers, R OBP: 0.353, SLG: 0.533 Gene Woodling, L OBP: 0.302, SLG: 0.302 (1, 7) (6, PH) (6, 7)	0-0 F7			0-3 K		0-0 5-3		0-0 1B 2B 1B		1-0 BB 1B HBP		3 0 0 0 0 1 1 1 2 1 0 1 0 0														
Hal Smith, R OBP: 0.354, SLG: 0.444 (1, 2)		4-0 1B 2B BB		0-0 1-3		0-0 F7		0-0 F8		0-0 1B		5 2 2 2 1 0 3														
Gus Triandos, R OBP: 0.265, SLG: 0.333 Gil Coan, L OBP: 0.316, SLG: 0.400 Eddie Waitkus, L OBP: 0.464, SLG: 0.364 (1, 3) (9, PR) (9, 3)		0-0 2B 1B		0-0 BB 1B		0-0 L6		0-0 HR		0-0 2B		5 2 4 1 0 0 0 0 0 0 0 0 0 0 0 0 0 0 1 0 0														
Bobby Young, L OBP: 0.283, SLG: 0.174 Les Moss, R OBP: 0.346, SLG: 0.565 Harry Byrd, R (1, 4) (11, PH) (11, 1)		0-3 K		4-0 BB		0-0 4-3		0-0 F7		0-0 4-3		4 0 0 0 1 1 3 0 0 0 0 0 0 0 0 0 0 0 0 0 0														
Willy Miranda, S OBP: 0.291, SLG: 0.229 (1, 6)		0-0 F9		0-0 L6		0-0 E 1B 2B		0-3 K		0-0 4-3		6 1 1 0 0 2 8														
Joe Coleman, R Jim McDonald, R Charlie Maxwell, L Don Johnson, R Ray Nagin, R Don Ferraresi, R Bob Alexander, R Jim Pyburn, R (1, 1) (1, 1) (1, 1) (1, 1) (1, 1) (1, 1) (1, 1) (1, 1)		0-0 1B 2B		0-0 FC5-4 1B		0-0 F5		0-0 F9		0-0 F7		2 0 0 2 1 0 0 0 1 0 1 0 0 1 2 0 0 0														
Inning Stats	R: 0 E: 0 K: 0 S: 4	H: 1 LOB: 1 BB: 0 P: 4	R: 2 E: 0 K: 1 S: 8	H: 3 LOB: 3 BB: 2 P: 16	R: 0 E: 0 K: 1 S: 6	H: 1 LOB: 2 BB: 1 P: 10	R: 0 E: 0 K: 0 S: 4	H: 1 LOB: 1 BB: 0 P: 4	R: 0 E: 0 K: 0 S: 3	H: 0 LOB: 0 BB: 0 P: 3	R: 2 E: 1 K: 1 S: 6	H: 2 LOB: 3 BB: 2 P: 14	R: 1 E: 0 K: 1 S: 6	H: 1 LOB: 0 BB: 0 P: 6	R: 2 E: 0 K: 1 S: 7	H: 3 LOB: 1 BB: 0 P: 7	R: 0 E: 0 K: 0 S: 4	H: 1 LOB: 1 BB: 0 P: 4	R: 0 E: 0 K: 0 S: 3	H: 0 LOB: 0 BB: 0 P: 3	R: 2 E: 0 K: 2 S: 8	H: 2 LOB: 3 BB: 1 P: 13	1B: 10 2B: 4 3B: 0 HR: 1	SF: 0 SAC: 0 DP: 0 HBP: 1	WP: 0 PB: 0 SB: 0 CS: 0	PA: 54
PITCHER	IP WLS BF H R ER SO BB IBB HBP BLK WP HR S P ERA WHIP												PITCHER	IP WLS BF H R ER SO BB IBB HBP BLK WP HR S P ERA WHIP												
Ted Gray, L ERA: 10.8 (1, 1)	1.2 9 3 2 2 1 1 0 0 0 0 0 0 10 14 10.80 2.400												Bob Keegan, R ERA: 9.0 (9, 1)	2.0 L 10 2 2 2 0 1 0 1 0 0 0 8 13 9.00 1.500												
Harry Dorish, R ERA: (2, 1)	1.1 9 3 0 0 1 2 0 0 0 0 0 0 9 17 0.00 3.750												Jack Harshman, L ERA: 3.24 (11, 1)	1.0 3 1 0 0 2 0 0 0 0 0 0 0 7 7 0.00 1.000												
Morrie Martin, L ERA: (4, 1)	2.2 12 2 2 0 0 1 0 0 0 0 0 0 11 15 0.00 1.125																									
Bob Chakales, R ERA: 5.4 (6, 1)	1.1 6 1 1 1 1 0 1 0 0 0 0 1 7 11 6.75 0.750																									
Virgil Trucks, R ERA: 6.85 (8, 1)	1.0 5 3 2 2 1 0 0 0 0 0 0 0 7 7 18.00 3.000																									

Baltimore Orioles @ Chicago White Sox
Comiskey Park, Chicago, IL
Sun May 01 1955, 4:33 AM EDT
Unknown

AB	46
R	9
H	15
RBI	9
BB	6
SO	5
LOB	27



WP: 0	PA: 54
-------	--------

Batter	1	2	3	4	5	6	7	8	9	AB R H RBI BB SO LOB	TOP
Billy Cox, R OBP: 0.286, SLG: 0.290 (1, 4) X	0-0 E6 1B	0-0 L5		0-0 F9		0-0 F9		0-0 F7		5 1 0 0 0 0 2	
Chuck Diering, R OBP: 0.348, SLG: 0.422 (1, 8) X	0-0 F7 1-2		0-0 F8	0-0 1B		0-0 FC3-5 1B		0-0 F9		5 0 2 0 0 0 1	
Bob Kennedy, R OBP: 0.294, SLG: 0.226 (1, 9) X	0-0 F7		4-0 1B BB	0-0 L8		0-0 FC3-5 1B		0-0 1B		4 2 2 0 1 0 3	
Hoot Evers, R OBP: 0.385, SLG: 0.543 (1, 7) X	0-0 E5 BB 1B 2-3		0-0 1B 1B 1-3		0-0 1B		0-0 FC3-5 1-2 2-3f	0-0 1B 1B 1-2		5 0 3 0 0 0 3	
Les Moss, R OBP: 0.355, SLG: 0.536 (1, 2) X	0-0 1B 1-2		0-0 1B 1-2		0-0 F7		0-0 F8	0-0 F3		0 0 0 0 0 0 0	
Gus Triandos, R OBP: 0.278, SLG: 0.327 (1, 3) B B B B	4-0 1B 1-2 2-3 BB		0-0 F7 3-H		0-3 K		0-0 5-3	0-0 1B 1-2 2-H		4 0 1 1 1 1 5	
Jim Pyburn, R OBP: 0.269, SLG: 0.208 (1, 5) X	0-0 6-3		0-3 K		0-3 K			0-0 1B	0-3 K	5 0 1 0 0 3 8	AB 36 R 3 H 10 RBI 1 BB 2 SO 8 LOB 25
Willy Miranda, S OBP: 0.288, SLG: 0.231 (1, 6) X		0-0 1-3		0-0 FC2-6 1B		0-3 K		0-3 K		4 0 1 0 0 2 1	
Jim Wilson, R OBP: 0.375, SLG: 0.286 (1, 1) X		0-0 5-3		0-0 FC2-6 1B 1-2f		0-3 K		0-3 K		3 0 0 0 0 1 1	
Erv Palica, R OBP: 0.400, SLG: 0.400 (7, 1)										0 0 0 0 0 0 0	
Hal Smith, R OBP: 0.347, SLG: 0.435 (8, PH)										1 0 0 0 0 1 1	
Don Ferrarese, R (8, 1)										0 0 0 0 0 0 0	
Inning Stats	R: 1 E: 2 K: 0 S: 6 H: 1 LOB: 3 BB: 1 P: 10	R: 0 E: 0 K: 0 S: 3 H: 0 LOB: 0 BB: 0 P: 3	R: 1 E: 0 K: 1 S: 7 H: 2 LOB: 2 BB: 1 P: 11	R: 0 E: 0 K: 0 S: 5 H: 2 LOB: 2 BB: 0 P: 5	R: 0 E: 0 K: 2 S: 8 H: 1 LOB: 1 BB: 0 P: 8	R: 0 E: 0 K: 2 S: 7 H: 0 LOB: 0 BB: 0 P: 7	R: 0 E: 0 K: 0 S: 5 H: 2 LOB: 2 BB: 0 P: 5	R: 0 E: 0 K: 2 S: 8 H: 1 LOB: 1 BB: 0 P: 8	R: 1 E: 0 K: 1 S: 8 H: 3 LOB: 2 BB: 0 P: 8	1B: 12 2B: 0 3B: 0 HR: 0 SF: 0 SAC: 0 DP: 0 HBP: 0	WP: 0 PB: 0 SB: 1 CS: 0 PA: 43
PITCHER Billy Pierce, L ERA: 2.7 (1, 1)	IP 9.0 WLS W BF 43 H 12 R 3 ER 2 SO 8 BB 2 IBB 0 HBP 0 BLK 0 WP 0 HR 0 S 57 P 65 ERA 2.00 WHIP 1.556										

Baltimore Orioles @ Chicago White Sox
Comiskey Park, Chicago, IL
Sun May 01 1955, 4:38 AM EDT
Att. 19,083 - Unknown

livebaseballscorecards.com

Batter	1	2	3	4	5	6	7	8	9
Chico Carrasquel, R OBP: 0.392, SLG: 0.470 (1, 6)	0-0 1-3		0-3 K		0-0 F3		0-0 F6	0-0 G6-4-3	
Nellie Fox, L OBP: 0.405, SLG: 0.524 (1, 4)	0-0 F9			0-0 4-3		4-0 SH1-4 1B BB	0-0 1B BB		
Minnie Minoso, R OBP: 0.360, SLG: 0.394 (1, 7)	0-0 5-3			4-0 3-1 E BB		0-0 SH1-4 1B	4-0 1B S BB		
Bob Nieman, R OBP: 0.421, SLG: 0.688 Ed McGhee, R OBP: 0.462, SLG: 0.125 (7, PR) (8, 8)		0-0 F9		0-0 E6 3-1		0-0 SH1-4	0-0 S 1B		
Jim Rivera, L OBP: 0.309, SLG: 0.250 (1, 8) (8, 9)		0-0 F9		0-0 3-1		0-0 L5-3 1B	0-0 4-1		
Walt Dropo, R OBP: 0.426, SLG: 0.649 Johnny Groth, R OBP: 0.250, SLG: 0.167 Phil Cavaretta, L (9, 3)		0-3 K		4-0 BB		0-0 L5-3 1B		0-0 3B	
George Kell, R OBP: 0.379, SLG: 0.377 Stan Jok, R OBP: 0.333, SLG: 1.000 (7, PR) (8, 5)			4-0 3-1 BB		0-0 F7		4-0 BB 1B BB	0-0 F9	
Clint Courtney, L OBP: 0.333, SLG: 0.500 Sherm Lollar, R OBP: 0.443, SLG: 0.755 (8, PH) (9, 2)			0-0 F4		0-0 F5		0-0 F5	4-0 BB BB	
Billy Pierce, L OBP: 0.429, SLG: 0.200 (1, 1)			0-0 3-1		0-0 F7		4-0 1B BB	4-0 G6-4-3 BB	

Inning Stats	R: 0	H: 0	E: 0	LOB: 0	K: 0	S: 3	P: 3	R: 0	H: 0	E: 0	LOB: 0	K: 1	S: 5	R: 0	H: 0	E: 1	LOB: 3	K: 0	S: 4	R: 0	H: 0	E: 0	LOB: 0	K: 0	S: 3	R: 2	H: 2	E: 0	LOB: 0	K: 0	S: 4	R: 4	H: 2	E: 0	LOB: 2	K: 0	S: 5	R: 0	H: 1	E: 0	LOB: 2	K: 0	S: 3
	0	0	0	0	0	3	3	0	0	0	0	1	5	0	0	1	3	2	12	0	0	0	0	0	3	0	0	0	0	0	8	0	2	17	0	2	0	11	0	2	0	0	0

PITCHER	IP	WLS	BF	H	R	ER	SO	BB	IBB	HBP	BLK	WP	HR	S	P	ERA	WHIP
Jim Wilson, R ERA: 6.1 (1, 1)	6.2	L	30	3	6	6	2	7	0	0	0	0	0	27	55	8.10	1.500
Erv Palica, R ERA: 4.58 (7, 1)	0.1		2	1	0	0	0	0	0	0	0	0	0	2	2	0.00	3.000
Don Ferrarese, L ERA: 3.24 (8, 1)	1.0		5	1	0	0	0	2	0	0	0	0	0	3	11	0.00	3.000


BOTTOM

Baltimore Orioles @ Chicago White Sox
Comiskey Park, Chicago, IL

Sun May 01 1955, 4:38 AM EDT
Att. 19,083 - Unknown

AB	27
R	6
H	5
RBI	5
BB	9
SO	2
LOB	18

livebaseballscorecards.com



1B	2B	3B	HR	SF	SAC	DP	HBP	WP	PA
4	1	1	0	0	1	2	0	0	37

1B	2B	3B	HR	SF	SAC	DP	HBP	WP	PA
4	1	1	0	0	1	2	0	0	37

TOP

Washington Senators @ Chicago White Sox
Comiskey Park, Chicago, IL

Tue May 03 1955, 4:33 AM EDT
Att. 18,366 - Unknown

livebaseballscorecards.com

AB	35
R	3
H	11
RBI	3
BB	2
SO	2
LOB	19



AB R H RBI BB SO LOB

4	0	2	0	1	0	0
4	1	0	0	0	0	5
4	0	0	1	0	1	2
3	1	3	2	1	0	0
4	0	1	0	0	0	2
4	0	2	0	0	0	2
4	0	0	0	0	0	3
3	0	0	0	0	1	3
1	0	1	0	0	0	0
3	1	2	0	0	0	1
0	0	0	0	0	0	0
1	0	0	0	0	0	1

1B:	9	SF:	0
2B:	1	SAC:	0
3B:	0	DP:	3
HR:	1	HBP:	0

WP:	0	PA:	37
PB:	0		
SB:	1		
CS:	0		

Batter	1	2	3	4	5	6	7	8	9
Eddie Yost, R OBP: 0.398, SLG: 0.283 (1, 5) X	0-0 F8		0-0 FC5-4 1B	4-0 BB			0-0 FC6-4 1B		0-0 F8
Ed Fitz Gerald, R OBP: 0.314, SLG: 0.349 (1, 2) X	0-0 F2		0-0 FC5-4 1B	0-0 6-3			0-0 FC6-4 G4-6-3		
Pete Runnels, L OBP: 0.305, SLG: 0.257 (1, 4) X	0-0 F2		0-0 4-3				0-0 G4-6-3		
Mickey Vernon, L OBP: 0.375, SLG: 0.589 (1, 3)		4-0 FC4-6 BB	0-0 1B			0-0 G6-4-3 1B		0-0 HR	
Roy Sievers, R OBP: 0.329, SLG: 0.359 (1, 7) X		0-0 FC4-6 FC6-4 1B	0-0 1B			0-0 G6-4-3		0-0 5-3	
Jim Busby, R OBP: 0.321, SLG: 0.494 (1, 8) X		0-0 FC6-4 1B	0-0 F4			0-0 S 1B		0-0 F3	
Juan Delis, R OBP: 0.227, SLG: 0.409 (1, 9) X		0-0 FC6-4		0-0 L8		0-0 1-3		0-0 6-3	
Bobby Kline, R OBP: 0.154, SLG: 0.120 Ernie Oravetz, S OBP: 0.410, SLG: 0.371 (9, PH)		0-0 L4-3		0-0 F3		0-3 K		0-0 G4-6-3 1B	
Mickey McDermott, L OBP: 0.538, SLG: 0.667 Camilo Pascual, R OBP: 0.400, SLG: 0.400 Jesse Levan, L OBP: 0.182, SLG: 0.182 (9, PH)			0-0 FC5-4 1B	0-0 2B		0-0 F8		0-0 G4-6-3	

Inning Stats	R: 0	H: 0	E: 0	K: 0	S: 3	P: 3	R: 0	H: 1	E: 0	K: 0	S: 4	P: 8	R: 2	H: 4	E: 0	K: 0	S: 7	P: 7	R: 0	H: 1	E: 0	K: 0	S: 4	P: 8	R: 0	H: 1	E: 0	K: 1	S: 5	P: 5	R: 0	H: 1	E: 0	K: 1	S: 6	P: 6	R: 0	H: 1	E: 0	K: 0	S: 3	P: 3	R: 1	H: 1	E: 0	K: 0	S: 4	P: 4	R: 0	H: 1	E: 0	K: 0	S: 3	P: 3	1B: 9	SF: 0	2B: 1	SAC: 0	3B: 0	DP: 3	HR: 1	HBP: 0	WP: 0	PA: 37
--------------	------	------	------	------	------	------	------	------	------	------	------	------	------	------	------	------	------	------	------	------	------	------	------	------	------	------	------	------	------	------	------	------	------	------	------	------	------	------	------	------	------	------	------	------	------	------	------	------	------	------	------	------	------	------	-------	-------	-------	--------	-------	-------	-------	--------	-------	--------

PITCHER	IP	WLS	BF	H	R	ER	SO	BB	IBB	HBP	BLK	WP	HR	S	P	ERA	WHIP
Mike Fomelles, R ERA: 2.42 (1, 1)	2.2		14	5	2	2	0	1	0	0	0	0	0	13	17	6.75	2.250
Dick Donovan, R ERA: 2.25 (3, 1)	4.1	W	17	5	1	1	2	1	0	0	0	0	1	20	24	2.08	1.385
Sandy Consuegra, R ERA: 0.98 (8, 1)	2.0	S	6	1	0	0	0	0	0	0	0	0	0	6	6	0.00	0.500

PITCHER	IP	WLS	BF	H	R	ER	SO	BB	IBB	HBP	BLK	WP	HR	S	P	ERA	WHIP
---------	----	-----	----	---	---	----	----	----	-----	-----	-----	----	----	---	---	-----	------

Washington Senators @ Chicago White Sox
 Comiskey Park, Chicago, IL
 Wed May 04 1955, 4:33 AM EDT
 Att. 2,993 - Unknown

AB	36
R	5
H	10
RBI	5
BB	5
SO	6
LOB	18



WP:	0	PA:	41
PB:	0		
SB:	1		
CS:	0		

Batter	1	2	3	4	5	6	7	8	9	AB	R	H	RBI	BB	SO	LOB
Eddie Yost, R OBP: 0.398, SLG: 0.292 (1, 5)	0-0 6-3		0-0 HR 1B		0-0 G6-4-3 1B		0-0 5-3	0-0 1-3		5	1	2	0	0	0	2
Ed Fitz Gerald, R OBP: 0.339, SLG: 0.375 (1, 2)	0-0 1B		0-0 HR 1B		0-0 G6-4-3 1-2f		0-0 1B		0-0 G3	5	1	3	0	0	0	1
Mickey Vernon, L OBP: 0.388, SLG: 0.623 (1, 3)	0-3 K		0-0 HR 1-H 2-H		0-0 1B		0-0 F8		4-0 BB	4	1	2	3	1	1	2
Roy Sievers, R OBP: 0.310, SLG: 0.333 (1, 7)	0-3 K		0-3 K		0-0 F2		0-0 F4		0-0 F8	5	0	0	0	0	2	4
Jim Busby, R OBP: 0.349, SLG: 0.532 (1, 8)		0-0 HR	4-0 BB		4-0 FC5-4 BB		4-0 BB	4-0 S 1B BB	0-0 F9	2	2	1	1	3	0	1
Pete Runnels, L OBP: 0.291, SLG: 0.244 (1, 4)	0-3 K	0-3 K	0-0 6-3		0-0 F1		0-0 F8			4	0	0	0	0	1	3
Juan Delis, R OBP: 0.200, SLG: 0.360 (1, 9)	0-0 F9		0-3 K		0-0 FC5-4 BB 1-2f		0-0 FC1-5 1B 2-H			3	0	0	0	0	1	1
Ernie Oravetz, S OBP: 0.425, SLG: 0.389 (8, PH)										1	0	1	1	0	0	0
Bobby Kline, R OBP: 0.200, SLG: 0.143 (1, 6)	0-0 L8		0-0 L4		4-0 BB 1-2		0-0 FC1-5 1B 1-2			3	0	1	0	1	0	0
Bob Porterfield, R OBP: 0.167, SLG: 0.235 (1, 1)			0-0 5-3		0-3 K		0-0 FC1-5 1-2 2-3f			4	0	0	0	0	1	4
Chuck Stobbs, L (9, 1)										0	0	0	0	0	0	0

Inning Stats	R: 0	H: 1	E: 0	K: 2	S: 8	P: 8	R: 1	H: 1	E: 0	K: 1	S: 6	P: 6	R: 3	H: 3	E: 0	K: 1	S: 8	P: 12	R: 0	H: 0	E: 0	K: 1	S: 5	P: 5	R: 0	H: 2	E: 0	K: 0	S: 4	P: 4	R: 0	H: 0	E: 0	K: 1	S: 5	P: 13	R: 0	H: 1	E: 0	K: 0	S: 4	P: 4	R: 1	H: 2	E: 0	K: 0	S: 5	P: 9	R: 0	H: 0	E: 0	K: 0	S: 3	P: 7	1B: 8	2B: 0	3B: 0	HR: 2	SF: 0	SAC: 0	DP: 1	HBP: 0	WP: 0	PA: 41
--------------	------	------	------	------	------	------	------	------	------	------	------	------	------	------	------	------	------	-------	------	------	------	------	------	------	------	------	------	------	------	------	------	------	------	------	------	-------	------	------	------	------	------	------	------	------	------	------	------	------	------	------	------	------	------	------	-------	-------	-------	-------	-------	--------	-------	--------	-------	--------

PITCHER	IP	WLS	BF	H	R	ER	SO	BB	IBB	HBP	BLK	WP	HR	S	P	ERA	WHIP
Jack Harshman, L (1, 1) ERA: 3.66	7.0	L	31	8	4	4	6	3	0	0	0	0	2	40	52	5.14	1.571
Bob Keegan, R (8, 1) ERA: 11.57	0.1		4	2	1	1	0	1	0	0	0	0	0	3	7	27.00	9.000
Mike Fornieles, R (8, 1) ERA: 2.25	1.2		6	0	0	0	0	1	0	0	0	0	0	5	9	0.00	0.600

Batter	1	2	3	4	5	6	7	8	9	AB	R	H	RBI	BB	SO	LOB
Chico Carrasquel, R OBP: 0.373, SLG: 0.432 (1, 6)	0-0 L5 ①		0-0 L6-3 ②		4-0 BB BB BB			0-3 K ① X	0-0 L6-3 ③	4	0	0	0	1	1	3
Nellie Fox, L OBP: 0.415, SLG: 0.522 (1, 4)	0-0 4-3 ②		0-0 1B HR 1B		4-0 L6-4-3 BB 1-2			0-0 1B 2B		3	2	2	0	1	0	0
Minnie Minoso, R OBP: 0.361, SLG: 0.384 (1, 7)	0-0 5-3 ③		0-0 1-2 HR 1B		0-0 L6-4-3 ② ③ 1-2			0-0 F2 ②		4	1	1	0	0	0	3
Bob Nieman, R OBP: 0.422, SLG: 0.704 (1, 9)		0-0 F4 ①	0-0 1-1 2-1 HR		0-0 F7 ①			0-0 1B 2-H		4	1	2	4	0	0	0
Walt Dropo, R OBP: 0.395, SLG: 0.600 (1, 3)		0-3 K ②	0-0 F9 ③		0-0 L6 ②			0-0 L6-3 ③		4	0	0	0	0	1	1
Jim Rivera, L OBP: 0.333, SLG: 0.286 (1, 8)		0-0 BB 1B		0-0 3-1 ①		0-0 F7 ③			0-0 CS 1B	4	0	2	0	0	0	0
George Kell, R OBP: 0.370, SLG: 0.345 Stan Jok, R OBP: 0.333, SLG: 1.000 (9, PR)		4-0 1-2 BB		0-0 L6-3 ②		0-3 K ①		4-0 4-3 BB BB 1-2		2	0	0	0	2	1	0
Sherm Lollar, R OBP: 0.435, SLG: 0.746 Ed McGhee, R OBP: 0.500, SLG: 0.125 (9, PR)		0-0 F4 ③		0-0 F2 ③		0-0 F4 ②		4-0 1-2 4-3 BB		3	0	0	0	1	0	2
Jack Harshman, L OBP: 0.429, SLG: 0.545 Phil Cavarretta, L Bob Keegan, R Mike Fornieles, R Willard Marshall, L Vern Stephens, R (1, 1) (7, PH) (8, 1) (8, 1) (9, PH) (9, PH)			0-0 L6-3 ①		0-3 K ①		0-0 G3 ③		0-0 4-3 ②	2	0	0	0	0	1	0

Inning Stats	R: 0	H: 0	E: 0	K: 0	S: 3	P: 3	R: 0	H: 1	E: 0	K: 1	S: 6	P: 10	R: 3	H: 3	E: 0	K: 0	S: 6	P: 6	R: 0	H: 0	E: 0	K: 0	S: 3	P: 3	R: 0	H: 0	E: 0	K: 1	S: 4	P: 12	R: 0	H: 0	E: 0	K: 0	S: 3	P: 3	R: 0	H: 0	E: 0	K: 1	S: 5	P: 5	R: 1	H: 2	E: 0	K: 1	S: 7	P: 7	R: 0	H: 1	E: 0	K: 0	S: 3	P: 11	1B: 5	SF: 0	2B: 1	SAC: 0	3B: 0	DP: 1	HR: 1	HBP: 0	WP: 0	PA: 37
PITCHER	IP	WLS	BF	H	R	ER	SO	BB	IBB	HBP	BLK	WP	HR	S	P	ERA	WHIP																																															
Bob Porterfield, R ERA: 4.35 (1, 1)	8.1	W	35	7	4	4	4	5	0	0	0	0	0	1	38	58	4.32	1.440																																														
Chuck Stobbs, L ERA: 3.38 (9, 1)	0.2	S	2	0	0	0	0	0	0	0	0	0	0	2	2	0.00	0.000																																															

BOTTOM

Washington Senators @ Chicago White Sox
Comiskey Park, Chicago, IL
Wed May 04 1955, 4:33 AM EDT
Att. 2,993 - Unknown

livebaseballscorecards.com

AB	32
R	4
H	7
RBI	4
BB	5
SO	4
LOB	11



Batter	1	2	3	4	5	6	7	8	9	AB R H RBI BB SO LOB	TOP
Harvey Kuenn, R (1, 6) OBP: 0.400, SLG: 0.494	0-0 F6		0-0 6-3			0-0 FC4-6 1B		0-0 4-3		4 0 0 0 0 0 2	
Fred Hatfield, L (1, 4) OBP: 0.367, SLG: 0.358	0-0 4-3		0-3 K			0-0 F8		0-0 1-3		4 0 0 0 0 1 2	
Al Kaline, R (1, 9) OBP: 0.468, SLG: 0.713	0-0 L6				0-0 L5-3		0-0 1B	0-0 L5-3		4 0 1 0 0 0 1	
Ferris Fain, L (1, 3) OBP: 0.427, SLG: 0.291 Bubba Phillips, R (9, PR) OBP: 0.333, SLG: 0.333		4-0 BB BB			0-0 G3		0-0 L8		4-0 G3 BB	2 0 0 0 2 0 2 0 0 0 0 0 0 0	
Ray Boone, R (1, 5) OBP: 0.360, SLG: 0.411		4-0 BB BB			0-3 K		0-0 F6		0-0 F3	3 0 0 0 1 1 1	
Jim Delsing, L (1, 7) OBP: 0.386, SLG: 0.508		0-0 F2			0-3 K		0-0 4-3		0-0 G3	4 0 0 0 0 1 3	
Bill Tuttle, R (1, 8) OBP: 0.337, SLG: 0.319		0-3 K			0-0 6-3		0-0 1B		0-0 5-3	4 0 1 0 0 1 4	
Frank House, L (1, 2) OBP: 0.300, SLG: 0.333		0-0 4-3			0-0 F8		0-0 G3			3 0 0 0 0 0 3	
Ned Garver, R (1, 1) OBP: 0.200, SLG: 0.091			0-3 K			0-0 E6 FC4-6		4-0 4-3 BB		2 0 0 0 1 1 0	
Inning Stats	R: 0 E: 0 K: 0 S: 3 H: 0 LOB: 0 BB: 0 P: 3	R: 0 E: 0 K: 1 S: 5 H: 0 LOB: 2 BB: 2 P: 13	R: 0 E: 0 K: 2 S: 7 H: 0 LOB: 0 BB: 0 P: 7	R: 0 E: 0 K: 1 S: 5 H: 0 LOB: 0 BB: 0 P: 5	R: 0 E: 0 K: 1 S: 5 H: 0 LOB: 0 BB: 0 P: 5	R: 0 E: 1 K: 0 S: 5 H: 1 LOB: 2 BB: 0 P: 5	R: 0 E: 0 K: 0 S: 4 H: 1 LOB: 1 BB: 0 P: 4	R: 0 E: 0 K: 0 S: 3 H: 0 LOB: 1 BB: 1 P: 7	R: 0 E: 0 K: 0 S: 3 H: 0 LOB: 2 BB: 1 P: 7	1B: 2 2B: 0 3B: 0 HR: 0 SF: 0 SAC: 0 DP: 0 HBP: 0	WP: 0 PB: 0 SB: 0 CS: 0 PA: 34
PITCHER Virgil Trucks, R (1, 1) ERA: 4.88	IP 9.0 WLS W BF 34 H 2 R 0 ER 0 SO 5 BB 4 IBB 0 HBP 0 BLK 0 WP 0 HR 0 S 40 P 56 ERA 0.00 WHIP 0.667										

Detroit Tigers @ Chicago White Sox
 Comiskey Park, Chicago, IL
 Fri May 06 1955, 4:33 AM EDT
 Att. 27,234 - Unknown

livebaseballscorecards.com

AB 30
R 0
H 2
RBI 0
BB 4
SO 5
LOB 18



Batter	1	2	3	4	5	6	7	8	9	AB R H RBI BB SO LOB	TOP	
Harvey Kuenn, R (1, 6) OBP: 0.420, SLG: 0.543	0-0 L5-3 1B		0-0 G6-4-3 1B		0-0 1B 3B	0-0 F8		0-0 1B 2B		5 2 4 2 0 0 1		
Bill Tuttle, R (1, 8) OBP: 0.341, SLG: 0.325	0-3 K		0-0 G6-4-3 1-2f		0-0 1B 1B		0-0 6-3	0-0 1B 1B		5 0 2 1 0 1 2		
Al Kaline, R (1, 9) OBP: 0.485, SLG: 0.718	0-0 L5-3 1-2			0-0 SH2-3 1B 1B	0-0 1-3 1B		0-0 1B 3B 1B	0-0 1-2 1B G4-6-3		5 2 4 1 0 0 1		
Ferris Fain, L (1, 3) OBP: 0.443, SLG: 0.298	4-0 BB			0-0 SH2-3 1-2	4-0 1-2 IBB		0-0 1-2 3B 1B	0-0 G4-6-3 1-2f		2 1 1 0 2 0 2		
Ray Boone, R (1, 5) OBP: 0.362, SLG: 0.436	0-0 L8			0-0 1B	0-0 F8		0-0 1-H 2-H 3B		0-0 5-3	5 0 2 3 0 0 5		
Jay Porter, R (1, 7) OBP: 0.250, SLG: 0.179		0-0 6-3		0-3 K	0-3 K		0-0 1-3		0-0 4-3	2 0 0 0 0 1 1		
Jim Delsing, L (5, PH) OBP: 0.370, SLG: 0.484										3 0 0 0 0 1 4		
Red Wilson, R (1, 2) OBP: 0.300, SLG: 0.343		0-0 F4		0-0 L6		0-0 6-3	0-0 F6		0-0 1-3	5 0 0 0 0 0 2		
Harry Malmberg, R (1, 4) OBP: 0.235, SLG: 0.071		0-0 F8			0-0 F3	0-0 4-3		0-0 F9		4 0 0 0 0 0 0		
Steve Gromek, S (1, 1) OBP: 0.391, SLG: 0.263			0-0 F9		0-0 E8 3B 1B	0-0 1B		4-0 WP 2B BB		3 2 2 0 1 0 0		
Inning Stats	R: 0 E: 0 K: 1 S: 6 H: 1 LOB: 2 BB: 1 P: 10	R: 0 E: 0 K: 0 S: 3 H: 0 LOB: 0 BB: 0 P: 3	R: 0 E: 0 K: 0 S: 3 H: 1 LOB: 0 BB: 0 P: 3	R: 1 E: 0 K: 1 S: 7 H: 2 LOB: 1 BB: 0 P: 7	R: 2 E: 1 K: 1 S: 9 H: 4 LOB: 3 BB: 1 P: 13	R: 0 E: 0 K: 0 S: 4 H: 1 LOB: 1 BB: 0 P: 4	R: 2 E: 0 K: 0 S: 6 H: 3 LOB: 1 BB: 0 P: 6	R: 2 E: 0 K: 0 S: 5 H: 3 LOB: 1 BB: 1 P: 9	R: 0 E: 0 K: 0 S: 3 H: 0 LOB: 0 BB: 0 P: 3	1B: 12 2B: 1 3B: 2 HR: 0 SF: 0 SAC: 1 DP: 2 HBP: 0	WP: 1 PB: 0 SB: 1 CS: 0 PA: 43	
PITCHER	IP WLS BF H R ER SO BB IBB HBP BLK WP HR S P ERA WHIP											
Billy Pierce, L (1, 1) ERA: 3.33	4.1 L 22 8 3 3 2 1 1 0 0 0 0 24 32 6.23 2.077											
Bob Chakales, R (5, 1) ERA: 3.6	1.2 6 1 0 0 1 0 0 0 0 0 0 8 8 0.00 0.600											
Ted Gray, L (7, 1) ERA: 18.0	1.1 11 6 4 4 0 1 0 0 0 1 0 10 14 27.00 5.250											
Harry Dorish, R (8, 1) ERA:	1.2 4 0 0 0 0 0 0 0 0 0 0 4 4 0.00 0.000											

Detroit Tigers @ Chicago White Sox
 Comiskey Park, Chicago, IL
 Sat May 07 1955, 4:33 AM EDT
 Att. 3,917 - Unknown

livebaseballscorecards.com

AB	39
R	7
H	15
RBI	7
BB	3
SO	3
LOB	18



Batter	1	2	3	4	5	6	7	8	9	10	11	AB R H RBI BB SO LOB	TOP																		
Harvey Kuenn, R (1, 6) OBP: 0.410, SLG: 0.531	0-0 5-3		0-0 6-3		0-0 SF8		0-0			0-0 4-3		4 0 1 2 0 0 0	Detroit Tigers @ Chicago White Sox Comiskey Park, Chicago, IL Sun May 08 1955, 4:33 AM EDT Unknown																		
Fred Hatfield, L (1, 4) OBP: 0.345, SLG: 0.333	0-0 4-3		0-0 4-3		0-0 1-3		0-0 F4			0-0 1-3		5 0 0 0 0 0 2																			
Al Kaline, R (1, 9) OBP: 0.481, SLG: 0.708	0-0 F2				0-0 L5-3		0-0 L5			0-0		4 0 1 0 1 0 0																			
Ferris Fain, L (1, 3) OBP: 0.446, SLG: 0.300		0-0 4-3		0-0 4-3		0-0	0-0			0-0		3 0 1 0 1 0 0																			
Bubba Phillips, R (8, PR) OBP: 0.333, SLG: 0.333												0 0 0 0 0 0 0																			
Jack Phillips, R (8, 3)												1 0 0 0 0 0 1																			
Ray Boone, R (1, 5) OBP: 0.354, SLG: 0.422		0-0		0-3		0-0	0-0			0-0		5 0 1 0 0 1 2																			
Jim Delsing, L (1, 7) OBP: 0.359, SLG: 0.464		0-0					0-3			0-0		5 0 1 0 0 1 1																			
Bill Tuttle, R (1, 8) OBP: 0.354, SLG: 0.341		0-0					0-0			0-0		5 2 3 0 0 0 2																			
Red Wilson, R (1, 2) OBP: 0.318, SLG: 0.385		0-0					0-0			0-0		4 2 2 1 0 0 3																			
Billy Hoelt, L (1, 1) OBP: 0.125, SLG: 0.125			0-3				0-0			0-0		4 0 1 1 0 1 2																			
George Zuverink, R (10, 1)							0-0			0-0		0 0 0 0 0 0 0																			
Inning Stats	R: 0 H: 0 E: 0 K: 0 S: 3	H: 0 LOB: 0 BB: 0 P: 3	R: 0 H: 2 E: 0 K: 0 S: 5	H: 2 LOB: 2 BB: 0 P: 5	R: 0 H: 0 E: 0 K: 1 S: 5	H: 0 LOB: 0 BB: 0 P: 5	R: 0 H: 0 E: 0 K: 1 S: 5	H: 0 LOB: 0 BB: 0 P: 5	R: 2 H: 2 E: 1 K: 0 S: 6	H: 2 LOB: 1 BB: 0 P: 6	R: 0 H: 1 E: 0 K: 0 S: 3	H: 1 LOB: 0 BB: 0 P: 3	R: 2 H: 3 E: 1 K: 1 S: 8	H: 3 LOB: 1 BB: 0 P: 8	R: 0 H: 0 E: 0 K: 0 S: 1	H: 0 LOB: 1 BB: 2 P: 9	R: 0 H: 1 E: 0 K: 0 S: 4	H: 1 LOB: 1 BB: 0 P: 4	R: 0 H: 1 E: 0 K: 0 S: 4	H: 1 LOB: 1 BB: 0 P: 4	R: 0 H: 1 E: 0 K: 0 S: 3	H: 1 LOB: 0 BB: 0 P: 3	1B: 9 SF: 1 2B: 2 SAC: 0 3B: 0 DP: 3 HR: 0 HBP: 0	WP: 0 PA: 43 PB: 0 SB: 0 CS: 1							
PITCHER	IP WLS BF H R ER SO BB IBB HBP BLK WP HR S P ERA WHIP														IP WLS BF H R ER SO BB IBB HBP BLK WP HR S P ERA WHIP																
Sandy Consuegra, R (1, 1) ERA: 1.3	7.0	29	8	4	2	3	0	0	0	0	0	0	0	0	35	35	2.57	1.143													
Harry Dorish, R (8, 1) ERA:	0.1	2	0	0	0	0	2	0	0	0	0	0	0	0	8	8	0.00	6.000													
Mike Fornieles, R (8, 1) ERA: 1.95	3.2	W 12	3	0	0	0	0	0	0	0	0	0	0	12	12	0.00	0.818														

livebaseballscores.com

AB	40
R	4
H	11
RBI	4
BB	2
SO	3
LOB	13



Batter	1	2	3	4	5	6	7	8	9	10	11	AB R H RBI BB SO LOB	BOTTOM												
Chico Carrasquel, R OBP: 0.354, SLG: 0.353 (1, 6)	0-0 G3		4-0 FC6-4 BB		0-0 F8		0-3 K		0-0 L7		4-0 1B BB	4 0 0 0 2 1 1	Detroit Tigers @ Chicago White Sox Comiskey Park, Chicago, IL Sun May 08 1955, 4:33 AM EDT Unknown												
Nellie Fox, L OBP: 0.390, SLG: 0.476 (1, 4)	0-0 L9		0-0 L9		4-0 1B BB		0-0 F8		0-0 G3		0-0 1B 2-H	5 1 1 1 1 0 1													
Minnie Minoso, R OBP: 0.344, SLG: 0.353 (1, 7) (11, 8)	0-0 5-3		0-0 FC6-4 1-2f		0-0 1B				0-0 F4		1-0 E HBP	4 0 1 0 0 0 1													
George Kell, R OBP: 0.378, SLG: 0.373 (1, 5)		0-0 2B		0-3 K	0-0 G6-4-3 1B			0-0 L7		0-0 E3 IBB		5 0 2 1 0 1 1													
Bob Nieman, R OBP: 0.395, SLG: 0.631 Willard Marshall, L OBP: 0.500, SLG: 0.200 (1, 9) (10, PH) (11, 9)		0-0 L9		4-0 2B BB	0-0 G6-4-3 1-2f			0-3 K		4-0 1B IBB		3 1 0 0 1 1 3 0 0 0 0 1 0 0													
Walt Dropo, R OBP: 0.388, SLG: 0.579 Phil Cavarretta, L (9, PR) Johnny Groth, R OBP: 0.250, SLG: 0.167 Clint Courtney, L OBP: 0.286, SLG: 0.429 Stan Jok, R OBP: 0.333, SLG: 1.000 (11, 7)		0-0 6-3		0-0 1-3 2B		0-0 6-3			0-0 HR 2B		0-0 F5	4 0 2 1 0 0 1 0 1 0 0 0 0 0 0 0 0 0 0 0 0 1 0 0 0 0 0 3 0 0 0 0 0 0 0													
Sherm Lollar, R OBP: 0.463, SLG: 0.727 (1, 2)		4-0 IBB		4-0 1-3 BB		1-0 G6-4-3 HBP			0-0 F2		0-3 K	2 0 0 0 2 1 4													
Ed McGhee, R OBP: 0.389, SLG: 0.083 Ron Jackson, R OBP: 0.500, SLG: 2.000 (1, 8) (9, PH) (10, 3)		0-0 F8		0-0 1-3		0-0 G6-4-3 1-2f			0-0 HR		0-3 K	3 0 0 0 0 0 5 2 1 1 2 0 1 0													
Sandy Consuegra, R OBP: 0.091, SLG: 0.091 Jim Rivera, L OBP: 0.306, SLG: 0.277 Harry Dorish, R OBP: 0.333, SLG: 0.333 Mike Fomiele, R OBP: 0.222, SLG: 0.333 (1, 1) (7, PH) (8, 1) (8, 1)			0-0 3-1		0-3 K		0-3 K		0-3 K		0-0 BB 1B	2 0 0 0 0 1 2 1 0 0 0 0 1 0 0 0 0 0 0 0 0 2 1 1 0 0 1 1													
Inning Stats	R: 0 E: 0 K: 0 S: 3	H: 0 LOB: 0 BB: 0 P: 3	R: 0 E: 0 K: 0 S: 4	H: 1 LOB: 2 BB: 1 P: 8	R: 0 E: 0 K: 0 S: 3	H: 0 LOB: 1 BB: 1 P: 7	R: 1 E: 0 K: 2 S: 8	H: 1 LOB: 2 BB: 2 P: 16	R: 1 E: 0 K: 0 S: 4	H: 2 LOB: 1 BB: 1 P: 8	R: 0 E: 0 K: 0 S: 2	H: 0 LOB: 0 BB: 0 P: 3		R: 0 E: 0 K: 1 S: 5	H: 0 LOB: 0 BB: 0 P: 5	R: 2 E: 0 K: 1 S: 7	H: 2 LOB: 1 BB: 0 P: 7	R: 0 E: 1 K: 1 S: 6	H: 0 LOB: 3 BB: 1 P: 11	R: 1 E: 0 K: 1 S: 5	H: 2 LOB: 2 BB: 1 P: 9	1B: 4 2B: 3 3B: 0 HR: 1	SF: 0 SAC: 0 DP: 2 HBP: 2	WP: 0 PB: 0 SB: 0 CS: 0	PA: 47
PITCHER Billy Hoelt, L ERA: 1.91 George Zuverink, R ERA: 7.94 (1, 1) (10, 1)	IP 9.1	WLS L	BF 8	H 2	R 1	ER 1	SO 2	BB 1	IBB 1	HBP 0	BLK 0	WP 0		HR 0	S 10	P 18	ERA 9.00	WHIP 3.000							

AB	38
R	5
H	8
RBI	5
BB	7
SO	8
LOB	23



livebaseballscores.com

Batter	1	2	3	4	5	6	7	8	9	AB R H RBI BB SO LOB	TOP	
Harvey Kuenn, R (1, 6) OBP: 0.422, SLG: 0.540	0-0 K2-5 1B		0-0 F9			0-0 4-3 SH3-4 1B		0-0 1-3 1B		4 0 3 0 0 0 1		
Fred Hatfield, L (1, 4) OBP: 0.333, SLG: 0.320	0-3 K		0-0 G4-6-3 1-2f			0-0 SH3-4 1-2		0-0 1-3 1-2		3 0 0 0 0 1 3		
Al Kaline, R (1, 9) OBP: 0.491, SLG: 0.703	0-0 1-2 1B					4-0 4-3 BB		4-0 IBB		2 0 1 0 2 0 0		
Ferris Fain, L (1, 3) OBP: 0.437, SLG: 0.286	0-3 K2-5 2-3f					4-0 G6-4-3 BB		0-0 F8		3 0 0 0 1 1 6		
Ray Boone, R (1, 5) OBP: 0.340, SLG: 0.402						0-0 G6-4-3 1-2f		0-0 F3		4 0 0 0 0 0 5		
Jim Delsing, L (1, 7) OBP: 0.341, SLG: 0.438						0-0 4-3		0-0 G3		4 0 0 0 0 0 0		
Bill Tuttle, R (1, 8) OBP: 0.360, SLG: 0.349						0-0 6-3		0-0 F2		4 0 2 0 0 0 0		
Frank House, L (1, 2) OBP: 0.315, SLG: 0.370						0-0 1B		0-0 F8		4 0 2 0 0 0 2		
Frank Lary, R (1, 1) OBP: 0.235, SLG: 0.353						0-0 G4-6-3 1B		0-0 G3		3 0 1 0 0 1 2		
Red Wilson, R (9, PH) OBP: 0.311, SLG: 0.375						0-3 K		0-0 F9		1 0 0 0 0 0 1		
Inning Stats	R: 0 H: 2 E: 0 LOB: 2 K: 2 BB: 0 S: 8 P: 8	R: 0 H: 1 E: 0 LOB: 1 K: 0 BB: 0 S: 4 P: 4	R: 0 H: 1 E: 0 LOB: 0 K: 0 BB: 0 S: 3 P: 3	R: 0 H: 0 E: 0 LOB: 0 K: 0 BB: 1 S: 2 P: 6	R: 0 H: 1 E: 0 LOB: 1 K: 1 BB: 0 S: 6 P: 6	R: 0 H: 1 E: 0 LOB: 2 K: 0 BB: 1 S: 4 P: 8	R: 0 H: 1 E: 0 LOB: 1 K: 0 BB: 0 S: 4 P: 4	R: 0 H: 1 E: 0 LOB: 2 K: 0 BB: 1 S: 4 P: 8	R: 0 H: 1 E: 0 LOB: 1 K: 0 BB: 0 S: 4 P: 4	R: 0 H: 1 E: 0 LOB: 1 K: 0 BB: 0 S: 4 P: 4	1B: 8 SF: 0 2B: 2 SAC: 1 3B: 0 DP: 3 HR: 0 HBP: 0	WP: 0 PA: 36 PB: 0 SB: 0 CS: 0
PITCHER Dick Donovan, R (1, 1) ERA: 1.55	IP WLS BF H R ER SO BB IBB HBP BLK WP HR S P ERA WHIP											
	9.0 W 36 9 0 0 3 2 1 0 0 0 0 0 39 51 0.00 1.222											

Detroit Tigers @ Chicago White Sox
 Comiskey Park, Chicago, IL
 Sun May 08 1955, 4:38 AM EDT
 Att. 17,532 - Unknown

livebaseballscorecards.com

AB	32
R	0
H	9
RBI	0
BB	3
SO	3
LOB	20



Batter	1	2	3	4	5	6	7	8	9
Chico Carrasquel, R (1, 6) OBP: 0.340, SLG: 0.375	0-0 6-3		0-0 F7		0-0 E6			0-0 5-3	
Nellie Fox, L (1, 4) OBP: 0.390, SLG: 0.488	0-0 F6		0-0 F7		0-0 4-3			0-0 1B 3B	
Minnie Minoso, R (1, 7) OBP: 0.350, SLG: 0.360	0-0 F4			0-0 L9		0-0 S 1B		0-0 FC4-6 1B	
George Kell, R (1, 5) OBP: 0.384, SLG: 0.371		0-0 F7		0-0 1B 1B		4-0 1-2 BB		0-0 FC4-6 1B	
Jim Rivera, L (1, 8) OBP: 0.316, SLG: 0.290 (9, 9)		0-0 L9		0-0 1-2 1B		0-0 F8		0-0 1-2 1B	
Walt Dropo, R (1, 3) OBP: 0.370, SLG: 0.550		0-0 4-3		0-0 F4		0-0 G6-4-3 1-2f		0-3 K	
Willard Marshall, L (1, 9) OBP: 0.364, SLG: 0.125			0-0 4-3		0-0 F2		0-0 L9		
Johnny Groth, R (9, 8) OBP: 0.250, SLG: 0.167									
Clint Courtney, L (1, 2) OBP: 0.300, SLG: 0.400			0-0 BB 1B		0-0 G3		0-0 F8		
Dick Donovan, L (1, 1) OBP: 0.333, SLG: 0.111			4-0 1-2 BB		0-3 K		0-3 K		

Inning Stats	R: 0	H: 0	E: 0	LOB: 0	K: 0	BB: 0	S: 3	P: 3
	R: 0	H: 0	E: 0	LOB: 0	K: 0	BB: 0	S: 3	P: 3
	R: 0	H: 1	E: 0	LOB: 2	K: 0	BB: 1	S: 4	P: 8
	R: 0	H: 2	E: 0	LOB: 2	K: 0	BB: 0	S: 5	P: 5
	R: 0	H: 0	E: 1	LOB: 1	K: 1	BB: 0	S: 6	P: 6
	R: 0	H: 1	E: 0	LOB: 1	K: 0	BB: 1	S: 3	P: 7
	R: 0	H: 0	E: 0	LOB: 0	K: 1	BB: 0	S: 5	P: 5
	R: 1	H: 3	E: 0	LOB: 2	K: 1	BB: 0	S: 8	P: 8

PITCHER	IP	WLS	BF	H	R	ER	SO	BB	IBB	HBP	BLK	WP	HR	S	P	ERA	WHIP
Frank Lary, R (1, 1) ERA: 2.3	8.0	L	33	7	1	1	3	2	0	0	0	0	0	37	45	1.12	1.125

AB R H RBI BB SO LOB

BOTTOM

4	0	0	0	0	0	2
4	1	1	0	0	0	3
4	0	2	1	0	0	0
3	0	1	0	1	0	1
4	0	2	0	0	0	2
4	0	0	0	0	1	6
3	0	0	0	0	0	2
0	0	0	0	0	0	0
3	0	1	0	0	0	0
2	0	0	0	1	2	0

AB	31
R	1
H	7
RBI	1
BB	2
SO	3
LOB	16



WP	PA
0	33

Detroit Tigers @ Chicago White Sox
Comiskey Park, Chicago, IL
Sun May 08 1955, 4:38 AM EDT
Att. 17,532 - Unknown

livebaseballscorecards.com

Batter	1	2	3	4	5	6	7	8	9	AB R H RBI BB SO LOB
Billy Goodman, L OBP: 0.339, SLG: 0.287 (1, 4)	4-0 BB 1B PB BB	0-3 K			0-0 1B 1-2 1B		0-0 1B 1B		0-0 G4-3 1-2f	4 1 2 0 1 1 2
Grady Hatton, L OBP: 0.226, SLG: 0.179 (1, 5)	0-0 1B BB 1-2 1B		0-0 4-3		0-0 F9		0-0 1B 1-2 1B			4 0 2 0 0 0 2
Harry Agganis, L OBP: 0.368, SLG: 0.380 (1, 3)	4-0 1B 1-2 2-3 BB		0-0 F8		0-0 1B 1-2 2-H 1B		0-0 F8			3 0 1 1 1 0 2
Sammy White, R OBP: 0.306, SLG: 0.388 (1, 2)	0-3 K		0-0 5-3		0-3 K			0-0 F8		4 0 0 0 0 2 4
Jackie Jensen, R OBP: 0.279, SLG: 0.423 (1, 9)	0-0 1B 1-2 2-3		0-0 F7		0-0 5-3			0-0 F3		4 0 1 0 0 0 0
Sam Mele, R OBP: 0.130, SLG: 0.217 Karl Olson, R (8, PR) (9, 7)	0-0 F4		0-3 K		0-0 E2 G5-4-3			0-0 2B		4 0 1 0 0 1 2 0 0 0 0 0 0 0
Jim Piersall, R OBP: 0.286, SLG: 0.282 (1, 8)		0-0 F3		0-0 6-3		0-0 G5-4-3 1-2f		0-0 F8		4 0 0 0 0 0 2
Billy Klaus, L OBP: 0.353, SLG: 0.286 (1, 6)		0-0 FC1-6 1B		0-0 FC3-6 1B		0-0 G3		0-0 L7		4 0 2 0 0 0 0
Tom Brewer, R OBP: 0.188, SLG: 0.188 Ellis Kinder, R OBP: 0.500, SLG: 0.500 Gene Stephens, L (9, PH)		0-0 FC1-6 1-2f		0-0 FC3-6 1B		0-3 K		4-0 G4-3 BB		3 1 0 0 0 1 2 0 0 0 0 0 0 0 0 0 0 0 1 0 0


Inning Stats	R: 1	H: 2	E: 0	K: 1	S: 6	H: 2	LOB: 2	BB: 2	P: 14	R: 0	H: 1	E: 0	K: 1	S: 6	H: 0	LOB: 1	BB: 0	P: 6	R: 0	H: 0	E: 0	K: 0	S: 3	H: 0	LOB: 0	BB: 0	P: 3	R: 0	H: 0	E: 0	K: 1	S: 5	H: 3	LOB: 2	BB: 0	P: 8	R: 0	H: 0	E: 1	K: 0	S: 3	H: 0	LOB: 0	BB: 0	P: 3	R: 0	H: 2	E: 0	K: 1	S: 7	H: 1	LOB: 1	BB: 0	P: 4	R: 0	H: 0	E: 0	K: 0	S: 2	H: 0	LOB: 0	BB: 1	P: 6	1B: 8	SF: 0	2B: 1	SAC: 0	3B: 0	DP: 2	HR: 0	HBP: 0	WP: 0	PA: 37
--------------	------	------	------	------	------	------	--------	-------	-------	------	------	------	------	------	------	--------	-------	------	------	------	------	------	------	------	--------	-------	------	------	------	------	------	------	------	--------	-------	------	------	------	------	------	------	------	--------	-------	------	------	------	------	------	------	------	--------	-------	------	------	------	------	------	------	------	--------	-------	------	-------	-------	-------	--------	-------	-------	-------	--------	-------	--------

PITCHER	IP	WLS	BF	H	R	ER	SO	BB	IBB	HBP	BLK	WP	HR	S	P	ERA	WHIP
Bob Keegan, R ERA: 4.91 (1, 1)	5.0		22	6	2	1	4	2	0	0	0	0	0	28	36	1.80	1.600
Harry Dorish, R ERA: (6, 1)	2.0	W	8	2	0	0	1	0	0	0	0	0	0	10	10	0.00	1.000
Mike Fornieles, R ERA: 1.82 (8, 1)	2.0	S	7	1	0	0	0	1	0	0	0	0	0	6	10	0.00	1.000

BOTTOM

Chicago White Sox @ Boston Red Sox
Fenway Park, Boston, MA
Tue May 10 1955, 3:33 AM EDT
Att. 3,363 - Unknown

AB	34
R	2
H	9
RBI	1
BB	3
SO	5
LOB	16



PITCHER	IP	WLS	BF	H	R	ER	SO	BB	IBB	HBP	BLK	WP	HR	S	P	ERA	WHIP
---------	----	-----	----	---	---	----	----	----	-----	-----	-----	----	----	---	---	-----	------

Batter	1	2	3	4	5	6	7	8	9	AB R H RBI BB SO LOB	TOP											
Chico Carrasquel, R OBP: 0.336, SLG: 0.392 (1, 6) BB	4-0 SH5-3 2B BB	0-0 F7		0-0 5-3		0-0 6-3			0-0 1-3 1B	4 1 1 0 1 0 2												
Nellie Fox, L OBP: 0.370, SLG: 0.457 (1, 4) X	0-0 SH5-3 1-2		0-0 F8		0-0 G3		0-0 G3		0-0 F9	4 0 0 0 0 0 2												
Minnie Minoso, R OBP: 0.358, SLG: 0.344 (1, 9) BB	4-0 2B BB		4-0 5-3 BB		0-0 3-1		0-3 K		0-0 SF7	2 0 0 1 2 1 0												
George Kell, R OBP: 0.389, SLG: 0.430 (1, 5) X	0-0 1-3 2-H 2B		0-0 5-3		0-0 1B		0-0 5-3		0-0 F4	5 0 2 1 0 0 2												
Jim Rivera, L OBP: 0.333, SLG: 0.342 (1, 8) X	4-0 IBB		0-0 5-3		0-0 1B			0-0 G5-4-3 1B		3 0 2 0 1 0 1												
Walt Dropo, R OBP: 0.340, SLG: 0.500 (1, 3) S	0-3 K			0-0 F4		0-3 K		0-0 G5-4-3 1-2f		4 0 0 0 0 2 6												
Bob Nieman, R OBP: 0.381, SLG: 0.583 (1, 7) X	0-0 4-3			0-0 E6 2B		0-0 E9 3-1		4-0 BB		3 1 0 0 1 0 3												
Sherm Lollar, R OBP: 0.455, SLG: 0.699 (1, 2) S		0-3 K		0-0 1-H 2B		0-0 3-1		0-0 F4		4 0 1 1 0 1 2												
Virgil Trucks, R (1, 1) Sandy Consuegra, R (7, 1) Willard Marshall, L (9, PH) Ed McChee, R (9, PR)		0-3 K		0-0 6-3		0-3 K		4-0 1B SF7 BB		3 0 0 0 0 2 2 0 0 0 0 0 0 0 0 0 0 0 1 0 0 0 1 0 0 0 0 0												
Inning Stats	R: 1 E: 0 K: 1 S: 6	H: 1 LOB: 3 BB: 3 P: 18	R: 0 E: 0 K: 2 S: 7	H: 0 LOB: 0 BB: 0 P: 7	R: 0 E: 0 K: 0 S: 3	H: 0 LOB: 1 BB: 1 P: 7	R: 1 E: 1 K: 0 S: 5	H: 1 LOB: 1 BB: 0 P: 5	R: 0 E: 0 K: 1 S: 7	H: 2 LOB: 2 BB: 0 P: 7	R: 0 E: 1 K: 1 S: 6	H: 0 LOB: 1 BB: 0 P: 6	R: 0 E: 0 K: 1 S: 5	H: 0 LOB: 0 BB: 0 P: 5	R: 0 E: 0 K: 0 S: 3	H: 1 LOB: 1 BB: 1 P: 7	R: 1 E: 0 K: 0 S: 4	H: 1 LOB: 1 BB: 1 P: 8	1B: 4 2B: 2 3B: 0 HR: 0	SF: 1 SAC: 1 DP: 1 HBP: 0	WP: 0 PB: 0 SB: 1 CS: 0	PA: 40
PITCHER	IP WLS BF H R ER SO BB IBB HBP BLK WP HR S P ERA WHIP																				PITCHER	IP WLS BF H R ER SO BB IBB HBP BLK WP HR S P ERA WHIP
Frank Sullivan, R ERA: 3.0 (1, 1)	8.0 W 37 6 3 2 6 5 1 0 0 0 0 43 67 2.25 1.375																					
Ellis Kinder, R ERA: 2.31 (9, 1)	1.0 S 3 0 0 0 0 0 0 0 0 0 0 0 3 3 0.00 0.000																					

Chicago White Sox @ Boston Red Sox
Fenway Park, Boston, MA
Wed May 11 1955, 3:33 AM EDT
Att. 3,354 - Unknown

AB	32
R	3
H	6
RBI	3
BB	6
SO	6
LOB	20



Batter	1	2	3	4	5	6	7	8	9	AB	R	H	RBI	BB	SO	LOB
Billy Goodman, L (1, 4) OBP: 0.345, SLG: 0.316	0-0 1-3		0-0 BB 2-H 2B		0-0 F6		0-0 4-3 SF7 2B			4	1	2	1	0	0	1
Gene Stephens, L (1, 7) OBP: 0.333, SLG: 0.143	0-0 F5		0-0 F8		0-0 1-2 4-3 1B		0-0 2-3 4-3			4	0	1	0	0	0	2
Harry Agganis, L (1, 3) OBP: 0.377, SLG: 0.385	0-0 1B		4-0 BB BB		0-0 1-2 2-3 4-3		0-0 3-H SF7			2	0	1	1	1	0	2
Jackie Jensen, R (1, 9) OBP: 0.278, SLG: 0.410	0-0 4-3		4-0 BB BB		0-0 1-2 2-3 F4		0-0 3-H 6-3			3	0	0	0	1	0	3
Grady Hatton, L (1, 5) OBP: 0.200, SLG: 0.156		0-3 K	0-0 F6		0-0 F8		0-0 F7			4	0	0	0	0	1	3
Sammy White, R (1, 2) OBP: 0.304, SLG: 0.382		0-3 K		0-0 F5		0-0 HR 1B		0-0 5-3		4	1	1	0	0	1	0
Billy Klaus, L (1, 6) OBP: 0.342, SLG: 0.375		0-0 4-3		0-0 3-1		0-0 1-H HR		0-0 F7		4	1	1	2	0	0	0
Jim Piersall, R (1, 8) OBP: 0.287, SLG: 0.276			4-0 SH1-4 2B BB		0-0 4-3		0-0 F6			2	1	0	0	1	0	0
Frank Sullivan, R (1, 1) OBP: 0.286, SLG: 0.333			0-0 SH1-4		4-0 4-3 1B BB		0-3 K			1	0	0	0	1	1	0
Ellis Kinder, R (9, 1) OBP: 0.500, SLG: 0.500			1-2 SH1-4							0	0	0	0	0	0	0
Inning Stats	R: 0 E: 0 K: 0 S: 4	H: 1 LOB: 1 BB: 0 P: 4	R: 0 E: 0 K: 2 S: 7	H: 0 LOB: 0 BB: 0 P: 7	R: 1 E: 0 K: 0 S: 4	H: 1 LOB: 3 BB: 3 P: 16	R: 0 E: 0 K: 0 S: 3	H: 0 LOB: 0 BB: 0 P: 3	R: 0 E: 0 K: 0 S: 4	H: 2 LOB: 0 BB: 0 P: 7	R: 2 E: 0 K: 1 S: 7	H: 2 LOB: 0 BB: 0 P: 7	R: 1 E: 0 K: 0 S: 4	H: 1 LOB: 0 BB: 0 P: 4	R: 0 E: 0 K: 0 S: 3	H: 0 LOB: 0 BB: 0 P: 3

BOTTOM

Chicago White Sox @ Boston Red Sox
 Fenway Park, Boston, MA
 Wed May 11 1955, 3:33 AM EDT
 Att. 3,354 - Unknown

livebaseballscorecards.com

AB	28
R	4
H	6
RBI	4
BB	4
SO	3
LOB	11



PITCHER	IP	WLS	BF	H	R	ER	SO	BB	IBB	HBP	BLK	WP	HR	S	P	ERA	WHIP
Virgil Trucks, R (1, 1) ERA: 5.06	6.0	L	28	6	4	4	3	4	0	0	0	0	1	30	46	6.00	1.667
Sandy Consuegra, R (7, 1) ERA: 1.23	2.0		6	0	0	0	0	0	0	0	0	0	0	6	6	0.00	0.000

WP: 0	PA: 34
PB: 0	
SB: 0	
CS: 0	

BOTTOM

Chicago White Sox @ Baltimore Orioles
Memorial Stadium, Baltimore, MD

Thu May 12 1955, 3:33 AM EDT
Att. 14,014 - Unknown

livebaseballscorecards.com

AB	31
R	2
H	5
RBI	1
BB	5
SO	5
LOB	19



WP:	0	PA:	37
PB:	1	SB:	1
CS:	0		

AB R H RBI BB SO LOB

5	1	1	0	0	3	2
3	0	0	0	0	0	1
0	0	0	0	0	0	0
4	0	0	0	0	1	2
3	0	1	1	1	0	0
0	0	0	0	0	0	0
3	0	1	0	1	0	2
3	0	1	0	1	1	2
4	1	0	0	0	0	5
0	0	0	0	0	0	0
3	0	0	0	1	0	2
1	0	0	0	1	0	3
0	0	0	0	0	0	0
1	0	1	0	0	0	0
0	0	0	0	0	0	0
1	0	0	0	0	0	0

Batter	1	2	3	4	5	6	7	8	9
Billy Cox, R OBP: 0.260, SLG: 0.274 (1, 4) (9, 5)	0-0 4-3 1B		0-0 1B 2B	0-3 K			0-3 K		0-3 K
Bob Kennedy, R OBP: 0.245, SLG: 0.159 Gil Coan, L OBP: 0.391, SLG: 0.404 (1, 9) (7, PH) (8, 7)	0-0 L6		0-0 L4		0-0 F9		0-0 SH1-3		
Hoot Evers, R OBP: 0.394, SLG: 0.646 (1, 8)	0-0 F8		0-3 K		0-0 F5		0-0 L5		
Hal Smith, R OBP: 0.349, SLG: 0.421 Bobby Young, L OBP: 0.284, SLG: 0.242 (1, 2) (8, PR) (9, 4)		0-0 F9	0-0 1B		0-0 F7			4-0 BB	
Gene Woodling, L OBP: 0.325, SLG: 0.318 (1, 7) (8, 9)		4-0 1-3 BB BB	0-0 F8			0-0 3B		0-0 F9	
Gus Triandos, R OBP: 0.310, SLG: 0.390 (1, 3)		4-0 1-3 BB BB		0-0 FC4-6 1B		0-3 K		0-0 F7	
Jim Pyburn, R OBP: 0.295, SLG: 0.300 Les Moss, R OBP: 0.395, SLG: 0.543 (1, 5) (9, 2)		0-0 1-3		0-0 FC4-6 PB		0-0 1-3		0-0 1-3	
Willy Miranda, S OBP: 0.295, SLG: 0.314 (1, 6)		4-0 IBB		0-0 6-3		0-0 1-3			0-0 F7
Saul Rogovin, R Art Schallock, L Ray Moore, R OBP: 0.375, SLG: 0.286 Bob Kuzava, S Eddie Waitkus, L OBP: 0.421, SLG: 0.406 (1, 1) (6, 1) (6, 1) (9, 1) (9, PH)		0-0 G3		4-0 BB			0-0 SH1-3 1B		0-0 F7

Inning Stats	R: 0	H: 0	E: 0	K: 0	S: 3	H: 0	LOB: 0	BB: 0	P: 3	R: 0	H: 2	E: 0	K: 1	S: 7	H: 1	LOB: 1	BB: 0	P: 7	R: 1	H: 1	E: 0	K: 1	S: 6	H: 0	LOB: 0	BB: 0	P: 3	R: 0	H: 1	E: 0	K: 1	S: 6	H: 1	LOB: 1	BB: 0	P: 6	R: 0	H: 1	E: 0	K: 1	S: 6	H: 0	LOB: 1	BB: 0	P: 7	R: 0	H: 0	E: 0	K: 1	S: 5	H: 0	LOB: 0	BB: 0	P: 5
--------------	------	------	------	------	------	------	--------	-------	------	------	------	------	------	------	------	--------	-------	------	------	------	------	------	------	------	--------	-------	------	------	------	------	------	------	------	--------	-------	------	------	------	------	------	------	------	--------	-------	------	------	------	------	------	------	------	--------	-------	------

PITCHER	IP	WLS	BF	H	R	ER	SO	BB	IBB	HBP	BLK	WP	HR	S	P	ERA	WHIP
Jack Harshman, L ERA: 3.32 (1, 1)	6.0		27	5	2	1	3	3	1	0	0	0	0	29	45	1.50	1.333
Harry Dorish, R ERA: (7, 1)	2.0	W	7	0	0	0	1	1	0	0	0	0	0	8	12	0.00	0.500
Mike Fornieles, R ERA: 1.76 (9, 1)	1.0	S	3	0	0	0	1	0	0	0	0	0	0	5	5	0.00	0.000

1B:	3	SF:	0
2B:	1	SAC:	1
3B:	1	DP:	0
HR:	0	HBP:	0

WP:	0	PA:	37
PB:	1	SB:	1
CS:	0		

WP:	0	PA:	37
PB:	1	SB:	1
CS:	0		

Batter	1	2	3	4	5	6	7	8	9	AB R H RBI BB SO LOB	TOP
Chico Carrasquel, R OBP: 0.345, SLG: 0.425 (1, 6) X	0-0 1B 3B		0-0 F7		0-3 K		0-0 2B		0-0 F8	5 1 2 1 0 1 1	
Nellie Fox, L OBP: 0.390, SLG: 0.471 (1, 4) X	0-0 1B SF8		1-0 L6-3 1B HBP		0-0 5-3		0-0 F2		0-0 F8	4 1 1 1 0 0 2	
Minnie Minoso, R OBP: 0.356, SLG: 0.343 (1, 7) X	0-0 1B CS		0-0 L6-3 1B		0-0 F7		0-0 5-3			4 0 2 0 0 0 1	
George Kell, R OBP: 0.365, SLG: 0.402 (1, 5) X	0-0 SF8		0-0 L6-3		0-0 FC1-6 1B		0-0 F2			3 0 1 1 0 0 2	
Bob Nieman, R OBP: 0.393, SLG: 0.573 (1, 9) B Jim Rivera, L OBP: 0.337, SLG: 0.358 (8, 9) B	4-0 FC6-4 BB		4-0 BB		0-0 FC1-6		0-0 F4			2 0 0 0 2 0 1 0 0 0 0 0 0 0	
Walt Dropo, R OBP: 0.337, SLG: 0.489 (1, 3) X	0-0 FC6-4		0-0 4-3		0-0 F7		0-0 1B			4 0 1 0 0 0 5	
Sherm Lollar, R OBP: 0.436, SLG: 0.654 (1, 2) X		0-0 L6		0-0 5-3		0-0 5-3		0-3 K		4 0 0 0 0 1 2	
Johnny Groth, R OBP: 0.333, SLG: 0.300 (1, 8) X		0-0 5-3		0-0 L6-3		0-0 4-3 2B 1B		0-0 1B		4 1 2 0 0 0 0	
Dick Donovan, L OBP: 0.250, SLG: 0.077 (1, 1) X		0-0 4-3		0-3 K		0-0 4-3		0-0 F1		4 0 0 0 0 1 2	
Inning Stats	R: 2 H: 3 E: 0 LOB: 1 K: 0 BB: 1 S: 5 P: 9	R: 0 H: 0 E: 0 LOB: 0 K: 0 BB: 0 S: 3 P: 3	R: 0 H: 1 E: 0 LOB: 3 K: 0 BB: 1 S: 4 P: 9	R: 0 H: 0 E: 0 LOB: 0 K: 1 BB: 0 S: 5 P: 5	R: 0 H: 0 E: 0 LOB: 0 K: 1 BB: 0 S: 5 P: 5	R: 0 H: 1 E: 0 LOB: 1 K: 0 BB: 0 S: 4 P: 4	R: 1 H: 2 E: 0 LOB: 1 K: 0 BB: 0 S: 5 P: 5	R: 0 H: 1 E: 0 LOB: 1 K: 1 BB: 0 S: 6 P: 6	R: 0 H: 1 E: 0 LOB: 1 K: 0 BB: 0 S: 4 P: 4	1B: 7 SF: 1 2B: 1 SAC: 0 3B: 1 DP: 0 HR: 0 HBP: 1	WP: 0 PA: 38 PB: 0 SB: 0 CS: 1
PITCHER Johnny Schmitz, L ERA: 2.13 (1, 1) Pedro Ramos, R ERA: (8, 1)	IP WLS BF H R ER SO BB IBB HBP BLK WP HR S P ERA WHIP										
	7.0 L 30 7 3 3 2 2 0 1 0 0 0 0 31 40 3.86 1.286										
	2.0 8 2 0 0 1 0 0 0 0 0 0 0 10 10 0.00 1.000										

Chicago White Sox @ Washington Senators
Griffith Stadium, Washington, DC
Sun May 15 1955, 3:33 AM EDT
Unknown

AB	34
R	3
H	9
RBI	3
BB	2
SO	3
LOB	16



livebaseballscores.com

Batter	1	2	3	4	5	6	7	8	9	AB	R	H	RBI	BB	SO	LOB
Eddie Yost, R OBP: 0.371, SLG: 0.284 (1, 5)	0-0 5-3	0-3 K		0-0 1-3			0-0 BB 1B BB 1B	0-3 K		5	1	1	0	0	2	2
Tom Umphlett, R OBP: 0.359, SLG: 0.357 (1, 9)	0-0 1B 1B		0-0 BB 1B		0-0 E6		0-0 F3	0-0 6-3		5	1	2	0	0	0	1
Pete Runnels, L OBP: 0.312, SLG: 0.250 (1, 4)	0-0 1B 1-2 1B		0-0 F5		0-0 F8		0-0 BB BB 1-2 FC6 1B	0-3 K		5	1	2	0	0	1	2
Mickey Vernon, L OBP: 0.371, SLG: 0.523 (1, 3)	0-0 1-3 2-H 1B		4-0 1-2 BB		0-0 F4		4-0 FC6 BB 1-2 2-3 3-2-3 BB		0-0 L6	3	1	1	1	2	0	1
Roy Sievers, R OBP: 0.286, SLG: 0.267 (1, 7)	0-3 K		0-3 K		0-0 F3		4-0 3-2-3 FC6 1-2 2-3 3-H BB		0-0 4-3	4	0	0	1	1	2	5
Jim Busby, R OBP: 0.339, SLG: 0.474 (1, 8)	0-3 K		0-3 K			0-0 L6-3 3-1 1B	0-0 FC6 3-2-3		0-0 5-3	5	0	1	1	0	2	6
Bruce Edwards, R OBP: 0.370, SLG: 0.238 (1, 2)		0-0 CS 1B		4-0 FC4-6 BB		0-0 3-1	0-0 3-2-3			1	0	1	0	1	0	0
Jesse Levan, L OBP: 0.188, SLG: 0.375 (6, PH)						1-2	1-2 2-3 3-H			1	0	0	0	0	0	1
Ed Fitz Gerald, R OBP: 0.333, SLG: 0.329 (7, 2)										1	0	0	1	0	0	2
Bobby Kline, R OBP: 0.255, SLG: 0.231 (1, 6)		0-0 CS 1B		0-0 FC4-6 SH2-3		0-0 L6-3	4-0 BB			3	0	1	0	0	0	2
Ernie Oravetz, S OBP: 0.382, SLG: 0.327 (7, PH)				1-2f		2-3				0	0	0	0	1	0	0
Jerry Snyder, R OBP: 0.200, SLG: 0.214 (8, 6)										0	0	0	0	0	0	0
Chuck Stobbs, L OBP: 0.293, SLG: 0.500 (1, 1)		0-3 K		0-0 SH2-3		0-0 G3	0-3 K			1	0	0	0	0	1	2
Camilo Pascual, R OBP: 0.333, SLG: 0.333 (3, 1)										0	0	0	0	0	0	0
Mickey McDermott, L OBP: 0.421, SLG: 0.471 (6, PH)										0	0	0	0	0	0	1
Dean Stone, L OBP: 0.200, SLG: 0.214 (7, 1)										0	0	0	0	0	0	0
Carlos Paula, R OBP: 0.200, SLG: 0.500 (7, PH)										1	0	0	0	0	1	3
Bob Porterfield, R OBP: 0.190, SLG: 0.316 (8, 1)										0	0	0	0	0	0	0


Inning Stats	R: 1	H: 3	E: 0	K: 2	S: 10	H: 2	LOB: 1	BB: 0	P: 8	R: 0	H: 1	E: 0	K: 2	S: 8	R: 0	H: 0	E: 1	K: 0	S: 4	R: 0	H: 1	E: 0	K: 1	S: 8	R: 3	H: 2	E: 0	K: 1	S: 8	R: 0	H: 0	E: 0	K: 2	S: 7	R: 0	H: 0	E: 0	K: 0	S: 3	1B: 9	2B: 0	3B: 0	HR: 0	SF: 0	SAC: 1	DP: 0	HBP: 0	WP: 0	PB: 0	SB: 0	CS: 2	PA: 42
--------------	------	------	------	------	-------	------	--------	-------	------	------	------	------	------	------	------	------	------	------	------	------	------	------	------	------	------	------	------	------	------	------	------	------	------	------	------	------	------	------	------	-------	-------	-------	-------	-------	--------	-------	--------	-------	-------	-------	-------	--------

PITCHER	IP	WLS	BF	H	R	ER	SO	BB	IBB	HBP	BLK	WP	HR	S	P	ERA	WHIP
Bob Keegan, R ERA: 4.05 (1, 1)	6.0		28	8	2	2	6	2	0	0	0	0	0	38	46	3.00	1.667
Mike Fornieles, R ERA: 2.32 (7, 1)	0.1		4	1	0	0	0	2	0	0	0	0	0	2	10	0.00	9.000
Sandy Consuegra, R ERA: 1.14 (7, 1)	2.2	W	10	0	2	2	3	1	0	0	0	0	0	15	19	6.75	0.375

Chicago White Sox @ Washington Senators
Griffith Stadium, Washington, DC
Sun May 15 1955, 3:38 AM EDT
Att. 15,111 - Unknown

livebaseballscorecards.com

AB	36
R	4
H	9
RBI	4
BB	5
SO	9
LOB	28



Batter	1	2	3	4	5	6	7	8	9	AB R H RBI BB SO LOB	TOP
Nellie Fox, L (1, 4) OBP: 0.371, SLG: 0.440	0-0 F9		0-3 K		0-0 F9		0-0 1-3		0-0 F8	5 0 0 0 0 1 1	
George Kell, R (1, 5) OBP: 0.374, SLG: 0.406 Vern Stephens, R (4, 5) OBP: 0.286, SLG: 0.692	0-0 2B SF9 1B		0-3 K		0-0 HR		0-0 HR		0-3 K	2 1 1 0 0 1 0 3 2 2 2 0 1 1	
Jim Rivera, L (1, 8) OBP: 0.347, SLG: 0.414	0-0 SF9 1-3 2B		0-0 1B		0-0 6-3		0-0 HR			4 1 3 1 0 0 0	
Minnie Minoso, R (1, 7) OBP: 0.368, SLG: 0.352 Bob Nieman, R (1, PR) OBP: 0.370, SLG: 0.523	1-0 HBP		0-0 F9		0-0 F8		0-0 F5			0 0 0 0 0 0 0 3 0 0 0 0 0 1	
Willard Marshall, L (1, 9) OBP: 0.333, SLG: 0.133	0-0 SF9 2-3 3-H			0-0 4-3 HR 1B		0-0 F9		0-0 4-3		3 1 1 1 0 0 0	
Walt Dropo, R (1, 3) OBP: 0.349, SLG: 0.490	0-0 F8			0-0 4-3		4-0 FC5-4 BB		0-0 G6-4-3 1B		3 0 1 0 1 0 3	
Clint Courtney, L (1, 2) OBP: 0.313, SLG: 0.563		0-0 4-3		0-0 HR		0-0 F3		0-0 G6-4-3 1-2f		4 1 1 2 0 0 2	
Chico Carrasquel, R (1, 6) OBP: 0.326, SLG: 0.390		0-0 L7		0-0 F5		0-0 FC5-4 1-2f		0-0 F6		4 0 0 0 0 0 1	
Virgil Trucks, R (1, 1) Jack Harshman, L (3, 1) OBP: 0.412, SLG: 0.500 Morrie Martin, L (4, 1) Ron Jackson, R (7, PH) Mike Formieles, R (7, 1) OBP: 0.290, SLG: 0.300 Sherril Loliar, R (9, PH) OBP: 0.422, SLG: 0.616		0-3 K		0-3 K		0-3 K		0-0 1B		1 0 0 0 0 0 1 0 1 0 0 0 0 0 1 0 0 0 0 0 0 0 0 0 1 0 0 0 0 0 1 0 0 0 0 0 0 0 0 0 1 0 1 0 0 0 0 0	
Inning Stats	R: 1 H: 2 E: 0 LOB: 2 K: 0 BB: 0 S: 5 P: 6	R: 0 H: 0 E: 0 LOB: 0 K: 1 BB: 0 S: 5 P: 5	R: 0 H: 1 E: 0 LOB: 1 K: 2 BB: 0 S: 8 P: 8	R: 2 H: 2 E: 0 LOB: 0 K: 1 BB: 0 S: 7 P: 7	R: 1 H: 1 E: 0 LOB: 0 K: 0 BB: 0 S: 4 P: 4	R: 0 H: 0 E: 0 LOB: 1 K: 0 BB: 1 S: 3 P: 7	R: 2 H: 2 E: 0 LOB: 0 K: 1 BB: 0 S: 7 P: 7	R: 0 H: 1 E: 0 LOB: 0 K: 0 BB: 0 S: 3 P: 3	R: 0 H: 1 E: 0 LOB: 1 K: 1 BB: 0 S: 6 P: 6	1B: 5 SF: 1 2B: 1 SAC: 0 3B: 0 DP: 1 HR: 4 HBP: 1	WP: 1 PA: 38 PB: 0 SB: 0 CS: 0
PITCHER	IP WLS BF H R ER SO BB IBB HBP BLK WP HR S P ERA WHIP										
Bob Grim, R (1, 1) ERA: 6.06	6.2 W 30 8 6 6 5 1 0 1 0 1 4 38 43 8.10 1.350										
Tom Morgan, R (7, 1) ERA: 0.83	2.1 S 8 2 0 0 1 0 0 0 0 0 0 10 10 0.00 0.857										

Chicago White Sox @ New York Yankees
 Yankee Stadium, Bronx, NY
 Wed May 18 1955, 3:33 AM EDT
 Att. 10,600 - Unknown - 72 F

AB	35
R	6
H	10
RBI	6
BB	1
SO	6
LOB	9



Batter	1	2	3	4	5	6	7	8	9	AB	R	H	RBI	BB	SO	LOB
Hank Bauer, R OBP: 0.417, SLG: 0.579 (1, 9)	0-3 K		0-0 BB 1B	0-0 SF 3B	0-0 6-3		4-0 FC4 IBB			4	2	2	0	1	1	1
Andy Carey, R OBP: 0.284, SLG: 0.352 (1, 5)	0-0 6-3		0-0 L9	0-0 SF 4-3		0-0 L6	0-0 FC4 HR			4	2	0	1	0	0	4
Mickey Mantle, S OBP: 0.448, SLG: 0.685 (1, 8)	0-3 K		4-0 1B 1B BB	4-0 4-3 BB		4-0 1B BB	0-0 HR			2	2	1	4	3	1	0
Yogi Berra, L OBP: 0.333, SLG: 0.398 (1, 2)		0-0 1-3	0-0 1B 1B	0-0 4-3		0-0 1B	0-0 F8			5	1	2	2	0	0	1
Irv Noren, L OBP: 0.304, SLG: 0.353 (1, 7)		0-0 F6	0-0 1B SF7 1B	0-3 K		0-0 F2		0-0 F9		5	1	1	1	0	1	3
Eddie Robinson, L OBP: 0.450, SLG: 0.500 (1, 3)		0-0 HR	0-0 BB 1B	0-0 1-3		0-0 4-3		0-0 3-1		5	1	2	2	0	0	3
Gil McDougald, R OBP: 0.315, SLG: 0.240 (1, 4)		0-0 E5 1B	0-0 SF7		0-0 F8		0-0 1B HR 1B	0-0 5-3		4	1	1	1	0	0	0
Billy Hunter, R OBP: 0.274, SLG: 0.269 (1, 6)		0-0 1B	4-0 1B BB		0-0 SH2-4 1B		0-0 HR 1B			3	1	3	0	1	0	0
Bob Grim, R OBP: 0.222, SLG: 0.125 (1, 1)		0-3 K	0-0 F2		0-0 SH2-4		0-3 K			2	0	0	0	0	1	4
Tom Morgan, R OBP: 0.167, SLG: 0.167 (7, 1)										1	0	0	0	0	1	2

Inning Stats	R: 0	H: 0	E: 0	K: 2	S: 7	LOB: 0	BB: 0	P: 7	R: 1	H: 2	E: 1	K: 1	S: 8	LOB: 2	BB: 0	P: 8	R: 4	H: 4	E: 0	K: 0	S: 7	LOB: 2	BB: 2	P: 15	R: 2	H: 1	E: 1	K: 1	S: 7	LOB: 1	BB: 1	P: 11	R: 0	H: 1	E: 0	K: 0	S: 4	LOB: 1	BB: 0	P: 4	R: 0	H: 1	E: 0	K: 0	S: 4	LOB: 2	BB: 1	P: 8	R: 4	H: 3	E: 0	K: 1	S: 8	LOB: 0	BB: 1	P: 12	R: 0	H: 0	E: 0	K: 0	S: 3	LOB: 0	BB: 0	P: 3
--------------	------	------	------	------	------	--------	-------	------	------	------	------	------	------	--------	-------	------	------	------	------	------	------	--------	-------	-------	------	------	------	------	------	--------	-------	-------	------	------	------	------	------	--------	-------	------	------	------	------	------	------	--------	-------	------	------	------	------	------	------	--------	-------	-------	------	------	------	------	------	--------	-------	------


PITCHER																	1B	2B	3B	HR	SF	SAC	DP	HBP	WP	HR	S	P	ERA	WHIP
Virgil Trucks, R ERA: 5.9 (1, 1)	IP	WLS	BF	H	R	ER	SO	BB	IBB	HBP	BLK	WP	HR	S	P	ERA	WHIP	9	0	1	0	0	0	0	19.29	2.571				
Jack Harshman, L ERA: 3.49 (3, 1)	0.2		7	2	2	1	0	2	0	0	0	0	0	5	13	13.50	6.000	0	0	0	0	0	0	0						
Morrie Martin, L ERA: (4, 1)	3.0		12	2	0	0	1	1	0	0	0	0	0	13	17	0.00	1.000													
Mike Fornieles, R ERA: 3.27 (7, 1)	2.0		10	3	4	4	1	0	1	0	0	0	1	11	15	18.00	1.500	2	0	0	0	0	0							

BOTTOM

Chicago White Sox @ New York Yankees
 Yankee Stadium, Bronx, NY


Wed May 18 1955, 3:33 AM EDT
 Att: 10,600 - Unknown - 72 F

AB	35
R	11
H	12
RBI	11
BB	5
SO	5
LOB	18




WP	HR	S	P	ERA	WHIP
0	0	0	43		
0	0	0			
0	0	0			
0	0	0			
0	0	0			

Batter	1	2	3	4	5	6	7	8	9	AB R H RBI BB SO LOB	TOP											
Joe Demaestri, R (1, 6) OBP: 0.200, SLG: 0.215	0-0 F2		0-0 G6-3 1B		0-0 L6			0-0 5-3		4 0 1 0 0 0 2	Kansas City Athletics @ Chicago White Sox Comiskey Park, Chicago, IL Fri May 20 1955, 4:33 AM EDT Att: 18,008 - Unknown livebaseballscorecards.com											
Enos Slaughter, L (1, 9) OBP: 0.385, SLG: 0.350	0-0 1B		0-0 G6-3 1-2f			0-0 4-3		4-0 IBB		3 1 1 0 1 0 1												
Vic Power, R (1, 3) OBP: 0.429, SLG: 0.649	0-0 1B		0-0 F4			0-0 6-3		0-0 FC5 2-3f		4 0 1 0 0 0 2												
Elmer Valo, L (1, 7) OBP: 0.574, SLG: 0.595	0-0 SF8-2-6 1-2 3-H			0-0 F7		0-0 L7		0-0 5-3		3 0 0 1 0 0 0												
Bill Wilson, R (1, 8) OBP: 0.313, SLG: 0.488		0-0 2B 1B		0-0 F9			0-0 F8		0-0 F6	4 0 1 0 0 0 0												
Jim Finigan, R (1, 5) OBP: 0.319, SLG: 0.463		0-0 2B		0-0 4-3			0-0 L7		0-0 5-3	4 0 1 0 0 0 0												
Hector Lopez, R (1, 4) OBP: 0.233, SLG: 0.241		0-0 5-3			0-0 F7		0-0 F7			3 0 0 0 0 0 2												
Billy Shantz, R (1, 2) OBP: 0.404, SLG: 0.396		4-0 IBB			0-0 F7			0-0 FC5 2B		2 0 1 0 1 0 0												
Art Ditmar, R (1, 1) OBP: 0.545, SLG: 0.545		0-0 G6-4-3 1-2f			0-0 1B			0-0 F4		3 0 1 0 0 0 4												
Inning Stats	R: 1 E: 0 K: 0 S: 4	H: 2 LOB: 0 BB: 0 P: 4	R: 0 E: 0 K: 0 S: 4	H: 2 LOB: 2 BB: 1 P: 8	R: 0 E: 0 K: 0 S: 3	H: 1 LOB: 0 BB: 0 P: 3	R: 0 E: 0 K: 0 S: 3	H: 0 LOB: 0 BB: 0 P: 3	R: 0 E: 0 K: 0 S: 4	H: 1 LOB: 1 BB: 0 P: 4	R: 0 E: 0 K: 0 S: 3	H: 0 LOB: 0 BB: 0 P: 3	R: 0 E: 0 K: 0 S: 3	H: 0 LOB: 0 BB: 0 P: 3	R: 0 E: 0 K: 0 S: 4	H: 1 LOB: 2 BB: 1 P: 8	R: 0 E: 0 K: 0 S: 3	H: 0 LOB: 0 BB: 0 P: 3	1B: 5 2B: 3 3B: 0 HR: 0	SF: 1 SAC: 0 DP: 3 HBP: 0	WP: 0 PB: 0 SB: 0 CS: 0	PA: 33
PITCHER Sandy Consuegra, R (1, 1) ERA: 1.14	IP: 8.0 WLS: L BF: 30 H: 7 R: 1 ER: 1 SO: 0 BB: 0 IBB: 2 HBP: 0 BLK: 0 WP: 0 HR: 0 S: 28 P: 36 ERA: 1.12 WHIP: 0.875											PITCHER Harry Dorish, R (9, 1) ERA:	IP: 1.0 WLS: 3 BF: 0 H: 0 R: 0 ER: 0 SO: 0 BB: 0 IBB: 0 HBP: 0 BLK: 0 WP: 0 HR: 0 S: 3 P: 3 ERA: 0.00 WHIP: 0.000									



Batter	1	2	3	4	5	6	7	8	9	AB R H RBI BB SO LOB	TOP		
Joe Demaestri, R (1, 6) OBP: 0.194, SLG: 0.208 Bill Renna, R (9, PH) OBP: 0.376, SLG: 0.506	0-3 K		0-0 5-3		0-0 F8		0-0 F7		0-0 1B 1B	4 0 0 0 0 1 0 1 0 1 1 0 0 0	Kansas City Athletics @ Chicago White Sox Comiskey Park, Chicago, IL Sat May 21 1955, 4:33 AM EDT Att. 6,701 - Unknown livebaseballscorecards.com		
Enos Slaughter, L (1, 9) OBP: 0.419, SLG: 0.400	0-0 CS 1B		0-0 F7		0-0 FC5-4 1B		0-0 F7		0-0 1B 1B	5 0 3 0 0 0 0			
Vic Power, R (1, 3) OBP: 0.427, SLG: 0.630	4-0 FC6 BB		4-0 3B BB		0-0 FC5-4 1-2f				0-0 4-3	3 1 0 0 2 1 4			
Elmer Valo, L (1, 7) OBP: 0.569, SLG: 0.634	0-0 FC6 1-2f		0-0 1-H 3B		0-0 SH1-3 6-3 1B 1B				0-0 5-3	4 1 2 1 0 0 1			
Bill Wilson, R (1, 8) OBP: 0.319, SLG: 0.512		0-0 HR	0-0 G3		0-0 6-3 SH1-3 1B				0-0 F3	4 1 2 1 0 0 1			
Jim Finigan, R (1, 5) OBP: 0.312, SLG: 0.452		0-0 4-3		0-0 6-3		0-0 SH1-3			0-0 F6	3 0 0 0 0 0 0			
Hector Lopez, R (1, 4) OBP: 0.206, SLG: 0.212		0-0 B2-3		0-0 6-3		0-0 6-3			0-0 F9	4 0 0 1 0 0 1			
Billy Shantz, R (1, 2) OBP: 0.411, SLG: 0.404		0-0 1B		0-0 5-3		0-0 F8			0-0 1B 1B	4 1 2 0 0 0 1			
Bobby Shantz, R (1, 1) OBP: 0.143, SLG: 0.077 Ray Herbert, R (6, 1) Dick Kryhoski, L (7, PH) OBP: 0.250, SLG: 0.222 Johnny Sain, R (7, 1) Harry Simpson, L (9, PH) OBP: 0.400, SLG: 0.143		0-0 5-3		0-0 5-3		0-0 5-3		0-3 K	0-0 1B 1B 1B	2 0 0 0 0 0 1 0 0 0 0 0 0 0 1 0 0 0 0 1 0 0 0 0 0 0 0 0 1 0 1 0 0 0 0			
Inning Stats	R: 0 H: 1 E: 0 LOB: 1 K: 1 BB: 1 S: 5 P: 9	R: 1 H: 2 E: 0 LOB: 1 K: 0 BB: 0 S: 5 P: 5	R: 1 H: 1 E: 0 LOB: 1 K: 0 BB: 1 S: 4 P: 8	R: 0 H: 0 E: 0 LOB: 0 K: 0 BB: 0 S: 3 P: 3	R: 0 H: 1 E: 0 LOB: 1 K: 0 BB: 0 S: 4 P: 4	R: 1 H: 2 E: 0 LOB: 1 K: 0 BB: 0 S: 5 P: 5	R: 0 H: 0 E: 0 LOB: 0 K: 1 BB: 0 S: 5 P: 5	R: 0 H: 0 E: 0 LOB: 0 K: 0 BB: 0 S: 3 P: 3	R: 1 H: 4 E: 0 LOB: 3 K: 1 BB: 0 S: 9 P: 9	1B: 9 SF: 0 2B: 0 SAC: 1 3B: 1 DP: 0 HR: 1 HBP: 0	WP: 0 PA: 39 PB: 0 SB: 0 CS: 1		
PITCHER	IP WLS BF H R ER SO BB IBB HBP BLK WP HR S P ERA WHIP											PITCHER	IP WLS BF H R ER SO BB IBB HBP BLK WP HR S P ERA WHIP
Dick Donovan, R (1, 1) ERA: 1.74 Virgil Trucks, R (9, 1) ERA: 5.85	8.2 W 38 11 4 4 2 2 0 0 0 0 0 1 40 48 4.15 1.500												0.1 S 1 0 0 0 1 0 0 0 0 0 0 0 3 3 0.00 0.000



Batter	1	2	3	4	5	6	7	8	9
Chico Carrasquel, R (1, 6) OBP: 0.326, SLG: 0.384	0-0 F4		0-0 6-3		0-3 K	0-0 FC5-4 1B		0-0 SF8	
Nellie Fox, L (1, 4) OBP: 0.348, SLG: 0.411	0-0 F9		0-0 F4		0-0 G3	0-0 SF9		0-0 F7	
Johnny Groth, R (1, 8) OBP: 0.348, SLG: 0.381	0-0 F5		0-3 K		0-0 FC5-4 1B	0-0 FC5-4 1B			
Bob Nieman, R (1, 7) Ed McGhee, R (8, 7) OBP: 0.370, SLG: 0.527 OBP: 0.369, SLG: 0.083		0-0 SH4-3 SF8 2B		0-0 2B 2B	4-0 1-2 BB		0-0 F8		
Jim Rivera, L (1, 9) OBP: 0.340, SLG: 0.404		4-0 SH4-3 1B BB		0-0 2B 2B	0-0 FC5		0-0 4-3		
Walt Dropo, R (1, 3) OBP: 0.328, SLG: 0.456		0-0 SH4-3		0-3 K		0-0 L7	0-0 5-3		
Vern Stephens, R (1, 5) OBP: 0.333, SLG: 0.737		0-0 SF8		0-0 2B		0-0 1B 1B 2B		0-0 1B SF8 1B	
Sherm Lollar, R (1, 2) OBP: 0.440, SLG: 0.611		0-0 1B		4-0 G6-4-3 IBB		4-0 1B 1B SF9 IBB		0-0 1B	
Dick Donovan, L (1, 1) Virgil Trucks, R (9, 1) OBP: 0.250, SLG: 0.118		0-3 K		0-0 G6-4-3		0-0 1B 1B		0-0 F5	

AB	R	H	RBI	BB	SO	LOB
4	0	1	2	0	1	0
4	0	0	1	0	0	1
4	0	1	0	0	1	2
3	2	2	0	1	0	0
0	0	0	0	0	0	0
3	2	1	1	1	0	2
3	0	0	0	0	1	1
3	2	3	2	0	0	0
2	1	2	1	2	0	0
4	0	1	0	0	1	5
0	0	0	0	0	0	0

WP	PA
0	38

BOTTOM

Kansas City Athletics @ Chicago White Sox
Comiskey Park, Chicago, IL
Sat May 21 1955, 4:33 AM EDT
Att. 6,701 - Unknown


AB	30
R	7
H	11
RBI	7
BB	4
SO	4
LOB	11



Inning Stats	R	H	E	K	S	P	IP	WLS	BF	H	R	ER	SO	BB	IBB	HBP	BLK	WP	HR	S	P	ERA	WHIP
	0	0	0	0	3	3	5.1	L	27	8	6	6	4	2	2	0	0	0	0	31	47	10.12	1.875
	0	0	0	1	11	11	0.2		3	1	0	0	0	0	0	0	0	0	0	3	3	0.00	1.500
	0	0	0	3	11	11	2.0		8	2	1	1	0	0	0	0	0	0	0	8	8	4.50	1.000

WP	PA	ERA	WHIP
0	38		

Batter	1	2	3	4	5	6	7	8	9	AB R H RBI BB SO LOB	TOP	
Joe Demaestri, R (1, 6) OBP: 0.209, SLG: 0.217	4-0 1B SF8 BB	0-0 1B 2-H 1B		0-0 4-3 F9-2-5 1B		0-0 FC3-2 BB 1-2 3-H		0-0 G4-6-3 1-2f		4 1 2 1 1 0 3	Kansas City Athletics @ Chicago White Sox Comiskey Park, Chicago, IL Sun May 22 1955, 4:33 AM EDT Unknown livebaseballscorecards.com	
Enos Slaughter, L (1, 9) OBP: 0.472, SLG: 0.448	0-0 1-3 1B	0-0 BB 1B 1B		0-0 4-3		4-0 1-2 2-3 BB		0-0 SH3 1B 1B	4 1 3 0 1 0 1			
Vic Power, R (1, 3) OBP: 0.426, SLG: 0.621	0-0 SF8 3-H	4-0 BB 1B IBB		0-0 F9-2-5 3-3		0-0 6-3		0-0 SH3 1B 1-2	3 1 1 1 1 0 4			
Elmer Valo, L (1, 7) OBP: 0.564, SLG: 0.605	0-0 F7 3-H	4-0 1B S BB		0-0 6-3		4-0 FC9-6 1B BB		0-0 SH3 1-2 2-3	2 1 0 0 2 0 1			
Bill Wilson, R (1, 8) OBP: 0.321, SLG: 0.508	0-0 F8	0-0 S 1B 1-3 2-H 3-H		0-0 F7		0-0 FC9-6 1B 1-2		0-0 F4	5 0 2 2 0 0 3			
Jim Finigan, R (1, 5) OBP: 0.315, SLG: 0.446		SH1-3 1B 1-3 1-2 3-H		0-3 K		0-0 FC9-6 G6-4-3 1-2f 2-3		4-0 FC5-4 IBB	4 1 1 0 1 1 3			
Hector Lopez, R (1, 4) OBP: 0.237, SLG: 0.243		SH1-3 1-2	0-0 FC5-4 1B		0-0 K	0-0 1B FC3-2 1B		0-0 G6-4-3 1-2f	4 0 2 0 0 0 5			
Joe Astroth, R (1, 2) OBP: 0.394, SLG: 0.370		0-0 2B 1B 2-H	0-0 FC5-4 G4-6-3 1-2f		0-0 BB FC3-2 1B 1-3		0-0 6-3	4 1 2 1 0 0 1				
Alex Kellner, R (1, 1) OBP: 0.421, SLG: 0.529		0-0 1B 2B 1-H	0-0 G4-6-3 1-2f		0-3 K		4-0 G4-6-3 BB	3 1 1 1 1 1 3				
Inning Stats	R: 1 E: 0 K: 0 S: 4 H: 1 LOB: 1 BB: 1 P: 8	R: 6 E: 0 K: 0 S: 8 H: 6 LOB: 1 BB: 2 P: 16	R: 0 E: 0 K: 0 S: 3 H: 1 LOB: 0 BB: 0 P: 3	R: 0 E: 0 K: 0 S: 3 H: 1 LOB: 0 BB: 0 P: 3	R: 0 E: 0 K: 1 S: 5 H: 0 LOB: 0 BB: 0 P: 5	R: 0 E: 0 K: 1 S: 7 H: 2 LOB: 3 BB: 1 P: 11	R: 0 E: 0 K: 0 S: 3 H: 1 LOB: 1 BB: 1 P: 7	R: 0 E: 0 K: 0 S: 2 H: 0 LOB: 0 BB: 1 P: 6	R: 0 E: 0 K: 0 S: 5 H: 2 LOB: 3 BB: 1 P: 9	1B: 13 2B: 2 3B: 0 HR: 0 SF: 1 SAC: 2 DP: 4 HBP: 0		WP: 0 PB: 0 SB: 3 CS: 0 PA: 43
PITCHER	IP WLS BF H R ER SO BB IBB HBP BLK WP HR S P ERA WHIP											
Bob Keegan, R (1, 1) ERA: 6.14	1.1 L 10 5 5 5 0 1 0 0 0 0 0 0 9 13 33.75 4.500											
Morrie Martin, L (2, 1) ERA: 3.0	1.2 8 3 2 2 0 1 1 0 0 0 0 0 6 14 10.80 2.400											
Bob Chakales, R (4, 1) ERA: 2.0	4.0 16 4 0 0 2 2 0 0 0 0 0 0 18 26 0.00 1.500											
Harry Dorish, R (8, 1) ERA:	2.0 9 2 0 0 0 1 1 0 0 0 0 0 7 15 0.00 1.500											



Batter	1	2	3	4	5	6	7	8	9
Jim Brideweser, R (1, 6) <small>OBP: 0.429, SLG: 0.571</small> Chico Carrasquel, R (7, 6) <small>OBP: 0.333, SLG: 0.389</small>	0-0 WP 1B	0-0 1B	0-0 G6-4-3 1B	0-0 G4-6-3 1-2f			0-0 PB SH1-3 1B	0-0 FC6-4 1-2 2-H 1B	
Nellie Fox, L (1, 4) <small>OBP: 0.347, SLG: 0.397</small>	4-0 WP 2B BB	4-0 BB 1B SF7 BB	0-0 F9		0-0 5-3		0-0 SH1-3 1-2	0-0 FC6-4 1-2f	
Bob Nieman, R (1, 7) <small>OBP: 0.350, SLG: 0.500</small> Ed McGhee, R (8, 7) <small>OBP: 0.368, SLG: 0.077</small>	0-0 F9	0-0 F9	0-0 G6-4-3 1-2f		0-0 5-3		0-3 K 2-3		
Ron Jackson, R (1, 3) <small>OBP: 0.409, SLG: 0.632</small>	4-0 WP 2B BB	0-0 BB 1B		0-0 5-3	0-0 HR		0-0 5-3		
Vern Stephens, R (1, 5) <small>OBP: 0.433, SLG: 0.731</small>	4-0 2B FC3-2 BB	4-0 FC6-4 BB		0-0 2B 1B	0-0 1B		0-0 SH1-3 1B		
Johnny Groth, R (1, 8) <small>OBP: 0.419, SLG: 0.536</small>	0-0 FC3-2 2B	0-0 SF7 3-H		0-0 1B 2B	0-0 F8		0-0 SH1-3 1-2		
Jim Rivera, L (1, 9) <small>OBP: 0.339, SLG: 0.380</small>	4-0 FC3-2 BB	4-0 FC6-4 1-2f		4-0 BB 1B IBB		0-0 F7	0-0 F7		
Clint Courtney, L (1, 2) <small>OBP: 0.381, SLG: 0.600</small>	0-0 FC3-2 FC5-4 1-2 2-3 3-Hf		0-0 1B 2B	0-0 BB 1B		0-0 F8	4-0 1B IBB		
Mike Fomieses, R (1, 1) <small>OBP: 0.182, SLG: 0.273</small> Jack Harshman, L (3, 1) <small>OBP: 0.444, SLG: 0.500</small> Willard Marshall, L (4, PH) <small>OBP: 0.423, SLG: 0.176</small> Virgil Trucks, R (5, 1) <small>OBP: 0.059, SLG: 0.059</small>	0-0 FC5-4 1-2f		4-0 1B BB	4-0 BB 1B		0-0 F7	0-0 1B 1-2 2-H		

Inning Stats	R: 3	H: 2	E: 0	LOB: 3	K: 0	BB: 4	S: 5	P: 21
	R: 2	H: 2	E: 0	LOB: 2	K: 0	BB: 2	S: 5	P: 13
	R: 0	H: 2	E: 0	LOB: 2	K: 0	BB: 1	S: 4	P: 8
	R: 2	H: 3	E: 0	LOB: 2	K: 0	BB: 2	S: 5	P: 13
	R: 1	H: 2	E: 0	LOB: 1	K: 0	BB: 0	S: 5	P: 5
	R: 0	H: 0	E: 0	LOB: 0	K: 0	BB: 0	S: 3	P: 3
	R: 0	H: 1	E: 0	LOB: 1	K: 1	BB: 0	S: 6	P: 6
	R: 2	H: 3	E: 0	LOB: 2	K: 0	BB: 1	S: 6	P: 10

PITCHER	IP	WLS	BF	H	R	ER	SO	BB	IBB	HBP	BLK	WP	HR	S	P	ERA	WHIP
Art Ceccarelli, L (1, 1) <small>ERA: 5.6</small>	1.0		11	3	5	5	0	5	0	0	0	1	0	6	26	45.00	8.000
Vic Raschi, R (2, 1) <small>ERA: 10.95</small>	1.0		8	3	0	0	0	2	0	0	0	0	0	6	14	0.00	5.000
Lou Sleater, L (3, 1) <small>ERA: 8.31</small>	0.1		1	0	0	0	0	0	0	0	0	0	0	1	1	0.00	0.000
Johnny Sain, R (3, 1) <small>ERA: 6.75</small>	2.2	L	13	5	3	3	0	1	1	0	0	0	1	11	19	10.12	2.250
Tom Gorman, R (6, 1) <small>ERA: 3.71</small>	2.0		7	1	0	0	1	0	0	0	0	0	0	9	9	0.00	0.500

BOTTOM

AB	R	H	RBI	BB	SO	LOB
4	2	3	0	0	0	3
2	0	2	1	0	0	0
3	2	0	0	2	0	5
5	0	0	0	0	1	8
0	0	0	0	0	0	0
4	2	2	2	1	0	1
3	2	3	0	2	0	0
3	1	2	3	0	0	1
3	0	0	0	2	0	3
4	1	2	2	1	0	3
1	0	0	0	0	0	3
0	0	0	0	1	0	0
0	0	0	0	1	0	0
2	0	1	1	0	0	0


AB 34
R 10
H 15
RBI 9
BB 10
SO 1
LOB 27



Kansas City Athletics @ Chicago White Sox
Comiskey Park, Chicago, IL
Sun May 22 1955, 4:38 AM EDT
Att. 8,878 - Unknown


livebaseballscorecards.com


WP	PA
1	47
1	
0	
0	

Batter	1	2	3	4	5	6	7	8	9	AB R H RBI BB SO LOB	TOP	
Chico Carrasquel, R (1, 6) OBP: 0.336, SLG: 0.407	0-3 K		4-0 F8 BB			0-0 F5		0-0 HR	0-0 6-3	4 1 1 1 1 1 1		
Nellie Fox, L (1, 4) OBP: 0.338, SLG: 0.385	0-0 F2		0-0 F8 1-2			0-0 F2		0-0 P9		4 0 0 0 0 0 1		
Johnny Groth, R (1, 8) OBP: 0.429, SLG: 0.548	4-0 FC6-4 BB		0-3 K			0-3 K		0-0 HR 2B		3 1 1 0 1 2 0		
George Kell, R (1, 7) OBP: 0.364, SLG: 0.394 Jim Rivera, L (7, 9) OBP: 0.336, SLG: 0.376	0-0 FC6-4 1-2f			0-0 F3			0-0 F4	0-0 F2		3 0 0 0 0 0 1 1 0 0 0 0 0 1		
Bob Nieman, R (1, 9) OBP: 0.364, SLG: 0.533 Ed McGhee, R (8, 7) OBP: 0.368, SLG: 0.077		4-0 BB BB		0-3 K			0-0 1B 1B	0-0 HR 2-H		3 2 2 2 1 1 0 0 0 0 0 0 0 0		
Vern Stephens, R (1, 5) OBP: 0.441, SLG: 0.690		4-0 1-2 BB		0-0 5-3			0-0 1B 1B	0-3 K		3 0 1 0 1 1 0		
Walt Dropo, R (1, 3) OBP: 0.306, SLG: 0.423		0-3 K			0-0 L8		0-3 K		0-0 6-3	4 0 0 0 0 2 4	AB 33 R 4 H 7 RBI 4 BB 4 SO 12 LOB 15	
Sherm Lollar, R (1, 2) OBP: 0.427, SLG: 0.582		0-3 K			0-0 F8		0-0 1-2 2-H 1B		0-0 PB 1B	4 0 2 1 0 1 2		
Billy Pierce, L (1, 1) OBP: 0.214, SLG: 0.083		0-3 K			0-3 K		0-3 K		0-3 K 1-2	4 0 0 0 0 4 5		
Inning Stats	R: 0 E: 0 K: 1 S: 5 H: 0 LOB: 1 BB: 1 P: 9	R: 0 E: 0 K: 3 S: 9 H: 0 LOB: 2 BB: 2 P: 17	R: 0 E: 0 K: 1 S: 4 H: 0 LOB: 0 BB: 1 P: 8	R: 0 E: 0 K: 1 S: 5 H: 0 LOB: 0 BB: 0 P: 5	R: 0 E: 0 K: 1 S: 5 H: 0 LOB: 0 BB: 0 P: 5	R: 0 E: 0 K: 1 S: 5 H: 0 LOB: 0 BB: 0 P: 5	R: 1 E: 0 K: 2 S: 10 H: 3 LOB: 2 BB: 0 P: 10	R: 3 E: 0 K: 1 S: 8 H: 3 LOB: 0 BB: 0 P: 8	R: 0 E: 0 K: 1 S: 6 H: 1 LOB: 1 BB: 0 P: 6	1B: 4 2B: 1 3B: 0 HR: 2 SF: 0 SAC: 0 DP: 0 HBP: 0	WP: 0 PB: 1 SB: 0 CS: 0 PA: 37	
PITCHER Herb Score, L (1, 1) ERA: 2.95 Ray Narleski, R (9, 1) ERA: 5.82	IP WLS BF H R ER SO BB IBB HBP BLK WP HR S P ERA WHIP	8.0 L 33 6 4 4 11 4 0 0 0 0 2 51 67 4.50 1.250	1.0 4 1 0 0 1 0 0 0 0 0 0 6 6 0.00 1.000				PITCHER IP WLS BF H R ER SO BB IBB HBP BLK WP HR S P ERA WHIP					

Chicago White Sox @ Cleveland Indians
Cleveland Municipal Stadium, Cleveland, OH
Tue May 24 1955, 3:33 AM EDT
Att. 15,149 - Unknown

livebaseballscorecards.com

Batter	1	2	3	4	5	6	7	8	9	AB R H RBI BB SO LOB	TOP														
Chico Carrasquel, R OBP: 0.333, SLG: 0.399 (1, 6)	0-3 K		0-0 6-3		0-0 SH3-4	4-0 BB			0-0 F5	3 0 0 1 1 1 0	<p>Chicago White Sox @ Cleveland Indians Cleveland Municipal Stadium, Cleveland, OH</p> <p>Thu May 26 1955, 3:33 AM EDT Unknown</p> <p>livebaseballscorecards.com</p> <table border="1"> <tr><td>AB</td><td>31</td></tr> <tr><td>R</td><td>3</td></tr> <tr><td>H</td><td>8</td></tr> <tr><td>RBI</td><td>3</td></tr> <tr><td>BB</td><td>6</td></tr> <tr><td>SO</td><td>8</td></tr> <tr><td>LOB</td><td>18</td></tr> </table> 	AB	31	R	3	H	8	RBI	3	BB	6	SO	8	LOB	18
AB	31																								
R	3																								
H	8																								
RBI	3																								
BB	6																								
SO	8																								
LOB	18																								
Nellie Fox, L OBP: 0.333, SLG: 0.379 (1, 4)	0-0 4-3		0-0 1B		0-0 G3	0-3 K			0-0 F8	5 0 1 0 0 1 4															
Jim Rivera, L OBP: 0.322, SLG: 0.358 (1, 9) (6, 8)	0-3 K		0-3 K		0-0 3-1				0-0 F9	5 0 0 0 0 2 2															
Vern Stephens, R OBP: 0.447, SLG: 0.656 (1, 5)		0-0 FC6-4 1B		0-0 F9		4-0 SH1-4 FC5-2 1B BB			0-3 K	3 0 1 0 1 1 0															
Bob Nieman, R OBP: 0.376, SLG: 0.541 (1, 7) Ed McGhee, R OBP: 0.368, SLG: 0.077 (7, 7)		0-0 FC6-4 1B		0-0 BB 1B		0-0 FC5-2 SH1-4 1B BB			0-0 1B	4 2 3 0 0 0 1 0 0 0 0 0 0 0															
Ron Jackson, R OBP: 0.400, SLG: 0.591 (1, 3) Walt Dropo, R OBP: 0.306, SLG: 0.423 (7, 3)		0-0 1B		0-3 K		0-0 SH1-4 1B			0-3 K	3 0 1 0 0 2 2 0 0 0 0 0 0 0															
Clint Courtney, L OBP: 0.480, SLG: 0.636 (1, 2)		0-0 G5-4-3 1B		4-0 BB 1B		4-0 BB FC5-2 IBB			0-0 B1-6-4 1B	2 1 2 1 2 0 0															
Johnny Groth, R OBP: 0.405, SLG: 0.515 (1, 8) Willard Marshall, L OBP: 0.393, SLG: 0.158 (6, PH) (6, 9)		0-0 G5-4-3		0-3 K		0-0 FC5-2 BB BB			0-0 F7	2 0 0 0 0 1 4 2 0 0 0 0 0 4															
Jack Harshman, L OBP: 0.455, SLG: 0.438 (1, 1)			0-0 4-3		4-0 SH3-4 BB	4-0 BB			0-0 B1-6-4	2 0 0 1 2 0 1															
Inning Stats	R: 0 E: 0 K: 2 S: 7 H: 0 LOB: 0 BB: 0 P: 7	R: 1 E: 0 K: 0 S: 5 H: 3 LOB: 1 BB: 0 P: 5	R: 0 E: 0 K: 1 S: 6 H: 1 LOB: 1 BB: 0 P: 6	R: 0 E: 0 K: 2 S: 8 H: 1 LOB: 2 BB: 1 P: 12	R: 0 E: 0 K: 0 S: 3 H: 0 LOB: 1 BB: 1 P: 7	R: 2 E: 0 K: 1 S: 6 H: 1 LOB: 3 BB: 4 P: 22	R: 0 E: 0 K: 2 S: 8 H: 1 LOB: 1 BB: 0 P: 8	R: 0 E: 0 K: 0 S: 3 H: 1 LOB: 0 BB: 0 P: 3	R: 0 E: 0 K: 0 S: 3 H: 0 LOB: 0 BB: 0 P: 3	1B: 8 2B: 0 3B: 0 HR: 0 SF: 0 SAC: 2 DP: 2 HBP: 0	WP: 0 PB: 0 SB: 0 CS: 0 PA: 39														
PITCHER	IP WLS BF H R ER SO BB IBB HBP BLK WP HR S P ERA WHIP												PITCHER	IP WLS BF H R ER SO BB IBB HBP BLK WP HR S P ERA WHIP											
Bob Lemon, R ERA: 4.3 (1, 1)	5.2 L 28 6 3 3 5 5 1 0 0 0 0 32 56 4.76 1.941																								
Don Mossi, L ERA: 0.64 (6, 1)	2.1 8 2 0 0 3 0 0 0 0 0 0 14 14 0.00 0.857																								
Ray Narleski, R ERA: 5.5 (9, 1)	1.0 3 0 0 0 0 0 0 0 0 0 0 3 3 0.00 0.000																								

Batter	1	2	3	4	5	6	7	8	9	AB	R	H	RBI	BB	SO	LOB	TOP													
Jim Brideweser, R (1, 6) <small>OBP: 0.364, SLG: 0.455</small> Bob Keegan, R (6, 1) <small>OBP: 0.600, SLG: 0.750</small> Morrie Martin, L (6, 1) <small>OBP: 0.333, SLG: 0.333</small> Harry Dorsh, R (8, PH) <small>OBP: 0.500, SLG: 0.652</small> Clint Courtney, L (8, PR) <small>OBP: 0.182, SLG: 0.273</small> Sammy Esposito, R (8, PR) <small>OBP: 0.182, SLG: 0.273</small> Mike Fornieles, R (8, 1)	0-0 1-3	0-0 1-2 2-3 1B		0-0 5-3		0-3 K		0-0 1-2 2-H HR 1B		4	0	1	0	0	1	0														
Nellie Fox, L (1, 4) <small>OBP: 0.348, SLG: 0.441</small>	0-0 WP 2B	0-0 P7			0-0 G4-6-3 1B		0-0 HR	0-0 1-H 2-H HR		5	2	4	4	0	0	3														
George Kell, R (1, 5) <small>OBP: 0.358, SLG: 0.385</small>	0-0 F6 2-3		0-0 F8		0-0 G4-6-3 1B		0-0 G6-4-3 1B	0-3 K		5	0	1	0	0	1	3														
Bob Nieman, R (1, 7) <small>OBP: 0.369, SLG: 0.526</small>	0-0 5-3		0-0 1B 1B		0-0 P7		0-0 G6-4-3 1-2f		0-0 F8	5	0	1	0	0	0	2														
Jim Rivera, L (1, 8) <small>OBP: 0.325, SLG: 0.360</small>		0-0 5-3 1B 1B	0-0 1-2 1B		0-0 3-1		0-0 4-3		0-0 F4	5	1	2	0	0	0	0														
Willard Marshall, L (1, 9) <small>OBP: 0.384, SLG: 0.174</small> Ed McGhee, R (9, PR) <small>OBP: 0.368, SLG: 0.077</small>		0-0 5-3 1-2	0-0 F4		0-0 BB HR 1B			0-0 F2 BB BB BB	4-0 E BB	4	1	1	0	1	0	3														
Walt Dropo, R (1, 3) <small>OBP: 0.299, SLG: 0.412</small> Chico Carrasquel, R (6, 6) <small>OBP: 0.335, SLG: 0.400</small>		0-0 5-3	0-3 K		0-0 F3			0-0 E 1B 1B	0-0 E6 1-2	3	0	0	0	0	1	4														
Sherm Lollar, R (1, 2) <small>OBP: 0.426, SLG: 0.569</small>		0-0 1B E 2-H 1B		0-3 K		4-0 BB BB BB BB		0-0 E6 1-2 HR 1B	0-0 5-3	4	2	1	1	1	1	3														
Sandy Consuegra, R (1, 1) <small>OBP: 0.133, SLG: 0.133</small> Vern Stephens, R (6, PH) <small>OBP: 0.450, SLG: 0.735</small>		0-0 E4 1-2 1B		0-3 K		0-0 1-H 2-H HR		0-0 F3		2	0	0	0	0	1	1														
Inning Stats	R: 0 E: 0 K: 0 S: 4	H: 1 LOB: 1 BB: 0 P: 4	R: 1 E: 1 K: 0 S: 7	H: 3 LOB: 3 BB: 0 P: 7	R: 0 E: 0 K: 1 S: 7	H: 2 LOB: 2 BB: 0 P: 7	R: 0 E: 0 K: 2 S: 7	H: 0 LOB: 0 BB: 0 P: 7	R: 0 E: 0 K: 0 S: 3	H: 1 LOB: 0 BB: 0 P: 3	R: 3 E: 0 K: 1 S: 7	H: 2 LOB: 0 BB: 1 P: 11	R: 1 E: 0 K: 0 S: 4	H: 2 LOB: 0 BB: 0 P: 4	R: 4 E: 1 K: 1 S: 9	H: 3 LOB: 1 BB: 0 P: 9	R: 0 E: 1 K: 0 S: 4	H: 0 LOB: 2 BB: 1 P: 8	1B: 10 2B: 1 3B: 0 HR: 3	SF: 0 SAC: 0 DP: 2 HBP: 0	WP: 1 PB: 0 SB: 0 CS: 0	PA: 44								
PITCHER	IP	WLS	BF	H	R	ER	SO	BB	IBB	HBP	BLK	WP	HR	S	P	ERA	WHIP													
Mike Garcia, R (1, 1) <small>ERA: 3.56</small>	7.2		37	13	8	5	4	1	0	0	0	1	2	44	48	5.87	1.826													
Don Mossi, L (8, 1) <small>ERA: 0.63</small>	0.1		2	1	1	0	1	0	0	0	0	0	1	4	4	0.00	3.000													
Art Houtteman, R (9, 1) <small>ERA: 2.51</small>	1.0	W	5	0	0	0	0	1	0	0	0	0	0	4	8	0.00	1.000													
																	AB	42	R	9	H	14	RBI	9	BB	2	SO	5	LOB	22
																														

Chicago White Sox @ Cleveland Indians
Cleveland Municipal Stadium, Cleveland, OH
Thu May 26 1955, 3:38 AM EDT
Att. 5,474 - Unknown

livebaseballscorecards.com

BOTTOM

Chicago White Sox @ Cleveland Indians
Cleveland Municipal Stadium, Cleveland, OH

Thu May 26 1955, 3:38 AM EDT
Att. 5,474 - Unknown

AB	32
R	10
H	11
RBI	10
BB	4
SO	3
LOB	11



WP:	0	PA:	37
PB:	0	SB:	0
CS:	1		

AB	R	H	RBI	BB	SO	LOB	
5	1	2	2	0	0	3	
4	1	2	1	0	1	2	
3	1	0	0	1	0	1	
2	0	0	0	1	0	0	
1	1	0	0	0	0	0	
2	0	0	0	0	2	0	
2	1	1	2	0	0	0	
2	0	0	0	0	0	0	
0	1	0	0	1	0	0	
1	1	1	0	0	0	0	
3	0	0	0	0	0	3	
2	1	1	0	0	0	0	
1	1	1	3	1	0	0	
3	1	2	1	0	0	2	
0	0	0	0	0	0	0	
1	0	1	1	0	0	0	
0	0	0	0	0	0	0	
1B:	4	SF:	0	WP:	0	PA:	37
2B:	7	SAC:	1	PB:	0	SB:	0
3B:	0	DP:	1	CS:	1		
HR:	0	HBP:	0				

Batter	1	2	3	4	5	6	7	8	9	AB	R	H	RBI	BB	SO	LOB																			
Al Smith, R OBP: 0.404, SLG: 0.507 (1, 9) (7, 5)	0-0 F5 1B		0-0 1B 2B		0-0 1-3	0-0 2B		0-0 G5-4-3 1-2f		5	1	2	2	0	0	3																			
Bobby Avila, R OBP: 0.400, SLG: 0.412 (1, 4)	0-0 4-3		0-0 CS 1B			BB 1B				4	1	2	1	0	1	2																			
Larry Doby, L OBP: 0.307, SLG: 0.353 (1, 8)	0-0 G3		0-0 F9 1-2			BB 1B BB		0-0 4-3		3	1	0	0	1	0	1																			
Al Rosen, R OBP: 0.372, SLG: 0.402 Jim Hegan, R OBP: 0.253, SLG: 0.229 (1, 5) (6, PR) (7, 2)		0-0 4-3		0-0 F9		BB 1B E BB		0-0 F7		2	0	0	0	1	0	0																			
Dave Pope, L OBP: 0.415, SLG: 0.609 Ralph Kiner, R OBP: 0.396, SLG: 0.456 (1, 7) (6, PH) (7, 7)		0-3 K		0-3 K		BB 1B E		0-0 F2		2	0	0	0	0	2	0																			
Dale Mitchell, L OBP: 0.267, SLG: 0.231 Hank Majeski, R OBP: 0.326, SLG: 0.410 Dave Philley, S OBP: 0.417, SLG: 0.565 (1, 3) (6, PH) (7, 9)		0-0 F7		0-0 L8		BB 1B E BB		0-0 SH5-4 1B 2B		2	0	0	0	0	0	0																			
Sam Dente, R OBP: 0.318, SLG: 0.211 (1, 6)			0-0 F6		0-0 F8	0-0 F2		0-0 SH5-4 2-3		3	0	0	0	0	0	3																			
Hal Naragon, L OBP: 0.273, SLG: 0.222 Vic Wertz, L OBP: 0.352, SLG: 0.402 (1, 2) (6, PH) (7, 3)			0-0 2B 2B		0-0 4-3	0-0 E4 2B 2B		4-0 1B IBB		2	1	1	0	0	0	0																			
Mike Garcia, R OBP: 0.391, SLG: 0.500 Don Mossi, L Bob Lemon, L OBP: 0.300, SLG: 0.333 Art Houtteman, R OBP: 0.375, SLG: 0.286 (1, 1) (8, 1) (8, PH) (9, 1)			0-0 2B 2B		0-0 2B	0-0 6-3		0-0 G5-4-3 1-2 1B		3	1	2	1	0	0	2																			
Inning Stats	R: 0 E: 0 K: 0 S: 3	H: 0 LOB: 0 BB: 0 P: 3	R: 0 E: 0 K: 1 S: 5	H: 0 LOB: 0 BB: 0 P: 5	R: 3 E: 0 K: 0 S: 6	H: 4 LOB: 0 BB: 0 P: 6	R: 0 E: 0 K: 1 S: 5	H: 0 LOB: 0 BB: 0 P: 5	R: 0 E: 0 K: 0 S: 4	H: 1 LOB: 1 BB: 0 P: 4	R: 6 E: 1 K: 1 S: 9	H: 4 LOB: 2 BB: 3 P: 21	R: 0 E: 0 K: 0 S: 3	H: 0 LOB: 0 BB: 0 P: 3	R: 1 E: 0 K: 0 S: 4	H: 2 LOB: 1 BB: 1 P: 8	1B: 4 2B: 7 3B: 0 HR: 0	SF: 0 SAC: 1 DP: 1 HBP: 0	WP: 0 PB: 0 SB: 0 CS: 1	PA: 37															
PITCHER	IP	WLS	BF	H	R	ER	SO	BB	IBB	HBP	BLK	WP	HR	S	P	ERA	WHIP	IP	WLS	BF	H	R	ER	SO	BB	IBB	HBP	BLK	WP	HR	S	P	ERA	WHIP	
Sandy Consuegra, R ERA: 1.55 (1, 1)	5.0		19	5	3	3	2	0	0	0	0	0	0	23	23	5.40	1.000																		
Bob Keegan, R ERA: 7.98 (6, 1)	0.0		3	1	3	3	0	2	0	0	0	0	0	1	9	∞	∞																		
Morrie Martin, L ERA: 5.0 (6, 1)	0.0		2	1	0	0	0	1	0	0	0	0	0	1	5	∞	∞																		
Harry Dorish, R ERA: 0.55 (6, 1)	2.0		8	2	3	3	1	0	0	0	0	0	0	10	10	13.50	1.000																		
Mike Fomies, R ERA: 4.42 (8, 1)	1.0	L	5	2	1	1	0	0	1	0	0	0	0	4	8	9.00	2.000																		

livebaseballscorecards.com

Batter	1	2	3	4	5	6	7	8	9	AB R H RBI BB SO LOB	TOP									
Chico Carrasquel, R (1, 6) OBP: 0.333, SLG: 0.396 Bob Chakales, R (7, 1)	0-0 G1		0-0 SH3 1B		0-0 1-3		0-0 G5-4-3 1-2f			4 0 1 0 0 0 2 0 0 0 0 0 0 0										
Nellie Fox, L (1, 4) OBP: 0.341, SLG: 0.432	0-0 4-3		0-0 SH3 1-2		0-0 F5			0-0 F8		3 0 0 0 0 0 0										
Johnny Groth, R (1, 8) OBP: 0.390, SLG: 0.514	0-0 2B		0-0 5-3		0-3 K			0-0 6-3		4 0 1 0 0 1 1										
Bob Nieman, R (1, 7) OBP: 0.366, SLG: 0.513	4-0 BB		0-0 5-3			0-0 F8		0-0 1-3		3 0 0 0 1 0 1										
Ron Jackson, R (1, 3) Jim Brideweser, R (7, 6) OBP: 0.357, SLG: 0.520 OBP: 0.417, SLG: 0.500	0-0 F7			0-0 F4		0-0 F4			0-0 SH1-3 1B	3 0 0 0 0 0 2 1 0 1 0 0 0 0										
Vern Stephens, R (1, 5) OBP: 0.419, SLG: 0.676		0-0 F8		0-3 K		0-3 K			0-0 SH1-3 1-2	3 0 0 0 0 2 0										
Jim Rivera, L (1, 9) OBP: 0.331, SLG: 0.365		0-0 4-3		0-0 BB 1B			0-0 S S 1B		0-0 F8	4 0 2 0 0 0 1										
Sherm Lollar, R (1, 2) OBP: 0.429, SLG: 0.562		0-0 1B		4-0 BB 1-2 BB		0-3 K	0-3 K		0-3 K	3 0 1 0 1 2 2										
Dick Donovan, L (1, 1) George Kell, R (7, PH) OBP: 0.227, SLG: 0.105 OBP: 0.363, SLG: 0.385		0-3 K		0-3 K			4-0 BB G5-4-3 2-3 BB			2 0 0 0 0 2 3 0 0 0 0 1 0 0										
Inning Stats	R: 0 E: 0 K: 0 S: 4	H: 1 LOB: 2 BB: 1 P: 8	R: 0 E: 0 K: 1 S: 6	H: 1 LOB: 1 BB: 0 P: 6	R: 0 E: 0 K: 0 S: 4	H: 1 LOB: 1 BB: 0 P: 4	R: 0 E: 0 K: 2 S: 8	H: 1 LOB: 2 BB: 1 P: 12	R: 0 E: 0 K: 1 S: 5	H: 0 LOB: 0 BB: 0 P: 5	R: 0 E: 0 K: 1 S: 5	H: 1 LOB: 1 BB: 1 P: 9	R: 0 E: 0 K: 0 S: 3	H: 0 LOB: 0 BB: 0 P: 3	R: 0 E: 0 K: 1 S: 6	H: 1 LOB: 1 BB: 0 P: 6	1B: 5 2B: 1 3B: 0 HR: 0	SF: 0 SAC: 2 DP: 1 HBP: 0	WP: 0 PB: 0 SB: 2 CS: 0	PA: 35
PITCHER Billy Hoelt, L (1, 1) ERA: 2.61	IP: 9.0 WLS: W BF: 35 H: 6 R: 0 ER: 0 SO: 7 BB: 3 IBB: 0 HBP: 0 BLK: 0 WP: 0 HR: 0 S: 46 P: 58 ERA: 0.00 WHIP: 1.000																			

Chicago White Sox @ Detroit Tigers
 Briggs Stadium, Detroit, MI
 Fri May 27 1955, 4:33 AM EDT
 Att: 31,236 - Unknown


livebaseballscorecards.com

AB	30
R	0
H	6
RBI	0
BB	3
SO	7
LOB	12



Batter	1	2	3	4	5	6	7	8	9
Fred Hatfield, L OBP: 0.333, SLG: 0.382 (1, 6) S S S	0-3 K			0-0 3-1	0-0 F4		0-0 4-1		
Bill Tuttle, R OBP: 0.385, SLG: 0.356 (1, 8) X	0-0 L5-4-3 1B			0-0 4-3	0-0 1-2 1B			0-0 1-3	
Al Kaline, R OBP: 0.436, SLG: 0.607 (1, 9) X	0-0 L5-4-3 1-2			0-0 BB BB 1B	0-0 L7			0-0 L4-3	
Ferris Fain, L OBP: 0.447, SLG: 0.320 (1, 3)		0-0 G3		4-0 BB 1-2 BB		0-3 K		0-0 1B	
Jim Delsing, L OBP: 0.336, SLG: 0.417 (1, 7)		0-0 6-3		4-0 BB 1-2 2-3 BB		0-0 F5		0-0 F5	
Bubba Phillips, R OBP: 0.269, SLG: 0.304 (1, 5)		0-0 6-3		0-3 K		0-0 F3			
Frank House, L OBP: 0.292, SLG: 0.375 (1, 2)			0-0 G1-6-3 1B		0-0 HR		0-3 K		
Harry Malmberg, R OBP: 0.354, SLG: 0.349 (1, 4)			0-0 G1-6-3 1-2f		0-0 FC6-4 1B		0-0 SH5-4 1B		
Billy Hoefl, L OBP: 0.174, SLG: 0.095 (1, 1)			0-3 K		0-0 FC6-4 1-2f 1B		0-0 SH5-4		

AB	R	H	RBI	BB	SO	LOB
4	0	0	0	0	1	2
4	0	2	0	0	0	0
4	0	1	0	0	0	3
3	0	1	0	1	1	0
3	0	0	0	1	0	1
3	0	0	0	0	1	3
3	1	2	1	0	1	0
3	0	2	0	0	0	1
2	0	0	0	0	1	1

BOTTOM	
Chicago White Sox @ Detroit Tigers	
Briggs Stadium, Detroit, MI	
Fri May 27 1955, 4:33 AM EDT	
Att. 31,236 - Unknown	
livebaseballscorecards.com	
AB 29	
R 1	
H 8	
RBI 1	
BB 2	
SO 5	
LOB 11	
	
WP: 0 PA: 32	
PB: 0	
SB: 0	
CS: 0	

Inning Stats		R: 0	H: 1	R: 0	H: 0	R: 0	H: 1	R: 0	H: 3	R: 0	H: 0	R: 0	H: 1	R: 0	H: 1
		E: 0	LOB: 0	E: 0	LOB: 0	E: 0	LOB: 0	E: 0	LOB: 2	E: 0	LOB: 0	E: 0	LOB: 1	E: 0	LOB: 1
		K: 1	BB: 0	K: 0	BB: 0	K: 1	BB: 0	K: 0	BB: 0	K: 1	BB: 0	K: 1	BB: 0	K: 0	BB: 0
		S: 5	P: 5	S: 3	P: 3	S: 5	P: 5	S: 6	P: 6	S: 5	P: 5	S: 6	P: 6	S: 4	P: 4

PITCHER		IP	WLS	BF	H	R	ER	SO	BB	IBB	HBP	BLK	WP	HR	S	P	ERA	WHIP
Dick Donovan, R	(1, 1)	6.0	L	24	6	1	1	4	2	0	0	0	0	1	30	38	1.50	1.333
Bob Chakales, R	(7, 1)	2.0		8	2	0	0	1	0	0	0	0	0	10	10	0.00	1.000	

Batter	1	2	3	4	5	6	7	8	9	AB R H RBI BB SO LOB	TOP											
Johnny Groth, R OBP: 0.426, SLG: 0.721 (1, 8)										6 3 4 3 0 1 1												
Nellie Fox, L OBP: 0.341, SLG: 0.429 (1, 4)										6 1 2 0 0 0 1												
Jim Rivera, L OBP: 0.346, SLG: 0.392 (1, 9)										5 3 3 0 1 0 1												
George Kell, R OBP: 0.385, SLG: 0.393 (1, 5)										3 3 2 2 3 1 1												
Willard Marshall, L OBP: 0.410, SLG: 0.241 (1, 7)										6 2 3 3 0 0 3												
Clint Courtney, L OBP: 0.531, SLG: 0.667 (1, 2)										4 2 2 2 2 0 2												
Chico Carrasquel, R OBP: 0.327, SLG: 0.393 (1, 6)										6 1 1 2 0 0 7												
Walt Dropo, R OBP: 0.311, SLG: 0.415 (1, 3)										4 1 2 1 1 0 0												
Virgil Trucks, R OBP: 0.048, SLG: 0.050 (1, 1)										3 0 0 1 0 0 1												
Inning Stats	R: 6 E: 2 K: 0 S: 8	H: 5 LOB: 1 BB: 2 P: 16	R: 1 E: 0 K: 0 S: 4	H: 2 LOB: 2 BB: 2 P: 12	R: 0 E: 0 K: 0 S: 4	H: 1 LOB: 1 BB: 0 P: 4	R: 3 E: 0 K: 0 S: 6	H: 3 LOB: 1 BB: 1 P: 10	R: 0 E: 0 K: 2 S: 8	H: 1 LOB: 1 BB: 0 P: 8	R: 0 E: 0 K: 0 S: 3	H: 0 LOB: 0 BB: 0 P: 3	R: 1 E: 0 K: 0 S: 4	H: 1 LOB: 0 BB: 0 P: 4	R: 0 E: 0 K: 0 S: 4	H: 1 LOB: 2 BB: 1 P: 8	R: 5 E: 0 K: 0 S: 8	H: 5 LOB: 1 BB: 1 P: 12	1B: 11 2B: 6 3B: 0 HR: 2	SF: 1 SAC: 1 DP: 0 HBP: 0	WP: 0 PB: 0 SB: 1 CS: 2	PA: 52
PITCHER	IP WLS BF H R ER SO BB IBB HBP BLK WP HR S P ERA WHIP																					
Duke Maas, R ERA: 4.64 (1, 1)	0.0 L 5 4 5 5 0 1 0 0 0 0 0 0 4 8 ∞ ∞																					
Bob Miller, L ERA: 3.86 (1, 1)	2.0 11 3 2 1 0 2 1 0 0 0 0 8 20 4.50 2.500																					
Leo Cristante, R ERA: 4.63 (3, 1)	2.0 11 4 3 3 0 1 0 0 0 0 0 10 14 13.50 2.500																					
Ben Flowers, R ERA: 6.0 (5, 1)	4.0 16 3 1 1 2 1 0 0 0 0 1 19 23 2.25 1.000																					
Paul Foytack, R ERA: 40.5 (9, 1)	1.0 9 5 5 5 0 1 0 0 0 0 1 8 12 45.00 6.000																					

Chicago White Sox @ Detroit Tigers
 Briggs Stadium, Detroit, MI
 Sat May 28 1955, 4:33 AM EDT
 Att. 3,962 - Unknown

livebaseballscorecards.com

AB	43
R	16
H	19
RBI	14
BB	7
SO	2
LOB	17



Batter	1	2	3	4	5	6	7	8	9	AB R H RBI BB SO LOB	TOP											
Johnny Groth, R OBP: 0.423, SLG: 0.688 (1, 8) X	0-0 1B BB 1B	0-0 6-3	0-0 2-H 1B		0-0 1-3		0-0 1-3			5 1 2 1 0 0 3												
Nellie Fox, L OBP: 0.343, SLG: 0.428 (1, 4) X	0-0 BB FC4 1B	0-0 HR 1B	0-0 F4			0-0 G3		0-0 F6		5 2 2 0 0 0 1												
Jim Rivera, L OBP: 0.355, SLG: 0.415 (1, 9) B B B	4-0 FC4 SF8 BB	0-0 1-H HR		0-0 6-3		0-0 G3		4-0 5-3 S E BB		3 3 1 2 2 0 0												
George Kell, R OBP: 0.385, SLG: 0.387 (1, 5) B B B	4-0 1-2 2-3 3-H FC4 BB	0-0 4-3		0-0 L9		0-0 1B		0-0 5-3		4 0 1 1 1 0 1												
Willard Marshall, L OBP: 0.409, SLG: 0.219 (1, 7) X	0-0 FC4 SF8 1-2f 2-3 3-H		4-0 E BB	4-0 BB BB BB BB	4-0 BB BB	0-0 4-3		0-0 E3		3 1 0 1 2 0 3												
Clint Courtney, L OBP: 0.486, SLG: 0.613 (1, 2) X	0-0 SF8 1-2 3-H		0-0 1-H E 1B	0-0 L9			0-0 F4	0-0 4-3		4 1 1 1 0 0 2												
Chico Carrasquel, R OBP: 0.335, SLG: 0.392 (1, 6) B B B	4-0 BB		0-0 2-H E5 1B 1B		0-0 F7		4-0 SH2-4 1B BB	0-3 K		3 1 1 0 2 1 0												
Walt Dropo, R OBP: 0.307, SLG: 0.407 (1, 3) S S S	0-3 K		0-3 K		0-0 5-3		0-0 SH2-4 1B	0-3 K		5 0 1 0 0 3 3												
Mike Fomieles, R OBP: 0.133, SLG: 0.200 (1, 1) X		0-0 1-3	0-0 5-3		0-0 E6		0-0 SH2-4	0-0 6-3		4 0 0 0 0 0 1												
Inning Stats	R: 3 E: 0 K: 1 S: 7	H: 2 LOB: 2 BB: 3 P: 19	R: 2 E: 0 K: 0 S: 5	H: 2 LOB: 0 BB: 0 P: 5	R: 3 E: 2 K: 1 S: 8	H: 3 LOB: 1 BB: 1 P: 12	R: 0 E: 0 K: 0 S: 3	H: 0 LOB: 1 BB: 1 P: 7	R: 0 E: 1 K: 0 S: 4	H: 0 LOB: 1 BB: 0 P: 4	R: 0 E: 0 K: 0 S: 4	H: 1 LOB: 1 BB: 0 P: 4	R: 0 E: 0 K: 0 S: 4	H: 1 LOB: 2 BB: 1 P: 8	R: 1 E: 1 K: 0 S: 4	H: 0 LOB: 1 BB: 1 P: 8	R: 0 E: 0 K: 2 S: 7	H: 0 LOB: 0 BB: 0 P: 7	1B: 8 2B: 0 3B: 0 HR: 1	SF: 1 SAC: 1 DP: 0 HBP: 0	WP: 0 PB: 0 SB: 1 CS: 0	PA: 45
PITCHER	IP WLS BF H R ER SO BB IBB HBP BLK WP HR S P ERA WHIP																					
Ned Garver, R ERA: 4.0 (1, 1)	2.0 L 13 4 5 5 1 3 0 0 0 0 0 1 12 24 22.50 3.500																					
Al Aber, L ERA: 3.26 (3, 1)	1.0 7 3 3 3 1 1 0 0 0 0 0 0 8 12 27.00 4.000																					
George Zuverink, R ERA: 7.15 (4, 1)	5.0 22 2 1 0 0 3 0 0 0 0 0 0 19 31 0.00 1.000																					
Van Fletcher, R ERA: 4.0 (9, 1)	1.0 3 0 0 0 0 2 0 0 0 0 0 0 7 7 0.00 0.000																					

Chicago White Sox @ Detroit Tigers
 Briggs Stadium, Detroit, MI
 Sun May 29 1955, 4:33 AM EDT
 Att. 16,211 - Unknown

livebaseballscorecards.com

AB	36
R	9
H	9
RBI	6
BB	7
SO	4
LOB	14




Batter	1	2	3	4	5	6	7	8	9	AB R H RBI BB SO LOB
Fred Hatfield, L (1, 6) OBP: 0.340, SLG: 0.382	0-0 F5		4-0 BB			0-0 G4-6-3 1B		0-0 F4		3 0 1 0 1 0 0
Bill Tuttle, R (1, 8) OBP: 0.376, SLG: 0.371	0-0 FC4-6 1B		0-0 F8			0-0 G4-6-3 1-2f		0-0 HR		4 1 2 1 0 0 2
Al Kaline, R (1, 9) OBP: 0.436, SLG: 0.595	0-0 L9			0-0 L8		0-0 1B		0-0 L7		4 0 1 0 0 0 1
Charlie Maxwell, L (1, 3) OBP: 0.200, SLG: 0.400	0-0 FC4-6 1-2f			0-0 1B		0-0 F8		0-3 K		4 0 1 0 0 1 2
Jim Delsing, L (1, 7) OBP: 0.336, SLG: 0.439		0-3 K		0-0 F8		0-0 4-3		0-0 HR		4 1 1 1 0 1 1
Bubba Phillips, R (1, 5) OBP: 0.286, SLG: 0.406		0-0 4-3		0-0 F7		0-0 HR		0-0 F3		4 1 1 1 0 0 1
Frank House, L (1, 2) OBP: 0.288, SLG: 0.361		0-0 F7			0-0 F7		0-0 G3			4 0 1 0 0 0 0
Harry Malmberg, R (1, 4) OBP: 0.339, SLG: 0.333			0-0 6-3		0-0 F9		0-0 F8		0-0 FC6-4 1B	4 0 1 0 0 0 0
Ned Carver, R (1, 1) OBP: 0.174, SLG: 0.111			0-0 F9		0-0 1-3			0-0 F5	0-0 FC6-4	0 0 0 0 0 0 0
Al Aber, L (3, 1)									1-2f	0 0 0 0 0 0 0
Ferris Fain, L (3, PH) OBP: 0.441, SLG: 0.314										0 0 0 0 0 0 0
George Zuverink, R (4, 1)										1 0 0 0 0 0 0
Ray Boone, R (8, PH) OBP: 0.314, SLG: 0.387										1 0 0 0 0 0 0
Van Fletcher, R (9, 1)										0 0 0 0 0 0 0
Jay Porter, R (9, PH) OBP: 0.333, SLG: 0.256										1 0 0 0 0 0 2

Inning Stats	R: 0	H: 1	E: 0	K: 0	S: 4	LOB: 1	BB: 0	P: 4	R: 0	H: 0	E: 0	K: 1	S: 5	LOB: 0	BB: 0	P: 5	R: 0	H: 0	E: 0	K: 0	S: 3	LOB: 1	BB: 1	P: 7	R: 0	H: 1	E: 0	K: 0	S: 4	LOB: 1	BB: 0	P: 4	R: 0	H: 0	E: 0	K: 0	S: 3	LOB: 0	BB: 0	P: 3	R: 0	H: 2	E: 0	K: 0	S: 4	LOB: 1	BB: 0	P: 4	R: 1	H: 1	E: 0	K: 0	S: 4	LOB: 0	BB: 0	P: 4	R: 1	H: 1	E: 0	K: 0	S: 4	LOB: 0	BB: 0	P: 4	R: 1	H: 1	E: 0	K: 1	S: 8	LOB: 2	BB: 0	P: 8	1B: 6	SF: 0	2B: 0	SAC: 0	3B: 0	DP: 1	HR: 3	HBP: 0	WP: 0	PA: 36
PITCHER Mike Fornieles, R (1, 1) ERA: 4.14	IP	WLS	BF	H	R	ER	SO	BB	IBB	HBP	BLK	WP	HR	S	P	ERA	WHIP	IP	WLS	BF	H	R	ER	SO	BB	IBB	HBP	BLK	WP	HR	S	P	ERA	WHIP	IP	WLS	BF	H	R	ER	SO	BB	IBB	HBP	BLK	WP	HR	S	P	ERA	WHIP																															

BOTTOM

Chicago White Sox @ Detroit Tigers
 Briggs Stadium, Detroit, MI
 Sun May 29 1955, 4:33 AM EDT
 Att. 16,211 - Unknown

AB	35
R	3
H	9
RBI	3
BB	1
SO	2
LOB	9



Batter	1	2	3	4	5	6	7	8	9	AB R H RBI BB SO LOB	TOP	
Al Smith, R OBP: 0.412, SLG: 0.524 (1, 5) X	0-0 FC1-6-5 SH1-3 1B	0-0 G6-4-3 1-2f	0-0 F5			0-0 1-3 1B		0-0 1B 2B	4-0 G4-6-3 BB	5 1 3 0 1 0 2		
Bobby Avila, R OBP: 0.406, SLG: 0.441 (1, 4) X	0-0 SH1-3 1-2	0-0 HR	0-0 F4			0-0 1-3 1-2		0-0 1B 1B 2-H	0-0 G4-6-3 1-2f	5 2 2 2 0 0 3		
Larry Doby, L OBP: 0.315, SLG: 0.372 (1, 8) X	0-0 FC1-6-5 1B BB WP 2-3	0-0 E4 HR		0-3 K		4-0 FC6-4 IBB		0-0 1B 1-3	0-0 6-3	5 2 1 0 1 1 1		
Al Rosen, R OBP: 0.383, SLG: 0.433 (1, 3) B B B B	4-0 BB 1B 1-2 BB	0-0 HR		4-0 G4-6-3 BB		0-0 FC6-4 1-2f		0-0 1B 1B E 3-H		3 3 2 3 2 0 2		
Wally Westlake, R OBP: 0.385, SLG: 0.333 (1, 7) X	0-0 BB BB 1-2 2-3 1B	0-0 1B 1B		0-0 G4-6-3 1-2f			0-0 F6	0-0 1B 1-2 1B		5 0 3 0 0 0 1		
Dave Philley, S OBP: 0.433, SLG: 0.643 (1, 9) B B B B	4-0 BB 1-2 2-3 3-H BB	0-0 1B		0-3 K			0-0 HR	0-0 F7		4 1 2 1 1 1 2		
Sam Dente, R OBP: 0.328, SLG: 0.245 (1, 6) B B B B	4-0 1-2 2-3 3-H BB	0-0 F8		0-0 F5			0-0 F6	0-0 E7 1B 1-3 2-H		4 0 1 1 1 0 2		
Jim Hegan, R OBP: 0.258, SLG: 0.220 (1, 2) X	0-0 F3		0-0 F4		0-0 F8		0-0 1B	4-0 BB		4 0 1 0 1 0 3		
Hal Naragon, L OBP: 0.273, SLG: 0.222 (8, 2)										0 0 0 0 0 0 0		
Bob Lemon, L OBP: 0.314, SLG: 0.323 (1, 1) X		0-0 G6-4-3 1B	4-0 BB			0-3 K	0-0 F9	0-0 3-1		4 0 1 0 1 1 4		
Inning Stats	R: 2 H: 2 E: 0 LOB: 3 K: 0 BB: 3 S: 5 P: 17	R: 3 H: 5 E: 1 LOB: 2 K: 0 BB: 0 S: 8 P: 8	R: 0 H: 0 E: 0 LOB: 1 K: 0 BB: 1 S: 3 P: 7	R: 0 H: 0 E: 0 LOB: 0 K: 1 BB: 1 S: 4 P: 8	R: 0 H: 0 E: 0 LOB: 0 K: 1 BB: 0 S: 5 P: 5	R: 0 H: 1 E: 0 LOB: 2 K: 1 BB: 1 S: 6 P: 10	R: 1 H: 2 E: 0 LOB: 1 K: 0 BB: 0 S: 5 P: 5	R: 3 H: 6 E: 1 LOB: 3 K: 0 BB: 1 S: 8 P: 12	R: 0 H: 0 E: 0 LOB: 0 K: 0 BB: 1 S: 2 P: 6	1B: 12 SF: 0 2B: 1 SAC: 1 3B: 0 DP: 3 HR: 3 HBP: 0	WP: 1 PA: 48 PB: 0 SB: 0 CS: 0	
PITCHER	IP WLS BF H R ER SO BB IBB HBP BLK WP HR S P ERA WHIP											
Jack Harshman, L ERA: 3.26 (1, 1)	0.2 L 7 2 2 2 0 3 0 0 0 0 1 0 4 16 27.00 7.500											
Morrie Martin, L ERA: 5.4 (1, 1)	1.0 8 5 3 1 0 0 0 0 0 0 0 2 8 8 9.00 5.000											
Bob Keegan, R ERA: 6.3 (2, 1)	5.1 21 3 1 1 3 2 1 0 0 0 1 24 36 1.69 0.938											
Harry Dorish, R ERA: 1.59 (8, 1)	0.2 7 6 3 2 0 0 0 0 0 0 0 0 7 7 27.00 9.000											
Bob Chakales, R ERA: 1.46 (8, 1)	1.1 5 0 0 0 0 0 2 0 0 0 0 0 3 11 0.00 1.500											

Cleveland Indians @ Chicago White Sox
Comiskey Park, Chicago, IL
Mon May 30 1955, 4:33 AM EDT
Unknown

livebaseballscorecards.com

AB	39
R	9
H	16
RBI	7
BB	8
SO	3
LOB	20



Batter	1	2	3	4	5	6	7	8	9	AB R H RBI BB SO LOB	TOP																					
Billy Goodman, L (1, 4) OBP: 0.366, SLG: 0.318	0-0 G4-6-3 1B		0-0 F7		0-0 4-3		4-0 BB		0-0 F8	4 0 1 1 1 0 2	Boston Red Sox @ Chicago White Sox Comiskey Park, Chicago, IL Wed Jun 01 1955, 4:33 AM EDT Att. 21,209 - Unknown livebaseballscorecards.com																					
Gene Stephens, L (1, 8) OBP: 0.456, SLG: 0.597	0-0 G4-6-3 1-2f		0-0 G3		0-0 F5		0-3 K		0-3 K	5 0 0 0 0 2 4																						
Ted Williams, L (1, 7) OBP: 0.333, SLG: 0.625	0-0 L6			0-0 1-3		0-0 F7		0-3 K		4 0 0 0 0 1 1																						
Harry Agganis, L (1, 3) OBP: 0.378, SLG: 0.443		0-0 F8		0-0 4-3		0-0 1B 2B 1B		0-3 K		4 1 1 0 0 1 1																						
Jackie Jensen, R (1, 9) OBP: 0.320, SLG: 0.506		0-0 3-1		0-0 6-3		0-0 F9		0-0 F8		4 0 0 0 0 0 1																						
Sammy White, R (1, 2) OBP: 0.328, SLG: 0.373		0-0 2B			0-0 1B 1B	0-0 2B 1B		0-0 6-3		4 1 3 0 0 0 0																						
Billy Klaus, L (1, 6) OBP: 0.381, SLG: 0.376		0-0 F7			0-0 4-3 1B 1B	0-0 1-3 2-H 2B		4-0 BB		3 1 2 1 1 0 1																						
Grady Hatton, L (1, 5) OBP: 0.351, SLG: 0.328			0-0 F8		0-0 4-3 1B 1B	4-0 BB		0-0 4-3		3 0 1 1 1 0 1																						
Tom Brewer, R (1, 1) OBP: 0.167, SLG: 0.167 Ellis Kinder, R (8, 1) OBP: 0.667, SLG: 0.500 Eddie Joost, R (9, PH) OBP: 0.282, SLG: 0.328			0-0 1B		0-0 4-3	0-0 F8			0-0 F8	3 0 1 0 0 0 5 0 0 0 0 0 0 0 1 0 0 0 0 0 0																						
Inning Stats	R: 0 E: 0 K: 0 S: 3	H: 1 LOB: 0 BB: 0 P: 3	R: 0 E: 0 K: 0 S: 4	H: 1 LOB: 1 BB: 0 P: 4	R: 0 E: 0 K: 0 S: 3	H: 0 LOB: 0 BB: 0 P: 3	R: 2 E: 0 K: 0 S: 6	H: 3 LOB: 1 BB: 0 P: 6	R: 1 E: 0 K: 0 S: 6	H: 3 LOB: 3 BB: 1 P: 10	R: 0 E: 0 K: 3 S: 9	H: 0 LOB: 1 BB: 1 P: 13	R: 0 E: 0 K: 0 S: 3	H: 0 LOB: 1 BB: 1 P: 7	R: 0 E: 0 K: 1 S: 5	H: 0 LOB: 0 BB: 0 P: 5	1B: 7 2B: 2 3B: 0 HR: 0	SF: 0 SAC: 0 DP: 1 HBP: 0	WP: 0 PB: 0 SB: 0 CS: 0	PA: 38												
PITCHER Dick Donovan, R (1, 1) ERA: 1.96 Sandy Consuegra, R (8, 1) ERA: 1.49	IP 7.0	WLS W	BF 31	H 9	R 3	ER 3	SO 3	BB 2	IBB 0	HBP 0	BLK 0	WP 0	HR 0	S 35	P 43	ERA 3.86	WHIP 1.571															
											PITCHER	IP	WLS	BF	H	R	ER	SO	BB	IBB	HBP	BLK	WP	HR	S	P	ERA	WHIP				

Boston Red Sox @ Chicago White Sox
Comiskey Park, Chicago, IL
Wed Jun 01 1955, 4:33 AM EDT
Att. 21,209 - Unknown

AB 35
R 3
H 9
RBI 3
BB 3
SO 4
LOB 16



Batter	1	2	3	4	5	6	7	8	9
Johnny Groth, R OBP: 0.375, SLG: 0.576 (1, 8)	0-0 6-3		0-0 F3		0-0 F9		0-0 SH2-3		
Nellie Fox, L OBP: 0.340, SLG: 0.424 (1, 4)	0-0 G3		0-0 1B			0-0 F8	0-0 3-1		
Jim Rivera, L OBP: 0.358, SLG: 0.410 (1, 9)	0-0 1-3		0-0 4-3			0-3 K		4-0 G3 SH3 1B BB	
George Kell, R OBP: 0.377, SLG: 0.372 (1, 3)		0-0 4-3		0-0 5-3		0-0 4-3		0-0 SH3	
Bob Nieman, R OBP: 0.359, SLG: 0.496 (1, 7)		0-0 E8 1B		0-0 F9			0-0 E6 WP HR	0-0 G3	
Vern Stephens, R OBP: 0.385, SLG: 0.578 (1, 5)		0-0 5-3		0-0 6-3			0-0 F9	4-0 1B BB	
Chico Carrasquel, R OBP: 0.362, SLG: 0.404 (1, 6)		4-0 BB				0-0 1B	0-0 HR 1B	0-0 1B	
Sherm Lollar, R OBP: 0.418, SLG: 0.566 (1, 2)		0-3 K			0-0 F7		0-0 HR	0-0 L7	
Dick Donovan, L OBP: 0.240, SLG: 0.095 (1, 1)			0-3 K		0-3 K		4-0 SH2-3 BB		
Bob Kennedy, R OBP: 0.250, SLG: 0.157 (7, PR)									
Sandy Consuegra, R OBP: 0.133, SLG: 0.133 (8, 1)									

Inning Stats	R: 0	H: 0	E: 0	K: 0	S: 3	R: 0	H: 1	E: 1	K: 1	S: 6	R: 0	H: 1	E: 0	K: 1	S: 6	R: 0	H: 0	E: 0	K: 0	S: 3	R: 0	H: 1	E: 0	K: 1	S: 6	R: 0	H: 0	E: 0	K: 1	S: 5	R: 3	H: 2	E: 1	K: 0	S: 6	R: 1	H: 1	E: 0	K: 0	S: 4	
	LOB: 0	BB: 0	P: 3	LOB: 2	BB: 1	P: 10	LOB: 1	BB: 0	P: 6	LOB: 0	BB: 0	P: 3	LOB: 1	BB: 0	P: 6	LOB: 0	BB: 0	P: 5	LOB: 2	BB: 1	P: 10	LOB: 2	BB: 2	P: 12	LOB: 0	SF: 0	SAC: 2	DP: 0	HBP: 0	WP: 1	PA: 35	1B: 5	2B: 0	3B: 0	HR: 1	SF: 0	SAC: 2	DP: 0	HBP: 0	WP: 1	PA: 35

PITCHER	IP	WLS	BF	H	R	ER	SO	BB	IBB	HBP	BLK	WP	HR	S	P	ERA	WHIP
Tom Brewer, R ERA: 3.6 (1, 1)	7.0	L	30	5	4	3	4	3	0	0	0	1	1	35	47	3.86	1.143
Ellis Kinder, R ERA: 2.75 (8, 1)	1.0		5	1	0	0	0	1	0	0	0	0	0	4	8	0.00	2.000

BOTTOM

Boston Red Sox @ Chicago White Sox
Comiskey Park, Chicago, IL

Wed Jun 01 1955, 4:33 AM EDT
Att. 21,209 - Unknown

AB	29
R	4
H	6
RBI	4
BB	4
SO	4
LOB	13



PITCHER	IP	WLS	BF	H	R	ER	SO	BB	IBB	HBP	BLK	WP	HR	S	P	ERA	WHIP
Tom Brewer, R ERA: 3.6 (1, 1)	7.0	L	30	5	4	3	4	3	0	0	0	1	1	35	47	3.86	1.143
Ellis Kinder, R ERA: 2.75 (8, 1)	1.0		5	1	0	0	0	1	0	0	0	0	0	4	8	0.00	2.000

Batter	1	2	3	4	5	6	7	8	9	AB R H RBI BB SO LOB	TOP		
Billy Goodman, L (1, 4) OBP: 0.364, SLG: 0.316	0-0 3-1		0-0 SH5-3		0-0 4-3		0-0 E BB 1B		0-0 3-1	4 0 1 0 0 0 0	Boston Red Sox @ Chicago White Sox Comiskey Park, Chicago, IL Thu Jun 02 1955, 4:33 AM EDT Att. 4,507 - Unknown		
Gene Stephens, L (1, 8) OBP: 0.440, SLG: 0.563	0-3 K		0-0 4-3		0-0 F5		4-0 BB BB E 1-2 2-3 BB	0-3 K	4 0 0 0 1 2 1				
Ted Williams, L (1, 7) OBP: 0.348, SLG: 0.526	4-0 1B BB		4-0 FC6-4 BB		0-0 F9		0-0 E6 F9-3 1-2 2-3 3-H BB	0-0 F9	3 0 0 1 2 0 2				
Harry Agganis, L (1, 3) OBP: 0.383, SLG: 0.458	0-0 1-2 1B		0-0 FC6-4 1-2		0-0 1B 2B		0-0 F9-3 1-1		4 1 2 0 0 0 5				
Jackie Jensen, R (1, 9) OBP: 0.318, SLG: 0.500	0-0 F7		0-0 E7 1B		0-0 6-3		0-0 F8		4 0 1 0 0 0 3				
Sammy White, R (1, 2) OBP: 0.332, SLG: 0.376		0-0 4-3		0-0 6-3		0-0 2-H 1B		0-0 BB 1B	4 0 2 1 0 0 1				
Billy Klaus, L (1, 6) OBP: 0.376, SLG: 0.364		0-3 K2-3		0-0 F7		0-3 K		4-0 1-2 BB	3 0 0 0 1 2 2				
Grady Hatton, L (1, 5) OBP: 0.333, SLG: 0.308		0-0 4-3		0-0 1-3		0-0 1-3		0-0 L8	4 0 0 0 0 0 3				
Mel Parnell, L (1, 1) OBP: 0.667, SLG: 0.667			0-0 4-3 SH5-3 1B		0-0 F8		0-0 BB BB E 1B	0-3 K	3 0 2 0 0 0 0				
Jim Piersall, R (7, PR) OBP: 0.308, SLG: 0.316									0 1 0 0 0 0 0				
Tom Hurd, R (7, 1)									0 0 0 0 0 0 0				
Norm Zauchin, R (8, PH) OBP: 0.322, SLG: 0.419									1 0 0 0 0 1 2				
George Susce, R (8, 1) OBP: 0.167, SLG: 0.333									0 0 0 0 0 0 0				
Inning Stats	R: 0 H: 1 E: 0 LOB: 2 K: 1 BB: 1 S: 6 P: 10	R: 0 H: 0 E: 0 LOB: 0 K: 1 BB: 0 S: 5 P: 5	R: 0 H: 1 E: 0 LOB: 2 K: 0 BB: 1 S: 4 P: 8	R: 0 H: 1 E: 1 LOB: 1 K: 0 BB: 0 S: 4 P: 4	R: 0 H: 0 E: 0 LOB: 0 K: 0 BB: 0 S: 3 P: 3	R: 1 H: 2 E: 0 LOB: 1 K: 1 BB: 0 S: 7 P: 7	R: 1 H: 2 E: 1 LOB: 3 K: 0 BB: 1 S: 5 P: 9	R: 0 H: 1 E: 0 LOB: 2 K: 1 BB: 1 S: 6 P: 10	R: 0 H: 0 E: 0 LOB: 0 K: 1 BB: 0 S: 5 P: 5	1B: 7 SF: 0 2B: 2 SAC: 1 3B: 0 DP: 1 HR: 0 HBP: 0	WP: 0 PA: 39 PB: 0 SB: 0 CS: 0		
PITCHER	IP WLS BF H R ER SO BB IBB HBP BLK WP HR S P ERA WHIP											PITCHER	IP WLS BF H R ER SO BB IBB HBP BLK WP HR S P ERA WHIP
Virgil Trucks, R (1, 1) ERA: 4.92	6.1 W 29 7 2 2 3 3 0 0 0 0 0 0 32 44 2.84 1.579												
Sandy Consuegra, R (7, 1) ERA: 1.42	2.2 S 10 1 0 0 2 1 0 0 0 0 0 0 13 17 0.00 0.750												

livebaseballscorecards.com

AB	34
R	2
H	8
RBI	2
BB	4
SO	5
LOB	19



Batter	1	2	3	4	5	6	7	8	9
Chico Carrasquel, R (1, 6) OBP: 0.363, SLG: 0.392	0-0 F7		4-0 1B BB	0-0 F7		0-0 PO	0-0 5-3		
Nellie Fox, L (1, 4) OBP: 0.337, SLG: 0.417	0-0 F4		0-0 FC6 1B		0-0 F7		0-0 1B		
Jim Rivera, L (1, 9) OBP: 0.352, SLG: 0.408	0-0 6-3		0-3 K		0-0 F2		0-0 F6		
George Kell, R (1, 5) OBP: 0.364, SLG: 0.380		0-3 K	0-0 FC6		0-0 1-3		0-0 F8		
Willard Marshall, L (1, 7) OBP: 0.385, SLG: 0.184		4-0 G5-4-3 BB		4-0 1B BB		0-0 1-3		0-0 F4	
Clint Courtney, L (1, 2) OBP: 0.467, SLG: 0.541		0-0 G5-4-3		0-0 1B 1B		4-0 BB SF9 BB		0-0 F9	
Ron Jackson, R (1, 3) OBP: 0.375, SLG: 0.517			0-0 F9	0-3 K		0-0 SF9 BB		4-0 BB	
Walt Dropo, R (7, 3) OBP: 0.315, SLG: 0.400						1-2 PO 1B			
Johnny Groth, R (1, 8) OBP: 0.375, SLG: 0.538			4-0 1B BB	0-0 F9		4-0 BB		0-0 F8	
Jack Harshman, L (1, 1) OBP: 0.480, SLG: 0.500			0-0 1B BB	0-0 1B		0-0 SF9			

AB	R	H	RBI	BB	SO	LOB
3	0	0	0	1	0	2
4	0	2	1	0	0	0
4	0	0	0	0	1	4
4	0	0	0	0	1	4
2	1	0	0	2	0	0
3	1	1	0	1	0	1
3	0	1	0	0	1	2
0	0	0	0	1	0	0
2	1	0	0	2	0	3
2	0	2	2	0	0	0

BOTTOM

New York Yankees @ Chicago White Sox
Comiskey Park, Chicago, IL
Fri Jun 03 1955, 4:33 AM EDT
Att. 40,020 - Unknown

livebaseballscorecards.com

AB	27
R	3
H	6
RBI	3
BB	7
SO	3
LOB	16



Inning Stats	R: 0	H: 0	E: 0	LOB: 0	K: 0	S: 3	R: 0	H: 0	E: 0	LOB: 0	K: 1	S: 4	R: 1	H: 2	E: 0	LOB: 3	K: 1	S: 7	R: 1	H: 2	E: 0	LOB: 2	K: 1	S: 7	R: 0	H: 0	E: 0	LOB: 0	K: 0	S: 3	R: 1	H: 1	E: 0	LOB: 1	K: 0	S: 3	R: 0	H: 1	E: 0	LOB: 1	K: 0	S: 4	R: 0	H: 0	E: 0	LOB: 1	K: 0	S: 3
--------------	------	------	------	--------	------	------	------	------	------	--------	------	------	------	------	------	--------	------	------	------	------	------	--------	------	------	------	------	------	--------	------	------	------	------	------	--------	------	------	------	------	------	--------	------	------	------	------	------	--------	------	------

PITCHER	IP	WLS	BF	H	R	ER	SO	BB	IBB	HBP	BLK	WP	HR	S	P	ERA	WHIP
Bob Turley, R (1, 1) ERA: 2.66	6.0	L	27	5	3	3	3	6	0	0	0	0	0	27	51	4.50	1.833
Jim Konstanty, R (7, 1) ERA: 0.86	2.0		8	1	0	0	0	1	0	0	0	0	0	7	11	0.00	1.000

WP	PA	3B	DP	HR	S	P	ERA	WHIP
0	36	0	1	0				

Batter	1	2	3	4	5	6	7	8	9	AB R H RBI BB SO LOB	TOP													
Elston Howard, R (1, 9) OBP: 0.430, SLG: 0.586	0-3 K	0-0 1-2 2-3 1B		0-0 4-3 1B 2B	0-0 1-3		0-3 K			5 1 2 0 0 2 1														
Andy Carey, R (1, 5) OBP: 0.316, SLG: 0.379	0-0 1B	0-0 F3		0-0 4-3		0-0 F8		0-0 4-3		5 0 1 0 0 0 4														
Mickey Mantle, S (1, 8) OBP: 0.456, SLG: 0.637	0-0 1-2 1B		0-0 2B BB 1B	0-3 K		0-0 F7		0-3 K		5 1 2 0 0 2 1														
Yogi Berra, L (1, 2) OBP: 0.371, SLG: 0.537	0-3 K		0-0 F8	4-0 1B BB		0-0 HBP 1B		0-0 F7		4 1 1 0 1 1 3														
Bill Skowron, R (1, 3) OBP: 0.513, SLG: 0.870	0-0 F3		0-0 BB SF8 2B	0-0 1-2 1B		1-0 1B HBP			0-0 F7	3 1 2 1 0 0 2														
Eddie Robinson, L (7, 3) OBP: 0.392, SLG: 0.524			1-3 SF8 2B	1-2 1B		1-2 HBP				1 0 0 0 0 0 0														
Irv Noren, L (1, 7) OBP: 0.288, SLG: 0.309		0-0 4-3	4-0 BB BB	0-0 L5		0-0 1-3 2-H 1B		0-0 F7		4 0 1 1 1 0 2														
Gil McDougald, R (1, 4) OBP: 0.364, SLG: 0.291		0-0 E BB 1B	4-0 1-2 2-3 3-H BB		0-0 1B		0-0 F3		0-0 F8	4 0 2 1 1 0 2														
Billy Hunter, R (1, 6) OBP: 0.237, SLG: 0.258		0-0 E9 1B 1B	0-0 SF8		0-0 F2		0-0 F7			3 0 1 1 0 0 1														
Ed Lopat, L (1, 1) OBP: 0.300, SLG: 0.222		4-0 1B BB	0-0 F7		0-0 L8		0-0 4-3			3 0 0 0 1 0 3														
Tom Morgan, R (9, 1) OBP: 0.167, SLG: 0.167		3-H BB								0 0 0 0 0 0 0														
Inning Stats	R: 0 E: 0 K: 2 S: 9	H: 2 LOB: 2 BB: 0 P: 9	R: 0 E: 1 K: 0 S: 5	H: 3 LOB: 3 BB: 1 P: 9	R: 2 E: 0 K: 0 S: 5	H: 2 LOB: 2 BB: 2 P: 13	R: 1 E: 0 K: 1 S: 7	H: 2 LOB: 2 BB: 1 P: 11	R: 0 E: 0 K: 0 S: 4	H: 1 LOB: 1 BB: 0 P: 4	R: 1 E: 0 K: 0 S: 5	H: 2 LOB: 2 BB: 0 P: 6	R: 0 E: 0 K: 1 S: 5	H: 0 LOB: 0 BB: 0 P: 5	R: 0 E: 0 K: 1 S: 5	H: 0 LOB: 0 BB: 0 P: 5	R: 0 E: 0 K: 0 S: 3	H: 0 LOB: 0 BB: 0 P: 3	R: 0 E: 0 K: 0 S: 3	H: 0 LOB: 0 BB: 0 P: 3	1B: 10 2B: 2 3B: 0 HR: 0	SF: 1 SAC: 0 DP: 0 HBP: 1	WP: 0 PB: 0 SB: 0 CS: 0	PA: 43
PITCHER	IP WLS BF H R ER SO BB IBB HBP BLK WP HR S P ERA WHIP																					PITCHER	IP WLS BF H R ER SO BB IBB HBP BLK WP HR S P ERA WHIP	
Bob Keegan, R (1, 1) ERA: 6.38	4.0 L 24 9 3 3 3 4 0 0 0 0 0 0 26 42 6.75 3.250																							
Mike Fornieles, R (5, 1) ERA: 4.07	3.0 13 3 1 1 1 0 0 1 0 0 0 14 15 3.00 1.000																							
Sandy Consuegra, R (8, 1) ERA: 1.37	2.0 6 0 0 0 0 1 0 0 0 0 0 0 8 8 0.00 0.000																							

New York Yankees @ Chicago White Sox
 Comiskey Park, Chicago, IL
 Sat Jun 04 1955, 4:33 AM EDT
 Att: 19,899 - Unknown

AB	37
R	4
H	12
RBI	4
BB	4
SO	5
LOB	19



WP: 0	PA: 43
-------	--------

ERA	WHIP
-----	------

Batter	1	2	3	4	5	6	7	8	9	AB R H RBI BB SO LOB	TOP											
Irv Noren, L (1, 7) OBP: 0.295, SLG: 0.333	0-0 HR 1B	0-0 F8			0-0 3B			0-0 F6		4 1 2 0 0 0 0	New York Yankees @ Chicago White Sox Comiskey Park, Chicago, IL Sun Jun 05 1955, 4:33 AM EDT Unknown											
Andy Carey, R (1, 5) OBP: 0.317, SLG: 0.391	0-0 HR		0-0 B3		0-0 6-3			0-0 F9		4 1 1 2 0 0 1												
Mickey Mantle, S (1, 8) OBP: 0.461, SLG: 0.633	4-0 6-3 S BB		0-0 B1-3			4-0 FC3-4 BB		4-0 BB		1 0 0 0 3 0 0												
Yogi Berra, L (1, 2) OBP: 0.363, SLG: 0.524	0-0 F9 1-2		0-0 F3			0-0 FC3-4 L4-6 BB 1-2f		0-0 4-3		4 0 0 0 0 0 3												
Joe Collins, L (1, 9) OBP: 0.357, SLG: 0.409	0-0 6-3 2-3			0-0 1-3		4-0 1-2 BB		0-0 F6		3 0 0 0 1 0 1												
Eddie Robinson, L (1, 3) OBP: 0.373, SLG: 0.493	0-0 4-3			0-0 F8		0-0 L4-6 2-3		0-0 G3		4 0 0 0 0 0 3												
Gil McDougald, R (1, 4) OBP: 0.367, SLG: 0.319		0-0 HR		0-3 K			0-0 G5-4-3 1B		0-0 F3	4 1 2 1 0 1 0												
Billy Hunter, R (1, 6) OBP: 0.234, SLG: 0.254		0-0 6-3		0-3 K			0-0 F8			2 0 0 0 0 1 0												
Hank Bauer, R (7, PH) OBP: 0.363, SLG: 0.455										1 0 0 0 0 0 1												
Phil Rizzuto, R (7, 6) OBP: 0.433, SLG: 0.261										0 0 0 0 0 0 0												
Tommy Byrne, L (1, 1) OBP: 0.133, SLG: 0.077		0-0 5-3			0-3 K			0-0 G5-4-3		0 0 0 0 0 0 0												
Tom Sturdivant, L (1, 1) OBP: 0.250, SLG: 0.250										2 0 0 0 0 1 0												
Bill Skowron, R (7, PH) OBP: 0.506, SLG: 0.857										1 0 0 0 0 0 1												
Jim Konstanty, R (7, 1)										0 0 0 0 0 0 0												
Inning Stats	R: 2 E: 0 K: 0 S: 5	H: 2 LOB: 1 BB: 1 P: 9	R: 1 E: 0 K: 0 S: 4	H: 1 LOB: 0 BB: 0 P: 4	R: 0 E: 0 K: 0 S: 3	H: 0 LOB: 0 BB: 0 P: 3	R: 0 E: 0 K: 1 S: 5	H: 0 LOB: 0 BB: 0 P: 5	R: 0 E: 0 K: 2 S: 8	H: 1 LOB: 1 BB: 0 P: 8	R: 0 E: 0 K: 0 S: 2	H: 0 LOB: 1 BB: 2 P: 10	R: 0 E: 0 K: 0 S: 3	H: 1 LOB: 0 BB: 0 P: 3	R: 0 E: 0 K: 0 S: 3	H: 0 LOB: 1 BB: 1 P: 7	R: 0 E: 0 K: 0 S: 3	H: 0 LOB: 0 BB: 0 P: 3	1B: 2 2B: 1 3B: 1 HR: 2	SF: 0 SAC: 0 DP: 2 HBP: 0	WP: 0 PB: 0 SB: 1 CS: 0	PA: 34
PITCHER Dick Donovan, R (1, 1) ERA: 2.1	IP: 9.0 WLS: W BF: 34 H: 5 R: 3 ER: 3 SO: 3 BB: 4 IBB: 0 HBP: 0 BLK: 0 WP: 0 HR: 2 S: 36 P: 52 ERA: 3.00 WHIP: 1.000											PITCHER	IP: WLS: BF: H: R: ER: SO: BB: IBB: HBP: BLK: WP: HR: S: P: ERA: WHIP:									

livebaseballscorecards.com

AB	30
R	3
H	5
RBI	3
BB	4
SO	3
LOB	10



Batter	1	2	3	4	5	6	7	8	9
Johnny Groth, R OBP: 0.363, SLG: 0.507 (1, 8) X	0-0 WP HBP HR 1B	0-3 K			0-0 F2			0-0 FC1-5 1B	
Nellie Fox, L OBP: 0.346, SLG: 0.417 (1, 4) H	1-0 WP HR HBP 1-2	0-0 4-3			0-0 F9			0-0 FC1-5 1B 1-2	
Minnie Minoso, R OBP: 0.348, SLG: 0.330 (1, 7) X	0-0 G3 1-2 2-3	0-0 6-3			0-3 K			0-0 FC1-5 1-2 2-3f	
George Kell, R OBP: 0.373, SLG: 0.382 (1, 5) B B B	4-0 HR BB		0-0 CS 1B		4-0 G6-4-3 BB			0-3 K	
Jim Rivera, L OBP: 0.365, SLG: 0.436 (1, 9) X	0-0 HR 1-H 2-H 3-H		0-3 K 1-2		0-0 F7			0-0 L4	
Sherm Lollar, R OBP: 0.407, SLG: 0.569 (1, 2) X	0-0 HR		0-0 F4		0-0 G6-4-3 1-2f				
Chico Carrasquel, R OBP: 0.355, SLG: 0.378 (1, 6) B B B	4-0 BB		0-3 K		0-3 K				
Walt Dropo, R OBP: 0.314, SLG: 0.390 (1, 3) S S S	0-3 K		0-0 5-3		0-0 5-3				
Dick Donovan, L OBP: 0.214, SLG: 0.083 (1, 1) X	0-0 G3		0-3 K		0-0 F9				

Inning Stats	R: 5 E: 0 K: 1 S: 8	H: 3 LOB: 1 BB: 2 P: 17	R: 0 E: 0 K: 1 S: 5	H: 0 LOB: 0 BB: 0 P: 5	R: 0 E: 0 K: 1 S: 5	H: 1 LOB: 0 BB: 0 P: 5	R: 0 E: 0 K: 2 S: 7	H: 0 LOB: 0 BB: 0 P: 7	R: 0 E: 0 K: 1 S: 5	H: 0 LOB: 0 BB: 0 P: 5	R: 0 E: 0 K: 0 S: 2	H: 0 LOB: 0 BB: 1 P: 6	R: 0 E: 0 K: 1 S: 5	H: 2 LOB: 2 BB: 0 P: 7
--------------	------------------------------	----------------------------------	------------------------------	---------------------------------	------------------------------	---------------------------------	------------------------------	---------------------------------	------------------------------	---------------------------------	------------------------------	---------------------------------	------------------------------	---------------------------------

PITCHER	IP	WLS	BF	H	R	ER	SO	BB	IBB	HBP	BLK	WP	HR	S	P	ERA	WHIP
Tommy Byrne, L ERA: 5.95 (1, 1)	0.1	L	6	3	5	5	0	1	0	1	0	1	2	4	9	135.00	12.000
Tom Sturdivant, R ERA: 2.96 (1, 1)	5.2		18	1	0	0	6	2	0	0	0	0	0	28	36	0.00	0.529
Jim Konstanty, R ERA: 0.78 (7, 1)	2.0		8	2	0	0	2	0	0	0	0	0	0	12	12	0.00	1.000

AB R H RBI BB SO LOB

BOTTOM

4	1	2	0	0	1	0
3	1	1	0	0	0	0
4	0	0	0	0	1	4
2	1	1	0	2	1	2
4	1	1	4	0	1	4
3	1	1	1	0	0	1
2	0	0	0	1	2	0
3	0	0	0	0	1	1
3	0	0	0	0	1	1


AB	28
R	5
H	6
RBI	5
BB	3
SO	8
LOB	13



1B: 4	SF: 0	WP: 1	PA: 32
2B: 1	SAC: 0	PB: 0	
3B: 0	DP: 2	SB: 0	
HR: 2	HBP: 1	CS: 1	

New York Yankees @ Chicago White Sox
Comiskey Park, Chicago, IL
Sun Jun 05 1955, 4:33 AM EDT
Unknown

livebaseballscorecards.com

Batter	1	2	3	4	5	6	7	8	9	10	AB R H RBI BB SO LOB	TOP												
Gil McDougald, R (1, 4) OBP: 0.356, SLG: 0.308	0-0 5-3		0-0 F9		0-0 L6			0-0 5-3		0-0 6-3	5 0 0 0 0 0 0	New York Yankees @ Chicago White Sox Comiskey Park, Chicago, IL Sun Jun 05 1955, 4:38 AM EDT Att. 37,561 - Unknown livebaseballscorecards.com												
Andy Carey, R (1, 5) OBP: 0.315, SLG: 0.403	0-0 HR		0-3 K			0-3 K		0-0 F7			4 1 1 1 0 2 0													
Yogi Berra, L (1, 2) OBP: 0.361, SLG: 0.518	0-0 G3			0-0 F9		0-0 1B		0-0 F5			4 0 1 0 0 0 0													
Mickey Mantle, S (1, 8) OBP: 0.457, SLG: 0.642	0-0 5-3			0-0 HR		0-0 F7			0-0 6-3		4 1 1 1 0 0 1													
Bill Skowron, R (1, 3) OBP: 0.481, SLG: 0.811		0-0 6-3		0-0 F9		0-0 5-3			0-0 6-3		4 0 0 0 0 0 1													
Joe Collins, L (10, 3) OBP: 0.357, SLG: 0.409											0 0 0 0 0 0 0													
Hank Bauer, R (1, 9) OBP: 0.361, SLG: 0.448		0-0 F7		4-0 BB			0-0 F5		0-0 L7		3 0 0 0 1 0 0													
Elston Howard, R (1, 7) OBP: 0.422, SLG: 0.581		0-0	0-3 K		0-3 K		0-3 K		0-0 F4		4 0 1 0 0 2 1													
Irv Noren, L (10, 7) OBP: 0.295, SLG: 0.333		0-0 2B								0 0 0 0 0 0 0	AB 36 R 3 H 7 RBI 3 BB 1 SO 6 LOB 6													
Billy Hunter, R (1, 6) OBP: 0.248, SLG: 0.299		0-0 6-3		0-0 2B		0-0 FC6 1B			0-0 IHR		4 1 3 1 0 0 1													
Whitey Ford, L (1, 1) OBP: 0.258, SLG: 0.207			0-3 K		0-3 K		0-0 FC6		0-0 F9		3 0 0 0 0 2 2													
Tom Morgan, R (7, 1) OBP: 0.167, SLG: 0.167											0 0 0 0 0 0 0													
Bob Cerv, R (10, PH) OBP: 0.267, SLG: 0.286											1 0 0 0 0 0 0													
Jim Konstanty, R (10, 1)											0 0 0 0 0 0 0													
Inning Stats	R: 1 E: 0 K: 0 S: 4	H: 1 LOB: 0 BB: 0 P: 4	R: 0 E: 0 K: 0 S: 4	H: 1 LOB: 1 BB: 0 P: 4	R: 0 E: 0 K: 2 S: 7	H: 0 LOB: 0 BB: 0 P: 7	R: 1 E: 0 K: 1 S: 6	H: 1 LOB: 1 BB: 1 P: 10	R: 0 E: 0 K: 1 S: 5	H: 1 LOB: 0 BB: 0 P: 5	R: 0 E: 0 K: 1 S: 6	H: 1 LOB: 1 BB: 0 P: 6	R: 0 E: 0 K: 1 S: 6	H: 1 LOB: 1 BB: 0 P: 6	R: 0 E: 0 K: 0 S: 3	H: 0 LOB: 0 BB: 0 P: 3	R: 0 E: 0 K: 0 S: 3	H: 0 LOB: 0 BB: 0 P: 3	R: 1 E: 0 K: 0 S: 4	H: 1 LOB: 0 BB: 0 P: 4	1B: 2 2B: 2 3B: 0 HR: 3	SF: 0 SAC: 0 DP: 0 HBP: 0	WP: 0 PB: 0 SB: 0 CS: 0	PA: 37
PITCHER Billy Pierce, L (1, 1) ERA: 2.12	IP 10.0	WLS L	BF 37	H 7	R 3	ER 3	SO 6	BB 1	IBB 0	HBP 0	BLK 0	WP 0	HR 2	S 48	P 52	ERA 2.70	WHIP 0.800							

Batter	1	2	3	4	5	6	7	8	9	AB R H RBI BB SO LOB	TOP												
Billy Cox, R OBP: 0.273, SLG: 0.314 (1, 5)	0-3 K	0-3 K			X 0-0 4-3		X 0-0 6-3			4 0 0 0 0 2 3													
Cal Abrams, L OBP: 0.465, SLG: 0.514 (1, 7)	4-0 CS BB		X 0-0 SH1-4 SF8 2B			BBB 4-0 CS BB		SSS 0-3 K		2 1 1 0 2 1 0													
Hoot Evers, R OBP: 0.350, SLG: 0.484 (1, 9)	0-3 K		X 0-0 SH1-4		X 0-0 E6 FC6-4		X 0-0 HR			3 1 1 1 0 1 2													
Gus Triandos, R OBP: 0.317, SLG: 0.381 (1, 3)		BBB 4-0 FC4-6 E 1B BB	BBB 4-0 FC6-4 BB		X 0-0 FC6-4		X 0-0 6-3			2 1 0 0 2 0 1													
Hal Smith, R OBP: 0.301, SLG: 0.353 (1, 2)		X 0-0 FC4-6 1B	X 0-0 SF8		X 0-0 CS 1B		X 0-0 F9			3 0 2 1 0 0 0													
Chuck Diering, R OBP: 0.326, SLG: 0.367 (1, 8)		X 0-0 F8	X 0-0 FC6-4		SSS 0-3 K		X 0-0 F9			4 0 0 0 0 1 4													
Bobby Young, L OBP: 0.221, SLG: 0.189 (1, 4)		X 0-0 FC4-6 BB E 1-2f 2-3		SSS 0-3 K		X 0-0 4-3		X 0-0 4-3		4 0 0 0 0 1 2													
Willy Miranda, S OBP: 0.287, SLG: 0.301 (1, 6)		X 0-0 E6 BB 1-2 3-H		X 0-0 F4		X 0-0 6-3		X 0-0 F8		4 0 0 0 0 0 1													
Harry Byrd, R OBP: 0.200, SLG: 0.158 Don Johnson, R (3, 1)		BBB 4-0 BB 1-2 2-3		X 0-0 F4		X 0-0 F4				0 0 0 0 1 0 0 2 0 0 0 0 0 0													
Inning Stats	R: 0 E: 0 K: 2 S: 6	H: 0 LOB: 1 BB: 1 P: 10	R: 1 E: 1 K: 1 S: 7	H: 1 LOB: 3 BB: 2 P: 15	R: 1 E: 0 K: 0 S: 4	H: 1 LOB: 1 BB: 1 P: 8	R: 0 E: 0 K: 1 S: 5	H: 0 LOB: 0 BB: 0 P: 5	R: 0 E: 1 K: 0 S: 3	H: 0 LOB: 1 BB: 1 P: 7	R: 0 E: 0 K: 1 S: 5	H: 1 LOB: 0 BB: 0 P: 5	R: 0 E: 0 K: 0 S: 3	H: 0 LOB: 0 BB: 0 P: 3	R: 1 E: 0 K: 1 S: 6	H: 1 LOB: 0 BB: 0 P: 6	R: 0 E: 0 K: 0 S: 3	H: 0 LOB: 0 BB: 0 P: 3	1B: 2 2B: 3 3B: 0 HR: 1	SF: 1 SAC: 1 DP: 2 HBP: 0	WP: 0 PB: 0 SB: 0 CS: 3	PA: 35	
PITCHER Jack Harshman, L ERA: 2.93 (1, 1)	IP 9.0	WLS L	BF 35	H 4	R 3	ER 2	SO 6	BB 5	IBB 0	HBP 0	BLK 0	WP 0	HR 1	S 42	P 62	ERA 2.00	WHIP 1.000						PITCHER IP WLS BF H R ER SO BB IBB HBP BLK WP HR S P ERA WHIP

Baltimore Orioles @ Chicago White Sox
Comiskey Park, Chicago, IL
Wed Jun 08 1955, 4:33 AM EDT
Att. 2,873 - Unknown

livebaseballscorecards.com

AB	28
R	3
H	4
RBI	2
BB	5
SO	6
LOB	13



Batter	1	2	3	4	5	6	7	8	9	AB	R	H	RBI	BB	SO	LOB
Jim Busby, R OBP: 0.278, SLG: 0.369 (1, 8)	F9		BB 6-3 1-2 BB	FC6-4		G5-4-3			K	4	0	0	0	1	1	5
Nellie Fox, L OBP: 0.353, SLG: 0.418 (1, 4)	F2		BB 6-3 1-2 2-3 BB		SH5-3 1B		FC5-4 1B		FC4-6 1B	4	0	3	0	1	0	0
Minnie Minoso, R OBP: 0.333, SLG: 0.309 (1, 7)	F9		6-3		SH5-3		FC5-4 SH5-3		FC4-6	4	0	0	1	0	0	4
George Kell, R OBP: 0.373, SLG: 0.376 (1, 5)		BB 4-0	F7		5-3		SH5-3			2	0	0	0	1	0	3
Jim Rivera, L OBP: 0.358, SLG: 0.420 (1, 9)		F8		6-3	F7		F9			4	0	0	0	0	0	3
Sherm Lollar, R OBP: 0.403, SLG: 0.553 (1, 2)		F3		5-3		1B BB 1B		6-3		4	0	1	0	0	0	1
Ron Jackson, R OBP: 0.350, SLG: 0.500 (1, 3)		F7		1B 3B		1B BB		K		3	1	1	0	1	1	1
Chico Carrasquel, R OBP: 0.356, SLG: 0.394 (1, 6)			L5	1B 1B		G5-4-3 1B		5-3		4	0	2	1	0	0	0
Jack Harshman, L OBP: 0.500, SLG: 0.500 (1, 1) Bob Nieman, R OBP: 0.349, SLG: 0.485 (9, PH)			BB 6-3 BB	FC6-4 1B		K			F4	2	1	1	0	1	1	3
										1	0	0	0	0	0	0

Inning Stats	R: 0	H: 0	E: 0	K: 0	S: 3	R: 0	H: 0	E: 0	K: 0	S: 3	R: 1	H: 0	E: 0	K: 0	S: 3	R: 0	H: 1	E: 0	K: 0	S: 4	R: 0	H: 2	E: 0	K: 1	S: 6	R: 0	H: 1	E: 0	K: 0	S: 4	R: 0	H: 0	E: 0	K: 1	S: 5	R: 0	H: 1	E: 0	K: 1	S: 6	R: 0	H: 1	E: 0	K: 0	S: 6	1B: 7	SF: 0	2B: 0	SAC: 2	3B: 1	DP: 1	HR: 0	HBP: 0	WP: 0	PA: 39
	0	0	0	0	3	0	0	0	0	3	1	0	0	0	3	0	1	0	0	4	0	2	0	1	6	0	1	0	0	4	0	0	0	5	0	1	0	6	0	1	0	6	7	0	0	2	1	0	0	0	0	0	0	39	

PITCHER	IP	WLS	BF	H	R	ER	SO	BB	IBB	HBP	BLK	WP	HR	S	P	ERA	WHIP
Harry Byrd, R ERA: 4.59 (1, 1)	2.1		11	0	1	1	0	4	0	0	0	0	0	7	23	3.86	1.714
Don Johnson, R ERA: 5.4 (3, 1)	6.2	W	28	8	1	1	3	1	0	0	0	0	0	33	37	1.35	1.350


BOTTOM

Baltimore Orioles @ Chicago White Sox
Comiskey Park, Chicago, IL

Wed Jun 08 1955, 4:33 AM EDT
Att. 2,873 - Unknown

livebaseballscorecards.com

AB	32
R	2
H	8
RBI	2
BB	5
SO	3
LOB	20



Batter	1	2	3	4	5	6	7	8	9	AB R H RBI BB SO LOB	TOP																															
Ernie Oravetz, S (1, 9) OBP: 0.383, SLG: 0.321	0-0 F6		0-0 F9 1B		0-0 4-3			0-0 4-3		4 0 1 0 0 0 0	Washington Senators @ Chicago White Sox Comiskey Park, Chicago, IL Sat Jun 11 1955, 4:33 AM EDT Att. 5,276 - Unknown livebaseballscores.com																															
Pete Runnels, L (1, 4) OBP: 0.360, SLG: 0.345	0-0 4-3		0-0 1-2 1B		0-0 F6			0-0 6-3		4 0 1 0 0 0 0																																
Mickey Vernon, L (1, 3) OBP: 0.413, SLG: 0.489	4-0 CS BB		0-0 F9 2-3		0-0 G3 2B			0-0 F4		3 0 1 0 1 0 2																																
Johnny Groth, R (1, 8) OBP: 0.361, SLG: 0.494	0-0 CS 1-2	0-0 1-3	0-0 4-3		0-0 F9			0-0 F8		4 0 0 0 0 0 3																																
Clint Courtney, L (1, 2) OBP: 0.421, SLG: 0.521		4-0 BB BB 1B BB		0-0 4-3		0-0 G3 2-3		0-0 4-3		3 0 0 0 1 0 1																																
Roy Sievers, R (1, 7) OBP: 0.328, SLG: 0.362		0-0 F8		0-0 1B 2B		0-0 F2		0-0 F8		4 0 1 0 0 0 2																																
Bobby Kline, R (1, 6) OBP: 0.320, SLG: 0.288		0-0 FC6-4 1B		0-3 K		0-0 F6				3 0 1 0 0 1 1																																
Tony Roig, R (1, 5) OBP: 0.263, SLG: 0.291		0-0 FC6-4		0-0 1B		0-0 6-3				2 0 1 0 0 0 2																																
Harmon Killebrew, R (6, 5)		0-0 1-2		2-H 1B		0-0 1B				1 0 0 0 0 0 0																																
Dean Stone, L (1, 1)			0-0 G3		0-0 1-3		0-0 1B			0 0 0 0 0 0 0																																
Spec Shea, R (2, 1)										1 0 0 0 0 0 0																																
Jerry Schoonmaker, R (5, PH)										1 0 0 0 0 0 0																																
Ted Abernathy, R (5, 1) OBP: 0.500, SLG: 0.500										1 0 1 0 0 0 0																																
Inning Stats	R: 0 E: 0 K: 0 S: 2	H: 0 LOB: 0 BB: 1 P: 6	R: 0 E: 0 K: 0 S: 4	H: 1 LOB: 2 BB: 1 P: 8	R: 0 E: 0 K: 0 S: 5	H: 2 LOB: 2 BB: 0 P: 5	R: 0 E: 0 K: 1 S: 6	H: 2 LOB: 2 BB: 0 P: 6	R: 0 E: 0 K: 0 S: 3	H: 0 LOB: 0 BB: 0 P: 3	R: 0 E: 0 K: 0 S: 4	H: 1 LOB: 1 BB: 0 P: 4	R: 0 E: 0 K: 0 S: 3	H: 1 LOB: 1 BB: 0 P: 3	R: 0 E: 0 K: 0 S: 3	H: 0 LOB: 0 BB: 0 P: 3	R: 0 E: 0 K: 0 S: 3	H: 0 LOB: 0 BB: 0 P: 3	1B: 5 2B: 2 3B: 0 HR: 0	SF: 0 SAC: 0 DP: 0 HBP: 0	WP: 0 PB: 0 SB: 0 CS: 1	PA: 34																				
PITCHER Virgil Trucks, R (1, 1) ERA: 4.28	IP 9.0	WLS W	BF 33	H 7	R 0	ER 0	SO 1	BB 2	IBB 0	HBP 0	BLK 0	WP 0	HR 0	S 33	P 41	ERA 0.00	WHIP 1.000																									
																						PITCHER	IP	WLS	BF	H	R	ER	SO	BB	IBB	HBP	BLK	WP	HR	S	P	ERA	WHIP			



Batter	1	2	3	4	5	6	7	8	9
Chico Carrasquel, R OBP: 0.364, SLG: 0.403 (1, 6)	0-0 F8	0-0 FC5 G3 1B	0-0 L6		0-0 BB 1B WP 1B	0-0 2B 1B		0-0 FC4 1B	
Nellie Fox, L OBP: 0.357, SLG: 0.431 (1, 4)	0-0 1B 2B	0-0 G3	0-0 F4		0-0 WP BB 1B	0-0 1-3 2B		0-0 FC4 1B	
Minnie Minoso, R OBP: 0.349, SLG: 0.312 (1, 7)	4-0 1B BB	4-0 FC5 BB		0-0 E SH FC3-6 1B	4-0 WP BB	0-0 4-3			
George Kell, R OBP: 0.370, SLG: 0.372 (1, 5)	0-0 2-3 1B 1-2 2-H	0-0 FC5		0-0 SH FC3-6 WP	0-0 F6		0-0 L6-3		
Jim Busby, R OBP: 0.276, SLG: 0.365 (1, 8)	0-0 2-3 1B 1-2 2-H	0-0 1-3		0-0 E1 FC3-6	0-3 K		0-3 K		
Jim Rivera, L OBP: 0.354, SLG: 0.420 (1, 9)	0-0 2-3 1-2 2-3		0-0 2B 2B	0-0 FC3-6 5-3 WP	0-0 4-3		0-0 F5		
Sherm Lollar, R OBP: 0.409, SLG: 0.551 (1, 2)	0-0 S 1B 2-H 3-H		4-0 2B BB	0-0 5-3		0-0 F8		0-0 SH5-3 1B	
Ron Jackson, R OBP: 0.378, SLG: 0.513 (1, 3)	4-0 1-2 IBB		0-0 1-3 2-H 2B	4-0 S BB		0-0 L6 SH1-4 1B		0-0 L4	
Virgil Trucks, R OBP: 0.074, SLG: 0.077 (1, 1)	0-0 L6		0-0 5-3	0-0 1-3 1-3		0-0 SH1-4		0-0 SH5-3	

Inning Stats	R: 4 E: 0 K: 0 S: 7	H: 4 LOB: 2 BB: 2 P: 15	R: 0 E: 0 K: 0 S: 4	H: 1 LOB: 2 BB: 1 P: 8	R: 1 E: 0 K: 0 S: 5	H: 2 LOB: 2 BB: 1 P: 9	R: 2 E: 2 K: 0 S: 6	H: 1 LOB: 2 BB: 1 P: 10	R: 1 E: 0 K: 1 S: 7	H: 2 LOB: 2 BB: 1 P: 11	R: 0 E: 0 K: 1 S: 5	H: 0 LOB: 0 BB: 0 P: 5	R: 1 E: 0 K: 0 S: 5	H: 2 LOB: 1 BB: 0 P: 5
1B: 10 2B: 4 3B: 0 HR: 0	SF: 0 SAC: 3 DP: 0 HBP: 0	WP: 2 PB: 0 SB: 2 CS: 0	PA: 47											

PITCHER	IP	WLS	BF	H	R	ER	SO	BB	IBB	HBP	BLK	WP	HR	S	P	ERA	WHIP
Dean Stone, L ERA: 4.01 (1, 1)	1.1	L	12	5	4	4	0	2	1	0	0	0	0	9	21	27.00	5.250
Spec Shea, R ERA: 7.11 (2, 1)	2.2		15	3	3	1	0	2	0	0	0	1	0	13	21	3.38	1.875
Ted Abernathy, R ERA: 8.84 (5, 1)	4.0		20	6	3	2	2	1	0	0	0	1	0	23	27	4.50	1.750

BOTTOM

Washington Senators @ Chicago White Sox
 Comiskey Park, Chicago, IL
 Sat Jun 11 1955, 4:33 AM EDT
 Att. 5,276 - Unknown

livebaseballscorecards.com

AB	38
R	10
H	14
RBI	8
BB	6
SO	2
LOB	32



Batter	1	2	3	4	5	6	7	8	9	AB R H RBI BB SO LOB	TOP																			
Tom Umphlett, R (1, 9) OBP: 0.282, SLG: 0.269	0-3 K			0-0 1-6-3		0-0 F2		0-0 F7		4 0 0 0 0 1 0																				
Ed Fitz Gerald, R (1, 2) OBP: 0.320, SLG: 0.350	0-0 4-3			0-0 F3		0-0 1B		0-0 F8		4 0 1 0 0 0 0																				
Mickey Vernon, L (1, 3) OBP: 0.410, SLG: 0.484	0-0 F7			0-0 1B		0-0 G3			0-0 F7	4 0 1 0 0 0 1																				
Johnny Groth, R (1, 8) OBP: 0.356, SLG: 0.484		0-0 1-3		0-0 1-3			0-0 1B		0-0 3-1	4 0 1 0 0 0 1																				
Roy Sievers, R (1, 7) OBP: 0.320, SLG: 0.352		0-0 F4			0-0 F9		0-0 F7		0-0 F2	4 0 0 0 0 0 1																				
Pete Runnels, L (1, 4) OBP: 0.359, SLG: 0.345	0-3 K				0-0 1B		0-0 F8			3 0 1 0 0 1 1																				
Bruce Edwards, R (1, 5) OBP: 0.364, SLG: 0.206			0-0 1B		0-0 F2		4-0 BB			2 0 1 0 1 0 1																				
Bobby Kline, R (1, 6) OBP: 0.315, SLG: 0.283			0-3 K		0-3 K		0-3 K			2 0 0 0 0 2 2																				
Juan Delis, R (7, PH) OBP: 0.258, SLG: 0.281										1 0 0 0 0 1 2																				
Tony Roig, R (7, 6) OBP: 0.263, SLG: 0.291										0 0 0 0 0 0 0																				
Bob Porterfield, R (1, 1) OBP: 0.184, SLG: 0.250			0-0 G1-4-3			0-3 K		0-3 K		3 0 0 0 0 2 1																				
Inning Stats	R: 0 E: 0 K: 1 S: 5	H: 0 LOB: 0 BB: 0 P: 5	R: 0 E: 0 K: 1 S: 5	H: 0 LOB: 0 BB: 0 P: 5	R: 0 E: 0 K: 1 S: 5	H: 1 LOB: 0 BB: 0 P: 5	R: 0 E: 0 K: 1 S: 4	H: 1 LOB: 1 BB: 0 P: 4	R: 0 E: 0 K: 1 S: 6	H: 1 LOB: 1 BB: 0 P: 6	R: 0 E: 0 K: 1 S: 6	H: 1 LOB: 2 BB: 1 P: 10	R: 0 E: 0 K: 1 S: 5	H: 0 LOB: 0 BB: 0 P: 5	R: 0 E: 0 K: 0 S: 3	H: 0 LOB: 0 BB: 0 P: 3	1B: 5 2B: 0 3B: 0 HR: 0	SF: 0 SAC: 0 DP: 1 HBP: 0	WP: 0 PB: 0 SB: 1 CS: 0	PA: 32										
PITCHER Billy Pierce, L (1, 1) ERA: 1.84	IP 9.0	WLS W	BF 32	H 5	R 0	ER 0	SO 7	BB 1	IBB 0	HBP 0	BLK 0	WP 0	HR 0	S 45	P 49	ERA 0.00	WHIP 0.667													
											PITCHER	IP	WLS	BF	H	R	ER	SO	BB	IBB	HBP	BLK	WP	HR	S	P	ERA	WHIP		

Washington Senators @ Chicago White Sox
Comiskey Park, Chicago, IL
Sun Jun 12 1955, 4:33 AM EDT
Unknown

AB	31
R	0
H	5
RBI	0
BB	1
SO	7
LOB	10



Batter	1	2	3	4	5	6	7	8	9
Chico Carrasquel, R OBP: 0.358, SLG: 0.395 (1, 6)	0-0 E5 1B PB L6-4-3		0-0 F2		0-0 F7			0-0 5-3	
Nellie Fox, L OBP: 0.361, SLG: 0.434 (1, 4)	0-0 L6-4-3 1-3 1B		0-0 FC6-4 1B			0-0 F4			
Minnie Minoso, R OBP: 0.342, SLG: 0.305 (1, 7)	0-0 L6-4-3 1-2 3-H		0-0 FC6-4 1-2f			0-0 L6-3			
George Kell, R OBP: 0.363, SLG: 0.364 (1, 5)	0-0 F8			0-3 K		0-3 K			
Jim Rivera, L OBP: 0.348, SLG: 0.412 (1, 9)		0-3 K		0-0 F5		0-3 K			
Jim Busby, R OBP: 0.276, SLG: 0.361 (1, 8)		4-0 1B BB		0-0 L6-3		0-0 6-3			
Sherm Lollar, R OBP: 0.407, SLG: 0.547 (1, 2)		0-0 G4-3 1-2 1B			0-0 F7		0-0 5-3		
Ron Jackson, R OBP: 0.375, SLG: 0.500 Walt Dropo, R OBP: 0.314, SLG: 0.390 (1, 3) (9, 3)		0-0 G4-3 1-2f			0-0 FC1-6 1B		0-3 K		
Billy Pierce, L OBP: 0.240, SLG: 0.174 (1, 1)			0-3 K		0-0 FC1-6 1-2f		0-3 K		

Inning Stats	R: 1	H: 1	R: 0	H: 1	R: 0	H: 1	R: 0	H: 0	R: 0	H: 0	R: 0	H: 0	R: 0	H: 0	R: 0	H: 0	R: 0	H: 0
	E: 1	LOB: 0	E: 0	LOB: 1	E: 0	LOB: 1	E: 0	LOB: 0	E: 0	LOB: 0	E: 0	LOB: 0	E: 0	LOB: 0	E: 0	LOB: 0	E: 0	LOB: 0
	K: 0	BB: 0	K: 1	BB: 1	K: 1	BB: 0	K: 1	BB: 0	K: 0	BB: 0	K: 1	BB: 0	K: 2	BB: 0	K: 1	BB: 0	K: 1	BB: 0
	S: 4	P: 4	S: 5	P: 9	S: 6	P: 6	S: 5	P: 5	S: 4	P: 4	S: 5	P: 5	S: 7	P: 7	S: 7	P: 7	S: 7	P: 7


PITCHER	IP	WLS	BF	H	R	ER	SO	BB	IBB	HBP	BLK	WP	HR	S	P	ERA	WHIP
Bob Porterfield, R ERA: 3.88 (1, 1)	8.0	L	28	4	1	0	7	1	0	0	0	0	0	41	45	0.00	0.625

BOTTOM

Washington Senators @ Chicago White Sox
Comiskey Park, Chicago, IL
Sun Jun 12 1955, 4:33 AM EDT
Unknown

AB	R	H	RBI	BB	SO	LOB
4	1	0	0	0	0	1
3	0	2	0	0	0	0
3	0	0	0	0	0	2
3	0	0	0	0	2	0
3	0	0	0	0	2	0
2	0	0	0	1	0	0
3	0	1	0	0	0	0
3	0	1	0	0	1	2
0	0	0	0	0	0	0
3	0	0	0	0	2	1

AB	27
R	1
H	4
RBI	0
BB	1
SO	7
LOB	6



WP	PA	ERA	WHIP
0	28		

Batter	1	2	3	4	5	6	7	8	9
Cal Abrams, L (1, 7) OBP: 0.433, SLG: 0.443 Ray Moore, R (9, 1) OBP: 0.333, SLG: 0.273 Harry Byrd, R (9, 1) OBP: 0.200, SLG: 0.158	0-0 6-3			4-0 SH5-4 1B BB		4-0 BB		0-0 F2	
Jim Pyburn, R (1, 5) OBP: 0.287, SLG: 0.283	0-0 G5-4-3 1B			0-0 SH5-4 1-2		0-0 F8		0-0 L6	
Hoot Evers, R (1, 9) OBP: 0.329, SLG: 0.438	0-0 G5-4-3 1-2f			0-0 2-H 1B		0-0 F7		0-0 F7	
Gus Triandos, R (1, 3) OBP: 0.306, SLG: 0.363 Gil Coan, L (9, PR) OBP: 0.370, SLG: 0.364		0-0 5-3		0-3 K		0-0 F7		4-0 G6-4-3 BB	
Hal Smith, R (1, 2) OBP: 0.299, SLG: 0.362		0-0 4-3			0-0 L8		0-0 E 1B	0-0 G6-4-3	
Chuck Diering, R (1, 8) OBP: 0.327, SLG: 0.351		0-0 5-3			4-0 SH2-3 BB		0-0 E4		
Bobby Young, L (1, 4) OBP: 0.227, SLG: 0.196			0-3 K		0-0 SH2-3 1-2		0-0 F9		
Willy Miranda, S (1, 6) OBP: 0.276, SLG: 0.288			0-3 K		0-0 6-3		0-0 F4		
Saul Rogovin, R (1, 1) OBP: 0.143, SLG: 0.100 Gene Woodling, L (8, PH) OBP: 0.329, SLG: 0.352 (9, 7)			0-0 F2			0-3 K		0-3 K	

AB	R	H	RBI	BB	SO	LOB
2	0	0	0	2	0	0
0	0	0	0	0	0	0
0	0	0	0	0	0	0
3	0	1	0	0	0	1
4	0	1	0	0	0	2
3	0	0	0	1	1	1
0	0	0	0	0	0	0
4	0	1	0	0	0	1
2	0	0	0	1	0	1
2	0	0	0	0	1	2
3	0	0	0	0	1	3
2	0	0	0	0	1	0
1	0	0	0	0	1	0

BOTTOM

Chicago White Sox @ Baltimore Orioles
 Memorial Stadium, Baltimore, MD

Tue Jun 14 1955, 3:33 AM EDT
 Att. 29,725 - Unknown

AB	26
R	0
H	3
RBI	0
BB	4
SO	5
LOB	11



Inning Stats															1B	SF	WP	PA			
R: 0	H: 1	R: 0	H: 0	R: 0	H: 0	R: 0	H: 1	R: 0	H: 0	R: 0	H: 1	R: 0	H: 0	R: 0	H: 0	3	0	0	32		
E: 0	LOB: 0	E: 0	LOB: 0	E: 0	LOB: 0	E: 0	LOB: 1	E: 0	LOB: 1	E: 1	LOB: 2	E: 0	LOB: 0	E: 0	LOB: 1	2B: 0	SAC: 2	PB: 0			
K: 0	BB: 0	K: 0	BB: 0	K: 2	BB: 0	K: 1	BB: 1	K: 0	BB: 1	K: 0	BB: 0	K: 1	BB: 0	K: 0	BB: 1	3B: 0	DP: 2	SB: 0			
S: 3	P: 3	S: 3	P: 3	S: 7	P: 7	S: 5	P: 9	S: 3	P: 7	S: 5	P: 5	S: 5	P: 5	S: 2	P: 6	HR: 0	HBP: 0	CS: 0			
PITCHER															WP	HR	S	P	ERA	WHIP	
Jack Harshman, L (1, 1)	8.1	WLS	BF	H	R	ER	SO	BB	IBB	HBP	BLK	WP	HR	S	P	0	0	0	0	0.00	0.840
Sandy Consuegra, R (9, 1)	0.2	S	1	0	0	0	0	0	0	0	0	0	0	1	1	0	0	0	0	0.00	0.000

WP: 0	PA: 32
PB: 0	
SB: 0	
CS: 0	

Batter	1	2	3	4	5	6	7	8	9	AB R H RBI BB SO LOB	TOP																	
Chico Carrasquel, R OBP: 0.353, SLG: 0.392 (1, 6)	0-0 E1 4-3 SH5-3		0-0 F4		0-0 F4		0-3 K		0-0 1B 1B	5 0 1 0 0 1 0																		
Nellie Fox, L OBP: 0.372, SLG: 0.458 (1, 4)	0-0 SH5-3		0-0 F8			0-0 2B 1B	0-0 1B		0-0 1-2 1B	4 2 3 1 0 0 0																		
Jim Rivera, L OBP: 0.356, SLG: 0.420 (1, 9)	0-0 4-3		0-0 BB 1B			0-0 1B 1-3 1B	0-0 F9		0-0 F6	5 1 2 0 0 0 3																		
Sherm Lollar, R OBP: 0.420, SLG: 0.544 (1, 2)	0-0 6-3		4-0 PO BB			0-0 F8	0-0 5-3			3 0 0 0 1 0 3																		
Minnie Minoso, R OBP: 0.342, SLG: 0.292 (1, 7) (6, 5)		0-0 6-3	0-0 PO	0-0 F3		0-0 1B 1B		0-0 F3		4 1 1 1 0 0 0																		
George Kell, R OBP: 0.360, SLG: 0.361 (1, 5) (6, 3)		0-3 K 1B SF9		0-0 F4		0-0 1B 1B		0-0 5-3		4 1 1 1 0 1 0																		
Jim Busby, R OBP: 0.275, SLG: 0.355 (1, 8)		0-0 1-3 1B		0-0 L8		0-0 1-2 3-H 1B		0-0 F3		4 0 2 1 0 0 0																		
Ron Jackson, R OBP: 0.328, SLG: 0.431 (1, 3) Dixie Howell, L OBP: 0.133, SLG: 0.133 (6, 1) Sandy Consuegra, R OBP: 0.133, SLG: 0.133 (7, 1) Vern Stephens, R OBP: 0.344, SLG: 0.500 (9, PH)		0-0 SF9		0-0 4-3		0-0 F6			0-0 L8	2 0 0 1 0 0 2 0 0 0 0 0 0 0 0 0 0 0 0 0 0 1 0 0 0 0 0 0																		
Bob Keegan, R OBP: 0.500, SLG: 0.444 (1, 1) Morrie Martin, L OBP: 0.344, SLG: 0.496 (6, PH) (6, 7)		0-0 G3		0-0 4-3		0-0 F9			0-0 P7	2 0 0 0 0 0 1 0 0 0 0 0 0 0 2 0 0 0 0 0 2																		
Inning Stats	R: 0 E: 1 K: 0 S: 4	H: 0 LOB: 1 BB: 0 P: 4	R: 1 E: 1 K: 1 S: 7	H: 1 LOB: 1 BB: 0 P: 7	R: 0 E: 0 K: 0 S: 3	H: 1 LOB: 1 BB: 0 P: 3	R: 0 E: 0 K: 0 S: 3	H: 0 LOB: 0 BB: 0 P: 3	R: 3 E: 0 K: 0 S: 8	H: 5 LOB: 2 BB: 0 P: 8	R: 1 E: 0 K: 1 S: 6	H: 1 LOB: 0 BB: 0 P: 6	R: 0 E: 0 K: 0 S: 3	H: 0 LOB: 0 BB: 0 P: 3	R: 0 E: 0 K: 0 S: 5	H: 2 LOB: 2 BB: 0 P: 5	1B: 8 2B: 1 3B: 0 HR: 1	SF: 1 SAC: 1 DP: 0 HBP: 0	WP: 0 PB: 0 SB: 0 CS: 0	PA: 40								
PITCHER	IP WLS BF H R ER SO BB IBB HBP BLK WP HR S P ERA WHIP																											
Erv Palica, R ERA: 4.86 (1, 1)	5.1		24	6	4	3	1	1	0	0	0	0	0	25	29	5.06	1.312											
Harry Dorish, R ERA: 1.59 (6, 1)	1.2		7	2	1	1	1	0	0	0	0	0	1	9	9	5.40	1.200											
Art Schallack, L ERA: 1.38 (8, 1)	2.0	W	8	2	0	0	0	0	0	0	0	0	0	8	8	0.00	1.000											

Chicago White Sox @ Baltimore Orioles
 Memorial Stadium, Baltimore, MD
 Wed Jun 15 1955, 3:33 AM EDT
 Unknown

livebaseballscorecards.com

AB	36
R	5
H	10
RBI	5
BB	1
SO	2
LOB	11



Batter	1	2	3	4	5	6	7	8	9	AB	R	H	RBI	BB	SO	LOB
Cal Abrams, L OBP: 0.431, SLG: 0.440 (1, 7) (9, 3)	0-0 1B 1B	0-0 F9			0-0 1-3		0-0 SH5-3			3	1	1	0	0	0	2
Wayne Causey, L OBP: 0.286, SLG: 0.167 (1, 5)	0-0 1B		0-0 6-3		4-0 HR BB		0-3 K			3	1	1	0	1	1	2
Hoot Evers, R OBP: 0.333, SLG: 0.459 (1, 9)	0-0 FC5-4 1B		0-3 K		0-0 HR		0-0 L1			4	1	2	3	0	1	2
Gus Triandos, R OBP: 0.305, SLG: 0.360 Gil Coan, L OBP: 0.370, SLG: 0.364 Dave Pope, L OBP: 0.373, SLG: 0.519 (1, 3) (8, PR) (9, 7)	0-0 FC5-4 1B		0-3 K		0-0 F8			0-0 1-3 SH1-4 1B		4	0	1	0	0	1	1
Hal Smith, R OBP: 0.295, SLG: 0.356 (1, 2)	0-0 FC5-4			0-0 F7		0-0 F5		0-0 SH1-4		3	0	0	0	0	0	1
Chuck Diering, R OBP: 0.325, SLG: 0.343 (1, 8)		4-0 1B BB		0-0 F7		0-0 F2		0-0 1-3		3	1	0	0	1	0	2
Bobby Young, L OBP: 0.228, SLG: 0.197 (1, 4)		0-0 4-3		0-0 4-3		0-0 4-3		0-0 CS 1B		4	0	1	1	0	0	1
Willy Miranda, S OBP: 0.282, SLG: 0.290 (1, 6)		0-0 F5		4-0 1-3 SH1-3 HR BB		0-0 SH5-3 BB 1B		0-0 CS		2	1	1	0	1	0	1
Erv Palica, R OBP: 0.269, SLG: 0.240 Harry Dorish, R OBP: 0.250, SLG: 0.250 Eddie Waitkus, L OBP: 0.370, SLG: 0.313 Art Schallock, L (1, 1) (6, 1) (7, PH) (8, 1)		0-0 1B		0-0 SH1-3		0-0 SH5-3 BB				1	0	1	1	0	0	0

Inning Stats	R: 1	H: 3	E: 0	K: 5	S: 5	LOB: 1	P: 5	R: 1	H: 1	E: 0	K: 0	S: 4	LOB: 1	P: 8	R: 0	H: 0	E: 0	K: 2	S: 7	LOB: 0	P: 7	R: 0	H: 0	E: 0	K: 0	S: 3	LOB: 0	P: 3	R: 3	H: 1	E: 0	K: 0	S: 4	LOB: 0	P: 12	R: 0	H: 0	E: 0	K: 1	S: 6	LOB: 2	P: 10	R: 1	H: 2	E: 0	K: 0	S: 4	LOB: 1	P: 4
--------------	------	------	------	------	------	--------	------	------	------	------	------	------	--------	------	------	------	------	------	------	--------	------	------	------	------	------	------	--------	------	------	------	------	------	------	--------	-------	------	------	------	------	------	--------	-------	------	------	------	------	------	--------	------

PITCHER	IP	WLS	BF	H	R	ER	SO	BB	IBB	HBP	BLK	WP	HR	S	P	ERA	WHIP
Bob Keegan, R ERA: 6.91 (1, 1)	4.2		21	5	5	5	2	3	0	0	0	0	1	22	34	9.64	1.714
Morrie Martin, L ERA: 5.23 (5, 1)	0.1		1	0	0	0	0	0	0	0	0	0	0	1	1	0.00	0.000
Dixie Howell, R ERA: (6, 1)	1.0		5	1	0	0	0	1	0	0	0	0	0	4	8	0.00	2.000
Sandy Consuegra, R ERA: 1.46 (7, 1)	2.0	L	7	2	1	1	1	0	0	0	0	0	0	9	9	4.50	1.000


BOTTOM

Chicago White Sox @ Baltimore Orioles
Memorial Stadium, Baltimore, MD

Wed Jun 15 1955, 3:33 AM EDT
Unknown

AB	27
R	6
H	8
RBI	5
BB	4
SO	3
LOB	12

livebaseballscorecards.com



WP	PA	ERA	WHIP
0	35		

Batter	1	2	3	4	5	6	7	8	9	AB R H RBI BB SO LOB	TOP	
Chico Carrasquel, R OBP: 0.352, SLG: 0.389 (1, 6)	0-0 F6		0-3 K			0-0 P8		0-0 1B FC6-4 1B		4 1 1 0 0 1 0		
Nellie Fox, L OBP: 0.379, SLG: 0.477 (1, 4)	0-0 2B FC5-2-3 1B		0-0 HR			0-0 P8		0-0 1-3 FC6-4 1B		4 1 3 1 0 0 0		
Jim Rivera, L OBP: 0.354, SLG: 0.421 (1, 9)	0-0 1-3 2B		0-0 G3			0-0 F9		0-0 1-2f 3-H FC6-4		4 0 1 1 0 0 1		
Sherm Lollar, R OBP: 0.416, SLG: 0.536 (1, 2)	0-0 FC5-2-3 3-H				0-0 5-3		0-0 SH5-4 1B	0-0 6-3		4 0 1 0 0 0 3		
Minnie Minoso, R OBP: 0.341, SLG: 0.293 (1, 7)		0-0 1B			0-0 1-3		0-0 SH5-4 1-2	0-0 6-3		3 0 1 0 0 0 0		
Vern Stephens, R OBP: 0.333, SLG: 0.482 (1, 5)		0-3 K			0-0 5-3		0-3 K	0-0 6-3		2 0 0 0 0 1 1		
Willard Marshall, L OBP: 0.364, SLG: 0.171 (7, PH)										1 0 0 0 0 1 1		
Bob Kennedy, R OBP: 0.236, SLG: 0.190 (7, 5)										1 0 0 0 0 0 0		
Jim Busby, R OBP: 0.275, SLG: 0.350 (1, 8)		0-0 L7			0-0 P8		4-0 BB	0-0 F3		3 0 0 0 1 0 1		
Ron Jackson, R OBP: 0.311, SLG: 0.407 (1, 3)		0-0 F7			0-3 K		0-0 F9			3 0 0 0 0 1 3		
Walt Dropo, R OBP: 0.314, SLG: 0.390 (7, 3)										0 0 0 0 0 0 0		
Mike Fornieles, R OBP: 0.111, SLG: 0.167 (1, 1)			0-0 3-1		0-0 B1-3			0-0 3-1		2 0 0 0 0 0 0		
Billy Pierce, L OBP: 0.231, SLG: 0.167 (7, 1)										1 0 0 0 0 0 0		
Sandy Consuegra, R OBP: 0.133, SLG: 0.133 (8, 1)										0 0 0 0 0 0 0		
Inning Stats	R: 0 E: 0 K: 0 S: 4 H: 2 LOB: 1 BB: 0 P: 4	R: 0 E: 0 K: 1 S: 6 H: 1 LOB: 1 BB: 0 P: 6	R: 1 E: 0 K: 1 S: 6 H: 1 LOB: 0 BB: 0 P: 6	R: 0 E: 0 K: 0 S: 3 H: 0 LOB: 0 BB: 0 P: 3	R: 0 E: 0 K: 1 S: 5 H: 0 LOB: 0 BB: 0 P: 5	R: 0 E: 0 K: 0 S: 3 H: 0 LOB: 0 BB: 0 P: 3	R: 0 E: 0 K: 1 S: 6 H: 1 LOB: 2 BB: 1 P: 10	R: 1 E: 0 K: 0 S: 5 H: 2 LOB: 1 BB: 0 P: 5	R: 0 E: 0 K: 0 S: 3 H: 0 LOB: 0 BB: 0 P: 3	1B: 5 2B: 2 3B: 0 HR: 1 SF: 0 SAC: 1 DP: 1 HBP: 0	WP: 0 PB: 0 SB: 0 CS: 0 PA: 34	
PITCHER Jim Wilson, R ERA: 2.74 (1, 1)	IP: 9.0 WLS: L BF: 34 H: 7 R: 2 ER: 2 SO: 4 BB: 1 IBB: 0 HBP: 0 BLK: 0 WP: 0 HR: 1 S: 41 P: 45 ERA: 2.00 WHIP: 0.889											PITCHER IP: WLS: BF: H: R: ER: SO: BB: IBB: HBP: BLK: WP: HR: S: P: ERA: WHIP

Chicago White Sox @ Baltimore Orioles
 Memorial Stadium, Baltimore, MD
 Wed Jun 15 1955, 3:38 AM EDT
 Att: 16,395 - Unknown

livebaseballscorecards.com

AB	32
R	2
H	7
RBI	2
BB	1
SO	4
LOB	10



BOTTOM

Chicago White Sox @ Baltimore Orioles
Memorial Stadium, Baltimore, MD

Wed Jun 15 1955, 3:38 AM EDT
Att. 16,395 - Unknown

livebaseballscorecards.com

AB	30
R	0
H	6
RBI	0
BB	3
SO	4
LOB	17



WP:	0	PA:	35
PB:	0		
SB:	0		
CS:	0		

AB R H RBI BB SO LOB

4 0 0 0 0 1 2

2 0 0 0 0 0 2

1 0 1 0 0 0 0

3 0 1 0 1 1 1

3 0 1 0 1 0 1

4 0 0 0 0 0 5

3 0 0 0 1 0 1

3 0 2 0 0 0 0

2 0 1 0 0 0 1

1 0 0 0 0 1 1

1 0 0 0 0 0 0

3 0 0 0 0 1 3

1B: 4 SF: 0

2B: 3 SAC: 2

3B: 0 DP: 1

HR: 0 HBP: 0

1B: 4 SF: 0

2B: 3 SAC: 2

3B: 0 DP: 1

HR: 0 HBP: 0

WP: 0 PA: 35

PB: 0

SB: 0

CS: 0

ERA: 0.00

WHIP: 1.000

ERA: 1.8

WHIP: 2.250

ERA: 1.43

WHIP: 0.000

ERA: 3.62

WHIP: 1.000

ERA: 1.8

WHIP: 2.250

ERA: 1.43

WHIP: 0.000

ERA: 3.62

WHIP: 1.000

ERA: 1.8

WHIP: 2.250

ERA: 1.43

WHIP: 0.000

ERA: 3.62

WHIP: 1.000

ERA: 1.8

WHIP: 2.250

ERA: 1.43

WHIP: 0.000

ERA: 3.62

WHIP: 1.000

ERA: 1.8

WHIP: 2.250

ERA: 1.43

WHIP: 0.000

ERA: 3.62

WHIP: 1.000

ERA: 1.8

WHIP: 2.250

ERA: 1.43

WHIP: 0.000

ERA: 3.62

WHIP: 1.000

ERA: 1.8

WHIP: 2.250

ERA: 1.43

WHIP: 0.000

ERA: 3.62

WHIP: 1.000

ERA: 1.8

WHIP: 2.250

ERA: 1.43

WHIP: 0.000

ERA: 3.62

WHIP: 1.000

ERA: 1.8

WHIP: 2.250

ERA: 1.43

WHIP: 0.000

ERA: 3.62

WHIP: 1.000

ERA: 1.8

WHIP: 2.250

ERA: 1.43

WHIP: 0.000

ERA: 3.62

WHIP: 1.000

ERA: 1.8

WHIP: 2.250

ERA: 1.43

WHIP: 0.000

ERA: 3.62

WHIP: 1.000

ERA: 1.8

WHIP: 2.250

ERA: 1.43

WHIP: 0.000

ERA: 3.62

WHIP: 1.000

ERA: 1.8

WHIP: 2.250

ERA: 1.43

WHIP: 0.000

ERA: 3.62

WHIP: 1.000

ERA: 1.8

WHIP: 2.250

ERA: 1.43

WHIP: 0.000

ERA: 3.62

WHIP: 1.000

ERA: 1.8

WHIP: 2.250

ERA: 1.43

WHIP: 0.000

ERA: 3.62

WHIP: 1.000

ERA: 1.8

WHIP: 2.250

ERA: 1.43

WHIP: 0.000

ERA: 3.62

WHIP: 1.000

ERA: 1.8

WHIP: 2.250

ERA: 1.43

WHIP: 0.000

ERA: 3.62

WHIP: 1.000

ERA: 1.8

WHIP: 2.250

ERA: 1.43

WHIP: 0.000

ERA: 3.62

WHIP: 1.000

ERA: 1.8

WHIP: 2.250

ERA: 1.43

WHIP: 0.000

ERA: 3.62

WHIP: 1.000

ERA: 1.8

WHIP: 2.250

ERA: 1.43

WHIP: 0.000

ERA: 3.62

WHIP: 1.000

ERA: 1.8

WHIP: 2.250

ERA: 1.43

WHIP: 0.000

ERA: 3.62

WHIP: 1.000

ERA: 1.8

WHIP: 2.250

ERA: 1.43

WHIP: 0.000

ERA: 3.62

WHIP: 1.000

ERA: 1.8

WHIP: 2.250

ERA: 1.43

WHIP: 0.000

ERA: 3.62

WHIP: 1.000

ERA: 1.8

WHIP: 2.250

ERA: 1.43

WHIP: 0.000

ERA: 3.62

WHIP: 1.000

ERA: 1.8

WHIP: 2.250

ERA: 1.43

WHIP: 0.000

ERA: 3.62

WHIP: 1.000

ERA: 1.8

WHIP: 2.250

ERA: 1.43

WHIP: 0.000

ERA: 3.62

WHIP: 1.000

ERA: 1.8

WHIP: 2.250

ERA: 1.43

WHIP: 0.000

ERA: 3.62

WHIP: 1.000

ERA: 1.8

WHIP: 2.250

ERA: 1.43

WHIP: 0.000

ERA: 3.62

WHIP: 1.000

ERA: 1.8

WHIP: 2.250

ERA: 1.43

WHIP: 0.000

ERA: 3.62

WHIP: 1.000

ERA: 1.8

WHIP: 2.250

ERA: 1.43

WHIP: 0.000

ERA: 3.62

WHIP: 1.000

ERA: 1.8

WHIP: 2.250

ERA: 1.43

WHIP: 0.000

ERA: 3.62

WHIP: 1.000

ERA: 1.8

WHIP: 2.250

ERA: 1.43

WHIP: 0.000

ERA: 3.62

WHIP: 1.000

ERA: 1.8

WHIP: 2.250

ERA: 1.43

WHIP: 0.000

ERA: 3.62

WHIP: 1.000

ERA: 1.8

WHIP: 2.250

ERA: 1.43

WHIP: 0.000

ERA: 3.62

WHIP: 1.000

ERA: 1.8

WHIP: 2.250

ERA: 1.43

WHIP: 0.000

ERA: 3.62

WHIP: 1.000

ERA: 1.8

WHIP: 2.250

ERA: 1.43

WHIP: 0.000

ERA: 3.62

WHIP: 1.000

ERA: 1.8

WHIP: 2.250

ERA: 1.43

WHIP: 0.000

ERA: 3.62

WHIP: 1.000

ERA: 1.8

WHIP: 2.250

ERA: 1.43

WHIP: 0.000

ERA: 3.62

WHIP: 1.000

ERA: 1.8

WHIP: 2.250

ERA: 1.43

WHIP: 0.000

ERA: 3.62

WHIP: 1.000

ERA: 1.8

WHIP: 2.250

ERA: 1.43

WHIP: 0.000

ERA: 3.62

WHIP: 1.000

ERA: 1.8

WHIP: 2.250

ERA: 1.43

Batter	1	2	3	4	5	6	7	8	9	AB R H RBI BB SO LOB	TOP	
Chico Carrasquel, R OBP: 0.360, SLG: 0.392 (1, 6) X	0-0 SH1-4 1B 1B	0-0 F6		0-0 FC5-4 1-2f		0-0 BB 1B 1B		4-0 1B SF7 BB	4-0 1-2 BB	4 2 2 0 2 0 3		
Nellie Fox, L OBP: 0.386, SLG: 0.480 (1, 4) X	0-0 SH1-4 1B 1B		0-0 4-3		4-0 5-3 2B BB	0-0 BB 1B		0-0 1-3 1B 1B	0-0 G3	5 2 3 0 1 0 2		
Minnie Minoso, R OBP: 0.333, SLG: 0.287 (1, 7) X	0-0 SH1-4 1-2 2-3		0-0 1-3		0-0 5-3 1-2	0-3 K		0-0 SF7 3-H		3 0 0 1 0 1 4		
George Kell, R OBP: 0.373, SLG: 0.378 (1, 5) X	0-0 2-H 3-H 1B		0-0 1-3		0-0 1B 2B	1-2 2-3 3-H BB		0-0 1-2 1B		4 1 3 4 1 0 0		
Jim Rivera, L OBP: 0.345, SLG: 0.410 (1, 9) X	0-0 F6			0-0 4-3	0-0 F9	0-0 G3		0-0 F2		5 0 0 0 0 0 7		
Sherm Lollar, R OBP: 0.421, SLG: 0.535 (1, 2) X	0-0 F7			4-0 1B BB	0-0 2-H 1B		0-0 L8		0-0 FC5-4 1B	4 1 2 1 1 0 1		
Jim Busby, R OBP: 0.269, SLG: 0.342 (1, 8) X		0-0 P8		0-3 K	0-0 P8		0-3 K		0-0 FC5-4 1B 1-2f	5 1 0 0 0 2 3		
Walt Dropo, R OBP: 0.323, SLG: 0.397 (1, 3) X		0-0 F9		0-0 1B 1-2 1B		0-0 FC2-6 1B	0-0 5-3		0-0 1-H BB 1B	5 0 3 1 0 0 0		
Virgil Trucks, R OBP: 0.125, SLG: 0.161 (1, 1) X		0-0 2B		0-0 FC5-4 1-2 2-H 1B		0-0 FC2-6 1B 1-2f BB		0-0 F2	0-0 F2	5 1 2 1 0 0 2		
Inning Stats	R: 2 E: 0 K: 0 S: 6 H: 3 LOB: 1 BB: 0 P: 6	R: 0 E: 0 K: 0 S: 4 H: 1 LOB: 1 BB: 0 P: 4	R: 0 E: 0 K: 0 S: 3 H: 0 LOB: 0 BB: 0 P: 3	R: 1 E: 0 K: 1 S: 7 H: 2 LOB: 2 BB: 1 P: 11	R: 2 E: 0 K: 0 S: 5 H: 2 LOB: 1 BB: 1 P: 9	R: 1 E: 0 K: 1 S: 8 H: 3 LOB: 3 BB: 1 P: 12	R: 0 E: 0 K: 1 S: 5 H: 0 LOB: 0 BB: 0 P: 5	R: 1 E: 0 K: 0 S: 5 H: 2 LOB: 2 BB: 1 P: 9	R: 1 E: 0 K: 0 S: 5 H: 2 LOB: 2 BB: 1 P: 9	1B: 13 2B: 2 3B: 0 HR: 0 SF: 1 SAC: 1 DP: 0 HBP: 0	WP: 0 PB: 0 SB: 1 CS: 0 PA: 47	
PITCHER Duane Pillette, R (1, 1) ERA: 5.84 Joe Coleman, R (6, 1) ERA: 10.8	IP 5.1 WLS L BF 29 H 11 R 6 ER 6 SO 1 BB 2 IBB 0 HBP 0 BLK 0 WP 0 HR 0 S 29 P 37 ERA 10.12 WHIP 2.438	IP 3.2 WLS L BF 18 H 4 R 2 ER 2 SO 2 BB 3 IBB 0 HBP 0 BLK 0 WP 0 HR 0 S 19 P 31 ERA 4.91 WHIP 1.909	PITCHER IP WLS BF H R ER SO BB IBB HBP BLK WP HR S P ERA WHIP									

Chicago White Sox @ Baltimore Orioles
 Memorial Stadium, Baltimore, MD
 Thu Jun 16 1955, 3:33 AM EDT
 Att. 16,395 - Unknown

AB	40
R	8
H	15
RBI	8
BB	5
SO	3
LOB	22



Batter	1	2	3	4	5	6	7	8	9	AB	R	H	RBI	BB	SO	LOB
Cal Abrams, L OBP: 0.424, SLG: 0.412 (1, 9)	4-0 SH5-3 BB		4-0 1B BB		4-0 FC6-4 BB		0-0 4-3		0-0 G3	2	0	0	0	3	0	0
Gil Coan, L OBP: 0.355, SLG: 0.340 (1, 7)	0-0 SH5-3 1-2		0-0 F5		0-0 FC6-4 1-2		0-0 4-3			3	0	0	0	0	0	2
Dave Pope, L OBP: 0.381, SLG: 0.514 (1, 8)	0-3 K		0-0 1B		0-0 P9		0-0 1B			4	0	2	0	0	1	2
Gus Triandos, R OBP: 0.308, SLG: 0.352 (1, 3) (7, 2)	4-0 BB		0-0 F6		0-0 L7		0-0 F3			3	0	0	0	1	0	4
Hal Smith, R OBP: 0.284, SLG: 0.342 Eddie Waitkus, L OBP: 0.362, SLG: 0.305 (1, 2) (7, 3)	0-0 F3		0-0 F5		0-0 F2		0-0 4-3			3	0	0	0	0	0	4
Wayne Causey, L OBP: 0.231, SLG: 0.167 (1, 5)		0-0 B1-3		0-0 E3 CS		0-0 1B 1B		0-0 F9		4	0	1	0	0	0	0
Bobby Young, L OBP: 0.236, SLG: 0.214 (1, 4)		0-0 1B		0-0 F8 1-2		0-0 F8		0-3 K		4	0	1	0	0	1	2
Chuck Diering, R OBP: 0.333, SLG: 0.366 (1, 6)		0-3 K		0-0 2B		0-0 1B		0-0 6-3		4	0	2	0	0	1	1
Duane Pillette, R OBP: 0.250, SLG: 0.250 Joe Coleman, R OBP: 0.667, SLG: 1.000 Jim Pyburn, R OBP: 0.282, SLG: 0.277 (1, 1) (6, 1) (9, PH)		0-0 F5		0-3 K		0-0 F8		0-0 6-3		2	0	0	0	0	1	2
										1	0	0	0	0	0	2
										1	0	0	0	0	0	0

BOTTOM

Chicago White Sox @ Baltimore Orioles
Memorial Stadium, Baltimore, MD

Thu Jun 16 1955, 3:33 AM EDT
Att. 16,395 - Unknown

livebaseballscorecards.com

AB	32
R	0
H	6
RBI	0
BB	4
SO	4
LOB	19



Inning Stats	R: 0 E: 0 K: 1 S: 5	H: 0 LOB: 2 BB: 2 P: 13	R: 0 E: 0 K: 1 S: 6	H: 1 LOB: 1 BB: 0 P: 6	R: 0 E: 0 K: 0 S: 4	H: 1 LOB: 2 BB: 1 P: 8	R: 0 E: 1 K: 1 S: 6	H: 1 LOB: 1 BB: 0 P: 6	R: 0 E: 0 K: 0 S: 3	H: 0 LOB: 1 BB: 1 P: 7	R: 0 E: 0 K: 0 S: 5	H: 2 LOB: 2 BB: 0 P: 5	R: 0 E: 0 K: 0 S: 4	H: 1 LOB: 1 BB: 0 P: 4	R: 0 E: 0 K: 1 S: 5	H: 0 LOB: 0 BB: 0 P: 5	R: 0 E: 0 K: 0 S: 3	H: 0 LOB: 0 BB: 0 P: 3	1B: 5 2B: 1 3B: 0 HR: 0	SF: 0 SAC: 1 DP: 0 HBP: 0	WP: 0 PB: 0 SB: 0 CS: 1	PA: 37		
PITCHER Virgil Trucks, R ERA: 3.79 (1, 1)	IP 9.0	WLS W	BF 37	H 6	R 0	ER 0	SO 4	BB 4	IBB 0	HBP 0	BLK 0	WP 0	HR 0	S 41	P 57	ERA 0.00	WHIP 1.111							

Batter	1	2	3	4	5	6	7	8	9	AB	R	H	RBI	BB	SO	LOB
Gil McDougald, R (1, 4) OBP: 0.357, SLG: 0.335	0-0 F7		0-0 F9		0-3 K			0-0 6-3		4	0	0	0	0	1	3
Andy Carey, R (1, 5) OBP: 0.297, SLG: 0.369	0-0 F9		0-0 E6		0-0 F6			0-3 K		4	0	0	0	0	1	3
Mickey Mantle, S (1, 8) OBP: 0.444, SLG: 0.612	0-3 K		0-3 K				0-0 G3	0-0 HR		4	1	1	1	0	2	3
Yogi Berra, L (1, 2) OBP: 0.353, SLG: 0.481		0-3 K		0-0 1B		0-0 F3		0-3 K		4	0	1	0	0	2	0
Irv Noren, L (1, 7) OBP: 0.316, SLG: 0.394		0-0 G3		0-0 F7		0-0 F8			0-0 FC4-6 1B	4	0	1	0	0	0	1
Eddie Robinson, L (1, 3) OBP: 0.385, SLG: 0.593 Frank Leja, L (9, PR)		0-0 3-1		0-0 F4			0-0 F8		0-0 FC4-6 FC6-4 1-2f	4	0	0	0	0	0	2
Joe Collins, L (1, 9) OBP: 0.345, SLG: 0.407			0-0 4-3	0-0 2-3			0-0 F5		0-0 F7	4	0	0	0	0	0	2
Phil Rizzuto, R (1, 6) OBP: 0.439, SLG: 0.303 Bill Skowron, R (9, PH) OBP: 0.433, SLG: 0.723			1-0 E PB HBP		0-3 K		0-0 BLK 1B		0-0 FC6-4 1-2f	2	0	1	0	0	1	0
Whitey Ford, L (1, 1) OBP: 0.263, SLG: 0.176			4-0 E BB		4-0 BB		0-0 F7 1-2			1	0	0	0	2	0	1

Inning Stats	R: 0	H: 0	E: 0	K: 1	S: 5	R: 0	H: 0	E: 0	K: 1	S: 5	R: 0	H: 0	E: 1	K: 1	S: 6	R: 0	H: 1	E: 0	K: 0	S: 4	R: 0	H: 0	E: 0	K: 2	S: 7	R: 0	H: 0	E: 0	K: 0	S: 3	R: 0	H: 1	E: 0	K: 0	S: 4	R: 1	H: 1	E: 0	K: 2	S: 8	R: 0	H: 1	E: 0	K: 0	S: 4	R: 0	H: 1	E: 0	K: 0	S: 4	1B: 3	SF: 0	2B: 0	3B: 0	HR: 1	WP: 0	PB: 1	SB: 0	CS: 0
PITCHER	IP	WLS	BF	H	R	ER	SO	BB	IBB	HBP	BLK	WP	HR	S	P	ERA	WHIP																																										
Dick Donovan, R (1, 1) ERA: 2.1	8.0	W	32	4	1	1	7	2	0	1	1	0	1	43	52	1.12	0.750																																										
Sandy Consuegra, R (9, 1) ERA: 1.41	1.0	S	3	0	0	0	0	0	0	0	0	0	0	3	3	0.00	0.000																																										

BOTTOM


Chicago White Sox @ New York Yankees
Yankee Stadium, Bronx, NY

Fri Jun 17 1955, 3:33 AM EDT
Att: 33,744 - Unknown - 76 F

livebaseballscorecards.com

AB	32
R	1
H	4
RBI	1
BB	2
SO	7
LOB	16



Batter	1	2	3	4	5	6	7	8	9	AB R H RBI BB SO LOB	TOP														
Chico Carrasquel, R OBP: 0.359, SLG: 0.378 (1, 6)	0-0 5-3	0-0 F3			0-0 G3-6-3 1B			4-0 1B BB		3 0 1 0 1 0 2	<p>Chicago White Sox @ New York Yankees Yankee Stadium, Bronx, NY</p> <p>Sun Jun 19 1955, 3:33 AM EDT Overcast - 77 F</p> <p>livebaseballscorecards.com</p> <table border="1"> <tr><td>AB</td><td>32</td></tr> <tr><td>R</td><td>1</td></tr> <tr><td>H</td><td>7</td></tr> <tr><td>RBI</td><td>1</td></tr> <tr><td>BB</td><td>2</td></tr> <tr><td>SO</td><td>4</td></tr> <tr><td>LOB</td><td>13</td></tr> </table> 	AB	32	R	1	H	7	RBI	1	BB	2	SO	4	LOB	13
AB	32																								
R	1																								
H	7																								
RBI	1																								
BB	2																								
SO	4																								
LOB	13																								
Nellie Fox, L OBP: 0.388, SLG: 0.470 (1, 4)	0-0 FC6-4 1B		0-0 1-3		0-0 G3-6-3 1-2f			0-3 K		4 0 1 0 0 1 2															
Minnie Minoso, R OBP: 0.331, SLG: 0.290 (1, 7)	0-0 FC6-4 1B 1-2f		0-0 SH5-3 1B			4-0 PB 1B BB		0-0 L7		3 1 1 0 1 0 2															
George Kell, R OBP: 0.388, SLG: 0.392 (1, 5)	0-0 1-2 1B		0-0 SH5-3			0-0 1-H 1B		0-0 1-2 1B		3 0 3 1 0 0 0															
Jim Rivera, L OBP: 0.340, SLG: 0.394 (1, 9)	0-3 K		0-0 F8			0-0 B2-3		0-0 4-3		4 0 0 0 0 1 5															
Sherm Lollar, R OBP: 0.415, SLG: 0.518 (1, 2)		0-0 6-3		0-0 L7		0-0 F8			0-0 3-1	3 0 0 0 0 0 0 1 0 0 0 0 0 0															
Les Moss, R OBP: 0.406, SLG: 0.456 (6, 2)																									
Jim Busby, R OBP: 0.268, SLG: 0.335 (1, 8)		0-0 E1 FC3-6 1B		0-0 F8		0-0 F7		0-0 1-3		4 0 0 0 0 0 0															
Walt Dropo, R OBP: 0.327, SLG: 0.413 (1, 3)		0-0 FC3-6 1-2 1B		0-0 4-3		0-0 5-3		0-0 1-3		4 0 1 0 0 0 0															
Billy Pierce, L OBP: 0.222, SLG: 0.160 (1, 1)		0-0 FC3-6			0-3 K		0-3 K			1 0 0 0 0 0 2 1 0 0 0 0 1 0 1 0 0 0 0 1 0 0 0 0 0 0 0 0															
Mike Fornieles, R OBP: 0.105, SLG: 0.158 (4, 1)																									
Bob Kennedy, R OBP: 0.233, SLG: 0.188 (7, PH)																									
Dixie Howell, L OBP: 0.188, SLG: 0.188 (7, 1)		1-2f 2-3																							
Inning Stats	R: 0 E: 0 K: 1 S: 7	H: 2 LOB: 2 BB: 0 P: 7	R: 0 E: 1 K: 0 S: 5	H: 1 LOB: 2 BB: 0 P: 5	R: 0 E: 0 K: 0 S: 4	H: 1 LOB: 1 BB: 0 P: 4	R: 0 E: 0 K: 0 S: 3	H: 0 LOB: 0 BB: 0 P: 3	R: 0 E: 0 K: 1 S: 5	H: 1 LOB: 0 BB: 0 P: 5	R: 1 E: 0 K: 0 S: 3	H: 1 LOB: 0 BB: 1 P: 7	R: 0 E: 0 K: 1 S: 5	H: 0 LOB: 0 BB: 0 P: 5	R: 0 E: 0 K: 1 S: 6	H: 1 LOB: 2 BB: 1 P: 10	R: 0 E: 0 K: 0 S: 3	H: 0 LOB: 0 BB: 0 P: 3	1B: 7 2B: 0 3B: 0 HR: 0	SF: 0 SAC: 1 DP: 1 HBP: 0	WP: 0 PB: 1 SB: 0 CS: 0	PA: 35			
PITCHER Ed Lopat, L ERA: 2.94 (1, 1)	IP: 9.0 WLS: W BF: 35 H: 7 R: 1 ER: 0 SO: 4 BB: 2 IBB: 0 HBP: 0 BLK: 0 WP: 0 HR: 0 S: 41 P: 49 ERA: 0.00 WHIP: 1.000											PITCHER	IP: 0.0 WLS: 0 BF: 0 H: 0 R: 0 ER: 0 SO: 0 BB: 0 IBB: 0 HBP: 0 BLK: 0 WP: 0 HR: 0 S: 0 P: 0 ERA: 0.00 WHIP: 0.000												

Batter	1	2	3	4	5	6	7	8	9	AB R H RBI BB SO LOB	TOP																	
Chico Carrasquel, R (1, 6) OBP: 0.358, SLG: 0.376	0-3 K		0-0 L6			0-0 6-3		0-0 1B		4 0 1 0 0 1 0																		
Nellie Fox, L (1, 4) OBP: 0.390, SLG: 0.475	0-0 F8 2B			0-0 3-1			0-0 3B 1B	0-0 F4		4 1 2 0 0 0 1																		
Minnie Minoso, R (1, 7) OBP: 0.335, SLG: 0.314	0-0 F8 2-3			0-0 6-3			0-0 1-H SF9 3B		0-0 G3 2B	4 1 2 1 0 0 1																		
George Kell, R (1, 5) OBP: 0.380, SLG: 0.385	0-0 6-3			0-0 5-3			0-0 SF9		0-0 F3	3 0 0 1 0 0 2																		
Jim Rivera, L (1, 9) OBP: 0.338, SLG: 0.391		0-0 F8			0-0 4-3		0-0 1B		0-0 G3	4 0 1 0 0 0 1																		
Sherm Lollar, R (1, 2) OBP: 0.412, SLG: 0.509		0-3 K			0-0 6-3		0-0 F9		4-0 FC6-4 BB	3 0 0 0 1 1 1																		
Bob Kennedy, R (9, PR) OBP: 0.233, SLG: 0.188										0 0 0 0 0 0 0																		
Jim Busby, R (1, 8) OBP: 0.264, SLG: 0.329		0-0 6-3			0-0 5-3		0-0 F7		0-0 FC6-4 1-2f	4 0 0 0 0 0 3																		
Ron Jackson, R (1, 3) OBP: 0.297, SLG: 0.386			0-0 4-3			0-0 6-3		0-3 K		2 0 0 0 0 0 0																		
Walt Dropo, R (7, 3) OBP: 0.325, SLG: 0.411										1 0 0 0 0 1 0																		
Jack Harshman, L (1, 1) OBP: 0.455, SLG: 0.440			0-0 4-3			0-0 G3		0-3 K		2 0 0 0 0 0 0																		
Sandy Consuegra, R (7, 1) OBP: 0.125, SLG: 0.125										0 0 0 0 0 0 0																		
Bob Nieman, R (8, PH) OBP: 0.344, SLG: 0.500										1 0 0 0 0 1 0																		
Morrie Martin, L (8, 1)										0 0 0 0 0 0 0																		
Inning Stats	R: 0 E: 0 K: 1 S: 6	H: 1 LOB: 1 BB: 0 P: 6	R: 0 E: 0 K: 1 S: 5	H: 0 LOB: 0 BB: 0 P: 5	R: 0 E: 0 K: 0 S: 3	H: 0 LOB: 0 BB: 0 P: 3	R: 0 E: 0 K: 0 S: 3	H: 0 LOB: 0 BB: 0 P: 3	R: 2 E: 0 K: 0 S: 6	H: 3 LOB: 1 BB: 0 P: 6	R: 0 E: 0 K: 2 S: 8	H: 1 LOB: 1 BB: 0 P: 8	R: 0 E: 0 K: 0 S: 4	H: 1 LOB: 2 BB: 1 P: 8	1B: 3 2B: 2 3B: 1 HR: 0	SF: 1 SAC: 0 DP: 0 HBP: 0	WP: 0 PB: 0 SB: 0 CS: 0	PA: 34										
PITCHER	IP WLS BF H R ER SO BB IBB HBP BLK WP HR S P ERA WHIP																											
Johnny Kucks, R (1, 1) ERA: 4.11	6.0	21	3	2	2	2	0	0	0	0	0	0	0	25	25	3.00	0.500											
Jim Konstanty, R (7, 1) ERA: 0.92	3.0	W	13	3	0	0	2	1	0	0	0	0	0	16	20	0.00	1.333											

Chicago White Sox @ New York Yankees
Yankee Stadium, Bronx, NY

Sun Jun 19 1955, 3:38 AM EDT
Att. 44,060 - Overcast - 79 F

livebaseballscorecards.com

AB	32
R	2
H	6
RBI	2
BB	1
SO	4
LOB	9



Batter	1	2	3	4	5	6	7	8	9	AB	R	H	RBI	BB	SO	LOB
Gil McDougald, R (1, 4) OBP: 0.364, SLG: 0.376	0-3 K			0-0 2B	4-0 1B		0-0 HR			3	2	2	1	1	1	0
Hank Bauer, R (1, 9) OBP: 0.352, SLG: 0.429	0-0 F7			4-0 2B	0-0 1B		0-0 HR			3	2	2	0	1	0	0
Mickey Mantle, S (1, 8) OBP: 0.433, SLG: 0.602	0-0 5-3			0-3 K	0-0 G3		0-0 HR			4	1	1	2	0	1	4
Yogi Berra, L (1, 2) OBP: 0.352, SLG: 0.487		0-0 F2		0-0 1B		0-0 2B	0-0 F4			4	0	2	1	0	0	0
Bill Skowron, R (1, 3) Joe Collins, L (9, 3) OBP: 0.347, SLG: 0.400		0-0 1B		4-0 1B		0-0 F4		0-0 F9		3	0	1	0	1	0	1
Elston Howard, R (1, 7) Irv Noren, L (8, 7) OBP: 0.311, SLG: 0.391		0-3 K2-4-3-2		0-0 1B		4-0 1B		0-0 G3		2	0	1	1	1	1	1
Andy Carey, R (1, 5) OBP: 0.295, SLG: 0.358			0-0 L8	0-3 K		0-0 G6-4-3		0-0 1B		4	0	1	0	0	1	4
Billy Hunter, R (1, 6) Bob Cerv, R (7, PH) Phil Rizzuto, R (8, 6) OBP: 0.409, SLG: 0.278			0-0 6-3		0-3 K		0-0 4-3		0-0 5-3	2	0	0	0	0	1	0
Johnny Kucks, R (1, 1) Jim Konstanty, R (7, 1) OBP: 0.053, SLG: 0.105			0-0 1-3		0-0 1-3		0-0 6-3			1	0	0	0	0	0	0

Inning Stats		R: 0	H: 0	E: 0	K: 1	S: 5	R: 0	H: 1	E: 0	K: 1	S: 5	R: 0	H: 0	E: 0	K: 0	S: 3	R: 2	H: 3	E: 0	K: 2	S: 9	R: 0	H: 1	E: 0	K: 1	S: 6	R: 0	H: 1	E: 0	K: 0	S: 3	R: 3	H: 3	E: 0	K: 0	S: 6	R: 0	H: 1	E: 0	K: 0	S: 4
IP		6.2	0.1	1.0	PITCHER		IP		6.2	0.1	1.0	PITCHER		IP		6.2	0.1	1.0	PITCHER		IP		6.2	0.1	1.0	PITCHER		IP		6.2	0.1	1.0	PITCHER		IP		6.2	0.1	1.0		
WLS		L			WLS		L					WLS		L					WLS		L					WLS		L					WLS		L						
BF		29	2	4	BF		29		2	2	4	BF		29		2	2	4	BF		29		2	2	4	BF		29		2	2	4	BF		29		2	2	4		
H		8	1	1	H		8		1	1	1	H		8		1	1	1	H		8		1	1	1	H		8		1	1	1	H		8		1	1	1		
R		4	1	0	R		4		1	0	0	R		4		1	0	0	R		4		1	0	0	R		4		1	0	0	R		4		1	0	0		
ER		4	1	0	ER		4		1	1	0	ER		4		1	1	0	ER		4		1	1	0	ER		4		1	1	0	ER		4		1	1	0		
SO		5	0	0	SO		5		0	0	0	SO		5		0	0	0	SO		5		0	0	0	SO		5		0	0	0	SO		5		0	0	0		
BB		0	0	0	BB		0		0	0	0	BB		0		0	0	0	BB		0		0	0	BB		0		0	0	0	BB		0		0	0	0			
P:		5	5	5	P:		5		5	5	5	P:		5		5	5	5	P:		5		5	5	P:		5		5	5	P:		5		5	5	5				

Chicago White Sox @ New York Yankees
 Yankee Stadium, Bronx, NY
 Sun Jun 19 1955, 3:38 AM EDT
 Att. 44,060 - Overcast - 79 F

AB	31
R	5
H	10
RBI	5
BB	4
SO	5
LOB	11

WP: 0 PA: 35
 PB: 0 SB: 0
 CS: 0



Batter	1	2	3	4	5	6	7	8	9	AB R H RBI BB SO LOB	TOP										
Chico Carrasquel, R OBP: 0.351, SLG: 0.368 (1, 6) X	0-0 F8		0-0 F6		0-0 F4			0-0 E5	0-0 5-3	5 1 0 0 0 0 3											
Nellie Fox, L OBP: 0.393, SLG: 0.475 (1, 4) X	0-0 F4		4-0 1B BB			0-0 G3		0-0 E5 1B	0-0 WP 1B	4 1 2 1 1 0 0											
Minnie Minoso, R OBP: 0.337, SLG: 0.313 (1, 7) X	0-0 F4		0-0 1B			0-0 5-3		0-0 F3	4-0 FC4 BB	4 0 1 2 1 0 1											
George Kell, R OBP: 0.376, SLG: 0.376 (1, 5)		4-0 BB	0-0 L9			0-0 5-3		0-0 F6	0-0 FC4	4 0 0 0 1 0 5											
Bob Nieman, R OBP: 0.340, SLG: 0.493 (1, 9)		0-3 K		0-0 6-3			0-0 F2	0-0 E S 1B		2 0 0 0 0 1 1											
Jim Rivera, L OBP: 0.339, SLG: 0.392 (6, 9)										2 1 1 1 0 0 0											
Sherm Lollar, R OBP: 0.409, SLG: 0.503 (1, 2) X		0-0 G6-4-3		0-3 K			0-0 6-3	0-0 1B		4 0 1 1 0 1 1											
Jim Busby, R OBP: 0.267, SLG: 0.336 (1, 8)			0-0 1B 1B	0-0 6-3			0-0 FC5 2B	0-0 F8		4 1 2 0 0 0 1											
Walt Dropo, R OBP: 0.335, SLG: 0.416 (1, 3) X			0-0 SH1-4 1B 1B		0-0 5-3		4-0 BB		0-0 5-3 1B	3 2 2 0 1 0 0											
Virgil Trucks, R OBP: 0.114, SLG: 0.147 (1, 1) X			0-0 SH1-4		0-0 F7		0-0 FC5		0-3 K	3 0 0 0 0 1 3											
Inning Stats	R: 0 H: 0 E: 0 K: 0 S: 3	H: 0 LOB: 0 BB: 0 P: 3	R: 0 H: 0 E: 0 K: 1 S: 4	H: 0 LOB: 0 BB: 1 P: 8	R: 2 H: 3 E: 0 K: 0 S: 6	H: 3 LOB: 2 BB: 1 P: 10	R: 0 H: 0 E: 0 K: 1 S: 5	H: 0 LOB: 0 BB: 0 P: 5	R: 0 H: 0 E: 0 K: 0 S: 3	H: 0 LOB: 0 BB: 0 P: 3	R: 0 H: 1 E: 0 K: 0 S: 4	H: 1 LOB: 2 BB: 1 P: 8	R: 3 H: 3 E: 2 K: 0 S: 7	H: 3 LOB: 1 BB: 0 P: 7	R: 1 H: 2 E: 0 K: 1 S: 7	H: 2 LOB: 2 BB: 1 P: 11	1B: 8 SF: 0	2B: 1 SAC: 1	3B: 0 DP: 1	HR: 0 HBP: 0	WP: 1 PA: 40
PITCHER	IP WLS BF H R ER SO BB IBB HBP BLK WP HR S P ERA WHIP																				
Bob Porterfield, R ERA: 3.81 (1, 1)	8.0 L 34 7 5 2 2 3 0 0 0 0 0 0 35 47 2.25 1.250																				
Bob Chakales, R ERA: 3.15 (9, 1)	1.0 6 2 1 1 1 1 0 0 0 1 0 7 11 9.00 3.000																				

Chicago White Sox @ Washington Senators
Griffith Stadium, Washington, DC
Tue Jun 21 1955, 3:33 AM EDT
Att. 5,025 - Unknown

AB	35
R	6
H	9
RBI	5
BB	4
SO	3
LOB	15



Batter	1	2	3	4	5	6	7	8	9	AB	R	H	RBI	BB	SO	LOB
Eddie Yost, R OBP: 0.370, SLG: 0.306 (1, 5)	0-0 F8 ①		0-3 K ②			0-0 G3 ①		0-0 F9 ②		4	0	0	0	0	1	0
Pete Runnels, L OBP: 0.367, SLG: 0.348 (1, 4)	0-0 1B		0-0 1B			0-0 F8 ②		0-0 F7 ③		4	0	2	0	0	0	0
Mickey Vernon, L OBP: 0.385, SLG: 0.440 (1, 3)	0-0 F8 ②		0-3 K ③			0-0 F7 ③			0-3 K ①	4	0	0	0	0	2	2
Johnny Croth, R OBP: 0.333, SLG: 0.480 (1, 8)	0-0 6-3 ③			0-0 F8 ①			0-0 F8 ①		0-3 K ②	4	0	0	0	0	1	1
Clint Courtney, L OBP: 0.448, SLG: 0.553 (1, 2)		0-0 2B		0-0 G6-4-3 1B			0-0 5-3 ②		4-0 BB BB	3	0	2	0	1	0	0
Roy Sievers, R OBP: 0.341, SLG: 0.401 (1, 7)		0-0 F8 ①		0-0 G6-4-3 1-2f ② ③			0-0 HR		4-0 BB 1-2 BB	3	1	1	1	1	0	2
Tom Umphlett, R OBP: 0.279, SLG: 0.252 (1, 9)		0-0 F8 ②			0-0 F2 ①		0-0 1B		0-3 K ③	2	0	0	0	0	0	1
Carlos Paula, R OBP: 0.338, SLG: 0.352 (7, 9)		0-0 F8 ③			0-0 G3 ②		0-0 1-3 ③		0-3 K ③	2	0	1	0	0	1	2
Jose Valdivielso, R (1, 6)		0-0 F3 ③			0-0 K ③					3	0	0	0	0	0	2
Bob Porterfield, R OBP: 0.167, SLG: 0.225 (1, 1)			0-0 5-3 ①							2	0	0	0	0	1	0
Ernie Oravetz, S OBP: 0.345, SLG: 0.276 (8, PH)										1	0	0	0	0	0	0
Bob Chakales, R (9, 1)										0	0	0	0	0	0	0

Inning Stats	R: 0	H: 1	E: 0	LOB: 1	K: 0	BB: 0	S: 4	P: 4	R: 0	H: 1	E: 0	LOB: 1	K: 0	BB: 0	S: 4	P: 4	R: 0	H: 1	E: 0	LOB: 1	K: 2	BB: 0	S: 8	P: 8	R: 0	H: 1	E: 0	LOB: 0	K: 0	BB: 0	S: 3	P: 3	R: 0	H: 0	E: 0	LOB: 0	K: 1	BB: 0	S: 5	P: 5	R: 0	H: 0	E: 0	LOB: 0	K: 0	BB: 0	S: 3	P: 3	R: 1	H: 2	E: 0	LOB: 1	K: 0	BB: 0	S: 5	P: 5	R: 0	H: 0	E: 0	LOB: 0	K: 0	BB: 0	S: 3	P: 3	R: 0	H: 0	E: 0	LOB: 2	K: 3	BB: 2	S: 9	P: 17	R: 0	H: 0	E: 0	LOB: 0	K: 0	BB: 0	S: 3	P: 3	R: 0	H: 0	E: 0	LOB: 0	K: 0	BB: 0	S: 9	P: 17	1B: 4	SF: 0	2B: 1	SAC: 0	3B: 0	DP: 1	HR: 1	HBP: 0	WP: 0	PA: 34
PITCHER Virgil Trucks, R ERA: 3.5 (1, 1)	IP	WLS	BF	H	R	ER	SO	BB	IBB	HBP	BLK	WP	HR	S	P	ERA	WHIP	IP	WLS	BF	H	R	ER	SO	BB	IBB	HBP	BLK	WP	HR	S	P	ERA	WHIP	IP	WLS	BF	H	R	ER	SO	BB	IBB	HBP	BLK	WP	HR	S	P	ERA	WHIP																																															

BOTTOM

Chicago White Sox @ Washington Senators
Griffith Stadium, Washington, DC
Tue Jun 21 1955, 3:33 AM EDT
Att. 5,025 - Unknown

livebaseballscorecards.com

AB	32
R	1
H	6
RBI	1
BB	2
SO	6
LOB	10



Batter	1	2	3	4	5	6	7	8	9	AB R H RBI BB SO LOB	TOP											
Chico Carrasquel, R OBP: 0.356, SLG: 0.370 (1, 6)	0-3 K	0-0 1B		0-0 1B		0-0 F7			4-0 G4-6-3 BB	4 0 2 0 1 1 1												
Nellie Fox, L OBP: 0.386, SLG: 0.466 (1, 4)	0-0 4-3	0-0 F6		0-0 F9			0-0 F3		0-0 G4-6-3 1-2f	5 0 0 0 0 0 5												
Minnie Minoso, R OBP: 0.345, SLG: 0.315 (1, 7)	0-0 1B		4-0 CS BB		4-0 CS BB		0-0 6-3			2 0 1 0 2 0 0												
George Kell, R OBP: 0.373, SLG: 0.373 (1, 5)	0-0 1B		0-0 F9		0-3 K		0-0 F7			4 0 1 0 0 1 2												
Bob Nieman, R OBP: 0.340, SLG: 0.497 (1, 9)	0-3 K		0-3 K		0-0 2B			4-0 SH5-3 SF8 BB		3 0 1 0 0 2 3 0 1 0 0 1 0 0												
Jim Rivera, L OBP: 0.342, SLG: 0.392 (7, 9)																						
Sherm Lollar, R OBP: 0.408, SLG: 0.497 (1, 2)		0-0 F8		4-0 SH3 WP SF7 BB		0-0 F8		0-0 SH5-3		2 1 0 0 1 0 1												
Jim Busby, R OBP: 0.272, SLG: 0.347 (1, 8)		0-0 1B 3B		0-0 SH3		4-0 SH1-3 BB		0-0 SF8		1 1 1 1 1 0 0												
Walt Dropo, R OBP: 0.333, SLG: 0.414 (1, 3)		0-0 1B 1B		0-0 SF7		0-0 F3		0-0 F8		3 0 1 2 0 0 1												
Dick Donovan, L OBP: 0.162, SLG: 0.061 (1, 1)		0-3 K		0-0 E5 1B		0-0 SH1-3			0-0 F7	3 0 0 0 0 1 1												
Inning Stats	R: 0 E: 0 K: 2 S: 9	H: 2 LOB: 2 BB: 0 P: 9	R: 1 E: 0 K: 1 S: 8	H: 3 LOB: 2 BB: 0 P: 8	R: 0 E: 0 K: 1 S: 4	H: 0 LOB: 1 BB: 1 P: 8	R: 1 E: 1 K: 0 S: 5	H: 1 LOB: 2 BB: 1 P: 9	R: 0 E: 0 K: 1 S: 5	H: 1 LOB: 1 BB: 1 P: 9	R: 0 E: 0 K: 0 S: 3	H: 0 LOB: 1 BB: 1 P: 7	R: 0 E: 0 K: 0 S: 3	H: 0 LOB: 0 BB: 1 P: 7	R: 1 E: 0 K: 0 S: 3	H: 0 LOB: 0 BB: 1 P: 7	R: 0 E: 0 K: 0 S: 2	H: 0 LOB: 0 BB: 1 P: 6	1B: 5 2B: 3 3B: 1 HR: 0	SF: 2 SAC: 3 DP: 3 HBP: 0	WP: 1 PB: 0 SB: 1 CS: 2	PA: 38
PITCHER	IP WLS BF H R ER SO BB IBB HBP BLK WP HR S P ERA WHIP																					
Dean Stone, L ERA: 3.43 (1, 1)	8.0 L 35 7 3 3 5 5 0 0 0 1 0 40 60 3.38 1.500																					
Pedro Ramos, R ERA: 2.79 (9, 1)	1.0 3 0 0 0 0 1 0 0 0 0 0 2 6 0.00 1.000																					

Chicago White Sox @ Washington Senators
Griffith Stadium, Washington, DC
Wed Jun 22 1955, 3:33 AM EDT
Att. 2,732 - Unknown

AB	27
R	3
H	7
RBI	3
BB	6
SO	5
LOB	14



Batter	1	2	3	4	5	6	7	8	9	AB R H RBI BB SO LOB	TOP											
Chico Carrasquel, R OBP: 0.356, SLG: 0.368 (1, 6)	0-3 K		4-0 2B BB		0-0 F8	0-0 1B		0-0 6-3		4 1 1 1 1 1 0												
Nellie Fox, L OBP: 0.383, SLG: 0.465 (1, 4)	0-0 F8		0-0 2B		0-0 G3	0-0 F3		0-0 F3		5 0 1 2 0 0 1												
Minnie Minoso, R OBP: 0.357, SLG: 0.327 (1, 7)	0-0 F8		4-0 BB		0-0 2B	0-0 1B		4-0 1B BB		3 1 2 0 2 0 0												
George Kell, R OBP: 0.374, SLG: 0.379 (1, 5)		0-0 6-3	0-0 2-3		0-0 2B	0-0 F8		0-0 1B		5 0 2 1 0 0 4												
Jim Rivera, L OBP: 0.335, SLG: 0.382 (1, 9)		0-0 F8		0-0 1-3	0-0 4-3		0-3 K		0-3 K	5 0 0 0 0 2 1												
Sherm Lollar, R OBP: 0.414, SLG: 0.500 (1, 2)		0-0 5-3		4-0 FC5 1-3 BB		0-0 3B 1B	0-0 1B		0-3 K	3 1 2 0 1 0 0												
Ron Jackson, R OBP: 0.297, SLG: 0.386 (7, PR)										0 1 0 0 0 0 0												
Les Moss, R OBP: 0.400, SLG: 0.448 (7, 2)										1 0 0 0 0 1 0												
Jim Busby, R OBP: 0.278, SLG: 0.358 (1, 8)			4-0 FC1-8 BB	0-0 1-3	0-0 1-3	0-0 1B 3B	0-0 1B		0-3 K	4 1 2 1 1 1 1												
Walt Dropo, R OBP: 0.337, SLG: 0.415 (1, 3)			0-0 F8	4-0 IBB		0-0 SH1-4 1B	0-0 SF7			2 1 1 2 1 0 1												
Harry Byrd, R OBP: 0.185, SLG: 0.154 (1, 1)			0-0 FC1-6 BB	0-0 FC5		0-0 SH1-4 1B	0-0 F8			3 1 0 0 0 0 4												
Inning Stats	R: 0 E: 0 K: 1 S: 5	H: 0 LOB: 0 BB: 0 P: 5	R: 0 E: 0 K: 0 S: 3	H: 0 LOB: 0 BB: 0 P: 3	R: 2 E: 0 K: 0 S: 4	H: 1 LOB: 2 BB: 3 P: 16	R: 0 E: 0 K: 0 S: 3	H: 0 LOB: 2 BB: 2 P: 11	R: 1 E: 0 K: 0 S: 5	H: 2 LOB: 1 BB: 0 P: 5	R: 3 E: 0 K: 0 S: 8	H: 5 LOB: 2 BB: 0 P: 8	R: 1 E: 0 K: 1 S: 7	H: 2 LOB: 1 BB: 0 P: 7	R: 0 E: 0 K: 0 S: 3	H: 1 LOB: 2 BB: 1 P: 7	R: 0 E: 0 K: 3 S: 9	H: 0 LOB: 0 BB: 0 P: 9	1B: 7 2B: 3 3B: 1 HR: 0	SF: 1 SAC: 1 DP: 0 HBP: 0	WP: 0 PB: 0 SB: 0 CS: 0	PA: 43
PITCHER	IP WLS BF H R ER SO BB IBB HBP BLK WP HR S P ERA WHIP																					
Camilo Pascual, R ERA: 4.94 (1, 1)	5.1 L 28 7 6 6 1 4 1 0 0 0 0 0 25 45 10.12 2.062																					
Chuck Stobbs, L ERA: 4.27 (6, 1)	0.2 3 1 0 0 0 0 0 0 0 0 0 0 3 3 0.00 1.500																					
Spec Shea, R ERA: 5.6 (7, 1)	2.0 9 3 1 1 1 1 1 0 0 0 0 0 10 14 4.50 2.000																					
Ted Abernathy, R ERA: 8.39 (9, 1)	1.0 3 0 0 0 0 3 0 0 0 0 0 0 9 9 0.00 0.000																					

Chicago White Sox @ Washington Senators
Griffith Stadium, Washington, DC
Thu Jun 23 1955, 3:33 AM EDT
Att. 1,679 - Unknown

AB	35
R	7
H	11
RBI	7
BB	6
SO	5
LOB	12



BOTTOM

Chicago White Sox @ Washington Senators
Griffith Stadium, Washington, DC

livebaseballscorecards.com

AB	30
R	0
H	4
RBI	0
BB	1
SO	1
LOB	8



WP:	0	PA:	31
PB:	0	SB:	0
CS:	0		

Thu Jun 23 1955, 3:33 AM EDT
Att. 1,679 - Unknown

AB R H RBI BB SO LOB

4	0	0	0	0	0	2
4	0	0	0	0	0	0
4	0	0	0	0	0	0
3	0	0	0	1	0	0
3	0	0	0	0	1	1
3	0	3	0	0	0	0
3	0	0	0	0	0	3
2	0	0	0	0	0	0
1	0	1	0	0	0	0
0	0	0	0	0	0	0
0	0	0	0	0	0	0
1	0	0	0	0	0	2
0	0	0	0	0	0	0

Batter	1	2	3	4	5	6	7	8	9
Carlos Paula, R (1, 9) OBP: 0.341, SLG: 0.372	0-0 1-3 ①		0-0 6-3 ③			0-0 4-3 ③		0-0 L8 ③	
Pete Runnels, L (1, 4) OBP: 0.356, SLG: 0.336	0-0 6-3 ②			0-0 4-3 ①			0-0 L9 ①		0-0 L7 ①
Mickey Vernon, L (1, 3) OBP: 0.374, SLG: 0.425	0-0 F8 ③			0-0 1-3 ②			0-0 6-3 ②		0-0 6-3 ②
Johnny Croth, R (1, 8) OBP: 0.329, SLG: 0.458		0-0 4-3 ①		0-0 1-3 ③			4-0 BB		0-0 F7 ③
Roy Sievers, R (1, 7) OBP: 0.336, SLG: 0.393		0-0 F9 ②			0-3 K ①				0-0 1-3 ③
Ed Fitz Gerald, R (1, 2) OBP: 0.329, SLG: 0.359		0-0 1B			0-0 G6-4-3 1B				0-0 FC6-4 1B
Harmon Killebrew, R (1, 5) OBP: 0.067, SLG: 0.067		0-0 F9 ③			0-0 G6-4-3 1-2f ② ③				0-0 FC6-4 1B 1-2f ①
Jose Valdivielso, R (1, 6) Clint Courtney, L (8, PH) Bobby Kline, R (9, 6) OBP: 0.435, SLG: 0.531 OBP: 0.305, SLG: 0.273			0-0 1-3 ①			0-0 5-3 ①		0-0 1B 1-2 ①	0-0 1B ②
Camilo Pascual, R (1, 1) Chuck Stobbs, L (6, 1) Ernie Orvieto, S (6, PH) Spec Shea, R (7, 1) Mickey McDermott, L (8, PH) Ted Abernathy, R (9, 1) OBP: 0.330, SLG: 0.300 OBP: 0.444, SLG: 0.091 OBP: 0.339, SLG: 0.270			0-0 F9 ②			0-0 G3 ②		0-0 F9 ②	

Inning Stats	R: 0	H: 0	E: 0	K: 0	S: 3	R: 0	H: 1	E: 0	K: 0	S: 4	R: 0	H: 0	E: 0	K: 0	S: 3	R: 0	H: 0	E: 0	K: 1	S: 5	R: 0	H: 1	E: 0	K: 1	S: 5	R: 0	H: 0	E: 0	K: 0	S: 3	R: 0	H: 2	E: 0	K: 0	S: 5	R: 0	H: 0	E: 0	K: 0	S: 3	1B: 4	2B: 0	3B: 0	HR: 0	SF: 0	SAC: 0	DP: 1	HBP: 0	WP: 0	PA: 31
--------------	------	------	------	------	------	------	------	------	------	------	------	------	------	------	------	------	------	------	------	------	------	------	------	------	------	------	------	------	------	------	------	------	------	------	------	------	------	------	------	------	-------	-------	-------	-------	-------	--------	-------	--------	-------	--------

PITCHER	IP	WLS	BF	H	R	ER	SO	BB	IBB	HBP	BLK	WP	HR	S	P	ERA	WHIP
Harry Byrd, R (1, 1) ERA: 3.78	9.0	W	31	4	0	0	1	1	0	0	0	0	0	32	36	0.00	0.556

Batter	1	2	3	4	5	6	7	8	9	AB R H RBI BB SO LOB	TOP		
Chico Carrasquel, R OBP: 0.361, SLG: 0.370 (1, 6)	0-0 4-3		0-0 F9		4-0 BB		0-0 1B 1B		0-0 CS 1B	4 0 2 0 1 0 0			
Nellie Fox, L OBP: 0.380, SLG: 0.459 (1, 4)	0-0 F9		0-0 F9		0-0 F9		0-0 1B 1B		0-0 F8	5 0 1 1 0 0 2			
Minnie Minoso, R OBP: 0.358, SLG: 0.326 (1, 9) (6, 7)	0-0 B1-3		0-3 K		4-0 BB		0-0 1B 1B		0-0 F8	4 0 1 0 1 1 0			
George Kell, R OBP: 0.371, SLG: 0.376 (1, 5)		0-0 G5-4-3 1B		0-0 E1 G5-4-3		0-0 F4		0-0 F9		4 0 1 0 0 0 5			
Bob Nieman, R OBP: 0.333, SLG: 0.486 (1, 7) Jim Rivera, L OBP: 0.333, SLG: 0.380 (6, 9)		0-0 G5-4-3 1-2f		0-0 G5-4-3 1-2f		0-0 6-3		0-0 F4		3 0 0 0 0 0 2 1 0 0 0 0 0 3			
Sherm Lollar, R OBP: 0.421, SLG: 0.497 (1, 2)		4-0 BB 2B		4-0 BB		0-0 4-3		4-0 BB 4-3		1 1 0 0 3 0 0			
Jim Busby, R OBP: 0.278, SLG: 0.360 (1, 8)		0-0 1-H 2B		0-0 F9		0-0 5-3		0-0 4-3 1-2		4 0 1 1 0 0 2			
Walt Dropo, R OBP: 0.346, SLG: 0.435 (1, 3)		4-0 IBB			0-0 HR		4-0 1B SH1-4 1B BB		0-0 6-3	2 2 1 1 2 0 1			
Billy Pierce, L OBP: 0.207, SLG: 0.148 (1, 1) Sandy Consuegra, R OBP: 0.118, SLG: 0.118 (6, 1) Morrie Martin, L (9, 1)		0-0 F4			0-0 B2-3		0-0 SH1-4 1-2		0-0 F8	2 0 0 0 0 0 2 1 0 0 0 0 0 1 0 0 0 0 0 0 0			
Inning Stats	R: 0 H: 0 E: 0 LOB: 0 K: 0 BB: 0 S: 3 P: 3	R: 1 H: 2 E: 0 LOB: 2 K: 0 BB: 2 S: 4 P: 12	R: 0 H: 0 E: 0 LOB: 0 K: 1 BB: 0 S: 5 P: 5	R: 0 H: 0 E: 1 LOB: 1 K: 0 BB: 1 S: 3 P: 7	R: 1 H: 1 E: 0 LOB: 2 K: 0 BB: 2 S: 4 P: 12	R: 0 H: 0 E: 0 LOB: 0 K: 0 BB: 0 S: 3 P: 3	R: 1 H: 3 E: 0 LOB: 3 K: 0 BB: 1 S: 6 P: 10	R: 0 H: 0 E: 0 LOB: 1 K: 0 BB: 1 S: 3 P: 7	R: 0 H: 1 E: 0 LOB: 0 K: 0 BB: 0 S: 3 P: 3	1B: 5 SF: 0 2B: 1 SAC: 1 3B: 0 DP: 2 HR: 1 HBP: 0	WP: 0 PA: 39 PB: 0 SB: 0 CS: 1		
PITCHER	IP WLS BF H R ER SO BB IBB HBP BLK WP HR S P ERA WHIP											PITCHER	IP WLS BF H R ER SO BB IBB HBP BLK WP HR S P ERA WHIP
Mel Parnell, L ERA: 6.18 (1, 1)	6.1 L 29 5 3 3 1 5 1 0 0 0 1 25 49 4.26 1.579												
Tom Hurd, R ERA: 2.05 (7, 1)	2.2 10 2 0 0 0 1 0 0 0 0 0 9 13 0.00 1.125												

Chicago White Sox @ Boston Red Sox
Fenway Park, Boston, MA
Fri Jun 24 1955, 3:33 AM EDT
Att. 28,628 - Unknown

livebaseballscorecards.com

AB	31
R	3
H	7
RBI	3
BB	7
SO	1
LOB	18



BOTTOM

Chicago White Sox @ Boston Red Sox
Fenway Park, Boston, MA
Fri Jun 24 1955, 3:33 AM EDT
Att. 28,628 - Unknown

livebaseballscorecards.com

AB 35
R 2
H 10
RBI 2
BB 1
SO 3
LOB 12



WP: 1 PA: 36
PB: 0
SB: 0
CS: 0

AB R H RBI BB SO LOB

3 0 0 0 1 0 1

4 1 1 0 0 0 1

4 0 1 0 0 0 2

4 0 0 0 0 1 2

4 0 3 1 0 1 0

2 0 0 0 0 0 1

2 0 1 0 0 0 1

4 1 2 1 0 0 2

4 0 1 0 0 0 0

2 0 0 0 0 0 0

1 0 1 0 0 0 0

0 0 0 0 0 0 0

1 0 0 0 0 1 2

1B: 8 SF: 0
2B: 2 SAC: 0
3B: 0 DP: 1
HR: 1 HBP: 0

Batter	1	2	3	4	5	6	7	8	9
Billy Goodman, L (1, 4) OBP: 0.359, SLG: 0.311	0-0 L7		4-0 FC1-6 BB		0-0 F7		0-0 G3		
Billy Klaus, L (1, 6) OBP: 0.379, SLG: 0.423	0-0 F7		0-0 FC1-6 1-2f			0-0 WP 2B 1B		0-0 4-3	
Jackie Jensen, R (1, 9) OBP: 0.334, SLG: 0.496	0-0 FC5-4 1B		0-0 5-3			0-0 F7 1-2		0-0 5-3	
Norm Zauchin, R (1, 3) OBP: 0.359, SLG: 0.525	0-0 FC5-4 1-2f			0-3 K		0-0 F7		0-0 6-3	
Sammy White, R (1, 2) OBP: 0.326, SLG: 0.404		0-3 K		0-0 1B 1B		0-0 2B		0-0 7-6 1B 1B	
Karl Olson, R (1, 7) OBP: 0.207, SLG: 0.250 Faye Throneberry, L (6, PH) OBP: 0.340, SLG: 0.517 (7, 7)		0-0 F9		0-0 L7		0-0 6-3		0-0 1B 1B	
Grady Hatton, L (1, 5) OBP: 0.382, SLG: 0.355		0-0 HR		0-0 1B 1-3			0-0 F8	0-0 7-6 2-3f	
Jim Piersall, R (1, 8) OBP: 0.331, SLG: 0.405		0-0 F9			0-0 F9		0-0 6-3	0-0 1B 1-2	
Mel Parnell, L (1, 1) OBP: 0.333, SLG: 0.417 Tom Hurd, R (7, 1) OBP: 0.143, SLG: 0.143 Gene Stephens, L (9, PH) OBP: 0.424, SLG: 0.576 Ted Lepcio, R (9, PH) OBP: 0.312, SLG: 0.451			0-0 F8		0-0 6-3		0-0 1B	0-3 K	

Inning Stats	R: 0	H: 1	E: 0	LOB: 1	K: 0	BB: 0	S: 4	R: 1	H: 1	E: 0	LOB: 0	K: 1	BB: 0	S: 6	R: 0	H: 0	E: 0	LOB: 1	K: 0	BB: 1	S: 3	R: 0	H: 2	E: 0	LOB: 2	K: 1	BB: 0	S: 6	R: 0	H: 0	E: 0	LOB: 0	K: 0	BB: 0	S: 3	R: 1	H: 2	E: 0	LOB: 1	K: 0	BB: 0	S: 5	R: 0	H: 1	E: 0	LOB: 1	K: 0	BB: 0	S: 4	R: 0	H: 0	E: 0	LOB: 0	K: 1	BB: 0	S: 7	R: 0	H: 3	E: 0	LOB: 2	K: 1	BB: 0	S: 7	1B: 8	SF: 0	2B: 2	SAC: 0	3B: 0	DP: 1	HR: 1	HBP: 0
--------------	------	------	------	--------	------	-------	------	------	------	------	--------	------	-------	------	------	------	------	--------	------	-------	------	------	------	------	--------	------	-------	------	------	------	------	--------	------	-------	------	------	------	------	--------	------	-------	------	------	------	------	--------	------	-------	------	------	------	------	--------	------	-------	------	------	------	------	--------	------	-------	------	-------	-------	-------	--------	-------	-------	-------	--------

PITCHER	IP	WLS	BF	H	R	ER	SO	BB	IBB	HBP	BLK	WP	HR	S	P	ERA	WHIP
Billy Pierce, L (1, 1) ERA: 2.31	5.0		20	5	2	2	2	1	0	0	0	0	1	23	27	3.60	1.200
Sandy Consuegra, R (6, 1) ERA: 1.54	3.2	W	15	5	0	0	0	0	0	0	0	1	0	15	15	0.00	1.364
Morrie Martin, L (9, 1) ERA: 4.63	0.1	S	1	0	0	0	1	0	0	0	0	0	0	3	3	0.00	0.000

Batter	1	2	3	4	5	6	7	8	9	AB R H RBI BB SO LOB	TOP										
Chico Carrasquel, R OBP: 0.352, SLG: 0.360 (1, 6) X	0-0 5-3	0-3 K		0-0 FC6-4			0-0 F6		0-0 6-3	5 0 0 0 0 1 3											
Nellie Fox, L OBP: 0.392, SLG: 0.479 (1, 4) X	0-0 1B		0-0 F8		0-0 SF9		0-0 1B			4 2 3 0 0 0 0											
Minnie Minoso, R OBP: 0.357, SLG: 0.322 (1, 7) X	0-0 1B		0-0 5-3		0-0 F8		0-3 K			4 0 1 0 0 1 2											
Jim Rivera, L OBP: 0.331, SLG: 0.371 (1, 9) X	0-0 F5		4-0 BB		0-0 SF9			0-0 F7		2 0 0 1 1 0 2											
Sherm Lollar, R OBP: 0.423, SLG: 0.511 (1, 2) X	0-0 1B		4-0 FC6-4		0-0 6-3			0-0 6-3		3 0 1 1 1 0 0											
Les Moss, R OBP: 0.400, SLG: 0.448 (8, 2) X	1-3 1B		1-2 BB							0 0 0 0 0 0 0											
Jim Busby, R OBP: 0.281, SLG: 0.370 (1, 8) X		4-0 BB	0-0 FC6-4				0-0 F3		0-0 1B	3 0 1 0 1 0 2											
Walt Dropo, R OBP: 0.342, SLG: 0.444 (1, 3) X		0-0 L9		0-0 F6			0-0 F7		0-0 F6	4 0 0 0 0 0 2											
Vern Stephens, R OBP: 0.319, SLG: 0.443 (1, 5) X		4-0 BB		0-0 F9			0-0 6-3		0-0 F6	2 0 0 0 1 0 0											
George Kell, R OBP: 0.371, SLG: 0.376 (9, PH) X		1-2 BB								1 0 0 0 0 0 0											
Virgil Trucks, R OBP: 0.132, SLG: 0.162 (1, 1) X		0-3 K		0-0 FC6-4			0-0 6-3		0-0 6-3	3 0 1 0 0 1 2											
Morrie Martin, L (7, 1) X										0 0 0 0 0 0 0											
Bob Nieman, R OBP: 0.331, SLG: 0.483 (9, PH) X										1 0 0 0 0 0 0											
Inning Stats	R: 1 E: 0 K: 0 S: 5	H: 3 LOB: 2 BB: 0 P: 5	R: 0 E: 0 K: 2 S: 7	H: 0 LOB: 2 BB: 2 P: 15	R: 0 E: 0 K: 0 S: 3	H: 0 LOB: 2 BB: 2 P: 11	R: 0 E: 0 K: 0 S: 4	H: 1 LOB: 1 BB: 0 P: 4	R: 1 E: 0 K: 0 S: 4	H: 1 LOB: 0 BB: 0 P: 4	R: 0 E: 0 K: 1 S: 6	H: 1 LOB: 1 BB: 0 P: 6	R: 0 E: 0 K: 0 S: 4	H: 1 LOB: 1 BB: 0 P: 4	R: 0 E: 0 K: 0 S: 3	H: 0 LOB: 0 BB: 0 P: 3	1B: 6 2B: 1 3B: 0 HR: 0	SF: 1 SAC: 0 DP: 0 HBP: 0	WP: 0 PB: 0 SB: 0 CS: 0	PA: 37	
PITCHER Willard Nixon, R ERA: 4.15 (1, 1)	IP 9.0 WLS W BF 37 H 7 R 2 ER 2 SO 3 BB 4 IBB 0 HBP 0 BLK 0 WP 0 HR 0 S 39 P 55 ERA 2.00 WHIP 1.222																			PITCHER	IP WLS BF H R ER SO BB IBB HBP BLK WP HR S P ERA WHIP

Chicago White Sox @ Boston Red Sox
Fenway Park, Boston, MA
Sun Jun 26 1955, 3:33 AM EDT
Unknown

livebaseballscorecards.com

AB	32
R	2
H	7
RBI	2
BB	4
SO	3
LOB	13



Batter	1	2	3	4	5	6	7	8	9
Billy Goodman, L OBP: 0.358, SLG: 0.309 (1, 4) X	0-0 4-3 ①		X 0-0 F8 ①			X 0-0 1-4-3 ① BB	4-0 BB		
Billy Klaus, L OBP: 0.374, SLG: 0.415 (1, 6) X	0-0 F7 ②		X 0-0 F6 ②			X 0-0 1-3 ② X	0-0 4-3 ③		
Gene Stephens, L OBP: 0.413, SLG: 0.596 (1, 7) X	0-0 HR		S S 0-3 K ③			S S 0-3 K ③		X 0-0 B5-3 ①	
Jackie Jensen, R OBP: 0.336, SLG: 0.488 (1, 9) S S	0-3 K ③			X 0-0 1-3 ①			X 0-0 5-3 ① BB	4-0 7-3 BB	
Norm Zauchin, R OBP: 0.350, SLG: 0.524 (1, 3)		X 0-0 HR		S S 0-3 K ②			X 0-0 F6 ② X	0-0 7-3 ② ③ 1-2f	
Sammy White, R OBP: 0.328, SLG: 0.409 (1, 2)		X 0-0 5-3 ①		X 0-0 F7 ③			X 0-0 BB 2B 2B		
Grady Hatton, L OBP: 0.385, SLG: 0.348 (1, 5)		X 0-0 4-3 ②			X 0-0 4-3 ①		4-0 BB 2B IBB		
Jim Piersall, R OBP: 0.331, SLG: 0.400 (1, 8)		X 0-0 1B			X 0-0 5-3 ②		BB 4-0 1-2 2-3 2B BB		
Willard Nixon, L OBP: 0.235, SLG: 0.313 (1, 1)		X 0-0 F7 ③			S S 0-3 K ③		X 0-0 1-H 2-H 3-H 2B		

Inning Stats	R: 1	H: 1	E: 0	K: 1	S: 6	LOB: 0	BB: 0	P: 6
	R: 1	H: 2	E: 0	K: 0	S: 5	LOB: 1	BB: 0	P: 5
	R: 0	H: 0	E: 0	K: 1	S: 5	LOB: 0	BB: 0	P: 5
	R: 0	H: 0	E: 0	K: 1	S: 5	LOB: 0	BB: 0	P: 5
	R: 0	H: 0	E: 0	K: 1	S: 5	LOB: 0	BB: 0	P: 5
	R: 0	H: 0	E: 0	K: 1	S: 5	LOB: 0	BB: 0	P: 5
	R: 3	H: 2	E: 0	K: 0	S: 5	LOB: 2	BB: 3	P: 17
	R: 0	H: 0	E: 0	K: 0	S: 2	LOB: 0	BB: 1	P: 6


AB	R	H	RBI	BB	SO	LOB
3	0	0	0	1	0	0
4	0	0	0	0	0	2
4	1	1	1	0	2	0
3	0	0	0	1	1	0
4	1	1	1	0	1	1
3	1	1	0	0	0	0
2	1	0	0	1	0	0
2	1	1	0	1	0	0
3	0	1	3	0	1	1

PITCHER	IP	WLS	BF	H	R	ER	SO	BB	IBB	HBP	BLK	WP	HR	S	P	ERA	WHIP
Virgil Trucks, R ERA: 3.73 (1, 1)	6.2	L	28	5	5	5	5	2	1	0	0	0	2	35	47	6.75	1.050
Morrie Martin, L ERA: 4.15 (7, 1)	1.1		4	0	0	0	0	1	0	0	0	0	0	3	7	0.00	0.750

BOTTOM

Chicago White Sox @ Boston Red Sox
Fenway Park, Boston, MA
Sun Jun 26 1955, 3:33 AM EDT
Unknown

AB	28
R	5
H	5
RBI	5
BB	4
SO	5
LOB	4



1B	2B	3B	HR	SF	SAC	DP	HBP	WP	PA
1	3	0	2	0	0	1	0	0	32

Batter	1	2	3	4	5	6	7	8	9	AB R H RBI BB SO LOB	TOP												
Jim Brideweser, R (1, 6) <small>OBP: 0.357, SLG: 0.429</small> Chico Carrasquel, R (4, 6) <small>OBP: 0.355, SLG: 0.361</small>	0-0 1-3		0-0 F8		4-0 1-2 HBP BB		0-0 1-2 1B WP 1B		0-0 F3	2 0 0 0 0 0 0 2 1 1 0 1 0 0	Chicago White Sox @ Boston Red Sox Fenway Park, Boston, MA Sun Jun 26 1955, 3:38 AM EDT Att. 32,362 - Unknown livebaseballscorecards.com												
Nellie Fox, L (1, 4) <small>OBP: 0.399, SLG: 0.483</small>	0-0 1B		0-0 G3		1-0 1-2 2-3 HBP		0-0 6-3 1B 1-3 2-H 1B		0-0 G1-4-3 1B	4 0 3 1 0 0 0													
Minnie Minoso, R (1, 9) <small>OBP: 0.353, SLG: 0.319</small>	0-0 F7		0-0 F9		0-3 K		0-0 6-3 1-2 3-H 1B		0-0 G1-4-3 1-2f	5 0 1 1 0 1 5													
Ron Jackson, R (1, 3) <small>OBP: 0.292, SLG: 0.379</small> Walt Dropo, R (3, 3) <small>OBP: 0.337, SLG: 0.436</small>	0-0 F3		0-0 F6		0-0 5-3		0-0 6-3 1-2 2-3		0-0 6-3 2	1 0 0 0 0 0 1 3 0 0 0 0 0 2													
Bob Nieman, R (1, 7) <small>OBP: 0.324, SLG: 0.471</small>		0-0 F8		0-3 K		0-0 F4		0-0 F4		4 0 0 0 0 1 2													
Sherm Lollar, R (1, 2) <small>OBP: 0.427, SLG: 0.519</small> Mike Fomieleles, R (6, PR) <small>OBP: 0.105, SLG: 0.158</small> Les Moss, R (6, 2) <small>OBP: 0.409, SLG: 0.458</small>		0-0 1B 1B		0-0 5-3		0-0 2B		0-0 G4-6-3 1B		3 0 2 0 0 0 0 0 0 0 0 0 0 0 1 0 1 0 0 0 0													
Jim Busby, R (1, 8) <small>OBP: 0.277, SLG: 0.364</small>		0-3 K		0-3 K		0-0 G3		0-0 G4-6-3 1-2f		4 0 0 0 0 2 3													
Bob Kennedy, R (1, 5) <small>OBP: 0.255, SLG: 0.205</small>		0-0 1-2 1B		0-0 F7		0-0 WP 1B 1B		4-0 1B BB		3 1 2 0 1 0 0													
Bob Keegan, R (1, 1) <small>OBP: 0.455, SLG: 0.400</small> Sandy Consuegra, R (3, 1) <small>OBP: 0.167, SLG: 0.167</small> Jack Harshman, L (5, 1) <small>OBP: 0.429, SLG: 0.407</small> Jim Rivera, L (8, PH) <small>OBP: 0.329, SLG: 0.370</small> Morrie Martin, L (8, 1)		0-3 K		0-0 HBP WP 1B		0-0 F4		0-3 K		1 0 0 0 0 1 2 1 0 1 0 0 0 0 1 0 0 0 0 0 1 1 0 0 0 0 1 1 0 0 0 0 0 0 0													
Inning Stats	R: 0 E: 0 K: 0 S: 4	H: 1 LOB: 1 BB: 0 P: 4	R: 0 E: 0 K: 2 S: 9	H: 2 LOB: 2 BB: 0 P: 9	R: 0 E: 0 K: 0 S: 3	H: 0 LOB: 0 BB: 0 P: 3	R: 0 E: 0 K: 1 S: 5	H: 0 LOB: 0 BB: 0 P: 5	R: 0 E: 0 K: 2 S: 8	H: 1 LOB: 3 BB: 1 P: 13		R: 0 E: 0 K: 0 S: 4	H: 1 LOB: 1 BB: 0 P: 4	R: 2 E: 0 K: 0 S: 7	H: 4 LOB: 2 BB: 0 P: 7	R: 0 E: 0 K: 1 S: 5	H: 1 LOB: 1 BB: 1 P: 9	R: 0 E: 0 K: 0 S: 3	H: 1 LOB: 0 BB: 0 P: 3	1B: 10 2B: 1 3B: 0 HR: 0	SF: 0 SAC: 0 DP: 2 HBP: 1	WP: 2 PB: 0 SB: 0 CS: 0	PA: 39
PITCHER Tom Brewer, R (1, 1) <small>ERA: 3.99</small>	IP: 9.0 WLS: W BF: 39 H: 11 R: 2 ER: 2 SO: 6 BB: 2 IBB: 0 HBP: 1 BLK: 0 WP: 2 HR: 0 S: 48 P: 57 ERA: 2.00 WHIP: 1.444											PITCHER IP: WLS: BF: H: R: ER: SO: BB: IBB: HBP: BLK: WP: HR: S: P: ERA: WHIP											

Chicago White Sox @ Boston Red Sox
 Fenway Park, Boston, MA
 Sun Jun 26 1955, 3:38 AM EDT
 Att. 32,362 - Unknown

AB	36
R	2
H	11
RBI	2
BB	2
SO	6
LOB	17



Batter	1	2	3	4	5	6	7	8	9
Billy Goodman, L OBP: 0.365, SLG: 0.316 (1, 4)	0-0 FC4-6 1B		0-0 2B 1B	0-0 1-3 2-H 1B	4-0 1-2 2-3 BB			0-0 1-3	
Billy Klaus, L OBP: 0.370, SLG: 0.417 (1, 6)	0-0 F2		0-0 1B 2B	0-0 SF8	0-0 1-3			0-0 6-3	
Gene Stephens, L OBP: 0.422, SLG: 0.591 (1, 7)	0-0 FC4-6 FC5 1B 1-2f		0-0 2-3 3-H 1B	0-0 F6		1-0 G1-4-3 HBP		0-0 HR 1B	
Jackie Jensen, R OBP: 0.340, SLG: 0.502 (1, 9)	0-0 1-2 1B		0-0 1-2 3-H 1B		0-0 1-3	0-0 F7		0-0 1-H HR	
Norm Zauchin, R OBP: 0.342, SLG: 0.510 (1, 3)	0-0 FC5 2-3f		0-0 K		0-0 5-3	0-0 G1-4-3		0-0 F5	
Sammy White, R OBP: 0.327, SLG: 0.404 (1, 2)		0-0 F8	0-0 G6-3		4-0 2B BB		0-3 K		
Grady Hatton, L OBP: 0.381, SLG: 0.353 (1, 5)		0-0 E1		0-0 4-3	0-0 1-H 1B 2B		0-0 4-3		
Jim Piersall, R OBP: 0.337, SLG: 0.404 (1, 8)		0-3 K		0-0 HBP 1B 1B	0-0 BB BB 1B		4-0 BB		
Tom Brewer, R OBP: 0.186, SLG: 0.146 (1, 1)		0-0 F9		1-0 1B SF8 HBP	4-0 1-2 BB		0-0 F8		

Inning Stats	R: 0 E: 0 K: 5 S: 5	H: 2 LOB: 2 BB: 0 P: 5	R: 0 E: 1 K: 1 S: 6	H: 0 LOB: 1 BB: 0 P: 6	R: 2 E: 0 K: 1 S: 8	H: 4 LOB: 1 BB: 0 P: 8	R: 2 E: 0 K: 0 S: 5	H: 2 LOB: 1 BB: 0 P: 6	R: 2 E: 0 K: 0 S: 5	H: 2 LOB: 3 BB: 3 P: 17	R: 0 E: 0 K: 0 S: 2	H: 0 LOB: 0 BB: 0 P: 3	R: 0 E: 0 K: 1 S: 5	H: 0 LOB: 1 BB: 1 P: 9	R: 2 E: 0 K: 0 S: 5	H: 2 LOB: 0 BB: 0 P: 5
--------------	------------------------------	---------------------------------	------------------------------	---------------------------------	------------------------------	---------------------------------	------------------------------	---------------------------------	------------------------------	----------------------------------	------------------------------	---------------------------------	------------------------------	---------------------------------	------------------------------	---------------------------------


PITCHER	IP	WLS	BF	H	R	ER	SO	BB	IBB	HBP	BLK	WP	HR	S	P	ERA	WHIP
Bob Keegan, R ERA: 7.04 (1, 1)	2.0	L	13	6	2	2	1	0	0	0	0	0	0	15	15	9.00	3.000
Sandy Consuegra, R ERA: 1.97 (3, 1)	2.2		13	4	4	4	1	1	0	1	0	0	0	13	18	13.50	1.875
Jack Harshman, L ERA: 2.87 (5, 1)	2.1		10	0	0	0	1	3	0	1	0	0	0	8	21	0.00	1.286
Morrie Martin, L ERA: 5.14 (8, 1)	1.0		5	2	2	2	0	0	0	0	0	0	1	5	5	18.00	2.000

BOTTOM

Chicago White Sox @ Boston Red Sox
Fenway Park, Boston, MA
Sun Jun 26 1955, 3:38 AM EDT
Att. 32,362 - Unknown

AB	R	H	RBI	BB	SO	LOB
4	1	3	1	1	0	0
4	1	1	1	0	0	4
4	1	2	1	0	0	2
5	1	3	3	0	0	1
5	0	0	0	0	1	5
3	1	0	0	1	1	2
4	1	1	1	0	0	0
3	1	2	1	1	1	1
2	1	0	0	1	0	2

AB	34
R	8
H	12
RBI	8
BB	4
SO	3
LOB	17



WP	PA
0	41

WP	PA	ERA	WHIP
0	41		

Batter	1	2	3	4	5	6	7	8	9	10	AB	R	H	RBI	BB	SO	LOB
Harvey Kuenn, R (1, 6) OBP: 0.356, SLG: 0.432	0-0 6-3		0-0 F1	0-0 FC6-4 1B		0-0 5-3			0-0 FC6-4 1B		5	0	2	1	0	0	1
Bill Tuttle, R (1, 8) OBP: 0.368, SLG: 0.398	0-0 F3		0-0 2B SF9 1B	0-0 FC6-4 1-2f			0-0 5-3		0-0 FC6-4 1-2f		5	1	1	0	0	0	3
Al Kaline, R (1, 9) OBP: 0.443, SLG: 0.593	0-0 BB 3B 1B		0-0 SF9 1-3 2B		0-0 L6 4-3		0-0 L6-3		0-0 L3		5	1	2	0	0	0	0
Earl Torgeson, L (1, 3) OBP: 0.403, SLG: 0.350	4-0 3B BB		0-0 SF9 2-3 3-H		0-0 4-3		0-0 4-3		4-0 1B BB		2	2	0	1	2	0	1
Ray Boone, R (1, 5) OBP: 0.320, SLG: 0.406	0-0 1-H 2-H 3B		0-3 K		0-0 F9			0-3 K		0-0 F4	5	0	1	2	0	2	3
Jim Delsing, L (1, 7) OBP: 0.372, SLG: 0.451	0-0 F8		0-0 FC6-4 1B 1B		0-0 F7			0-0 1-3		0-0 1B 1-2 1B	5	1	2	0	0	0	2
Frank House, L (1, 2) OBP: 0.308, SLG: 0.387		0-0 F8		0-0 FC6-4 1-2 1B		0-0 4-3		0-0 4-3		0-0 1-3 2-H 1B	5	0	2	1	0	0	0
Fred Hatfield, L (1, 4) OBP: 0.329, SLG: 0.329		0-0 1-3		0-0 F3		0-0 1B			0-0 4-3	0-3 K	5	0	1	0	0	1	4
Duke Maas, R (1, 1) OBP: 0.148, SLG: 0.115		0-3 K		0-0 FC6-4 1-2f 2-3 1B		0-3 K			0-0 6-3		4	0	0	0	0	2	3
Frank Lary, R (9, 1) OBP: 0.306, SLG: 0.303											0	0	0	0	0	0	0

Inning Stats	R: 2	H: 2	E: 0	LOB: 1	K: 0	S: 5	P: 9	R: 0	H: 0	E: 0	LOB: 0	K: 1	S: 5	P: 5	R: 1	H: 2	E: 0	LOB: 1	K: 1	S: 7	P: 7	R: 1	H: 3	E: 0	LOB: 2	K: 0	S: 6	P: 6	R: 0	H: 0	E: 1	LOB: 1	K: 0	S: 4	P: 4	R: 0	H: 1	E: 0	LOB: 1	K: 1	S: 6	P: 6	R: 0	H: 0	E: 0	LOB: 0	K: 0	S: 3	P: 3	R: 0	H: 0	E: 0	LOB: 0	K: 1	S: 5	P: 5	R: 0	H: 1	E: 0	LOB: 1	K: 0	S: 4	P: 4	R: 1	H: 2	E: 0	LOB: 2	K: 1	S: 7	P: 11	1B: 9	SF: 1	2B: 1	SAC: 0	3B: 1	DP: 0	HR: 0	HBP: 0	WP: 0	PA: 44
--------------	------	------	------	--------	------	------	------	------	------	------	--------	------	------	------	------	------	------	--------	------	------	------	------	------	------	--------	------	------	------	------	------	------	--------	------	------	------	------	------	------	--------	------	------	------	------	------	------	--------	------	------	------	------	------	------	--------	------	------	------	------	------	------	--------	------	------	------	------	------	------	--------	------	------	-------	-------	-------	-------	--------	-------	-------	-------	--------	-------	--------

PITCHER	IP	WLS	BF	H	R	ER	SO	BB	IBB	HBP	BLK	WP	HR	S	P	ERA	WHIP
Dick Donovan, R (1, 1) ERA: 2.12	7.0		31	8	4	4	3	1	0	0	0	0	0	36	40	5.14	1.286
Sandy Consuegra, R (8, 1) ERA: 1.92	2.0		7	1	0	0	1	0	0	0	0	0	0	9	9	0.00	0.500
Dixie Howell, R (10, 1) ERA: 3.48	1.0	L	6	2	1	1	1	1	0	0	0	0	0	7	11	9.00	3.000

TOP

Detroit Tigers @ Chicago White Sox
Comiskey Park, Chicago, IL

Tue Jun 28 1955, 4:33 AM EDT
Att. 37,567 - Unknown

AB	41
R	5
H	11
RBI	5
BB	2
SO	5
LOB	17

BOTTOM

Detroit Tigers @ Chicago White Sox
Comiskey Park, Chicago, IL
Tue Jun 28 1955, 4:33 AM EDT
Att: 37,567 - Unknown

livebaseballscorecards.com

AB 37
R 4
H 8
RBI 4
BB 2
SO 4
LOB 9



WP: 1 PA: 41
PB: 0
SB: 0
CS: 1

AB R H RBI BB SO LOB

5 0 1 0 0 0 2

4 0 0 0 0 0 0

5 0 1 0 0 1 3

5 0 0 0 0 0 1

3 0 0 0 1 0 0

4 1 1 0 0 2 1

0 1 0 0 0 0 0

0 0 0 0 0 0 0

4 1 1 0 0 2 1

0 0 0 0 0 0 0

3 1 3 3 1 0 0

0 0 0 0 0 0 0

2 0 0 0 0 1 1

1 0 0 0 0 0 1

0 0 0 0 0 0 0

1 0 1 1 0 0 0

0 0 0 0 0 0 0

1B: 5 SF: 0

2B: 3 SAC: 0

3B: 0 DP: 1

HR: 1 HBP: 1

1B: 5 SF: 0

2B: 3 SAC: 0

3B: 0 DP: 1

HR: 1 HBP: 1

1B: 5 SF: 0

2B: 3 SAC: 0

3B: 0 DP: 1

HR: 1 HBP: 1

1B: 5 SF: 0

2B: 3 SAC: 0

3B: 0 DP: 1

HR: 1 HBP: 1

1B: 5 SF: 0

2B: 3 SAC: 0

3B: 0 DP: 1

HR: 1 HBP: 1

1B: 5 SF: 0

2B: 3 SAC: 0

3B: 0 DP: 1

HR: 1 HBP: 1

1B: 5 SF: 0

2B: 3 SAC: 0

3B: 0 DP: 1

HR: 1 HBP: 1

1B: 5 SF: 0

2B: 3 SAC: 0

3B: 0 DP: 1

HR: 1 HBP: 1

1B: 5 SF: 0

2B: 3 SAC: 0

3B: 0 DP: 1

HR: 1 HBP: 1

1B: 5 SF: 0

2B: 3 SAC: 0

3B: 0 DP: 1

HR: 1 HBP: 1

1B: 5 SF: 0

2B: 3 SAC: 0

3B: 0 DP: 1

HR: 1 HBP: 1

1B: 5 SF: 0

2B: 3 SAC: 0

3B: 0 DP: 1

HR: 1 HBP: 1

1B: 5 SF: 0

2B: 3 SAC: 0

3B: 0 DP: 1

HR: 1 HBP: 1

1B: 5 SF: 0

2B: 3 SAC: 0

3B: 0 DP: 1

HR: 1 HBP: 1

1B: 5 SF: 0

2B: 3 SAC: 0

3B: 0 DP: 1

HR: 1 HBP: 1

1B: 5 SF: 0

2B: 3 SAC: 0

3B: 0 DP: 1

HR: 1 HBP: 1

1B: 5 SF: 0

2B: 3 SAC: 0

3B: 0 DP: 1

HR: 1 HBP: 1

1B: 5 SF: 0

2B: 3 SAC: 0

3B: 0 DP: 1

HR: 1 HBP: 1

1B: 5 SF: 0

2B: 3 SAC: 0

3B: 0 DP: 1

HR: 1 HBP: 1

1B: 5 SF: 0

2B: 3 SAC: 0

3B: 0 DP: 1

HR: 1 HBP: 1

1B: 5 SF: 0

2B: 3 SAC: 0

3B: 0 DP: 1

HR: 1 HBP: 1

1B: 5 SF: 0

2B: 3 SAC: 0

3B: 0 DP: 1

HR: 1 HBP: 1

1B: 5 SF: 0

2B: 3 SAC: 0

3B: 0 DP: 1

HR: 1 HBP: 1

1B: 5 SF: 0

2B: 3 SAC: 0

3B: 0 DP: 1

HR: 1 HBP: 1

1B: 5 SF: 0

2B: 3 SAC: 0

3B: 0 DP: 1

HR: 1 HBP: 1

1B: 5 SF: 0

2B: 3 SAC: 0

3B: 0 DP: 1

HR: 1 HBP: 1

1B: 5 SF: 0

2B: 3 SAC: 0

3B: 0 DP: 1

HR: 1 HBP: 1

1B: 5 SF: 0

2B: 3 SAC: 0

3B: 0 DP: 1

HR: 1 HBP: 1

1B: 5 SF: 0

2B: 3 SAC: 0

3B: 0 DP: 1

HR: 1 HBP: 1

1B: 5 SF: 0

2B: 3 SAC: 0

3B: 0 DP: 1

HR: 1 HBP: 1

1B: 5 SF: 0

2B: 3 SAC: 0

3B: 0 DP: 1

HR: 1 HBP: 1

1B: 5 SF: 0

2B: 3 SAC: 0

3B: 0 DP: 1

HR: 1 HBP: 1

1B: 5 SF: 0

2B: 3 SAC: 0

3B: 0 DP: 1

HR: 1 HBP: 1

1B: 5 SF: 0

2B: 3 SAC: 0

3B: 0 DP: 1

HR: 1 HBP: 1

1B: 5 SF: 0

2B: 3 SAC: 0

3B: 0 DP: 1

HR: 1 HBP: 1

1B: 5 SF: 0

2B: 3 SAC: 0

3B: 0 DP: 1

HR: 1 HBP: 1

1B: 5 SF: 0

2B: 3 SAC: 0

3B: 0 DP: 1

HR: 1 HBP: 1

1B: 5 SF: 0

2B: 3 SAC: 0

3B: 0 DP: 1

HR: 1 HBP: 1

1B: 5 SF: 0

2B: 3 SAC: 0

3B: 0 DP: 1

HR: 1 HBP: 1

1B: 5 SF: 0

2B: 3 SAC: 0

3B: 0 DP: 1

HR: 1 HBP: 1

1B: 5 SF: 0

2B: 3 SAC: 0

3B: 0 DP: 1

HR: 1 HBP: 1

1B: 5 SF: 0

2B: 3 SAC: 0

3B: 0 DP: 1

HR: 1 HBP: 1

1B: 5 SF: 0

2B: 3 SAC: 0

3B: 0 DP: 1

HR: 1 HBP: 1

1B: 5 SF: 0

2B: 3 SAC: 0

3B: 0 DP: 1

HR: 1 HBP: 1

1B: 5 SF: 0

2B: 3 SAC: 0

3B: 0 DP: 1

HR: 1 HBP: 1

1B: 5 SF: 0

2B: 3 SAC: 0

3B: 0 DP: 1

HR: 1 HBP: 1

1B: 5 SF: 0

2B: 3 SAC: 0

3B: 0 DP: 1

HR: 1 HBP: 1

1B: 5 SF: 0

2B: 3 SAC: 0

3B: 0 DP: 1

HR: 1 HBP: 1

1B: 5 SF: 0

2B: 3 SAC: 0

3B: 0 DP: 1

HR: 1 HBP: 1

1B: 5 SF: 0

2B: 3 SAC: 0

3B: 0 DP: 1

HR: 1 HBP: 1

1B: 5 SF: 0

2B: 3 SAC: 0

3B: 0 DP: 1

HR: 1 HBP: 1

1B: 5 SF: 0

2B: 3 SAC: 0

3B: 0 DP: 1

HR: 1 HBP: 1

1B: 5 SF: 0

2B: 3 SAC: 0

3B: 0 DP: 1

HR: 1 HBP: 1

1B: 5 SF: 0

2B: 3 SAC: 0

3B: 0 DP: 1

HR: 1 HBP: 1

1B: 5 SF: 0

2B: 3 SAC: 0

3B: 0 DP: 1

HR: 1 HBP: 1

1B: 5 SF: 0

2B: 3 SAC: 0

3B: 0 DP: 1

HR: 1 HBP: 1

1B: 5 SF: 0

2B: 3 SAC: 0

3B: 0 DP: 1

HR: 1 HBP: 1

1B: 5 SF: 0

2B: 3 SAC: 0

3B: 0 DP: 1

HR: 1 HBP: 1

1B: 5 SF: 0

2B: 3 SAC: 0

3B: 0 DP: 1

HR: 1 HBP: 1

1B: 5 SF: 0

2B: 3 SAC: 0

3B: 0 DP: 1

HR: 1 HBP: 1

1B: 5 SF: 0

2B: 3 SAC: 0

3B: 0 DP:

Batter	1	2	3	4	5	6	7	8	9	AB R H RBI BB SO LOB	TOP											
Harvey Kuenn, R OBP: 0.353, SLG: 0.427 (1, 6)			5-3		1-3		1-3			5 1 1 0 0 0 4												
Bill Tuttle, R OBP: 0.370, SLG: 0.404 Bubba Phillips, R OBP: 0.299, SLG: 0.356 (6, PR) (6, 8)		F4		F7		FC4-6 1B		L1-3 1B		4 1 2 0 0 0 0 1 1 1 0 0 0 0												
Al Kaline, R OBP: 0.446, SLG: 0.604 (1, 9)				WP 1B		L8		L1-3 1-2		5 1 3 3 0 0 2												
Earl Torgeson, L OBP: 0.403, SLG: 0.348 (1, 3)			K		4-0 1-2 BB	FC4-6 1B E		F4		4 2 1 0 1 1 3												
Ray Boone, R OBP: 0.327, SLG: 0.416 (1, 5)			F9		4-0 1-2 BB	E1 1B 1-H		1B 2-H		5 1 3 2 0 0 3												
Jim Delsing, L OBP: 0.369, SLG: 0.442 (1, 7)	1-3		4-3		4-0 BB	1B F9		1B F9		4 0 0 0 1 0 4												
Frank House, L OBP: 0.297, SLG: 0.371 (1, 2)	F8		G3		4-0 BB	F8			K	5 0 0 0 0 1 3												
Fred Hatfield, L OBP: 0.331, SLG: 0.332 (1, 4)	1B IBB		2B 2B		4-0 BB	F8		3-1	F8	4 1 1 0 1 0 0												
Billy Hoelt, L OBP: 0.227, SLG: 0.195 (1, 1)	1-3 2-H 1B		2-H 2B		4-0 BB	1B		6-3	K	5 0 3 2 0 1 0												
Inning Stats	R: 5 E: 0 K: 0 S: 9	H: 6 LOB: 2 BB: 1 P: 13	R: 0 E: 0 K: 1 S: 6	H: 1 LOB: 1 BB: 0 P: 6	R: 1 E: 0 K: 0 S: 5	H: 2 LOB: 1 BB: 0 P: 5	R: 0 E: 0 K: 0 S: 4	H: 1 LOB: 2 BB: 1 P: 8	R: 0 E: 0 K: 0 S: 4	H: 1 LOB: 1 BB: 0 P: 4	R: 1 E: 1 K: 0 S: 5	H: 2 LOB: 2 BB: 1 P: 9	R: 0 E: 0 K: 0 S: 3	H: 0 LOB: 0 BB: 0 P: 3	R: 1 E: 0 K: 2 S: 5	H: 2 LOB: 1 BB: 0 P: 5	R: 0 E: 0 K: 2 S: 7	H: 0 LOB: 0 BB: 0 P: 7	1B: 10 2B: 4 3B: 0 HR: 1	SF: 0 SAC: 0 DP: 0 HBP: 0	WP: 2 PB: 0 SB: 0 CS: 0	PA: 45
PITCHER	IP WLS BF H R ER SO BB IBB HBP BLK WP HR S P ERA WHIP												PITCHER	IP WLS BF H R ER SO BB IBB HBP BLK WP HR S P ERA WHIP								
Harry Byrd, R ERA: 4.33 (1, 1)	0.0 L 5 5 5 5 0 0 0 0 0 0 1 1 5 5 ∞ ∞																					
Dixie Howell, R ERA: 2.81 (1, 1)	5.2 28 8 2 1 1 2 1 0 0 1 0 27 39 1.59 1.765																					
Morrie Martin, L ERA: 4.96 (6, 1)	2.1 9 2 1 1 0 0 0 0 0 0 0 0 9 9 3.86 0.857																					
Bob Keegan, R ERA: 6.82 (9, 1)	1.0 3 0 0 0 0 2 0 0 0 0 0 0 7 7 0.00 0.000																					

Detroit Tigers @ Chicago White Sox
 Comiskey Park, Chicago, IL
 Wed Jun 29 1955, 4:33 AM EDT
 Att. 9,608 - Unknown

livebaseballscorecards.com

AB 42
R 8
H 15
RBI 7
BB 3
SO 3
LOB 19



Batter	1	2	3	4	5	6	7	8	9	AB R H RBI BB SO LOB	TOP											
Harvey Kuenn, R (1, 6) OBP: 0.355, SLG: 0.430	0-0 3B 2B		4-0 BB BB BB		0-0 F5		0-0 F8			3 1 1 0 1 0 3												
Bill Tuttle, R (1, 8) OBP: 0.368, SLG: 0.409	0-0 1B 3B		0-0 G6-4-3 1-2f			0-0 6-3		0-0 F8		4 1 1 1 0 0 1												
Al Kaline, R (1, 9) OBP: 0.443, SLG: 0.599	0-0 L6-3		0-0 L6-3			0-0 F5		0-0 HR 1B		4 1 1 0 0 0 1												
Earl Torgeson, L (1, 3) OBP: 0.400, SLG: 0.346	0-0 F5			0-0 4-3		0-0 1B		0-0 F8		4 0 1 0 0 0 2												
Ray Boone, R (1, 5) OBP: 0.330, SLG: 0.434	0-0 1B			0-0 F7		0-0 L7		0-0 HR		4 1 2 3 0 0 1												
Jim Delsing, L (1, 7) OBP: 0.367, SLG: 0.436	0-0 F9			0-0 F8			4-0 1B FC6-2 BB	0-0 L6		3 0 0 0 1 0 1												
Frank House, L (1, 2) OBP: 0.296, SLG: 0.367		0-0 L9			0-0 G3		0-0 FC6-4 FC6-2 1B	0-0 4-3		4 0 1 0 0 0 0												
Fred Hatfield, L (1, 4) OBP: 0.330, SLG: 0.327		0-0 F9			4-0 SH1-4 BB		0-0 FC6-2 FC6-4	0-0 4-3		3 0 0 0 1 0 2												
Steve Gromek, S (1, 1) OBP: 0.350, SLG: 0.242		0-0 6-3			0-0 SH1-4		0-0 FC6-4	0-0 3-1		3 0 0 0 0 0 2												
Inning Stats	R: 2 E: 0 K: 0 S: 6	H: 3 LOB: 1 BB: 0 P: 6	R: 0 E: 0 K: 0 S: 3	H: 0 LOB: 0 BB: 0 P: 3	R: 0 E: 0 K: 0 S: 2	H: 0 LOB: 0 BB: 1 P: 6	R: 0 E: 0 K: 0 S: 3	H: 0 LOB: 0 BB: 0 P: 3	R: 0 E: 0 K: 0 S: 4	H: 1 LOB: 1 BB: 0 P: 4	R: 0 E: 0 K: 0 S: 4	H: 1 LOB: 2 BB: 1 P: 8	R: 2 E: 0 K: 0 S: 5	H: 2 LOB: 0 BB: 0 P: 5	R: 0 E: 0 K: 0 S: 3	H: 0 LOB: 0 BB: 0 P: 3	1B: 4 2B: 1 3B: 1 HR: 1	SF: 0 SAC: 1 DP: 1 HBP: 0	WP: 0 PB: 0 SB: 1 CS: 0	PA: 36		
PITCHER	IP WLS BF H R ER SO BB IBB HBP BLK WP HR S P ERA WHIP																					
Mike Fornieles, R (1, 1) ERA: 3.77	2.0		10 3 2 2 0 0 1 0 0 0 0 0 9 13 9.00 2.000																			
Virgil Trucks, R (3, 1) ERA: 3.55	5.0		18 2 0 0 0 0 2 0 0 0 0 0 16 24 0.00 0.800																			
Sandy Consuegra, R (8, 1) ERA: 2.1	2.0	L	8 2 2 2 0 0 0 0 0 0 0 0 1 8 8 9.00 1.000																			

Detroit Tigers @ Chicago White Sox
 Comiskey Park, Chicago, IL
 Thu Jun 30 1955, 4:33 AM EDT
 Att. 6,016 - Unknown

livebaseballscorecards.com

AB	32
R	4
H	7
RBI	4
BB	3
SO	0
LOB	13



Batter	1	2	3	4	5	6	7	8	9	AB	R	H	RBI	BB	SO	LOB					
Chico Carrasquel, R (1, 6) OBP: 0.346, SLG: 0.351	0-0 5-3		0-0 F6			0-0 5-3	0-0 E1		0-0 F4	5	0	0	0	0	0	4					
Nellie Fox, L (1, 4) OBP: 0.394, SLG: 0.472	0-0 E5		0-0 FC3-6			0-0 HR 1B	0-0 F4		0-0 1B	5	1	2	0	0	0	4					
Minnie Minoso, R (1, 7) OBP: 0.345, SLG: 0.332	0-0 F4				0-0 6-3	0-0 HR 1B	0-0 L8		0-3 K	5	1	1	2	0	1	6					
George Kell, R (1, 5) OBP: 0.367, SLG: 0.368 Bob Kennedy, R (8, PR) OBP: 0.260, SLG: 0.212 (9, 5)	0-0 L9				0-0 FC1-6 1B	0-3 K		1-0 HBP		3	0	1	0	0	1	1					
Jim Rivera, L (1, 9) OBP: 0.322, SLG: 0.358		0-0 L9			0-0 FC1-6 1B	0-0 L9		0-0 F4		4	0	0	0	0	0	2					
Jim Busby, R (1, 8) OBP: 0.280, SLG: 0.368		0-0 F3			0-0 F7		0-0 SH5-3 1B 2B	0-3 K		4	1	1	0	0	1	2					
Ron Jackson, R (1, 3) OBP: 0.284, SLG: 0.367 Walt Dropo, R (8, 3) OBP: 0.328, SLG: 0.428		0-0 F8				0-3 K	0-0 SH5-3	0-0 1-3		2	0	0	0	0	1	0					
Les Moss, R (1, 2) OBP: 0.423, SLG: 0.493 Billy Pierce, L (9, PR) OBP: 0.207, SLG: 0.148			0-0 FC3-6 1B			0-0 5-3	4-0 E 1B IBB		0-0 E5 1B	3	0	1	0	1	0	0					
Mike Fornieles, R (1, 1) OBP: 0.105, SLG: 0.158 Virgil Trucks, R (3, 1) OBP: 0.125, SLG: 0.154 Bob Nieman, R (7, PH) OBP: 0.318, SLG: 0.459 Sandy Consuegra, R (8, 1) OBP: 0.167, SLG: 0.167 Vern Stephens, R (9, PH) OBP: 0.314, SLG: 0.435			0-0 FC3-6			0-0 F2	0-0 E 1B		0-0 F2	0	0	0	0	0	0	0					
Inning Stats	R: 0 E: 1 K: 0 S: 4	H: 0 LOB: 1 BB: 0 P: 4	R: 0 E: 0 K: 0 S: 3	H: 0 LOB: 0 BB: 0 P: 3	R: 0 E: 0 K: 0 S: 4	H: 1 LOB: 1 BB: 0 P: 4	R: 0 E: 0 K: 1 S: 5	H: 0 LOB: 0 BB: 0 P: 5	R: 2 E: 0 K: 1 S: 7	H: 2 LOB: 0 BB: 0 P: 7	R: 1 E: 1 K: 0 S: 6	H: 2 LOB: 3 BB: 1 P: 10	R: 0 E: 0 K: 1 S: 5	H: 0 LOB: 1 BB: 0 P: 6	R: 0 E: 1 K: 1 S: 7	H: 1 LOB: 2 BB: 0 P: 7	1B: 5 2B: 1 3B: 0 HR: 1	SF: 0 SAC: 1 DP: 0 HBP: 1	WP: 0 PB: 0 SB: 0 CS: 0	PA: 39	
PITCHER Steve Gromek, R (1, 1) ERA: 2.75	IP 9.0	WLS W	BF 39	H 7	R 3	ER 3	SO 4	BB 0	IBB 1	HBP 1	BLK 0	WP 0	HR 1	S 45	P 50	ERA 3.00	WHIP 0.778				

BOTTOM

Detroit Tigers @ Chicago White Sox
Comiskey Park, Chicago, IL
Thu Jun 30 1955, 4:33 AM EDT
Att. 6,016 - Unknown

livebaseballscores.com

AB	36
R	3
H	7
RBI	3
BB	1
SO	4
LOB	22



Batter	1	2	3	4	5	6	7	8	9	AB R H RBI BB SO LOB	TOP
Jim Busby, R (1, 8) <small>OBP: 0.279, SLG: 0.366</small>	0-3 		0-0 		0-0 			0-0 		4 0 1 0 0 1 1	Chicago White Sox @ Cleveland Indians Cleveland Municipal Stadium, Cleveland, OH Fri Jul 01 1955, 3:33 AM EDT Att. 18,913 - Unknown livebaseballscorecards.com
Nellie Fox, L (1, 4) <small>OBP: 0.392, SLG: 0.469</small>	0-0 		0-0 		0-0 			0-0 		4 0 1 0 0 0 2	
Minnie Minoso, R (1, 7) <small>OBP: 0.343, SLG: 0.330</small>	0-0 		0-0 			0-0 		0-3 		4 0 1 0 0 1 1	
George Kell, R (1, 5) <small>OBP: 0.365, SLG: 0.365</small>	0-3 		0-0 			0-0 		0-0 		4 0 1 0 0 1 3	
Jim Rivera, L (1, 9) <small>OBP: 0.321, SLG: 0.353</small>		4-0 		0-0 		0-0 		0-0 		3 0 0 0 1 0 1	
Les Moss, R (1, 2) <small>OBP: 0.407, SLG: 0.472</small>		0-0 		0-0 		0-0 		0-3 		3 0 0 0 0 1 1	
Walt Dropo, R (1, 3) <small>OBP: 0.324, SLG: 0.421</small>		0-0 		0-0 			0-0 			3 0 0 0 0 0 1	
Chico Carrasquel, R (1, 6) <small>OBP: 0.350, SLG: 0.354</small>		0-0 			0-0 		0-0 			3 0 2 0 0 0 1	
Billy Pierce, L (1, 1) <small>OBP: 0.194, SLG: 0.138</small>			0-0 		0-0 		0-0 			2 0 0 0 0 0 1	
Inning Stats	R: 0 H: 1 E: 0 LOB: 1 K: 2 BB: 0 S: 8 P: 8	R: 0 H: 0 E: 0 LOB: 1 K: 0 BB: 1 S: 3 P: 7	R: 0 H: 2 E: 0 LOB: 2 K: 0 BB: 0 S: 5 P: 5	R: 0 H: 0 E: 0 LOB: 0 K: 0 BB: 0 S: 3 P: 3	R: 0 H: 1 E: 0 LOB: 1 K: 0 BB: 0 S: 4 P: 4	R: 0 H: 1 E: 0 LOB: 1 K: 0 BB: 0 S: 4 P: 4	R: 0 H: 1 E: 0 LOB: 0 K: 0 BB: 0 S: 3 P: 3	R: 0 H: 0 E: 0 LOB: 0 K: 1 BB: 0 S: 5 P: 5	R: 0 H: 0 E: 0 LOB: 0 K: 1 BB: 0 S: 5 P: 5	1B: 6 SF: 0 2B: 0 SAC: 2 3B: 0 DP: 0 HR: 0 HBP: 0	WP: 0 PA: 33 PB: 0 SB: 0 CS: 1
PITCHER Early Wynn, R (1, 1) <small>ERA: 2.22</small>	IP 9.0 WLS W BF 33 H 6 R 0 ER 0 SO 4 BB 1 IBB 0 HBP 0 BLK 0 WP 0 HR 0 S 40 P 44 ERA 0.00 WHIP 0.778										

Chicago White Sox @ Cleveland Indians
 Cleveland Municipal Stadium, Cleveland, OH

Fri Jul 01 1955, 3:33 AM EDT
 Att. 18,913 - Unknown

AB	30
R	0
H	6
RBI	0
BB	1
SO	4
LOB	12



Batter	1	2	3	4	5	6	7	8	9	AB R H RBI BB SO LOB	TOP
Jim Busby, R (1, 8) <small>OBP: 0.281, SLG: 0.362</small>	0-3 		0-0 		0-0 		4-0 		4-0 	3 0 0 0 2 1 2	
Nellie Fox, L (1, 4) <small>OBP: 0.389, SLG: 0.468</small>	0-0 			0-0 	0-0 		0-0 		0-0 	5 1 1 0 0 0 5	
Minnie Minoso, R (1, 7) <small>OBP: 0.344, SLG: 0.329</small>	4-0 			0-3 		0-0 	0-0 		0-0 	4 0 1 0 1 1 3	
Sherm Lollar, R (1, 2) <small>OBP: 0.419, SLG: 0.508</small>	0-3 			0-0 		0-0 	0-0 			4 0 0 0 0 1 5	
Bob Nieman, R (1, 9) <small>OBP: 0.322, SLG: 0.453</small> Jim Rivera, L (9, 9) <small>OBP: 0.321, SLG: 0.353</small>		0-0 		4-0 		4-0 		0-0 		2 0 0 0 2 0 0 0 0 0 0 0 0 0	
George Kell, R (1, 3) <small>OBP: 0.368, SLG: 0.368</small> (8, 5)		0-0 		0-0 		0-0 		0-0 		4 0 2 1 0 0 0	
Bob Kennedy, R (1, 5) <small>OBP: 0.260, SLG: 0.213</small> Walt Dropo, R (8, 3) <small>OBP: 0.324, SLG: 0.421</small>		0-0 			0-0 	0-0 		0-3 		4 0 1 0 0 1 2 0 0 0 0 0 0 0	
Chico Carrasquel, R (1, 6) <small>OBP: 0.348, SLG: 0.353</small>			0-0 		0-0 		0-3 		0-0 	4 0 1 0 0 1 1	
Jack Harshman, L (1, 1) <small>OBP: 0.436, SLG: 0.500</small>			0-3 		4-0 		0-0 		0-0 	3 1 1 1 1 1 1	
Inning Stats	R: 0 H: 1 E: 0 LOB: 2 K: 2 BB: 1 S: 7 P: 11	R: 0 H: 0 E: 0 LOB: 0 K: 0 BB: 0 S: 3 P: 3	R: 0 H: 0 E: 0 LOB: 0 K: 1 BB: 0 S: 5 P: 5	R: 1 H: 1 E: 1 LOB: 2 K: 1 BB: 1 S: 6 P: 10	R: 0 H: 1 E: 0 LOB: 2 K: 0 BB: 1 S: 4 P: 8	R: 0 H: 1 E: 0 LOB: 2 K: 0 BB: 1 S: 4 P: 8	R: 1 H: 2 E: 0 LOB: 2 K: 1 BB: 1 S: 7 P: 11	R: 0 H: 0 E: 0 LOB: 0 K: 1 BB: 0 S: 5 P: 5	R: 0 H: 1 E: 0 LOB: 2 K: 0 BB: 1 S: 4 P: 8	1B: 5 SF: 0 2B: 2 SAC: 0 3B: 0 DP: 1 HR: 1 HBP: 0	WP: 1 PA: 39 PB: 0 SB: 2 CS: 1
PITCHER Herb Score, L (1, 1) <small>ERA: 3.03</small>	IP 9.0 WLS L BF 39 H 7 R 2 ER 1 SO 6 BB 6 IBB 0 HBP 0 BLK 0 WP 1 HR 1 S 45 P 69 ERA 1.00 WHIP 1.444										

Chicago White Sox @ Cleveland Indians
 Cleveland Municipal Stadium, Cleveland, OH
 Sat Jul 02 1955, 3:33 AM EDT
 Att: 28,281 - Unknown

AB	33
R	2
H	7
RBI	2
BB	6
SO	6
LOB	19



Batter	1	2	3	4	5	6	7	8	9	AB R H RBI BB SO LOB
Gene Woodling, L (1, 7) OBP: 0.348, SLG: 0.344	4-0 G5-3 E BB		0-3 K	0-3 K			0-0 F9		0-0 F2	4 0 0 0 1 2 2
Bobby Avila, R (1, 4) OBP: 0.394, SLG: 0.375	0-3 K		4-0 6-3 CS BB			0-0 F7	0-0 F3			3 0 0 0 1 1 1
Al Smith, R (1, 9) OBP: 0.411, SLG: 0.511	0-0 E5 1-2		0-0 6-3			0-0 F8	1-0 FC4 HBP			3 0 0 0 0 0 2
Al Rosen, R (1, 5) OBP: 0.358, SLG: 0.375	0-0 G5-3 2-3f		4-0 S BB			1-0 FC4-6 HBP	0-0 FC4 1-2f			2 0 0 0 1 0 3
Larry Doby, L (1, 8) OBP: 0.371, SLG: 0.446		0-0 4-3	0-3 K 1-2			0-0 FC4-6 1-2f		0-3 K		4 0 0 0 0 2 3
George Strickland, R (1, 6) OBP: 0.330, SLG: 0.321		4-0 E BB		0-0 2B 1B		0-3 K		0-0 6-3		3 0 1 0 1 1 0
Jim Hegan, R (1, 2) OBP: 0.267, SLG: 0.299		0-0 E6 1-2		0-0 F8		0-0 HR		0-0 F6		4 1 1 1 0 0 2
Joe Altobelli, L (1, 3) OBP: 0.265, SLG: 0.281		0-3 K		0-0 K 1-3 2B		0-3 K			0-0 5-3	3 0 1 0 0 2 2 1 0 0 0 0 0 0
Hank Foiles, R (9, PH) OBP: 0.395, SLG: 0.355										
Herb Score, L (1, 1) OBP: 0.093, SLG: 0.049		0-3 K		0-3 K		0-0 1-3			0-0 F8	3 0 0 0 0 2 4 1 0 0 0 0 0 0
Ralph Kiner, R (9, PH) OBP: 0.373, SLG: 0.442										

Inning Stats	R: 0	H: 0	E: 1	LOB: 1	K: 1	BB: 1	S: 5	P: 9
	R: 0	H: 0	E: 1	LOB: 2	K: 2	BB: 1	S: 8	P: 12
	R: 0	H: 0	E: 0	LOB: 2	K: 2	BB: 2	S: 7	P: 15
	R: 0	H: 2	E: 0	LOB: 2	K: 2	BB: 0	S: 9	P: 9
	R: 0	H: 0	E: 0	LOB: 1	K: 0	BB: 0	S: 3	P: 4
	R: 1	H: 1	E: 0	LOB: 0	K: 2	BB: 0	S: 8	P: 8
	R: 0	H: 0	E: 0	LOB: 1	K: 0	BB: 0	S: 3	P: 4
	R: 0	H: 0	E: 0	LOB: 0	K: 1	BB: 0	S: 5	P: 5
	R: 0	H: 0	E: 0	LOB: 0	K: 0	BB: 0	S: 3	P: 3

PITCHER	IP	WLS	BF	H	R	ER	SO	BB	IBB	HBP	BLK	WP	HR	S	P	ERA	WHIP
Jack Harshman, L (1, 1) ERA: 2.7	9.0	W	37	3	1	1	10	4	0	2	0	0	1	51	69	1.00	0.778

BOTTOM

Chicago White Sox @ Cleveland Indians
Cleveland Municipal Stadium, Cleveland, OH

Sat Jul 02 1955, 3:33 AM EDT
 Att. 28,281 - Unknown

livebaseballscorecards.com

AB	31
R	1
H	3
RBI	1
BB	4
SO	10
LOB	19



WP	PA
0	37
PB: 0	
SB: 1	
CS: 1	

Batter	1	2	3	4	5	6	7	8	9	AB R H RBI BB SO LOB	TOP															
Jim Busby, R (1, 8) <small>OBP: 0.283, SLG: 0.366</small>	0-0 2B	0-0 1B		0-0 F8		0-0 1-3		0-3 K		5 1 2 0 0 1 1																
Nellie Fox, L (1, 4) <small>OBP: 0.389, SLG: 0.466</small>	0-0 4-3	0-0 4-3			0-0 CS 1B	0-0 F6			0-0 1B HR 1B	5 1 2 0 0 0 2																
Minnie Minoso, R (1, 5) <small>OBP: 0.340, SLG: 0.324</small> Bob Kennedy, R (5, 5) <small>OBP: 0.275, SLG: 0.222</small>	0-0 F4		0-0 F7		0-3 K 1-2		4-0 1B BB		0-0 1-2 HR 1B	3 0 0 0 0 1 2 1 1 1 0 1 0 0																
George Kell, R (1, 3) <small>OBP: 0.370, SLG: 0.380</small> Ron Jackson, R (7, 3) <small>OBP: 0.279, SLG: 0.361</small>	0-0 2-H 2B		0-0 5-3		0-0 E 1B 2B		0-3 K		0-3 K	4 1 2 1 0 1 1 1 0 0 0 0 1 2																
Jim Rivera, L (1, 9) <small>OBP: 0.327, SLG: 0.369</small>	4-0 BB		0-0 HR		0-0 E3 1B 2B		0-0 FC5-4 1B		0-3 K	4 2 2 1 1 1 3																
Sherm Lollar, R (1, 2) <small>OBP: 0.416, SLG: 0.503</small> Les Moss, R (7, 2) <small>OBP: 0.415, SLG: 0.521</small>	0-0 F8		0-0 6-3		0-0 1-2 3-H 2B 1B		0-0 F7		0-0 1-H 2-H HR	4 1 1 1 0 0 4 1 1 1 3 0 0 0																
Bob Nieman, R (1, 7) <small>OBP: 0.319, SLG: 0.452</small>		0-0 5-3		0-0 F8		0-0 1-H 2-H 2B		0-0 FC5-4	0-3 K	5 0 1 2 0 1 2																
Chico Carrasquel, R (1, 6) <small>OBP: 0.344, SLG: 0.348</small>		0-0 5-3		0-0 6-3		0-0 F8			0-0 F5	4 0 0 0 0 0 1																
Dick Donovan, L (1, 1) <small>OBP: 0.195, SLG: 0.189</small> Morrie Martin, L (4, 1) <small>OBP: 0.500, SLG: 0.500</small> Dixie Howell, L (5, 1) <small>OBP: 0.200, SLG: 0.200</small> Mike Fornieles, R (6, 1) <small>OBP: 0.100, SLG: 0.150</small>		0-0 HR		0-0 1B		0-3 K		0-3 K		2 1 2 1 0 0 0 0 0 0 0 0 0 0 1 0 0 0 0 1 0 1 0 0 0 0 1 0																
Inning Stats	R: 1 E: 0 K: 0 S: 5	H: 2 LOB: 2 BB: 1 P: 9	R: 1 E: 0 K: 0 S: 5	H: 2 LOB: 1 BB: 0 P: 5	R: 1 E: 0 K: 0 S: 4	H: 1 LOB: 0 BB: 0 P: 4	R: 0 E: 0 K: 0 S: 4	H: 1 LOB: 1 BB: 0 P: 4	R: 3 E: 1 K: 1 S: 9	H: 4 LOB: 1 BB: 0 P: 9	R: 0 E: 0 K: 1 S: 5	H: 0 LOB: 0 BB: 0 P: 5	R: 0 E: 0 K: 1 S: 6	H: 1 LOB: 2 BB: 1 P: 10	R: 0 E: 0 K: 2 S: 7	H: 0 LOB: 0 BB: 0 P: 7	R: 3 E: 0 K: 3 S: 12	H: 3 LOB: 0 BB: 0 P: 12	1B: 7 2B: 5 3B: 0 HR: 3	SF: 0 SAC: 0 DP: 1 HBP: 0	WP: 0 PB: 0 SB: 0 CS: 1	PA: 43				
PITCHER	IP WLS BF H R ER SO BB IBB HBP BLK WP HR S P ERA WHIP																									
Bob Lemon, R (1, 1) <small>ERA: 3.91</small> Ray Narleski, R (5, 1) <small>ERA: 3.96</small>	4.2	25	10	6	3	1	1	0	0	0	0	2	26	30	5.79	2.357										
	4.1	18	4	3	3	7	1	0	0	0	0	1	31	35	6.23	1.154										

Chicago White Sox @ Cleveland Indians
Cleveland Municipal Stadium, Cleveland, OH

AB 41
R 9
H 14
RBI 9
BB 2
SO 8
LOB 18



Sun Jul 03 1955, 3:33 AM EDT
Att: 17,572 - Unknown

livebaseballscorecards.com

Batter	1	2	3	4	5	6	7	8	9	AB	R	H	RBI	BB	SO	LOB
Gene Woodling, L (1, 7) OBP: 0.345, SLG: 0.340	0-0 4-3	0-0 1B 1B		0-0 L5-3	0-0 F7	0-0 4-3				5	1	1	0	0	0	3
Bobby Young, L (1, 4) OBP: 0.251, SLG: 0.240	0-0 HR 1B	0-0 1-2 1B 1B		0-0 6-3		0-0 2B 1B 1B		0-0 6-3		5	2	3	0	0	0	0
Al Smith, R (1, 9) OBP: 0.413, SLG: 0.521	0-0 1-H HR	0-0 F9			4-0 1B SF9 BB	0-0 F3		0-0 1B 1B		4	2	2	2	1	0	3
Larry Doby, L (1, 8) OBP: 0.383, SLG: 0.460	4-0 1B BB	0-0 FC6-4 1B			0-0 2B 1B	0-0 1B 2B		0-0 1B		4	3	4	1	1	0	0
Stu Locklin, L (8, 8) OBP: 0.333, SLG: 0.667		1-2 2-H			1-3	1-3		1-H		0	0	0	0	0	0	0
Al Rosen, R (1, 5) OBP: 0.363, SLG: 0.379	0-0 1-2 1B 1B	0-0 FC6-4			0-0 SF9	0-0 1B 1B		4-0 L5-3 BB		3	2	2	3	1	0	2
Joe Altobelli, L (1, 3) OBP: 0.256, SLG: 0.270	0-0 1-2 2-3 4-3		0-0 F8		0-3 K	0-0 1B 1B		0-0 F6		5	1	1	0	0	1	4
George Strickland, R (1, 6) OBP: 0.337, SLG: 0.325	0-0 2-H 3-H 1B		0-0 6-3		4-0 2B 1B BB	0-0 1-2 2-H 1B 1B		0-0 L5-3		4	2	2	3	1	0	1
Hal Naragon, L (1, 2) OBP: 0.366, SLG: 0.314	0-0 4-3		0-0 4-3		0-0 1-3 2-H 1B 2B	0-0 F2				4	1	1	1	0	0	3
Bob Lemon, L (1, 1) OBP: 0.316, SLG: 0.265		0-0 F4			0-0 L5-3 1B	0-0 1B		0-0 1-H 2-H 1B		2	0	1	0	0	0	0
Ray Narleski, R (5, 1) OBP: 0.300, SLG: 0.300										2	0	2	4	0	0	0

Inning Stats	R: 4	H: 4	E: 0	K: 0	S: 7	LOB: 1	BB: 1	P: 11	R: 1	H: 3	E: 0	K: 0	S: 6	LOB: 2	BB: 0	P: 6	R: 0	H: 0	E: 0	K: 0	S: 3	LOB: 0	BB: 0	P: 3	R: 0	H: 1	E: 0	K: 0	S: 3	LOB: 0	BB: 0	P: 3	R: 4	H: 3	E: 0	K: 1	S: 8	LOB: 1	BB: 2	P: 16	R: 5	H: 6	E: 0	K: 0	S: 9	LOB: 1	BB: 0	P: 9	R: 0	H: 2	E: 0	K: 0	S: 3	LOB: 2	BB: 0	P: 3	R: 0	H: 0	E: 0	K: 0	S: 2	LOB: 0	BB: 1	P: 6
--------------	------	------	------	------	------	--------	-------	-------	------	------	------	------	------	--------	-------	------	------	------	------	------	------	--------	-------	------	------	------	------	------	------	--------	-------	------	------	------	------	------	------	--------	-------	-------	------	------	------	------	------	--------	-------	------	------	------	------	------	------	--------	-------	------	------	------	------	------	------	--------	-------	------


PITCHER	IP	WLS	BF	H	R	ER	SO	BB	IBB	HBP	BLK	WP	HR	S	P	ERA	WHIP
Dick Donovan, R (1, 1) ERA: 2.49	3.0		18	8	5	5	0	1	0	0	0	0	1	17	21	15.00	3.000
Morrie Martin, L (4, 1) ERA: 5.71	1.0	L	4	1	2	2	0	1	0	0	0	0	0	3	7	18.00	2.000
Dixie Howell, R (5, 1) ERA: 4.24	1.0		7	3	3	3	1	1	0	0	0	0	0	8	12	27.00	4.000
Mike Fornieles, R (6, 1) ERA: 4.16	3.0		14	7	4	4	0	1	0	0	0	0	0	13	17	12.00	2.667

BOTTOM

Chicago White Sox @ Cleveland Indians
Cleveland Municipal Stadium, Cleveland, OH

Sun Jul 03 1955, 3:33 AM EDT
Att. 17,572 - Unknown

AB	38
R	14
H	19
RBI	14
BB	4
SO	1
LOB	16



WP	HR	S	P	ERA	WHIP
0	0	0	0	0	0

Batter	1	2	3	4	5	6	7	8	9	AB R H RBI BB SO LOB	TOP
Jim Busby, R (1, 8) <small>OBP: 0.284, SLG: 0.369</small>	0-0 		4-0 		0-0 		0-0 		0-0 	4 1 0 0 1 0 1	Chicago White Sox @ Kansas City Athletics Municipal Stadium, Kansas City, MO Mon Jul 04 1955, 4:38 AM EDT Att: 30,202 - Unknown
Nellie Fox, L (1, 4) <small>OBP: 0.391, SLG: 0.471</small>	0-0 		0-0 		0-0 		0-0 		0-0 	4 0 1 0 0 0 1	
George Kell, R (1, 5) <small>OBP: 0.372, SLG: 0.399</small>	0-0 				0-0 			0-0 		4 0 1 2 0 0 1	
Bob Nieman, R (1, 7) Minnie Minoso, R (6, 7) <small>OBP: 0.321, SLG: 0.457</small> <small>OBP: 0.343, SLG: 0.327</small>		0-0 	0-0 		0-0 			0-0 		3 0 0 0 0 0 2 1 0 1 0 0 0 0	
Jim Rivera, L (1, 9) <small>OBP: 0.335, SLG: 0.371</small>		4-0 		0-0 		0-0 		0-0 		3 1 2 0 1 0 0	
Walt Dropo, R (1, 3) Sherm Lollar, R (8, PH) <small>OBP: 0.321, SLG: 0.429</small> <small>OBP: 0.406, SLG: 0.487</small>	0-0 		0-3 		0-3 		0-0 		0-0 	3 0 0 0 0 2 1 1 0 0 0 0 0 2	
Chico Carrasquel, R (1, 6) <small>OBP: 0.347, SLG: 0.357</small>	0-0 			0-0 		4-0 		0-0 		3 0 0 0 1 0 3	
Les Moss, R (1, 2) Ron Jackson, R (8, 3) <small>OBP: 0.412, SLG: 0.513</small> <small>OBP: 0.290, SLG: 0.361</small>			0-3 	0-0 		0-0 		4-0 		3 0 1 0 0 1 1 0 0 0 0 1 0 0	
Harry Byrd, R (1, 1) Bob Kennedy, R (7, PH) Sandy Consuegra, R (7, 1) Jim Brideweser, R (9, PH) <small>OBP: 0.207, SLG: 0.179</small> <small>OBP: 0.272, SLG: 0.220</small> <small>OBP: 0.167, SLG: 0.167</small> <small>OBP: 0.357, SLG: 0.429</small>			0-0 	0-0 		0-3 		0-0 		2 1 1 0 0 0 1 1 0 0 0 0 1 0 0 0 0 0 0 0 0 0 0 0 0 0 0 0	
Inning Stats	R: 0 H: 0 E: 0 LOB: 0 K: 0 BB: 0 S: 3 P: 3	R: 0 H: 0 E: 0 LOB: 1 K: 0 BB: 1 S: 3 P: 7	R: 2 H: 2 E: 0 LOB: 1 K: 1 BB: 1 S: 7 P: 11	R: 1 H: 2 E: 0 LOB: 1 K: 1 BB: 0 S: 7 P: 7	R: 0 H: 1 E: 0 LOB: 1 K: 0 BB: 0 S: 4 P: 4	R: 0 H: 0 E: 0 LOB: 1 K: 1 BB: 1 S: 5 P: 9	R: 0 H: 0 E: 0 LOB: 0 K: 1 BB: 0 S: 5 P: 5	R: 0 H: 2 E: 0 LOB: 2 K: 0 BB: 0 S: 5 P: 5	R: 0 H: 0 E: 0 LOB: 1 K: 0 BB: 1 S: 3 P: 7	1B: 7 SF: 0 2B: 0 SAC: 2 3B: 0 DP: 0 HR: 0 HBP: 0	
PITCHER Art Ditmar, R (1, 1) <small>ERA: 5.7</small> Tom Gorman, R (9, 1) <small>ERA: 3.33</small>	IP WLS BF H R ER SO BB IBB HBP BLK WP HR S P ERA WHIP 8.0 W 35 7 3 3 4 4 0 0 0 1 0 0 39 55 3.38 1.375 1.0 S 3 0 0 0 0 0 0 0 0 0 0 0 0 3 3 0.00 0.000										

livebaseballscores.com

AB	32
R	3
H	7
RBI	2
BB	4
SO	4
LOB	13



Batter	1	2	3	4	5	6	7	8	9
Joe Demaestri, R (1, 6) OBP: 0.270, SLG: 0.303	0-3 K		0-0 HR		0-0 2B		0-0 5-3		
Elmer Valo, L (1, 7) OBP: 0.503, SLG: 0.523 Bill Wilson, R (9, 7) OBP: 0.306, SLG: 0.480	0-0 F9-3 1B		0-0 4-3 2B		4-0 BB		0-0 FC1-4 1B		
Bill Renna, R (1, 9) OBP: 0.315, SLG: 0.398	0-0 F9-3 1-2		0-0 4-3 2-3		0-0 F2		0-0 FC1-4 1-2f		
Harry Simpson, L (1, 8) OBP: 0.347, SLG: 0.447		4-0 E BB	0-0 4-3		0-0 F6		0-0 4-3		
Vic Power, R (1, 3) OBP: 0.345, SLG: 0.493		0-0 F9		0-0 F9		0-0 HR 1B		0-0 E3 SH1-4 1B	
Jim Finigan, R (1, 4) OBP: 0.363, SLG: 0.477		0-0 E1 1-2		0-3 K		0-3 K		0-0 SH1-4 1-2	
Hector Lopez, R (1, 5) OBP: 0.332, SLG: 0.339		0-0 F8		4-0 BB		0-0 HR 1-H		0-0 1-3 2-H 1B	
Billy Shantz, R (1, 2) OBP: 0.320, SLG: 0.340		0-3 K		0-0 F7		0-3 K		0-0 1-3 1-2	
Art Ditmar, R (1, 1) OBP: 0.267, SLG: 0.267 Tom Gorman, R (9, 1) OBP: 0.071, SLG: 0.143			0-0 6-3		0-3 K		0-0 5-3		0-3 K

AB	R	H	RBI	BB	SO	LOB
4	1	2	1	0	1	0
3	0	3	0	1	0	0
0	0	0	0	0	0	0
4	0	0	0	0	0	5
3	0	0	0	1	0	4
4	2	1	0	0	0	1
3	0	0	0	0	2	2
3	1	2	3	1	0	2
4	0	0	0	0	2	4
4	0	0	0	0	2	1
0	0	0	0	0	0	0

AB	R	H	RBI	BB	SO	LOB
32	4	8	4	3	7	19

Inning Stats	R: 0	H: 1	E: 0	K: 1	S: 5	LOB: 0	BB: 0	P: 5
R: 0 H: 0 E: 0 K: 1 S: 5	R: 0 H: 0 E: 0 K: 1 S: 5	R: 1 H: 2 E: 0 K: 0 S: 5	R: 0 H: 0 E: 0 K: 1 S: 5	R: 0 H: 1 E: 0 K: 2 S: 9	R: 0 H: 1 E: 0 K: 0 S: 4	R: 1 H: 1 E: 1 K: 1 S: 7	1B: 4 2B: 3 3B: 0 HR: 2	SF: 0 SAC: 1 DP: 1 HBP: 0

PITCHER	IP	WLS	BF	H	R	ER	SO	BB	IBB	HBP	BLK	WP	HR	S	P	ERA	WHIP
Harry Byrd, R (1, 1) ERA: 4.34	6.0		27	6	3	3	6	3	0	0	0	0	2	36	48	4.50	1.500
Sandy Consuegra, R (7, 1) ERA: 2.05	2.0	L	9	2	1	0	1	0	0	0	0	0	0	11	11	0.00	1.000

Chicago White Sox @ Kansas City Athletics
Municipal Stadium, Kansas City, MO
Mon Jul 04 1955, 4:38 AM EDT
Att. 30,202 - Unknown

livebaseballscorecards.com

WP: 0	PA: 36
PB: 0	SB: 0
CS: 0	



Batter	1	2	3	4	5	6	7	8	9	AB R H RBI BB SO LOB	TOP											
Jim Busby, R (1, 8) OBP: 0.292, SLG: 0.379	0-0 1B FC1-6 2B		0-0 1B 1B	0-0 HBP 1B		0-0 4-3			0-0 1B F9 1B	5 3 4 0 0 0 0												
Nellie Fox, L (1, 4) OBP: 0.391, SLG: 0.468	0-0 FC1-6 2-3 1B		0-0 F4	1-0 HBP 1B		0-0 L4			0-0 F5	4 0 1 0 0 0 2												
Jim Rivera, L (1, 9) OBP: 0.336, SLG: 0.371	0-0 FC1-6 1B 1-2f 3-H		0-0 1B 1B	0-0 G3		0-0 F8			0-0 FC6-4 1B	5 0 2 1 0 0 4												
George Kell, R (1, 5) OBP: 0.373, SLG: 0.399	0-0 G1-4-3 1-3 1B		0-0 1-2 3-H 1B		0-3 K			0-0 F7	0-0 F9	5 0 2 2 0 1 1												
Minnie Minoso, R (1, 7) OBP: 0.344, SLG: 0.329	0-0 G1-4-3 1-2f		0-0 F6		0-0 E 1B			0-0 L4-3 1B	0-0 FC6-4	5 0 2 0 0 0 5												
Sherm Lollar, R (1, 2) OBP: 0.399, SLG: 0.478		0-0 F2	0-0 F4		0-3 K			0-0 L4-3		4 0 0 0 0 1 4												
Chico Carrasquel, R (1, 6) OBP: 0.345, SLG: 0.353		4-0 BB		0-0 F5	0-0 E6 1-3			0-0 F3		3 0 0 0 1 0 1												
Walt Dropo, R (1, 3) OBP: 0.329, SLG: 0.430		0-0 L8		4-0 1B SH1-4 BB	4-0 IBB			0-0 G3-6 1B		2 0 1 0 2 0 1												
Bob Kennedy, R (8, PR) OBP: 0.272, SLG: 0.220										0 0 0 0 0 0 0												
Virgil Trucks, R (1, 1) OBP: 0.122, SLG: 0.150				0-0 SH1-4	0-3 K			0-0 G3-6		1 0 0 0 0 0 1												
Bob Nieman, R (5, PH) OBP: 0.320, SLG: 0.454				1-2				1-2f		1 0 0 0 0 1 3												
Sandy Consuegra, R (5, 1) OBP: 0.197, SLG: 0.167										0 0 0 0 0 0 0												
Dick Donovan, L (8, PH) OBP: 0.199, SLG: 0.184										1 0 0 0 0 0 1												
Dixie Howell, L (8, 1) OBP: 0.200, SLG: 0.200										0 0 0 0 0 0 0												
Morrie Martin, L (8, 1) OBP: 0.500, SLG: 0.500										0 0 0 0 0 0 0												
Harry Byrd, R (8, 1) OBP: 0.207, SLG: 0.179										0 0 0 0 0 0 0												
Inning Stats	R: 1 E: 0 K: 0 S: 5	H: 3 LOB: 1 BB: 0 P: 5	R: 0 E: 0 K: 0 S: 3	H: 0 LOB: 1 BB: 1 P: 7	R: 1 E: 0 K: 0 S: 6	H: 3 LOB: 2 BB: 0 P: 6	R: 0 E: 0 K: 0 S: 4	H: 1 LOB: 3 BB: 1 P: 9	R: 0 E: 1 K: 3 S: 11	H: 1 LOB: 3 BB: 1 P: 15	R: 0 E: 0 K: 0 S: 3	H: 0 LOB: 0 BB: 0 P: 3	R: 0 E: 0 K: 0 S: 3	H: 1 LOB: 1 BB: 0 P: 3	R: 0 E: 0 K: 0 S: 3	H: 1 LOB: 1 BB: 0 P: 3	R: 1 E: 0 K: 0 S: 5	H: 2 LOB: 1 BB: 0 P: 5	1B: 11 2B: 2 3B: 0 HR: 0	SF: 0 SAC: 1 DP: 3 HBP: 1	WP: 0 PB: 0 SB: 0 CS: 0	PA: 41
PITCHER Ned Garver, R (1, 1) ERA: 3.84	IP: 9.0 WLS: W BF: 41 H: 12 R: 3 ER: 3 SO: 3 BB: 2 IBB: 1 HBP: 1 BLK: 0 WP: 0 HR: 0 S: 43 P: 56 ERA: 3.00 WHIP: 1.556											PITCHER	IP: WLS: BF: H: R: ER: SO: BB: IBB: HBP: BLK: WP: HR: S: P: ERA: WHIP:									

Chicago White Sox @ Detroit Tigers
 Briggs Stadium, Detroit, MI
 Wed Jul 06 1955, 4:33 AM EDT
 Att. 9,186 - Unknown

livebaseballscorecards.com

AB 36
 R 3
 H 12
 RBI 3
 BB 3
 SO 3
 LOB 23



Batter	1	2	3	4	5	6	7	8	9
Harvey Kuenn, R OBP: 0.353, SLG: 0.429 (1, 6)	0-0 FC4 1B		0-0 F8		0-0 5-3			0-0 1B 2B	
Bill Tuttle, R OBP: 0.358, SLG: 0.412 (1, 8)	0-0 FC4 1-2f HR		0-0 F9			0-0 5-3		0-3 K	
Al Kaline, R OBP: 0.451, SLG: 0.631 (1, 9)	0-0 1-H HR		0-0 L5-3			0-0 2B		4-0 1B 1B IBB	
Earl Torgeson, L OBP: 0.383, SLG: 0.330 (1, 3)	0-0 G3			0-3 K		0-0 L7		0-0 1B 1B 1-3 2-H	
Ray Boone, R OBP: 0.335, SLG: 0.457 (1, 5)	0-0 L7			0-0 1B		0-0 F9		0-0 FC6 1B 1-2 3-H	
Jim Delsing, L OBP: 0.362, SLG: 0.424 (1, 7)		0-0 F5		0-0 L9			0-0 3-1	0-0 FC6 1-2f	
Frank House, L OBP: 0.275, SLG: 0.349 (1, 2)		0-0 F9		0-0 F8			0-0 4-3		
Fred Hatfield, L OBP: 0.324, SLG: 0.345 (1, 4)		0-0 HR			0-0 6-3		0-0 4-3		
Ned Garver, R OBP: 0.250, SLG: 0.220 (1, 1)		0-0 F8			0-0 4-3			0-0 1-3	

Inning Stats	R: 2	H: 2	E: 0	K: 5	LOB: 0	P: 5	R: 1	H: 1	E: 0	K: 4	LOB: 0	P: 4	R: 0	H: 0	E: 0	K: 3	LOB: 0	P: 3	R: 0	H: 1	E: 0	K: 4	LOB: 1	P: 6	R: 0	H: 0	E: 0	K: 3	LOB: 0	P: 3	R: 0	H: 1	E: 0	K: 4	LOB: 1	P: 4	R: 0	H: 0	E: 0	K: 3	LOB: 0	P: 3	R: 2	H: 3	E: 0	K: 8	LOB: 2	P: 12
--------------	------	------	------	------	--------	------	------	------	------	------	--------	------	------	------	------	------	--------	------	------	------	------	------	--------	------	------	------	------	------	--------	------	------	------	------	------	--------	------	------	------	------	------	--------	------	------	------	------	------	--------	-------

PITCHER	IP	WLS	BF	H	R	ER	SO	BB	IBB	HBP	BLK	WP	HR	S	P	ERA	WHIP
Virgil Trucks, R ERA: 3.67 (1, 1)	4.0	L	16	4	3	3	1	0	0	0	0	0	2	18	18	6.75	1.000
Sandy Consuegra, R ERA: 1.98 (5, 1)	3.0		10	1	0	0	0	0	0	0	0	0	0	10	10	0.00	0.333
Dixie Howell, R ERA: 5.09 (8, 1)	0.2		4	1	2	2	1	0	1	0	0	0	0	5	9	27.00	1.500
Morrie Martin, L ERA: 5.71 (8, 1)	0.0		1	1	0	0	0	0	0	0	0	0	0	1	1	∞	∞
Harry Byrd, R ERA: 4.33 (8, 1)	0.1		2	1	0	0	0	0	0	0	0	0	0	2	2	0.00	3.000

AB R H RBI BB SO LOB

4	1	2	0	0	0	0
4	1	0	0	0	1	2
3	2	2	2	1	0	0
4	0	1	1	0	1	1
4	0	2	1	0	0	1
4	0	0	0	0	0	3
3	0	0	0	0	0	1
3	1	1	1	0	0	0
3	0	0	0	0	0	0

AB	32
R	5
H	8
RBI	5
BB	1
SO	2
LOB	8



Chicago White Sox @ Detroit Tigers
Briggs Stadium, Detroit, MI
Wed Jul 06 1955, 4:33 AM EDT
Att. 9,186 - Unknown

livebaseballscorecards.com

AB	32
R	5
H	8
RBI	5
BB	1
SO	2
LOB	8



WP	0	PA	33
PB	0		
SB	0		
CS	0		

Batter	1	2	3	4	5	6	7	8	9	AB R H RBI BB SO LOB	TOP	
Jim Busby, R (1, 8) OBP: 0.293, SLG: 0.378	0-0 F8	0-0 L8			0-0 L7	0-0 BB 1B	0-0 1B		0-0 E5	6 2 2 1 0 0 4		
Nellie Fox, L (1, 4) OBP: 0.390, SLG: 0.465	0-0 G3		0-0 F2		0-0 F8	BB BB 1B	0-0 F8		0-0 1B	6 0 2 2 0 0 3		
Minnie Minoso, R (1, 7) OBP: 0.344, SLG: 0.326	0-0 L9		0-0 L9			F8	0-0 F7		0-0 1B	5 0 1 1 1 0 2		
George Kell, R (1, 5) OBP: 0.376, SLG: 0.407 Bob Kennedy, R (6, PR) OBP: 0.274, SLG: 0.215 (6, 5)		0-0 1B 6-3 2B	0-0 F8			HR 1B		0-0 5-3	0-3 K	3 1 2 0 0 0 0 2 1 0 1 1 1 2		
Jim Rivera, L (1, 9) OBP: 0.337, SLG: 0.376		0-0 1B 6-3 1B		0-0 5-3		HR 2B		0-0 F8		5 2 2 0 0 0 3		
Sherm Lollar, R (1, 2) OBP: 0.399, SLG: 0.473		0-0 6-3		0-0 F8		HR IBB		0-0 5-3		4 2 1 1 1 0 1		
Walt Dropo, R (1, 3) OBP: 0.335, SLG: 0.449		0-0 FC1-4 1B		0-0 6-3		HR			0-0 F7	5 2 3 5 0 0 0		
Jim Brideweser, R (1, 6) OBP: 0.263, SLG: 0.316		0-0 FC1-4 1B			0-0 F8	F2			0-3 K	5 0 0 0 0 1 4		
Dick Donovan, L (1, 1) OBP: 0.255, SLG: 0.238		0-0 1B			0-0 BB	1B 1B			0-0 1B	4 2 3 1 1 0 2		
Inning Stats	R: 0 H: 0 E: 0 K: 0 S: 3 LOB: 0 BB: 0 P: 3	R: 2 H: 4 E: 0 K: 0 S: 7 LOB: 2 BB: 0 P: 7	R: 0 H: 0 E: 0 K: 0 S: 3 LOB: 0 BB: 0 P: 3	R: 0 H: 0 E: 0 K: 0 S: 3 LOB: 0 BB: 0 P: 3	R: 0 H: 0 E: 0 K: 0 S: 3 LOB: 1 BB: 1 P: 7	R: 6 H: 6 E: 0 K: 0 S: 9 LOB: 3 BB: 3 P: 21	R: 2 H: 3 E: 1 K: 0 S: 7 LOB: 2 BB: 0 P: 7	R: 0 H: 0 E: 0 K: 0 S: 3 LOB: 0 BB: 0 P: 3	R: 2 H: 3 E: 1 K: 2 S: 11 LOB: 2 BB: 0 P: 11	1B: 13 SF: 0 2B: 2 SAC: 0 3B: 0 DP: 0 HR: 1 HBP: 0	WP: 0 PA: 49 PB: 0 SB: 0 CS: 0	
PITCHER	IP WLS BF H R ER SO BB IBB HBP BLK WP HR S P ERA WHIP											
Duke Maas, R (1, 1) ERA: 4.62	1.2 L 9 4 2 2 0 0 0 0 0 0 0 0 9 9 10.80 2.400											
Babe Birrer, R (2, 1) ERA: 4.15	4.0 20 6 6 6 0 1 1 0 0 0 0 1 18 26 13.50 1.750											
Leo Cristante, R (6, 1) ERA: 2.7	0.1 3 0 0 0 0 2 0 0 0 0 0 0 1 9 0.00 6.000											
George Zuverink, R (7, 1) ERA: 6.99	3.0 17 6 4 2 2 0 0 0 0 0 0 0 21 21 6.00 2.000											

Chicago White Sox @ Detroit Tigers
 Briggs Stadium, Detroit, MI
 Thu Jul 07 1955, 4:33 AM EDT
 Att. 7,346 - Unknown

livebaseballscorecards.com

AB 45
 R 12
 H 16
 RBI 12
 BB 4
 SO 2
 LOB 21



Batter	1	2	3	4	5	6	7	8	9	AB R H RBI BB SO LOB
Harvey Kuenn, R (1, 6) OBP: 0.355, SLG: 0.430	0-0 F8			0-0 G4-3-6 1B		0-0 G4-6-3 1B			0-0 6-3	4 0 2 0 0 0 0
Bill Tuttle, R (1, 8) OBP: 0.354, SLG: 0.407	0-3 K			0-0 G4-3-6 1-2f		0-0 G4-6-3 1-2f			0-0 F7	4 0 0 0 0 1 2
Al Kaline, R (1, 9) OBP: 0.450, SLG: 0.628	0-3 K			0-0 1B					0-0 L5-3	3 0 1 0 0 1 0
Earl Torgeson, L (1, 3) OBP: 0.379, SLG: 0.326		0-0 5-3		0-0 F2					0-0 F7	3 0 0 0 0 0 1
Ray Boone, R (1, 5) OBP: 0.335, SLG: 0.455		0-0 6-3			0-0 G3-6 1B				0-0 F9	3 0 1 0 0 0 0
Jim Delsing, L (1, 7) OBP: 0.358, SLG: 0.418		0-0 6-3			0-0 K				0-0 L9	3 0 0 0 0 1 1
Bubba Phillips, R (9, 7) OBP: 0.296, SLG: 0.324										0 0 0 0 0 0 0
Frank House, L (1, 2) OBP: 0.270, SLG: 0.342			0-0 3-1		0-0 G3-6 1-2f				0-0 F8	3 0 0 0 0 0 1
Fred Hatfield, L (1, 4) OBP: 0.324, SLG: 0.357			0-0 3-1			0-0 HR			0-3 K	3 1 1 1 0 1 0
Duke Maas, R (1, 1) OBP: 0.178, SLG: 0.148			0-0 6-3			0-0 4-3			0-3 K	0 0 0 0 0 0 0
Babe Birrer, R (2, 1) OBP: 0.143, SLG: 0.286										1 0 0 0 0 0 0
Leo Cristante, R (6, 1) OBP: 0.143, SLG: 0.286										0 0 0 0 0 0 0
Charlie Maxwell, L (6, PH) OBP: 0.222, SLG: 0.346										1 0 0 0 0 0 0
George Zuverink, R (7, 1) OBP: 0.358, SLG: 0.391										0 0 0 0 0 0 0
Jack Phillips, R (9, PH) OBP: 0.358, SLG: 0.391										1 0 0 0 0 1 0

BOTTOM

Chicago White Sox @ Detroit Tigers
 Briggs Stadium, Detroit, MI
 Thu Jul 07 1955, 4:33 AM EDT
 Att. 7,346 - Unknown

livebaseballscorecards.com

AB	29
R	1
H	5
RBI	1
BB	0
SO	5
LOB	5



Inning Stats	R: 0	H: 0	E: 0	LOB: 0	K: 2	BB: 0	S: 7	P: 7
	0	0	0	0	0	0	3	3

PITCHER	IP	WLS	BF	H	R	ER	SO	BB	IBB	HBP	BLK	WP	HR	S	P	ERA	WHIP
Dick Donovan, R (1, 1) ERA: 2.38	9.0	W	29	5	1	1	5	0	0	0	0	0	1	39	39	1.00	0.556

PITCHER	IP	WLS	BF	H	R	ER	SO	BB	IBB	HBP	BLK	WP	HR	S	P	ERA	WHIP

WP: 0	PA: 29
PB: 0	
SB: 0	
CS: 0	

Batter	1	2	3	4	5	6	7	8	9	AB R H RBI BB SO LOB	TOP
Al Smith, R (1, 9) OBP: 0.411, SLG: 0.518	0-0 SH1-3 2B 1B	0-0 FC6-4 1-2f		0-0 FC6-4 1-2f			0-0 F8			4 1 1 0 0 0 5	Cleveland Indians @ Chicago White Sox Comiskey Park, Chicago, IL Fri Jul 08 1955, 4:33 AM EDT Att. 38,326 - Unknown livebaseballscorecards.com
Bobby Avila, R (1, 4) OBP: 0.394, SLG: 0.376	0-0 SH1-3 1-2		0-0 L5		0-3 K			0-0 6-3		3 0 0 0 0 1 0	
Ralph Kiner, R (1, 7) OBP: 0.376, SLG: 0.459 Gene Woodling, L (8, PR) OBP: 0.344, SLG: 0.338 (8, 7)	0-0 F4		0-0 F6		0-0 F8			0-0 FC5-4 1B		4 0 1 0 0 0 1 0 0 0 0 0 0 0	
Al Rosen, R (1, 5) OBP: 0.348, SLG: 0.384	0-0 2-H 2B		0-0 F9		0-0 5-3			0-0 FC5-4 1-2f		4 0 1 1 0 0 1	
Larry Doby, L (1, 8) OBP: 0.379, SLG: 0.502	0-3 K			0-0 F8		0-0 F7		0-3 K		4 0 0 0 0 2 2	
George Strickland, R (1, 6) OBP: 0.339, SLG: 0.335		0-0 4-3		0-0 1B 1B		0-0 5-3		0-0 SH3-4 1B		4 0 2 0 0 0 0	
Jim Hegan, R (1, 2) OBP: 0.270, SLG: 0.313			0-0 E 1B	0-0 BB 1B 1B		0-0 F7		0-0 SH3-4 1-2		3 0 2 0 0 0 0	
Joe Altobelli, L (1, 3) OBP: 0.267, SLG: 0.236		0-3 K		0-0 BB 1B		0-0 5-3		0-0 F7		4 0 1 0 0 1 2	
Bob Lemon, L (1, 1) OBP: 0.311, SLG: 0.250 Dale Mitchell, L (9, PH) OBP: 0.250, SLG: 0.297 Ray Narleski, R (9, 1) OBP: 0.273, SLG: 0.273		0-0 E6 FC6-4		4-0 BB 1B		0-3 K		0-0 6-3		2 0 0 0 1 1 1 1 0 0 0 0 0 1 0 0 0 0 0 0 0	
Inning Stats	R: 1 H: 2 E: 0 LOB: 1 K: 1 BB: 0 S: 7 P: 7	R: 0 H: 1 E: 1 LOB: 2 K: 1 BB: 0 S: 7 P: 7	R: 0 H: 0 E: 0 LOB: 0 K: 0 BB: 0 S: 3 P: 3	R: 0 H: 3 E: 0 LOB: 3 K: 0 BB: 1 S: 5 P: 9	R: 0 H: 0 E: 0 LOB: 0 K: 1 BB: 0 S: 5 P: 5	R: 0 H: 0 E: 0 LOB: 0 K: 0 BB: 0 S: 3 P: 3	R: 0 H: 0 E: 0 LOB: 0 K: 1 BB: 0 S: 5 P: 5	R: 0 H: 1 E: 0 LOB: 1 K: 1 BB: 0 S: 6 P: 6	R: 0 H: 1 E: 0 LOB: 1 K: 0 BB: 0 S: 4 P: 4	1B: 7 SF: 0 2B: 1 SAC: 2 3B: 0 DP: 0 HR: 0 HBP: 0	WP: 0 PA: 36 PB: 0 SB: 0 CS: 0
PITCHER Billy Pierce, L (1, 1) ERA: 2.11 Sandy Consuegra, R (9, 1) ERA: 1.95	IP WLS BF H R ER SO BB IBB HBP BLK WP HR S P ERA WHIP	8.0 L 32 7 1 1 5 1 0 0 0 0 0 0 41 45 1.12 1.000	1.0 4 1 0 0 0 0 0 0 0 0 0 0 4 4 0.00 1.000								

Cleveland Indians @ Chicago White Sox
Comiskey Park, Chicago, IL
Fri Jul 08 1955, 4:33 AM EDT
Att. 38,326 - Unknown

AB	33
R	1
H	8
RBI	1
BB	1
SO	5
LOB	13



Batter	1	2	3	4	5	6	7	8	9	AB R H RBI BB SO LOB	TOP											
Gene Woodling, L (1, 7) OBP: 0.337, SLG: 0.330	0-3 K		0-0 F7		0-0 F8		0-0 F7		0-3 K	5 0 0 0 0 2 4												
Bobby Young, L (1, 4) OBP: 0.260, SLG: 0.256	0-3 K			0-0 F4	0-0 FC6-4		0-0 F7			4 0 0 0 0 1 2												
Al Smith, R (1, 9) OBP: 0.412, SLG: 0.515	4-0 BB			4-0 1B BB		0-3 K		0-0 F7		2 0 0 0 2 1 0												
Larry Doby, L (1, 8) OBP: 0.377, SLG: 0.502	0-3 K			0-0 F8		0-0 1B 2B		0-3 K		4 0 1 0 0 2 2												
Al Rosen, R (1, 5) OBP: 0.350, SLG: 0.386		0-0 F7		0-0 1-2 1B		0-0 BB 1B		0-0 F9		4 0 2 0 0 0 0												
Joe Altobelli, L (1, 3) OBP: 0.250, SLG: 0.220		0-0 F6		0-0 3-1		0-3 K			0-0 4-3	4 0 0 0 0 1 4												
George Strickland, R (1, 6) OBP: 0.338, SLG: 0.332		0-3 K			0-3 K	4-0 1-2 BB			0-0 6-3	2 0 0 0 0 2 0												
Ralph Kiner, R (6, PH) OBP: 0.378, SLG: 0.459										0 0 0 0 1 0 0												
Kenny Kuhn, L (6, 6)										1 0 0 0 0 0 0												
Jim Hegan, R (1, 2) OBP: 0.272, SLG: 0.311			0-3 K		4-0 1B BB	0-3 K			0-0 1B 1B	1 0 0 0 1 1 0												
Hal Naragon, L (6, PH) OBP: 0.388, SLG: 0.372										2 0 1 0 0 1 3												
Early Wynn, S (1, 1) OBP: 0.259, SLG: 0.327			0-3 K		0-0 FC6-4 1B		0-0 F8		0-0 1B	2 0 1 0 0 1 0												
Bob Feller, R (5, 1) OBP: 0.133, SLG: 0.071										0 0 0 0 0 0 0												
Stu Locklin, L (7, PH) OBP: 0.200, SLG: 0.400										1 0 0 0 0 0 0												
Bill Wight, L (7, 1)										0 0 0 0 0 0 0												
Dale Mitchell, L (9, PH) OBP: 0.268, SLG: 0.316										1 0 1 0 0 0 0												
Inning Stats	R: 0 E: 0 K: 3 S: 9	H: 0 LOB: 1 BB: 1 P: 13	R: 0 E: 0 K: 1 S: 5	H: 0 LOB: 0 BB: 0 P: 5	R: 0 E: 0 K: 2 S: 7	H: 0 LOB: 0 BB: 0 P: 7	R: 0 E: 0 K: 0 S: 4	H: 1 LOB: 2 BB: 1 P: 8	R: 0 E: 0 K: 1 S: 6	H: 1 LOB: 2 BB: 1 P: 10	R: 0 E: 0 K: 3 S: 11	H: 2 LOB: 3 BB: 1 P: 15	R: 0 E: 0 K: 0 S: 3	H: 0 LOB: 0 BB: 0 P: 3	R: 0 E: 0 K: 1 S: 5	H: 0 LOB: 0 BB: 0 P: 5	R: 0 E: 0 K: 1 S: 7	H: 2 LOB: 2 BB: 0 P: 7	1B: 5 2B: 1 3B: 0 HR: 0	SF: 0 SAC: 0 DP: 0 HBP: 0	WP: 0 PB: 0 SB: 0 CS: 0	PA: 37
PITCHER Connie Johnson, R (1, 1) ERA: 1.0	IP 9.0 WLS W BF 37 H 6 R 0 ER 0 SO 12 BB 4 IBB 0 HBP 0 BLK 0 WP 0 HR 0 S 57 P 73 ERA 0.00 WHIP 1.111											PITCHER	IP WLS BF H R ER SO BB IBB HBP BLK WP HR S P ERA WHIP									

Cleveland Indians @ Chicago White Sox
Comiskey Park, Chicago, IL
Sat Jul 09 1955, 4:33 AM EDT
Att. 12,226 - Unknown

livebaseballscorecards.com

AB	33
R	0
H	6
RBI	0
BB	4
SO	12
LOB	15



Batter	1	2	3	4	5	6	7	8	9	AB	R	H	RBI	BB	SO	LOB
Jim Busby, R OBP: 0.292, SLG: 0.378 (1, 8)	0-0 F7		0-0 L8		0-0 SH3-4 1B 2B		0-0 1-3			4	1	1	0	0	0	0
Nellie Fox, L OBP: 0.390, SLG: 0.461 (1, 4)	0-3 K		1-0 1B HBP		0-0 SH3-4 2-3		0-0 1-3			2	1	0	0	0	1	0
Minnie Minoso, R OBP: 0.341, SLG: 0.323 (1, 7)	0-0 F8		0-0 F9		0-0 3-H 1B 1B		0-0 6-3			4	1	1	1	0	0	1
George Kell, R OBP: 0.378, SLG: 0.405 Bob Kennedy, R OBP: 0.271, SLG: 0.213 (1, 5) (8, 5)		0-0 FC1-5 1B	0-0 1B		4-0 1B BB		0-0 1-3			2	0	2	0	1	0	0
Bob Nieman, R OBP: 0.333, SLG: 0.460 (1, 9)		4-0 1B HR BB	0-0 1B		0-0 1B BB		4-0 1B BB			2	1	2	2	2	0	0
Sherm Lollar, R OBP: 0.391, SLG: 0.465 (1, 2)		0-0 FC1-5 HR	0-0 L6		0-0 G5-4-3 1B		0-0 L7			4	1	0	0	0	0	7
Walt Dropo, R OBP: 0.336, SLG: 0.461 (1, 3)		0-0 1B HR			0-0 6-3		0-0 5-3			4	1	2	3	0	0	0
Jim Brideweser, R OBP: 0.200, SLG: 0.240 (1, 6)		0-0 F2			0-0 F8		0-0 B5-3			4	0	0	0	0	0	2
Connie Johnson, R OBP: 0.286, SLG: 0.429 (1, 1)		0-0 4-3			0-3 K		0-0 6-3			3	0	0	0	0	1	0

Inning Stats	R: 0	H: 0	E: 0	K: 1	S: 5	R: 3	H: 2	E: 0	K: 0	S: 5	R: 1	H: 2	E: 0	K: 0	S: 5	R: 0	H: 0	E: 0	K: 1	S: 5	R: 2	H: 3	E: 0	K: 0	S: 5	R: 0	H: 0	E: 0	K: 0	S: 3	R: 0	H: 0	E: 0	K: 0	S: 3	R: 0	H: 1	E: 0	K: 0	S: 4
	LOB: 0	BB: 0	P: 5	ER: 0	LOB: 0	BB: 1	P: 9	LOB: 0	BB: 0	P: 6	LOB: 0	BB: 0	P: 5	LOB: 0	BB: 1	P: 9	LOB: 0	BB: 0	P: 3	LOB: 0	BB: 0	P: 3	LOB: 0	BB: 0	P: 3	LOB: 2	BB: 1	P: 8	LOB: 0	BB: 0	P: 3	LOB: 0	BB: 0	P: 3	LOB: 2	BB: 1	P: 8			

PITCHER	IP	WLS	BF	H	R	ER	SO	BB	IBB	HBP	BLK	WP	HR	S	P	ERA	WHIP
Early Wynn, R ERA: 2.71 (1, 1)	4.1	L	22	6	6	6	2	2	0	1	0	0	1	23	32	12.46	1.846
Bob Feller, R ERA: 4.4 (5, 1)	1.2		5	1	0	0	0	0	0	0	0	0	0	5	5	0.00	0.600
Bill Wight, L ERA: 2.63 (7, 1)	2.0		8	1	0	0	0	1	0	0	0	0	0	7	11	0.00	1.000

BOTTOM

Cleveland Indians @ Chicago White Sox
Comiskey Park, Chicago, IL

Sat Jul 09 1955, 4:33 AM EDT
Att. 12,226 - Unknown

AB	30
R	6
H	8
RBI	6
BB	3
SO	2
LOB	10

livebaseballscorecards.com

1B:	6	SF:	0	WP:	0	PA:	35
2B:	1	SAC:	1	PB:	0		
3B:	0	DP:	1	SB:	0		
HR:	1	HBP:	1	CS:	0		



Batter	1	2	3	4	5	6	7	8	9	AB R H RBI BB SO LOB	TOP	
Al Smith, R (1, 9) OBP: 0.409, SLG: 0.509	0-0 F4		0-0 F3	4-0 3B BB		0-0 F8			0-0 5-3	4 1 0 0 1 0 1		
Bobby Avila, R (1, 4) OBP: 0.397, SLG: 0.385	0-0 F4		4-0 1B WP BB	0-0 3B			0-0 4-3		0-0 FC6-4 1B	4 1 2 2 1 0 0		
Ralph Kiner, R (1, 7) OBP: 0.379, SLG: 0.455	4-0 BB		0-0 WP 1B	0-0 F9			0-3 K		0-0 FC6-4 1-2f	4 0 1 1 1 1 2		
Al Rosen, R (1, 5) OBP: 0.352, SLG: 0.385	0-0 F7		4-0 1-2 3-H BB		0-0 3-6 1B		0-0 L4			3 0 1 0 1 0 1		
Larry Doby, L (1, 8) OBP: 0.376, SLG: 0.502		0-0 4-3	0-3 K		0-0 3-6 1-2f			0-0 SH1-3 FC1-5-2 2B		4 0 1 0 0 1 3		
George Strickland, R (1, 6) OBP: 0.341, SLG: 0.337		0-0 6-3		0-0 E1 1B				0-0 SH1-3 2-3		3 1 2 0 0 0 0		
Jim Hegan, R (1, 2) OBP: 0.273, SLG: 0.312		0-0 F9		0-0 BB 3B 1B				0-0 FC1-5-2		3 1 1 1 0 1 1		
Gene Woodling, L (8, PH) OBP: 0.336, SLG: 0.329										1 0 0 0 0 0 1		
Hal Naragon, L (8, 2) OBP: 0.388, SLG: 0.372										0 0 0 0 0 0 0		
Joe Altobelli, L (1, 3) OBP: 0.235, SLG: 0.206			0-0 6-3	0-3 K		0-0 F8		0-0 F7		4 0 0 0 0 1 2		
Art Houtteman, R (1, 1) OBP: 0.250, SLG: 0.167			0-0 1B BB	0-0 F3		0-3 K			0-0 1-3	3 1 1 0 0 1 1		
Ray Narleski, R (6, 1) OBP: 0.250, SLG: 0.250										1 0 0 0 0 0 0		
Don Mossi, L (9, 1) OBP: 0.375, SLG: 0.167										0 0 0 0 0 0 0		
Inning Stats	R: 0 H: 0 E: 0 LOB: 1 K: 0 BB: 1 S: 3 P: 7	R: 0 H: 0 E: 0 LOB: 0 K: 0 BB: 0 S: 3 P: 3	R: 2 H: 2 E: 0 LOB: 2 K: 1 BB: 2 S: 7 P: 15	R: 3 H: 3 E: 1 LOB: 1 K: 1 BB: 1 S: 8 P: 12	R: 0 H: 2 E: 0 LOB: 1 K: 1 BB: 0 S: 6 P: 6	R: 0 H: 0 E: 0 LOB: 0 K: 1 BB: 0 S: 5 P: 5	R: 0 H: 0 E: 0 LOB: 0 K: 1 BB: 0 S: 5 P: 5	R: 0 H: 1 E: 0 LOB: 1 K: 0 BB: 0 S: 4 P: 4	R: 0 H: 1 E: 0 LOB: 1 K: 0 BB: 0 S: 4 P: 4	1B: 7 SF: 0 2B: 2 SAC: 1 3B: 1 DP: 1 HR: 0 HBP: 0	WP: 1 PA: 39 PB: 0 SB: 0 CS: 0	
PITCHER	IP WLS BF H R ER SO BB IBB HBP BLK WP HR S P ERA WHIP											
Jack Harshman, L (1, 1) ERA: 3.05	3.2 L 20 5 5 5 2 4 0 0 0 1 0 20 36 12.27 2.455											
Harry Byrd, R (4, 1) ERA: 4.26	1.1 5 2 0 0 1 0 0 0 0 0 0 7 7 0.00 1.500											
Mike Fornieles, R (6, 1) ERA: 4.04	2.0 6 0 0 0 2 0 0 0 0 0 0 10 10 0.00 0.000											
Dixie Howell, R (8, 1) ERA: 4.58	2.0 8 2 0 0 0 0 0 0 0 0 0 8 8 0.00 1.000											

Cleveland Indians @ Chicago White Sox
Comiskey Park, Chicago, IL
Sun Jul 10 1955, 4:33 AM EDT
Unknown

livebaseballscorecards.com

AB	34
R	5
H	9
RBI	4
BB	4
SO	5
LOB	12



Batter	1	2	3	4	5	6	7	8	9	AB	R	H	RBI	BB	SO	LOB
Jim Busby, R (1, 8) OBP: 0.294, SLG: 0.380 Dixie Howell, L (8, 1) OBP: 0.200, SLG: 0.200	0-0 FC3-6 1B		0-3 K		0-0 5-3		0-0 1-2 1B			4	0	2	0	0	1	0
Nellie Fox, L (1, 4) OBP: 0.386, SLG: 0.455	0-0 FC3-6 1-2f 1B		0-0 F2			0-0 G3	0-0 F3			4	1	0	0	0	0	3
Minnie Minoso, R (1, 7) OBP: 0.343, SLG: 0.326	0-0 5-3 1-2			0-0 4-3 1B		0-0 5-3 BB 1B		0-3 K		4	1	2	0	0	1	1
George Kell, R (1, 5) OBP: 0.380, SLG: 0.404	0-0 1B			0-0 4-3 1-2		4-0 1-2 BB		0-0 5-3		3	0	1	1	1	0	1
Bob Nieman, R (1, 9) OBP: 0.327, SLG: 0.450	0-0 F9			0-0 F8		0-0 5-3 1-2 2-3		0-0 6-3		4	0	0	0	0	0	4
Sherm Lollar, R (1, 2) OBP: 0.388, SLG: 0.461		0-0 5-3		0-0 1B		0-0 5-3			0-0 F7	4	0	1	1	0	0	2
Walt Dropo, R (1, 3) OBP: 0.335, SLG: 0.457 Ron Jackson, R (9, PR) OBP: 0.290, SLG: 0.361		0-0 5-3		0-0 F8			0-0 4-3		0-0 1B	4	0	1	0	0	0	1
Jim Brideweser, R (1, 6) OBP: 0.185, SLG: 0.222 Mike Fornieles, R (6, 1) OBP: 0.100, SLG: 0.150 Jim Rivera, L (7, PH) OBP: 0.337, SLG: 0.370 (8, 8)		0-0 4-3			0-0 6-3		4-0 1B BB		0-3 K	2	0	0	0	0	0	0
Jack Harshman, L (1, 1) OBP: 0.425, SLG: 0.484 Harry Byrd, R (4, 1) OBP: 0.207, SLG: 0.179 Chico Carrasquel, R (5, PH) OBP: 0.341, SLG: 0.348 (6, 6)			0-3 K		0-3 K		0-0 F6		0-0 4-3	1	0	0	0	0	1	0

Inning Stats	R: 1	H: 2	R: 0	H: 0	R: 0	H: 0	R: 1	H: 2	R: 0	H: 0	R: 0	H: 1	R: 0	H: 0	R: 0	H: 1	R: 0	H: 1	R: 0	H: 1	1B: 7	SF: 0	WP: 0	PA: 36
	E: 0	LOB: 1	E: 0	LOB: 0	E: 0	LOB: 0	E: 0	LOB: 1	E: 0	LOB: 0	E: 0	LOB: 2	E: 0	LOB: 2	E: 0	LOB: 0	E: 0	LOB: 1	E: 0	LOB: 1	2B: 0	SAC: 0	PB: 0	
	K: 0	BB: 0	K: 0	BB: 0	K: 2	BB: 0	K: 0	BB: 1	K: 1	BB: 0	K: 0	BB: 1	K: 1	BB: 0	K: 1	BB: 0	K: 1	BB: 0	K: 1	BB: 0	3B: 0	DP: 0	SB: 0	
	S: 5	P: 5	S: 3	P: 3	S: 7	P: 7	S: 5	P: 5	S: 5	P: 5	S: 4	P: 8	S: 4	P: 8	S: 5	P: 5	S: 6	P: 6	S: 6	P: 6	HR: 0	HBP: 0	CS: 0	

PITCHER	IP	WLS	BF	H	R	ER	SO	BB	IBB	HBP	BLK	WP	HR	S	P	ERA	WHIP
Art Houtteman, R (1, 1) ERA: 3.21	5.2	W	23	5	2	2	3	1	0	0	0	0	0	28	32	3.18	1.059
Ray Narleski, R (6, 1) ERA: 3.32	2.2		11	2	0	0	1	1	0	0	0	0	0	12	16	0.00	1.125
Don Mossi, L (9, 1) ERA: 1.66	0.2	S	2	0	0	0	1	0	0	0	0	0	0	4	4	0.00	0.000

BOTTOM

Cleveland Indians @ Chicago White Sox
Comiskey Park, Chicago, IL
Sun Jul 10 1955, 4:33 AM EDT
Unknown

livebaseballscorecards.com

AB	34
R	2
H	7
RBI	2
BB	2
SO	5
LOB	15



Batter	1	2	3	4	5	6	7	8	9	AB R H RBI BB SO LOB	TOP
Gene Woodling, L (1, 7) OBP: 0.335, SLG: 0.324	4-0 L9-3 BB		0-0 G3			0-0 F8		0-0 F8		3 0 0 0 1 0 0	
Bobby Avila, R (1, 4) OBP: 0.393, SLG: 0.379	0-0 L9-3 1-2			0-0 F8		0-0 E6			0-3 K	4 0 0 0 0 1 1	
Al Rosen, R (1, 5) OBP: 0.351, SLG: 0.387	0-0 6-3			0-0 F8		0-0 L9			0-0 1B 2B	4 1 1 0 0 0 1	
Larry Doby, L (1, 8) OBP: 0.377, SLG: 0.511		0-0 HR		4-0 BB		0-0 1-3			0-3 K	3 1 1 1 1 1 2	
Al Smith, R (1, 9) OBP: 0.407, SLG: 0.506		0-0 F6		0-0 5-3			0-3 K		0-0 1B 2-H 1B	4 0 1 1 0 1 1	
Joe Altobelli, L (1, 3) OBP: 0.229, SLG: 0.200		0-0 4-3			0-3 K		0-3 K		0-0 1B	2 0 0 0 0 1 0	
Vic Wertz, L (7, PH) OBP: 0.335, SLG: 0.510									1-2 1B	2 0 1 0 0 1 0	
Hank Foiles, R (9, PR) OBP: 0.386, SLG: 0.362										0 0 0 0 0 0 0	
George Strickland, R (1, 6) OBP: 0.338, SLG: 0.332		0-0 F9			0-0 F8		0-0 F8		0-3 K	3 0 0 0 0 0 0	
Ralph Kiner, R (9, PH) OBP: 0.377, SLG: 0.453										1 0 0 0 0 1 2	
Jim Hegan, R (1, 2) OBP: 0.276, SLG: 0.314			0-0 F4		0-0 PB 1B				0-0 6-3	2 0 1 0 0 0 0	
Hal Naragon, L (8, PH) OBP: 0.380, SLG: 0.364										1 0 0 0 0 0 0	
Herb Score, L (1, 1) OBP: 0.085, SLG: 0.044			0-3 K		0-3 K				0-0 1-3	2 0 0 0 0 2 1	
Dale Mitchell, L (8, PH) OBP: 0.262, SLG: 0.308										1 0 0 0 0 0 0	
Mike Garcia, R (8, 1) OBP: 0.302, SLG: 0.333										0 0 0 0 0 0 0	
Inning Stats	R: 0 H: 0 E: 0 LOB: 0 K: 0 BB: 1 S: 2 P: 6	R: 1 H: 1 E: 0 LOB: 0 K: 0 BB: 0 S: 4 P: 4	R: 0 H: 0 E: 0 LOB: 0 K: 1 BB: 0 S: 5 P: 5	R: 0 H: 0 E: 0 LOB: 1 K: 0 BB: 1 S: 3 P: 7	R: 0 H: 1 E: 0 LOB: 1 K: 2 BB: 0 S: 8 P: 8	R: 0 H: 0 E: 1 LOB: 1 K: 0 BB: 0 S: 4 P: 4	R: 0 H: 0 E: 0 LOB: 0 K: 2 BB: 0 S: 7 P: 7	R: 0 H: 0 E: 0 LOB: 0 K: 0 BB: 0 S: 3 P: 3	R: 1 H: 3 E: 0 LOB: 2 K: 3 BB: 0 S: 12 P: 12	1B: 3 SF: 0 2B: 2 SAC: 0 3B: 0 DP: 1 HR: 1 HBP: 0	WP: 0 PA: 34 PB: 1 SB: 0 CS: 0
PITCHER	IP WLS BF H R ER SO BB IBB HBP BLK WP HR S P ERA WHIP										
Virgil Trucks, R (1, 1) ERA: 3.55	8.2 W 32 4 2 2 7 2 0 0 0 0 0 1 44 52 2.08 0.692										
Sandy Consuegra, R (9, 1) ERA: 1.94	0.1 S 2 1 0 0 1 0 0 0 0 0 0 0 4 4 0.00 3.000										

Cleveland Indians @ Chicago White Sox
Comiskey Park, Chicago, IL
Sun Jul 10 1955, 4:38 AM EDT
Att. 35,145 - Unknown

AB	32
R	2
H	5
RBI	2
BB	2
SO	8
LOB	8



Batter	1	2	3	4	5	6	7	8	9
Jim Busby, R (1, 8) <small>OBP: 0.297, SLG: 0.384</small>	0-3 		0-0 F9 <small>1-2 2-3</small>		0-0 			0-0 	
Nellie Fox, L (1, 4) <small>OBP: 0.385, SLG: 0.451</small>	0-0 F5		0-0 G3-6-2 <small>3-Hr</small>		4-0 			0-0 FC2-6 <small>1B S 2B</small>	
Minnie Minoso, R (1, 7) <small>OBP: 0.346, SLG: 0.326</small>	0-3 			0-0 	0-3 			4-0 	
George Kell, R (1, 5) <small>OBP: 0.374, SLG: 0.397</small>		0-3 		0-0 F6		0-0 3-1		0-3 	
Bob Nieman, R (1, 9) <small>OBP: 0.330, SLG: 0.467</small>		0-3 		0-0 		0-3 		0-0 	
Walt Dropo, R (1, 3) <small>OBP: 0.338, SLG: 0.463</small>		0-0 		0-0 F6		0-0 F8		0-0 	
Les Moss, R (1, 2) <small>OBP: 0.393, SLG: 0.488</small>		0-0 F8		0-0 6-3			0-0 F4	0-0 5-3	
Jim Brideweser, R (1, 6) Chico Carrasquel, R (7, 6) <small>OBP: 0.207, SLG: 0.276</small> <small>OBP: 0.340, SLG: 0.347</small>			0-0 		0-0 G3		0-0 F4		
Virgil Trucks, R (1, 1) Sandy Consuegra, R (9, 1) <small>OBP: 0.136, SLG: 0.163</small> <small>OBP: 0.167, SLG: 0.167</small>			0-0 		0-3 		0-0 5-3		

AB	R	H	RBI	BB	SO	LOB
4	0	2	0	0	1	2
3	1	0	0	1	0	3
3	2	1	0	1	2	2
4	0	0	0	0	2	3
4	1	2	2	0	2	0
4	0	2	2	0	0	0
4	0	0	0	0	0	3
2	0	1	0	0	0	0
1	0	0	0	0	0	0
3	0	1	0	0	1	0
0	0	0	0	0	0	0

BOTTOM

Cleveland Indians @ Chicago White Sox
 Comiskey Park, Chicago, IL

Sun Jul 10 1955, 4:38 AM EDT
 Att. 35,145 - Unknown

AB	32
R	4
H	9
RBI	4
BB	2
SO	8
LOB	13

Inning Stats	R: 0	H: 0	E: 0	K: 2	S: 7	R: 0	H: 1	E: 0	K: 2	S: 8	R: 0	H: 2	E: 0	K: 0	S: 4	R: 2	H: 2	E: 0	K: 0	S: 5	R: 0	H: 1	E: 0	K: 2	S: 8	R: 0	H: 0	E: 0	K: 1	S: 5	R: 0	H: 0	E: 0	K: 0	S: 3	R: 2	H: 3	E: 0	K: 1	S: 8	
	LOB: 0	BB: 0		LOB: 1	BB: 0		LOB: 1	BB: 0		LOB: 0	BB: 0		LOB: 2	BB: 1		LOB: 0	BB: 0		LOB: 0	BB: 0		LOB: 0	BB: 0		LOB: 0	BB: 0		LOB: 0	BB: 0		LOB: 2	BB: 1		LOB: 2	BB: 1		LOB: 0	BB: 0		LOB: 0	BB: 0
PITCHER	IP	WLS	BF	H	R	ER	SO	BB	IBB	HBP	BLK	WP	HR	S	P	ERA	WHIP																								
Herb Score, L (1, 1) <small>ERA: 3.05</small>	7.0	L	27	6	2	2	7	1	0	0	0	0	1	40	44	2.57	1.000																								
Mike Garcia, R (8, 1) <small>ERA: 4.14</small>	1.0		7	3	2	2	1	0	1	0	0	0	0	8	12	18.00	3.000																								


WP	PA	ERA	WHIP
0	34		

Batter	1	2	3	4	5	6	7	8	9	AB R H RBI BB SO LOB	TOP																									
Juan Delis, R (1, 5) OBP: 0.229, SLG: 0.238	0-3 K		0-3 K	0-0 4-3			0-0 1-3		0-0 1-3	5 0 0 0 0 2 4																										
Tom Umphlett, R (1, 8) OBP: 0.273, SLG: 0.255	0-3 K		0-0 F7		0-0 F9		0-0 F6		0-0 4-3	3 0 0 0 0 1 1																										
Johnny Groth, R (6, 8) OBP: 0.327, SLG: 0.430	0-3 K									2 0 0 0 0 0 1																										
Mickey Vernon, L (1, 3) OBP: 0.366, SLG: 0.430	0-0 F5			0-0 4-3	0-0 4-3		0-0 FC6-4 1B			4 0 1 0 0 0 0																										
Clint Courtney, L (1, 2) OBP: 0.393, SLG: 0.480		0-0 F8		0-0 1B 2B 1B	0-0 4-3		0-0 FC6-4 1-2f			4 1 1 0 0 0 1																										
Roy Sievers, R (1, 7) OBP: 0.347, SLG: 0.420	0-3 K			0-0 2B 1B 1B		0-0 HR		0-0 F7		4 2 2 1 0 1 0																										
Carlos Paula, R (1, 9) OBP: 0.314, SLG: 0.421		0-0 2B		0-0 1B E 2B		0-0 F8		0-0 F4		4 1 2 1 0 0 0																										
Jerry Snyder, R (1, 4) OBP: 0.263, SLG: 0.278		0-0 L8		0-0 1-3 E 1B		0-0 G3 1B		0-3 K		4 0 2 1 0 1 1																										
Jose Valdivielso, R (1, 6) OBP: 0.282, SLG: 0.362			0-0 SH1-4 1B	0-0 E4 1-3		0-0 G3		0-0 E5 G3		4 0 1 1 0 0 2																										
Camilo Pascual, R (1, 1) OBP: 0.250, SLG: 0.250			0-0 SH1-4	0-0 1-3		0-3 K		0-0 G3		1 0 0 0 0 0 2																										
Pedro Ramos, S (4, 1)										0 0 0 0 0 0 0																										
Mickey McDermott, L (6, PH) OBP: 0.250, SLG: 0.273										1 0 0 0 0 1 1																										
Bob Chakales, R (6, 1)										0 0 0 0 0 0 0																										
Ernie Oravetz, S (9, PH) OBP: 0.323, SLG: 0.254			1-2	1-2 2-3					1-2	1 0 0 0 0 0 1																										
Inning Stats	R: 0 E: 0 K: 2 S: 7	H: 0 LOB: 0 BB: 0 P: 7	R: 0 E: 0 K: 1 S: 6	H: 1 LOB: 1 BB: 0 P: 6	R: 0 E: 0 K: 1 S: 6	H: 1 LOB: 1 BB: 0 P: 6	R: 3 E: 1 K: 0 S: 8	H: 4 LOB: 2 BB: 0 P: 8	R: 0 E: 0 K: 0 S: 3	H: 0 LOB: 0 BB: 0 P: 3	R: 1 E: 0 K: 1 S: 7	H: 2 LOB: 1 BB: 0 P: 7	R: 0 E: 0 K: 0 S: 4	H: 1 LOB: 1 BB: 0 P: 4	R: 0 E: 0 K: 1 S: 5	H: 0 LOB: 0 BB: 0 P: 5	R: 0 E: 1 K: 0 S: 4	H: 0 LOB: 1 BB: 0 P: 4	1B: 6 2B: 2 3B: 0 HR: 1	SF: 0 SAC: 1 DP: 0 HBP: 0	WP: 0 PB: 0 SB: 0 CS: 0	PA: 38														
PITCHER	IP WLS BF H R ER SO BB IBB HBP BLK WP HR S P ERA WHIP																				IP WLS BF H R ER SO BB IBB HBP BLK WP HR S P ERA WHIP															
Connie Johnson, R (1, 1) ERA: 2.11	3.1	16	6	3	3	4	0	0	0	0	0	0	0	24	24	8.10	1.800																			
Mike Fornieles, R (4, 1) ERA: 3.84	5.2	22	3	1	1	2	0	0	0	0	0	1	26	26	1.59	0.529																				

Washington Senators @ Chicago White Sox
Comiskey Park, Chicago, IL
Thu Jul 14 1955, 4:33 AM EDT
Unknown

AB	37
R	4
H	9
RBI	4
BB	0
SO	6
LOB	14



Batter	1	2	3	4	5	6	7	8	9	AB R H RBI BB SO LOB	TOP														
Juan Delis, R (1, 5) OBP: 0.222, SLG: 0.231	0-0 6-3		0-0 F3		0-0 F7		0-0 F9			4 0 0 0 0 0 0	<p>Washington Senators @ Chicago White Sox Comiskey Park, Chicago, IL</p> <p>Thu Jul 14 1955, 4:38 AM EDT Att. 22,393 - Unknown</p> <p>livebaseballscorecards.com</p> <table border="0"> <tr><td>AB</td><td>35</td></tr> <tr><td>R</td><td>2</td></tr> <tr><td>H</td><td>10</td></tr> <tr><td>RBI</td><td>2</td></tr> <tr><td>BB</td><td>0</td></tr> <tr><td>SO</td><td>4</td></tr> <tr><td>LOB</td><td>13</td></tr> </table> 	AB	35	R	2	H	10	RBI	2	BB	0	SO	4	LOB	13
AB	35																								
R	2																								
H	10																								
RBI	2																								
BB	0																								
SO	4																								
LOB	13																								
Johnny Groth, R (1, 8) OBP: 0.325, SLG: 0.432	0-0 5-3		0-0 2B		0-0 4-3		0-0 F9			4 0 1 0 0 0 0															
Mickey Vernon, L (1, 3) OBP: 0.367, SLG: 0.431	0-0 1B		0-3 K		0-0 1B		0-0 4-3			4 0 2 0 0 1 1															
Roy Sievers, R (1, 7) OBP: 0.342, SLG: 0.413	0-0 F9		0-3 K		0-3 K		0-0 E4 CS			4 0 0 0 0 2 3															
Carlos Paula, R (1, 9) OBP: 0.318, SLG: 0.424		0-0 SH2-4 1B		0-0 1B		0-0 6-3		0-0 F4		4 1 2 0 0 0 1															
Ed Fitz Gerald, R (1, 2) OBP: 0.344, SLG: 0.355		0-0 1B		0-0 1B		0-0 F9		0-0 F5		4 0 2 0 0 0 0															
Jerry Snyder, R (1, 4) OBP: 0.318, SLG: 0.381		0-0 SH2-4		0-0 1B		0-0 1B		0-0 F4		3 1 2 1 0 0 0															
Jose Valdivielso, R (1, 6) OBP: 0.280, SLG: 0.356		0-0 1-3		0-0 FC9-2		0-0 1B		0-0 6-3		4 0 1 1 0 0 4															
Ted Abernathy, R (1, 1) OBP: 0.167, SLG: 0.167 Eddie Yost, R (9, PH) OBP: 0.367, SLG: 0.307		0-3 K		0-0 6-3		0-0 2-3		0-0 F8		3 0 0 0 0 1 4 1 0 0 0 0 0 0															
Inning Stats	R: 0 H: 1 E: 0 LOB: 1 K: 0 BB: 0 S: 4 P: 4	R: 0 H: 2 E: 0 LOB: 2 K: 1 BB: 0 S: 7 P: 7	R: 0 H: 1 E: 0 LOB: 1 K: 2 BB: 0 S: 8 P: 8	R: 1 H: 3 E: 0 LOB: 1 K: 0 BB: 0 S: 5 P: 5	R: 0 H: 1 E: 0 LOB: 1 K: 1 BB: 0 S: 6 P: 6	R: 1 H: 2 E: 0 LOB: 1 K: 0 BB: 0 S: 5 P: 5	R: 0 H: 0 E: 0 LOB: 0 K: 0 BB: 0 S: 3 P: 3	R: 0 H: 0 E: 1 LOB: 0 K: 0 BB: 0 S: 3 P: 3	R: 0 H: 0 E: 0 LOB: 0 K: 0 BB: 0 S: 3 P: 3	1B: 8 SF: 0 2B: 3 SAC: 1 3B: 0 DP: 1 HR: 0 HBP: 0	WP: 0 PA: 36 PB: 0 SB: 0 CS: 1														
PITCHER Dick Donovan, R (1, 1) ERA: 2.35	IP WLS BF H R ER SO BB IBB HBP BLK WP HR S P ERA WHIP	9.0 W 36 10 2 2 4 0 0 0 0 0 0 0 44 44 2.00 1.111																							

Batter	1	2	3	4	5	6	7	8	9	AB	R	H	RBI	BB	SO	LOB
Jim Busby, R OBP: 0.298, SLG: 0.388 (1, 8)	0-0 F4		0-0 F2		0-0 FC5-4		0-0 E6			4	0	0	0	0	0	3
Nellie Fox, L OBP: 0.384, SLG: 0.449 (1, 4)	0-3 K		0-0 F7		0-0		0-0 F8			4	0	1	1	0	1	2
Minnie Minoso, R OBP: 0.345, SLG: 0.329 (1, 7)	0-0 F2			4-0	0-0		0-0 F3			3	0	0	0	1	0	3
George Kell, R OBP: 0.387, SLG: 0.417 (1, 5)		0-0		0-0		0-0		0-3		4	0	3	0	0	1	0
Jim Rivera, L OBP: 0.334, SLG: 0.372 (1, 9)		0-0		0-0		0-0		0-0		4	1	1	0	0	0	3
Chico Carrasquel, R OBP: 0.341, SLG: 0.365 (1, 6)		0-0		0-0		0-0		0-0		4	1	1	1	0	0	3
Walt Dropo, R OBP: 0.335, SLG: 0.452 (1, 3)		0-3		0-3		0-3		0-0		3	1	1	1	1	2	1
Sherm Lollar, R OBP: 0.387, SLG: 0.467 (1, 2)			0-0		4-0		0-0	0-0		3	2	2	2	1	0	1
Dick Donovan, L OBP: 0.250, SLG: 0.217 (1, 1)			0-0		1-0		0-0	0-3		3	0	0	0	0	1	1

Inning Stats	R: 0	H: 0	E: 0	K: 1	S: 5	R: 0	H: 1	E: 0	K: 1	S: 6	R: 0	H: 1	E: 0	K: 0	S: 4	R: 0	H: 1	E: 0	K: 0	S: 3	R: 1	H: 1	E: 0	K: 1	S: 6	R: 1	H: 2	E: 0	K: 0	S: 4	R: 0	H: 0	E: 1	K: 0	S: 4	R: 3	H: 3	E: 0	K: 2	S: 10
	LOB: 0	BB: 0	P: 5	LOB: 1	BB: 0	P: 6	LOB: 1	BB: 0	P: 4		LOB: 1	BB: 1	P: 7	LOB: 2	BB: 1	P: 11	LOB: 1	BB: 1	P: 8		LOB: 1	BB: 0	P: 4	LOB: 0	BB: 0	P: 10	LOB: 0	BB: 0	P: 10	LOB: 0	BB: 0	P: 10	SF: 0	SAC: 0	DP: 1	HBP: 1				


PITCHER	IP	WLS	BF	H	R	ER	SO	BB	IBB	HBP	BLK	WP	HR	S	P	ERA	WHIP
Ted Abernathy, R ERA: 7.3 (1, 1)	8.0	L	36	9	5	5	5	3	0	1	0	0	2	42	55	5.62	1.500

BOTTOM

Washington Senators @ Chicago White Sox
Comiskey Park, Chicago, IL

Thu Jul 14 1955, 4:38 AM EDT
Att. 22,393 - Unknown

AB	32
R	5
H	9
RBI	5
BB	3
SO	5
LOB	17



WP	HR	S	P	ERA	WHIP
0	2	1	10	7.3	1.500

Washington Senators @ Chicago White Sox
 Comiskey Park, Chicago, IL
 Fri Jul 15 1955, 4:33 AM EDT
 Att. 5,882 - Unknown

AB	36
R	4
H	11
RBI	4
BB	4
SO	4
LOB	19



WP	0	PA	40
PB	0		
SB	0		
CS	1		

Batter	1	2	3	4	5	6	7	8	9	AB	R	H	RBI	BB	SO	LOB
Jerry Snyder, R (1, 4) OBP: 0.320, SLG: 0.375	0-0 5-3		0-0 1B		0-0 F4		0-0 FC6-4 1B		0-0 6-3	3	0	1	0	0	0	0
Bobby Kline, R (6, 4) OBP: 0.305, SLG: 0.273	0-0 6-3		0-0 F8			0-0 F9	0-0 FC6-4 1B		0-0 6-3	5	0	0	0	0	0	3
Ernie Oravetz, S (7, PH) OBP: 0.328, SLG: 0.261	4-0 BB		0-0 1B			0-0 F7		0-0 FC1-5 1B		4	0	3	0	1	0	0
Bruce Edwards, R (7, 5) OBP: 0.365, SLG: 0.204	0-0 F4		0-0 F9			0-0 4-3		0-0 FC1-5 1B	0-0 F8	5	1	1	0	0	0	4
Johnny Groth, R (1, 8) OBP: 0.318, SLG: 0.421	0-0 6-3		0-0 F8			0-0 F9										
Mickey Vernon, L (1, 3) OBP: 0.374, SLG: 0.435	4-0 BB		0-0 1B			0-0 F7		0-0 FC1-5 1B		4	0	3	0	1	0	0
Clint Courtney, L (1, 2) OBP: 0.386, SLG: 0.470	0-0 F4		0-0 F9			0-0 4-3		0-0 FC1-5 1B	0-0 F8	5	1	1	0	0	0	4
Carlos Paula, R (1, 9) OBP: 0.323, SLG: 0.426		0-0 CS 1B		0-0 G6-4-3 1B			0-0 6-3	0-0 FC1-5 1B		4	0	2	0	0	0	2
Roy Sievers, R (1, 7) OBP: 0.348, SLG: 0.428		0-0 HR		0-0 G6-4-3			4-0 1B BB	0-0 FC3-2 BB 1B		3	2	2	2	1	0	1
Harmon Killebrew, R (1, 5) OBP: 0.196, SLG: 0.250		0-0 5-3		0-3 K			0-0 BB 1B	4-0 FC3-2 BB		3	1	1	0	1	1	0
Jose Valdivielso, R (1, 6) OBP: 0.278, SLG: 0.342		0-3 K2-3		0-0 G3			4-0 BB 1B	0-0 FC3-2		3	0	0	0	1	1	3
Johnny Schmitz, R (1, 1) OBP: 0.143, SLG: 0.143		0-3 K		0-0 5-3			0-0 F4	0-3 K		2	0	0	0	0	1	0
Eddie Yost, R (7, PH) OBP: 0.365, SLG: 0.305										1	0	0	0	0	0	3
Chuck Stobbs, L (7, 1) OBP: 0.381, SLG: 0.071										1	0	0	0	0	1	3

4	0	2	0	0	0	2
3	2	2	2	1	0	1
3	1	1	0	1	1	0
3	0	0	0	1	1	3
2	0	0	0	0	1	0
1	0	0	0	0	0	3
1	0	0	0	0	1	3

Batter	1	2	3	4	5	6	7	8	9
Jerry Snyder, R (1, 4) OBP: 0.320, SLG: 0.375	0-0 5-3		0-0 1B		0-0 F4		0-0 FC6-4 1B		0-0 6-3
Bobby Kline, R (6, 4) OBP: 0.305, SLG: 0.273	0-0 6-3		0-0 F8			0-0 F9	0-0 FC6-4 1B		0-0 6-3
Ernie Oravetz, S (7, PH) OBP: 0.328, SLG: 0.261	4-0 BB		0-0 1B			0-0 F7		0-0 FC1-5 1B	
Bruce Edwards, R (7, 5) OBP: 0.365, SLG: 0.204	0-0 F4		0-0 F9			0-0 4-3		0-0 FC1-5 1B	0-0 F8
Johnny Groth, R (1, 8) OBP: 0.318, SLG: 0.421	0-0 6-3		0-0 F8			0-0 F9			
Mickey Vernon, L (1, 3) OBP: 0.374, SLG: 0.435	4-0 BB		0-0 1B			0-0 F7		0-0 FC1-5 1B	
Clint Courtney, L (1, 2) OBP: 0.386, SLG: 0.470	0-0 F4		0-0 F9			0-0 4-3		0-0 FC1-5 1B	0-0 F8
Carlos Paula, R (1, 9) OBP: 0.323, SLG: 0.426		0-0 CS 1B		0-0 G6-4-3 1B			0-0 6-3	0-0 FC1-5 1B	
Roy Sievers, R (1, 7) OBP: 0.348, SLG: 0.428		0-0 HR		0-0 G6-4-3			4-0 1B BB	0-0 FC3-2 BB 1B	
Harmon Killebrew, R (1, 5) OBP: 0.196, SLG: 0.250		0-0 5-3		0-3 K			0-0 BB 1B	4-0 FC3-2 BB	
Jose Valdivielso, R (1, 6) OBP: 0.278, SLG: 0.342		0-3 K2-3		0-0 G3			4-0 BB 1B	0-0 FC3-2	
Johnny Schmitz, R (1, 1) OBP: 0.143, SLG: 0.143		0-3 K		0-0 5-3			0-0 F4	0-3 K	

Inning Stats	R: 0	H: 0	E: 0	K: 0	S: 3	P: 7	R: 1	H: 2	E: 0	K: 1	S: 6	P: 6	R: 0	H: 2	E: 0	K: 1	S: 7	P: 7	R: 0	H: 1	E: 0	K: 1	S: 5	P: 5	R: 0	H: 0	E: 0	K: 0	S: 3	P: 3	R: 0	H: 0	E: 0	K: 0	S: 3	P: 3	R: 2	H: 2	E: 0	K: 0	S: 5	P: 13	R: 1	H: 3	E: 0	K: 1	S: 8	P: 12	R: 0	H: 1	E: 0	K: 0	S: 4	P: 4	1B: 10	SF: 0	2B: 0	SAC: 0	3B: 0	DP: 1	HR: 1	HBP: 0	WP: 0	PA: 40
--------------	------	------	------	------	------	------	------	------	------	------	------	------	------	------	------	------	------	------	------	------	------	------	------	------	------	------	------	------	------	------	------	------	------	------	------	------	------	------	------	------	------	-------	------	------	------	------	------	-------	------	------	------	------	------	------	--------	-------	-------	--------	-------	-------	-------	--------	-------	--------

PITCHER	IP	WLS	BF	H	R	ER	SO	BB	IBB	HBP	BLK	WP	HR	S	P	ERA	WHIP
Virgil Trucks, R (1, 1) ERA: 3.58	6.1		26	6	3	3	3	3	0	0	0	0	1	29	41	4.26	1.421
Sandy Consuegra, R (7, 1) ERA: 2.03	1.0		7	4	1	1	0	0	0	0	0	0	0	7	7	9.00	4.000
Dixie Howell, R (8, 1) ERA: 4.22	1.2	W	7	1	0	0	1	1	0	0	0	0	0	8	12	0.00	1.200

PITCHER	IP	WLS	BF	H	R	ER	SO	BB	IBB	HBP	BLK	WP	HR	S	P	ERA	WHIP
---------	----	-----	----	---	---	----	----	----	-----	-----	-----	----	----	---	---	-----	------

Batter	1	2	3	4	5	6	7	8	9	AB R H RBI BB SO LOB
Jim Busby, R OBP: 0.298, SLG: 0.387 (1, 8)	0-0 B3	0-0 FC5-2 HBP 1-3 1B		0-3 K			0-0 5-3			4 0 1 0 0 1 0
Nellie Fox, L OBP: 0.386, SLG: 0.447 (1, 4)	4-0 1B SF9 BB	1-0 FC5-2 HBP 1-2			0-0 3-1		0-0 F9			2 1 0 0 1 0 0
Minnie Minoso, R OBP: 0.344, SLG: 0.328 (1, 7)	0-0 1B	0-0 FC5-2 FC5-4 1-2 1-2 2-3 3-Hf			0-0 6-3		0-3 K			4 0 1 0 0 1 3
George Kell, R OBP: 0.385, SLG: 0.414 (1, 5)	0-0 SF9	0-0 FC5-4 1-2f			4-0 BB		0-0 L6			2 0 0 1 1 0 3
Chico Carrasquel, R OBP: 0.337, SLG: 0.361 (1, 6)	0-0 F9		0-0 5-6-3		0-0 L5		0-0 F6			4 0 0 0 0 0 2
Jim Rivera, L OBP: 0.337, SLG: 0.371 (1, 9)		0-0 S F8 1B 1B	0-3 K		0-0 L8		4-0 SH3 3B BB			3 2 1 0 1 1 0
Walt Dropo, R OBP: 0.331, SLG: 0.446 (1, 3)		0-0 F8 1-2	0-0 F3		0-3 K		0-0 SH3 1-2			3 0 0 0 0 1 1
Sherm Lollar, R OBP: 0.388, SLG: 0.463 (1, 2)		4-0 S 1B BB		0-0 5-3		0-0 5-3	4-0 3B BB			2 1 0 0 2 0 0 0 1 0 0 0 0 0
Ron Jackson, R OBP: 0.290, SLG: 0.361 (9, PR)										
Virgil Trucks, R OBP: 0.152, SLG: 0.178 (1, 1)		0-0 1B FC5-2 1B		0-3 K			0-3 K			2 0 1 2 0 1 0
Sandy Consuegra, R OBP: 0.158, SLG: 0.158 (7, 1)										1 0 0 0 0 1 0
Dixie Howell, L OBP: 0.200, SLG: 0.200 (8, 1)										0 0 0 0 0 0 0
Bob Kennedy, R OBP: 0.278, SLG: 0.242 (9, PH)		1-H FC5-2 2-H 1B						1-H 2-H 3B		1 0 1 2 0 0 0

Inning Stats	R: 1	H: 1	E: 0	K: 0	S: 4	H: 1	LOB: 1	BB: 1	P: 8	R: 2	H: 3	E: 0	K: 0	S: 6	H: 3	LOB: 3	BB: 1	P: 11	R: 0	H: 0	E: 0	K: 1	S: 5	H: 0	LOB: 0	BB: 0	P: 5	R: 0	H: 0	E: 0	K: 2	S: 7	H: 0	LOB: 0	BB: 0	P: 7	R: 0	H: 0	E: 0	K: 1	S: 5	H: 0	LOB: 0	BB: 0	P: 5	R: 0	H: 0	E: 0	K: 1	S: 5	H: 0	LOB: 0	BB: 0	P: 5	R: 0	H: 0	E: 0	K: 1	S: 5	H: 0	LOB: 0	BB: 0	P: 5	R: 2	H: 1	E: 0	K: 0	S: 2	H: 1	LOB: 2	BB: 2	P: 10	1B: 4	2B: 0	3B: 1	HR: 0	SF: 1	SAC: 1	DP: 0	HBP: 1	WP: 0	PB: 0	SB: 2	CS: 0	PA: 36
--------------	------	------	------	------	------	------	--------	-------	------	------	------	------	------	------	------	--------	-------	-------	------	------	------	------	------	------	--------	-------	------	------	------	------	------	------	------	--------	-------	------	------	------	------	------	------	------	--------	-------	------	------	------	------	------	------	------	--------	-------	------	------	------	------	------	------	------	--------	-------	------	------	------	------	------	------	------	--------	-------	-------	-------	-------	-------	-------	-------	--------	-------	--------	-------	-------	-------	-------	--------


PITCHER	IP	WLS	BF	H	R	ER	SO	BB	IBB	HBP	BLK	WP	HR	S	P	ERA	WHIP
Johnny Schmitz, L ERA: 3.12 (1, 1)	6.0		26	4	3	3	4	3	0	1	0	0	0	30	43	4.50	1.167
Chuck Stobbs, L ERA: 5.5 (7, 1)	2.1	L	10	1	2	2	2	2	0	0	0	0	0	12	20	7.71	1.286

BOTTOM

Washington Senators @ Chicago White Sox
Comiskey Park, Chicago, IL

Fri Jul 15 1955, 4:33 AM EDT
Att. 5,882 - Unknown

AB	28
R	5
H	5
RBI	5
BB	5
SO	6
LOB	9



Batter	1	2	3	4	5	6	7	8	9	AB R H RBI BB SO LOB	TOP						
Fred Marsh, R (1, 4) OBP: 0.388, SLG: 0.309	0-0 F6		0-0 5-3			0-0 F7		0-0 5-3		4 0 0 0 0 0 1							
Cal Abrams, L (1, 9) OBP: 0.413, SLG: 0.390	4-0 BB			0-3 K		0-0 1-3			4-0 3B BB	2 1 0 0 2 1 0							
Dave Philley, S (1, 7) OBP: 0.383, SLG: 0.521	0-0 L8			0-0 HR		0-0 L8			0-0 1B 3B	4 2 2 2 0 0 1							
Gus Triandos, R (1, 2) OBP: 0.328, SLG: 0.427 Chuck Diering, R (7, PR) OBP: 0.328, SLG: 0.330 (7, 8)	0-0 F3			0-0 5-3			0-0 CS 1B		4-0 1B BB	3 0 1 0 0 0 1 0 0 0 0 1 0 0							
Bob Hale, L (1, 3) OBP: 0.333, SLG: 0.462		0-0 5-3		0-0 4-3			0-0 F8		0-3 K	4 0 0 0 0 1 3							
Dave Pope, L (1, 8) OBP: 0.343, SLG: 0.405 Hal Smith, R (7, 2) OBP: 0.295, SLG: 0.356		0-0 P3-1			4-0 FC3-6 BB		0-0 P8		0-0 FC6-4 1B	2 0 0 0 1 0 1 1 0 1 1 0 0 0							
Wayne Causey, L (1, 5) OBP: 0.244, SLG: 0.256		0-0 4-3			0-0 FC3-6			0-0 G3	0-3 K	4 0 0 0 0 1 3							
Willy Miranda, S (1, 6) OBP: 0.293, SLG: 0.307			0-0 L6		0-0 F7			0-0 1B	0-0 FC6-4	4 0 1 0 0 0 3							
Bill Wight, L (1, 1) Harry Dorish, R (9, 1) OBP: 0.111, SLG: 0.111 Ray Moore, R (9, 1) OBP: 0.261, SLG: 0.227			0-0 4-3		0-0 F5			0-0 F3		3 0 0 0 0 0 2 0 0 0 0 0 0 0 0 0 0 0 0 0 0							
Inning Stats	R: 0 H: 0 E: 0 LOB: 1 K: 0 BB: 1 S: 3 P: 7	R: 0 H: 0 E: 0 LOB: 0 K: 0 BB: 0 S: 3 P: 3	R: 0 H: 0 E: 0 LOB: 0 K: 0 BB: 0 S: 3 P: 3	R: 1 H: 1 E: 0 LOB: 0 K: 1 BB: 0 S: 6 P: 6	R: 0 H: 0 E: 0 LOB: 1 K: 0 BB: 1 S: 3 P: 7	R: 0 H: 0 E: 0 LOB: 0 K: 0 BB: 0 S: 3 P: 3	R: 0 H: 1 E: 0 LOB: 1 K: 0 BB: 0 S: 3 P: 3	R: 0 H: 1 E: 0 LOB: 1 K: 0 BB: 0 S: 4 P: 4	R: 2 H: 2 E: 0 LOB: 2 K: 2 BB: 2 S: 9 P: 17	1B: 3 SF: 0 2B: 0 SAC: 0 3B: 1 DP: 0 HR: 1 HBP: 0	WP: 0 PA: 35 PB: 0 SB: 0 CS: 1						
PITCHER	IP WLS BF H R ER SO BB IBB HBP BLK WP HR S P ERA WHIP																
Harry Byrd, R (1, 1) ERA: 4.1	8.0	29	3	2	2	1	3	0	0	0	0	0	1	28	40	2.25	0.750
Connie Johnson, R (9, 1) ERA: 2.53	0.0	2	1	0	0	0	1	0	0	0	0	0	0	1	5	∞	∞
Morie Martin, L (9, 1) ERA: 5.6	0.1	1	0	0	0	1	0	0	0	0	0	0	0	3	3	0.00	0.000
Dixie Howell, R (9, 1) ERA: 4.09	0.2	W 3	1	1	1	1	0	0	0	0	0	0	0	5	5	13.50	1.500

Baltimore Orioles @ Chicago White Sox
 Comiskey Park, Chicago, IL
 Sat Jul 16 1955, 4:33 AM EDT
 Att. 5,880 - Unknown

livebaseballscorecards.com

AB	31
R	3
H	5
RBI	3
BB	4
SO	3
LOB	15



Batter	1	2	3	4	5	6	7	8	9	AB	R	H	RBI	BB	SO	LOB
Chico Carrasquel, R (1, 6) OBP: 0.336, SLG: 0.357	0-3 K			0-0 4-3		0-0 1-3		4-0 SH3 BB		3	0	0	0	1	1	1
Nellie Fox, L (1, 4) OBP: 0.385, SLG: 0.446	0-0 F7			0-0 F4		0-0 FC6 1B		0-0 SH3		3	0	1	1	0	0	0
Minnie Minoso, R (1, 7) OBP: 0.343, SLG: 0.327	0-0 1-3			0-0 1B		0-0 FC6		0-0 6-3		4	0	1	0	0	0	2
George Kell, R (1, 5) OBP: 0.383, SLG: 0.411		0-0 5-3		0-0 4-3		0-0 5-3		0-0 SH 1B 1B		4	1	1	0	0	0	1
Jim Rivera, L (1, 9) OBP: 0.333, SLG: 0.367		0-3 K			0-0 1-3		0-0 G3	0-0 1B SH 1B		3	0	0	0	0	1	0
Bob Kennedy, R (9, PH) OBP: 0.284, SLG: 0.250								1-2 HBP 1B		1	1	1	0	0	0	0
Jim Busby, R (1, 8) OBP: 0.298, SLG: 0.386		0-0 6-3			0-0 P8		0-0 1B 1B	0-0 SH HBP 1B BB		3	1	1	0	0	0	0
Walt Dropo, R (1, 3) OBP: 0.331, SLG: 0.445			0-3 K		0-0 5-3		0-0 1B	0-0 BB HBP 1B		3	0	1	0	0	1	0
Gil Coan, L (9, PH) OBP: 0.317, SLG: 0.336								1-2 2-3 3-H		1	0	1	1	0	0	0
Sherm Lollar, R (1, 2) OBP: 0.390, SLG: 0.459		0-0 6-3				4-0 1B BB	0-0 F8	1-0 BB HBP		2	1	0	1	1	0	2
Harry Byrd, R (1, 1) OBP: 0.188, SLG: 0.161			0-0 1-3			0-3 K		4-0 BB BB		3	0	0	0	0	2	1
Connie Johnson, R (9, 1) OBP: 0.250, SLG: 0.375										0	0	0	0	0	0	0
Morrie Martin, L (9, 1) OBP: 0.500, SLG: 0.500										0	0	0	0	0	0	0
Dixie Howell, L (9, 1) OBP: 0.200, SLG: 0.200										0	0	0	0	0	0	0
Dick Donovan, L (9, PH) OBP: 0.264, SLG: 0.217								1-2 2-3 3-H		0	0	0	1	1	0	0

BOTTOM

Baltimore Orioles @ Chicago White Sox
Comiskey Park, Chicago, IL
Sat Jul 16 1955, 4:33 AM EDT
Att. 5,880 - Unknown

livebaseballscorecards.com

AB	30
R	4
H	7
RBI	4
BB	3
SO	5
LOB	7



Inning Stats	R: 0 E: 0 K: 1 S: 5	H: 0 LOB: 0 BB: 0 P: 5	R: 0 E: 0 K: 1 S: 5	H: 0 LOB: 0 BB: 0 P: 5	R: 0 E: 0 K: 1 S: 5	H: 0 LOB: 0 BB: 0 P: 5	R: 0 E: 0 K: 0 S: 4	H: 1 LOB: 1 BB: 0 P: 4	R: 0 E: 0 K: 0 S: 3	H: 0 LOB: 0 BB: 0 P: 3	R: 1 E: 0 K: 1 S: 6	H: 1 LOB: 1 BB: 1 P: 10	R: 0 E: 0 K: 0 S: 5	H: 2 LOB: 2 BB: 0 P: 5	R: 0 E: 0 K: 1 S: 5	H: 0 LOB: 1 BB: 1 P: 9	R: 3 E: 1 K: 0 S: 4	H: 3 LOB: 3 BB: 1 P: 9	1B: 7 2B: 0 3B: 0 HR: 0	SF: 0 SAC: 2 DP: 0 HBP: 1	WP: 0 PB: 0 SB: 0 CS: 0	PA: 36
--------------	------------------------------	---------------------------------	------------------------------	---------------------------------	------------------------------	---------------------------------	------------------------------	---------------------------------	------------------------------	---------------------------------	------------------------------	----------------------------------	------------------------------	---------------------------------	------------------------------	---------------------------------	------------------------------	---------------------------------	----------------------------------	------------------------------------	----------------------------------	--------

PITCHER	IP	WLS	BF	H	R	ER	SO	BB	IBB	HBP	BLK	WP	HR	S	P	ERA	WHIP
Bill Wight, L (1, 1) ERA: 2.53	8.0		31	5	2	2	5	2	0	0	0	0	0	39	47	2.25	0.875
Harry Dorish, R (9, 1) ERA: 2.96	0.0	L	2	1	0	0	0	0	0	0	0	0	0	2	2	∞	∞
Ray Moore, R (9, 1) ERA: 3.43	0.0		3	1	2	1	0	1	0	1	0	0	0	1	6	∞	∞

Batter	1	2	3	4	5	6	7	8	9	AB R H RBI BB SO LOB	TOP	
Fred Marsh, R (1, 4) OBP: 0.361, SLG: 0.283	0-0 F2		0-0 F4		0-0 E5 1B BB FC9-4	0-0 F8			0-0 6-3	5 1 0 0 0 0 3		
Cal Abrams, L (1, 9) OBP: 0.415, SLG: 0.388	0-0 FC5-4 1B		0-3 K		4-0 FC9-4 1B 1-2 2-3 BB		0-0 F8			3 0 1 0 1 1 0		
Dave Philley, S (1, 8) OBP: 0.380, SLG: 0.513	0-0 FC5-4 1-2f		0-0 4-3		0-0 FC9-4 1-2 2-3 3-H 1B		0-0 F8			4 0 1 1 0 0 1		
Gus Triandos, R (1, 3) OBP: 0.323, SLG: 0.419	0-0 1-4-3			0-0 F9	0-0 FC9-4 1-2f 2-3 3-H		0-0 4-3			4 0 0 1 0 0 3		
Jim Dyck, R (1, 7)		0-3 K		0-0 F8	0-0 F4			0-0 F8		4 0 0 0 0 1 2		
Hal Smith, R (1, 2) OBP: 0.299, SLG: 0.359		0-0 F9		0-0 1B		0-0 BB 1B		0-0 4-3		4 0 2 0 0 0 0		
Chuck Diering, R (1, 5) OBP: 0.330, SLG: 0.327		4-0 BLK BB		0-0 1-3		4-0 1-2 BB		0-0 L6		2 0 0 0 2 0 1		
Willy Miranda, S (1, 6) OBP: 0.292, SLG: 0.303		4-0 1-2 BB			0-0 E4 BB SH1-4 1B	0-0 F2		0-3 K		3 1 0 0 1 1 2		
George Zuverink, R (1, 1) Hank Majeski, R (6, PH) Harry Dorish, R (6, 1) Bob Hale, L (9, PH) OBP: 0.321, SLG: 0.444		0-0 4-3			0-0 SH1-4 1-2	0-0 F3		0-3 K		1 0 0 0 0 0 2 1 0 0 0 0 0 2 0 0 0 0 0 0 0 1 0 0 0 0 1 0		
Inning Stats	R: 0 E: 0 K: 0 S: 4 H: 1 LOB: 1 BB: 0 P: 4	R: 0 E: 0 K: 1 S: 5 H: 0 LOB: 2 BB: 2 P: 13	R: 0 E: 0 K: 1 S: 5 H: 0 LOB: 0 BB: 0 P: 5	R: 0 E: 0 K: 0 S: 4 H: 1 LOB: 1 BB: 0 P: 4	R: 2 E: 2 K: 0 S: 6 H: 1 LOB: 2 BB: 1 P: 10	R: 0 E: 0 K: 0 S: 4 H: 1 LOB: 2 BB: 1 P: 8	R: 0 E: 0 K: 0 S: 3 H: 0 LOB: 0 BB: 0 P: 3	R: 0 E: 0 K: 0 S: 3 H: 0 LOB: 0 BB: 0 P: 3	R: 0 E: 0 K: 2 S: 7 H: 0 LOB: 0 BB: 0 P: 7	1B: 4 2B: 0 3B: 0 HR: 0 SF: 0 SAC: 1 DP: 0 HBP: 0	WP: 0 PB: 0 SB: 0 CS: 0 PA: 37	
PITCHER Billy Pierce, L (1, 1) ERA: 1.92	IP 9.0 WLS W BF 37 H 4 R 2 ER 0 SO 4 BB 4 IBB 0 HBP 0 BLK 1 WP 0 HR 0 S 41 P 57 ERA 0.00 WHIP 0.889											PITCHER IP WLS BF H R ER SO BB IBB HBP BLK WP HR S P ERA WHIP

Baltimore Orioles @ Chicago White Sox
Comiskey Park, Chicago, IL
Sun Jul 17 1955, 4:33 AM EDT
Unknown

livebaseballscorecards.com

AB 32
R 2
H 4
RBI 2
BB 4
SO 4
LOB 16



Batter	1	2	3	4	5	6	7	8	9
Jim Busby, R OBP: 0.295, SLG: 0.382 (1, 8) X	0-0 5-3	0-0 G6-4-3		0-0 FC5-4		0-0 F7			
Nellie Fox, L OBP: 0.384, SLG: 0.443 (1, 4) X	0-0 F9		0-0 2B 1B		0-0 4-3		0-0 F4		
Minnie Minoso, R OBP: 0.348, SLG: 0.332 (1, 7) H	1-0 BB HBP		0-0 1B 2B		4-0 BB		0-0 6-3		
George Kell, R OBP: 0.385, SLG: 0.410 (1, 5) B B B	4-0 1-2 BB		0-0 G3-6 1B		0-0 L9		0-0 5-3		
Jim Rivera, L OBP: 0.329, SLG: 0.361 (1, 9) S S S	0-3 K		0-0 G3-6 1B		0-0 G3		0-0 F7		
Sherm Lollar, R OBP: 0.391, SLG: 0.464 (1, 2) X		0-0 1B 2B	0-0 6-3		0-0 FC6-4 1B CS 1B		0-0 F7		
Walt Dropo, R OBP: 0.337, SLG: 0.459 (1, 3) X		0-0 2-H 1B		0-3 K		0-0 FC6-4 1B		0-0 3B	
Chico Carrasquel, R OBP: 0.338, SLG: 0.357 (1, 6) H		1-0 1B HBP		0-0 FC5-4 1B		0-0 FC6-4 BB		0-0 5-3	
Billy Pierce, L OBP: 0.222, SLG: 0.152 (1, 1) X		0-0 1-3 1B		0-3 K		4-0 1-2 3-H BB			


AB	R	H	RBI	BB	SO	LOB
4	0	0	0	0	0	5
4	1	1	0	0	0	0
2	1	1	0	1	0	0
3	0	1	2	1	0	1
4	0	0	0	0	1	4
4	1	2	0	0	0	0
4	0	3	1	0	1	0
3	0	1	0	0	0	3
2	0	1	0	1	1	1

BOTTOM

Baltimore Orioles @ Chicago White Sox
Comiskey Park, Chicago, IL
Sun Jul 17 1955, 4:33 AM EDT
Unknown

livebaseballscorecards.com

AB	30
R	3
H	10
RBI	3
BB	3
SO	3
LOB	14



Inning Stats	R	H	E	K	S	R	H	E	K	S	R	H	E	K	S	R	H	E	K	S	R	H	E	K	S	R	H	E	K	S	
	0	0	0	1	5	1	3	0	0	4	2	0	0	0	5	0	0	0	0	3	0	0	0	0	0	0	0	0	0	0	0

PITCHER	IP	WLS	BF	H	R	ER	SO	BB	IBB	HBP	BLK	WP	HR	S	P	ERA	WHIP
George Zuerink, R ERA: 6.75 (1, 1)	5.0	L	23	7	3	3	3	2	0	2	0	0	0	25	35	5.40	1.800
Harry Dorish, R ERA: 2.79 (6, 1)	3.0		12	3	0	0	0	1	0	0	0	0	0	11	15	0.00	1.333

WP	PA	1B	2B	3B	HR	SF	SAC	DP	HBP	CS
0	35	7	2	1	0	0	0	2	2	1

Batter	1	2	3	4	5	6	7	8	9	AB R H RBI BB SO LOB	TOP														
Fred Marsh, R (1, 4) OBP: 0.351, SLG: 0.277	0-0 F9 1B 1B	0-0 G6-4-3 1-2f 2-3 3-H		0-0 5-3		0-0 F2		0-0 FC6-4 1-2f		5 1 1 0 0 0 6															
Cal Abrams, L (1, 9) OBP: 0.414, SLG: 0.413	0-0 5-3 1-2 1B 1B	0-3 K			0-0 HR		0-0 F7		0-3 K	5 1 2 1 0 2 1															
Dave Philley, S (1, 8) (8, 5) OBP: 0.374, SLG: 0.503	0-0 F9 2-3		0-3 K		0-3 K		0-0 6-3		0-0 CS 1B	5 0 1 0 0 2 2															
Gus Triandos, R (1, 3) OBP: 0.324, SLG: 0.432	0-0 5-3 1-2 3-H 1B		0-0 6-3		0-0 F2		0-0 HR		0-0 F7 1-2	5 1 2 2 0 0 1															
Jim Dyck, R (1, 7) OBP: 0.250, SLG: 0.286	0-0 5-3 1-2 2-3		0-0 2B		4-0 BB		0-0 1-3			3 0 1 0 1 0 2															
Hal Smith, R (1, 2) OBP: 0.294, SLG: 0.353	0-0 4-3		0-0 F8		0-0 4-3			0-0 F9		4 0 0 0 0 0 4															
Chuck Diering, R (1, 5) OBP: 0.335, SLG: 0.333		4-0 1B 1B G6-4-3 BB		0-0 4-3 2B		0-0 F4		0-0 1B FC3-2 1B		2 1 1 0 1 0 0 1 0 1 0 0 0 0															
Dave Pope, L (8, PH) (8, 8) OBP: 0.346, SLG: 0.409																									
Willy Miranda, S (1, 6) OBP: 0.295, SLG: 0.306		0-0 G6-4-3 1-2 1B 1B		0-0 F8		0-0 F8		0-0 1-3 FC3-2 1B		4 0 2 0 0 0 1															
Art Schallack, L (1, 1) OBP: 0.167, SLG: 0.167																									
Erv Palica, R (2, 1) OBP: 0.294, SLG: 0.281																									
Don Johnson, R (6, 1)																									
Bob Hale, L (8, PH) OBP: 0.310, SLG: 0.429																									
Ray Moore, R (8, 1) OBP: 0.261, SLG: 0.227		0-0 1-2 2-3 1B		0-0 4-3		4-0 BB		0-0 1-2 3-H FC3-2 FC6-4		1 0 1 0 0 0 0 1 0 0 0 1 0 1 0 0 0 0 0 0 0 1 0 0 0 0 0 2 0 0 0 0 0 0 0															
Inning Stats	R: 1 E: 0 K: 0 S: 6	H: 3 LOB: 2 BB: 0 P: 6	R: 1 E: 0 K: 1 S: 6	H: 2 LOB: 1 BB: 1 P: 10	R: 0 E: 0 K: 1 S: 6	H: 1 LOB: 1 BB: 0 P: 6	R: 0 E: 0 K: 0 S: 4	H: 1 LOB: 1 BB: 0 P: 4	R: 1 E: 0 K: 1 S: 6	H: 1 LOB: 1 BB: 1 P: 10	R: 0 E: 0 K: 0 S: 3	H: 0 LOB: 1 BB: 1 P: 7	R: 1 E: 0 K: 0 S: 4	H: 1 LOB: 0 BB: 0 P: 4	R: 0 E: 0 K: 0 S: 5	H: 2 LOB: 2 BB: 0 P: 5	R: 0 E: 0 K: 1 S: 5	H: 1 LOB: 0 BB: 0 P: 5	1B: 8 2B: 2 3B: 0 HR: 2	SF: 0 SAC: 0 DP: 1 HBP: 0	WP: 0 PB: 0 SB: 0 CS: 1	PA: 40			
PITCHER	IP WLS BF H R ER SO BB IBB HBP BLK WP HR S P ERA WHIP																								
Jack Harshman, L (1, 1) ERA: 3.19	7.0		32	9	4	4	3	3	0	0	0	0	2	35	47	5.14	1.714								
Dick Donovan, R (8, 1) ERA: 2.31	2.0	W	8	3	0	0	1	0	0	0	0	0	0	10	10	0.00	1.500								

Baltimore Orioles @ Chicago White Sox
Comiskey Park, Chicago, IL
Sun Jul 17 1955, 4:38 AM EDT
Att. 13,542 - Unknown

livebaseballscorecards.com

AB 37
R 4
H 12
RBI 3
BB 3
SO 4
LOB 20



Batter	1	2	3	4	5	6	7	8	9
Jim Busby, R <small>OBP: 0.291, SLG: 0.376</small> (1, 8)	0-0 	0-3 		0-0 		0-0 		0-0 	
Nellie Fox, L <small>OBP: 0.385, SLG: 0.444</small> (1, 4)	0-0 		0-0 	0-0 		0-0 			
Minnie Minoso, R <small>OBP: 0.350, SLG: 0.342</small> (1, 7)	0-0 		0-3 	0-0 			0-0 		
George Kell, R <small>OBP: 0.386, SLG: 0.416</small> (1, 5)	0-0 		0-0 	0-0 			0-0 		
Bob Kennedy, R <small>OBP: 0.310, SLG: 0.290</small> (1, 9)		0-0 	0-0 		0-0 		0-0 		
Sherm Lollar, R <small>OBP: 0.389, SLG: 0.460</small> (1, 2)		0-0 	0-0 		0-0 		0-0 		
Walt Dropo, R <small>OBP: 0.340, SLG: 0.472</small> (1, 3)		0-0 	0-0 		0-0 			0-0 	
Chico Carrasquel, R <small>OBP: 0.337, SLG: 0.355</small> (1, 6)		0-0 	0-3 			0-3 		4-0 	
Jack Harshman, L <small>OBP: 0.442, SLG: 0.485</small> Dick Donovan, L <small>OBP: 0.259, SLG: 0.213</small> (8, 1)		0-0 		4-0 		0-0 		0-0 	

AB	R	H	RBI	BB	SO	LOB
5	0	0	0	0	1	4
4	2	2	0	0	0	2
4	0	2	1	0	1	1
4	1	2	1	0	0	2
4	1	4	1	0	0	0
4	0	1	0	0	0	4
4	1	2	1	0	0	3
2	0	0	1	1	2	2
2	0	1	0	1	0	2
1	0	0	0	0	0	1

WP	PA
0	37

AB	34
R	5
H	14
RBI	5
BB	2
SO	4
LOB	21



1B	2B	3B	HR	SF	SAC	DP	HBP
9	5	0	1	1	3	0	0

Inning Stats														
R	H	E	K	S	P	IP	WLS	BF	H	R	ER	SO	BB	LOB
1	2	0	4	8	4	1.0		6	4	2	1	0	0	0
1	2	1	2	8	2	4.1		21	7	2	2	4	1	0
2	0	0	0	8	0	1.2		6	2	0	0	0	0	0
0	1	0	0	8	1	1.0	L	4	1	1	1	0	1	0


PITCHER														
IP	WLS	BF	H	R	ER	SO	BB	IBB	HBP	BLK	WP	HR	S	P
1.0		6	4	2	1	0	0	0	0	0	0	0	6	6
4.1		21	7	2	2	4	1	0	0	0	0	0	28	32
1.2		6	2	0	0	0	0	0	0	0	0	0	6	6
1.0	L	4	1	1	1	0	1	0	0	0	0	1	3	7

PITCHER														
IP	WLS	BF	H	R	ER	SO	BB	IBB	HBP	BLK	WP	HR	S	P
0.0		6	4	2	1	0	0	0	0	0	0	0	6	6
4.1		21	7	2	2	4	1	0	0	0	0	0	28	32
1.2		6	2	0	0	0	0	0	0	0	0	0	6	6
1.0	L	4	1	1	1	0	1	0	0	0	0	1	3	7

BOTTOM

Baltimore Orioles @ Chicago White Sox
 Comiskey Park, Chicago, IL
 Sun Jul 17 1955, 4:38 AM EDT
 Att. 13,542 - Unknown

livebaseballscorecards.com

Batter	1	2	3	4	5	6	7	8	9	AB R H RBI BB SO LOB	TOP		
Fred Marsh, R (1, 4) OBP: 0.329, SLG: 0.257	0-0 5-3	0-0 F7		0-0 6-3			0-0 G5-4-3		0-0 F5	5 0 0 0 0 0 4			
Cal Abrams, L (1, 9) OBP: 0.413, SLG: 0.411 Chuck Diering, R (7, 8) OBP: 0.333, SLG: 0.332	0-0 HR 1B	0-3 K2-3			0-3 K			0-0 F9		3 1 1 0 0 2 2 1 0 0 0 0 0 0			
Dave Philley, S (1, 7) OBP: 0.366, SLG: 0.491	0-0 F7		0-0 4-3		0-0 L7			0-0 5-3		4 0 0 0 0 0 1			
Gus Triandos, R (1, 2) OBP: 0.323, SLG: 0.441	0-0 1-H HR		0-0 F5		0-0 5-3			0-0 E5 2B		4 2 1 2 0 0 0			
Bob Hale, L (1, 3) OBP: 0.355, SLG: 0.467 Hal Smith, R (6, PH) OBP: 0.296, SLG: 0.358	0-0 1B		0-0 1B			0-0 1-3		0-0 1-H 2B		2 0 2 0 0 0 0 2 0 1 1 0 0 0			
Dave Pope, L (1, 8) OBP: 0.344, SLG: 0.402	0-0 P6		0-3 K			0-0 P8		4-0 BB		3 0 0 0 1 1 2			
Wayne Causey, L (1, 5) OBP: 0.247, SLG: 0.250 Hank Majeski, R (8, PH) OBP: 0.293, SLG: 0.304		4-0 FC1-5 BB		0-0 L4		0-0 F7		0-0 F7		2 0 0 0 1 0 0 1 0 0 0 0 0 2	AB 34 R 3 H 7 RBI 3 BB 3 SO 3 LOB 15		
Willy Miranda, S (1, 6) OBP: 0.302, SLG: 0.310		4-0 1-2 FC1-5 BB		0-0 1B			0-0 G5-4-3 1B		0-0 4-3	3 0 2 0 1 0 0			
Jim Wilson, R (1, 1) OBP: 0.140, SLG: 0.122		0-0 1-2 2-3f FC1-5		0-0 F7			0-0 F9		0-0 1-3	4 0 0 0 0 0 4			
Inning Stats	R: 2 E: 0 K: 0 S: 6 H: 3 LOB: 1 BB: 0 P: 6	R: 0 E: 0 K: 1 S: 5 H: 0 LOB: 2 BB: 2 P: 13	R: 0 E: 0 K: 1 S: 6 H: 1 LOB: 1 BB: 0 P: 6	R: 0 E: 0 K: 0 S: 4 H: 1 LOB: 1 BB: 0 P: 4	R: 0 E: 0 K: 1 S: 5 H: 0 LOB: 0 BB: 0 P: 5	R: 0 E: 0 K: 0 S: 3 H: 0 LOB: 0 BB: 0 P: 3	R: 0 E: 0 K: 0 S: 3 H: 1 LOB: 0 BB: 0 P: 3	R: 1 E: 1 K: 0 S: 5 H: 1 LOB: 2 BB: 1 P: 9	R: 0 E: 0 K: 0 S: 3 H: 0 LOB: 0 BB: 0 P: 3	1B: 5 2B: 1 3B: 0 HR: 1 SF: 0 SAC: 0 DP: 1 HBP: 0	WP: 0 PB: 0 SB: 0 CS: 0 PA: 37		
PITCHER	IP WLS BF H R ER SO BB IBB HBP BLK WP HR S P ERA WHIP											PITCHER	IP WLS BF H R ER SO BB IBB HBP BLK WP HR S P ERA WHIP
Mike Forneles, R (1, 1) ERA: 3.82	5.0 L 22 5 2 2 3 2 0 0 0 0 0 1 26 34 3.60 1.400												
Morrie Martin, L (6, 1) ERA: 4.87	2.2 11 2 1 0 0 1 0 0 0 0 0 0 10 14 0.00 1.125												
Dixie Howell, R (8, 1) ERA: 3.86	1.1 4 0 0 0 0 0 0 0 0 0 0 0 4 4 0.00 0.000												

Baltimore Orioles @ Chicago White Sox
Comiskey Park, Chicago, IL
Mon Jul 18 1955, 4:33 AM EDT
Att. 4,334 - Unknown

livebaseballscorecards.com

BOTTOM

New York Yankees @ Chicago White Sox
Comiskey Park, Chicago, IL
Tue Jul 19 1955, 4:33 AM EDT
Att. 46,711 - Unknown

livebaseballscores.com

AB 35
R 3
H 8
RBI 3
BB 3
SO 1
LOB 24



WP: 0 PA: 39
PB: 0
SB: 1
CS: 0

AB R H RBI BB SO LOB

5	1	0	0	0	0	5
5	0	0	0	0	1	6
4	0	0	0	1	0	7
4	0	1	1	0	0	1
4	0	1	0	0	0	2
0	0	0	0	0	0	0
4	1	1	0	0	0	1
4	1	2	2	0	0	1
0	0	0	0	0	0	0
3	0	1	0	1	0	1
0	0	0	0	0	0	0
1	0	0	0	0	0	0
1	0	0	0	0	1	0
1	0	1	0	0	0	0
1	0	1	0	0	0	0

1B: 6 SF: 0
2B: 1 SAC: 1
3B: 0 DP: 1
HR: 1 HBP: 0

WP: 0 PA: 39
PB: 0
SB: 1
CS: 0

ERA WHIP

Batter	1	2	3	4	5	6	7	8	9
Jim Busby, R OBP: 0.287, SLG: 0.370 (1, 8)	F8		FC6-4		FC1-5		E2 F8 1B		F5
Nellie Fox, L OBP: 0.379, SLG: 0.434 (1, 4)	G3		K		F4		E3 1B		G3
Minnie Minoso, R OBP: 0.346, SLG: 0.340 (1, 7)	BB		F8		1-3		F8 2-3		6-3
George Kell, R OBP: 0.385, SLG: 0.413 (1, 5) (9, 3)	5-3			6-3		F7		1-3 3-H 1B	
Bob Kennedy, R OBP: 0.300, SLG: 0.290 Jim Rivera, L OBP: 0.329, SLG: 0.361 (1, 9) (8, 9)		5-3		G3 2B		5-3		L9	
Sherm Lollar, R OBP: 0.384, SLG: 0.451 (1, 2)		F2		G3 2-3		HR 1B		6-3	
Walt Dropo, R OBP: 0.338, SLG: 0.479 Jim Brideweser, R OBP: 0.233, SLG: 0.300 (1, 3) (8, PR) (9, 5)		L4		F9		HR 1-H		G4-6-3 1B	
Chico Carrasquel, R OBP: 0.336, SLG: 0.351 (1, 6)			FC6-4 SH BB		FC1-5 BB 1B		F6		G4-6-3 1-2f
Connie Johnson, R OBP: 0.250, SLG: 0.375 Ron Jackson, R OBP: 0.300, SLG: 0.361 Harry Byrd, R OBP: 0.182, SLG: 0.156 Gil Coan, L OBP: 0.320, SLG: 0.338 (1, 1) (5, PH) (6, 1) (9, PH)			SH FC6-4		FC1-5 BB		F5		G3 1B

Inning Stats	R: 0 H: 0 E: 0 LOB: 1 K: 0 BB: 1 S: 3 P: 7	R: 0 H: 0 E: 0 LOB: 0 K: 0 BB: 0 S: 3 P: 3	R: 0 H: 0 E: 0 LOB: 2 K: 1 BB: 1 S: 6 P: 10	R: 0 H: 1 E: 0 LOB: 1 K: 0 BB: 0 S: 4 P: 4	R: 0 H: 1 E: 0 LOB: 2 K: 0 BB: 1 S: 4 P: 8	R: 2 H: 2 E: 0 LOB: 0 K: 0 BB: 0 S: 5 P: 5	R: 1 H: 2 E: 2 LOB: 2 K: 0 BB: 0 S: 6 P: 6	R: 0 H: 1 E: 0 LOB: 1 K: 0 BB: 0 S: 3 P: 3	R: 0 H: 1 E: 0 LOB: 1 K: 0 BB: 0 S: 4 P: 4
---------------------	---	---	--	---	---	---	---	---	---

PITCHER	IP WLS BF H R ER SO BB IBB HBP BLK WP HR S P ERA WHIP	IP WLS BF H R ER SO BB IBB HBP BLK WP HR S P ERA WHIP
Tommy Byrne, L ERA: 2.99 Jim Konstanty, R ERA: 1.53	(1, 1) 7.1 W 34 H 7 R 3 ER 2 SO 1 BB 3 IBB 0 HBP 0 BLK 0 WP 0 HR 1 S 33 P 45 ERA 2.46 WHIP 1.364	(8, 1) 1.2 S 5 H 1 R 0 ER 0 SO 0 BB 0 IBB 0 HBP 0 BLK 0 WP 0 HR 0 S 5 P 5 ERA 0.00 WHIP 0.600

ERA WHIP

Batter	1	2	3	4	5	6	7	8	9	AB R H RBI BB SO LOB	TOP	
Andy Carey, R (1, 5) <small>OBP: 0.303, SLG: 0.373</small> Bob Cerv, R (5, 7) <small>OBP: 0.283, SLG: 0.341</small>	0-0 4-3		0-0 1B		0-0 F9		0-0 2B 1B		0-0 1B E 2B	3 0 1 0 0 0 0 2 2 2 1 0 0 0		
Gil McDougald, R (1, 4) <small>OBP: 0.375, SLG: 0.407</small>	0-0 6-3		0-0 1B		0-0 6-3		0-0 SF7 2B		0-0 E 1B	5 1 3 2 0 0 0		
Irv Noren, L (1, 7) <small>OBP: 0.328, SLG: 0.404</small> Hank Bauer, R (9, PH) <small>OBP: 0.340, SLG: 0.397</small>	0-0 2B		0-0 6-3		0-0 F4		0-0 SF7		0-0 E6 FC6-4	3 0 1 1 0 0 2 1 0 0 1 0 0 1		
Yogi Berra, L (1, 2) <small>OBP: 0.357, SLG: 0.474</small> Joe Collins, L (5, 3) <small>OBP: 0.350, SLG: 0.386</small> Charles Silvera, R (9, PH) <small>OBP: 0.355, SLG: 0.200</small>	0-0 F7		0-0 4-3		0-0 L9		0-0 4-3		0-0 F4	2 0 0 0 0 0 1 2 0 0 0 0 0 0 1 0 0 0 0 0 2		
Mickey Mantle, S (1, 8) <small>OBP: 0.427, SLG: 0.591</small>		0-0 F8		4-0 1B BB		0-0 4-3		0-0 1B	0-0 FC6-4	4 0 1 0 1 0 2		
Bill Skowron, R (1, 3) <small>OBP: 0.370, SLG: 0.567</small> <small>(5, 5)</small>		0-0 F9		0-0 1B			0-0 1B FC4-6 2B		0-0 L9	4 1 2 0 0 0 1		
Elston Howard, R (1, 9) <small>OBP: 0.364, SLG: 0.541</small> <small>(5, 2)</small>		0-3 K		0-3 K			0-0 FC4-6 1B		0-0 F9	4 0 1 0 0 2 3		
Billy Hunter, R (1, 6) <small>OBP: 0.266, SLG: 0.291</small> Eddie Robinson, L (4, PH) <small>OBP: 0.356, SLG: 0.532</small> Phil Rizzuto, R (4, 6) <small>OBP: 0.355, SLG: 0.283</small>			0-0 F4		0-3 K		0-0 FC4-6 1B		0-0 1-3	1 0 0 0 0 0 0 1 0 0 0 0 1 2 2 1 0 1 0 0 2		
Bob Turley, R (1, 1) <small>OBP: 0.218, SLG: 0.220</small> Johnny Kucks, R (1, 1) <small>OBP: 0.033, SLG: 0.067</small> Frank Leja, L (5, PH) Bob Wiesler, S (5, 1) <small>OBP: 0.143, SLG: 0.143</small> Tommy Byrne, L (9, PH) <small>OBP: 0.306, SLG: 0.333</small>			0-0 6-3		0-3 K		0-0 1B 2B 1B		0-0 L8	0 0 0 0 0 0 0 1 0 0 0 0 0 0 1 0 0 0 0 1 0 1 1 1 0 0 0 0 1 0 0 0 0 0 0		
Inning Stats	R: 0 H: 1 E: 0 LOB: 1 K: 0 BB: 0 S: 4 P: 4	R: 0 H: 0 E: 0 LOB: 0 K: 1 BB: 0 S: 5 P: 5	R: 0 H: 2 E: 0 LOB: 2 K: 0 BB: 0 S: 5 P: 5	R: 0 H: 1 E: 0 LOB: 2 K: 2 BB: 1 S: 8 P: 12	R: 0 H: 0 E: 0 LOB: 0 K: 1 BB: 0 S: 5 P: 5	R: 0 H: 0 E: 0 LOB: 0 K: 0 BB: 0 S: 3 P: 3	R: 5 H: 5 E: 0 LOB: 0 K: 0 BB: 0 S: 8 P: 8	R: 0 H: 1 E: 0 LOB: 1 K: 0 BB: 0 S: 4 P: 4	R: 1 H: 2 E: 1 LOB: 2 K: 0 BB: 0 S: 6 P: 6	1B: 8 SF: 1 2B: 4 SAC: 0 3B: 0 DP: 0 HR: 0 HBP: 0	WP: 0 PA: 41 PB: 0 SB: 0 CS: 0	
PITCHER	IP WLS BF H R ER SO BB IBB HBP BLK WP HR S P ERA WHIP											
Dick Donovan, R (1, 1) <small>ERA: 2.54</small> Sandy Consuegra, R (7, 1) <small>ERA: 2.08</small> Billy Pierce, L (9, 1) <small>ERA: 1.91</small>	6.1 W 29 9 5 5 4 1 0 0 0 0 0 0 36 40 7.11 1.579											
	2.0 9 3 1 1 0 0 0 0 0 0 0 0 9 9 4.50 1.500											
	0.2 S 3 0 0 0 0 0 0 0 0 0 0 0 3 3 0.00 0.000											

New York Yankees @ Chicago White Sox
 Comiskey Park, Chicago, IL
 Wed Jul 20 1955, 4:33 AM EDT
 Att: 36,869 - Unknown

AB	39
R	6
H	12
RBI	6
BB	1
SO	4
LOB	16



WP: 0	PA: 41
PB: 0	
SB: 0	
CS: 0	

Batter	1	2	3	4	5	6	7	8	9
Minnie Minoso, R OBP: 0.347, SLG: 0.338 (1, 7)	4-0 BB 1B BB	0-0 1-3	0-0 FC5 1B 1-3 2-H		0-0 FC4 1-2f			0-0 F9	
Nellie Fox, L OBP: 0.384, SLG: 0.436 (1, 4)	4-0 1B 2B BB	0-0 S 1B	0-0 1-2 3-H 1B			0-0 F6		4-0 BLK BB	
George Kell, R OBP: 0.385, SLG: 0.411 (1, 5)	0-0 1-2 2B 1B	0-0 F7	0-0 FC5 2-3f			4-0 BB		0-0 5-3 1-2	
Walt Dropo, R OBP: 0.341, SLG: 0.488 (1, 3)	0-0 1-1 2-H 1B 2B		0-0 BB 1B 2B	0-0 F7		0-0 F7			
Jim Rivera, L OBP: 0.328, SLG: 0.357 (1, 9)	4-0 1B SF8 BB		0-3 K	0-0 F8		0-3 K			
Sherm Lollar, R OBP: 0.385, SLG: 0.450 (1, 2)	0-0 1-3 2-H 1B		4-0 BB 1B BB	0-0 6-3		0-0 F8			
Chico Carrasquel, R OBP: 0.335, SLG: 0.349 (1, 6)	0-0 SF8		4-0 1-2 2-3 1B BB		0-0 3-1	0-0 E5			
Jim Busby, R OBP: 0.284, SLG: 0.366 (1, 8)	0-0 F9		0-0 F7		0-0 F9	0-0 L7			
Dick Donovan, L OBP: 0.276, SLG: 0.220 Sandy Consuegra, R OBP: 0.150, SLG: 0.150 Billy Pierce, L OBP: 0.222, SLG: 0.152 (1, 1) (7, 1) (9, 1)		0-3 K	0-0 1-2 2-H 3-H 1B 1B		1-0 FC4 HBP		0-0 4-3		

Inning Stats	R: 4 E: 0 K: 0 S: 5	H: 3 LOB: 1 BB: 3 P: 17	R: 0 E: 0 K: 1 S: 6	H: 1 LOB: 1 BB: 0 P: 6	R: 4 E: 0 K: 1 S: 9	H: 4 LOB: 2 BB: 2 P: 17	R: 0 E: 0 K: 0 S: 3	H: 0 LOB: 0 BB: 0 P: 3	R: 0 E: 0 K: 0 S: 3	H: 0 LOB: 1 BB: 0 P: 4	R: 0 E: 0 K: 1 S: 5	H: 0 LOB: 1 BB: 1 P: 9	R: 0 E: 1 K: 0 S: 3	H: 0 LOB: 0 BB: 0 P: 3	R: 0 E: 0 K: 0 S: 3	H: 0 LOB: 1 BB: 1 P: 7
--------------	------------------------------	----------------------------------	------------------------------	---------------------------------	------------------------------	----------------------------------	------------------------------	---------------------------------	------------------------------	---------------------------------	------------------------------	---------------------------------	------------------------------	---------------------------------	------------------------------	---------------------------------

PITCHER	IP	WLS	BF	H	R	ER	SO	BB	IBB	HBP	BLK	WP	HR	S	P	ERA	WHIP
Bob Turley, R ERA: 3.13 (1, 1)	0.1	L	5	2	4	4	0	3	0	0	0	0	0	2	14	108.00	15.000
Johnny Kucks, R ERA: 3.89 (1, 1)	3.2		19	6	4	4	2	2	0	0	0	0	0	21	29	9.82	2.182
Bob Wiesler, L ERA: 4.44 (5, 1)	4.0		15	0	0	0	1	2	0	1	1	0	0	14	23	0.00	0.500

BOTTOM


New York Yankees @ Chicago White Sox
Comiskey Park, Chicago, IL

Wed Jul 20 1955, 4:33 AM EDT
Att. 36,869 - Unknown

AB	R	H	RBI	BB	SO	LOB
4	1	1	1	1	0	1
3	1	2	1	2	0	0
4	0	1	1	1	0	4
4	2	2	1	0	0	1
3	1	0	0	1	2	2
3	1	1	1	1	0	0
2	1	0	1	1	0	0
4	0	0	0	0	0	4
2	1	1	2	0	1	0
1	0	0	0	0	0	0
0	0	0	0	0	0	0

AB	30
R	8
H	8
RBI	8
BB	7
SO	3
LOB	12

livebaseballscorecards.com



WP	PA
0	39

Batter	1	2	3	4	5	6	7	8	9	AB R H RBI BB SO LOB	TOP																									
Irv Noren, L OBP: 0.322, SLG: 0.396 (1, 7) X	0-0 F7 1 X	0-0 4-3 1 X	0-0 F8 3 X			0-0 4-3 2 X		0-0 F9 1 X		5 0 0 0 0 0 2																										
Elston Howard, R OBP: 0.365, SLG: 0.533 (1, 9) B B B	4-0 1B 2B BB	0-0 4-3 2 X		0-0 F8 1 X		0-0 1B		0-0 FC1-6-4 2 X 1-2f		4 1 1 0 1 0 1																										
Gil McDougald, R OBP: 0.372, SLG: 0.403 (1, 4) S S S	0-3 K	0-0 1B		0-0 F4 2 X		0-3 K		0-0 F4 3 X		5 0 1 0 0 2 3																										
Yogi Berra, L OBP: 0.355, SLG: 0.469 (1, 2) X	0-0 2B 3B 1B	0-0 F4 3 X		0-0 4-3 3 X			0-0 6-3 1 X		0-0 E3 X	5 1 1 0 0 0 1																										
Mickey Mantle, S OBP: 0.426, SLG: 0.591 (1, 8) X	0-0 3B 2B		0-3 K		0-0 4-3 1B		0-0 E3 1B 1B		0-3 K	5 1 2 1 0 2 1																										
Bill Skowron, R OBP: 0.376, SLG: 0.566 (1, 3) S S S	4-0 3B IBB		0-0 1B 2B 1B		0-3 K		0-0 1B 1B		0-0 4-3 2 X	4 2 2 0 1 1 2																										
Andy Carey, R OBP: 0.307, SLG: 0.381 (1, 5) X	0-0 3B		0-0 2B 1B		0-0 4-3 2 X		0-0 G6-4-3 1B		0-0 F9 3 X	5 1 3 3 0 0 2																										
Billy Hunter, R OBP: 0.269, SLG: 0.291 (1, 6) B B B	4-0 FC4-6 BB		0-0 F4 2 X		0-0 6-3 3 X		0-0 G6-4-3 1B		0-0 G6-4-3 1B	0 0 0 0 1 0 0 1 0 0 0 0 0 2 2 0 0 0 0 0 4																										
Eddie Robinson, L OBP: 0.354, SLG: 0.528 (3, PH) B B B																																				
Ed Lopat, L OBP: 0.194, SLG: 0.138 (3, 1) X	0-0 FC4-6 BB		0-0 F4 2 X		0-0 6-3 3 X		0-0 G6-4-3 1B		0-0 G6-4-3 1B	1 0 0 0 0 0 2 0 0 0 0 0 0 0 1 0 1 2 0 0 0 2 0 1 0 0 0 0																										
Whitey Ford, L OBP: 0.250, SLG: 0.143 (1, 1) X	0-0 FC4-6		0-0 2B		0-0 4-3 1 X		0-0 4-3		0-0 FC1-6-4 1B																											
Tom Morgan, R OBP: 0.143, SLG: 0.143 (2, 1) X																																				
Bob Cerv, R OBP: 0.298, SLG: 0.378 (3, PH) X																																				
Phil Rizzuto, R OBP: 0.359, SLG: 0.291 (3, 6) X	1-2f		1-H 2-H																																	
Inning Stats	R: 4 E: 0 K: 1 S: 8	H: 3 LOB: 2 BB: 3 P: 20	R: 0 E: 0 K: 0 S: 4	H: 1 LOB: 1 BB: 0 P: 4	R: 2 E: 0 K: 1 S: 8	H: 3 LOB: 1 BB: 0 P: 8	R: 0 E: 0 K: 0 S: 3	H: 0 LOB: 0 BB: 0 P: 3	R: 0 E: 0 K: 1 S: 6	H: 1 LOB: 1 BB: 0 P: 6	R: 0 E: 1 K: 0 S: 5	H: 2 LOB: 2 BB: 0 P: 5	R: 0 E: 0 K: 0 S: 4	H: 1 LOB: 1 BB: 0 P: 4	R: 0 E: 1 K: 1 S: 6	H: 0 LOB: 1 BB: 0 P: 6	1B: 9 2B: 2 3B: 1 HR: 0	SF: 0 SAC: 0 DP: 1 HBP: 0	WP: 0 PB: 0 SB: 0 CS: 0	PA: 43																
PITCHER	IP WLS BF H R ER SO BB IBB HBP BLK WP HR S P ERA WHIP																																			
Virgil Trucks, R ERA: 3.87 (1, 1)	0.2		8	3	4	4	1	2	1	0	0	0	0	7	19	54.00	7.500																			
Morrie Martin, L ERA: 4.57 (1, 1)	1.1		5	1	0	0	0	0	0	0	0	0	0	5	5	0.00	0.750																			
Dixie Howell, R ERA: 3.56 (3, 1)	7.0	W	30	8	2	2	4	0	0	0	0	0	0	38	38	2.57	1.143																			

New York Yankees @ Chicago White Sox
 Comiskey Park, Chicago, IL
 Thu Jul 21 1955, 4:33 AM EDT
 Att: 30,962 - Unknown

AB	40
R	6
H	12
RBI	6
BB	3
SO	5
LOB	20



BOTTOM

New York Yankees @ Chicago White Sox
Comiskey Park, Chicago, IL
Thu Jul 21 1955, 4:33 AM EDT
Att. 30,962 - Unknown

livebaseballscorecards.com

AB 34
R 9
H 13
RBI 9
BB 3
SO 1
LOB 11



WP: 0 PA: 37
PB: 0
SB: 0
CS: 1

AB	R	H	RBI	BB	SO	LOB
4	2	2	1	1	0	1
4	1	2	2	0	0	1
4	0	1	0	0	0	4
0	1	0	0	0	0	0
3	1	2	2	1	0	0
4	1	1	2	0	0	1
4	0	1	1	0	0	0
4	1	1	0	0	1	3
3	1	0	0	1	0	1
0	0	0	0	0	0	0
0	0	0	0	0	0	0
1	1	1	1	0	0	0
3	0	2	0	0	0	0
1B: 9	SF: 0	2B: 4	SAC: 0	3B: 0	DP: 1	HR: 0
HR: 0	HBP: 0					

Batter	1	2	3	4	5	6	7	8	9							
Minnie Minoso, R OBP: 0.351, SLG: 0.344 (1, 7)	4-0 G1-4-3 1B BB	0-0 1-3 3-H 2B 2B		0-0 FC1-6-5-6-5 1-3 1B		0-0 FC5-4 1-2f		0-0 F5								
Nellie Fox, L OBP: 0.385, SLG: 0.440 (1, 4)	0-0 G1-4-3 1-2 1B	0-0 2-H 3-H 1B 2B		0-0 FC1-6-5-6-5 2-3			0-0 4-3									
George Kell, R OBP: 0.383, SLG: 0.412 Jim Rivera, L OBP: 0.328, SLG: 0.357 (7, PR) (8, 9)	0-0 G1-4-3 1-2f 2-3	0-0 5-3		0-0 4-3			0-0 2B 2B									
Walt Dropo, R OBP: 0.347, SLG: 0.490 (1, 3)	0-0 3-H 1B	0-0 2-H 1B			0-0 F6		4-0 2B IBB									
Bob Kennedy, R OBP: 0.298, SLG: 0.297 (8, 5)	0-0 5-3		0-0 F9		0-0 F7		0-0 1-H 2-H 1B 2B									
Sherm Lollar, R OBP: 0.383, SLG: 0.447 (1, 2)		0-0 5-3	0-0 E4 FC5-4		0-0 F8		0-0 2-H CS 1B									
Chico Carrasquel, R OBP: 0.334, SLG: 0.348 (1, 6)		0-0 BB 1B 1B	0-0 F7		0-0 F9		0-3 K 1-2									
Jim Busby, R OBP: 0.284, SLG: 0.363 (1, 8)		4-0 1B 1-2 2B BB	0-0 FC5-4 1-2f		0-0 5-3		0-0 F4									
Virgil Trucks, R OBP: 0.152, SLG: 0.178 Morrie Martin, L OBP: 0.500, SLG: 0.500 Ron Jackson, R OBP: 0.310, SLG: 0.371 Dixie Howell, L OBP: 0.333, SLG: 0.333 (3, 1)		0-0 2B 1-3 2-H 2B 1B		0-0 1B		0-0 FC5-4 1B		0-0 G3								
Inning Stats	R: 1 E: 0 K: 0 S: 4	H: 2 LOB: 1 BB: 1 P: 8	R: 5 E: 0 K: 0 S: 7	H: 5 LOB: 1 BB: 1 P: 11	R: 0 E: 1 K: 0 S: 4	H: 0 LOB: 1 BB: 0 P: 4	R: 0 E: 0 K: 0 S: 4	H: 2 LOB: 1 BB: 0 P: 4	R: 0 E: 0 K: 0 S: 3	H: 0 LOB: 0 BB: 0 P: 3	R: 0 E: 0 K: 0 S: 4	H: 1 LOB: 1 BB: 0 P: 4	R: 3 E: 0 K: 1 S: 7	H: 3 LOB: 1 BB: 1 P: 11	R: 0 E: 0 K: 0 S: 3	H: 0 LOB: 0 BB: 0 P: 3

PITCHER	IP	WLS	BF	H	R	ER	SO	BB	IBB	HBP	BLK	WP	HR	S	P	ERA	WHIP
Whitey Ford, L ERA: 2.89 (1, 1)	1.1		9	4	4	4	0	2	0	0	0	0	0	7	15	27.00	4.500
Tom Morgan, R ERA: 2.1 (2, 1)	0.2		4	3	2	2	0	0	0	0	0	0	0	4	4	27.00	4.500
Ed Lopat, L ERA: 3.49 (3, 1)	6.0	L	24	6	3	3	1	0	1	0	0	0	0	25	29	4.50	1.000

PITCHER	IP	WLS	BF	H	R	ER	SO	BB	IBB	HBP	BLK	WP	HR	S	P	ERA	WHIP
Whitey Ford, L ERA: 2.89 (1, 1)	1.1		9	4	4	4	0	2	0	0	0	0	0	7	15	27.00	4.500
Tom Morgan, R ERA: 2.1 (2, 1)	0.2		4	3	2	2	0	0	0	0	0	0	0	4	4	27.00	4.500
Ed Lopat, L ERA: 3.49 (3, 1)	6.0	L	24	6	3	3	1	0	1	0	0	0	0	25	29	4.50	1.000

Batter	1	2	3	4	5	6	7	8	9	AB R H RBI BB SO LOB	TOP																									
Billy Goodman, L (1, 4) OBP: 0.394, SLG: 0.345	0-0 4-3		H 1-0 2B 1B HBP	4-0 FC6-4 BB	0-0 4-3		X 0-0 FC6-4 1B		0-3 K	4 1 1 0 1 1 2																										
Billy Klaus, L (1, 6) OBP: 0.366, SLG: 0.392	4-0 FC4-6 BB		X 0-0 1B 2B	0-0 FC6-4 1B 1-2f		X 0-0 F8	0-3 K			4 1 1 0 1 1 4																										
Ted Williams, L (1, 7) OBP: 0.479, SLG: 0.773 Gene Stephens, L (6, PR) OBP: 0.386, SLG: 0.504	0-0 FC4-6 BB 1-2f		X 0-0 L4	0-0 BB 1B		B B B 4-0 L4-3 BB	0-0 SF8			3 0 1 0 1 0 3 0 0 0 1 0 0 0																										
Jackie Jensen, R (1, 9) OBP: 0.353, SLG: 0.504	4-0 1-2 BB		B B B 4-0 1B 1B WP BB	4-0 FC6-4 BB		X 0-0 L4-3 1-2	0-0 FC6-4 1-2f			2 1 0 0 3 0 3																										
Norm Zauchin, R (1, 3) OBP: 0.335, SLG: 0.488	0-3 K		X 0-0 F2	0-0 FC6-4 1-2f			0-0 HR	0-0 F8		5 1 1 1 0 1 8																										
Sammy White, R (1, 2) OBP: 0.324, SLG: 0.386 Ted Lepcio, R (4, 5) OBP: 0.310, SLG: 0.444		X 0-0 FC4-6 1B	X 0-0 WP 1B 1-2 2-H 3-H		X 0-0 1-3		X 0-0 E7 WP 3B 1B	0-0 F7		2 0 2 2 0 0 0 3 1 1 0 0 0 0																										
Grady Hatton, L (1, 5) OBP: 0.367, SLG: 0.337 Pete Daley, R (4, 2) OBP: 0.217, SLG: 0.348		X 0-0 F7	X 0-0 WP 1B 1-2 2-3		X 0-0 2B		X 0-0 1B 3B 2-H	0-0 1-4-3		2 0 1 0 0 0 1 3 1 2 1 0 0 0																										
Jim Piersall, R (1, 8) OBP: 0.347, SLG: 0.412		X 0-0 F8	X 0-0 F9 1-2 2-3 3-H		B B B 4-0 BB		X 0-0 1B 1B SF8 1B 3-H		0-0 F4	4 1 1 1 1 0 3																										
Tom Brewer, R (1, 1) OBP: 0.182, SLG: 0.135 Ike Delock, R (3, 1) OBP: 0.156, SLG: 0.100 Faye Throneberry, L (5, PH) OBP: 0.325, SLG: 0.465 Dick Brodowski, R (5, 1) Eddie Joost, R (7, PH) OBP: 0.267, SLG: 0.291 Mel Parrnell, L (7, 1) OBP: 0.286, SLG: 0.357 Milt Bolling, R (9, PH)		X 0-0 FC4-6 1-2f		X 0-0 6-3	X 0-0 F6		X 0-0 1B 1B		0-0 G3	1 0 0 0 0 0 0 1 1 0 0 0 0 0 0 0 1 0 0 0 0 0 0 2 0 0 0 0 0 0 0 0 1 0 1 0 0 0 0 0 0 0 0 0 0 0 0 0 1 0 0 0 0 0 0 0																										
Inning Stats	R: 0 E: 0 K: 1 S: 5	H: 0 LOB: 2 BB: 2 P: 13	R: 0 E: 0 K: 0 S: 4	H: 1 LOB: 1 BB: 0 P: 4	R: 3 E: 0 K: 0 S: 6	H: 3 LOB: 2 BB: 1 P: 11	R: 0 E: 0 K: 0 S: 4	H: 1 LOB: 3 BB: 2 P: 12	R: 0 E: 0 K: 0 S: 4	H: 1 LOB: 2 BB: 1 P: 8	R: 0 E: 0 K: 0 S: 2	H: 0 LOB: 1 BB: 1 P: 6	R: 4 E: 1 K: 1 S: 11	H: 6 LOB: 2 BB: 0 P: 11	R: 0 E: 0 K: 0 S: 3	H: 0 LOB: 0 BB: 0 P: 3	R: 0 E: 0 K: 1 S: 5	H: 0 LOB: 0 BB: 0 P: 5	1B: 8 2B: 3 3B: 1 HR: 1	SF: 1 SAC: 0 DP: 1 HBP: 1	WP: 2 PB: 0 SB: 0 CS: 0	PA: 46														
PITCHER	IP WLS BF H R ER SO BB IBB HBP BLK WP HR S P ERA WHIP																																			
Jack Harshman, L (1, 1) ERA: 3.35	2.2		16	4	3	3	1	3	0	1	0	0	0	14	27	10.12	2.625																			
Mike Fornieles, R (3, 1) ERA: 3.89	3.1		17	4	2	2	0	4	0	0	0	1	1	13	29	5.40	2.400																			
Sandy Consuegra, R (7, 1) ERA: 2.29	0.0		3	3	1	1	0	0	0	0	0	1	0	3	3	∞	∞																			
Morrie Martin, L (7, 1) ERA: 4.01	3.0	W	10	1	1	1	2	0	0	0	0	0	0	14	14	3.00	0.333																			

Boston Red Sox @ Chicago White Sox
Comiskey Park, Chicago, IL
Fri Jul 22 1955, 4:33 AM EDT
Att. 33,893 - Unknown

livebaseballscorecards.com

AB	37
R	7
H	12
RBI	6
BB	7
SO	3
LOB	27



Batter	1	2	3	4	5	6	7	8	9	AB	R	H	RBI	BB	SO	LOB
Minnie Minoso, R OBP: 0.352, SLG: 0.343 (1, 7)	0-0 SH1-3 2B 1B	0-0 5-3	4-0 E 1B BB		0-0 5-3			0-3 K		4	2	1	1	1	1	0
Nellie Fox, L OBP: 0.383, SLG: 0.435 (1, 4)	4-0 SH1-3 2B BB	0-0 F7	0-0 E1 S 1B		0-0 F8			0-0 4-3		4	2	0	0	1	0	1
George Kell, R OBP: 0.369, SLG: 0.418 Bob Kennedy, R OBP: 0.298, SLG: 0.297 (1, 5) (6, PR) (7, 5)	0-0 SH1-3 1-2 2-3	0-0 2B	4-0 1B BB			4-0 G6-4-3 BB				1	0	1	0	2	0	0
Walt Dropo, R OBP: 0.349, SLG: 0.494 (1, 3)	0-0 HBP 2B 2B	0-0 F9	0-0 1B			0-0 G6-4-3 1-2				4	1	2	4	0	0	2
Jim Rivera, L OBP: 0.327, SLG: 0.353 (1, 9)	4-0 HBP 2B BB		4-1 F7			0-0 F2				3	1	0	0	1	0	3
Sherm Lollar, R OBP: 0.380, SLG: 0.441 Les Moss, R OBP: 0.389, SLG: 0.481 (1, 2) (5, 2)	0-0 F7		0-3 K		0-3 K			0-0 F8		3	0	0	0	0	2	2
Chico Carrasquel, R OBP: 0.336, SLG: 0.346 (1, 6)	1-0 2B HBP		4-0 FC6 1B BB BB		0-0 F7			0-3 K		2	2	0	0	1	1	0
Jim Busby, R OBP: 0.286, SLG: 0.367 (1, 8)	0-0 2B		0-0 BB FC6 E 1B		0-3 K			0-0 L6		4	1	2	3	0	1	0
Jack Harshman, L OBP: 0.432, SLG: 0.471 Mike Fornieles, R OBP: 0.115, SLG: 0.154 Sandy Consuegra, R OBP: 0.150, SLG: 0.150 Morrie Martin, L OBP: 0.333, SLG: 0.333 (1, 1) (3, 1) (7, 1) (7, 1)	0-3 K		0-0 FC6 BB E		0-0 F2			0-0 4-3		1	0	0	0	0	1	1

Inning Stats	R: 5	H: 3	LOB: 1	K: 1	S: 8	R: 0	H: 1	LOB: 1	K: 0	S: 4	R: 5	H: 2	LOB: 2	K: 1	S: 9	R: 0	H: 0	LOB: 0	K: 2	S: 7	R: 0	H: 0	LOB: 0	K: 0	S: 3	R: 0	H: 0	LOB: 1	K: 1	S: 5	R: 0	H: 0	LOB: 0	K: 1	S: 5	R: 0	H: 0	LOB: 0	K: 1	S: 5
--------------	------	------	--------	------	------	------	------	--------	------	------	------	------	--------	------	------	------	------	--------	------	------	------	------	--------	------	------	------	------	--------	------	------	------	------	--------	------	------	------	------	--------	------	------


PITCHER	IP	WLS	BF	H	R	ER	SO	BB	IBB	HBP	BLK	WP	HR	S	P	ERA	WHIP
Tom Brewer, R ERA: 3.99 (1, 1)	2.2	L	19	5	9	6	2	4	0	1	0	0	0	18	35	20.25	3.375
Ike Delock, R ERA: 4.41 (3, 1)	1.1		7	1	1	0	2	1	0	0	0	0	0	10	14	0.00	1.500
Dick Brodowski, R ERA: 6.91 (5, 1)	2.0		6	0	0	0	0	1	0	0	0	0	0	5	9	0.00	0.500
Mel Parnell, L ERA: 6.68 (7, 1)	2.0		6	0	0	0	2	0	0	0	0	0	0	10	10	0.00	0.000

BOTTOM

Boston Red Sox @ Chicago White Sox
Comiskey Park, Chicago, IL

Fri Jul 22 1955, 4:33 AM EDT
Att. 33,893 - Unknown

AB	30
R	10
H	6
RBI	8
BB	6
SO	6
LOB	11



WP	HR	S	P	ERA	WHIP
0	0	1	38	0	0

Batter	1	2	3	4	5	6	7	8	9	AB R H RBI BB SO LOB	TOP																										
Billy Goodman, L (1, 4) OBP: 0.395, SLG: 0.344	0-0 1B S E 1B	0-0 FC6-5-4-6 1B HR		0-0 L1			0-0 F7		4-0 1B 1B BB	4 3 1 0 1 0 1																											
Billy Klaus, L (1, 6) OBP: 0.372, SLG: 0.399	0-0 1B E 1B	0-0 1-2 HR 1B			0-0 G3		0-0 S 1B		0-0 1B 1-2 SF8 1B	5 3 4 0 0 0 0																											
Ted Williams, L (1, 7) OBP: 0.483, SLG: 0.788	0-0 F9	0-0 HR			0-0 4-3 1B		0-3 K 1-2		0-0 SF8 1B 1-3 2-H	5 2 3 4 0 1 3 0 0 0 0 0 0 0																											
Ellis Kinder, R (9, 1) OBP: 0.286, SLG: 0.167		1-H 2-H HR			0-0 4-3 1-2		0-0 4-3		4-0 SF8 1B IBB	4 1 0 0 1 0 3																											
Jackie Jensen, R (1, 9) OBP: 0.351, SLG: 0.499	0-0 F8 1-2 3-H	0-0 F8			0-0 4-3 1-2		0-0 4-3		0-0 SF8 1B	3 0 0 1 1 2 1																											
Norm Zauchin, R (1, 3) OBP: 0.333, SLG: 0.483	4-0 1B BB		0-0 F4		0-3 K		0-3 K		0-0 SF8 1-2 2-3 3-H	5 0 4 3 0 1 0																											
Sammy White, R (1, 2) OBP: 0.331, SLG: 0.392	0-0 1-2 2-H 1B		0-3 K			0-0 FC3-6 1B		0-0 FC4-6 1B	0-0 1B 2-H 3-H	5 0 0 0 0 1 5																											
Grady Hatton, L (1, 5) OBP: 0.360, SLG: 0.328	0-3 K		0-0 4-3		0-0 FC3-6 FC6-4 1-2f		0-0 FC4-6 1-2f		0-0 F8	4 0 1 0 0 0 2																											
Jim Piersall, R (1, 8) OBP: 0.346, SLG: 0.409		0-0 FC6-5-4-6 SH1-4 1B		0-0 5-3		0-0 FC6-4 1-2f		0-0 5-3		1 0 0 0 0 0 0 1 0 0 0 0 1 1 1 0 0 0 0 0 0																											
Leo Kiely, L (1, 1) OBP: 0.261, SLG: 0.273		0-0 SH1-4		0-0 F7		0-3 K		0-0 4-3																													
Tom Hurd, R (4, 1) OBP: 0.100, SLG: 0.100																																					
Gene Stephens, L (9, PH) OBP: 0.384, SLG: 0.500																																					
Inning Stats	R: 2 E: 1 K: 1 S: 8	H: 3 LOB: 2 BB: 1 P: 12	R: 3 E: 0 K: 0 S: 6	H: 3 LOB: 0 BB: 0 P: 6	R: 0 E: 0 K: 1 S: 5	H: 0 LOB: 0 BB: 0 P: 5	R: 0 E: 0 K: 0 S: 3	H: 0 LOB: 0 BB: 0 P: 3	R: 0 E: 0 K: 1 S: 6	H: 1 LOB: 1 BB: 0 P: 6	R: 0 E: 0 K: 1 S: 6	H: 1 LOB: 1 BB: 0 P: 6	R: 0 E: 0 K: 1 S: 6	H: 1 LOB: 1 BB: 0 P: 6	R: 0 E: 0 K: 1 S: 6	H: 1 LOB: 1 BB: 0 P: 6	R: 4 E: 0 K: 0 S: 6	H: 3 LOB: 1 BB: 2 P: 14	1B: 12 2B: 0 3B: 0 HR: 1	SF: 1 SAC: 1 DP: 0 HBP: 0	WP: 0 PB: 0 SB: 2 CS: 0	PA: 43															
PITCHER	IP WLS BF H R ER SO BB IBB HBP BLK WP HR S P ERA WHIP																																				
Harry Byrd, R (1, 1) ERA: 4.47	2.0		13	6	5	5	1	1	0	0	0	0	1	14	18	22.50	3.500																				
Virgil Trucks, R (3, 1) ERA: 3.68	6.0		22	4	0	0	5	0	0	0	0	0	0	32	32	0.00	0.667																				
Dick Donovan, R (9, 1) ERA: 2.8	1.0	L	8	3	4	4	0	1	1	0	0	0	0	6	14	36.00	4.000																				

Boston Red Sox @ Chicago White Sox
Comiskey Park, Chicago, IL

livebaseballscorecards.com

AB 38
R 9
H 13
RBI 8
BB 3
SO 6
LOB 16



Sat Jul 23 1955, 4:33 AM EDT
Att. 15,143 - Unknown

Batter	1	2	3	4	5	6	7	8	9	AB	R	H	RBI	BB	SO	LOB
Minnie Minoso, R (1, 7) OBP: 0.352, SLG: 0.353	0-0 FC3-6 1B	0-0 E6 S		0-0 1-3		0-0 1-3		0-0 1-H HR	0-0 F6	6	1	2	2	0	0	4
Nellie Fox, L (1, 4) OBP: 0.381, SLG: 0.432	0-0 FC3-6 1B	0-0 1-3		0-0 F8		0-0 1B		0-0 6-4-3		5	1	1	0	0	0	4
George Kell, R (1, 5) OBP: 0.392, SLG: 0.421	0-0 1B 1-2 1B		0-0 1B 1B		0-0 F3	0-3 K		0-0 S 1B		5	1	3	0	0	1	1
Walt Dropo, R (1, 3) OBP: 0.350, SLG: 0.492	0-0 G6-4-3 1B		0-0 1B 1-3 1B		0-0 F8		0-0 6-3	0-0 F2		5	0	2	1	0	0	1
Bob Kennedy, R (1, 9) OBP: 0.305, SLG: 0.298	0-0 G6-4-3		0-3 K		0-0 E7 1B		4-0 BB		4-0 6-3 1B BB	3	1	1	0	1	1	4
Jim Rivera, L (9, 9) OBP: 0.329, SLG: 0.353	1-2f									0	1	0	0	1	0	0
Les Moss, R (1, 2) OBP: 0.383, SLG: 0.471		0-0 4-3	0-3 K		0-0 1B 1B		0-0 F5		0-0 6-3 1-2	4	0	1	1	0	1	3
Gil Coan, L (9, PH) OBP: 0.318, SLG: 0.336										1	0	0	0	0	0	1
Chico Carrasquel, R (1, 6) OBP: 0.340, SLG: 0.350		0-0 G3 1B	0-0 K		0-0 FC6-4 1B		0-0 6-3		0-3 K	4	1	3	1	0	0	1
Bob Nieman, R (9, PH) OBP: 0.332, SLG: 0.465			1-3 3-H 1B							1	0	0	0	0	1	1
Jim Busby, R (1, 8) OBP: 0.290, SLG: 0.371		0-0 E G3 1B		0-0 SH1-4 1B		0-0 FC6-4		0-0 F7	0-0 1B 1B	5	0	3	1	0	0	2
Harry Byrd, R (1, 1) OBP: 0.182, SLG: 0.156		0-0 G3		0-0 SH1-4				0-0 F8		0	0	0	0	0	0	0
Ron Jackson, R (2, PH) OBP: 0.306, SLG: 0.365										1	0	0	0	0	0	2
Virgil Trucks, R (3, 1) OBP: 0.149, SLG: 0.174										1	0	0	0	0	0	0
Dick Donovan, L (8, PH) OBP: 0.300, SLG: 0.250		1-2 2-3		1-2					1-2 HR 1B	2	1	2	0	0	0	0

Inning Stats	R: 1	H: 3	E: 0	K: 0	S: 5	H: 3	LOB: 1	BB: 0	P: 5	R: 1	H: 2	E: 1	K: 0	S: 6	H: 2	LOB: 2	BB: 0	P: 6	R: 1	H: 3	E: 0	K: 2	S: 9	H: 3	LOB: 2	BB: 0	P: 9	R: 0	H: 1	E: 0	K: 0	S: 4	R: 1	H: 3	E: 1	K: 0	S: 6	R: 0	H: 1	E: 0	K: 1	S: 6	R: 0	H: 0	E: 0	K: 0	S: 3	R: 2	H: 3	E: 0	K: 0	S: 6	R: 1	H: 2	E: 0	K: 1	S: 7	H: 2	LOB: 2	BB: 1	P: 11	1B: 17	2B: 0	3B: 0	HR: 1	SF: 0	SAC: 1	DP: 1	HBP: 0	WP: 0	PB: 0	SB: 2	CS: 0	PA: 46
--------------	------	------	------	------	------	------	--------	-------	------	------	------	------	------	------	------	--------	-------	------	------	------	------	------	------	------	--------	-------	------	------	------	------	------	------	------	------	------	------	------	------	------	------	------	------	------	------	------	------	------	------	------	------	------	------	------	------	------	------	------	------	--------	-------	-------	--------	-------	-------	-------	-------	--------	-------	--------	-------	-------	-------	-------	--------

PITCHER	IP	WLS	BF	H	R	ER	SO	BB	IBB	HBP	BLK	WP	HR	S	P	ERA	WHIP
Leo Kiely, L (1, 1) ERA: 2.74	3.0		16	8	3	2	2	0	0	0	0	0	0	20	20	6.00	2.667
Tom Hurd, R (4, 1) ERA: 2.88	5.0	W	24	8	3	3	1	1	0	0	0	0	1	25	29	5.40	1.800
Ellis Kinder, R (9, 1) ERA: 2.41	1.0	S	6	2	1	1	1	1	0	0	0	0	0	7	11	9.00	3.000


BOTTOM

Boston Red Sox @ Chicago White Sox
Comiskey Park, Chicago, IL

Sat Jul 23 1955, 4:33 AM EDT
Att. 15,143 - Unknown

livebaseballscorecards.com

AB 43
R 7
H 18
RBI 6
BB 2
SO 4
LOB 24



Batter	1	2	3	4	5	6	7	8	9	AB R H RBI BB SO LOB	TOP																					
Billy Goodman, L (1, 4) OBP: 0.395, SLG: 0.345	0-0 F7		0-0 1B		0-0 4-3		0-3 K		0-0 1B	5 0 2 0 0 1 0	Boston Red Sox @ Chicago White Sox Comiskey Park, Chicago, IL Sun Jul 24 1955, 4:33 AM EDT Unknown																					
Billy Klaus, L (1, 6) OBP: 0.373, SLG: 0.399	0-0 F2		0-0 1B		0-0 F8		0-0 1B		0-0 F7	5 0 2 0 0 0 1																						
Ted Williams, L (1, 7) OBP: 0.483, SLG: 0.793	4-0 BB		0-0 F8		0-0 3B		0-0 F8			3 0 1 0 1 0 3																						
Jackie Jensen, R (1, 9) OBP: 0.352, SLG: 0.496	0-0 F8		0-0 L1		4-0 BB			4-0 BB		2 0 0 0 2 0 3																						
Norm Zauchin, R (1, 3) OBP: 0.332, SLG: 0.483		0-0 2B		0-0 5-3		0-3 K		0-0 F3		4 0 1 0 0 1 3																						
Sammy White, R (1, 2) OBP: 0.327, SLG: 0.388		0-3 K		0-0 F8		0-0 F9		0-0 F4		4 0 0 0 0 1 2																						
Grady Hatton, L (1, 5) OBP: 0.358, SLG: 0.327		0-0 F5		0-0 BB 1B		0-0 1-3		0-0 F9		4 0 1 0 0 0 2																						
Jim Piersall, R (1, 8) OBP: 0.345, SLG: 0.405		0-0 L7		4-0 BB 1-2 BB		0-0 F2			0-0 F8	3 0 0 0 1 0 1																						
George Susce, R (1, 1) OBP: 0.138, SLG: 0.143 Eddie Joost, R (7, PH) OBP: 0.264, SLG: 0.288 Bill Henry, L (7, 1) OBP: 0.133, SLG: 0.133 Ted Lepcio, R (9, PH) OBP: 0.308, SLG: 0.441			0-3 K	0-3 K		0-3 K		0-3 K		2 0 0 0 0 2 2 1 0 0 0 0 1 0 0 0 0 0 0 0 0 1 0 0 0 0 1 0																						
Inning Stats	R: 0 E: 0 K: 0 S: 3	H: 0 LOB: 1 BB: 1 P: 7	R: 0 E: 0 K: 1 S: 6	H: 1 LOB: 1 BB: 0 P: 6	R: 0 E: 0 K: 1 S: 7	H: 2 LOB: 2 BB: 0 P: 7	R: 0 E: 0 K: 1 S: 6	H: 1 LOB: 2 BB: 1 P: 10	R: 0 E: 0 K: 1 S: 6	H: 1 LOB: 2 BB: 1 P: 10	R: 0 E: 0 K: 2 S: 8	H: 1 LOB: 1 BB: 0 P: 8	R: 0 E: 0 K: 0 S: 3	H: 0 LOB: 1 BB: 1 P: 7	R: 0 E: 0 K: 1 S: 6	H: 1 LOB: 1 BB: 0 P: 6	1B: 5 2B: 1 3B: 1 HR: 0	SF: 0 SAC: 0 DP: 0 HBP: 0	WP: 0 PB: 0 SB: 0 CS: 0	PA: 38												
PITCHER Billy Pierce, L (1, 1) ERA: 1.76	IP 9.0	WLS W	BF 38	H 7	R 0	ER 0	SO 7	BB 4	IBB 0	HBP 0	BLK 0	WP 0	HR 0	S 48	P 64	ERA 0.00	WHIP 1.222															
											PITCHER	IP	WLS	BF	H	R	ER	SO	BB	IBB	HBP	BLK	WP	HR	S	P	ERA	WHIP				

livebaseballscorecards.com

AB	34
R	0
H	7
RBI	0
BB	4
SO	7
LOB	17



Batter	1	2	3	4	5	6	7	8	9
Minnie Minoso, R OBP: 0.353, SLG: 0.357 Bob Kennedy, R OBP: 0.305, SLG: 0.298	0-0 F4		4-0 BB		0-0 2B	0-0 F8			
Nellie Fox, L OBP: 0.377, SLG: 0.427	0-0 4-3		0-0 F9		0-0 F8		0-0 4-3		
George Kell, R OBP: 0.397, SLG: 0.424	0-0 1B		0-0 F8			4-0 SH5-3 2B	0-0 1B		
Walt Dropo, R OBP: 0.346, SLG: 0.487	0-3 K			0-3 K		0-0 SH5-3	0-0 L5		
Jim Rivera, L OBP: 0.328, SLG: 0.355		0-0 F6		0-0 4-3		0-0 HR 2B	0-0 F8		
Jim Busby, R OBP: 0.292, SLG: 0.373		0-0 6-3		0-0 2B		4-0 HR BB	0-0 6-3		
Chico Carrasquel, R OBP: 0.342, SLG: 0.361		0-0 1B		0-0 F8		0-0 HR	0-0 5-3		
Les Moss, R OBP: 0.378, SLG: 0.461		0-0 F7			0-0 1-3	0-0 SH5-3 1B	0-0 5-3		
Billy Pierce, L OBP: 0.211, SLG: 0.143			0-0 F9		0-0 F8	0-0 SH5-3			

Inning Stats	R: 0	H: 1	E: 0	K: 1	S: 6	R: 0	H: 1	E: 0	K: 0	S: 4	R: 0	H: 0	E: 0	K: 0	S: 3	R: 0	H: 1	E: 0	K: 1	S: 6	R: 0	H: 1	E: 0	K: 0	S: 4	R: 4	H: 3	E: 0	K: 0	S: 6	R: 0	H: 1	E: 0	K: 0	S: 3
	LOB: 1	BB: 0	P: 6	LOB: 1	BB: 0	P: 4	LOB: 1	BB: 1	P: 7	LOB: 1	BB: 0	P: 7	LOB: 1	BB: 0	P: 4	LOB: 1	BB: 2	P: 14	LOB: 1	BB: 0	P: 4	LOB: 0	BB: 0	P: 3	LOB: 0	BB: 0	P: 3	LOB: 0	BB: 0	P: 3	LOB: 0	BB: 0	P: 3		

PITCHER	IP	WLS	BF	H	R	ER	SO	BB	IBB	HBP	BLK	WP	HR	S	P	ERA	WHIP
George Susce, R ERA: 2.96	(1, 1)	6.0	L	28	7	4	4	2	3	0	0	0	1	29	41	6.00	1.667
Bill Henry, L ERA: 3.05	(7, 1)	2.0		7	1	0	0	0	0	0	0	0	0	7	7	0.00	0.500

BOTTOM


Boston Red Sox @ Chicago White Sox
Comiskey Park, Chicago, IL

Sun Jul 24 1955, 4:33 AM EDT
Unknown

AB	R	H	RBI	BB	SO	LOB
3	0	1	0	1	0	1
0	0	0	0	0	0	0
4	0	0	0	0	0	2
3	1	2	0	1	0	1
3	0	0	0	0	2	2
4	1	1	1	0	0	1
3	1	1	0	1	0	0
4	1	2	3	0	0	1
4	0	1	0	0	0	1
2	0	0	0	0	0	0

AB	30
R	4
H	8
RBI	4
BB	3
SO	2
LOB	9

WP: 0 PA: 35
PB: 0
SB: 1
CS: 0



1B	2B	3B	HR	SF	SAC	DP	HBP
4	3	0	1	0	0	0	0

Batter	1	2	3	4	5	6	7	8	9	AB R H RBI BB SO LOB	TOP												
Billy Goodman, L (1, 4) OBP: 0.395, SLG: 0.344	4-0 BB SF7 BB	X 0-0 1-3 1B		X 0-0 1-2f			0-3 K		0-3 K	4 1 1 0 1 2 3													
Billy Klaus, L (1, 6) OBP: 0.370, SLG: 0.394	4-0 BB 1-2 BB	X 0-0 6-3			X 0-0 F8		0-3 K		0-0 4-3	4 0 0 0 1 1 3													
Ted Williams, L (1, 7) OBP: 0.483, SLG: 0.782	4-0 BB 1-2 2-3 BB		X 0-0 F5		BB BB BB 4-0 G3 BB			0-3 K		2 0 0 0 2 1 0													
Jackie Jensen, R (1, 9) OBP: 0.351, SLG: 0.495	X 0-0 SF7		X 0-0 6-3		X 0-0 G3		X 0-0 1B			3 1 1 1 0 0 1													
Norm Zauchin, R (1, 3) OBP: 0.328, SLG: 0.476	S S 0-3 K		S S 0-3 K		X 0-0 6-3		S S 0-3 K		1-2 K	4 0 0 0 0 3 4													
Sammy White, R (1, 2) OBP: 0.329, SLG: 0.392	X 0-0 1-3			X 0-0 1-3 2B		X 0-0 F6		X 0-0 1B		4 0 2 1 0 0 2													
Grady Hatton, L (1, 5) OBP: 0.352, SLG: 0.321		X 0-0 F8		S S 0-3 K		X 0-0 4-3		X 0-0 4-3		4 0 0 0 0 1 2													
Jim Piersall, R (1, 8) OBP: 0.341, SLG: 0.400		S S 0-3 K		X 0-0 1-3		X 0-0 F8		X 0-0 B3		4 0 0 0 0 1 1													
Willard Nixon, L (1, 1) OBP: 0.313, SLG: 0.310		BB BB 4-0 1B BB		BB BB BB 4-0 FC4-6 BB		S S 0-3 K		X 0-0 1B		2 0 1 0 2 1 0													
Mel Parnell, L (9, 1) OBP: 0.286, SLG: 0.357										0 0 0 0 0 0 0													
Inning Stats	R: 1 E: 0 K: 1 S: 5	H: 0 LOB: 2 BB: 3 P: 17	R: 0 E: 0 K: 1 S: 6	H: 1 LOB: 2 BB: 1 P: 10	R: 0 E: 0 K: 1 S: 5	H: 0 LOB: 0 BB: 0 P: 5	R: 0 E: 0 K: 1 S: 6	H: 1 LOB: 2 BB: 1 P: 10	R: 0 E: 0 K: 0 S: 3	H: 0 LOB: 1 BB: 1 P: 7	R: 0 E: 0 K: 3 S: 9	H: 0 LOB: 0 BB: 0 P: 9	R: 0 E: 0 K: 3 S: 9	H: 0 LOB: 0 BB: 0 P: 9	R: 1 E: 0 K: 2 S: 9	H: 2 LOB: 1 BB: 0 P: 9	R: 0 E: 0 K: 1 S: 6	H: 1 LOB: 1 BB: 0 P: 6	1B: 4 2B: 1 3B: 0 HR: 0	SF: 1 SAC: 0 DP: 0 HBP: 0	WP: 0 PB: 0 SB: 2 CS: 0	PA: 38	
PITCHER Connie Johnson, R (1, 1) ERA: 2.55	IP 9.0	WLS L	BF 38	H 5	R 2	ER 2	SO 10	BB 6	IBB 0	HBP 0	BLK 0	WP 0	HR 0	S 52	P 76	ERA 2.00	WHIP 1.222						PITCHER IP WLS BF H R ER SO BB IBB HBP BLK WP HR S P ERA WHIP

Boston Red Sox @ Chicago White Sox
Comiskey Park, Chicago, IL
Sun Jul 24 1955, 4:38 AM EDT
Att. 35,664 - Unknown

livebaseballscorecards.com

AB 31
R 2
H 5
RBI 2
BB 6
SO 10
LOB 16



Batter	1	2	3	4	5	6	7	8	9	AB R H RBI BB SO LOB	TOP																						
Minnie Minoso, R (1, 7) OBP: 0.353, SLG: 0.352	0-0 F7		0-0 F9		0-0 L9		0-0 6-3			4 0 0 0 0 0 0																							
Nellie Fox, L (1, 4) OBP: 0.374, SLG: 0.421	0-0 F2		0-0 1B		0-0 4-3		0-0 1-3			4 0 1 0 0 0 0																							
George Kell, R (1, 5) OBP: 0.400, SLG: 0.425	0-0 1B		0-0 1B		1-0 FC6-4 HBP		0-0 4-3			3 0 2 0 0 0 0																							
Walt Dropo, R (1, 3) OBP: 0.347, SLG: 0.481	0-0 F4		4-0 BB		0-0 FC6-4			0-0 F3		3 0 0 0 1 0 2																							
Bob Nieman, R (1, 9) OBP: 0.333, SLG: 0.460		0-0 F9	0-0 6-3		0-0 F9			4-0 BB		3 0 0 0 1 0 3																							
Jim Busby, R (1, 8) OBP: 0.294, SLG: 0.370		0-0 E S 1B		0-0 F6		4-0 WP S BB		0-0 9-3		0 0 0 0 0 0 0																							
Chico Carrasquel, R (1, 6) OBP: 0.343, SLG: 0.360		0-3 K		0-0 5-3		0-0 F3			0-0 L7	4 0 0 0 0 1 2																							
Sherm Lollar, R (1, 2) OBP: 0.384, SLG: 0.440		0-0 F3		4-0 BB		4-0 WP IBB			1-0 G1-4-3 HBP	1 0 0 0 2 0 1																							
Dick Donovan, L (1, 1) OBP: 0.286, SLG: 0.236			0-3 K		0-3 K		0-0 5-3		0-0 G1-4-3	0 0 0 0 0 0 0																							
Bob Kennedy, R (9, PH) OBP: 0.308, SLG: 0.319									1-2 2-3	3 0 0 0 0 2 3																							
										1 0 0 0 0 0 1																							
Inning Stats	R: 0 E: 0 K: 0 S: 4	H: 1 LOB: 1 BB: 0 P: 4	R: 0 E: 0 K: 1 S: 6	H: 1 LOB: 1 BB: 0 P: 6	R: 0 E: 0 K: 1 S: 7	H: 2 LOB: 3 BB: 1 P: 11	R: 0 E: 0 K: 1 S: 5	H: 0 LOB: 1 BB: 1 P: 9	R: 0 E: 0 K: 0 S: 3	H: 0 LOB: 1 BB: 0 P: 4	R: 0 E: 0 K: 0 S: 3	H: 0 LOB: 2 BB: 2 P: 11	R: 0 E: 0 K: 0 S: 3	H: 0 LOB: 0 BB: 0 P: 3	R: 0 E: 0 K: 0 S: 2	H: 0 LOB: 1 BB: 1 P: 6	R: 0 E: 0 K: 0 S: 2	H: 0 LOB: 1 BB: 0 P: 3	1B: 4 2B: 1 3B: 0 HR: 0	SF: 0 SAC: 0 DP: 2 HBP: 2	WP: 1 PB: 0 SB: 2 CS: 0	PA: 36											
PITCHER Tommy Byrne, L (1, 1) ERA: 2.66	IP 9.0	WLS W	BF 36	H 4	R 0	ER 0	SO 3	BB 4	IBB 1	HBP 2	BLK 0	WP 1	HR 0	S 35	P 57	ERA 0.00	WHIP 0.889																
											PITCHER	IP	WLS	BF	H	R	ER	SO	BB	IBB	HBP	BLK	WP	HR	S	P	ERA	WHIP					

Chicago White Sox @ New York Yankees
 Yankee Stadium, Bronx, NY
 Tue Jul 26 1955, 3:33 AM EDT
 Att. 37,369 - Overcast - 80 F

AB	29
R	0
H	4
RBI	0
BB	5
SO	3
LOB	13



livebaseballscorecards.com

Chicago White Sox @ New York Yankees
 Yankee Stadium, Bronx, NY

Wed Jul 27 1955, 3:33 AM EDT
 Att. 18,252 - Unknown - 92 F

AB	38
R	7
H	13
RBI	6
BB	6
SO	1
LOB	22



WP:	0	PA:	46
PB:	0		
SB:	0		
CS:	0		

Batter	1	2	3	4	5	6	7	8	9	AB R H RBI BB SO LOB
Minnie Minoso, R (1, 7) OBP: 0.358, SLG: 0.356	0-0 FC5-6 1B	0-0 2-H 1B 1B		4-0 SH3-4 1B BB	0-0 6-3			0-0 6-3 1B	0-0 F6	5 2 3 1 1 0 3
Nellie Fox, L (1, 4) OBP: 0.374, SLG: 0.421	0-0 FC5-6 BB 1-2f 1B	0-0 1-2 1B 1B		0-0 1-2 SH3-4 1B 1B		0-0 F5		0-0 6-3 1-2		5 2 2 0 0 0 2
George Kell, R (1, 5) OBP: 0.401, SLG: 0.426	0-0 F9	0-0 BB 1-2 2-H 1B		0-0 SH3-4 1-2 2-3		0-0 5-3 1B		0-0 L5		4 0 2 1 0 0 2
Walt Dropo, R (1, 3) OBP: 0.354, SLG: 0.485 Bobby Adams, R (9, PR) OBP: 0.360, SLG: 0.413 Bob Kennedy, R (9, 3) OBP: 0.308, SLG: 0.319	0-0 BB 1-2 1B	0-0 1-2 2-H BB 1B		0-0 BB 2-H 3-H 1B		0-0 5-3 1-2		4-0 BB 1B BB		4 0 3 3 1 0 1 0 1 0 0 0 0 0 0 0 0 0 0 0 0
Jim Rivera, L (1, 9) OBP: 0.335, SLG: 0.356	4-0 1-2 2-3 BB	4-0 1-2 2-3 BB		4-0 1-2 E BB		0-0 3-1		0-0 1B 1-2 BB 1B		2 1 1 0 3 0 1
Jim Busby, R (1, 8) OBP: 0.290, SLG: 0.365	0-0 F7	0-0 F9		0-0 E6 1-H		0-0 F9		0-3 K		5 0 0 0 0 1 8
Sherm Lollar, R (1, 2) OBP: 0.385, SLG: 0.437		0-0 SH5-4 1B 1B		0-0 F7		0-0 F7		0-0 1-3		4 1 1 0 1 0 1
Chico Carrasquel, R (1, 6) OBP: 0.339, SLG: 0.355 Gil Coan, L (9, PH) OBP: 0.314, SLG: 0.331 Jim Brideweser, R (9, 6) OBP: 0.233, SLG: 0.300		0-0 F7		0-0 5-3		0-0 F8		0-0 F8		4 0 0 0 0 0 1 1 0 0 0 0 0 3 0 0 0 0 0 0 0
Harry Byrd, R (1, 1) OBP: 0.167, SLG: 0.143 Morrie Martin, L (8, 1) OBP: 0.333, SLG: 0.333 Dixie Howell, L (8, 1) OBP: 0.400, SLG: 0.400		0-0 SH5-4 1-2		0-0 F4		0-0 4-3		0-0 5-3		3 0 0 0 0 0 0 0 0 0 0 0 0 0 1 0 1 1 0 0 0

Inning Stats	R: 0	H: 2	E: 0	K: 0	S: 5	P: 9	R: 3	H: 5	E: 0	K: 0	S: 8	P: 12	R: 0	H: 0	E: 0	K: 0	S: 3	R: 3	H: 2	E: 1	K: 0	S: 5	P: 13	R: 0	H: 0	E: 0	K: 0	S: 3	P: 3	R: 0	H: 1	E: 0	K: 0	S: 4	P: 4	R: 0	H: 0	E: 0	K: 0	S: 3	P: 3	R: 0	H: 1	E: 0	K: 0	S: 4	P: 4	R: 0	H: 1	E: 0	K: 1	S: 7	P: 15	R: 1	H: 2	E: 0	K: 1	S: 7	P: 15	1B: 13	SF: 0	2B: 0	SAC: 2	3B: 0	DP: 0	HR: 0	HBP: 0	WP: 0	PA: 46
--------------	------	------	------	------	------	------	------	------	------	------	------	-------	------	------	------	------	------	------	------	------	------	------	-------	------	------	------	------	------	------	------	------	------	------	------	------	------	------	------	------	------	------	------	------	------	------	------	------	------	------	------	------	------	-------	------	------	------	------	------	-------	--------	-------	-------	--------	-------	-------	-------	--------	-------	--------

PITCHER	IP	WLS	BF	H	R	ER	SO	BB	IBB	HBP	BLK	WP	HR	S	P	ERA	WHIP
Ed Lopat, L (1, 1) ERA: 3.74	1.2	L	13	7	3	3	0	1	0	0	0	0	0	12	16	16.20	4.800
Tom Sturdivant, R (2, 1) ERA: 3.31	1.2		9	2	3	2	0	2	0	0	0	0	0	7	15	10.80	2.400
Bob Wiesler, L (4, 1) ERA: 3.77	4.2		17	2	0	0	0	1	0	0	0	0	0	16	20	0.00	0.643
Tom Morgan, R (9, 1) ERA: 2.3	1.0		7	2	1	1	1	2	0	0	0	0	0	7	15	9.00	4.000

PITCHER	IP	WLS	BF	H	R	ER	SO	BB	IBB	HBP	BLK	WP	HR	S	P	ERA	WHIP
---------	----	-----	----	---	---	----	----	----	-----	-----	-----	----	----	---	---	-----	------

Batter	1	2	3	4	5	6	7	8	9	AB R H RBI BB SO LOB	TOP											
Minnie Minoso, R OBP: 0.359, SLG: 0.360 (1, 7)	0-0 F3		0-0 HR 1B	0-0 FC5			0-0 FC5 2B		0-0 F3	5 1 2 0 0 0 2												
Nellie Fox, L OBP: 0.374, SLG: 0.417 (1, 4)	4-0 1B BB		0-0 F8		0-0 F8		4-0 BB		0-0 3-1	3 1 0 0 2 0 1												
Bobby Adams, R OBP: 0.350, SLG: 0.400 (1, 5)	0-3 K		0-0 F9		0-3 K		0-0 FC5		0-0 5-3	5 0 0 0 0 2 4												
Walt Dropo, R OBP: 0.356, SLG: 0.496 (1, 3)	0-0 E6 1B		0-0 HR		0-0 1B			0-0 F8		4 1 2 2 0 0 1												
Jim Rivera, L OBP: 0.337, SLG: 0.356 (1, 9)	0-0 FC5-4 1B		4-0 CS BB		0-3 K			0-3 K		3 0 1 1 1 2 0												
Sherm Lollar, R OBP: 0.386, SLG: 0.433 (1, 2)	0-0 FC5-4		0-0 CS	4-0 FC5 BB BB		0-0 5-3		4-0 BB 1B BB		2 0 0 0 2 0 2												
Jim Busby, R OBP: 0.290, SLG: 0.364 (1, 8)			0-3 K		0-3 K			0-0 BB 1B		4 0 1 0 0 3 1												
Chico Carrasquel, R OBP: 0.341, SLG: 0.353 (1, 6)			0-0 6-3		4-0 BB		0-0 F6	4-0 BB		2 0 0 0 2 0 0												
Connie Johnson, R OBP: 0.143, SLG: 0.214 (1, 1)			0-3 K		0-0 F5		0-0 6-3	0-0 F9		4 0 0 0 0 1 5												
Billy Pierce, L OBP: 0.211, SLG: 0.143 (9, 1)										0 0 0 0 0 0 0												
Inning Stats	R: 1 E: 1 K: 1 S: 7	H: 1 LOB: 2 BB: 1 P: 11	R: 0 E: 0 K: 2 S: 7	H: 0 LOB: 0 BB: 0 P: 7	R: 2 E: 0 K: 0 S: 4	H: 2 LOB: 0 BB: 1 P: 8	R: 0 E: 0 K: 1 S: 5	H: 0 LOB: 2 BB: 2 P: 13	R: 0 E: 0 K: 1 S: 5	H: 1 LOB: 1 BB: 0 P: 5	R: 0 E: 0 K: 2 S: 7	H: 0 LOB: 0 BB: 0 P: 7	R: 0 E: 0 K: 0 S: 4	H: 1 LOB: 2 BB: 1 P: 8	R: 0 E: 0 K: 1 S: 6	H: 1 LOB: 3 BB: 2 P: 14	R: 0 E: 0 K: 0 S: 3	H: 0 LOB: 0 BB: 0 P: 3	1B: 4 2B: 1 3B: 0 HR: 1	SF: 0 SAC: 0 DP: 0 HBP: 0	WP: 0 PB: 0 SB: 1 CS: 1	PA: 40
PITCHER	IP WLS BF H R ER SO BB IBB HBP BLK WP HR S P ERA WHIP												PITCHER	IP WLS BF H R ER SO BB IBB HBP BLK WP HR S P ERA WHIP								
Bob Turley, R ERA: 3.11 (1, 1)	8.0 L 36 6 3 2 8 7 0 0 0 0 0 1 45 73 2.25 1.625																					
Jim Konstanty, R ERA: 1.6 (9, 1)	1.0 3 0 0 0 0 0 0 0 0 0 0 0 3 3 0.00 0.000																					

Chicago White Sox @ New York Yankees
 Yankee Stadium, Bronx, NY
 Thu Jul 28 1955, 3:33 AM EDT
 Att. 14,062 - Unknown - 74 F

AB	32
R	3
H	6
RBI	3
BB	7
SO	8
LOB	16



Batter	1	2	3	4	5	6	7	8	9	AB R H RBI BB SO LOB	TOP	
Minnie Mino, R OBP: 0.356, SLG: 0.356 (1, 7) X	0-0 6-3		0-0 6-3			0-0 SH1-4		0-0 5-3		3 0 0 0 0 0 0		
Nellie Fox, L OBP: 0.373, SLG: 0.416 (1, 4) X	0-0 G3		0-0 G3			0-0 4-3			0-0 5-3 1B	4 1 1 0 0 0 1		
Jim Busby, R OBP: 0.289, SLG: 0.362 (1, 8) X	0-0 FC6-4 1B			0-0 F9		0-0 E3 CS			0-0 5-3	4 0 1 0 0 0 1		
Walt Dropo, R OBP: 0.361, SLG: 0.500 (1, 3) X	0-0 FC6-4 1-2f			0-0 G3-6-3 1B		0-0 CS 1-2	0-0 4-3 SH3-4 1B		0-0 2B 1B 2-H	4 1 3 1 0 0 1		
Jim Rivera, L OBP: 0.340, SLG: 0.366 (1, 9) X		0-0 F9 SF9 2B		0-0 G3-6-3 1-2f		0-0 SH3-4 1-2			0-0 1B 2B 1-3	3 2 2 0 0 0 1		
Sherm Lollar, R OBP: 0.384, SLG: 0.429 (1, 2) X		0-0 F9 2-3		0-0 L7		0-0 4-3 2-3			4-0 1B IBB	3 0 0 0 1 0 2		
Chico Carrasquel, R OBP: 0.338, SLG: 0.351 (1, 6) X		0-0 SF9		0-0 F7		0-0 F7			0-3 K	2 0 0 1 0 0 1		
Gil Coan, L OBP: 0.312, SLG: 0.329 (9, PH)		0-0 SF9		0-0 F7		0-0 F7			0-3 K	1 0 0 0 0 1 3		
Jim Brideweser, R OBP: 0.233, SLG: 0.300 (9, 6)		0-0 SF9		0-0 F7		0-0 F7			0-3 K	0 0 0 0 0 0 0		
Bobby Adams, R OBP: 0.348, SLG: 0.396 (1, 5) X		0-0 5-3		0-0 F8				0-0 1-3	0-0 PB 1B 1-3 2-H 3-H	4 0 1 2 0 0 0		
Virgil Trucks, R OBP: 0.157, SLG: 0.180 (1, 1) X			0-0 F4			0-0 4-3 SH1-4 E 1B		0-0 F5	0-3 K	4 1 1 0 0 1 2		
Inning Stats	R: 0 H: 1 E: 0 LOB: 1 K: 0 BB: 0 S: 4 P: 4	R: 1 H: 1 E: 0 LOB: 0 K: 0 BB: 0 S: 4 P: 4	R: 0 H: 0 E: 0 LOB: 0 K: 0 BB: 0 S: 3 P: 3	R: 0 H: 1 E: 0 LOB: 0 K: 0 BB: 0 S: 3 P: 3	R: 0 H: 0 E: 0 LOB: 0 K: 0 BB: 0 S: 3 P: 3	R: 1 H: 1 E: 1 LOB: 0 K: 0 BB: 0 S: 4 P: 4	R: 0 H: 1 E: 0 LOB: 1 K: 0 BB: 0 S: 4 P: 4	R: 0 H: 0 E: 0 LOB: 0 K: 0 BB: 0 S: 3 P: 3	R: 3 H: 4 E: 0 LOB: 2 K: 2 BB: 1 S: 11 P: 15	1B: 7 SF: 1 2B: 2 SAC: 2 3B: 0 DP: 1 HR: 0 HBP: 0	WP: 0 PA: 37 PB: 1 SB: 0 CS: 1	
PITCHER	IP WLS BF H R ER SO BB IBB HBP BLK WP HR S P ERA WHIP											
Pedro Ramos, R ERA: 3.46 (1, 1)	8.1 L 32 8 5 4 0 0 0 0 0 0 0 0 0 32 32 4.32 0.960											
Camilo Pascual, R ERA: 5.66 (9, 1)	0.2 4 1 0 0 2 0 1 0 0 0 0 0 7 11 0.00 1.500											

Chicago White Sox @ Washington Senators
Griffith Stadium, Washington, DC

AB	32
R	5
H	9
RBI	4
BB	1
SO	2
LOB	12



Fri Jul 29 1955, 3:33 AM EDT
Att. 5,544 - Unknown

livebaseballscorecards.com

Batter	1	2	3	4	5	6	7	8	9	AB	R	H	RBI	BB	SO	LOB
Eddie Yost, R OBP: 0.378, SLG: 0.337 (1, 5)	0-0 1-3		0-0 F5		0-0 F7		0-0 F9			4	0	0	0	0	0	2
Ernie Oravetz, S OBP: 0.336, SLG: 0.279 (1, 9)	0-0 FC4-6 1B		0-0 BB 2-H 1B			0-0 L8		0-0 4-3		4	0	2	1	0	0	0
Pete Runnels, L OBP: 0.353, SLG: 0.332 (1, 4)	0-0 FC4-6 1-2f		4-0 BB 1-2			0-0 1B 2B		0-0 F6		3	1	1	0	1	0	1
Mickey Vernon, L OBP: 0.367, SLG: 0.436 (1, 3)	0-3 K		0-0 F7			0-0 FC4-6 2-H 1B		0-0 F8		4	0	1	1	0	1	3
Roy Sievers, R OBP: 0.357, SLG: 0.472 (1, 7)		0-0 F6		0-0 6-3		0-0 L8		0-3 K		4	0	0	0	0	1	1
Clint Courtney, L OBP: 0.372, SLG: 0.433 (1, 2)		0-0 3-1		0-3 K		0-0 FC4-6 1-2f		0-0 6-3		4	0	0	0	0	1	1
Tom Umphlett, R OBP: 0.262, SLG: 0.268 (1, 8)		0-0 1-3		0-0 F5			0-0 F4		0-0 6-3	4	0	0	0	0	0	0
Jose Valdivielso, R OBP: 0.304, SLG: 0.398 (1, 6)			0-0 1B 2B		0-0 1-3		0-0 FC1-6 1B			3	1	2	0	0	0	0
Pedro Ramos, S (1, 1)			0-3 K		0-3 K					3	0	0	0	0	2	2
Camilo Pascual, R OBP: 0.240, SLG: 0.240 (9, 1)							0-0 FC1-6 1-2f			0	0	0	0	0	0	0
Inning Stats	R: 0 E: 0 K: 1 S: 6	H: 1 LOB: 1 BB: 0 P: 6	R: 0 E: 0 K: 0 S: 3	H: 0 LOB: 0 BB: 0 P: 3	R: 1 E: 0 K: 1 S: 7	H: 2 LOB: 2 BB: 1 P: 11	R: 0 E: 0 K: 1 S: 5	H: 0 LOB: 0 BB: 0 P: 5	R: 0 E: 0 K: 0 S: 4	H: 1 LOB: 1 BB: 0 P: 4	R: 0 E: 0 K: 0 S: 3	H: 0 LOB: 0 BB: 0 P: 3	R: 0 E: 0 K: 1 S: 5	H: 0 LOB: 0 BB: 0 P: 5	1B: 4 2B: 2 3B: 0 HR: 0	SF: 0 SAC: 0 DP: 0 HBP: 0
PITCHER Virgil Trucks, R ERA: 3.57 (1, 1)	IP: 9.0 WLS: W BF: 34 H: 6 R: 2 ER: 2 SO: 5	BB: 1 IBB: 0 HBP: 0 BLK: 0	WP: 0 HR: 0 S: 43 P: 47	ERA: 2.00 WHIP: 0.778												

BOTTOM

Chicago White Sox @ Washington Senators
Griffith Stadium, Washington, DC
Fri Jul 29 1955, 3:33 AM EDT
Att. 5,544 - Unknown

livebaseballscorecards.com

AB	33
R	2
H	6
RBI	2
BB	1
SO	5
LOB	10



WP: 0	PA: 34
PB: 0	SB: 0
CS: 0	

Batter	1	2	3	4	5	6	7	8	9	AB R H RBI BB SO LOB	TOP																								
Minnie Minoso, R (1, 7) OBP: 0.355, SLG: 0.355	0-0 5-3		0-0 F9		0-0 1-2 1B			0-0 4-3		4 0 1 0 0 0 0																									
Nellie Fox, L (1, 4) OBP: 0.374, SLG: 0.416	0-0 FC6-4 1B		0-0 6-3		0-0 F9			0-0 1B		4 0 2 0 0 0 2																									
Jim Busby, R (1, 8) OBP: 0.287, SLG: 0.359	0-0 FC6-4 1-2f			0-0 6-3		0-0 F8		0-3 K		4 0 0 0 0 1 2																									
Walt Dropo, R (1, 3) OBP: 0.357, SLG: 0.493	0-0 L8			0-0 6-3		0-3 K		0-0 1-3		4 0 0 0 0 1 2																									
Jim Rivera, L (1, 9) OBP: 0.342, SLG: 0.366		0-3 K		0-0 S 1B		4-0 S BB			0-0 4-3	3 0 1 0 1 1 0																									
Sherm Lollar, R (1, 2) OBP: 0.381, SLG: 0.424		0-0 F8		0-0 6-3 1-2		0-3 K			0-0 FC4-6 1B	3 0 0 0 0 1 2 1 0 1 0 0 0 0																									
Bob Nieman, R (9, PH) OBP: 0.336, SLG: 0.463																																			
Chico Carrasquel, R (1, 6) OBP: 0.338, SLG: 0.351		0-0 1B			0-3 K		0-0 5-3		0-0 FC4-6 1-2f	3 0 1 0 0 1 0 1 0 0 0 0 0 1																									
Gil Coan, L (9, PH) OBP: 0.310, SLG: 0.326																																			
Bobby Adams, R (1, 5) OBP: 0.342, SLG: 0.389		0-0 F8			0-0 F6		0-0 5-3		0-3 K	3 0 0 0 0 0 1 1 0 0 0 0 1 1																									
George Kell, R (9, PH) OBP: 0.400, SLG: 0.425																																			
Billy Pierce, L (1, 1) OBP: 0.220, SLG: 0.158			0-0 4-3		0-0 1B 1B		0-0 5-3			3 0 1 0 0 0 0																									
Inning Stats	R: 0 E: 0 K: 0 S: 4	H: 1 LOB: 1 BB: 0 P: 4	R: 0 E: 0 K: 1 S: 6	H: 1 LOB: 1 BB: 0 P: 6	R: 0 E: 0 K: 0 S: 3	H: 0 LOB: 0 BB: 0 P: 3	R: 0 E: 0 K: 0 S: 4	H: 1 LOB: 1 BB: 0 P: 4	R: 0 E: 0 K: 1 S: 7	H: 2 LOB: 2 BB: 0 P: 7	R: 0 E: 0 K: 2 S: 7	H: 0 LOB: 1 BB: 1 P: 11	R: 0 E: 0 K: 0 S: 3	H: 0 LOB: 0 BB: 0 P: 3	R: 0 E: 0 K: 1 S: 6	H: 1 LOB: 1 BB: 0 P: 6	R: 0 E: 0 K: 1 S: 6	H: 1 LOB: 1 BB: 0 P: 6	1B: 7 2B: 0 3B: 0 HR: 0	SF: 0 SAC: 0 DP: 0 HBP: 0	WP: 0 PB: 0 SB: 2 CS: 0	PA: 35													
PITCHER Bob Porterfield, R (1, 1) ERA: 4.36	IP 9.0	WLS W	BF 35	H 7	R 0	ER 0	SO 6	BB 1	IBB 0	HBP 0	BLK 0	WP 0	HR 0	S 46	P 50	ERA 0.00	WHIP 0.889	PITCHER	IP	WLS	BF	H	R	ER	SO	BB	IBB	HBP	BLK	WP	HR	S	P	ERA	WHIP

Chicago White Sox @ Washington Senators
Griffith Stadium, Washington, DC

AB	34
R	0
H	7
RBI	0
BB	1
SO	6
LOB	11



Sat Jul 30 1955, 3:33 AM EDT
Att. 3,277 - Unknown

livebaseballscorecards.com

Batter	1	2	3	4	5	6	7	8	9	10	11	AB R H RBI BB SO LOB	TOP				
Minnie Minoso, R OBP: 0.355, SLG: 0.354 (1, 7)	0-0 SH5-3 1B		0-0 FC4-6 1-2f			0-0 5-3		4-0 K G3 BB		0-0 F9		4 0 1 0 1 0 1					
Nellie Fox, L OBP: 0.371, SLG: 0.412 (1, 4)	0-0 SH5-3 1-2		0-0 4-3			0-0 F2		0-0 G3 1-2 2-3			0-0 1-3	4 0 0 0 0 0 3					
Bob Nieman, R OBP: 0.335, SLG: 0.456 Les Moss, R OBP: 0.376, SLG: 0.457 (1, 9) (8, 2)	1-0 G6-4-3 HBP					0-0 F4		0-0 F9 2-3 3-H			0-0 F7	3 0 0 0 0 1 1 1 0 0 0 0 0 0					
Walt Dropo, R OBP: 0.354, SLG: 0.486 (1, 3)	0-0 G6-4-3 1-2f					0-0 F9		0-0 5-3			4-0 1B HBP BB	4 1 0 0 1 0 4					
Bob Kennedy, R OBP: 0.312, SLG: 0.323 (1, 5)						0-0 F8		0-0 F3			0-0 F9	5 1 2 0 0 0 0					
Jim Busby, R OBP: 0.293, SLG: 0.361 (1, 8)						0-0 FC6-4 1B		4-0 BB			4-0 G5-4-3 1B	3 0 2 0 2 0 1					
Chico Carrasquel, R OBP: 0.335, SLG: 0.347 George Kell, R OBP: 0.402, SLG: 0.425 Gil Coan, L OBP: 0.310, SLG: 0.326 Jim Brideweser, R OBP: 0.233, SLG: 0.300 (1, 6) (11, PH) (11, PR) (11, 6)						0-0 6-3 1-2		0-0 F7			0-0 G5-4-3 1-2f	4 0 0 0 0 0 3 0 0 0 1 0 0 0 0 0 0 0 0 0 0 0 0 0 0 0 0 0					
Sherm Lollar, R OBP: 0.382, SLG: 0.422 Jim Rivera, L OBP: 0.345, SLG: 0.365 (1, 2) (8, PH) (8, 9)						4-0 FC4-6 BB		0-0 L4			4-0 G3 PB E BB	1 0 0 0 1 0 0 1 1 0 1 2 0 0					
Jack Harshman, L OBP: 0.388, SLG: 0.410 (1, 1)						0-3 K		0-3 K			0-0 F7	5 0 0 0 0 3 5					
Inning Stats	R: 0 H: 1 E: 0 LOB: 1 K: 0 BB: 0 S: 3 P: 4	R: 0 H: 1 E: 0 LOB: 0 K: 0 BB: 0 S: 3 P: 3	R: 0 H: 0 E: 0 LOB: 1 K: 1 BB: 1 S: 5 P: 9	R: 0 H: 1 E: 0 LOB: 1 K: 0 BB: 0 S: 4 P: 4	R: 0 H: 0 E: 0 LOB: 0 K: 1 BB: 0 S: 5 P: 5	R: 0 H: 0 E: 0 LOB: 0 K: 0 BB: 0 S: 3 P: 3	R: 0 H: 0 E: 0 LOB: 1 K: 0 BB: 1 S: 3 P: 7	R: 1 H: 0 E: 1 LOB: 2 K: 2 BB: 2 S: 8 P: 16	R: 0 H: 1 E: 0 LOB: 0 K: 0 BB: 0 S: 3 P: 3	R: 0 H: 0 E: 0 LOB: 0 K: 0 BB: 0 S: 3 P: 3	R: 2 H: 1 E: 0 LOB: 3 K: 0 BB: 3 S: 4 P: 17	1B: 5 SF: 0 2B: 0 SAC: 1 3B: 0 DP: 2 HR: 0 HBP: 2	WP: 0 PA: 45 PB: 1 SB: 0 CS: 1				
PITCHER	IP WLS BF H R ER SO BB IBB HBP BLK WP HR S P ERA WHIP																
Mickey McDermott, L ERA: 3.33 (1, 1)	6.2	24	3	0	0	2	2	0	1	0	0	0	0	25	34	0.00	0.750
Camilo Pascual, R ERA: 5.62 (7, 1)	0.2	4	0	1	0	1	2	0	0	0	0	0	0	4	12	0.00	3.000
Bob Chakales, R ERA: 4.8 (8, 1)	3.1	L	14	2	2	2	2	0	0	0	0	0	0	14	22	5.40	1.200
Pedro Ramos, R ERA: 3.44 (11, 1)	0.1	3	0	0	0	0	1	0	1	0	0	0	0	1	6	0.00	3.000

Chicago White Sox @ Washington Senators
Griffith Stadium, Washington, DC
Sun Jul 31 1955, 3:33 AM EDT
Unknown

AB	35
R	3
H	5
RBI	2
BB	7
SO	4
LOB	18



Batter	1	2	3	4	5	6	7	8	9	AB R H RBI BB SO LOB	TOP		
Minnie Minoso, R (1, 7) OBP: 0.356, SLG: 0.352	1-0 SH5-3 1B HBP		0-0 1-3		0-0 1B 1B	0-0 F3			0-0 F4	4 2 1 0 0 0 0			
Nellie Fox, L (1, 4) OBP: 0.370, SLG: 0.411	0-0 SH5-3 1-2		0-0 2B 1B		0-0 F7			0-0 4-3	0-0 F8	4 1 1 0 0 0 1			
Jim Rivera, L (1, 9) OBP: 0.352, SLG: 0.382	0-0 CS 2-3 1B		0-0 1-H 2B		0-0 1B 1B			0-0 PB 3B	0-0 F9	5 2 4 1 0 0 0			
Walt Dropo, R (1, 3) OBP: 0.356, SLG: 0.486	0-0 1-2 3-H 1B 1B		0-0 5-3		0-0 1B 1B			0-3 K		4 1 2 2 0 1 1			
Bob Kennedy, R (1, 5) OBP: 0.317, SLG: 0.328	0-0 1-2 1B		0-0 4-3		0-0 FC5 1B 1B			0-0 6-3		4 0 2 1 0 0 1			
Jim Busby, R (1, 8) OBP: 0.292, SLG: 0.360	0-3 K				0-0 F8			0-0 6-3		4 0 1 1 0 1 2			
Chico Carrasquel, R (1, 6) OBP: 0.334, SLG: 0.346					0-0 F7			0-0 F8		4 0 1 0 0 0 2			
Sherm Lollar, R (1, 2) OBP: 0.380, SLG: 0.420					0-0 6-3			0-0 F7		4 0 1 0 0 0 1			
Harry Byrd, R (1, 1) OBP: 0.158, SLG: 0.135					0-0 F8			0-0 1-3		2 0 0 0 0 0 0			
Morrie Martin, L (5, 1) OBP: 0.250, SLG: 0.250										1 0 0 0 0 1 0			
Gil Coan, L (8, PH) OBP: 0.308, SLG: 0.324										1 0 0 0 0 0 1			
Sandy Consuegra, R (8, 1) OBP: 0.150, SLG: 0.150										0 0 0 0 0 0 0			
Dixie Howell, L (9, 1) OBP: 0.400, SLG: 0.400										0 0 0 0 0 0 0			
Inning Stats	R: 1 E: 0 K: 1 S: 7 H: 3 LOB: 2 BB: 0 P: 8	R: 0 E: 0 K: 0 S: 3 H: 1 LOB: 0 BB: 0 P: 3	R: 1 E: 0 K: 0 S: 5 H: 2 LOB: 1 BB: 0 P: 5	R: 0 E: 0 K: 0 S: 3 H: 0 LOB: 0 BB: 0 P: 3	R: 3 E: 0 K: 0 S: 8 H: 5 LOB: 2 BB: 0 P: 8	R: 0 E: 0 K: 1 S: 5 H: 0 LOB: 0 BB: 0 P: 5	R: 1 E: 0 K: 1 S: 6 H: 1 LOB: 0 BB: 0 P: 6	R: 0 E: 0 K: 0 S: 4 H: 1 LOB: 1 BB: 0 P: 4	R: 0 E: 0 K: 0 S: 3 H: 0 LOB: 0 BB: 0 P: 3	1B: 11 2B: 1 3B: 1 HR: 0 SF: 0 SAC: 1 DP: 1 HBP: 1	WP: 0 PB: 1 SB: 0 CS: 1 PA: 39		
PITCHER	IP WLS BF H R ER SO BB IBB HBP BLK WP HR S P ERA WHIP											PITCHER	IP WLS BF H R ER SO BB IBB HBP BLK WP HR S P ERA WHIP
Spec Shea, R (1, 1) ERA: 4.09	5.0 L 25 11 5 5 1 0 0 0 0 0 0 0 26 27 9.00 2.200												
Dean Stone, L (6, 1) ERA: 4.3	1.0 3 0 0 0 1 0 0 0 0 0 0 0 5 5 0.00 0.000												
Ted Abernathy, R (7, 1) ERA: 5.26	3.0 11 2 1 0 1 0 0 0 0 0 0 0 13 13 0.00 0.667												

Chicago White Sox @ Washington Senators
 Griffith Stadium, Washington, DC
 Sun Jul 31 1955, 3:38 AM EDT
 Att: 11,342 - Unknown

AB	37
R	6
H	13
RBI	5
BB	0
SO	3
LOB	9



Batter	1	2	3	4	5	6	7	8	9	AB R H RBI BB SO LOB
Ernie Oravetz, S (1, 9) OBP: 0.344, SLG: 0.291	0-0 G3		0-0 SH 1B		0-0 FC4-6 1B		0-0 6-3		0-0 2B 1B	5 1 3 0 0 0 0
Pete Runnels, L (1, 4) OBP: 0.352, SLG: 0.331	0-0 1-3		0-0 SH L3		0-3 K		0-3 K		0-0 2B 1B	4 0 1 1 0 2 2
Mickey Vernon, L (1, 3) OBP: 0.366, SLG: 0.438	0-0 F6		0-0 L3		0-0 FC4-6		0-0 BB 1B		0-0 2B	5 0 2 1 0 0 4
Clint Courtney, L (1, 2) OBP: 0.373, SLG: 0.429		0-0 SH3-4 HBP 1B	0-0 4-3		0-0 G3		4-0 FC6-4 BB		0-0 F9	4 1 1 0 1 0 4
Roy Sievers, R (1, 7) OBP: 0.356, SLG: 0.462		1-0 SH3-4 HBP 1B		0-3 K		4-0 1B BB		0-0 FC6-4	0-0 F8	3 1 0 0 1 1 3
Eddie Yost, R (1, 5) OBP: 0.371, SLG: 0.332		0-0 SH3-4		0-0 F6		0-0 F4		0-0 F9		3 0 0 0 0 0 1
Johnny Groth, R (1, 8) OBP: 0.305, SLG: 0.391		0-0 F4		0-0 6-3		0-0 1B		0-0 G6-4-3 1B		4 0 2 0 0 0 2
Jose Valdivielso, R (1, 6) OBP: 0.295, SLG: 0.391		4-0 IBB			0-0 1B 3B		0-0 F8		0-0 G6-4-3	3 1 1 0 1 0 3
Bobby Kline, R (9, 6) OBP: 0.297, SLG: 0.267										0 0 0 0 0 0 0
Spec Shea, R (1, 1) OBP: 0.143, SLG: 0.143		0-0 IBB			0-0 FC4-6 1B		0-0 6-3		0-0 1B 2B	1 0 1 2 0 0 0
Mickey McDermott, L (5, PH) OBP: 0.275, SLG: 0.297										1 0 1 1 0 0 0
Dean Stone, L (6, 1) OBP: 0.128, SLG: 0.056										0 0 0 0 0 0 0
Carlos Paula, R (6, PH) OBP: 0.329, SLG: 0.438										1 0 0 0 0 0 2
Ted Abernathy, R (7, 1) OBP: 0.167, SLG: 0.167										0 0 0 0 0 0 0
Jerry Snyder, R (9, PH) OBP: 0.305, SLG: 0.333		2-H 3-H								1 1 1 0 0 0 0

Inning Stats	R: 0 E: 0 K: 0 S: 3	H: 0 LOB: 0 BB: 0 P: 3	R: 2 E: 0 K: 0 S: 4	H: 2 LOB: 1 BB: 1 P: 9	R: 0 E: 1 K: 0 S: 4	H: 0 LOB: 1 BB: 0 P: 4	R: 0 E: 0 K: 1 S: 5	H: 0 LOB: 0 BB: 0 P: 5	R: 1 E: 0 K: 1 S: 8	H: 3 LOB: 2 BB: 0 P: 8	R: 0 E: 0 K: 0 S: 4	H: 1 LOB: 2 BB: 1 P: 8	R: 0 E: 0 K: 1 S: 6	H: 1 LOB: 2 BB: 1 P: 10	R: 0 E: 0 K: 0 S: 3	H: 1 LOB: 0 BB: 0 P: 3	R: 2 E: 0 K: 0 S: 6	H: 4 LOB: 1 BB: 0 P: 6	1B: 10 2B: 3 3B: 1 HR: 0	SF: 0 SAC: 2 DP: 2 HBP: 1
--------------	------------------------------	---------------------------------	------------------------------	---------------------------------	------------------------------	---------------------------------	------------------------------	---------------------------------	------------------------------	---------------------------------	------------------------------	---------------------------------	------------------------------	----------------------------------	------------------------------	---------------------------------	------------------------------	---------------------------------	-----------------------------------	------------------------------------


PITCHER	IP	WLS	BF	H	R	ER	SO	BB	IBB	HBP	BLK	WP	HR	S	P	ERA	WHIP
Harry Byrd, R (1, 1) ERA: 4.58	4.0		19	6	3	3	1	0	1	1	0	0	0	19	24	6.75	1.500
Morrie Martin, L (5, 1) ERA: 3.58	3.0	W	13	2	0	0	2	2	0	0	0	0	0	15	23	0.00	1.333
Sandy Consuegra, R (8, 1) ERA: 2.47	1.0		6	4	2	2	0	0	0	0	0	0	0	6	6	18.00	4.000
Dixie Howell, R (9, 1) ERA: 3.27	1.0	S	3	1	0	0	0	0	0	0	0	0	0	3	3	0.00	1.000

BOTTOM

Chicago White Sox @ Washington Senators
Griffith Stadium, Washington, DC

Sun Jul 31 1955, 3:38 AM EDT
Att. 11,342 - Unknown

AB	35
R	5
H	13
RBI	5
BB	3
SO	3
LOB	21



WP	PA	ERA	WHIP
0	41	0	0

Batter	1	2	3	4	5	6	7	8	9	AB R H RBI BB SO LOB	TOP											
Minnie Minoso, R (1, 7) OBP: 0.355, SLG: 0.351	0-0 5-3		0-0 1-3 1B		0-0 5-3			0-0 F7		4 0 1 1 0 0 0												
Nellie Fox, L (1, 4) OBP: 0.369, SLG: 0.412	0-0 4-3		0-0 1-3			0-0 F7		0-0 2B		4 0 1 0 0 0 2												
George Kell, R (1, 5) OBP: 0.397, SLG: 0.419	0-3 K		0-0 F1			0-0 5-3		0-0 F7		4 0 0 0 0 1 3												
Walt Dropo, R (1, 3) OBP: 0.358, SLG: 0.486		0-0 F8		0-3 K		0-0 1B		0-0 SH1-3 1B		4 0 2 0 0 1 0												
Jim Rivera, L (1, 9) OBP: 0.352, SLG: 0.392		0-3 K		0-0 HR		0-0 F9		0-0 SH1-3		3 1 1 1 0 1 1												
Sherm Lollar, R (1, 2) OBP: 0.375, SLG: 0.414		0-0 L6		0-0 1-6-3			0-0 F8		0-0 F8	4 0 0 0 0 0 1												
Jim Busby, R (1, 8) OBP: 0.292, SLG: 0.359			0-0 1B 1B		0-0 F3		0-0 B2-3		0-0 F7	4 1 1 0 0 0 1												
Chico Carrasquel, R (1, 6) OBP: 0.337, SLG: 0.347			0-0 1-3 1B 1-2 1B		4-0 L1-4 BB		0-0 F7			2 0 1 0 1 0 0												
Connie Johnson, R (1, 1) OBP: 0.118, SLG: 0.176			0-3 K		0-0 L1-4			0-3 K		3 0 0 0 0 2 3												
Morrie Martin, L (9, 1) OBP: 0.250, SLG: 0.250										0 0 0 0 0 0 0												
Dixie Howell, L (9, 1) OBP: 0.400, SLG: 0.400										0 0 0 0 0 0 0												
Inning Stats	R: 0 E: 0 K: 1 S: 5	H: 0 LOB: 0 BB: 0 P: 5	R: 0 E: 0 K: 1 S: 5	H: 0 LOB: 0 BB: 0 P: 5	R: 1 E: 0 K: 1 S: 8	H: 3 LOB: 2 BB: 0 P: 8	R: 1 E: 0 K: 1 S: 6	H: 1 LOB: 0 BB: 0 P: 6	R: 0 E: 0 K: 0 S: 2	H: 0 LOB: 0 BB: 1 P: 6	R: 0 E: 0 K: 0 S: 4	H: 1 LOB: 1 BB: 0 P: 4	R: 0 E: 0 K: 0 S: 3	H: 0 LOB: 0 BB: 0 P: 3	R: 0 E: 0 K: 1 S: 6	H: 1 LOB: 1 BB: 0 P: 6	R: 0 E: 0 K: 0 S: 4	H: 1 LOB: 1 BB: 0 P: 4	1B: 5 2B: 2 3B: 0 HR: 1	SF: 0 SAC: 1 DP: 1 HBP: 0	WP: 0 PB: 0 SB: 0 CS: 0	PA: 34
PITCHER	IP WLS BF H R ER SO BB IBB HBP BLK WP HR S P ERA WHIP																					
Tom Brewer, R (1, 1) ERA: 3.81	7.0 L 26 5 2 2 4 1 0 0 0 0 0 1 33 37 2.57 0.857																					
Ellis Kinder, R (8, 1) ERA: 2.23	2.0 8 2 0 0 1 0 0 0 0 0 0 0 10 10 0.00 1.000																					

Chicago White Sox @ Boston Red Sox
 Fenway Park, Boston, MA
 Tue Aug 02 1955, 3:33 AM EDT
 Att: 35,455 - Unknown

livebaseballscorecards.com

AB 32
 R 2
 H 7
 RBI 2
 BB 1
 SO 5
 LOB 11



Batter	1	2	3	4	5	6	7	8	9
Billy Goodman, L (1, 4) OBP: 0.410, SLG: 0.370 Eddie Joost, R (9, 4) OBP: 0.277, SLG: 0.293	0-0 L8-4 BB 1B		0-0 CS 1B 1B		0-0 4-3		0-0 F8		0-0 F8
Billy Klaus, L (1, 6) OBP: 0.366, SLG: 0.394	0-0 F9		0-0 1-2 1B			0-0 L7		0-0 F8	
Ted Williams, L (1, 7) OBP: 0.474, SLG: 0.788	4-0 1-2 BB		0-0 L6			0-0 2B		0-0 1B	
Jackie Jensen, R (1, 9) OBP: 0.355, SLG: 0.485	0-0 L8-4 2-3		0-3 K 2-3			0-0 F2		0-0 L6	
Norm Zauchin, R (1, 3) OBP: 0.324, SLG: 0.444		0-3 K		0-0 6-3		4-0 BB		0-3 K	
Sammy White, R (1, 2) OBP: 0.320, SLG: 0.381		0-0 F7		0-0 F6		0-3 K		0-0 6-3	
Grady Hatton, L (1, 5) OBP: 0.362, SLG: 0.331		4-0 BB BB		0-0 G3		0-0 4-3		0-0 F7	
Jim Piersall, R (1, 8) OBP: 0.356, SLG: 0.422		4-0 FC6-4 1-2 BB		0-0 L6		0-0 6-3		0-0 3B 1B	
Tom Brewer, R (1, 1) OBP: 0.180, SLG: 0.138 Gene Stephens, L (7, PH) OBP: 0.387, SLG: 0.496 Ellis Kinder, R (8, 1) OBP: 0.286, SLG: 0.167 Faye Throneberry, L (9, PH) OBP: 0.328, SLG: 0.505		0-0 FC6-4 1-2f		0-0 6-3		4-0 BB		0-0 3B	

AB	R	H	RBI	BB	SO	LOB
4	0	2	0	0	0	1
1	0	0	0	0	0	1
4	0	1	0	0	0	1
3	0	2	0	1	0	2
4	0	0	0	0	1	6
3	0	0	0	1	2	1
4	0	0	0	0	1	2
3	0	0	0	1	0	0
3	1	1	0	1	0	0
2	0	0	0	0	0	2
0	0	0	0	1	0	0
0	0	0	0	0	0	0
1	0	1	1	0	0	0

BOTTOM

Chicago White Sox @ Boston Red Sox
Fenway Park, Boston, MA
 Tue Aug 02 1955, 3:33 AM EDT
 Att. 35,455 - Unknown

livebaseballscorecards.com

AB	32
R	1
H	7
RBI	1
BB	5
SO	4
LOB	16



Inning Stats	R: 0	H: 1	E: 0	K: 0	S: 3	R: 0	H: 0	E: 0	K: 1	S: 5	R: 0	H: 2	E: 0	K: 1	S: 6	R: 0	H: 0	E: 0	K: 0	S: 3	R: 0	H: 1	E: 0	K: 1	S: 6	R: 0	H: 0	E: 0	K: 0	S: 3	R: 0	H: 1	E: 0	K: 1	S: 6	R: 1	H: 2	E: 0	K: 0	S: 5	R: 0	H: 1	E: 0	K: 1	S: 6	1B: 5	2B: 3	3B: 1	HR: 0	SF: 0	SAC: 0	DP: 2	HBP: 0	WP: 0	PB: 0	SB: 0	CS: 1	PA: 37
--------------	------	------	------	------	------	------	------	------	------	------	------	------	------	------	------	------	------	------	------	------	------	------	------	------	------	------	------	------	------	------	------	------	------	------	------	------	------	------	------	------	------	------	------	------	------	-------	-------	-------	-------	-------	--------	-------	--------	-------	-------	-------	-------	--------

PITCHER	IP	WLS	BF	H	R	ER	SO	BB	IBB	HBP	BLK	WP	HR	S	P	ERA	WHIP
Connie Johnson, R (1, 1) ERA: 2.25	8.2	W	35	6	1	1	4	5	0	0	0	0	0	38	58	1.04	1.269
Morrie Martin, L (9, 1) ERA: 3.58	0.0		1	1	0	0	0	0	0	0	0	0	0	1	1	∞	∞
Dixie Howell, R (9, 1) ERA: 3.24	0.1	S	1	0	0	0	0	0	0	0	0	0	0	1	1	0.00	0.000

Batter	1	2	3	4	5	6	7	8	9	AB R H RBI BB SO LOB	TOP																	
Minnie Minoso, R (1, 7) OBP: 0.355, SLG: 0.370	0-0 HR		0-0 6-3		0-0 L8		0-0 HR		0-0 4-3	5 2 2 2 0 0 0																		
Nellie Fox, L (1, 4) OBP: 0.372, SLG: 0.416	0-0 4-3 2B		0-0 6-3		1-0 HBP		0-0 G6-3 1B			3 0 2 0 0 0 0																		
George Kell, R (1, 5) OBP: 0.392, SLG: 0.413	0-0 4-3 2-3		0-0 L6		0-0 F9		0-0 G6-3 1-2f			4 0 0 0 0 0 3																		
Walt Dropo, R (1, 3) OBP: 0.356, SLG: 0.483	0-0 F3			0-0 SH1-3 1B		0-0 6-3		0-0 F2		4 1 1 0 0 0 1																		
Jim Rivera, L (1, 9) OBP: 0.355, SLG: 0.391	4-0 BB		0-0 SH1-3 1-2		0-0 4-3		4-0 BB			1 0 0 0 2 0 0																		
Jim Busby, R (1, 8) OBP: 0.292, SLG: 0.358	0-0 6-3		0-0 F8		0-0 S 1B		0-3 K			4 1 1 0 0 1 4																		
Chico Carrasquel, R (1, 6) OBP: 0.338, SLG: 0.349		0-0 F7		0-0 2-H 1B		0-0 1-H 1B		0-0 F2		4 0 2 2 0 0 1																		
Sherm Lollar, R (1, 2) OBP: 0.372, SLG: 0.409		0-0 6-3		0-3 K		0-3 K			0-3 K	3 0 0 0 0 2 2																		
Gil Coan, L (9, PH) OBP: 0.306, SLG: 0.322										1 0 0 0 0 1 0																		
Virgil Trucks, R (1, 1) OBP: 0.154, SLG: 0.176		0-0 1-3			0-0 4-3		0-0 F7		0-0 5-3	1 0 0 0 0 0 0																		
Morrie Martin, L (4, 1) OBP: 0.167, SLG: 0.167										2 0 0 0 0 0 0																		
Dixie Howell, L (7, 1) OBP: 0.400, SLG: 0.400										0 0 0 0 0 0 0																		
Bob Kennedy, R (9, PH) OBP: 0.315, SLG: 0.326										1 0 0 0 0 0 0																		
Inning Stats	R: 1 E: 0 K: 0 S: 5	H: 2 LOB: 2 BB: 1 P: 9	R: 0 E: 0 K: 0 S: 3	H: 0 LOB: 0 BB: 0 P: 3	R: 0 E: 0 K: 1 S: 3	H: 2 LOB: 1 BB: 0 P: 7	R: 0 E: 0 K: 1 S: 3	H: 2 LOB: 1 BB: 0 P: 7	R: 1 E: 0 K: 0 S: 4	H: 2 LOB: 0 BB: 0 P: 4	R: 0 E: 0 K: 1 S: 5	H: 0 LOB: 1 BB: 1 P: 9	R: 0 E: 0 K: 1 S: 5	H: 0 LOB: 0 BB: 0 P: 5	1B: 5 2B: 1 3B: 0 HR: 2	SF: 0 SAC: 1 DP: 1 HBP: 1	WP: 0 PB: 0 SB: 1 CS: 0	PA: 37										
PITCHER	IP WLS BF H R ER SO BB IBB HBP BLK WP HR S P ERA WHIP																											
Mel Parnell, L (1, 1) ERA: 7.02	6.1	29	8	4	4	2	1	0	1	0	0	0	2	31	36	5.68	1.421											
Tom Hurd, R (7, 1) ERA: 2.54	2.2	W	8	0	0	0	2	1	0	0	0	0	0	11	15	0.00	0.375											

Chicago White Sox @ Boston Red Sox
Fenway Park, Boston, MA
Wed Aug 03 1955, 3:33 AM EDT
Att: 25,318 - Unknown

AB	33
R	4
H	8
RBI	4
BB	2
SO	4
LOB	11



Batter	1	2	3	4	5	6	7	8	9	AB	R	H	RBI	BB	SO	LOB
Billy Goodman, L (1, 4) OBP: 0.410, SLG: 0.370	0-0 G3		0-0 F7	0-0 1B		0-0 F9		0-0 2B 1B		5	1	2	0	0	0	1
Billy Klaus, L (1, 6) OBP: 0.363, SLG: 0.395	0-0 4-3		0-0 2B	0-0 1-3		0-0 FC6-4		0-3 K2-3		5	0	1	0	0	1	4
Ted Williams, L (1, 7) Gene Stephens, L (9, 7) OBP: 0.477, SLG: 0.779 OBP: 0.387, SLG: 0.496	0-0 F8		4-0 G6-4-3 IBB		4-0 5-3 BB		0-0 F8	4-0 2B IBB		2	1	0	0	3	0	0
Jackie Jensen, R (1, 9) OBP: 0.356, SLG: 0.486		0-0 F9	0-0 G6-4-3		0-0 5-3		0-0 E7 1B	0-0 2B IBB		5	1	2	2	0	0	3
Norm Zauchin, R (1, 3) OBP: 0.323, SLG: 0.439		0-0 F2		0-0 5-3	0-0 5-3		4-0 E IBB	0-0 F8		4	0	0	0	1	0	2
Sammy White, R (1, 2) OBP: 0.322, SLG: 0.383		0-0 1B 2B		0-0 4-3	4-0 BB BB		0-0 E4 1-2 2-H			3	1	1	0	1	0	1
Grady Hatton, L (1, 5) OBP: 0.364, SLG: 0.331		0-0 2-H 1B 1B		4-0 3B BB	0-0 F8		0-0 F7			3	1	1	1	1	0	4
Jim Piersall, R (1, 8) OBP: 0.360, SLG: 0.432		0-0 1-2 1B		0-0 1-H 1B 3B		0-0 FC2-6 1B	0-0 F6			4	1	3	1	0	0	2
Mel Parnell, L (1, 1) Tom Hurd, R (7, 1) OBP: 0.278, SLG: 0.333 OBP: 0.091, SLG: 0.091	0-0 F3		0-0 3-H 1B 1B		0-0 FC2-6 FC6-4		0-0 6-3			3	0	1	1	0	0	3
										1	0	0	0	0	0	0


Inning Stats	R: 0	H: 0	E: 0	K: 0	S: 3	H: 0	LOB: 0	BB: 0	P: 3	R: 1	H: 3	E: 0	K: 0	S: 6	H: 1	LOB: 1	BB: 1	P: 6	R: 0	H: 1	E: 0	K: 0	S: 3	H: 3	LOB: 2	BB: 1	P: 10	R: 0	H: 0	E: 0	K: 0	S: 3	H: 1	LOB: 1	BB: 0	P: 4	R: 1	H: 1	E: 2	K: 0	S: 5	H: 2	LOB: 1	BB: 1	P: 11	R: 2	H: 2	E: 1	K: 1	S: 7	H: 2	LOB: 1	BB: 1	P: 11
1B: 7	2B: 3	3B: 1	HR: 0	SF: 0	SAC: 0	DP: 1	HBP: 0	WP: 0	PA: 41																																													

PITCHER	IP	WLS	BF	H	R	ER	SO	BB	IBB	HBP	BLK	WP	HR	S	P	ERA	WHIP
Virgil Trucks, R (1, 1) ERA: 3.67	3.2		19	7	3	3	0	1	1	0	0	0	0	17	25	7.36	2.182
Morrie Martin, L (4, 1) ERA: 3.26	2.2		13	2	1	0	0	2	1	0	0	0	0	10	22	0.00	1.500
Dixie Howell, R (7, 1) ERA: 3.6	1.2	L	9	2	2	2	1	0	1	0	0	0	0	10	14	10.80	1.200

BOTTOM

Chicago White Sox @ Boston Red Sox
 Fenway Park, Boston, MA
 Wed Aug 03 1955, 3:33 AM EDT
 Att. 25,318 - Unknown

AB	35
R	6
H	11
RBI	5
BB	6
SO	1
LOB	20



WP	HR	S	P	ERA	WHIP
0	0	0	0	0	0

Batter	1	2	3	4	5	6	7	8	9	AB R H RBI BB SO LOB	TOP											
Chico Carrasquel, R OBP: 0.339, SLG: 0.352 (1, 6)	0-0 FC6-4 1B	0-0 F8			0-0 5-3		0-0 1-3 2B		0-3 K	5 0 2 0 0 1 1												
Nellie Fox, L OBP: 0.368, SLG: 0.411 (1, 4)	0-0 FC6-4 1-2f		0-0 4-3		0-0 L8		0-0 6-3		0-0 F4	5 0 0 1 0 0 2												
Minnie Minoso, R OBP: 0.354, SLG: 0.369 (1, 7)	0-0 F4		0-0 G4-6-3 1B		0-3 K		0-0 5-3			4 0 1 0 0 1 2												
Walt Dropo, R OBP: 0.352, SLG: 0.477 (1, 3)	0-0 1-3		0-0 G4-6-3 1-2f			0-0 L7		0-0 6-3		4 0 0 0 0 0 2												
Jim Rivera, L OBP: 0.356, SLG: 0.390 (1, 9)		B B B B	4-0 2B 4-3 BB		0-0 G3		0-0 G3		0-0 BB 1B	3 1 1 0 1 0 0												
George Kell, R OBP: 0.399, SLG: 0.422 (1, 5)		X	0-0		0-0		0-0		4-0	3 1 3 0 1 0 0												
Bobby Adams, R OBP: 0.342, SLG: 0.389 (8, PR) (8, 5)		X	4-3 1-3 1B 2B		6-3 1B 1B		FC6-4 1B		1-2 BB	0 0 0 0 0 0 0												
Jim Busby, R OBP: 0.291, SLG: 0.357 (1, 8)		X	0-0 4-3		0-0 6-3 1B		0-0 FC6-4 1-2f		0-0 F8	4 0 1 1 0 0 4												
Sherm Lollar, R OBP: 0.373, SLG: 0.410 (1, 2)		X	0-0 G1 1B		0-0 6-3		4-0 2B 6-3 BB		0-3 K	2 0 1 1 0 0 2												
Les Moss, R OBP: 0.379, SLG: 0.452 (7, PH) (7, 2)		X	3-H 0-0 G1 1B		1-2 2-3					1 1 0 0 1 1 2												
Billy Pierce, L OBP: 0.214, SLG: 0.154 (1, 1)		X	0-0 G1		0-0 6-3		0-3 K		0-0 F7	1 0 0 0 0 0 1												
Bob Nieman, R OBP: 0.333, SLG: 0.454 (4, PH)										1 0 0 0 0 0 2												
Sandy Consuegra, R OBP: 0.150, SLG: 0.150 (4, 1)										0 0 0 0 0 0 0												
Mike Fornieles, R OBP: 0.111, SLG: 0.148 (6, 1)										1 0 0 0 0 1 1												
Bob Kennedy, R OBP: 0.313, SLG: 0.323 (9, PH)										1 0 0 0 0 0 0												
Inning Stats	R: 0 E: 0 K: 0 S: 4	H: 1 LOB: 1 BB: 0 P: 4	R: 2 E: 0 K: 0 S: 5	H: 2 LOB: 1 BB: 1 P: 9	R: 0 E: 0 K: 0 S: 3	H: 1 LOB: 0 BB: 0 P: 3	R: 0 E: 0 K: 0 S: 5	H: 2 LOB: 2 BB: 0 P: 5	R: 0 E: 0 K: 1 S: 5	H: 0 LOB: 0 BB: 0 P: 5	R: 0 E: 0 K: 0 S: 4	H: 1 LOB: 1 BB: 0 P: 4	R: 1 E: 0 K: 1 S: 6	H: 1 LOB: 1 BB: 1 P: 10	R: 0 E: 0 K: 1 S: 6	H: 1 LOB: 2 BB: 1 P: 10	R: 0 E: 0 K: 1 S: 5	H: 0 LOB: 0 BB: 0 P: 5	1B: 7 2B: 2 3B: 0 HR: 0	SF: 0 SAC: 0 DP: 1 HBP: 0	WP: 0 PB: 0 SB: 0 CS: 0	PA: 38
PITCHER	IP WLS BF H R ER SO BB IBB HBP BLK WP HR S P ERA WHIP																				IP WLS BF H R ER SO BB IBB HBP BLK WP HR S P ERA WHIP	
Willard Nixon, R ERA: 3.67 (1, 1)	7.1 W 33 9 3 3 2 3 0 0 0 0 0 0 34 46 3.68 1.636																					
Ellis Kinder, R ERA: 2.14 (8, 1)	1.2 S 5 0 0 0 2 0 0 0 0 0 0 9 9 0.00 0.000																					

Chicago White Sox @ Boston Red Sox
 Fenway Park, Boston, MA
 Thu Aug 04 1955, 3:33 AM EDT
 Att: 19,346 - Unknown

livebaseballscorecards.com

AB	35
R	3
H	9
RBI	3
BB	3
SO	4
LOB	19



Batter	1	2	3	4	5	6	7	8	9	10	11	AB R H RBI BB SO LOB	TOP
Minnie Minoso, R OBP: 0.355, SLG: 0.367 (1, 7) BB	4-0 1B FC6-4 BB		x 0-0 F7		x 0-0 FC6-4			x 0-0 F2		x 0-0 P9-3-6-2 1B		4 1 1 0 1 0 1	
Nellie Fox, L OBP: 0.367, SLG: 0.408 (1, 4) 1B	0-0 FC6-4 1-3 1B			x 0-0 L3		x 0-0 4-3		x 0-0 F8		x 0-0 P9-3-6-2		5 0 1 0 0 0 3	
George Kell, R OBP: 0.397, SLG: 0.419 (1, 5) (9, 3) 1B	0-0 FC6-4 G5-4-3 1-2f 3-H			x 0-0 1B 1B		x 0-0 F6		x 0-3 K		x 0-0 6-3		5 0 1 1 0 1 3	
Walt Dropo, R OBP: 0.354, SLG: 0.477 Bobby Adams, R OBP: 0.341, SLG: 0.387 (1, 3) (9, PR) (9, 5) 1B	0-0 G5-4-3 1-2f			x 0-0 1B		x 0-3 K			x 0-0 SH1-4 1B		x 0-0 F8	4 0 2 0 0 1 1 1 0 0 0 0 0 0	
Jim Rivera, L OBP: 0.355, SLG: 0.388 (1, 9)		x 0-0 F4		x 0-0 F6		x 0-0 SH3-4 S 1B		x 0-0 SH1-4		x 0-0 4-3		4 0 1 0 0 0 2	
Chico Carrasquel, R OBP: 0.336, SLG: 0.348 (1, 6)		x 0-3 K		x 0-0 5-3		x 0-0 SH3-4 1-3		x 0-0 5-3		x 0-0 F7		4 0 0 0 0 1 4	
Jim Busby, R OBP: 0.291, SLG: 0.354 (1, 8)		x 0-0 F8			BB BB BB 4-0 FC6-4 BB		x 0-3 K		x 0-0 P9			3 0 0 0 1 1 3	
Les Moss, R OBP: 0.371, SLG: 0.442 Bob Nieman, R OBP: 0.336, SLG: 0.454 Sherm Lollar, R OBP: 0.375, SLG: 0.412 (1, 2) (7, PH) (7, 2)			x 0-0 F5		x 0-3 K		x 4-0 S IBB		x 0-0 1B SH 1B			0 0 0 0 0 0 0 0 0 0 0 1 0 0 1 0 1 0 0 0 0	
Harry Byrd, R OBP: 0.146, SLG: 0.125 Dixie Howell, L OBP: 0.400, SLG: 0.400 (1, 1) (11, 1)			x 0-0 4-3		x 0-0 FC6-4		x 0-0 1-3		x 0-0 SH 1B			3 0 0 0 0 0 3 0 0 0 0 0 0 0	
Inning Stats	R: 1 H: 1 E: 0 LOB: 0 K: 0 BB: 1 S: 3 P: 7	R: 0 H: 0 E: 0 LOB: 0 K: 1 BB: 0 S: 5 P: 5	R: 0 H: 0 E: 0 LOB: 0 K: 0 BB: 0 S: 3 P: 3	R: 0 H: 2 E: 0 LOB: 2 K: 0 BB: 0 S: 5 P: 5	R: 0 H: 0 E: 0 LOB: 1 K: 1 BB: 1 S: 5 P: 9	R: 0 H: 0 E: 0 LOB: 0 K: 1 BB: 0 S: 5 P: 5	R: 0 H: 1 E: 0 LOB: 2 K: 1 BB: 1 S: 6 P: 10	R: 0 H: 0 E: 0 LOB: 0 K: 1 BB: 0 S: 5 P: 5	R: 0 H: 1 E: 0 LOB: 2 K: 0 BB: 0 S: 4 P: 4	R: 0 H: 2 E: 1 LOB: 2 K: 0 BB: 0 S: 5 P: 5	R: 0 H: 0 E: 0 LOB: 0 K: 0 BB: 0 S: 3 P: 3	1B: 7 SF: 0 2B: 1 SAC: 3 3B: 0 DP: 2 HR: 0 HBP: 0	WP: 0 PA: 42 PB: 0 SB: 2 CS: 0
PITCHER Jim Wilson, R ERA: 2.72 (1, 1)	IP WLS BF H R ER SO BB IBB HBP BLK WP HR S P ERA WHIP												
	11.0 W 42 7 1 1 5 2 1 0 0 0 0 49 61 0.82 0.818												

Chicago White Sox @ Baltimore Orioles
Memorial Stadium, Baltimore, MD
Fri Aug 05 1955, 3:33 AM EDT
Att. 12,159 - Unknown

livebaseballscores.com

AB	34
R	1
H	7
RBI	1
BB	3
SO	4
LOB	20



Batter	1	2	3	4	5	6	7	8	9
Fred Marsh, R OBP: 0.302, SLG: 0.254 (1, 4) (6, 5) (8, 4)	0-0 6-3 ①		4-0 BB 1-2 HR BB	0-0 1B			0-0 1-3 ①	0-0 CS ③ 1-2	
Cal Abrams, L OBP: 0.404, SLG: 0.367 (1, 8) (6, 9)	0-3 K ②		4-0 BB 1-2 2-3 HR BB	0-0 G3 ③			0-0 1B 2B		
Dave Philley, S OBP: 0.390, SLG: 0.475 (1, 9) (6, 7)	4-0 FC6-4 BB		0-0 1-H 2-H 3-H HR		0-0 4-3 ①		0-0 1B WP 1B 2-H		
Jim Dyck, R OBP: 0.400, SLG: 0.388 Don Leppert, L OBP: 0.227, SLG: 0.056 Bob Hale, L OBP: 0.363, SLG: 0.430 Harry Dorish, R OBP: 0.091, SLG: 0.091 (1, 7) (6, 4) (7, PH) (8, 1)	0-0 FC6-4 ③ 1-2f		0-0 HR 1B		0-0 F3 ②		0-0 1B 1B 1-3		
Gus Triandos, R OBP: 0.317, SLG: 0.415 (1, 3)		0-0 6-3 ①	0-0 1-H HR		1-0 HBP		0-0 1B G6-4-3 1-2 3-H		
Hal Smith, R OBP: 0.305, SLG: 0.356 (1, 2)		0-0 F3 ②	0-0 F9 ②		0-0 4-3 ③		0-0 G6-4-3 ② ③ 1-2f		
Chuck Diering, R OBP: 0.319, SLG: 0.304 (1, 5) (6, 8)		0-0 F8 ③	0-0 F3 ③			0-3 K ①		0-0 1-3 ①	
Willy Miranda, S OBP: 0.294, SLG: 0.294 (1, 6)			0-0 F8 ①	0-0 4-3 ①		0-0 F9 ②		0-0 F6 ②	
Erv Palica, R OBP: 0.282, SLG: 0.250 Wayne Causey, L OBP: 0.278, SLG: 0.243 (1, 1) (8, 5)			4-0 BB HR BB	0-0 6-3 ②		0-0 6-3 ③		0-0 CS 1B	

Inning Stats	R: 0	H: 0	E: 0	K: 1	S: 5	LOB: 1	BB: 1	P: 9	R: 0	H: 0	E: 0	K: 0	S: 3	LOB: 0	BB: 0	P: 3	R: 6	H: 3	E: 0	K: 0	S: 6	LOB: 0	BB: 3	P: 18	R: 0	H: 1	E: 0	K: 0	S: 4	LOB: 1	BB: 0	P: 4	R: 0	H: 0	E: 0	K: 0	S: 3	LOB: 1	BB: 0	P: 4	R: 0	H: 0	E: 0	K: 1	S: 5	LOB: 0	BB: 0	P: 5	R: 2	H: 4	E: 0	K: 0	S: 6	LOB: 1	BB: 0	P: 6	R: 0	H: 1	E: 0	K: 0	S: 3	LOB: 0	BB: 0	P: 3
--------------	------	------	------	------	------	--------	-------	------	------	------	------	------	------	--------	-------	------	------	------	------	------	------	--------	-------	-------	------	------	------	------	------	--------	-------	------	------	------	------	------	------	--------	-------	------	------	------	------	------	------	--------	-------	------	------	------	------	------	------	--------	-------	------	------	------	------	------	------	--------	-------	------


AB	R	H	RBI	BB	SO	LOB
3	1	1	0	1	0	0
3	2	1	0	1	1	1
3	2	2	5	1	0	0
3	1	1	0	0	0	1
0	0	0	0	0	0	0
1	0	1	0	0	0	0
0	0	0	0	0	0	0
3	1	2	3	0	0	0
4	0	0	0	0	0	3
4	0	0	0	0	1	0
4	0	0	0	0	0	0
2	1	0	0	1	0	0
1	0	1	0	0	0	0

WP	HR	S	P	ERA	WHIP
1	0	1	37		
0	0	0			
0	0	0			
1	0	1			

PITCHER	IP	WLS	BF	H	R	ER	SO	BB	IBB	HBP	BLK	WP	HR	S	P	ERA	WHIP
Jack Harshman, L ERA: 3.43 (1, 1)	2.1	L	13	2	5	5	1	4	0	0	0	0	1	11	27	19.29	2.571
Mike Fornieles, R ERA: 3.69 (3, 1)	3.2		14	2	1	1	1	0	0	1	0	0	1	15	16	2.46	0.545
Sandy Consuegra, R ERA: 2.96 (7, 1)	2.0		9	5	2	2	0	0	0	0	0	1	0	9	9	9.00	2.500

Chicago White Sox @ Baltimore Orioles
Memorial Stadium, Baltimore, MD
 Sat Aug 06 1955, 3:33 AM EDT
 Att. 7,244 - Unknown

AB	31
R	8
H	9
RBI	8
BB	4
SO	2
LOB	5



1B:	6	SF:	0
2B:	1	SAC:	0
3B:	0	DP:	1
HR:	2	HBP:	1

Batter	1	2	3	4	5	6	7	8	9	10	11	12	AB R H RBI BB SO LOB	TOP												
Minnie Minoso, R OBP: 0.350, SLG: 0.360 (1, 7)	0-0 5-3		0-0 6-3		0-0 6-3			0-0 6-3		0-3 K		0-0 FC1-6 FC6-4	6 0 0 0 0 1 1													
Nellie Fox, L OBP: 0.364, SLG: 0.410 (1, 4)	0-0 L8		0-0 F3			0-0 P8		0-0 1B 3B		0-0 E3		0-0 FC6-4	6 1 1 0 0 0 1													
George Kell, R OBP: 0.395, SLG: 0.427 (1, 5) (8, 3)	0-0 HR		0-0 P8			0-3 K		0-0 1B		0-0 4-3			5 1 2 2 0 1 1													
Walt Dropo, R OBP: 0.354, SLG: 0.473 Jim Busby, R OBP: 0.290, SLG: 0.353 (1, 3) (8, PR) (8, 8)	4-0 BB			0-0 F7		0-0 6-3		0-0 1B		0-0 4-3			3 0 1 0 1 0 0 1 0 0 0 0 0 0													
Jim Rivera, L OBP: 0.350, SLG: 0.379 Morrie Martin, L OBP: 0.286, SLG: 0.286 (1, 8) (8, 1)	0-0 F9			4-0 5-3 BB		0-0 6-3		0-0 F9		0-0 F6		0-0 5-3 1B	3 0 0 0 1 0 3 1 0 1 0 0 0 0													
Bob Kennedy, R OBP: 0.333, SLG: 0.362 (1, 9) (8, 5)		0-0 1B		0-0 5-3		0-0 F3			0-0 G5-6-3 1B		0-0 5-3		5 0 2 0 0 0 2													
Jim Brideweser, R OBP: 0.263, SLG: 0.351 (1, 6)		0-0 F9		0-3 K		0-0 1B			0-0 G5-6-3 1-2f		0-0 5-3		5 0 1 0 0 1 4													
Sherm Lollar, R OBP: 0.371, SLG: 0.407 (1, 2)		0-0 G6-4-3 1B			0-0 6-3		0-0 P8		0-0 5-3			0-0 F8	5 0 1 0 0 0 1													
Connie Johnson, R OBP: 0.111, SLG: 0.167 Dixie Howell, L OBP: 0.364, SLG: 0.364 Bob Nieman, R OBP: 0.326, SLG: 0.438 (1, 1) (4, 1) (8, PH) (8, 9)	0-0 G6-4-3				0-3 K		0-0 F4		0-0 F4			0-0 E5 FC1-6	1 0 0 0 0 0 2 1 0 0 0 0 1 0 3 0 0 0 0 0 0													
Inning Stats	R: 1 E: 0 K: 0 S: 4	H: 1 LOB: 1 BB: 1 P: 8	R: 0 E: 0 K: 0 S: 4	H: 2 LOB: 1 BB: 0 P: 4	R: 0 E: 0 K: 1 S: 3	H: 0 LOB: 1 BB: 1 P: 9	R: 0 E: 0 K: 1 S: 5	H: 0 LOB: 0 BB: 0 P: 5	R: 0 E: 0 K: 1 S: 5	H: 1 LOB: 1 BB: 0 P: 4	R: 1 E: 0 K: 0 S: 6	H: 3 LOB: 2 BB: 0 P: 6	R: 0 E: 0 K: 0 S: 3	H: 1 LOB: 0 BB: 0 P: 3	R: 0 E: 0 K: 0 S: 4	H: 1 LOB: 1 BB: 0 P: 4	R: 0 E: 1 K: 0 S: 4	H: 0 LOB: 1 BB: 0 P: 4	1B: 7 2B: 0 3B: 1 HR: 1	SF: 0 SAC: 0 DP: 2 HBP: 0	WP: 0 PB: 0 SB: 0 CS: 0	PA: 47				
PITCHER	IP WLS BF H R ER SO BB IBB HBP BLK WP HR S P ERA WHIP																									
Ray Moore, R ERA: 3.4 (1, 1)	8.0	33	8	2	2	3	2	0	0	0	0	0	0	0	0	0	0	0	0	0	0	0	0	0	2.25	1.250
George Zuverink, R ERA: 4.4 (9, 1)	4.0	14	1	0	0	1	0	0	0	0	0	0	0	0	0	0	0	0	0	0	0	0	0	0.00	0.250	

Chicago White Sox @ Baltimore Orioles
Memorial Stadium, Baltimore, MD
Sun Aug 07 1955, 3:33 AM EDT
Att. 16,232 - Unknown

livebaseballscorecards.com

AB	45
R	2
H	9
RBI	2
BB	2
SO	4
LOB	15



Batter	1	2	3	4	5	6	7	8	9	10	11	12	AB	R	H	RBI	BB	SO	LOB
Wayne Causey, L (1, 5) Hal Smith, R (11, PH) Hal Brown, R (11, PR) Don Leppert, L (12, 4)	4-0 BB G6-3			4-0 HR BB	0-0 1-3			0-0 E4			0-0 SH2-4 1B		2	1	0	0	2	0	0
Dave Pope, L (1, 8) Dave Philley, S (1, 9)	0-0 P6			0-0 1-H HR	0-0 1-3		0-0 P1-3	0-0 P7		0-0 SH2-4	0-0 SH2-4		4	1	1	2	0	0	2
Bob Hale, L (1, 3)		0-0 G5-4-3 1B		0-0 BB G2-3 1B	0-0 G3		0-0 G3		0-0 4-3	0-0 F8	0-0 F8		5	0	2	0	0	0	2
Gus Triandos, R (1, 2)		0-0 G5-4-3		0-0 BB 1B			0-0 FC6-4 1B		0-0 F8	0-0 F8		5	0	2	0	0	0	3	
Jim Dyck, R (1, 7) Chuck Diering, R (9, PH)		0-0 F2		4-0 1-2 2-3 BB			0-0 FC6-4		0-0 F9		0-0 6-3		2	0	0	0	1	0	1
Fred Marsh, R (1, 4)			0-0 5-3	0-0 G2-3			0-0 F5		0-0 5-3		0-0 F2		5	0	0	0	0	0	4
Willy Miranda, S (1, 6)			0-3 K	0-0 3-H			0-0 F5		0-3 K		0-0 6-3		5	0	0	0	0	2	1
Ray Moore, R (1, 1) George Zuverink, R (9, 1)			0-3 K		0-0 L6		0-0 F5		0-0 F3		0-0 5-3		3	0	0	0	0	1	0


Inning Stats	R: 0	H: 0	R: 0	H: 1	R: 0	H: 0	R: 2	H: 3	R: 0	H: 0	R: 0	H: 1	R: 0	H: 0	R: 0	H: 1	R: 0	H: 1	R: 0	H: 0	R: 0	H: 1	R: 0	H: 0	R: 0	H: 0	R: 0	H: 0	R: 0	H: 0	R: 0	H: 0	R: 0	H: 0	R: 0	H: 0		
	E: 0	LOB: 0	E: 0	LOB: 0	E: 0	LOB: 0	E: 0	LOB: 2	E: 0	LOB: 0	E: 0	LOB: 1	E: 1	LOB: 1	E: 0	LOB: 0	E: 0	LOB: 0	E: 0	LOB: 0	E: 0	LOB: 2	E: 0	LOB: 0	E: 0	LOB: 0	E: 0	LOB: 0	E: 0	LOB: 0	E: 0	LOB: 0	E: 0	LOB: 0	E: 0	LOB: 0	E: 0	LOB: 0
	K: 0	BB: 1	K: 0	BB: 0	K: 2	BB: 0	K: 0	BB: 2	K: 0	BB: 0	K: 0	BB: 0	K: 0	BB: 0	K: 1	BB: 0	K: 0	BB: 0	K: 0	BB: 0	K: 0	BB: 1	K: 0	BB: 0	K: 0	BB: 0	K: 0	BB: 0	K: 0	BB: 0	K: 0	BB: 0	K: 0	BB: 0	K: 0	BB: 0	K: 0	BB: 0
	S: 2	P: 6	S: 3	P: 3	S: 7	P: 7	S: 5	P: 13	S: 3	P: 3	S: 4	P: 4	S: 4	P: 4	S: 3	P: 3	S: 5	P: 5	S: 4	P: 8	S: 3	P: 3	S: 3	P: 3	S: 4	P: 5	S: 3	P: 3	S: 3	P: 3	S: 3	P: 3	S: 3	P: 3	S: 3	P: 3		

PITCHER	IP	WLS	BF	H	R	ER	SO	BB	IBB	HBP	BLK	WP	HR	S	P	ERA	WHIP
Connie Johnson, R (1, 1) ERA: 2.44	3.1		15	4	2	2	2	3	0	0	0	0	1	16	28	5.40	2.100
Dixie Howell, R (4, 1) ERA: 3.23	3.2		11	1	0	0	0	0	0	0	0	0	0	11	11	0.00	0.273
Morrie Martin, L (8, 1) ERA: 2.8	5.0		18	1	0	0	1	0	1	0	0	0	0	19	23	0.00	0.200

Chicago White Sox @ Baltimore Orioles
Memorial Stadium, Baltimore, MD
 Sun Aug 07 1955, 3:33 AM EDT
 Att: 16,232 - Unknown

AB	39
R	2
H	6
RBI	2
BB	4
SO	3
LOB	15

WP: 0 PA: 44
 PB: 0
 SB: 0
 CS: 0



PITCHER	IP	WLS	BF	H	R	ER	SO	BB	IBB	HBP	BLK	WP	HR	S	P	ERA	WHIP
Connie Johnson, R (1, 1) ERA: 2.44	3.1		15	4	2	2	2	3	0	0	0	0	1	16	28	5.40	2.100
Dixie Howell, R (4, 1) ERA: 3.23	3.2		11	1	0	0	0	0	0	0	0	0	0	11	11	0.00	0.273
Morrie Martin, L (8, 1) ERA: 2.8	5.0		18	1	0	0	1	0	1	0	0	0	0	19	23	0.00	0.200

Batter	1	2	3	4	5	6	7	8	9	AB R H RBI BB SO LOB	TOP	
Minnie Minoso, R OBP: 0.351, SLG: 0.364 (1, 7) X	0-0 F8	0-0 1-H 2-H 3B		0-0 5-3			0-0 F3		4-0 BB BB BB	4 0 1 2 1 0 1		
Nellie Fox, L OBP: 0.360, SLG: 0.405 (1, 4) X	0-0 1-3	0-0 F9			0-0 F8		0-0 F5		0-0 BB	5 0 0 0 0 0 3		
Bob Nieman, R OBP: 0.325, SLG: 0.434 (1, 9) X	0-0 FC6-4 1B		0-0 6-3		0-0 F9			0-3 K		4 0 1 0 0 1 0		
Jim Rivera, L OBP: 0.350, SLG: 0.379 (8, 9)								0-3 K		0 0 0 0 0 0 0		
Walt Dropo, R OBP: 0.352, SLG: 0.470 (1, 3) X	0-0 FC6-4 1-2f		0-0 F4		0-0 FC5-4 1B			0-3 K		4 0 1 0 0 1 1		
Bob Kennedy, R OBP: 0.331, SLG: 0.355 (1, 5)		0-3 K	0-0 BB BB BB	4-0 BB	0-0 FC5-4 1-2f			0-0 5-3		3 0 0 0 1 1 1		
Chico Carrasquel, R OBP: 0.334, SLG: 0.346 (1, 6) X	0-0 FC6-4 1B	0-0 1-3		0-0 1-3		0-0 5-3			0-0 SH2-4 1B	4 1 1 0 0 0 1		
Jim Busby, R OBP: 0.288, SLG: 0.351 (1, 8) X		0-0 FC6-4 1B 1-2f		0-0 5-3		0-0 F8			0-0 SH2-4 1-2	3 1 0 0 0 0 1		
Sherm Lollar, R OBP: 0.375, SLG: 0.410 (1, 2) X		0-0 1B 1-2 3B 1B		4-0 BB BB BB	0-0 SH1-4 BB	0-0 F2			0-0 SH5-4 1B 2-H	3 1 2 1 1 0 0		
Billy Pierce, L OBP: 0.227, SLG: 0.171 (1, 1) X		0-0 1-2 2-H 3B 1B		0-0 SH1-4 1-2		0-0 1-3			0-0 SH5-4 1-2	2 1 1 1 0 0 0		
Inning Stats	R: 0 H: 1 E: 0 LOB: 1 K: 0 BB: 0 S: 4 P: 4	R: 3 H: 4 E: 0 LOB: 1 K: 1 BB: 0 S: 9 P: 9	R: 0 H: 0 E: 0 LOB: 1 K: 0 BB: 1 S: 3 P: 7	R: 0 H: 0 E: 0 LOB: 1 K: 0 BB: 1 S: 3 P: 7	R: 0 H: 1 E: 0 LOB: 1 K: 0 BB: 0 S: 4 P: 4	R: 0 H: 0 E: 0 LOB: 0 K: 0 BB: 0 S: 3 P: 3	R: 0 H: 0 E: 0 LOB: 0 K: 2 BB: 0 S: 3 P: 3	R: 0 H: 0 E: 0 LOB: 0 K: 2 BB: 0 S: 7 P: 7	R: 1 H: 1 E: 1 LOB: 2 K: 0 BB: 1 S: 5 P: 9	1B: 6 SF: 0 2B: 0 SAC: 3 3B: 1 DP: 0 HR: 0 HBP: 0	WP: 0 PA: 38 PB: 0 SB: 0 CS: 0	
PITCHER	IP WLS BF H R ER SO BB IBB HBP BLK WP HR S P ERA WHIP											
Bobby Shantz, L ERA: 4.72 (1, 1)	5.0 L 23 6 3 3 1 2 0 0 0 0 0 0 23 31 5.40 1.600											
Art Ditmar, R ERA: 5.65 (6, 1)	3.0 9 0 0 0 2 0 0 0 0 0 0 0 13 13 0.00 0.000											
Bill Harrington, R ERA: 4.5 (9, 1)	1.0 6 1 1 0 0 1 0 0 0 0 0 0 5 9 0.00 2.000											

Chicago White Sox @ Kansas City Athletics
Municipal Stadium, Kansas City, MO
Tue Aug 09 1955, 4:33 AM EDT
Att. 24,383 - Unknown

AB	32
R	4
H	7
RBI	4
BB	3
SO	3
LOB	8



Batter	1	2	3	4	5	6	7	8	9	AB R H RBI BB SO LOB	TOP									
Minnie Minoso, R (1, 7) OBP: 0.351, SLG: 0.376	0-0 F3		0-0 E4		0-0 1-H HR		0-0 1-3 2B	0-3 K		5 1 2 2 0 1 3										
Nellie Fox, L (1, 4) OBP: 0.361, SLG: 0.402	4-0 BB		0-0 F9		0-0 F9		0-0 6-3		4-0 FC6-4 BB	3 0 0 0 2 0 3										
Bob Nieman, R (1, 9) OBP: 0.326, SLG: 0.445	0-0 F5		0-0 5-3			4-0 FC6-4 BB		0-0 HR	0-0 FC6-4 1B 1-2f	4 1 1 1 1 0 3										
Walt Dropo, R (1, 3) OBP: 0.347, SLG: 0.463	0-0 F8			0-0 5-3		0-0 F9		0-0 6-3	0-0 F4	5 0 0 0 0 0 3										
Bob Kennedy, R (1, 5) OBP: 0.327, SLG: 0.349		0-0 5-3		0-0 3-1		0-0 FC6-4 1-2f		0-0 F8	0-0 FC5-4 1B 1-2	5 0 1 0 0 0 1										
Chico Carrasquel, R (1, 6) OBP: 0.333, SLG: 0.345		0-0 F7		0-0 F7		0-0 F6		0-0 1B S	0-0 FC5-4 1-2f	5 1 1 0 0 0 3										
Jim Busby, R (1, 8) OBP: 0.291, SLG: 0.353		0-0 1B			0-0 L1		0-0 FC5-4 1B	4-0 BB 1B 1-2		3 0 2 0 0 0 0										
Jim Rivera, L (8, PH) OBP: 0.352, SLG: 0.379										0 0 0 0 1 0 0	AB 36									
Sherm Lollar, R (1, 2) OBP: 0.377, SLG: 0.409		0-0 F4			4-0 HR BB		0-0 FC5-4 2B 1-2f	0-0 BB 1B 1-2 2-H		3 1 1 1 1 0 2	R 4									
Gil Coan, L (8, PR) OBP: 0.302, SLG: 0.317										0 0 0 0 0 0 0	H 8									
Les Moss, R (8, 2) OBP: 0.364, SLG: 0.433										0 0 0 0 0 0 0	RBI 4									
Harry Byrd, R (1, 1) OBP: 0.143, SLG: 0.122			0-0 5-3		0-3 K		0-3 K	4-0 BB 1B 1-2 2-3		1 0 0 0 0 0 0	BB 6									
Jack Harshman, L (3, 1) OBP: 0.373, SLG: 0.390										1 0 0 0 0 0 1 1	SO 3									
George Kell, R (7, PH) OBP: 0.394, SLG: 0.425										1 0 0 0 0 0 1 1	LOB 20									
Dixie Howell, L (7, 1) OBP: 0.364, SLG: 0.364										0 0 0 0 0 0 0 0										
Bobby Adams, R (8, PH) OBP: 0.342, SLG: 0.380										0 0 0 0 1 0 0 0										
Motrie Martin, L (8, 1) OBP: 0.286, SLG: 0.286										0 0 0 0 0 0 0 0										
Inning Stats	R: 0 E: 0 K: 0 S: 3	H: 0 LOB: 1 BB: 1 P: 7	R: 0 E: 0 K: 0 S: 4	H: 1 LOB: 1 BB: 0 P: 4	R: 0 E: 1 K: 0 S: 4	H: 0 LOB: 1 BB: 0 P: 4	R: 0 E: 0 K: 0 S: 3	H: 0 LOB: 0 BB: 0 P: 3	R: 2 E: 0 K: 1 S: 6	H: 1 LOB: 0 BB: 1 P: 10	R: 0 E: 0 K: 1 S: 7	H: 2 LOB: 2 BB: 0 P: 7	R: 2 E: 0 K: 1 S: 8	H: 3 LOB: 3 BB: 2 P: 16	R: 0 E: 0 K: 0 S: 4	H: 1 LOB: 2 BB: 1 P: 8	1B: 5 2B: 1 3B: 0 HR: 2	SF: 0 SAC: 0 DP: 0 HBP: 0	WP: 0 PB: 0 SB: 1 CS: 0	PA: 42
PITCHER	IP WLS BF H R ER SO BB IBB HBP BLK WP HR S P ERA WHIP																			
Alex Kellner, L (1, 1) ERA: 3.9	7.0 W 29 4 2 2 2 3 0 0 0 0 1 30 42 2.57 1.000																			
Tom Gorman, R (8, 1) ERA: 3.84	2.0 S 13 4 2 2 1 3 0 0 0 0 1 12 24 9.00 3.500																			

Chicago White Sox @ Kansas City Athletics
Municipal Stadium, Kansas City, MO
 Wed Aug 10 1955, 4:33 AM EDT
 Att: 21,473 - Unknown

AB	36
R	4
H	8
RBI	4
BB	6
SO	3
LOB	20



Batter	1	2	3	4	5	6	7	8	9	AB	R	H	RBI	BB	SO	LOB
Vic Power, R OBP: 0.348, SLG: 0.492 (1, 3)	0-0 3B		0-0 F2 1B	0-0 5-3			0-0 5-3			4	1	1	0	0	0	1
Enos Slaughter, L OBP: 0.397, SLG: 0.404 (1, 9)	0-0 G6-4-3 3B		0-0 E 1B			0-0 4-3	0-0 5-3			4	2	2	1	0	0	0
Elmer Valo, L OBP: 0.473, SLG: 0.507 (1, 7)	0-0 G6-4-3 1B		0-0 E8 1B			0-0 F8		0-0 1-3		4	1	1	0	0	0	1
Harry Simpson, L OBP: 0.382, SLG: 0.448 (1, 8)	0-0 G6-4-3 1-2f		4-0 1B IBB			0-3 K		0-0 F7		3	0	0	0	1	1	1
Hector Lopez, R OBP: 0.323, SLG: 0.383 (1, 5)	0-3 K		0-0 G4-6-3 1B			0-0 HR		0-0 6-3		4	1	2	3	0	1	0
Jim Finigan, R OBP: 0.338, SLG: 0.416 (1, 4)		0-0 SH1-4 1B	0-0 G4-6-3 1-2f			0-0 6-3		0-0 F7		3	0	1	0	0	0	2
Joe Demaestri, R OBP: 0.280, SLG: 0.311 (1, 6)		0-0 SH1-4 1-2		0-0 SH3-4 1B		0-0 F7		0-0 F7		2	0	1	0	0	0	0
Joe Astroth, R OBP: 0.348, SLG: 0.304 (1, 2)		0-0 5-3		0-0 SH3-4 1-2		0-0 5-3		0-0 5-3		2	0	0	0	0	0	1
Alex Kellner, R OBP: 0.318, SLG: 0.325 (1, 1)		0-0 6-3		0-0 3-1			0-3 K			2	0	0	0	0	0	2
Gus Zernial, R OBP: 0.307, SLG: 0.495 (7, PH)										1	0	0	0	0	1	0
Tom Gorman, R OBP: 0.056, SLG: 0.111 (8, 1)										0	0	0	0	0	0	0

Inning Stats	R: 2	H: 3	E: 0	K: 1	S: 7	LOB: 0	BB: 0	P: 7
	R: 0	H: 1	E: 0	K: 0	S: 4	LOB: 1	BB: 0	P: 4
	R: 2	H: 2	E: 1	K: 0	S: 5	LOB: 1	BB: 1	P: 9
	R: 0	H: 1	E: 0	K: 0	S: 4	LOB: 1	BB: 0	P: 4
	R: 0	H: 0	E: 0	K: 1	S: 5	LOB: 0	BB: 0	P: 5
	R: 1	H: 1	E: 0	K: 0	S: 4	LOB: 0	BB: 0	P: 4
	R: 0	H: 0	E: 0	K: 1	S: 5	LOB: 0	BB: 0	P: 5
	R: 0	H: 0	E: 0	K: 0	S: 3	LOB: 0	BB: 0	P: 3


PITCHER	IP	WLS	BF	H	R	ER	SO	BB	IBB	HBP	BLK	WP	HR	S	P	ERA	WHIP
Harry Byrd, R ERA: 4.42 (1, 1)	2.1	L	14	6	4	3	1	0	1	0	0	0	0	15	19	11.57	2.571
Jack Harshman, L ERA: 3.4 (3, 1)	3.2		12	2	1	1	1	0	0	0	0	0	1	14	14	2.46	0.545
Dixie Howell, R ERA: 3.15 (7, 1)	1.0		3	0	0	0	1	0	0	0	0	0	0	5	5	0.00	0.000
Morrie Martin, L ERA: 2.72 (8, 1)	1.0		3	0	0	0	0	0	0	0	0	0	0	3	3	0.00	0.000

BOTTOM

Chicago White Sox @ Kansas City Athletics
Municipal Stadium, Kansas City, MO

Wed Aug 10 1955, 4:33 AM EDT
Att. 21,473 - Unknown

AB	29
R	5
H	8
RBI	4
BB	1
SO	3
LOB	8



WP	PA	ERA	WHIP
0	32		
0			
0			

Batter	1	2	3	4	5	6	7	8	9	AB R H RBI BB SO LOB	TOP																								
Minnie Mino, R OBP: 0.359, SLG: 0.390 (1, 7)	4-0 CS BB		0-0 3-1 2B		0-0 1-3 3B 1B	0-0 1-2 2B 1B	0-0 FC5-4 1-2f		0-0 WP 3B	5 3 4 0 1 0 2	Chicago White Sox @ Kansas City Athletics Municipal Stadium, Kansas City, MO Thu Aug 11 1955, 4:33 AM EDT Att. 15,569 - Unknown																								
Nellie Fox, L OBP: 0.358, SLG: 0.398 (1, 4)	0-0 6-3 1-2		0-0 3-1 2-3		0-0 1-2 3B 3-H	0-0 F8 2-3		4-0 3B BB	0-0 4-3	5 2 0 1 1 0 5																									
Jim Rivera, L OBP: 0.360, SLG: 0.400 (1, 8)	4-0 S BB		0-0 F9		0-0 1-H 2-H 1B 3B	0-0 S E 2B		0-0 HR 3B	4-0 2B BB	4 4 3 5 2 0 1																									
George Kell, R OBP: 0.396, SLG: 0.424 Walt Dropo, R OBP: 0.351, SLG: 0.478 (1, 3) (6, 3)	0-0 F8 1-2			0-0 5-3	0-0 BB 1B	1-0 S HBP		0-0 HR 3-H	0-0 1-H 2B	3 0 1 1 0 0 1 2 1 2 3 0 0 0																									
Bob Niman, R OBP: 0.326, SLG: 0.437 (1, 9)		0-3 K		0-0 F9	4-0 G6-4-3 BB	0-0 F9		4-0 FC6-4 BB	0-0 5-3	4 0 0 0 2 1 2																									
Bob Kennedy, R OBP: 0.329, SLG: 0.351 Bobby Adams, R OBP: 0.340, SLG: 0.377 (1, 5) (8, PR) (8, 5)		0-0 1B 1B		0-0 4-3	0-0 G6-4-3 1-2f		0-0 CS 1B	0-0 FC6-4 BB 1-2f	0-0 5-3	5 0 2 0 0 0 3 1 0 0 0 0 0 1																									
Chico Carrasquel, R OBP: 0.339, SLG: 0.348 Jim Brideweser, R OBP: 0.256, SLG: 0.342 (1, 6) (7, 6)		0-0 G6-4-3 1B			0-0 5-3 1B 1B	1-0 1B SF9 HBP	4-0 BB BB 1-2	0-0 F9		2 2 2 0 1 0 0 1 0 0 0 0 0 1																									
Sherm Lollar, R OBP: 0.378, SLG: 0.408 Les Moss, R OBP: 0.370, SLG: 0.433 (1, 2) (8, PH) (8, 2)		0-0 G6-4-3 1-2f			0-0 5-3	0-0 F8 1B 2B 1B	4-0 FC5-4 BB	4-0 F9		3 1 1 0 1 0 3 0 0 0 0 1 0 0																									
Connie Johnson, R OBP: 0.130, SLG: 0.182 (1, 1)			0-0 5-3		0-0 2-H FC 1B	0-0 SF9 3-H	0-0 F9	0-0 F8		4 1 1 2 0 0 4																									
Inning Stats	R: 0 E: 0 K: 0 S: 2	H: 0 LOB: 1 BB: 2 P: 10	R: 0 E: 0 K: 1 S: 6	H: 2 LOB: 1 BB: 0 P: 6	R: 0 E: 0 K: 0 S: 4	H: 1 LOB: 1 BB: 0 P: 4	R: 0 E: 0 K: 0 S: 3	H: 0 LOB: 0 BB: 0 P: 3	R: 5 E: 0 K: 0 S: 8	H: 5 LOB: 1 BB: 1 P: 12		R: 4 E: 0 K: 0 S: 6	H: 3 LOB: 1 BB: 0 P: 8	R: 0 E: 0 K: 0 S: 3	H: 1 LOB: 2 BB: 2 P: 11	R: 3 E: 0 K: 0 S: 5	H: 2 LOB: 2 BB: 3 P: 17	R: 2 E: 0 K: 0 S: 5	H: 2 LOB: 1 BB: 1 P: 9	1B: 9 2B: 3 3B: 3 HR: 1	SF: 1 SAC: 0 DP: 2 HBP: 2	WP: 1 PB: 0 SB: 5 CS: 2	PA: 51												
PITCHER Vic Raschi, R ERA: 4.86 Cloyd Boyer, R ERA: 6.4	IP 4.1	WLS L	BF 22	H 8	R 5	ER 5	SO 1	BB 2	IBB 0	HBP 0	BLK 0	WP 0	HR 0	S 22	P 30	ERA 10.38	WHIP 2.308	PITCHER	IP 4.2	WLS L	BF 29	H 8	R 9	ER 8	SO 0	BB 7	IBB 0	HBP 2	BLK 0	WP 1	HR 1	S 20	P 50	ERA 15.43	WHIP 3.214

livebaseballscorecards.com

AB	39
R	14
H	16
RBI	12
BB	9
SO	1
LOB	23



Batter	1	2	3	4	5	6	7	8	9	AB R H RBI BB SO LOB	TOP
Minnie Minoso, R (1, 7) OBP: 0.360, SLG: 0.392	0-0 HR 1B		0-0 SH1-3 1B		0-0 F8		0-0 4-3			4 1 2 0 0 0 0	
Nellie Fox, L (1, 4) OBP: 0.356, SLG: 0.395	0-0 L9		0-0 SH1-3 1-2		0-0 3-1			0-0 E4 G6-4-3		3 0 0 0 0 0 1	
Jim Rivera, L (1, 8) OBP: 0.358, SLG: 0.408 (6, 9)	0-0 1-H HR		0-0 L9		0-0 F8			0-0 F5		4 1 1 2 0 0 2	
George Kell, R (1, 5) OBP: 0.392, SLG: 0.420 Jim Busby, R (6, 8) OBP: 0.290, SLG: 0.352	0-0 F6		0-0 F7			0-0 L7		0-0 G6-4-3 1-2f		3 0 0 0 0 0 1 1 0 0 0 0 0 1	
Walt Dropo, R (1, 3) OBP: 0.353, SLG: 0.482	0-0 L9			0-0 2B		0-0 L5			0-0 SH1-4 1B	4 0 2 0 0 0 0	
Bob Kennedy, R (1, 9) OBP: 0.329, SLG: 0.351 (6, 5)		0-0 F6		0-3 K		0-0 1B 1B			0-0 SH1-4 1-2	3 0 1 0 0 1 1	
Chico Carrasquel, R (1, 6) OBP: 0.338, SLG: 0.347		0-3 K		0-0 F8		0-0 1B 1-3			0-0 5-3	4 0 1 0 0 1 2	
Sherm Lollar, R (1, 2) OBP: 0.382, SLG: 0.409		0-0 FC6-4 1B		4-0 IBB			0-0 F6		4-0 IBB	2 0 1 0 2 0 0	
Virgil Trucks, R (1, 1) OBP: 0.145, SLG: 0.167 Dixie Howell, L (8, 1) OBP: 0.333, SLG: 0.333		0-0 FC6-4 1-2f		0-3 K			0-0 F7		0-0 F5	3 0 0 0 0 1 3 1 0 0 0 0 0 2	
Inning Stats	R: 2 E: 0 K: 0 S: 5 H: 2 LOB: 0 BB: 0 P: 5	R: 0 E: 0 K: 1 S: 6 H: 1 LOB: 1 BB: 0 P: 6	R: 0 E: 0 K: 0 S: 4 H: 1 LOB: 1 BB: 0 P: 4	R: 0 E: 0 K: 2 S: 8 H: 1 LOB: 2 BB: 1 P: 12	R: 0 E: 0 K: 0 S: 3 H: 0 LOB: 0 BB: 0 P: 3	R: 0 E: 0 K: 0 S: 4 H: 2 LOB: 2 BB: 0 P: 4	R: 0 E: 0 K: 0 S: 3 H: 0 LOB: 0 BB: 0 P: 3	R: 0 E: 1 K: 0 S: 3 H: 0 LOB: 0 BB: 0 P: 3	R: 0 E: 0 K: 0 S: 4 H: 1 LOB: 2 BB: 1 P: 8	1B: 6 2B: 1 3B: 0 HR: 1 SF: 0 SAC: 2 DP: 1 HBP: 0	WP: 0 PB: 0 SB: 0 CS: 0 PA: 36
PITCHER	IP WLS BF H R ER SO BB IBB HBP BLK WP HR S P ERA WHIP										
Steve Gromek, R (1, 1) ERA: 3.94	7.0 L 28 7 2 2 3 0 1 0 0 0 1 33 37 2.57 1.000										
Babe Birrer, R (8, 1) ERA: 3.55	2.0 8 1 0 0 0 0 0 1 0 0 0 0 7 11 0.00 0.500										

Chicago White Sox @ Detroit Tigers
 Briggs Stadium, Detroit, MI
 Fri Aug 12 1955, 4:33 AM EDT
 Att: 44,830 - Unknown

livebaseballscorecards.com

AB	32
R	2
H	8
RBI	2
BB	2
SO	3
LOB	13



BOTTOM

Chicago White Sox @ Detroit Tigers
Briggs Stadium, Detroit, MI
Fri Aug 12 1955, 4:33 AM EDT
Att. 44,830 - Unknown

livebaseballscorecards.com

AB 33
R 1
H 7
RBI 1
BB 3
SO 2
LOB 14



WP: 0 PA: 36
PB: 0
SB: 0
CS: 0

AB R H RBI BB SO LOB

4 1 1 0 0 0 0

4 0 1 0 0 1 1

4 0 1 0 0 0 2

2 0 1 1 2 0 0

4 0 1 0 0 0 4

4 0 0 0 0 0 1

4 0 2 0 0 0 1

0 0 0 0 0 0 0

3 0 0 0 1 0 2

2 0 0 0 0 0 1

1 0 0 0 0 1 1

0 0 0 0 0 0 0

1 0 0 0 0 0 1

1B: 6 SF: 0

2B: 1 SAC: 0

3B: 0 DP: 1

HR: 0 HBP: 0

1B: 6 SF: 0

2B: 1 SAC: 0

3B: 0 DP: 1

HR: 0 HBP: 0

2 0 0 0 0 0 1

1 0 0 0 0 1 1

0 0 0 0 0 0 0

1 0 0 0 0 0 1

1B: 6 SF: 0

2B: 1 SAC: 0

3B: 0 DP: 1

HR: 0 HBP: 0

1B: 6 SF: 0

2B: 1 SAC: 0

3B: 0 DP: 1

HR: 0 HBP: 0

2 0 0 0 0 0 1

1 0 0 0 0 1 1

0 0 0 0 0 0 0

1 0 0 0 0 0 1

1B: 6 SF: 0

2B: 1 SAC: 0

3B: 0 DP: 1

HR: 0 HBP: 0

2 0 0 0 0 0 1

1 0 0 0 0 1 1

0 0 0 0 0 0 0

1 0 0 0 0 0 1

1B: 6 SF: 0

2B: 1 SAC: 0

3B: 0 DP: 1

HR: 0 HBP: 0

2 0 0 0 0 0 1

1 0 0 0 0 1 1

0 0 0 0 0 0 0

1 0 0 0 0 0 1

1B: 6 SF: 0

2B: 1 SAC: 0

3B: 0 DP: 1

HR: 0 HBP: 0

2 0 0 0 0 0 1

1 0 0 0 0 1 1

0 0 0 0 0 0 0

1 0 0 0 0 0 1

1B: 6 SF: 0

2B: 1 SAC: 0

3B: 0 DP: 1

HR: 0 HBP: 0

2 0 0 0 0 0 1

1 0 0 0 0 1 1

0 0 0 0 0 0 0

1 0 0 0 0 0 1

1B: 6 SF: 0

2B: 1 SAC: 0

3B: 0 DP: 1

HR: 0 HBP: 0

2 0 0 0 0 0 1

1 0 0 0 0 1 1

0 0 0 0 0 0 0

1 0 0 0 0 0 1

1B: 6 SF: 0

2B: 1 SAC: 0

3B: 0 DP: 1

HR: 0 HBP: 0

2 0 0 0 0 0 1

1 0 0 0 0 1 1

0 0 0 0 0 0 0

1 0 0 0 0 0 1

1B: 6 SF: 0

2B: 1 SAC: 0

3B: 0 DP: 1

HR: 0 HBP: 0

2 0 0 0 0 0 1

1 0 0 0 0 1 1

0 0 0 0 0 0 0

1 0 0 0 0 0 1

1B: 6 SF: 0

2B: 1 SAC: 0

3B: 0 DP: 1

HR: 0 HBP: 0

2 0 0 0 0 0 1

1 0 0 0 0 1 1

0 0 0 0 0 0 0

1 0 0 0 0 0 1

1B: 6 SF: 0

2B: 1 SAC: 0

3B: 0 DP: 1

HR: 0 HBP: 0

2 0 0 0 0 0 1

1 0 0 0 0 1 1

0 0 0 0 0 0 0

1 0 0 0 0 0 1

1B: 6 SF: 0

2B: 1 SAC: 0

3B: 0 DP: 1

HR: 0 HBP: 0

2 0 0 0 0 0 1

1 0 0 0 0 1 1

0 0 0 0 0 0 0

1 0 0 0 0 0 1

1B: 6 SF: 0

2B: 1 SAC: 0

3B: 0 DP: 1

HR: 0 HBP: 0

2 0 0 0 0 0 1

1 0 0 0 0 1 1

0 0 0 0 0 0 0

1 0 0 0 0 0 1

1B: 6 SF: 0

2B: 1 SAC: 0

3B: 0 DP: 1

HR: 0 HBP: 0

2 0 0 0 0 0 1

1 0 0 0 0 1 1

0 0 0 0 0 0 0

1 0 0 0 0 0 1

1B: 6 SF: 0

2B: 1 SAC: 0

3B: 0 DP: 1

HR: 0 HBP: 0

2 0 0 0 0 0 1

1 0 0 0 0 1 1

0 0 0 0 0 0 0

1 0 0 0 0 0 1

1B: 6 SF: 0

2B: 1 SAC: 0

3B: 0 DP: 1

HR: 0 HBP: 0

2 0 0 0 0 0 1

1 0 0 0 0 1 1

0 0 0 0 0 0 0

1 0 0 0 0 0 1

1B: 6 SF: 0

2B: 1 SAC: 0

3B: 0 DP: 1

HR: 0 HBP: 0

2 0 0 0 0 0 1

1 0 0 0 0 1 1

0 0 0 0 0 0 0

1 0 0 0 0 0 1

1B: 6 SF: 0

2B: 1 SAC: 0

3B: 0 DP: 1

HR: 0 HBP: 0

2 0 0 0 0 0 1

1 0 0 0 0 1 1

0 0 0 0 0 0 0

1 0 0 0 0 0 1

1B: 6 SF: 0

2B: 1 SAC: 0

3B: 0 DP: 1

HR: 0 HBP: 0

2 0 0 0 0 0 1

1 0 0 0 0 1 1

0 0 0 0 0 0 0

1 0 0 0 0 0 1

1B: 6 SF: 0

2B: 1 SAC: 0

3B: 0 DP: 1

HR: 0 HBP: 0

2 0 0 0 0 0 1

1 0 0 0 0 1 1

0 0 0 0 0 0 0

1 0 0 0 0 0 1

1B: 6 SF: 0

2B: 1 SAC: 0

3B: 0 DP: 1

HR: 0 HBP: 0

2 0 0 0 0 0 1

1 0 0 0 0 1 1

0 0 0 0 0 0 0

1 0 0 0 0 0 1

1B: 6 SF: 0

2B: 1 SAC: 0

3B: 0 DP: 1

HR: 0 HBP: 0

2 0 0 0 0 0 1

1 0 0 0 0 1 1

0 0 0 0 0 0 0

1 0 0 0 0 0 1

1B: 6 SF: 0

2B: 1 SAC: 0

3B: 0 DP: 1

HR: 0 HBP: 0

2 0 0 0 0 0 1

1 0 0 0 0 1 1

0 0 0 0 0 0 0

1 0 0 0 0 0 1

1B: 6 SF: 0

2B: 1 SAC: 0

3B: 0 DP: 1

HR: 0 HBP: 0

2 0 0 0 0 0 1

1 0 0 0 0 1 1

0 0 0 0 0 0 0

1 0 0 0 0 0 1

1B: 6 SF: 0

2B: 1 SAC: 0

3B: 0 DP: 1

HR: 0 HBP: 0

2 0 0 0 0 0 1

1 0 0 0 0 1 1

0 0 0 0 0 0 0

1 0 0 0 0 0 1

1B: 6 SF: 0

2B: 1 SAC: 0

3B: 0 DP: 1

HR: 0 HBP: 0

2 0 0 0 0 0 1

1 0 0 0 0 1 1

0 0 0 0 0 0 0

1 0 0 0 0 0 1

1B: 6 SF: 0

2B: 1 SAC: 0

3B: 0 DP: 1

HR: 0 HBP: 0

2 0 0 0 0 0 1

1 0 0 0 0 1 1

0 0 0 0 0 0 0

1 0 0 0 0 0 1

1B: 6 SF: 0

2B: 1 SAC: 0

3B: 0 DP: 1

HR: 0 HBP: 0

2 0 0 0 0 0 1

1 0 0 0 0 1 1

0 0 0 0 0 0 0

1 0 0 0 0 0 1

1B: 6 SF: 0

2B: 1 SAC: 0

3B: 0 DP: 1

HR: 0 HBP: 0

2 0 0 0 0 0 1

1 0 0 0 0 1 1

0 0 0 0 0 0 0

1 0 0 0 0 0 1

1B: 6 SF: 0

Batter	1	2	3	4	5	6	7	8	9	AB R H RBI BB SO LOB	TOP												
Nellie Fox, L OBP: 0.357, SLG: 0.395 (1, 4) X	0-0 4-3 ①		X 0-0 1B 2B 1B	X 0-0 F3		X 0-0 CS 1B		X 0-0 L9 ③		5 1 2 0 0 0 0													
Minnie Minoso, R OBP: 0.360, SLG: 0.390 (1, 7) S S S	0-3 K ②		S S S 0-3 K ① X	0-0 2B E 1B		S S S 0-3 K ② ③		H 1-0 SH1-3 HBP		4 1 1 0 0 3 2													
Jim Rivera, L OBP: 0.365, SLG: 0.414 (1, 8) B B B (9, 9)	4-0 HBP BB		X 0-0 2B HR 1B	X 0-0 E9 1-H 2B		B B B B 4-0 CS BB		X 0-0 SH1-3 ① 1-2		2 1 2 0 2 0 0													
George Kell, R OBP: 0.395, SLG: 0.423 Jim Busby, R OBP: 0.290, SLG: 0.352 (1, 5) H (9, PR) (9, 8)	1-0 FC5-4 HBP 1-2		X 0-0 1-3 HR 2B 3-H	X 0-0 F6 ②		B B B B 0-0 5-3 ② ③ 1-2		B B B B 4-0 G6-4-3 BB		3 1 1 1 1 0 2 0 0 0 0 0 0 0													
Walt Dropo, R OBP: 0.351, SLG: 0.476 (1, 3) X	0-0 FC5-4 ③ 1-2f		B B B B 4-0 HR BB	X 0-0 F7 ③		X 0-0 6-3 ③		X 0-0 G6-4-3 ② ③ 1-2f		4 1 0 0 1 0 5													
Bob Kennedy, R OBP: 0.333, SLG: 0.373 (1, 9) X (9, 5)		X 0-0 F6 ①	X 0-0 1-H 2-H 3-H HR		X 0-0 F5 ①		X 0-0 E7 HR 1B			4 2 2 4 0 0 0													
Chico Carrasquel, R OBP: 0.336, SLG: 0.344 Bob Nieman, R OBP: 0.325, SLG: 0.435 Jim Brideweser, R OBP: 0.256, SLG: 0.342 (1, 6) X (8, PH) (8, 6)		X 0-0 5-3 ②	X 0-0 F2 ②		S S S S 0-3 K ②		X 0-0 F5 ①			3 0 0 0 0 1 0 1 0 0 0 0 0 1 0 0 0 0 0 0 0													
Sherm Lollar, R OBP: 0.386, SLG: 0.424 (1, 2) B B B B		B B B B 4-0 BB	X 0-0 2B		X 0-0 L9 ③		X 0-0 HR 2-H			3 1 2 2 1 0 0													
Mike Fomieleles, R OBP: 0.103, SLG: 0.138 Jack Harshman, L OBP: 0.365, SLG: 0.381 Harry Byrd, R OBP: 0.140, SLG: 0.119 Morrie Martin, L OBP: 0.286, SLG: 0.286 Dixie Howell, L OBP: 0.308, SLG: 0.308 (1, 1) X (2, 1) S S S (4, 1) S S S (7, 1) S S S (7, 1) S S S		X 0-0 F4 ③	S S S S 0-3 K ③			X 0-0 G3 ①		X 0-3 K ②		1 0 0 0 0 0 1 1 0 0 0 0 1 1 1 0 0 0 0 0 0 0 0 0 0 0 0 0 1 0 0 0 0 1 0													
Inning Stats	R: 0 E: 0 K: 1 S: 5	H: 0 LOB: 2 BB: 1 P: 10	R: 0 E: 0 K: 0 S: 3	H: 0 LOB: 1 BB: 1 P: 7	R: 5 E: 0 K: 2 S: 12	H: 5 LOB: 1 BB: 1 P: 16	R: 1 E: 1 K: 0 S: 5	H: 2 LOB: 1 BB: 0 P: 5	R: 0 E: 0 K: 1 S: 5	H: 0 LOB: 0 BB: 0 P: 5	R: 0 E: 0 K: 1 S: 5	H: 1 LOB: 1 BB: 0 P: 5	R: 0 E: 0 K: 0 S: 2	H: 0 LOB: 0 BB: 1 P: 6	R: 2 E: 1 K: 1 S: 7	H: 2 LOB: 0 BB: 0 P: 7	R: 0 E: 0 K: 0 S: 2	H: 0 LOB: 2 BB: 1 P: 7	1B: 5 2B: 4 3B: 0 HR: 2	SF: 0 SAC: 1 DP: 2 HBP: 2	WP: 0 PB: 0 SB: 0 CS: 2	PA: 41	
PITCHER	IP WLS BF H R ER SO BB IBB HBP BLK WP HR S P ERA WHIP	IP WLS BF H R ER SO BB IBB HBP BLK WP HR S P ERA WHIP	IP WLS BF H R ER SO BB IBB HBP BLK WP HR S P ERA WHIP	IP WLS BF H R ER SO BB IBB HBP BLK WP HR S P ERA WHIP	IP WLS BF H R ER SO BB IBB HBP BLK WP HR S P ERA WHIP	IP WLS BF H R ER SO BB IBB HBP BLK WP HR S P ERA WHIP	IP WLS BF H R ER SO BB IBB HBP BLK WP HR S P ERA WHIP	IP WLS BF H R ER SO BB IBB HBP BLK WP HR S P ERA WHIP	IP WLS BF H R ER SO BB IBB HBP BLK WP HR S P ERA WHIP	IP WLS BF H R ER SO BB IBB HBP BLK WP HR S P ERA WHIP	IP WLS BF H R ER SO BB IBB HBP BLK WP HR S P ERA WHIP	IP WLS BF H R ER SO BB IBB HBP BLK WP HR S P ERA WHIP	IP WLS BF H R ER SO BB IBB HBP BLK WP HR S P ERA WHIP	IP WLS BF H R ER SO BB IBB HBP BLK WP HR S P ERA WHIP	IP WLS BF H R ER SO BB IBB HBP BLK WP HR S P ERA WHIP	IP WLS BF H R ER SO BB IBB HBP BLK WP HR S P ERA WHIP	IP WLS BF H R ER SO BB IBB HBP BLK WP HR S P ERA WHIP	IP WLS BF H R ER SO BB IBB HBP BLK WP HR S P ERA WHIP	IP WLS BF H R ER SO BB IBB HBP BLK WP HR S P ERA WHIP	IP WLS BF H R ER SO BB IBB HBP BLK WP HR S P ERA WHIP	IP WLS BF H R ER SO BB IBB HBP BLK WP HR S P ERA WHIP	IP WLS BF H R ER SO BB IBB HBP BLK WP HR S P ERA WHIP	IP WLS BF H R ER SO BB IBB HBP BLK WP HR S P ERA WHIP

Chicago White Sox @ Detroit Tigers
 Briggs Stadium, Detroit, MI
 Sat Aug 13 1955, 4:33 AM EDT
 Att: 16,276 - Unknown

livebaseballscorecards.com

AB	33
R	8
H	10
RBI	7
BB	5
SO	6
LOB	12



BOTTOM

Chicago White Sox @ Detroit Tigers
Briggs Stadium, Detroit, MI
Sat Aug 13 1955, 4:33 AM EDT
Att. 16,276 - Unknown

livebaseballscorecards.com

AB	38
R	9
H	13
RBI	8
BB	6
SO	5
LOB	21



WP	1	PA	46
PB	0		
SB	0		
CS	0		

AB R H RBI BB SO LOB

5	0	1	2	0	0	2
4	0	0	0	1	0	2
4	1	2	0	1	1	2
4	2	1	1	1	2	3
4	1	2	1	1	1	3
4	1	1	0	0	0	2
4	2	4	2	1	0	0
0	1	0	0	0	0	0
5	1	2	1	0	0	3
1	0	0	0	0	0	1
0	0	0	0	0	0	0
0	0	0	0	0	0	0
0	0	0	0	0	0	0
1	0	0	0	0	0	0
0	0	0	0	0	0	0
0	0	0	0	0	0	0
0	0	0	0	0	0	0
0	0	0	0	0	0	0
1	0	0	0	0	0	1

Batter	1	2	3	4	5	6	7	8	9
Harvey Kuenn, R OBP: 0.357, SLG: 0.440 (1, 6)	0-0 6-3 1B	0-0 F9 3-H		0-0 1-3 2-H 1B		0-0 F8 1-2 2-3 3-H	0-0 5-3 1-2 2-3 3-H		0-0 SF8 3-H
Bill Tuttle, R OBP: 0.344, SLG: 0.375 (1, 8)	4-0 1B BB		0-0 F4	0-0 F4		0-0 6-3		0-0 F3	
Al Kaline, R OBP: 0.431, SLG: 0.570 (1, 9)	0-0 1-2 1B		0-0 L8	0-3 K			4-0 BB 1B BB	0-0 FC5-4 1B	
Earl Torgeson, L OBP: 0.390, SLG: 0.393 (1, 3)	0-3 K		0-0 HR		0-3 K		4-0 SH1-3 1-2 1B BB	0-0 F2	
Ray Boone, R OBP: 0.360, SLG: 0.506 (1, 5)	0-3 K		0-0 1B		4-0 1B BB		0-0 1B SH1-3 WP 1-2 2-3 3-H 1B	0-0 FC5-4 1-2f	
Charlie Maxwell, L OBP: 0.333, SLG: 0.522 (1, 7)		0-0 HR 1B	0-0 F9		0-0 F9		0-0 SH1-3 1-2 2-3	0-0 6-3	
Frank House, L OBP: 0.304, SLG: 0.396 Jim Small, L (9, PR)		0-0 1-H HR		0-0 BB 1B 1B	0-0 1-2 1B		4-0 WP 1B BB	0-0 1B E 1B	
Fred Hatfield, L OBP: 0.329, SLG: 0.349 (1, 4)		0-0 G3		0-0 F6	0-0 F8		0-0 WP 1B 1-2 2-3 3-H	0-0 E SF8 1B	
Frank Lary, R Leo Cristante, R Bubba Phillips, R Paul Popovich, R Jim Delsing, R Al Aber, L Jack Phillips, R Babe Barrer, R Jim Gantman, R Red Wilson, R		0-3 K		4-0 1B 1-2 BB		0-0 F5	0-0 F5	0-0 E4 1-3 3-H	

Inning Stats	R: 0 E: 0 K: 2 S: 8	H: 1 LOB: 2 BB: 1 P: 12	R: 2 E: 0 K: 1 S: 7	H: 2 LOB: 0 BB: 0 P: 7	R: 1 E: 0 K: 0 S: 5	H: 2 LOB: 1 BB: 0 P: 5	R: 1 E: 0 K: 1 S: 7	H: 2 LOB: 2 BB: 1 P: 11	R: 0 E: 0 K: 1 S: 6	H: 1 LOB: 2 BB: 1 P: 10	R: 0 E: 0 K: 0 S: 3	H: 0 LOB: 0 BB: 0 P: 3	R: 3 E: 0 K: 0 S: 5	H: 2 LOB: 2 BB: 3 P: 17	R: 0 E: 0 K: 0 S: 4	H: 1 LOB: 1 BB: 0 P: 4	R: 2 E: 1 K: 0 S: 5	H: 2 LOB: 1 BB: 0 P: 5	1B: 11 2B: 0 3B: 0 HR: 2	SF: 1 SAC: 1 DP: 0 HBP: 0
--------------	------------------------------	----------------------------------	------------------------------	---------------------------------	------------------------------	---------------------------------	------------------------------	----------------------------------	------------------------------	----------------------------------	------------------------------	---------------------------------	------------------------------	----------------------------------	------------------------------	---------------------------------	------------------------------	---------------------------------	-----------------------------------	------------------------------------

PITCHER	IP	WLS	BF	H	R	ER	SO	BB	IBB	HBP	BLK	WP	HR	S	P	ERA	WHIP
Mike Forniello, R ERA: 3.86 (1, 1)	1.0		7	3	2	2	2	1	0	0	0	0	1	10	14	18.00	4.000
Jack Harshman, L ERA: 3.48 (2, 1)	2.1		12	4	2	2	1	1	0	0	0	0	1	13	17	7.71	2.143
Harry Byrd, R ERA: 4.47 (4, 1)	2.2		11	1	1	1	2	2	0	0	0	0	0	13	21	3.38	1.125
Morrie Martin, L ERA: 2.95 (7, 1)	0.1		5	2	1	1	0	2	0	0	0	0	0	3	11	27.00	12.000
Dixie Howell, R ERA: 3.09 (7, 1)	2.1	L	11	3	3	2	0	0	0	0	0	1	0	11	11	7.71	1.286


Batter	1	2	3	4	5	6	7	8	9	AB R H RBI BB SO LOB	TOP	
Minnie Minoso, R (1, 7) OBP: 0.361, SLG: 0.393	0-0 F8		0-0 F4		0-0 1B 2B 1-3 2-H 3-H		0-0 F8		0-0 1B	5 1 2 2 0 0 1		
Nellie Fox, L (1, 4) OBP: 0.355, SLG: 0.393	0-0 L9			0-0 4-3	0-0 1B 1B 2-H 3-H		0-0 F4		0-0 G3	5 0 1 2 0 0 2		
Jim Rivera, L (1, 8) OBP: 0.369, SLG: 0.418	0-0 1B			0-3 K	0-0 1B 1-2			0-0 SH5-4 SH 4-3 1B		4 1 3 0 0 1 0		
George Kell, R (1, 5) OBP: 0.392, SLG: 0.419	0-0 L9			0-0 F7	0-0 F6			0-0 SH 4-3 SH5-4 1-2		3 0 0 0 0 0 3		
Bob Kennedy, R (1, 9) OBP: 0.328, SLG: 0.366		0-0 F6			0-0 E6 BB 4-3 2B	0-0 F7		0-0 SH5-4 1-2 2-3		3 1 0 0 0 0 0		
Walt Dropo, R (1, 3) OBP: 0.350, SLG: 0.473		0-0 G6-4-3 1B			0-0 4-3 1-2	0-3 K		0-0 4-3 2-3 3-H		4 0 1 1 0 1 2		
Sherm Lollar, R (1, 2) OBP: 0.385, SLG: 0.420		0-0 G6-4-3 1-2			4-0 BB 2B BB	0-0 6-3		0-0 6-3		3 1 0 0 1 0 2		
Chico Carrasquel, R (1, 6) OBP: 0.335, SLG: 0.342			0-0 F7		4-0 2B 1B BB 1-2 2-3		0-0 E5 SH3-4		0-0 F7	3 1 0 0 1 0 0		
Billy Pierce, L (1, 1) OBP: 0.213, SLG: 0.159			0-0 F6		0-0 F4		0-0 SH3-4 1-2		0-0 L1	3 0 0 0 0 0 3		
Inning Stats	R: 0 E: 0 K: 0 S: 4 H: 1 LOB: 1 BB: 0 P: 4	R: 0 E: 0 K: 0 S: 3 H: 1 LOB: 0 BB: 0 P: 3	R: 0 E: 0 K: 0 S: 3 H: 0 LOB: 0 BB: 0 P: 3	R: 0 E: 0 K: 1 S: 5 H: 0 LOB: 0 BB: 0 P: 5	R: 4 E: 1 K: 0 S: 7 H: 3 LOB: 2 BB: 2 P: 15	R: 0 E: 0 K: 1 S: 5 H: 0 LOB: 0 BB: 0 P: 5	R: 0 E: 1 K: 0 S: 4 H: 0 LOB: 1 BB: 0 P: 4	R: 1 E: 0 K: 0 S: 5 H: 1 LOB: 1 BB: 0 P: 5	R: 0 E: 0 K: 0 S: 4 H: 1 LOB: 1 BB: 0 P: 4	1B: 6 2B: 1 3B: 0 HR: 0 SF: 0 SAC: 3 DP: 1 HBP: 0	WP: 0 PB: 0 SB: 0 CS: 0 PA: 38	
PITCHER Ned Garver, R (1, 1) ERA: 3.72	IP: 9.0 WLS: L BF: 38 H: 7 R: 5 ER: 1 SO: 2 BB: 2 IBB: 0 HBP: 0 BLK: 0 WP: 0 HR: 0 S: 40 P: 48 ERA: 1.00 WHIP: 1.000											PITCHER

Chicago White Sox @ Detroit Tigers
 Briggs Stadium, Detroit, MI
 Sun Aug 14 1955, 4:33 AM EDT
 Att. 14,980 - Unknown

livebaseballscorecards.com

AB	33
R	5
H	7
RBI	5
BB	2
SO	2
LOB	13



Batter	1	2	3	4	5	6	7	8	9	10	11	AB R H RBI BB SO LOB	TOP													
Vic Power, R OBP: 0.348, SLG: 0.496 (1, 3)	0-3 K2-3		0-0 6-3		0-0 3B		0-0 F7		0-0 6-3		0-0 E6	6 0 1 0 0 1 1	Kansas City Athletics @ Chicago White Sox Comiskey Park, Chicago, IL Tue Aug 16 1955, 4:33 AM EDT Att. 22,522 - Unknown													
Enos Slaughter, L OBP: 0.396, SLG: 0.399 (1, 9)	4-0 FC6-4 BB		0-0 4-3		0-0 L3			0-0 4-3 1B 2B		4-0 FC1-6 BB	4-0 BB	3 1 1 0 3 0 1														
Elmer Valo, L OBP: 0.462, SLG: 0.495 (1, 7)	0-0 FC6-4		4-0 BB 1B BB		0-0 L6			0-0 4-3		0-0 FC1-6 1B	0-0 3-1	5 2 0 0 1 0 6 0 0 0 0 0 0 0														
Bill Wilson, R OBP: 0.293, SLG: 0.442 (11, 7)	1-2f 2B		BB 1B BB		0-0 L6			2-3		1-2f																
Harry Simpson, L OBP: 0.372, SLG: 0.456 (1, 8)	0-0 1-H 2B		4-0 1B BB		0-0 5-3			0-0 1B 1B 1B		0-3 K		4 0 2 2 1 1 2														
Hector Lopez, R OBP: 0.324, SLG: 0.389 (1, 5)	0-3 K		0-0 1B		0-0 5-3			0-0 1B 1B		0-0 1B		5 0 3 1 0 1 1														
Jim Finigan, R OBP: 0.332, SLG: 0.407 (1, 4)		0-3 K	0-0 G3		0-0 4-3			0-3 K		0-0 4-3		5 0 0 0 0 2 6														
Joe Demaestri, R OBP: 0.286, SLG: 0.320 (1, 6)		0-0 6-3 1B		0-0 F8		0-3 K		0-0 1B			0-0 SH3-4 1B 1B	5 1 3 0 0 1 0														
Joe Astroth, R OBP: 0.339, SLG: 0.289 (1, 2)		0-0 6-3		0-3 K			0-0 5-3		0-3 K		0-0 SH3-4	4 0 0 0 0 2 1														
Alex Kellner, R OBP: 0.282, SLG: 0.295 (1, 1)		0-0 F7		0-0 6-3			0-0 6-3		0-0 6-3		0-0 E 1B	4 0 0 0 0 0 1 0 0 0 0 0 0 0 1 0 1 1 0														
Art Ditmar, R OBP: 0.240, SLG: 0.240 (9, 1)																										
Gus Zernial, R OBP: 0.304, SLG: 0.495 (11, PH)																										
Tom Gorman, R OBP: 0.026, SLG: 0.111 (11, 1)																										
Art Ceccarelli, R OBP: 0.036, SLG: 0.036 (11, 1)																										
Bill Harrington, R OBP: 0.231, SLG: 0.167 (11, 1)																										
Inning Stats	R: 1 E: 0 K: 2 S: 8	H: 1 LOB: 1 BB: 1 P: 12	R: 0 E: 0 K: 1 S: 6	H: 1 LOB: 1 BB: 0 P: 6	R: 1 E: 0 K: 0 S: 4	H: 1 LOB: 2 BB: 2 P: 12	R: 0 E: 0 K: 1 S: 5	H: 0 LOB: 0 BB: 0 P: 5	R: 0 E: 0 K: 0 S: 4	H: 1 LOB: 1 BB: 0 P: 4	R: 0 E: 0 K: 1 S: 5	H: 0 LOB: 0 BB: 0 P: 5	R: 0 E: 0 K: 1 S: 3	H: 0 LOB: 0 BB: 0 P: 3	R: 1 E: 0 K: 1 S: 8	H: 4 LOB: 2 BB: 0 P: 8	R: 0 E: 0 K: 1 S: 5	H: 0 LOB: 0 BB: 0 P: 5	R: 0 E: 0 K: 1 S: 6	H: 1 LOB: 2 BB: 1 P: 10	R: 1 E: 1 K: 0 S: 5	H: 2 LOB: 2 BB: 1 P: 9	1B: 8 2B: 2 3B: 1 HR: 0	SF: 0 SAC: 1 DP: 0 HBP: 0	WP: 0 PB: 0 SB: 0 CS: 0	PA: 48
PITCHER	IP WLS BF H R ER SO BB IBB HBP BLK WP HR S P ERA WHIP												IP WLS BF H R ER SO BB IBB HBP BLK WP HR S P ERA WHIP													
Connie Johnson, R ERA: 2.21 (1, 1)	9.0 4 1 0 1 3 3 7 3 0 0 0 0 0 5 60 3.00 1.222																									
Morrie Martin, L ERA: 2.89 (10, 1)	0.2 1 0 0 1 1 0 0 0 0 0 0 0 5 9 0.00 3.000																									
Dixie Howell, R ERA: 3.2 (10, 1)	1.1 W 7 2 1 1 0 1 0 0 0 0 0 6 10 6.75 2.250																									

Batter	1	2	3	4	5	6	7	8	9	10	11	AB R H RBI BB SO LOB	BOTTOM					
Minnie Minoso, R OBP: 0.360, SLG: 0.390 (1, 7)	SH5-3 2B 1B	F7		G5-4-3 1-2f		G1-4-3 1-2f			FC1-6 1-2f		IBB 1B 1B BB	5 2 1 0 1 0 8	Kansas City Athletics @ Chicago White Sox Comiskey Park, Chicago, IL Tue Aug 16 1955, 4:33 AM EDT Att. 22,522 - Unknown					
Jim Rivera, L OBP: 0.366, SLG: 0.414 (1, 8) (6, 9)	F3	F6			4-3		1-3		F8		1B IBB 1B	6 0 1 0 0 0 4						
George Kell, R OBP: 0.390, SLG: 0.416 Jim Busby, R OBP: 0.290, SLG: 0.353 (1, 5) (6, 8)	SH5-3 1-2		F8		F7		5-3 1B		5-3		SF7 3-H	2 0 0 0 0 0 0 2 0 1 1 0 0 1						
Walt Dropo, R OBP: 0.352, SLG: 0.474 (1, 3)	2-H 2B		6-3		FC5-4 BB		5-3 1-2			F7	1B IBB	4 0 1 1 2 0 1						
Bob Kennedy, R OBP: 0.328, SLG: 0.365 (1, 9) (6, 5)	F9		F2		FC5-4 1-2f		1-3			1B 1B	1B 2-3 3-H	6 0 2 1 0 0 3						
Sherm Lollar, R OBP: 0.388, SLG: 0.419 (1, 2)		5-3		BB 1B HBP		SH5-3 1B E BB		5-3		1-2 1B		3 1 1 0 1 0 0						
Chico Carrasquel, R OBP: 0.338, SLG: 0.346 Gil Coan, L OBP: 0.300, SLG: 0.315 Jim Brideweser, R OBP: 0.256, SLG: 0.342 (1, 6) (10, PH) (11, 6)		1B E 1B		1-2 1B		E SH5-3 1B		L6		K		4 1 3 0 0 0 0 1 0 0 0 0 1 2 0 0 0 0 0 0 0						
Nellie Fox, L OBP: 0.356, SLG: 0.393 (1, 4)		E 1B		G5-4-3 1-2 2-3 BB		SH5-3 1-2 2-3		F8		G3		3 0 1 0 1 0 2						
Connie Johnson, R OBP: 0.115, SLG: 0.160 Bob Nieman, R OBP: 0.328, SLG: 0.435 Morrie Martin, L OBP: 0.286, SLG: 0.286 Dixie Howell, L OBP: 0.308, SLG: 0.308 Bobby Adams, R OBP: 0.344, SLG: 0.377 (1, 1) (9, PH) (10, 1) (10, 1) (11, PH)		E4 1-2 3-H		L5		E5 G1-4-3 2-3 3-H			FC1-6 BB		1B BB SF7 BB	3 0 0 2 0 0 5 0 0 0 0 1 0 0 0 0 0 0 0 0 0 0 0 0 0 0 0 0 0 1 0 0 1 0 0						
Inning Stats	R: 1 H: 2 E: 0 LOB: 1 K: 0 BB: 0 S: 5 P: 5	R: 1 H: 2 E: 1 LOB: 2 K: 0 BB: 0 S: 6 P: 6	R: 0 H: 0 E: 0 LOB: 0 K: 0 BB: 0 S: 3 P: 3	R: 0 H: 1 E: 0 LOB: 2 K: 0 BB: 1 S: 3 P: 8	R: 0 H: 0 E: 0 LOB: 1 K: 0 BB: 1 S: 3 P: 7	R: 1 H: 1 E: 1 LOB: 1 K: 0 BB: 1 S: 4 P: 8	R: 0 H: 1 E: 0 LOB: 1 K: 0 BB: 0 S: 4 P: 4	R: 0 H: 0 E: 0 LOB: 0 K: 0 BB: 0 S: 3 P: 3	R: 0 H: 0 E: 0 LOB: 1 K: 0 BB: 1 S: 3 P: 7	R: 0 H: 2 E: 0 LOB: 2 K: 1 BB: 0 S: 7 P: 7	R: 2 H: 2 E: 0 LOB: 3 K: 0 BB: 3 S: 3 P: 15	1B: 10 SF: 1 2B: 1 SAC: 2 3B: 0 DP: 2 HR: 0 HBP: 1		WP: 0 PA: 50 PB: 0 SB: 0 CS: 0				
PITCHER	IP WLS BF H R ER SO BB IBB HBP BLK WP HR S P ERA WHIP																	
Alex Kellner, L ERA: 3.87 (1, 1)	8.0		36	7	3	3	0	4	0	1	0	0	0	0	31	48	3.38	1.375
Art Ditmar, R ERA: 5.49 (9, 1)	2.0		8	2	0	0	1	0	0	0	0	0	0	0	10	10	0.00	1.000
Tom Gorman, R ERA: 4.08 (11, 1)	0.0	L	2	0	2	2	0	2	0	0	0	0	0	0	8	8	∞	∞
Art Ceccarelli, L ERA: 4.87 (11, 1)	0.0		1	1	0	0	0	0	0	0	0	0	0	1	1	∞	∞	
Bill Harrington, R ERA: 4.59 (11, 1)	0.1		3	1	0	0	0	0	1	0	0	0	0	2	6	0.00	3.000	

livebaseballscores.com

AB	39
R	5
H	11
RBI	5
BB	7
SO	1
LOB	26



Batter	1	2	3	4	5	6	7	8	9	AB R H RBI BB SO LOB	TOP											
Vic Power, R (1, 3) OBP: 0.348, SLG: 0.494	0-3 K		0-0 F4			0-0 1B	0-0 1-3		4-0 BB	4 1 1 0 1 1 1												
Enos Slaughter, L (1, 9) OBP: 0.394, SLG: 0.394	0-0 F2			0-0 L3		0-0 1B		0-0 F8	0-0 F9	5 1 1 0 0 0 2												
Elmer Valo, L (1, 7) OBP: 0.461, SLG: 0.493	0-0 1B			0-0 4-3		0-3 K		0-0 1B		3 0 1 0 0 1 2												
Clete Boyer, R (6, 4) OBP: 0.375, SLG: 0.417										1 0 1 0 0 0 0												
Harry Simpson, L (1, 8) OBP: 0.371, SLG: 0.453	0-0 G3			0-0 F7		0-0 1B		0-0 F7		4 0 1 0 0 0 2												
Hector Lopez, R (1, 5) OBP: 0.326, SLG: 0.390		0-0 F8			0-0 B2-3	0-0 1B		0-0 1B		4 0 2 2 0 0 0												
Jim Finigan, R (1, 4) OBP: 0.331, SLG: 0.405		0-0 1-3			0-0 5-3	0-3 K		0-0 F4		2 0 0 0 0 0 0												
Gus Zernial, R (6, PH) OBP: 0.303, SLG: 0.492										2 0 0 0 0 1 4												
Joe Demaestri, R (1, 6) OBP: 0.288, SLG: 0.321		0-0 F9			0-0 1B		0-0 SH3		0-0 L9	4 0 2 0 0 0 0												
Joe Astroth, R (1, 2) OBP: 0.335, SLG: 0.285			0-3 K		0-3 K		0-0 SH3		0-3 K	3 0 0 0 0 3 1												
Ray Herbert, R (1, 1) OBP: 0.227, SLG: 0.250			0-0 6-3			0-3 K	0-0 L8		0-0 BB	2 0 0 0 0 1 0												
Bill Renna, R (7, PH) OBP: 0.311, SLG: 0.381										1 0 0 0 0 0 1												
Cloyd Boyer, R (7, 1) OBP: 0.133, SLG: 0.071										0 0 0 0 0 0 0												
Bill Wilson, R (9, PH) OBP: 0.296, SLG: 0.444										1 0 1 0 0 0 0												
Inning Stats	R: 0 E: 0 K: 1 S: 6	H: 1 LOB: 1 BB: 0 P: 6	R: 0 E: 0 K: 0 S: 3	H: 0 LOB: 0 BB: 0 P: 3	R: 0 E: 0 K: 1 S: 5	H: 0 LOB: 0 BB: 0 P: 5	R: 0 E: 0 K: 0 S: 3	H: 0 LOB: 0 BB: 0 P: 3	R: 0 E: 0 K: 1 S: 6	H: 1 LOB: 1 BB: 0 P: 6	R: 2 E: 0 K: 3 S: 13	H: 4 LOB: 2 BB: 0 P: 13	R: 0 E: 0 K: 0 S: 4	H: 1 LOB: 1 BB: 0 P: 4	R: 0 E: 0 K: 0 S: 5	H: 2 LOB: 2 BB: 0 P: 5	R: 0 E: 0 K: 1 S: 6	H: 1 LOB: 2 BB: 1 P: 10	1B: 10 2B: 0 3B: 0 HR: 0	SF: 0 SAC: 1 DP: 0 HBP: 0	WP: 0 PB: 0 SB: 0 CS: 0	PA: 38
PITCHER	IP WLS BF H R ER SO BB IBB HBP BLK WP HR S P ERA WHIP																					
Virgil Trucks, R (1, 1) ERA: 3.52	6.0 W 24 6 2 2 6 0 0 0 0 0 0 0 36 36 3.00 1.000																					
Dixie Howell, R (7, 1) ERA: 3.0	3.0 S 14 4 0 0 1 1 0 0 0 0 0 0 15 19 0.00 1.667																					

Kansas City Athletics @ Chicago White Sox
 Comiskey Park, Chicago, IL
 Thu Aug 18 1955, 4:33 AM EDT
 Unknown

AB	36
R	2
H	10
RBI	2
BB	1
SO	7
LOB	13



livebaseballscorecards.com

Batter	1	2	3	4	5	6	7	8	9	AB	R	H	RBI	BB	SO	LOB
Chico Carrasquel, R OBP: 0.341, SLG: 0.347 (1, 6)	0-0 5-3 1-2 2-H 1B	0-0 1B			0-0 1B 1B		4-0 E 2B BB	0-0 FC6-4 1-2f 1B		4	2	2	1	1	0	1
Nellie Fox, L OBP: 0.357, SLG: 0.393 (1, 4)	0-0 4-3	0-0 F7			0-0 1B 1B		0-0 E5 1-2 2B	0-0 1B		5	1	2	0	0	0	3
Minnie Minoso, R OBP: 0.361, SLG: 0.392 (1, 7)	4-0 BB		0-0 F8		0-0 F8		0-0 1-H 2-H 2B 2B	0-0 F2		4	1	1	2	1	0	4
Walt Dropo, R OBP: 0.354, SLG: 0.474 (1, 3)	0-0 F2		0-0 FC1-6 1B		0-0 1-2 2-H 1B		0-0 F2			4	0	2	1	0	0	2
Jim Rivera, L OBP: 0.366, SLG: 0.416 (1, 9)		4-0 1B 1B BB	0-0 FC1-6 CS		0-0 F3		0-0 BB 2-H 2B			3	1	1	1	1	0	3
Bob Kennedy, R OBP: 0.332, SLG: 0.361 (1, 5)		0-0 F6	0-0 CS	0-3 K		4-0 BB	4-0 2-3 BB			2	0	0	0	2	1	1
Sherm Lollar, R OBP: 0.386, SLG: 0.417 (1, 2)		0-0 1B 1-2 1B 1B		0-0 F9		0-0 L5	0-0 F2			4	1	1	0	0	0	2
Jim Busby, R OBP: 0.290, SLG: 0.352 (1, 8)		0-0 1B 1-2 2-H 1B 1B		0-0 F9		0-0 F7		0-0 6-3		4	0	1	1	0	0	1
Virgil Trucks, R OBP: 0.140, SLG: 0.161 (1, 1)		0-0 F4			0-0 6-3		0-0 F3			2	0	0	0	0	0	2
Bob Nieman, R OBP: 0.327, SLG: 0.433 (6, PH)										1	0	0	0	0	0	1
Dixie Howell, L OBP: 0.357, SLG: 0.357 (7, 1)										1	0	1	0	0	0	0

Inning Stats	R: 0	H: 0	E: 0	K: 0	S: 3	R: 2	H: 3	E: 0	K: 0	S: 6	R: 0	H: 1	E: 0	K: 0	S: 3	R: 0	H: 0	E: 0	K: 1	S: 5	R: 1	H: 3	E: 0	K: 0	S: 6	R: 0	H: 0	E: 0	K: 0	S: 3	R: 3	H: 2	E: 1	K: 0	S: 5	R: 0	H: 2	E: 0	K: 0	S: 5		
	LOB: 1	BB: 1	P: 7	LOB: 2	BB: 1	P: 10	LOB: 0	BB: 0	P: 3	LOB: 0	BB: 0	P: 5	LOB: 2	BB: 0	P: 6	LOB: 1	BB: 1	P: 7	LOB: 1	BB: 2	P: 13	LOB: 2	BB: 2	P: 5	LOB: 2	BB: 0	P: 5	SF: 0	SAC: 0	DP: 0	HBP: 0	1B: 9	2B: 2	3B: 0	HR: 0	SF: 0	SAC: 0	DP: 0	HBP: 0	2B: 2	3B: 0	HR: 0

PITCHER	IP	WLS	BF	H	R	ER	SO	BB	IBB	HBP	BLK	WP	HR	S	P	ERA	WHIP
Ray Herbert, R ERA: 5.65 (1, 1)	6.0	L	27	7	3	3	1	3	0	0	0	0	0	26	38	4.50	1.667
Cloyd Boyer, R ERA: 6.46 (7, 1)	2.0		12	4	3	2	0	2	0	0	0	0	0	10	18	9.00	3.000

BOTTOM

Kansas City Athletics @ Chicago White Sox
Comiskey Park, Chicago, IL


Thu Aug 18 1955, 4:33 AM EDT
Unknown

AB	34
R	6
H	11
RBI	6
BB	5
SO	1
LOB	20



WP	PA	ERA	WHIP
0	40		

Batter	1	2	3	4	5	6	7	8	9	AB R H RBI BB SO LOB	TOP											
Vic Power, R (1, 3) OBP: 0.349, SLG: 0.499	0-3 K		0-0 G4-3-6			0-0 HR		0-0 FC1-6 1B	0-0 FC4	5 1 2 2 0 1 3	Kansas City Athletics @ Chicago White Sox Comiskey Park, Chicago, IL Thu Aug 18 1955, 4:38 AM EDT Att: 15,224 - Unknown livebaseballscorecards.com											
Hector Lopez, R (1, 5) OBP: 0.322, SLG: 0.386	0-0 F8			0-0 L9		0-0 F7		0-0 FC1-6 3B		4 1 0 0 0 0 1												
Gus Zernial, R (1, 7) OBP: 0.302, SLG: 0.495 Elmer Valo, L (8, PR) OBP: 0.461, SLG: 0.493	0-3 K			0-0 F8		0-0 F7		0-0 3B		4 0 1 1 0 1 0 0 0 0 0 0 0 0												
Harry Simpson, L (1, 8) OBP: 0.369, SLG: 0.450		0-0 4-3 1B		0-0 6-3			0-0 4-3	0-0 F6		4 0 1 0 0 0 1												
Bill Renna, R (1, 9) OBP: 0.310, SLG: 0.383		0-0 F4			0-3 K		0-0 3B 2B	0-0 6-3		4 1 1 0 0 1 2												
Jim Finigan, R (1, 4) OBP: 0.328, SLG: 0.402		0-0 4-3 1-2		0-0 F8			0-0 5-3		0-3 K2-3	4 0 0 0 0 1 2												
Joe Demaestri, R (1, 6) OBP: 0.288, SLG: 0.325		0-0 F2		0-0 F9			0-0 1B 3B		0-0 6-3	4 1 1 1 0 0 1												
Billy Shantz, R (1, 2) OBP: 0.304, SLG: 0.309			0-0 1-3			0-0 HR 1B	0-0 1B		0-0 E6 1B	4 1 2 1 0 0 0												
Arnie Portocarrero, R (1, 1) OBP: 0.074, SLG: 0.185			0-0 E4 G4-3-6			0-3 K	0-0 1-3		0-0 FC4 1B	4 0 1 0 0 1 2												
Inning Stats	R: 0 E: 0 K: 2 S: 7	H: 0 LOB: 0 BB: 0 P: 7	R: 0 E: 0 K: 0 S: 4	H: 1 LOB: 1 BB: 0 P: 4	R: 0 E: 1 K: 0 S: 3	H: 0 LOB: 0 BB: 0 P: 3	R: 0 E: 0 K: 0 S: 3	H: 0 LOB: 0 BB: 0 P: 3	R: 0 E: 0 K: 1 S: 5	H: 0 LOB: 0 BB: 0 P: 5	R: 2 E: 0 K: 1 S: 7	H: 2 LOB: 0 BB: 0 P: 7	R: 2 E: 0 K: 0 S: 6	H: 3 LOB: 1 BB: 0 P: 6	R: 1 E: 0 K: 0 S: 5	H: 2 LOB: 1 BB: 0 P: 5	R: 0 E: 1 K: 1 S: 7	H: 1 LOB: 2 BB: 0 P: 7	1B: 5 2B: 1 3B: 2 HR: 1	SF: 0 SAC: 0 DP: 1 HBP: 0	WP: 0 PB: 0 SB: 0 CS: 0	PA: 37
PITCHER	IP WLS BF H R ER SO BB IBB HBP BLK WP HR S P ERA WHIP																					
Harry Byrd, R (1, 1) ERA: 4.51	6.2 L 26 6 4 4 4 0 0 0 0 0 1 34 34 5.40 0.900																					
Jack Harshman, L (7, 1) ERA: 3.51	1.1 6 2 1 1 0 0 0 0 0 0 0 6 6 6.75 1.500																					
Morrie Martin, L (9, 1) ERA: 2.82	1.0 5 1 0 0 0 1 0 0 0 0 0 7 7 0.00 1.000																					



Batter	1	2	3	4	5	6	7	8	9	AB R H RBI BB SO LOB	TOP											
Harvey Kuenn, R (1, 6) OBP: 0.352, SLG: 0.432	0-0 4-3		0-0 F9			0-0 5-3		0-0 F8		4 0 0 0 0 0 2												
Bill Tuttle, R (1, 8) OBP: 0.349, SLG: 0.391	0-3 K			0-3 K		0-0 FC5 WP 1B		0-0 4-3		4 0 1 0 0 2 1												
Al Kaline, R (1, 9) OBP: 0.429, SLG: 0.572	0-3 K			0-0 L6-3		4-0 1-2 BB		0-0 F3		3 0 0 0 1 1 1												
Earl Torgeson, L (1, 3) OBP: 0.392, SLG: 0.390		0-3 K		0-0 S 1B		0-0 FC5 2-3f			0-0 FC6-4 1B	4 0 2 0 0 1 2												
Ray Boone, R (1, 5) OBP: 0.354, SLG: 0.489		0-0 F8		0-0 F9 1-2			0-0 F9		0-0 FC6-4 1B 1-2f	4 0 0 0 0 0 2												
Bubba Phillips, R (1, 7) OBP: 0.323, SLG: 0.326		0-0 F8			0-0 F4		1-0 HBP		0-0 FC6 1B 1-2	3 0 1 0 0 0 0												
Frank House, L (1, 2) OBP: 0.317, SLG: 0.444			0-0 WP 1B		0-0 F6		0-0 F9		0-0 F6	4 0 1 0 0 0 3												
Harry Malmberg, R (1, 4) OBP: 0.306, SLG: 0.267			0-3 K		0-0 F6		0-0 F9		0-0 FC6 1-2f	3 0 0 0 0 1 2												
Charlie Maxwell, L (9, PH) OBP: 0.313, SLG: 0.500			1-2 K							1 0 0 0 0 0 2												
Steve Gromek, S (1, 1) OBP: 0.344, SLG: 0.188		0-3 K			0-0 F4			0-0 4-3 2B		2 0 0 0 0 1 1												
Jack Phillips, R (8, PH) OBP: 0.354, SLG: 0.430										1 0 1 0 0 0 0												
Paul Foytack, R (8, 1) OBP: 0.200, SLG: 0.200										0 0 0 0 0 0 0												
Inning Stats	R: 0 E: 0 K: 2 S: 7	H: 0 LOB: 0 BB: 0 P: 7	R: 0 E: 0 K: 1 S: 5	H: 0 LOB: 0 BB: 0 P: 5	R: 0 E: 0 K: 2 S: 8	H: 1 LOB: 1 BB: 0 P: 8	R: 0 E: 0 K: 1 S: 6	H: 1 LOB: 1 BB: 0 P: 6	R: 0 E: 0 K: 0 S: 3	H: 0 LOB: 0 BB: 0 P: 3	R: 0 E: 0 K: 0 S: 4	H: 1 LOB: 2 BB: 1 P: 8	R: 0 E: 0 K: 0 S: 3	H: 0 LOB: 1 BB: 0 P: 4	R: 0 E: 0 K: 0 S: 4	H: 1 LOB: 1 BB: 0 P: 4	R: 0 E: 0 K: 0 S: 5	H: 2 LOB: 2 BB: 0 P: 5	1B: 5 2B: 1 3B: 0 HR: 0	SF: 0 SAC: 0 DP: 0 HBP: 1	WP: 2 PB: 0 SB: 1 CS: 0	PA: 35
PITCHER Billy Pierce, L (1, 1) ERA: 1.84	IP: 9.0 WLS: W BF: 35 H: 6 R: 0 ER: 0 SO: 6 BB: 1 IBB: 0 HBP: 1 BLK: 0 WP: 2 HR: 0 S: 45 P: 50 ERA: 0.00 WHIP: 0.778																					

Detroit Tigers @ Chicago White Sox
 Comiskey Park, Chicago, IL
 Fri Aug 19 1955, 4:33 AM EDT
 Att: 36,473 - Unknown

AB	33
R	0
H	6
RBI	0
BB	1
SO	6
LOB	16



WP: 2	PA: 35
PB: 0	
SB: 1	
CS: 0	

Batter	1	2	3	4	5	6	7	8	9	AB R H RBI BB SO LOB	TOP																											
Harvey Kuenn, R (1, 6) OBP: 0.349, SLG: 0.428	0-3 K	0-0 F4		0-0 F1		0-0 6-3		0-0 1-3		5 0 0 0 0 1 1																												
Bill Tuttle, R (1, 8) OBP: 0.351, SLG: 0.390	0-0 1B 1B		4-0 1B HR BB	0-0 6-3		4-0 SH5-4 1B BB		0-0 F7		3 3 1 0 2 0 0																												
Al Kaline, R (1, 9) OBP: 0.432, SLG: 0.574	0-0 1B 1-3 SF9 1B		0-0 1-3 HR 1B	0-3 K		0-0 1-2 BB SH5-4 1B		0-0 1B		5 2 4 0 0 1 0																												
Earl Torgeson, L (1, 3) OBP: 0.395, SLG: 0.403	0-0 1-3 3-H 1B		0-0 1-H 3-H HR	0-0 FC5-4 1B		0-0 1-2 2-3 SH5-4		0-0 F4		4 1 3 4 0 0 1																												
Ray Boone, R (1, 5) OBP: 0.354, SLG: 0.487	0-0 3-H SF9		4-0 PB 2B BB	0-3 K		4-0 BB IBB		0-0 F5		2 1 0 1 2 1 2																												
Charlie Maxwell, L (1, 7) OBP: 0.309, SLG: 0.493	0-0 4-3		0-0 4-3 2B	0-0 FC5-4		4-0 1-2 2-3 3-H BB		0-0 4-3		1 0 0 0 0 0 1																												
Bubba Phillips, R (3, PH) OBP: 0.325, SLG: 0.336			4-3 1-H 2B	1-2f						2 0 1 1 0 0 1																												
Jim Delsing, L (7, PH) OBP: 0.332, SLG: 0.400										1 0 0 1 1 0 1																												
Frank House, L (1, 2) OBP: 0.313, SLG: 0.437		0-0 4-3	0-0 4-3	0-0 F8		0-0 F9				4 0 0 0 0 0 5																												
Fred Hatfield, L (1, 4) OBP: 0.334, SLG: 0.348		0-0 6-3 1B	4-0 G5-4-3 BB	0-0 F8		0-0 G3		0-0 4-3		3 0 1 0 1 0 3																												
Ned Garver, R (1, 1) OBP: 0.260, SLG: 0.206		0-0 6-3	0-0 G5-4-3	0-0 F8		0-0 F8		0-0 6-3		2 0 0 0 0 0 3																												
Babe Birrer, R (5, 1) OBP: 0.250, SLG: 0.556										1 0 0 0 0 0 0																												
Reno Bertoia, R (8, PH) OBP: 0.267, SLG: 0.326										1 0 0 0 0 0 0																												
Leo Cristante, R (8, 1)										0 0 0 0 0 0 0																												
Al Aber, L (8, 1)										0 0 0 0 0 0 0																												
Inning Stats	R: 2 E: 0 K: 1 S: 8	H: 3 LOB: 1 BB: 0 P: 8	R: 0 E: 0 K: 0 S: 4	H: 1 LOB: 1 BB: 0 P: 4	R: 4 E: 0 K: 0 S: 5	H: 3 LOB: 1 BB: 3 P: 17	R: 0 E: 0 K: 1 S: 5	H: 0 LOB: 0 BB: 0 P: 5	R: 0 E: 0 K: 1 S: 6	H: 1 LOB: 1 BB: 0 P: 6	R: 0 E: 0 K: 0 S: 3	H: 0 LOB: 0 BB: 0 P: 3	R: 1 E: 0 K: 0 S: 4	H: 1 LOB: 3 BB: 3 P: 16	R: 0 E: 0 K: 0 S: 3	H: 0 LOB: 0 BB: 0 P: 3	R: 0 E: 0 K: 0 S: 4	H: 1 LOB: 1 BB: 0 P: 4	R: 0 E: 0 K: 0 S: 4	H: 1 LOB: 1 BB: 0 P: 4	1B: 8 2B: 1 3B: 0 HR: 1	SF: 1 SAC: 1 DP: 1 HBP: 0	WP: 0 PB: 1 SB: 0 CS: 0	PA: 42														
PITCHER	IP WLS BF H R ER SO BB IBB HBP BLK WP HR S P ERA WHIP																					PITCHER	IP WLS BF H R ER SO BB IBB HBP BLK WP HR S P ERA WHIP															
Bob Keegan, R (1, 1) ERA: 8.02	2.0		14	6	6	6	1	2	0	0	0	0	1	14	22	27.00	4.000																					
Morrie Martin, L (3, 1) ERA: 2.74	4.1		18	3	1	1	2	2	1	0	0	0	0	19	31	2.08	1.154																					
Dixie Howell, R (7, 1) ERA: 2.9	1.2	W	6	0	0	0	0	1	0	0	0	0	0	5	9	0.00	0.600																					
Harry Byrd, R (9, 1) ERA: 4.48	1.0	S	4	1	0	0	0	0	0	0	0	0	0	4	4	0.00	1.000																					

Detroit Tigers @ Chicago White Sox
 Comiskey Park, Chicago, IL
 Sat Aug 20 1955, 4:33 AM EDT
 Att: 16,803 - Unknown

AB	34
R	7
H	10
RBI	7
BB	6
SO	3
LOB	18



livebaseballscorecards.com

Batter	1	2	3	4	5	6	7	8	9	AB	R	H	RBI	BB	SO	LOB	
Chico Carrasquel, R OBP: 0.340, SLG: 0.351 (1, 6)	0-0 5-3	0-0 F7		0-0 F6		0-0 6-3		0-0 HR		5	1	1	1	0	0	4	
Nellie Fox, L OBP: 0.357, SLG: 0.397 (1, 4)	0-0 2B 1B		0-0 HR		0-0 L9 1B SF8 1B		4-0 BB FC6-4 BB	0-0 1B 1B		4	4	4	1	1	0	0	
Minnie Minoso, R OBP: 0.361, SLG: 0.396 (1, 7)	0-0 L9		0-0 F4		0-0 1-2 1B		0-0 1-2f 2B FC6-4	0-0 F5		5	1	1	0	0	0	3	
Jim Rivera, L OBP: 0.376, SLG: 0.425 (1, 9)	0-0 1-H 2B 2B		0-0 CS 1B		0-0 L9		0-0 1-3 2B 1B	0-0 1-3 1B 1B		5	2	4	1	0	0	2	
George Kell, R OBP: 0.390, SLG: 0.422 (1, 3)	0-0 2-H 2B		0-0 F7		0-0 SF8		0-0 1-H 3-H 2B	0-0 1-3 1B		4	0	3	5	0	0	1	
Walt Dropo, R OBP: 0.354, SLG: 0.479 (9, 3)										0	0	0	0	0	0	0	
Bob Kennedy, R OBP: 0.332, SLG: 0.365 (1, 5)	0-0 6-3		0-0 CS	0-0 6-3	0-0 L9		0-0 2-3 FC6-4 1B			4	0	1	0	0	0	2	
Jim Busby, R OBP: 0.291, SLG: 0.350 (1, 8)		0-0 F7		0-0 6-3		0-0 6-3 1B	0-0 F4			4	0	1	0	0	0	2	
Sherm Lollar, R OBP: 0.387, SLG: 0.426 (1, 2)		0-0 2B		0-0 1B 1B		0-0 F7	0-0 FC6-4			4	0	2	0	0	0	3	
Bob Keegan, R OBP: 0.417, SLG: 0.364 (1, 1)		0-3 K		0-0 1B		0-0 6-3		0-0 F5		1	0	0	0	0	1	1	
Morrie Martin, L OBP: 0.333, SLG: 0.333 (3, 1)										2	0	1	0	0	0	1	
Dixie Howell, L OBP: 0.357, SLG: 0.357 (7, 1)										0	0	0	0	0	0	0	
Dick Donovan, L OBP: 0.281, SLG: 0.232 (8, PH)										1	0	0	0	0	0	0	
Harry Byrd, R OBP: 0.130, SLG: 0.111 (9, 1)										0	0	0	0	0	0	0	
Inning Stats	R: 2 E: 0 K: 0 S: 6	H: 3 LOB: 1 BB: 0 P: 6	R: 0 E: 0 K: 1 S: 6	H: 1 LOB: 1 BB: 0 P: 6	R: 1 E: 0 K: 0 S: 4	H: 2 LOB: 0 BB: 0 P: 4	R: 0 E: 0 K: 0 S: 5	H: 2 LOB: 2 BB: 0 P: 5	R: 1 E: 0 K: 0 S: 5	H: 1 LOB: 1 BB: 0 P: 4	R: 2 E: 0 K: 0 S: 6	H: 3 LOB: 2 BB: 1 P: 10	R: 2 E: 0 K: 0 S: 6	H: 4 LOB: 2 BB: 0 P: 6			

BOTTOM

Detroit Tigers @ Chicago White Sox
Comiskey Park, Chicago, IL
Sat Aug 20 1955, 4:33 AM EDT
Att. 16,803 - Unknown

livebaseballscorecards.com

AB	39
R	8
H	18
RBI	8
BB	1
SO	1
LOB	19



PITCHER	IP	WLS	BF	H	R	ER	SO	BB	IBB	HBP	BLK	WP	HR	S	P	ERA	WHIP
Ned Garver, R ERA: 3.83 (1, 1)	4.0		21	10	4	4	1	0	0	0	0	0	1	23	23	9.00	2.500
Babe Birrer, R ERA: 3.61 (5, 1)	3.0		14	4	2	2	0	1	0	0	0	0	0	13	17	6.00	1.667
Leo Cristante, R ERA: 3.21 (8, 1)	0.2	L	4	2	2	2	0	0	0	0	0	0	1	4	4	27.00	3.000
Al Aber, L ERA: 3.25 (8, 1)	0.1		2	2	0	0	0	0	0	0	0	0	0	2	2	0.00	6.000

WP: 0	PA: 42
PB: 0	
SB: 0	
CS: 1	

Batter	1	2	3	4	5	6	7	8	9	
Chico Carrasquel, R OBP: 0.341, SLG: 0.352 (1, 6) X	0-0 G4-6-3 1B			0-0 5-3		0-0 4-3	0-0 1-2 2-H 1B			
Nellie Fox, L OBP: 0.355, SLG: 0.394 (1, 4) X	0-0 G4-6-3 1-2f			0-0 G3		0-0 F7	0-0 4-3			
Minnie Minoso, R OBP: 0.362, SLG: 0.405 (1, 7) X	0-0 F8			0-0 S 1B		0-0 HR		0-0 6-3		
George Kell, R OBP: 0.391, SLG: 0.420 (1, 5)		X	0-0 F4	B B B B 4-0 1-2 BB		B B B B 4-0 BB		0-0 1-3		
Jim Rivera, L OBP: 0.374, SLG: 0.423 (1, 9)		X	0-0 3-1	X	0-0 F7	S S S S 0-3 K		0-0 1B		
Walt Dropo, R OBP: 0.353, SLG: 0.476 (1, 3)		X	0-0 6-3		X	0-0 SH5-4 1B	X	0-0 5-3	X	0-0 L7
Jim Busby, R OBP: 0.290, SLG: 0.348 (1, 8)			X	0-0 L9	X	0-0 SH5-4 1-2	X	0-0 5-3		
Sherm Lollar, R OBP: 0.387, SLG: 0.423 (1, 2)			X	0-0 F8	X	0-0 E6 G5-4-3	B B B B 4-0 1B BB			
Connie Johnson, R OBP: 0.138, SLG: 0.179 (1, 1)			S S S S 0-3 K		X	0-0 G5-4-3 1-2f	X	0-0 1B 1-2 1B		

Inning Stats	R: 0	H: 1	E: 0	LOB: 0	K: 0	BB: 0	S: 3	P: 3
	R: 0	H: 0	E: 0	LOB: 0	K: 0	BB: 0	S: 3	P: 3
	R: 0	H: 0	E: 0	LOB: 0	K: 1	BB: 0	S: 5	P: 5
	R: 0	H: 1	E: 0	LOB: 2	K: 0	BB: 1	S: 4	P: 8
	R: 0	H: 1	E: 1	LOB: 1	K: 0	BB: 0	S: 4	P: 4
	R: 1	H: 1	E: 0	LOB: 1	K: 1	BB: 1	S: 6	P: 10
	R: 1	H: 2	E: 0	LOB: 2	K: 0	BB: 1	S: 5	P: 9
	R: 0	H: 1	E: 0	LOB: 1	K: 0	BB: 0	S: 4	P: 4

PITCHER	IP	WLS	BF	H	R	ER	SO	BB	IBB	HBP	BLK	WP	HR	S	P	ERA	WHIP
Billy Hoefl, L ERA: 3.33 (1, 1)	8.0	L	33	7	2	2	2	3	0	0	0	0	1	34	46	2.25	1.250

BOTTOM

Detroit Tigers @ Chicago White Sox
Comiskey Park, Chicago, IL
Sun Aug 21 1955, 4:33 AM EDT
Unknown

AB	R	H	RBI	BB	SO	LOB
4	0	2	1	0	0	0
4	0	0	0	0	0	3
4	1	2	1	0	0	0
2	0	0	0	2	0	0
4	0	1	0	0	1	3
4	0	1	0	0	0	1
2	0	0	0	0	0	0
2	1	0	0	1	0	1
3	0	1	0	0	1	2

AB	29
R	2
H	7
RBI	2
BB	3
SO	2
LOB	10



WP	HR	S	P	ERA	WHIP
0	1	34	46	2.25	1.250

Batter	1	2	3	4	5	6	7	8	9	AB R H RBI BB SO LOB	TOP									
Harvey Kuenn, R (1, 6) OBP: 0.347, SLG: 0.423	0-0 L5			0-0 6-3	0-0 G4-6-3		0-0 FC1-6			4 0 0 0 0 0 4										
Bill Tuttle, R (1, 8) OBP: 0.348, SLG: 0.386	0-0 6-3			0-0 F7		0-0 F7	0-0 F9			4 0 0 0 0 0 2										
Al Kaline, R (1, 9) OBP: 0.429, SLG: 0.568	0-0 L5-3			0-0 L5 3B		0-0 FC6-4 BB 1B		0-0 L5-3		4 1 1 0 0 0 0										
Earl Torgeson, L (1, 3) OBP: 0.395, SLG: 0.404		0-3 K		0-0 1-H 3B		4-0 FC6-4 BB		0-0 4-3		3 0 1 1 1 1 0										
Ray Boone, R (1, 5) OBP: 0.348, SLG: 0.477		0-0 1-3		0-0 F2		0-0 FC6-4		0-0 F9		4 0 0 0 0 0 3										
Jim Delsing, L (1, 7) OBP: 0.328, SLG: 0.394		0-3 K			0-0 4-3	0-0 4-3			0-0 F8	4 0 0 0 0 1 2										
Frank House, L (1, 2) OBP: 0.314, SLG: 0.447			0-0 G3		0-0 HR		0-3 K		0-0 1B	4 1 2 1 0 1 0										
Reno Bertoia, R (9, PR) OBP: 0.267, SLG: 0.326										0 0 0 0 0 0 0	AB 34									
Fred Hatfield, L (1, 4) OBP: 0.338, SLG: 0.350			0-0 G6-4-3 1B		4-0 1B BB		0-0 FC1-6 1B		0-0 F9	3 0 2 0 1 0 1	R 2									
Jim Bunning, R (1, 1) OBP: 0.167, SLG: 0.167			0-0 G6-4-3		0-0 G4-6-3 1B		0-0 FC1-6 1B		0-0 4-3	0 0 0 0 0 0 0	H 8									
Paul Foytack, R (2, 1) OBP: 0.167, SLG: 0.167										1 0 0 0 0 0 1	RBI 2									
Charlie Maxwell, L (5, PH) OBP: 0.314, SLG: 0.488										1 0 1 0 0 0 0	BB 2									
Joe Coleman, R (5, 1) OBP: 0.667, SLG: 0.833										1 0 1 0 0 0 0	SO 3									
Jim Small, L (9, PH)										1 0 0 0 0 0 1	LOB 14									
Inning Stats	R: 0 E: 0 K: 0 S: 3	H: 0 LOB: 0 BB: 0 P: 3	R: 0 E: 0 K: 2 S: 7	H: 0 LOB: 0 BB: 0 P: 7	R: 0 E: 0 K: 0 S: 3	H: 1 LOB: 0 BB: 0 P: 3	R: 1 E: 1 K: 0 S: 5	H: 1 LOB: 1 BB: 0 P: 5	R: 1 E: 0 K: 0 S: 4	H: 2 LOB: 1 BB: 1 P: 8	R: 0 E: 0 K: 1 S: 7	H: 2 LOB: 2 BB: 0 P: 7	R: 0 E: 0 K: 0 S: 3	H: 0 LOB: 0 BB: 0 P: 3	R: 0 E: 0 K: 0 S: 4	H: 1 LOB: 1 BB: 0 P: 4	1B: 6 2B: 0 3B: 1 HR: 1	SF: 0 SAC: 0 DP: 2 HBP: 0	WP: 0 PB: 0 SB: 0 CS: 0	PA: 36
PITCHER Dick Donovan, R (1, 1) ERA: 2.6	IP 9.0 WLS W BF 36 H 8 R 2 ER 1 SO 3 BB 2 IBB 0 HBP 0 BLK 0 WP 0 HR 1 S 40 P 48 ERA 1.00 WHIP 1.111																			PITCHER

Detroit Tigers @ Chicago White Sox
 Comiskey Park, Chicago, IL
 Sun Aug 21 1955, 4:38 AM EDT
 Att: 34,542 - Unknown

livebaseballscorecards.com



Batter	1	2	3	4	5	6	7	8	9	AB R H RBI BB SO LOB	TOP												
Fred Marsh, R OBP: 0.296, SLG: 0.253 (1, 5) (7, 6)	0-0 1B 1B		0-0 1B		0-0 F9		0-0 1-2 1B		0-0 6-3	5 0 3 0 0 0 1													
Cal Abrams, L OBP: 0.420, SLG: 0.397 (1, 8)	0-0 F7		0-0 6-3		0-0 E6		0-3 K		0-0 4-3	5 0 0 0 0 1 5													
Dave Philley, S OBP: 0.373, SLG: 0.426 (1, 7)	0-0 1-2 1B G6-4-3			0-0 1B SF9	0-0 F7			0-0 1B FC6-4		4 2 3 0 0 0 2													
Bob Hale, L OBP: 0.388, SLG: 0.426 (1, 3)	0-0 G6-4-3 1-2f			0-0 1-3 1B SF9		0-0 G3		0-0 1-3 1B FC6-4		4 0 2 0 0 0 2													
Dave Pope, L OBP: 0.324, SLG: 0.393 (1, 9)		0-0 P1-4-3		0-3 K		0-0 P8		0-0 1-2f 3-H 1B FC6-4		4 0 0 1 0 1 3													
Hal Smith, R OBP: 0.302, SLG: 0.355 (1, 2)		0-0 5-3		0-0 1-2 3-H 1B SF9		0-0 F9		0-0 1-2 1B FC6-4		3 0 1 1 0 0 0													
Don Leppert, L OBP: 0.161, SLG: 0.037 (1, 4)		0-0 F6		0-3 K2-3			0-0 4-3	0-0 F9		4 0 0 0 0 1 3													
Willy Miranda, S OBP: 0.300, SLG: 0.289 (1, 6)			0-0 1-3		0-0 F7		0-0 FC6-4 1B	0-0 FC6-4		2 0 0 0 0 0 0													
Gus Triandos, R OBP: 0.317, SLG: 0.393 (7, PH) (7, 5)								1-2f		2 0 1 0 0 0 2													
Chuck Diering, R OBP: 0.326, SLG: 0.301 (8, 5)								1-2f		0 0 0 0 0 0 0													
Erv Palica, R OBP: 0.341, SLG: 0.300 (1, 1)			0-0 6-3		4-0 E BB		0-0 FC6-4 1B 1-2f		0-3 K	1 0 0 0 1 0 0													
Jim Dyck, R OBP: 0.430, SLG: 0.422 (7, PH)										1 0 0 0 0 0 1													
Ed Lopat, L OBP: 0.211, SLG: 0.167 (7, 1)										0 0 0 0 0 0 0													
Wayne Causey, L OBP: 0.279, SLG: 0.227 (9, PH)										1 0 0 0 0 1 0													
Inning Stats	R: 0 E: 0 K: 0 S: 4	H: 2 LOB: 1 BB: 0 P: 4	R: 0 E: 0 K: 0 S: 3	H: 0 LOB: 0 BB: 0 P: 3	R: 0 E: 0 K: 0 S: 4	H: 1 LOB: 1 BB: 0 P: 4	R: 1 E: 0 K: 2 S: 9	H: 2 LOB: 1 BB: 0 P: 9	R: 0 E: 1 K: 0 S: 4	H: 0 LOB: 2 BB: 1 P: 8	R: 0 E: 0 K: 0 S: 3	H: 0 LOB: 0 BB: 0 P: 3	R: 0 E: 0 K: 1 S: 7	H: 2 LOB: 2 BB: 0 P: 7	R: 1 E: 0 K: 0 S: 6	H: 3 LOB: 2 BB: 0 P: 6	R: 0 E: 0 K: 1 S: 5	H: 0 LOB: 0 BB: 0 P: 5	1B: 10 2B: 0 3B: 0 HR: 0	SF: 1 SAC: 0 DP: 1 HBP: 0	WP: 0 PB: 0 SB: 0 CS: 0	PA: 38	
PITCHER Virgil Trucks, R ERA: 3.43 (1, 1)	IP 9.0	WLS W	BF 38	H 10	R 2	ER 2	SO 4	BB 1	IBB 0	HBP 0	BLK 0	WP 0	HR 0	S 45	P 49	ERA 2.00	WHIP 1.222						PITCHER IP WLS BF H R ER SO BB IBB HBP BLK WP HR S P ERA WHIP

Baltimore Orioles @ Chicago White Sox
Comiskey Park, Chicago, IL
Tue Aug 23 1955, 4:33 AM EDT
Unknown

livebaseballscorecards.com

AB	36
R	2
H	10
RBI	2
BB	1
SO	4
LOB	19



Batter	1	2	3	4	5	6	7	8	9
Chico Carrasquel, R OBP: 0.345, SLG: 0.356 (1, 6)	0-0 4-3 ①		4-0 E G3 1B BB	0-0 E7 1B			0-0 1B WP 1B		
Nellie Fox, L OBP: 0.352, SLG: 0.391 (1, 4)	0-0 F5		0-0 G3 1-3	0-0 F7			0-0 5-3 WP 1B		
Minnie Minoso, R OBP: 0.368, SLG: 0.414 (1, 7)	4-0 1B E BB		0-0 1B 3-H		0-0 F3 ①		0-0 5-3 1-3 3-H ①		
Jim Rivera, L OBP: 0.376, SLG: 0.423 (1, 9)	0-0 E7 1-3 1B		0-3 K ③		0-0 CS 1B		0-0 G3 ②		
Bob Kennedy, R OBP: 0.332, SLG: 0.385 (1, 5)	0-0 L4 ③			0-0 E5 P9 1B	0-0 HR 1-2		0-0 5-3 ③		
Walt Dropo, R OBP: 0.355, SLG: 0.483 (1, 3)		0-0 6-3 ①		0-0 P9 2-3	0-0 5-3 ③			0-0 4-3 ①	
Jim Busby, R OBP: 0.293, SLG: 0.351 (1, 8)		0-0 F8 ②		0-0 FC1-5 1B 3-H 1B		0-0 P9 ①		0-0 6-3 ②	
Sherm Lollar, R OBP: 0.384, SLG: 0.417 (1, 2)		0-0 1-3 ③		0-0 FC1-5 E 1-2 1B		0-0 F6 ②	H	1-0 HBP	
Virgil Trucks, R OBP: 0.131, SLG: 0.150 (1, 1)			0-0 P9 ①	0-0 FC1-5 E 1-2 2-3f ②		0-0 F4 ③		0-0 6-3 ③	

Inning Stats	R: 1	H: 1	E: 1	K: 0	S: 4	LOB: 1	BB: 1	P: 8	R: 0	H: 0	E: 0	K: 0	S: 3	LOB: 0	BB: 0	P: 3	R: 1	H: 1	E: 1	K: 1	S: 6	LOB: 1	BB: 1	P: 10	R: 2	H: 3	E: 2	K: 0	S: 7	LOB: 2	BB: 0	P: 7	R: 1	H: 2	E: 0	K: 0	S: 4	LOB: 0	BB: 0	P: 4	R: 0	H: 0	E: 0	K: 0	S: 3	LOB: 0	BB: 0	P: 3	R: 1	H: 2	E: 0	K: 0	S: 5	LOB: 1	BB: 0	P: 5	R: 0	H: 0	E: 0	K: 0	S: 3	LOB: 1	BB: 0	P: 4
--------------	------	------	------	------	------	--------	-------	------	------	------	------	------	------	--------	-------	------	------	------	------	------	------	--------	-------	-------	------	------	------	------	------	--------	-------	------	------	------	------	------	------	--------	-------	------	------	------	------	------	------	--------	-------	------	------	------	------	------	------	--------	-------	------	------	------	------	------	------	--------	-------	------

PITCHER	IP	WLS	BF	H	R	ER	SO	BB	IBB	HBP	BLK	WP	HR	S	P	ERA	WHIP
Erv Palica, R ERA: 4.33 (1, 1)	6.0	L	27	7	5	2	1	2	0	0	0	0	1	27	35	3.00	1.500
Ed Lopat, L ERA: 3.87 (7, 1)	2.0		9	2	1	1	0	0	0	1	0	1	0	8	9	4.50	1.000


BOTTOM

Baltimore Orioles @ Chicago White Sox
Comiskey Park, Chicago, IL
Tue Aug 23 1955, 4:33 AM EDT
Unknown

AB	R	H	RBI	BB	SO	LOB
3	2	2	1	1	0	0
4	0	1	0	0	0	3
3	1	1	1	1	0	1
4	0	2	0	0	1	2
4	2	1	1	0	0	2
4	0	0	0	0	0	1
4	0	1	1	0	0	0
3	1	1	0	0	0	0
4	0	0	0	0	0	3

livebaseballscorecards.com

AB	33
R	6
H	9
RBI	4
BB	2
SO	1
LOB	12



WP	PA
1	36

Batter	1	2	3	4	5	6	7	8	9	AB R H RBI BB SO LOB	TOP														
Fred Marsh, R OBP: 0.289, SLG: 0.246 (1, 5) (4, 4)	0-0 5-3		0-0 5-3		0-0 F4	0-0 1-3		0-0 6-3		5 0 0 0 0 0 0															
Cal Abrams, L OBP: 0.423, SLG: 0.399 (1, 8)	0-0 F7			0-0 6-3	0-0 HR 1B	4-0 BB		0-0 E 1B		4 2 2 0 1 0 0															
Dave Philley, S OBP: 0.380, SLG: 0.446 (1, 7)	0-0 1B			0-0 1B 2B	0-0 HR	0-0 F2		0-0 E 1B		5 3 4 2 0 0 1															
Bob Hale, L OBP: 0.393, SLG: 0.429 Hal Smith, R OBP: 0.301, SLG: 0.354 (1, 3) (6, 2)	0-0 F7			0-0 HBP 1B 1B	0-0 BB 1B 1B	0-0 F7		0-0 F9		4 2 2 1 0 0 2 1 0 0 0 0 0 2															
Gus Triandos, R OBP: 0.321, SLG: 0.396 (1, 2) (6, 3)		0-0 FC4-6 1B		0-0 HBP 1B 1B	0-0 BB 1B 1B		0-0 F7	0-0 E6 1B		5 2 3 0 0 0 0															
Dave Pope, L OBP: 0.325, SLG: 0.389 (1, 9)		0-0 FC4-6 G4-6-3 1-2f		1-0 1B HBP	4-0 1B E BB		0-3 K	0-0 P1-3		3 1 0 0 1 1 2															
Don Leppert, L OBP: 0.156, SLG: 0.036 Chuck Diering, R OBP: 0.328, SLG: 0.304 (1, 4) (4, PH) (4, 5)		0-0 G4-6-3 1-2f		0-0 F8	0-0 E 1B		0-0 F4	0-0 FC6-4 1B		1 0 0 0 0 0 1 4 0 2 3 0 0 3															
Willy Miranda, S OBP: 0.301, SLG: 0.290 (1, 6)			0-0 F7	0-0 1-2 2-H 3-H 1B	0-0 E7 1B		0-0 F4	0-0 FC6-4		5 0 2 2 0 0 1															
George Zuverink, R OBP: 0.063, SLG: 0.063 Harry Dorish, R OBP: 0.083, SLG: 0.083 (1, 1) (7, 1)			0-0 F4		0-0 6-3 F8		0-0 F8			3 0 0 0 0 0 2 1 0 0 0 0 0 0															
Inning Stats	R: 0 E: 0 K: 0 S: 4	H: 1 LOB: 1 BB: 0 P: 4	R: 0 E: 0 K: 0 S: 3	H: 1 LOB: 0 BB: 0 P: 3	R: 0 E: 0 K: 0 S: 3	H: 0 LOB: 0 BB: 0 P: 3	R: 2 E: 0 K: 0 S: 6	H: 4 LOB: 2 BB: 0 P: 7	R: 5 E: 1 K: 0 S: 9	H: 6 LOB: 2 BB: 1 P: 13	R: 0 E: 0 K: 0 S: 3	H: 0 LOB: 1 BB: 1 P: 7	R: 0 E: 0 K: 1 S: 5	H: 0 LOB: 0 BB: 0 P: 5	R: 0 E: 0 K: 0 S: 3	H: 0 LOB: 0 BB: 0 P: 3	R: 3 E: 1 K: 0 S: 7	H: 3 LOB: 1 BB: 0 P: 7	1B: 13 2B: 1 3B: 0 HR: 1	SF: 0 SAC: 0 DP: 1 HBP: 1	WP: 0 PB: 0 SB: 0 CS: 0	PA: 44			
PITCHER	IP	WLS	BF	H	R	ER	SO	BB	IBB	HBP	BLK	WP	HR	S	P	ERA	WHIP								
Sandy Consuegra, R ERA: 3.04 (1, 1)	3.1	L	14	5	2	2	0	0	0	0	0	0	0	14	14	5.40	1.500								
Morrie Martin, L ERA: 3.68 (4, 1)	1.1		10	5	5	5	0	1	0	1	0	0	1	8	13	33.75	4.500								
Bob Keegan, R ERA: 7.5 (5, 1)	2.1		10	2	0	0	1	1	0	0	0	0	0	11	15	0.00	1.286								
Jack Harshman, L ERA: 3.46 (8, 1)	2.0		10	3	3	0	0	0	0	0	0	0	0	10	10	0.00	1.500								

Baltimore Orioles @ Chicago White Sox
Comiskey Park, Chicago, IL
Tue Aug 23 1955, 4:38 AM EDT
Att: 33,524 - Unknown

livebaseballscorecards.com

AB 41
R 10
H 15
RBI 8
BB 2
SO 1
LOB 14



Batter	1	2	3	4	5	6	7	8	9	AB R H RBI BB SO LOB
Chico Carrasquel, R OBP: 0.341, SLG: 0.352 (1, 6)	0-0 F6		0-0 5-3		0-3 K		0-0 FC5-2-5		0-0 F5	5 0 0 0 0 1 4
Nellie Fox, L OBP: 0.352, SLG: 0.392 (1, 4)	0-0 2B			0-0 P9	0-0 L3		0-0 4-3			4 0 1 0 0 0 3
Minnie Minoso, R OBP: 0.367, SLG: 0.415 (1, 7)	0-0 F7			0-0 F4		0-0 P9		0-0 G3 2B		4 0 1 0 0 0 1
Jim Rivera, L OBP: 0.375, SLG: 0.421 (1, 9)	0-0 P9			0-0 E S 1B		0-0 F5		0-0 G3 2-3		4 0 1 0 0 0 2
George Kell, R OBP: 0.387, SLG: 0.415 (1, 5)		0-0 F8		0-0 4-3 1-3		0-0 P9		0-0 1-3		4 0 0 0 0 0 2
Walt Dropo, R OBP: 0.356, SLG: 0.484 (1, 3)		0-0 P9			0-0 FC5-4 1B		0-0 BB 1-3 1B	0-0 F7		4 1 2 0 0 0 1
Jim Busby, R OBP: 0.294, SLG: 0.352 (1, 8)		0-0 F6			0-0 FC5-4 1-2f HR		0-0 1-3 BB FC5-2-5 1B		0-0 6-3 S 1B	4 1 2 0 0 0 1
Sherm Lollar, R OBP: 0.385, SLG: 0.426 (1, 2)			0-0 P9		0-0 HR		4-0 BB 1-3 BB	0-0 F7	0-0 F7	3 1 1 2 1 0 1
Sandy Consuegra, R OBP: 0.143, SLG: 0.143 Morrie Martin, L OBP: 0.333, SLG: 0.333 Bob Keegan, R OBP: 0.452, SLG: 0.417 Bob Kennedy, R OBP: 0.330, SLG: 0.383 Jack Harshman, L OBP: 0.366, SLG: 0.381 Bob Nieman, R OBP: 0.325, SLG: 0.431 (1, 1) (4, 1) (5, 1) (7, PH) (8, 1) (9, PH)			0-3 K		0-0 1B		0-0 1-3	0-0 6-3	0-0 6-3	1 0 0 0 0 0 1 0 0 0 0 0 0 0 0 0 1 0 0 1 0 0 0 0 1 0 0 0 1 0 0 2 0 0 0 0 0 0 0 0 1 0 0 0 0 0 0 1

BOTTOM

Baltimore Orioles @ Chicago White Sox
Comiskey Park, Chicago, IL
Tue Aug 23 1955, 4:38 AM EDT
Att. 33,524 - Unknown

livebaseballscorecards.com

AB	36
R	3
H	9
RBI	3
BB	1
SO	2
LOB	18



Inning Stats	R: 0	H: 1	E: 0	K: 0	S: 4	LOB: 1	BB: 0	P: 4	R: 0	H: 0	E: 0	K: 0	S: 3	LOB: 0	BB: 0	P: 3	R: 0	H: 0	E: 0	K: 1	S: 5	LOB: 0	BB: 0	P: 5	R: 2	H: 3	E: 0	K: 1	S: 8	LOB: 1	BB: 0	P: 8	R: 0	H: 0	E: 0	K: 0	S: 3	LOB: 0	BB: 0	P: 3	R: 1	H: 2	E: 0	K: 0	S: 5	LOB: 2	BB: 1	P: 9	R: 0	H: 1	E: 0	K: 0	S: 4	LOB: 1	BB: 0	P: 4	R: 0	H: 1	E: 0	K: 0	S: 4	LOB: 1	BB: 0	P: 4	R: 0	H: 1	E: 0	K: 0	S: 4	LOB: 1	BB: 0	P: 4	1B: 6	SF: 0	2B: 2	SAC: 0	3B: 0	DP: 0	HR: 1	HBP: 0	WP: 0	PA: 37
--------------	------	------	------	------	------	--------	-------	------	------	------	------	------	------	--------	-------	------	------	------	------	------	------	--------	-------	------	------	------	------	------	------	--------	-------	------	------	------	------	------	------	--------	-------	------	------	------	------	------	------	--------	-------	------	------	------	------	------	------	--------	-------	------	------	------	------	------	------	--------	-------	------	------	------	------	------	------	--------	-------	------	-------	-------	-------	--------	-------	-------	-------	--------	-------	--------

PITCHER	IP	WLS	BF	H	R	ER	SO	BB	IBB	HBP	BLK	WP	HR	S	P	ERA	WHIP
George Zuberink, R ERA: 4.03 (1, 1)	6.0	W	25	7	3	3	2	0	0	0	0	0	1	29	29	4.50	1.167
Harry Dorish, R ERA: 2.64 (7, 1)	3.0	S	12	2	0	0	0	1	0	0	0	0	0	11	15	0.00	1.000

PITCHER	IP	WLS	BF	H	R	ER	SO	BB	IBB	HBP	BLK	WP	HR	S	P	ERA	WHIP
---------	----	-----	----	---	---	----	----	----	-----	-----	-----	----	----	---	---	-----	------

Batter	1	2	3	4	5	6	7	8	9	AB R H RBI BB SO LOB	TOP
Fred Marsh, R (1, 4) OBP: 0.287, SLG: 0.241	0-3 K		4-0 1B BB	0-0 F7			0-0 F8		0-0 F7	4 0 0 0 1 1 3	
Cal Abrams, L (1, 8) OBP: 0.424, SLG: 0.401	0-3 K		0-0 1B			0-0 F7		0-0 1B		4 0 2 0 0 1 0	
Dave Philley, S (1, 7) Ted Gray, S (7, 1)	0-3 K		0-0 F9			0-0 HR		0-0 F4		4 1 1 1 0 1 4 0 0 0 0 0 0 0	
Gus Triandos, R (1, 3) OBP: 0.320, SLG: 0.392		4-0 BB	0-0 F8			0-0 5-3		0-0 F8		3 0 0 0 1 0 3	
Hal Smith, R (1, 2) OBP: 0.300, SLG: 0.353		0-0 F6		0-0 F8		0-0 6-3		0-0 1B		4 0 1 0 0 0 1	
Dave Pope, L (1, 9) OBP: 0.324, SLG: 0.387	0-3 K			0-0 P6-3		0-0 G5-4-3 1B		0-3 K		4 0 1 0 0 2 2	
Chuck Diering, R (1, 5) OBP: 0.327, SLG: 0.304	0-3 K			0-0 1B 1B 1B		0-0 G5-4-3 1-2f		0-0 F7		4 0 1 0 0 1 3	
Willy Miranda, S (1, 6) OBP: 0.301, SLG: 0.290			0-0 F8	0-0 1B 1-2 1B		0-0 F7		0-3 K		4 0 1 0 0 1 0	
Jim Wilson, R (1, 1) OBP: 0.132, SLG: 0.134			0-0 E5 1B BB	0-0 1B			0-3 K		0-3 K	2 0 1 0 0 0 0	
Art Schallock, L (4, 1) OBP: 0.200, SLG: 0.111										0 0 0 0 0 0 0	
Don Johnson, R (5, 1)										0 0 0 0 0 0 0	
Bob Hale, L (7, PH) OBP: 0.389, SLG: 0.425				1-2 2-3 1B						1 0 0 0 0 1 0	
Tex Nelson, L (7, 7) OBP: 0.323, SLG: 0.222										1 0 0 0 0 1 0	
Inning Stats	R: 0 E: 0 K: 3 S: 9 H: 0 LOB: 0 BB: 0 P: 9	R: 0 E: 0 K: 2 S: 7 H: 0 LOB: 1 BB: 1 P: 11	R: 0 E: 1 K: 0 S: 5 H: 1 LOB: 3 BB: 1 P: 9	R: 0 E: 0 K: 0 S: 6 H: 3 LOB: 3 BB: 0 P: 6	R: 1 E: 0 K: 0 S: 4 H: 1 LOB: 0 BB: 0 P: 4	R: 0 E: 0 K: 0 S: 3 H: 1 LOB: 0 BB: 0 P: 3	R: 0 E: 0 K: 1 S: 6 H: 1 LOB: 1 BB: 0 P: 6	R: 0 E: 0 K: 1 S: 6 H: 1 LOB: 1 BB: 0 P: 6	R: 0 E: 0 K: 2 S: 7 H: 0 LOB: 0 BB: 0 P: 7	1B: 7 2B: 0 3B: 0 HR: 1 SF: 0 SAC: 0 DP: 1 HBP: 0	WP: 0 PB: 0 SB: 0 CS: 0 PA: 37
PITCHER Billy Pierce, L (1, 1) ERA: 1.79	IP 9.0 WLS W BF 37 H 8 R 1 ER 1 SO 9 BB 2 IBB 0 HBP 0 BLK 0 WP 0 HR 1 S 53 P 61 ERA 1.00 WHIP 1.111	PITCHER IP WLS BF H R ER SO BB IBB HBP BLK WP HR S P ERA WHIP									

Baltimore Orioles @ Chicago White Sox
Comiskey Park, Chicago, IL
Wed Aug 24 1955, 4:33 AM EDT
Unknown

livebaseballscorecards.com

AB	35
R	1
H	8
RBI	1
BB	2
SO	9
LOB	16



Batter	1	2	3	4	5	6	7	8	9	AB	R	H	RBI	BB	SO	LOB	BOTTOM			
Chico Carrasquel, R <small>(1, 6) OBP: 0.343, SLG: 0.358</small>	0-0 5-3	0-0 5-3		0-0 1B 2B	0-0 1B	0-0 F7		0-0 7-4 2B		6	1	3	2	0	0	1	Baltimore Orioles @ Chicago White Sox Comiskey Park, Chicago, IL Wed Aug 24 1955, 4:33 AM EDT Unknown			
Nellie Fox, L <small>(1, 4) OBP: 0.355, SLG: 0.395</small>	0-0 1B 1B		0-0 1B WP 1B	0-0 SH1-4 1B 1B	0-0 1-2 1B		0-0 F4	0-0 7-4 2B		6	3	4	0	0	0	1				
Minnie Minoso, R <small>(1, 7) OBP: 0.367, SLG: 0.415</small>	0-0 1B 1-2 1B		0-0 F7	0-0 SH1-4 1B 1B	0-0 6-3		0-3 K			5	1	2	1	0	1	3				
Jim Rivera, L <small>(1, 9) OBP: 0.378, SLG: 0.425</small>	0-0 1-3 2-H 1B		0-0 WP 1B 1B	0-0 SH1-4		0-0 FC4 1B	0-0 G3			4	1	3	1	0	0	0				
Bob Kennedy, R <small>(1, 5) OBP: 0.332, SLG: 0.399</small>	0-3 K		0-0 F6	0-0 1-3 2-H 1B	0-0 2-H 3-H 1B	0-0 FC4 BB 1B 2B		0-0 HR		5	2	2	3	0	1	4				
Walt Dropo, R <small>(1, 3) OBP: 0.364, SLG: 0.486</small>	4-0 BB		0-0 BB 1B 1B	4-0 BB		0-0 1-2 2B 1B	4-0 BB 2B BB			2	3	2	1	3	0	0				
Jim Busby, R <small>(1, 8) OBP: 0.296, SLG: 0.354</small>	0-0 F6		4-0 BB 1B BB	0-0 P9		0-0 F5	0-0 1-H 2B 2B			4	1	1	1	1	0	6				
Sherm Lollar, R <small>(1, 2) OBP: 0.386, SLG: 0.425</small>		0-0 5-3-4	0-0 1-2 2-H 1B		0-3 K	4-0 1-2 2-3 2B BB		0-0 2-3 1B		3	1	1	1	1	1	0				
Les Moss, R <small>(8, 2) OBP: 0.376, SLG: 0.439</small>										1	0	1	0	0	0	0				
Billy Pierce, L <small>(1, 1) OBP: 0.196, SLG: 0.170</small>		0-0 4-3	0-0 1-3		0-0 F8	0-0 1-H 2-H 3-H 2B		0-0 1-3		5	0	1	3	0	0	4				
Inning Stats	R: 1 E: 0 K: 1 S: 8	H: 3 LOB: 3 BB: 1 P: 12	R: 0 E: 0 K: 0 S: 3	H: 0 LOB: 0 BB: 0 P: 3	R: 3 E: 0 K: 0 S: 7	H: 4 LOB: 2 BB: 1 P: 11	R: 3 E: 0 K: 0 S: 6	H: 4 LOB: 1 BB: 1 P: 10	R: 0 E: 0 K: 1 S: 7	H: 2 LOB: 2 BB: 0 P: 7	R: 3 E: 0 K: 0 S: 6	H: 3 LOB: 1 BB: 1 P: 10	R: 0 E: 0 K: 1 S: 5	H: 0 LOB: 0 BB: 0 P: 5	R: 4 E: 0 K: 0 S: 6	H: 4 LOB: 0 BB: 1 P: 10	1B: 15 2B: 5 3B: 0 HR: 1	SF: 0 SAC: 1 DP: 1 HBP: 0	WP: 3 PB: 0 SB: 1 CS: 0	PA: 47 ERA WHIP
PITCHER	IP WLS BF H R ER SO	IP WLS BF H R ER SO	IP WLS BF H R ER SO	IP WLS BF H R ER SO	IP WLS BF H R ER SO	IP WLS BF H R ER SO	IP WLS BF H R ER SO	IP WLS BF H R ER SO	IP WLS BF H R ER SO	ERA WHIP	IP WLS BF H R ER SO	IP WLS BF H R ER SO	IP WLS BF H R ER SO	IP WLS BF H R ER SO	IP WLS BF H R ER SO	IP WLS BF H R ER SO	ERA WHIP			
Jim Wilson, R <small>(1, 1) ERA: 3.43</small>	3.0 L									21.00	4.000									
Art Schallcock, L <small>(4, 1) ERA: 4.34</small>	1.0									0.00	2.000									
Don Johnson, R <small>(5, 1) ERA: 5.88</small>	2.0									13.50	3.000									
Ted Gray, L <small>(7, 1) ERA: 9.0</small>	2.0									18.00	2.500									

livebaseballscorecards.com

AB	41
R	13
H	20
RBI	13
BB	5
SO	3
LOB	19



Batter	1	2	3	4	5	6	7	8	9	AB R H RBI BB SO LOB	TOP													
Fred Marsh, R (1, 5) OBP: 0.286, SLG: 0.246	0-0 5-3		0-0 F6			0-0 2B		0-0 6-3		4 1 1 0 0 0 0														
Cal Abrams, L (1, 8) OBP: 0.422, SLG: 0.398	0-3 K			0-0 G6-3 1B		0-0 F7		0-3 K		4 0 1 0 0 2 1														
Dave Philley, S (1, 7) OBP: 0.380, SLG: 0.458	0-0 1B			0-0 G6-3 1-2f		0-0 E 2B		0-0 3-1		4 1 2 1 0 0 1														
Bob Hale, L (1, 3) OBP: 0.384, SLG: 0.418	0-0 4-3			0-0 4-3		0-0 E4 P4-6-3 1B		0-0 4-3		4 0 1 0 0 0 1														
Hal Smith, R (9, 2) OBP: 0.300, SLG: 0.353										0 0 0 0 0 0 0														
Dave Pope, L (1, 9) OBP: 0.320, SLG: 0.381		0-0 L7			0-0 P8	0-0 P4-6-3 1-2f		0-0 P7		4 0 0 0 0 0 1														
Chuck Diering, R (9, 8) OBP: 0.327, SLG: 0.304										0 0 0 0 0 0 0														
Gus Triandos, R (1, 2) OBP: 0.322, SLG: 0.392		0-3 K			4-0 E 1B BB		0-0 WP 1B		0-0 5-3	3 0 1 0 1 1 0														
Don Leppert, L (1, 4) OBP: 0.171, SLG: 0.065		0-0 F8			0-0 E6 S 1B		0-0 F2			3 0 1 0 0 0 1														
Willy Miranda, S (1, 6) OBP: 0.299, SLG: 0.288			0-0 F7		0-3 K		0-0 L6			3 0 0 0 0 1 3														
Bill Wight, L (1, 1) OBP: 0.174, SLG: 0.182			0-3 K		0-0 F6		0-3 K			3 0 0 0 0 2 3														
Inning Stats	R: 0 E: 0 K: 1 S: 6	H: 1 LOB: 1 BB: 0 P: 6	R: 0 E: 0 K: 1 S: 5	H: 0 LOB: 0 BB: 0 P: 5	R: 0 E: 0 K: 1 S: 5	H: 0 LOB: 0 BB: 0 P: 5	R: 0 E: 0 K: 0 S: 3	H: 1 LOB: 0 BB: 0 P: 3	R: 0 E: 1 K: 1 S: 6	H: 1 LOB: 2 BB: 1 P: 10	R: 2 E: 1 K: 0 S: 5	H: 3 LOB: 0 BB: 0 P: 5	R: 0 E: 0 K: 1 S: 6	H: 1 LOB: 1 BB: 0 P: 6	R: 0 E: 0 K: 1 S: 5	H: 0 LOB: 0 BB: 0 P: 5	R: 0 E: 0 K: 0 S: 3	H: 0 LOB: 0 BB: 0 P: 3	R: 0 E: 0 K: 0 S: 3	H: 0 LOB: 0 BB: 0 P: 3	1B: 5 2B: 2 3B: 0 HR: 0	SF: 0 SAC: 0 DP: 2 HBP: 0	WP: 1 PB: 0 SB: 1 CS: 0	PA: 33
PITCHER	IP WLS BF H R ER SO BB IBB HBP BLK WP HR S P ERA WHIP												PITCHER	IP WLS BF H R ER SO BB IBB HBP BLK WP HR S P ERA WHIP										
Harry Byrd, R (1, 1) ERA: 4.44	5.1 L 22 6 2 2 4 1 0 0 0 0 0 0 29 33 3.38 1.312																							
Dixie Howell, R (6, 1) ERA: 2.7	3.2 11 1 0 0 2 0 0 0 0 1 0 15 15 0.00 0.273																							

Baltimore Orioles @ Chicago White Sox
 Comiskey Park, Chicago, IL
 Wed Aug 24 1955, 4:38 AM EDT
 Att: 14,105 - Unknown

livebaseballscorecards.com

AB	32
R	2
H	7
RBI	1
BB	1
SO	6
LOB	11



Batter	1	2	3	4	5	6	7	8	9	AB	R	H	RBI	BB	SO	LOB
Chico Carrasquel, R (1, 6) OBP: 0.343, SLG: 0.356	0-0 F8 1B 1B		0-0 F6 2		0-0 5-3 2		4-0 BB			3	0	1	0	1	0	0
Nellie Fox, L (1, 4) OBP: 0.357, SLG: 0.399	0-0 1-2 1B		0-0 1B 2B		0-0 6-3 3		0-0 F8 3			4	1	2	0	0	0	1
Minnie Minoso, R (1, 7) OBP: 0.370, SLG: 0.417	0-0 F8 1		0-0 2-H 1B		0-0 FC6-4 1B		0-0 G6-4-3 1B			4	0	3	1	0	0	2
Jim Rivera, L (1, 9) OBP: 0.375, SLG: 0.420	0-0 F8 2-3		0-0 F4 3		0-0 F6 1		0-3 K 1			4	0	0	0	0	1	5
Bob Kennedy, R (1, 5) OBP: 0.329, SLG: 0.395	0-0 L3 3			0-0 2B		0-0 FC6-4 BB 1-2f		0-0 G6-4-3 1-2f		4	0	1	0	0	0	4
Bobby Adams, R (9, 5) OBP: 0.342, SLG: 0.375										0	0	0	0	0	0	0
Walt Dropo, R (1, 3) OBP: 0.365, SLG: 0.483		0-0 E5 G6-4-3		0-0 F7 1		4-0 BB FC5-4		0-0 FC6-4 1B		3	0	1	0	1	0	1
Ron Jackson, R (9, PR) OBP: 0.297, SLG: 0.354										0	0	0	0	0	0	0
Sherm Lollar, R (1, 2) OBP: 0.382, SLG: 0.428		0-0 G6-4-3 1-2f		0-0 F8 2		0-0 FC5-4 1-2f		0-0 F8 1		3	0	0	0	0	0	4
Les Moss, R (7, 2) OBP: 0.373, SLG: 0.434										1	0	0	0	0	0	1
Jim Busby, R (1, 8) OBP: 0.293, SLG: 0.351		0-0 6-3 3		0-0 F4 3			0-0 4-3 1		0-3 K 2	3	0	0	0	0	0	1
Bob Nieman, R (9, PH) OBP: 0.327, SLG: 0.431										1	0	0	0	0	1	1
Connie Johnson, R (1, 1) OBP: 0.133, SLG: 0.172			0-0 4-3 1		0-0 6-3 1		0-3 K 2		0-0 FC6-4 1-2f	1	0	0	0	0	0	0
Bob Keegan, R (4, 1) OBP: 0.429, SLG: 0.385										1	0	0	0	0	0	0
Gil Coan, L (7, PH) OBP: 0.298, SLG: 0.313										1	0	0	0	0	1	0
Sandy Consuegra, R (8, 1) OBP: 0.143, SLG: 0.143										0	0	0	0	0	0	0
George Kell, R (9, PH) OBP: 0.387, SLG: 0.413										1	0	0	0	0	0	1

Inning Stats	R: 0	H: 2	E: 0	LOB: 2	K: 0	BB: 0	S: 5	P: 5	R: 0	H: 0	E: 1	LOB: 0	K: 0	BB: 0	S: 3	P: 3	R: 1	H: 2	E: 0	LOB: 1	K: 0	BB: 0	S: 5	P: 5	R: 0	H: 1	E: 0	LOB: 1	K: 0	BB: 0	S: 4	P: 4	R: 0	H: 0	E: 0	LOB: 0	K: 0	BB: 0	S: 3	P: 3	R: 0	H: 1	E: 0	LOB: 2	K: 0	BB: 1	S: 4	P: 8	R: 0	H: 0	E: 0	LOB: 1	K: 1	BB: 1	S: 5	P: 9	R: 0	H: 1	E: 0	LOB: 0	K: 1	BB: 0	S: 5	P: 5	R: 0	H: 1	E: 0	LOB: 1	K: 1	BB: 0	S: 6	P: 6	1B: 6	SF: 0	2B: 2	SAC: 0	3B: 0	DP: 2	HR: 0	HBP: 0	WP: 0	PA: 36
PITCHER	IP	WLS	BF	H	R	ER	SO	BB	IBB	HBP	BLK	WP	HR	S	P	ERA	WHIP																																																																	
Bob Porterfield, R (1, 1) ERA: 4.47	7.0	W	29	6	1	1	1	2	0	0	0	0	0	29	37	1.29	1.143																																																																	
Camilo Pascual, R (8, 1) ERA: 5.68	2.0	S	7	2	0	0	2	0	0	0	0	0	0	11	11	0.00	1.000																																																																	
PITCHER	IP	WLS	BF	H	R	ER	SO	BB	IBB	HBP	BLK	WP	HR	S	P	ERA	WHIP	WP: 0	PA: 36																																																															


BOTTOM

Washington Senators @ Chicago White Sox
Comiskey Park, Chicago, IL

Thu Aug 25 1955, 4:33 AM EDT
Att. 7,628 - Unknown

livebaseballscorecards.com

AB	34
R	1
H	8
RBI	1
BB	2
SO	3
LOB	21



Batter	1	2	3	4	5	6	7	8	9	AB R H RBI BB SO LOB	TOP													
Eddie Yost, R OBP: 0.391, SLG: 0.362 (1, 5)										3 2 1 1 2 0 1	Washington Senators @ Chicago White Sox Comiskey Park, Chicago, IL Fri Aug 26 1955, 4:33 AM EDT Att. 21,485 - Unknown livebaseballscorecards.com													
Pete Runnels, L OBP: 0.353, SLG: 0.336 (1, 4)										4 2 2 0 1 0 1														
Mickey Vernon, L OBP: 0.369, SLG: 0.438 (1, 3)										4 0 1 2 1 1 2														
Roy Sievers, R OBP: 0.372, SLG: 0.500 (1, 7)										5 2 3 2 0 0 4														
Carlos Paula, R OBP: 0.348, SLG: 0.484 (1, 9)										5 1 2 1 0 1 0														
Clint Courtney, L OBP: 0.380, SLG: 0.429 (1, 2)										5 1 2 1 0 0 2														
Tom Umphlett, R OBP: 0.264, SLG: 0.258 (1, 8)										4 1 1 0 1 1 1														
Jose Valdivielso, R OBP: 0.267, SLG: 0.351 (1, 6)										5 0 1 3 0 0 2														
Pedro Ramos, S OBP: 0.156, SLG: 0.100 (1, 1)										5 1 1 0 0 1 1														
Inning Stats	R: 6 E: 0 K: 1 S: 11	H: 6 LOB: 1 BB: 1 P: 15	R: 2 E: 1 K: 0 S: 5	H: 2 LOB: 0 BB: 0 P: 5	R: 2 E: 0 K: 0 S: 5	H: 2 LOB: 2 BB: 2 P: 13	R: 0 E: 0 K: 1 S: 6	H: 1 LOB: 1 BB: 0 P: 6	R: 0 E: 0 K: 0 S: 3	H: 0 LOB: 2 BB: 2 P: 11	R: 0 E: 0 K: 1 S: 6	H: 1 LOB: 1 BB: 0 P: 6	R: 0 E: 0 K: 0 S: 3	H: 0 LOB: 0 BB: 0 P: 3	R: 0 E: 0 K: 1 S: 6	H: 2 LOB: 1 BB: 0 P: 6	R: 0 E: 0 K: 0 S: 3	H: 0 LOB: 0 BB: 0 P: 3	R: 0 E: 0 K: 0 S: 3	H: 0 LOB: 0 BB: 0 P: 3	1B: 11 2B: 1 3B: 1 HR: 2	SF: 0 SAC: 0 DP: 1 HBP: 0	WP: 0 PB: 0 SB: 0 CS: 0	PA: 45
PITCHER	IP WLS BF H R ER SO BB IBB HBP BLK WP HR S P ERA WHIP																							
Dick Donovan, R ERA: 2.89 (1, 1)	0.1 L 6 5 5 5 0 0 0 0 0 0 0 1 6 6 135.00 15.000																							
Harry Byrd, R ERA: 4.68 (1, 1)	2.1 14 4 5 5 1 3 0 0 0 0 1 13 25 19.29 3.000																							
Sandy Consuegra, R ERA: 2.8 (3, 1)	6.1 25 5 0 0 3 2 0 0 0 0 0 0 29 37 0.00 1.105																							

Batter	1	2	3	4	5	6	7	8	9	AB	R	H	RBI	BB	SO	LOB
Chico Carrasquel, R (1, 6) OBP: 0.342, SLG: 0.355 Jim Brideweser, R (6, 6) OBP: 0.244, SLG: 0.325	0-3 K ①		0-0 5-3 ③			0-3 K ②			0-0 F9 ①	2	0	0	0	0	1	0
Nellie Fox, L (1, 4) OBP: 0.356, SLG: 0.396	0-0 F8 ②			0-0 3-1 ①		0-0 6-3 ③			1-0 HBP 1B	3	0	0	0	0	0	0
Minnie Minoso, R (1, 7) OBP: 0.371, SLG: 0.418	4-0 BB			0-0 2B			0-0 L3 ①		0-0 F8 ②	3	0	1	0	1	0	1
Jim Rivera, L (1, 9) OBP: 0.374, SLG: 0.419	0-0 F8 ③			0-0 3-1 ②			0-0 4-3 ②		0-0 1-2 1B	4	0	1	0	0	0	2
Bob Kennedy, R (1, 5) OBP: 0.327, SLG: 0.389		0-0 1-3 ①		0-0 F6 ③			4-0 FC6-4 BB		0-0 6-3 ③	3	0	0	0	1	0	3
Walt Dropo, R (1, 3) OBP: 0.362, SLG: 0.479		0-0 5-3 ②			0-0 F8 ①		0-0 FC6-4 ③			3	0	0	0	0	0	1
Sherm Lollar, R (1, 2) OBP: 0.381, SLG: 0.427 Les Moss, R (3, 2) OBP: 0.366, SLG: 0.426		0-0 F4 ③			0-0 5-3 ②			0-0 6-3 ①		1	0	0	0	0	0	0
Jim Busby, R (1, 8) OBP: 0.292, SLG: 0.348			0-0 5-3 ①		0-0 6-3 ③			0-0 F6 ②		2	0	0	0	0	0	0
Dick Donovan, L (1, 1) OBP: 0.309, SLG: 0.241 Harry Byrd, R (1, 1) OBP: 0.125, SLG: 0.106 Sandy Consuegra, R (3, 1) OBP: 0.125, SLG: 0.125			0-0 1-3 ②			0-3 K ①		0-0 G3 ③		0	0	0	0	0	0	0

Inning Stats	R: 0 E: 0 K: 1 S: 5	H: 0 LOB: 1 BB: 1 P: 9	R: 0 E: 0 K: 0 S: 3	H: 0 LOB: 0 BB: 0 P: 3	R: 0 E: 0 K: 0 S: 3	H: 1 LOB: 1 BB: 0 P: 4	R: 0 E: 0 K: 0 S: 3	H: 0 LOB: 0 BB: 0 P: 3	R: 0 E: 0 K: 2 S: 7	H: 0 LOB: 0 BB: 0 P: 7	R: 0 E: 0 K: 0 S: 3	H: 0 LOB: 1 BB: 1 P: 7	R: 0 E: 0 K: 0 S: 3	H: 0 LOB: 0 BB: 0 P: 3	R: 0 E: 0 K: 0 S: 4	H: 1 LOB: 2 BB: 0 P: 5	1B: 1 2B: 1 3B: 0 HR: 0	SF: 0 SAC: 0 DP: 0 HBP: 1	WP: 0 PB: 0 SB: 0 CS: 0	PA: 32
---------------------	------------------------------	---------------------------------	------------------------------	---------------------------------	------------------------------	---------------------------------	------------------------------	---------------------------------	------------------------------	---------------------------------	------------------------------	---------------------------------	------------------------------	---------------------------------	------------------------------	---------------------------------	----------------------------------	------------------------------------	----------------------------------	--------


PITCHER Pedro Ramos, R (1, 1) ERA: 3.05	IP: 9.0 WLS: W BF: 32 H: 2 R: 0 ER: 0 SO: 3 BB: 2 IBB: 0 HBP: 1 BLK: 0 WP: 0 HR: 0 S: 35 P: 44 ERA: 0.00 WHIP: 0.444	PITCHER	IP: 9.0 WLS: W BF: 32 H: 2 R: 0 ER: 0 SO: 3 BB: 2 IBB: 0 HBP: 1 BLK: 0 WP: 0 HR: 0 S: 35 P: 44 ERA: 0.00 WHIP: 0.444
--	--	----------------	--

BOTTOM

Washington Senators @ Chicago White Sox
Comiskey Park, Chicago, IL

Fri Aug 26 1955, 4:33 AM EDT
Att. 21,485 - Unknown

AB	29
R	0
H	2
RBI	0
BB	2
SO	3
LOB	7



livebaseballscores.com

Batter	1	2	3	4	5	6	7	8	9	AB	R	H	RBI	BB	SO	LOB
Nellie Fox, L OBP: 0.355, SLG: 0.395 (1, 4)	0-0 F9			0-0 SH1-4 1B	0-0 F8	0-0 4-3		0-0 F9		5	1	1	0	0	0	2
George Kell, R OBP: 0.390, SLG: 0.414 (1, 5)	0-0 6-3			0-0 1B SH1-4 1B	4-0 BB		0-0 F5	0-0 HR 1B		4	2	2	1	1	0	0
Minnie Minoso, R OBP: 0.372, SLG: 0.426 (1, 7)	0-0 6-3			0-0 SH1-4 1B	0-0 F3		0-0 S 1B	0-0 HR 1B		4	2	2	2	0	0	1
Jim Rivera, L OBP: 0.374, SLG: 0.417 (1, 8) (8, 9)		0-0 F8		4-0 1B 1B IBB		0-3 K	0-0 F7	0-0 1B 1B		4	1	1	0	1	1	1
Bob Nieman, R OBP: 0.333, SLG: 0.432 (1, 9)		0-0 6-3		0-0 1B SH5-3 1B		4-0 BB 3B BB	4-0 1B BB	0-0 FC5-4 1B		2	2	1	1	2	0	0
Jim Busby, R OBP: 0.293, SLG: 0.350 (8, 8)				1-2 2-3 3-H				1-2 FC5-4 1B		1	0	1	0	0	0	0
Ron Jackson, R OBP: 0.293, SLG: 0.348 (1, 3)				0-0 SH5-3 1B		0-0 F9	0-0 1B	0-0 FC5-4		1	0	0	0	0	1	0
Walt Dropo, R OBP: 0.363, SLG: 0.479 (4, 3)				1-3 2-H 3-H			1-2 2-H 1B	1-2		4	0	2	3	0	0	3
Sherm Lollar, R OBP: 0.381, SLG: 0.424 (1, 2)			0-0 6-3	0-0 SH5-3 1B		4-0 BB 3B BB	0-0 F8			2	1	0	1	1	0	2
Jim Brideweser, R OBP: 0.267, SLG: 0.372 (1, 6)			0-0 F9	0-0 F5		0-0 1-H 2-H 2B 3B		4-0 SH1-3 1B BB		3	2	1	2	1	0	1
Jack Harshman, L OBP: 0.364, SLG: 0.400 (1, 1)			0-0 F8		0-0 F9	0-0 2B		0-0 SH1-3 1B		3	0	1	1	0	0	0

Inning Stats	R: 0	H: 0	E: 0	K: 0	S: 3	H: 0	LOB: 0	BB: 0	P: 3	R: 0	H: 0	E: 0	K: 0	S: 3	H: 0	LOB: 0	BB: 0	P: 5	R: 0	H: 0	E: 0	K: 0	S: 3	R: 4	H: 4	E: 0	K: 0	S: 7	H: 0	LOB: 1	BB: 1	P: 7	R: 3	H: 2	E: 0	K: 1	S: 7	H: 2	LOB: 1	BB: 2	P: 15	R: 1	H: 2	E: 0	K: 0	S: 5	H: 2	LOB: 2	BB: 1	P: 9	R: 3	H: 4	E: 0	K: 0	S: 7	H: 4	LOB: 2	BB: 1	P: 11	1B: 9	2B: 1	3B: 1	HR: 1	SF: 0	SAC: 3	DP: 0	HBP: 0	WP: 0	PB: 0	SB: 1	CS: 0	PA: 42
--------------	------	------	------	------	------	------	--------	-------	------	------	------	------	------	------	------	--------	-------	------	------	------	------	------	------	------	------	------	------	------	------	--------	-------	------	------	------	------	------	------	------	--------	-------	-------	------	------	------	------	------	------	--------	-------	------	------	------	------	------	------	------	--------	-------	-------	-------	-------	-------	-------	-------	--------	-------	--------	-------	-------	-------	-------	--------


PITCHER	IP	WLS	BF	H	R	ER	SO	BB	IBB	HBP	BLK	WP	HR	S	P	ERA	WHIP
Camilo Pascual, R ERA: 5.83 (1, 1)	3.1	L	15	4	4	4	1	0	1	0	0	0	0	16	20	10.80	1.200
Spec Shea, R ERA: 4.31 (4, 1)	2.2		13	2	3	3	1	3	0	0	0	0	0	12	24	10.12	1.875
Ted Abernathy, R ERA: 6.06 (7, 1)	1.0		6	2	1	1	0	1	0	0	0	0	0	5	9	9.00	3.000
Bobby Kline, R ERA: 27.0 (8, 1)	1.0		8	4	3	3	0	1	0	0	0	0	1	7	11	27.00	5.000

BOTTOM

Washington Senators @ Chicago White Sox
Comiskey Park, Chicago, IL

Sat Aug 27 1955, 4:33 AM EDT
Att. 8,442 - Unknown

AB	33
R	11
H	12
RBI	11
BB	6
SO	2
LOB	10



PITCHER	IP	WLS	BF	H	R	ER	SO	BB	IBB	HBP	BLK	WP	HR	S	P	ERA	WHIP
---------	----	-----	----	---	---	----	----	----	-----	-----	-----	----	----	---	---	-----	------

Batter	1	2	3	4	5	6	7	8	9	AB R H RBI BB SO LOB	TOP											
Hank Bauer, R (1, 9) OBP: 0.352, SLG: 0.440	0-3 K	0-3 K2-3		4-0 BB		0-3 K			0-0 5-3	4 0 0 0 1 3 2												
Joe Collins, L (1, 3) OBP: 0.341, SLG: 0.373	4-0 BB		4-0 1B HR BB	0-0 F8		0-0 F8			0-3 K	3 1 0 0 2 1 1												
Irv Noren, L (1, 7) OBP: 0.309, SLG: 0.359	0-0 F2		0-0 L8		4-0 HR BB				0-0 K	4 1 1 0 1 1 2												
Yogi Berra, L (1, 2) OBP: 0.352, SLG: 0.470	0-0 F8		0-0 1-3 HR 1B		0-0 1-H HR				0-3 F4	5 2 2 2 0 1 2												
Mickey Mantle, S (1, 8) OBP: 0.434, SLG: 0.616		0-0 6-3	0-0 1-H HR		0-0 5-3 1B				0-3 K	4 1 2 3 0 1 0												
Gil McDougald, R (1, 4) OBP: 0.372, SLG: 0.398		0-0 1B S	0-0 G4-6-3 1B		0-0 5-3 1B				0-0 F8	4 1 2 0 0 0 1												
Andy Carey, R (1, 5) OBP: 0.309, SLG: 0.375		0-3 K	0-0 G4-6-3		0-0 L7				0-0 6-3	4 0 0 0 0 1 3												
Phil Rizzuto, R (1, 6) OBP: 0.344, SLG: 0.292		0-0 1B S		0-3 K	0-0 F3				0-0 S 1B	4 0 2 1 0 1 1												
Whitey Ford, L (1, 1) OBP: 0.238, SLG: 0.183		0-0 1-3 1B		0-3 K		0-3 K			0-0 1-3	4 0 1 0 0 2 1												
Inning Stats	R: 0 E: 0 K: 1 S: 5	H: 0 LOB: 1 BB: 1 P: 9	R: 1 E: 0 K: 2 S: 10	H: 3 LOB: 2 BB: 0 P: 10	R: 3 E: 0 K: 0 S: 5	H: 3 LOB: 0 BB: 1 P: 9	R: 0 E: 0 K: 2 S: 7	H: 0 LOB: 1 BB: 1 P: 11	R: 2 E: 0 K: 0 S: 5	H: 2 LOB: 1 BB: 1 P: 9	R: 0 E: 0 K: 2 S: 7	H: 0 LOB: 0 BB: 0 P: 7	R: 0 E: 0 K: 2 S: 7	H: 0 LOB: 0 BB: 0 P: 7	R: 0 E: 0 K: 0 S: 4	H: 1 LOB: 1 BB: 0 P: 4	R: 0 E: 0 K: 2 S: 8	H: 1 LOB: 1 BB: 0 P: 8	1B: 8 2B: 0 3B: 0 HR: 2	SF: 0 SAC: 0 DP: 1 HBP: 0	WP: 0 PB: 0 SB: 3 CS: 0	PA: 40
PITCHER	IP WLS BF H R ER SO BB IBB HBP BLK WP HR S P ERA WHIP																					
Connie Johnson, R (1, 1) ERA: 2.85	2.1 L 14 5 4 4 3 2 0 0 0 0 0 1 18 26 15.43 3.000																					
Dick Donovan, R (3, 1) ERA: 2.96	2.2 12 3 2 2 2 2 0 0 0 0 0 1 14 22 6.75 1.875																					
Morie Martin, L (6, 1) ERA: 3.52	2.0 6 0 0 0 4 0 0 0 0 0 0 0 14 14 0.00 0.000																					
Sandy Consuegra, R (8, 1) ERA: 2.74	2.0 8 2 0 0 2 0 0 0 0 0 0 0 12 12 0.00 1.000																					

New York Yankees @ Chicago White Sox
 Comiskey Park, Chicago, IL
 Sun Aug 28 1955, 4:33 AM EDT
 Unknown

AB	36
R	6
H	10
RBI	6
BB	4
SO	11
LOB	13



livebaseballscorecards.com

Batter	1	2	3	4	5	6	7	8	9
Chico Carrasquel, R (1, 6) OBP: 0.341, SLG: 0.354	0-3 K		0-0 FC4-6 1B		0-3 K			0-0 F3	
Nellie Fox, L (1, 4) OBP: 0.353, SLG: 0.392	0-0 F8		0-0 FC4-6 FC5-4 1-2f			0-0 F7		0-0 F5	
Minnie Minoso, R (1, 7) OBP: 0.373, SLG: 0.426 (8, 8)	4-0 BB		0-0 FC5-4 1-2f			0-0 F7		0-0 FC5 BB 1B	
George Kell, R (1, 5) OBP: 0.389, SLG: 0.410	0-0 G1			0-0 F8		0-0 F6		4-0 BB 1-2 BB	
Walt Dropo, R (1, 3) OBP: 0.367, SLG: 0.490		0-0 1B 1B		0-0 HR		0-0 1B 1B		0-0 FC5 2-3f	
Bob Nieman, R (1, 9) OBP: 0.336, SLG: 0.433		0-0 G5-4-3 1-2 1B		0-3 K		0-0 1-2 1B		0-3 K	
Jim Rivera, L (1, 8) OBP: 0.371, SLG: 0.414		0-3 K		0-3 K		0-3 K		0-0 F4	
Sandy Consuegra, R (8, 1) OBP: 0.125, SLG: 0.125									
Bobby Adams, R (9, PH) OBP: 0.340, SLG: 0.373									
Sherm Lollar, R (1, 2) OBP: 0.379, SLG: 0.422		0-0 G5-4-3 1-2f			0-0 1-3		0-0 F9		0-0 L4
Morrie Martin, L (6, 1) OBP: 0.333, SLG: 0.333									
Bob Kennedy, R (7, PH) OBP: 0.324, SLG: 0.385 (8, 7)									
Connie Johnson, R (1, 1) OBP: 0.133, SLG: 0.172			0-3 K		0-3 K		0-0 L7		
Dick Donovan, L (3, 1) OBP: 0.304, SLG: 0.237									
Les Moss, R (5, PH) OBP: 0.360, SLG: 0.417 (6, 2)									

Inning Stats	R: 0	H: 0	E: 0	K: 1	S: 5	R: 0	H: 2	E: 0	K: 1	S: 6	R: 0	H: 1	E: 0	K: 1	S: 6	R: 1	H: 1	E: 0	K: 2	S: 8	R: 0	H: 0	E: 0	K: 2	S: 7	R: 0	H: 0	E: 0	K: 0	S: 3	R: 0	H: 2	E: 0	K: 1	S: 7	R: 0	H: 1	E: 0	K: 0	S: 4	R: 0	H: 0	E: 0	K: 1	S: 5
	LOB: 1	BB: 1	P: 9	LOB: 1	BB: 0	P: 6	LOB: 1	BB: 0	P: 6		LOB: 0	BB: 0	P: 8	LOB: 0	BB: 0	P: 7	LOB: 0	BB: 0	P: 7		LOB: 2	BB: 0	P: 7	LOB: 2	BB: 0	P: 7	LOB: 2	BB: 1	P: 8	LOB: 2	BB: 1	P: 8	LOB: 0	BB: 0	P: 5	LOB: 0	BB: 0	P: 5	LOB: 0	BB: 0	P: 5	LOB: 0	BB: 0	P: 5	


PITCHER	IP	WLS	BF	H	R	ER	SO	BB	IBB	HBP	BLK	WP	HR	S	P	ERA	WHIP
Whitey Ford, L (1, 1) ERA: 2.69	9.0	W	35	7	1	1	9	2	0	0	0	0	1	51	59	1.00	1.000

BOTTOM

New York Yankees @ Chicago White Sox
Comiskey Park, Chicago, IL
Sun Aug 28 1955, 4:33 AM EDT
Unknown

AB	R	H	RBI	BB	SO	LOB
4	0	1	0	0	2	0
4	0	0	0	0	0	1
3	0	1	0	1	0	1
3	0	0	0	1	0	1
4	1	3	1	0	0	2
4	0	2	0	0	2	0
3	0	0	0	0	3	4
0	0	0	0	0	0	0
1	0	0	0	0	0	0
2	0	0	0	0	0	2
0	0	0	0	0	0	0
2	0	0	0	0	0	2
0	0	0	0	0	0	0
1	0	0	0	0	1	0
2	0	0	0	0	1	2

AB	33
R	1
H	7
RBI	1
BB	2
SO	9
LOB	15



WP	PA	35
WP: 0	PA: 35	
PB: 0		
SB: 0		
CS: 0		

Batter	1	2	3	4	5	6	7	8	9	AB R H RBI BB SO LOB	TOP											
Hank Bauer, R (1, 9) OBP: 0.351, SLG: 0.437	0-0 L6		0-0 F7		0-3 K		4-0 BB			3 0 0 0 1 1 1												
Gil McDougald, R (1, 4) OBP: 0.389, SLG: 0.394	0-0 B1-3		0-3 K		0-3 K		0-0 F8			4 0 0 0 0 2 4												
Yogi Berra, L (1, 2) OBP: 0.351, SLG: 0.470	0-0 6-3			0-0 1B 6-3 2B		0-0 F3		0-0 G3		4 1 1 0 0 0 0												
Mickey Mantle, S (1, 8) OBP: 0.434, SLG: 0.614		0-0 F6		0-0 1B 2-3 1B		0-0 6-3		4-0 BB G6-4-3		3 0 1 0 1 0 0												
Bill Skowron, R (1, 3) OBP: 0.373, SLG: 0.553		0-0 6-3		0-0 6-3			0-0 SH1-4 1B E 1B	0-0 G6-4-3		4 1 1 1 0 0 2												
Elston Howard, R (1, 7) OBP: 0.347, SLG: 0.500		0-0 1B		0-0 1B 3-H 2-H			0-0 BB SH1-4 1-2 1B	0-0 4-3		4 0 3 0 0 0 0												
Andy Carey, R (1, 5) OBP: 0.306, SLG: 0.374 Eddie Robinson, L (9, PH) OBP: 0.347, SLG: 0.500		0-0 F5		0-0 G3			0-0 SH1-4	0-0 F5		2 0 0 0 0 0 2 1 0 0 0 0 0 0												
Jerry Coleman, R (1, 6) OBP: 0.316, SLG: 0.261 Joe Collins, L (9, PH) OBP: 0.343, SLG: 0.380			0-0 WP SH3-4 1B		0-0 F8		0-0 E6 BB	0-0 2B		3 0 1 1 0 0 1 1 0 1 0 0 0 0												
Bob Turley, R (1, 1) OBP: 0.203, SLG: 0.179 Bob Cerv, R (7, PH) OBP: 0.339, SLG: 0.500 Don Larsen, R (7, 1) OBP: 0.207, SLG: 0.370 Irv Noren, L (9, PH) OBP: 0.309, SLG: 0.358			0-0 SH3-4		0-0 F3		0-0 F9	0-0 L7		1 0 0 0 0 0 0 1 0 0 0 0 0 2 0 0 0 0 0 0 0 1 0 0 0 0 0 1												
Inning Stats	R: 0 E: 0 K: 0 S: 3	H: 0 LOB: 0 BB: 0 P: 3	R: 0 E: 0 K: 0 S: 4	H: 1 LOB: 1 BB: 0 P: 4	R: 0 E: 0 K: 1 S: 6	H: 1 LOB: 1 BB: 0 P: 6	R: 1 E: 0 K: 0 S: 5	H: 3 LOB: 1 BB: 0 P: 5	R: 0 E: 0 K: 1 S: 5	H: 0 LOB: 0 BB: 0 P: 5	R: 0 E: 0 K: 1 S: 5	H: 0 LOB: 0 BB: 0 P: 5	R: 1 E: 1 K: 0 S: 6	H: 2 LOB: 3 BB: 1 P: 10	R: 0 E: 0 K: 0 S: 2	H: 0 LOB: 0 BB: 1 P: 6	R: 0 E: 0 K: 0 S: 4	H: 1 LOB: 1 BB: 0 P: 4	1B: 6 2B: 2 3B: 0 HR: 0	SF: 0 SAC: 2 DP: 1 HBP: 0	WP: 1 PB: 0 SB: 0 CS: 0	PA: 36
PITCHER	IP WLS BF H R ER SO BB IBB HBP BLK WP HR S P ERA WHIP																					
Billy Pierce, L (1, 1) ERA: 1.83	6.2 W 28 7 2 2 3 1 0 0 0 1 0 33 37 2.70 1.200																					
Dixie Howell, R (7, 1) ERA: 2.59	2.1 S 8 1 0 0 0 1 0 0 0 0 0 7 11 0.00 0.857																					

New York Yankees @ Chicago White Sox
 Comiskey Park, Chicago, IL
 Sun Aug 28 1955, 4:38 AM EDT
 Att: 50,990 - Unknown

livebaseballscorecards.com

AB	32
R	2
H	8
RBI	2
BB	2
SO	3
LOB	13



Batter	1	2	3	4	5	6	7	8	9	AB	R	H	RBI	BB	SO	LOB
Nellie Fox, L OBP: 0.354, SLG: 0.394 (1, 4)	0-0 F7	0-0 1-2 1B		0-0 2B			0-0 F9			4	0	2	0	0	0	0
George Kell, R OBP: 0.387, SLG: 0.409 Jim Rivera, L OBP: 0.371, SLG: 0.414 (1, 5) (8, 9)	0-0 BB HR 1B	0-0 F3		0-0 6-3			0-0 L8			4	1	1	0	0	0	3
Minnie Minoso, R OBP: 0.376, SLG: 0.430 (1, 7)	4-0 1-2 HR BB		0-0 FC6-5 4-3 1B		0-0 F8		0-0 2B			3	1	2	0	1	0	0
Walt Dropo, R OBP: 0.366, SLG: 0.487 (1, 3)	0-3 K		0-0 4-3 1-2		0-0 FC6-4 1B		0-0 F8			4	0	1	0	0	1	4
Bob Kennedy, R OBP: 0.323, SLG: 0.397 (1, 9) (8, 5)	0-0 1-H 2-H HR		0-0 FC6-5 1B 2-3		0-0 F9		0-0 F8			4	1	1	3	0	0	2
Sherm Lollar, R OBP: 0.378, SLG: 0.420 (1, 2)	0-0 F6		0-0 1-2 1B		0-0 FC6-4 1-2f		0-3 K			4	0	1	0	0	1	1
Jim Busby, R OBP: 0.291, SLG: 0.347 (1, 8)		0-3 K	0-0 F9		0-0 F4		0-0 6-3			4	0	0	0	0	1	2
Jim Brideweser, R OBP: 0.250, SLG: 0.348 (1, 6)		0-0 F9		0-0 6-3		0-0 6-3				3	0	0	0	0	0	0
Billy Pierce, L OBP: 0.203, SLG: 0.179 Dixie Howell, L OBP: 0.333, SLG: 0.333 (1, 1) (7, 1)		0-0 1B 1B		0-0 F2		0-0 5-3				3	0	1	0	0	0	0
										0	0	0	0	0	0	0

Inning Stats	R: 3	H: 2	E: 0	LOB: 0	K: 1	P: 11	R: 0	H: 2	E: 0	LOB: 2	K: 1	P: 7	R: 0	H: 2	E: 0	LOB: 2	K: 0	P: 5	R: 0	H: 1	E: 0	LOB: 1	K: 0	P: 4	R: 0	H: 0	E: 0	LOB: 0	K: 0	P: 3	R: 0	H: 1	E: 0	LOB: 1	K: 0	P: 4	R: 0	H: 0	E: 0	LOB: 0	K: 1	P: 5	
	1B: 6	SF: 0	2B: 2	SAC: 0	3B: 0	DP: 0	HR: 1	HBP: 0	WP: 0	PA: 34	SB: 0	CS: 0																															


PITCHER	IP	WLS	BF	H	R	ER	SO	BB	IBB	HBP	BLK	WP	HR	S	P	ERA	WHIP
Bob Turley, R ERA: 3.24 (1, 1)	6.0	L	27	8	3	3	2	1	0	0	0	0	1	30	34	4.50	1.500
Don Larsen, R ERA: 2.78 (7, 1)	2.0		7	1	0	0	1	0	0	0	0	0	0	9	9	0.00	0.500


BOTTOM

New York Yankees @ Chicago White Sox
Comiskey Park, Chicago, IL

Sun Aug 28 1955, 4:38 AM EDT
Att. 50,990 - Unknown

AB	33
R	3
H	9
RBI	3
BB	1
SO	3
LOB	12



Batter	1	2	3	4	5	6	7	8	9	AB R H RBI BB SO LOB	TOP																										
Billy Goodman, L (1, 3) OBP: 0.396, SLG: 0.350	0-0 3-1	4-0 BB BB 1-2 2-3 BB		4-0 1B SF8	0-0 4-3			0-0 F7		3 1 0 0 2 0 3																											
Billy Klaus, L (1, 6) OBP: 0.353, SLG: 0.396	0-0 2-3 1B 1B	4-0 BB 1-2 2-3 3-H BB		0-0 1-3 2-H 1B		0-0 F6		0-0 L5		4 0 2 2 1 0 0																											
Ted Williams, L (1, 7) OBP: 0.500, SLG: 0.761	0-0 2-3 1-2 1B	4-0 1-2 2-3 3-H BB		0-0 SF8		0-0 1B 2B		4-0 BB		2 1 2 2 2 0 0																											
Jackie Jensen, R (1, 9) OBP: 0.364, SLG: 0.472	0-0 2-3 1-2 2-3	0-3 K		0-3 3-H K		0-0 F3		0-0 F7		5 0 0 0 0 2 8																											
Sammy White, R (1, 2) OBP: 0.320, SLG: 0.393	0-0 F8		0-0 F8		0-0 4-3	0-0 1B 2-H 1B 1B		0-3 K		5 0 1 1 0 1 2																											
Grady Hatton, L (1, 5) OBP: 0.363, SLG: 0.338		0-3 K	4-0 G4-3 BB		4-0 BB BB BB	0-0 1-1 1B		0-0 G3		3 0 1 0 2 1 0																											
Jim Piersall, R (1, 8) OBP: 0.362, SLG: 0.430		4-0 BB 1B BB BB	0-0 G4-3		4-0 1-2 BB		0-0 F9		4-0 BB BB	2 1 0 0 3 0 1	AB 31																										
Eddie Joost, R (1, 4) OBP: 0.283, SLG: 0.349		0-0 F2		0-0 SH1-3 1B	0-0 F8		0-0 F2		4-0 BB 1-2 BB	4 1 1 0 0 0 3	R 5																										
Faye Throneberry, L (9, PH) OBP: 0.331, SLG: 0.491										0 0 0 0 1 0 0	H 8																										
Willard Nixon, L (1, 1) OBP: 0.328, SLG: 0.350		0-0 BB BB 1-2 BB 1B		0-0 SH1-3	4-0 1-2 2-3 BB		0-0 G3		0-0 F3	1 1 1 0 1 0 0	RBI 5																										
Tom Harg, R (6, 1) OBP: 0.083, SLG: 0.083										0 0 0 0 0 0 0	BB 12																										
Ike Delock, R (6, 1) OBP: 0.150, SLG: 0.105										0 0 0 0 0 0 0	SO 4																										
Gene Stephens, L (7, PH) OBP: 0.398, SLG: 0.486										0 0 0 0 0 0 0	LOB 19																										
Ellis Kinder, R (7, 1) OBP: 0.300, SLG: 0.222										0 0 0 0 0 0 0																											
Norm Zauchin, R (9, PH) OBP: 0.332, SLG: 0.441										1 0 0 0 0 0 2																											
Inning Stats	R: 0 E: 0 K: 0 S: 5	H: 2 LOB: 2 BB: 0 P: 5	R: 2 E: 0 K: 2 S: 8	H: 1 LOB: 3 BB: 4 P: 24	R: 0 E: 0 K: 0 S: 2	H: 0 LOB: 0 BB: 1 P: 6	R: 2 E: 0 K: 1 S: 7	H: 2 LOB: 1 BB: 1 P: 11	R: 0 E: 0 K: 0 S: 3	H: 0 LOB: 3 BB: 3 P: 15	R: 1 E: 0 K: 0 S: 5	H: 3 LOB: 2 BB: 0 P: 5	R: 0 E: 0 K: 0 S: 3	H: 0 LOB: 0 BB: 0 P: 3	R: 0 E: 0 K: 1 S: 5	H: 0 LOB: 1 BB: 2 P: 7	R: 0 E: 0 K: 1 S: 5	H: 0 LOB: 2 BB: 2 P: 13	1B: 7 2B: 1 3B: 0 HR: 0	SF: 1 SAC: 1 DP: 1 HBP: 0	WP: 0 PB: 0 SB: 0 CS: 0	PA: 45															
PITCHER	IP WLS BF H R ER SO BB IBB HBP BLK WP HR S P ERA WHIP																																				
Virgil Trucks, R (1, 1) ERA: 3.51	1.2		12	3	2	2	1	4	0	0	0	0	0	10	26	10.80	4.200																				
Harry Byrd, R (2, 1) ERA: 4.73	2.1		10	2	2	2	2	2	0	0	0	0	0	12	20	7.71	1.714																				
Dixie Howell, R (5, 1) ERA: 2.52	5.0	W	23	3	1	1	1	6	0	0	0	0	0	19	43	1.80	1.800																				

Boston Red Sox @ Chicago White Sox
Comiskey Park, Chicago, IL
Tue Aug 30 1955, 4:33 AM EDT
Att: 41,166 - Unknown

livebaseballscorecards.com

AB 31
R 5
H 8
RBI 5
BB 12
SO 4
LOB 19



BOTTOM

Boston Red Sox @ Chicago White Sox
Comiskey Park, Chicago, IL
Tue Aug 30 1955, 4:33 AM EDT
Att. 41,166 - Unknown

livebaseballscorecards.com

AB	35
R	7
H	8
RBI	6
BB	6
SO	5
LOB	24



WP:	0	PA:	41
PB:	0	SB:	1
CS:	0		

AB R H RBI BB SO LOB

5 2 1 1 0 0 4
4 0 2 3 0 0 2
1 1 0 0 0 0 0

4 0 2 1 1 0 2

3 0 0 1 2 0 2

5 0 1 0 0 2 7

4 0 0 0 0 1 1

2 2 1 0 1 0 1
1 0 0 0 0 0 0

2 2 0 0 2 0 1

0 0 0 0 0 0 0
1 0 0 0 0 1 1
1 0 0 0 0 0 2
0 0 0 0 0 0 0
2 0 1 0 0 1 1

1B: 6 SF: 0
2B: 1 SAC: 0
3B: 1 DP: 1
HR: 0 HBP: 0

Batter	1	2	3	4	5	6	7	8	9
Nellie Fox, L OBP: 0.352, SLG: 0.392 (1, 4)	0-0 G3		0-0 BB 1B 1-2 BB 1B	0-0 E3 FC5-4		0-0 E7 3B	0-0 G3		
George Kell, R OBP: 0.388, SLG: 0.415 Jim Busby, R OBP: 0.290, SLG: 0.346 (6, PR) (7, 8)	0-0 6-3		0-0 BB BB 1-2 2-H 3-H 1B	0-0 F2		0-0 1B 3B 1-H 2-H		0-0 F2	
Minnie Minoso, R OBP: 0.378, SLG: 0.432 (1, 7)	0-0 F8		4-0 BB 1-2 2-3 BB	0-0 FC5-4 1-2f		0-0 S 1B 3-H		0-0 2B	
Jim Rivera, L OBP: 0.372, SLG: 0.410 (1, 8) (7, 9)		0-0 5-3	4-0 BB 1-2 2-3 3-H BB		0-0 3-1	0-0 F8 1-2		4-0 G6-4-3 IBB	
Walt Dropo, R OBP: 0.364, SLG: 0.484 (1, 3)		0-0 F8	0-3 K		0-0 FC6-4 1B	0-3 K		0-0 G6-4-3 1-2f	
Bob Kennedy, R OBP: 0.318, SLG: 0.390 (1, 9) (7, 5)		0-3 K		0-0 5-3	0-0 FC6-4 1-2f		0-0 F8		
Sherm Lollar, R OBP: 0.380, SLG: 0.420 Les Moss, R OBP: 0.357, SLG: 0.413 (7, 2)			4-0 BB 1B BB	0-0 E BB E 1B	0-0 6-3		0-0 6-3		
Chico Carrasquel, R OBP: 0.342, SLG: 0.352 (1, 6)			0-0 F9	4-0 E 1-2 E BB		0-0 E6 E 3B	4-0 1B BB		
Virgil Trucks, R OBP: 0.131, SLG: 0.150 Harry Byrd, R OBP: 0.122, SLG: 0.104 Ron Northey, L (4, PH) Bobby Adams, R OBP: 0.340, SLG: 0.373 Dixie Howell, L OBP: 0.353, SLG: 0.353 (5, 1)			0-3 K	0-0 E4 E		0-3 K	0-0 1B		

Inning Stats	R: 0	H: 0	E: 0	LOB: 0	K: 0	S: 3	P: 3	R: 0	H: 0	E: 0	LOB: 0	K: 1	S: 5	P: 5	R: 2	H: 2	E: 0	LOB: 3	K: 2	S: 9	P: 21	R: 2	H: 1	E: 2	LOB: 2	K: 0	S: 6	P: 10	R: 0	H: 1	E: 0	LOB: 1	K: 0	S: 4	P: 4	R: 3	H: 2	E: 2	LOB: 2	K: 2	S: 11	P: 11	R: 0	H: 1	E: 0	LOB: 2	K: 0	S: 4	P: 8	R: 0	H: 1	E: 0	LOB: 1	K: 0	S: 3	P: 7
--------------	------	------	------	--------	------	------	------	------	------	------	--------	------	------	------	------	------	------	--------	------	------	-------	------	------	------	--------	------	------	-------	------	------	------	--------	------	------	------	------	------	------	--------	------	-------	-------	------	------	------	--------	------	------	------	------	------	------	--------	------	------	------

PITCHER	IP	WLS	BF	H	R	ER	SO	BB	IBB	HBP	BLK	WP	HR	S	P	ERA	WHIP
Willard Nixon, R ERA: 4.04 (1, 1)	5.0		25	4	4	2	3	4	0	0	0	0	0	27	43	3.60	1.600
Tom Hurd, R ERA: 3.12 (6, 1)	0.1	L	5	2	3	0	1	0	0	0	0	0	0	7	7	0.00	6.000
Ike Delock, R ERA: 3.83 (6, 1)	0.2		2	0	0	0	1	0	0	0	0	0	0	4	4	0.00	0.000
Ellis Kinder, R ERA: 2.21 (7, 1)	2.0		9	2	0	0	0	1	1	0	0	0	0	7	15	0.00	1.500

PITCHER	IP	WLS	BF	H	R	ER	SO	BB	IBB	HBP	BLK	WP	HR	S	P	ERA	WHIP
---------	----	-----	----	---	---	----	----	----	-----	-----	-----	----	----	---	---	-----	------

Batter	1	2	3	4	5	6	7	8	9	AB R H RBI BB SO LOB	TOP	
Billy Goodman, L (1, 4) OBP: 0.393, SLG: 0.347	0-0 6-3		0-0 4-3		0-0 F7		0-0 F7			4 0 0 0 0 0 1	Boston Red Sox @ Chicago White Sox Comiskey Park, Chicago, IL Wed Aug 31 1955, 4:33 AM EDT Att: 22,638 - Unknown livebaseballscorecards.com	
Billy Klaus, L (1, 6) OBP: 0.352, SLG: 0.393	4-0 FC5 1B BB		0-0 1-6-3		0-0 F8			0-0 F7		3 0 0 0 1 0 1		
Ted Williams, L (1, 7) OBP: 0.494, SLG: 0.749	0-0 F8		0-0 F8			0-0 F8		0-0 G3		4 0 0 0 0 0 1		
Jackie Jensen, R (1, 9) OBP: 0.365, SLG: 0.473	0-0 1-2 1B			0-0 F6		0-0 F5		0-0	0-0 1B	4 0 2 0 0 0 0		
Norm Zauchin, R (1, 3) OBP: 0.333, SLG: 0.449	0-0 FC5 2-3f			0-0 1B		0-0 HR		0-0 F8		4 1 2 1 0 0 3		
Sammy White, R (1, 2) OBP: 0.323, SLG: 0.398		0-0 1B		0-0 F9		0-0 1B			0-0 4-3 SF9 2B	4 1 3 0 0 0 1		
Grady Hatton, L (1, 5) OBP: 0.360, SLG: 0.333			0-0 F6		0-0 F8	0-3 K			0-0 4-3 2-3	4 0 0 0 0 1 4		
Jim Piersall, R (1, 8) OBP: 0.361, SLG: 0.430			0-0 F8		0-0 FC4-6 1B		0-0 6-3		0-0 SF9 3-H	3 0 1 1 0 0 1		
Tom Brewer, R (1, 1) OBP: 0.206, SLG: 0.172 Gene Stephens, L (5, PH) OBP: 0.585, SLG: 0.482 Leo Kiely, L (5, 1) OBP: 0.231, SLG: 0.240 Eddie Joost, R (7, PH) OBP: 0.281, SLG: 0.346 George Susce, R (7, 1) OBP: 0.158, SLG: 0.162 Faye Throneberry, L (8, PH) OBP: 0.328, SLG: 0.487			0-0 F9		0-0 FC4-6 1-2f		0-0 F4		0-0 4-3	1 0 0 0 0 0 0 1 1 0 0 0 0 0 0 1 0 0 0 0 0 0 0 0 1 0 0 0 0 0 0 0 0 0 0 0 0 0 0 0 1 0 0 0 0 0 0 0		
Inning Stats	R: 0 H: 1 E: 0 LOB: 2 K: 0 BB: 1 S: 4 P: 8	R: 0 H: 1 E: 0 LOB: 1 K: 0 BB: 0 S: 4 P: 4	R: 0 H: 0 E: 0 LOB: 0 K: 0 BB: 0 S: 3 P: 3	R: 0 H: 1 E: 0 LOB: 1 K: 0 BB: 0 S: 4 P: 4	R: 0 H: 1 E: 0 LOB: 1 K: 0 BB: 0 S: 4 P: 4	R: 1 H: 2 E: 0 LOB: 1 K: 1 BB: 0 S: 7 P: 7	R: 0 H: 0 E: 0 LOB: 0 K: 0 BB: 0 S: 3 P: 3	R: 0 H: 1 E: 0 LOB: 1 K: 0 BB: 0 S: 4 P: 4	R: 1 H: 1 E: 0 LOB: 0 K: 0 BB: 0 S: 4 P: 4	1B: 6 SF: 1 2B: 1 SAC: 0 3B: 0 DP: 0 HR: 1 HBP: 0	WP: 0 PA: 36 PB: 0 SB: 0 CS: 0	
PITCHER Bob Keegan, R (1, 1) ERA: 5.96	IP WLS BF H R ER SO BB IBB HBP BLK WP HR S P ERA WHIP	9.0 W 36 8 2 2 1 1 0 0 0 0 1 37 41 2.00 1.000										

Boston Red Sox @ Chicago White Sox
Comiskey Park, Chicago, IL
Wed Aug 31 1955, 4:33 AM EDT
Att: 22,638 - Unknown

AB 34
R 2
H 8
RBI 2
BB 1
SO 1
LOB 14



Batter	1	2	3	4	5	6	7	8	9
Nellie Fox, L OBP: 0.352, SLG: 0.391 (1, 4)	0-0 4-3 WP HR 1B	0-0 F9			0-0 1-3		0-0 F8		
George Kell, R OBP: 0.389, SLG: 0.416 (1, 5) Jim Busby, R OBP: 0.290, SLG: 0.346 (8, 8)	0-0 4-3 1-3		0-0 FC4-6 1B		0-0 1B		0-0 L6		
Minnie Minoso, R OBP: 0.377, SLG: 0.430 (1, 7)	4-0 HR BB		0-0 FC4-6 HR 1-2f		0-0 F9		0-0 L7		
Jim Rivera, L OBP: 0.373, SLG: 0.427 (1, 8) (8, 9)	0-0 1-2 3-H HR		0-0 1-H HR		0-0 1-3		0-0 4-3		
Walt Dropo, R OBP: 0.363, SLG: 0.481 (1, 3)	0-0 L4		0-0 5-3		0-0 L4-1 1B		0-0 F7		
Bob Kennedy, R OBP: 0.318, SLG: 0.389 (1, 9) (8, 5)		0-0 FC1-4 1B	0-0 F7		0-0 L4-1 1-1		0-0 6-3		
Sherm Lollar, R OBP: 0.377, SLG: 0.417 (1, 2)		0-0 F8		0-0 L6		0-0 6-3			
Chico Carrasquel, R OBP: 0.342, SLG: 0.352 (1, 6)		0-0 FC1-4 1B 1-2f		0-0 F9		0-0 SH3-4 1B			
Bob Keegan, R OBP: 0.438, SLG: 0.400 (1, 1)		0-0 1-2 1B		0-3 K		0-0 SH3-4 1-2			

Inning Stats	R: 2 E: 0 K: 0 S: 4	H: 2 LOB: 0 BB: 1 P: 8	R: 0 E: 0 K: 0 S: 5	H: 2 LOB: 2 BB: 0 P: 5	R: 2 E: 0 K: 0 S: 5	H: 2 LOB: 0 BB: 0 P: 5	R: 0 E: 0 K: 1 S: 5	H: 0 LOB: 0 BB: 0 P: 5	R: 0 E: 0 K: 0 S: 4	H: 1 LOB: 1 BB: 0 P: 4	R: 0 E: 0 K: 0 S: 3	H: 1 LOB: 0 BB: 0 P: 3	R: 0 E: 0 K: 0 S: 4	H: 1 LOB: 1 BB: 0 P: 4	R: 0 E: 0 K: 0 S: 3	H: 0 LOB: 0 BB: 0 P: 3
1B: 7 2B: 1 3B: 0 HR: 2	SF: 0 SAC: 1 DP: 1 HBP: 0	WP: 1 PB: 0 SB: 0 CS: 0	PA: 32													

PITCHER	IP	WLS	BF	H	R	ER	SO	BB	IBB	HBP	BLK	WP	HR	S	P	ERA	WHIP
Tom Brewer, R ERA: 4.34 (1, 1)	4.0	L	18	6	4	4	1	1	0	0	0	1	2	19	23	9.00	1.750
Leo Kiely, L ERA: 2.89 (5, 1)	2.0		7	2	0	0	0	0	0	0	0	0	0	7	7	0.00	1.000
George Susce, R ERA: 2.96 (7, 1)	2.0		7	1	0	0	0	0	0	0	0	0	0	7	7	0.00	0.500

BOTTOM

Boston Red Sox @ Chicago White Sox
Comiskey Park, Chicago, IL
Wed Aug 31 1955, 4:33 AM EDT
Att. 22,638 - Unknown

AB	30
R	4
H	9
RBI	4
BB	1
SO	1
LOB	11



PITCHER	IP	WLS	BF	H	R	ER	SO	BB	IBB	HBP	BLK	WP	HR	S	P	ERA	WHIP
Tom Brewer, R ERA: 4.34 (1, 1)	4.0	L	18	6	4	4	1	1	0	0	0	1	2	19	23	9.00	1.750
Leo Kiely, L ERA: 2.89 (5, 1)	2.0		7	2	0	0	0	0	0	0	0	0	0	7	7	0.00	1.000
George Susce, R ERA: 2.96 (7, 1)	2.0		7	1	0	0	0	0	0	0	0	0	0	7	7	0.00	0.500

Batter	1	2	3	4	5	6	7	8	9	AB R H RBI BB SO LOB	TOP	
Nellie Fox, L OBP: 0.352, SLG: 0.393 (1, 4) X	0-0 6-3 ①		X 0-0 G3 ③		X 0-0 1B 1B 2B		X 0-0 HR 1B	X 0-0 F7 ②		5 2 2 0 0 0 0		
George Kell, R OBP: 0.390, SLG: 0.417 Jim Busby, R OBP: 0.290, SLG: 0.345 (1, 5) X (7, 8)	0-0 1B			X 0-0 5-3 ① X	X 0-0 1B 1B		X 0-0 F7 ① X	X 0-0 4-3 ③		4 0 2 0 0 0 1 1 0 0 0 0 0 0		
Minnie Minoso, R OBP: 0.379, SLG: 0.438 (1, 7) S S S	0-3 K ②			X 0-0 1B 2B 1B	X 0-0 1-2 1B		X 0-0 1-H HR		S S S	5 2 3 3 0 2 1		
Jim Rivera, L OBP: 0.375, SLG: 0.427 (1, 8) X (7, 9)	0-0 F9 ③			X 0-0 2B 1B 1B	X 0-0 F1 ①		X 0-0 S 1B		B B B B	4 2 2 0 1 0 3		
Bob Kennedy, R OBP: 0.320, SLG: 0.394 (1, 9) X (7, 5)		X 0-0 5-3 ①		X 0-0 1B 1B 2B	X 0-0 F8 ②		X 0-0 1-H FC6-4 1B		X	5 1 2 2 0 0 3		
Walt Dropo, R OBP: 0.361, SLG: 0.478 (1, 3)		X 0-0 F4 ②		X 0-0 1B 1B	S S S		X 0-0 FC6-4 ②		S S S	5 1 1 1 0 2 4		
Sherm Lollar, R OBP: 0.378, SLG: 0.418 (1, 2)		X 0-0 L8 ③		X 0-0 1-2 3-H 1B		X 0-0 F2 ① X	X 0-0 2-H 1B			4 0 2 2 0 0 0		
Chico Carrasquel, R OBP: 0.340, SLG: 0.349 (1, 6)			X 0-0 F6 ① X	X 0-0 F5 ②		X 0-0 F7 ② X	X 0-0 4-3 ③			4 0 0 0 0 0 3		
Jack Harshman, L OBP: 0.339, SLG: 0.367 (1, 1)			X 0-0 3-1 ② X	X 0-0 4-3 ③		S S S	X 0-3 K ③	X 0-0 4-3 ①		4 0 0 0 0 1 2		
Inning Stats	R: 0 E: 0 K: 1 S: 6 H: 1 LOB: 1 BB: 0 P: 6	R: 0 E: 0 K: 0 S: 3 H: 0 LOB: 0 BB: 0 P: 3	R: 0 E: 0 K: 0 S: 3 H: 0 LOB: 0 BB: 0 P: 3	R: 3 E: 0 K: 0 S: 8 H: 5 LOB: 2 BB: 0 P: 8	R: 1 E: 0 K: 1 S: 8 H: 3 LOB: 2 BB: 0 P: 8	R: 0 E: 0 K: 1 S: 5 H: 0 LOB: 0 BB: 0 P: 5	R: 4 E: 1 K: 0 S: 8 H: 5 LOB: 1 BB: 0 P: 8	R: 0 E: 0 K: 0 S: 3 H: 0 LOB: 0 BB: 0 P: 3	R: 0 E: 0 K: 2 S: 7 H: 0 LOB: 1 BB: 1 P: 11	1B: 11 2B: 2 3B: 0 HR: 1 SF: 0 SAC: 0 DP: 0 HBP: 0	WP: 0 PB: 0 SB: 1 CS: 0 PA: 42	
PITCHER	IP WLS BF H R ER SO BB IBB HBP BLK WP HR S P ERA WHIP											
Sal Maglie, R ERA: 3.82 (1, 1)	3.1 L 16 6 3 3 1 0 0 0 0 0 0 0 18 18 8.10 1.800											
Art Houtteman, R ERA: 3.77 (4, 1)	3.0 16 7 5 4 2 0 0 0 0 0 0 1 20 20 12.00 2.333											
Jose Santiago, R ERA: 2.48 (7, 1)	0.2 3 1 0 0 0 0 0 0 0 0 0 0 3 3 0.00 1.500											
Ray Narveski, R ERA: 3.32 (8, 1)	1.0 3 0 0 0 0 0 0 0 0 0 0 0 3 3 0.00 0.000											
Don Mossi, L ERA: 2.6 (9, 1)	1.0 4 0 0 0 2 1 0 0 0 0 0 0 7 11 0.00 1.000											

Chicago White Sox @ Cleveland Indians
Cleveland Municipal Stadium, Cleveland, OH

Fri Sep 02 1955, 3:33 AM EDT
Att. 24,383 - Unknown

AB	41
R	8
H	14
RBI	8
BB	1
SO	5
LOB	17



livebaseballscorecards.com

Batter	1	2	3	4	5	6	7	8	9	AB R H RBI BB SO LOB	TOP									
Nellie Fox, L (1, 4) OBP: 0.353, SLG: 0.394	0-0 SH G5-4-3 1B		0-0 F9			0-0 SH5-3 1B		0-0 4-3		4 1 2 0 0 0 0										
George Kell, R (1, 5) OBP: 0.391, SLG: 0.418	0-0 SH G5-4-3 1B		0-0 5-3			0-0 SH5-3 1B		0-0		2 0 1 0 0 0 0										
Minnie Minoso, R (1, 7) OBP: 0.380, SLG: 0.438	0-0 G5-4-3 1B		0-3 K			4-0 FC6-4 BB		0-3 K		3 0 1 0 1 2 1										
Jim Rivera, L (1, 8) OBP: 0.372, SLG: 0.423	0-0 G5-4-3 1-2f 2-3 3-H		0-0 F8			0-0 F6		0-3 K		4 0 0 0 0 1 5										
Bob Kennedy, R (1, 9) OBP: 0.314, SLG: 0.387	0-0 5-3		0-0 F2			0-0 FC6-4 1-2f		0-0 F7		4 0 0 0 0 0 3										
Walt Dropo, R (1, 3) OBP: 0.360, SLG: 0.475		0-3 K		0-0 F8		0-0 1B		0-0 5-3		4 0 1 0 0 1 0										
Sherm Lollar, R (1, 2) OBP: 0.378, SLG: 0.415		4-0 BB		0-0 5-3		0-3 K		0-0 2B		2 0 0 0 1 1 1										
Ron Northey, L (9, PH) OBP: 0.500, SLG: 1.000										1 0 1 0 0 0 0										
Bobby Adams, R (9, PR) OBP: 0.340, SLG: 0.373										0 0 0 0 0 0 0										
Chico Carrasquel, R (1, 6) OBP: 0.338, SLG: 0.347		0-3 K		0-0 F4		0-3 K		0-3 K		3 0 0 0 0 2 2										
Dick Donovan, L (9, PH) OBP: 0.300, SLG: 0.233										1 0 0 0 0 1 1										
Billy Pierce, L (1, 1) OBP: 0.197, SLG: 0.172		0-0 5-3		0-0 F7		0-3 K				2 0 0 0 0 0 1										
Dixie Howell, L (6, 1) OBP: 0.333, SLG: 0.333										1 0 0 0 0 1 1										
Al Papai, R (8, 1)										0 0 0 0 0 0 0										
Inning Stats	R: 1 E: 1 K: 0 S: 5	H: 2 LOB: 1 BB: 0 P: 5	R: 0 E: 0 K: 2 S: 7	H: 0 LOB: 1 BB: 1 P: 11	R: 0 E: 0 K: 1 S: 5	H: 0 LOB: 0 BB: 0 P: 5	R: 0 E: 0 K: 0 S: 3	H: 0 LOB: 0 BB: 0 P: 3	R: 0 E: 0 K: 3 S: 10	H: 1 LOB: 2 BB: 1 P: 8	R: 0 E: 0 K: 3 S: 10	H: 1 LOB: 1 BB: 0 P: 10	R: 0 E: 0 K: 2 S: 8	H: 1 LOB: 1 BB: 0 P: 8	R: 0 E: 0 K: 1 S: 6	H: 1 LOB: 1 BB: 0 P: 6	1B: 5 2B: 1 3B: 0 HR: 0	SF: 0 SAC: 2 DP: 1 HBP: 0	WP: 0 PB: 0 SB: 0 CS: 0	PA: 35
PITCHER Early Wynn, R (1, 1) ERA: 2.97	IP: 9.0 WLS: W BF: 35 H: 6 R: 1 ER: 0 SO: 9 BB: 2 IBB: 0 HBP: 0 BLK: 0 WP: 0 HR: 0 S: 51 P: 59 ERA: 0.00 WHIP: 0.889																			
PITCHER	IP: 0.0 WLS: 0 BF: 0 H: 0 R: 0 ER: 0 SO: 0 BB: 0 IBB: 0 HBP: 0 BLK: 0 WP: 0 HR: 0 S: 0 P: 0 ERA: 0.00 WHIP: 0.00																			

Chicago White Sox @ Cleveland Indians
Cleveland Municipal Stadium, Cleveland, OH

livebaseballscorecards.com

AB	31
R	1
H	6
RBI	0
BB	2
SO	9
LOB	15



Sat Sep 03 1955, 3:33 AM EDT
Att: 15,096 - Unknown

Batter	1	2	3	4	5	6	7	8	9
Bobby Avila, R (1, 4) OBP: 0.366, SLG: 0.382	0-0 F7	0-0 4-3		0-0 F3		0-0 1B 2B		0-0 4-3	
Rudy Regalado, R (1, 5) Sam Dente, R (4, PR) OBP: 0.348, SLG: 0.313	0-3 K		0-3 K	4-0 FC6-4 BB		0-0 1B 1B		0-0 1B 1B	
Al Smith, R (1, 9) OBP: 0.410, SLG: 0.487	0-0 F7		0-0 FC6-4 1B	0-0 FC6-4 1-2f		0-0 G6-4-3 1B		0-0 2B 1B	
Ralph Kiner, R (1, 7) Hoot Evers, R (7, 7) Gene Woodling, L (8, PH) OBP: 0.357, SLG: 0.399		0-0 F8	0-0 L6		0-3 K	0-0 G6-4-3 1-2f		0-0 1B 2B	
Al Rosen, R (1, 3) OBP: 0.366, SLG: 0.408		0-0 F4	0-0 FC6-4 1-2f		4-0 FC4-6 BB		0-0 4-3	0-0 L3-6 S 1B	
Larry Doby, L (1, 8) OBP: 0.372, SLG: 0.483		4-0 BB BB BB BB		0-0 HR	0-0 FC4-6 1B 1-2f		0-0 HR	0-0 L3-6 1-3	
Jim Hegan, R (1, 2) OBP: 0.305, SLG: 0.359		4-0 BB BB BB		0-0 1B	0-0 1B		0-0 6-3		
George Strickland, R (1, 6) OBP: 0.308, SLG: 0.280		4-0 BB BB		0-3 K	0-0 F8		4-0 BB		
Early Wynn, S (1, 1) OBP: 0.253, SLG: 0.274		4-0 BB BB		0-0 BB 1B		0-3 K	0-3 K		

Inning Stats	R: 0	H: 0	E: 0	K: 1	S: 5	R: 1	H: 0	E: 0	K: 0	S: 3	R: 0	H: 1	E: 0	K: 1	S: 6	R: 1	H: 3	E: 0	K: 1	S: 7	R: 1	H: 1	E: 0	K: 1	S: 6	R: 2	H: 4	E: 0	K: 0	S: 6
	0	0	0	1	5	1	0	0	0	3	0	1	0	1	6	1	3	0	1	7	1	1	0	1	6	2	4	0	0	6

PITCHER	IP	WLS	BF	H	R	ER	SO	BB	IBB	HBP	BLK	WP	HR	S	P	ERA	WHIP
Billy Pierce, L (1, 1) ERA: 1.93	5.1	L	30	8	3	3	5	6	0	0	0	0	1	34	58	5.06	2.625
Dixie Howell, R (6, 1) ERA: 2.87	2.0		10	4	3	3	1	1	0	0	0	0	1	11	15	13.50	2.500
Al Papai, R (8, 1) ERA:	0.2		2	1	0	0	0	0	0	0	0	0	0	2	2	0.00	1.500


BOTTOM

Chicago White Sox @ Cleveland Indians
Cleveland Municipal Stadium, Cleveland, OH

Sat Sep 03 1955, 3:33 AM EDT
Att. 15,096 - Unknown


AB	R	H	RBI	BB	SO	LOB
5	1	1	0	0	0	5
2	0	0	0	1	2	0
2	1	2	1	0	0	0
5	1	3	0	0	0	3
4	0	0	0	0	1	3
0	0	0	0	0	0	0
1	0	1	2	0	0	0
4	0	1	0	1	0	1
4	3	2	2	1	0	3
3	0	2	0	1	0	0
2	0	0	0	2	1	3
3	0	1	1	1	2	1

AB	35
R	6
H	13
RBI	6
BB	7
SO	6
LOB	19



WP: 0	PA: 42
PB: 0	SB: 1
CS: 0	

PITCHER	IP	WLS	BF	H	R	ER	SO	BB	IBB	HBP	BLK	WP	HR	S	P	ERA	WHIP
Billy Pierce, L (1, 1) ERA: 1.93	5.1	L	30	8	3	3	5	6	0	0	0	0	1	34	58	5.06	2.625
Dixie Howell, R (6, 1) ERA: 2.87	2.0		10	4	3	3	1	1	0	0	0	0	1	11	15	13.50	2.500
Al Papai, R (8, 1) ERA:	0.2		2	1	0	0	0	0	0	0	0	0	0	2	2	0.00	1.500

Batter	1	2	3	4	5	6	7	8	9	AB R H RBI BB SO LOB	TOP		
Jim Busby, R (1, 8) <small>OBP: 0.288, SLG: 0.343</small> Ron Northey, L (8, PH) <small>OBP: 0.333, SLG: 0.667</small> Jim Brideweser, R (8, 6) <small>OBP: 0.250, SLG: 0.348</small>	0-0 5-3		0-0 6-3		0-0 6-3			0-3 K		3 0 0 0 0 0 0	Chicago White Sox @ Cleveland Indians Cleveland Municipal Stadium, Cleveland, OH Sun Sep 04 1955, 3:33 AM EDT Unknown AB 32 R 3 H 6 RBI 3 BB 0 SO 4 LOB 4 		
Nellie Fox, L (1, 4) <small>OBP: 0.351, SLG: 0.391</small>	0-0 F8		0-0 6-3			0-0 4-3		0-0 4-3		4 0 0 0 0 0 1			
Minnie Minoso, R (1, 7) <small>OBP: 0.379, SLG: 0.436</small>	0-0 PO 1B			0-0 F8		0-0 F4			0-0 5-3	4 0 1 0 0 0 0			
George Kell, R (1, 5) <small>OBP: 0.392, SLG: 0.427</small> (2, 3)	0-0 PO 1-2	0-0 HR		0-0 FC3-6 1B		0-0 6-3			0-0 4-3	4 1 2 1 0 0 0			
Jim Rivera, L (1, 9) <small>OBP: 0.369, SLG: 0.419</small> (8, 8)		0-0 F5		0-0 FC3-6 1B			0-0 3-1	0-3 K	0-3 K	4 1 0 0 0 1 1			
Walt Dropo, R (1, 3) <small>OBP: 0.359, SLG: 0.474</small> Bob Kennedy, R (2, 5) <small>OBP: 0.316, SLG: 0.388</small>		0-3 K		0-0 1B			0-0 1-3			1 0 0 0 0 1 0 2 0 1 1 0 0 0			
Sherm Lollar, R (1, 2) <small>OBP: 0.378, SLG: 0.423</small>		0-0 HR		0-0 5-3			0-0 F2			3 1 1 1 0 0 1			
Chico Carrasquel, R (1, 6) <small>OBP: 0.336, SLG: 0.345</small> Bob Nieman, R (8, PH) <small>OBP: 0.335, SLG: 0.431</small> (8, 9)		0-0 5-3			0-0 5-3			0-3 K		2 0 0 0 0 0 0 1 0 0 0 0 1 0			
Connie Johnson, R (1, 1) <small>OBP: 0.129, SLG: 0.167</small> Morrie Martin, L (4, 1) <small>OBP: 0.300, SLG: 0.300</small> Dixie Howell, L (7, 1) <small>OBP: 0.368, SLG: 0.368</small>			0-0 6-3		0-0 3-1			0-0 1B		1 0 0 0 0 0 0 1 0 0 0 0 0 0 1 0 1 0 0 0 0			
Inning Stats	R: 0 H: 1 E: 0 LOB: 0 K: 0 BB: 0 S: 3 P: 3	R: 2 H: 2 E: 0 LOB: 0 K: 1 BB: 0 S: 7 P: 7	R: 0 H: 0 E: 0 LOB: 0 K: 0 BB: 0 S: 3 P: 3	R: 1 H: 2 E: 0 LOB: 1 K: 0 BB: 0 S: 5 P: 5	R: 0 H: 0 E: 0 LOB: 0 K: 0 BB: 0 S: 3 P: 3	R: 0 H: 0 E: 0 LOB: 0 K: 0 BB: 0 S: 3 P: 3	R: 0 H: 0 E: 0 LOB: 0 K: 0 BB: 0 S: 3 P: 3	R: 0 H: 1 E: 0 LOB: 1 K: 2 BB: 0 S: 8 P: 8	R: 0 H: 0 E: 0 LOB: 0 K: 1 BB: 0 S: 5 P: 5	1B: 4 SF: 0 2B: 0 SAC: 0 3B: 0 DP: 0 HR: 2 HBP: 0	WP: 0 PA: 33 PB: 0 SB: 1 CS: 0		
PITCHER Bob Lemon, R (1, 1) <small>ERA: 3.94</small> Ray Narleski, R (8, 1) <small>ERA: 3.25</small>	IP WLS BF H R ER SO BB IBB HBP BLK WP HR S P ERA WHIP	7.0 W 25 5 3 3 1 0 0 0 0 0 2 27 27 3.86 0.714	2.0 S 7 1 0 0 3 0 0 0 0 0 0 0 13 13 0.00 0.500										

Batter	1	2	3	4	5	6	7	8	9
Al Smith, R (1, 9) OBP: 0.414, SLG: 0.489	0-0 G3		0-0 1B	4-0 BB HBP 1B BB		0-0 2B 1B		0-0 SH1-4 1B	
Bobby Avila, R (1, 4) OBP: 0.367, SLG: 0.382 Rudy Regalado, R (4, PR)	0-0 6-3		0-0 1B	1-0 BB HBP		0-0 F9		0-0 SH1-4	
Ray Narleski, R (8, 1) OBP: 0.263, SLG: 0.263			1-2 2-3 1B	1-2 2-3 HBP				1-2	
Gene Woodling, L (1, 7) OBP: 0.355, SLG: 0.397 Ralph Kiner, R (4, PH) OBP: 0.368, SLG: 0.439	0-0 4-3		0-0 F6	4-0 BB HBP		0-0 2B		0-0 6-3	
Hoot Evers, R (9, 7) OBP: 0.314, SLG: 0.438			1-2 2-3 BB	1-2 2-3 3-H BB		1-H 2-H 2B			
Larry Doby, L (1, 8) OBP: 0.369, SLG: 0.479		0-3 K	0-0 F6	0-3 K		0-3 K			
Al Rosen, R (1, 5) OBP: 0.367, SLG: 0.407		0-0 5-3		4-0 BB 2B BB	0-0 5-3		0-0 1B		
Ferris Fain, L (1, 3) OBP: 0.453, SLG: 0.336		4-0 BB		4-0 2B BB	0-0 4-3		0-3 K		
Hal Naragon, L (1, 2) OBP: 0.405, SLG: 0.460 Jim Hegan, R (5, PH)		0-0 F9		0-0 1B 2B	0-0 1-6-3		0-0 4-3		
George Strickland, R (1, 6) OBP: 0.305, SLG: 0.277			0-0 6-3	0-0 1-3 2-3		0-0 6-3		0-3 K	
Bob Lemon, L (1, 1) OBP: 0.329, SLG: 0.273 Sam Dente, R (8, 4) OBP: 0.345, SLG: 0.310			0-0 1B 1B	0-0 HBP BB BB 1B		0-0 1B 2B 1B		0-0 6-3	

Inning Stats	R: 0 E: 0 K: 0 S: 3	H: 0 LOB: 0 BB: 0 P: 3	R: 0 E: 0 K: 1 S: 5	H: 0 LOB: 1 BB: 1 P: 9	R: 0 E: 0 K: 0 S: 6	H: 3 LOB: 3 BB: 0 P: 6	R: 3 E: 0 K: 1 S: 6	H: 2 LOB: 3 BB: 4 P: 23	R: 0 E: 0 K: 0 S: 3	H: 0 LOB: 0 BB: 0 P: 3	R: 2 E: 0 K: 1 S: 8	H: 3 LOB: 1 BB: 0 P: 8	R: 0 E: 0 K: 2 S: 8	H: 1 LOB: 1 BB: 0 P: 8	R: 0 E: 0 K: 0 S: 4	H: 1 LOB: 1 BB: 0 P: 4
1B: 8 2B: 2 3B: 0 HR: 0	SF: 0 SAC: 1 DP: 0 HBP: 1	WP: 0 PB: 0 SB: 1 CS: 0	1B: 8 2B: 2 3B: 0 HR: 0	SF: 0 SAC: 1 DP: 0 HBP: 1	WP: 0 PB: 0 SB: 1 CS: 0	1B: 8 2B: 2 3B: 0 HR: 0	SF: 0 SAC: 1 DP: 0 HBP: 1	WP: 0 PB: 0 SB: 1 CS: 0	1B: 8 2B: 2 3B: 0 HR: 0	SF: 0 SAC: 1 DP: 0 HBP: 1	WP: 0 PB: 0 SB: 1 CS: 0	1B: 8 2B: 2 3B: 0 HR: 0	SF: 0 SAC: 1 DP: 0 HBP: 1	WP: 0 PB: 0 SB: 1 CS: 0	1B: 8 2B: 2 3B: 0 HR: 0	


PITCHER	IP	WLS	BF	H	R	ER	SO	BB	IBB	HBP	BLK	WP	HR	S	P	ERA	WHIP
Connie Johnson, R (1, 1) ERA: 3.03	3.2		20	5	3	3	1	4	0	1	0	0	0	17	34	7.36	2.455
Morrie Martin, L (4, 1) ERA: 3.7	2.2	L	13	4	2	2	3	1	0	0	0	0	0	18	22	6.75	1.875
Dixie Howell, R (7, 1) ERA: 2.8	1.2		6	1	0	0	1	0	0	0	0	0	0	8	8	0.00	0.600

BOTTOM

Chicago White Sox @ Cleveland Indians
Cleveland Municipal Stadium, Cleveland, OH

Sun Sep 04 1955, 3:33 AM EDT
Unknown

AB	32
R	5
H	10
RBI	5
BB	5
SO	5
LOB	18



WP	PA	ERA	WHIP
0	39		

Batter	1	2	3	4	5	6	7	8	9	AB R H RBI BB SO LOB	TOP			
Nellie Fox, L (1, 4) OBP: 0.351, SLG: 0.391	0-0 1B		0-0 F9		0-0 F7	0-0 F5			0-0 1B	5 0 2 0 0 0 2				
George Kell, R (1, 5) OBP: 0.390, SLG: 0.422	0-0 F9		1-0 G5-4-3 HBP		0-0 F7			0-0 F9	0-0 5-4-2-3-6 1-2f	4 0 0 0 0 0 2				
Minnie Minoso, R (1, 7) OBP: 0.378, SLG: 0.434	0-0 L9		0-0 G5-4-3 1-2f		0-3 K			0-0 1B		4 0 1 0 0 1 2				
Walt Dropo, R (1, 3) OBP: 0.358, SLG: 0.472	0-0 F9				0-0 F2	0-0 1-3 HR 1B		0-0 F9		4 1 1 0 0 0 2				
Jim Rivera, L (1, 8) OBP: 0.368, SLG: 0.417			0-0 F7		0-0 1B F4 1B	0-0 F2		0-0 F9		4 1 1 0 0 0 2				
Bob Nieman, R (1, 9) OBP: 0.337, SLG: 0.430		4-0 1B BB		0-0 1B 1-3 1B	0-0 1-3			0-3 K		3 0 1 0 1 1 1				
Jim Brideweser, R (1, 6) OBP: 0.240, SLG: 0.333		0-3 K		0-0 F4	0-0 2-H HR			0-0 1-3		2 0 0 1 0 1 2				
Ron Northey, L (6, PH) OBP: 0.500, SLG: 1.500				0-0 3-H				0-0 1-3		1 1 1 2 0 0 0				
Chico Carrasquel, R (6, 6) OBP: 0.336, SLG: 0.345				0-0 1-2 1B	0-0 1-2 1B			0-3 K		1 0 0 0 0 0 0				
Les Moss, R (1, 2) OBP: 0.361, SLG: 0.417				0-0 1-2 1B	0-0 1-2 1B			0-0 E3 1B		4 0 2 0 0 1 0				
Dick Donovan, L (1, 1) OBP: 0.301, SLG: 0.238				0-0 F4	0-0 F5			0-0 F2		3 0 1 0 0 0 4				
Harry Byrd, R (7, 1) OBP: 0.122, SLG: 0.104										0 0 0 0 0 0 0				
Bob Kennedy, R (9, PH) OBP: 0.315, SLG: 0.386										1 0 0 0 0 0 0				
Inning Stats	R: 0 E: 0 K: 0 S: 4 H: 1 LOB: 1 BB: 0 P: 4	R: 0 E: 0 K: 1 S: 6 H: 1 LOB: 2 BB: 1 P: 10	R: 0 E: 0 K: 0 S: 2 H: 0 LOB: 0 BB: 0 P: 3	R: 1 E: 0 K: 0 S: 6 H: 3 LOB: 2 BB: 0 P: 6	R: 0 E: 0 K: 1 S: 5 H: 0 LOB: 0 BB: 0 P: 5	R: 2 E: 1 K: 0 S: 7 H: 3 LOB: 2 BB: 0 P: 7	R: 0 E: 0 K: 0 S: 4 H: 1 LOB: 1 BB: 0 P: 4	R: 0 E: 0 K: 2 S: 7 H: 0 LOB: 0 BB: 0 P: 7	R: 0 E: 0 K: 0 S: 3 H: 1 LOB: 0 BB: 0 P: 3	1B: 9 2B: 1 3B: 0 HR: 1 SF: 0 SAC: 0 DP: 2 HBP: 1	WP: 0 PB: 0 SB: 0 CS: 0 PA: 38			
PITCHER	IP WLS BF H R ER SO BB IBB HBP BLK WP HR S P ERA WHIP												PITCHER	IP WLS BF H R ER SO BB IBB HBP BLK WP HR S P ERA WHIP
Mike Garcia, R (1, 1) ERA: 3.89	5.2 W 27 8 3 3 2 1 0 1 0 0 1 29 34 4.76 1.588													
Ray Narleski, R (6, 1) ERA: 3.15	3.1 S 11 2 0 0 2 0 0 0 0 0 0 0 15 15 0.00 0.600													

Chicago White Sox @ Cleveland Indians
Cleveland Municipal Stadium, Cleveland, OH
Sun Sep 04 1955, 3:38 AM EDT
Att: 52,487 - Unknown

livebaseballscorecards.com

AB	36
R	3
H	10
RBI	3
BB	1
SO	4
LOB	17



Batter	1	2	3	4	5	6	7	8	9	AB	R	H	RBI	BB	SO	LOB
Al Smith, R OBP: 0.415, SLG: 0.494 (1, 9)	0-0 F9 SH1-4 1B		0-0 F5	0-0 HR		4-0 IBB		0-0 F8		4	1	2	1	1	0	0
Sam Dente, R OBP: 0.333, SLG: 0.298 (1, 4)	0-0 SH1-4 1-2		0-0 F9	0-0 5-3		0-0 F6		0-0 4-3		4	0	0	0	0	0	2
Gene Woodling, L OBP: 0.357, SLG: 0.396 (1, 7)	0-0 F9 2-3		4-0 1B HR BB		0-0 F9		0-0 6-3 1B			3	2	1	0	1	0	1
Larry Doby, L OBP: 0.370, SLG: 0.478 (1, 8)	0-0 F9		0-0 1-2 HR 1B		4-0 BB		0-0 L7			3	1	1	0	1	0	2
Al Rosen, R OBP: 0.366, SLG: 0.413 (1, 5)		0-3 K	0-0 1-H 2-H HR		0-0 F8		0-0 6-3			4	1	1	3	0	1	2
Ferris Fain, L OBP: 0.457, SLG: 0.335 (1, 3)		4-0 FC4-6 BB	4-0 FC5-4 BB		0-0 G3		4-0 1B IBB			1	0	0	0	3	0	1
Jim Hegan, R OBP: 0.306, SLG: 0.358 (1, 2)		0-0 FC4-6 1-2f 1B	0-0 FC5-4 1-2f 1B			0-0 SH1-3 1B		0-0 1-2 2-H 1B		4	0	2	1	0	0	2
George Strickland, R OBP: 0.308, SLG: 0.280 (1, 6)		0-0 1-2 1B		0-0 B2-6-4 1B		0-0 SH1-3		0-0 6-3		3	0	2	0	0	0	2
Mike Garcia, R OBP: 0.265, SLG: 0.302 (1, 1)		0-0 6-3		0-0 B2-6-4 1-2f		0-3 K		0-0 F4		2	0	0	0	0	0	3
Ray Narleski, R OBP: 0.238, SLG: 0.238 (6, 1)										2	0	0	0	0	1	1

Inning Stats		R: 0	H: 1	R: 0	H: 1	R: 3	H: 2	R: 1	H: 2	R: 0	H: 0	R: 1	H: 2	R: 0	H: 0	R: 0	H: 0
		E: 0	LOB: 1	E: 0	LOB: 2	E: 0	LOB: 1	E: 0	LOB: 0	E: 0	LOB: 1	E: 0	LOB: 2	E: 0	LOB: 0	E: 0	LOB: 0
		K: 0	BB: 0	K: 1	BB: 1	K: 0	BB: 2	K: 0	BB: 0	K: 0	BB: 1	K: 0	BB: 1	K: 0	BB: 0	K: 0	BB: 0
		S: 4	P: 4	S: 6	P: 10	S: 5	P: 13	S: 4	P: 4	S: 3	P: 7	S: 5	P: 9	S: 3	P: 3	S: 3	P: 3

BOTTOM

Chicago White Sox @ Cleveland Indians
Cleveland Municipal Stadium, Cleveland, OH

Sun Sep 04 1955, 3:38 AM EDT
Att. 52,487 - Unknown

AB	30
R	5
H	9
RBI	5
BB	6
SO	2
LOB	16



WP: 0	PA: 38
PB: 0	
SB: 0	
CS: 0	

PITCHER		IP	WLS	BF	H	R	ER	SO	BB	IBB	HBP	BLK	WP	HR	S	P	ERA	WHIP
Dick Donovan, R ERA: 3.12 (1, 1)		6.2	L	34	9	5	5	2	4	2	0	0	0	2	32	56	6.75	1.950
Harry Byrd, R ERA: 4.68 (7, 1)		1.1		4	0	0	0	0	0	0	0	0	0	4	4	0.00	0.000	

Batter	1	2	3	4	5	6	7	8	9
Harvey Kuenn, R OBP: 0.346, SLG: 0.417 (1, 6)	0-0 2B 1B	0-0 1B 2B	0-0 4-3			0-0 S 2B 1B		0-0 F8	
Bill Tuttle, R OBP: 0.358, SLG: 0.407 (1, 8)	0-0 1B 2B	0-0 L1-3 1B		4-0 BB L5-3		0-0 F7		0-3 K	
Al Kaline, R OBP: 0.430, SLG: 0.565 (1, 9)	0-0 1B 2B	0-0 L1-3		0-0 L9		4-0 2B IBB			
Earl Torgeson, L OBP: 0.399, SLG: 0.411 (1, 3)	0-0 1B 2B	0-3 K		0-0 L5-3		0-0 2B			
Ray Boone, R OBP: 0.352, SLG: 0.484 (1, 5)	0-0 1B 2B	0-0 6-3			0-0 HR	0-0 1-3			
Jim Delsing, L OBP: 0.328, SLG: 0.381 Bubba Phillips, R OBP: 0.299, SLG: 0.321 (7, PH) (8, 7)	0-0 F7		0-0 1-3		0-3 K		0-3 K		
Frank House, L OBP: 0.318, SLG: 0.448 (1, 2)	0-0 F8		0-0 4-3		0-0 3-1		0-0 1-3		
Fred Hatfield, L OBP: 0.345, SLG: 0.357 (1, 4)	4-0 IBB		4-0 1B BB		0-0 4-3		0-0 F7		
Billy Hoef, L OBP: 0.276, SLG: 0.195 (1, 1)	0-0 4-3		0-0 1B			0-3 K		0-3 K	

Inning Stats	R: 4 E: 0 K: 0 S: 8	H: 5 LOB: 2 BB: 1 P: 12	R: 0 E: 0 K: 1 S: 7	H: 2 LOB: 2 BB: 0 P: 7	R: 0 E: 0 K: 0 S: 4	H: 1 LOB: 2 BB: 1 P: 8	R: 0 E: 0 K: 0 S: 2	H: 0 LOB: 0 BB: 1 P: 6	R: 1 E: 0 K: 1 S: 6	H: 1 LOB: 0 BB: 0 P: 6	R: 2 E: 0 K: 1 S: 7	H: 2 LOB: 1 BB: 1 P: 11	R: 0 E: 0 K: 1 S: 5	H: 0 LOB: 0 BB: 0 P: 5	R: 0 E: 0 K: 2 S: 7	H: 0 LOB: 0 BB: 0 P: 7
--------------	------------------------------	----------------------------------	------------------------------	---------------------------------	------------------------------	---------------------------------	------------------------------	---------------------------------	------------------------------	---------------------------------	------------------------------	----------------------------------	------------------------------	---------------------------------	------------------------------	---------------------------------

PITCHER	IP	WLS	BF	H	R	ER	SO	BB	IBB	HBP	BLK	WP	HR	S	P	ERA	WHIP
Virgil Trucks, R ERA: 3.73 (1, 1)	0.0	L	4	4	4	4	0	0	0	0	0	0	0	4	4	∞	∞
Sandy Consuegra, R ERA: 2.72 (1, 1)	1.0		7	3	0	0	0	0	1	0	0	0	0	6	10	0.00	3.000
Al Papai, R ERA: 4.76 (2, 1)	5.0		21	4	3	3	3	2	1	0	0	0	1	24	36	5.40	1.200
Morrie Martin, L ERA: 3.55 (7, 1)	2.0		6	0	0	0	3	0	0	0	0	0	0	12	12	0.00	0.000

AB R H RBI BB SO LOB

5 2 3 0 0 0 2

4 1 2 1 1 1 1

3 2 1 1 1 0 3

4 1 2 2 0 1 3

4 1 2 3 0 0 3

3 0 0 0 0 1 1

1 0 0 0 0 1 0

4 0 0 0 0 0 1

2 0 0 0 2 0 0

4 0 1 0 0 2 2

AB 34

R 7

H 11

RBI 7

BB 4

SO 6

LOB 16

WP: 0 PA: 38

PB: 0

SB: 1

CS: 0


ERA WHIP

Chicago White Sox @ Detroit Tigers

Briggs Stadium, Detroit, MI

Mon Sep 05 1955, 4:33 AM EDT

Unknown



livebaseballscorecards.com

Batter	1	2	3	4	5	6	7	8	9	AB R H RBI BB SO LOB	TOP	
Minnie Minoso, R OBP: 0.378, SLG: 0.430 (1, 7) BB BB	4-0 E 1B BB		4-0 E S BB		0-3 K		0-0 G6-4-3 1-2f			2 1 0 0 2 1 2		
Nellie Fox, L OBP: 0.351, SLG: 0.392 (1, 4) X	0-0 F4		0-3 K 1-3			0-0 5-3		0-0 F6		4 0 0 0 0 1 2		
Jim Rivera, L OBP: 0.367, SLG: 0.416 (1, 8) (6, 9) X	0-0 E3 PB 1-H 1B		0-3 K			0-0 5-3		0-0 4-3		4 0 1 0 0 1 1		
Ron Northey, L OBP: 0.429, SLG: 1.000 Jim Busby, R OBP: 0.287, SLG: 0.341 (1, 9) (6, PR) (6, 8) X	0-0 F8 2-3		0-3 K			4-0 BB		0-0 F7		2 0 0 0 1 1 1 1 0 0 0 0 0 0		
Bob Kennedy, R OBP: 0.305, SLG: 0.373 (1, 3) (4, 5) X	0-0 5-3			0-0 5-3		0-0 F6			0-0 4-3	4 0 0 0 0 0 2		
Les Moss, R OBP: 0.358, SLG: 0.420 (1, 2) X		0-0 1-3		0-0 3B 2B			0-0 6-3		0-0 F8	4 1 1 0 0 0 0		
Bobby Adams, R OBP: 0.345, SLG: 0.386 Walt Dropo, R OBP: 0.358, SLG: 0.468 (1, 5) (4, 3) X		0-0 5-3		0-0 3B 2-H			1-0 1B FC4 HBP		0-0 5-3	2 0 1 1 0 0 0 1 1 0 0 0 0 0		
Chico Carrasquel, R OBP: 0.335, SLG: 0.344 (1, 6) X		0-0 F8				0-0 5-3		0-0 FC4 1-3 1B		3 0 1 0 0 0 0		
Bob Keegan, R OBP: 0.389, SLG: 0.353 Billy Pierce, L OBP: 0.194, SLG: 0.169 (1, 1) (6, 1) X			0-0 4-3		0-0 4-3		0-0 FC4 G6-4-3 1-2 3-H			2 0 0 0 0 0 0 1 0 0 1 0 0 1		
Inning Stats	R: 1 E: 1 K: 0 S: 4 H: 1 LOB: 1 BB: 1 P: 8	R: 0 E: 0 K: 0 S: 3 H: 0 LOB: 0 BB: 0 P: 3	R: 0 E: 0 K: 2 S: 7 H: 0 LOB: 1 BB: 1 P: 11	R: 1 E: 0 K: 1 S: 6 H: 2 LOB: 1 BB: 0 P: 6	R: 0 E: 0 K: 1 S: 5 H: 0 LOB: 0 BB: 0 P: 5	R: 0 E: 0 K: 0 S: 3 H: 0 LOB: 1 BB: 1 P: 7	R: 1 E: 0 K: 0 S: 4 H: 1 LOB: 1 BB: 0 P: 5	R: 0 E: 0 K: 0 S: 3 H: 0 LOB: 0 BB: 0 P: 3	R: 0 E: 0 K: 0 S: 3 H: 0 LOB: 0 BB: 0 P: 3	1B: 2 2B: 1 3B: 1 HR: 0 SF: 0 SAC: 0 DP: 1 HBP: 1	WP: 0 PB: 1 SB: 1 CS: 0 PA: 34	
PITCHER Frank Lary, R ERA: 3.28 (1, 1)	IP: 9.0 WLS: L BF: 34 H: 4 R: 3 ER: 2 SO: 4 BB: 3 IBB: 0 HBP: 1 BLK: 0 WP: 0 HR: 0 S: 38 P: 51 ERA: 2.00 WHIP: 0.778											PITCHER IP: WLS: BF: H: R: ER: SO: BB: IBB: HBP: BLK: WP: HR: S: P: ERA: WHIP

Chicago White Sox @ Detroit Tigers
Briggs Stadium, Detroit, MI
 Mon Sep 05 1955, 4:38 AM EDT
 Att: 38,309 - Unknown

livebaseballscorecards.com

AB 30
R 3
H 4
RBI 2
BB 3
SO 4
LOB 9



BOTTOM

Chicago White Sox @ Detroit Tigers
Briggs Stadium, Detroit, MI
Mon Sep 05 1955, 4:38 AM EDT
Att. 38,309 - Unknown

livebaseballscorecards.com

AB 32
R 0
H 6
RBI 0
BB 2
SO 3
LOB 16



WP: 0 PA: 34
PB: 0
SB: 0
CS: 0

AB R H RBI BB SO LOB

4 0 1 0 0 0 1

4 0 1 0 0 0 2

3 0 0 0 1 0 2

4 0 1 0 0 0 3

3 0 1 0 1 0 1

3 0 1 0 0 0 3

1 0 0 0 0 0 0

4 0 0 0 0 1 3

3 0 0 0 0 0 1


3 0 1 0 0 2 0

1B: 6 SF: 0
2B: 0 SAC: 0
3B: 0 DP: 1
HR: 0 HBP: 0

Batter	1	2	3	4	5	6	7	8	9
Harvey Kuenn, R (1, 6) OBP: 0.345, SLG: 0.416	0-0 5-3		0-0 F5		0-0 4-3			0-0 1B	
Bill Tuttle, R (1, 8) OBP: 0.357, SLG: 0.406	0-0 F2		0-0 G4-3			0-0 6-3 1B		0-0 F4	
Al Kaline, R (1, 9) OBP: 0.428, SLG: 0.561	4-0 BB			0-0 L7		0-0 L7		0-0 L7	
Earl Torgeson, L (1, 3) OBP: 0.398, SLG: 0.410	0-0 1-3			0-0 1B 1B		0-0 6-3 1-2		0-0 F9	
Ray Boone, R (1, 5) OBP: 0.353, SLG: 0.483		0-0 4-3 5-3 1B		0-0 F9		4-0 BB		0-0 5-3	
Jim Delsing, L (1, 7) OBP: 0.328, SLG: 0.380 Bubba Phillips, R (9, PH) OBP: 0.298, SLG: 0.320		0-0 5-3		0-0 1-2 1B		0-0 F8		0-0 F8	
Fred Hatfield, L (1, 4) OBP: 0.342, SLG: 0.353		0-0 4-3		0-0 F8			0-0 4-3	0-3 K	
Red Wilson, R (1, 2) OBP: 0.300, SLG: 0.295		0-0 F8			0-0 5-3		0-0 F8		
Frank Lary, R (1, 1) OBP: 0.250, SLG: 0.236			0-0 G4-3 1B		0-3 K		0-3 K		

Inning Stats	R: 0	H: 0	E: 0	K: 0	S: 3	R: 0	H: 1	E: 0	K: 0	S: 4	R: 0	H: 1	E: 0	K: 0	S: 3	R: 0	H: 2	E: 0	K: 0	S: 5	R: 0	H: 0	E: 0	K: 1	S: 5	R: 0	H: 1	E: 0	K: 0	S: 4	R: 0	H: 0	E: 0	K: 1	S: 5	R: 0	H: 1	E: 0	K: 0	S: 4	R: 0	H: 0	E: 0	K: 1	S: 5	R: 0	H: 1	E: 0	K: 0	S: 4	R: 0	H: 0	E: 0	K: 1	S: 5
	LOB: 1	BB: 1	P: 7	LOB: 1	BB: 0	P: 4	LOB: 0	BB: 0	P: 3	LOB: 2	BB: 0	P: 5	LOB: 0	BB: 0	P: 5	LOB: 2	BB: 1	P: 8	LOB: 0	BB: 0	P: 5	LOB: 0	BB: 0	P: 5	LOB: 0	BB: 0	P: 4	LOB: 1	BB: 0	P: 5	LOB: 0	BB: 0	P: 5	LOB: 0	BB: 0	P: 5	LOB: 0	BB: 0	P: 4	LOB: 0	BB: 0	P: 5	LOB: 0	BB: 0	P: 5	LOB: 0	BB: 0	P: 5							

PITCHER	IP	WLS	BF	H	R	ER	SO	BB	IBB	HBP	BLK	WP	HR	S	P	ERA	WHIP
Bob Keegan, R (1, 1) ERA: 5.33	5.2	W	23	5	0	0	1	2	0	0	0	0	0	23	31	0.00	1.235
Billy Pierce, L (6, 1) ERA: 1.89	3.1	S	11	1	0	0	2	0	0	0	0	0	0	15	15	0.00	0.300

Batter	1	2	3	4	5	6	7	8	9	AB R H RBI BB SO LOB	TOP															
Chico Carrasquel, R (1, 6) OBP: 0.338, SLG: 0.346	0-0 1B E 1B		0-0 F8		0-0 4-3		0-0 6-3			4 1 1 0 0 0 1																
Nellie Fox, L (1, 4) OBP: 0.353, SLG: 0.394	0-0 1-2 E 1B		0-0 F9		0-0 E8 1B 1B			0-0 1-3		4 2 2 1 0 0 0																
Minnie Minoso, R (1, 7) OBP: 0.381, SLG: 0.436	0-0 F6		0-0		0-0 3-H S 1B			0-0 2B		4 0 3 1 0 0 2																
George Kell, R (1, 5) OBP: 0.384, SLG: 0.414 Ron Northey, L (8, PH) OBP: 0.375, SLG: 0.857 Bobby Adams, R (8, 5) OBP: 0.345, SLG: 0.386	0-0 F6		0-0 6-3		0-0 F2 1-2			0-3 K		3 0 0 0 0 0 4 1 0 0 0 0 1 1 0 0 0 0 0 0 0																
Bob Nieman, R (1, 9) OBP: 0.340, SLG: 0.434 Jim Rivera, L (7, 9) OBP: 0.367, SLG: 0.413	0-0 E8 1-H 2-H 1B			0-0 6-3		0-0 1-3		0-0 4-3		3 0 1 1 0 0 0 1 0 0 0 0 0 1																
Walt Dropo, R (1, 3) OBP: 0.354, SLG: 0.461	0-0 6-3			0-0 F9		0-0 6-3			0-0 F7	4 0 0 0 0 0 1																
Jim Busby, R (1, 8) OBP: 0.287, SLG: 0.338 Bob Kennedy, R (9, PH) OBP: 0.307, SLG: 0.376		0-0 1-3		0-0 F8		4-0 CS BB			0-0 FC4-6 1B	2 0 0 0 1 0 0 1 0 1 0 0 0 0	AB 33 R 4 H 8 RBI 3 BB 2 SO 2 LOB 12															
Sherm Lollar, R (1, 2) OBP: 0.374, SLG: 0.414		0-0 F8			4-0 4-3 E SH5-3 BB		0-0 CS	0-0 5-3		3 1 0 0 1 0 1																
Virgil Trucks, R (1, 1) OBP: 0.127, SLG: 0.145 Morrie Martin, L (7, 1) OBP: 0.300, SLG: 0.300 Harry Byrd, R (7, 1) OBP: 0.122, SLG: 0.104 Dick Donovan, L (9, PH) OBP: 0.297, SLG: 0.234		0-0 L5			0-0 SH5-3		0-0 K		0-0 FC4-6	2 0 0 0 0 1 0 0 0 0 0 0 0 0 0 0 0 0 0 0 0 1 0 0 0 0 0 1																
Inning Stats	R: 2 E: 1 K: 0 S: 6 H: 3 LOB: 1 BB: 0 P: 6	R: 0 E: 0 K: 0 S: 3 H: 0 LOB: 0 BB: 0 P: 3	R: 0 E: 0 K: 0 S: 4 H: 1 LOB: 1 BB: 0 P: 4	R: 0 E: 0 K: 0 S: 3 H: 0 LOB: 0 BB: 0 P: 3	R: 2 E: 1 K: 0 S: 5 H: 2 LOB: 1 BB: 1 P: 9	R: 0 E: 0 K: 0 S: 2 H: 0 LOB: 0 BB: 1 P: 6	R: 0 E: 0 K: 1 S: 5 H: 0 LOB: 0 BB: 0 P: 5	R: 0 E: 0 K: 1 S: 6 H: 1 LOB: 1 BB: 0 P: 6	R: 0 E: 0 K: 0 S: 4 H: 1 LOB: 1 BB: 0 P: 4	1B: 6 2B: 2 3B: 0 HR: 0 SF: 0 SAC: 1 DP: 0 HBP: 0	WP: 0 PB: 0 SB: 1 CS: 1 PA: 37															
PITCHER	IP WLS BF H R ER SO BB IBB HBP BLK WP HR S P ERA WHIP											PITCHER	IP WLS BF H R ER SO BB IBB HBP BLK WP HR S P ERA WHIP													
Chuck Stobbs, L (1, 1) ERA: 4.89	5.0	22	6	4	2	0	1	0	0	0	0	0	21	25	3.60	1.400										
Ted Abernathy, R (6, 1) ERA: 6.11	2.0	W	6	0	0	0	1	1	0	0	0	0	7	11	0.00	0.500										
Pedro Ramos, R (8, 1) ERA: 3.36	2.0	S	8	2	0	0	1	0	0	0	0	0	10	10	0.00	1.000										

Chicago White Sox @ Washington Senators
Griffith Stadium, Washington, DC
Thu Sep 08 1955, 3:33 AM EDT
Att. 2,437 - Unknown

livebaseballscorecards.com

BOTTOM

Chicago White Sox @ Washington Senators
Griffith Stadium, Washington, DC

livebaseballscorecards.com

AB	32
R	5
H	10
RBI	5
BB	2
SO	4
LOB	11



WP:	0	PA:	35
PB:	0	SB:	0
CS:	0		

Thu Sep 08 1955, 3:33 AM EDT
Att. 2,437 - Unknown

AB R H RBI BB SO LOB

4	0	2	1	0	0	1
3	0	0	1	0	0	1
0	0	0	0	0	0	0
4	1	1	0	0	0	1
4	2	2	2	0	0	0
4	0	0	0	0	1	1
4	0	2	1	0	2	0
3	0	1	0	1	0	1
3	1	1	0	1	0	3
1	0	0	0	0	0	2
1	0	0	0	0	1	1
0	0	0	0	0	0	0
0	0	0	0	0	0	0
1	1	1	0	0	0	0
1B:	9	SF:	1			
2B:	0	SAC:	0			
3B:	0	DP:	1			
HR:	1	HBP:	0			

Batter	1	2	3	4	5	6	7	8	9
Eddie Yost, R OBP: 0.393, SLG: 0.363 (1, 5)	0-0 F8 1B		0-0 G1-6-3 1B		0-0 1-3		0-0 1-3 1B		
Ernie Oravetz, S OBP: 0.338, SLG: 0.307 Pedro Ramos, S OBP: 0.143, SLG: 0.091 (1, 8) (8, 1)	0-0 G3		0-0 G1-6-3 1-2f			0-0 G3	0-0 SF8 3-H		
Pete Runnels, L OBP: 0.354, SLG: 0.343 (1, 4)	0-0 F6		0-0 1-3			0-0 HR 1B	0-0 F7		
Mickey Vernon, L OBP: 0.371, SLG: 0.451 (1, 3)		0-0 E7 6-3 1B		0-0 4-3		0-0 HR 1-H		0-0 F4	
Carlos Paula, R OBP: 0.351, SLG: 0.492 (1, 9)		0-0 6-3 2-3		0-0 L8		0-3 K		0-0 F7	
Roy Sievers, R OBP: 0.367, SLG: 0.479 (1, 7)		0-0 FC3-6 3-H 1B		0-3 K		0-3 K		0-0 E8 1B	
Clint Courtney, L OBP: 0.368, SLG: 0.416 (1, 2)		0-0 FC3-6 1-2f BB				0-0 1B		0-0 F9	4-0 IBB
Jose Valdivielso, R OBP: 0.267, SLG: 0.331 (1, 6)		4-0 FC4 1-2 BB				0-0 L6		0-0 1B 1B	0-0 F2
Chuck Stobbs, L OBP: 0.359, SLG: 0.226 Johnny Groth, R OBP: 0.311, SLG: 0.380 Ted Abernathy, R OBP: 0.143, SLG: 0.143 Mickey McDermott, L OBP: 0.247, SLG: 0.256 Tom Umphlett, R OBP: 0.261, SLG: 0.259 (1, 1) (5, PH) (6, 1) (7, PH) (7, PH) (8, 8)		0-0 FC4 1-2f				0-3 K	0-0 1B 1-3 SF8 1B		

Inning Stats	R: 0 H: 0 E: 0 K: 3 S: 3	R: 1 H: 2 E: 1 K: 0 S: 5	R: 0 H: 1 E: 0 K: 0 S: 3	R: 0 H: 0 E: 0 K: 1 S: 5	R: 0 H: 1 E: 0 K: 1 S: 6	R: 2 H: 2 E: 0 K: 2 S: 9	R: 2 H: 3 E: 0 K: 0 S: 6	R: 0 H: 1 E: 1 K: 0 S: 4
--------------	--------------------------	--------------------------	--------------------------	--------------------------	--------------------------	--------------------------	--------------------------	--------------------------

PITCHER	IP	WLS	BF	H	R	ER	SO	BB	IBB	HBP	BLK	WP	HR	S	P	ERA	WHIP
Virgil Trucks, R ERA: 3.75 (1, 1)	6.1		26	7	4	3	4	1	0	0	0	0	1	33	37	4.26	1.263
Morrie Martin, L ERA: 3.73 (7, 1)	0.0	L	2	2	0	0	0	0	0	0	0	0	0	2	2	∞	∞
Harry Byrd, R ERA: 4.63 (7, 1)	1.2		7	1	1	1	0	0	1	0	0	0	0	6	10	5.40	0.600

Chicago White Sox @ New York Yankees
 Yankee Stadium, Bronx, NY

Fri Sep 09 1955, 3:33 AM EDT
 Att. 18,158 - Overcast - 69 F

AB	36
R	4
H	11
RBI	4
BB	6
SO	3
LOB	19



Batter	1	2	3	4	5	6	7	8	9	AB	R	H	RBI	BB	SO	LOB					
Chico Carrasquel, R OBP: 0.336, SLG: 0.347 (1, 6)	0-0 4-3		0-0 F6		0-0 F4		0-0 1B 2B	0-0 5-3		5	1	1	1	0	0	2					
Nellie Fox, L OBP: 0.356, SLG: 0.397 (1, 4)	0-0 BB 1B		4-0 G6-4-3 BB		0-0 5-3		0-0 BB 1B		0-0 1B	4	0	3	2	1	0	0					
Minnie Minoso, R OBP: 0.381, SLG: 0.433 (1, 7)	4-0 1-2 BB		0-0 G6-4-3 1-2f		0-0 F8		4-0 1-2 BB		0-0 F7	3	0	0	0	2	0	2					
Jim Rivera, L OBP: 0.363, SLG: 0.408 (1, 9) (7, 8)	0-0 F9			0-0 F4		0-0 1-3	0-0 3-1		0-3 K	5	0	0	0	0	1	5					
Bob Kennedy, R OBP: 0.309, SLG: 0.380 (1, 5)	0-0 F8			0-0 2B		0-0 L7		0-0 F8	0-0 FC4 1B	5	0	2	0	0	0	2					
Walt Dropo, R OBP: 0.350, SLG: 0.456 (1, 3)		0-0 F8		0-3 K		0-0 L9		0-0 F8	0-0 FC4	5	0	0	0	0	1	3					
Sherm Lollar, R OBP: 0.380, SLG: 0.416 (1, 2)		0-0 1B		4-0 IBB		4-0 1B 2B BB		4-0 1B BB		1	2	1	0	3	0	0					
Jim Busby, R OBP: 0.286, SLG: 0.337 (1, 8)		0-0 F8		0-0 F9		0-0 F9		0-0 1B 1B		2	0	0	0	0	0	3					
Ron Northey, L OBP: 0.400, SLG: 0.778 (7, PH) (7, 9)										2	0	1	0	0	0	1					
Bobby Adams, R OBP: 0.345, SLG: 0.386 (8, PR) Al Papai, R (8, 1)										0	0	0	0	0	0	0					
Dick Donovan, L OBP: 0.312, SLG: 0.254 (1, 1) Dixie Howell, L OBP: 0.368, SLG: 0.368 (7, 1) Bob Nieman, R OBP: 0.342, SLG: 0.436 (8, PH) (8, 9)		0-3 K		0-0 1B				0-0 2B 1B	0-0 1-3 2-H	3	1	2	0	0	1	1					
Inning Stats	R: 0 E: 0 K: 0 S: 4	H: 1 LOB: 2 BB: 1 P: 8	R: 0 E: 0 K: 1 S: 6	H: 1 LOB: 1 BB: 0 P: 6	R: 0 E: 0 K: 0 S: 2	H: 0 LOB: 0 BB: 1 P: 6	R: 0 E: 0 K: 1 S: 6	H: 1 LOB: 2 BB: 1 P: 10	R: 0 E: 0 K: 0 S: 3	H: 0 LOB: 0 BB: 0 P: 3	R: 3 E: 0 K: 0 S: 6	H: 3 LOB: 2 BB: 2 P: 14	R: 1 E: 0 K: 0 S: 5	H: 2 LOB: 2 BB: 1 P: 9	R: 0 E: 0 K: 1 S: 7	H: 2 LOB: 2 BB: 0 P: 7	1B: 9 2B: 2 3B: 0 HR: 0	SF: 0 SAC: 0 DP: 1 HBP: 0	WP: 0 PB: 0 SB: 0 CS: 0	PA: 42	
PITCHER	IP	WLS	BF	H	R	ER	SO	BB	IBB	HBP	BLK	WP	HR	S	P	ERA	WHIP				
Don Larsen, R ERA: 3.01 (1, 1)	6.2	W	29	7	3	3	2	3	1	0	0	0	0	29	45	4.05	1.500				
Jim Konstanty, R ERA: 2.13 (7, 1)	1.0		7	2	1	1	0	2	0	0	0	0	0	5	13	9.00	4.000				
Bob Grim, R ERA: 4.92 (8, 1)	1.1	S	6	2	0	0	1	0	0	0	0	0	0	8	8	0.00	1.500				

livebaseballscorecards.com

BOTTOM

Chicago White Sox @ New York Yankees
Yankee Stadium, Bronx, NY

Sat Sep 10 1955, 3:33 AM EDT
Att. 31,486 - Unknown - 73 F

livebaseballscorecards.com

AB 35
R 8
H 10
RBI 7
BB 8
SO 0
LOB 17



WP: 0 PA: 49
PB: 0
SB: 0
CS: 2

AB R H RBI BB SO LOB

3 1 1 3 0 0 0
1 0 0 0 2 0 1

5 0 0 1 0 0 5

3 0 2 0 0 0 0
1 0 0 0 0 0 2
1 0 0 0 0 0 0

5 1 1 0 0 0 3

1 1 1 0 1 0 0
3 0 1 0 0 0 1

5 1 2 0 0 0 3

1 1 0 0 1 0 1
2 1 0 0 1 0 1

2 1 1 1 3 0 0

0 0 0 0 0 0 0
1 1 1 2 0 0 0
1 0 0 0 0 0 0
0 0 0 0 0 0 0
0 0 0 0 0 0 0
0 0 0 0 0 0 0
0 0 0 0 0 0 0
0 0 0 0 0 0 0

1B: 8 SF: 0
2B: 2 SAC: 3
3B: 0 DP: 1
HR: 1 HBP: 1

Batter	1	2	3	4	5	6	7	8	9	10	
Elston Howard, R OBP: 0.346, SLG: 0.513 Irv Noren, L OBP: 0.323, SLG: 0.373	0-0 F8	0-0 HR		0-0 F9		4-0 FC6-4 IBB		4-0 IBB		0-0 1-3	
Gil McDougald, R OBP: 0.362, SLG: 0.399	0-0 F7	1-0 1B 9-6-5 HBP			0-0 1-3	0-0 FC6-4		0-0 F8		0-0 F7	
Yogi Berra, L OBP: 0.352, SLG: 0.476 Charles Silva, R OBP: 0.344, SLG: 0.192 Eddie Robinson, L OBP: 0.349, SLG: 0.491	0-0 F2	0-0 1B			0-0 1B 1B	0-0 F9			0-0 F9		
Mickey Mantle, S OBP: 0.429, SLG: 0.619		0-0 F8 9-6-5			0-0 F5		0-0 4-3		0-0 F8 E 2B		
Bill Skowron, R OBP: 0.370, SLG: 0.527 Joe Collins, L OBP: 0.338, SLG: 0.398		0-0 1B BB 1B		4-0 FC5-4 BB		0-0 1B	0-0 4-3		0-0 F8 2-3		
Hank Bauer, R OBP: 0.357, SLG: 0.444		0-0 1B BB 1B		0-0 FC5-4 FC2-6		0-0 F8	0-0 CS 1B		0-0 E7		
Billy Martin, R OBP: 0.323, SLG: 0.333 Andy Carey, R OBP: 0.313, SLG: 0.379		4-0 1B BB IBB		0-0 FC2-6 CS		4-0 SH5-4 FC6-4 BB	0-0 CS 1-2	0-0 1-3	0-0 L4		
Phil Rizzuto, R OBP: 0.371, SLG: 0.314		4-0 1B HR BB		0-0 CS		0-0 1-3		4-0 SH1-4 BB		4-0 SH1-4 BB	
Rip Coleman, L OBP: 0.222, SLG: 0.222 Bob Cerv, R OBP: 0.334, SLG: 0.500 Tom Sturdivant, L OBP: 0.083, SLG: 0.083 Jim Konstanty, R OBP: 0.250, SLG: 0.143 Bob Grim, R OBP: 0.051, SLG: 0.077 Johnny Kucks, R OBP: 0.208, SLG: 0.136 Tom Morgan, R OBP: 0.290, SLG: 0.313 Bobby Richardson, R OBP: 0.222, SLG: 0.125	0-0 1-3	0-0 HR 1B		0-0 1-3		0-0 SH5-4		0-0 SH1-4		0-0 SH1-4	
Inning Stats	R: 0 H: 0 E: 0 LOB: 0 K: 0 BB: 0 S: 3 P: 3	R: 6 H: 5 E: 0 LOB: 1 K: 0 BB: 2 S: 7 P: 16	R: 0 H: 0 E: 0 LOB: 0 K: 0 BB: 1 S: 2 P: 6	R: 0 H: 0 E: 0 LOB: 0 K: 0 BB: 0 S: 3 P: 3	R: 0 H: 2 E: 0 LOB: 2 K: 0 BB: 0 S: 5 P: 5	R: 1 H: 1 E: 0 LOB: 2 K: 0 BB: 2 S: 4 P: 12	R: 0 H: 1 E: 0 LOB: 0 K: 0 BB: 0 S: 3 P: 3	R: 0 H: 0 E: 0 LOB: 2 K: 0 BB: 2 S: 3 P: 11	R: 1 H: 1 E: 1 LOB: 1 K: 0 BB: 0 S: 5 P: 5	R: 0 H: 0 E: 0 LOB: 1 K: 0 BB: 1 S: 3 P: 7	1B: 8 SF: 0 2B: 2 SAC: 3 3B: 0 DP: 1 HR: 1 HBP: 1
PITCHER	IP WLS BF H R ER SO BB IBB HBP BLK WP HR S P ERA WHIP										
Billy Pierce, L ERA: 2.18	(1, 1) 1.1 12 5 6 6 0 1 1 1 0 0 1 9 18 40.50 4.500										
Harry Byrd, R ERA: 4.55	(2, 1) 2.2 7 0 0 0 0 1 0 0 0 0 0 6 10 0.00 0.375										
Sandy Consuegra, R ERA: 2.72	(5, 1) 3.0 14 4 1 1 0 1 1 0 0 0 0 12 20 3.00 1.667										
Al Papai, R ERA: 3.52	(8, 1) 1.0 5 0 0 0 0 1 1 0 0 0 0 3 11 0.00 1.000										
Dixie Howell, R ERA: 2.67	(9, 1) 2.0 W 9 1 1 0 0 1 0 0 0 0 0 8 12 0.00 1.000										

Batter	1	2	3	4	5	6	7	8	9	AB R H RBI BB SO LOB	TOP																				
Nellie Fox, L (1, 4) OBP: 0.354, SLG: 0.392	0-0 G3		0-0 FC5-4		0-0 F8			0-0 G3		4 0 0 0 0 0 3																					
Jim Rivera, L (1, 8) OBP: 0.361, SLG: 0.406	0-0 L7		0-0 G3			0-0 4-3		0-0 F8		4 0 0 0 0 0 1																					
Minnie Minoso, R (1, 7) OBP: 0.378, SLG: 0.426	0-0 6-3			0-0 5-3		0-0 F7		0-0 6-3		4 0 0 0 0 0 0																					
Bob Nieman, R (1, 9) OBP: 0.353, SLG: 0.453		0-0 HR		0-3 K		0-0 6-3			0-0 2B 5-3 1B	4 2 2 1 0 1 0																					
Bob Kennedy, R (1, 5) OBP: 0.319, SLG: 0.398		0-0 6-3		0-0 5-3			0-0 F9		0-0 1-3 2B	2 0 0 0 0 0 0 2 0 1 0 0 0 0																					
Jim Brideweser, R (6, 5) OBP: 0.232, SLG: 0.333																															
Walt Dropo, R (1, 3) OBP: 0.348, SLG: 0.452		0-0 4-3			0-0 G3		0-0 L5		0-0 5-3	4 0 0 1 0 0 1																					
Chico Carrasquel, R (1, 6) OBP: 0.338, SLG: 0.345		0-0 5-3			0-0 6-3		4-0 2B BB		0-0 3-H F5	3 0 0 0 0 1 0 1																					
Les Moss, R (1, 2) OBP: 0.367, SLG: 0.426			1-0 FC1-6 HBP		4-0 1B BB		0-0 1-3 2B		0-0 F5	1 0 1 0 1 0 0 0 0 0 0 0 0 0 0 0 0 0 0 0 0 1 0 0 0 0 0 1																					
Bobby Adams, R (7, PR) OBP: 0.345, SLG: 0.386																															
Earl Battey, R (7, 2)																															
Sherm Lollar, R (9, PH) OBP: 0.377, SLG: 0.413																															
Bob Keegan, R (1, 1) OBP: 0.368, SLG: 0.333			0-0 FC1-6		0-0 1-2 1B		0-0 F9			1 0 0 0 0 0 0 1 1 0 1 0 1 0 0 0 0 0 0 2 0 0 0 0 0 0 0 0																					
George Kell, R (5, PH) OBP: 0.381, SLG: 0.410																															
Al Papai, R (5, 1)																															
Morrie Martin, L (6, 1) OBP: 0.300, SLG: 0.300																															
Ron Northey, L (7, PH) OBP: 0.333, SLG: 0.636																															
Harry Byrd, R (7, 1) OBP: 0.120, SLG: 0.102																															
Inning Stats	R: 0 E: 0 K: 0 S: 3	H: 0 LOB: 0 BB: 0 P: 3	R: 1 E: 0 K: 0 S: 4	H: 1 LOB: 0 BB: 0 P: 4	R: 0 E: 0 K: 0 S: 3	H: 0 LOB: 1 BB: 0 P: 4	R: 0 E: 0 K: 1 S: 5	H: 0 LOB: 0 BB: 0 P: 5	R: 0 E: 0 K: 0 S: 4	H: 1 LOB: 2 BB: 1 P: 8	R: 0 E: 0 K: 0 S: 3	H: 0 LOB: 0 BB: 0 P: 3	R: 0 E: 0 K: 0 S: 3	H: 0 LOB: 0 BB: 0 P: 3	R: 1 E: 0 K: 0 S: 5	H: 2 LOB: 1 BB: 0 P: 5	1B: 2 2B: 2 3B: 0 HR: 1	SF: 0 SAC: 0 DP: 0 HBP: 1	WP: 0 PB: 0 SB: 0 CS: 0	PA: 35											
PITCHER Frank Sullivan, R (1, 1) ERA: 2.91	IP 9.0	WLS W	BF 35	H 5	R 2	ER 2	SO 1	BB 2	IBB 0	HBP 1	BLK 0	WP 0	HR 1	S 34	P 43	ERA 2.00	WHIP 0.778														
											PITCHER	IP	WLS	BF	H	R	ER	SO	BB	IBB	HBP	BLK	WP	HR	S	P	ERA	WHIP			

Chicago White Sox @ Boston Red Sox
Fenway Park, Boston, MA
Sun Sep 11 1955, 3:33 AM EDT
Unknown

livebaseballscorecards.com

AB	32
R	2
H	5
RBI	2
BB	2
SO	1
LOB	10



Batter	1	2	3	4	5	6	7	8	9	AB R H RBI BB SO LOB	TOP																
Minnie Minoso, R OBP: 0.375, SLG: 0.423 (1, 7) X	0-0 F5		0-0 6-3		0-0 SF7		0-0 F9	0-0 F3		4 0 0 1 0 0 1																	
Nellie Fox, L OBP: 0.354, SLG: 0.391 (1, 4) X	0-0 4-3			0-0 F2	0-0 3-H 2-H 1B		4-0 1B 2B BB	0-0 5-3		4 1 1 1 1 0 1																	
George Kell, R OBP: 0.379, SLG: 0.408 (1, 3) (7, 5) X	0-0 F8			0-0 F8	0-0 F7		0-0 2B 1B		0-0 3-1	5 1 1 0 0 0 1																	
Bob Kennedy, R OBP: 0.321, SLG: 0.401 Walt Dropo, R OBP: 0.349, SLG: 0.452 (1, 5) (7, 3) X		0-0 F8		4-0 BB		0-0 F3	0-0 1B 2B		4-0 L6-3 BB	3 1 1 2 1 0 0 0 0 0 0 1 0 0																	
Jim Rivera, L OBP: 0.358, SLG: 0.401 (1, 9) X		0-0 F4		0-3 K		0-0 F8	0-0 E4 1B 2B		0-0 L6-3	5 0 0 0 0 1 3																	
Sherm Lollar, R OBP: 0.381, SLG: 0.415 (1, 2) X		0-0 1B			4-0 1B 2B SH1-4 BB	0-0 BB 2B 1B	0-0 F4			3 2 2 0 1 0 2																	
Jim Brideweser, R OBP: 0.254, SLG: 0.339 (1, 6) X		0-0 F9			0-0 SH1-4	4-0 2B BB	0-0 1B			2 0 1 1 1 0 1																	
Jim Busby, R OBP: 0.291, SLG: 0.343 (1, 8) X			0-0 F6		0-0 2B SF7 1B	0-0 1-3 2-H 2B		0-0 SH1-4 1B		4 1 3 1 0 0 0																	
Connie Johnson, R OBP: 0.147, SLG: 0.212 Dixie Howell, L OBP: 0.350, SLG: 0.350 (1, 1) (7, 1) X			0-0 6-3		0-0 1B 2B	0-0 6-3		0-0 SH1-4		3 1 1 1 0 0 2 0 0 0 0 0 0 0																	
Inning Stats	R: 0 E: 0 K: 0 S: 3	H: 0 LOB: 0 BB: 0 P: 3	R: 0 E: 0 K: 0 S: 4	H: 1 LOB: 1 BB: 0 P: 4	R: 0 E: 0 K: 0 S: 3	H: 0 LOB: 0 BB: 0 P: 3	R: 0 E: 0 K: 1 S: 5	H: 0 LOB: 1 BB: 1 P: 9	R: 3 E: 0 K: 0 S: 6	H: 3 LOB: 1 BB: 1 P: 10	R: 1 E: 0 K: 0 S: 5	H: 2 LOB: 2 BB: 1 P: 9	R: 3 E: 1 K: 0 S: 6	H: 3 LOB: 3 BB: 1 P: 10	R: 0 E: 0 K: 0 S: 4	H: 1 LOB: 1 BB: 0 P: 4	R: 0 E: 0 K: 0 S: 2	H: 0 LOB: 0 BB: 1 P: 6	1B: 7 2B: 4 3B: 0 HR: 0	SF: 1 SAC: 2 DP: 1 HBP: 0	WP: 0 PB: 0 SB: 0 CS: 0	PA: 41					
PITCHER	IP	WLS	BF	H	R	ER	SO	BB	IBB	HBP	BLK	WP	HR	S	P	ERA	WHIP										
George Susce, R ERA: 3.03 (1, 1)	6.0	L	27	6	4	4	1	3	0	0	0	0	0	26	38	6.00	1.500										
Mel Parnell, L ERA: 7.83 (7, 1)	1.0		7	3	3	2	0	1	0	0	0	0	0	6	10	18.00	4.000										
Dick Brodowski, R ERA: 5.76 (8, 1)	2.0		7	1	0	0	0	1	0	0	0	0	0	6	10	0.00	1.000										

Chicago White Sox @ Boston Red Sox
Fenway Park, Boston, MA
Sun Sep 11 1955, 3:38 AM EDT
Att: 29,473 - Unknown

livebaseballscorecards.com

AB 33
R 7
H 10
RBI 7
BB 5
SO 1
LOB 11



Batter	1	2	3	4	5	6	7	8	9	AB	R	H	RBI	BB	SO	LOB
Billy Goodman, L (1, 4) OBP: 0.398, SLG: 0.353	0-0 BB 1B		0-0 BB 1B	4-0 FC6-4 BB		0-0 G3 1B	0-0 FC6-4 1-2f 2-3			4	0	3	0	1	0	2
Billy Klaus, L (1, 6) OBP: 0.348, SLG: 0.387	0-3 K		0-0 F8	0-0 FC6-4 1-2f		0-0 G3 1-2	0-0 FC6-4 1-2f			5	0	0	0	0	1	7
Ted Williams, L (1, 7) OBP: 0.497, SLG: 0.724 Karl Olson, R (9, 7) OBP: 0.243, SLG: 0.278	4-0 1-2 BB		4-0 BB 1-2 BB		0-0 FC6-4 1B	4-0 BB		0-0 F7		2	0	1	0	3	0	0
Jackie Jensen, R (1, 9) OBP: 0.370, SLG: 0.471	0-0 F8		4-0 1-2 2-3 BB		0-0 F6	0-3 K		0-0 4-3		4	0	0	0	1	1	5
Norm Zauchin, R (1, 3) OBP: 0.332, SLG: 0.442	0-3 K		0-3 K		0-0 1-2 FC6-4 1B		0-0 HR 1B	0-0 F9		5	1	2	0	0	2	5
Sammy White, R (1, 2) OBP: 0.326, SLG: 0.404		0-0 1B	0-0 F3		0-0 FC6-4 1-2f 2-3 BB		0-0 1-H HR	0-0 F4		5	1	2	2	0	0	5
Grady Hatton, L (1, 5) OBP: 0.370, SLG: 0.333		0-3 K		0-0 F8	4-0 1-2 BB		0-0 4-3	0-3 K		4	0	0	0	1	2	1
Jim Piersall, R (1, 8) OBP: 0.373, SLG: 0.435		0-0 F9		0-0 SH1-4 1B	0-0 F4		0-0 FC6-4 1B 1B	0-0 6-3		5	0	2	0	0	0	4
George Susce, R (1, 1) OBP: 0.163, SLG: 0.167 Gene Stephens, L (6, PH) OBP: 0.380, SLG: 0.475 Mel Parnell, L (7, 1) OBP: 0.316, SLG: 0.368 Faye Throneberry, L (7, PH) OBP: 0.333, SLG: 0.483 Dick Brodowski, R (8, 1) OBP: 0.500, SLG: 0.900		0-3 K		0-0 SH1-4		0-0 F9	0-0 FC6-4 1-2 1B			1	0	0	0	0	1	1

Inning Stats	R: 0	H: 1	E: 0	LOB: 2	K: 2	BB: 1	S: 8	P: 12	R: 0	H: 1	E: 0	LOB: 1	K: 2	BB: 0	S: 8	P: 8	R: 0	H: 1	E: 0	LOB: 3	K: 1	BB: 2	S: 6	P: 14	R: 0	H: 1	E: 0	LOB: 2	K: 0	BB: 1	S: 4	R: 0	H: 2	E: 0	LOB: 3	K: 0	BB: 1	S: 5	P: 9	R: 0	H: 1	E: 0	LOB: 2	K: 1	BB: 1	S: 6	P: 10	R: 2	H: 4	E: 0	LOB: 2	K: 0	BB: 0	S: 7	P: 7	R: 0	H: 0	E: 0	LOB: 0	K: 0	BB: 0	S: 3	P: 3	R: 0	H: 0	E: 0	LOB: 0	K: 1	BB: 0	S: 5	P: 5	1B: 10	SF: 0	2B: 0	SAC: 1	3B: 0	DP: 0	HR: 1	HBP: 0	WP: 0	PA: 44
--------------	------	------	------	--------	------	-------	------	-------	------	------	------	--------	------	-------	------	------	------	------	------	--------	------	-------	------	-------	------	------	------	--------	------	-------	------	------	------	------	--------	------	-------	------	------	------	------	------	--------	------	-------	------	-------	------	------	------	--------	------	-------	------	------	------	------	------	--------	------	-------	------	------	------	------	------	--------	------	-------	------	------	--------	-------	-------	--------	-------	-------	-------	--------	-------	--------

PITCHER	IP	WLS	BF	H	R	ER	SO	BB	IBB	HBP	BLK	WP	HR	S	P	ERA	WHIP
Connie Johnson, R (1, 1) ERA: 3.02	6.1	W	35	10	2	2	6	6	0	0	0	0	1	41	65	2.84	2.526
Dixie Howell, R (7, 1) ERA: 2.57	2.2	S	9	1	0	0	1	0	0	0	0	0	0	11	11	0.00	0.375


BOTTOM

Chicago White Sox @ Boston Red Sox
Fenway Park, Boston, MA

Sun Sep 11 1955, 3:38 AM EDT
Att. 29,473 - Unknown

livebaseballscorecards.com

AB	37
R	2
H	11
RBI	2
BB	6
SO	7
LOB	30



Batter	1	2	3	4	5	6	7	8	9	AB R H RBI BB SO LOB	TOP																			
Minnie Minoso, R OBP: 0.374, SLG: 0.420 (1, 7) X	0-0 4-3 BB		4-0 BB BB		0-0 FC6-5 1B 2-3			0-0 F7		3 0 0 0 1 0 1																				
Nellie Fox, L OBP: 0.357, SLG: 0.393 (1, 4) X	0-0 PB 1B		4-0 BB 1-2		0-0 CS 1B 1-3			0-0 F8		3 0 2 0 1 0 0																				
Jim Rivera, L OBP: 0.357, SLG: 0.398 (1, 9) X (7, 8)	0-0 F8 1-2		0-0 F7		0-0 CS 1-2	4-0 BB G1-6-3		0-0 F7		3 0 0 0 1 0 3																				
Bob Kennedy, R OBP: 0.320, SLG: 0.396 (1, 5) B B B	4-0 BB		0-3 K		0-0 G1-6-3 1-2f			0-0 F9		3 0 0 0 1 1 3																				
Walt Dropo, R OBP: 0.347, SLG: 0.449 George Kell, R OBP: 0.380, SLG: 0.409 (1, 3) X (9, PH)	0-0 G1		0-3 K		0-3 K			0-0 1B		3 0 0 0 0 2 2 1 0 1 0 0 0 0																				
Sherm Lollar, R OBP: 0.380, SLG: 0.413 (1, 2) X		0-0 F6		0-0 6-3			0-0 1B 1B	0-0 F7		4 0 1 0 0 0 1																				
Jim Brideweser, R OBP: 0.246, SLG: 0.328 Chico Carrasquel, R OBP: 0.336, SLG: 0.345 (1, 6) X (7, PH) (7, 6)		0-0 G3		0-0 1-3			0-0 1B 1-H	0-0 F6		2 0 0 0 0 0 0 2 0 1 0 0 0 1																				
Jim Busby, R OBP: 0.292, SLG: 0.344 Bob Nieman, R OBP: 0.351, SLG: 0.451 (1, 8) S S S (7, PH) (7, 9)		0-3 K			0-0 E6 FC6-5 1B		0-3 K			2 0 1 0 0 1 0 1 0 0 0 0 1 1																				
Virgil Trucks, R OBP: 0.123, SLG: 0.141 Dick Donovan, L OBP: 0.304, SLG: 0.246 Sandy Consuegra, R OBP: 0.125, SLG: 0.125 (1, 1) X (7, PH) (7, 1)			0-0 5-3		0-0 F3		0-0 4-3			2 0 0 0 0 0 1 1 0 0 0 0 0 1 0 0 0 0 0 0 0																				
Inning Stats	R: 0 E: 0 K: 0 S: 4	H: 1 LOB: 2 BB: 1 P: 8	R: 0 E: 0 K: 1 S: 5	H: 0 LOB: 0 BB: 0 P: 5	R: 0 E: 0 K: 1 S: 5	H: 0 LOB: 0 BB: 0 P: 5	R: 0 E: 1 K: 0 S: 4	H: 2 LOB: 1 BB: 0 P: 4	R: 0 E: 0 K: 1 S: 4	H: 0 LOB: 0 BB: 1 P: 8	R: 0 E: 0 K: 1 S: 6	H: 2 LOB: 1 BB: 0 P: 6	R: 0 E: 0 K: 0 S: 3	H: 0 LOB: 0 BB: 0 P: 3	R: 0 E: 0 K: 0 S: 4	H: 1 LOB: 1 BB: 0 P: 4	1B: 6 2B: 0 3B: 0 HR: 0	SF: 0 SAC: 0 DP: 1 HBP: 0	WP: 0 PB: 1 SB: 0 CS: 1	PA: 35										
PITCHER Ray Moore, R ERA: 3.82 (1, 1)	IP 9.0	WLS W	BF 34	H 6	R 0	ER 0	SO 5	BB 4	IBB 0	HBP 0	BLK 0	WP 0	HR 0	S 40	P 56	ERA 0.00	WHIP 1.111													
											PITCHER	IP	WLS	BF	H	R	ER	SO	BB	IBB	HBP	BLK	WP	HR	S	P	ERA	WHIP		

Chicago White Sox @ Baltimore Orioles
Memorial Stadium, Baltimore, MD
Tue Sep 13 1955, 3:33 AM EDT
Unknown

livebaseballscorecards.com

AB	30
R	0
H	6
RBI	0
BB	4
SO	5
LOB	14



Batter	1	2	3	4	5	6	7	8	9
Fred Marsh, R OBP: 0.290, SLG: 0.254 (1, 4) (5, 6)	0-0 4-3 1B		0-3 K		0-0 F8		0-0 4-3		
Cal Abrams, L OBP: 0.416, SLG: 0.370 (1, 8) (8, 9)	0-0 F7		0-0 3-1		0-0 4-3		0-0 E5 1B		
Dave Philley, S OBP: 0.374, SLG: 0.431 (1, 9) (8, 7)	0-0 4-3 1-2			0-0 4-3	0-3 K		0-0 FC6-4 1B		
Bob Hale, L OBP: 0.380, SLG: 0.414 (1, 3)	0-0 6-3			4-0 BB 1B BB		0-0 FC5-6 1B	0-0 FC6-4 1-2f		
Jim Dyck, R OBP: 0.398, SLG: 0.393 Chuck Diering, R OBP: 0.331, SLG: 0.308 (1, 7) (8, 8)		0-0 6-3		4-0 BB 1B BB		0-0 FC5-6 1B S		0-0 F8	
Gus Triandos, R OBP: 0.322, SLG: 0.389 (1, 2)		0-0 F9		0-0 1-3 2-H 1B		4-0 BB 1B BB		0-0 4-3	
Wayne Causey, L OBP: 0.269, SLG: 0.234 (1, 5)		0-0 1B		4-0 IBB		0-0 F7		0-0 4-3	
Willy Miranda, S OBP: 0.299, SLG: 0.294 Angelo Dargres, L (4, PH) Don Leppert, L OBP: 0.224, SLG: 0.103 (5, 4)		0-0 F2		0-3 K		0-0 1B			
Ray Moore, R OBP: 0.179, SLG: 0.158 (1, 1)			0-0 L9	0-0 5-3			0-0 L7		

Inning Stats	R: 0	H: 1	E: 0	LOB: 1	K: 0	BB: 0	S: 4	P: 4
	R: 0	H: 1	E: 0	LOB: 1	K: 0	BB: 0	S: 4	P: 4
	R: 0	H: 0	E: 0	LOB: 0	K: 1	BB: 0	S: 5	P: 5
	R: 1	H: 1	E: 0	LOB: 3	K: 1	BB: 3	S: 6	P: 18
	R: 0	H: 0	E: 0	LOB: 0	K: 1	BB: 0	S: 5	P: 5
	R: 1	H: 2	E: 0	LOB: 2	K: 0	BB: 1	S: 4	P: 8
	R: 0	H: 1	E: 1	LOB: 2	K: 0	BB: 0	S: 5	P: 5
	R: 0	H: 0	E: 0	LOB: 0	K: 0	BB: 0	S: 3	P: 3

PITCHER	IP	WLS	BF	H	R	ER	SO	BB	IBB	HBP	BLK	WP	HR	S	P	ERA	WHIP
Virgil Trucks, R ERA: 3.72 (1, 1)	6.0	L	26	5	2	2	3	3	1	0	0	0	0	28	44	3.00	1.333
Sandy Consuegra, R ERA: 2.68 (7, 1)	2.0		8	1	0	0	0	0	0	0	0	0	0	8	8	0.00	0.500

AB R H RBI BB SO LOB

4	0	1	0	0	1	0
4	0	0	0	0	0	1
4	0	1	0	0	1	1
3	1	1	0	1	0	3
2	1	0	0	1	0	1
1	0	0	0	0	0	0
3	0	1	1	1	0	0
3	0	1	0	1	0	2
1	0	0	0	0	0	1
1	0	0	0	0	1	3
1	0	1	1	0	0	0
3	0	0	0	0	0	3

AB	30
R	2
H	6
RBI	2
BB	4
SO	3
LOB	15



Chicago White Sox @ Baltimore Orioles
Memorial Stadium, Baltimore, MD

Tue Sep 13 1955, 3:33 AM EDT
Unknown

WP: 0 PA: 34

WP	HR	S	P	ERA	WHIP
0	0	0	0	0	0

1B	2B	3B	HR	SF	SAC	DP	HBP
6	0	0	0	0	0	0	0

BOTTOM

Chicago White Sox @ Baltimore Orioles
Memorial Stadium, Baltimore, MD

Tue Sep 13 1955, 3:38 AM EDT
Att. 10,638 - Unknown

livebaseballscorecards.com

AB	34
R	6
H	7
RBI	6
BB	1
SO	12
LOB	5



WP	0	PA	35
PB	0		
SB	0		
CS	0		

AB R H RBI BB SO LOB

4 0 0 0 0 2 1

3 1 0 0 1 3 1

0 0 0 0 0 0 0

4 1 1 0 0 2 0

4 2 2 0 0 1 0

4 1 1 4 0 1 1

4 1 1 0 0 1 0

4 0 1 2 0 0 0

3 0 1 0 0 1 1

1 0 0 0 0 0 0

2 0 0 0 0 1 1

0-0

4-0

0-0

0-0

0-0

0-3

0-0

0-0

0-0

0-3

0-0

0-3

0-3

0-3

0-0

0-0

0-0

0-0

0-0

0-3

0-0

0-3

0-0

0-3

0-0

0-3

0-3

0-0

0-0

0-0

0-0

0-0

0-0

0-0

0-3

0-3

0-0

0-0

0-0

0-0

0-0

0-3

0-0

0-3

0-0

0-3

0-3

0-0

0-0

0-0

0-0

0-0

0-3

0-0

0-3

0-0

0-3

0-3

0-0

0-0

0-0

0-0

0-0

0-3

0-0

0-3

0-0

0-3

0-3

0-0

0-0

0-0

0-0

0-0

0-3

0-0

0-3

0-0

0-3

0-3

0-0

0-0

0-0

0-0

0-0

0-3

0-0

0-3

0-0

0-3

0-3

0-0

0-0

0-0

0-0

0-0

0-3

0-0

0-3

0-0

0-3

0-3

0-0

0-0

0-0

0-0

0-0

0-3

0-0

0-3

0-0

0-3

0-3

0-0

0-0

0-0

0-0

0-0

0-3

0-0

0-3

0-0

0-3

0-3

0-0

0-0

0-0

0-0

0-0

0-3

0-0

0-3

0-0

0-3

0-3

0-0

0-0

0-0

0-0

0-0

0-3

0-0

0-3

0-0

0-3

0-3

0-0

0-0

0-0


0-0

Batter	1	2	3	4	5	6	7	8	9	AB R H RBI BB SO LOB	TOP	
Chico Carrasquel, R (1, 6) OBP: 0.336, SLG: 0.347 Al Papai, R (8, 1)	0-3 K		0-0 1-3		0-0 F5			0-0 P9		4 0 0 0 0 1 1 0 0 0 0 0 0 0		
Nellie Fox, L (1, 4) OBP: 0.359, SLG: 0.398	0-0 F7		0-0 2B			0-0 1B		0-0 F7		4 0 2 0 0 0 1		
Minnie Minoso, R (1, 7) OBP: 0.371, SLG: 0.417	0-0 F9		0-0 F9			0-0 F2		0-0 1B		4 0 1 0 0 0 2		
George Kell, R (1, 5) OBP: 0.381, SLG: 0.413 (7, 3)		0-0 F8 1B FC5-2 1B		0-3 K 4-3		0-0 F9		0-0 F6		4 0 1 0 0 1 3		
Bob Nieman, R (1, 9) OBP: 0.358, SLG: 0.460		0-0 FC5-2 1B		0-0 4-3		0-0 F2			0-0 HR 1B	4 1 2 0 0 0 2		
Jim Rivera, L (1, 8) OBP: 0.353, SLG: 0.394		0-0 F8		0-3 K			0-0 F3		0-0 F2	4 0 0 0 0 1 4		
Walt Dropo, R (1, 3) OBP: 0.346, SLG: 0.447 Bob Kennedy, R (7, PH) OBP: 0.316, SLG: 0.401 (7, 5)		0-0 FC5-2		0-0 6-3			0-0 F9		0-0 HR	2 0 0 0 0 0 3 2 1 1 2 0 0 0	AB 36 R 2 H 8 RBI 2 BB 0 SO 5 LOB 18	
Sherm Lollar, R (1, 2) OBP: 0.375, SLG: 0.406		0-0 F8			0-0 F8		0-0 F9		0-0 1-3	4 0 0 0 0 0 2		
Dick Donovan, L (1, 1) OBP: 0.296, SLG: 0.239 Morrie Martin, L (7, 1) OBP: 0.300, SLG: 0.300 Sandy Consuegra, R (7, 1) OBP: 0.125, SLG: 0.125 Buddy Peterson, R (8, PH) OBP: 0.500, SLG: 0.500 (8, 6)			0-3 K		0-0 L4			0-0 1B WP 1B	0-3 K	2 0 0 0 0 1 0 0 0 0 0 0 0 0 0 0 0 0 0 0 0 2 0 1 0 0 1 0		
Inning Stats	R: 0 H: 0 E: 0 LOB: 0 K: 1 BB: 0 S: 5 P: 5	R: 0 H: 2 E: 0 LOB: 2 K: 0 BB: 0 S: 5 P: 5	R: 0 H: 1 E: 0 LOB: 1 K: 1 BB: 0 S: 6 P: 6	R: 0 H: 0 E: 1 LOB: 1 K: 2 BB: 0 S: 8 P: 8	R: 0 H: 0 E: 0 LOB: 0 K: 0 BB: 0 S: 3 P: 3	R: 0 H: 1 E: 0 LOB: 1 K: 0 BB: 0 S: 4 P: 4	R: 0 H: 0 E: 0 LOB: 0 K: 0 BB: 0 S: 3 P: 3	R: 0 H: 2 E: 0 LOB: 2 K: 0 BB: 0 S: 5 P: 5	R: 2 H: 2 E: 0 LOB: 0 K: 1 BB: 0 S: 7 P: 7	1B: 6 SF: 0 2B: 1 SAC: 0 3B: 0 DP: 0 HR: 1 HBP: 0	WP: 1 PA: 36 PB: 0 SB: 0 CS: 0	
PITCHER Jim Wilson, R (1, 1) ERA: 3.49	IP WLS BF H R ER SO BB IBB HBP BLK WP HR S P ERA WHIP	9.0 W 36 8 2 2 5 0 0 0 0 1 1 46 46 2.00 0.889										

Chicago White Sox @ Baltimore Orioles
 Memorial Stadium, Baltimore, MD
 Wed Sep 14 1955, 3:33 AM EDT
 Unknown

livebaseballscorecards.com



Batter	1	2	3	4	5	6	7	8	9	10	AB R H RBI BB SO LOB	TOP													
Chico Carrasquel, R (1, 6) OBP: 0.337, SLG: 0.352	0-0 6-3		0-0 G5-4-3		0-0 F7		0-0 SF9			4-0 SH1-4 BB	3 1 0 1 1 0 2														
Nellie Fox, L (1, 4) OBP: 0.358, SLG: 0.395	0-0 F8		0-0 HBP 2B 1B		0-0 4-3		0-0 F8			0-0 BB SH1-4 1B	5 2 2 1 0 0 0														
Minnie Minoso, R (1, 7) OBP: 0.375, SLG: 0.415	0-0 6-3		1-0 2B HBP			4-0 HR BB		0-0 5-3		0-0 SH1-4	2 2 0 0 1 0 0														
Walt Dropo, R (1, 3) OBP: 0.347, SLG: 0.454		0-0 F7	0-0		0-0 F4		0-0	0-0	4-0 BB	4-0 BB	4 1 2 3 1 0 1														
Bobby Adams, R (10, PR) OBP: 0.345, SLG: 0.386			1-2 2B					0-0 HR	1-2 2-3 IBB	0 1 0 0 0 0 0															
Ed White, R (10, 9)			1-2 2B					0-0 HR	0 0 0 0 0 0 0	0 0 0 0 0 0 0															
Jim Rivera, L (1, 9) OBP: 0.354, SLG: 0.401		0-3 K	0-0 F8		0-0 HR		0-0	0-0 CS 1B	4-0 1B E BB	4 1 2 2 0 1 1															
George Kell, R (10, PH) OBP: 0.385, SLG: 0.423					1-2 HR			1-2 2-3 3-H	0 1 0 1 1 0 0	0 1 0 1 1 0 0															
Bob Kennedy, R (1, 5) OBP: 0.326, SLG: 0.407	0-0 L5			0-0 F9		0-0 F9		0-3 K	5 0 1 2 0 1 1	5 0 1 2 0 1 1															
Sherm Lollar, R (1, 2) OBP: 0.376, SLG: 0.408					0-0 F2		0-0 F3		0-0	0-0 E5	5 1 2 1 0 0 1														
Jim Busby, R (1, 8) OBP: 0.291, SLG: 0.341			0-0 G5-4-3 1B 1B		0-0 5-3		0-0 F9 SF9 2B		0-0 5-3	0-0 G4-6-3	5 2 2 0 0 0 3														
Bob Keegan, R (1, 1) OBP: 0.368, SLG: 0.333					0-3 K				0-0 F2		0 0 0 0 0 0 0														
Dixie Howell, L (1, 1) OBP: 0.381, SLG: 0.381											1 0 1 0 0 0 0														
Jack Harshman, L (4, 1) OBP: 0.299, SLG: 0.321											3 0 0 0 0 1 1														
Billy Pierce, L (9, 1) OBP: 0.209, SLG: 0.203			1-2 2-3 1B								0 0 0 0 0 0 0														
Inning Stats	R: 0 E: 0 K: 0 S: 3	H: 0 LOB: 0 BB: 0 P: 3	R: 0 E: 0 K: 1 S: 5	H: 0 LOB: 0 BB: 0 P: 5	R: 4 E: 0 K: 0 S: 7	H: 5 LOB: 1 BB: 0 P: 8	R: 0 E: 0 K: 0 S: 3	H: 0 LOB: 0 BB: 0 P: 3	R: 0 E: 0 K: 1 S: 5	H: 0 LOB: 0 BB: 0 P: 5	R: 2 E: 0 K: 0 S: 4	H: 1 LOB: 0 BB: 1 P: 8	R: 1 E: 0 K: 0 S: 4	H: 1 LOB: 0 BB: 0 P: 4	R: 1 E: 0 K: 1 S: 6	H: 2 LOB: 0 BB: 0 P: 6	R: 0 E: 0 K: 0 S: 3	H: 1 LOB: 0 BB: 0 P: 3	R: 4 E: 1 K: 0 S: 5	H: 2 LOB: 2 BB: 3 P: 17	1B: 7 2B: 3 3B: 0 HR: 2	SF: 1 SAC: 1 DP: 2 HBP: 1	WP: 0 PB: 0 SB: 0 CS: 1	PA: 44	
PITCHER	IP WLS BF H R ER SO BB IBB HBP BLK WP HR S P ERA WHIP																								
Johnny Gray, R (1, 1) ERA: 8.24	2.2																								
Bill Harrington, R (3, 1) ERA: 4.44	4.1		16	2	3	3	1	1	0	0	0	0	0	1	17	21	6.23	0.692							
Tom Gorman, R (8, 1) ERA: 3.65	2.0		7	3	1	1	1	0	0	0	0	0	0	1	9	9	4.50	1.500							
Ray Herbert, R (10, 1) ERA: 6.24	0.1	L	4	1	3	3	0	1	1	0	0	0	0	0	2	10	81.00	6.000							
Art Ceccarelli, L (10, 1) ERA: 5.29	0.2		4	1	1	1	0	1	0	0	0	0	0	0	3	7	13.50	3.000							

Chicago White Sox @ Kansas City Athletics
Municipal Stadium, Kansas City, MO
Sat Sep 17 1955, 4:33 AM EDT
Att. 31,587 - Unknown

AB	37
R	12
H	12
RBI	11
BB	4
SO	3
LOB	10



BOTTOM

Chicago White Sox @ Kansas City Athletics
Municipal Stadium, Kansas City, MO

Sat Sep 17 1955, 4:33 AM EDT
Att: 31,587 - Unknown

livebaseballscorecards.com

AB 45
R 8
H 19
RBI 8
BB 4
SO 5
LOB 24



WP: 0 PA: 50
PB: 0
SB: 0
CS: 0

AB R H RBI BB SO LOB

5 1 3 1 1 1 1

5 1 1 0 1 0 4

6 1 3 1 0 2 0

5 0 1 0 1 0 5

6 1 2 2 0 1 4

4 1 3 2 0 0 3

1 0 1 0 0 0 0

0 0 0 0 0 0 0

4 1 2 1 0 0 2

0 1 0 0 0 0 0

0 0 0 0 0 0 0

1 0 0 0 0 1 1

2 0 0 0 0 0 1

1 0 0 0 0 0 1

0 0 0 0 0 0 0

1 0 1 1 0 0 0

0 0 0 0 0 0 0


0 0 0 0 0 0 0

1B: 17 SF: 0
2B: 2 SAC: 1
3B: 0 DP: 0
HR: 0 HBP: 0

Table with 10 columns (Batter 1-10) and 10 rows of player statistics. Each cell contains a batting order diagram and player stats. Batter 1: Vic Power, R (1, 3); Batter 2: Tom Saffell, L (1, 8); Batter 3: Gus Zernial, R (1, 7); Batter 4: Hector Lopez, R (1, 5); Batter 5: Harry Simpson, L (1, 9); Batter 6: Jim Finigan, R (1, 4); Batter 7: Jerry Schypinski, L (1, 6); Batter 8: Enos Slaughter, L (9, PH); Batter 9: Clete Boyer, R (10, 6); Batter 10: Joe Astroth, R (1, 2); Batter 11: Bobby Shantz, R (9, PR); Batter 12: Billy Shantz, R (10, 2); Batter 13: Johnny Gray, R (1, 1); Batter 14: Bill Harrington, R (3, 1); Batter 15: Bill Renna, R (7, PH); Batter 16: Tom Gorman, R (8, 1); Batter 17: Elmer Valo, L (9, PH); Batter 18: Ray Herbert, R (10, 1); Batter 19: Art Ceccarelli, R (10, 1).

Inning Stats table with columns for R, H, E, K, S, P, BB, IBB, HBP, BLK, WP, HR, S, P, ERA, WHIP for each of the 10 batters.

Pitcher statistics table with columns for PITCHER, IP, WLS, BF, H, R, ER, SO, BB, IBB, HBP, BLK, WP, HR, S, P, ERA, WHIP. Pitchers listed include Bob Keegan, R (1, 1); Dixie Howell, R (1, 1); Jack Harshman, L (4, 1); Billy Pierce, L (9, 1).

Batter	1	2	3	4	5	6	7	8	9	AB R H RBI BB SO LOB	TOP																													
Chico Carrasquel, R OBP: 0.335, SLG: 0.349 (1, 6)	0-0 6-3	0-0 L7			0-3 K		0-0 G5-4-3			4 0 0 0 0 1 4																														
Nellie Fox, L OBP: 0.357, SLG: 0.394 (1, 4)	0-0 E7 1B		0-0 G3		0-0 F7			0-0 6-3		4 0 1 0 0 0 0																														
Minnie Minoso, R OBP: 0.374, SLG: 0.413 (1, 7)	0-0 5-3		4-0 CS BB		0-3 K			0-0 F8		3 0 0 0 1 1 1																														
Walt Dropo, R OBP: 0.345, SLG: 0.451 Ron Jackson, R OBP: 0.291, SLG: 0.343 (1, 3) (8, PH) (8, 3)	0-3 K		0-3 K		0-3 K			0-0 F8		3 0 0 0 0 3 2 1 0 0 0 0 0 0																														
Jim Rivera, L OBP: 0.355, SLG: 0.400 (1, 9)		4-0 SH4-3 FC6-5 1B BB		0-0 4-3		0-0 1B		0-0 4-3		3 1 1 0 1 0 0																														
George Kell, R OBP: 0.386, SLG: 0.426 (1, 5)		0-0 FC6-5 SH4-3 1-2 1B		0-0 F8		0-0 F9		0-0 2B		4 0 2 0 0 0 1																														
Sherm Lollar, R OBP: 0.377, SLG: 0.409 Earl Battey, R OBP: 0.200, SLG: 0.200 (1, 2) (8, 2)		0-0 SH4-3 1-2 2-3		0-0 1B			0-0 6-3		0-0 F6	2 0 1 0 0 0 0 1 0 0 0 0 0 1	AB 31 R 1 H 8 RBI 1 BB 2 SO 6 LOB 12																													
Jim Busby, R OBP: 0.291, SLG: 0.340 (1, 8)		0-0 FC6-5 1B 2-3 3-H		0-0 F9			0-0 HBP 1B		0-3 K	4 0 1 1 0 1 3																														
Dick Donovan, L OBP: 0.321, SLG: 0.260 Sandy Consuegra, R OBP: 0.115, SLG: 0.115 (1, 1) (7, 1)		0-0 1B			0-0 1B		1-0 G5-4-3 HBP			2 0 2 0 0 0 0 0 0 0 0 0 0 0																														
Inning Stats	R: 0 E: 1 K: 1 S: 6	H: 1 LOB: 1 BB: 0 P: 6	R: 1 E: 0 K: 0 S: 5	H: 2 LOB: 2 BB: 1 P: 9	R: 0 E: 0 K: 1 S: 4	H: 0 LOB: 0 BB: 1 P: 8	R: 0 E: 0 K: 0 S: 4	H: 1 LOB: 1 BB: 0 P: 4	R: 0 E: 0 K: 1 S: 5	H: 1 LOB: 0 BB: 0 P: 5	R: 0 E: 0 K: 2 S: 8	H: 1 LOB: 1 BB: 0 P: 8	R: 0 E: 0 K: 0 S: 3	H: 1 LOB: 1 BB: 0 P: 4	R: 0 E: 0 K: 0 S: 3	H: 0 LOB: 0 BB: 0 P: 3	R: 0 E: 0 K: 1 S: 6	H: 1 LOB: 1 BB: 0 P: 6	1B: 7 2B: 1 3B: 0 HR: 0	SF: 0 SAC: 1 DP: 1 HBP: 1	WP: 0 PB: 0 SB: 0 CS: 1	PA: 35																		
PITCHER Art Ditmar, R ERA: 5.13 (1, 1)	IP 9.0	WLS W	BF 35	H 8	R 1	ER 1	SO 6	BB 2	IBB 0	HBP 1	BLK 0	WP 0	HR 0	S 44	P 53	ERA 1.00	WHIP 1.111						PITCHER	IP 9.0	WLS W	BF 35	H 8	R 1	ER 1	SO 6	BB 2	IBB 0	HBP 1	BLK 0	WP 0	HR 0	S 44	P 53	ERA 1.00	WHIP 1.111

Chicago White Sox @ Kansas City Athletics
Municipal Stadium, Kansas City, MO
Sun Sep 18 1955, 4:33 AM EDT
Att: 31,034 - Unknown

livebaseballscorecards.com

Batter	1	2	3	4	5	6	7	8	9	AB	R	H	RBI	BB	SO	LOB
Vic Power, R OBP: 0.353, SLG: 0.510 (1, 3)	0-0 F8		0-0 FC6-4 HR BB		0-0 1-3		0-0 1B 1B			4	2	1	0	0	0	3
Tom Saffell, L OBP: 0.273, SLG: 0.206 (1, 8)	0-0 B3		4-0 HR BB		0-3 K		0-0 1B 1B			3	1	1	1	1	1	1
Gus Zernial, R OBP: 0.305, SLG: 0.510 (1, 7)	0-0 F4		0-0 HR			0-0 F7	0-0 F6			4	1	1	4	0	0	1
Hector Lopez, R OBP: 0.339, SLG: 0.421 (1, 5)		0-3 K	0-3 K			0-0 4-3	0-3 K			4	0	0	0	0	3	1
Harry Simpson, L OBP: 0.360, SLG: 0.419 Enos Slaughter, L OBP: 0.401, SLG: 0.442 (1, 9) (7, 9)		0-0 6-3		0-0 F8		0-0 F7		0-0 E1 L4-3		3	0	0	0	0	0	0
Jim Finigan, R OBP: 0.335, SLG: 0.392 (1, 4)		0-0 F2		0-0 1-3			0-0 E4 1B 1B	0-0 L4-3		4	1	1	0	0	0	1
Jerry Schypinski, L OBP: 0.260, SLG: 0.286 Alex George, L (8, PH) (9, 6)			0-0 4-3	0-0 F9			0-0 1B SH1-3 1B	0-3 K2-3		3	1	1	1	0	0	0
Joe Astroth, R OBP: 0.369, SLG: 0.328 (1, 2)			4-0 FC6-4 HR BB		0-0 SH2-4 1B		0-0 SH1-3 1B 1B			2	2	2	0	1	0	0
Art Ditmar, R OBP: 0.222, SLG: 0.210 (1, 1)			0-0 E4 FC6-4		0-0 SH2-4		0-0 SH1-3			1	0	0	1	0	0	1

Inning Stats	R: 0	H: 0	E: 0	LOB: 0	K: 0	BB: 0	S: 3	P: 3	R: 0	H: 0	E: 0	LOB: 0	K: 1	BB: 0	S: 5	P: 5	R: 0	H: 1	E: 1	LOB: 0	K: 1	BB: 2	S: 7	P: 15	R: 0	H: 0	E: 0	LOB: 0	K: 0	BB: 0	S: 3	P: 3	R: 0	H: 1	E: 0	LOB: 1	K: 1	BB: 0	S: 6	P: 6	R: 0	H: 0	E: 0	LOB: 0	K: 0	BB: 0	S: 3	P: 3	R: 4	H: 5	E: 1	LOB: 1	K: 1	BB: 0	S: 10	P: 10	R: 0	H: 0	E: 1	LOB: 0	K: 1	BB: 0	S: 5	P: 5
1B: 6	SF: 0	2B: 1	SAC: 2	3B: 0	DP: 1	HR: 1	HBP: 0	WP: 0	PA: 34																																																							

PITCHER	IP	WLS	BF	H	R	ER	SO	BB	IBB	HBP	BLK	WP	HR	S	P	ERA	WHIP
Dick Donovan, R ERA: 3.49 (1, 1)	6.1	L	28	6	8	3	3	2	0	0	0	0	1	32	40	4.26	1.263
Sandy Consuegra, R ERA: 2.53 (7, 1)	1.2		6	1	0	0	2	0	0	0	0	0	0	10	10	0.00	0.600

BOTTOM

Chicago White Sox @ Kansas City Athletics
Municipal Stadium, Kansas City, MO

Sun Sep 18 1955, 4:33 AM EDT
Att. 31,034 - Unknown

livebaseballscorecards.com

AB	30
R	8
H	7
RBI	7
BB	2
SO	5
LOB	8



Batter	1	2	3	4	5	6	7	8	9	AB R H RBI BB SO LOB	TOP
Al Smith, R OBP: 0.405, SLG: 0.473 (1, 9) X	0-0 F9		0-0 F9			0-0 E5 1B G4-6-3		0-0 F8		4 1 0 0 0 0 1	Cleveland Indians @ Chicago White Sox Comiskey Park, Chicago, IL Tue Sep 20 1955, 4:33 AM EDT Att. 23,454 - Unknown livebaseballscorecards.com
Ferris Fain, L OBP: 0.461, SLG: 0.335 (1, 3) X	0-0 F2 1B		0-0 F9			0-0 G4-6-3 1B		4-0 F8 1-2 3B BB		3 1 3 0 1 0 0	
Bobby Avila, R OBP: 0.367, SLG: 0.397 (1, 4) X	0-0 F2 1-2		0-0 F7			0-0 G4-6-3 1-2f 3-H		0-0 F8 1-H 2-H 3B		4 0 1 2 0 0 3	
Al Rosen, R OBP: 0.359, SLG: 0.405 (1, 5)		0-3 K		0-0 5-3		0-0 5-3		0-3 K		4 0 0 0 0 2 1	
Hoot Evers, R OBP: 0.318, SLG: 0.443 (1, 7)		0-0 F7		0-0 6-3			0-3 K	0-0 F8 CS 1B		4 0 1 0 0 1 0	
Larry Doby, L OBP: 0.370, SLG: 0.504 (1, 8)		4-0 BB BB		0-3 K			0-0 4-3	0-3 K 1-2		3 0 0 0 1 2 1	
Billy Harrell, R OBP: 0.364, SLG: 0.300 George Strickland, R OBP: 0.302, SLG: 0.274 (8, 6)		4-0 BB BB			0-0 6-3		0-0 6-3	0-0 F9		2 0 0 0 1 0 0 1 0 0 0 0 0 0	
Jim Hegan, R OBP: 0.288, SLG: 0.337 (1, 2)		0-3 K			0-0 6-3			0-0 F9		3 0 0 0 0 1 2	
Early Wynn, S OBP: 0.233, SLG: 0.250 (1, 1)			0-3 K			0-0 F4		0-0 BB 3B 1B		3 1 1 0 0 1 0	
Inning Stats	R: 0 H: 1 E: 0 LOB: 0 K: 0 BB: 0 S: 3 P: 3	R: 0 H: 0 E: 0 LOB: 2 K: 2 BB: 2 S: 7 P: 15	R: 0 H: 1 E: 0 LOB: 1 K: 1 BB: 0 S: 6 P: 6	R: 0 H: 0 E: 0 LOB: 0 K: 1 BB: 0 S: 5 P: 5	R: 0 H: 0 E: 0 LOB: 0 K: 0 BB: 0 S: 3 P: 3	R: 1 H: 1 E: 1 LOB: 0 K: 0 BB: 0 S: 4 P: 4	R: 0 H: 0 E: 0 LOB: 0 K: 1 BB: 0 S: 5 P: 5	R: 2 H: 2 E: 0 LOB: 1 K: 1 BB: 1 S: 7 P: 11	R: 0 H: 1 E: 0 LOB: 0 K: 1 BB: 0 S: 5 P: 5	1B: 5 SF: 0 2B: 0 SAC: 0 3B: 1 DP: 1 HR: 0 HBP: 0	WP: 0 PA: 34 PB: 0 SB: 0 CS: 1
PITCHER Billy Pierce, L ERA: 2.06 (1, 1)	IP WLS BF H R ER SO BB IBB HBP BLK WP HR S P ERA WHIP										
	9.0 L 34 6 3 2 7 3 0 0 0 0 0 0 45 57 2.00 1.000										



Batter	1	2	3	4	5	6	7	8	9	AB	R	H	RBI	BB	SO	LOB
Chico Carrasquel, R (1, 6) OBP: 0.334, SLG: 0.349	0-0 6-3			0-0 F7	0-0 1B		0-0 SH3-4		0-0 G4-6-3	4	0	1	0	0	0	1
Nellie Fox, L (1, 4) OBP: 0.357, SLG: 0.393	0-0 4-3			4-0 1B BB	0-0 F9		0-0 7-4		0-0 BB 1B	4	1	1	0	1	0	3
Minnie Minoso, R (1, 7) OBP: 0.376, SLG: 0.413	0-0 F3			0-0 BB 1B 1-3 1B	0-0 F9			0-0 FC1-6 1B	4-0 1-2 BB	4	0	2	0	1	0	2
George Kell, R (1, 3) OBP: 0.388, SLG: 0.427		0-0 6-3		0-0 BB 1-2 1B		4-0 BB BB		0-0 FC1-6 1B	0-0 F4	4	0	2	1	1	0	2
Jim Rivera, L (1, 8) OBP: 0.353, SLG: 0.397 (9, 9)		0-3 K		0-0 F4		0-0 F2		0-0 FC1-6		4	0	0	0	0	1	5
Bob Kennedy, R (1, 5) OBP: 0.328, SLG: 0.404		0-0 F4		4-0 FC4 1-2 2-3 BB		4-0 FC5-4 1-2 BB		0-3 K		2	0	0	0	2	1	2
Bob Nieman, R (1, 9) OBP: 0.359, SLG: 0.452			0-0 F8	0-0 FC4		0-0 F4		0-0 F8		3	0	0	0	0	0	5
Ron Northey, L (8, PH) OBP: 0.400, SLG: 0.583				1-2f						1	0	0	0	0	0	2
Jim Busby, R (9, 8) OBP: 0.291, SLG: 0.340										0	0	0	0	0	0	0
Sherm Lollar, R (1, 2) OBP: 0.378, SLG: 0.410		0-0 6-3		0-0 FC5-6 1B		0-0 FC5-4			0-0 1B G4-6-3 1B	4	0	2	0	0	0	2
Bobby Adams, R (9, PR) OBP: 0.345, SLG: 0.386										0	1	0	0	0	0	0
Billy Pierce, L (1, 1) OBP: 0.214, SLG: 0.209			0-0 F7		0-0 FC5-6 1B		0-0 7-4 SH3-4 1B		0-0 1B G4-6-3 1B	3	0	1	0	0	0	1
Dick Donovan, L (9, PH) OBP: 0.329, SLG: 0.270										1	0	1	0	0	0	0
Jim Brideweser, R (9, PR) OBP: 0.246, SLG: 0.328										0	0	0	0	0	0	0

Inning Stats	R: 0	H: 0	E: 0	K: 0	S: 3	R: 0	H: 0	E: 0	K: 1	S: 5	R: 0	H: 0	E: 0	K: 0	S: 3	R: 1	H: 2	E: 0	K: 0	S: 5	R: 0	H: 2	E: 1	K: 0	S: 5	R: 0	H: 0	E: 0	K: 0	S: 3	R: 0	H: 1	E: 0	K: 1	S: 7	R: 0	H: 2	E: 0	K: 1	S: 7	R: 1	H: 3	E: 0	K: 0	S: 5	1B: 10	SF: 0	2B: 1	SAC: 1	3B: 0	DP: 2	HR: 0	HBP: 0	WP: 0	PA: 40
	0	0	0	0	3	0	0	0	1	5	0	0	0	0	3	1	2	0	0	5	0	0	0	2	5	0	0	0	0	2	0	0	0	3	0	2	7	0	2	7	0	3	9	10	0	1	0	0	0	0	0	0	0	0	

PITCHER	IP	WLS	BF	H	R	ER	SO	BB	IBB	HBP	BLK	WP	HR	S	P	ERA	WHIP
Early Wynn, R (1, 1) ERA: 2.82	9.0	W	40	10	2	2	2	5	0	0	0	0	0	39	59	2.00	1.667

BOTTOM

Cleveland Indians @ Chicago White Sox
 Comiskey Park, Chicago, IL
 Tue Sep 20 1955, 4:33 AM EDT
 Att. 23,454 - Unknown

livebaseballscorecards.com

AB	34
R	2
H	10
RBI	1
BB	5
SO	2
LOB	25



Batter	1	2	3	4	5	6	7	8	9	AB R H RBI BB SO LOB	TOP	
Al Smith, R (1, 9) <small>OBP: 0.406, SLG: 0.472</small>	4-0 		0-0 5-3 		4-0 			0-0 5-3 		2 1 0 0 2 0 0	Cleveland Indians @ Chicago White Sox Comiskey Park, Chicago, IL Wed Sep 21 1955, 4:33 AM EDT Att. 16,856 - Unknown livebaseballscorecards.com	
Ferris Fain, L (1, 3) <small>OBP: 0.456, SLG: 0.329</small>	0-3 K 		0-3 K 		0-0 4-3 			0-3 K 		4 0 0 0 0 3 3		
Bobby Avila, R (1, 4) <small>OBP: 0.366, SLG: 0.395</small>	4-0 1-2 		0-0 F4 				0-0 F5 		0-0 6-3 			3 0 0 0 1 0 0
Al Rosen, R (1, 5) <small>OBP: 0.360, SLG: 0.403</small>	4-0 1-2 2-3 			0-0 5-3 		0-0 F4 			4-0 G5-4-3 			2 0 0 0 2 0 0
Hoot Evers, R (1, 7) <small>OBP: 0.314, SLG: 0.437</small>	0-0 SF8 			0-0 F9 		0-3 K 			0-0 G5-4-3 			3 0 0 1 0 1 1
Larry Doby, L (1, 8) <small>OBP: 0.371, SLG: 0.508</small>	0-3 K 			0-0 F8 			0-0 		0-0 			4 1 2 0 0 1 2
Billy Harrell, R (1, 6) <small>OBP: 0.467, SLG: 0.333</small>		0-0 G4-6-3 			4-0 FC5-4 		0-0 F9 		4-0 			2 0 1 0 2 0 1
Jim Hegan, R (1, 2) <small>OBP: 0.291, SLG: 0.339</small>		0-0 G4-6-3 			0-0 FC5-4 		0-0 F8 		0-0 			4 0 2 1 0 0 2
Bob Lemon, L (1, 1) <small>OBP: 0.344, SLG: 0.282</small> Jose Santiago, R (8, 1) <small>OBP: 0.600, SLG: 0.500</small> Rocky Colavito, R (9, PH)		0-0 G4-6-3 			0-0 SH1-3 		0-3 K 		0-3 K 			2 0 0 0 0 1 3 0 0 0 0 0 0 0 1 0 0 0 0 1 2
Inning Stats	R: 1 H: 0 E: 0 LOB: 2 K: 2 BB: 3 S: 7 P: 19	R: 0 H: 2 E: 0 LOB: 0 K: 0 BB: 0 S: 3 P: 3	R: 0 H: 0 E: 0 LOB: 0 K: 1 BB: 0 S: 5 P: 5	R: 0 H: 0 E: 0 LOB: 0 K: 0 BB: 0 S: 3 P: 3	R: 0 H: 0 E: 0 LOB: 2 K: 0 BB: 2 S: 3 P: 11	R: 0 H: 0 E: 0 LOB: 0 K: 1 BB: 0 S: 5 P: 5	R: 0 H: 1 E: 0 LOB: 1 K: 1 BB: 0 S: 6 P: 6	R: 0 H: 0 E: 0 LOB: 0 K: 1 BB: 0 S: 5 P: 5	R: 1 H: 2 E: 0 LOB: 2 K: 1 BB: 2 S: 6 P: 14	1B: 4 SF: 1 2B: 0 SAC: 1 3B: 1 DP: 2 HR: 0 HBP: 0	WP: 0 PA: 36 PB: 0 SB: 0 CS: 0	
PITCHER Jack Harshman, L (1, 1) <small>ERA: 3.36</small>	IP WLS BF H R ER SO BB IBB HBP BLK WP HR S P ERA WHIP 9.0 W 36 5 2 2 7 7 0 0 0 0 0 0 43 71 2.00 1.333											


Batter	1	2	3	4	5	6	7	8	9	AB	R	H	RBI	BB	SO	LOB
Buddy Peterson, R OBP: 0.615, SLG: 0.600 (1, 6) BB	4-0 G1-6-3 BB			x 0-0 F8		x 0-0 4-3 1B 2B		x 0-0 SH 1B		3	2	2	1	1	0	0
Nellie Fox, L OBP: 0.356, SLG: 0.392 (1, 4) x	0-0 G1-6-3 1-2f			x 0-0 F9		x 0-0 4-3 2-3		x 0-0 SH 1B		5	1	1	0	0	0	5
Minnie Minoso, R OBP: 0.378, SLG: 0.416 (1, 7) x	0-0 F8			x 0-0 2B		B 4-0 1B SF7 BB		x 0-0 SH 1B		2	2	1	0	1	0	0
George Kell, R OBP: 0.391, SLG: 0.430 (1, 5) (9, 3)		x 0-0 G5-4-3 1B		S 0-3 K		x 0-0 1-3 3-H 1B		x 0-0 1-2 2-3 3-H 1B		4	1	3	2	0	1	1
Bob Neman, R OBP: 0.361, SLG: 0.459 (1, 9) Jim Rivera, L OBP: 0.353, SLG: 0.397 (8, PR) (9, 9)		x 0-0 G5-4-3 1-2f		x 0-0 FC1-5 2B		x 0-0 SF7		x 0-0 1-2 2-3 3-H HBP 1B		3	0	2	2	0	0	1
Walt Dropo, R OBP: 0.343, SLG: 0.448 (1, 3) Ron Northey, L OBP: 0.438, SLG: 0.615 (8, PH) Bobby Adams, R OBP: 0.345, SLG: 0.386 (8, PR) Bob Kennedy, R OBP: 0.328, SLG: 0.404 (9, 5)		S 0-3 K		x 0-0 FC1-5 1B		x 0-0 K		x 0-0 HBP 1B		3	0	0	0	0	2	2
Sherm Lollar, R OBP: 0.375, SLG: 0.407 (1, 2)		x 0-0 5-3		x 0-0 F8		x 0-0 5-3		x 0-0 SF7		3	0	0	1	0	0	1
Jim Busby, R OBP: 0.292, SLG: 0.342 (1, 8)		x 0-0 6-3		x 0-0 1-2 1B		x 0-0 1-3		x 0-0 HBP 1B		4	0	2	0	0	0	0
Jack Harshman, L OBP: 0.282, SLG: 0.300 (1, 1)		S 0-3 K		x 0-0 3-1		S 0-3 K		S 0-3 K		4	0	0	0	0	3	5

Inning Stats	R: 0	H: 0	E: 0	K: 0	S: 2	LOB: 0	BB: 1	P: 6	R: 0	H: 1	E: 0	K: 1	S: 5	LOB: 0	BB: 0	P: 5	R: 0	H: 0	E: 0	K: 1	S: 5	LOB: 0	BB: 0	P: 5	R: 0	H: 2	E: 0	K: 0	S: 5	LOB: 2	BB: 0	P: 5	R: 2	H: 2	E: 0	K: 1	S: 7	LOB: 1	BB: 1	P: 11	R: 0	H: 0	E: 0	K: 1	S: 5	LOB: 0	BB: 0	P: 5	R: 5	H: 6	E: 0	K: 1	S: 12	LOB: 3	BB: 0	P: 13	J: 0	R: 0	E: 0	K: 1	S: 12	LOB: 0	BB: 0	P: 13
Bob Lemon, R ERA: 3.88 (1, 1)	7.0	WLS	BF	H	R	ER	SO	BB	IBB	HBP	BLK	WP	HR	S	P	ERA	WHIP																																															
Jose Santiago, R ERA: 2.32 (8, 1)	1.0		5	1	0	0	1	0	0	1	0	0	0	6	7	0.00	1.000																																															

BOTTOM

Cleveland Indians @ Chicago White Sox
Comiskey Park, Chicago, IL
Wed Sep 21 1955, 4:33 AM EDT
Att. 16,856 - Unknown

AB	32
R	7
H	12
RBI	7
BB	2
SO	6
LOB	15



1B	9	SF	2	WP	0	PA	38
2B	3	SAC	1	PB	0		
3B	0	DP	2	SB	0		
HR	0	HBP	1	CS	0		

livebaseballscorecards.com

Batter	1	2	3	4	5	6	7	8	9	AB R H RBI BB SO LOB	TOP
Vic Power, R (1, 3) OBP: 0.354, SLG: 0.509	0-0 6-3		0-0 1B BB 1B	0-0 5-3			0-0 FC4-6 1B		0-0 F4	5 1 2 0 0 0 1	
Tom Saffell, L (1, 8) OBP: 0.280, SLG: 0.211	0-0 E4		0-0 F9			0-0 8-4-3 1B	0-0 FC4-6 1-2f HR		4-0 BB	4 1 1 0 1 0 2	
Gus Zernial, R (1, 7) OBP: 0.304, SLG: 0.508 Bill Renna, R (7, 7) OBP: 0.305, SLG: 0.354	0-0 F4		0-0 F8			0-0 8-4-3 1-2f	0-0 1-H HR		0-0 F9	4 1 1 2 0 0 3 1 0 0 0 0 0 1	
Harry Simpson, L (1, 9) OBP: 0.359, SLG: 0.415	0-0 4-3		4-0 1B 1-2 BB			0-0 FC4-6 1B	0-0 1B			3 0 2 0 1 0 1	
Hector Lopez, R (1, 5) OBP: 0.341, SLG: 0.429		0-0 4-3 1B 5-3 1B	0-0 1-2 2-H 1B			0-0 1-2f FC4-6	0-0 F8			4 1 2 1 0 0 2	
Jim Finigan, R (1, 4) OBP: 0.331, SLG: 0.385		0-0 5-3 1-2	0-0 4-3			0-0 F8		0-0 L6		4 0 0 0 0 0 3	
Jerry Schypinski, L (1, 6) OBP: 0.246, SLG: 0.266		0-0 4-3 2-3		0-0 4-3 3-1 1B		0-0 F9		0-0 G3		4 0 1 0 0 0 1	
Billy Shantz, R (1, 2) OBP: 0.300, SLG: 0.304		0-0 FC6-4 1B 3-H		0-0 3-1 1-2		0-0 6-3		0-0 F4		4 0 1 1 0 0 1	
Arnie Portocarrero, R (1, 1) OBP: 0.132, SLG: 0.189 Clete Boyer, R (2, PH) OBP: 0.280, SLG: 0.256 Gus Keriazakos, R (2, 1) Art Ceccarelli, R (2, 1) OBP: 0.103, SLG: 0.079 Elmer Valo, L (9, PH) OBP: 0.461, SLG: 0.486		0-0 FC6-4 1-2f		0-0 4-3 2-3		0-0 5-3		0-0 4-3		0 0 0 0 0 0 0 1 0 0 0 0 0 1 0 0 0 0 0 0 0 2 0 0 0 0 0 1 1 0 0 0 0 0 0	
Inning Stats	R: 0 E: 1 K: 0 S: 4 H: 0 LOB: 1 BB: 0 P: 4	R: 1 E: 0 K: 0 S: 5 H: 2 LOB: 1 BB: 0 P: 5	R: 1 E: 0 K: 0 S: 5 H: 2 LOB: 2 BB: 1 P: 9	R: 0 E: 0 K: 0 S: 4 H: 1 LOB: 1 BB: 0 P: 4	R: 0 E: 0 K: 0 S: 4 H: 2 LOB: 1 BB: 0 P: 4	R: 0 E: 0 K: 0 S: 3 H: 0 LOB: 0 BB: 0 P: 3	R: 2 E: 0 K: 0 S: 6 H: 3 LOB: 1 BB: 0 P: 6	R: 0 E: 0 K: 0 S: 3 H: 0 LOB: 0 BB: 0 P: 3	R: 0 E: 0 K: 0 S: 3 H: 0 LOB: 1 BB: 1 P: 7	1B: 9 2B: 1 3B: 0 HR: 1 SF: 0 SAC: 0 DP: 1 HBP: 0	WP: 0 PB: 0 SB: 0 CS: 0 PA: 39
PITCHER Sandy Consuegra, R (1, 1) ERA: 2.64	IP 9.0 WLS W BF 39 H 10 R 4 ER 4 SO 0 BB 2 IBB 0 HBP 0 BLK 0 WP 0 HR 1 S 37 P 45 ERA 4.00 WHIP 1.333	PITCHER IP WLS BF H R ER SO BB IBB HBP BLK WP HR S P ERA WHIP									

Kansas City Athletics @ Chicago White Sox
Comiskey Park, Chicago, IL
Fri Sep 23 1955, 4:33 AM EDT
Att. 6,944 - Unknown

AB	37
R	4
H	10
RBI	4
BB	2
SO	0
LOB	17



Batter	1	2	3	4	5	6	7	8	9	AB	R	H	RBI	BB	SO	LOB
Buddy Peterson, R OBP: 0.500, SLG: 0.429 (1, 6)	0-0 F5	0-0 F7	0-0 F9			0-0 F7		4-0 BB		4	1	0	0	1	0	1
Nellie Fox, L OBP: 0.357, SLG: 0.396 (1, 4)	0-0 F8	0-0 1B	0-0 6-3			0-0 F9		0-0 HR		5	2	2	1	0	0	0
Minnie Minoso, R OBP: 0.383, SLG: 0.424 (1, 7)	4-0 2B	0-0 1B				4-0 BB		0-0 HR		2	3	2	4	3	0	0
George Kell, R OBP: 0.389, SLG: 0.430 (1, 3)	0-0 E	0-0 4-3				0-0 F7		0-0 5-3		5	1	1	1	0	0	3
Wait Dropo, R OBP: 0.343, SLG: 0.448 (9, 3)	1-H 2B	1-2				1-2f				0	0	0	0	0	0	0
Bob Nieman, R OBP: 0.368, SLG: 0.463 (1, 9)	4-0 E	0-0 HR				0-0 F8		0-0 1B		4	2	3	1	1	0	0
Bob Kennedy, R OBP: 0.329, SLG: 0.414 (1, 5)	0-0 E7	0-0 HR				0-0 3-1		0-0 5-3		5	2	2	3	0	0	2
Sherm Lollar, R OBP: 0.378, SLG: 0.412 (1, 2)	0-0 2B					0-0 FC5-4		0-0 F7		4	0	3	1	0	0	1
Jim Busby, R OBP: 0.290, SLG: 0.339 (1, 8)	0-0 G3	0-0 F9				0-0 FC5-4		0-0 5-3		4	0	0	0	0	0	4
Sandy Consuegra, R OBP: 0.133, SLG: 0.103 (1, 1)		4-0 2B	0-0 G3			0-0 1-4-3		0-0 F8		3	1	0	0	1	0	1

Inning Stats	R: 4	H: 3	E: 1	LOB: 1	K: 0	BB: 2	S: 6	P: 14	R: 5	H: 5	E: 0	LOB: 1	K: 0	BB: 1	S: 8	R: 0	H: 0	E: 0	LOB: 0	K: 0	BB: 0	S: 3	R: 0	H: 0	E: 0	LOB: 0	K: 0	BB: 1	S: 2	R: 0	H: 1	E: 0	LOB: 1	K: 0	BB: 0	S: 4	R: 0	H: 0	E: 0	LOB: 1	K: 0	BB: 1	S: 3	R: 0	H: 1	E: 0	LOB: 1	K: 0	BB: 0	S: 4	R: 3	H: 3	E: 0	LOB: 1	K: 0	BB: 1	S: 6	P: 10
--------------	------	------	------	--------	------	-------	------	-------	------	------	------	--------	------	-------	------	------	------	------	--------	------	-------	------	------	------	------	--------	------	-------	------	------	------	------	--------	------	-------	------	------	------	------	--------	------	-------	------	------	------	------	--------	------	-------	------	------	------	------	--------	------	-------	------	-------


PITCHER	IP	WLS	BF	H	R	ER	SO	BB	IBB	HBP	BLK	WP	HR	S	P	ERA	WHIP
Amie Portocarrero, R ERA: 4.77 (1, 1)	1.0	L	8	3	4	4	0	2	0	0	0	0	0	6	14	36.00	5.000
Gus Keriazakos, R ERA: 12.34 (2, 1)	0.2		7	4	5	5	0	1	0	0	0	0	1	6	10	67.50	7.500
Art Ceccarelli, L ERA: 5.24 (2, 1)	6.1		27	6	3	3	0	3	0	0	0	0	1	24	36	4.26	1.421

BOTTOM

Kansas City Athletics @ Chicago White Sox
Comiskey Park, Chicago, IL

Fri Sep 23 1955, 4:33 AM EDT
Att. 6,944 - Unknown

AB	36
R	12
H	13
RBI	11
BB	6
SO	0
LOB	12



1B: 7	SF: 0	WP: 0	PA: 42
2B: 3	SAC: 0	PB: 0	
3B: 1	DP: 1	SB: 0	
HR: 2	HBP: 0	CS: 0	

Batter	1	2	3	4	5	6	7	8	9	AB R H RBI BB SO LOB	TOP
Vic Power, R OBP: 0.353, SLG: 0.507 (1, 3) X	0-0 G6-4-3 1B		0-0 6-3			0-0 6-3		0-0 F7		4 0 1 0 0 0 0	
Tom Saffell, L OBP: 0.279, SLG: 0.212 (1, 8) X	0-0 G6-4-3 1-2f			0-0 B5-3		0-0 3-1 1B		0-0 6-3		4 0 1 0 0 0 1	
Harry Simpson, L OBP: 0.358, SLG: 0.413 (1, 9) X	0-0 FC6-4 1B			0-0 F8		0-0 3-1 1-2		0-0 F4		4 0 1 0 0 0 1	
Hector Lopez, R OBP: 0.338, SLG: 0.425 (1, 5) X	0-0 FC6-4 1-2f			0-0 F5		0-0 F7		0-0 5-3		4 0 0 0 0 0 2	
Bill Renna, R OBP: 0.302, SLG: 0.350 (1, 7) X		0-0 F7			0-0 F7		0-0 F4			3 0 0 0 0 0 0	
Jim Finigan, R OBP: 0.333, SLG: 0.386 (1, 4) H		1-0 G4-6-3 HBP			0-0 1B 1B		0-0 L6			2 0 1 0 0 0 0	
Jerry Schypinski, L OBP: 0.235, SLG: 0.254 (1, 6) X		0-0 G4-6-3 1-2f			0-0 F5		0-0 5-3			3 0 0 0 0 0 2	
Joe Astroth, R OBP: 0.372, SLG: 0.328 (1, 2) X			0-0 6-3		0-0 1-2 1B		0-0 F4			3 0 1 0 0 0 0	
Johnny Gray, R OBP: 0.125, SLG: 0.125 (1, 1) X			0-0 G3		0-3 K		0-0 4-3			2 0 0 0 0 1 2	
Elmer Valo, L OBP: 0.460, SLG: 0.484 (8, PH)										1 0 0 0 0 0 0	
Art Ditmar, R OBP: 0.222, SLG: 0.210 (8, 1)										0 0 0 0 0 0 0	
Cloyd Boyer, R OBP: 0.129, SLG: 0.069 (8, 1)										0 0 0 0 0 0 0	
Inning Stats	R: 0 E: 0 K: 0 S: 4 H: 2 LOB: 1 BB: 0 P: 4	R: 0 E: 0 K: 0 S: 2 H: 0 LOB: 0 BB: 0 P: 3	R: 0 E: 0 K: 0 S: 3 H: 0 LOB: 0 BB: 0 P: 3	R: 0 E: 0 K: 0 S: 3 H: 0 LOB: 0 BB: 0 P: 3	R: 0 E: 0 K: 1 S: 7 H: 2 LOB: 2 BB: 0 P: 7	R: 0 E: 0 K: 0 S: 4 H: 1 LOB: 1 BB: 0 P: 4	R: 0 E: 0 K: 0 S: 3 H: 0 LOB: 0 BB: 0 P: 3	R: 0 E: 0 K: 0 S: 3 H: 0 LOB: 0 BB: 0 P: 3	R: 0 E: 0 K: 0 S: 3 H: 0 LOB: 0 BB: 0 P: 3	1B: 5 2B: 0 3B: 0 HR: 0 SF: 0 SAC: 0 DP: 2 HBP: 1	WP: 0 PB: 0 SB: 0 CS: 0 PA: 31
PITCHER Dick Donovan, R ERA: 3.32 (1, 1)	IP: 9.0 WLS: W BF: 31 H: 5 R: 0 ER: 0 SO: 1 BB: 0 IBB: 0 HBP: 1 BLK: 0 WP: 0 HR: 0 S: 32 P: 33 ERA: 0.00 WHIP: 0.556										

Kansas City Athletics @ Chicago White Sox
 Comiskey Park, Chicago, IL
 Sat Sep 24 1955, 4:33 AM EDT
 Att. 3,455 - Unknown

AB	30
R	0
H	5
RBI	0
BB	0
SO	1
LOB	8



Batter	1	2	3	4	5	6	7	8	9	AB	R	H	RBI	BB	SO	LOB
Buddy Peterson, R (1, 6) OBP: 0.455, SLG: 0.389	0-0 6-3		0-0 E5 1B		0-0 6-3			0-0 HBP 1B 1B		4	2	1	0	0	0	1
Nellie Fox, L (1, 4) OBP: 0.360, SLG: 0.400	0-0 G5-3 BB 1B		0-0 1B 1B		0-0 PO 1B			0-0 1B HBP SF8 1B		4	1	4	0	0	0	0
Minnie Minoso, R (1, 7) OBP: 0.387, SLG: 0.425	4-0 1-2 BB		0-0 1-3 2-H 3-H 1B		0-0 PO 1-2	4-0 SH5-3 BB		1-0 SF8 1B HBP		1	0	1	2	2	0	0
George Kell, R (1, 3) OBP: 0.389, SLG: 0.429	0-0 G5-3		0-0 6-3		0-0 SH5-3			0-0 1B		3	0	1	1	0	0	4
Bobby Adams, R (8, PR) OBP: 0.345, SLG: 0.386			1-2		1-2			1-2 2-3 3-H 1B		0	0	0	0	0	0	0
Jim Rivera, L (9, 9) OBP: 0.353, SLG: 0.397	2-3f									0	0	0	0	0	0	0
Bob Nieman, R (1, 9) OBP: 0.366, SLG: 0.460		4-0 G5-4-3 BB	0-0 F9		0-3 K			0-0 SF8		2	0	0	1	1	1	3
Walt Dropo, R (9, 3) OBP: 0.343, SLG: 0.448								2-3 3-H		0	0	0	0	0	0	0
Bob Kennedy, R (1, 5) OBP: 0.328, SLG: 0.412	0-0 G5-4-3 1-2f		0-0 F5		0-0 F3			0-0 1B		4	0	1	0	0	0	2
Sherm Lollar, R (1, 2) OBP: 0.375, SLG: 0.408	0-0 F9		0-0 G3		0-0 F4			0-0 F9		4	0	0	0	0	0	2
Jim Busby, R (1, 8) OBP: 0.289, SLG: 0.337			0-0 F3		0-0 5-3			0-0 5-3		3	0	0	0	0	0	0
Dick Donovan, L (1, 1) OBP: 0.330, SLG: 0.263			4-0 1B E 1B BB		0-0 3-1			0-3 K		2	1	0	0	1	1	0

Inning Stats	R: 0	H: 1	E: 0	LOB: 1	K: 0	BB: 1	S: 3	P: 7	R: 0	H: 0	E: 0	LOB: 0	K: 0	BB: 1	S: 2	P: 6	R: 2	H: 2	E: 1	LOB: 2	K: 0	BB: 1	S: 6	P: 10	R: 0	H: 0	E: 0	LOB: 0	K: 0	BB: 0	S: 3	P: 3	R: 0	H: 1	E: 0	LOB: 0	K: 0	BB: 0	S: 3	P: 3	R: 0	H: 0	E: 0	LOB: 1	K: 1	BB: 1	S: 5	P: 9	R: 0	H: 0	E: 0	LOB: 0	K: 1	BB: 0	S: 5	P: 5	R: 2	H: 4	E: 0	LOB: 2	K: 0	BB: 0	S: 6	P: 7
PITCHER	IP	WLS	BF	H	R	ER	SO	BB	IBB	HBP	BLK	WP	HR	S	P	ERA	WHIP																																															
Johnny Gray, R (1, 1) ERA: 6.41	7.0	L	27	4	2	1	2	4	0	0	0	0	0	27	43	1.29	1.143																																															
Art Ditmar, R (8, 1) ERA: 5.24	0.0		4	3	2	2	0	0	0	1	0	0	0	3	4	∞	∞																																															
Cloyd Boyer, R (8, 1) ERA: 6.22	1.0		3	1	0	0	0	0	0	0	0	0	0	3	3	0.00	1.000																																															

BOTTOM

Kansas City Athletics @ Chicago White Sox
Comiskey Park, Chicago, IL

Sat Sep 24 1955, 4:33 AM EDT
Att. 3,455 - Unknown

AB	27
R	4
H	8
RBI	4
BB	4
SO	2
LOB	12



1B	8	SF	1	WP	0	PA	35
2B	0	SAC	1	PB	0		
3B	0	DP	2	SB	0		
HR	0	HBP	1	CS	0		

WP	HR	S	P	ERA	WHIP
0	0	0	0	0.00	1.000

Batter	1	2	3	4	5	6	7	8	9	AB R H RBI BB SO LOB	TOP																
Vic Power, R (1, 3) OBP: 0.353, SLG: 0.505	0-0 F4			0-0 L8		0-0 F9			0-0 4-3 1B	4 0 1 0 0 0 0																	
Tom Saffell, L (1, 8) OBP: 0.272, SLG: 0.207	0-0 4-3			0-3 K			0-3 K		0-0 4-3 1-2	4 0 0 0 0 2 1																	
Bill Renna, R (1, 9) OBP: 0.305, SLG: 0.349	0-3 K			0-0 1B			4-0 BB		0-0 F9	3 0 1 0 1 1 1																	
Hector Lopez, R (1, 5) OBP: 0.337, SLG: 0.422		0-3 K		0-3 K			0-3 K			3 0 0 0 0 3 2																	
Bill Stewart, R (1, 7) OBP: 0.158, SLG: 0.167		0-0 1-3			0-3 K		0-3 K			3 0 0 0 0 2 1																	
Jim Finigan, R (1, 4) OBP: 0.333, SLG: 0.385		0-0 CS 1B			0-0 L5			0-0 6-3		3 0 1 0 0 0 0																	
Jerry Schypinski, L (1, 6) OBP: 0.229, SLG: 0.246		0-0 CS	0-0 4-3		0-3 K			0-3 K		2 0 0 0 0 1 0																	
Alex George, L (7, 6) OBP: 0.182, SLG: 0.100		1-2								1 0 0 0 0 1 0																	
Billy Shantz, R (1, 2) OBP: 0.296, SLG: 0.300			0-0 F4			0-3 K		0-0 L1		3 0 0 0 0 1 0																	
Glenn Cox, R (1, 1)			0-3 K			0-0 F3			0-0 F4	0 0 0 0 0 0 0																	
Mike Kume, R (2, 1) OBP: 0.125, SLG: 0.125										2 0 0 0 0 1 0																	
Bill Harrington, R (7, 1) OBP: 0.211, SLG: 0.118										0 0 0 0 0 0 0																	
Clete Boyer, R (9, PH) OBP: 0.277, SLG: 0.253										1 0 0 0 0 0 0																	
Inning Stats	R: 0 E: 0 K: 1 S: 5	H: 0 LOB: 0 BB: 0 P: 5	R: 0 E: 0 K: 1 S: 5	H: 1 LOB: 0 BB: 0 P: 5	R: 0 E: 0 K: 1 S: 5	H: 0 LOB: 0 BB: 0 P: 5	R: 0 E: 0 K: 2 S: 8	H: 1 LOB: 1 BB: 0 P: 8	R: 0 E: 0 K: 2 S: 7	H: 0 LOB: 0 BB: 0 P: 7	R: 0 E: 0 K: 1 S: 5	H: 0 LOB: 0 BB: 0 P: 5	R: 0 E: 0 K: 3 S: 9	H: 0 LOB: 1 BB: 1 P: 13	R: 0 E: 0 K: 1 S: 5	H: 0 LOB: 0 BB: 0 P: 5	R: 0 E: 0 K: 0 S: 4	H: 1 LOB: 1 BB: 0 P: 4	1B: 3 2B: 0 3B: 0 HR: 0	SF: 0 SAC: 0 DP: 0 HBP: 0	WP: 0 PB: 0 SB: 0 CS: 1	PA: 31					
PITCHER Billy Pierce, L (1, 1) ERA: 1.97	IP 9.0	WLS W	BF 30	H 3	R 0	ER 0	SO 12	BB 1	IBB 0	HBP 0	BLK 0	WP 0	HR 0	S 53	P 57	ERA 0.00	WHIP 0.444						PITCHER				

Kansas City Athletics @ Chicago White Sox
 Comiskey Park, Chicago, IL
 Sun Sep 25 1955, 4:33 AM EDT
 Att. 6,910 - Unknown

AB	29
R	0
H	3
RBI	0
BB	1
SO	12
LOB	5

