

Chicago White Sox - 1955

Batter	1	2	3	4	5	6	7	8	9	AB	R	H	RBI	BB	SO	LOB	TOP			
Chico Carrasquel, R OBP: 0.250, SLG: 0.250	0-0 1-3		0-3 K			0-0 1B 1B		0-0 L5		4	1	1	0	0	1	0	Chicago White Sox @ Cleveland Indians Cleveland Municipal Stadium, Cleveland, OH Tue Apr 12 1955, 3:33 AM EST Att: 50,230 - Unknown livebaseballscorecards.com			
Nelle Fox, L OBP: 0.500, SLG: 0.750	0-0 4-3			0-0 G3		0-0 1B 1B		0-0 2B		4	0	2	0	0	0	0				
Minnie Minoso, R OBP: 0.500, SLG: 0.333	0-0 F7			4-0 BB BB		0-0 1B FC6-4		0-0 6-3		3	0	1	1	1	0	1				
George Kell, R (1,5)		0-0 6-3		0-0 F9		0-0 F7		0-0 6-3		4	0	0	0	0	0	4				
Jim Rivera, L (1,8)		0-0 4-3		4-0 BB 1-2		0-0 F8		0-0 F6		3	0	0	0	1	0	2				
Walt Dropo, R OBP: 0.250, SLG: 0.250		0-0 FC6 1B		0-0 F2		0-0 FC6-4 1-2		0-3 K		4	0	1	0	0	1	4				
Willard Marshall, L (1,9)		0-0 FC6 1-2		0-0 3-1		0-0 F5		4-0 BB E		3	0	0	0	1	0	1				
Sherm Lollar, R Johnny Groth, R (9, PR)			0-3 K		0-0 L7		0-0 6-3		0-0 E3 1-2	4	0	0	0	0	1	1				
Virgil Trucks, R Lloyd Merriman, L Mike Fomieleles, R Bob Nieman, R (9, PH)			0-0 6-3		0-0 F8		0-0 F8		0-0 F9	2	0	0	0	0	0	0				
										1	0	0	0	0	0	0				
										0	0	0	0	0	0	0				
										1	0	0	0	0	0	2				
Inning Stats	R: 0 E: 0 K: 0 S: 3	H: 0 LOB: 0 BB: 0 P: 3	R: 0 E: 0 K: 0 S: 4	H: 1 LOB: 1 BB: 0 P: 4	R: 0 E: 0 K: 2 S: 7	H: 0 LOB: 0 BB: 0 P: 7	R: 0 E: 0 K: 0 S: 3	H: 0 LOB: 2 BB: 0 P: 11	R: 1 E: 0 K: 0 S: 6	H: 3 LOB: 2 BB: 0 P: 6	R: 0 E: 0 K: 0 S: 3	H: 0 LOB: 1 BB: 0 P: 4	R: 0 E: 0 K: 1 S: 4	H: 1 LOB: 1 BB: 0 P: 4	R: 0 E: 1 K: 1 S: 6	H: 0 LOB: 2 BB: 1 P: 10	1B: 4 2B: 1 3B: 0 HR: 0	SF: 0 SAC: 0 DP: 0 HBP: 0	WP: 0 PB: 0 CS: 0	PA: 36
PITCHER Bob Lemon, R ERA: 1.0	IP: 9.0 WLS: W BF: 36 H: 5 R: 1 ER: 1 SO: 3 BB: 3 IBB: 0 HBP: 0 BLK: 0 WP: 0 HR: 0 S: 39 P: 51 ERA: 1.00 WHIP: 0.889															PITCHER				

Batter	1	2	3	4	5	6	7	8	9	AB	R	H	RBI	BB	SO	LOB	BOTTOM			
Al Smith, R OBP: 0.500, SLG: 1.250	0-0 SH1-3 1B BB	0-0 HR		0-0 F8			0-0 F5			4	2	2	2	0	0	1	Chicago White Sox @ Cleveland Indians Cleveland Municipal Stadium, Cleveland, OH Tue Apr 12 1955, 3:33 AM EST Att: 50,230 - Unknown livebaseballscorecards.com			
Bobby Avila, R OBP: 0.500, SLG: 0.333	4-0 SH1-3 1B BB	0-0 1B		0-0 FC6-4 1-2			0-0 5-3			3	1	1	0	1	0	1				
Larry Doby, L OBP: 0.333, SLG: 0.333	0-0 SH1-3 1-2 2-3	0-3 K		0-0 F9			0-0 WP 1B			3	0	1	0	0	1	1				
Al Rosen, R (1,5)	4-0 1B BB	0-0 F8		0-3 K			0-0 F3 1-2			3	0	0	0	1	1	2				
Ralph Kiner, R OBP: 0.250, SLG: 1.000	0-3 K		0-3 K		0-0 HR		0-0 F2			4	1	1	1	0	2	3				
Vic Wertz, L OBP: 0.250, SLG: 0.250	0-0 1-2 2-H 3-H	0-0 1B		0-0 F7		0-0 1-3		0-0 F8		4	0	1	2	0	0	0				
George Strickland, R (1,6)	0-0 5-3		0-0 F7			0-0 L9		4-0 BB		3	0	0	0	1	0	2				
Jim Hegan, R OBP: 0.250, SLG: 0.250		0-0 WP HR 1B		0-0 F8		0-3 K		0-0 F8		4	1	1	0	0	1	1				
Bob Lemon, L OBP: 0.333, SLG: 0.333		0-0 1-3		0-0 FC6-4 1B		0-3 K				3	0	1	0	0	1	1				
										1B: 6 2B: 0 3B: 0 HR: 2	SF: 0 SAC: 1 DP: 0 HBP: 0	WP: 2 PB: 0 CS: 0	PA: 35							
Inning Stats	R: 2 E: 0 K: 1 S: 7	H: 2 LOB: 2 BB: 2 P: 15	R: 2 E: 0 K: 1 S: 8	H: 3 LOB: 1 BB: 0 P: 8	R: 0 E: 0 K: 1 S: 5	H: 0 LOB: 0 BB: 0 P: 5	R: 0 E: 0 K: 0 S: 4	H: 1 LOB: 1 BB: 0 P: 4	R: 1 E: 0 K: 1 S: 6	H: 1 LOB: 0 BB: 0 P: 6	R: 0 E: 0 K: 2 S: 7	H: 0 LOB: 0 BB: 0 P: 7	R: 0 E: 0 K: 0 S: 4	H: 1 LOB: 1 BB: 0 P: 4	R: 0 E: 0 K: 0 S: 3	H: 0 LOB: 1 BB: 1 P: 7	1B: 6 2B: 0 3B: 0 HR: 2	SF: 0 SAC: 1 DP: 0 HBP: 0	WP: 2 PB: 0 CS: 0	PA: 35
PITCHER Virgil Trucks, R ERA: 7.5 Mike Fomieleles, R ERA:	IP: 6.0 WLS: L BF: 27 H: 7 R: 5 ER: 5 SO: 6 BB: 2 IBB: 0 HBP: 0 BLK: 0 WP: 1 HR: 2 S: 37 P: 45 ERA: 7.50 WHIP: 1.500															PITCHER				

Batter	1	2	3	4	5	6	7	8	9	AB	R	H	RBI	BB	SO	LOB	TOP			
Vic Power, R OBP: 0.364, SLG: 0.545 (1, 3)										4	0	2	0	0	0	0				
Pete Suder, R OBP: 0.077, SLG: 0.077 (1, 4)										4	0	0	0	0	1	2				
Jim Finigan, R OBP: 0.290, SLG: 0.455 (1, 5)										3	1	1	0	0	0	0				
Gus Zernial, R OBP: 0.182, SLG: 0.182 (1, 7)										3	0	0	0	0	0	3				
Bill Renna, R OBP: 0.091, SLG: 0.182 (1, 9)										3	0	0	1	0	0	0				
Bill Wilson, R OBP: 0.636, SLG: 1.111 (1, 8)										2	0	0	0	1	0	0				
Joe Demaestri, R OBP: 0.300, SLG: 0.300 (1, 6)										3	0	0	0	0	0	1				
Billy Shantz, R (1, 2)										2	0	0	0	0	0	0				
Dick Kryhoski, L (8, PH)										1	0	0	0	0	0	0				
Jim Robertson, R (8, 2)										0	0	0	0	0	0	0				
Bobby Shantz, R (1, 1)										2	0	0	0	0	0	0				
Don Bollweg, L (8, PH)										1	0	0	0	0	0	0				
Sonny Dixon, S (8, 1)										0	0	0	0	0	0	0				
Inning Stats	R: 0 E: 0 K: 1 S: 5	H: 1 LOB: 1 BB: 0 P: 6	R: 0 E: 0 K: 0 S: 2	H: 0 LOB: 0 BB: 1 P: 6	R: 0 E: 0 K: 0 S: 3	H: 0 LOB: 0 BB: 0 P: 3	R: 0 E: 0 K: 0 S: 3	H: 0 LOB: 0 BB: 0 P: 3	R: 0 E: 0 K: 0 S: 4	H: 1 LOB: 1 BB: 0 P: 4	R: 1 E: 0 K: 0 S: 4	H: 1 LOB: 0 BB: 0 P: 4	R: 0 E: 0 K: 0 S: 3	H: 0 LOB: 0 BB: 0 P: 3	R: 0 E: 0 K: 0 S: 3	H: 0 LOB: 0 BB: 0 P: 3	1B: 1 2B: 1 3B: 1 HR: 0	SF: 0 SAC: 0 DP: 2 HBP: 1	WP: 0 PB: 0 SB: 0 CS: 0	PA: 30
PITCHER Sandy Consuegra, R ERA: 1.0 (1, 1)	IP: 9.0 WLS: W BF: 30 H: 3 R: 1 ER: 1 SO: 1 BB: 1 IBB: 0 HBP: 1 BLK: 0 WP: 0 HR: 0 S: 30 P: 35 ERA: 1.00 WHIP: 0.444															PITCHER Sandy Consuegra, R ERA: 1.0 (1, 1)	IP: 9.0 WLS: W BF: 30 H: 3 R: 1 ER: 1 SO: 1 BB: 1 IBB: 0 HBP: 1 BLK: 0 WP: 0 HR: 0 S: 30 P: 35 ERA: 1.00 WHIP: 0.444			

Kansas City Athletics @ Chicago White Sox
Comiskey Park, Chicago, IL
Thu Apr 14 1955, 4:33 AM EST
Att: 14,067 - Unknown

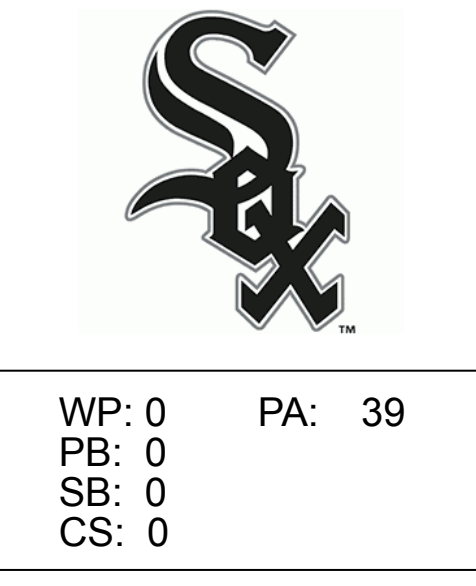
AB	28
R	1
H	3
RBI	1
BB	1
SO	1
LOB	6



Batter	1	2	3	4	5	6	7	8	9	AB	R	H	RBI	BB	SO	LOB	BOTTOM			
Chico Carrasquel, R OBP: 0.333, SLG: 0.500 (1, 6)										4	1	1	1	1	1	1				
Nellie Fox, L (1, 4)										5	0	3	1	0	0	3				
Minnie Minoso, R (1, 7)										5	0	1	0	0	0	3				
George Kell, R (1, 5)										2	1	0	0	2	1	0				
Jim Rivera, L (1, 8)										3	0	0	0	0	0	3				
Walt Dropo, R (1, 3)										2	3	1	0	2	0	0				
Bob Nieman, R (1, 9)										3	1	2	3	0	0	0				
Johnny Groth, R (8, 8)										1	0	0	0	0	0	1				
Sherm Lollar, R (1, 2)										3	1	1	1	1	0	0				
Sandy Consuegra, R (1, 1)										4	0	1	1	0	1	3				
Inning Stats	R: 0 E: 0 K: 1 S: 5	H: 0 LOB: 0 BB: 0 P: 5	R: 2 E: 0 K: 1 S: 6	H: 1 LOB: 3 BB: 4 P: 22	R: 0 E: 0 K: 0 S: 3	H: 0 LOB: 0 BB: 0 P: 3	R: 0 E: 0 K: 0 S: 3	H: 0 LOB: 0 BB: 0 P: 3	R: 0 E: 0 K: 0 S: 4	H: 1 LOB: 1 BB: 0 P: 4	R: 2 E: 1 K: 0 S: 5	H: 3 LOB: 2 BB: 1 P: 9	R: 2 E: 0 K: 0 S: 7	H: 4 LOB: 2 BB: 0 P: 7	R: 2 E: 0 K: 0 S: 7	H: 4 LOB: 2 BB: 0 P: 7	1B: 5 2B: 1 3B: 3 HR: 1	SF: 0 SAC: 1 DP: 1 HBP: 0	WP: 0 PB: 0 SB: 0 CS: 0	PA: 39
PITCHER Bobby Shantz, L ERA: 6.43 (1, 1)	IP: 7.0 WLS: L BF: 32 H: 6 R: 5 ER: 5 SO: 3 BB: 4 IBB: 0 HBP: 0 BLK: 0 WP: 0 HR: 1 S: 32 P: 56 ERA: 6.43 WHIP: 1.429															PITCHER Sonny Dixon, R ERA: 18.0 (8, 1)	IP: 1.0 WLS: 7 BF: 4 H: 2 R: 2 ER: 2 SO: 0 BB: 0 IBB: 0 HBP: 0 BLK: 0 WP: 0 HR: 0 S: 7 P: 7 ERA: 18.00 WHIP: 4.000			

Kansas City Athletics @ Chicago White Sox
Comiskey Park, Chicago, IL
Thu Apr 14 1955, 4:33 AM EST
Att: 14,067 - Unknown

AB	32
R	7
H	10
RBI	7
BB	6
SO	3
LOB	14



Batter	1	2	3	4	5	6	7	8	9	AB	R	H	RBI	BB	SO	LOB	TOP																	
Al Smith, R OBP: 0.579, SLG: 0.882 (1, 9)										4	1	1	0	0	1	2	Cleveland Indians @ Chicago White Sox Comiskey Park, Chicago, IL Sat Apr 16 1955, 4:33 AM EST Att: 14,120 - Unknown																	
Bobby Avila, R OBP: 0.579, SLG: 0.667 (1, 4)										5	0	2	1	0	1	2																		
Larry Doby, L OBP: 0.278, SLG: 0.235 (1, 8)										4	0	1	0	1	1	4																		
Al Rosen, R OBP: 0.263, SLG: 0.467 (1, 5)										4	1	1	2	1	0	1																		
Ralph Kiner, R OBP: 0.278, SLG: 0.375 (1, 7)										4	0	0	0	1	1	3																		
Vic Wertz, L OBP: 0.353, SLG: 0.400 (1, 3)										5	0	3	0	0	0	4																		
George Strickland, R OBP: 0.278, SLG: 0.333 (1, 6)										5	1	1	1	0	1	4																		
Jim Hegan, R OBP: 0.364, SLG: 0.556 (8, PH)										1	1	0	0	2	0	1																		
Hank Foiles, R OBP: 0.750, SLG: 1.333 (8, 2)										1	0	1	0	0	0	0																		
Bob Feller, R (1, 1)										1	0	0	0	0	1	2																		
Ray Narleski, R (5, 1)										0	0	0	0	0	0	0																		
Don Mossi, L (8, PH)										1	0	0	0	0	1	0																		
Dale Mitchell, L (8, 1)										1	0	0	0	0	1	0																		
Bill Wight, L (8, 1)										0	0	0	0	0	0	0																		
Inning Stats	R: 1 E: 1 K: 1 S: 5	H: 0 LOB: 2 BB: 2 P: 14	R: 2 E: 0 K: 2 S: 9	H: 2 LOB: 1 BB: 1 P: 13	R: 1 E: 0 K: 1 S: 7	H: 2 LOB: 2 BB: 1 P: 11	R: 0 E: 0 K: 1 S: 6	H: 1 LOB: 1 BB: 0 P: 6	R: 0 E: 0 K: 0 S: 3	H: 0 LOB: 1 BB: 1 P: 7	R: 0 E: 0 K: 1 S: 6	H: 1 LOB: 1 BB: 0 P: 6	R: 0 E: 0 K: 1 S: 6	H: 1 LOB: 1 BB: 0 P: 6	R: 0 E: 0 K: 0 S: 5	H: 2 LOB: 2 BB: 0 P: 5	R: 0 E: 0 K: 0 S: 4	H: 1 LOB: 1 BB: 0 P: 4	R: 0 E: 0 K: 0 S: 4	H: 1 LOB: 1 BB: 0 P: 4	1B: 7 2B: 0 3B: 1 HR: 2	SF: 0 SAC: 1 DP: 1 HBP: 1	WP: 0 PB: 0 SB: 0 CS: 0	PA: 43										
PITCHER	IP WLS BF H R ER SO BB IBB HBP BLK WP HR S P ERA WHIP																																	
Billy Pierce, L ERA: 11.57	(1, 1)	2.1	15	4	4	3	3	3	0	1	0	0	0	2	17	30	11.57	3.000																
Mike Fomiele, R ERA:	(3, 1)	6.2	W	28	6	0	0	4	1	1	0	0	0	0	34	42	0.00	1.050																

AB	36
R	4
H	10
RBI	4
BB	5
SO	7
LOB	24



Batter	1	2	3	4	5	6	7	8	9	AB	R	H	RBI	BB	SO	LOB	BOTTOM																	
Chico Carrasquel, R OBP: 0.357, SLG: 0.462 (1, 6)										5	2	2	0	0	0	1	Cleveland Indians @ Chicago White Sox Comiskey Park, Chicago, IL Sat Apr 16 1955, 4:33 AM EST Att: 14,120 - Unknown																	
Nellie Fox, L OBP: 0.571, SLG: 0.929 (1, 4)										5	2	3	1	0	0	0																		
Minnie Minoso, R OBP: 0.286, SLG: 0.167 (1, 7)										4	2	0	1	1	0	1																		
George Kell, R OBP: 0.333, SLG: 0.111 (1, 5)										3	1	1	2	1	0	0																		
Jim Rivera, L (6, 9)										4	0	0	0	0	0	4																		
Walt Dropo, R OBP: 0.500, SLG: 0.700 (1, 3)										4	1	2	4	0	0	0																		
Bob Nieman, R OBP: 0.571, SLG: 1.571 Ed McGhee, R (6, 8)										3	1	2	1	0	1	1																		
Sherm Lollar, R OBP: 0.250, SLG: 0.364 (1, 2)										4	0	1	0	0	0	3																		
Billy Pierce, L (1, 1)										1	0	0	0	0	0	1																		
Mike Fomiele, R OBP: 0.333, SLG: 0.667 (3, 1)										3	0	1	0	0	0	3																		
Inning Stats	R: 1 E: 1 K: 0 S: 5	H: 1 LOB: 1 BB: 0 P: 5	R: 0 E: 0 K: 1 S: 6	H: 2 LOB: 0 BB: 0 P: 6	R: 2 E: 0 K: 0 S: 5	H: 2 LOB: 0 BB: 0 P: 5	R: 0 E: 0 K: 0 S: 4	H: 1 LOB: 1 BB: 0 P: 4	R: 6 E: 0 K: 0 S: 8	H: 5 LOB: 1 BB: 2 P: 16	R: 0 E: 0 K: 0 S: 3	H: 0 LOB: 0 BB: 0 P: 3	R: 0 E: 1 K: 0 S: 4	H: 0 LOB: 2 BB: 1 P: 8	R: 0 E: 0 K: 0 S: 3	H: 1 LOB: 0 BB: 0 P: 3	1B: 8 2B: 2 3B: 1 HR: 2	SF: 0 SAC: 0 DP: 1 HBP: 0	WP: 0 PB: 0 SB: 1 CS: 2	PA: 39														
PITCHER	IP WLS BF H R ER SO BB IBB HBP BLK WP HR S P ERA WHIP																																	
Bob Feller, R ERA: 11.25	(1, 1)	4.0	L	21	8	0	0	0	1	0	0	0	0	0	22	26	11.25	2.250																
Ray Narleski, R ERA: 81.0	(5, 1)	0.1		4	2	3	3	0	1	0	0	0	0	2	3	7	81.00	9.000																
Don Mossi, L ERA:	(5, 1)	2.2		11	1	0	0	0	1	0	0	0	0	0	10	14	0.00	0.750																
Bill Wight, L ERA:	(8, 1)	1.0		3	1	0	0	0	0	0	0	0	0	0	3	3	0.00	1.000																


AB	36
R	9
H	12
RBI	9
BB	3
SO	1
LOB	14



Batter	1	2	3	4	5	6	7	8	9	AB	R	H	RBI	BB	SO	LOB	TOP					
Al Smith, R OBP: 0.565, SLG: 0.810 (1, 9)	F8		1B		1B		FC6-4			4	0	2	1	0	0	1						
Bobby Avila, R OBP: 0.522, SLG: 0.579 (1, 4)	F9		F9		1B			6-3		4	0	1	0	0	0	1						
Larry Doby, L OBP: 0.273, SLG: 0.200 (1, 8)	BB		K					4-3		3	0	0	0	1	1	3						
Al Rosen, R OBP: 0.261, SLG: 0.389 (1, 5)	F9			BB		6-3		4-3		3	0	0	0	1	0	1						
Ralph Kiner, R OBP: 0.318, SLG: 0.333 (1, 7)		G6-4-3 BB		G6-4-3 BB		K		K		2	0	0	0	2	2	0						
Vic Wertz, L OBP: 0.286, SLG: 0.316 (1, 3)		G6-4-3		K		K		F3		4	0	0	0	0	2	3						
George Strickland, R OBP: 0.227, SLG: 0.263 (1, 6)		6-3		G6-4-3			F8	E6		4	0	0	0	0	0	2						
Hank Foiles, R OBP: 0.625, SLG: 1.000 (1, 2)			SH2-3 1B 2B		K		K2-3			3	1	1	0	1	2	0						
Art Houtteman, R OBP: 0.500, SLG: 0.500 Don Mossi, L Hank Majeski, R			SH2-3		6-3			4-3		2	0	1	0	0	0	0						
Inning Stats	R: 0 E: 0 K: 0 S: 3	H: 0 LOB: 1 BB: 1 P: 7	R: 0 E: 0 K: 0 S: 2	H: 0 LOB: 0 BB: 1 P: 6	R: 1 E: 0 K: 1 S: 7	H: 2 LOB: 1 BB: 0 P: 7	R: 0 E: 0 K: 1 S: 4	H: 0 LOB: 1 BB: 2 P: 12	R: 0 E: 0 K: 1 S: 7	H: 2 LOB: 2 BB: 0 P: 7	R: 0 E: 0 K: 2 S: 7	H: 0 LOB: 0 BB: 0 P: 7	R: 0 E: 0 K: 1 S: 6	H: 1 LOB: 0 BB: 0 P: 6	R: 0 E: 0 K: 0 S: 3	H: 0 LOB: 0 BB: 0 P: 3	R: 0 E: 1 K: 1 S: 6	H: 0 LOB: 2 BB: 1 P: 10	1B: 4 2B: 1 3B: 0 HR: 0	SF: 0 SAC: 1 DP: 2 HBP: 0	WP: 0 PB: 0 SB: 0 CS: 0	PA: 36
PITCHER Jack Harshman, L ERA: 1.0	IP: 9.0 WLS: W BF: 36 H: 5 R: 1 ER: 1 SO: 7 BB: 5 IBB: 0 HBP: 0 BLK: 0 WP: 0 HR: 0 S: 45 P: 65 ERA: 1.00 WHIP: 1.111															PITCHER						

Cleveland Indians @ Chicago White Sox
Comiskey Park, Chicago, IL
Sun Apr 17 1955, 4:33 AM EST
Unknown


AB 30
R 1
H 5
RBI 1
BB 5
SO 7
LOB 13



Batter	1	2	3	4	5	6	7	8	9	AB	R	H	RBI	BB	SO	LOB	BOTTOM			
Chico Carrasquel, R OBP: 0.333, SLG: 0.375 (1, 6)	6-3		L7				K			3	0	0	0	1	1	3				
Nellie Fox, L OBP: 0.556, SLG: 0.944 (1, 4)	1-3		2B 1B		E3 G6-4-3			3B		4	0	2	1	0	0	1				
Minnie Minoso, R OBP: 0.278, SLG: 0.250 (1, 7)	F7		2B		G6-4-3		G3			4	0	1	1	0	0	4				
George Kell, R OBP: 0.313, SLG: 0.083 (1, 5)		G3	5-3			K		SH3-4 BB		3	0	0	0	1	1	2				
Jim Rivera, L (1, 8) (8, 9)		F9			F3		F9	SH3-4		3	0	0	0	0	0	0				
Walt Dropo, R OBP: 0.500, SLG: 0.615 (1, 3)		1B			F6		5-3			3	0	1	0	1	0	0				
Bob Nieman, R Clint Courtney, L		K			FC6-4 1B			F8		3	1	2	1	0	1	1				
Sherm Lollar, R Ed McGhee, R			5-3		FC6-4		SH1-3 3B 1B	F3		3	0	1	0	0	0	1				
Jack Harshman, L (1, 1)			1B 2B BB		F9		SH1-3			1	1	0	0	1	0	0				
Inning Stats	R: 0 E: 0 K: 0 S: 3	H: 0 LOB: 0 BB: 0 P: 3	R: 0 E: 0 K: 1 S: 6	H: 1 LOB: 0 BB: 0 P: 6	R: 1 E: 0 K: 0 S: 5	H: 2 LOB: 2 BB: 1 P: 9	R: 0 E: 0 K: 0 S: 4	H: 1 LOB: 1 BB: 0 P: 4	R: 0 E: 1 K: 0 S: 3	H: 0 LOB: 1 BB: 1 P: 7	R: 0 E: 0 K: 1 S: 5	H: 0 LOB: 0 BB: 0 P: 5	R: 2 E: 0 K: 1 S: 8	H: 3 LOB: 2 BB: 0 P: 8	R: 0 E: 0 K: 0 S: 3	H: 0 LOB: 2 BB: 2 P: 11	1B: 4 2B: 1 3B: 1 HR: 1	SF: 0 SAC: 2 DP: 1 HBP: 0	WP: 0 PB: 0 SB: 0 CS: 0	PA: 35
PITCHER Art Houtteman, R Don Mossi, L	IP: 7.1 WLS: L BF: 33 H: 7 R: 3 ER: 3 SO: 3 BB: 3 IBB: 0 HBP: 0 BLK: 0 WP: 0 HR: 1 S: 35 P: 51 ERA: 3.68 WHIP: 1.364															PITCHER				

Cleveland Indians @ Chicago White Sox
Comiskey Park, Chicago, IL
Sun Apr 17 1955, 4:33 AM EST
Unknown

AB 29
R 3
H 7
RBI 3
BB 4
SO 3
LOB 16



Batter	1	2	3	4	5	6	7	8	9	AB	R	H	RBI	BB	SO	LOB	TOP								
Al Smith, R OBP: 0.464, SLG: 0.654 (1, 9)	0-3 K		0-0 6-3		0-0 F7		0-0 FC5-4 1B SF9		0-0 4-3	5	1	0	0	0	1	3									
Bobby Avila, R OBP: 0.519, SLG: 0.545 (1, 4)	0-3 K		0-0 6-3		4-0 1B BB		0-0 1-3 1B			3	0	1	0	1	1	1									
Larry Doby, L OBP: 0.269, SLG: 0.217 (1, 8)	0-0 1-3		0-0 4-3		0-0 1-3 2-H 1B		0-0 SF9			3	0	1	2	0	0	1									
Al Rosen, R OBP: 0.259, SLG: 0.364 (1, 5)		0-0 2B 1B		0-0 F7		0-0 L8		0-0 1-3		4	0	1	0	0	0	1									
Ralph Kiner, R OBP: 0.385, SLG: 0.429 (1, 7)		0-0 1-H 2B		4-0 2B BB		0-0 HR 1B		0-0 F8		3	1	2	0	1	0	0									
Vic Wertz, L OBP: 0.333, SLG: 0.476 Joe Altobelli, L (6, 3)		1-0 HBP		0-0 F8		0-0 1-H HR		0-0 4-3		2	1	1	2	0	0	1									
George Strickland, R OBP: 0.231, SLG: 0.304 (1, 6)		0-0 F4		0-0 1-H 2B		0-3 K		0-0 6-3		4	0	1	0	0	1	2									
Jim Hegan, R OBP: 0.267, SLG: 0.385 (1, 2)		0-0 F6		0-0 F7		0-0 4-3			0-0 6-3	4	0	0	0	0	0	2									
Bob Lemon, L OBP: 0.571, SLG: 0.500 (1, 1)			0-0 E4 6-3 1B		0-0 BB 1B		4-0 FC5-4 BB		0-3 K	3	1	2	0	1	1	0									
Inning Stats	R: 0 E: 0 K: 2 S: 7	H: 0 LOB: 0 BB: 0 P: 7	R: 0 E: 0 K: 0 S: 4	H: 2 LOB: 2 BB: 0 P: 5	R: 0 E: 1 K: 0 S: 4	H: 1 LOB: 1 BB: 0 P: 4	R: 0 E: 0 K: 0 S: 3	H: 1 LOB: 2 BB: 1 P: 7	R: 1 E: 0 K: 0 S: 4	H: 2 LOB: 2 BB: 1 P: 8	R: 2 E: 0 K: 1 S: 7	H: 2 LOB: 0 BB: 0 P: 7	R: 1 E: 0 K: 0 S: 4	H: 1 LOB: 1 BB: 1 P: 8	R: 0 E: 0 K: 0 S: 3	H: 0 LOB: 0 BB: 0 P: 3	R: 0 E: 0 K: 1 S: 5	H: 0 LOB: 0 BB: 0 P: 5	1B: 6 2B: 2 3B: 0 HR: 1	SF: 1 SAC: 0 DP: 0 HBP: 1	WP: 0 PB: 0 SB: 0 CS: 0	PA: 37			
PITCHER	IP	WLS	BF	H	R	ER	SO	BB	IBB	HBP	BLK	WP	HR	S	P	ERA	WHIP								
Virgil Trucks, R ERA: 6.57 (1, 1)	6.1	L	29	9	4	4	3	3	0	1	0	0	1	31	44	5.68	1.895								
Mornie Martin, L ERA: (7, 1)	0.2		2	0	0	0	0	0	0	0	0	0	0	2	2	0.00	0.000								
Dick Donovan, R ERA: (8, 1)	2.0		6	0	0	0	1	0	0	0	0	0	0	8	8	0.00	0.000								

Cleveland Indians @ Chicago White Sox
Comiskey Park, Chicago, IL
Sun Apr 17 1955, 4:38 AM EST
Att: 32,314 - Unknown

AB 32
R 4
H 9
RBI 4
BB 3
SO 4
LOB 11



Batter	1	2	3	4	5	6	7	8	9	AB	R	H	RBI	BB	SO	LOB	BOTTOM								
Chico Carrasquel, R OBP: 0.318, SLG: 0.500 (1, 6)	0-3 K			0-0 HR		0-0 F7		0-0 6-3		4	1	1	1	0	1	0									
Nellie Fox, L OBP: 0.455, SLG: 0.773 (1, 4)	0-0 G3			0-0 G3		0-0 4-3		0-0 F7		4	0	0	0	0	0	0									
Minnie Minoso, R OBP: 0.273, SLG: 0.250 (1, 7)	0-0 1-6-3			0-0 G4-3 1B		0-0 F8		0-0 6-3		4	0	1	0	0	0	0									
George Kell, R OBP: 0.300, SLG: 0.125 (1, 5)		0-0 6-3		0-0 G4-3 1-2		0-0 G1-6-3 1B		0-0 F6		4	0	1	0	0	0	1									
Jim Rivera, L (1, 8)		0-0 4-3			0-0 G3		0-0 G1-6-3 1-2		0-3 K	4	0	0	0	0	1	1									
Walt Dropo, R OBP: 0.450, SLG: 0.500 (1, 3)		0-0 5-3			0-3 K		4-0 BB 1B BB		0-0 F2	3	1	0	0	1	1	0									
Bob Nieman, R OBP: 0.615, SLG: 1.455 (1, 9)			0-0 F8		4-0 1B BB		4-0 1-2 BB			1	0	0	0	2	0	0									
Sherm Lollar, R OBP: 0.333, SLG: 0.412 Ed McGhee, R (7, PR) Clint Courtney, L (8, 2)			0-0 5-3		0-0 5-3		0-0 1-2 1B			3	0	2	1	0	0	0									
Virgil Trucks, R Morrie Martin, L Dick Donovan, L (8, 1)			0-0 1-3		0-3 K		0-3 K			2	0	0	0	0	1	2									
Inning Stats	R: 0 E: 0 K: 1 S: 5	H: 0 LOB: 0 BB: 0 P: 5	R: 0 E: 0 K: 0 S: 3	H: 0 LOB: 0 BB: 0 P: 3	R: 0 E: 0 K: 0 S: 3	H: 0 LOB: 0 BB: 0 P: 3	R: 1 E: 0 K: 0 S: 4	H: 2 LOB: 0 BB: 0 P: 4	R: 0 E: 0 K: 2 S: 8	H: 1 LOB: 2 BB: 1 P: 12	R: 0 E: 0 K: 0 S: 3	H: 0 LOB: 0 BB: 0 P: 3	R: 1 E: 0 K: 1 S: 6	H: 2 LOB: 2 BB: 2 P: 14	R: 0 E: 0 K: 0 S: 3	H: 0 LOB: 0 BB: 0 P: 3	R: 0 E: 0 K: 1 S: 5	H: 0 LOB: 0 BB: 0 P: 5	1B: 4 2B: 0 3B: 0 HR: 1	SF: 0 SAC: 0 DP: 2 HBP: 0	WP: 0 PB: 0 SB: 0 CS: 0	PA: 33			
PITCHER	IP	WLS	BF	H	R	ER	SO	BB	IBB	HBP	BLK	WP	HR	S	P	ERA	WHIP								
Bob Lemon, R ERA: 1.5 (1, 1)	9.0	W	33	5	2	2	5	3	0	0	0	0	1	40	52	2.00	0.889								

Cleveland Indians @ Chicago White Sox
Comiskey Park, Chicago, IL
Sun Apr 17 1955, 4:38 AM EST
Att: 32,314 - Unknown


AB 30
R 2
H 5
RBI 2
BB 3
SO 5
LOB 6



Batter	1	2	3	4	5	6	7	8	9	AB	R	H	RBI	BB	SO	LOB	TOP								
Chico Carrasquel, R OBP: 0.333, SLG: 0.480 (1, 6)	0-0 4-3		0-0 2B HR 1B	0-3 K		0-0 1B E 1B		0-0 6-3		5	2	2	1	0	1	1									
Nelle Fox, L OBP: 0.481, SLG: 0.778 (1, 4)	0-0 F7		0-0 HR 2B		0-0 4-3 6-3 1B	0-0 E 1B		0-0 4-3		5	2	3	2	0	0	0									
Minnie Minoso, R OBP: 0.296, SLG: 0.250 (1, 9) (6, 7)	0-0 6-3		0-0 HR IBB		0-0 6-3	0-0 E 1B		0-0 5-3		4	1	1	0	1	0	1									
George Kell, R OBP: 0.280, SLG: 0.286 (1, 5)		0-0 5-3	0-0 HR		0-0 4-3	0-0 L4		0-0 F8		5	1	1	4	0	0	3									
Jim Rivera, L OBP: 0.174, SLG: 0.050 (1, 8) (6, 9)	4-0 S BB		0-0 F7		0-0 2-3 3-H	0-0 F3		1-0 S HBP		3	0	1	1	1	0	3									
Walt Dropo, R OBP: 0.400, SLG: 0.400 (1, 3)	0-3 K		0-0 5-3		0-0 F8		0-0 E6 G6-4-3		4-0 BB	4	0	0	0	1	1	2									
Bob Nieman, R OBP: 0.563, SLG: 1.214 Ed McGhee, R (6, PR) (6, 8)	0-3 K		0-0 F8		0-0 F8	0-0 SH5-4 S 1B		0-0 G6-4-3		3	0	1	0	0	1	1									
Sherm Lollar, R OBP: 0.435, SLG: 0.474 (1, 2)			4-0 FC3-6 BB		0-0 2B	4-0 1B SH5-4 BB		0-0 F5		2	1	1	0	3	0	2									
Mike Fomiele, R OBP: 0.167, SLG: 0.333 (1, 1)			0-0 FC3-6 1B 2B		0-0 6-3	0-0 SH5-4		0-0 F3		3	1	0	0	0	0	3									
Inning Stats	R: 0 E: 0 K: 0 S: 3	H: 0 LOB: 0 BB: 0 P: 3	R: 0 E: 0 K: 2 S: 7	H: 0 LOB: 1 BB: 1 P: 11	R: 5 E: 0 K: 0 S: 6	H: 3 LOB: 0 BB: 2 P: 14	R: 0 E: 0 K: 1 S: 6	H: 1 LOB: 1 BB: 0 P: 6	R: 1 E: 0 K: 0 S: 5	H: 2 LOB: 1 BB: 0 P: 5	R: 3 E: 1 K: 0 S: 7	H: 4 LOB: 3 BB: 1 P: 11	R: 0 E: 1 K: 0 S: 3	H: 0 LOB: 1 BB: 1 P: 7	R: 0 E: 0 K: 0 S: 3	H: 0 LOB: 0 BB: 0 P: 3	R: 0 E: 0 K: 0 S: 3	H: 0 LOB: 2 BB: 1 P: 8	1B: 7 2B: 2 3B: 0 HR: 1	SF: 0 SAC: 1 DP: 1 HBP: 1	WP: 0 PB: 0 SB: 3 CS: 0	PA: 44			
PITCHER	IP	WLS	BF	H	R	ER	SO	BB	IBB	HBP	BLK	WP	HR	S	P	ERA	WHIP								
Ned Garver, R ERA: 6.3 (1, 1)	5.0	L	24	6	6	6	3	2	1	0	0	0	0	4	8	10.80	1.600								
George Zuverink, R ERA: 7.71 (6, 1)	0.1		5	3	3	2	0	1	0	0	0	0	0	4	8	54.00	12.000								
Bob Miller, L ERA: (6, 1)	1.2		7	1	0	0	0	1	0	0	0	0	0	6	10	0.00	1.200								
Duke Maas, R ERA: (8, 1)	2.0		8	0	0	0	0	1	0	1	0	0	0	6	11	0.00	0.500								

Chicago White Sox @ Detroit Tigers
Briggs Stadium, Detroit, MI
Thu Apr 21 1955, 3:33 AM EST
Att: 5,980 - Unknown

AB 36
R 9
H 10
RBI 8
BB 6
SO 3
LOB 19



Batter	1	2	3	4	5	6	7	8	9	AB	R	H	RBI	BB	SO	LOB	BOTTOM								
Harvey Kuenn, R OBP: 0.424, SLG: 0.724 (1, 6)	0-0 5-3		0-0 1-2 1B		0-0 FC6-4			0-0 F5		4	0	1	0	0	0	1									
Fred Hatfield, L OBP: 0.419, SLG: 0.360 (1, 4)	0-0 L6-4-3 1B		0-0 F7			0-0 3-1		4-0 BB		3	0	1	0	1	0	2									
Al Kaline, R OBP: 0.531, SLG: 1.103 (1, 9)	0-0 L6-4-3				0-0 L8		0-0 HR		0-0 L8	4	1	1	1	0	0	2									
Ferris Fain, L OBP: 0.412, SLG: 0.167 (1, 3)		0-0 1-4-3			0-0 1B		0-0 4-3		0-0 5-3	4	0	1	0	0	0	1									
Ray Boone, R OBP: 0.258, SLG: 0.115 (1, 5)		0-0 5-3			0-0 F9		0-0 F9		0-0 F8	4	0	0	0	0	0	1									
Jim Delsing, L OBP: 0.348, SLG: 0.368 (1, 7)		0-0 4-3			0-0 F7			0-0 F8		4	0	0	0	0	0	1									
Bill Tuttle, R OBP: 0.267, SLG: 0.200 (1, 8)			0-0 5-3		0-0 F5		4-0 FC6 BB		0-0 6-3	3	0	0	0	1	0	0									
Frank House, L OBP: 0.474, SLG: 0.538 (1, 2)			0-0 4-3		0-0 FC6-4 1B		0-0 FC6			3	0	1	0	0	0	1									
Ned Garver, R Jay Porter, R George Zuverink, R Bob Miller, R Wayne Belardi, L Duke Maas, R (1, 1) (5, PR) (8, 1) (8, 1) (7, PR) (8, 1)			4-0 1B BB		0-0 F8		0-0 G3			0	0	0	0	1	0	0									
Inning Stats	R: 0 E: 0 K: 0 S: 3	H: 1 LOB: 0 BB: 0 P: 3	R: 0 E: 0 K: 0 S: 3	H: 0 LOB: 0 BB: 0 P: 3	R: 0 E: 0 K: 0 S: 4	H: 1 LOB: 2 BB: 1 P: 8	R: 0 E: 0 K: 0 S: 4	H: 1 LOB: 1 BB: 0 P: 4	R: 0 E: 0 K: 0 S: 4	H: 1 LOB: 0 BB: 0 P: 4	R: 1 E: 0 K: 0 S: 4	H: 1 LOB: 1 BB: 0 P: 4	R: 0 E: 0 K: 0 S: 3	H: 0 LOB: 1 BB: 1 P: 7	R: 0 E: 0 K: 0 S: 3	H: 0 LOB: 0 BB: 0 P: 3	R: 0 E: 0 K: 0 S: 3	H: 0 LOB: 0 BB: 0 P: 3	1B: 4 2B: 0 3B: 0 HR: 1	SF: 0 SAC: 0 DP: 1 HBP: 0	WP: 0 PB: 0 SB: 0 CS: 0	PA: 34			
PITCHER	IP	WLS	BF	H	R	ER	SO	BB	IBB	HBP	BLK	WP	HR	S	P	ERA	WHIP								
Mike Fomiele, R ERA: 0.51 (1, 1)	9.0	W	34	5	1	1	0	3	0	0	0	0	1	31	43	1.00	0.889								

Chicago White Sox @ Detroit Tigers
Briggs Stadium, Detroit, MI
Thu Apr 21 1955, 3:33 AM EST
Att: 5,980 - Unknown

AB 31
R 1
H 5
RBI 1
BB 3
SO 0
LOB 11



Batter	1	2	3	4	5	6	7	8	9	AB	R	H	RBI	BB	SO	LOB	TOP							
Chico Carrasquel, R OBP: 0.409, SLG: 0.667 (1, 6)										5	3	4	1	0	0	0	Chicago White Sox @ Kansas City Athletics Municipal Stadium, Kansas City, MO Fri Apr 22 1955, 4:33 AM EST Att: 22,996 - Unknown livebaseballscorecards.com							
Nellie Fox, L OBP: 0.469, SLG: 0.700 (1, 4)										3	0	0	0	1	1	2								
Minnie Minoso, R OBP: 0.281, SLG: 0.241 (1, 7)										5	0	1	1	0	1	3								
George Kell, R OBP: 0.333, SLG: 0.320 (1, 5)										4	1	2	1	1	0	3								
Jim Rivera, L OBP: 0.222, SLG: 0.087 (1, 8) (8, 9)										3	1	1	0	1	0	1								
Walt Dropo, R OBP: 0.414, SLG: 0.364 (1, 3)										2	0	0	0	2	0	2								
Bob Nieman, R OBP: 0.500, SLG: 1.000 Ed McGhee, R (8, 8)										4	0	1	2	0	0	3								
Sherm Lollar, R OBP: 0.370, SLG: 0.391 (1, 2)										4	0	0	0	0	0	4								
Virgil Trucks, R Sandy Consuegra, R Morrie Martin, L (7, 1) (9, 1)										3	0	0	0	0	0	2								
Inning Stats	R: 0 E: 0 K: 1 S: 5	H: 1 LOB: 0 BB: 0 P: 5	R: 0 E: 0 K: 0 S: 3	H: 1 LOB: 2 BB: 2 P: 11	R: 1 E: 0 K: 0 S: 4	H: 1 LOB: 0 BB: 0 P: 4	R: 2 E: 1 K: 0 S: 5	H: 2 LOB: 1 BB: 1 P: 9	R: 1 E: 0 K: 0 S: 3	H: 2 LOB: 2 BB: 1 P: 9	R: 0 E: 0 K: 1 S: 5	H: 0 LOB: 1 BB: 1 P: 9	R: 0 E: 0 K: 0 S: 5	H: 0 LOB: 1 BB: 1 P: 9	R: 0 E: 0 K: 0 S: 3	H: 0 LOB: 0 BB: 0 P: 3	R: 0 E: 0 K: 0 S: 3	H: 0 LOB: 0 BB: 0 P: 3	R: 1 E: 0 K: 0 S: 5	H: 2 LOB: 2 BB: 0 P: 6	1B: 7 2B: 1 3B: 0 HR: 1	SF: 0 SAC: 0 DP: 2 HBP: 1	WP: 0 PB: 0 CS: 0	PA: 40
PITCHER	IP WLS BF H R ER SO BB IBB HBP BLK WP HR S P ERA WHIP	IP WLS BF H R ER SO BB IBB HBP BLK WP HR S P ERA WHIP																						
Amie Portocarrero, R ERA: 6.75 Art Dittmar, R ERA: 2.25	(1, 1) (6, 1)	5.0 L 24 7 4 3 1 4 0 0 0 0 1 22 38 5.40 2.200	4.0 16 2 1 1 1 1 0 1 0 0 0 0 16 21 2.25 0.750																					

Batter	1	2	3	4	5	6	7	8	9	AB	R	H	RBI	BB	SO	LOB	BOTTOM					
Vic Power, R OBP: 0.455, SLG: 0.727 (1, 3)										5	1	3	1	0	0	4	Chicago White Sox @ Kansas City Athletics Municipal Stadium, Kansas City, MO Fri Apr 22 1955, 4:33 AM EST Att: 22,996 - Unknown livebaseballscorecards.com					
Pete Suder, R OBP: 0.115, SLG: 0.115 (1, 4)										4	0	1	0	0	0	2						
Jim Finigan, R OBP: 0.333, SLG: 0.655 (1, 5)										4	0	1	0	0	0	1						
Gus Zernial, R OBP: 0.281, SLG: 0.533 (1, 7)										4	1	2	1	0	0	1						
Bill Renna, R OBP: 0.160, SLG: 0.320 (1, 9)									4	0	0	0	0	0	2							
Bill Wilson, R OBP: 0.394, SLG: 0.633 (1, 8)										4	0	1	0	0	0	1						
Joe Demaestri, R OBP: 0.227, SLG: 0.227 Elmer Valo, L OBP: 0.727, SLG: 0.889 Spook Jacobs, R OBP: 0.250, SLG: 0.250 (9, PH) (9, PR)										3	0	0	0	0	0	0						
Billy Shantz, R OBP: 0.167, SLG: 0.333 Joe Astroth, R OBP: 0.529, SLG: 0.385 (3, 2)										0	0	0	0	0	0	0						
Amie Portocarrero, R Don Bollweg, L OBP: 0.256, SLG: 0.167 Art Dittmar, R OBP: 1.000, SLG: 1.000 Dick Kryhoski, L OBP: 0.500, SLG: 0.500 Hal Bevan, R (9, PH)										1	0	0	0	0	0	0						
Inning Stats	R: 1 E: 0 K: 0 S: 4	H: 2 LOB: 0 BB: 0 P: 4	R: 0 E: 0 K: 1 S: 5	H: 0 LOB: 0 BB: 0 P: 5	R: 0 E: 0 K: 0 S: 4	H: 1 LOB: 1 BB: 0 P: 4	R: 0 E: 0 K: 0 S: 4	H: 1 LOB: 1 BB: 0 P: 4	R: 1 E: 0 K: 0 S: 5	H: 2 LOB: 1 BB: 0 P: 5	R: 1 E: 0 K: 1 S: 6	H: 1 LOB: 0 BB: 0 P: 6	R: 0 E: 0 K: 1 S: 6	H: 1 LOB: 1 BB: 0 P: 6	R: 0 E: 0 K: 1 S: 6	H: 1 LOB: 1 BB: 0 P: 6	R: 0 E: 0 K: 0 S: 5	H: 2 LOB: 3 BB: 0 P: 5	1B: 9 2B: 1 3B: 0 HR: 1	SF: 0 SAC: 1 DP: 1 HBP: 0	WP: 0 PB: 0 CS: 0	PA: 37
PITCHER	IP WLS BF H R ER SO BB IBB HBP BLK WP HR S P ERA WHIP	IP WLS BF H R ER SO BB IBB HBP BLK WP HR S P ERA WHIP																				
Virgil Trucks, R ERA: 5.68 Sandy Consuegra, R ERA: 0.94 Morrie Martin, L ERA:	(1, 1) (7, 1) (9, 1)	6.2 W 8 3 0 0 1 0 0 0 0 0 0 10 10 4.05 1.200	1.2 S 2 0 0 0 0 0 0 0 0 0 0 2 2 0.00 0.000																			

Batter	1	2	3	4	5	6	7	8	9	AB	R	H	RBI	BB	SO	LOB	TOP								
Chico Carrasquel, R OBP: 0.487, SLG: 0.684 (1, 6)	E8 F9 E 1B																6	5	5	0	1	0	2		
Nellie Fox, L OBP: 0.436, SLG: 0.657 (1, 4)	F9 2-3	4-3	F5	L4		SF8 3-H	HR HBP BB	1B 1B									5	2	1	1	0	0	4		
Minnie Minoso, R OBP: 0.359, SLG: 0.429 (1, 7)	E5 HR 3-H	FC1-2 1B IBB	HR 2B	E7 1B		FC6-4 2B 1-2 2-3	HR HBP										6	5	4	5	1	0	2		
George Kell, R OBP: 0.343, SLG: 0.367 Stan Jok, R (6, PR) (6, 5)	HR 1B	FC1-2 1B	5-3	F7			F8	SF7									5	2	2	2	0	0	5		
Bob Nieman, R OBP: 0.560, SLG: 1.227 Ed McGhee, R (6, PR) (6, 8)	HR 1B	FC1-2 1B				4-3	5-3										4	3	3	7	1	0	0		
Walt Dropo, R OBP: 0.417, SLG: 0.483 (1, 3)	F2	2B 1B				K	K	K									7	3	3	3	0	3	2		
Jim Rivera, L OBP: 0.265, SLG: 0.233 (1, 8) (6, 9)	3-1	1B 2B	B1-3			CS 2B	1B 1B	F2	F8								7	1	3	2	0	0	0		
Sherm Lollar, R OBP: 0.471, SLG: 0.690 (1, 2)						HR CS	1B	HR BB	5-3								6	4	5	5	1	0	0		
Jack Harshman, L OBP: 0.625, SLG: 1.000 Harry Dorish, R (8, 1)						F8		HR	F5								5	2	3	2	1	1	3		
								HR									1	0	0	0	0	0	0		
Inning Stats	R: 4 E: 2 K: 0 S: 7	H: 3 LOB: 0 BB: 7	R: 7 E: 0 K: 0 S: 10	H: 7 LOB: 2 BB: 18	R: 3 E: 0 K: 0 S: 6	H: 3 LOB: 1 BB: 0 P: 6	R: 2 E: 1 K: 1 S: 6	H: 3 LOB: 1 BB: 0 P: 5	R: 0 E: 0 K: 1 S: 5	H: 1 LOB: 0 BB: 0 P: 5	R: 6 E: 0 K: 1 S: 12	H: 7 LOB: 3 BB: 1 P: 16	R: 3 E: 0 K: 1 S: 6	H: 1 LOB: 0 BB: 1 P: 11	R: 4 E: 0 K: 1 S: 9	H: 4 LOB: 2 BB: 2 P: 17	R: 0 E: 0 K: 0 S: 3	H: 0 LOB: 0 BB: 0 P: 3	1B: 17 2B: 5 3B: 0 HR: 7	SF: 2 SAC: 0 DP: 0 HBP: 1	WP: 1 PB: 0 CS: 1 SB: 1	PA: 64			
PITCHER	IP WLS BF H R ER SO BB IBB HBP BLK WP HR S P ERA WHIP	IP WLS BF H R ER SO BB IBB HBP BLK WP HR S P ERA WHIP	IP WLS BF H R ER SO BB IBB HBP BLK WP HR S P ERA WHIP	IP WLS BF H R ER SO BB IBB HBP BLK WP HR S P ERA WHIP	IP WLS BF H R ER SO BB IBB HBP BLK WP HR S P ERA WHIP	IP WLS BF H R ER SO BB IBB HBP BLK WP HR S P ERA WHIP	IP WLS BF H R ER SO BB IBB HBP BLK WP HR S P ERA WHIP	IP WLS BF H R ER SO BB IBB HBP BLK WP HR S P ERA WHIP	IP WLS BF H R ER SO BB IBB HBP BLK WP HR S P ERA WHIP	IP WLS BF H R ER SO BB IBB HBP BLK WP HR S P ERA WHIP	IP WLS BF H R ER SO BB IBB HBP BLK WP HR S P ERA WHIP	IP WLS BF H R ER SO BB IBB HBP BLK WP HR S P ERA WHIP	IP WLS BF H R ER SO BB IBB HBP BLK WP HR S P ERA WHIP	IP WLS BF H R ER SO BB IBB HBP BLK WP HR S P ERA WHIP	IP WLS BF H R ER SO BB IBB HBP BLK WP HR S P ERA WHIP	IP WLS BF H R ER SO BB IBB HBP BLK WP HR S P ERA WHIP	IP WLS BF H R ER SO BB IBB HBP BLK WP HR S P ERA WHIP	IP WLS BF H R ER SO BB IBB HBP BLK WP HR S P ERA WHIP	IP WLS BF H R ER SO BB IBB HBP BLK WP HR S P ERA WHIP	IP WLS BF H R ER SO BB IBB HBP BLK WP HR S P ERA WHIP	IP WLS BF H R ER SO BB IBB HBP BLK WP HR S P ERA WHIP	IP WLS BF H R ER SO BB IBB HBP BLK WP HR S P ERA WHIP	IP WLS BF H R ER SO BB IBB HBP BLK WP HR S P ERA WHIP		
Bobby Shantz, L ERA: 13.5	Lee Wheat, R ERA: 22.5	Bob Trice, R ERA: 7.11	Moe Burtzschy, R ERA: 33.75	Bob Spicer, R ERA: 33.75	Ozzie Van Brabant, R ERA: 18.0																				
Batter	1	2	3	4	5	6	7	8	9	AB	R	H	RBI	BB	SO	LOB	BOTTOM								
Vic Power, R OBP: 0.421, SLG: 0.737 (1, 3)	F8					K											5	1	1	1	0	2	1		
Spook Jacobs, R OBP: 0.308, SLG: 0.182 (1, 4)	2B HR BB		6-3			2B BB		F9	F7								3	2	0	0	2	0	0		
Jim Finigan, R OBP: 0.351, SLG: 0.697 (1, 5)	HR 2B		E5 1B			1-H 2B		1-3									4	2	2	1	0	0	0		
Gus Zernial, R OBP: 0.250, SLG: 0.471 (1, 7)	K		K			5-3		F5									4	0	0	0	0	2	4		
Bill Renna, R OBP: 0.241, SLG: 0.464 (1, 9)	HR					BB		F4									3	1	2	4	1	0	0		
Bill Wilson, R OBP: 0.376, SLG: 0.576 (1, 8)	F8		K			F9		BB									3	0	0	0	1	1	3		
Joe Demaestri, R OBP: 0.200, SLG: 0.200 (1, 6)			F7			F4		F7	K								3	0	0	0	0	0	0		
Jack Littrell, R OBP: 0.125, SLG: 0.125 (8, 6)																	1	0	0	0	0	1	1		
Joe Astroth, R OBP: 0.500, SLG: 0.438 Eric MacKenzie, L (8, PH) (9, 2)			5-3			K		4-3									3	0	1	0	0	1	0		
Bobby Shantz, R Lee Wheat, R Bill Stewart, R Bob Trice, R Moe Burtzschy, R Bob Spicer, L Ozzie Van Brabant, R Elmer Vato, L OBP: 0.567, SLG: 0.800 (1, 1) (2, 1) (2, PH) (3, 1) (4, 1) (8, 1) (8, 1) (9, PH)			K			K		4-3									0	0	0	0	0	0	0		
Inning Stats	R: 3 E: 0 K: 1 S: 7	H: 2 LOB: 0 BB: 1 P: 11	R: 0 E: 0 K: 1 S: 5	H: 0 LOB: 0 BB: 0 P: 5	R: 2 E: 1 K: 2 S: 10	H: 2 LOB: 1 BB: 0 P: 10	R: 0 E: 0 K: 2 S: 7	H: 0 LOB: 0 BB: 0 P: 7	R: 1 E: 0 K: 1 S: 6	H: 1 LOB: 2 BB: 2 P: 14	R: 0 E: 0 K: 0 S: 4	H: 1 LOB: 1 BB: 0 P: 4	R: 0 E: 0 K: 0 S: 3	H: 0 LOB: 0 BB: 0 P: 3	R: 0 E: 0 K: 1 S: 5	H: 0 LOB: 1 BB: 1 P: 9	R: 0 E: 0 K: 1 S: 5	H: 0 LOB: 0 BB: 0 P: 5	1B: 1 2B: 3 3B: 0 HR: 2	SF: 0 SAC: 0 DP: 0 HBP: 0	WP: 0 PB: 0 CS: 0 SB: 0	PA: 38			
PITCHER	IP WLS BF H R ER SO BB IBB HBP BLK WP HR S P ERA WHIP	IP WLS BF H R ER SO BB IBB HBP BLK WP HR S P ERA WHIP	IP WLS BF H R ER SO BB IBB HBP BLK WP HR S P ERA WHIP	IP WLS BF H R ER SO BB IBB HBP BLK WP HR S P ERA WHIP	IP WLS BF H R ER SO BB IBB HBP BLK WP HR S P ERA WHIP	IP WLS BF H R ER SO BB IBB HBP BLK WP HR S P ERA WHIP	IP WLS BF H R ER SO BB IBB HBP BLK WP HR S P ERA WHIP	IP WLS BF H R ER SO BB IBB HBP BLK WP HR S P ERA WHIP	IP WLS BF H R ER SO BB IBB HBP BLK WP HR S P ERA WHIP	IP WLS BF H R ER SO BB IBB HBP BLK WP HR S P ERA WHIP	IP WLS BF H R ER SO BB IBB HBP BLK WP HR S P ERA WHIP	IP WLS BF H R ER SO BB IBB HBP BLK WP HR S P ERA WHIP	IP WLS BF H R ER SO BB IBB HBP BLK WP HR S P ERA WHIP	IP WLS BF H R ER SO BB IBB HBP BLK WP HR S P ERA WHIP	IP WLS BF H R ER SO BB IBB HBP BLK WP HR S P ERA WHIP	IP WLS BF H R ER SO BB IBB HBP BLK WP HR S P ERA WHIP	IP WLS BF H R ER SO BB IBB HBP BLK WP HR S P ERA WHIP	IP WLS BF H R ER SO BB IBB HBP BLK WP HR S P ERA WHIP	IP WLS BF H R ER SO BB IBB HBP BLK WP HR S P ERA WHIP	IP WLS BF H R ER SO BB IBB HBP BLK WP HR S P ERA WHIP	IP WLS BF H R ER SO BB IBB HBP BLK WP HR S P ERA WHIP	IP WLS BF H R ER SO BB IBB HBP BLK WP HR S P ERA WHIP	IP WLS BF H R ER SO BB IBB HBP BLK WP HR S P ERA WHIP		
Jack Harshman, L ERA: 3.38	Harry Dorish, R ERA:																								

Chicago White Sox @ Kansas City Athletics
Municipal Stadium, Kansas City, MO
Sat Apr 23 1955, 4:33 AM EST
Att: 18,338 - Unknown

livebaseballscorecards.com


AB 54
R 29
H 29
RBI 28
BB 6
SO 4
LOB 18



Chicago White Sox @ Kansas City Athletics
Municipal Stadium, Kansas City, MO
Sat Apr 23 1955, 4:33 AM EST
Att: 18,338 - Unknown

livebaseballscorecards.com

AB 34
R 6
H 6
RBI 6
BB 4
SO 9
LOB 11



Batter	1	2	3	4	5	6	7	8	9	AB	R	H	RBI	BB	SO	LOB	TOP
Chico Carrasquel, R OBP: 0.442, SLG: 0.625 (1, 6)										4	0	0	0	0	0	2	Chicago White Sox @ Kansas City Athletics Municipal Stadium, Kansas City, MO Sun Apr 24 1955, 4:33 AM EDT Att: 19,446 - Unknown livebaseballscorecards.com
Nelle Fox, L OBP: 0.405, SLG: 0.605 Jim Brideweser, R (6, 4)										3	0	0	0	0	0	0	
Minnie Minoso, R OBP: 0.326, SLG: 0.385 (1, 7)										4	0	0	0	0	2	0	
George Kell, R OBP: 0.359, SLG: 0.364 (1, 5)										3	0	1	0	1	0	0	
Bob Nieman, R OBP: 0.483, SLG: 1.038 (1, 9)										4	0	0	0	0	0	2	
Walt Dropo, R OBP: 0.410, SLG: 0.469 (1, 3)										3	0	1	0	0	1	0	
Jim Rivera, L OBP: 0.297, SLG: 0.273 (1, 8)										3	0	2	0	0	1	2	
Sherm Lollar, R OBP: 0.432, SLG: 0.625 (1, 2)										3	0	0	0	0	0	4	
Dick Donovan, L Harry Dorish, R Johnny Groth, R Billy Pierce, L Ed McShee, R Bob Chakales, R (1, 1) (5, 1) (6, Ph) (6, 1) (8, Ph) (8, Ph) (8, 1)										1	0	0	0	0	1	0	
Inning Stats	R: 0 E: 0 K: 0 S: 3	H: 0 LOB: 0 BB: 0 P: 3	R: 0 E: 0 K: 1 S: 6	H: 1 LOB: 2 BB: 1 P: 10	R: 0 E: 0 K: 1 S: 5	H: 0 LOB: 0 BB: 0 P: 5	R: 0 E: 0 K: 1 S: 5	H: 0 LOB: 0 BB: 0 P: 5	R: 0 E: 0 K: 1 S: 5	H: 0 LOB: 0 BB: 0 P: 5	R: 0 E: 0 K: 0 S: 3	H: 2 LOB: 2 BB: 0 P: 5	R: 0 E: 0 K: 0 S: 4	H: 1 LOB: 1 BB: 0 P: 4	1B: 5 2B: 1 3B: 0 HR: 0	SF: 0 SAC: 0 DP: 1 HBP: 0	WP: 0 PA: 32 CS: 0
PITCHER Alex Kellner, L ERA: 3.2 (1, 1)	IP: 9.0 WLS: W BF: 32 H: 5 R: 0 ER: 0 SO: 5 BB: 1 IBB: 0 HBP: 0 BLK: 0 WP: 0 HR: 0 S: 41 P: 45 ERA: 0.00 WHIP: 0.667																

Batter	1	2	3	4	5	6	7	8	9	AB	R	H	RBI	BB	SO	LOB	BOTTOM
Vic Power, R OBP: 0.381, SLG: 0.667 (1, 3)										4	0	0	0	0	0	4	Chicago White Sox @ Kansas City Athletics Municipal Stadium, Kansas City, MO Sun Apr 24 1955, 4:33 AM EDT Att: 19,446 - Unknown livebaseballscorecards.com
Elmer Valo, L OBP: 0.688, SLG: 0.750 (1, 9)										2	2	1	0	2	0	2	
Jim Finigan, R OBP: 0.366, SLG: 0.676 (1, 5)										4	2	2	0	0	2	1	
Gus Zernial, R OBP: 0.325, SLG: 0.514 (1, 7)										3	1	3	2	1	0	0	
Bill Wilson, R OBP: 0.366, SLG: 0.541 (1, 8)										4	0	1	1	0	1	3	
Pete Suder, R OBP: 0.133, SLG: 0.167 (1, 4)										4	0	1	0	0	0	3	
Joe Demaestri, R OBP: 0.207, SLG: 0.207 (1, 6)										4	0	1	0	0	1	1	
Joe Astroth, R OBP: 0.500, SLG: 0.389 (1, 2)										2	0	0	0	2	0	1	
Alex Kellner, R OBP: 0.250, SLG: 0.500 (1, 1)										4	0	1	0	0	0	3	
Inning Stats	R: 2 E: 0 K: 0 S: 5	H: 3 LOB: 1 BB: 1 P: 9	R: 0 E: 0 K: 0 S: 4	H: 1 LOB: 2 BB: 1 P: 8	R: 0 E: 0 K: 1 S: 3	H: 0 LOB: 0 BB: 0 P: 3	R: 3 E: 1 K: 0 S: 7	H: 3 LOB: 1 BB: 0 P: 7	R: 0 E: 0 K: 1 S: 5	H: 1 LOB: 1 BB: 1 P: 9	R: 0 E: 0 K: 2 S: 7	H: 1 LOB: 2 BB: 1 P: 11	R: 0 E: 0 K: 0 S: 4	H: 1 LOB: 1 BB: 0 P: 4	1B: 9 2B: 2 3B: 0 HR: 0	SF: 0 SAC: 0 DP: 4 HBP: 0	WP: 1 PA: 36 CS: 1
PITCHER Dick Donovan, R ERA: 5.4 Harry Dorish, R ERA Billy Pierce, L ERA: 6.23 Bob Chakales, R ERA (1, 1) (5, 1) (6, 1) (8, 1)	IP: 4.2 WLS: L BF: 22 H: 7 R: 5 ER: 4 SO: 1 BB: 0 IBB: 0 HBP: 0 BLK: 0 WP: 1 HR: 0 S: 21 P: 33 ERA: 7.71 WHIP: 2.143																

Batter	1	2	3	4	5	6	7	8	9	AB	R	H	RBI	BB	SO	LOB	TOP			
Hank Bauer, R (1.9) OBP: 0.426, SLG: 0.558										3	1	1	0	1	0	1				
Andy Carey, R (1.5) OBP: 0.232, SLG: 0.241										4	1	2	0	0	0	1				
Mickey Mantle, S (1.8) OBP: 0.481, SLG: 0.525										2	2	1	0	2	0	0				
Yogi Berra, L (1.2) OBP: 0.327, SLG: 0.444										4	0	0	0	0	0	6				
Bill Skowron, R (1.3) OBP: 0.451, SLG: 0.771										3	1	2	3	0	0	2				
Irv Noren, L (1.7) OBP: 0.323, SLG: 0.385										4	0	1	2	0	0	1				
Gil McDougald, R (1.4) OBP: 0.294, SLG: 0.143										3	0	0	0	1	0	1				
Billy Hunter, R (1.6) OBP: 0.333, SLG: 0.250										4	0	2	0	0	0	0				
Bob Turley, R (1.1)										3	0	0	0	0	2	2				
Inning Stats	R: 3 E: 0 K: 0 S: 5	H: 2 LOB: 1 BB: 2 P: 13	R: 0 E: 0 K: 1 S: 5	H: 0 LOB: 0 BB: 0 P: 5	R: 0 E: 0 K: 0 S: 3	H: 1 LOB: 1 BB: 1 P: 7	R: 0 E: 0 K: 0 S: 3	H: 0 LOB: 0 BB: 0 P: 3	R: 0 E: 0 K: 0 S: 4	H: 2 LOB: 0 BB: 0 P: 4	R: 0 E: 0 K: 0 S: 4	H: 1 LOB: 1 BB: 0 P: 4	R: 0 E: 0 K: 0 S: 3	H: 0 LOB: 0 BB: 0 P: 3	R: 1 E: 1 K: 1 S: 6	H: 2 LOB: 1 BB: 1 P: 10	1B: 6 2B: 2 3B: 0 HR: 1	SF: 1 SAC: 1 DP: 3 HBP: 0	WP: 0 PB: 0 CS: 0	PA: 36
PITCHER	IP WLS BF H R ER SO BB IBB HBP BLK WP HR S P ERA WHIP																			
Mike Fomieses, R (1.1) ERA: 1.83	2.0 L 12 3 3 3 1 3 0 0 0 0 0 0 11 23 13.50 3.000																			
Sandy Consuegra, R (3.1) ERA: 1.09	6.0 19 4 1 1 0 0 0 0 0 0 0 0 19 19 1.50 0.667																			
Bob Chakales, R (9.1) ERA: 4.5	1.0 5 2 1 1 1 1 0 0 0 0 0 1 6 10 9.00 3.000																			

New York Yankees @ Chicago White Sox
Comiskey Park, Chicago, IL
Tue Apr 26 1955, 4:33 AM EDT
Att: 12,297 - Unknown

AB	30
R	5
H	9
RBI	5
BB	4
SO	2
LOB	14



Batter	1	2	3	4	5	6	7	8	9	AB	R	H	RBI	BB	SO	LOB	BOTTOM					
Chico Carrasquel, R (1.6) OBP: 0.444, SLG: 0.610										1	0	0	0	1	1	0						
Jim Briedeweser, R (5.6) (6.6)										2	0	0	0	0	1	1						
Nellie Fox, L (1.4) OBP: 0.413, SLG: 0.575										2	0	0	0	2	0	0						
Minnie Minoso, R (1.9) OBP: 0.319, SLG: 0.357										3	0	0	0	1	1	3						
George Kell, R (1.5) OBP: 0.326, SLG: 0.324										4	0	0	0	0	1	2						
Jim Rivera, L (1.8) OBP: 0.293, SLG: 0.250										3	0	0	0	1	2	0						
Walt Dropo, R (1.3) OBP: 0.395, SLG: 0.429										3	0	0	0	1	2	1						
Bob Nieman, R (1.7) OBP: 0.495, SLG: 0.964										2	0	0	0	2	1	1						
Sherm Lollar, R (1.2) OBP: 0.425, SLG: 0.600										3	0	1	0	0	1	1						
Mike Fomieses, R (1.1) OBP: 0.143, SLG: 0.286										1	0	0	0	0	0	2						
Sandy Consuegra, R (3.1) OBP: 0.197, SLG: 0.167										1	0	0	0	0	0	0						
Willard Marshall, L (8.6) (8.6)										0	0	0	0	1	0	0						
Bob Chakales, R (9.1)										0	0	0	0	0	0	0						
Inning Stats	R: 0 E: 0 K: 2 S: 7	H: 0 LOB: 1 BB: 1 P: 11	R: 0 E: 0 K: 2 S: 8	H: 1 LOB: 2 BB: 1 P: 12	R: 0 E: 0 K: 0 S: 2	H: 0 LOB: 1 BB: 2 P: 10	R: 0 E: 0 K: 2 S: 7	H: 0 LOB: 0 BB: 0 P: 7	R: 0 E: 0 K: 2 S: 7	H: 0 LOB: 0 BB: 0 P: 7	R: 0 E: 0 K: 0 S: 3	H: 0 LOB: 0 BB: 0 P: 3	R: 0 E: 0 K: 0 S: 2	H: 0 LOB: 1 BB: 2 P: 10	R: 0 E: 0 K: 1 S: 4	H: 0 LOB: 1 BB: 2 P: 12	R: 0 E: 0 K: 1 S: 5	H: 0 LOB: 1 BB: 1 P: 9	1B: 1 2B: 0 3B: 0 HR: 0	SF: 0 SAC: 0 DP: 3 HBP: 0	WP: 0 PB: 0 CS: 0	PA: 34
PITCHER	IP WLS BF H R ER SO BB IBB HBP BLK WP HR S P ERA WHIP																					
Bob Turley, R (1.1) ERA: 2.0	9.0 W 34 1 0 0 10 9 0 0 0 0 0 0 45 81 0.00 1.111																					

New York Yankees @ Chicago White Sox
Comiskey Park, Chicago, IL
Tue Apr 26 1955, 4:33 AM EDT
Att: 12,297 - Unknown

AB	25
R	0
H	1
RBI	0
BB	9
SO	10
LOB	11



Batter	1	2	3	4	5	6	7	8	9	AB	R	H	RBI	BB	SO	LOB	TOP																				
Hank Bauer, R OBP: 0.424, SLG: 0.604 (1, 9)										5	1	2	2	0	0	1																					
Andy Carey, R OBP: 0.246, SLG: 0.305 (1, 5)										5	1	2	1	0	1	3																					
Mickey Mantle, S OBP: 0.446, SLG: 0.477 (1, 8)										4	0	0	0	0	1	1																					
Yogi Berra, L OBP: 0.333, SLG: 0.468 (5, PH)										2	1	1	0	0	0	0																					
Elston Howard, R OBP: 0.400, SLG: 0.400 (5, 2)										2	0	1	0	0	1	0																					
Bill Skowron, R OBP: 0.463, SLG: 0.804 Eddie Robinson, L (6, 3)										3	0	2	1	0	0	0																					
Irv Noren, L OBP: 0.333, SLG: 0.370 Bob Cerv, R OBP: 0.357, SLG: 0.462 (6, 7)										1	0	0	0	1	1	1																					
Bob Cerv, R OBP: 0.357, SLG: 0.462 (6, 7)										2	0	0	0	0	0	0																					
Gil McDougald, R OBP: 0.286, SLG: 0.167 (1, 4)										4	1	1	0	0	2	3																					
Billy Hunter, R OBP: 0.316, SLG: 0.250 (1, 6)										4	0	1	0	0	1	1																					
Whitey Ford, L OBP: 0.455, SLG: 0.455 Johnny Sain, R (1, 1)										0	0	0	0	0	0	0																					
Tommy Byrne, L (5, 1)										2	0	0	0	0	0	1																					
Charles Silvera, R (9, PH)										1	0	0	0	1	0	0																					
Phil Rizzuto, R (9, PR)										0	0	0	0	0	0	0																					
Inning Stats	R: 2 E: 0 K: 1 S: 8	H: 3 LOB: 2 BB: 1 P: 12	R: 0 E: 0 K: 0 S: 4	H: 1 LOB: 1 BB: 0 P: 4	R: 1 E: 0 K: 2 S: 9	H: 2 LOB: 1 BB: 0 P: 9	R: 0 E: 0 K: 0 S: 3	H: 0 LOB: 0 BB: 0 P: 3	R: 0 E: 0 K: 0 S: 9	H: 0 LOB: 0 BB: 0 P: 9	R: 0 E: 0 K: 0 S: 3	H: 0 LOB: 0 BB: 0 P: 3	R: 0 E: 0 K: 1 S: 5	H: 0 LOB: 0 BB: 0 P: 5	R: 0 E: 0 K: 0 S: 4	H: 2 LOB: 1 BB: 0 P: 4	R: 1 E: 0 K: 1 S: 7	H: 2 LOB: 2 BB: 1 P: 11	1B: 6 2B: 1 3B: 1 HR: 2	SF: 0 SAC: 0 DP: 0 HBP: 0	WP: 0 PB: 0 CS: 0	PA: 38															
PITCHER	IP WLS BF H R ER SO BB IBB HBP BLK WP HR S P ERA WHIP																																				
Virgil Trucks, R ERA: 6.33 Billy Pierce, L ERA: 3.27	(1, 1) (3, 1)	2.1 6.2	W L	14 24	6 4	3 1	3 1	1 7	1 1	0 0	0 0	0 0	0 0	0 37	15 41	19 41	11.57 1.35	3.000 0.750																			

New York Yankees @ Chicago White Sox
Comiskey Park, Chicago, IL
Wed Apr 27 1955, 4:33 AM EDT
Att. 10,043 - Overcast

AB 36
R 4
H 10
RBI 4
BB 2
SO 8
LOB 12

Batter	1	2	3	4	5	6	7	8	9	AB	R	H	RBI	BB	SO	LOB	BOTTOM																				
Chico Carrasquel, R OBP: 0.460, SLG: 0.622 (1, 6)										4	2	2	0	1	0	1																					
Nellie Fox, L OBP: 0.412, SLG: 0.568 (1, 4)										4	2	1	1	1	0	3																					
Minnie Minoso, R OBP: 0.327, SLG: 0.362 (8, 7)										5	1	2	1	0	0	1																					
George Kell, R OBP: 0.354, SLG: 0.366 (1, 5)										4	1	2	2	1	0	1																					
Bob Nieman, R OBP: 0.459, SLG: 0.875 Jim Rivera, L OBP: 0.310, SLG: 0.250 (8, 9)										4	0	1	1	0	1	2																					
Jim Rivera, L OBP: 0.310, SLG: 0.250 (8, 9)										0	0	0	0	1	0	0																					
Walt Dropo, R OBP: 0.438, SLG: 0.641 (1, 3)										4	4	3	3	0	0	3																					
Sherm Lollar, R OBP: 0.409, SLG: 0.641 (1, 2)										4	2	1	2	0	0	1																					
Johnny Groth, R OBP: 0.167, SLG: 0.200 (1, 8)										3	0	1	1	0	2	0																					
Virgil Trucks, R ERA: 1.63 Johnny Sain, R ERA: 5.4 Tommy Byrne, L ERA: 5.23	(1, 1) (1, 1) (5, 1)	0.2 3.1 4.0	L L	6 13 23	5 3 6	4 2 7	4 2 4	4 2 1	0 3 1	0 1 3	0 0 0	0 0 1	0 0 0	0 2 1	18 22 34	6 22 34	54.00 5.40 9.00	7.500 1.200 2.250																			
PITCHER	IP WLS BF H R ER SO BB IBB HBP BLK WP HR S P ERA WHIP																																				
Virgil Trucks, R ERA: 1.63 Johnny Sain, R ERA: 5.4 Tommy Byrne, L ERA: 5.23	(1, 1) (1, 1) (5, 1)	0.2 3.1 4.0	L L	6 13 23	5 3 6	4 2 7	4 2 4	4 2 1	0 3 1	0 1 3	0 0 0	0 0 1	0 0 0	0 2 1	18 22 34	6 22 34	54.00 5.40 9.00	7.500 1.200 2.250																			
Inning Stats	R: 5 E: 0 K: 1 S: 10	H: 6 LOB: 0 BB: 0 P: 10	R: 0 E: 0 K: 1 S: 5	H: 0 LOB: 0 BB: 0 P: 5	R: 0 E: 0 K: 1 S: 4	H: 0 LOB: 1 BB: 1 P: 8	R: 1 E: 0 K: 0 S: 5	H: 2 LOB: 1 BB: 0 P: 5	R: 3 E: 0 K: 0 S: 5	H: 2 LOB: 0 BB: 1 P: 9	R: 0 E: 0 K: 1 S: 5	H: 0 LOB: 1 BB: 1 P: 9	R: 0 E: 0 K: 0 S: 3	H: 0 LOB: 0 BB: 0 P: 3	R: 4 E: 1 K: 0 S: 8	H: 4 LOB: 3 BB: 1 P: 13	1B: 7 2B: 4 3B: 0 HR: 3	SF: 1 SAC: 1 DP: 0 HBP: 1	WP: 1 PB: 0 CS: 1	PA: 42																	

New York Yankees @ Chicago White Sox
Comiskey Park, Chicago, IL
Wed Apr 27 1955, 4:33 AM EDT
Att. 10,043 - Overcast

AB 35
R 13
H 14
RBI 12
BB 4
SO 4
LOB 12

Batter	1	2	3	4	5	6	7	8	9	AB	R	H	RBI	BB	SO	LOB	TOP			
Billy Goodman, L (1,4) OBP: 0.413, SLG: 0.388	F4		SH1-3		1-6-3		4-3			3	0	0	0	0	0	0	Boston Red Sox @ Chicago White Sox Comiskey Park, Chicago, IL Thu Apr 28 1955, 4:33 AM EDT Att: 3,109 - Unknown			
Jim Piersall, R (1,8) OBP: 0.276, SLG: 0.333	F9		3B		K		6-3			4	1	1	1	0	1	0				
Faye Throneberry, L (1,7) OBP: 0.469, SLG: 0.824	FC5-4		1B					K		4	0	3	1	0	1	0				
Jackie Jensen, R (1,9) OBP: 0.300, SLG: 0.418	FC5-4		3B		F2			F4		4	0	0	0	0	0	3				
Sammy White, R (1,2)		F8				F7		F8		4	0	0	0	0	0	0				
Norm Zauchin, R (1,3) OBP: 0.308, SLG: 0.371		6-3			1B				1-4-3	2	1	1	0	2	0	0				
Ted Lepcio, R (1,5) OBP: 0.327, SLG: 0.479		F8			5-3				F7	4	0	1	0	0	0	2				
Owen Friend, R (1,6) OBP: 0.382, SLG: 0.438			K						1-4-3	4	0	1	1	0	1	3				
Ike Delock, R (1,1) OBP: 0.100, SLG: 0.100			SH1-3		F9				F8	4	1	1	0	0	0	2				
Inning Stats	R: 0 E: 0 K: 0 S: 4	H: 1 LOB: 1 BB: 0 P: 4	R: 0 E: 0 K: 0 S: 3	H: 0 LOB: 0 BB: 0 P: 3	R: 2 E: 0 K: 1 S: 8	H: 3 LOB: 1 BB: 0 P: 8	R: 1 E: 0 K: 0 S: 5	H: 2 LOB: 1 BB: 0 P: 5	R: 0 E: 0 K: 1 S: 6	H: 1 LOB: 1 BB: 0 P: 6	R: 0 E: 0 K: 0 S: 3	H: 0 LOB: 0 BB: 0 P: 3	R: 0 E: 0 K: 1 S: 5	H: 0 LOB: 0 BB: 0 P: 5	R: 0 E: 0 K: 0 S: 3	H: 0 LOB: 1 BB: 1 P: 7	1B: 5 2B: 2 3B: 1 HR: 0	SF: 0 SAC: 1 DP: 1 HBP: 0	WP: 1 PB: 0 SB: 0 CS: 0	PA: 36
PITCHER	IP	WLS	BF	H	R	ER	SO	BB	IBB	HBP	BLK	WP	HR	S	P	ERA	WHIP			
Jack Harshman, L (1,1) ERA: 3.38	8.0	L	33	8	3	3	3	2	0	0	0	1	0	37	45	3.38	1.250			
Harry Dorish, R (9,1) ERA:	1.0		3	0	0	0	0	0	0	0	0	0	0	3	3	0.00	0.000			

AB 33
R 3
H 8
RBI 3
BB 2
SO 3
LOB 10



Batter	1	2	3	4	5	6	7	8	9	AB	R	H	RBI	BB	SO	LOB	BOTTOM					
Chico Carrasquel, R (1,6) OBP: 0.428, SLG: 0.571	5-3		6-3		F9		F7			4	0	0	0	0	0	5	Boston Red Sox @ Chicago White Sox Comiskey Park, Chicago, IL Thu Apr 28 1955, 4:33 AM EDT Att: 3,109 - Unknown					
Nellie Fox, L (1,4) OBP: 0.400, SLG: 0.532	G3				BB		K		F5	3	0	0	0	1	1	0						
Minnie Minoso, R (1,7) OBP: 0.321, SLG: 0.340					F9		F9		F8	3	0	0	0	1	0	1						
George Kell, R (1,5) OBP: 0.346, SLG: 0.341					F8		1-3			3	0	0	0	1	0	2						
Bob Nieman, R (1,9) OBP: 0.439, SLG: 0.800					F8				K	3	1	0	0	1	1	2						
Walt Dropo, R (1,3) OBP: 0.431, SLG: 0.619							E6		F3	3	0	1	0	0	0	0						
Phil Cavarretta, L (7, PR) (8, 3)					BB		E7			1	0	0	0	0	0	0						
Sherm Lollar, R (1,2) OBP: 0.404, SLG: 0.619										3	0	1	1	0	1	1						
Ed McGhee, R (7, PR) OBP: 0.429, SLG: 0.200					F8					0	0	0	0	0	0	0						
Clint Courtney, L (8, 2) OBP: 0.500, SLG: 0.500										1	0	1	0	0	0	0						
Johnny Groth, R (1,8) OBP: 0.143, SLG: 0.167					F7					1	0	0	0	0	0	0						
Jim Rivers, L (5, PH) OBP: 0.295, SLG: 0.237										2	0	0	0	0	1	2						
Jack Harshman, L (1,1) OBP: 0.545, SLG: 0.750										2	0	0	0	1	0	3						
Harry Dorish, R (9,1) ERA:										0	0	0	0	0	0	0						
Willard Marshall, L (9, PH)										1	0	0	0	0	0	1						
Inning Stats	R: 0 E: 0 K: 0 S: 3	H: 0 LOB: 0 BB: 0 P: 7	R: 0 E: 0 K: 1 S: 5	H: 0 LOB: 0 BB: 0 P: 5	R: 0 E: 0 K: 0 S: 3	H: 0 LOB: 0 BB: 0 P: 3	R: 0 E: 0 K: 0 S: 3	H: 0 LOB: 1 BB: 1 P: 7	R: 0 E: 0 K: 1 S: 6	H: 0 LOB: 2 BB: 1 P: 10	R: 0 E: 0 K: 1 S: 5	H: 0 LOB: 0 BB: 0 P: 5	R: 1 E: 1 K: 0 S: 5	H: 2 LOB: 3 BB: 1 P: 9	R: 0 E: 0 K: 1 S: 5	H: 0 LOB: 1 BB: 1 P: 9	R: 0 E: 0 K: 0 S: 4	H: 1 LOB: 1 BB: 0 P: 4	1B: 3 2B: 0 3B: 0 HR: 0	SF: 0 SAC: 1 DP: 0 HBP: 0	WP: 0 PB: 0 SB: 1 CS: 0	PA: 36
PITCHER	IP	WLS	BF	H	R	ER	SO	BB	IBB	HBP	BLK	WP	HR	S	P	ERA	WHIP					
Ike Delock, R (1,1) ERA: 2.86	9.0	W	36	3	1	1	4	5	0	0	0	0	0	39	59	1.00	0.889					

AB 30
R 1
H 3
RBI 1
BB 5
SO 4
LOB 17



Batter	1	2	3	4	5	6	7	8	9	AB	R	H	RBI	BB	SO	LOB	TOP					
Billy Goodman, L OBP: 0.388, SLG: 0.358 (1, 4)	4-3		G4-6-3			1-3		G1-6-3		4	0	0	0	0	0	3						
Grady Hatton, L OBP: 0.182, SLG: 0.100 (1, 5)	FC1-6 1B			6-3		4-3			K	4	0	1	0	0	1	0						
Faye Throneberry, L OBP: 0.435, SLG: 0.764 (1, 7)	FC1-6 1-2			K				G3	F2	4	0	0	0	0	1	1						
Jackie Jensen, R OBP: 0.297, SLG: 0.424 (1, 9)	K			F9					F9	4	0	1	0	0	1	1						
Sammy White, R OBP: 0.375, SLG: 0.526 (1, 2)		F9				F5			6-3	3	0	0	0	0	0	1						
Norm Zauchin, R OBP: 0.286, SLG: 0.342 (1, 3)		K				F8			K	3	0	0	0	0	2	1						
Jim Piersall, R OBP: 0.295, SLG: 0.352 (1, 8)				1-3					1B	3	0	2	0	0	0	0						
Owen Friend, R OBP: 0.351, SLG: 0.400 (1, 6)				1-3		F4			E4 G1-6-3	3	0	0	0	0	0	2						
Willard Nixon, L OBP: 0.200, SLG: 0.333 Dick Brodowski, R OBP: 0.360, SLG: 0.364 Bob Smith, R OBP: 0.360, SLG: 0.364 Harry Agganis, L OBP: 0.360, SLG: 0.364 Joe Trimble, R OBP: 0.360, SLG: 0.364 (1, 1) (4, 1) (6, 1) (8, PH) (8, 1)						K			F9	0	0	0	0	1	0	0						
										1	0	0	0	0	0	1						
										0	0	0	0	0	0	2						
										0	0	0	0	0	0	0						
										0	0	0	0	0	0	0						
Inning Stats	R: 0 E: 0 K: 1 S: 6	H: 1 LOB: 1 BB: 0 P: 6	R: 0 E: 0 K: 1 S: 5	H: 0 LOB: 0 BB: 0 P: 5	R: 0 E: 0 K: 0 S: 2	H: 0 LOB: 0 BB: 1 P: 6	R: 0 E: 0 K: 1 S: 5	H: 0 LOB: 0 BB: 0 P: 5	R: 0 E: 0 K: 0 S: 4	H: 1 LOB: 1 BB: 0 P: 4	R: 0 E: 0 K: 1 S: 5	H: 0 LOB: 0 BB: 0 P: 5	R: 0 E: 0 K: 1 S: 6	H: 1 LOB: 1 BB: 0 P: 6	R: 0 E: 1 K: 0 S: 4	H: 1 LOB: 1 BB: 0 P: 4	R: 0 E: 0 K: 1 S: 5	H: 0 LOB: 0 BB: 0 P: 5	1B: 3 2B: 1 3B: 0 HR: 0	SF: 0 SAC: 0 DP: 2 HBP: 0	WP: 0 PB: 0 SB: 0 CS: 0	PA: 31
PITCHER Dick Donovan, R ERA: 2.3 (1, 1)	IP: 9.0 WLS: W BF: 31 H: 4 R: 0 ER: 0 SO: 6 BB: 1 IBB: 0 HBP: 0 BLK: 0 WP: 0 HR: 0 S: 42 P: 46 ERA: 0.00 WHIP: 0.556											PITCHER	IP: 9.0 WLS: W BF: 31 H: 4 R: 0 ER: 0 SO: 6 BB: 1 IBB: 0 HBP: 0 BLK: 0 WP: 0 HR: 0 S: 42 P: 46 ERA: 0.00 WHIP: 0.556									

Boston Red Sox @ Chicago White Sox
Comiskey Park, Chicago, IL
Fri Apr 29 1955, 4:33 AM EDT
Att: 3,068 - Unknown

AB	30
R	0
H	4
RBI	0
BB	1
SO	6
LOB	11




Batter	1	2	3	4	5	6	7	8	9	AB	R	H	RBI	BB	SO	LOB	BOTTOM					
Chico Carrasquel, R OBP: 0.441, SLG: 0.566 (1, 6)	5-3		5-3			BB 1B				4	1	2	2	1	0	0						
Nellie Fox, L OBP: 0.417, SLG: 0.588 (1, 4)	5-3 1B			L6		CS 1B BB		F7		4	1	2	1	1	0	4						
Minnie Minoso, R OBP: 0.328, SLG: 0.364 (1, 7)	5-3 1-2			2B		1B		K2-3		5	0	2	2	0	1	3						
George Kell, R OBP: 0.339, SLG: 0.319 (1, 5)	F2		3-1			1B BB		6-3		3	0	0	0	1	0	4						
Bob Nieman, R OBP: 0.444, SLG: 0.769 Jim Rivera, L OBP: 0.295, SLG: 0.237 (1, 9) (8, 9)				6-3				F4		4	0	2	0	0	0	0						
										0	0	0	0	0	0	0						
Walt Dropo, R OBP: 0.418, SLG: 0.609 (1, 3)	G5-4-3 1-2			1B 2B		G5-4-3 1-2		F7		4	1	1	0	0	0	3						
Sherm Lollar, R OBP: 0.431, SLG: 0.689 (1, 2)				FC4-6 1B 2H		BB 1B BB		F3		3	3	2	2	1	0	0						
Ed McGhee, R OBP: 0.545, SLG: 0.167 (1, 8)	5-3			FC4-6 1B BB		BB 1B BB		CS BB		1	1	0	0	3	0	0						
Dick Donovan, L (1, 1)				G3		K		BB		3	0	0	0	1	1	4						
										1B: 7 2B: 2 3B: 0 HR: 2	SF: 0 SAC: 0 DP: 2 HBP: 0	WP: 0 PB: 0 SB: 0 CS: 2	PA: 39									
Inning Stats	R: 0 E: 0 K: 0 S: 4	H: 1 LOB: 1 BB: 0 P: 4	R: 1 E: 0 K: 0 S: 4	H: 2 LOB: 0 BB: 0 P: 4	R: 1 E: 0 K: 0 S: 5	H: 2 LOB: 1 BB: 0 P: 5	R: 2 E: 0 K: 0 S: 6	H: 3 LOB: 2 BB: 1 P: 10	R: 0 E: 0 K: 1 S: 3	H: 1 LOB: 1 BB: 1 P: 7	R: 3 E: 0 K: 1 S: 6	H: 2 LOB: 1 BB: 3 P: 18	R: 0 E: 0 K: 0 S: 3	H: 0 LOB: 0 BB: 0 P: 3	R: 0 E: 0 K: 1 S: 4	H: 0 LOB: 2 BB: 3 P: 16	R: 0 E: 0 K: 1 S: 4	H: 0 LOB: 3 BB: 3 P: 16	1B: 7 2B: 2 3B: 0 HR: 2	SF: 0 SAC: 0 DP: 2 HBP: 0	WP: 0 PB: 0 SB: 0 CS: 2	PA: 39
PITCHER Willard Nixon, R ERA: 2.48 Dick Brodowski, R ERA: 16.2 Bob Smith, L ERA: Joe Trimble, R ERA: (1, 1) (4, 1) (6, 1) (8, 1)	IP: 3.2 WLS: L BF: 19 H: 8 R: 4 ER: 4 SO: 4 BB: 1 IBB: 0 HBP: 0 BLK: 0 WP: 1 HR: 2 S: 18 P: 22 ERA: 9.82 WHIP: 2.455											PITCHER	IP: 3.2 WLS: L BF: 19 H: 8 R: 4 ER: 4 SO: 4 BB: 1 IBB: 0 HBP: 0 BLK: 0 WP: 1 HR: 2 S: 18 P: 22 ERA: 9.82 WHIP: 2.455									

Boston Red Sox @ Chicago White Sox
Comiskey Park, Chicago, IL
Fri Apr 29 1955, 4:33 AM EDT
Att: 3,068 - Unknown

AB	31
R	7
H	11
RBI	7
BB	8
SO	2
LOB	18



Batter	1	2	3	4	5	6	7	8	9	AB	R	H	RBI	BB	SO	LOB	TOP			
Billy Goodman, L (1,4) OBP: 0.394, SLG: 0.375	E5 FC2-5 G3		K			2B		BB		3	1	1	0	1	1	0	Boston Red Sox @ Chicago White Sox Comiskey Park, Chicago, IL Sat Apr 30 1955, 4:33 AM EDT Att: 9,240 - Unknown			
Grady Hatton, L (1,5) OBP: 0.200, SLG: 0.214	G3		F8			2B		F8		4	0	1	1	0	0	2				
Faye Throneberry, L (1,7) OBP: 0.424, SLG: 0.724	WP FC2-5 BB					4-3				3	0	0	0	1	0	1				
Jackie Jensen, R (1,9) OBP: 0.279, SLG: 0.397	FC2-5 WP					F7				4	0	0	0	0	0	3				
Sammy White, R (1,2) OBP: 0.368, SLG: 0.508	5-3					L7				4	0	1	0	0	0	2				
Norm Zauchin, R (1,3) OBP: 0.283, SLG: 0.333						K				4	0	1	0	0	1	1				
Jim Piersall, R (1,8) OBP: 0.281, SLG: 0.333						6-3				3	0	0	0	0	0	1				
Owen Friend, R (1,6) OBP: 0.325, SLG: 0.368						6-3				3	0	0	0	0	0	1				
George Susce, R (1,1) Ellis Kinder, R (7,1) Harry Agganis, L (8,PH) Tom Hurd, R (8,1)			K			5-3		K		2	0	0	0	0	1	0				
Inning Stats	R: 0 E: 1 K: 0 S: 4	H: 0 LOB: 2 BB: 1 P: 8	R: 0 E: 0 K: 0 S: 3	H: 1 LOB: 0 BB: 0 P: 3	R: 0 E: 0 K: 2 S: 7	H: 0 LOB: 0 BB: 0 P: 7	R: 0 E: 0 K: 0 S: 3	H: 0 LOB: 0 BB: 0 P: 3	R: 1 E: 0 K: 0 S: 5	H: 2 LOB: 1 BB: 0 P: 5	R: 0 E: 0 K: 0 S: 3	H: 0 LOB: 0 BB: 0 P: 3	R: 0 E: 0 K: 1 S: 5	H: 0 LOB: 1 BB: 1 P: 9	R: 0 E: 0 K: 0 S: 4	H: 1 LOB: 1 BB: 0 P: 4		1B: 2 2B: 2 3B: 0 HR: 0	SF: 0 SAC: 0 DP: 1 HBP: 0	WP: 1 PB: 0 SB: 0 CS: 0
PITCHER Sandy Consuegra, R (1,1) ERA: 1.05	IP: 9.0 WLS: W BF: 33 H: 4 R: 1 ER: 1 SO: 4 BB: 2 IBB: 0 HBP: 0 BLK: 0 WP: 1 HR: 0 S: 39 P: 47 ERA: 1.00 WHIP: 0.667															PITCHER				

Batter	1	2	3	4	5	6	7	8	9	AB	R	H	RBI	BB	SO	LOB	BOTTOM	
Chico Carrasquel, R (1,6) OBP: 0.429, SLG: 0.536	F6					E BB				3	0	0	0	1	0	3	Boston Red Sox @ Chicago White Sox Comiskey Park, Chicago, IL Sat Apr 30 1955, 4:33 AM EDT Att: 9,240 - Unknown	
Nellie Fox, L (1,4) OBP: 0.406, SLG: 0.564	4-3					E4 G5-4-3				4	0	1	0	0	0	1		
Minnie Minoso, R (1,7) OBP: 0.338, SLG: 0.373	L6					G5-4-3				4	0	2	0	0	0	2		
Bob Nieman, R (1,9) Stan Jok, R (7,PR) Phil Cavarretta, L (8,3)						F9				2	0	1	0	1	0	1		
Walt Dropo, R (1,3) Johnny Groth, R (7,PR) OBP: 0.250, SLG: 0.167						F9				0	0	0	0	0	0	0		
George Kell, R (1,5) OBP: 0.333, SLG: 0.300						BB FC5-2 BB				1	0	0	0	0	1	2		
Ed McGhee, R (1,8) Jim Rivers, L (7,PH) OBP: 0.311, SLG: 0.256						F7				2	0	0	0	1	0	1		
George Kell, R (1,5) OBP: 0.333, SLG: 0.300						F7				0	1	0	0	1	0	0		
Sherm Lollar, R (1,2) OBP: 0.418, SLG: 0.714						FC5-2 1B BB				3	1	0	0	1	1	4		
Ed McGhee, R (1,8) Jim Rivers, L (7,PH) OBP: 0.311, SLG: 0.256						F8				4	1	1	1	0	0	6		
Ed McGhee, R (1,8) Jim Rivers, L (7,PH) OBP: 0.311, SLG: 0.256						HR				2	0	0	0	0	0	0		
Ed McGhee, R (1,8) Jim Rivers, L (7,PH) OBP: 0.311, SLG: 0.256						F8				1	0	1	2	0	0	0		
Sandy Consuegra, R (1,1) OBP: 0.125, SLG: 0.125						F7				2	0	0	0	0	0	0		
Sandy Consuegra, R (1,1) OBP: 0.125, SLG: 0.125						6-3				2	0	0	0	0	0	0		
Inning Stats	R: 0 E: 0 K: 0 S: 3	H: 0 LOB: 0 BB: 0 P: 3	R: 0 E: 0 K: 0 S: 3	H: 1 LOB: 0 BB: 0 P: 3	R: 0 E: 0 K: 0 S: 3	H: 0 LOB: 0 BB: 0 P: 3	R: 0 E: 0 K: 0 S: 4	H: 1 LOB: 1 BB: 0 P: 4	R: 1 E: 1 K: 0 S: 3	H: 1 LOB: 1 BB: 1 P: 7	R: 2 E: 0 K: 0 S: 4	H: 1 LOB: 3 BB: 3 P: 16	R: 0 E: 0 K: 2 S: 9	H: 2 LOB: 3 BB: 1 P: 13	1B: 5 2B: 1 3B: 0 HR: 1	SF: 0 SAC: 1 DP: 2 HBP: 0	WP: 0 PB: 0 SB: 2 CS: 0	PA: 34
PITCHER George Susce, R (1,1) ERA: 2.7 Ellis Kinder, R (7,1) ERA: 3.12 Tom Hurd, R (8,1) ERA: 2.08	IP: 6.0 WLS: L BF: 24 H: 3 R: 3 ER: 3 SO: 3 BB: 4 IBB: 0 HBP: 0 BLK: 0 WP: 0 HR: 1 S: 20 P: 36 ERA: 4.50 WHIP: 1.167															PITCHER		

Batter	1	2	3	4	5	6	7	8	9	AB	R	H	RBI	BB	SO	LOB	TOP			
Billy Cox, R OBP: 0.286, SLG: 0.290 (1,4)	E6 E S 1B	L5		F9		F9		F7		5	1	0	0	0	0	2				
Chuck Diering, R OBP: 0.348, SLG: 0.422 (1,8)	F7		F8				FC3-5 1B	F9		5	0	2	0	0	0	1				
Bob Kennedy, R OBP: 0.294, SLG: 0.226 (1,9)	F7		1B 1B BB	L8			FC3-5 1B	1B 1B		4	2	2	0	1	0	3				
Hoot Evers, R OBP: 0.385, SLG: 0.543 (1,7)	E5 BB 1B		1B 1B				FC3-5 1-2 2-3	1B 1B		5	0	3	0	0	0	3				
Les Moss, R OBP: 0.355, SLG: 0.536 (1,2)					F7		F8	F3		0	0	0	0	0	0	0				
Gus Triandos, R OBP: 0.276, SLG: 0.327 (1,3)			F7		K		5-3			4	0	1	1	1	1	5				
Jim Pyburn, R OBP: 0.269, SLG: 0.208 (1,5)	6-3		K		K					5	0	1	0	0	3	8				
Willy Miranda, S OBP: 0.288, SLG: 0.231 (1,6)		1-3		FC2-6 1B		K		K		4	0	1	0	0	2	1				
Jim Wilson, R OBP: 0.375, SLG: 0.286 (1,1)				FC2-6 1B						3	0	0	0	0	1	1				
Erv Palica, R OBP: 0.400, SLG: 0.400 (7,1)	5-3			FC2-6 1B		K		K		0	0	0	0	0	0	0				
Hal Smith, R OBP: 0.347, SLG: 0.435 (8, PH)										1	0	0	0	0	1	1				
Don Ferrarese, R OBP: 0.347, SLG: 0.435 (8,1)										0	0	0	0	0	0	0				
Inning Stats	R: 1 E: 2 K: 0 S: 6	H: 1 LOB: 3 BB: 1 P: 10	R: 0 E: 0 K: 0 S: 3	H: 0 LOB: 0 BB: 0 P: 3	R: 1 E: 0 K: 1 S: 7	H: 2 LOB: 2 BB: 1 P: 11	R: 0 E: 0 K: 2 S: 5	H: 2 LOB: 2 BB: 0 P: 5	R: 0 E: 0 K: 2 S: 8	H: 1 LOB: 1 BB: 0 P: 8	R: 0 E: 0 K: 0 S: 5	H: 2 LOB: 2 BB: 0 P: 5	R: 0 E: 0 K: 2 S: 8	H: 1 LOB: 1 BB: 0 P: 8	R: 1 E: 0 K: 1 S: 8	H: 3 LOB: 2 BB: 0 P: 8	1B: 12 2B: 0 3B: 0 HR: 0	SF: 0 SAC: 0 DP: 0 HBP: 0	WP: 0 PB: 0 SB: 1 CS: 0	PA: 43
PITCHER Billy Pierce, L ERA: 2.7 (1,1)	IP: 9.0 WLS: W BF: 43	H: 12 R: 3 ER: 2 SO: 8	BB: 2 IBB: 0 HBP: 0 BLK: 0	WP: 0 HR: 0 S: 57 P: 65	ERA: 2.00 WHIP: 1.556															

Baltimore Orioles @ Chicago White Sox
Comiskey Park, Chicago, IL
Sun May 01 1955, 4:38 AM EDT
Att: 19,083 - Unknown

livebaseballscores.com

AB 36
R 3
H 10
RBI 1
BB 2
SO 8
LOB 25




Batter	1	2	3	4	5	6	7	8	9	AB	R	H	RBI	BB	SO	LOB	BOTTOM			
Chico Carrasquel, R OBP: 0.392, SLG: 0.470 (1,6)	1-3		K		F3		F6	G6-4-3 1-2		5	0	0	0	0	1	6				
Nellie Fox, L OBP: 0.405, SLG: 0.524 (1,4)	F9			4-3		SH1-4 1B BB	BB 1B			3	2	1	1	1	0	0				
Minnie Minoso, R OBP: 0.360, SLG: 0.394 (1,7)	5-3			3-1 E BB		SH1-4 1B	1B S BB			2	2	1	0	2	0	0				
Bob Nieman, R OBP: 0.421, SLG: 0.688 (1,9)		F9		E6 3-1		SH1-4	S 1B			3	0	1	2	0	0	1				
Ed McGhee, R OBP: 0.462, SLG: 0.125 (7, PR) (8, 8)				1-2 3-1		1-2 2-3	1-3 2-H 3-H			0	0	0	0	0	0	0				
Jim Rivera, L OBP: 0.309, SLG: 0.250 (1,8) (8, 9)		F9		3-1		L5-3 1B	4-1			4	0	1	2	0	0	3				
Walt Dropo, R OBP: 0.426, SLG: 0.649 (1,3)				1-2 2-3		2-H 3-H	1-2 3-H			3	0	1	0	1	1	1				
Johnny Groth, R OBP: 0.250, SLG: 0.167 (8, PR)			K			L5-3				0	0	0	0	0	0	0				
Phil Cavarretta, L (9, 3)						1-2				0	0	0	0	0	0	0				
George Kell, R OBP: 0.379, SLG: 0.377 (1,5)										1	0	0	0	2	0	3				
Stan Jok, R OBP: 0.333, SLG: 1.000 (7, PR) (8, 5)				3-1 BB		F7	BB 1B BB	F9		1	1	0	0	0	0	1				
Clint Courtney, L OBP: 0.333, SLG: 0.500 (1,2)										3	0	0	0	0	0	2				
Sherm Lollar, R OBP: 0.443, SLG: 0.755 (8, PH) (9, 2)			F4			F5		BB BB		0	0	0	0	1	0	0				
Billy Pierce, L OBP: 0.429, SLG: 0.200 (1,1)			3-1			F7	1B 1B BB	G6-4-3 BB		2	1	0	0	2	0	1				
Inning Stats	R: 0 E: 0 K: 0 S: 3	H: 0 LOB: 0 BB: 0 P: 3	R: 0 E: 0 K: 1 S: 5	H: 0 LOB: 0 BB: 0 P: 5	R: 0 E: 0 K: 1 S: 5	H: 0 LOB: 1 BB: 1 P: 9	R: 0 E: 1 K: 0 S: 4	H: 0 LOB: 2 BB: 2 P: 12	R: 0 E: 0 K: 0 S: 3	H: 0 LOB: 0 BB: 0 P: 3	R: 2 E: 0 K: 0 S: 4	H: 2 LOB: 1 BB: 1 P: 8	R: 4 E: 0 K: 0 S: 5	H: 2 LOB: 2 BB: 3 P: 17	R: 0 E: 0 K: 0 S: 3	H: 1 LOB: 2 BB: 2 P: 11	1B: 4 2B: 1 3B: 1 HR: 0	SF: 0 SAC: 1 DP: 2 HBP: 0	WP: 0 PB: 0 SB: 2 CS: 0	PA: 37
PITCHER Jim Wilson, R ERA: 6.1 (1,1)	IP: 0.1 WLS: L BF: 2	H: 3 R: 6 ER: 6 SO: 2	BB: 7 IBB: 0 HBP: 0 BLK: 0	WP: 0 HR: 0 S: 27 P: 55	ERA: 8.10 WHIP: 1.500															
Erv Palica, R ERA: 4.58 (7,1)	IP: 0.1 WLS: L BF: 2	H: 1 R: 0 ER: 0 SO: 0	BB: 0 IBB: 0 HBP: 0 BLK: 0	WP: 0 HR: 0 S: 2 P: 2	ERA: 0.00 WHIP: 3.000															
Don Ferrarese, L ERA: 3.24 (8,1)	IP: 1.0 WLS: L BF: 5	H: 1 R: 0 ER: 0 SO: 0	BB: 2 IBB: 0 HBP: 0 BLK: 0	WP: 0 HR: 0 S: 3 P: 11	ERA: 0.00 WHIP: 3.000															

Baltimore Orioles @ Chicago White Sox
Comiskey Park, Chicago, IL
Sun May 01 1955, 4:38 AM EDT
Att: 19,083 - Unknown

livebaseballscores.com

AB 27
R 6
H 5
RBI 5
BB 9
SO 2
LOB 18



Batter	1	2	3	4	5	6	7	8	9	AB	R	H	RBI	BB	SO	LOB	TOP										
Eddie Yost, R OBP: 0.398, SLG: 0.283 (1, 5)										4	0	2	0	1	0	0	Washington Senators @ Chicago White Sox Comiskey Park, Chicago, IL Tue May 03 1955, 4:33 AM EDT Att: 18,366 - Unknown										
Ed Fitz Gerald, R OBP: 0.314, SLG: 0.349 (1, 2)										4	1	0	0	0	0	5											
Pete Runnels, L OBP: 0.305, SLG: 0.257 (1, 4)										4	0	0	1	0	1	2											
Mickey Vernon, L OBP: 0.375, SLG: 0.589 (1, 3)										3	1	3	2	1	0	0											
Roy Sievers, R OBP: 0.329, SLG: 0.359 (1, 7)										4	0	1	0	0	0	2											
Jim Busby, R OBP: 0.321, SLG: 0.494 (1, 8)										4	0	2	0	0	0	2											
Juan Delis, R OBP: 0.227, SLG: 0.409 (1, 9)										4	0	0	0	0	0	3											
Bobby Kline, R OBP: 0.154, SLG: 0.120 Ernie Cravetz, S OBP: 0.410, SLG: 0.371 (9, PH)										3	0	0	0	0	1	3											
Mickey McDermott, L OBP: 0.538, SLG: 0.667 Camilo Pascual, R OBP: 0.400, SLG: 0.400 Jesse Levan, L OBP: 0.182, SLG: 0.182 (9, PH)										3	1	2	0	0	0	1											
Inning Stats	R: 0 E: 0 K: 0 S: 3	H: 0 LOB: 0 BB: 0 P: 3	R: 0 E: 0 K: 0 S: 4	H: 1 LOB: 2 BB: 1 P: 8	R: 2 E: 0 K: 0 S: 7	H: 4 LOB: 2 BB: 0 P: 7	R: 0 E: 0 K: 0 S: 4	H: 1 LOB: 2 BB: 1 P: 8	R: 0 E: 0 K: 1 S: 5	H: 1 LOB: 1 BB: 0 P: 6	R: 0 E: 0 K: 0 S: 3	H: 1 LOB: 0 BB: 0 P: 3	R: 1 E: 0 K: 0 S: 4	H: 1 LOB: 0 BB: 0 P: 4	R: 0 E: 0 K: 0 S: 3	H: 1 LOB: 0 BB: 0 P: 3	1B: 9 2B: 1 3B: 0 HR: 1	SF: 0 SAC: 0 DP: 3 HBP: 0	WP: 0 PB: 0 CS: 1	PA: 37							
PITCHER	IP	WLS	BF	H	R	ER	SO	BB	IBB	HBP	BLK	WP	HR	S	P	ERA	WHIP										
Mike Fomies, R ERA: 2.42 (1, 1)	2.2		14	5	2	2	0	1	0	0	0	0	0	13	17	6.75	2.250										
Dick Donovan, R ERA: 2.25 (3, 1)	4.1	W	17	5	1	1	2	1	0	0	0	0	1	20	24	2.08	1.385										
Sandy Consuegra, R ERA: 0.98 (8, 1)	2.0	S	6	1	0	0	0	0	0	0	0	0	0	6	6	0.00	0.500										

Batter	1	2	3	4	5	6	7	8	9	AB	R	H	RBI	BB	SO	LOB	BOTTOM										
Chico Carrasquel, R OBP: 0.385, SLG: 0.457 (1, 6)										4	1	1	0	0	0	2	Washington Senators @ Chicago White Sox Comiskey Park, Chicago, IL Tue May 03 1955, 4:33 AM EDT Att: 18,366 - Unknown										
Nellie Fox, L OBP: 0.397, SLG: 0.500 (1, 4)										3	0	0	0	1	1	4											
Minnie Minoso, R OBP: 0.367, SLG: 0.391 (1, 7)										3	0	1	2	1	0	0											
George Kell, R OBP: 0.362, SLG: 0.357 (1, 5)										3	0	0	0	0	1	1											
Bob Nieman, R OBP: 0.417, SLG: 0.660 Ed McChee, R OBP: 0.500, SLG: 0.125 (8, 8)										2	1	0	0	1	0	1											
Walt Dropo, R OBP: 0.417, SLG: 0.639 (1, 3)										4	1	1	1	0	2	2											
Jim Rivera, L OBP: 0.322, SLG: 0.269 (8, 9)										4	0	2	1	0	2	0											
Sherm Lollar, R OBP: 0.446, SLG: 0.786 (1, 2)										3	1	1	1	0	0	2											
Mike Fomies, R OBP: 0.143, SLG: 0.286 Dick Donovan, L OBP: 0.333, SLG: 0.143 Sandy Consuegra, R OBP: 0.111, SLG: 0.111 (8, 1)										0	0	0	0	0	0	0											
Inning Stats	R: 0 E: 0 K: 1 S: 5	H: 0 LOB: 0 BB: 0 P: 5	R: 0 E: 0 K: 1 S: 5	H: 0 LOB: 0 BB: 0 P: 5	R: 1 E: 0 K: 1 S: 7	H: 3 LOB: 1 BB: 0 P: 7	R: 0 E: 0 K: 1 S: 5	H: 0 LOB: 1 BB: 1 P: 9	R: 0 E: 0 K: 0 S: 4	H: 2 LOB: 0 BB: 1 P: 8	R: 2 E: 1 K: 0 S: 4	H: 1 LOB: 1 BB: 2 P: 12	R: 0 E: 0 K: 2 S: 8	H: 1 LOB: 2 BB: 1 P: 12	R: 0 E: 0 K: 2 S: 8	H: 1 LOB: 2 BB: 1 P: 12	1B: 5 2B: 1 3B: 0 HR: 1	SF: 0 SAC: 1 DP: 1 HBP: 1	WP: 0 PB: 0 CS: 1	PA: 37							
PITCHER	IP	WLS	BF	H	R	ER	SO	BB	IBB	HBP	BLK	WP	HR	S	P	ERA	WHIP										
Mickey McDermott, L ERA: 5.84 (1, 1)	6.1	L	29	5	5	4	5	4	0	1	0	0	0	10	14	0.00	1.800										
Camilo Pascual, R ERA: 5.03 (7, 1)	1.2		7	2	0	0	2	1	0	0	0	0	0	10	14	0.00	1.800										

Batter	1	2	3	4	5	6	7	8	9	AB	R	H	RBI	BB	SO	LOB	TOP								
Eddie Yost, R OBP: 0.398, SLG: 0.292 (1, 5)	0-0 6-3		0-0 1B HR 1B		0-0 G6-4-3 1B		0-0 5-3	0-0 1-3		5	1	2	0	0	0	2									
Ed Fitz Gerald, R OBP: 0.339, SLG: 0.375 (1, 2)	0-0 1B		0-0 1-2 HR 1B		0-0 G6-4-3 1-2		0-0 1B		0-0 G3	5	1	3	0	0	0	1									
Mickey Vernon, L OBP: 0.388, SLG: 0.623 (1, 3)	0-3 K		0-0 1-H 2-H HR		0-0 1B		0-0 F8		4-0 BB	4	1	2	3	1	1	2									
Roy Sievers, R OBP: 0.310, SLG: 0.333 (1, 7)	0-3 K		0-3 K		0-0 F2		0-0 F4		0-0 F8	5	0	0	0	0	2	4									
Jim Busby, R OBP: 0.349, SLG: 0.532 (1, 8)		0-0 HR	4-0 BB		4-0 FC5-4 BB		4-0 S 1B BB		0-0 F9	2	2	1	1	3	0	1									
Pete Runnels, L OBP: 0.291, SLG: 0.244 (1, 4)	0-3 K		0-0 6-3		0-0 F1		0-0 F8		0-0 1-2	4	0	0	0	0	1	3									
Juan Delis, R OBP: 0.200, SLG: 0.360 (8, PH)	0-0 F9		0-3 K		0-0 FC5-4 BB		0-0 FC1-5 1B 2-H		0-0 FC1-5 1B	3	0	0	0	0	1	1									
Ernie Oravetz, S OBP: 0.425, SLG: 0.389 (8, 9)					0-0 L8		4-0 1-2 BB		0-0 FC1-5 1B	3	0	1	0	1	0	0									
Bobby Kline, R OBP: 0.200, SLG: 0.143 (1, 6)	0-0 L8		0-0 L4		0-0 BB		0-0 FC1-5 1B		0-0 FC1-5	4	0	0	0	0	1	4									
Bob Porterfield, R OBP: 0.167, SLG: 0.235 (9, 1)			0-0 5-3		0-0 5-3		0-3 K		0-0 FC1-5 1-2 2-3F	0	0	0	0	0	0	0									
Inning Stats	R: 0 E: 0 K: 2 S: 8	H: 1 LOB: 1 BB: 0 P: 8	R: 1 E: 0 K: 1 S: 6	H: 1 LOB: 0 BB: 0 P: 6	R: 3 E: 0 K: 1 S: 8	H: 3 LOB: 1 BB: 1 P: 12	R: 0 E: 0 K: 1 S: 5	H: 0 LOB: 0 BB: 0 P: 5	R: 0 E: 0 K: 0 S: 4	H: 2 LOB: 1 BB: 2 P: 4	R: 0 E: 0 K: 0 S: 5	H: 0 LOB: 2 BB: 2 P: 13	R: 0 E: 0 K: 0 S: 4	H: 1 LOB: 1 BB: 0 P: 4	R: 1 E: 0 K: 0 S: 5	H: 2 LOB: 2 BB: 1 P: 9	R: 0 E: 0 K: 0 S: 3	H: 0 LOB: 1 BB: 1 P: 7	1B: 8 2B: 0 3B: 0 HR: 2	SF: 0 SAC: 0 DP: 1 HBP: 0	WP: 0 PB: 0 CS: 1	PA: 41			
PITCHER	IP	WLS	BF	H	R	ER	SO	BB	IBB	HBP	BLK	WP	HR	S	P	ERA	WHIP								
Jack Harshman, L ERA: 3.66 (1, 1)	7.0	L	31	8	4	4	6	3	0	0	0	0	2	40	52	5.14	1.571								
Bob Keegan, R ERA: 11.37 (8, 1)	0.1		4	2	1	1	0	1	0	0	0	0	0	3	7	27.00	9.000								
Mike Fomiesles, R ERA: 2.25 (8, 1)	1.2		6	0	0	0	0	1	0	0	0	0	0	5	9	0.00	0.600								

Washington Senators @ Chicago White Sox
Comiskey Park, Chicago, IL
Wed May 04 1955, 4:33 AM EDT
Att: 2,993 - Unknown

livebaseballscorecards.com

AB 36
R 5
H 10
RBI 5
BB 5
SO 6
LOB 18



Batter	1	2	3	4	5	6	7	8	9	AB	R	H	RBI	BB	SO	LOB	BOTTOM								
Chico Carrasquel, R OBP: 0.373, SLG: 0.432 (1, 6)	0-0 L5		0-0 L6-3		4-0 BB BB			0-3 K	0-0 L6-3	4	0	0	0	1	1	3									
Nellie Fox, L OBP: 0.415, SLG: 0.522 (1, 4)	0-0 4-3		0-0 1B HR 1B		4-0 1-2 L6-4-3 BB			0-0 1B 2B		3	2	2	0	1	0	0									
Minnie Minoso, R OBP: 0.361, SLG: 0.384 (1, 7)	0-0 5-3		0-0 1-2 HR 1B		0-0 L6-4-3 1-2			0-0 F2		4	1	1	0	0	0	3									
Bob Nieman, R OBP: 0.422, SLG: 0.704 (1, 9)		0-0 F4	0-0 1-H 2-H HR		0-0 F7			0-0 2-H 1B		4	1	2	4	0	0	0									
Walt Dropo, R OBP: 0.395, SLG: 0.600 (1, 3)		0-3 K	0-0 F9		0-0 L6			0-0 L6-3		4	0	0	0	0	1	1									
Jim Rivera, L OBP: 0.333, SLG: 0.286 (1, 8)		0-0 BB 1B		0-0 3-1		0-0 F7			0-0 CS 1B	4	0	2	0	0	0	0									
George Kell, R OBP: 0.370, SLG: 0.345 (9, PR)		4-0 BB		0-0 L6-3			0-3 K		4-0 1-2 BB BB	2	0	0	0	2	1	0									
Stan Jok, R OBP: 0.333, SLG: 1.000 (9, PR)		1-2 BB		0-0 F2			0-0 F4		4-0 1-2 BB	0	0	0	0	0	0	0									
Sherm Lollar, R OBP: 0.435, SLG: 0.746 (9, PR)		0-0 F4		0-0 F2			0-0 F4		4-0 1-2 BB	3	0	0	0	1	0	2									
Ed McGhee, R OBP: 0.500, SLG: 0.125 (9, PR)									4-0 1-2 2-3	0	0	0	0	0	0	0									
Jack Harshman, L OBP: 0.429, SLG: 0.545 (7, PH)									0-0 4-3	2	0	0	0	0	1	0									
Phil Cavaretta, L (7, PH)										1	0	0	0	0	0	0									
Bob Keegan, R (8, 1)										0	0	0	0	0	0	0									
Mike Fomiesles, R OBP: 0.429, SLG: 0.389 (8, PH)										0	0	0	0	0	0	0									
Willard Marshall, L OBP: 0.429, SLG: 0.389 (8, PH)										0	0	0	0	0	0	0									
Vern Stephens, R OBP: 0.220, SLG: 0.143 (8, PH)										1	0	0	0	0	0	2									
Inning Stats	R: 0 E: 0 K: 0 S: 3	H: 0 LOB: 0 BB: 0 P: 3	R: 0 E: 0 K: 1 S: 6	H: 1 LOB: 2 BB: 1 P: 10	R: 3 E: 0 K: 0 S: 6	H: 3 LOB: 0 BB: 0 P: 6	R: 0 E: 0 K: 0 S: 3	H: 0 LOB: 0 BB: 0 P: 3	R: 0 E: 0 K: 1 S: 5	H: 0 LOB: 1 BB: 2 P: 12	R: 0 E: 0 K: 0 S: 3	H: 0 LOB: 0 BB: 0 P: 3	R: 0 E: 0 K: 1 S: 7	H: 0 LOB: 1 BB: 0 P: 7	R: 0 E: 0 K: 0 S: 3	H: 1 LOB: 3 BB: 2 P: 11	1B: 5 2B: 1 3B: 0 HR: 1	SF: 0 SAC: 0 DP: 1 HBP: 0	WP: 0 PB: 0 CS: 1	PA: 37					
PITCHER	IP	WLS	BF	H	R	ER	SO	BB	IBB	HBP	BLK	WP	HR	S	P	ERA	WHIP								
Bob Porterfield, R ERA: 4.35 (1, 1)	8.1	W	35	7	4	4	4	5	0	0	0	0	1	38	58	4.32	1.440								
Chuck Stobbs, L ERA: 3.39 (9, 1)	0.2	S	2	0	0	0	0	0	0	0	0	0	0	2	2	0.00	0.000								

Washington Senators @ Chicago White Sox
Comiskey Park, Chicago, IL
Wed May 04 1955, 4:33 AM EDT
Att: 2,993 - Unknown

livebaseballscorecards.com

AB 32
R 4
H 7
RBI 4
BB 5
SO 4
LOB 11



Batter	1	2	3	4	5	6	7	8	9	AB	R	H	RBI	BB	SO	LOB	TOP			
Harvey Kuenn, R OBP: 0.400, SLG: 0.494 (1, 6)	F6		6-3			FC4-6 1B		4-3		4	0	0	0	0	0	2				
Fred Hatfield, L OBP: 0.397, SLG: 0.358 (1, 4)	4-3		K			F8		1-3		4	0	0	0	0	1	2				
Al Kaline, R OBP: 0.468, SLG: 0.713 (1, 9)	L6			L5-3		1B		L5-3		4	0	1	0	0	0	1				
Ferris Fain, L OBP: 0.427, SLG: 0.291 Bubba Phillips, R OBP: 0.333, SLG: 0.333 (9, PR)		BB BB		G3		L8		BB BB	G3 BB	2	0	0	0	2	0	2				
Ray Boone, R OBP: 0.360, SLG: 0.411 (1, 5)		BB BB		K				F6	F3	3	0	0	0	1	1	1				
Jim Delsing, L OBP: 0.386, SLG: 0.508 (1, 7)		BB BB				K		4-3	G3	4	0	0	0	0	1	3				
Bill Tuttle, R OBP: 0.337, SLG: 0.319 (1, 8)		BB BB		6-3				1B	5-3	4	0	1	0	0	1	4				
Frank House, L OBP: 0.300, SLG: 0.333 (1, 2)		BB BB		F8				G3		3	0	0	0	0	0	3				
Ned Garver, R OBP: 0.200, SLG: 0.091 (1, 1)		BB BB		K		E6 FC4-6		4-3 BB		2	0	0	0	1	1	0				
Inning Stats	R: 0 E: 0 K: 0 S: 3	H: 0 LOB: 0 BB: 0 P: 3	R: 0 E: 0 K: 1 S: 5	H: 0 LOB: 2 BB: 2 P: 13	R: 0 E: 0 K: 2 S: 7	H: 0 LOB: 0 BB: 0 P: 7	R: 0 E: 0 K: 1 S: 5	H: 0 LOB: 0 BB: 0 P: 5	R: 0 E: 1 K: 0 S: 5	H: 1 LOB: 2 BB: 0 P: 5	R: 0 E: 0 K: 0 S: 4	H: 1 LOB: 1 BB: 0 P: 4	R: 0 E: 0 K: 0 S: 3	H: 0 LOB: 1 BB: 1 P: 7	R: 0 E: 0 K: 0 S: 3	H: 0 LOB: 2 BB: 1 P: 7	1B: 2 2B: 0 3B: 0 HR: 0	SF: 0 SAC: 0 DP: 0 HBP: 0	WP: 0 PB: 0 SB: 0 CS: 0	PA: 34
PITCHER Virgil Trucks, R ERA: 4.88 (1, 1)	IP: 9.0 WLS: W BF: 34 H: 2 R: 0 ER: 0 SO: 5 BB: 4 IBB: 0 HBP: 0 BLK: 0 WP: 0 HR: 0 S: 40 P: 56 ERA: 0.00 WHIP: 0.667															PITCHER				

Detroit Tigers @ Chicago White Sox
Comiskey Park, Chicago, IL
Fri May 06 1955, 4:33 AM EDT
Att: 27,234 - Unknown

AB 30
R 0
H 2
RBI 0
BB 4
SO 5
LOB 18



Batter	1	2	3	4	5	6	7	8	9	AB	R	H	RBI	BB	SO	LOB	BOTTOM			
Chico Carrasquel, R OBP: 0.372, SLG: 0.429 (1, 6)	FC1-4 1B		K		6-3		SH FC6-4			3	0	1	0	0	1	0				
Nellie Fox, L OBP: 0.407, SLG: 0.507 (1, 4)	F7		1B CS 1B		F8		F3			4	0	1	0	0	0	4				
Minnie Minoso, R OBP: 0.356, SLG: 0.377 (1, 7)	FC1-4 1-2		1-3 1B		1-3		K			4	0	1	0	0	1	4				
Bob Nieman, R OBP: 0.397, SLG: 0.655 Clint Courtney, L OBP: 0.333, SLG: 0.500 (8, 2)	6-3		K 3-H		4-3		FC6-4 1-2			4	0	0	0	0	1	6				
Jim Rivera, L OBP: 0.328, SLG: 0.300 (8, 9)		L9		L9 2B		F7		6-3		4	0	1	0	0	0	0				
Walt Dropo, R OBP: 0.400, SLG: 0.588 (1, 3)		1B 1B		L9		BB		5-3		3	0	1	0	1	0	1				
George Kell, R OBP: 0.377, SLG: 0.355 (1, 5)		1B 1B		F7		1-3		1B		4	0	2	0	0	0	2				
Sherm Lollar, R OBP: 0.458, SLG: 0.770 Ed McGhee, R OBP: 0.467, SLG: 0.111 (7, PR) (8, 8)		1-2 1B		IBB		E 2B		L1		2	0	2	0	1	0	0				
Virgil Trucks, R (1, 1)	F2			F8		E1 SH 2H				3	0	0	0	0	0	4				
Inning Stats	R: 0 E: 0 K: 0 S: 4	H: 1 LOB: 1 BB: 0 P: 4	R: 0 E: 0 K: 0 S: 5	H: 3 LOB: 2 BB: 0 P: 5	R: 0 E: 0 K: 2 S: 8	H: 2 LOB: 2 BB: 0 P: 8	R: 0 E: 0 K: 0 S: 4	H: 1 LOB: 2 BB: 1 P: 8	R: 0 E: 0 K: 0 S: 3	H: 0 LOB: 0 BB: 0 P: 3	R: 0 E: 0 K: 0 S: 3	H: 0 LOB: 1 BB: 1 P: 7	R: 1 E: 2 K: 1 S: 8	H: 1 LOB: 3 BB: 0 P: 8	R: 0 E: 0 K: 0 S: 4	H: 1 LOB: 1 BB: 0 P: 4	1B: 7 2B: 3 3B: 0 HR: 0	SF: 0 SAC: 1 DP: 1 HBP: 0	WP: 0 PB: 0 SB: 0 CS: 1	PA: 35
PITCHER Ned Garver, R ERA: 4.2 (1, 1)	IP: 8.0 WLS: L BF: 35 H: 9 R: 1 ER: 0 SO: 3 BB: 1 IBB: 1 HBP: 0 BLK: 0 WP: 0 HR: 0 S: 39 P: 47 ERA: 0.00 WHIP: 1.250															PITCHER				

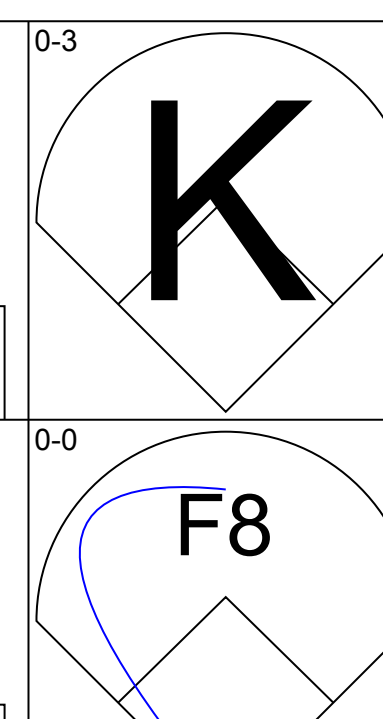
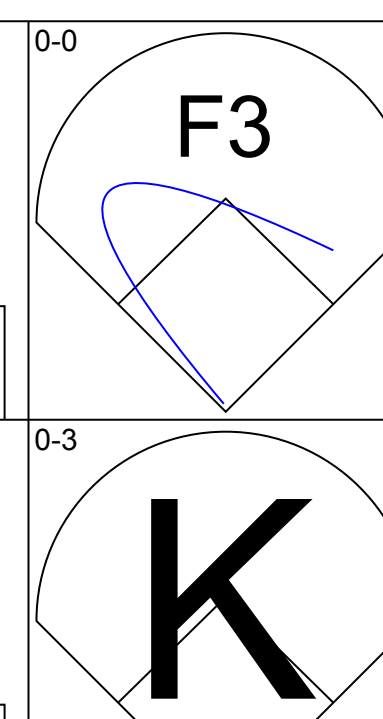
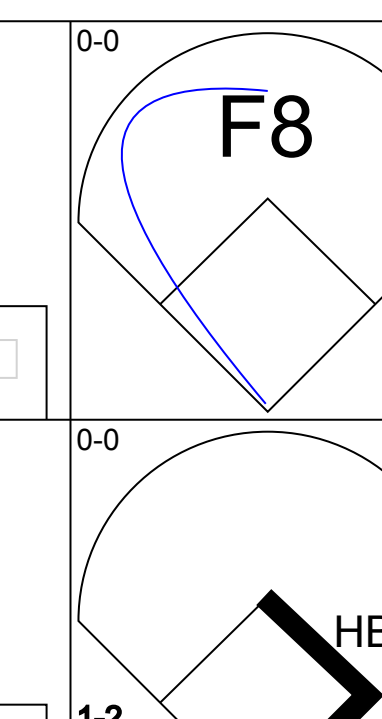
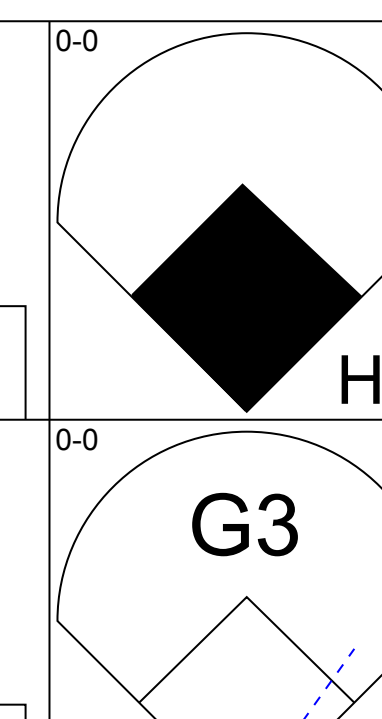
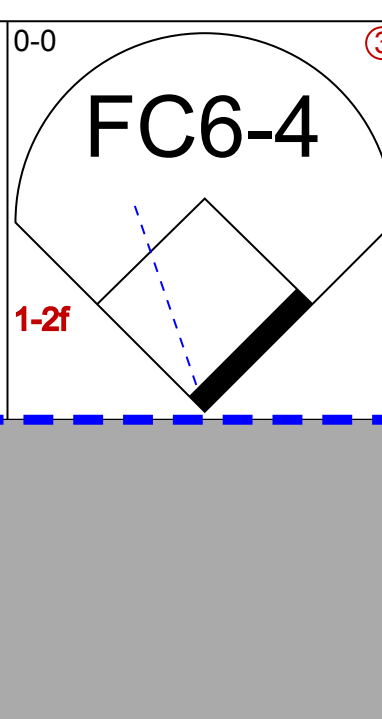
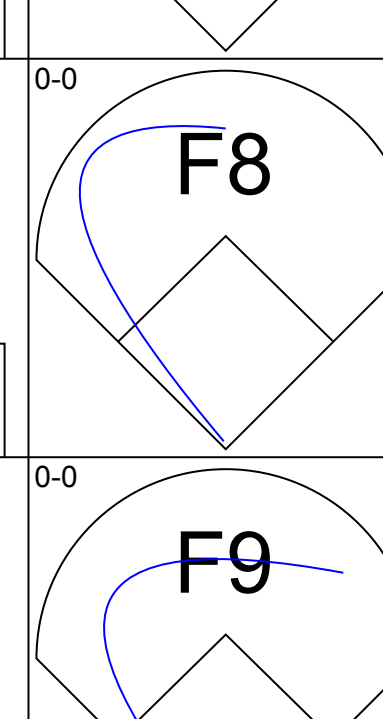
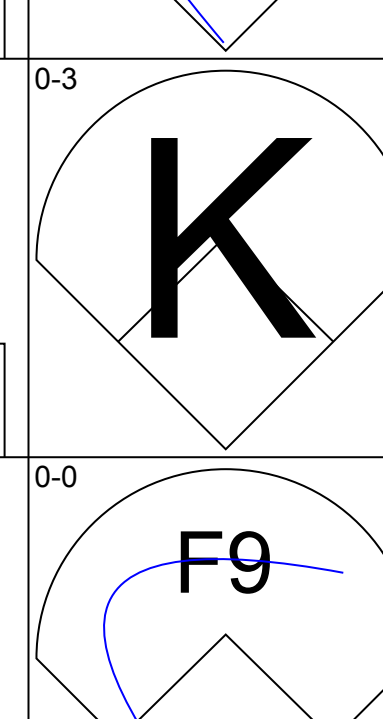
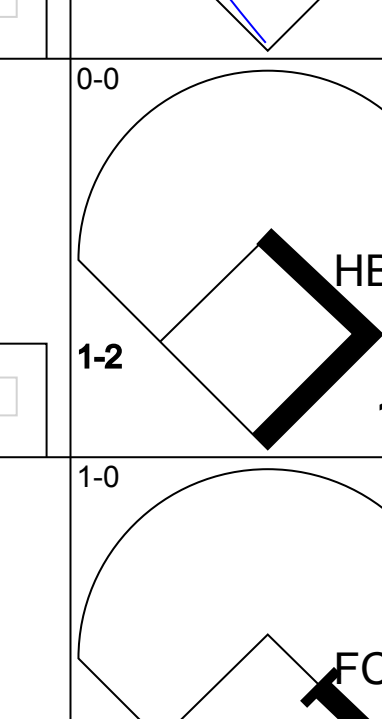
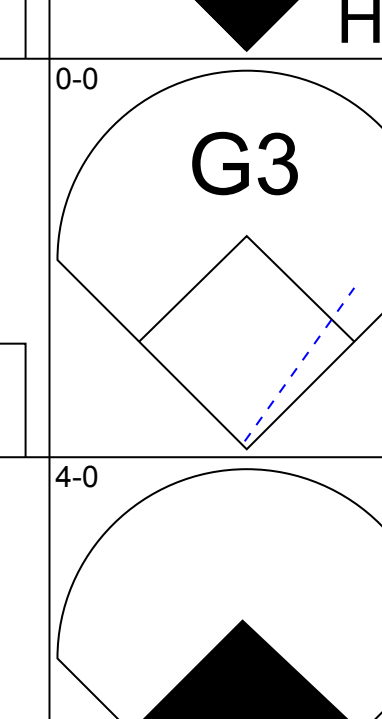
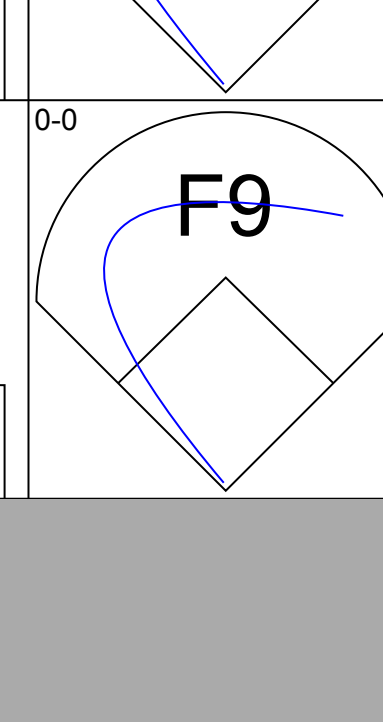
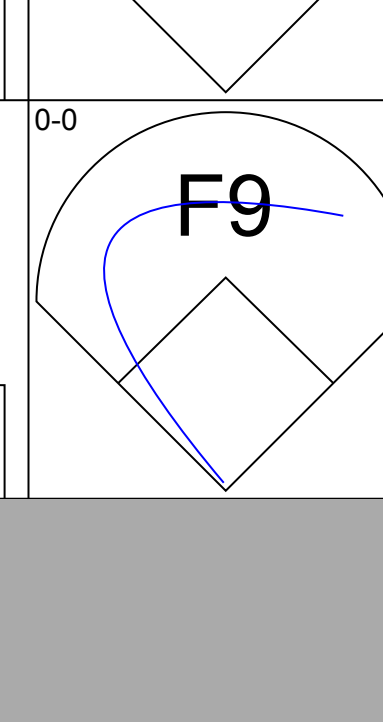
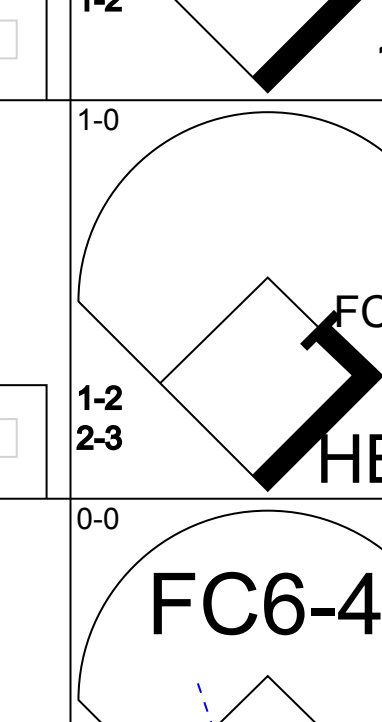
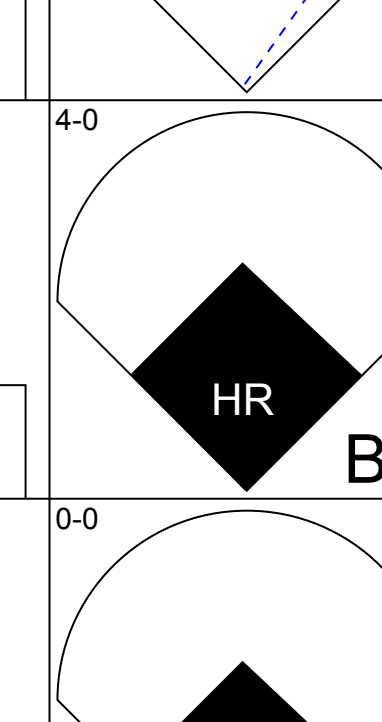
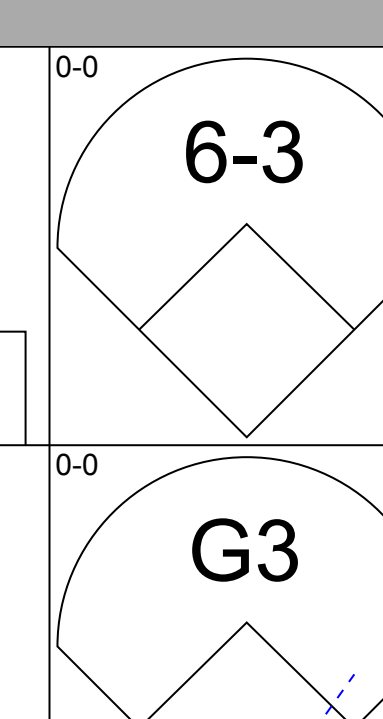
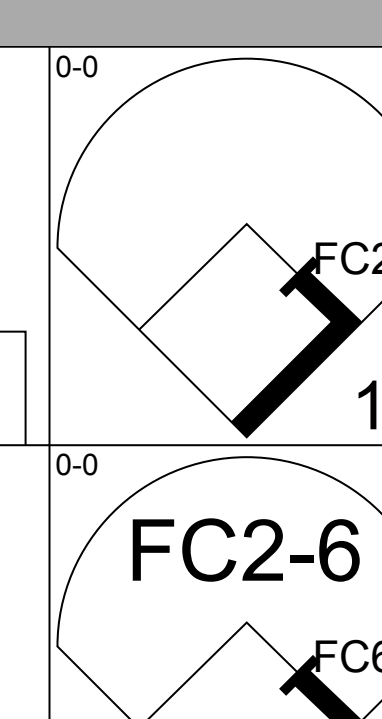
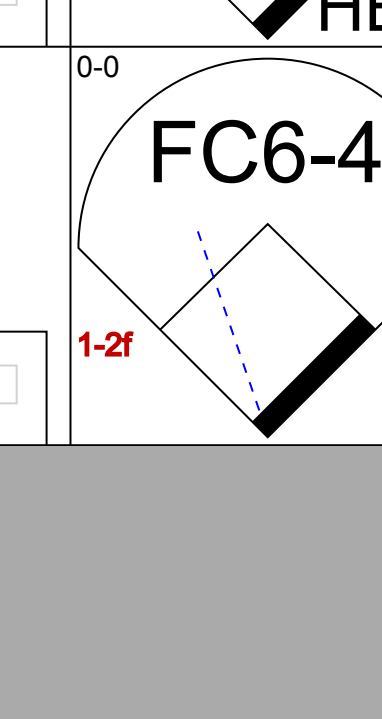
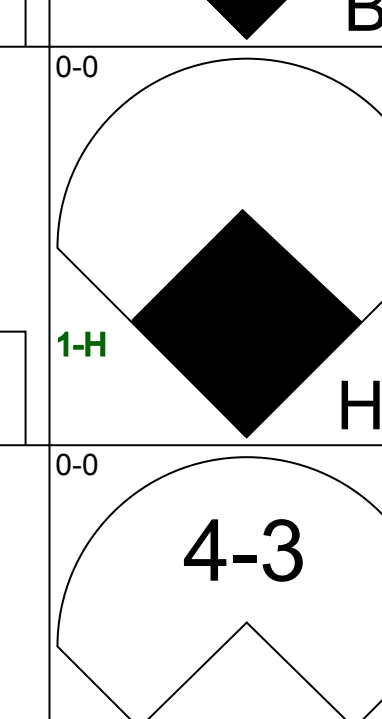
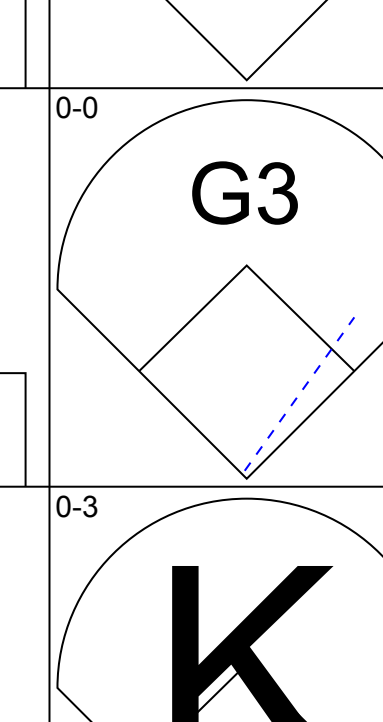
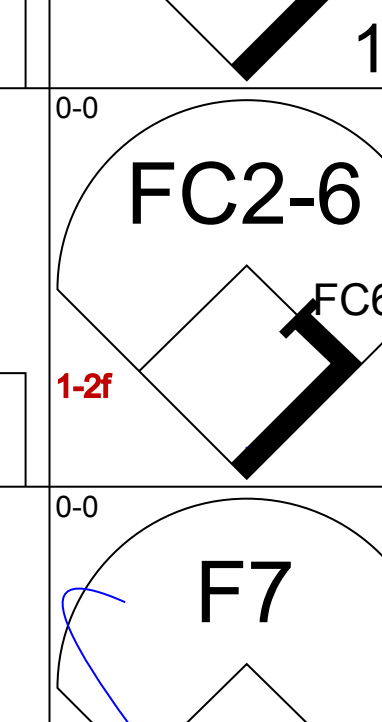
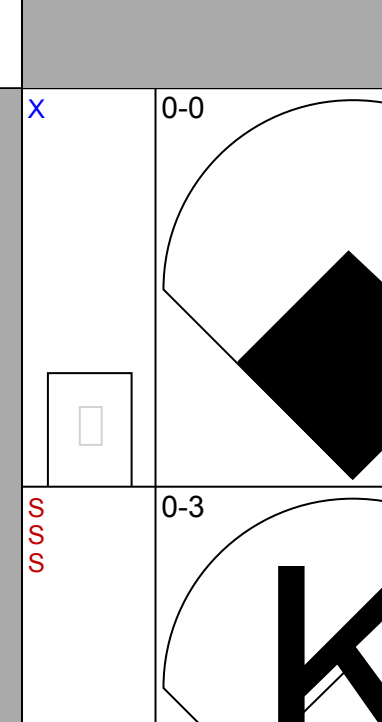
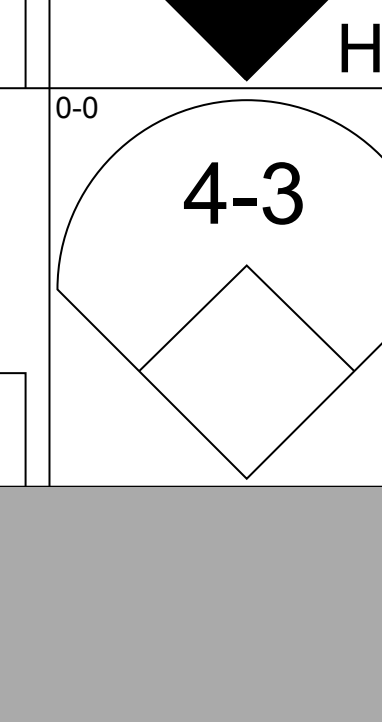
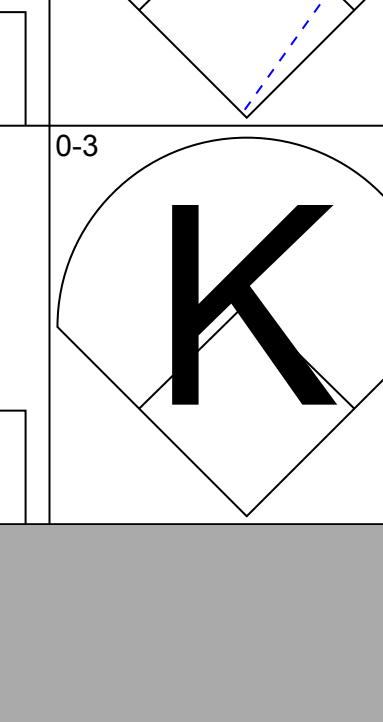
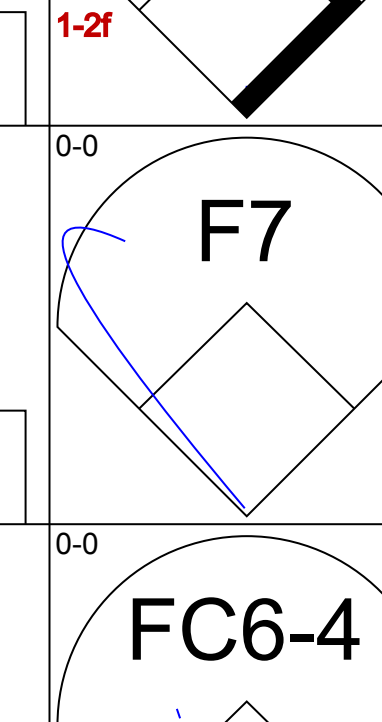
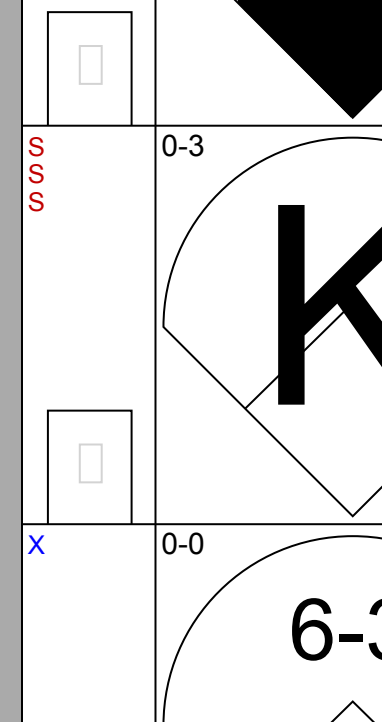
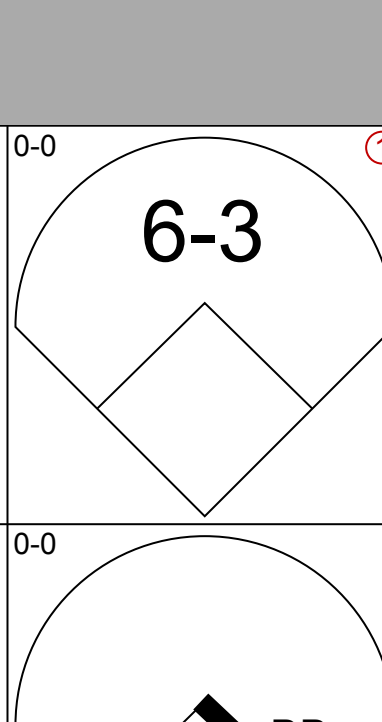
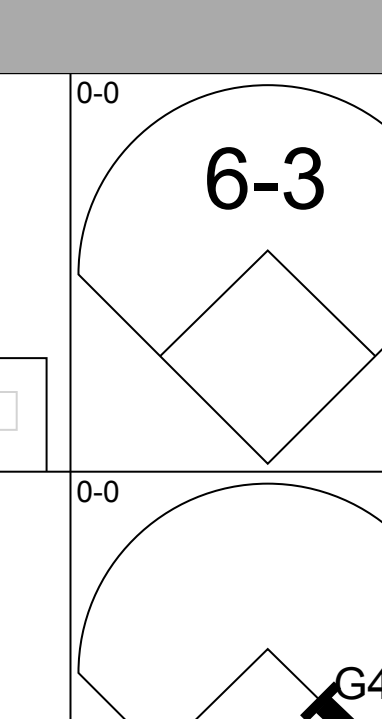
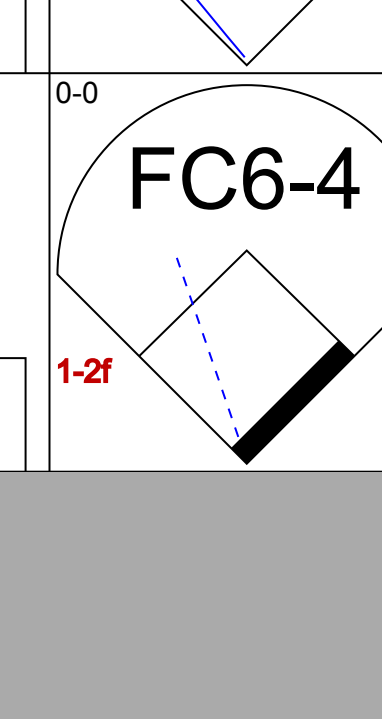
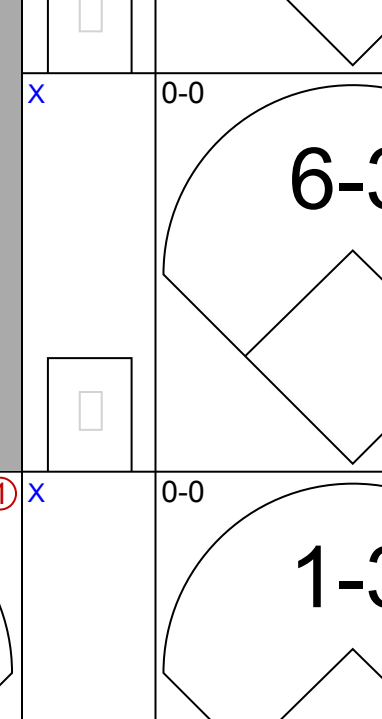
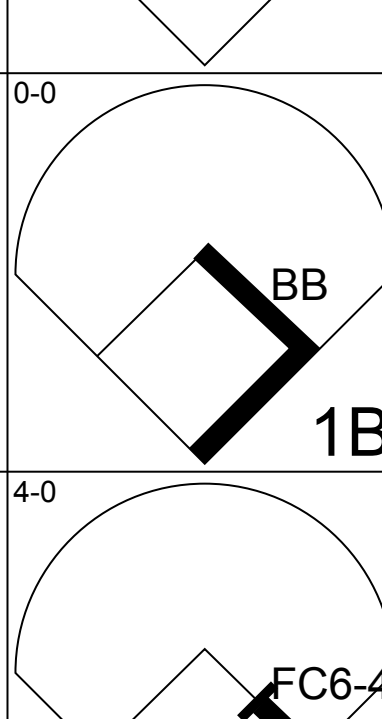
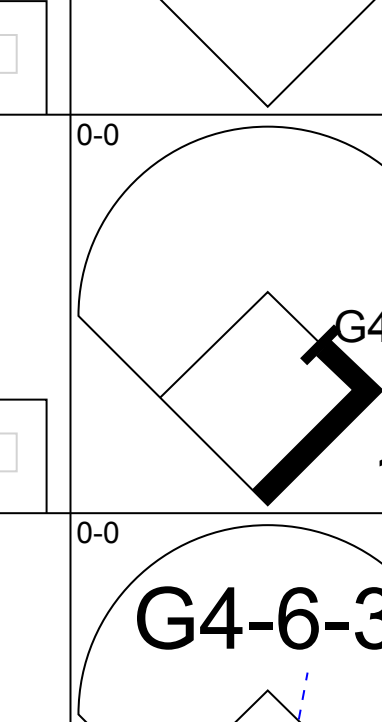

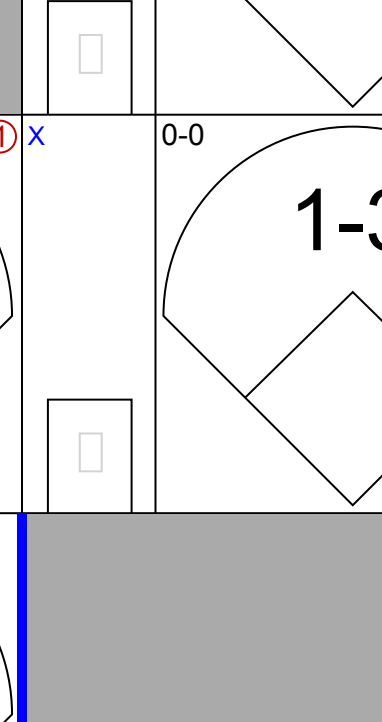
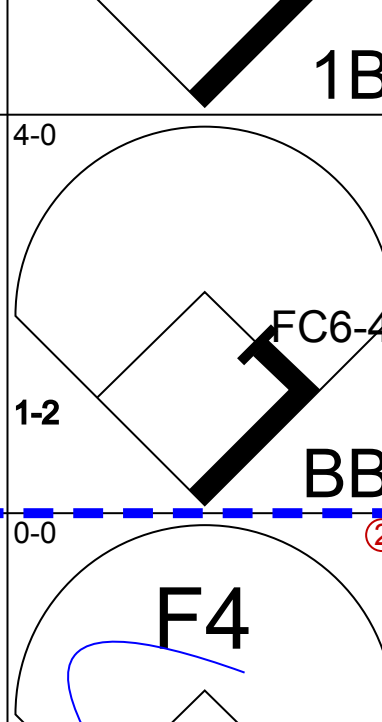
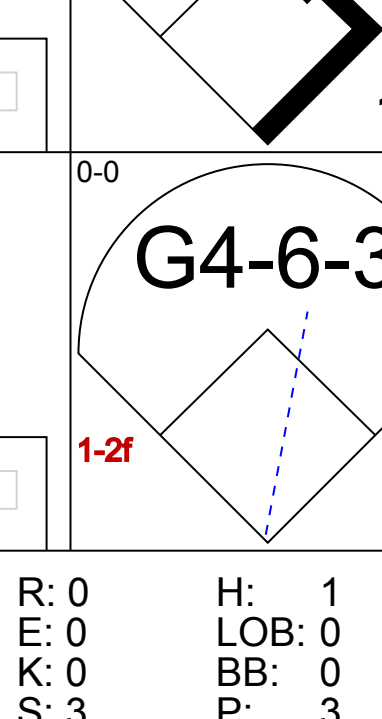

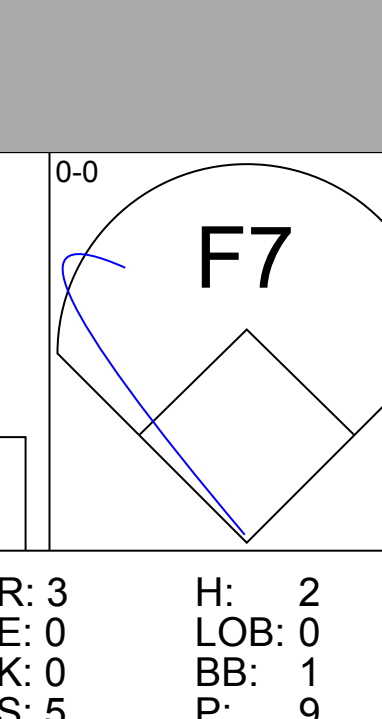
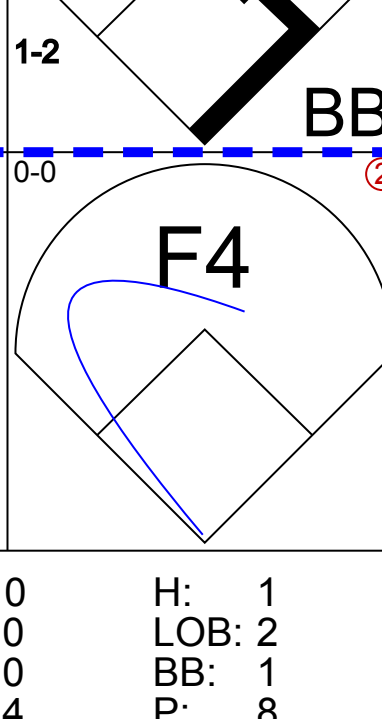
Detroit Tigers @ Chicago White Sox
Comiskey Park, Chicago, IL
Fri May 06 1955, 4:33 AM EDT
Att: 27,234 - Unknown

AB 32
R 1
H 9
RBI 0
BB 2
SO 3
LOB 22




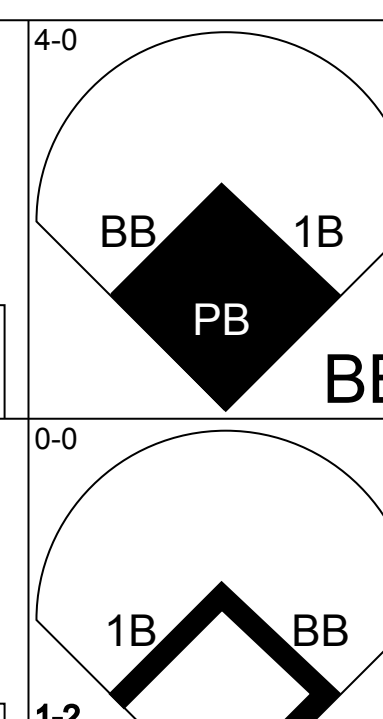
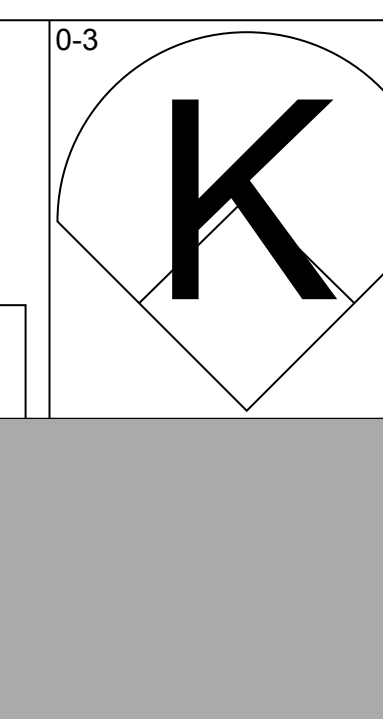
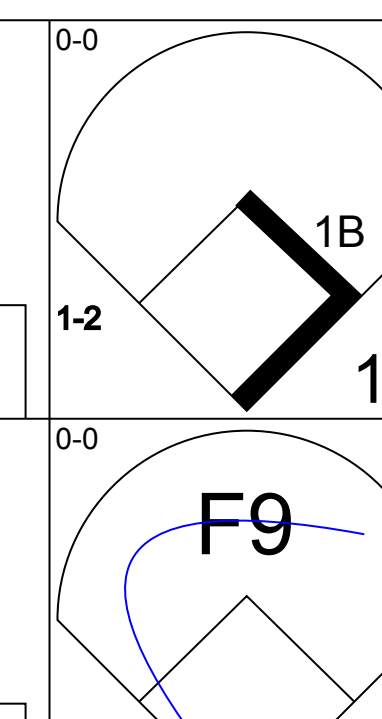
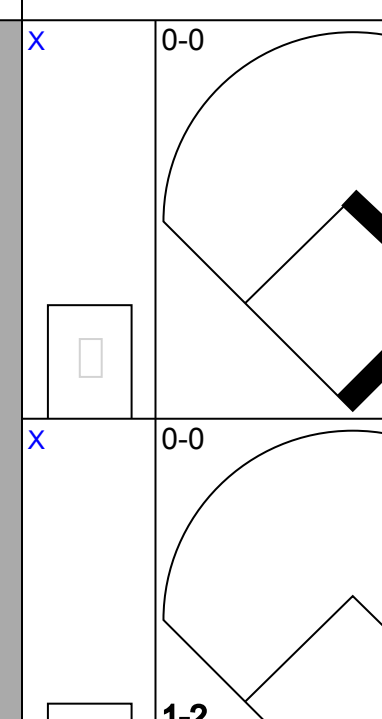
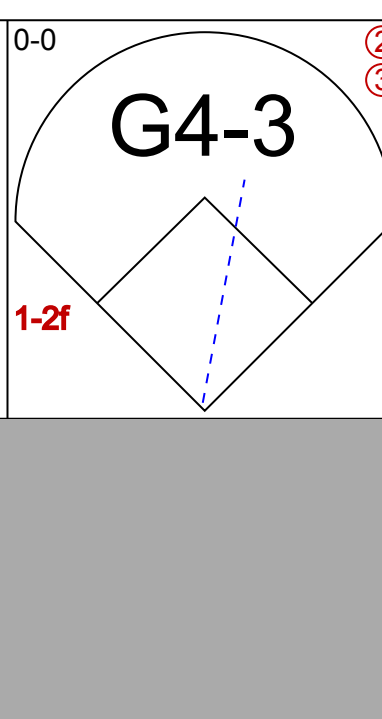
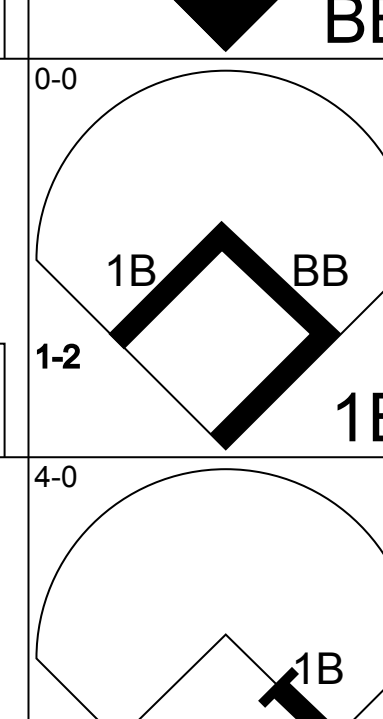
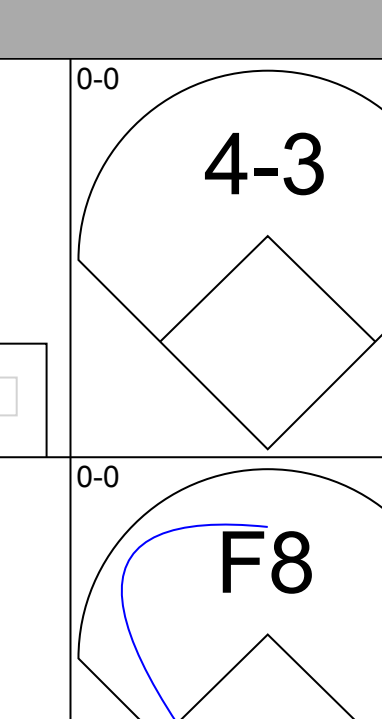
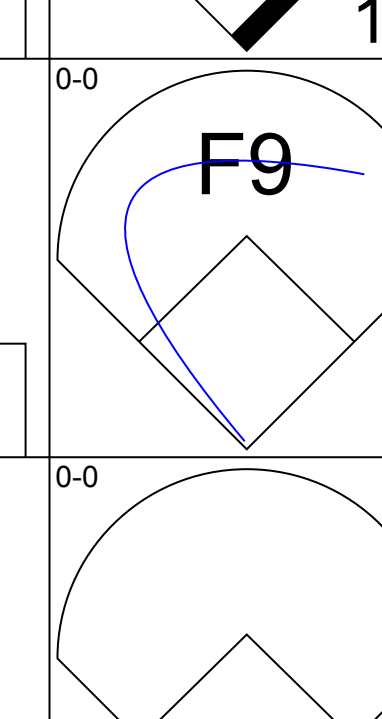
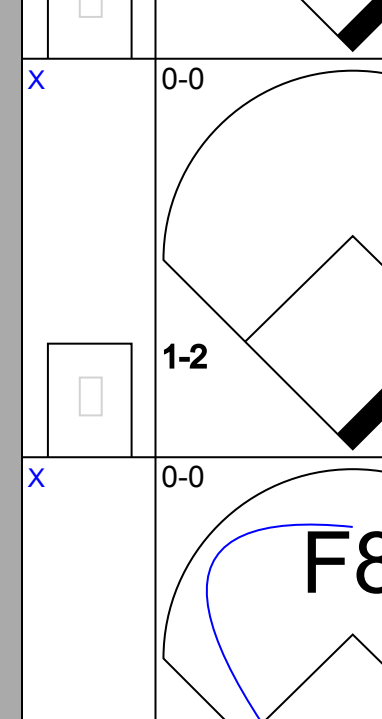
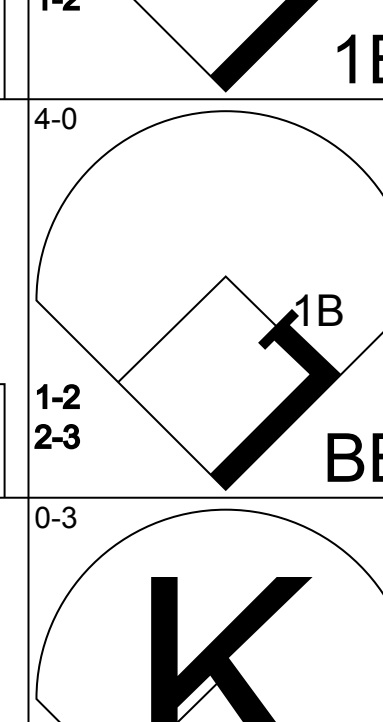
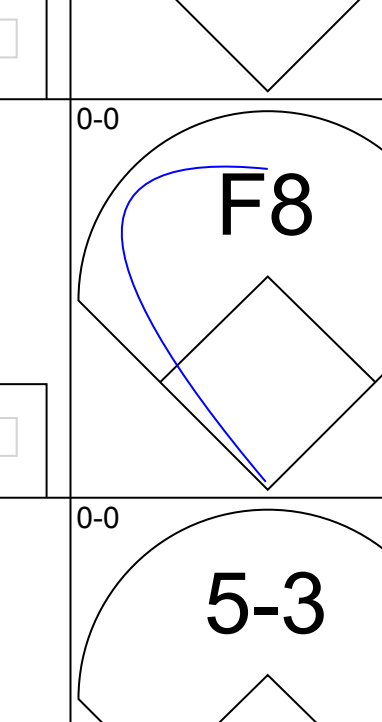
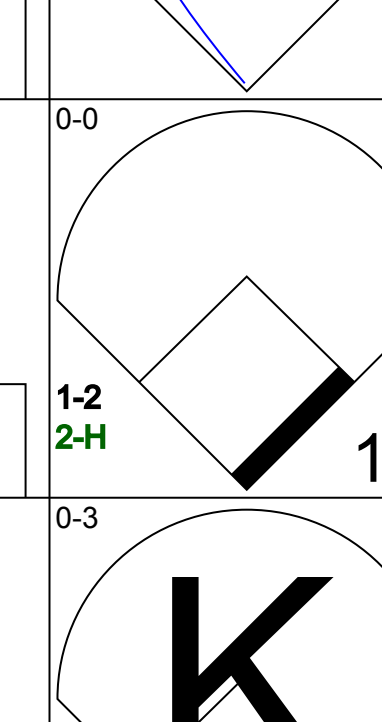
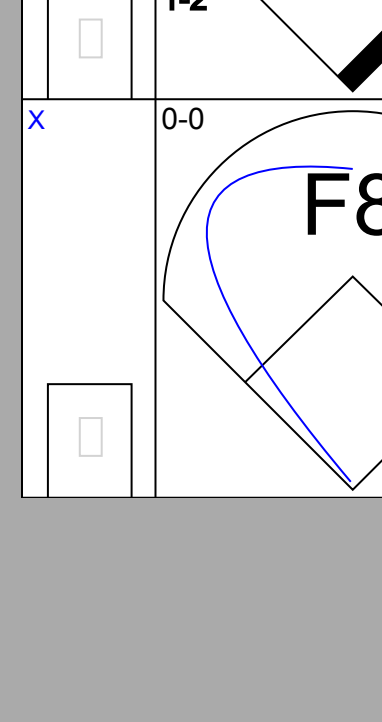
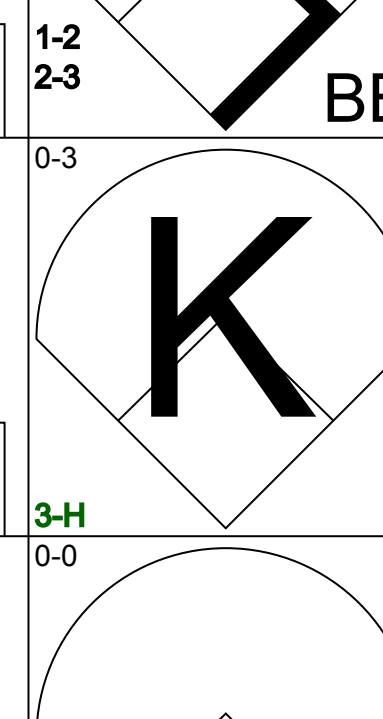
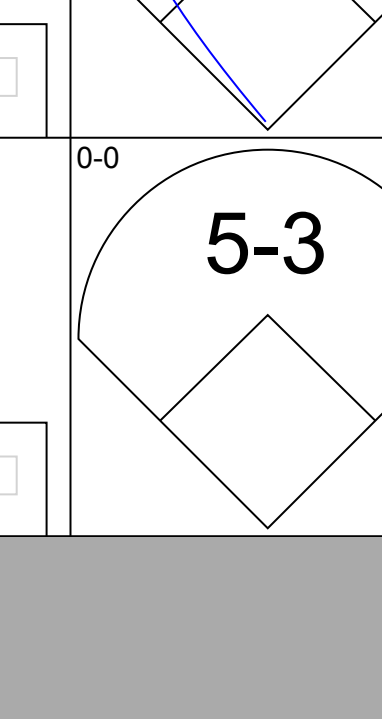
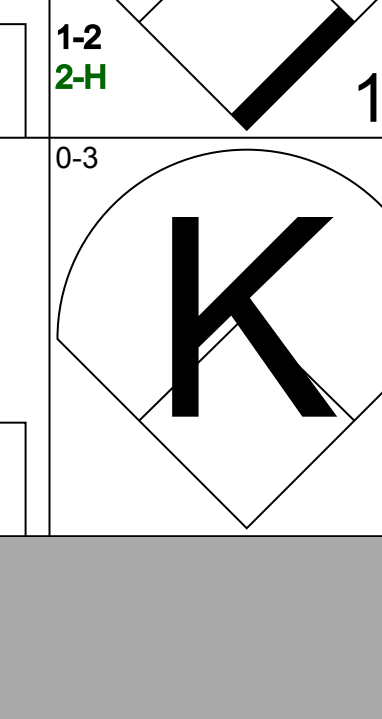
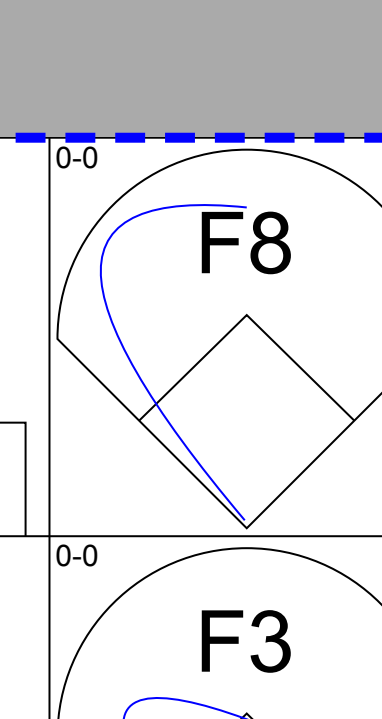
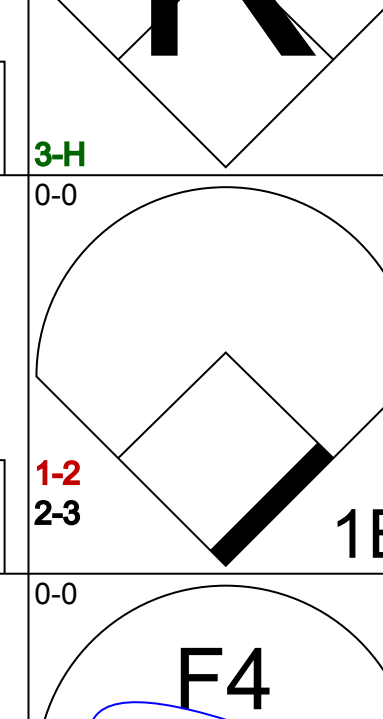
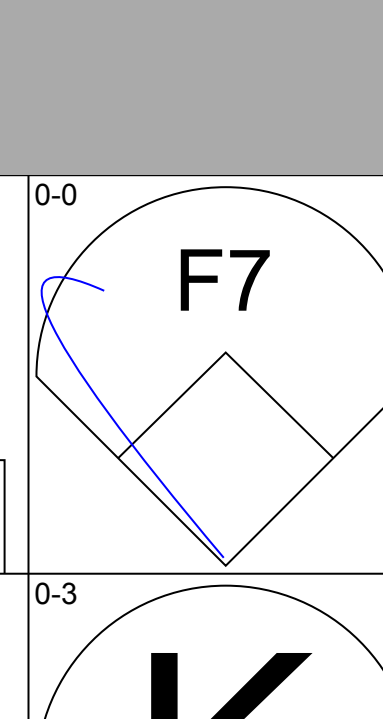
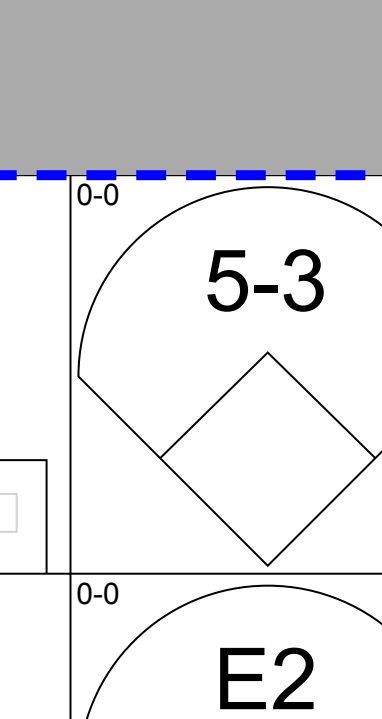
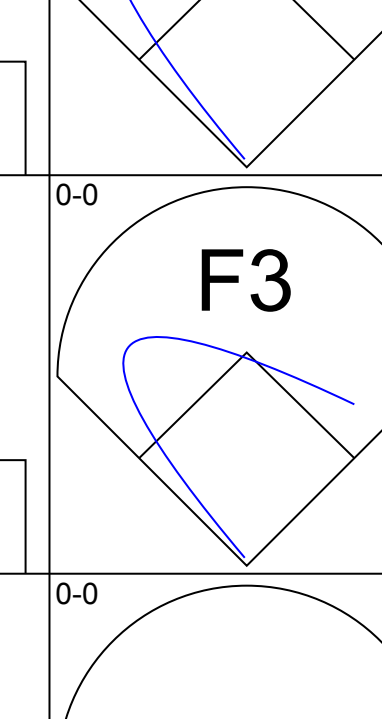
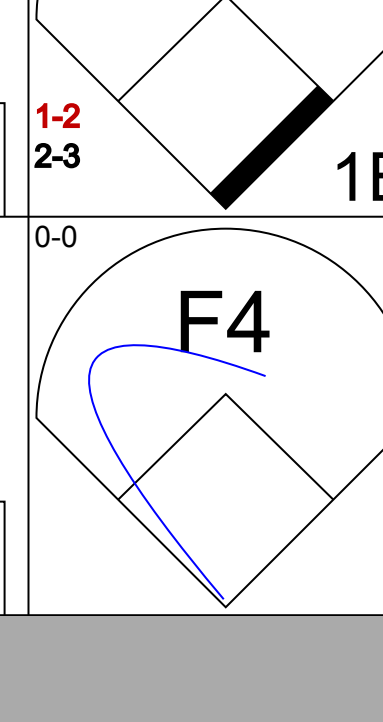
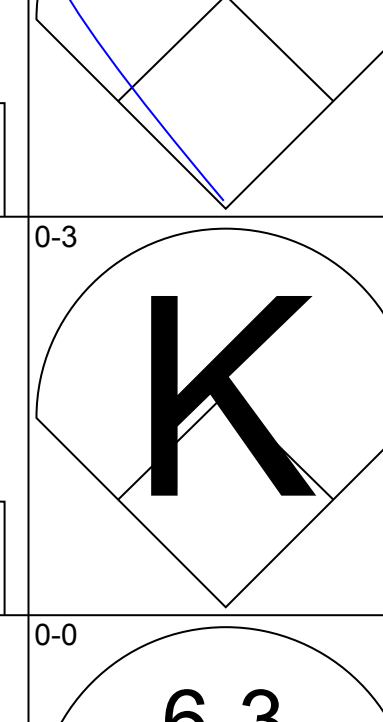
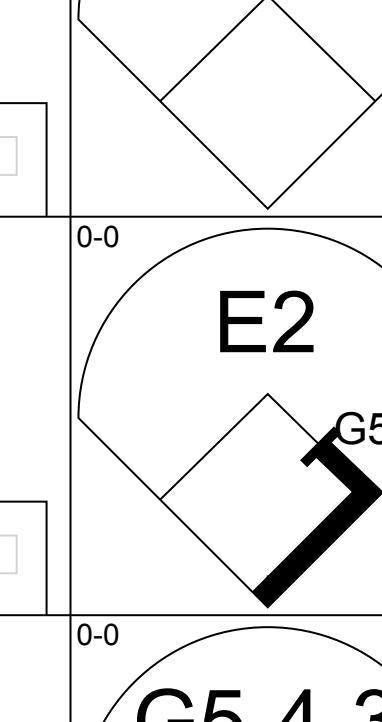
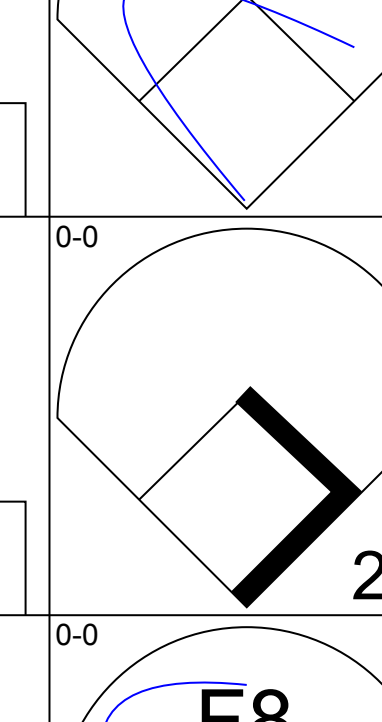
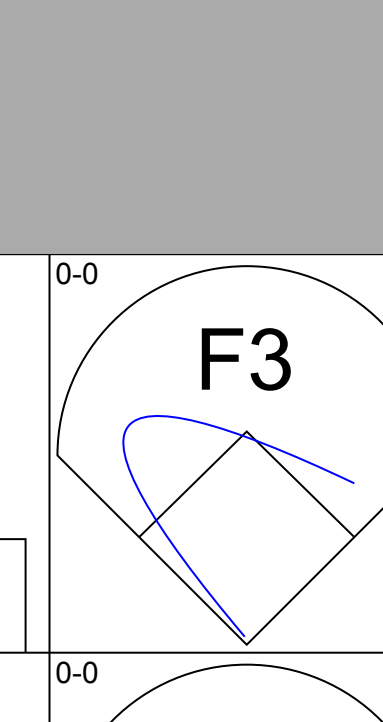
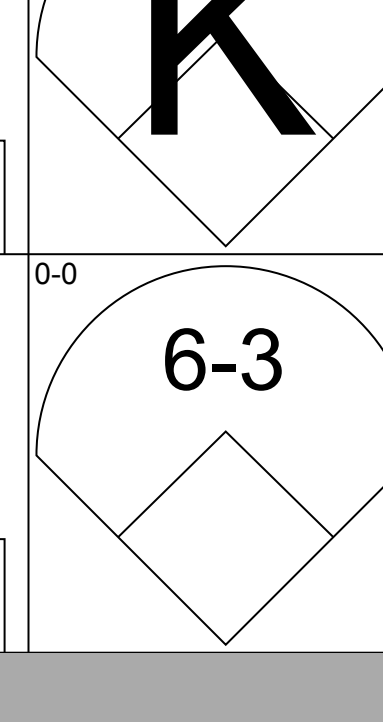
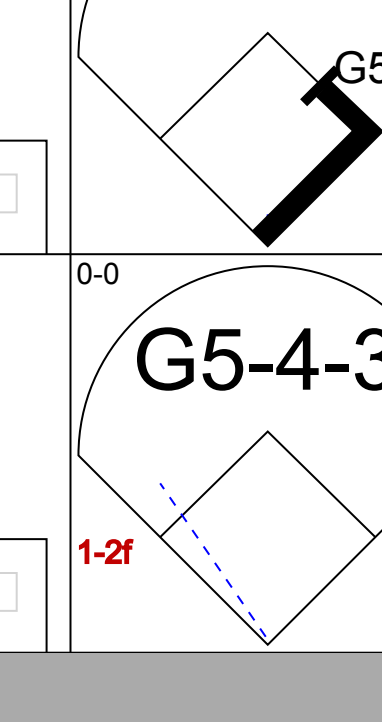
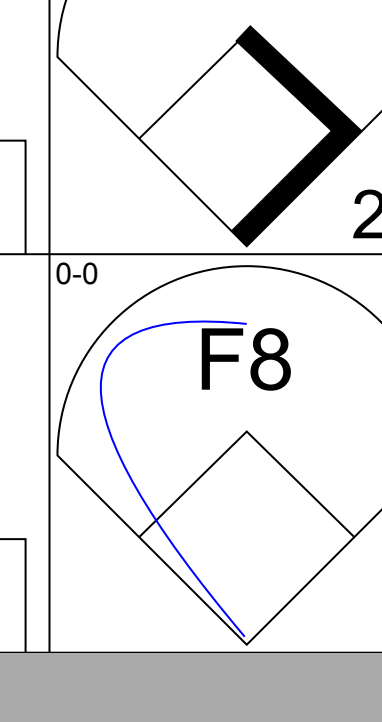
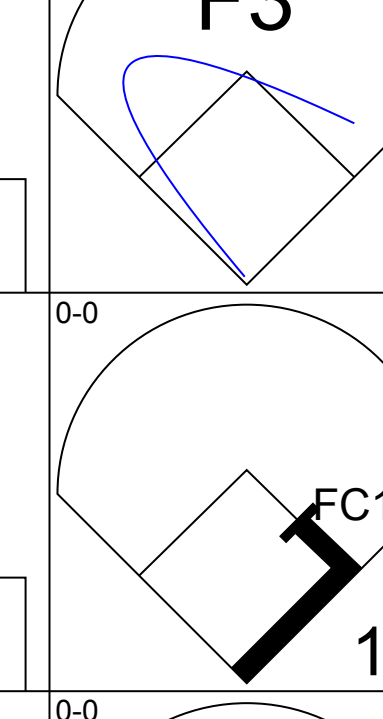
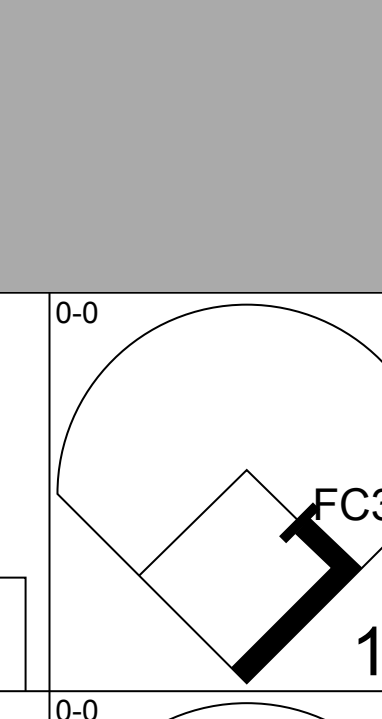
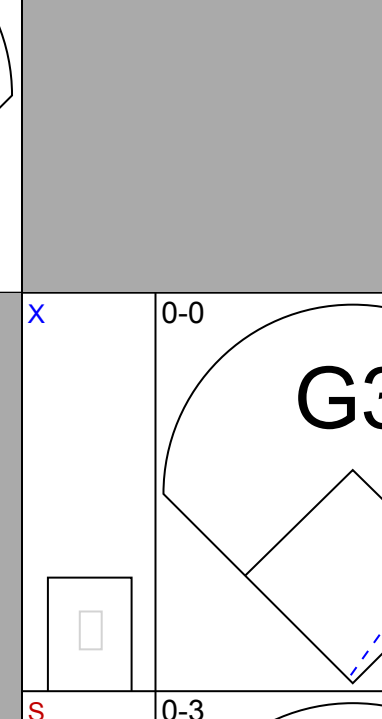
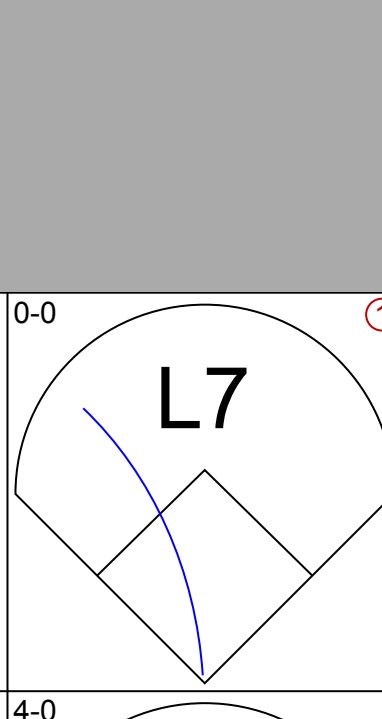
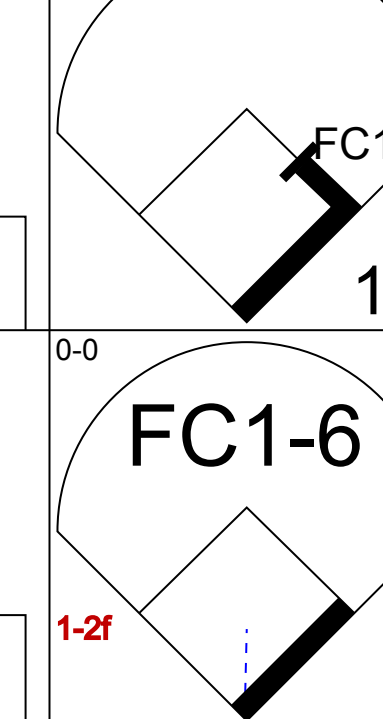
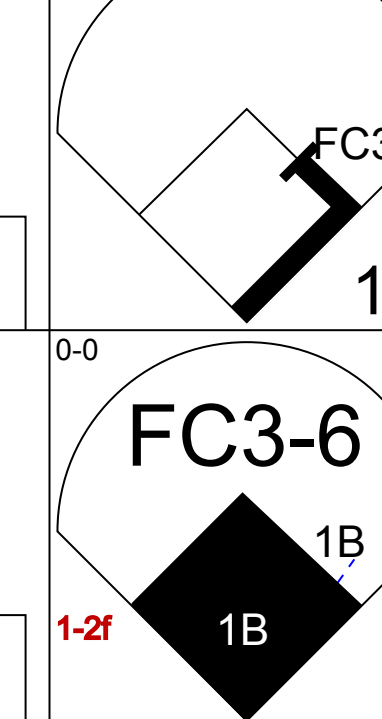
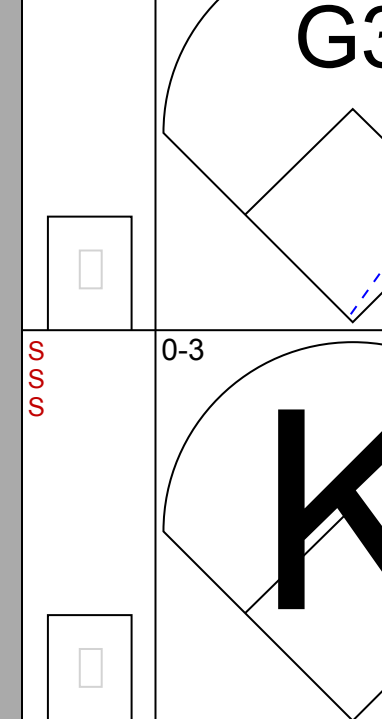
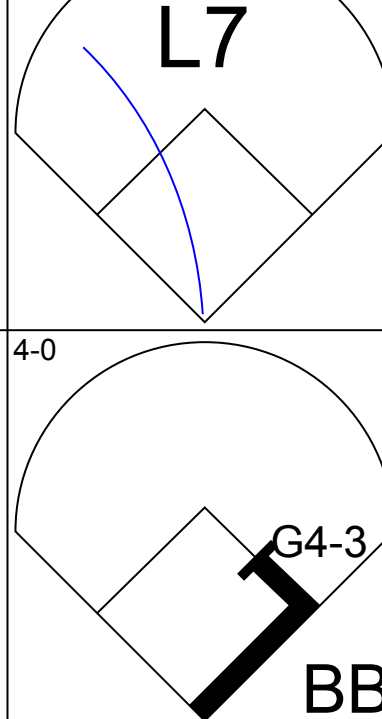
Batter	1	2	3	4	5	6	7	8	9	AB	R	H	RBI	BB	SO	LOB	TOP					
Harvey Kuenn, R (1, 6) OBP: 0.422, SLG: 0.540										4	0	3	0	0	0	1	Detroit Tigers @ Chicago White Sox Comiskey Park, Chicago, IL Sun May 08 1955, 4:38 AM EDT Att: 17,532 - Unknown					
Fred Hatfield, L (1, 4) OBP: 0.333, SLG: 0.320										3	0	0	0	0	1	3						
Al Kaline, R (1, 9) OBP: 0.491, SLG: 0.703										2	0	1	0	2	0	0						
Ferris Fain, L (1, 3) OBP: 0.437, SLG: 0.286										3	0	0	0	1	1	6						
Ray Boone, R (1, 5) OBP: 0.340, SLG: 0.402										4	0	0	0	0	0	5						
Jim Delsing, L (1, 7) OBP: 0.341, SLG: 0.438											4	0	0	0	0	0						
Bill Tuttle, R (1, 8) OBP: 0.360, SLG: 0.349											4	0	2	0	0	0						
Frank House, L (1, 2) OBP: 0.315, SLG: 0.370											4	0	2	0	0	2						
Frank Lary, R (1, 1) OBP: 0.235, SLG: 0.353										3	0	1	0	0	1	2						
Red Wilson, R (9, PH) OBP: 0.311, SLG: 0.375											1	0	0	0	0	1						
Inning Stats	R: 0 E: 0 K: 2 S: 8	H: 2 LOB: 2 BB: 0 P: 8	R: 0 E: 0 K: 0 S: 4	H: 1 LOB: 1 BB: 0 P: 4	R: 0 E: 0 K: 0 S: 3	H: 1 LOB: 0 BB: 1 P: 3	R: 0 E: 0 K: 0 S: 2	H: 0 LOB: 0 BB: 1 P: 6	R: 0 E: 0 K: 1 S: 6	H: 1 LOB: 1 BB: 0 P: 6	R: 0 E: 0 K: 0 S: 4	H: 1 LOB: 2 BB: 1 P: 4	R: 0 E: 0 K: 0 S: 4	H: 1 LOB: 1 BB: 0 P: 8	R: 0 E: 0 K: 0 S: 4	H: 1 LOB: 1 BB: 0 P: 4	R: 0 E: 0 K: 0 S: 4	H: 1 LOB: 1 BB: 0 P: 4	1B: 8 2B: 2 3B: 0 HR: 0	SF: 0 SAC: 1 DP: 3 HBP: 0	WP: 0 PB: 0 CS: 0	PA: 36
PITCHER Dick Donovan, R (1, 1) ERA: 1.55	IP: 9.0 WLS: W BF: 36 H: 9 R: 0 ER: 0 SO: 3 BB: 2 IBB: 1 HBP: 0 BLK: 0 WP: 0 HR: 0 S: 39 P: 51 ERA: 0.00 WHIP: 1.222															PITCHER						

Batter	1	2	3	4	5	6	7	8	9	AB	R	H	RBI	BB	SO	LOB	BOTTOM			
Chico Carrasquel, R (1, 6) OBP: 0.340, SLG: 0.375										4	0	0	0	0	0	2	Detroit Tigers @ Chicago White Sox Comiskey Park, Chicago, IL Sun May 08 1955, 4:38 AM EDT Att: 17,532 - Unknown			
Nellie Fox, L (1, 4) OBP: 0.390, SLG: 0.488										4	1	1	0	0	0	3				
Minnie Minoso, R (1, 7) OBP: 0.350, SLG: 0.360										4	0	2	1	0	0	0				
George Kell, R (1, 5) OBP: 0.384, SLG: 0.371										3	0	1	0	1	0	1				
Jim Rivera, L (1, 8) OBP: 0.316, SLG: 0.290										4	0	2	0	0	0	2				
Walt Dropo, R (1, 3) OBP: 0.370, SLG: 0.550										4	0	0	0	0	1	6				
Willard Marshall, L (1, 9) OBP: 0.364, SLG: 0.125										3	0	0	0	0	0	2				
Johnny Groth, R (9, 8) OBP: 0.250, SLG: 0.167										0	0	0	0	0	0	0				
Clint Courtney, L (1, 2) OBP: 0.300, SLG: 0.400										3	0	1	0	0	0	0				
Dick Donovan, L (1, 1) OBP: 0.333, SLG: 0.111										2	0	0	0	1	2	0				
Inning Stats	R: 0 E: 0 K: 0 S: 3	H: 0 LOB: 0 BB: 0 P: 3	R: 0 E: 0 K: 0 S: 3	H: 0 LOB: 0 BB: 0 P: 3	R: 0 E: 0 K: 0 S: 4	H: 1 LOB: 2 BB: 1 P: 8	R: 0 E: 0 K: 0 S: 5	H: 2 LOB: 2 BB: 0 P: 5	R: 0 E: 1 K: 1 S: 6	H: 0 LOB: 1 BB: 0 P: 6	R: 0 E: 0 K: 0 S: 3	H: 1 LOB: 1 BB: 1 P: 7	R: 0 E: 0 K: 1 S: 5	H: 0 LOB: 0 BB: 0 P: 5	R: 1 E: 0 K: 1 S: 8	H: 3 LOB: 2 BB: 0 P: 8	1B: 6 2B: 0 3B: 1 HR: 0	SF: 0 SAC: 0 DP: 1 HBP: 0	WP: 0 PB: 0 CS: 0	PA: 33
PITCHER Frank Lary, R (1, 1) ERA: 2.3	IP: 8.0 WLS: L BF: 33 H: 7 R: 1 ER: 1 SO: 3 BB: 2 IBB: 0 HBP: 0 BLK: 0 WP: 0 HR: 0 S: 37 P: 45 ERA: 1.12 WHIP: 1.125															PITCHER				


Batter	1	2	3	4	5	6	7	8	9	AB	R	H	RBI	BB	SO	LOB	TOP					
Chico Carrasquel, R OBP: 0.333, SLG: 0.398 (1, 6)										5	1	1	1	0	1	3	Chicago White Sox @ Boston Red Sox Fenway Park, Boston, MA Tue May 10 1955, 3:33 AM EDT Att: 3,363 - Unknown					
Nelle Fox, L OBP: 0.385, SLG: 0.478 (1, 4)										4	0	1	0	0	1	0						
Minnie Minoso, R OBP: 0.356, SLG: 0.352 (1, 7)										2	1	0	0	1	0	0						
George Kell, R OBP: 0.389, SLG: 0.419 (1, 5)										4	1	2	2	0	0	3						
Jim Rivera, L OBP: 0.313, SLG: 0.329 (1, 8) (9, 9)										4	1	1	1	0	0	1						
Walt Dropo, R OBP: 0.354, SLG: 0.524 (1, 3)										4	0	0	0	0	2	1						
Bob Nieman, R OBP: 0.388, SLG: 0.609 (9, PR)										4	0	1	0	0	0	1						
Ed McGhee, R OBP: 0.389, SLG: 0.083 (9, 8)										0	0	0	0	0	0	0						
Sherm Lollar, R OBP: 0.464, SLG: 0.710 (1, 2)										3	0	1	0	1	0	0						
Bob Keegan, R (1, 1)										1	0	0	0	1	0	1						
Johnny Groth, R OBP: 0.250, SLG: 0.167 (6, PR)										0	0	0	0	0	0	0						
Harry Dorish, R OBP: 0.333, SLG: 0.333 (6, 1)										0	0	0	0	0	0	0						
Willard Marshall, L OBP: 0.333, SLG: 0.111 (8, PH)										1	0	0	0	0	0	0						
Mike Fornieles, R OBP: 0.200, SLG: 0.300 (8, 1)										1	0	0	0	0	0	2						
Inning Stats	R: 0 E: 0 K: 1 S: 5	H: 0 LOB: 0 BB: 0 P: 5	R: 0 E: 0 K: 1 S: 5	H: 0 LOB: 0 BB: 0 P: 5	R: 0 E: 0 K: 0 S: 3	H: 1 LOB: 0 BB: 0 P: 3	R: 0 E: 0 K: 1 S: 5	H: 0 LOB: 0 BB: 0 P: 5	R: 0 E: 0 K: 0 S: 4	H: 1 LOB: 1 BB: 0 P: 4	R: 0 E: 0 K: 0 S: 4	H: 1 LOB: 3 BB: 1 P: 9	R: 1 E: 0 K: 1 S: 6	H: 1 LOB: 0 BB: 0 P: 6	R: 3 E: 0 K: 0 S: 5	H: 2 LOB: 0 BB: 1 P: 9	R: 0 E: 0 K: 0 S: 4	H: 1 LOB: 2 BB: 1 P: 8	1B: 4 2B: 0 3B: 0 HR: 3	SF: 0 SAC: 0 DP: 1 HBP: 1	WP: 0 PB: 0 SB: 0 CS: 0	PA: 37
PITCHER	IP	WLS	BF	H	R	ER	SO	BB	IBB	HBP	BLK	WP	HR	S	P	ERA	WHIP					
Tom Brewer, R ERA: 4.6 (1, 1)	8.1	L	35	7	4	4	4	3	0	1	0	0	3	39	52	4.32	1.200					
Ellis Kinder, R ERA: 2.53 (9, 1)	0.2		2	0	0	0	0	0	0	0	0	0	0	2	2	0.00	0.000					

AB	33
R	4
H	7
RBI	4
BB	3
SO	4
LOB	12



Batter	1	2	3	4	5	6	7	8	9	AB	R	H	RBI	BB	SO	LOB	BOTTOM					
Billy Goodman, L OBP: 0.339, SLG: 0.287 (1, 4)										4	1	2	0	1	1	2	Chicago White Sox @ Boston Red Sox Fenway Park, Boston, MA Tue May 10 1955, 3:33 AM EDT Att: 3,363 - Unknown					
Grady Hatton, L OBP: 0.226, SLG: 0.179 (1, 5)										4	0	2	0	0	0	2						
Harry Agganis, L OBP: 0.368, SLG: 0.380 (1, 3)										3	0	1	1	1	0	2						
Sammy White, R OBP: 0.306, SLG: 0.388 (1, 2)										4	0	0	0	0	2	4						
Jackie Jensen, R OBP: 0.279, SLG: 0.423 (1, 9)										4	0	1	0	0	0	0						
Sam Mele, R OBP: 0.130, SLG: 0.217 (1, 7) (8, PR)										4	0	1	0	0	1	2						
Karl Olson, R (9, 7)										0	0	0	0	0	0	0						
Jim Piersall, R OBP: 0.286, SLG: 0.282 (1, 8)										4	0	0	0	0	0	2						
Billy Klaus, L OBP: 0.353, SLG: 0.286 (1, 6)										4	0	2	0	0	0	0						
Tom Brewer, R OBP: 0.188, SLG: 0.188 (1, 1) (9, 1)										3	1	0	0	0	1	2						
Ellis Kinder, R OBP: 0.500, SLG: 0.500 (9, PH)										0	0	0	0	0	0	0						
Gene Stephens, L (9, PH)										0	0	0	0	1	0	0						
Inning Stats	R: 1 E: 0 K: 1 S: 6	H: 2 LOB: 2 BB: 2 P: 14	R: 0 E: 0 K: 1 S: 6	H: 1 LOB: 1 BB: 0 P: 6	R: 0 E: 0 K: 0 S: 3	H: 0 LOB: 0 BB: 0 P: 3	R: 0 E: 0 K: 1 S: 5	H: 0 LOB: 0 BB: 0 P: 5	R: 1 E: 0 K: 1 S: 8	H: 3 LOB: 2 BB: 0 P: 8	R: 0 E: 0 K: 0 S: 3	H: 0 LOB: 0 BB: 0 P: 3	R: 0 E: 0 K: 1 S: 7	H: 2 LOB: 2 BB: 0 P: 7	R: 0 E: 0 K: 0 S: 4	H: 1 LOB: 1 BB: 0 P: 4	R: 0 E: 0 K: 0 S: 2	H: 0 LOB: 0 BB: 1 P: 6	1B: 8 2B: 1 3B: 0 HR: 0	SF: 0 SAC: 0 DP: 2 HBP: 0	WP: 0 PB: 1 SB: 0 CS: 0	PA: 37
PITCHER	IP	WLS	BF	H	R	ER	SO	BB	IBB	HBP	BLK	WP	HR	S	P	ERA	WHIP					
Bob Keegan, R ERA: 4.91 (1, 1)	5.0		22	6	2	1	4	2	0	0	0	0	0	10	10	0.00	1.000					
Harry Dorish, R ERA: (6, 1)	2.0	W	8	2	0	0	1	0	0	0	0	0	0	6	10	0.00	1.000					
Mike Fornieles, R ERA: 1.82 (8, 1)	2.0	S	7	1	0	0	0	1	0	0	0	0	0	6	10	0.00	1.000					

AB	34
R	2
H	9
RBI	1
BB	3
SO	5
LOB	16



Batter	1	2	3	4	5	6	7	8	9	AB	R	H	RBI	BB	SO	LOB	TOP										
Chico Carrasquel, R OBP: 0.339, SLG: 0.392	4-0 SH5-3 2B BB	0-0 F7		0-0 5-3		0-0 6-3			0-0 1B	4	1	1	0	1	0	2											
Nelle Fox, L OBP: 0.370, SLG: 0.457	0-0 SH5-3 1-2		0-0 F8		0-0 G3		0-0 G3		0-0 F9	4	0	0	0	0	0	2											
Minnie Minoso, R OBP: 0.358, SLG: 0.344	4-0 2B BB		4-0 5-3 BB		0-0 3-1		0-3 K		0-0 SF7	2	0	0	1	2	1	0											
George Kell, R OBP: 0.389, SLG: 0.430	0-0 1-3 2H 2B		0-0 5-3		0-0 1B		0-0 5-3		0-0 F4	5	0	2	1	0	0	2											
Jim Rivera, L OBP: 0.333, SLG: 0.342	4-0 IBB		4-0 5-3		0-0 1B				0-0 G5-4-3 1B	3	0	2	0	1	0	1											
Walt Dropo, R OBP: 0.340, SLG: 0.500	0-3 K		0-0 F4		0-3 K				0-0 G5-4-3 1-2	4	0	0	0	0	2	6											
Bob Nieman, R OBP: 0.381, SLG: 0.583	0-0 4-3		0-0 E6 2B		0-0 E9 3-1				4-0 BB	3	1	0	0	1	0	3											
Sherm Lollar, R OBP: 0.455, SLG: 0.699		0-3 K		0-0 3-1					0-0 F4	4	0	1	1	0	1	2											
Virgil Trucks, R		0-3 K		0-0 2B																							
Sandy Consuegra, R OBP: 0.091, SLG: 0.091				0-0 6-3					4-0 1B SF7 BB	3	0	0	0	0	2	2											
Willard Marshall, L OBP: 0.385, SLG: 0.111										0	0	0	0	0	0	0											
Ed McGhee, R OBP: 0.389, SLG: 0.083										0	0	0	0	1	0	0											
										0	1	0	0	0	0	0											
Inning Stats	R: 1 E: 0 K: 1 S: 6	H: 1 LOB: 3 BB: 3 P: 18	R: 0 E: 0 K: 2 S: 7	H: 0 LOB: 0 BB: 0 P: 7	R: 0 E: 0 K: 0 S: 3	H: 0 LOB: 1 BB: 1 P: 7	R: 1 E: 1 K: 0 S: 5	H: 1 LOB: 1 BB: 0 P: 5	R: 0 E: 0 K: 1 S: 7	H: 0 LOB: 2 BB: 0 P: 7	R: 0 E: 0 K: 1 S: 6	H: 0 LOB: 0 BB: 0 P: 5	R: 0 E: 0 K: 0 S: 3	H: 1 LOB: 1 BB: 1 P: 7	R: 1 E: 0 K: 0 S: 4	H: 1 LOB: 1 BB: 1 P: 8	1B: 4 2B: 2 3B: 0 HR: 0	SF: 1 SAC: 1 DP: 1 HBP: 0	WP: 0 PA: 40 PB: 0 SB: 1 CS: 0								
PITCHER	IP	WLS	BF	H	R	ER	SO	BB	IBB	HBP	BLK	WP	HR	S	P	ERA	WHIP	PITCHER									
Frank Sullivan, R ERA: 3.0	8.0	W	37	6	3	2	6	5	1	0	0	0	0	43	67	2.25	1.375										
Ellis Kinder, R ERA: 2.31	1.0	S	3	0	0	0	0	0	0	0	0	0	0	3	3	0.00	0.000										

Chicago White Sox @ Boston Red Sox
Fenway Park, Boston, MA
Wed May 11 1955, 3:33 AM EDT
Att: 3,354 - Unknown

AB 32
R 3
H 6
RBI 3
BB 6
SO 6
LOB 20



Batter	1	2	3	4	5	6	7	8	9	AB	R	H	RBI	BB	SO	LOB	BOTTOM										
Billy Goodman, L OBP: 0.345, SLG: 0.316	0-0 1-3		0-0 BB 2H 2B		0-0 F6		0-0 4-3 SF7 2B			4	1	2	1	0	0	1											
Gene Stephens, L OBP: 0.333, SLG: 0.143	0-0 F5		0-0 F8		0-0 4-3 1B		0-0 4-3		0-0 2-3	4	0	1	0	0	0	2											
Harry Agganis, L OBP: 0.377, SLG: 0.385	0-0 1B		4-0 BB BB		0-0 4-3		0-0 SF7		0-0 3H	2	0	1	1	1	0	2											
Jackie Jensen, R OBP: 0.278, SLG: 0.410	0-0 4-3		4-0 1-2 2-3 BB		0-0 F4		0-0 6-3			3	0	0	0	1	0	3											
Grady Hatton, L OBP: 0.200, SLG: 0.156		0-3 K		0-0 F6		0-0 F8		0-0 F7		4	0	0	0	0	1	3											
Sammy White, R OBP: 0.304, SLG: 0.382		0-3 K		0-0 F5		0-0 HR 1B		0-0 5-3		4	1	1	0	0	1	0											
Billy Klaus, L OBP: 0.342, SLG: 0.375	0-0 4-3		0-0 3-1		0-0 3-1		0-0 HR		0-0 F7	4	1	1	2	0	0	0											
Jim Piersall, R OBP: 0.287, SLG: 0.276			4-0 SH1-4 2B BB		0-0 4-3		0-0 F6			2	1	0	0	1	0	0											
Frank Sullivan, R OBP: 0.286, SLG: 0.333			0-0 SH1-4		4-0 4-3 1B BB		0-3 K			1	0	0	0	1	1	0											
Ellis Kinder, R OBP: 0.500, SLG: 0.500										0	0	0	0	0	0	0											
Inning Stats	R: 0 E: 0 K: 0 S: 4	H: 1 LOB: 1 BB: 0 P: 4	R: 0 E: 0 K: 2 S: 7	H: 0 LOB: 0 BB: 0 P: 7	R: 1 E: 0 K: 0 S: 4	H: 1 LOB: 3 BB: 3 P: 16	R: 0 E: 0 K: 0 S: 3	H: 0 LOB: 0 BB: 0 P: 3	R: 0 E: 0 K: 1 S: 4	H: 1 LOB: 2 BB: 1 P: 8	R: 2 E: 0 K: 1 S: 7	H: 2 LOB: 0 BB: 0 P: 7	R: 1 E: 0 K: 0 S: 4	H: 1 LOB: 0 BB: 0 P: 4	R: 0 E: 0 K: 0 S: 3	H: 0 LOB: 0 BB: 0 P: 3	1B: 3 2B: 2 3B: 0 HR: 1	SF: 1 SAC: 1 DP: 0 HBP: 0	WP: 0 PA: 34 PB: 0 SB: 0 CS: 0								
PITCHER	IP	WLS	BF	H	R	ER	SO	BB	IBB	HBP	BLK	WP	HR	S	P	ERA	WHIP	PITCHER									
Virgil Trucks, R ERA: 5.06	6.0	L	28	6	4	4	3	4	0	0	0	0	0	30	46	6.00	1.667										
Sandy Consuegra, R ERA: 1.23	2.0		6	0	0	0	0	0	0	0	0	0	0	6	6	0.00	0.000										

Chicago White Sox @ Boston Red Sox
Fenway Park, Boston, MA
Wed May 11 1955, 3:33 AM EDT
Att: 3,354 - Unknown

AB 28
R 4
H 6
RBI 4
BB 4
SO 3
LOB 11



Batter	1	2	3	4	5	6	7	8	9	AB	R	H	RBI	BB	SO	LOB	TOP			
Chico Carrasquel, R OBP: 0.345, SLG: 0.425 (1, 6)										5	1	2	1	0	1	1	Chicago White Sox @ Washington Senators Griffith Stadium, Washington, DC Sun May 15 1955, 3:33 AM EDT Unknown			
Nellie Fox, L OBP: 0.390, SLG: 0.471 (1, 4)										4	1	1	1	0	0	2				
Minnie Minoso, R OBP: 0.356, SLG: 0.343 (1, 7)										4	0	2	0	0	0	1				
George Kell, R OBP: 0.365, SLG: 0.402 (1, 5)										3	0	1	1	0	0	2				
Bob Nieman, R OBP: 0.393, SLG: 0.573 Jim Rivera, L OBP: 0.337, SLG: 0.358 (1, 9) (8, 9)										2	0	0	0	2	0	1				
Walt Dropo, R OBP: 0.337, SLG: 0.489 (1, 3)										0	0	0	0	0	0	0				
Walt Dropo, R OBP: 0.337, SLG: 0.489 (1, 3)										4	0	1	0	0	0	5				
Sherm Lollar, R OBP: 0.436, SLG: 0.654 (1, 2)										4	0	0	0	0	1	2				
Johnny Groth, R OBP: 0.333, SLG: 0.300 (1, 8)										4	1	2	0	0	0	0				
Dick Donovan, L OBP: 0.250, SLG: 0.077 (1, 1)										4	0	0	0	0	1	2				
Inning Stats	R: 2 E: 0 K: 0 S: 5	H: 3 LOB: 1 BB: 1 P: 9	R: 0 E: 0 K: 0 S: 3	H: 0 LOB: 0 BB: 0 P: 3	R: 0 E: 0 K: 0 S: 4	H: 1 LOB: 3 BB: 1 P: 9	R: 0 E: 0 K: 1 S: 5	H: 0 LOB: 0 BB: 0 P: 5	R: 0 E: 0 K: 1 S: 5	H: 1 LOB: 1 BB: 0 P: 4	R: 1 E: 0 K: 0 S: 5	H: 2 LOB: 1 BB: 0 P: 5	R: 0 E: 0 K: 1 S: 6	H: 1 LOB: 1 BB: 0 P: 6	R: 0 E: 0 K: 0 S: 4	H: 1 LOB: 1 BB: 0 P: 4	1B: 7 2B: 1 3B: 1 HR: 0	SF: 1 SAC: 0 DP: 0 HBP: 1	WP: 0 PB: 0 SB: 0 CS: 1	PA: 38
PITCHER	IP WLS BF H R ER SO BB IBB HBP BLK WP HR S P ERA WHIP	IP WLS BF H R ER SO BB IBB HBP BLK WP HR S P ERA WHIP																		
Johnny Schmitz, L ERA: 2.13 (1, 1)	7.0 L 30 7 3 3 2 2 0 1 0 0 0 31 40 3.86 1.286																			
Pedro Ramos, R ERA: (8, 1)	2.0 8 2 0 0 1 0 0 0 0 0 0 0 10 10 0.00 1.000																			


Batter	1	2	3	4	5	6	7	8	9	AB	R	H	RBI	BB	SO	LOB	BOTTOM			
Eddie Yost, R OBP: 0.378, SLG: 0.289 Tony Roig, R OBP: 0.292, SLG: 0.273 (1, 5) (1, 5)										0	0	0	0	0	0	0	Chicago White Sox @ Washington Senators Griffith Stadium, Washington, DC Sun May 15 1955, 3:33 AM EDT Unknown			
Tom Umphlett, R OBP: 0.356, SLG: 0.353 (1, 9)										3	0	1	0	1	0	1				
Pete Runnels, L OBP: 0.308, SLG: 0.243 (1, 4)										4	0	0	0	0	1	5				
Mickey Vernon, L OBP: 0.361, SLG: 0.528 (1, 3)										4	0	0	0	0	0	5				
Roy Sievers, R OBP: 0.290, SLG: 0.280 (1, 7)										3	0	0	0	1	2	2				
Jim Busby, R OBP: 0.345, SLG: 0.486 (1, 8)										4	0	0	0	0	0	1				
Ed Fitz Gerald, R OBP: 0.337, SLG: 0.333 (1, 2)										3	0	0	0	1	0	0				
Bobby Kline, R OBP: 0.250, SLG: 0.224 Ernie Oravetz, S OBP: 0.370, SLG: 0.327 Jerry Snyder, R OBP: 0.200, SLG: 0.214 (1, 6) (7, PH) (8, 6)										2	0	0	0	0	0	2				
Johnny Schmitz, R OBP: 0.167, SLG: 0.167 Carlos Paula, R OBP: 0.375, SLG: 0.533 Pedro Ramos, S (1, 1) (7, PH) (8, 1)										1	0	0	0	0	0	0				
Inning Stats	R: 0 E: 1 K: 1 S: 7	H: 1 LOB: 2 BB: 0 P: 7	R: 0 E: 0 K: 0 S: 3	H: 0 LOB: 0 BB: 0 P: 3	R: 0 E: 0 K: 2 S: 8	H: 1 LOB: 2 BB: 1 P: 12	R: 0 E: 0 K: 0 S: 3	H: 0 LOB: 2 BB: 2 P: 11	R: 0 E: 0 K: 0 S: 3	H: 0 LOB: 0 BB: 0 P: 3	R: 0 E: 0 K: 1 S: 5	H: 0 LOB: 0 BB: 0 P: 5	R: 0 E: 0 K: 0 S: 4	H: 1 LOB: 1 BB: 0 P: 4	R: 0 E: 0 K: 1 S: 5	H: 0 LOB: 0 BB: 0 P: 5	1B: 3 2B: 0 3B: 0 HR: 0	SF: 0 SAC: 0 DP: 0 HBP: 0	WP: 0 PB: 0 SB: 0 CS: 0	PA: 34
PITCHER	IP WLS BF H R ER SO BB IBB HBP BLK WP HR S P ERA WHIP	IP WLS BF H R ER SO BB IBB HBP BLK WP HR S P ERA WHIP																		
Dick Donovan, R ERA: 1.18 (1, 1)	9.0 W 34 3 0 0 5 3 0 0 0 0 0 41 53 0.00 0.667																			

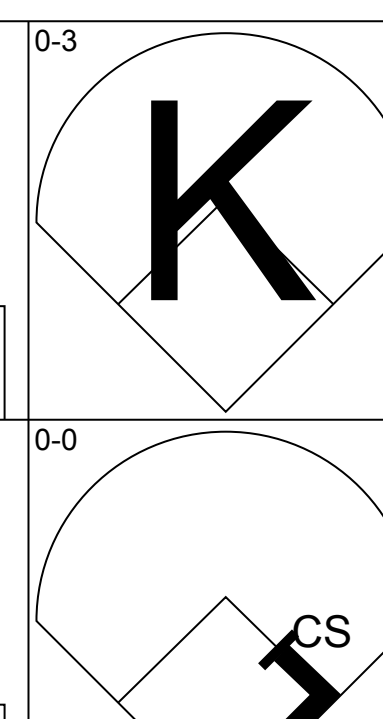
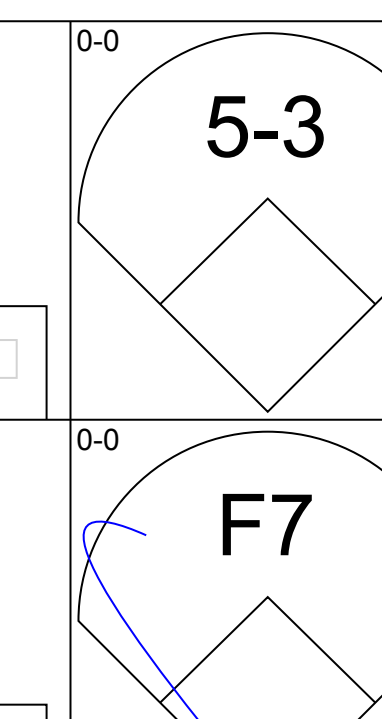
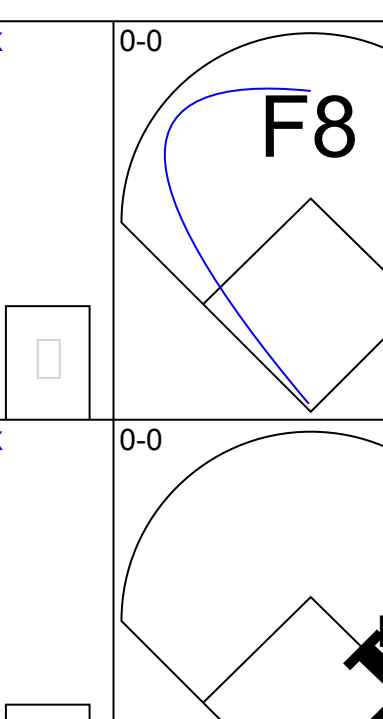
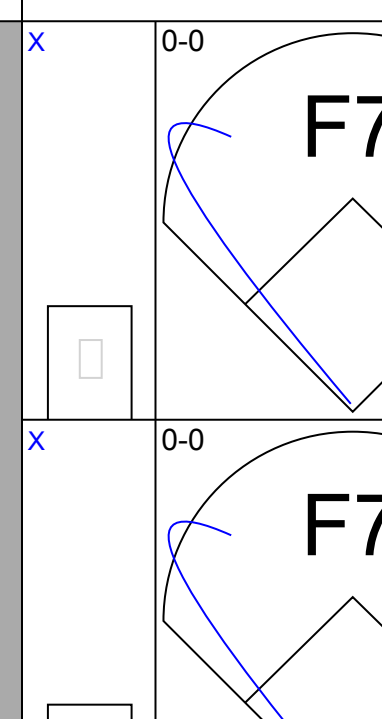
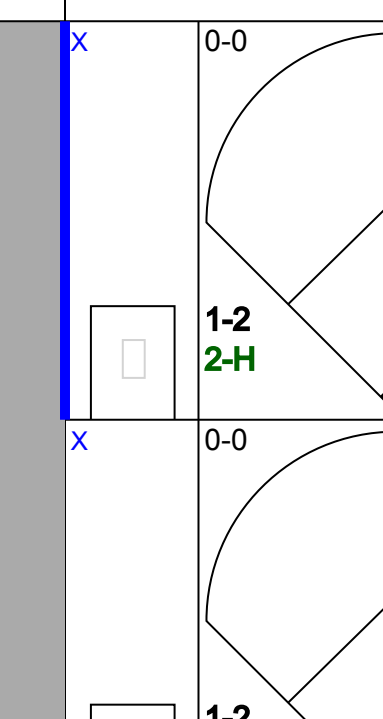
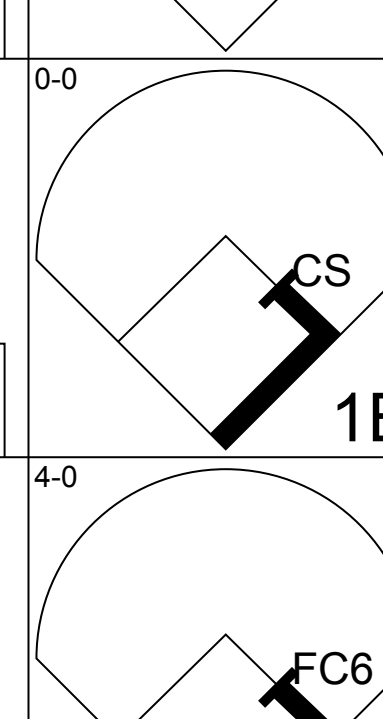
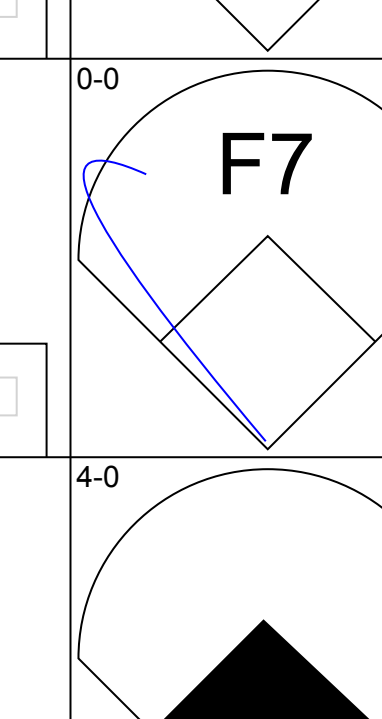
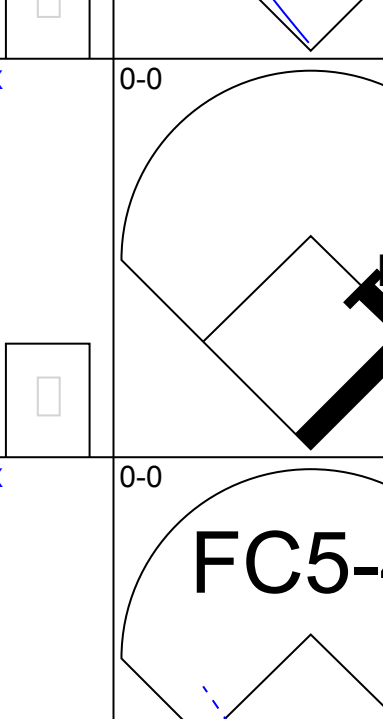
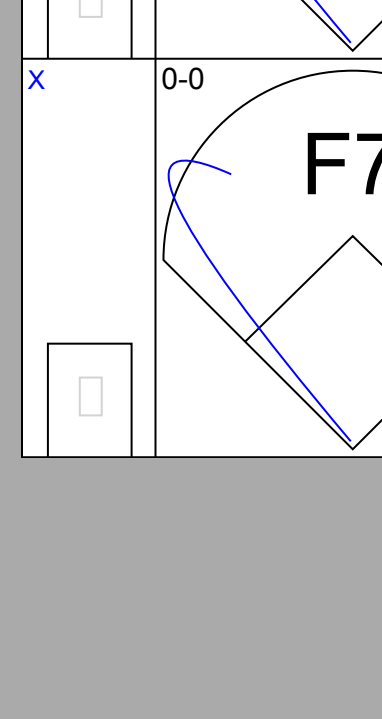
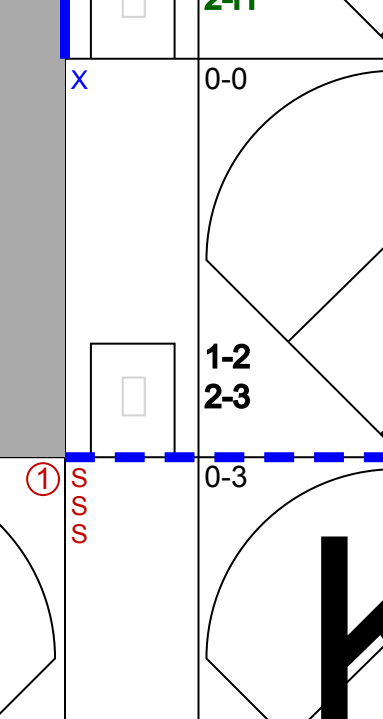
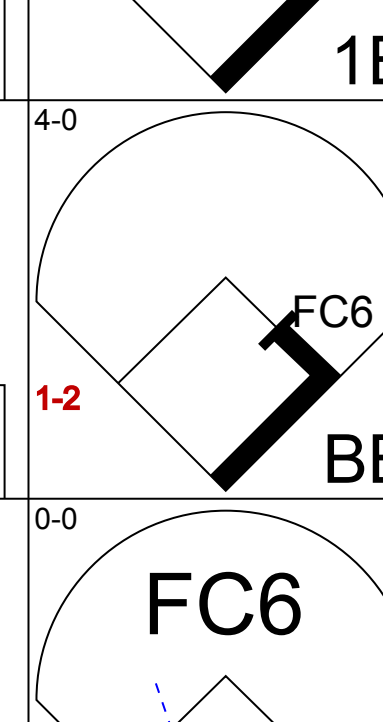
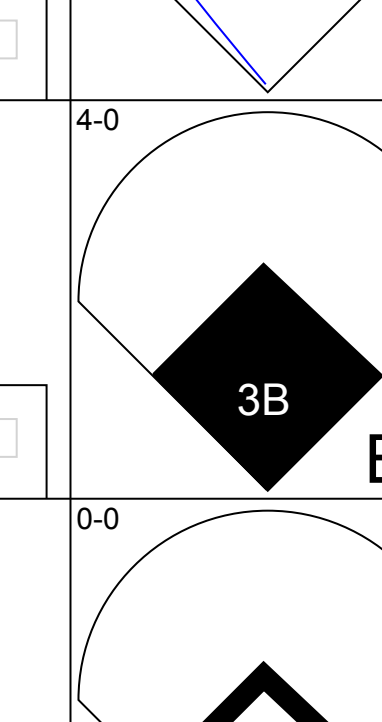
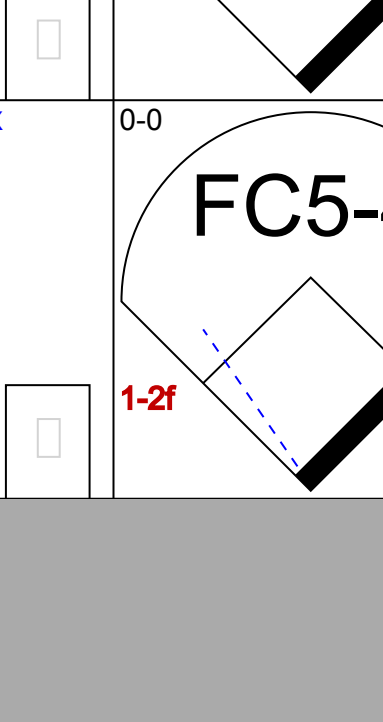

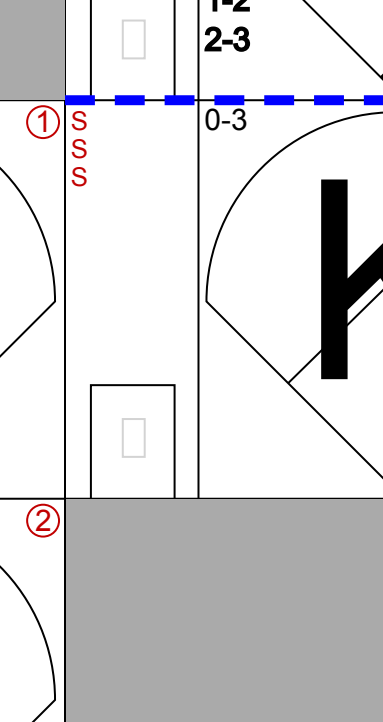
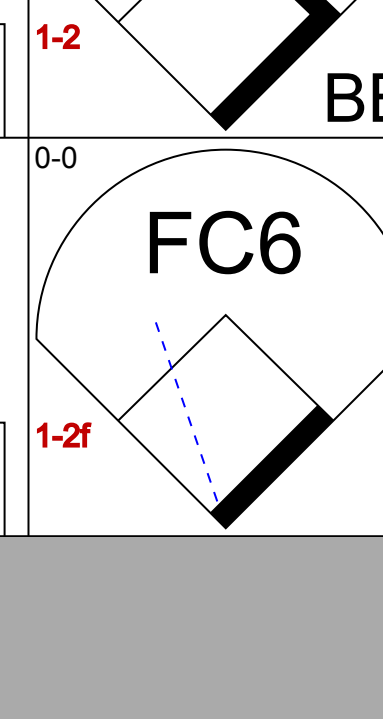
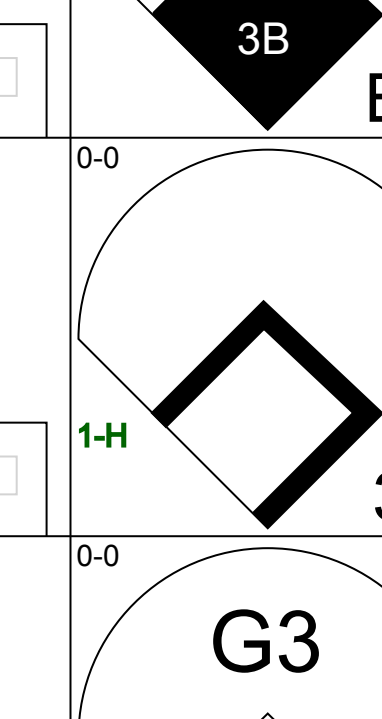


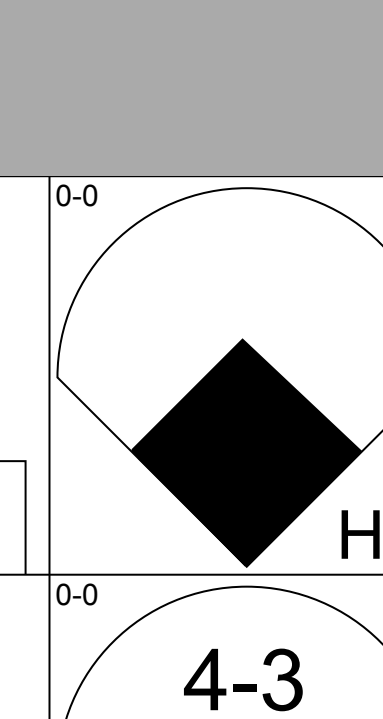
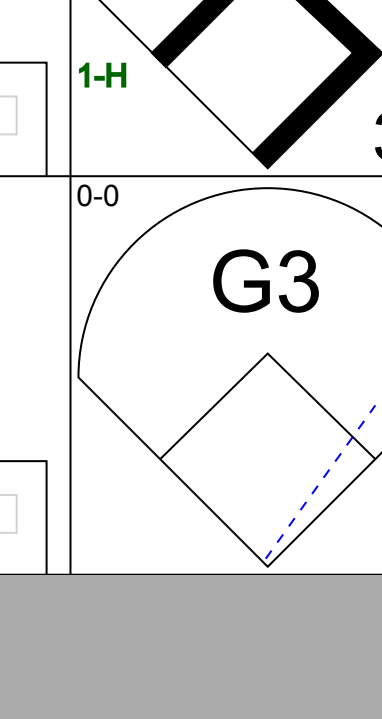


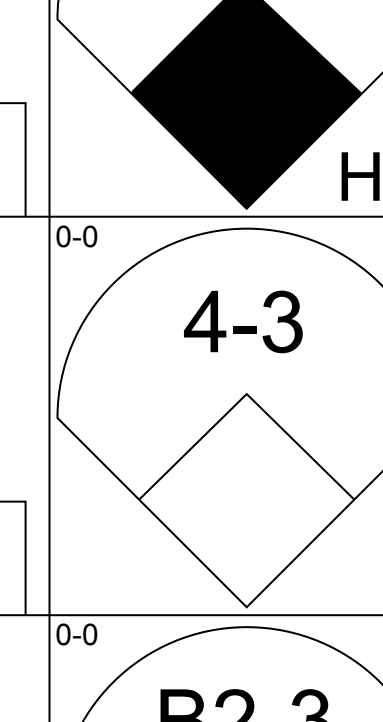
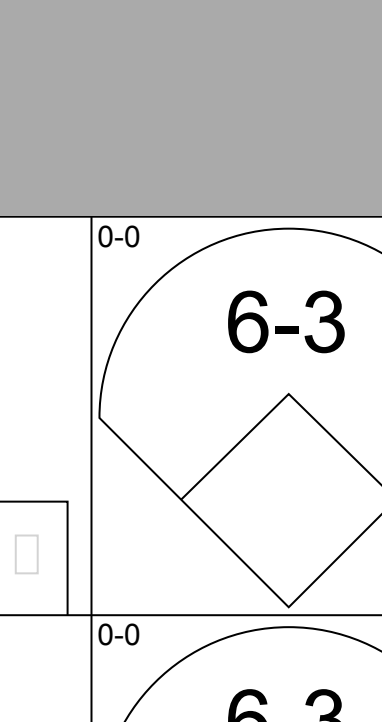

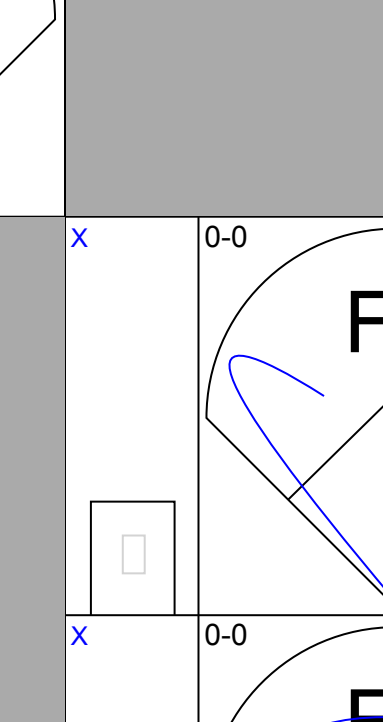
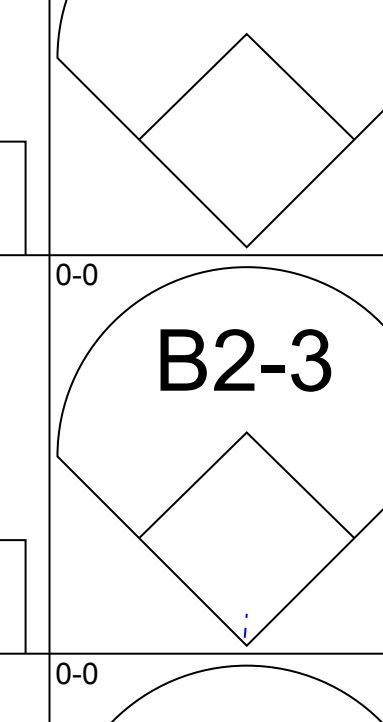
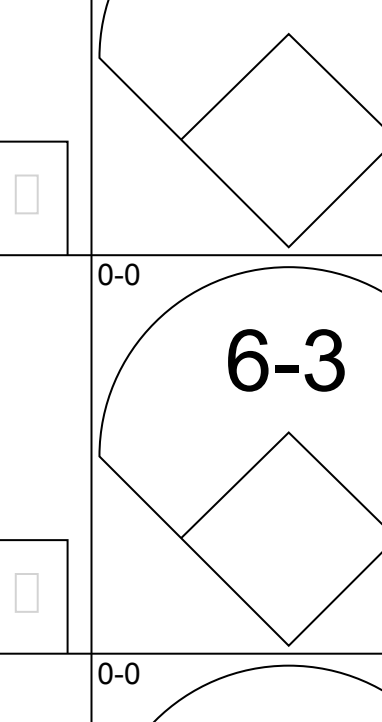

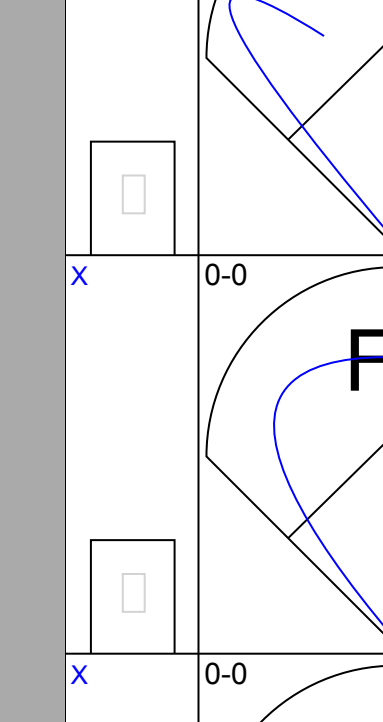
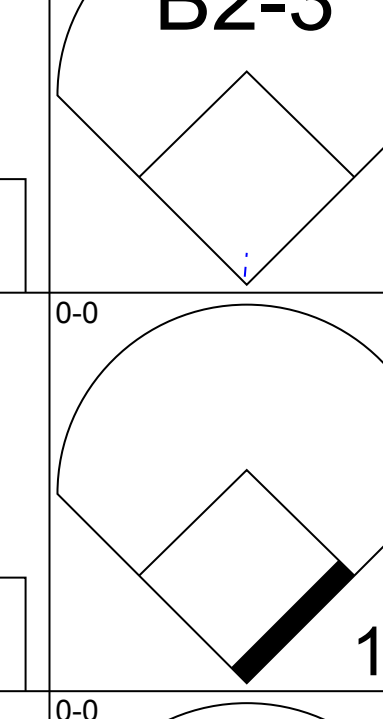
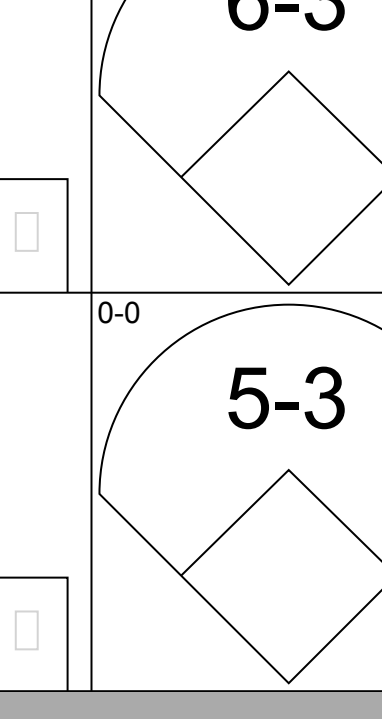

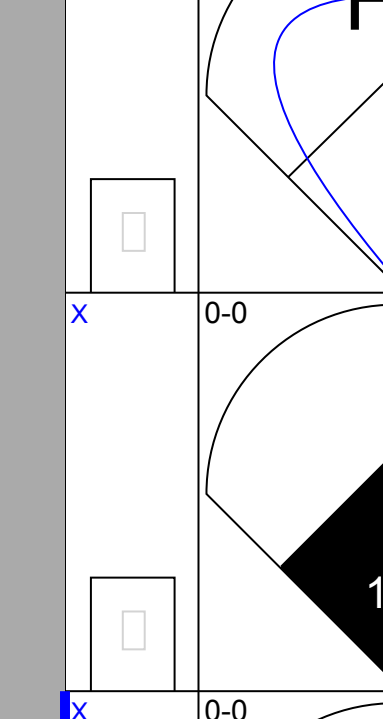
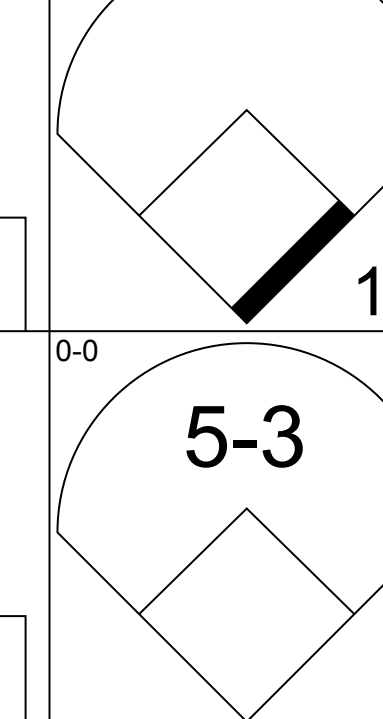
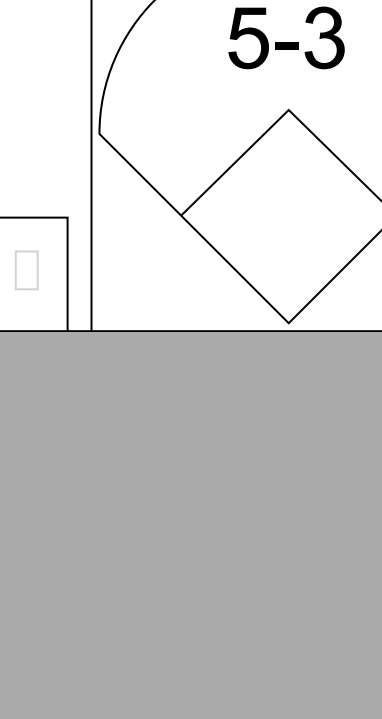
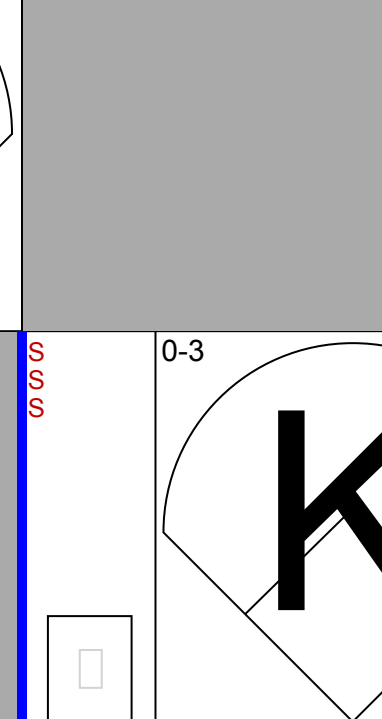
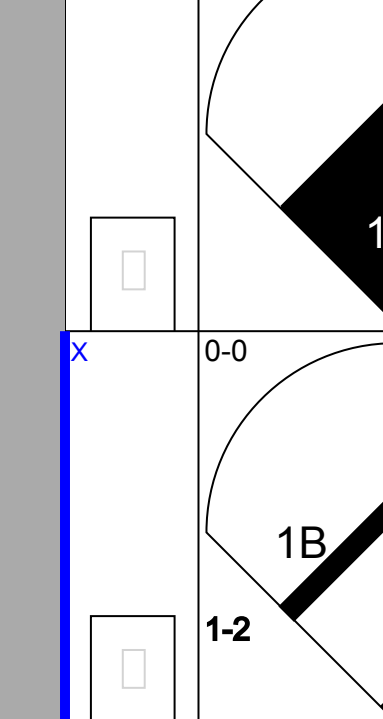
Batter	1	2	3	4	5	6	7	8	9	AB	R	H	RBI	BB	SO	LOB	TOP					
Nellie Fox, L OBP: 0.371, SLG: 0.440 (1, 4)	F9		K		F9		1-3		F8	5	0	0	0	0	1	1	Chicago White Sox @ New York Yankees Yankee Stadium, Bronx, NY Wed May 18 1955, 3:33 AM EDT Att: 10,600 - Unknown - 72 F					
George Kell, R OBP: 0.374, SLG: 0.406 Vern Stephens, R OBP: 0.286, SLG: 0.692 (1, 5) (4, 5)	2B SF9 1B		K		HR		HR		K	2	1	1	0	0	1	0						
Jim Rivera, L OBP: 0.347, SLG: 0.414 (1, 8)	SF9 1-3 2B				6-3		HR			4	1	3	1	0	0	0						
Minnie Minoso, R OBP: 0.368, SLG: 0.352 Bob Nieman, R OBP: 0.370, SLG: 0.523 (1, 7) (1, 7)	HBP		F9		F8		F5			0	0	0	0	0	0	0						
Willard Marshall, L OBP: 0.333, SLG: 0.133 (1, 9)	SF9 2-3 3-H			4-3 HR WP 1B		F9		4-3		3	1	1	1	0	0	0						
Walt Dropo, R OBP: 0.348, SLG: 0.490 (1, 3)	F8			4-3 1-3		FC5-4 BB		G6-4-3 1B		3	0	1	0	1	0	3						
Clint Courtney, L OBP: 0.313, SLG: 0.563 (1, 2)			4-3		HR		F3		G6-4-3 1-2	4	1	1	2	0	0	2						
Chico Carrasquel, R OBP: 0.326, SLG: 0.390 (1, 6)	L7			F5 3-H		FC5-4 1-2		F6		4	0	0	0	0	0	1						
Virgil Trucks, R Jack Harshman, L Morrie Martin, L Ron Jackson, R Mike Fomies, R Sherm Lollar, R (1, 1) (3, 1) (4, 1) (7, PH) (7, 1) (8, PH)	K		K		K		K		1B	1	0	0	0	0	1	0						
Inning Stats	R: 1 E: 0 K: 0 S: 5	H: 2 LOB: 2 BB: 0 P: 6	R: 0 E: 0 K: 1 S: 5	H: 0 LOB: 0 BB: 0 P: 5	R: 0 E: 0 K: 2 S: 8	H: 1 LOB: 1 BB: 0 P: 8	R: 2 E: 0 K: 1 S: 7	H: 2 LOB: 0 BB: 0 P: 7	R: 1 E: 0 K: 0 S: 4	H: 1 LOB: 0 BB: 0 P: 4	R: 0 E: 0 K: 0 S: 3	H: 0 LOB: 1 BB: 1 P: 7	R: 2 E: 0 K: 1 S: 7	H: 2 LOB: 0 BB: 0 P: 7	R: 0 E: 0 K: 0 S: 3	H: 1 LOB: 0 BB: 0 P: 3		R: 0 E: 0 K: 1 S: 6	H: 1 LOB: 1 BB: 0 P: 6	1B: 5 2B: 1 3B: 0 HR: 4	SF: 1 SAC: 0 DP: 1 HBP: 1	WP: 1 PA: 38 PB: 0 CS: 0
PITCHER	IP WLS BF H R ER SO BB IBB HBP BLK WP HR S P ERA WHIP	6.2 W 30 8 6 6 5 1 0 1 0 1 4 38 43 8.10 1.350	2.1 S 8 2 0 0 1 0 0 0 0 0 0 10 10 0.00 0.857											IP WLS BF H R ER SO BB IBB HBP BLK WP HR S P ERA WHIP								
Bob Grim, R ERA: 6.06 Tom Morgan, R ERA: 0.83 (1, 1) (7, 1)																						

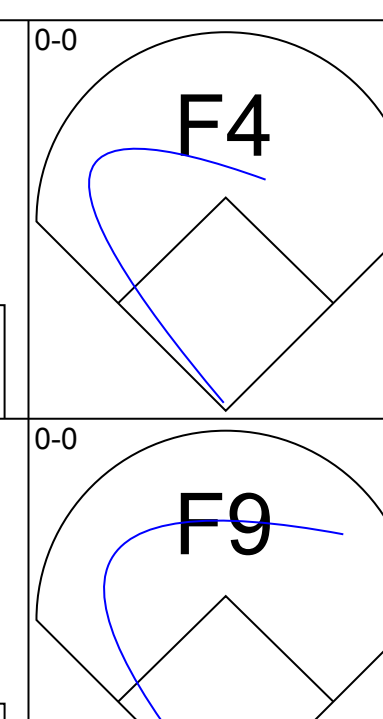
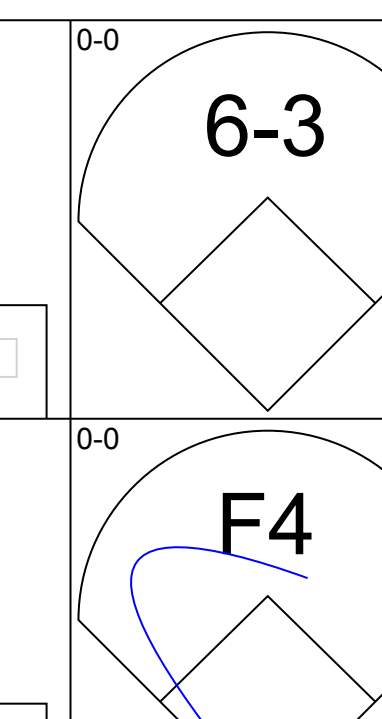
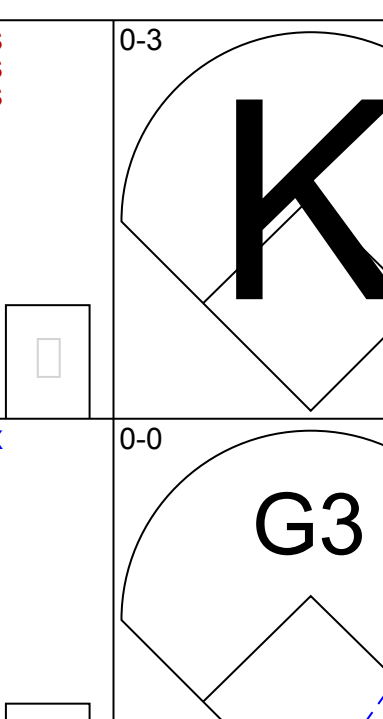

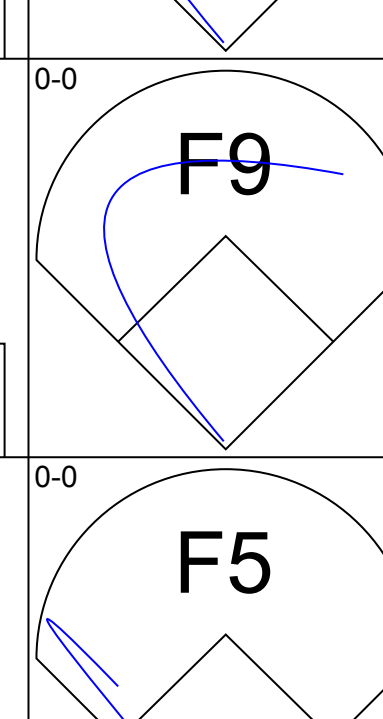
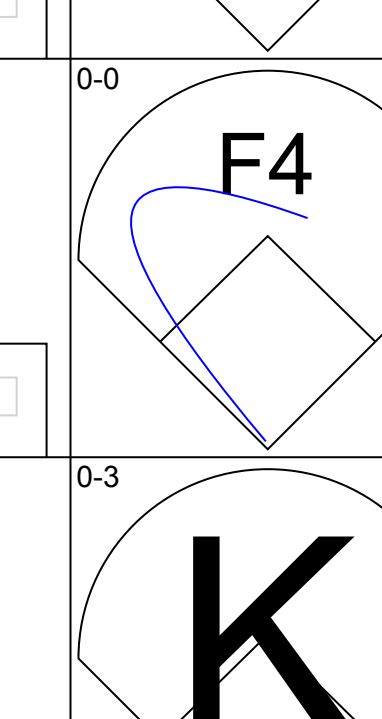
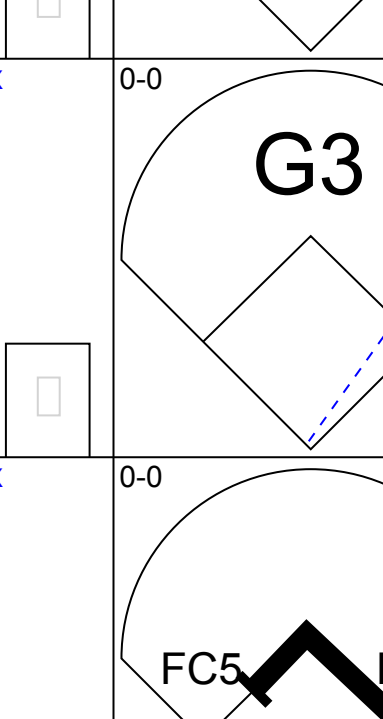


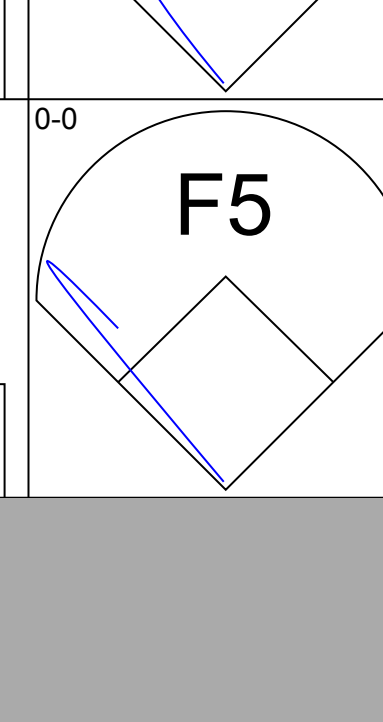
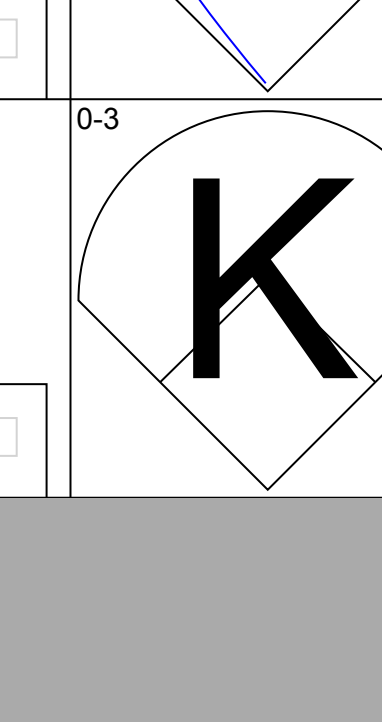
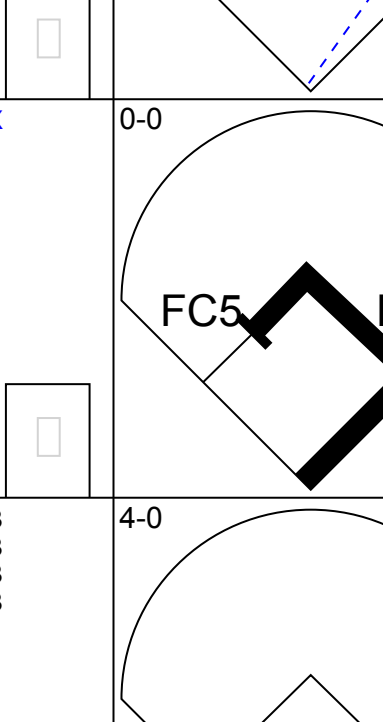
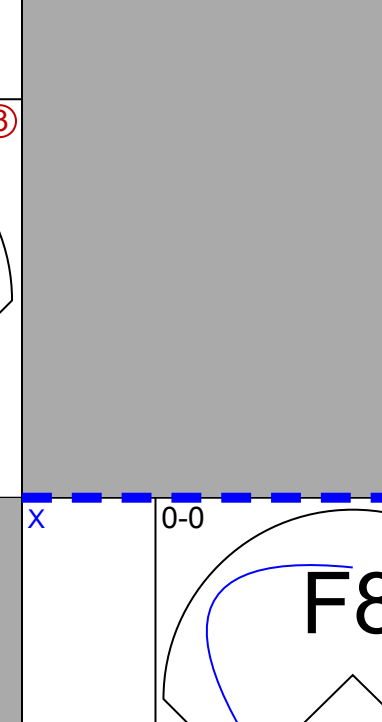
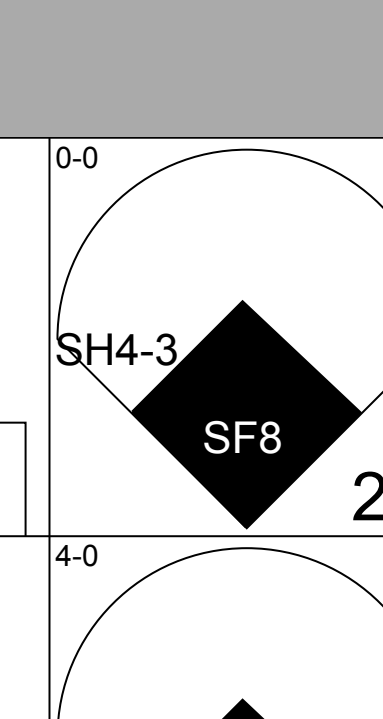
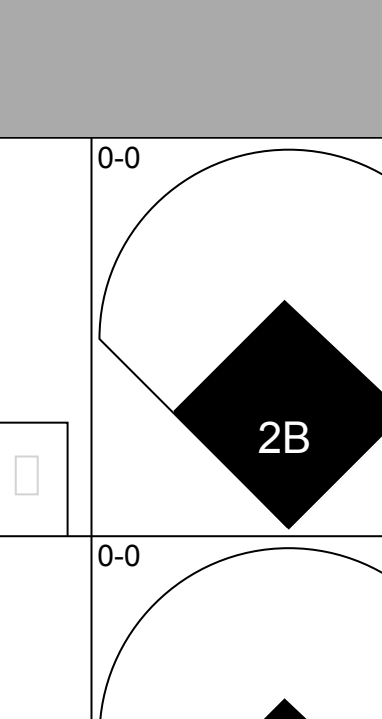
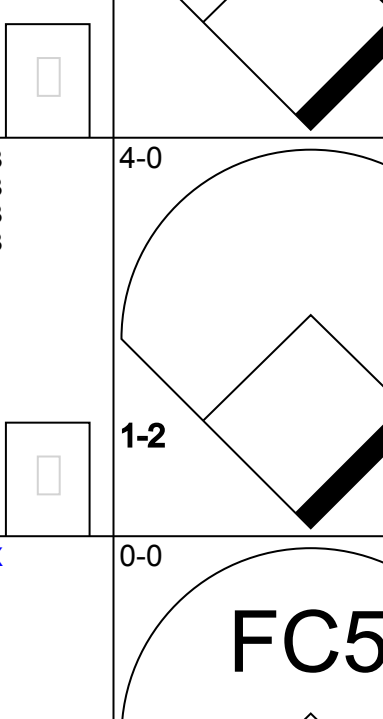
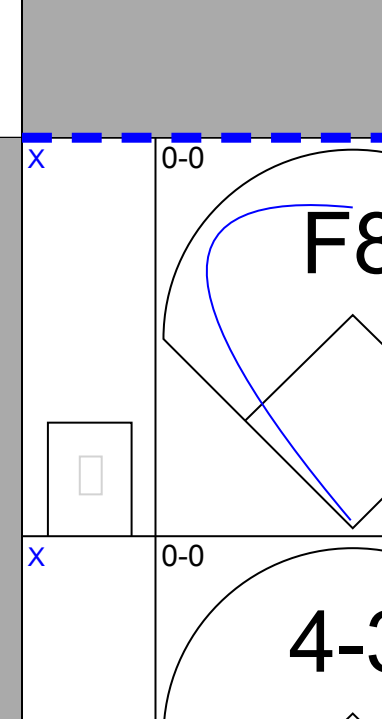
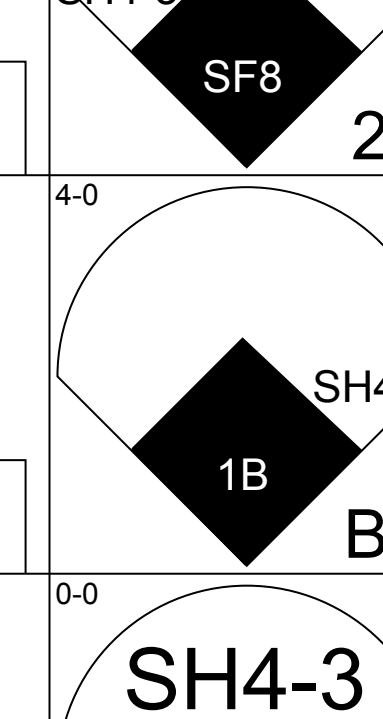
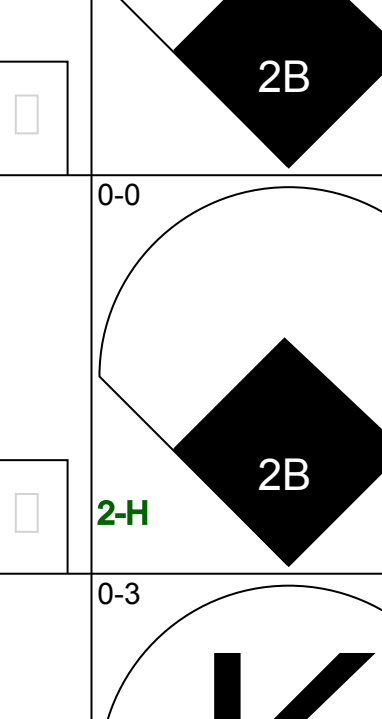
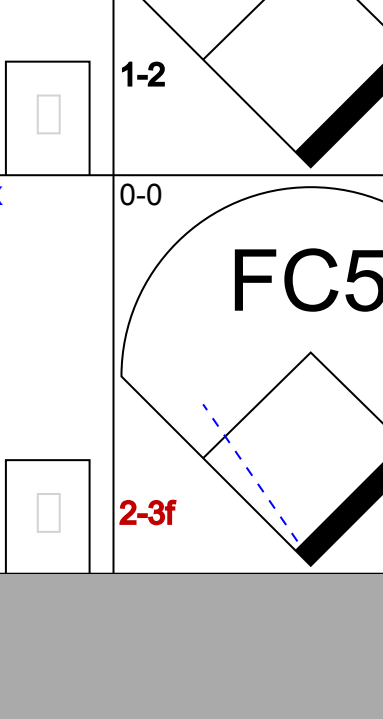
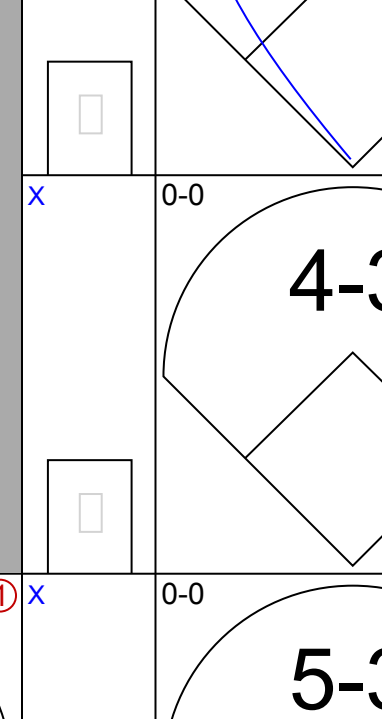
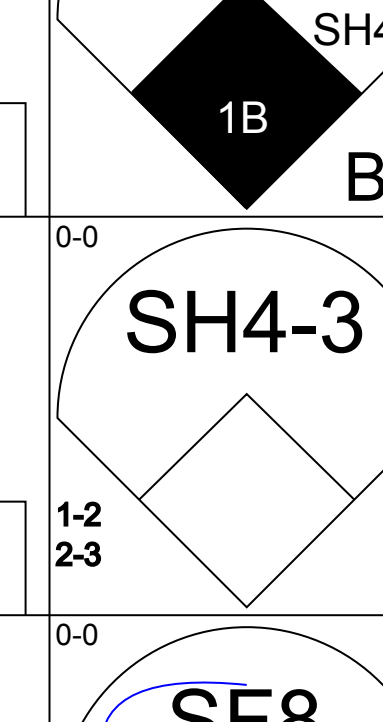
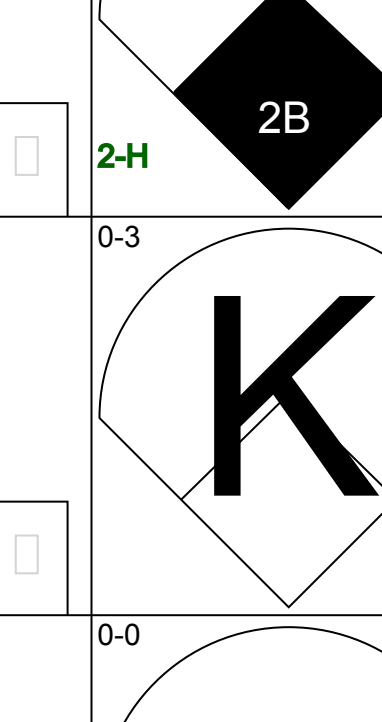

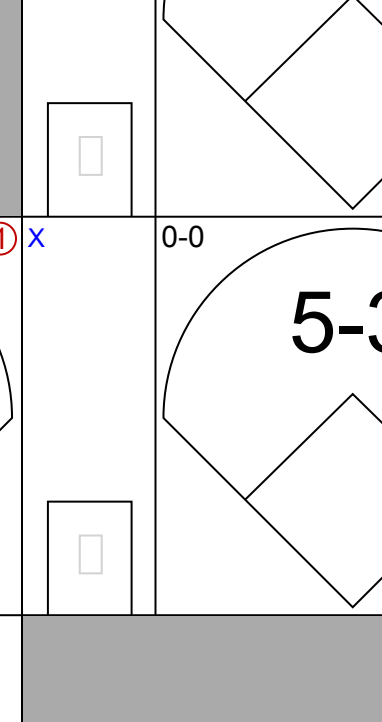
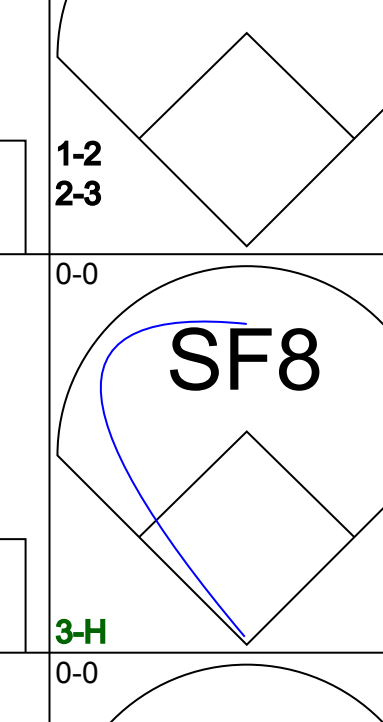
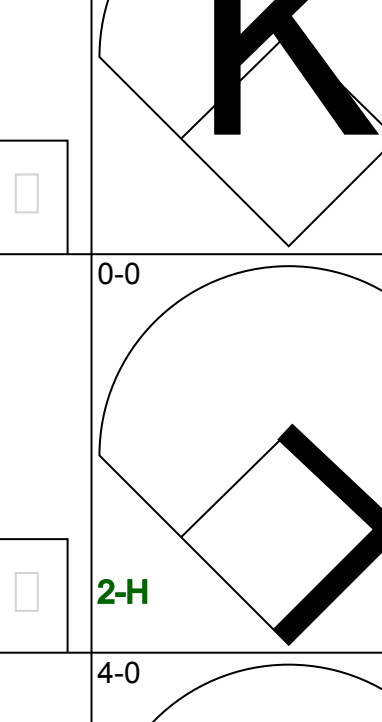

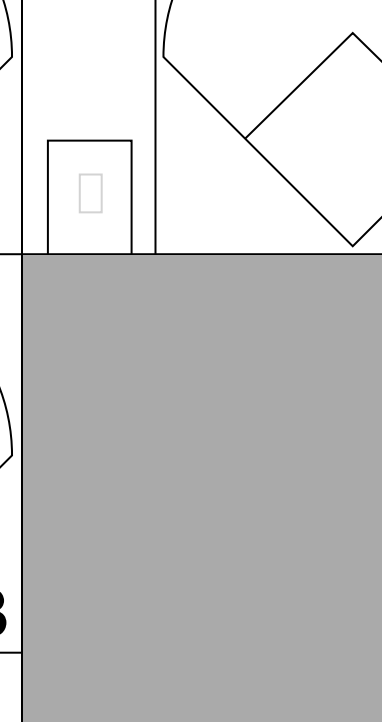
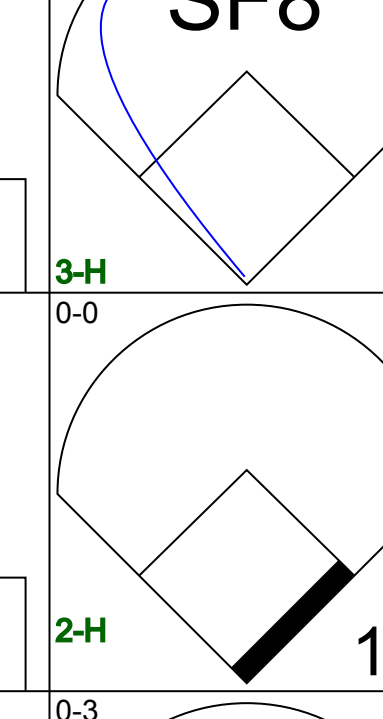
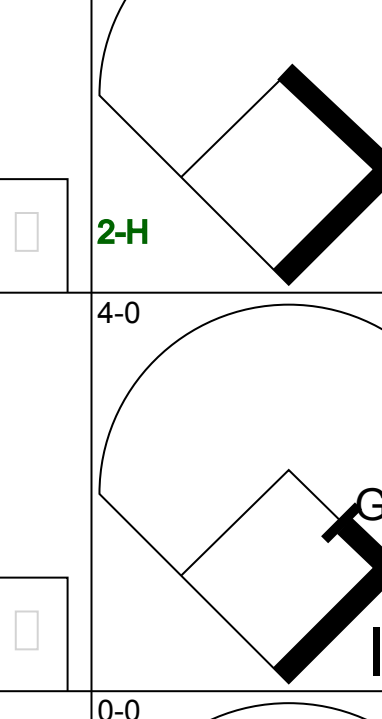


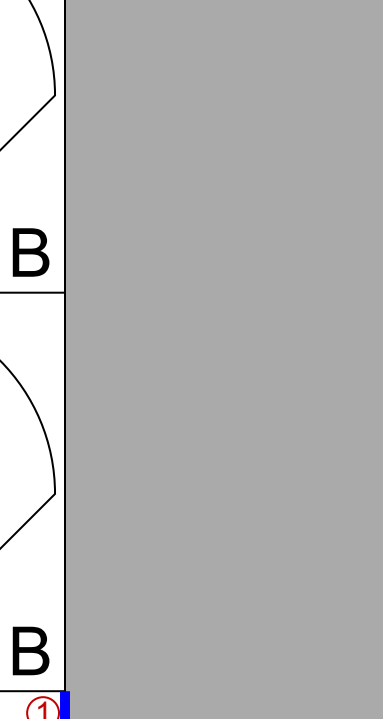
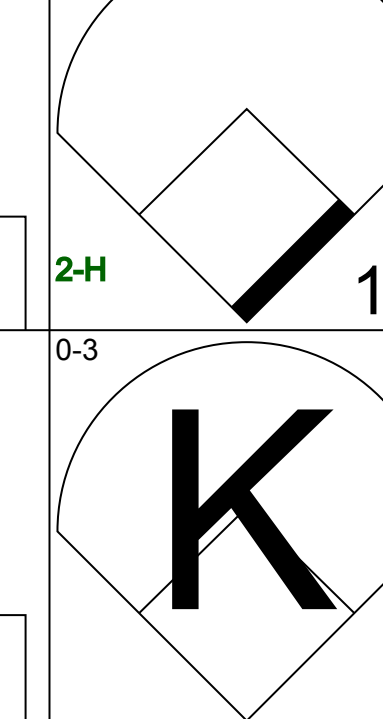
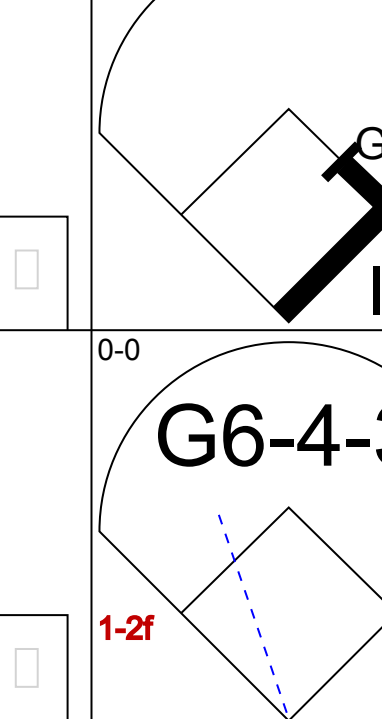


Batter	1	2	3	4	5	6	7	8	9	AB	R	H	RBI	BB	SO	LOB	BOTTOM			
Hank Bauer, R OBP: 0.417, SLG: 0.579 (1, 9)	K		BB 1B	SF 3B	6-3		FC4 IBB			4	2	2	0	1	1	1	Chicago White Sox @ New York Yankees Yankee Stadium, Bronx, NY Wed May 18 1955, 3:33 AM EDT Att: 10,600 - Unknown - 72 F			
Andy Carey, R OBP: 0.294, SLG: 0.352 (1, 5)	6-3		L9	SF 4-3		L6 1-2	FC4 HR			4	2	0	1	0	0	4				
Mickey Mantle, S OBP: 0.448, SLG: 0.685 (1, 8)	K		1B BB	4-3 BB		1B BB	HR			2	2	1	4	3	1	0				
Yogi Berra, L OBP: 0.333, SLG: 0.398 (1, 2)		1-3	1B 1B	4-3		1B	F8			5	1	2	2	0	0	1				
Irv Noren, L OBP: 0.304, SLG: 0.353 (1, 7)	F6		1B SF7 1B	K		F2			F9	5	1	1	1	0	1	3				
Eddie Robinson, L OBP: 0.450, SLG: 0.500 (1, 3)	HR		1-3 2-H 1B	1-3		4-3			3-1	5	1	2	2	0	0	3				
Gil McDougald, R OBP: 0.315, SLG: 0.240 (1, 4)	E5 1B		SF7		F8		1B HR 1B		5-3	4	1	1	1	0	0	0				
Billy Hunter, R OBP: 0.274, SLG: 0.269 (1, 6)			1-2 1B	1-2 BB		SH2-4 1B			S HR 1B	3	1	3	0	1	0	0				
Bob Grim, R OBP: 0.222, SLG: 0.125 Tom Morgan, R OBP: 0.167, SLG: 0.167 (1, 1) (7, 1)	K		F2		SH2-4 1-2		K			2	0	0	0	0	1	4				
Inning Stats	R: 0 E: 0 K: 2 S: 7	H: 0 LOB: 0 BB: 0 P: 7	R: 1 E: 1 K: 1 S: 8	H: 2 LOB: 2 BB: 0 P: 8	R: 4 E: 0 K: 0 S: 7	H: 4 LOB: 2 BB: 2 P: 15	R: 2 E: 1 K: 1 S: 7	H: 1 LOB: 1 BB: 1 P: 11	R: 0 E: 0 K: 0 S: 4	H: 1 LOB: 2 BB: 1 P: 8	R: 4 E: 0 K: 1 S: 8	H: 3 LOB: 0 BB: 1 P: 12	R: 0 E: 0 K: 0 S: 3	H: 0 LOB: 0 BB: 0 P: 3	1B: 9 2B: 0 3B: 1 HR: 2	SF: 2 SAC: 1 DP: 0 HBP: 0		WP: 0 PA: 43 PB: 0 CS: 0		
PITCHER	IP WLS BF H R ER SO BB IBB HBP BLK WP HR S P ERA WHIP	2.1 L 7 2 2 1 0 2 0 0 0 0 0 5 13 13.50 6.000	3.0 2 0 0 1 1 0 0 0 0 0 0 0 13 17 0.00 1.000	7.1 3 4 4 1 0 1 0 0 0 0 1 11 15 18.00 1.500											IP WLS BF H R ER SO BB IBB HBP BLK WP HR S P ERA WHIP					
Virgil Trucks, R ERA: 5.9 Jack Harshman, L ERA: 3.49 Morrie Martin, L ERA: Mike Fomies, R ERA: 3.27 (1, 1) (3, 1) (4, 1) (7, 1)																				

Batter	1	2	3	4	5	6	7	8	9	AB	R	H	RBI	BB	SO	LOB	TOP										
Joe Demaestri, R OBP: 0.200, SLG: 0.215	F2		G6-3 1B		L6			5-3		4	0	1	0	0	0	2	Kansas City Athletics @ Chicago White Sox Comiskey Park, Chicago, IL Fri May 20 1955, 4:33 AM EDT Att: 18,008 - Unknown livebaseballscorecards.com										
Enos Slaughter, L OBP: 0.395, SLG: 0.350	1B		G6-3 1-2f		4-3			IBB		3	1	1	0	1	0	1											
Vic Power, R OBP: 0.429, SLG: 0.649	1B		F4		6-3			FC5 2-3f		4	0	1	0	0	0	2											
Eimer Valo, L OBP: 0.574, SLG: 0.595	SF8-2-6 1-2 3-H				F7			L7		3	0	0	1	0	0	0											
Bill Wilson, R OBP: 0.313, SLG: 0.488		2B 1B			F9			F8		4	0	1	0	0	0	0											
Jim Finigan, R OBP: 0.319, SLG: 0.463		1-3 2B			4-3			L7		4	0	1	0	0	0	0											
Hector Lopez, R OBP: 0.233, SLG: 0.241		5-3			F7			F7		3	0	0	0	0	0	2											
Billy Shantz, R OBP: 0.404, SLG: 0.396		4-0 G6-4-3 IBB			F7			FC5 2B		2	0	1	0	1	0	0											
Art Ditmar, R OBP: 0.545, SLG: 0.545		G6-4-3 1-2f						F4 1B		3	0	1	0	0	0	4											
Inning Stats	R: 1 E: 0 K: 0 S: 4	H: 2 LOB: 0 BB: 0 P: 4	R: 0 E: 0 K: 0 S: 4	H: 2 LOB: 2 BB: 1 P: 8	R: 0 E: 0 K: 0 S: 3	H: 1 LOB: 0 BB: 0 P: 3	R: 0 E: 0 K: 0 S: 3	H: 0 LOB: 0 BB: 0 P: 3	R: 0 E: 0 K: 0 S: 4	H: 1 LOB: 1 BB: 0 P: 4	R: 0 E: 0 K: 0 S: 3	H: 0 LOB: 0 BB: 0 P: 3	R: 0 E: 0 K: 0 S: 3	H: 0 LOB: 0 BB: 0 P: 3	R: 0 E: 0 K: 0 S: 3	H: 0 LOB: 0 BB: 0 P: 3	R: 0 E: 0 K: 0 S: 3	H: 0 LOB: 0 BB: 0 P: 3	1B: 5 2B: 3 3B: 0 HR: 0	SF: 1 SAC: 0 DP: 3 HBP: 0	WP: 0 PB: 0 CS: 0	PA: 33					
PITCHER	IP	WLS	BF	H	R	ER	SO	BB	IBB	HBP	BLK	WP	HR	S	P	ERA	WHIP										
Sandy Consuegra, R ERA: 1.14	(1, 1)	8.0	L 30	7	1	1	0	0	2	0	0	0	0	28	36	1.12	0.875										
Harry Dorish, R ERA:	(9, 1)	1.0	3	0	0	0	0	0	0	0	0	0	0	3	3	0.00	0.000										

Batter	1	2	3	4	5	6	7	8	9	AB	R	H	RBI	BB	SO	LOB	BOTTOM										
Chico Carrasquel, R OBP: 0.331, SLG: 0.388	5-3		1B		F5			HBP		3	0	1	0	0	0	1	Kansas City Athletics @ Chicago White Sox Comiskey Park, Chicago, IL Fri May 20 1955, 4:33 AM EDT Att: 18,008 - Unknown livebaseballscorecards.com										
Nellie Fox, L OBP: 0.360, SLG: 0.425	K		F4		G3			F9		4	0	0	0	0	1	2											
Jim Rivera, L OBP: 0.333, SLG: 0.396	G3				4-3			F7		4	0	0	0	0	0	0											
Bob Nieman, R OBP: 0.356, SLG: 0.500		5-3			6-3			5-3		4	0	0	0	0	1	0											
Willard Marshall, L OBP: 0.400, SLG: 0.176		4-0 BB			4-0 BB			F6		2	0	1	0	2	0	0											
Johnny Groth, R OBP: 0.313, SLG: 0.412		BB			BB			F8		0	0	0	0	0	0	0											
Walt Dropo, R OBP: 0.336, SLG: 0.470		4-0 K			4-0 F8			F8		4	0	0	0	0	1	3											
Vern Stephens, R OBP: 0.235, SLG: 0.563		4-0 K			4-0 K			L5		3	0	0	0	0	2	1											
Sherm Lollar, R OBP: 0.419, SLG: 0.602					4-3			SH1-4 BB		2	0	0	0	1	0	0											
Sandy Consuegra, R OBP: 0.154, SLG: 0.154	(1, 1)				L4			L9		1	0	0	0	0	0	0											
Ron Jackson, R OBP: 0.313, SLG: 0.429	(8, PH)									1	0	0	0	0	0	0											
Harry Dorish, R OBP: 0.333, SLG: 0.333	(9, 1)									0	0	0	0	0	0	0											
Inning Stats	R: 0 E: 0 K: 1 S: 5	H: 0 LOB: 0 BB: 0 P: 5	R: 0 E: 0 K: 2 S: 7	H: 0 LOB: 1 BB: 1 P: 11	R: 0 E: 0 K: 0 S: 4	H: 1 LOB: 1 BB: 0 P: 4	R: 0 E: 0 K: 0 S: 3	H: 0 LOB: 1 BB: 1 P: 7	R: 0 E: 0 K: 1 S: 5	H: 0 LOB: 1 BB: 1 P: 9	R: 0 E: 0 K: 0 S: 3	H: 0 LOB: 0 BB: 0 P: 3	R: 0 E: 0 K: 0 S: 3	H: 0 LOB: 0 BB: 0 P: 3	R: 0 E: 0 K: 0 S: 3	H: 0 LOB: 1 BB: 0 P: 4	R: 0 E: 0 K: 1 S: 6	H: 1 LOB: 1 BB: 0 P: 6	1B: 2 2B: 0 3B: 0 HR: 0	SF: 0 SAC: 1 DP: 0 HBP: 1	WP: 0 PB: 0 CS: 0	PA: 33					
PITCHER	IP	WLS	BF	H	R	ER	SO	BB	IBB	HBP	BLK	WP	HR	S	P	ERA	WHIP										
Art Ditmar, R ERA: 4.65	(1, 1)	9.0	W 33	2	0	0	5	3	0	1	0	0	0	39	52	0.00	0.556										



Batter	1	2	3	4	5	6	7	8	9	AB	R	H	RBI	BB	SO	LOB	TOP					
Joe Demaestri, R (1, 6) OBP: 0.194, SLG: 0.208 Bill Renna, R (9, PH) OBP: 0.376, SLG: 0.506										4	0	0	0	0	1	0	Kansas City Athletics @ Chicago White Sox Comiskey Park, Chicago, IL Sat May 21 1955, 4:33 AM EDT Att: 6,701 - Unknown livebaseballscorecards.com					
Enos Slaughter, L (1, 9) OBP: 0.419, SLG: 0.400									5	0	3	0	0	0	0							
Vic Power, R (1, 3) OBP: 0.427, SLG: 0.630										3	1	0	0	2	1	4						
Elmer Valo, L (1, 7) OBP: 0.569, SLG: 0.634										4	1	2	1	0	0	1						
Bill Wilson, R (1, 8) OBP: 0.319, SLG: 0.512										4	1	2	1	0	0	1						
Jim Finigan, R (1, 5) OBP: 0.312, SLG: 0.452										3	0	0	0	0	0	0						
Hector Lopez, R (1, 4) OBP: 0.206, SLG: 0.212										4	0	0	1	0	0	1						
Billy Shantz, R (1, 2) OBP: 0.411, SLG: 0.404										4	1	2	0	0	0	1						
Bobby Shantz, R (1, 1) OBP: 0.143, SLG: 0.077 Ray Herbert, R (6, 1)										2	0	0	0	0	0	1						
Dick Kryhoski, L (7, PH) OBP: 0.250, SLG: 0.222 Johnny Sain, R (7, 1)										0	0	0	0	0	0	0						
Harry Simpson, L (9, PH) OBP: 0.400, SLG: 0.143										1	0	1	0	0	0	0						
Inning Stats	R: 0 E: 0 K: 1 S: 5	H: 1 LOB: 1 BB: 1 P: 9	R: 1 E: 0 K: 0 S: 5	H: 2 LOB: 1 BB: 0 P: 5	R: 1 E: 0 K: 0 S: 4	H: 1 LOB: 1 BB: 1 P: 8	R: 0 E: 0 K: 0 S: 3	H: 0 LOB: 0 BB: 0 P: 3	R: 0 E: 0 K: 0 S: 4	H: 1 LOB: 1 BB: 0 P: 4	R: 1 E: 0 K: 0 S: 5	H: 2 LOB: 1 BB: 0 P: 5	R: 0 E: 0 K: 1 S: 5	H: 0 LOB: 0 BB: 0 P: 5	R: 0 E: 0 K: 0 S: 3	H: 0 LOB: 0 BB: 0 P: 3	R: 1 E: 0 K: 1 S: 9	H: 4 LOB: 3 BB: 0 P: 9	1B: 9 2B: 0 3B: 1 HR: 1	SF: 0 SAC: 1 DP: 0 HBP: 0	WP: 0 PB: 0 SB: 0 CS: 1	PA: 39
PITCHER	IP WLS BF H R ER SO BB IBB HBP BLK WP HR S P ERA WHIP																					
Dick Donovan, R (1, 1) ERA: 1.74	8.2 W 38	H 11 R 4 ER 4 SO 2	BB 2 IBB 0 HBP 0 BLK 0	WP 0 HR 1 S 40 P 48	ERA 4.15 WHIP 1.500																	
Virgil Trucks, R (9, 1) ERA: 5.85	0.1 S 1	H 0 R 0 ER 0 SO 1	BB 0 IBB 0 HBP 0 BLK 0	WP 0 HR 0 S 3 P 3	ERA 0.00 WHIP 0.000																	

Batter	1	2	3	4	5	6	7	8	9	AB	R	H	RBI	BB	SO	LOB	BOTTOM				
Chico Carrasquel, R (1, 6) OBP: 0.329, SLG: 0.384										4	0	1	2	0	1	0	Kansas City Athletics @ Chicago White Sox Comiskey Park, Chicago, IL Sat May 21 1955, 4:33 AM EDT Att: 6,701 - Unknown livebaseballscorecards.com				
Nellie Fox, L (1, 4) OBP: 0.348, SLG: 0.411										4	0	0	1	0	0	1					
Johnny Groth, R (1, 8) OBP: 0.348, SLG: 0.381										4	0	1	0	0	1	2					
Bob Nieman, R (1, 7) OBP: 0.370, SLG: 0.527 Ed McGhee, R (8, 7) OBP: 0.399, SLG: 0.083										3	2	2	0	1	0	0					
Jim Rivera, L (1, 9) OBP: 0.340, SLG: 0.404										3	2	1	1	1	0	2					
Walt Dropo, R (1, 3) OBP: 0.328, SLG: 0.456										3	0	0	0	0	1	1					
Vern Stephens, R (1, 5) OBP: 0.333, SLG: 0.737										3	2	3	2	0	0	0					
Sherm Lollar, R (1, 2) OBP: 0.440, SLG: 0.611										2	1	2	1	2	0	0					
Dick Donovan, L (1, 1) OBP: 0.250, SLG: 0.118 Virgil Trucks, R (9, 1) ERA: 5.91										4	0	1	0	0	1	5					
Inning Stats	R: 0 E: 0 K: 0 S: 3	H: 0 LOB: 0 BB: 0 P: 3	R: 2 E: 0 K: 1 S: 7	H: 2 LOB: 1 BB: 1 P: 11	R: 0 E: 0 K: 1 S: 5	H: 0 LOB: 0 BB: 0 P: 5	R: 2 E: 0 K: 1 S: 7	H: 3 LOB: 1 BB: 1 P: 11	R: 0 E: 0 K: 0 S: 6	H: 1 LOB: 2 BB: 1 P: 10	R: 2 E: 0 K: 0 S: 6	H: 3 LOB: 2 BB: 1 P: 10	R: 0 E: 0 K: 0 S: 3	H: 0 LOB: 0 BB: 0 P: 3	R: 1 E: 0 K: 0 S: 5	H: 2 LOB: 1 BB: 0 P: 5		1B: 6 2B: 5 3B: 0 HR: 0	SF: 3 SAC: 1 DP: 1 HBP: 0	WP: 0 PB: 0 SB: 0 CS: 0	PA: 38
PITCHER	IP WLS BF H R ER SO BB IBB HBP BLK WP HR S P ERA WHIP																				
Bobby Shantz, L (1, 1) ERA: 6.26	5.1 L 27	H 8 R 6 ER 6 SO 4	BB 2 IBB 2 HBP 0 BLK 0	WP 0 HR 0 S 31 P 47	ERA 10.12 WHIP 1.875																
Ray Herbert, R (6, 1) ERA: 6.75	0.2	H 1 R 0 ER 0 SO 0	BB 0 IBB 0 HBP 0 BLK 0	WP 0 HR 0 S 3 P 3	ERA 0.00 WHIP 1.500																
Johnny Sain, R (7, 1) ERA: 5.91	2.0	H 2 R 1 ER 1 SO 0	BB 0 IBB 0 HBP 0 BLK 0	WP 0 HR 0 S 8 P 8	ERA 4.50 WHIP 1.000																

Batter	1	2	3	4	5	6	7	8	9	AB	R	H	RBI	BB	SO	LOB	TOP			
Chico Carrasquel, R (1, 6) OBP: 0.336, SLG: 0.407	0-3 K		4-0 F8 BB			0-0 F5		0-0 HR	0-0 6-3	4	1	1	1	1	1	1	Chicago White Sox @ Cleveland Indians Cleveland Municipal Stadium, Cleveland, OH Tue May 24 1955, 3:33 AM EDT Att: 15,149 - Unknown livebaseballscorecards.com			
Nelle Fox, L (1, 4) OBP: 0.336, SLG: 0.385	0-0 F2		0-0 F8 1-2			0-0 F2		0-0 P9		4	0	0	0	0	0	1				
Johnny Groth, R (1, 8) OBP: 0.429, SLG: 0.548	4-0 FC6-4 BB		0-3 K			0-3 K		0-0 HR		3	1	1	0	1	2	0				
George Kell, R (1, 7) OBP: 0.364, SLG: 0.394	0-0 FC6-4							0-0 F2		3	0	0	0	0	0	1				
Jim Rivera, L (7, 9) OBP: 0.336, SLG: 0.376	1-2 FC6-4							0-0 F2		1	0	0	0	0	0	1				
Bob Nieman, R (1, 9) OBP: 0.364, SLG: 0.533		4-0 BB BB						0-0 HR		3	2	2	2	1	1	0				
Ed McGhee, R (8, 7) OBP: 0.368, SLG: 0.077		4-0 BB BB						1B 1B 2H HR		0	0	0	0	0	0	0				
Vern Stephens, R (1, 5) OBP: 0.441, SLG: 0.690		4-0 1-2 BB						0-3 K		3	0	1	0	1	1	0				
Walt Dropo, R (1, 3) OBP: 0.306, SLG: 0.423		0-3 K						0-0 L8		4	0	0	0	0	2	4				
Sherm Lollar, R (1, 2) OBP: 0.427, SLG: 0.582		0-3 K						0-0 F8		4	0	2	1	0	1	2				
Billy Pierce, L (1, 1) OBP: 0.214, SLG: 0.083		0-3 K						0-3 K		4	0	0	0	0	4	5				
Inning Stats	R: 0 E: 0 K: 1 S: 5	H: 0 LOB: 1 BB: 1 P: 9	R: 0 E: 0 K: 3 S: 9	H: 0 LOB: 2 BB: 2 P: 17	R: 0 E: 0 K: 1 S: 4	H: 0 LOB: 0 BB: 1 P: 8	R: 0 E: 0 K: 1 S: 5	H: 0 LOB: 0 BB: 0 P: 5	R: 0 E: 0 K: 1 S: 5	H: 0 LOB: 0 BB: 0 P: 5	R: 1 E: 0 K: 2 S: 10	H: 3 LOB: 2 BB: 0 P: 10	R: 3 E: 0 K: 1 S: 8	H: 3 LOB: 0 BB: 0 P: 8	R: 0 E: 0 K: 1 S: 6	H: 1 LOB: 1 BB: 0 P: 6	1B: 4 2B: 1 3B: 0 HR: 2	SF: 0 SAC: 0 DP: 0 HBP: 0	WP: 0 PB: 1 CS: 0	PA: 37
PITCHER	IP WLS BF H R ER SO BB IBB HBP BLK WP HR S P ERA WHIP	8.0 L 33 6 4 4 11 4 0 0 0 0 2 51 67 4.50 1.250	1.0 4 1 0 0 1 0 0 0 0 0 0 0 6 6 0.00 1.000	PITCHER																
Herb Score, L (1, 1) ERA: 2.95																				
Ray Narleski, R (9, 1) ERA: 5.82																				

Batter	1	2	3	4	5	6	7	8	9	AB	R	H	RBI	BB	SO	LOB	BOTTOM			
Al Smith, R (1, 5) OBP: 0.414, SLG: 0.510	0-0 L5		4-0 BB			0-0 4-3		0-3 K		3	0	0	0	1	1	1	Chicago White Sox @ Cleveland Indians Cleveland Municipal Stadium, Cleveland, OH Tue May 24 1955, 3:33 AM EDT Att: 15,149 - Unknown livebaseballscorecards.com			
Bobby Avila, R (1, 4) OBP: 0.401, SLG: 0.419	0-0 F9		0-3 K			0-0 F9		0-0 6-3		4	0	0	0	0	1	2				
Vic Wertz, L (1, 3) OBP: 0.343, SLG: 0.391	0-0 4-3					0-3 K		0-0 F8		4	0	0	0	0	1	0				
Ralph Kiner, R (1, 7) OBP: 0.399, SLG: 0.454		0-0 6-3				0-0 F8		0-0 L6		4	1	1	1	0	0	0				
Larry Doby, L (1, 8) OBP: 0.311, SLG: 0.367		0-0 F8				0-3 K		0-0 4-3		3	0	0	0	0	1	0				
Dave Pope, L (1, 9) OBP: 0.425, SLG: 0.627		0-3 K						0-0 F5		3	0	0	0	0	1	0				
Sam Dente, R (1, 6) OBP: 0.368, SLG: 0.250								0-0 F5		3	0	1	0	0	1	0				
Hank Foiles, R (1, 2) OBP: 0.449, SLG: 0.447								0-0 SH1-4 1B		3	0	1	0	0	0	1				
Herb Score, L (1, 1) OBP: 0.083, SLG: 0.083								0-0 F8		3	0	1	0	0	0	1				
Hank Majeski, R (8, PH) OBP: 0.318, SLG: 0.421								0-0 SH1-4		1	0	0	0	0	1	0				
Ray Narleski, R (9, 1) OBP: 0.333, SLG: 0.333								0-0 K		0	0	0	0	0	0	0				
Inning Stats	R: 0 E: 0 K: 0 S: 3	H: 0 LOB: 0 BB: 0 P: 3	R: 0 E: 0 K: 1 S: 5	H: 0 LOB: 0 BB: 0 P: 5	R: 0 E: 0 K: 1 S: 6	H: 1 LOB: 2 BB: 1 P: 10	R: 0 E: 0 K: 2 S: 7	H: 0 LOB: 0 BB: 0 P: 7	R: 0 E: 0 K: 1 S: 5	H: 0 LOB: 0 BB: 0 P: 5	R: 0 E: 0 K: 1 S: 4	H: 1 LOB: 0 BB: 0 P: 4	R: 0 E: 0 K: 1 S: 6	H: 1 LOB: 1 BB: 0 P: 6	R: 0 E: 0 K: 0 S: 3	H: 0 LOB: 0 BB: 0 P: 3	1B: 2 2B: 0 3B: 0 HR: 1	SF: 0 SAC: 1 DP: 0 HBP: 0	WP: 0 PB: 0 CS: 0	PA: 31
PITCHER	IP WLS BF H R ER SO BB IBB HBP BLK WP HR S P ERA WHIP	9.0 W 31 3 1 1 7 1 0 0 0 0 1 44 48 1.00 0.444	PITCHER																	
Billy Pierce, L (1, 1) ERA: 2.45																				

Batter	1	2	3	4	5	6	7	8	9	AB	R	H	RBI	BB	SO	LOB	TOP
Jim Bideweser, R (1, 0) <small>BP: 0.34, SLG: 0.456</small> Bob Keegan, R (8, 1) <small>BP: 2.60, SLG: 0.750</small> Morrie Martin, L (8, 1) <small>BP: 1.33, SLG: 0.333</small> Harry Dorish, R (8, PH) <small>BP: 1.50, SLG: 0.450</small> Clint Courtney, L (8, PH) <small>BP: 1.50, SLG: 0.450</small> Sammy Esposito, R (8, PH) <small>BP: 1.50, SLG: 0.450</small> Mike Fornieles, R (8, 1) <small>BP: 1.50, SLG: 0.450</small>										4	0	1	0	0	1	0	Chicago White Sox @ Cleveland Indians Cleveland Municipal Stadium, Cleveland, OH Thu May 26 1955, 3:38 AM EDT Att: 5,474 - Unknown
Nellie Fox, L (1, 4) <small>OBP: 0.348, SLG: 0.441</small>										5	2	4	4	0	0	3	
George Kell, R (1, 5) <small>OBP: 0.358, SLG: 0.385</small>										5	0	1	0	0	1	3	
Bob Nieman, R (1, 7) <small>OBP: 0.369, SLG: 0.526</small>										5	0	1	0	0	0	2	
Jim Rivera, L (1, 8) <small>OBP: 0.325, SLG: 0.360</small>										5	1	2	0	0	0	0	
Willard Marshall, L (1, 9) <small>OBP: 0.384, SLG: 0.174</small> Ed McChee, R (9, PR) <small>OBP: 0.368, SLG: 0.077</small>										4	1	1	0	1	0	3	
Walt Dropo, R (1, 3) <small>OBP: 0.299, SLG: 0.412</small> Chico Carrasquel, R (6, 6) <small>OBP: 0.335, SLG: 0.400</small>										3	0	0	0	0	1	4	
Sherm Lollar, R (1, 2) <small>OBP: 0.426, SLG: 0.569</small>										4	2	1	1	1	1	3	
Sandy Consuegra, R (1, 1) <small>OBP: 0.133, SLG: 0.133</small> Vern Stephens, R (6, PH) <small>OBP: 0.450, SLG: 0.735</small>										2	0	0	0	0	1	1	
Inning Stats	R: 0 H: 1 E: 0 LOB: 1 K: 0 BB: 0 S: 4 P: 4	R: 1 H: 3 E: 1 LOB: 3 K: 0 BB: 0 S: 7 P: 7	R: 0 H: 2 E: 0 LOB: 2 K: 1 BB: 0 S: 7 P: 7	R: 0 H: 0 E: 0 LOB: 0 K: 2 BB: 0 S: 7 P: 7	R: 0 H: 1 E: 0 LOB: 0 K: 0 BB: 0 S: 3 P: 3	R: 3 H: 2 E: 0 LOB: 0 K: 1 BB: 1 S: 7 P: 11	R: 1 H: 2 E: 0 LOB: 0 K: 0 BB: 0 S: 4 P: 4	R: 4 H: 3 E: 1 LOB: 1 K: 1 BB: 0 S: 9 P: 9	R: 0 H: 0 E: 1 LOB: 2 K: 0 BB: 1 S: 4 P: 8	1B: 10 SF: 0 2B: 1 SAC: 0 3B: 0 DP: 2 HR: 3 HBP: 0	WP: 1 PA: 44 FB: 0 SB: 0 CS: 0						
PITCHER	IP WLS BF H R ER SO BB IBB HBP BLK WP HR S P ERA WHIP											IP WLS BF H R ER SO BB IBB HBP BLK WP HR S P ERA WHIP					
Mike Garcia, R (1, 1) <small>ERA: 3.56</small>	7.2	37	13	8	5	4	1	0	0	0	1	2	44	48	5.87	1.826	
Don Mossi, L (8, 1) <small>ERA: 9.53</small>	0.1	2	1	1	0	1	0	0	0	0	0	1	4	4	0.00	3.000	
Art Houtteman, R (9, 1) <small>ERA: 2.51</small>	1.0	W	5	0	0	0	1	0	0	0	0	0	4	8	0.00	1.000	

Batter	1	2	3	4	5	6	7	8	9	AB	R	H	RBI	BB	SO	LOB	BOTTOM
Al Smith, R (1, 9) <small>OBP: 0.404, SLG: 0.507</small>										5	1	2	2	0	0	3	Chicago White Sox @ Cleveland Indians Cleveland Municipal Stadium, Cleveland, OH Thu May 26 1955, 3:38 AM EDT Att: 5,474 - Unknown
Bobby Avila, R (1, 4) <small>OBP: 0.400, SLG: 0.412</small>										4	1	2	1	0	1	2	
Larry Doby, L (1, 8) <small>OBP: 0.307, SLG: 0.353</small>										3	1	0	0	1	0	1	
Al Rosen, R (1, 5) <small>OBP: 0.372, SLG: 0.402</small> Jim Hegan, R (6, PR) <small>OBP: 0.255, SLG: 0.229</small>										2	0	0	0	1	0	0	
Dave Pope, L (1, 7) <small>OBP: 0.415, SLG: 0.609</small> Ralph Kiner, R (6, PH) <small>OBP: 0.396, SLG: 0.456</small>										2	0	0	0	0	2	0	
Dale Mitchell, L (1, 3) <small>OBP: 0.287, SLG: 0.231</small> Hank Majeski, R (6, PH) <small>OBP: 0.326, SLG: 0.410</small> Dave Philley, S (7, 9) <small>OBP: 0.417, SLG: 0.565</small>										2	0	0	0	0	0	0	
Sam Dente, R (1, 6) <small>OBP: 0.318, SLG: 0.211</small>										3	0	0	0	0	0	3	
Hal Naragon, L (1, 2) <small>OBP: 0.273, SLG: 0.222</small> Vic Wertz, L (6, PH) <small>OBP: 0.352, SLG: 0.402</small>										2	1	1	0	0	0	0	
Mike Garcia, R (1, 1) <small>OBP: 0.391, SLG: 0.500</small> Don Mossi, L (8, 1) <small>OBP: 0.300, SLG: 0.333</small> Art Houtteman, R (9, 1) <small>OBP: 0.375, SLG: 0.286</small>										3	1	2	1	0	0	2	
Inning Stats	R: 0 H: 0 E: 0 LOB: 0 K: 0 BB: 0 S: 3 P: 3	R: 0 H: 0 E: 0 LOB: 0 K: 1 BB: 0 S: 5 P: 5	R: 3 H: 4 E: 0 LOB: 0 K: 0 BB: 0 S: 6 P: 6	R: 0 H: 0 E: 0 LOB: 0 K: 1 BB: 0 S: 5 P: 5	R: 0 H: 1 E: 0 LOB: 1 K: 0 BB: 0 S: 4 P: 4	R: 6 H: 4 E: 1 LOB: 2 K: 1 BB: 3 S: 9 P: 21	R: 0 H: 0 E: 0 LOB: 0 K: 0 BB: 0 S: 3 P: 3	R: 1 H: 2 E: 0 LOB: 1 K: 0 BB: 1 S: 4 P: 8	1B: 4 SF: 0 2B: 7 SAC: 1 3B: 0 DP: 1 HR: 0 HBP: 0	WP: 0 PA: 37 FB: 0 SB: 0 CS: 1							
PITCHER	IP WLS BF H R ER SO BB IBB HBP BLK WP HR S P ERA WHIP											IP WLS BF H R ER SO BB IBB HBP BLK WP HR S P ERA WHIP					
Sandy Consuegra, R (1, 1) <small>ERA: 1.55</small>	5.0	19	5	3	3	2	0	0	0	0	0	1	9	9	1.55	1.000	
Bob Keegan, R (6, 1) <small>ERA: 7.98</small>	0.0	3	1	3	3	0	2	0	0	0	0	0	1	9	9	7.98	
Morrie Martin, L (6, 1) <small>ERA: 5.0</small>	0.0	2	1	0	0	0	1	0	0	0	0	0	1	5	5	5.00	
Harry Dorish, R (6, 1) <small>ERA: 0.55</small>	2.0	8	2	3	3	1	0	0	0	0	0	0	10	10	13.50	1.000	
Mike Fornieles, R (8, 1) <small>ERA: 4.42</small>	1.0	L	5	2	1	1	0	1	0	0	0	0	4	8	9.00	2.000	


Batter	1	2	3	4	5	6	7	8	9	AB	R	H	RBI	BB	SO	LOB	TOP			
Chico Carrasquel, R OBP: 0.333, SLG: 0.396 Bob Chakales, R (7, 1)	G1		SH3 1B		1-3		G5-4-3			4	0	1	0	0	0	2	Chicago White Sox @ Detroit Tigers Briggs Stadium, Detroit, MI Fri May 27 1955, 4:33 AM EDT Att: 31,236 - Unknown			
Nelle Fox, L OBP: 0.341, SLG: 0.432 (1, 4)	4-3		SH3 1-2		F5			F8		3	0	0	0	0	0					
Johnny Groth, R OBP: 0.390, SLG: 0.514 (1, 8)			5-3		K			6-3		4	0	1	0	0	1					
Bob Nieman, R OBP: 0.366, SLG: 0.513 (1, 7)			5-3					1-3		3	0	0	0	1	0					
Ron Jackson, R OBP: 0.357, SLG: 0.520 Jim Brideweser, R OBP: 0.417, SLG: 0.500 (7, 6)	F7				F4			SH1-3 1B		3	0	0	0	0	2					
Vern Stephens, R OBP: 0.418, SLG: 0.676 (1, 5)			F8		K			SH1-3 1B		3	0	0	0	0	2					
Jim Rivera, L OBP: 0.331, SLG: 0.365 (1, 9)			4-3					F8		4	0	2	0	0	0	1				
Sherm Lollar, R OBP: 0.429, SLG: 0.562 (1, 2)								K		3	0	1	0	1	2	2				
Dick Donovan, L OBP: 0.227, SLG: 0.105 George Kell, R OBP: 0.363, SLG: 0.385 (7, PH) (7, 3)			K					K		2	0	0	0	0	2	3				
								G5-4-3 BB		0	0	0	0	1	0	0				
Inning Stats	R: 0 E: 0 K: 0 S: 4	H: 1 LOB: 2 BB: 1 P: 8	R: 0 E: 0 K: 1 S: 6	H: 1 LOB: 1 BB: 0 P: 6	R: 0 E: 0 K: 0 S: 4	H: 1 LOB: 1 BB: 0 P: 4	R: 0 E: 0 K: 2 S: 8	H: 1 LOB: 2 BB: 1 P: 12	R: 0 E: 0 K: 1 S: 5	H: 0 LOB: 0 BB: 0 P: 5	R: 0 E: 0 K: 1 S: 5	H: 1 LOB: 1 BB: 1 P: 9	R: 0 E: 0 K: 0 S: 3	H: 0 LOB: 0 BB: 0 P: 3	R: 0 E: 0 K: 1 S: 6	H: 1 LOB: 1 BB: 0 P: 6	1B: 5 2B: 1 3B: 0 HR: 0	SF: 0 SAC: 2 DP: 1 HBP: 0	WP: 0 PB: 0 CS: 0	PA: 35
PITCHER Billy Hoelt, L ERA: 2.61 (1, 1)	IP: 9.0 WLS: W BF: 35 H: 6 R: 0 ER: 0 SO: 7 BB: 3 IBB: 0 HBP: 0 BLK: 0 WP: 0 HR: 0 S: 46 P: 58 ERA: 0.00 WHIP: 1.000															PITCHER				

Batter	1	2	3	4	5	6	7	8	9	AB	R	H	RBI	BB	SO	LOB	BOTTOM			
Fred Hatfield, L OBP: 0.333, SLG: 0.382 (1, 6)	K			3-1	F4		4-1			4	0	0	0	0	1	2	Chicago White Sox @ Detroit Tigers Briggs Stadium, Detroit, MI Fri May 27 1955, 4:33 AM EDT Att: 31,236 - Unknown			
Bill Tuttle, R OBP: 0.385, SLG: 0.356 (1, 8)				4-3				1-3		4	0	2	0	0	0	0				
Al Kaline, R OBP: 0.436, SLG: 0.607 (1, 9)								L4-3		4	0	1	0	0	0	3				
Ferris Fain, L OBP: 0.447, SLG: 0.320 (1, 3)										3	0	1	0	1	1	0				
Jim Delsing, L OBP: 0.336, SLG: 0.417 (1, 7)										3	0	0	0	1	0	1				
Bubba Phillips, R OBP: 0.289, SLG: 0.304 (1, 5)										3	0	0	0	0	1	3				
Frank House, L OBP: 0.292, SLG: 0.375 (1, 2)										3	1	2	1	0	1	0				
Harry Malmberg, R OBP: 0.354, SLG: 0.349 (1, 4)										3	0	2	0	0	0	1				
Billy Hoelt, L OBP: 0.174, SLG: 0.095 (1, 1)										2	0	0	0	0	1	1				
Inning Stats	R: 0 E: 0 K: 1 S: 5	H: 1 LOB: 0 BB: 0 P: 5	R: 0 E: 0 K: 0 S: 3	H: 0 LOB: 0 BB: 0 P: 3	R: 0 E: 0 K: 1 S: 5	H: 1 LOB: 0 BB: 0 P: 5	R: 0 E: 0 K: 1 S: 6	H: 1 LOB: 3 BB: 2 P: 14	R: 1 E: 0 K: 0 S: 6	H: 3 LOB: 2 BB: 0 P: 6	R: 0 E: 0 K: 1 S: 5	H: 0 LOB: 0 BB: 0 P: 5	R: 0 E: 0 K: 1 S: 6	H: 1 LOB: 1 BB: 0 P: 6	R: 0 E: 0 K: 0 S: 4	H: 1 LOB: 1 BB: 0 P: 4		1B: 7 2B: 0 3B: 0 HR: 1	SF: 0 SAC: 1 DP: 2 HBP: 0	WP: 0 PB: 0 CS: 0
PITCHER Dick Donovan, R ERA: 1.71 Bob Chakales, R ERA: 1.64 (7, 1)	IP: 6.0 WLS: L BF: 24 H: 6 R: 1 ER: 1 SO: 4 BB: 2 IBB: 0 HBP: 0 BLK: 0 WP: 0 HR: 1 S: 30 P: 38 ERA: 1.50 WHIP: 1.333															PITCHER				

Batter	1	2	3	4	5	6	7	8	9	AB	R	H	RBI	BB	SO	LOB	TOP		
Johnny Groth, R OBP: 0.423, SLG: 0.688 (1, 8)	0-0 1B BB	0-0 6-3	0-0 2H 1B		0-0 1-3		0-0 1-3			5	1	2	1	0	0	3			
Nellie Fox, L OBP: 0.343, SLG: 0.428 (1, 4)	0-0 BB FC4 1B	0-0 HR 1B	0-0 F4			0-0 G3		0-0 F6		5	2	2	0	0	0	1			
Jim Rivera, L OBP: 0.355, SLG: 0.415 (1, 9)	4-0 FC4 SF8 BB 1-2	0-0 HR 1B		0-0 6-3		0-0 G3		4-0 5-3 S E BB		3	3	1	2	2	0	0			
George Kell, R OBP: 0.385, SLG: 0.387 (1, 5)	4-0 FC4 BB 1-2 2-3 3-H	0-0 4-3		0-0 L9		0-0 1B		0-0 5-3		4	0	1	1	1	0	1			
Willard Marshall, L OBP: 0.409, SLG: 0.219 (1, 7)	0-0 FC4 SF8		4-0 E E BB		4-0 BB		0-0 4-3		0-0 E3	3	1	0	1	2	0	3			
Clint Courtney, L OBP: 0.486, SLG: 0.613 (1, 2)	0-0 SF8		0-0 E9 E 1B		0-0 L9		0-0 F4		0-0 4-3	4	1	1	1	0	0	2			
Chico Carrasquel, R OBP: 0.355, SLG: 0.392 (1, 6)			0-0 E5 1B 2H 1B		0-0 F7		4-0 SH2-4 1B BB		0-3 K	3	1	1	0	2	1	0			
Walt Dropo, R OBP: 0.307, SLG: 0.407 (1, 3)	0-3 K		0-3 K		0-0 5-3		0-0 SH2-4 1B		0-3 K	5	0	1	0	0	3	3			
Mike Fomieles, R OBP: 0.133, SLG: 0.200 (1, 1)			0-0 1-3		0-0 5-3		0-0 SH2-4		0-0 6-3	4	0	0	0	0	0	1			
Inning Stats	R: 3 E: 0 K: 1 S: 7	H: 2 LOB: 2 BB: 3 P: 19	R: 2 E: 0 K: 0 S: 5	H: 2 LOB: 0 BB: 0 P: 5	R: 3 E: 2 K: 1 S: 8	H: 3 LOB: 1 BB: 1 P: 12	R: 0 E: 0 K: 0 S: 3	H: 0 LOB: 1 BB: 1 P: 7	R: 0 E: 1 K: 0 S: 4	H: 0 LOB: 1 BB: 0 P: 4	R: 0 E: 0 K: 0 S: 4	H: 1 LOB: 2 BB: 1 P: 8	R: 0 E: 0 K: 0 S: 4	H: 0 LOB: 0 BB: 0 P: 8	R: 0 E: 0 K: 2 S: 7	H: 0 LOB: 0 BB: 0 P: 7	1B: 8 2B: 0 3B: 0 HR: 1	SF: 1 SAC: 1 DP: 0 HBP: 0	WP: 0 PA: 45 PB: 0 SB: 1 CS: 0
PITCHER	IP WLS BF H R ER SO BB IBB HBP BLK WP HR S P ERA WHIP	IP WLS BF H R ER SO BB IBB HBP BLK WP HR S P ERA WHIP																	
Ned Garver, R ERA: 4.0 (1, 1)	2.0 L 13 4 5 5 1 3 0 0 0 0 1 12 24 22.50 3.500																		
Al Aber, L ERA: 3.26 (3, 1)	1.0 7 3 3 3 1 1 0 0 0 0 0 0 8 12 27.00 4.000																		
George Zuverink, R ERA: 7.15 (4, 1)	5.0 22 2 1 0 0 3 0 0 0 0 0 0 19 31 0.00 1.000																		
Van Fletcher, R ERA: 4.0 (9, 1)	1.0 3 0 0 0 2 0 0 0 0 0 0 0 7 7 0.00 0.000																		

Chicago White Sox @ Detroit Tigers
Briggs Stadium, Detroit, MI
Sun May 29 1955, 4:33 AM EDT
Att: 16,211 - Unknown


AB 36
R 9
H 9
RBI 6
BB 7
SO 4
LOB 14



Batter	1	2	3	4	5	6	7	8	9	AB	R	H	RBI	BB	SO	LOB	BOTTOM		
Fred Hatfield, L OBP: 0.340, SLG: 0.382 (1, 6)	0-0 F5		4-0 BB			0-0 G4-6-3 1B		0-0 F4		3	0	1	0	1	0	0			
Bill Tuttle, R OBP: 0.376, SLG: 0.371 (1, 8)	0-0 FC4-6 1B		0-0 F8			0-0 G4-6-3 1-2		0-0 HR		4	1	2	1	0	0	2			
Al Kaline, R OBP: 0.436, SLG: 0.595 (1, 9)	0-0 L9			0-0 L8		0-0 1B		0-0 L7		4	0	1	0	0	0	1			
Charlie Maxwell, L OBP: 0.200, SLG: 0.400 (1, 3)	0-0 FC4-6 1-2			0-0 1B		0-0 F8			0-3 K	4	0	1	0	0	1	2			
Jim Delsing, L OBP: 0.336, SLG: 0.439 (1, 7)		0-3 K		0-0 F8		0-0 4-3		0-0 HR		4	1	1	1	0	1	1			
Bubba Phillips, R OBP: 0.286, SLG: 0.406 (1, 5)		0-0 4-3		0-0 F7		0-0 HR		0-0 F3		4	1	1	1	0	0	1			
Frank House, L OBP: 0.288, SLG: 0.361 (1, 2)		0-0 F7			0-0 F7		0-0 G3		0-0 1B 1B	4	0	1	0	0	0	0			
Harry Malmberg, R OBP: 0.339, SLG: 0.333 (1, 4)			0-0 6-3		0-0 F9		0-0 F8		0-0 FC6-4 1B	4	0	1	0	0	0	0			
Ned Garver, R OBP: 0.174, SLG: 0.111 (1, 1)					0-0 F9				0-0 F5	0	0	0	0	0	0	0			
Al Aber, L OBP: 0.441, SLG: 0.574 (3, 1)									0-0 FC6-4	0	0	0	0	0	0	0			
Ferns Fain, L OBP: 0.341, SLG: 0.574 (3, 1)										1	0	0	0	0	0	0			
George Zuverink, R OBP: 0.374, SLG: 0.574 (4, 1)										1	0	0	0	0	0	0			
Ray Boone, R OBP: 0.374, SLG: 0.574 (4, 1)										1	0	0	0	0	0	0			
Van Fletcher, R OBP: 0.374, SLG: 0.574 (9, 1)										0	0	0	0	0	0	0			
Jay Porter, R OBP: 0.333, SLG: 0.256 (9, 1)									1-2	1	0	0	0	0	0	2			
Inning Stats	R: 0 E: 0 K: 0 S: 4	H: 1 LOB: 1 BB: 0 P: 4	R: 0 E: 0 K: 1 S: 5	H: 0 LOB: 0 BB: 0 P: 5	R: 0 E: 0 K: 0 S: 3	H: 0 LOB: 1 BB: 1 P: 7	R: 0 E: 0 K: 0 S: 4	H: 1 LOB: 1 BB: 0 P: 4	R: 0 E: 0 K: 0 S: 4	H: 2 LOB: 1 BB: 0 P: 4	R: 1 E: 0 K: 0 S: 4	H: 1 LOB: 0 BB: 0 P: 4	R: 1 E: 0 K: 0 S: 4	H: 1 LOB: 0 BB: 0 P: 4	R: 1 E: 0 K: 1 S: 8	H: 3 LOB: 2 BB: 0 P: 8	1B: 6 2B: 0 3B: 0 HR: 3	SF: 0 SAC: 0 DP: 1 HBP: 0	WP: 0 PA: 36 PB: 0 SB: 0 CS: 0
PITCHER	IP WLS BF H R ER SO BB IBB HBP BLK WP HR S P ERA WHIP	IP WLS BF H R ER SO BB IBB HBP BLK WP HR S P ERA WHIP																	
Mike Fomieles, R ERA: 4.14 (1, 1)	9.0 W 36 9 3 3 2 1 0 0 0 0 3 39 43 3.00 1.111																		

Chicago White Sox @ Detroit Tigers
Briggs Stadium, Detroit, MI
Sun May 29 1955, 4:33 AM EDT
Att: 16,211 - Unknown

AB 35
R 3
H 9
RBI 3
BB 1
SO 2
LOB 9



Batter	1	2	3	4	5	6	7	8	9	AB	R	H	RBI	BB	SO	LOB	TOP										
Al Smith, R OBP: 0.412, SLG: 0.524 (1, 5)										5	1	3	0	1	0	2	Cleveland Indians @ Chicago White Sox Comiskey Park, Chicago, IL Mon May 30 1955, 4:33 AM EDT Unknown										
Bobby Avila, R OBP: 0.406, SLG: 0.441 (1, 4)										5	2	2	2	0	0	3											
Larry Doby, L OBP: 0.315, SLG: 0.372 (1, 8)										5	2	1	0	1	1	1											
Al Rosen, R OBP: 0.383, SLG: 0.433 (1, 3)										3	3	2	3	2	0	2											
Wally Westlake, R OBP: 0.385, SLG: 0.333 (1, 7)										5	0	3	0	0	0	1											
Dave Philley, S OBP: 0.433, SLG: 0.643 (1, 9)										4	1	2	1	1	1	2											
Sam Dente, R OBP: 0.328, SLG: 0.245 (1, 6)										4	0	1	1	1	0	2											
Jim Hegan, R OBP: 0.256, SLG: 0.220 Hal Naragon, L OBP: 0.273, SLG: 0.222 (1, 2) (8, 2)										4	0	1	0	1	0	3											
Bob Lemon, L OBP: 0.314, SLG: 0.323 (1, 1)										4	0	1	0	1	1	4											
Inning Stats	R: 2 E: 0 K: 0 S: 5	H: 2 LOB: 3 BB: 3 P: 17	R: 3 E: 1 K: 0 S: 8	H: 5 LOB: 2 BB: 0 P: 8	R: 0 E: 0 K: 0 S: 3	H: 0 LOB: 1 BB: 1 P: 7	R: 0 E: 0 K: 1 S: 4	H: 0 LOB: 0 BB: 1 P: 8	R: 0 E: 0 K: 1 S: 5	H: 1 LOB: 2 BB: 1 P: 10	R: 1 E: 0 K: 0 S: 5	H: 2 LOB: 1 BB: 0 P: 5	R: 3 E: 1 K: 0 S: 8	H: 6 LOB: 3 BB: 1 P: 12	R: 0 E: 0 K: 0 S: 2	H: 0 LOB: 0 BB: 1 P: 6	1B: 12 2B: 1 3B: 0 HR: 3	SF: 0 SAC: 1 DP: 3 HBP: 0	WP: 1 PB: 0 CS: 0	PA: 48							
PITCHER	IP	WLS	BF	H	R	ER	SO	BB	IBB	HBP	BLK	WP	HR	S	P	ERA	WHIP										
Jack Harshman, L ERA: 3.26 (1, 1)	0.2	L	7	2	2	2	0	3	0	0	0	1	0	4	16	27.00	7.500										
Morne Martin, L ERA: 5.4 (2, 1)	5.1		21	3	1	1	3	2	1	0	0	0	2	8	8	9.00	5.000										
Bob Keegan, R ERA: 6.3 (8, 1)	0.2		7	6	3	2	0	0	0	0	0	0	0	7	7	27.00	9.000										
Harry Dorish, R ERA: 1.59 Bob Chakales, R ERA: 1.46 (8, 1)	1.1		5	0	0	0	0	2	0	0	0	0	0	3	11	0.00	1.500										

Batter	1	2	3	4	5	6	7	8	9	AB	R	H	RBI	BB	SO	LOB	BOTTOM										
Johnny Groth, R OBP: 0.404, SLG: 0.635 (1, 8)										4	0	0	0	1	1	1	Cleveland Indians @ Chicago White Sox Comiskey Park, Chicago, IL Mon May 30 1955, 4:33 AM EDT Unknown										
Nellie Fox, L OBP: 0.341, SLG: 0.423 (1, 4)										4	0	1	1	0	0	0											
Jim Rivera, L OBP: 0.352, SLG: 0.417 (1, 9)										4	0	1	0	0	1	3											
George Kell, R OBP: 0.381, SLG: 0.377 (1, 5)										3	0	0	0	1	0	4											
Bob Nieman, R OBP: 0.362, SLG: 0.504 (1, 7)										4	0	1	0	0	1	2											
Clint Courtney, L OBP: 0.483, SLG: 0.559 (1, 2)										3	0	0	0	1	0	2											
Chico Carrasquel, R OBP: 0.339, SLG: 0.391 (1, 6)										3	1	1	0	1	2	3											
Walt Dropo, R OBP: 0.305, SLG: 0.397 (1, 3)										3	0	0	0	1	0	3											
Jack Harshman, L OBP: 0.456, SLG: 0.438 Morne Martin, L OBP: 0.374, SLG: 0.657 Bob Keegan, R OBP: 0.330, SLG: 0.333 Vern Stephens, R OBP: 0.330, SLG: 0.333 Harry Dorish, R OBP: 0.330, SLG: 0.333 Bob Chakales, R OBP: 0.330, SLG: 0.333 Ron Jackson, R OBP: 0.376, SLG: 0.538 (1, 1) (1, 1) (2, 1) (7, PH) (8, 1) (8, 1) (8, 1)										0	0	0	0	0	0	0											
Inning Stats	R: 0 E: 0 K: 2 S: 7	H: 0 LOB: 0 BB: 0 P: 7	R: 0 E: 0 K: 2 S: 7	H: 0 LOB: 3 BB: 3 P: 19	R: 0 E: 0 K: 0 S: 3	H: 0 LOB: 0 BB: 0 P: 3	R: 0 E: 0 K: 0 S: 3	H: 0 LOB: 0 BB: 0 P: 3	R: 1 E: 0 K: 0 S: 5	H: 2 LOB: 3 BB: 2 P: 13	R: 0 E: 0 K: 1 S: 6	H: 1 LOB: 1 BB: 0 P: 6	R: 0 E: 0 K: 0 S: 3	H: 0 LOB: 0 BB: 0 P: 3	R: 0 E: 0 K: 0 S: 4	H: 1 LOB: 1 BB: 0 P: 4	R: 0 E: 0 K: 0 S: 4	H: 2 LOB: 1 BB: 0 P: 4	1B: 5 2B: 1 3B: 0 HR: 0	SF: 0 SAC: 0 DP: 1 HBP: 0	WP: 0 PB: 0 CS: 0	PA: 37					
PITCHER	IP	WLS	BF	H	R	ER	SO	BB	IBB	HBP	BLK	WP	HR	S	P	ERA	WHIP										
Bob Lemon, R ERA: 3.94 (1, 1)	9.0	W	37	6	1	1	5	5	0	0	0	0	0	42	62	1.00	1.222										



Batter	1	2	3	4	5	6	7	8	9	AB	R	H	RBI	BB	SO	LOB	TOP					
Al Smith, R OBP: 0.402, SLG: 0.509 (1.5)	F4		F4		K			F9	F8	5	0	0	0	0	1	2						
Bobby Avila, R OBP: 0.402, SLG: 0.435 (1.4)	BB 1B		F5		K			F9		4	0	1	0	0	1	0						
Larry Doby, L OBP: 0.327, SLG: 0.379 (1.8)	K							1B	1B	3	0	2	0	1	1	1						
Al Rosen, R OBP: 0.386, SLG: 0.430 (1.3)	1-2 BB		F5		K			1B	1B	3	0	1	0	1	1	2						
Wally Westlake, R OBP: 0.357, SLG: 0.308 (1.7)	K				P8			F6		1	0	0	0	0	1	2						
Dave Pope, L OBP: 0.405, SLG: 0.592 (2.7)										2	0	0	0	0	1	1						
Ralph Kiner, R OBP: 0.403, SLG: 0.479 (8, PH)										1	0	0	0	0	0	2						
Dale Mitchell, L OBP: 0.250, SLG: 0.222 (8.7)										0	0	0	0	0	0	0						
Dave Philley, S OBP: 0.441, SLG: 0.625 (1.9)		E7 F6 1B			FC6-4 1B			F4		4	0	2	0	0	0	1						
Sam Dente, R OBP: 0.311, SLG: 0.231 (1.6)		F6			FC6-4 1-2			K		3	0	0	0	0	1	2						
Hank Majeski, R OBP: 0.340, SLG: 0.410 (9, PH)		2-3			1-2			1B BB		0	0	0	0	1	0	0						
Jim Hegan, R OBP: 0.250, SLG: 0.212 (1.2)		F1			F8			F3		3	0	0	0	0	0	2						
Hank Folles, R OBP: 0.451, SLG: 0.450 (9, PH)								1-2 1B		1	0	1	0	0	0	0						
Mike Garcia, R OBP: 0.346, SLG: 0.435 (1.1)								F6		3	0	0	0	0	1	1						
Bill Wight, L OBP: 0.333, SLG: 0.250 (7.1)					G1					0	0	0	0	0	0	0						
Art Houtteman, R OBP: 0.333, SLG: 0.250 (8.1)								F4		1	0	0	0	0	0	2						
Inning Stats	R: 0 E: 0 K: 2 S: 8	H: 1 LOB: 2 BB: 1 P: 12	R: 0 E: 1 K: 1 S: 6	H: 1 LOB: 1 BB: 0 P: 6	R: 0 E: 0 K: 0 S: 3	H: 0 LOB: 1 BB: 1 P: 7	R: 0 E: 0 K: 0 S: 4	H: 1 LOB: 1 BB: 0 P: 4	R: 0 E: 0 K: 2 S: 7	H: 0 LOB: 0 BB: 0 P: 7	R: 0 E: 0 K: 1 S: 5	H: 1 LOB: 1 BB: 0 P: 8	R: 0 E: 0 K: 1 S: 5	H: 0 LOB: 0 BB: 0 P: 5	R: 0 E: 0 K: 0 S: 5	H: 2 LOB: 2 BB: 1 P: 8	R: 0 E: 0 K: 0 S: 4	H: 1 LOB: 2 BB: 1 P: 8	1B: 7 2B: 0 3B: 0 HR: 0	SF: 0 SAC: 0 DP: 0 HBP: 0	WP: 0 PB: 0 SB: 0 CS: 0	PA: 37
PITCHER Billy Pierce, L ERA: 2.01 (1.1)	IP: 9.0 WLS: W BF: 37 H: 7 R: 0 ER: 0 SO: 8 BB: 3 IBB: 0 HBP: 0 BLK: 0 WP: 0 HR: 0 S: 50 P: 62 ERA: 0.00 WHIP: 1.111															PITCHER	IP: 9.0 WLS: W BF: 37 H: 7 R: 0 ER: 0 SO: 8 BB: 3 IBB: 0 HBP: 0 BLK: 0 WP: 0 HR: 0 S: 50 P: 62 ERA: 0.00 WHIP: 1.111					

Cleveland Indians @ Chicago White Sox
Comiskey Park, Chicago, IL
Mon May 30 1955, 4:38 AM EDT
Att: 40,645 - Unknown

AB 34
R 0
H 7
RBI 0
BB 3
SO 8
LOB 18



Batter	1	2	3	4	5	6	7	8	9	AB	R	H	RBI	BB	SO	LOB	BOTTOM			
Johnny Groth, R OBP: 0.393, SLG: 0.607 (1.8)	F4		K		G4-6-3 1B		SH FC1-6	FC1-4 2B		4	0	1	0	0	1	3				
Nellie Fox, L OBP: 0.342, SLG: 0.429 (1.4)	L3		1B		G4-6-3 1-2		F8			5	0	2	1	0	0	4				
Jim Rivera, L OBP: 0.361, SLG: 0.420 (1.9)	CS BB		1B		FC4 1B		1B FC4	F7		4	1	2	0	1	0	4				
George Kell, R OBP: 0.385, SLG: 0.381 (1.3)	CS 1-2	F6	FC4				FC4 1B	FC4 1B		4	0	2	1	0	0	3				
Willard Marshall, L OBP: 0.375, SLG: 0.194 (1.7)		P7			F9		FC4 1B	F9		4	0	0	1	0	0	3				
Vern Stephens, R OBP: 0.396, SLG: 0.619 (1.5)		P7			F4		F9			4	1	1	0	0	0	1				
Chico Carrasquel, R OBP: 0.349, SLG: 0.392 (1.6)			PB 1B BB		F6		1-2 1B	FC1-5 1B BB		2	1	1	0	2	0	0				
Sherm Lollar, R OBP: 0.423, SLG: 0.550 (1.2)			K				K	FC1-4 2B FC1-5 1B		4	1	1	1	0	3	3				
Billy Pierce, L OBP: 0.333, SLG: 0.250 (1.1)			1B 1B 2H		1B		FC1-6 1B SH	FC1-5 1B		4	1	3	1	0	0	2				
Inning Stats	R: 0 E: 0 K: 0 S: 2	H: 0 LOB: 0 BB: 1 P: 6	R: 0 E: 0 K: 0 S: 3	H: 0 LOB: 0 BB: 0 P: 3	R: 1 E: 0 K: 2 S: 10	H: 3 LOB: 3 BB: 1 P: 14	R: 0 E: 0 K: 0 S: 3	H: 0 LOB: 0 BB: 0 P: 3	R: 0 E: 0 K: 1 S: 6	H: 2 LOB: 1 BB: 0 P: 6	R: 1 E: 0 K: 1 S: 8	H: 3 LOB: 2 BB: 0 P: 8	R: 1 E: 0 K: 0 S: 6	H: 2 LOB: 2 BB: 0 P: 6	R: 2 E: 0 K: 0 S: 6	H: 3 LOB: 2 BB: 1 P: 10	1B: 12 2B: 1 3B: 0 HR: 0	SF: 0 SAC: 1 DP: 1 HBP: 0	WP: 0 PB: 1 SB: 0 CS: 1	PA: 40
PITCHER Mike Garcia, R ERA: 3.64 (1.1)	IP: 6.0 WLS: L BF: 28 H: 9 R: 3 ER: 3 SO: 4 BB: 2 IBB: 0 HBP: 0 BLK: 0 WP: 0 HR: 0 S: 34 P: 42 ERA: 4.50 WHIP: 1.833															PITCHER	IP: 6.0 WLS: L BF: 28 H: 9 R: 3 ER: 3 SO: 4 BB: 2 IBB: 0 HBP: 0 BLK: 0 WP: 0 HR: 0 S: 34 P: 42 ERA: 4.50 WHIP: 1.833			
Bill Wight, L ERA: 2.84 (7.1)	1.0 7 3 2 2 0 1 0 0 0 0 0 0 6 10 18.00 4.000																			
Art Houtteman, R ERA: 2.43 (8.1)	1.0 4 1 0 0 0 0 0 0 0 0 0 0 4 4 0.00 1.000																			

Cleveland Indians @ Chicago White Sox
Comiskey Park, Chicago, IL
Mon May 30 1955, 4:38 AM EDT
Att: 40,645 - Unknown

AB 35
R 5
H 13
RBI 5
BB 3
SO 4
LOB 23



Batter	1	2	3	4	5	6	7	8	9	AB	R	H	RBI	BB	SO	LOB	TOP				
Billy Goodman, L (1,4) OBP: 0.366, SLG: 0.318										4	0	1	1	1	0	2	Boston Red Sox @ Chicago White Sox Comiskey Park, Chicago, IL Wed Jun 01 1955, 4:33 AM EDT Att: 21,209 - Unknown				
Gene Stephens, L (1,8) OBP: 0.456, SLG: 0.597										5	0	0	0	0	2	4					
Ted Williams, L (1,7) OBP: 0.333, SLG: 0.625										4	0	0	0	0	1	1					
Harry Agganis, L (1,3) OBP: 0.378, SLG: 0.443										4	1	1	0	0	1	1					
Jackie Jensen, R (1,9) OBP: 0.320, SLG: 0.506										4	0	0	0	0	0	1					
Sammy White, R (1,2) OBP: 0.328, SLG: 0.373										4	1	3	0	0	0	0					
Billy Klaus, L (1,6) OBP: 0.381, SLG: 0.376										3	1	2	1	1	0	1					
Grady Hatton, L (1,5) OBP: 0.351, SLG: 0.328										3	0	1	1	1	0	1					
Tom Brewer, R (1,1) OBP: 0.167, SLG: 0.167										3	0	1	0	0	0	5					
Ellis Kinder, R (8,1) OBP: 0.667, SLG: 0.500										0	0	0	0	0	0	0					
Eddie Joost, R (9, PH) OBP: 0.282, SLG: 0.328										1	0	0	0	0	0	0					
Inning Stats	R: 0 E: 0 K: 0 S: 3	H: 1 LOB: 0 BB: 0 P: 3	R: 0 E: 0 K: 0 S: 4	H: 1 LOB: 1 BB: 0 P: 4	R: 0 E: 0 K: 0 S: 4	H: 1 LOB: 1 BB: 0 P: 4	R: 0 E: 0 K: 0 S: 3	H: 0 LOB: 0 BB: 0 P: 3	R: 2 E: 0 K: 0 S: 6	H: 3 LOB: 1 BB: 0 P: 6	R: 1 E: 0 K: 0 S: 6	H: 3 LOB: 3 BB: 1 P: 10	R: 0 E: 0 K: 3 S: 9	H: 0 LOB: 1 BB: 1 P: 13	R: 0 E: 0 K: 0 S: 3	H: 0 LOB: 1 BB: 1 P: 7	R: 0 E: 0 K: 1 S: 5	H: 0 LOB: 0 BB: 0 P: 5	1B: 7 2B: 2 3B: 0 HR: 0	SF: 0 SAC: 0 DP: 1 HBP: 0	WP: 0 PA: 38 PB: 0 SB: 0 CS: 0
PITCHER	IP	WLS	BF	H	R	ER	SO	BB	IBB	HBP	BLK	WP	HR	S	P	ERA	WHIP				
Dick Donovan, R (1,1) ERA: 1.96	7.0		31	9	3	3	3	2	0	0	0	0	0	35	43	3.86	1.571				
Sandy Consuegra, R (8,1) ERA: 1.49	2.0	W	7	0	0	0	1	1	0	0	0	0	0	8	12	0.00	0.500				

Batter	1	2	3	4	5	6	7	8	9	AB	R	H	RBI	BB	SO	LOB	BOTTOM				
Johnny Groth, R (1,8) OBP: 0.375, SLG: 0.576										3	0	0	0	0	0	1	Boston Red Sox @ Chicago White Sox Comiskey Park, Chicago, IL Wed Jun 01 1955, 4:33 AM EDT Att: 21,209 - Unknown				
Nellie Fox, L (1,4) OBP: 0.340, SLG: 0.424										4	0	1	0	0	0	2					
Jim Rivera, L (1,9) OBP: 0.358, SLG: 0.410										3	1	0	0	1	1	1					
George Kell, R (1,3) OBP: 0.377, SLG: 0.372										3	0	0	0	0	0	0					
Bob Nieman, R (1,7) OBP: 0.359, SLG: 0.496										4	1	1	0	0	0	1					
Vern Stephens, R (1,5) OBP: 0.385, SLG: 0.578										3	0	0	0	1	0	2					
Chico Carrasquel, R (1,6) OBP: 0.362, SLG: 0.404										3	1	3	1	1	0	0					
Sherm Lollar, R (1,2) OBP: 0.418, SLG: 0.566										4	1	1	3	0	1	5					
Dick Donovan, L (1,1) OBP: 0.240, SLG: 0.095										2	0	0	0	1	2	1					
Bob Kennedy, R (7, PR)										0	0	0	0	0	0	0					
Sandy Consuegra, R (8,1) OBP: 0.133, SLG: 0.133										0	0	0	0	0	0	0					
Inning Stats	R: 0 E: 0 K: 0 S: 3	H: 0 LOB: 0 BB: 0 P: 3	R: 0 E: 1 K: 1 S: 6	H: 1 LOB: 2 BB: 1 P: 10	R: 0 E: 0 K: 1 S: 6	H: 1 LOB: 1 BB: 0 P: 6	R: 0 E: 0 K: 0 S: 3	H: 0 LOB: 0 BB: 0 P: 3	R: 0 E: 0 K: 1 S: 6	H: 1 LOB: 1 BB: 0 P: 6	R: 3 E: 1 K: 0 S: 6	H: 2 LOB: 2 BB: 1 P: 10	R: 1 E: 0 K: 0 S: 4	H: 1 LOB: 2 BB: 2 P: 12	1B: 5 2B: 0 3B: 0 HR: 1	SF: 0 SAC: 2 DP: 0 HBP: 0	WP: 1 PA: 35 PB: 0 SB: 0 CS: 0				
PITCHER	IP	WLS	BF	H	R	ER	SO	BB	IBB	HBP	BLK	WP	HR	S	P	ERA	WHIP				
Tom Brewer, R (1,1) ERA: 3.6	7.0	L	30	5	4	3	4	3	0	0	0	1	1	35	47	3.86	1.143				
Ellis Kinder, R (8,1) ERA: 2.75	1.0		5	1	0	0	0	1	0	0	0	0	0	4	8	0.00	2.000				

Batter	1	2	3	4	5	6	7	8	9	AB	R	H	RBI	BB	SO	LOB	TOP					
Billy Goodman, L (1, 4) OBP: 0.364, SLG: 0.316	3-1		SH5-3		4-3		E BB		3-1	4	0	1	0	0	0	0	Boston Red Sox @ Chicago White Sox Comiskey Park, Chicago, IL Thu Jun 02 1955, 4:33 AM EDT Att: 4,507 - Unknown					
Gene Stephens, L (1, 8) OBP: 0.340, SLG: 0.563	K		4-3		F5		E BB		K	4	0	0	0	1	2	1						
Ted Williams, L (1, 7) OBP: 0.348, SLG: 0.526	1B BB		FC6-4 BB		F9		E6		F9	3	0	0	1	2	0	2						
Harry Agganis, L (1, 3) OBP: 0.383, SLG: 0.458	1-2 1B		FC6-4		1B		F9-3		F9-3	4	1	2	0	0	0	5						
Jackie Jensen, R (1, 9) OBP: 0.318, SLG: 0.500	F7				E7 1B		6-3		F8	4	0	1	0	0	0	3						
Sammy White, R (1, 2) OBP: 0.332, SLG: 0.376		4-3			6-3		1B		BB 1B	4	0	2	1	0	0	1						
Billy Klaus, L (1, 6) OBP: 0.376, SLG: 0.364		K2-3			F7		K		BB	3	0	0	0	1	2	2						
Grady Hatton, L (1, 5) OBP: 0.333, SLG: 0.308		4-3			1-3		1-3		L8	4	0	0	0	0	0	3						
Mel Parnell, L (1, 1) OBP: 0.667, SLG: 0.667					F8		BB 1B		K	3	0	2	0	0	0	0						
Jim Piersall, R (7, PR) OBP: 0.308, SLG: 0.316			4-3 SH5-3				BB 1B			0	1	0	0	0	0	0						
Tom Hurd, R (7, 1) OBP: 0.322, SLG: 0.419							E 1B			0	0	0	0	0	0	0						
Norm Zaichin, R (8, PH) OBP: 0.322, SLG: 0.419										1	0	0	0	0	1	2						
George Susce, R (8, 1) OBP: 0.197, SLG: 0.333							1B			0	0	0	0	0	0	0						
Inning Stats	R: 0 E: 0 K: 1 S: 6	H: 1 LOB: 2 BB: 1 P: 10	R: 0 E: 0 K: 1 S: 5	H: 0 LOB: 0 BB: 0 P: 5	R: 0 E: 0 K: 0 S: 4	H: 1 LOB: 2 BB: 1 P: 8	R: 0 E: 1 K: 0 S: 4	H: 1 LOB: 1 BB: 0 P: 4	R: 0 E: 0 K: 0 S: 3	H: 0 LOB: 0 BB: 0 P: 3	R: 1 E: 0 K: 1 S: 7	H: 2 LOB: 1 BB: 0 P: 7	R: 1 E: 1 K: 0 S: 5	H: 2 LOB: 3 BB: 1 P: 9	R: 0 E: 0 K: 1 S: 6	H: 1 LOB: 2 BB: 1 P: 10	R: 0 E: 0 K: 1 S: 5	H: 0 LOB: 0 BB: 0 P: 5	1B: 7 2B: 2 3B: 0 HR: 0	SF: 0 SAC: 1 DP: 1 HBP: 0	WP: 0 PB: 0 SB: 0 CS: 0	PA: 39
PITCHER	IP WLS BF H R ER SO BB IBB HBP BLK WP HR S P ERA WHIP																					
Virgil Trucks, R (1, 1) ERA: 4.92	6.1 W 29 7 2 2 3 3 0 0 0 0 0 0 32 44 2.84 1.579																					
Sandy Consuegra, R (7, 1) ERA: 1.42	2.2 S 10 1 0 0 2 1 0 0 0 0 0 0 13 17 0.00 0.750																					

AB	34
R	2
H	8
RBI	2
BB	4
SO	5
LOB	19



Batter	1	2	3	4	5	6	7	8	9	AB	R	H	RBI	BB	SO	LOB	BOTTOM	
Johnny Groth, R (1, 8) OBP: 0.368, SLG: 0.556	F8	F8		1B		F8				4	0	1	0	0	0	4	Boston Red Sox @ Chicago White Sox Comiskey Park, Chicago, IL Thu Jun 02 1955, 4:33 AM EDT Att: 4,507 - Unknown	
Nellie Fox, L (1, 4) OBP: 0.333, SLG: 0.415	6-3		F8	F7		4-3				4	0	0	0	0	0	1		
George Kell, R (1, 5) OBP: 0.373, SLG: 0.392	6-3		K		5-3		HR			4	1	1	1	0	1	0		
Bob Nieman, R (1, 7) OBP: 0.356, SLG: 0.496		5-3		1B 2B		5-3		K		4	1	1	0	0	1	0		
Bob Kennedy, R (8, 7) OBP: 0.250, SLG: 0.157								K		0	0	0	0	0	0	0		
Sherm Lollar, R (1, 2) OBP: 0.420, SLG: 0.569		4-3 1B 2B	E 1B BB		F8		4-3			3	1	1	0	1	0	0		
Jim Rivera, L (1, 9) OBP: 0.361, SLG: 0.420		4-3	E8			K		3-1 CS 2B		4	0	2	1	0	1	1		
Chico Carrasquel, R (1, 6) OBP: 0.365, SLG: 0.399		1B 1B BB	5-3			1B BB		3-1		2	1	0	0	2	0	3		
Walt Dropo, R (1, 3) OBP: 0.310, SLG: 0.400		1B 1B			F5			6-3		4	0	2	1	0	0	1		
Virgil Trucks, R (1, 1) OBP: 0.083, SLG: 0.087		1-3 3H 1B			F4					3	0	1	1	0	0	2		
Sandy Consuegra, R (7, 1) OBP: 0.133, SLG: 0.133		1-3 3H 1B								0	0	0	0	0	0	0		
Inning Stats	R: 0 E: 0 K: 0 S: 3	H: 0 LOB: 0 BB: 0 P: 3	R: 2 E: 0 K: 0 S: 6	H: 3 LOB: 1 BB: 1 P: 10	R: 1 E: 1 K: 1 S: 7	H: 2 LOB: 1 BB: 1 P: 11	R: 0 E: 0 K: 0 S: 4	H: 1 LOB: 1 BB: 0 P: 4	R: 0 E: 0 K: 1 S: 6	H: 1 LOB: 2 BB: 1 P: 10	R: 1 E: 0 K: 1 S: 6	H: 1 LOB: 0 BB: 0 P: 6	R: 0 E: 0 K: 0 S: 3	H: 1 LOB: 0 BB: 0 P: 3	1B: 5 2B: 3 3B: 0 HR: 1	SF: 0 SAC: 0 DP: 0 HBP: 0	WP: 0 PB: 0 SB: 0 CS: 1	PA: 35
PITCHER	IP WLS BF H R ER SO BB IBB HBP BLK WP HR S P ERA WHIP																	
Mel Parnell, L (1, 1) ERA: 4.5	6.0 L 28 7 3 3 2 3 0 0 0 0 0 0 1 6 6 9.00 1.667																	
Tom Hurd, R (7, 1) ERA: 3.12	1.0 4 1 1 1 1 0 0 0 0 0 0 1 6 6 9.00 1.000																	
George Susce, R (8, 1) ERA: 3.91	1.0 3 1 0 0 0 0 0 0 0 0 0 0 3 3 0.00 1.000																	

AB	32
R	4
H	9
RBI	4
BB	3
SO	3
LOB	12



Batter	1	2	3	4	5	6	7	8	9	AB	R	H	RBI	BB	SO	LOB	TOP					
Hank Bauer, R (1, 9) OBP: 0.364, SLG: 0.457	F2								F3	4	0	1	0	1	0	0	New York Yankees @ Chicago White Sox Comiskey Park, Chicago, IL Fri Jun 03 1955, 4:33 AM EDT Att: 40,020 - Unknown livebaseballscorecards.com					
Andy Carey, R (1, 5) OBP: 0.321, SLG: 0.383	K		F3		6-3		FC1-2 BB			4	0	1	0	0	1	2						
Yogi Berra, L (1, 2) OBP: 0.370, SLG: 0.544	F8		F6		F8		FC1-2 BB			3	0	0	0	1	0	2						
Mickey Mantle, S (1, 8) OBP: 0.457, SLG: 0.644		B1		6-3		HR	FC1-2			4	1	1	1	0	0	3						
Bill Skowron, R (1, 3) OBP: 0.500, SLG: 0.864		1B 2B		HR		F9				4	1	2	1	0	0	0						
Elston Howard, R (1, 7) OBP: 0.432, SLG: 0.585		2H 1B		FC6-4 1B		K				4	0	2	0	0	1	0						
Gil McDougald, R (1, 4) OBP: 0.356, SLG: 0.285	F4		FC6-4 1B		F3		1-3			4	0	0	0	0	0	2						
Billy Hunter, R (1, 6) OBP: 0.237, SLG: 0.256			F7				F7			2	0	1	0	0	0	0						
Bob Cerv, R (7, PH) OBP: 0.276, SLG: 0.296									K	1	0	0	0	0	0	0						
Jim Konstanty, R (7, 1) OBP: 0.133, SLG: 0.077				1B						1	0	0	0	0	0	0						
Bob Turley, R (1, 1) OBP: 0.222, SLG: 0.219							F9			2	0	1	0	0	1	2						
Eddie Robinson, L (7, PH) OBP: 0.397, SLG: 0.532									F5	1	0	0	0	0	0	0						
Phil Rizzuto, R (7, 6) OBP: 0.433, SLG: 0.261				2B						1	0	0	0	0	0	0						
Inning Stats	R: 0 E: 0 K: 1 S: 5	H: 0 LOB: 0 BB: 0 P: 5	R: 0 E: 0 K: 0 S: 4	H: 2 LOB: 1 BB: 0 P: 4	R: 0 E: 0 K: 0 S: 4	H: 1 LOB: 2 BB: 1 P: 8	R: 1 E: 0 K: 1 S: 8	H: 3 LOB: 2 BB: 0 P: 8	R: 0 E: 0 K: 0 S: 3	H: 0 LOB: 0 BB: 0 P: 3	R: 1 E: 0 K: 1 S: 6	H: 1 LOB: 0 BB: 0 P: 6	R: 0 E: 0 K: 0 S: 5	H: 2 LOB: 3 BB: 1 P: 9	R: 0 E: 0 K: 0 S: 3	H: 0 LOB: 0 BB: 0 P: 3	R: 0 E: 0 K: 1 S: 5	H: 0 LOB: 0 BB: 0 P: 5	1B: 5 2B: 2 3B: 0 HR: 2	SF: 0 SAC: 0 DP: 0 HBP: 0	WP: 0 PB: 0 CS: 0	PA: 37
PITCHER Jack Harshman, L (1, 1) ERA: 3.07	IP: 9.0 WLS: W BF: 37 H: 9 R: 2 ER: 2 SO: 4 BB: 2 IBB: 0 HBP: 0 BLK: 0 WP: 0 HR: 2 S: 43 P: 51 ERA: 2.00 WHIP: 1.222															PITCHER						

Batter	1	2	3	4	5	6	7	8	9	AB	R	H	RBI	BB	SO	LOB	BOTTOM			
Chico Carrasquel, R (1, 6) OBP: 0.363, SLG: 0.392	F7		1B BB	F7		PO	5-3			3	0	0	0	1	0	2	New York Yankees @ Chicago White Sox Comiskey Park, Chicago, IL Fri Jun 03 1955, 4:33 AM EDT Att: 40,020 - Unknown livebaseballscorecards.com			
Nellie Fox, L (1, 4) OBP: 0.337, SLG: 0.417	F4		FC6 1B		F7		1B			4	0	2	1	0	0	0				
Jim Rivera, L (1, 9) OBP: 0.352, SLG: 0.408	6-3		K		F2		F6			4	0	0	0	0	1	4				
George Kell, R (1, 5) OBP: 0.364, SLG: 0.380		K	FC6		1-3		F8			4	0	0	0	0	1	4				
Willard Marshall, L (1, 7) OBP: 0.385, SLG: 0.184		G5-4-3 BB		1B BB		1-3		F4		2	1	0	0	2	0	0				
Clint Courtney, L (1, 2) OBP: 0.497, SLG: 0.541		G5-4-3		1B 1B		BB 1B SF9 BB		F9		3	1	1	0	1	0	1				
Ron Jackson, R (1, 3) OBP: 0.375, SLG: 0.517			F9		K					3	0	1	0	0	1	2				
Walt Dropo, R (7, 3) OBP: 0.315, SLG: 0.400						SF9 BB PO 1B				0	0	0	0	1	0	0				
Johnny Groth, R (1, 8) OBP: 0.375, SLG: 0.538			1B BB		F9					2	1	0	0	2	0	3				
Jack Harshman, L (1, 1) OBP: 0.480, SLG: 0.500			1B BB				SF9			2	0	2	2	0	0	0				
Inning Stats	R: 0 E: 0 K: 0 S: 3	H: 0 LOB: 0 BB: 0 P: 3	R: 0 E: 0 K: 1 S: 4	H: 0 LOB: 0 BB: 1 P: 8	R: 1 E: 0 K: 1 S: 7	H: 2 LOB: 3 BB: 2 P: 15	R: 1 E: 0 K: 1 S: 7	H: 2 LOB: 2 BB: 1 P: 11	R: 0 E: 0 K: 0 S: 3	H: 0 LOB: 0 BB: 0 P: 3	R: 1 E: 0 K: 0 S: 3	H: 1 LOB: 1 BB: 2 P: 11	R: 0 E: 0 K: 0 S: 4	H: 1 LOB: 1 BB: 0 P: 4	R: 0 E: 0 K: 0 S: 3	H: 0 LOB: 1 BB: 1 P: 7	1B: 6 2B: 0 3B: 0 HR: 0	SF: 1 SAC: 0 DP: 1 HBP: 0	WP: 0 PB: 0 CS: 0	PA: 36
PITCHER Bob Turley, R (1, 1) ERA: 2.66	IP: 6.0 WLS: L BF: 27 H: 5 R: 3 ER: 3 SO: 3 BB: 6 IBB: 0 HBP: 0 BLK: 0 WP: 0 HR: 0 S: 27 P: 51 ERA: 4.50 WHIP: 1.833															PITCHER				
Jim Konstanty, R (7, 1) ERA: 0.66	IP: 2.0 WLS: 8 BF: 1 H: 0 R: 0 ER: 0 SO: 0 BB: 1 IBB: 0 HBP: 0 BLK: 0 WP: 0 HR: 0 S: 7 P: 11 ERA: 0.00 WHIP: 1.000															PITCHER				


Batter	1	2	3	4	5	6	7	8	9	AB	R	H	RBI	BB	SO	LOB	TOP										
Elston Howard, R OBP: 0.430, SLG: 0.586 (1, 9)										5	1	2	0	0	2	1	New York Yankees @ Chicago White Sox Comiskey Park, Chicago, IL Sat Jun 04 1955, 4:33 AM EDT Att: 19,899 - Unknown livebaseballscorecards.com										
Andy Carey, R OBP: 0.316, SLG: 0.379 (1, 5)										5	0	1	0	0	0	4											
Mickey Mantle, S OBP: 0.456, SLG: 0.637 (1, 8)										5	1	2	0	0	2	1											
Yogi Berra, L OBP: 0.371, SLG: 0.537 (1, 2)										4	1	1	0	1	1	3											
Bill Skowron, R OBP: 0.513, SLG: 0.870 Eddie Robinson, L OBP: 0.392, SLG: 0.524 (1, 3)										3	1	2	1	0	0	2											
Eddie Robinson, L OBP: 0.392, SLG: 0.524 (7, 3)										1	0	0	0	0	0	0											
Irv Noren, L OBP: 0.288, SLG: 0.309 (1, 7)										4	0	1	1	1	0	2											
Gil McDougald, R OBP: 0.364, SLG: 0.291 (1, 4)										4	0	2	1	1	0	2											
Billy Hunter, R OBP: 0.237, SLG: 0.258 (1, 6)										3	0	1	1	0	0	1											
Ed Lopat, L OBP: 0.300, SLG: 0.222 Tom Morgan, R OBP: 0.167, SLG: 0.167 (9, 1)										3	0	0	0	1	0	3											
Inning Stats	R: 0 E: 0 K: 2 S: 9	H: 2 LOB: 2 BB: 0 P: 9	R: 0 E: 1 K: 0 S: 5	H: 3 LOB: 3 BB: 1 P: 9	R: 2 E: 0 K: 0 S: 5	H: 2 LOB: 2 BB: 2 P: 13	R: 1 E: 0 K: 1 S: 7	H: 2 LOB: 2 BB: 1 P: 11	R: 0 E: 0 K: 0 S: 4	H: 1 LOB: 1 BB: 0 P: 4	R: 1 E: 0 K: 0 S: 5	H: 2 LOB: 2 BB: 0 P: 6	R: 0 E: 0 K: 1 S: 5	H: 0 LOB: 0 BB: 0 P: 5	R: 0 E: 0 K: 0 S: 3	H: 0 LOB: 0 BB: 0 P: 3	R: 0 E: 0 K: 0 S: 3	H: 0 LOB: 0 BB: 0 P: 3	1B: 10 2B: 2 3B: 0 HR: 0	SF: 1 SAC: 0 DP: 0 HBP: 1	WP: 0 PB: 0 CS: 0	PA: 43					
PITCHER	IP	WLS	BF	H	R	ER	SO	BB	IBB	HBP	BLK	WP	HR	S	P	ERA	WHIP										
Bob Keegan, R ERA: 6.38 (1, 1)	4.0	L	24	9	3	3	3	4	0	0	0	0	0	26	42	6.75	3.250										
Mike Fomiele, R ERA: 4.07 (5, 1)	3.0		13	3	1	1	1	0	0	1	0	0	0	14	15	3.00	1.000										
Sandy Consuegra, R ERA: 1.37 (8, 1)	2.0		6	0	0	0	1	0	0	0	0	0	0	8	8	0.00	0.000										

Batter	1	2	3	4	5	6	7	8	9	AB	R	H	RBI	BB	SO	LOB	BOTTOM										
Johnny Groth, R OBP: 0.355, SLG: 0.507 Willard Marshall, L OBP: 0.377, SLG: 0.179 (1, 8)										4	0	0	0	0	0	0	New York Yankees @ Chicago White Sox Comiskey Park, Chicago, IL Sat Jun 04 1955, 4:33 AM EDT Att: 19,899 - Unknown livebaseballscorecards.com										
Nellie Fox, L OBP: 0.343, SLG: 0.418 (1, 4)										4	0	2	0	0	0	0											
Vern Stephens, R OBP: 0.375, SLG: 0.551 (1, 5)										4	1	1	0	0	0	2											
Bob Nieman, R OBP: 0.351, SLG: 0.489 Mike Fomiele, R OBP: 0.125, SLG: 0.188 Bob Kennedy, R OBP: 0.247, SLG: 0.155 Sandy Consuegra, R OBP: 0.133, SLG: 0.133 (1, 7)										2	1	0	0	0	1	2											
Mike Fomiele, R OBP: 0.125, SLG: 0.188 Bob Kennedy, R OBP: 0.247, SLG: 0.155 Sandy Consuegra, R OBP: 0.133, SLG: 0.133 (5, 1)										1	0	0	0	0	0	1											
Sandy Consuegra, R OBP: 0.133, SLG: 0.133 (8, 1)										0	0	0	0	0	0	0											
Jim Rivera, L OBP: 0.368, SLG: 0.421 (1, 9)										3	1	3	0	1	0	0											
Sherm Lollar, R OBP: 0.408, SLG: 0.550 (1, 2)										4	0	0	0	0	0	4											
Chico Carrasquel, R OBP: 0.355, SLG: 0.352 (1, 6)										4	0	0	0	0	1	5											
Walt Dropo, R OBP: 0.320, SLG: 0.398 (1, 3)										3	0	1	1	1	0	1											
Bob Keegan, R OBP: 0.625, SLG: 0.571 Minnie Minoso, R OBP: 0.359, SLG: 0.342 (1, 1)										1	0	0	0	0	0	0											
Minnie Minoso, R OBP: 0.359, SLG: 0.342 (5, 7)										3	0	0	0	0	0	3											
Inning Stats	R: 2 E: 1 K: 0 S: 6	H: 2 LOB: 2 BB: 1 P: 10	R: 0 E: 0 K: 0 S: 3	H: 0 LOB: 0 BB: 0 P: 3	R: 0 E: 0 K: 1 S: 5	H: 0 LOB: 0 BB: 0 P: 5	R: 0 E: 0 K: 0 S: 4	H: 1 LOB: 2 BB: 1 P: 8	R: 0 E: 0 K: 0 S: 4	H: 1 LOB: 1 BB: 0 P: 4	R: 1 E: 0 K: 0 S: 5	H: 2 LOB: 1 BB: 0 P: 5	R: 0 E: 0 K: 0 S: 3	H: 0 LOB: 0 BB: 0 P: 4	R: 0 E: 0 K: 1 S: 6	H: 1 LOB: 1 BB: 0 P: 6	R: 0 E: 0 K: 0 S: 3	H: 0 LOB: 0 BB: 0 P: 3	1B: 7 2B: 0 3B: 0 HR: 0	SF: 0 SAC: 0 DP: 0 HBP: 1	WP: 0 PB: 0 CS: 0	PA: 38					
PITCHER	IP	WLS	BF	H	R	ER	SO	BB	IBB	HBP	BLK	WP	HR	S	P	ERA	WHIP										
Ed Lopat, L ERA: 2.77 (1, 1)	8.0	W	35	7	3	1	2	2	0	1	0	0	0	36	45	1.12	1.125										
Tom Morgan, R ERA: 0.66 (9, 1)	1.0	S	3	0	0	0	0	0	0	0	0	0	0	3	3	0.00	0.000										

Batter	1	2	3	4	5	6	7	8	9	AB	R	H	RBI	BB	SO	LOB	TOP			
Irv Noren, L OBP: 0.295, SLG: 0.333 (1, 7)										4	1	2	0	0	0	0				
Andy Carey, R OBP: 0.317, SLG: 0.391 (1, 5)										4	1	1	2	0	0	1				
Mickey Mantle, S OBP: 0.461, SLG: 0.633 (1, 8)										1	0	0	0	3	0	0				
Yogi Berra, L OBP: 0.363, SLG: 0.524 (1, 2)										4	0	0	0	0	0	3				
Joe Collins, L OBP: 0.357, SLG: 0.409 (1, 9)										3	0	0	0	1	0	1				
Eddie Robinson, L OBP: 0.373, SLG: 0.493 (1, 3)										4	0	0	0	0	0	3				
Gil McDougald, R OBP: 0.367, SLG: 0.319 (1, 4)										4	1	2	1	0	1	0				
Billy Hunter, R OBP: 0.234, SLG: 0.254 (7, PH)										2	0	0	0	0	1	0				
Hank Bauer, R OBP: 0.363, SLG: 0.455 (7, 6)										1	0	0	0	0	0	1				
Phil Rizzuto, R OBP: 0.433, SLG: 0.261 (7, 6)										0	0	0	0	0	0	0				
Tommy Byrne, L OBP: 0.133, SLG: 0.077 (1, 1)										0	0	0	0	0	0	0				
Tom Sturdivant, L OBP: 0.250, SLG: 0.250 (7, PH)										2	0	0	0	0	1	0				
Bill Skowron, R OBP: 0.506, SLG: 0.857 (7, 1)										1	0	0	0	0	0	1				
Jim Konstanty, R (7, 1)										0	0	0	0	0	0	0				
Inning Stats	R: 2 E: 0 K: 0 S: 5	H: 2 LOB: 1 BB: 1 P: 9	R: 1 E: 0 K: 0 S: 4	H: 1 LOB: 0 BB: 0 P: 4	R: 0 E: 0 K: 1 S: 3	H: 0 LOB: 0 BB: 0 P: 3	R: 0 E: 0 K: 2 S: 5	H: 0 LOB: 0 BB: 0 P: 5	R: 0 E: 0 K: 1 S: 8	H: 1 LOB: 1 BB: 2 P: 8	R: 0 E: 0 K: 0 S: 2	H: 0 LOB: 1 BB: 2 P: 10	R: 0 E: 0 K: 0 S: 3	H: 1 LOB: 0 BB: 0 P: 3	R: 0 E: 0 K: 0 S: 3	H: 0 LOB: 0 BB: 0 P: 3	1B: 2 2B: 1 3B: 1 HR: 2	SF: 0 SAC: 0 DP: 2 HBP: 0	WP: 0 PB: 0 CS: 1	PA: 34
PITCHER Dick Donovan, R ERA: 2.1 (1, 1)	IP: 9.0 WLS: W BF: 34 H: 5 R: 3 ER: 3 SO: 3 BB: 4 IBB: 0 HBP: 0 BLK: 0 WP: 0 HR: 2 S: 36 P: 52 ERA: 3.00 WHIP: 1.000																			

New York Yankees @ Chicago White Sox
Comiskey Park, Chicago, IL
Sun Jun 05 1955, 4:33 AM EDT
Unknown


AB 30
R 3
H 5
RBI 3
BB 4
SO 3
LOB 10



Batter	1	2	3	4	5	6	7	8	9	AB	R	H	RBI	BB	SO	LOB	BOTTOM			
Johnny Groth, R OBP: 0.363, SLG: 0.507 (1, 8)										4	1	2	0	0	1	0				
Nellie Fox, L OBP: 0.346, SLG: 0.417 (1, 4)										3	1	1	0	0	0	0				
Minnie Minoso, R OBP: 0.348, SLG: 0.330 (1, 7)										4	0	0	0	0	1	4				
George Kell, R OBP: 0.373, SLG: 0.382 (1, 5)										2	1	1	0	2	1	2				
Jim Rivera, L OBP: 0.365, SLG: 0.436 (1, 9)										4	1	1	4	0	1	4				
Sherm Lollar, R OBP: 0.407, SLG: 0.569 (1, 2)										3	1	1	1	0	0	1				
Chico Carrasquel, R OBP: 0.355, SLG: 0.376 (1, 6)										2	0	0	0	1	2	0				
Walt Dropo, R OBP: 0.314, SLG: 0.390 (1, 3)										3	0	0	0	0	1	1				
Dick Donovan, L OBP: 0.214, SLG: 0.083 (1, 1)										3	0	0	0	0	1	1				
Inning Stats	R: 5 E: 0 K: 1 S: 8	H: 3 LOB: 1 BB: 2 P: 17	R: 0 E: 0 K: 1 S: 5	H: 0 LOB: 0 BB: 0 P: 5	R: 0 E: 0 K: 1 S: 5	H: 1 LOB: 0 BB: 0 P: 5	R: 0 E: 0 K: 2 S: 7	H: 0 LOB: 0 BB: 0 P: 7	R: 0 E: 0 K: 1 S: 5	H: 0 LOB: 0 BB: 0 P: 5	R: 0 E: 0 K: 0 S: 2	H: 0 LOB: 1 BB: 1 P: 6	R: 0 E: 0 K: 1 S: 5	H: 0 LOB: 0 BB: 0 P: 5	R: 0 E: 0 K: 1 S: 7	H: 2 LOB: 2 BB: 0 P: 7	1B: 4 2B: 1 3B: 0 HR: 2	SF: 0 SAC: 0 DP: 2 HBP: 1	WP: 1 PB: 0 CS: 1	PA: 32
PITCHER Tommy Byrne, L ERA: 5.95 (1, 1)	IP: 0.1 WLS: L BF: 6 H: 3 R: 3 ER: 5 SO: 0 BB: 1 IBB: 0 HBP: 1 BLK: 0 WP: 1 HR: 2 S: 4 P: 9 ERA: 135.00 WHIP: 12.000																			
PITCHER Tom Sturdivant, R ERA: 2.95 (1, 1)	IP: 5.2 WLS: 18 BF: 1 H: 0 R: 0 ER: 0 SO: 6 BB: 2 IBB: 0 HBP: 0 BLK: 0 WP: 0 HR: 0 S: 28 P: 36 ERA: 0.00 WHIP: 0.529																			
PITCHER Jim Konstanty, R ERA: 0.78 (7, 1)	IP: 2.0 WLS: 8 BF: 2 H: 0 R: 0 ER: 0 SO: 2 BB: 0 IBB: 0 HBP: 0 BLK: 0 WP: 0 HR: 0 S: 12 P: 12 ERA: 0.00 WHIP: 1.000																			

New York Yankees @ Chicago White Sox
Comiskey Park, Chicago, IL
Sun Jun 05 1955, 4:33 AM EDT
Unknown

AB 28
R 5
H 6
RBI 5
BB 3
SO 8
LOB 13




Batter	1	2	3	4	5	6	7	8	9	10	AB	R	H	RBI	BB	SO	LOB				
Bill McDougald, R OBP: 0.356, SLG: 0.308 (1,4)	5-3		F9		L6			5-3		6-3	5	0	0	0	0	0	0				
Andy Carey, R OBP: 0.315, SLG: 0.403 (1,5)	HR		K			K		F7			4	1	1	1	0	2	0				
Yogi Berra, L OBP: 0.361, SLG: 0.518 (1,2)	G3				F9			F5			4	0	1	0	0	0	0				
Mickey Mantle, S OBP: 0.457, SLG: 0.642 (1,8)	5-3					F7		1B		6-3	4	1	1	1	0	0	1				
Bill Skowron, R OBP: 0.481, SLG: 0.811 (1,3)						HR				6-3	4	0	0	0	0	0	1				
Joe Collins, L OBP: 0.357, SLG: 0.409 (10,3)					F9			5-3		6-3	0	0	0	0	0	0	0				
Hank Bauer, R OBP: 0.361, SLG: 0.448 (1,9)					F7					L7	3	0	0	0	1	0	0				
Elston Howard, R OBP: 0.422, SLG: 0.581 (7,1)						BB		F5			4	0	1	0	0	2	1				
Irv Noren, L OBP: 0.295, SLG: 0.333 (10,7)						K		K		F4	0	0	0	0	0	0	0				
Billy Hunter, R OBP: 0.248, SLG: 0.299 (1,6)											4	1	3	1	0	0	1				
Whitey Ford, L OBP: 0.258, SLG: 0.207 (7,1)											3	0	0	0	0	2	2				
Tom Morgan, R OBP: 0.167, SLG: 0.167 (7,1)										F9	0	0	0	0	0	0	0				
Bob Cerv, R OBP: 0.267, SLG: 0.286 (10,PH)											1	0	0	0	0	0	0				
Jim Konstanty, R OBP: 0.267, SLG: 0.286 (10,1)											0	0	0	0	0	0	0				
Inning Stats	R: 1 E: 0 K: 0 S: 4	H: 1 LOB: 0 BB: 0 P: 4	R: 0 E: 0 K: 0 S: 4	H: 1 LOB: 1 BB: 0 P: 4	R: 0 E: 0 K: 2 S: 7	H: 0 LOB: 0 BB: 0 P: 7	R: 1 E: 0 K: 1 S: 6	H: 1 LOB: 1 BB: 1 P: 10	R: 0 E: 0 K: 1 S: 5	H: 1 LOB: 0 BB: 0 P: 5	R: 0 E: 0 K: 1 S: 6	H: 1 LOB: 1 BB: 0 P: 6	R: 0 E: 0 K: 0 S: 3	H: 0 LOB: 0 BB: 0 P: 3	R: 0 E: 0 K: 0 S: 3	H: 0 LOB: 0 BB: 0 P: 3	R: 1 E: 0 K: 0 S: 4	H: 1 LOB: 0 BB: 0 P: 4	1B: 2 2B: 2 3B: 0 HR: 3	SF: 0 SAC: 0 DP: 0 HBP: 0	WP: 0 PA: 37
PITCHER Billy Pierce, L ERA: 2.12 (1,1)	IP 10.0	WLS L	BF 37	H 7	R 3	ER 3	SO 6	BB 1	IBB 0	HBP 0	BLK 0	WP 0	HR 2	S 48	P 52	ERA 2.70	WHIP 0.800				

TOP

New York Yankees @ Chicago White Sox
Comiskey Park, Chicago, IL
Sun Jun 05 1955, 4:38 AM EDT
Att: 37,561 - Unknown

AB 36
R 3
H 7
RBI 3
BB 1
SO 6
LOB 6




Batter	1	2	3	4	5	6	7	8	9	10	AB	R	H	RBI	BB	SO	LOB					
Johnny Groth, R OBP: 0.376, SLG: 0.506 (1,8)	6-3				F8						4	0	2	1	1	0	0					
Nellie Fox, L OBP: 0.343, SLG: 0.411 (1,4)	L3										5	0	1	0	0	0	4					
Minnie Minoso, R OBP: 0.343, SLG: 0.319 (1,7)	K										4	0	0	0	1	1	1					
Sherm Lollar, R OBP: 0.407, SLG: 0.563 (1,2)											5	0	2	0	0	0	3					
Jim Rivera, L OBP: 0.366, SLG: 0.431 (1,9)											4	0	1	0	1	1	1					
Vern Stephens, R OBP: 0.350, SLG: 0.509 (1,5)											4	0	0	0	0	1	5					
Ron Jackson, R OBP: 0.333, SLG: 0.455 (1,3)											4	0	0	0	0	3	1					
Wall Droppo, R OBP: 0.314, SLG: 0.390 (9,3)											0	0	0	0	0	0	0					
Chico Carrasquel, R OBP: 0.353, SLG: 0.392 (1,6)											4	2	1	1	0	0	0					
Billy Pierce, L OBP: 0.273, SLG: 0.200 (1,1)											4	0	0	0	0	1	1					
Inning Stats	R: 0 E: 0 K: 1 S: 5	H: 0 LOB: 0 BB: 0 P: 5	R: 0 E: 0 K: 2 S: 8	H: 1 LOB: 1 BB: 0 P: 8	R: 0 E: 0 K: 0 S: 3	H: 0 LOB: 1 BB: 1 P: 7	R: 0 E: 0 K: 1 S: 6	H: 1 LOB: 1 BB: 0 P: 6	R: 1 E: 3 K: 0 S: 6	H: 1 LOB: 3 BB: 1 P: 10	R: 0 E: 0 K: 1 S: 5	H: 0 LOB: 0 BB: 0 P: 5	R: 0 E: 0 K: 0 S: 4	H: 1 LOB: 1 BB: 0 P: 4	R: 0 E: 0 K: 0 S: 3	H: 0 LOB: 0 BB: 0 P: 3	1B: 6 2B: 0 3B: 0 HR: 1	SF: 0 SAC: 0 DP: 1 HBP: 0	WP: 0 PA: 41			
PITCHER Whitey Ford, L ERA: 2.36 (1,1)	IP 6.2	WLS W	BF 29	H 6	R 2	ER 1	SO 6	BB 2	IBB 0	HBP 0	BLK 0	WP 0	HR 1	S 39	P 47	ERA 1.35	WHIP 1.200					
Tom Morgan, R ERA: 0.81 (7,1)	2.1	W	9	1	0	0	1	1	0	0	0	0	0	0	10	14	0.00	0.857				
Jim Konstanty, R ERA: 0.75 (10,1)	1.0	S	3	0	0	0	0	0	0	0	0	0	0	0	3	3	0.00	0.000				

BOTTOM


New York Yankees @ Chicago White Sox
Comiskey Park, Chicago, IL
Sun Jun 05 1955, 4:38 AM EDT
Att: 37,561 - Unknown


AB 38
R 2
H 7
RBI 2
BB 3
SO 7
LOB 16



Batter	1	2	3	4	5	6	7	8	9	AB	R	H	RBI	BB	SO	LOB	TOP			
Billy Cox, R OBP: 0.273, SLG: 0.314 (1, 5)										4	0	0	0	0	2	3	Baltimore Orioles @ Chicago White Sox Comiskey Park, Chicago, IL Wed Jun 08 1955, 4:33 AM EDT Att: 2,873 - Unknown			
Cal Abrams, L OBP: 0.465, SLG: 0.514 (1, 7)										2	1	1	0	2	1	0				
Hoot Evers, R OBP: 0.350, SLG: 0.484 (1, 9)										3	1	1	1	0	1	2				
Gus Triandos, R OBP: 0.317, SLG: 0.381 (1, 3)										2	1	0	0	2	0	1				
Hal Smith, R OBP: 0.301, SLG: 0.353 (1, 2)										3	0	2	1	0	0	0				
Chuck Diering, R OBP: 0.326, SLG: 0.367 (1, 8)										4	0	0	0	0	1	4				
Bobby Young, L OBP: 0.221, SLG: 0.189 (1, 4)										4	0	0	0	0	1	2				
Willy Miranda, S OBP: 0.287, SLG: 0.301 (1, 6)										4	0	0	0	0	0	1				
Harry Byrd, R OBP: 0.200, SLG: 0.158 Don Johnson, R (3, 1)										0	0	0	0	1	0	0				
Inning Stats	R: 0 E: 0 K: 2 S: 6	H: 0 LOB: 1 BB: 1 P: 10	R: 1 E: 1 K: 1 S: 7	H: 1 LOB: 3 BB: 2 P: 15	R: 1 E: 0 K: 0 S: 4	H: 1 LOB: 1 BB: 1 P: 8	R: 0 E: 0 K: 1 S: 5	H: 0 LOB: 0 BB: 0 P: 5	R: 0 E: 1 K: 0 S: 3	H: 1 LOB: 0 BB: 1 P: 7	R: 0 E: 0 K: 0 S: 3	H: 0 LOB: 0 BB: 0 P: 3	R: 1 E: 0 K: 1 S: 6	H: 1 LOB: 0 BB: 0 P: 6	R: 0 E: 0 K: 0 S: 3	H: 0 LOB: 0 BB: 0 P: 3	1B: 2 2B: 3 3B: 0 HR: 1	SF: 1 SAC: 1 DP: 2 HBP: 0	WP: 0 PB: 0 CS: 3	PA: 35
PITCHER Jack Harshman, L ERA: 2.93 (1, 1)	IP: 9.0 WLS: L BF: 35 H: 4 R: 3 ER: 2 SO: 6 BB: 5 IBB: 0 HBP: 0 BLK: 0 WP: 0 HR: 1 S: 42 P: 62 ERA: 2.00 WHIP: 1.000															PITCHER				

Batter	1	2	3	4	5	6	7	8	9	AB	R	H	RBI	BB	SO	LOB	BOTTOM					
Jim Busby, R OBP: 0.278, SLG: 0.369 (1, 8)										4	0	0	0	1	1	5	Baltimore Orioles @ Chicago White Sox Comiskey Park, Chicago, IL Wed Jun 08 1955, 4:33 AM EDT Att: 2,873 - Unknown					
Nellie Fox, L OBP: 0.353, SLG: 0.418 (1, 4)										4	0	3	0	1	0	0						
Minnie Minoso, R OBP: 0.333, SLG: 0.309 (1, 7)										4	0	0	1	0	0	4						
George Kell, R OBP: 0.373, SLG: 0.376 (1, 5)										2	0	0	0	1	0	3						
Jim Rivera, L OBP: 0.358, SLG: 0.420 (1, 9)										4	0	0	0	0	0	3						
Sherm Lollar, R OBP: 0.403, SLG: 0.553 (1, 2)										4	0	1	0	0	0	1						
Ron Jackson, R OBP: 0.350, SLG: 0.500 (1, 3)										3	1	1	0	1	1	1						
Chico Carrasquel, R OBP: 0.356, SLG: 0.394 (1, 6)										4	0	2	1	0	0	0						
Jack Harshman, L OBP: 0.500, SLG: 0.500 Bob Nieman, R (9, PH) OBP: 0.349, SLG: 0.485										2	1	1	0	1	1	3						
Inning Stats	R: 0 E: 0 K: 0 S: 3	H: 0 LOB: 0 BB: 0 P: 3	R: 0 E: 0 K: 0 S: 3	H: 0 LOB: 1 BB: 1 P: 7	R: 1 E: 0 K: 0 S: 3	H: 0 LOB: 2 BB: 3 P: 15	R: 1 E: 0 K: 0 S: 6	H: 3 LOB: 2 BB: 0 P: 6	R: 0 E: 0 K: 0 S: 4	H: 1 LOB: 1 BB: 0 P: 4	R: 0 E: 0 K: 1 S: 6	H: 2 LOB: 2 BB: 1 P: 10	R: 0 E: 0 K: 0 S: 4	H: 1 LOB: 0 BB: 0 P: 4	R: 0 E: 0 K: 1 S: 5	H: 0 LOB: 0 BB: 0 P: 5	R: 0 E: 0 K: 1 S: 6	H: 1 LOB: 1 BB: 0 P: 6	1B: 7 2B: 0 3B: 1 HR: 0	SF: 0 SAC: 2 DP: 1 HBP: 0	WP: 0 PB: 0 CS: 0	PA: 39
PITCHER Harry Byrd, R ERA: 4.59 Don Johnson, R ERA: 5.4 (3, 1)	IP: 2.1 WLS: W BF: 28 H: 8 R: 1 ER: 1 SO: 3 BB: 1 IBB: 0 HBP: 0 BLK: 0 WP: 0 HR: 0 S: 33 P: 37 ERA: 1.35 WHIP: 1.350															PITCHER						

Batter	1	2	3	4	5	6	7	8	9	AB	R	H	RBI	BB	SO	LOB	TOP					
Ernie Oravetz, S OBP: 0.383, SLG: 0.321 (1,9)	F6		F9 1B		4-3			4-3		4	0	1	0	0	0	0	Washington Senators @ Chicago White Sox Comiskey Park, Chicago, IL Sat Jun 11 1955, 4:33 AM EDT Att: 5,276 - Unknown 					
Pete Runnels, L OBP: 0.360, SLG: 0.345 (1,4)	4-3		1-2 1B		F6			6-3		4	0	1	0	0	0	0						
Mickey Vernon, L OBP: 0.413, SLG: 0.489 (1,3)	CS		F9 2-3		G3 2B			F4		3	0	1	0	1	0	2						
Johnny Groth, R OBP: 0.361, SLG: 0.494 (1,8)	CS	1-3	4-3		F9			F8		4	0	0	0	0	0	3						
Clint Courtney, L OBP: 0.421, SLG: 0.521 (1,2)		1B BB		4-3	G3			4-3		3	0	0	0	1	0	1						
Roy Sievers, R OBP: 0.328, SLG: 0.362 (1,7)	F8			1B 2B	F2			F8		4	0	1	0	0	0	2						
Bobby Kline, R OBP: 0.320, SLG: 0.288 (1,6)	FC6-4 1B			K				F6		3	0	1	0	0	1	1						
Tony Rolig, R OBP: 0.283, SLG: 0.291 (1,5)	FC6-4							6-3		2	0	1	0	0	0	2						
Harmon Killebrew, R (6,5)	1-2									1	0	0	0	0	0	0						
Dean Stone, L (1,1)										0	0	0	0	0	0	0						
Spec Shea, R (2,1)										1	0	0	0	0	0	0						
Jerry Schoonmaker, R (5, PH)										1	0	0	0	0	0	0						
Ted Abernathy, R OBP: 0.500, SLG: 0.500 (5,1)										1	0	1	0	0	0	0						
Inning Stats	R: 0 E: 0 K: 0 S: 2	H: 0 LOB: 0 BB: 1 P: 6	R: 0 E: 0 K: 0 S: 4	H: 1 LOB: 2 BB: 1 P: 8	R: 0 E: 0 K: 1 S: 5	H: 2 LOB: 2 BB: 0 P: 5	R: 0 E: 0 K: 1 S: 6	H: 2 LOB: 2 BB: 0 P: 6	R: 0 E: 0 K: 0 S: 3	H: 0 LOB: 0 BB: 0 P: 3	R: 0 E: 0 K: 0 S: 4	H: 1 LOB: 1 BB: 0 P: 4	R: 0 E: 0 K: 0 S: 3	H: 1 LOB: 1 BB: 0 P: 3	R: 0 E: 0 K: 0 S: 3	H: 0 LOB: 0 BB: 0 P: 3	R: 0 E: 0 K: 0 S: 3	H: 0 LOB: 0 BB: 0 P: 3	1B: 5 2B: 2 3B: 0 HR: 0	SF: 0 SAC: 0 DP: 0 HBP: 0	WP: 0 PB: 0 CS: 1	PA: 34
PITCHER Virgil Trucks, R ERA: 4.28 (1,1)	IP: 9.0 WLS: W BF: 33 H: 7 R: 0 ER: 0 SO: 1 BB: 2 IBB: 0 HBP: 0 BLK: 0 WP: 0 HR: 0 S: 33 P: 41 ERA: 0.00 WHIP: 1.000															PITCHER						

Batter	1	2	3	4	5	6	7	8	9	AB	R	H	RBI	BB	SO	LOB	BOTTOM			
Chico Carrasquel, R OBP: 0.364, SLG: 0.403 (1,6)	F8	FC5 1B	L6		BB 1B	2B 1B		FC4 1B		6	1	4	2	0	0	2	Washington Senators @ Chicago White Sox Comiskey Park, Chicago, IL Sat Jun 11 1955, 4:33 AM EDT Att: 5,276 - Unknown 			
Nellie Fox, L OBP: 0.357, SLG: 0.431 (1,4)	1B	G3	F4		WP 1B	1-3 2B		FC4		6	1	3	0	0	0	4				
Minnie Minoso, R OBP: 0.349, SLG: 0.312 (1,7)	1B	FC5		E SH	WP 1B	4-3				2	2	1	0	3	0	2				
George Kell, R OBP: 0.370, SLG: 0.372 (1,5)	2-3 1B	FC5		FC3-6	F6	L6-3				4	2	1	1	0	0	4				
Jim Busby, R OBP: 0.276, SLG: 0.365 (1,8)	1-2 1B	1-3		E1	K	K				5	1	1	1	0	2	6				
Jim Rivera, L OBP: 0.354, SLG: 0.420 (1,9)	2-3			FC3-6	4-3	F5				5	1	1	1	0	0	6				
Sherm Lollar, R OBP: 0.409, SLG: 0.551 (1,2)	S			5-3		F8		SH5-3		4	1	2	2	1	0	1				
Ron Jackson, R OBP: 0.378, SLG: 0.513 (1,3)	1-2				L6	L4				3	1	1	1	2	0	1				
Virgil Trucks, R OBP: 0.074, SLG: 0.077 (1,1)	L6				1-3	SH1-4		SH5-3		3	0	0	0	0	0	6				
Inning Stats	R: 4 E: 0 K: 0 S: 7	H: 4 LOB: 2 BB: 2 P: 15	R: 0 E: 0 K: 0 S: 4	H: 1 LOB: 2 BB: 1 P: 8	R: 1 E: 0 K: 0 S: 5	H: 2 LOB: 2 BB: 1 P: 9	R: 2 E: 2 K: 0 S: 6	H: 1 LOB: 2 BB: 1 P: 10	R: 1 E: 0 K: 1 S: 7	H: 2 LOB: 2 BB: 1 P: 11	R: 1 E: 1 K: 0 S: 6	H: 2 LOB: 0 BB: 0 P: 6	R: 0 E: 0 K: 1 S: 5	H: 0 LOB: 0 BB: 0 P: 5	R: 1 E: 0 K: 0 S: 5	H: 2 LOB: 1 BB: 0 P: 5		1B: 10 2B: 4 3B: 0 HR: 0	SF: 0 SAC: 3 DP: 0 HBP: 0	WP: 2 PB: 2 CS: 0
PITCHER Dean Stone, L ERA: 4.01 (1,1)	IP: 1.1 WLS: L BF: 12 H: 5 R: 4 ER: 4 SO: 0 BB: 2 IBB: 0 HBP: 0 BLK: 0 WP: 0 HR: 0 S: 9 P: 21 ERA: 27.00 WHIP: 5.250															PITCHER				
Spec Shea, R ERA: 7.11 (2,1)	2.2 WLS: 15 BF: 3 H: 3 R: 3 ER: 1 SO: 0 BB: 2 IBB: 0 HBP: 0 BLK: 0 WP: 1 HR: 0 S: 13 P: 21 ERA: 3.38 WHIP: 1.875															PITCHER				
Ted Abernathy, R ERA: 8.84 (5,1)	4.0 WLS: 20 BF: 6 H: 3 R: 3 ER: 2 SO: 2 BB: 1 IBB: 0 HBP: 0 BLK: 0 WP: 1 HR: 0 S: 23 P: 27 ERA: 4.50 WHIP: 1.750															PITCHER				

Batter	1	2	3	4	5	6	7	8	9	AB	R	H	RBI	BB	SO	LOB	TOP			
Tom Umphlett, R OBP: 0.282, SLG: 0.269										4	0	0	0	0	1	0				
Ed Fitz Gerald, R OBP: 0.320, SLG: 0.350										4	0	1	0	0	0	0				
Mickey Vernon, L OBP: 0.410, SLG: 0.484										4	0	1	0	0	0	1				
Johnny Groth, R OBP: 0.356, SLG: 0.484										4	0	1	0	0	0	1				
Roy Sievers, R OBP: 0.320, SLG: 0.352										4	0	0	0	0	0	1				
Pete Runnels, L OBP: 0.359, SLG: 0.345										3	0	1	0	0	1	1				
Bruce Edwards, R OBP: 0.364, SLG: 0.266										2	0	1	0	1	0	1				
Bobby Kline, R OBP: 0.315, SLG: 0.283										2	0	0	0	0	2	2				
Juan Delis, R OBP: 0.255, SLG: 0.281										1	0	0	0	0	1	2				
Tony Roig, R OBP: 0.263, SLG: 0.291										0	0	0	0	0	0	0				
Bob Porterfield, R OBP: 0.184, SLG: 0.250										3	0	0	0	0	2	1				
Inning Stats	R: 0 E: 0 K: 1 S: 5	H: 0 LOB: 0 BB: 0 P: 5	R: 0 E: 0 K: 1 S: 5	H: 0 LOB: 0 BB: 0 P: 5	R: 0 E: 0 K: 1 S: 5	H: 1 LOB: 1 BB: 0 P: 5	R: 0 E: 0 K: 0 S: 4	H: 1 LOB: 1 BB: 0 P: 4	R: 0 E: 0 K: 1 S: 6	H: 1 LOB: 1 BB: 0 P: 6	R: 0 E: 0 K: 1 S: 6	H: 1 LOB: 2 BB: 1 P: 10	R: 0 E: 0 K: 1 S: 5	H: 0 LOB: 0 BB: 0 P: 5	R: 0 E: 0 K: 0 S: 3	H: 0 LOB: 0 BB: 0 P: 3	1B: 5 2B: 0 3B: 0 HR: 0	SF: 0 SAC: 0 DP: 1 HBP: 0	WP: 0 PB: 0 CS: 1	PA: 32
PITCHER Billy Pierce, L ERA: 1.84	IP: 9.0 WLS: W BF: 32 H: 5 R: 0 ER: 0 SO: 7 BB: 1 IBB: 0 HBP: 0 BLK: 0 WP: 0 HR: 0 S: 45 P: 49 ERA: 0.00 WHIP: 0.667															PITCHER				

Washington Senators @ Chicago White Sox
Comiskey Park, Chicago, IL
Sun Jun 12 1955, 4:33 AM EDT
Unknown

livebaseballscores.com

AB 31
R 0
H 5
RBI 0
BB 1
SO 7
LOB 10

Batter	1	2	3	4	5	6	7	8	9	AB	R	H	RBI	BB	SO	LOB	BOTTOM
Chico Carrasquel, R OBP: 0.359, SLG: 0.395										4	1	0	0	0	0	1	
Nellie Fox, L OBP: 0.361, SLG: 0.434										3	0	2	0	0	0	0	
Minnie Minoso, R OBP: 0.342, SLG: 0.305										3	0	0	0	0	0	2	
George Kell, R OBP: 0.363, SLG: 0.364										3	0	0	0	0	2	0	
Jim Rivera, L OBP: 0.348, SLG: 0.412										3	0	0	0	0	2	0	
Jim Busby, R OBP: 0.276, SLG: 0.361										2	0	0	0	1	0	0	
Sherm Lollar, R OBP: 0.407, SLG: 0.547										3	0	1	0	0	0	0	
Ron Jackson, R OBP: 0.375, SLG: 0.500										3	0	1	0	0	1	2	
Walt Drogo, R OBP: 0.314, SLG: 0.390										0	0	0	0	0	0	0	
Billy Pierce, L OBP: 0.240, SLG: 0.174										3	0	0	0	0	2	1	
Inning Stats	R: 1 E: 1 K: 0 S: 4	H: 1 LOB: 0 BB: 0 P: 4	R: 0 E: 0 K: 1 S: 5	H: 1 LOB: 1 BB: 1 P: 9	R: 0 E: 0 K: 1 S: 6	H: 1 LOB: 1 BB: 0 P: 6	R: 0 E: 0 K: 1 S: 5	H: 0 LOB: 0 BB: 0 P: 5	R: 0 E: 0 K: 2 S: 7	H: 0 LOB: 0 BB: 0 P: 7	1B: 4 2B: 0 3B: 0 HR: 0	SF: 0 SAC: 0 DP: 2 HBP: 0	WP: 0 PB: 1 CS: 0	PA: 28			
PITCHER Bob Porterfield, R ERA: 3.88	IP: 8.0 WLS: L BF: 28 H: 4 R: 1 ER: 0 SO: 7 BB: 1 IBB: 0 HBP: 0 BLK: 0 WP: 0 HR: 0 S: 41 P: 45 ERA: 0.00 WHIP: 0.625															PITCHER	

Washington Senators @ Chicago White Sox
Comiskey Park, Chicago, IL
Sun Jun 12 1955, 4:33 AM EDT
Unknown

livebaseballscores.com

AB 27
R 1
H 4
RBI 0
BB 1
SO 7
LOB 6

Batter	1	2	3	4	5	6	7	8	9	AB	R	H	RBI	BB	SO	LOB	TOP					
Ernie Oravetz, S OBP: 0.364, SLG: 0.303 (1, 9)										5	0	0	0	0	2	1						
Pete Runnels, L OBP: 0.364, SLG: 0.351 (1, 4)										5	0	3	0	0	1	0						
Mickey Vernon, L OBP: 0.406, SLG: 0.477 (1, 3)										5	0	1	0	0	0	2						
Johnny Groth, R OBP: 0.352, SLG: 0.474 (1, 8)										4	1	1	0	0	0	2						
Clint Courtney, L OBP: 0.426, SLG: 0.538 (1, 2)									4	2	2	0	0	0	0							
Roy Sievers, R OBP: 0.330, SLG: 0.383 (1, 7)									4	1	3	3	0	1	0							
Bruce Edwards, R OBP: 0.354, SLG: 0.211 (1, 5)									4	0	1	0	0	0	3							
Bobby Kline, R OBP: 0.315, SLG: 0.278 (8, PH)									2	0	0	0	0	1	2							
Mickey McDermott, L OBP: 0.302, SLG: 0.375 (8, 1)									1	0	0	0	0	1	1							
Pedro Ramos, S (8, 1)									0	0	0	0	0	0	0							
Johnny Schmitz, R OBP: 0.111, SLG: 0.111 (3, 1)									1	0	0	0	0	0	1							
Bob Chakales, R OBP: 0.338, SLG: 0.354 (7, PH)									1	0	0	0	0	0	0							
Carlos Paula, R OBP: 0.338, SLG: 0.354 (7, 1)									0	0	0	0	0	0	0							
Dean Stone, L OBP: 0.338, SLG: 0.354 (7, 1)									0	0	0	0	0	0	0							
Tony Rosa, R OBP: 0.293, SLG: 0.291 (8, PH)									0	0	0	0	0	0	0							
Tom Lumphreys, R OBP: 0.299, SLG: 0.287 (8, PH)									1	0	0	0	0	1	0							
Inning Stats	R: 0 E: 0 K: 1 S: 5	H: 0 LOB: 0 BB: 0 P: 5	R: 3 E: 1 K: 1 S: 8	H: 3 LOB: 1 BB: 0 P: 9	R: 0 E: 0 K: 1 S: 5	H: 0 LOB: 0 BB: 0 P: 5	R: 0 E: 0 K: 1 S: 6	H: 1 LOB: 1 BB: 0 P: 6	R: 0 E: 0 K: 0 S: 5	H: 2 LOB: 2 BB: 0 P: 5	R: 0 E: 0 K: 1 S: 6	H: 1 LOB: 1 BB: 0 P: 6	R: 0 E: 1 K: 0 S: 4	H: 1 LOB: 1 BB: 0 P: 4	R: 1 E: 0 K: 1 S: 7	H: 2 LOB: 1 BB: 0 P: 7	R: 0 E: 0 K: 1 S: 6	H: 1 LOB: 1 BB: 0 P: 6	1B: 8 2B: 2 3B: 1 HR: 0	SF: 0 SAC: 0 DP: 0 HBP: 1	WP: 0 PB: 0 CS: 0	PA: 39
PITCHER Dick Donovan, R ERA: 2.2 (1, 1)	IP: 9.0 WLS: W BF: 39 H: 11 R: 4 ER: 3 SO: 7 BB: 0 IBB: 0 HBP: 1 BLK: 0 WP: 0 HR: 0 S: 52 P: 53 ERA: 3.00 WHIP: 1.222															PITCHER						

Washington Senators @ Chicago White Sox
Comiskey Park, Chicago, IL
Sun Jun 12 1955, 4:38 AM EDT
Att: 7,402 - Unknown

AB 38
R 4
H 11
RBI 3
BB 0
SO 7
LOB 12



Batter	1	2	3	4	5	6	7	8	9	AB	R	H	RBI	BB	SO	LOB	BOTTOM			
Chico Carrasquel, R OBP: 0.356, SLG: 0.397 (1, 6)										4	1	1	0	0	1	0				
Nellie Fox, L OBP: 0.355, SLG: 0.431 (1, 4)										4	1	1	1	0	0	0				
Minnie Minoza, R OBP: 0.346, SLG: 0.300 (6, 7)									2	1	0	0	1	0	0					
Bob Nieman, R OBP: 0.349, SLG: 0.504 (1, 7)									3	1	1	4	0	1	0					
Jim Rivera, L OBP: 0.351, SLG: 0.416 (8, 9)									1	1	1	0	0	0	0					
Jim Busby, R OBP: 0.271, SLG: 0.354 (1, 8)									4	0	0	0	0	1	1					
Sherm Lollar, R OBP: 0.416, SLG: 0.556 (1, 2)									3	1	2	1	1	1	0					
Bob Kennedy, R OBP: 0.247, SLG: 0.200 (1, 5)									4	1	1	2	0	1	2					
Ron Jackson, R OBP: 0.373, SLG: 0.489 (1, 3)									3	0	1	0	0	2	0					
Dick Donovan, L OBP: 0.194, SLG: 0.074 (1, 1)									3	1	0	0	0	0	1					
Inning Stats	R: 0 E: 0 K: 0 S: 3	H: 0 LOB: 0 BB: 0 P: 3	R: 0 E: 0 K: 0 S: 3	H: 0 LOB: 1 BB: 1 P: 7	R: 7 E: 0 K: 2 S: 13	H: 6 LOB: 0 BB: 1 P: 17	R: 0 E: 0 K: 0 S: 3	H: 0 LOB: 0 BB: 0 P: 3	R: 0 E: 0 K: 3 S: 9	H: 0 LOB: 0 BB: 0 P: 9	R: 0 E: 0 K: 1 S: 5	H: 0 LOB: 0 BB: 0 P: 5	R: 1 E: 0 K: 0 S: 4	H: 2 LOB: 1 BB: 0 P: 5	R: 0 E: 0 K: 1 S: 4	H: 2 LOB: 1 BB: 0 P: 5	1B: 4 2B: 2 3B: 0 HR: 2	SF: 0 SAC: 0 DP: 0 HBP: 1	WP: 0 PB: 0 CS: 1	PA: 34
PITCHER Johnny Schmitz, L ERA: 3.45 (1, 1)	IP: 2.1 WLS: L BF: 13 H: 4 R: 5 ER: 5 SO: 0 BB: 2 IBB: 0 HBP: 0 BLK: 0 WP: 0 HR: 1 S: 25 P: 25 ERA: 19.29 WHIP: 2.571															PITCHER				
Bob Chakales, R ERA: 2.25 (3, 1)	IP: 3.2 WLS: L BF: 13 H: 2 R: 2 ER: 2 SO: 6 BB: 0 IBB: 0 HBP: 0 BLK: 0 WP: 0 HR: 1 S: 25 P: 25 ERA: 4.91 WHIP: 0.545															PITCHER				
Dean Stone, L ERA: 3.94 (7, 1)	IP: 1.0 WLS: L BF: 3 H: 0 R: 0 ER: 0 SO: 1 BB: 0 IBB: 0 HBP: 0 BLK: 0 WP: 0 HR: 0 S: 5 P: 5 ERA: 0.00 WHIP: 0.000															PITCHER				
Pedro Ramos, R ERA: 3.12 (8, 1)	IP: 1.0 WLS: L BF: 5 H: 2 R: 1 ER: 1 SO: 0 BB: 0 IBB: 0 HBP: 1 BLK: 0 WP: 0 HR: 0 S: 4 P: 5 ERA: 9.00 WHIP: 2.000															PITCHER				

Washington Senators @ Chicago White Sox
Comiskey Park, Chicago, IL
Sun Jun 12 1955, 4:38 AM EDT
Att: 7,402 - Unknown

AB 31
R 8
H 8
RBI 8
BB 2
SO 7
LOB 4




Batter	1	2	3	4	5	6	7	8	9	AB	R	H	RBI	BB	SO	LOB	TOP			
Chico Carrasquel, R (1, 6) OBP: 0.352, SLG: 0.389	F6		K			P8		FC6-4 1B		4	1	1	0	0	1	0	Chicago White Sox @ Baltimore Orioles Memorial Stadium, Baltimore, MD Wed Jun 15 1955, 3:38 AM EDT Att: 16,395 - Unknown			
Nelle Fox, L (1, 4) OBP: 0.379, SLG: 0.477	2B FC5-2-3 1B		HR			P8		FC6-4 1B		4	1	3	1	0	0	0				
Jim Rivera, L (1, 9) OBP: 0.354, SLG: 0.421	1-3 2B		G3			F9		FC6-4		4	0	1	1	0	0	1				
Sherm Lollar, R (1, 2) OBP: 0.416, SLG: 0.536	FC5-2-3 3H				5-3			SH5-4 1B		4	0	1	0	0	0	3				
Minnie Minoso, R (1, 7) OBP: 0.341, SLG: 0.293		1B			1-3			SH5-4 1-2		3	0	1	0	0	0	0				
Vern Stephens, R (1, 5) OBP: 0.333, SLG: 0.482					5-3			6-3		2	0	0	0	0	1	1				
Willard Marshall, L (7, PH) OBP: 0.384, SLG: 0.171		K						6-3		1	0	0	0	0	1	1				
Bob Kennedy, R (7, 5) OBP: 0.236, SLG: 0.190								1		1	0	0	0	0	0	0				
Jim Busby, R (1, 8) OBP: 0.275, SLG: 0.350		L7				P8		F3		3	0	0	0	1	0	1				
Ron Jackson, R (1, 3) OBP: 0.311, SLG: 0.407						K				3	0	0	0	0	1	3				
Walt Dropp, R (7, 3) OBP: 0.314, SLG: 0.390		F7				K		F9		0	0	0	0	0	0	0				
Mike Fomies, R (1, 1) OBP: 0.111, SLG: 0.167						B1-3		3-1		2	0	0	0	0	0	0				
Billy Pierce, L (7, 1) OBP: 0.231, SLG: 0.167										1	0	0	0	0	0	0				
Sandy Consuegra, R (8, 1) OBP: 0.133, SLG: 0.133										0	0	0	0	0	0	0				
Inning Stats	R: 0 E: 0 K: 0 S: 4	H: 2 LOB: 1 BB: 0 P: 4	R: 0 E: 0 K: 1 S: 6	H: 1 LOB: 1 BB: 0 P: 6	R: 1 E: 0 K: 1 S: 6	H: 1 LOB: 0 BB: 0 P: 6	R: 0 E: 0 K: 0 S: 3	H: 0 LOB: 0 BB: 0 P: 3	R: 0 E: 0 K: 1 S: 5	H: 0 LOB: 0 BB: 0 P: 5	R: 0 E: 0 K: 0 S: 3	H: 1 LOB: 2 BB: 1 P: 10	R: 1 E: 0 K: 0 S: 5	H: 2 LOB: 1 BB: 0 P: 5	R: 0 E: 0 K: 0 S: 3	H: 0 LOB: 0 BB: 0 P: 3	1B: 5 2B: 2 3B: 0 HR: 1	SF: 0 SAC: 1 DP: 1 HBP: 0	WP: 0 PB: 0 SB: 0 CS: 0	PA: 34
PITCHER Jim Wilson, R (1, 1) ERA: 2.74	IP: 9.0 WLS: L BF: 34	H: 7 R: 2 ER: 2 SO: 4	BB: 1 IBB: 0 HBP: 0 BLK: 0	WP: 0 HR: 1 S: 41 P: 45	ERA: 2.00 WHIP: 0.889	PITCHER										IP: 9.0 WLS: L BF: 34	H: 7 R: 2 ER: 2 SO: 4	BB: 1 IBB: 0 HBP: 0 BLK: 0	WP: 0 HR: 1 S: 41 P: 45	ERA: 2.00 WHIP: 0.889

Batter	1	2	3	4	5	6	7	8	9	AB	R	H	RBI	BB	SO	LOB	BOTTOM			
Cal Abrams, L (1, 9) OBP: 0.417, SLG: 0.421	E1 SH5-4		F7		FC3-6			K		4	0	0	0	0	1	2	Chicago White Sox @ Baltimore Orioles Memorial Stadium, Baltimore, MD Wed Jun 15 1955, 3:38 AM EDT Att: 16,395 - Unknown			
Wayne Causey, L (1, 5) OBP: 0.222, SLG: 0.125	SH5-4		F7		F6			BB F8 2B		2	0	0	0	0	0	2				
Chuck Diering, R (8, PH) OBP: 0.329, SLG: 0.355	1-2									1	0	1	0	0	0	0				
Dave Pope, L (1, 8) OBP: 0.377, SLG: 0.514	K				8-6 1B		P4-3	BB BB		3	0	1	0	1	1	1				
Gus Triandos, R (1, 3) OBP: 0.310, SLG: 0.359	F2				1-2 1B		F8	1-2 2-3 BB		3	0	1	0	1	0	1				
Hal Smith, R (1, 2) OBP: 0.289, SLG: 0.348		F3			8-6		F2	F8		4	0	0	0	0	0	5				
Gil Coan, L (1, 7) OBP: 0.385, SLG: 0.352		F8			F9		SH2-4 BB	F9		3	0	0	0	1	0	1				
Bobby Young, L (1, 4) OBP: 0.236, SLG: 0.213					1B FC3-2 2B		SH2-4	4-3		3	0	2	0	0	0	0				
Willy Miranda, S (1, 6) OBP: 0.284, SLG: 0.293										2	0	1	0	0	0	1				
Jim Dylburn, R (6, PR) OBP: 0.284, SLG: 0.280		F8			FC3-6 FC3-2 1B		K	F6		1	0	0	0	0	1	1				
Eddie Waitkus, L (9, PH) OBP: 0.366, SLG: 0.309					2-3					1	0	0	0	0	0	0				
Jim Wilson, R (1, 1) OBP: 0.182, SLG: 0.156					6-3		K			3	0	0	0	0	1	3				
Inning Stats	R: 0 E: 1 K: 1 S: 6	H: 0 LOB: 1 BB: 0 P: 6	R: 0 E: 0 K: 0 S: 4	H: 1 LOB: 1 BB: 0 P: 4	R: 0 E: 0 K: 0 S: 3	H: 0 LOB: 0 BB: 0 P: 3	R: 0 E: 0 K: 0 S: 4	H: 2 LOB: 1 BB: 0 P: 4	R: 0 E: 0 K: 0 S: 5	H: 2 LOB: 2 BB: 0 P: 5	R: 0 E: 0 K: 2 S: 7	H: 0 LOB: 1 BB: 1 P: 11	R: 0 E: 0 K: 1 S: 5	H: 1 LOB: 2 BB: 2 P: 13	R: 0 E: 0 K: 0 S: 3	H: 0 LOB: 0 BB: 0 P: 3	1B: 4 2B: 3 3B: 0 HR: 0	SF: 0 SAC: 2 DP: 1 HBP: 0	WP: 0 PB: 0 SB: 0 CS: 0	PA: 35
PITCHER Mike Fomies, R (1, 1) ERA: 3.62	IP: 6.0 WLS: W BF: 24	H: 5 R: 0 ER: 0 SO: 1	BB: 1 IBB: 0 HBP: 0 BLK: 0	WP: 0 HR: 0 S: 25 P: 29	ERA: 0.00 WHIP: 1.000	PITCHER										IP: 6.0 WLS: W BF: 24	H: 5 R: 0 ER: 0 SO: 1	BB: 1 IBB: 0 HBP: 0 BLK: 0	WP: 0 HR: 0 S: 25 P: 29	ERA: 0.00 WHIP: 1.000
Billy Pierce, L (7, 1) ERA: 1.5	1.1	7	1	0	0	3	2	0	0	0	0	11	19	0.00	2.250					
Sandy Consuegra, R (8, 1) ERA: 1.43	1.2	S	4	0	0	0	0	0	0	0	0	4	4	0.00	0.000					

Batter	1	2	3	4	5	6	7	8	9	AB	R	H	RBI	BB	SO	LOB	TOP			
Chico Carrasquel, R (1, 6) OBP: 0.354, SLG: 0.384	0-3 K		0-0 E5		0-0 F5		0-0 F9			4	0	0	0	0	1	1				
Nellie Fox, L (1, 4) OBP: 0.383, SLG: 0.476	0-0 F7		0-0 F6		0-0 L4			0-0 SH1-4 1B		4	1	1	0	0	0	1				
Minnie Minoso, R (1, 7) OBP: 0.327, SLG: 0.281	0-0 4-3		0-0 1-3		0-3 K			0-0 SH1-4 1-2		3	0	0	0	0	1	1				
George Kell, R (1, 5) OBP: 0.376, SLG: 0.382		0-0 1B		0-0 1-3		0-0 5-3		0-0 1B		4	0	2	1	0	0	0				
Jim Rivera, L (1, 9) OBP: 0.345, SLG: 0.405	0-3 K		0-0 F7		4-0 L4-3 BB		0-0 F2		0-0 2H 1B	2	0	0	0	1	1	1				
Bob Nieman, R (9, PH) OBP: 0.342, SLG: 0.493										1	0	0	0	0	0	1				
Bob Kennedy, R (9, 9) OBP: 0.236, SLG: 0.190										0	0	0	0	0	0	0				
Sherm Lollar, R (1, 2) OBP: 0.412, SLG: 0.522	0-0 F9		0-0 F6		0-0 L4-3 1-2		0-0 F7			4	0	0	0	0	0	3				
Jim Busby, R (1, 8) OBP: 0.270, SLG: 0.342	0-0 F7			0-0 4-3		0-0 E1 4-3 1B				3	0	1	0	0	0	1				
Walt Dropo, R (1, 3) OBP: 0.323, SLG: 0.417			0-0 HR		0-0 6-3		0-3 K			3	1	1	1	0	1	1				
Dick Donovan, L (1, 1) OBP: 0.176, SLG: 0.067			0-0 4-3		0-3 K		0-0 4-3			3	0	0	0	0	1	1				
Sandy Consuegra, R (9, 1) OBP: 0.133, SLG: 0.133										0	0	0	0	0	0	0				
Inning Stats	R: 0 E: 0 K: 1 S: 5	H: 0 LOB: 0 BB: 0 P: 5	R: 0 E: 0 K: 1 S: 6	H: 1 LOB: 1 BB: 0 P: 6	R: 1 E: 1 K: 0 S: 5	H: 1 LOB: 1 BB: 0 P: 5	R: 0 E: 0 K: 0 S: 3	H: 0 LOB: 0 BB: 0 P: 3	R: 0 E: 0 K: 1 S: 5	H: 0 LOB: 0 BB: 0 P: 5	R: 0 E: 0 K: 0 S: 2	H: 0 LOB: 0 BB: 1 P: 6	R: 0 E: 1 K: 1 S: 6	H: 1 LOB: 1 BB: 0 P: 6	R: 1 E: 0 K: 0 S: 5	H: 2 LOB: 1 BB: 0 P: 5	1B: 4 2B: 1 3B: 0 HR: 1	SF: 0 SAC: 1 DP: 1 HBP: 0	WP: 0 PB: 0 SB: 0 CS: 0	PA: 33
PITCHER Whitey Ford, L (1, 1) ERA: 2.64	IP: 9.0 WLS: L BF: 33 H: 5 R: 2 ER: 2 SO: 5 BB: 1 IBB: 0 HBP: 0 BLK: 0 WP: 0 HR: 1 S: 42 P: 46 ERA: 2.00 WHIP: 0.667											PITCHER	IP: 9.0 WLS: L BF: 33 H: 5 R: 2 ER: 2 SO: 5 BB: 1 IBB: 0 HBP: 0 BLK: 0 WP: 0 HR: 1 S: 42 P: 46 ERA: 2.00 WHIP: 0.667							

Chicago White Sox @ New York Yankees
Yankee Stadium, Bronx, NY
Fri Jun 17 1955, 3:33 AM EDT
Att: 33,744 - Unknown - 76 F


AB 31
R 2
H 5
RBI 2
BB 1
SO 5
LOB 11



Batter	1	2	3	4	5	6	7	8	9	AB	R	H	RBI	BB	SO	LOB	BOTTOM			
Gil McDougald, R (1, 4) OBP: 0.357, SLG: 0.335	0-0 F7		0-0 F9		0-3 K			0-0 6-3		4	0	0	0	0	1	3				
Andy Carey, R (1, 5) OBP: 0.297, SLG: 0.369	0-0 F9		0-0 E6 1-2 2-3		0-0 F6			0-3 K		4	0	0	0	0	1	3				
Mickey Mantle, S (1, 8) OBP: 0.444, SLG: 0.612	0-3 K		0-3 K		0-0 G3			0-0 HR K		4	1	1	1	0	2	3				
Yogi Berra, L (1, 2) OBP: 0.353, SLG: 0.481		0-3 K		0-0 1B		0-0 F3		0-3 K		4	0	1	0	0	2	0				
Irv Noren, L (1, 7) OBP: 0.316, SLG: 0.394		0-0 G3		0-0 F7		0-0 F8			0-0 FC4-6 1B	4	0	1	0	0	0	1				
Eddie Robinson, L (1, 3) OBP: 0.385, SLG: 0.593									0-0 FC4-6 FC6-4 1-2	4	0	0	0	0	0	2				
Frank Leja, L (9, FR)										0	0	0	0	0	0	0				
Joe Collins, L (1, 9) OBP: 0.345, SLG: 0.407			0-0 4-3		0-0 2-3		0-0 F5		0-0 F7	4	0	0	0	0	0	2				
Phil Rizzuto, R (1, 6) OBP: 0.439, SLG: 0.303			1-0 E PB HBP		0-3 K		0-0 BLK 1B		0-0 FC6-4 1-2	2	0	1	0	0	1	0				
Bill Skowron, R (9, PH) OBP: 0.433, SLG: 0.723										1	0	0	0	0	0	1				
Whitey Ford, L (1, 1) OBP: 0.263, SLG: 0.176			4-0 E BB		4-0 BB		0-0 F7 1-2			1	0	0	0	2	0	1				
Inning Stats	R: 0 E: 0 K: 1 S: 5	H: 0 LOB: 0 BB: 0 P: 5	R: 0 E: 0 K: 1 S: 5	H: 0 LOB: 0 BB: 0 P: 5	R: 0 E: 1 K: 1 S: 6	H: 0 LOB: 3 BB: 1 P: 11	R: 0 E: 0 K: 0 S: 4	H: 1 LOB: 1 BB: 0 P: 4	R: 0 E: 0 K: 0 S: 3	H: 0 LOB: 0 BB: 0 P: 3	R: 0 E: 0 K: 0 S: 4	H: 1 LOB: 1 BB: 0 P: 4	R: 1 E: 0 K: 2 S: 8	H: 1 LOB: 0 BB: 0 P: 8	R: 0 E: 0 K: 0 S: 4	H: 1 LOB: 1 BB: 0 P: 4	1B: 3 2B: 0 3B: 0 HR: 1	SF: 0 SAC: 0 DP: 0 HBP: 1	WP: 0 PB: 1 SB: 0 CS: 0	PA: 35
PITCHER Dick Donovan, R (1, 1) ERA: 2.1	IP: 8.0 WLS: W BF: 32 H: 4 R: 1 ER: 1 SO: 7 BB: 2 IBB: 0 HBP: 1 BLK: 0 WP: 0 HR: 1 S: 43 P: 52 ERA: 1.12 WHIP: 0.750											PITCHER	IP: 1.0 WLS: S BF: 3 H: 0 R: 0 ER: 0 SO: 0 BB: 0 IBB: 0 HBP: 0 BLK: 0 WP: 0 HR: 0 S: 3 P: 3 ERA: 0.00 WHIP: 0.000							

Chicago White Sox @ New York Yankees
Yankee Stadium, Bronx, NY
Fri Jun 17 1955, 3:33 AM EDT
Att: 33,744 - Unknown - 76 F

AB 32
R 1
H 4
RBI 1
BB 2
SO 7
LOB 16



Batter	1	2	3	4	5	6	7	8	9	AB	R	H	RBI	BB	SO	LOB	TOP			
Chico Carrasquel, R (1.6) OBP: 0.359, SLG: 0.378	5-3	F3						1B BB		3	0	1	0	1	0	2				
Nelle Fox, L (1.4) OBP: 0.386, SLG: 0.470	1B FC6-4		1-3		G3-6-3			K		4	0	1	0	0	1	2				
Minnie Minoso, R (1.7) OBP: 0.331, SLG: 0.290	1B FC6-4							L7		3	1	1	0	1	0	2				
George Kell, R (1.5) OBP: 0.388, SLG: 0.392	1B							1B		3	0	3	1	0	0	0				
Jim Rivera, L (1.9) OBP: 0.340, SLG: 0.394	K							1B		4	0	0	0	0	1	5				
Sherm Lollar, R (1.2) OBP: 0.415, SLG: 0.518										3	0	0	0	0	0	0				
Les Moss, R (6.2) OBP: 0.406, SLG: 0.456										1	0	0	0	0	0	0				
Jim Busby, R (1.8) OBP: 0.268, SLG: 0.335										4	0	0	0	0	0	0				
Walt Dropo, R (1.3) OBP: 0.327, SLG: 0.413										4	0	1	0	0	0	0				
Billy Pierce, L (1.1) OBP: 0.222, SLG: 0.160										1	0	0	0	0	0	2				
Mike Fomieleles, R (4.1) OBP: 0.105, SLG: 0.158										1	0	0	0	0	1	0				
Bob Kennedy, R (7, PH) OBP: 0.233, SLG: 0.188										1	0	0	0	0	1	0				
Dixie Howell, L (7.1) OBP: 0.233, SLG: 0.188										0	0	0	0	0	0	0				
Inning Stats	R: 0 E: 0 K: 1 S: 7	H: 2 LOB: 2 BB: 0 P: 7	R: 0 E: 1 K: 0 S: 5	H: 1 LOB: 2 BB: 0 P: 5	R: 0 E: 0 K: 0 S: 4	H: 1 LOB: 1 BB: 0 P: 4	R: 0 E: 0 K: 0 S: 3	H: 0 LOB: 0 BB: 0 P: 3	R: 0 E: 0 K: 1 S: 5	H: 1 LOB: 0 BB: 1 P: 7	R: 0 E: 0 K: 1 S: 5	H: 0 LOB: 0 BB: 0 P: 5	R: 0 E: 0 K: 1 S: 6	H: 1 LOB: 2 BB: 1 P: 10	R: 0 E: 0 K: 0 S: 3	H: 0 LOB: 0 BB: 0 P: 3	1B: 7 2B: 0 3B: 0 HR: 0	SF: 0 SAC: 1 DP: 1 HBP: 0	WP: 0 PB: 1 SB: 0 CS: 0	PA: 35
PITCHER Ed Lopat, L (1.1) ERA: 2.94	IP: 9.0 WLS: W BF: 35 H: 7 R: 1 ER: 0 SO: 4 BB: 2 IBB: 0 HBP: 0 BLK: 0 WP: 0 HR: 0 S: 41 P: 49 ERA: 0.00 WHIP: 1.000																			

Chicago White Sox @ New York Yankees
Yankee Stadium, Bronx, NY
Sun Jun 19 1955, 3:33 AM EDT
Overcast - 77 F

AB 32
R 1
H 7
RBI 1
BB 2
SO 4
LOB 13

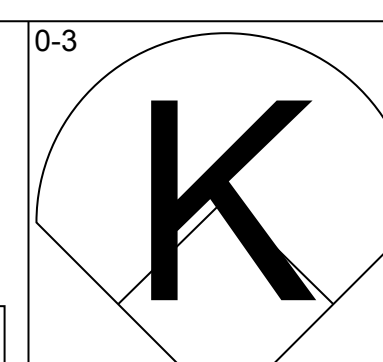
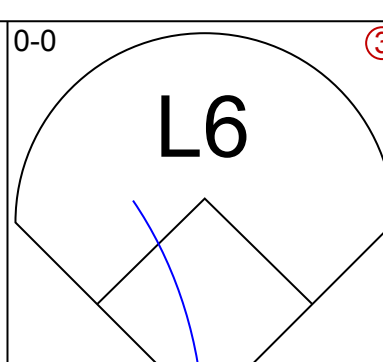
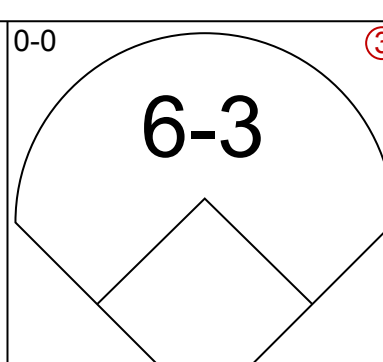
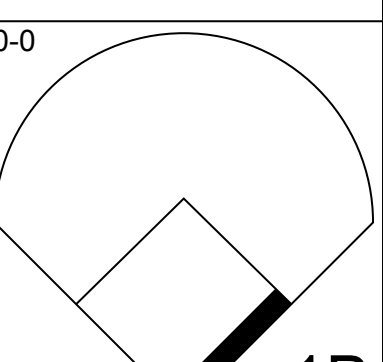
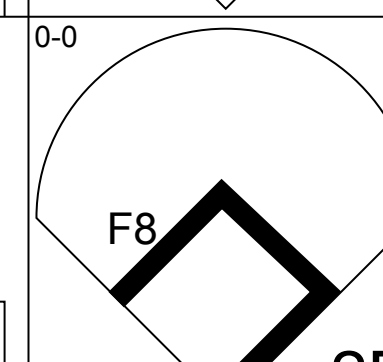
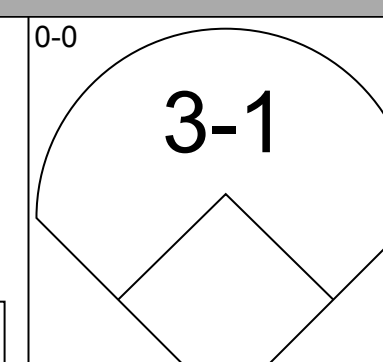
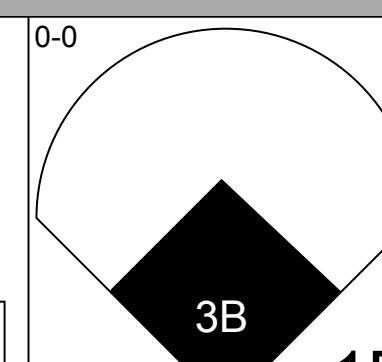
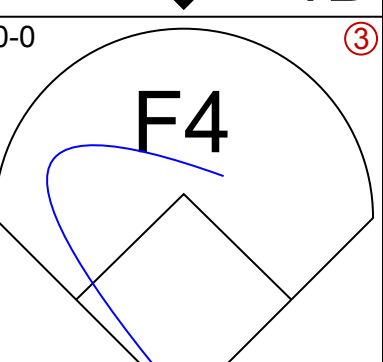
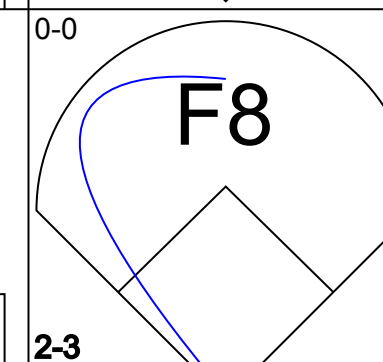
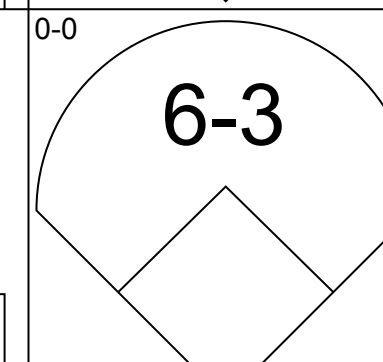
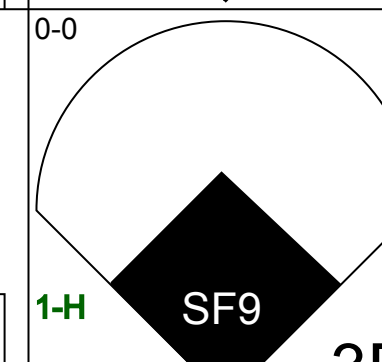
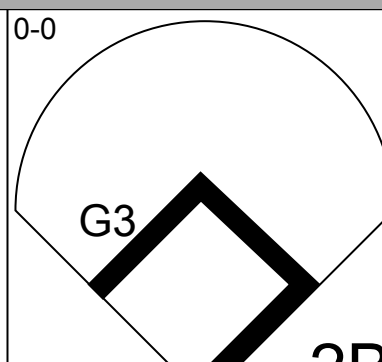
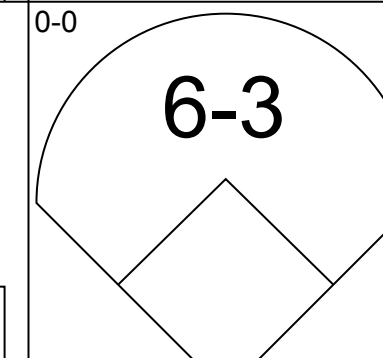
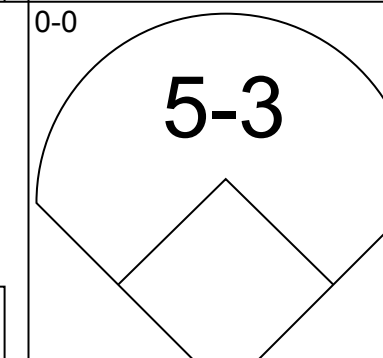
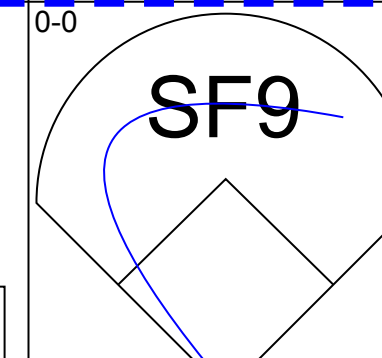
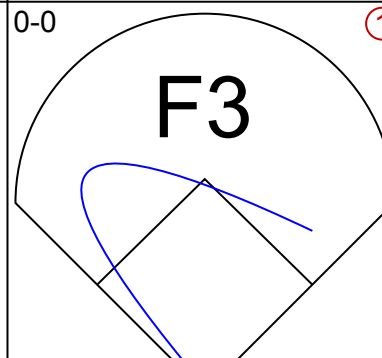
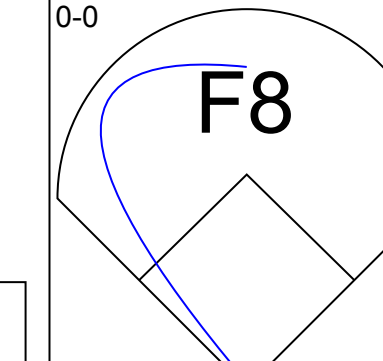
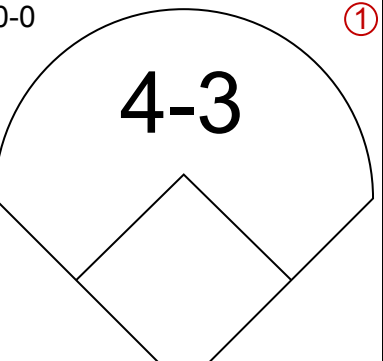
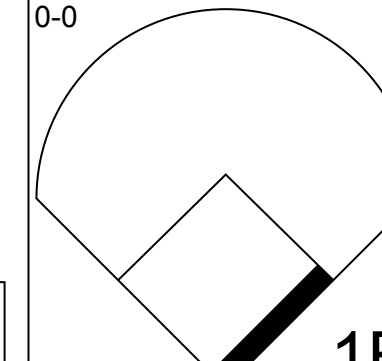
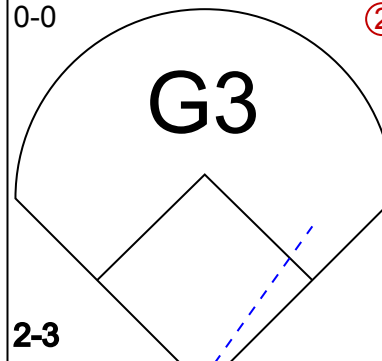
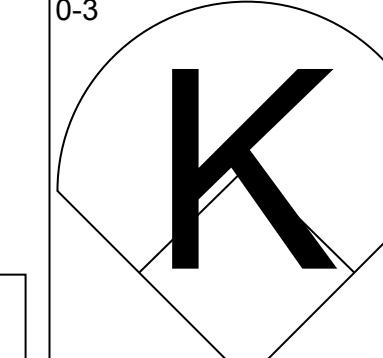
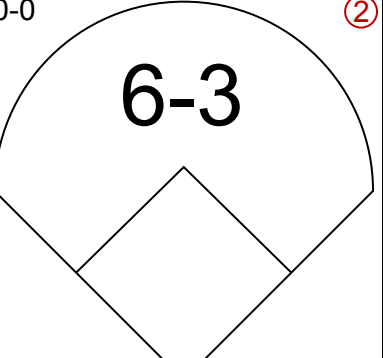
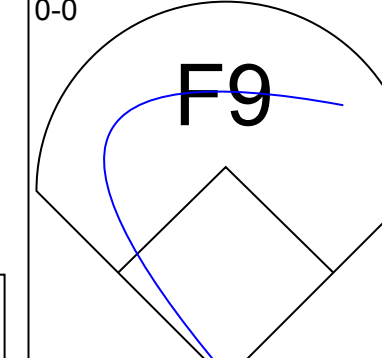
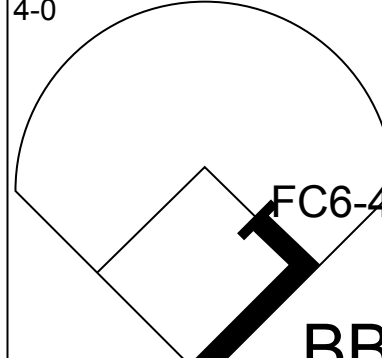
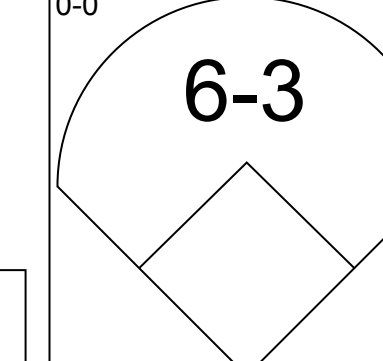
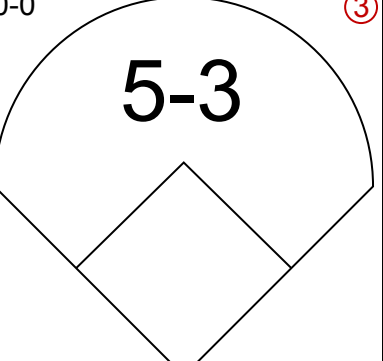
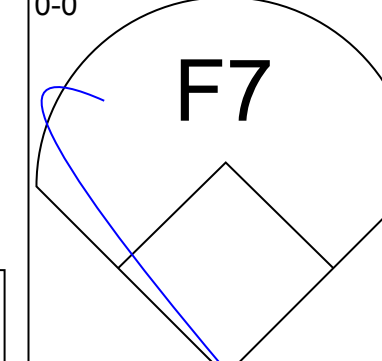
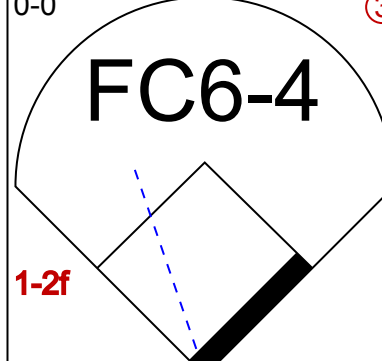
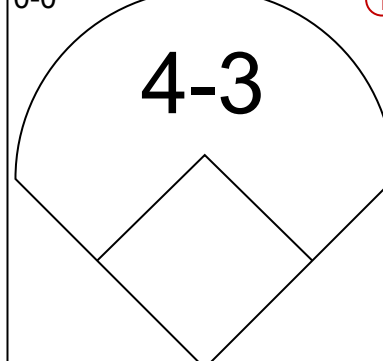
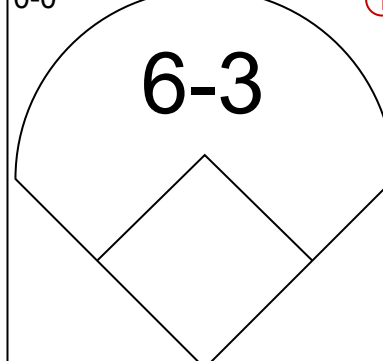
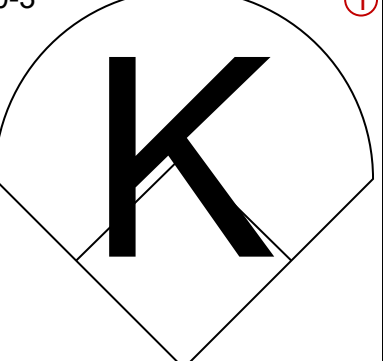
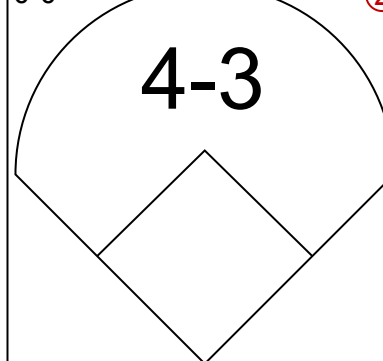
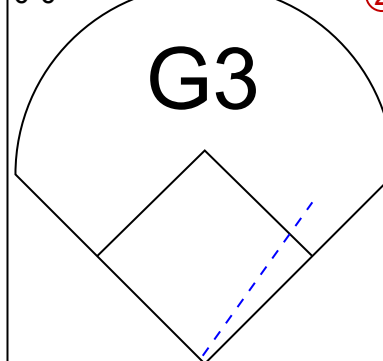
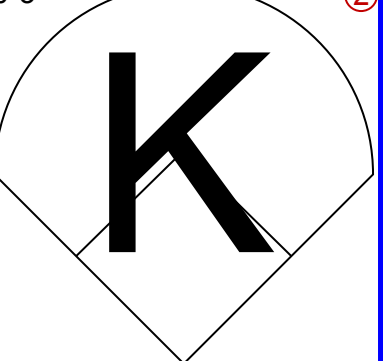


Batter	1	2	3	4	5	6	7	8	9	AB	R	H	RBI	BB	SO	LOB	BOTTOM			
Gil McDougald, R (1.4) OBP: 0.357, SLG: 0.347	SF8		K							4	1	1	0	0	1	0				
Hank Bauer, R (1.9) OBP: 0.346, SLG: 0.417	SF8									3	1	1	1	0	0	0				
Mickey Mantle, S (1.8) OBP: 0.435, SLG: 0.595	6-3									4	0	0	0	0	2	1				
Yogi Berra, L (1.2) OBP: 0.349, SLG: 0.477	F9									4	0	1	1	0	0	0				
Bill Skowron, R (1.3) OBP: 0.442, SLG: 0.761										4	3	3	1	0	0	1				
Elaston Howard, R (1.7) OBP: 0.414, SLG: 0.584										3	1	3	2	0	0	0				
Irv Noren, L (7.7) OBP: 0.313, SLG: 0.394										1	1	1	0	0	0	0				
Andy Carey, R (1.5) OBP: 0.296, SLG: 0.360										3	0	0	0	1	0	2				
Billy Hunter, R (1.6) OBP: 0.259, SLG: 0.313										3	0	0	0	0	1	2				
Joe Collins, L (8, PH) OBP: 0.247, SLG: 0.400										0	0	0	1	1	0	0				
Phil Rizzuto, R (9.6) OBP: 0.419, SLG: 0.286										0	0	0	0	0	0	0				
Ed Lopat, L (1.1) OBP: 0.231, SLG: 0.167										4	0	0	0	0	0	3				
Inning Stats	R: 1 E: 0 K: 0 S: 4	H: 1 LOB: 0 BB: 0 P: 4	R: 2 E: 0 K: 1 S: 7	H: 2 LOB: 0 BB: 0 P: 7	R: 1 E: 0 K: 2 S: 9	H: 2 LOB: 1 BB: 0 P: 9	R: 0 E: 0 K: 0 S: 4	H: 1 LOB: 1 BB: 0 P: 4	R: 0 E: 0 K: 0 S: 3	H: 0 LOB: 0 BB: 0 P: 3	R: 1 E: 0 K: 0 S: 5	H: 2 LOB: 1 BB: 0 P: 5	R: 0 E: 0 K: 0 S: 3	H: 0 LOB: 0 BB: 0 P: 3	R: 2 E: 0 K: 1 S: 7	H: 2 LOB: 2 BB: 2 P: 15	1B: 4 2B: 3 3B: 1 HR: 2	SF: 1 SAC: 0 DP: 0 HBP: 0	WP: 0 PB: 0 SB: 0 CS: 0	PA: 36
PITCHER Billy Pierce, L (1.1) ERA: 2.22	IP: 3.0 WLS: L BF: 15 H: 6 R: 4 ER: 4 SO: 3 BB: 0 IBB: 0 HBP: 0 BLK: 0 WP: 0 HR: 1 S: 21 P: 21 ERA: 12.00 WHIP: 2.000																			
PITCHER Mike Fomieleles, R (4.1) ERA: 3.59	IP: 3.0 WLS: L BF: 11 H: 2 R: 1 ER: 1 SO: 0 BB: 0 IBB: 0 HBP: 0 BLK: 0 WP: 0 HR: 1 S: 11 P: 11 ERA: 3.00 WHIP: 0.667																			
PITCHER Dixie Howell, R (7.1) ERA: 6.0	IP: 2.0 WLS: L BF: 10 H: 2 R: 2 ER: 2 SO: 1 BB: 1 IBB: 1 HBP: 0 BLK: 1 WP: 0 HR: 0 S: 10 P: 18 ERA: 9.00 WHIP: 1.500																			


Chicago White Sox @ New York Yankees
Yankee Stadium, Bronx, NY
Sun Jun 19 1955, 3:33 AM EDT
Overcast - 77 F

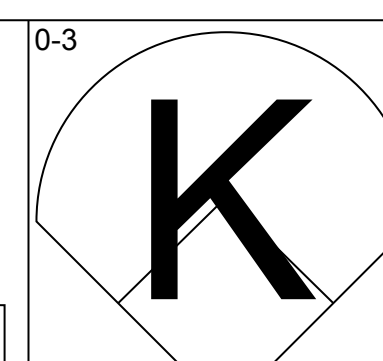
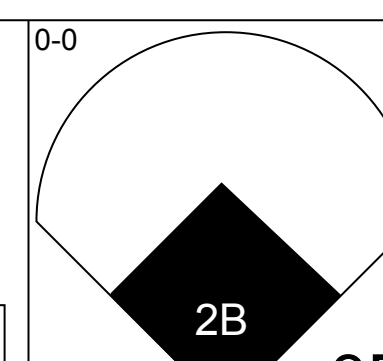
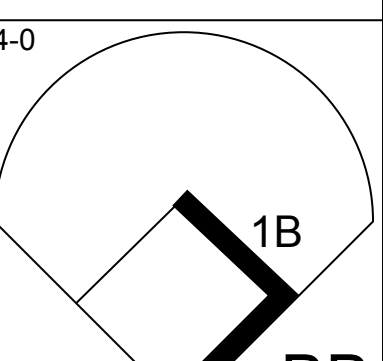
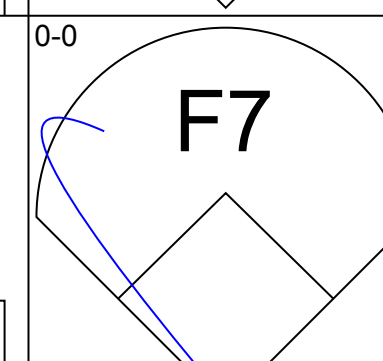
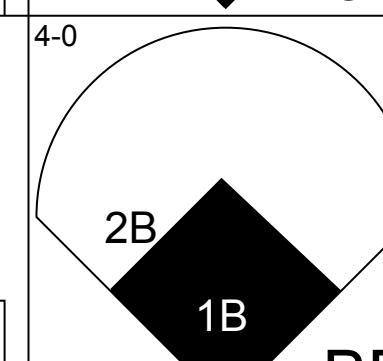
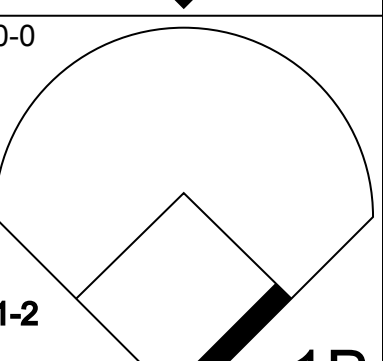
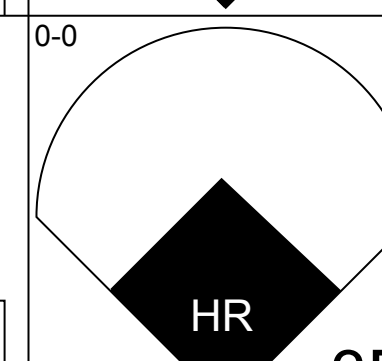
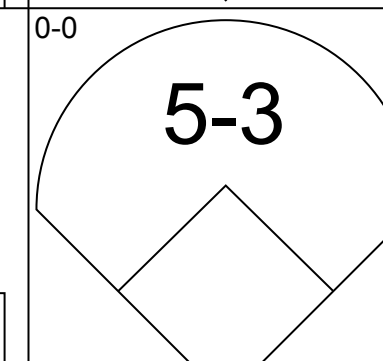
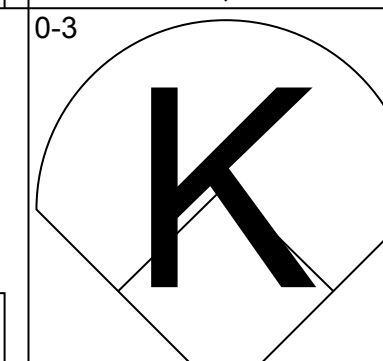
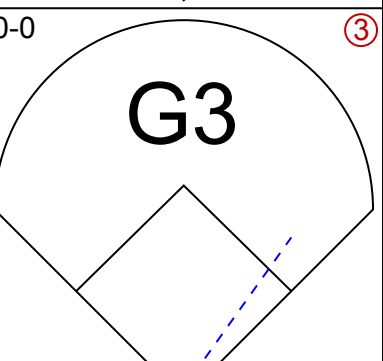
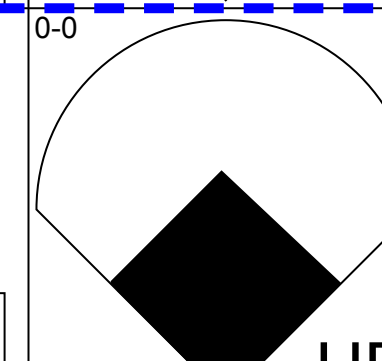
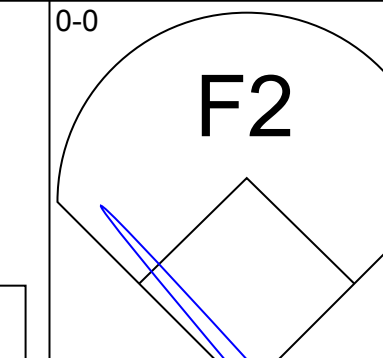
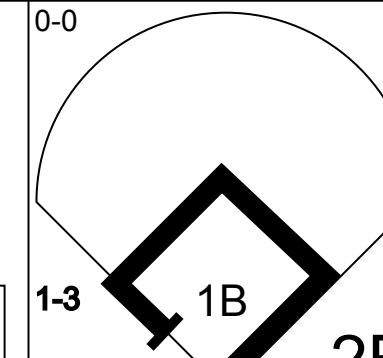

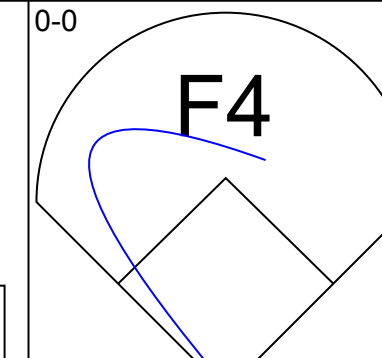
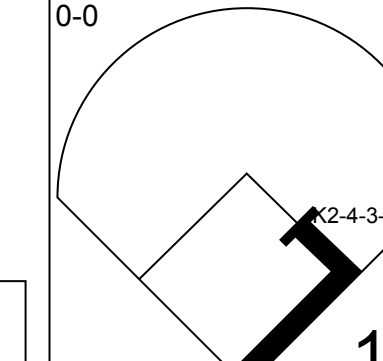
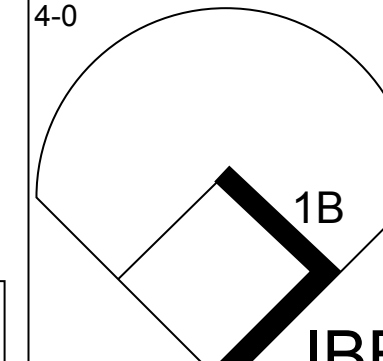


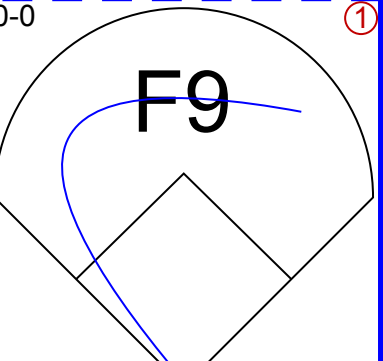
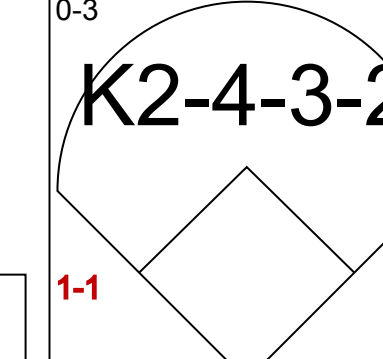
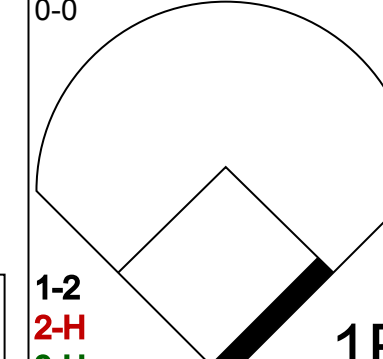


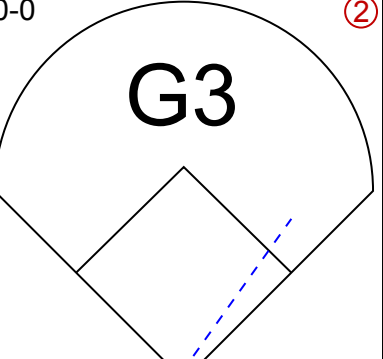
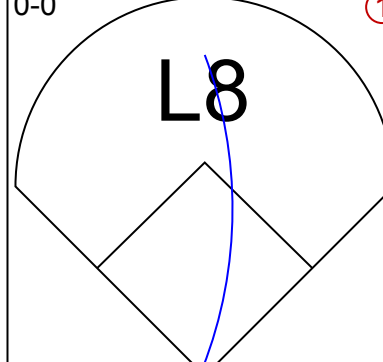
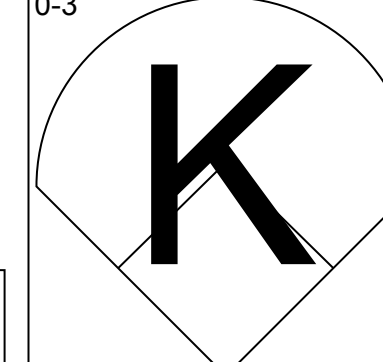
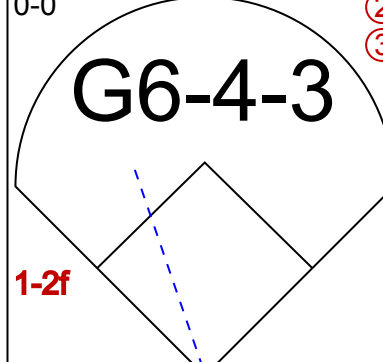
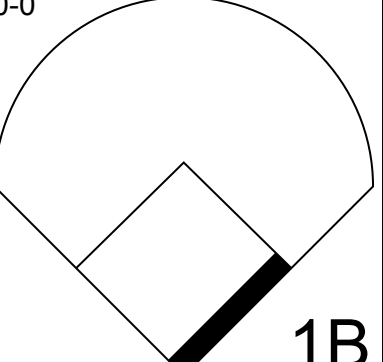
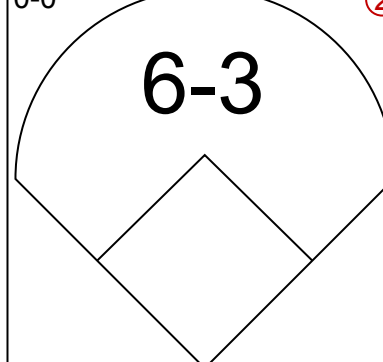
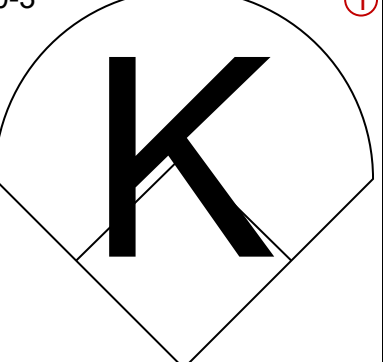
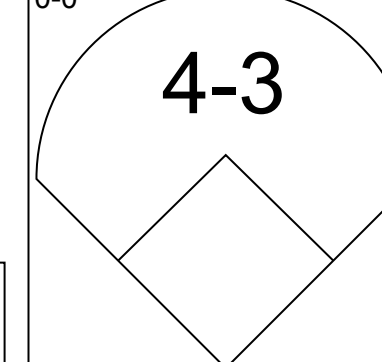
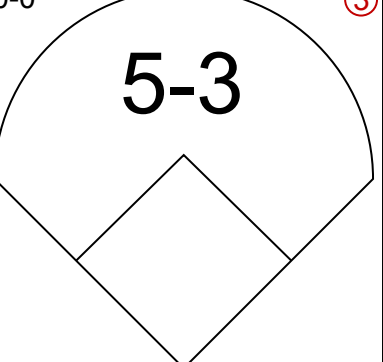
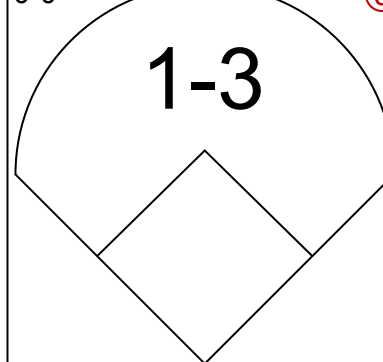
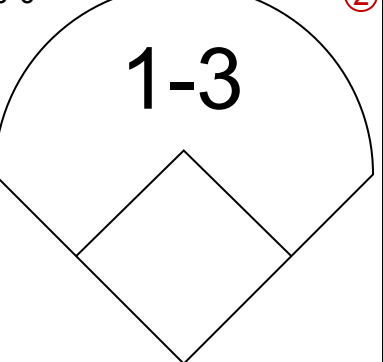
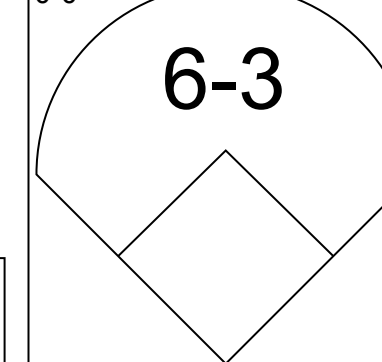
AB 33
R 7
H 10
RBI 6
BB 2
SO 4
LOB 9



Batter	1	2	3	4	5	6	7	8	9	AB	R	H	RBI	BB	SO	LOB	TOP			
Chico Carrasquel, R OBP: 0.358, SLG: 0.376 (1, 6)										4	0	1	0	0	1	0	Chicago White Sox @ New York Yankees Yankee Stadium, Bronx, NY Sun Jun 19 1955, 3:38 AM EDT Att: 44,060 - Overcast - 79 F			
Nellie Fox, L OBP: 0.390, SLG: 0.475 (1, 4)										4	1	2	0	0	0	1				
Minnie Minoso, R OBP: 0.335, SLG: 0.314 (1, 7)										4	1	2	1	0	0	1				
George Kell, R OBP: 0.380, SLG: 0.385 (1, 5)										3	0	0	1	0	0	2				
Jim Rivera, L OBP: 0.338, SLG: 0.391 (1, 9)										4	0	1	0	0	0	1				
Sherm Lollar, R OBP: 0.412, SLG: 0.509 Bob Kennedy, R OBP: 0.233, SLG: 0.188 (9, PR)										3	0	0	0	1	1	1				
Jim Busby, R OBP: 0.264, SLG: 0.329 (1, 8)										4	0	0	0	0	0	3				
Ron Jackson, R OBP: 0.297, SLG: 0.386 Walt Dropo, R OBP: 0.325, SLG: 0.411 (7, 3)										2	0	0	0	0	0	0				
Jack Harshman, L OBP: 0.455, SLG: 0.440 Sandy Consuegra, R OBP: 0.125, SLG: 0.125 Bob Nieman, R OBP: 0.344, SLG: 0.500 Morrie Martin, L (8, 1)										2	0	0	0	0	0	0				
Inning Stats	R: 0 E: 0 K: 1 S: 6	H: 1 LOB: 1 BB: 0 P: 6	R: 0 E: 0 K: 1 S: 5	H: 0 LOB: 0 BB: 0 P: 5	R: 0 E: 0 K: 0 S: 3	H: 0 LOB: 0 BB: 0 P: 3	R: 0 E: 0 K: 0 S: 3	H: 0 LOB: 0 BB: 0 P: 3	R: 0 E: 0 K: 0 S: 3	H: 0 LOB: 0 BB: 0 P: 3	R: 2 E: 0 K: 0 S: 6	H: 3 LOB: 1 BB: 0 P: 6	R: 0 E: 0 K: 2 S: 8	H: 1 LOB: 1 BB: 1 P: 8	R: 0 E: 0 K: 0 S: 4	H: 1 LOB: 2 BB: 1 P: 8		1B: 3 2B: 2 3B: 1 HR: 0	SF: 1 SAC: 0 DP: 0 HBP: 0	WP: 0 PB: 0 SB: 0 CS: 0
PITCHER	IP WLS BF H R ER SO BB IBB HBP BLK WP HR S P ERA WHIP																			
Johnny Kucks, R ERA: 4.11 Jim Konstanty, R ERA: 0.92	(1, 1) 6.0 21 3 2 2 2 0 0 0 0 0 0 25 25 3.00 0.500																			
(7, 1) 3.0 W 13 3 0 0 2 1 0 0 0 0 0 0 16 20 0.00 1.333																				

AB	32
R	2
H	6
RBI	2
BB	1
SO	4
LOB	9



Batter	1	2	3	4	5	6	7	8	9	AB	R	H	RBI	BB	SO	LOB	BOTTOM			
Gil McDougald, R OBP: 0.364, SLG: 0.376 (1, 4)										3	2	2	1	1	1	0	Chicago White Sox @ New York Yankees Yankee Stadium, Bronx, NY Sun Jun 19 1955, 3:38 AM EDT Att: 44,060 - Overcast - 79 F			
Hank Bauer, R OBP: 0.352, SLG: 0.429 (1, 9)										3	2	2	0	1	0	0				
Mickey Mantle, S OBP: 0.433, SLG: 0.602 (1, 8)										4	1	1	2	0	1	4				
Yogi Berra, L OBP: 0.352, SLG: 0.487 (1, 2)										4	0	2	1	0	0	0				
Bill Skowron, R OBP: 0.444, SLG: 0.747 Joe Collins, L OBP: 0.347, SLG: 0.400 (9, 3)										3	0	1	0	1	0	1				
Elston Howard, R OBP: 0.422, SLG: 0.582 Irv Noren, L OBP: 0.311, SLG: 0.391 (8, 7)										2	0	1	1	1	1	1				
Andy Carey, R OBP: 0.295, SLG: 0.358 (1, 5)										4	0	1	0	0	1	4				
Billy Hunter, R OBP: 0.256, SLG: 0.310 Bob Cerv, R OBP: 0.270, SLG: 0.314 Phil Rizzuto, R OBP: 0.409, SLG: 0.278 (8, 6)										2	0	0	0	0	1	0				
Johnny Kucks, R OBP: 0.053, SLG: 0.105 Jim Konstanty, R (7, 1)										2	0	0	0	0	0	0				
Inning Stats	R: 0 E: 0 K: 1 S: 5	H: 0 LOB: 0 BB: 0 P: 5	R: 0 E: 0 K: 1 S: 5	H: 1 LOB: 1 BB: 0 P: 5	R: 0 E: 0 K: 0 S: 3	H: 0 LOB: 0 BB: 0 P: 3	R: 2 E: 0 K: 2 S: 9	H: 3 LOB: 2 BB: 2 P: 17	R: 0 E: 0 K: 1 S: 6	H: 1 LOB: 2 BB: 1 P: 10	R: 0 E: 0 K: 0 S: 3	H: 1 LOB: 1 BB: 1 P: 7	R: 3 E: 0 K: 0 S: 6	H: 3 LOB: 0 BB: 0 P: 6	R: 0 E: 0 K: 0 S: 4	H: 1 LOB: 1 BB: 0 P: 4		1B: 4 2B: 3 3B: 2 HR: 2	SF: 0 SAC: 0 DP: 2 HBP: 0	WP: 0 PB: 0 SB: 0 CS: 0
PITCHER	IP WLS BF H R ER SO BB IBB HBP BLK WP HR S P ERA WHIP																			
Jack Harshman, L ERA: 2.83 Sandy Consuegra, R ERA: 1.92 Morrie Martin, L ERA: 4.76	(1, 1) 6.2 L 29 8 4 4 4 0 2 2 0 0 0 0 1 35 51 5.40 1.500																			
(7, 1) 0.1 2 1 1 1 0 0 0 0 0 0 0 1 2 2 27.00 3.000																				
(8, 1) 1.0 4 1 0 0 0 0 0 0 0 0 0 0 4 4 0.00 1.000																				

AB	31
R	5
H	10
RBI	5
BB	4
SO	5
LOB	11



Batter	1	2	3	4	5	6	7	8	9	AB	R	H	RBI	BB	SO	LOB	TOP			
Chico Carrasquel, R OBP: 0.351, SLG: 0.368 (1, 6)	F8		F6		F4			E5	5-3	5	1	0	0	0	0	3	Chicago White Sox @ Washington Senators Griffith Stadium, Washington, DC Tue Jun 21 1955, 3:33 AM EDT Att: 5,025 - Unknown livebaseballscorecards.com			
Nelle Fox, L OBP: 0.393, SLG: 0.475 (1, 4)	F4		1B			G3		E5	WP	4	1	2	1	1	0	0				
Minnie Minoso, R OBP: 0.337, SLG: 0.313 (1, 7)	F4					5-3		F3	FC4	4	0	1	2	1	0	1				
George Kell, R OBP: 0.376, SLG: 0.376 (1, 5)		G6-4-3	L9			5-3		F6	FC4	4	0	0	0	1	0	5				
Bob Nieman, R OBP: 0.340, SLG: 0.493 Jim Rivera, L OBP: 0.339, SLG: 0.392 (6, 9)	K				6-3			E	S	2	0	0	0	0	1	1				
Sherm Lollar, R OBP: 0.409, SLG: 0.503 (1, 2)	G6-4-3				K			3-H	1B	4	0	1	1	0	1	1				
Jim Busby, R OBP: 0.267, SLG: 0.336 (1, 8)			1B		6-3			FC5	F8	4	1	2	0	0	0	1				
Walt Dropo, R OBP: 0.335, SLG: 0.416 (1, 3)			SH1-4			5-3				3	2	2	0	1	0	0				
Virgil Trucks, R OBP: 0.114, SLG: 0.147 (1, 1)			SH1-4			F7		FC5	K	3	0	0	0	0	1	3				
Inning Stats	R: 0 E: 0 K: 0 S: 3	H: 0 LOB: 0 BB: 0 P: 3	R: 0 E: 0 K: 1 S: 4	H: 0 LOB: 0 BB: 1 P: 8	R: 2 E: 0 K: 0 S: 6	H: 3 LOB: 2 BB: 1 P: 10	R: 0 E: 0 K: 1 S: 5	H: 0 LOB: 0 BB: 0 P: 5	R: 0 E: 0 K: 0 S: 3	H: 0 LOB: 0 BB: 0 P: 3	R: 0 E: 0 K: 0 S: 4	H: 1 LOB: 2 BB: 1 P: 8	R: 3 E: 2 K: 0 S: 7	H: 3 LOB: 1 BB: 0 P: 7	R: 1 E: 0 K: 1 S: 7	H: 2 LOB: 2 BB: 1 P: 11		1B: 8 2B: 1 3B: 0 HR: 0	SF: 0 SAC: 1 DP: 1 HBP: 0	WP: 1 PB: 0 CS: 2
PITCHER	IP	WLS	BF	H	R	ER	SO	BB	IBB	HBP	BLK	WP	HR	S	P	ERA	WHIP			
Bob Porterfield, R ERA: 3.81 Bob Chakales, R ERA: 3.15 (9, 1)	8.0	L	34	7	5	2	2	3	0	0	0	0	0	35	47	2.25	1.250			
PITCHER	IP	WLS	BF	H	R	ER	SO	BB	IBB	HBP	BLK	WP	HR	S	P	ERA	WHIP			

Batter	1	2	3	4	5	6	7	8	9	AB	R	H	RBI	BB	SO	LOB	BOTTOM			
Eddie Yost, R OBP: 0.370, SLG: 0.306 (1, 5)	F8		K			G3		F9		4	0	0	0	0	1	0	Chicago White Sox @ Washington Senators Griffith Stadium, Washington, DC Tue Jun 21 1955, 3:33 AM EDT Att: 5,025 - Unknown livebaseballscorecards.com			
Pete Runnels, L OBP: 0.367, SLG: 0.348 (1, 4)						F8		F7		4	0	2	0	0	0	0				
Mickey Vernon, L OBP: 0.385, SLG: 0.440 (1, 3)	F8		K			F7			K	4	0	0	0	0	2	2				
Johnny Groth, R OBP: 0.333, SLG: 0.480 (1, 8)	6-3					F8			K	4	0	0	0	0	1	1				
Clint Courtney, L OBP: 0.448, SLG: 0.553 (1, 2)						5-3			BB	3	0	2	0	1	0	0				
Roy Sievers, R OBP: 0.341, SLG: 0.401 (1, 7)	F8				G6-4-3				BB	3	1	1	1	1	0	2				
Tom Umphlett, R OBP: 0.279, SLG: 0.252 Carlos Paula, R OBP: 0.345, SLG: 0.276 (7, 9)	F8					F2			K	2	0	0	0	0	0	1				
Jose Valdivielso, R (1, 6)	F3					G3			K	2	0	1	0	0	1	2				
Bob Porterfield, R OBP: 0.167, SLG: 0.225 Ernie Oravetz, S OBP: 0.345, SLG: 0.276 Bob Chakales, R (9, 1)			5-3			K		F9		2	0	0	0	0	1	0				
Inning Stats	R: 0 E: 0 K: 0 S: 4	H: 1 LOB: 1 BB: 0 P: 4	R: 0 E: 0 K: 0 S: 4	H: 1 LOB: 0 BB: 0 P: 4	R: 0 E: 0 K: 2 S: 8	H: 1 LOB: 1 BB: 0 P: 8	R: 0 E: 0 K: 0 S: 3	H: 0 LOB: 0 BB: 0 P: 3	R: 1 E: 0 K: 0 S: 5	H: 2 LOB: 1 BB: 0 P: 5	R: 0 E: 0 K: 0 S: 3	H: 0 LOB: 0 BB: 0 P: 3	R: 0 E: 0 K: 3 S: 9	H: 0 LOB: 2 BB: 2 P: 17	R: 0 E: 0 K: 3 S: 9	H: 0 LOB: 2 BB: 1 P: 17		1B: 4 2B: 1 3B: 0 HR: 1	SF: 0 SAC: 0 DP: 1 HBP: 0	WP: 0 PB: 0 CS: 0
PITCHER	IP	WLS	BF	H	R	ER	SO	BB	IBB	HBP	BLK	WP	HR	S	P	ERA	WHIP			
Virgil Trucks, R ERA: 3.5 (1, 1)	9.0	W	34	6	1	1	6	2	0	0	0	0	1	44	52	1.00	0.889			
PITCHER	IP	WLS	BF	H	R	ER	SO	BB	IBB	HBP	BLK	WP	HR	S	P	ERA	WHIP			

Batter	1	2	3	4	5	6	7	8	9	AB	R	H	RBI	BB	SO	LOB	TOP																					
Chico Carrasquel, R OBP: 0.359, SLG: 0.388 (1, 6)	0-3 K		4-0 2B BB		0-0 F8	0-0 1B		0-0 6-3		4	1	1	1	1	1	0	Chicago White Sox @ Washington Senators Griffith Stadium, Washington, DC Thu Jun 23 1955, 3:33 AM EDT Att: 1,679 - Unknown livebaseballscorecards.com																					
Nellie Fox, L OBP: 0.383, SLG: 0.465 (1, 4)	0-0 F8		0-0 2B		0-0 G3	0-0 F3		0-0 F3		5	0	1	2	0	0	1																						
Minnie Minoso, R OBP: 0.357, SLG: 0.327 (1, 7)	0-0 F8		4-0 BB		0-0 2B	0-0 1B		4-0 1B BB		3	1	2	0	2	0	0																						
George Kell, R OBP: 0.374, SLG: 0.379 (1, 5)		0-0 6-3	0-0 2-3		0-0 2B	0-0 1B		0-0 BB		5	0	2	1	0	0	4																						
Jim Rivera, L OBP: 0.335, SLG: 0.382 (1, 9)	0-0 F8			0-0 1-3	0-0 4-3		0-3 K		0-3 K	5	0	0	0	0	2	1																						
Sherm Lollar, R OBP: 0.414, SLG: 0.500 Ron Jackson, R OBP: 0.297, SLG: 0.386 Les Moss, R OBP: 0.400, SLG: 0.448 (7, PR)	0-0 5-3			4-0 FC5 1-3 BB		0-0 3B	0-0 1B SF7		0-3 K	3	1	2	0	1	0	0																						
Jim Busby, R OBP: 0.278, SLG: 0.358 (1, 8)			4-0 FC1-6 BB	0-0 1-3		0-0 1B	0-0 1B		0-3 K	4	1	2	1	1	1	1																						
Walt Dropo, R OBP: 0.337, SLG: 0.415 (1, 3)			0-0 F8	4-0 IBB		0-0 1B	0-0 SF7			2	1	1	2	1	0	1																						
Harry Byrd, R OBP: 0.185, SLG: 0.154 (1, 1)			0-0 FC1-6 BB	0-0 FC5		0-0 SH1-4	0-0 F8			3	1	0	0	0	0	4																						
Inning Stats	R: 0 E: 0 K: 1 S: 5	H: 0 LOB: 0 BB: 0 P: 5	R: 0 E: 0 K: 0 S: 3	H: 0 LOB: 0 BB: 0 P: 3	R: 2 E: 0 K: 0 S: 4	H: 1 LOB: 2 BB: 3 P: 16	R: 0 E: 0 K: 0 S: 3	H: 0 LOB: 0 BB: 2 P: 11	R: 1 E: 0 K: 0 S: 5	H: 2 LOB: 1 BB: 0 P: 5	R: 3 E: 0 K: 0 S: 8	H: 5 LOB: 2 BB: 0 P: 8	R: 1 E: 0 K: 1 S: 7	H: 2 LOB: 1 BB: 0 P: 7	R: 0 E: 0 K: 0 S: 3	H: 1 LOB: 2 BB: 1 P: 7		R: 0 E: 0 K: 3 S: 9	H: 0 LOB: 0 BB: 0 P: 9	1B: 7 2B: 3 3B: 1 HR: 0	SF: 1 SAC: 1 DP: 0 HBP: 0	WP: 0 PA: 43 CS: 0																
PITCHER	IP	WLS	BF	H	R	ER	SO	BB	IBB	HBP	BLK	WP	HR	S	P	ERA	WHIP	PITCHER				IP	WLS	BF	H	R	ER	SO	BB	IBB	HBP	BLK	WP	HR	S	P	ERA	WHIP
Camilo Pascual, R ERA: 4.94	(1, 1)	5.1	L	28	7	6	6	1	4	1	0	0	0	0	25	45	10.12	2.062																				
Chuck Stobbs, L ERA: 4.27	(6, 1)	0.2		3	1	0	0	0	0	0	0	0	0	0	3	3	0.00	1.500																				
Spec Shea, R ERA: 5.6	(7, 1)	2.0		9	3	1	1	1	1	0	0	0	0	0	10	14	4.50	2.000																				
Ted Abernathy, R ERA: 8.39	(9, 1)	1.0		3	0	0	0	3	0	0	0	0	0	0	9	9	0.00	0.000																				

Batter	1	2	3	4	5	6	7	8	9	AB	R	H	RBI	BB	SO	LOB	BOTTOM																					
Carlos Paula, R OBP: 0.341, SLG: 0.372 (1, 9)	0-0 1-3		0-0 6-3			0-0 4-3		0-0 L8		4	0	0	0	0	0	2	Chicago White Sox @ Washington Senators Griffith Stadium, Washington, DC Thu Jun 23 1955, 3:33 AM EDT Att: 1,679 - Unknown livebaseballscorecards.com																					
Pete Runnels, L OBP: 0.356, SLG: 0.336 (1, 4)	0-0 6-3			0-0 4-3			0-0 L9		0-0 L7	4	0	0	0	0	0	0																						
Mickey Vernon, L OBP: 0.374, SLG: 0.425 (1, 3)	0-0 F8			0-0 1-3			0-0 6-3		0-0 6-3	4	0	0	0	0	0	0																						
Johnny Groth, R OBP: 0.329, SLG: 0.458 (1, 8)		0-0 4-3		0-0 1-3			4-0 BB		0-0 F7	3	0	0	0	1	0	0																						
Roy Sievers, R OBP: 0.336, SLG: 0.393 (1, 7)		0-0 F9			0-3 K		0-0 1-3			3	0	0	0	0	1	1																						
Ed Fitz Gerald, R OBP: 0.329, SLG: 0.359 (1, 2)		0-0 1B			0-0 G6-4-3 1B			0-0 FC6-4 1B		3	0	3	0	0	0	0																						
Harmon Killebrew, R OBP: 0.067, SLG: 0.067 (1, 5)		0-0 F9			0-0 G6-4-3			0-0 FC6-4 1B		3	0	0	0	0	0	3																						
Jose Valdivielso, R (1, 6)			0-0 1-3			0-0 5-3		0-0 1B		2	0	0	0	0	0	0																						
Clint Courtney, L OBP: 0.435, SLG: 0.531 Bobby Kline, R OBP: 0.355, SLG: 0.273 (8, PH)				0-0 F9		0-0 G3		0-0 F9		1	0	0	0	0	0	0																						
Camilo Pascual, R ERA: 4.94 Chuck Stobbs, L ERA: 4.27 Ernie Crivetto, L OBP: 0.444, SLG: 0.691 Spec Shea, R OBP: 0.339, SLG: 0.270 Mickey McDermott, L OBP: 0.271, SLG: 0.341 Ted Abernathy, R OBP: 0.333, SLG: 0.333 (9, 1)	(1, 1)	9.0	W	31	4	0	0	1	1	0	0	0	0	0	0	0																						
Inning Stats	R: 0 E: 0 K: 0 S: 3	H: 0 LOB: 0 BB: 0 P: 3	R: 0 E: 0 K: 0 S: 4	H: 1 LOB: 1 BB: 0 P: 4	R: 0 E: 0 K: 0 S: 3	H: 0 LOB: 0 BB: 0 P: 3	R: 0 E: 0 K: 0 S: 3	H: 0 LOB: 0 BB: 0 P: 3	R: 0 E: 0 K: 0 S: 3	H: 0 LOB: 1 BB: 1 P: 7	R: 0 E: 0 K: 0 S: 5	H: 2 LOB: 2 BB: 0 P: 5	R: 0 E: 0 K: 0 S: 3	H: 0 LOB: 0 BB: 0 P: 3	1B: 4 2B: 0 3B: 0 HR: 0	SF: 0 SAC: 0 DP: 1 HBP: 0	WP: 0 PA: 31 CS: 0																					
PITCHER	IP	WLS	BF	H	R	ER	SO	BB	IBB	HBP	BLK	WP	HR	S	P	ERA	WHIP	PITCHER				IP	WLS	BF	H	R	ER	SO	BB	IBB	HBP	BLK	WP	HR	S	P	ERA	WHIP
Harry Byrd, R ERA: 3.78	(1, 1)	9.0	W	31	4	0	0	1	1	0	0	0	0	0	32	36	0.00	0.556																				



Batter	1	2	3	4	5	6	7	8	9	AB	R	H	RBI	BB	SO	LOB	TOP				
Chico Carrasquel, R OBP: 0.361, SLG: 0.370 (1, 6)	0-0 4-3		0-0 F9		4-0 BB BB		0-0 1B 1B 1B		0-0 CS 1B	4	0	2	0	1	0	0	Chicago White Sox @ Boston Red Sox Fenway Park, Boston, MA Fri Jun 24 1955, 3:33 AM EDT Att: 28,628 - Unknown				
Nelle Fox, L OBP: 0.380, SLG: 0.459 (1, 4)	0-0 F9		0-0 F9		0-0 F9		0-0 1B 1B		0-0 F8	5	0	1	1	0	0	2					
Minnie Minoso, R OBP: 0.358, SLG: 0.326 (1, 9) (6, 7)	0-0 B1-3		0-3 K		4-0 1-2 BB		0-0 1-2 2-3 1B		0-0 F8	4	0	1	0	1	1	0					
George Kell, R OBP: 0.371, SLG: 0.376 (1, 5)		0-0 G5-4-3 1B		0-0 E1 G5-4-3		0-0 F4		0-0 F9		4	0	1	0	0	0	5					
Bob Nieman, R OBP: 0.333, SLG: 0.486 Jim Rivera, L OBP: 0.333, SLG: 0.380 (1, 7) (6, 9)		0-0 G5-4-3		0-0 G5-4-3		0-0 6-3		0-0 F4		3	0	0	0	0	0	2					
Sherm Lollar, R OBP: 0.421, SLG: 0.497 (1, 2)		4-0 2B BB		4-0 BB		0-0 4-3		4-0 4-3 BB		1	1	0	0	3	0	0					
Jim Busby, R OBP: 0.278, SLG: 0.360 (1, 8)		0-0 1-H 2B		0-0 F9		0-0 5-3		0-0 4-3		4	0	1	1	0	0	2					
Walt Dropo, R OBP: 0.346, SLG: 0.435 (1, 3)		4-0 IBB			0-0 HR		4-0 1B SH1-4 1B BB		0-0 6-3	2	2	1	1	2	0	1					
Billy Pierce, L OBP: 0.207, SLG: 0.148 Sandy Consuegra, R OBP: 0.118, SLG: 0.118 Morrie Martin, L (1, 1) (6, 1) (9, 1)		0-0 F4		0-0 F4		0-0 B2-3		0-0 SH1-4		0-0 F8	2	0	0	0	0	2					
Inning Stats	R: 0 E: 0 K: 0 S: 3	H: 0 LOB: 0 BB: 0 P: 3	R: 1 E: 0 K: 0 S: 4	H: 2 LOB: 2 BB: 2 P: 12	R: 0 E: 0 K: 1 S: 5	H: 0 LOB: 0 BB: 0 P: 5	R: 0 E: 1 K: 0 S: 3	H: 0 LOB: 1 BB: 1 P: 7	R: 1 E: 0 K: 0 S: 4	H: 1 LOB: 2 BB: 2 P: 12	R: 0 E: 0 K: 0 S: 3	H: 0 LOB: 0 BB: 0 P: 3	R: 1 E: 0 K: 0 S: 6	H: 3 LOB: 3 BB: 1 P: 10	R: 0 E: 0 K: 0 S: 3	H: 0 LOB: 1 BB: 1 P: 7		R: 0 E: 0 K: 0 S: 3	H: 1 LOB: 0 BB: 0 P: 3	1B: 5 2B: 1 3B: 0 HR: 1	SF: 0 SAC: 1 DP: 2 HBP: 0
PITCHER	IP WLS BF H R ER SO BB IBB HBP BLK WP HR S P ERA WHIP	IP WLS BF H R ER SO BB IBB HBP BLK WP HR S P ERA WHIP																			
Mel Parnell, L ERA: 6.18 Tom Hurd, R ERA: 2.05 (1, 1) (7, 1)	6.1 L 29 5 3 3 1 5 1 0 0 0 1 25 49 4.26 1.579	2.2 10 2 0 0 0 1 0 0 0 0 0 9 13 0.00 1.125																			

Batter	1	2	3	4	5	6	7	8	9	AB	R	H	RBI	BB	SO	LOB	BOTTOM			
Billy Goodman, L OBP: 0.359, SLG: 0.311 (1, 4)	0-0 L7		4-0 FC1-6 BB		0-0 F7		0-0 G3			3	0	0	0	1	0	1	Chicago White Sox @ Boston Red Sox Fenway Park, Boston, MA Fri Jun 24 1955, 3:33 AM EDT Att: 28,628 - Unknown			
Billy Klaus, L OBP: 0.379, SLG: 0.423 (1, 6)	0-0 F7		0-0 FC1-6			0-0 WP 2B 1B		0-0 4-3		4	1	1	0	0	0	1				
Jackie Jensen, R OBP: 0.334, SLG: 0.496 (1, 9)	0-0 FC5-4 1B		0-0 5-3			0-0 F7		0-0 5-3		4	0	1	0	0	0	2				
Norm Zauchin, R OBP: 0.359, SLG: 0.525 (1, 3)	0-0 FC5-4			0-3 K		0-0 F7		0-0 6-3		4	0	0	0	0	1	2				
Sammy White, R OBP: 0.326, SLG: 0.404 (1, 2)		0-3 K		0-0 1B 1B		0-0 2H 2B		0-0 7-6 1B		4	0	3	1	0	1	0				
Karl Olson, R OBP: 0.207, SLG: 0.250 Faye Throneberry, L OBP: 0.340, SLG: 0.517 (1, 7) (6, PH) (7, 7)		0-0 F9		0-0 L7		0-0 6-3		0-0 1B		2	0	0	0	0	0	1				
Grady Hatton, L OBP: 0.382, SLG: 0.355 (1, 5)		0-0 HR		0-0 1-3 1B			0-0 F8		0-0 7-6	4	1	2	1	0	0	2				
Jim Piersall, R OBP: 0.331, SLG: 0.405 (1, 8)		0-0 F9			0-0 F9		0-0 6-3		0-0 1-2 1B	4	0	1	0	0	0	0				
Mel Parnell, L OBP: 0.333, SLG: 0.417 Tom Hurd, R OBP: 0.143, SLG: 0.143 Gene Stephens, L OBP: 0.424, SLG: 0.576 Ted Lepcio, R OBP: 0.312, SLG: 0.451 (1, 1) (7, 1) (9, PH) (9, PH)			0-0 F8		0-0 6-3			0-0 K		2	0	0	0	0	0	0				
Inning Stats	R: 0 E: 0 K: 0 S: 4	H: 1 LOB: 1 BB: 0 P: 4	R: 1 E: 0 K: 1 S: 6	H: 1 LOB: 0 BB: 0 P: 6	R: 0 E: 0 K: 1 S: 6	H: 0 LOB: 1 BB: 1 P: 7	R: 0 E: 0 K: 1 S: 6	H: 2 LOB: 2 BB: 0 P: 6	R: 0 E: 0 K: 0 S: 3	H: 0 LOB: 0 BB: 0 P: 3	R: 1 E: 0 K: 0 S: 5	H: 2 LOB: 1 BB: 0 P: 5	R: 0 E: 0 K: 0 S: 4	H: 1 LOB: 1 BB: 0 P: 4	R: 0 E: 0 K: 0 S: 3	R: 0 E: 0 K: 1 S: 7		H: 3 LOB: 2 BB: 0 P: 7	1B: 8 2B: 2 3B: 0 HR: 1	SF: 0 SAC: 0 DP: 1 HBP: 0
PITCHER	IP WLS BF H R ER SO BB IBB HBP BLK WP HR S P ERA WHIP	IP WLS BF H R ER SO BB IBB HBP BLK WP HR S P ERA WHIP																		
Billy Pierce, L ERA: 2.31 Sandy Consuegra, R ERA: 1.54 Morrie Martin, L ERA: 4.63 (1, 1) (6, 1) (9, 1)	5.0 W 15 5 0 0 0 0 0 0 0 1 0 15 15 0.00 1.364	3.2 S 1 0 0 0 1 0 0 0 0 0 0 3 3 0.00 0.000																		

Batter	1	2	3	4	5	6	7	8	9	AB	R	H	RBI	BB	SO	LOB	TOP										
Chico Carrasquel, R (1, 6) OBP: 0.359, SLG: 0.367	0-0 4-3		0-0 5-3		0-0 F4		0-0 G5-4-3		0-0 1B 1B	5	1	1	0	0	0	2	Chicago White Sox @ Boston Red Sox Fenway Park, Boston, MA Sat Jun 25 1955, 3:33 AM EDT Att: 15,823 - Unknown										
Nellie Fox, L (1, 4) OBP: 0.387, SLG: 0.471	0-0 F9		1-0 HBP		1-2 1B			0-0 SF8 3B	1-2 1B	4	1	3	0	0	0	0											
Minnie Minoso, R (1, 7) OBP: 0.359, SLG: 0.324	0-0 5-3		0-0 F8		0-0 F8			4-0 5-3 E BB	1-2 2-H 1B	4	1	1	1	1	0	3											
George Kell, R (1, 5) OBP: 0.373, SLG: 0.378		0-0 FC1-6 1B	0-0 6-3			0-0 F6		0-0 5-3	0-0 4-3	2	0	1	0	0	0	1											
Vern Stephens, R (4, 5) OBP: 0.316, SLG: 0.458								1-2 1B		3	0	0	0	0	0	4											
Jim Rivera, L (1, 9) OBP: 0.332, SLG: 0.375	0-0 FC1-6 HBP HR			0-0 F9		0-0 L9		4-0 SF8 IBB		3	1	0	0	1	0	1											
Sherm Lollar, R (1, 2) OBP: 0.422, SLG: 0.514	1-0 HR HBP			0-0 F8		0-0 HR		0-0 SF8		2	2	1	2	0	0	0											
Jim Busby, R (1, 8) OBP: 0.277, SLG: 0.370	0-0 HR			0-0 6-3		0-0 F9			0-0 F4	4	1	1	3	0	0	0											
Walt Dropo, R (1, 3) OBP: 0.349, SLG: 0.455	0-3 K				0-0 F8		0-0 FC3-6 1B		0-0 HR	4	1	2	1	0	1	0											
Jack Harshman, L (1, 1) OBP: 0.441, SLG: 0.423	0-0 F9					0-0 1B			0-0 6-3	1	0	0	0	0	0	0											
Dixie Howell, L (3, 1) OBP: 0.333, SLG: 0.333						0-0 1B		0-0 FC3-6 G5-4-3		3	0	1	0	0	0	1											
Inning Stats	R: 0 E: 0 K: 0 S: 3	H: 0 LOB: 0 BB: 0 P: 3	R: 3 E: 0 K: 1 S: 7	H: 2 LOB: 0 BB: 0 P: 8	R: 0 E: 0 K: 0 S: 3	H: 0 LOB: 0 BB: 0 P: 4	R: 0 E: 0 K: 0 S: 3	H: 0 LOB: 0 BB: 0 P: 3	R: 0 E: 0 K: 0 S: 5	H: 2 LOB: 2 BB: 0 P: 5	R: 1 E: 0 K: 0 S: 4	H: 1 LOB: 0 BB: 0 P: 4	R: 0 E: 0 K: 0 S: 3	H: 1 LOB: 0 BB: 0 P: 3	R: 2 E: 1 K: 0 S: 3	H: 1 LOB: 1 BB: 2 P: 11	R: 2 E: 0 K: 0 S: 7	H: 4 LOB: 2 BB: 0 P: 7	1B: 7 2B: 0 3B: 1 HR: 3	SF: 1 SAC: 0 DP: 1 HBP: 2	WP: 0 PB: 0 SB: 0 CS: 0	PA: 40					
PITCHER	IP	WLS	BF	H	R	ER	SO	BB	IBB	HBP	BLK	WP	HR	S	P	ERA	WHIP	PITCHER								ERA	WHIP
George Susce, R (1, 1) ERA: 3.75	7.0	L	28	6	4	4	1	0	0	2	0	0	2	28	30	5.14	0.857										
Dick Brodowski, R (8, 1) ERA: 9.0	2.0		12	5	4	3	0	1	1	0	0	0	1	10	18	13.50	3.000										

AB	35
R	8
H	11
RBI	7
BB	2
SO	1
LOB	12



Batter	1	2	3	4	5	6	7	8	9	AB	R	H	RBI	BB	SO	LOB	BOTTOM										
Billy Goodman, L (1, 4) OBP: 0.360, SLG: 0.313	0-0 5-3		0-0 BB 1B BB		0-0 FC5 1B		0-3 K		0-0 1-3	5	1	2	0	0	1	1	Chicago White Sox @ Boston Red Sox Fenway Park, Boston, MA Sat Jun 25 1955, 3:33 AM EDT Att: 15,823 - Unknown										
Billy Klaus, L (1, 6) OBP: 0.382, SLG: 0.424	0-0 4-3		0-0 BB BB 1B		0-0 1-2 1B			0-0 F7		4	0	2	1	0	0	0											
Faye Throneberry, L (1, 7) OBP: 0.337, SLG: 0.590	0-3 K		0-0 BB BB		0-0 F7			0-0 3-1		3	0	0	0	1	1	2											
Jackie Jensen, R (1, 9) OBP: 0.337, SLG: 0.494		0-0 F8	4-0 BB		0-0 FC5			0-0 1B		3	0	1	1	1	0	2											
Norm Zauchin, R (1, 3) OBP: 0.352, SLG: 0.514		0-0 F9	0-0 F9		0-3 K			0-0 F4		4	0	0	0	0	1	4											
Sammy White, R (1, 2) OBP: 0.328, SLG: 0.406	0-3 K			0-0 F7		0-0 G3-6-3 1B			0-0 SH1-3 1B SF8	4	1	2	0	0	1	0											
Grady Hatton, L (1, 5) OBP: 0.386, SLG: 0.354			4-0 FC5-4 BB		0-0 4-3		0-0 G3-6-3		0-0 SH1-3 1B	3	0	1	0	1	0	1											
Jim Piersall, R (1, 8) OBP: 0.326, SLG: 0.399			0-0 FC5-4 1B 1B		0-0 F8			0-0 F9	0-0 SH1-3	3	1	0	0	0	0	1											
George Susce, R (1, 1) OBP: 0.067, SLG: 0.133			0-3 K		0-0 L7		0-3 K		0-0 SF8	2	0	0	0	0	1	1											
Mei Parnell, L (7, PH) OBP: 0.308, SLG: 0.385									1-2 2-3 3-H	1	0	0	0	0	1	0											
Dick Brodowski, R (8, 1) OBP: 0.333, SLG: 0.333									3-H	0	0	0	0	0	0	0											
Gene Stephens, L (8, PH) OBP: 0.420, SLG: 0.576										0	0	0	1	0	0	0											
Inning Stats	R: 0 E: 0 K: 1 S: 5	H: 0 LOB: 0 BB: 0 P: 5	R: 0 E: 0 K: 1 S: 5	H: 0 LOB: 0 BB: 0 P: 5	R: 2 E: 0 K: 1 S: 7	H: 2 LOB: 3 BB: 3 P: 19	R: 0 E: 0 K: 0 S: 3	H: 0 LOB: 0 BB: 0 P: 3	R: 0 E: 0 K: 0 S: 5	H: 2 LOB: 2 BB: 0 P: 5	R: 0 E: 0 K: 2 S: 7	H: 1 LOB: 0 BB: 0 P: 5	R: 0 E: 0 K: 0 S: 4	H: 0 LOB: 0 BB: 0 P: 7	R: 0 E: 0 K: 0 S: 4	H: 1 LOB: 1 BB: 0 P: 4	R: 0 E: 0 K: 0 S: 5	H: 2 LOB: 1 BB: 0 P: 5	1B: 8 2B: 0 3B: 0 HR: 0	SF: 1 SAC: 1 DP: 1 HBP: 0	WP: 0 PB: 0 SB: 0 CS: 0	PA: 37					
PITCHER	IP	WLS	BF	H	R	ER	SO	BB	IBB	HBP	BLK	WP	HR	S	P	ERA	WHIP	PITCHER								ERA	WHIP
Jack Harshman, L (1, 1) ERA: 2.95	13		24	6	2	2	3	0	0	0	0	0	0	30	30	1.42	0.947										
Dixie Howell, R (3, 1) ERA: 2.89	6.1	W	24	6	1	1	3	0	0	0	0	0	0	30	30	1.42	0.947										



Batter	1	2	3	4	5	6	7	8	9	AB	R	H	RBI	BB	SO	LOB	TOP		
Chico Carrasquel, R (1,6) OBP: 0.352, SLG: 0.360	5-3	K		FC6-4			F6		6-3	5	0	0	0	0	1	3			
Nellie Fox, L (1,4) OBP: 0.392, SLG: 0.479	1B			F8			F8			4	2	3	0	0	0	0			
Minnie Minoso, R (1,7) OBP: 0.357, SLG: 0.322	1B			5-3			F8			4	0	1	0	0	1	2			
Jim Rivera, L (1,9) OBP: 0.331, SLG: 0.371	F5			BB			SF9			2	0	0	1	1	0	2			
Sherm Lollar, R (1,2) OBP: 0.423, SLG: 0.511				BB						3	0	1	1	1	0	0			
Les Moss, R (8,2) OBP: 0.400, SLG: 0.448	1B			FC6-4			6-3			0	0	0	0	0	0	0			
Jim Busby, R (1,8) OBP: 0.281, SLG: 0.370				FC6-4			F3			3	0	1	0	1	0	2			
Walt Dropo, R (1,3) OBP: 0.342, SLG: 0.444				L9			F6			4	0	0	0	0	0	2			
Vern Stephens, R (1,5) OBP: 0.319, SLG: 0.443				F9						2	0	0	0	1	0	0			
George Kell, R (9, PH) OBP: 0.371, SLG: 0.376				6-3						1	0	0	0	0	0	0			
Virgil Trucks, R (1,1) OBP: 0.132, SLG: 0.162				BB						3	0	1	0	0	1	2			
Morrie Martin, L (7,1)				K						0	0	0	0	0	0	0			
Bob Nieman, R (9, PH) OBP: 0.331, SLG: 0.483				FC6-4			6-3			1	0	0	0	0	0	0			
Inning Stats	R: 1 E: 0 K: 0 S: 5	H: 3 LOB: 2 BB: 0 P: 5	R: 0 E: 0 K: 2 S: 7	H: 0 LOB: 2 BB: 2 P: 15	R: 0 E: 0 K: 0 S: 3	H: 0 LOB: 2 BB: 2 P: 11	R: 0 E: 0 K: 0 S: 4	H: 1 LOB: 1 BB: 0 P: 4	R: 1 E: 0 K: 0 S: 4	H: 1 LOB: 0 BB: 0 P: 4	R: 0 E: 0 K: 1 S: 6	H: 1 LOB: 1 BB: 0 P: 6	R: 0 E: 0 K: 0 S: 4	H: 1 LOB: 1 BB: 0 P: 4	R: 0 E: 0 K: 0 S: 3	H: 0 LOB: 0 BB: 0 P: 3	1B: 6 2B: 1 3B: 0 HR: 0	SF: 1 SAC: 0 DP: 0 HBP: 0	WP: 0 PA: 37
PITCHER Willard Nixon, R (1,1) ERA: 4.15	IP: 9.0 WLS: W BF: 37 H: 7 R: 2 ER: 2 SO: 3 BB: 4 IBB: 0 HBP: 0 BLK: 0 WP: 0 HR: 0 S: 39 P: 55 ERA: 2.00 WHIP: 1.222																		

Chicago White Sox @ Boston Red Sox
Fenway Park, Boston, MA
Sun Jun 26 1955, 3:33 AM EDT
Unknown

AB	32
R	2
H	7
RBI	2
BB	4
SO	3
LOB	13



Batter	1	2	3	4	5	6	7	8	9	AB	R	H	RBI	BB	SO	LOB	BOTTOM
Billy Goodman, L (1,4) OBP: 0.358, SLG: 0.309	4-3			F8			1-4-3			3	0	0	0	1	0	0	
Billy Klaus, L (1,6) OBP: 0.374, SLG: 0.415	F7			F6			1-3			4	0	0	0	0	0	2	
Gene Stephens, L (1,7) OBP: 0.413, SLG: 0.596				K						4	1	1	1	0	2	0	
Jackie Jensen, R (1,9) OBP: 0.336, SLG: 0.488	K			1-3			5-3			3	0	0	0	1	1	0	
Norm Zauchin, R (1,3) OBP: 0.350, SLG: 0.524				K			F6			4	1	1	1	0	1	1	
Sammy White, R (1,2) OBP: 0.328, SLG: 0.409	5-3			F7			BB			3	1	1	0	0	0	0	
Grady Hatton, L (1,5) OBP: 0.385, SLG: 0.348				4-3			2B			2	1	0	0	1	0	0	
Jim Piersall, R (1,8) OBP: 0.331, SLG: 0.400				5-3			2B			2	1	1	0	1	0	0	
Willard Nixon, L (1,1) OBP: 0.235, SLG: 0.313				F7			2B			3	0	1	3	0	1	1	
Inning Stats	R: 1 E: 0 K: 1 S: 6	H: 1 LOB: 0 BB: 0 P: 6	R: 1 E: 0 K: 0 S: 5	H: 2 LOB: 1 BB: 0 P: 5	R: 0 E: 0 K: 1 S: 5	H: 0 LOB: 0 BB: 0 P: 5	R: 0 E: 0 K: 1 S: 5	H: 0 LOB: 0 BB: 0 P: 5	R: 0 E: 0 K: 1 S: 5	H: 0 LOB: 0 BB: 0 P: 5	R: 3 E: 0 K: 0 S: 5	H: 2 LOB: 2 BB: 3 P: 17	R: 0 E: 0 K: 0 S: 2	H: 0 LOB: 0 BB: 1 P: 6	1B: 1 2B: 3 3B: 0 HR: 2	SF: 0 SAC: 0 DP: 1 HBP: 0	WP: 0 PA: 32
PITCHER Virgil Trucks, R (1,1) ERA: 3.73	IP: 6.2 WLS: L BF: 28 H: 5 R: 5 ER: 5 SO: 5 BB: 2 IBB: 1 HBP: 0 BLK: 0 WP: 0 HR: 2 S: 35 P: 47 ERA: 6.75 WHIP: 1.050																
PITCHER Morrie Martin, L (7,1) ERA: 4.15	IP: 1.1 WLS: L BF: 4 H: 0 R: 0 ER: 0 SO: 0 BB: 1 IBB: 0 HBP: 0 BLK: 0 WP: 0 HR: 0 S: 3 P: 7 ERA: 0.00 WHIP: 0.750																

Chicago White Sox @ Boston Red Sox
Fenway Park, Boston, MA
Sun Jun 26 1955, 3:33 AM EDT
Unknown

AB	28
R	5
H	5
RBI	5
BB	4
SO	5
LOB	4



Batter	1	2	3	4	5	6	7	8	9	AB	R	H	RBI	BB	SO	LOB	TOP							
Jim Briedeweser, R (1, 6) <small>OBP: 0.357, SLG: 0.429</small> Chico Carrasquel, R (4, 6) <small>OBP: 0.355, SLG: 0.351</small>	0-0 1-3		0-0 F8		4-0 HBP BB		0-0 1B WP 1B		0-0 F3	2	0	0	0	0	0	0	Chicago White Sox @ Boston Red Sox Fenway Park, Boston, MA Sun Jun 26 1955, 3:38 AM EDT Att: 32,362 - Unknown							
Nellie Fox, L (1, 4) <small>OBP: 0.399, SLG: 0.483</small>	0-0 1B		0-0 G3		1-0 HBP		0-0 1B 6-3		0-0 G1-4-3	4	0	3	1	0	0	0								
Minnie Minoso, R (1, 9) <small>OBP: 0.353, SLG: 0.319</small>	0-0 F7		0-0 F9		0-3 K		0-0 1B 6-3		0-0 G1-4-3	5	0	1	1	0	1	5								
Ron Jackson, R (1, 3) <small>OBP: 0.292, SLG: 0.379</small> Walt Dropo, R (3, 3) <small>OBP: 0.337, SLG: 0.436</small>	0-0 F3			0-0 F6		0-0 5-3		0-0 6-3		1	0	0	0	0	0	1								
Bob Nieman, R (1, 7) <small>OBP: 0.324, SLG: 0.471</small>		0-0 F8		0-3 K		0-0 F4		0-0 F4		4	0	0	0	0	1	2								
Sherm Lollar, R (1, 2) <small>OBP: 0.427, SLG: 0.519</small> Mike Fornieles, R (6, PR) <small>OBP: 0.105, SLG: 0.158</small> Les Moss, R (6, 2) <small>OBP: 0.409, SLG: 0.458</small>		0-0 1B		0-0 5-3		0-0 2B		0-0 G4-6-3 1B		3	0	2	0	0	0	0								
Jim Busby, R (1, 8) <small>OBP: 0.277, SLG: 0.364</small>		0-3 K			0-3 K		0-0 G3		0-0 G4-6-3 1B	4	0	0	0	0	2	3								
Bob Kennedy, R (1, 5) <small>OBP: 0.255, SLG: 0.205</small>		0-0 1B			0-0 F7		0-0 1B WP 1B		4-0 BB	3	1	2	0	1	0	0								
Bob Keegan, R (1, 1) <small>OBP: 0.455, SLG: 0.400</small> Sandy Consuegra, R (3, 1) <small>OBP: 0.167, SLG: 0.167</small> Jack Harshman, L (5, 1) <small>OBP: 0.426, SLG: 0.407</small> Jim Rivera, L (8, PH) <small>OBP: 0.329, SLG: 0.370</small> Morrie Martin, L (8, 1)		0-3 K			0-0 HBP WP 1B		0-0 F4		0-3 K	1	0	0	0	0	1	2								
Inning Stats	R: 0 E: 0 K: 0 S: 4	H: 1 LOB: 1 BB: 0 P: 4	R: 0 E: 0 K: 2 S: 9	H: 2 LOB: 2 BB: 0 P: 9	R: 0 E: 0 K: 0 S: 3	H: 0 LOB: 0 BB: 0 P: 3	R: 0 E: 0 K: 1 S: 5	H: 0 LOB: 0 BB: 0 P: 5	R: 0 E: 0 K: 2 S: 8	H: 1 LOB: 3 BB: 1 P: 13	R: 0 E: 0 K: 0 S: 4	H: 1 LOB: 1 BB: 0 P: 4	R: 2 E: 0 K: 0 S: 7	H: 4 LOB: 2 BB: 0 P: 7	R: 0 E: 0 K: 1 S: 5	H: 1 LOB: 1 BB: 1 P: 9		R: 0 E: 0 K: 0 S: 3	H: 1 LOB: 0 BB: 0 P: 3	1B: 10 2B: 1 3B: 0 HR: 0	SF: 0 SAC: 0 DP: 2 HBP: 1	WP: 2 PB: 0 SB: 0 CS: 0	PA: 39	
PITCHER	IP WLS BF	H R ER SO	BB IBB HBP BLK	WP HR S P	ERA WHIP	PITCHER										IP WLS BF		H R ER SO	BB IBB HBP BLK	WP HR S P	ERA WHIP			
Tom Brewer, R (1, 1) <small>ERA: 3.99</small>	9.0 W 39	11 2 2 6	2 0 1 0	2 0 48 57	2.00 1.444																			

Batter	1	2	3	4	5	6	7	8	9	AB	R	H	RBI	BB	SO	LOB	BOTTOM				
Billy Goodman, L (1, 4) <small>OBP: 0.365, SLG: 0.316</small>	0-0 FC4-6 1B		0-0 2B 1B		4-0 1-3 2-H 1B		4-0 1-2 2-3 BB		0-0 1-3	4	1	3	1	1	0	0	Chicago White Sox @ Boston Red Sox Fenway Park, Boston, MA Sun Jun 26 1955, 3:38 AM EDT Att: 32,362 - Unknown				
Billy Klaus, L (1, 6) <small>OBP: 0.370, SLG: 0.417</small>	0-0 F2		0-0 1B 2B		0-0 SF8		0-0 1-3		0-0 6-3	4	1	1	1	0	0	4					
Gene Stephens, L (1, 7) <small>OBP: 0.422, SLG: 0.591</small>	0-0 FC4-6 FC5 1B 1-2		0-0 1B 2-3 3-H		0-0 F6		1-0 G1-4-3 HBP		0-0 HR 1B	4	1	2	1	0	0	2					
Jackie Jensen, R (1, 9) <small>OBP: 0.340, SLG: 0.502</small>	0-0 1B		0-0 1B G6-3		0-0 1-3		0-0 F7		0-0 HR	5	1	3	3	0	0	1					
Norm Zauchin, R (1, 3) <small>OBP: 0.342, SLG: 0.510</small>	0-0 FC5 2-3		0-0 K		0-0 5-3		0-0 G1-4-3		0-0 F5	5	0	0	0	0	1	5					
Sammy White, R (1, 2) <small>OBP: 0.327, SLG: 0.404</small>		0-0 F8		0-0 G6-3		4-0 2B BB		0-3 K		3	1	0	0	1	1	2					
Grady Hatton, L (1, 5) <small>OBP: 0.381, SLG: 0.353</small>		0-0 E1		0-0 4-3		0-0 1B 2B		0-0 4-3		4	1	1	1	0	0	0					
Jim Piersall, R (1, 8) <small>OBP: 0.337, SLG: 0.404</small>		0-3 K		0-0 HBP 1B		4-0 BB BB 1B		4-0 BB		3	1	2	1	1	1	1					
Tom Brewer, R (1, 1) <small>OBP: 0.186, SLG: 0.146</small>		0-0 F9		1-0 1B SF8 HBP		1-2 BB		0-0 F8		2	1	0	0	1	0	2					
Inning Stats	R: 0 E: 0 K: 0 S: 5	H: 2 LOB: 2 BB: 0 P: 5	R: 0 E: 1 K: 1 S: 6	H: 0 LOB: 1 BB: 0 P: 6	R: 2 E: 0 K: 1 S: 8	H: 4 LOB: 1 BB: 0 P: 8	R: 2 E: 0 K: 0 S: 5	H: 2 LOB: 3 BB: 3 P: 17	R: 0 E: 0 K: 0 S: 2	H: 0 LOB: 0 BB: 0 P: 3	R: 0 E: 0 K: 1 S: 5	H: 0 LOB: 1 BB: 1 P: 9	R: 2 E: 0 K: 0 S: 5	H: 2 LOB: 0 BB: 0 P: 5	1B: 9 2B: 2 3B: 0 HR: 1	SF: 1 SAC: 0 DP: 2 HBP: 2		WP: 0 PB: 0 SB: 0 CS: 0	PA: 41		
PITCHER	IP WLS BF	H R ER SO	BB IBB HBP BLK	WP HR S P	ERA WHIP	PITCHER										IP WLS BF		H R ER SO	BB IBB HBP BLK	WP HR S P	ERA WHIP
Bob Keegan, R (1, 1) <small>ERA: 7.04</small>	2.0 L 13	4 4 4 1	1 0 1 0	0 0 13 18	13.50 1.875																
Sandy Consuegra, R (3, 1) <small>ERA: 1.97</small>	2.1 10	0 0 0 1	3 0 1 0	0 0 8 21	0.00 1.286																
Jack Harshman, L (5, 1) <small>ERA: 2.87</small>	1.0 5	2 2 2 0	0 0 0 0	0 1 5 5	18.00 2.000																

Batter	1	2	3	4	5	6	7	8	9	10	AB	R	H	RBI	BB	SO	LOB	TOP									
Harvey Kuenn, R OBP: 0.356, SLG: 0.432 (1, 6)	6-3 ①		F1 ①	FC6-4 1B ①		5-3 ③			FC6-4 1B ③		5	0	2	1	0	0	1										
Bill Tuttle, R OBP: 0.368, SLG: 0.398 (1, 8)	F3 ②		2B SF9 1B ②	FC6-4 ③			5-3 ①		FC6-4 1B ③		5	1	1	0	0	0	3										
Al Kaline, R OBP: 0.443, SLG: 0.593 (1, 9)	3B BB 1B ①		SF9 2B ②		L6 4-3 ①		L6-3 ②			L3 ①	5	1	2	0	0	0	0										
Earl Torgeson, L OBP: 0.403, SLG: 0.350 (1, 3)	3B BB ①		SF9 ②		4-3 ①		4-3 ③			1B BB ①	2	2	0	1	2	0	1										
Ray Boone, R OBP: 0.320, SLG: 0.406 (1, 5)	3B ①		2-3 3-4 K ③		F9 ②			K ①		F4 ②	5	0	1	2	0	2	3										
Jim Delsing, L OBP: 0.372, SLG: 0.451 (1, 7)	F8 ③			FC6-4 1B 1B ①		F7 ③		1-3 ②		1B 1-2 1B ②	5	1	2	0	0	0	2										
Frank House, L OBP: 0.308, SLG: 0.387 (1, 2)		F8 ①		FC6-4 1B ①		4-3 ①		4-3 ③		1-3 2-4 1B ③	5	0	2	1	0	0	0										
Fred Hatfield, L OBP: 0.329, SLG: 0.329 (1, 4)		1-3 ②		F3 ①					4-3 ①	K ③	5	0	1	0	0	1	4										
Duke Maas, R OBP: 0.148, SLG: 0.115 Frank Lary, R OBP: 0.306, SLG: 0.303 (9, 1)		K ③		FC6-4 1B ②		K ②			6-3 ②		4	0	0	0	0	2	3										
				1-2 2-3 K ③							0	0	0	0	0	0	0										
Inning Stats	R: 2 E: 0 K: 0 S: 5	H: 2 LOB: 1 BB: 1 P: 9	R: 0 E: 0 K: 1 S: 5	H: 0 LOB: 0 BB: 0 P: 5	R: 1 E: 0 K: 1 S: 7	H: 2 LOB: 1 BB: 0 P: 7	R: 1 E: 0 K: 0 S: 6	H: 3 LOB: 2 BB: 0 P: 6	R: 0 E: 1 K: 0 S: 4	H: 0 LOB: 1 BB: 0 P: 4	R: 0 E: 0 K: 1 S: 6	H: 1 LOB: 1 BB: 0 P: 6	R: 0 E: 0 K: 0 S: 3	H: 0 LOB: 0 BB: 0 P: 3	R: 0 E: 0 K: 1 S: 5	H: 0 LOB: 0 BB: 0 P: 5	R: 0 E: 0 K: 0 S: 4	H: 1 LOB: 1 BB: 0 P: 4	R: 1 E: 0 K: 1 S: 7	H: 2 LOB: 2 BB: 1 P: 11	1B: 9 2B: 1 3B: 1 HR: 0	SF: 1 SAC: 0 DP: 0 HBP: 0	WP: 0 PB: 0 SB: 0 CS: 0	PA: 44			
PITCHER	IP 7.0	WLS 31	BF 8	H 4	R 4	ER 4	SO 3	BB 1	IBB 0	HBP 0	BLK 0	WP 0	HR 0	S 36	P 40	ERA 5.14	WHIP 1.286										
Dick Donovan, R ERA: 2.12 Sandy Consuegra, R ERA: 1.92 Dixie Howell, R ERA: 3.48 (10, 1)	2.0	7	1	0	0	1	0	0	0	0	0	0	0	9	9	0.00	0.500										
	1.0	L	6	2	1	1	1	1	0	0	0	0	0	7	11	9.00	3.000										

Detroit Tigers @ Chicago White Sox
 Comiskey Park, Chicago, IL
 Tue Jun 28 1955, 4:33 AM EDT
 Att: 37,567 - Unknown
 livebaseballscorecards.com

AB	41
R	5
H	11
RBI	5
BB	2
SO	5
LOB	17



Batter	1	2	3	4	5	6	7	8	9	10	AB	R	H	RBI	BB	SO	LOB	BOTTOM									
Chico Carrasquel, R OBP: 0.352, SLG: 0.358 (1, 6)	F4 ①		WP 1B ①		5-3 ②			5-3 ①	4-3 ③		5	0	1	0	0	0	2										
Nellie Fox, L OBP: 0.395, SLG: 0.476 (1, 4)	1-3 ②		FC5-4 HBP ③		4-3 ③			L9 ②		6-3 ①	4	0	0	0	0	0	0										
Minnie Minoso, R OBP: 0.350, SLG: 0.321 (1, 7)	6-3 ③		FC5-4 ③			K ①		F3 ③		L4 2B ③	5	0	1	0	0	1	3										
George Kell, R OBP: 0.362, SLG: 0.366 (1, 5)		L9 ①		F8 ①		6-3 ②			F5 ①	L4 ③	5	0	0	0	0	0	1										
Jim Rivera, L OBP: 0.328, SLG: 0.364 (1, 9)		L9 ②		L9 ②		CS BB ③			G3 ②		3	0	0	0	1	0	0										
Jim Busby, R OBP: 0.276, SLG: 0.362 (1, 8)		6-3 ③		4-3 ③		CS ③		F8 ①		E 1B ③	4	1	1	0	0	0	0										
Walt Dropo, R OBP: 0.335, SLG: 0.438 Mike Fornieles, R OBP: 0.105, SLG: 0.158 Sherm Lollar, R OBP: 0.427, SLG: 0.519 (10, 2)			K ①		HR 2B ②			K ②		E5 1B ③	4	1	1	0	0	2	1										
Les Moss, R OBP: 0.443, SLG: 0.532 Ron Jackson, R OBP: 0.292, SLG: 0.379 (10, 3)										1B ③	0	1	0	0	0	0	0										
Dick Donovan, L OBP: 0.154, SLG: 0.057 Bob Nieman, R OBP: 0.322, SLG: 0.468 Sandy Consuegra, R OBP: 0.167, SLG: 0.167 Bob Kennedy, R OBP: 0.263, SLG: 0.214 Dixie Howell, L OBP: 0.333, SLG: 0.333 (10, 1)										1-2 2-4 1B ③	3	1	3	3	1	0	0										
											2	0	0	0	0	1	1										
Inning Stats	R: 0 E: 0 K: 0 S: 3	H: 0 LOB: 0 BB: 0 P: 3	R: 0 E: 0 K: 0 S: 3	H: 0 LOB: 0 BB: 0 P: 3	R: 0 E: 0 K: 2 S: 8	H: 1 LOB: 3 BB: 1 P: 13	R: 0 E: 0 K: 0 S: 3	H: 0 LOB: 0 BB: 0 P: 3	R: 2 E: 0 K: 0 S: 5	H: 2 LOB: 0 BB: 0 P: 5	R: 0 E: 0 K: 1 S: 4	H: 1 LOB: 1 BB: 0 P: 6	R: 0 E: 0 K: 0 S: 3	H: 0 LOB: 0 BB: 0 P: 3	R: 2 E: 1 K: 0 S: 7	H: 3 LOB: 2 BB: 0 P: 7	R: 0 E: 0 K: 0 S: 3	H: 1 LOB: 0 BB: 0 P: 3	1B: 5 2B: 3 3B: 0 HR: 1	SF: 0 SAC: 0 DP: 1 HBP: 1	WP: 1 PB: 0 SB: 0 CS: 1	PA: 41					
PITCHER	IP 8.2	WLS 35	BF 6	H 4	R 2	ER 4	SO 4	BB 2	IBB 0	HBP 1	BLK 0	WP 1	HR 1	S 40	P 49	ERA 2.08	WHIP 0.923										
Duke Maas, R ERA: 3.87 Frank Lary, R ERA: 3.36 (9, 1)	1.1	W	5	2	0	0	0	0	0	0	0	0	0	5	5	0.00	1.500										

Detroit Tigers @ Chicago White Sox
 Comiskey Park, Chicago, IL
 Tue Jun 28 1955, 4:33 AM EDT
 Att: 37,567 - Unknown
 livebaseballscorecards.com

AB	37
R	4
H	8
RBI	4
BB	2
SO	4
LOB	9



Batter	1	2	3	4	5	6	7	8	9	AB	R	H	RBI	BB	SO	LOB	TOP					
Harvey Kuenn, R OBP: 0.353, SLG: 0.427 (1, 6)			5-3		1-3		1-3			5	1	1	0	0	0	4	Detroit Tigers @ Chicago White Sox Comiskey Park, Chicago, IL Wed Jun 29 1955, 4:33 AM EDT Att: 9,608 - Unknown					
Bill Tuttle, R OBP: 0.370, SLG: 0.404 Bubba Phillips, R OBP: 0.299, SLG: 0.356 (6, FR) (6, 8)		F4		F7		FC4-6 1B		L1-3 1B		4	1	2	0	0	0	0						
Al Kaline, R OBP: 0.446, SLG: 0.604 (1, 9)				WP 1B		L8		L1-3		5	1	3	3	0	0	2						
Earl Torgeson, L OBP: 0.403, SLG: 0.348 (1, 3)		K		BB		FC4-6 1B E		F4		4	2	1	0	1	1	3						
Ray Boone, R OBP: 0.327, SLG: 0.416 (1, 5)		F9		F9		E1 1B				5	1	3	2	0	0	3						
Jim Delsing, L OBP: 0.269, SLG: 0.442 (1, 7)	1-3		4-3	F2		BB		F9		4	0	0	0	1	0	4						
Frank House, L OBP: 0.297, SLG: 0.371 (1, 2)	F8		G3		4-3	F8			K	5	0	0	0	0	1	3						
Fred Hatfield, L OBP: 0.331, SLG: 0.332 (1, 4)	1B IBB		2B		F8		3-1		F8	4	1	1	0	1	0	0						
Billy Hoelt, L OBP: 0.227, SLG: 0.195 (1, 1)	1-3 2-H 1B		2B				6-3		K	5	0	3	2	0	1	0						
Inning Stats	R: 5 E: 0 K: 0 S: 9	H: 6 LOB: 2 BB: 1 P: 13	R: 0 E: 0 K: 1 S: 6	H: 1 LOB: 1 BB: 0 P: 6	R: 1 E: 0 K: 0 S: 5	H: 2 LOB: 1 BB: 0 P: 5	R: 0 E: 0 K: 0 S: 4	H: 1 LOB: 2 BB: 0 P: 8	R: 0 E: 0 K: 0 S: 4	H: 1 LOB: 1 BB: 0 P: 4	R: 1 E: 1 K: 0 S: 5	H: 2 LOB: 2 BB: 1 P: 9	R: 0 E: 0 K: 0 S: 3	H: 0 LOB: 0 BB: 0 P: 3	R: 1 E: 0 K: 0 S: 5	H: 2 LOB: 1 BB: 0 P: 5		R: 0 E: 0 K: 0 S: 7	H: 0 LOB: 0 BB: 0 P: 7	1B: 10 2B: 4 3B: 0 HR: 1	SF: 0 SAC: 0 DP: 0 HBP: 0	WP: 2 PB: 0 CS: 0
PITCHER	IP WLS BF H R ER SO BB IBB HBP BLK WP HR S P ERA WHIP																					
Harry Byrd, R ERA: 4.33 (1, 1)	0.0 L 5 5 5 5 0 0 0 0 0 0 1 1 5 5																					
Dixie Howell, R ERA: 2.51 (1, 1)	5.2 28 8 2 1 1 2 1 0 0 1 0 27 39 1.59 1.765																					
Morrie Martin, L ERA: 4.96 (6, 1)	2.1 9 2 1 1 0 0 0 0 0 0 0 9 9 3.86 0.857																					
Bob Keegan, R ERA: 6.82 (9, 1)	1.0 3 0 0 0 0 2 0 0 0 0 0 0 7 7 0.00 0.000																					
Batter	1	2	3	4	5	6	7	8	9	AB	R	H	RBI	BB	SO	LOB	BOTTOM					
Nellie Fox, L OBP: 0.394, SLG: 0.473 (1, 4)	F6		F8			1B 1B G6-4-3 1B		6-3		4	1	1	0	0	0	1	Detroit Tigers @ Chicago White Sox Comiskey Park, Chicago, IL Wed Jun 29 1955, 4:33 AM EDT Att: 9,608 - Unknown					
George Kell, R OBP: 0.395, SLG: 0.368 Bob Keegan, R OBP: 0.455, SLG: 0.400 (9, 1)			FC4-6			G6-4-3 1B 1-2 2-H 1B		F7		4	0	2	1	0	0	1						
Minnie Minoso, R OBP: 0.348, SLG: 0.320 (1, 9)	L9			K		G6-4-3 1B 1-2 2-3 1B		F8		4	0	1	0	0	1	1						
Bob Nieman, R OBP: 0.314, SLG: 0.456 (1, 7)	F8			F5		G6-4-3		L9		4	0	0	0	0	0	3						
Les Moss, R OBP: 0.419, SLG: 0.500 (1, 2)			L9			K		F8		4	0	0	0	0	2	1						
Jim Busby, R OBP: 0.280, SLG: 0.366 (1, 8)										3	0	2	0	0	0	0						
Walt Dropo, R OBP: 0.330, SLG: 0.430 (1, 3)			G5-4-3			G5-4-3 1B		K		3	0	0	0	0	2	2						
Chico Carrasquel, R OBP: 0.352, SLG: 0.357 (1, 6)						G5-4-3		F3		3	0	1	0	0	0	1						
Harry Byrd, R OBP: 0.185, SLG: 0.154 (1, 1)										0	0	0	0	0	0	0						
Dixie Howell, L OBP: 0.250, SLG: 0.250 (1, 1)										1	0	0	0	0	1	1						
Morrie Martin, L OBP: 0.500, SLG: 0.500 Bob Kennedy, R OBP: 0.260, SLG: 0.212 (8, PH) (9, 5)										1	1	1	0	0	0	0						
										1	0	0	0	0	1	0						
										1	0	0	0	0	1	0						
Inning Stats	R: 0 E: 0 K: 0 S: 4	H: 1 LOB: 0 BB: 0 P: 4	R: 0 E: 0 K: 0 S: 3	H: 1 LOB: 0 BB: 0 P: 3	R: 0 E: 0 K: 1 S: 6	H: 1 LOB: 0 BB: 0 P: 6	R: 0 E: 0 K: 2 S: 7	H: 0 LOB: 0 BB: 0 P: 7	R: 0 E: 0 K: 1 S: 5	H: 1 LOB: 0 BB: 0 P: 5	R: 2 E: 0 K: 1 S: 8	H: 4 LOB: 1 BB: 0 P: 8	R: 0 E: 0 K: 1 S: 5	H: 0 LOB: 0 BB: 0 P: 5	R: 0 E: 0 K: 0 S: 5	H: 0 LOB: 0 BB: 0 P: 5	R: 0 E: 0 K: 0 S: 3	H: 0 LOB: 0 BB: 0 P: 3	1B: 8 2B: 0 3B: 0 HR: 0	SF: 0 SAC: 0 DP: 3 HBP: 0	WP: 0 PB: 0 CS: 0	PA: 32
PITCHER	IP WLS BF H R ER SO BB IBB HBP BLK WP HR S P ERA WHIP																					
Billy Hoelt, L ERA: 3.72 (1, 1)	9.0 W 32 8 2 2 7 0 0 0 0 0 0 46 46 2.00 0.889																					

Batter	1	2	3	4	5	6	7	8	9	AB	R	H	RBI	BB	SO	LOB	TOP			
Harvey Kuenn, R (1, 6) OBP: 0.355, SLG: 0.430										3	1	1	0	1	0	3	Detroit Tigers @ Chicago White Sox Comiskey Park, Chicago, IL Thu Jun 30 1955, 4:33 AM EDT Att: 6,016 - Unknown			
Bill Tuttle, R (1, 8) OBP: 0.368, SLG: 0.409										4	1	1	1	0	0	1				
Al Kaline, R (1, 9) OBP: 0.443, SLG: 0.599										4	1	1	0	0	0	1				
Earl Torgeson, L (1, 3) OBP: 0.400, SLG: 0.346										4	0	1	0	0	0	2				
Ray Boone, R (1, 5) OBP: 0.330, SLG: 0.434										4	1	2	3	0	0	1				
Jim Delsing, L (1, 7) OBP: 0.367, SLG: 0.436										3	0	0	0	1	0	1				
Frank House, L (1, 2) OBP: 0.296, SLG: 0.367										4	0	1	0	0	0	0				
Fred Hatfield, L (1, 4) OBP: 0.330, SLG: 0.327										3	0	0	0	1	0	2				
Steve Gromek, S (1, 1) OBP: 0.350, SLG: 0.242										3	0	0	0	0	0	2				
Inning Stats	R: 2 E: 0 K: 0 S: 6	H: 3 LOB: 1 BB: 0 P: 6	R: 0 E: 0 K: 0 S: 3	H: 0 LOB: 0 BB: 0 P: 3	R: 0 E: 0 K: 0 S: 2	H: 0 LOB: 0 BB: 1 P: 6	R: 0 E: 0 K: 0 S: 3	H: 0 LOB: 1 BB: 1 P: 7	R: 0 E: 0 K: 0 S: 4	H: 1 LOB: 1 BB: 0 P: 4	R: 0 E: 0 K: 0 S: 4	H: 1 LOB: 2 BB: 1 P: 8	R: 2 E: 0 K: 0 S: 5	H: 2 LOB: 0 BB: 0 P: 5	R: 0 E: 0 K: 0 S: 3	H: 0 LOB: 0 BB: 0 P: 3	1B: 4 2B: 1 3B: 1 HR: 1	SF: 0 SAC: 1 DP: 1 HBP: 0	WP: 0 PB: 0 SB: 1 CS: 0	PA: 36
PITCHER	IP WLS BF H R ER SO BB IBB HBP BLK WP HR S P ERA WHIP																			
Mike Fomies, R (1, 1) ERA: 3.77	2.0	10	3	2	2	0	0	1	0	0	0	0	0	0	9	13	9.00	2.000		
Virgil Trucks, R (3, 1) ERA: 3.55	5.0	18	2	0	0	0	0	2	0	0	0	0	0	0	16	24	0.00	0.800		
Sandy Consuegra, R (8, 1) ERA: 2.1	2.0	L 8	2	2	2	0	0	0	0	0	0	0	0	1	8	8	9.00	1.000		

Batter	1	2	3	4	5	6	7	8	9	AB	R	H	RBI	BB	SO	LOB	BOTTOM					
Chico Carrasquel, R (1, 6) OBP: 0.346, SLG: 0.351										5	0	0	0	0	0	4	Detroit Tigers @ Chicago White Sox Comiskey Park, Chicago, IL Thu Jun 30 1955, 4:33 AM EDT Att: 6,016 - Unknown					
Nellie Fox, L (1, 4) OBP: 0.394, SLG: 0.472										5	1	2	0	0	0	4						
Minnie Minoso, R (1, 7) OBP: 0.345, SLG: 0.332										5	1	1	2	0	1	6						
George Kell, R (1, 5) OBP: 0.367, SLG: 0.368										3	0	1	0	0	1	1						
Bob Kennedy, R (8, PR) OBP: 0.260, SLG: 0.212										0	0	0	0	0	0	0						
Jim Rivera, L (1, 9) OBP: 0.322, SLG: 0.358										4	0	0	0	0	0	2						
Jim Busby, R (1, 8) OBP: 0.280, SLG: 0.368										4	1	1	0	0	1	2						
Ron Jackson, R (1, 3) OBP: 0.284, SLG: 0.367										2	0	0	0	0	1	0						
Walt Dropo, R (8, 3) OBP: 0.328, SLG: 0.428										1	0	0	0	0	0	1						
Les Moss, R (1, 2) OBP: 0.423, SLG: 0.493										3	0	1	0	1	0	0						
Billy Pierce, L (8, PR) OBP: 0.207, SLG: 0.148										0	0	0	0	0	0	0						
Mike Fomies, R (1, 1) OBP: 0.105, SLG: 0.158										0	0	0	0	0	0	0						
Virgil Trucks, R (3, 1) OBP: 0.125, SLG: 0.154										2	0	0	0	0	0	1						
Bob Nieman, R (7, PH) OBP: 0.318, SLG: 0.459										1	0	1	1	0	0	0						
Sandy Consuegra, R (8, 1) OBP: 0.167, SLG: 0.167										0	0	0	0	0	0	0						
Vern Stephens, R (8, PH) OBP: 0.314, SLG: 0.435										1	0	0	0	0	0	1						
Inning Stats	R: 0 E: 1 K: 0 S: 4	H: 0 LOB: 1 BB: 0 P: 4	R: 0 E: 0 K: 0 S: 3	H: 0 LOB: 0 BB: 0 P: 3	R: 0 E: 0 K: 0 S: 4	H: 1 LOB: 1 BB: 0 P: 4	R: 0 E: 0 K: 0 S: 4	H: 1 LOB: 1 BB: 0 P: 4	R: 0 E: 0 K: 1 S: 5	H: 0 LOB: 0 BB: 0 P: 5	R: 2 E: 0 K: 1 S: 7	H: 2 LOB: 0 BB: 0 P: 7	R: 1 E: 1 K: 0 S: 6	H: 2 LOB: 3 BB: 1 P: 10	R: 0 E: 0 K: 1 S: 5	H: 0 LOB: 1 BB: 0 P: 6	R: 0 E: 1 K: 1 S: 7	H: 1 LOB: 2 BB: 0 P: 7	1B: 5 2B: 1 3B: 0 HR: 1	SF: 0 SAC: 1 DP: 0 HBP: 1	WP: 0 PB: 0 SB: 0 CS: 0	PA: 39
PITCHER	IP WLS BF H R ER SO BB IBB HBP BLK WP HR S P ERA WHIP																					
Steve Gromek, R (1, 1) ERA: 2.75	9.0	W 39	7	3	3	4	0	0	1	1	0	0	0	1	45	50	3.00	0.778				

AB	32
R	4
H	7
RBI	4
BB	3
SO	0
LOB	13



AB	36
R	3
H	7
RBI	3
BB	1
SO	4
LOB	22



Batter	1	2	3	4	5	6	7	8	9	AB	R	H	RBI	BB	SO	LOB	TOP			
Jim Busby, R OBP: 0.279, SLG: 0.366 (1, 8)	0-3 K		0-0 1B		0-0 F7			0-0 L5		4	0	1	0	0	1	1	Chicago White Sox @ Cleveland Indians Cleveland Municipal Stadium, Cleveland, OH Fri Jul 01 1955, 3:33 AM EDT Att: 18,913 - Unknown livebaseballscorecards.com			
Nelle Fox, L OBP: 0.392, SLG: 0.469 (1, 4)	0-0 1B		0-0 F2		0-0 F9			0-0 F4		4	0	1	0	0	0	2				
Minnie Minoso, R OBP: 0.343, SLG: 0.330 (1, 7)	0-0 L9		0-0 1B		0-0 F5			0-3 K		4	0	1	0	0	1	1				
George Kell, R OBP: 0.365, SLG: 0.365 (1, 5)	0-3 K		0-0 F9		0-0 1B			0-0 F9		4	0	1	0	0	1	3				
Jim Rivera, L OBP: 0.321, SLG: 0.353 (1, 9)		4-0 SH3-4 BB		0-0 F5				0-0 F8		3	0	0	0	1	0	1				
Les Moss, R OBP: 0.407, SLG: 0.472 (1, 2)		0-0 SH3-4 1-2		0-0 F5				0-3 K		3	0	0	0	0	1	1				
Walt Dropo, R OBP: 0.324, SLG: 0.421 (1, 3)		0-0 F7		0-0 F4				0-0 5-3		3	0	0	0	0	0	1				
Chico Carrasquel, R OBP: 0.350, SLG: 0.354 (1, 6)		0-0 F8			0-0 SH2-4 1B			0-0 CS 1B		3	0	2	0	0	0	1				
Billy Pierce, L OBP: 0.194, SLG: 0.138 (1, 1)			0-0 4-3		0-0 SH2-4 1-2			0-0 G3		2	0	0	0	0	0	1				
Inning Stats	R: 0 E: 0 K: 2 S: 8	H: 1 LOB: 1 BB: 0 P: 8	R: 0 E: 0 K: 0 S: 3	H: 0 LOB: 1 BB: 1 P: 7	R: 0 E: 0 K: 0 S: 5	H: 2 LOB: 2 BB: 0 P: 5	R: 0 E: 0 K: 0 S: 3	H: 0 LOB: 0 BB: 0 P: 3	R: 0 E: 0 K: 0 S: 4	H: 1 LOB: 1 BB: 0 P: 4	R: 0 E: 0 K: 0 S: 4	H: 1 LOB: 0 BB: 0 P: 4	R: 0 E: 0 K: 1 S: 5	H: 0 LOB: 0 BB: 0 P: 5	R: 0 E: 0 K: 1 S: 5	H: 0 LOB: 0 BB: 0 P: 5	1B: 6 2B: 0 3B: 0 HR: 0	SF: 0 SAC: 2 DP: 0 HBP: 0	WP: 0 PB: 0 CS: 1	PA: 33
PITCHER Early Wynn, R ERA: 2.22 (1, 1)	IP: 9.0 WLS: W BF: 33 H: 6 R: 0 ER: 0 SO: 4 BB: 1 IBB: 0 HBP: 0 BLK: 0 WP: 0 HR: 0 S: 40 P: 44 ERA: 0.00 WHIP: 0.778																			

Batter	1	2	3	4	5	6	7	8	9	AB	R	H	RBI	BB	SO	LOB	BOTTOM			
Gene Woodling, L OBP: 0.351, SLG: 0.351 (1, 7)	4-0 G6-4-3 BB		0-0 6-3			0-0 5-3	0-0 FC6-4			3	0	0	0	1	0	3	Chicago White Sox @ Cleveland Indians Cleveland Municipal Stadium, Cleveland, OH Fri Jul 01 1955, 3:33 AM EDT Att: 18,913 - Unknown livebaseballscorecards.com			
Bobby Avila, R OBP: 0.396, SLG: 0.380 (1, 4)	0-0 G6-4-3 1-2			0-3 K		0-0 1B		0-0 F7		4	0	1	0	0	1	1				
Al Smith, R OBP: 0.412, SLG: 0.516 (1, 9)	0-0 5-3			0-3 K		0-0 1B		0-0 2B		4	0	2	0	0	1	0				
Al Rosen, R OBP: 0.356, SLG: 0.378 (1, 5)		0-0 6-3		0-0 F8		0-0 F4		0-3 K		4	0	0	0	0	1	3				
Larry Doby, L OBP: 0.377, SLG: 0.454 (1, 8)		0-0 F7			0-0 HR	0-0 3-1		4-0 FC6-4 IBB		3	1	1	1	1	0	2				
George Strickland, R OBP: 0.328, SLG: 0.321 (1, 6)		0-0 F8			0-0 5-3		0-3 K	0-0 FC6-4		4	0	0	0	0	1	2				
Jim Hegan, R OBP: 0.287, SLG: 0.280 (1, 2)			0-0 4-3 2B		0-0 F8		0-0 F7			3	0	1	0	0	0	0				
Joe Altobelli, L OBP: 0.258, SLG: 0.241 (1, 3)			0-0 F2		4-0 BB		0-0 1B			2	0	1	0	1	0	1				
Early Wynn, S OBP: 0.271, SLG: 0.348 (1, 1)			0-0 4-3 2-3		0-3 K		0-0 FC6-4 1B			3	0	1	0	0	1	2				
Inning Stats	R: 0 E: 0 K: 0 S: 2	H: 0 LOB: 0 BB: 1 P: 6	R: 0 E: 0 K: 0 S: 3	H: 0 LOB: 0 BB: 0 P: 3	R: 0 E: 0 K: 0 S: 4	H: 1 LOB: 1 BB: 0 P: 4	R: 0 E: 0 K: 2 S: 7	H: 0 LOB: 0 BB: 0 P: 7	R: 1 E: 0 K: 1 S: 6	H: 1 LOB: 1 BB: 1 P: 10	R: 0 E: 0 K: 0 S: 5	H: 2 LOB: 2 BB: 0 P: 5	R: 0 E: 0 K: 1 S: 7	H: 2 LOB: 2 BB: 0 P: 7	R: 0 E: 0 K: 1 S: 6	H: 1 LOB: 2 BB: 1 P: 10	1B: 4 2B: 2 3B: 0 HR: 1	SF: 0 SAC: 0 DP: 1 HBP: 0	WP: 0 PB: 0 CS: 0	PA: 33
PITCHER Billy Pierce, L ERA: 2.2 (1, 1)	IP: 8.0 WLS: L BF: 33 H: 7 R: 1 ER: 1 SO: 5 BB: 2 IBB: 1 HBP: 0 BLK: 0 WP: 0 HR: 1 S: 40 P: 52 ERA: 1.12 WHIP: 1.125																			

Batter	1	2	3	4	5	6	7	8	9	AB	R	H	RBI	BB	SO	LOB	TOP			
Jim Busby, R (1, 8) OBP: 0.281, SLG: 0.362	0-3 K		0-0 4-3		0-0 FC6-5		4-0 1B BB		4-0 1-2 BB	3	0	0	0	2	1	2	Chicago White Sox @ Cleveland Indians Cleveland Municipal Stadium, Cleveland, OH Sat Jul 02 1955, 3:33 AM EDT Att: 28,281 - Unknown livebaseballscorecards.com			
Nelle Fox, L (1, 4) OBP: 0.385, SLG: 0.468	0-0 CS 2B			0-0 E4 1B	0-0 F6		0-0 F5		0-0 F3	5	1	1	0	0	0	5				
Minnie Minoso, R (1, 7) OBP: 0.344, SLG: 0.329	4-0 BB			0-3 K		0-0 L8	0-0 1B		0-0 F8	4	0	1	0	1	1	3				
Sherm Lollar, R (1, 2) OBP: 0.419, SLG: 0.508	0-3 K			0-0 F8		0-0 6-3	0-0 F7			4	0	0	0	0	1	5				
Bob Nieman, R (1, 9) OBP: 0.322, SLG: 0.453			0-0 F4		4-0 1B BB		4-0 1B BB		0-0 F8	2	0	0	0	2	0	0				
Jim Rivera, L (9, 9) OBP: 0.321, SLG: 0.353										0	0	0	0	0	0	0				
George Kell, R (1, 3) OBP: 0.398, SLG: 0.368			0-0 F7		0-0 1B		0-0 1B		0-0 6-3	4	0	2	1	0	0	0				
Bob Kennedy, R (1, 5) Walt Dropo, R (8, 3) OBP: 0.324, SLG: 0.421			0-0 F4		0-0 FC6-5 1B WP		0-0 L7		0-3 K	4	0	1	0	0	1	2				
Chico Carrasquel, R (1, 6) OBP: 0.348, SLG: 0.353			0-0 F9		0-0 F7		0-3 K		0-0 FC1-6 1B	4	0	1	0	0	1	1				
Jack Harshman, L (1, 1) OBP: 0.436, SLG: 0.500			0-3 K		4-0 FC6-5 BB		0-0 HR		0-0 FC1-6 BB	3	1	1	1	1	1	1				
Inning Stats	R: 0 E: 0 K: 2 S: 7	H: 1 LOB: 2 BB: 1 P: 11	R: 0 E: 0 K: 0 S: 3	H: 0 LOB: 0 BB: 0 P: 3	R: 0 E: 0 K: 1 S: 5	H: 0 LOB: 0 BB: 0 P: 5	R: 1 E: 1 K: 1 S: 6	H: 1 LOB: 2 BB: 1 P: 10	R: 0 E: 0 K: 0 S: 4	H: 1 LOB: 2 BB: 1 P: 8	R: 0 E: 0 K: 1 S: 5	H: 0 LOB: 0 BB: 0 P: 5	R: 0 E: 0 K: 0 S: 4	H: 1 LOB: 2 BB: 1 P: 8	R: 0 E: 0 K: 0 S: 4	H: 0 LOB: 0 BB: 0 P: 5	1B: 5 2B: 2 3B: 0 HR: 1	SF: 0 SAC: 0 DP: 1 HBP: 0	WP: 1 PB: 0 SB: 2 CS: 1	PA: 39
PITCHER Herb Score, L (1, 1) ERA: 3.03	IP: 9.0 WLS: L BF: 39 H: 7 R: 2 ER: 1 SO: 6 BB: 6 IBB: 0 HBP: 0 BLK: 0 WP: 1 HR: 1 S: 45 P: 69 ERA: 1.00 WHIP: 1.444															PITCHER				

Batter	1	2	3	4	5	6	7	8	9	AB	R	H	RBI	BB	SO	LOB	BOTTOM			
Gene Woodling, L (1, 7) OBP: 0.348, SLG: 0.344	4-0 G5-3 E BB		0-3 K	0-3 K			0-0 F9		0-0 F2	4	0	0	0	1	2	2	Chicago White Sox @ Cleveland Indians Cleveland Municipal Stadium, Cleveland, OH Sat Jul 02 1955, 3:33 AM EDT Att: 28,281 - Unknown livebaseballscorecards.com			
Bobby Avila, R (1, 4) OBP: 0.394, SLG: 0.375	0-3 K		4-0 6-3 CS BB		0-0 F7		0-0 F3			3	0	0	0	1	1	1				
Al Smith, R (1, 9) OBP: 0.411, SLG: 0.511	0-0 E5		0-0 6-3		0-0 F8		1-0 FC4 HBP			3	0	0	0	0	0	2				
Al Rosen, R (1, 5) OBP: 0.358, SLG: 0.375	0-0 G5-3		4-0 S BB		1-0 FC4-6 HBP		0-0 FC4		1-2	2	0	0	0	1	0	3				
Larry Doby, L (1, 8) OBP: 0.371, SLG: 0.446			0-0 4-3	0-3 K		0-0 FC4-6		0-3 K		4	0	0	0	0	2	3				
George Strickland, R (1, 6) OBP: 0.330, SLG: 0.321		4-0 E BB		0-0 2B 1B		0-3 K		0-0 6-3		3	0	1	0	1	1	0				
Jim Hegan, R (1, 2) OBP: 0.287, SLG: 0.299		0-0 E6		0-0 F8		0-0 HR		0-0 F6		4	1	1	1	0	0	2				
Joe Altobelli, L (1, 3) Hank Foiles, R (9, PH) OBP: 0.265, SLG: 0.281 OBP: 0.395, SLG: 0.355		0-3 K		0-0 1-3 2B		0-3 K		0-0 5-3		3	0	1	0	0	2	2				
Herb Score, L (1, 1) Ralph Kiner, R (9, PH) OBP: 0.093, SLG: 0.049 OBP: 0.373, SLG: 0.442		0-3 K		0-3 K		0-0 1-3		0-0 F8		3	0	0	0	0	2	4				
Inning Stats	R: 0 E: 1 K: 1 S: 5	H: 0 LOB: 1 BB: 1 P: 9	R: 0 E: 1 K: 2 S: 8	H: 0 LOB: 2 BB: 1 P: 12	R: 0 E: 0 K: 2 S: 7	H: 0 LOB: 2 BB: 2 P: 15	R: 0 E: 0 K: 2 S: 9	H: 2 LOB: 2 BB: 0 P: 9	R: 0 E: 0 K: 0 S: 3	H: 0 LOB: 1 BB: 0 P: 4	R: 1 E: 0 K: 2 S: 8	H: 1 LOB: 0 BB: 0 P: 8	R: 0 E: 0 K: 1 S: 5	H: 0 LOB: 0 BB: 0 P: 5	R: 0 E: 0 K: 0 S: 3	H: 0 LOB: 0 BB: 0 P: 3		1B: 1 2B: 1 3B: 0 HR: 1	SF: 0 SAC: 0 DP: 1 HBP: 2	WP: 0 PB: 0 SB: 1 CS: 1
PITCHER Jack Harshman, L (1, 1) ERA: 2.7	IP: 9.0 WLS: W BF: 37 H: 3 R: 1 ER: 1 SO: 10 BB: 4 IBB: 0 HBP: 2 BLK: 0 WP: 0 HR: 1 S: 51 P: 69 ERA: 1.00 WHIP: 0.778															PITCHER				

Batter	1	2	3	4	5	6	7	8	9	AB	R	H	RBI	BB	SO	LOB	TOP																	
Jim Busby, R OBP: 0.283, SLG: 0.366 (1, 8)										5	1	2	0	0	1	1																		
Nelle Fox, L OBP: 0.389, SLG: 0.466 (1, 4)										5	1	2	0	0	0	2																		
Minnie Minoso, R OBP: 0.340, SLG: 0.324 Bob Kennedy, R OBP: 0.275, SLG: 0.222 (1, 5)										3	0	0	0	0	1	2																		
George Kell, R OBP: 0.370, SLG: 0.380 Ron Jackson, R OBP: 0.279, SLG: 0.361 (1, 3)										4	1	2	1	0	1	1																		
Jim Rivera, L OBP: 0.327, SLG: 0.369 (1, 9)										4	2	2	1	1	1	3																		
Sherm Lollar, R OBP: 0.416, SLG: 0.503 Les Moss, R OBP: 0.415, SLG: 0.521 (1, 2)										4	1	1	1	0	0	4																		
Bob Nieman, R OBP: 0.319, SLG: 0.452 (1, 7)										5	0	1	2	0	1	2																		
Chico Carrasquel, R OBP: 0.344, SLG: 0.348 (1, 6)										4	0	0	0	0	0	1																		
Dick Donovan, L OBP: 0.195, SLG: 0.189 Morrie Martin, L OBP: 0.500, SLG: 0.500 Dixie Howell, L OBP: 0.200, SLG: 0.200 Mike Fomiesles, R OBP: 0.100, SLG: 0.150 (1, 1)										2	1	2	1	0	0	0																		
Inning Stats	R: 1 E: 0 K: 0 S: 5	H: 2 LOB: 2 BB: 1 P: 9	R: 1 E: 0 K: 0 S: 5	H: 2 LOB: 1 BB: 0 P: 5	R: 1 E: 0 K: 0 S: 4	H: 1 LOB: 0 BB: 0 P: 4	R: 0 E: 0 K: 0 S: 4	H: 1 LOB: 1 BB: 0 P: 9	R: 0 E: 0 K: 1 S: 5	H: 0 LOB: 0 BB: 0 P: 5	R: 0 E: 0 K: 1 S: 6	H: 1 LOB: 2 BB: 1 P: 10	R: 0 E: 0 K: 2 S: 7	H: 0 LOB: 0 BB: 0 P: 7	R: 3 E: 0 K: 3 S: 12	H: 3 LOB: 0 BB: 0 P: 12	1B: 7 2B: 5 3B: 0 HR: 3	SF: 0 SAC: 0 DP: 1 HBP: 0	WP: 0 PB: 0 SB: 0 CS: 1	PA: 43														
PITCHER	IP WLS BF H R ER SO BB IBB HBP BLK WP HR S P ERA WHIP																																	
Bob Lemon, R ERA: 3.91 Ray Naleski, R ERA: 3.96 (1, 1)	4.2	25	10	6	3	1	1	0	0	0	0	0	0	2	26	30	5.79	2.357																
(5, 1)	4.1	W	18	4	3	3	7	1	0	0	0	0	0	1	31	35	6.23	1.154																

Chicago White Sox @ Cleveland Indians
Cleveland Municipal Stadium, Cleveland, OH
Sun Jul 03 1955, 3:33 AM EDT
Att: 17,572 - Unknown

AB	41
R	9
H	14
RBI	9
BB	2
SO	8
LOB	18



Batter	1	2	3	4	5	6	7	8	9	AB	R	H	RBI	BB	SO	LOB	BOTTOM																	
Gene Woodling, L OBP: 0.345, SLG: 0.340 (1, 7)										5	1	1	0	0	0	3																		
Bobby Young, L OBP: 0.251, SLG: 0.240 (1, 4)										5	2	3	0	0	0	0																		
Al Smith, R OBP: 0.413, SLG: 0.521 (1, 9)										4	2	2	2	1	0	3																		
Larry Doby, L OBP: 0.383, SLG: 0.460 Stu Locklin, L OBP: 0.333, SLG: 0.667 (1, 8)										4	3	4	1	1	0	0																		
Al Rosen, R OBP: 0.363, SLG: 0.379 (1, 5)										3	2	2	3	1	0	2																		
Joe Altobelli, L OBP: 0.256, SLG: 0.270 (1, 3)										5	1	1	0	0	1	4																		
George Strickland, R OBP: 0.337, SLG: 0.325 (1, 6)										4	2	2	3	1	0	1																		
Hal Naragon, L OBP: 0.366, SLG: 0.314 (1, 2)										4	1	1	1	0	0	3																		
Bob Lemon, L OBP: 0.316, SLG: 0.265 Ray Naleski, R OBP: 0.300, SLG: 0.300 (1, 1)										2	0	1	0	0	0	0																		
(5, 1)										2	0	2	4	0	0	0																		
Inning Stats	R: 4 E: 0 K: 0 S: 7	H: 4 LOB: 1 BB: 1 P: 11	R: 1 E: 0 K: 0 S: 6	H: 3 LOB: 2 BB: 0 P: 6	R: 0 E: 0 K: 0 S: 3	H: 0 LOB: 0 BB: 0 P: 3	R: 0 E: 0 K: 0 S: 3	H: 1 LOB: 0 BB: 0 P: 3	R: 4 E: 0 K: 1 S: 8	H: 3 LOB: 1 BB: 2 P: 16	R: 5 E: 0 K: 0 S: 9	H: 6 LOB: 1 BB: 0 P: 9	R: 0 E: 0 K: 0 S: 2	H: 0 LOB: 0 BB: 1 P: 6	R: 0 E: 0 K: 0 S: 12	H: 0 LOB: 0 BB: 0 P: 12	1B: 16 2B: 4 3B: 0 HR: 1	SF: 1 SAC: 0 DP: 2 HBP: 0	WP: 0 PB: 0 SB: 0 CS: 0	PA: 43														
PITCHER	IP WLS BF H R ER SO BB IBB HBP BLK WP HR S P ERA WHIP																																	
Dick Donovan, R ERA: 2.49 Morrie Martin, L ERA: 5.71 Dixie Howell, R ERA: 4.24 Mike Fomiesles, R ERA: 4.16 (1, 1)	3.0	L	18	8	5	5	0	0	0	0	0	0	0	0	3	7	18.00	2.000																
(4, 1)	1.0		4	1	2	2	0	1	0	0	0	0	0	0	8	12	27.00	4.000																
(5, 1)	1.0		7	3	3	3	1	1	0	0	0	0	0	0	13	17	12.00	2.667																
(6, 1)	3.0		14	7	4	4	0	1	0	0	0	0	0	0	13	17	12.00	2.667																

Chicago White Sox @ Cleveland Indians
Cleveland Municipal Stadium, Cleveland, OH
Sun Jul 03 1955, 3:33 AM EDT
Att: 17,572 - Unknown

AB	38
R	14
H	19
RBI	14
BB	4
SO	1
LOB	16



Batter	1	2	3	4	5	6	7	8	9	AB	R	H	RBI	BB	SO	LOB	TOP					
Jim Busby, R OBP: 0.285, SLG: 0.374 (1, 8)	0-0 6-3	0-0 6-3		0-0 BB 1B		0-0 F5		0-0 1B 3B		5	1	2	1	0	0	1						
Nellie Fox, L OBP: 0.392, SLG: 0.474 (1, 4)	0-0 1B	0-0 3-1		0-0 SF8		0-0 2B		0-0 CS 1B		4	1	3	2	0	0	1						
George Kell, R OBP: 0.374, SLG: 0.402 (1, 5)	0-3 K		0-0 HR	0-0 G6-4-3 BB		0-0 3B		0-0 F2		4	2	2	2	1	1	2						
Bob Nieman, R OBP: 0.326, SLG: 0.465 (1, 7)	0-0 1B		0-0 F5	0-0 G6-4-3		0-0 3B		0-0 BB		4	0	2	1	1	0	2						
Jim Rivera, L OBP: 0.328, SLG: 0.367 (1, 9)	0-0 G3		0-0 1B	0-0 4-3 BB		0-0 F4		0-0 F3		4	0	1	0	1	0	4						
Sherm Lollar, R OBP: 0.408, SLG: 0.490 (1, 2)		0-3 K	0-0 4-3	0-0 1-2		0-0 4-3		0-0 L6		5	0	0	0	0	1	3						
Walt Dropo, R OBP: 0.325, SLG: 0.436 (1, 3)		0-0 HR	0-0 F3			0-0 F4		0-0 5-3		5	1	2	1	0	0	2						
Chico Carrasquel, R OBP: 0.348, SLG: 0.360 (1, 6)		0-0 2B 6-3 1B		0-0 HR		0-0 BB		0-0 F7		4	2	2	1	1	0	1						
Connie Johnson, R OBP: 0.500, SLG: 0.750 (1, 1)		0-0 6-3 1-3 2B		0-0 1B SF8		0-0 F3		0-3 K		4	1	2	0	0	1	2						
Inning Stats	R: 0 E: 0 K: 1 S: 7	H: 2 LOB: 2 BB: 0 P: 7	R: 2 E: 0 K: 1 S: 8	H: 3 LOB: 1 BB: 0 P: 8	R: 1 E: 0 K: 0 S: 5	H: 2 LOB: 1 BB: 0 P: 5	R: 2 E: 0 K: 0 S: 5	H: 3 LOB: 1 BB: 1 P: 9	R: 0 E: 0 K: 0 S: 6	H: 0 LOB: 2 BB: 2 P: 11	R: 2 E: 0 K: 0 S: 6	H: 3 LOB: 1 BB: 0 P: 6	R: 0 E: 0 K: 1 S: 5	H: 0 LOB: 0 BB: 0 P: 5	R: 1 E: 0 K: 0 S: 4	H: 2 LOB: 1 BB: 1 P: 8	R: 0 E: 0 K: 0 S: 3	H: 1 LOB: 0 BB: 0 P: 3	1B: 8 2B: 4 3B: 2 HR: 3	SF: 1 SAC: 0 DP: 2 HBP: 0	WP: 0 PB: 0 SB: 0 CS: 1	PA: 44
PITCHER	IP WLS BF H R ER SO BB IBB HBP BLK WP HR S P ERA WHIP	IP WLS BF H R ER SO BB IBB HBP BLK WP HR S P ERA WHIP															IP WLS BF H R ER SO BB IBB HBP BLK WP HR S P ERA WHIP					
Alex Kellner, L ERA: 4.05 Lou Slesater, L ERA: 9.33	(1, 1) 3.0 L 19 10 5 5 2 0 0 0 0 0 3 23 23 15.00 3.333	(4, 1) 6.0 25 6 3 3 1 4 0 0 0 0 0 0 23 39 4.50 1.667															(1, 1) 9.0 W 36 7 3 2 5 3 0 0 0 0 0 43 55 2.00 1.111					

Chicago White Sox @ Kansas City Athletics
Municipal Stadium, Kansas City, MO
Mon Jul 04 1955, 4:33 AM EDT
Unknown


AB	39
R	8
H	16
RBI	8
BB	4
SO	3
LOB	18





Batter	1	2	3	4	5	6	7	8	9	AB	R	H	RBI	BB	SO	LOB	BOTTOM					
Joe Demaestri, R OBP: 0.267, SLG: 0.284 (1, 6)	0-0 6-3		0-0 G6-4-3		0-0 F8			0-0 5-3		4	0	0	0	0	0	3						
Elmer Valo, L OBP: 0.490, SLG: 0.504 (1, 7)	0-3 K		0-0 4-3			0-0 F6		0-3 K		4	0	0	0	0	2	1						
Bill Wilson, R OBP: 0.306, SLG: 0.480 (1, 9)	0-0 F7			0-3 K		0-0 6-3		0-0 F9		4	0	0	0	0	1	0						
Harry Simpson, L OBP: 0.349, SLG: 0.457 (1, 8)		0-0 F5		0-0 F7		0-0 1B		0-3 K		4	0	1	0	0	1	0						
Vic Power, R OBP: 0.346, SLG: 0.496 (1, 3)		0-0 5-3		0-0 F4		0-0 F8		0-0 1B 2B		4	1	1	0	0	0	1						
Jim Finigan, R OBP: 0.366, SLG: 0.482 (1, 4)		0-3 K			4-0 G4-6-3 1B E BB		0-0 FC6-4 1B		0-0 L9		3	1	1	0	1	1						
Hector Lopez, R OBP: 0.324, SLG: 0.317 (1, 5)			0-0 BB G6-4-3 2B		0-0 G4-6-3 1B		0-0 F8		0-0 2B 1B		4	1	3	1	0	0	1					
Joe Astroth, R OBP: 0.378, SLG: 0.333 Enos Slaughter, L OBP: 0.359, SLG: 0.319 Clete Boyer, R OBP: 0.333, SLG: 0.333	(1, 2) (9, PH) (9, FR)		4-0 G6-4-3 BB BB		0-0 G4-6-3		0-0 FC6-4		0-0 2B 1B		2	0	0	0	1	0	3					
Alex Kellner, R OBP: 0.364, SLG: 0.400 Lou Slesater, L OBP: 0.222, SLG: 0.222	(1, 1) (4, 1)		4-0 G6-4-3 BB		0-0 E3		0-0 G3		0-0 6-3		0	0	0	0	1	0	0					
Inning Stats	R: 0 E: 0 K: 1 S: 5	H: 0 LOB: 0 BB: 0 P: 5	R: 0 E: 0 K: 1 S: 5	H: 0 LOB: 0 BB: 0 P: 5	R: 1 E: 0 K: 0 S: 3	H: 1 LOB: 2 BB: 1 P: 11	R: 0 E: 0 K: 1 S: 5	H: 0 LOB: 0 BB: 0 P: 5	R: 1 E: 0 K: 0 S: 4	H: 3 LOB: 1 BB: 1 P: 8	R: 0 E: 0 K: 0 S: 4	H: 1 LOB: 1 BB: 0 P: 4	R: 0 E: 0 K: 1 S: 5	H: 0 LOB: 0 BB: 0 P: 5	R: 1 E: 0 K: 1 S: 8	H: 3 LOB: 2 BB: 0 P: 8	R: 0 E: 0 K: 0 S: 3	H: 0 LOB: 0 BB: 0 P: 3	1B: 4 2B: 3 3B: 0 HR: 0	SF: 0 SAC: 0 DP: 2 HBP: 0	WP: 0 PB: 0 SB: 0 CS: 0	PA: 36
PITCHER	IP WLS BF H R ER SO BB IBB HBP BLK WP HR S P ERA WHIP	IP WLS BF H R ER SO BB IBB HBP BLK WP HR S P ERA WHIP															IP WLS BF H R ER SO BB IBB HBP BLK WP HR S P ERA WHIP					
Connie Johnson, R ERA: 2.0	(1, 1) 9.0 W 36 7 3 2 5 3 0 0 0 0 0 43 55 2.00 1.111															(1, 1) 9.0 W 36 7 3 2 5 3 0 0 0 0 0 43 55 2.00 1.111						

Chicago White Sox @ Kansas City Athletics
Municipal Stadium, Kansas City, MO
Mon Jul 04 1955, 4:33 AM EDT
Unknown

AB	33
R	3
H	7
RBI	1
BB	3
SO	5
LOB	13




Batter	1	2	3	4	5	6	7	8	9	AB	R	H	RBI	BB	SO	LOB	TOP					
Jim Busby, R (1, 8) OBP: 0.284, SLG: 0.369	F3		SH1-3 1B BB		5-3		1-3		F8	4	1	0	0	1	0	1	Chicago White Sox @ Kansas City Athletics Municipal Stadium, Kansas City, MO Mon Jul 04 1955, 4:38 AM EDT Att: 30,202 - Unknown AB 32 R 3 H 7 RBI 2 BB 4 SO 4 LOB 13 					
Nelle Fox, L (1, 4) OBP: 0.391, SLG: 0.471	F8		SH1-3		FC5-4 1B		F8		F9	4	0	1	0	0	0	1						
George Kell, R (1, 5) OBP: 0.372, SLG: 0.399	4-3				FC5-4 FC6-4 1-2				6-3	4	0	1	2	0	0	1						
Bob Nieman, R (1, 7) OBP: 0.321, SLG: 0.457		F7	6-3		FC6-4 1-2				1B FC5-2 1B	3	0	0	0	0	0	2						
Minnie Minoza, R (6, 7) OBP: 0.343, SLG: 0.327										1	0	1	0	0	0	0						
Jim Rivera, L (1, 9) OBP: 0.335, SLG: 0.371										3	1	2	0	1	0	0						
Walt Dropo, R (1, 3) OBP: 0.321, SLG: 0.429										3	0	0	0	0	0	2						
Sherm Lollar, R (8, PH) OBP: 0.406, SLG: 0.487										1	0	0	0	0	0	2						
Chico Carrasquel, R (1, 6) OBP: 0.347, SLG: 0.357										3	0	0	0	1	0	3						
Les Moss, R (1, 2) OBP: 0.412, SLG: 0.513										3	0	1	0	0	1	1						
Ron Jackson, R (8, 3) OBP: 0.290, SLG: 0.361										0	0	0	0	1	0	0						
Harry Byrd, R (1, 1) OBP: 0.207, SLG: 0.179										2	1	1	0	0	0	1						
Bob Kennedy, R (7, PH) OBP: 0.272, SLG: 0.220										1	0	0	0	0	1	0						
Sandy Consuegra, R (7, 1) OBP: 0.167, SLG: 0.167										0	0	0	0	0	0	0						
Jim Brideweser, R (9, PH) OBP: 0.357, SLG: 0.429										0	0	0	0	0	0	0						
Inning Stats	R: 0 E: 0 K: 0 S: 3	H: 0 LOB: 0 BB: 0 P: 3	R: 0 E: 0 K: 0 S: 3	H: 0 LOB: 1 BB: 1 P: 7	R: 2 E: 0 K: 1 S: 7	H: 2 LOB: 1 BB: 1 P: 11	R: 1 E: 0 K: 1 S: 7	H: 2 LOB: 1 BB: 0 P: 7	R: 0 E: 0 K: 0 S: 4	H: 1 LOB: 0 BB: 0 P: 4	R: 0 E: 0 K: 1 S: 5	H: 0 LOB: 1 BB: 1 P: 9	R: 0 E: 0 K: 1 S: 5	H: 0 LOB: 0 BB: 0 P: 5	R: 0 E: 0 K: 0 S: 5	H: 2 LOB: 2 BB: 0 P: 5	R: 0 E: 0 K: 0 S: 3	H: 0 LOB: 1 BB: 1 P: 7	1B: 7 2B: 0 3B: 0 HR: 0	SF: 0 SAC: 2 DP: 0 HBP: 0	WP: 0 PB: 0 SB: 1 CS: 0	PA: 38
PITCHER	IP WLS BF H R ER SO BB IBB HBP BLK WP HR S P ERA WHIP																					
Art Ditmar, R (1, 1) ERA: 5.7	8.0 W 35 7 3 3 4 4 0 0 0 0 0 0 3 3 3.38 1.375																					
Tom Gorman, R (9, 1) ERA: 3.33	1.0 S 3 0 0 0 0 0 0 0 0 0 0 0 0 3 0.00 0.000																					

Batter	1	2	3	4	5	6	7	8	9	AB	R	H	RBI	BB	SO	LOB	BOTTOM					
Joe Demaestri, R (1, 6) OBP: 0.270, SLG: 0.303	K									4	1	2	1	0	1	0	Chicago White Sox @ Kansas City Athletics Municipal Stadium, Kansas City, MO Mon Jul 04 1955, 4:38 AM EDT Att: 30,202 - Unknown AB 32 R 4 H 8 RBI 4 BB 3 SO 7 LOB 19 					
Elmer Valo, L (1, 7) OBP: 0.503, SLG: 0.523										3	0	3	0	1	0	0						
Bill Wilson, R (9, 7) OBP: 0.306, SLG: 0.480										0	0	0	0	0	0	0						
Bill Renna, R (1, 9) OBP: 0.315, SLG: 0.398										4	0	0	0	0	0	5						
Harry Simpson, L (1, 8) OBP: 0.347, SLG: 0.447										3	0	0	0	1	0	4						
Vic Power, R (1, 3) OBP: 0.345, SLG: 0.493										4	2	1	0	0	0	1						
Jim Finigan, R (1, 4) OBP: 0.363, SLG: 0.477										3	0	0	0	0	2	2						
Hector Lopez, R (1, 5) OBP: 0.332, SLG: 0.339										3	1	2	3	1	0	2						
Billy Shantz, R (1, 2) OBP: 0.320, SLG: 0.340										4	0	0	0	0	2	4						
Art Ditmar, R (1, 1) OBP: 0.267, SLG: 0.267										4	0	0	0	0	2	1						
Tom Gorman, R (9, 1) OBP: 0.071, SLG: 0.143										0	0	0	0	0	0	0						
Inning Stats	R: 0 E: 0 K: 1 S: 5	H: 1 LOB: 0 BB: 0 P: 5	R: 0 E: 1 K: 1 S: 6	H: 0 LOB: 2 BB: 1 P: 10	R: 1 E: 0 K: 0 S: 5	H: 2 LOB: 1 BB: 0 P: 5	R: 0 E: 0 K: 1 S: 5	H: 0 LOB: 1 BB: 1 P: 9	R: 0 E: 0 K: 2 S: 9	H: 2 LOB: 0 BB: 0 P: 9	R: 0 E: 0 K: 0 S: 4	H: 1 LOB: 1 BB: 0 P: 4	R: 1 E: 1 K: 1 S: 7	H: 1 LOB: 1 BB: 0 P: 7	R: 0 E: 0 K: 0 S: 4	H: 0 LOB: 0 BB: 0 P: 4	R: 1 E: 1 K: 1 S: 7	H: 1 LOB: 1 BB: 0 P: 7	1B: 4 2B: 3 3B: 0 HR: 2	SF: 0 SAC: 1 DP: 1 HBP: 0	WP: 0 PB: 0 SB: 0 CS: 0	PA: 36
PITCHER	IP WLS BF H R ER SO BB IBB HBP BLK WP HR S P ERA WHIP																					
Harry Byrd, R (1, 1) ERA: 4.34	6.0 L 27 2 1 0 1 0 0 0 0 0 0 0 0 11 4.50 1.500																					
Sandy Consuegra, R (7, 1) ERA: 2.05	2.0 L 9 2 1 0 1 0 0 0 0 0 0 0 0 11 0.00 1.000																					


Batter	1	2	3	4	5	6	7	8	9	AB	R	H	RBI	BB	SO	LOB	TOP			
Jim Busby, R OBP: 0.292, SLG: 0.379	0-0 FC1-6 1B		0-0 1B	0-0 HBP 1B		0-0 4-3			0-0 1B	5	3	4	0	0	0	0	Chicago White Sox @ Detroit Tigers Briggs Stadium, Detroit, MI Wed Jul 06 1955, 4:33 AM EDT Att: 9,186 - Unknown			
Nellie Fox, L OBP: 0.391, SLG: 0.468	0-0 FC1-6 1B		0-0 F4	1-0 HBP		0-0 L4			0-0 F5	4	0	1	0	0	0	2				
Jim Rivera, L OBP: 0.336, SLG: 0.371	0-0 FC1-6 1B		0-0 1B	0-0 G3		0-0 F8			0-0 FC6-4 1B	5	0	2	1	0	0	4				
George Kell, R OBP: 0.373, SLG: 0.399	0-0 G1-4-3 1B		0-0 1B		0-3 K				0-0 F9	5	0	2	2	0	1	1				
Minnie Minoso, R OBP: 0.344, SLG: 0.329	0-0 G1-4-3 1B		0-0 F6		0-0 E 1B				0-0 FC6-4	5	0	2	0	0	0	5				
Sherm Lollar, R OBP: 0.399, SLG: 0.478		0-0 F2	0-0 F4		0-3 K				0-0 L4-3 1B	4	0	0	0	0	1	4				
Chico Carrasquel, R OBP: 0.345, SLG: 0.353		4-0 BB		0-0 F5		0-0 E6			0-0 F3	3	0	0	0	1	0	1				
Walt Dropo, R OBP: 0.329, SLG: 0.430		0-0 L8		4-0 1B SH1-4 BB					0-0 G3-6 1B	2	0	1	0	2	0	1				
Bob Kennedy, R OBP: 0.272, SLG: 0.220										0	0	0	0	0	0	0				
Virgil Trucks, R OBP: 0.122, SLG: 0.150				0-0 SH1-4		0-3 K			0-0 G3-6	1	0	0	0	0	0	1				
Bob Niemann, R OBP: 0.330, SLG: 0.452				1-2						0	0	0	0	0	0	0				
Sandy Consuegra, R OBP: 0.147, SLG: 0.184										0	0	0	0	0	0	0				
Dick Bonhoff, L OBP: 0.147, SLG: 0.184										0	0	0	0	0	0	0				
Dixie Howell, R OBP: 0.200, SLG: 0.200										0	0	0	0	0	0	0				
Morrie Martin, L OBP: 0.200, SLG: 0.200										0	0	0	0	0	0	0				
Harry Byrd, R OBP: 0.207, SLG: 0.179				1-2						0	0	0	0	0	0	0				
Inning Stats	R: 1 E: 0 K: 0 S: 5	H: 3 LOB: 1 BB: 0 P: 5	R: 0 E: 0 K: 0 S: 3	H: 0 LOB: 1 BB: 1 P: 7	R: 1 E: 0 K: 0 S: 6	H: 3 LOB: 2 BB: 0 P: 6	R: 0 E: 0 K: 0 S: 4	H: 1 LOB: 3 BB: 1 P: 9	R: 0 E: 1 K: 3 S: 11	H: 0 LOB: 0 BB: 0 P: 3	R: 0 E: 0 K: 0 S: 3	H: 1 LOB: 0 BB: 0 P: 3	R: 0 E: 0 K: 0 S: 3	H: 1 LOB: 1 BB: 0 P: 3	R: 1 E: 0 K: 0 S: 5	H: 2 LOB: 1 BB: 0 P: 5	1B: 11 2B: 2 3B: 0 HR: 0	SF: 0 SAC: 1 DP: 3 HBP: 1	WP: 0 PA: 41 CS: 0	
PITCHER Ned Garver, R ERA: 3.84	IP: 9.0 WLS: W BF: 41	H: 12 R: 3 ER: 3 SO: 3	BB: 2 IBB: 1 HBP: 1 BLK: 0	WP: 0 HR: 0 S: 43 P: 56	ERA: 3.00 WHIP: 1.556	PITCHER										IP: 9.0 WLS: W BF: 41	H: 12 R: 3 ER: 3 SO: 3	BB: 2 IBB: 1 HBP: 1 BLK: 0	WP: 0 HR: 0 S: 43 P: 56	ERA: 3.00 WHIP: 1.556

AB	36
R	3
H	12
RBI	3
BB	3
SO	3
LOB	23



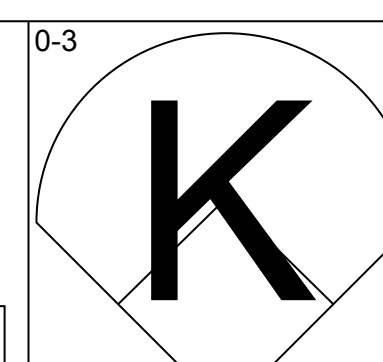
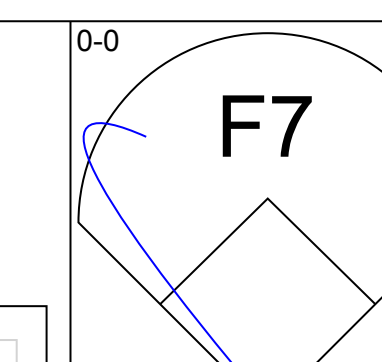
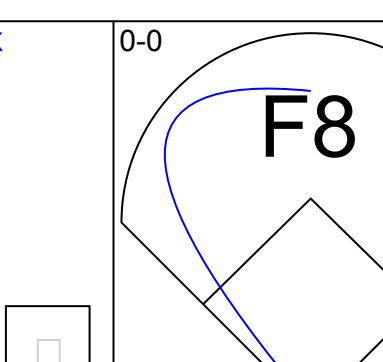
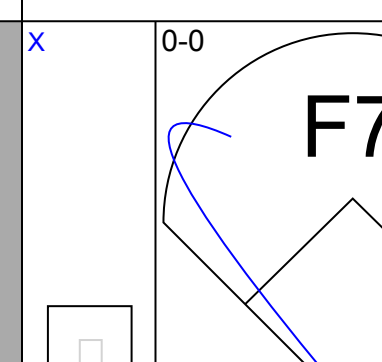
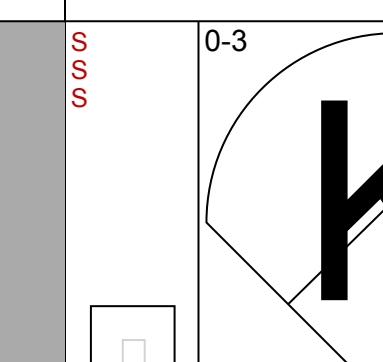
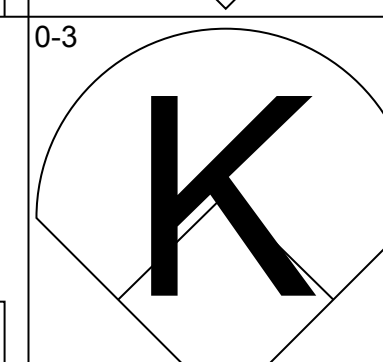
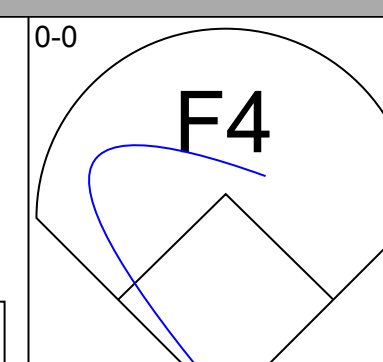
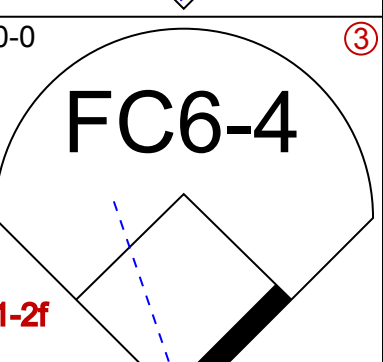
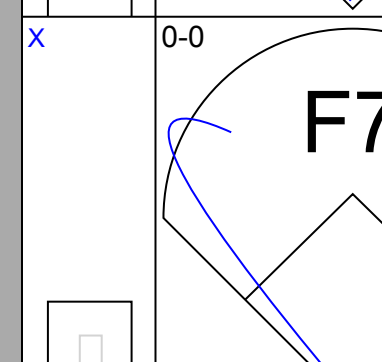
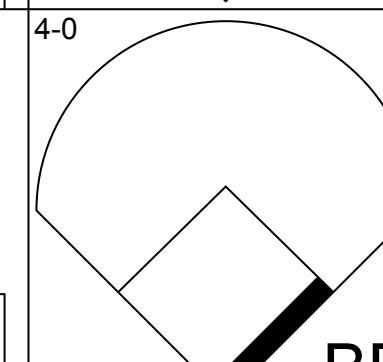
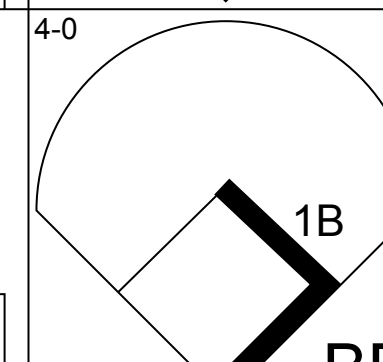
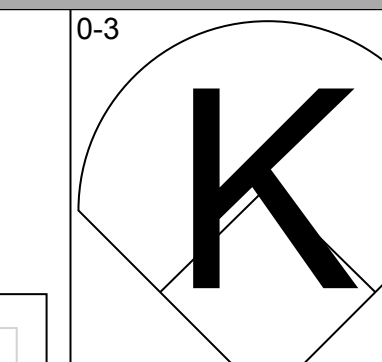
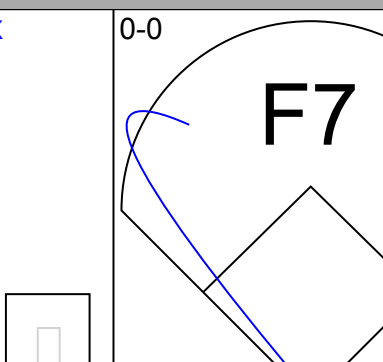
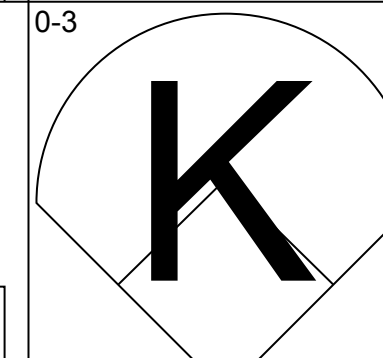
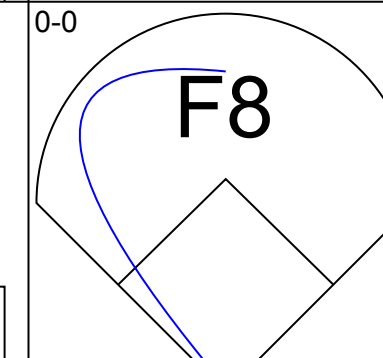
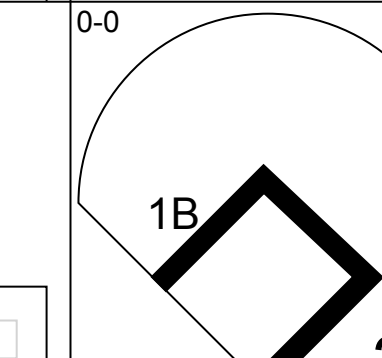
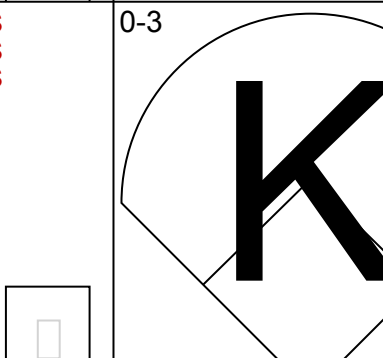
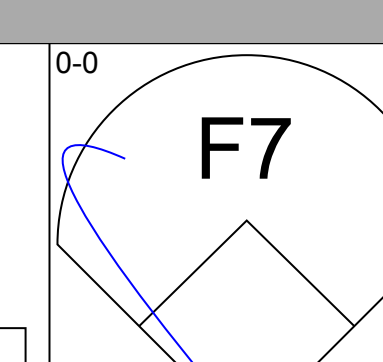
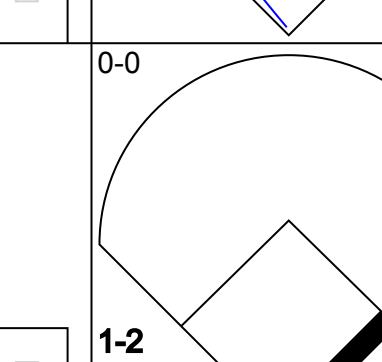
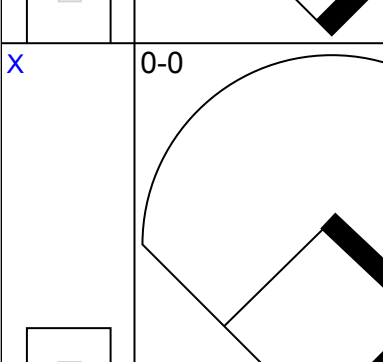
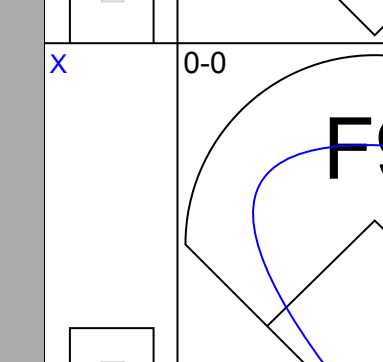
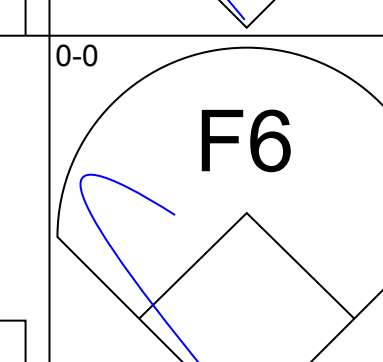
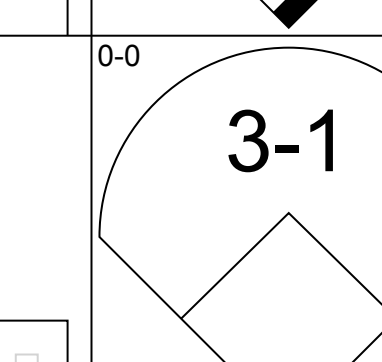
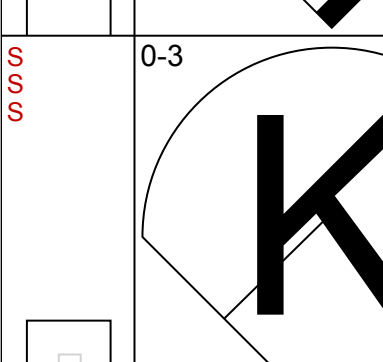
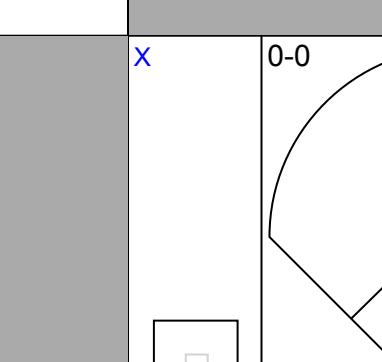
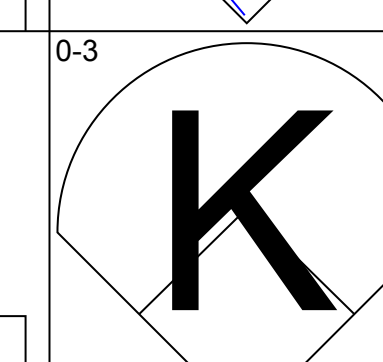
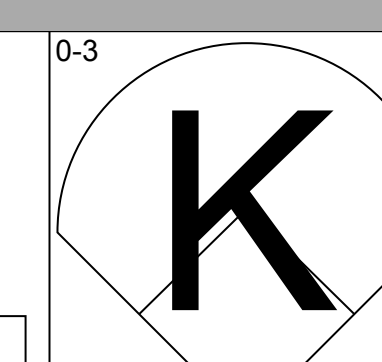

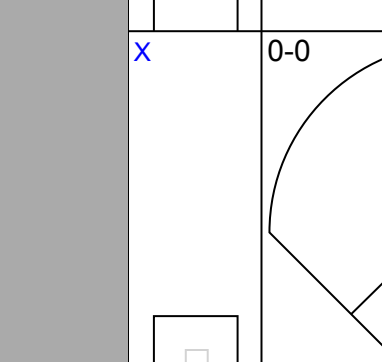
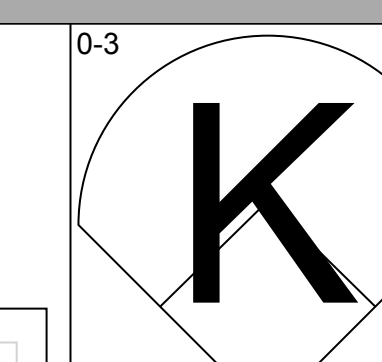
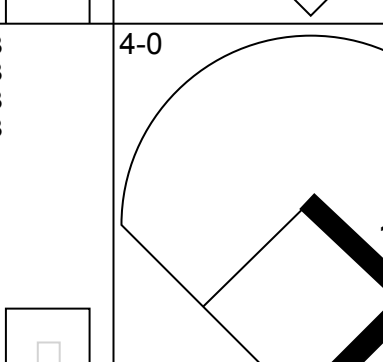

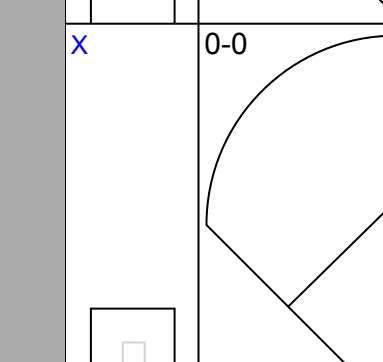
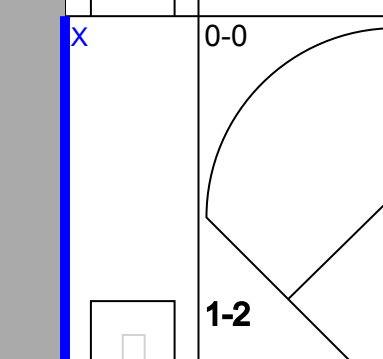
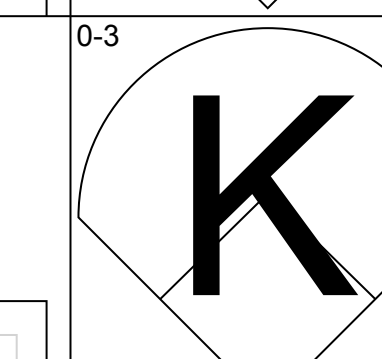
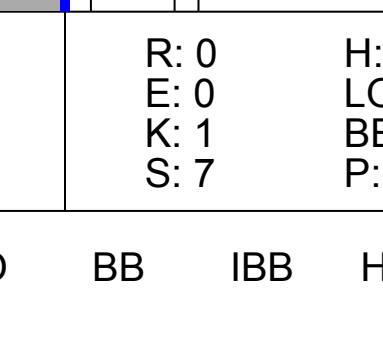
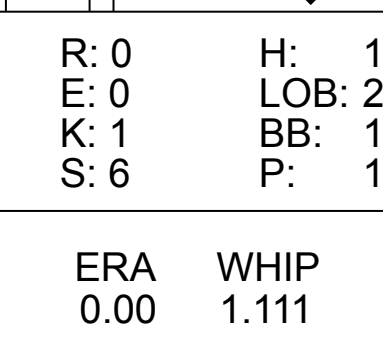
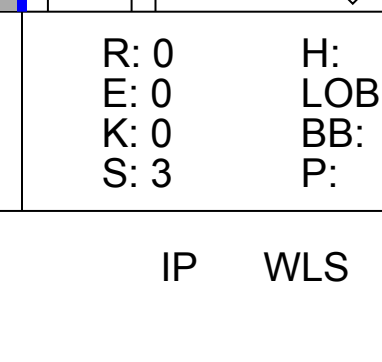
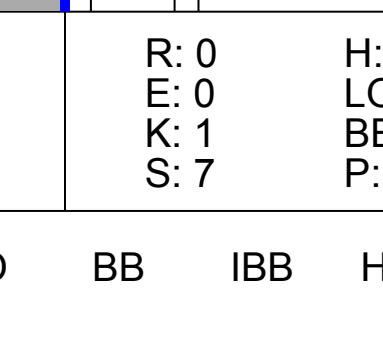
Batter	1	2	3	4	5	6	7	8	9	AB	R	H	RBI	BB	SO	LOB	BOTTOM							
Harvey Kuenn, R OBP: 0.353, SLG: 0.429	0-0 FC4 1B		0-0 F8		0-0 5-3				0-0 1B 2B	4	1	2	0	0	0	0	Chicago White Sox @ Detroit Tigers Briggs Stadium, Detroit, MI Wed Jul 06 1955, 4:33 AM EDT Att: 9,186 - Unknown							
Bill Tuttle, R OBP: 0.358, SLG: 0.412	0-0 FC4 HR		0-0 F9			0-0 5-3			0-3 K	4	1	0	0	0	1	2								
Al Kaline, R OBP: 0.451, SLG: 0.631	0-0 HR		0-0 L5-3			0-0 2B			4-0 1B IBB	3	2	2	2	1	0	0								
Earl Torgeson, L OBP: 0.383, SLG: 0.330	0-0 G3			0-3 K		0-0 L7			0-0 1B 1B	4	0	1	1	0	1	1								
Ray Boone, R OBP: 0.335, SLG: 0.457	0-0 L7					0-0 F9			0-0 FC6 1B	4	0	2	1	0	0	1								
Jim Delsing, L OBP: 0.362, SLG: 0.424		0-0 F5		0-0 L9			0-0 3-1		0-0 FC6	4	0	0	0	0	0	3								
Frank House, L OBP: 0.275, SLG: 0.349		0-0 F9		0-0 F8			0-0 4-3			3	0	0	0	0	0	1								
Fred Hatfield, L OBP: 0.324, SLG: 0.345		0-0 HR			0-0 6-3		0-0 4-3			3	1	1	1	0	0	0								
Ned Garver, R OBP: 0.250, SLG: 0.220		0-0 F8			0-0 4-3				0-0 1-3	3	0	0	0	0	0	0								
Inning Stats	R: 2 E: 0 K: 0 S: 5	H: 2 LOB: 0 BB: 0 P: 5	R: 1 E: 0 K: 0 S: 4	H: 1 LOB: 0 BB: 0 P: 4	R: 0 E: 0 K: 1 S: 6	H: 1 LOB: 1 BB: 0 P: 6	R: 0 E: 0 K: 0 S: 3	H: 0 LOB: 0 BB: 0 P: 3	R: 0 E: 0 K: 0 S: 4	H: 1 LOB: 1 BB: 0 P: 4	R: 0 E: 0 K: 0 S: 3	H: 0 LOB: 0 BB: 0 P: 3	R: 2 E: 0 K: 1 S: 8	H: 3 LOB: 2 BB: 1 P: 12	R: 4 E: 0 K: 0 S: 5	H: 8 LOB: 8 BB: 0 DP: 0 HBP: 0		WP: 0 PA: 33 CS: 0						
PITCHER Virgil Trucks, R ERA: 3.67	IP: 4.0 WLS: L BF: 16	H: 4 R: 3 ER: 3 SO: 1	BB: 0 IBB: 0 HBP: 0 BLK: 0	WP: 0 HR: 2 S: 18 P: 18	ERA: 6.75 WHIP: 1.000	PITCHER										IP: 4.0 WLS: L BF: 16	H: 4 R: 3 ER: 3 SO: 1	BB: 0 IBB: 0 HBP: 0 BLK: 0	WP: 0 HR: 2 S: 18 P: 18	ERA: 6.75 WHIP: 1.000				
Sandy Consuegra, R ERA: 1.98	3.0	1	0	0	0	0	0	0	0	10	10	0.00	0.333											
Dixie Howell, R ERA: 5.09	0.2	4	1	2	2	1	0	1	0	0	5	9	27.00	1.500										
Morrie Martin, L ERA: 5.71	0.0	1	1	0	0	0	0	0	0	0	1	1	∞	∞										
Harry Byrd, R ERA: 4.33	0.1	2	1	0	0	0	0	0	0	0	2	2	0.00	3.000										

AB	32
R	5
H	8
RBI	5
BB	1
SO	2
LOB	8



Batter	1	2	3	4	5	6	7	8	9	AB	R	H	RBI	BB	SO	LOB	TOP					
Al Smith, R OBP: 0.411, SLG: 0.518 (1, 9)										4	1	1	0	0	0	5	Cleveland Indians @ Chicago White Sox Comiskey Park, Chicago, IL Fri Jul 08 1955, 4:33 AM EDT Att: 38,326 - Unknown					
Bobby Avila, R OBP: 0.394, SLG: 0.376 (1, 4)										3	0	0	0	0	1	0						
Ralph Kiner, R OBP: 0.376, SLG: 0.459 (1, 7)										4	0	1	0	0	0	1						
Gene Woodling, L OBP: 0.344, SLG: 0.338 (8, PR) (8, 7)										0	0	0	0	0	0	0						
Al Rosen, R OBP: 0.348, SLG: 0.384 (1, 5)										4	0	1	1	0	0	1						
Larry Doby, L OBP: 0.379, SLG: 0.502 (1, 8)										4	0	0	0	0	2	2						
George Strickland, R OBP: 0.339, SLG: 0.335 (1, 6)										4	0	2	0	0	0	0						
Jim Hegan, R OBP: 0.270, SLG: 0.313 (1, 2)										3	0	2	0	0	0	0						
Joe Altobelli, L OBP: 0.267, SLG: 0.236 (1, 3)										4	0	1	0	0	1	2						
Bob Lemon, L OBP: 0.311, SLG: 0.250 (1, 1)										2	0	0	0	1	1	1						
Dale Mitchell, L OBP: 0.250, SLG: 0.297 (9, PH)										1	0	0	0	0	0	1						
Ray Narleski, R OBP: 0.273, SLG: 0.273 (9, 1)										0	0	0	0	0	0	0						
Inning Stats	R: 1 E: 0 K: 1 S: 7	H: 2 LOB: 1 BB: 0 P: 7	R: 0 E: 1 K: 1 S: 7	H: 1 LOB: 2 BB: 0 P: 7	R: 0 E: 0 K: 0 S: 3	H: 0 LOB: 0 BB: 0 P: 3	R: 0 E: 0 K: 0 S: 5	H: 3 LOB: 3 BB: 1 P: 9	R: 0 E: 0 K: 0 S: 5	H: 0 LOB: 0 BB: 0 P: 5	R: 0 E: 0 K: 0 S: 3	H: 0 LOB: 0 BB: 0 P: 3	R: 0 E: 0 K: 1 S: 5	H: 0 LOB: 0 BB: 0 P: 5	R: 0 E: 0 K: 1 S: 6	H: 1 LOB: 1 BB: 0 P: 6	R: 0 E: 0 K: 0 S: 4	H: 1 LOB: 1 BB: 0 P: 4	1B: 7 2B: 1 3B: 0 HR: 0	SF: 0 SAC: 2 DP: 0 HBP: 0	WP: 0 PB: 0 SB: 0 CS: 0	PA: 36
PITCHER	IP WLS BF H R ER SO BB IBB HBP BLK WP HR S P ERA WHIP																					
Billy Pierce, L ERA: 2.11 (1, 1)	8.0 L 32 7 1 1 5 1 0 0 0 0 0 0 41 45 1.12 1.000																					
Sandy Consuegra, R ERA: 1.95 (9, 1)	1.0 4 1 0 0 0 0 0 0 0 0 0 0 4 4 0.00 1.000																					

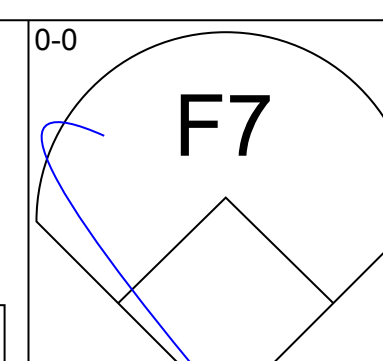
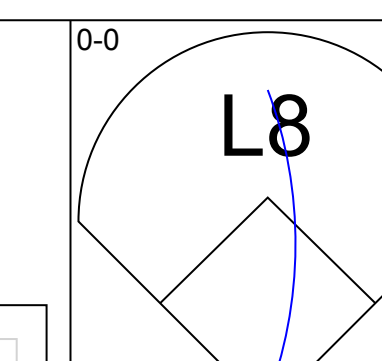
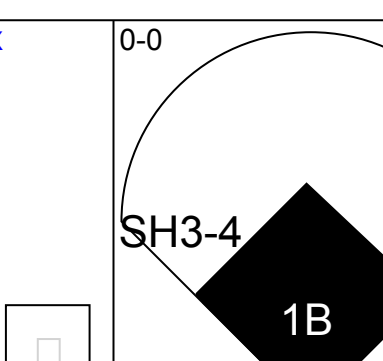
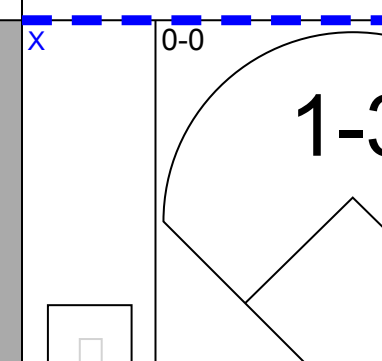
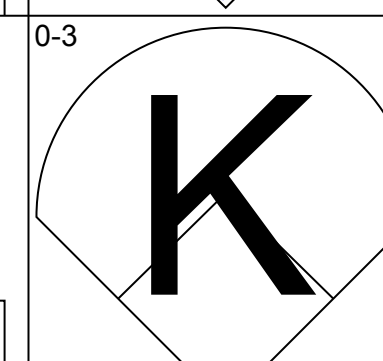
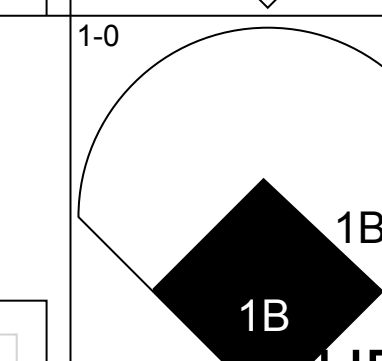
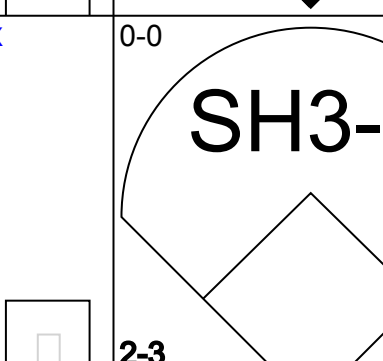
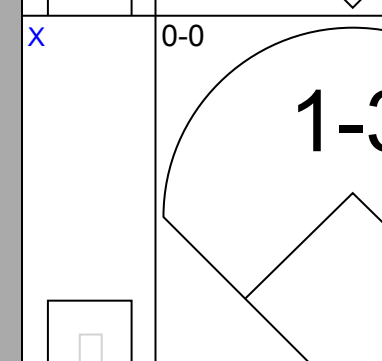
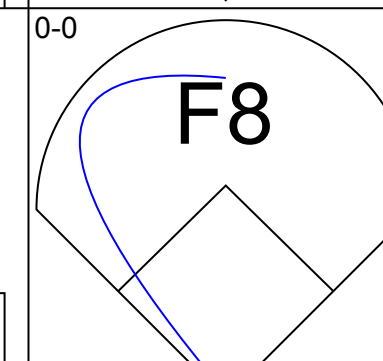
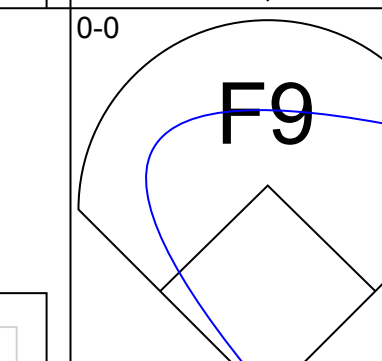
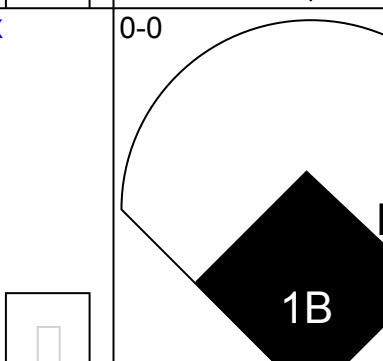
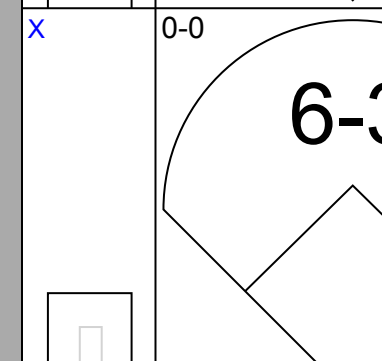
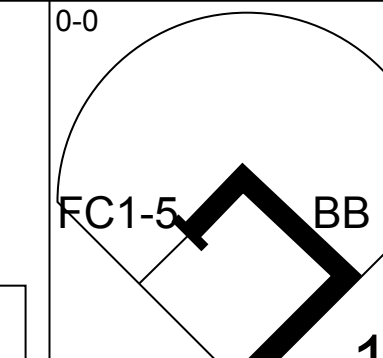
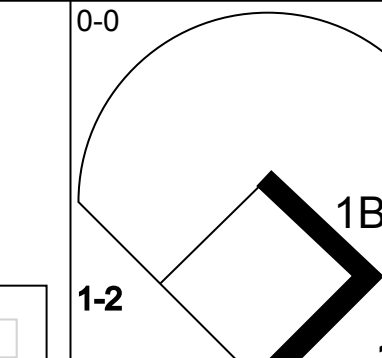
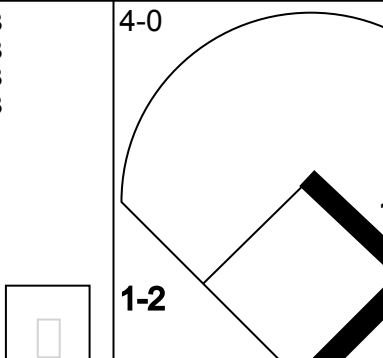
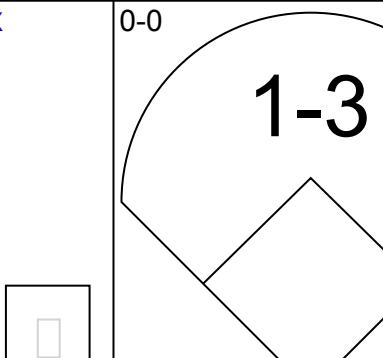
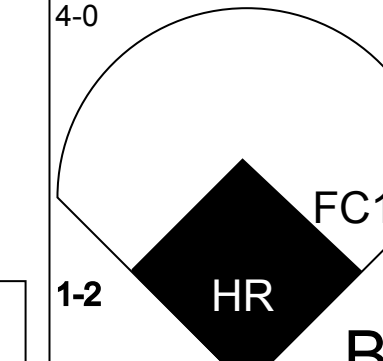
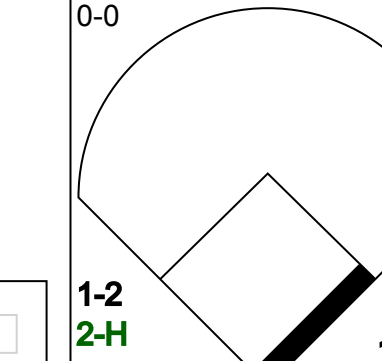
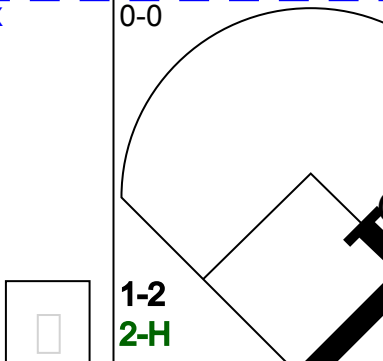
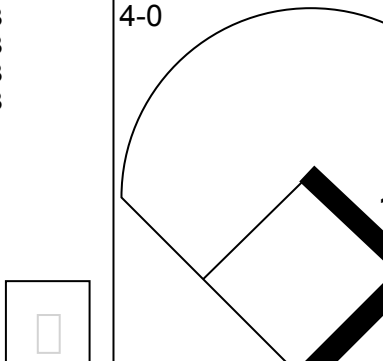
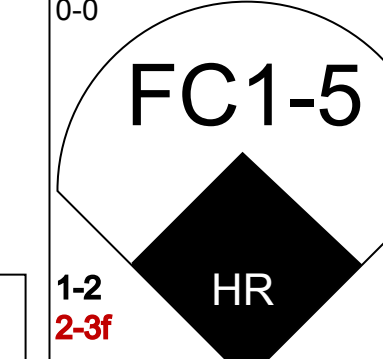
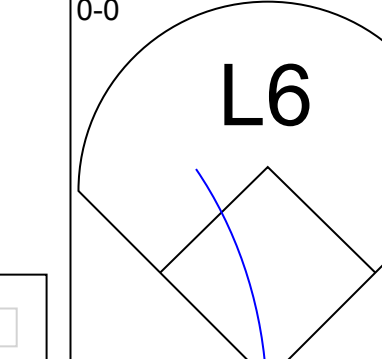
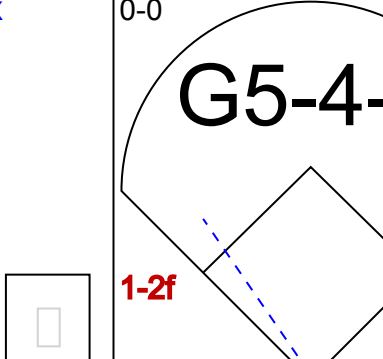
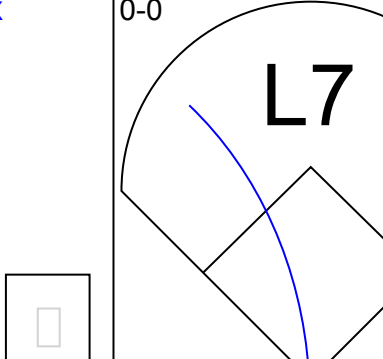
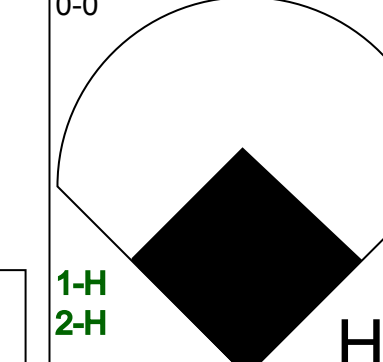


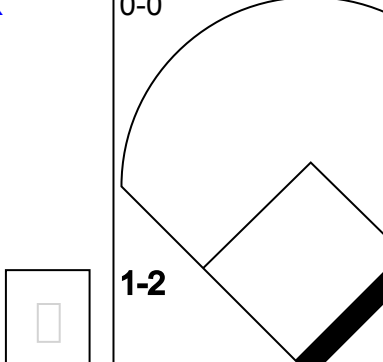
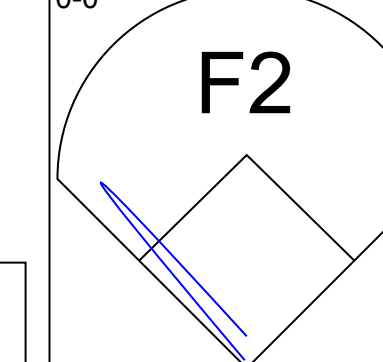
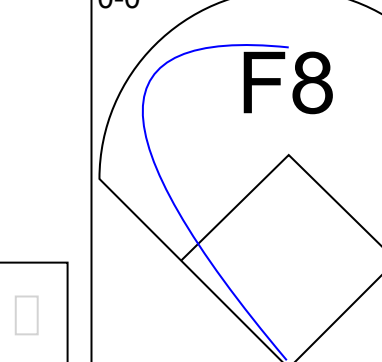
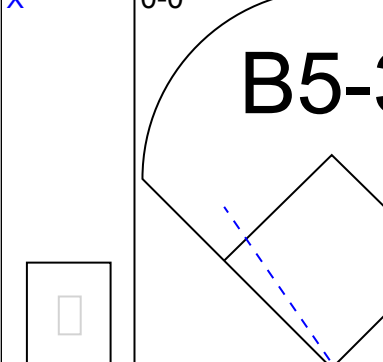
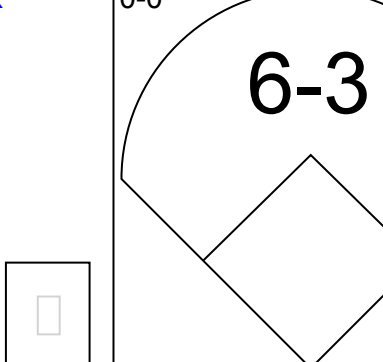
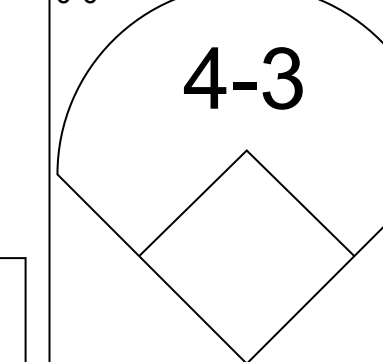
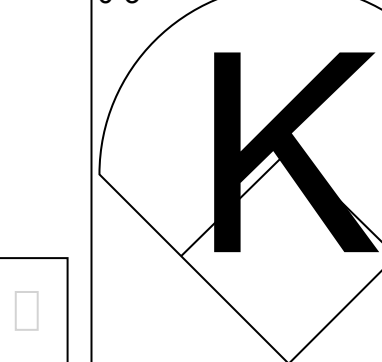
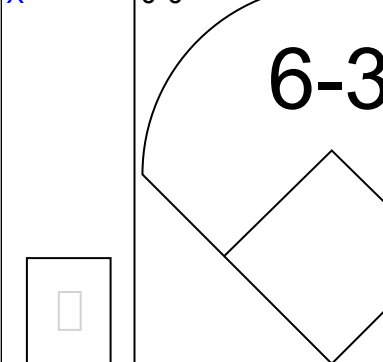

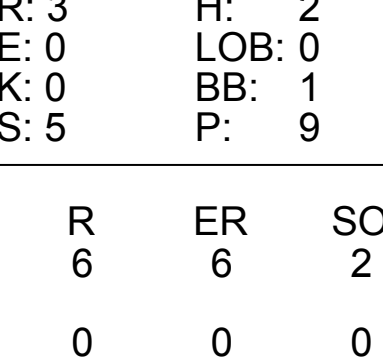
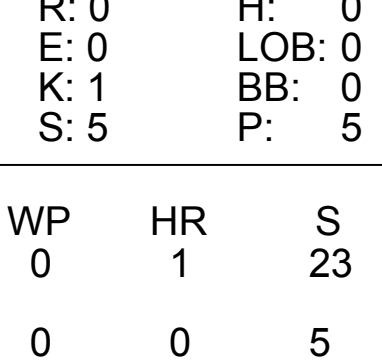
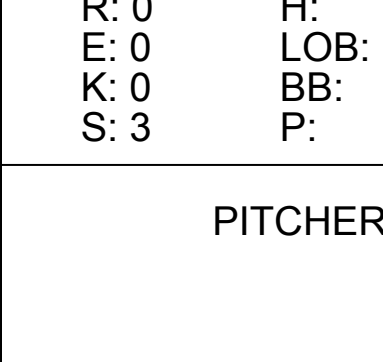
Batter	1	2	3	4	5	6	7	8	9	AB	R	H	RBI	BB	SO	LOB	BOTTOM	
Jim Busby, R OBP: 0.292, SLG: 0.377 (1, 8)										4	0	1	0	0	0	0	Cleveland Indians @ Chicago White Sox Comiskey Park, Chicago, IL Fri Jul 08 1955, 4:33 AM EDT Att: 38,326 - Unknown	
Nellie Fox, L OBP: 0.391, SLG: 0.464 (1, 4)										3	0	1	0	0	0	1		
Minnie Minoso, R OBP: 0.342, SLG: 0.324 (1, 7)										4	0	1	0	0	0	2		
George Kell, R OBP: 0.371, SLG: 0.400 (1, 5)										4	0	0	0	0	0	3		
Jim Rivera, L OBP: 0.336, SLG: 0.371 (1, 9)										3	0	0	0	1	1	0		
Sherm Lollar, R OBP: 0.397, SLG: 0.474 (1, 2)										4	0	1	0	0	0	3		
Bob Kennedy, R OBP: 0.274, SLG: 0.215 (9, PR)										0	0	0	0	0	0	0		
Walt Dropo, R OBP: 0.333, SLG: 0.446 (1, 3)										4	0	1	0	0	0	1		
Jim Briedeweser, R OBP: 0.238, SLG: 0.286 (1, 6)										2	0	0	0	0	0	0		
Chico Carrasquel, R OBP: 0.344, SLG: 0.352 (7, PH) (8, 6)										1	0	0	0	0	0	1		
Billy Pierce, L OBP: 0.182, SLG: 0.129 (1, 1)										2	0	0	0	0	0	0		
Dick Donovan, L OBP: 0.250, SLG: 0.233 (8, PH)										1	0	0	0	0	0	0		
Sandy Consuegra, R OBP: 0.167, SLG: 0.167 (9, 1)										0	0	0	0	0	0	0		
Inning Stats	R: 0 E: 0 K: 0 S: 3	H: 0 LOB: 0 BB: 0 P: 3	R: 0 E: 0 K: 0 S: 3	H: 0 LOB: 0 BB: 0 P: 3	R: 0 E: 0 K: 0 S: 5	H: 2 LOB: 3 BB: 1 P: 9	R: 0 E: 0 K: 0 S: 4	H: 1 LOB: 1 BB: 0 P: 4	R: 0 E: 0 K: 0 S: 4	H: 1 LOB: 1 BB: 0 P: 4	R: 0 E: 0 K: 0 S: 3	H: 0 LOB: 1 BB: 0 P: 4	R: 0 E: 0 K: 1 S: 6	H: 1 LOB: 1 BB: 0 P: 6	1B: 4 2B: 1 3B: 0 HR: 0	SF: 0 SAC: 0 DP: 0 HBP: 1	WP: 0 PB: 0 SB: 0 CS: 0	PA: 34
PITCHER	IP WLS BF H R ER SO BB IBB HBP BLK WP HR S P ERA WHIP																	
Bob Lemon, R ERA: 3.6 (1, 1)	8.0 W 30 4 0 0 0 1 0 0 0 0 0 0 28 33 0.00 0.625																	
Ray Narleski, R ERA: 3.47 (9, 1)	1.0 S 4 1 0 0 1 0 0 0 0 0 0 0 6 6 0.00 1.000																	

Batter	1	2	3	4	5	6	7	8	9	AB	R	H	RBI	BB	SO	LOB	TOP					
Gene Woodling, L (1, 7) OBP: 0.337, SLG: 0.330										5	0	0	0	0	2	4						
Bobby Young, L (1, 4) OBP: 0.280, SLG: 0.256										4	0	0	0	0	1	2						
Al Smith, R (1, 9) OBP: 0.412, SLG: 0.515										2	0	0	0	2	1	0						
Larry Doby, L (1, 8) OBP: 0.377, SLG: 0.502										4	0	1	0	0	2	2						
Al Rosen, R (1, 5) OBP: 0.350, SLG: 0.386										4	0	2	0	0	0	0						
Joe Altobelli, L (1, 3) OBP: 0.288, SLG: 0.220										4	0	0	0	0	1	4						
George Strickland, R (1, 6) OBP: 0.330, SLG: 0.332										2	0	0	0	0	2	0						
Ralph Kiner, R (6, PH) OBP: 0.378, SLG: 0.459										0	0	0	0	1	0	0						
Kenny Kuhn, L (6, 6)										1	0	0	0	0	0	0						
Jim Hegan, R (1, 2) OBP: 0.272, SLG: 0.311										1	0	0	0	1	1	0						
Hal Naragon, L (6, PH) OBP: 0.388, SLG: 0.372										2	0	1	0	0	1	3						
Early Wynn, S (1, 1) OBP: 0.299, SLG: 0.327										2	0	1	0	0	1	0						
Bob Feller, R (5, 1) OBP: 0.133, SLG: 0.071										0	0	0	0	0	0	0						
Stu Locklin, L (7, PH) OBP: 0.200, SLG: 0.400										1	0	0	0	0	0	0						
Bill Wight, L (7, 1) OBP: 0.288, SLG: 0.316										1	0	1	0	0	0	0						
Dale Mitchell, L (9, PH)										1	0	1	0	0	0	0						
Inning Stats	R: 0 E: 0 K: 3 S: 9	H: 0 LOB: 1 BB: 1 P: 13	R: 0 E: 0 K: 1 S: 5	H: 0 LOB: 0 BB: 0 P: 5	R: 0 E: 0 K: 2 S: 7	H: 0 LOB: 0 BB: 0 P: 7	R: 0 E: 0 K: 0 S: 4	H: 1 LOB: 2 BB: 1 P: 8	R: 0 E: 0 K: 1 S: 6	H: 1 LOB: 3 BB: 1 P: 10	R: 0 E: 0 K: 3 S: 11	H: 2 LOB: 3 BB: 1 P: 15	R: 0 E: 0 K: 0 S: 3	H: 0 LOB: 0 BB: 0 P: 3	R: 0 E: 0 K: 1 S: 5	H: 0 LOB: 0 BB: 0 P: 5	R: 0 E: 0 K: 1 S: 7	H: 2 LOB: 2 BB: 0 P: 7	1B: 5 2B: 1 3B: 0 HR: 0	SF: 0 SAC: 0 DP: 0 HBP: 0	WP: 0 PB: 0 SB: 0 CS: 0	PA: 37
PITCHER Connie Johnson, R (1, 1) ERA: 1.0	IP: 9.0 WLS: W BF: 37 H: 6 R: 0 ER: 0 SO: 12 BB: 4 IBB: 0 HBP: 0 BLK: 0 WP: 0 HR: 0 S: 57 P: 73 ERA: 0.00 WHIP: 1.111															PITCHER						

Cleveland Indians @ Chicago White Sox
Comiskey Park, Chicago, IL
Sat Jul 09 1955, 4:33 AM EDT
Att: 12,226 - Unknown

AB 33
R 0
H 6
RBI 0
BB 4
SO 12
LOB 15



Batter	1	2	3	4	5	6	7	8	9	AB	R	H	RBI	BB	SO	LOB	BOTTOM			
Jim Busby, R (1, 8) OBP: 0.292, SLG: 0.378										4	1	1	0	0	0	0				
Nellie Fox, L (1, 4) OBP: 0.390, SLG: 0.461										2	1	0	0	0	1	0				
Minnie Minoso, R (1, 7) OBP: 0.341, SLG: 0.323										4	1	1	1	0	0	1				
George Kell, R (1, 5) OBP: 0.378, SLG: 0.405										2	0	2	0	1	0	0				
Bob Kennedy, R (8, 5) OBP: 0.271, SLG: 0.213										1	0	0	0	0	0	0				
Bob Nieman, R (1, 9) OBP: 0.333, SLG: 0.460										2	1	2	2	2	0	0				
Sherm Lollar, R (1, 2) OBP: 0.391, SLG: 0.465										4	1	0	0	0	0	7				
Walt Dropo, R (1, 3) OBP: 0.336, SLG: 0.461										4	1	2	3	0	0	0				
Jim Brideweser, R (1, 6) OBP: 0.200, SLG: 0.240										4	0	0	0	0	0	2				
Connie Johnson, R (1, 1) OBP: 0.286, SLG: 0.429										3	0	0	0	0	1	0				
Inning Stats	R: 0 E: 0 K: 1 S: 5	H: 0 LOB: 0 BB: 0 P: 5	R: 3 E: 0 K: 0 S: 5	H: 2 LOB: 1 BB: 1 P: 9	R: 1 E: 0 K: 0 S: 5	H: 2 LOB: 0 BB: 0 P: 6	R: 0 E: 0 K: 1 S: 5	H: 0 LOB: 0 BB: 0 P: 5	R: 2 E: 0 K: 0 S: 5	H: 3 LOB: 1 BB: 1 P: 9	R: 0 E: 0 K: 0 S: 3	H: 0 LOB: 0 BB: 0 P: 3	R: 0 E: 0 K: 0 S: 3	H: 0 LOB: 0 BB: 0 P: 3	R: 0 E: 0 K: 0 S: 4	H: 1 LOB: 2 BB: 1 P: 8	1B: 6 2B: 1 3B: 0 HR: 1	SF: 0 SAC: 1 DP: 1 HBP: 1	WP: 0 PB: 0 SB: 0 CS: 0	PA: 35
PITCHER Early Wynn, R (1, 1) ERA: 2.71	IP: 4.1 WLS: L BF: 22 H: 6 R: 0 ER: 6 SO: 2 BB: 2 IBB: 0 HBP: 1 BLK: 0 WP: 0 HR: 1 S: 23 P: 32 ERA: 12.46 WHIP: 1.846															PITCHER				
Bob Feller, R (5, 1) ERA: 4.4	IP: 1.2 WLS: 5 BF: 1 H: 0 R: 0 ER: 0 SO: 0 BB: 0 IBB: 0 HBP: 0 BLK: 0 WP: 0 HR: 0 S: 5 P: 5 ERA: 0.00 WHIP: 0.600																			
Bill Wight, L (7, 1) ERA: 2.63	IP: 2.0 WLS: 8 BF: 1 H: 0 R: 0 ER: 0 SO: 1 BB: 0 IBB: 0 HBP: 0 BLK: 0 WP: 0 HR: 0 S: 7 P: 11 ERA: 0.00 WHIP: 1.000																			

Cleveland Indians @ Chicago White Sox
Comiskey Park, Chicago, IL
Sat Jul 09 1955, 4:33 AM EDT
Att: 12,226 - Unknown

AB 30
R 6
H 8
RBI 6
BB 3
SO 2
LOB 10



Batter	1	2	3	4	5	6	7	8	9	AB	R	H	RBI	BB	SO	LOB	TOP										
Al Smith, R OBP: 0.409, SLG: 0.509 (1, 9)	F4		F3	3B BB		F8			5-3	4	1	0	0	1	0	1	Cleveland Indians @ Chicago White Sox Comiskey Park, Chicago, IL Sun Jul 10 1955, 4:33 AM EDT Unknown livebaseballscorecards.com										
Bobby Avila, R OBP: 0.397, SLG: 0.385 (1, 4)	F4		1B WP BB	3B			4-3		FC6-4 1B	4	1	2	2	1	0	0											
Ralph Kiner, R OBP: 0.379, SLG: 0.455 (1, 7)			1B WP	F9			K		FC6-4	4	0	1	1	1	1	2											
Al Rosen, R OBP: 0.352, SLG: 0.385 (1, 5)	F7		1B				L4			3	0	1	0	1	0	1											
Larry Doby, L OBP: 0.376, SLG: 0.502 (1, 8)		4-3	K				3-6		SH1-3 2B	4	0	1	0	0	1	3											
George Strickland, R OBP: 0.341, SLG: 0.337 (1, 6)	6-3			E1 1B					SH1-3	3	1	2	0	0	0	0											
Jim Hegan, R OBP: 0.273, SLG: 0.312 Gene Woodling, L (6, PH) OBP: 0.336, SLG: 0.329 Hal Naragon, L (8, 2) OBP: 0.388, SLG: 0.372	F9			2H 3B 1B			K		FC1-5-2	3	1	1	1	0	1	1											
Joe Altobelli, L OBP: 0.235, SLG: 0.206 (1, 3)			6-3	K			F8		F7	4	0	0	0	0	1	2											
Art Houtteman, R OBP: 0.250, SLG: 0.167 Ray Narleski, R OBP: 0.250, SLG: 0.250 Don Mossi, L OBP: 0.375, SLG: 0.167				F3			K		1-3	3	1	1	0	0	1	1											
Inning Stats	R: 0 E: 0 K: 0 S: 3	H: 0 LOB: 1 BB: 1 P: 7	R: 0 E: 0 K: 0 S: 3	H: 0 LOB: 0 BB: 0 P: 3	R: 2 E: 0 K: 1 S: 7	H: 2 LOB: 2 BB: 2 P: 15	R: 3 E: 1 K: 1 S: 8	H: 3 LOB: 1 BB: 1 P: 12	R: 0 E: 0 K: 1 S: 6	H: 2 LOB: 1 BB: 0 P: 6	R: 0 E: 0 K: 1 S: 5	H: 0 LOB: 0 BB: 0 P: 5	R: 0 E: 0 K: 0 S: 5	H: 0 LOB: 0 BB: 0 P: 5	R: 0 E: 0 K: 0 S: 4	H: 1 LOB: 1 BB: 0 P: 4		R: 0 E: 0 K: 0 S: 4	H: 1 LOB: 1 BB: 0 P: 4	1B: 7 2B: 2 3B: 1 HR: 0	SF: 0 SAC: 1 DP: 1 HBP: 0	WP: 1 PB: 0 SB: 0 CS: 0	PA: 39				
PITCHER	IP	WLS	BF	H	R	ER	SO	BB	IBB	HBP	BLK	WP	HR	S	P	ERA		WHIP									
Jack Harshman, L ERA: 3.05 Harry Byrd, R ERA: 4.29 Mike Fomieleles, R ERA: 4.04 Dixie Howell, R ERA: 4.88	3.2	L	20	5	5	5	2	4	0	0	0	1	0	0	7	7		12.27	2.455								

Batter	1	2	3	4	5	6	7	8	9	AB	R	H	RBI	BB	SO	LOB	BOTTOM									
Jim Busby, R OBP: 0.294, SLG: 0.380 Dixie Howell, L OBP: 0.200, SLG: 0.200	FC3-6 1B		K		5-3					4	0	2	0	0	1	0	Cleveland Indians @ Chicago White Sox Comiskey Park, Chicago, IL Sun Jul 10 1955, 4:33 AM EDT Unknown livebaseballscorecards.com									
Nellie Fox, L OBP: 0.386, SLG: 0.455 (1, 4)	FC3-6 1B		F2			G3	F3			4	1	0	0	0	0	3										
Minnie Minoso, R OBP: 0.343, SLG: 0.326 (1, 7)	5-3			4-3 1B		5-3 BB 1B			K	4	1	2	0	0	1	1										
George Kell, R OBP: 0.380, SLG: 0.404 (1, 5)				4-3		5-3 BB			5-3	3	0	1	1	1	0	1										
Bob Nieman, R OBP: 0.327, SLG: 0.450 (1, 9)	F9			F8		5-3			6-3	4	0	0	0	0	0	4										
Sherm Lollar, R OBP: 0.388, SLG: 0.461 (1, 2)		5-3		1B		5-3			F7	4	0	1	1	0	0	2										
Walt Dropo, R OBP: 0.335, SLG: 0.457 Ron Jackson, R (9, PR) OBP: 0.290, SLG: 0.361		5-3		F8			4-3			4	0	1	0	0	0	1										
Jim Brideweser, R OBP: 0.185, SLG: 0.222 Mike Fomieleles, R OBP: 0.100, SLG: 0.150 Jim Rivera, L (7, PH) (8, 8)		4-3			6-3		1B BB		K	2	0	0	0	0	0	0										
Jack Harshman, L OBP: 0.425, SLG: 0.484 Harry Byrd, R OBP: 0.207, SLG: 0.179 Chico Carrasquel, R OBP: 0.341, SLG: 0.348			K		K		F6		4-3	1	0	0	0	0	1	0										
Inning Stats	R: 1 E: 0 K: 0 S: 5	H: 2 LOB: 1 BB: 0 P: 5	R: 0 E: 0 K: 0 S: 3	H: 0 LOB: 0 BB: 0 P: 3	R: 0 E: 0 K: 2 S: 7	H: 0 LOB: 0 BB: 0 P: 7	R: 1 E: 0 K: 0 S: 5	H: 2 LOB: 1 BB: 0 P: 5	R: 0 E: 0 K: 1 S: 5	H: 0 LOB: 0 BB: 0 P: 5	R: 0 E: 0 K: 0 S: 4	H: 1 LOB: 2 BB: 1 P: 8	R: 0 E: 0 K: 0 S: 4	H: 1 LOB: 2 BB: 1 P: 8	R: 0 E: 0 K: 1 S: 5	H: 0 LOB: 0 BB: 0 P: 5		R: 0 E: 0 K: 1 S: 6	H: 1 LOB: 1 BB: 0 P: 6	1B: 7 2B: 0 3B: 0 HR: 0	SF: 0 SAC: 0 DP: 0 HBP: 0	WP: 0 PB: 0 SB: 0 CS: 0	PA: 36			
PITCHER	IP	WLS	BF	H	R	ER	SO	BB	IBB	HBP	BLK	WP	HR	S	P	ERA		WHIP								
Art Houtteman, R ERA: 3.21 Ray Narleski, R ERA: 3.32 Don Mossi, L ERA: 1.66	5.2	W	23	5	2	2	3	1	0	0	0	0	0	12	16	0.00		1.125								

Batter	1	2	3	4	5	6	7	8	9	AB	R	H	RBI	BB	SO	LOB	TOP					
Gene Woodling, L (1,7) OBP: 0.335, SLG: 0.324	4-0 L9-3 BB		0-0 G3			0-0 F8		0-0 F8		3	0	0	0	1	0	0						
Bobby Avila, R (1,4) OBP: 0.393, SLG: 0.379	0-0 L9-3 1-2			0-0 F8		0-0 E6			0-3 K	4	0	0	0	0	1	1						
Al Rosen, R (1,5) OBP: 0.351, SLG: 0.387	0-0 6-3			0-0 F8		0-0 L9			0-0 1B 2B	4	1	1	0	0	0	1						
Larry Doby, L (1,8) OBP: 0.377, SLG: 0.511		0-0 HR		4-0 BB		0-0 1-3			0-3 K	3	1	1	1	1	1	2						
Al Smith, R (1,9) OBP: 0.407, SLG: 0.506		0-0 F6		0-0 5-3			0-3 K		0-0 1B	4	0	1	1	0	1	1						
Joe Altobelli, L (1,3) OBP: 0.229, SLG: 0.200		0-0 4-3			0-3 K		0-3 K		0-0 1B	2	0	0	0	0	1	0						
Vic Wertz, L (7,PH) OBP: 0.335, SLG: 0.510									0-0 1B	2	0	1	0	0	1	0						
Hank Foiles, R (9,PR) OBP: 0.386, SLG: 0.362									1-2 1B	0	0	0	0	0	0	0						
George Strickland, R (1,6) OBP: 0.330, SLG: 0.332		0-0 F9			0-0 F8		0-0 F8		0-3 K	3	0	0	0	0	0	0						
Ralph Kiner, R (9,PH) OBP: 0.377, SLG: 0.453										1	0	0	0	0	1	2						
Jim Hegan, R (1,2) OBP: 0.276, SLG: 0.314			0-0 F4		0-0 PB 1B			0-0 6-3		2	0	1	0	0	0	0						
Hal Naragon, L (8,PH) OBP: 0.350, SLG: 0.364										1	0	0	0	0	0	0						
Herb Score, L (1,1) OBP: 0.085, SLG: 0.044			0-3 K			0-3 K		0-0 1-3		2	0	0	0	0	2	1						
Dale Mitchell, L (8,PH) OBP: 0.262, SLG: 0.308										1	0	0	0	0	0	0						
Mike Garcia, R (8,1) OBP: 0.302, SLG: 0.333										0	0	0	0	0	0	0						
Inning Stats	R: 0 E: 0 K: 0 S: 2	H: 0 LOB: 0 BB: 1 P: 6	R: 1 E: 0 K: 0 S: 4	H: 1 LOB: 0 BB: 0 P: 4	R: 0 E: 0 K: 1 S: 5	H: 0 LOB: 0 BB: 0 P: 5	R: 0 E: 0 K: 0 S: 3	H: 0 LOB: 1 BB: 1 P: 7	R: 0 E: 0 K: 2 S: 8	H: 1 LOB: 1 BB: 0 P: 8	R: 0 E: 1 K: 0 S: 4	H: 0 LOB: 1 BB: 0 P: 4	R: 0 E: 0 K: 2 S: 7	H: 0 LOB: 0 BB: 0 P: 7	R: 0 E: 0 K: 0 S: 3	H: 0 LOB: 2 BB: 0 P: 3	R: 1 E: 0 K: 3 S: 12	H: 3 LOB: 2 BB: 0 P: 12	1B: 3 2B: 2 3B: 0 HR: 1	SF: 0 SAC: 0 DP: 1 HBP: 0	WP: 0 PB: 1 SB: 0 CS: 0	PA: 34
PITCHER	IP WLS BF H R ER SO BB IBB HBP BLK WP HR S P ERA WHIP																					
Virgil Trucks, R (1,1) ERA: 3.55	8.2 W 32 4 2 2 7 2 0 0 0 0 1 44 52 2.08 0.692																					
Sandy Consuegra, R (9,1) ERA: 1.94	0.1 S 2 1 0 0 1 0 0 0 0 0 0 4 4 0.00 3.000																					

Cleveland Indians @ Chicago White Sox
Comiskey Park, Chicago, IL
Sun Jul 10 1955, 4:38 AM EDT
Att: 35,145 - Unknown

AB 32
R 2
H 5
RBI 2
BB 2
SO 8
LOB 8



Batter	1	2	3	4	5	6	7	8	9	AB	R	H	RBI	BB	SO	LOB	BOTTOM			
Jim Busby, R (1,8) OBP: 0.297, SLG: 0.384	0-3 K		0-0 F9 1-2 2-3		0-0 2B			0-0 FC2-6 1B		4	0	2	0	0	1	2				
Nellie Fox, L (1,4) OBP: 0.385, SLG: 0.451	0-0 F5		0-0 G3-6-2 3-H		4-0 BB			0-0 FC2-6 1B 2B		3	1	0	0	1	0	3				
Minnie Minoso, R (1,7) OBP: 0.346, SLG: 0.326	0-3 K			0-0 HR 1B	0-3 K			4-0 1B 2B IBB		3	2	1	0	1	2	2				
George Kell, R (1,5) OBP: 0.374, SLG: 0.397		0-3 K		0-0 F6		0-0 3-1		0-3 K		4	0	0	0	0	2	3				
Bob Nieman, R (1,9) OBP: 0.330, SLG: 0.467		0-3 K		0-0 HR		0-3 K		0-0 2B 1B		4	1	2	2	0	2	0				
Walt Dropo, R (1,3) OBP: 0.338, SLG: 0.463		0-0 1B		0-0 F6		0-0 F8		0-0 1B 2B		4	0	2	2	0	0	0				
Les Moss, R (1,2) OBP: 0.393, SLG: 0.488		0-0 F8		0-0 6-3			0-0 F4	0-0 5-3		4	0	0	0	0	0	3				
Jim Briedeweser, R (1,6) OBP: 0.297, SLG: 0.276			0-0 PB G3-6-2 2B		0-0 G3		0-0 F4			2	0	1	0	0	0	0				
Chico Carrasquel, R (7,6) OBP: 0.340, SLG: 0.347										1	0	0	0	0	0	0				
Virgil Trucks, R (1,1) OBP: 0.136, SLG: 0.163			0-0 PB 1B		0-0 K		0-0 5-3			3	0	1	0	0	1	0				
Sandy Consuegra, R (9,1) OBP: 0.167, SLG: 0.167										0	0	0	0	0	0	0				
Inning Stats	R: 0 E: 0 K: 2 S: 7	H: 0 LOB: 0 BB: 0 P: 7	R: 0 E: 0 K: 2 S: 8	H: 1 LOB: 1 BB: 0 P: 8	R: 0 E: 0 K: 0 S: 4	H: 2 LOB: 1 BB: 0 P: 4	R: 2 E: 0 K: 0 S: 5	H: 2 LOB: 0 BB: 0 P: 5	R: 0 E: 0 K: 1 S: 5	H: 0 LOB: 0 BB: 0 P: 5	R: 0 E: 0 K: 1 S: 3	H: 0 LOB: 0 BB: 0 P: 3	R: 2 E: 0 K: 1 S: 8	H: 3 LOB: 2 BB: 1 P: 12	R: 2 E: 0 K: 3 S: 12	H: 3 LOB: 2 BB: 1 P: 12	1B: 5 2B: 4 3B: 0 HR: 1	SF: 0 SAC: 0 DP: 1 HBP: 0	WP: 0 PB: 1 SB: 1 CS: 0	PA: 34
PITCHER	IP WLS BF H R ER SO BB IBB HBP BLK WP HR S P ERA WHIP																			
Herb Score, L (1,1) ERA: 3.05	7.0 L 27 6 2 2 7 1 0 0 0 0 0 40 44 2.57 1.000																			
Mike Garcia, R (8,1) ERA: 4.14	1.0 7 3 2 2 1 0 1 0 0 0 0 8 12 18.00 3.000																			

Cleveland Indians @ Chicago White Sox
Comiskey Park, Chicago, IL
Sun Jul 10 1955, 4:38 AM EDT
Att: 35,145 - Unknown

AB 32
R 4
H 9
RBI 4
BB 2
SO 8
LOB 13



Batter	1	2	3	4	5	6	7	8	9	AB	R	H	RBI	BB	SO	LOB	TOP										
Juan Delis, R OBP: 0.229, SLG: 0.238 (1, 5)	0-3 K		0-3 K	0-0 4-3			0-0 1-3		0-0 1-3	5	0	0	0	0	2	4	<p>Washington Senators @ Chicago White Sox</p> <p>Comiskey Park, Chicago, IL</p> <p>Thu Jul 14 1955, 4:33 AM EDT</p> <p>Unknown</p>										
Tom Umphlett, R OBP: 0.273, SLG: 0.255 Johnny Groth, R OBP: 0.327, SLG: 0.430 (1, 8) (6, 8)	0-3 K		0-0 F7		0-0 F9		0-0 F6		0-0 4-3	3	0	0	0	0	1	1											
Mickey Vernon, L OBP: 0.366, SLG: 0.430 (1, 3)	0-0 F5			0-0 4-3	0-0 4-3		0-0 FC6-4 1B			4	0	1	0	0	0	0											
Clint Courtney, L OBP: 0.393, SLG: 0.480 (1, 2)		0-0 F8		0-0 1B 2B 1B	0-0 4-3		0-0 FC6-4 1-2			4	1	1	0	0	0	1											
Roy Sievers, R OBP: 0.347, SLG: 0.420 (1, 7)	0-3 K			0-0 2B 1-2 1B 1B		0-0 HR		0-0 F7		4	2	2	1	0	1	0											
Carlos Paula, R OBP: 0.314, SLG: 0.421 (1, 9)		0-0 2B		0-0 1B 1-3 2-H		0-0 F8		0-0 F4		4	1	2	1	0	0	0											
Jerry Snyder, R OBP: 0.263, SLG: 0.278 (1, 4)	0-0 L8			0-0 1-3 E 1B		0-0 G3 1B		0-3 K		4	0	2	1	0	1	1											
Jose Valdivielso, R OBP: 0.282, SLG: 0.362 (1, 6)			0-0 SH1-4 1B	0-0 E4 1-2 1-3		0-0 G3		0-0 E5 G3		4	0	1	1	0	0	2											
Camilo Pascual, R OBP: 0.250, SLG: 0.250 Pedro Ramos, S (4, 1) Mickey McDermott, L OBP: 0.250, SLG: 0.273 Bob Chakales, R (6, PH) Ernie Oravetz, S OBP: 0.353, SLG: 0.254 (9, PH)			0-0 SH1-4	0-0 1-3		0-3 K		0-0 G3		1	0	0	0	0	0	2											
Inning Stats	R: 0 E: 0 K: 2 S: 7	H: 0 LOB: 0 BB: 0 P: 7	R: 0 E: 0 K: 1 S: 6	H: 1 LOB: 1 BB: 0 P: 6	R: 0 E: 0 K: 1 S: 6	H: 1 LOB: 1 BB: 0 P: 6	R: 3 E: 1 K: 0 S: 8	H: 4 LOB: 2 BB: 0 P: 8	R: 0 E: 0 K: 0 S: 3	H: 0 LOB: 0 BB: 0 P: 3	R: 1 E: 0 K: 1 S: 7	H: 2 LOB: 1 BB: 0 P: 7	R: 0 E: 0 K: 0 S: 4	H: 1 LOB: 1 BB: 0 P: 4	R: 0 E: 1 K: 1 S: 5	H: 0 LOB: 1 BB: 0 P: 5		R: 0 E: 1 K: 0 S: 4	H: 0 LOB: 1 BB: 0 P: 4	1B: 6 2B: 2 3B: 0 HR: 1	SF: 0 SAC: 1 DP: 0 HBP: 0	WP: 0 PB: 0 CS: 0	PA: 38				
PITCHER	IP	WLS	BF	H	R	ER	SO	BB	IBB	HBP	BLK	WP	HR	S	P	ERA	WHIP										
Connie Johnson, R ERA: 2.11 Mike Fomieleles, R ERA: 3.94	(1, 1) (4, 1)	3.1 W	16 22	6 3	3 1	3 1	4 2	0 0	0 0	0 0	0 0	0 0	0 1	24 26	24 26	8.10 1.59	1.800 0.529										

Batter	1	2	3	4	5	6	7	8	9	AB	R	H	RBI	BB	SO	LOB	BOTTOM										
Jim Busby, R OBP: 0.302, SLG: 0.393 (1, 8)	0-0 6-3		4-0 CS BB	0-0 1B 3B		0-0 SH3-4		0-0 BB 1B 1B		3	2	2	2	1	0	0	<p>Washington Senators @ Chicago White Sox</p> <p>Comiskey Park, Chicago, IL</p> <p>Thu Jul 14 1955, 4:33 AM EDT</p> <p>Unknown</p>										
Nellie Fox, L OBP: 0.386, SLG: 0.452 Jim Brideweser, R OBP: 0.233, SLG: 0.300 (1, 4) (7, 4)	0-0 F9		0-3 K	0-0 E 1B		0-0 S 1B		0-0 BB 1B 1B		4	1	2	2	0	1	1											
Minnie Minoso, R OBP: 0.347, SLG: 0.333 (1, 7)	0-0 E4 2B		0-0 F7	0-0 E4 3B		0-0 L9		0-0 1B SF9 BB		4	3	1	1	1	0	1											
George Kell, R OBP: 0.382, SLG: 0.408 Bob Kennedy, R OBP: 0.271, SLG: 0.213 (8, PR) (9, 5)	0-0 2B			0-0 BB 1B		0-0 L5		0-0 FC5-4 1B		4	1	3	3	1	0	1											
Bob Nieman, R OBP: 0.333, SLG: 0.467 Jim Rivera, L OBP: 0.336, SLG: 0.369 (1, PR) (2, 9)	0-0 HBP			0-0 BB 1B		0-0 FC4-6		0-0 SF9		0	0	0	0	0	0	0											
Sherm Lollar, R OBP: 0.381, SLG: 0.451 (1, 2)	0-0 FC6-4			0-0 F9	0-0 5-3		0-3 K		0-0 FC5-4	5	0	0	0	0	1	5											
Walt Dropo, R OBP: 0.332, SLG: 0.454 (1, 3)		0-0 1-3		0-0 6-3	0-3 K		0-0 F6			4	0	0	1	0	1	1											
Chico Carrasquel, R OBP: 0.342, SLG: 0.357 (1, 6)		0-0 F6		0-0 1B 3B BB		0-0 1-3		0-0 HR		3	2	1	1	1	0	0											
Connie Johnson, R OBP: 0.250, SLG: 0.375 Mike Fomieleles, R OBP: 0.130, SLG: 0.174 (1, 1) (4, 1)		0-0 4-3		0-0 3B 1B		0-0 E5 SH3-4 1B		0-0 F7		1	0	0	0	0	0	0											
Inning Stats	R: 1 E: 1 K: 0 S: 5	H: 1 LOB: 2 BB: 0 P: 6	R: 0 E: 0 K: 0 S: 3	H: 0 LOB: 0 BB: 0 P: 3	R: 0 E: 0 K: 1 S: 4	H: 0 LOB: 0 BB: 1 P: 8	R: 7 E: 1 K: 0 S: 9	H: 6 LOB: 1 BB: 2 P: 17	R: 0 E: 0 K: 1 S: 5	H: 0 LOB: 0 BB: 0 P: 5	R: 1 E: 1 K: 0 S: 5	H: 1 LOB: 1 BB: 0 P: 5	R: 0 E: 0 K: 2 S: 7	H: 0 LOB: 0 BB: 0 P: 7	R: 4 E: 0 K: 0 S: 7	H: 4 LOB: 1 BB: 1 P: 11		1B: 8 2B: 2 3B: 2 HR: 1	SF: 1 SAC: 1 DP: 1 HBP: 1	WP: 0 PB: 0 CS: 1	PA: 42						
PITCHER	IP	WLS	BF	H	R	ER	SO	BB	IBB	HBP	BLK	WP	HR	S	P	ERA	WHIP										
Camilo Pascual, R ERA: 5.71 Pedro Ramos, R ERA: 3.5 Bob Chakales, R ERA: 4.59	(1, 1) (4, 1) (6, 1)	3.2 L	20 6	5 2	5 1	4 1	2 1	1 0	0 0	0 0	0 0	0 0	0 1	18 8	31 8	14.73 6.75	2.182 1.500										

Batter	1	2	3	4	5	6	7	8	9	AB	R	H	RBI	BB	SO	LOB	TOP					
Juan Delis, R OBP: 0.222, SLG: 0.231 (1, 5)	0-0 6-3		0-0 F3		0-0 F7		0-0 F9			4	0	0	0	0	0	0	<p>Washington Senators @ Chicago White Sox</p> <p>Comiskey Park, Chicago, IL</p> <p>Thu Jul 14 1955, 4:38 AM EDT</p> <p>Att: 22,393 - Unknown</p> <p>livebaseballscorecards.com</p>					
Johnny Groth, R OBP: 0.325, SLG: 0.432 (1, 8)	0-0 5-3		0-0 2B		0-0 4-3		0-0 F9			4	0	1	0	0	0	0						
Mickey Vernon, L OBP: 0.367, SLG: 0.431 (1, 3)	0-0 1B		0-3 K		0-0 1B		0-0 4-3			4	0	2	0	0	1	1						
Roy Sievers, R OBP: 0.342, SLG: 0.413 (1, 7)	0-0 F9		0-3 K		0-3 K			0-0 E4		4	0	0	0	0	2	3						
Carlos Paula, R OBP: 0.318, SLG: 0.424 (1, 9)		0-0 SH2-4 1B		0-0 1B		0-0 6-3		0-0 F4		4	1	2	0	0	0	1						
Ed Fitz Gerald, R OBP: 0.344, SLG: 0.355 (1, 2)		0-0 SH2-4 1B		0-0 1B		0-0 F9		0-0 F5		4	0	2	0	0	0	0						
Jerry Snyder, R OBP: 0.318, SLG: 0.381 (1, 4)		0-0 SH2-4		0-0 1B		0-0 1B		0-0 F4		3	1	2	1	0	0	0						
Jose Valdivielso, R OBP: 0.280, SLG: 0.356 (1, 6)		0-0 1-3		0-0 FC9-2		0-0 1B		0-0 6-3		4	0	1	1	0	0	4						
Ted Abernathy, R OBP: 0.167, SLG: 0.167 Eddie Yost, R OBP: 0.367, SLG: 0.307 (9, PH)	0-3 K		0-3 6-3		0-0 2-3		0-0 F8			3	0	0	0	0	1	4						
Inning Stats	R: 0 E: 0 K: 0 S: 4	H: 1 LOB: 1 BB: 0 P: 4	R: 0 E: 0 K: 1 S: 7	H: 2 LOB: 2 BB: 0 P: 7	R: 0 E: 0 K: 2 S: 8	H: 1 LOB: 1 BB: 0 P: 8	R: 1 E: 0 K: 0 S: 5	H: 3 LOB: 1 BB: 0 P: 5	R: 0 E: 0 K: 1 S: 6	H: 1 LOB: 1 BB: 0 P: 6	R: 1 E: 0 K: 0 S: 5	H: 2 LOB: 1 BB: 0 P: 5	R: 0 E: 0 K: 0 S: 3	H: 0 LOB: 0 BB: 0 P: 3	R: 0 E: 1 K: 0 S: 3	H: 0 LOB: 0 BB: 0 P: 3	R: 0 E: 0 K: 0 S: 3	H: 0 LOB: 0 BB: 0 P: 3	1B: 8 2B: 3 3B: 0 HR: 0	SF: 0 SAC: 1 DP: 1 HBP: 0	WP: 0 PB: 0 CS: 1	PA: 36
PITCHER Dick Donovan, R ERA: 2.35 (1, 1)	IP: 9.0 WLS: W BF: 36 H: 10 R: 2 ER: 2 SO: 4 BB: 0 IBB: 0 HBP: 0 BLK: 0 WP: 0 HR: 0 S: 44 P: 44 ERA: 2.00 WHIP: 1.111															PITCHER						

Batter	1	2	3	4	5	6	7	8	9	AB	R	H	RBI	BB	SO	LOB	BOTTOM			
Jim Busby, R OBP: 0.298, SLG: 0.388 (1, 8)	0-0 F4		0-0 F2		0-0 FC5-4 1B		0-0 E6			4	0	0	0	0	0	3	<p>Washington Senators @ Chicago White Sox</p> <p>Comiskey Park, Chicago, IL</p> <p>Thu Jul 14 1955, 4:38 AM EDT</p> <p>Att: 22,393 - Unknown</p> <p>livebaseballscorecards.com</p>			
Nellie Fox, L OBP: 0.384, SLG: 0.449 (1, 4)	0-3 K		0-0 F7		0-0 1B		0-0 F8			4	0	1	1	0	1	2				
Minnie Minoso, R OBP: 0.345, SLG: 0.329 (1, 7)	0-0 F2			4-0 1B	0-0 G2		0-0 F3			3	0	0	0	1	0	3				
George Kell, R OBP: 0.387, SLG: 0.417 (1, 5)		0-0 2B		0-0 1B		0-0 1B		0-3 K		4	0	3	0	0	1	0				
Jim Rivera, L OBP: 0.334, SLG: 0.372 (1, 9)		0-0 4-3		0-0 F8		0-0 G6-4-3		0-0 1B		4	1	1	0	0	0	3				
Chico Carrasquel, R OBP: 0.341, SLG: 0.365 (1, 6)		0-0 4-3		0-0 L1		0-0 HR		0-0 F2		4	1	1	1	0	0	3				
Walt Dropo, R OBP: 0.335, SLG: 0.452 (1, 3)		0-3 K			0-3 K		0-0 HR		0-0 1B	3	1	1	1	1	2	1				
Sherm Lollar, R OBP: 0.387, SLG: 0.467 (1, 2)			0-0 FC3-8 1B		4-0 FC5-4 1B		0-0 F3		0-0 HR	3	2	2	2	1	0	1				
Dick Donovan, L OBP: 0.250, SLG: 0.217 (1, 1)			0-0 FC3-6		1-0 FC5-4 HBP		0-0 F9		0-3 K	3	0	0	0	0	1	1				
Inning Stats	R: 0 E: 0 K: 1 S: 5	H: 0 LOB: 0 BB: 0 P: 5	R: 0 E: 0 K: 1 S: 6	H: 1 LOB: 1 BB: 0 P: 6	R: 0 E: 0 K: 0 S: 3	H: 1 LOB: 1 BB: 1 P: 7	R: 1 E: 0 K: 0 S: 4	H: 1 LOB: 2 BB: 1 P: 8	R: 0 E: 1 K: 0 S: 4	H: 0 LOB: 1 BB: 0 P: 4	R: 3 E: 0 K: 2 S: 10	H: 3 LOB: 0 BB: 0 P: 10	R: 0 E: 0 K: 0 S: 10	H: 0 LOB: 0 BB: 0 P: 10	R: 0 E: 0 K: 0 S: 10	H: 0 LOB: 0 BB: 0 P: 10	1B: 5 2B: 2 3B: 0 HR: 2	SF: 0 SAC: 0 DP: 1 HBP: 1	WP: 0 PB: 0 CS: 0	PA: 36
PITCHER Ted Abernathy, R ERA: 7.3 (1, 1)	IP: 8.0 WLS: L BF: 36 H: 9 R: 5 ER: 5 SO: 5 BB: 3 IBB: 0 HBP: 1 BLK: 0 WP: 0 HR: 2 S: 42 P: 55 ERA: 5.62 WHIP: 1.500															PITCHER				

Batter	1	2	3	4	5	6	7	8	9	AB	R	H	RBI	BB	SO	LOB	TOP																		
Jerry Snyder, R (1,4) OBP: 0.320, SLG: 0.375	5-3						F4		6-3	3	0	1	0	0	0	0	Washington Senators @ Chicago White Sox Comiskey Park, Chicago, IL Fri Jul 15 1955, 4:33 AM EDT Att: 5,882 - Unknown																		
Bobby Kline, R (6,4) OBP: 0.305, SLG: 0.273										0	0	0	0	0	0	0																			
Ernie Gravetz, S (7,PH) OBP: 0.328, SLG: 0.261										1	0	1	2	0	0	0																			
Bruce Edwards, R (7,5) OBP: 0.365, SLG: 0.294										1	0	0	0	0	0	0																			
Johnny Groth, R (1,8) OBP: 0.318, SLG: 0.421	6-3						F9		6-3	5	0	0	0	0	0	3																			
Mickey Vernon, L (1,3) OBP: 0.374, SLG: 0.435										4	0	3	0	1	0	0																			
Clint Courtney, L (1,2) OBP: 0.386, SLG: 0.470										5	1	1	0	0	0	4																			
Carlos Paula, R (1,9) OBP: 0.323, SLG: 0.426										4	0	2	0	0	0	2																			
Roy Sievers, R (1,7) OBP: 0.348, SLG: 0.428										3	2	2	2	1	0	1																			
Harmon Killebrew, R (1,5) OBP: 0.199, SLG: 0.259										3	1	1	0	1	1	0																			
Jose Valdivielso, R (1,6) OBP: 0.278, SLG: 0.342										3	0	0	0	1	1	3																			
Johnny Schmitz, R (1,1) OBP: 0.143, SLG: 0.143										2	0	0	0	0	1	0																			
Eddie Yost, R (7,PH) OBP: 0.365, SLG: 0.305										1	0	0	0	0	0	3																			
Chuck Stobbs, L (7,1) OBP: 0.381, SLG: 0.071										1	0	0	0	0	1	3																			
Inning Stats	R: 0 E: 0 K: 0 S: 3	H: 0 LOB: 1 BB: 1 P: 7	R: 1 E: 0 K: 1 S: 6	H: 2 LOB: 0 BB: 0 P: 6	R: 0 E: 0 K: 1 S: 7	H: 2 LOB: 2 BB: 0 P: 7	R: 0 E: 0 K: 1 S: 5	H: 1 LOB: 0 BB: 0 P: 5	R: 0 E: 0 K: 0 S: 3	H: 0 LOB: 0 BB: 0 P: 3	R: 0 E: 0 K: 0 S: 5	H: 0 LOB: 0 BB: 0 P: 3	R: 2 E: 0 K: 1 S: 5	H: 2 LOB: 2 BB: 2 P: 13	R: 1 E: 0 K: 1 S: 8	H: 3 LOB: 3 BB: 1 P: 12	R: 0 E: 0 K: 0 S: 4	H: 1 LOB: 1 BB: 0 P: 4	1B: 10 2B: 0 3B: 0 HR: 1	SF: 0 SAC: 0 DP: 1 HBP: 0	WP: 0 PB: 0 CS: 1	PA: 40													
PITCHER	IP WLS BF H R ER SO BB IBB HBP BLK WP HR S P ERA WHIP																																		
Virgil Trucks, R (1,1) ERA: 3.58	6.1	26	6	3	3	3	3	0	0	0	0	0	0	0	1	29	41	4.26	1.421																
Sandy Consuegra, R (7,1) ERA: 2.03	1.0	7	4	1	1	0	0	0	0	0	0	0	0	0	7	7	9.00	4.000																	
Dixie Howell, R (8,1) ERA: 4.22	1.2	W	7	1	0	0	1	1	0	0	0	0	0	0	8	12	0.00	1.200																	

Batter	1	2	3	4	5	6	7	8	9	AB	R	H	RBI	BB	SO	LOB	BOTTOM																	
Jim Busby, R (1,8) OBP: 0.298, SLG: 0.387	B3									4	0	1	0	0	1	0	Washington Senators @ Chicago White Sox Comiskey Park, Chicago, IL Fri Jul 15 1955, 4:33 AM EDT Att: 5,882 - Unknown																	
Nellie Fox, L (1,4) OBP: 0.386, SLG: 0.447										2	1	0	0	1	0	0																		
Minnie Minoso, R (1,7) OBP: 0.344, SLG: 0.328										4	0	1	0	0	1	3																		
George Kell, R (1,5) OBP: 0.385, SLG: 0.414										2	0	0	1	1	0	3																		
Chico Carrasquel, R (1,6) OBP: 0.337, SLG: 0.361										4	0	0	0	0	0	2																		
Jim Rivera, L (1,9) OBP: 0.337, SLG: 0.371										3	2	1	0	1	1	0																		
Walt Dropo, R (1,3) OBP: 0.331, SLG: 0.446										3	0	0	0	0	1	1																		
Sherm Lollar, R (1,2) OBP: 0.388, SLG: 0.463										2	1	0	0	2	0	0																		
Ron Jackson, R (9,PR) OBP: 0.290, SLG: 0.361										0	1	0	0	0	0	0																		
Virgil Trucks, R (1,1) OBP: 0.152, SLG: 0.178										2	0	1	2	0	1	0																		
Sandy Consuegra, R (7,1) OBP: 0.158, SLG: 0.158										1	0	0	0	0	1	0																		
Dixie Howell, L (8,1) OBP: 0.200, SLG: 0.200										0	0	0	0	0	0	0																		
Bob Kennedy, R (8,PH) OBP: 0.278, SLG: 0.242										1	0	1	2	0	0	0																		
Inning Stats	R: 1 E: 0 K: 0 S: 4	H: 1 LOB: 1 BB: 1 P: 8	R: 2 E: 0 K: 0 S: 6	H: 3 LOB: 3 BB: 1 P: 11	R: 0 E: 0 K: 1 S: 5	H: 0 LOB: 0 BB: 0 P: 5	R: 0 E: 0 K: 2 S: 7	H: 0 LOB: 0 BB: 0 P: 7	R: 0 E: 0 K: 0 S: 3	H: 0 LOB: 0 BB: 1 P: 7	R: 0 E: 0 K: 1 S: 5	H: 0 LOB: 0 BB: 0 P: 5	R: 0 E: 0 K: 1 S: 5	H: 0 LOB: 0 BB: 0 P: 5	R: 2 E: 0 K: 0 S: 2	H: 1 LOB: 2 BB: 2 P: 10	1B: 4 2B: 0 3B: 1 HR: 0	SF: 1 SAC: 1 DP: 0 HBP: 1	WP: 0 PB: 0 CS: 0	PA: 36														
PITCHER	IP WLS BF H R ER SO BB IBB HBP BLK WP HR S P ERA WHIP																																	
Johnny Schmitz, L (1,1) ERA: 3.12	6.0	26	4	3	3	4	3	0	0	0	0	0	0	0	30	43	4.50	1.167																
Chuck Stobbs, L (7,1) ERA: 5.5	2.1	L	10	1	2	2	2	2	0	0	0	0	0	12	20	7.71	1.286																	



Batter	1	2	3	4	5	6	7	8	9	AB	R	H	RBI	BB	SO	LOB	TOP					
Fred Marsh, R OBP: 0.388, SLG: 0.309 (1, 4)	F6		5-3			F7		5-3		4	0	0	0	0	0	1	Baltimore Orioles @ Chicago White Sox Comiskey Park, Chicago, IL Sat Jul 16 1955, 4:33 AM EDT Att: 5,880 - Unknown					
Cal Abrams, L OBP: 0.413, SLG: 0.390 (1, 9)	BB			K		1-3			3B BB	2	1	0	0	2	1	0						
Dave Philley, S OBP: 0.383, SLG: 0.521 (1, 7)	L8			HR		L8			1B 3B	4	2	2	2	0	0	1						
Gus Triandos, R OBP: 0.328, SLG: 0.427 Chuck Diering, R OBP: 0.326, SLG: 0.330 (7, PR) (7, 8)	F3			5-3			CS 1B		1B BB	3	0	1	0	0	0	1						
Bob Hale, L OBP: 0.333, SLG: 0.462 (1, 3)		5-3		4-3			F8		K	4	0	0	0	0	1	3						
Dave Pope, L OBP: 0.343, SLG: 0.405 Hal Smith, R OBP: 0.295, SLG: 0.356 (7, 2)	P3-1					FC3-6 BB	P8		FC6-4	2	0	0	0	1	0	1						
Wayne Causey, L OBP: 0.244, SLG: 0.256 (1, 5)	4-3					FC3-6		G3	K	4	0	0	0	0	1	3						
Willy Miranda, S OBP: 0.293, SLG: 0.307 (1, 6)			L6			F7			FC6-4	4	0	1	0	0	0	3						
Bill Wight, L Harry Dorish, R OBP: 0.111, SLG: 0.111 Ray Moore, R OBP: 0.261, SLG: 0.227 (9, 1) (9, 1)	4-3			4-3		F5		F3		3	0	0	0	0	0	2						
Inning Stats	R: 0 E: 0 K: 0 S: 3	H: 0 LOB: 1 BB: 1 P: 7	R: 0 E: 0 K: 0 S: 3	H: 0 LOB: 0 BB: 0 P: 3	R: 0 E: 0 K: 0 S: 3	H: 0 LOB: 0 BB: 0 P: 3	R: 1 E: 0 K: 1 S: 6	H: 1 LOB: 1 BB: 0 P: 6	R: 0 E: 0 K: 0 S: 3	H: 0 LOB: 1 BB: 0 P: 3	R: 0 E: 0 K: 0 S: 3	H: 1 LOB: 1 BB: 0 P: 3	R: 0 E: 0 K: 0 S: 4	H: 1 LOB: 1 BB: 0 P: 4	R: 2 E: 0 K: 2 S: 9	H: 2 LOB: 2 BB: 2 P: 17		1B: 3 2B: 0 3B: 1 HR: 1	SF: 0 SAC: 0 DP: 0 HBP: 0	WP: 0 PB: 0 CS: 1	PA: 35	
PITCHER	IP	WLS	BF	H	R	ER	SO	BB	IBB	HBP	BLK	WP	HR	S	P	ERA		WHIP				
Harry Byrd, R ERA: 4.1 (1, 1)	8.0		29	3	2	2	1	3	0	0	0	0	1	28	40	2.25		0.750				
Connie Johnson, R ERA: 2.53 (9, 1)	0.0		2	1	0	0	0	1	0	0	0	0	0	1	5	∞		∞				
Morrie Martin, L ERA: 5.6 (9, 1)	0.1		1	0	0	0	1	0	0	0	0	0	0	3	3	0.00		0.000				
Dixie Howell, R ERA: 4.09 (9, 1)	0.2	W	3	1	1	1	1	0	0	0	0	0	0	5	5	13.50		1.500				

Batter	1	2	3	4	5	6	7	8	9	AB	R	H	RBI	BB	SO	LOB	BOTTOM						
Chico Carrasquel, R OBP: 0.336, SLG: 0.357 (1, 6)	K			4-3		1-3		SH3 BB		3	0	0	0	1	1	1	Baltimore Orioles @ Chicago White Sox Comiskey Park, Chicago, IL Sat Jul 16 1955, 4:33 AM EDT Att: 5,880 - Unknown						
Nellie Fox, L OBP: 0.385, SLG: 0.446 (1, 4)	F7			F4		FC6 1B		SH3		3	0	1	1	0	0	0							
Minnie Minoso, R OBP: 0.343, SLG: 0.327 (1, 7)	1-3					FC6		6-3		4	0	1	0	0	0	2							
George Kell, R OBP: 0.383, SLG: 0.411 (1, 5)		5-3		4-3				5-3	SH 1B 1B	4	1	1	0	0	0	1							
Jim Rivera, L OBP: 0.333, SLG: 0.367 Bob Kennedy, R OBP: 0.284, SLG: 0.250 (9, PH)		K				1-3		G3	1B SH 1B	3	0	0	0	0	1	0							
Jim Busby, R OBP: 0.298, SLG: 0.386 (1, 8)		6-3				P8		1B 1B	SH HBP 1B	3	1	1	0	0	0	0							
Walt Dropo, R OBP: 0.331, SLG: 0.445 Gil Coan, L OBP: 0.317, SLG: 0.336 (9, PH)			K			5-3		1B	BB HBP 1B	3	0	1	0	0	1	0							
Sherm Lollar, R OBP: 0.390, SLG: 0.459 (1, 2)			6-3					F8	BB HBP	2	1	0	1	1	0	2							
Harry Byrd, R OBP: 0.188, SLG: 0.161 Connie Johnson, R OBP: 0.250, SLG: 0.375 Morrie Martin, L OBP: 0.500, SLG: 0.500 Dixie Howell, L OBP: 0.200, SLG: 0.200 Dick Donovan, L OBP: 0.294, SLG: 0.217 (9, PH)				1-3		K		K		3	0	0	0	0	0	2							
Inning Stats	R: 0 E: 0 K: 1 S: 5	H: 0 LOB: 0 BB: 0 P: 5	R: 0 E: 0 K: 1 S: 5	H: 0 LOB: 0 BB: 0 P: 5	R: 0 E: 0 K: 1 S: 5	H: 0 LOB: 0 BB: 0 P: 5	R: 0 E: 0 K: 0 S: 4	H: 1 LOB: 1 BB: 0 P: 4	R: 0 E: 0 K: 0 S: 3	H: 0 LOB: 0 BB: 0 P: 3	R: 1 E: 0 K: 1 S: 6	H: 1 LOB: 1 BB: 1 P: 10	R: 0 E: 0 K: 0 S: 5	H: 2 LOB: 2 BB: 0 P: 5	R: 0 E: 0 K: 1 S: 5	H: 0 LOB: 1 BB: 1 P: 9		R: 3 E: 1 K: 0 S: 4	H: 3 LOB: 3 BB: 1 P: 9	1B: 7 2B: 0 3B: 0 HR: 0	SF: 0 SAC: 2 DP: 0 HBP: 1	WP: 0 PB: 0 CS: 0	PA: 36
PITCHER	IP	WLS	BF	H	R	ER	SO	BB	IBB	HBP	BLK	WP	HR	S	P	ERA		WHIP					
Bill Wight, L ERA: 2.53 (1, 1)	8.0		31	5	2	2	5	2	0	0	0	0	0	39	47	2.25		0.875					
Harry Dorish, R ERA: 2.99 (9, 1)	0.0	L	2	1	0	0	0	0	0	0	0	0	0	2	2	∞		∞					
Ray Moore, R ERA: 3.43 (9, 1)	0.0		3	1	2	1	0	1	0	1	0	0	0	1	6	∞		∞					

Batter	1	2	3	4	5	6	7	8	9	AB	R	H	RBI	BB	SO	LOB	TOP		
Fred Marsh, R OBP: 0.361, SLG: 0.283 (1, 4)	F2		F4		E5 1B BB FC9-4	F8			6-3	5	1	0	0	0	0	3	Baltimore Orioles @ Chicago White Sox Comiskey Park, Chicago, IL Sun Jul 17 1955, 4:33 AM EDT Unknown		
Cal Abrams, L OBP: 0.415, SLG: 0.388 (1, 9)	FC5-4 1B		K		FC9-4 1B 1-2 2-3	F8				3	0	1	0	1	1	0			
Dave Philley, S OBP: 0.380, SLG: 0.513 (1, 8)	FC5-4 1-2		4-3		FC9-4 1B 1-2 2-3 3-H	F8				4	0	1	1	0	0	1			
Gus Triandos, R OBP: 0.323, SLG: 0.419 (1, 3)	1-4-3				F9 FC9-4 1-2 2-3 3-H	FC9-4 1B				4	0	0	1	0	0	3			
Jim Dyck, R (1, 7)		K			F8 F4				F8	4	0	0	0	0	1	2			
Hal Smith, R OBP: 0.299, SLG: 0.359 (1, 2)		F9			1B				4-3	4	0	2	0	0	0	0			
Chuck Diering, R OBP: 0.330, SLG: 0.327 (1, 5)		BLK BB			1-3				L6	2	0	0	0	2	0	1			
Willy Miranda, S OBP: 0.292, SLG: 0.303 (1, 6)		BB			E4 BB SH1-4 1B	F2			K	3	1	0	0	1	1	2			
George Zuverink, R (1, 1)		4-3			SH1-4	F3			K	1	0	0	0	0	0	2			
Hank Majeski, R OBP: 0.297, SLG: 0.308 (6, PH)										1	0	0	0	0	0	2			
Harry Dorish, R OBP: 0.111, SLG: 0.111 (6, 1)										0	0	0	0	0	0	0			
Bob Hale, L OBP: 0.321, SLG: 0.444 (9, PH)										1	0	0	0	0	1	0			
Inning Stats	R: 0 E: 0 K: 0 S: 4	H: 1 LOB: 1 BB: 0 P: 4	R: 0 E: 0 K: 1 S: 5	H: 0 LOB: 2 BB: 2 P: 13	R: 0 E: 0 K: 1 S: 5	H: 0 LOB: 1 BB: 0 P: 5	R: 0 E: 0 K: 0 S: 4	H: 1 LOB: 1 BB: 0 P: 4	R: 2 E: 2 K: 0 S: 6	H: 1 LOB: 2 BB: 1 P: 10	R: 0 E: 0 K: 0 S: 4	H: 1 LOB: 2 BB: 1 P: 8	R: 0 E: 0 K: 0 S: 3	H: 0 LOB: 0 BB: 0 P: 3	R: 0 E: 0 K: 2 S: 7	H: 0 LOB: 0 BB: 0 P: 7	1B: 4 2B: 0 3B: 0 HR: 0	SF: 0 SAC: 1 DP: 0 HBP: 0	WP: 0 PA: 37 CS: 0
PITCHER Billy Pierce, L ERA: 1.92 (1, 1)	IP: 9.0 WLS: W BF: 37 H: 4 R: 2 ER: 0 SO: 4 BB: 4 IBB: 0 HBP: 0 BLK: 1 WP: 0 HR: 0 S: 41 P: 57 ERA: 0.00 WHIP: 0.889																		

Batter	1	2	3	4	5	6	7	8	9	AB	R	H	RBI	BB	SO	LOB	BOTTOM		
Jim Busby, R OBP: 0.295, SLG: 0.382 (1, 8)	5-3	G6-4-3 1-2		FC5-4 1-2		F7				4	0	0	0	0	0	5	Baltimore Orioles @ Chicago White Sox Comiskey Park, Chicago, IL Sun Jul 17 1955, 4:33 AM EDT Unknown		
Nellie Fox, L OBP: 0.384, SLG: 0.443 (1, 4)	F9		2B 1B		4-3				F4	4	1	1	0	0	0	0			
Minnie Minoso, R OBP: 0.348, SLG: 0.332 (1, 7)	BB HBP		1B 2B		BB				6-3	2	1	1	0	1	0	0			
George Kell, R OBP: 0.385, SLG: 0.410 (1, 5)	BB 1-2		G3-6 1B		L9				5-3	3	0	1	2	1	0	1			
Jim Rivera, L OBP: 0.329, SLG: 0.361 (1, 9)	K		G3-6 1-2		G3				F7	4	0	0	0	0	1	4			
Sherm Lollar, R OBP: 0.391, SLG: 0.464 (1, 2)		1B 2B	6-3		FC6-4 1B CS				F7	4	1	2	0	0	0	0			
Walt Dropo, R OBP: 0.337, SLG: 0.459 (1, 3)		2H 1B			K				FC6-4 1B	4	0	3	1	0	1	0			
Chico Carrasquel, R OBP: 0.338, SLG: 0.357 (1, 6)	1B HBP		FC5-4 1B		FC6-4 1B 1-2 2-3				5-3	3	0	1	0	0	0	3			
Billy Pierce, L OBP: 0.222, SLG: 0.152 (1, 1)		G6-4-3 1-3 1B			K				FC6-4 1B 1-2 3-H	2	0	1	0	1	1	1			
Inning Stats	R: 0 E: 0 K: 1 S: 5	H: 0 LOB: 2 BB: 1 P: 10	R: 1 E: 0 K: 0 S: 4	H: 3 LOB: 1 BB: 0 P: 5	R: 2 E: 0 K: 0 S: 5	H: 3 LOB: 0 BB: 0 P: 5	R: 0 E: 0 K: 2 S: 8	H: 1 LOB: 1 BB: 0 P: 8	R: 0 E: 0 K: 0 S: 3	H: 0 LOB: 1 BB: 1 P: 7	R: 0 E: 0 K: 0 S: 4	H: 2 LOB: 2 BB: 1 P: 8	R: 0 E: 0 K: 0 S: 3	H: 0 LOB: 0 BB: 0 P: 3	R: 0 E: 0 K: 0 S: 4	H: 1 LOB: 1 BB: 0 P: 4		1B: 7 2B: 2 3B: 1 HR: 0	SF: 0 SAC: 0 DP: 2 HBP: 2
PITCHER George Zuverink, R ERA: 6.75 Harry Dorish, R ERA: 2.79 (1, 1) (6, 1)	IP: 5.0 WLS: L BF: 23 H: 7 R: 3 ER: 3 SO: 3 BB: 2 IBB: 2 HBP: 2 BLK: 0 WP: 0 HR: 0 S: 25 P: 35 ERA: 5.40 WHIP: 1.800																		

Batter	1	2	3	4	5	6	7	8	9	AB	R	H	RBI	BB	SO	LOB	TOP																
Fred Marsh, R OBP: 0.391, SLG: 0.277 (1, 4)										5	1	1	0	0	0	6	<p>Baltimore Orioles @ Chicago White Sox Comiskey Park, Chicago, IL Sun Jul 17 1955, 4:38 AM EDT Att: 13,542 - Unknown</p> <p>livebaseballscorecards.com</p> <p>AB 37 R 4 H 12 RBI 3 BB 3 SO 4 LOB 20</p>																
Cal Abrams, L OBP: 0.414, SLG: 0.413 (1, 9)										5	1	2	1	0	2	1																	
Dave Philley, S OBP: 0.374, SLG: 0.503 (1, 8) (8, 5)										5	0	1	0	0	2	2																	
Gus Triandos, R OBP: 0.324, SLG: 0.432 (1, 3)										5	1	2	2	0	0	1																	
Jim Dyck, R OBP: 0.250, SLG: 0.286 (1, 7)										3	0	1	0	1	0	2																	
Hal Smith, R OBP: 0.294, SLG: 0.353 (1, 2)										4	0	0	0	0	0	4																	
Chuck Diering, R OBP: 0.335, SLG: 0.333 (8, PH) Dave Pope, L OBP: 0.346, SLG: 0.409 (8, 8)										2	1	1	0	1	0	0																	
Willy Miranda, S OBP: 0.295, SLG: 0.306 (1, 6)										4	0	2	0	0	0	1																	
Art Schallock, L OBP: 0.167, SLG: 0.167 (1, 1) Erv Palica, R OBP: 0.294, SLG: 0.281 (2, 1) Don Johnson, R (6, 1) Bob Hale, L OBP: 0.310, SLG: 0.429 (8, PH) Ray Moore, R OBP: 0.291, SLG: 0.227 (8, 1)										1	0	1	0	0	0	0																	
Inning Stats	R: 1 E: 0 K: 0 S: 6	H: 3 LOB: 2 BB: 0 P: 6	R: 1 E: 0 K: 1 S: 6	H: 2 LOB: 1 BB: 1 P: 10	R: 0 E: 0 K: 1 S: 6	H: 1 LOB: 1 BB: 0 P: 6	R: 0 E: 0 K: 0 S: 4	H: 1 LOB: 1 BB: 1 P: 4	R: 1 E: 0 K: 1 S: 6	H: 1 LOB: 1 BB: 1 P: 10	R: 0 E: 0 K: 0 S: 3	H: 0 LOB: 1 BB: 1 P: 7	R: 1 E: 0 K: 0 S: 4	H: 1 LOB: 0 BB: 0 P: 4	R: 0 E: 0 K: 0 S: 5	H: 2 LOB: 2 BB: 0 P: 5		R: 0 E: 0 K: 1 S: 5	H: 1 LOB: 0 BB: 0 P: 5	1B: 8 2B: 2 3B: 0 HR: 2	SF: 0 SAC: 0 DP: 1 HBP: 0	WP: 0 PB: 0 SB: 0 CS: 1	PA: 40										
PITCHER	IP WLS BF H R ER SO BB IBB HBP BLK WP HR S P ERA WHIP																																
Jack Harshman, L ERA: 3.19 Dick Donovan, R ERA: 2.31	(1, 1) (8, 1)	7.0 W 2.0	32 8	9 3	4 0	4 0	3 1	3 0	0 0	0 0	0 0	0 0	0 10	35 10	47 10	5.14 0.00	1.714 1.500																

Batter	1	2	3	4	5	6	7	8	9	AB	R	H	RBI	BB	SO	LOB	BOTTOM																
Jim Busby, R OBP: 0.291, SLG: 0.376 (1, 8)										5	0	0	0	0	1	4	<p>Baltimore Orioles @ Chicago White Sox Comiskey Park, Chicago, IL Sun Jul 17 1955, 4:38 AM EDT Att: 13,542 - Unknown</p> <p>livebaseballscorecards.com</p> <p>AB 34 R 5 H 14 RBI 5 BB 2 SO 4 LOB 21</p>																
Nellie Fox, L OBP: 0.385, SLG: 0.444 (1, 4)										4	2	2	0	0	0	2																	
Minnie Minoso, R OBP: 0.350, SLG: 0.342 (1, 7)										4	0	2	1	0	1	1																	
George Kell, R OBP: 0.386, SLG: 0.416 (1, 5)										4	1	2	1	0	0	2																	
Bob Kennedy, R OBP: 0.310, SLG: 0.290 (1, 9)										4	1	4	1	0	0	0																	
Sherm Lollar, R OBP: 0.389, SLG: 0.460 (1, 2)										4	0	1	0	0	0	4																	
Walt Dropo, R OBP: 0.340, SLG: 0.472 (1, 3)										4	1	2	1	0	0	3																	
Chico Carrasquel, R OBP: 0.337, SLG: 0.355 (1, 6)										2	0	0	1	1	2	2																	
Jack Harshman, L OBP: 0.442, SLG: 0.485 Dick Donovan, L OBP: 0.259, SLG: 0.213 (1, 1) (8, 1)										2	0	1	0	1	0	2																	
Inning Stats	R: 1 E: 0 K: 0 S: 4	H: 2 LOB: 0 BB: 0 P: 4	R: 1 E: 1 K: 1 S: 8	H: 2 LOB: 2 BB: 0 P: 8	R: 2 E: 0 K: 2 S: 11	H: 4 LOB: 2 BB: 0 P: 11	R: 0 E: 0 K: 0 S: 4	H: 1 LOB: 2 BB: 1 P: 8	R: 0 E: 0 K: 0 S: 3	H: 1 LOB: 0 BB: 0 P: 3	R: 0 E: 0 K: 1 S: 6	H: 1 LOB: 1 BB: 0 P: 6	R: 0 E: 0 K: 0 S: 4	H: 2 LOB: 1 BB: 0 P: 4	R: 1 E: 0 K: 0 S: 3	H: 1 LOB: 0 BB: 1 P: 7		1B: 9 2B: 5 3B: 0 HR: 1	SF: 1 SAC: 0 DP: 3 HBP: 0	WP: 0 PB: 0 SB: 1 CS: 0	PA: 37												
PITCHER	IP WLS BF H R ER SO BB IBB HBP BLK WP HR S P ERA WHIP																																
Art Schallock, L ERA: 2.36 Erv Palica, R ERA: 4.53 Don Johnson, R ERA: 4.72 Ray Moore, R ERA: 3.51	(1, 1) (2, 1) (6, 1) (8, 1)	1.0 4.1 1.2 1.0	L 21	4 7	2 2	1 2	1 2	0 4	0 1	0 0	0 0	0 0	0 0	0 6	6 6	9.00 4.15 0.00 9.00	4.000 1.846 1.200 2.000																

Batter	1	2	3	4	5	6	7	8	9	AB	R	H	RBI	BB	SO	LOB	TOP										
Fred Marsh, R OBP: 0.329, SLG: 0.257 (1, 4)	0-0 5-3	0-0 F7		0-0 6-3			0-0 G5-4-3		0-0 F5	5	0	0	0	0	0	4											
Cal Abrams, L OBP: 0.413, SLG: 0.411 Chuck Diering, R OBP: 0.333, SLG: 0.332 (1, 9) (7, 8)	0-0 HR	0-3 K2-3			0-3 K			0-0 F9		3	1	1	0	0	2	2											
Dave Philley, S OBP: 0.366, SLG: 0.491 (1, 7) (7, 9)	0-0 F7		0-0 4-3		0-0 L7			0-0 5-3		4	0	0	0	0	0	1											
Gus Triandos, R OBP: 0.323, SLG: 0.441 (1, 2) (6, 3)	0-0 HR		0-0 F5		0-0 5-3			0-0 E5		4	2	1	2	0	0	0											
Bob Hale, L OBP: 0.355, SLG: 0.467 Hal Smith, R OBP: 0.296, SLG: 0.358 (1, 3) (6, PH) (6, 2)	0-0 1B		0-0 1B		0-0 1B		0-0 1-3		0-0 2B	2	0	2	0	0	0	0											
Dave Pope, L OBP: 0.344, SLG: 0.402 (1, 8) (7, 7)	0-0 P6		0-3 K		0-0 P8			4-0 BB		3	0	0	0	1	1	2											
Wayne Causey, L OBP: 0.247, SLG: 0.250 Hank Majeski, R OBP: 0.293, SLG: 0.304 (1, 5) (8, PH) (8, 5)		4-0 FC1-5 BB		0-0 L4		0-0 F7		0-0 F7		2	0	0	0	1	0	0											
Willy Miranda, S OBP: 0.302, SLG: 0.310 (1, 6)		4-0 FC1-5 BB		0-0 1B			0-0 G5-4-3 1B		0-0 4-3	3	0	2	0	1	0	0											
Jim Wilson, R OBP: 0.140, SLG: 0.122 (1, 1)		0-0 FC1-5		0-0 F7			0-0 F9		0-0 1-3	4	0	0	0	0	0	4											
Inning Stats	R: 2 E: 0 K: 0 S: 6	H: 3 LOB: 1 BB: 0 P: 6	R: 0 E: 0 K: 1 S: 5	H: 0 LOB: 2 BB: 0 P: 13	R: 0 E: 0 K: 1 S: 6	H: 1 LOB: 1 BB: 0 P: 6	R: 0 E: 0 K: 0 S: 4	H: 1 LOB: 0 BB: 0 P: 4	R: 0 E: 0 K: 0 S: 3	H: 0 LOB: 0 BB: 0 P: 3	R: 0 E: 0 K: 0 S: 3	H: 1 LOB: 0 BB: 0 P: 3	R: 1 E: 1 K: 0 S: 5	H: 1 LOB: 2 BB: 1 P: 9	R: 0 E: 0 K: 0 S: 3	H: 0 LOB: 0 BB: 0 P: 3	1B: 5 2B: 1 3B: 0 HR: 1	SF: 0 SAC: 0 DP: 1 HBP: 0	WP: 0 PA: 37 CS: 0								
PITCHER	IP	WLS	BF	H	R	ER	SO	BB	IBB	HBP	BLK	WP	HR	S	P	ERA	WHIP										
Mike Fomieses, R ERA: 3.82 (1, 1)	5.0	L	22	5	2	2	3	2	0	0	0	0	1	26	34	3.60	1.400										
Morrie Martin, L ERA: 4.57 (6, 1)	2.2		11	2	1	0	0	1	0	0	0	0	0	10	14	0.00	1.125										
Dixie Howell, R ERA: 3.86 (8, 1)	1.1		4	0	0	0	0	0	0	0	0	0	0	4	4	0.00	0.000										

Baltimore Orioles @ Chicago White Sox
Comiskey Park, Chicago, IL
Mon Jul 18 1955, 4:33 AM EDT
Att. 4,334 - Unknown


AB 34
R 3
H 7
RBI 3
BB 3
SO 3
LOB 15



Batter	1	2	3	4	5	6	7	8	9	AB	R	H	RBI	BB	SO	LOB	BOTTOM										
Gil Coan, L OBP: 0.315, SLG: 0.333 (1, 9)	0-0 F6		0-0 1B			0-0 F7			0-0 F4	4	0	1	0	0	0	0											
Nellie Fox, L OBP: 0.384, SLG: 0.440 (1, 4)	0-0 4-3		0-0 1-3			1-0 G6-4-3 HBP			0-0 F8	3	0	0	0	0	0	1											
Minnie Minoso, R OBP: 0.349, SLG: 0.345 (1, 7)	0-0 2B			0-3 K		0-0 G6-4-3			0-0 F6	4	0	1	0	0	1	1											
Bob Kennedy, R OBP: 0.302, SLG: 0.282 (1, 5)	0-0 6-3			0-0 6-3			0-0 P7			3	0	0	0	0	0	1											
Jim Busby, R OBP: 0.288, SLG: 0.373 (1, 8)			0-0 6-3		0-3 K		0-3 K			3	0	0	0	0	2	0											
Sherm Lollar, R OBP: 0.385, SLG: 0.455 (1, 2)		0-0 G3			0-0 E5 PB		0-0 F2			3	0	0	0	0	0	0											
Walt Dropo, R OBP: 0.336, SLG: 0.466 (1, 3)		0-0 5-3			0-0 P8			0-0 1-3		3	0	0	0	0	0	1											
Chico Carrasquel, R OBP: 0.334, SLG: 0.351 (1, 6)			0-0 1-3		0-3 K			0-0 P7		3	0	0	0	0	1	1											
Mike Fomieses, R OBP: 0.125, SLG: 0.167 Dick Donovan, L OBP: 0.255, SLG: 0.208 Morrie Martin, L OBP: 0.500, SLG: 0.500 Dixie Howell, L OBP: 0.167, SLG: 0.167 (1, 1) (5, PH) (6, 1) (8, 1)			0-0 5-3		0-0 G3		0-0 K		0-3 K	1	0	0	0	0	0	0											
Inning Stats	R: 0 E: 0 K: 0 S: 4	H: 1 LOB: 1 BB: 0 P: 4	R: 0 E: 0 K: 0 S: 3	H: 0 LOB: 0 BB: 0 P: 3	R: 0 E: 0 K: 2 S: 7	H: 0 LOB: 0 BB: 0 P: 7	R: 0 E: 1 K: 1 S: 6	H: 0 LOB: 1 BB: 0 P: 6	R: 0 E: 0 K: 0 S: 2	H: 0 LOB: 0 BB: 0 P: 3	R: 0 E: 0 K: 1 S: 5	H: 0 LOB: 0 BB: 0 P: 5	R: 0 E: 0 K: 1 S: 5	H: 0 LOB: 0 BB: 0 P: 5	R: 0 E: 0 K: 0 S: 3	H: 0 LOB: 0 BB: 0 P: 3	1B: 1 2B: 1 3B: 0 HR: 0	SF: 0 SAC: 0 DP: 1 HBP: 1	WP: 0 PA: 30 CS: 0								
PITCHER	IP	WLS	BF	H	R	ER	SO	BB	IBB	HBP	BLK	WP	HR	S	P	ERA	WHIP										
Jim Wilson, R ERA: 2.65 (1, 1)	9.0	W	30	2	0	0	5	0	0	1	0	0	0	39	40	0.00	0.222										

Baltimore Orioles @ Chicago White Sox
Comiskey Park, Chicago, IL
Mon Jul 18 1955, 4:33 AM EDT
Att. 4,334 - Unknown

AB 29
R 0
H 2
RBI 0
BB 0
SO 5
LOB 6



Batter	1	2	3	4	5	6	7	8	9	AB	R	H	RBI	BB	SO	LOB	TOP					
Gil McDougald, R OBP: 0.371, SLG: 0.400 (1, 5) (7, 4)	0-0 4-3		0-0 SF8		0-0 FC3 1B		0-0 G4-6-3 1B		0-0 CS 1B	4	1	3	1	0	0	0	New York Yankees @ Chicago White Sox Comiskey Park, Chicago, IL Tue Jul 19 1955, 4:33 AM EDT Att: 46,711 - Unknown livebaseballscorecards.com					
Joe Collins, L OBP: 0.354, SLG: 0.392 (1, 3)	0-0 F7		0-0 G4-6-3 BB		0-0 FC3 1B		0-0 G4-6-3		0-0 CS	3	0	0	0	1	0	4						
Irv Noren, L OBP: 0.329, SLG: 0.401 (1, 7)	0-3 K		0-0 G4-6-3		0-0 1B				0-3 K	4	0	1	1	0	2	3						
Yogi Berra, L OBP: 0.359, SLG: 0.477 (1, 2)		0-0 4-3		0-0 3-1		0-0 F8		4-0 HR BB		3	1	0	0	1	0	2						
Mickey Mantle, S OBP: 0.427, SLG: 0.596 (1, 8)		0-0 B5-3		0-0 6-3 1B		0-3 K		0-3 K		4	0	1	0	0	2	1						
Elston Howard, R OBP: 0.367, SLG: 0.549 Hank Bauer, R OBP: 0.341, SLG: 0.399 (8, 9)		0-0 F2		0-0 6-3		0-0 F9		0-0 HR		4	1	1	2	0	0	1						
Tommy Byrne, L OBP: 0.313, SLG: 0.341 Jim Konstanty, R OBP: 0.250, SLG: 0.143 (8, 1)			0-0 1B SF8 1B		0-0 L9		0-0 F7		4-0 PO BB	3	1	1	0	1	0	1						
Jerry Coleman, R OBP: 0.353, SLG: 0.300 Andy Carey, R OBP: 0.305, SLG: 0.373 (7, PR)			0-0 BB BB 1B		0-0 5-3		1-0 FC1-4 HBP		0-0 PO 6-3	2	0	1	0	0	0	0						
Billy Hunter, R OBP: 0.267, SLG: 0.293 (1, 6)			4-0 BB 1B		0-0 1B FC3 1B		0-0 FC1-4 1B		0-0 L8	3	0	1	0	1	0	1						
Inning Stats	R: 0 E: 0 K: 1 S: 5	H: 0 LOB: 0 BB: 5 P: 5	R: 0 E: 0 K: 0 S: 3	H: 0 LOB: 0 BB: 3 P: 3	R: 1 E: 0 K: 0 S: 4	H: 2 LOB: 2 BB: 2 P: 12	R: 0 E: 0 K: 0 S: 4	H: 1 LOB: 1 BB: 0 P: 4	R: 1 E: 0 K: 0 S: 6	H: 3 LOB: 2 BB: 0 P: 6	R: 0 E: 0 K: 1 S: 5	H: 0 LOB: 0 BB: 0 P: 5	R: 0 E: 0 K: 0 S: 3	H: 1 LOB: 2 BB: 0 P: 4	R: 2 E: 0 K: 2 S: 7	H: 1 LOB: 0 BB: 2 P: 15		R: 0 E: 0 K: 0 S: 3	H: 1 LOB: 0 BB: 3 P: 3	1B: 8 2B: 0 3B: 0 HR: 1	SF: 1 SAC: 0 DP: 2 HBP: 1	WP: 0 PB: 0 CS: 1
PITCHER Connie Johnson, R ERA: 2.73 Harry Byrd, R ERA: 4.11	(1, 1) (6, 1)	IP: 5.0 WLS: L BF: 22	H: 6 R: 2 ER: 2 SO: 1	BB: 2 IBB: 0 HBP: 0 BLK: 0	WP: 0 HR: 0 S: 22 P: 30	ERA: 3.60 WHIP: 1.600	IP: 4.0 WLS: L BF: 15	H: 3 R: 2 ER: 2 SO: 3	BB: 2 IBB: 0 HBP: 1 BLK: 0	WP: 0 HR: 1 S: 18 P: 27	ERA: 4.50 WHIP: 1.250											

Batter	1	2	3	4	5	6	7	8	9	AB	R	H	RBI	BB	SO	LOB	BOTTOM					
Jim Busby, R OBP: 0.287, SLG: 0.370 (1, 8)	0-0 F8		0-0 FC6-4 S		0-0 FC1-5		0-0 E2 F8 1B		0-0 F5	5	1	1	0	0	0	5	New York Yankees @ Chicago White Sox Comiskey Park, Chicago, IL Tue Jul 19 1955, 4:33 AM EDT Att: 46,711 - Unknown livebaseballscorecards.com					
Nellie Fox, L OBP: 0.379, SLG: 0.434 (1, 4)	0-0 G3		0-3 K		0-0 F4		0-0 E3 1B		0-0 G3	5	0	0	0	0	1	6						
Minnie Minoso, R OBP: 0.346, SLG: 0.340 (1, 7)	4-0 BB		0-0 F8		0-0 1-3		0-0 F8		0-0 6-3	4	0	0	0	1	0	7						
George Kell, R OBP: 0.385, SLG: 0.413 (9, 3)	0-0 5-3				0-0 6-3		0-0 F7		0-0 1B	4	0	1	1	0	0	1						
Bob Kennedy, R OBP: 0.300, SLG: 0.290 Jim Rivera, L OBP: 0.329, SLG: 0.361 (8, 9)		0-0 5-3		0-0 G3 2B		0-0 5-3		0-0 L9		4	0	1	0	0	0	2						
Sherm Lollar, R OBP: 0.384, SLG: 0.451 (1, 2)		0-0 F2		0-0 G3		0-0 HR 1B		0-0 6-3		4	1	1	0	0	0	1						
Walt Dropo, R OBP: 0.300, SLG: 0.479 Jim Brideweser, R OBP: 0.233, SLG: 0.300 (8, PR)		0-0 L4		0-0 F9		0-0 HR		0-0 G4-6-3 1B		4	1	2	2	0	0	1						
Chico Carrasquel, R OBP: 0.336, SLG: 0.351 (1, 6)			4-0 FC6-4 SH BB		0-0 FC1-5 BB 1B		0-0 F6		0-0 G4-6-3	3	0	1	0	1	0	1						
Connie Johnson, R OBP: 0.250, SLG: 0.375 Ron Jackson, R OBP: 0.300, SLG: 0.361 Harry Byrd, R OBP: 0.182, SLG: 0.156 Gil Coan, L OBP: 0.320, SLG: 0.338 (8, PH)			0-0 SH FC6-4		4-0 FC1-5 BB		0-0 F5		0-0 G3 1B	0	0	0	0	0	0	0						
Inning Stats	R: 0 E: 0 K: 0 S: 3	H: 0 LOB: 1 BB: 1 P: 7	R: 0 E: 0 K: 0 S: 3	H: 0 LOB: 0 BB: 0 P: 3	R: 0 E: 0 K: 1 S: 6	H: 0 LOB: 1 BB: 1 P: 10	R: 0 E: 0 K: 0 S: 4	H: 1 LOB: 1 BB: 0 P: 4	R: 0 E: 0 K: 0 S: 4	H: 1 LOB: 2 BB: 1 P: 8	R: 2 E: 0 K: 0 S: 5	H: 2 LOB: 0 BB: 0 P: 5	R: 1 E: 2 K: 0 S: 6	H: 2 LOB: 2 BB: 0 P: 6	R: 0 E: 0 K: 0 S: 3	H: 1 LOB: 1 BB: 0 P: 3		R: 0 E: 0 K: 0 S: 4	H: 1 LOB: 1 BB: 0 P: 4	1B: 6 2B: 1 3B: 0 HR: 1	SF: 0 SAC: 1 DP: 1 HBP: 0	WP: 0 PB: 0 CS: 0
PITCHER Tommy Byrne, L ERA: 2.99 Jim Konstanty, R ERA: 1.53	(1, 1) (8, 1)	IP: 7.1 WLS: W BF: 34	H: 7 R: 3 ER: 2 SO: 1	BB: 3 IBB: 0 HBP: 0 BLK: 0	WP: 0 HR: 1 S: 33 P: 45	ERA: 2.46 WHIP: 1.364	IP: 1.2 WLS: S BF: 5	H: 1 R: 0 ER: 0 SO: 0	BB: 0 IBB: 0 HBP: 0 BLK: 0	WP: 0 HR: 0 S: 5 P: 5	ERA: 0.00 WHIP: 0.600											

Batter	1	2	3	4	5	6	7	8	9	AB	R	H	RBI	BB	SO	LOB	TOP							
Andy Carey, R (1,5) OBP: 0.303, SLG: 0.373 Bob Cerv, R (5,7) OBP: 0.283, SLG: 0.341	0-0 4-3		0-0 1B		0-0 F9		0-0 2B 1B		0-0 1B 2B	3	0	1	0	0	0	0	New York Yankees @ Chicago White Sox Comiskey Park, Chicago, IL Wed Jul 20 1955, 4:33 AM EDT Att: 36,869 - Unknown							
Gil McDougald, R (1,4) OBP: 0.375, SLG: 0.407	0-0 6-3		0-0 1B		0-0 6-3		0-0 SF7 2B		0-0 1B	5	1	3	2	0	0	0								
Irv Noren, L (1,7) OBP: 0.328, SLG: 0.404 Hank Bauer, R (9, FH) OBP: 0.340, SLG: 0.397	0-0 2B		0-0 6-3		0-0 F4		0-0 SF7		0-0 E6	3	0	1	1	0	0	2								
Yogi Berra, L (1,2) OBP: 0.357, SLG: 0.474 Joe Collins, L (5,3) OBP: 0.350, SLG: 0.386 Charles Silvera, R (9, FH) OBP: 0.355, SLG: 0.200	0-0 F7				0-0 4-3		0-0 L9 4-3		0-0 F4	2	0	0	0	0	0	1								
Mickey Mantle, S (1,8) OBP: 0.427, SLG: 0.591			0-0 F8		4-0 1B BB		0-0 4-3		0-0 FC6-4	4	0	1	0	1	0	2								
Bill Skowron, R (1,3) OBP: 0.370, SLG: 0.567			0-0 F9		0-0 1B		0-0 1B FC4-6 2B		0-0 L9	4	1	2	0	0	0	1								
Elaston Howard, R (1,9) OBP: 0.364, SLG: 0.541			0-3 K		0-3 K		0-0 FC4-6 1B		0-0 F9	4	0	1	0	0	2	3								
Billy Hunter, R (1,6) OBP: 0.266, SLG: 0.291 Eddie Robinson, L (4, FH) OBP: 0.532 Phil Rizzuto, R (4,6) OBP: 0.355, SLG: 0.283			0-0 F4		0-3 K		0-0 FC4-6 1B		0-0 1-3	1	0	0	0	0	0	0								
Bob Turley, R (1,1) OBP: 0.218, SLG: 0.220 Johnny Kucks, R (1,1) OBP: 0.033, SLG: 0.067 Frank Leja, L (5, PH) OBP: 0.143 Bob Wiesler, S (5,1) Tommy Byrne, L (9, PH) OBP: 0.356, SLG: 0.333			0-0 6-3		0-3 K		0-0 1B 2B 1B		0-0 L8	0	0	0	0	0	0	0								
Inning Stats	R: 0 E: 0 K: 0 S: 4	H: 1 LOB: 1 BB: 0 P: 4	R: 0 E: 0 K: 1 S: 5	H: 0 LOB: 0 BB: 0 P: 5	R: 0 E: 0 K: 0 S: 5	H: 2 LOB: 2 BB: 0 P: 5	R: 0 E: 0 K: 2 S: 8	H: 1 LOB: 2 BB: 1 P: 12	R: 0 E: 0 K: 1 S: 5	H: 0 LOB: 0 BB: 0 P: 5	R: 0 E: 0 K: 0 S: 3	H: 0 LOB: 0 BB: 0 P: 3	R: 5 E: 0 K: 0 S: 8	H: 5 LOB: 0 BB: 0 P: 8	R: 0 E: 0 K: 0 S: 4	H: 1 LOB: 1 BB: 0 P: 4		R: 1 E: 1 K: 0 S: 6	H: 2 LOB: 2 BB: 0 P: 6	1B: 8 2B: 4 3B: 0 HR: 0	SF: 1 SAC: 0 DP: 0 HBP: 0	WP: 0 PB: 0 SB: 0 CS: 0	PA: 41	
PITCHER	IP WLS BF H R ER SO BB IBB HBP BLK WP HR S P ERA WHIP																							
Dick Donovan, R (1,1) ERA: 2.54	6.1 W 29	9 5 5 4	1 0 0 0	0 0 0 0	0 0 0 0	0 0 0 0	0 0 36 40	7.11 1.579																
Sandy Consuegra, R (7,1) ERA: 2.09	2.0 S 9	3 1 1 0	0 0 0 0	0 0 0 0	0 0 0 0	0 0 9 9	4.50 1.500																	
Billy Pierce, L (9,1) ERA: 1.91	0.2 S 3	0 0 0 0	0 0 0 0	0 0 0 0	0 0 3 3	0.00 0.000																		

Batter	1	2	3	4	5	6	7	8	9	AB	R	H	RBI	BB	SO	LOB	BOTTOM					
Minnie Minoso, R (1,7) OBP: 0.347, SLG: 0.338	4-0 1B BB	0-0 1-3	0-0 FC5 1B		0-0 FC4			0-0 F9		4	1	1	1	1	0	1	New York Yankees @ Chicago White Sox Comiskey Park, Chicago, IL Wed Jul 20 1955, 4:33 AM EDT Att: 36,869 - Unknown					
Nellie Fox, L (1,4) OBP: 0.384, SLG: 0.436	4-0 1B 2B BB	0-0 S 1B	0-0 1-2 3-H 1B		0-0 FC4		0-0 F6	4-0 BLK BB		3	1	2	1	2	0	0						
George Kell, R (1,5) OBP: 0.385, SLG: 0.411	0-0 1-2 2-H 1B	0-0 F7	0-0 FC5		0-0 F7		4-0 BB	0-0 5-3		4	0	1	1	1	0	4						
Walt Dropo, R (1,3) OBP: 0.341, SLG: 0.488	0-0 1B 2B		0-0 BB 1B 2B		0-0 F7		0-0 F7			4	2	2	1	0	0	1						
Jim Rivera, L (1,9) OBP: 0.328, SLG: 0.357	4-0 1B SF8 BB		0-3 K		0-0 F8		0-3 K			3	1	0	0	1	2	2						
Sherm Lollar, R (1,2) OBP: 0.385, SLG: 0.450	0-0 1-3 2-H 1B		4-0 BB 1B BB		0-0 6-3		0-0 F8			3	1	1	1	1	0	0						
Chico Carrasquel, R (1,6) OBP: 0.335, SLG: 0.349	0-0 SF8		4-0 1-2 2-3 1B BB		0-0 3-1		0-0 E5			2	1	0	1	1	0	0						
Jim Busby, R (1,8) OBP: 0.284, SLG: 0.366	0-0 F9		0-0 F7		0-0 F9		0-0 L7			4	0	0	0	0	0	4						
Dick Donovan, L (1,1) OBP: 0.276, SLG: 0.220 Sandy Consuegra, R (7,1) OBP: 0.150, SLG: 0.150 Billy Pierce, L (9,1) OBP: 0.222, SLG: 0.152			0-3 K		0-0 1B 1B 1B		1-0 FC4 HBP		0-0 4-3	2	1	1	2	0	1	0						
Inning Stats	R: 4 E: 0 K: 0 S: 5	H: 3 LOB: 1 BB: 3 P: 17	R: 0 E: 0 K: 1 S: 6	H: 1 LOB: 1 BB: 0 P: 6	R: 4 E: 0 K: 1 S: 9	H: 4 LOB: 2 BB: 2 P: 17	R: 0 E: 0 K: 0 S: 3	H: 0 LOB: 0 BB: 0 P: 3	R: 0 E: 0 K: 0 S: 3	H: 0 LOB: 1 BB: 1 P: 4	R: 0 E: 0 K: 1 S: 5	H: 0 LOB: 1 BB: 1 P: 9	R: 0 E: 1 K: 0 S: 3	H: 0 LOB: 0 BB: 0 P: 3	R: 0 E: 0 K: 0 S: 3	H: 0 LOB: 1 BB: 1 P: 7		1B: 6 2B: 2 3B: 0 HR: 0	SF: 1 SAC: 0 DP: 0 HBP: 1	WP: 0 PB: 0 SB: 1 CS: 0	PA: 39	
PITCHER	IP WLS BF H R ER SO BB IBB HBP BLK WP HR S P ERA WHIP																					
Bob Turley, R (1,1) ERA: 3.13	0.1 L 5	2 4 4 0	3 0 0 0	0 0 0 0	0 0 21 29	9.82 2.182																
Johnny Kucks, R (1,1) ERA: 3.89	3.2 19	6 4 4 2	2 0 0 0	0 0 14 23	0.00 0.500																	
Bob Wiesler, L (5,1) ERA: 4.44	4.0 15	0 0 0 1	2 0 1 1	0 0 0 0	0 0 0 0	0.00 0.500																

Batter	1	2	3	4	5	6	7	8	9	AB	R	H	RBI	BB	SO	LOB	TOP										
Billy Goodman, L (1, 4) OBP: 0.394, SLG: 0.345	0-0 4-3		1-0 2B 1B HBP	4-0 FC6-4 BB	0-0 4-3		0-0 FC6-4 1B		0-3 K	4	1	1	0	1	1	2											
Billy Klaus, L (1, 6) OBP: 0.366, SLG: 0.392	4-0 FC4-6 BB		0-0 1B 2B	0-0 FC6-4 1B 1-2		0-0 F8	0-3 K			4	1	1	0	1	1	4											
Ted Williams, L (1, 7) CF: 0.479, SLG: 0.773 Gene Stephens, L (6, PR) OBP: 0.386, SLG: 0.504	0-0 FC4-6 BB 1-2		0-0 L4	0-0 BB 1B		4-0 BB 1-4-3	0-0 SF8			3	0	1	0	1	0	3											
Jackie Jensen, R (1, 9) OBP: 0.353, SLG: 0.504	4-0 1-2 BB		4-0 1B 1B WP	4-0 FC6-4 BB		0-0 L4-3 1-2	0-0 FC6-4 1-2			2	1	0	0	3	0	3											
Norm Zauchin, R (1, 3) OBP: 0.335, SLG: 0.488	0-3 K		0-0 F2	0-0 FC6-4 1-2			0-0 HR		0-0 F8	5	1	1	1	0	1	8											
Sammy White, R (1, 2) OBP: 0.324, SLG: 0.386 Ted Lepcio, R (4, 5) OBP: 0.310, SLG: 0.444		0-0 FC4-6 1B	0-0 WP 1B 1-2 2-H 3-H		0-0 1-3		0-0 E7 WP 3B 1B		0-0 F7	2	0	2	2	0	0	0											
Grady Hatton, L (1, 5) OBP: 0.337 Pete Daley, R (4, 2) OBP: 0.217, SLG: 0.348		0-0 F7	0-0 WP 1B 1-2 2-3		0-0 2B		0-0 1B 3B		0-0 1-4-3	2	0	1	0	0	0	1											
Jim Piersall, R (1, 8) OBP: 0.347, SLG: 0.412		0-0 F8	0-0 F9 1-2 2-3 3-H		4-0 BB		0-0 1B 1B SF8 1B		0-0 F4	4	1	1	1	1	0	3											
Tom Brewer, R (1, 1) OBP: 0.182, SLG: 0.135 Ike Doolock, R (3, 1) OBP: 0.136, SLG: 0.190 Faye Thronberry, L (5, PR) OBP: 0.252, SLG: 0.445 Dick Brodowski, R (5, 1) OBP: 0.291 Eddie Joost, R (7, PR) OBP: 0.296, SLG: 0.307 Mel Parnell, L (7, 1) OBP: 0.296, SLG: 0.307 Milt Bolling, R (9, PR)		0-0 FC4-6 1-2		0-0 6-3		0-0 F6		0-0 1B 1B	0-0 G3	1	0	0	0	0	0	1											
Inning Stats	R: 0 E: 0 K: 1 S: 5	H: 0 LOB: 2 BB: 2 P: 13	R: 0 E: 0 K: 0 S: 4	H: 1 LOB: 1 BB: 0 P: 4	R: 3 E: 0 K: 0 S: 6	H: 3 LOB: 2 BB: 1 P: 11	R: 0 E: 0 K: 0 S: 4	H: 1 LOB: 3 BB: 2 P: 12	R: 0 E: 0 K: 0 S: 4	H: 0 LOB: 1 BB: 1 P: 6	R: 4 E: 1 K: 1 S: 11	H: 6 LOB: 2 BB: 0 P: 11	R: 0 E: 0 K: 0 S: 3	H: 0 LOB: 0 BB: 0 P: 3	R: 0 E: 0 K: 1 S: 5	H: 0 LOB: 0 BB: 0 P: 5	1B: 8 2B: 3 3B: 1 HR: 1	SF: 1 SAC: 0 DP: 1 HBP: 1	WP: 2 PA: 46 PB: 0 SB: 0 CS: 0								
PITCHER	IP	WLS	BF	H	R	ER	SO	BB	IBB	HBP	BLK	WP	HR	S	P	ERA	WHIP										
Jack Harshman, L (1, 1) ERA: 3.35	2.2		16	4	3	3	1	3	0	1	0	0	0	14	27	10.12	2.625										
Mike Fomieles, R (3, 1) ERA: 3.93	3.1		17	4	2	2	0	4	0	0	0	1	1	13	29	5.40	2.400										
Sandy Consuegra, R (7, 1) ERA: 2.29	0.0		3	3	1	1	0	0	0	0	0	1	0	3	3	∞	∞										
Morrie Martin, L (7, 1) ERA: 4.01	3.0	W	10	1	1	1	2	0	0	0	0	0	0	14	14	3.00	0.333										

Boston Red Sox @ Chicago White Sox
Comiskey Park, Chicago, IL
Fri Jul 22, 1955, 4:33 AM EDT
Att: 33,893 - Unknown

AB 37
R 7
H 12
RBI 6
BB 7
SO 3
LOB 27



Batter	1	2	3	4	5	6	7	8	9	AB	R	H	RBI	BB	SO	LOB	BOTTOM										
Minnie Minoso, R (1, 7) OBP: 0.352, SLG: 0.343	0-0 SH1-3 2B 1B		4-0 E 1B BB 1-2 2-3 3-H		0-0 5-3				0-3 K	4	2	1	1	1	1	0											
Nellie Fox, L (1, 4) OBP: 0.383, SLG: 0.435	4-0 SH1-3 2B BB 1-2		0-0 F7 1B S 1-3 2-H 3-H 4-0		0-0 F8				0-0 4-3	4	2	0	0	1	0	1											
George Kell, R (1, 5) OBP: 0.369, SLG: 0.418 Bob Kennedy, R (6, PR) OBP: 0.298, SLG: 0.297	0-0 SH1-3		0-0 1B BB 1-2 2-3			4-0 G6-4-3 BB				1	0	1	0	2	0	0											
Walt Dropo, R (1, 3) OBP: 0.349, SLG: 0.494	0-0 HBP 2B 2B 2-H 3-H		0-0 F9 1B 1-2 2-H 3-H			0-0 G6-4-3 1-2 2-3				4	1	2	4	0	0	2											
Jim Rivera, L (1, 9) OBP: 0.327, SLG: 0.353	4-0 HBP 2B BB		4-1 F7			0-0 F2				3	1	0	0	1	0	3											
Sherm Lollar, R (1, 2) OBP: 0.380, SLG: 0.441 Les Moss, R (5, 2) OBP: 0.389, SLG: 0.481	0-0 F7		0-3 K	0-3 K			0-0 F8			3	0	0	0	0	2	2											
Chico Carrasquel, R (1, 6) OBP: 0.339, SLG: 0.346	1-0 2B HBP 1-2 2-3		4-0 FC6 1B BB BB		0-0 F7		0-3 K			2	2	0	0	1	1	0											
Jim Busby, R (1, 8) OBP: 0.286, SLG: 0.367	0-0 1-H 2-H 3-H		0-0 BB FC6 E 1B		0-3 K		0-0 L6			4	1	2	3	0	1	0											
Jack Harshman, L (1, 1) OBP: 0.432, SLG: 0.471 Mike Fomieles, R (3, 1) OBP: 0.115, SLG: 0.154 Sandy Consuegra, R (7, 1) OBP: 0.150, SLG: 0.150 Morrie Martin, L (7, 1) OBP: 0.333, SLG: 0.333	0-3 K		0-0 FC6 BB E		0-0 F2				0-0 4-3	1	0	0	0	0	1	1											
Inning Stats	R: 5 E: 0 K: 1 S: 8	H: 3 LOB: 1 BB: 2 P: 17	R: 0 E: 0 K: 0 S: 4	H: 1 LOB: 1 BB: 0 P: 4	R: 5 E: 1 K: 1 S: 9	H: 2 LOB: 3 BB: 3 P: 21	R: 0 E: 0 K: 2 S: 7	H: 0 LOB: 0 BB: 0 P: 7	R: 0 E: 0 K: 0 S: 3	H: 0 LOB: 1 BB: 1 P: 6	R: 0 E: 0 K: 1 S: 5	H: 0 LOB: 0 BB: 0 P: 5	R: 0 E: 0 K: 1 S: 5	H: 0 LOB: 0 BB: 0 P: 5	1B: 3 2B: 3 3B: 0 HR: 0	SF: 0 SAC: 1 DP: 1 HBP: 1	WP: 0 PA: 38 PB: 0 SB: 1 CS: 0										
PITCHER	IP	WLS	BF	H	R	ER	SO	BB	IBB	HBP	BLK	WP	HR	S	P	ERA	WHIP										
Tom Brewer, R (1, 1) ERA: 3.99	2.2	L	19	5	9	6	2	4	0	1	0	0	0	18	35	20.25	3.375										
Ike Doolock, R (3, 1) ERA: 4.41	1.1		7	1	1	0	2	1	0	0	0	0	0	10	14	0.00	1.500										
Dick Brodowski, R (5, 1) ERA: 6.91	2.0		6	0	0	0	0	1	0	0	0	0	0	5	9	0.00	0.500										
Mel Parnell, L (7, 1) ERA: 6.88	2.0		6	0	0	0	2	0	0	0	0	0	0	10	10	0.00	0.000										

Boston Red Sox @ Chicago White Sox
Comiskey Park, Chicago, IL
Fri Jul 22, 1955, 4:33 AM EDT
Att: 33,893 - Unknown

AB 30
R 10
H 6
RBI 8
BB 6
SO 6
LOB 11



Batter	1	2	3	4	5	6	7	8	9	AB	R	H	RBI	BB	SO	LOB	TOP																									
Billy Goodman, L OBP: 0.395, SLG: 0.344 (1, 4)										4	3	1	0	1	0	1	Boston Red Sox @ Chicago White Sox Comiskey Park, Chicago, IL Sat Jul 23 1955, 4:33 AM EDT Att: 15,143 - Unknown																									
Billy Klaus, L OBP: 0.372, SLG: 0.399 (1, 6)										5	3	4	0	0	0	0																										
Ted Williams, L OBP: 0.783, SLG: 0.788 (1, 7)										5	2	3	4	0	1	3																										
Ellis Kinder, R OBP: 0.286, SLG: 0.167 (9, 1)										0	0	0	0	0	0	0																										
Jackie Jensen, R OBP: 0.351, SLG: 0.499 (1, 9)										4	1	0	0	1	0	3																										
Norm Zaichin, R OBP: 0.333, SLG: 0.483 (1, 3)										3	0	0	1	1	2	1																										
Sammy White, R OBP: 0.331, SLG: 0.392 (1, 2)										5	0	4	3	0	1	0																										
Grady Hatton, L OBP: 0.360, SLG: 0.328 (1, 5)										5	0	0	0	0	1	5																										
Jim Piersall, R OBP: 0.346, SLG: 0.409 (1, 8)										4	0	1	0	0	0	2																										
Leo Kiely, L OBP: 0.261, SLG: 0.273 (1, 1)										1	0	0	0	0	0	0																										
Tom Hurd, R OBP: 0.100, SLG: 0.100 (4, 1)										1	0	0	0	0	1	1																										
Gene Stephens, L OBP: 0.384, SLG: 0.500 (9, 7)										1	0	0	0	0	0	0																										
Inning Stats	R: 2 E: 1 K: 1 S: 8	H: 3 LOB: 2 BB: 1 P: 12	R: 3 E: 0 K: 0 S: 6	H: 3 LOB: 0 BB: 0 P: 6	R: 0 E: 0 K: 1 S: 5	H: 0 LOB: 0 BB: 0 P: 5	R: 0 E: 0 K: 0 S: 3	H: 0 LOB: 0 BB: 0 P: 3	R: 0 E: 0 K: 1 S: 6	H: 1 LOB: 1 BB: 0 P: 6	R: 0 E: 0 K: 1 S: 6	H: 1 LOB: 1 BB: 0 P: 6	R: 0 E: 0 K: 1 S: 6	H: 1 LOB: 1 BB: 0 P: 6	R: 0 E: 0 K: 1 S: 6	H: 1 LOB: 1 BB: 0 P: 6	R: 4 E: 0 K: 0 S: 6	H: 3 LOB: 1 BB: 2 P: 14	1B: 12 2B: 0 3B: 0 HR: 1	SF: 1 SAC: 1 DP: 0 HBP: 0	WP: 0 PB: 0 SB: 2 CS: 0	PA: 43																				
PITCHER	IP	WLS	BF	H	R	ER	SO	BB	IBB	HBP	BLK	WP	HR	S	P	ERA	WHIP	PITCHER								IP	WLS	BF	H	R	ER	SO	BB	IBB	HBP	BLK	WP	HR	S	P	ERA	WHIP
Harry Byrd, R ERA: 4.47 (1, 1)	2.0		13	6	5	5	1	1	0	0	0	0	1	14	18	22.50	3.500																									
Virgil Trucks, R ERA: 3.69 (3, 1)	6.0		22	4	0	0	5	0	0	0	0	0	0	32	32	0.00	0.667																									
Dick Donovan, R ERA: 2.8 (9, 1)	1.0	L	8	3	4	4	0	1	1	0	0	0	0	6	14	36.00	4.000																									

AB 38
R 9
H 13
RBI 8
BB 3
SO 6
LOB 16




Batter	1	2	3	4	5	6	7	8	9	AB	R	H	RBI	BB	SO	LOB	BOTTOM																									
Minnie Minoso, R OBP: 0.352, SLG: 0.353 (1, 7)										6	1	2	2	0	0	4	Boston Red Sox @ Chicago White Sox Comiskey Park, Chicago, IL Sat Jul 23 1955, 4:33 AM EDT Att: 15,143 - Unknown																									
Nellie Fox, L OBP: 0.381, SLG: 0.432 (1, 4)										5	1	1	0	0	0	4																										
George Kell, R OBP: 0.392, SLG: 0.421 (1, 5)										5	1	3	0	0	1	1																										
Walt Dropo, R OBP: 0.350, SLG: 0.492 (1, 3)										5	0	2	1	0	0	1																										
Bob Kennedy, R OBP: 0.305, SLG: 0.298 (1, 9)										3	1	1	0	1	1	4																										
Jim Rivera, L OBP: 0.329, SLG: 0.353 (9, 9)										0	1	0	0	1	0	0																										
Les Moss, R OBP: 0.383, SLG: 0.471 (1, 2)										4	0	1	1	0	1	3																										
Gil Coan, L OBP: 0.318, SLG: 0.336 (9, PH)										1	0	0	0	0	0	1																										
Chico Carrasquel, R OBP: 0.360, SLG: 0.350 (1, 6)										4	1	3	1	0	0	1																										
Bob Nieman, R OBP: 0.332, SLG: 0.465 (9, PH)										1	0	0	0	0	1	1																										
Jim Busby, R OBP: 0.290, SLG: 0.371 (1, 8)										5	0	3	1	0	0	2																										
Harry Byrd, R OBP: 0.182, SLG: 0.156 (1, 1)										0	0	0	0	0	0	0																										
Ron Jackson, R OBP: 0.306, SLG: 0.365 (2, PH)										1	0	0	0	0	0	2																										
Virgil Trucks, R OBP: 0.148, SLG: 0.174 (3, 1)										1	0	0	0	0	0	0																										
Dick Donovan, L OBP: 0.300, SLG: 0.250 (9, 1)										2	1	2	0	0	0	0																										
Inning Stats	R: 1 E: 0 K: 0 S: 5	H: 3 LOB: 1 BB: 0 P: 5	R: 1 E: 1 K: 0 S: 6	H: 2 LOB: 2 BB: 0 P: 6	R: 1 E: 0 K: 2 S: 9	H: 3 LOB: 2 BB: 0 P: 9	R: 0 E: 0 K: 0 S: 4	H: 1 LOB: 1 BB: 0 P: 4	R: 1 E: 0 K: 1 S: 6	H: 3 LOB: 2 BB: 0 P: 6	R: 0 E: 0 K: 1 S: 3	H: 0 LOB: 1 BB: 1 P: 7	R: 2 E: 0 K: 0 S: 6	H: 3 LOB: 1 BB: 0 P: 6	R: 1 E: 0 K: 1 S: 7	H: 2 LOB: 2 BB: 1 P: 11	1B: 17 2B: 0 3B: 0 HR: 1	SF: 0 SAC: 1 DP: 1 HBP: 0	WP: 0 PB: 0 SB: 2 CS: 0	PA: 46																						
PITCHER	IP	WLS	BF	H	R	ER	SO	BB	IBB	HBP	BLK	WP	HR	S	P	ERA	WHIP	PITCHER								IP	WLS	BF	H	R	ER	SO	BB	IBB	HBP	BLK	WP	HR	S	P	ERA	WHIP
Leo Kiely, L ERA: 2.74 (1, 1)	3.0		16	8	3	2	2	1	0	0	0	0	0	20	20	6.00	2.667																									
Tom Hurd, R ERA: 2.88 (4, 1)	5.0	W	24	8	3	3	1	1	0	0	0	0	1	25	29	5.40	1.800																									
Ellis Kinder, R ERA: 2.41 (9, 1)	1.0	S	6	2	1	1	1	1	0	0	0	0	0	7	11	9.00	3.000																									

AB 43
R 7
H 18
RBI 6
BB 2
SO 4
LOB 24




Batter	1	2	3	4	5	6	7	8	9	AB	R	H	RBI	BB	SO	LOB	TOP			
Billy Goodman, L (1,4) OBP: 0.395, SLG: 0.345	F7		1B		4-3		K		1B	5	0	2	0	0	1	0	Boston Red Sox @ Chicago White Sox Comiskey Park, Chicago, IL Sun Jul 24 1955, 4:33 AM EDT Unknown			
Billy Klaus, L (1,6) OBP: 0.373, SLG: 0.399	F2		1B		F8		1B		F7	5	0	2	0	0	0	1				
Ted Williams, L (1,7) OBP: 0.483, SLG: 0.793	BB		F8		3B		F8			3	0	1	0	1	0	3				
Jackie Jensen, R (1,9) OBP: 0.352, SLG: 0.496	F8		L1		BB				BB	2	0	0	0	2	0	3				
Norm Zauchin, R (1,3) OBP: 0.332, SLG: 0.483		2B		5-3	K				F3	4	0	1	0	0	1	3				
Sammy White, R (1,2) OBP: 0.327, SLG: 0.388	K			F8		F9			F4	4	0	0	0	0	1	2				
Grady Hatton, L (1,5) OBP: 0.358, SLG: 0.327	F5			BB 1B		1-3			F9	4	0	1	0	0	0	2				
Jim Piersall, R (1,8) OBP: 0.345, SLG: 0.405	L7			1-2 BB		F2			F8	3	0	0	0	1	0	1				
George Susce, R (1,1) OBP: 0.138, SLG: 0.143				K					K	2	0	0	0	0	2	2				
Eddie Joost, R (7,PH) OBP: 0.264, SLG: 0.288				K					K	1	0	0	0	0	1	0				
Bill Henry, L (7,PH) OBP: 0.133, SLG: 0.133										0	0	0	0	0	0	0				
Ted Lepcio, R (9,PH) OBP: 0.308, SLG: 0.441									K	1	0	0	0	0	1	0				
Inning Stats	R: 0 E: 0 K: 0 S: 3	H: 0 LOB: 1 BB: 1 P: 7	R: 0 E: 0 K: 1 S: 6	H: 1 LOB: 1 BB: 0 P: 6	R: 0 E: 0 K: 1 S: 7	H: 2 LOB: 2 BB: 0 P: 7	R: 0 E: 0 K: 1 S: 6	H: 1 LOB: 2 BB: 1 P: 10	R: 0 E: 0 K: 0 S: 3	H: 0 LOB: 0 BB: 0 P: 3	R: 0 E: 0 K: 2 S: 8	H: 1 LOB: 1 BB: 0 P: 8	R: 0 E: 0 K: 0 S: 3	H: 0 LOB: 1 BB: 1 P: 7	R: 0 E: 0 K: 1 S: 6	H: 1 LOB: 1 BB: 0 P: 6	1B: 5 2B: 1 3B: 1 HR: 0	SF: 0 SAC: 0 DP: 0 HBP: 0	WP: 0 PB: 0 SB: 0 CS: 0	PA: 38
PITCHER Billy Pierce, L (1,1) ERA: 1.76	IP: 9.0 WLS: W BF: 38 H: 7 R: 0 ER: 0 SO: 7 BB: 4 IBB: 0 HBP: 0 BLK: 0 WP: 0 HR: 0 S: 48 P: 64 ERA: 0.00 WHIP: 1.222															PITCHER				

AB 34
R 0
H 7
RBI 0
BB 4
SO 7
LOB 17



Batter	1	2	3	4	5	6	7	8	9	AB	R	H	RBI	BB	SO	LOB	BOTTOM			
Minnie Minoso, R (1,7) OBP: 0.353, SLG: 0.357	F4		S BB			F8				3	0	1	0	1	0	1	Boston Red Sox @ Chicago White Sox Comiskey Park, Chicago, IL Sun Jul 24 1955, 4:33 AM EDT Unknown			
Bob Kennedy, R (7,7) OBP: 0.305, SLG: 0.298			BB		2B					0	0	0	0	0	0	0				
Nellie Fox, L (1,4) OBP: 0.377, SLG: 0.427	4-3		F9		F8		4-3			4	0	0	0	0	0	2				
George Kell, R (1,5) OBP: 0.397, SLG: 0.424	1B		F8			SH5-3 2B BB	1B			3	1	2	0	1	0	1				
Walt Dropo, R (1,3) OBP: 0.346, SLG: 0.487	K				K	SH5-3	L5			3	0	0	0	0	2	2				
Jim Rivera, L (1,9) OBP: 0.328, SLG: 0.355		F6		4-3		HR 2B	F8			4	1	1	1	0	0	1				
Jim Busby, R (1,8) OBP: 0.292, SLG: 0.373	6-3			2B		HR BB	6-3			3	1	1	0	1	0	0				
Chico Carrasquel, R (1,6) OBP: 0.342, SLG: 0.361	1B		F8		F8	HR	5-3			4	1	2	3	0	0	1				
Les Moss, R (1,2) OBP: 0.378, SLG: 0.461	F7				1-3	SH5-3 1B	5-3			4	0	1	0	0	0	1				
Billy Pierce, L (1,1) OBP: 0.211, SLG: 0.143			F9		F8	SH5-3				2	0	0	0	0	0	0				
Inning Stats	R: 0 E: 0 K: 1 S: 6	H: 1 LOB: 0 BB: 0 P: 6	R: 0 E: 0 K: 0 S: 4	H: 1 LOB: 0 BB: 0 P: 4	R: 0 E: 0 K: 0 S: 3	H: 0 LOB: 1 BB: 1 P: 7	R: 0 E: 0 K: 1 S: 6	H: 1 LOB: 1 BB: 0 P: 6	R: 0 E: 0 K: 0 S: 4	H: 1 LOB: 1 BB: 0 P: 4	R: 4 E: 0 K: 0 S: 6	H: 3 LOB: 1 BB: 2 P: 14	R: 0 E: 0 K: 0 S: 4	H: 1 LOB: 1 BB: 0 P: 4	R: 0 E: 0 K: 0 S: 3	H: 0 LOB: 0 BB: 0 P: 3	1B: 4 2B: 3 3B: 0 HR: 1	SF: 0 SAC: 2 DP: 0 HBP: 0	WP: 0 PB: 0 SB: 1 CS: 0	PA: 35
PITCHER George Susce, R (1,1) ERA: 2.96	IP: 6.0 WLS: L BF: 28 H: 7 R: 4 ER: 4 SO: 2 BB: 3 IBB: 0 HBP: 0 BLK: 0 WP: 0 HR: 1 S: 29 P: 41 ERA: 6.00 WHIP: 1.667															PITCHER				
Bill Henry, L (7,1) ERA: 3.05	IP: 2.0 WLS: 7 BF: 1 H: 0 R: 0 ER: 0 SO: 0 BB: 0 IBB: 0 HBP: 0 BLK: 0 WP: 0 HR: 0 S: 7 P: 7 ERA: 0.00 WHIP: 0.500															PITCHER				

AB 30
R 4
H 8
RBI 4
BB 3
SO 2
LOB 9



Batter	1	2	3	4	5	6	7	8	9	AB	R	H	RBI	BB	SO	LOB	TOP					
Billy Goodman, L (1, 4) OBP: 0.395, SLG: 0.344	4-0 BB SF7 BB	0-0 1-3 1B		0-0 FC4-6 1-2			0-3 K		0-3 K	4	1	1	0	1	2	3						
Billy Klaus, L (1, 6) OBP: 0.370, SLG: 0.394	4-0 BB 1-2	0-0 6-3			0-0 F8		0-3 K		0-0 4-3	4	0	0	0	1	1	3						
Ted Williams, L (1, 7) OBP: 0.483, SLG: 0.782	4-0 1-2 2-3 BB		0-0 F5		4-0 G3 BB			0-3 K		2	0	0	0	2	1	0						
Jackie Jensen, R (1, 9) OBP: 0.351, SLG: 0.495	0-0 SF7		0-0 6-3		0-0 G3			0-0 S 1B		3	1	1	1	0	0	1						
Norm Zauchin, R (1, 3) OBP: 0.328, SLG: 0.476	0-3 K		0-3 K		0-0 6-3			0-3 K		4	0	0	0	0	3	4						
Sammy White, R (1, 2) OBP: 0.329, SLG: 0.392	0-0 1-3			0-0 1-3 2B		0-0 F6		0-0 E S 2H 1B		4	0	2	1	0	0	2						
Grady Hatton, L (1, 5) OBP: 0.352, SLG: 0.321		0-0 F8		0-3 K		0-0 4-3		0-0 4-3		4	0	0	0	0	1	2						
Jim Piersall, R (1, 8) OBP: 0.341, SLG: 0.400		0-3 K		0-0 1-3		0-0 F8			0-0 B3	4	0	0	0	0	1	1						
Willard Nixon, L (1, 1) OBP: 0.313, SLG: 0.310		4-0 1B BB		4-0 FC4-6 BB			0-3 K		0-0 1B	2	0	1	0	2	1	0						
Mel Parnell, L (9, 1) OBP: 0.286, SLG: 0.357										0	0	0	0	0	0	0						
Inning Stats	R: 1 E: 0 K: 1 S: 5	H: 0 LOB: 2 BB: 3 P: 17	R: 0 E: 0 K: 1 S: 6	H: 1 LOB: 2 BB: 1 P: 10	R: 0 E: 0 K: 1 S: 5	H: 0 LOB: 0 BB: 0 P: 5	R: 0 E: 0 K: 1 S: 6	H: 1 LOB: 2 BB: 1 P: 10	R: 0 E: 0 K: 0 S: 3	H: 0 LOB: 1 BB: 0 P: 7	R: 0 E: 0 K: 0 S: 3	H: 0 LOB: 0 BB: 0 P: 3	R: 0 E: 0 K: 3 S: 9	H: 0 LOB: 0 BB: 0 P: 9	R: 1 E: 0 K: 2 S: 9	H: 2 LOB: 1 BB: 0 P: 9	R: 0 E: 0 K: 1 S: 6	H: 1 LOB: 1 BB: 0 P: 6	1B: 4 2B: 1 3B: 0 HR: 0	SF: 1 SAC: 0 DP: 0 HBP: 0	WP: 0 PB: 0 SB: 2 CS: 0	PA: 38
PITCHER Connie Johnson, R (1, 1) ERA: 2.55	IP: 9.0 WLS: L BF: 38	H: 5 R: 2 ER: 2 SO: 10	BB: 6 IBB: 0 HBP: 0 BLK: 0	WP: 0 HR: 0 S: 52 P: 76	ERA: 2.00 WHIP: 1.222																	

Boston Red Sox @ Chicago White Sox
Comiskey Park, Chicago, IL
Sun Jul 24 1955, 4:38 AM EDT
Att: 35,664 - Unknown

AB	31
R	2
H	5
RBI	2
BB	6
SO	10
LOB	16



Batter	1	2	3	4	5	6	7	8	9	AB	R	H	RBI	BB	SO	LOB	BOTTOM						
Minnie Minoso, R (1, 7) OBP: 0.357, SLG: 0.356	4-0 G4-3 BB		0-0 F9		0-0 F9		4-0 BB		0-0 FC4-6 1B	3	0	1	0	2	0	1							
Nellie Fox, L (1, 4) OBP: 0.375, SLG: 0.423	0-0 G4-3 1-2		0-0 5-3			4-0 G4-6-3 BB	0-0 G3		0-0 FC4-6 1-2	4	0	0	0	1	0	6							
Bob Kennedy, R (1, 5) OBP: 0.311, SLG: 0.322	0-0 4-3			0-0 3B		0-0 G4-6-3 1-2		0-0 1B		4	0	2	0	0	0	1							
Walt Dropo, R (1, 3) OBP: 0.348, SLG: 0.487		0-0 1B 1B		0-0 5-3		0-0 1B		0-3 K		4	0	2	0	0	1	2							
Jim Rivera, L (1, 9) OBP: 0.328, SLG: 0.355		0-0 1B		0-3 K		0-0 4-3		0-0 F7		3	1	1	0	0	1	2							
Gil Coan, L (8, PH) OBP: 0.316, SLG: 0.333		1-3 S 1B						0-0 F7		1	0	0	0	0	0	1							
Jim Busby, R (1, 8) OBP: 0.292, SLG: 0.370		4-0 1B 1-2 BB		0-0 5-3		0-0 6-3		0-0 L6		3	0	0	0	1	0	2							
Chico Carrasquel, R (1, 6) OBP: 0.346, SLG: 0.364		0-0 G6-4-3 1-2 2H 1B			0-0 SH2-3 1B		4-0 SH1-3 1B BB		0-0 F7	3	0	2	1	1	0	0							
Les Moss, R (1, 2) OBP: 0.380, SLG: 0.462		0-0 G6-4-3 1-2			0-0 SH2-3		0-0 SH1-3 1B		0-0 1B	2	0	1	0	0	0	2							
Bob Nieman, R (9, PH) OBP: 0.335, SLG: 0.468		0-0 G6-4-3 1-2			0-0 6-3		0-0 SH1-3 1B		0-0 1B	1	0	1	0	0	0	0							
Connie Johnson, R (1, 1) OBP: 0.200, SLG: 0.300			0-3 K				0-0 6-3		0-0 F4	2	0	0	0	0	1	1							
Dick Donovan, L (9, PH) OBP: 0.300, SLG: 0.250										0	0	0	0	0	0	0							
George Kell, R (9, PH) OBP: 0.396, SLG: 0.422										1	0	0	0	0	0	1							
Inning Stats	R: 0 E: 0 K: 0 S: 2	H: 0 LOB: 0 BB: 1 P: 6	R: 1 E: 0 K: 0 S: 4	H: 3 LOB: 1 BB: 1 P: 8	R: 0 E: 0 K: 1 S: 5	H: 0 LOB: 0 BB: 0 P: 5	R: 0 E: 0 K: 1 S: 6	H: 1 LOB: 1 BB: 0 P: 6	R: 0 E: 0 K: 0 S: 4	H: 1 LOB: 1 BB: 0 P: 4	R: 0 E: 0 K: 0 S: 3	H: 1 LOB: 1 BB: 1 P: 7	R: 0 E: 0 K: 0 S: 4	H: 1 LOB: 3 BB: 2 P: 12	R: 0 E: 0 K: 1 S: 6	H: 1 LOB: 1 BB: 0 P: 6	R: 0 E: 0 K: 0 S: 5	H: 2 LOB: 2 BB: 0 P: 5	1B: 9 2B: 0 3B: 1 HR: 0	SF: 0 SAC: 2 DP: 3 HBP: 0	WP: 0 PB: 0 SB: 1 CS: 0	PA: 38	
PITCHER Willard Nixon, R (1, 1) ERA: 3.91	IP: 8.1 WLS: W BF: 35	H: 9 R: 1 ER: 1 SO: 3	BB: 5 IBB: 0 HBP: 0 BLK: 0	WP: 0 HR: 0 S: 36 P: 56	ERA: 1.08 WHIP: 1.680																		
Mel Parnell, L (9, 1) ERA: 6.55	0.2 S	3 1	0 0	0 0	0 0	0 0	0 0	3 3	0.00 1.500														

Boston Red Sox @ Chicago White Sox
Comiskey Park, Chicago, IL
Sun Jul 24 1955, 4:38 AM EDT
Att: 35,664 - Unknown


AB	31
R	1
H	10
RBI	1
BB	5
SO	3
LOB	19



Batter	1	2	3	4	5	6	7	8	9	AB	R	H	RBI	BB	SO	LOB	TOP			
Minnie Minoso, R OBP: 0.353, SLG: 0.352 (1, 7)	F7		F9		L9		6-3			4	0	0	0	0	0	0				
Nelle Fox, L OBP: 0.374, SLG: 0.421 (1, 4)	F2		1B		4-3		1-3			4	0	1	0	0	0	0				
George Kell, R OBP: 0.400, SLG: 0.425 (1, 5)			1B		FC6-4		4-3			3	0	2	0	0	0	0				
Walt Dropo, R OBP: 0.347, SLG: 0.481 (1, 3)	F4		1-2		FC6-4				F3	3	0	0	0	1	0	2				
Bob Nieman, R OBP: 0.333, SLG: 0.460 (1, 9)			F9		F9				F9	3	0	0	0	1	0	3				
Jim Rivera, L OBP: 0.328, SLG: 0.355 (8, PR)			6-3						BB	0	0	0	0	0	0	0				
Jim Busby, R OBP: 0.294, SLG: 0.370 (1, 8)					F6				BB	3	0	1	0	1	0	1				
Chico Carrasquel, R OBP: 0.343, SLG: 0.360 (1, 6)			1B		WP				9-3	3	0	1	0	1	0	1				
Sherm Lollar, R OBP: 0.384, SLG: 0.440 (1, 2)			K		F3				L7	4	0	0	0	0	1	2	AB 29			
Connie Johnson, R OBP: 0.200, SLG: 0.200 (9, PR)			F3		5-3				F3	1	0	0	0	2	0	1	R 0			
Dick Donovan, L OBP: 0.286, SLG: 0.236 (1, 1)									1-2	0	0	0	0	0	0	0	H 4			
Bob Kennedy, R OBP: 0.308, SLG: 0.319 (9, PH)			K		K				WP	0	0	0	0	0	0	0	RBI 0			
Inning Stats	R: 0 E: 0 K: 0 S: 4	H: 1 LOB: 1 BB: 0 P: 4	R: 0 E: 0 K: 1 S: 6	H: 1 LOB: 1 BB: 0 P: 6	R: 0 E: 0 K: 1 S: 7	H: 2 LOB: 3 BB: 1 P: 11	R: 0 E: 0 K: 1 S: 5	H: 0 LOB: 1 BB: 1 P: 9	R: 0 E: 0 K: 0 S: 3	H: 0 LOB: 2 BB: 2 P: 11	R: 0 E: 0 K: 0 S: 3	H: 0 LOB: 0 BB: 0 P: 3	R: 0 E: 0 K: 0 S: 2	H: 0 LOB: 1 BB: 1 P: 6	R: 0 E: 0 K: 0 S: 2	H: 0 LOB: 1 BB: 0 P: 3	1B: 4 2B: 1 3B: 0 HR: 0	SF: 0 SAC: 0 DP: 2 HBP: 2	WP: 1 PB: 0 SB: 2 CS: 0	PA: 36
PITCHER Tommy Byrne, L ERA: 2.66 (1, 1)	IP: 9.0 WLS: W BF: 36 H: 4 R: 0 ER: 0 SO: 3 BB: 4 IBB: 1 HBP: 2 BLK: 0 WP: 1 HR: 0 S: 35 P: 57 ERA: 0.00 WHIP: 0.889															PITCHER				

Chicago White Sox @ New York Yankees
Yankee Stadium, Bronx, NY
Tue Jul 26 1955, 3:33 AM EDT
Att: 37,369 - Overcast - 80 F


AB 29
R 0
H 4
RBI 0
BB 5
SO 3
LOB 13



Batter	1	2	3	4	5	6	7	8	9	AB	R	H	RBI	BB	SO	LOB	BOTTOM			
Irv Noren, L OBP: 0.314, SLG: 0.389 (1, 7)			K		K		F7			4	0	1	0	0	2	0				
Elston Howard, R OBP: 0.356, SLG: 0.524 (1, 9)			K		FC6-4		F5			3	0	1	0	1	1	0				
Gil McDougald, R OBP: 0.369, SLG: 0.392 (1, 4)			BB		FC6-4				5-3	4	0	1	0	0	1	2				
Yogi Berra, L OBP: 0.356, SLG: 0.477 (1, 2)			4-3						FC6-4	2	1	1	1	2	0	1				
Mickey Mantle, S OBP: 0.424, SLG: 0.580 (1, 8)			FC6-4		4-3		G3		F4	3	0	0	0	1	0	1				
Bill Skowron, R OBP: 0.385, SLG: 0.578 (1, 3)			FC6-4						FC6-4	4	0	2	0	0	0	4				
Andy Carey, R OBP: 0.307, SLG: 0.383 (1, 5)			L9				K			3	0	1	0	0	1	1	AB 29			
Tommy Byrne, L OBP: 0.288, SLG: 0.311 (1, 1)			G3		F9		F8			3	0	0	0	0	2		R 1			
Billy Hunter, R OBP: 0.281, SLG: 0.315 (1, 6)			F3				L7		6-3	3	0	0	0	0	0		H 7			
Inning Stats	R: 0 E: 0 K: 1 S: 6	H: 2 LOB: 3 BB: 2 P: 14	R: 0 E: 0 K: 0 S: 3	H: 0 LOB: 0 BB: 0 P: 3	R: 0 E: 0 K: 2 S: 7	H: 0 LOB: 1 BB: 1 P: 11	R: 0 E: 0 K: 0 S: 4	H: 2 LOB: 1 BB: 0 P: 4	R: 0 E: 0 K: 1 S: 6	H: 1 LOB: 1 BB: 0 P: 6	R: 1 E: 0 K: 1 S: 7	H: 2 LOB: 1 BB: 0 P: 7	R: 0 E: 0 K: 0 S: 3	H: 0 LOB: 0 BB: 0 P: 3	R: 0 E: 0 K: 0 S: 3	H: 0 LOB: 1 BB: 1 P: 7	1B: 5 2B: 1 3B: 0 HR: 1	SF: 0 SAC: 0 DP: 0 HBP: 0	WP: 0 PB: 0 SB: 0 CS: 0	PA: 33
PITCHER Dick Donovan, R ERA: 2.7 (1, 1)	IP: 8.0 WLS: L BF: 33 H: 7 R: 1 ER: 1 SO: 5 BB: 4 IBB: 0 HBP: 0 BLK: 0 WP: 0 HR: 1 S: 39 P: 55 ERA: 1.12 WHIP: 1.375															PITCHER				

Chicago White Sox @ New York Yankees
Yankee Stadium, Bronx, NY
Tue Jul 26 1955, 3:33 AM EDT
Att: 37,369 - Overcast - 80 F


AB 29
R 1
H 7
RBI 1
BB 4
SO 5
LOB 11



Batter	1	2	3	4	5	6	7	8	9	AB	R	H	RBI	BB	SO	LOB	TOP						
Minnie Minoso, R OBP: 0.359, SLG: 0.360 (1, 7)	F3		FC5	FC5			FC5		F3	5	1	2	0	0	0	2							
Nellie Fox, L OBP: 0.374, SLG: 0.417 (1, 4)	F8		F8		F8		F8		3-1	3	1	0	0	2	0	1							
Bobby Adams, R OBP: 0.350, SLG: 0.400 (1, 5)	K		F9		K		FC5		5-3	5	0	0	0	0	2	4							
Walt Dropo, R OBP: 0.356, SLG: 0.496 (1, 3)	E6		HR						F8	4	1	2	2	0	0	1							
Jim Rivera, L OBP: 0.337, SLG: 0.356 (1, 9)	FC5-4		CS		K		K		K	3	0	1	1	1	2	0							
Sherm Lollar, R OBP: 0.386, SLG: 0.433 (1, 2)	FC5-4		CS		5-3		BB		BB	2	0	0	0	2	0	2							
Jim Busby, R OBP: 0.290, SLG: 0.364 (1, 8)		K			K					4	0	1	0	0	3	1							
Chico Carrasquel, R OBP: 0.341, SLG: 0.353 (1, 6)	6-3						F6			2	0	0	0	2	0	0							
Connie Johnson, R OBP: 0.143, SLG: 0.214 Billy Pierce, L OBP: 0.211, SLG: 0.143 (9, 1)	K				F5		6-3		F9	4	0	0	0	0	1	5							
										0	0	0	0	0	0	0							
Inning Stats	R: 1 E: 1 K: 1 S: 7	H: 1 LOB: 2 BB: 1 P: 11	R: 0 E: 0 K: 2 S: 7	H: 0 LOB: 0 BB: 0 P: 7	R: 2 E: 0 K: 0 S: 4	H: 2 LOB: 0 BB: 1 P: 8	R: 0 E: 0 K: 1 S: 5	H: 0 LOB: 2 BB: 2 P: 13	R: 0 E: 0 K: 1 S: 5	H: 1 LOB: 1 BB: 0 P: 5	R: 0 E: 0 K: 2 S: 7	H: 0 LOB: 0 BB: 0 P: 7	R: 0 E: 0 K: 0 S: 4	H: 1 LOB: 2 BB: 1 P: 8	R: 0 E: 0 K: 1 S: 6	H: 1 LOB: 3 BB: 2 P: 14	R: 0 E: 0 K: 0 S: 3	H: 0 LOB: 0 BB: 0 P: 3	1B: 4 2B: 1 3B: 0 HR: 1	SF: 0 SAC: 0 DP: 0 HBP: 0	WP: 0 PB: 0 SB: 1 CS: 1	PA: 40	
PITCHER	IP WLS BF H R ER SO BB IBB HBP BLK WP HR S P ERA WHIP	8.0 L 36 6 3 2 8 7 0 0 0 0 1 45 73 2.25 1.625	1.0 S 3 0 0 0 0 0 0 0 0 0 0 3 3 0.00 0.000																				

Chicago White Sox @ New York Yankees
 Yankee Stadium, Bronx, NY
 Thu Jul 28, 1955, 3:33 AM EDT
 Att: 14,062 - Unknown - 74 F


AB 32
 R 3
 H 6
 RBI 3
 BB 7
 SO 8
 LOB 16



Batter	1	2	3	4	5	6	7	8	9	AB	R	H	RBI	BB	SO	LOB	BOTTOM					
Andy Carey, R OBP: 0.307, SLG: 0.381 (1, 5)	BB		F5			E6		4-3		4	0	1	0	1	0	0						
Joe Collins, L OBP: 0.341, SLG: 0.378 Jerry Coleman, R OBP: 0.343, SLG: 0.290 (9, PH)	F7		F9						IBB	3	0	1	0	1	0	1						
Gil McDougald, R OBP: 0.367, SLG: 0.388 (1, 4)	BB					F9		F9		3	0	0	0	1	1	3						
Yogi Berra, L OBP: 0.353, SLG: 0.472 (1, 2)	F6					9-2				4	1	1	0	0	0	4						
Mickey Mantle, S OBP: 0.423, SLG: 0.589 (1, 8)	F4								HR	3	1	2	2	1	0	2						
Bill Skowron, R OBP: 0.376, SLG: 0.560 Tom Carroll, R (9, FR)	K				1-3-1				E5	4	0	1	0	0	1	1						
Irv Noren, L OBP: 0.310, SLG: 0.382 Hank Bauer, R OBP: 0.339, SLG: 0.400 (9, PH)	4-3								F7	3	0	0	0	0	2							
Billy Hunter, R OBP: 0.278, SLG: 0.311 Eddie Robinson, L OBP: 0.320, SLG: 0.524 Phil Rizzuto, R OBP: 0.369, SLG: 0.291 (8, 6)	K									2	0	0	0	0	1	0						
Bob Turley, R OBP: 0.200, SLG: 0.200 Bob Cerv, R OBP: 0.320, SLG: 0.458 Jim Konstanty, R OBP: 0.250, SLG: 0.143 Elston Howard, R OBP: 0.355, SLG: 0.518 (9, PH)	K									1	0	0	0	0	0	0						
										0	0	0	0	0	0	0						
										1	0	0	0	0	2							
Inning Stats	R: 0 E: 0 K: 0 S: 4	H: 1 LOB: 2 BB: 1 P: 8	R: 0 E: 0 K: 2 S: 7	H: 0 LOB: 0 BB: 0 P: 7	R: 0 E: 0 K: 1 S: 5	H: 0 LOB: 0 BB: 0 P: 5	R: 0 E: 0 K: 1 S: 6	H: 1 LOB: 1 BB: 0 P: 6	R: 0 E: 0 K: 0 S: 3	H: 0 LOB: 0 BB: 1 P: 7	R: 0 E: 1 K: 0 S: 3	H: 0 LOB: 1 BB: 1 P: 7	R: 0 E: 0 K: 0 S: 4	H: 1 LOB: 1 BB: 0 P: 4	R: 2 E: 1 K: 1 S: 8	H: 2 LOB: 3 BB: 2 P: 16	1B: 4 2B: 1 3B: 1 HR: 1	SF: 0 SAC: 0 DP: 2 HBP: 0	WP: 0 PB: 0 SB: 0 CS: 0	PA: 38		
PITCHER	IP WLS BF H R ER SO BB IBB HBP BLK WP HR S P ERA WHIP	8.0 W 33 6 2 2 4 3 0 0 0 0 1 38 50 2.25 1.125	1.0 S 5 0 0 0 1 1 1 0 0 0 0 5 13 0.00 1.000																			

Chicago White Sox @ New York Yankees
 Yankee Stadium, Bronx, NY
 Thu Jul 28, 1955, 3:33 AM EDT
 Att: 14,062 - Unknown - 74 F

AB 33
 R 2
 H 6
 RBI 2
 BB 5
 SO 5
 LOB 21



Batter	1	2	3	4	5	6	7	8	9	AB	R	H	RBI	BB	SO	LOB	TOP				
Minnie Minoso, R OBP: 0.356, SLG: 0.356 (1, 7)	0-0 6-3		0-0 6-3			0-0 SH1-4		0-0 5-3		3	0	0	0	0	0	0					
Nelle Fox, L OBP: 0.373, SLG: 0.416 (1, 4)	0-0 G3		0-0 G3			1-2 4-3			0-0 5-3 1B	4	1	1	0	0	0	1					
Jim Busby, R OBP: 0.289, SLG: 0.362 (1, 8)	0-0 FC6-4 1B			0-0 F9		0-0 E3			0-0 5-3	4	0	1	0	0	0	1					
Walt Dropo, R OBP: 0.361, SLG: 0.500 (1, 3)	0-0 FC6-4			0-0 G3-6-3 1B		0-0 CS	0-0 4-3 SH3-4 1B		0-0 2B 1B	4	1	3	1	0	0	1					
Jim Rivera, L OBP: 0.340, SLG: 0.366 (1, 9)		0-0 F9 SF9 2B		0-0 G3-6-3			0-0 SH3-4		0-0 1B 2B	3	2	2	0	0	0	1					
Sherm Lollar, R OBP: 0.384, SLG: 0.429 (1, 2)		0-0 F9			0-0 L7		0-0 4-3		1-3 1B IBB	3	0	0	0	1	0	2					
Chico Carrasquel, R OBP: 0.339, SLG: 0.351 Gil Coan, L OBP: 0.312, SLG: 0.329 Jim Brindeweer, R OBP: 0.233, SLG: 0.300 (9, 6)		0-0 SF9			0-0 F7		0-0 F7		0-3 K	2	0	0	1	0	0	1	AB 32				
Bobby Adams, R OBP: 0.348, SLG: 0.396 (1, 5)		0-0 5-3			0-0 F8				0-0 1-3 1B	4	0	1	2	0	0	0	R 5				
Virgil Trucks, R OBP: 0.157, SLG: 0.180 (1, 1)			0-0 F4			0-0 4-3 SH1-4 E 1B			0-3 K	4	1	1	0	0	1	2	H 9				
Inning Stats	R: 0 E: 0 K: 0 S: 4	H: 1 LOB: 1 BB: 0 P: 4	R: 1 E: 0 K: 0 S: 4	H: 1 LOB: 0 BB: 0 P: 4	R: 0 E: 0 K: 0 S: 3	H: 0 LOB: 0 BB: 0 P: 3	R: 0 E: 0 K: 0 S: 3	H: 0 LOB: 0 BB: 0 P: 3	R: 0 E: 0 K: 0 S: 4	H: 1 LOB: 1 BB: 0 P: 4	R: 0 E: 0 K: 0 S: 4	H: 1 LOB: 1 BB: 0 P: 4	R: 0 E: 0 K: 0 S: 3	H: 0 LOB: 0 BB: 0 P: 3	R: 3 E: 0 K: 2 S: 11	H: 4 LOB: 2 BB: 1 P: 15	1B: 7 2B: 2 3B: 0 HR: 0	SF: 1 SAC: 2 DP: 1 HBP: 0	WP: 0 PB: 1 CS: 0	PA: 37	
PITCHER	IP WLS BF H R ER SO BB IBB HBP BLK WP HR S P ERA WHIP	8.1 L 32 8 5 4 0 0 0 0 0 0 0 32 32 4.32 0.960	0.2 4 1 0 0 2 0 1 0 0 0 0 7 11 0.00 1.500																		

Chicago White Sox @ Washington Senators
Griffith Stadium, Washington, DC
Fri Jul 29 1955, 3:33 AM EDT
Att: 5,544 - Unknown

livebaseballscorecards.com

AB 32
R 5
H 9
RBI 4
BB 1
SO 2
LOB 12



Batter	1	2	3	4	5	6	7	8	9	AB	R	H	RBI	BB	SO	LOB	BOTTOM				
Eddie Yost, R OBP: 0.378, SLG: 0.337 (1, 5)	0-0 1-3		0-0 F5		0-0 F7		0-0 F9			4	0	0	0	0	0	2					
Ernie Oravetz, S OBP: 0.336, SLG: 0.279 (1, 9)	0-0 FC4-6 1B		0-0 BB 2H 1B			0-0 L8		0-0 4-3		4	0	2	1	0	0	0					
Pete Runnels, L OBP: 0.353, SLG: 0.332 (1, 4)	0-0 FC4-6		0-0 BB 1-2 BB			0-0 1B 2B		0-0 F6		3	1	1	0	1	0	1					
Mickey Vernon, L OBP: 0.367, SLG: 0.436 (1, 3)	0-3 K		0-0 F7			0-0 FC4-6 1B		0-0 F8		4	0	1	1	0	1	3					
Roy Sievers, R OBP: 0.357, SLG: 0.472 (1, 7)		0-0 F6		0-0 6-3		0-0 L8		0-3 K		4	0	0	0	0	1	1					
Clint Courtney, L OBP: 0.372, SLG: 0.433 (1, 2)		0-0 3-1		0-3 K		0-0 FC4-6		0-0 6-3		4	0	0	0	0	1	1					
Tom Umphlett, R OBP: 0.262, SLG: 0.268 (1, 8)		0-0 1-3		0-0 F5			0-0 F4		0-0 6-3	4	0	0	0	0	0	0	AB 33				
Jose Valdivielso, R OBP: 0.304, SLG: 0.398 (1, 6)			0-0 1B 2B		0-0 1-3		0-0 FC1-6 1B			3	1	2	0	0	0	0	R 2				
Pedro Ramos, S Camilo Pascual, R OBP: 0.240, SLG: 0.240 (9, 1)			0-3 K		0-3 K		0-0 FC1-6			3	0	0	0	0	2	2	H 6				
Inning Stats	R: 0 E: 0 K: 1 S: 6	H: 1 LOB: 1 BB: 0 P: 6	R: 0 E: 0 K: 0 S: 3	H: 0 LOB: 0 BB: 0 P: 3	R: 1 E: 0 K: 1 S: 7	H: 2 LOB: 2 BB: 1 P: 11	R: 0 E: 0 K: 1 S: 5	H: 0 LOB: 0 BB: 0 P: 5	R: 0 E: 0 K: 0 S: 5	H: 0 LOB: 1 BB: 0 P: 5	R: 0 E: 0 K: 0 S: 4	H: 1 LOB: 1 BB: 0 P: 4	R: 0 E: 0 K: 0 S: 3	H: 0 LOB: 0 BB: 0 P: 3	R: 0 E: 0 K: 1 S: 5	H: 0 LOB: 0 BB: 0 P: 5	1B: 4 2B: 2 3B: 0 HR: 0	SF: 0 SAC: 0 DP: 0 HBP: 0	WP: 0 PB: 0 CS: 0	PA: 34	
PITCHER	IP WLS BF H R ER SO BB IBB HBP BLK WP HR S P ERA WHIP	9.0 W 34 6 2 2 5 1 0 0 0 0 0 43 47 2.00 0.778																			

Chicago White Sox @ Washington Senators
Griffith Stadium, Washington, DC
Fri Jul 29 1955, 3:33 AM EDT
Att: 5,544 - Unknown

livebaseballscorecards.com

AB 33
R 2
H 6
RBI 2
BB 1
SO 5
LOB 10




Batter	1	2	3	4	5	6	7	8	9	AB	R	H	RBI	BB	SO	LOB	TOP					
Minnie Minoso, R OBP: 0.355, SLG: 0.355 (1, 7)	5-3		F9					4-3		4	0	1	0	0	0	0	Chicago White Sox @ Washington Senators Griffith Stadium, Washington, DC Sat Jul 30 1955, 3:33 AM EDT Att: 3,277 - Unknown livebaseballscorecards.com					
Nelle Fox, L OBP: 0.374, SLG: 0.416 (1, 4)	FC6-4 1B		6-3				F9	1B		4	0	2	0	0	0	2						
Jim Busby, R OBP: 0.287, SLG: 0.359 (1, 8)	FC6-4 1-2			6-3			F8	K		4	0	0	0	0	1	2						
Walt Dropo, R OBP: 0.357, SLG: 0.493 (1, 3)	L8			6-3			K	1-3		4	0	0	0	0	1	2						
Jim Rivera, L OBP: 0.342, SLG: 0.366 (1, 9)		K							4-3	3	0	1	0	1	1	0						
Sherm Lollar, R OBP: 0.381, SLG: 0.424 (1, 2)		F8								3	0	0	0	0	1	2						
Bob Nieman, R OBP: 0.336, SLG: 0.463 (9, PH)				6-3			K	FC4-6 1B		1	0	1	0	0	0	0						
Chico Carrasquel, R OBP: 0.339, SLG: 0.351 (1, 6)							K			3	0	1	0	0	1	0						
Gil Coan, L OBP: 0.310, SLG: 0.326 (9, PH)								5-3		1	0	0	0	0	0	1						
Bobby Adams, R OBP: 0.342, SLG: 0.389 (1, 5)							F6			3	0	0	0	0	0	1						
George Kell, R OBP: 0.400, SLG: 0.425 (9, PH)		F8						5-3		1	0	0	0	0	1	1						
Billy Pierce, L OBP: 0.220, SLG: 0.158 (1, 1)				4-3				5-3		3	0	1	0	0	0	0						
Inning Stats	R: 0 E: 0 K: 0 S: 4	H: 1 LOB: 1 BB: 0 P: 4	R: 0 E: 0 K: 1 S: 6	H: 1 LOB: 1 BB: 0 P: 6	R: 0 E: 0 K: 0 S: 3	H: 0 LOB: 0 BB: 0 P: 3	R: 0 E: 0 K: 0 S: 4	H: 1 LOB: 1 BB: 0 P: 4	R: 0 E: 0 K: 1 S: 7	H: 2 LOB: 2 BB: 0 P: 7	R: 0 E: 0 K: 2 S: 7	H: 0 LOB: 1 BB: 1 P: 11	R: 0 E: 0 K: 0 S: 3	H: 0 LOB: 0 BB: 0 P: 3	R: 0 E: 0 K: 1 S: 6	H: 1 LOB: 1 BB: 0 P: 6	R: 0 E: 0 K: 1 S: 6	H: 1 LOB: 1 BB: 0 P: 6	1B: 7 2B: 0 3B: 0 HR: 0	SF: 0 SAC: 0 DP: 0 HBP: 0	WP: 0 PB: 0 SB: 2 CS: 0	PA: 35
PITCHER Bob Porterfield, R ERA: 4.36 (1, 1)	IP: 9.0 WLS: W BF: 35 H: 7 R: 0 ER: 0 SO: 6 BB: 1 IBB: 0 HBP: 0 BLK: 0 WP: 0 HR: 0 S: 46 P: 50 ERA: 0.00 WHIP: 0.889															PITCHER						

Batter	1	2	3	4	5	6	7	8	9	AB	R	H	RBI	BB	SO	LOB	BOTTOM			
Jerry Snyder, R OBP: 0.316, SLG: 0.333 (1, 4)	5-3		FC5-4 BB					L7-2		3	0	0	0	1	0	1	Chicago White Sox @ Washington Senators Griffith Stadium, Washington, DC Sat Jul 30 1955, 3:33 AM EDT Att: 3,277 - Unknown livebaseballscorecards.com			
Johnny Groth, R OBP: 0.300, SLG: 0.391 (1, 7)	L8		FC5-4 1-2				6-3	1B		4	0	1	0	0	0	2				
Carlos Paula, R OBP: 0.327, SLG: 0.449 (1, 9)	6-3						K	K		4	0	0	0	0	3	1				
Roy Sievers, R OBP: 0.360, SLG: 0.472 (1, 3)		F9								2	1	1	0	1	0	0				
Eddie Yost, R OBP: 0.377, SLG: 0.342 (1, 5)		K						K		3	0	1	1	0	2	1				
Tom Umphlett, R OBP: 0.295, SLG: 0.264 (1, 8)		F7						F3		3	0	0	0	0	0	1				
Jose Valdivielso, R OBP: 0.297, SLG: 0.399 (1, 6)								6-3		3	0	0	0	0	1	1				
Bruce Edwards, R OBP: 0.356, SLG: 0.211 (1, 2)								F7		3	0	1	0	0	1	0				
Bob Porterfield, R OBP: 0.208, SLG: 0.314 (1, 1)								K		3	0	1	0	0	2	1				
Inning Stats	R: 0 E: 0 K: 0 S: 3	H: 0 LOB: 0 BB: 0 P: 3	R: 0 E: 0 K: 1 S: 5	H: 0 LOB: 0 BB: 0 P: 5	R: 0 E: 0 K: 2 S: 8	H: 1 LOB: 2 BB: 1 P: 12	R: 1 E: 0 K: 1 S: 6	H: 1 LOB: 1 BB: 1 P: 10	R: 0 E: 0 K: 1 S: 5	H: 0 LOB: 0 BB: 0 P: 5	R: 0 E: 0 K: 2 S: 8	H: 1 LOB: 1 BB: 0 P: 8	R: 0 E: 0 K: 1 S: 5	H: 0 LOB: 0 BB: 0 P: 5	R: 0 E: 0 K: 1 S: 6	H: 2 LOB: 1 BB: 0 P: 6		1B: 2 2B: 3 3B: 1 HR: 0	SF: 0 SAC: 0 DP: 1 HBP: 0	WP: 0 PB: 0 SB: 1 CS: 0
PITCHER Billy Pierce, L ERA: 1.7 (1, 1)	IP: 8.0 WLS: L BF: 30 H: 5 R: 1 ER: 1 SO: 9 BB: 2 IBB: 0 HBP: 0 BLK: 0 WP: 0 HR: 0 S: 46 P: 54 ERA: 1.12 WHIP: 0.875															PITCHER				

Batter	1	2	3	4	5	6	7	8	9	10	11	AB	R	H	RBI	BB	SO	LOB	TOP			
Minnie Minoza, R OBP: 0.355, SLG: 0.354 (1, 7)	SH5-3 1B		FC4-6 1-2			5-3		K G3 BB		F9		4	0	1	0	1	0	1				
Nellie Fox, L OBP: 0.371, SLG: 0.412 (1, 4)	SH5-3 1-2		4-3			F2		G3			1-3	4	0	0	0	0	0	3				
Bob Nieman, R OBP: 0.335, SLG: 0.456 Les Moss, R OBP: 0.376, SLG: 0.457 (1, 9) (8, 2)	G6-4-3 HBP				F4			K			F7	3	0	0	0	0	1	1				
Walt Dropo, R OBP: 0.354, SLG: 0.486 (1, 3)	G6-4-3 1-2				F9			1-3				4	1	0	0	1	0	4				
Bob Kennedy, R OBP: 0.312, SLG: 0.323 (1, 5)						F9						5	1	2	0	0	0	0				
Jim Busby, R OBP: 0.233, SLG: 0.361 (1, 8)						FC6-4 1B						3	0	2	0	2	0	1				
Chico Carrasquel, R OBP: 0.335, SLG: 0.347 George Kell, R OBP: 0.402, SLG: 0.425 Gil Coan, L OBP: 0.310, SLG: 0.326 Jim Brideweser, R OBP: 0.233, SLG: 0.300 (1, 6) (11, PH) (11, PR) (11, 6)	6-3 1-2					F7				G5-4-3		4	0	0	0	0	0	3				
Sherm Lollar, R OBP: 0.382, SLG: 0.422 Jim Rivera, L OBP: 0.345, SLG: 0.365 (1, 2) (8, PH) (8, 9)						L4		G3 PB E BB		F7		1	0	0	0	1	0	0				
Jack Harshman, L OBP: 0.368, SLG: 0.410 (1, 1)						K				F7		5	0	0	0	0	3	5				
Inning Stats	R: 0 E: 0 K: 0 S: 3	H: 1 LOB: 1 BB: 0 P: 4	R: 0 E: 0 K: 0 S: 3	H: 1 LOB: 0 BB: 0 P: 3	R: 0 E: 0 K: 1 S: 5	H: 0 LOB: 1 BB: 1 P: 9	R: 0 E: 0 K: 0 S: 4	H: 1 LOB: 1 BB: 0 P: 4	R: 0 E: 0 K: 1 S: 5	H: 0 LOB: 0 BB: 0 P: 5	R: 0 E: 0 K: 0 S: 3	H: 0 LOB: 0 BB: 0 P: 3	R: 0 E: 0 K: 0 S: 3	H: 1 LOB: 0 BB: 0 P: 3	R: 0 E: 0 K: 0 S: 3	H: 0 LOB: 0 BB: 0 P: 3	R: 0 E: 0 K: 0 S: 4	H: 1 LOB: 3 BB: 3 P: 17	1B: 5 2B: 0 3B: 0 HR: 0	SF: 0 SAC: 1 DP: 2 HBP: 2	WP: 0 PB: 1 SB: 0 CS: 1	PA: 45
PITCHER	IP ERA WLS BF H R ER SO BB IBB HBP BLK WP HR S P ERA WHIP	Mickey McDermott, L ERA: 3.33 Camilo Pascual, R ERA: 5.62 Bob Chakales, R ERA: 4.8 Pedro Ramos, R ERA: 3.44	(1, 1) (7, 1) (8, 1) (11, 1)	6.2 0.2 3.1 0.1	24 4 14 3	3 0 2 0	0 1 2 0	0 0 2 0	2 0 0 1	0 0 0 0	0 0 0 0	0 0 0 0	0 0 0 1	0 0 0 0	0 0 0 0	0 0 0 0	0 0 0 0	0 0 0 0	0.00 0.00 5.40 0.00	0.750 3.000 1.200 3.000		

Chicago White Sox @ Washington Senators
Griffith Stadium, Washington, DC
Sun Jul 31 1955, 3:33 AM EDT
Unknown


AB 35
R 3
H 5
RBI 2
BB 7
SO 4
LOB 18



Batter	1	2	3	4	5	6	7	8	9	10	11	AB	R	H	RBI	BB	SO	LOB	BOTTOM	
Jerry Snyder, R OBP: 0.296, SLG: 0.312 (1, 4)	F7		L8			4-3				1-3		5	0	0	0	0	0	1		
Johnny Groth, R OBP: 0.302, SLG: 0.389 (1, 7)	K					F4				FC5-4 BB		4	0	1	1	1	1	0		
Carlos Paula, R OBP: 0.321, SLG: 0.441 (1, 9)	5-3					F4				FC5-4 1-2		4	0	0	0	0	0	2		
Roy Sievers, R OBP: 0.356, SLG: 0.466 (1, 3)						F7				1-3		4	0	0	0	0	0	1		
Eddie Yost, R OBP: 0.375, SLG: 0.337 (1, 5)						F4					F8	3	0	0	0	1	0	0		
Tom Umphlett, R OBP: 0.289, SLG: 0.261 (1, 8)						F4						3	0	0	0	1	0	1		
Jose Valdivielso, R OBP: 0.269, SLG: 0.378 (1, 6)						F9					FC6-4 BB	4	0	0	0	0	0	2		
Ed Fitz Gerald, R OBP: 0.342, SLG: 0.353 (1, 2)						SH2-4 1B						4	1	1	0	0	1	1		
Mickey McDermott, L ERA: 3.12 Camilo Pascual, R OBP: 0.240, SLG: 0.240 Bob Chakales, R Pedro Ramos, S Mickey Vernon, L OBP: 0.356, SLG: 0.435 (1, 1) (7, 1) (8, 1) (11, 1) (11, PH)	SH2-4 1B					4-3						1	0	0	0	0	0	0		
Inning Stats	R: 0 E: 0 K: 1 S: 5	H: 0 LOB: 0 BB: 0 P: 5	R: 0 E: 0 K: 0 S: 3	H: 1 LOB: 1 BB: 1 P: 7	R: 1 E: 0 K: 0 S: 5	H: 2 LOB: 1 BB: 0 P: 5	R: 0 E: 0 K: 0 S: 3	H: 0 LOB: 0 BB: 0 P: 3	R: 0 E: 0 K: 0 S: 3	H: 0 LOB: 0 BB: 0 P: 3	R: 0 E: 0 K: 0 S: 3	H: 0 LOB: 1 BB: 1 P: 7	R: 0 E: 0 K: 1 S: 5	H: 0 LOB: 1 BB: 1 P: 9	R: 0 E: 0 K: 0 S: 3	H: 0 LOB: 0 BB: 0 P: 3	1B: 2 2B: 0 3B: 0 HR: 0	SF: 0 SAC: 1 DP: 0 HBP: 0	WP: 0 PB: 0 SB: 1 CS: 0	PA: 38
PITCHER	IP ERA WLS BF H R ER SO BB IBB HBP BLK WP HR S P ERA WHIP	Jack Harshman, L ERA: 3.12	(1, 1)	11.0 W	38 2	2 1	1 1	3 3	3 0	0 0	0 0	0 0	0 0	0 0	0 0	0 0	0 0	0 0	0.82 0.455	

Chicago White Sox @ Washington Senators
Griffith Stadium, Washington, DC
Sun Jul 31 1955, 3:33 AM EDT
Unknown

AB 34
R 1
H 2
RBI 1
BB 3
SO 3
LOB 8




Batter	1	2	3	4	5	6	7	8	9	AB	R	H	RBI	BB	SO	LOB	TOP								
Minnie Minoso, R OBP: 0.356, SLG: 0.352 (1, 7)	1-0 SH5-3 1B HBP		0-0 1-3		0-0 1B 1B	0-0 F3		0-0 F4	4 2 1 0 0 0 0								Chicago White Sox @ Washington Senators Griffith Stadium, Washington, DC Sun Jul 31 1955, 3:38 AM EDT Att: 11,342 - Unknown								
Nellie Fox, L OBP: 0.370, SLG: 0.411 (1, 4)	0-0 SH5-3		0-0 2B 1B		0-0 F7		0-0 4-3	0-0 F8	4 1 1 0 0 0 1																
Jim Rivera, L OBP: 0.352, SLG: 0.382 (1, 9)	0-0 CS 1B		0-0 1-H 2B		0-0 1B 1B		0-0 PB 3B	0-0 F9	5 2 4 1 0 0 0																
Walt Dropo, R OBP: 0.356, SLG: 0.486 (1, 3)	0-0 1B 1-2 3-H		0-0 5-3		0-0 1B 1B		0-3 K		4 1 2 2 0 1 1																
Bob Kennedy, R OBP: 0.317, SLG: 0.328 (1, 5)	0-0 1B		0-0 4-3		0-0 FC5 1B 1B		0-0 6-3		4 0 2 1 0 0 1																
Jim Busby, R OBP: 0.292, SLG: 0.360 (1, 8)	0-3 K				0-0 F8		0-0 6-3		4 0 1 1 0 1 2																
Chico Carrasquel, R OBP: 0.334, SLG: 0.346 (1, 6)		0-0 G6-4-3 1B			0-0 F7		0-0 F8		4 0 1 0 0 0 2																
Sherm Lollar, R OBP: 0.380, SLG: 0.420 (1, 2)		0-0 G6-4-3			0-0 6-3		0-0 F7		4 0 1 0 0 0 1																
Harry Byrd, R OBP: 0.198, SLG: 0.135 (1, 1)		0-0 F6			0-0 F8		0-3 K		2 0 0 0 0 0 0																
Morrie Martin, L OBP: 0.250, SLG: 0.250 (6, PH)					0-0 F8		0-0 1-3		1 0 0 0 0 1 0																
Gil Coan, L OBP: 0.308, SLG: 0.324 (8, PH)									1 0 0 0 0 0 1																
Sandy Consuegra, R OBP: 0.150, SLG: 0.150 (8, 1)									0 0 0 0 0 0 0																
Dixie Howell, L OBP: 0.400, SLG: 0.400 (9, 1)									0 0 0 0 0 0 0																
Inning Stats	R: 1 E: 0 K: 1 S: 7	H: 3 LOB: 2 BB: 0 P: 8	R: 0 E: 0 K: 0 S: 3	H: 1 LOB: 0 BB: 0 P: 3	R: 1 E: 0 K: 0 S: 5	H: 2 LOB: 1 BB: 0 P: 5	R: 0 E: 0 K: 0 S: 3	H: 0 LOB: 0 BB: 0 P: 3	R: 3 E: 0 K: 0 S: 8	H: 5 LOB: 2 BB: 0 P: 8	R: 0 E: 0 K: 1 S: 5	H: 0 LOB: 0 BB: 0 P: 5	R: 1 E: 0 K: 1 S: 6	H: 1 LOB: 0 BB: 0 P: 6	R: 0 E: 0 K: 0 S: 4	H: 1 LOB: 1 BB: 0 P: 4	R: 0 E: 0 K: 0 S: 3	H: 0 LOB: 0 BB: 0 P: 3	1B: 11 2B: 1 3B: 1 HR: 0	SF: 0 SAC: 1 DP: 1 HBP: 1	WP: 0 PB: 1 SB: 0 CS: 1	PA: 39			
PITCHER	IP WLS BF H R ER SO BB IBB HBP BLK WP HR S P ERA WHIP	5.0 L 25 11 5 5 1 0 0 0 0 0 0 0 26 27 9.00 2.200	1.0 3 0 0 0 1 0 0 0 0 0 0 0 5 5 0.00 0.000	3.0 11 2 1 0 1 0 0 0 0 0 0 0 13 13 0.00 0.667																					

Batter	1	2	3	4	5	6	7	8	9	AB	R	H	RBI	BB	SO	LOB	BOTTOM							
Ernie Oravetz, S OBP: 0.344, SLG: 0.291 (1, 9)	0-0 G3		0-0 SH 1B		0-0 FC4-6 1B		0-0 6-3		0-0 2B 1B	5 1 3 0 0 0 0							Chicago White Sox @ Washington Senators Griffith Stadium, Washington, DC Sun Jul 31 1955, 3:38 AM EDT Att: 11,342 - Unknown							
Pete Runnels, L OBP: 0.352, SLG: 0.331 (1, 4)	0-0 1-3		0-0 SH L3		0-3 K		0-3 K		0-0 2B 1B	4 0 1 1 0 2 2														
Mickey Vernon, L OBP: 0.366, SLG: 0.438 (1, 3)	0-0 F6		0-0 L3		0-0 FC4-6		0-0 BB 1B		0-0 2B	5 0 2 1 0 0 4														
Clint Courtney, L OBP: 0.373, SLG: 0.429 (1, 2)		0-0 SH3-4 HBP 1B 1B		0-0 4-3		0-0 G3		4-0 BB 1B	0-0 F9	4 1 1 0 1 0 4														
Roy Sievers, R OBP: 0.356, SLG: 0.462 (1, 7)		1-0 SH3-4 HBP 1B		0-3 K		4-0 1B BB		0-0 FC6-4	0-0 F8	3 1 0 0 1 1 3														
Eddie Yost, R OBP: 0.371, SLG: 0.332 (1, 5)		0-0 SH3-4		0-0 F6		0-0 F4		0-0 F9	3 0 0 0 0 0 1															
Johnny Groth, R OBP: 0.305, SLG: 0.391 (1, 8)		0-0 F4		0-0 6-3		0-0 1B		0-0 G6-4-3 1B	4 0 2 0 0 0 2															
Jose Valdivielso, R OBP: 0.295, SLG: 0.391 (1, 6)		4-0 IBB				0-0 1B 3B		0-0 G6-4-3	3 1 1 0 1 0 3															
Bobby Kline, R OBP: 0.297, SLG: 0.267 (9, 6)						0-0 FC4-6 1B		0-0 6-3	0 0 0 0 0 0 0															
Spec Shea, R OBP: 0.143, SLG: 0.143 (5, PH)		0-0 2-H 3-H				0-0 6-3			1 0 1 2 0 0 0															
Mickey McDermott, L OBP: 0.276, SLG: 0.297 (8, 1)									1 0 1 1 0 0 0															
Dean Stone, R OBP: 0.276, SLG: 0.297 (8, 1)									0 0 0 0 0 0 0															
Carlos Pagan, R OBP: 0.126, SLG: 0.099 (6, PH)									1 0 0 0 0 0 2															
Ted Abernathy, R OBP: 0.162, SLG: 0.162 (7, 1)									0 0 0 0 0 0 0															
Jerry Snyder, R OBP: 0.300, SLG: 0.333 (9, PH)									1 1 1 0 0 0 0															
Inning Stats	R: 0 E: 0 K: 0 S: 3	H: 0 LOB: 0 BB: 0 P: 3	R: 2 E: 0 K: 0 S: 4	H: 2 LOB: 1 BB: 1 P: 9	R: 0 E: 1 K: 1 S: 4	H: 1 LOB: 1 BB: 0 P: 4	R: 0 E: 0 K: 1 S: 5	H: 0 LOB: 0 BB: 0 P: 5	R: 0 E: 0 K: 0 S: 4	H: 1 LOB: 2 BB: 1 P: 8	R: 0 E: 0 K: 1 S: 6	H: 1 LOB: 2 BB: 1 P: 10	R: 0 E: 0 K: 0 S: 3	H: 1 LOB: 0 BB: 0 P: 3	R: 2 E: 0 K: 0 S: 6	H: 4 LOB: 1 BB: 0 P: 6	1B: 10 2B: 3 3B: 1 HR: 0	SF: 0 SAC: 2 DP: 2 HBP: 1	WP: 0 PB: 0 SB: 0 CS: 0	PA: 41				
PITCHER	IP WLS BF H R ER SO BB IBB HBP BLK WP HR S P ERA WHIP	4.0 W 19 2 0 0 2 2 0 0 0 0 0 15 23 0.00 1.333	3.0 6 4 2 2 0 0 0 0 0 0 0 6 6 18.00 4.000	1.0 S 3 1 0 0 0 0 0 0 0 0 3 3 0.00 1.000																				


livebaseballscorecards.com

AB 37
R 6
H 13
RBI 5
BB 0
SO 3
LOB 9



livebaseballscorecards.com

AB 35
R 5
H 13
RBI 5
BB 3
SO 3
LOB 21



Batter	1	2	3	4	5	6	7	8	9	AB	R	H	RBI	BB	SO	LOB	TOP				
Minnie Mino , R (1, 7) OBP: 0.355, SLG: 0.351	0-0 5-3		0-0 1-3		0-0 5-3			0-0 F7		4	0	1	1	0	0	0	Chicago White Sox @ Boston Red Sox Fenway Park, Boston, MA Tue Aug 02 1955, 3:33 AM EDT Att: 35,455 - Unknown				
Nelle Fox , L (1, 4) OBP: 0.369, SLG: 0.412	0-0 4-3		0-0 1-3			0-0 F7		0-0 2B		4	0	1	0	0	0	2					
George Kell , R (1, 5) OBP: 0.397, SLG: 0.419	0-3 K		0-0 F1			0-0 5-3		0-0 F7		4	0	0	0	0	1	3					
Walt Dropo , R (1, 3) OBP: 0.358, SLG: 0.486		0-0 F8		0-3 K		0-0 1B		0-0 SH1-3 1B		4	0	2	0	0	1	0					
Jim Rivera , L (1, 9) OBP: 0.352, SLG: 0.392		0-3 K		0-0 HR		0-0 F9		0-0 SH1-3		3	1	1	1	0	1	1					
Sherm Lollar , R (1, 2) OBP: 0.375, SLG: 0.414		0-0 L6		0-0 1-6-3			0-0 F8		0-0 F8	4	0	0	0	0	0	1					
Jim Busby , R (1, 8) OBP: 0.292, SLG: 0.359			0-0 1B 1B		0-0 F3		0-0 B2-3		0-0 F7	4	1	1	0	0	0	1					
Chico Carrasquel , R (1, 6) OBP: 0.337, SLG: 0.347			0-0 1-3 1B 1B		4-0 L1-4 BB		0-0 F7			2	0	1	0	1	0	0					
Connie Johnson , R (1, 1) OBP: 0.118, SLG: 0.176			0-3 K		0-0 L1-4			0-3 K		3	0	0	0	0	2	3					
Morrie Martin , L (9, 1) OBP: 0.250, SLG: 0.250										0	0	0	0	0	0	0					
Dixie Howell , L (9, 1) OBP: 0.400, SLG: 0.400										0	0	0	0	0	0	0					
Inning Stats	R: 0 E: 0 K: 1 S: 5	H: 0 LOB: 0 BB: 0 P: 5	R: 0 E: 0 K: 1 S: 5	H: 0 LOB: 0 BB: 0 P: 5	R: 1 E: 0 K: 1 S: 8	H: 3 LOB: 2 BB: 0 P: 8	R: 1 E: 0 K: 1 S: 6	H: 1 LOB: 0 BB: 0 P: 6	R: 0 E: 0 K: 0 S: 4	H: 1 LOB: 1 BB: 0 P: 4	R: 0 E: 0 K: 0 S: 3	H: 0 LOB: 0 BB: 0 P: 3	R: 0 E: 0 K: 1 S: 6	H: 1 LOB: 1 BB: 0 P: 6	R: 0 E: 0 K: 0 S: 4	H: 1 LOB: 1 BB: 0 P: 4	1B: 5 2B: 2 3B: 0 HR: 1	SF: 0 SAC: 1 DP: 1 HBP: 0	WP: 0 PB: 0 SB: 0 CS: 0	PA: 34	
PITCHER	IP	WLS	BF	H	R	ER	SO	BB	IBB	HBP	BLK	WP	HR	S	P	ERA	WHIP				
Tom Brewer , R (1, 1) ERA: 3.81	7.0	L	26	5	2	2	4	1	0	0	0	0	1	33	37	2.57	0.857				
Ellis Kinder , R (8, 1) ERA: 2.23	2.0		8	2	0	0	1	0	0	0	0	0	0	10	10	0.00	1.000				

Batter	1	2	3	4	5	6	7	8	9	AB	R	H	RBI	BB	SO	LOB	BOTTOM				
Billy Goodman , L (1, 4) OBP: 0.410, SLG: 0.370	0-0 L8-4 BB 1B		0-0 CS 1B		0-0 4-3			0-0 F8	0-0 F8	4	0	2	0	0	0	1	Chicago White Sox @ Boston Red Sox Fenway Park, Boston, MA Tue Aug 02 1955, 3:33 AM EDT Att: 35,455 - Unknown				
Eddie Joost , R (9, 4) OBP: 0.277, SLG: 0.293										1	0	0	0	0	0	1					
Billy Klaus , L (1, 6) OBP: 0.366, SLG: 0.394	0-0 F9		0-0 1-2 1B			0-0 L7		0-0 F8		4	0	1	0	0	0	1					
Ted Williams , L (1, 7) OBP: 0.474, SLG: 0.788	4-0 1-2 BB		0-0 L6			0-0 2B		0-0 1B		3	0	2	0	1	0	2					
Jackie Jensen , R (1, 9) OBP: 0.355, SLG: 0.485	0-0 L8-4		0-3 K			0-0 F2		0-0 L6		4	0	0	0	0	1	6					
Norm Zauchin , R (1, 3) OBP: 0.324, SLG: 0.444		0-3 K		0-0 6-3		4-0 BB		0-3 K		3	0	0	0	1	2	1					
Sammy White , R (1, 2) OBP: 0.320, SLG: 0.381		0-0 F7		0-0 F6		0-3 K		0-0 6-3		4	0	0	0	0	1	2					
Grady Hatton , L (1, 5) OBP: 0.362, SLG: 0.331		4-0 BB BB		0-0 G3			0-0 4-3		0-0 F7	3	0	0	0	1	0	0					
Jim Piersall , R (1, 8) OBP: 0.356, SLG: 0.422		4-0 FC6-4 BB		0-0 L6		0-0 6-3		0-0 3B 1B		3	1	1	0	1	0	0					
Tom Brewer , R (1, 1) OBP: 0.180, SLG: 0.138		0-0 FC6-4		0-0 6-3			4-0 BB		0-0 3B	2	0	0	0	0	0	2					
Gene Stephens , L (7, PH) OBP: 0.337, SLG: 0.496										0	0	0	0	1	0	0					
Ellis Kinder , R (8, 1) OBP: 0.280, SLG: 0.167										0	0	0	0	0	0	0					
Faye Throneberry , L (9, PH) OBP: 0.328, SLG: 0.505		1-2							1-H	1	0	1	1	0	0	0					
Inning Stats	R: 0 E: 0 K: 0 S: 3	H: 1 LOB: 1 BB: 1 P: 7	R: 0 E: 0 K: 1 S: 5	H: 0 LOB: 2 BB: 2 P: 13	R: 0 E: 0 K: 1 S: 6	H: 2 LOB: 0 BB: 0 P: 6	R: 0 E: 0 K: 0 S: 3	H: 0 LOB: 0 BB: 0 P: 3	R: 0 E: 0 K: 1 S: 6	H: 1 LOB: 2 BB: 1 P: 10	R: 0 E: 0 K: 0 S: 3	H: 0 LOB: 1 BB: 1 P: 7	R: 0 E: 0 K: 1 S: 6	H: 1 LOB: 1 BB: 0 P: 6	R: 1 E: 0 K: 0 S: 5	H: 2 LOB: 1 BB: 0 P: 5	1B: 5 2B: 3 3B: 1 HR: 0	SF: 0 SAC: 0 DP: 2 HBP: 0	WP: 0 PB: 0 SB: 0 CS: 1	PA: 37	
PITCHER	IP	WLS	BF	H	R	ER	SO	BB	IBB	HBP	BLK	WP	HR	S	P	ERA	WHIP				
Connie Johnson , R (1, 1) ERA: 2.25	8.2	W	35	6	1	1	4	5	0	0	0	0	0	38	58	1.04	1.269				
Morrie Martin , L (9, 1) ERA: 3.59	0.0		1	1	0	0	0	0	0	0	0	0	0	1	1	∞	∞				
Dixie Howell , R (9, 1) ERA: 3.24	0.1	S	1	0	0	0	0	0	0	0	0	0	0	1	1	0.00	0.000				

Batter	1	2	3	4	5	6	7	8	9	AB	R	H	RBI	BB	SO	LOB	TOP					
Minnie Minoso, R OBP: 0.355, SLG: 0.370 (1, 7)										5	2	2	2	0	0	0						
Nelle Fox, L OBP: 0.372, SLG: 0.416 (1, 4)										3	0	2	0	0	0	0						
George Kell, R OBP: 0.392, SLG: 0.413 (1, 5)										4	0	0	0	0	0	3						
Walt Dropo, R OBP: 0.356, SLG: 0.483 (1, 3)										4	1	1	0	0	0	1						
Jim Rivera, L OBP: 0.355, SLG: 0.391 (1, 9)										1	0	0	0	2	0	0						
Jim Busby, R OBP: 0.292, SLG: 0.358 (1, 8)										4	1	1	0	0	1	4						
Chico Carrasquel, R OBP: 0.339, SLG: 0.349 (1, 6)										4	0	2	2	0	0	1						
Sherm Lollar, R OBP: 0.372, SLG: 0.409 (9, PH)										3	0	0	0	0	2	2						
Gil Coan, L OBP: 0.306, SLG: 0.322 (9, PH)										1	0	0	0	0	1	0						
Virgil Trucks, R OBP: 0.154, SLG: 0.176 (1, 1)										1	0	0	0	0	0	0						
Morrie Martin, L OBP: 0.167, SLG: 0.167 (4, 1)										2	0	0	0	0	0	0						
Dixie Howell, L OBP: 0.400, SLG: 0.400 (7, 1)										0	0	0	0	0	0	0						
Bob Kennedy, R OBP: 0.315, SLG: 0.326 (9, PH)										1	0	0	0	0	0	0						
Inning Stats	R: 1 E: 0 K: 0 S: 5	H: 2 LOB: 2 BB: 1 P: 9	R: 0 E: 0 K: 0 S: 3	H: 0 LOB: 0 BB: 0 P: 3	R: 0 E: 0 K: 0 S: 3	H: 0 LOB: 0 BB: 0 P: 3	R: 1 E: 0 K: 1 S: 7	H: 2 LOB: 1 BB: 0 P: 7	R: 0 E: 0 K: 0 S: 3	H: 0 LOB: 1 BB: 0 P: 4	R: 1 E: 0 K: 0 S: 4	H: 2 LOB: 0 BB: 0 P: 4	R: 0 E: 0 K: 1 S: 5	H: 0 LOB: 1 BB: 1 P: 9	R: 0 E: 0 K: 1 S: 5	H: 0 LOB: 0 BB: 0 P: 5	R: 0 E: 0 K: 1 S: 5	H: 0 LOB: 0 BB: 0 P: 5	1B: 5 2B: 1 3B: 0 HR: 2	SF: 0 SAC: 1 DP: 1 HBP: 1	WP: 0 PB: 0 SB: 1 CS: 0	PA: 37
PITCHER	IP WLS BF H R ER SO BB IBB HBP BLK WP HR S P ERA WHIP																					
Mel Parnell, L ERA: 7.02 (1, 1)	6.1 29 8 4 4 2 1 0 1 0 0 2 31 36 5.68 1.421																					
Tom Hurd, R ERA: 2.54 (7, 1)	2.2 W 8 0 0 0 2 1 0 0 0 0 0 0 11 15 0.00 0.375																					

Chicago White Sox @ Boston Red Sox
Fenway Park, Boston, MA
Wed Aug 03 1955, 3:33 AM EDT
Att: 25,318 - Unknown

AB 33
R 4
H 8
RBI 4
BB 2
SO 4
LOB 11

Batter	1	2	3	4	5	6	7	8	9	AB	R	H	RBI	BB	SO	LOB	BOTTOM			
Billy Goodman, L OBP: 0.410, SLG: 0.370 (1, 4)										5	1	2	0	0	0	1				
Billy Klaus, L OBP: 0.363, SLG: 0.395 (1, 6)										5	0	1	0	0	1	4				
Ted Williams, L OBP: 0.477, SLG: 0.779 (1, 7)										2	1	0	0	3	0	0				
Gene Stephens, L OBP: 0.397, SLG: 0.496 (9, 7)										0	0	0	0	0	0	0				
Jackie Jensen, R OBP: 0.356, SLG: 0.486 (1, 9)										5	1	2	2	0	0	3				
Norm Zaichin, R OBP: 0.323, SLG: 0.439 (1, 3)										4	0	0	0	1	0	2				
Sammy White, R OBP: 0.322, SLG: 0.383 (1, 2)										3	1	1	0	1	0	1				
Grady Hatton, L OBP: 0.364, SLG: 0.331 (1, 5)										3	1	1	1	1	0	4				
Jim Piersall, R OBP: 0.360, SLG: 0.432 (1, 8)										4	1	3	1	0	0	2				
Mel Parnell, L OBP: 0.278, SLG: 0.333 (1, 1)										3	0	1	1	0	0	3				
Tom Hurd, R OBP: 0.091, SLG: 0.091 (7, 1)										1	0	0	0	0	0	0				
Inning Stats	R: 0 E: 0 K: 0 S: 3	H: 0 LOB: 0 BB: 0 P: 3	R: 1 E: 0 K: 0 S: 6	H: 3 LOB: 2 BB: 0 P: 6	R: 0 E: 0 K: 0 S: 3	H: 1 LOB: 1 BB: 1 P: 7	R: 2 E: 0 K: 0 S: 6	H: 3 LOB: 2 BB: 1 P: 10	R: 0 E: 0 K: 0 S: 3	H: 0 LOB: 2 BB: 2 P: 11	R: 0 E: 0 K: 0 S: 4	H: 1 LOB: 1 BB: 0 P: 4	R: 1 E: 2 K: 0 S: 5	H: 1 LOB: 2 BB: 1 P: 9	R: 2 E: 1 K: 1 S: 7	H: 2 LOB: 1 BB: 1 P: 11	1B: 7 2B: 3 3B: 1 HR: 0	SF: 0 SAC: 0 DP: 1 HBP: 0	WP: 0 PB: 0 SB: 0 CS: 0	PA: 41
PITCHER	IP WLS BF H R ER SO BB IBB HBP BLK WP HR S P ERA WHIP																			
Virgil Trucks, R ERA: 3.67 (1, 1)	3.2 19 7 3 3 0 2 1 1 0 0 0 0 17 25 7.36 2.182																			
Morrie Martin, L ERA: 3.29 (4, 1)	2.2 13 2 1 0 0 2 1 0 0 0 0 0 10 22 0.00 1.500																			
Dixie Howell, R ERA: 3.6 (7, 1)	1.2 L 9 2 2 2 1 0 1 0 0 0 0 0 10 14 10.80 1.200																			

Chicago White Sox @ Boston Red Sox
Fenway Park, Boston, MA
Wed Aug 03 1955, 3:33 AM EDT
Att: 25,318 - Unknown

AB 35
R 6
H 11
RBI 5
BB 6
SO 1
LOB 20

Batter	1	2	3	4	5	6	7	8	9	AB	R	H	RBI	BB	SO	LOB	TOP				
Chico Carrasquel, R OBP: 0.339, SLG: 0.352 (1, 6)										5	0	2	0	0	1	1	Chicago White Sox @ Boston Red Sox Fenway Park, Boston, MA Thu Aug 04 1955, 3:33 AM EDT Att: 19,346 - Unknown				
Nelle Fox, L OBP: 0.368, SLG: 0.411 (1, 4)										5	0	0	1	0	0	2					
Minnie Minoso, R OBP: 0.354, SLG: 0.369 (1, 7)										4	0	1	0	0	1	2					
Walt Dropo, R OBP: 0.352, SLG: 0.477 (1, 3)										4	0	0	0	0	0	2					
Jim Rivera, L OBP: 0.356, SLG: 0.390 (1, 9)										3	1	1	0	1	0	0					
George Kell, R OBP: 0.395, SLG: 0.422 Bobby Adams, R OBP: 0.342, SLG: 0.389 (8, PR) (8, 5)										3	1	3	0	1	0	0					
Jim Busby, R OBP: 0.291, SLG: 0.357 (1, 8)										4	0	1	1	0	0	4					
Sherm Lollar, R OBP: 0.373, SLG: 0.410 Les Moss, R OBP: 0.373, SLG: 0.452 (7, PH) (7, 2)										2	0	1	1	0	0	2					
Billy Pierce, L OBP: 0.214, SLG: 0.154 Bob Nieman, R OBP: 0.333, SLG: 0.454 Sandy Consuegra, R OBP: 0.150, SLG: 0.150 Mike Fornieles, R OBP: 0.111, SLG: 0.148 Bob Kennedy, R OBP: 0.313, SLG: 0.323 (4, PH) (4, 1) (6, 1) (9, PH)										1	0	0	0	0	0	1					
Inning Stats	R: 0 E: 0 K: 0 S: 4	H: 1 LOB: 1 BB: 0 P: 4	R: 2 E: 0 K: 0 S: 5	H: 2 LOB: 1 BB: 1 P: 9	R: 0 E: 0 K: 0 S: 3	H: 1 LOB: 0 BB: 0 P: 3	R: 0 E: 0 K: 0 S: 5	H: 2 LOB: 2 BB: 0 P: 5	R: 0 E: 0 K: 1 S: 4	H: 1 LOB: 1 BB: 0 P: 4	R: 1 E: 0 K: 1 S: 6	H: 1 LOB: 1 BB: 1 P: 10	R: 0 E: 0 K: 1 S: 6	H: 1 LOB: 2 BB: 0 P: 10	R: 0 E: 0 K: 1 S: 5	H: 0 LOB: 0 BB: 0 P: 5		1B: 7 2B: 2 3B: 0 HR: 0	SF: 0 SAC: 0 DP: 1 HBP: 0	WP: 0 PB: 0 SB: 0 CS: 0	PA: 38
PITCHER	IP WLS BF H R ER SO BB IBB HBP BLK WP HR S P ERA WHIP	7.1 W 33 9 3 3 2 3 3 0 0 0 0 0 34 46 3.68 1.636	1.2 S 5 0 0 0 2 0 0 0 0 0 0 0 9 9 0.00 0.000																		

Batter	1	2	3	4	5	6	7	8	9	AB	R	H	RBI	BB	SO	LOB	BOTTOM					
Billy Goodman, L OBP: 0.408, SLG: 0.368 Eddie Joost, R OBP: 0.277, SLG: 0.293 (1, 4) (9, 4)										5	1	1	0	0	1	2	Chicago White Sox @ Boston Red Sox Fenway Park, Boston, MA Thu Aug 04 1955, 3:33 AM EDT Att: 19,346 - Unknown					
Billy Klaus, L OBP: 0.365, SLG: 0.404 (1, 6)										5	1	4	0	0	0	1						
Ted Williams, L OBP: 0.482, SLG: 0.775 Gene Stephens, L OBP: 0.384, SLG: 0.492 (1, 7) (7, 7)										1	1	0	0	3	0	2						
Jackie Jensen, R OBP: 0.356, SLG: 0.491 (1, 9)										4	0	2	4	0	0	1						
Norm Zauchin, R OBP: 0.325, SLG: 0.447 (1, 3)										3	1	1	1	1	0	3						
Sammy White, R OBP: 0.319, SLG: 0.379 (1, 2)										4	0	0	0	0	0	5						
Grady Hatton, L OBP: 0.366, SLG: 0.333 (1, 5)										4	1	2	0	0	0	3						
Jim Piersall, R OBP: 0.364, SLG: 0.447 (1, 8)										4	1	3	2	0	0	1						
Willard Nixon, L OBP: 0.304, SLG: 0.320 Ellis Kinder, R OBP: 0.286, SLG: 0.167 (1, 1) (8, 1)										4	1	1	0	0	0	2						
Inning Stats	R: 1 E: 0 K: 0 S: 5	H: 2 LOB: 3 BB: 2 P: 13	R: 0 E: 0 K: 0 S: 5	H: 2 LOB: 2 BB: 0 P: 5	R: 2 E: 0 K: 1 S: 7	H: 3 LOB: 1 BB: 0 P: 5	R: 2 E: 0 K: 1 S: 4	H: 2 LOB: 1 BB: 1 P: 11	R: 1 E: 0 K: 0 S: 5	H: 1 LOB: 0 BB: 0 P: 9	R: 0 E: 0 K: 0 S: 3	H: 1 LOB: 0 BB: 0 P: 3	R: 0 E: 0 K: 0 S: 4	H: 1 LOB: 1 BB: 0 P: 4	R: 0 E: 0 K: 0 S: 5	H: 0 LOB: 0 BB: 0 P: 5		1B: 8 2B: 3 3B: 1 HR: 2	SF: 1 SAC: 0 DP: 1 HBP: 0	WP: 0 PB: 0 SB: 0 CS: 0	PA: 40	
PITCHER	IP WLS BF H R ER SO BB IBB HBP BLK WP HR S P ERA WHIP	3.0 L 17 7 3 3 3 0 2 0 0 0 0 1 15 23 9.00 3.000	2.0 13 5 4 4 1 0 2 0 0 0 0 1 13 21 18.00 2.500	3.0 10 2 0 0 0 0 0 0 0 0 0 0 10 10 0.00 0.667																		

Batter	1	2	3	4	5	6	7	8	9	10	11	AB	R	H	RBI	BB	SO	LOB	TOP						
Minnie Minoso, R OBP: 0.355, SLG: 0.367 (1, 7)	FC6-4 1B BB		F7		FC6-4 1-2r			F2		1B P9-3-6-2		4	1	1	0	1	0	1							
Nellie Fox, L OBP: 0.367, SLG: 0.408 (1, 4)	FC6-4 1-3 1B			L3		4-3		F8		P9-3-6-2 1-2 2-3 3-4r		5	0	1	0	0	0	3							
George Kell, R OBP: 0.397, SLG: 0.419 (9, 3)	FC6-4 G5-4-3 1-2r 3-H			1B		F6		K		6-3		5	0	1	1	0	1	3							
Walt Dropo, R OBP: 0.354, SLG: 0.477 Bobby Adams, R OBP: 0.341, SLG: 0.387 (9, PR) (9, 5)	G5-4-3 1-2r			1B		K						4	0	2	0	0	1	1							
Jim Rivera, L OBP: 0.355, SLG: 0.388 (1, 9)		F4		F6			SH3-4 S 1B		SH1-4 1-2 1B		F8	4	0	1	0	0	0	2							
Chico Carrasquel, R OBP: 0.336, SLG: 0.348 (1, 6)		K		5-3			SH3-4 1-3 1B		5-3		F7	4	0	0	0	0	1	4							
Jim Busby, R OBP: 0.291, SLG: 0.354 (1, 8)		F8			FC6-4 BB		K		P9			3	0	0	0	1	1	3							
Les Moss, R OBP: 0.371, SLG: 0.442 Bob Nieman, R OBP: 0.336, SLG: 0.454 Sherm Lollar, R OBP: 0.375, SLG: 0.412 (7, PH) (7, 2)		F5		K			S IBB			1B SH P9-3-6-2 1B		0	0	0	0	0	0	0							
Harry Byrd, R OBP: 0.146, SLG: 0.125 Dixie Howell, L OBP: 0.400, SLG: 0.400 (1, 1) (11, 1)		4-3		FC6-4 1-2r			1-3 1B			SH P9-3-6-2 1B		3	0	0	0	0	0	3							
Inning Stats	R: 1 E: 0 K: 0 S: 3	H: 1 LOB: 0 BB: 1 P: 7	R: 0 E: 0 K: 1 S: 5	H: 0 LOB: 0 BB: 0 P: 5	R: 0 E: 0 K: 0 S: 3	H: 0 LOB: 0 BB: 0 P: 3	R: 0 E: 0 K: 0 S: 5	H: 2 LOB: 2 BB: 0 P: 5	R: 0 E: 0 K: 1 S: 5	H: 0 LOB: 0 BB: 0 P: 5	R: 0 E: 0 K: 1 S: 6	H: 1 LOB: 2 BB: 1 P: 10	R: 0 E: 0 K: 1 S: 5	H: 0 LOB: 0 BB: 0 P: 5	R: 0 E: 0 K: 0 S: 4	H: 1 LOB: 2 BB: 0 P: 4	R: 0 E: 1 K: 0 S: 5	H: 2 LOB: 0 BB: 0 P: 5	R: 0 E: 0 K: 0 S: 3	H: 0 LOB: 0 BB: 0 P: 3	1B: 7 2B: 1 3B: 0 HR: 0	SF: 0 SAC: 3 DP: 2 HBP: 0	WP: 0 PB: 0 SB: 2 CS: 0	PA: 42	
PITCHER Jim Wilson, R ERA: 2.72 (1, 1)	IP 11.0	WLS W 42	BF 42	H 7	R 1	ER 1	SO 5	BB 2	IBB 1	HBP 0	BLK 0	WP 0	HR 0	S 49	P 61	ERA 0.82	WHIP 0.818								

Chicago White Sox @ Baltimore Orioles
Memorial Stadium, Baltimore, MD
Fri Aug 05 1955, 3:33 AM EDT
Att: 12,159 - Unknown

livebaseballscorecards.com

AB 34
R 1
H 7
RBI 1
BB 3
SO 4
LOB 20




Batter	1	2	3	4	5	6	7	8	9	10	11	AB	R	H	RBI	BB	SO	LOB	BOTTOM						
Wayne Causey, L OBP: 0.272, SLG: 0.237 (1, 5)	1B BB		F8		1-2 1B					F7		4	0	2	0	1	0	0							
Cal Abrams, L OBP: 0.402, SLG: 0.362 Chuck Diering, R OBP: 0.324, SLG: 0.309 (10, PR) (11, 8)	G6-4-3 1-2 1B			K		F6		4-3		1B		5	0	2	0	0	1	3							
Dave Philley, S OBP: 0.385, SLG: 0.460 (1, 7)	L7			1B E 1B		F8		6-3		F7		5	1	1	0	0	0	5							
Bob Hale, L OBP: 0.375, SLG: 0.423 Gus Triandos, R OBP: 0.312, SLG: 0.403 Hal Brown, R OBP: 0.222, SLG: 0.125 (1, 3) (10, 3) (11, PR)	G6-4-3 1-2r			E 1B		K2-3		F8			4-3 E 2B	4	0	1	0	0	1	2							
Dave Pope, L OBP: 0.340, SLG: 0.398 (1, 9)		F5		P4 S 1-3 3-H		K		P6			E 4-3 IBB	4	0	0	1	1	1								
Hal Smith, R OBP: 0.309, SLG: 0.361 (1, 2)		6-3		K		FC4 1B		6-3		6-3		5	0	1	0	0	1	4							
Don Leppert, L OBP: 0.227, SLG: 0.056 Jim Dyck, R OBP: 0.402, SLG: 0.390 Fred Marsh, R OBP: 0.297, SLG: 0.252 (1, 4) (9, PH) (10, 4)		5-3		F8		FC4 1-2r		K			E IBB	3	0	0	0	0	3								
Willy Miranda, S OBP: 0.297, SLG: 0.297 (1, 6)			K		1B 1B			F7		1-3		5	0	1	0	0	1	2							
Jim Wilson, R OBP: 0.131, SLG: 0.133 (1, 1)			K		F7			F9		5-3		4	0	0	0	0	1	1							
Inning Stats	R: 0 E: 0 K: 0 S: 3	H: 1 LOB: 1 BB: 1 P: 7	R: 0 E: 0 K: 0 S: 3	H: 0 LOB: 0 BB: 0 P: 3	R: 0 E: 0 K: 2 S: 7	H: 0 LOB: 0 BB: 0 P: 7	R: 1 E: 1 K: 2 S: 10	H: 2 LOB: 2 BB: 0 P: 10	R: 0 E: 0 K: 0 S: 5	H: 2 LOB: 2 BB: 0 P: 5	R: 0 E: 0 K: 2 S: 8	H: 1 LOB: 1 BB: 0 P: 8	R: 0 E: 0 K: 0 S: 4	H: 1 LOB: 1 BB: 1 P: 4	R: 0 E: 0 K: 1 S: 5	H: 0 LOB: 0 BB: 0 P: 5	R: 0 E: 1 K: 0 S: 4	H: 1 LOB: 3 BB: 2 P: 11	1B: 8 2B: 1 3B: 0 HR: 0	SF: 0 SAC: 0 DP: 1 HBP: 0	WP: 0 PB: 0 SB: 1 CS: 0	PA: 44			
PITCHER Harry Byrd, R ERA: 4.26 (1, 1)	IP 10.0	WLS L 41	BF 41	H 9	R 2	ER 1	SO 7	BB 1	IBB 1	HBP 0	BLK 0	WP 0	HR 0	S 53	P 61	ERA 0.90	WHIP 1.000								
PITCHER Dixie Howell, L ERA: 3.57 (11, 1)	IP 0.1	WLS L 3	BF 3	H 0	R 0	ER 0	SO 0	BB 0	IBB 0	HBP 0	BLK 0	WP 0	HR 0	S 2	P 6	ERA 0.00	WHIP 0.000								

Chicago White Sox @ Baltimore Orioles
Memorial Stadium, Baltimore, MD
Fri Aug 05 1955, 3:33 AM EDT
Att: 12,159 - Unknown

livebaseballscorecards.com

AB 41
R 2
H 9
RBI 1
BB 3
SO 7
LOB 21



Batter	1	2	3	4	5	6	7	8	9	AB	R	H	RBI	BB	SO	LOB	TOP										
Minnie Minoso, R OBP: 0.351, SLG: 0.364 (1, 7)	F8			5-3			F3			4	0	1	2	1	0	1											
Nelle Fox, L OBP: 0.360, SLG: 0.405 (1, 4)	1-3	F9					F8		F7	5	0	0	0	0	0	3											
Bob Nieman, R OBP: 0.325, SLG: 0.434 Jim Rivera, L OBP: 0.350, SLG: 0.379 (1, 9) (8, 9)			6-3				F9			4	0	1	0	0	1	0											
Walt Dropo, R OBP: 0.352, SLG: 0.470 (1, 3)	FC6-4			F4				K		4	0	1	0	0	1	1											
Bob Kennedy, R OBP: 0.331, SLG: 0.355 (1, 5)							FC5-4			3	0	0	0	1	1	1											
Chico Carrasquel, R OBP: 0.334, SLG: 0.346 (1, 6)			1-3							4	1	1	0	0	0	1											
Jim Busby, R OBP: 0.288, SLG: 0.351 (1, 8)				5-3			F8			3	1	0	0	0	0	1											
Sherm Lollar, R OBP: 0.375, SLG: 0.410 (1, 2)							F2			3	1	2	1	1	0	0											
Billy Pierce, L OBP: 0.227, SLG: 0.171 (1, 1)										2	1	1	1	0	0	0											
Inning Stats	R: 0 E: 0 K: 0 S: 4	H: 1 LOB: 1 BB: 0 P: 4	R: 3 E: 0 K: 1 S: 9	H: 4 LOB: 1 BB: 0 P: 9	R: 0 E: 0 K: 0 S: 3	H: 0 LOB: 1 BB: 1 P: 7	R: 0 E: 0 K: 0 S: 3	H: 0 LOB: 1 BB: 0 P: 4	R: 0 E: 0 K: 0 S: 7	H: 0 LOB: 0 BB: 0 P: 3	R: 0 E: 0 K: 2 S: 3	H: 0 LOB: 0 BB: 0 P: 7	R: 0 E: 0 K: 0 S: 5	H: 0 LOB: 0 BB: 0 P: 9	R: 1 E: 1 K: 0 S: 5	H: 1 LOB: 2 BB: 1 P: 9	1B: 6 2B: 0 3B: 1 HR: 0	SF: 0 SAC: 0 DP: 0 HBP: 0	WP: 0 PB: 0 SB: 0 CS: 0	PA: 38							
PITCHER	IP	WLS	BF	H	R	ER	SO	BB	IBB	HBP	BLK	WP	HR	S	P	ERA	WHIP										
Bobby Shantz, L ERA: 4.72 (1, 1)	5.0	L	23	6	3	3	1	2	0	0	0	0	0	23	31	5.40	1.600										
Art Ditmar, R ERA: 5.65 (6, 1)	3.0		9	0	0	0	2	0	0	0	0	0	0	13	13	0.00	0.000										
Bill Harrington, R ERA: 4.5 (9, 1)	1.0		6	1	1	0	0	1	0	0	0	0	0	5	9	0.00	2.000										

Chicago White Sox @ Kansas City Athletics
Municipal Stadium, Kansas City, MO
Tue Aug 09 1955, 4:33 AM EDT
Att: 24,383 - Unknown

livebaseballscorecards.com

AB 32
R 4
H 7
RBI 4
BB 3
SO 3
LOB 8



Batter	1	2	3	4	5	6	7	8	9	AB	R	H	RBI	BB	SO	LOB	BOTTOM										
Vic Power, R OBP: 0.349, SLG: 0.489 (1, 3)	F7		F4		G3			F4		4	0	0	0	0	0	2											
Hector Lopez, R OBP: 0.321, SLG: 0.372 (1, 5)	K			5-3			K	F4		4	0	0	0	0	2	0											
Bill Renna, R OBP: 0.316, SLG: 0.378 (1, 9)	K						F9		6-3	3	0	0	0	1	1	0											
Gus Zernial, R OBP: 0.308, SLG: 0.497 (1, 7)			K		F4			6-3	F5	4	0	0	0	0	1	1											
Bill Wilson, R OBP: 0.299, SLG: 0.452 (1, 8)				FC6-4						4	1	2	1	0	0	1											
Jim Finigan, R OBP: 0.336, SLG: 0.416 (1, 4)										2	0	0	0	2	0	1											
Joe Demaestri, R OBP: 0.278, SLG: 0.310 (1, 6)				5-3			L5			2	0	0	0	1	0	2											
Billy Shantz, R OBP: 0.309, SLG: 0.316 (1, 2)					5-3		F7		FC4-6	3	0	0	0	0	0	3											
Bobby Shantz, R OBP: 0.179, SLG: 0.158 Enos Slaughter, L OBP: 0.396, SLG: 0.392 Art Ditmar, R OBP: 0.217, SLG: 0.217 Elmer Valo, L OBP: 0.477, SLG: 0.513 Bill Harrington, R OBP: 0.231, SLG: 0.167 (1, 1) (5, PH) (6, 1) (8, PH) (9, 1)										1	0	0	0	0	1	0											
										1	0	0	0	0	0	2											
										0	0	0	0	0	0	0											
										1	0	0	0	0	0	0											
										0	0	0	0	0	0	0											
Inning Stats	R: 0 E: 0 K: 2 S: 7	H: 0 LOB: 0 BB: 0 P: 7	R: 0 E: 0 K: 1 S: 6	H: 1 LOB: 1 BB: 0 P: 6	R: 0 E: 0 K: 1 S: 5	H: 0 LOB: 0 BB: 0 P: 5	R: 0 E: 0 K: 0 S: 3	H: 0 LOB: 1 BB: 1 P: 7	R: 0 E: 0 K: 0 S: 3	H: 0 LOB: 2 BB: 2 P: 11	R: 0 E: 0 K: 1 S: 5	H: 0 LOB: 0 BB: 0 P: 5	R: 0 E: 0 K: 0 S: 3	H: 0 LOB: 1 BB: 1 P: 7	R: 0 E: 0 K: 0 S: 3	H: 0 LOB: 0 BB: 0 P: 3	R: 1 E: 0 K: 0 S: 4	H: 1 LOB: 0 BB: 0 P: 4	1B: 1 2B: 0 3B: 0 HR: 1	SF: 0 SAC: 0 DP: 0 HBP: 0	WP: 0 PB: 0 SB: 0 CS: 0	PA: 33					
PITCHER	IP	WLS	BF	H	R	ER	SO	BB	IBB	HBP	BLK	WP	HR	S	P	ERA	WHIP										
Billy Pierce, L ERA: 1.82 (1, 1)	9.0	W	33	2	1	1	5	4	0	0	0	0	1	39	55	1.00	0.667										

Chicago White Sox @ Kansas City Athletics
Municipal Stadium, Kansas City, MO
Tue Aug 09 1955, 4:33 AM EDT
Att: 24,383 - Unknown

livebaseballscorecards.com

AB 29
R 1
H 2
RBI 1
BB 4
SO 5
LOB 12



Batter	1	2	3	4	5	6	7	8	9	AB	R	H	RBI	BB	SO	LOB	TOP					
Minnie Mino , R OBP: 0.391, SLG: 0.376 (1, 7)	F3		E4		1-H HR		1-3 2B	K		5	1	2	2	0	1	3						
Nelle Fox , L OBP: 0.361, SLG: 0.402 (1, 4)	BB		F9		F9		6-3		FC6-4 BB	3	0	0	0	2	0	3						
Bob Nieman , R OBP: 0.326, SLG: 0.445 (1, 9)	F5		5-3			FC6-4 BB		HR	FC6-4 1B	4	1	1	1	1	0	3						
Walt Dropp , R OBP: 0.347, SLG: 0.463 (1, 3)	F8			5-3		F9		6-3	F4	5	0	0	0	0	0	3						
Bob Kennedy , R OBP: 0.327, SLG: 0.349 (1, 5)		5-3		3-1		FC6-4		F8	FC5-4 1B	5	0	1	0	0	0	1						
Chico Carrasquel , R OBP: 0.333, SLG: 0.345 (1, 6)	F7		F7		F6			S 1B	FC5-4	5	1	1	0	0	0	3						
Jim Busby , R OBP: 0.353 (8, PH)					L1			FC5-4 1B	BB 1B	3	0	2	0	0	0	0						
Jim Rivera , L OBP: 0.352, SLG: 0.379 (8, B)								1-2 BB	BB	0	0	0	0	1	0	0						
Sherm Lollar , R OBP: 0.377, SLG: 0.409 (8, PR)								FC5-4	BB	3	1	1	1	1	0	2						
Gil Coan , L OBP: 0.302, SLG: 0.317 (8, B)	F4				HR BB			1-2 2H	1B	0	0	0	0	0	0	0						
Les Moss , R OBP: 0.364, SLG: 0.433 (8, 2)								1-2	BB	0	0	0	0	0	0	0						
Harry Byrd , R OBP: 0.142, SLG: 0.122 (3, 1)					5-3					1	0	0	0	0	0	0						
Jack Harshman , L OBP: 0.217, SLG: 0.290 (7, PH)										1	0	0	0	0	1	1						
George Kell , R OBP: 0.346, SLG: 0.425 (7, 1)										1	0	0	0	0	0	0						
Dixie Howell , R OBP: 0.342, SLG: 0.350 (8, PH)										0	0	0	0	0	0	0						
Bobby Adams , R OBP: 0.342, SLG: 0.350 (8, 1)										0	0	0	0	0	1	0						
Morrie Martin , L OBP: 0.296, SLG: 0.296 (8, 1)										0	0	0	0	0	0	0						
Inning Stats	R: 0 E: 0 K: 0 S: 3	H: 0 LOB: 1 BB: 1 P: 7	R: 0 E: 0 K: 0 S: 4	H: 1 LOB: 1 BB: 0 P: 4	R: 0 E: 1 K: 0 S: 4	H: 0 LOB: 1 BB: 0 P: 4	R: 0 E: 0 K: 0 S: 3	H: 0 LOB: 0 BB: 0 P: 3	R: 2 E: 0 K: 1 S: 6	H: 1 LOB: 0 BB: 1 P: 10	R: 0 E: 0 K: 0 S: 3	H: 0 LOB: 1 BB: 1 P: 7	R: 0 E: 0 K: 1 S: 7	H: 2 LOB: 2 BB: 0 P: 7	R: 2 E: 0 K: 1 S: 8	H: 3 LOB: 3 BB: 2 P: 16	R: 0 E: 0 K: 0 S: 4	H: 1 LOB: 2 BB: 1 P: 8	1B: 5 2B: 1 3B: 0 HR: 2	SF: 0 SAC: 0 DP: 0 HBP: 0	WP: 0 PB: 0 SB: 1 CS: 0	PA: 42
PITCHER	IP	WLS	BF	H	R	ER	SO	BB	IBB	HBP	BLK	WP	HR	S	P	ERA	WHIP					
Alex Kellner , L ERA: 3.9 (1, 1)	7.0	W	29	4	2	2	2	3	0	0	0	0	1	30	42	2.57	1.000					
Tom Gorman , R ERA: 3.64 (8, 1)	2.0	S	13	4	2	2	1	3	0	0	0	0	1	12	24	9.00	3.500					

Chicago White Sox @ Kansas City Athletics
Municipal Stadium, Kansas City, MO
Wed Aug 10 1955, 4:33 AM EDT
Att: 21,473 - Unknown

AB 36
R 4
H 8
RBI 4
BB 6
SO 3
LOB 20



Batter	1	2	3	4	5	6	7	8	9	AB	R	H	RBI	BB	SO	LOB	BOTTOM				
Vic Power , R OBP: 0.346, SLG: 0.492 (1, 3)	3B		F2	5-3			5-3			4	1	1	0	0	0	1					
Enos Slaughter , L OBP: 0.397, SLG: 0.404 (1, 9)	G6-4-3 3B		E 1B		4-3		5-3			4	2	2	1	0	0	0					
Elmer Valo , L OBP: 0.473, SLG: 0.507 (1, 7)	G6-4-3 1B		E8 1B		F8		1-3	1-3		4	1	1	0	0	0	1					
Harry Simpson , L OBP: 0.362, SLG: 0.448 (1, 8)	G6-4-3		1B		K			F7		3	0	0	0	1	1	1					
Hector Lopez , R OBP: 0.323, SLG: 0.383 (1, 5)	K		G4-6-3 1B		HR			6-3		4	1	2	3	0	1	0					
Jim Finigan , R OBP: 0.336, SLG: 0.416 (1, 4)		SH1-4 1B	G4-6-3		6-3					3	0	1	0	0	0	2					
Joe Demaestri , R OBP: 0.280, SLG: 0.311 (1, 6)		SH1-4		SH3-4 1B		F7				2	0	1	0	0	0	0					
Joe Astroth , R OBP: 0.348, SLG: 0.304 (1, 2)		5-3		SH3-4		5-3				2	0	0	0	0	0	1					
Alex Kellner , R OBP: 0.318, SLG: 0.325 (1, 1)										2	0	0	0	0	0	2					
Gus Zernial , R OBP: 0.307, SLG: 0.495 (7, PH)	6-3				3-1					1	0	0	0	0	1	0					
Tom Gorman , R OBP: 0.056, SLG: 0.111 (8, 1)								K		0	0	0	0	0	0	0					
Inning Stats	R: 2 E: 0 K: 1 S: 7	H: 3 LOB: 0 BB: 0 P: 7	R: 0 E: 0 K: 0 S: 4	H: 1 LOB: 0 BB: 0 P: 4	R: 2 E: 1 K: 0 S: 5	H: 2 LOB: 1 BB: 1 P: 9	R: 0 E: 0 K: 0 S: 4	H: 1 LOB: 0 BB: 0 P: 4	R: 0 E: 0 K: 1 S: 5	H: 0 LOB: 0 BB: 0 P: 5	R: 1 E: 0 K: 0 S: 4	H: 1 LOB: 0 BB: 0 P: 4	R: 0 E: 0 K: 1 S: 5	H: 0 LOB: 0 BB: 0 P: 5	R: 0 E: 0 K: 0 S: 3	H: 0 LOB: 0 BB: 0 P: 3	1B: 5 2B: 0 3B: 2 HR: 1	SF: 0 SAC: 2 DP: 2 HBP: 0	WP: 0 PB: 0 SB: 0 CS: 0	PA: 32	
PITCHER	IP	WLS	BF	H	R	ER	SO	BB	IBB	HBP	BLK	WP	HR	S	P	ERA	WHIP				
Harry Byrd , R ERA: 4.42 (1, 1)	2.1	L	14	6	4	3	1	0	0	0	0	0	1	14	14	2.46	0.545				
Jack Harshman , L ERA: 3.4 (3, 1)	3.2		12	2	1	1	1	0	0	0	0	0	1	14	14	2.46	0.545				
Dixie Howell , R ERA: 3.15 (7, 1)	1.0		3	0	0	0	1	0	0	0	0	0	0	5	5	0.00	0.000				
Morrie Martin , L ERA: 2.72 (8, 1)	1.0		3	0	0	0	0	0	0	0	0	0	0	3	3	0.00	0.000				

Chicago White Sox @ Kansas City Athletics
Municipal Stadium, Kansas City, MO
Wed Aug 10 1955, 4:33 AM EDT
Att: 21,473 - Unknown

AB 29
R 5
H 8
RBI 4
BB 1
SO 3
LOB 8



Batter	1	2	3	4	5	6	7	8	9	AB	R	H	RBI	BB	SO	LOB	TOP					
Minnie Minoso, R OBP: 0.359, SLG: 0.390 (1, 7)	4-0 CS BB		0-0 3-1 2B		0-0 1-3 3B 1B	0-0 1-2 2B 1B	0-0 FC5-4		0-0 WP 3B	5	3	4	0	1	0	2						
Nelle Fox, L OBP: 0.356, SLG: 0.398 (1, 4)	0-0 6-3		0-0 3-1		0-0 FC 3B	0-0 F8		4-0 3B BB	0-0 4-3	5	2	0	1	1	0	5						
Jim Rivera, L OBP: 0.360, SLG: 0.400 (1, 8)	4-0 S BB		0-0 F9		0-0 1B 3B	0-0 S E 2B		0-0 HR 3B	0-0 2B BB	4	4	3	5	2	0	1						
George Kell, R OBP: 0.396, SLG: 0.424 Walt Droppo, R OBP: 0.351, SLG: 0.478 (1, 3) (6, 3)	0-0 F8			0-0 5-3	0-0 BB 1B	0-0 S HBP		0-0 HR 3B	0-0 1H 2B	3	0	1	1	0	0	1						
Bob Nieman, R OBP: 0.326, SLG: 0.437 (1, 9)		0-3 K		0-0 F9	0-0 BB 1B	0-0 F9		4-0 FC6-4 BB	0-0 5-3	4	0	0	0	2	1	2						
Bob Kennedy, R OBP: 0.329, SLG: 0.351 Bobby Adams, R OBP: 0.340, SLG: 0.377 (1, 5) (8, PR) (8, 5)		0-0 1B 1B		0-0 4-3	0-0 G6-4-3 BB		0-0 CS 1B	0-0 FC6-4 BB	0-0 5-3	5	0	2	0	0	0	3						
Chico Carrasquel, R OBP: 0.379, SLG: 0.348 Jim Bredweser, R OBP: 0.256, SLG: 0.342 (1, 6) (7, 6)		0-0 G6-4-3 1B			0-0 5-3 1B	1-0 1B SF9 HBP	4-0 1-2 BB	0-0 F9		2	2	2	0	1	0	0						
Sherm Lollar, R OBP: 0.378, SLG: 0.408 Les Moss, R OBP: 0.370, SLG: 0.433 (1, 2) (8, PH) (8, 2)		0-0 G6-4-3			0-0 5-3	0-0 F8 1B	4-0 1-2 FC5-4 BB	4-0 1-2 BB		3	1	1	0	1	0	3						
Connie Johnson, R OBP: 0.130, SLG: 0.182 (1, 1)			0-0 5-3		0-0 1B FC 1B	0-0 SF9	0-0 F9	0-0 F8		4	1	1	2	0	0	4						
Inning Stats	R: 0 E: 0 K: 0 S: 2	H: 0 LOB: 1 BB: 2 P: 10	R: 0 E: 0 K: 1 S: 6	H: 2 LOB: 1 BB: 0 P: 6	R: 0 E: 0 K: 0 S: 4	H: 1 LOB: 1 BB: 0 P: 4	R: 0 E: 0 K: 0 S: 3	H: 0 LOB: 0 BB: 0 P: 3	R: 5 E: 0 K: 0 S: 8	H: 5 LOB: 1 BB: 1 P: 12	R: 4 E: 0 K: 0 S: 6	H: 3 LOB: 1 BB: 0 P: 8	R: 0 E: 0 K: 0 S: 3	H: 1 LOB: 2 BB: 2 P: 11	R: 3 E: 0 K: 0 S: 5	H: 2 LOB: 2 BB: 3 P: 17	R: 2 E: 0 K: 0 S: 5	H: 2 LOB: 1 BB: 1 P: 9	1B: 9 2B: 3 3B: 3 HR: 1	SF: 1 SAC: 0 DP: 2 HBP: 2	WP: 1 PA: 51	
PITCHER	IP WLS BF H R ER SO BB IBB HBP BLK WP HR S P ERA WHIP	4.1 L 22 8 5 5 1 2 0 0 0 0 0 22 30 10.38 2.308	4.2 29 8 9 8 0 7 0 2 0 1 1 20 50 15.43 3.214																			

Chicago White Sox @ Kansas City Athletics
Municipal Stadium, Kansas City, MO
Thu Aug 11 1955, 4:33 AM EDT
Att: 15,569 - Unknown


AB	39
R	14
H	16
RBI	12
BB	9
SO	1
LOB	23



Batter	1	2	3	4	5	6	7	8	9	AB	R	H	RBI	BB	SO	LOB	BOTTOM				
Vic Power, R OBP: 0.349, SLG: 0.492 (1, 3)	0-0 F6		0-0 5-3			0-0 1B 1B		0-0 FC6-4 1B		4	0	2	0	0	0	1					
Enos Slaughter, L OBP: 0.392, SLG: 0.398 Bill Renna, R OBP: 0.315, SLG: 0.376 (1, 9) (7, 9)	0-0 F5			0-0 F9		0-0 F7		0-0 FC6-4		3	0	0	0	0	0	2					
Elmer Valo, L OBP: 0.466, SLG: 0.498 (1, 7)	0-0 F7			0-0 4-3		0-0 F8		0-0 F8		4	0	0	0	0	0	3					
Harry Simpson, L OBP: 0.364, SLG: 0.447 (1, 8)		0-0 F7		4-0 BB		0-0 1B		0-0 F8		3	0	1	1	1	0	1					
Hector Lopez, R OBP: 0.319, SLG: 0.378 (1, 5)		0-0 F6		0-0 5-3		0-3 K			0-0 6-3	4	0	0	0	0	1	3					
Jim Finigan, R OBP: 0.337, SLG: 0.414 Clete Boyer, R OBP: 0.381, SLG: 0.429 (1, 4) (7, 4)		0-0 5-3			0-0 4-3		0-0 4-3 1-3 1B		0-0 FC1-6 1B	2	0	0	0	0	0	0					
Joe Demaestri, R OBP: 0.279, SLG: 0.309 (1, 6)			4-0 G6-4-3 BB		0-0 6-3		0-0 1-3		0-0 FC1-6 1B	3	0	0	0	1	0	2					
Joe Astroth, R OBP: 0.346, SLG: 0.303 (1, 2)			0-0 G6-4-3		0-3 K		0-0 4-3		0-0 1B	4	0	1	0	0	1	2					
Vic Raschi, R OBP: 0.233, SLG: 0.241 Cloyd Boyer, R OBP: 0.133, SLG: 0.071 Gus Zernial, R OBP: 0.306, SLG: 0.494 (1, 1) (5, 1) (8, PH)			0-0 E4			0-1 CI 1B		0-0 5-3		1	0	0	0	0	0	0					
Inning Stats	R: 0 E: 0 K: 0 S: 3	H: 0 LOB: 0 BB: 0 P: 3	R: 0 E: 0 K: 0 S: 3	H: 0 LOB: 0 BB: 0 P: 3	R: 0 E: 0 K: 0 S: 3	H: 0 LOB: 1 BB: 1 P: 7	R: 0 E: 0 K: 0 S: 3	H: 0 LOB: 0 BB: 1 P: 7	R: 0 E: 0 K: 0 S: 4	H: 1 LOB: 1 BB: 0 P: 4	R: 0 E: 0 K: 0 S: 4	H: 1 LOB: 1 BB: 0 P: 4	R: 0 E: 0 K: 0 S: 4	H: 1 LOB: 2 BB: 0 P: 7	R: 0 E: 0 K: 1 S: 7	H: 2 LOB: 2 BB: 0 P: 7	1B: 6 2B: 0 3B: 0 HR: 0	SF: 0 SAC: 0 DP: 1 HBP: 0	WP: 0 PA: 36		
PITCHER	IP WLS BF H R ER SO BB IBB HBP BLK WP HR S P ERA WHIP	9.0 W 36 6 1 0 3 2 0 0 0 0 0 40 48 0.00 0.889																			

Chicago White Sox @ Kansas City Athletics
Municipal Stadium, Kansas City, MO
Thu Aug 11 1955, 4:33 AM EDT
Att: 15,569 - Unknown


AB	33
R	1
H	6
RBI	1
BB	2
SO	3
LOB	18



Batter	1	2	3	4	5	6	7	8	9	AB	R	H	RBI	BB	SO	LOB	TOP				
Minnie Minoso, R OBP: 0.360, SLG: 0.392 (1, 7)	 1B		 1B		 F8		 4-3			4	1	2	0	0	0	0					
Nelle Fox, L OBP: 0.356, SLG: 0.395 (1, 4)	 L9		 SH1-3		 3-1			 E4		3	0	0	0	0	0	1					
Jim Rivera, L OBP: 0.358, SLG: 0.408 (1, 8) (6, 9)	 HR		 L9		 F8			 F5		4	1	1	2	0	0	2					
George Kell, R OBP: 0.392, SLG: 0.420 (1, 5)	 F6		 F7			 L7		 G6-4-3		3	0	0	0	0	0	1					
Jim Busby, R OBP: 0.350, SLG: 0.352 (6, 8)	 F6		 F7			 L7		 G6-4-3		1	0	0	0	0	0	1					
Walt Dropo, R OBP: 0.353, SLG: 0.482 (1, 3)	 L9			 2B		 L5			 SH1-4	4	0	2	0	0	0	0					
Bob Kennedy, R OBP: 0.329, SLG: 0.351 (1, 9) (6, 5)		 F6		 K		 1B		 1B	 SH1-4	3	0	1	0	0	1	1					
Chico Carrasquel, R OBP: 0.339, SLG: 0.347 (1, 6)		 K		 F8		 1B		 1B	 5-3	4	0	1	0	0	1	2					
Sherm Lollar, R OBP: 0.382, SLG: 0.409 (1, 2)		 FC6-4		 1B		 IBB		 F6	 IBB	2	0	1	0	2	0	0					
Virgil Trucks, R OBP: 0.145, SLG: 0.167 (1, 1)	 FC6-4		 K			 F7		 F5		3	0	0	0	0	1	3					
Dixie Howell, L OBP: 0.333, SLG: 0.333 (8, 1)	 FC6-4		 K			 F7		 F5		1	0	0	0	0	0	2					
Inning Stats	R: 2 E: 0 K: 0 S: 5	H: 2 LOB: 0 BB: 0 P: 5	R: 0 E: 0 K: 1 S: 6	H: 1 LOB: 1 BB: 0 P: 6	R: 0 E: 0 K: 0 S: 4	H: 1 LOB: 1 BB: 0 P: 4	R: 0 E: 0 K: 2 S: 8	H: 1 LOB: 2 BB: 1 P: 12	R: 0 E: 0 K: 0 S: 3	H: 2 LOB: 0 BB: 0 P: 4	R: 0 E: 0 K: 0 S: 3	H: 0 LOB: 0 BB: 0 P: 3	R: 0 E: 1 K: 0 S: 3	H: 0 LOB: 0 BB: 0 P: 3	R: 0 E: 0 K: 0 S: 4	H: 1 LOB: 2 BB: 1 P: 8	1B: 6 2B: 1 3B: 0 HR: 1	SF: 0 SAC: 2 DP: 1 HBP: 0	WP: 0 PB: 0 CS: 0	PA: 36	
PITCHER	IP	WLS	BF	H	R	ER	SO	BB	IBB	HBP	BLK	WP	HR	S	P	ERA	WHIP				
Steve Gromek, R ERA: 3.94 (1, 1)	7.0	L	28	7	2	2	3	0	1	0	0	0	0	1	33	37	2.57	1.000			
Babe Birrer, R ERA: 3.55 (8, 1)	2.0	S	8	1	0	0	0	0	1	0	0	0	0	0	7	11	0.00	0.500			

Chicago White Sox @ Detroit Tigers
Briggs Stadium, Detroit, MI
Fri Aug 12 1955, 4:33 AM EDT
Att: 44,830 - Unknown


AB 32
R 2
H 8
RBI 2
BB 2
SO 3
LOB 13



Batter	1	2	3	4	5	6	7	8	9	AB	R	H	RBI	BB	SO	LOB	BOTTOM				
Harvey Kuenn, R OBP: 0.359, SLG: 0.443 (1, 6)	 F8		 6-3			 F8		 F3		4	1	1	0	0	0	0					
Bill Tuttle, R OBP: 0.345, SLG: 0.378 (1, 8)	 L5-4-3			 K		 F8		 F6		4	0	1	0	0	1	1					
Al Kaline, R OBP: 0.429, SLG: 0.571 (1, 9)	 L5-4-3			 L7		 L6		 BB		4	0	1	0	0	0	2					
Earl Torgeson, L OBP: 0.390, SLG: 0.386 (1, 3)		 4-3		 BB		 1B		 BB		2	0	1	1	2	0	0					
Ray Boone, R OBP: 0.357, SLG: 0.506 (1, 5)		 FC8-6		 F8		 5-3		 F7		4	0	1	0	0	0	4					
Charlie Maxwell, L OBP: 0.338, SLG: 0.540 (1, 7)	 FC8-6				 F7		 4-3		 F9	4	0	0	0	0	0	1					
Frank House, L OBP: 0.332, SLG: 0.372 (1, 2)	 L4				 4-3		 G3		 FC4-6	4	0	2	0	0	0	1					
Bubba Phillips, R OBP: 0.326, SLG: 0.341 (9, PH)	 L4				 4-3		 1B		 FC4-6	0	0	0	0	0	0	0					
Fred Hatfield, L OBP: 0.328, SLG: 0.348 (1, 4)			 F2		 FC6-4		 G3		 FC4-6	3	0	0	0	1	0	2					
Steve Gromek, S OBP: 0.356, SLG: 0.196 (1, 1)	 F8				 FC6-4		 K		 F4	2	0	0	0	0	0	1					
Jim Deising, L OBP: 0.332, SLG: 0.403 (7, PH)	 F8				 FC6-4		 K		 F4	1	0	0	0	0	1	1					
Babe Birrer, R OBP: 0.294, SLG: 0.667 (8, 1)	 F8				 FC6-4		 K		 F4	0	0	0	0	0	0	0					
Jack Phillips, R OBP: 0.367, SLG: 0.438 (9, PH)	 F8				 FC6-4		 K		 F4	1	0	0	0	0	0	1					
Inning Stats	R: 0 E: 0 K: 0 S: 3	H: 1 LOB: 0 BB: 0 P: 3	R: 0 E: 0 K: 0 S: 4	H: 1 LOB: 1 BB: 0 P: 4	R: 0 E: 0 K: 1 S: 5	H: 0 LOB: 1 BB: 1 P: 9	R: 0 E: 0 K: 0 S: 3	H: 0 LOB: 1 BB: 1 P: 7	R: 1 E: 0 K: 0 S: 5	H: 2 LOB: 1 BB: 0 P: 5	R: 0 E: 0 K: 1 S: 6	H: 1 LOB: 1 BB: 0 P: 6	R: 0 E: 0 K: 0 S: 4	H: 1 LOB: 2 BB: 1 P: 8	R: 0 E: 0 K: 0 S: 4	H: 1 LOB: 1 BB: 0 P: 4	1B: 6 2B: 1 3B: 0 HR: 0	SF: 0 SAC: 0 DP: 1 HBP: 0	WP: 0 PB: 0 CS: 0	PA: 36	
PITCHER	IP	WLS	BF	H	R	ER	SO	BB	IBB	HBP	BLK	WP	HR	S	P	ERA	WHIP				
Virgil Trucks, R ERA: 3.54 (1, 1)	7.2	W	31	6	1	1	2	3	0	0	0	0	0	0	32	44	1.17	1.174			
Dixie Howell, R ERA: 3.05 (8, 1)	1.1	S	5	1	0	0	0	0	0	0	0	0	0	5	5	0.00	0.750				

Chicago White Sox @ Detroit Tigers
Briggs Stadium, Detroit, MI
Fri Aug 12 1955, 4:33 AM EDT
Att: 44,830 - Unknown

AB 33
R 1
H 7
RBI 1
BB 3
SO 2
LOB 14



Batter	1	2	3	4	5	6	7	8	9	AB	R	H	RBI	BB	SO	LOB	TOP					
Minnie Minoso, R OBP: 0.361, SLG: 0.393 (1, 7)	F8		F4		1B 2B		F8		1B	5	1	2	2	0	0	1	Chicago White Sox @ Detroit Tigers Briggs Stadium, Detroit, MI Sun Aug 14 1955, 4:33 AM EDT Att: 14,980 - Unknown					
Nelle Fox, L OBP: 0.355, SLG: 0.393 (1, 4)	L9			4-3	1B		F4		G3	5	0	1	2	0	0	2						
Jim Rivera, L OBP: 0.369, SLG: 0.418 (1, 8)	1B			K	1B				SH5-4 4-3 1B	4	1	3	0	0	1	0						
George Kell, R OBP: 0.392, SLG: 0.419 (1, 5)	L9			F7	F6				SH 4-3 SH5-4 1-2 1B	3	0	0	0	0	0	3						
Bob Kennedy, R OBP: 0.328, SLG: 0.366 (1, 9)			F6		E6 BB 4-3 2B		F7		SH5-4 1-2 2-3	3	1	0	0	0	0	0						
Walt Dropo, R OBP: 0.350, SLG: 0.473 (1, 3)				G6-4-3 1B	4-3		K		4-3 2-3 3-H	4	0	1	1	0	1	2						
Sherm Lollar, R OBP: 0.342, SLG: 0.420 (1, 2)			G6-4-3 1-2		BB 2B		6-3		6-3	3	1	0	0	1	0	2						
Chico Carrasquel, R OBP: 0.335, SLG: 0.342 (1, 6)			F7		BB 2B 1B BB		E5 SH3-4		F7	3	1	0	0	1	0	0						
Billy Pierce, L OBP: 0.213, SLG: 0.159 (1, 1)			F6		F4		SH3-4		L1	3	0	0	0	0	0	3						
Inning Stats	R: 0 E: 0 K: 0 S: 4	H: 1 LOB: 1 BB: 0 P: 4	R: 0 E: 0 K: 0 S: 3	H: 1 LOB: 0 BB: 0 P: 3	R: 0 E: 0 K: 1 S: 3	H: 0 LOB: 0 BB: 0 P: 3	R: 0 E: 0 K: 1 S: 5	H: 0 LOB: 0 BB: 0 P: 5	R: 4 E: 1 K: 0 S: 7	H: 3 LOB: 2 BB: 2 P: 15	R: 0 E: 0 K: 1 S: 5	H: 0 LOB: 1 BB: 0 P: 5	R: 0 E: 1 K: 0 S: 4	H: 0 LOB: 1 BB: 0 P: 4	R: 1 E: 0 K: 0 S: 5	H: 1 LOB: 1 BB: 0 P: 5		R: 0 E: 0 K: 0 S: 4	H: 1 LOB: 1 BB: 0 P: 4	1B: 6 2B: 1 3B: 0 HR: 0	SF: 0 SAC: 3 DP: 1 HBP: 0	WP: 0 PB: 0 CS: 0
PITCHER Ned Garver, R ERA: 3.72 (1, 1)	IP: 9.0 WLS: L BF: 38	H: 7 R: 5 ER: 1 SO: 2	BB: 2 IBB: 0 HBP: 0 BLK: 0	WP: 0 HR: 0 S: 40 P: 48	ERA: 1.00 WHIP: 1.000	PITCHER																

AB	33
R	5
H	7
RBI	5
BB	2
SO	2
LOB	13



Batter	1	2	3	4	5	6	7	8	9	AB	R	H	RBI	BB	SO	LOB	BOTTOM		
Harvey Kuenn, R OBP: 0.356, SLG: 0.437 (1, 6)	G6-4-3 BB		FC6-4 HR		6-3				F4	3	1	0	0	1	0	1	Chicago White Sox @ Detroit Tigers Briggs Stadium, Detroit, MI Sun Aug 14 1955, 4:33 AM EDT Att: 14,980 - Unknown		
Bill Tuttle, R OBP: 0.343, SLG: 0.380 (1, 8)	G6-4-3 1-2		HR				F2		F7	4	1	1	2	0	0	1			
Al Kaline, R OBP: 0.429, SLG: 0.574 (1, 9)	L7		K				HR		F2	4	1	1	1	0	1	0			
Earl Torgeson, L OBP: 0.386, SLG: 0.388 (1, 3)		F5		K			1-3		4-3	4	0	0	0	0	1	0			
Ray Boone, R OBP: 0.356, SLG: 0.500 (1, 5)		6-3		1-3			K		K	4	0	0	0	0	2	0			
Bubba Phillips, R OBP: 0.322, SLG: 0.331 (1, 7)		4-3		E5			F8		5-3	4	0	0	0	0	0	0			
Red Wilson, R OBP: 0.305, SLG: 0.307 (1, 2)			F8		K				1B	3	0	1	0	0	1	1			
Harry Malmberg, R OBP: 0.310, SLG: 0.271 (1, 4)			1B E 1B		4-3		K		K	3	1	1	0	0	1	1			
Ned Garver, R OBP: 0.268, SLG: 0.213 (1, 1)			FC6-4 1-2 1B		F9		F9			3	0	1	0	0	0	1			
Inning Stats	R: 0 E: 0 K: 0 S: 2	H: 0 LOB: 1 BB: 0 P: 6	R: 3 E: 1 K: 1 S: 8	H: 3 LOB: 0 BB: 0 P: 8	R: 0 E: 1 K: 2 S: 8	H: 0 LOB: 1 BB: 0 P: 8	R: 0 E: 0 K: 1 S: 6	H: 1 LOB: 0 BB: 0 P: 6	R: 0 E: 0 K: 1 S: 6	H: 1 LOB: 1 BB: 0 P: 6	R: 0 E: 0 K: 0 S: 3	H: 0 LOB: 0 BB: 0 P: 3	R: 0 E: 0 K: 1 S: 5	H: 0 LOB: 0 BB: 0 P: 5	1B: 3 2B: 0 3B: 0 HR: 2	SF: 0 SAC: 0 DP: 1 HBP: 0		WP: 0 PB: 0 CS: 0	PA: 33
PITCHER Billy Pierce, L ERA: 1.96 (1, 1)	IP: 9.0 WLS: W BF: 33	H: 5 R: 4 ER: 4 SO: 6	BB: 1 IBB: 0 HBP: 0 BLK: 0	WP: 0 HR: 2 S: 44 P: 48	ERA: 4.00 WHIP: 0.667	PITCHER													

AB	32
R	4
H	5
RBI	3
BB	1
SO	6
LOB	5



Batter	1	2	3	4	5	6	7	8	9	10	11	AB	R	H	RBI	BB	SO	LOB	TOP	
Vic Power, R OBP: 0.348, SLG: 0.496 (1, 3)	K2-3 0-3 1		6-3 0-0 1		3B 0-0 1		F7 0-0 3		6-3 0-0 3		E6 0-0 2	6	0	1	0	0	1	1		
Enos Slaughter, L OBP: 0.398, SLG: 0.399 (1, 9)	FC6-4 4-0 BB 2		4-3 0-0 2		L3 0-0 1			4-3 0-0 2B 1B		FC1-6 4-0 BB 1		3	1	1	0	3	0	1		
Elmer Valo, L OBP: 0.462, SLG: 0.495 Bill Wilson, R OBP: 0.293, SLG: 0.442 (1, 7)	FC6-4 0-0 2B 1-2		BB 4-0 1B BB		L6 0-0 2			4-3 0-0 2-3		FC1-6 0-0 1B 1-2		3-1 0-0 3	5	2	0	0	1	0	6	
Harry Simpson, L OBP: 0.372, SLG: 0.456 (1, 8)	1-H 0-0 2B		1B 4-0 BB		5-3 0-0 3			1B 0-0 1B 1B		K 0-3 2			4	0	2	2	1	1	2	
Hector Lopez, R OBP: 0.324, SLG: 0.389 (1, 5)	K 0-3 3		1B 4-0 BB		1-2 2-H 1B		6-3 0-0 1		1B 0-0 1B 1B		1B 0-0 1B			5	0	3	1	0	1	
Jim Finigan, R OBP: 0.332, SLG: 0.407 (1, 4)		K 0-3 3	G3 0-0 3			4-3 0-0 2			K 0-3 2		4-3 0-0 3			5	0	0	0	0	2	6
Joe Demaestri, R OBP: 0.286, SLG: 0.320 (1, 6)			6-3 0-0 1B		F8 0-0 1		K 0-3 3							5	1	3	0	0	1	0
Joe Astroth, R OBP: 0.339, SLG: 0.289 (1, 2)			6-3 0-0 1-2		K 0-3 2		5-3 0-0 1				K 0-3 1		SH3-4 0-0 1B 1B	4	0	0	0	0	2	1
Alex Kellner, R OBP: 0.296 Art Ditmar, R OBP: 0.240 Cue Zimmo, R OBP: 0.495 Tom Gorman, R OBP: 0.315 Art Ceccarelli, L OBP: 0.296, SLG: 0.308 Bill Harrington, R OBP: 0.251, SLG: 0.187 (1, 1)			F7 0-0 3		6-3 0-0 3		6-3 0-0 2				6-3 0-0 2		E 0-0 2-H 1B	4	0	0	0	0	0	1
Inning Stats	R: 1 E: 0 K: 2 S: 8	H: 1 LOB: 1 BB: 1 P: 12	R: 0 E: 0 K: 1 S: 6	H: 1 LOB: 1 BB: 0 P: 6	R: 1 E: 0 K: 0 S: 4	H: 1 LOB: 2 BB: 2 P: 12	R: 0 E: 0 K: 1 S: 5	H: 0 LOB: 0 BB: 0 P: 5	R: 0 E: 0 K: 0 S: 5	H: 0 LOB: 0 BB: 0 P: 3	R: 0 E: 0 K: 1 S: 8	H: 4 LOB: 2 BB: 0 P: 8	R: 0 E: 0 K: 1 S: 6	H: 1 LOB: 2 BB: 1 P: 10	R: 0 E: 1 K: 0 S: 5	H: 2 LOB: 2 BB: 1 P: 9	1B: 8 2B: 2 3B: 1 HR: 0	SF: 0 SAC: 1 DP: 0 HBP: 0	WP: 0 PB: 0 SB: 0 CS: 0	PA: 48
PITCHER	IP 9.0	WLS 2.21	BF 37	H 8	R 3	ER 3	SO 7	BB 3	IBB 0	HBP 0	BLK 0	WP 0	HR 0	S 48	P 60	ERA 3.00	WHIP 1.222			
Connie Johnson, R ERA: 2.21 (1, 1)																				
Morrie Martin, L ERA: 2.89 (10, 1)	0.2	4	1	0	0	1	1	0	0	0	0	0	0	5	9	0.00	3.000			
Dixie Howell, R ERA: 3.2 (10, 1)	1.1	W 7	2	1	1	0	1	0	0	0	0	0	0	6	10	6.75	2.250			

Kansas City Athletics @ Chicago White Sox
Comiskey Park, Chicago, IL
Tue Aug 16 1955, 4:33 AM EDT
Att: 22,522 - Unknown

AB	42
R	4
H	11
RBI	4
BB	5
SO	8
LOB	19

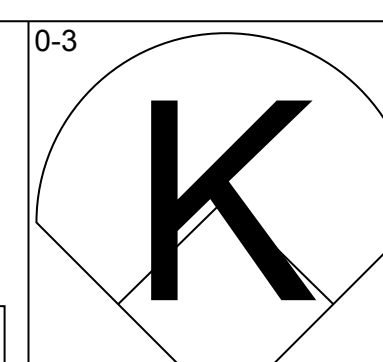
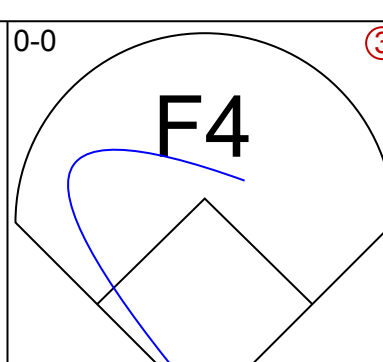
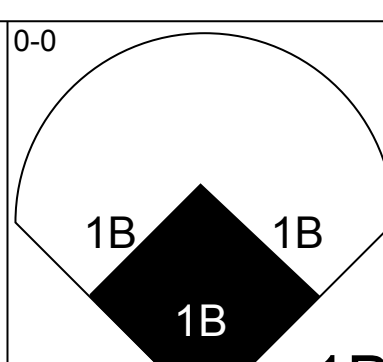
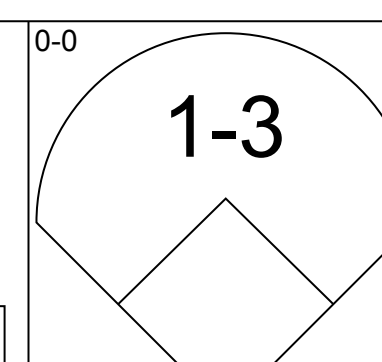
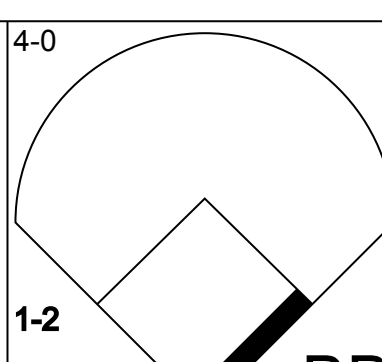
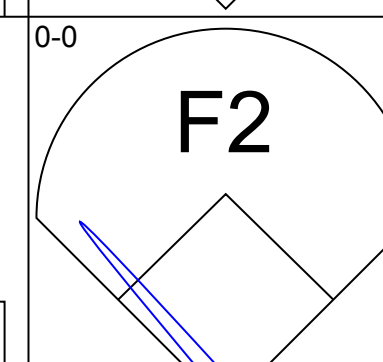
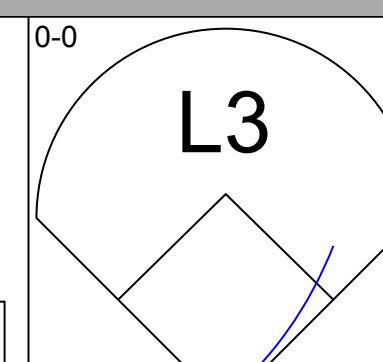
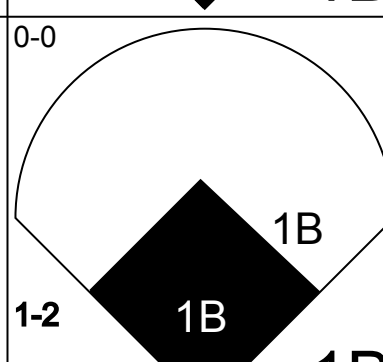
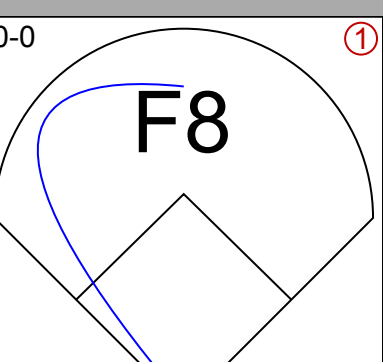
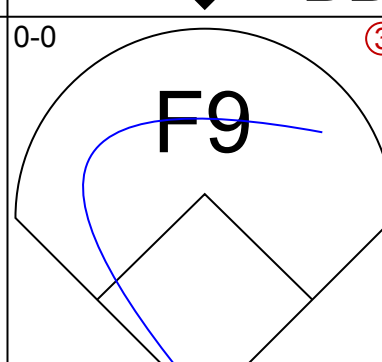
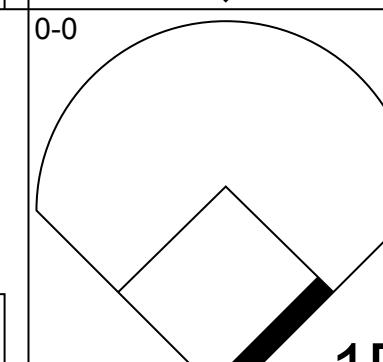
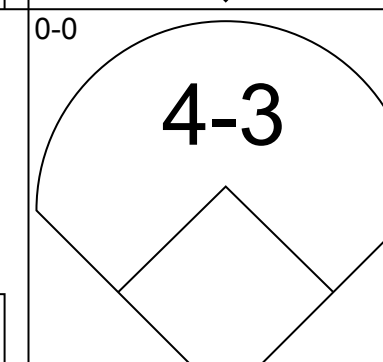
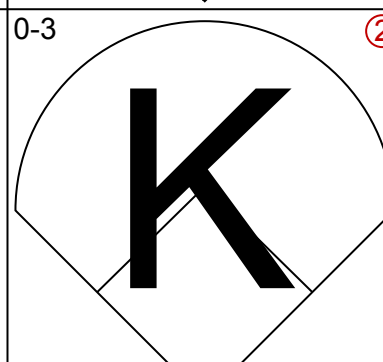
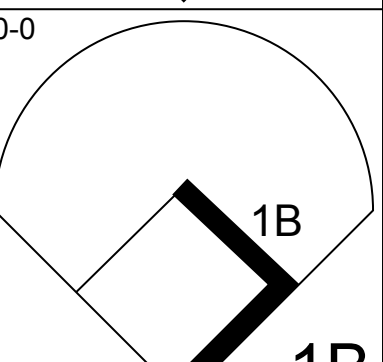
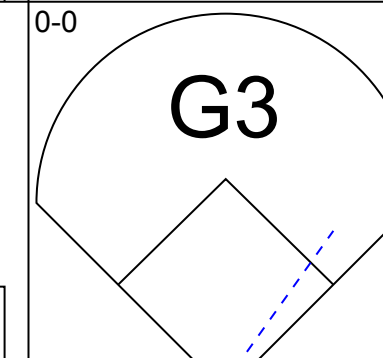
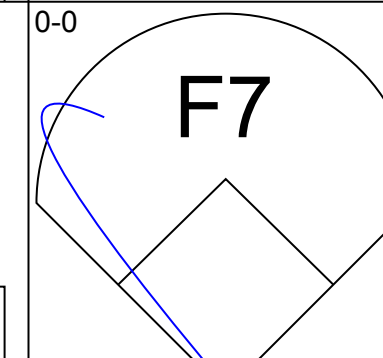
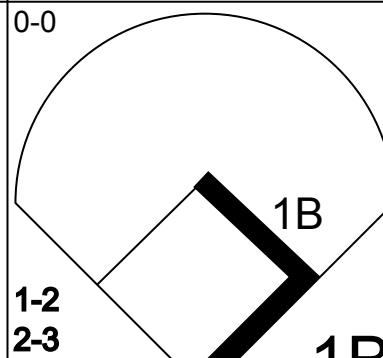
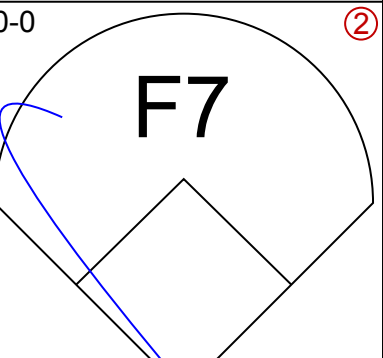
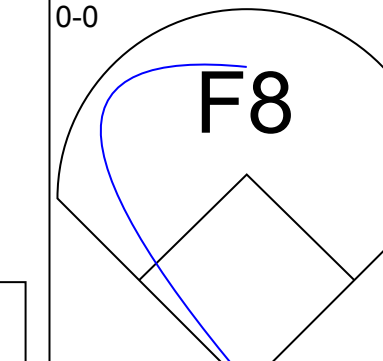
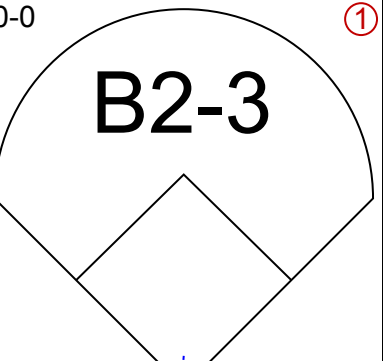
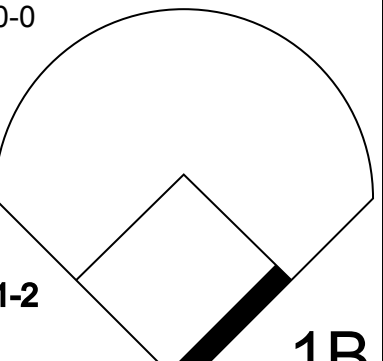
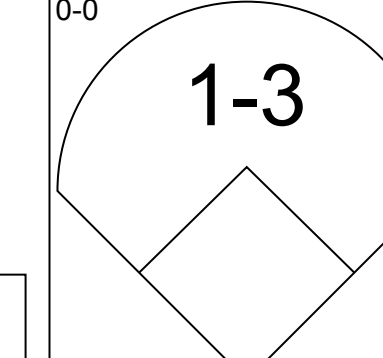
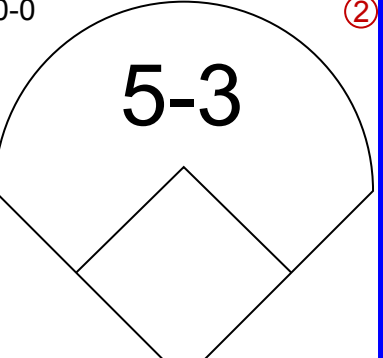
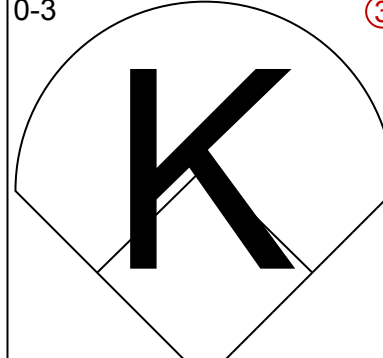
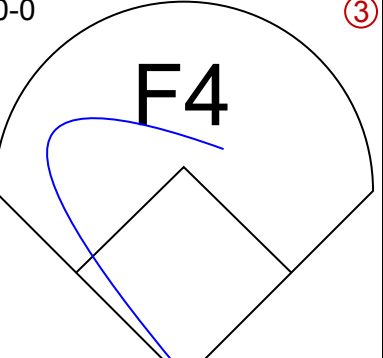
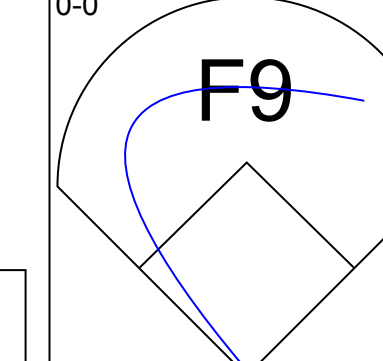
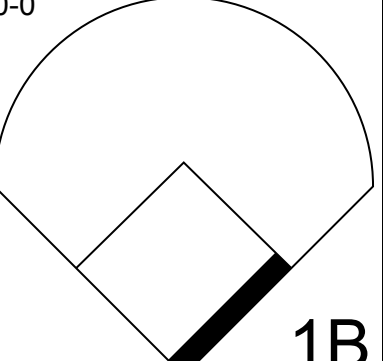
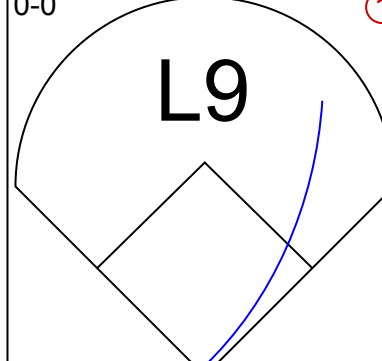
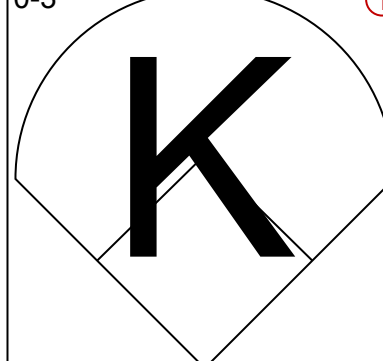
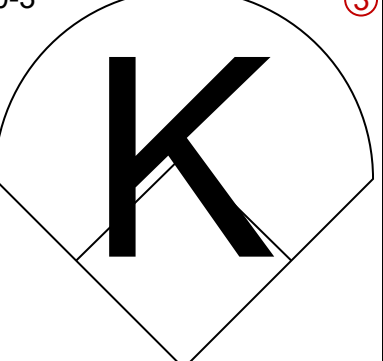
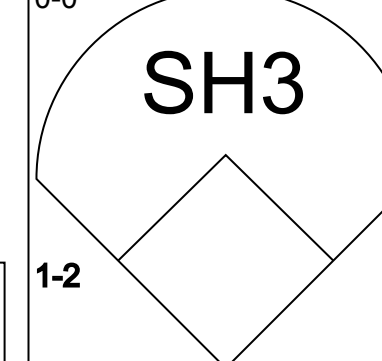
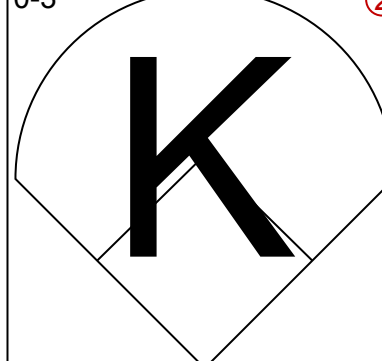
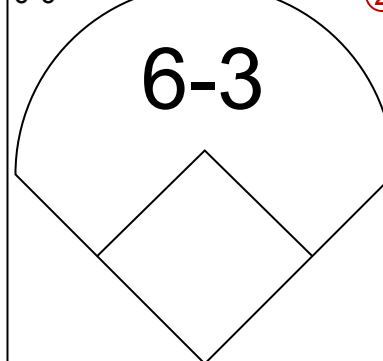

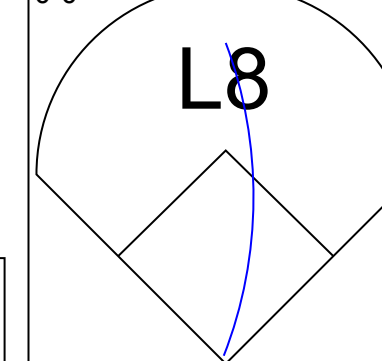
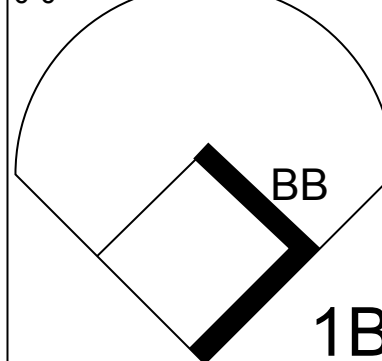


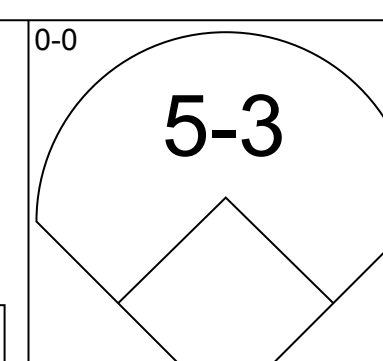
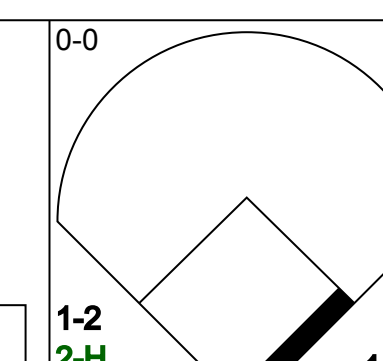
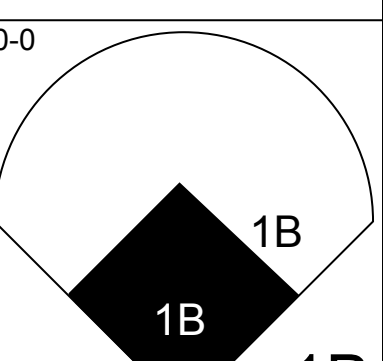
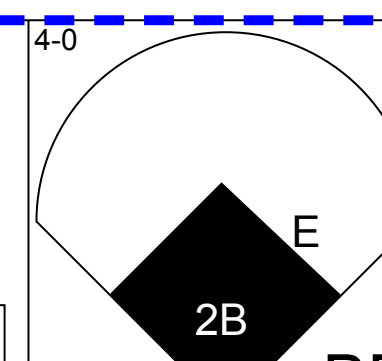
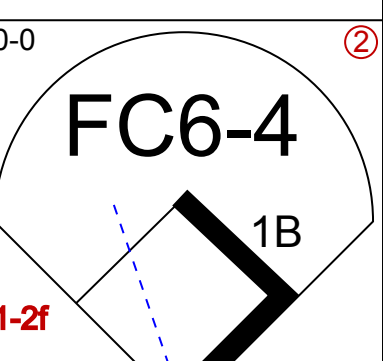
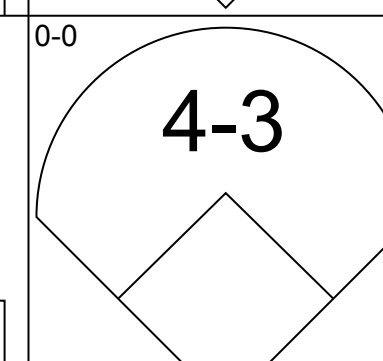
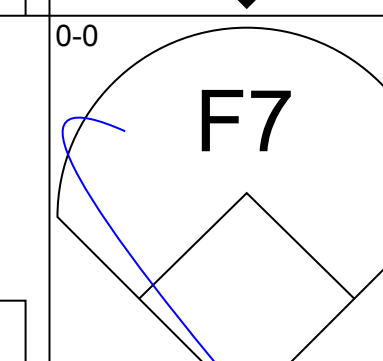
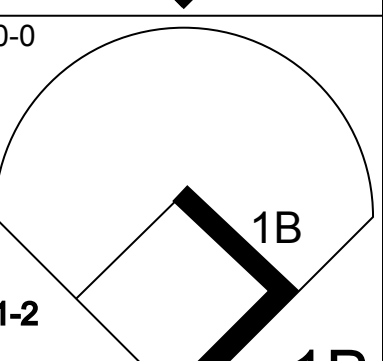
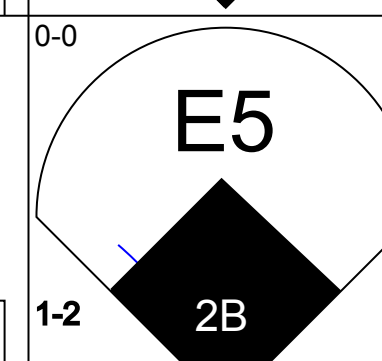
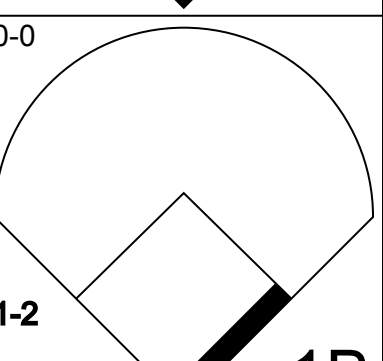
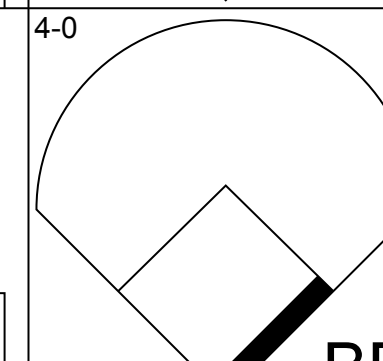
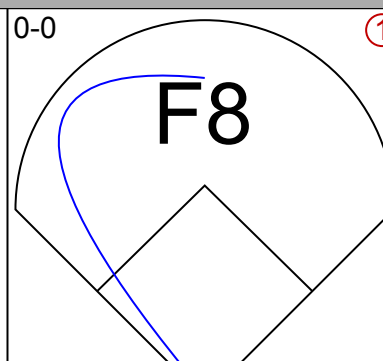
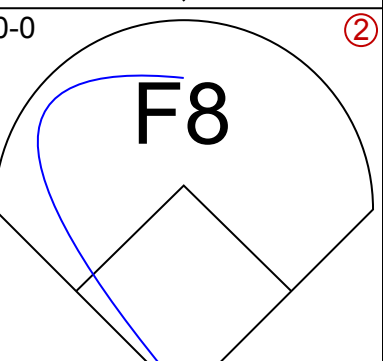
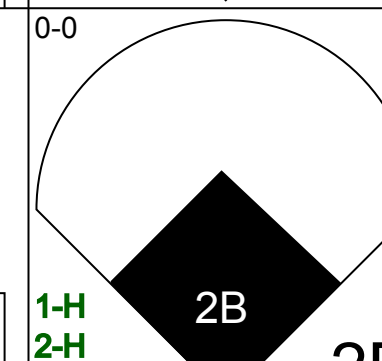
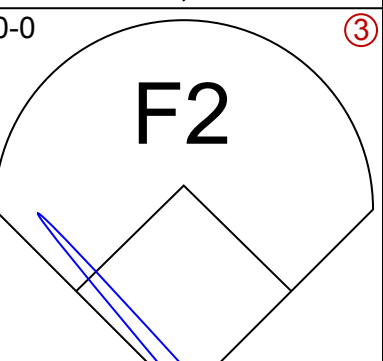
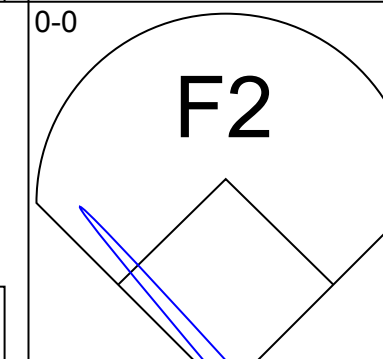
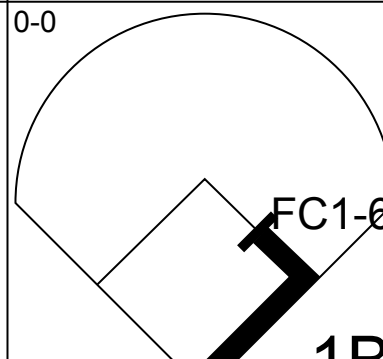
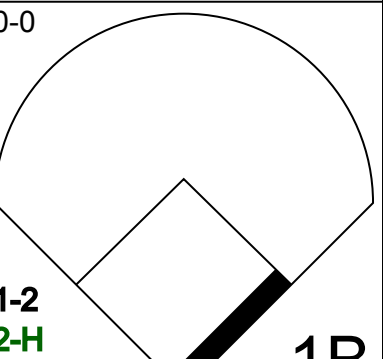
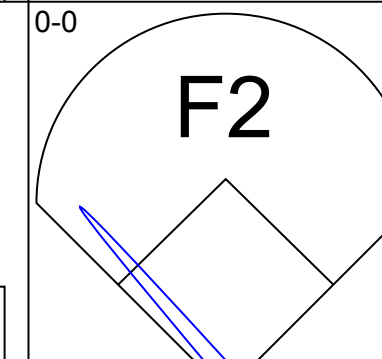
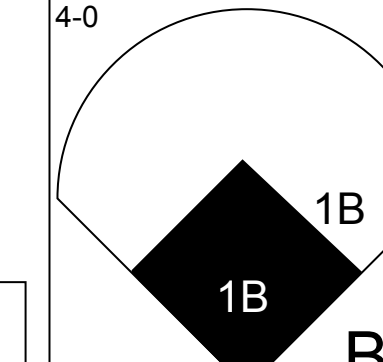
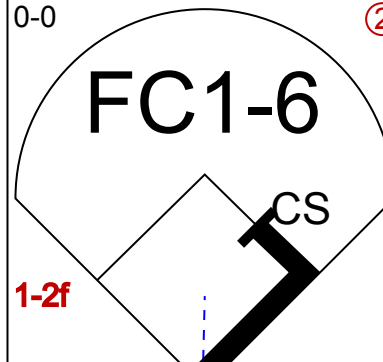
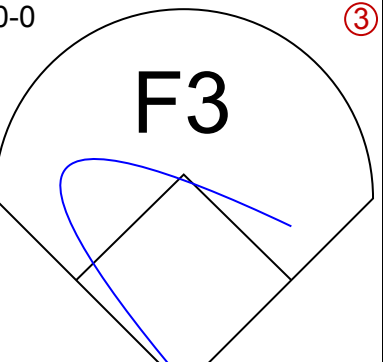
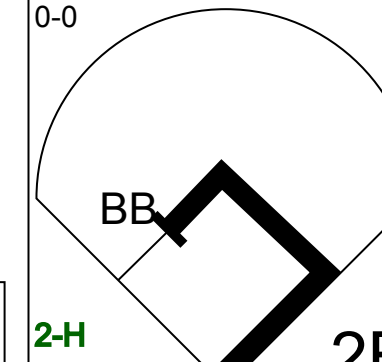
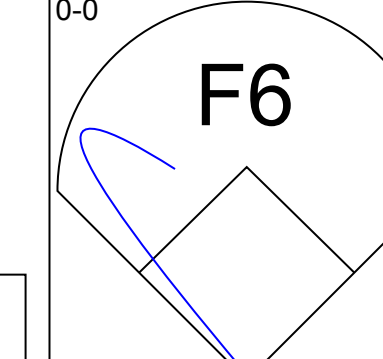
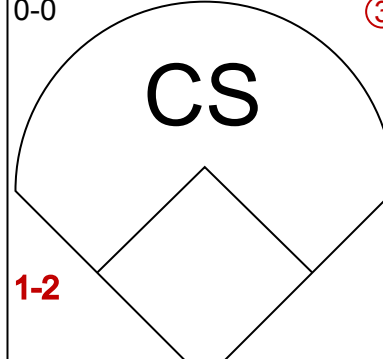
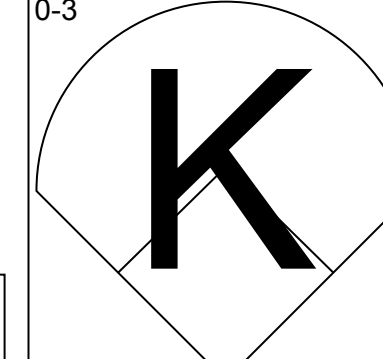
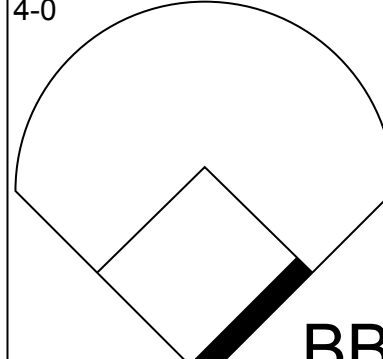
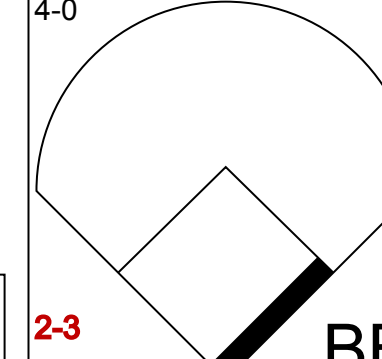
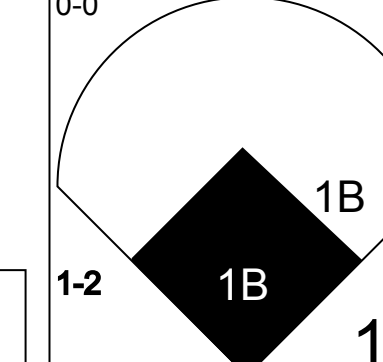
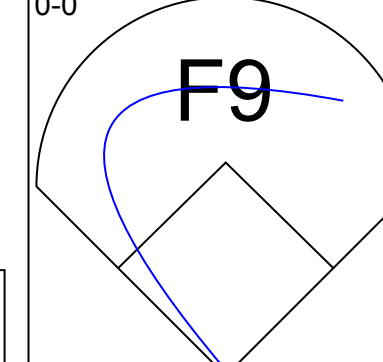
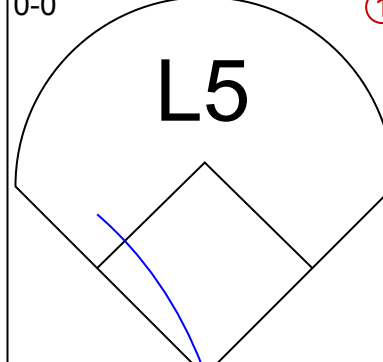
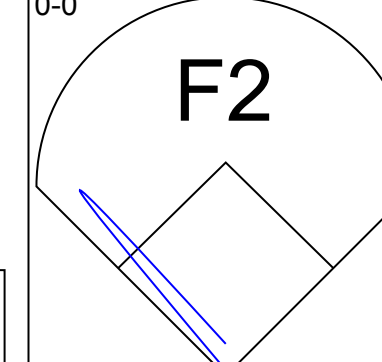
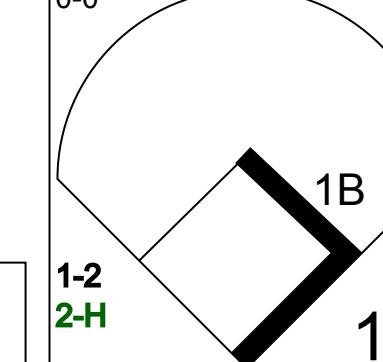
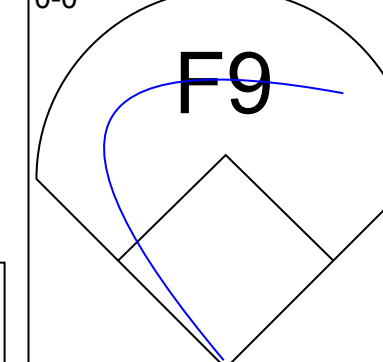
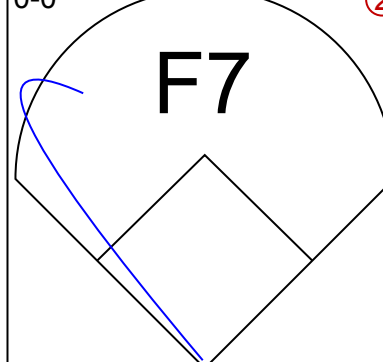
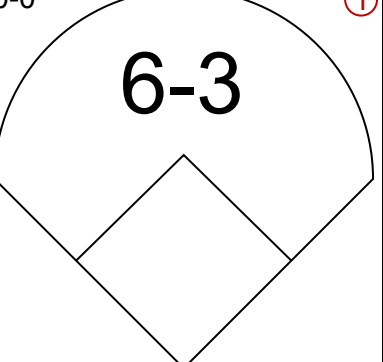
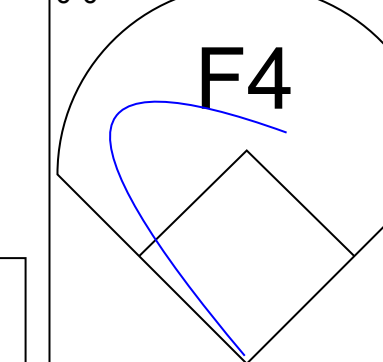
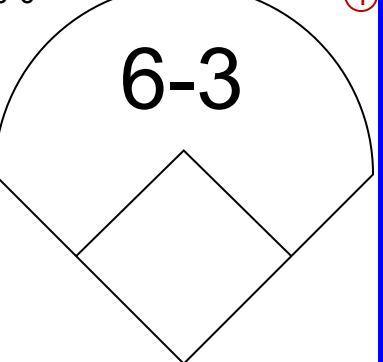
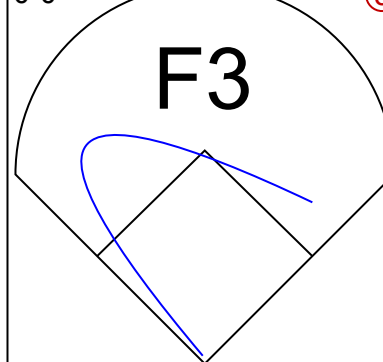
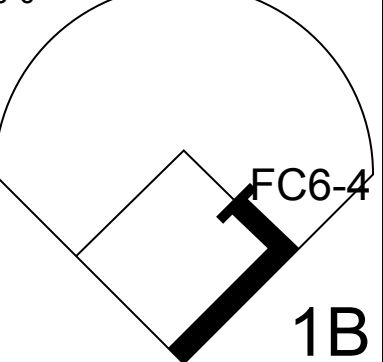

Batter	1	2	3	4	5	6	7	8	9	10	11	AB	R	H	RBI	BB	SO	LOB	BOTTOM					
Minnie Mino, R OBP: 0.360, SLG: 0.390 (1, 7)	SH5-3 0-0 2B 1B	F7 0-0 2		G5-4-3 0-0 1-2		G1-4-3 0-0 1-2			FC1-6 0-0 1-2		IBB 4-0 1B BB	5	2	1	0	1	0	8						
Jim Rivera, L OBP: 0.366, SLG: 0.414 (1, 8)	F3 0-0 1	F6 0-0 3			4-3 0-0 1				1-3 0-0 1		1B 0-0 1B BB	6	0	1	0	0	0	4						
George Kell, R OBP: 0.390, SLG: 0.416 Jim Busby, R OBP: 0.290, SLG: 0.353 (1, 5)	SH5-3 0-0 1-2		F8 0-0 1		F7 0-0 2		5-3 0-0 1B			5-3 0-0 3		SF7 0-0 3-H	2	0	0	0	0	0	0					
Walt Dropo, R OBP: 0.352, SLG: 0.474 (1, 3)			6-3 0-0 2		FC5-4 4-0 BB		5-3 0-0 2				F7 0-0 1		F7 4-0 1B IBB	4	0	1	1	2	0	1				
Bob Kennedy, R OBP: 0.328, SLG: 0.365 (1, 9)	F9 0-0 3		F2 0-0 3		FC5-4 0-0 1-2				1-3 0-0 3		1B 0-0 1B 1B	6	0	2	1	0	0	3						
Sherm Lollar, R OBP: 0.388, SLG: 0.419 (1, 2)			5-3 0-0 3		BB 1-0 1B HBP		SH5-3 4-0 1B BB				5-3 0-0 1B			3	1	1	0	1	0	0				
Chico Carrasquel, R OBP: 0.338, SLG: 0.346 Gil Cian, L OBP: 0.300, SLG: 0.315 Jim Brideweser, R OBP: 0.294, SLG: 0.342 (1, 6)			1B 0-0 E 1B				E 0-0 SH5-3 1B				L6 0-0 2			4	1	3	0	0	0	0				
Nellie Fox, L OBP: 0.356, SLG: 0.393 (1, 4)			E 0-0 1B				SH5-3 4-0 1B				F8 0-0 3			3	0	1	0	1	0	2				
Connie Johnson, R OBP: 0.115, SLG: 0.160 Bob Nieman, R OBP: 0.328, SLG: 0.435 Morrie Martin, L OBP: 0.296, SLG: 0.286 Dixie Howell, L OBP: 0.308, SLG: 0.308 Bobby Adams, R OBP: 0.344, SLG: 0.377 (1, 1)			E4 0-0 1B				L5 0-0 1				E5 0-0 G1-4-3			3	0	0	2	0	0	5				
Inning Stats	R: 1 E: 0 K: 0 S: 5	H: 2 LOB: 1 BB: 0 P: 5	R: 1 E: 1 K: 0 S: 6	H: 2 LOB: 2 BB: 0 P: 6	R: 0 E: 0 K: 0 S: 3	H: 0 LOB: 0 BB: 0 P: 3	R: 0 E: 0 K: 0 S: 3	H: 1 LOB: 2 BB: 1 P: 8	R: 0 E: 0 K: 0 S: 4	H: 1 LOB: 1 BB: 1 P: 8	R: 0 E: 0 K: 0 S: 4	H: 1 LOB: 1 BB: 1 P: 4	R: 0 E: 0 K: 0 S: 3	H: 0 LOB: 0 BB: 0 P: 3	R: 0 E: 0 K: 0 S: 3	H: 2 LOB: 1 BB: 0 P: 7	R: 0 E: 0 K: 0 S: 7	H: 2 LOB: 2 BB: 0 P: 7	R: 2 E: 0 K: 0 S: 3	H: 2 LOB: 3 BB: 3 P: 15	1B: 10 2B: 1 3B: 0 HR: 0	SF: 1 SAC: 2 DP: 2 HBP: 1	WP: 0 PB: 0 SB: 0 CS: 0	PA: 50
PITCHER	IP 8.0	WLS 2.0	BF 36	H 7	R 3	ER 3	SO 0	BB 4	IBB 0	HBP 0	BLK 0	WP 0	HR 0	S 31	P 48	ERA 3.38	WHIP 1.375							
Alex Kellner, L ERA: 3.87 (9, 1)																								
Art Ditmar, R ERA: 5.49 (9, 1)	2.0	8	2	0	0	1	0	0	0	0	0	0	0	10	10	0.00	1.000							
Tom Gorman, R ERA: 4.08 (11, 1)	0.0	L 2	0	2	2	0	2	0	0	0	0	0	0	0	8	∞	∞							
Art Ceccarelli, L ERA: 4.87 (11, 1)	0.0	1	1	0	0	0	0	0	0	0	0	0	0	1	1	∞	∞							
Bill Harrington, R ERA: 4.56 (11, 1)	0.1	3	1	0	0	0	0	1	0	0	0	0	0	2	6	0.00	3.000							

Kansas City Athletics @ Chicago White Sox
Comiskey Park, Chicago, IL
Tue Aug 16 1955, 4:33 AM EDT
Att: 22,522 - Unknown

AB	39
R	5
H	11
RBI	5
BB	7
SO	1
LOB	26



Batter	1	2	3	4	5	6	7	8	9	AB	R	H	RBI	BB	SO	LOB	TOP						
Vic Power, R OBP: 0.348, SLG: 0.494 (1, 3)										4	1	1	0	1	1	1	Kansas City Athletics @ Chicago White Sox Comiskey Park, Chicago, IL Thu Aug 18 1955, 4:33 AM EDT Unknown livebaseballscorecards.com						
Enos Slaughter, L OBP: 0.394, SLG: 0.394 (1, 9)										5	1	1	0	0	0	2							
Elmer Valo, L OBP: 0.461, SLG: 0.493 Clete Boyer, R OBP: 0.375, SLG: 0.417 (1, 7) (6, 4)										3	0	1	0	0	0	1		2					
Harry Simpson, L OBP: 0.371, SLG: 0.453 (1, 8)										4	0	1	0	0	0	2							
Hector Lopez, R OBP: 0.326, SLG: 0.390 (1, 5)										4	0	2	2	0	0	0							
Jim Finigan, R OBP: 0.331, SLG: 0.405 Gus Zernial, R OBP: 0.303, SLG: 0.492 (1, 4) (6, PH) (6, 7)										2	0	0	0	0	0	0		0					
Joe Demaestri, R OBP: 0.288, SLG: 0.321 (1, 6)										4	0	2	0	0	0	0							
Joe Astroth, R OBP: 0.335, SLG: 0.285 (1, 2)										3	0	0	0	0	3	1							
Ray Herbert, R OBP: 0.227, SLG: 0.250 Bill Renna, R OBP: 0.311, SLG: 0.381 Cloyd Boyer, R OBP: 0.133, SLG: 0.071 Bill Wilson, R OBP: 0.296, SLG: 0.444 (1, 1) (7, PH) (7, 1) (9, PH)										2	0	0	0	0	1	0							
Inning Stats	R: 0 E: 0 K: 1 S: 6	H: 1 LOB: 1 BB: 0 P: 6	R: 0 E: 0 K: 0 S: 3	H: 0 LOB: 0 BB: 0 P: 3	R: 0 E: 0 K: 1 S: 5	H: 0 LOB: 0 BB: 0 P: 5	R: 0 E: 0 K: 0 S: 3	H: 0 LOB: 0 BB: 0 P: 3	R: 0 E: 0 K: 1 S: 6	H: 1 LOB: 1 BB: 0 P: 6	R: 2 E: 0 K: 3 S: 13	H: 4 LOB: 2 BB: 0 P: 13	R: 0 E: 0 K: 0 S: 4	H: 1 LOB: 1 BB: 0 P: 4	R: 0 E: 0 K: 0 S: 5	H: 2 LOB: 2 BB: 0 P: 5		R: 0 E: 0 K: 1 S: 6	H: 1 LOB: 2 BB: 1 P: 10	1B: 10 2B: 0 3B: 0 HR: 0	SF: 0 SAC: 1 DP: 0 HBP: 0	WP: 0 PB: 0 SB: 0 CS: 0	PA: 38
PITCHER	IP	WLS	BF	H	R	ER	SO	BB	IBB	HBP	BLK	WP	HR	S	P	ERA		WHIP					
Virgil Trucks, R ERA: 3.52 Dixie Howell, R ERA: 3.0 (1, 1) (7, 1)	6.0	W	24	6	2	2	6	0	0	0	0	0	0	36	36	3.00		1.000					

Batter	1	2	3	4	5	6	7	8	9	AB	R	H	RBI	BB	SO	LOB	BOTTOM					
Chico Carrasquel, R OBP: 0.341, SLG: 0.347 (1, 6)										4	2	2	1	1	0	1	Kansas City Athletics @ Chicago White Sox Comiskey Park, Chicago, IL Thu Aug 18 1955, 4:33 AM EDT Unknown livebaseballscorecards.com					
Nellie Fox, L OBP: 0.357, SLG: 0.393 (1, 4)										5	1	2	0	0	0	3						
Minnie Minoso, R OBP: 0.361, SLG: 0.392 (1, 7)										4	1	1	2	1	0	4						
Walt Dropo, R OBP: 0.354, SLG: 0.474 (1, 3)										4	0	2	1	0	0	2						
Jim Rivera, L OBP: 0.368, SLG: 0.416 (1, 9)										3	1	1	1	1	0	3						
Bob Kennedy, R OBP: 0.332, SLG: 0.361 (1, 5)										2	0	0	0	2	1	1						
Sherm Lollar, R OBP: 0.386, SLG: 0.417 (1, 2)										4	1	1	0	0	0	2						
Jim Busby, R OBP: 0.290, SLG: 0.352 (1, 8)										4	0	1	1	0	0	1						
Virgil Trucks, R OBP: 0.140, SLG: 0.161 Bob Nieman, R OBP: 0.327, SLG: 0.433 Dixie Howell, L OBP: 0.357, SLG: 0.357 (1, 1) (6, PH) (7, 1)										2	0	0	0	0	0	2		1				
Inning Stats	R: 0 E: 0 K: 0 S: 3	H: 0 LOB: 1 BB: 1 P: 7	R: 2 E: 0 K: 0 S: 6	H: 3 LOB: 2 BB: 1 P: 10	R: 0 E: 0 K: 1 S: 5	H: 0 LOB: 0 BB: 0 P: 5	R: 1 E: 0 K: 0 S: 6	H: 3 LOB: 2 BB: 0 P: 6	R: 0 E: 0 K: 0 S: 3	H: 0 LOB: 1 BB: 1 P: 7	R: 3 E: 1 K: 0 S: 5	H: 2 LOB: 1 BB: 2 P: 13	R: 0 E: 0 K: 0 S: 5	H: 2 LOB: 2 BB: 0 P: 5	1B: 9 2B: 2 3B: 0 HR: 0	SF: 0 SAC: 0 DP: 0 HBP: 0		WP: 0 PB: 0 SB: 0 CS: 1	PA: 40			
PITCHER	IP	WLS	BF	H	R	ER	SO	BB	IBB	HBP	BLK	WP	HR	S	P	ERA		WHIP				
Ray Herbert, R ERA: 5.65 Cloyd Boyer, R ERA: 6.46 (1, 1) (7, 1)	2.0	L	12	4	3	2	0	2	0	0	0	0	0	10	18	9.00		3.000				


Batter	1	2	3	4	5	6	7	8	9	AB	R	H	RBI	BB	SO	LOB	TOP								
Vic Power, R OBP: 0.349, SLG: 0.499 (1, 3)										5	1	2	2	0	1	3	Kansas City Athletics @ Chicago White Sox Comiskey Park, Chicago, IL Thu Aug 18 1955, 4:38 AM EDT Att: 15,224 - Unknown livebaseballscorecards.com								
Hector Lopez, R OBP: 0.322, SLG: 0.386 (1, 5)										4	1	0	0	0	0	1									
Gus Zernial, R OBP: 0.495, SLG: 0.495 Elmer Valo, L OBP: 0.461, SLG: 0.493 (6, PR) (8, 7)										4	0	1	1	0	1	0									
Harry Simpson, L OBP: 0.369, SLG: 0.450 (1, 8)										4	0	1	0	0	0	1									
Bill Renna, R OBP: 0.310, SLG: 0.383 (1, 9)										4	1	1	0	0	1	2									
Jim Finigan, R OBP: 0.326, SLG: 0.402 (1, 4)										4	0	0	0	0	1	2									
Joe Demaestri, R OBP: 0.288, SLG: 0.325 (1, 6)										4	1	1	1	0	0	1									
Billy Shantz, R OBP: 0.304, SLG: 0.309 (1, 2)										4	1	2	1	0	0	0									
Arnie Portocarrero, R OBP: 0.074, SLG: 0.185 (1, 1)										4	0	1	0	0	1	2									
Inning Stats	R: 0 E: 0 K: 2 S: 7	H: 0 LOB: 0 BB: 0 P: 7	R: 0 E: 0 K: 0 S: 4	H: 1 LOB: 1 BB: 0 P: 4	R: 0 E: 1 K: 0 S: 3	H: 0 LOB: 0 BB: 0 P: 3	R: 0 E: 0 K: 0 S: 3	H: 0 LOB: 0 BB: 0 P: 3	R: 0 E: 0 K: 1 S: 5	H: 0 LOB: 0 BB: 0 P: 5	R: 2 E: 0 K: 1 S: 7	H: 2 LOB: 0 BB: 0 P: 7	R: 2 E: 0 K: 0 S: 6	H: 3 LOB: 1 BB: 0 P: 6	R: 1 E: 0 K: 0 S: 5	H: 2 LOB: 1 BB: 0 P: 5	R: 0 E: 1 K: 1 S: 7	H: 1 LOB: 2 BB: 0 P: 7	1B: 5 2B: 1 3B: 2 HR: 1	SF: 0 SAC: 0 DP: 1 HBP: 0	WP: 0 PB: 0 CS: 0	PA: 37			
PITCHER	IP	WLS	BF	H	R	ER	SO	BB	IBB	HBP	BLK	WP	HR	S	P	ERA	WHIP								
Harry Byrd, R ERA: 4.51 (1, 1)	6.2	L	26	6	4	4	4	0	0	0	0	0	1	34	34	5.40	0.900								
Jack Harshman, L ERA: 3.51 (7, 1)	1.1		6	2	1	1	0	0	0	0	0	0	0	6	6	6.75	1.500								
Morrie Martin, L ERA: 2.82 (9, 1)	1.0		5	1	0	0	1	0	0	0	0	0	0	7	7	0.00	1.000								

Batter	1	2	3	4	5	6	7	8	9	AB	R	H	RBI	BB	SO	LOB	BOTTOM								
Chico Carrasquel, R OBP: 0.344, SLG: 0.349 (1, 6)										4	1	2	1	1	1	0	Kansas City Athletics @ Chicago White Sox Comiskey Park, Chicago, IL Thu Aug 18 1955, 4:38 AM EDT Att: 15,224 - Unknown livebaseballscorecards.com								
Nellie Fox, L OBP: 0.354, SLG: 0.389 (1, 4)										4	0	0	0	0	0	3									
Minnie Minoso, R OBP: 0.364, SLG: 0.395 (1, 7)										4	0	2	0	1	0	1									
George Kell, R OBP: 0.387, SLG: 0.412 (1, 5)										3	0	0	1	1	0	2									
Jim Rivera, L OBP: 0.366, SLG: 0.414 (1, 9)										4	0	1	0	0	0	4									
Walt Dropo, R OBP: 0.350, SLG: 0.468 (1, 3)										4	0	0	0	0	1	1									
Jim Busby, R OBP: 0.290, SLG: 0.350 (1, 8)										3	1	0	0	1	0	2									
Sherm Lollar, R OBP: 0.387, SLG: 0.426 Gil Coan, L OBP: 0.300, SLG: 0.315 Morrie Martin, L OBP: 0.286, SLG: 0.286 (1, 2) (8, PR) (9, 1)										3	1	1	1	0	0	1									
Harry Byrd, R OBP: 0.130, SLG: 0.111 Jack Harshman, L OBP: 0.365, SLG: 0.381 Bob Kennedy, R OBP: 0.330, SLG: 0.359 Les Moss, R OBP: 0.370, SLG: 0.433 (1, 1) (7, 1) (6, PH) (9, 2)										3	0	0	0	0	0	1									
Inning Stats	R: 1 E: 1 K: 0 S: 4	H: 0 LOB: 1 BB: 1 P: 8	R: 1 E: 1 K: 0 S: 5	H: 1 LOB: 2 BB: 1 P: 9	R: 0 E: 0 K: 0 S: 3	H: 0 LOB: 0 BB: 0 P: 3	R: 0 E: 0 K: 0 S: 3	H: 0 LOB: 0 BB: 0 P: 3	R: 0 E: 0 K: 0 S: 4	H: 1 LOB: 3 BB: 2 P: 12	R: 1 E: 0 K: 1 S: 6	H: 1 LOB: 0 BB: 0 P: 6	R: 0 E: 0 K: 1 S: 6	H: 1 LOB: 1 BB: 0 P: 6	R: 0 E: 0 K: 0 S: 4	H: 1 LOB: 2 BB: 0 P: 5	R: 0 E: 0 K: 0 S: 4	H: 1 LOB: 1 BB: 0 P: 4	1B: 4 2B: 1 3B: 0 HR: 1	SF: 1 SAC: 1 DP: 1 HBP: 1	WP: 0 PB: 0 CS: 0	PA: 40			
PITCHER	IP	WLS	BF	H	R	ER	SO	BB	IBB	HBP	BLK	WP	HR	S	P	ERA	WHIP								
Arnie Portocarrero, R ERA: 4.71 (1, 1)	9.0	W	40	6	3	1	2	4	0	1	0	0	1	39	56	1.00	1.111								

Batter	1	2	3	4	5	6	7	8	9	AB	R	H	RBI	BB	SO	LOB	TOP					
Harvey Kuenn, R (1, 6) OBP: 0.352, SLG: 0.432	0-0 4-3		0-0 F9			0-0 5-3		0-0 F8		4	0	0	0	0	0	2						
Bill Tuttle, R (1, 8) OBP: 0.349, SLG: 0.391	0-3 K			0-3 K		0-0 FC5 WP 1B		0-0 4-3		4	0	1	0	0	2	1						
Al Kaline, R (1, 9) OBP: 0.429, SLG: 0.572	0-3 K			0-0 L6-3		4-0 1-2 BB		0-0 F3		3	0	0	0	1	1	1						
Earl Torgeson, L (1, 3) OBP: 0.392, SLG: 0.390		0-3 K		0-0 S 1B		0-0 FC5 2-3f			0-0 FC6-4 1B	4	0	2	0	0	1	2						
Ray Boone, R (1, 5) OBP: 0.354, SLG: 0.489	0-0 F8			0-0 F9				0-0 F9		4	0	0	0	0	0	2						
Bubba Phillips, R (1, 7) OBP: 0.323, SLG: 0.326	0-0 F8				0-0 F4		1-0 HBP		0-0 FC6 1-2 1B	3	0	1	0	0	0	0						
Frank House, L (1, 2) OBP: 0.317, SLG: 0.444			0-0 WP 1B		0-0 F6		0-0 F9		0-0 F6	4	0	1	0	0	0	3						
Harry Malmberg, R (1, 4) OBP: 0.306, SLG: 0.267			0-3 K		0-0 F6		0-0 F9		0-0 FC6	3	0	0	0	0	1	2						
Charlie Maxwell, L (9, PH) OBP: 0.313, SLG: 0.500			1-2 K						1-2 FC6	1	0	0	0	0	0	2						
Steve Gromek, S (1, 1) OBP: 0.344, SLG: 0.188			0-3 K			0-0 F4				2	0	0	0	0	1	1						
Jack Phillips, R (8, PH) OBP: 0.354, SLG: 0.430										1	0	1	0	0	0	0						
Paul Foytack, R (8, 1) OBP: 0.200, SLG: 0.200						0-0 F4			0-0 4-3 2B	0	0	0	0	0	0	0						
Inning Stats	R: 0 E: 0 K: 2 S: 7	H: 0 LOB: 0 BB: 0 P: 7	R: 0 E: 0 K: 1 S: 5	H: 0 LOB: 0 BB: 0 P: 5	R: 0 E: 0 K: 2 S: 8	H: 1 LOB: 1 BB: 0 P: 8	R: 0 E: 0 K: 1 S: 6	H: 1 LOB: 1 BB: 0 P: 6	R: 0 E: 0 K: 0 S: 3	H: 0 LOB: 0 BB: 0 P: 3	R: 0 E: 0 K: 0 S: 4	H: 1 LOB: 2 BB: 1 P: 8	R: 0 E: 0 K: 0 S: 3	H: 0 LOB: 1 BB: 0 P: 4	R: 0 E: 0 K: 0 S: 4	H: 1 LOB: 1 BB: 0 P: 4	R: 0 E: 0 K: 0 S: 5	H: 2 LOB: 2 BB: 0 P: 5	1B: 5 2B: 1 3B: 0 HR: 0	SF: 0 SAC: 0 DP: 0 HBP: 1	WP: 2 PB: 2 SB: 1 CS: 0	PA: 35
PITCHER Billy Pierce, L (1, 1) ERA: 1.84	IP: 9.0 WLS: W BF: 35 H: 6 R: 0 ER: 0 SO: 6 BB: 1 IBB: 0 HBP: 1 BLK: 0 WP: 2 HR: 0 S: 45 P: 50 ERA: 0.00 WHIP: 0.778															PITCHER	IP: 9.0 WLS: W BF: 35 H: 6 R: 0 ER: 0 SO: 6 BB: 1 IBB: 0 HBP: 1 BLK: 0 WP: 2 HR: 0 S: 45 P: 50 ERA: 0.00 WHIP: 0.778					

Detroit Tigers @ Chicago White Sox
Comiskey Park, Chicago, IL
Fri Aug 19 1955, 4:33 AM EDT
Att: 36,473 - Unknown


AB 33
R 0
H 6
RBI 0
BB 1
SO 6
LOB 16



Batter	1	2	3	4	5	6	7	8	9	AB	R	H	RBI	BB	SO	LOB	BOTTOM			
Chico Carrasquel, R (1, 6) OBP: 0.341, SLG: 0.345	0-0 F7		0-0 F8		0-0 L6	0-0 F7				4	0	0	0	0	0	3				
Nellie Fox, L (1, 4) OBP: 0.351, SLG: 0.386	0-0 F2		0-0 4-3		0-0 1-3		0-0 L9			4	0	0	0	0	0	0				
Minnie Minoso, R (1, 7) OBP: 0.363, SLG: 0.399	0-0 3B		0-0 F3		0-0 F5		0-0 5-3			4	0	1	0	0	0	0				
Jim Rivera, L (1, 9) OBP: 0.370, SLG: 0.416	4-0 BB			0-0 HR 1B		0-0 2B 1B		0-0 4-3		3	2	2	0	1	0	0				
Walt Dropo, R (1, 3) OBP: 0.354, SLG: 0.479	0-0 F3			1-H HR		0-0 2B FC1-2 1B		4-0 1B BB		3	1	2	2	1	0	2				
Bob Kennedy, R (1, 5) OBP: 0.333, SLG: 0.368		0-0 L9		0-0 F8		0-0 FC1-2 2B		0-0 1B 1B		4	0	2	1	0	0	0				
Jim Busby, R (1, 8) OBP: 0.291, SLG: 0.351		0-0 1B		0-0 1B		0-0 5-3		0-3 K		4	0	2	0	0	1	4				
Sherm Lollar, R (1, 2) OBP: 0.386, SLG: 0.422		0-0 F3		0-0 F8		4-0 FC1-2 IBB		0-0 F8		3	0	0	0	1	0	4				
Billy Pierce, L (1, 1) OBP: 0.196, SLG: 0.146		0-0 4-3		0-0 F3		0-0 FC1-2		0-3 K		4	0	0	0	0	1	7				
Inning Stats	R: 0 E: 0 K: 0 S: 4	H: 1 LOB: 2 BB: 1 P: 8	R: 0 E: 0 K: 0 S: 4	H: 1 LOB: 1 BB: 0 P: 4	R: 0 E: 0 K: 0 S: 3	H: 0 LOB: 0 BB: 0 P: 3	R: 2 E: 0 K: 0 S: 6	H: 3 LOB: 1 BB: 0 P: 6	R: 0 E: 0 K: 0 S: 3	H: 0 LOB: 0 BB: 0 P: 3	R: 0 E: 0 K: 0 S: 6	H: 3 LOB: 3 BB: 1 P: 10	R: 0 E: 0 K: 0 S: 3	H: 0 LOB: 0 BB: 0 P: 3	R: 0 E: 0 K: 2 S: 8	H: 1 LOB: 2 BB: 1 P: 12	1B: 6 2B: 1 3B: 1 HR: 1	SF: 0 SAC: 0 DP: 0 HBP: 0	WP: 0 PB: 0 SB: 0 CS: 0	PA: 36
PITCHER Steve Gromek, R (1, 1) ERA: 3.94	IP: 7.0 WLS: L BF: 31 H: 8 R: 3 ER: 3 SO: 3 BB: 1 IBB: 0 HBP: 0 BLK: 0 WP: 1 HR: 1 S: 29 P: 37 ERA: 3.86 WHIP: 1.286															PITCHER	IP: 7.0 WLS: L BF: 31 H: 8 R: 3 ER: 3 SO: 3 BB: 1 IBB: 0 HBP: 0 BLK: 0 WP: 1 HR: 1 S: 29 P: 37 ERA: 3.86 WHIP: 1.286			
PITCHER Paul Foytack, R (8, 1) ERA: 5.99	IP: 1.0 WLS: L BF: 5 H: 1 R: 0 ER: 0 SO: 2 BB: 1 IBB: 0 HBP: 0 BLK: 0 WP: 0 HR: 0 S: 8 P: 12 ERA: 0.00 WHIP: 2.000															PITCHER	IP: 1.0 WLS: L BF: 5 H: 1 R: 0 ER: 0 SO: 2 BB: 1 IBB: 0 HBP: 0 BLK: 0 WP: 0 HR: 0 S: 8 P: 12 ERA: 0.00 WHIP: 2.000			

Detroit Tigers @ Chicago White Sox
Comiskey Park, Chicago, IL
Fri Aug 19 1955, 4:33 AM EDT
Att: 36,473 - Unknown

AB 33
R 3
H 9
RBI 3
BB 3
SO 2
LOB 20



Batter	1	2	3	4	5	6	7	8	9	AB	R	H	RBI	BB	SO	LOB	TOP				
Harvey Kuenn, R OBP: 0.348, SLG: 0.428	0-3 K	0-0 F4		0-0 F1		0-0 6-3		0-0 1-3		5	0	0	0	0	1	1					
Bill Tuttle, R OBP: 0.351, SLG: 0.390	0-0 1B		4-0 1B	0-0 6-3		4-0 SH5-4		0-0 F7		3	3	1	0	2	0	0					
Al Kaline, R OBP: 0.432, SLG: 0.574	0-0 1B		0-0 HR	0-3 K		0-0 SH5-4		0-0 1B		5	2	4	0	0	1	0					
Earl Torgeson, L OBP: 0.395, SLG: 0.403	0-0 1B		0-0 HR		0-0 FC5-4		0-0 SH5-4	0-0 F4		4	1	3	4	0	0	1					
Ray Boone, R OBP: 0.354, SLG: 0.487	0-0 SF9		4-0 PB		0-3 K		4-0 BB	0-0 F5		2	1	0	1	2	1	2					
Charlie Maxwell, L OBP: 0.309, SLG: 0.493	0-0 4-3		0-0 2B		0-0 FC5-4		4-0 IBB	0-0 4-3		1	0	0	0	0	0	1					
Bubba Phillips, R OBP: 0.325, SLG: 0.336			4-3 2B		1-2 1B		1-2 2-3	0-0 4-3		2	0	1	1	0	0	1					
Jim Delsing, L OBP: 0.332, SLG: 0.400			1-2 2B		0-0 F8		0-0 BB	0-0 F9		4	0	0	0	0	0	5					
Frank House, L OBP: 0.313, SLG: 0.437		0-0 4-3	0-0 4-3		0-0 F8		0-0 F9			4	0	0	0	0	0	5					
Fred Hatfield, L OBP: 0.334, SLG: 0.348		0-0 1B	4-0 BB		0-0 G3		0-0 4-3			3	0	1	0	1	0	3					
Ned Garver, R OBP: 0.260, SLG: 0.206		0-0 6-3	0-0 G5-4-3		0-0 F8		0-0 6-3			2	0	0	0	0	0	3					
Babe Birrer, R OBP: 0.250, SLG: 0.556			1-2 2B							1	0	0	0	0	0	0					
Reno Berioia, R OBP: 0.267, SLG: 0.326										1	0	0	0	0	0	0					
Leo Cristante, R										0	0	0	0	0	0	0					
Al Aber, L										0	0	0	0	0	0	0					
Inning Stats	R: 2 E: 0 K: 1 S: 8	H: 3 LOB: 1 BB: 0 P: 8	R: 0 E: 0 K: 0 S: 4	H: 1 LOB: 1 BB: 0 P: 4	R: 4 E: 0 K: 0 S: 5	H: 3 LOB: 1 BB: 3 P: 17	R: 0 E: 0 K: 1 S: 5	H: 0 LOB: 0 BB: 0 P: 5	R: 0 E: 0 K: 0 S: 3	H: 0 LOB: 0 BB: 3 P: 3	R: 1 E: 0 K: 0 S: 4	H: 1 LOB: 3 BB: 3 P: 16	R: 0 E: 0 K: 0 S: 3	H: 0 LOB: 0 BB: 0 P: 3	R: 0 E: 0 K: 0 S: 4	H: 1 LOB: 1 BB: 0 P: 4	1B: 8 2B: 1 3B: 0 HR: 1	SF: 1 SAC: 1 DP: 1 HBP: 0	WP: 0 PB: 1 SB: 0 CS: 0	PA: 42	
PITCHER	IP WLS BF H R ER SO BB IBB HBP BLK WP HR S P ERA WHIP	IP WLS BF H R ER SO BB IBB HBP BLK WP HR S P ERA WHIP																			
Bob Keegan, R ERA: 8.02	(1, 1) 2.0 14 6 6 6 1 2 0 0 0 0 1 14 22 27.00 4.000	(3, 1) 4.1 18 3 1 1 2 2 1 0 0 0 0 19 31 2.08 1.154	(7, 1) 1.2 6 0 0 0 0 1 0 0 0 0 0 5 9 0.00 0.600	(9, 1) 1.0 S 4 1 0 0 0 0 0 0 0 0 4 4 0.00 1.000																	
Chico Carrasquel, R OBP: 0.340, SLG: 0.351	0-0 5-3	0-0 F7		0-0 F6		0-0 6-3		0-0 HR		5	1	1	1	0	0	4					
Nellie Fox, L OBP: 0.357, SLG: 0.397	0-0 2B		0-0 HR		0-0 L9		4-0 FC6-4	0-0 1B		4	4	4	1	1	0	0					
Minnie Minoso, R OBP: 0.361, SLG: 0.396	0-0 L9		0-0 F4		0-0 1B		0-0 FC6-4	0-0 F5		5	1	1	0	0	0	3					
Jim Rivera, L OBP: 0.376, SLG: 0.425	0-0 2B		0-0 CS		0-0 L9		0-0 2B	0-0 1B		5	2	4	1	0	0	2					
George Kell, R OBP: 0.390, SLG: 0.422	0-0 2B		0-0 F7		0-0 SF8		0-0 1B	0-0 2B		4	0	3	5	0	0	1					
Walt Dropo, R OBP: 0.354, SLG: 0.479	0-0 2B		0-0 F7		0-0 SF8		0-0 1B	0-0 2B		0	0	0	0	0	0	0					
Bob Kennedy, R OBP: 0.332, SLG: 0.365	0-0 6-3		0-0 CS		0-0 6-3		0-0 L9	0-0 1B		4	0	1	0	0	0	2					
Jim Busby, R OBP: 0.291, SLG: 0.350		0-0 F7		0-0 6-3		0-0 6-3		0-0 F4		4	0	1	0	0	0	2					
Sherm Lollar, R OBP: 0.387, SLG: 0.426		0-0 2B		0-0 1B		0-0 F7		0-0 FC6-4		4	0	2	0	0	0	3					
Bob Keegan, R OBP: 0.417, SLG: 0.364		0-3 K		0-0 1B		0-0 6-3		0-0 F5		1	0	0	0	0	1	1					
Morrie Martin, L OBP: 0.333, SLG: 0.333										2	0	1	0	0	0	1					
Dixie Howell, L OBP: 0.357, SLG: 0.357										0	0	0	0	0	0	0					
Dick Donovan, L OBP: 0.281, SLG: 0.232										1	0	0	0	0	0	0					
Harry Byrd, R OBP: 0.330, SLG: 0.111										0	0	0	0	0	0	0					
Inning Stats	R: 2 E: 0 K: 0 S: 6	H: 3 LOB: 1 BB: 0 P: 6	R: 0 E: 0 K: 1 S: 6	H: 1 LOB: 1 BB: 0 P: 6	R: 1 E: 0 K: 0 S: 4	H: 2 LOB: 0 BB: 0 P: 4	R: 0 E: 0 K: 0 S: 5	H: 2 LOB: 2 BB: 0 P: 5	R: 1 E: 0 K: 0 S: 5	H: 2 LOB: 1 BB: 0 P: 5	R: 0 E: 0 K: 0 S: 4	H: 1 LOB: 1 BB: 0 P: 4	R: 2 E: 0 K: 0 S: 6	H: 3 LOB: 2 BB: 1 P: 10	R: 2 E: 0 K: 0 S: 6	H: 4 LOB: 2 BB: 0 P: 6	1B: 12 2B: 4 3B: 0 HR: 2	SF: 1 SAC: 0 DP: 0 HBP: 0	WP: 0 PB: 0 SB: 0 CS: 1	PA: 42	
PITCHER	IP WLS BF H R ER SO BB IBB HBP BLK WP HR S P ERA WHIP	IP WLS BF H R ER SO BB IBB HBP BLK WP HR S P ERA WHIP																			
Ned Garver, R ERA: 3.83	(1, 1) 4.0 21 10 4 4 4 0 1 0 0 0 0 13 17 6.00 1.667	(5, 1) 3.0 14 4 2 2 0 1 0 0 0 0 0 13 17 6.00 1.667	(8, 1) 0.2 L 4 2 2 2 0 0 0 0 0 0 1 4 4 27.00 3.000	(8, 1) 0.1 2 2 0 0 0 0 0 0 0 0 0 2 2 0.00 6.000																	

Detroit Tigers @ Chicago White Sox
 Comiskey Park, Chicago, IL
 Sat Aug 20 1955, 4:33 AM EDT
 Att: 16,803 - Unknown

AB	34
R	7
H	10
RBI	7
BB	6
SO	3
LOB	18



Detroit Tigers @ Chicago White Sox
 Comiskey Park, Chicago, IL
 Sat Aug 20 1955, 4:33 AM EDT
 Att: 16,803 - Unknown

AB	39
R	8
H	18
RBI	8
BB	1
SO	1
LOB	19




Batter	1	2	3	4	5	6	7	8	9	AB	R	H	RBI	BB	SO	LOB	TOP					
Harvey Kuenn, R (1, 6) OBP: 0.350, SLG: 0.426	4-0 FC6-4 BB		0-0 6-3		4-0 FC5-4 BB		0-0 F6			2	0	0	0	2	0	2	Detroit Tigers @ Chicago White Sox Comiskey Park, Chicago, IL Sun Aug 21 1955, 4:33 AM EDT Unknown					
Bill Tuttle, R (1, 8) OBP: 0.351, SLG: 0.389	0-0 FC6-4 L6-4-3		0-0 5-3		0-0 FC5-4			0-0 BB		4	0	1	0	0	0	4						
Al Kaline, R (1, 9) OBP: 0.431, SLG: 0.571	0-0 L6-4-3			0-0 L7		0-0 L5		4-0 BB		3	0	0	0	1	0	1						
Earl Torgeson, L (1, 3)		4-0 1B BB		0-3 K		0-0 4-3		0-0 BB		3	0	0	0	1	1	2						
Ray Boone, R (1, 5) OBP: 0.351, SLG: 0.482		0-0 L8		0-3 K		0-3 K		0-0 F4		4	0	0	0	0	2	3						
Charlie Maxwell, L (1, 7) OBP: 0.306, SLG: 0.481		0-0 F8			0-0 BB		0-0 E4		0-3 K	4	0	1	0	0	1	3						
Fred Hatfield, L (1, 4) OBP: 0.333, SLG: 0.347		0-0 1B		0-3 K		0-0 F2		0-0 4-3		4	0	1	0	0	1	2						
Red Wilson, R (1, 2) OBP: 0.307, SLG: 0.306		0-0 F2			0-0 BB		0-3 K		0-0 F6	3	0	1	0	0	1	3						
Jim Delsing, L (9, PH) OBP: 0.351, SLG: 0.359					1-2 BB					1	0	0	0	0	0	0						
Billy Hoelt, L (1, 1) OBP: 0.263, SLG: 0.167				0-0 F7		0-0 F7		4-0 BB		2	0	0	0	1	0	2						
Frank House, L (9, PH) OBP: 0.312, SLG: 0.435								1-2 BB		1	0	0	0	0	0	0						
Inning Stats	R: 0 E: 0 K: 0 S: 2	H: 0 LOB: 0 BB: 1 P: 6	R: 0 E: 0 K: 0 S: 4	H: 1 LOB: 2 BB: 1 P: 8	R: 0 E: 0 K: 2 S: 3	H: 0 LOB: 0 BB: 0 P: 3	R: 0 E: 0 K: 2 S: 7	H: 0 LOB: 0 BB: 0 P: 7	R: 0 E: 0 K: 1 S: 5	H: 2 LOB: 3 BB: 1 P: 11	R: 0 E: 0 K: 1 S: 5	H: 0 LOB: 0 BB: 0 P: 5	R: 0 E: 1 K: 1 S: 6	H: 0 LOB: 2 BB: 1 P: 10	R: 0 E: 0 K: 1 S: 6	H: 1 LOB: 2 BB: 1 P: 10	R: 0 E: 0 K: 0 S: 3	H: 0 LOB: 0 BB: 0 P: 3	1B: 4 2B: 0 3B: 0 HR: 0	SF: 0 SAC: 0 DP: 1 HBP: 0	WP: 0 PB: 0 CS: 0	PA: 36
PITCHER Connie Johnson, R (1, 1) ERA: 1.97	IP: 9.0 WLS: W BF: 36 H: 4 R: 0 ER: 0 SO: 6 BB: 5 IBB: 0 HBP: 0 BLK: 0 WP: 0 HR: 0 S: 43 P: 63 ERA: 0.00 WHIP: 1.000															PITCHER						

Batter	1	2	3	4	5	6	7	8	9	AB	R	H	RBI	BB	SO	LOB	BOTTOM			
Chico Carrasquel, R (1, 6) OBP: 0.341, SLG: 0.352	0-0 G4-6-3 1B			0-0 5-3		0-0 4-3		0-0 1-2 2H		4	0	2	1	0	0	0	Detroit Tigers @ Chicago White Sox Comiskey Park, Chicago, IL Sun Aug 21 1955, 4:33 AM EDT Unknown			
Nellie Fox, L (1, 4) OBP: 0.355, SLG: 0.394	0-0 G4-6-3 1-2			0-0 G3		0-0 F7		0-0 4-3		4	0	0	0	0	0	3				
Minnie Minoso, R (1, 7) OBP: 0.362, SLG: 0.405	0-0 F8			0-0 S 1B		0-0 HR		0-0 6-3		4	1	2	1	0	0	0				
George Kell, R (1, 5) OBP: 0.391, SLG: 0.420		0-0 F4		4-0 1-2 BB		4-0 BB		0-0 1-3		2	0	0	0	2	0	0				
Jim Rivera, L (1, 9) OBP: 0.374, SLG: 0.423		0-0 3-1		0-0 F7		0-3 K		0-0 1B		4	0	1	0	0	1	3				
Walt Dropo, R (1, 3) OBP: 0.353, SLG: 0.476		0-0 6-3			0-0 SH5-4 1B		0-0 5-3		0-0 L7	4	0	1	0	0	0	1				
Jim Busby, R (1, 8) OBP: 0.290, SLG: 0.348			0-0 L9		0-0 SH5-4 1-2		0-0 5-3			2	0	0	0	0	0	0				
Sherm Lollar, R (1, 2) OBP: 0.387, SLG: 0.423			0-0 F8		0-0 E6 G5-4-3		4-0 1B BB			2	1	0	0	1	0	1				
Connie Johnson, R (1, 1) OBP: 0.138, SLG: 0.179			0-3 K		0-0 G5-4-3 1-2		0-0 1B			3	0	1	0	0	1	2				
Inning Stats	R: 0 E: 0 K: 0 S: 3	H: 1 LOB: 0 BB: 0 P: 3	R: 0 E: 0 K: 0 S: 3	H: 0 LOB: 0 BB: 0 P: 3	R: 0 E: 0 K: 1 S: 5	H: 0 LOB: 0 BB: 0 P: 5	R: 0 E: 0 K: 0 S: 4	H: 1 LOB: 2 BB: 1 P: 8	R: 0 E: 1 K: 0 S: 4	H: 1 LOB: 1 BB: 0 P: 4	R: 1 E: 0 K: 0 S: 6	H: 1 LOB: 1 BB: 1 P: 10	R: 1 E: 0 K: 0 S: 5	H: 2 LOB: 2 BB: 1 P: 9	R: 0 E: 0 K: 0 S: 4	H: 1 LOB: 1 BB: 0 P: 4		1B: 6 2B: 0 3B: 0 HR: 1	SF: 0 SAC: 1 DP: 2 HBP: 0	WP: 0 PB: 0 CS: 0
PITCHER Billy Hoelt, L (1, 1) ERA: 3.33	IP: 8.0 WLS: L BF: 33 H: 7 R: 2 ER: 2 SO: 2 BB: 3 IBB: 0 HBP: 0 BLK: 0 WP: 0 HR: 1 S: 34 P: 46 ERA: 2.25 WHIP: 1.250															PITCHER				

Batter	1	2	3	4	5	6	7	8	9	AB	R	H	RBI	BB	SO	LOB	TOP			
Harvey Kuenn, R OBP: 0.347, SLG: 0.423	L5			6-3	G4-6-3		FC1-6			4	0	0	0	0	0	4				
Bill Tuttle, R OBP: 0.348, SLG: 0.386	6-3			F7		F7	F9			4	0	0	0	0	0	2				
Al Kaline, R OBP: 0.429, SLG: 0.568	L5-3			L5 3B		FC6-4 BB 1B		L5-3		4	1	1	0	0	0	0				
Earl Torgeson, L OBP: 0.395, SLG: 0.404		K				FC6-4 BB		4-3		3	0	1	1	1	1	0				
Ray Boone, R OBP: 0.348, SLG: 0.477	1-3			F2		FC6-4 BB		F9		4	0	0	0	0	0	3				
Jim Delsing, L OBP: 0.328, SLG: 0.394			K		4-3	4-3			F8	4	0	0	0	0	1	2				
Frank House, L OBP: 0.314, SLG: 0.447				G3						4	1	2	1	0	1	0				
Reno Bertoia, R OBP: 0.267, SLG: 0.326						HR				0	0	0	0	0	0	0	AB 34			
Fred Hatfield, L OBP: 0.338, SLG: 0.350						1B			F9	3	0	2	0	1	0	1	R 2			
Jim Bunning, R OBP: 0.167, SLG: 0.167																	H 8			
Paul Foytack, R OBP: 0.167, SLG: 0.167																	RBI 2			
Charlie Maxwell, L OBP: 0.314, SLG: 0.488																	BB 2			
Joe Coleman, R OBP: 0.667, SLG: 0.833																	SO 3			
Jim Small, L OBP: 0.667, SLG: 0.833																	LOB 14			
Inning Stats	R: 0 E: 0 K: 0 S: 3	H: 0 LOB: 0 BB: 0 P: 3	R: 0 E: 0 K: 2 S: 7	H: 0 LOB: 0 BB: 0 P: 7	R: 0 E: 0 K: 0 S: 3	H: 1 LOB: 1 BB: 0 P: 3	R: 1 E: 1 K: 0 S: 5	H: 1 LOB: 1 BB: 0 P: 5	R: 1 E: 0 K: 0 S: 4	H: 2 LOB: 1 BB: 1 P: 8	R: 0 E: 0 K: 1 S: 7	H: 2 LOB: 2 BB: 0 P: 7	R: 0 E: 0 K: 0 S: 3	H: 0 LOB: 0 BB: 0 P: 3	R: 0 E: 0 K: 0 S: 4	H: 1 LOB: 1 BB: 0 P: 4	1B: 6 2B: 0 3B: 1 HR: 1	SF: 0 SAC: 0 DP: 2 HBP: 0	WP: 0 PB: 0 SB: 0 CS: 0	PA: 36
PITCHER Dick Donovan, R ERA: 2.6	IP: 9.0 WLS: W BF: 36 H: 8 R: 2 ER: 1 SO: 3 BB: 2 IBB: 0 HBP: 0 BLK: 0 WP: 0 HR: 1 S: 40 P: 48 ERA: 1.00 WHIP: 1.111															PITCHER				

Detroit Tigers @ Chicago White Sox
Comiskey Park, Chicago, IL
Sun Aug 21 1955, 4:38 AM EDT
Att: 34,542 - Unknown


AB 34
R 2
H 8
RBI 2
BB 2
SO 3
LOB 14



Batter	1	2	3	4	5	6	7	8	9	AB	R	H	RBI	BB	SO	LOB	BOTTOM			
Chico Carrasquel, R OBP: 0.342, SLG: 0.354	L9	1B BB	F5	F8						4	2	1	0	1	0	5				
Nellie Fox, L OBP: 0.353, SLG: 0.392	F8	1B	L9		4-3		F3			5	0	1	2	0	0	3				
Minnie Minoso, R OBP: 0.367, SLG: 0.415	1B	1B			5-3					5	1	4	2	0	0	0				
Jim Rivera, L OBP: 0.375, SLG: 0.423	FC5-4 1B	F5		K	CS S		L9			5	0	2	0	0	1	4				
Bob Kennedy, R OBP: 0.333, SLG: 0.372	FC5-4	K		2B 1B	CS	6-3				5	1	2	1	0	1	4				
Walt Dropo, R OBP: 0.359, SLG: 0.489		HR		2B BB						3	2	2	1	2	0	1				
Jim Busby, R OBP: 0.293, SLG: 0.352		S SH1-4 BB		1B 2B			F3			4	1	2	2	1	0	2	AB 37			
Sherm Lollar, R OBP: 0.383, SLG: 0.418		SH1-4	F7	5-3			F8			4	0	0	0	0	0	5	R 8			
Dick Donovan, L OBP: 0.309, SLG: 0.241									K	2	1	1	0	2	1	0	H 15			
Inning Stats	R: 0 E: 0 K: 0 S: 5	H: 2 LOB: 2 BB: 0 P: 5	R: 4 E: 0 K: 1 S: 8	H: 3 LOB: 3 BB: 3 P: 20	R: 1 E: 0 K: 0 S: 6	H: 3 LOB: 2 BB: 0 P: 6	R: 2 E: 0 K: 1 S: 8	H: 3 LOB: 3 BB: 2 P: 16	R: 0 E: 0 K: 0 S: 3	H: 1 LOB: 0 BB: 0 P: 3	R: 0 E: 0 K: 0 S: 3	H: 0 LOB: 1 BB: 1 P: 7	R: 1 E: 0 K: 1 S: 7	H: 2 LOB: 1 BB: 0 P: 7	R: 0 E: 0 K: 0 S: 4	H: 1 LOB: 1 BB: 0 P: 4	1B: 9 2B: 4 3B: 1 HR: 1	SF: 0 SAC: 1 DP: 0 HBP: 0	WP: 0 PB: 0 SB: 2 CS: 1	PA: 45
PITCHER Jim Bunning, R ERA: 5.85	IP: 1.1 WLS: L BF: 12 H: 5 R: 4 ER: 4 SO: 4 BB: 3 IBB: 0 HBP: 0 BLK: 0 WP: 0 HR: 1 S: 9 P: 21 ERA: 27.00 WHIP: 6.000															PITCHER				
Paul Foytack, R ERA: 5.97	2.2	16	6	3	3	2	2	0	0	0	0	0	18	26	10.12	3.000				
Joe Coleman, R ERA: 6.98	4.0	16	4	1	1	1	1	0	0	0	0	0	17	21	2.25	1.250				


Detroit Tigers @ Chicago White Sox
Comiskey Park, Chicago, IL
Sun Aug 21 1955, 4:38 AM EDT
Att: 34,542 - Unknown


AB 37
R 8
H 15
RBI 8
BB 6
SO 3
LOB 24



Batter	1	2	3	4	5	6	7	8	9	AB	R	H	RBI	BB	SO	LOB	TOP				
Fred Marsh, R OBP: 0.296, SLG: 0.253 (1, 5)										5	0	3	0	0	0	1	<p>Baltimore Orioles @ Chicago White Sox Comiskey Park, Chicago, IL Tue Aug 23 1955, 4:33 AM EDT Unknown</p> <p>livebaseballscorecards.com</p>				
Cal Abrams, L OBP: 0.420, SLG: 0.397 (1, 8)										5	0	0	0	0	1	5					
Dave Philley, S OBP: 0.373, SLG: 0.426 (1, 7)										4	2	3	0	0	0	2					
Bob Hale, L OBP: 0.388, SLG: 0.426 (1, 3)										4	0	2	0	0	0	2					
Dave Pope, L OBP: 0.324, SLG: 0.393 (1, 9)										4	0	0	1	0	1	3					
Hal Smith, R OBP: 0.302, SLG: 0.355 (1, 2)										3	0	1	1	0	0	0					
Don Leppert, L OBP: 0.161, SLG: 0.037 (1, 4)										4	0	0	0	0	1	3					
Willy Miranda, S OBP: 0.300, SLG: 0.289 (7, PH)										2	0	0	0	0	0	0					
Gus Trandos, R OBP: 0.317, SLG: 0.393 (7, 5)										2	0	1	0	0	0	2					
Chuck Diering, R OBP: 0.326, SLG: 0.301 (8, 5)										0	0	0	0	0	0	0					
Erv Palica, R OBP: 0.341, SLG: 0.300 (7, PH)										1	0	0	0	1	0	0					
Jim Dyck, R OBP: 0.430, SLG: 0.422 (7, PH)										1	0	0	0	0	0	1					
Ed Lopat, L OBP: 0.211, SLG: 0.167 (9, PH)										0	0	0	0	0	0	0					
Wayne Causey, L OBP: 0.279, SLG: 0.227 (9, PH)										1	0	0	0	0	1	0					
Inning Stats	R: 0 E: 0 K: 0 S: 4	H: 2 LOB: 1 BB: 0 P: 4	R: 0 E: 0 K: 0 S: 3	H: 0 LOB: 0 BB: 0 P: 3	R: 0 E: 0 K: 0 S: 4	H: 1 LOB: 1 BB: 0 P: 4	R: 1 E: 0 K: 2 S: 9	H: 2 LOB: 1 BB: 0 P: 9	R: 0 E: 1 K: 0 S: 4	H: 0 LOB: 2 BB: 1 P: 8	R: 0 E: 0 K: 0 S: 3	H: 0 LOB: 0 BB: 0 P: 3	R: 0 E: 0 K: 1 S: 7	H: 2 LOB: 2 BB: 0 P: 7	R: 1 E: 0 K: 0 S: 6	H: 3 LOB: 2 BB: 0 P: 6	R: 0 E: 0 K: 1 S: 5	H: 0 LOB: 0 BB: 0 P: 5	1B: 10 2B: 0 3B: 0 HR: 0	SF: 1 SAC: 0 DP: 1 HBP: 0	WP: 0 PA: 38 CS: 0
PITCHER Virgil Trucks, R ERA: 3.43 (1, 1)	IP: 9.0 WLS: W BF: 38 H: 10 R: 2 ER: 2 SO: 4 BB: 1 IBB: 0 HBP: 0 BLK: 0 WP: 0 HR: 0 S: 45 P: 49 ERA: 2.00 WHIP: 1.222															PITCHER					

Batter	1	2	3	4	5	6	7	8	9	AB	R	H	RBI	BB	SO	LOB	BOTTOM		
Chico Carrasquel, R OBP: 0.345, SLG: 0.356 (1, 6)										3	2	2	1	1	0	0	<p>Baltimore Orioles @ Chicago White Sox Comiskey Park, Chicago, IL Tue Aug 23 1955, 4:33 AM EDT Unknown</p> <p>livebaseballscorecards.com</p>		
Nellie Fox, L OBP: 0.352, SLG: 0.391 (1, 4)										4	0	1	0	0	0	3			
Minnie Minoso, R OBP: 0.368, SLG: 0.414 (1, 7)										3	1	1	1	1	0	1			
Jim Rivera, L OBP: 0.376, SLG: 0.423 (1, 9)										4	0	2	0	0	1	2			
Bob Kennedy, R OBP: 0.332, SLG: 0.385 (1, 5)										4	2	1	1	0	0	2			
Walt Dropo, R OBP: 0.355, SLG: 0.483 (1, 3)										4	0	0	0	0	0	1			
Jim Busby, R OBP: 0.293, SLG: 0.351 (1, 8)										4	0	1	1	0	0	0			
Sherm Lollar, R OBP: 0.384, SLG: 0.417 (1, 2)										3	1	1	0	0	0	0			
Virgil Trucks, R OBP: 0.131, SLG: 0.150 (1, 1)										4	0	0	0	0	0	3			
Inning Stats	R: 1 E: 1 K: 0 S: 4	H: 1 LOB: 1 BB: 1 P: 8	R: 0 E: 0 K: 0 S: 3	H: 0 LOB: 0 BB: 0 P: 3	R: 1 E: 1 K: 1 S: 6	H: 1 LOB: 1 BB: 1 P: 10	R: 2 E: 2 K: 0 S: 7	H: 3 LOB: 2 BB: 0 P: 7	R: 1 E: 0 K: 0 S: 4	H: 2 LOB: 0 BB: 0 P: 4	R: 0 E: 0 K: 0 S: 3	H: 0 LOB: 0 BB: 0 P: 3	R: 1 E: 0 K: 0 S: 5	H: 2 LOB: 1 BB: 0 P: 5	R: 0 E: 0 K: 0 S: 3	H: 0 LOB: 1 BB: 0 P: 4		1B: 8 2B: 0 3B: 0 HR: 1	SF: 0 SAC: 0 DP: 0 HBP: 1
PITCHER Erv Palica, R ERA: 4.33 Ed Lopat, L ERA: 3.87 (7, 1)	IP: 6.0 WLS: L BF: 27 H: 7 R: 5 ER: 2 SO: 1 BB: 2 IBB: 0 HBP: 0 BLK: 0 WP: 1 HR: 1 S: 27 P: 35 ERA: 3.00 WHIP: 1.500															PITCHER			

Batter	1	2	3	4	5	6	7	8	9	AB	R	H	RBI	BB	SO	LOB	TOP			
Fred Marsh, R OBP: 0.289, SLG: 0.246 (1, 5)	5-3		5-3		F4	1-3		6-3		5	0	0	0	0	0	0	<p>Baltimore Orioles @ Chicago White Sox Comiskey Park, Chicago, IL Tue Aug 23 1955, 4:38 AM EDT Att: 33,524 - Unknown</p> <p>livebaseballscorecards.com</p> <p>AB 41 R 10 H 15 RBI 8 BB 2 SO 1 LOB 14</p> 			
Cal Abrams, L OBP: 0.423, SLG: 0.399 (1, 8)	F7			6-3	HR	1B			E 1B	4	2	2	0	1	0	0				
Dave Philley, S OBP: 0.380, SLG: 0.446 (1, 7)				1B	2B	HR		F2	E 1B	5	3	4	2	0	0	1				
Bob Hale, L OBP: 0.393, SLG: 0.429 Hal Smith, R OBP: 0.301, SLG: 0.354 (1, 3) (6, 2)	F7			HBP 1B	1B	BB 1B		F7	F9	4	2	2	1	0	0	2				
Gus Triandos, R OBP: 0.321, SLG: 0.396 (1, 2) (6, 3)		FC4-6 1B		HBP 1B	1B	BB 1B		F7	E6 1B	5	2	3	0	0	0	0				
Dave Pope, L OBP: 0.325, SLG: 0.389 (1, 9)	FC4-6 G4-6-3 1-2			1B	1B	E BB		K	P1-3	3	1	0	0	1	1	2				
Don Leppert, L OBP: 0.156, SLG: 0.038 Chuck Diering, R OBP: 0.328, SLG: 0.304 (1, 4) (4, PH) (4, 5)	G4-6-3 1-2			F8	E 1B			F4	FC6-4 1B	1	0	0	0	0	0	1				
Willy Miranda, S OBP: 0.301, SLG: 0.290 (1, 6)			F7		E7 1B			F4	FC6-4 1-2	5	0	2	2	0	0	1				
George Zuverink, R OBP: 0.063, SLG: 0.063 Harry Dorish, R OBP: 0.083, SLG: 0.083 (1, 1) (7, 1)			F4		6-3 F8			F8		3	0	0	0	0	0	2				
Inning Stats	R: 0 E: 0 K: 0 S: 4	H: 1 LOB: 1 BB: 0 P: 4	R: 0 E: 0 K: 0 S: 3	H: 1 LOB: 0 BB: 0 P: 3	R: 0 E: 0 K: 0 S: 3	H: 0 LOB: 0 BB: 0 P: 3	R: 2 E: 0 K: 0 S: 6	H: 4 LOB: 2 BB: 0 P: 7	R: 5 E: 1 K: 0 S: 9	H: 6 LOB: 2 BB: 1 P: 13	R: 0 E: 0 K: 1 S: 5	H: 0 LOB: 1 BB: 1 P: 5	R: 0 E: 0 K: 0 S: 3	H: 0 LOB: 0 BB: 0 P: 3	R: 3 E: 1 K: 0 S: 7	H: 3 LOB: 1 BB: 0 P: 7		1B: 13 2B: 1 3B: 0 HR: 1	SF: 0 SAC: 0 DP: 1 HBP: 1	WP: 0 PB: 0 SB: 0 CS: 0
PITCHER	IP WLS BF H R ER SO BB IBB HBP BLK WP HR S P ERA WHIP	3.1 L 14 5 2 2 0 0 0 0 0 0 0 0 14 14 5.40 1.500	4.1 L 10 5 5 5 0 1 0 1 0 0 1 8 13 33.75 4.500	5.1 L 10 2 0 0 1 0 0 0 0 0 0 11 15 0.00 1.286	8.1 L 10 3 3 0 0 0 0 0 0 0 0 10 10 0.00 1.500	PITCHER										IP WLS BF H R ER SO BB IBB HBP BLK WP HR S P ERA WHIP	6.0 W 25 7 3 3 2 0 0 0 0 0 0 1 29 29 4.50 1.167	7.1 S 12 2 0 0 0 1 0 0 0 0 0 0 11 15 0.00 1.000		

Batter	1	2	3	4	5	6	7	8	9	AB	R	H	RBI	BB	SO	LOB	BOTTOM					
Chico Carrasquel, R OBP: 0.341, SLG: 0.352 (1, 6)	F6		5-3		K		FC5-2-5		F5	5	0	0	0	0	1	4	<p>Baltimore Orioles @ Chicago White Sox Comiskey Park, Chicago, IL Tue Aug 23 1955, 4:38 AM EDT Att: 33,524 - Unknown</p> <p>livebaseballscorecards.com</p> <p>AB 36 R 3 H 9 RBI 3 BB 1 SO 2 LOB 18</p> 					
Nellie Fox, L OBP: 0.352, SLG: 0.392 (1, 4)				P9	L3		4-3			4	0	1	0	0	0	3						
Minnie Minoso, R OBP: 0.367, SLG: 0.415 (1, 7)	F7			F4		P9		G3 2B		4	0	1	0	0	0	1						
Jim Rivera, L OBP: 0.375, SLG: 0.421 (1, 9)	P9			E S 1B		F5		G3		4	0	1	0	0	0	2						
George Kell, R OBP: 0.397, SLG: 0.415 (1, 5)		F8		4-3		P9		1-3		4	0	0	0	0	0	2						
Walt Dropo, R OBP: 0.356, SLG: 0.484 (1, 3)		P9			FC5-4 1B		BB 1B 1-3	F7		4	1	2	0	0	0	1						
Jim Busby, R OBP: 0.294, SLG: 0.352 (1, 8)	F6			FC5-4 HR		FC5-4 1B	1-3 BB 1B		6-3 S 1B	4	1	2	0	0	0	1						
Sherm Lollar, R OBP: 0.385, SLG: 0.426 (1, 2)			P9		HR		1-2 2-3 3-H		F7	3	1	1	2	1	0	1						
Sandy Consuegra, R OBP: 0.143, SLG: 0.143 Morrie Martin, L OBP: 0.333, SLG: 0.333 Bob Keegan, R OBP: 0.440, SLG: 0.417 Bob Kennedy, R OBP: 0.300, SLG: 0.300 Jack Harshman, L OBP: 0.350, SLG: 0.350 Bob Nieman, R OBP: 0.320, SLG: 0.431 (1, 1) (4, 1) (5, 1) (7, PH) (8, 1) (9, PH)			K				1-3		6-3	1	0	0	0	0	0	1						
Inning Stats	R: 0 E: 0 K: 0 S: 4	H: 1 LOB: 1 BB: 0 P: 4	R: 0 E: 0 K: 0 S: 3	H: 0 LOB: 0 BB: 0 P: 3	R: 0 E: 0 K: 1 S: 5	H: 0 LOB: 0 BB: 0 P: 5	R: 0 E: 0 K: 0 S: 4	H: 1 LOB: 1 BB: 0 P: 4	R: 2 E: 0 K: 1 S: 8	H: 3 LOB: 1 BB: 0 P: 8	R: 0 E: 0 K: 0 S: 3	H: 0 LOB: 0 BB: 0 P: 3	R: 1 E: 0 K: 0 S: 5	H: 2 LOB: 2 BB: 1 P: 9	R: 0 E: 0 K: 0 S: 4	H: 1 LOB: 1 BB: 0 P: 4		R: 0 E: 0 K: 0 S: 4	H: 1 LOB: 1 BB: 0 P: 4	1B: 6 2B: 2 3B: 0 HR: 1	SF: 0 SAC: 0 DP: 0 HBP: 0	WP: 0 PB: 0 SB: 2 CS: 0
PITCHER	IP WLS BF H R ER SO BB IBB HBP BLK WP HR S P ERA WHIP	6.0 W 25 7 3 3 2 0 0 0 0 0 0 1 29 29 4.50 1.167	7.1 S 12 2 0 0 0 1 0 0 0 0 0 0 11 15 0.00 1.000	PITCHER										IP WLS BF H R ER SO BB IBB HBP BLK WP HR S P ERA WHIP	6.0 W 25 7 3 3 2 0 0 0 0 0 0 1 29 29 4.50 1.167	7.1 S 12 2 0 0 0 1 0 0 0 0 0 0 11 15 0.00 1.000						

Batter	1	2	3	4	5	6	7	8	9	AB	R	H	RBI	BB	SO	LOB	TOP				
Fred Marsh, R OBP: 0.287, SLG: 0.241 (1, 4)										4	0	0	0	1	1	3	Baltimore Orioles @ Chicago White Sox Comiskey Park, Chicago, IL Wed Aug 24 1955, 4:33 AM EDT Unknown				
Cal Abrams, L OBP: 0.424, SLG: 0.401 (1, 8)										4	0	2	0	0	1	0					
Dave Philley, S OBP: 0.376, SLG: 0.454 Ted Gray, S (7, 1)										4	1	1	1	0	1	4					
Gus Triandos, R OBP: 0.320, SLG: 0.392 (1, 3)										3	0	0	0	1	0	3					
Hal Smith, R OBP: 0.300, SLG: 0.353 (1, 2)										4	0	1	0	0	0	1					
Dave Pope, L OBP: 0.324, SLG: 0.387 (1, 9)										4	0	1	0	0	2	2					
Chuck Diering, R OBP: 0.327, SLG: 0.304 (1, 5)										4	0	1	0	0	1	3					
Willy Miranda, S OBP: 0.301, SLG: 0.290 (1, 6)										4	0	1	0	0	1	0					
Jim Wilson, R OBP: 0.132, SLG: 0.134 Art Schalllock, L OBP: 0.200, SLG: 0.111 Don Johnson, R (5, 1)										2	0	1	0	0	0	0					
Bob Hale, L OBP: 0.389, SLG: 0.425 Tex Nelson, L OBP: 0.323, SLG: 0.222 (7, PH)										1	0	0	0	0	1	0					
Inning Stats	R: 0 E: 0 K: 3 S: 9	H: 0 LOB: 0 BB: 0 P: 9	R: 0 E: 0 K: 2 S: 7	H: 0 LOB: 1 BB: 1 P: 11	R: 0 E: 1 K: 0 S: 5	H: 1 LOB: 3 BB: 1 P: 9	R: 0 E: 0 K: 0 S: 6	H: 3 LOB: 0 BB: 0 P: 6	R: 1 E: 0 K: 0 S: 4	H: 1 LOB: 0 BB: 0 P: 4	R: 0 E: 0 K: 0 S: 3	H: 1 LOB: 1 BB: 0 P: 3	R: 0 E: 0 K: 1 S: 6	H: 1 LOB: 1 BB: 0 P: 6	R: 0 E: 0 K: 1 S: 6	H: 1 LOB: 1 BB: 0 P: 6	R: 0 E: 0 K: 2 S: 7	H: 0 LOB: 0 BB: 0 P: 7	1B: 7 2B: 0 3B: 0 HR: 1	SF: 0 SAC: 0 DP: 1 HBP: 0	WP: 0 PA: 37 ERA: 1.79
PITCHER Billy Pierce, L ERA: 1.79 (1, 1)	IP: 9.0 WLS: W BF: 37 H: 8 R: 1 ER: 1 SO: 9 BB: 2 IBB: 0 HBP: 0 BLK: 0 WP: 0 HR: 1 S: 53 P: 61 ERA: 1.00 WHIP: 1.111															PITCHER					

Batter	1	2	3	4	5	6	7	8	9	AB	R	H	RBI	BB	SO	LOB	BOTTOM		
Chico Carrasquel, R OBP: 0.343, SLG: 0.358 (1, 6)										6	1	3	2	0	0	1	Baltimore Orioles @ Chicago White Sox Comiskey Park, Chicago, IL Wed Aug 24 1955, 4:33 AM EDT Unknown		
Nellie Fox, L OBP: 0.355, SLG: 0.395 (1, 4)										6	3	4	0	0	0	1			
Minnie Minoso, R OBP: 0.367, SLG: 0.415 (1, 7)										5	1	2	1	0	1	3			
Jim Rivera, L OBP: 0.378, SLG: 0.425 (1, 9)										4	1	3	1	0	0	0			
Bob Kennedy, R OBP: 0.332, SLG: 0.399 (1, 5)										5	2	2	3	0	1	4			
Walt Dropo, R OBP: 0.364, SLG: 0.486 (1, 3)										2	3	2	1	3	0	0			
Jim Busby, R OBP: 0.296, SLG: 0.354 (1, 8)										4	1	1	1	1	0	6			
Sherm Lollar, R OBP: 0.386, SLG: 0.425 Les Moss, R OBP: 0.376, SLG: 0.439 (8, 2)										3	1	1	1	1	1	0			
Billy Pierce, L OBP: 0.196, SLG: 0.170 (1, 1)										5	0	1	3	0	0	4			
Inning Stats	R: 1 E: 0 K: 1 S: 8	H: 3 LOB: 3 BB: 1 P: 12	R: 0 E: 0 K: 0 S: 3	H: 0 LOB: 0 BB: 0 P: 3	R: 3 E: 0 K: 0 S: 7	H: 4 LOB: 2 BB: 1 P: 11	R: 3 E: 0 K: 0 S: 6	H: 4 LOB: 1 BB: 1 P: 10	R: 0 E: 0 K: 1 S: 7	H: 2 LOB: 2 BB: 0 P: 7	R: 3 E: 0 K: 0 S: 6	H: 3 LOB: 1 BB: 1 P: 10	R: 0 E: 0 K: 1 S: 5	H: 0 LOB: 0 BB: 0 P: 5	R: 4 E: 0 K: 0 S: 6	H: 4 LOB: 0 BB: 1 P: 10		1B: 15 2B: 5 3B: 0 HR: 1	SF: 0 SAC: 1 DP: 1 HBP: 0
PITCHER Jim Wilson, R ERA: 3.43 Art Schalllock, L ERA: 4.34 Don Johnson, R ERA: 5.88 Ted Gray, L ERA: 9.0 (7, 1)	IP: 3.0 WLS: L BF: 4 H: 1 R: 0 ER: 0 SO: 0 BB: 1 IBB: 0 HBP: 0 BLK: 0 WP: 0 HR: 0 S: 7 P: 29 ERA: 0.00 WHIP: 2.000															PITCHER			

Batter	1	2	3	4	5	6	7	8	9	AB	R	H	RBI	BB	SO	LOB	TOP								
Fred Marsh, R OBP: 0.286, SLG: 0.246 (1, 5)	5-3		F6			2B		6-3		4	1	1	0	0	0	0									
Cal Abrams, L OBP: 0.422, SLG: 0.398 (1, 8) (9, 9)	K			G6-3 1B		F7		K		4	0	1	0	0	2	1									
Dave Philley, S OBP: 0.380, SLG: 0.458 (1, 7)				G6-3 1B				3-1		4	1	2	1	0	0	1									
Bob Hale, L OBP: 0.384, SLG: 0.418 Hal Smith, R OBP: 0.300, SLG: 0.353 (1, 3) (9, 2)	4-3			4-3		E4		4-3		4	0	1	0	0	0	1									
Dave Pope, L OBP: 0.320, SLG: 0.381 Chuck Diering, R OBP: 0.327, SLG: 0.304 (1, 9) (9, 8)		L7			P8	P4-6-3 1B		P7		4	0	0	0	0	0	1									
Gus Triandos, R OBP: 0.322, SLG: 0.392 (1, 2) (9, 3)		K						5-3		3	0	1	0	1	1	0									
Don Leppert, L OBP: 0.171, SLG: 0.065 (1, 4)			F8		E6			F2		3	0	1	0	0	0	1									
Willy Miranda, S OBP: 0.299, SLG: 0.288 (1, 6)			F7		K			L6		3	0	0	0	0	1	3									
Bill Wight, L OBP: 0.174, SLG: 0.182 (1, 1)			K		F6			K		3	0	0	0	0	2	3									
Inning Stats	R: 0 E: 0 K: 1 S: 6	H: 1 LOB: 1 BB: 0 P: 6	R: 0 E: 0 K: 1 S: 5	H: 0 LOB: 0 BB: 0 P: 5	R: 0 E: 0 K: 1 S: 5	H: 0 LOB: 0 BB: 0 P: 5	R: 0 E: 0 K: 0 S: 3	H: 1 LOB: 0 BB: 0 P: 3	R: 0 E: 1 K: 1 S: 6	H: 1 LOB: 2 BB: 1 P: 10	R: 2 E: 1 K: 0 S: 5	H: 3 LOB: 0 BB: 0 P: 5	R: 0 E: 0 K: 1 S: 6	H: 1 LOB: 1 BB: 0 P: 6	R: 0 E: 0 K: 0 S: 5	H: 0 LOB: 0 BB: 0 P: 3	R: 0 E: 0 K: 0 S: 3	H: 0 LOB: 0 BB: 0 P: 3	1B: 5 2B: 2 3B: 0 HR: 0	SF: 0 SAC: 0 DP: 2 HBP: 0	WP: 1 PB: 0 CS: 1	PA: 33			
PITCHER	IP	WLS	BF	H	R	ER	SO	BB	IBB	HBP	BLK	WP	HR	S	P	ERA	WHIP								
Harry Byrd, R ERA: 4.44 Dixie Howell, R ERA: 2.7 (1, 1) (6, 1)	5.1	L	22	6	2	2	4	1	0	0	0	0	0	29	33	3.38	1.312								

Baltimore Orioles @ Chicago White Sox
Comiskey Park, Chicago, IL
Wed Aug 24 1955, 4:38 AM EDT
Att: 14,105 - Unknown

AB	32
R	2
H	7
RBI	1
BB	1
SO	6
LOB	11



Batter	1	2	3	4	5	6	7	8	9	AB	R	H	RBI	BB	SO	LOB	BOTTOM								
Chico Carrasquel, R OBP: 0.342, SLG: 0.357 (1, 6)	K		K		K			F6		5	0	1	0	0	3	2									
Nellie Fox, L OBP: 0.356, SLG: 0.396 Bobby Adams, R OBP: 0.342, SLG: 0.375 (1, 4) (9, PH)	G3							3-1		4	0	2	0	0	0	0									
Minnie Minoso, R OBP: 0.366, SLG: 0.413 (1, 7)	F8				6-3					4	0	1	0	0	1	4									
George Kell, R OBP: 0.388, SLG: 0.414 Jim Brideweser, R OBP: 0.256, SLG: 0.342 (1, 5) (9, PR) (9, 5)		5-3		G4-6-3 BB		L3				3	0	1	0	1	0	0									
Bob Kennedy, R OBP: 0.330, SLG: 0.393 (1, 9)		5-3		G4-6-3 BB		F8		F7		3	0	0	0	1	0	2									
Walt Dropo, R OBP: 0.363, SLG: 0.484 (1, 3)				G4-6-3		K2-3				4	0	1	0	0	1	2									
Sherm Lollar, R OBP: 0.385, SLG: 0.431 (1, 2)				5-3						4	1	1	1	0	1	2									
Jim Busby, R OBP: 0.295, SLG: 0.353 (1, 8)			B2-3					F8		4	0	1	0	0	0	0									
Harry Byrd, R OBP: 0.125, SLG: 0.106 Dixie Howell, L OBP: 0.333, SLG: 0.333 Bob Nieman, R OBP: 0.328, SLG: 0.433 Gil Coan, L OBP: 0.300, SLG: 0.315 (1, 1) (6, 1) (9, PH) (9, PR)			E4							2	0	0	0	0	1	1									
Inning Stats	R: 0 E: 0 K: 1 S: 5	H: 0 LOB: 0 BB: 0 P: 5	R: 0 E: 0 K: 0 S: 4	H: 1 LOB: 1 BB: 0 P: 4	R: 0 E: 1 K: 2 S: 9	H: 1 LOB: 2 BB: 0 P: 9	R: 0 E: 0 K: 0 S: 2	H: 0 LOB: 1 BB: 2 P: 10	R: 0 E: 0 K: 2 S: 9	H: 2 LOB: 2 BB: 0 P: 9	R: 0 E: 0 K: 1 S: 5	H: 0 LOB: 0 BB: 0 P: 5	R: 0 E: 0 K: 2 S: 7	H: 0 LOB: 0 BB: 0 P: 7	R: 0 E: 0 K: 0 S: 5	H: 2 LOB: 2 BB: 0 P: 5	R: 1 E: 0 K: 0 S: 6	H: 3 LOB: 3 BB: 0 P: 6	1B: 8 2B: 0 3B: 0 HR: 1	SF: 0 SAC: 0 DP: 1 HBP: 0	WP: 0 PB: 0 CS: 0	PA: 38			
PITCHER	IP	WLS	BF	H	R	ER	SO	BB	IBB	HBP	BLK	WP	HR	S	P	ERA	WHIP								
Bill Wight, L ERA: 2.83 (1, 1)	9.0	W	38	9	1	1	8	2	0	0	0	0	1	52	60	1.00	1.222								

Baltimore Orioles @ Chicago White Sox
Comiskey Park, Chicago, IL
Wed Aug 24 1955, 4:38 AM EDT
Att: 14,105 - Unknown

AB	36
R	1
H	9
RBI	1
BB	2
SO	8
LOB	15



Batter	1	2	3	4	5	6	7	8	9	AB	R	H	RBI	BB	SO	LOB	TOP				
Eddie Yost, R OBP: 0.388, SLG: 0.351 (1, 5)	5-3		1B	2B		F9		G5-4-3		4	2	1	2	1	0	2					
Pete Runnels, L OBP: 0.350, SLG: 0.334 (1, 4)	F8		1B	2B		5-3			4-3	5	0	2	2	0	0	1					
Mickey Vernon, L OBP: 0.369, SLG: 0.440 (1, 3)	K		1B	K			FC6-4		G6-4-3	4	0	2	1	1	2	1					
Roy Sievers, R OBP: 0.369, SLG: 0.491 (1, 7)		K	F7		F9		FC6-4		G6-4-3	5	0	0	0	0	1	4					
Carlos Paula, R OBP: 0.347, SLG: 0.486 (1, 9)	5-3			1B	2B	6-3		FC5-4		4	1	2	0	0	0	0					
Clint Courtney, L OBP: 0.378, SLG: 0.429 (1, 2)	1-3			F8	1B		F7			4	0	1	0	0	0	3					
Tom Umphlett, R OBP: 0.261, SLG: 0.258 (1, 8)			K	SH1-4	1B	K	FC5-4			4	1	1	1	0	2	3					
Jose Valdivieso, R OBP: 0.269, SLG: 0.345 (1, 6)			BB	1B	SH1-4	1B		F7		4	2	3	0	0	0	0					
Bob Porterfield, R OBP: 0.194, SLG: 0.283 (1, 1)										2	0	1	0	0	1	1					
Jerry Schoonmaker, R OBP: 0.259, SLG: 0.275 (8, FR)										0	0	0	0	0	0	0					
Camilo Pascual, R OBP: 0.231, SLG: 0.231 (8, 1)			K	SH1-4		SH1-6-4		G5-4-3		0	0	0	0	0	0	0					
Inning Stats	R: 0 E: 0 K: 1 S: 5	H: 0 LOB: 0 BB: 0 P: 5	R: 0 E: 0 K: 1 S: 5	H: 0 LOB: 0 BB: 0 P: 5	R: 2 E: 0 K: 2 S: 10	H: 3 LOB: 2 BB: 1 P: 14	R: 4 E: 0 K: 1 S: 10	H: 5 LOB: 1 BB: 0 P: 10	R: 0 E: 0 K: 0 S: 4	H: 1 LOB: 1 BB: 0 P: 4	R: 0 E: 0 K: 0 S: 4	H: 1 LOB: 2 BB: 1 P: 8	R: 0 E: 0 K: 0 S: 3	H: 1 LOB: 1 BB: 0 P: 3	R: 0 E: 0 K: 0 S: 3	H: 1 LOB: 0 BB: 0 P: 3	1B: 10 2B: 3 3B: 0 HR: 0	SF: 0 SAC: 2 DP: 2 HBP: 0	WP: 0 PB: 0 CS: 0	PA: 40	
PITCHER	IP	WLS	BF	H	R	ER	SO	BB	IBB	HBP	BLK	WP	HR	S	P	ERA	WHIP				
Connie Johnson, R ERA: 2.51 (1, 1)	3.2	L	19	7	6	6	4	1	0	0	0	0	0	26	30	14.73	2.182				
Bob Keegan, R ERA: 6.93 (4, 1)	3.1		15	4	0	0	2	1	0	0	0	0	0	18	22	0.00	1.500				
Sandy Consuegra, R ERA: 2.98 (8, 1)	2.0		6	2	0	0	0	0	0	0	0	0	0	6	6	0.00	1.000				

Washington Senators @ Chicago White Sox
Comiskey Park, Chicago, IL
Thu Aug 25 1955, 4:33 AM EDT
Att: 7,628 - Unknown

AB 36
R 6
H 13
RBI 6
BB 2
SO 6
LOB 15



Batter	1	2	3	4	5	6	7	8	9	AB	R	H	RBI	BB	SO	LOB	BOTTOM					
Chico Carrasquel, R OBP: 0.343, SLG: 0.356 (1, 6)	F8		F6		5-3					3	0	1	0	1	0	0						
Nellie Fox, L OBP: 0.357, SLG: 0.399 (1, 4)	1B		1B	2B		6-3				4	1	2	0	0	0	1						
Minnie Minoso, R OBP: 0.370, SLG: 0.417 (1, 7)	F8		1B			FC6-4		G6-4-3		4	0	3	1	0	0	2						
Jim Rivera, L OBP: 0.375, SLG: 0.420 (1, 9)	F8		F4			F6		K		4	0	0	0	0	1	5						
Bob Kennedy, R OBP: 0.329, SLG: 0.395 (1, 5)	L3					FC6-4		G6-4-3		4	0	1	0	0	0	4						
Bobby Adams, R OBP: 0.342, SLG: 0.375 (9, 5)						1-2t		1-2t		0	0	0	0	0	0	0						
Walt Dropo, R OBP: 0.365, SLG: 0.483 (1, 3)		E5								3	0	1	0	1	0	1						
Ron Jackson, R OBP: 0.297, SLG: 0.354 (9, FR)		G6-4-3				FC5-4		FC6-4		0	0	0	0	0	0	0						
Sherm Lollar, R OBP: 0.362, SLG: 0.428 (1, 2)										3	0	0	0	0	0	4						
Les Moss, R OBP: 0.373, SLG: 0.434 (7, 2)		G6-4-3				FC5-4				1	0	0	0	0	0	1						
Jim Busby, R OBP: 0.293, SLG: 0.351 (1, 8)										3	0	0	0	0	0	1						
Bob Nieman, R OBP: 0.327, SLG: 0.431 (9, PH)		6-3								1	0	0	0	0	1	1						
Connie Johnson, R OBP: 0.133, SLG: 0.172 (1, 1)										1	0	0	0	0	0	0						
Bob Keegan, R OBP: 0.429, SLG: 0.385 (4, 1)										1	0	0	0	0	0	0						
Gil Coan, L OBP: 0.298, SLG: 0.313 (7, PH)										1	0	0	0	0	1	0						
Sandy Consuegra, R OBP: 0.143, SLG: 0.143 (8, 1)										0	0	0	0	0	0	0						
George Kall, R OBP: 0.397, SLG: 0.413 (9, PH)										1	0	0	0	0	0	1						
Inning Stats	R: 0 E: 0 K: 0 S: 5	H: 2 LOB: 2 BB: 0 P: 5	R: 0 E: 1 K: 0 S: 3	H: 0 LOB: 0 BB: 0 P: 3	R: 1 E: 0 K: 0 S: 5	H: 2 LOB: 1 BB: 0 P: 5	R: 0 E: 0 K: 0 S: 4	H: 1 LOB: 1 BB: 0 P: 4	R: 0 E: 0 K: 0 S: 3	H: 0 LOB: 0 BB: 0 P: 3	R: 0 E: 0 K: 0 S: 4	H: 1 LOB: 2 BB: 1 P: 8	R: 0 E: 0 K: 1 S: 5	H: 0 LOB: 1 BB: 1 P: 9	R: 0 E: 0 K: 1 S: 5	H: 1 LOB: 0 BB: 0 P: 5	R: 0 E: 0 K: 1 S: 6	H: 1 LOB: 1 BB: 0 P: 6	1B: 6 2B: 2 3B: 0 HR: 0	SF: 0 SAC: 0 DP: 2 HBP: 0	WP: 0 PB: 0 CS: 0	PA: 36
PITCHER	IP	WLS	BF	H	R	ER	SO	BB	IBB	HBP	BLK	WP	HR	S	P	ERA	WHIP					
Bob Porterfield, R ERA: 4.47 (1, 1)	7.0	W	29	6	1	1	1	2	0	0	0	0	0	29	37	1.29	1.143					
Camilo Pascual, R ERA: 5.69 (8, 1)	2.0	S	7	2	0	0	2	0	0	0	0	0	0	11	11	0.00	1.000					

Washington Senators @ Chicago White Sox
Comiskey Park, Chicago, IL
Thu Aug 25 1955, 4:33 AM EDT
Att: 7,628 - Unknown

AB 34
R 1
H 8
RBI 1
BB 2
SO 3
LOB 21



Batter	1	2	3	4	5	6	7	8	9	AB	R	H	RBI	BB	SO	LOB	TOP										
Eddie Yost, R OBP: 0.391, SLG: 0.362 (1, 5)																	3 2 1 1 2 0 1										
Pete Runnels, L OBP: 0.353, SLG: 0.336 (1, 4)																	4 2 2 0 1 0 1										
Mickey Vernon, L OBP: 0.369, SLG: 0.438 (1, 3)																	4 0 1 2 1 1 2										
Roy Sievers, R OBP: 0.372, SLG: 0.500 (1, 7)																	5 2 3 2 0 0 4										
Carlos Paula, R OBP: 0.348, SLG: 0.484 (1, 9)																	5 1 2 1 0 1 0										
Clint Courtney, L OBP: 0.380, SLG: 0.429 (1, 2)																	5 1 2 1 0 0 2										
Tom Umphlett, R OBP: 0.264, SLG: 0.258 (1, 8)																	4 1 1 0 1 1 1										
Jose Valdivielso, R OBP: 0.267, SLG: 0.351 (1, 6)																	5 0 1 3 0 0 2										
Pedro Ramos, S OBP: 0.156, SLG: 0.100 (1, 1)																	5 1 1 0 0 1 1										
Inning Stats	R: 6 E: 0 K: 1 S: 11	H: 6 LOB: 1 BB: 1 P: 15	R: 2 E: 1 K: 0 S: 5	H: 2 LOB: 0 BB: 0 P: 5	R: 2 E: 0 K: 0 S: 5	H: 2 LOB: 2 BB: 2 P: 13	R: 0 E: 0 K: 1 S: 6	H: 1 LOB: 1 BB: 0 P: 6	R: 0 E: 0 K: 0 S: 3	H: 0 LOB: 2 BB: 2 P: 11	R: 0 E: 0 K: 0 S: 3	H: 0 LOB: 0 BB: 0 P: 3	R: 0 E: 0 K: 1 S: 6	H: 2 LOB: 1 BB: 0 P: 6	R: 0 E: 0 K: 0 S: 3	H: 0 LOB: 0 BB: 3 P: 3	1B: 11 2B: 1 3B: 1 HR: 2	SF: 0 SAC: 0 DP: 1 HBP: 0	WP: 0 PB: 0 CS: 0	PA: 45							
PITCHER	IP	WLS	BF	H	R	ER	SO	BB	IBB	HBP	BLK	WP	HR	S	P	ERA	WHIP										
Dick Donovan, R ERA: 2.89 (1, 1)	0.1	L	6	5	5	5	0	0	0	0	0	0	1	6	6	135.00	15.000										
Harry Byrd, R ERA: 4.98 (1, 1)	2.1		14	4	5	5	1	3	0	0	0	0	1	13	25	19.29	3.000										
Sandy Consuegra, R ERA: 2.8 (3, 1)	6.1		25	5	0	0	3	2	0	0	0	0	0	29	37	0.00	1.105										

Washington Senators @ Chicago White Sox
Comiskey Park, Chicago, IL
Fri Aug 26 1955, 4:33 AM EDT
Att: 21,485 - Unknown


AB 40
R 10
H 14
RBI 10
BB 5
SO 4
LOB 14





Batter	1	2	3	4	5	6	7	8	9	AB	R	H	RBI	BB	SO	LOB	BOTTOM										
Chico Carrasquel, R OBP: 0.342, SLG: 0.355 (1, 6)																	2 0 0 0 0 1 0										
Jim Brideweser, R OBP: 0.244, SLG: 0.325 (6, 6)																	2 0 0 0 0 1 0										
Nellie Fox, L OBP: 0.356, SLG: 0.396 (1, 4)																	3 0 0 0 0 0 0										
Minnie Minoso, R OBP: 0.371, SLG: 0.418 (1, 7)																	3 0 1 0 1 0 1										
Jim Rivera, L OBP: 0.374, SLG: 0.419 (1, 9)																	4 0 1 0 0 0 2										
Bob Kennedy, R OBP: 0.327, SLG: 0.389 (1, 5)																	3 0 0 0 1 0 3										
Walt Dropo, R OBP: 0.362, SLG: 0.479 (1, 3)																	3 0 0 0 0 0 1										
Sherm Lollar, R OBP: 0.311, SLG: 0.427 (1, 2)																	1 0 0 0 0 0 0										
Les Moss, R OBP: 0.366, SLG: 0.426 (3, 2)																	2 0 0 0 0 0 0										
Jim Busby, R OBP: 0.292, SLG: 0.348 (1, 8)																	3 0 0 0 0 0 0										
Dick Donovan, L OBP: 0.309, SLG: 0.241 (1, 1)																	0 0 0 0 0 0 0										
Harry Byrd, R OBP: 0.125, SLG: 0.106 (1, 1)																	0 0 0 0 0 0 0										
Sandy Consuegra, R OBP: 0.125, SLG: 0.125 (3, 1)																	3 0 0 0 0 1 0										
Inning Stats	R: 0 E: 0 K: 1 S: 5	H: 0 LOB: 1 BB: 1 P: 9	R: 0 E: 0 K: 0 S: 3	H: 0 LOB: 0 BB: 0 P: 3	R: 0 E: 0 K: 0 S: 3	H: 0 LOB: 0 BB: 0 P: 3	R: 0 E: 0 K: 0 S: 4	H: 1 LOB: 1 BB: 0 P: 4	R: 0 E: 0 K: 0 S: 3	H: 0 LOB: 0 BB: 0 P: 3	R: 0 E: 0 K: 2 S: 7	H: 0 LOB: 0 BB: 0 P: 7	R: 0 E: 0 K: 0 S: 3	H: 0 LOB: 1 BB: 1 P: 7	R: 0 E: 0 K: 0 S: 3	H: 0 LOB: 0 BB: 0 P: 3	R: 0 E: 0 K: 0 S: 4	H: 1 LOB: 2 BB: 0 P: 5	1B: 1 2B: 1 3B: 0 HR: 0	SF: 0 SAC: 0 DP: 0 HBP: 1	WP: 0 PB: 0 CS: 0	PA: 32					
PITCHER	IP	WLS	BF	H	R	ER	SO	BB	IBB	HBP	BLK	WP	HR	S	P	ERA	WHIP										
Pedro Ramos, R ERA: 3.05 (1, 1)	9.0	W	32	2	0	0	3	2	0	1	0	0	0	35	44	0.00	0.444										

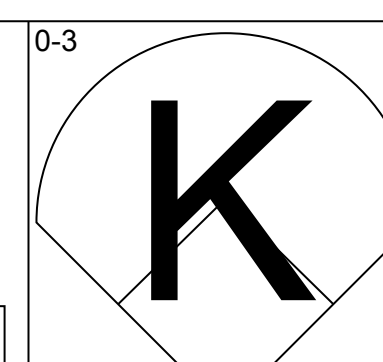
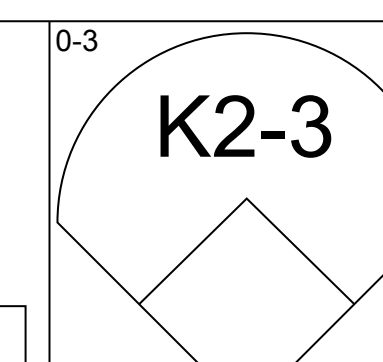
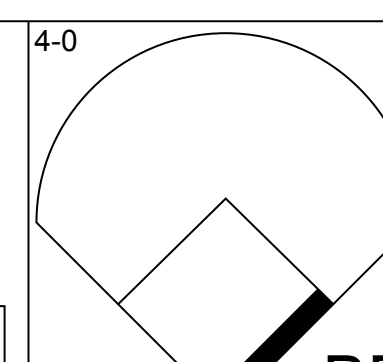
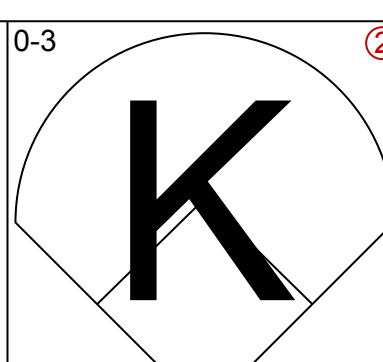
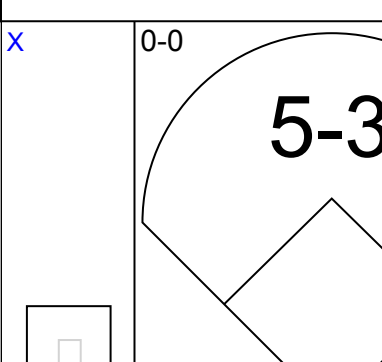
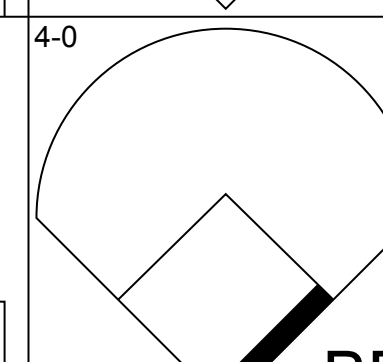
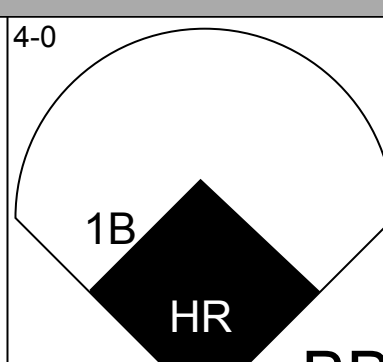
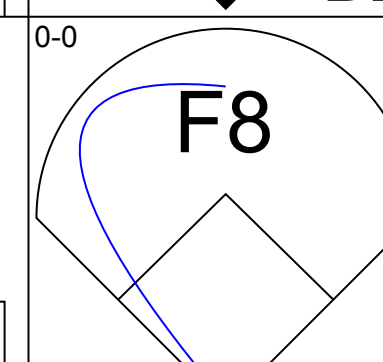
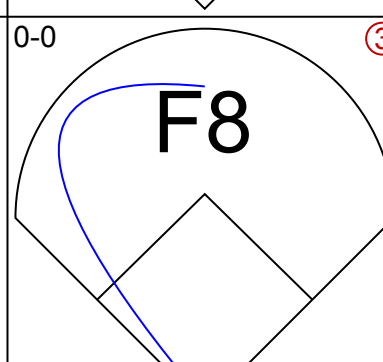
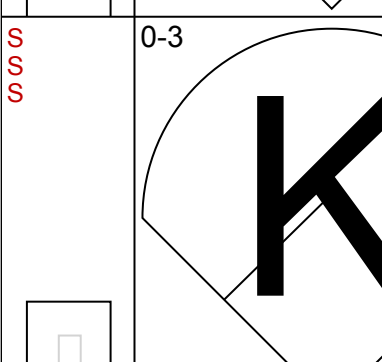
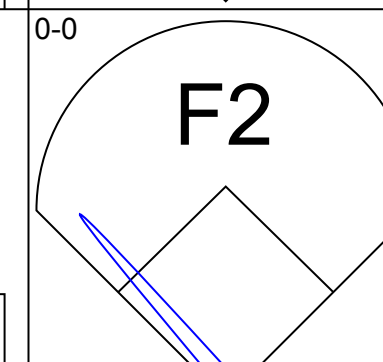
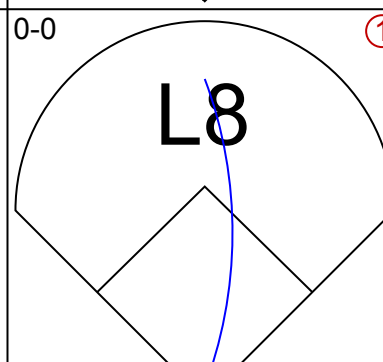
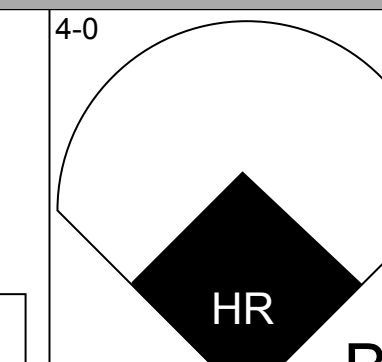
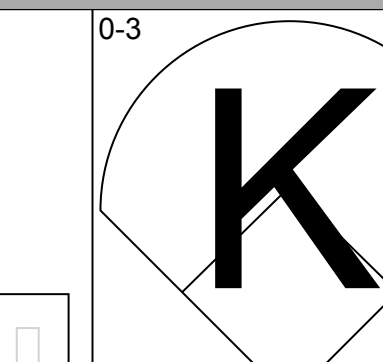
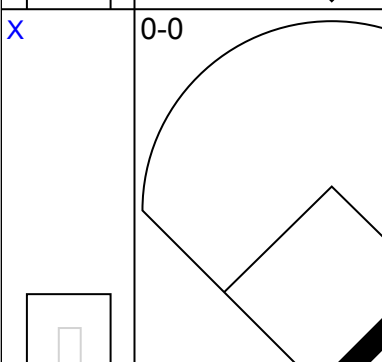
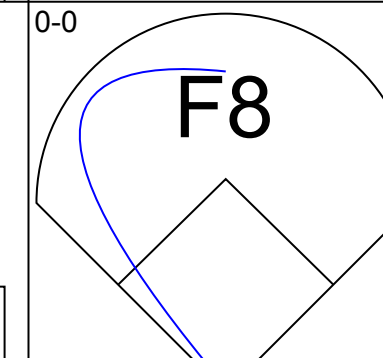
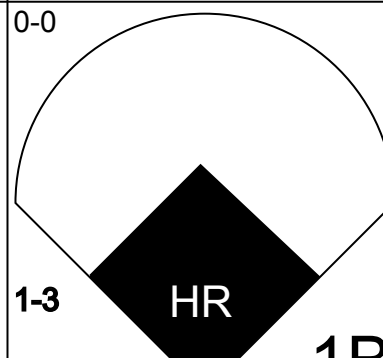
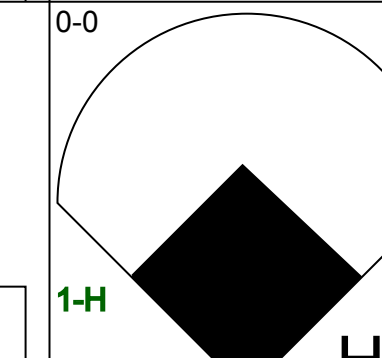
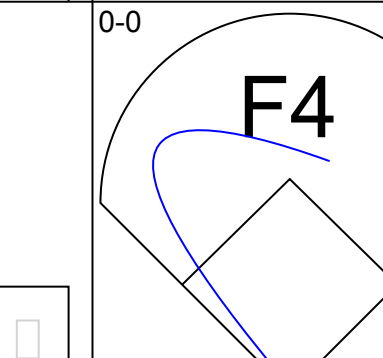
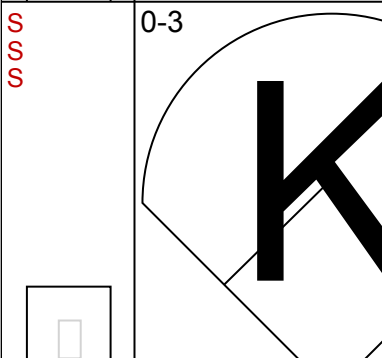
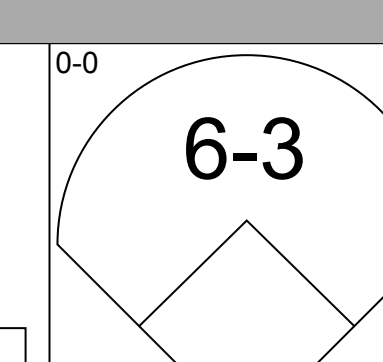
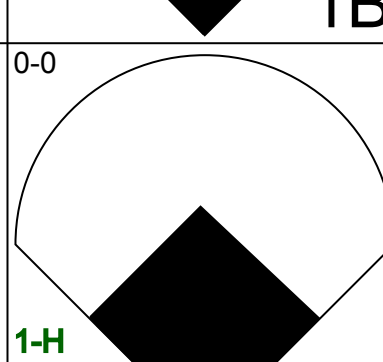
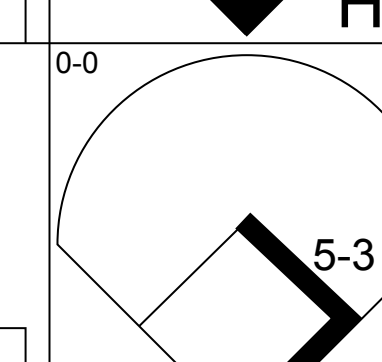
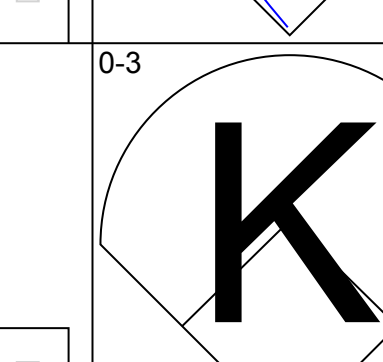
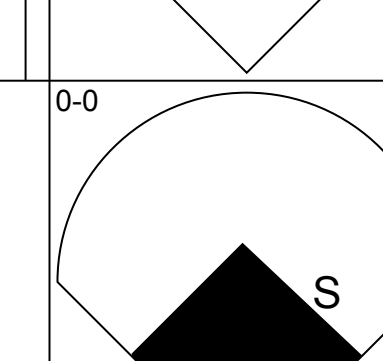
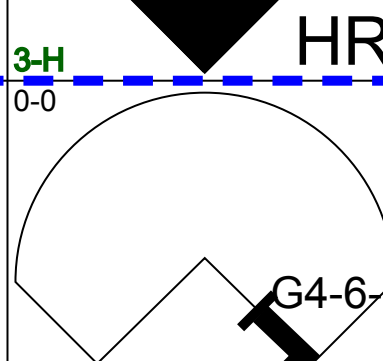
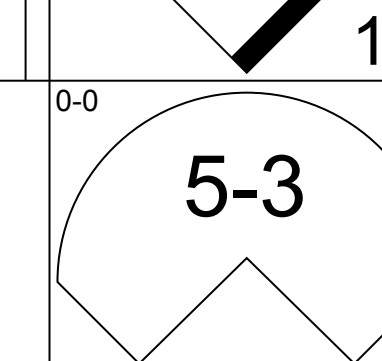
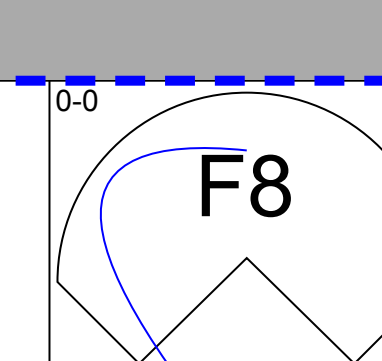
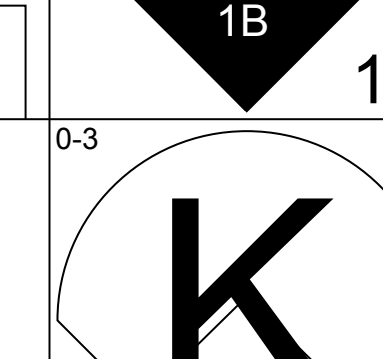
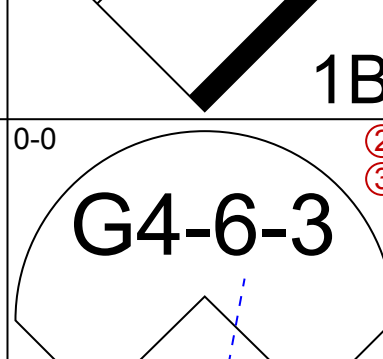
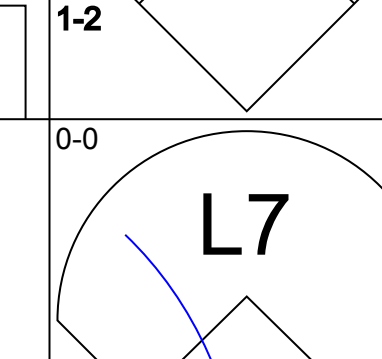
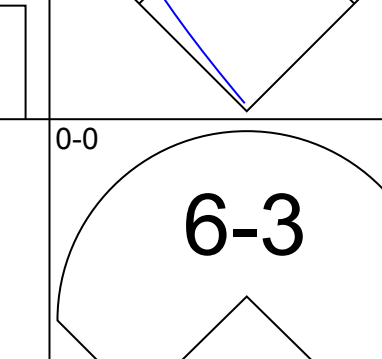
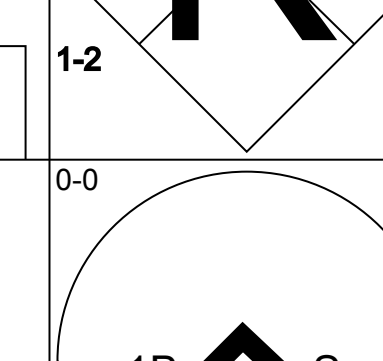
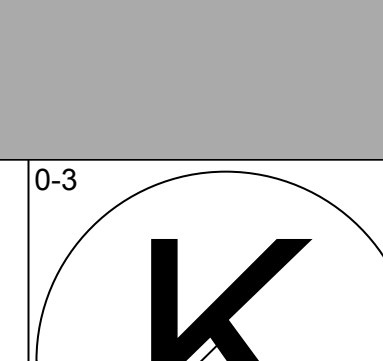

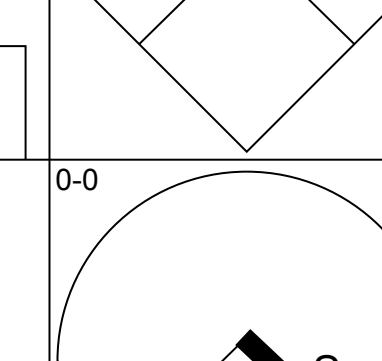
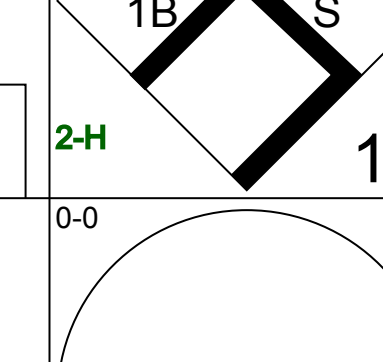
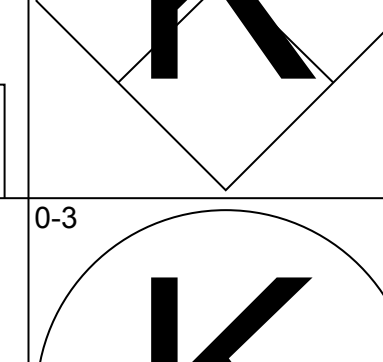
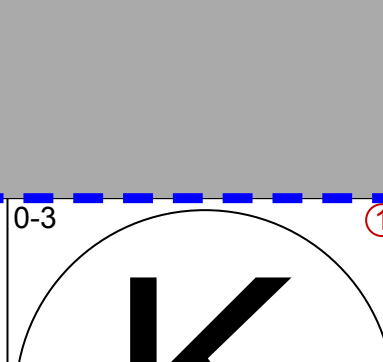
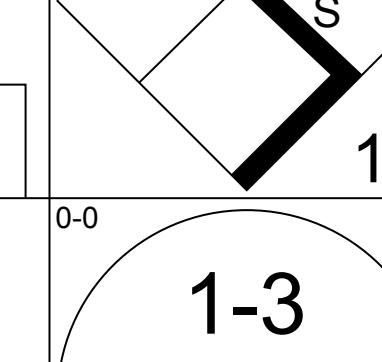
Washington Senators @ Chicago White Sox
Comiskey Park, Chicago, IL
Fri Aug 26 1955, 4:33 AM EDT
Att: 21,485 - Unknown

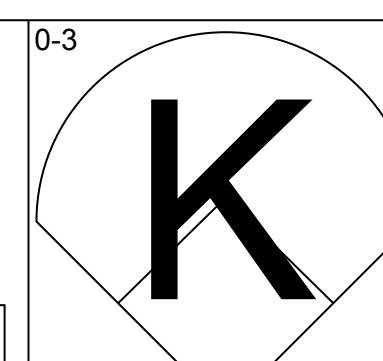
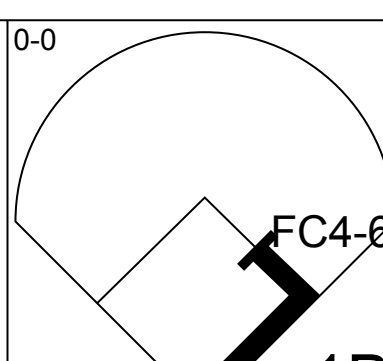
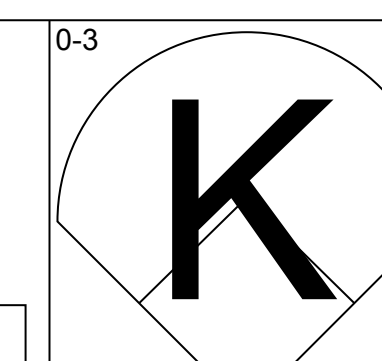
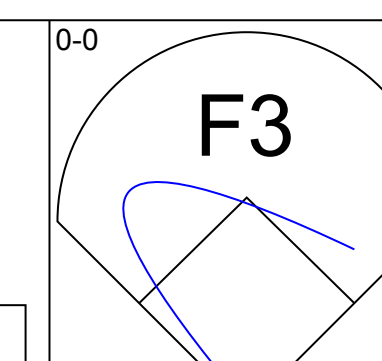
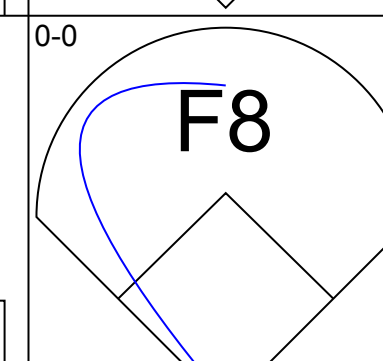
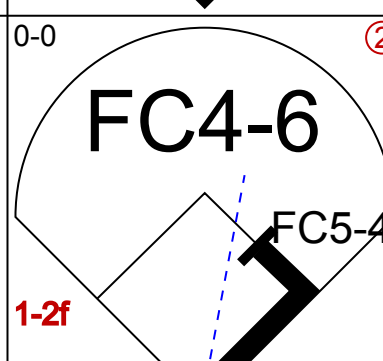
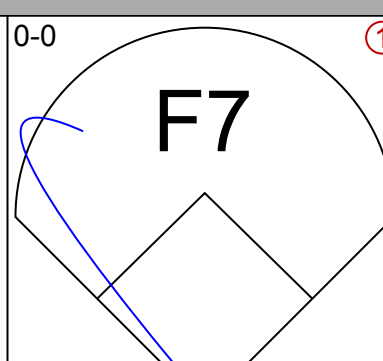
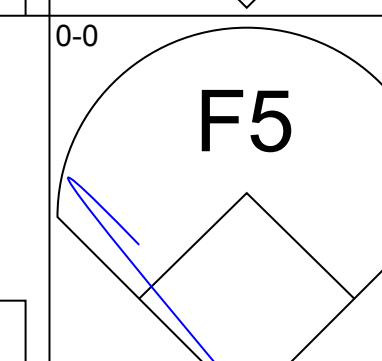
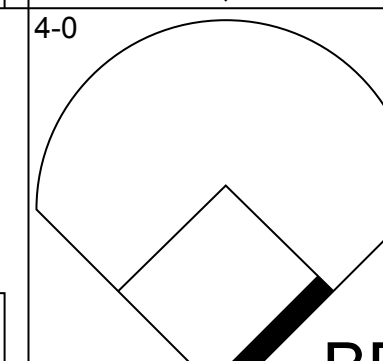
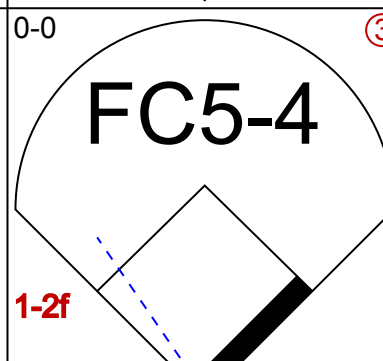
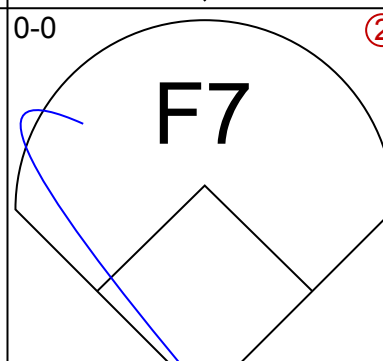
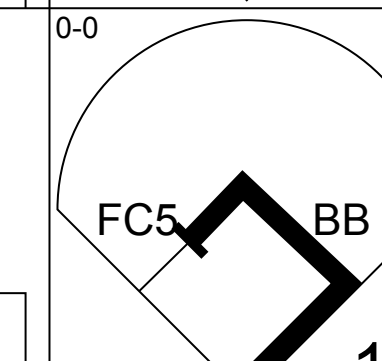
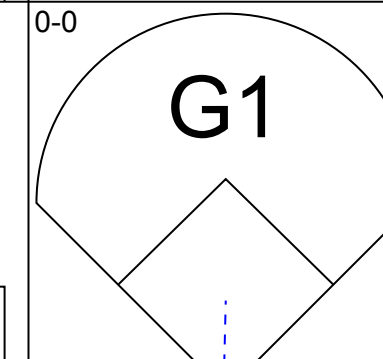
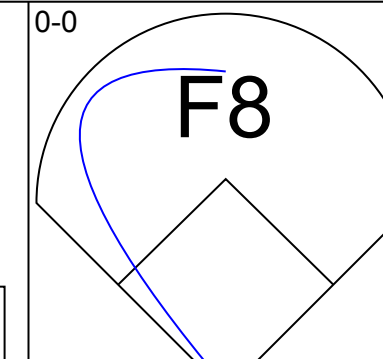
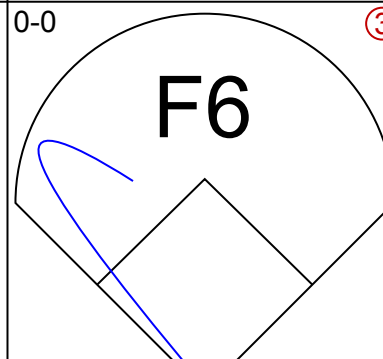
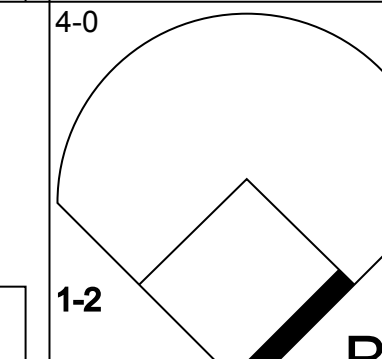
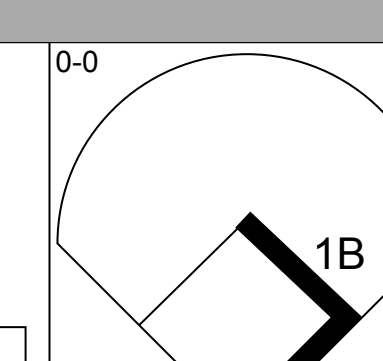
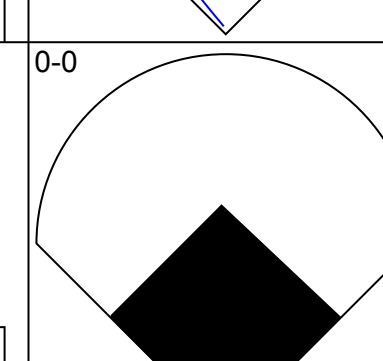
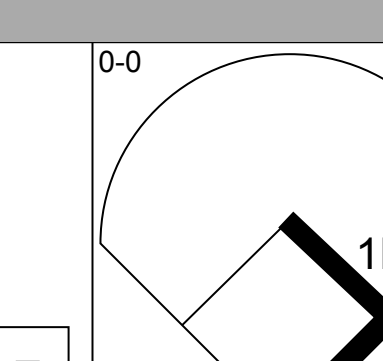
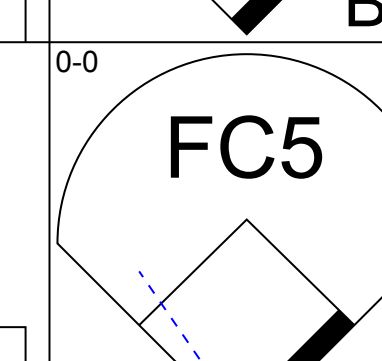
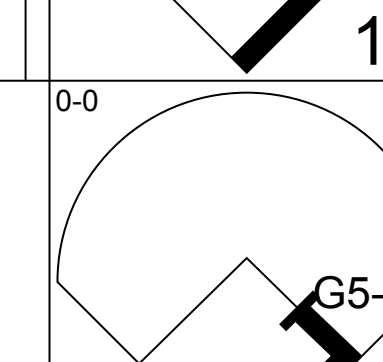
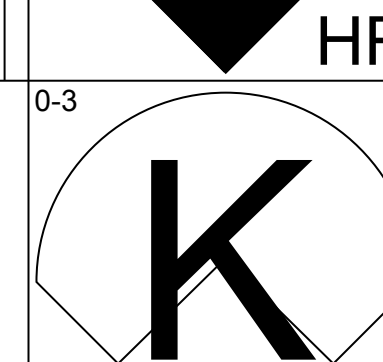
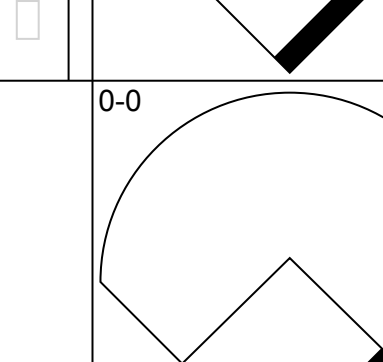
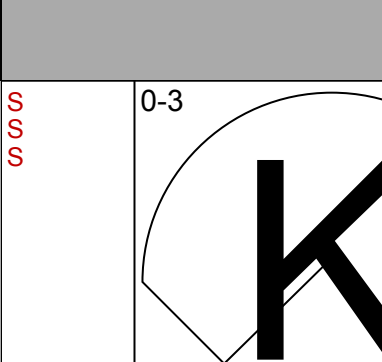
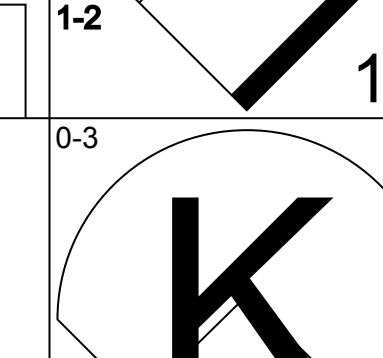
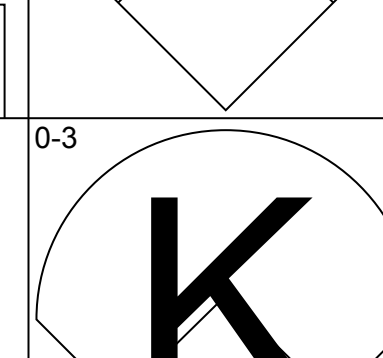


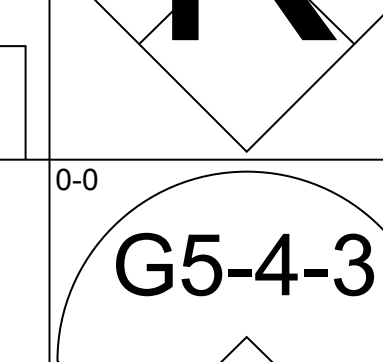
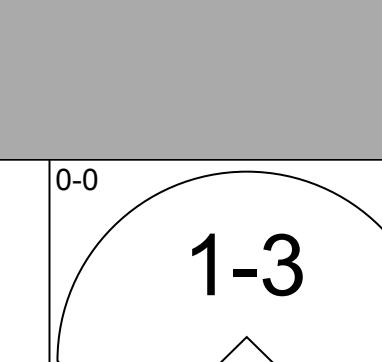
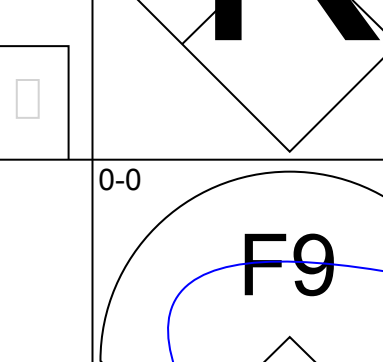
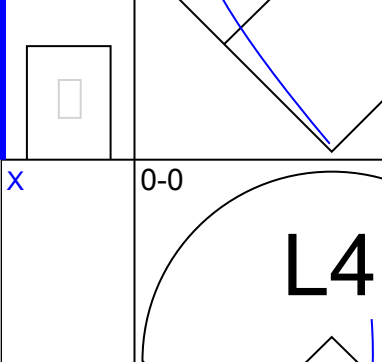
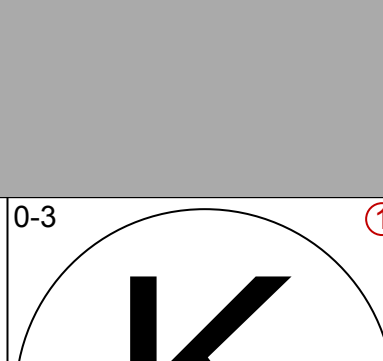
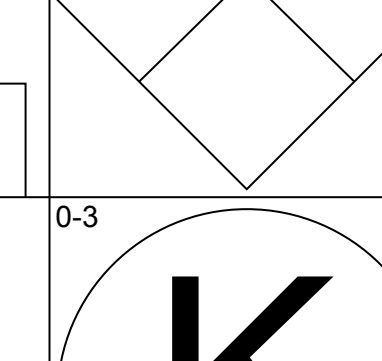
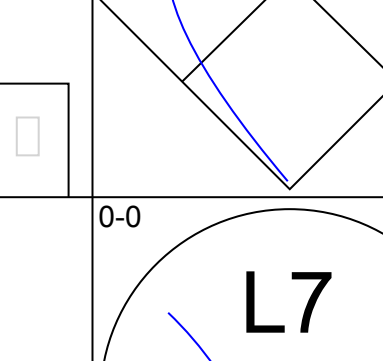
AB 29
R 0
H 2
RBI 0
BB 2
SO 3
LOB 7




Batter	1	2	3	4	5	6	7	8	9	AB	R	H	RBI	BB	SO	LOB	TOP			
Eddie Yost, R OBP: 0.394, SLG: 0.360 (1, 5)	FC4-6 BB		SH5-3 BB		F8		F8		G5-4-3 BB	2	0	0	0	3	0	2	Washington Senators @ Chicago White Sox Comiskey Park, Chicago, IL Sat Aug 27 1955, 4:33 AM EDT Att: 8,442 - Unknown 			
Jerry Snyder, R OBP: 0.273, SLG: 0.295 (1, 4)	F9		SH5-3 1-2		F7		1B		G5-4-3 1-2	4	0	1	0	0	2					
Mickey Vernon, L OBP: 0.366, SLG: 0.434 (1, 3)	FC4-6 1-2 BB		K		F5		SF7		G3	4	0	0	1	0	1					
Roy Sievers, R OBP: 0.373, SLG: 0.499 (1, 7)	BB		K		1B		F8			3	0	1	0	1	1					
Carlos Paula, R OBP: 0.347, SLG: 0.481 (1, 9)	K				F9		F8		E 1B	4	0	1	0	0	1					
Ed Fitz Gerald, R OBP: 0.325, SLG: 0.332 (1, 2)					F8 2B		F8		F8	4	0	1	0	0	2					
Tom Umphlett, R OBP: 0.267, SLG: 0.265 (1, 8)					1B		K		F7	4	0	2	0	0	1					
Jose Valdivielso, R OBP: 0.271, SLG: 0.354 (1, 6)					6-3				E7 1B	4	1	2	0	0	1					
Camilo Pascual, R Spec Shea, R Johnny Scott, R Ted Abernathy, R Harmon Killebrew, R Bobby Kline, R (1, 1) (4, 1) (7, PH) (7, 1) (8, PH) (8, 1)	F9				4-3				F6	2	0	0	0	0	3					
Inning Stats	R: 0 E: 0 K: 1 S: 5	H: 0 LOB: 2 BB: 2 P: 13	R: 0 E: 0 K: 1 S: 6	H: 1 LOB: 1 BB: 0 P: 6	R: 0 E: 0 K: 2 S: 7	H: 0 LOB: 1 BB: 1 P: 11	R: 0 E: 0 K: 0 S: 5	H: 2 LOB: 0 BB: 0 P: 5	R: 0 E: 0 K: 1 S: 6	H: 1 LOB: 1 BB: 0 P: 6	R: 1 E: 0 K: 0 S: 5	H: 2 LOB: 2 BB: 1 P: 9	R: 0 E: 1 K: 0 S: 5	H: 2 LOB: 2 BB: 0 P: 5	R: 0 E: 0 K: 0 S: 2	H: 0 LOB: 0 BB: 1 P: 6	1B: 7 2B: 1 3B: 0 HR: 0	SF: 1 SAC: 1 DP: 1 HBP: 0	WP: 1 PB: 0 CS: 1	PA: 39
PITCHER Jack Harshman, L ERA: 3.3 (1, 1)	IP: 9.0 WLS: W BF: 39 H: 8 R: 1 ER: 1 SO: 5 BB: 5 IBB: 0 HBP: 0 BLK: 0 WP: 1 HR: 0 S: 44 P: 64 ERA: 1.00 WHIP: 1.444															PITCHER				


Batter	1	2	3	4	5	6	7	8	9	AB	R	H	RBI	BB	SO	LOB	BOTTOM			
Nellie Fox, L OBP: 0.395, SLG: 0.395 (1, 4)	F9			SH1-4 1B	F8	4-3		F9		5	1	1	0	0	2	Washington Senators @ Chicago White Sox Comiskey Park, Chicago, IL Sat Aug 27 1955, 4:33 AM EDT Att: 8,442 - Unknown 				
George Kell, R OBP: 0.390, SLG: 0.414 (1, 5)	6-3			1B SH1-4			F5	HR 1B		4	2	2	1	1	0					
Minnie Minoso, R OBP: 0.372, SLG: 0.426 (1, 7)	6-3			SH1-4	F3		S 1B	HR 1B		4	2	2	2	0	1					
Jim Rivera, L OBP: 0.374, SLG: 0.417 (1, 8) (8, 9)				1B IBB		K	F7	1B		4	1	1	0	1	1					
Bob Nieman, R OBP: 0.333, SLG: 0.432 Jim Busby, R OBP: 0.293, SLG: 0.350 (1, 9) (8, 8)	6-3			1B SH5-3		3B BB	1B BB	FC5-4 1B		2	2	1	1	2	0					
Ron Jackson, R OBP: 0.293, SLG: 0.348 Walt Dropo, R OBP: 0.363, SLG: 0.479 (1, 3) (4, 3)	K			SH5-3 1B		F9		FC5-4		1	0	0	0	1	0					
Sherm Lollar, R OBP: 0.381, SLG: 0.424 (1, 2)				SH5-3		F9		FC5-4		4	0	2	3	0	3					
Jim Brideweser, R OBP: 0.267, SLG: 0.372 (1, 6)				SH5-3		3B BB	F8			2	1	0	1	1	0					
Jack Harshman, L OBP: 0.364, SLG: 0.400 (1, 1)				SH5-3		2B		SH1-3		3	0	1	1	0	0					
Inning Stats	R: 0 E: 0 K: 0 S: 3	H: 0 LOB: 0 BB: 0 P: 3	R: 0 E: 0 K: 1 S: 5	H: 0 LOB: 0 BB: 0 P: 5	R: 0 E: 0 K: 0 S: 3	H: 0 LOB: 0 BB: 0 P: 3	R: 4 E: 0 K: 0 S: 7	H: 4 LOB: 1 BB: 1 P: 11	R: 0 E: 0 K: 0 S: 3	H: 0 LOB: 1 BB: 1 P: 7	R: 3 E: 0 K: 1 S: 7	H: 2 LOB: 1 BB: 2 P: 15	R: 1 E: 0 K: 0 S: 5	H: 2 LOB: 2 BB: 1 P: 9	R: 3 E: 0 K: 0 S: 7	H: 4 LOB: 2 BB: 1 P: 11	1B: 9 2B: 1 3B: 1 HR: 1	SF: 0 SAC: 3 DP: 0 HBP: 0	WP: 0 PB: 0 CS: 0	PA: 42
PITCHER Camilo Pascual, R ERA: 5.83 Spec Shea, R ERA: 4.31 Ted Abernathy, R ERA: 6.06 Bobby Kline, R ERA: 27.0 (1, 1) (4, 1) (7, 1) (8, 1)	IP: 3.1 WLS: L BF: 15 H: 4 R: 4 ER: 4 SO: 1 BB: 0 IBB: 0 HBP: 0 BLK: 0 WP: 0 HR: 0 S: 16 P: 20 ERA: 10.80 WHIP: 1.200															PITCHER				


Batter	1	2	3	4	5	6	7	8	9	AB	R	H	RBI	BB	SO	LOB	TOP					
Hank Bauer, R OBP: 0.352, SLG: 0.440 (1, 9)										4	0	0	0	1	3	2	New York Yankees @ Chicago White Sox Comiskey Park, Chicago, IL Sun Aug 28 1955, 4:33 AM EDT Unknown					
Joe Collins, L OBP: 0.341, SLG: 0.373 (1, 3)										3	1	0	0	2	1	1						
Irv Noren, L OBP: 0.309, SLG: 0.359 (1, 7)										4	1	1	0	1	1	2						
Yogi Berra, L OBP: 0.352, SLG: 0.470 (1, 2)										5	2	2	2	0	1	2						
Mickey Mantle, S OBP: 0.434, SLG: 0.616 (1, 8)										4	1	2	3	0	1	0						
Gil McDougald, R OBP: 0.372, SLG: 0.398 (1, 4)										4	1	2	0	0	0	1						
Andy Carey, R OBP: 0.309, SLG: 0.375 (1, 5)										4	0	0	0	0	1	3						
Phil Rizzuto, R OBP: 0.344, SLG: 0.292 (1, 6)										4	0	2	1	0	1	1						
Whitey Ford, L OBP: 0.238, SLG: 0.183 (1, 1)										4	0	1	0	0	2	1						
Inning Stats	R: 0 E: 0 K: 1 S: 5	H: 0 LOB: 1 BB: 1 P: 9	R: 1 E: 0 K: 2 S: 10	H: 3 LOB: 2 BB: 0 P: 10	R: 3 E: 0 K: 0 S: 5	H: 3 LOB: 0 BB: 1 P: 9	R: 0 E: 0 K: 2 S: 7	H: 0 LOB: 1 BB: 1 P: 11	R: 2 E: 0 K: 0 S: 5	H: 2 LOB: 1 BB: 1 P: 9	R: 0 E: 0 K: 2 S: 7	H: 0 LOB: 0 BB: 0 P: 7	R: 0 E: 0 K: 2 S: 7	H: 0 LOB: 0 BB: 0 P: 7	R: 0 E: 0 K: 0 S: 4	H: 1 LOB: 1 BB: 0 P: 4	R: 0 E: 0 K: 2 S: 8	H: 1 LOB: 1 BB: 0 P: 8	1B: 8 2B: 0 3B: 0 HR: 2	SF: 0 SAC: 0 DP: 1 HBP: 0	WP: 0 PB: 0 CS: 3	PA: 40
PITCHER	IP	WLS	BF	H	R	ER	SO	BB	IBB	HBP	BLK	WP	HR	S	P	ERA	WHIP					
Connie Johnson, R ERA: 2.85 (1, 1)	2.1	L	14	5	4	4	3	2	0	0	0	0	1	18	26	15.43	3.000					
Dick Donovan, R ERA: 2.96 (3, 1)	2.2		12	3	2	2	2	2	0	0	0	0	1	14	22	6.75	1.875					
Morrie Martin, L ERA: 3.52 (6, 1)	2.0		6	0	0	0	4	0	0	0	0	0	0	14	14	0.00	0.000					
Sandy Consuegra, R ERA: 2.74 (8, 1)	2.0		8	2	0	0	2	0	0	0	0	0	0	12	12	0.00	1.000					

Batter	1	2	3	4	5	6	7	8	9	AB	R	H	RBI	BB	SO	LOB	BOTTOM				
Chico Carrasquel, R OBP: 0.341, SLG: 0.354 (1, 6)										4	0	1	0	0	2	0	New York Yankees @ Chicago White Sox Comiskey Park, Chicago, IL Sun Aug 28 1955, 4:33 AM EDT Unknown				
Nellie Fox, L OBP: 0.353, SLG: 0.392 (1, 4)										4	0	0	0	0	0	1					
Minnie Minoso, R OBP: 0.373, SLG: 0.426 (1, 7) (8, 8)										3	0	1	0	1	0	1					
George Kell, R OBP: 0.389, SLG: 0.410 (1, 5)										3	0	0	0	1	0	1					
Walt Dropo, R OBP: 0.367, SLG: 0.490 (1, 3)										4	1	3	1	0	0	2					
Bob Nieman, R OBP: 0.336, SLG: 0.433 (1, 9)										4	0	2	0	0	2	0					
Jim Rivera, L OBP: 0.371, SLG: 0.414 Sandy Consuegra, R OBP: 0.125, SLG: 0.125 Bobby Adams, R OBP: 0.340, SLG: 0.373 (8, PH) (9, PH)										3	0	0	0	0	3	4					
Sherm Lollar, R OBP: 0.379, SLG: 0.422 Morrie Martin, L OBP: 0.333, SLG: 0.333 Bob Kennedy, R OBP: 0.324, SLG: 0.385 (7, PH) (8, 7)										2	0	0	0	0	0	2					
Connie Johnson, R OBP: 0.133, SLG: 0.172 Dick Donovan, L OBP: 0.304, SLG: 0.237 Les Moss, R OBP: 0.360, SLG: 0.417 (6, PH) (6, 2)										0	0	0	0	0	0	0					
Inning Stats	R: 0 E: 0 K: 1 S: 5	H: 2 LOB: 1 BB: 0 P: 6	R: 0 E: 0 K: 1 S: 6	H: 1 LOB: 1 BB: 0 P: 6	R: 1 E: 0 K: 2 S: 8	H: 1 LOB: 0 BB: 0 P: 8	R: 0 E: 0 K: 0 S: 3	H: 0 LOB: 0 BB: 0 P: 3	R: 0 E: 0 K: 1 S: 7	H: 2 LOB: 2 BB: 0 P: 7	R: 0 E: 0 K: 0 S: 4	H: 1 LOB: 2 BB: 1 P: 8	R: 0 E: 0 K: 1 S: 5	H: 0 LOB: 0 BB: 0 P: 5	1B: 6 2B: 0 3B: 0 HR: 1	SF: 0 SAC: 0 DP: 1 HBP: 0	WP: 0 PB: 0 CS: 0	PA: 35			
PITCHER	IP	WLS	BF	H	R	ER	SO	BB	IBB	HBP	BLK	WP	HR	S	P	ERA	WHIP				
Whitey Ford, L ERA: 2.69 (1, 1)	9.0	W	35	7	1	1	9	2	0	0	0	0	1	51	59	1.00	1.000				

AB	36
R	6
H	10
RBI	6
BB	4
SO	11
LOB	13



Batter	1	2	3	4	5	6	7	8	9	AB	R	H	RBI	BB	SO	LOB	TOP			
Billy Goodman, L OBP: 0.396, SLG: 0.350 (1, 3)	3-1	BB BB BB		1B SF8 BB	4-3			F7		3	1	0	0	2	0	3	Boston Red Sox @ Chicago White Sox Comiskey Park, Chicago, IL Tue Aug 30 1955, 4:33 AM EDT Att: 41,166 - Unknown AB 31 R 5 H 8 RBI 5 BB 12 SO 4 LOB 19 			
Billy Klaus, L OBP: 0.353, SLG: 0.396 (1, 6)	2-3 1B	BB BB		1B				L5		4	0	2	2	1	0	0				
Ted Williams, L OBP: 0.500, SLG: 0.761 (1, 7)	2-3 1B	BB BB		SF8						2	1	2	2	2	0	0				
Jackie Jensen, R OBP: 0.364, SLG: 0.472 (1, 9)	2-3	K		K				F7		5	0	0	0	0	2	8				
Sammy White, R OBP: 0.320, SLG: 0.393 (1, 2)	F8			F8						5	0	1	1	0	1	2				
Grady Hatton, L OBP: 0.383, SLG: 0.338 (1, 5)		K		G4-3 BB				G3		3	0	1	0	2	1	0				
Jim Piersall, R OBP: 0.362, SLG: 0.430 (1, 8)		BB BB 1B		G4-3				F9		2	1	0	0	3	0	1				
Eddie Joost, R OBP: 0.283, SLG: 0.349 (1, 4)		F2						F2		4	1	1	0	0	0	3				
Faye Throneberry, L OBP: 0.331, SLG: 0.491 (9, PH)				SH1-3 1B						0	0	0	0	1	0	0				
Willard Nixon, L OBP: 0.332, SLG: 0.350 (5, 1)				SH1-3				G3		1	1	0	0	1	0	0				
Inning Stats	R: 0 E: 0 K: 0 S: 5	H: 2 LOB: 2 BB: 5	R: 2 E: 0 K: 2 S: 8	H: 1 LOB: 3 BB: 4 P: 24	R: 0 E: 0 K: 0 S: 2	H: 0 LOB: 0 BB: 1 P: 6	R: 2 E: 0 K: 1 S: 7	H: 2 LOB: 1 BB: 1 P: 11	R: 0 E: 0 K: 0 S: 3	H: 0 LOB: 3 BB: 3 P: 15	R: 1 E: 0 K: 0 S: 5	H: 3 LOB: 2 BB: 0 P: 5	R: 0 E: 0 K: 0 S: 3	H: 0 LOB: 1 BB: 0 P: 7	R: 0 E: 0 K: 1 S: 5	H: 0 LOB: 2 BB: 2 P: 13	1B: 7 2B: 1 3B: 0 HR: 0	SF: 1 SAC: 1 DP: 1 HBP: 0	WP: 0 PB: 0 SB: 0 CS: 0	PA: 45
PITCHER	IP WLS BF H R ER SO BB IBB HBP BLK WP HR S P ERA WHIP																			
Virgil Trucks, R ERA: 3.51 (1, 1)	1.2 12 3 2 2 1 4 0 0 0 0 0 0 10 26 10.80 4.200																			
Harry Byrd, R ERA: 4.73 (2, 1)	2.1 10 2 2 2 2 2 0 0 0 0 0 0 12 20 7.71 1.714																			
Dixie Howell, R ERA: 2.52 (5, 1)	5.0 W 23 3 1 1 1 6 0 0 0 0 0 0 19 43 1.80 1.800																			

Batter	1	2	3	4	5	6	7	8	9	AB	R	H	RBI	BB	SO	LOB	BOTTOM			
Nellie Fox, L OBP: 0.352, SLG: 0.392 (1, 4)	G3			E3						5	2	1	1	0	0	4	Boston Red Sox @ Chicago White Sox Comiskey Park, Chicago, IL Tue Aug 30 1955, 4:33 AM EDT Att: 41,166 - Unknown AB 35 R 7 H 8 RBI 6 BB 6 SO 5 LOB 24 			
George Kell, R OBP: 0.388, SLG: 0.415 (1, 5)	6-3			F2				F2		4	0	2	3	0	0	2				
Jim Busby, R OBP: 0.290, SLG: 0.346 (6, FR) (7, 8)										1	1	0	0	0	0	0				
Minnie Minoso, R OBP: 0.378, SLG: 0.432 (1, 7)	F8			FC5-4						4	0	2	1	1	0	2				
Jim Rivera, L OBP: 0.372, SLG: 0.410 (1, 8) (7, 9)										3	0	0	1	2	0	2				
Walt Dropo, R OBP: 0.364, SLG: 0.484 (1, 3)										5	0	1	0	0	2	7				
Bob Kennedy, R OBP: 0.318, SLG: 0.390 (1, 9) (7, 5)										4	0	0	0	0	1	1				
Sherm Lollar, R OBP: 0.380, SLG: 0.420 (1, 2)										2	2	1	0	1	0	1				
Les Moss, R OBP: 0.357, SLG: 0.413 (7, 2)										1	0	0	0	0	0	0				
Chico Carrasquel, R OBP: 0.342, SLG: 0.352 (1, 6)										2	2	0	0	2	0	1				
Virgil Trucks, R OBP: 0.131, SLG: 0.150 (1, 1)										0	0	0	0	0	0	0				
Harry Byrd, R OBP: 0.122, SLG: 0.104 (2, 1)										1	0	0	0	0	1	1				
Ron Northey, L (4, PH)										1	0	0	0	0	0	2				
Bobby Adams, R OBP: 0.340, SLG: 0.373 (4, FR)										0	0	0	0	0	0	0				
Dixie Howell, L OBP: 0.353, SLG: 0.353 (5, 1)										2	0	1	0	0	1	1				
Inning Stats	R: 0 E: 0 K: 0 S: 3	H: 0 LOB: 0 BB: 0 P: 3	R: 0 E: 0 K: 1 S: 5	H: 0 LOB: 0 BB: 0 P: 5	R: 2 E: 0 K: 2 S: 9	H: 2 LOB: 3 BB: 3 P: 21	R: 2 E: 2 K: 0 S: 6	H: 1 LOB: 2 BB: 1 P: 10	R: 0 E: 0 K: 0 S: 4	H: 1 LOB: 1 BB: 0 P: 4	R: 3 E: 2 K: 2 S: 11	H: 2 LOB: 2 BB: 0 P: 11	R: 0 E: 0 K: 0 S: 4	H: 1 LOB: 2 BB: 1 P: 8	R: 0 E: 0 K: 0 S: 3	H: 1 LOB: 1 BB: 1 P: 7	1B: 6 2B: 1 3B: 1 HR: 0	SF: 0 SAC: 0 DP: 1 HBP: 0	WP: 0 PB: 0 SB: 1 CS: 0	PA: 41
PITCHER	IP WLS BF H R ER SO BB IBB HBP BLK WP HR S P ERA WHIP																			
Willard Nixon, R ERA: 4.04 (1, 1)	5.0 0 25 4 4 2 3 4 0 0 0 0 0 0 7 7 3.60 1.600																			
Tom Hurd, R ERA: 3.12 (6, 1)	0.1 L 5 2 3 0 1 0 0 0 0 0 0 0 0 7 7 0.00 6.000																			
Ike Delock, R ERA: 3.83 (6, 1)	0.2 2 0 0 0 1 0 0 0 0 0 0 0 4 4 0.00 0.000																			
Ellis Kinder, R ERA: 2.21 (7, 1)	2.0 9 2 0 0 0 1 1 0 0 0 0 0 7 15 0.00 1.500																			

Batter	1	2	3	4	5	6	7	8	9	AB	R	H	RBI	BB	SO	LOB	TOP		
Billy Goodman, L (1, 4) OBP: 0.393, SLG: 0.347	0-0 6-3		0-0 4-3		0-0 F7		0-0 F7			4	0	0	0	0	0	1			
Billy Klaus, L (1, 6) OBP: 0.382, SLG: 0.393	4-0 FC5 1B BB		0-0 1-6-3		0-0 F8			0-0 F7		3	0	0	0	1	0	1			
Ted Williams, L (1, 7) OBP: 0.494, SLG: 0.749	0-0 F8		0-0 F8		0-0 F8			0-0 G3		4	0	0	0	0	0	1			
Jackie Jensen, R (1, 9) OBP: 0.365, SLG: 0.473	0-0 1-2 1B			0-0 F6		0-0 F5		0-0 1B		4	0	2	0	0	0	0			
Norm Zauchin, R (1, 3) OBP: 0.333, SLG: 0.449	0-0 FC5 2-3f			0-0 1B		0-0 HR		0-0 F8		4	1	2	1	0	0	3			
Sammy White, R (1, 2) OBP: 0.323, SLG: 0.398		0-0 1B		0-0 F9		0-0 1B			0-0 4-3 SF9 2B	4	1	3	0	0	0	1			
Grady Hatton, L (1, 5) OBP: 0.360, SLG: 0.333		0-0 F6		0-0 F8		0-3 K			0-0 4-3 2-3	4	0	0	0	0	1	4			
Jim Piersall, R (1, 8) OBP: 0.361, SLG: 0.430		0-0 F8			0-0 FC4-6 1B		0-0 6-3		0-0 SF9 3-H	3	0	1	1	0	0	1			
Tom Brewer, R (1, 1) OBP: 0.206, SLG: 0.172 Gene Stephens, L (5, PH) OBP: 0.385, SLG: 0.482 Leo Kieley, L (5, 1) OBP: 0.221, SLG: 0.240 Eddie Joost, R (7, PH) OBP: 0.192, SLG: 0.248 George Susce, R (7, 1) OBP: 0.158, SLG: 0.162 Faye Throneberry, L (5, PH) OBP: 0.128, SLG: 0.425		0-0 F9		0-0 FC4-6 1-2f		0-0 F4		0-0 4-3		1	0	0	0	0	0	0			
Inning Stats	R: 0 E: 0 K: 0 S: 4	H: 1 LOB: 2 BB: 1 P: 8	R: 0 E: 0 K: 0 S: 4	H: 1 LOB: 1 BB: 0 P: 4	R: 0 E: 0 K: 0 S: 3	H: 0 LOB: 0 BB: 0 P: 3	R: 0 E: 0 K: 0 S: 4	H: 1 LOB: 1 BB: 0 P: 4	R: 1 E: 0 K: 1 S: 7	H: 2 LOB: 1 BB: 0 P: 7	R: 0 E: 0 K: 0 S: 3	H: 0 LOB: 0 BB: 0 P: 3	R: 0 E: 0 K: 0 S: 4	H: 1 LOB: 1 BB: 0 P: 4	R: 1 E: 0 K: 0 S: 4	H: 1 LOB: 0 BB: 0 P: 4	1B: 6 2B: 1 3B: 0 HR: 1	SF: 1 SAC: 0 DP: 0 HBP: 0	WP: 0 PA: 36 PB: 0 SB: 0 CS: 0
PITCHER Bob Keegan, R (1, 1) ERA: 5.96	IP: 9.0 WLS: W BF: 36 H: 8 R: 2 ER: 2 SO: 1 BB: 1 IBB: 0 HBP: 0 BLK: 0 WP: 0 HR: 1 S: 37 P: 41 ERA: 2.00 WHIP: 1.000															PITCHER			

Boston Red Sox @ Chicago White Sox
Comiskey Park, Chicago, IL
Wed Aug 31 1955, 4:33 AM EDT
Att: 22,638 - Unknown

AB 34
R 2
H 8
RBI 2
BB 1
SO 1
LOB 14



Batter	1	2	3	4	5	6	7	8	9	AB	R	H	RBI	BB	SO	LOB	BOTTOM		
Nellie Fox, L (1, 4) OBP: 0.352, SLG: 0.391	0-0 4-3 WP HR 1B	0-0 F9			0-0 1-3		0-0 F8			4	1	1	0	0	0	3			
George Kell, R (1, 5) OBP: 0.385, SLG: 0.416 Jim Busby, R (8, 8) OBP: 0.290, SLG: 0.346	0-0 4-3 1-3		0-0 FC4-6 1B		0-0 1B		0-0 L6			4	0	2	0	0	0	2			
Minnie Minoso, R (1, 7) OBP: 0.377, SLG: 0.430	4-0 HR BB		0-0 FC4-6 1-2f HR		0-0 F9			0-0 L7		3	1	0	0	1	0	2			
Jim Rivera, L (1, 8) OBP: 0.373, SLG: 0.427	0-0 1-2 3-H HR		0-0 1-H HR		0-0 1-3			0-0 4-3		4	2	2	4	0	0	1			
Walt Dropo, R (1, 3) OBP: 0.363, SLG: 0.481	0-0 L4		0-0 5-3			0-0 L4-1 1B		0-0 F7		4	0	1	0	0	0	0			
Bob Kennedy, R (1, 9) OBP: 0.318, SLG: 0.389		0-0 FC1-4 1B	0-0 F7		0-0 L4-1 1-1			0-0 L4-1		3	0	1	0	0	0	1			
Sherm Lollar, R (1, 2) OBP: 0.377, SLG: 0.417		0-0 F8		0-0 L6		0-0 6-3				3	0	0	0	0	0	1			
Chico Carrasquel, R (1, 6) OBP: 0.342, SLG: 0.352		0-0 FC1-4 1B 1-2f		0-0 F9			0-0 SH3-4 1B			3	0	1	0	0	0	1			
Bob Keegan, R (1, 1) OBP: 0.438, SLG: 0.400		0-0 1B 1-2		0-3 K		0-0 SH3-4				2	0	1	0	0	1	0			
Inning Stats	R: 2 E: 0 K: 0 S: 4	H: 2 LOB: 0 BB: 1 P: 8	R: 0 E: 0 K: 0 S: 5	H: 2 LOB: 0 BB: 0 P: 5	R: 2 E: 0 K: 1 S: 5	H: 2 LOB: 0 BB: 0 P: 5	R: 0 E: 0 K: 0 S: 4	H: 1 LOB: 1 BB: 0 P: 4	R: 0 E: 0 K: 0 S: 3	H: 1 LOB: 0 BB: 0 P: 3	R: 0 E: 0 K: 0 S: 4	H: 1 LOB: 1 BB: 0 P: 4	R: 0 E: 0 K: 0 S: 3	H: 0 LOB: 0 BB: 0 P: 3	R: 0 E: 0 K: 0 S: 3	H: 0 LOB: 0 BB: 0 P: 3	1B: 7 2B: 1 3B: 0 HR: 2	SF: 0 SAC: 1 DP: 1 HBP: 0	WP: 1 PA: 32 PB: 0 SB: 0 CS: 0
PITCHER Tom Brewer, R (1, 1) ERA: 4.34 Leo Kieley, L (5, 1) ERA: 2.89 George Susce, R (7, 1) ERA: 2.96	IP: 4.0 WLS: L BF: 18 H: 6 R: 4 ER: 4 SO: 1 BB: 1 IBB: 0 HBP: 0 BLK: 0 WP: 1 HR: 2 S: 19 P: 23 ERA: 9.00 WHIP: 1.750															PITCHER			

Boston Red Sox @ Chicago White Sox
Comiskey Park, Chicago, IL
Wed Aug 31 1955, 4:33 AM EDT
Att: 22,638 - Unknown

AB 30
R 4
H 9
RBI 4
BB 1
SO 1
LOB 11



Batter	1	2	3	4	5	6	7	8	9	AB	R	H	RBI	BB	SO	LOB	TOP			
Nellie Fox, L OBP: 0.353, SLG: 0.394										4	1	2	0	0	0	0	Chicago White Sox @ Cleveland Indians Cleveland Municipal Stadium, Cleveland, OH Sat Sep 03 1955, 3:33 AM EDT Att: 15,096 - Unknown			
George Kell, R OBP: 0.391, SLG: 0.418										2	0	1	0	0	0					
Minnie Minoso, R OBP: 0.380, SLG: 0.438										3	0	1	0	1	2	1				
Jim Rivera, L OBP: 0.372, SLG: 0.423										4	0	0	0	0	1	5				
Bob Kennedy, R OBP: 0.314, SLG: 0.387										4	0	0	0	0	0	3				
Walt Dropo, R OBP: 0.360, SLG: 0.475										4	0	1	0	0	1	0				
Sherm Lollar, R OBP: 0.378, SLG: 0.415										2	0	0	0	1	1	1				
Ron Northey, L OBP: 0.500, SLG: 1.000 (9, PH)										1	0	1	0	0	0	0				
Bobby Adams, R OBP: 0.340, SLG: 0.373 (9, PR)										0	0	0	0	0	0	0				
Chico Carrasquel, R OBP: 0.338, SLG: 0.347 (9, PH)										3	0	0	0	0	2	2				
Dick Donovan, L OBP: 0.300, SLG: 0.233 (9, PH)										1	0	0	0	0	1	1				
Billy Pierce, L OBP: 0.197, SLG: 0.172 (1, 1)										2	0	0	0	0	0	1				
Dixie Howell, L OBP: 0.333, SLG: 0.333 (6, 1)										1	0	0	0	0	1	1				
Al Papai, R (8, 1)										0	0	0	0	0	0	0				
Inning Stats	R: 1 E: 1 K: 0 S: 5	H: 2 LOB: 1 BB: 0 P: 5	R: 0 E: 0 K: 2 S: 7	H: 0 LOB: 1 BB: 1 P: 11	R: 0 E: 0 K: 1 S: 5	H: 0 LOB: 0 BB: 0 P: 5	R: 0 E: 0 K: 0 S: 3	H: 0 LOB: 0 BB: 0 P: 3	R: 0 E: 0 K: 0 S: 4	H: 1 LOB: 2 BB: 1 P: 8	R: 0 E: 0 K: 3 S: 10	H: 1 LOB: 1 BB: 0 P: 10	R: 0 E: 0 K: 2 S: 8	H: 1 LOB: 1 BB: 0 P: 8	R: 0 E: 0 K: 1 S: 6	H: 1 LOB: 1 BB: 0 P: 6	1B: 5 2B: 1 3B: 0 HR: 0	SF: 0 SAC: 2 DP: 1 HBP: 0	WP: 0 PB: 0 SB: 0 CS: 0	PA: 35
PITCHER Early Wynn, R ERA: 2.97 (1, 1)	IP: 9.0 WLS: W BF: 35	H: 6 R: 1 ER: 0 SO: 9	BB: 2 IBB: 0 HBP: 0 BLK: 0	WP: 0 HR: 0 S: 51 P: 59	ERA: 0.00 WHIP: 0.889											IP: 9.0 WLS: W BF: 35	H: 6 R: 1 ER: 0 SO: 9	BB: 2 IBB: 0 HBP: 0 BLK: 0	WP: 0 HR: 0 S: 51 P: 59	ERA: 0.00 WHIP: 0.889

Batter	1	2	3	4	5	6	7	8	9	AB	R	H	RBI	BB	SO	LOB	BOTTOM			
Bobby Avila, R OBP: 0.366, SLG: 0.382										5	1	1	0	0	0	5	Chicago White Sox @ Cleveland Indians Cleveland Municipal Stadium, Cleveland, OH Sat Sep 03 1955, 3:33 AM EDT Att: 15,096 - Unknown			
Rudy Regalado, R (1, 5)										2	0	0	0	1	2	0				
Sam Dente, R OBP: 0.348, SLG: 0.313 (4, PR) (5, 5)										2	1	2	1	0	0	0				
Al Smith, R OBP: 0.410, SLG: 0.487 (1, 9)										5	1	3	0	0	0	3				
Ralph Kiner, R OBP: 0.365, SLG: 0.435 (1, 7)										4	0	0	0	0	1	3				
Hoot Evers, R OBP: 0.314, SLG: 0.438 (7, 7)										0	0	0	0	0	0	0				
Gene Woodling, L OBP: 0.357, SLG: 0.399 (8, PH) (9, 7)										1	0	1	2	0	0	0				
Al Rosen, R OBP: 0.366, SLG: 0.408 (1, 3)										4	0	1	0	1	0	1				
Larry Doby, L OBP: 0.372, SLG: 0.483 (1, 8)										4	3	2	2	1	0	3				
Jim Hegan, R OBP: 0.305, SLG: 0.359 (1, 2)										3	0	2	0	1	0	0				
George Strickland, R OBP: 0.308, SLG: 0.280 (1, 6)										2	0	0	0	2	1	3				
Early Wynn, S OBP: 0.253, SLG: 0.274 (1, 1)										3	0	1	1	1	2	1				
Inning Stats	R: 0 E: 0 K: 1 S: 5	H: 0 LOB: 0 BB: 0 P: 5	R: 1 E: 0 K: 0 S: 3	H: 0 LOB: 3 BB: 4 P: 19	R: 0 E: 0 K: 1 S: 6	H: 1 LOB: 0 BB: 0 P: 6	R: 1 E: 0 K: 1 S: 8	H: 3 LOB: 3 BB: 1 P: 12	R: 0 E: 0 K: 1 S: 6	H: 1 LOB: 2 BB: 1 P: 10	R: 1 E: 0 K: 1 S: 7	H: 3 LOB: 0 BB: 0 P: 7	R: 1 E: 0 K: 1 S: 6	H: 1 LOB: 1 BB: 1 P: 10	R: 2 E: 0 K: 0 S: 6	H: 4 LOB: 1 BB: 0 P: 6	1B: 9 2B: 3 3B: 0 HR: 2	SF: 0 SAC: 0 DP: 2 HBP: 0	WP: 0 PB: 0 SB: 1 CS: 0	PA: 42
PITCHER Billy Pierce, L ERA: 1.93 Dixie Howell, R ERA: 2.97 Al Papai, R ERA:	IP: 5.1 WLS: L BF: 30	H: 8 R: 3 ER: 3 SO: 3	BB: 6 IBB: 0 HBP: 0 BLK: 0	WP: 0 HR: 1 S: 34 P: 58	ERA: 5.06 WHIP: 2.625											IP: 2.0 WLS: L BF: 10	H: 4 R: 3 ER: 3 SO: 1	BB: 3 IBB: 0 HBP: 0 BLK: 0	WP: 0 HR: 1 S: 11 P: 15	ERA: 13.50 WHIP: 2.500
	IP: 0.2 WLS: L BF: 2	H: 1 R: 0 ER: 0 SO: 0	BB: 0 IBB: 0 HBP: 0 BLK: 0	WP: 0 HR: 0 S: 2 P: 2	ERA: 0.00 WHIP: 1.500											IP: 0.2 WLS: L BF: 2	H: 1 R: 0 ER: 0 SO: 0	BB: 0 IBB: 0 HBP: 0 BLK: 0	WP: 0 HR: 0 S: 2 P: 2	ERA: 0.00 WHIP: 1.500


Batter	1	2	3	4	5	6	7	8	9	AB	R	H	RBI	BB	SO	LOB	TOP										
Jim Busby, R OBP: 0.288, SLG: 0.343 Ron Northey, L OBP: 0.333, SLG: 0.667 Jim Brideweser, R OBP: 0.250, SLG: 0.348	0-0 5-3		0-0 6-3		0-0 6-3			0-3 K		3	0	0	0	0	0	0	Chicago White Sox @ Cleveland Indians Cleveland Municipal Stadium, Cleveland, OH Sun Sep 04 1955, 3:33 AM EDT Unknown										
Nelle Fox, L OBP: 0.351, SLG: 0.391	0-0 F8		0-0 6-3			0-0 4-3		0-0 4-3		4	0	0	0	0	0	1											
Minnie Minoso, R OBP: 0.379, SLG: 0.436	0-0 PO 1B			0-0 F8		0-0 F4			0-0 5-3	4	0	1	0	0	0	0											
George Kell, R OBP: 0.392, SLG: 0.427	0-0 PO 1-2			0-0 FC3-6 1B		0-0 6-3			0-0 4-3	4	1	2	1	0	0	0											
Jim Rivera, L OBP: 0.369, SLG: 0.419			0-0 F5		0-0 FC3-6 1B			0-3 K		4	1	0	0	0	1	1											
Walt Dropo, R OBP: 0.359, SLG: 0.474 Bob Kennedy, R OBP: 0.316, SLG: 0.388			0-3 K		0-0 1B		0-0 1-3			1	0	0	0	0	1	0											
Sherm Lollar, R OBP: 0.378, SLG: 0.423			0-0 HR		0-0 5-3		0-0 F2			3	1	1	1	0	0	1											
Chico Carrasquel, R OBP: 0.336, SLG: 0.345 Bob Nieman, R OBP: 0.335, SLG: 0.431			0-0 5-3		0-0 5-3			0-3 K		2	0	0	0	0	0	0											
Connie Johnson, R OBP: 0.129, SLG: 0.167 Morrie Martin, L OBP: 0.300, SLG: 0.300 Dixie Howell, L OBP: 0.368, SLG: 0.368			0-0 6-3		0-0 3-1			0-0 1B		1	0	0	0	0	0	0											
Inning Stats	R: 0 E: 0 K: 0 S: 3	H: 1 LOB: 0 BB: 0 P: 3	R: 2 E: 0 K: 1 S: 7	H: 2 LOB: 0 BB: 0 P: 7	R: 0 E: 0 K: 0 S: 3	H: 0 LOB: 0 BB: 0 P: 3	R: 1 E: 0 K: 0 S: 5	H: 2 LOB: 1 BB: 0 P: 5	R: 0 E: 0 K: 0 S: 3	H: 0 LOB: 0 BB: 0 P: 3	R: 0 E: 0 K: 0 S: 3	H: 0 LOB: 0 BB: 0 P: 3	R: 0 E: 0 K: 2 S: 8	H: 1 LOB: 1 BB: 0 P: 8	R: 0 E: 0 K: 1 S: 5	H: 0 LOB: 0 BB: 0 P: 5		1B: 4 2B: 0 3B: 0 HR: 2	SF: 0 SAC: 0 DP: 0 HBP: 0	WP: 0 PB: 0 SB: 1 CS: 0	PA: 33						
PITCHER	IP	WLS	BF	H	R	ER	SO	BB	IBB	HBP	BLK	WP	HR	S	P	ERA	WHIP										
Bob Lemon, R ERA: 3.94 Ray Naleski, R ERA: 3.25	7.0	W	25	5	3	3	1	0	0	0	0	0	2	27	27	3.86	0.714										

Batter	1	2	3	4	5	6	7	8	9	AB	R	H	RBI	BB	SO	LOB	BOTTOM										
Al Smith, R OBP: 0.414, SLG: 0.489	0-0 G3		0-0 1B	4-0 BB HBP BB		0-0 2B 1B		0-0 SH1-4 1B		4	1	3	0	1	0	0	Chicago White Sox @ Cleveland Indians Cleveland Municipal Stadium, Cleveland, OH Sun Sep 04 1955, 3:33 AM EDT Unknown										
Bobby Avila, R OBP: 0.387, SLG: 0.382 Rudy Regalado, R (4, FR)	0-0 6-3		0-0 1B	1-0 BB		0-0 F9		0-0 SH1-4		2	0	1	0	0	0	0											
Ray Naleski, R OBP: 0.263, SLG: 0.263			1-2 2-3 1B	1-2 2-3 HBP				1-2 1B		0	0	0	0	0	0	0											
Gene Woodling, L OBP: 0.355, SLG: 0.397 Ralph Kiner, R OBP: 0.368, SLG: 0.439	0-0 4-3		0-0 F6	4-0 BB BB		0-0 2B		0-0 6-3		2	0	0	0	0	0	3											
Hoot Evers, R OBP: 0.314, SLG: 0.438			0-0 1B	1-2 2-3 3-H BB		1-H 2-H 2B				2	0	1	3	1	0	1											
Larry Doby, L OBP: 0.369, SLG: 0.479		0-3 K	0-0 F6	0-3 K		0-3 K				4	0	0	0	0	3	7											
Al Rosen, R OBP: 0.367, SLG: 0.407		0-0 5-3		4-0 BB BB		0-0 5-3				3	1	1	0	1	0	0											
Fems Fain, L OBP: 0.453, SLG: 0.336		4-0 BB		4-0 BB BB		0-0 4-3		0-3 K		2	0	0	0	2	1	1											
Hal Naragon, L OBP: 0.305, SLG: 0.460 Jim Hegan, R OBP: 0.303, SLG: 0.356		0-0 F9		0-0 1B 2B		0-0 1-6-3		0-0 4-3		2	1	1	1	0	0	1											
George Strickland, R OBP: 0.305, SLG: 0.277			0-0 6-3	0-0 1-3		0-0 6-3		0-3 K		4	0	0	0	0	1	2											
Bob Lemon, L OBP: 0.329, SLG: 0.273 Sam Dente, R OBP: 0.345, SLG: 0.310			0-0 1B 1B	0-0 HBP BB BB 1B		0-0 1B 2B		0-0 6-3		3	2	3	1	0	0	0											
Inning Stats	R: 0 E: 0 K: 0 S: 3	H: 0 LOB: 0 BB: 0 P: 3	R: 0 E: 0 K: 1 S: 5	H: 0 LOB: 1 BB: 1 P: 9	R: 0 E: 0 K: 0 S: 6	H: 3 LOB: 3 BB: 0 P: 6	R: 3 E: 0 K: 1 S: 6	H: 2 LOB: 3 BB: 4 P: 23	R: 0 E: 0 K: 0 S: 3	H: 0 LOB: 0 BB: 0 P: 3	R: 2 E: 0 K: 1 S: 8	H: 3 LOB: 1 BB: 0 P: 8	R: 0 E: 0 K: 2 S: 8	H: 1 LOB: 1 BB: 0 P: 8	R: 0 E: 0 K: 0 S: 4	H: 1 LOB: 1 BB: 0 P: 4	1B: 8 2B: 2 3B: 0 HR: 0	SF: 0 SAC: 1 DP: 0 HBP: 1	WP: 0 PB: 0 SB: 1 CS: 0	PA: 39							
PITCHER	IP	WLS	BF	H	R	ER	SO	BB	IBB	HBP	BLK	WP	HR	S	P	ERA	WHIP										
Connie Johnson, R ERA: 3.03 Morrie Martin, L ERA: 3.7 Dixie Howell, R ERA: 2.8	3.2	L	13	4	2	2	3	1	0	0	0	0	0	18	22	6.75	1.875										

Batter	1	2	3	4	5	6	7	8	9	AB	R	H	RBI	BB	SO	LOB	TOP								
Nelle Fox, L OBP: 0.391, SLG: 0.391 (1,4)	0-0 1B		0-0 F9		0-0 F7	0-0 F5			0-0 1B	5	0	2	0	0	0	2									
George Kell, R OBP: 0.390, SLG: 0.422 (1,5)	0-0 F9		1-0 G5-4-3 HBP		0-0 F7				0-0 F9	4	0	0	0	0	0	2									
Minnie Minoso, R OBP: 0.378, SLG: 0.434 (1,7)	0-0 L9		0-0 G5-4-3		0-3 K					4	0	1	0	0	1	2									
Walt Dropo, R OBP: 0.358, SLG: 0.472 (1,3)	0-0 F9			0-0 F2		0-0 1-3 HR			0-0 F9	4	1	1	0	0	0	2									
Jim Rivera, L OBP: 0.368, SLG: 0.417 (1,8)		0-0 F7		0-0 1B F4		0-0 F2			0-0 F9	4	1	1	0	0	0	2									
Bob Nieman, R OBP: 0.337, SLG: 0.430 (1,9)		4-0 1B BB		0-0 1B		0-0 1-3		0-3 K		3	0	1	0	1	1	1									
Jim Brideweser, R OBP: 0.240, SLG: 0.333 (6, PH)		0-3 K		0-0 F4		0-0 2-H HR		0-0 1-3		2	0	0	1	0	1	2									
Ron Northey, L OBP: 0.500, SLG: 1.500 (6, PH)										1	1	1	2	0	0	0									
Chico Carrasquel, R OBP: 0.338, SLG: 0.345 (6, PH)										1	0	0	0	0	0	0									
Les Moss, R OBP: 0.361, SLG: 0.417 (1,2)		0-0 1-2 1B		0-0 1-2 1B		0-0 E3 1B		0-3 K		4	0	2	0	0	1	0									
Dick Donovan, L OBP: 0.301, SLG: 0.238 (1,1)		0-0 F4		0-0 F5		0-0 1-2 1B			0-0 F2	3	0	1	0	0	0	4									
Harry Byrd, R OBP: 0.122, SLG: 0.104 (7,1)										0	0	0	0	0	0	0									
Bob Kennedy, R OBP: 0.315, SLG: 0.386 (9, PH)										1	0	0	0	0	0	0									
Inning Stats	R: 0 E: 0 K: 0 S: 4	H: 1 LOB: 1 BB: 0 P: 4	R: 0 E: 0 K: 1 S: 6	H: 1 LOB: 2 BB: 1 P: 10	R: 0 E: 0 K: 0 S: 2	H: 0 LOB: 0 BB: 0 P: 3	R: 1 E: 0 K: 0 S: 6	H: 3 LOB: 2 BB: 0 P: 6	R: 0 E: 0 K: 1 S: 5	H: 0 LOB: 0 BB: 0 P: 5	R: 2 E: 1 K: 0 S: 7	H: 3 LOB: 2 BB: 0 P: 7	R: 0 E: 0 K: 0 S: 4	H: 1 LOB: 1 BB: 0 P: 4	R: 0 E: 0 K: 2 S: 7	H: 0 LOB: 0 BB: 0 P: 7	R: 0 E: 0 K: 0 S: 3	H: 1 LOB: 0 BB: 0 P: 3	1B: 9 2B: 1 3B: 0 HR: 1	SF: 0 SAC: 0 DP: 2 HBP: 1	WP: 0 PB: 0 SB: 0 CS: 0	PA: 38			
PITCHER	IP	WLS	BF	H	R	ER	SO	BB	IBB	HBP	BLK	WP	HR	S	P	ERA	WHIP								
Mike Garcia, R ERA: 3.89 (1,1)	5.2	W	27	8	3	3	2	1	0	1	0	0	1	29	34	4.76	1.588								
Ray Narleski, R ERA: 3.15 (6,1)	3.1	S	11	2	0	0	2	0	0	0	0	0	0	15	15	0.00	0.600								

Chicago White Sox @ Cleveland Indians
Cleveland Municipal Stadium, Cleveland, OH
Sun Sep 04 1955, 3:38 AM EDT
Att: 52,487 - Unknown


AB	36
R	3
H	10
RBI	3
BB	1
SO	4
LOB	17



Batter	1	2	3	4	5	6	7	8	9	AB	R	H	RBI	BB	SO	LOB	BOTTOM								
Al Smith, R OBP: 0.415, SLG: 0.494 (1,9)	0-0 F9 SH1-4 1B		0-0 F5	0-0 HR		4-0 IBB		0-0 F8		4	1	2	1	1	0	0									
Sam Dente, R OBP: 0.333, SLG: 0.298 (1,4)	0-0 SH1-4 1-2		0-0 F9	0-0 5-3		0-0 F6		0-0 4-3		4	0	0	0	0	0	2									
Gene Woodling, L OBP: 0.357, SLG: 0.396 (1,7)	0-0 F9 2-3		4-0 1B HR BB		0-0 F9		0-0 6-3 1B			3	2	1	0	1	0	1									
Larry Doby, L OBP: 0.370, SLG: 0.478 (1,8)	0-0 F9		0-0 1-2 HR 1B		4-0 BB		0-0 L7			3	1	1	0	1	0	2									
Al Rosen, R OBP: 0.366, SLG: 0.413 (1,5)		0-3 K	0-0 1-1 2-H HR	0-0 HR	0-0 F8	0-0 6-3	0-0 6-3	0-0 1-2		4	1	1	3	0	1	2									
Fems Fain, L OBP: 0.457, SLG: 0.335 (1,3)		4-0 FC4-6 BB	4-0 FC5-4 BB		0-0 G3		4-0 1B IBB			1	0	0	0	3	0	1									
Jim Hegan, R OBP: 0.306, SLG: 0.358 (1,2)		0-0 FC4-6 1-2 1B	0-0 FC5-4 1-2		0-0 SH1-3 1B	0-0 1-2 2-H 1B				4	0	2	1	0	0	2									
George Strickland, R OBP: 0.308, SLG: 0.280 (1,6)		0-0 1-2 1B		0-0 B2-6-4 1B		0-0 SH1-3 1-2	0-0 6-3			3	0	2	0	0	0	2									
Mike Garcia, R OBP: 0.265, SLG: 0.302 (1,1)		0-0 6-3		0-0 B2-6-4 1-2		0-3 K		0-0 F4		2	0	0	0	0	0	3									
Ray Narleski, R OBP: 0.238, SLG: 0.238 (6,1)										2	0	0	0	0	1	1									
Inning Stats	R: 0 E: 0 K: 0 S: 4	H: 1 LOB: 1 BB: 0 P: 4	R: 0 E: 0 K: 1 S: 6	H: 1 LOB: 1 BB: 1 P: 10	R: 3 E: 0 K: 0 S: 5	H: 2 LOB: 1 BB: 2 P: 13	R: 1 E: 0 K: 0 S: 4	H: 2 LOB: 0 BB: 0 P: 4	R: 0 E: 0 K: 1 S: 3	H: 0 LOB: 1 BB: 1 P: 7	R: 0 E: 0 K: 1 S: 6	H: 1 LOB: 2 BB: 1 P: 10	R: 1 E: 0 K: 0 S: 5	H: 2 LOB: 2 BB: 1 P: 9	R: 0 E: 0 K: 0 S: 3	H: 0 LOB: 0 BB: 0 P: 3	1B: 7 2B: 0 3B: 0 HR: 2	SF: 0 SAC: 2 DP: 1 HBP: 0	WP: 0 PB: 0 SB: 0 CS: 0	PA: 38					
PITCHER	IP	WLS	BF	H	R	ER	SO	BB	IBB	HBP	BLK	WP	HR	S	P	ERA	WHIP								
Dick Donovan, R ERA: 3.12 (1,1)	6.2	L	34	9	5	5	2	4	2	0	0	0	0	4	4	6.75	1.950								
Harry Byrd, R ERA: 4.68 (7,1)	1.1		4	0	0	0	0	0	0	0	0	0	0	4	4	0.00	0.000								

Chicago White Sox @ Cleveland Indians
Cleveland Municipal Stadium, Cleveland, OH
Sun Sep 04 1955, 3:38 AM EDT
Att: 52,487 - Unknown

AB	30
R	5
H	9
RBI	5
BB	6
SO	2
LOB	16



Batter	1	2	3	4	5	6	7	8	9	AB	R	H	RBI	BB	SO	LOB	TOP	
Jim Busby, R (1, 8) OBP: 0.287, SLG: 0.342	0-3 K			0-0 2B 4-3 1B	0-0 G3		0-0 F2		0-0 6-3	5	1	1	0	0	1	1		
Nelle Fox, L (1, 4) OBP: 0.354, SLG: 0.395	0-0 L9			0-0 4-3 2B	1-0 HBP		0-0 BB 1B			3	1	2	0	0	0	0		
Minnie Minoso, R (1, 7) OBP: 0.377, SLG: 0.431	0-0 5-3			0-0 4-3	0-0 F8		4-0 BB			3	0	0	1	1	0	2		
Bob Nieman, R (1, 9) OBP: 0.340, SLG: 0.435		0-3 K		0-0 L9 2B		0-0 1B			0-0 4-3	4	0	2	1	0	1	3		
Bob Kennedy, R (1, 5) OBP: 0.310, SLG: 0.379		0-0 5-3		0-0 L9		0-0 F8		0-0 F5		4	0	0	0	0	0	2		
Walt Dropo, R (1, 3) OBP: 0.357, SLG: 0.469		0-0 L9		0-0 BB BB		0-0 L9		0-3 K		3	0	0	0	1	1	1		
Sherm Lollar, R (1, 2) OBP: 0.377, SLG: 0.419			0-0 5-3	4-0 1-2 BB		0-0 F6		0-3 K		3	0	0	0	1	1	1		
Jim Brideweser, R (1, 6) OBP: 0.222, SLG: 0.308			0-0 6-3	0-3 K			0-0 1-3		0-0 F8	4	0	0	0	0	1	3		
Virgil Trucks, R (1, 1) Sandy Consuegra, R (1, 1) Al Papai, R (2, 1) Bobby Adams, R (7, PH) Morrie Martin, L (7, 1) Chico Carrasquel, R (8, PH)			0-3 K		0-0 F8		4-0 BB 1B BB		0-0 F7	0	0	0	0	0	0	0		
Inning Stats	R: 0 E: 0 K: 1 S: 5	H: 0 LOB: 0 BB: 0 P: 5	R: 0 E: 0 K: 1 S: 5	H: 0 LOB: 0 BB: 0 P: 5	R: 0 E: 0 K: 1 S: 5	H: 3 LOB: 3 BB: 2 P: 16	R: 0 E: 0 K: 0 S: 4	H: 1 LOB: 1 BB: 0 P: 4	R: 0 E: 0 K: 0 S: 4	H: 1 LOB: 3 BB: 2 P: 12	R: 0 E: 0 K: 2 S: 7	H: 0 LOB: 0 BB: 0 P: 7	R: 0 E: 0 K: 0 S: 3	H: 0 LOB: 0 BB: 0 P: 3	1B: 3 2B: 2 3B: 0 HR: 0	SF: 0 SAC: 0 DP: 0 HBP: 1	WP: 0 PB: 0 CS: 0	PA: 37
PITCHER Billy Hoelt, L (1, 1) ERA: 3.16	IP: 9.0 WLS: W BF: 37 H: 5 R: 2 ER: 2 SO: 6 BB: 4 IBB: 0 HBP: 1 BLK: 0 WP: 0 HR: 0 S: 44 P: 61 ERA: 2.00 WHIP: 1.000															PITCHER		

Chicago White Sox @ Detroit Tigers
Briggs Stadium, Detroit, MI
Mon Sep 05 1955, 4:33 AM EDT
Unknown

AB	32
R	2
H	5
RBI	2
BB	4
SO	6
LOB	13



Batter	1	2	3	4	5	6	7	8	9	AB	R	H	RBI	BB	SO	LOB	BOTTOM			
Harvey Kuenn, R (1, 6) OBP: 0.346, SLG: 0.417	0-0 2B 1B	0-0 1B 2B	0-0 4-3			0-0 S 2B 1B		0-0 F8		5	2	3	0	0	0	2				
Bill Tuttle, R (1, 8) OBP: 0.358, SLG: 0.407	0-0 1B 2B	0-0 L1-3 1B		4-0 L5-3 BB		0-0 F7		0-3 K		4	1	2	1	1	1	1				
Al Kaline, R (1, 9) OBP: 0.430, SLG: 0.565	0-0 1B 2B	0-0 L1-3		0-0 L9		4-0 2B IBB				3	2	1	1	1	0	3				
Earl Torgeson, L (1, 3) OBP: 0.399, SLG: 0.411	0-0 2B 1B	0-3 K		0-0 L5-3		0-0 2B				4	1	2	2	0	1	3				
Ray Boone, R (1, 5) OBP: 0.352, SLG: 0.484	0-0 1B 2B	0-0 6-3			0-0 HR	0-0 1-3				4	1	2	3	0	0	3				
Jim Delsing, L (1, 7) OBP: 0.328, SLG: 0.381	0-0 F7		0-0 1-3		0-3 K		0-3 K			3	0	0	0	0	1	1				
Bubba Phillips, R (7, PH) OBP: 0.299, SLG: 0.321										1	0	0	0	0	1	0				
Frank House, L (1, 2) OBP: 0.318, SLG: 0.448	0-0 F8		0-0 4-3		0-0 3-1		0-0 1-3			4	0	0	0	0	0	1				
Fred Hatfield, L (1, 4) OBP: 0.345, SLG: 0.357	4-0 IBB		4-0 1B BB		0-0 4-3		0-0 F7			2	0	0	0	2	0	0				
Billy Hoelt, L (1, 1) OBP: 0.276, SLG: 0.195	0-0 4-3		0-0 1-3 1B		0-3 K		0-3 K			4	0	1	0	0	2	2				
Inning Stats	R: 4 E: 0 K: 0 S: 8	H: 5 LOB: 2 BB: 1 P: 12	R: 0 E: 0 K: 1 S: 7	H: 2 LOB: 2 BB: 0 P: 7	R: 0 E: 0 K: 0 S: 4	H: 1 LOB: 2 BB: 1 P: 8	R: 0 E: 0 K: 0 S: 2	H: 0 LOB: 0 BB: 1 P: 6	R: 1 E: 0 K: 1 S: 6	H: 1 LOB: 0 BB: 0 P: 6	R: 2 E: 0 K: 1 S: 7	H: 2 LOB: 1 BB: 1 P: 11	R: 0 E: 0 K: 1 S: 5	H: 0 LOB: 0 BB: 0 P: 5	R: 0 E: 0 K: 2 S: 7	H: 0 LOB: 0 BB: 0 P: 7	1B: 6 2B: 5 3B: 0 HR: 1	SF: 0 SAC: 0 DP: 1 HBP: 0	WP: 0 PB: 0 CS: 0	PA: 38
PITCHER Virgil Trucks, R (1, 1) ERA: 3.73 Sandy Consuegra, R (1, 1) ERA: 2.72 Al Papai, R (2, 1) ERA: 4.76 Morrie Martin, L (7, 1) ERA: 3.55	IP: 0.0 WLS: L BF: 4 H: 4 R: 4 ER: 4 SO: 4 BB: 0 IBB: 0 HBP: 0 BLK: 0 WP: 0 HR: 0 S: 4 P: 4 ERA: ∞ WHIP: ∞															PITCHER				


Chicago White Sox @ Detroit Tigers
Briggs Stadium, Detroit, MI
Mon Sep 05 1955, 4:33 AM EDT
Unknown

AB	34
R	7
H	11
RBI	7
BB	4
SO	6
LOB	16




Batter	1	2	3	4	5	6	7	8	9	AB	R	H	RBI	BB	SO	LOB	TOP					
Minnie Minoso, R OBP: 0.378, SLG: 0.430 (1, 7)	4-0 1B E BB		4-0 E S BB		0-3 K		0-0 G6-4-3 1-2			2	1	0	0	2	1	2	Chicago White Sox @ Detroit Tigers Briggs Stadium, Detroit, MI Mon Sep 05 1955, 4:38 AM EDT Att: 38,309 - Unknown					
Nelle Fox, L OBP: 0.351, SLG: 0.392 (1, 4)	0-0 F4		0-3 K		0-0 5-3		0-0 F6			4	0	0	0	0	1	2						
Jim Rivera, L OBP: 0.367, SLG: 0.416 (1, 8) (6, 9)	0-0 E3 PB 1H 1B		0-3 K		0-0 5-3		0-0 4-3			4	0	1	0	0	1	1						
Ron Northey, L OBP: 0.429, SLG: 1.000 Jim Busby, R OBP: 0.297, SLG: 0.341 (6, PR) (6, 8)	0-0 F8 2-3		0-3 K		4-0 BB		0-0 F7			2	0	0	0	1	1	1						
Bob Kennedy, R OBP: 0.305, SLG: 0.373 (1, 3) (4, 5)	0-0 5-3		0-0 K		0-0 5-3		0-0 F6		0-0 4-3	4	0	0	0	0	0	2						
Les Moss, R OBP: 0.358, SLG: 0.420 (1, 2)		0-0 1-3		0-0 3B 2B		0-0 6-3		0-0 F8		4	1	1	0	0	0	0						
Bobby Adams, R OBP: 0.345, SLG: 0.386 Walt Dropo, R OBP: 0.358, SLG: 0.468 (4, 3)		0-0 5-3		0-0 3B 2H		1-0 1B FC4 HBP		0-0 5-3		2	0	1	1	0	0	0						
Chico Carrasquel, R OBP: 0.335, SLG: 0.344 (1, 6)		0-0 F8		0-0 5-3		0-0 FC4 1B				3	0	1	0	0	0	0						
Bob Keegan, R OBP: 0.389, SLG: 0.353 Billy Pierce, L OBP: 0.194, SLG: 0.169 (6, 1)			0-0 4-3		0-0 4-3		0-0 FC4 G6-4-3 1-2 3H			2	0	0	0	0	0	0						
Inning Stats	R: 1 E: 1 K: 0 S: 4	H: 1 LOB: 1 BB: 1 P: 8	R: 0 E: 0 K: 0 S: 3	H: 0 LOB: 0 BB: 0 P: 3	R: 0 E: 0 K: 2 S: 7	H: 0 LOB: 1 BB: 1 P: 11	R: 1 E: 0 K: 1 S: 6	H: 2 LOB: 1 BB: 0 P: 6	R: 0 E: 0 K: 1 S: 5	H: 0 LOB: 0 BB: 0 P: 5	R: 0 E: 0 K: 0 S: 3	H: 0 LOB: 1 BB: 1 P: 7	R: 1 E: 0 K: 0 S: 4	H: 1 LOB: 1 BB: 0 P: 5	R: 0 E: 0 K: 0 S: 3	H: 0 LOB: 0 BB: 0 P: 3		R: 0 E: 0 K: 0 S: 3	H: 0 LOB: 0 BB: 0 P: 3	1B: 2 2B: 1 3B: 1 HR: 0	SF: 0 SAC: 0 DP: 1 HBP: 1	WP: 0 PB: 1 SB: 1 CS: 0
PITCHER Frank Lary, R ERA: 3.28 (1, 1)	IP: 9.0 WLS: L BF: 34 H: 4 R: 3 ER: 2 SO: 4 BB: 3 IBB: 0 HBP: 1 BLK: 0 WP: 0 HR: 0 S: 38 P: 51 ERA: 2.00 WHIP: 0.778															PITCHER						

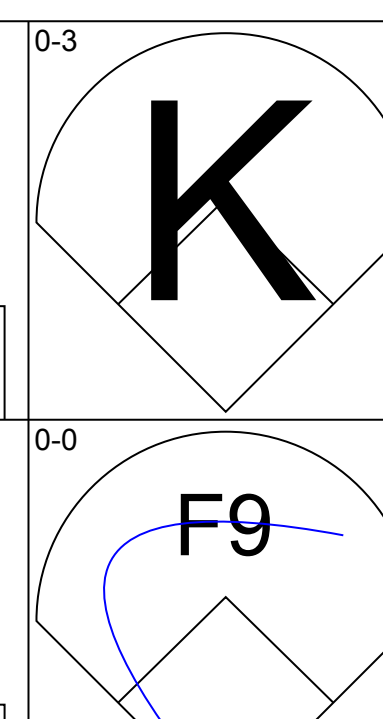
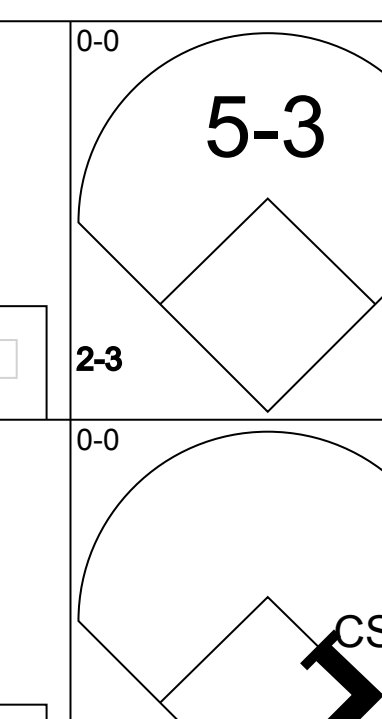
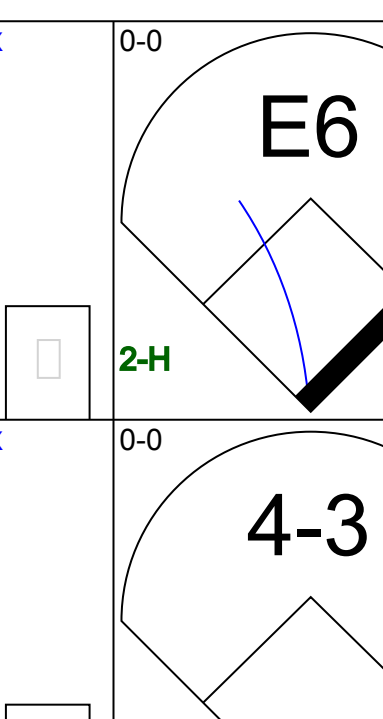
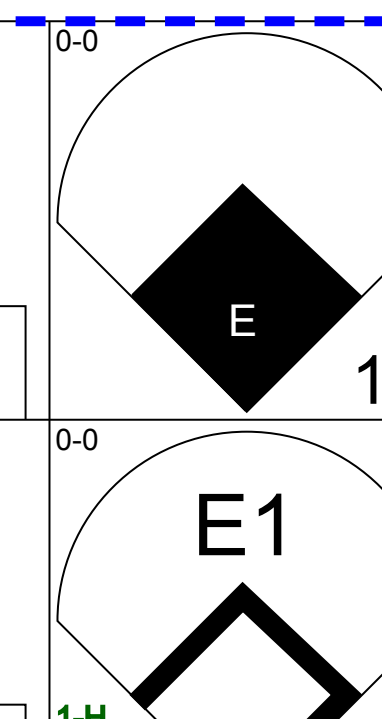
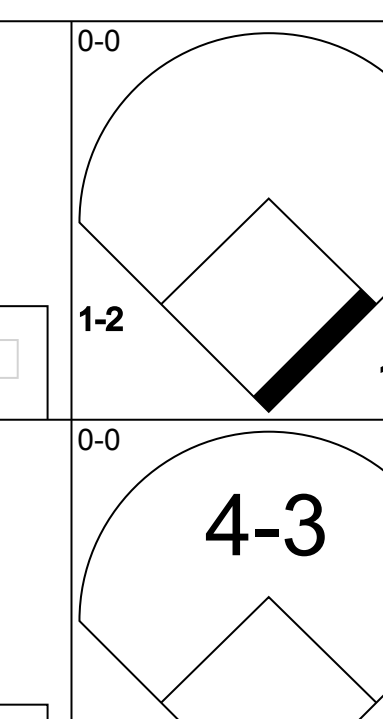
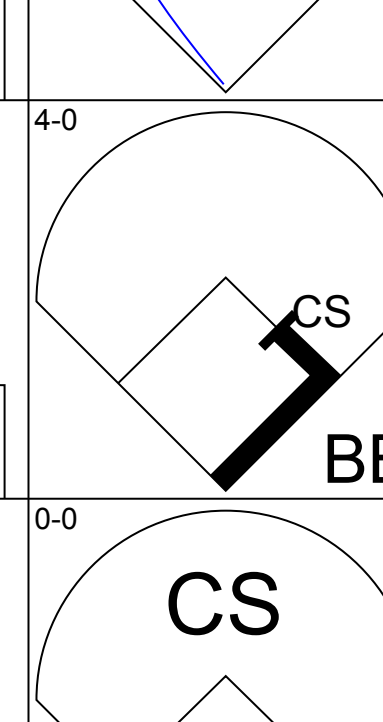
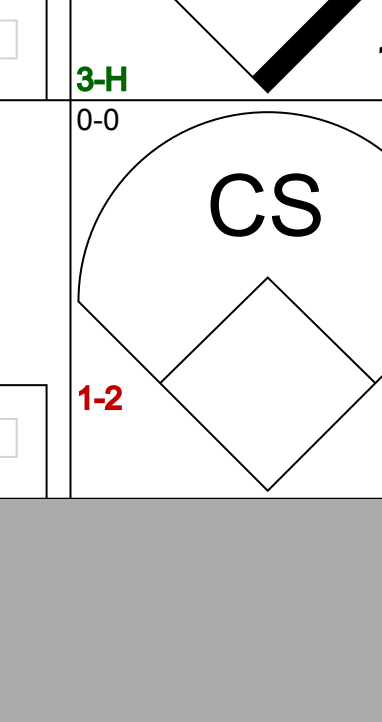

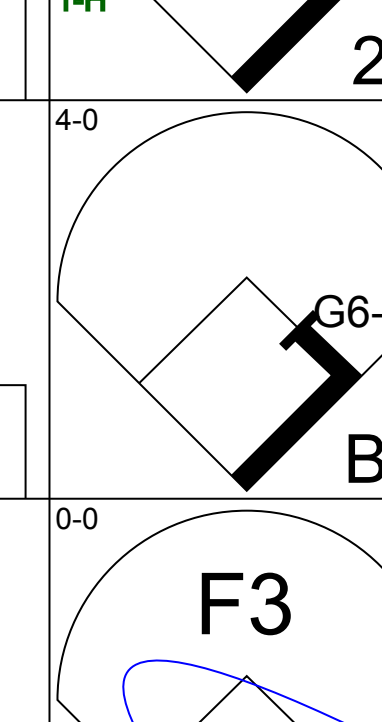



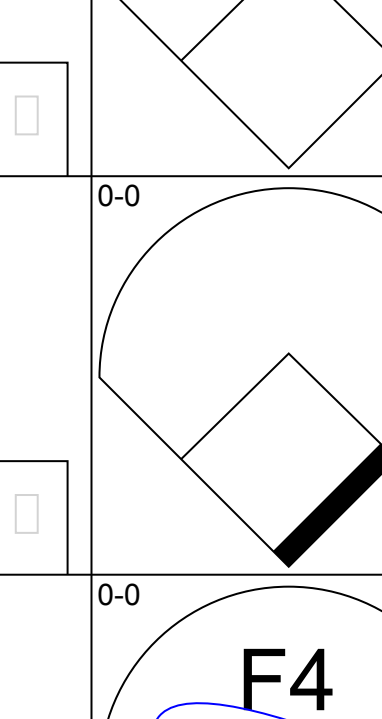
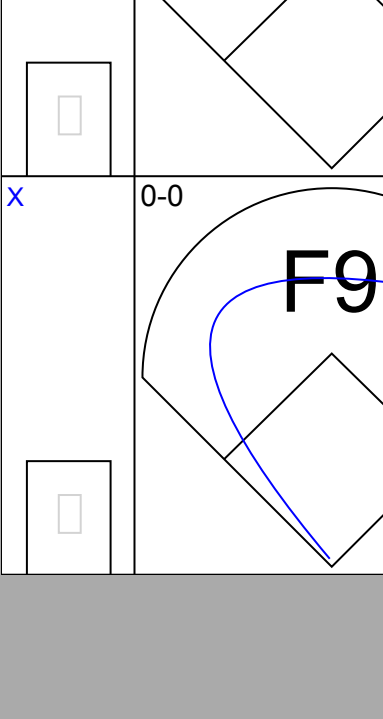
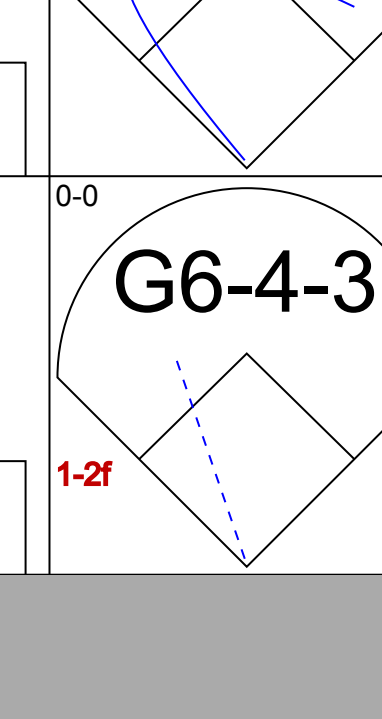

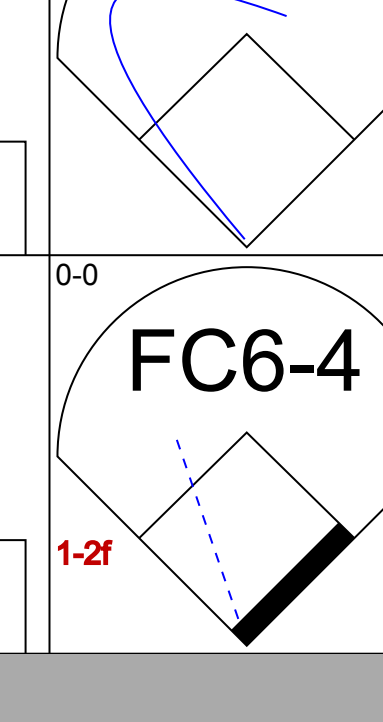
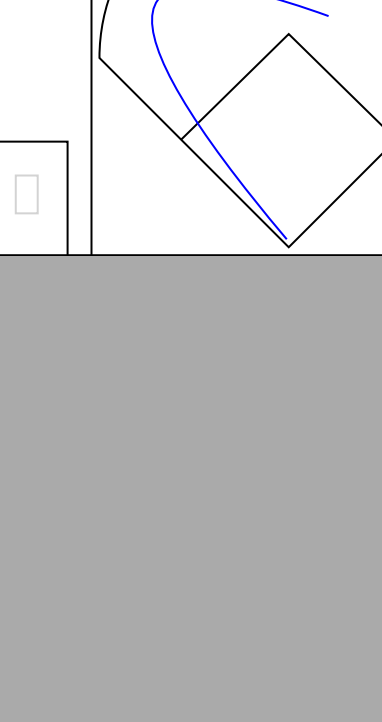






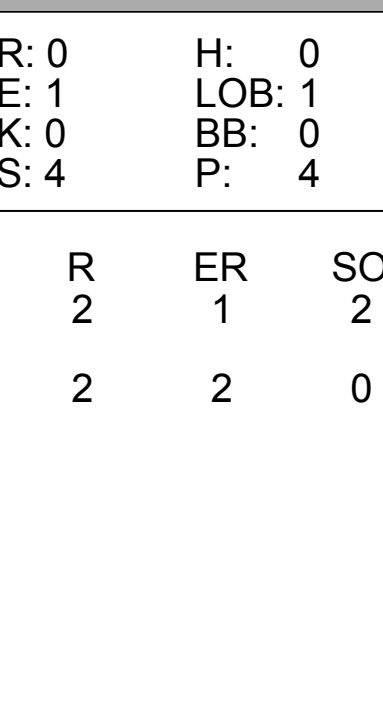
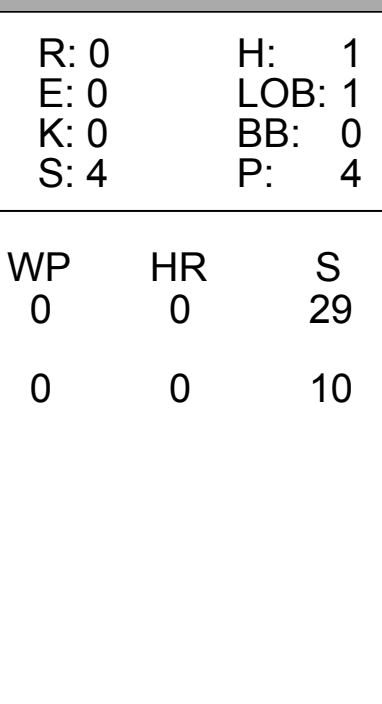
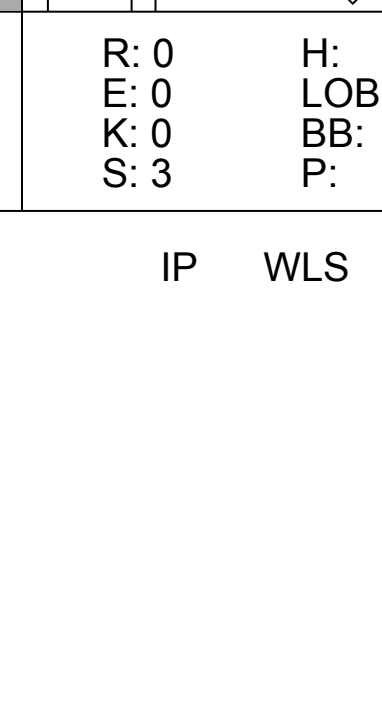
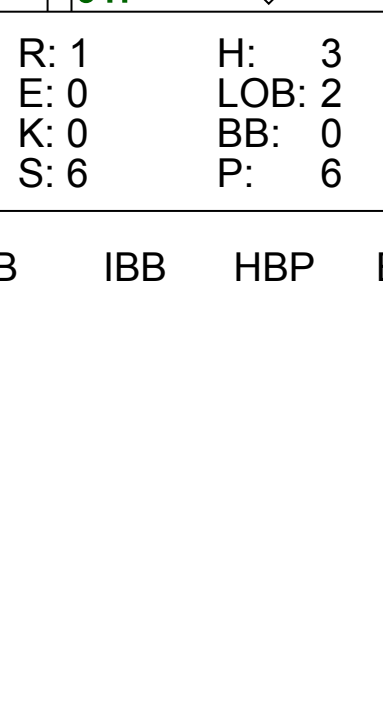

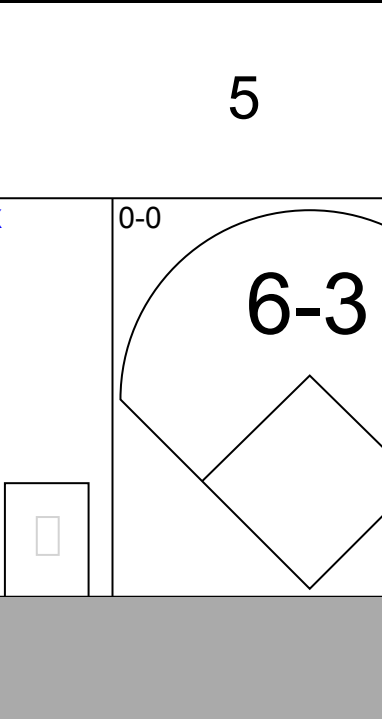
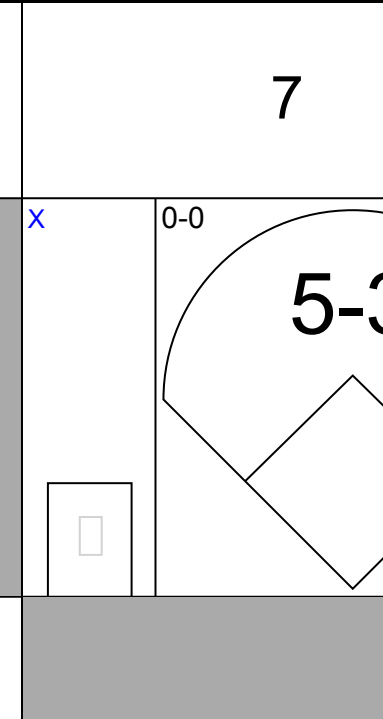
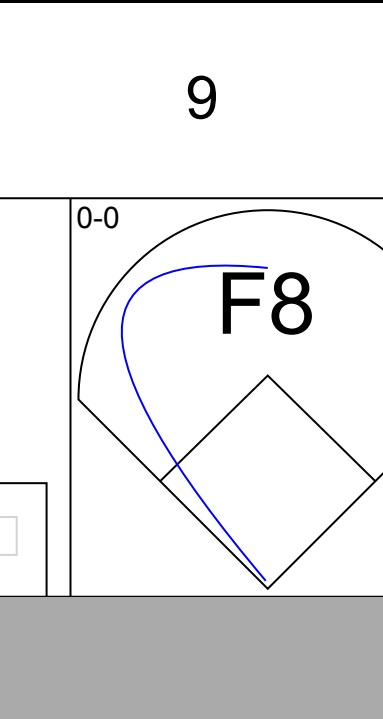
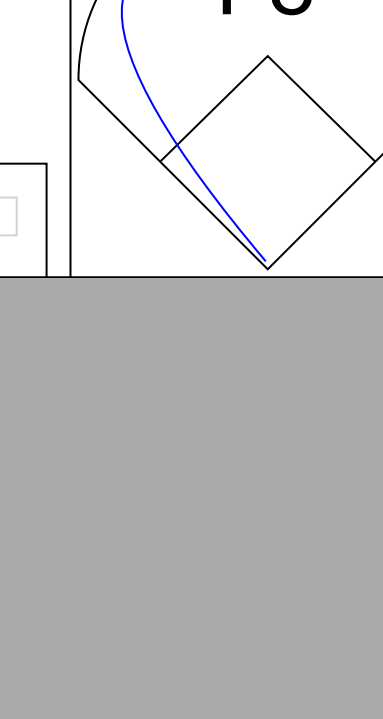






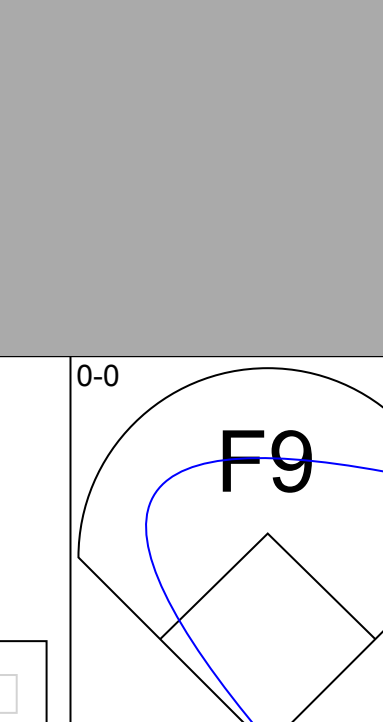
AB	30
R	3
H	4
RBI	2
BB	3
SO	4
LOB	9

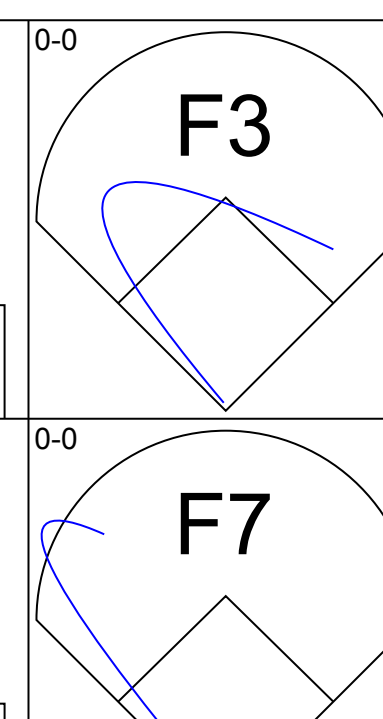
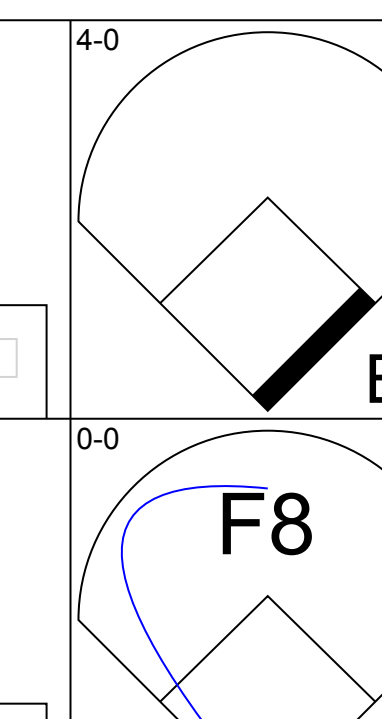
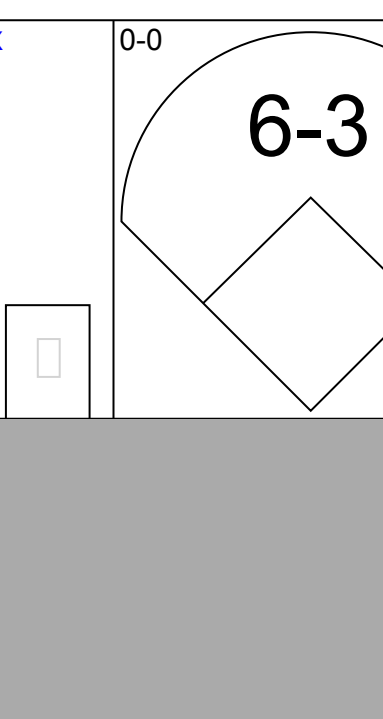
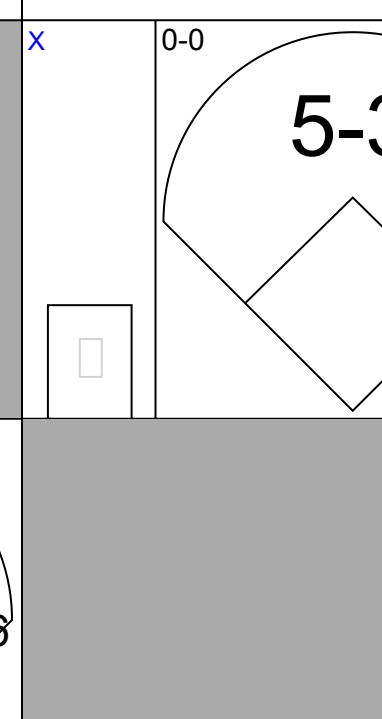
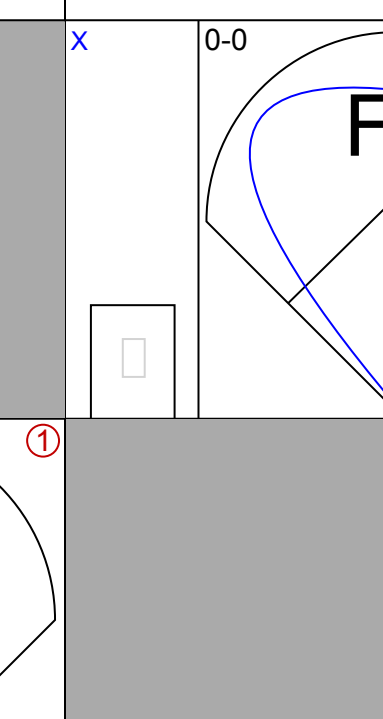
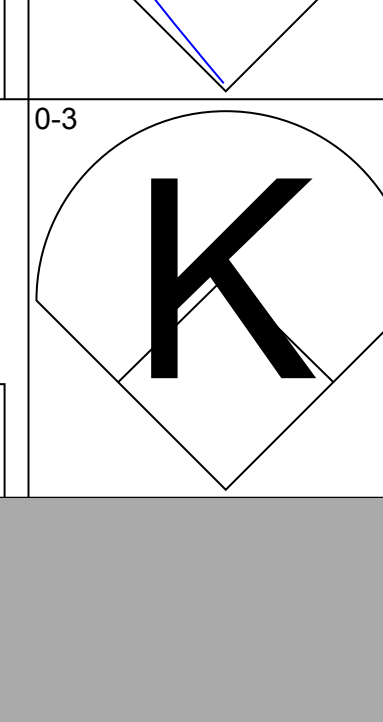

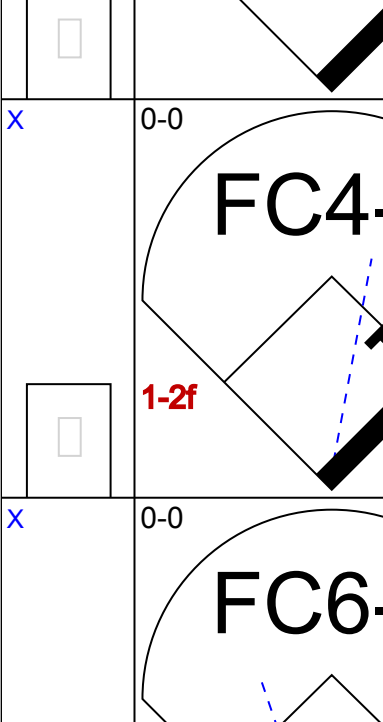

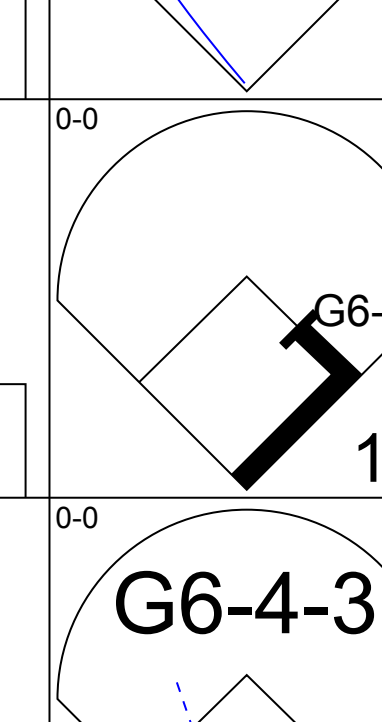

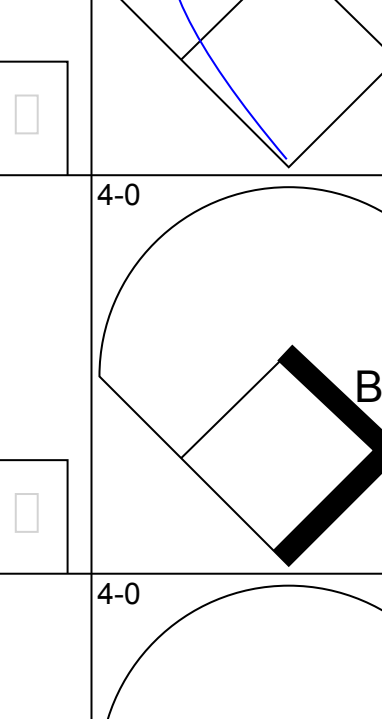
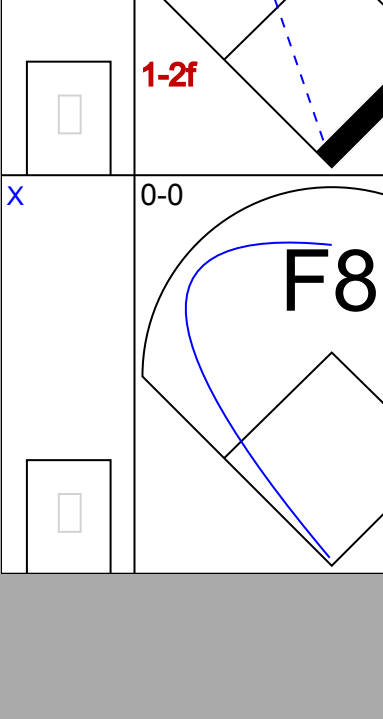


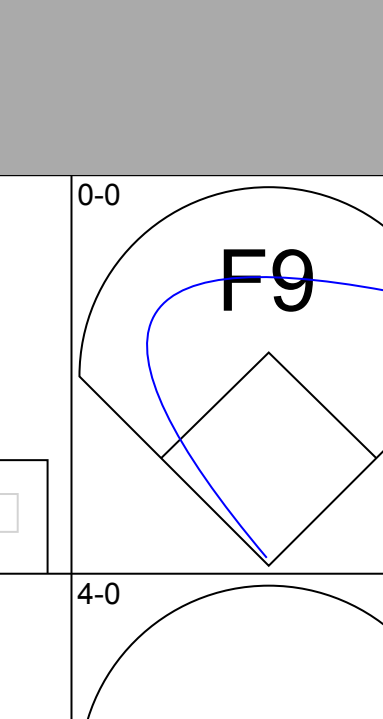
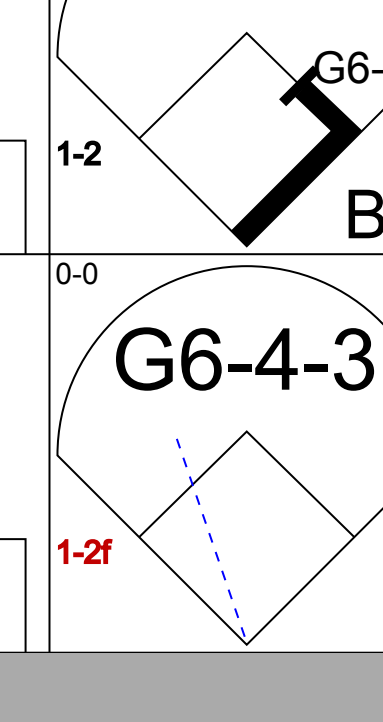
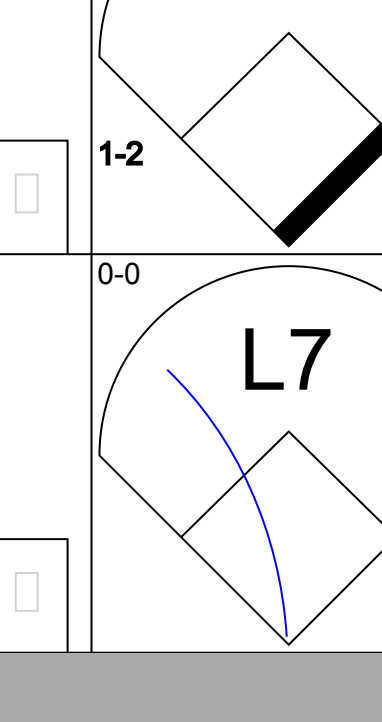

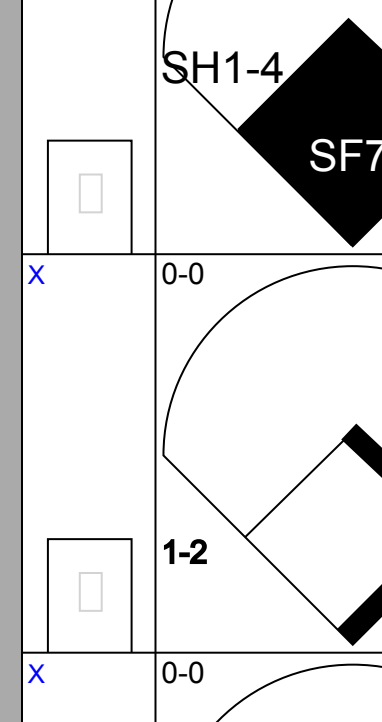




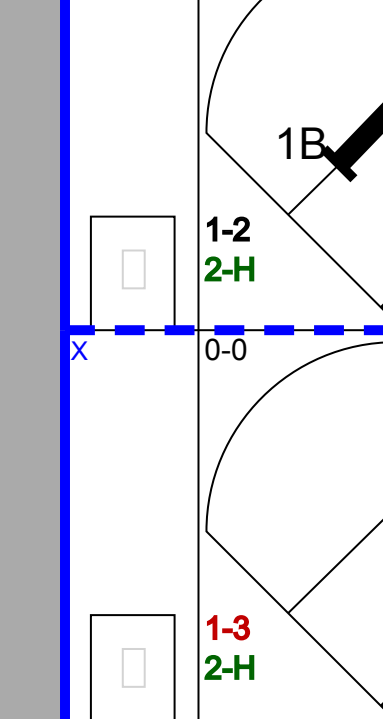
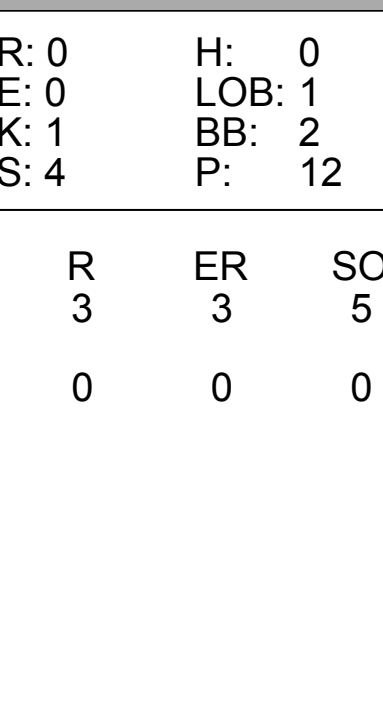
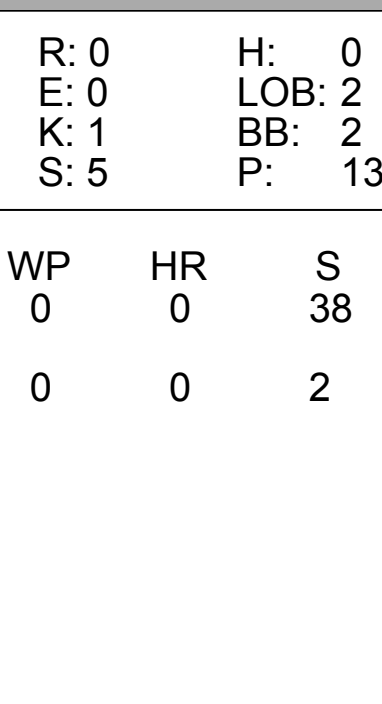
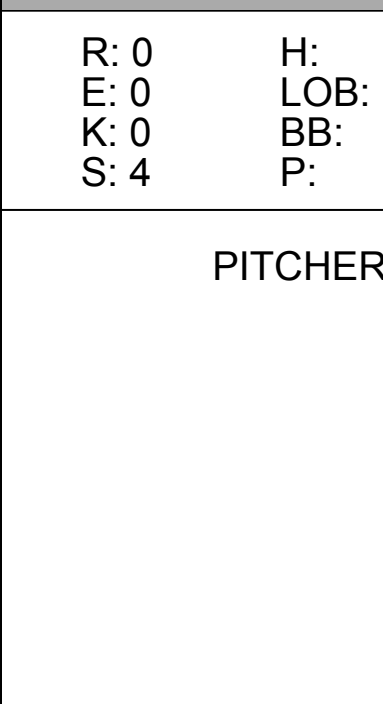
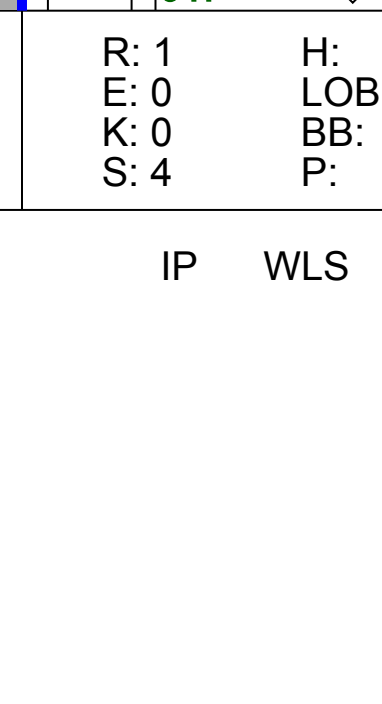
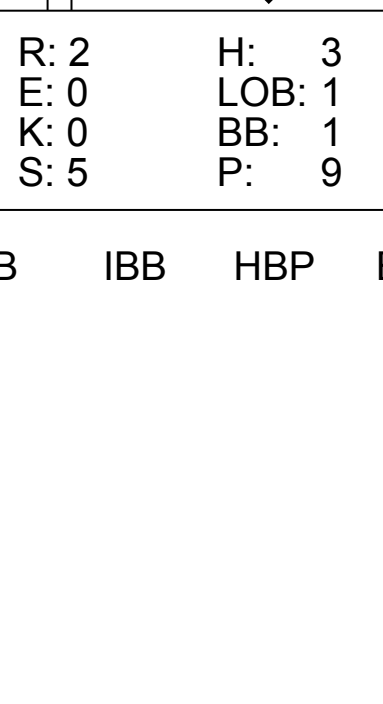


Batter	1	2	3	4	5	6	7	8	9	AB	R	H	RBI	BB	SO	LOB	BOTTOM					
Harvey Kuenn, R OBP: 0.345, SLG: 0.416 (1, 6)	0-0 5-3		0-0 F5		0-0 4-3			0-0 1B		4	0	1	0	0	0	1	Chicago White Sox @ Detroit Tigers Briggs Stadium, Detroit, MI Mon Sep 05 1955, 4:38 AM EDT Att: 38,309 - Unknown					
Bill Tuttle, R OBP: 0.357, SLG: 0.406 (1, 8)	0-0 F2		0-0 G4-3 1-2		0-0 1B 6-3		0-0 F4			4	0	1	0	0	0	2						
Al Kaline, R OBP: 0.428, SLG: 0.561 (1, 9) BB	4-0 BB		0-0 L7		0-0 L7		0-0 L7			3	0	0	0	1	0	2						
Earl Torgeson, L OBP: 0.398, SLG: 0.410 (1, 3)	0-0 1-3		0-0 1B		0-0 1B 6-3		1-2 F9		0-0 F9	4	0	1	0	0	0	3						
Ray Boone, R OBP: 0.353, SLG: 0.483 (1, 5)		0-0 4-3 5-3 1B		0-0 F9		4-0 BB		0-0 5-3		3	0	1	0	1	0	1						
Jim Delsing, L OBP: 0.328, SLG: 0.380 Bubba Phillips, R OBP: 0.298, SLG: 0.320 (9, FH)		0-0 5-3 1-2		0-0 1B		0-0 F8		0-0 F8		3	0	1	0	0	0	3						
Fred Hatfield, L OBP: 0.342, SLG: 0.353 (1, 4)		0-0 4-3 2-3		0-0 F8		0-0 4-3		0-0 K		4	0	0	0	0	1	3						
Red Wilson, R OBP: 0.300, SLG: 0.295 (1, 2)		0-0 F8		0-0 5-3		0-0 F8				3	0	0	0	0	0	1						
Frank Lary, R OBP: 0.250, SLG: 0.236 (1, 1)			0-0 G4-3 1B		0-3 K		0-3 K			3	0	1	0	0	2	0						
Inning Stats	R: 0 E: 0 K: 0 S: 3	H: 0 LOB: 1 BB: 1 P: 7	R: 0 E: 0 K: 0 S: 4	H: 1 LOB: 1 BB: 0 P: 4	R: 0 E: 0 K: 0 S: 3	H: 1 LOB: 0 BB: 0 P: 3	R: 0 E: 0 K: 0 S: 5	H: 2 LOB: 2 BB: 0 P: 5	R: 0 E: 0 K: 1 S: 5	H: 0 LOB: 0 BB: 0 P: 5	R: 0 E: 0 K: 0 S: 4	H: 1 LOB: 2 BB: 1 P: 8	R: 0 E: 0 K: 1 S: 5	H: 0 LOB: 0 BB: 0 P: 5	R: 0 E: 0 K: 0 S: 4	H: 1 LOB: 1 BB: 0 P: 4		R: 0 E: 0 K: 1 S: 5	H: 0 LOB: 0 BB: 0 P: 5	1B: 6 2B: 0 3B: 0 HR: 0	SF: 0 SAC: 0 DP: 1 HBP: 0	WP: 0 PB: 0 SB: 0 CS: 0
PITCHER Bob Keegan, R ERA: 5.33 Billy Pierce, L ERA: 1.89 (6, 1)	IP: 5.2 WLS: S BF: 23 H: 1 R: 0 ER: 0 SO: 2 BB: 0 IBB: 0 HBP: 0 BLK: 0 WP: 0 HR: 0 S: 23 P: 31 ERA: 0.00 WHIP: 1.235															PITCHER						

AB	32
R	0
H	6
RBI	0
BB	2
SO	3
LOB	16



Batter	1	2	3	4	5	6	7	8	9	AB	R	H	RBI	BB	SO	LOB	TOP					
Minnie Minoso, R OBP: 0.378, SLG: 0.429 (1, 7)										5	1	2	0	0	1	1	Chicago White Sox @ Washington Senators Griffith Stadium, Washington, DC Wed Sep 07 1955, 3:33 AM EDT Att: 9,435 - Unknown livebaseballscorecards.com					
Nellie Fox, L OBP: 0.352, SLG: 0.394 (1, 4)										5	0	2	2	2	0	3						
Jim Rivera, L OBP: 0.368, SLG: 0.414 (1, 9)										2	0	0	0	2	0	0						
George Kell, R OBP: 0.386, SLG: 0.418 (1, 5)										4	0	0	0	0	0	2						
Walt Dropo, R OBP: 0.357, SLG: 0.466 (1, 3)										4	0	1	0	0	0	2						
Sherm Lollar, R OBP: 0.376, SLG: 0.418 (1, 2)										4	1	1	0	0	0	2						
Jim Busby, R OBP: 0.287, SLG: 0.340 (1, 8)										2	0	0	0	1	1	1						
Chico Carrasquel, R OBP: 0.338, SLG: 0.347 (1, 6)										4	1	3	0	0	0	0						
Jack Harshman, L OBP: 0.323, SLG: 0.353 Dixie Howell, L OBP: 0.368, SLG: 0.368 (9, 1)										2	1	0	1	0	0	2						
Inning Stats	R: 0 E: 0 K: 1 S: 4	H: 0 LOB: 0 BB: 1 P: 8	R: 0 E: 1 K: 0 S: 4	H: 0 LOB: 1 BB: 0 P: 4	R: 1 E: 0 K: 0 S: 4	H: 2 LOB: 0 BB: 0 P: 4	R: 0 E: 0 K: 0 S: 4	H: 1 LOB: 1 BB: 0 P: 4	R: 1 E: 2 K: 1 S: 7	H: 0 LOB: 1 BB: 0 P: 7	R: 0 E: 0 K: 0 S: 3	H: 0 LOB: 0 BB: 0 P: 3	R: 0 E: 0 K: 0 S: 3	H: 1 LOB: 1 BB: 1 P: 7	R: 1 E: 1 K: 0 S: 4	H: 2 LOB: 2 BB: 0 P: 8	R: 1 E: 0 K: 0 S: 6	H: 3 LOB: 2 BB: 0 P: 6	1B: 8 2B: 1 3B: 0 HR: 0	SF: 1 SAC: 2 DP: 2 HBP: 0	WP: 0 PB: 1 SB: 0 CS: 2	PA: 40
PITCHER	IP	WLS	BF	H	R	ER	SO	BB	IBB	HBP	BLK	WP	HR	S	P	ERA	WHIP					
Pedro Ramos, R ERA: 3.43 Camilo Pascual, R ERA: 6.39	(1, 1) (8, 1)	7.0 2.0	L 11	27 5	4 2	2 2	2 0	2 1	0 0	0 0	0 0	0 0	0 0	29 10	37 14	1.29 9.00	0.857 3.000					

Batter	1	2	3	4	5	6	7	8	9	AB	R	H	RBI	BB	SO	LOB	BOTTOM				
Eddie Yost, R OBP: 0.391, SLG: 0.362 (1, 5)										4	0	0	0	1	0	2	Chicago White Sox @ Washington Senators Griffith Stadium, Washington, DC Wed Sep 07 1955, 3:33 AM EDT Att: 9,435 - Unknown livebaseballscorecards.com				
Tom Umpshett, R OBP: 0.256, SLG: 0.256 (1, 8)										4	0	1	0	0	0	1					
Carlos Paula, R OBP: 0.356, SLG: 0.498 (1, 9)										4	0	1	0	0	2	1					
Roy Sievers, R OBP: 0.366, SLG: 0.479 (1, 7)										3	0	0	0	1	0	2					
Mickey Vernon, L OBP: 0.370, SLG: 0.444 (1, 3)										3	0	0	0	1	1	2					
Ed Fitz Gerald, R OBP: 0.330, SLG: 0.320 Juan Delis, R OBP: 0.221, SLG: 0.229 (9, FR)										0	1	0	0	4	0	0					
Pete Runnels, L OBP: 0.355, SLG: 0.344 (1, 4)										4	1	2	0	0	0	4					
Jose Valdivielso, R OBP: 0.264, SLG: 0.331 Johnny Groth, R OBP: 0.312, SLG: 0.382 Jerry Schoonmaker, R OBP: 0.196, SLG: 0.256 (9, PH)										2	0	0	0	0	1	0					
Pedro Ramos, S OBP: 0.143, SLG: 0.091 Ernie Oravetz, S OBP: 0.343, SLG: 0.311 Camilo Pascual, R OBP: 0.267, SLG: 0.241 Jerry Snyder, R OBP: 0.278, SLG: 0.284 Clint Courtney, L OBP: 0.366, SLG: 0.417 (9, PH)										2	0	0	0	0	1	0					
Inning Stats	R: 0 E: 0 K: 1 S: 5	H: 0 LOB: 0 BB: 0 P: 5	R: 0 E: 0 K: 1 S: 4	H: 0 LOB: 2 BB: 2 P: 12	R: 0 E: 0 K: 2 S: 7	H: 0 LOB: 1 BB: 1 P: 11	R: 0 E: 0 K: 1 S: 5	H: 0 LOB: 2 BB: 2 P: 13	R: 0 E: 0 K: 0 S: 4	H: 1 LOB: 1 BB: 0 P: 4	R: 1 E: 0 K: 0 S: 4	H: 1 LOB: 1 BB: 1 P: 8	R: 0 E: 0 K: 0 S: 3	H: 1 LOB: 0 BB: 0 P: 3	R: 2 E: 0 K: 0 S: 5	H: 3 LOB: 1 BB: 1 P: 9	1B: 6 2B: 0 3B: 0 HR: 0	SF: 1 SAC: 1 DP: 2 HBP: 0	WP: 0 PB: 0 SB: 0 CS: 0	PA: 37	
PITCHER	IP	WLS	BF	H	R	ER	SO	BB	IBB	HBP	BLK	WP	HR	S	P	ERA	WHIP				
Jack Harshman, L ERA: 3.17 Dixie Howell, R ERA: 2.77	(1, 1) (9, 1)	8.1 0.2	W S	35 2	5 1	3 0	3 0	0 0	0 0	0 0	0 0	0 0	0 2	0 2	66 2	0.00 1.500	1.440				

Batter	1	2	3	4	5	6	7	8	9	AB	R	H	RBI	BB	SO	LOB	TOP																					
Chico Carrasquel, R OBP: 0.339, SLG: 0.346 (1, 6)										4	1	1	0	0	0	1	Chicago White Sox @ Washington Senators Griffith Stadium, Washington, DC Thu Sep 08 1955, 3:33 AM EDT Att: 2,437 - Unknown livebaseballscorecards.com																					
Nelle Fox, L OBP: 0.353, SLG: 0.394 (1, 4)										4	2	2	1	0	0	0																						
Minnie Minoso, R OBP: 0.381, SLG: 0.436 (1, 7)										4	0	3	1	0	0	2																						
George Kell, R OBP: 0.384, SLG: 0.414 Ron Northey, L OBP: 0.375, SLG: 0.857 Bobby Adams, R OBP: 0.345, SLG: 0.386 (8, PH) (8, 5)										3	0	0	0	0	0	4																						
Bob Nieman, R OBP: 0.340, SLG: 0.434 Jim Rivera, L OBP: 0.367, SLG: 0.413 (1, 9) (7, 9)										3	0	1	1	0	0	0																						
Walt Dropo, R OBP: 0.354, SLG: 0.461 (1, 3)										4	0	0	0	0	1																							
Jim Busby, R OBP: 0.287, SLG: 0.338 Bob Kennedy, R OBP: 0.307, SLG: 0.376 (9, PH) (9, PH)										2	0	0	1	0	0	0																						
Sherm Lollar, R OBP: 0.374, SLG: 0.414 (1, 2)										3	1	0	0	1	0	1																						
Virgil Trucks, R OBP: 0.127, SLG: 0.145 Morrie Martin, L OBP: 0.300, SLG: 0.300 Harry Byrd, R OBP: 0.122, SLG: 0.104 Dick Donovan, L OBP: 0.297, SLG: 0.234 (1, 1) (7, 1) (7, 1) (9, PH)										2	0	0	0	0	1	0																						
Inning Stats	R: 2 E: 1 K: 0 S: 6	H: 3 LOB: 1 BB: 0 P: 6	R: 0 E: 0 K: 0 S: 3	H: 0 LOB: 0 BB: 0 P: 3	R: 0 E: 0 K: 0 S: 4	H: 1 LOB: 1 BB: 0 P: 4	R: 0 E: 0 K: 0 S: 3	H: 0 LOB: 0 BB: 0 P: 3	R: 2 E: 1 K: 0 S: 5	H: 2 LOB: 1 BB: 1 P: 9	R: 0 E: 0 K: 0 S: 2	H: 0 LOB: 0 BB: 1 P: 6	R: 0 E: 0 K: 1 S: 5	H: 0 LOB: 0 BB: 0 P: 5	R: 0 E: 0 K: 1 S: 6	H: 1 LOB: 1 BB: 0 P: 6		R: 0 E: 0 K: 0 S: 4	H: 1 LOB: 1 BB: 0 P: 4	1B: 6 2B: 2 3B: 0 HR: 0	SF: 0 SAC: 1 DP: 0 HBP: 0	WP: 0 PB: 0 SB: 1 CS: 1	PA: 37															
PITCHER	IP WLS BF H R ER SO BB IBB HBP BLK WP HR S P ERA WHIP	IP WLS BF H R ER SO BB IBB HBP BLK WP HR S P ERA WHIP																																				
Chuck Stobbs, L ERA: 4.89 (1, 1)	5.0	22	6	4	2	0	1	0	0	0	0	0	0	0	21	25		3.60	1.400																			
Ted Abernathy, R ERA: 6.11 (6, 1)	2.0	W 6	0	0	0	1	1	0	0	0	0	0	0	0	7	11		0.00	0.500																			
Pedro Ramos, R ERA: 3.36 (8, 1)	2.0	S 8	2	0	0	1	0	0	0	0	0	0	0	10	10	0.00	1.000																					

Batter	1	2	3	4	5	6	7	8	9	AB	R	H	RBI	BB	SO	LOB	BOTTOM																					
Eddie Yost, R OBP: 0.393, SLG: 0.363 (1, 5)										4	0	2	1	0	0	1	Chicago White Sox @ Washington Senators Griffith Stadium, Washington, DC Thu Sep 08 1955, 3:33 AM EDT Att: 2,437 - Unknown livebaseballscorecards.com																					
Ernie Oravetz, S OBP: 0.338, SLG: 0.307 Pedro Ramos, S OBP: 0.143, SLG: 0.091 (1, 8) (8, 1)										3	0	0	1	0	0	1																						
Pete Runnels, L OBP: 0.354, SLG: 0.343 (1, 4)										4	1	1	0	0	0	1																						
Mickey Vernon, L OBP: 0.371, SLG: 0.451 (1, 3)										4	2	2	2	0	0	0																						
Carlos Paula, R OBP: 0.351, SLG: 0.492 (1, 9)										4	0	0	0	0	1	1																						
Roy Sievers, R OBP: 0.367, SLG: 0.479 (1, 7)										4	0	2	1	0	2	0																						
Clint Courtney, L OBP: 0.368, SLG: 0.416 (1, 2)										3	0	1	0	1	0	1																						
Jose Valdivielso, R OBP: 0.267, SLG: 0.331 (1, 6)										3	1	1	0	1	0	3																						
Chuck Stobbs, L OBP: 0.259, SLG: 0.226 Johnny Croft, R OBP: 0.311, SLG: 0.380 Ted Abernathy, R OBP: 0.143, SLG: 0.104 Mickey McDermott, L OBP: 0.247, SLG: 0.252 Tom Umpstead, R OBP: 0.201, SLG: 0.239 (1, 1) (5, PH) (8, 1) (7, PH) (7, PH) (8, 8)										1	0	0	0	0	0	2																						
Inning Stats	R: 0 E: 0 K: 0 S: 3	H: 0 LOB: 0 BB: 0 P: 3	R: 1 E: 1 K: 0 S: 5	H: 2 LOB: 2 BB: 1 P: 9	R: 0 E: 0 K: 0 S: 3	H: 1 LOB: 0 BB: 0 P: 3	R: 0 E: 0 K: 1 S: 5	H: 0 LOB: 0 BB: 0 P: 5	R: 2 E: 0 K: 2 S: 9	H: 2 LOB: 0 BB: 0 P: 9	R: 2 E: 0 K: 0 S: 6	H: 3 LOB: 1 BB: 0 P: 6	R: 0 E: 1 K: 0 S: 4	H: 1 LOB: 2 BB: 1 P: 8	1B: 9 2B: 0 3B: 0 HR: 1	SF: 1 SAC: 0 DP: 1 HBP: 0		WP: 0 PB: 0 SB: 0 CS: 0	PA: 35																			
PITCHER	IP WLS BF H R ER SO BB IBB HBP BLK WP HR S P ERA WHIP	IP WLS BF H R ER SO BB IBB HBP BLK WP HR S P ERA WHIP																																				
Virgil Trucks, R ERA: 3.75 (1, 1)	6.1	26	7	4	3	4	1	0	0	0	0	0	0	0	33	37		4.26	1.263																			
Morrie Martin, L ERA: 3.73 (7, 1)	0.0	L 2	2	0	0	0	0	0	0	0	0	0	0	2	2	∞		∞																				
Harry Byrd, R ERA: 4.63 (7, 1)	1.2	7	1	1	1	0	0	1	0	0	0	0	0	6	10	5.40	0.600																					

Batter	1	2	3	4	5	6	7	8	9	AB	R	H	RBI	BB	SO	LOB	TOP				
Chico Carrasquel, R OBP: 0.339, SLG: 0.347 (1, 6)	0-0 4-3		0-0 F6		0-0 F4		0-0 1B	0-0 5-3		5	1	1	1	0	0	2					
Nelle Fox, L OBP: 0.356, SLG: 0.397 (1, 4)	0-0 BB 1B		4-0 G6-4-3 BB		0-0 5-3		0-0 BB 1B		0-0 1B	4	0	3	2	1	0	0					
Minnie Minoso, R OBP: 0.381, SLG: 0.433 (1, 7)	4-0 1-2 BB		0-0 G6-4-3 1-2		0-0 F8		0-0 BB 1B		0-0 F7	3	0	0	0	2	0	2					
Jim Rivera, L OBP: 0.363, SLG: 0.408 (1, 9) (7, 8)	0-0 F9			0-0 F4		0-0 1-3	0-0 3-1		0-3 K	5	0	0	0	0	1	5					
Bob Kennedy, R OBP: 0.309, SLG: 0.380 (1, 5)	0-0 F8			0-0 2B		0-0 L7		0-0 F8	0-0 FC4 1B	5	0	2	0	0	0	2					
Walt Drogo, R OBP: 0.345, SLG: 0.456 (1, 3)		0-0 F8		0-3 K			0-0 L9	0-0 F8	0-0 FC4 1B	5	0	0	0	0	1	3					
Sherm Lollar, R OBP: 0.380, SLG: 0.416 (1, 2)				4-0 1B			4-0 1B 2B BB	4-0 1B BB		1	2	1	0	3	0	0					
Jim Busby, R OBP: 0.286, SLG: 0.337 (1, 8) (7, PH) Ron Northey, L OBP: 0.400, SLG: 0.778 (7, 9)	0-0 F8		0-0 F9		0-0 F9		0-0 F9	0-0 1B 1B		2	0	0	0	0	0	3					
Bobby Adams, R OBP: 0.386, SLG: 0.386 (8, PR) Al Papai, R (8, 1)								1-2 1B		2	0	1	0	0	0	1					
Dick Donovan, L OBP: 0.312, SLG: 0.254 (1, 1) Dixie Howell, L OBP: 0.368, SLG: 0.368 (7, 1) Bob Nieman, R OBP: 0.342, SLG: 0.436 (8, 9)	0-3 K				0-0 1B		0-0 1B	0-0 1-3 1B	0-0 1-3 2-H 1B	3	1	2	0	0	1	1					
Inning Stats	R: 0 E: 0 K: 0 S: 4	H: 1 LOB: 2 BB: 1 P: 8	R: 0 E: 0 K: 1 S: 6	H: 1 LOB: 1 BB: 0 P: 6	R: 0 E: 0 K: 1 S: 2	H: 0 LOB: 0 BB: 1 P: 6	R: 0 E: 0 K: 1 S: 6	H: 1 LOB: 2 BB: 1 P: 10	R: 0 E: 0 K: 0 S: 3	H: 0 LOB: 0 BB: 0 P: 3	R: 3 E: 0 K: 0 S: 6	H: 3 LOB: 2 BB: 2 P: 14	R: 1 E: 0 K: 0 S: 5	H: 2 LOB: 2 BB: 1 P: 9	R: 0 E: 0 K: 1 S: 7	H: 2 LOB: 2 BB: 0 P: 7	1B: 9 2B: 2 3B: 0 HR: 0	SF: 0 SAC: 0 DP: 1 HBP: 0	WP: 0 PB: 0 SB: 0 CS: 0	PA: 42	
PITCHER	IP WLS BF H R ER SO BB IBB HBP BLK WP HR S P ERA WHIP	6.2 W 29 7 3 3 2 3 1 0 0 0 0 29 45 4.05 1.500	1.0 S 7 2 1 1 0 2 0 0 0 0 0 5 13 9.00 4.000	1.1 S 6 2 0 0 1 0 0 0 0 0 0 8 8 0.00 1.500																	

Chicago White Sox @ New York Yankees
 Yankee Stadium, Bronx, NY
 Fri Sep 09 1955, 3:33 AM EDT
 Att: 18,158 - Overcast - 69 F

AB	36
R	4
H	11
RBI	4
BB	6
SO	3
LOB	19



Batter	1	2	3	4	5	6	7	8	9	AB	R	H	RBI	BB	SO	LOB	BOTTOM				
Hank Bauer, R OBP: 0.356, SLG: 0.445 (1, 9)	0-0 F7		0-0 F8		0-0 6-3		0-0 SH1-4			3	0	0	0	0	0	0					
Gil McDougald, R OBP: 0.354, SLG: 0.403 (1, 5)	0-0 F9			0-0 BB HR 1B	0-0 F8		0-0 F8			4	1	1	0	0	0	1					
Yogi Berra, L OBP: 0.350, SLG: 0.475 (1, 2)	0-0 L6			4-0 HR BB	0-3 K		0-0 E7 2B			3	1	1	1	1	1	0					
Mickey Mantle, S OBP: 0.431, SLG: 0.621 (1, 8)		0-3 K		0-3 K		0-0 F7	0-0 G3			4	0	0	0	0	2	3					
Joe Collins, L OBP: 0.338, SLG: 0.399 (1, 3)		0-0 G3 1B		0-0 1-H 2-H HR		0-0 HR		0-0 L6		4	2	3	4	0	0	0					
Irv Noren, L OBP: 0.321, SLG: 0.374 (1, 7)		0-0 G3		0-0 G3		0-0 4-3		0-0 SH1-3 1B		4	0	1	0	0	0	1					
Billy Martin, R OBP: 0.310, SLG: 0.346 (1, 4)		0-0 L3		0-0 1B 1B		0-0 2B		0-0 SH1-3 1B		4	0	3	0	0	0	1					
Don Larsen, R OBP: 0.250, SLG: 0.394 (1, 1) Jim Konstanty, R OBP: 0.250, SLG: 0.143 (7, 1) Bob Grim, R OBP: 0.208, SLG: 0.136 (8, 1)			0-3 K	0-0 FC4 1B		0-0 F8		0-0 SH1-3		3	0	1	0	0	1	1					
Phil Rizzuto, R OBP: 0.355, SLG: 0.311 (1, 6) Eddie Robinson, L OBP: 0.351, SLG: 0.494 (8, PH) Jerry Coleman, R OBP: 0.315, SLG: 0.256 (8, 6)			0-3 K	0-0 FC4			0-0 SH1-4 E 1B	0-0 L9		3	1	1	0	0	1	2					
Inning Stats	R: 0 E: 0 K: 0 S: 3	H: 0 LOB: 0 BB: 0 P: 3	R: 0 E: 0 K: 1 S: 6	H: 1 LOB: 1 BB: 0 P: 6	R: 0 E: 0 K: 2 S: 7	H: 0 LOB: 0 BB: 0 P: 7	R: 3 E: 0 K: 1 S: 9	H: 4 LOB: 2 BB: 1 P: 13	R: 0 E: 0 K: 1 S: 5	H: 0 LOB: 0 BB: 0 P: 5	R: 1 E: 0 K: 0 S: 5	H: 2 LOB: 1 BB: 0 P: 5	R: 1 E: 1 K: 0 S: 5	H: 2 LOB: 1 BB: 0 P: 5	R: 0 E: 0 K: 0 S: 5	H: 2 LOB: 2 BB: 0 P: 5	1B: 7 2B: 2 3B: 0 HR: 2	SF: 0 SAC: 2 DP: 0 HBP: 0	WP: 0 PB: 0 SB: 0 CS: 0	PA: 36	
PITCHER	IP WLS BF H R ER SO BB IBB HBP BLK WP HR S P ERA WHIP	6.2 L 30 9 5 5 5 1 0 0 0 0 2 39 43 6.75 1.500	0.1 L 1 0 0 0 0 0 0 0 0 0 0 1 1 0.00 0.000	1.0 S 5 2 0 0 0 0 0 0 0 0 5 5 0.00 2.000																	

Chicago White Sox @ New York Yankees
 Yankee Stadium, Bronx, NY
 Fri Sep 09 1955, 3:33 AM EDT
 Att: 18,158 - Overcast - 69 F

AB	33
R	5
H	11
RBI	5
BB	1
SO	5
LOB	11



Batter	1	2	3	4	5	6	7	8	9	AB	R	H	RBI	BB	SO	LOB	TOP					
Nellie Fox, L OBP: 0.354, SLG: 0.392 (1, 4)	G3		FC5-4		F8			G3		4	0	0	0	0	0	3	Chicago White Sox @ Boston Red Sox Fenway Park, Boston, MA Sun Sep 11 1955, 3:33 AM EDT Unknown					
Jim Rivera, L OBP: 0.361, SLG: 0.406 (1, 8)	L7		G3			4-3		F8		4	0	0	0	0	1							
Minnie Minoso, R OBP: 0.378, SLG: 0.426 (1, 7)	6-3			5-3		F7		6-3		4	0	0	0	0	0							
Bob Nieman, R OBP: 0.353, SLG: 0.453 (1, 9)		HR		K		6-3			2B 5-3 1B	4	2	2	1	0	1	0						
Bob Kennedy, R OBP: 0.319, SLG: 0.398 (1, 5)	6-3			5-3			F9			2	0	0	0	0	0	0						
Jim Bredeweser, R OBP: 0.232, SLG: 0.333 (6, 5)								2B		2	0	1	0	0	0	0						
Walt Dropo, R OBP: 0.348, SLG: 0.452 (1, 3)	4-3				G3		L5		5-3	4	0	0	1	0	1							
Chico Carrasquel, R OBP: 0.336, SLG: 0.345 (1, 6)	5-3				6-3		2B BB		F5	3	0	0	0	1	0	1						
Les Moss, R OBP: 0.367, SLG: 0.426 (1, 2)									F5	1	0	1	0	1	0	0						
Bobby Adams, R OBP: 0.345, SLG: 0.386 (7, PR)										0	0	0	0	0	0	0						
Earl Batley, R (7, 2)										0	0	0	0	0	0	0						
Sherm Lollar, R OBP: 0.377, SLG: 0.413 (9, PH)										1	0	0	0	0	0	1						
Bob Keegan, R OBP: 0.346, SLG: 0.333 (5, PH)										1	0	0	0	0	0	1						
George Kelly, R OBP: 0.371, SLG: 0.410 (5, 1)										1	0	1	0	0	0	0						
Al Papski, R (5, 1)										0	0	0	0	0	0	0						
Morrie Martin, L OBP: 0.346, SLG: 0.300 (6, 1)										0	0	0	0	0	0	0						
Ron Northey, L OBP: 0.321, SLG: 0.636 (7, PH)										1	0	0	0	0	2	0						
Harry Byrd, R OBP: 0.120, SLG: 0.102 (7, 1)										0	0	0	0	0	0	0						
Inning Stats	R: 0 E: 0 K: 0 S: 3	H: 0 LOB: 0 BB: 0 P: 3	R: 1 E: 0 K: 0 S: 4	H: 1 LOB: 0 BB: 0 P: 4	R: 0 E: 0 K: 0 S: 3	H: 0 LOB: 1 BB: 0 P: 4	R: 0 E: 0 K: 1 S: 5	H: 0 LOB: 0 BB: 0 P: 5	R: 0 E: 0 K: 0 S: 4	H: 1 LOB: 2 BB: 1 P: 8	R: 0 E: 0 K: 0 S: 3	H: 0 LOB: 0 BB: 0 P: 3	R: 0 E: 0 K: 0 S: 4	H: 1 LOB: 2 BB: 1 P: 8	R: 0 E: 0 K: 0 S: 3	H: 0 LOB: 1 BB: 0 P: 5	R: 1 E: 0 K: 0 S: 5	H: 2 LOB: 1 BB: 0 P: 5	1B: 2 2B: 2 3B: 0 HR: 1	SF: 0 SAC: 0 DP: 0 HBP: 1	WP: 0 PB: 0 SB: 0 CS: 0	PA: 35
PITCHER Frank Sullivan, R ERA: 2.91 (1, 1)	IP: 9.0 WLS: W BF: 35 H: 5 R: 2 ER: 2 SO: 1 BB: 2 IBB: 0 HBP: 1 BLK: 0 WP: 0 HR: 1 S: 34 P: 43 ERA: 2.00 WHIP: 0.778															PITCHER						

AB	32
R	2
H	5
RBI	2
BB	2
SO	1
LOB	10



Batter	1	2	3	4	5	6	7	8	9	AB	R	H	RBI	BB	SO	LOB	BOTTOM					
Billy Goodman, L OBP: 0.395, SLG: 0.350 (1, 4)	G3	F7		1-3		G3		L1		5	0	0	0	0	0	3	Chicago White Sox @ Boston Red Sox Fenway Park, Boston, MA Sun Sep 11 1955, 3:33 AM EDT Unknown					
Billy Klaus, L OBP: 0.351, SLG: 0.391 (1, 6)	1B 2B	F8		L7		6-3		F8		5	1	1	0	0	0	3						
Ted Williams, L OBP: 0.493, SLG: 0.725 (1, 7)	2B 1B				3-1		F7			4	2	2	1	0	0	0						
Gene Stephens, L OBP: 0.383, SLG: 0.479 (8, 7)	2B 1B		1B							0	0	0	0	0	0	0						
Jackie Jensen, R OBP: 0.372, SLG: 0.474 (1, 9)	2B		1B	F3		F2		6-3		4	1	1	0	0	0	1						
Norm Zauchin, R OBP: 0.331, SLG: 0.443 (1, 3)	2B		K					HR		4	1	3	3	0	1	1						
Sammy White, R OBP: 0.325, SLG: 0.398 (1, 2)	K		2B 1B		K			BB		3	1	1	0	1	2	2						
Grady Hatton, L OBP: 0.372, SLG: 0.337 (1, 5)	4-3		2B			SH1-4 BB		BB		2	0	1	2	2	0	1						
Jim Piersall, R OBP: 0.373, SLG: 0.436 (1, 8)		F8	3-1			SH1-4 BB		F9		3	0	0	0	1	0	3						
Frank Sullivan, R OBP: 0.159, SLG: 0.155 (1, 1)				F5		SH1-4		F8		3	0	1	0	0	0	0						
Inning Stats	R: 3 E: 0 K: 1 S: 9	H: 4 LOB: 1 BB: 0 P: 9	R: 0 E: 0 K: 0 S: 4	H: 1 LOB: 1 BB: 0 P: 4	R: 2 E: 0 K: 1 S: 8	H: 3 LOB: 1 BB: 0 P: 8	R: 0 E: 0 K: 0 S: 3	H: 0 LOB: 0 BB: 0 P: 3	R: 0 E: 0 K: 1 S: 6	H: 1 LOB: 1 BB: 0 P: 6	R: 0 E: 0 K: 0 S: 3	H: 0 LOB: 2 BB: 2 P: 11	R: 1 E: 0 K: 0 S: 4	H: 1 LOB: 2 BB: 2 P: 12	R: 0 E: 0 K: 0 S: 3	H: 0 LOB: 0 BB: 0 P: 3	R: 0 E: 0 K: 0 S: 3	H: 0 LOB: 0 BB: 0 P: 3	1B: 5 2B: 4 3B: 0 HR: 1	SF: 0 SAC: 1 DP: 0 HBP: 0	WP: 0 PB: 0 SB: 0 CS: 0	PA: 38
PITCHER Bob Keegan, R ERA: 5.74 (1, 1)	IP: 4.0 WLS: L BF: 20 H: 8 R: 5 ER: 5 SO: 2 BB: 0 IBB: 0 HBP: 0 BLK: 0 WP: 0 HR: 0 S: 24 P: 24 ERA: 11.25 WHIP: 2.000															PITCHER						
Al Papski, R ERA: 3.12 (5, 1)	1.0 6 1 0 0 1 2 0 0 0 0 0 0 6 14 0.00 3.000																					
Morrie Martin, L ERA: 3.66 (6, 1)	1.0 3 0 0 0 0 0 0 0 0 0 0 3 3 0.00 0.000																					
Harry Byrd, R ERA: 4.55 (7, 1)	2.0 9 1 1 1 0 2 0 0 0 0 1 7 15 4.50 1.500																					

AB	33
R	6
H	10
RBI	6
BB	4
SO	3
LOB	14




Batter	1	2	3	4	5	6	7	8	9	AB	R	H	RBI	BB	SO	LOB	TOP			
Minnie Minoso, R OBP: 0.374, SLG: 0.420 (1, 7)	4-3		BB		FC6-5			F7		3	0	0	0	1	0	1	Chicago White Sox @ Baltimore Orioles Memorial Stadium, Baltimore, MD Tue Sep 13 1955, 3:33 AM EDT Unknown			
Nelle Fox, L OBP: 0.357, SLG: 0.393 (1, 4)	1B		BB		CS			F8		3	0	2	0	1	0	0				
Jim Rivera, L OBP: 0.357, SLG: 0.398 (1, 9) (7, 8)	F8		F7		CS			F7		3	0	0	0	1	0	3				
Bob Kennedy, R OBP: 0.320, SLG: 0.396 (1, 5)	BB		K		G1-6-3			F9		3	0	0	0	1	1	3				
Walt Dropo, R OBP: 0.347, SLG: 0.449 (1, 3) George Kell, R OBP: 0.380, SLG: 0.409 (9, PH)	G1		K		K			1B		3	0	0	0	0	2	2				
Sherm Lollar, R OBP: 0.380, SLG: 0.413 (1, 2)		F6		6-3				F7		4	0	1	0	0	0	1				
Jim Brideweser, R OBP: 0.249, SLG: 0.328 (1, 6) Chico Carrasquel, R OBP: 0.336, SLG: 0.345 (7, PH) (7, 6)	G3		1-3					F6		2	0	0	0	0	0	0				
Jim Busby, R OBP: 0.292, SLG: 0.344 (1, 8) Bob Nieman, R OBP: 0.351, SLG: 0.451 (7, PH) (7, 9)	K		E6		FC6-5			K		2	0	1	0	0	1	0				
Virgil Trucks, R OBP: 0.123, SLG: 0.141 (1, 1) Dick Donovan, L OBP: 0.304, SLG: 0.246 (7, PH) Sandy Consuegra, R OBP: 0.125, SLG: 0.125 (7, 1)			5-3		F3			4-3		2	0	0	0	0	0	1				
Inning Stats	R: 0 E: 0 K: 0 S: 4	H: 1 LOB: 2 BB: 1 P: 8	R: 0 E: 0 K: 1 S: 5	H: 0 LOB: 0 BB: 0 P: 5	R: 0 E: 0 K: 1 S: 5	H: 0 LOB: 2 BB: 2 P: 13	R: 0 E: 0 K: 1 S: 5	H: 0 LOB: 0 BB: 0 P: 5	R: 0 E: 1 K: 0 S: 4	H: 2 LOB: 1 BB: 0 P: 4	R: 0 E: 0 K: 1 S: 6	H: 2 LOB: 1 BB: 0 P: 6	R: 0 E: 0 K: 0 S: 3	H: 0 LOB: 0 BB: 0 P: 3	R: 0 E: 0 K: 0 S: 4	H: 1 LOB: 1 BB: 0 P: 4		1B: 6 2B: 0 3B: 0 HR: 0	SF: 0 SAC: 0 DP: 1 HBP: 0	WP: 0 PB: 1 SB: 0 CS: 1
PITCHER Ray Moore, R ERA: 3.82 (1, 1)	IP: 9.0 WLS: W BF: 34 H: 6 R: 0 ER: 0 SO: 5 BB: 4 IBB: 0 HBP: 0 BLK: 0 WP: 0 HR: 0 S: 40 P: 56 ERA: 0.00 WHIP: 1.111															PITCHER				

Batter	1	2	3	4	5	6	7	8	9	AB	R	H	RBI	BB	SO	LOB	BOTTOM			
Fred Marsh, R OBP: 0.290, SLG: 0.254 (1, 4) (5, 6)	4-3		K		F8			4-3		4	0	1	0	0	1	0	Chicago White Sox @ Baltimore Orioles Memorial Stadium, Baltimore, MD Tue Sep 13 1955, 3:33 AM EDT Unknown			
Cal Abrams, L OBP: 0.416, SLG: 0.370 (1, 8) (8, 9)	F7		3-1		4-3			E5		4	0	0	0	0	0	1				
Dave Philley, S OBP: 0.374, SLG: 0.431 (1, 9) (8, 7)	4-3				4-3			FC6-4		4	0	1	0	0	1	1				
Bob Hale, L OBP: 0.380, SLG: 0.414 (1, 3)	6-3		BB		FC5-6			FC6-4		3	1	1	0	1	0	3				
Jim Dyck, R OBP: 0.398, SLG: 0.393 (1, 7) Chuck Diering, R OBP: 0.331, SLG: 0.308 (8, 8)	6-3		1B		FC5-6			F8		2	1	0	0	1	0	1				
Gus Triandos, R OBP: 0.322, SLG: 0.389 (1, 2)	F9		1B		1B			4-3		3	0	1	1	1	0	0				
Wayne Causey, L OBP: 0.289, SLG: 0.234 (1, 5)	1B		IBB		F7			4-3		3	0	1	0	1	0	2				
Willy Miranda, S OBP: 0.299, SLG: 0.294 (1, 6) Angelo Dages, L OBP: 0.224, SLG: 0.103 (4, PH) Don Leppert, L OBP: 0.224, SLG: 0.103 (5, 4)	F2		K		1B			4-3		1	0	0	0	0	0	1				
Ray Moore, R OBP: 0.179, SLG: 0.158 (1, 1)	L9		5-3		L7					3	0	0	0	0	0	3				
Inning Stats	R: 0 E: 0 K: 0 S: 4	H: 1 LOB: 1 BB: 0 P: 4	R: 0 E: 0 K: 0 S: 4	H: 1 LOB: 0 BB: 0 P: 4	R: 0 E: 0 K: 1 S: 5	H: 0 LOB: 0 BB: 0 P: 5	R: 1 E: 0 K: 1 S: 6	H: 1 LOB: 3 BB: 3 P: 18	R: 0 E: 0 K: 0 S: 4	H: 2 LOB: 2 BB: 1 P: 8	R: 0 E: 1 K: 0 S: 5	H: 1 LOB: 2 BB: 0 P: 5	R: 0 E: 0 K: 0 S: 3	H: 0 LOB: 0 BB: 0 P: 3	R: 0 E: 0 K: 0 S: 4	H: 0 LOB: 0 BB: 0 P: 3		1B: 6 2B: 0 3B: 0 HR: 0	SF: 0 SAC: 0 DP: 0 HBP: 0	WP: 0 PB: 0 SB: 1 CS: 0
PITCHER Virgil Trucks, R ERA: 3.72 (1, 1) Sandy Consuegra, R ERA: 2.69 (7, 1)	IP: 6.0 WLS: L BF: 26 H: 5 R: 2 ER: 2 SO: 3 BB: 3 IBB: 1 HBP: 0 BLK: 0 WP: 0 HR: 0 S: 28 P: 44 ERA: 3.00 WHIP: 1.333															PITCHER				

Batter	1	2	3	4	5	6	7	8	9	AB	R	H	RBI	BB	SO	LOB	TOP								
Chico Carrasquel, R OBP: 0.336, SLG: 0.347 Al Papani, R (8, 1)	0-3 K		0-0 1-3		0-0 F5			0-0 P9		4	0	0	0	0	1	1									
Nelle Fox, L OBP: 0.359, SLG: 0.398 (1, 4)	0-0 F7		0-0 2B			0-0 1B		0-0 F7		4	0	2	0	0	0	1									
Minnie Minoso, R OBP: 0.371, SLG: 0.417 (1, 7)	0-0 F9		0-0 F9			0-0 F2		0-0 1B		4	0	1	0	0	0	2									
George Kell, R OBP: 0.381, SLG: 0.413 (7, 3)		0-0 F8 1B FC5-2 1B		0-3 K 4-3		0-0 F9		0-0 F6		4	0	1	0	0	1	3									
Bob Nieman, R OBP: 0.358, SLG: 0.460 (1, 9)		0-0 FC5-2 1B		0-0 4-3		0-0 F2			0-0 HR 1B	4	1	2	0	0	0	2									
Jim Rivera, L OBP: 0.353, SLG: 0.394 (1, 8)		0-0 F8		0-3 K			0-0 F3		0-0 F2	4	0	0	0	0	1	4									
Walt Dropo, R OBP: 0.346, SLG: 0.447 Bob Kennedy, R OBP: 0.316, SLG: 0.401 (7, PH) (7, 5)	0-0 FC5-2		0-0 6-3				0-0 F9		0-0 HR	2	0	0	0	0	0	3									
Sherm Lollar, R OBP: 0.375, SLG: 0.406 (1, 2)	0-0 F8				0-0 F8		0-0 F9		0-0 1-3	4	0	0	0	0	0	2									
Dick Donovan, L OBP: 0.296, SLG: 0.239 Morrie Martin, L OBP: 0.300, SLG: 0.300 Sandy Consuegra, R OBP: 0.125, SLG: 0.125 Buddy Peterson, R OBP: 0.500, SLG: 0.500 (8, 6)			0-3 K		0-0 L4			0-0 1B WP 1B	0-3 K	2	0	0	0	0	1	0									
Inning Stats	R: 0 E: 0 K: 1 S: 5	H: 0 LOB: 0 BB: 0 P: 5	R: 0 E: 0 K: 0 S: 5	H: 2 LOB: 2 BB: 0 P: 5	R: 0 E: 0 K: 1 S: 6	H: 1 LOB: 1 BB: 0 P: 6	R: 0 E: 1 K: 2 S: 8	H: 0 LOB: 1 BB: 0 P: 8	R: 0 E: 0 K: 0 S: 3	H: 0 LOB: 0 BB: 0 P: 3	R: 0 E: 0 K: 0 S: 4	H: 1 LOB: 1 BB: 0 P: 4	R: 0 E: 0 K: 0 S: 3	H: 0 LOB: 0 BB: 0 P: 3	R: 0 E: 0 K: 0 S: 5	H: 2 LOB: 2 BB: 0 P: 5	R: 2 E: 0 K: 1 S: 7	H: 2 LOB: 0 BB: 0 P: 7	1B: 6 2B: 1 3B: 0 HR: 1	SF: 0 SAC: 0 DP: 0 HBP: 0	WP: 1 PA: 36				
PITCHER Jim Wilson, R ERA: 3.49 (1, 1)	IP 9.0	WLS W	BF 36	H 8	R 2	ER 2	SO 5	BB 0	IBB 0	HBP 0	BLK 0	WP 1	HR 1	S 46	P 46	ERA 2.00	WHIP 0.889								

Chicago White Sox @ Baltimore Orioles
Memorial Stadium, Baltimore, MD
Wed Sep 14 1955, 3:33 AM EDT
Unknown


AB 36
R 2
H 8
RBI 2
BB 0
SO 5
LOB 18



Batter	1	2	3	4	5	6	7	8	9	AB	R	H	RBI	BB	SO	LOB	BOTTOM							
Fred Marsh, R OBP: 0.283, SLG: 0.247 Dave Pope, L OBP: 0.324, SLG: 0.390 (7, PH) (8, 9)	0-0 F8		0-0 F2		0-0 5-3		0-0 1B SF7 1B	0-0 1-3 2B		3	0	0	0	0	0	1								
Cal Abrams, L OBP: 0.412, SLG: 0.364 (1, 8)	0-0 6-3			0-0 4-3	0-3 K		0-0 1B 1B	0-0 SF9		4	1	1	2	0	1	0								
Dave Philley, S OBP: 0.371, SLG: 0.430 (8, 7)	0-3 K			0-0 1B 2B	0-3 K		0-0 SF7	0-0 G3		4	1	1	1	0	2	1								
Bob Hale, L OBP: 0.381, SLG: 0.414 (1, 3)		0-0 4-3		0-0 1B 2B 1B		0-0 4-3	0-0 BB 1B	0-0 1-3 1B	0-0 1-3	5	1	2	0	0	0	1								
Jim Dyck, R OBP: 0.397, SLG: 0.412 Don Leppert, L OBP: 0.224, SLG: 0.103 (8, 4)		0-0 L4-3 1B		0-0 F6		0-0 F6	0-0 BB 1B			4	0	2	1	0	0	2								
Gus Triandos, R OBP: 0.325, SLG: 0.390 (1, 2)		0-0 L4-3		0-0 2B 1B		0-3 K	0-0 1-2 2-3 BB			3	0	1	1	1	1	1								
Chuck Diering, R OBP: 0.332, SLG: 0.316 (1, 5)			0-0 SH5-4 1B	0-0 1-3 2-H 2B			0-0 5-3 F8			4	0	2	1	0	0	3								
Willy Miranda, S OBP: 0.304, SLG: 0.300 (1, 6)			0-0 SH5-4	4-0 IBB			0-0 1B 1B	4-0 1B 2B BB		1	2	1	0	2	0	0								
Jim Wilson, R OBP: 0.167, SLG: 0.181 (1, 1)			0-0 F9	0-3 K			0-0 1B 1B	0-0 2B SF9 1B		4	2	2	0	0	1	4								
Inning Stats	R: 0 E: 0 K: 1 S: 5	H: 0 LOB: 0 BB: 0 P: 5	R: 0 E: 0 K: 0 S: 3	H: 1 LOB: 0 BB: 0 P: 3	R: 0 E: 0 K: 0 S: 4	H: 1 LOB: 1 BB: 0 P: 4	R: 2 E: 0 K: 1 S: 9	H: 4 LOB: 3 BB: 1 P: 13	R: 0 E: 0 K: 2 S: 7	H: 0 LOB: 0 BB: 0 P: 7	R: 0 E: 0 K: 1 S: 5	H: 0 LOB: 0 BB: 0 P: 5	R: 4 E: 0 K: 0 S: 9	H: 6 LOB: 3 BB: 1 P: 13	R: 2 E: 0 K: 0 S: 5	H: 2 LOB: 1 BB: 1 P: 9	1B: 11 2B: 4 3B: 0 HR: 0	SF: 2 SAC: 1 DP: 1 HBP: 0	WP: 0 PA: 40					
PITCHER Dick Donovan, R ERA: 3.46 (1, 1) Morrie Martin, L ERA: 3.63 (7, 1) Sandy Consuegra, R ERA: 2.67 (7, 1) Al Papani, R ERA: 4.66 (8, 1)	IP 6.1	WLS L	BF 29	H 10	R 6	ER 6	SO 5	BB 0	IBB 0	HBP 0	BLK 0	WP 0	HR 0	S 38	P 42	ERA 8.53	WHIP 1.579							

Chicago White Sox @ Baltimore Orioles
Memorial Stadium, Baltimore, MD
Wed Sep 14 1955, 3:33 AM EDT
Unknown

AB 34
R 8
H 14
RBI 8
BB 3
SO 5
LOB 13




Batter	1	2	3	4	5	6	7	8	9	AB	R	H	RBI	BB	SO	LOB	TOP								
Buddy Peterson, R (1, 6) OBP: 0.500, SLG: 0.429	6-3	F7				L4		1B	1B	5	2	1	1	0	2										
Nelle Fox, L (1, 4) OBP: 0.360, SLG: 0.398	L6		F5		SH5-3		F8	2B	1B	5	1	2	0	0	0										
George Kell, R (1, 5) OBP: 0.386, SLG: 0.418																									
Bobby Adams, R (6, PR) OBP: 0.345, SLG: 0.386																									
Jim Rivera, L (8, 7) OBP: 0.353, SLG: 0.393	BB WP		G6-4-3		E5		1B	1B	F3	4	1	3	1	1	0	1									
Bob Nieman, R (1, 9) OBP: 0.362, SLG: 0.459	1B		BB		1B		1B	2B		0	1	0	0	0	0										
Minnie Minoso, R (1, 7) OBP: 0.372, SLG: 0.417																									
Bob Kennedy, R (1, 7) OBP: 0.318, SLG: 0.400	BB		G6-4-3		1B		1B	BB		3	0	1	1	2	0	1									
Ron Jackson, R (1, 3) OBP: 0.295, SLG: 0.348																									
Sherm Lollar, R (7, PH) OBP: 0.374, SLG: 0.404	FC6-4		BB		1B		F7	F7		3	0	1	0	0	1	5									
Jim Busby, R (1, 8) OBP: 0.292, SLG: 0.341																									
Earl Batley, R (1, 2) OBP: 0.250, SLG: 0.250																									
Walt Droppo, R (7, 3) OBP: 0.344, SLG: 0.445	FC4-6		1-3		1B		SH2-3	1B	F8	3	0	1	0	0	0	3									
Billy Pierce, L (1, 1) OBP: 0.209, SLG: 0.203																									
Billy Pierce, L (1, 1) OBP: 0.209, SLG: 0.203	F8						SH2-3	1B	1-3	4	1	1	0	0	1	3									
Inning Stats	R: 0 E: 0 K: 0 S: 4	H: 1 LOB: 3 BB: 2 P: 12	R: 0 E: 0 K: 0 S: 4	H: 1 LOB: 1 BB: 0 P: 4	R: 0 E: 0 K: 0 S: 2	H: 0 LOB: 0 BB: 1 P: 6	R: 0 E: 0 K: 1 S: 6	H: 1 LOB: 2 BB: 1 P: 10	R: 1 E: 1 K: 1 S: 7	H: 1 LOB: 1 BB: 1 P: 11	R: 0 E: 0 K: 0 S: 4	H: 1 LOB: 1 BB: 0 P: 4	R: 1 E: 0 K: 0 S: 5	H: 2 LOB: 2 BB: 1 P: 9	R: 3 E: 1 K: 0 S: 7	H: 3 LOB: 2 BB: 1 P: 11	R: 1 E: 0 K: 0 S: 6	H: 3 LOB: 2 BB: 0 P: 6	1B: 11 2B: 2 3B: 0 HR: 0	SF: 0 SAC: 2 DP: 1 HBP: 0	WP: 1 PB: 0 SB: 0 CS: 0	PA: 48			
PITCHER	IP	WLS	BF	H	R	ER	SO	BB	IBB	HBP	BLK	WP	HR	S	P	ERA	WHIP								
Bill Wight, L (1, 1) ERA: 2.8	8.0	L	42	10	5	3	2	7	0	0	0	1	0	39	67	3.38	2.125								
Harry Dorish, R (9, 1) ERA: 2.94	1.0		6	3	1	1	0	0	0	0	0	0	0	6	6	9.00	3.000								

Chicago White Sox @ Baltimore Orioles
Memorial Stadium, Baltimore, MD
 Wed Sep 14 1955, 3:38 AM EDT
 Att: 4,042 - Unknown

livebaseballscorecards.com

AB 39
R 6
H 13
RBI 4
BB 7
SO 2
LOB 25




Batter	1	2	3	4	5	6	7	8	9	AB	R	H	RBI	BB	SO	LOB	BOTTOM								
Fred Marsh, R (1, 4) OBP: 0.279, SLG: 0.243	K			6-3		K		F3		4	0	0	0	0	2	1									
Cal Abrams, L (1, 8) OBP: 0.413, SLG: 0.366	1-3									4	0	2	0	0	1	0									
Dave Philley, S (1, 9) OBP: 0.367, SLG: 0.425	F3									4	0	0	0	0	0	2									
Gus Triandos, R (1, 3) OBP: 0.322, SLG: 0.386										4	0	0	0	0	0	1									
Jim Dyck, R (1, 7) OBP: 0.399, SLG: 0.414										4	0	2	0	0	1	0									
Hal Smith, R (1, 2) OBP: 0.301, SLG: 0.354										4	0	0	0	0	0	3									
Chuck Diering, R (1, 5) OBP: 0.337, SLG: 0.323										2	0	2	0	1	0	0									
Willy Miranda, S (1, 6) OBP: 0.302, SLG: 0.298										3	0	0	0	0	1	3									
Bill Wight, L (1, 1) OBP: 0.129, SLG: 0.133										2	0	0	0	0	1	0									
Bob Hale, L (8, PH) OBP: 0.379, SLG: 0.411										1	0	0	0	0	1	1									
Harry Dorish, R (9, 1) OBP: 0.083, SLG: 0.083										0	0	0	0	0	0	0									
Inning Stats	R: 0 E: 0 K: 1 S: 5	H: 0 LOB: 0 BB: 0 P: 5	R: 0 E: 0 K: 1 S: 5	H: 0 LOB: 0 BB: 0 P: 5	R: 0 E: 0 K: 1 S: 4	H: 0 LOB: 0 BB: 1 P: 8	R: 0 E: 0 K: 0 S: 4	H: 1 LOB: 1 BB: 0 P: 4	R: 0 E: 0 K: 2 S: 8	H: 1 LOB: 1 BB: 0 P: 8	R: 0 E: 0 K: 0 S: 3	H: 1 LOB: 0 BB: 0 P: 3	R: 0 E: 0 K: 1 S: 6	H: 1 LOB: 1 BB: 0 P: 6	R: 0 E: 1 K: 1 S: 7	H: 1 LOB: 2 BB: 0 P: 7	1B: 5 2B: 1 3B: 0 HR: 0	SF: 0 SAC: 0 DP: 1 HBP: 0	WP: 0 PB: 0 SB: 0 CS: 1	PA: 33					
PITCHER	IP	WLS	BF	H	R	ER	SO	BB	IBB	HBP	BLK	WP	HR	S	P	ERA	WHIP								
Bill Wight, L (1, 1) ERA: 2.08	9.0	W	33	6	0	0	7	1	0	0	0	0	0	46	50	0.00	0.778								

Chicago White Sox @ Baltimore Orioles
Memorial Stadium, Baltimore, MD
 Wed Sep 14 1955, 3:38 AM EDT
 Att: 4,042 - Unknown

livebaseballscorecards.com

AB 32
R 0
H 6
RBI 0
BB 1
SO 7
LOB 11



Batter	1	2	3	4	5	6	7	8	9	AB	R	H	RBI	BB	SO	LOB	TOP	
Chico Carrasquel, R OBP: 0.335, SLG: 0.349 (1, 6)	0-0 6-3	0-0 L7			0-3 K		0-0 G5-4-3			4	0	0	0	0	1	4	Chicago White Sox @ Kansas City Athletics Municipal Stadium, Kansas City, MO Sun Sep 18 1955, 4:33 AM EDT Att: 31,034 - Unknown livebaseballscorecards.com	
Nelle Fox, L OBP: 0.357, SLG: 0.394 (1, 4)	0-0 E7 1B		0-0 G3		0-0 F7			0-0 6-3		4	0	1	0	0	0	0		
Minnie Minoso, R OBP: 0.374, SLG: 0.413 (1, 7)	0-0 5-3		4-0 CS BB		0-3 K			0-0 F8		3	0	0	0	1	1	1		
Walt Dropo, R OBP: 0.345, SLG: 0.451 (8, PH) Ron Jackson, R OBP: 0.291, SLG: 0.343 (8, 3)	0-3 K		0-3 K		0-3 K			0-0 F8		3	0	0	0	0	3	2		
Jim Rivera, L OBP: 0.355, SLG: 0.400 (1, 9)		4-0 SH4-3 FC6-5 1B BB		0-0 4-3		0-0 1B		0-0 4-3		3	1	1	0	1	0	0		
George Kell, R OBP: 0.386, SLG: 0.426 (1, 5)		0-0 FC6-5 SH4-3 1B 1-2		0-0 F8		0-0 F9		0-0 2B		4	0	2	0	0	0	1		
Sherm Lollar, R OBP: 0.377, SLG: 0.409 Earl Battey, R OBP: 0.200, SLG: 0.200 (8, 2)		0-0 SH4-3 1-2 2-3		0-0 1B		0-0 6-3		0-0 F6		2	0	1	0	0	0	0		
Jim Busby, R OBP: 0.291, SLG: 0.340 (1, 8)		0-0 FC6-5 1B 2-3 3-H		0-0 F9		0-0 HBP 1B		0-3 K		4	0	1	1	0	1	3		
Dick Donovan, L OBP: 0.321, SLG: 0.260 Sandy Consuegra, R OBP: 0.115, SLG: 0.115 (7, 1)		0-0 1B 1-2		0-0 1B		1-0 G5-4-3 HBP				2	0	2	0	0	0	0		
Inning Stats	R: 0 E: 1 K: 1 S: 6	H: 1 LOB: 1 BB: 0 P: 6	R: 1 E: 0 K: 0 S: 5	H: 2 LOB: 2 BB: 1 P: 9	R: 0 E: 0 K: 1 S: 4	H: 0 LOB: 0 BB: 1 P: 8	R: 0 E: 0 K: 0 S: 4	H: 1 LOB: 1 BB: 0 P: 4	R: 0 E: 0 K: 2 S: 8	H: 1 LOB: 0 BB: 0 P: 8	R: 0 E: 0 K: 0 S: 3	H: 0 LOB: 0 BB: 0 P: 3	R: 0 E: 0 K: 1 S: 6	H: 1 LOB: 1 BB: 0 P: 6	1B: 7 2B: 1 3B: 0 HR: 0	SF: 0 SAC: 1 DP: 1 HBP: 1		WP: 0 PB: 0 SB: 0 CS: 1
PITCHER Art Ditmar, R ERA: 5.13 (1, 1)	IP: 9.0 WLS: W BF: 35 H: 8 R: 1 ER: 1 SO: 6 BB: 2 IBB: 0 HBP: 1 BLK: 0 WP: 0 HR: 0 S: 44 P: 53 ERA: 1.00 WHIP: 1.111																	

Batter	1	2	3	4	5	6	7	8	9	AB	R	H	RBI	BB	SO	LOB	BOTTOM	
Vic Power, R OBP: 0.353, SLG: 0.510 (1, 3)	0-0 F8		0-0 FC6-4 BB HR 1-2 2-3		0-0 1-3		0-0 1B 2-H			4	2	1	0	0	0	3	Chicago White Sox @ Kansas City Athletics Municipal Stadium, Kansas City, MO Sun Sep 18 1955, 4:33 AM EDT Att: 31,034 - Unknown livebaseballscorecards.com	
Tom Saffell, L OBP: 0.273, SLG: 0.206 (1, 8)	0-0 B3		4-0 HR BB 1-2		0-3 K		0-0 S 1B 2-H			3	1	1	1	1	1	1		
Gus Zernial, R OBP: 0.305, SLG: 0.510 (1, 7)	0-0 F4		0-0 HR 1-H 2-H 3-H		0-0 F7		0-0 F6 1-2			4	1	1	4	0	0	1		
Hector Lopez, R OBP: 0.339, SLG: 0.421 (1, 5)		0-3 K	0-3 K		0-0 4-3		0-3 K			4	0	0	0	0	3	1		
Harry Simpson, L OBP: 0.360, SLG: 0.419 Enos Slaughter, L OBP: 0.401, SLG: 0.442 (7, 9)		0-0 6-3		0-0 F8		0-0 F7		0-0 E1 L4-3		3	0	0	0	0	0	0		
Jim Finigan, R OBP: 0.335, SLG: 0.392 (1, 4)		0-0 F2		0-0 1-3		0-0 E4 1B		0-0 L4-3 1-2		4	1	1	0	0	0	1		
Jerry Schypinski, L OBP: 0.260, SLG: 0.286 Alex George, L (8, PH) (9, 6)			0-0 4-3		0-0 F9		0-0 1B SH1-3 2-H		0-3 K2-3	3	1	1	1	0	0	0		
Joe Astroth, R OBP: 0.369, SLG: 0.328 (1, 2)			4-0 FC6-4 HR BB E		0-0 SH2-4 1B		0-0 SH1-3 1B 2-3			2	2	2	0	1	0	0		
Art Ditmar, R OBP: 0.222, SLG: 0.210 (1, 1)			0-0 E4 FC6-4 1-2		0-0 SH2-4 1B		0-0 SH1-3 1-2 3-H			1	0	0	1	0	0	1		
Inning Stats	R: 0 E: 0 K: 0 S: 3	H: 0 LOB: 0 BB: 0 P: 3	R: 0 E: 0 K: 1 S: 5	H: 0 LOB: 0 BB: 0 P: 5	R: 4 E: 1 K: 1 S: 7	H: 1 LOB: 2 BB: 2 P: 15	R: 0 E: 0 K: 0 S: 3	H: 0 LOB: 0 BB: 0 P: 3	R: 0 E: 0 K: 0 S: 3	H: 0 LOB: 0 BB: 0 P: 3	R: 4 E: 1 K: 1 S: 10	H: 5 LOB: 1 BB: 0 P: 10	R: 0 E: 1 K: 1 S: 5	H: 0 LOB: 0 BB: 0 P: 5	1B: 6 2B: 1 3B: 0 HR: 1	SF: 0 SAC: 2 DP: 1 HBP: 0		WP: 0 PB: 0 SB: 1 CS: 0
PITCHER Dick Donovan, R ERA: 3.49 Sandy Consuegra, R ERA: 2.53 (7, 1)	IP: 6.1 WLS: L BF: 28 H: 6 R: 8 ER: 3 SO: 3 BB: 6 IBB: 0 HBP: 0 BLK: 0 WP: 0 HR: 1 S: 40 P: 40 ERA: 4.26 WHIP: 1.263																	

Batter	1	2	3	4	5	6	7	8	9	AB	R	H	RBI	BB	SO	LOB	TOP					
Al Smith, R OBP: 0.405, SLG: 0.473 (1, 9)										4	1	0	0	0	0	1	Cleveland Indians @ Chicago White Sox Comiskey Park, Chicago, IL Tue Sep 20 1955, 4:33 AM EDT Att: 23,454 - Unknown					
Fernis Fain, L OBP: 0.481, SLG: 0.335 (1, 3)										3	1	3	0	1	0	0						
Bobby Avila, R OBP: 0.367, SLG: 0.397 (1, 4)										4	0	1	2	0	0	3						
Al Rosen, R OBP: 0.359, SLG: 0.405 (1, 5)										4	0	0	0	0	2	1						
Hoot Evers, R OBP: 0.318, SLG: 0.443 (1, 7)										4	0	1	0	0	1	0						
Larry Doby, L OBP: 0.370, SLG: 0.504 (1, 8)										3	0	0	0	1	2	1						
Billy Harrell, R OBP: 0.364, SLG: 0.300 George Strickland, R OBP: 0.302, SLG: 0.274 (8, 6)										2	0	0	0	1	0	0						
Jim Hegan, R OBP: 0.288, SLG: 0.337 (1, 2)										3	0	0	0	0	1	2						
Early Wynn, S OBP: 0.233, SLG: 0.250 (1, 1)										3	1	1	0	0	1	0						
Inning Stats	R: 0 E: 0 K: 0 S: 3	H: 1 LOB: 0 BB: 0 P: 3	R: 0 E: 0 K: 2 S: 7	H: 0 LOB: 2 BB: 2 P: 15	R: 0 E: 0 K: 1 S: 6	H: 1 LOB: 1 BB: 0 P: 6	R: 0 E: 0 K: 1 S: 5	H: 0 LOB: 0 BB: 0 P: 5	R: 0 E: 0 K: 0 S: 3	H: 0 LOB: 0 BB: 0 P: 3	R: 1 E: 1 K: 0 S: 4	H: 1 LOB: 0 BB: 0 P: 4	R: 0 E: 0 K: 1 S: 5	H: 0 LOB: 0 BB: 0 P: 5	R: 2 E: 0 K: 1 S: 7	H: 2 LOB: 1 BB: 1 P: 11	R: 0 E: 0 K: 1 S: 5	H: 1 LOB: 1 BB: 0 P: 5	1B: 5 2B: 0 3B: 1 HR: 0	SF: 0 SAC: 0 DP: 1 HBP: 0	WP: 0 PB: 0 SB: 0 CS: 1	PA: 34
PITCHER Billy Pierce, L ERA: 2.06 (1, 1)	IP: 9.0 WLS: L BF: 34	H: 6 R: 3 ER: 2 SO: 7	BB: 3 IBB: 0 HBP: 0 BLK: 0	WP: 0 HR: 0 S: 45 P: 57	ERA: 2.00 WHIP: 1.000	PITCHER										IP: 9.0 WLS: W BF: 40	H: 10 R: 2 ER: 2 SO: 2	BB: 5 IBB: 0 HBP: 0 BLK: 0	WP: 0 HR: 0 S: 39 P: 59	ERA: 2.00 WHIP: 1.667		

AB	31
R	3
H	6
RBI	2
BB	3
SO	7
LOB	8



Batter	1	2	3	4	5	6	7	8	9	AB	R	H	RBI	BB	SO	LOB	BOTTOM			
Chico Carrasquel, R OBP: 0.334, SLG: 0.349 (1, 6)										4	0	1	0	0	0	1	Cleveland Indians @ Chicago White Sox Comiskey Park, Chicago, IL Tue Sep 20 1955, 4:33 AM EDT Att: 23,454 - Unknown			
Nellie Fox, L OBP: 0.357, SLG: 0.393 (1, 4)										4	1	1	0	1	0	3				
Minnie Minoso, R OBP: 0.376, SLG: 0.413 (1, 7)										4	0	2	0	1	0	2				
George Kell, R OBP: 0.388, SLG: 0.427 (1, 3)										4	0	2	1	1	0	2				
Jim Rivera, L OBP: 0.353, SLG: 0.397 (9, 9)										4	0	0	0	0	1	5				
Bob Kennedy, R OBP: 0.328, SLG: 0.404 (1, 5)										2	0	0	0	2	1	2				
Bob Nieman, R OBP: 0.359, SLG: 0.452 Ron Northey, L OBP: 0.400, SLG: 0.583 Jim Busby, R OBP: 0.291, SLG: 0.340 (9, 8)										3	0	0	0	0	0	5				
Sherm Lollar, R OBP: 0.378, SLG: 0.410 Bobby Adams, R OBP: 0.345, SLG: 0.386 (9, PR)										0	1	0	0	0	0	0				
Billy Pierce, L OBP: 0.214, SLG: 0.209 Dick Donovan, L OBP: 0.329, SLG: 0.270 Jim Brideweser, R OBP: 0.246, SLG: 0.328 (9, PR)										3	0	1	0	0	0	1				
Inning Stats	R: 0 E: 0 K: 0 S: 3	H: 0 LOB: 0 BB: 0 P: 3	R: 0 E: 0 K: 1 S: 5	H: 0 LOB: 0 BB: 0 P: 5	R: 0 E: 0 K: 0 S: 3	H: 0 LOB: 0 BB: 0 P: 3	R: 1 E: 0 K: 0 S: 5	H: 2 LOB: 3 BB: 2 P: 13	R: 0 E: 1 K: 0 S: 3	H: 2 LOB: 2 BB: 0 P: 5	R: 0 E: 0 K: 0 S: 3	H: 1 LOB: 0 BB: 0 P: 3	R: 0 E: 0 K: 1 S: 7	H: 2 LOB: 2 BB: 0 P: 7	R: 0 E: 0 K: 0 S: 5	H: 3 LOB: 2 BB: 1 P: 9	1B: 10 2B: 1 3B: 0 HR: 0	SF: 0 SAC: 1 DP: 2 HBP: 0	WP: 0 PB: 0 SB: 0 CS: 0	PA: 40
PITCHER Early Wynn, R ERA: 2.82 (1, 1)	IP: 9.0 WLS: W BF: 40	H: 10 R: 2 ER: 2 SO: 2	BB: 5 IBB: 0 HBP: 0 BLK: 0	WP: 0 HR: 0 S: 39 P: 59	ERA: 2.00 WHIP: 1.667	PITCHER										IP: 9.0 WLS: W BF: 40	H: 10 R: 2 ER: 2 SO: 2	BB: 5 IBB: 0 HBP: 0 BLK: 0	WP: 0 HR: 0 S: 39 P: 59	ERA: 2.00 WHIP: 1.667

AB	34
R	2
H	10
RBI	1
BB	5
SO	2
LOB	25



Batter	1	2	3	4	5	6	7	8	9	AB	R	H	RBI	BB	SO	LOB	TOP			
Al Smith, R OBP: 0.406, SLG: 0.472 (1, 9)										2	1	0	0	2	0	0	Cleveland Indians @ Chicago White Sox Comiskey Park, Chicago, IL Wed Sep 21 1955, 4:33 AM EDT Att: 16,856 - Unknown			
Fernis Fain, L OBP: 0.456, SLG: 0.329 (1, 3)										4	0	0	0	0	3	3				
Bobby Avila, R OBP: 0.366, SLG: 0.395 (1, 4)										3	0	0	0	1	0	0				
Al Rosen, R OBP: 0.360, SLG: 0.403 (1, 5)										2	0	0	0	2	0	0				
Hoot Evers, R OBP: 0.314, SLG: 0.437 (1, 7)										3	0	0	1	0	1	1				
Larry Doby, L OBP: 0.371, SLG: 0.508 (1, 8)										4	1	2	0	0	1	2				
Billy Harrell, R OBP: 0.467, SLG: 0.333 (1, 6)										2	0	1	0	2	0	1				
Jim Hegan, R OBP: 0.291, SLG: 0.339 (1, 2)										4	0	2	1	0	0	2				
Bob Lemon, L OBP: 0.344, SLG: 0.282 (1, 1)										2	0	0	0	0	1	3				
Jose Santiago, R OBP: 0.600, SLG: 0.500 (8, 1)										0	0	0	0	0	0	0				
Rocky Colavito, R (9, PH)										1	0	0	0	0	1	2				
Inning Stats	R: 1 E: 0 K: 2 S: 7	H: 0 LOB: 2 BB: 3 P: 19	R: 0 E: 0 K: 0 S: 3	H: 2 LOB: 0 BB: 0 P: 3	R: 0 E: 0 K: 1 S: 5	H: 0 LOB: 0 BB: 0 P: 5	R: 0 E: 0 K: 0 S: 3	H: 0 LOB: 2 BB: 2 P: 3	R: 0 E: 0 K: 1 S: 5	H: 0 LOB: 0 BB: 0 P: 5	R: 0 E: 0 K: 1 S: 6	H: 1 LOB: 1 BB: 0 P: 6	R: 0 E: 0 K: 1 S: 5	H: 0 LOB: 0 BB: 0 P: 5	R: 1 E: 0 K: 1 S: 6	H: 2 LOB: 2 BB: 2 P: 14	1B: 4 2B: 0 3B: 1 HR: 0	SF: 1 SAC: 1 DP: 2 HBP: 0	WP: 0 PB: 0 SB: 0 CS: 0	PA: 36
PITCHER Jack Harshman, L ERA: 3.36 (1, 1)	IP: 9.0 WLS: W BF: 36 H: 5 R: 2 ER: 2 SO: 7 BB: 7 IBB: 0 HBP: 0 BLK: 0 WP: 0 HR: 0 S: 43 P: 71 ERA: 2.00 WHIP: 1.333															PITCHER				

Batter	1	2	3	4	5	6	7	8	9	AB	R	H	RBI	BB	SO	LOB	BOTTOM	
Buddy Peterson, R OBP: 0.615, SLG: 0.600 (1, 6)										3	2	2	1	1	0	0	Cleveland Indians @ Chicago White Sox Comiskey Park, Chicago, IL Wed Sep 21 1955, 4:33 AM EDT Att: 16,856 - Unknown	
Nellie Fox, L OBP: 0.356, SLG: 0.392 (1, 4)										5	1	1	0	0	5			
Minnie Minoso, R OBP: 0.378, SLG: 0.416 (1, 7)										2	2	1	0	1	0			
George Kell, R OBP: 0.391, SLG: 0.430 (9, 3)										4	1	3	2	0	1	1		
Bob Nieman, R OBP: 0.361, SLG: 0.459 (1, 9)										3	0	2	2	0	0	1		
Jim Rivera, L OBP: 0.353, SLG: 0.397 (8, PR) (9, 9)										0	1	0	0	0	0	0		
Walt Dropo, R OBP: 0.343, SLG: 0.448 (1, 3)										3	0	0	0	0	2	2		
Ron Northey, L OBP: 0.438, SLG: 0.615 (8, PH)										1	0	1	1	0	0	0		
Bobby Adams, R OBP: 0.345, SLG: 0.386 (8, PR)										0	0	0	0	0	0	0		
Bob Kennedy, R OBP: 0.328, SLG: 0.404 (9, 5)										0	0	0	0	0	0	0		
Sherm Lollar, R OBP: 0.375, SLG: 0.407 (1, 2)										3	0	0	1	0	0	1		
Jim Busby, R OBP: 0.292, SLG: 0.342 (1, 8)										4	0	2	0	0	0	0		
Jack Harshman, L OBP: 0.282, SLG: 0.300 (1, 1)										4	0	0	0	0	3	5		
Inning Stats	R: 0 E: 0 K: 0 S: 2	H: 0 LOB: 0 BB: 1 P: 6	R: 0 E: 0 K: 1 S: 5	H: 1 LOB: 0 BB: 0 P: 5	R: 0 E: 0 K: 1 S: 6	H: 1 LOB: 1 BB: 0 P: 6	R: 0 E: 0 K: 1 S: 5	H: 2 LOB: 2 BB: 0 P: 5	R: 2 E: 0 K: 1 S: 7	H: 2 LOB: 1 BB: 1 P: 11	R: 0 E: 0 K: 1 S: 5	H: 0 LOB: 0 BB: 0 P: 5	R: 5 E: 0 K: 1 S: 12	H: 6 LOB: 3 BB: 0 P: 13	1B: 9 2B: 3 3B: 0 HR: 0	SF: 2 SAC: 1 DP: 2 HBP: 1	WP: 0 PB: 0 SB: 0 CS: 0	PA: 38
PITCHER Bob Lemon, R ERA: 3.88 (1, 1)	IP: 7.0 WLS: L BF: 33 H: 11 R: 7 ER: 7 SO: 7 BB: 2 IBB: 0 HBP: 0 BLK: 0 WP: 0 HR: 0 S: 41 P: 49 ERA: 9.00 WHIP: 1.857															PITCHER		
Jose Santiago, R ERA: 2.32 (8, 1)	IP: 1.0 WLS: 5 BF: 1 H: 1 R: 0 ER: 0 SO: 1 BB: 0 IBB: 0 HBP: 1 BLK: 0 WP: 0 HR: 6 S: 7 P: 7 ERA: 0.00 WHIP: 1.000															PITCHER		

Batter	1	2	3	4	5	6	7	8	9	AB	R	H	RBI	BB	SO	LOB	TOP			
Vic Power, R OBP: 0.354, SLG: 0.509 (1, 3)	6-3		BB 1B	5-3			FC4-6 1B	F4		5	1	2	0	0	0	1				
Tom Saffell, L OBP: 0.280, SLG: 0.211 (1, 8)	E4		F9			8-4-3 1B	FC4-6 HR			4	1	1	0	1	0	2				
Gus Zernial, R OBP: 0.304, SLG: 0.508 Bill Renna, R OBP: 0.305, SLG: 0.354 (7, 7)	F4		F8		8-4-3		HR			4	1	1	2	0	0	3				
Harry Simpson, L OBP: 0.359, SLG: 0.415 (1, 9)	4-3		1B BB			FC4-6 1B				3	0	2	0	1	0	1				
Hector Lopez, R OBP: 0.341, SLG: 0.429 (1, 5)		4-3 5-3 1B	1-2 2-H 1B			FC4-6 1B	F8			4	1	2	1	0	0	2				
Jim Finigan, R OBP: 0.331, SLG: 0.385 (1, 4)	5-3		4-3				F8	L6		4	0	0	0	0	0	3				
Jerry Schypinski, L OBP: 0.246, SLG: 0.266 (1, 6)	4-3			4-3 3-1 1B			F9	G3		4	0	1	0	0	0	1				
Billy Shantz, R OBP: 0.300, SLG: 0.304 (1, 2)				3-1			6-3	F4		4	0	1	1	0	0	1				
Arnie Portocarrero, R OBP: 0.132, SLG: 0.189 Clete Boyer, R OBP: 0.250, SLG: 0.256 Gus Keriazakos, R OBP: 0.103, SLG: 0.079 Art Ceccarelli, L OBP: 0.461, SLG: 0.486 (9, PH)	FC6-4		4-3				5-3	4-3		0	0	0	0	0	0	0				
Inning Stats	R: 0 E: 1 K: 0 S: 4	H: 0 LOB: 1 BB: 0 P: 4	R: 1 E: 0 K: 0 S: 5	H: 2 LOB: 1 BB: 0 P: 5	R: 1 E: 0 K: 0 S: 5	H: 2 LOB: 2 BB: 1 P: 9	R: 0 E: 0 K: 0 S: 4	H: 1 LOB: 1 BB: 0 P: 4	R: 0 E: 0 K: 0 S: 3	H: 0 LOB: 0 BB: 0 P: 3	R: 2 E: 0 K: 0 S: 6	H: 3 LOB: 1 BB: 0 P: 6	R: 0 E: 0 K: 0 S: 3	H: 0 LOB: 1 BB: 1 P: 3	R: 0 E: 0 K: 0 S: 3	H: 0 LOB: 1 BB: 1 P: 7	1B: 9 2B: 1 3B: 0 HR: 1	SF: 0 SAC: 0 DP: 1 HBP: 0	WP: 0 PB: 0 SB: 0 CS: 0	PA: 39
PITCHER Sandy Consuegra, R ERA: 2.64 (1, 1)	IP: 9.0 WLS: W BF: 39 H: 10 R: 4 ER: 4 SO: 0 BB: 2 IBB: 0 HBP: 0 BLK: 0 WP: 0 HR: 1 S: 37 P: 45 ERA: 4.00 WHIP: 1.333															PITCHER				

Kansas City Athletics @ Chicago White Sox
Comiskey Park, Chicago, IL
Fri Sep 23 1955, 4:33 AM EDT
Att: 6,944 - Unknown

AB	37
R	4
H	10
RBI	4
BB	2
SO	0
LOB	17



Batter	1	2	3	4	5	6	7	8	9	AB	R	H	RBI	BB	SO	LOB	BOTTOM			
Buddy Peterson, R OBP: 0.500, SLG: 0.429 (1, 6)	F5	F7	F9			F7				4	1	0	0	1	0	1				
Nellie Fox, L OBP: 0.357, SLG: 0.396 (1, 4)	F8		6-3			F9				5	2	2	1	0	0	0				
Minnie Minoso, R OBP: 0.383, SLG: 0.424 (1, 7)	2B BB	4-3 1B		G5-4-3 BB						2	3	2	4	3	0	0				
George Kell, R OBP: 0.389, SLG: 0.430 Walt Dropo, R OBP: 0.343, SLG: 0.448 (9, 3)	E 2B	4-3		G5-4-3		F7		5-3		5	1	1	1	0	0	3				
Bob Nieman, R OBP: 0.368, SLG: 0.463 (1, 9)	1B E BB	HR 1B		F8			G3 1B			4	2	3	1	1	0	0				
Bob Kennedy, R OBP: 0.329, SLG: 0.414 (1, 5)	E7 2B 1B	HR 1B			3-1		G3	5-3		5	2	2	3	0	0	2				
Sherm Lollar, R OBP: 0.378, SLG: 0.412 (1, 2)							F7			4	0	3	1	0	0	1				
Jim Busby, R OBP: 0.290, SLG: 0.339 (1, 8)	G3	F9				FC5-4 1B		5-3		4	0	0	0	0	0	4				
Sandy Consuegra, R OBP: 0.133, SLG: 0.103 (1, 1)		2B 1B BB		G3		1-4-3		F8		3	1	0	0	1	0	1				
Inning Stats	R: 4 E: 1 K: 0 S: 6	H: 3 LOB: 1 BB: 2 P: 14	R: 5 E: 0 K: 0 S: 8	H: 5 LOB: 1 BB: 1 P: 12	R: 0 E: 0 K: 0 S: 3	H: 0 LOB: 0 BB: 0 P: 3	R: 0 E: 0 K: 0 S: 2	H: 0 LOB: 0 BB: 1 P: 6	R: 0 E: 0 K: 0 S: 4	H: 1 LOB: 1 BB: 0 P: 4	R: 0 E: 0 K: 0 S: 3	H: 0 LOB: 1 BB: 1 P: 7	R: 0 E: 0 K: 0 S: 4	H: 1 LOB: 0 BB: 0 P: 4	R: 3 E: 0 K: 0 S: 6	H: 3 LOB: 1 BB: 1 P: 10	1B: 7 2B: 3 3B: 1 HR: 2	SF: 0 SAC: 0 DP: 1 HBP: 0	WP: 0 PB: 0 SB: 0 CS: 0	PA: 42
PITCHER Arnie Portocarrero, R ERA: 4.77 Gus Keriazakos, R ERA: 12.34 Art Ceccarelli, L ERA: 5.24 (2, 1)	IP: 1.0 WLS: L BF: 8 H: 3 R: 4 ER: 4 SO: 0 BB: 2 IBB: 0 HBP: 0 BLK: 0 WP: 0 HR: 0 S: 6 P: 14 ERA: 4.77 WHIP: 5.000															PITCHER				

Kansas City Athletics @ Chicago White Sox
Comiskey Park, Chicago, IL
Fri Sep 23 1955, 4:33 AM EDT
Att: 6,944 - Unknown

AB	36
R	12
H	13
RBI	11
BB	6
SO	0
LOB	12



Batter	1	2	3	4	5	6	7	8	9	AB	R	H	RBI	BB	SO	LOB	TOP			
Vic Power, R OBP: 0.353, SLG: 0.507 (1, 3)										4	0	1	0	0	0	0	Kansas City Athletics @ Chicago White Sox Comiskey Park, Chicago, IL Sat Sep 24 1955, 4:33 AM EDT Att: 3,455 - Unknown livebaseballscorecards.com			
Tom Saffell, L OBP: 0.279, SLG: 0.212 (1, 8)										4	0	1	0	0	0	1				
Harry Simpson, L OBP: 0.358, SLG: 0.413 (1, 9)										4	0	1	0	0	0	1				
Hector Lopez, R OBP: 0.338, SLG: 0.425 (1, 5)										4	0	0	0	0	0	2				
Bill Renna, R OBP: 0.302, SLG: 0.350 (1, 7)										3	0	0	0	0	0	0				
Jim Finigan, R OBP: 0.333, SLG: 0.386 (1, 4)										2	0	1	0	0	0	0				
Jerry Schypinski, L OBP: 0.235, SLG: 0.254 (1, 6)										3	0	0	0	0	0	2				
Joe Astroth, R OBP: 0.372, SLG: 0.328 (1, 2)										3	0	1	0	0	0	0				
Johnny Gray, R OBP: 0.125, SLG: 0.125 (1, 1)										2	0	0	0	0	1	2				
Elmer Valo, L OBP: 0.460, SLG: 0.484 (8, PH)										1	0	0	0	0	0	0				
Art Ditmar, R OBP: 0.222, SLG: 0.210 (8, 1)										0	0	0	0	0	0	0				
Cloyd Boyer, R OBP: 0.129, SLG: 0.069 (8, 1)										0	0	0	0	0	0	0				
Inning Stats	R: 0 E: 0 K: 0 S: 4	H: 2 LOB: 1 BB: 0 P: 4	R: 0 E: 0 K: 0 S: 2	H: 0 LOB: 0 BB: 0 P: 3	R: 0 E: 0 K: 0 S: 3	H: 0 LOB: 0 BB: 0 P: 3	R: 0 E: 0 K: 0 S: 3	H: 0 LOB: 0 BB: 0 P: 3	R: 0 E: 0 K: 0 S: 3	H: 0 LOB: 0 BB: 0 P: 3	R: 0 E: 0 K: 0 S: 3	H: 0 LOB: 0 BB: 0 P: 3	R: 0 E: 0 K: 0 S: 3	H: 0 LOB: 0 BB: 0 P: 3	R: 0 E: 0 K: 0 S: 3	H: 0 LOB: 0 BB: 0 P: 3	1B: 5 2B: 0 3B: 0 HR: 0	SF: 0 SAC: 0 DP: 2 HBP: 1	WP: 0 PB: 0 SB: 0 CS: 0	PA: 31
PITCHER Dick Donovan, R ERA: 3.32 (1, 1)	IP: 9.0 WLS: W BF: 31 H: 5 R: 0 ER: 0 SO: 1 BB: 0 IBB: 0 HBP: 1 BLK: 0 WP: 0 HR: 0 S: 32 P: 33 ERA: 0.00 WHIP: 0.556															PITCHER				

Batter	1	2	3	4	5	6	7	8	9	AB	R	H	RBI	BB	SO	LOB	BOTTOM			
Buddy Peterson, R OBP: 0.455, SLG: 0.389 (1, 6)										4	2	1	0	0	0	1	Kansas City Athletics @ Chicago White Sox Comiskey Park, Chicago, IL Sat Sep 24 1955, 4:33 AM EDT Att: 3,455 - Unknown livebaseballscorecards.com			
Nellie Fox, L OBP: 0.360, SLG: 0.400 (1, 4)										4	1	4	0	0	0	0				
Minnie Minoso, R OBP: 0.387, SLG: 0.425 (1, 7)										1	0	1	2	2	0	0				
George Kell, R OBP: 0.389, SLG: 0.429 (1, 3)										3	0	1	1	0	0	4				
Bobby Adams, R OBP: 0.345, SLG: 0.386 (8, PR)										0	0	0	0	0	0	0				
Jim Rivera, L OBP: 0.353, SLG: 0.397 (9, 9)										0	0	0	0	0	0	0				
Bob Nieman, R OBP: 0.366, SLG: 0.460 (1, 9)										2	0	0	1	1	1	3				
Walt Dropo, R OBP: 0.343, SLG: 0.448 (9, 3)										0	0	0	0	0	0	0				
Bob Kennedy, R OBP: 0.328, SLG: 0.412 (1, 5)										4	0	1	0	0	0	2				
Sherm Lollar, R OBP: 0.375, SLG: 0.408 (1, 2)										4	0	0	0	0	0	2				
Jim Busby, R OBP: 0.289, SLG: 0.337 (1, 8)										3	0	0	0	0	0	0				
Dick Donovan, L OBP: 0.330, SLG: 0.263 (1, 1)										2	1	0	0	1	1	0				
Inning Stats	R: 0 E: 0 K: 0 S: 3	H: 1 LOB: 1 BB: 1 P: 7	R: 0 E: 0 K: 0 S: 2	H: 0 LOB: 1 BB: 1 P: 6	R: 2 E: 1 K: 0 S: 6	H: 2 LOB: 2 BB: 1 P: 10	R: 0 E: 0 K: 0 S: 3	H: 0 LOB: 0 BB: 0 P: 3	R: 0 E: 0 K: 1 S: 5	H: 0 LOB: 1 BB: 1 P: 9	R: 0 E: 0 K: 1 S: 5	H: 0 LOB: 0 BB: 0 P: 5	R: 2 E: 0 K: 0 S: 6	H: 4 LOB: 2 BB: 0 P: 7	R: 0 E: 0 K: 0 S: 6	H: 0 LOB: 0 BB: 0 P: 7	1B: 8 2B: 0 3B: 0 HR: 0	SF: 1 SAC: 1 DP: 2 HBP: 1	WP: 0 PB: 0 SB: 0 CS: 0	PA: 35
PITCHER Johnny Gray, R ERA: 6.41 (1, 1)	IP: 7.0 WLS: L BF: 27 H: 4 R: 2 ER: 1 SO: 2 BB: 4 IBB: 0 HBP: 0 BLK: 0 WP: 0 HR: 0 S: 27 P: 43 ERA: 1.29 WHIP: 1.143															PITCHER				
Art Ditmar, R ERA: 5.24 (8, 1)	0.0 L 4 3 2 2 0 0 0 0 0 0 0 3 4 ∞ ∞																			
Cloyd Boyer, R ERA: 6.22 (8, 1)	1.0 3 1 0 0 0 0 0 0 0 0 0 3 3 0.00 1.000																			

Batter	1	2	3	4	5	6	7	8	9	AB	R	H	RBI	BB	SO	LOB	TOP			
Vic Power, R OBP: 0.353, SLG: 0.505 (1, 3)										4	0	1	0	0	0	0	Kansas City Athletics @ Chicago White Sox Sun Sep 25 1955, 4:33 AM EDT Att: 6,910 - Unknown livebaseballscorecards.com			
Tom Saffell, L OBP: 0.272, SLG: 0.207 (1, 8)										4	0	0	0	0	2	1				
Bill Renna, R OBP: 0.305, SLG: 0.349 (1, 9)										3	0	1	0	1	1	1				
Hector Lopez, R OBP: 0.337, SLG: 0.422 (1, 5)										3	0	0	0	0	3	2				
Bill Stewart, R OBP: 0.158, SLG: 0.167 (1, 7)										3	0	0	0	0	2	1				
Jim Finigan, R OBP: 0.333, SLG: 0.385 (1, 4)										3	0	1	0	0	0	0				
Jerry Schypinski, L OBP: 0.229, SLG: 0.246 (1, 6)										2	0	0	0	0	1	0				
Alex George, L OBP: 0.182, SLG: 0.100 (7, 6)										1	0	0	0	0	1	0				
Billy Shantz, R OBP: 0.296, SLG: 0.300 (1, 2)										3	0	0	0	0	1	0				
Glenn Cox, R (1, 1)										0	0	0	0	0	0	0				
Mike Kume, R OBP: 0.125, SLG: 0.125 (2, 1)										2	0	0	0	0	1	0				
Bill Harrington, R OBP: 0.211, SLG: 0.118 (7, 1)										0	0	0	0	0	0	0				
Clete Boyer, R OBP: 0.277, SLG: 0.253 (9, PH)										1	0	0	0	0	0	0				
Inning Stats	R: 0 E: 0 K: 1 S: 5	H: 0 LOB: 0 BB: 0 P: 5	R: 0 E: 0 K: 1 S: 5	H: 1 LOB: 0 BB: 0 P: 5	R: 0 E: 0 K: 1 S: 5	H: 0 LOB: 0 BB: 0 P: 5	R: 0 E: 0 K: 2 S: 8	H: 1 LOB: 1 BB: 0 P: 8	R: 0 E: 0 K: 1 S: 7	H: 0 LOB: 0 BB: 0 P: 7	R: 0 E: 0 K: 1 S: 5	H: 0 LOB: 0 BB: 0 P: 5	R: 0 E: 0 K: 3 S: 9	H: 0 LOB: 1 BB: 1 P: 13	R: 0 E: 0 K: 1 S: 5	H: 1 LOB: 1 BB: 0 P: 4	1B: 3 2B: 0 3B: 0 HR: 0	SF: 0 SAC: 0 DP: 0 HBP: 0	WP: 0 PB: 0 CS: 1	PA: 31
PITCHER Billy Pierce, L ERA: 1.97 (1, 1)	IP: 9.0 WLS: W BF: 30 H: 3 R: 0 ER: 0 SO: 12 BB: 1 IBB: 0 HBP: 0 BLK: 0 WP: 0 HR: 0 S: 53 P: 57 ERA: 0.00 WHIP: 0.444															PITCHER				

Batter	1	2	3	4	5	6	7	8	9	AB	R	H	RBI	BB	SO	LOB	BOTTOM			
Buddy Peterson, R OBP: 0.400, SLG: 0.333 (1, 6)										3	0	0	0	0	1	0	Kansas City Athletics @ Chicago White Sox Sun Sep 25 1955, 4:33 AM EDT Att: 6,910 - Unknown livebaseballscorecards.com			
Ron Northey, L OBP: 0.471, SLG: 0.714 (7, PH)										4	2	4	1	0	0	0				
Bobby Adams, R OBP: 0.345, SLG: 0.386 (7, PR)										0	1	0	0	0	0	0				
Chico Carrasquel, R OBP: 0.334, SLG: 0.348 (8, 6)										1	0	0	0	0	0	2				
Nellie Fox, L OBP: 0.364, SLG: 0.406 (1, 4)										4	0	1	0	0	1	4				
Minnie Minoso, R OBP: 0.386, SLG: 0.424 (1, 7)										4	0	1	0	0	1	4				
Jim Rivera, L OBP: 0.352, SLG: 0.401 (1, 8)										3	0	1	2	0	0	0				
Ron Jackson, R OBP: 0.277, SLG: 0.324 (1, 3)										4	0	0	0	0	1	3				
Ed White, R OBP: 0.600, SLG: 0.500 (1, 9)										3	0	2	0	1	0	0				
Earl Batley, R OBP: 0.444, SLG: 0.286 (1, 2)										2	1	1	0	1	0	1				
Sammy Esposito, R (1, 5)										3	1	0	0	1	0	4				
Billy Pierce, L OBP: 0.205, SLG: 0.200 (1, 1)										3	0	0	0	0	0	2				
Inning Stats	R: 1 E: 0 K: 2 S: 9	H: 2 LOB: 1 BB: 0 P: 9	R: 0 E: 0 K: 0 S: 3	H: 1 LOB: 0 BB: 0 P: 3	R: 0 E: 1 K: 0 S: 4	H: 1 LOB: 1 BB: 0 P: 4	R: 0 E: 0 K: 0 S: 5	H: 2 LOB: 2 BB: 0 P: 5	R: 0 E: 0 K: 1 S: 6	H: 1 LOB: 1 BB: 0 P: 6	R: 0 E: 0 K: 0 S: 3	H: 0 LOB: 0 BB: 0 P: 3	R: 4 E: 0 K: 0 S: 6	H: 3 LOB: 2 BB: 1 P: 11	R: 0 E: 0 K: 0 S: 3	H: 0 LOB: 2 BB: 2 P: 11	1B: 7 2B: 2 3B: 1 HR: 0	SF: 1 SAC: 1 DP: 2 HBP: 1	WP: 1 PB: 0 SB: 0 CS: 0	PA: 37
PITCHER Glenn Cox, R ERA: 30.86 (1, 1)	IP: 1.0 WLS: L BF: 6 H: 3 R: 1 ER: 4 SO: 1 BB: 1 IBB: 0 HBP: 1 BLK: 0 WP: 0 HR: 0 S: 10 P: 10 ERA: 9.00 WHIP: 3.000															PITCHER				
PITCHER Mike Kume, R ERA: 7.59 (2, 1)	IP: 5.1 WLS: L BF: 24 H: 7 R: 4 ER: 4 SO: 1 BB: 1 IBB: 0 HBP: 1 BLK: 0 WP: 1 HR: 0 S: 24 P: 29 ERA: 6.75 WHIP: 1.500															PITCHER				
PITCHER Bill Harrington, R ERA: 4.11 (7, 1)	IP: 1.2 WLS: L BF: 7 H: 0 R: 0 ER: 0 SO: 0 BB: 0 IBB: 0 HBP: 0 BLK: 0 WP: 0 HR: 0 S: 5 P: 13 ERA: 0.00 WHIP: 1.200															PITCHER				