Chicago White Sox - 1956

Batter	1	2	3	4	5	6	7	8	9	AB	R	H	RBI	BB	SO	LOB
Gene Woodling, L (1, 7)	B B B B 4-0 CS BB		S S S 0-3 ③ K			x 0-0 ① FC4-6 CS 1-2f		x 0-0 ③ F7		3	0	0	0	1	1	3
Bobby Avila, R (1, 4)	x 0-0 ①② F9 1-2			x 0-0 ① F8		x 0-0 ②③ F3 1-2			x 0-0 ① L4	4	0	0	0	0	0	2
Al Smith, R (1, 9) OBP: 0.250, SLG: 0.250	x 0-0 1B			x 0-0 ② F8			x 0-0 ① L6		x 0-0 ② F8	4	0	1	0	0	0	0
Al Rosen, R (1, 5) Hoot Evers, R (9, PR)	S S S 0-3 ③ K			x 0-0 ③ F8			B B B B 4-0 G4-6-3 BB		B B B B 4-0 BB	2 0	0 0	0 0	0 0	2 0	1 0	1 0
Vic Wertz, L (1, 3)		x 0-0 ① F2			x 0-0 ① 4-3		x 0-0 ②③ G4-6-3 1-2f		S S S 0-3 ③ K	4	0	0	0	0	1	2
Jim Busby, R (1, 8) OBP: 0.333, SLG: 1.333		S S S 0-3 ② K			x 0-0 HR			x 0-0 ① G3		3	1	1	1	0	1	0
Chico Carrasquel, R (1, 6) OBP: 0.333, SLG: 0.333		S S S 0-3 ③ K			x 0-0 ② F3			x 0-0 1B 1B		3	0	1	0	0	1	0
Jim Hegan, R (1, 2)			x 0-0 ① F2		x 0-0 ③ 1-3			x 0-0 1-2 1B		2	0	0	0	0	0	0
Sam Mele, R (8, PH) OBP: 1.000, SLG: 1.000										1	0	1	0	0	0	0
Stu Locklin, L (8, PR)										0	0	0	0	0	0	0
Hank Foiles, R (8, 2)										0	0	0	0	0	0	0
Bob Lemon, L (1, 1) OBP: 0.500, SLG: 0.500			x 0-0 ② 4-3			x 0-0 FC4-6 1B		x 0-0 ② F9		2	0	1	0	0	0	0
Rudy Regalado, R (8, PH)										1	0	0	0	0	0	2
Ray Narleski, R (8, 1)										0	0	0	0	0	0	0
Inning Stats	R: 0 E: 0 K: 1 S: 5 H: 1 LOB: 1 BB: 1 P: 9	R: 0 E: 0 K: 2 S: 7 H: 0 LOB: 0 BB: 0 P: 7	R: 0 E: 0 K: 1 S: 5 H: 0 LOB: 0 BB: 0 P: 5	R: 0 E: 0 K: 0 S: 3 H: 0 LOB: 0 BB: 0 P: 3	R: 1 E: 0 K: 0 S: 4 H: 1 LOB: 0 BB: 0 P: 4	R: 0 E: 0 K: 0 S: 3 H: 1 LOB: 0 BB: 0 P: 3	R: 0 E: 0 K: 0 S: 2 H: 0 LOB: 0 BB: 1 P: 6	R: 0 E: 0 K: 0 S: 5 H: 2 LOB: 2 BB: 0 P: 5	R: 0 E: 0 K: 1 S: 5 H: 0 LOB: 1 BB: 1 P: 9	1B: 4 2B: 0 3B: 0 HR: 1	SF: 0 SAC: 0 DP: 1 HBP: 0						

PITCHER	IP	WLS	BF	H	R	ER	SO	BB	IBB	HBP	BLK	WP	HR	S	P	ERA	WHIP
Billy Pierce, L (1, 1) ERA: 1.0	9.0	W	32	5	1	1	5	3	0	0	0	0	1	39	51	1.00	0.889

PITCHER	IP	WLS	BF	H	R	ER	SO	BB	IBB	HBP	BLK	WP	HR	S	P	ERA	WHIP

TOP

Cleveland Indians @ Chicago White Sox

Comiskey Park, Chicago, IL

Tue Apr 17 1956, 4:33 AM EST

Att. 16,773 - Unknown

livebaseballscorecards.com

AB	29
R	1
H	5
RBI	1
BB	3
SO	5
LOB	10

1B: 4	SF: 0	WP: 0	PA: 32
2B: 0	SAC: 0	PB: 0	
3B: 0	DP: 1	SB: 0	
HR: 1	HBP: 0	CS: 2	

Batter	1	2	3	4	5	6	7	8	9	AB	R	H	RBI	BB	SO	LOB
Jim Rivera, L (1, 9) OBP: 0.750, SLG: 0.667	G3		FC6-4 1B		FC6-4 1B		BBB 4-0 FC3-2 BB 1-2 2-3 3-H			3	0	2	1	1	0	0
Nellie Fox, L (1, 4)	L4		FC6-4 1-2f		FC6-4 1-2f		FC3-2 1-2 2-3 3-Hf			4	0	0	0	0	0	5
Larry Doby, L (1, 8)	BBBB 4-0 BB			SSS 0-3 K		SSS 0-3 K	SSS 0-3 K			3	0	0	0	1	3	3
Bob Kennedy, R (1, 5)	F9			F2		SSS 0-3 K		F3		4	0	0	0	0	1	1
Minnie Minoso, R (1, 7) OBP: 0.250, SLG: 0.250		SSS 0-3 K		2B 1B		F8		F9		4	1	1	0	0	1	0
Sherm Lollar, R (1, 2) OBP: 1.000, SLG: 1.333		G4-6-3 1B		1-H 2B			FC1 BB 1B	BBB 4-0 BB		3	1	3	1	1	0	0
Walt Dropo, R (1, 3)		G4-6-3 1-2f		F9			SSS 0-3 K	F3		4	0	0	0	0	1	4
Luis Aparicio, R (1, 6) OBP: 0.333, SLG: 0.333			F9		F8		BB FC1 1-2 FC3-2 1B			3	0	1	0	0	0	0
Billy Pierce, L (1, 1)			4-3		SSS 0-3 K		FC1 FC3-2 BB 1-2 2-3			3	0	0	0	0	1	2
Inning Stats	R: 0 E: 0 K: 0 S: 3 H: 0 LOB: 1 BB: 1 P: 7	R: 0 E: 0 K: 1 S: 5 H: 1 LOB: 0 BB: 0 P: 5	R: 0 E: 0 K: 0 S: 4 H: 1 LOB: 1 BB: 0 P: 4	R: 1 E: 0 K: 1 S: 7 H: 2 LOB: 1 BB: 0 P: 7	R: 0 E: 0 K: 1 S: 6 H: 1 LOB: 1 BB: 0 P: 6	R: 0 E: 0 K: 2 S: 7 H: 0 LOB: 0 BB: 0 P: 7	R: 1 E: 0 K: 2 S: 10 H: 2 LOB: 3 BB: 1 P: 14	R: 0 E: 0 K: 0 S: 3 H: 0 LOB: 1 BB: 1 P: 7		1B: 6 2B: 1 3B: 0 HR: 0 SF: 0 SAC: 0 DP: 1 HBP: 0						

PITCHER		IP	WLS	BF	H	R	ER	SO	BB	IBB	HBP	BLK	WP	HR	S	P	ERA	WHIP
Bob Lemon, R ERA: 2.57	(1, 1)	7.0	L	30	7	2	2	7	2	0	0	0	0	0	42	50	2.57	1.286
Ray Narleski, R ERA:	(8, 1)	1.0		4	0	0	0	0	1	0	0	0	0	0	3	7	0.00	1.000

PITCHER	IP	WLS	BF	H	R	ER	SO	BB	IBB	HBP	BLK	WP	HR	S	P	ERA	WHIP

BOTTOM

Cleveland Indians @ Chicago White Sox

Comiskey Park, Chicago, IL

Tue Apr 17 1956, 4:33 AM EST

Att. 16,773 - Unknown

livebaseballscorecards.com

AB	31
R	2
H	7
RBI	2
BB	3
SO	7
LOB	15

Batter	1	2	3	4	5	6	7	8	9	AB	R	H	RBI	BB	SO	LOB
Gene Woodling, L (1, 7)	F4		F4			F3			F9	4	0	0	0	0	0	1
Bobby Avila, R (1, 4) OBP: 0.125, SLG: 0.125	K			1B		6-3			F7	4	0	1	0	0	1	0
Al Smith, R (1, 9) OBP: 0.250, SLG: 0.250	F4			1-2		F2			F8	4	0	1	0	0	0	0
Al Rosen, R (1, 5)		F7		F4			6-3			3	0	0	0	0	0	2
Vic Wertz, L (1, 3)		4-3		F8			BBBB 4-0 G5-4-3 BB			2	0	0	0	1	0	2
Jim Busby, R (1, 8) OBP: 0.167, SLG: 0.667		G3		SSS K			G5-4-3 1-2f			3	0	0	0	0	1	3
Chico Carrasquel, R (1, 6) OBP: 0.167, SLG: 0.167			F4		SSS K			1-3		3	0	0	0	0	1	0
Earl Averill, R (1, 2)			BBBB 4-0 BB		F4			6-3		2	0	0	0	1	0	0
Herb Score, L (1, 1)			SSS K		F7			SSS K		3	0	0	0	0	2	1
Inning Stats	R: 0 E: 0 K: 1 S: 5 H: 0 LOB: 0 BB: 0 P: 5	R: 0 E: 0 K: 0 S: 3 H: 0 LOB: 0 BB: 0 P: 3	R: 0 E: 0 K: 1 S: 5 H: 0 LOB: 1 BB: 1 P: 9	R: 0 E: 0 K: 1 S: 7 H: 2 LOB: 2 BB: 0 P: 7	R: 0 E: 0 K: 1 S: 5 H: 0 LOB: 0 BB: 0 P: 5	R: 0 E: 0 K: 0 S: 3 H: 0 LOB: 0 BB: 0 P: 3	R: 0 E: 0 K: 0 S: 2 H: 0 LOB: 0 BB: 1 P: 6	R: 0 E: 0 K: 1 S: 5 H: 0 LOB: 0 BB: 0 P: 5	R: 0 E: 0 K: 0 S: 3 H: 0 LOB: 0 BB: 0 P: 3	1B: 2 2B: 0 3B: 0 HR: 0	SF: 0 SAC: 0 DP: 1 HBP: 0						

PITCHER	IP	WLS	BF	H	R	ER	SO	BB	IBB	HBP	BLK	WP	HR	S	P	ERA	WHIP
Jack Harshman, L (1, 1) ERA:	9.0	W	30	2	0	0	5	2	0	0	0	0	0	38	46	0.00	0.444

PITCHER	IP	WLS	BF	H	R	ER	SO	BB	IBB	HBP	BLK	WP	HR	S	P	ERA	WHIP

TOP

Cleveland Indians @ Chicago White Sox

Comiskey Park, Chicago, IL

Thu Apr 19 1956, 4:33 AM EST

Att. 5,369 - Unknown

livebaseballscorecards.com

AB	28
R	0
H	2
RBI	0
BB	2
SO	5
LOB	9

WP: 0 PB: 0 SB: 0 CS: 0 PA: 30

Batter	1	2	3	4	5	6	7	8	9	AB	R	H	RBI	BB	SO	LOB
Jim Rivera, L (1, 9) OBP: 0.571, SLG: 0.400	K			F8		CS BB		IBB		2	0	0	0	1	1	0
Bob Nieman, R (8, PH)										0	0	0	0	1	0	0
Bubba Phillips, R (8, PR) (9, 9)										0	0	0	0	0	0	0
Nellie Fox, L (1, 4)	F7			F9		CS 1-2	F4	F7		4	0	0	0	0	0	3
Minnie Minoso, R (1, 7) OBP: 0.375, SLG: 0.167	F7			CS BB			WP SF9 BB	K		2	1	0	0	2	1	3
Bob Kennedy, R (1, 5)		K		CS 1-2	F7		1-2 BB			2	0	0	0	1	1	0
Larry Doby, L (1, 8)		K			K		SF9 2-H			2	0	0	1	0	2	0
Sherm Lollar, R (1, 2) OBP: 0.714, SLG: 0.800		F9			HBP		F8			2	0	0	0	0	0	1
Walt Dropo, R (1, 3) OBP: 0.143, SLG: 0.143		5-3			K			SH5-4 1B 1B		3	0	1	0	0	1	1
Luis Aparicio, R (1, 6) OBP: 0.333, SLG: 0.333		K				K		SH5-4 1-2 1B		3	0	1	0	0	2	0
Jack Harshman, L (1, 1)		K				K		SH5-4 1-2 2-3		2	0	0	0	0	2	0
Inning Stats	R: 0 E: 0 K: 1 S: 5 H: 0 LOB: 0 BB: 0 P: 5	R: 0 E: 0 K: 2 S: 7 H: 0 LOB: 0 BB: 0 P: 7	R: 0 E: 0 K: 2 S: 7 H: 0 LOB: 0 BB: 0 P: 7	R: 0 E: 0 K: 0 S: 2 H: 0 LOB: 0 BB: 1 P: 6	R: 0 E: 0 K: 2 S: 7 H: 0 LOB: 1 BB: 0 P: 8	R: 0 E: 0 K: 2 S: 6 H: 0 LOB: 0 BB: 1 P: 10	R: 1 E: 0 K: 0 S: 3 H: 0 LOB: 1 BB: 2 P: 11	R: 0 E: 0 K: 1 S: 7 H: 2 LOB: 3 BB: 1 P: 11		1B: 2 2B: 0 3B: 0 HR: 0	SF: 1 SAC: 1 DP: 0 HBP: 1			WP: 1 PB: 0 SB: 0 CS: 2	PA: 32		

PITCHER	IP	WLS	BF	H	R	ER	SO	BB	IBB	HBP	BLK	WP	HR	S	P	ERA	WHIP
Herb Score, L (1, 1) ERA: 1.13	8.0	L	30	2	1	1	10	4	1	1	0	1	0	44	65	1.12	0.750

PITCHER	IP	WLS	BF	H	R	ER	SO	BB	IBB	HBP	BLK	WP	HR	S	P	ERA	WHIP

BOTTOM

Cleveland Indians @ Chicago White Sox

Comiskey Park, Chicago, IL

Thu Apr 19 1956, 4:33 AM EST

Att. 5,369 - Unknown

livebaseballscorecards.com

AB	22
R	1
H	2
RBI	1
BB	5
SO	10
LOB	8

Batter	1	2	3	4	5	6	7	8	9	AB	R	H	RBI	BB	SO	LOB
Jim Rivera, L (1, 9) OBP: 0.500, SLG: 0.400	K	4-3		F3			CS 1B		FC3-6 1B 1-2	5	0	2	0	0	1	1
Nellie Fox, L (1, 4)	4-3		F9	4-3			F9 1-2		FC3-6 BB BB 1-2f 2-3	5	0	0	0	0	0	3
Minnie Minoso, R (1, 7) OBP: 0.462, SLG: 0.400	1B 2B		F7		G3-6-3 1B			E6 G3-6-3	BB BB 1-2	4	1	2	0	1	0	0
Larry Doby, L (1, 8) OBP: 0.333, SLG: 0.125	1B 1B 2-H		BB BB		G3-6-3 1-2f			G3-6-3 1-2f	BB BB 1-2 2-3 3-H	3	0	1	2	2	0	2
Sherm Lollar, R (1, 2) OBP: 0.583, SLG: 0.556	1B 1-2		BB 1-2		6-3			K	F4	4	0	1	0	1	1	3
Bob Kennedy, R (1, 5) Cal Abrams, L (9, PH) OBP: 1.000, SLG: 1.000 Bubba Phillips, R (9, PR) Sammy Esposito, R (9, 5)	F4		1-3			K			B3 HR 1B	3 1 0 0	0 0 1 0	0 1 0 0	0 0 0 0	0 0 0 0	1 0 0 0	4 0 0 0
Walt Dropo, R (1, 3) OBP: 0.182, SLG: 0.100		K		BB HR		F8			B3 1-2	3	1	0	0	1	1	1
Luis Aparicio, R (1, 6) OBP: 0.222, SLG: 0.222 Ron Northey, L (9, PH) OBP: 1.000, SLG: 4.000 Jim Brideweser, R (9, 6)		K	K			F8			HR 2-H	3 1 0	0 1 0	0 1 0	0 2 0	0 0 0	2 0 0	1 0 0
Dick Donovan, L (1, 1) OBP: 0.667, SLG: 2.000 Dixie Howell, L (8, 1) OBP: 1.000, SLG: 1.000		BB	HR 1-H				K		FC3-6 1B BB 1B	2 1	1 1	1 1	2 0	1 0	1 0	0 0
Inning Stats	R: 1 H: 3 E: 0 LOB: 2 K: 1 BB: 0 S: 8 P: 8	R: 0 H: 0 E: 0 LOB: 1 K: 2 BB: 1 S: 7 P: 11	R: 0 H: 0 E: 0 LOB: 2 K: 0 BB: 2 S: 3 P: 11	R: 2 H: 1 E: 0 LOB: 0 K: 1 BB: 1 S: 6 P: 10	R: 0 H: 1 E: 0 LOB: 0 K: 0 BB: 0 S: 3 P: 3	R: 0 H: 0 E: 0 LOB: 0 K: 1 BB: 0 S: 5 P: 5	R: 0 H: 1 E: 0 LOB: 0 K: 1 BB: 0 S: 5 P: 5	R: 0 H: 0 E: 1 LOB: 0 K: 1 BB: 0 S: 5 P: 5	R: 3 H: 4 E: 0 LOB: 3 K: 0 BB: 2 S: 7 P: 15	1B: 7 SF: 0 2B: 1 SAC: 0 3B: 0 DP: 2 HR: 2 HBP: 0						

PITCHER		IP	WLS	BF	H	R	ER	SO	BB	IBB	HBP	BLK	WP	HR	S	P	ERA	WHIP
Lou Kretlow, R ERA: 3.86	(1, 1)	7.0		29	6	3	3	6	4	0	0	0	0	1	37	53	3.86	1.429
Tom Gorman, R ERA: 6.75	(8, 1)	1.1	L	7	3	3	3	1	0	0	0	0	0	1	9	9	20.25	2.250
Tommy Lasorda, L ERA:	(9, 1)	0.1		4	1	0	0	0	2	0	0	0	0	0	2	10	0.00	9.000
Bill Harrington, R ERA:	(9, 1)	0.1		1	0	0	0	0	0	0	0	0	0	0	1	1	0.00	0.000

PITCHER	IP	WLS	BF	H	R	ER	SO	BB	IBB	HBP	BLK	WP	HR	S	P	ERA	WHIP

TOP

Chicago White Sox @ Kansas City Athletics

Municipal Stadium, Kansas City, MO

Fri Apr 20 1956, 4:33 AM EST
Att. 29,792 - Unknown

livebaseballscorecards.com

AB	35
R	6
H	10
RBI	6
BB	6
SO	7
LOB	15

WP: 0 PB: 0 SB: 0 CS: 1 PA: 41

Batter	1	2	3	4	5	6	7	8	9	AB	R	H	RBI	BB	SO	LOB
Vic Power, R (1, 3) OBP: 0.214, SLG: 0.214	F9		L7		1B		1-3		F9	5	0	1	0	0	0	0
Spook Jacobs, R (1, 4) OBP: 0.143, SLG: 0.143	1-3		1-3		F7		L4		F8	5	0	0	0	0	0	1
Enos Slaughter, L (1, 9) OBP: 0.364, SLG: 0.300	BB			BB, 1B	F7			F9		3	1	1	0	1	0	1
Harry Simpson, L (1, 8) OBP: 0.154, SLG: 0.154	1-3, FC5-4, 1B			F8		4-3		4-3		4	0	1	0	0	0	1
Gus Zernial, R (1, 7) OBP: 0.500, SLG: 1.000	1-2f, FC5-4			F4		1B, 1B		HR		4	2	2	1	0	0	3
Joe Ginsberg, L (1, 2) OBP: 0.545, SLG: 0.700		4-3		1-2, BB		1-2, 1B		2B		3	0	2	0	1	0	0
Bobby Shantz, R (8, PR)										0	0	0	0	0	0	0
Joe Astroth, R (9, 2)										0	0	0	0	0	0	0
Jim Finigan, R (1, 5) OBP: 0.417, SLG: 0.400		F8		1-3, 2-H, 1B		1-3, 2-H, 1B		IBB		3	0	2	2	1	0	0
Joe Demaestri, R (1, 6) OBP: 0.250, SLG: 0.375		G3		L4		F5		L6		2	0	0	0	0	0	2
Elmer Valo, L (6, PH)										1	0	0	0	0	0	1
Mike Baxes, R (7, 6)										1	0	0	0	0	0	2
Lou Kretlow, R (1, 1)			K		K		L6		F8	2	0	0	0	0	2	0
Hector Lopez, R (7, PH)										1	0	0	0	0	0	0
Tom Gorman, R (8, 1)										0	0	0	0	0	0	0
Tommy Lasorda, L (9, 1)										0	0	0	0	0	0	0
Bill Harrington, R (9, 1)										0	0	0	0	0	0	0
Tim Thompson, L (9, PH)										1	0	0	0	0	0	0
Inning Stats	R: 0 E: 0 K: 0 S: 4 H: 1 LOB: 2 BB: 1 P: 8	R: 0 E: 0 K: 0 S: 3 H: 0 LOB: 0 BB: 0 P: 3	R: 0 E: 0 K: 1 S: 5 H: 0 LOB: 0 BB: 0 P: 5	R: 1 E: 0 K: 0 S: 5 H: 2 LOB: 2 BB: 1 P: 9	R: 0 E: 0 K: 1 S: 6 H: 1 LOB: 1 BB: 0 P: 6	R: 1 E: 0 K: 0 S: 5 H: 3 LOB: 1 BB: 0 P: 5	R: 0 E: 0 K: 0 S: 3 H: 0 LOB: 0 BB: 0 P: 3	R: 1 E: 0 K: 0 S: 5 H: 2 LOB: 2 BB: 1 P: 9	R: 0 E: 0 K: 0 S: 3 H: 0 LOB: 0 BB: 0 P: 3	1B: 7 2B: 1 3B: 0 HR: 1	SF: 0 SAC: 0 DP: 0 HBP: 0		WP: 0 PB: 0 SB: 0 CS: 0	PA: 38			

PITCHER		IP	WLS	BF	H	R	ER	SO	BB	IBB	HBP	BLK	WP	HR	S	P	ERA	WHIP
Dick Donovan, R ERA: 3.52	(1, 1)	7.2		33	9	3	3	2	2	0	0	0	0	1	35	43	3.52	1.435
Dixie Howell, R ERA:	(8, 1)	1.1	W	5	0	0	0	0	0	1	0	0	0	0	4	8	0.00	0.000

PITCHER		IP	WLS	BF	H	R	ER	SO	BB	IBB	HBP	BLK	WP	HR	S	P	ERA	WHIP

BOTTOM

Chicago White Sox @ Kansas City Athletics

Municipal Stadium, Kansas City, MO

Fri Apr 20 1956, 4:33 AM EST
Att. 29,792 - Unknown

livebaseballscorecards.com

AB	35
R	3
H	9
RBI	3
BB	3
SO	2
LOB	11

TOP

Chicago White Sox @ Kansas City Athletics

Municipal Stadium, Kansas City, MO

Sat Apr 21 1956, 4:33 AM EST

Att. 15,608 - Unknown

livebaseballscorecards.com

Batter	1	2	3	4	5	6	7	8	9	AB	R	H	RBI	BB	SO	LOB
Jim Rivera, L (1, 9) OBP: 0.375, SLG: 0.286	F7		F7		3-1			G3		4	0	0	0	0	0	1
Nellie Fox, L (1, 4)	1-3		F7		3-1			G3		4	0	0	0	0	0	1
Minnie Minoso, R (1, 7) OBP: 0.412, SLG: 0.308	BB PB		6-3			F7		K2-3		3	0	0	0	1	1	1
Larry Doby, L (1, 8) OBP: 0.400, SLG: 0.111	BB 1-2			6-3		G5-4-3 BB			6-3	1	0	0	0	2	0	0
Bubba Phillips, R (6, PR) (6, 8)										1	0	0	0	0	0	0
Sherm Lollar, R (1, 2) OBP: 0.538, SLG: 0.500	F9			E E 1B		G5-4-3 1-2f			K	1	0	0	0	0	0	2
Earl Battey, R (3, 2) OBP: 0.333, SLG: 0.333										3	1	1	0	0	1	1
Bob Kennedy, R (1, 5)		BB G6-4-3		E4 FC6-4 1-2			1-3		F8	0	0	0	0	1	0	0
Sammy Esposito, R (3, 5)										3	0	0	0	0	0	1
Walt Dropo, R (1, 3) OBP: 0.214, SLG: 0.083		G6-4-3 1-2f		FC6-4 1-2f 2-H			BB FC6-4			2	0	0	0	1	0	2
Luis Aparicio, R (1, 6) OBP: 0.167, SLG: 0.167		F9		K			F7			3	0	0	0	0	1	2
Sandy Consuegra, R (1, 1)			E6		F2					0	0	0	0	0	0	0
Bill Fischer, R (2, 1)										0	0	0	0	0	0	0
Harry Byrd, R (2, 1)										0	0	0	0	0	0	0
Morrie Martin, L (2, 1)										2	0	0	0	0	0	0
Connie Johnson, R (6, 1)							FC6-4 1-2f			1	0	0	0	0	0	1

	AB	28
	R	1
	H	1
	RBI	0
	BB	5
	SO	3
	LOB	12

Inning Stats	1	2	3	4	5	6	7	8	9
	R: 0 E: 0 K: 0 S: 3	R: 0 E: 0 K: 0 S: 2	R: 0 E: 1 K: 0 S: 4	R: 1 E: 2 K: 1 S: 7	R: 0 E: 0 K: 0 S: 3	R: 0 E: 0 K: 0 S: 2	R: 0 E: 0 K: 0 S: 3	R: 0 E: 0 K: 1 S: 5	R: 0 E: 0 K: 1 S: 5
	H: 0 LOB: 2 BB: 2 P: 11	H: 0 LOB: 0 BB: 1 P: 6	H: 0 LOB: 1 BB: 0 P: 4	H: 1 LOB: 1 BB: 0 P: 7	H: 0 LOB: 0 BB: 0 P: 3	H: 0 LOB: 1 BB: 1 P: 6	H: 0 LOB: 1 BB: 1 P: 7	H: 0 LOB: 0 BB: 0 P: 5	H: 0 LOB: 0 BB: 0 P: 5

	1B: 1	SF: 0	WP: 0	PA: 33
	2B: 0	SAC: 0	PB: 1	
	3B: 0	DP: 2	SB: 0	
	HR: 0	HBP: 0	CS: 0	

PITCHER	IP	WLS	BF	H	R	ER	SO	BB	IBB	HBP	BLK	WP	HR	S	P	ERA	WHIP
Art Ditmar, R (1, 1) ERA:	9.0	W	33	1	1	0	3	5	0	0	0	0	0	34	54	0.00	0.667

PITCHER	IP	WLS	BF	H	R	ER	SO	BB	IBB	HBP	BLK	WP	HR	S	P	ERA	WHIP

Batter	1	2	3	4	5	6	7	8	9	AB	R	H	RBI	BB	SO	LOB
Vic Power, R (1, 3) OBP: 0.263, SLG: 0.333	0-0 6-3	0-0 1-3	0-0 BB 1B 2-H		0-0 SF9 3-H		0-0 6-3			4	1	2	4	0	0	2
Rance Pless, R (7, 3)		1B 2B								1	0	0	0	0	0	0
Spook Jacobs, R (1, 4) OBP: 0.300, SLG: 0.263	0-0 HBP S 1B	0-0 1B BB 1B 2-3 3-H	B B B B 4-0 BB 1-2		0-0 F9			0-0 6-3		5	2	3	2	1	0	1
Enos Slaughter, L (1, 9) OBP: 0.467, SLG: 0.333	B B B B 4-0 HBP BB 1-2	0-0 4-0 1B BB 1-3 3-H	S S S 0-3 K		0-0 F8			0-0 1-3		2	2	1	1	2	1	2
Bill Renna, R (5, 9)		1-2								2	0	0	0	0	0	1
Harry Simpson, L (1, 8) OBP: 0.235, SLG: 0.235	0-0 F4	0-0 1B 2-H 3-H		0-0 F4		0-0 2B		S S S 0-3 K		4	1	2	3	0	0	2
Johnny Groth, R (5, 8) OBP: 0.500, SLG: 0.750		1-2 2-H		S S S 0-3 K		0-0 F4				2	0	1	0	0	1	0
Gus Zernial, R (1, 7) OBP: 0.583, SLG: 0.900	H 1-0 FC6-4 HBP 1-2 2-3	B B B 4-0 1-2 1B				0-0 F7				2	1	1	1	1	1	0
Dave Melton, R (5, 7) OBP: 0.333, SLG: 0.333										1	0	0	0	0	0	1
Joe Ginsberg, L (1, 2) OBP: 0.500, SLG: 0.600	0-0 FC6-4 1-2f	0-0 4-3 1-2 2-H		0-0 1B		0-0 F7				5	1	2	1	0	0	7
Tim Thompson, L (7, 2)										0	0	0	0	0	0	0
Jim Finigan, R (1, 5) OBP: 0.462, SLG: 0.455	0-0 2B SH3-4 1B 1-H 2-H			0-0 F7		0-0 F9				1	0	1	0	0	0	0
Hector Lopez, R (2, PR) OBP: 0.400, SLG: 0.800	1B 3B 1B									4	3	2	2	0	0	2
(3, 5)																
Joe Demaestri, R (1, 6) OBP: 0.385, SLG: 0.615	0-0 1B F2 1-3 1B				0-0 1B SF9 2B		0-0 F2			5	3	3	1	0	0	1
Mike Baxes, R (8, 6)	2B 1B 3-H									0	0	0	0	0	0	0
Art Ditmar, R (1, 1) OBP: 0.500, SLG: 0.500	0-0 6-3	0-0 SH3-4 1-2			0-0 2-3 1B		0-0 F8			4	1	2	0	0	0	2
Inning Stats	R: 0 H: 1 E: 0 LOB: 3 K: 0 BB: 1 S: 4 P: 9	R: 13 H: 13 E: 0 LOB: 3 K: 0 BB: 2 S: 16 P: 24	R: 1 H: 2 E: 0 LOB: 2 K: 1 BB: 1 S: 7 P: 11	R: 0 H: 1 E: 0 LOB: 1 K: 1 BB: 0 S: 6 P: 6	R: 1 H: 2 E: 0 LOB: 1 K: 0 BB: 0 S: 5 P: 5	R: 0 H: 1 E: 0 LOB: 1 K: 0 BB: 0 S: 4 P: 4	R: 0 H: 0 E: 0 LOB: 0 K: 0 BB: 0 S: 3 P: 3	R: 0 H: 0 E: 0 LOB: 0 K: 1 BB: 0 S: 5 P: 5		1B: 15 SF: 1 2B: 4 SAC: 1 3B: 1 DP: 0 HR: 0 HBP: 1						

PITCHER	IP	WLS	BF	H	R	ER	SO	BB	IBB	HBP	BLK	WP	HR	S	P	ERA	WHIP
Sandy Consuegra, R (1, 1) ERA: 32.4	1.2	L	14	6	7	7	0	2	0	1	0	0	0	11	20	37.80	4.800
Bill Fischer, R (2, 1) ERA:	0.0		4	4	1	1	0	0	0	0	0	0	0	4	4	∞	∞
Harry Byrd, R (2, 1) ERA:	0.0		5	4	5	5	0	1	0	0	0	0	0	4	8	∞	∞
Morrie Martin, L (2, 1) ERA: 5.4	3.1		16	5	2	2	2	1	0	0	0	0	0	19	23	5.40	1.800
Connie Johnson, R (6, 1) ERA:	3.0		10	1	0	0	1	0	0	0	0	0	0	12	12	0.00	0.333

PITCHER	IP	WLS	BF	H	R	ER	SO	BB	IBB	HBP	BLK	WP	HR	S	P	ERA	WHIP

BOTTOM

Chicago White Sox @ Kansas City Athletics

Municipal Stadium, Kansas City, MO

Sat Apr 21 1956, 4:33 AM EST

Att. 15,608 - Unknown

livebaseballscorecards.com

AB	42
R	15
H	20
RBI	15
BB	4
SO	3
LOB	21

Batter	1	2	3	4	5	6	7	8	9	AB	R	H	RBI	BB	SO	LOB
Bubba Phillips, R (1, 9) OBP: 0.333, SLG: 0.667	S S S 0-3 ① K		x 0-0 2B		x 0-0 ③ 1-H 2B			x 0-0 L9	x 0-0 ② FC6-4 1B 1-2f	5	0	2	0	0	1	1
Nellie Fox, L (1, 4) OBP: 0.136, SLG: 0.238	H 1-0 G4-6-3 HBP		x 0-0 ② G3			x 0-0 ① 4-3		x 0-0 HR	x 0-0 FC5-4 1B 1-2	4	1	2	1	0	0	1
Minnie Minoso, R (1, 7) OBP: 0.364, SLG: 0.235	x 0-0 ② ③ G4-6-3 1-2f		x 0-0 ③ 6-3			x 0-0 ② L8		B B B B 4-0 1B FC BB	x 0-0 ③ FC5-4 1-2f	4	1	0	0	1	0	4
Larry Doby, L (1, 8) OBP: 0.421, SLG: 0.231		x 0-0 BB 1B		x 0-0 ① F5		x 0-0 ③ 4-3		x 0-0 FC 1-3 1B		4	0	2	0	0	0	0
George Kell, R (1, 3) OBP: 0.667, SLG: 0.500 Jim Brideweser, R (7, PR) (7, 6)		B B B B 4-0 ① FC5 1B 1-2 BB		x 0-0 ② F7			x 0-0 SH2-3 1B	x 0-0 FC G5-4-3 1-2 3-H		2 1	0 0	1 0	0 1	1 0	0 0	0 1
Sherm Lollar, R (1, 2) OBP: 0.471, SLG: 0.429		x 0-0 1-2 1B		S S S 0-3 ③ K			x 0-0 ① F3	x 0-0 ② ③ G5-4-3 1-2f		4	0	1	0	0	1	3
Sammy Esposito, R (1, 5) OBP: 0.167, SLG: 0.333		x 0-0 ② F9	x 0-0 ① 6-3				x 0-0 ② SH2-3 1-2		x 0-0 SH5-3 1B 2B	3	1	1	0	0	0	2
Luis Aparicio, R (1, 6) OBP: 0.143, SLG: 0.143 Bob Nieman, R (7, PH) Walt Dropo, R (7, 3) OBP: 0.214, SLG: 0.083		x 0-0 ③ FC5 2-3f	x 0-0 ② 6-3				4-0 IBB		x 0-0 ① SH5-3 2-3	2 0 0	0 0 0	0 0 0	0 0 0	0 1 0	0 0 0	2 0 0
Billy Pierce, L (1, 1) OBP: 0.286, SLG: 0.286			x 0-0 ① 6-3		x 0-0 2B 1B		x 0-0 ③ 1-3		x 0-0 FC6-4 3-H 1B	4	0	2	1	0	0	2
Inning Stats	R: 0 E: 0 K: 1 S: 4 H: 0 LOB: 0 BB: 0 P: 5	R: 0 E: 0 K: 0 S: 4 H: 2 LOB: 2 BB: 1 P: 8	R: 0 E: 0 K: 0 S: 4 H: 1 LOB: 1 BB: 0 P: 4	R: 0 E: 0 K: 1 S: 5 H: 0 LOB: 0 BB: 0 P: 5	R: 0 E: 0 K: 0 S: 4 H: 2 LOB: 2 BB: 0 P: 4	R: 0 E: 0 K: 0 S: 3 H: 0 LOB: 0 BB: 0 P: 3	R: 0 E: 0 K: 0 S: 4 H: 1 LOB: 2 BB: 1 P: 8	R: 2 E: 0 K: 0 S: 5 H: 2 LOB: 1 BB: 1 P: 9	R: 1 E: 0 K: 0 S: 6 H: 3 LOB: 2 BB: 0 P: 6	1B: 7 2B: 3 3B: 0 HR: 1	SF: 0 SAC: 2 DP: 2 HBP: 1						

PITCHER	IP	WLS	BF	H	R	ER	SO	BB	IBB	HBP	BLK	WP	HR	S	P	ERA	WHIP
Alex Kellner, L (1, 1) ERA: 2.4	9.0	L	39	11	3	3	2	2	1	1	0	0	1	39	52	3.00	1.444

PITCHER	IP	WLS	BF	H	R	ER	SO	BB	IBB	HBP	BLK	WP	HR	S	P	ERA	WHIP

TOP

Chicago White Sox @ Kansas City Athletics

Municipal Stadium, Kansas City, MO

Sun Apr 22 1956, 4:33 AM EST

Att. 16,957 - Unknown

livebaseballscorecards.com

AB	33
R	3
H	11
RBI	3
BB	3
SO	2
LOB	16

1B: 7	SF: 0	WP: 0	PA: 39
2B: 3	SAC: 2	PB: 0	
3B: 0	DP: 2	SB: 0	
HR: 1	HBP: 1	CS: 0	

Batter	1	2	3	4	5	6	7	8	9	AB	R	H	RBI	BB	SO	LOB
Vic Power, R (1, 3) OBP: 0.304, SLG: 0.364	SH3-4 1B		F8			BB 1B		F2		4	0	2	0	0	0	2
Spook Jacobs, R (1, 4) Jim Finigan, R (8, PH) OBP: 0.429, SLG: 0.417 Clete Boyer, R (9, 4)	SH3-4 1-2			F9		BB 1-2		K		1 1 0	0 0 0	0 0 0	0 0 0	1 0 0	0 1 0	0 2 0
Johnny Groth, R (1, 8) OBP: 0.250, SLG: 0.375	K			6-3		8-4-2-4 2-3f			6-3	4	0	0	0	0	1	3
Harry Simpson, L (1, 9) OBP: 0.190, SLG: 0.190	K			4-3			4-3		K	4	0	0	0	0	2	1
Gus Zernial, R (1, 7) OBP: 0.438, SLG: 0.643		F9			K		4-3		F2	4	0	0	0	0	1	0
Hector Lopez, R (1, 5) OBP: 0.375, SLG: 0.571		K			BB		K			2	0	0	0	1	2	0
Joe Demaestri, R (1, 6) OBP: 0.333, SLG: 0.533 Mike Baxes, R (8, PH) (9, 6)		F9			F6			SH1-4 1B BB		2 0	0 0	0 0	0 0	0 1	0 0	1 0
Joe Astroth, R (1, 2) Enos Slaughter, L (8, PH) OBP: 0.500, SLG: 0.385 Joe Ginsberg, L (9, 2) OBP: 0.500, SLG: 0.600			F9		F8			SH1-4 1-2		2 1 0	0 0 0	0 1 0	0 0 0	0 0 0	0 0 0	1 0 0
Alex Kellner, R (1, 1)			5-3			F9		SH1-4 1-2 2-3		2	0	0	0	0	0	0
Inning Stats	R: 0 H: 1 E: 0 LOB: 1 K: 2 BB: 0 S: 8 P: 8	R: 0 H: 0 E: 0 LOB: 0 K: 1 BB: 0 S: 5 P: 5	R: 0 H: 0 E: 0 LOB: 0 K: 0 BB: 0 S: 3 P: 3	R: 0 H: 0 E: 0 LOB: 0 K: 0 BB: 0 S: 3 P: 3	R: 0 H: 0 E: 0 LOB: 1 K: 1 BB: 1 S: 5 P: 9	R: 0 H: 1 E: 0 LOB: 1 K: 0 BB: 1 S: 3 P: 7	R: 0 H: 0 E: 0 LOB: 0 K: 1 BB: 0 S: 5 P: 5	R: 0 H: 1 E: 0 LOB: 2 K: 1 BB: 1 S: 6 P: 10	R: 0 H: 0 E: 0 LOB: 0 K: 1 BB: 0 S: 5 P: 5	1B: 3 2B: 1 3B: 0 HR: 0	SF: 0 SAC: 2 DP: 1 HBP: 0					

PITCHER	IP	WLS	BF	H	R	ER	SO	BB	IBB	HBP	BLK	WP	HR	S	P	ERA	WHIP
Billy Pierce, L (1, 1) ERA: 0.5	9.0	W	32	3	0	0	7	3	0	0	0	0	0	43	55	0.00	0.667

PITCHER	IP	WLS	BF	H	R	ER	SO	BB	IBB	HBP	BLK	WP	HR	S	P	ERA	WHIP

BOTTOM

Chicago White Sox @ Kansas City Athletics

Municipal Stadium, Kansas City, MO

Sun Apr 22 1956, 4:33 AM EST

Att. 16,957 - Unknown

livebaseballscorecards.com

AB	27
R	0
H	3
RBI	0
BB	3
SO	7
LOB	10

1B: 3	SF: 0	WP: 0	PA: 32
2B: 1	SAC: 2	PB: 0	
3B: 0	DP: 1	SB: 0	
HR: 0	HBP: 0	CS: 0	

Batter	1	2	3	4	5	6	7	8	9	AB	R	H	RBI	BB	SO	LOB
Vic Power, R (1, 3) OBP: 0.238, SLG: 0.325	F8		L8	BB		F9			6-3	4	0	0	0	1	0	1
Spook Jacobs, R (1, 4) OBP: 0.263, SLG: 0.200	4-3		4-3	FC5 2-3f			G1-4-3 1B		5-3	5	0	1	0	0	0	2
Jim Finigan, R (1, 5) OBP: 0.400, SLG: 0.313	1B BB		5-3		5-3		G1-4-3 1-2f		HR BB	3	1	0	0	2	0	1
Harry Simpson, L (1, 9) OBP: 0.314, SLG: 0.559	1-2 1B			1B HR 1B	K		HR		1-H HR	5	3	4	3	0	1	0
Gus Zernial, R (1, 7) OBP: 0.333, SLG: 0.379	K			1-2 HR 1B	FC6 1B		K		6-3	5	1	2	0	0	2	2
Hector Lopez, R (1, 8) OBP: 0.435, SLG: 0.762		K		1-H 2-H HR	FC6 1-2f			5-3		4	1	1	3	0	1	1
Joe Demaestri, R (1, 6) OBP: 0.391, SLG: 0.500		1-3 S 1B		FC5 SH3-4 1B		BLK 1B		F9		4	0	3	0	0	0	0
Joe Astroth, R (1, 2)		1-3 1-3		SH3-4 1-2		6-3 1-2		5-3		3	0	0	0	0	0	2
Art Ditmar, R (1, 1) OBP: 0.333, SLG: 0.333		F9		F9		K			HR	2	0	0	0	0	0	2
Moe Burtschy, R (4, 1) OBP: 1.000, SLG: 1.000										0	0	0	0	0	0	0
Rance Pless, R (6, PH)										1	0	0	0	0	1	1
Bill Harrington, R (6, 1)										0	0	0	0	0	0	0
Jack Crimian, R (7, 1)										0	0	0	0	0	0	0
Bill Renna, R (9, PH) OBP: 0.250, SLG: 0.750										1	1	1	1	0	0	0
Inning Stats	R: 0 E: 0 K: 1 S: 6 H: 1 LOB: 2 BB: 1 P: 10	R: 0 E: 0 K: 1 S: 6 H: 1 LOB: 1 BB: 0 P: 6	R: 0 E: 0 K: 0 S: 3 H: 0 LOB: 0 BB: 0 P: 3	R: 3 E: 0 K: 0 S: 7 H: 4 LOB: 2 BB: 1 P: 11	R: 0 E: 0 K: 1 S: 6 H: 1 LOB: 1 BB: 0 P: 6	R: 0 E: 0 K: 1 S: 6 H: 1 LOB: 1 BB: 0 P: 6	R: 1 E: 0 K: 1 S: 6 H: 2 LOB: 0 BB: 0 P: 6	R: 0 E: 0 K: 0 S: 3 H: 0 LOB: 0 BB: 0 P: 3	R: 3 E: 0 K: 0 S: 5 H: 2 LOB: 0 BB: 1 P: 9	1B: 8 2B: 0 3B: 0 HR: 4	SF: 0 SAC: 1 DP: 1 HBP: 0						

PITCHER	IP	WLS	BF	H	R	ER	SO	BB	IBB	HBP	BLK	WP	HR	S	P	ERA	WHIP
Billy Pierce, L (1, 1) ERA: 2.67	9.0	W	41	12	7	7	5	3	0	0	1	0	4	48	60	7.00	1.667

PITCHER	IP	WLS	BF	H	R	ER	SO	BB	IBB	HBP	BLK	WP	HR	S	P	ERA	WHIP

TOP

Kansas City Athletics @ Chicago White Sox

Comiskey Park, Chicago, IL

Fri Apr 27 1956, 4:33 AM EST

Att. 3,944 - Unknown

livebaseballscorecards.com

AB	37
R	7
H	12
RBI	7
BB	3
SO	5
LOB	12

Batter	1	2	3	4	5	6	7	8	9	AB	R	H	RBI	BB	SO	LOB
Jim Rivera, L (1, 9) OBP: 0.429, SLG: 0.444	BB 1B 1B	5-1-5 2-3f		3B 3B		F8	BBBB 1-2 BB			4	2	2	0	1	0	2
Nellie Fox, L (1, 4) OBP: 0.148, SLG: 0.308	F8		E6 1B SF7	1B 3-H 3B		F8	6-3			5	2	1	1	0	0	3
George Kell, R (1, 5) OBP: 0.750, SLG: 0.667	BBBB 1B 1-2 BB		1-3 1B	3-H 1B			2B 2B 1B	5-3		4	1	3	1	1	0	0
Larry Doby, L (1, 8) OBP: 0.417, SLG: 0.353	F8		SF7 3-H	G3			1-3 2B 2B	FC5-4 1B		4	1	2	1	0	0	3
Minnie Minoso, R (1, 7) OBP: 0.370, SLG: 0.318	1-2 2-H 1B		F8		F6		SSS SH5-3 SF7 2-H 3-H 2B	K		5	1	2	3	0	1	2
Sherm Lollar, R (1, 2) OBP: 0.455, SLG: 0.353	F7		4-3		BBBB WP BB		BBBB SH5-3 1B BB	FC5-4 1-2f		3	1	0	0	2	0	4
Walt Dropo, R (1, 3) OBP: 0.235, SLG: 0.333		SSS K		HR	F7 1-2		SH5-3 1-2 2-3			3	1	1	1	0	1	1
Luis Aparicio, R (1, 6) OBP: 0.118, SLG: 0.118 Ron Northey, L (7, PH) OBP: 0.500, SLG: 4.000 Jim Brideweser, R (8, 6)		E6 5-1-5 1B		F2	1-3		SF7 3-H			3 0 0	0 0 0	0 0 0	0 1 0	0 0 0	0 0 0	1 0 0
Billy Pierce, L (1, 1) OBP: 0.364, SLG: 0.364		1-2 1B		6-3		F9	BB 2-H 1B			4	0	2	1	0	0	0
Inning Stats	R: 1 E: 0 K: 0 S: 5 H: 2 LOB: 2 BB: 1 P: 9	R: 0 E: 1 K: 1 S: 6 H: 1 LOB: 1 BB: 0 P: 6	R: 1 E: 1 K: 0 S: 5 H: 1 LOB: 1 BB: 0 P: 5	R: 3 E: 0 K: 0 S: 7 H: 4 LOB: 1 BB: 0 P: 7	R: 0 E: 0 K: 0 S: 3 H: 0 LOB: 1 BB: 1 P: 7	R: 0 E: 0 K: 0 S: 3 H: 0 LOB: 0 BB: 0 P: 3	R: 4 E: 0 K: 0 S: 7 H: 4 LOB: 2 BB: 2 P: 15	R: 0 E: 0 K: 1 S: 6 H: 1 LOB: 1 BB: 0 P: 6		1B: 8 2B: 3 3B: 2 HR: 1 SF: 2 SAC: 1 DP: 1 HBP: 0						

PITCHER		IP	WLS	BF	H	R	ER	SO	BB	IBB	HBP	BLK	WP	HR	S	P	ERA	WHIP
Art Ditmar, R ERA: 2.84	(1, 1)	3.2	L	21	8	5	4	1	1	0	0	0	0	1	22	26	9.82	2.455
Moe Burtschy, R ERA:	(4, 1)	1.1		5	0	0	0	0	1	0	0	0	1	0	4	8	0.00	0.750
Bill Harrington, R ERA: 10.13	(6, 1)	1.0		6	3	3	3	0	0	0	0	0	0	0	6	6	27.00	3.000
Jack Crimian, R ERA: 6.75	(7, 1)	2.0		10	2	1	1	1	2	0	0	0	0	0	10	18	4.50	2.000

PITCHER	IP	WLS	BF	H	R	ER	SO	BB	IBB	HBP	BLK	WP	HR	S	P	ERA	WHIP

BOTTOM

Kansas City Athletics @ Chicago White Sox

Comiskey Park, Chicago, IL

Fri Apr 27 1956, 4:33 AM EST

Att. 3,944 - Unknown

livebaseballscorecards.com

AB	35
R	9
H	13
RBI	9
BB	4
SO	2
LOB	16

WP: 1 PA: 42
PB: 0
SB: 0
CS: 0

Chicago White Sox @ Baltimore Orioles

Memorial Stadium, Baltimore, MD

Tue May 01 1956, 3:33 AM EDT

Att. 12,169 - Unknown

TOP

livebaseballscorecards.com

Batter	1	2	3	4	5	6	7	8	9	10	11	AB	R	H	RBI	BB	SO	LOB
Jim Rivera, L (1, 9) OBP: 0.444, SLG: 0.500	1B FC4-6 1B		L8		K			1B FC4 2B	1-3 1B		K	6	2	3	0	0	2	2
Nellie Fox, L (1, 4) OBP: 0.156, SLG: 0.267	F7		3-1		4-3			FC4 1B FC6-2 BB	4-3			4	0	0	0	1	0	4
George Kell, R (1, 5) OBP: 0.667, SLG: 0.600	FC4-6 1-3 1B		L5			F8		FC6-2 FC4 1-2 2-3 1B		FC5-6 1B		4	0	2	0	0	0	0
Bubba Phillips, R (8, PR) OBP: 0.333, SLG: 0.667												0	0	0	0	0	0	0
Bob Kennedy, R (8, 5) OBP: 0.250, SLG: 0.100												1	0	1	0	0	0	0
Larry Doby, L (1, 8) OBP: 0.345, SLG: 0.273	FC4-6 BB 1-2f 3-H			E3 E		K		FC4 FC6-2 1-2 2-3 3-H		FC5-6 CS 1B 1-2f		5	0	0	2	0	1	4
Minnie Minoso, R (1, 7) OBP: 0.375, SLG: 0.308	FC6-4 1-2 BB			FC1 2-3		L7		FC6-2 FC6-4 1-2 2-3 3-Hf		1-2 1B		4	0	1	0	1	0	4
Sherm Lollar, R (1, 2) OBP: 0.407, SLG: 0.286	FC6-4 1-2f			G6-4-3 BB			F9	K		2-3		4	0	0	0	1	2	7
Walt Dropo, R (1, 3) OBP: 0.227, SLG: 0.300		K		G6-4-3 1-2f			1B	FC6-4 1-2f			F5	5	0	1	0	0	1	5
Luis Aparicio, R (1, 6) OBP: 0.150, SLG: 0.150		F6			SH5-4 1B		F5		BB FC3-6		1B	3	0	1	0	0	0	1
Bob Nieman, R (9, PH)												0	0	0	0	1	0	0
Jim Brideweser, R (9, PR) OBP: 0.500, SLG: 0.500												1	0	1	0	0	0	0
(9, 6)																		
Jack Harshman, L (1, 1)		G3			SH5-4 1-2		G3		1-2f FC3-6 1B		F5	2	0	0	0	0	0	1
Dixie Howell, L (8, 1) OBP: 0.333, SLG: 0.333												2	0	0	0	0	0	2

	AB	41
	R	2
	H	10
	RBI	2
	BB	4
	SO	6
	LOB	30

Inning Stats																								
	R: 1	H: 2	R: 0	H: 0	R: 0	H: 0	R: 0	H: 0	R: 0	H: 0	R: 0	H: 1	R: 1	H: 2	R: 0	H: 1	R: 0	H: 2	R: 0	H: 1	1B: 9	SF: 0	WP: 0	PA: 46
	E: 0	LOB: 2	E: 0	LOB: 0	E: 0	LOB: 0	E: 2	LOB: 1	E: 0	LOB: 1	E: 0	LOB: 1	E: 0	LOB: 3	E: 0	LOB: 2	K: 1	LOB: 2	E: 0	LOB: 1	2B: 2	SAC: 1	PB: 0	
	K: 0	BB: 1	K: 1	BB: 0	K: 0	BB: 0	K: 0	BB: 0	K: 1	BB: 0	K: 0	BB: 0	K: 1	BB: 1	K: 0	BB: 1	S: 6	BB: 0	K: 1	BB: 0	3B: 0	DP: 2	SB: 0	
	S: 5	P: 9	S: 5	P: 5	S: 3	P: 3	K: 0	BB: 0	S: 5	P: 5	S: 6	P: 6	S: 8	P: 12	S: 3	P: 7		P: 6	S: 6	P: 6	HR: 0	HBP: 0	CS: 1	

PITCHER		IP	WLS	BF	H	R	ER	SO	BB	IBB	HBP	BLK	WP	HR	S	P	ERA	WHIP
Erv Palica, R	(1, 1)	7.0		27	4	1	1	3	2	0	0	0	0	0	31	39	1.29	0.857
ERA: 3.91																		
Fred Besana, L	(8, 1)	2.1		13	4	1	1	1	2	0	0	0	0	0	13	21	3.86	2.571
ERA: 5.28																		
George Zuverink, R	(10, 1)	1.2	W	6	2	0	0	2	0	0	0	0	0	0	10	10	0.00	1.200
ERA: 1.89																		

PITCHER	IP	WLS	BF	H	R	ER	SO	BB	IBB	HBP	BLK	WP	HR	S	P	ERA	WHIP

Chicago White Sox @ Baltimore Orioles

Memorial Stadium, Baltimore, MD

Tue May 01 1956, 3:33 AM EDT

Att. 12,169 - Unknown

livebaseballscorecards.com

BOTTOM

Batter	1	2	3	4	5	6	7	8	9	10	11	AB	R	H	RBI	BB	SO	LOB
Bobby Adams, R (1, 5) OBP: 0.400, SLG: 0.316	F4		K			F5		F5		K		5	0	0	0	0	2	0
Chuck Diering, R (1, 7) (9, 8) OBP: 0.500, SLG: 0.273	K		F2			E S 1B		2B BB		F9		4	1	1	0	1	1	0
Dave Philley, S (1, 9) (9, 7) OBP: 0.226, SLG: 0.293	K		K			F4 1-3		1-H 1B 2B		F6		5	1	1	1	0	2	1
Gus Triandos, R (1, 3) OBP: 0.386, SLG: 0.510		G6-4-3 E 1B		G3		BB		K2-5-2 2-H 1B			SH E 2B	2	0	1	0	1	0	0
Bob Boyd, L (8, PH) (9, 3) OBP: 0.423, SLG: 0.565												2	1	2	1	0	0	0
Jim Pyburn, R (1, 8) OBP: 0.265, SLG: 0.375		E6 G6-4-3 1-2		E4 L4-3		K		IBB			E IBB	3	0	0	0	0	1	3
Tito Francona, L (8, PH) (9, 9) OBP: 0.256, SLG: 0.324												0	0	0	0	0	2	0
Billy Gardner, R (1, 4) OBP: 0.310, SLG: 0.519		G6-4-3 1-2f 2-3		L4-3 1-2			F9	K2-5-2 2-2			SH 1-3 2-H	4	0	0	0	0	1	5
Hal Smith, R (1, 2) OBP: 0.425, SLG: 0.543		BB BB			F4		WP 2B		4-3			3	0	1	0	1	0	0
Willy Miranda, S (1, 6) OBP: 0.244, SLG: 0.244		1-2 BB			F2		F8 2-3		2-3			1	0	0	0	1	0	0
Jim Dyck, R (7, PH) OBP: 0.414, SLG: 0.318												1	0	0	0	0	0	1
Fred Marsh, R (8, 6) OBP: 0.235, SLG: 0.071												1	0	0	0	0	0	0
Erv Palica, R (1, 1)		K			6-3		K		K			2	0	0	0	0	1	3
Bob Hale, L (7, PH) OBP: 0.333, SLG: 0.500												1	0	0	0	0	1	1
Fred Besana, R (8, 1)												1	0	0	0	0	1	0
George Zuverink, R (10, 1)												0	0	0	0	0	0	0
Inning Stats	R: 0 H: 0 E: 0 LOB: 0 K: 2 BB: 0 S: 7 P: 7	R: 0 H: 1 E: 1 LOB: 3 K: 1 BB: 2 S: 6 P: 14	R: 0 H: 0 E: 0 LOB: 0 K: 2 BB: 0 S: 7 P: 7	R: 0 H: 0 E: 1 LOB: 0 K: 0 BB: 0 S: 3 P: 3	R: 0 H: 0 E: 0 LOB: 0 K: 0 BB: 0 S: 3 P: 3	R: 0 H: 1 E: 0 LOB: 2 K: 1 BB: 1 S: 6 P: 10	R: 0 H: 1 E: 0 LOB: 1 K: 1 BB: 0 S: 6 P: 6	R: 2 H: 2 E: 0 LOB: 2 K: 1 BB: 2 S: 6 P: 14	R: 0 H: 0 E: 0 LOB: 0 K: 1 BB: 0 S: 5 P: 5	R: 0 H: 0 E: 0 LOB: 0 K: 1 BB: 0 S: 5 P: 5	R: 1 H: 1 E: 1 LOB: 2 K: 0 BB: 1 S: 2 P: 6						

| | | | | | | | | | | | |

Chicago White Sox @ Washington Senators

Griffith Stadium, Washington, DC

Thu May 03 1956, 3:33 AM EDT

Att. 6,162 - Unknown

TOP

livebaseballscorecards.com

Batter	1	2	3	4	5	6	7	8	9	AB	R	H	RBI	BB	SO	LOB
Bubba Phillips, R (1, 9) OBP: 0.400, SLG: 0.600	0-0 E 3-1 BB 1B	0-0 BB 2-H 1B		0-0 6-3 ③			0-0 1-3 ②		0-0 F8 ①	4	1	2	1	0	0	0
Jim Brideweser, R (8, 6) OBP: 0.500, SLG: 0.500										0	0	0	0	0	0	0
Cal Abrams, L (9, PH) OBP: 0.500, SLG: 0.500										1	0	0	0	0	0	0
Nellie Fox, L (1, 4) OBP: 0.216, SLG: 0.294	S S S 0-3 K ①	B B B B 4-0 G6-4-3 1-2 BB			0-0 F9 ①		0-0 E 1B		0-0 1B	4	0	2	0	1	1	1
Minnie Minoso, R (1, 7) OBP: 0.378, SLG: 0.276	B B B 4-0 3-1 E 1-2 1B BB	0-0 G6-4-3 ②③ 1-2f			0-0 6-3 ②		B B B 4-0 1-3 BB		0-0 L6 ②	3	1	0	0	2	0	3
George Kell, R (1, 5) OBP: 0.471, SLG: 0.400	0-0 E4 3-1 1-2 2-3 1B		0-0 F6 ①		0-0 5-3 ③		0-0 F9 ③		0-0 F8 ③	5	1	0	0	0	0	5
Larry Doby, L (1, 8) OBP: 0.303, SLG: 0.231	0-0 3-1 ② 1-2 2-3 3-H		S S S 0-3 K ②			0-0 6-3 ①		0-0 4-3 ①		4	0	0	1	0	1	2
Sherm Lollar, R (1, 2) OBP: 0.484, SLG: 0.348	0-0 2-H 3-H 1B		B B B B 4-0 BB			B B B B 4-0 FC6-4 BB		0-0 E 1B		2	0	2	2	2	0	0
Walt Dropo, R (1, 3) OBP: 0.192, SLG: 0.250	0-0 L9 ③		0-0 F9 ③			0-0 F3 ②		0-0 F9 ②		4	0	0	0	0	0	4
Luis Aparicio, R (1, 6) OBP: 0.130, SLG: 0.130		0-0 E5 SH1-3 1B		S S S 0-3 K ①		0-0 FC6-4 ③ 1-2f		0-0 E4 1-2		3	1	0	0	0	1	1
Jim Rivera, L (8, PH) OBP: 0.429, SLG: 0.480										1	0	0	0	0	0	1
(8, 9)																
Billy Pierce, L (1, 1) OBP: 0.308, SLG: 0.308		0-0 SH1-3 ① 1-2		S S S 0-3 K ②			0-0 F7 ①	0-0 G3 ③		2	0	0	0	0	1	0
Ron Northey, L (8, PH) OBP: 0.333, SLG: 2.000										1	0	0	0	0	0	2
Bill Fischer, R (8, 1)										0	0	0	0	0	0	0
Inning Stats	R: 3 H: 2 E: 1 LOB: 1 K: 1 BB: 1 S: 8 P: 12	R: 1 H: 1 E: 1 LOB: 1 K: 0 BB: 1 S: 4 P: 8	R: 0 H: 0 E: 0 LOB: 1 K: 1 BB: 1 S: 5 P: 9	R: 0 H: 0 E: 0 LOB: 0 K: 2 BB: 0 S: 7 P: 7	R: 0 H: 0 E: 0 LOB: 0 K: 0 BB: 0 S: 3 P: 3	R: 0 H: 0 E: 0 LOB: 1 K: 0 BB: 1 S: 3 P: 7	R: 0 H: 1 E: 1 LOB: 2 K: 0 BB: 1 S: 4 P: 8	R: 0 H: 1 E: 1 LOB: 2 K: 0 BB: 0 S: 5 P: 5	R: 0 H: 1 E: 0 LOB: 1 K: 0 BB: 0 S: 4 P: 4	1B: 6 SF: 0 2B: 0 SAC: 1 3B: 0 DP: 1 HR: 0 HBP: 0						

	AB	34
	R	4
	H	6
	RBI	4
	BB	5
	SO	4
	LOB	19

PITCHER		IP	WLS	BF	H	R	ER	SO	BB	IBB	HBP	BLK	WP	HR	S	P	ERA	WHIP
Dean Stone, L ERA: 2.81	(1, 1)	1.1		11	3	4	0	1	2	0	0	0	0	0	11	19	0.00	3.750
Bob Chakales, R ERA: 1.06	(2, 1)	7.2	W	29	3	0	0	3	3	0	0	0	0	0	32	44	0.00	0.783

PITCHER	IP	WLS	BF	H	R	ER	SO	BB	IBB	HBP	BLK	WP	HR	S	P	ERA	WHIP

WP: 0 PA: 40
PB: 0
SB: 0
CS: 0

BOTTOM

Chicago White Sox @ Washington Senators

Griffith Stadium, Washington, DC

Thu May 03 1956, 3:33 AM EDT

Att. 6,162 - Unknown

livebaseballscorecards.com

Batter	1	2	3	4	5	6	7	8	9	AB	R	H	RBI	BB	SO	LOB
Eddie Yost, R (1, 5) OBP: 0.485, SLG: 0.289	BBBB 4-0 BB 1B BB	x 0-0 ① 5-3		BBBB 4-0 BB			x 0-0 SH1-4 HR 1B	SSS 0-3 ③ K		3	2	1	0	2	1	1
Dick Tettelbach, R (1, 7) OBP: 0.273, SLG: 0.304	BBBBB 4-0 BB 1B 1-2 2B BB	SSS 0-3 ② K		x 0-0 ③ F9			x 0-0 ① SH1-4 1-2			2	1	0	0	1	1	1
Karl Olson, R (1, 8) OBP: 0.419, SLG: 0.574	x 0-0 BB 1-2 2-H 2B 1B	BBB 4-0 FC6-4 BB			x 0-0 ① F8		SSS 0-3 ② K			3	1	1	1	1	1	1
Roy Sievers, R (1, 3) OBP: 0.323, SLG: 0.418	SSS 0-3 ① K	x 0-0 ③ FC6-4 1-2f			x 0-0 ② F8		- - - - 4-0 HR IBB			3	1	0	0	1	1	3
Jim Lemon, R (1, 9) OBP: 0.469, SLG: 0.690	BBBB 4-0 1-2 2-3 2B BB		SSS 0-3 ① K		x 0-0 ③ F9		x 0-0 1-H 2-H HR			3	2	1	3	1	1	0
Pete Runnels, L (1, 4) OBP: 0.400, SLG: 0.596	x 0-0 F8 1-H 2-H 3-H 2B		x 0-0 CS 1B			x 0-0 ① 6-3	x 0-0 ③ 4-3			4	0	2	3	0	0	0
Jerry Snyder, R (1, 6) OBP: 0.364, SLG: 0.341	x 0-0 ② F8 2-3		x 0-0 ②③ 1-2 1B			x 0-0 1B		x 0-0 ① F9		4	0	2	0	0	0	1
Ed Fitz Gerald, R (1, 2) OBP: 0.421, SLG: 0.611	I I I I 4-0 IBB			SSS 0-3 ① K		x 0-0 ② F9		x 0-0 6-3 1B		3	0	1	0	1	1	1
Dean Stone, L (1, 1) Bob Chakales, R (2, 1)	SSS 0-3 ③ K			x 0-0 ② 5-3			SSS 0-3 ③ K	x 0-0 ② 6-3 1-2		1 3	0 0	0 0	0 0	0 0	1 1	2 2
Inning Stats	R: 4 E: 0 K: 2 S: 9 H: 2 LOB: 2 BB: 4 P: 25	R: 0 E: 0 K: 1 S: 5 H: 0 LOB: 1 BB: 1 P: 9	R: 0 E: 0 K: 1 S: 5 H: 2 LOB: 1 BB: 0 P: 5	R: 0 E: 0 K: 1 S: 5 H: 0 LOB: 1 BB: 1 P: 9	R: 0 E: 0 K: 0 S: 3 H: 0 LOB: 0 BB: 0 P: 3	R: 0 E: 0 K: 1 S: 6 H: 1 LOB: 1 BB: 0 P: 6	R: 3 E: 0 K: 1 S: 7 H: 2 LOB: 0 BB: 1 P: 11	R: 0 E: 0 K: 1 S: 6 H: 1 LOB: 1 BB: 0 P: 6		1B: 6 2B: 1 3B: 0 HR: 1	SF: 0 SAC: 1 DP: 0 HBP: 0			WP: 0 PB: 0 SB: 0 CS: 1	PA: 37	

	AB	29
	R	7
	H	8
	RBI	7
	BB	7
	SO	8
	LOB	12

PITCHER		IP	WLS	BF	H	R	ER	SO	BB	IBB	HBP	BLK	WP	HR	S	P	ERA	WHIP
Billy Pierce, L ERA: 3.97	(1, 1)	7.0	L	33	7	7	7	7	5	2	0	0	0	1	40	68	9.00	1.714
Bill Fischer, R ERA: 36.0	(8, 1)	1.0		4	1	0	0	1	0	0	0	0	0	0	6	6	0.00	1.000

PITCHER	IP	WLS	BF	H	R	ER	SO	BB	IBB	HBP	BLK	WP	HR	S	P	ERA	WHIP

Chicago White Sox @ Washington Senators

Griffith Stadium, Washington, DC

Fri May 04 1956, 3:33 AM EDT

Att. 6,302 - Unknown

TOP

livebaseballscorecards.com

Batter	1	2	3	4	5	6	7	8	9	AB	R	H	RBI	BB	SO	LOB
Sammy Esposito, R (1, 5) OBP: 0.200, SLG: 0.300	P6		HBP 1B; 1-3 1B; 1B		F9		6-3		SH1-4; 1-2	4	1	1	0	0	0	0
Nellie Fox, L (1, 4) OBP: 0.214, SLG: 0.282	K		HBP; 1-2 3-H 1B; 1B		6-3		K		4-3; 2-3	5	1	1	1	0	2	1
Minnie Minoso, R (1, 7) OBP: 0.405, SLG: 0.281	BB; 1B		1B; SF9; 1-2 2-3 HBP		6-3		F7		PB; BB	3	1	1	0	1	0	0
Larry Doby, L (1, 8) OBP: 0.342, SLG: 0.267	1-2 BB		CS; 1-3 2-H 3-H 1B			F9		WP SH1; 1B	5-3; 1-2	4	0	2	2	1	0	2
Jim Rivera, L (1, 9) OBP: 0.419, SLG: 0.519	K		SF9; 3-H			2B		SH1; 1-2		2	1	1	1	0	1	2
George Kell, R (1, 3) OBP: 0.429, SLG: 0.421		1-3	K; 1-2			2-H 2B		5-3		4	0	1	1	0	1	2
Sherm Lollar, R (1, 2) OBP: 0.457, SLG: 0.308		F8		F7		F7		2-3 BB		3	0	0	0	1	0	1
Jim Brideweser, R (1, 6) OBP: 0.333, SLG: 0.200		K		1-3		HBP		K		3	0	0	0	0	2	2
Dick Donovan, L (1, 1) OBP: 0.571, SLG: 1.000			BB; 1B	L1		F8			4-3 SH1-4; 1B	3	1	1	0	1	0	2

AB	31
R	5
H	8
RBI	5
BB	4
SO	6
LOB	12

Inning Stats	1	2	3	4	5	6	7	8	9
	R: 0 E: 0 K: 2 S: 8	H: 1 LOB: 2 BB: 1 P: 12	R: 0 E: 0 K: 1 S: 5	H: 0 LOB: 0 BB: 0 P: 5	R: 4 E: 0 K: 1 S: 7	H: 3 LOB: 1 BB: 1 P: 12	R: 0 E: 0 K: 0 S: 3	H: 0 LOB: 0 BB: 0 P: 3	R: 0 E: 0 K: 0 S: 3	H: 0 LOB: 0 BB: 0 P: 3
	R: 1 E: 0 K: 0 S: 5	H: 2 LOB: 2 BB: 0 P: 6	R: 0 E: 0 K: 1 S: 5	H: 0 LOB: 0 BB: 0 P: 5	R: 0 E: 0 K: 1 S: 6	H: 1 LOB: 2 BB: 1 P: 10	R: 0 E: 0 K: 0 S: 4	H: 1 LOB: 2 BB: 1 P: 8		

	1B: 6	SF: 1	WP: 1	PA: 40
	2B: 3	SAC: 2	PB: 1	
	3B: 0	DP: 1	SB: 0	
	HR: 0	HBP: 2	CS: 1	

PITCHER	IP	WLS	BF	H	R	ER	SO	BB	IBB	HBP	BLK	WP	HR	S	P	ERA	WHIP
Camilo Pascual, R (1, 1) ERA: 4.22	8.0	L	35	7	5	5	6	3	0	2	0	1	0	42	56	5.62	1.250
Tex Clevenger, R (9, 1) ERA: 9.0	1.0		5	1	0	0	0	1	0	0	0	0	0	4	8	0.00	2.000

PITCHER	IP	WLS	BF	H	R	ER	SO	BB	IBB	HBP	BLK	WP	HR	S	P	ERA	WHIP

Batter	1	2	3	4	5	6	7	8	9	AB	R	H	RBI	BB	SO	LOB
Eddie Yost, R (1, 5) OBP: 0.457, SLG: 0.265	G3		K			5-3			F8	4	0	0	0	0	1	0
Dick Tettelbach, R (1, 7) OBP: 0.286, SLG: 0.305	K		BB			6-3			2B 1B	3	0	1	0	1	1	0
Pete Runnels, L (1, 4) OBP: 0.370, SLG: 0.549	4-3		F8			G3			F7	4	0	0	0	0	0	2
Roy Sievers, R (1, 3) OBP: 0.333, SLG: 0.441		HR 1B		F8			F2		1-3 2B	4	1	2	0	0	0	0
Jim Lemon, R (1, 9) OBP: 0.453, SLG: 0.717		1-H HR		K			K		3-1	4	1	1	2	0	2	2
Clint Courtney, L (1, 2) OBP: 0.438, SLG: 0.517		G5-4-3 1B		F8			K			3	0	1	0	0	1	0
Karl Olson, R (1, 8) OBP: 0.400, SLG: 0.544		F9			K			F8		3	0	0	0	0	1	1
Jerry Snyder, R (1, 6) OBP: 0.362, SLG: 0.341		G5-4-3 1-2f			G4-6-3 1B			4-3		3	0	1	0	0	0	1
Camilo Pascual, R (1, 1) OBP: 0.364, SLG: 0.455			F8		G4-6-3 1-2f			4-3		2	0	0	0	0	0	1
Ernie Oravetz, S (8, PH) OBP: 0.167, SLG: 0.200										1	0	0	0	0	0	0
Tex Clevenger, R (9, 1)										0	0	0	0	0	0	0
Inning Stats	R: 0 E: 0 K: 1 S: 5 H: 0 LOB: 0 BB: 0 P: 5	R: 2 E: 0 K: 0 S: 5 H: 3 LOB: 0 BB: 0 P: 5	R: 0 E: 0 K: 1 S: 5 H: 0 LOB: 1 BB: 1 P: 9	R: 0 E: 0 K: 1 S: 5 H: 0 LOB: 0 BB: 0 P: 5	R: 0 E: 0 K: 1 S: 5 H: 1 LOB: 0 BB: 0 P: 5	R: 0 E: 0 K: 0 S: 3 H: 0 LOB: 0 BB: 0 P: 3	R: 0 E: 0 K: 2 S: 7 H: 0 LOB: 0 BB: 0 P: 7	R: 0 E: 0 K: 0 S: 3 H: 0 LOB: 0 BB: 0 P: 3	R: 0 E: 0 K: 0 S: 5 H: 2 LOB: 2 BB: 0 P: 5	1B: 4 2B: 1 3B: 0 HR: 1 SF: 0 SAC: 0 DP: 2 HBP: 0						

PITCHER	IP	WLS	BF	H	R	ER	SO	BB	IBB	HBP	BLK	WP	HR	S	P	ERA	WHIP
Dick Donovan, R (1, 1) ERA: 2.7	9.0	W	32	6	2	2	6	1	0	0	0	0	1	43	47	2.00	0.778

PITCHER	IP	WLS	BF	H	R	ER	SO	BB	IBB	HBP	BLK	WP	HR	S	P	ERA	WHIP

BOTTOM

Chicago White Sox @ Washington Senators

Griffith Stadium, Washington, DC

Fri May 04 1956, 3:33 AM EDT

Att. 6,302 - Unknown

livebaseballscorecards.com

AB	31
R	2
H	6
RBI	2
BB	1
SO	6
LOB	7

Chicago White Sox @ Washington Senators

Griffith Stadium, Washington, DC

Sat May 05 1956, 3:33 AM EDT

Att. 4,686 - Unknown

TOP

livebaseballscorecards.com

Batter	1	2	3	4	5	6	7	8	9	AB	R	H	RBI	BB	SO	LOB
Bubba Phillips, R (1, 9) OBP: 0.286, SLG: 0.429	6-3			5-3		1-3		F9		4	0	0	0	0	0	1
Sammy Esposito, R (1, 5) OBP: 0.143, SLG: 0.214	P5			L8		F7		P5 1-2		4	0	0	0	0	0	1
Sandy Consuegra, R (8, 1)										0	0	0	0	0	0	0
Minnie Minoso, R (1, 7) OBP: 0.435, SLG: 0.417	F9			HR			G3 BB SF8 1B		1B 1B	4	2	3	1	0	0	0
George Kell, R (1, 3) OBP: 0.480, SLG: 0.500		5-3		2B			BBBB 4-0 1-2 G3 BB		1-3 1B	3	0	2	0	1	0	0
Jim Rivera, L (9, PR) OBP: 0.419, SLG: 0.519										0	0	0	0	0	0	0
Larry Doby, L (1, 8) OBP: 0.310, SLG: 0.235		4-3		P4			G3 1-2 2-3		SSS 0-3 K	4	0	0	0	0	1	5
Sherm Lollar, R (1, 2) OBP: 0.410, SLG: 0.276		P4			F8		SF8 3-H		F3	3	0	0	1	0	0	2
Nellie Fox, L (1, 4) OBP: 0.196, SLG: 0.256			L9		G3		G3		6-3	4	0	0	0	0	0	3
Jim Brideweser, R (1, 6) OBP: 0.250, SLG: 0.143			5-3		5-3			S 1B		2	0	0	0	0	0	0
Bob Nieman, R (8, PH) OBP: 1.000, SLG: 1.000										1	0	1	0	0	0	0
Luis Aparicio, R (8, PR) OBP: 0.130, SLG: 0.130										0	0	0	0	0	0	0
(8, 6)																
Connie Johnson, R (1, 1)			SSS 0-3 K			6-3		F7		2	0	0	0	0	1	0
Mike Fornieles, R (7, 1)										0	0	0	0	0	0	0
Bob Kennedy, R (8, PH) OBP: 0.231, SLG: 0.091										1	0	0	0	0	0	1
(8, 5)																

AB	32
R	2
H	6
RBI	2
BB	1
SO	2
LOB	13

Inning Stats	1	2	3	4	5	6	7	8	9
	R: 0 H: 0 E: 0 LOB: 0 K: 0 BB: 0 S: 3 P: 3	R: 0 H: 0 E: 0 LOB: 0 K: 0 BB: 0 S: 3 P: 3	R: 0 H: 0 E: 0 LOB: 0 K: 1 BB: 0 S: 5 P: 5	R: 1 H: 2 E: 0 LOB: 1 K: 0 BB: 0 S: 5 P: 5	R: 0 H: 0 E: 0 LOB: 0 K: 0 BB: 0 S: 3 P: 3	R: 0 H: 0 E: 0 LOB: 0 K: 0 BB: 0 S: 3 P: 3	R: 1 H: 1 E: 0 LOB: 1 K: 0 BB: 1 S: 4 P: 8	R: 0 H: 1 E: 0 LOB: 2 K: 0 BB: 0 S: 4 P: 4	R: 0 H: 2 E: 0 LOB: 2 K: 1 BB: 0 S: 7 P: 7

1B: 4 SF: 1
2B: 1 SAC: 0
3B: 0 DP: 0
HR: 1 HBP: 0

WP: 0 PA: 34
PB: 0
SB: 1
CS: 0

PITCHER	IP	WLS	BF	H	R	ER	SO	BB	IBB	HBP	BLK	WP	HR	S	P	ERA	WHIP
Chuck Stobbs, L (1, 1) ERA: 4.02	9.0	W	34	6	2	2	2	1	0	0	0	0	1	37	41	2.00	0.778

PITCHER	IP	WLS	BF	H	R	ER	SO	BB	IBB	HBP	BLK	WP	HR	S	P	ERA	WHIP

BOTTOM

Chicago White Sox @ Washington Senators

Griffith Stadium, Washington, DC

Sat May 05 1956, 3:33 AM EDT

Att. 4,686 - Unknown

livebaseballscorecards.com

Batter	1	2	3	4	5	6	7	8	9	AB	R	H	RBI	BB	SO	LOB
Eddie Yost, R (1, 5) OBP: 0.453, SLG: 0.250	BBBB 4-0 FC4-6 BB		BBBB 4-0 1B BB		x 0-0 ② P3		x 0-0 ② 6-3	x 0-0 ②③ L4 2-3		3	0	0	0	2	0	2
Ernie Oravetz, S (1, 9) OBP: 0.300, SLG: 0.250	x 0-0 ① FC4-6 FC1-6 1-2f		x 0-0 FC6-4 1B 1-3		x 0-0 ③ F9		BBBB 4-0 BB 1B BB			3	1	1	0	1	0	1
Pete Runnels, L (1, 4) OBP: 0.362, SLG: 0.519	x 0-0 ② FC1-6 FC6-4 1-2f		x 0-0 ① FC6-4 G5-4-3 1-2f			x 0-0 ① F7	BBBB 4-0 1B BB 1-2			3	0	0	0	1	0	3
Roy Sievers, R (1, 3) OBP: 0.329, SLG: 0.429	x 0-0 ③ FC6-4 1-2f		x 0-0 ②③ G5-4-3 1-2f			x 0-0 ② F7	x 0-0 1B 1-3 2-H			4	0	1	1	0	0	3
Jim Lemon, R (1, 7) OBP: 0.474, SLG: 0.820		x 0-0 2B		x 0-0 3-1 FC2 2B		x 0-0 SSS HR	0-3 ③ K			4	2	3	1	0	1	2
Clint Courtney, L (1, 2) OBP: 0.417, SLG: 0.485 Pedro Ramos, S (8, PR) OBP: 0.429, SLG: 0.429 Jose Valdivielso, R (9, 6) OBP: 0.190, SLG: 0.200		x 0-0 ① F8		x 0-0 ① 3-1 2-3		x 0-0 1B 1B		x 0-0 E7 SH3 1B		4 0 0	0 1 0	1 0 0	0 0 0	0 0 0	0 0 0	2 0 0
Karl Olson, R (1, 8) OBP: 0.397, SLG: 0.533	SSS 0-3 ② K			x 0-0 FC2 G4-3 3-H		x 0-0 1-3 1B		x 0-0 ① SH3 1-2		3	0	1	1	0	1	1
Jerry Snyder, R (1, 6) OBP: 0.360, SLG: 0.326 Lou Berberet, L (8, PH) OBP: 0.182, SLG: 0.105 (9, 2)	BBBB 4-0 BB			x 0-0 ②③ G4-3 1-2f		x 0-0 ③ F7		4-0 L4 1B IBB		2 0	0 0	0 0	0 0	1 1	0 0	3 0
Chuck Stobbs, L (1, 1) OBP: 0.077, SLG: 0.083		x 0-0 ③ 6-3			SSS 0-3 ① K		SSS 0-3 ① K	x 0-0 1-2 2-H 1B		4	0	1	1	0	2	2
Inning Stats	R: 0 H: 0 E: 0 LOB: 1 K: 0 BB: 1 S: 3 P: 7	R: 0 H: 1 E: 0 LOB: 2 K: 1 BB: 1 S: 6 P: 10	R: 0 H: 1 E: 0 LOB: 1 K: 0 BB: 1 S: 3 P: 7	R: 1 H: 1 E: 0 LOB: 0 K: 0 BB: 0 S: 4 P: 4	R: 0 H: 0 E: 0 LOB: 0 K: 1 BB: 0 S: 5 P: 5	R: 1 H: 3 E: 0 LOB: 2 K: 0 BB: 0 S: 6 P: 6	R: 1 H: 1 E: 0 LOB: 2 K: 2 BB: 2 S: 8 P: 16	R: 1 H: 1 E: 1 LOB: 1 K: 0 BB: 1 S: 4 P: 8		1B: 5 SF: 0 2B: 3 SAC: 1 3B: 0 DP: 3 HR: 1 HBP: 0						

	AB	30
	R	4
	H	8
	RBI	4
	BB	6
	SO	4
	LOB	19

WP: 0 PA: 37
PB: 0
SB: 0
CS: 0

PITCHER		IP	WLS	BF	H	R	ER	SO	BB	IBB	HBP	BLK	WP	HR	S	P	ERA	WHIP
Connie Johnson, R ERA: 2.79	(1, 1)	6.2	L	30	6	3	3	3	5	0	0	0	0	1	31	51	4.05	1.650
Mike Fornieles, R ERA:	(7, 1)	0.1		2	1	0	0	1	0	0	0	0	0	0	4	4	0.00	3.000
Sandy Consuegra, R ERA: 20.25	(8, 1)	1.0		5	1	1	0	0	0	1	0	0	0	0	4	8	0.00	1.000

PITCHER	IP	WLS	BF	H	R	ER	SO	BB	IBB	HBP	BLK	WP	HR	S	P	ERA	WHIP

Batter	1	2	3	4	5	6	7	8	9	AB	R	H	RBI	BB	SO	LOB
Nellie Fox, L (1, 4) OBP: 0.200, SLG: 0.255	K		1-2 1B		F8			4-3		4	0	1	0	0	1	1
George Kell, R (1, 5) OBP: 0.448, SLG: 0.440	6-3		F9		K			FC5 1B BB		3	0	0	0	1	1	3
Minnie Minoso, R (1, 7) OBP: 0.440, SLG: 0.425	4-3			G1-4-3 1B		1-3		1-2 1B		4	0	2	0	0	0	0
Bob Nieman, R (1, 9) OBP: 0.667, SLG: 0.333		6-3		G1-4-3 1-2f		K		FC5 2-3f		2	0	0	0	0	0	1
Jim Rivera, L (4, 9) OBP: 0.406, SLG: 0.500										1	0	0	0	0	1	0
Bob Kennedy, R (8, PH) OBP: 0.214, SLG: 0.083										1	0	0	0	0	0	2
Jerry Dahlke, R (8, 1)										0	0	0	0	0	0	0
Larry Doby, L (1, 8) OBP: 0.304, SLG: 0.237		K		BB 1B		4-3			F8	4	0	1	0	0	1	0
Walt Dropo, R (1, 3) OBP: 0.233, SLG: 0.259		PO 1B		FC6-4 1-2 BB			1-3		P3	3	0	1	0	1	0	0
Sherm Lollar, R (1, 2) OBP: 0.395, SLG: 0.303		PO 1-2	5-3	FC6-4 1-2f			E5 G6-4-3		2B	4	0	1	0	0	0	2
Earl Battey, R (9, PR) OBP: 0.333, SLG: 0.333										0	0	0	0	0	0	0
Luis Aparicio, R (1, 6) OBP: 0.185, SLG: 0.222			1B 1B		2B		G6-4-3 1-2f		K2-3	4	0	2	0	0	1	2
Jack Harshman, L (1, 1)			F9		F2			K		1	0	0	0	0	0	1
Bob Keegan, R (4, 1)										1	0	0	0	0	0	1
Bubba Phillips, R (8, PH) OBP: 0.267, SLG: 0.400 (8, 9)										1	0	0	0	0	1	0
Inning Stats	R: 0 H: 0 E: 0 LOB: 0 K: 1 BB: 0 S: 5 P: 5	R: 0 H: 1 E: 0 LOB: 0 K: 1 BB: 0 S: 5 P: 5	R: 0 H: 2 E: 0 LOB: 2 K: 0 BB: 0 S: 5 P: 5	R: 0 H: 2 E: 0 LOB: 2 K: 0 BB: 1 S: 4 P: 8	R: 0 H: 1 E: 0 LOB: 1 K: 1 BB: 0 S: 6 P: 6	R: 0 H: 0 E: 0 LOB: 0 K: 1 BB: 0 S: 5 P: 5	R: 0 H: 0 E: 1 LOB: 0 K: 0 BB: 0 S: 3 P: 3	R: 0 H: 1 E: 0 LOB: 2 K: 1 BB: 1 S: 6 P: 10	R: 0 H: 1 E: 0 LOB: 1 K: 1 BB: 0 S: 6 P: 6	1B: 6 SF: 0 2B: 2 SAC: 0 3B: 0 DP: 2 HR: 0 HBP: 0						

PITCHER	IP	WLS	BF	H	R	ER	SO	BB	IBB	HBP	BLK	WP	HR	S	P	ERA	WHIP
Whitey Ford, L (1, 1) ERA: 0.75	9.0	W	35	8	0	0	6	2	0	0	0	0	0	45	53	0.00	1.111

PITCHER	IP	WLS	BF	H	R	ER	SO	BB	IBB	HBP	BLK	WP	HR	S	P	ERA	WHIP

TOP

Chicago White Sox @ New York Yankees

Yankee Stadium, Bronx, NY

Sun May 06 1956, 3:33 AM EDT

Unknown

livebaseballscorecards.com

AB	33
R	0
H	8
RBI	0
BB	2
SO	6
LOB	13

WP: 0 PA: 36
PB: 0
SB: 0
CS: 0

Batter	1	2	3	4	5	6	7	8	9	AB	R	H	RBI	BB	SO	LOB
Hank Bauer, R (1, 9) OBP: 0.338, SLG: 0.597	F7	BBBB 1-2 BB		HR		CS 1B		5-3		4	1	2	1	1	0	0
Billy Martin, R (1, 4) OBP: 0.286, SLG: 0.279	2B E 1B	F8		BBBB L4-3 BB		1-2 1B				3	1	2	0	1	0	3
Mickey Mantle, S (1, 8) OBP: 0.514, SLG: 0.938	E8 1-H 2B		HR 1B	F7		SSS K				4	1	2	0	0	1	2
Yogi Berra, L (1, 2) OBP: 0.440, SLG: 0.769	L3		1-H HR	L4-3 1-2			4-3			4	1	1	2	0	0	2
Bill Skowron, R (1, 3) OBP: 0.386, SLG: 0.406	6-3		1-3 2B		F9		FC6-4 1B			4	0	2	0	0	0	1
Gil McDougald, R (1, 6) OBP: 0.283, SLG: 0.239		F9	F9		4-3		FC6-4 1-2f FC6-4			4	0	0	0	0	0	2
Elston Howard, R (1, 7) OBP: 0.385, SLG: 0.541		P4	1-3 2-3		2B		FC6-4 1-2f			4	0	1	0	0	0	2
Andy Carey, R (1, 5) OBP: 0.305, SLG: 0.255		1B 1B	IBB		F8			4-3		3	0	1	0	1	0	1
Whitey Ford, L (1, 1) OBP: 0.250, SLG: 0.267		BB 1-3 1B	P4			4-3		SSS K		4	0	1	0	0	1	2
Inning Stats	R: 1 E: 1 K: 0 S: 5 H: 2 LOB: 1 BB: 0 P: 5	R: 0 E: 0 K: 0 S: 5 H: 2 LOB: 3 BB: 1 P: 9	R: 2 E: 0 K: 0 S: 6 H: 3 LOB: 2 BB: 1 P: 10	R: 1 E: 0 K: 0 S: 3 H: 1 LOB: 0 BB: 1 P: 7	R: 0 E: 0 K: 0 S: 4 H: 1 LOB: 1 BB: 0 P: 4	R: 0 E: 0 K: 1 S: 6 H: 2 LOB: 1 BB: 0 P: 6	R: 0 E: 0 K: 0 S: 4 H: 1 LOB: 1 BB: 0 P: 4	R: 0 E: 0 K: 1 S: 5 H: 0 LOB: 0 BB: 0 P: 5		1B: 7 2B: 4 3B: 0 HR: 2 SF: 0 SAC: 0 DP: 1 HBP: 0						

PITCHER		IP	WLS	BF	H	R	ER	SO	BB	IBB	HBP	BLK	WP	HR	S	P	ERA	WHIP
Jack Harshman, L ERA: 2.33	(1, 1)	3.0	L	19	8	4	3	0	1	1	0	0	0	2	17	25	9.00	3.000
Bob Keegan, R ERA:	(4, 1)	4.0		15	4	0	0	1	1	0	0	0	0	0	16	20	0.00	1.250
Jerry Dahlke, R ERA:	(8, 1)	1.0		3	0	0	0	1	0	0	0	0	0	0	5	5	0.00	0.000

PITCHER	IP	WLS	BF	H	R	ER	SO	BB	IBB	HBP	BLK	WP	HR	S	P	ERA	WHIP

BOTTOM

Chicago White Sox @ New York Yankees

Yankee Stadium, Bronx, NY

Sun May 06 1956, 3:33 AM EDT

Unknown

livebaseballscorecards.com

AB	34
R	4
H	12
RBI	3
BB	3
SO	2
LOB	15

WP: 0 PB: 0 SB: 0 CS: 1 PA: 37

Batter	1	2	3	4	5	6	7	8	9	AB	R	H	RBI	BB	SO	LOB
Jim Rivera, L (1, 9) OBP: 0.351, SLG: 0.424	5-3		G5-3-2 1-3f		1-3		P6		F8	5	0	0	0	0	0	6
Nellie Fox, L (1, 4) OBP: 0.218, SLG: 0.269	6-3			1-3 1B		BB BB 1B	P6		P4	5	0	2	0	0	0	3
Minnie Minoso, R (1, 7) OBP: 0.426, SLG: 0.395	F5			F9		4-0 BB 1-2 BB	FC6-4 1-2f		F8	3	0	0	0	1	0	3
Dixie Howell, L (7, 1) OBP: 0.333, SLG: 0.333										0	0	0	0	0	0	0
Dick Donovan, L (9, PH) OBP: 0.500, SLG: 0.833										1	0	0	0	0	0	1
George Kell, R (1, 3) OBP: 0.424, SLG: 0.414 (6, 5)		G6-4-3 BB 1B		1-3 1-2		F8		F3		4	0	1	0	0	0	3
Larry Doby, L (1, 8) OBP: 0.320, SLG: 0.225		4-0 G6-4-3 1-2 BB		K		4-0 1-2 2-3 BB		K		2	0	0	0	2	2	1
Earl Battey, R (1, 2) OBP: 0.400, SLG: 0.250		G6-4-3 1-2f 2-3			4-0 1B BB	P6		3B		1	0	0	0	1	0	2
Sherm Lollar, R (6, PH) OBP: 0.400, SLG: 0.371										2	0	1	0	0	0	3
(6, 2)																
Sammy Esposito, R (1, 5) OBP: 0.188, SLG: 0.250		F8			0-0 1-2 1B	F9		4-0 S BB		2	0	1	0	0	0	1
Walt Dropo, R (6, PH) OBP: 0.250, SLG: 0.250										1	0	0	0	1	0	3
(6, 3)																
Ron Jackson, R (8, PR)										0	0	0	0	0	0	0
(8, 3)																
Luis Aparicio, R (1, 6) OBP: 0.207, SLG: 0.241			G5-3-2 1B		K		4-0 1B BB	0-3 1-2 K		2	0	1	0	0	1	2
Cal Abrams, L (7, PH) OBP: 0.500, SLG: 0.333										1	0	0	0	1	1	2
(7, 7)																
Harry Byrd, R (1, 1)			B1		K		0-0 FC6-4 1-3 1B		2B	1	0	0	0	0	0	1
Bob Kennedy, R (5, PH) OBP: 0.200, SLG: 0.077										1	0	0	0	0	1	2
Howie Pollet, L (5, 1)										0	0	0	0	0	0	0
Ron Northey, L (7, PH) OBP: 0.500, SLG: 1.667										1	0	1	0	0	0	0
Jim Brideweser, R (7, PR) OBP: 0.333, SLG: 0.375										1	0	1	0	0	0	0
(7, 6)																

Inning Stats	1	2	3	4	5	6	7	8	9
	R: 0 E: 0 K: 0 S: 3	H: 0 LOB: 0 BB: 0 P: 3	R: 0 E: 0 K: 0 S: 3	H: 1 LOB: 1 BB: 1 P: 7	R: 0 E: 0 K: 0 S: 3	H: 1 LOB: 0 BB: 0 P: 3	R: 0 E: 0 K: 1 S: 6	H: 1 LOB: 1 BB: 0 P: 6	R: 0 E: 0 K: 2 S: 8	H: 1 LOB: 2 BB: 1 P: 12	R: 0 E: 0 K: 0 S: 4	H: 1 LOB: 3 BB: 2 P: 12	R: 0 E: 0 K: 4 S: 4	H: 1 LOB: 2 BB: 1 P: 8	R: 0 E: 0 K: 2 S: 8	H: 1 LOB: 3 BB: 1 P: 12	R: 0 E: 0 K: 0 S: 4	H: 1 LOB: 1 BB: 0 P: 4

1B: 6 SF: 0 WP: 0 PA: 39
2B: 2 SAC: 0 PB: 0
3B: 1 DP: 2 SB: 1
HR: 0 HBP: 0 CS: 0

PITCHER		IP	WLS	BF	H	R	ER	SO	BB	IBB	HBP	BLK	WP	HR	S	P	ERA	WHIP
Rip Coleman, L	(1, 1)	6.0	W	25	5	0	0	3	4	0	0	0	0	0	27	43	0.00	1.500
ERA:																		
Jim Konstanty, R	(7, 1)	3.0	S	14	3	0	0	2	2	0	0	0	0	0	16	24	0.00	1.667
ERA: 3.6																		

PITCHER	IP	WLS	BF	H	R	ER	SO	BB	IBB	HBP	BLK	WP	HR	S	P	ERA	WHIP

TOP

Chicago White Sox @ New York Yankees

Yankee Stadium, Bronx, NY

Sun May 06 1956, 3:38 AM EDT
Att. 49,016 - Unknown

livebaseballscorecards.com

AB	33
R	0
H	8
RBI	0
BB	6
SO	5
LOB	33

Batter	1	2	3	4	5	6	7	8	9	AB	R	H	RBI	BB	SO	LOB
Hank Bauer, R (1, 9) OBP: 0.321, SLG: 0.563	P4	F8		F5			F8			4	0	0	0	0	0	2
Billy Martin, R (1, 4) OBP: 0.264, SLG: 0.255	F7		6-3		P4		F7			4	0	0	0	0	0	0
Mickey Mantle, S (1, 8) OBP: 0.513, SLG: 0.909	FC6 BB		L4		F7			5-3 1B BB		2	1	0	0	2	0	0
Joe Collins, L (9, 8) OBP: 0.214, SLG: 0.429										0	0	0	0	0	0	0
Yogi Berra, L (1, 2) OBP: 0.430, SLG: 0.739	FC6 1-2f		1B E 1B		K			F7		4	1	1	0	0	1	2
Bill Skowron, R (1, 3) OBP: 0.392, SLG: 0.426		3B 2B	E5 1-H 1B			K		5-3 1-2		4	1	2	0	0	1	1
Gil McDougald, R (1, 6) OBP: 0.298, SLG: 0.300		1B 2-H 3B	P4			F9				4	1	2	2	0	0	1
Elston Howard, R (1, 7) OBP: 0.419, SLG: 0.538		SH1-4 3-H 1B		FC6-4 BB		BB		F9		2	0	1	1	2	0	1
Andy Carey, R (1, 5) OBP: 0.290, SLG: 0.241		F9		FC6-4 SH1-4 1-2f		K				3	0	0	0	0	1	3
Rip Coleman, L (1, 1)		SH1-4 1-2		SH1-4 1-2			5-3			0	0	0	0	0	0	0
Jim Konstanty, R (7, 1)										1	0	0	0	0	0	0
Inning Stats	R: 0 H: 0 E: 0 LOB: 1 K: 0 BB: 1 S: 3 P: 7	R: 2 H: 3 E: 0 LOB: 1 K: 0 BB: 0 S: 6 P: 6	R: 1 H: 2 E: 1 LOB: 1 K: 0 BB: 0 S: 5 P: 5	R: 0 H: 0 E: 0 LOB: 1 K: 0 BB: 1 S: 3 P: 7	R: 0 H: 0 E: 0 LOB: 0 K: 1 BB: 0 S: 5 P: 5	R: 0 H: 0 E: 0 LOB: 1 K: 2 BB: 1 S: 7 P: 11	R: 0 H: 0 E: 0 LOB: 0 K: 0 BB: 0 S: 3 P: 3	R: 1 H: 1 E: 0 LOB: 1 K: 0 BB: 1 S: 4 P: 8		1B: 4 SF: 0 2B: 1 SAC: 2 3B: 1 DP: 0 HR: 0 HBP: 0						

PITCHER		IP	WLS	BF	H	R	ER	SO	BB	IBB	HBP	BLK	WP	HR	S	P	ERA	WHIP
Harry Byrd, R ERA: 11.25	(1, 1)	4.0	L	19	5	3	2	0	2	0	0	0	0	0	17	25	4.50	1.750
Howie Pollet, L ERA:	(5, 1)	2.0		7	0	0	0	3	1	0	0	0	0	0	12	16	0.00	0.500
Dixie Howell, R ERA: 1.5	(7, 1)	2.0		8	1	1	1	0	1	0	0	0	0	0	7	11	4.50	1.000

PITCHER	IP	WLS	BF	H	R	ER	SO	BB	IBB	HBP	BLK	WP	HR	S	P	ERA	WHIP

BOTTOM

Chicago White Sox @ New York Yankees

Yankee Stadium, Bronx, NY

Sun May 06 1956, 3:38 AM EDT

Att. 49,016 - Unknown

livebaseballscorecards.com

AB	28
R	4
H	6
RBI	3
BB	4
SO	3
LOB	10

Chicago White Sox @ Boston Red Sox

Fenway Park, Boston, MA

Tue May 08 1956, 3:33 AM EDT

Att. 4,706 - Unknown

livebaseballscorecards.com

Batter	1	2	3	4	5	6	7	8	9	10	11	12	13	AB	R	H	RBI	BB	SO	LOB
Jim Rivera, L (1, 9) OBP: 0.326, SLG: 0.368	BBBB 4-0 G1-6-3 BB		x 0-0 ① 5-3		x 0-0 ② F9		x 0-0 ③ F8			x 0-0 ③ F4			x 0-0 ① F8	5	0	0	0	1	0	0
Nellie Fox, L (1, 4) OBP: 0.213, SLG: 0.276	x 0-0 ① ② G1-6-3 1-2f		x 0-0 ① ② F8		x 0-0 2B			x 0-0 ① F8			x 0-0 ① G3		x 0-0 ② F7	6	0	1	0	0	0	1
Larry Doby, L (1, 8) OBP: 0.321, SLG: 0.222	x 0-0 ③ F8		x 0-0 ③ F8		x 0-0 ③ 4-3			x 0-0 G1-6-3 1B			x 0-0 ② F9		BBBB 4-0 BB	5	0	1	0	1	0	1
George Kell, R (1, 5) OBP: 0.436, SLG: 0.441		SSS 0-3 ① K		BBBB 4-0 FC5-4 BB		x 0-0 1B FC6-2 2B		x 0-0 ② ③ G1-6-3 1-2f			x 0-0 E5 E 1B		x 0-0 ③ F3	5	1	2	0	1	1	2
Minnie Minoso, R (1, 7) OBP: 0.441, SLG: 0.417		x 0-0 FC5-4 1B		x 0-0 ① FC5-4 HBP 1-2f		x 0-0 FC6-2 WP 2-1 2-3 1B			x 0-0 ① 6-3		x 0-0 E6 2-H 1B			5	0	3	0	0	0	1
Sherm Lollar, R (1, 2) OBP: 0.380, SLG: 0.333		x 0-0 ② FC5-4 E 1-2f 1B		H 1-0 1-2 HBP		x 0-0 ① FC6-2 1-3 3-H			x 0-0 ② L5		x 0-0 ③ F8			4	1	0	0	0	0	4
Earl Battey, R (13, 2) OBP: 0.400, SLG: 0.250														0	0	0	0	0	0	0
Walt Dropo, R (1, 3) OBP: 0.216, SLG: 0.212		x 0-0 E4 1B 1-2 E		x 0-0 ② F7		SSS 0-3 ② K			x 0-0 ③ 1-3			x 0-0 ① 5-3		5	1	0	0	0	1	5
Luis Aparicio, R (1, 6) OBP: 0.226, SLG: 0.258		x 0-0 E9 1B 1-H 2-H		SSS 0-3 ③ K		0-0 ③ 2-1 3-H		SSS 0-3 ① K		x 0-0 5-3		x 0-0 ② F6		2	0	1	1	0	1	2
Ron Northey, L (6, PH) OBP: 0.500, SLG: 1.667														0	0	0	0	0	0	0
Jim Brideweser, R (6, 6) OBP: 0.250, SLG: 0.273														3	0	0	0	0	1	0
Billy Pierce, L (1, 1) OBP: 0.222, SLG: 0.222		x 0-0 ③ 1-3			x 0-0 ① 6-3		x 0-0 ② F7			x 0-0 ② 4-3		SSS 0-3 ③ K		5	0	0	0	0	1	1
Dixie Howell, L (12, 1) OBP: 0.333, SLG: 0.333														0	0	0	0	0	0	0
Inning Stats	R: 0 E: 0 K: 0 S: 2 H: 0 LOB: 0 BB: 1 P: 6	R: 2 E: 2 K: 1 S: 8 H: 2 LOB: 1 BB: 0 P: 8	R: 0 E: 0 K: 0 S: 3 H: 0 LOB: 0 BB: 0 P: 3	R: 0 E: 0 K: 1 S: 5 H: 0 LOB: 2 BB: 1 P: 10	R: 0 E: 0 K: 0 S: 4 H: 1 LOB: 1 BB: 0 P: 4	R: 0 E: 0 K: 1 S: 6 H: 2 LOB: 2 BB: 0 P: 6	R: 0 E: 0 K: 1 S: 5 H: 0 LOB: 0 BB: 0 P: 5	R: 0 E: 0 K: 0 S: 3 H: 1 LOB: 0 BB: 0 P: 3	R: 0 E: 0 K: 0 S: 3 H: 0 LOB: 0 BB: 0 P: 3	R: 0 E: 0 K: 0 S: 3 H: 0 LOB: 0 BB: 0 P: 3	R: 1 E: 2 K: 0 S: 5 H: 2 LOB: 1 BB: 0 P: 5	R: 0 E: 0 K: 1 S: 5 H: 0 LOB: 0 BB: 0 P: 5	R: 0 E: 0 K: 0 S: 3 H: 0 LOB: 1 BB: 1 P: 7	1B: 6 2B: 2 3B: 0 HR: 0	SF: 0 SAC: 0 DP: 2 HBP: 1	WP: 1 PB: 0 SB: 0 CS: 0	PA: 49			

PITCHER		IP	WLS	BF	H	R	ER	SO	BB	IBB	HBP	BLK	WP	HR	S	P	ERA	WHIP
Frank Sullivan, R ERA: 1.38	(1, 1)	11.0		43	8	3	0	4	2	0	1	0	1	0	47	56	0.00	0.909
Tom Hurd, R ERA: 11.57	(12, 1)	1.0		3	0	0	0	1	0	0	0	0	0	0	5	5	0.00	0.000
Dave Sisler, R ERA: 0.96	(13, 1)	1.0	W	4	0	0	0	0	1	0	0	0	0	0	3	7	0.00	1.000

PITCHER	IP	WLS	BF	H	R	ER	SO	BB	IBB	HBP	BLK	WP	HR	S	P	ERA	WHIP

AB	45
R	3
H	8
RBI	1
BB	3
SO	5
LOB	17

Batter	1	2	3	4	5	6	7	8	9	10	11	12	13	AB	R	H	RBI	BB	SO	LOB
Billy Goodman, L (1, 4) OBP: 0.391, SLG: 0.460 Billy Consolo, R (13, PR)	6-3		4-3	1B		SH1-3 1-2			F8		BB 2-H		SH1-4 PB 1B BB	5	0	2	1	1	0	0
											1B			0	1	0	0	0	0	0
Billy Klaus, L (1, 5) OBP: 0.410, SLG: 0.241	F5		HBP 1B BB 1B	F2		5-3			5-3		FC6-4 1-2 BB		SH1-4 1-3	5	1	1	0	1	0	2
Dick Gernert, R (1, 7) OBP: 0.423, SLG: 0.739	HR		BB HBP 1-2 1B		F8		K		F9		FC6-4 1-2f		1B 3-H	7	1	3	2	0	1	2
Norm Zauchin, R (1, 3) OBP: 0.360, SLG: 0.545	K		BB 1-2 2-3 HBP		1B BB		1B			F7		FC3-5 BB 1B		4	0	2	0	1	1	0
Jackie Jensen, R (1, 9) OBP: 0.343, SLG: 0.304		F7 1-2 2-3 3-H BB		F4 BB			L7			F7		BB FC3-5 1-2 BB		4	0	0	1	2	0	2
Jim Piersall, R (1, 8) OBP: 0.438, SLG: 0.462 Faye Throneberry, L (4, 8) OBP: 0.300, SLG: 0.353	6-3 2B	K		1-2 1B			4-3			F9		FC3-5 BB 1-2 2-3f		2	0	1	0	0	1	3
														4	0	1	0	0	0	3
Don Buddin, R (1, 6) OBP: 0.391, SLG: 0.278	6-3 2-3		F4		1-3			K			E6 E F8 1B		BB 1-2 2-3	5	1	0	0	1	1	6
Sammy White, R (1, 2) OBP: 0.316, SLG: 0.340 Mickey Vernon, L (12, PH) OBP: 0.347, SLG: 0.568 Pete Daley, R (13, 2) OBP: 0.250, SLG: 1.000	IBB			F2		F4		5-3			F5	F4		4	0	0	0	1	0	1
														1	0	0	0	0	0	3
														0	0	0	0	0	0	0
Frank Sullivan, R (1, 1) OBP: 0.308, SLG: 0.364 Ted Williams, L (11, PH) OBP: 0.529, SLG: 0.571 Tom Hurd, R (12, 1) OBP: 1.000, SLG: 1.000 Grady Hatton, L (12, PH) OBP: 0.400, SLG: 0.400 Dave Sisler, R (13, 1)	1-3			F9		SH1-3 BB		K			F8 1-2	1-3		3	0	0	0	1	1	2
														1	0	0	0	0	0	1
														0	0	0	0	0	0	0
														1	0	0	0	0	0	3
														0	0	0	0	0	0	0
Inning Stats	R: 1 E: 0 K: 1 S: 6 H: 1 LOB: 0 BB: 0 P: 6	R: 0 E: 0 K: 0 S: 4 H: 1 LOB: 2 BB: 1 P: 8	R: 1 E: 0 K: 1 S: 7 H: 2 LOB: 3 BB: 1 P: 12	R: 0 E: 0 K: 0 S: 4 H: 1 LOB: 1 BB: 0 P: 4	R: 0 E: 0 K: 0 S: 4 H: 1 LOB: 2 BB: 1 P: 8	R: 0 E: 0 K: 0 S: 3 H: 0 LOB: 1 BB: 1 P: 7	R: 0 E: 0 K: 1 S: 6 H: 1 LOB: 1 BB: 0 P: 6	R: 0 E: 0 K: 2 S: 7 H: 0 LOB: 0 BB: 0 P: 7	R: 0 E: 0 K: 0 S: 3 H: 0 LOB: 0 BB: 0 P: 3	R: 0 E: 0 K: 0 S: 3 H: 0 LOB: 0 BB: 0 P: 3	R: 1 E: 2 K: 0 S: 5 H: 1 LOB: 2 BB: 1 P: 9	R: 0 E: 0 K: 0 S: 4 H: 1 LOB: 3 BB: 2 P: 12	R: 1 E: 0 K: 0 S: 2 H: 1 LOB: 1 BB: 1 P: 6	1B: 8 2B: 1 3B: 0 HR: 1 SF: 0 SAC: 2 DP: 0 HBP: 1	WP: 0 PB: 1 SB: 0 CS: 0 PA: 57						

PITCHER	IP	WLS	BF	H	R	ER	SO	BB	IBB	HBP	BLK	WP	HR	S	P	ERA	WHIP
Billy Pierce, L (1, 1) ERA: 3.38	11.1		52	9	3	2	5	6	1	1	0	0	1	54	83	1.59	1.324
Dixie Howell, R (12, 1) ERA: 2.57	1.0	L	5	1	1	1	0	1	0	0	0	0	0	4	8	9.00	2.000

PITCHER	IP	WLS	BF	H	R	ER	SO	BB	IBB	HBP	BLK	WP	HR	S	P	ERA	WHIP

Chicago White Sox @ Boston Red Sox

Fenway Park, Boston, MA

Tue May 08 1956, 3:33 AM EDT

Att. 4,706 - Unknown

BOTTOM

livebaseballscorecards.com

AB	46
R	4
H	10
RBI	4
BB	8
SO	5
LOB	28

Batter	1	2	3	4	5	6	7	8	9	AB	R	H	RBI	BB	SO	LOB
Jim Rivera, L (1, 9) OBP: 0.333, SLG: 0.341 Jim Brideweser, R (8, 6) OBP: 0.250, SLG: 0.273	4-3	4-3			K	WP BB		BB		3 0	0 0	0 0	0 0	2 0	1 0	1 0
Nellie Fox, L (1, 4) OBP: 0.212, SLG: 0.258	1B BB		3-1		F7	F7		K		4	0	0	0	1	1	5
Minnie Minoso, R (1, 7) OBP: 0.422, SLG: 0.415 Bill Fischer, R (8, 1) Dixie Howell, L (8, 1) OBP: 0.333, SLG: 0.333	F8		2B		5-3		6-3	F9		5 0 0	0 0 0	1 0 0	0 0 0	0 0 0	0 0 0	4 0 0
Larry Doby, L (1, 8) OBP: 0.328, SLG: 0.260	1-3 1B		L5			2B 2B	K		F7 1B	5	1	2	0	0	1	1
George Kell, R (1, 5) OBP: 0.455, SLG: 0.474 Bubba Phillips, R (9, PR) OBP: 0.267, SLG: 0.400	K		FC4-6 BB			2-H 1B 2B	4-3		1B 1B	4 0	1 0	2 0	1 0	1 0	1 0	2 0
Ron Jackson, R (1, 3) OBP: 0.200, SLG: 0.200		F2	FC4-6 1-2f			5-3		2B SF9 1B	F3	5	1	1	0	0	0	4
Sherm Lollar, R (1, 2) OBP: 0.418, SLG: 0.477 Sammy Esposito, R (9, PR) OBP: 0.188, SLG: 0.250		HR		5-3		2-H SH3 2B 1B		BB 1-3 2B	1-3 1B	5 0	2 0	4 0	2 0	0 0	0 0	0 0
Dick Donovan, L (1, 1) OBP: 0.500, SLG: 0.833 Mike Fornieles, R (1, 1) Jerry Dahlke, R (6, 1) Sandy Consuegra, R (6, 1) Ron Northey, L (8, PH) OBP: 0.333, SLG: 1.250 (8, 7)	1-3		6-3		SH3 1-2			SF9 3-H	F4	0 2 0 0 1	0 0 0 0 0	0 0 0 0 1	0 0 0 0 1	0 0 0 0 0	0 0 0 0 0	0 0 0 0 2
Luis Aparicio, R (1, 6) OBP: 0.265, SLG: 0.324 Cal Abrams, L (8, PH) OBP: 0.600, SLG: 0.333 (8, 9)	1B		F3			WP 2-H 2B		BB		3 0	0 0	2 0	1 0	0 1	0 0	0 0
Inning Stats	R: 0 E: 0 K: 1 S: 6 H: 1 LOB: 2 BB: 1 P: 10	R: 1 E: 0 K: 0 S: 5 H: 2 LOB: 1 BB: 0 P: 5	R: 0 E: 0 K: 0 S: 4 H: 1 LOB: 2 BB: 1 P: 8	R: 0 E: 0 K: 0 S: 3 H: 0 LOB: 0 BB: 0 P: 3	R: 0 E: 0 K: 1 S: 5 H: 0 LOB: 0 BB: 0 P: 5	R: 3 E: 0 K: 0 S: 7 H: 4 LOB: 2 BB: 1 P: 11	R: 0 E: 0 K: 1 S: 5 H: 0 LOB: 0 BB: 0 P: 5	R: 1 E: 0 K: 1 S: 7 H: 2 LOB: 3 BB: 2 P: 15	R: 0 E: 0 K: 0 S: 5 H: 2 LOB: 2 BB: 0 P: 5	1B: 6 2B: 5 3B: 0 HR: 1 SF: 1 SAC: 1 DP: 0 HBP: 0						

PITCHER	IP	WLS	BF	H	R	ER	SO	BB	IBB	HBP	BLK	WP	HR	S	P	ERA	WHIP
Bob Porterfield, R (1, 1) ERA: 4.73	5.1		25	7	4	4	2	2	0	0	0	0	1	27	35	6.75	1.688
Tom Hurd, R (6, 1) ERA: 8.31	2.0	W	12	3	1	1	1	3	0	0	0	1	0	11	23	4.50	3.000
Dave Sisler, R (8, 1) ERA: 0.82	1.2	S	7	2	0	0	1	0	0	0	0	0	0	9	9	0.00	1.200

PITCHER	IP	WLS	BF	H	R	ER	SO	BB	IBB	HBP	BLK	WP	HR	S	P	ERA	WHIP

TOP

Chicago White Sox @ Boston Red Sox

Fenway Park, Boston, MA

Wed May 09 1956, 3:33 AM EDT

Att. 7,611 - Unknown

livebaseballscorecards.com

AB	37
R	5
H	12
RBI	5
BB	5
SO	4
LOB	19

WP: 1 PB: 0 SB: 0 CS: 0 PA: 44

BOTTOM

Chicago White Sox @ Boston Red Sox

Fenway Park, Boston, MA

Wed May 09 1956, 3:33 AM EDT

Att. 7,611 - Unknown

Batter	1	2	3	4	5	6	7	8	9	AB	R	H	RBI	BB	SO	LOB
Billy Goodman, L (1, 4) OBP: 0.419, SLG: 0.529 Billy Consolo, R (8, PR) (9, 4)	0-0 2B BB 1B	0-0 ② 4-3			0-0 FC1-5 2B	0-0 1-3 2-H 2B		0-0 1-3 2B		5	1	4	1	0	0	0
										0	0	0	0	0	0	0
Billy Klaus, L (1, 5) OBP: 0.409, SLG: 0.219	0-0 ① F8	0-0 ③ F8			0-0 ① FC1-5 1B 2-3	BBBB 4-0 G4-6-3 BB		BBBB 4-0 BB		3	0	0	0	2	0	2
Faye Throneberry, L (1, 9) OBP: 0.320, SLG: 0.409	0-0 BB 1B 1-3 2B		0-0 ① G3		0-0 G6-4-3 1-2 1B	0-0 ② ③ G4-6-3 1-2f		SSS 0-3 ③ K		5	1	2	0	0	1	6
Dick Gernert, R (1, 7) OBP: 0.411, SLG: 0.694 Gene Stephens, L (9, 7) OBP: 0.667, SLG: 0.500	IIII 4-0 1B BB 1B IBB		0-0 ② F3		0-0 ② ③ G6-4-3 1-2f		0-0 ① 1-3			3	1	0	0	1	0	2
										0	0	0	0	0	0	0
Norm Zauchin, R (1, 3) OBP: 0.379, SLG: 0.520	BBBB 4-0 1B 1B 1-2 2-3 3-H BB		SSS 0-3 ③ K			0-0 ① F7	0-0 G6-4-3 1B			3	1	1	1	1	1	0
Jim Piersall, R (1, 8) OBP: 0.441, SLG: 0.464	0-0 1B 1-2 2-3 3-H 1B			0-0 ① F7		0-0 1B 1B	0-0 ② ③ G6-4-3 1-2f			4	1	2	1	0	0	1
Don Buddin, R (1, 6) OBP: 0.411, SLG: 0.298	0-0 9-3 1-2 2-H 3-H 1B			BBBB 4-0 FC4-6 BB		0-0 1B 1-2 1B 1B		SSS 0-3 ① K		3	1	2	2	1	1	0
Sammy White, R (1, 2) OBP: 0.328, SLG: 0.340	0-0 ② ③ 9-3 1-2f			0-0 ② FC4-6 1-2f		0-0 1B 1-2 2-H 2B 1B		BBBB 4-0 2B BB		3	1	1	1	1	0	3
Bob Porterfield, R (1, 1) OBP: 0.300, SLG: 0.250 Tom Hurd, R (6, 1) OBP: 1.000, SLG: 1.000 Dave Sisler, R (8, 1)		0-0 ① 6-3		0-0 ③ 2-3		0-0 2B 1-2 2-H 1B		0-0 ② B1		2	0	0	0	0	0	1
										1	0	1	1	0	0	0
										1	0	0	0	0	0	1
Inning Stats	R: 4 H: 4 E: 0 LOB: 1 K: 0 BB: 2 S: 6 P: 14	R: 0 H: 0 E: 0 LOB: 0 K: 0 BB: 0 S: 3 P: 3	R: 0 H: 0 E: 0 LOB: 0 K: 1 BB: 0 S: 5 P: 5	R: 0 H: 0 E: 0 LOB: 1 K: 0 BB: 1 S: 3 P: 7	R: 0 H: 2 E: 0 LOB: 1 K: 0 BB: 0 S: 4 P: 4	R: 3 H: 5 E: 0 LOB: 2 K: 0 BB: 1 S: 7 P: 11	R: 0 H: 1 E: 0 LOB: 0 K: 0 BB: 0 S: 3 P: 3	R: 0 H: 1 E: 0 LOB: 3 K: 2 BB: 2 S: 8 P: 16		1B: 9 SF: 0 2B: 5 SAC: 0 3B: 0 DP: 4 HR: 0 HBP: 0						

livebaseballscorecards.com

	AB	33
	R	7
	H	13
	RBI	7
	BB	6
	SO	3
	LOB	16

WP: 0 PA: 39
PB: 0
SB: 0
CS: 0

PITCHER		IP	WLS	BF	H	R	ER	SO	BB	IBB	HBP	BLK	WP	HR	S	P	ERA	WHIP
Dick Donovan, R ERA: 4.76	(1, 1)	0.1		7	4	4	4	0	1	1	0	0	0	0	5	13	108.00	15.000
Mike Fornieles, R ERA: 5.06	(1, 1)	5.0	L	20	6	3	3	1	1	0	0	0	0	0	21	25	5.40	1.400
Jerry Dahlke, R ERA:	(6, 1)	0.0		2	1	0	0	0	1	0	0	0	0	0	1	5	∞	∞
Sandy Consuegra, R ERA: 12.46	(6, 1)	1.2		4	1	0	0	0	0	0	0	0	0	0	4	4	0.00	0.600
Bill Fischer, R ERA: 21.6	(8, 1)	0.2		4	1	0	0	1	1	0	0	0	0	0	5	9	0.00	3.000

PITCHER		IP	WLS	BF	H	R	ER	SO	BB	IBB	HBP	BLK	WP	HR	S	P	ERA	WHIP
Dixie Howell, R ERA: 2.45	(8, 1)	0.1		2	0	0	0	1	1	0	0	0	0	0	3	7	0.00	3.000

Chicago White Sox @ Boston Red Sox

Fenway Park, Boston, MA

Thu May 10 1956, 3:33 AM EDT

Att. 5,282 - Unknown

TOP

livebaseballscorecards.com

Batter	1	2	3	4	5	6	7	8	9	AB	R	H	RBI	BB	SO	LOB
Nellie Fox, L (1, 4) OBP: 0.225, SLG: 0.269	F9		F4		1B		CS 1B		F9	5	0	2	0	0	0	2
George Kell, R (1, 5) OBP: 0.438, SLG: 0.524	F8		5-3		F5		1-2 HR			4	1	1	1	0	0	2
Minnie Minoso, R (1, 7) OBP: 0.412, SLG: 0.456	HR			6-3	L9		F8			4	1	1	1	0	0	1
Sherm Lollar, R (1, 2) OBP: 0.407, SLG: 0.458	6-3			E5 1-3 1B		FC4-6 1B		5-3		4	0	1	0	0	0	0
Bob Nieman, R (1, 9) OBP: 0.500, SLG: 0.286		4-3		FC5 1-3 1-2 1B		FC4-6 FC4-6 1-2f		L6		4	0	1	0	0	0	1
Jim Rivera, L (8, 9) OBP: 0.333, SLG: 0.341										0	0	0	0	0	0	0
Larry Doby, L (1, 8) OBP: 0.308, SLG: 0.241		6-3		1-3 1-2 2-3		FC4-6 PB 1-2f		S S S K		4	0	0	0	0	1	3
Ron Jackson, R (1, 3) OBP: 0.444, SLG: 0.286		F8		B B B B BB		B B B B 1-2 BB			1-3 SH3-4 1B	2	0	1	0	2	0	0
Luis Aparicio, R (1, 6) OBP: 0.270, SLG: 0.324			5-3 1B	FC5 2-3f		F7			SH3-4 1-2	3	0	1	0	0	0	5
Connie Johnson, R (1, 1)			5-3 1-2		F8		S S S K		1-3 2-3	0	0	0	0	0	0	0
Bob Keegan, R (1, 1)										4	0	0	0	0	1	2

AB	34
R	2
H	8
RBI	2
BB	2
SO	2
LOB	16

Inning Stats	1	2	3	4	5	6	7	8	9				
	R: 1 E: 0 K: 0 S: 4	H: 1 LOB: 0 BB: 0 P: 4	R: 0 E: 0 K: 0 S: 3	H: 0 LOB: 0 BB: 0 P: 3	R: 0 E: 0 K: 0 S: 4	H: 1 LOB: 1 BB: 0 P: 4	R: 0 E: 1 K: 0 S: 5	H: 1 LOB: 3 BB: 1 P: 9	R: 0 E: 0 K: 0 S: 4	H: 1 LOB: 1 BB: 0 P: 4	R: 0 E: 0 K: 0 S: 4	H: 1 LOB: 2 BB: 1 P: 8	R: 1 E: 0 K: 1 S: 6	H: 2 LOB: 0 BB: 0 P: 6	R: 0 E: 0 K: 1 S: 5	H: 0 LOB: 0 BB: 0 P: 5	R: 0 E: 0 K: 0 S: 4	H: 1 LOB: 1 BB: 0 P: 4	1B: 6 2B: 0 3B: 0 HR: 2	SF: 0 SAC: 1 DP: 0 HBP: 0	WP: 0 PB: 1 SB: 0 CS: 1	PA: 37

PITCHER	IP	WLS	BF	H	R	ER	SO	BB	IBB	HBP	BLK	WP	HR	S	P	ERA	WHIP
Mel Parnell, L (1, 1) ERA: 3.12	9.0	L	37	8	2	2	2	2	0	0	0	0	2	39	47	2.00	1.111

PITCHER	IP	WLS	BF	H	R	ER	SO	BB	IBB	HBP	BLK	WP	HR	S	P	ERA	WHIP

BOTTOM

Chicago White Sox @ Boston Red Sox

Fenway Park, Boston, MA

Thu May 10 1956, 3:33 AM EDT

Att. 5,282 - Unknown

Batter	1	2	3	4	5	6	7	8	9	AB	R	H	RBI	BB	SO	LOB
Billy Goodman, L (1, 4) OBP: 0.392, SLG: 0.493	4-3	FC1-6 (1-2f, 2-3)		F7			F7		3-1	5	0	0	0	0	0	2
Billy Klaus, L (1, 5) OBP: 0.388, SLG: 0.194	BB (1B, 1B)	F4			F9		K (SSS)		F9	4	1	0	0	1	1	2
Faye Throneberry, L (1, 9) OBP: 0.345, SLG: 0.462	1B (BB, 1B; 1-2)		F8		3-4-1		2B			4	0	2	0	0	0	0
Dick Gernert, R (1, 7) OBP: 0.433, SLG: 0.692	1B (BB; 1-2, 2-H)		BB (1B)		1B		6-3			3	0	2	1	1	0	1
Norm Zauchin, R (1, 3) OBP: 0.364, SLG: 0.464	BB (G6-4-3; 1-2, 2-3)		F9		K (SSS)			F3		3	0	0	0	1	1	2
Jim Piersall, R (1, 8) OBP: 0.444, SLG: 0.483	G6-4-3 (1-2f)		FC5-4 (1-2)			B4-3		2B		4	0	2	0	0	0	3
Don Buddin, R (1, 6) OBP: 0.408, SLG: 0.300		FC1-6, 1B	FC5-4 (1-2f)			F4		F7		3	0	1	0	0	0	2
Ted Williams, L (8, PH) OBP: 0.500, SLG: 0.533										1	0	0	0	0	0	1
Milt Bolling, R (9, 6) OBP: 0.333, SLG: 1.333										0	0	0	0	0	0	0
Sammy White, R (1, 2) OBP: 0.323, SLG: 0.351		K (SSS)		6-3		2B				4	0	1	0	0	1	2
Mel Parnell, L (1, 1) OBP: 0.286, SLG: 0.286		FC1-6 (1-2)		1-3		F9			1-3	3	0	1	0	0	0	1
Mickey Vernon, L (9, PH) OBP: 0.340, SLG: 0.556										1	0	0	0	0	0	0

	AB	35
	R	1
	H	9
	RBI	1
	BB	3
	SO	3
	LOB	16

Inning Stats	1	2	3	4	5	6	7	8	9
	R: 1 E: 0 K: 0 S: 4 H: 2 LOB: 2 P: 12	R: 0 E: 0 K: 1 S: 7 H: 2 LOB: 2 P: 7	R: 0 E: 0 K: 0 S: 4 H: 1 LOB: 2 P: 8	R: 0 E: 0 K: 0 S: 3 H: 0 LOB: 0 P: 3	R: 0 E: 0 K: 0 S: 6 H: 1 LOB: 1 P: 6	R: 0 E: 0 K: 0 S: 4 H: 1 LOB: 1 P: 4	R: 0 E: 0 K: 1 S: 6 H: 1 LOB: 1 P: 6	R: 0 E: 0 K: 0 S: 4 H: 1 LOB: 1 P: 4	R: 0 E: 0 K: 0 S: 3 H: 0 LOB: 0 P: 3

	1B	6	SF	0	WP	0	PA	38
	2B	3	SAC	0	PB	0		
	3B	0	DP	1	SB	0		
	HR	0	HBP	0	CS	0		

PITCHER		IP	WLS	BF	H	R	ER	SO	BB	IBB	HBP	BLK	WP	HR	S	P	ERA	WHIP
Connie Johnson, R ERA: 3.6	(1, 1)	0.1		5	2	1	1	0	2	0	0	0	0	0	3	11	27.00	12.000
Bob Keegan, R ERA:	(1, 1)	8.2	W	33	7	0	0	3	1	0	0	0	0	0	38	42	0.00	0.923

PITCHER	IP	WLS	BF	H	R	ER	SO	BB	IBB	HBP	BLK	WP	HR	S	P	ERA	WHIP

livebaseballscorecards.com

Batter	1	2	3	4	5	6	7	8	9	AB	R	H	RBI	BB	SO	LOB
Jim Rivera, L (1, 9) OBP: 0.340, SLG: 0.348	0-0 4-3 3B 1B	0-0 1B 2-H 3-H 1B		0-0 1-3 ③		0-0 G3 ②			0-0 F7 ②	5	1	2	1	0	0	0
Nellie Fox, L (1, 4) OBP: 0.250, SLG: 0.292	0-0 4-3 ① 1-2	0-0 1-3 ③ 1B			0-0 BB 2B 1B	0-0 6-3 ③			0-0 BB 1B	5	1	3	0	0	0	1
Minnie Minoso, R (1, 7) OBP: 0.411, SLG: 0.475	0-0 4-3 2-H 3B		0-0 F8 ①		0-0 L9 ①		0-0 F8 ①		B B B B 4-0 1-2 BB	4	1	1	1	1	0	1
Larry Doby, L (1, 8) OBP: 0.300, SLG: 0.224	0-0 4-3 ② 3-H		0-0 F8 ②		B B B 4-0 1-2 2B BB		0-0 F4 ②		S S S 0-3 K ③	4	1	0	1	1	1	2
George Kell, R (1, 5) OBP: 0.412, SLG: 0.489 Sammy Esposito, R (5, 5) OBP: 0.176, SLG: 0.235	0-0 4-3 ③		0-0 F7 ③		0-0 F7 ②		0-0 4-3 ③			3 1	0 0	0 0	0 0	0 0	0 0	2 0
Sherm Lollar, R (1, 2) OBP: 0.444, SLG: 0.529		0-0 1B BLK 2B		0-0 FC5-4 1B	0-0 1-H 2-H 2B 2B			B B B B 4-0 L6-3 BB		3	2	3	2	1	0	0
Ron Jackson, R (1, 3) OBP: 0.385, SLG: 0.364	0-0 L4 ①		0-0 F8 ①		0-0 2-H 2B			0-0 ① ② L6-3 1-2		4	0	1	1	0	0	3
Luis Aparicio, R (1, 6) OBP: 0.268, SLG: 0.317	0-0 BLK 1-3 1B 2-3 1B		0-0 FC5-4 ② 1-2f HR		0-0 5-3 ③			0-0 L9 ③		4	2	1	0	0	0	2
Jack Harshman, L (1, 1) OBP: 0.143, SLG: 0.571 Harry Byrd, R (4, 1) Dixie Howell, L (4, 1) OBP: 0.200, SLG: 0.200	0-0 1-3 ② 1-2		0-0 1-H HR			0-0 F2 ①			S S S 0-3 K ①	2 0 2	1 0 0	1 0 0	2 0 0	0 0 1	0 0 0	2 0 0
Inning Stats	R: 2 E: 0 K: 0 S: 5 H: 2 LOB: 0 BB: 0 P: 5	R: 2 E: 0 K: 0 S: 6 H: 4 LOB: 2 BB: 0 P: 6	R: 0 E: 0 K: 0 S: 3 H: 0 LOB: 0 BB: 0 P: 3	R: 2 E: 0 K: 0 S: 5 H: 2 LOB: 0 BB: 0 P: 5	R: 3 E: 0 K: 0 S: 6 H: 3 LOB: 1 BB: 1 P: 10	R: 0 E: 0 K: 0 S: 3 H: 0 LOB: 0 BB: 0 P: 3	R: 0 E: 0 K: 0 S: 3 H: 0 LOB: 0 BB: 0 P: 3	R: 0 E: 0 K: 0 S: 2 H: 0 LOB: 0 BB: 1 P: 6	R: 0 E: 0 K: 2 S: 8 H: 1 LOB: 2 BB: 1 P: 12	1B: 7 2B: 4 3B: 1 HR: 1	SF: 0 SAC: 0 DP: 1 HBP: 0						

PITCHER		IP	WLS	BF	H	R	ER	SO	BB	IBB	HBP	BLK	WP	HR	S	P	ERA	WHIP
Frank Lary, R ERA: 4.08	(1, 1)	2.0	L	11	6	4	4	0	0	0	0	1	0	0	11	11	18.00	3.000
Al Aber, L ERA: 3.52	(3, 1)	2.0		8	2	2	2	0	0	0	0	0	0	1	8	8	9.00	1.000
Dick Marlowe, R ERA: 5.73	(5, 1)	0.2		5	2	3	3	0	1	0	0	0	0	0	4	8	40.50	4.500
Duke Maas, R ERA: 8.82	(5, 1)	1.1		5	1	0	0	0	0	0	0	0	0	0	5	5	0.00	0.750
Steve Gromek, R ERA: 5.1	(7, 1)	2.0		6	0	0	0	0	1	0	0	0	0	0	5	9	0.00	0.500

PITCHER		IP	WLS	BF	H	R	ER	SO	BB	IBB	HBP	BLK	WP	HR	S	P	ERA	WHIP
Bud Black, R ERA: 4.5	(9, 1)	1.0		5	1	0	0	2	1	0	0	0	0	0	8	12	0.00	2.000

TOP

Chicago White Sox @ Detroit Tigers

Briggs Stadium, Detroit, MI

Fri May 11 1956, 4:33 AM EDT

Att. 25,627 - Unknown

AB	37
R	9
H	12
RBI	8
BB	3
SO	2
LOB	13

2	1	1	2	0	0	2												
0	0	0	0	0	0	0												
2	0	0	0	0	1	0												

1B: 7	SF: 0	WP: 0	PA: 40
2B: 4	SAC: 0	PB: 0	
3B: 1	DP: 1	SB: 0	
HR: 1	HBP: 0	CS: 0	

livebaseballscorecards.com

BOTTOM

Chicago White Sox @ Detroit Tigers

Briggs Stadium, Detroit, MI

Fri May 11 1956, 4:33 AM EDT

Att. 25,627 - Unknown

livebaseballscorecards.com

Batter	1	2	3	4	5	6	7	8	9	AB	R	H	RBI	BB	SO	LOB
Harvey Kuenn, R (1, 6) OBP: 0.398, SLG: 0.447	L5-3 1B		E 1B FC6-4 1B 1-2	BBBB 1-2 2-3 3-H BB		G3 1-2		1B		4	1	3	1	1	0	1
Wayne Belardi, L (1, 3) OBP: 0.458, SLG: 0.526	F8		E6 FC6-4 1B 1-3 2-H	SF9 3-H		F8		F8		4	0	1	2	0	0	3
Al Kaline, R (1, 9) OBP: 0.281, SLG: 0.424 Fred Hatfield, L (9, PR) OBP: 0.429, SLG: 0.273	L5-3 1-2		FC6-4 1-2f 3-H	L4-3		F8 2-H 1B			G6-4-3 1B	5 0	0 0	2 0	2 0	0 0	0 0	4 0
Ray Boone, R (1, 5) OBP: 0.326, SLG: 0.375	K		K		5-3	F3			G6-4-3 1-2f	5	0	0	0	0	2	4
Bill Tuttle, R (1, 8) OBP: 0.356, SLG: 0.500		F8		1B SF7 1B	E 1B 4-3 1B		1-3		L6	5	2	2	0	0	0	1
Frank House, L (1, 2) OBP: 0.284, SLG: 0.422		K		1B 1B BB 1-3 1B	E9 4-3 1-3 1B		F7			4	1	2	0	0	1	0
Charlie Maxwell, L (1, 7) OBP: 0.393, SLG: 0.696		K		SF7 3-H	4-3 1-2 3-H		G3			3	0	0	2	0	1	1
Buddy Hicks, S (1, 4) OBP: 0.333, SLG: 0.313			BBBB E 1B BB	BB SF9 1B 1-2	F5			F7		3	2	1	0	1	0	1
Frank Lary, R (1, 1) OBP: 0.000, SLG: 0.462 Al Aber, L (3, 1) Jack Phillips, R (4, PH) OBP: 0.110, SLG: 0.118 Dick Marlowe, R (6, 1) Duke Maas, R (6, 1) Earl Torgeson, L (6, PH) OBP: 0.368, SLG: 0.429 Steve Gromek, S (7, 1) OBP: 0.400, SLG: 0.333 Jim Delsing, L (8, PH) Bud Black, R (8, 1)			K	BB 1-2 2-3		G3 1B		5-3		0 1 1 0 0 0 1 0 1	0 0 0 0 0 0 1 0 0	0 1 1 0 0 0 1 0 0	0 0 0 0 0 0 0 0 0	0 1 0 0 0 0 0 0 0	0 0 0 0 0 0 0 0 0	0 1 0 0 0 0 0 0 0
Inning Stats	R: 0 E: 0 K: 1 S: 6 H: 1 LOB: 1 BB: 0 P: 6	R: 0 E: 0 K: 2 S: 7 H: 0 LOB: 0 BB: 0 P: 7	R: 2 E: 1 K: 2 S: 9 H: 2 LOB: 1 BB: 1 P: 13	R: 3 E: 0 K: 0 S: 7 H: 4 LOB: 2 BB: 1 P: 11	R: 1 E: 1 K: 0 S: 5 H: 2 LOB: 1 BB: 0 P: 5	R: 1 E: 0 K: 0 S: 5 H: 2 LOB: 1 BB: 0 P: 5	R: 0 E: 0 K: 0 S: 3 H: 0 LOB: 0 BB: 0 P: 3	R: 0 E: 0 K: 0 S: 4 H: 1 LOB: 1 BB: 0 P: 4	R: 0 E: 0 K: 0 S: 3 H: 1 LOB: 1 BB: 0 P: 3	1B: 13 2B: 0 3B: 0 HR: 0	SF: 2 SAC: 0 DP: 1 HBP: 0					

	AB	37
	R	7
	H	13
	RBI	7
	BB	2
	SO	5
	LOB	16

	WP: 0	PA: 41
	PB: 0	
	SB: 0	
	CS: 0	

PITCHER		IP	WLS	BF	H	R	ER	SO	BB	IBB	HBP	BLK	WP	HR	S	P	ERA	WHIP
Jack Harshman, L ERA: 3.57	(1, 1)	3.1		18	7	5	4	5	1	0	0	0	0	0	27	31	10.80	2.400
Harry Byrd, R ERA: 10.38	(4, 1)	0.1		2	0	0	0	0	1	0	0	0	0	0	1	5	0.00	3.000
Dixie Howell, R ERA: 2.13	(4, 1)	5.1	W	21	6	2	1	0	0	0	0	0	0	0	21	21	1.69	1.125

PITCHER	IP	WLS	BF	H	R	ER	SO	BB	IBB	HBP	BLK	WP	HR	S	P	ERA	WHIP

Chicago White Sox @ Detroit Tigers

Briggs Stadium, Detroit, MI

Sat May 12 1956, 4:33 AM EDT

Att. 12,825 - Unknown

TOP

livebaseballscorecards.com

Batter	1	2	3	4	5	6	7	8	9	AB	R	H	RBI	BB	SO	LOB
Nellie Fox, L (1, 4) OBP: 0.256, SLG: 0.312	1-3 3B 2B	FC5-4 WP SH1-3 1-2f 1B		1-3	SF7 3-H		2-3 1B		F2	5	2	2	1	0	0	1
George Kell, R (1, 5) OBP: 0.393, SLG: 0.460	1-3 2-3	SH1-3 1-2		E7 1B 1B	6-3		S S S K		5-3	5	1	1	0	0	1	5
Minnie Minoso, R (1, 7) OBP: 0.423, SLG: 0.515	HR 3-H 3B	2-H 1B		S 2-H 1B		6-3		F8		5	1	3	3	0	0	0
Sherm Lollar, R (1, 2) OBP: 0.456, SLG: 0.589	HR 3-H	F9		F6 1-2		FC4-6 1B		BB BB 1B		5	1	3	2	0	0	2
Bob Nieman, R (1, 9) OBP: 0.533, SLG: 0.636	5-3		CS 1B		HR	FC4-6 1-2f		1-2 BB		4	1	2	1	1	0	1
Larry Doby, L (1, 8) OBP: 0.311, SLG: 0.242 Jim Rivera, L (6, 8) OBP: 0.333, SLG: 0.340	BB 1B	S S S K 1-2			BB 1B SF7 1B	1-3		S S S K		4 1	1 0	2 0	0 0	0 0	1 1	2 2
Ron Jackson, R (1, 3) OBP: 0.444, SLG: 0.357	B B B 1-2 BB	FC5-4 1B			F4	F6		B B B 1-2 2-3 BB		3	0	1	0	2	0	1
Luis Aparicio, R (1, 6) OBP: 0.261, SLG: 0.304	6-3	FC5-4 1-2f			BB 1-2 1B		S S S K	S S S K		5	0	1	0	0	2	6
Dick Donovan, L (1, 1) OBP: 0.556, SLG: 0.857 Howie Pollet, L (3, 1) Ron Northey, L (5, PH) OBP: 0.429, SLG: 1.250 Bubba Phillips, R (5, PR) OBP: 0.267, SLG: 0.400 Mike Fornieles, R (5, 1) OBP: 0.333, SLG: 0.667 Sandy Consuegra, R (8, 1)		FC5-4 1B		S S S K	B B B 1-2 2-3 BB		1B 2B		4-3	1 1 0 0 1 1	0 0 0 0 0 0	1 0 0 0 1 0	0 0 0 0 0 0	0 0 1 0 0 0	0 1 0 0 0 0	0 0 0 0 0 0

Inning Stats	1	2	3	4	5	6	7	8	9
	R: 3 E: 0 K: 0 S: 7	H: 4 LOB: 2 BB: 1 P: 11	R: 1 E: 0 K: 0 S: 5	H: 2 LOB: 1 BB: 0 P: 5	R: 0 E: 0 K: 1 S: 6	H: 2 LOB: 1 BB: 0 P: 6	R: 1 E: 1 K: 1 S: 7	H: 2 LOB: 1 BB: 0 P: 7	R: 2 E: 0 K: 0 S: 6	H: 3 LOB: 2 BB: 1 P: 10	R: 0 E: 0 K: 0 S: 4	H: 1 LOB: 1 BB: 0 P: 4	R: 0 E: 0 K: 2 S: 9	H: 2 LOB: 2 BB: 0 P: 9	R: 0 E: 0 K: 2 S: 8	H: 1 LOB: 3 BB: 2 P: 16	R: 0 E: 0 K: 0 S: 3	H: 0 LOB: 0 BB: 0 P: 3

1B: 12	SF: 1
2B: 3	SAC: 1
3B: 1	DP: 1
HR: 2	HBP: 0
WP: 1	PA: 47
PB: 0	
SB: 1	
CS: 1	

AB	41
R	7
H	17
RBI	7
BB	4
SO	6
LOB	20

PITCHER		IP	WLS	BF	H	R	ER	SO	BB	IBB	HBP	BLK	WP	HR	S	P	ERA	WHIP
Billy Hoeft, L ERA: 3.75	(1, 1)	4.0	L	24	12	7	6	2	1	0	0	0	1	2	27	31	13.50	3.250
Bud Black, R ERA: 3.6	(5, 1)	2.0		9	2	0	0	0	1	0	0	0	0	0	8	12	0.00	1.500
Walt Masterson, R ERA:	(7, 1)	2.0		11	3	0	0	4	2	0	0	0	0	0	17	25	0.00	2.500
Jim Brady, L ERA:	(9, 1)	1.0		3	0	0	0	0	0	0	0	0	0	0	3	3	0.00	0.000

PITCHER	IP	WLS	BF	H	R	ER	SO	BB	IBB	HBP	BLK	WP	HR	S	P	ERA	WHIP

BOTTOM

Chicago White Sox @ Detroit Tigers

Briggs Stadium, Detroit, MI

Sat May 12 1956, 4:33 AM EDT

Att. 12,825 - Unknown

livebaseballscorecards.com

Batter	1	2	3	4	5	6	7	8	9	AB	R	H	RBI	BB	SO	LOB
Harvey Kuenn, R (1, 6) OBP: 0.408, SLG: 0.500	F4	1-H 2-H HR		1B		1-3 2B		5-3		5	1	3	3	0	0	0
Earl Torgeson, L (1, 3) OBP: 0.370, SLG: 0.463	HR	1B BB		K		F6			3-1	4	1	1	1	1	1	3
Wayne Belardi, L (1, 7) OBP: 0.448, SLG: 0.500	3-1	FC4-6 1-2 1B		F8			P4-3 1B		F7	5	0	2	0	0	0	1
Ray Boone, R (1, 5) OBP: 0.320, SLG: 0.357	FC6-4 BB	FC4-6 1-2f			F7		P4-3 1-1f		F8	4	0	0	0	1	0	3
Bill Tuttle, R (1, 8) OBP: 0.343, SLG: 0.480	FC6-4 1-2f		6-3		L6		F8			4	0	0	0	0	0	1
Frank House, L (1, 2) OBP: 0.290, SLG: 0.439		G3	2B		F9			HR 2B		2	0	1	0	0	0	0
Red Wilson, R (3, PR)										2	1	1	0	0	0	0
OBP: 0.417, SLG: 0.500 (4, 2)																
Charlie Maxwell, L (1, 9) OBP: 0.400, SLG: 0.733		BB HR 1B	F8			F8		2-H HR		4	2	2	2	0	0	1
Buddy Hicks, S (1, 4) OBP: 0.318, SLG: 0.300		K	1-3			2B 1B		6-3		4	0	1	0	0	1	2
Billy Hoeft, L (1, 1) OBP: 0.583, SLG: 0.500				1-3				F9		1	1	0	0	1	0	0
Bud Black, R (5, 1)										0	0	0	0	0	0	0
Jim Delsing, L (6, PH)										1	0	0	0	0	1	1
Walt Masterson, R (7, 1)										0	0	0	0	0	0	0
Fred Hatfield, L (8, PH) OBP: 0.400, SLG: 0.250										1	0	0	0	0	0	0
Jim Brady, L (9, 1)										0	0	0	0	0	0	0
Inning Stats	R: 1 E: 0 K: 0 S: 4 H: 1 LOB: 1 BB: 1 P: 8	R: 3 E: 0 K: 1 S: 8 H: 3 LOB: 2 BB: 2 P: 16	R: 0 E: 0 K: 0 S: 4 H: 1 LOB: 1 BB: 0 P: 4	R: 0 E: 0 K: 1 S: 6 H: 1 LOB: 1 BB: 0 P: 6	R: 0 E: 0 K: 0 S: 3 H: 0 LOB: 0 BB: 0 P: 3	R: 0 E: 0 K: 1 S: 7 H: 2 LOB: 2 BB: 0 P: 7	R: 0 E: 0 K: 0 S: 3 H: 1 LOB: 0 BB: 0 P: 3	R: 2 E: 0 K: 0 S: 5 H: 2 LOB: 0 BB: 0 P: 5	R: 0 E: 0 K: 0 S: 3 H: 0 LOB: 0 BB: 0 P: 3	1B: 5 2B: 4 3B: 0 HR: 3 SF: 0 SAC: 0 DP: 1 HBP: 0						

	AB	37
	R	6
	H	11
	RBI	6
	BB	3
	SO	3
	LOB	12

WP: 0 PB: 0 SB: 0 CS: 0 PA: 40

PITCHER		IP	WLS	BF	H	R	ER	SO	BB	IBB	HBP	BLK	WP	HR	S	P	ERA	WHIP
Dick Donovan, R ERA: 6.05	(1, 1)	2.1		15	5	4	4	1	3	0	0	0	0	2	14	26	15.43	3.429
Howie Pollet, L ERA:	(3, 1)	1.2	W	6	1	0	0	1	0	0	0	0	0	0	8	8	0.00	0.600
Mike Fornieles, R ERA: 5.4	(5, 1)	3.0		13	5	2	2	1	0	0	0	0	0	1	15	15	6.00	1.667
Sandy Consuegra, R ERA: 8.53	(8, 1)	2.0	S	6	0	0	0	0	0	0	0	0	0	0	6	6	0.00	0.000

PITCHER	IP	WLS	BF	H	R	ER	SO	BB	IBB	HBP	BLK	WP	HR	S	P	ERA	WHIP

Chicago White Sox @ Detroit Tigers

Briggs Stadium, Detroit, MI

Sun May 13 1956, 4:33 AM EDT

Att. 13,603 - Unknown

TOP

livebaseballscorecards.com

Batter	1	2	3	4	5	6	7	8	9	AB	R	H	RBI	BB	SO	LOB
Jim Rivera, L (1, 8) OBP: 0.356, SLG: 0.365	F8			SH, BB, 1B 1B	4-3		1B 1B	FC6-4 1B		5	2	3	0	0	0	1
Nellie Fox, L (1, 4) OBP: 0.276, SLG: 0.358	E4, FC4			BBBB 1B, SH 1-2 FC6-5 BB		HR	1B 1-2 1B	FC6-4 1-2f		4	3	2	1	1	0	1
Minnie Minoso, R (1, 7) OBP: 0.427, SLG: 0.529	FC4 1-2f 3			SH FC6-5, 1B 1-2 2-3		SH5-3 2B 2B	1B 1-3 2-H SF9 1B		F8	4	2	2	1	0	0	1
George Kell, R (1, 5) OBP: 0.407, SLG: 0.472 Sammy Esposito, R (7, PR) OBP: 0.222, SLG: 0.235 (7, 5)	3 1-1	F7		FC6-5 1-2 2-3 3-H 1B		SH5-3 2-3	1-3 3-H 1B		BBBB E, 1B 1B BB	3 0	0 1	2 0	2 0	0 1	0 0	0 0
Sherm Lollar, R (1, 2) OBP: 0.452, SLG: 0.600		F7		FC6-5 G4-6-3 1-2 2-3f 3-H		3-H 2B	SF9 3-H		1B, E 1-2 1B	4	0	2	3	0	0	2
Bob Nieman, R (1, 9) OBP: 0.450, SLG: 0.500		6-3		G4-6-3 1-2f		F8	1-2 1B		SSS K	5	0	1	0	0	1	5
Ron Jackson, R (1, 3) OBP: 0.435, SLG: 0.333			3-1		SH1-4 1B	IBB	SSS K		1-2 2-3 E5 1B	4	0	1	0	1	1	4
Luis Aparicio, R (1, 6) OBP: 0.280, SLG: 0.306			BBBB 4-0 G4-6-3 BB	SH1-4 1-2	F6		F4	1-2 2-3 3-H 1B	3	0	1	1	1	0	2
Billy Pierce, L (1, 1) OBP: 0.174, SLG: 0.174			G4-6-3 1-2f	F3		6-3	SSS K	G3	5	0	0	0	0	1	5

	AB	R	H	RBI	BB	SO	LOB
	37	8	14	8	4	3	21

Inning Stats	1	2	3	4	5	6	7	8	9	1B	SF	WP	PA
R	0	0	0	2	0	2	3	0	1	11	1	0	45
E	1	0	0	1	0	0	0	0	1	2B 2	SAC 3	PB 0	
K	0	0	0	0	0	0	1	1	1	3B 0	DP 2	SB 0	
S	3	3	2	5	4	6	10	6	8	HR 1	HBP 0	CS 0	
LOB	1	0	1	1	1	2	2	1	2				
BB	0	0	1	1	0	1	0	0	1				
H	0	0	0	2	1	3	5	1	2				
P	3	3	6	9	4	10	10	6	12				

PITCHER		IP	WLS	BF	H	R	ER	SO	BB	IBB	HBP	BLK	WP	HR	S	P	ERA	WHIP
Virgil Trucks, R ERA: 6.06	(1, 1)	5.1	L	24	6	4	4	0	2	0	0	0	0	1	21	29	6.75	1.500
Al Aber, L ERA: 6.23	(6, 1)	1.0		7	3	3	3	0	0	1	0	0	0	0	6	10	27.00	3.000
Steve Gromek, R ERA: 4.99	(7, 1)	0.2		4	2	0	0	1	0	0	0	0	0	0	6	6	0.00	3.000
Frank Lary, R ERA: 3.89	(8, 1)	2.0		11	3	1	0	2	1	0	0	0	0	0	14	18	0.00	2.000

PITCHER	IP	WLS	BF	H	R	ER	SO	BB	IBB	HBP	BLK	WP	HR	S	P	ERA	WHIP

Chicago White Sox @ Detroit Tigers

Briggs Stadium, Detroit, MI

Sun May 13 1956, 4:33 AM EDT

Att. 13,603 - Unknown

BOTTOM

Batter	1	2	3	4	5	6	7	8	9	AB	R	H	RBI	BB	SO	LOB
Harvey Kuenn, R (1, 6) OBP: 0.406, SLG: 0.495	0-0 1-3 4-3 1B		0-0 F9 ①		0-0 F2 ②		0-0 6-3 ②		0-0 1B	3	0	1	0	0	0	2
Buddy Hicks, S (6, 6) OBP: 0.333, SLG: 0.318										2	0	1	0	0	0	0
Earl Torgeson, L (1, 3) OBP: 0.349, SLG: 0.431	0-0 4-3 ① 1-2		SSS 0-3 K ②		SSS 0-3 K ③		0-0 4-3 ③		0-0 F9 ②	5	0	0	0	0	2	4
Jack Phillips, R (1, 7) OBP: 0.136, SLG: 0.136	0-0 1-3 ② 2-3		0-0 6-3 ③			0-0 F8 ①		0-0 1B HBP 1B	0-0 F9 ③	5	0	1	0	0	0	2
Bill Tuttle, R (1, 8) OBP: 0.349, SLG: 0.480	0-0 F9 ③			0-0 1B ①		0-0 1B 1B 1B		0-0 F2 ①		4	1	2	0	0	0	2
Ray Boone, R (1, 5) OBP: 0.337, SLG: 0.379		0-0 FC2-5 2B		0-0 F8 ②		0-0 1B 1-2 1B		1-0 1B 1-2 HBP		3	0	2	0	0	0	0
Charlie Maxwell, L (1, 9) OBP: 0.420, SLG: 0.730		BBB 4-0 FC2-5 BB		0-0 4-3 ③		0-0 1-2 2-H 1B		0-0 1-2 2-3 1B		3	0	2	1	1	0	0
Red Wilson, R (1, 2) OBP: 0.313, SLG: 0.375		0-0 FC2-5 ① 1-2 2-3f			0-0 6-3 ①	0-0 F8 ②		0-0 F2 ②		4	0	0	0	0	0	7
Reno Bertoia, R (1, 4) OBP: 0.267, SLG: 0.245		0-0 F6 ②			BBB 4-0 1B BB	SSS 0-3 K ③		SSS 0-3 K ③		3	0	0	0	1	2	7
Virgil Trucks, R (1, 1) OBP: 0.800, SLG: 1.200		0-0 1-3 ③			0-0 1-2 1B		0-0 F9 ①		0-0 F8 ①	2	0	1	0	0	0	2
Al Aber, L (6, 1)										0	0	0	0	0	0	0
Steve Gromek, S (7, 1) OBP: 0.500, SLG: 0.333										0	0	0	0	0	0	0
Jay Porter, R (7, PH) OBP: 0.167, SLG: 0.182										1	0	0	0	0	0	0
Frank Lary, R (8, 1) OBP: 0.286, SLG: 0.462										0	0	0	0	0	0	0
Wayne Belardi, L (9, PH) OBP: 0.433, SLG: 0.480										1	0	0	0	0	0	0
Inning Stats	R: 0 H: 1 E: 0 LOB: 1 K: 0 BB: 0 S: 4 P: 4	R: 0 H: 1 E: 0 LOB: 2 K: 0 BB: 1 S: 4 P: 8	R: 0 H: 0 E: 0 LOB: 0 K: 1 BB: 0 S: 5 P: 5	R: 0 H: 1 E: 0 LOB: 0 K: 0 BB: 0 S: 3 P: 3	R: 0 H: 1 E: 0 LOB: 2 K: 1 BB: 1 S: 6 P: 10	R: 1 H: 3 E: 0 LOB: 2 K: 1 BB: 0 S: 8 P: 8	R: 0 H: 0 E: 0 LOB: 0 K: 0 BB: 0 S: 3 P: 3	R: 0 H: 2 E: 0 LOB: 3 K: 1 BB: 0 S: 7 P: 8	R: 0 H: 1 E: 0 LOB: 1 K: 0 BB: 0 S: 4 P: 4	1B: 9 2B: 1 3B: 0 HR: 0	SF: 0 SAC: 0 DP: 0 HBP: 1					

livebaseballscorecards.com

AB	36
R	1
H	10
RBI	1
BB	2
SO	4
LOB	26

WP: 0 PA: 39
PB: 0
SB: 0
CS: 0

PITCHER		IP	WLS	BF	H	R	ER	SO	BB	IBB	HBP	BLK	WP	HR	S	P	ERA	WHIP
Billy Pierce, L ERA: 2.98	(1, 1)	9.0	W	39	10	1	1	4	2	0	1	0	0	0	44	53	1.00	1.333

PITCHER	IP	WLS	BF	H	R	ER	SO	BB	IBB	HBP	BLK	WP	HR	S	P	ERA	WHIP

Batter	1	2	3	4	5	6	7	8	9	AB	R	H	RBI	BB	SO	LOB
Eddie Yost, R (1, 5) OBP: 0.474, SLG: 0.375	F8		5-3			F9 1B 1B	1-2 3-H 1B		6-3	5	0	2	1	0	0	0
Ernie Oravetz, S (1, 7) OBP: 0.385, SLG: 0.394	BBBB G4-6-3 BB		4-3			1-2 1B	F7			3	0	1	0	1	0	2
Clint Courtney, L (1, 2) OBP: 0.391, SLG: 0.421	G4-6-3 1-2f			1B		F9 2-3		F9		4	0	1	0	0	0	3
Roy Sievers, R (1, 3) OBP: 0.385, SLG: 0.483		L6		P5		F9		F8		4	0	0	0	0	0	3
Jim Lemon, R (1, 9) OBP: 0.376, SLG: 0.614		F9		SSS K		L7		BBBB 1B BB		3	0	0	0	1	1	3
Karl Olson, R (1, 8) OBP: 0.392, SLG: 0.511		1B 1B		F9			1-3	1-2 1B		4	0	2	0	0	0	1
Jerry Snyder, R (1, 4) OBP: 0.386, SLG: 0.429		1-3 1B	SSS K				E 1B 1B 1B	L8		4	1	2	0	0	1	2
Lyle Luttrell, R (1, 6)		F9	6-3				F7		SSS K	4	0	0	0	0	1	3
Chuck Stobbs, L (1, 1) OBP: 0.067, SLG: 0.071 Tex Clevenger, R (4, 1) Lou Berberet, L (7, PH) OBP: 0.281, SLG: 0.321 Pedro Ramos, S (7, PR) OBP: 0.444, SLG: 0.444 Connie Grob, L (7, 1) OBP: 0.500, SLG: 0.500 Pete Runnels, L (9, PH) OBP: 0.396, SLG: 0.525			F8		1-3		E8 1B 1-3 1B		F8	1 1 1 0 0 1	0 0 0 0 0 0	0 0 1 0 0 0	0 0 0 0 0 0	0 0 0 0 0 0	0 0 0 0 0 0	0 0 0 0 0 0
Inning Stats	R: 0 E: 0 K: 0 S: 2 H: 0 LOB: 0 BB: 1 P: 6	R: 0 E: 0 K: 0 S: 5 H: 2 LOB: 2 BB: 0 P: 5	R: 0 E: 0 K: 0 S: 3 H: 0 LOB: 0 BB: 0 P: 3	R: 0 E: 0 K: 1 S: 6 H: 1 LOB: 1 BB: 0 P: 6	R: 0 E: 0 K: 1 S: 5 H: 0 LOB: 0 BB: 0 P: 5	R: 0 E: 0 K: 0 S: 5 H: 2 LOB: 2 BB: 0 P: 5	R: 1 E: 1 K: 0 S: 6 H: 3 LOB: 2 BB: 0 P: 6	R: 0 E: 0 K: 0 S: 4 H: 1 LOB: 2 BB: 1 P: 8	R: 0 E: 0 K: 1 S: 5 H: 0 LOB: 0 BB: 0 P: 5	1B: 9 2B: 0 3B: 0 HR: 0	SF: 0 SAC: 0 DP: 1 HBP: 0					

PITCHER	IP	WLS	BF	H	R	ER	SO	BB	IBB	HBP	BLK	WP	HR	S	P	ERA	WHIP
Bob Keegan, R (1, 1) ERA:	9.0	W	37	9	1	0	3	2	0	0	0	0	0	41	49	0.00	1.222

PITCHER	IP	WLS	BF	H	R	ER	SO	BB	IBB	HBP	BLK	WP	HR	S	P	ERA	WHIP

TOP

Washington Senators @ Chicago White Sox

Comiskey Park, Chicago, IL

Tue May 15 1956, 4:33 AM EDT

Att. 11,528 - Unknown

livebaseballscorecards.com

AB	35
R	1
H	9
RBI	1
BB	2
SO	3
LOB	17

WP: 0	PA: 37		
PB: 0			
SB: 0			
CS: 0			

Batter	1	2	3	4	5	6	7	8	9	AB	R	H	RBI	BB	SO	LOB
Jim Rivera, L (1, 8) OBP: 0.359, SLG: 0.368	5-3	1B 3-H		1B 1-2 2-H		F2		E8 1B K		5	0	2	2	0	0	1
Nellie Fox, L (1, 4) OBP: 0.293, SLG: 0.372	BB 1B	3-1		3-1		1B 1-2		K BB 1B 2-3		5	0	3	0	0	0	3
Minnie Minoso, R (1, 7) OBP: 0.425, SLG: 0.514	P4		1B		E6 F9 2B	F9 2-3		K BB 1-2		4	1	1	0	1	0	3
George Kell, R (1, 5) OBP: 0.406, SLG: 0.456	BB 1-2		G5-4-3 1B 1-3		F9 2-3	F8		K 1-2 2-3 3-H		4	0	1	0	1	1	6
Sherm Lollar, R (1, 2) OBP: 0.449, SLG: 0.600	F8		G5-4-3 1-2f		2B 3-H		FC1-5 1B	F9		5	1	2	1	0	0	5
Bob Nieman, R (1, 9) OBP: 0.500, SLG: 0.700		HR		FC5-4 1B	L8		FC1-6 FC1-5 1-2 1B			4	1	3	1	0	0	1
Ron Jackson, R (1, 3) OBP: 0.444, SLG: 0.381		1B 1B BB		FC5-4 BB 1B 1-2f	2B 2-H		FC1-5 FC1-6 1-2 2-3f			3	2	1	1	1	0	3
Luis Aparicio, R (1, 6) OBP: 0.278, SLG: 0.302		L3 1B 1-3		P6	6-3		FC1-6 1-2f 2-3			4	0	1	0	0	0	4
Bob Keegan, R (1, 1)		L3 1-2		1B BB 1-2		F9 1B BB	L4			2	0	0	0	2	0	4
Inning Stats	R: 0 E: 0 K: 0 S: 4 H: 1 LOB: 2 BB: 1 P: 8	R: 2 E: 0 K: 0 S: 5 H: 3 LOB: 1 BB: 1 P: 9	R: 0 E: 0 K: 0 S: 3 H: 2 LOB: 0 BB: 0 P: 3	R: 1 E: 0 K: 0 S: 5 H: 2 LOB: 2 BB: 1 P: 9	R: 2 E: 1 K: 0 S: 6 H: 2 LOB: 1 BB: 0 P: 6	R: 0 E: 0 K: 0 S: 4 H: 1 LOB: 2 BB: 1 P: 8	R: 0 E: 0 K: 0 S: 5 H: 2 LOB: 2 BB: 0 P: 5	R: 0 E: 1 K: 1 S: 6 H: 1 LOB: 2 BB: 1 P: 10		1B: 11 2B: 3 3B: 0 HR: 1	SF: 0 SAC: 0 DP: 2 HBP: 0			WP: 0 PB: 0 SB: 0 CS: 0	PA: 41	

PITCHER		IP	WLS	BF	H	R	ER	SO	BB	IBB	HBP	BLK	WP	HR	S	P	ERA	WHIP
Chuck Stobbs, L ERA: 4.82	(1, 1)	3.0	L	15	7	3	3	0	2	0	0	0	0	1	13	21	9.00	3.000
Tex Clevenger, R ERA: 5.54	(4, 1)	3.0		16	4	2	0	0	2	0	0	0	0	0	14	22	0.00	2.000
Connie Grob, R ERA: 4.11	(7, 1)	2.0		10	3	0	0	1	1	0	0	0	0	0	11	15	0.00	2.000

PITCHER	IP	WLS	BF	H	R	ER	SO	BB	IBB	HBP	BLK	WP	HR	S	P	ERA	WHIP

BOTTOM

Washington Senators @ Chicago White Sox

Comiskey Park, Chicago, IL

Tue May 15 1956, 4:33 AM EDT

Att. 11,528 - Unknown

livebaseballscorecards.com

AB	36
R	5
H	14
RBI	5
BB	5
SO	1
LOB	30

Batter	1	2	3	4	5	6	7	8	9	AB	R	H	RBI	BB	SO	LOB
Eddie Yost, R (1, 5) OBP: 0.466, SLG: 0.361	F3		4-3		K			BB		3	0	0	0	1	1	2
Jerry Snyder, R (1, 6) OBP: 0.391, SLG: 0.425	BB		6-3			1-6-3		1B		3	0	1	0	1	0	0
Pete Runnels, L (1, 4) OBP: 0.379, SLG: 0.500	K			F7		4-3		F7		4	0	0	0	0	1	3
Carlos Paula, R (1, 7) OBP: 0.250, SLG: 0.250	F9			6-3		K			2B, SF8, 1B	4	1	1	0	0	1	1
Roy Sievers, R (1, 3) OBP: 0.381, SLG: 0.467		G1-4-3, 1B, HBP		F8			F8		F7	3	0	0	0	0	0	1
Jim Lemon, R (1, 9) OBP: 0.392, SLG: 0.632		G1-4-3, 1B			SH5-4, 1B		K		SF8, 2B	4	0	3	0	0	1	0
Karl Olson, R (1, 8) OBP: 0.377, SLG: 0.495		G1-4-3			L4		6-3		SF8	3	0	0	1	0	0	3
Lou Berberet, L (1, 2) OBP: 0.278, SLG: 0.313		K			SH5-4			F8	P6	4	0	1	0	0	1	2
Hal Griggs, R (1, 1)			K		SH5-4			6-3		1	0	0	0	0	1	0
Herb Plews, L (8, PH) OBP: 0.333, SLG: 0.333										1	0	0	0	0	0	0
Pedro Ramos, S (8, 1) OBP: 0.444, SLG: 0.444										0	0	0	0	0	0	0
Inning Stats	R: 0 E: 0 K: 1 S: 5 H: 0 LOB: 1 BB: 1 P: 9	R: 0 E: 0 K: 1 S: 5 H: 1 LOB: 1 BB: 0 P: 6	R: 0 E: 0 K: 1 S: 5 H: 0 LOB: 0 BB: 0 P: 5	R: 0 E: 0 K: 0 S: 3 H: 0 LOB: 0 BB: 0 P: 3	R: 0 E: 0 K: 1 S: 7 H: 2 LOB: 2 BB: 0 P: 7	R: 0 E: 0 K: 1 S: 5 H: 0 LOB: 0 BB: 0 P: 5	R: 0 E: 0 K: 1 S: 5 H: 0 LOB: 0 BB: 0 P: 5	R: 0 E: 0 K: 0 S: 4 H: 1 LOB: 2 BB: 1 P: 8	R: 1 E: 0 K: 0 S: 5 H: 2 LOB: 1 BB: 0 P: 5	1B: 5 2B: 1 3B: 0 HR: 0 SF: 1 SAC: 1 DP: 1 HBP: 1	WP: 0 PB: 0 SB: 0 CS: 0 PA: 35					

PITCHER	IP	WLS	BF	H	R	ER	SO	BB	IBB	HBP	BLK	WP	HR	S	P	ERA	WHIP
Dick Donovan, R (1, 1) ERA: 4.45	9.0	W	35	6	1	1	6	2	0	1	0	0	0	44	53	1.00	0.889

PITCHER	IP	WLS	BF	H	R	ER	SO	BB	IBB	HBP	BLK	WP	HR	S	P	ERA	WHIP

TOP

Washington Senators @ Chicago White Sox

Comiskey Park, Chicago, IL

Wed May 16 1956, 4:33 AM EDT

Att. 2,233 - Unknown

livebaseballscorecards.com

AB	30
R	1
H	6
RBI	1
BB	2
SO	6
LOB	12

Batter	1	2	3	4	5	6	7	8	9	AB	R	H	RBI	BB	SO	LOB
Jim Rivera, L (1, 8) OBP: 0.353, SLG: 0.350	S S S 0-3 ① K		B B B B 4-0 FC5-4 BB	x 0-0 ③ 4-3			x 0-0 ① 3-1			3	0	0	0	1	1	2
Nellie Fox, L (1, 4) OBP: 0.281, SLG: 0.356	S S S 0-3 ② K		x 0-0 ② F7		x 0-0 ① L5		x 0-0 ② 4-3			4	0	0	0	0	1	1
Minnie Minoso, R (1, 7) OBP: 0.429, SLG: 0.538	x 0-0 2B		x 0-0 ③ FC5-4 1-2f		S S S 0-3 ② K2-3		x 0-0 1B 2B			4	1	2	0	0	1	1
George Kell, R (1, 5) OBP: 0.397, SLG: 0.443	x 0-0 ③ F7			x 0-0 ① F7	x 0-0 ③ F2		x 0-0 2-H 1B			4	0	1	1	0	0	1
Sherm Lollar, R (1, 2) OBP: 0.439, SLG: 0.574		B B B B 4-0 BB		x 0-0 ② 5-3		x 0-0 ① F8	x 0-0 ③ F9			3	0	0	0	1	0	1
Bob Nieman, R (1, 9) OBP: 0.500, SLG: 0.708		x 0-0 ① F7		x 0-0 BB 1B 2B		x 0-0 1-5-3 1B 1B		x 0-0 ① P3		4	1	2	0	0	0	1
Ron Jackson, R (1, 3) OBP: 0.452, SLG: 0.375		S S S 0-3 ② K		B B B B 4-0 BB 1B BB		x 0-0 1-5-3 1-2 1B		x 0-0 ② 1-3		3	1	1	0	1	1	1
Luis Aparicio, R (1, 6) OBP: 0.276, SLG: 0.286		x 0-0 ③ F2		B B B B 4-0 1B 1-2 2-3 BB		x 0-0 ② 1-5-3 1-2 2-3		x 0-0 ③ 1-3		3	0	0	0	1	0	3
Dick Donovan, L (1, 1) OBP: 0.500, SLG: 0.700			S S S 0-3 ① K	x 0-0 1-3 2-H 3-H 1B		S S S 0-3 ③ K				3	0	1	2	0	2	2
Inning Stats	R: 0 E: 0 K: 2 S: 8 H: 1 LOB: 1 BB: 0 P: 8	R: 0 E: 0 K: 1 S: 5 H: 0 LOB: 1 BB: 1 P: 9	R: 0 E: 0 K: 1 S: 5 H: 0 LOB: 1 BB: 1 P: 9	R: 2 E: 0 K: 0 S: 5 H: 2 LOB: 2 BB: 2 P: 13	R: 0 E: 0 K: 1 S: 5 H: 0 LOB: 0 BB: 0 P: 5	R: 0 E: 0 K: 1 S: 7 H: 2 LOB: 2 BB: 0 P: 7	R: 1 E: 0 K: 0 S: 5 H: 2 LOB: 1 BB: 0 P: 5	R: 0 E: 0 K: 0 S: 3 H: 0 LOB: 0 BB: 0 P: 3		1B: 4 2B: 3 3B: 0 HR: 0	SF: 0 SAC: 0 DP: 0 HBP: 0			WP: 0 PB: 0 SB: 0 CS: 0	PA: 35		

PITCHER		IP	WLS	BF	H	R	ER	SO	BB	IBB	HBP	BLK	WP	HR	S	P	ERA	WHIP
Hal Griggs, R ERA: 6.94	(1, 1)	7.0	L	32	7	3	3	6	4	0	0	0	0	0	40	56	3.86	1.571
Pedro Ramos, R ERA: 3.67	(8, 1)	1.0		3	0	0	0	0	0	0	0	0	0	0	3	3	0.00	0.000

PITCHER	IP	WLS	BF	H	R	ER	SO	BB	IBB	HBP	BLK	WP	HR	S	P	ERA	WHIP

BOTTOM

Washington Senators @ Chicago White Sox

Comiskey Park, Chicago, IL

Wed May 16 1956, 4:33 AM EDT

Att. 2,233 - Unknown

livebaseballscorecards.com

AB	31
R	3
H	7
RBI	3
BB	4
SO	6
LOB	13

Batter	1	2	3	4	5	6	7	8	9	AB	R	H	RBI	BB	SO	LOB
Phil Rizzuto, R (1, 6) OBP: 0.389, SLG: 0.267	L3	S, 1B		BB, 1B	6-3, 1B		SH3-4		6-3	5	1	3	2	0	0	1
Billy Martin, R (1, 4) OBP: 0.284, SLG: 0.286	K	BB		6-3, 1B, BB	6-3		SH, FC6-5		2B	3	1	1	2	2	1	1
Mickey Mantle, S (1, 8) OBP: 0.472, SLG: 0.821	K	K		6-3, 1B	K		FC6-5		4-3	6	1	1	2	0	3	7
Yogi Berra, L (1, 2) OBP: 0.410, SLG: 0.692		HR	CS, HBP	6-3		G1-4-3, 1B	F7			4	1	2	1	0	0	4
Bill Skowron, R (1, 3) Joe Collins, L (8, 3) OBP: 0.357, SLG: 0.352 OBP: 0.255, SLG: 0.417	BB, 6-3, 1B, BB	K	FC6-4, BB, 1B	G1-4-3		F9			4 0	1 0	1 0	2 0	1 0	1 0	2 0
Hank Bauer, R (1, 9) OBP: 0.296, SLG: 0.445	6-3	L6	FC6-4, BB	1B, BB		P5				3	0	0	0	2	0	1
Gil McDougald, R (1, 5) OBP: 0.350, SLG: 0.356	F7	E, 1B, BB; FC6-4, FC5-4		FC6-4, 1B		F4				4	1	1	0	1	0	3
Elston Howard, R (1, 7) OBP: 0.367, SLG: 0.444	BB, 1B, IBB		E6, 1B, 1B, BB; FC5-4	FC6-4					6-3, WP, 2B, 1B	4	3	1	0	1	0	5
Whitey Ford, L (1, 1) OBP: 0.348, SLG: 0.381		1B, BB		BB, 1B, 1B	1-3		SH, SH3-4, FC6-5, 1B		K	4	1	2	1	1	1	1

Inning Stats	1	2	3	4	5	6	7	8	9	1B	SF	WP	PA
R	0	3	0	6	0	0	0	0	1	10	0	1	48
E	0	0	0	1	0	2	1	0	0	2	2	0	
K	2	1	1	0	1	0	0	0	1	0	0	1	
S	7	7	4	8	6	4	5	3	7	0	2	1	
H	0	2	0	4	1	2	1	0	2	1	0		
LOB	0	3	0	2	1	2	2	0	1	2	2		
BB	0	4	0	3	0	1	0	0	0	3	0		
P	7	23	5	20	6	8	5	3	7	0	2		

PITCHER		IP	WLS	BF	H	R	ER	SO	BB	IBB	HBP	BLK	WP	HR	S	P	ERA	WHIP
Jack Harshman, L ERA: 4.91	(1, 1)	3.0	L	18	3	6	6	4	4	1	1	0	0	1	20	41	18.00	2.333
Jerry Dahlke, R ERA: 20.25	(4, 1)	0.1		6	3	3	2	0	2	0	0	0	0	0	4	12	54.00	15.000
Sandy Consuegra, R ERA: 6.75	(4, 1)	1.2		6	1	0	0	1	0	0	0	0	0	0	8	8	0.00	0.600
Morrie Martin, L ERA: 3.38	(6, 1)	2.0		10	3	0	0	0	1	0	0	0	0	0	9	13	0.00	2.000
Connie Johnson, R ERA: 3.75	(8, 1)	2.0		8	2	1	1	1	0	0	0	0	1	0	10	10	4.50	1.000

PITCHER	IP	WLS	BF	H	R	ER	SO	BB	IBB	HBP	BLK	WP	HR	S	P	ERA	WHIP

TOP

New York Yankees @ Chicago White Sox

Comiskey Park, Chicago, IL

Thu May 17 1956, 4:33 AM EDT

Att. 10,335 - Unknown

livebaseballscorecards.com

AB	37
R	10
H	12
RBI	10
BB	8
SO	6
LOB	25

Batter	1	2	3	4	5	6	7	8	9	AB	R	H	RBI	BB	SO	LOB
Jim Rivera, L (1, 8) OBP: 0.361, SLG: 0.359	P6		FC9-6 G1 1B		SSS K		1B			4	0	2	0	0	1	1
Nellie Fox, L (1, 4) OBP: 0.280, SLG: 0.362	FC3-6 E 2B		G1 1-2		F7		1-3			4	1	1	0	0	0	3
Minnie Minoso, R (1, 7) OBP: 0.421, SLG: 0.519	BBBB FC3-6 BB		FC9-6 2-3		F7			F9		3	0	0	0	1	0	2
George Kell, R (1, 5) OBP: 0.389, SLG: 0.431 Fred Hatfield, L (9, 5) OBP: 0.400, SLG: 0.250	FC3-6 E 1-2f 2-3			G5-4-3 1B		G1		4-3		4 0	0 0	1 0	0 0	0 0	0 0	2 0
Sherm Lollar, R (1, 2) OBP: 0.429, SLG: 0.557 Les Moss, R (5, 2)	E6 1-2 3-H			F8		F2		F8		2 2	0 0	0 0	0 0	0 0	0 0	2 0
Bob Nieman, R (1, 9) OBP: 0.438, SLG: 0.607	6-3			G5-4-3 1-2f		E6			1-3	4	0	0	0	0	0	3
Ron Jackson, R (1, 3) OBP: 0.429, SLG: 0.357		SSS K			1B E 1B 1B		SSS K		L1	4	1	1	0	0	2	1
Luis Aparicio, R (1, 6) OBP: 0.290, SLG: 0.300		K 1B			E 1-2 E 1B		6-3		P6	4	1	2	0	0	0	0
Jack Harshman, L (1, 1) OBP: 0.125, SLG: 0.500 Jerry Dahlke, R (4, 1) Sandy Consuegra, R (4, 1) Walt Dropo, R (5, PH) OBP: 0.237, SLG: 0.235 Morrie Martin, L (6, 1) Sammy Esposito, R (7, PH) OBP: 0.211, SLG: 0.222 Connie Johnson, R (8, 1)		SSS K 1-2			E6 1-H 2-H 1B		4-3			1 0 0 1 0 1 0	0 0 0 0 0 0 0	0 0 0 1 0 0 0	0 0 0 0 0 0 0	1 0 0 0 0 0 0	1 0 0 0 0 0 0	1 0 0 0 0 0 0
Inning Stats	R: 1 E: 1 K: 0 S: 5 H: 1 LOB: 2 BB: 1 P: 9	R: 0 E: 0 K: 2 S: 7 H: 1 LOB: 0 BB: 0 P: 7	R: 0 E: 0 K: 0 S: 3 H: 1 LOB: 0 BB: 0 P: 3	R: 0 E: 0 K: 0 S: 3 H: 1 LOB: 0 BB: 0 P: 3	R: 2 E: 1 K: 1 S: 8 H: 3 LOB: 1 BB: 0 P: 8	R: 0 E: 1 K: 1 S: 6 H: 0 LOB: 1 BB: 0 P: 6	R: 0 E: 0 K: 0 S: 4 H: 1 LOB: 1 BB: 0 P: 4	R: 0 E: 0 K: 0 S: 3 H: 0 LOB: 0 BB: 0 P: 3	R: 0 E: 0 K: 0 S: 3 H: 0 LOB: 0 BB: 0 P: 3	1B: 7 2B: 2 3B: 0 HR: 0	SF: 0 SAC: 0 DP: 2 HBP: 0						

PITCHER	IP	WLS	BF	H	R	ER	SO	BB	IBB	HBP	BLK	WP	HR	S	P	ERA	WHIP
Whitey Ford, L (1, 1) ERA: 0.83	9.0	W	35	8	3	0	4	1	0	0	0	0	0	42	46	0.00	1.000

PITCHER	IP	WLS	BF	H	R	ER	SO	BB	IBB	HBP	BLK	WP	HR	S	P	ERA	WHIP

BOTTOM

New York Yankees @ Chicago White Sox

Comiskey Park, Chicago, IL

Thu May 17 1956, 4:33 AM EDT

Att. 10,335 - Unknown

livebaseballscorecards.com

AB	34
R	3
H	8
RBI	0
BB	1
SO	4
LOB	15

1B: 7	SF: 0																
2B: 2	SAC: 0																
3B: 0	DP: 2																
HR: 0	HBP: 0																

WP: 0	PA: 35																
PB: 0																	
SB: 0																	
CS: 0																	

Batter	1	2	3	4	5	6	7	8	9	10	AB	R	H	RBI	BB	SO	LOB
Phil Rizzuto, R (1, 6) OBP: 0.364, SLG: 0.263	FC4 1B 1B 1B		F5	K		5-3			G3	CS 2-H 1B	4	1	1	0	0	1	1
Eddie Robinson, L (9, PH) OBP: 0.357, SLG: 0.182											1	0	0	0	0	0	0
Andy Carey, R (9, 5) OBP: 0.284, SLG: 0.231											1	0	1	1	0	0	0
Billy Martin, R (1, 4) OBP: 0.283, SLG: 0.284	F8		F8		HR 1B		5-3		6-3	CS 1-2	4	1	1	0	0	0	1
Mickey McDermott, L (9, PH) OBP: 0.333, SLG: 0.200											1	0	0	0	0	0	0
Jerry Coleman, R (9, 4)											0	0	0	0	0	0	0
Mickey Mantle, S (1, 8) OBP: 0.492, SLG: 0.891	FC4 1-2 1B		HR BB		1-H HR		1B 2B		HR		4	4	4	3	1	0	0
Yogi Berra, L (1, 2) OBP: 0.425, SLG: 0.741	FC4 1B 1-2f 2-3		1-H HR		4-3 2B		FC6-4 2-H 1B		2B		5	1	4	3	0	0	2
Bill Skowron, R (1, 3) OBP: 0.363, SLG: 0.370	1-3 3-H 1B		2B		4-3 2-3		K		BB		4	0	2	1	0	1	2
Joe Collins, L (7, 3) OBP: 0.269, SLG: 0.417											0	0	0	0	1	0	0
Hank Bauer, R (1, 9) OBP: 0.292, SLG: 0.430	5-3		6-3	L6 BB			FC6-4 1-2f		F7		4	0	0	0	1	0	6
Gil McDougald, R (1, 5) OBP: 0.343, SLG: 0.348		5-3		F9	L6 1-2			K		SH1-4 1B 1B	5	1	1	0	0	1	2
											1	0	0	0	0	0	0
(9, 6)											0	0	0	0	0	0	0
Elston Howard, R (1, 7) OBP: 0.357, SLG: 0.429		6-3		FC1-6 1B		F9		5-3		K	5	0	1	0	0	1	1
Rip Coleman, L (1, 1)		K				K		K		SH1-4 1-2	3	0	0	0	0	2	1
Bob Grim, R (6, 1)				FC1-6 1-2f							0	0	0	0	0	0	0
Don Larsen, R (7, 1) OBP: 0.333, SLG: 0.611											1	0	0	0	0	1	0
Tommy Byrne, L (8, 1) OBP: 0.250, SLG: 0.250											0	0	0	0	0	0	0
Tom Sturdivant, L (8, 1) OBP: 0.500, SLG: 0.500											0	0	0	0	0	0	0
Inning Stats	R: 1 E: 0 K: 0 S: 6 H: 3 LOB: 2 BB: 0 P: 6	R: 0 E: 0 K: 1 S: 5 H: 0 LOB: 0 BB: 0 P: 5	R: 2 E: 0 K: 0 S: 5 H: 2 LOB: 1 BB: 1 P: 9	R: 0 E: 0 K: 1 S: 6 H: 1 LOB: 1 BB: 0 P: 6	R: 2 E: 0 K: 0 S: 5 H: 3 LOB: 1 BB: 1 P: 9	R: 0 E: 0 K: 1 S: 5 H: 0 LOB: 0 BB: 0 P: 5	R: 1 E: 0 K: 1 S: 7 H: 2 LOB: 1 BB: 0 P: 7	R: 0 E: 0 K: 2 S: 7 H: 0 LOB: 0 BB: 0 P: 7	R: 1 E: 0 K: 0 S: 5 H: 2 LOB: 2 BB: 1 P: 9	R: 1 E: 0 K: 1 S: 6 H: 2 LOB: 0 BB: 0 P: 6	1B: 8 2B: 5 3B: 0 HR: 3	SF: 0 SAC: 1 DP: 1 HBP: 0						

PITCHER	IP	WLS	BF	H	R	ER	SO	BB	IBB	HBP	BLK	WP	HR	S	P	ERA	WHIP
Billy Pierce, L (1, 1) ERA: 3.53	4.1		24	9	5	5	2	2	0	0	0	0	2	26	34	10.38	2.538
Mike Fornieles, R (5, 1) ERA: 5.0	0.2		1	0	0	0	0	0	0	0	0	0	0	1	1	0.00	0.000
Sandy Consuegra, R (6, 1) ERA: 6.3	2.0		8	2	1	1	2	0	0	0	0	0	0	12	12	4.50	1.000
Dixie Howell, R (8, 1) ERA: 2.87	3.0	L	13	4	2	2	3	1	0	0	0	0	1	18	22	6.00	1.667

PITCHER	IP	WLS	BF	H	R	ER	SO	BB	IBB	HBP	BLK	WP	HR	S	P	ERA	WHIP

TOP

New York Yankees @ Chicago White Sox

Comiskey Park, Chicago, IL

Fri May 18 1956, 4:33 AM EDT

Att. 36,192 - Unknown

livebaseballscorecards.com

AB	42
R	8
H	15
RBI	8
BB	3
SO	7
LOB	16

WP: 0 PA: 47
PB: 0
SB: 0
CS: 1

Batter	1	2	3	4	5	6	7	8	9	10	AB	R	H	RBI	BB	SO	LOB
Bubba Phillips, R (1, 8) OBP: 0.278, SLG: 0.389 Jim Rivera, L (7, PH) OBP: 0.387, SLG: 0.379 (8, 8)	L5-4 SH5-3 1B		F9		K		BB E 1-2 BB	1B 1-3 2-H 1B		1B 1B	3 2	0 1	1 2	0 1	0 1	1 0	2 0
Nellie Fox, L (1, 4) OBP: 0.286, SLG: 0.357	SH5-3 1-2		1-3		FC6-4 1-2f		E SF8 1-2 2-3 BB	1B 1-2 3-H		F2	4	1	1	1	1	0	3
Minnie Minoso, R (1, 7) OBP: 0.416, SLG: 0.500	BB			5-3		E6 1B 1B	FC5-2 1-3 2-H 3-Hf	F8		1-3 1B	5	1	1	0	1	0	4
Sherm Lollar, R (1, 2) OBP: 0.433, SLG: 0.541	L5-4 2-3			G5-3 E BB		1B 1-3 1B	BB	K		F2	4	1	1	0	2	1	6
George Kell, R (1, 5) OBP: 0.377, SLG: 0.420		F8		E1 1-2		B1-5-4 1B 1-2 3-H 1B	SF8 3-H		P5		4	0	1	2	0	0	1
Bob Nieman, R (1, 9) OBP: 0.417, SLG: 0.563 Dixie Howell, L (8, 1) OBP: 0.167, SLG: 0.167		1-3		G5-3 2-3f		B1-5-4 1-2 2-H 1B	4-3		6-3		4 1	0 0	1 0	1 0	0 0	0 0	4 0
Ron Jackson, R (1, 3) OBP: 0.450, SLG: 0.469		HR			FC3-6 BB	B1-5-4 1-2 2-3f		6-3	1B		4	1	2	1	1	0	2
Luis Aparicio, R (1, 6) OBP: 0.281, SLG: 0.290 Fred Hatfield, L (6, PH) OBP: 0.389, SLG: 0.267 (7, 6)		F8			FC3-6 FC6 1-2f	6-3		BB 1B 1B	F8		2 3	0 1	0 1	0 0	0 0	0 0	1 2
Billy Pierce, L (1, 1) OBP: 0.167, SLG: 0.167 Mike Fornieles, R (5, 1) OBP: 0.333, SLG: 0.667 Walt Dropo, R (5, PH) OBP: 0.231, SLG: 0.229 Howie Pollet, L (5, PR) Sandy Consuegra, R (6, 1) Jim Delsing, L (7, PH) (8, 9)			6-3		FC6 FC6-4 1-2		BB BB FC5-2 BB	1B 1-2 1B BB		K	1 0 1 0 0 1	0 0 0 0 0 1	0 0 0 0 0 0	0 0 0 0 0 2	0 0 0 0 0 1	0 0 1 0 0 0	0 0 1 0 0 0
Inning Stats	R: 0 H: 1 E: 0 LOB: 1 K: 0 BB: 1 S: 3 P: 7	R: 1 H: 1 E: 0 LOB: 0 K: 0 BB: 0 S: 4 P: 4	R: 0 H: 0 E: 0 LOB: 0 K: 0 BB: 0 S: 3 P: 3	R: 0 H: 0 E: 1 LOB: 1 K: 0 BB: 1 S: 3 P: 7	R: 0 H: 0 E: 0 LOB: 2 K: 1 BB: 1 S: 6 P: 10	R: 2 H: 3 E: 1 LOB: 1 K: 0 BB: 0 S: 6 P: 6	R: 2 H: 0 E: 1 LOB: 2 K: 0 BB: 4 S: 3 P: 19	R: 2 H: 3 E: 0 LOB: 2 K: 1 BB: 1 S: 8 P: 12	R: 0 H: 1 E: 0 LOB: 1 K: 0 BB: 0 S: 4 P: 4	R: 0 H: 2 E: 0 LOB: 2 K: 1 BB: 0 S: 7 P: 7	1B: 10 SF: 1 2B: 1 SAC: 1 3B: 0 DP: 3 HR: 1 HBP: 0						

PITCHER		IP	WLS	BF	H	R	ER	SO	BB	IBB	HBP	BLK	WP	HR	S	P	ERA	WHIP
Rip Coleman, L ERA: 2.2	(1, 1)	5.0		23	4	3	2	1	3	0	0	0	0	1	22	34	3.60	1.400
Bob Grim, R ERA: 1.62	(6, 1)	1.0		6	1	2	2	0	3	0	0	0	0	0	3	15	18.00	4.000
Don Larsen, R ERA: 4.97	(7, 1)	1.1		7	1	2	2	0	2	0	0	0	0	0	5	13	13.50	2.250
Tommy Byrne, L ERA: 3.97	(8, 1)	0.0		2	2	0	0	0	0	0	0	0	0	0	2	2	∞	∞
Tom Sturdivant, R ERA: 2.7	(8, 1)	2.2	W	11	3	0	0	2	0	0	0	0	0	0	15	15	0.00	1.125

PITCHER	IP	WLS	BF	H	R	ER	SO	BB	IBB	HBP	BLK	WP	HR	S	P	ERA	WHIP

BOTTOM

New York Yankees @ Chicago White Sox

Comiskey Park, Chicago, IL

Fri May 18 1956, 4:33 AM EDT

Att. 36,192 - Unknown

livebaseballscorecards.com

AB	39
R	7
H	11
RBI	6
BB	8
SO	3
LOB	26

WP: 0 PA: 49
PB: 0
SB: 0
CS: 0

Batter	1	2	3	4	5	6	7	8	9	AB	R	H	RBI	BB	SO	LOB
Hank Bauer, R (1, 9) OBP: 0.304, SLG: 0.427	3-1 1B WP 1B		E 1B BB	BB		5-3 1-2		F8		3	2	1	0	2	0	2
Billy Martin, R (1, 4) OBP: 0.289, SLG: 0.291	WP 3-1 1-2 1B		E6 1B 1-2 1B	P4		2-H 1B			K	5	1	2	1	0	1	2
Mickey Mantle, S (1, 8) OBP: 0.481, SLG: 0.861	K		F2	K		4-3			1B	5	0	1	0	0	2	6
Yogi Berra, L (1, 2) OBP: 0.424, SLG: 0.724	3-1 1-2 2-3		BB 1B 1B 1-3 2-H 1B		FC5-4 BB		F5		F7	4	1	1	1	1	0	3
Bill Skowron, R (1, 3) OBP: 0.368, SLG: 0.368	BB 2-3 3-H BB		BB 1B 1-2 3-H 1B		FC5-4 1-2f		6-3		1-3	3	1	1	1	1	0	1
Joe Collins, L (7, 3) OBP: 0.264, SLG: 0.408										1	0	0	0	0	0	1
Gil McDougald, R (1, 5) OBP: 0.339, SLG: 0.337	5-3		1B 1-2 2-3 BB		F4		P4			3	0	0	0	1	0	3
Elston Howard, R (1, 7) OBP: 0.352, SLG: 0.420		F3	G6-4-3 1-2 2-H 3-H 1B		P4			F8		4	0	1	2	0	0	1
Phil Rizzuto, R (1, 6) OBP: 0.385, SLG: 0.273		6-3	G6-4-3 1-2f			5-3 1B 1B		SH1-4 BB		3	1	1	0	1	0	2
Bob Turley, R (1, 1) OBP: 0.231, SLG: 0.167		K		6-3		F1		SH1-4 1-2		3	0	0	0	0	1	1
Tom Morgan, R (7, 1) OBP: 0.333, SLG: 0.200										0	0	0	0	0	0	0
Inning Stats	R: 1 E: 0 K: 1 S: 7 H: 2 LOB: 2 BB: 1 P: 11	R: 0 E: 0 K: 1 S: 5 H: 0 LOB: 0 BB: 0 P: 5	R: 4 E: 1 K: 0 S: 6 H: 3 LOB: 1 BB: 2 P: 14	R: 0 E: 0 K: 1 S: 5 H: 0 LOB: 1 BB: 1 P: 9	R: 0 E: 0 K: 0 S: 3 H: 0 LOB: 1 BB: 1 P: 7	R: 1 E: 0 K: 0 S: 5 H: 2 LOB: 1 BB: 0 P: 5	R: 0 E: 0 K: 0 S: 3 H: 0 LOB: 0 BB: 0 P: 3	R: 0 E: 0 K: 0 S: 3 H: 0 LOB: 1 BB: 1 P: 7	R: 0 E: 0 K: 1 S: 6 H: 1 LOB: 1 BB: 0 P: 6	1B: 8 2B: 0 3B: 0 HR: 0 SF: 0 SAC: 1 DP: 1 HBP: 0							

TOP

New York Yankees @ Chicago White Sox

Comiskey Park, Chicago, IL

Sat May 19 1956, 4:33 AM EDT

Att. 17,294 - Unknown

livebaseballscorecards.com

AB	34
R	6
H	8
RBI	5
BB	6
SO	4
LOB	22

PITCHER		IP	WLS	BF	H	R	ER	SO	BB	IBB	HBP	BLK	WP	HR	S	P	ERA	WHIP
Howie Pollet, L ERA: 6.0	(1, 1)	2.1	L	15	4	5	4	2	3	0	0	0	1	0	16	28	15.43	3.000
Mike Fornieles, R ERA: 3.95	(3, 1)	4.2		18	3	1	1	1	2	0	0	0	0	0	18	26	1.93	1.071
Jerry Dahlke, R ERA: 11.57	(8, 1)	1.0		4	0	0	0	0	1	0	0	0	0	0	3	7	0.00	1.000
Sandy Consuegra, R ERA: 6.1	(9, 1)	0.1		2	1	0	0	1	0	0	0	0	0	0	4	4	0.00	3.000
Jack Harshman, L ERA: 4.78	(9, 1)	0.2		2	0	0	0	0	0	0	0	0	0	0	2	2	0.00	0.000

PITCHER	IP	WLS	BF	H	R	ER	SO	BB	IBB	HBP	BLK	WP	HR	S	P	ERA	WHIP

WP: 1 PB: 0 SB: 0 CS: 0 PA: 41

Batter	1	2	3	4	5	6	7	8	9	AB	R	H	RBI	BB	SO	LOB
Jim Rivera, L (1, 8) OBP: 0.388, SLG: 0.380	S S S 0-3 K ①		x 0-0 F6 ③		x 0-0 1B		x 0-0 1B 1B 1B		x 0-0 L6 ①	5	1	2	0	0	1	0
Nellie Fox, L (1, 4) OBP: 0.291, SLG: 0.353	x 0-0 1-3 ②			B B B B 4-0 G4-6-3 HBP 1B BB	x 0-0 F9 ③		x 0-0 1B 1B 1-3 1B		x 0-0 4-3 ②	4	2	1	0	1	0	1
Minnie Minoso, R (1, 7) OBP: 0.425, SLG: 0.511	S S S 0-3 K ③			H 1-0 G4-6-3 1-2 HBP		x 0-0 F8 ①	x 0-0 FC5 1B 1-3 3-H 1B		x 0-0 DI 2B	4	0	2	1	0	1	0
George Kell, R (1, 5) OBP: 0.378, SLG: 0.419		x 0-0 E6		x 0-0 G4-6-3 ① ② 1-2f 2-3		x 0-0 1B 1B 1B	x 0-0 E 1-2 3-H 1B		x 0-0 6-3 ③ 2-3	5	1	2	1	0	0	3
Bob Nieman, R (1, 9) OBP: 0.400, SLG: 0.528		x 0-0 F7 ①		x 0-0 2B 3-H 1B		S S S 0-3 K ②	x 0-0 FC5 ② 1-3 2-3f			4	0	1	1	0	1	4
Sherm Lollar, R (1, 2) OBP: 0.436, SLG: 0.551		S S S 0-3 K ②		x 0-0 1-3 2B		x 0-0 1B 1-2 1B	x 0-0 1-3 ③			4	0	2	0	0	1	3
Ron Jackson, R (1, 3) OBP: 0.432, SLG: 0.444		S S S 0-3 K ③		S S S 0-3 K ③		x 0-0 1B 1-2 2-H 1B		x 0-0 5-3 ①		4	0	1	1	0	2	3
Luis Aparicio, R (1, 6) OBP: 0.273, SLG: 0.281 Jim Delsing, L (6, PH) Sammy Esposito, R (7, 6) OBP: 0.250, SLG: 0.263			S S S 0-3 K ①		x 0-0 5-3 ①	S S S 0-3 K ③		x 0-0 G1-6-3 1B		2 1 1	0 0 0	0 0 1	0 0 0	0 0 0	1 1 0	0 2 0
Howie Pollet, L (1, 1) Mike Fornieles, R (3, 1) OBP: 0.200, SLG: 0.400 Dick Donovan, L (7, PH) OBP: 0.462, SLG: 0.636 Jerry Dahlke, R (8, 1) Fred Hatfield, L (8, PH) OBP: 0.368, SLG: 0.250 Sandy Consuegra, R (9, 1) Jack Harshman, L (9, 1) OBP: 0.125, SLG: 0.500			x 0-0 F9 ②		S S S 0-3 K ②		S S S 0-3 K ①	x 0-0 G1-6-3 ② ③ 1-2f		0 2 1 0 1 0 0	0 0 0 0 0 0 0	0 0 0 0 0 0 0	0 1 0 0 0 0 0	0 0 0 0 0 0 0	0 0 1 0 0 0 0	0 0 0 0 1 0 0
Inning Stats	R: 0 H: 0 E: 0 LOB: 0 K: 2 BB: 0 S: 7 P: 7	R: 0 H: 0 E: 1 LOB: 1 K: 2 BB: 0 S: 8 P: 8	R: 0 H: 0 E: 0 LOB: 0 K: 1 BB: 0 S: 5 P: 5	R: 1 H: 2 E: 0 LOB: 2 K: 1 BB: 1 S: 6 P: 11	R: 0 H: 1 E: 0 LOB: 1 K: 1 BB: 0 S: 6 P: 6	R: 1 H: 3 E: 0 LOB: 2 K: 2 BB: 0 S: 10 P: 10	R: 2 H: 4 E: 1 LOB: 2 K: 1 BB: 0 S: 9 P: 9	R: 0 H: 1 E: 0 LOB: 0 K: 0 BB: 0 S: 3 P: 3	R: 0 H: 1 E: 0 LOB: 1 K: 0 BB: 0 S: 4 P: 4	1B: 10 2B: 2 3B: 0 HR: 0	SF: 0 SAC: 0 DP: 2 HBP: 1			WP: 0 PB: 0 SB: 0 CS: 0	PA: 40		

PITCHER		IP	WLS	BF	H	R	ER	SO	BB	IBB	HBP	BLK	WP	HR	S	P	ERA	WHIP
Bob Turley, R ERA: 5.01	(1, 1)	6.1	W	31	10	4	4	10	1	0	1	0	0	0	49	54	5.68	1.737
Tom Morgan, R ERA: 3.38	(7, 1)	2.2	S	9	2	0	0	0	0	0	0	0	0	0	9	9	0.00	0.750

PITCHER	IP	WLS	BF	H	R	ER	SO	BB	IBB	HBP	BLK	WP	HR	S	P	ERA	WHIP

BOTTOM

New York Yankees @ Chicago White Sox

Comiskey Park, Chicago, IL

Sat May 19 1956, 4:33 AM EDT
Att. 17,294 - Unknown

livebaseballscorecards.com

AB	38
R	4
H	12
RBI	4
BB	1
SO	10
LOB	17

Batter	1	2	3	4	5	6	7	8	9	AB	R	H	RBI	BB	SO	LOB
Billy Goodman, L (1, 4) OBP: 0.395, SLG: 0.474	F8		6-3	F5		BB 2B BB	1B 1-2 3-H 1B		6-3	4	1	1	1	1	0	3
Billy Consolo, R (7, PR) (7, 4)			2-3							1	0	0	0	0	0	0
Frank Malzone, R (1, 5) OBP: 0.291, SLG: 0.366	K		BB 1B 3-H 1B		1B 1B	2B SF9 1-2 BB	1B 1-2 2-H 1B		6-3	5	2	3	2	1	1	0
Mickey Vernon, L (1, 3) OBP: 0.437, SLG: 0.689	G3		BB 1-2 1B		BB 1B HR 1-2 1B	1-3 2-H 2B	F7			5	1	3	1	0	0	2
Norm Zauchin, R (7, 3) OBP: 0.361, SLG: 0.452										0	0	0	0	0	0	0
Dick Gernert, R (1, 7) OBP: 0.408, SLG: 0.643		6-3	FC6-4 1-2 2-3 BB		K	K	F6			2	0	0	0	1	1	2
Gene Stephens, L (5, 7) OBP: 0.333, SLG: 0.200										2	0	0	0	0	1	4
Jackie Jensen, R (1, 9) OBP: 0.393, SLG: 0.466		HR	FC6-4 1-2f		BB HR 1-2 2-H 1B	SF9 3-H	1-3			4	2	2	3	0	0	5
Jim Piersall, R (1, 8) OBP: 0.396, SLG: 0.421		F4		E4 1B	F8	F5			F8	5	0	0	0	0	0	3
Don Buddin, R (1, 6) OBP: 0.391, SLG: 0.308		4-3		1-3 1B	HR 1-2 2-3 BB		2B 1B		F8	4	2	2	0	1	0	0
Pete Daley, R (1, 2) OBP: 0.333, SLG: 1.111			F3	F3	HR 1-H 2-H 3-H		1B 1-H 1B 2B		6-3	5	2	2	5	0	0	2
Frank Baumann, L (1, 1) OBP: 0.375, SLG: 0.625			6-3 1B 2B	L4	K		1B 2-3 1B		F9	3	1	1	0	0	1	2
Tom Hurd, R (6, 1) OBP: 0.750, SLG: 0.750										2	1	1	0	0	0	0

TOP

Boston Red Sox @ Chicago White Sox

Comiskey Park, Chicago, IL

Sun May 20 1956, 4:33 AM EDT

Unknown

livebaseballscorecards.com

AB	42
R	12
H	15
RBI	12
BB	4
SO	4
LOB	23

Inning Stats	1	2	3	4	5	6	7	8	9	1B: 10	SF: 1	WP: 0	PA: 47
	R: 0 E: 0 K: 1 S: 5 H: 0 LOB: 0 BB: 0 P: 5	R: 1 E: 0 K: 0 S: 4 H: 1 LOB: 0 BB: 0 P: 4	R: 1 E: 0 K: 0 S: 6 H: 3 LOB: 3 BB: 1 P: 10	R: 0 E: 1 K: 0 S: 5 H: 1 LOB: 2 BB: 0 P: 5	R: 5 E: 0 K: 2 S: 11 H: 4 LOB: 0 BB: 1 P: 15	R: 2 E: 0 K: 1 S: 6 H: 1 LOB: 1 BB: 2 P: 14	R: 3 E: 0 K: 0 S: 8 H: 5 LOB: 2 BB: 0 P: 8	R: 0 E: 0 K: 0 S: 3 H: 0 LOB: 0 BB: 0 P: 3	R: 0 E: 0 K: 0 S: 3 H: 0 LOB: 0 BB: 0 P: 3	2B: 3 3B: 0 HR: 2	SAC: 0 DP: 0 HBP: 0	PB: 0 SB: 0 CS: 0	

PITCHER	IP	WLS	BF	H	R	ER	SO	BB	IBB	HBP	BLK	WP	HR	S	P	ERA	WHIP
Dick Donovan, R (1, 1) ERA: 5.73	4.2	L	26	9	7	7	2	2	0	0	0	0	2	28	36	13.50	2.357
Connie Johnson, R (5, 1) ERA: 3.65	0.1		1	0	0	0	1	0	0	0	0	0	0	3	3	0.00	0.000
Jerry Dahlke, R (6, 1) ERA: 19.29	0.0		3	1	2	2	0	2	0	0	0	0	0	1	9	∞	∞
Mike Fornieles, R (6, 1) ERA: 5.17	2.0		11	5	3	3	1	0	0	0	0	0	0	13	13	13.50	2.500
Sandy Consuegra, R (8, 1) ERA: 5.11	2.0		6	0	0	0	0	0	0	0	0	0	0	6	6	0.00	0.000

PITCHER	IP	WLS	BF	H	R	ER	SO	BB	IBB	HBP	BLK	WP	HR	S	P	ERA	WHIP

BOTTOM

Boston Red Sox @ Chicago White Sox

Comiskey Park, Chicago, IL

Sun May 20 1956, 4:33 AM EDT

Unknown

livebaseballscorecards.com

Batter	1	2	3	4	5	6	7	8	9	AB	R	H	RBI	BB	SO	LOB
Jim Rivera, L (1, 8) OBP: 0.388, SLG: 0.387	SSS 0-3 ① K		x 0-0 ② L9		x 0-0 ② 4-3 1-2 2-3		x 0-0 1-H 2-H 1B 2B		BBBB 4-0 G4-6-3 1-2 BB	4	1	1	2	1	1	3
Nellie Fox, L (1, 4) OBP: 0.278, SLG: 0.336	x 0-0 ② F6		x 0-0 ③ 1-3		x 0-0 ③ F8		x 0-0 ② F6		x 0-0 ②③ G4-6-3 1-2f	5	0	0	0	0	0	6
Minnie Minoso, R (1, 7) OBP: 0.418, SLG: 0.500	x 0-0 ③ 5-3			SSS 0-3 ① K	x 0-0 ① F3		x 0-0 2-H 1B			4	0	1	1	0	1	0
Sandy Consuegra, R (8, 1)										0	0	0	0	0	0	0
George Kell, R (1, 5) OBP: 0.376, SLG: 0.408		BBBB 4-0 1B BB		x 0-0 ② F9	x 0-0 ② F8		x 0-0 ③ F7			2	0	0	0	1	0	0
Les Moss, R (7, 2)										1	0	0	0	0	0	1
Bob Nieman, R (1, 9) OBP: 0.364, SLG: 0.475		SSS 0-3 ① K		SSS 0-3 ③ K	x 0-0 ③ F8		x 0-0 ① F6			4	0	0	0	0	2	1
Sherm Lollar, R (1, 2) OBP: 0.438, SLG: 0.550		x 0-0 1-2 G5-4-3 1B		x 0-0 E6 BB 1B		x 0-0 E 1B 1B		x 0-0 ② F8		2	1	1	0	0	0	0
Fred Hatfield, L (7, 5) OBP: 0.381, SLG: 0.278										2	1	1	0	0	0	0
Ron Jackson, R (1, 3) OBP: 0.417, SLG: 0.410		x 0-0 ②③ G5-4-3 1-2f		BBBB 4-0 4-3 1B 1-2 BB			x 0-0 E6 1B 1-2 2B	x 0-0 ③ F8		3	1	0	0	1	0	3
Luis Aparicio, R (1, 6) OBP: 0.300, SLG: 0.324			x 0-0 2B	x 0-0 4-3 1-2 2-H 1B			x 0-0 2B 1-2 2-H 1B		x 0-0 ① B5-3	4	1	3	2	0	0	0
Dick Donovan, L (1, 1) OBP: 0.429, SLG: 0.583			SSS 0-3 ① K	SSS 0-3 ① K			SSS 0-3 ① K		x 0-0 S 1B	1	0	0	0	0	1	1
Connie Johnson, R (5, 1)										0	0	0	0	0	0	0
Walt Dropo, R (5, PH) OBP: 0.225, SLG: 0.222										1	0	0	0	0	1	2
Jerry Dahlke, R (6, 1)										0	0	0	0	0	0	0
Mike Fornieles, R (6, 1) OBP: 0.200, SLG: 0.400										0	0	0	0	0	0	0
Jim Delsing, L (7, PH) OBP: 0.316, SLG: 0.063										2	0	1	0	0	1	2
(8, 7)																

	AB	35
	R	5
	H	8
	RBI	5
	BB	3
	SO	7
	LOB	19

Inning Stats	1	2	3	4	5	6	7	8	9
	R: 0 E: 0 K: 1 S: 5	R: 0 E: 0 K: 1 S: 5	R: 0 E: 0 K: 1 S: 6	R: 0 E: 0 K: 2 S: 7	R: 1 E: 1 K: 1 S: 7	R: 0 E: 0 K: 0 S: 3	R: 4 E: 1 K: 1 S: 10	R: 0 E: 0 K: 0 S: 3	R: 0 E: 0 K: 0 S: 3
	H: 0 LOB: 0 BB: 0 P: 5	H: 1 LOB: 1 BB: 1 P: 9	H: 1 LOB: 1 BB: 0 P: 6	H: 0 LOB: 0 BB: 0 P: 7	H: 1 LOB: 2 BB: 1 P: 11	H: 0 LOB: 0 BB: 0 P: 3	H: 4 LOB: 1 BB: 0 P: 10	H: 0 LOB: 0 BB: 0 P: 3	H: 1 LOB: 1 BB: 1 P: 7

	1B: 6	SF: 0	WP: 0	PA: 38
	2B: 2	SAC: 0	PB: 0	
	3B: 0	DP: 2	SB: 1	
	HR: 0	HBP: 0	CS: 0	

PITCHER		IP	WLS	BF	H	R	ER	SO	BB	IBB	HBP	BLK	WP	HR	S	P	ERA	WHIP
Frank Baumann, L ERA: 2.66	(1, 1)	5.0	W	20	3	1	0	6	2	0	0	0	0	0	30	38	0.00	1.000
Tom Hurd, R ERA: 3.86	(6, 1)	4.0	S	18	5	4	2	1	1	0	0	0	0	0	19	23	4.50	1.500

PITCHER	IP	WLS	BF	H	R	ER	SO	BB	IBB	HBP	BLK	WP	HR	S	P	ERA	WHIP

Boston Red Sox @ Chicago White Sox

Comiskey Park, Chicago, IL

Sun May 20 1956, 4:38 AM EDT

Att. 23,564 - Unknown

livebaseballscorecards.com

Batter	1	2	3	4	5	6	7	8	9	AB	R	H	RBI	BB	SO	LOB
Billy Goodman, L (1, 4) OBP: 0.391, SLG: 0.466	x 0-0 G6-4-3 1B		x 0-0 1-3 ②			x 0-0 6-3 ①		x 0-0 F8 ①		4	0	1	0	0	0	1
Billy Consolo, R (9, 4)										0	0	0	0	0	0	0
Frank Malzone, R (1, 5) OBP: 0.277, SLG: 0.347	x 0-0 G6-4-3 ① ② 1-2f		x 0-0 6-3 ③			x 0-0 6-3 ②		x 0-0 F3 ②		4	0	0	0	0	0	2
Mickey Vernon, L (1, 3) OBP: 0.440, SLG: 0.718	x 0-0 HR			x 0-0 2-3 ①		x 0-0 1B		x 0-0 F8 ③		4	1	2	1	0	0	0
Faye Throneberry, L (1, 7) OBP: 0.306, SLG: 0.394	S S S 0-3 K ③			x 0-0 F7 ②		x 0-0 3-1 ③			S S S 0-3 K ①	4	0	0	0	0	2	1
Jackie Jensen, R (1, 9) OBP: 0.387, SLG: 0.489		x 0-0 F9 ①		x 0-0 F6 ③			x 0-0 F7 ①		x 0-0 HR	4	1	1	1	0	0	0
Jim Piersall, R (1, 8) OBP: 0.391, SLG: 0.414		x 0-0 6-3 ②			x 0-0 1-3 ①		x 0-0 4-3 1B		x 0-0 F5 ②	4	0	1	0	0	0	0
Don Buddin, R (1, 6) OBP: 0.378, SLG: 0.295		S S S 0-3 K ③			x 0-0 F3 ②		x 0-0 4-3 ② 1-2		x 0-0 5-3 ③	4	0	0	0	0	1	1
Sammy White, R (1, 2) OBP: 0.337, SLG: 0.356			x 0-0 SH5-3 2B		x 0-0 1B		4-0 IBB			2	0	2	0	1	0	0
Ike Delock, R (1, 1) OBP: 0.286, SLG: 0.167			x 0-0 SH5-3 ① 2-3		x 0-0 F9 ③		x 0-0 4-3 ③			2	0	0	0	0	0	3

Inning Stats	1	2	3	4	5	6	7	8	9		
	R: 1 H: 2 E: 0 LOB: 0 K: 1 BB: 0 S: 6 P: 6	R: 0 H: 0 E: 0 LOB: 0 K: 1 BB: 0 S: 5 P: 5	R: 0 H: 1 E: 0 LOB: 1 K: 0 BB: 0 S: 4 P: 4	R: 0 H: 0 E: 0 LOB: 0 K: 0 BB: 0 S: 3 P: 3	R: 0 H: 1 E: 0 LOB: 1 K: 0 BB: 0 S: 4 P: 4	R: 0 H: 1 E: 0 LOB: 1 K: 0 BB: 0 S: 4 P: 4	R: 0 H: 1 E: 0 LOB: 2 K: 0 BB: 1 S: 4 P: 8	R: 0 H: 0 E: 0 LOB: 0 K: 0 BB: 0 S: 3 P: 3	R: 1 H: 1 E: 0 LOB: 0 K: 1 BB: 0 S: 6 P: 6	1B: 4 SF: 0 2B: 1 SAC: 1 3B: 0 DP: 1 HR: 2 HBP: 0	WP: 0 PA: 34 PB: 0 SB: 0 CS: 0

PITCHER	IP	WLS	BF	H	R	ER	SO	BB	IBB	HBP	BLK	WP	HR	S	P	ERA	WHIP
Bob Keegan, R (1, 1) ERA: 0.59	9.0	L	34	7	2	2	3	0	1	0	0	0	2	39	43	2.00	0.778

PITCHER	IP	WLS	BF	H	R	ER	SO	BB	IBB	HBP	BLK	WP	HR	S	P	ERA	WHIP

AB	32
R	2
H	7
RBI	2
BB	1
SO	3
LOB	8

Batter	1	2	3	4	5	6	7	8	9	AB	R	H	RBI	BB	SO	LOB
Luis Aparicio, R (1, 6) OBP: 0.311, SLG: 0.333	F7		FC6-4 E6 1-2f		1B 3-H			FC1-6 1B		4	0	2	0	0	0	1
Nellie Fox, L (1, 4) OBP: 0.277, SLG: 0.333	F4		E9 1-3 1B		L4			FC1-6 1-2f		4	0	1	0	0	0	2
Minnie Minoso, R (1, 7) OBP: 0.421, SLG: 0.495	2B 1B		BBB G3-6-1 BB			6-3		F4		3	1	1	0	1	0	1
George Kell, R (1, 5) OBP: 0.371, SLG: 0.413	1-H 2B		G3-6-1 1-2f			L5		F7		4	0	1	1	0	0	4
Jim Rivera, L (1, 8) OBP: 0.393, SLG: 0.377	4-3			BBBB CS BB		BBBB S BB			SSS K	2	0	0	0	2	1	1
Sherm Lollar, R (1, 2) OBP: 0.420, SLG: 0.524		F8		F2 1-2		F8 1-2			5-3	4	0	0	0	0	0	2
Jim Delsing, L (1, 9) OBP: 0.308, SLG: 0.053		F9		F7			F9		BBBB BB	3	0	0	0	1	0	0
Ron Jackson, R (1, 3) OBP: 0.412, SLG: 0.429		6-3			SH1-4 1B 2B		6-3		SSS K	3	0	1	0	0	0	0
Walt Dropo, R (8, 3) OBP: 0.220, SLG: 0.216										1	0	0	0	0	1	1
Bob Keegan, R (1, 1)			BBBB FC6-4 BB		SH1-4 2-3		5-3			1	0	0	0	1	0	0
Inning Stats	R: 1 E: 0 K: 0 S: 5 H: 2 LOB: 1 BB: 0 P: 5	R: 0 E: 0 K: 0 S: 3 H: 0 LOB: 0 BB: 0 P: 3	R: 0 E: 1 K: 0 S: 3 H: 1 LOB: 2 BB: 2 P: 11	R: 0 E: 0 K: 0 S: 2 H: 0 LOB: 0 BB: 1 P: 6	R: 0 E: 0 K: 0 S: 4 H: 2 LOB: 1 BB: 0 P: 4	R: 0 E: 0 K: 0 S: 3 H: 0 LOB: 1 BB: 1 P: 7	R: 0 E: 0 K: 0 S: 3 H: 0 LOB: 0 BB: 0 P: 3	R: 0 E: 0 K: 0 S: 4 H: 1 LOB: 1 BB: 0 P: 4	R: 0 E: 0 K: 2 S: 7 H: 0 LOB: 1 BB: 1 P: 11	1B: 4 2B: 2 3B: 0 HR: 0 SF: 0 SAC: 1 DP: 1 HBP: 0	WP: 0 PB: 0 SB: 1 CS: 1 PA: 35					

PITCHER	IP	WLS	BF	H	R	ER	SO	BB	IBB	HBP	BLK	WP	HR	S	P	ERA	WHIP
Ike Delock, R (1, 1) ERA: 5.63	9.0	W	35	6	1	1	2	5	0	0	0	0	0	34	54	1.00	1.222

PITCHER	IP	WLS	BF	H	R	ER	SO	BB	IBB	HBP	BLK	WP	HR	S	P	ERA	WHIP

BOTTOM

Boston Red Sox @ Chicago White Sox

Comiskey Park, Chicago, IL

Sun May 20 1956, 4:38 AM EDT

Att. 23,564 - Unknown

AB	29
R	1
H	6
RBI	1
BB	5
SO	2
LOB	12

livebaseballscorecards.com

Batter	1	2	3	4	5	6	7	8	9	AB	R	H	RBI	BB	SO	LOB
Chuck Diering, R (1, 8) OBP: 0.420, SLG: 0.328	S S S 0-3 ① K	S S S 0-3 ② K		S S S 0-3 ③ K		B B B 4-0 BB			x 0-0 ① B1-3	4	0	0	0	1	3	1
Hoot Evers, R (1, 9) OBP: 0.500, SLG: 0.400	x 0-0 BB 1B BB 1B	x 0-0 ③ F7			x 0-0 1B SF9 1B	x 0-0 ③ L5			x 0-0 ② F9	5	2	2	0	0	0	2
George Kell, R (1, 5) OBP: 0.383, SLG: 0.424	x 0-0 BB BB 1-2 1B	x 0-0 BB 1B			x 0-0 1B 1-2 1B		x 0-0 ① 5-3		x 0-0 ③ 3-1	5	0	3	0	0	0	0
Bob Nieman, R (1, 7) OBP: 0.375, SLG: 0.477	x 0-0 ② L9	x 0-0 ① F7			x 0-0 FC5-4 1-2 2-3 1B		x 0-0 1B			4	0	2	0	0	0	3
Gus Triandos, R (1, 3) OBP: 0.358, SLG: 0.432	B B B B 4-0 BB 1-2 2-3 BB	B B B B 4-0 1-2 BB			x 0-0 ① F8		x 0-0 ② L9			2	0	0	0	2	0	4
Hal Smith, R (1, 2) OBP: 0.371, SLG: 0.475	B B B B 4-0 1-2 2-3 3-H BB	x 0-0 ② F4			x 0-0 ② SF9 3-H		x 0-0 ③ F8			2	0	0	2	1	0	3
Billy Gardner, R (1, 4) OBP: 0.233, SLG: 0.354	x 0-0 ③ F3	x 0-0 ③ 5-3			x 0-0 ③ FC5-4 1-2f			S S S 0-3 ① K		4	0	0	0	0	1	7
Willy Miranda, S (1, 6) OBP: 0.306, SLG: 0.324		B B B B 4-0 SH1-4 BB		x 0-0 ① 5-3		S S S 0-3 ① K		x 0-0 ② F4		3	0	0	0	1	1	0
Johnny Schmitz, R (1, 1) Ray Moore, R (4, 1) OBP: 0.188, SLG: 0.133		x 0-0 ① SH1-4 1-2		S S S 0-3 ② K		x 0-0 ② 5-3		x 0-0 ③ F8		1 2	0 0	0 0	0 0	0 0	1 0	0 0
Inning Stats	R: 1 H: 2 E: 0 LOB: 3 K: 1 BB: 2 S: 7 P: 15	R: 0 H: 0 E: 0 LOB: 1 K: 1 BB: 1 S: 5 P: 9	R: 0 H: 1 E: 0 LOB: 2 K: 0 BB: 1 S: 4 P: 8	R: 0 H: 0 E: 0 LOB: 0 K: 2 BB: 0 S: 7 P: 7	R: 1 H: 3 E: 0 LOB: 2 K: 0 BB: 0 S: 6 P: 6	R: 0 H: 0 E: 0 LOB: 1 K: 1 BB: 1 S: 5 P: 9	R: 0 H: 1 E: 0 LOB: 1 K: 0 BB: 0 S: 4 P: 4	R: 0 H: 0 E: 0 LOB: 0 K: 1 BB: 0 S: 5 P: 5	R: 0 H: 0 E: 0 LOB: 0 K: 0 BB: 0 S: 3 P: 3	1B: 7 SF: 1 2B: 0 SAC: 1 3B: 0 DP: 0 HR: 0 HBP: 0						

PITCHER	IP	WLS	BF	H	R	ER	SO	BB	IBB	HBP	BLK	WP	HR	S	P	ERA	WHIP
Jack Harshman, L (1, 1) ERA: 4.08	9.0	W	39	7	2	2	6	5	0	0	0	0	0	46	66	2.00	1.333

PITCHER	IP	WLS	BF	H	R	ER	SO	BB	IBB	HBP	BLK	WP	HR	S	P	ERA	WHIP

TOP

Baltimore Orioles @ Chicago White Sox

Comiskey Park, Chicago, IL

Wed May 23 1956, 4:33 AM EDT

Att. 1,924 - Unknown

livebaseballscorecards.com

AB	32
R	2
H	7
RBI	2
BB	5
SO	6
LOB	20

WP: 0 PA: 39
PB: 0
SB: 0
CS: 0

Batter	1	2	3	4	5	6	7	8	9	AB	R	H	RBI	BB	SO	LOB
Luis Aparicio, R (1, 6) OBP: 0.295, SLG: 0.316	6-3	5-3		F9			F2			4	0	0	0	0	0	5
Nellie Fox, L (1, 4) OBP: 0.285, SLG: 0.339	5-3 1B		FC4-6 1B	G4-6-3 1-2f			G3			4	0	2	0	0	0	3
Minnie Minoso, R (1, 7) OBP: 0.407, SLG: 0.475	5-3 1-2		FC4-6 F8 1-2f		F4			G3		4	0	0	0	0	0	2
Dave Philley, S (1, 9) OBP: 0.310, SLG: 0.289	F7		F8 1-2		F8			3-1		4	0	0	0	0	0	2
Larry Doby, L (1, 8) OBP: 0.333, SLG: 0.262		FC1-4 BB 2B 1B		BB 1B BB 1B	4-3			BB		3	2	2	0	1	0	0
Sherm Lollar, R (1, 2) OBP: 0.423, SLG: 0.517		BBBB 4-0 FC1-4 1-2 BB		BB BB BB 1-2 1B		F7		F8		3	1	1	0	1	0	1
Walt Dropo, R (1, 3) OBP: 0.227, SLG: 0.205		FC1-4 2B 1-2f 2-3		BB BB 1-2 2-3 BB		SSS K				2	0	0	0	1	1	2
Sammy Esposito, R (1, 5) OBP: 0.304, SLG: 0.333		2B 1-3 3-H		BBBB BB 1-2 2-3 3-H BB		SSS K				2	0	1	2	1	1	0
Jack Harshman, L (1, 1) OBP: 0.182, SLG: 0.400		SSS K		BBBB G4-6-3 1-2 2-3 3-H BB			L9			2	0	0	1	1	1	2
Inning Stats	R: 0 H: 1 E: 0 LOB: 1 K: 0 BB: 0 S: 4 P: 4	R: 1 H: 2 E: 0 LOB: 2 K: 1 BB: 1 S: 7 P: 11	R: 0 H: 1 E: 0 LOB: 0 K: 0 BB: 0 S: 3 P: 3	R: 2 H: 2 E: 0 LOB: 2 K: 0 BB: 3 S: 4 P: 16	R: 0 H: 0 E: 0 LOB: 0 K: 0 BB: 0 S: 3 P: 3	R: 0 H: 0 E: 0 LOB: 0 K: 2 BB: 0 S: 7 P: 7	R: 0 H: 0 E: 0 LOB: 0 K: 0 BB: 0 S: 3 P: 3	R: 0 H: 0 E: 0 LOB: 1 K: 0 BB: 1 S: 3 P: 7		1B: 5 SF: 0 2B: 1 SAC: 0 3B: 0 DP: 1 HR: 0 HBP: 0						WP: 0 PA: 33 PB: 0 SB: 0 CS: 0	

PITCHER		IP	WLS	BF	H	R	ER	SO	BB	IBB	HBP	BLK	WP	HR	S	P	ERA	WHIP
Johnny Schmitz, L ERA: 3.24	(1, 1)	3.0	L	16	6	3	3	1	2	0	0	0	0	0	16	24	9.00	2.667
Ray Moore, R ERA: 5.93	(4, 1)	5.0		17	0	0	0	2	3	0	0	0	0	0	18	30	0.00	0.600

PITCHER	IP	WLS	BF	H	R	ER	SO	BB	IBB	HBP	BLK	WP	HR	S	P	ERA	WHIP

BOTTOM

Baltimore Orioles @ Chicago White Sox

Comiskey Park, Chicago, IL

Wed May 23 1956, 4:33 AM EDT

Att. 1,924 - Unknown

livebaseballscorecards.com

AB	28
R	3
H	6
RBI	3
BB	5
SO	3
LOB	17

Batter	1	2	3	4	5	6	7	8	9	AB	R	H	RBI	BB	SO	LOB
Jim Busby, R (1, 8) OBP: 0.288, SLG: 0.328	F2		F9		F9			F8		4	0	0	0	0	0	1
Chico Carrasquel, R (1, 6) OBP: 0.260, SLG: 0.250	K		5-3			F3			K	4	0	0	0	0	2	0
Al Smith, R (1, 7) OBP: 0.400, SLG: 0.489	K		F8			L9			6-3	4	0	0	0	0	1	0
Vic Wertz, L (1, 3) OBP: 0.436, SLG: 0.537		BB 1B 1B		K		K			3-1	3	1	0	0	1	2	0
Bobby Avila, R (1, 4) OBP: 0.329, SLG: 0.357		SH3-4 1B 1-3 1B		F6			F8			3	0	1	0	0	0	0
Rudy Regalado, R (1, 5) OBP: 0.267, SLG: 0.154		SH3-4 1-2 3-H 1B		F8			6-3			3	0	1	1	0	0	0
Rocky Colavito, R (1, 9) OBP: 0.233, SLG: 0.269		SH3-4 1-2 2-3			SH3-4 1B		K			2	0	1	0	0	1	0
Jim Hegan, R (1, 2) OBP: 0.365, SLG: 0.313		K			F8			F7		3	0	0	0	0	1	3
Mike Garcia, R (1, 1) OBP: 0.200, SLG: 0.143		6-3			SH3-4 1-2			F4		1	0	0	0	0	0	2
Don Mossi, L (6, 1)										0	0	0	0	0	0	0
Sam Mele, R (8, PH) OBP: 0.462, SLG: 0.583										1	0	0	0	0	0	0
Bud Daley, L (8, 1)										0	0	0	0	0	0	0
Ray Narleski, R (8, 1)										0	0	0	0	0	0	0
Inning Stats	R: 0 E: 0 K: 2 S: 7 H: 0 LOB: 0 BB: 0 P: 7	R: 1 E: 0 K: 1 S: 7 H: 2 LOB: 2 BB: 1 P: 11	R: 0 E: 0 K: 0 S: 3 H: 0 LOB: 0 BB: 0 P: 3	R: 0 E: 0 K: 1 S: 5 H: 0 LOB: 0 BB: 0 P: 5	R: 0 E: 0 K: 0 S: 4 H: 1 LOB: 1 BB: 0 P: 4	R: 0 E: 0 K: 1 S: 5 H: 0 LOB: 0 BB: 0 P: 5	R: 0 E: 0 K: 1 S: 5 H: 0 LOB: 0 BB: 0 P: 5	R: 0 E: 0 K: 0 S: 3 H: 0 LOB: 0 BB: 0 P: 3	R: 0 E: 0 K: 1 S: 5 H: 0 LOB: 0 BB: 0 P: 5	1B: 3 2B: 0 3B: 0 HR: 0	SF: 0 SAC: 2 DP: 0 HBP: 0					

TOP

Cleveland Indians @ Chicago White Sox

Comiskey Park, Chicago, IL

Fri May 25 1956, 4:33 AM EDT

Att. 31,840 - Unknown

livebaseballscorecards.com

AB	28
R	1
H	3
RBI	1
BB	1
SO	7
LOB	6

PITCHER		IP	WLS	BF	H	R	ER	SO	BB	IBB	HBP	BLK	WP	HR	S	P	ERA	WHIP
Billy Pierce, L ERA: 3.19	(1, 1)	9.0	W	31	3	1	1	7	1	0	0	0	0	0	44	48	1.00	0.444

PITCHER	IP	WLS	BF	H	R	ER	SO	BB	IBB	HBP	BLK	WP	HR	S	P	ERA	WHIP

Batter	1	2	3	4	5	6	7	8	9	AB	R	H	RBI	BB	SO	LOB
Jim Rivera, L (1, 9) OBP: 0.391, SLG: 0.413	B2-3		4-3 (1-2)			HR	F2			3	1	1	1	0	0	1
Sammy Esposito, R (7, 5) OBP: 0.292, SLG: 0.318										1	0	0	0	0	0	0
Nellie Fox, L (1, 4) OBP: 0.283, SLG: 0.345	6-3		4-3			2B	K			4	0	1	0	0	1	1
Minnie Minoso, R (1, 5) OBP: 0.402, SLG: 0.462	6-3			BB (3-1 E)		F8		F8		3	0	0	0	1	0	0
(7, 7)																
Larry Doby, L (1, 8) OBP: 0.354, SLG: 0.304		4-3 2B		L6 (1-2)		E (1B) 1B		2B 1B		4	1	3	0	0	0	1
Dave Philley, S (1, 7) OBP: 0.315, SLG: 0.304		4-3 (2-3)		3-1 (2-3)		E4 (1-H) 1B		1-3 2B		4	0	2	0	0	0	2
(7, 9)																
Sherm Lollar, R (1, 2) OBP: 0.426, SLG: 0.506	F2		6-3			BB IBB		IBB		2	0	0	0	2	0	2
Ron Jackson, R (1, 3) OBP: 0.407, SLG: 0.409	K		4-3			BB (1-2)		K		2	0	0	0	1	1	1
Jim Delsing, L (8, PH) OBP: 0.296, SLG: 0.050										1	0	0	0	0	1	3
Walt Dropo, R (9, 3) OBP: 0.227, SLG: 0.205										0	0	0	0	0	0	0
Luis Aparicio, R (1, 6) OBP: 0.293, SLG: 0.313			4-3 1B	E6 (G6-4-3)		F8		F9		4	0	1	0	0	0	6
Billy Pierce, L (1, 1) OBP: 0.148, SLG: 0.148			K	G6-4-3 (1-2f)			1-3			3	0	0	0	0	1	2
Inning Stats	R: 0 E: 0 K: 0 S: 3 H: 0 LOB: 0 BB: 0 P: 3	R: 0 E: 0 K: 1 S: 6 H: 1 LOB: 1 BB: 0 P: 6	R: 0 E: 0 K: 1 S: 6 H: 1 LOB: 1 BB: 0 P: 6	R: 0 E: 1 K: 0 S: 3 H: 0 LOB: 1 BB: 1 P: 7	R: 0 E: 1 K: 0 S: 3 H: 0 LOB: 0 BB: 0 P: 3	R: 2 E: 1 K: 0 S: 6 H: 4 LOB: 3 BB: 2 P: 14	R: 0 E: 0 K: 1 S: 5 H: 0 LOB: 0 BB: 0 P: 5	R: 0 E: 0 K: 1 S: 7 H: 2 LOB: 3 BB: 1 P: 11		1B: 4 2B: 3 3B: 0 HR: 1	SF: 0 SAC: 0 DP: 1 HBP: 0						

PITCHER		IP	WLS	BF	H	R	ER	SO	BB	IBB	HBP	BLK	WP	HR	S	P	ERA	WHIP
Mike Garcia, R ERA: 3.19	(1, 1)	5.2	L	25	6	2	2	2	2	1	0	0	0	1	26	38	3.18	1.412
Don Mossi, L ERA: 1.08	(6, 1)	1.1		4	0	0	0	1	0	0	0	0	0	0	6	6	0.00	0.000
Bud Daley, L ERA: 3.38	(8, 1)	0.1		4	2	0	0	0	0	1	0	0	0	0	3	7	0.00	6.000
Ray Narleski, R ERA: 2.25	(8, 1)	0.2		2	0	0	0	1	0	0	0	0	0	0	4	4	0.00	0.000

PITCHER	IP	WLS	BF	H	R	ER	SO	BB	IBB	HBP	BLK	WP	HR	S	P	ERA	WHIP

BOTTOM

Cleveland Indians @ Chicago White Sox

Comiskey Park, Chicago, IL

Fri May 25 1956, 4:33 AM EDT

Att. 31,840 - Unknown

livebaseballscorecards.com

AB	31
R	2
H	8
RBI	1
BB	4
SO	4
LOB	19

1B: 4 SF: 0
2B: 3 SAC: 0
3B: 0 DP: 1
HR: 1 HBP: 0

WP: 0 PA: 35
PB: 0
SB: 0
CS: 0

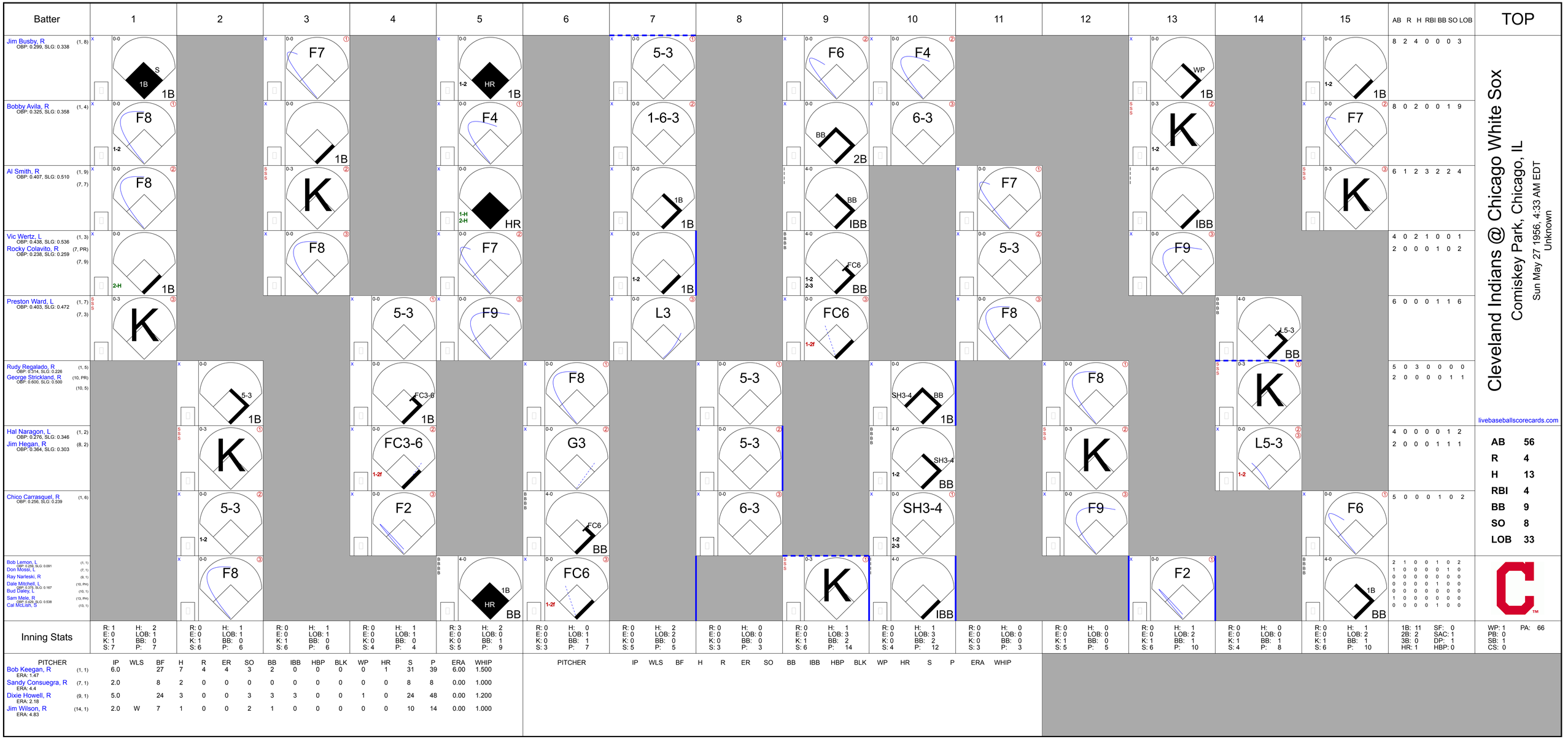
Batter
1
2
3
4
5
6
7
8
9
10
11
12
13
14
15
AB R H RBI BB SO LOB
TOP
Jim Busby, R (1, 8) OBP: 0.299, SLG: 0.338
Bobby Avila, R (1, 4) OBP: 0.325, SLG: 0.358
Al Smith, R (1, 9) (7, 7) OBP: 0.407, SLG: 0.510
Vic Wertz, L (1, 3) OBP: 0.438, SLG: 0.536
Rocky Colavito, R (7, PR) (7, 9) OBP: 0.238, SLG: 0.259
Preston Ward, L (1, 7) (7, 3) OBP: 0.403, SLG: 0.472
Rudy Regalado, R (1, 5) OBP: 0.314, SLG: 0.226
George Strickland, R (10, PR) (10, 5) OBP: 0.600, SLG: 0.500
Hal Naragon, L (1, 2) OBP: 0.276, SLG: 0.346
Jim Hegan, R (8, 2) OBP: 0.364, SLG: 0.303
Chico Carrasquel, R (1, 6) OBP: 0.256, SLG: 0.239
Bob Lemon, L (1, 1) OBP: 0.259, SLG: 0.091
Don Mossi, L (7, 1)
Ray Narleski, R (9, 1)
Dale Mitchell, L (10, PH) OBP: 0.375, SLG: 0.167
Bud Daley, L (10, 1)
Sam Mele, R (13, PH) OBP: 0.429, SLG: 0.538
Cal McLish, S (13, 1)
Cleveland Indians @ Chicago White Sox
Comiskey Park, Chicago, IL
Sun May 27 1956, 4:33 AM EDT
Unknown
livebaseballscorecards.com
AB 56
R 4
H 13
RBI 4
BB 9
SO 8
LOB 33
Inning Stats
PITCHER IP WLS BF H R ER SO BB IBB HBP BLK WP HR S P ERA WHIP
Bob Keegan, R (1, 1) ERA: 1.47 6.0 27 7 4 4 3 2 0 0 0 0 1 31 39 6.00 1.500
Sandy Consuegra, R (7, 1) ERA: 4.4 2.0 8 2 0 0 0 0 0 0 0 0 0 8 8 0.00 1.000
Dixie Howell, R (9, 1) ERA: 2.18 5.0 24 3 0 0 3 3 3 0 0 1 0 24 48 0.00 1.200
Jim Wilson, R (14, 1) ERA: 4.83 2.0 W 7 1 0 0 2 1 0 0 0 0 0 10 14 0.00 1.000
PITCHER IP WLS BF H R ER SO BB IBB HBP BLK WP HR S P ERA WHIP
1B: 11 SF: 0
2B: 2 SAC: 1
3B: 0 DP: 1
HR: 1 HBP: 0
WP: 1 PA: 66
PB: 0
SB: 1
CS: 0

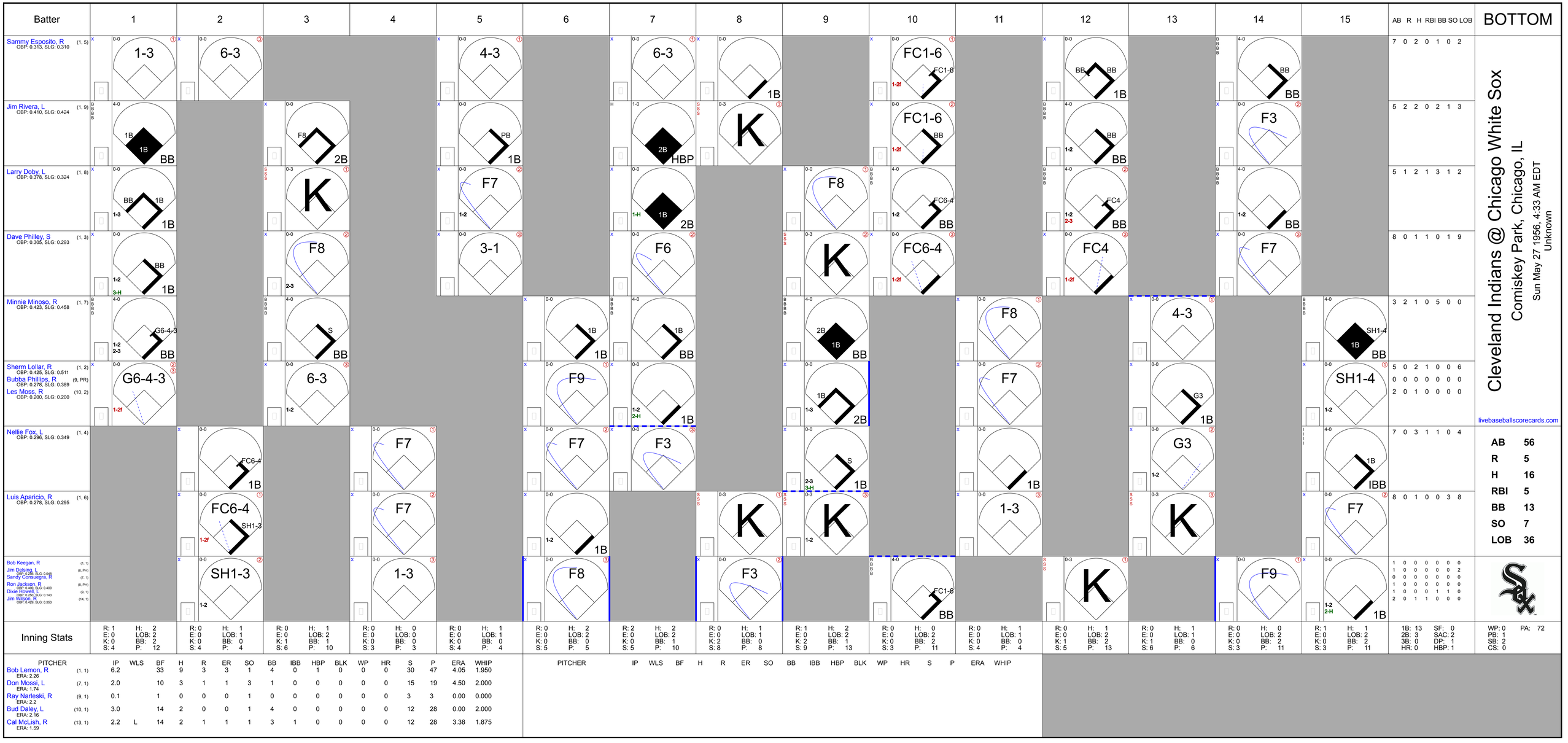
Batter
1
2
3
4
5
6
7
8
9
10
11
12
13
14
15
AB R H RBI BB SO LOB
BOTTOM
Sammy Esposito, R (1, 5)
OBP: 0.313, SLG: 0.310
1-3
6-3
4-3
6-3
1B
FC1-6
FC1-6
1-2f
BB
BB
1B
BB
7 0 2 0 1 0 2
Jim Rivera, L (1, 9)
OBP: 0.410, SLG: 0.424
1B
1B
BB
F8
2B
PB
1B
2B
HBP
K
FC1-6
BB
1-2f
BB
1-2
BB
F3
5 2 2 0 2 1 3
Larry Doby, L (1, 8)
OBP: 0.378, SLG: 0.324
BB
1B
1-3
1B
K
F7
1-2
1-H
1B
2B
F8
FC6-4
1-2
BB
FC4
1-2
2-3
BB
1-2
BB
5 1 2 1 3 1 2
Dave Philley, S (1, 3)
OBP: 0.305, SLG: 0.293
BB
1-2
3-H
1B
F8
2-3
3-1
F6
K
FC6-4
1-2f
FC4
1-2f
F7
8 0 1 1 0 1 9
Minnie Minoso, R (1, 7)
OBP: 0.423, SLG: 0.458
G6-4-3
1-2
2-3
BB
S
BB
1B
1B
BB
2B
1B
BB
F8
4-3
SH1-4
1B
BB
3 2 1 0 5 0 0
Sherm Lollar, R (1, 2)
OBP: 0.425, SLG: 0.511
Bubba Phillips, R (9, PR)
OBP: 0.278, SLG: 0.389
Les Moss, R (10, 2)
OBP: 0.200, SLG: 0.200
G6-4-3
1-2f
6-3
1-2
F9
1-2
2-H
1B
1B
1-3
2B
F7
G3
1B
SH1-4
1-2
5 0 2 1 0 0 6
0 0 0 0 0 0 0
2 0 1 0 0 0 0
Nellie Fox, L (1, 4)
OBP: 0.296, SLG: 0.349
FC6-4
1B
F7
F7
F3
S
2-3
3-H
1B
1B
G3
1-2
1B
IBB
7 0 3 1 1 0 4
Luis Aparicio, R (1, 6)
OBP: 0.278, SLG: 0.295
FC6-4
SH1-3
1-2f
F7
1-2
1B
K
K
1-2
1-3
K
F7
8 0 1 0 0 3 8
Bob Keegan, R (1, 1)
Jim Delsing, L (6, PH)
OBP: 0.286, SLG: 0.048
Sandy Consuegra, R (7, 1)
Ron Jackson, R (8, PH)
OBP: 0.400, SLG: 0.400
Dixie Howell, L (9, 1)
OBP: 0.250, SLG: 0.143
Jim Wilson, R (14, 1)
OBP: 0.429, SLG: 0.353
SH1-3
1-2
1-3
F8
F3
FC1-6
BB
K
F9
1-2
2-H
1B
1 0 0 0 0 0 0
1 0 0 0 0 0 2
0 0 0 0 0 0 0
1 0 0 0 0 0 0
0 0 0 1 1 0 0
2 0 1 1 0 0 0
Inning Stats
R: 1 H: 2
E: 0 LOB: 2
K: 0 BB: 2
S: 4 P: 12
R: 0 H: 1
E: 0 LOB: 1
K: 0 BB: 0
S: 4 P: 4
R: 0 H: 1
E: 0 LOB: 2
K: 1 BB: 1
S: 6 P: 10
R: 0 H: 0
E: 0 LOB: 0
K: 0 BB: 0
S: 3 P: 3
R: 0 H: 1
E: 0 LOB: 1
K: 0 BB: 0
S: 4 P: 4
R: 0 H: 2
E: 0 LOB: 2
K: 0 BB: 0
S: 5 P: 5
R: 2 H: 2
E: 0 LOB: 2
K: 0 BB: 1
S: 5 P: 10
R: 0 H: 1
E: 0 LOB: 1
K: 2 BB: 0
S: 8 P: 8
R: 1 H: 2
E: 0 LOB: 2
K: 2 BB: 1
S: 9 P: 13
R: 0 H: 0
E: 0 LOB: 2
K: 0 BB: 2
S: 3 P: 11
R: 0 H: 1
E: 0 LOB: 1
K: 2 BB: 0
S: 4 P: 4
R: 0 H: 1
E: 0 LOB: 2
K: 1 BB: 2
S: 5 P: 13
R: 0 H: 1
E: 0 LOB: 1
K: 1 BB: 0
S: 6 P: 6
R: 0 H: 0
E: 0 LOB: 2
K: 0 BB: 2
S: 3 P: 11
R: 1 H: 1
E: 0 LOB: 2
K: 0 BB: 2
S: 3 P: 11
1B: 13 SF: 0
2B: 3 SAC: 2
3B: 0 DP: 1
HR: 0 HBP: 1
WP: 0 PA: 72
PB: 1
SB: 2
CS: 0
PITCHER IP WLS BF H R ER SO BB IBB HBP BLK WP HR S P ERA WHIP
Bob Lemon, R (1, 1) ERA: 2.26 6.2 33 9 3 3 1 4 0 1 0 0 0 0 30 47 4.05 1.950
Don Mossi, L (7, 1) ERA: 1.74 2.0 10 3 1 1 3 1 0 0 0 0 0 0 15 19 4.50 2.000
Ray Narleski, R (9, 1) ERA: 2.2 0.1 1 0 0 0 1 0 0 0 0 0 0 0 3 3 0.00 0.000
Bud Daley, L (10, 1) ERA: 2.16 3.0 14 2 0 0 1 4 0 0 0 0 0 0 12 28 0.00 2.000
Cal McLish, R (13, 1) ERA: 1.59 2.2 L 14 2 1 1 1 3 1 0 0 0 0 0 12 28 3.38 1.875
PITCHER IP WLS BF H R ER SO BB IBB HBP BLK WP HR S P ERA WHIP
Cleveland Indians @ Chicago White Sox
Comiskey Park, Chicago, IL
Sun May 27 1956, 4:33 AM EDT
Unknown
livebaseballscorecards.com
AB 56
R 5
H 16
RBI 5
BB 13
SO 7
LOB 36

Cleveland Indians @ Chicago White Sox

Comiskey Park, Chicago, IL

Sun May 27 1956, 4:38 AM EDT

Att. 25,856 - Unknown

TOP

livebaseballscorecards.com

Batter	1	2	3	4	5	6	7	8	9	AB	R	H	RBI	BB	SO	LOB
Jim Busby, R (1, 8) OBP: 0.303, SLG: 0.343	B B B B 4-0 FC5-4 BB		x 0-0 ① F4		x 0-0 2B 2B	x 0-0 ③ FC6-4 1-2f			x 0-0 E5 FC6-2 2-3	4	1	1	0	1	0	2
Bobby Avila, R (1, 4) OBP: 0.327, SLG: 0.362	x 0-0 ① F8		B B B B 4-0 BB BB		x 0-0 2-H 2B		S S S 0-3 ① K		x 0-0 ② FC6-2 1-2 3-H	4	0	1	1	1	1	3
Al Smith, R (1, 7) OBP: 0.398, SLG: 0.490	x 0-0 ② FC5-4 1-2f		B B B B 4-0 1-2 BB		x 0-0 ② F2		x 0-0 ② L9		x 0-0 ③ F9	4	0	0	0	1	0	4
Vic Wertz, L (1, 3) OBP: 0.426, SLG: 0.517	x 0-0 ③ F8		x 0-0 ② F4		x 0-0 ③ F5		x 0-0 ③ 5-3			4	0	0	0	0	0	4
Rudy Regalado, R (1, 5) OBP: 0.333, SLG: 0.235		B B B B 4-0 F2 1B BB	x 0-0 ③ F6			x 0-0 2B 1B		x 0-0 ① 6-3		3	2	1	0	1	0	2
Rocky Colavito, R (1, 9) OBP: 0.254, SLG: 0.293		x 0-0 ① F2 1-2		x 0-0 G6-4-3 1B		x 0-0 1-H 1B 2B		x 0-0 ② 5-3		4	1	2	1	0	0	1
George Strickland, R (1, 6) OBP: 0.333, SLG: 0.250		x 0-0 ② F7		x 0-0 ① ② G6-4-3 1-2f		x 0-0 ① F7		x 0-0 ③ F7		4	0	0	0	0	0	3
Jim Hegan, R (1, 2) OBP: 0.358, SLG: 0.300		x 0-0 FC6-4 2-H 1B		x 0-0 ③ F7		x 0-0 ② F8			x 0-0 E5 E SH1-4 FC6-2	4	0	1	1	0	0	1
Early Wynn, S (1, 1) OBP: 0.280, SLG: 0.217		x 0-0 ③ FC6-4 1-2f			x 0-0 ① 6-3	x 0-0 FC6-4 2-H 1B			x 0-0 ① SH1-4 1-2	3	0	1	1	0	0	1
Inning Stats	R: 0 H: 0 E: 0 LOB: 1 K: 0 BB: 1 S: 3 P: 7	R: 1 H: 1 E: 0 LOB: 1 K: 0 BB: 1 S: 4 P: 8	R: 0 H: 0 E: 0 LOB: 2 K: 0 BB: 2 S: 3 P: 11	R: 0 H: 1 E: 0 LOB: 0 K: 0 BB: 0 S: 3 P: 3	R: 1 H: 2 E: 0 LOB: 1 K: 0 BB: 0 S: 5 P: 5	R: 2 H: 3 E: 0 LOB: 1 K: 0 BB: 0 S: 6 P: 6	R: 0 H: 0 E: 0 LOB: 0 K: 1 BB: 0 S: 5 P: 5	R: 0 H: 0 E: 0 LOB: 0 K: 0 BB: 0 S: 3 P: 3	R: 0 H: 0 E: 2 LOB: 2 K: 0 BB: 0 S: 5 P: 5	1B: 4 SF: 0 2B: 3 SAC: 1 3B: 0 DP: 1 HR: 0 HBP: 0						

	AB	34
	R	4
	H	7
	RBI	4
	BB	4
	SO	1
	LOB	21

PITCHER	IP	WLS	BF	H	R	ER	SO	BB	IBB	HBP	BLK	WP	HR	S	P	ERA	WHIP
Jack Harshman, L (1, 1) ERA: 4.15	8.0	L	34	7	4	4	1	4	0	0	0	0	0	32	48	4.50	1.375
Sandy Consuegra, R (9, 1) ERA: 4.11	1.0		5	0	0	0	0	0	0	0	0	0	0	5	5	0.00	0.000

PITCHER	IP	WLS	BF	H	R	ER	SO	BB	IBB	HBP	BLK	WP	HR	S	P	ERA	WHIP

WP: 0	PA: 39		
PB: 0			
SB: 0			
CS: 0			

Batter	1	2	3	4	5	6	7	8	9	AB	R	H	RBI	BB	SO	LOB
Sammy Esposito, R (1, 5) (8, 6) OBP: 0.306, SLG: 0.281	F9			F2		BBB 4-0 1-2 BB		F7		3	0	0	0	1	0	0
Nellie Fox, L (1, 4) OBP: 0.288, SLG: 0.338	F9			F9		F9		1-3		4	0	0	0	0	0	2
Jim Rivera, L (1, 9) OBP: 0.394, SLG: 0.404	K			K			F9		F9	4	0	0	0	0	2	0
Larry Doby, L (1, 8) OBP: 0.372, SLG: 0.312		F2			BBB 4-0 G6-4-3 BB		4-3		F7	3	0	0	0	1	0	0
Minnie Minoso, R (1, 7) (8, 5) OBP: 0.418, SLG: 0.459		B1			F8		2B 2B		F4	4	1	1	0	0	0	1
Dave Philley, S (1, 3) OBP: 0.312, SLG: 0.309		CS 1B			G6-4-3 1-2f		1B 2-H 2B			3	1	2	1	0	0	1
Sherm Lollar, R (1, 2) OBP: 0.422, SLG: 0.505		CS 1-2		F7		F4	1B 2-H			3	0	1	1	0	0	0
Luis Aparicio, R (1, 6) OBP: 0.272, SLG: 0.289				F2		F2	K			2	0	0	0	0	0	0
Jim Delsing, L (7, PH) (8, 7) OBP: 0.276, SLG: 0.045										1	0	0	0	0	1	1
Jack Harshman, L (1, 1) OBP: 0.231, SLG: 0.417				K		BB 1B		F9		2	0	1	0	0	1	0
Fred Hatfield, L (8, PH) OBP: 0.364, SLG: 0.263										1	0	0	0	0	0	0
Sandy Consuegra, R (9, 1)										0	0	0	0	0	0	0
Inning Stats	R: 0 E: 0 K: 1 S: 5 H: 0 LOB: 0 BB: 0 P: 5	R: 0 E: 0 K: 0 S: 3 H: 1 LOB: 0 BB: 0 P: 3	R: 0 E: 0 K: 1 S: 5 H: 0 LOB: 0 BB: 0 P: 5	R: 0 E: 0 K: 1 S: 5 H: 0 LOB: 0 BB: 0 P: 5	R: 0 E: 0 K: 0 S: 2 H: 0 LOB: 0 BB: 1 P: 6	R: 0 E: 0 K: 0 S: 4 H: 1 LOB: 2 BB: 1 P: 8	R: 2 E: 0 K: 1 S: 8 H: 3 LOB: 1 BB: 0 P: 8	R: 0 E: 0 K: 0 S: 3 H: 0 LOB: 0 BB: 0 P: 3	R: 0 E: 0 K: 0 S: 3 H: 0 LOB: 0 BB: 0 P: 3	1B: 3 2B: 2 3B: 0 HR: 0	SF: 0 SAC: 0 DP: 1 HBP: 0						

PITCHER	IP	WLS	BF	H	R	ER	SO	BB	IBB	HBP	BLK	WP	HR	S	P	ERA	WHIP
Early Wynn, R (1, 1) ERA: 2.32	9.0	W	32	5	2	2	4	2	0	0	0	0	0	38	46	2.00	0.778

PITCHER	IP	WLS	BF	H	R	ER	SO	BB	IBB	HBP	BLK	WP	HR	S	P	ERA	WHIP

BOTTOM

Cleveland Indians @ Chicago White Sox

Comiskey Park, Chicago, IL

Sun May 27 1956, 4:38 AM EDT

Att. 25,856 - Unknown

livebaseballscorecards.com

AB	30
R	2
H	5
RBI	2
BB	2
SO	4
LOB	5

Batter	1	2	3	4	5	6	7	8	9	AB	R	H	RBI	BB	SO	LOB
Sammy Esposito, R (1, 5) (9, 6) OBP: 0.341, SLG: 0.286	B1		BB		L7			2B BB	E7 1-3 2-H 3-H 1B	3	1	1	2	2	0	0
Nellie Fox, L (1, 4) OBP: 0.285, SLG: 0.341	L3		F9			1-3		FC6-4 1-H 2B	F9	5	0	1	1	0	0	3
Minnie Minoso, R (1, 7) OBP: 0.420, SLG: 0.456	F7			FC5-4 1B		BB		FC6-4 2-3		3	0	1	0	1	0	1
Dave Philley, S (1, 9) (9, 3) OBP: 0.317, SLG: 0.304		G5-4-3 BB BB		FC5-4 1-2f BB		1-2 BB		6-3		2	0	0	0	2	0	2
Larry Doby, L (1, 8) OBP: 0.378, SLG: 0.304		G5-4-3 1-2 BB		G5-4-3 1-2 BB		G3			F9	2	0	0	0	2	0	1
Sherm Lollar, R (1, 2) OBP: 0.417, SLG: 0.490 Fred Hatfield, L (9, PR) (9, 5) OBP: 0.364, SLG: 0.263		G5-4-3 1-2f 2-3		G5-4-3 1-2f			6-3		FC5-4 BB	3 0	0 0	0 0	0 0	1 0	0 0	4 0
Ron Jackson, R (1, 3) OBP: 0.379, SLG: 0.375 Walt Dropo, R (9, PH) OBP: 0.222, SLG: 0.200 Jim Delsing, L (9, PR) OBP: 0.276, SLG: 0.045 Billy Pierce, L (9, 1) OBP: 0.148, SLG: 0.148		1-3			6-3		K		FC5-4 BB BB E 1-2f	3 1 0 0	0 0 1 0	0 0 0 0	0 0 0 0	1 0 0 0	1 0 0 0	1 1 0 0
Luis Aparicio, R (1, 6) OBP: 0.274, SLG: 0.323 Les Moss, R (9, PH) OBP: 0.333, SLG: 0.200 (9, 2)			6-3	HR			K		BB E 1-2	3 0	1 1	1 0	1 0	0 1	1 0	0 0
Dick Donovan, L (1, 1) OBP: 0.353, SLG: 0.467 Dixie Howell, L (8, 1) OBP: 0.250, SLG: 0.143 Sandy Consuegra, R (8, 1) Bubba Phillips, R (9, PH) OBP: 0.278, SLG: 0.389 Jim Rivera, L (9, PH) OBP: 0.400, SLG: 0.404 (9, 9)			K	F2				F8	E 1B 1-2 2-3 BB	3 0 0 0 0	0 0 0 0 0	0 0 0 0 0	0 0 0 0 0	1 0 0 0 1	0 0 0 0 0	0 0 0 0 0
Inning Stats	R: 0 E: 0 K: 0 S: 3 H: 0 LOB: 0 BB: 0 P: 3	R: 0 E: 0 K: 0 S: 2 H: 0 LOB: 1 BB: 2 P: 10	R: 0 E: 0 K: 1 S: 5 H: 0 LOB: 1 BB: 1 P: 9	R: 0 E: 0 K: 0 S: 3 H: 1 LOB: 1 BB: 1 P: 7	R: 1 E: 0 K: 0 S: 4 H: 1 LOB: 0 BB: 0 P: 4	R: 0 E: 0 K: 0 S: 2 H: 0 LOB: 1 BB: 2 P: 10	R: 0 E: 0 K: 2 S: 7 H: 0 LOB: 0 BB: 0 P: 7	R: 1 E: 0 K: 0 S: 4 H: 1 LOB: 1 BB: 1 P: 8	R: 2 E: 1 K: 0 S: 4 H: 1 LOB: 2 BB: 3 P: 16	1B: 2 2B: 1 3B: 0 HR: 1	SF: 0 SAC: 0 DP: 2 HBP: 0						

PITCHER		IP	WLS	BF	H	R	ER	SO	BB	IBB	HBP	BLK	WP	HR	S	P	ERA	WHIP
Tommy Lasorda, L ERA: 4.18	(1, 1)	8.2		35	3	4	4	3	9	0	0	0	0	1	32	68	4.15	1.385
Moe Burtschy, R ERA: 3.93	(9, 1)	0.1	W	3	1	0	0	0	1	0	0	0	0	0	2	6	0.00	6.000

PITCHER	IP	WLS	BF	H	R	ER	SO	BB	IBB	HBP	BLK	WP	HR	S	P	ERA	WHIP

TOP

Chicago White Sox @ Kansas City Athletics

Municipal Stadium, Kansas City, MO

Mon May 28 1956, 4:33 AM EDT

Att. 15,567 - Unknown

livebaseballscorecards.com

AB	28
R	4
H	4
RBI	4
BB	10
SO	3
LOB	13

Batter	1	2	3	4	5	6	7	8	9	AB	R	H	RBI	BB	SO	LOB
Jim Finigan, R (1, 4) OBP: 0.355, SLG: 0.389	6-3		F8		F8			HR	G3	5	1	1	1	0	0	1
Hector Lopez, R (1, 5) OBP: 0.385, SLG: 0.597	F4			K		K		F9 3B 2B	HR BB	4	2	1	0	1	2	0
Enos Slaughter, L (1, 9) OBP: 0.373, SLG: 0.467	F4			6-3		G3 BB		F9 2-3	1-H HR	4	1	1	2	1	0	1
Harry Simpson, L (1, 3) OBP: 0.291, SLG: 0.490		G4-6-3 1B 1B		BB		G3 1-2		HR 3-H 3B		3	1	2	1	1	0	1
Gus Zernial, R (1, 7) OBP: 0.359, SLG: 0.527 Bill Renna, R (9, 7) OBP: 0.303, SLG: 0.419		G4-6-3 1-2 1B		BB 1-2		BB		HR 3-H		2 0	1 0	2 0	2 0	2 0	0 0	0 0
Tim Thompson, L (1, 2) OBP: 0.383, SLG: 0.489	G4-6-3 1-2f 2-3		F5		4-3			1B 1B		4	0	1	0	0	0	6
Johnny Groth, R (1, 8) OBP: 0.333, SLG: 0.512	6-3			FC6-5 SH1-3 BB		F8		F8		3	0	0	0	1	0	2
Joe Demaestri, R (1, 6) OBP: 0.283, SLG: 0.274			1-3	SH1-3 1-2		F8		1-2 1B		3	0	1	0	0	0	0
Tommy Lasorda, L (1, 1) OBP: 0.143, SLG: 0.143 Moe Burtschy, R (9, 1) OBP: 0.125, SLG: 0.125			K	FC6-5 2-3		1-3		4-3		4 0	0 0	0 0	0 0	0 0	1 0	3 0
Inning Stats	R: 0 H: 0 E: 0 LOB: 0 K: 0 BB: 0 S: 3 P: 3	R: 0 H: 2 E: 0 LOB: 1 K: 0 BB: 0 S: 4 P: 4	R: 0 H: 0 E: 0 LOB: 0 K: 1 BB: 0 S: 5 P: 5	R: 0 H: 0 E: 0 LOB: 2 K: 1 BB: 2 S: 5 P: 13	R: 0 H: 0 E: 0 LOB: 1 K: 0 BB: 1 S: 3 P: 7	R: 0 H: 0 E: 0 LOB: 2 K: 1 BB: 2 S: 5 P: 13	R: 0 H: 0 E: 0 LOB: 0 K: 0 BB: 0 S: 3 P: 3	R: 4 H: 6 E: 0 LOB: 2 K: 0 BB: 0 S: 9 P: 9	R: 2 H: 1 E: 0 LOB: 0 K: 0 BB: 1 S: 2 P: 6	1B: 4 SF: 0 2B: 1 SAC: 1 3B: 1 DP: 1 HR: 3 HBP: 0						WP: 0 PA: 39 PB: 0 SB: 0 CS: 0	

PITCHER		IP	WLS	BF	H	R	ER	SO	BB	IBB	HBP	BLK	WP	HR	S	P	ERA	WHIP
Dick Donovan, R ERA: 5.36	(1, 1)	7.1		31	5	3	3	3	5	0	0	0	0	1	32	52	3.68	1.364
Dixie Howell, R ERA: 2.57	(8, 1)	0.1		4	3	1	1	0	0	0	0	0	0	1	4	4	27.00	9.000
Sandy Consuegra, R ERA: 4.02	(8, 1)	0.1		1	0	0	0	0	0	0	0	0	0	0	1	1	0.00	0.000
Billy Pierce, L ERA: 3.44	(9, 1)	0.1	L	3	1	2	2	0	1	0	0	0	0	1	2	6	54.00	6.000

PITCHER	IP	WLS	BF	H	R	ER	SO	BB	IBB	HBP	BLK	WP	HR	S	P	ERA	WHIP

BOTTOM

Chicago White Sox @ Kansas City Athletics

Municipal Stadium, Kansas City, MO

Mon May 28 1956, 4:33 AM EDT

Att. 15,567 - Unknown

livebaseballscorecards.com

AB	32
R	6
H	9
RBI	6
BB	6
SO	3
LOB	14

Chicago White Sox @ Kansas City Athletics

Municipal Stadium, Kansas City, MO

Tue May 29 1956, 4:33 AM EDT

Att. 8,662 - Unknown

TOP

livebaseballscorecards.com

Batter	1	2	3	4	5	6	7	8	9	10	11	12	AB	R	H	RBI	BB	SO	LOB
Fred Hatfield, L (1, 5) OBP: 0.379, SLG: 0.280	6-3	FC6-4 1B			1-3 1-2	F8			K		BB	1B 1-2 2-3 3-H	6	0	2	1	1	1	2
Nellie Fox, L (1, 4) OBP: 0.278, SLG: 0.331	L5	FC6-4 1-2f			1B E 2-3		E7 G6-4-3 1B 1B		4-3		4-3	4-3	7	2	1	0	0	0	5
Larry Doby, L (1, 8) OBP: 0.404, SLG: 0.309	BB 1B BB		G3-6-3 BB		K		1B G6-4-3 1-2		BB			SH2-4 E BB	2	1	1	0	4	1	2
Dave Philley, S (1, 3) (9, 7) OBP: 0.319, SLG: 0.308	BB 1-2		G3-6-3 1-2f		E 1-2 3-H		G6-4-3 1-2f 2-3		4-3			SH2-4 1-2	5	0	2	1	0	0	4
Jim Rivera, L (1, 9) OBP: 0.405, SLG: 0.398	1-2 2-3 BB		L3		E4 1-3 2-H		1B 3-H			F2		IBB E BB IBB	4	1	1	1	2	0	1
Jim Delsing, L (1, 7) OBP: 0.242, SLG: 0.038 Walt Dropo, R (9, 3) OBP: 0.213, SLG: 0.190	F8	6-3			K		K			4-3		E5 BB IBB 1B 1-2 2-H	4 2	0 1	0 0	0 0	0 0	2 0	6 1
Les Moss, R (1, 2) OBP: 0.273, SLG: 0.500 Dick Donovan, L (12, PH) OBP: 0.389, SLG: 0.467 Sherm Lollar, R (12, 2) OBP: 0.417, SLG: 0.490		HR		6-3		F8		F8		1-3		1B BB IBB 1-2 2-3	5 0 0	1 0 0	1 0 0	1 0 0	0 1 0	0 0 0	0 0 0
Luis Aparicio, R (1, 6) OBP: 0.263, SLG: 0.309 Minnie Minoso, R (11, PH) OBP: 0.417, SLG: 0.452 Sammy Esposito, R (11, 6) OBP: 0.357, SLG: 0.286		K		F6		G3		5-3			F7	1B 1-2 2-3 3-H BB	4 1 0	0 0 0	0 0 0	0 0 1	0 0 1	1 0 0	0 0 0
Howie Pollet, L (1, 1) OBP: 0.400, SLG: 0.400 Sandy Consuegra, R (9, 1) Jim Wilson, R (9, 1) OBP: 0.391, SLG: 0.316		K			1B BLK 1B	1B		4-3			6-3	K	4 0 2	1 0 0	2 0 0	0 0 0	0 0 1	1 0 3	0 0 3
Inning Stats	R: 0 E: 0 K: 0 S: 4 H: 1 LOB: 3 BB: 2 P: 12	R: 1 E: 0 K: 2 S: 9 H: 2 LOB: 1 BB: 0 P: 9	R: 0 E: 0 K: 0 S: 2 H: 0 LOB: 0 BB: 1 P: 6	R: 0 E: 0 K: 0 S: 3 H: 0 LOB: 0 BB: 0 P: 3	R: 2 E: 1 K: 2 S: 11 H: 3 LOB: 2 BB: 0 P: 11	R: 0 E: 0 K: 0 S: 4 H: 1 LOB: 1 BB: 0 P: 4	R: 1 E: 1 K: 1 S: 7 H: 2 LOB: 1 BB: 0 P: 7	R: 0 E: 0 K: 0 S: 3 H: 0 LOB: 0 BB: 0 P: 3	R: 0 E: 0 K: 1 S: 5 H: 0 LOB: 1 BB: 1 P: 9	R: 0 E: 0 K: 0 S: 3 H: 0 LOB: 0 BB: 0 P: 3	R: 0 E: 0 K: 0 S: 3 H: 0 LOB: 1 BB: 1 P: 7	R: 3 E: 1 K: 1 S: 7 H: 1 LOB: 3 BB: 4 P: 23	1B: 9 2B: 0 3B: 0 HR: 1	SF: 0 SAC: 1 DP: 2 HBP: 0					

	AB	46
	R	7
	H	10
	RBI	5
	BB	9
	SO	7
	LOB	24

WP: 0 PB: 0 SB: 0 CS: 0 PA: 56

PITCHER		IP	WLS	BF	H	R	ER	SO	BB	IBB	HBP	BLK	WP	HR	S	P	ERA	WHIP
Tom Gorman, R ERA: 3.16	(1, 1)	8.0		36	9	4	2	5	3	0	0	1	0	1	43	55	2.25	1.500
Jack Crimian, R ERA: 6.28	(9, 1)	1.0		4	0	0	0	1	1	0	0	0	0	0	5	9	0.00	1.000
Moe Burtschy, R ERA: 3.93	(10, 1)	2.1	L	13	0	3	1	0	3	2	0	0	0	0	8	28	3.86	1.286
Tommy Lasorda, L ERA: 4.07	(12, 1)	0.2		3	1	0	0	1	0	0	0	0	0	0	5	5	0.00	1.500

PITCHER		IP	WLS	BF	H	R	ER	SO	BB	IBB	HBP	BLK	WP	HR	S	P	ERA	WHIP

Batter	1	2	3	4	5	6	7	8	9	10	11	12	AB	R	H	RBI	BB	SO	LOB
Jim Finigan, R (1, 4) OBP: 0.336, SLG: 0.366	F8		5-3		F5			F5		F9		G5-4-3 1-2f	6	0	0	0	0	0	1
Hector Lopez, R (1, 5) OBP: 0.372, SLG: 0.574	1-3		F7		F4			5-3		F8			5	0	0	0	0	0	0
Enos Slaughter, L (1, 9) OBP: 0.383, SLG: 0.500	4-3			HR		BB G3-6-3			BB 1B 1B	1-3			4	2	2	1	1	0	0
Harry Simpson, L (1, 3) (10, 8) OBP: 0.288, SLG: 0.476		L4		F3		G3-6-3 1-2f			BB 1B 1B 1-2		F7		4	1	0	0	1	0	1
Gus Zernial, R (1, 7) OBP: 0.353, SLG: 0.509		K		F5		4-3			F4		FC3-6 BB		4	0	0	0	1	1	2
Tim Thompson, L (1, 2) OBP: 0.385, SLG: 0.500		2B 2B		FC5 BB 1B				F8	F7		FC3-6 1-2f		5	1	2	0	0	0	3
Johnny Groth, R (1, 8) OBP: 0.353, SLG: 0.533 Vic Power, R (9, PH) OBP: 0.323, SLG: 0.410 Spook Jacobs, R (9, PR) OBP: 0.321, SLG: 0.247 Rance Pless, R (10, 3) OBP: 0.345, SLG: 0.280		2-H 2B		1-2 BB				F9	1B 1-2 2-H 1B		4-3		2 1 0 1	0 0 0 0	1 1 0 0	1 1 0 0	1 0 0 0	0 0 0 0	0 0 0 1
Joe Demaestri, R (1, 6) OBP: 0.277, SLG: 0.267 Joe Ginsberg, L (9, PH) OBP: 0.361, SLG: 0.358 Moe Burtschy, R (10, 1) OBP: 0.125, SLG: 0.125 Tommy Lasorda, L (12, 1) OBP: 0.143, SLG: 0.143 Clete Boyer, R (12, PH) OBP: 0.273, SLG: 0.273		F9		FC5 2-3f				5-3	1-2 2-H 1B			1-3	3 1 0 0 1	0 0 0 0 0	0 1 0 0 0	0 1 0 0 0	0 0 0 0 0	0 0 0 0 0	3 0 0 0 0
Tom Gorman, R (1, 1) Bill Renna, R (8, PH) OBP: 0.294, SLG: 0.406 Jack Crimian, R (9, 1) Mike Baxes, R (9, PH) OBP: 0.300, SLG: 0.188 (10, 6)			K2-3		1-3			F2	F2			G5-4-3 1B	2 1 0 2	0 0 0 0	0 0 0 1	0 0 0 0	1 0 0 0	0 0 0 2	0 0 0 2
Inning Stats	R: 0 E: 0 K: 0 S: 3 H: 0 LOB: 0 BB: 0 P: 3	R: 1 E: 0 K: 1 S: 7 H: 2 LOB: 1 BB: 0 P: 7	R: 0 E: 0 K: 1 S: 5 H: 0 LOB: 0 BB: 0 P: 5	R: 1 E: 0 K: 0 S: 5 H: 2 LOB: 2 BB: 1 P: 9	R: 0 E: 0 K: 0 S: 3 H: 0 LOB: 0 BB: 0 P: 3	R: 0 E: 0 K: 0 S: 2 H: 0 LOB: 0 BB: 1 P: 6	R: 0 E: 0 K: 0 S: 3 H: 0 LOB: 0 BB: 0 P: 3	R: 0 E: 0 K: 0 S: 3 H: 0 LOB: 0 BB: 0 P: 3	R: 2 E: 0 K: 0 S: 6 H: 3 LOB: 2 BB: 1 P: 10	R: 0 E: 0 K: 0 S: 3 H: 0 LOB: 0 BB: 0 P: 3	R: 0 E: 0 K: 0 S: 3 H: 0 LOB: 1 BB: 1 P: 7	R: 0 E: 0 K: 0 S: 3 H: 1 LOB: 0 BB: 0 P: 3	1B: 5 2B: 2 3B: 0 HR: 1	SF: 0 SAC: 0 DP: 2 HBP: 0	WP: 0 PB: 0 SB: 0 CS: 0	PA: 46			

PITCHER	IP	WLS	BF	H	R	ER	SO	BB	IBB	HBP	BLK	WP	HR	S	P	ERA	WHIP
Howie Pollet, L (1, 1) ERA: 5.14	8.0		31	5	4	4	2	3	0	0	0	0	1	32	44	4.50	1.000
Sandy Consuegra, R (9, 1) ERA: 3.86	0.2		4	2	0	0	0	0	0	0	0	0	0	4	4	0.00	3.000
Jim Wilson, R (9, 1) ERA: 4.53	3.1	W	11	1	0	0	0	1	0	0	0	0	0	10	14	0.00	0.600

PITCHER	IP	WLS	BF	H	R	ER	SO	BB	IBB	HBP	BLK	WP	HR	S	P	ERA	WHIP

BOTTOM

Chicago White Sox @ Kansas City Athletics

Municipal Stadium, Kansas City, MO

Tue May 29 1956, 4:33 AM EDT

Att. 8,662 - Unknown

livebaseballscorecards.com

AB	42
R	4
H	8
RBI	4
BB	4
SO	2
LOB	13

Batter	1	2	3	4	5	6	7	8	9	AB	R	H	RBI	BB	SO	LOB
Sammy Esposito, R (1, 5) OBP: 0.319, SLG: 0.250	F8		F8	E5 FC4-6 2-3		F6			6-3	5	0	0	0	0	0	1
Nellie Fox, L (1, 4) OBP: 0.276, SLG: 0.322	K		F8	FC4-6 1-2f		1-3			3B HBP	4	1	0	0	0	1	2
Minnie Minoso, R (1, 7) OBP: 0.431, SLG: 0.475	HBP		1B 1B 1B		3 E 1B BB		K		SF9 1-H 3B	3	3	2	1	1	1	0
Larry Doby, L (1, 8) OBP: 0.404, SLG: 0.306	F8		1B 1-2 1B		E4 3 1-2		F6		BB HBP	4	0	1	0	0	0	2
Dave Philley, S (1, 3) OBP: 0.316, SLG: 0.306		F9	1-3 2-H 1B		3 1-2f 2-3		K		SF9 3-H	4	0	1	2	0	1	2
Walt Dropo, R (9, 3) OBP: 0.213, SLG: 0.190										0	0	0	0	0	0	0
Jim Rivera, L (1, 9) OBP: 0.414, SLG: 0.396		1-3 HBP BB	F4		HR 3-H 1B			F4	BB 1-2	3	1	1	1	2	0	2
Sherm Lollar, R (1, 2) OBP: 0.424, SLG: 0.515		1-3 1-2 HBP		L7	1-H HR			HBP	F2	3	1	1	2	0	0	2
Luis Aparicio, R (1, 6) OBP: 0.262, SLG: 0.307		1-3 1-2 2-3		E SH5-3 1B	F8			K		4	0	1	0	0	1	3
Billy Pierce, L (1, 1) OBP: 0.138, SLG: 0.138		3-1		SH5-3 1-2		K		K		2	0	0	0	0	1	2
Jim Wilson, R (7, 1) OBP: 0.375, SLG: 0.300										1	0	0	0	0	1	1
Dixie Howell, L (9, 1) OBP: 0.250, SLG: 0.143										0	0	0	0	0	0	0
Inning Stats	R: 0 E: 0 K: 1 S: 5 H: 0 LOB: 1 BB: 0 P: 6	R: 0 E: 0 K: 0 S: 3 H: 0 LOB: 2 BB: 1 P: 8	R: 1 E: 0 K: 0 S: 6 H: 3 LOB: 2 BB: 0 P: 6	R: 0 E: 1 K: 0 S: 5 H: 1 LOB: 2 BB: 0 P: 5	R: 3 E: 1 K: 0 S: 5 H: 2 LOB: 0 BB: 1 P: 9	R: 0 E: 0 K: 1 S: 5 H: 0 LOB: 0 BB: 0 P: 5	R: 0 E: 0 K: 2 S: 7 H: 0 LOB: 0 BB: 0 P: 7	R: 0 E: 0 K: 2 S: 7 H: 0 LOB: 1 BB: 0 P: 8	R: 2 E: 0 K: 0 S: 4 H: 1 LOB: 2 BB: 1 P: 10	1B: 5 2B: 1 3B: 1 HR: 1	SF: 1 SAC: 1 DP: 1 HBP: 5						

TOP

Chicago White Sox @ Cleveland Indians

Cleveland Municipal Stadium, Cleveland, OH

Wed May 30 1956, 3:33 AM EDT

Unknown

livebaseballscorecards.com

AB	33
R	6
H	7
RBI	6
BB	3
SO	6
LOB	17

PITCHER		IP	WLS	BF	H	R	ER	SO	BB	IBB	HBP	BLK	WP	HR	S	P	ERA	WHIP
Art Houtteman, R ERA: 4.5	(1, 1)	5.0	L	26	6	4	4	1	2	0	2	0	0	1	24	34	7.20	1.600
Don Mossi, L ERA: 1.46	(6, 1)	2.0		6	0	0	0	3	0	0	0	0	0	0	12	12	0.00	0.000
Ray Narleski, R ERA: 1.86	(8, 1)	1.0		4	0	0	0	2	0	0	1	0	0	0	7	8	0.00	0.000
Bud Daley, L ERA: 4.0	(9, 1)	0.2		6	1	2	2	0	1	0	2	0	0	0	3	9	27.00	3.000
Cal McLish, R ERA: 1.54	(9, 1)	0.1		1	0	0	0	0	0	0	0	0	0	0	1	1	0.00	0.000

PITCHER	IP	WLS	BF	H	R	ER	SO	BB	IBB	HBP	BLK	WP	HR	S	P	ERA	WHIP

Batter	1	2	3	4	5	6	7	8	9	AB	R	H	RBI	BB	SO	LOB
Jim Busby, R (1, 8) OBP: 0.298, SLG: 0.349	F9		F8		1B		K		5-3	5	0	1	0	0	1	3
Chico Carrasquel, R (1, 6) OBP: 0.254, SLG: 0.238	F7		K		5-3		F7		E 1B	5	0	1	0	0	1	4
Bobby Avila, R (1, 4) OBP: 0.333, SLG: 0.362	F2			F9		5-3	FC6-4 1-2 BB		F9	4	0	0	0	1	0	1
Al Smith, R (1, 7) OBP: 0.387, SLG: 0.468		6-3		E6 E		F3	FC6-4 1-2f		E7 1-3 1B	5	0	1	0	0	0	3
Vic Wertz, L (1, 3) OBP: 0.427, SLG: 0.565		HR		K		2B		HR	BB	4	2	3	2	1	1	1
Rudy Regalado, R (1, 5) OBP: 0.313, SLG: 0.256		6-4 1B		E3 1-2		F9		5-3	1-3	5	0	1	0	0	0	5
Rocky Colavito, R (1, 9) OBP: 0.268, SLG: 0.295		6-4 1-2f		F9			2B 1B 1B		BB	3	1	1	0	1	0	3
Jim Hegan, R (1, 2) OBP: 0.360, SLG: 0.311			SH1-3 BB		K		1B 1-3 2B		F7	2	0	1	0	1	1	0
Dale Mitchell, L (8, PH) OBP: 0.400, SLG: 0.143										1	0	0	0	0	0	1
Hal Naragon, L (9, 2) OBP: 0.267, SLG: 0.333			SH1-3 1-2		F2		BB 2-3 3-H 1B		G3	0	0	0	0	0	0	0
Art Houtteman, R (1, 1)										0	0	0	0	0	0	0
George Strickland, R (SS 1-49, SLG 0.192) (5, PH)										1	0	0	0	0	0	0
Don Mossi, L (6, 1)										0	0	0	0	0	0	0
Sam Mele, R (OF 41-1, SLG 0.533) (7, PH)										1	0	1	1	0	0	0
Stu Locklin, L (7, PH)										0	0	0	0	0	0	0
Ray Narleski, R (8, 1)										0	0	0	0	0	0	0
Preston Ward, L (1B 21, SLG 0.431) (8, PH)										1	0	0	0	0	0	1
Bud Daley, L (9, 1)										0	0	0	0	0	0	0
Cal McLish, S (9, 1)										0	0	0	0	0	0	0
Inning Stats	R: 0 E: 0 K: 0 S: 3 H: 0 LOB: 0 BB: 0 P: 3	R: 1 E: 0 K: 0 S: 4 H: 2 LOB: 0 BB: 0 P: 4	R: 0 E: 0 K: 1 S: 5 H: 0 LOB: 1 BB: 1 P: 9	R: 0 E: 2 K: 1 S: 7 H: 0 LOB: 2 BB: 0 P: 7	R: 0 E: 0 K: 1 S: 6 H: 1 LOB: 1 BB: 0 P: 6	R: 0 E: 0 K: 0 S: 4 H: 1 LOB: 1 BB: 0 P: 4	R: 1 E: 0 K: 1 S: 8 H: 3 LOB: 3 BB: 1 P: 12	R: 1 E: 0 K: 0 S: 4 H: 1 LOB: 1 BB: 1 P: 8	R: 0 E: 1 K: 0 S: 5 H: 2 LOB: 3 BB: 1 P: 9	1B: 6 2B: 3 3B: 0 HR: 2 SF: 0 SAC: 1 DP: 1 HBP: 0	WP: 0 PB: 0 SB: 0 CS: 0 PA: 42					

PITCHER		IP	WLS	BF	H	R	ER	SO	BB	IBB	HBP	BLK	WP	HR	S	P	ERA	WHIP
Billy Pierce, L ERA: 3.38	(1, 1)	6.2	W	30	7	2	2	4	2	0	0	0	0	1	36	44	2.70	1.350
Jim Wilson, R ERA: 4.53	(7, 1)	2.0		10	3	1	1	0	1	0	0	0	0	1	9	13	4.50	2.000
Dixie Howell, R ERA: 2.53	(9, 1)	0.1	S	2	0	0	0	0	1	0	0	0	0	0	1	5	0.00	3.000

PITCHER	IP	WLS	BF	H	R	ER	SO	BB	IBB	HBP	BLK	WP	HR	S	P	ERA	WHIP

BOTTOM

Chicago White Sox @ Cleveland Indians

Cleveland Municipal Stadium, Cleveland, OH

Wed May 30 1956, 3:33 AM EDT

Unknown

livebaseballscorecards.com

AB	37
R	3
H	10
RBI	3
BB	4
SO	4
LOB	22

Chicago White Sox @ Cleveland Indians

Cleveland Municipal Stadium, Cleveland, OH

Wed May 30 1956, 3:38 AM EDT

Att. 26,788 - Unknown

TOP

livebaseballscorecards.com

Batter	1	2	3	4	5	6	7	8	9	AB	R	H	RBI	BB	SO	LOB
Fred Hatfield, L (1, 5) OBP: 0.364, SLG: 0.276	L1	F6			WP 1B 2B 1B 1-2		F8	K 1-H 3-H		4	1	1	0	0	0	0
Sammy Esposito, R (8, PH) OBP: 0.313, SLG: 0.244 (8, 5)										1	0	0	0	0	1	1
Nellie Fox, L (1, 4) OBP: 0.286, SLG: 0.340	1B 3B		F7		WP 2B 1B 1-2 2-H		F7		BB	4	2	2	1	1	0	0
Minnie Minoso, R (1, 7) OBP: 0.430, SLG: 0.467	FC4-6 1B 3-H		K		6-3 1-2 2-3		FC4-6 HBP		F5	4	0	1	1	0	1	3
Larry Doby, L (1, 8) OBP: 0.395, SLG: 0.311	FC4-6 1B 1-2f		F8		2B 2-H 3-H		FC4-6 1-2f		F3	5	0	1	2	0	0	3
Dave Philley, S (1, 3) OBP: 0.324, SLG: 0.311	1B 1-2			G4-6-3 1B	6-3			F8 1B 1B BB	F8	4	1	2	0	1	0	2
Jim Rivera, L (1, 9) OBP: 0.408, SLG: 0.390	F8			G4-6-3 1-2f		6-3		F8 1B 1B 1-2		4	1	1	0	0	0	3
Les Moss, R (1, 2) OBP: 0.333, SLG: 0.929		HR		5-3		HR		F8 1-2 2-3		4	2	2	2	0	0	2
Luis Aparicio, R (1, 6) OBP: 0.262, SLG: 0.305		F9			F8	F2		1B WP 1B 2-H 3-H		4	1	1	2	0	0	0
Gerry Staley, R (1, 1) OBP: 0.400, SLG: 0.400		F2			1B 1B 1B	K		WP CS 1B 1-3		4	1	2	0	0	1	0
Jack Harshman, L (8, 1) OBP: 0.231, SLG: 0.417										0	0	0	0	0	0	0
Dixie Howell, L (9, 1) OBP: 0.250, SLG: 0.143										0	0	0	0	0	0	0
Sandy Consuegra, R (9, 1)										0	0	0	0	0	0	0
Inning Stats	R: 1 H: 3 E: 0 LOB: 2 K: 0 BB: 0 S: 6 P: 6	R: 1 H: 1 E: 0 LOB: 0 K: 0 BB: 0 S: 4 P: 4	R: 0 H: 0 E: 0 LOB: 0 K: 1 BB: 0 S: 5 P: 5	R: 0 H: 1 E: 0 LOB: 0 K: 0 BB: 0 S: 3 P: 3	R: 3 H: 4 E: 0 LOB: 1 K: 0 BB: 0 S: 7 P: 7	R: 1 H: 1 E: 0 LOB: 0 K: 1 BB: 0 S: 6 P: 6	R: 0 H: 0 E: 0 LOB: 1 K: 0 BB: 0 S: 3 P: 4	R: 3 H: 3 E: 0 LOB: 0 K: 1 BB: 1 S: 7 P: 11	R: 0 H: 0 E: 0 LOB: 1 K: 0 BB: 1 S: 3 P: 7	1B: 9 SF: 0 2B: 1 SAC: 0 3B: 1 DP: 1 HR: 2 HBP: 1						

	AB	38
	R	9
	H	13
	RBI	8
	BB	2
	SO	3
	LOB	14

WP: 3 PA: 41
PB: 0
SB: 0
CS: 1

PITCHER		IP	WLS	BF	H	R	ER	SO	BB	IBB	HBP	BLK	WP	HR	S	P	ERA	WHIP
Mike Garcia, R ERA: 3.78	(1, 1)	4.1	L	20	8	5	5	1	0	0	0	0	0	1	22	22	10.38	1.846
Don Mossi, L ERA: 1.8	(5, 1)	2.2		11	2	1	1	1	0	0	1	0	1	1	12	13	3.38	0.750
Cal McLish, R ERA: 3.75	(8, 1)	0.1		5	3	3	3	0	1	0	0	0	0	0	4	8	81.00	12.000
Bud Daley, L ERA: 3.38	(8, 1)	1.2		5	0	0	0	1	1	0	0	0	1	0	6	10	0.00	0.600

PITCHER	IP	WLS	BF	H	R	ER	SO	BB	IBB	HBP	BLK	WP	HR	S	P	ERA	WHIP

Batter	1	2	3	4	5	6	7	8	9	AB	R	H	RBI	BB	SO	LOB
Jim Busby, R (1, 8) OBP: 0.289, SLG: 0.338	6-3		F7		FC6-4 1-2f		FC5-4 1-2f		F7	5	0	0	0	0	0	5
Stu Locklin, L (1, 9) OBP: 0.167, SLG: 0.167	1B		F7			F4	L7		1-H HR	2	0	1	0	0	0	0
Rocky Colavito, R (6, PH) (7, 9) OBP: 0.270, SLG: 0.344										3	1	1	2	0	0	2
Al Smith, R (1, 5) OBP: 0.394, SLG: 0.496	F5			5-3		HR		1B	BB HR BB	4	2	2	1	1	0	1
Vic Wertz, L (1, 3) OBP: 0.419, SLG: 0.547	4-3			K		4-3		F7	1-2 HR BB	4	1	0	0	1	1	2
Preston Ward, L (1, 7) OBP: 0.375, SLG: 0.524		1-3		4-3		HR		F8	1-H 2-H HR	5	2	2	4	0	0	1
Bobby Avila, R (1, 4) OBP: 0.335, SLG: 0.359		BB			6-3	F7		F5	FC6-4 1B	4	0	1	0	1	0	1
Hal Naragon, L (1, 2) OBP: 0.242, SLG: 0.300		F8			F8		6-3		5-3 FC6-4	3	0	0	0	0	0	1
Jim Hegan, R (9, PH) OBP: 0.352, SLG: 0.303										2	0	0	0	0	0	1
Chico Carrasquel, R (1, 6) OBP: 0.268, SLG: 0.278		F7			E 1B		1B 1B		HR	4	1	3	1	0	0	1
Mike Garcia, R (1, 1) OBP: 0.188, SLG: 0.133			1-3		E4 1-3 FC6-4		FC5-4 1-2 1B		BB HR BB	1	0	0	0	0	0	0
Don Mossi, L (5, 1)										1	0	0	0	0	0	1
Dale Mitchell, L (7, PH) OBP: 0.455, SLG: 0.250										1	0	1	0	0	0	0
Cal McLish, S (8, 1)										0	0	0	0	0	0	0
Bud Daley, L (8, 1)										0	0	0	0	0	0	0
Sam Mele, R (9, PH) OBP: 0.471, SLG: 0.533										0	1	0	0	1	0	0
Inning Stats	R: 0 E: 0 K: 0 S: 4 H: 1 LOB: 1 BB: 0 P: 4	R: 0 E: 0 K: 0 S: 3 H: 0 LOB: 1 BB: 1 P: 7	R: 0 E: 0 K: 0 S: 3 H: 0 LOB: 0 BB: 0 P: 3	R: 0 E: 0 K: 1 S: 5 H: 0 LOB: 0 BB: 0 P: 5	R: 0 E: 1 K: 0 S: 5 H: 1 LOB: 2 BB: 0 P: 5	R: 2 E: 0 K: 0 S: 5 H: 2 LOB: 0 BB: 0 P: 5	R: 0 E: 0 K: 0 S: 5 H: 2 LOB: 2 BB: 0 P: 5	R: 0 E: 0 K: 0 S: 4 H: 1 LOB: 1 BB: 0 P: 4	R: 6 E: 0 K: 0 S: 7 H: 4 LOB: 1 BB: 3 P: 19	1B: 6 2B: 0 3B: 0 HR: 5 SF: 0 SAC: 0 DP: 0 HBP: 0	WP: 0 PB: 0 SB: 0 CS: 0 PA: 43					

PITCHER		IP	WLS	BF	H	R	ER	SO	BB	IBB	HBP	BLK	WP	HR	S	P	ERA	WHIP
Gerry Staley, R ERA: 7.36	(1, 1)	7.0	W	30	7	2	2	1	1	0	0	0	0	2	31	35	2.57	1.143
Jack Harshman, L ERA: 5.0	(8, 1)	1.2		10	2	5	5	0	3	0	0	0	0	2	7	19	27.00	3.000
Dixie Howell, R ERA: 2.95	(9, 1)	0.0		2	2	1	1	0	0	0	0	0	0	1	2	2	∞	∞
Sandy Consuegra, R ERA: 3.78	(9, 1)	0.1	S	1	0	0	0	0	0	0	0	0	0	0	1	1	0.00	0.000

PITCHER	IP	WLS	BF	H	R	ER	SO	BB	IBB	HBP	BLK	WP	HR	S	P	ERA	WHIP

BOTTOM

Chicago White Sox @ Cleveland Indians

Cleveland Municipal Stadium, Cleveland, OH

Wed May 30 1956, 3:38 AM EDT

Att. 26,788 - Unknown

livebaseballscorecards.com

AB	39
R	8
H	11
RBI	8
BB	4
SO	1
LOB	16

Chicago White Sox @ Baltimore Orioles

Memorial Stadium, Baltimore, MD

Fri Jun 01 1956, 3:33 AM EDT

Att. 12,414 - Unknown

TOP

livebaseballscorecards.com

Batter	1	2	3	4	5	6	7	8	9	AB	R	H	RBI	BB	SO	LOB
Sammy Esposito, R (1, 5) OBP: 0.288, SLG: 0.222	6-3		FC1-5, BB 1-2 2-3f		L4			F8		4	0	0	0	0	0	2
Nellie Fox, L (1, 4) OBP: 0.279, SLG: 0.331	4-3		F7			F8		F4		4	0	0	0	0	0	2
Minnie Minoso, R (1, 7) OBP: 0.431, SLG: 0.464	CS, 1B		BBBB 4-0 1-2 2-3 BB			5-3		5-3		3	0	1	0	1	0	0
Larry Doby, L (1, 8) OBP: 0.381, SLG: 0.298	CS 1-2	L7	4-3			SSS 0-3 K			F8	4	0	0	0	0	1	3
Dave Philley, S (1, 3) OBP: 0.328, SLG: 0.312		BBBB 4-0 BB		SSS 0-3 K			SSS 0-3 K		E7, SF9, 1B	3	1	1	0	1	2	0
Jim Rivera, L (1, 9) OBP: 0.403, SLG: 0.408		SSS 0-3 K		SSS 0-3 K			1B 3B		SF9 3-H	3	1	1	1	0	2	1
Sherm Lollar, R (1, 2) OBP: 0.419, SLG: 0.505		SSS 0-3 K		5-3			3-H 1B		F8	4	0	1	1	0	1	1
Luis Aparicio, R (1, 6) OBP: 0.264, SLG: 0.306			FC1-5, SH, 1B		F7		F7			3	0	1	0	0	0	1
Bob Keegan, R (1, 1)			SH BB, FC1-5 1-2		SSS 0-3 K		F9			1	0	0	0	0	1	0
Fred Hatfield, L (7, PH) OBP: 0.353, SLG: 0.267										1	0	0	0	0	0	1
Sandy Consuegra, R (7, 1)										0	0	0	0	0	0	0

	AB	30
	R	2
	H	5
	RBI	2
	BB	2
	SO	7
	LOB	11

Inning Stats	1	2	3	4	5	6	7	8	9	1B: 4	SF: 1	WP: 0	PA: 35
	R: 0 H: 1 E: 0 LOB: 0 K: 0 BB: 0 S: 3 P: 3	R: 0 H: 0 E: 0 LOB: 1 K: 2 BB: 1 S: 7 P: 11	R: 0 H: 1 E: 0 LOB: 3 K: 0 BB: 1 S: 5 P: 9	R: 0 H: 0 E: 0 LOB: 0 K: 2 BB: 0 S: 7 P: 7	R: 0 H: 0 E: 0 LOB: 0 K: 1 BB: 0 S: 5 P: 5	R: 0 H: 0 E: 0 LOB: 0 K: 1 BB: 0 S: 5 P: 5	R: 1 H: 2 E: 0 LOB: 1 K: 1 BB: 0 S: 7 P: 7	R: 0 H: 0 E: 0 LOB: 0 K: 0 BB: 0 S: 3 P: 3	R: 1 H: 1 E: 1 LOB: 0 K: 0 BB: 0 S: 4 P: 4	2B: 0 3B: 1 HR: 0	SAC: 1 DP: 0 HBP: 0	PB: 0 SB: 0 CS: 1	

PITCHER	IP	WLS	BF	H	R	ER	SO	BB	IBB	HBP	BLK	WP	HR	S	P	ERA	WHIP
Connie Johnson, R (1, 1) ERA: 2.73	9.0	W	34	5	2	1	7	2	0	0	0	0	0	46	54	1.00	0.778

PITCHER	IP	WLS	BF	H	R	ER	SO	BB	IBB	HBP	BLK	WP	HR	S	P	ERA	WHIP

Batter	1	2	3	4	5	6	7	8	9	AB	R	H	RBI	BB	SO	LOB
Bob Hale, L (1, 3) OBP: 0.370, SLG: 0.354	SH5-4 1B 1B	1-4-3			1B 1B		G3			4	1	2	0	0	0	1
Tito Francona, L (1, 8) (7, 9) OBP: 0.315, SLG: 0.239	SH5-4 1-2 1B 1B		BBBB SH5-3 1B BB		1-2 1B		F8			3	2	2	0	1	0	0
George Kell, R (1, 5) OBP: 0.355, SLG: 0.372	SH5-4 1-2 2-3		SH5-3 1-2		F1		5-3			2	0	0	0	0	0	2
Bob Nieman, R (1, 7) OBP: 0.427, SLG: 0.507	2-H 3-H 1B		FC5-4 2-H 1B		F6			F8		4	0	2	3	0	0	2
Gus Triandos, R (1, 2) OBP: 0.360, SLG: 0.512	1-3		F2		F3			1-3		4	0	0	0	0	0	4
Hoot Evers, R (1, 9) OBP: 0.429, SLG: 0.294 Chuck Diering, R (7, 8) OBP: 0.408, SLG: 0.307	F2		FC5-4 1-2f			6-3		6-3		3 1	0 0	0 0	0 0	0 0	0 0	2 0
Billy Gardner, R (1, 4) OBP: 0.252, SLG: 0.350		SH3-4 1B		5-3		F9				3	0	1	0	0	0	0
Willy Miranda, S (1, 6) OBP: 0.287, SLG: 0.297		F7		F7		FC6-4 1B				3	0	1	0	0	0	1
Connie Johnson, R (1, 1)		SH3-4 1-2		6-3		FC6-4 1-2f				2	0	0	0	0	0	1
Inning Stats	R: 2 E: 0 K: 0 S: 6 H: 3 LOB: 1 BB: 0 P: 6	R: 0 E: 0 K: 0 S: 4 H: 1 LOB: 1 BB: 0 P: 4	R: 1 E: 0 K: 0 S: 4 H: 1 LOB: 1 BB: 1 P: 8	R: 0 E: 0 K: 0 S: 3 H: 0 LOB: 0 BB: 0 P: 3	R: 0 E: 0 K: 0 S: 5 H: 2 LOB: 2 BB: 0 P: 5	R: 0 E: 0 K: 0 S: 4 H: 1 LOB: 1 BB: 0 P: 4	R: 0 E: 0 K: 0 S: 3 H: 0 LOB: 0 BB: 0 P: 3	R: 0 E: 0 K: 0 S: 3 H: 0 LOB: 0 BB: 0 P: 3		1B: 8 2B: 0 3B: 0 HR: 0	SF: 0 SAC: 3 DP: 0 HBP: 0					

PITCHER	IP	WLS	BF	H	R	ER	SO	BB	IBB	HBP	BLK	WP	HR	S	P	ERA	WHIP
Bob Keegan, R (1, 1) ERA: 1.9	6.0	L	27	8	3	3	0	1	0	0	0	0	0	26	30	4.50	1.500
Sandy Consuegra, R (7, 1) ERA: 3.38	2.0		6	0	0	0	0	0	0	0	0	0	0	6	6	0.00	0.000

PITCHER	IP	WLS	BF	H	R	ER	SO	BB	IBB	HBP	BLK	WP	HR	S	P	ERA	WHIP

BOTTOM

Chicago White Sox @ Baltimore Orioles

Memorial Stadium, Baltimore, MD

Fri Jun 01 1956, 3:33 AM EDT

Att. 12,414 - Unknown

livebaseballscorecards.com

AB	29
R	3
H	8
RBI	3
BB	1
SO	0
LOB	13

WP: 0 PB: 0 SB: 0 CS: 0 PA: 33

Chicago White Sox @ Baltimore Orioles

Memorial Stadium, Baltimore, MD

Sun Jun 03 1956, 3:33 AM EDT

Unknown

TOP

livebaseballscorecards.com

Batter	1	2	3	4	5	6	7	8	9	AB	R	H	RBI	BB	SO	LOB
Minnie Minoso, R (1, 7) OBP: 0.428, SLG: 0.454	B B B B 4-0 SH5-3 1B BB	S S S 0-3 ② K	x 0-0 ③ F3		x 0-0 1-2 1B		x 0-0 ① F8 2-3	x 0-0 ③ F6		5	1	1	0	1	1	5
Nellie Fox, L (1, 4) OBP: 0.282, SLG: 0.335	x 0-0 ① SH5-3 1-2	x 0-0 ③ FC6-4 1-2f		H 1-0 CS HBP	x 0-0 ② ③ G2-5-3 2-3f		x 0-0 3-H 2B		x 0-0 ① F7	4	0	1	1	0	0	3
Larry Doby, L (1, 8) OBP: 0.371, SLG: 0.290	x 0-0 1B 2-H 1B		x 0-0 ① F5	S S S 0-3 ① ② K 1-2		x 0-0 ① F8	x 0-0 ② 3-4-1		S S S 0-3 ② K	6	0	1	1	0	2	2
Dave Philley, S (1, 3) OBP: 0.339, SLG: 0.325	x 0-0 1-2 1B	x 0-0 1B BB SF9 1B	x 2B 1B 1B		x 0-0 SH 1B 1B	x 0-0 ③ 6-3		x 0-0 E3		6	3	4	0	0	0	1
Jim Rivera, L (1, 9) OBP: 0.411, SLG: 0.449	S S S 0-3 ② K	B B B B 4-0 SF9 1B 1-2 1B BB	x 0-0 1-3 1B 2B		x 0-0 SH 1B 1-2 E		x 0-0 ③ 4-1	x 0-0 HR		4	4	2	1	1	1	3
Sherm Lollar, R (1, 2) OBP: 0.433, SLG: 0.518	x 0-0 ③ F3	x 0-0 SF9 1-2 2-3 1B	x 0-0 2-H 3-H 1B		x 0-0 E8 1-H 2-H 1B			x 0-0 SH1-3 BB SF9 1B		5	2	4	3	0	0	2
Fred Hatfield, L (1, 5) OBP: 0.359, SLG: 0.250		B B B B 4-0 SH1-4 1B BB	x 0-0 ② SF9 1-2 2-3 3-H	x 0-0 ③ 4-3		x 0-0 ② 3-1		B B B B 4-0 SF9 SH1-3 1-2 BB		2	1	0	1	2	0	2
Luis Aparicio, R (1, 6) OBP: 0.265, SLG: 0.306		x 0-0 ① SH1-4 1-2	x 0-0 BB 2-H 3-H 1B		x 0-0 ① 6-3	x 0-0 ③ 6-3		x 0-0 ① SH1-3 1-2 2-3		3	0	1	2	0	0	1
Dick Donovan, L (1, 1) OBP: 0.478, SLG: 0.611		x 0-0 FC6-4 2-H 1B	B B B 4-0 1-2 BB		x 0-0 G2-5-3 1B 1B		x 0-0 F8 2B 2B	x 0-0 ② SF9 2-3 3-H		3	1	3	2	1	0	0
Inning Stats	R: 1 E: 0 K: 1 S: 7 H: 2 LOB: 2 BB: 1 P: 11	R: 1 E: 0 K: 1 S: 6 H: 1 LOB: 1 BB: 1 P: 10	R: 3 E: 0 K: 0 S: 6 H: 3 LOB: 2 BB: 2 P: 14	R: 2 E: 0 K: 1 S: 7 H: 3 LOB: 1 BB: 0 P: 8	R: 0 E: 0 K: 0 S: 4 H: 2 LOB: 1 BB: 0 P: 4	R: 2 E: 2 K: 0 S: 6 H: 2 LOB: 1 BB: 0 P: 6	R: 1 E: 0 K: 0 S: 5 H: 2 LOB: 1 BB: 0 P: 5	R: 2 E: 0 K: 0 S: 5 H: 2 LOB: 1 BB: 1 P: 9	R: 0 E: 1 K: 1 S: 6 H: 0 LOB: 1 BB: 0 P: 6	1B: 13 2B: 4 3B: 0 HR: 1 SF: 2 SAC: 4 DP: 2 HBP: 1						

AB	38
R	12
H	17
RBI	11
BB	5
SO	4
LOB	19

WP: 0	PA: 50
PB: 0	
SB: 0	
CS: 1	

PITCHER		IP	WLS	BF	H	R	ER	SO	BB	IBB	HBP	BLK	WP	HR	S	P	ERA	WHIP
Erv Palica, R ERA: 4.87	(1, 1)	2.2	L	17	6	5	5	2	3	0	0	0	0	0	18	30	16.88	3.375
Johnny Schmitz, L ERA: 4.58	(3, 1)	4.1		23	9	5	3	1	1	0	1	0	0	0	23	28	6.23	2.308
Harry Dorish, R ERA: 4.11	(8, 1)	2.0		10	2	2	2	1	1	0	0	0	0	1	11	15	9.00	1.500

PITCHER	IP	WLS	BF	H	R	ER	SO	BB	IBB	HBP	BLK	WP	HR	S	P	ERA	WHIP

Chicago White Sox @ Baltimore Orioles

Memorial Stadium, Baltimore, MD

Sun Jun 03 1956, 3:33 AM EDT

Unknown

BOTTOM

livebaseballscorecards.com

Batter	1	2	3	4	5	6	7	8	9	AB	R	H	RBI	BB	SO	LOB
Bob Hale, L (1, 3) OBP: 0.362, SLG: 0.346	F8		4-3		1-2 1B			F5		4	0	1	0	0	0	0
Tito Francona, L (1, 8) OBP: 0.313, SLG: 0.239	FC6-4 1B		K		F7			L8		4	0	1	0	0	1	2
George Kell, R (1, 5) OBP: 0.349, SLG: 0.365	K			F6		4-3		4-3		2	0	0	0	0	1	1
Wayne Causey, L (5, 5) OBP: 0.214, SLG: 0.120										2	0	0	0	0	0	0
Bob Nieman, R (1, 7) OBP: 0.412, SLG: 0.487	FC6-4 1-2f			6-3		F7			F6	3	0	0	0	0	0	1
Jim Pyburn, R (8, 7) OBP: 0.288, SLG: 0.388										1	0	0	0	0	0	0
Gus Triandos, R (1, 2) OBP: 0.371, SLG: 0.523		1B 1B		BB		2B			F4	3	0	2	0	1	0	0
Hoot Evers, R (1, 9) OBP: 0.435, SLG: 0.316		1B 1-2 1B		K		1-3			1B	2	0	1	0	0	1	1
Tex Nelson, L (5, 9) OBP: 0.259, SLG: 0.240										2	0	1	0	0	0	1
Billy Gardner, R (1, 4) OBP: 0.252, SLG: 0.346		G1-6-3 1-2 1B			1-3		1-4		L4	4	0	1	0	0	0	1
Willy Miranda, S (1, 6) OBP: 0.281, SLG: 0.290		G1-6-3 1-2f			E6 1B		F4			3	0	0	0	0	0	2
Erv Palica, R (1, 1) OBP: 0.158, SLG: 0.158			1-3		K		6-3			0	0	0	0	0	0	0
Johnny Schmitz, R (3, 1)										2	0	0	0	0	1	1
Tom Gastall, R (7, PH) OBP: 0.250, SLG: 0.375										1	0	0	0	0	0	0
Harry Dorish, R (8, 1)										0	0	0	0	0	0	0
Inning Stats	R: 0 E: 0 K: 1 S: 6 H: 1 LOB: 1 BB: 0 P: 6	R: 0 E: 0 K: 0 S: 4 H: 3 LOB: 1 BB: 0 P: 4	R: 0 E: 0 K: 1 S: 5 H: 0 LOB: 0 BB: 0 P: 5	R: 0 E: 0 K: 1 S: 5 H: 0 LOB: 1 BB: 1 P: 9	R: 0 E: 1 K: 1 S: 7 H: 1 LOB: 2 BB: 0 P: 7	R: 0 E: 0 K: 0 S: 4 H: 1 LOB: 1 BB: 0 P: 4	R: 0 E: 0 K: 0 S: 3 H: 0 LOB: 0 BB: 0 P: 3	R: 0 E: 0 K: 0 S: 3 H: 0 LOB: 0 BB: 0 P: 3	R: 0 E: 0 K: 0 S: 4 H: 1 LOB: 1 BB: 0 P: 4	1B: 6 2B: 1 3B: 0 HR: 0	SF: 0 SAC: 0 DP: 1 HBP: 0					

	AB	33
	R	0
	H	7
	RBI	0
	BB	1
	SO	4
	LOB	10

WP: 0 PB: 0 SB: 0 CS: 0 PA: 34

PITCHER	IP	WLS	BF	H	R	ER	SO	BB	IBB	HBP	BLK	WP	HR	S	P	ERA	WHIP
Dick Donovan, R (1, 1) ERA: 4.38	9.0	W	34	7	0	0	4	1	0	0	0	0	0	41	45	0.00	0.889

PITCHER	IP	WLS	BF	H	R	ER	SO	BB	IBB	HBP	BLK	WP	HR	S	P	ERA	WHIP

Batter	1	2	3	4	5	6	7	8	9	AB	R	H	RBI	BB	SO	LOB
Minnie Minoso, R (1, 7) OBP: 0.421, SLG: 0.440	F4	E6 G6-4-3		FC5-4 BB 1-2 BB		L5	F6			4	0	0	0	1	0	2
Nellie Fox, L (1, 4) OBP: 0.297, SLG: 0.342	5-3 BB 1B 1B	G6-4-3 1-2f		FC5-4 1-2 2-3 BB		E HBP	1-2 3-H 1B			3	2	2	1	1	0	1
Larry Doby, L (1, 8) OBP: 0.380, SLG: 0.317	5-3 1-2 1B BB	1B		K		E4 1-H 3B	K			4	2	2	1	1	2	5
Dave Philley, S (1, 3) OBP: 0.335, SLG: 0.317	5-3 1-2 2-3	5-3		FC5-4 1-2f 2-3 3-H		BB		F5		4	0	0	1	1	0	5
Jim Rivera, L (1, 9) OBP: 0.403, SLG: 0.438	2B 2-H 3-H 1B	4-3	F4			1-4-3		G3		5	1	1	2	0	0	3
Fred Hatfield, L (1, 5) OBP: 0.386, SLG: 0.351	1B 1-H 2B	G3 2B			F8		1B 1B 1B	G3		5	2	3	1	0	0	0
Les Moss, R (1, 2) OBP: 0.350, SLG: 0.765	1B BB	G3 2-3			G5-4-3 BB		K		K	3	0	0	0	2	2	2
Luis Aparicio, R (1, 6) OBP: 0.271, SLG: 0.310	1B 1-2 2-H 1B	F9			G5-4-3 1-2f		1B 1B 1-2 1B		K	5	1	2	1	0	1	2
Jim Wilson, R (1, 1) OBP: 0.379, SLG: 0.320	F5		1B			F9	1-3 2-H 1B		K	0	1	0	0	0	0	0
Inning Stats	R: 4 E: 0 K: 0 S: 7 H: 4 LOB: 2 BB: 2 P: 15	R: 0 E: 1 K: 0 S: 4 H: 1 LOB: 1 BB: 0 P: 4	R: 0 E: 0 K: 0 S: 4 H: 1 LOB: 1 BB: 0 P: 4	R: 1 E: 0 K: 1 S: 6 H: 1 LOB: 2 BB: 2 P: 14	R: 0 E: 0 K: 0 S: 2 H: 0 LOB: 0 BB: 1 P: 6	R: 2 E: 1 K: 0 S: 4 H: 1 LOB: 1 BB: 1 P: 9	R: 2 E: 0 K: 2 S: 11 H: 4 LOB: 2 BB: 0 P: 11	R: 0 E: 0 K: 0 S: 3 H: 0 LOB: 0 BB: 0 P: 3	R: 0 E: 0 K: 3 S: 9 H: 0 LOB: 0 BB: 0 P: 9	1B: 9 2B: 2 3B: 1 HR: 0 SF: 0 SAC: 0 DP: 2 HBP: 1						

Chicago White Sox @ Baltimore Orioles

Memorial Stadium, Baltimore, MD

Sun Jun 03 1956, 3:38 AM EDT

Att. 25,312 - Unknown

TOP

livebaseballscorecards.com

AB	33
R	9
H	10
RBI	7
BB	6
SO	5
LOB	20

WP: 0 PB: 0 SB: 0 CS: 0 PA: 45

PITCHER		IP	WLS	BF	H	R	ER	SO	BB	IBB	HBP	BLK	WP	HR	S	P	ERA	WHIP
Mike Fornieles, R ERA: 5.16	(1, 1)	1.0	L	10	4	4	4	0	2	0	0	0	0	0	8	16	36.00	6.000
Bill Wight, L ERA: 6.11	(2, 1)	5.0		22	4	3	2	1	4	0	1	0	0	0	19	36	3.60	1.600
Hal Brown, R ERA: 2.93	(7, 1)	3.0		13	4	2	2	5	0	0	0	0	0	0	23	23	6.00	1.333

PITCHER	IP	WLS	BF	H	R	ER	SO	BB	IBB	HBP	BLK	WP	HR	S	P	ERA	WHIP

BOTTOM

Chicago White Sox @ Baltimore Orioles

Memorial Stadium, Baltimore, MD

Sun Jun 03 1956, 3:38 AM EDT

Att. 25,312 - Unknown

livebaseballscorecards.com

Batter	1	2	3	4	5	6	7	8	9	AB	R	H	RBI	BB	SO	LOB
Bob Hale, L (1, 3) OBP: 0.355, SLG: 0.339	F5			L9		F4			1B 4-1 1B	4	0	1	0	0	0	0
Tito Francona, L (1, 8) OBP: 0.302, SLG: 0.229	F5			F9		F2			4-1 1-2	4	0	0	0	0	0	1
George Kell, R (1, 5) OBP: 0.349, SLG: 0.364 Wayne Causey, L (8, 5) OBP: 0.241, SLG: 0.154	6-3			HR 1B			5-3		2-3 1B	3 1	1 0	1 1	0 0	0 0	0 0	0 0
Bob Nieman, R (1, 7) OBP: 0.404, SLG: 0.513		K		1-H HR			F3		4-3	4	1	1	2	0	1	2
Hoot Evers, R (1, 9) OBP: 0.423, SLG: 0.286		G5-4-3 BB		F2			6-3			2	0	0	0	1	0	0
Hal Smith, R (1, 2) OBP: 0.368, SLG: 0.436		G5-4-3 1-2f			L7			5-3		3	0	0	0	0	0	1
Billy Gardner, R (1, 4) OBP: 0.246, SLG: 0.338			F2		F8			F2		3	0	0	0	0	0	0
Willy Miranda, S (1, 6) OBP: 0.275, SLG: 0.284			F8		F6			F8		3	0	0	0	0	0	0
Mike Fornieles, R (1, 1) OBP: 0.250, SLG: 0.500 Bill Wight, L (2, 1) OBP: 0.235, SLG: 0.188 Tex Nelson, L (6, PH) OBP: 0.250, SLG: 0.231 Hal Brown, R (7, 1) OBP: 0.429, SLG: 0.500 Gus Triandos, R (9, PH) OBP: 0.368, SLG: 0.519			G3			6-3			L9	0 1 1 0 1	0 0 0 0 0	0 0 0 0 0	0 0 0 0 0	0 0 0 0 0	0 0 0 0 0	0 0 0 0 0
Inning Stats	R: 0 E: 0 K: 0 S: 3 H: 0 LOB: 0 BB: 0 P: 3	R: 0 E: 0 K: 1 S: 4 H: 0 LOB: 0 BB: 1 P: 8	R: 0 E: 0 K: 0 S: 3 H: 0 LOB: 0 BB: 0 P: 3	R: 2 E: 0 K: 0 S: 5 H: 2 LOB: 0 BB: 0 P: 5	R: 0 E: 0 K: 0 S: 3 H: 0 LOB: 0 BB: 0 P: 3	R: 0 E: 0 K: 0 S: 3 H: 0 LOB: 0 BB: 0 P: 3	R: 0 E: 0 K: 0 S: 3 H: 0 LOB: 0 BB: 0 P: 3	R: 0 E: 0 K: 0 S: 3 H: 0 LOB: 0 BB: 0 P: 3	R: 0 E: 0 K: 0 S: 5 H: 2 LOB: 2 BB: 0 P: 5	1B: 3 2B: 0 3B: 0 HR: 1	SF: 0 SAC: 0 DP: 1 HBP: 0						

	AB	30
	R	2
	H	4
	RBI	2
	BB	1
	SO	1
	LOB	4

WP: 0 PA: 31
PB: 0
SB: 0
CS: 0

PITCHER	IP	WLS	BF	H	R	ER	SO	BB	IBB	HBP	BLK	WP	HR	S	P	ERA	WHIP
Jim Wilson, R (1, 1) ERA: 4.18	9.0	W	31	4	2	2	1	1	0	0	0	0	1	32	36	2.00	0.556

PITCHER	IP	WLS	BF	H	R	ER	SO	BB	IBB	HBP	BLK	WP	HR	S	P	ERA	WHIP

Chicago White Sox @ Baltimore Orioles

Memorial Stadium, Baltimore, MD

Mon Jun 04 1956, 3:33 AM EDT

Att. 7,387 - Unknown

TOP

livebaseballscorecards.com

Batter	1	2	3	4	5	6	7	8	9	AB	R	H	RBI	BB	SO	LOB
Minnie Minoso, R (1, 7) OBP: 0.420, SLG: 0.468	0-0 1B WP 2B	0-0 F7		0-0 G3		0-0 CS 2-3	0-0 6-3	0-0 1-H HR		5	2	2	2	0	0	0
Bubba Phillips, R (8, 7) OBP: 0.278, SLG: 0.389										0	0	0	0	0	0	0
Nellie Fox, L (1, 4) OBP: 0.311, SLG: 0.367	0-0 WP 1B 2-3 1B	0-0 2B 2B		0-0 4-3			0-0 2B 2B	0-0 WP 2B 1B		5	4	4	0	0	0	0
Larry Doby, L (1, 8) OBP: 0.396, SLG: 0.330	BBBB 4-0 1B E 1-2 3-H BB	BBB 4-0 2B BB			0-0 F8		0-0 2-H 2B	BBBB 4-0 2B G3 1-2 BB		2	3	1	1	3	0	0
Dave Philley, S (1, 3) OBP: 0.342, SLG: 0.337	0-0 E SF8 1-2 2-H 1B	0-0 1-H 2-H 2B			0-0 5-3		0-0 F7	0-0 G3 1-3 2-H 2B		5	1	3	4	0	0	1
Jim Rivera, L (1, 9) OBP: 0.388, SLG: 0.419	SSS 0-3 K		0-0 F4		0-0 4-3		0-0 F8	0-0 G3 2-3 3-H		5	0	0	1	0	1	4
Sherm Lollar, R (1, 2) OBP: 0.424, SLG: 0.504	0-0 E1 1-3 2-H		0-0 F8			0-0 6-3		1B E 1B 1-3		5	1	1	0	0	0	2
Fred Hatfield, L (1, 5) OBP: 0.388, SLG: 0.366	0-0 SF8 3-H		0-0 1B			0-0 F2		0-0 FC6-4 1-2 1B	0-0 F2	4	0	2	1	0	0	0
Luis Aparicio, R (1, 6) OBP: 0.260, SLG: 0.298	0-0 F6		SSS 0-3 K			0-0 E9 CS		0-0 FC6-4 1-2f 2-H 1B	0-0 F8	5	1	0	0	0	1	3
Billy Pierce, L (1, 1) OBP: 0.182, SLG: 0.156		0-0 F8		0-0 6-3		BBBB 4-0 BB		0-0 2-H HR 1B	SSS 0-3 K	3	1	1	1	1	0	0
Sandy Consuegra, R (8, 1)										1	0	0	0	0	1	0

| Inning Stats | | | | | | | | | |

Batter	1	2	3	4	5	6	7	8	9	AB	R	H	RBI	BB	SO	LOB
Bobby Adams, R (1, 4) OBP: 0.355, SLG: 0.264	F4		BB			6-3		BB 1B	1-3	3	1	0	0	2	0	1
Hoot Evers, R (1, 9) OBP: 0.393, SLG: 0.261	F8		K			4-3		1-2 2-3 1B BB		2	0	0	0	0	1	1
Jim Pyburn, R (6, 9) OBP: 0.293, SLG: 0.382										1	1	0	0	1	0	0
George Kell, R (1, 5) OBP: 0.348, SLG: 0.358	BB		K			F7		1-3 2-H 3-H 1B 1B		2	0	0	0	1	1	1
Billy Gardner, R (7, 5) OBP: 0.252, SLG: 0.344										1	1	1	2	0	0	0
Bob Nieman, R (1, 7) OBP: 0.398, SLG: 0.500	F8			K			F5	1-3 3-H 1B		4	0	1	1	0	1	1
Wayne Causey, L (8, PR) OBP: 0.241, SLG: 0.154										0	0	0	0	0	0	0
Tex Nelson, L (9, 7) OBP: 0.250, SLG: 0.231										0	0	0	0	0	0	0
Gus Triandos, R (1, 3) OBP: 0.378, SLG: 0.526		1B		F9			G6-4-3 1B	1-2 3-H FC6 1B		4	0	3	1	0	0	0
Hal Smith, R (1, 2) OBP: 0.355, SLG: 0.418	K			F2			G6-4-3 1-2f	1-2f FC6		4	0	0	0	0	1	4
Tom Gastall, R (9, 2) OBP: 0.250, SLG: 0.375										0	0	0	0	0	0	0
Chuck Diering, R (1, 8) OBP: 0.402, SLG: 0.316	K			F7				BB 1B 2B	F8	4	1	1	0	0	1	1
Willy Miranda, S (1, 6) OBP: 0.269, SLG: 0.277	F8			F8				F8	F6	3	0	0	0	0	0	2
Tito Francona, L (9, PH) OBP: 0.299, SLG: 0.227										1	0	0	0	0	0	0
Don Ferrarese, R (1, 1) OBP: 0.154, SLG: 0.083			6-3	F8				K	1B	2	0	0	0	0	0	0
George Zuverink, R (8, 1)										1	0	0	0	0	1	1
Bob Hale, L (9, PH) OBP: 0.365, SLG: 0.351										1	0	1	0	0	0	0
Inning Stats	R: 0 E: 0 K: 0 S: 3 H: 0 LOB: 1 BB: 1 P: 7	R: 0 E: 0 K: 2 S: 8 H: 1 LOB: 1 BB: 0 P: 8	R: 0 E: 0 K: 2 S: 7 H: 0 LOB: 1 BB: 1 P: 11	R: 0 E: 0 K: 1 S: 5 H: 0 LOB: 0 BB: 0 P: 5	R: 0 E: 0 K: 0 S: 3 H: 0 LOB: 0 BB: 0 P: 3	R: 0 E: 0 K: 0 S: 3 H: 0 LOB: 0 BB: 0 P: 3	R: 0 E: 0 K: 0 S: 3 H: 1 LOB: 0 BB: 0 P: 3	R: 4 E: 0 K: 1 S: 9 H: 4 LOB: 2 BB: 2 P: 17	R: 0 E: 0 K: 0 S: 4 H: 1 LOB: 1 BB: 0 P: 4	1B: 6 2B: 1 3B: 0 HR: 0 SF: 0 SAC: 0 DP: 1 HBP: 0						

PITCHER		IP	WLS	BF	H	R	ER	SO	BB	IBB	HBP	BLK	WP	HR	S	P	ERA	WHIP
Billy Pierce, L ERA: 3.5	(1, 1)	7.2	W	32	6	4	4	6	4	0	0	0	0	0	40	56	4.70	1.304
Sandy Consuegra, R ERA: 3.15	(8, 1)	1.1	S	5	1	0	0	0	0	0	0	0	0	0	5	5	0.00	0.750

PITCHER	IP	WLS	BF	H	R	ER	SO	BB	IBB	HBP	BLK	WP	HR	S	P	ERA	WHIP

BOTTOM

Chicago White Sox @ Baltimore Orioles

Memorial Stadium, Baltimore, MD

Mon Jun 04 1956, 3:33 AM EDT

Att. 7,387 - Unknown

livebaseballscorecards.com

AB	33
R	4
H	7
RBI	4
BB	4
SO	6
LOB	12

Batter	1	2	3	4	5	6	7	8	9	AB	R	H	RBI	BB	SO	LOB
Minnie Minoso, R (1, 7) OBP: 0.416, SLG: 0.462	F8		1B			E6 L3 1-2		K		4	0	1	0	0	1	2
Nellie Fox, L (1, 4) OBP: 0.310, SLG: 0.361	G3		G3			L3 1-2		BB 1-2		3	0	0	0	1	0	3
Larry Doby, L (1, 8) OBP: 0.391, SLG: 0.327	G3			F9		1B 2-H		4-3		4	0	1	1	0	0	2
Dave Philley, S (1, 3) OBP: 0.335, SLG: 0.329		K		F9		F9			5-3	4	0	0	0	0	1	1
Jim Rivera, L (1, 9) OBP: 0.385, SLG: 0.413		1B S		4-3			K		P4	4	0	1	0	0	1	0
Sherm Lollar, R (1, 2) OBP: 0.413, SLG: 0.488		K 1-2			P3		F7		5-3	4	0	0	0	0	1	1
Fred Hatfield, L (1, 5) OBP: 0.365, SLG: 0.341		3-1			F8		K			3	0	0	0	0	1	1
Luis Aparicio, R (1, 6) OBP: 0.254, SLG: 0.290			F8		K			L4		3	0	0	0	0	1	0
Jack Harshman, L (1, 1) OBP: 0.214, SLG: 0.385			K			E 1B 1B		BB BB		1	0	0	0	0	1	0
Bubba Phillips, R (6, PH) OBP: 0.316, SLG: 0.421										1	1	1	0	0	0	0
Howie Pollet, L (6, 1) OBP: 0.400, SLG: 0.400										0	0	0	0	0	0	0
Sammy Esposito, R (8, PH) OBP: 0.302, SLG: 0.222										0	0	0	0	1	0	0
Sandy Consuegra, R (8, 1)										0	0	0	0	0	0	0
Inning Stats	R: 0 E: 0 K: 0 S: 3 H: 0 LOB: 0 BB: 0 P: 3	R: 0 E: 0 K: 2 S: 8 H: 1 LOB: 1 BB: 0 P: 8	R: 0 E: 0 K: 1 S: 6 H: 1 LOB: 1 BB: 0 P: 6	R: 0 E: 0 K: 0 S: 3 H: 0 LOB: 0 BB: 0 P: 3	R: 0 E: 0 K: 1 S: 5 H: 0 LOB: 0 BB: 0 P: 5	R: 1 E: 1 K: 0 S: 5 H: 2 LOB: 1 BB: 0 P: 5	R: 0 E: 0 K: 2 S: 7 H: 0 LOB: 0 BB: 0 P: 7	R: 0 E: 0 K: 1 S: 5 H: 0 LOB: 2 BB: 2 P: 13	R: 0 E: 0 K: 0 S: 3 H: 0 LOB: 0 BB: 0 P: 3	1B: 4 2B: 1 3B: 0 HR: 0 SF: 0 SAC: 0 DP: 1 HBP: 0						

PITCHER	IP	WLS	BF	H	R	ER	SO	BB	IBB	HBP	BLK	WP	HR	S	P	ERA	WHIP
Chuck Stobbs, L (1, 1) ERA: 4.07	9.0	W	33	4	1	1	7	2	0	0	0	0	0	45	53	1.00	0.667

PITCHER	IP	WLS	BF	H	R	ER	SO	BB	IBB	HBP	BLK	WP	HR	S	P	ERA	WHIP

TOP

Chicago White Sox @ Washington Senators

Griffith Stadium, Washington, DC

Tue Jun 05 1956, 3:33 AM EDT

Att. 9,652 - Unknown

livebaseballscorecards.com

AB	31
R	1
H	4
RBI	1
BB	2
SO	7
LOB	10
PA	33
WP	0
PB	0
SB	1
CS	0

Batter	1	2	3	4	5	6	7	8	9	AB	R	H	RBI	BB	SO	LOB
Eddie Yost, R (1, 5) OBP: 0.463, SLG: 0.362	BBBB 4-0 1B SF9 BB	x 0-0 1B		x 0-0 ② 6-3			BBBB 4-0 BB BB			2	1	1	0	2	0	0
Jerry Snyder, R (1, 4) OBP: 0.327, SLG: 0.358	x 0-0 BB E 1-3 1B	x 0-0 ③ F7		x 0-0 ③ F8			x 0-0 ② F9			4	1	1	0	0	0	2
Whitey Herzog, L (1, 3) OBP: 0.258, SLG: 0.276	BBBB 4-0 FC4-6 1-2 BB		x 0-0 ① F5		x 0-0 ① 4-3		BBBB 4-0 FC5-4 1-2 BB			2	0	0	0	2	0	0
Carlos Paula, R (1, 9) OBP: 0.300, SLG: 0.372	x 0-0 ① SF9 3-H		x 0-0 SF8 3B		x 0-0 ② P4		x 0-0 ③ FC5-4 1-2f			3	1	1	1	0	0	2
Karl Olson, R (1, 8) OBP: 0.327, SLG: 0.386	x 0-0 ② FC4-6 WP 1-2f 2-H		x 0-0 ② SF8 3-H		x 0-0 ③ F9			x 0-0 ① F3		3	0	0	1	0	0	1
Jim Lemon, R (1, 7) OBP: 0.366, SLG: 0.527	BBBB 4-0 2-3 BB		x 0-0 1B 2B			x 0-0 ① 5-3		x 0-0 ② F7		3	0	1	0	1	0	0
Lyle Luttrell, R (1, 6) OBP: 0.333, SLG: 0.452	x 0-0 ③ 5-3		x 0-0 2-3 1B			SSS 0-3 ② K		x 0-0 ③ P4		4	0	1	0	0	1	2
Lou Berberet, L (1, 2) OBP: 0.373, SLG: 0.446		x 0-0 ① 4-3	x 0-0 ③ L5			x 0-0 ③ P6				3	0	0	0	0	0	2
Chuck Stobbs, L (1, 1) OBP: 0.120, SLG: 0.125		x 0-0 ② P5		x 0-0 ① 6-3			SSS 0-3 ① K			3	0	0	0	0	1	0
Inning Stats	R: 2 E: 1 K: 0 S: 4 H: 1 LOB: 2 BB: 3 P: 16	R: 0 E: 0 K: 0 S: 4 H: 1 LOB: 1 BB: 0 P: 4	R: 1 E: 0 K: 0 S: 6 H: 3 LOB: 2 BB: 0 P: 6	R: 0 E: 0 K: 0 S: 3 H: 0 LOB: 0 BB: 0 P: 3	R: 0 E: 0 K: 0 S: 3 H: 0 LOB: 0 BB: 0 P: 3	R: 0 E: 0 K: 1 S: 5 H: 0 LOB: 0 BB: 0 P: 5	R: 0 E: 0 K: 1 S: 5 H: 0 LOB: 2 BB: 2 P: 13	R: 0 E: 0 K: 0 S: 3 H: 0 LOB: 0 BB: 0 P: 3		1B: 3 2B: 1 3B: 1 HR: 0	SF: 2 SAC: 0 DP: 0 HBP: 0			WP: 1 PB: 0 SB: 0 CS: 0	PA: 34		

PITCHER		IP	WLS	BF	H	R	ER	SO	BB	IBB	HBP	BLK	WP	HR	S	P	ERA	WHIP
Jack Harshman, L ERA: 4.86	(1, 1)	5.0	L	23	5	3	2	0	3	0	0	0	1	0	20	32	3.60	1.600
Howie Pollet, L ERA: 4.5	(6, 1)	2.0		8	0	0	0	2	2	0	0	0	0	0	10	18	0.00	1.000
Sandy Consuegra, R ERA: 3.0	(8, 1)	1.0		3	0	0	0	0	0	0	0	0	0	0	3	3	0.00	0.000

PITCHER	IP	WLS	BF	H	R	ER	SO	BB	IBB	HBP	BLK	WP	HR	S	P	ERA	WHIP

BOTTOM

Chicago White Sox @ Washington Senators

Griffith Stadium, Washington, DC

Tue Jun 05 1956, 3:33 AM EDT

Att. 9,652 - Unknown

livebaseballscorecards.com

AB	27
R	3
H	5
RBI	2
BB	5
SO	2
LOB	9

Batter	1	2	3	4	5	6	7	8	9	AB	R	H	RBI	BB	SO	LOB
Sammy Esposito, R (1, 5) OBP: 0.310, SLG: 0.224	F8	BBB F8 G3 BB		2B 4-3 1B		L6		5-3		4	1	1	0	1	0	0
Nellie Fox, L (1, 4) OBP: 0.317, SLG: 0.379	BB 1B 2B	G3 1-2		4-3 1-3 2B		HR 1B		E3 4-3 1B		5	3	3	0	0	0	1
Minnie Minoso, R (1, 7) OBP: 0.420, SLG: 0.462 Jim Rivera, L (2, PH) OBP: 0.381, SLG: 0.432 (2, 9)	H 1B BB 1B HBP	F8 2-3		4-3 2-3 3-H		1-H HR		4-3 2-3		0 4	1 1	0 1	0 3	0 0	0 0	0 3
Dave Philley, S (1, 9) OBP: 0.341, SLG: 0.333 (2, 7)	BBBB 1B 1-2 1B 2-3 BB	G3		4-3		2B 1B		3-H 1B		4	1	2	1	1	0	2
Larry Doby, L (1, 8) OBP: 0.392, SLG: 0.339	1B 1-2 2-3 3-H 1B		SSS F8	K		1-3 2B		L8		5	0	2	1	0	1	2
Walt Dropo, R (1, 3) OBP: 0.250, SLG: 0.200	BB 1-3 2-H 3-H 1B	BBBB 1B BB			5-3	1-3			BBBB G6-4-3 BB	3	0	1	2	2	0	2
Les Moss, R (1, 2) OBP: 0.360, SLG: 0.667	BBBB 1-2 BB	1-2 1B			5-3		F7		1-2f G6-4-3	4	0	1	0	1	0	1
Luis Aparicio, R (1, 6) OBP: 0.246, SLG: 0.281 Fred Hatfield, L (9, PH) OBP: 0.377, SLG: 0.341	L6	SSS K			L4		F9		BBBB BB	4 0	0 0	0 0	0 0	1 1	5 0	0 0
Gerry Staley, R (1, 1) OBP: 0.286, SLG: 0.286 Dixie Howell, L (3, 1) OBP: 0.250, SLG: 0.143 Sandy Consuegra, R (5, 1) Morrie Martin, L (5, 1) Jim Delsing, L (9, PH) OBP: 0.235, SLG: 0.037	L5		SSS K			4-3	SSS K		G3	2 0 0 2 1	0 0 0 0 0	0 0 0 0 0	0 0 0 0 0	1 0 0 1 0	5 0 0 0 1	0 0 0 0 1
Inning Stats	R: 3 E: 0 K: 0 S: 6 H: 3 LOB: 3 BB: 2 P: 15	R: 0 E: 0 K: 0 S: 3 H: 0 LOB: 1 BB: 1 P: 7	R: 0 E: 0 K: 2 S: 8 H: 1 LOB: 2 BB: 1 P: 12	R: 1 E: 0 K: 1 S: 7 H: 2 LOB: 1 BB: 0 P: 7	R: 0 E: 0 K: 0 S: 3 H: 0 LOB: 0 BB: 0 P: 3	R: 2 E: 0 K: 0 S: 7 H: 4 LOB: 2 BB: 0 P: 7	R: 0 E: 0 K: 1 S: 5 H: 0 LOB: 0 BB: 0 P: 5	R: 1 E: 1 K: 0 S: 5 H: 1 LOB: 1 BB: 0 P: 5	R: 0 E: 0 K: 0 S: 2 H: 0 LOB: 1 BB: 2 P: 10	1B: 7 2B: 3 3B: 0 HR: 1 SF: 0 SAC: 0 DP: 1 HBP: 1						

TOP

Chicago White Sox @ Washington Senators

Griffith Stadium, Washington, DC

Wed Jun 06 1956, 3:33 AM EDT

Att. 3,616 - Unknown

livebaseballscorecards.com

AB	38
R	7
H	11
RBI	7
BB	6
SO	4
LOB	22

PITCHER		IP	WLS	BF	H	R	ER	SO	BB	IBB	HBP	BLK	WP	HR	S	P	ERA	WHIP
Bob Wiesler, L ERA: 8.16	(1, 1)	0.1		7	3	3	3	0	2	0	1	0	0	0	4	13	81.00	15.000
Connie Grob, R ERA: 5.36	(1, 1)	5.1	W	25	7	3	3	3	2	0	0	0	0	1	29	37	5.06	1.688
Bob Chakales, R ERA: 2.51	(6, 1)	3.1	S	13	1	1	0	1	2	0	0	0	0	0	13	21	0.00	0.900

PITCHER	IP	WLS	BF	H	R	ER	SO	BB	IBB	HBP	BLK	WP	HR	S	P	ERA	WHIP

BOTTOM

Chicago White Sox @ Washington Senators

Griffith Stadium, Washington, DC

Wed Jun 06 1956, 3:33 AM EDT

Att. 3,616 - Unknown

livebaseballscorecards.com

Batter	1	2	3	4	5	6	7	8	9	AB	R	H	RBI	BB	SO	LOB
Eddie Yost, R (1, 5) OBP: 0.466, SLG: 0.365	E5 FC4-6	F9 ③		1-0 2B HBP 1-2	0-0 1B 1B 2-H 3-H		0-0 1B			4	2	2	2	0	0	2
Whitey Herzog, L (1, 3) OBP: 0.265, SLG: 0.326	0-0 FC4-6 ① 1-2f		0-0 HR	0-0 2B 2B 1-H 2-H	0-0 F7 ①		S S S 0-3 K ②			5	2	2	3	0	1	3
Pete Runnels, L (1, 4) OBP: 0.363, SLG: 0.451	0-0 F7 ②		0-0 1-3 ①	0-0 2B 2-H	0-0 WP 1B 2-H		0-0 F7 ③			5	0	2	2	0	0	2
Carlos Paula, R (1, 9) OBP: 0.291, SLG: 0.417	0-0 4-3 ③		0-0 HR	0-0 6-3 ③	S S S 0-3 K ②			0-0 F8 ①		5	1	1	1	0	1	3
Karl Olson, R (1, 8) OBP: 0.330, SLG: 0.382		0-0 5-3 ①	0-0 F9 ②		B B B 4-0 1B 1B BB 0-0 1-6-3 ③ 1-2			0-0 1B		4	1	1	0	1	0	1
Jim Lemon, R (1, 7) OBP: 0.372, SLG: 0.524	B B B B 4-0 1B 1B BB	B B B 4-0 CS BB			0-0 SH 1B 2B 1-3 1B		S S S 0-3 K2-3 ①	0-0 F8 ②		3	2	1	0	2	1	1
Lou Berberet, L (1, 2) OBP: 0.389, SLG: 0.459	0-0 1B 1B 1-2	0-0 CS ③ 1-2	0-0 G6-4-3 1B	0-0 SH 2B 1B 1-2 3-H	0-0 4-3 ②			0-0 F7 ③		5	1	3	1	0	0	1
Lyle Luttrell, R (1, 6) OBP: 0.313, SLG: 0.422		0-0 P3 ②	0-0 G6-4-3 ① ② 1-2f	0-0 SH 2B 1B 1-2 2-3	0-0 F3 ③					3	1	0	0	0	0	3
Bob Wiesler, S (1, 1) Connie Grob, L (1, 1) OBP: 0.455, SLG: 0.545 Bob Chakales, R (6, 1) OBP: 0.125, SLG: 0.125	0-0 1B 1-2 2-H	0-0 HBP 2B 1B	0-0 1B 2B 1-3 2-H 3-H		0-0 F4 ①					0 3 1	0 2 0	0 3 0	0 3 0	0 0 0	0 0 0	0 0 0
Inning Stats	R: 0 E: 1 K: 0 S: 4 H: 0 LOB: 1 BB: 0 P: 4	R: 1 E: 0 K: 0 S: 5 H: 2 LOB: 2 BB: 1 P: 9	R: 2 E: 0 K: 0 S: 4 H: 2 LOB: 0 BB: 1 P: 8	R: 3 E: 0 K: 0 S: 6 H: 4 LOB: 1 BB: 0 P: 7	R: 6 E: 1 K: 1 S: 11 H: 5 LOB: 1 BB: 1 P: 15	R: 0 E: 0 K: 1 S: 5 H: 0 LOB: 0 BB: 0 P: 5	R: 0 E: 0 K: 1 S: 6 H: 1 LOB: 1 BB: 0 P: 6	R: 0 E: 0 K: 0 S: 4 H: 1 LOB: 1 BB: 0 P: 4		1B: 10 2B: 3 3B: 0 HR: 2	SF: 0 SAC: 1 DP: 1 HBP: 1			WP: 1 PB: 0 SB: 0 CS: 1	PA: 44		

PITCHER		IP	WLS	BF	H	R	ER	SO	BB	IBB	HBP	BLK	WP	HR	S	P	ERA	WHIP
Gerry Staley, R ERA: 8.1	(1, 1)	2.2		15	4	3	3	0	2	0	0	0	0	2	13	21	10.12	2.250
Dixie Howell, R ERA: 4.76	(3, 1)	1.1	L	9	5	5	5	0	1	0	1	0	0	0	7	12	33.75	4.500
Sandy Consuegra, R ERA: 4.29	(5, 1)	0.0		4	3	3	2	0	0	0	0	0	0	0	4	4	∞	∞
Morrie Martin, L ERA: 1.93	(5, 1)	4.0		15	3	1	1	3	0	0	0	0	1	0	21	21	2.25	0.750

PITCHER	IP	WLS	BF	H	R	ER	SO	BB	IBB	HBP	BLK	WP	HR	S	P	ERA	WHIP

AB	38
R	12
H	15
RBI	12
BB	3
SO	3
LOB	16

Batter	1	2	3	4	5	6	7	8	9	AB	R	H	RBI	BB	SO	LOB
Sammy Esposito, R (1, 5) OBP: 0.339, SLG: 0.220	BBBB 4-0 1B BB	BBB 4-0 G1-6-3 BB			SSS 0-3 ① K		BBBB 4-0 1B BB	x 0-0 ③ 4-3		1	1	0	0	3	1	0
Fred Hatfield, L (8, PH) OBP: 0.370, SLG: 0.333										1	0	0	0	0	0	2
(8, 5)																
Nellie Fox, L (1, 4) OBP: 0.320, SLG: 0.391	x 0-0 1B 1B 1-2 1B	x 0-0 ②③ G1-6-3 1-2f			x 0-0 ② 4-3		x 0-0 ① F7		x 0-0 SF9 3B	5	2	2	0	0	0	2
Minnie Minoso, R (1, 7) OBP: 0.413, SLG: 0.456	x 0-0 ① L7		x 0-0 ① F8		x 0-0 ③ F9		x 0-0 1-2 1B		x 0-0 ① SF9 3-H	4	0	1	1	0	0	2
Dave Philley, S (1, 9) OBP: 0.343, SLG: 0.346	x 0-0 1B SF7 1-3 2-H 1B		x 0-0 ② 5-3			x 0-0 E5 4-3 SH5-3 1B	x 0-0 ② L9		x 0-0 SF9 3B	5	3	2	1	0	0	2
(8, 3)																
Larry Doby, L (1, 8) OBP: 0.388, SLG: 0.339	x 0-0 1B 1B 1-3 3-H 1B		SSS 0-3 ③ K			x 0-0 ① SH5-3 1-2	x 0-0 ③ G3		x 0-0 ② SF9 3-H	3	0	1	2	0	1	2
Sherm Lollar, R (1, 2) OBP: 0.415, SLG: 0.488	x 0-0 ② SF7 3-H			x 0-0 G5-4-3 1B		x 0-0 ② 4-3 2-3		BBBB 4-0 SH5-4 BB SF7 BB	x 0-0 1B	2	0	1	1	1	0	1
Bubba Phillips, R (8, PR) OBP: 0.316, SLG: 0.421										0	1	0	0	0	0	0
Les Moss, R (8, 2) OBP: 0.385, SLG: 0.682										1	0	1	0	0	0	0
Walt Dropo, R (1, 3) OBP: 0.286, SLG: 0.229	x 0-0 1B 1-2 1B			x 0-0 ①② G5-4-3 1-2f		x 0-0 1B 3-H 1B		BBBB 4-0 SH5-4 1-2 BB	x 0-0 ③ L8	3	0	2	1	1	0	1
Jim Delsing, L (8, PR) OBP: 0.235, SLG: 0.037										0	0	0	0	0	0	0
Howie Pollet, L (8, 1) OBP: 0.333, SLG: 0.333										1	0	0	0	0	0	1
Luis Aparicio, R (1, 6) OBP: 0.263, SLG: 0.305	x 0-0 ③ 1-2 2-H 1B			x 0-0 2B		x 0-0 1-2 1B		x 0-0 ① SH5-4 1-2 2-3		3	0	3	0	0	0	0
Dick Donovan, L (1, 1) OBP: 0.423, SLG: 0.524		x 0-0 ① P6		x 0-0 ③ 6-3		SSS 0-3 ③ K		x 0-0 ② SF7 3-H		3	0	0	0	0	1	3
Jim Wilson, R (7, 1) OBP: 0.379, SLG: 0.320										0	0	0	0	0	0	0
Jim Rivera, L (8, PH) OBP: 0.378, SLG: 0.432										0	0	0	1	0	0	0
(8, 9)																
Inning Stats	R: 3 E: 0 K: 0 S: 7 H: 5 LOB: 2 BB: 1 P: 11	R: 0 E: 0 K: 0 S: 2 H: 0 LOB: 0 BB: 1 P: 6	R: 0 E: 0 K: 1 S: 5 H: 0 LOB: 0 BB: 0 P: 5	R: 0 E: 0 K: 0 S: 4 H: 2 LOB: 1 BB: 0 P: 4	R: 0 E: 0 K: 1 S: 5 H: 0 LOB: 0 BB: 0 P: 5	R: 1 E: 1 K: 1 S: 8 H: 2 LOB: 2 BB: 0 P: 8	R: 0 E: 0 K: 0 S: 4 H: 1 LOB: 2 BB: 1 P: 8	R: 1 E: 0 K: 0 S: 3 H: 0 LOB: 2 BB: 2 P: 11	R: 2 E: 0 K: 0 S: 6 H: 3 LOB: 1 BB: 0 P: 6	1B: 10 2B: 1 3B: 2 HR: 0 SF: 4 SAC: 2 DP: 2 HBP: 0							

TOP

Chicago White Sox @ Washington Senators

Griffith Stadium, Washington, DC

Thu Jun 07 1956, 3:33 AM EDT

Att. 1,955 - Unknown

livebaseballscorecards.com

AB	32
R	7
H	13
RBI	7
BB	5
SO	3
LOB	16

WP: 0 PB: 0 SB: 0 CS: 0 PA: 43

PITCHER		IP	WLS	BF	H	R	ER	SO	BB	IBB	HBP	BLK	WP	HR	S	P	ERA	WHIP
Dean Stone, L (1, 1) ERA: 5.64		7.0		32	10	4	3	3	3	0	0	0	0	0	35	47	3.86	1.857
Bob Chakales, R (8, 1) ERA: 2.67		0.0		2	0	1	1	0	2	0	0	0	0	0	0	8	∞	∞
Pedro Ramos, R (8, 1) ERA: 4.44		1.1	L	6	2	2	2	0	0	0	0	0	0	0	6	6	13.50	1.500
Bob Wiesler, L (9, 1) ERA: 7.99		0.2		3	1	0	0	0	0	0	0	0	0	0	3	3	0.00	1.500

PITCHER	IP	WLS	BF	H	R	ER	SO	BB	IBB	HBP	BLK	WP	HR	S	P	ERA	WHIP

BOTTOM

Chicago White Sox @ Washington Senators

Griffith Stadium, Washington, DC

Thu Jun 07 1956, 3:33 AM EDT

Att. 1,955 - Unknown

livebaseballscorecards.com

Batter	1	2	3	4	5	6	7	8	9	AB	R	H	RBI	BB	SO	LOB
Eddie Yost, R (1, 5) OBP: 0.464, SLG: 0.363	F7		1-3		G4-6-3 1-3 2-H 1B		2B 1-2 1B BB		K	4	1	1	1	1	1	0
Whitey Herzog, L (1, 8) OBP: 0.265, SLG: 0.333 Jerry Snyder, R (9, PH) OBP: 0.324, SLG: 0.355	F7		K		G4-6-3 1-2f		1B 1-3 2-H 2B		4-3	4 1	1 0	1 0	1 0	0 0	1 0	2 0
Pete Runnels, L (1, 4) OBP: 0.366, SLG: 0.448	1B			E5 G1-4-3 1B		F6	1B IBB			3	0	1	0	1	0	0
Roy Sievers, R (1, 3) OBP: 0.389, SLG: 0.538	F8			G1-4-3 1-2 1B		SF8 3B	1-3 2-H 3-H 1B			4	1	3	2	0	0	1
Carlos Paula, R (1, 9) OBP: 0.271, SLG: 0.392 Karl Olson, R (8, 9) OBP: 0.330, SLG: 0.382		6-3		G1-4-3 1-2f 2-3		SF8 3-H	K			3 0	0 0	0 0	1 0	0 0	1 0	4 0
Jim Lemon, R (1, 7) OBP: 0.370, SLG: 0.517		K		K		1B		F7		4	0	1	0	0	2	1
Lou Berberet, L (1, 2) OBP: 0.395, SLG: 0.462		1B			HBP 1B 1B	4-3		K		4	0	2	0	0	1	1
Lyle Luttrell, R (1, 6) OBP: 0.308, SLG: 0.408		1-3			HBP 1-2 1B 1B		1-3	F6		4	1	1	0	0	0	1
Dean Stone, L (1, 1) Clint Courtney, L (7, PH) OBP: 0.421, SLG: 0.460 Herb Plews, L (7, PR) OBP: 0.318, SLG: 0.167 Bob Chakales, R (8, 1) OBP: 0.125, SLG: 0.125 Pedro Ramos, S (8, 1) OBP: 0.294, SLG: 0.412 Bob Wiesler, S (9, 1) Harmon Killebrew, R (9, PH) OBP: 0.208, SLG: 0.545			K		1B 1-2 2-3 HBP				5-3 BB 2B 1B	1 1 0 0 0 0 1	0 0 1 0 0 0 0	0 1 0 0 0 0 0	0 0 0 0 0 0 0	1 0 0 0 0 0 0	0 0 0 0 0 0 0	0 0 0 0 0 0 0
Inning Stats	R: 0 E: 0 K: 0 S: 4 H: 1 LOB: 1 BB: 0 P: 4	R: 0 E: 0 K: 1 S: 6 H: 1 LOB: 1 BB: 0 P: 6	R: 0 E: 0 K: 2 S: 7 H: 0 LOB: 0 BB: 0 P: 7	R: 0 E: 1 K: 1 S: 6 H: 1 LOB: 1 BB: 0 P: 6	R: 1 E: 0 K: 0 S: 4 H: 3 LOB: 1 BB: 0 P: 5	R: 1 E: 0 K: 0 S: 5 H: 2 LOB: 1 BB: 0 P: 5	R: 3 E: 0 K: 1 S: 7 H: 3 LOB: 2 BB: 2 P: 15	R: 0 E: 0 K: 1 S: 5 H: 0 LOB: 0 BB: 0 P: 5	R: 0 E: 0 K: 1 S: 5 H: 0 LOB: 0 BB: 0 P: 5	1B: 9 2B: 1 3B: 1 HR: 0 SF: 1 SAC: 0 DP: 2 HBP: 1						

	AB	34
	R	5
	H	11
	RBI	5
	BB	2
	SO	7
	LOB	10

WP: 0 PB: 0 SB: 0 CS: 0 PA: 38

PITCHER		IP	WLS	BF	H	R	ER	SO	BB	IBB	HBP	BLK	WP	HR	S	P	ERA	WHIP
Dick Donovan, R ERA: 4.69	(1, 1)	6.1		29	10	5	5	4	1	0	1	0	0	0	35	40	7.11	1.737
Jim Wilson, R ERA: 4.13	(7, 1)	0.2		3	1	0	0	1	0	1	0	0	0	0	4	8	0.00	1.500
Howie Pollet, L ERA: 4.0	(8, 1)	2.0	W	6	0	0	0	2	0	0	0	0	0	0	10	10	0.00	0.000

PITCHER		IP	WLS	BF	H	R	ER	SO	BB	IBB	HBP	BLK	WP	HR	S	P	ERA	WHIP

Batter	1	2	3	4	5	6	7	8	9	AB	R	H	RBI	BB	SO	LOB
Minnie Minoso, R (1, 7) OBP: 0.413, SLG: 0.447	5-3		F9		G6-4-3 1-2 BB		F8		FC5-4 BB	3	0	0	0	2	0	1
Nellie Fox, L (1, 4) OBP: 0.322, SLG: 0.393	F7		1B 1-3 2B		G6-4-3 1-2f		BB		FC5-4 1-2f	4	1	1	0	1	0	3
Larry Doby, L (1, 8) OBP: 0.384, SLG: 0.336	F5		FC4-6 2-H 3-H 1B			K	6-3			4	0	1	2	0	1	1
Dave Philley, S (1, 3) OBP: 0.341, SLG: 0.341		1-3	FC4-6 1-2f			E 1B BB		B4-3		3	1	0	0	1	0	1
Jim Rivera, L (1, 9) OBP: 0.375, SLG: 0.434		2B		K		E4 FC3-2-5-1 1-2 1B		6-3		4	0	1	0	0	1	1
Sherm Lollar, R (1, 2) OBP: 0.430, SLG: 0.492 Bubba Phillips, R (8, PR) OBP: 0.316, SLG: 0.421 Dixie Howell, L (8, 1) OBP: 0.250, SLG: 0.143		G4-6-3 HBP		G4-6-3 HBP		FC3-2-5-1 1-2 2-H 1B		HBP		1 0 0	0 0 0	1 0 0	1 0 0	0 0 0	0 0 0	0 0 0
Fred Hatfield, L (1, 5) OBP: 0.345, SLG: 0.306		G4-6-3 1-2f		G4-6-3 1-2f		FC3-2-5-1 1-2 2-3f		F8		4	0	0	0	0	0	6
Luis Aparicio, R (1, 6) OBP: 0.265, SLG: 0.306 Dick Donovan, L (9, PH) OBP: 0.407, SLG: 0.500			F9		BB 1B	1-3			L5	3 1	0 0	1 0	0 0	0 0	0 0	2 0
Bob Keegan, R (1, 1) OBP: 0.250, SLG: 0.077 Les Moss, R (8, 2) OBP: 0.370, SLG: 0.652			2B 1B 1B		K		K		F7	3 1	1 0	1 0	0 0	0 0	2 0	1 0
Inning Stats	R: 0 E: 0 K: 0 S: 3 H: 0 LOB: 0 BB: 0 P: 3	R: 0 E: 0 K: 0 S: 3 H: 1 LOB: 1 BB: 0 P: 4	R: 2 E: 0 K: 0 S: 6 H: 3 LOB: 1 BB: 0 P: 6	R: 0 E: 0 K: 1 S: 4 H: 0 LOB: 0 BB: 0 P: 5	R: 0 E: 0 K: 1 S: 5 H: 1 LOB: 1 BB: 1 P: 9	R: 1 E: 1 K: 1 S: 7 H: 1 LOB: 2 BB: 1 P: 11	R: 0 E: 0 K: 1 S: 5 H: 0 LOB: 1 BB: 1 P: 9	R: 0 E: 0 K: 0 S: 3 H: 0 LOB: 1 BB: 0 P: 4	R: 0 E: 0 K: 0 S: 3 H: 0 LOB: 1 BB: 1 P: 7	1B: 4 2B: 2 3B: 0 HR: 0 SF: 0 SAC: 0 DP: 3 HBP: 3						

PITCHER	IP	WLS	BF	H	R	ER	SO	BB	IBB	HBP	BLK	WP	HR	S	P	ERA	WHIP
Willard Nixon, R (1, 1) ERA: 4.01	9.0	W	38	6	3	3	4	4	0	3	0	0	0	39	58	3.00	1.111

PITCHER	IP	WLS	BF	H	R	ER	SO	BB	IBB	HBP	BLK	WP	HR	S	P	ERA	WHIP

TOP

Chicago White Sox @ Boston Red Sox

Fenway Park, Boston, MA

Fri Jun 08 1956, 3:33 AM EDT

Att. 23,928 - Unknown

AB	31
R	3
H	6
RBI	3
BB	4
SO	4
LOB	16

livebaseballscorecards.com

Batter	1	2	3	4	5	6	7	8	9	AB	R	H	RBI	BB	SO	LOB
Jim Piersall, R (1, 8) OBP: 0.361, SLG: 0.409	F9		3B BB	1-3			2B BB			2	2	0	0	2	0	1
Billy Klaus, L (1, 5) OBP: 0.436, SLG: 0.393	BB 1B SF9 1B		F7		4-3		1-H 3-H 2B			4	1	2	2	0	0	1
Ted Williams, L (1, 7) OBP: 0.420, SLG: 0.404	BB 1-2 1B		1-H 3B		K		F9			4	0	2	1	0	1	0
Gene Stephens, L (8, 7) OBP: 0.200, SLG: 0.111										0	0	0	0	0	0	0
Mickey Vernon, L (1, 3) OBP: 0.438, SLG: 0.661	FC6-4 1-2 2-3 BB		K		F8			4-3		3	0	0	0	1	1	1
Jackie Jensen, R (1, 9) OBP: 0.384, SLG: 0.457	SF9 3-H		K			G5-4-3 BB		6-3		2	0	0	1	1	1	1
Ted Lepcio, R (1, 4) OBP: 0.265, SLG: 0.394	FC6-4 1-2f			6-3		G5-4-3 1-2f		6-3		4	0	0	0	0	0	3
Sammy White, R (1, 2) OBP: 0.364, SLG: 0.415		F3		1B SF8 1B	K					2	1	1	0	0	0	0
Pete Daley, R (6, PH) OBP: 0.300, SLG: 0.850										1	0	0	0	0	1	0
Pete Daley, R (7, 2)																
Don Buddin, R (1, 6) OBP: 0.394, SLG: 0.331		5-3		1-3 1B			SH1-4 2B 2B			3	1	2	0	0	0	0
Willard Nixon, L (1, 1) OBP: 0.182, SLG: 0.111		5-3		SF8 3-H			SH1-4 2-3			1	0	0	1	0	0	0
Inning Stats	R: 1 H: 2 E: 0 LOB: 2 K: 0 BB: 1 S: 5 P: 9	R: 0 H: 0 E: 0 LOB: 0 K: 0 BB: 0 S: 3 P: 3	R: 1 H: 1 E: 0 LOB: 1 K: 2 BB: 1 S: 8 P: 12	R: 1 H: 2 E: 0 LOB: 1 K: 0 BB: 0 S: 5 P: 5	R: 0 H: 0 E: 0 LOB: 0 K: 1 BB: 0 S: 5 P: 5	R: 0 H: 0 E: 0 LOB: 0 K: 1 BB: 1 S: 4 P: 8	R: 2 H: 2 E: 0 LOB: 0 K: 0 BB: 1 S: 4 P: 8	R: 0 H: 0 E: 0 LOB: 0 K: 0 BB: 0 S: 3 P: 3		1B: 4 SF: 2 2B: 2 SAC: 1 3B: 1 DP: 1 HR: 0 HBP: 0						

PITCHER	IP	WLS	BF	H	R	ER	SO	BB	IBB	HBP	BLK	WP	HR	S	P	ERA	WHIP
Bob Keegan, R (1, 1) ERA: 2.54	7.0	L	30	7	5	5	4	4	0	0	0	0	0	34	50	6.43	1.571
Dixie Howell, R (8, 1) ERA: 4.56	1.0		3	0	0	0	0	0	0	0	0	0	0	3	3	0.00	0.000

PITCHER	IP	WLS	BF	H	R	ER	SO	BB	IBB	HBP	BLK	WP	HR	S	P	ERA	WHIP

BOTTOM

Chicago White Sox @ Boston Red Sox

Fenway Park, Boston, MA

Fri Jun 08 1956, 3:33 AM EDT

Att. 23,928 - Unknown

livebaseballscorecards.com

AB	26
R	5
H	7
RBI	5
BB	4
SO	4
LOB	7

Batter	1	2	3	4	5	6	7	8	9	AB	R	H	RBI	BB	SO	LOB
Jim Rivera, L (1, 9) OBP: 0.382, SLG: 0.432	F7	1B 1-2 2-H 1B		BB		L9			1B 1-2 1B BB	3	1	1	1	2	0	1
Nellie Fox, L (1, 4) OBP: 0.328, SLG: 0.399	3-1 BB WP 1B	 1-2 2-3 1B		F9		G3			1B 4-3 1-2 2-3 1B	5	2	3	0	0	0	2
Minnie Minoso, R (1, 7) OBP: 0.413, SLG: 0.442	WP 3-1 1-2 BB	L7		F3			F9		4-3 1-3 2-H 3-H 1B 1B	4	1	1	2	1	0	4
Larry Doby, L (1, 8) OBP: 0.372, SLG: 0.323	3-1 1-2 2-3	K			F8		F8		4-3 1-2 3-H	5	0	0	1	0	1	6
Dave Philley, S (1, 3) OBP: 0.347, SLG: 0.337 Bubba Phillips, R (9, PR) OBP: 0.316, SLG: 0.421 Walt Dropo, R (9, 3) OBP: 0.286, SLG: 0.229	 2-3 3-H BB		F8		BB		4-3		1B 2B BB	2 0 0	0 1 0	0 0 0	0 0 0	3 0 0	0 0 0	0 0 0
Sherm Lollar, R (1, 2) OBP: 0.423, SLG: 0.481	F4		K	F3				5-3	2B 1-2 2-H 1B	5	1	1	1	0	1	3
Fred Hatfield, L (1, 5) OBP: 0.349, SLG: 0.333		G3 1B	1B	F3				B5-3	2B 1-H 2-H	5	0	2	2	0	0	1
Luis Aparicio, R (1, 6) OBP: 0.262, SLG: 0.302		1B 1B 1B	L7			6-3		F7	F8	5	1	1	0	0	0	3
Jim Wilson, R (1, 1) OBP: 0.412, SLG: 0.367		1B 1B 1-2 1B		6-3		1B			1B BB 1B 6-3	5	1	3	0	0	0	2
Inning Stats	R: 1 E: 0 K: 0 S: 4 H: 1 LOB: 2 BB: 2 P: 12	R: 1 E: 0 K: 1 S: 9 H: 4 LOB: 3 BB: 0 P: 9	R: 0 E: 0 K: 1 S: 6 H: 1 LOB: 1 BB: 0 P: 6	R: 0 E: 0 K: 0 S: 3 H: 0 LOB: 1 BB: 1 P: 7	R: 0 E: 0 K: 0 S: 3 H: 0 LOB: 1 BB: 1 P: 7	R: 0 E: 0 K: 0 S: 4 H: 1 LOB: 1 BB: 0 P: 4	R: 0 E: 0 K: 0 S: 3 H: 0 LOB: 0 BB: 0 P: 3	R: 0 E: 0 K: 0 S: 3 H: 0 LOB: 0 BB: 0 P: 3	R: 6 E: 0 K: 0 S: 8 H: 5 LOB: 2 BB: 2 P: 16	1B: 11 2B: 1 3B: 0 HR: 0 SF: 0 SAC: 0 DP: 0 HBP: 0						

PITCHER	IP	WLS	BF	H	R	ER	SO	BB	IBB	HBP	BLK	WP	HR	S	P	ERA	WHIP
Ike Delock, R (1, 1) ERA: 4.5	6.0	L	29	7	2	2	2	4	0	0	0	1	0	29	45	3.00	1.833
Tom Hurd, R (7, 1) ERA: 7.36	3.0		16	5	6	6	0	2	0	0	0	0	0	14	22	18.00	2.333

PITCHER	IP	WLS	BF	H	R	ER	SO	BB	IBB	HBP	BLK	WP	HR	S	P	ERA	WHIP

TOP

Chicago White Sox @ Boston Red Sox

Fenway Park, Boston, MA

Sat Jun 09 1956, 3:33 AM EDT

Att. 16,730 - Unknown

livebaseballscorecards.com

AB	39
R	8
H	12
RBI	7
BB	6
SO	2
LOB	22

Batter	1	2	3	4	5	6	7	8	9	AB	R	H	RBI	BB	SO	LOB
Jim Piersall, R (1, 8) OBP: 0.362, SLG: 0.409	S S S 0-3 ① K		x 0-0 ① G6-3 BB 1B		x 0-0 ① 1-3		x 0-0 1B		x 0-0 ② F2	5	0	2	0	0	1	0
Billy Klaus, L (1, 5) OBP: 0.426, SLG: 0.376	x 0-0 ② F6		B B B B 4-0 1-2 G6-3 BB		x 0-0 ② F7		x 0-0 ① L6		x 0-0 ③ 5-3	4	0	0	0	1	0	1
Ted Williams, L (1, 7) OBP: 0.411, SLG: 0.383	B B B B 4-0 1B BB		x 0-0 ① ② G6-3 1-2f 2-3		x 0-0 ③ 1-3		x 0-0 ② F8			3	0	0	0	1	0	3
Mickey Vernon, L (1, 3) OBP: 0.433, SLG: 0.649	x 0-0 1-2 1B		x 0-0 ③ F8			x 0-0 ① F7	x 0-0 ③ 1-3			4	0	1	0	0	0	2
Jackie Jensen, R (1, 9) OBP: 0.392, SLG: 0.457	x 0-0 ③ F2			B B B B 4-0 1B BB		B B B B 4-0 1B 1B BB		x 0-0 1B		2	0	1	0	2	0	2
Ted Lepcio, R (1, 4) OBP: 0.263, SLG: 0.378		S S S 0-3 ① K		S S S 0-3 ① K		x 0-0 1-2 1B		x 0-0 ① F2		4	0	1	0	0	2	2
Pete Daley, R (1, 2) OBP: 0.292, SLG: 0.750		S S S 0-3 ② K		x 0-0 1-2 1B		S S S 0-3 ② K		S S S 0-3 ② K		4	0	1	0	0	3	3
Don Buddin, R (1, 6) OBP: 0.397, SLG: 0.331		B B B B 4-0 BB		S S S 0-3 ② K		x 0-0 1-2 2-3 1B		x 0-0 ③ L5		3	0	1	0	1	1	3
Ike Delock, R (1, 1) OBP: 0.167, SLG: 0.091 Dick Gernert, R (6, PH) OBP: 0.404, SLG: 0.590 Tom Hurd, R (7, 1) OBP: 0.750, SLG: 0.750 Gene Stephens, L (9, PH) OBP: 0.182, SLG: 0.100		S S S 0-3 ③ K		x 0-0 ③ F7		x 0-0 ③ F8			x 0-0 ① G3	2 1 0 1	0 0 0 0	0 0 0 0	0 0 0 0	0 0 0 0	1 0 0 0	3 3 0 0
Inning Stats	R: 0 H: 1 E: 0 LOB: 2 K: 1 BB: 1 S: 6 P: 10	R: 0 H: 0 E: 0 LOB: 1 K: 3 BB: 1 S: 9 P: 13	R: 0 H: 1 E: 0 LOB: 1 K: 0 BB: 1 S: 3 P: 7	R: 0 H: 1 E: 0 LOB: 2 K: 2 BB: 1 S: 8 P: 12	R: 0 H: 0 E: 0 LOB: 0 K: 0 BB: 0 S: 3 P: 3	R: 0 H: 2 E: 0 LOB: 3 K: 1 BB: 1 S: 7 P: 11	R: 0 H: 1 E: 0 LOB: 1 K: 0 BB: 0 S: 4 P: 4	R: 0 H: 1 E: 0 LOB: 1 K: 1 BB: 0 S: 6 P: 6	R: 0 H: 0 E: 0 LOB: 0 K: 0 BB: 0 S: 3 P: 3	1B: 7 SF: 0 2B: 0 SAC: 0 3B: 0 DP: 1 HR: 0 HBP: 0						

PITCHER	IP	WLS	BF	H	R	ER	SO	BB	IBB	HBP	BLK	WP	HR	S	P	ERA	WHIP
Jim Wilson, R (1, 1) ERA: 3.63	9.0	W	38	7	0	0	8	5	0	0	0	0	0	49	69	0.00	1.333

PITCHER	IP	WLS	BF	H	R	ER	SO	BB	IBB	HBP	BLK	WP	HR	S	P	ERA	WHIP

BOTTOM

Chicago White Sox @ Boston Red Sox

Fenway Park, Boston, MA

Sat Jun 09 1956, 3:33 AM EDT

Att. 16,730 - Unknown

livebaseballscorecards.com

AB	33
R	0
H	7
RBI	0
BB	5
SO	8
LOB	22

PA: 38

Batter	1	2	3	4	5	6	7	8	9	AB	R	H	RBI	BB	SO	LOB
Jim Rivera, L (1, 9) OBP: 0.379, SLG: 0.426	G3		F9		1B			F8		4	0	1	0	0	0	0
Nellie Fox, L (1, 4) OBP: 0.327, SLG: 0.401	F3			E 2B	F7			F4		4	1	1	0	0	0	0
Minnie Minoso, R (1, 7) OBP: 0.420, SLG: 0.449	L9			E3 1B 1B 2-H 1B		1B 1B		1B		4	1	3	0	0	0	0
Larry Doby, L (1, 8) OBP: 0.375, SLG: 0.328		G3		1B FC6-4 2-3 1B		L7-4 1-2 1B		K		4	1	2	0	0	1	1
Dave Philley, S (1, 3) OBP: 0.350, SLG: 0.351 Walt Dropo, R (9, 3) OBP: 0.286, SLG: 0.229		3B		FC6-4 1-3 3-H 1B		L7-4 1-2			1-3	4 0	0 0	2 0	1 0	0 0	0 0	2 0
Sherm Lollar, R (1, 2) OBP: 0.419, SLG: 0.474		F3		FC6-4 1-2f 3-H		F6			4-3 HBP 1B	4	0	1	1	0	0	3
Fred Hatfield, L (1, 5) OBP: 0.343, SLG: 0.316		4-3		K			G3		4-3 1-2 HBP	3	0	0	0	0	1	2
Luis Aparicio, R (1, 6) OBP: 0.255, SLG: 0.294			1-3	F4			5-3		4-3 1-2 2-3	4	0	0	0	0	0	3
Billy Pierce, L (1, 1) OBP: 0.162, SLG: 0.139			4-3		F9		F3		K	4	0	0	0	0	1	2
Inning Stats	R: 0 E: 0 K: 0 S: 3 H: 0 LOB: 0 BB: 0 P: 3	R: 0 E: 0 K: 0 S: 4 H: 1 LOB: 1 BB: 0 P: 4	R: 0 E: 0 K: 0 S: 3 H: 0 LOB: 0 BB: 0 P: 3	R: 3 E: 1 K: 1 S: 9 H: 4 LOB: 1 BB: 0 P: 9	R: 0 E: 0 K: 0 S: 3 H: 1 LOB: 0 BB: 0 P: 3	R: 0 E: 0 K: 0 S: 4 H: 2 LOB: 1 BB: 0 P: 4	R: 0 E: 0 K: 0 S: 3 H: 0 LOB: 0 BB: 0 P: 3	R: 0 E: 0 K: 1 S: 6 H: 1 LOB: 1 BB: 0 P: 6	R: 0 E: 0 K: 1 S: 6 H: 1 LOB: 2 BB: 0 P: 7	1B: 8 2B: 2 3B: 1 HR: 0 SF: 0 SAC: 0 DP: 1 HBP: 1						

PITCHER	IP	WLS	BF	H	R	ER	SO	BB	IBB	HBP	BLK	WP	HR	S	P	ERA	WHIP
George Susce, R (1, 1) ERA: 5.98	8.0	L	31	9	3	3	2	0	0	0	0	0	0	35	35	3.38	1.125
Dave Sisler, R (9, 1) ERA: 5.14	1.0		5	1	0	0	1	0	0	1	0	0	0	6	7	0.00	1.000

PITCHER	IP	WLS	BF	H	R	ER	SO	BB	IBB	HBP	BLK	WP	HR	S	P	ERA	WHIP

TOP

Chicago White Sox @ Boston Red Sox

Fenway Park, Boston, MA

Sun Jun 10 1956, 3:33 AM EDT

Att. 25,453 - Unknown

livebaseballscorecards.com

AB	35
R	3
H	10
RBI	2
BB	0
SO	3
LOB	13

PA: 36

WP: 0
PB: 0
SB: 0
CS: 0

BOTTOM

Chicago White Sox @ Boston Red Sox

Fenway Park, Boston, MA

Sun Jun 10 1956, 3:33 AM EDT

Att. 25,453 - Unknown

Batter	1	2	3	4	5	6	7	8	9	AB	R	H	RBI	BB	SO	LOB
Jim Piersall, R (1, 8) OBP: 0.358, SLG: 0.409	1B 2B		5-3		6-3			F3	1-3	5	1	1	0	0	0	1
Billy Klaus, L (1, 5) OBP: 0.429, SLG: 0.381	BB 1B (2-H)		F8			F7		PB BB BB 1B		4	1	2	1	0	0	0
Ted Williams, L (1, 7) OBP: 0.429, SLG: 0.387	BB (1-2)		FC6-4 1B			F9		BB PB BB (1-2)		2	0	1	0	2	0	0
Gene Stephens, L (8, PR) OBP: 0.182, SLG: 0.100										0	0	0	0	0	0	0
Dave Sisler, R (9, 1) OBP: 0.333, SLG: 0.333										0	0	0	0	0	0	0
Mickey Vernon, L (1, 3) OBP: 0.429, SLG: 0.634	F8		FC6-4 (1-2f)			4-3		BB (1-2 2-3)		3	0	0	0	1	0	3
Jackie Jensen, R (1, 9) OBP: 0.389, SLG: 0.449	F3			F7			F4	BB (1-2 2-3 3-H)		3	0	0	1	1	0	2
Ted Lepcio, R (1, 4) OBP: 0.262, SLG: 0.366	K			G5-4-3 1B			K	F9		4	0	1	0	0	2	5
Pete Daley, R (1, 2) OBP: 0.286, SLG: 0.667		K		G5-4-3 (1-2f)			BB	K		3	0	0	0	1	2	1
Don Buddin, R (1, 6) OBP: 0.390, SLG: 0.324		F8			F7		F6	K		3	0	0	0	0	0	1
Norm Zauchin, R (9, PH) OBP: 0.339, SLG: 0.385										1	0	0	0	0	1	0
George Susce, R (1, 1) OBP: 0.357, SLG: 0.417		F9			K			K	2B	2	0	0	0	0	1	0
Dick Gernert, R (8, PH) (9, 7) OBP: 0.406, SLG: 0.597										2	0	1	0	0	1	0
Inning Stats	R: 1 E: 0 K: 1 S: 7 H: 2 LOB: 2 BB: 1 P: 11	R: 0 E: 0 K: 1 S: 5 H: 0 LOB: 0 BB: 0 P: 5	R: 0 E: 0 K: 0 S: 4 H: 1 LOB: 1 BB: 0 P: 4	R: 0 E: 0 K: 0 S: 3 H: 1 LOB: 0 BB: 0 P: 3	R: 0 E: 0 K: 1 S: 5 H: 0 LOB: 0 BB: 0 P: 5	R: 0 E: 0 K: 0 S: 3 H: 0 LOB: 0 BB: 0 P: 3	R: 0 E: 0 K: 1 S: 5 H: 0 LOB: 1 BB: 1 P: 9	R: 1 E: 0 K: 1 S: 6 H: 1 LOB: 3 BB: 3 P: 18	R: 0 E: 0 K: 2 S: 8 H: 1 LOB: 1 BB: 0 P: 8	1B: 4 2B: 2 3B: 0 HR: 0	SF: 0 SAC: 0 DP: 1 HBP: 0						

	AB	32
	R	2
	H	6
	RBI	2
	BB	5
	SO	7
	LOB	13

PITCHER	IP	WLS	BF	H	R	ER	SO	BB	IBB	HBP	BLK	WP	HR	S	P	ERA	WHIP
Billy Pierce, L (1, 1) ERA: 3.35	9.0	W	37	6	2	2	7	5	0	0	0	0	0	46	66	2.00	1.222

PITCHER	IP	WLS	BF	H	R	ER	SO	BB	IBB	HBP	BLK	WP	HR	S	P	ERA	WHIP

WP: 0 PB: 1 SB: 0 CS: 0 PA: 37

livebaseballscorecards.com

Batter	1	2	3	4	5	6	7	8	9	AB	R	H	RBI	BB	SO	LOB
Sammy Esposito, R (1, 5) (7, 6) OBP: 0.318, SLG: 0.204	F3			6-3		K 1-2		F8		4	0	0	0	0	1	1
Nellie Fox, L (1, 4) OBP: 0.325, SLG: 0.398	4-3			K			G5-4-3 1B	F7		4	0	1	0	0	1	0
Minnie Minoso, R (1, 7) OBP: 0.416, SLG: 0.441	F7			HBP			G5-4-3 1-2f		L9	3	0	0	0	0	0	1
Dave Philley, S (1, 9) (7, 3) OBP: 0.348, SLG: 0.345		6-3		5-3			BB		F9	3	1	0	0	1	0	1
Larry Doby, L (1, 8) OBP: 0.372, SLG: 0.326		K			K		1B 1-2		F8	4	1	1	0	0	2	0
Sherm Lollar, R (1, 2) OBP: 0.417, SLG: 0.471		5-3			F6		1B 1-2 2-H			3	0	1	1	0	0	0
Walt Dropo, R (1, 3) OBP: 0.288, SLG: 0.235			K		F8		1B 1-2 2-H			3	0	1	1	0	1	0
Jim Delsing, L (7, PR) (7, 9) OBP: 0.235, SLG: 0.037										0	0	0	0	0	0	0
Luis Aparicio, R (1, 6) OBP: 0.252, SLG: 0.290			5-3			F8	K			2	0	0	0	0	0	0
Les Moss, R (7, PH) OBP: 0.357, SLG: 0.625										1	0	0	0	0	1	2
Fred Hatfield, L (7, 5) OBP: 0.343, SLG: 0.316										0	0	0	0	0	0	0
Dick Donovan, L (1, 1) OBP: 0.414, SLG: 0.478			6-3			K BB		F8		1	0	0	0	1	0	0
Bubba Phillips, R (8, PH) OBP: 0.300, SLG: 0.400										1	0	0	0	0	0	0
Dixie Howell, L (8, 1) OBP: 0.250, SLG: 0.143										0	0	0	0	0	0	0
Inning Stats	R: 0 E: 0 K: 0 S: 3 H: 0 LOB: 0 BB: 0 P: 3	R: 0 E: 0 K: 1 S: 5 H: 0 LOB: 0 BB: 0 P: 5	R: 0 E: 0 K: 1 S: 5 H: 0 LOB: 0 BB: 0 P: 5	R: 0 E: 0 K: 1 S: 5 H: 0 LOB: 1 BB: 0 P: 6	R: 0 E: 0 K: 1 S: 5 H: 0 LOB: 0 BB: 0 P: 5	R: 0 E: 0 K: 1 S: 4 H: 0 LOB: 0 BB: 1 P: 8	R: 2 E: 0 K: 1 S: 8 H: 4 LOB: 2 BB: 1 P: 12	R: 0 E: 0 K: 0 S: 3 H: 0 LOB: 0 BB: 0 P: 3	R: 0 E: 0 K: 0 S: 3 H: 0 LOB: 0 BB: 0 P: 3	1B: 4 2B: 0 3B: 0 HR: 0	SF: 0 SAC: 0 DP: 1 HBP: 1						

TOP

Chicago White Sox @ New York Yankees

Yankee Stadium, Bronx, NY

Tue Jun 12 1956, 3:33 AM EDT

Att. 34,662 - Unknown - 84 F

livebaseballscorecards.com

AB	29
R	2
H	4
RBI	2
BB	2
SO	6
LOB	5

PITCHER	IP	WLS	BF	H	R	ER	SO	BB	IBB	HBP	BLK	WP	HR	S	P	ERA	WHIP
Whitey Ford, L (1, 1) ERA: 2.12	9.0	W	32	4	2	2	6	2	0	1	0	0	0	41	50	2.00	0.667

PITCHER	IP	WLS	BF	H	R	ER	SO	BB	IBB	HBP	BLK	WP	HR	S	P	ERA	WHIP

Batter	1	2	3	4	5	6	7	8	9	AB	R	H	RBI	BB	SO	LOB
Gil McDougald, R (1, 6) OBP: 0.385, SLG: 0.395	4-3	F8		F8		FC6-5				4	1	1	0	0	0	2
Joe Collins, L (1, 9) OBP: 0.270, SLG: 0.396	4-3	K		F7		L8				4	0	0	0	0	1	3
Mickey Mantle, S (1, 8) OBP: 0.476, SLG: 0.776	BB	F8			F8		F9			3	0	0	0	1	0	1
Yogi Berra, L (1, 2) OBP: 0.426, SLG: 0.713	1B		F7		F8		4-3			4	0	1	1	0	0	0
Bill Skowron, R (1, 3) OBP: 0.409, SLG: 0.500	F8		FC4 BB 1B		E6		K			4	0	1	0	0	1	2
Elston Howard, R (1, 7) OBP: 0.336, SLG: 0.354	5-3		BB FC4		1-3			F5		3	0	0	0	1	0	3
Billy Martin, R (1, 4) OBP: 0.317, SLG: 0.388		HR	FC4			E S 1B		K		4	2	2	0	0	1	2
Andy Carey, R (1, 5) OBP: 0.305, SLG: 0.331		HR	1-3			FC6-5 SH1-4		FC6-4		4	1	3	3	0	0	2
Whitey Ford, L (1, 1) OBP: 0.286, SLG: 0.258		BB		5-3		SH1-4		FC6-4		2	0	0	0	1	0	1
Inning Stats	R: 1 E: 0 K: 0 S: 5 H: 2 LOB: 2 BB: 1 P: 9	R: 2 E: 0 K: 1 S: 7 H: 2 LOB: 1 BB: 1 P: 11	R: 0 E: 0 K: 0 S: 4 H: 1 LOB: 2 BB: 1 P: 8	R: 0 E: 0 K: 0 S: 3 H: 0 LOB: 0 BB: 0 P: 3	R: 0 E: 1 K: 0 S: 4 H: 0 LOB: 1 BB: 0 P: 4	R: 1 E: 0 K: 0 S: 5 H: 2 LOB: 1 BB: 0 P: 5	R: 0 E: 0 K: 1 S: 5 H: 0 LOB: 0 BB: 0 P: 5	R: 0 E: 0 K: 1 S: 6 H: 1 LOB: 1 BB: 0 P: 6		1B: 6 2B: 1 3B: 0 HR: 1	SF: 0 SAC: 1 DP: 0 HBP: 0						

PITCHER		IP	WLS	BF	H	R	ER	SO	BB	IBB	HBP	BLK	WP	HR	S	P	ERA	WHIP
Dick Donovan, R ERA: 4.74	(1, 1)	7.0	L	32	7	4	4	2	3	0	0	0	0	1	33	45	5.14	1.429
Dixie Howell, R ERA: 4.38	(8, 1)	1.0		4	1	0	0	1	0	0	0	0	0	0	6	6	0.00	1.000

PITCHER	IP	WLS	BF	H	R	ER	SO	BB	IBB	HBP	BLK	WP	HR	S	P	ERA	WHIP

BOTTOM

Chicago White Sox @ New York Yankees

Yankee Stadium, Bronx, NY

Tue Jun 12 1956, 3:33 AM EDT
Att. 34,662 - Unknown - 84 F

livebaseballscorecards.com

AB	32
R	4
H	8
RBI	4
BB	3
SO	3
LOB	16

1B: 6 2B: 1 3B: 0 HR: 1 SF: 0 SAC: 1 DP: 0 HBP: 0 PA: 36

WP: 0 PB: 0 SB: 2 CS: 0

Batter	1	2	3	4	5	6	7	8	9	AB	R	H	RBI	BB	SO	LOB
Jim Rivera, L (1, 9) OBP: 0.380, SLG: 0.433	F5		2B	F3		K		1B		5	0	2	0	0	1	1
Nellie Fox, L (1, 4) OBP: 0.323, SLG: 0.390	CS HBP		F2	F9		1-3		F4		4	0	0	0	0	0	2
Minnie Minoso, R (1, 7) OBP: 0.416, SLG: 0.433	K		BB		4-3		BB BB 1B HBP	F7		3	1	0	0	1	1	1
Larry Doby, L (1, 8) OBP: 0.385, SLG: 0.350		BB	F5		HR		BB		HBP BB	2	3	1	1	3	0	2
Dave Philley, S (1, 3) OBP: 0.349, SLG: 0.347		E9 1B	F9		1B		L5		F8	5	0	2	0	0	0	5
Sherm Lollar, R (1, 2) OBP: 0.411, SLG: 0.457		F6		F8	F9		F4		FC6-4 HBP	4	0	0	0	0	0	5
Fred Hatfield, L (1, 5) OBP: 0.347, SLG: 0.328		F2		HR 2B	F8		1B BB		F3	4	1	1	0	1	0	5
Luis Aparicio, R (1, 6) OBP: 0.263, SLG: 0.295		1B		HR BB		F7	1B		FC6-4	4	1	2	3	1	0	2
Bob Keegan, R (1, 1) OBP: 0.235, SLG: 0.071		F8		HR		1B	4-3			1	0	0	0	0	0	2
Ron Northey, L (4, PH) OBP: 0.500, SLG: 1.800										1	1	1	3	0	0	0
Howie Pollet, L (4, 1) OBP: 0.429, SLG: 0.429										1	0	1	0	0	0	0
Walt Dropo, R (7, PH) OBP: 0.286, SLG: 0.235										0	0	0	0	0	0	0
Dick Donovan, L (7, PH) OBP: 0.400, SLG: 0.458										1	0	0	0	0	0	2
Sandy Consuegra, R (7, 1)										0	0	0	0	0	0	0
Dixie Howell, L (8, 1) OBP: 0.250, SLG: 0.143										0	0	0	0	0	0	0
Inning Stats	R: 0 E: 0 K: 1 S: 4 H: 0 LOB: 1 BB: 0 P: 5	R: 1 E: 1 K: 0 S: 5 H: 2 LOB: 2 BB: 1 P: 9	R: 0 E: 0 K: 0 S: 4 H: 1 LOB: 2 BB: 1 P: 8	R: 3 E: 0 K: 0 S: 5 H: 2 LOB: 0 BB: 1 P: 9	R: 1 E: 0 K: 0 S: 5 H: 2 LOB: 1 BB: 0 P: 5	R: 0 E: 0 K: 1 S: 6 H: 1 LOB: 1 BB: 0 P: 6	R: 2 E: 0 K: 0 S: 4 H: 1 LOB: 2 BB: 2 P: 13	R: 0 E: 0 K: 0 S: 3 H: 1 LOB: 0 BB: 0 P: 3	R: 0 E: 0 K: 0 S: 3 H: 0 LOB: 2 BB: 1 P: 8	1B: 6 2B: 3 3B: 0 HR: 2 SF: 0 SAC: 0 DP: 1 HBP: 3	WP: 0 PB: 0 SB: 0 CS: 1 PA: 44					

PITCHER	IP	WLS	BF	H	R	ER	SO	BB	IBB	HBP	BLK	WP	HR	S	P	ERA	WHIP
Bob Turley, R (1, 1) ERA: 4.91	4.0		20	5	4	4	1	3	0	1	0	0	1	18	31	9.00	2.000
Rip Coleman, L (5, 1) ERA: 2.53	2.0	L	9	3	1	1	1	0	0	0	0	0	1	11	11	4.50	1.500
Tommy Byrne, L (7, 1) ERA: 4.94	0.2		6	1	2	2	0	2	0	1	0	0	0	3	12	27.00	4.500
Tom Morgan, R (7, 1) ERA: 4.4	1.1		4	1	0	0	0	0	0	0	0	0	0	4	4	0.00	0.750
Don Larsen, R (9, 1) ERA: 5.46	1.0		5	0	0	0	0	1	0	1	0	0	0	3	8	0.00	1.000

PITCHER	IP	WLS	BF	H	R	ER	SO	BB	IBB	HBP	BLK	WP	HR	S	P	ERA	WHIP

TOP

Chicago White Sox @ New York Yankees

Yankee Stadium, Bronx, NY

Wed Jun 13 1956, 3:33 AM EDT

Att. 11,822 - Unknown - 91 F

livebaseballscorecards.com

AB	35
R	7
H	10
RBI	7
BB	6
SO	2
LOB	27

BOTTOM

Chicago White Sox @ New York Yankees

Yankee Stadium, Bronx, NY

Wed Jun 13 1956, 3:33 AM EDT
Att. 11,822 - Unknown - 91 F

livebaseballscorecards.com

Batter	1	2	3	4	5	6	7	8	9	AB	R	H	RBI	BB	SO	LOB
Gil McDougald, R (1, 6) (9, 4) OBP: 0.390, SLG: 0.391	BBBB 4-0 1B BB		BBBB 4-0 1B E BB	SSS 0-3 ② K		x 0-0 ②③ G5-4-3 1-2f		BBBB 4-0 BB		2	1	0	0	3	1	2
Joe Collins, L (1, 9) OBP: 0.274, SLG: 0.398	x 0-0 ① F7		x 0-0 E 1-2 E 1B	x 0-0 3-H 1B			x 0-0 ① F6	x 0-0 ③ F3		2	1	1	0	0	0	1
Hank Bauer, R (4, PH) (5, 9) OBP: 0.284, SLG: 0.429										3	0	1	1	0	0	2
Mickey Mantle, S (1, 8) OBP: 0.475, SLG: 0.766	x 0-0 ② F6		x 0-0 E9 E 1-3 2-H 1B	x 0-0 ③ F5			x 0-0 FC4-6 1B		x 0-0 ① B4-3	5	1	2	1	0	0	2
Yogi Berra, L (1, 2) OBP: 0.430, SLG: 0.708	x 0-0 1-2 1B		I I I I 4-0 E IBB		x 0-0 ① 4-3		x 0-0 ② FC4-6 1-2f		x 0-0 G4-6-3 1B	4	0	2	0	1	0	1
Bill Skowron, R (1, 3) OBP: 0.396, SLG: 0.483	SSS 0-3 ③ K		x 0-0 ② F5		x 0-0 ② 6-3		x 0-0 ③ L9		x 0-0 ②③ G4-6-3 1-2f	5	0	0	0	0	1	7
Elston Howard, R (1, 7) OBP: 0.340, SLG: 0.359		SSS 0-3 ① K	x 0-0 E6 1-2 2-H 3-H		x 0-0 1B			x 0-0 E 1B 6-3 1B		4	1	2	0	0	1	1
Billy Martin, R (1, 4) OBP: 0.315, SLG: 0.386		x 0-0 ② F8	SSS 0-3 ③ K		x 0-0 ③ F8			SSS 0-3 ① K		1	0	0	0	0	0	0
Eddie Robinson, L (3, PH) OBP: 0.323, SLG: 0.519										1	0	0	0	0	1	2
Jerry Coleman, R (4, 4) OBP: 0.261, SLG: 0.190										1	0	0	0	0	0	1
Mickey McDermott, L (8, PH) OBP: 0.250, SLG: 0.118										1	0	0	0	0	1	1
Phil Rizzuto, R (9, 6) OBP: 0.370, SLG: 0.261										0	0	0	0	0	0	0
Andy Carey, R (1, 5) OBP: 0.310, SLG: 0.342		x 0-0 ③ L4		x 0-0 SH4-3 1B 2B		x 0-0 ① 1-3		x 0-0 E9 6-3 1-3 1B		4	1	2	0	0	0	0
Bob Turley, R (1, 1) OBP: 0.261, SLG: 0.190			SSS 0-3 ① K	x 0-0 ① SH4-3 2-3		x 0-0 G5-4-3 1B		x 0-0 ② 6-3 1-2 3-H		1	0	0	0	0	1	0
Bob Cerv, R (4, PH) OBP: 0.298, SLG: 0.442										0	0	0	0	0	0	0
Rip Coleman, L (5, 1)										0	0	0	0	0	0	0
Tom Carroll, R (6, PH) OBP: 0.333, SLG: 0.333										1	0	1	0	0	0	0
Tommy Byrne, L (7, 1) OBP: 0.308, SLG: 0.538										0	0	0	0	0	0	0
Tom Morgan, R (7, 1) OBP: 0.250, SLG: 0.143										0	0	0	0	0	0	0
Don Larsen, R (8, PH) OBP: 0.345, SLG: 0.552										1	0	0	1	0	0	1
(9, 1)																
Inning Stats	R: 0 E: 0 K: 1 S: 6 H: 1 LOB: 2 BB: 1 P: 10	R: 0 E: 0 K: 1 S: 5 H: 0 LOB: 0 BB: 0 P: 5	R: 3 E: 2 K: 2 S: 10 H: 2 LOB: 2 BB: 2 P: 18	R: 1 E: 0 K: 1 S: 7 H: 2 LOB: 1 BB: 0 P: 7	R: 0 E: 0 K: 0 S: 4 H: 1 LOB: 1 BB: 0 P: 4	R: 0 E: 0 K: 0 S: 3 H: 1 LOB: 0 BB: 0 P: 3	R: 0 E: 0 K: 0 S: 4 H: 1 LOB: 1 BB: 0 P: 4	R: 1 E: 1 K: 1 S: 7 H: 2 LOB: 2 BB: 1 P: 11	R: 0 E: 0 K: 0 S: 3 H: 1 LOB: 0 BB: 0 P: 3	1B: 10 2B: 1 3B: 0 HR: 0	SF: 0 SAC: 1 DP: 2 HBP: 0						

	AB	36
	R	5
	H	11
	RBI	3
	BB	4
	SO	6
	LOB	21

WP: 0 PB: 0 SB: 0 CS: 0 PA: 41

PITCHER	IP	WLS	BF	H	R	ER	SO	BB	IBB	HBP	BLK	WP	HR	S	P	ERA	WHIP
Bob Keegan, R (1, 1) ERA: 2.56	3.0		16	3	3	1	4	2	1	0	0	0	0	21	33	3.00	1.667
Howie Pollet, L (4, 1) ERA: 3.86	3.0	W	12	4	1	1	1	0	0	0	0	0	0	14	14	3.00	1.333
Sandy Consuegra, R (7, 1) ERA: 4.03	1.1		7	3	1	0	1	0	0	0	0	0	0	9	9	0.00	2.250
Dixie Howell, R (8, 1) ERA: 4.1	1.2	S	6	1	0	0	0	1	0	0	0	0	0	5	9	0.00	1.200

PITCHER	IP	WLS	BF	H	R	ER	SO	BB	IBB	HBP	BLK	WP	HR	S	P	ERA	WHIP

Batter	1	2	3	4	5	6	7	8	9	AB	R	H	RBI	BB	SO	LOB
Minnie Minoso, R (1, 7) OBP: 0.417, SLG: 0.435	6-3		K		1B			G3-6-3 1B		4	0	2	0	0	1	1
Nellie Fox, L (1, 4) OBP: 0.321, SLG: 0.384	F8		BB		F3			G3-6-3		3	0	0	0	1	0	2
Larry Doby, L (1, 8) OBP: 0.376, SLG: 0.340	F7		K			K			6-3	4	0	0	0	0	2	2
Dave Philley, S (1, 3) OBP: 0.349, SLG: 0.361 Walt Dropo, R (6, 3) OBP: 0.283, SLG: 0.231		K		HR		K			K	3 1	1 0	1 0	1 0	0 0	2 1	0 0
Jim Rivera, L (1, 9) OBP: 0.371, SLG: 0.421		F9		F9		F7			1-3	4	0	0	0	0	0	0
Sherm Lollar, R (1, 2) OBP: 0.404, SLG: 0.448		E6		F8			5-3			3	0	0	0	0	0	0
Fred Hatfield, L (1, 5) OBP: 0.333, SLG: 0.313		K		G3			F9			3	0	0	0	0	1	1
Luis Aparicio, R (1, 6) OBP: 0.265, SLG: 0.296			BB 1B		F7		K			3	0	1	0	0	1	0
Jim Wilson, R (1, 1) OBP: 0.389, SLG: 0.344 Dick Donovan, L (8, PH) OBP: 0.387, SLG: 0.440 Gerry Staley, R (8, 1) OBP: 0.286, SLG: 0.286			F8		1-3			K		2 1 0	0 0 0	0 0 0	0 0 0	0 0 0	0 1 0	1 0 0
Inning Stats	R: 0 E: 0 K: 0 S: 3 H: 0 LOB: 0 BB: 0 P: 3	R: 0 E: 1 K: 2 S: 8 H: 0 LOB: 1 BB: 0 P: 8	R: 0 E: 0 K: 2 S: 8 H: 1 LOB: 2 BB: 1 P: 12	R: 1 E: 0 K: 0 S: 4 H: 1 LOB: 0 BB: 0 P: 4	R: 0 E: 0 K: 0 S: 4 H: 1 LOB: 1 BB: 0 P: 4	R: 0 E: 0 K: 2 S: 7 H: 0 LOB: 0 BB: 0 P: 7	R: 0 E: 0 K: 1 S: 5 H: 0 LOB: 0 BB: 0 P: 5	R: 0 E: 0 K: 1 S: 5 H: 1 LOB: 0 BB: 0 P: 5	R: 0 E: 0 K: 1 S: 5 H: 0 LOB: 0 BB: 0 P: 5	1B: 3 2B: 0 3B: 0 HR: 1	SF: 0 SAC: 0 DP: 1 HBP: 0			WP: 0 PB: 0 SB: 0 CS: 0	PA: 32	

PITCHER	IP	WLS	BF	H	R	ER	SO	BB	IBB	HBP	BLK	WP	HR	S	P	ERA	WHIP
Bob Grim, R (1, 1) ERA: 3.56	9.0	W	32	4	1	1	9	1	0	0	0	0	1	49	53	1.00	0.556

PITCHER	IP	WLS	BF	H	R	ER	SO	BB	IBB	HBP	BLK	WP	HR	S	P	ERA	WHIP

TOP

Chicago White Sox @ New York Yankees

Yankee Stadium, Bronx, NY

Thu Jun 14 1956, 3:33 AM EDT

Att. 9,315 - Sunny - 95 F

livebaseballscorecards.com

AB	31
R	1
H	4
RBI	1
BB	1
SO	9
LOB	7

Batter	1	2	3	4	5	6	7	8	9	AB	R	H	RBI	BB	SO	LOB
Gil McDougald, R (1, 6) OBP: 0.388, SLG: 0.393	F5		E7	2-H 2B		K				4	1	1	1	0	1	0
Joe Collins, L (1, 9) (8, 3) OBP: 0.273, SLG: 0.402	K		1-H 2B	1-3			3-1			4	1	1	1	0	1	1
Mickey Mantle, S (1, 8) OBP: 0.479, SLG: 0.784	BB		2-H 1B 2B		F6		HR			3	2	2	2	1	0	0
Yogi Berra, L (1, 2) OBP: 0.437, SLG: 0.708	4-3		1B IBB		BB 1B		G6-4-3 1B			3	0	2	0	1	0	1
Bill Skowron, R (1, 3) OBP: 0.399, SLG: 0.480		F7	1-3 2-H 1B		1-2 BB		G6-4-3 1-2f			3	0	1	1	1	0	1
Hank Bauer, R (8, 9) OBP: 0.284, SLG: 0.429										0	0	0	0	0	0	0
Elston Howard, R (1, 7) OBP: 0.331, SLG: 0.348		5-3	L5		F8			F9		4	0	0	0	0	0	4
Andy Carey, R (1, 5) OBP: 0.308, SLG: 0.340		F9		FC5-4 1B	K			F2		4	0	1	0	0	1	2
Jerry Coleman, R (1, 4) OBP: 0.296, SLG: 0.240			K	FC5-4 SH5-4 1-2f 2B		CS 1B		1B		4	1	2	0	0	1	1
Bob Grim, R (1, 1) OBP: 0.231, SLG: 0.091			K	SH5-4 1-2		B2 1-2		F7		3	0	0	0	0	1	2
Inning Stats	R: 0 H: 0 E: 0 LOB: 1 K: 1 BB: 1 S: 5 P: 9	R: 0 H: 0 E: 0 LOB: 0 K: 0 BB: 0 S: 3 P: 3	R: 3 H: 3 E: 1 LOB: 2 K: 2 BB: 1 S: 11 P: 15	R: 1 H: 2 E: 0 LOB: 1 K: 0 BB: 0 S: 5 P: 5	R: 0 H: 1 E: 0 LOB: 2 K: 1 BB: 1 S: 6 P: 10	R: 0 H: 1 E: 0 LOB: 0 K: 1 BB: 0 S: 5 P: 5	R: 1 H: 2 E: 0 LOB: 0 K: 0 BB: 0 S: 4 P: 4	R: 0 H: 1 E: 0 LOB: 1 K: 0 BB: 0 S: 4 P: 4		1B: 6 SF: 0 2B: 3 SAC: 1 3B: 0 DP: 1 HR: 1 HBP: 0						

PITCHER		IP	WLS	BF	H	R	ER	SO	BB	IBB	HBP	BLK	WP	HR	S	P	ERA	WHIP
Jim Wilson, R ERA: 3.54	(1, 1)	7.0	L	32	9	5	2	5	2	1	0	0	0	1	39	51	2.57	1.571
Gerry Staley, R ERA: 7.36	(8, 1)	1.0		4	1	0	0	0	0	0	0	0	0	0	4	4	0.00	1.000

PITCHER	IP	WLS	BF	H	R	ER	SO	BB	IBB	HBP	BLK	WP	HR	S	P	ERA	WHIP

BOTTOM

Chicago White Sox @ New York Yankees

Yankee Stadium, Bronx, NY

Thu Jun 14 1956, 3:33 AM EDT

Att. 9,315 - Sunny - 95 F

livebaseballscorecards.com

AB	32
R	5
H	10
RBI	5
BB	3
SO	5
LOB	12

WP: 0	PA: 36		
PB: 0			
SB: 0			
CS: 1			

Washington Senators @ Chicago White Sox

Comiskey Park, Chicago, IL

Fri Jun 15 1956, 4:33 AM EDT

Att. 16,467 - Unknown

TOP

livebaseballscorecards.com

Batter	1	2	3	4	5	6	7	8	9	AB	R	H	RBI	BB	SO	LOB
Eddie Yost, R (1, 5) OBP: 0.465, SLG: 0.356	F5		4-3		F8		F9		2B	5	0	1	0	0	0	4
Pete Runnels, L (1, 4) OBP: 0.368, SLG: 0.426	4-3			K		F8		F3	F7	5	0	0	0	0	1	1
Carlos Paula, R (1, 9) OBP: 0.273, SLG: 0.397	F2			5-3		CS 1B		E 1B 1B		4	0	2	0	0	0	0
Roy Sievers, R (1, 3) OBP: 0.375, SLG: 0.517		5-3		1B		K 1-2		P4		4	0	1	0	0	1	2
Jim Lemon, R (1, 7) OBP: 0.382, SLG: 0.528		F9		K			BB 1B SF9 1B	E 1-2 1B		4	1	2	0	0	1	1
Karl Olson, R (1, 8) OBP: 0.321, SLG: 0.367		F9			BB BB G4-6-3 BB		SF9 BB 1-2 1B	E6 1-2 2-3		3	1	1	0	1	0	2
Ed Fitz Gerald, R (1, 2) OBP: 0.378, SLG: 0.368			P4		G4-6-3 BB 1-2 BB		1-2 2-3 BB	L6		2	0	0	0	2	0	3
Jose Valdivielso, R (1, 6) OBP: 0.200, SLG: 0.174			F9		G4-6-3 1-2 2-3 BB		P4		1-3	3	0	0	0	1	0	3
Bob Wiesler, S (1, 1) OBP: 0.091, SLG: 0.182			2B		G4-6-3 1-2f 2-3 3-H		SF9 2-3 3-H		F9	2	0	1	0	0	0	2
Harmon Killebrew, R (7, PH) OBP: 0.179, SLG: 0.480										0	0	0	1	0	0	0
Camilo Pascual, R (7, 1) OBP: 0.273, SLG: 0.286										0	0	0	0	0	0	0
Ernie Oravetz, S (9, PH) OBP: 0.342, SLG: 0.254										1	0	0	0	0	0	0

	AB	33
	R	2
	H	8
	RBI	1
	BB	4
	SO	3
	LOB	18

Inning Stats	1	2	3	4	5	6	7	8	9
	R: 0 E: 0 K: 0 S: 3	R: 0 E: 0 K: 0 S: 3	R: 0 E: 0 K: 0 S: 4	R: 0 E: 0 K: 2 S: 8	R: 1 E: 0 K: 0 S: 2	R: 0 E: 0 K: 1 S: 5	R: 1 E: 0 K: 0 S: 5	R: 0 E: 1 K: 0 S: 6	R: 0 E: 0 K: 0 S: 4
	H: 0 LOB: 0 BB: 0 P: 3	H: 0 LOB: 0 BB: 0 P: 3	H: 1 LOB: 0 BB: 0 P: 4	H: 1 LOB: 1 BB: 0 P: 8	H: 0 LOB: 1 BB: 3 P: 14	H: 1 LOB: 0 BB: 0 P: 5	H: 2 LOB: 2 BB: 1 P: 9	H: 2 LOB: 3 BB: 0 P: 6	H: 1 LOB: 1 BB: 0 P: 4

| | | | | | | | | | |

Batter	1	2	3	4	5	6	7	8	9	AB	R	H	RBI	BB	SO	LOB
Sammy Esposito, R (1, 5) OBP: 0.352, SLG: 0.214	BBBB 4-0 SH5-3 BB		x 0-0 1B 1-2 1B		BBBB 4-0 G3 BB		x 0-0 ① 5-3	BBBB 4-0 3B 1-2 2-3 BB		2	1	1	0	3	0	0
Nellie Fox, L (1, 4) OBP: 0.324, SLG: 0.396	x 0-0 ① SH5-3 1-2		x 0-0 G6-4-3 1-2 2-H 1B		x 0-0 ② G3 1-2		x 0-0 ② F7	x 0-0 3B 1-H 2-H 3-H		4	0	2	4	0	0	1
Minnie Minoso, R (1, 7) OBP: 0.422, SLG: 0.444	BBBB 4-0 G6-4-3 BB		x 0-0 ②③ G6-4-3 1-2f		x 0-0 ③ 6-3		x 0-0 3B	H 1-0 HBP		3	0	1	0	1	0	3
Dave Philley, S (1, 9) OBP: 0.350, SLG: 0.359	x 0-0 ②③ G6-4-3 1-2f			BBBB 4-0 E 1B BB		x 0-0 CS 1B	x 0-0 ③ 6-3	x 0-0 ③ G3		4	1	1	0	1	0	5
Larry Doby, L (1, 8) OBP: 0.373, SLG: 0.333		BBBB 4-0 G1-6-3 BB		SSS 0-3 ① K 1-3		x 0-0 ①② F2 1-2		x 0-0 ① G3		3	0	0	0	1	1	2
Sherm Lollar, R (1, 2) OBP: 0.411, SLG: 0.469		x 0-0 ①② G1-6-3 1-2f		H 1-0 1B HBP		BBBB 4-0 BB 1B BB		x 0-0 HR		2	2	1	1	1	0	1
Walt Dropo, R (1, 3) OBP: 0.313, SLG: 0.255		SSS 0-3 ③ K		x 0-0 G4-6-3 1-2 3-H 1B		BBBB 4-0 1B 1-2 BB		x 0-0 BB BB 3B 1B		3	1	2	1	1	1	0
Luis Aparicio, R (1, 6) OBP: 0.277, SLG: 0.299			BBBB 4-0 FC5-6 BB	x 0-0 ②③ G4-6-3 1-2f		x 0-0 1-2 2-H 1B		BBBB 4-0 BB 1-2 3B BB		2	1	1	1	2	0	2
Billy Pierce, L (1, 1) OBP: 0.146, SLG: 0.125			x 0-0 ① FC5-6 1-2f 1B		x 0-0 ① 6-3	x 0-0 ③ 6-3		SSS 0-3 ② K		4	1	0	0	0	1	5
Inning Stats	R: 0 E: 0 K: 0 S: 2 H: 0 LOB: 1 BB: 2 P: 10	R: 0 E: 0 K: 1 S: 4 H: 0 LOB: 0 BB: 1 P: 8	R: 1 E: 0 K: 0 S: 4 H: 2 LOB: 1 BB: 1 P: 8	R: 1 E: 1 K: 1 S: 5 H: 1 LOB: 1 BB: 1 P: 10	R: 0 E: 0 K: 0 S: 3 H: 0 LOB: 1 BB: 1 P: 7	R: 1 E: 0 K: 0 S: 4 H: 2 LOB: 2 BB: 2 P: 12	R: 0 E: 0 K: 0 S: 4 H: 1 LOB: 1 BB: 0 P: 4	R: 4 E: 0 K: 1 S: 8 H: 3 LOB: 2 BB: 2 P: 17		1B: 6 2B: 0 3B: 2 HR: 1	SF: 0 SAC: 1 DP: 4 HBP: 2					

PITCHER		IP	WLS	BF	H	R	ER	SO	BB	IBB	HBP	BLK	WP	HR	S	P	ERA	WHIP
Bob Wiesler, L ERA: 7.66	(1, 1)	6.0	L	27	5	3	3	2	8	0	1	0	0	0	22	55	4.50	2.167
Camilo Pascual, R ERA: 7.03	(7, 1)	2.0		13	4	4	4	1	2	0	1	0	0	1	12	21	18.00	3.000

PITCHER	IP	WLS	BF	H	R	ER	SO	BB	IBB	HBP	BLK	WP	HR	S	P	ERA	WHIP

BOTTOM

Washington Senators @ Chicago White Sox

Comiskey Park, Chicago, IL

Fri Jun 15 1956, 4:33 AM EDT

Att. 16,467 - Unknown

livebaseballscorecards.com

AB	27
R	7
H	9
RBI	7
BB	10
SO	3
LOB	19

Batter	1	2	3	4	5	6	7	8	9	AB	R	H	RBI	BB	SO	LOB
Eddie Yost, R (1, 5) OBP: 0.458, SLG: 0.348	F9		K		K			6-3		4	0	0	0	0	2	1
Pete Runnels, L (1, 4) OBP: 0.366, SLG: 0.422	4-3		1-3		FC6 1-2f			1B		4	0	1	0	0	0	1
Carlos Paula, R (1, 9) OBP: 0.272, SLG: 0.380	BB			F8		F8		L7		3	0	0	0	1	0	1
Roy Sievers, R (1, 3) OBP: 0.373, SLG: 0.509	K			1B BB		P4		F9		3	0	0	0	1	1	2
Jim Lemon, R (1, 7) OBP: 0.380, SLG: 0.523		F9		1-2 1B		F8			F8	4	0	1	0	0	0	0
Karl Olson, R (1, 8) OBP: 0.319, SLG: 0.365		1B	K				5-3		F8	4	0	1	0	0	1	2
Ed Fitz Gerald, R (1, 2) OBP: 0.388, SLG: 0.366		K		F8			BB	1B		3	0	1	0	1	1	3
Jose Valdivielso, R (1, 6) OBP: 0.172, SLG: 0.148		F7			F5		F9		F2	4	0	0	0	0	0	3
Hal Griggs, R (1, 1)			6-3		BB FC6		K			1	0	0	0	0	0	0
Pedro Ramos, S (4, 1) OBP: 0.333, SLG: 0.412										0	0	0	0	1	0	0
Harmon Killebrew, R (7, PH) OBP: 0.172, SLG: 0.462										1	0	0	0	0	1	1
Dean Stone, L (7, 1) OBP: 0.250, SLG: 0.077										0	0	0	0	0	0	0

TOP

Washington Senators @ Chicago White Sox

Comiskey Park, Chicago, IL

Sat Jun 16 1956, 4:33 AM EDT

Att. 6,756 - Unknown

livebaseballscorecards.com

AB	31
R	0
H	4
RBI	0
BB	4
SO	6
LOB	14

Inning Stats	1	2	3	4	5	6	7	8	9
	R: 0 E: 0 K: 1 S: 5	H: 0 LOB: 1 BB: 1 P: 9	R: 0 E: 0 K: 1 S: 6	H: 1 LOB: 1 BB: 0 P: 6	R: 0 E: 0 K: 1 S: 5	H: 0 LOB: 0 BB: 0 P: 5	R: 0 E: 0 K: 1 S: 6	H: 1 LOB: 2 BB: 1 P: 10	R: 0 E: 0 K: 1 S: 5	H: 0 LOB: 1 BB: 1 P: 9	R: 0 E: 0 K: 0 S: 3	H: 0 LOB: 0 BB: 0 P: 3	R: 0 E: 0 K: 1 S: 5	H: 0 LOB: 1 BB: 1 P: 9	R: 0 E: 0 K: 0 S: 4	H: 1 LOB: 1 BB: 0 P: 4	R: 0 E: 0 K: 0 S: 4	H: 1 LOB: 1 BB: 0 P: 4

| | | | | | | | | | |

Batter	1	2	3	4	5	6	7	8	9	AB	R	H	RBI	BB	SO	LOB
Jim Rivera, L (1, 9) OBP: 0.366, SLG: 0.433	L9	HR 1-H 2-H		F7		F2		F8		5	1	1	3	0	0	1
Nellie Fox, L (1, 4) OBP: 0.322, SLG: 0.392	F7	4-3			1-3	1B 1B		4-3		5	0	1	0	0	0	0
Minnie Minoso, R (1, 7) OBP: 0.433, SLG: 0.451	BB 1B		BBBB FC4-6 BB		BBBB BB 1B BB	1-3 1B				2	1	2	0	2	0	0
Larry Doby, L (1, 8) OBP: 0.376, SLG: 0.329	BBBB 1-2 BB		FC4-6 G1-6-3 1-2f		BBBB 1B 1-2 2B BB	F7				2	1	0	0	2	0	3
Dave Philley, S (1, 3) OBP: 0.344, SLG: 0.352	L7		G1-6-3 1-2f		F7	1-3				4	0	0	0	0	0	7
Sherm Lollar, R (1, 2) OBP: 0.413, SLG: 0.466		F8		BBBB SH1-3 2B BB	BB 2B 1-3 2-H 1B		6-3			3	2	1	1	1	0	0
Fred Hatfield, L (1, 5) OBP: 0.342, SLG: 0.313		BB HR 1B		F9	BBBB 2B 1-2 BB		SSS K			3	1	1	0	1	1	1
Luis Aparicio, R (1, 6) OBP: 0.278, SLG: 0.306		F3		SH1-3 1-2	1-3 2-H 3-H 2B		F7			3	0	1	2	0	0	1
Jack Harshman, L (1, 1) OBP: 0.278, SLG: 0.438		BBBB 1-2 HR BB		2-H 2B	F2			SSS K		3	1	1	1	1	1	2
Inning Stats	R: 0 E: 0 K: 0 S: 4 H: 1 LOB: 2 BB: 1 P: 8	R: 3 E: 0 K: 0 S: 5 H: 2 LOB: 0 BB: 1 P: 9	R: 0 E: 0 K: 0 S: 2 H: 0 LOB: 0 BB: 1 P: 6	R: 1 E: 0 K: 0 S: 4 H: 1 LOB: 1 BB: 1 P: 8	R: 3 E: 0 K: 0 S: 5 H: 2 LOB: 2 BB: 3 P: 17	R: 0 E: 0 K: 0 S: 5 H: 2 LOB: 2 BB: 0 P: 5	R: 0 E: 0 K: 1 S: 5 H: 0 LOB: 0 BB: 0 P: 5	R: 0 E: 0 K: 1 S: 5 H: 0 LOB: 0 BB: 0 P: 5		1B: 5 2B: 2 3B: 0 HR: 1 SF: 0 SAC: 1 DP: 1 HBP: 0						

PITCHER		IP	WLS	BF	H	R	ER	SO	BB	IBB	HBP	BLK	WP	HR	S	P	ERA	WHIP
Hal Griggs, R ERA: 5.35	(1, 1)	3.0	L	15	3	4	4	0	4	0	0	0	0	1	11	27	12.00	2.333
Pedro Ramos, R ERA: 5.19	(4, 1)	3.0		17	5	3	3	0	3	0	0	0	0	0	14	26	9.00	2.667
Dean Stone, L ERA: 5.63	(7, 1)	2.0		6	0	0	0	2	0	0	0	0	0	0	10	10	0.00	0.000

PITCHER	IP	WLS	BF	H	R	ER	SO	BB	IBB	HBP	BLK	WP	HR	S	P	ERA	WHIP

BOTTOM

Washington Senators @ Chicago White Sox

Comiskey Park, Chicago, IL

Sat Jun 16 1956, 4:33 AM EDT

Att. 6,756 - Unknown

livebaseballscorecards.com

AB	30
R	7
H	8
RBI	7
BB	7
SO	2
LOB	15

Batter	1	2	3	4	5	6	7	8	9	AB	R	H	RBI	BB	SO	LOB
Eddie Yost, R (1, 5) OBP: 0.455, SLG: 0.345	F5		FC9-5 1-2 2-3f		BB 3B		3-1 1B		P3	2	0	0	0	0	0	2
Connie Grob, L (3, 1) OBP: 0.467, SLG: 0.500										1	1	1	0	1	0	0
Carlos Paula, R (9, PH) OBP: 0.268, SLG: 0.375										1	0	0	0	0	0	0
Whitey Herzog, L (1, 8) OBP: 0.309, SLG: 0.352	G6-4-3 1B		P4		1-H 3B		1-2 3-1 1B		K	5	0	3	1	0	1	2
Pete Runnels, L (1, 4) (3, 3) OBP: 0.364, SLG: 0.419	G6-4-3 1-2f			BB 1B	K		1-2 2-3 3-1			4	1	1	0	0	1	4
Roy Sievers, R (1, 3) OBP: 0.372, SLG: 0.507		5-3		1B 1-2 BB	5-3		1-3			1	0	0	0	0	0	0
Herb Plews, L (3, 4) OBP: 0.308, SLG: 0.143										2	0	0	0	1	0	3
Clint Courtney, L (1, 2) OBP: 0.396, SLG: 0.424		3-1		1-2 2-H 1B		F8	F7			4	0	1	1	0	0	2
Jim Lemon, R (1, 9) OBP: 0.378, SLG: 0.518		K	K	K		1B		L3		4	0	1	0	0	2	2
Ernie Oravetz, S (1, 7) OBP: 0.351, SLG: 0.270			FC9-5 1B 1B	P6		1-2 1B		F7		4	0	2	0	0	0	2
Jose Valdivielso, R (1, 6) OBP: 0.152, SLG: 0.129			K	F3		F3		6-3		4	0	0	0	0	1	5
Bunky Stewart, L (1, 1) OBP: 0.375, SLG: 0.375			FC9-5 1-2 1B		L8	K			K	0	0	0	0	0	0	0
Bob Chakales, R (1, 1) OBP: 0.118, SLG: 0.118										0	0	0	0	0	0	0
Harmon Killebrew, R (3, PH) OBP: 0.182, SLG: 0.433										4	0	1	0	0	2	2
(3, 5)																
Inning Stats	R: 0 E: 0 K: 0 S: 3 H: 1 LOB: 0 BB: 0 P: 3	R: 0 E: 0 K: 1 S: 5 H: 0 LOB: 0 BB: 0 P: 5	R: 0 E: 0 K: 1 S: 7 H: 2 LOB: 0 BB: 0 P: 7	R: 1 E: 0 K: 1 S: 7 H: 2 LOB: 2 BB: 1 P: 11	R: 1 E: 0 K: 1 S: 6 H: 1 LOB: 1 BB: 1 P: 10	R: 0 E: 0 K: 1 S: 7 H: 2 LOB: 2 BB: 0 P: 7	R: 0 E: 0 K: 0 S: 5 H: 2 LOB: 2 BB: 0 P: 5	R: 0 E: 0 K: 0 S: 3 H: 0 LOB: 0 BB: 0 P: 3	R: 0 E: 0 K: 2 S: 7 H: 0 LOB: 0 BB: 0 P: 7	1B: 9 2B: 0 3B: 1 HR: 0 SF: 0 SAC: 0 DP: 1 HBP: 0						

PITCHER	IP	WLS	BF	H	R	ER	SO	BB	IBB	HBP	BLK	WP	HR	S	P	ERA	WHIP
Dick Donovan, R (1, 1) ERA: 4.4	9.0	W	38	10	2	2	7	2	0	0	0	0	0	50	58	2.00	1.333

PITCHER	IP	WLS	BF	H	R	ER	SO	BB	IBB	HBP	BLK	WP	HR	S	P	ERA	WHIP

TOP

Washington Senators @ Chicago White Sox

Comiskey Park, Chicago, IL

Sun Jun 17 1956, 4:33 AM EDT

Unknown

livebaseballscorecards.com

AB	36
R	2
H	10
RBI	2
BB	2
SO	7
LOB	24

WP: 0 PA: 38
PB: 0
SB: 0
CS: 0

Batter	1	2	3	4	5	6	7	8	9	AB	R	H	RBI	BB	SO	LOB
Sammy Esposito, R (1, 5) OBP: 0.364, SLG: 0.262	BB 1B 4-3	1-2 2-3 BB		K		5-3		1-H FC6 3B		5	2	2	1	1	1	3
Nellie Fox, L (1, 4) OBP: 0.326, SLG: 0.391	1-2 1B BB	1B 2B BB F7		SF9 2-H		1B		FC6 2B 1B 3-H		3	3	1	2	2	0	3
Minnie Minoso, R (1, 7) OBP: 0.439, SLG: 0.464 Bubba Phillips, R (8, PR) OBP: 0.300, SLG: 0.400 (9, 7)	1-2 2-H 1B	1-2 2B 1B	E 1B	5-3		5-3		1B 1-3 SF9 2B		6 0	3 1	4 0	1 0	0 0	0 0	1 0
Dave Philley, S (1, 9) OBP: 0.348, SLG: 0.362 Jim Rivera, L (4, 9) OBP: 0.365, SLG: 0.431	BB 1-3 2-H 1B	1-H 2-H E 2B	E4 1-H 1B		4-3		G3	F9-3 2-3 3-H 1B		3 3	3 0	2 1	3 1	0 0	0 0	0 0
Larry Doby, L (1, 8) OBP: 0.380, SLG: 0.329	1-2 1B BB	E3 1B 2-H SF9 1B	F8		2B BB		G3	SF9 3-H		3	3	1	1	2	0	1
Sherm Lollar, R (1, 2) OBP: 0.416, SLG: 0.487 Les Moss, R (9, 2) OBP: 0.357, SLG: 0.625	F2	BB BB 2-3 1B	G6-4-3 2-H 1B		K		HR	F9-3 1-1		6 0	1 0	3 0	2 0	0 0	1 0	6 0
Walt Dropo, R (1, 3) OBP: 0.319, SLG: 0.288	1-2 2-H 3-H 1B	SF9 3-H	G6-4-3 1-2f		1-H 2B		5-3			4	0	2	4	0	0	1
Luis Aparicio, R (1, 6) OBP: 0.287, SLG: 0.327	1-2 2-H 1B	P6		WP 2B 1B	6-3			1B 3B		5	2	3	1	0	0	2
Dick Donovan, L (1, 1) OBP: 0.417, SLG: 0.483	F5	BB 1-2 BB		WP 1-H SF9 2B		P5		3-H 3B 1B		4	2	2	2	1	0	2
Inning Stats	R: 5 E: 0 K: 0 S: 8 H: 5 LOB: 2 BB: 2 P: 16	R: 4 E: 1 K: 0 S: 7 H: 4 LOB: 3 BB: 3 P: 19	R: 2 E: 1 K: 0 S: 5 H: 2 LOB: 0 BB: 0 P: 5	R: 2 E: 0 K: 1 S: 7 H: 2 LOB: 0 BB: 0 P: 7	R: 1 E: 0 K: 1 S: 6 H: 1 LOB: 1 BB: 1 P: 10	R: 0 E: 0 K: 0 S: 4 H: 1 LOB: 1 BB: 0 P: 4	R: 1 E: 0 K: 0 S: 4 H: 1 LOB: 0 BB: 0 P: 4	R: 5 E: 0 K: 0 S: 8 H: 5 LOB: 1 BB: 0 P: 8		1B: 14 2B: 5 3B: 2 HR: 1 SF: 3 SAC: 0 DP: 2 HBP: 0						

BOTTOM

Washington Senators @ Chicago White Sox

Comiskey Park, Chicago, IL

Sun Jun 17 1956, 4:33 AM EDT

Unknown

livebaseballscorecards.com

AB	42
R	20
H	21
RBI	18
BB	6
SO	2
LOB	19

WP: 3 PA: 51
PB: 0
SB: 0
CS: 0

PITCHER		IP	WLS	BF	H	R	ER	SO	BB	IBB	HBP	BLK	WP	HR	S	P	ERA	WHIP
Bunky Stewart, L ERA: 4.0	(1, 1)	0.0	L	5	3	5	5	0	2	0	0	0	0	0	3	11	∞	∞
Bob Chakales, R ERA: 3.57	(1, 1)	2.0		15	6	4	4	0	3	0	0	0	0	0	12	24	18.00	4.500
Connie Grob, R ERA: 6.75	(3, 1)	6.0		31	12	11	10	2	1	0	0	0	2	1	34	38	15.00	2.167

PITCHER	IP	WLS	BF	H	R	ER	SO	BB	IBB	HBP	BLK	WP	HR	S	P	ERA	WHIP

Batter	1	2	3	4	5	6	7	8	9	AB	R	H	RBI	BB	SO	LOB
Eddie Yost, R (1, 5) OBP: 0.446, SLG: 0.337	6-3	6-3		4-3		F7			P3	5	0	0	0	0	0	2
Whitey Herzog, L (1, 8) OBP: 0.319, SLG: 0.371	F2	S 3B 3-H		F3			BBBB FC3 1B BB		1B 1B	4	2	2	1	1	0	0
Pete Runnels, L (1, 4) OBP: 0.369, SLG: 0.433	HR 2B	2B 3-H		L8			FC3 1B 1-2		BB 2B 1-3	5	2	3	0	0	0	1
Roy Sievers, R (1, 3) OBP: 0.380, SLG: 0.523	HR 2-H	BB			SSS K		G6-4-3 1B 1-2 2-H		IIII BB 2B IBB	3	2	2	3	2	1	0
Carlos Paula, R (1, 9) OBP: 0.256, SLG: 0.355 Karl Olson, R (7, 9) OBP: 0.322, SLG: 0.365	6-3	4-3			6-3		L7		BBBB 2B BB 1-2 2-3	4 0	0 1	0 0	0 0	0 1	0 0	4 0
Jim Lemon, R (1, 7) OBP: 0.382, SLG: 0.524		1B E 1B	1B FC4-2 1B		SSS K		G6-4-3 1-2f		2B 1-H 2-H 3-H	5	1	3	3	0	1	2
Lou Berberet, L (1, 2) OBP: 0.383, SLG: 0.413		E 1B 1-2	FC4-2 1B 1-3			1-3		6-3	IBB	4	1	2	0	1	0	0
Jose Valdivielso, R (1, 6) OBP: 0.132, SLG: 0.111		E1 SH1-4 3B 1-H 2-H	FC4-2 G4-6-3 1-2 3-H			5-3		F8	G3	5	1	0	0	0	0	4
Chuck Stobbs, L (1, 1) OBP: 0.167, SLG: 0.207 Bud Byerly, R (8, 1)		SH1-4 2-3	G4-6-3 1-2f			1B		6-3		3 0	0 0	1 0	0 0	0 0	0 0	2 0
Inning Stats	R: 2 E: 0 K: 0 S: 5 H: 2 LOB: 0 BB: 0 P: 5	R: 4 E: 1 K: 0 S: 8 H: 4 LOB: 2 BB: 1 P: 12	R: 0 E: 0 K: 0 S: 4 H: 2 LOB: 1 BB: 0 P: 4	R: 0 E: 0 K: 0 S: 3 H: 0 LOB: 0 BB: 0 P: 3	R: 0 E: 0 K: 2 S: 7 H: 0 LOB: 0 BB: 0 P: 7	R: 0 E: 0 K: 0 S: 4 H: 1 LOB: 1 BB: 0 P: 4	R: 1 E: 0 K: 0 S: 4 H: 1 LOB: 1 BB: 1 P: 8	R: 0 E: 0 K: 0 S: 3 H: 0 LOB: 0 BB: 0 P: 3	R: 3 E: 0 K: 0 S: 5 H: 3 LOB: 2 BB: 3 P: 17	1B: 8 2B: 3 3B: 1 HR: 1 SF: 0 SAC: 1 DP: 2 HBP: 0						

PITCHER		IP	WLS	BF	H	R	ER	SO	BB	IBB	HBP	BLK	WP	HR	S	P	ERA	WHIP
Bob Keegan, R ERA: 2.82	(1, 1)	1.2	L	11	5	6	2	0	0	0	0	0	0	1	11	11	10.80	3.000
Howie Pollet, L ERA: 3.8	(2, 1)	0.1		3	1	0	0	0	1	0	0	0	0	0	2	6	0.00	6.000
Gerry Staley, R ERA: 5.4	(3, 1)	4.0		14	3	0	0	2	0	0	0	0	0	0	18	18	0.00	0.750
Sandy Consuegra, R ERA: 4.07	(7, 1)	2.0		8	1	1	1	0	1	0	0	0	0	0	7	11	4.50	1.000
Dixie Howell, R ERA: 4.94	(9, 1)	1.0		8	3	3	3	0	1	2	0	0	0	0	5	17	27.00	4.000

PITCHER	IP	WLS	BF	H	R	ER	SO	BB	IBB	HBP	BLK	WP	HR	S	P	ERA	WHIP

Washington Senators @ Chicago White Sox

Comiskey Park, Chicago, IL

Sun Jun 17 1956, 4:38 AM EDT

Att. 15,136 - Unknown

TOP

livebaseballscorecards.com

AB	38
R	10
H	13
RBI	7
BB	5
SO	2
LOB	15

WP: 0 PB: 0 SB: 1 CS: 0 PA: 44

Batter	1	2	3	4	5	6	7	8	9	AB	R	H	RBI	BB	SO	LOB
Sammy Esposito, R (1, 5) OBP: 0.366, SLG: 0.262	F9	BB		G4-6-3		F7		FC4-6		4	0	1	0	1	0	2
Nellie Fox, L (1, 4) OBP: 0.320, SLG: 0.382	1-3	G1		G4-6-3		L4		L6-3		5	0	0	0	0	0	7
Minnie Minoso, R (1, 7) OBP: 0.438, SLG: 0.462	1B		F8	F9			4-3		1B	5	0	2	0	0	0	1
Dave Philley, S (1, 9) OBP: 0.349, SLG: 0.362	P4		S 1B		F6		HR		F8	5	2	2	0	0	0	2
Larry Doby, L (1, 8) OBP: 0.385, SLG: 0.353		4-1	BB		K		HR		1B	4	1	2	2	1	1	0
Walt Dropo, R (1, 3) OBP: 0.338, SLG: 0.302		BB	1-3 2-H 1B		FC5-4		K		L7	4	1	2	1	1	1	2
Les Moss, R (1, 2) OBP: 0.364, SLG: 0.571		BB	P4		FC5-4		FC6-4		5-3	4	0	1	0	1	0	5
Luis Aparicio, R (1, 6) OBP: 0.287, SLG: 0.325		F7	F8			1B	FC6-4			4	0	1	0	0	0	5
Bob Keegan, R (1, 1) OBP: 0.071, SLG: 0.071 Howie Pollet, L (2, 1) OBP: 0.400, SLG: 0.429 Bubba Phillips, R (2, PH) OBP: 0.333, SLG: 0.429 Gerry Staley, R (3, 1) OBP: 0.375, SLG: 0.375 Jim Rivera, L (5, PH) OBP: 0.400, SLG: 0.429 Sandy Consuegra, R (7, 1) OBP: 0.000, SLG: 0.000 Sherm Lollar, R (8, PH) OBP: 0.313, SLG: 0.400 Jim Delsing, L (8, PR) OBP: 0.333, SLG: 0.037 Dixie Howell, L (9, 1) OBP: 0.200, SLG: 0.140		BB		G4-6-3		F9		FC4-6		0	0	0	0	0	0	0 0 0 0 0 0 0 0 0 0
Inning Stats	R: 0 E: 0 K: 0 S: 4 H: 1 LOB: 1 BB: 0 P: 4	R: 1 E: 0 K: 0 S: 4 H: 1 LOB: 3 BB: 3 P: 16	R: 1 E: 0 K: 0 S: 5 H: 2 LOB: 2 BB: 1 P: 9	R: 0 E: 0 K: 0 S: 4 H: 2 LOB: 1 BB: 0 P: 4	R: 0 E: 0 K: 1 S: 6 H: 1 LOB: 1 BB: 0 P: 6	R: 0 E: 0 K: 0 S: 4 H: 1 LOB: 1 BB: 0 P: 4	R: 2 E: 0 K: 1 S: 8 H: 3 LOB: 1 BB: 0 P: 8	R: 0 E: 0 K: 0 S: 3 H: 1 LOB: 1 BB: 0 P: 3	R: 0 E: 0 K: 0 S: 5 H: 2 LOB: 2 BB: 0 P: 5	1B: 13 2B: 1 3B: 0 HR: 1	SF: 0 SAC: 0 DP: 2 HBP: 0			WP: 0 PB: 0 SB: 1 CS: 0	PA: 43		

PITCHER		IP	WLS	BF	H	R	ER	SO	BB	IBB	HBP	BLK	WP	HR	S	P	ERA	WHIP
Chuck Stobbs, L ERA: 4.37	(1, 1)	7.0	W	36	12	4	4	2	4	0	0	0	0	1	36	52	5.14	2.286
Bud Byerly, R ERA:	(8, 1)	2.0	S	7	2	0	0	0	0	0	0	0	0	0	7	7	0.00	1.000

PITCHER	IP	WLS	BF	H	R	ER	SO	BB	IBB	HBP	BLK	WP	HR	S	P	ERA	WHIP

BOTTOM

Washington Senators @ Chicago White Sox

Comiskey Park, Chicago, IL

Sun Jun 17 1956, 4:38 AM EDT

Att. 15,136 - Unknown

AB	39
R	4
H	14
RBI	4
BB	4
SO	2
LOB	25

livebaseballscorecards.com

Batter	1	2	3	4	5	6	7	8	9	AB	R	H	RBI	BB	SO	LOB
Billy Gardner, R (1, 4) OBP: 0.265, SLG: 0.351	F4		BB, 1B		5-3		FC5-4 1-2f		1-2 2-H, 1B	5	0	2	1	0	0	1
Bob Hale, L (1, 3) OBP: 0.303, SLG: 0.297	4-3		F5			G3		4-3	3-1	5	0	0	0	0	0	3
Hoot Evers, R (1, 9) OBP: 0.459, SLG: 0.383	F6		BBBB 1-2 FC6-4, BB			1B		BBBB BB		2	0	1	0	2	0	0
Bob Nieman, R (1, 7) OBP: 0.407, SLG: 0.567		BBBB 1B, BB	FC6-4 1-2f			L7		SSS K		3	0	0	0	1	1	4
Tito Francona, L (1, 8) OBP: 0.325, SLG: 0.259		SSS K		BBBB G1-4-3, BB		F5		F7		3	0	0	0	1	1	3
Hal Smith, R (1, 2) OBP: 0.324, SLG: 0.408		1-2 1B		G1-4-3 1-2f			1B 2B		F9	4	1	2	0	0	0	1
Wayne Causey, L (1, 5) OBP: 0.220, SLG: 0.196		F2		F6			F8		4-3	4	0	0	0	0	0	3
Willy Miranda, S (1, 6) OBP: 0.308, SLG: 0.299		F8			F3		F7		BBBB 1B 1B, BB	3	1	0	0	1	0	3
Bill Wight, L (1, 1) OBP: 0.200, SLG: 0.167 Gus Triandos, R (7, PH) OBP: 0.367, SLG: 0.488 Chuck Diering, R (7, PR) OBP: 0.345, SLG: 0.260 Mike Fornieles, R (7, 1) OBP: 0.222, SLG: 0.444 Johnny Schmitz, R (8, 1) Tex Nelson, L (9, PH) OBP: 0.275, SLG: 0.206 George Kell, R (9, PR) OBP: 0.371, SLG: 0.377			SSS K		F8		2-H FC5-4, 1B		1-2 1B, 1B	2 1 0 0 0 1 0	0 0 0 0 0 0 0	0 1 0 0 0 0 0	0 1 0 0 0 0 0	1 0 0 0 0 0 0	0 0 0 0 0 0 0	0 0 0 0 0 0 0
Inning Stats	R: 0 E: 0 K: 0 S: 3 H: 0 LOB: 0 BB: 0 P: 3	R: 0 E: 0 K: 1 S: 6 H: 1 LOB: 2 BB: 1 P: 10	R: 0 E: 0 K: 1 S: 6 H: 1 LOB: 2 BB: 1 P: 10	R: 0 E: 0 K: 0 S: 2 H: 0 LOB: 0 BB: 1 P: 6	R: 0 E: 0 K: 0 S: 3 H: 0 LOB: 0 BB: 0 P: 3	R: 0 E: 0 K: 0 S: 4 H: 1 LOB: 1 BB: 0 P: 4	R: 1 E: 0 K: 0 S: 5 H: 2 LOB: 1 BB: 0 P: 5	R: 0 E: 0 K: 1 S: 5 H: 0 LOB: 1 BB: 1 P: 9	R: 1 E: 0 K: 0 S: 5 H: 2 LOB: 2 BB: 1 P: 9	1B: 6 2B: 1 3B: 0 HR: 0 SF: 0 SAC: 0 DP: 1 HBP: 0						

PITCHER	IP	WLS	BF	H	R	ER	SO	BB	IBB	HBP	BLK	WP	HR	S	P	ERA	WHIP
Jim Wilson, R (1, 1) ERA: 3.39	0.0	W	0	0	0	0	0	0	0	0	0	0	0	0	0	∞	∞

PITCHER	IP	WLS	BF	H	R	ER	SO	BB	IBB	HBP	BLK	WP	HR	S	P	ERA	WHIP

TOP

Baltimore Orioles @ Chicago White Sox

Comiskey Park, Chicago, IL

Mon Jun 18 1956, 4:33 AM EDT

Att. 11,552 - Unknown

livebaseballscorecards.com

AB	33
R	2
H	7
RBI	2
BB	5
SO	3
LOB	18

PA: 38

WP: 0
PB: 0
SB: 0
CS: 0

Batter	1	2	3	4	5	6	7	8	9	AB	R	H	RBI	BB	SO	LOB
Sammy Esposito, R (1, 5) OBP: 0.353, SLG: 0.250	6-3		B2-3		6-3		G6-4-3 1-2 2-H			3	0	0	0	0	0	0
Jim Rivera, L (7, PH) (8, 9) OBP: 0.367, SLG: 0.432							1B			1	0	1	1	0	0	0
Nellie Fox, L (1, 4) OBP: 0.318, SLG: 0.379	6-3	6-3	6-3		G6-4-3 1-2f		G6-4-3			4	0	1	0	0	0	2
					1B											
Minnie Minoso, R (1, 7) OBP: 0.439, SLG: 0.460	5-3		1B HBP		G6-4-3 1-2f			SH1-4 SH FC4-6 1B		3	1	1	0	0	0	1
Dave Philley, S (1, 9) (8, 3) OBP: 0.353, SLG: 0.364		BBB E 1B 6-3 BB	1-3 1B			6-3		SH FC4-6 SH1-4 1-2 2B		2	2	1	0	1	0	0
Larry Doby, L (1, 8) OBP: 0.385, SLG: 0.353		6-3 E 1-2 4-3 1B	F7			SSS K		SH1-4 1-2 2-3		3	1	1	0	0	1	2
Sherm Lollar, R (1, 2) OBP: 0.426, SLG: 0.490		BBB 4-3 6-3 1-2 2-3 BB		1B 1B		F9		FC4-6 IBB		2	0	1	0	2	0	0
Walt Dropo, R (1, 3) OBP: 0.338, SLG: 0.303	6-3 1-2 2-3 3-H		F8				FC1-6 1B	FC4-6 2B 1-2f 2-3 3-H		3	0	1	1	0	0	3
Bubba Phillips, R (7, PR) OBP: 0.333, SLG: 0.429										0	0	0	0	0	0	0
Fred Hatfield, L (8, 5) OBP: 0.338, SLG: 0.309										1	0	0	1	0	0	2
Luis Aparicio, R (1, 6) OBP: 0.291, SLG: 0.335	4-3 2-3 3-H			G5-4-3 1-2 1B			FC1-6 1-2f 1B 1B	1-3 3-H 2B		4	1	2	2	0	0	2
Jim Wilson, R (1, 1) OBP: 0.375, SLG: 0.333	F8			G5-4-3 1-2f			1-2 1B	F3		4	0	1	0	0	0	5
Inning Stats	R: 0 H: 0 E: 0 LOB: 0 K: 0 BB: 0 S: 3 P: 3	R: 2 H: 1 E: 1 LOB: 1 K: 0 BB: 2 S: 4 P: 12	R: 0 H: 1 E: 0 LOB: 2 K: 0 BB: 0 S: 4 P: 5	R: 0 H: 2 E: 0 LOB: 1 K: 0 BB: 0 S: 4 P: 4	R: 0 H: 1 E: 0 LOB: 0 K: 0 BB: 0 S: 3 P: 3	R: 0 H: 0 E: 0 LOB: 0 K: 1 BB: 0 S: 5 P: 5	R: 1 H: 3 E: 0 LOB: 2 K: 0 BB: 0 S: 5 P: 5	R: 2 H: 2 E: 1 LOB: 2 K: 0 BB: 1 S: 6 P: 10		1B: 9 SF: 0 2B: 1 SAC: 2 3B: 0 DP: 3 HR: 0 HBP: 1						

BOTTOM

Baltimore Orioles @ Chicago White Sox

Comiskey Park, Chicago, IL

Mon Jun 18 1956, 4:33 AM EDT

Att. 11,552 - Unknown

livebaseballscorecards.com

AB	30
R	5
H	10
RBI	5
BB	3
SO	1
LOB	17

PITCHER		IP	WLS	BF	H	R	ER	SO	BB	IBB	HBP	BLK	WP	HR	S	P	ERA	WHIP
Bill Wight, L ERA: 5.07	(1, 1)	6.0	L	24	5	2	2	1	2	0	1	0	0	0	23	32	3.00	1.167
Mike Fornieles, R ERA: 5.97	(7, 1)	1.0		6	4	2	2	0	0	0	0	0	0	0	6	6	18.00	4.000
Johnny Schmitz, L ERA: 4.34	(8, 1)	1.0		6	1	1	0	0	0	1	0	0	0	0	5	9	0.00	1.000

PITCHER	IP	WLS	BF	H	R	ER	SO	BB	IBB	HBP	BLK	WP	HR	S	P	ERA	WHIP

Baltimore Orioles @ Chicago White Sox

Comiskey Park, Chicago, IL

Tue Jun 19 1956, 4:33 AM EDT

Att. 16,388 - Unknown

TOP

Batter	1	2	3	4	5	6	7	8	9	AB	R	H	RBI	BB	SO	LOB
Billy Gardner, R (1, 4) OBP: 0.268, SLG: 0.358	1-3		SH5-3 2B 2B	FC6-4 1-2f			1B		K	5	1	2	0	0	1	2
Hoot Evers, R (1, 9) OBP: 0.431, SLG: 0.353	K		SH5-3 2-3		F2		K		E5 FC5-4	4	0	0	0	0	2	1
Bob Nieman, R (1, 7) OBP: 0.400, SLG: 0.551	FC6-4 BB		5-3		L9		F4		FC5-4 1-2f	4	0	0	0	1	0	3
Gus Triandos, R (1, 3) OBP: 0.365, SLG: 0.488	FC6-4 1-2f		3-H 2B		K			F5		4	0	1	1	0	1	1
Hal Smith, R (1, 2) OBP: 0.322, SLG: 0.403		PB SH1-3 1B	4-3			E3 G4-6-3 1B		L8		4	0	1	0	0	0	1
Bobby Adams, R (1, 5) OBP: 0.368, SLG: 0.303		SH1-3 1-2		5-3		G4-6-3 1-2 1B		BB 1B		3	0	2	0	0	0	0
Jim Pyburn, R (1, 8) OBP: 0.308, SLG: 0.350		PB BB		1B 1B		G4-6-3 1-2f 2-3		1-2 BB		2	0	1	0	2	0	2
Willy Miranda, S (1, 6) OBP: 0.302, SLG: 0.293		K 1-2 2-3		F4		L9		F8		4	0	0	0	0	1	6
Ray Moore, R (1, 1) OBP: 0.286, SLG: 0.269		K		FC6-4 1-3 1B			K		K	2	0	1	0	0	1	2
Chuck Diering, R (7, PH) OBP: 0.342, SLG: 0.258										1	0	0	0	0	1	0
Don Ferrarese, R (7, 1) OBP: 0.133, SLG: 0.071										0	0	0	0	0	0	0
Wayne Causey, L (9, PH) OBP: 0.216, SLG: 0.191										1	0	0	0	0	1	0

livebaseballscorecards.com

	AB	34
	R	1
	H	8
	RBI	1
	BB	3
	SO	8
	LOB	18

Inning Stats										
	R: 0	H: 0	R: 0	H: 1	R: 1	H: 2	R: 0	H: 2	R: 0	H: 0
	E: 0	LOB: 1	E: 0	LOB: 2	E: 0	LOB: 1	E: 0	LOB: 2	K: 1	LOB: 0
	K: 1	BB: 1	K: 2	BB: 1	K: 0	BB: 0	K: 0	BB: 0	S: 5	BB: 0
	S: 5	P: 9	S: 8	P: 12	S: 5	P: 5	S: 5	P: 5		P: 5

Inning Stats										
	R: 0	H: 1	R: 0	H: 1	R: 0	H: 1	R: 0	H: 0	1B: 6	SF: 0
	E: 1	LOB: 1	E: 0	LOB: 1	E: 0	LOB: 2	E: 1	LOB: 1	2B: 2	SAC: 2
	K: 0	BB: 0	K: 2	BB: 0	K: 0	BB: 1	K: 2	BB: 0	3B: 0	DP: 1
	S: 4	P: 4	S: 8	P: 8	S: 4	P: 8	S: 8	P: 8	HR: 0	HBP: 0

PITCHER	IP	WLS	BF	H	R	ER	SO	BB	IBB	HBP	BLK	WP	HR	S	P	ERA	WHIP
Billy Pierce, L (1, 1) ERA: 3.05	9.0	W	39	8	1	1	8	3	0	0	0	0	0	52	64	1.00	1.222

PITCHER	IP	WLS	BF	H	R	ER	SO	BB	IBB	HBP	BLK	WP	HR	S	P	ERA	WHIP

WP: 0 PA: 39
PB: 1
SB: 0
CS: 0

Baltimore Orioles @ Chicago White Sox

Comiskey Park, Chicago, IL

Tue Jun 19 1956, 4:33 AM EDT

Att. 16,388 - Unknown

livebaseballscorecards.com

BOTTOM

Batter	1	2	3	4	5	6	7	8	9	AB	R	H	RBI	BB	SO	LOB
Jim Rivera, L (1, 9) OBP: 0.364, SLG: 0.428	F7		HBP, 1-3, 2-H, 1B		1-3		3-1			4	0	1	1	0	0	0
Nellie Fox, L (1, 4) OBP: 0.321, SLG: 0.381	L7		SF7, 3-H		HR, 1B		BBBB, 4-0, HBP, BB			2	1	1	1	1	0	0
Minnie Minoso, R (1, 7) OBP: 0.444, SLG: 0.476	6-3		1-0, 1-2, HBP		1-0, 1-H, HR		1-0, 1-2, HBP			2	1	1	2	0	0	0
Dave Philley, S (1, 3) OBP: 0.347, SLG: 0.357 Walt Dropo, R (8, 3) OBP: 0.338, SLG: 0.303		4-3	4-3		4-3		SSS, 0-3, K			4 0	0 0	0 0	0 0	0 0	1 0	4 0
Larry Doby, L (1, 8) OBP: 0.382, SLG: 0.369		3-1		4-3		HR		SSS, K		4	1	1	1	0	1	0
Sherm Lollar, R (1, 2) OBP: 0.418, SLG: 0.478		F8		F7		F6		F5		4	0	0	0	0	0	0
Fred Hatfield, L (1, 5) OBP: 0.345, SLG: 0.319			1B, 1B, 1B	1B	SSS, K			3-1		4	1	2	0	0	1	0
Luis Aparicio, R (1, 6) OBP: 0.292, SLG: 0.335			1B, 1-2, SF7, 1B	F7		4-3				3	1	1	0	0	0	1
Billy Pierce, L (1, 1) OBP: 0.136, SLG: 0.116			SSS, K		SSS, K		5-3			3	0	0	0	0	2	2
Inning Stats	R: 0 E: 0 K: 0 S: 3 H: 0 LOB: 0 BB: 0 P: 3	R: 0 E: 0 K: 0 S: 3 H: 0 LOB: 0 BB: 0 P: 3	R: 2 E: 0 K: 1 S: 8 H: 3 LOB: 2 BB: 0 P: 9	R: 0 E: 0 K: 0 S: 4 H: 1 LOB: 1 BB: 0 P: 4	R: 2 E: 0 K: 1 S: 7 H: 2 LOB: 0 BB: 0 P: 7	R: 1 E: 0 K: 1 S: 6 H: 1 LOB: 0 BB: 0 P: 6	R: 0 E: 0 K: 1 S: 5 H: 0 LOB: 2 BB: 1 P: 10	R: 0 E: 0 K: 1 S: 5 H: 0 LOB: 0 BB: 0 P: 5		1B: 5 2B: 0 3B: 0 HR: 2 SF: 1 SAC: 0 DP: 0 HBP: 2						

	AB	30
	R	5
	H	7
	RBI	5
	BB	1
	SO	5
	LOB	7

WP: 0 PB: 0 SB: 0 CS: 0 PA: 34

PITCHER		IP	WLS	BF	H	R	ER	SO	BB	IBB	HBP	BLK	WP	HR	S	P	ERA	WHIP
Ray Moore, R ERA: 4.68	(1, 1)	6.0	L	26	7	5	5	3	0	0	1	0	0	2	31	32	7.50	1.167
Don Ferrarese, L ERA: 3.88	(7, 1)	2.0		8	0	0	0	2	1	0	1	0	0	0	10	15	0.00	0.500

PITCHER	IP	WLS	BF	H	R	ER	SO	BB	IBB	HBP	BLK	WP	HR	S	P	ERA	WHIP

Batter	1	2	3	4	5	6	7	8	9	AB	R	H	RBI	BB	SO	LOB
Billy Gardner, R (1, 4) OBP: 0.276, SLG: 0.368	1B 2B	1-2 1B		F8 ①	1-2 2-3 1B		5-3 ①		F8 ①	6	1	3	0	0	0	0
Hoot Evers, R (1, 9) OBP: 0.423, SLG: 0.351	5-3 1B 1B 2-H	K ②		L6 ②	6-3 ③		1B 2B 1B		K ②	6	2	2	1	0	2	5
Bob Nieman, R (1, 7) OBP: 0.398, SLG: 0.538	5-3 ① 1-2	4-3 ③		1B		BB BB BB BB	K		6-3 ③	5	1	1	0	1	1	4
Gus Triandos, R (1, 3) OBP: 0.371, SLG: 0.488	4-3 2-H 1B		6-3 ①	5-3 ③		BB BB 1-2 BB	2B 1-2 1B			4	1	2	1	1	0	1
Hal Smith, R (1, 2) OBP: 0.331, SLG: 0.413	4-3 ② 2-3		HR BB		FC1-5 1B 1B	K ①	2B 1-H 2-H			4	1	2	2	1	1	3
Jim Pyburn, R (1, 8) OBP: 0.323, SLG: 0.393	FC6 BB	1-H HR			BB FC1-5 SF7 1-2 1B	K ②	6-3 ③			4	2	2	2	1	1	3
Bobby Adams, R (1, 5) OBP: 0.368, SLG: 0.303	FC6 ③ 1-2f	K ②			FC1-5 ① 1B BB 1-2 2-3f	BB 1-2 2-3 BB		6-3 ①		0	0	0	0	0	0	0
Tex Nelson, L (1, PH) OBP: 0.268, SLG: 0.200										1	0	0	0	0	0	2
Wayne Causey, L (1, 5) OBP: 0.222, SLG: 0.184										2	0	0	0	1	1	2
George Kell, R (8, PH) OBP: 0.368, SLG: 0.375 (8, 5)										1	0	0	0	0	0	0
Willy Miranda, S (1, 6) OBP: 0.314, SLG: 0.298		1B 1B		1B	1B BB 1-2 2-3	BB 1-2 2-3 3-H BB		F3 ②		3	0	2	1	2	0	0
Billy Loes, R (1, 1) OBP: 0.000, SLG: 0.250 George Zuverink, R (3, 1) Bob Hale, L (5, PH) OBP: 0.000, SLG: 0.000 Ery Pallica, R (6, 1) OBP: 0.143, SLG: 0.150 Hal Brown, R (1, 1) OBP: 0.429, SLG: 0.500 Harry Dorish, R (5, 1) Tito Francona, L (6, PH) OBP: 0.333, SLG: 0.267 Don Ferrarese, R (8, 1) OBP: 0.125, SLG: 0.071 Mike Fornieles, R (8, 1) OBP: 0.000, SLG: 0.000		K ①	K ③		SF7 ② 3-H	K ③		F7 ③		2 0 0 0 0 0 0 1 0 1	0 0 0 0 0 0 0 0 0 0	0 0 0 1 0 0 0 0 0 0	0 0 0 0 0 0 0 0 0 0	0 0 0 0 0 0 0 0 0 0	2 0 0 0 0 0 0 1 0 0	2 0 0 0 0 0 0 3 0 0
Inning Stats	R: 2 E: 0 K: 0 S: 6 H: 3 LOB: 2 BB: 1 P: 10	R: 0 E: 0 K: 2 S: 9 H: 2 LOB: 2 BB: 0 P: 9	R: 2 E: 0 K: 2 S: 9 H: 2 LOB: 1 BB: 1 P: 13	R: 0 E: 0 K: 0 S: 4 H: 1 LOB: 1 BB: 0 P: 4	R: 1 E: 0 K: 0 S: 6 H: 3 LOB: 3 BB: 1 P: 10	R: 1 E: 0 K: 3 S: 9 H: 0 LOB: 3 BB: 4 P: 25	R: 2 E: 0 K: 1 S: 8 H: 3 LOB: 1 BB: 0 P: 8	R: 0 E: 0 K: 0 S: 3 H: 0 LOB: 0 BB: 0 P: 3	R: 0 E: 0 K: 1 S: 5 H: 0 LOB: 0 BB: 0 P: 5	1B: 11 2B: 2 3B: 0 HR: 1 SF: 1 SAC: 0 DP: 0 HBP: 0						

TOP

Baltimore Orioles @ Chicago White Sox

Comiskey Park, Chicago, IL

Wed Jun 20 1956, 4:33 AM EDT

Att. 5,077 - Unknown

livebaseballscorecards.com

AB	40
R	8
H	14
RBI	8
BB	7
SO	9
LOB	25

PITCHER		IP	WLS	BF	H	R	ER	SO	BB	IBB	HBP	BLK	WP	HR	S	P	ERA	WHIP
Howie Pollet, L ERA: 4.5	(1, 1)	0.2		6	3	2	2	0	1	0	0	0	0	0	5	9	27.00	6.000
Gerry Staley, R ERA: 5.71	(1, 1)	2.1		12	4	2	2	4	1	0	0	0	0	1	19	23	7.71	2.143
Sandy Consuegra, R ERA: 4.15	(4, 1)	1.2		10	4	1	1	0	1	0	0	0	0	0	9	13	5.40	3.000
Dixie Howell, R ERA: 5.08	(5, 1)	1.0		7	0	1	1	2	4	0	0	0	0	0	7	23	9.00	4.000
Morrie Martin, L ERA: 2.84	(6, 1)	3.1	W	13	3	2	2	3	0	0	0	0	0	0	19	19	5.40	0.900

PITCHER	IP	WLS	BF	H	R	ER	SO	BB	IBB	HBP	BLK	WP	HR	S	P	ERA	WHIP

WP: 0	PA: 48		
PB: 0			
SB: 0			
CS: 0			

Batter	1	2	3	4	5	6	7	8	9	AB	R	H	RBI	BB	SO	LOB
Jim Rivera, L (1, 9) OBP: 0.363, SLG: 0.430	6-3		4-3	4-3	WP S 2-H 3-H 1B	1B 1-3 2-H 3-H 2B		K		6	1	2	4	0	1	1
Nellie Fox, L (1, 4) OBP: 0.322, SLG: 0.379	4-3		1B 1B 1B	L9	B1-3 1-3	FC3-6 2-H 3-H 1B		FC4-6 1-2f		6	1	2	2	0	0	2
Larry Doby, L (1, 8) OBP: 0.390, SLG: 0.390	BB		1B 1-3 1B	HR	1B BB	FC3-6 G3 1-2f		K		4	2	2	1	2	1	2
Dave Philley, S (1, 7) OBP: 0.352, SLG: 0.362	F7		E 1B FC 1-2 3-H 1B	2B 1B	BB 1-3 1B	G3 1-2				5	2	3	1	0	0	2
Sherm Lollar, R (1, 2) OBP: 0.422, SLG: 0.485		6-3	FC E 1-2 2-H 1B	1-H 2B	1-2 BB	K				4	0	2	2	1	1	1
Walt Dropo, R (1, 3) OBP: 0.329, SLG: 0.296		FC5-6-5 1B 1B	E6 FC 1-2 2-3	F9	1-3		5-3			5	0	1	0	0	0	6
Fred Hatfield, L (1, 5) OBP: 0.360, SLG: 0.320		FC5-6-5 1-2 1B	FC 1-2 2-3 3-H		1B BB E BB	BB WP 2B BB	6-3			3	2	1	1	2	0	2
Luis Aparicio, R (1, 6) OBP: 0.295, SLG: 0.330		FC5-6-5 1-2 2-3f	K		E 1-2 1B BB	BB 1-2 2B BB	6-3			3	2	0	0	2	1	5
Howie Pollet, L (1, 1) OBP: 0.429, SLG: 0.429 Gerry Staley, R (1, 1) OBP: 0.333, SLG: 0.333 Ron Northey, L (3, PH) OBP: 0.444, SLG: 1.500 Sandy Consuegra, R (4, 1) Dixie Howell, L (5, 1) OBP: 0.333, SLG: 0.250 Morrie Martin, L (6, 1) OBP: 0.333, SLG: 0.200		3-1	3-1		E8 1-3 2-H 1B	2B 1-2 2-3 1B BB		FC4-6 1B		0 0 0 0 0 0 0 1 0 0 0 0 0 2 1 0 0 0 0 0 3 0 0 0 0 0 0 0 1 1 1 0 0 0 0 1 1 1 0 1 0 0						
Inning Stats	R: 0 E: 0 K: 0 S: 3 H: 0 LOB: 1 BB: 1 P: 7	R: 0 E: 0 K: 0 S: 5 H: 2 LOB: 2 BB: 0 P: 5	R: 3 E: 1 K: 1 S: 11 H: 4 LOB: 3 BB: 0 P: 11	R: 2 E: 0 K: 0 S: 6 H: 3 LOB: 1 BB: 0 P: 6	R: 3 E: 1 K: 0 S: 5 H: 3 LOB: 3 BB: 4 P: 21	R: 4 E: 0 K: 1 S: 7 H: 2 LOB: 1 BB: 3 P: 19	R: 0 E: 0 K: 0 S: 3 H: 0 LOB: 0 BB: 0 P: 3	R: 0 E: 0 K: 2 S: 8 H: 1 LOB: 1 BB: 0 P: 8		1B: 12 2B: 2 3B: 0 HR: 1 SF: 0 SAC: 0 DP: 0 HBP: 0					

BOTTOM

Baltimore Orioles @ Chicago White Sox

Comiskey Park, Chicago, IL

Wed Jun 20 1956, 4:33 AM EDT

Att. 5,077 - Unknown

livebaseballscorecards.com

AB	40
R	12
H	15
RBI	11
BB	8
SO	4
LOB	26

WP: 2 PA: 48
PB: 0
SB: 1
CS: 0

PITCHER		IP	WLS	BF	H	R	ER	SO	BB	IBB	HBP	BLK	WP	HR	S	P	ERA	WHIP
Billy Loes, R ERA: 7.59	(1, 1)	2.1		14	6	3	2	0	1	0	0	0	0	0	13	17	7.71	3.000
George Zuverink, R ERA: 2.81	(3, 1)	1.2		10	3	2	2	1	0	0	0	0	0	1	12	12	10.80	1.800
Erv Palica, R ERA: 5.06	(5, 1)	0.0	L	2	0	2	2	0	2	0	0	0	0	0	0	8	∞	∞
Hal Brown, R ERA: 2.31	(5, 1)	0.2		6	3	1	1	0	2	0	0	0	1	0	4	12	13.50	7.500
Harry Dorish, R ERA: 4.12	(5, 1)	0.1		1	0	0	0	0	0	0	0	0	0	0	1	1	0.00	0.000

PITCHER		IP	WLS	BF	H	R	ER	SO	BB	IBB	HBP	BLK	WP	HR	S	P	ERA	WHIP
Don Ferrarese, L ERA: 4.62	(6, 1)	0.0		5	2	4	4	0	3	0	0	0	1	0	2	14	∞	∞
Mike Fornieles, R ERA: 5.45	(6, 1)	3.0		10	1	0	0	3	0	0	0	0	0	0	16	16	0.00	0.333

Baltimore Orioles @ Chicago White Sox

Comiskey Park, Chicago, IL

Thu Jun 21 1956, 4:33 AM EDT

Att. 4,581 - Unknown

TOP

livebaseballscorecards.com

Batter	1	2	3	4	5	6	7	8	9	AB	R	H	RBI	BB	SO	LOB
Billy Gardner, R (1, 4) OBP: 0.270, SLG: 0.360	6-3		K			1-3		K		4	0	0	0	0	2	0
Hoot Evers, R (1, 9) OBP: 0.413, SLG: 0.333	F8			6-3		BB		F6		3	0	0	0	1	0	0
George Kell, R (1, 5) OBP: 0.366, SLG: 0.368	F2			F2		BB			5-3	3	0	0	0	1	0	0
Bob Nieman, R (1, 7) OBP: 0.388, SLG: 0.524		5-3		K		K			F4	4	0	0	0	0	2	2
Gus Triandos, R (1, 3) OBP: 0.374, SLG: 0.491		BB			F8		FC1-5 2B		6-3	3	0	1	0	1	0	0
Hal Smith, R (1, 2) OBP: 0.331, SLG: 0.407		F8			E BB		FC1-5 FC5-4 2-3			2	0	0	0	1	0	2
Jim Pyburn, R (1, 8) OBP: 0.313, SLG: 0.379		F4			E6 G5-4-3 1-2		FC5-4 1-2f			3	0	0	0	0	0	3
Willy Miranda, S (1, 6) OBP: 0.310, SLG: 0.294			F7		G5-4-3 1-2f		F8			3	0	0	0	0	0	3
Connie Johnson, R (1, 1) OBP: 0.375, SLG: 0.286			1-3			6-3		5-3		2	0	0	0	0	0	0
Bob Hale, L (8, PH) OBP: 0.298, SLG: 0.295										1	0	0	0	0	0	0
George Zuverink, R (8, 1)										0	0	0	0	0	0	0
Inning Stats	R: 0 E: 0 K: 0 S: 3 H: 0 LOB: 0 BB: 0 P: 3	R: 0 E: 0 K: 0 S: 3 H: 0 LOB: 1 BB: 1 P: 7	R: 0 E: 0 K: 1 S: 5 H: 0 LOB: 0 BB: 0 P: 5	R: 0 E: 0 K: 1 S: 5 H: 0 LOB: 0 BB: 0 P: 5	R: 0 E: 1 K: 0 S: 3 H: 0 LOB: 1 BB: 1 P: 7	R: 0 E: 0 K: 1 S: 5 H: 0 LOB: 2 BB: 2 P: 13	R: 0 E: 0 K: 0 S: 4 H: 1 LOB: 1 BB: 0 P: 4	R: 0 E: 0 K: 1 S: 5 H: 0 LOB: 0 BB: 0 P: 5	R: 0 E: 0 K: 0 S: 3 H: 0 LOB: 0 BB: 0 P: 3	1B: 0 2B: 1 3B: 0 HR: 0 SF: 0 SAC: 0 DP: 1 HBP: 0						

	AB	28
	R	0
	H	1
	RBI	0
	BB	4
	SO	4
	LOB	10

WP: 0 PB: 0 SB: 0 CS: 0 PA: 32

PITCHER	IP	WLS	BF	H	R	ER	SO	BB	IBB	HBP	BLK	WP	HR	S	P	ERA	WHIP
Jack Harshman, L (1, 1) ERA: 3.57	9.0	W	32	1	0	0	4	4	0	0	0	0	0	36	52	0.00	0.556

PITCHER	IP	WLS	BF	H	R	ER	SO	BB	IBB	HBP	BLK	WP	HR	S	P	ERA	WHIP

Batter	1	2	3	4	5	6	7	8	9	AB	R	H	RBI	BB	SO	LOB
Jim Rivera, L (1, 9) OBP: 0.366, SLG: 0.425	BBBB 4-0 S 2B BB		x 0-0 ① F9			BBBB 4-0 G3 BB		x 0-0 ② F7		2	1	0	0	2	0	0
Nellie Fox, L (1, 4) OBP: 0.324, SLG: 0.383	x 0-0 1-H 2B		x 0-0 ② F8			x 0-0 ① G3 1-2		H 1-0 HBP		3	0	1	1	0	0	1
Larry Doby, L (1, 8) OBP: 0.388, SLG: 0.383	SSS 0-3 ① K		SSS 0-3 ③ K			BBBB 4-0 BB		x 0-0 ③ F6		3	0	0	0	1	2	2
Dave Philley, S (1, 7) OBP: 0.348, SLG: 0.358	x 0-0 ② F6			SSS 0-3 ① K		SSS 0-3 ② K				3	0	0	0	0	2	3
Walt Dropo, R (1, 3) OBP: 0.318, SLG: 0.284	x 0-0 ③ F9			x 0-0 ② F9		x 0-0 ③ F4				3	0	0	0	0	0	3
Fred Hatfield, L (1, 5) OBP: 0.348, SLG: 0.308		x 0-0 E3 6-3 S		x 0-0 ③ G3			x 0-0 ① F9			3	0	0	0	0	0	0
Les Moss, R (1, 2) OBP: 0.333, SLG: 0.516		SSS 0-3 ① K 1-2			x 0-0 ① F2		x 0-0 ② 5-3			3	0	0	0	0	1	1
Luis Aparicio, R (1, 6) OBP: 0.290, SLG: 0.324		x 0-0 ② 6-3 2-3			x 0-0 ② F6		SSS 0-3 ③ K			3	0	0	0	0	1	1
Jack Harshman, L (1, 1) OBP: 0.238, SLG: 0.368		SSS 0-3 ③ K			x 0-0 ③ F8			x 0-0 ① F3		3	0	0	0	0	1	1
Inning Stats	R: 1 H: 1 E: 0 LOB: 1 K: 1 BB: 1 S: 6 P: 10	R: 0 H: 0 E: 1 LOB: 1 K: 2 BB: 0 S: 8 P: 8	R: 0 H: 0 E: 0 LOB: 0 K: 1 BB: 0 S: 5 P: 5	R: 0 H: 0 E: 0 LOB: 0 K: 1 BB: 0 S: 5 P: 5	R: 0 H: 0 E: 0 LOB: 0 K: 0 BB: 0 S: 3 P: 3	R: 0 H: 0 E: 0 LOB: 2 K: 1 BB: 2 S: 5 P: 13	R: 0 H: 0 E: 0 LOB: 0 K: 1 BB: 0 S: 5 P: 5	R: 0 H: 0 E: 0 LOB: 1 K: 0 BB: 0 S: 3 P: 4		1B: 0 SF: 0 2B: 1 SAC: 0 3B: 0 DP: 0 HR: 0 HBP: 1						

PITCHER		IP	WLS	BF	H	R	ER	SO	BB	IBB	HBP	BLK	WP	HR	S	P	ERA	WHIP
Connie Johnson, R ERA: 3.2	(1, 1)	7.0	L	26	1	1	1	7	3	0	0	0	0	0	37	49	1.29	0.571
George Zuverink, R ERA: 2.75	(8, 1)	1.0		4	0	0	0	0	0	0	1	0	0	0	3	4	0.00	0.000

PITCHER	IP	WLS	BF	H	R	ER	SO	BB	IBB	HBP	BLK	WP	HR	S	P	ERA	WHIP

BOTTOM

Baltimore Orioles @ Chicago White Sox

Comiskey Park, Chicago, IL

Thu Jun 21 1956, 4:33 AM EDT

Att. 4,581 - Unknown

livebaseballscorecards.com

AB	26
R	1
H	1
RBI	1
BB	3
SO	7
LOB	12

New York Yankees @ Chicago White Sox

Comiskey Park, Chicago, IL

Fri Jun 22 1956, 4:33 AM EDT

Att. 48,346 - Unknown

TOP

livebaseballscorecards.com

Batter	1	2	3	4	5	6	7	8	9	10	11	12	AB	R	H	RBI	BB	SO	LOB
Gil McDougald, R (1, 6) OBP: 0.395, SLG: 0.408	F7		F7			F7			4-3		E 1B	5-3	6	2	2	0	0	0	1
Phil Rizzuto, R (12, 6) OBP: 0.370, SLG: 0.261									1B		1B		0	0	0	0	0	0	0
Norm Siebern, L (1, 7) OBP: 0.250, SLG: 0.357	4-3			4-3			4-3		4-3		E9		5	1	1	0	0	0	1
Hank Bauer, R (11, 9) OBP: 0.282, SLG: 0.436									1-2		1-3 1B		0	0	0	0	0	0	0
Mickey Mantle, S (1, 8) OBP: 0.467, SLG: 0.789	BB			4-3			K		2-H 1B		IBB		3	0	1	1	2	1	0
Yogi Berra, L (1, 2) OBP: 0.399, SLG: 0.647	4-3			F8			F8		F8		F2		5	0	0	0	0	0	5
Joe Collins, L (1, 3) OBP: 0.279, SLG: 0.389		K			F9			FC3-6 BB	K		1-3 2-H 3-H S 1B		4	0	1	2	1	2	1
Irv Noren, L (1, 9) OBP: 0.444, SLG: 0.231		4-3			F7			FC3-6		6-3	4-3		3	0	0	0	0	0	1
Tom Carroll, R (8, PR) OBP: 0.333, SLG: 0.333								1-2f 2B			1-2		0	1	0	0	0	0	0
Don Larsen, R (8, 1) OBP: 0.303, SLG: 0.485													1	0	0	0	0	0	0
Rip Coleman, L (10, 1)													1	0	0	0	0	0	2
Tom Morgan, R (12, 1) OBP: 0.250, SLG: 0.143													0	0	0	0	0	0	0
Billy Martin, R (1, 4) OBP: 0.316, SLG: 0.389		F7			F3			1-H 2B		6-3		F7	5	0	1	1	0	0	0
Andy Carey, R (1, 5) OBP: 0.332, SLG: 0.382			5-3			6-3		1-3		K		K	2	0	0	0	0	0	0
Bill Skowron, R (8, PH) OBP: 0.395, SLG: 0.470													1	0	0	0	0	0	2
Jerry Coleman, R (8, 5) OBP: 0.304, SLG: 0.279													2	0	0	0	0	2	0
Tom Sturdivant, L (1, 1) OBP: 0.267, SLG: 0.267			B5-3			1-3		K			1-3		2	0	0	0	0	0	0
Elston Howard, R (8, PH) OBP: 0.333, SLG: 0.357												2B	3	0	1	0	0	1	2
(8, 9)																			
(11, 7)																			

Inning Stats																							
	R: 0	H: 0	R: 0	H: 0	R: 0	H: 0	R: 0	H: 0	R: 0	H: 0	R: 0	H: 0	R: 1	H: 1	R: 1	H: 2	R: 0	H: 0	R: 2	H: 3	R: 0	H: 1	1B: 5	SF: 0
	E: 0	LOB: 1	E: 0	LOB: 0	E: 0	LOB: 0	E: 0	LOB: 0	E: 0	LOB: 0	E: 0	LOB: 0	E: 0	LOB: 2	E: 0	LOB: 1	E: 0	LOB: 0	E: 1	LOB: 2	E: 0	LOB: 1	2B: 2	SAC: 0
	K: 0	BB: 1	K: 1	BB: 0	K: 0	BB: 0	K: 0	BB: 0	K: 0	BB: 0	K: 0	BB: 0	K: 1	BB: 1	K: 1	BB: 0	K: 1	BB: 0	K: 0	BB: 1	K: 1	BB: 0	3B: 0	DP: 0
	S: 3	P: 7	S: 5	P: 5	S: 3	P: 3	S: 5	P: 5	S: 3	P: 3	S: 3	P: 3	S: 6	P: 10	S: 7	P: 7	S: 5	P: 5	S: 6	P: 10	S: 6	P: 6	HR: 0	HBP: 0

PITCHER	IP	WLS	BF	H	R	ER	SO	BB	IBB	HBP	BLK	WP	HR	S	P	ERA	WHIP
Dick Donovan, R (1, 1) ERA: 4.25	11.0		42	6	4	4	5	2	1	0	0	0	0	49	61	3.27	0.727
Sandy Consuegra, R (12, 1) ERA: 4.0	1.0	W	4	1	0	0	1	0	0	0	0	0	0	6	6	0.00	1.000

PITCHER	IP	WLS	BF	H	R	ER	SO	BB	IBB	HBP	BLK	WP	HR	S	P	ERA	WHIP

AB	43
R	4
H	7
RBI	4
BB	3
SO	6
LOB	15

WP: 0	PA: 46
PB: 0	
SB: 1	
CS: 0	

Batter	1	2	3	4	5	6	7	8	9	10	11	12	AB	R	H	RBI	BB	SO	LOB
Jim Rivera, L (1, 9) OBP: 0.365, SLG: 0.419	K		F4	K			F8			3-1 1-3 BB	BB 1B		5	0	1	0	1	2	3
Nellie Fox, L (1, 4) OBP: 0.325, SLG: 0.379	F9		6-3		L7		G3-6 1B			1-3	4-0 BB		5	0	1	0	1	0	2
Larry Doby, L (1, 8) OBP: 0.391, SLG: 0.401	1B		1B BB		HR		G3-6			3-1	4-3		5	1	2	1	1	0	5
Dave Philley, S (1, 7) (12, 3) OBP: 0.348, SLG: 0.357	5-3		1B		4-3			F7		6-3		FC1-5 HBP 1B	6	0	2	1	0	0	2
Sherm Lollar, R (1, 2) OBP: 0.415, SLG: 0.471		5-3	F8		F5			F8			F8	1-0 IBB FC1-5 1B HBP	5	1	0	0	0	0	2
Walt Dropo, R (1, 3) OBP: 0.322, SLG: 0.291		K		1B		5-3		F9			2B 2B	FC1-5 1B IBB	5	0	2	0	0	1	0
Jim Delsing, L (11, PR) (12, 7) OBP: 0.229, SLG: 0.036													1	1	0	0	0	0	2
Fred Hatfield, L (1, 5) OBP: 0.365, SLG: 0.321		FC6-4		1-3		SH3-4			L4		K	K	3	0	2	0	1	0	0
Bubba Phillips, R (11, PH) (12, 5) OBP: 0.304, SLG: 0.391		1B		1B		BB							2	0	0	0	0	2	3
Luis Aparicio, R (1, 6) OBP: 0.286, SLG: 0.319													3	0	0	0	0	0	3
Minnie Minoso, R (11, PH) OBP: 0.447, SLG: 0.484													1	0	1	0	0	0	0
Billy Pierce, L (11, PR) OBP: 0.136, SLG: 0.116													0	1	0	0	0	0	0
Sandy Consuegra, R (12, 1)													0	0	0	0	0	0	0
Ron Northey, L (12, PH) OBP: 0.000, SLG: 1.500													0	0	0	0	1	0	0
Jack Harshman, L (12, PR) OBP: 0.238, SLG: 0.368													0	0	0	0	0	0	0
		FC6-4		F4		SH3-4			F5		K	1B IBB	3	0	0	0	0	0	3
		1-2f				1-2					2B 2B	1-2 2-3	1	0	1	0	0	0	0
Dick Donovan, L (1, 1) OBP: 0.400, SLG: 0.485			WP 1B 2B	K		K			K		1B 2B	1B	4	1	1	0	0	3	3
Sammy Esposito, R (11, PH) (12, 6) OBP: 0.368, SLG: 0.286												1-2 2-3 3-H	2	0	2	3	0	0	0
Inning Stats	R: 0 H: 1 E: 0 LOB: 1 K: 1 BB: 0 S: 6 P: 6	R: 0 H: 1 E: 0 LOB: 1 K: 1 BB: 0 S: 6 P: 6	R: 1 H: 2 E: 0 LOB: 2 K: 0 BB: 1 S: 5 P: 9	R: 0 H: 2 E: 0 LOB: 2 K: 2 BB: 0 S: 9 P: 9	R: 1 H: 1 E: 0 LOB: 0 K: 0 BB: 0 S: 4 P: 4	R: 0 H: 0 E: 0 LOB: 1 K: 1 BB: 1 S: 5 P: 9	R: 0 H: 1 E: 0 LOB: 0 K: 0 BB: 0 S: 3 P: 3	R: 0 H: 0 E: 0 LOB: 0 K: 0 BB: 0 S: 3 P: 3	R: 0 H: 0 E: 0 LOB: 0 K: 1 BB: 0 S: 5 P: 5	R: 0 H: 0 E: 0 LOB: 1 K: 0 BB: 1 S: 3 P: 7	R: 2 H: 4 E: 0 LOB: 3 K: 1 BB: 1 S: 9 P: 13	R: 1 H: 2 E: 0 LOB: 3 K: 1 BB: 1 S: 6 P: 11	1B: 10 SF: 0 2B: 3 SAC: 1 3B: 0 DP: 1 HR: 1 HBP: 1						

PITCHER		IP	WLS	BF	H	R	ER	SO	BB	IBB	HBP	BLK	WP	HR	S	P	ERA	WHIP
Tom Sturdivant, R ERA: 2.18	(1, 1)	7.0		30	8	2	2	5	2	0	0	0	1	1	38	46	2.57	1.429
Don Larsen, R ERA: 4.91	(8, 1)	2.0		7	0	0	0	1	1	0	0	0	0	0	8	12	0.00	0.500
Rip Coleman, L ERA: 2.93	(10, 1)	2.0	L	12	5	3	3	1	1	0	0	0	0	0	13	17	13.50	3.000
Tom Morgan, R ERA: 4.7	(12, 1)	0.2		5	1	0	0	1	0	1	1	0	0	0	5	10	0.00	1.500

PITCHER	IP	WLS	BF	H	R	ER	SO	BB	IBB	HBP	BLK	WP	HR	S	P	ERA	WHIP

BOTTOM

New York Yankees @ Chicago White Sox

Comiskey Park, Chicago, IL

Fri Jun 22 1956, 4:33 AM EDT

Att. 48,346 - Unknown

livebaseballscorecards.com

AB	47
R	5
H	14
RBI	5
BB	5
SO	8
LOB	25

New York Yankees @ Chicago White Sox

Comiskey Park, Chicago, IL

Sat Jun 23 1956, 4:33 AM EDT

Att. 29,832 - Unknown

TOP

livebaseballscorecards.com

Batter	1	2	3	4	5	6	7	8	9	AB	R	H	RBI	BB	SO	LOB
Hank Bauer, R (1, 9) OBP: 0.281, SLG: 0.432	5-3		5-3			1B		F6		4	0	1	0	0	0	0
Billy Martin, R (1, 4) OBP: 0.314, SLG: 0.382	B1-3		F6			F4		BB		3	0	0	0	1	0	1
Mickey Mantle, S (1, 8) OBP: 0.467, SLG: 0.782	BB			G4-6-3 BB		F5		F8		2	0	0	0	2	0	2
Yogi Berra, L (1, 2) OBP: 0.392, SLG: 0.634	G3			G4-6-3 1-2f			3-1		F3	4	0	0	0	0	0	2
Joe Collins, L (1, 3) OBP: 0.271, SLG: 0.377		4-3		K			4-3		4-3	4	0	0	0	0	1	0
Norm Siebern, L (1, 7) OBP: 0.313, SLG: 0.452		3B			F9		BB 1B		1B	3	0	2	0	1	0	0
Andy Carey, R (1, 5) OBP: 0.330, SLG: 0.379		F8			F9		1-2 1B		F9	4	0	1	0	0	0	2
Phil Rizzuto, R (1, 6) OBP: 0.345, SLG: 0.240		6-3			5-3		F6			2	0	0	0	0	0	1
Bill Skowron, R (7, PH) OBP: 0.392, SLG: 0.467										1	0	0	0	0	0	2
Billy Hunter, R (7, 6)										0	0	0	0	0	0	0
Bob Grim, R (1, 1) OBP: 0.188, SLG: 0.071			5-3			K		F6		2	0	0	0	0	1	0
Elston Howard, R (8, PH) OBP: 0.331, SLG: 0.354										1	0	0	0	0	0	0
Rip Coleman, L (8, 1)										0	0	0	0	0	0	0
Inning Stats	R: 0 E: 0 K: 0 S: 3 H: 0 LOB: 1 BB: 1 P: 7	R: 0 E: 0 K: 0 S: 4 H: 1 LOB: 1 BB: 0 P: 4	R: 0 E: 0 K: 0 S: 3 H: 0 LOB: 0 BB: 0 P: 3	R: 0 E: 0 K: 1 S: 4 H: 0 LOB: 0 BB: 1 P: 8	R: 0 E: 0 K: 0 S: 3 H: 0 LOB: 0 BB: 0 P: 3	R: 0 E: 0 K: 1 S: 6 H: 1 LOB: 1 BB: 0 P: 6	R: 0 E: 0 K: 0 S: 4 H: 1 LOB: 2 BB: 1 P: 8	R: 0 E: 0 K: 0 S: 3 H: 0 LOB: 1 BB: 1 P: 7	R: 0 E: 0 K: 0 S: 4 H: 1 LOB: 1 BB: 0 P: 4	1B: 3 2B: 0 3B: 1 HR: 0 SF: 0 SAC: 0 DP: 1 HBP: 0						

	AB	30
	R	0
	H	4
	RBI	0
	BB	4
	SO	2
	LOB	10

WP: 0 PB: 0 SB: 0 CS: 0 PA: 34

PITCHER	IP	WLS	BF	H	R	ER	SO	BB	IBB	HBP	BLK	WP	HR	S	P	ERA	WHIP
Jim Wilson, R (1, 1) ERA: 3.08	9.0	W	34	4	0	0	2	4	0	0	0	0	0	34	50	0.00	0.889

PITCHER	IP	WLS	BF	H	R	ER	SO	BB	IBB	HBP	BLK	WP	HR	S	P	ERA	WHIP

Batter	1	2	3	4	5	6	7	8	9	AB	R	H	RBI	BB	SO	LOB
Jim Rivera, L (1, 9) OBP: 0.363, SLG: 0.411	B B B B 4-0 G3 BB		x 0-0 ① FC4-6 E 1B 1-2f		x 0-0 ② 6-3		x 0-0 ① F8			3	0	0	0	1	0	1
Nellie Fox, L (1, 4) OBP: 0.327, SLG: 0.381	x 0-0 ① G3 1-2		x 0-0 ② E7 1-3 1B		x 0-0 1B		x 0-0 ② 4-3			4	0	2	0	0	0	1
Larry Doby, L (1, 8) OBP: 0.384, SLG: 0.392	S S S 0-3 ② K		S S S 0-3 ③ K		x 0-0 ③ F9		x 0-0 ③ G3			4	0	0	0	0	2	3
Dave Philley, S (1, 7) OBP: 0.351, SLG: 0.356 Jim Delsing, L (6, PR) OBP: 0.222, SLG: 0.034 (7, 7)	x 0-0 ③ 4-3			B B B B 4-0 1B 1B BB		H 1-0 2B HBP		S S S 0-3 ① K		1 1	0 1	0 0	0 0	1 0	0 1	1 0
Sherm Lollar, R (1, 2) OBP: 0.416, SLG: 0.477		x 0-0 ① F8		x 0-0 1B 1-2 1B		x 0-0 ① 1-H 2B		x 0-0 ② 5-3		4	0	2	1	0	0	0
Walt Dropo, R (1, 3) OBP: 0.330, SLG: 0.293		x 0-0 ② 1-3		x 0-0 ① F7		B B B B 4-0 G3 1B BB		x 0-0 1B		3	1	1	0	1	0	2
Fred Hatfield, L (1, 5) OBP: 0.370, SLG: 0.321	B B B B 4-0 BB		x 0-0 ② FC6-4 1-2 2-H 1B		x 0-0 ② G3 1-2			x 0-0 ③ 3-1		3	0	1	0	1	0	2
Luis Aparicio, R (1, 6) OBP: 0.286, SLG: 0.319	x 0-0 ③ F5		x 0-0 ③ FC6-4 1-2f		x 0-0 2-H 1B					3	0	1	1	0	0	3
Jim Wilson, R (1, 1) OBP: 0.372, SLG: 0.333			x 0-0 FC4-6 1B		x 0-0 ① F4	x 0-0 ③ F7				3	0	1	0	0	0	1
Inning Stats	R: 0 H: 0 E: 0 LOB: 1 K: 1 BB: 1 S: 5 P: 9	R: 0 H: 0 E: 0 LOB: 1 K: 0 BB: 1 S: 3 P: 7	R: 0 H: 2 E: 1 LOB: 1 K: 1 BB: 0 S: 6 P: 6	R: 0 H: 2 E: 0 LOB: 2 K: 0 BB: 1 S: 4 P: 8	R: 0 H: 1 E: 0 LOB: 1 K: 0 BB: 0 S: 4 P: 4	R: 2 H: 2 E: 0 LOB: 1 K: 0 BB: 1 S: 4 P: 9	R: 0 H: 0 E: 0 LOB: 0 K: 0 BB: 0 S: 3 P: 3	R: 0 H: 1 E: 0 LOB: 1 K: 1 BB: 0 S: 6 P: 6		1B: 7 SF: 0 2B: 1 SAC: 0 3B: 0 DP: 0 HR: 0 HBP: 1					WP: 0 PA: 34 PB: 0 SB: 0 CS: 0	

PITCHER		IP	WLS	BF	H	R	ER	SO	BB	IBB	HBP	BLK	WP	HR	S	P	ERA	WHIP
Bob Grim, R ERA: 3.59	(1, 1)	7.0	L	30	7	2	2	2	4	0	1	0	0	0	29	46	2.57	1.571
Rip Coleman, L ERA: 2.85	(8, 1)	1.0		4	1	0	0	1	0	0	0	0	0	0	6	6	0.00	1.000

PITCHER	IP	WLS	BF	H	R	ER	SO	BB	IBB	HBP	BLK	WP	HR	S	P	ERA	WHIP

BOTTOM

New York Yankees @ Chicago White Sox

Comiskey Park, Chicago, IL

Sat Jun 23 1956, 4:33 AM EDT

Att. 29,832 - Unknown

livebaseballscorecards.com

AB	29
R	2
H	8
RBI	2
BB	4
SO	3
LOB	14

Batter	1	2	3	4	5	6	7	8	9	AB	R	H	RBI	BB	SO	LOB
Hank Bauer, R (1, 9) OBP: 0.285, SLG: 0.440	1B 3B	FC5-4 BB			F8		F8		K	3	1	1	0	1	0	2
Charles Silvera, R (7, 2)										1	0	0	0	0	1	2
Billy Martin, R (1, 4) OBP: 0.307, SLG: 0.372	F9	FC5-4 1-2f			6-3			6-3	F2	5	0	0	0	0	0	5
Mickey Mantle, S (1, 8) OBP: 0.471, SLG: 0.786	4-3 1B 3-H		L6-5 2B			5-3		1B		4	0	3	1	0	0	0
Yogi Berra, L (1, 2) OBP: 0.389, SLG: 0.628	4-3 1-2		K			L4		K		2	0	0	0	0	1	2
Norm Siebern, L (3, 7) OBP: 0.294, SLG: 0.424										2	0	0	0	0	1	1
Bill Skowron, R (1, 3) OBP: 0.389, SLG: 0.462	1-3		L6-5 2-3			5-3		FC6-4 1-2 1B		4	0	1	0	0	0	2
Elston Howard, R (1, 7) OBP: 0.323, SLG: 0.345		5-3		F8			F3	FC6-4 1-2f		4	0	0	0	0	0	2
(3, 2)																
(7, 9)																
Andy Carey, R (1, 5) OBP: 0.330, SLG: 0.379										0	0	0	0	0	0	0
Tom Carroll, R (2, PH) OBP: 0.429, SLG: 0.429	3B 1B			5-3			1B 1B		F8	4	1	2	0	0	0	0
(2, 5)																
Billy Hunter, R (1, 6) OBP: 0.500, SLG: 1.000	1-H 3B			5-3			F7		BB 1B	4	0	2	1	0	0	1
Whitey Ford, L (1, 1) OBP: 0.324, SLG: 0.281	K				K		1-2 1B		1-2 BB	0	0	0	0	0	0	0
Bob Cerv, R (2, PH) OBP: 0.286, SLG: 0.422										1	0	0	0	0	1	1
Bob Turley, R (2, 1) OBP: 0.250, SLG: 0.182										0	0	0	0	0	0	0
Tom Morgan, R (4, 1) OBP: 0.300, SLG: 0.222										2	0	1	0	0	1	0
Joe Collins, L (9, PH) OBP: 0.277, SLG: 0.377										0	0	0	0	1	0	0
Inning Stats	R: 1 H: 2 E: 0 LOB: 1 K: 0 BB: 0 S: 5 P: 5	R: 1 H: 2 E: 0 LOB: 2 K: 1 BB: 1 S: 7 P: 11	R: 0 H: 1 E: 0 LOB: 0 K: 1 BB: 0 S: 5 P: 5	R: 0 H: 0 E: 0 LOB: 0 K: 0 BB: 0 S: 3 P: 3	R: 0 H: 0 E: 0 LOB: 0 K: 1 BB: 0 S: 5 P: 5	R: 0 H: 0 E: 0 LOB: 0 K: 0 BB: 0 S: 3 P: 3	R: 0 H: 2 E: 0 LOB: 2 K: 0 BB: 0 S: 5 P: 5	R: 0 H: 2 E: 0 LOB: 2 K: 1 BB: 0 S: 7 P: 7	R: 0 H: 1 E: 0 LOB: 2 K: 1 BB: 1 S: 6 P: 10	1B: 7 SF: 0 2B: 2 SAC: 0 3B: 2 DP: 1 HR: 0 HBP: 0						

PITCHER		IP	W/L/S	BF	H	R	ER	SO	BB	IBB	HBP	BLK	WP	HR	S	P	ERA	WHIP
Billy Pierce, L ERA: 2.97	(1, 1)	9.0	W	38	10	2	2	5	2	0	0	0	0	0	46	54	2.00	1.333

PITCHER	IP	W/L/S	BF	H	R	ER	SO	BB	IBB	HBP	BLK	WP	HR	S	P	ERA	WHIP

TOP

New York Yankees @ Chicago White Sox

Comiskey Park, Chicago, IL

Sun Jun 24 1956, 4:33 AM EDT

Unknown

livebaseballscorecards.com

AB	36
R	2
H	10
RBI	2
BB	2
SO	5
LOB	18

WP: 0 PA: 38
PB: 0
SB: 0
CS: 0

Batter	1	2	3	4	5	6	7	8	9	AB	R	H	RBI	BB	SO	LOB
Sammy Esposito, R (1, 5) OBP: 0.370, SLG: 0.293	WP 1-3 1B 1B	G3 2-3	SSS K		FC1-6 G6-3 1-2f		1-6-3 1B			5	1	2	0	0	1	3
Nellie Fox, L (1, 4) OBP: 0.325, SLG: 0.386	1-3 1-2	1B 3-H 3B		F8	G6-3 1-2f		1-6-3 1-2			5	1	1	1	0	0	3
Minnie Minoso, R (1, 7) OBP: 0.454, SLG: 0.487 Jim Rivera, L (5, 9) OBP: 0.364, SLG: 0.412	1B HR HBP 2-3	FC5-4 3-H 1B		BBBB 1B 2B BB		1B G6-4-3 1B	4-3			1 2	2 1	1 1	1 0	1 0	0 0	0 1
Dave Philley, S (1, 9) OBP: 0.359, SLG: 0.365 (5, 7) Jim Delsing, L (9, 7) OBP: 0.222, SLG: 0.034	HR 1B 1-3 3-H	FC5-4 1-2f		1B 2B 1B 1-2		G6-4-3 1B 1-2		1B E 1B		5 0	3 0	4 0	1 0	0 0	0 0	1 0
Larry Doby, L (1, 8) OBP: 0.397, SLG: 0.422	HR 1-H 3-H		BBBB HR BB	2B 6-3 1B 1-2 2-3		G6-4-3 1-2 2-3 1B		F9 E SF8 1B 1-3		4	4	4	3	1	0	0
Sherm Lollar, R (1, 2) OBP: 0.418, SLG: 0.500 Les Moss, R (7, 2) OBP: 0.324, SLG: 0.500	6-3	HR 1-H	6-3 1-3 2-H 3-H 2B		G6-4-3 1-2f 2-3 3-H			E5 1-2 3-H		4 1	1 0	2 0	4 1	0 0	0 0	2 1
Walt Dropo, R (1, 3) OBP: 0.323, SLG: 0.279	F9	4-3	6-3 2-3 3-H		BBBB BB			F9 2-3		4	0	0	1	1	0	3
Luis Aparicio, R (1, 6) OBP: 0.289, SLG: 0.328		G3 SH2-4 3B 1B	2B	F7		F9		SF8 3-H		4	1	2	1	0	0	3
Billy Pierce, L (1, 1) OBP: 0.146, SLG: 0.128		SH2-4 1-2	F7		FC1-6 1B		F6	4-3		4	0	1	0	0	0	2
Inning Stats	R: 4 H: 3 E: 0 LOB: 0 K: 0 BB: 0 S: 6 P: 7	R: 2 H: 3 E: 0 LOB: 1 K: 0 BB: 0 S: 6 P: 6	R: 2 H: 2 E: 0 LOB: 1 K: 1 BB: 1 S: 7 P: 11	R: 3 H: 3 E: 0 LOB: 1 K: 0 BB: 1 S: 6 P: 10	R: 0 H: 1 E: 0 LOB: 0 K: 0 BB: 0 S: 3 P: 3	R: 1 H: 3 E: 0 LOB: 2 K: 0 BB: 1 S: 5 P: 9	R: 0 H: 1 E: 0 LOB: 1 K: 0 BB: 0 S: 4 P: 4	R: 2 H: 2 E: 1 LOB: 1 K: 0 BB: 0 S: 6 P: 6		1B: 13 SF: 1 2B: 2 SAC: 1 3B: 1 DP: 2 HR: 2 HBP: 1						

BOTTOM

New York Yankees @ Chicago White Sox

Comiskey Park, Chicago, IL

Sun Jun 24 1956, 4:33 AM EDT

Unknown

livebaseballscorecards.com

AB	39
R	14
H	18
RBI	13
BB	3
SO	1
LOB	19

WP: 1 PA: 45
PB: 0
SB: 0
CS: 0

PITCHER		IP	WLS	BF	H	R	ER	SO	BB	IBB	HBP	BLK	WP	HR	S	P	ERA	WHIP
Whitey Ford, L ERA: 2.41	(1, 1)	1.0	L	7	3	4	4	0	0	0	1	0	1	1	6	7	36.00	3.000
Bob Turley, R ERA: 5.94	(2, 1)	2.1		17	8	7	7	1	2	0	0	0	0	1	17	25	27.00	4.286
Tom Morgan, R ERA: 4.58	(4, 1)	4.2		21	7	3	2	0	1	0	0	0	0	0	20	24	3.86	1.714

PITCHER	IP	WLS	BF	H	R	ER	SO	BB	IBB	HBP	BLK	WP	HR	S	P	ERA	WHIP

Batter	1	2	3	4	5	6	7	8	9	AB	R	H	RBI	BB	SO	LOB
Phil Rizzuto, R (1, 6) OBP: 0.375, SLG: 0.259	BBBB 4-0 FC6-4 BB		x 0-0 ② SH3 1-2			x 0-0 F9 1B 4-3 1-2 1B	x 0-0 ③ F8			2	1	1	0	1	0	0
Billy Martin, R (1, 4) OBP: 0.305, SLG: 0.369	x 0-0 ① F9		x 0-0 ③ F8			x 0-0 F9 E 1-2 2-H 1B		x 0-0 ① 1-3		4	1	1	1	0	0	2
Mickey Mantle, S (1, 8) OBP: 0.465, SLG: 0.773	x 0-0 ② FC6-4 1-2f			x 0-0 ① F9		x 0-0 ① F9 1-2 2-3		x 0-0 ② F7		4	0	0	0	0	0	3
Yogi Berra, L (1, 2) OBP: 0.382, SLG: 0.616	x 0-0 ③ 4-3			x 0-0 ② G3		x 0-0 ② 4-3 2-H 3-H		x 0-0 ③ 4-3		4	0	0	1	0	0	1
Joe Collins, L (1, 3) OBP: 0.276, SLG: 0.368		x 0-0 ① 3-1		x 0-0 ③ 6-3		BBBBB 4-0 BB BB			x 0-0 ① F9	3	0	0	0	1	0	0
Norm Siebern, L (1, 7) OBP: 0.316, SLG: 0.417		SSS 0-3 ② K			x 0-0 G5-4-3 1B	BBBB 4-0 FC3-4 1-2 BB			x 0-0 ② F7	3	0	1	0	1	1	0
Hank Bauer, R (1, 9) OBP: 0.280, SLG: 0.432		x 0-0 ③ 5-3			x 0-0 ①② G5-4-3 1-2f	x 0-0 ③ FC3-4 1-2f			x 0-0 ③ 6-3	4	0	0	0	0	0	3
Jerry Coleman, R (1, 5) OBP: 0.327, SLG: 0.289			BBBB 4-0 FC5-4 BB		x 0-0 ③ 4-3		x 0-0 G1-4-3 1B			2	0	1	0	1	0	0
Mickey McDermott, L (1, 1) OBP: 0.250, SLG: 0.118 Don Larsen, R (1, 1) OBP: 0.306, SLG: 0.472			x 0-0 ① FC5-4 SH3 1-2f			x 0-0 1B 1B 1B	x 0-0 ①② G1-4-3 1-2f			0 3	0 1	0 1	0 0	0 0	0 0	0 2
Inning Stats	R: 0 H: 0 E: 0 LOB: 1 K: 0 BB: 1 S: 3 P: 7	R: 0 H: 0 E: 0 LOB: 0 K: 1 BB: 0 S: 5 P: 5	R: 0 H: 0 E: 0 LOB: 1 K: 0 BB: 1 S: 3 P: 7	R: 0 H: 0 E: 0 LOB: 0 K: 0 BB: 0 S: 3 P: 3	R: 0 H: 1 E: 0 LOB: 0 K: 0 BB: 0 S: 3 P: 3	R: 3 H: 3 E: 1 LOB: 2 K: 0 BB: 2 S: 6 P: 14	R: 0 H: 1 E: 0 LOB: 0 K: 0 BB: 0 S: 3 P: 3	R: 0 H: 0 E: 0 LOB: 0 K: 0 BB: 0 S: 3 P: 3	R: 0 H: 0 E: 0 LOB: 0 K: 0 BB: 0 S: 3 P: 3	1B: 5 SF: 0 2B: 0 SAC: 1 3B: 0 DP: 2 HR: 0 HBP: 0						

PITCHER	IP	WLS	BF	H	R	ER	SO	BB	IBB	HBP	BLK	WP	HR	S	P	ERA	WHIP
Gerry Staley, R (1, 1) ERA: 5.09	5.2	W	23	4	3	2	1	3	0	0	0	0	0	22	34	3.18	1.235
Morrie Martin, L (6, 1) ERA: 2.84	0.0		1	0	0	0	0	1	0	0	0	0	0	0	4	∞	∞
Dixie Howell, R (6, 1) ERA: 4.55	3.1	S	10	1	0	0	0	0	0	0	0	0	0	10	10	0.00	0.300

PITCHER	IP	WLS	BF	H	R	ER	SO	BB	IBB	HBP	BLK	WP	HR	S	P	ERA	WHIP

TOP

New York Yankees @ Chicago White Sox

Comiskey Park, Chicago, IL

Sun Jun 24 1956, 4:38 AM EDT

Att. 47,255 - Unknown

livebaseballscorecards.com

AB	29
R	3
H	5
RBI	2
BB	4
SO	1
LOB	11

WP: 0 PA: 34
PB: 0
SB: 0
CS: 0

Batter	1	2	3	4	5	6	7	8	9	AB	R	H	RBI	BB	SO	LOB
Sammy Esposito, R (1, 5) OBP: 0.371, SLG: 0.304	BBBB 4-0 BB 1B SF8 BB	x 0-0 ② F9		x 0-0 ② F9 2-3		x 0-0 2B		x 0-0 ③ 6-3		4	1	1	0	1	0	3
Nellie Fox, L (1, 4) OBP: 0.324, SLG: 0.383	x 0-0 BB HR 1-2 1B	x 0-0 ③ 4-3		x 0-0 ③ F7		x 0-0 ③ F9				4	1	1	0	0	0	3
Minnie Minoso, R (1, 7) OBP: 0.455, SLG: 0.500	BBBB 4-0 HR 1-2 2-3 BB		SSS 0-3 ① K		x 0-0 ① F8		x 0-0 HR			3	2	1	1	1	1	0
Dave Philley, S (1, 9) OBP: 0.358, SLG: 0.362 Jim Rivera, L (9, 9) OBP: 0.364, SLG: 0.412	x 0-0 ① SF8 3-H		BBBB 4-0 BB		x 0-0 ② 1-3		x 0-0 ① F7			2 0	0 0	0 0	1 0	1 0	0 0	0 0
Larry Doby, L (1, 8) OBP: 0.399, SLG: 0.437	x 0-0 1-H 2-H HR	x 0-0 ② F7			BBBB 4-0 2B BB		x 0-0 ② 6-3			3	2	1	3	1	0	1
Sherm Lollar, R (1, 2) OBP: 0.419, SLG: 0.505	x 0-0 1B	x 0-0 ③ F8			x 0-0 1-H 2B		x 0-0 ③ F6			4	0	2	1	0	0	1
Walt Dropo, R (1, 3) OBP: 0.320, SLG: 0.270	x 0-0 ② F9			x 0-0 ① 6-3	x 0-0 ③ 5-3			BBBB 4-0 FC6-4 BB		3	0	0	0	1	0	2
Luis Aparicio, R (1, 6) OBP: 0.289, SLG: 0.323	x 0-0 ③ L7			BBBB 4-0 F9 S BB		x 0-0 ① 1-3		x 0-0 ① FC6-4 S 1-2f		3	0	0	0	1	0	2
Gerry Staley, R (1, 1) OBP: 0.364, SLG: 0.300 Morrie Martin, L (6, 1) OBP: 0.333, SLG: 0.200 Dixie Howell, L (6, 1) OBP: 0.273, SLG: 0.200		x 0-0 ① F3		BBBB 4-0 1-2 BB		SSS 0-3 ② K		x 0-0 ② 6-3 1-2		1 0 2	0 0 0	0 0 0	0 0 0	1 0 1	0 0 1	0 0 1
Inning Stats	R: 4 H: 3 E: 0 LOB: 1 K: 0 BB: 2 S: 6 P: 14	R: 0 H: 0 E: 0 LOB: 0 K: 0 BB: 0 S: 3 P: 3	R: 0 H: 0 E: 0 LOB: 1 K: 1 BB: 1 S: 5 P: 9	R: 0 H: 0 E: 0 LOB: 2 K: 0 BB: 2 S: 3 P: 11	R: 1 H: 1 E: 0 LOB: 1 K: 0 BB: 1 S: 4 P: 8	R: 0 H: 1 E: 0 LOB: 1 K: 1 BB: 0 S: 6 P: 6	R: 1 H: 1 E: 0 LOB: 0 K: 0 BB: 0 S: 4 P: 4	R: 0 H: 0 E: 0 LOB: 1 K: 0 BB: 1 S: 3 P: 7		1B: 2 SF: 1 2B: 2 SAC: 0 3B: 0 DP: 0 HR: 2 HBP: 0						

PITCHER		IP	WLS	BF	H	R	ER	SO	BB	IBB	HBP	BLK	WP	HR	S	P	ERA	WHIP
Mickey McDermott, L ERA: 6.91	(1, 1)	0.1	L	6	3	4	4	0	2	0	0	0	0	1	4	12	108.00	15.000
Don Larsen, R ERA: 4.64	(1, 1)	7.2		31	3	2	2	2	5	0	0	0	0	1	30	50	2.35	1.043

PITCHER	IP	WLS	BF	H	R	ER	SO	BB	IBB	HBP	BLK	WP	HR	S	P	ERA	WHIP

BOTTOM

New York Yankees @ Chicago White Sox

Comiskey Park, Chicago, IL

Sun Jun 24 1956, 4:38 AM EDT

Att. 47,255 - Unknown

livebaseballscorecards.com

AB	29
R	6
H	6
RBI	6
BB	7
SO	2
LOB	13

Batter	1	2	3	4	5	6	7	8	9	AB	R	H	RBI	BB	SO	LOB
Jim Piersall, R (1, 8) OBP: 0.375, SLG: 0.440	BBBB 4-0 1B 1B BB	BBBB 4-0 BB		x 0-0 ③ B1-3			x 0-0 ③ F9			2	1	0	0	2	0	1
Billy Klaus, L (1, 5) OBP: 0.390, SLG: 0.362	x 0-0 ① F9	x 0-0 ③ F9			x 0-0 ① F9			x 0-0 ① F7		4	0	0	0	0	0	2
Ted Williams, L (1, 7) OBP: 0.462, SLG: 0.500	SSS 0-3 ② K		SSS 0-3 ① K		x 0-0 ② G3			x 0-0 ② 4-3		4	0	0	0	0	2	1
Dick Gernert, R (1, 3) OBP: 0.418, SLG: 0.560	x 0-0 BB 1B 1-3 1B		BBBB 4-0 BB		x 0-0 ③ 5-3			x 0-0 ③ F8		3	0	1	0	1	0	0
Jackie Jensen, R (1, 9) OBP: 0.387, SLG: 0.481	x 0-0 ② BB 1-2 3-H 1B		x 0-0 ② F8			SSS 0-3 ① K			x 0-0 FC6-4 1B	4	0	2	1	0	1	1
Ted Lepcio, R (1, 4) OBP: 0.290, SLG: 0.408	BBBB 4-0 1-2 2-3 BB		SSS 0-3 ③ K			x 0-0 ② F6			x 0-0 ① FC6-4 1-2f	3	0	0	0	1	1	2
Sammy White, R (1, 2) OBP: 0.330, SLG: 0.390	x 0-0 ③ F8			x 0-0 ① F3		x 0-0 ③ F8			x 0-0 ② F9	4	0	0	0	0	0	4
Don Buddin, R (1, 6) OBP: 0.390, SLG: 0.359		SSS 0-3 ① K		BBBB 4-0 BB			SSS 0-3 ① K		x 0-0 ③ F8	3	0	0	0	1	2	1
Tom Brewer, R (1, 1) OBP: 0.310, SLG: 0.350		x 0-0 ② 4-3		x 0-0 ② F8			x 0-0 ② F9			2	0	0	0	0	0	1
Norm Zauchin, R (7, PH) OBP: 0.308, SLG: 0.345										1	0	0	0	0	0	0
Frank Baumann, L (7, 1) OBP: 0.333, SLG: 0.556										0	0	0	0	0	0	0
Inning Stats	R: 1 E: 0 K: 1 S: 7 H: 2 LOB: 3 BB: 2 P: 15	R: 0 E: 0 K: 1 S: 5 H: 0 LOB: 1 BB: 1 P: 9	R: 0 E: 0 K: 2 S: 7 H: 0 LOB: 1 BB: 1 P: 11	R: 0 E: 0 K: 0 S: 3 H: 0 LOB: 1 BB: 1 P: 7	R: 0 E: 0 K: 0 S: 3 H: 0 LOB: 0 BB: 0 P: 3	R: 0 E: 0 K: 1 S: 5 H: 0 LOB: 0 BB: 0 P: 5	R: 0 E: 0 K: 1 S: 5 H: 0 LOB: 0 BB: 0 P: 5	R: 0 E: 0 K: 0 S: 3 H: 0 LOB: 0 BB: 0 P: 3	R: 0 E: 0 K: 0 S: 4 H: 1 LOB: 1 BB: 0 P: 4	1B: 3 2B: 0 3B: 0 HR: 0 SF: 0 SAC: 0 DP: 0 HBP: 0						

PITCHER	IP	WLS	BF	H	R	ER	SO	BB	IBB	HBP	BLK	WP	HR	S	P	ERA	WHIP
Jack Harshman, L (1, 1) ERA: 3.27	9.0	W	35	3	1	1	6	5	0	0	0	0	0	42	62	1.00	0.889

PITCHER	IP	WLS	BF	H	R	ER	SO	BB	IBB	HBP	BLK	WP	HR	S	P	ERA	WHIP

TOP

Boston Red Sox @ Chicago White Sox

Comiskey Park, Chicago, IL

Tue Jun 26 1956, 4:33 AM EDT

Att. 37,490 - Unknown

livebaseballscorecards.com

AB	30
R	1
H	3
RBI	1
BB	5
SO	6
LOB	13

WP: 0 PA: 35
PB: 0
SB: 0
CS: 0

Batter	1	2	3	4	5	6	7	8	9	AB	R	H	RBI	BB	SO	LOB
Jim Rivera, L (1, 9) OBP: 0.362, SLG: 0.409	1-3	FC, S 2-3			F9		WP 1-2 3-H 1B			4	0	1	1	0	0	1
Nellie Fox, L (1, 4) OBP: 0.319, SLG: 0.377	G3	F8 1-2			6-3		F6 1-2 2-3			4	0	0	0	0	0	4
Minnie Minoso, R (1, 7) OBP: 0.447, SLG: 0.490	5-3		F8		F8		L1			4	0	0	0	0	0	2
Larry Doby, L (1, 8) OBP: 0.405, SLG: 0.438		1B, SF7 1B	HBP			BBBB, G6-3 BB		F8		2	1	1	0	1	0	0
Dave Philley, S (1, 3) OBP: 0.360, SLG: 0.364 Walt Dropo, R (9, 3) OBP: 0.320, SLG: 0.270		E, BB, 2B 1-3 1B	SSS, K			G6-3 1-2f		L6-3 1B		4 0	1 0	2 0	0 0	0 0	1 0	2 0
Sherm Lollar, R (1, 2) OBP: 0.416, SLG: 0.497		BBBB, E, 2B 1-2 BB	F8			6-3		L6-3 1-2		3	1	0	0	1	0	2
Fred Hatfield, L (1, 5) OBP: 0.369, SLG: 0.337		SF7 1-2 2-3 3-H	F9			F9, 1B 2B				2	1	1	1	0	0	0
Luis Aparicio, R (1, 6) OBP: 0.289, SLG: 0.328		FC 2-H 3-H 2B	SSS, K				F9 2-3			3	0	1	2	0	1	1
Jack Harshman, L (1, 1) OBP: 0.250, SLG: 0.333		SSS, K	F7				BBBB, WP, 1B BB			2	0	0	0	1	1	1
Inning Stats	R: 0 H: 0 E: 0 LOB: 0 K: 0 BB: 0 S: 3 P: 3	R: 3 H: 3 E: 1 LOB: 2 K: 1 BB: 1 S: 9 P: 13	R: 0 H: 0 E: 0 LOB: 1 K: 1 BB: 0 S: 5 P: 6	R: 0 H: 0 E: 0 LOB: 0 K: 1 BB: 0 S: 5 P: 5	R: 0 H: 0 E: 0 LOB: 0 K: 0 BB: 0 S: 3 P: 3	R: 0 H: 0 E: 0 LOB: 0 K: 0 BB: 1 S: 2 P: 6	R: 1 H: 2 E: 0 LOB: 2 K: 0 BB: 1 S: 5 P: 9	R: 0 H: 1 E: 0 LOB: 0 K: 0 BB: 0 S: 3 P: 3		1B: 4 SF: 1 2B: 3 SAC: 0 3B: 0 DP: 2 HR: 0 HBP: 1						

PITCHER		IP	WLS	BF	H	R	ER	SO	BB	IBB	HBP	BLK	WP	HR	S	P	ERA	WHIP
Tom Brewer, R ERA: 3.12	(1, 1)	6.0	L	24	3	3	3	3	2	0	1	0	0	0	27	36	4.50	0.833
Frank Baumann, L ERA: 3.24	(7, 1)	2.0		9	3	1	1	0	1	0	0	0	1	0	8	12	4.50	2.000

PITCHER	IP	WLS	BF	H	R	ER	SO	BB	IBB	HBP	BLK	WP	HR	S	P	ERA	WHIP

BOTTOM

Boston Red Sox @ Chicago White Sox

Comiskey Park, Chicago, IL

Tue Jun 26 1956, 4:33 AM EDT

Att. 37,490 - Unknown

livebaseballscorecards.com

AB	28
R	4
H	6
RBI	4
BB	3
SO	3
LOB	13

Batter	1	2	3	4	5	6	7	8	9	AB	R	H	RBI	BB	SO	LOB
Billy Goodman, L (1, 4) OBP: 0.382, SLG: 0.452	1-3	4-3 2-3 3-H		1B 2B 1-3	FC5-4 BB 1B 1-2f		K	1B 1B 1-3		6	3	2	1	0	1	2
Billy Klaus, L (1, 5) OBP: 0.403, SLG: 0.367	1B BB	F5		E 1B 1B 2-H 3-H	1B BB 1-2		WP BB BB	1B 1B 1-2 3-H		3	1	2	3	3	0	1
Ted Williams, L (1, 7) OBP: 0.478, SLG: 0.513 Gene Stephens, L (8, PR) OBP: 0.313, SLG: 0.214 (8, 7)	1-3 1B	6-3		E5 1B 1B 1-3	1-3 2-H 1B		WP BB 1-2	4-3 1B 1-3 2-H		5 0	1 0	4 0	2 0	1 0	0 0	0 0
Mickey Vernon, L (1, 3) OBP: 0.404, SLG: 0.562	K	BB 1B BB		1-3	F9		IBB 1-2 2-3	4-3 1-2		4	1	0	0	2	1	8
Jackie Jensen, R (1, 9) OBP: 0.390, SLG: 0.477	K	1B BB 1-2		5-3		F9 S 1B	F7		G6-3 BB	4	0	1	0	2	1	7
Jim Piersall, R (1, 8) OBP: 0.378, SLG: 0.440		E BB HBP 3-4	BB 1B 1-3 2-H	2-H 1B 3-H		K 1-2		5-3	G6-3 1-2f	5	1	2	3	0	1	2
Sammy White, R (1, 2) OBP: 0.330, SLG: 0.382	3-4 E BB 1-2 4-3	3 BB 1-2		L8		F9 2-3		6-3	K	4	1	0	0	2	1	2
Don Buddin, R (1, 6) OBP: 0.386, SLG: 0.360	E6 4-3 3-4 1-2 2-3	3 1-2f			K	6-3		1B 2B		5	1	1	0	0	1	6
Frank Sullivan, R (1, 1) OBP: 0.186, SLG: 0.195 Ike Delock, R (5, 1) OBP: 0.133, SLG: 0.071 Dick Gernert, R (8, PH) OBP: 0.422, SLG: 0.563 Leo Kiely, L (8, 1) OBP: 0.250, SLG: 0.250	3-4 1-2 2-3 3-H			2B 1B 1B	FC5-4 1B		F4	1B 1B 2-H		3 1 1 0	1 0 1 0	2 0 1 0	1 0 1 0	0 0 0 0	0 0 0 0	2 0 0 0
Inning Stats	R: 0 H: 1 E: 0 LOB: 2 K: 2 BB: 1 S: 8 P: 12	R: 2 H: 0 E: 1 LOB: 1 K: 0 BB: 1 S: 4 P: 9	R: 1 H: 1 E: 0 LOB: 2 K: 0 BB: 3 S: 3 P: 15	R: 4 H: 5 E: 1 LOB: 1 K: 0 BB: 0 S: 8 P: 8	R: 1 H: 2 E: 0 LOB: 2 K: 1 BB: 1 S: 7 P: 11	R: 0 H: 1 E: 0 LOB: 1 K: 1 BB: 0 S: 6 P: 6	R: 0 H: 0 E: 0 LOB: 3 K: 1 BB: 3 S: 5 P: 17	R: 3 H: 5 E: 0 LOB: 2 K: 0 BB: 0 S: 8 P: 8	R: 0 H: 0 E: 0 LOB: 0 K: 1 BB: 1 S: 4 P: 8	1B: 13 SF: 0 2B: 3 SAC: 0 3B: 0 DP: 2 HR: 0 HBP: 1						

PITCHER		IP	WLS	BF	H	R	ER	SO	BB	IBB	HBP	BLK	WP	HR	S	P	ERA	WHIP
Dick Donovan, R ERA: 4.34	(1, 1)	2.1		16	2	3	2	2	5	0	1	0	0	0	14	35	7.71	3.000
Sandy Consuegra, R ERA: 4.88	(3, 1)	0.2		4	3	3	3	0	0	0	0	0	0	0	4	4	40.50	4.500
Morrie Martin, L ERA: 3.68	(4, 1)	2.0		11	4	2	2	1	1	0	0	0	0	0	12	16	9.00	2.500
Dixie Howell, R ERA: 4.98	(6, 1)	2.2	L	15	4	3	3	2	2	1	0	0	1	0	16	28	10.12	2.250
Howie Pollet, L ERA: 4.5	(8, 1)	0.0		2	2	0	0	0	0	0	0	0	0	0	2	2	∞	∞

PITCHER		IP	WLS	BF	H	R	ER	SO	BB	IBB	HBP	BLK	WP	HR	S	P	ERA	WHIP
Paul LaPalme, L ERA: 6.43	(8, 1)	0.1		1	0	0	0	0	0	0	0	0	0	0	1	1	0.00	0.000
Gerry Staley, R ERA: 4.88	(9, 1)	1.0		3	0	0	0	1	1	0	0	0	0	0	4	8	0.00	1.000

TOP

Boston Red Sox @ Chicago White Sox

Comiskey Park, Chicago, IL

Wed Jun 27 1956, 4:33 AM EDT

Att. 15,771 - Unknown

livebaseballscorecards.com

AB	41
R	11
H	15
RBI	11
BB	10
SO	6
LOB	30

WP: 1 PA: 52
PB: 0
SB: 1
CS: 0

BOTTOM

Boston Red Sox @ Chicago White Sox

Comiskey Park, Chicago, IL

Wed Jun 27 1956, 4:33 AM EDT

Att. 15,771 - Unknown

livebaseballscorecards.com

Batter	1	2	3	4	5	6	7	8	9	AB	R	H	RBI	BB	SO	LOB
Jim Rivera, L (1, 9) OBP: 0.363, SLG: 0.402	L9		BB		S 2B BB	1-3		F8		3	1	0	0	2	0	1
Nellie Fox, L (1, 4) OBP: 0.314, SLG: 0.370	4-3		G3		F8	F8		L9		5	0	0	0	0	0	4
Minnie Minoso, R (1, 7) OBP: 0.450, SLG: 0.498	HBP			1B 3B	F8		FC5-4 BB		F6	3	1	1	0	1	0	2
Larry Doby, L (1, 8) OBP: 0.405, SLG: 0.434	K			FC4-6 1B	2B BB		F7		K	4	1	1	1	1	2	2
Dave Philley, S (1, 3) OBP: 0.361, SLG: 0.380		4-3		FC4-6 HR	2B		FC5-4 1B		HR	5	2	2	4	0	0	2
Sherm Lollar, R (1, 2) OBP: 0.416, SLG: 0.495		F4		F7	L8		1B		1B	5	0	2	0	0	0	2
Billy Pierce, L (9, PR) OBP: 0.146, SLG: 0.128										0	0	0	0	0	0	0
Fred Hatfield, L (1, 5) OBP: 0.374, SLG: 0.371	K		HR		HBP	F4		6-3		3	1	1	2	0	1	2
Walt Dropo, R (9, PH) OBP: 0.317, SLG: 0.267										1	0	0	0	0	0	1
Luis Aparicio, R (1, 6) OBP: 0.288, SLG: 0.327		5-3	L5		FC4-6 HR			1B		4	1	1	0	0	0	1
Dick Donovan, L (7, 1) OBP: 0.143, SLG: 0.143		F5			F8 BB 2B BB	HR		F9		0	0	0	0	0	0	0
Sandy Consuegra, R (3, 1)										1	0	0	0	0	0	0
Morrie Martin, L (4, 1) OBP: 0.333, SLG: 0.200										0	0	0	0	0	0	0
Jim Delsing, L (5, PH) OBP: 0.429, SLG: 0.034										0	1	0	0	1	0	0
Dixie Howell, R (8, 1) OBP: 0.400, SLG: 0.045										1	1	1	2	0	0	0
Howie Pollet, L (8, 1) OBP: 0.429, SLG: 0.429										0	0	0	0	0	0	0
Paul LaPalme, L (8, 1) OBP: 0.000, SLG: 0.000										0	0	0	0	0	0	0
Sammy Esposito, R (8, PH) OBP: 0.000, SLG: 0.000										0	0	0	0	0	0	0
Gerry Staley, R (9, 1) OBP: 0.500, SLG: 0.500										1	0	0	0	0	0	1
										0	0	0	0	0	0	0

AB	36
R	9
H	9
RBI	9
BB	5
SO	3
LOB	18

Inning Stats	1	2	3	4	5	6	7	8	9
	R: 0 E: 0 K: 1 S: 5	H: 0 LOB: 1 BB: 0 P: 6	R: 0 E: 0 K: 1 S: 5	H: 0 LOB: 0 BB: 0 P: 5	R: 0 E: 0 K: 0 S: 3	H: 0 LOB: 1 BB: 1 P: 7	R: 3 E: 0 K: 0 S: 6	H: 3 LOB: 0 BB: 0 P: 6	R: 3 E: 0 K: 0 S: 4	H: 1 LOB: 1 BB: 3 P: 16	R: 2 E: 0 K: 0 S: 4	H: 1 LOB: 0 BB: 0 P: 5	R: 0 E: 0 K: 0 S: 4	H: 1 LOB: 2 BB: 1 P: 8	R: 0 E: 0 K: 0 S: 4	H: 1 LOB: 1 BB: 0 P: 4	R: 1 E: 0 K: 1 S: 7	H: 2 LOB: 1 BB: 0 P: 7

| | | | | | | | | | |

Chicago White Sox @ Cleveland Indians

Cleveland Municipal Stadium, Cleveland, OH

Fri Jun 29 1956, 3:33 AM EDT

Unknown

TOP

livebaseballscorecards.com

Batter	1	2	3	4	5	6	7	8	9	AB	R	H	RBI	BB	SO	LOB
Sammy Esposito, R (1, 5) OBP: 0.373, SLG: 0.293	B B B B 4-0 BB		B B B B 4-0 CS BB			S S S 0-3 ② K	x 0-0 ③ 5-3			2	0	0	0	2	1	1
Nellie Fox, L (1, 4) OBP: 0.309, SLG: 0.365	S S S 0-3 ① K		x 0-0 ②③ 5-3 1-2			x 0-0 E6 1B E		x 0-0 ① 1-3		4	1	0	0	0	1	2
Minnie Minoso, R (1, 7) OBP: 0.447, SLG: 0.493	S S S 0-3 ② K			x 0-0 ① F8		x 0-0 E WP 1-3 1B		x 0-0 ② F6		4	1	1	0	0	1	1
Dave Philley, S (1, 9) OBP: 0.356, SLG: 0.375	x 0-0 ③ F4			x 0-0 ② F2		x 0-0 E3 WP 1-3 3-H		x 0-0 ③ F7		4	0	0	0	0	0	2
Larry Doby, L (1, 8) OBP: 0.402, SLG: 0.427		x 0-0 ① F7		S S S 0-3 ③ K		B B B B 4-0 FC6-4 1-2 3-H BB			x 0-0 ① 4-3	3	0	0	0	1	1	0
Sherm Lollar, R (1, 2) OBP: 0.409, SLG: 0.485		S S S 0-3 ② K			x 0-0 ① F5	x 0-0 ③ FC6-4 1-2f			x 0-0 ② F7	4	0	0	0	0	1	2
Walt Dropo, R (1, 3) OBP: 0.315, SLG: 0.277 Jim Delsing, L (9, PR) OBP: 0.243, SLG: 0.034		x 0-0 E4			x 0-0 ② F4		x 0-0 ① F8		x 0-0 2B	4 0	0 0	1 0	0 0	0 0	0 0	0 0
Luis Aparicio, R (1, 6) OBP: 0.288, SLG: 0.325		S S S 0-3 ③ K			x 0-0 ③ F8		x 0-0 1B		x 0-0 ③ 5-3	4	0	1	0	0	1	2
Jim Wilson, R (1, 1) OBP: 0.356, SLG: 0.317 Bubba Phillips, R (7, PH) OBP: 0.292, SLG: 0.375 Morrie Martin, L (7, 1) OBP: 0.333, SLG: 0.200			x 0-0 ① 1-3			x 0-0 ① G3	x 0-0 ② F8			2 1 0	0 0 0	0 0 0	0 0 0	0 0 0	0 0 0	0 1 0
Inning Stats	R: 0 E: 0 K: 2 S: 7 H: 0 LOB: 1 BB: 1 P: 11	R: 0 E: 1 K: 2 S: 8 H: 0 LOB: 1 BB: 0 P: 8	R: 0 E: 0 K: 0 S: 2 H: 0 LOB: 0 BB: 1 P: 6	R: 0 E: 0 K: 1 S: 5 H: 0 LOB: 0 BB: 0 P: 5	R: 0 E: 0 K: 0 S: 3 H: 0 LOB: 0 BB: 0 P: 3	R: 2 E: 2 K: 1 S: 8 H: 1 LOB: 2 BB: 1 P: 12	R: 0 E: 0 K: 0 S: 4 H: 1 LOB: 1 BB: 0 P: 4	R: 0 E: 0 K: 0 S: 3 H: 0 LOB: 0 BB: 0 P: 3	R: 0 E: 0 K: 0 S: 4 H: 1 LOB: 1 BB: 0 P: 4	1B: 2 2B: 1 3B: 0 HR: 0		SF: 0 SAC: 0 DP: 0 HBP: 0			WP: 1 PB: 0 SB: 0 CS: 1		PA: 35

	AB	32
	R	2
	H	3
	RBI	0
	BB	3
	SO	6
	LOB	11

PITCHER	IP	WLS	BF	H	R	ER	SO	BB	IBB	HBP	BLK	WP	HR	S	P	ERA	WHIP
Herb Score, L (1, 1) ERA: 2.6	9.0	W	35	3	2	0	6	3	0	0	0	1	0	44	56	0.00	0.667

PITCHER	IP	WLS	BF	H	R	ER	SO	BB	IBB	HBP	BLK	WP	HR	S	P	ERA	WHIP

BOTTOM

Chicago White Sox @ Cleveland Indians

Cleveland Municipal Stadium, Cleveland, OH

Fri Jun 29 1956, 3:33 AM EDT

Unknown

livebaseballscorecards.com

Batter	1	2	3	4	5	6	7	8	9	AB	R	H	RBI	BB	SO	LOB
Bobby Avila, R (1, 4) OBP: 0.313, SLG: 0.324	BBBB 4-0 S 1B BB		x 0-0 ① 4-3	x 0-0 ③ 6-3		BBBB 4-0 BB		BBBB 4-0 BB		2	1	0	0	3	0	2
Gene Woodling, L (1, 7) OBP: 0.449, SLG: 0.465	x 0-0 ① F2 1-2		x 0-0 ② 6-3		x 0-0 2B	x 0-0 ② F6		x 0-0 ③ F8		5	0	1	0	0	0	3
Al Smith, R (1, 9) OBP: 0.393, SLG: 0.478	SSS 0-3 ② K		x 0-0 1B		x 0-0 ① F8	x 0-0 ③ F9				4	0	1	0	0	1	3
Vic Wertz, L (1, 3) OBP: 0.402, SLG: 0.561 Preston Ward, L (8, 3) OBP: 0.347, SLG: 0.425	x 0-0 2-H 1B		SSS 0-3 ③ K		x 0-0 ② F3		x 0-0 ① L7			4 0	0 0	1 0	1 0	0 0	1 0	2 0
Al Rosen, R (1, 5) OBP: 0.391, SLG: 0.506	x 0-0 ③ F7			x 0-0 SH3-4 1B 2B	4-0 FC5-4 IBB		x 0-0 ② F2			3	1	1	0	1	0	1
Jim Busby, R (1, 8) OBP: 0.289, SLG: 0.331		SSS 0-3 ① K		x 0-0 ① SH3-4 2-3	x 0-0 ③ FC5-4 1-2f		x 0-0 ③ F8			3	0	0	0	0	1	2
Chico Carrasquel, R (1, 6) OBP: 0.353, SLG: 0.361		SSS 0-3 ② K		x 0-0 1B F2 1B		BBBB 4-0 HR BB		x 0-0 HR		3	2	2	1	1	1	0
Hal Naragon, L (1, 2) OBP: 0.400, SLG: 0.478		x 0-0 1B		x 0-0 ② F2 1-2		x 0-0 1-H HR		x 0-0 ① 4-3		4	1	2	2	0	0	2
Herb Score, L (1, 1) OBP: 0.263, SLG: 0.152		x 0-0 ③ G3		x 0-0 2-3 3-H 1B		x 0-0 ① 1-3		x 0-0 ② 4-3		4	0	1	1	0	0	1
Inning Stats	R: 1 E: 0 K: 1 S: 6 H: 1 LOB: 1 BB: 1 P: 10	R: 0 E: 0 K: 2 S: 8 H: 1 LOB: 1 BB: 0 P: 8	R: 0 E: 0 K: 1 S: 6 H: 1 LOB: 1 BB: 0 P: 6	R: 1 E: 0 K: 0 S: 6 H: 3 LOB: 2 BB: 0 P: 6	R: 0 E: 0 K: 0 S: 4 H: 1 LOB: 2 BB: 1 P: 8	R: 2 E: 0 K: 0 S: 4 H: 1 LOB: 1 BB: 2 P: 12	R: 0 E: 0 K: 0 S: 3 H: 0 LOB: 0 BB: 0 P: 3	R: 1 E: 0 K: 0 S: 4 H: 1 LOB: 1 BB: 1 P: 8		1B: 5 2B: 2 3B: 0 HR: 2	SF: 0 SAC: 1 DP: 0 HBP: 0					

	AB	32
	R	5
	H	9
	RBI	5
	BB	5
	SO	4
	LOB	16

WP: 0 PB: 0 SB: 1 CS: 0 PA: 38

PITCHER		IP	WLS	BF	H	R	ER	SO	BB	IBB	HBP	BLK	WP	HR	S	P	ERA	WHIP
Jim Wilson, R ERA: 3.25	(1, 1)	6.0	L	30	8	4	4	4	3	1	0	0	0	1	34	50	6.00	1.833
Morrie Martin, L ERA: 3.78	(7, 1)	2.0		8	1	1	1	0	1	0	0	0	0	1	7	11	4.50	1.000

PITCHER	IP	WLS	BF	H	R	ER	SO	BB	IBB	HBP	BLK	WP	HR	S	P	ERA	WHIP

Chicago White Sox @ Cleveland Indians

Cleveland Municipal Stadium, Cleveland, OH

Fri Jun 29 1956, 3:38 AM EDT

Att. 34,371 - Unknown

TOP

livebaseballscorecards.com

Batter	1	2	3	4	5	6	7	8	9	AB	R	H	RBI	BB	SO	LOB
Jim Rivera, L (1, 9) OBP: 0.376, SLG: 0.420	FC6-4 2B	BBB 2B BB		H 1B 1B HBP	HBP 1B 1-2 1B 1B	5-3		1-H 2-H 2B		4	3	3	2	1	0	0
Nellie Fox, L (1, 4) OBP: 0.313, SLG: 0.371	L5	1-H 2-H 1B 2B		F9 1B 1-2 FC 1B	HBP 1-2 2-3 1B 1B	3-1		F8		6	3	3	2	0	0	2
Minnie Minoso, R (1, 7) OBP: 0.452, SLG: 0.493	H FC6-4 HBP	1B 2-H 1B		FC F9 1-2 2-H 1B	1B SF8 1-2 2-3 3-H HBP		6-3		F8	4	1	2	3	0	0	0
Larry Doby, L (1, 8) OBP: 0.405, SLG: 0.429	FC6-4 FC4-6 1-2f 2-3	1-3 1B		F9 1-2 2-3	E 1B 1-3 2-H 3-H 1B		F5		BB 1B	6	1	3	2	0	0	4
Dave Philley, S (1, 3) OBP: 0.353, SLG: 0.370 Walt Dropo, R (7, 3) OBP: 0.321, SLG: 0.277	FC4-6 1-2f	SSS K		FC 2-3 3-H	SF8 3-H		BBBB CS BB		1-2 BB	3 0	0 0	0 0	2 0	1 1	1 0	5 0
Sherm Lollar, R (1, 2) OBP: 0.404, SLG: 0.477 Les Moss, R (8, 2) OBP: 0.316, SLG: 0.485		F7 5-3	SSS K	E5 1B 1-2		CS 1-2	1B 2B 1B	F5	5 1	1 0	1 0	0 0	0 0	1 0	3 2
Fred Hatfield, L (1, 5) OBP: 0.381, SLG: 0.394		1B 3B FC4 BB		G3	1-2 2-H 1B			F8	F2	5	1	2	1	1	0	5
Luis Aparicio, R (1, 6) OBP: 0.290, SLG: 0.327		S 2B 3-H 1B K			5-3 F8			1-2 2B 1B		5	2	2	1	0	1	3
Billy Pierce, L (1, 1) OBP: 0.151, SLG: 0.118		1-2 K 1-2f FC4			BBB 1B 1B HBP BB	F7		SSS K		4	1	0	0	1	2	4

	AB	43
	R	13
	H	16
	RBI	13
	BB	5
	SO	5
	LOB	28

Inning Stats																																		
	R: 0	E: 0	K: 0	S: 4	H: 1	LOB: 2	BB: 0	P: 5	R: 4	E: 0	K: 2	S: 12	H: 5	LOB: 2	BB: 1	P: 16	R: 0	E: 0	K: 1	S: 5	H: 0	LOB: 1	BB: 1	P: 9	R: 2	E: 0	K: 1	S: 8	H: 2	LOB: 2	BB: 0	P: 9	R: 5	E: 1	K: 0	S: 8	H: 4	LOB: 2	BB: 1	P: 13	R: 0	E: 0	K: 0	S: 3	H: 0	LOB: 0	BB: 0	P: 3	R: 0	E: 0	K: 0	S: 2	H: 0	LOB: 0	BB: 1	P: 6	R: 2	E: 0	K: 1	S: 8	H: 3	LOB: 1	BB: 0	P: 8	R: 0	E: 0	K: 0	S: 4	H: 1	LOB: 2	BB: 1	P: 8	1B: 12	2B: 3	3B: 1	HR: 0	SF: 1	SAC: 0	DP: 0	HBP: 3	WP: 0	PB: 0	SB: 1	CS: 1	PA: 53

PITCHER		IP	WLS	BF	H	R	ER	SO	BB	IBB	HBP	BLK	WP	HR	S	P	ERA	WHIP
Bob Lemon, R ERA: 3.67	(1, 1)	1.2	L	13	6	4	4	1	1	0	1	0	0	0	13	18	21.60	4.200
Bud Daley, L ERA: 6.0	(2, 1)	2.2		18	5	7	6	3	2	0	2	0	0	0	20	30	20.25	2.625
Cal McLish, R ERA: 5.17	(5, 1)	4.2		21	5	2	2	1	2	0	0	0	0	0	21	29	3.86	1.500

PITCHER	IP	WLS	BF	H	R	ER	SO	BB	IBB	HBP	BLK	WP	HR	S	P	ERA	WHIP

Batter	1	2	3	4	5	6	7	8	9	AB	R	H	RBI	BB	SO	LOB
Bobby Avila, R (1, 4) OBP: 0.311, SLG: 0.319	F6		F8		1B 1B BB 1-2 2-3		K		K	4	0	0	0	1	2	0
Gene Woodling, L (1, 7) OBP: 0.450, SLG: 0.461	1B BB		4-3		1B 1B 1-2 2-H 3-H		FC4-6 BB			1	0	0	0	1	0	0
Sam Mele, R (5, PH) (6, 7) OBP: 0.364, SLG: 0.443										1	0	1	2	1	0	0
Al Smith, R (1, 9) OBP: 0.394, SLG: 0.478	G4-6-3 1B 1-2			F8	1B 1-2 2-3		FC4-6 1-2f			4	0	2	0	0	0	1
Al Rosen, R (1, 5) OBP: 0.390, SLG: 0.500	G4-6-3 1-2f			BB	K			F9		2	0	0	0	1	1	5
George Strickland, R (6, 5) OBP: 0.281, SLG: 0.179										1	0	0	0	0	0	0
Vic Wertz, L (1, 3) OBP: 0.398, SLG: 0.554		F8		F5	K			2B		3	0	0	0	0	1	4
Preston Ward, L (6, 3) OBP: 0.353, SLG: 0.443										1	0	1	0	0	0	0
Jim Busby, R (1, 8) OBP: 0.285, SLG: 0.326		4-3		F7		K		F9		4	0	0	0	0	1	2
Chico Carrasquel, R (1, 6) OBP: 0.351, SLG: 0.357		BB			K	F9		K		3	0	0	0	1	2	1
Jim Hegan, R (1, 2) OBP: 0.354, SLG: 0.354		K			BB BB 1B BB	K			F5	1	1	0	0	1	1	1
Earl Averill, R (6, 2) OBP: 0.313, SLG: 0.379										2	0	0	0	0	1	0
Bob Lemon, L (1, 1) OBP: 0.267, SLG: 0.308			1-3		BB 1B BB 1-2		K		5-3	0	0	0	0	0	0	0
Bud Daley, L (2, 1)										1	0	0	0	0	0	0
Cal McLish, S (5, 1)										1	1	0	0	1	1	0
Dale Mitchell, L (9, PH) OBP: 0.417, SLG: 0.176										1	0	0	0	0	0	0
Inning Stats	R: 0 E: 0 K: 0 S: 3 H: 1 LOB: 1 BB: 1 P: 7	R: 0 E: 0 K: 1 S: 5 H: 0 LOB: 1 BB: 1 P: 9	R: 0 E: 0 K: 0 S: 3 H: 0 LOB: 0 BB: 0 P: 3	R: 0 E: 0 K: 0 S: 3 H: 0 LOB: 1 BB: 1 P: 7	R: 2 E: 0 K: 3 S: 11 H: 2 LOB: 3 BB: 3 P: 23	R: 0 E: 0 K: 2 S: 7 H: 0 LOB: 0 BB: 0 P: 7	R: 0 E: 0 K: 2 S: 7 H: 0 LOB: 1 BB: 1 P: 11	R: 0 E: 0 K: 1 S: 6 H: 1 LOB: 1 BB: 0 P: 6	R: 0 E: 0 K: 1 S: 5 H: 0 LOB: 0 BB: 0 P: 5	1B: 3 2B: 1 3B: 0 HR: 0 SF: 0 SAC: 0 DP: 1 HBP: 0						

PITCHER	IP	WLS	BF	H	R	ER	SO	BB	IBB	HBP	BLK	WP	HR	S	P	ERA	WHIP
Billy Pierce, L (1, 1) ERA: 2.9	9.0	W	37	4	2	2	10	7	0	0	0	0	0	50	78	2.00	1.222

PITCHER	IP	WLS	BF	H	R	ER	SO	BB	IBB	HBP	BLK	WP	HR	S	P	ERA	WHIP

BOTTOM

Chicago White Sox @ Cleveland Indians

Cleveland Municipal Stadium, Cleveland, OH

Fri Jun 29 1956, 3:38 AM EDT

Att. 34,371 - Unknown

livebaseballscorecards.com

AB	30
R	2
H	4
RBI	2
BB	7
SO	10
LOB	14

WP: 0 PB: 0 SB: 0 CS: 0 PA: 37

Batter	1	2	3	4	5	6	7	8	9	AB	R	H	RBI	BB	SO	LOB
Jim Rivera, L (1, 9) OBP: 0.372, SLG: 0.411	B B B B 4-0 1B S 1B BB	S S S 0-3 ③ K		x 0-0 ② G2 1-2	x 0-0 ③ F8			x 0-0 ② 6-3		4	1	0	0	1	1	4
Nellie Fox, L (1, 4) OBP: 0.318, SLG: 0.375	x 0-0 1B 1-3 1B		x 0-0 1B	x 0-0 1B 2B 2-H 3-H 1B		x 0-0 ① 6-3		x 0-0 ③ F2		5	1	3	2	0	0	0
Minnie Minoso, R (1, 7) OBP: 0.451, SLG: 0.491	x 0-0 G6-4-3 1-2 3-H 1B		S S S 0-3 ① K	x 0-0 2B 1B 1-2 1B		x 0-0 ② 4-3			x 0-0 ① L8	5	1	2	1	0	1	1
Dave Philley, S (1, 3) OBP: 0.351, SLG: 0.371 Walt Dropo, R (9, 3) OBP: 0.321, SLG: 0.277	x 0-0 ① F9		x 0-0 ② F5	x 0-0 1B 1-3 2-H 2B		x 0-0 ③ F7			x 0-0 ② 6-3	5 0	1 0	1 0	1 0	0 0	0 0	3 0
Larry Doby, L (1, 8) OBP: 0.405, SLG: 0.441	x 0-0 ② ③ G6-4-3 1-2f		x 0-0 ③ F4	4-0 1B IBB			x 0-0 HR		x 0-0 ③ 4-3	4	1	1	1	1	0	3
Sammy Esposito, R (1, 5) OBP: 0.387, SLG: 0.306		B B B B 4-0 1-3 1B BB	x 0-0 5-3 1B FC 1B x 0-0 1-2 2-H 3-H 1B			x 0-0 ① F8				3	1	2	2	1	0	0
Les Moss, R (1, 2) OBP: 0.310, SLG: 0.459		x 0-0 ① L7	x 0-0 FC 5-3 1-2 1B 1B x 0-0 ③ F4			x 0-0 ② 6-3				4	1	1	0	0	0	3
Luis Aparicio, R (1, 6) OBP: 0.290, SLG: 0.325		x 0-0 1-3 1-2 1B	x 0-0 ① 5-3 1-2 2-3	x 0-0 ① 6-3		x 0-0 ③ 6-3				4	0	1	0	0	0	2
Gerry Staley, R (1, 1) OBP: 0.267, SLG: 0.214		x 0-0 ② 1-3 1-2 2-3	x 0-0 FC G2 1B 2-3 3-H	x 0-0 ② F7				x 0-0 ① F6		4	1	0	1	0	0	3
Inning Stats	R: 1 H: 2 E: 0 LOB: 1 K: 0 BB: 1 S: 4 P: 8	R: 0 H: 1 E: 0 LOB: 2 K: 1 BB: 1 S: 6 P: 10	R: 0 H: 1 E: 0 LOB: 1 K: 1 BB: 0 S: 6 P: 6	R: 6 H: 6 E: 0 LOB: 2 K: 0 BB: 1 S: 10 P: 14	R: 0 H: 0 E: 0 LOB: 0 K: 0 BB: 0 S: 3 P: 3	R: 0 H: 0 E: 0 LOB: 0 K: 0 BB: 0 S: 3 P: 3	R: 1 H: 1 E: 0 LOB: 0 K: 0 BB: 0 S: 4 P: 4	R: 0 H: 0 E: 0 LOB: 0 K: 0 BB: 0 S: 3 P: 3	R: 0 H: 0 E: 0 LOB: 0 K: 0 BB: 0 S: 3 P: 3	1B: 9 SF: 0 2B: 1 SAC: 0 3B: 0 DP: 1 HR: 1 HBP: 0						

PITCHER		IP	WLS	BF	H	R	ER	SO	BB	IBB	HBP	BLK	WP	HR	S	P	ERA	WHIP
Don Mossi, L ERA: 4.91	(1, 1)	3.2	L	21	8	6	6	2	2	0	0	0	0	0	23	31	14.73	2.727
Art Houtteman, R ERA: 4.38	(4, 1)	1.1		7	2	1	1	0	0	1	0	0	0	0	6	10	6.75	1.500
Bob Feller, R ERA: 3.54	(6, 1)	1.0		3	0	0	0	0	0	0	0	0	0	0	3	3	0.00	0.000
Ray Narleski, R ERA: 1.72	(7, 1)	3.0		10	1	1	1	0	0	0	0	0	0	1	10	10	3.00	0.333

PITCHER	IP	WLS	BF	H	R	ER	SO	BB	IBB	HBP	BLK	WP	HR	S	P	ERA	WHIP

TOP

Chicago White Sox @ Cleveland Indians

Cleveland Municipal Stadium, Cleveland, OH

Sat Jun 30 1956, 3:33 AM EDT

Att. 10,801 - Unknown

livebaseballscorecards.com

AB	38
R	8
H	11
RBI	8
BB	3
SO	2
LOB	19

WP: 0 PA: 41
PB: 0
SB: 1
CS: 0

BOTTOM

Chicago White Sox @ Cleveland Indians

Cleveland Municipal Stadium, Cleveland, OH

Sat Jun 30 1956, 3:33 AM EDT

Att. 10,801 - Unknown

livebaseballscorecards.com

Batter	1	2	3	4	5	6	7	8	9	AB	R	H	RBI	BB	SO	LOB
Bobby Avila, R (1, 4) OBP: 0.310, SLG: 0.318	L8		F8		G3	F9			HR 2B	1	0	0	0	0	0	0
George Strickland, R (3, 4) OBP: 0.333, SLG: 0.344										4	1	3	2	0	0	0
Gene Woodling, L (1, 7) OBP: 0.448, SLG: 0.458	1B 1B 1B		FC5-4 1B		F9		FC6-4 1B		2-H HR	5	0	2	0	0	0	2
Al Smith, R (1, 9) OBP: 0.394, SLG: 0.474	1B 1-2 1B		F8		FC5-4 1B		F9		4-3	4	0	1	0	1	0	3
Vic Wertz, L (1, 3) OBP: 0.394, SLG: 0.547	1-3 2-H 1B		FC5-4 1-2f		FC5-4 1-2f		FC6-4 1-2f		B B B B BB	5	0	1	0	0	1	2
Al Rosen, R (1, 5) OBP: 0.386, SLG: 0.508	4-3			F9		S S S K	F7		F8	5	1	1	1	0	0	3
Jim Busby, R (1, 8) OBP: 0.288, SLG: 0.332		B2-3		HR		F6		G3	4-3	4	0	2	0	0	0	0
Chico Carrasquel, R (1, 6) OBP: 0.357, SLG: 0.358		E7 PO 1B		2B		E5 HBP 1B		F2		2	0	1	0	1	1	1
Jim Hegan, R (1, 2) OBP: 0.356, SLG: 0.352		B B B B PO BB		S S S K		B B B B HBP BB		H HBP		1	0	0	0	1	0	1
Earl Averill, R (5, 2) OBP: 0.319, SLG: 0.373										1	0	0	0	0	1	1
Don Mossi, L (1, 1)		PO 1-1 3-H		F7		H 1-2 2-3 HBP		S S S K		1	0	0	0	0	0	0
Art Houtteman, R (4, 1)										0	0	0	0	0	0	0
Dale Mitchell, L (5, PH) OBP: 0.400, SLG: 0.167										1	0	0	0	0	0	0
Bob Feller, R (6, 1)										0	0	0	0	0	0	0
Preston Ward, L (6, PH) OBP: 0.350, SLG: 0.438										1	0	0	0	0	0	3
Ray Narleski, R (7, 1) OBP: 0.286, SLG: 0.167										0	0	0	0	0	0	0
Sam Mele, R (9, PH) OBP: 0.373, SLG: 0.468										1	1	1	0	0	0	0

Inning Stats	1	2	3	4	5	6	7	8	9
	R: 0 E: 0 K: 0 S: 5 H: 3 LOB: 2 BB: 0 P: 5	R: 0 E: 1 K: 0 S: 2 H: 1 LOB: 1 BB: 1 P: 6	R: 0 E: 0 K: 0 S: 4 H: 1 LOB: 1 BB: 0 P: 4	R: 1 E: 0 K: 1 S: 7 H: 2 LOB: 1 BB: 0 P: 7	R: 0 E: 0 K: 0 S: 4 H: 1 LOB: 1 BB: 0 P: 4	R: 0 E: 1 K: 1 S: 6 H: 1 LOB: 3 BB: 1 P: 11	R: 0 E: 0 K: 0 S: 4 H: 1 LOB: 1 BB: 0 P: 4	R: 0 E: 0 K: 1 S: 5 H: 0 LOB: 1 BB: 0 P: 6	R: 2 E: 0 K: 0 S: 5 H: 2 LOB: 1 BB: 1 P: 9

1B: 8	SF: 0
2B: 3	SAC: 0
3B: 0	DP: 1
HR: 2	HBP: 2

WP: 0	PA: 42
PB: 0	
SB: 0	
CS: 0	

AB	**36**
R	**3**
H	**12**
RBI	**3**
BB	**3**
SO	**3**
LOB	**16**

PITCHER	IP	WLS	BF	H	R	ER	SO	BB	IBB	HBP	BLK	WP	HR	S	P	ERA	WHIP
Gerry Staley, R (1, 1) ERA: 4.36	9.0	W	41	12	3	3	3	3	0	2	0	0	2	42	56	3.00	1.667

PITCHER	IP	WLS	BF	H	R	ER	SO	BB	IBB	HBP	BLK	WP	HR	S	P	ERA	WHIP

Chicago White Sox @ Cleveland Indians

Cleveland Municipal Stadium, Cleveland, OH

Sun Jul 01 1956, 3:33 AM EDT

Unknown

livebaseballscorecards.com

Batter	1	2	3	4	5	6	7	8	9	AB	R	H	RBI	BB	SO	LOB
Jim Rivera, L (1, 9) OBP: 0.381, SLG: 0.431	4-3 2B		1B		1B 2B		1B HR 1B	4-3		5	2	4	0	0	0	0
Nellie Fox, L (1, 4) OBP: 0.316, SLG: 0.372	4-3 2-3		F9		2B 1B 2-H		F9		F3	5	1	1	1	0	0	3
Minnie Minoso, R (1, 7) OBP: 0.450, SLG: 0.493	F4		2-3		2B 1-H		HR 1B 1-3		1-3	5	1	2	1	0	0	2
Larry Doby, L (1, 8) OBP: 0.405, SLG: 0.451	K			K	BB		HR 1-H 3-H		F7	4	1	1	3	1	2	1
Dave Philley, S (1, 3) OBP: 0.346, SLG: 0.365		F4		4-3	F5		K			4	0	0	0	0	1	2
Walt Dropo, R (8, 3) OBP: 0.321, SLG: 0.277										0	0	0	0	0	0	0
Sherm Lollar, R (1, 2) OBP: 0.402, SLG: 0.473		K		1B		F6	6-3			4	0	1	0	0	1	0
Fred Hatfield, L (1, 5) OBP: 0.385, SLG: 0.392		1B		F9		HBP		F4		3	0	1	0	0	0	1
Luis Aparicio, R (1, 6) OBP: 0.284, SLG: 0.319		1-3			1-3	L7		F9		4	0	0	0	0	0	2
Jack Harshman, L (1, 1) OBP: 0.222, SLG: 0.292			G3		F3	K		HR		3	0	0	0	0	1	1
Dixie Howell, L (7, 1) OBP: 0.385, SLG: 0.833										1	1	1	1	0	0	0
Morrie Martin, L (8, 1) OBP: 0.333, SLG: 0.200										0	0	0	0	0	0	0
Sandy Consuegra, R (9, 1)										0	0	0	0	0	0	0
Inning Stats	R: 0 E: 0 K: 1 S: 6 / H: 1 LOB: 1 BB: 0 P: 6	R: 0 E: 0 K: 1 S: 6 / H: 1 LOB: 1 BB: 0 P: 6	R: 0 E: 0 K: 0 S: 4 / H: 1 LOB: 1 BB: 0 P: 4	R: 0 E: 0 K: 1 S: 6 / H: 1 LOB: 1 BB: 0 P: 6	R: 2 E: 0 K: 0 S: 6 / H: 3 LOB: 2 BB: 1 P: 10	R: 0 E: 0 K: 1 S: 5 / H: 0 LOB: 1 BB: 0 P: 6	R: 3 E: 0 K: 1 S: 8 / H: 3 LOB: 0 BB: 0 P: 8	R: 1 E: 0 K: 0 S: 4 / H: 1 LOB: 0 BB: 0 P: 4	R: 0 E: 0 K: 0 S: 3 / H: 0 LOB: 0 BB: 0 P: 3	1B: 6 2B: 3 3B: 0 HR: 2	SF: 0 SAC: 0 DP: 0 HBP: 1						

TOP

AB	38
R	6
H	11
RBI	6
BB	1
SO	5
LOB	12

PITCHER	IP	WLS	BF	H	R	ER	SO	BB	IBB	HBP	BLK	WP	HR	S	P	ERA	WHIP
Early Wynn, R (1, 1) ERA: 3.18	7.0		33	10	5	5	5	1	0	1	0	0	1	41	46	6.43	1.571
Mike Garcia, R (8, 1) ERA: 4.15	1.0		4	1	1	1	0	0	0	0	0	0	0	4	4	9.00	1.000
Ray Narleski, R (9, 1) ERA: 1.69	1.0	W	3	0	0	0	0	0	0	0	0	0	0	3	3	0.00	0.000

PITCHER	IP	WLS	BF	H	R	ER	SO	BB	IBB	HBP	BLK	WP	HR	S	P	ERA	WHIP

BOTTOM

Batter	1	2	3	4	5	6	7	8	9	AB	R	H	RBI	BB	SO	LOB
George Strickland, R (1, 4) OBP: 0.366, SLG: 0.400	1B 3B	BB BB		F7			BB BB		F9	3	1	1	0	2	0	0
Gene Woodling, L (1, 7) OBP: 0.453, SLG: 0.450	1B HBP	F8			F4		G5-4-3 BB		1B BB E	2	1	0	0	2	0	1
Al Smith, R (1, 9) OBP: 0.394, SLG: 0.479	F5		F9		SF8 3B		G5-4-3		E FC6-4 BB	4	2	1	0	1	0	4
Al Rosen, R (1, 5) OBP: 0.391, SLG: 0.513	FC6-4 1B		F5		SF8			G6-3 1B	E9 FC6-4 1B	4	1	3	2	0	0	0
Vic Wertz, L (1, 3) OBP: 0.395, SLG: 0.540	K		BB BB		F9				G6-3 FC6-4 IBB	3	0	0	0	2	1	3
Jim Busby, R (1, 8) OBP: 0.290, SLG: 0.335	FC6-4		FC6-4 BB				F8		FC6-4	4	1	1	1	1	0	4
Chico Carrasquel, R (1, 6) OBP: 0.358, SLG: 0.359		F9	FC6-4				F3			5	0	2	2	0	0	2
Jim Hegan, R (1, 2) OBP: 0.355, SLG: 0.374		HR		F9			F2			3	1	1	1	0	0	0
Preston Ward, L (8, PH) OBP: 0.356, SLG: 0.456										1	0	1	0	0	0	0
Earl Averill, R (9, 2) OBP: 0.319, SLG: 0.373								2B		0	0	0	0	0	0	0
Early Wynn, S (1, 1) OBP: 0.244, SLG: 0.220		F9		F9			6-3	F4		2	0	0	0	0	0	0
Bobby Avila, R (7, PH) OBP: 0.309, SLG: 0.317										1	0	0	0	0	0	0
Mike Garcia, R (8, 1) OBP: 0.154, SLG: 0.087										0	0	0	0	0	0	0
Dale Mitchell, L (8, PH) OBP: 0.400, SLG: 0.167										0	0	0	0	0	0	0
Sam Mele, R (8, PH) OBP: 0.368, SLG: 0.460										1	0	0	0	0	0	2
Ray Narleski, R (9, 1) OBP: 0.286, SLG: 0.167										0	0	0	0	0	0	0
Inning Stats	R: 1 E: 0 K: 1 S: 7 H: 2 LOB: 2 BB: 0 P: 8	R: 1 E: 0 K: 0 S: 4 H: 1 LOB: 1 BB: 1 P: 8	R: 0 E: 0 K: 0 S: 3 H: 0 LOB: 2 BB: 2 P: 11	R: 0 E: 0 K: 0 S: 3 H: 0 LOB: 0 BB: 0 P: 3	R: 1 E: 0 K: 0 S: 4 H: 1 LOB: 0 BB: 0 P: 4	R: 0 E: 0 K: 0 S: 3 H: 0 LOB: 0 BB: 0 P: 3	R: 0 E: 0 K: 0 S: 2 H: 0 LOB: 1 BB: 2 P: 10	R: 1 E: 0 K: 0 S: 6 H: 4 LOB: 2 BB: 0 P: 6	R: 3 E: 1 K: 0 S: 4 H: 2 LOB: 2 BB: 3 P: 16							

PITCHER		IP	WLS	BF	H	R	ER	SO	BB	IBB	HBP	BLK	WP	HR	S	P	ERA	WHIP
Jack Harshman, L ERA: 3.35	(1, 1)	6.1		29	4	3	3	1	5	0	1	0	0	1	25	46	4.26	1.421
Dixie Howell, R ERA: 5.05	(7, 1)	1.1		6	4	1	1	0	0	0	0	0	0	0	6	6	6.75	3.000
Morrie Martin, L ERA: 4.15	(8, 1)	0.2		3	0	1	1	0	1	0	0	0	0	0	2	6	13.50	1.500
Sandy Consuegra, R ERA: 5.46	(9, 1)	0.1	L	5	2	2	2	0	1	1	0	0	0	0	3	11	54.00	9.000

PITCHER	IP	WLS	BF	H	R	ER	SO	BB	IBB	HBP	BLK	WP	HR	S	P	ERA	WHIP

Chicago White Sox @ Cleveland Indians

Cleveland Municipal Stadium, Cleveland, OH

Sun Jul 01 1956, 3:33 AM EDT

Unknown

livebaseballscorecards.com

AB	33
R	7
H	10
RBI	6
BB	8
SO	1
LOB	16

1B: 5	SF: 1	WP: 0	PA: 43
2B: 2	SAC: 0	PB: 0	
3B: 2	DP: 2	SB: 0	
HR: 1	HBP: 1	CS: 0	

Batter	1	2	3	4	5	6	7	8	9	AB	R	H	RBI	BB	SO	LOB
Jim Rivera, L (1, 9) OBP: 0.373, SLG: 0.421	4-3	FC4-6 1-2f 2-3 3-H			K		F8		FC6 1-2f	5	0	0	1	0	1	4
Nellie Fox, L (1, 4) OBP: 0.315, SLG: 0.371	F8	F9			FC6-4 1B			F7		4	0	1	0	0	0	2
Minnie Minoso, R (1, 7) OBP: 0.447, SLG: 0.486	E BB		F7		FC6-4 1-2f			F7		3	0	0	0	1	0	1
Larry Doby, L (1, 8) OBP: 0.402, SLG: 0.448	K FC6-4 1-2		FC6-4 1B		K			E1		4	0	1	0	0	2	2
Dave Philley, S (1, 3) OBP: 0.342, SLG: 0.360	FC6-4 1-2f		F8			3-1		F8		4	0	0	0	0	0	4
Fred Hatfield, L (1, 5) OBP: 0.372, SLG: 0.376		F7	FC6-4 1-2f			K			3-1	4	0	0	0	0	1	1
Les Moss, R (1, 2) OBP: 0.311, SLG: 0.436 Jim Delsing, L (9, PH) OBP: 0.263, SLG: 0.067		BB FC4-6 1B BB		1-3		5-3			1B 1B	2 1	1 0	0 1	0 0	1 0	0 0	0 0
Luis Aparicio, R (1, 6) OBP: 0.284, SLG: 0.318	FC4-6 1-2 BB 1B		B1-3				F8		K	4	0	1	0	0	1	1
Dick Donovan, L (1, 1) OBP: 0.395, SLG: 0.457 Ron Northey, L (9, PH) OBP: 0.545, SLG: 1.429 Bubba Phillips, R (9, PR) OBP: 0.292, SLG: 0.375	FC4-6 1-2 2-3 BB		L4				1-3		FC6 1-2 1B	2 1 0	0 0 0	0 1 0	0 0 0	1 0 0	0 0 0	0 0 0
Inning Stats	R: 0 E: 1 K: 1 S: 6 H: 0 LOB: 2 BB: 1 P: 10	R: 1 E: 0 K: 0 S: 4 H: 1 LOB: 2 BB: 2 P: 12	R: 0 E: 0 K: 0 S: 4 H: 1 LOB: 1 BB: 0 P: 4	R: 0 E: 0 K: 0 S: 3 H: 0 LOB: 0 BB: 0 P: 3	R: 0 E: 0 K: 2 S: 8 H: 1 LOB: 1 BB: 0 P: 8	R: 0 E: 0 K: 1 S: 5 H: 0 LOB: 0 BB: 0 P: 5	R: 0 E: 0 K: 0 S: 3 H: 0 LOB: 0 BB: 0 P: 3	R: 0 E: 1 K: 0 S: 4 H: 0 LOB: 1 BB: 0 P: 4	R: 0 E: 0 K: 1 S: 7 H: 2 LOB: 2 BB: 0 P: 7	1B: 5 2B: 0 3B: 0 HR: 0 SF: 0 SAC: 0 DP: 0 HBP: 0						

PITCHER	IP	WLS	BF	H	R	ER	SO	BB	IBB	HBP	BLK	WP	HR	S	P	ERA	WHIP
Bob Lemon, R (1, 1) ERA: 3.47	9.0	W	37	5	1	1	5	3	0	0	0	0	0	44	56	1.00	0.889

PITCHER	IP	WLS	BF	H	R	ER	SO	BB	IBB	HBP	BLK	WP	HR	S	P	ERA	WHIP

TOP

Chicago White Sox @ Cleveland Indians

Cleveland Municipal Stadium, Cleveland, OH

Sun Jul 01 1956, 3:38 AM EDT

Att. 31,857 - Unknown

livebaseballscorecards.com

AB	34
R	1
H	5
RBI	1
BB	3
SO	5
LOB	15

WP: 0 PA: 37
PB: 0
SB: 0
CS: 0

Batter	1	2	3	4	5	6	7	8	9	AB	R	H	RBI	BB	SO	LOB
George Strickland, R (1, 4) OBP: 0.356, SLG: 0.368	B B B B 4-0 1-6-3 PB SF8 BB		S S S 0-3 ② K		x 0-0 ① 6-3	S S S 0-3 ② K				3	1	0	0	1	2	0
Gene Woodling, L (1, 7) OBP: 0.448, SLG: 0.442	x 0-0 ① 1-6-3 1-3		x 0-0 1B		x 0-0 ② 4-3	x 0-0 ③ G3				4	0	1	0	0	0	1
Al Smith, R (1, 9) OBP: 0.392, SLG: 0.481	x 0-0 ② SF8 3-H		S S S 0-3 ③ K		x 0-0 2B		S S S 0-3 ① K			3	0	1	1	0	2	1
Vic Wertz, L (1, 3) OBP: 0.396, SLG: 0.538 Preston Ward, L (8, 3) OBP: 0.356, SLG: 0.456	x 0-0 1B			x 0-0 ① 4-3	4-0 IBB		x 0-0 ② F8			3 0	0 0	1 0	0 0	1 0	0 0	0 0
Al Rosen, R (1, 5) OBP: 0.393, SLG: 0.510	x 0-0 ③ F8			x 0-0 2B 4-3 1B	x 0-0 ③ F7		B B B B 4-0 BB			3	1	1	0	1	0	3
Jim Busby, R (1, 8) OBP: 0.289, SLG: 0.337		x 0-0 ① F4		x 0-0 4-3 1-3 1B 2B		x 0-0 ① F9	x 0-0 ③ G3			4	1	1	0	0	0	1
Chico Carrasquel, R (1, 6) OBP: 0.356, SLG: 0.361		x 0-0 ② F7		x 0-0 ② 4-3 2-3 3-H		x 0-0 FC PB 2B		x 0-0 ① 6-3		4	1	1	1	0	0	1
Jim Hegan, R (1, 2) OBP: 0.353, SLG: 0.370		x 0-0 ③ 2-3		x 0-0 1B 3-H		x 0-0 FC PB HR 2-3		S S S 0-3 ② K		4	1	1	1	0	1	1
Bob Lemon, L (1, 1) OBP: 0.265, SLG: 0.372			S S S 0-3 ① K	x 0-0 ③ 6-3		x 0-0 1-H 3-H HR		x 0-0 ③ F8		4	1	1	2	0	1	1
Inning Stats	R: 1 E: 0 K: 0 S: 4 H: 1 LOB: 1 BB: 1 P: 8	R: 0 E: 0 K: 0 S: 3 H: 0 LOB: 0 BB: 0 P: 3	R: 0 E: 0 K: 3 S: 10 H: 1 LOB: 1 BB: 0 P: 10	R: 2 E: 0 K: 0 S: 6 H: 3 LOB: 1 BB: 0 P: 6	R: 0 E: 0 K: 0 S: 4 H: 1 LOB: 2 BB: 1 P: 8	R: 3 E: 0 K: 1 S: 8 H: 2 LOB: 0 BB: 0 P: 8	R: 0 E: 0 K: 1 S: 5 H: 0 LOB: 1 BB: 1 P: 9	R: 0 E: 0 K: 1 S: 5 H: 0 LOB: 0 BB: 0 P: 5		1B: 4 2B: 3 3B: 0 HR: 1 SF: 1 SAC: 0 DP: 0 HBP: 0					

PITCHER	IP	WLS	BF	H	R	ER	SO	BB	IBB	HBP	BLK	WP	HR	S	P	ERA	WHIP
Dick Donovan, R (1, 1) ERA: 4.55	8.0	L	36	8	6	6	6	2	1	0	0	0	1	45	57	6.75	1.250

PITCHER	IP	WLS	BF	H	R	ER	SO	BB	IBB	HBP	BLK	WP	HR	S	P	ERA	WHIP

BOTTOM

Chicago White Sox @ Cleveland Indians

Cleveland Municipal Stadium, Cleveland, OH

Sun Jul 01 1956, 3:38 AM EDT

Att. 31,857 - Unknown

livebaseballscorecards.com

AB	32
R	6
H	8
RBI	5
BB	3
SO	6
LOB	9

WP: 0 PB: 2 SB: 0 CS: 0 PA: 36

Chicago White Sox @ Detroit Tigers

Briggs Stadium, Detroit, MI

Mon Jul 02 1956, 4:33 AM EDT

Att. 8,382 - Unknown

TOP

livebaseballscorecards.com

Batter	1	2	3	4	5	6	7	8	9	AB	R	H	RBI	BB	SO	LOB
Jim Rivera, L (1, 9) OBP: 0.373, SLG: 0.422	4-3			S 1B		F6	SF9 3-H	1B 1-3 1B		4	0	2	1	0	0	0
Nellie Fox, L (1, 4) OBP: 0.320, SLG: 0.375	G6-4-3 1B			F7 1-2		1B	F6	S 1-3 3-H 1B		5	0	3	1	0	0	2
Minnie Minoso, R (1, 7) OBP: 0.443, SLG: 0.480	G6-4-3 1-2f			L8		F3		BB SH 1B F8 1-2		5	1	1	0	0	0	5
Larry Doby, L (1, 8) OBP: 0.402, SLG: 0.441		L9		IBB		4-3		5-3 SH E 1-2 BB	F8	3	1	0	0	2	0	1
Dave Philley, S (1, 3) OBP: 0.342, SLG: 0.357 Walt Dropo, R (7, 3) OBP: 0.327, SLG: 0.277		F5		F8			1B E BB	SH E 5-3 SH1-3 1-2 2-H	HBP	2 0	1 1	0 0	0 0	1 0	0 0	2 0
Sherm Lollar, R (1, 2) OBP: 0.398, SLG: 0.466		F5			1B SH4-3-6-3 1B		L9	5-3 1-2 2-3	F2	5	1	1	0	0	0	4
Fred Hatfield, L (1, 5) OBP: 0.373, SLG: 0.377			F5		SH4-3-6-3 1-3 1B		E 1-3 1B	E4 SH1-3 1B 2-3 3-H	1-3	5	2	2	0	0	0	2
Luis Aparicio, R (1, 6) OBP: 0.281, SLG: 0.315 Jim Delsing, L (7, PH) OBP: 0.282, SLG: 0.067 Paul LaPalme, L (7, 1) OBP: 0.500, SLG: 0.750			K	F4			E SF9 BB	SH1-3 1-2 3-H		2 0 0	0 1 0	0 0 0	0 1 1	1 0 0	2 0 0	0 0 0
Howie Pollet, L (1, 1) OBP: 0.375, SLG: 0.375 Dixie Howell, L (5, 1) OBP: 0.385, SLG: 0.833 Sammy Esposito, R (7, PH) OBP: 0.389, SLG: 0.310 (7, 6)			K	SH4-3-6-3 1-2f 3-H			E6 1-3 2-H 3-H	1B 1B 2-H 1B		1 0 2	0 0 1	0 0 1	1 0 2	0 0 0	1 0 0	0 0 1

Inning Stats	1	2	3	4	5	6	7	8	9
	R: 0 E: 0 K: 0 S: 3	H: 1 LOB: 0 BB: 0 P: 3	R: 0 E: 0 K: 0 S: 3	H: 0 LOB: 0 BB: 0 P: 3	R: 0 E: 0 K: 2 S: 7	H: 0 LOB: 0 BB: 0 P: 7	R: 0 E: 0 K: 0 S: 4	H: 1 LOB: 2 BB: 1 P: 8	R: 1 E: 0 K: 0 S: 4	H: 2 LOB: 0 BB: 0 P: 4	R: 0 E: 0 K: 0 S: 4	H: 1 LOB: 1 BB: 0 P: 4	R: 3 E: 1 K: 0 S: 5	H: 1 LOB: 1 BB: 2 P: 13	R: 5 E: 2 K: 0 S: 9	H: 4 LOB: 2 BB: 1 P: 13	R: 0 E: 0 K: 0 S: 3	H: 0 LOB: 1 BB: 0 P: 4

1B: 10	SF: 1	WP: 0
2B: 1	SAC: 3	PB: 0
3B: 0	DP: 2	SB: 2
HR: 0	HBP: 1	CS: 0
		PA: 43

AB	34
R	9
H	10
RBI	6
BB	4
SO	2
LOB	19

PITCHER		IP	WLS	BF	H	R	ER	SO	BB	IBB	HBP	BLK	WP	HR	S	P	ERA	WHIP
Virgil Trucks, R ERA: 3.11	(1, 1)	6.1	L	26	6	4	2	2	2	1	0	0	0	0	27	39	2.84	1.263
Al Aber, L ERA: 4.36	(7, 1)	1.1		9	1	4	0	0	1	0	0	0	0	0	8	12	0.00	1.500
Duke Maas, R ERA: 6.34	(8, 1)	1.1		8	3	1	0	0	0	0	1	0	0	0	7	8	0.00	2.250

PITCHER	IP	WLS	BF	H	R	ER	SO	BB	IBB	HBP	BLK	WP	HR	S	P	ERA	WHIP

Chicago White Sox @ Detroit Tigers

Briggs Stadium, Detroit, MI

Mon Jul 02 1956, 4:33 AM EDT

Att. 8,382 - Unknown

BOTTOM

Batter	1	2	3	4	5	6	7	8	9	AB	R	H	RBI	BB	SO	LOB
Harvey Kuenn, R (1, 6) OBP: 0.417, SLG: 0.518	6-3		G6-4-3 1B		1-H HR		BBBB 4-0 BB		6-3	3	1	2	2	1	0	0
Jim Brideweser, R (7, PR) OBP: 0.295, SLG: 0.234 (8, 6)										1	0	0	0	0	0	0
Frank Bolling, R (1, 4) OBP: 0.384, SLG: 0.481	E 1B		G6-4-3 1-2f		1B FC6-4 1B		SH1-4 1-2		L5	4	1	2	0	0	0	1
Charlie Maxwell, L (1, 7) OBP: 0.444, SLG: 0.682	K		2B		FC6-4 1-3 1B		K			4	0	2	0	0	2	3
Al Kaline, R (1, 9) OBP: 0.330, SLG: 0.454	L5 1-2		L4		FC6-4 1-2f 3-H		K			4	0	0	1	0	1	5
Ray Boone, R (1, 5) OBP: 0.363, SLG: 0.456	F8			F4	F3			BBBB 4-0 BB		3	0	0	0	1	0	3
Jack Phillips, R (1, 3) OBP: 0.343, SLG: 0.365		F9		6-3		4-3		SSS 0-3 K		2	0	0	0	0	0	0
Earl Torgeson, L (6, PH) OBP: 0.391, SLG: 0.425 (7, 3)										2	0	0	0	0	1	1
Bill Tuttle, R (1, 8) OBP: 0.313, SLG: 0.371		FC6-4 1B		F8		1-3		F8		4	0	1	0	0	0	1
Red Wilson, R (1, 2) OBP: 0.325, SLG: 0.394		F7			E3 FC5-6	1B		SSS 0-3 K		4	0	1	0	0	1	2
Virgil Trucks, R (1, 1) OBP: 0.269, SLG: 0.346		FC6-4 1-2f			FC5-6 1-2f HR	F5			F8	3	1	0	0	0	0	3
Al Aber, L (7, 1) OBP: 0.400, SLG: 0.250										0	0	0	0	0	0	0
Duke Maas, R (8, 1) OBP: 0.154, SLG: 0.167										0	0	0	0	0	0	0
Bob Kennedy, R (9, PH) OBP: 0.319, SLG: 0.293										1	0	0	0	0	0	0
Inning Stats	R: 0 E: 1 K: 1 S: 7 H: 1 LOB: 2 BB: 0 P: 7	R: 0 E: 0 K: 0 S: 4 H: 1 LOB: 1 BB: 0 P: 4	R: 0 E: 0 K: 0 S: 4 H: 2 LOB: 1 BB: 0 P: 4	R: 0 E: 0 K: 0 S: 3 H: 0 LOB: 0 BB: 0 P: 3	R: 3 E: 1 K: 0 S: 7 H: 3 LOB: 1 BB: 0 P: 7	R: 0 E: 0 K: 0 S: 4 H: 1 LOB: 1 BB: 0 P: 4	R: 0 E: 0 K: 2 S: 7 H: 0 LOB: 2 BB: 1 P: 11	R: 0 E: 0 K: 2 S: 7 H: 0 LOB: 1 BB: 1 P: 11	R: 0 E: 0 K: 0 S: 3 H: 0 LOB: 0 BB: 0 P: 3	1B: 6 2B: 1 3B: 0 HR: 1	SF: 0 SAC: 1 DP: 1 HBP: 0					

livebaseballscorecards.com

AB	35
R	3
H	8
RBI	3
BB	2
SO	5
LOB	19

WP: 0 PB: 0 SB: 0 CS: 0 PA: 38

PITCHER		IP	WLS	BF	H	R	ER	SO	BB	IBB	HBP	BLK	WP	HR	S	P	ERA	WHIP
Howie Pollet, L ERA: 4.1	(1, 1)	4.1		21	7	3	1	1	0	0	0	0	0	1	23	23	2.08	1.615
Dixie Howell, R ERA: 4.82	(5, 1)	1.2	W	6	1	0	0	0	0	0	0	0	0	0	6	6	0.00	0.600
Paul LaPalme, L ERA: 5.81	(7, 1)	3.0	S	11	0	0	0	4	2	0	0	0	0	0	17	25	0.00	0.667

PITCHER	IP	WLS	BF	H	R	ER	SO	BB	IBB	HBP	BLK	WP	HR	S	P	ERA	WHIP

Chicago White Sox @ Detroit Tigers

Briggs Stadium, Detroit, MI

Tue Jul 03 1956, 4:33 AM EDT

Att. 7,971 - Unknown

TOP

livebaseballscorecards.com

Batter	1	2	3	4	5	6	7	8	9	AB	R	H	RBI	BB	SO	LOB
Jim Rivera, L (1, 9) OBP: 0.374, SLG: 0.419	x 0-0 ① F2			BBBB 4-0 1B 1B BB	x 0-0 ② F7		x 0-0 E 1B 1-2 E 1B	x 0-0 ③ 4-3		4	2	1	0	1	0	1
Nellie Fox, L (1, 4) OBP: 0.324, SLG: 0.378	x 0-0 ② 4-3			x 0-0 SH2-3 1B 1-2 1B 1B	x 0-0 1B		x 0-0 E 1-2 2-3 1B		x 0-0 ① F7	5	1	3	0	0	0	0
Minnie Minoso, R (1, 7) OBP: 0.439, SLG: 0.476	x 0-0 ③ 6-3			x 0-0 SH2-3 1B 1-2 2-H 1B	SSS 0-3 ③ K		x 0-0 ① SF8 3-H		x 0-0 ② F6	4	1	1	2	0	1	1
Sherm Lollar, R (1, 2) OBP: 0.395, SLG: 0.460		x 0-0 ① F6		x 0-0 ① SH2-3 1-2 2-3		x 0-0 ① F7	BBBB 4-0 1-2 2-3 BB		SSS 0-3 ③ K	3	0	0	0	1	1	0
Larry Doby, L (1, 8) OBP: 0.396, SLG: 0.433		SSS 0-3 ② K		x 0-0 ② F5		x 0-0 ② L9	x 0-0 ② F7 3-H			4	0	0	0	0	1	4
Walt Dropo, R (1, 3) OBP: 0.333, SLG: 0.309		SSS 0-3 ③ K		4-0 1B IBB		x 0-0 HR	x 0-0 ③ F8			3	1	1	1	1	1	2
Sammy Esposito, R (1, 5) OBP: 0.402, SLG: 0.330			x 0-0 ① 5-3	x 0-0 1-2 2-H 3-H 1B		x 0-0 1B		x 0-0 FC6-4 1B		4	0	3	2	0	0	0
Luis Aparicio, R (1, 6) OBP: 0.277, SLG: 0.310			SSS 0-3 ② K	x 0-0 ③ L9		x 0-0 ③ F8		x 0-0 ① FC6-4 SH1-3 1-2f		4	0	0	0	0	1	4
Jim Wilson, R (1, 1) OBP: 0.354, SLG: 0.318			x 0-0 ③ F4		SSS 0-3 ① K		x 0-0 1B 1B SF8 1B	x 0-0 ② SH1-3 1-2		3	1	1	0	0	1	0

	AB	34
	R	6
	H	10
	RBI	5
	BB	3
	SO	6
	LOB	12

Inning Stats																																		
	R: 0	E: 0	K: 0	S: 3	H: 0	LOB: 0	BB: 0	P: 3	R: 0	E: 0	K: 2	S: 7	H: 0	LOB: 0	BB: 0	P: 7	R: 0	E: 0	K: 1	S: 5	H: 0	LOB: 0	BB: 0	P: 5	R: 3	E: 0	K: 0	S: 6	H: 3	LOB: 2	BB: 2	P: 14
	R: 0	E: 0	K: 2	S: 8	H: 1	LOB: 1	BB: 0	P: 8	R: 1	E: 0	K: 0	S: 5	H: 2	LOB: 1	BB: 0	P: 5	R: 2	E: 2	K: 0	S: 6	H: 3	LOB: 2	BB: 1	P: 10	R: 0	E: 0	K: 0	S: 4	H: 1	LOB: 1	BB: 0	P: 4
	R: 0	E: 0	K: 1	S: 5	H: 0	LOB: 0	BB: 0	P: 5	1B: 9	2B: 0	3B: 0	HR: 1	SF: 1	SAC: 2	DP: 0	HBP: 0	WP: 0	PB: 0	SB: 0	CS: 0	PA: 40												

PITCHER		IP	WLS	BF	H	R	ER	SO	BB	IBB	HBP	BLK	WP	HR	S	P	ERA	WHIP
Billy Hoeft, L (1, 1) ERA: 3.8		6.0	L	29	9	6	5	5	1	1	0	0	0	1	37	45	7.50	1.667
Walt Masterson, R (7, 1) ERA: 3.43		1.0		4	0	0	0	0	1	0	0	0	0	0	3	7	0.00	1.000
Al Aber, L (8, 1) ERA: 4.11		2.0		7	1	0	0	1	0	0	0	0	0	0	9	9	0.00	0.500

PITCHER	IP	WLS	BF	H	R	ER	SO	BB	IBB	HBP	BLK	WP	HR	S	P	ERA	WHIP

Batter	1	2	3	4	5	6	7	8	9	AB	R	H	RBI	BB	SO	LOB
Harvey Kuenn, R (1, 6) OBP: 0.411, SLG: 0.509	F7		F9		4-3 1-2		FC6-4 1-2f			4	0	0	0	0	0	3
Frank Bolling, R (1, 4) OBP: 0.367, SLG: 0.457	6-3		F7		F9			F8		4	0	0	0	0	0	2
Charlie Maxwell, L (1, 7) OBP: 0.449, SLG: 0.680	4-3			BBBB L5-4-3 BB	2-H 1B			BBBB BB		2	0	1	0	2	0	0
Al Kaline, R (1, 9) OBP: 0.326, SLG: 0.448		L6-3		L5-4-3 1-2		L5-3		F3		4	0	0	0	0	0	2
Ray Boone, R (1, 5) OBP: 0.362, SLG: 0.452		6-3		E BB 1B		F8		F8		4	0	1	0	0	0	1
Earl Torgeson, L (1, 3) OBP: 0.399, SLG: 0.426		BBBB BB		BBBB E 1-2 BB		G3			PB 1B	2	0	1	0	2	0	0
Bill Tuttle, R (1, 8) OBP: 0.309, SLG: 0.365		4-3		E6 1-2 2-3			F6		SSS K 1-2	4	0	0	0	0	1	4
Frank House, L (1, 2) OBP: 0.290, SLG: 0.348			SH1-4 1B	F5			FC6-4 1B		F9	4	0	2	0	0	0	4
Billy Hoeft, L (1, 1) OBP: 0.341, SLG: 0.314 Walt Masterson, R (7, 1) OBP: 0.500, SLG: 0.500 Wayne Belardi, L (7, PH) OBP: 0.408, SLG: 0.456 Al Aber, L (8, 1) OBP: 0.400, SLG: 0.250 Jim Small, L (9, PH) OBP: 0.167, SLG: 0.167		SH1-4 1-2			4-3 1B 1B		F9		F7	1 0 1 0 1	0 0 0 0 0	1 0 0 0 0	0 0 0 0 0	0 0 0 0 0	0 0 1 0 1	0 0 1 0 1
Inning Stats	R: 0 E: 0 K: 0 S: 3 H: 0 LOB: 0 BB: 0 P: 3	R: 0 E: 0 K: 0 S: 3 H: 0 LOB: 1 BB: 1 P: 7	R: 0 E: 0 K: 0 S: 4 H: 1 LOB: 1 BB: 0 P: 4	R: 0 E: 1 K: 0 S: 4 H: 1 LOB: 3 BB: 2 P: 12	R: 0 E: 0 K: 0 S: 4 H: 2 LOB: 2 BB: 0 P: 4	R: 0 E: 0 K: 0 S: 3 H: 0 LOB: 0 BB: 0 P: 3	R: 0 E: 0 K: 0 S: 4 H: 1 LOB: 1 BB: 0 P: 4	R: 0 E: 0 K: 0 S: 3 H: 0 LOB: 1 BB: 1 P: 7	R: 0 E: 0 K: 1 S: 6 H: 1 LOB: 1 BB: 0 P: 6	1B: 6 2B: 0 3B: 0 HR: 0 SF: 0 SAC: 1 DP: 1 HBP: 0						

PITCHER	IP	WLS	BF	H	R	ER	SO	BB	IBB	HBP	BLK	WP	HR	S	P	ERA	WHIP
Jim Wilson, R (1, 1) ERA: 2.99	9.0	W	36	6	0	0	1	4	0	0	0	0	0	34	50	0.00	1.111

PITCHER	IP	WLS	BF	H	R	ER	SO	BB	IBB	HBP	BLK	WP	HR	S	P	ERA	WHIP

Chicago White Sox @ Detroit Tigers

Briggs Stadium, Detroit, MI

Tue Jul 03 1956, 4:33 AM EDT

Att. 7,971 - Unknown

BOTTOM

livebaseballscorecards.com

AB	31
R	0
H	6
RBI	0
BB	4
SO	1
LOB	18

WP: 0 PA: 36
PB: 1
SB: 0
CS: 0

Batter	1	2	3	4	5	6	7	8	9	AB	R	H	RBI	BB	SO	LOB
Vic Power, R (1, 3) OBP: 0.336, SLG: 0.433	F2		F7			1-3 1B 2B	1B			4	1	2	0	0	0	0
Jim Finigan, R (1, 5) OBP: 0.323, SLG: 0.324	2B		5-3			F2	K			4	0	1	0	0	1	2
Gus Zernial, R (1, 7) OBP: 0.333, SLG: 0.455	F8			K		1-3 1B		BB G1-6-3		3	1	1	0	1	1	1
Harry Simpson, L (1, 9) OBP: 0.341, SLG: 0.529	1-3			K		1-3 1-2 2-3		G1-6-3 1-2f		4	0	0	0	0	1	4
Hector Lopez, R (1, 4) OBP: 0.377, SLG: 0.500		1-3 BB		E5		1B BB		K		2	0	0	0	2	1	0
Joe Ginsberg, L (1, 2) OBP: 0.331, SLG: 0.311		K		5-3		1-2 2-H 3-H 1B			F5	2	0	0	0	0	1	2
Lou Skizas, R (6, PH) OBP: 0.273, SLG: 0.226										1	0	1	2	0	0	0
Tim Thompson, L (6, 2) OBP: 0.343, SLG: 0.396										1	0	0	0	0	0	0
Johnny Groth, R (1, 8) OBP: 0.322, SLG: 0.416		1-3 1-2			F6	4-3			3 1B	4	0	1	0	0	0	3
Joe Demaestri, R (1, 6) OBP: 0.291, SLG: 0.310		F8			K		F7		3 1-2f	3	0	0	0	0	1	1
Eddie Robinson, L (9, PH) OBP: 0.296, SLG: 0.391										1	0	0	0	0	0	1
Jack McMahan, R (1, 1)			K		1-3		K			0	0	0	0	0	0	0
Tommy Lasorda, L (1, 1) OBP: 0.077, SLG: 0.077										2	0	0	0	0	1	0
Rance Pless, R (7, PH) OBP: 0.366, SLG: 0.295										1	0	0	0	0	1	0
Jack Crimian, R (7, 1)										0	0	0	0	0	0	0
Inning Stats	R: 0 E: 0 K: 0 S: 4 H: 1 LOB: 1 BB: 0 P: 4	R: 0 E: 0 K: 1 S: 5 H: 0 LOB: 1 BB: 1 P: 9	R: 0 E: 0 K: 1 S: 5 H: 0 LOB: 0 BB: 0 P: 5	R: 0 E: 1 K: 2 S: 8 H: 0 LOB: 1 BB: 0 P: 8	R: 0 E: 0 K: 1 S: 5 H: 0 LOB: 0 BB: 0 P: 5	R: 2 E: 0 K: 0 S: 6 H: 3 LOB: 2 BB: 1 P: 10	R: 0 E: 0 K: 2 S: 8 H: 1 LOB: 1 BB: 0 P: 8	R: 0 E: 0 K: 1 S: 4 H: 0 LOB: 0 BB: 1 P: 8	R: 0 E: 0 K: 0 S: 3 H: 1 LOB: 0 BB: 0 P: 3	1B: 4 2B: 3 3B: 0 HR: 0 SF: 0 SAC: 0 DP: 2 HBP: 0						

PITCHER	IP	WLS	BF	H	R	ER	SO	BB	IBB	HBP	BLK	WP	HR	S	P	ERA	WHIP
Billy Pierce, L (1, 1) ERA: 2.84	9.0	W	35	6	2	2	8	3	0	0	0	0	0	48	60	2.00	1.000

PITCHER	IP	WLS	BF	H	R	ER	SO	BB	IBB	HBP	BLK	WP	HR	S	P	ERA	WHIP

TOP

Kansas City Athletics @ Chicago White Sox

Comiskey Park, Chicago, IL

Wed Jul 04 1956, 4:33 AM EDT

Unknown

livebaseballscorecards.com

AB	32
R	2
H	6
RBI	2
BB	3
SO	8
LOB	14

WP: 0	PA: 35		
PB: 0			
SB: 0			
CS: 0			

Batter	1	2	3	4	5	6	7	8	9	AB	R	H	RBI	BB	SO	LOB
Jim Rivera, L (1, 9) OBP: 0.378, SLG: 0.421	BBBB 4-0 E SF9 BB	x 0-0 ② F8		x 0-0 2-H BB 1B		x 0-0 BB SH1-3 1B		x 0-0 ① 4-3		4	1	2	1	1	0	0
Nellie Fox, L (1, 4) OBP: 0.329, SLG: 0.379	BBBB 4-0 E 1-2 1B BB	x 0-0 E4 CS		BBB 4-0 1-2 BB		x 0-0 ② SH1-3 1-2		x 0-0 2B 1B		2	2	1	0	2	0	0
Minnie Minoso, R (1, 7) OBP: 0.434, SLG: 0.468	x 0-0 E6 1B 1-2 1B 2-3	0-0 ③ CS 1-2	x 0-0 ① 6-3	x 0-0 ③ L8		BBBB 4-0 BB BB		x 0-0 ② F7		4	1	0	0	1	0	5
Sherm Lollar, R (1, 2) OBP: 0.395, SLG: 0.463	x 0-0 ① SF9 3-H		x 0-0 ② 1-3		x 0-0 ① 5-3	BBBB 4-0 1-2 2-3 BB		x 0-0 1-H 2B		3	0	1	2	1	0	0
Larry Doby, L (1, 8) OBP: 0.400, SLG: 0.432	x 0-0 1B 1-2 2-H 1B		BBBB 4-0 WP BB		x 0-0 ② 4-3	x 0-0 ③ 5-3		BBBB 4-0 BB		3	0	1	1	2	0	3
Walt Dropo, R (1, 3) OBP: 0.345, SLG: 0.317	x 0-0 1-2 2-H 1B		SSS 0-3 ③ K 1-2		BBB 4-0 HBP BB		x 0-0 SH1-4 1B	x 0-0 ③ F6		4	0	2	1	1	1	3
Sammy Esposito, R (1, 5) OBP: 0.400, SLG: 0.323	x 0-0 ② F4			x 0-0 ① F8	H 1-0 1-2 HBP		x 0-0 ① SH1-4 1-2			2	0	0	0	0	0	2
Luis Aparicio, R (1, 6) OBP: 0.276, SLG: 0.309	x 0-0 ③ F3			x 0-0 SH5-3 1B 1B	x 0-0 ③ F7		x 0-0 ② F7			4	1	1	0	0	0	5
Billy Pierce, L (1, 1) OBP: 0.143, SLG: 0.111		SSS 0-3 ① K		x 0-0 ② SH5-3 1-2		x 0-0 ① 3-1	x 0-0 ③ 4-3			3	0	0	0	0	1	1
Inning Stats	R: 3 E: 1 K: 0 S: 6 H: 2 LOB: 2 BB: 2 P: 14	R: 0 E: 1 K: 1 S: 5 H: 0 LOB: 0 BB: 0 P: 5	R: 0 E: 0 K: 1 S: 5 H: 0 LOB: 1 BB: 1 P: 9	R: 1 E: 0 K: 0 S: 5 H: 2 LOB: 2 BB: 1 P: 9	R: 0 E: 0 K: 0 S: 3 H: 0 LOB: 2 BB: 1 P: 8	R: 0 E: 0 K: 0 S: 4 H: 1 LOB: 3 BB: 2 P: 12	R: 0 E: 0 K: 0 S: 4 H: 1 LOB: 1 BB: 0 P: 4	R: 1 E: 0 K: 0 S: 5 H: 2 LOB: 2 BB: 1 P: 9		1B: 7 2B: 1 3B: 0 HR: 0 SF: 1 SAC: 3 DP: 0 HBP: 1						

PITCHER		IP	WLS	BF	H	R	ER	SO	BB	IBB	HBP	BLK	WP	HR	S	P	ERA	WHIP
Jack McMahan, L ERA: 5.4	(1, 1)	0.1	L	6	2	3	2	0	2	0	0	0	0	0	4	12	54.00	12.000
Tommy Lasorda, L ERA: 5.2	(1, 1)	5.2		26	3	1	1	2	5	0	1	0	1	0	24	45	1.59	1.412
Jack Crimian, R ERA: 6.13	(7, 1)	2.0		10	3	1	1	0	1	0	0	0	0	0	9	13	4.50	2.000

PITCHER	IP	WLS	BF	H	R	ER	SO	BB	IBB	HBP	BLK	WP	HR	S	P	ERA	WHIP

BOTTOM

Kansas City Athletics @ Chicago White Sox

Comiskey Park, Chicago, IL

Wed Jul 04 1956, 4:33 AM EDT

Unknown

livebaseballscorecards.com

AB	29
R	5
H	8
RBI	5
BB	8
SO	2
LOB	19

WP: 1 PA: 43
PB: 0
SB: 0
CS: 1

Kansas City Athletics @ Chicago White Sox

Comiskey Park, Chicago, IL

Wed Jul 04 1956, 4:38 AM EDT

Att. 18,682 - Unknown

TOP

livebaseballscorecards.com

Batter	1	2	3	4	5	6	7	8	9	AB	R	H	RBI	BB	SO	LOB
Vic Power, R (1, 3) OBP: 0.338, SLG: 0.430	E6				F8	F8			SH1-4 1B BB	4	1	1	0	1	0	2
Clete Boyer, R (9, PR) OBP: 0.264, SLG: 0.265										0	0	0	0	0	0	0
Eddie Robinson, L (9, 3) OBP: 0.296, SLG: 0.391										0	0	0	0	0	0	0
Enos Slaughter, L (1, 9) OBP: 0.379, SLG: 0.423	1B 1-2	1-3			F5		1B		SH1-4 1-2	5	1	3	0	0	0	1
Lou Skizas, R (1, 7) OBP: 0.297, SLG: 0.286	5-3 1-2 2-H		F9		2B		F7		SH1-4 1-2 2-3	4	1	2	1	0	0	1
Harry Simpson, L (1, 8) OBP: 0.342, SLG: 0.526	5-3 1-3 2-H		4-3		IBB		K		F6	4	0	1	1	1	1	4
Tim Thompson, L (1, 2) OBP: 0.337, SLG: 0.389	K		F9		F7		F6		F7	3	0	0	0	0	1	4
Joe Ginsberg, L (6, 2) OBP: 0.326, SLG: 0.306										2	0	0	0	0	0	4
Hector Lopez, R (1, 4) OBP: 0.375, SLG: 0.494	5-3 2-3 3-H			K2-3		K		SH1-4 BB		3	0	0	1	1	2	1
Jim Finigan, R (1, 5) OBP: 0.323, SLG: 0.321	5-3			5-3		1B BB		SH1-4 1-2		2	0	0	0	1	0	1
Mike Baxes, R (1, 6) OBP: 0.353, SLG: 0.273		5-3		1B		1B 1-2		6-3		4	0	2	0	0	0	1
Alex Kellner, R (1, 1) OBP: 0.261, SLG: 0.190										3	0	0	0	0	1	3
Art Ditmar, R (6, 1) OBP: 0.204, SLG: 0.170										0	0	0	0	0	0	0
Bobby Shantz, R (7, 1) OBP: 0.200, SLG: 0.111		4-3		2-3		K		6-3		1	0	0	0	0	0	1

Inning Stats																						
	R: 3	H: 3	R: 0	H: 1	R: 0	H: 0	R: 0	H: 1	R: 0	H: 1	R: 0	H: 1	R: 0	H: 1	R: 0	H: 0	R: 0	H: 1	1B: 8	SF: 0	WP: 0	PA: 41
	E: 1	LOB: 1	E: 0	LOB: 1	E: 0	LOB: 0	E: 0	LOB: 2	E: 0	LOB: 1	E: 0	LOB: 2	E: 0	LOB: 1	E: 0	LOB: 1	E: 0	LOB: 3	2B: 1	SAC: 2	PB: 0	
	K: 1	BB: 0	K: 0	BB: 0	K: 0	BB: 0	K: 1	BB: 1	K: 2	BB: 1	K: 1	BB: 0	K: 0	BB: 1	K: 0	BB: 1	K: 0	BB: 1	3B: 0	DP: 0	SB: 0	
	S: 9	P: 9	S: 4	P: 4	S: 3	P: 3	S: 6	P: 6	S: 4	P: 8	S: 8	P: 12	S: 6	P: 6	S: 3	P: 7	S: 4	P: 8	HR: 0	HBP: 0	CS: 0	

PITCHER	IP	WLS	BF	H	R	ER	SO	BB	IBB	HBP	BLK	WP	HR	S	P	ERA	WHIP
Gerry Staley, R (1, 1) ERA: 4.03	5.0	L	23	6	3	1	2	0	1	0	0	0	0	26	30	1.80	1.200
Dixie Howell, R (6, 1) ERA: 4.58	2.0		9	2	0	0	3	1	0	0	0	0	0	14	18	0.00	1.500
Paul LaPalme, L (8, 1) ERA: 5.45	2.0		9	1	0	0	0	2	0	0	0	0	0	7	15	0.00	1.500

PITCHER	IP	WLS	BF	H	R	ER	SO	BB	IBB	HBP	BLK	WP	HR	S	P	ERA	WHIP

AB	35
R	3
H	9
RBI	3
BB	4
SO	5
LOB	23

Batter	1	2	3	4	5	6	7	8	9	AB	R	H	RBI	BB	SO	LOB
Jim Rivera, L (1, 9) OBP: 0.380, SLG: 0.422	F9		1B			E E 1B	FC6 L3 1-2 2-3			4	1	2	0	0	0	2
Nellie Fox, L (1, 4) OBP: 0.328, SLG: 0.377	F7		F8			E8 E 1B 1-3	L3 1-1			4	1	1	0	0	0	4
Minnie Minoso, R (1, 7) OBP: 0.432, SLG: 0.464	FC5-4 1B			F2		F4 2-3 3-H		6-3		4	0	1	0	0	0	1
Sherm Lollar, R (1, 2) OBP: 0.401, SLG: 0.465	FC5-4 1-2f			F4 1B		1B 3-H		BBBB FC4-6 BB		3	0	2	1	1	0	1
Larry Doby, L (1, 8) OBP: 0.394, SLG: 0.424		SSS K		F4 1-2		F7		FC4-6 1-2f		4	0	0	0	0	1	3
Walt Dropo, R (1, 3) OBP: 0.333, SLG: 0.305		5-3			F8	F8		SSS K		4	0	0	0	0	1	2
Sammy Esposito, R (1, 5) (8, 6) OBP: 0.387, SLG: 0.309		L6			6-3		6-3		1-3	4	0	0	0	0	0	0
Luis Aparicio, R (1, 6) OBP: 0.278, SLG: 0.307 Fred Hatfield, L (7, PH) OBP: 0.375, SLG: 0.380 (8, 5)			B1-3		BBBB BB		FC6 BB 1B		F9	1 2	0 0	0 1	0 0	1 0	0 0	0 0
Gerry Staley, R (1, 1) OBP: 0.250, SLG: 0.200 Bubba Phillips, R (5, PH) OBP: 0.286, SLG: 0.360 Dixie Howell, L (6, 1) OBP: 0.385, SLG: 0.833 Ron Northey, L (7, PH) OBP: 0.583, SLG: 1.429 Dick Donovan, L (7, PR) OBP: 0.385, SLG: 0.457 Paul LaPalme, L (8, 1) OBP: 0.500, SLG: 0.750 Dave Philley, S (9, PH) OBP: 0.341, SLG: 0.356			SSS K		F8		BBBB E BB 1-2		6-3	1 1 0 0 0 0 1	0 0 0 0 0 0 0	0 0 0 0 0 0 0	0 0 0 1 0 0 0	1 0 0 0 0 0 0	0 1 0 0 0 0 0	0 0 0 0 0 0 0
Inning Stats	R: 0 H: 1 E: 0 LOB: 1 K: 0 BB: 0 S: 4 P: 4	R: 0 H: 0 E: 0 LOB: 0 K: 1 BB: 0 S: 5 P: 5	R: 0 H: 1 E: 0 LOB: 1 K: 1 BB: 0 S: 6 P: 6	R: 0 H: 1 E: 0 LOB: 0 K: 0 BB: 0 S: 3 P: 3	R: 0 H: 0 E: 0 LOB: 1 K: 0 BB: 1 S: 3 P: 7	R: 2 H: 3 E: 2 LOB: 1 K: 0 BB: 0 S: 6 P: 6	R: 0 H: 1 E: 1 LOB: 3 K: 0 BB: 1 S: 4 P: 8	R: 0 H: 0 E: 0 LOB: 1 K: 1 BB: 1 S: 5 P: 9	R: 0 H: 0 E: 0 LOB: 0 K: 0 BB: 0 S: 3 P: 3	1B: 7 2B: 1 3B: 0 HR: 0	SF: 0 SAC: 0 DP: 1 HBP: 0		WP: 0 PB: 0 SB: 0 CS: 0	PA: 36			

PITCHER		IP	WLS	BF	H	R	ER	SO	BB	IBB	HBP	BLK	WP	HR	S	P	ERA	WHIP
Alex Kellner, L ERA: 3.63	(1, 1)	5.0	W	20	5	2	1	2	1	0	0	0	0	0	23	27	1.80	1.200
Art Ditmar, R ERA: 3.83	(6, 1)	1.1		7	2	0	0	0	1	0	0	0	0	0	6	10	0.00	2.250
Bobby Shantz, L ERA: 4.2	(7, 1)	2.2	S	9	0	0	0	1	1	0	0	0	0	0	10	14	0.00	0.375

PITCHER	IP	WLS	BF	H	R	ER	SO	BB	IBB	HBP	BLK	WP	HR	S	P	ERA	WHIP

BOTTOM

Kansas City Athletics @ Chicago White Sox

Comiskey Park, Chicago, IL

Wed Jul 04 1956, 4:38 AM EDT

Att. 18,682 - Unknown

AB	33
R	2
H	7
RBI	1
BB	3
SO	3
LOB	14

livebaseballscorecards.com

Detroit Tigers @ Chicago White Sox

Comiskey Park, Chicago, IL

Fri Jul 06 1956, 4:33 AM EDT

Att. 30,138 - Unknown

TOP

livebaseballscorecards.com

Batter	1	2	3	4	5	6	7	8	9	AB	R	H	RBI	BB	SO	LOB
Harvey Kuenn, R (1, 6) OBP: 0.402, SLG: 0.506	G6-4-3 1B		F9		FC6-4 1-2 1B		F4		F3	4	0	2	0	0	0	2
Jim Brideweser, R (8, 6) OBP: 0.293, SLG: 0.233										0	0	0	0	0	0	0
Frank Bolling, R (1, 4) OBP: 0.352, SLG: 0.412	G6-4-3 1-2f		F3		K S S S			F9	F7	5	0	0	0	0	1	6
Charlie Maxwell, L (1, 7) OBP: 0.447, SLG: 0.657	BB			1B 1B	FC6-4 1-2f			1B HBP		2	0	1	0	1	0	2
Al Kaline, R (1, 9) OBP: 0.319, SLG: 0.440	L9			L8		L8		1-2 1B		3	0	0	0	0	0	2
Duke Maas, R (6, 1) OBP: 0.267, SLG: 0.286										1	0	1	0	0	0	0
Ray Boone, R (1, 5) OBP: 0.350, SLG: 0.427		F4		L6		F4		F7		4	0	0	0	0	0	3
Jack Phillips, R (1, 3) OBP: 0.345, SLG: 0.365		4-3-9-4 1B		FC6 1-2 1B		F4		F8		4	0	2	0	0	0	2
Bill Tuttle, R (1, 8) OBP: 0.307, SLG: 0.364		4-3-9-4 1-2f		FC6 1-2f			F3		WP 2B	4	0	1	0	0	0	3
Red Wilson, R (1, 2) OBP: 0.341, SLG: 0.373			E4		1B BB		FC1-4 BB		2-3 BB	1	0	0	0	3	0	0
Steve Gromek, S (1, 1) OBP: 0.435, SLG: 0.188										0	0	0	0	0	0	0
Jay Porter, R (3, PH) OBP: 0.133, SLG: 0.143										1	0	0	0	0	1	1
Walt Masterson, R (3, 1) OBP: 0.333, SLG: 0.333										1	0	0	0	0	1	1
Bob Kennedy, R (6, 9) OBP: 0.317, SLG: 0.291			K		K		FC1-4 1-2f		F9	2	0	0	0	0	0	3

	AB	32
	R	0
	H	7
	RBI	0
	BB	4
	SO	3
	LOB	25

Inning Stats										
	R: 0	H: 1	R: 0	H: 1	R: 0	H: 0	R: 0	H: 2	R: 0	H: 1
	E: 0	LOB: 1	E: 0	LOB: 0	E: 1	LOB: 1	E: 0	LOB: 2	E: 0	LOB: 2
	K: 0	BB: 1	K: 0	BB: 0	K: 1	BB: 0	K: 0	BB: 0	K: 2	BB: 1
	S: 3	P: 7	S: 3	P: 3	S: 6	P: 6	S: 5	P: 5	S: 8	P: 12

Inning Stats									
	R: 0	H: 0	R: 0	H: 0	R: 0	H: 1	R: 0	H: 1	1B: 6	SF: 0	WP: 1	PA: 38
	E: 0	LOB: 0	E: 0	LOB: 1	E: 0	LOB: 2	E: 0	LOB: 2	2B: 2	SAC: 0	PB: 0	
	K: 0	BB: 0	K: 0	BB: 1	K: 2	BB: 1	K: 0	BB: 1	3B: 0	DP: 2	SB: 0	
	S: 3	P: 3	S: 3	P: 7	S: 4	P: 5	S: 4	P: 8	HR: 0	HBP: 1	CS: 0	

PITCHER	IP	WLS	BF	H	R	ER	SO	BB	IBB	HBP	BLK	WP	HR	S	P	ERA	WHIP
Jack Harshman, L (1, 1) ERA: 3.02	9.0	W	38	7	0	0	3	4	0	1	0	1	0	39	56	0.00	1.222

PITCHER	IP	WLS	BF	H	R	ER	SO	BB	IBB	HBP	BLK	WP	HR	S	P	ERA	WHIP

Batter	1	2	3	4	5	6	7	8	9	AB	R	H	RBI	BB	SO	LOB
Jim Rivera, L (1, 9) OBP: 0.381, SLG: 0.430	FC4-6 1B 2B	G3		6-3	2-H 3-H 2B			6-3		5	1	2	2	0	0	0
Nellie Fox, L (1, 4) OBP: 0.332, SLG: 0.381	FC4-6 2-3 1B	F8			FC3-2 1B 4-3			HR 1B		5	1	3	0	0	0	1
Minnie Minoso, R (1, 7) OBP: 0.431, SLG: 0.480	FC4-6 1B 1-2f 3-H SF9-3-6		K		FC3-2 1-3 HBP 2B	F8		1-H HR		5	3	2	3	0	1	1
Larry Doby, L (1, 8) OBP: 0.398, SLG: 0.423	1-3 SF9-3-6 1B	4-3			HBP FC3-2 1B BB	4-3		BB		3	1	1	0	2	0	0
Dave Philley, S (1, 3) OBP: 0.340, SLG: 0.356 Les Moss, R (7, 2) OBP: 0.304, SLG: 0.425	SF9-3-6 1-2 3-H	1B 1B			FC3-2 1B HBP 1B 1-2 2-3 3-Hf	G3		F6		3 1	1 0	1 0	1 0	0 0	0 0	3 1
Sherm Lollar, R (1, 2) OBP: 0.404, SLG: 0.466 Walt Dropo, R (7, 3) OBP: 0.336, SLG: 0.327		F5 1-3 1B			1B 1B 3-1 HBP 1-2 2-3 3-H		G5-4-3 3B	F7		2 2	1 1	1 1	1 0	0 0	0 0	0 1
Fred Hatfield, L (1, 5) OBP: 0.379, SLG: 0.378		E4 BB HR	F4		3-1 1B 2B 1B 1-2 2-3 3-H		G5-4-3 HBP			3	2	1	1	0	0	2
Luis Aparicio, R (1, 6) OBP: 0.282, SLG: 0.308		HR 1-2 BB		L9	3-1 2B 1B 1-2 2-3 3-H		G5-4-3 1-2f 3-H			3	2	1	1	1	0	1
Jack Harshman, L (1, 1) OBP: 0.226, SLG: 0.393		1-H 2-H HR		K	3-1 1-2 2-3 3-H		K			4	1	1	4	0	2	2
Inning Stats	R: 2 E: 0 K: 0 S: 5 H: 3 LOB: 0 BB: 0 P: 5	R: 3 E: 1 K: 0 S: 5 H: 1 LOB: 0 BB: 1 P: 9	R: 0 E: 0 K: 1 S: 7 H: 2 LOB: 2 BB: 0 P: 7	R: 0 E: 0 K: 1 S: 5 H: 0 LOB: 0 BB: 0 P: 5	R: 6 E: 0 K: 0 S: 8 H: 5 LOB: 1 BB: 1 P: 13	R: 0 E: 0 K: 0 S: 3 H: 0 LOB: 0 BB: 0 P: 3	R: 1 E: 0 K: 1 S: 5 H: 1 LOB: 0 BB: 0 P: 6	R: 2 E: 0 K: 0 S: 5 H: 2 LOB: 1 BB: 1 P: 9		1B: 8 2B: 4 3B: 1 HR: 2 SF: 1 SAC: 0 DP: 2 HBP: 2						

PITCHER		IP	WLS	BF	H	R	ER	SO	BB	IBB	HBP	BLK	WP	HR	S	P	ERA	WHIP
Steve Gromek, R ERA: 3.9	(1, 1)	2.0	L	11	4	5	4	0	1	0	0	0	0	1	10	14	18.00	2.500
Walt Masterson, R ERA: 4.85	(3, 1)	3.0		18	7	6	6	2	1	0	1	0	0	0	20	25	18.00	2.667
Duke Maas, R ERA: 6.28	(6, 1)	3.0		13	3	3	3	1	1	0	1	0	0	1	13	18	9.00	1.333

PITCHER	IP	WLS	BF	H	R	ER	SO	BB	IBB	HBP	BLK	WP	HR	S	P	ERA	WHIP

BOTTOM

Detroit Tigers @ Chicago White Sox

Comiskey Park, Chicago, IL

Fri Jul 06 1956, 4:33 AM EDT

Att. 30,138 - Unknown

livebaseballscorecards.com

AB	36
R	14
H	14
RBI	13
BB	3
SO	3
LOB	12

Detroit Tigers @ Chicago White Sox

Comiskey Park, Chicago, IL

Sat Jul 07 1956, 4:33 AM EDT

Att. 12,178 - Unknown

TOP

livebaseballscorecards.com

Batter	1	2	3	4	5	6	7	8	9	AB	R	H	RBI	BB	SO	LOB
Harvey Kuenn, R (1, 6) OBP: 0.407, SLG: 0.522	5-3		1B		HR	BB 1B 1-3 2-H 1B	1B		1B	4	2	3	3	0	0	0
Jim Brideweser, R (6, 6) OBP: 0.302, SLG: 0.244										0	1	0	0	0	0	0
Earl Torgeson, L (1, 3) OBP: 0.398, SLG: 0.438	F8		F4		HR	BB 1-2 3-H 1B	1B 1-3 BB		CS 1-2	4	2	2	2	1	0	1
Charlie Maxwell, L (1, 7) OBP: 0.450, SLG: 0.668	4-3		K		HR	1B 1-2 2-3 2B BB	FC6-4 1-3 3-H 1B			4	2	2	2	1	1	1
Al Kaline, R (1, 9) OBP: 0.327, SLG: 0.456		HR		FC3-6 BB	1B	2B 1-3 2-H 3-H 1B	FC6-4 1-2f			3	2	3	3	1	0	0
Bob Kennedy, R (6, 9) OBP: 0.314, SLG: 0.288										1	0	0	0	0	0	2
Ray Boone, R (1, 5) OBP: 0.351, SLG: 0.431		FC4-6 1B		F8	F8	1-H 3-H 2B		5-3		5	0	2	2	0	0	2
Frank House, L (1, 2) OBP: 0.282, SLG: 0.340		FC4-6 4-3 1-2f		FC3-6 FC6 1-2f	1-3	F7		6-3		5	0	0	0	0	0	4
Bill Tuttle, R (1, 8) OBP: 0.305, SLG: 0.361		4-3 2-3		FC6 1-2f		1B 1B 1-3		5-3		5	1	1	0	0	0	3
Frank Bolling, R (1, 4) OBP: 0.345, SLG: 0.402		F4			6-3	1B 1-2 1B 1B	F8		5-3	5	1	1	0	0	0	1
Billy Hoeft, L (1, 1) OBP: 0.333, SLG: 0.308			K		HR 1B	K	F7		K	4	1	1	0	0	2	2
Steve Gromek, S (7, 1) OBP: 0.417, SLG: 0.176										1	0	0	0	0	1	0

Inning Stats	1	2	3	4	5	6	7	8	9
R:	0	1	0	0	4	6	1	0	0
E:	0	1	0	0	0	0	0	0	0
K:	0	0	2	0	0	1	0	0	1
S:	3	5	8	3	8	11	5	3	5
H:	0	2	1	0	5	6	2	0	1
LOB:	0	1	1	1	1	1	2	0	0
BB:	0	0	0	1	0	1	1	0	0
P:	3	5	8	7	8	15	9	3	5

1B:	12
2B:	1
3B:	0
HR:	4
SF:	0
SAC:	0
DP:	0
HBP:	0
WP:	0
PB:	0
SB:	2
CS:	1
PA:	47

AB	41
R	12
H	15
RBI	12
BB	3
SO	4
LOB	16

PITCHER		IP	WLS	BF	H	R	ER	SO	BB	IBB	HBP	BLK	WP	HR	S	P	ERA	WHIP
Dick Donovan, R ERA: 4.81	(1, 1)	4.1	L	22	8	5	5	2	1	0	0	0	0	4	25	29	10.38	2.077
Dixie Howell, R ERA: 5.36	(5, 1)	1.0		7	4	4	4	1	0	0	0	0	0	0	9	9	36.00	4.000
Morrie Martin, L ERA: 5.0	(6, 1)	0.2		5	2	2	2	0	1	0	0	0	0	0	4	8	27.00	4.500
Sandy Consuegra, R ERA: 5.4	(7, 1)	2.0		9	2	1	1	0	1	0	0	0	0	0	8	12	4.50	1.500
Paul LaPalme, L ERA: 5.29	(9, 1)	1.0		3	1	0	0	1	0	0	0	0	0	0	5	5	0.00	1.000

PITCHER	IP	WLS	BF	H	R	ER	SO	BB	IBB	HBP	BLK	WP	HR	S	P	ERA	WHIP

BOTTOM

Detroit Tigers @ Chicago White Sox

Comiskey Park, Chicago, IL

Sat Jul 07 1956, 4:33 AM EDT

Att. 12,178 - Unknown

Batter	1	2	3	4	5	6	7	8	9	AB	R	H	RBI	BB	SO	LOB
Jim Rivera, L (1, 9) OBP: 0.381, SLG: 0.430	0-0 S 2B 1B		0-0 4-3 ①	0-3 K ③			0-0 1B SF8 1B	0-0 F2 ②		5	2	2	0	0	1	3
Paul LaPalme, L (9, 1) OBP: 0.500, SLG: 0.750										0	0	0	0	0	0	0
Nellie Fox, L (1, 4) OBP: 0.330, SLG: 0.378	0-0 L9 ① 1-2		0-0 F8 ②		0-0 L9 ①		0-0 1-3 HR 1B	0-0 F8 ③		5	1	1	0	0	0	3
Minnie Minoso, R (1, 7) OBP: 0.434, SLG: 0.486	0-0 2-H 2B		B B B 4-0 1B BB		0-0 F8 ②		0-0 SF8 ① 3-H		0-0 2B 1B	3	1	2	2	1	0	0
Dave Philley, S (1, 3) OBP: 0.343, SLG: 0.374	S S S 0-3 K ②		0-0 1-2 1B		S S S 0-3 K ③		0-0 1-H HR		0-0 5-3 1-H 2B	5	1	3	3	0	2	1
Larry Doby, L (1, 8) OBP: 0.397, SLG: 0.419	S S S 0-3 K ③		S S S 0-3 K ③			B B B B 4-0 BB 2B BB	0-0 F5 ②		0-0 5-3 ① 2-3	2	1	0	0	1	2	3
Les Moss, R (7, 2) OBP: 0.292, SLG: 0.405										2	0	0	0	0	0	1
Sherm Lollar, R (1, 2) OBP: 0.407, SLG: 0.473		0-0 2B		0-0 1B BB G4-6-3 1B		0-0 F7 ①	0-0 F7 ③		0-0 F9 ②	3	1	2	0	0	0	1
Fred Hatfield, L (7, 5) OBP: 0.373, SLG: 0.372										2	0	0	0	0	0	1
Sammy Esposito, R (1, 5) OBP: 0.395, SLG: 0.310		0-0 F7 ①		B B B B 4-0 G4-6-3 1B 1-2 BB		B B B B 4-0 1-2 2B BB		0-0 1B	0-0 5-3 ③	3	1	1	0	2	0	2
(7, 6)																
Luis Aparicio, R (1, 6) OBP: 0.286, SLG: 0.316		0-0 L5 ②		0-0 G4-6-3 1-2 2-3 1B		0-0 1-H 2-H 2B		0-0 L9 ①		3	0	2	2	0	0	1
Sandy Consuegra, R (7, 1)										0	0	0	0	0	0	0
Jim Delsing, L (8, PH) OBP: 0.275, SLG: 0.065										1	0	0	0	0	0	1
(9, 9)																
Dick Donovan, L (1, 1) OBP: 0.378, SLG: 0.432	S S S 0-3 K ③			0-0 G4-6-3 ① ② 1-2f 2-3 3-H		0-0 L6 ③		0-0 1-2 1B		2	0	0	0	0	1	3
Dixie Howell, L (5, 1) OBP: 0.385, SLG: 0.833										0	0	0	0	0	0	0
Morrie Martin, L (6, 1) OBP: 0.333, SLG: 0.200										0	0	0	0	0	0	0
Bubba Phillips, R (6, PH) OBP: 0.296, SLG: 0.370										2	0	1	0	0	0	0
(7, 8)																
Inning Stats	R: 1 E: 0 K: 2 S: 9 H: 2 LOB: 1 BB: 0 P: 9	R: 0 E: 0 K: 1 S: 6 H: 1 LOB: 1 BB: 0 P: 6	R: 0 E: 0 K: 1 S: 6 H: 1 LOB: 2 BB: 1 P: 10	R: 1 E: 0 K: 1 S: 6 H: 2 LOB: 1 BB: 1 P: 10	R: 0 E: 0 K: 1 S: 5 H: 0 LOB: 0 BB: 0 P: 5	R: 2 E: 0 K: 0 S: 3 H: 1 LOB: 0 BB: 2 P: 11	R: 3 E: 0 K: 0 S: 6 H: 3 LOB: 0 BB: 0 P: 6	R: 0 E: 0 K: 0 S: 5 H: 2 LOB: 2 BB: 0 P: 5	R: 1 E: 0 K: 0 S: 5 H: 2 LOB: 1 BB: 0 P: 5	1B: 9 2B: 4 3B: 0 HR: 1 SF: 1 SAC: 0 DP: 1 HBP: 0						

PITCHER	IP	WLS	BF	H	R	ER	SO	BB	IBB	HBP	BLK	WP	HR	S	P	ERA	WHIP
Billy Hoeft, L (1, 1) ERA: 4.14	6.1	W	31	10	7	7	6	4	0	0	0	0	1	39	55	9.95	2.211
Steve Gromek, R (7, 1) ERA: 3.89	2.2	S	12	4	1	1	0	0	0	0	0	0	0	12	12	3.38	1.500

PITCHER	IP	WLS	BF	H	R	ER	SO	BB	IBB	HBP	BLK	WP	HR	S	P	ERA	WHIP

AB	38
R	8
H	14
RBI	7
BB	4
SO	6
LOB	20

WP: 0 PA: 43
PB: 0
SB: 1
CS: 0

livebaseballscorecards.com

Batter	1	2	3	4	5	6	7	8	9	AB	R	H	RBI	BB	SO	LOB
Harvey Kuenn, R (1, 6) OBP: 0.405, SLG: 0.516	5-3	F8	2B 1B BB	F9			BB	K		3	1	0	0	1	0	0
Jim Brideweser, R (4, 6) OBP: 0.305, SLG: 0.242										0	1	0	0	0	0	0
Earl Torgeson, L (1, 3) OBP: 0.396, SLG: 0.436	FC5-4 1B WP BB	F9	1B 3B 2B 1-3 2-H 3-H	F8			F8	K		5	2	1	2	1	1	2
Charlie Maxwell, L (1, 7) OBP: 0.455, SLG: 0.667	FC5-4 1B 1-2	HR 1B	3B 1B 2-3 3-H		L4-6-3 BB		F2		3-1	5	2	3	1	1	0	1
Al Kaline, R (1, 9) OBP: 0.331, SLG: 0.474	FC5-4 WP BB 1B 1-2f 2-3	HR 1-H	1B 3B 1-H 3-H		L4-6-3 1-2		2B 1B 1-H		6-3	5	3	3	5	0	0	3
Jim Small, L (7, PR) OBP: 0.143, SLG: 0.143 (7, 9)										1	1	0	0	0	0	0
Ray Boone, R (1, 5) OBP: 0.354, SLG: 0.432	1B WP 2B 1-2 3-H BB	4-3	1B 1B 3-H		F7		2B 1-H		1B	2	1	1	1	1	0	0
Bob Kennedy, R (3, PR) OBP: 0.323, SLG: 0.308 (3, 5)										3	1	2	1	0	0	0
Frank House, L (1, 2) OBP: 0.288, SLG: 0.342	1B 2B 1-2 2-3 BB	SH 1B 1B 1-2 9-2 1B				G3	1-3		F7	5	2	2	0	1	0	3
Bill Tuttle, R (1, 8) OBP: 0.313, SLG: 0.375	2B 1-2 2-3 3-H 1B	6-3 SH 1-2 2B 1B 1-3 2-H 1B			F7			SF7 3B		5	2	4	2	0	0	0
Frank Bolling, R (1, 4) OBP: 0.350, SLG: 0.419	1-3 2-H 3-H 2B	SH 1-2 2-H 6-3 2B 9-2			FC4-6 1B			SF7 3-H		3	1	2	3	0	0	2
Paul Foytack, R (1, 1) OBP: 0.200, SLG: 0.250	K	6-3 1-2 2-3	F9		FC4-6 1-2f			E6		5	0	0	0	0	1	5
Inning Stats	R: 4 H: 3 E: 0 LOB: 2 K: 1 BB: 3 S: 8 P: 20	R: 2 H: 2 E: 0 LOB: 0 K: 0 BB: 0 S: 5 P: 5	R: 8 H: 8 E: 1 LOB: 1 K: 0 BB: 1 S: 11 P: 15	R: 0 H: 0 E: 0 LOB: 0 K: 0 BB: 0 S: 3 P: 3	R: 0 H: 0 E: 0 LOB: 0 K: 0 BB: 1 S: 2 P: 6	R: 0 H: 1 E: 0 LOB: 1 K: 0 BB: 0 S: 4 P: 4	R: 2 H: 2 E: 0 LOB: 2 K: 0 BB: 1 S: 5 P: 9	R: 1 H: 1 E: 1 LOB: 1 K: 2 BB: 0 S: 9 P: 9	R: 0 H: 1 E: 0 LOB: 1 K: 0 BB: 0 S: 4 P: 4	1B: 12 SF: 1 2B: 4 SAC: 1 3B: 2 DP: 2 HR: 1 HBP: 0						

TOP

Detroit Tigers @ Chicago White Sox

Comiskey Park, Chicago, IL

Sun Jul 08 1956, 4:33 AM EDT

Unknown

livebaseballscorecards.com

AB	42
R	17
H	18
RBI	15
BB	5
SO	2
LOB	16

PITCHER		IP	WLS	BF	H	R	ER	SO	BB	IBB	HBP	BLK	WP	HR	S	P	ERA	WHIP
Jim Wilson, R ERA: 3.56	(1, 1)	2.0	L	17	7	9	9	1	3	0	0	0	2	1	16	28	40.50	5.000
Gerry Staley, R ERA: 4.93	(3, 1)	0.1		5	3	3	2	0	1	0	0	0	0	0	4	8	54.00	12.000
Sandy Consuegra, R ERA: 5.5	(3, 1)	4.1		19	6	4	4	0	2	0	0	0	0	0	17	25	8.31	1.846
Morrie Martin, L ERA: 4.91	(7, 1)	0.1		1	0	0	0	0	0	0	0	0	0	0	1	1	0.00	0.000
Dick Donovan, R ERA: 4.8	(8, 1)	2.0		9	2	1	1	2	0	0	0	0	0	0	13	13	4.50	1.000

PITCHER	IP	WLS	BF	H	R	ER	SO	BB	IBB	HBP	BLK	WP	HR	S	P	ERA	WHIP

WP: 2 PA: 51
PB: 0
SB: 0
CS: 0

BOTTOM

Detroit Tigers @ Chicago White Sox

Comiskey Park, Chicago, IL

Sun Jul 08 1956, 4:33 AM EDT

Unknown

Batter	1	2	3	4	5	6	7	8	9	AB	R	H	RBI	BB	SO	LOB
Jim Rivera, L (1, 9) OBP: 0.381, SLG: 0.426	BBBB 4-0 BB SF8 BB BB	x 0-0 F7 ③			x 0-0 L9 ②		SSS 0-3 K ②		x 0-0 F8 ①	2	1	0	0	1	0	1
Jim Delsing, L (6, 9) OBP: 0.262, SLG: 0.061										2	0	0	0	0	1	2
Nellie Fox, L (1, 4) OBP: 0.331, SLG: 0.377	BBBB 4-0 SF8 BB 1-2 BB		x 0-0 F7 ①		x 0-0 F8 ③		SSS 0-3 K ③		x 0-0 1B	1	0	0	0	1	0	0
Sammy Esposito, R (4, 4) OBP: 0.394, SLG: 0.311										3	0	1	0	0	1	2
Minnie Minoso, R (1, 7) OBP: 0.435, SLG: 0.484	BBBB 4-0 1-2 2-3 BB		x 0-0 L7 ②			x 0-0 F7 ①		x 0-0 F8 ①	x 0-0 F8 ②	1	0	0	0	1	0	0
Les Moss, R (4, 2) OBP: 0.275, SLG: 0.378										3	0	0	0	0	0	1
Larry Doby, L (1, 8) OBP: 0.394, SLG: 0.412	SSS 0-3 K ①		x 0-0 L9 ③			SSS 0-3 K ②		BBBB 4-0 E 2B BB	SSS 0-3 K ③	4	1	0	0	1	3	4
Dave Philley, S (1, 3) OBP: 0.339, SLG: 0.370	x 0-0 SF8 ② 2-3 3-H			x 0-0 F6 ①		x 0-0 L9 ③		x 0-0 E9 2B 1B 1-2		3	1	0	1	0	0	1
Walt Dropo, R (9, 3) OBP: 0.336, SLG: 0.327										0	0	0	0	0	0	0
Sherm Lollar, R (1, 2) OBP: 0.405, SLG: 0.471	x 0-0 L6 ③			BBBB 4-0 BB			x 0-0 HR	x 0-0 1B 1-3 2-H 2B		1	0	0	0	0	0	2
Bubba Phillips, R (4, 7) OBP: 0.367, SLG: 0.552										2	1	2	2	1	0	0
Fred Hatfield, L (1, 5) OBP: 0.377, SLG: 0.376		x 0-0 L9 ①		x 0-0 L9 ②			x 0-0 1B 1B	x 0-0 G6-4-3 2-3 3-H 1B		4	0	2	1	0	0	1
Luis Aparicio, R (1, 6) OBP: 0.290, SLG: 0.320		x 0-0 1B		x 0-0 F2 ③			x 0-0 1-2 1B	x 0-0 ② ③ G6-4-3 1-2f		4	0	2	0	0	0	3
Jim Wilson, R (1, 1) OBP: 0.347, SLG: 0.311		x 0-0 F5 ②			SSS 0-3 K ①		x 0-0 F8 ①		x 0-0 HR	1	0	0	0	0	0	1
Gerry Staley, R (3, 1) OBP: 0.250, SLG: 0.200										0	0	0	0	0	0	0
Sandy Consuegra, R (3, 1)										1	0	0	0	0	1	0
Morrie Martin, L (7, 1) OBP: 0.333, SLG: 0.200										0	0	0	0	0	0	0
Ron Northey, L (7, PH) OBP: 0.538, SLG: 1.250										1	0	0	0	0	0	2
Dick Donovan, L (8, 1) OBP: 0.391, SLG: 0.526										1	1	1	1	0	0	0
Inning Stats	R: 1 E: 0 K: 1 S: 5 H: 0 LOB: 2 BB: 3 P: 17	R: 0 E: 0 K: 0 S: 4 H: 1 LOB: 1 BB: 0 P: 4	R: 0 E: 0 K: 0 S: 3 H: 0 LOB: 0 BB: 0 P: 3	R: 0 E: 0 K: 0 S: 3 H: 0 LOB: 1 BB: 1 P: 7	R: 0 E: 0 K: 1 S: 5 H: 0 LOB: 0 BB: 0 P: 5	R: 0 E: 0 K: 1 S: 5 H: 0 LOB: 0 BB: 0 P: 5	R: 1 E: 0 K: 2 S: 10 H: 3 LOB: 2 BB: 0 P: 10	R: 2 E: 1 K: 0 S: 5 H: 2 LOB: 1 BB: 1 P: 9	R: 1 E: 0 K: 1 S: 7 H: 2 LOB: 1 BB: 0 P: 7	1B: 5 2B: 1 3B: 0 HR: 2	SF: 1 SAC: 0 DP: 1 HBP: 0						

PITCHER	IP	WLS	BF	H	R	ER	SO	BB	IBB	HBP	BLK	WP	HR	S	P	ERA	WHIP
Paul Foytack, R (1, 1) ERA: 3.68	9.0	W	40	8	5	4	6	5	0	0	0	0	2	47	67	4.00	1.444

PITCHER	IP	WLS	BF	H	R	ER	SO	BB	IBB	HBP	BLK	WP	HR	S	P	ERA	WHIP

AB	34
R	5
H	8
RBI	5
BB	5
SO	6
LOB	20

WP: 0	PA: 40		
PB: 0			
SB: 0			
CS: 0			

livebaseballscorecards.com

Batter	1	2	3	4	5	6	7	8	9	AB	R	H	RBI	BB	SO	LOB
Harvey Kuenn, R (1, 6) OBP: 0.412, SLG: 0.521 Jim Brideweser, R (8, PR) OBP: 0.305, SLG: 0.242 (8, 6)	S S S 0-3 ① K	x 0-0 1B 1-2 1B		x 0-0 FC6-4 1B		x 0-0 CS 1B 2-H		x 0-0 G5-4-3 1B		5	0	4	1	0	1	0
										0	0	0	0	0	0	0
Jack Phillips, R (1, 3) OBP: 0.356, SLG: 0.385	x 0-0 BB 1B 1B	x 0-0 1-2 2-H 1B		x 0-0 ③ FC6-4 1-2f		x 0-0 ② 1B 1-2 2B		x 0-0 ① ② G5-4-3 1-2f		5	2	3	1	0	0	2
Charlie Maxwell, L (1, 7) OBP: 0.454, SLG: 0.658	B B B B 4-0 1B 3B 1B 1-2 BB	x 0-0 ② F6			x 0-0 ① F4	B B B B 4-0 1B BB		S S S 0-3 ③ K		3	1	0	0	2	1	3
Al Kaline, R (1, 9) OBP: 0.335, SLG: 0.476	x 0-0 3B 1-3 2-H 1B	x 0-0 ③ L6-3			x 0-0 1B 1B	x 0-0 1-2 2-H 1B			x 0-0 ① L5-3	5	1	3	2	0	0	2
Ray Boone, R (1, 5) OBP: 0.359, SLG: 0.443	x 0-0 2B 1-H 3-H 3B		x 0-0 ① F8		x 0-0 1-2 1B	S S S 0-3 ③ K			x 0-0 1B E 1B	5	2	3	2	0	1	2
Bill Tuttle, R (1, 8) OBP: 0.314, SLG: 0.378	x 0-0 WP 3-H 2B		x 0-0 ② 4-3		x 0-0 ② L5		x 0-0 ① F7		x 0-0 E 1-3 1B	5	0	2	1	0	0	2
Frank Bolling, R (1, 4) OBP: 0.336, SLG: 0.400	x 0-0 ② ③ L7 2-3		x 0-0 ③ F8		x 0-0 ③ F6		x 0-0 ② F3		S S S 0-3 ② K	5	0	0	0	0	1	5
Red Wilson, R (1, 2) OBP: 0.354, SLG: 0.380		x 0-0 1B 1B 1B		x 0-0 G6-4-3 1B		S S S 0-3 ① K	B B B B 4-0 BB		x 0-0 E6 1-2 3-H	4	1	2	0	1	1	1
Frank Lary, R (1, 1) OBP: 0.235, SLG: 0.292 Al Aber, L (9, 1) OBP: 0.400, SLG: 0.250		S S S 0-3 ① K		x 0-0 ① ② G6-4-3 1-2f		x 0-0 1B 2B	x 0-0 ③ F2		x 0-0 ③ 5-3	5	1	1	0	0	1	5
										0	0	0	0	0	0	0
Inning Stats	R: 4 E: 0 K: 1 S: 8 H: 4 LOB: 0 BB: 1 P: 12	R: 1 E: 0 K: 1 S: 8 H: 3 LOB: 2 BB: 0 P: 8	R: 0 E: 0 K: 0 S: 3 H: 0 LOB: 0 BB: 0 P: 3	R: 0 E: 0 K: 0 S: 4 H: 2 LOB: 1 BB: 0 P: 4	R: 0 E: 0 K: 0 S: 5 H: 2 LOB: 2 BB: 0 P: 5	R: 2 E: 0 K: 2 S: 10 H: 4 LOB: 2 BB: 1 P: 14	R: 0 E: 0 K: 0 S: 3 H: 0 LOB: 1 BB: 1 P: 7	R: 0 E: 0 K: 1 S: 5 H: 1 LOB: 1 BB: 0 P: 5	R: 1 E: 1 K: 1 S: 8 H: 2 LOB: 2 BB: 0 P: 8	1B: 14 2B: 3 3B: 1 HR: 0 SF: 0 SAC: 0 DP: 2 HBP: 0						

TOP

Detroit Tigers @ Chicago White Sox

Comiskey Park, Chicago, IL

Sun Jul 08 1956, 4:38 AM EDT

Att. 25,148 - Unknown

livebaseballscorecards.com

AB	42
R	8
H	18
RBI	7
BB	3
SO	6
LOB	22

WP: 1 PB: 0 SB: 0 CS: 1 PA: 45

PITCHER		IP	WLS	BF	H	R	ER	SO	BB	IBB	HBP	BLK	WP	HR	S	P	ERA	WHIP
Billy Pierce, L ERA: 3.11	(1, 1)	5.2	L	31	15	7	6	3	2	0	0	0	1	0	35	43	9.53	3.000
Paul LaPalme, L ERA: 5.09	(6, 1)	1.1		5	0	0	0	1	1	0	0	0	0	0	6	10	0.00	0.750
Jack Harshman, L ERA: 2.96	(8, 1)	2.0		9	3	1	0	2	0	0	0	0	0	0	13	13	0.00	1.500

PITCHER	IP	WLS	BF	H	R	ER	SO	BB	IBB	HBP	BLK	WP	HR	S	P	ERA	WHIP

Detroit Tigers @ Chicago White Sox

Comiskey Park, Chicago, IL

Sun Jul 08 1956, 4:38 AM EDT

Att. 25,148 - Unknown

livebaseballscorecards.com

Batter	1	2	3	4	5	6	7	8	9	AB	R	H	RBI	BB	SO	LOB
Jim Rivera, L (1, 8) OBP: 0.381, SLG: 0.426	4-3	K			1B SF7 1B		L9		G6-3 1-2 3-H 1B	5	1	2	1	0	1	0
Nellie Fox, L (1, 4) OBP: 0.335, SLG: 0.381	1B 1B 1B		E 1B		1-3 1B			F8	G6-3 1-2f	5	1	3	0	0	0	2
Minnie Minoso, R (1, 7) OBP: 0.429, SLG: 0.478	F4		L9		SF7 3-H			6-3		3	0	0	1	0	0	2
Dave Philley, S (1, 9) OBP: 0.341, SLG: 0.372	WP 1B 1-2 1B 1B		E3 L4-3 1-2		F7			FC5-4 1B		4	1	2	0	0	0	2
Sherm Lollar, R (1, 2) OBP: 0.403, SLG: 0.467	WP 1-2 2-H 1B 1B		L4-3 1-2			F8		FC5-4 1-2f		4	1	1	1	0	0	3
Walt Dropo, R (1, 3) OBP: 0.341, SLG: 0.342	1-H 2-H 1B			6-3		F8			PB 1B 2B	4	1	2	2	0	0	0
Fred Hatfield, L (1, 5) OBP: 0.371, SLG: 0.370 Sammy Esposito, R (6, 5) OBP: 0.395, SLG: 0.308	F8			L9		F3			1B 1B 2-3 BB	2 1	0 1	0 0	0 0	0 1	0 0	1 0
Luis Aparicio, R (1, 6) OBP: 0.286, SLG: 0.316 Ron Northey, L (9, PH) OBP: 0.500, SLG: 1.111		F3		F8			6-3		K	3 1	0 0	0 0	0 0	0 1	0 2	0 2
Billy Pierce, L (1, 1) OBP: 0.138, SLG: 0.107 Paul LaPalme, L (6, 1) OBP: 0.500, SLG: 0.750 Jim Delsing, L (7, PH) OBP: 0.256, SLG: 0.059 Jack Harshman, L (8, 1) OBP: 0.226, SLG: 0.393 Larry Doby, L (9, PH) OBP: 0.396, SLG: 0.415		F5			G3		4-3		1B 1-3 3-H 1B	2 0 1 0 1	0 0 0 0 0	0 0 0 0 1	0 0 0 0 1	0 0 0 0 0	0 0 0 0 0	0 0 0 0 0
Inning Stats	R: 3 E: 0 K: 0 S: 7 H: 4 LOB: 1 BB: 0 P: 7	R: 0 E: 0 K: 1 S: 5 H: 0 LOB: 0 BB: 0 P: 5	R: 0 E: 1 K: 0 S: 4 H: 1 LOB: 1 BB: 0 P: 4	R: 0 E: 0 K: 0 S: 3 H: 0 LOB: 0 BB: 0 P: 3	R: 1 E: 0 K: 0 S: 5 H: 2 LOB: 1 BB: 0 P: 5	R: 0 E: 0 K: 0 S: 3 H: 0 LOB: 0 BB: 0 P: 3	R: 0 E: 0 K: 0 S: 3 H: 0 LOB: 0 BB: 0 P: 3	R: 0 E: 0 K: 0 S: 4 H: 1 LOB: 1 BB: 0 P: 4	R: 2 E: 0 K: 1 S: 7 H: 3 LOB: 1 BB: 1 P: 11	1B: 10 2B: 2 3B: 0 HR: 0	SF: 1 SAC: 0 DP: 2 HBP: 0					

	AB	36
	R	6
	H	11
	RBI	6
	BB	1
	SO	2
	LOB	12

WP: 1 PB: 1 SB: 0 CS: 0 PA: 38

PITCHER		IP	WLS	BF	H	R	ER	SO	BB	IBB	HBP	BLK	WP	HR	S	P	ERA	WHIP
Frank Lary, R ERA: 4.08	(1, 1)	8.1	W	36	10	6	6	2	1	0	0	0	1	0	39	43	6.48	1.320
Al Aber, L ERA: 3.93	(9, 1)	0.2	S	2	1	0	0	0	0	0	0	0	0	0	2	2	0.00	1.500

PITCHER	IP	WLS	BF	H	R	ER	SO	BB	IBB	HBP	BLK	WP	HR	S	P	ERA	WHIP

Chicago White Sox @ Boston Red Sox

Fenway Park, Boston, MA

Thu Jul 12 1956, 3:33 AM EDT

Att. 28,092 - Unknown

livebaseballscorecards.com

Batter	1	2	3	4	5	6	7	8	9	AB	R	H	RBI	BB	SO	LOB
Jim Rivera, L (1, 9) OBP: 0.375, SLG: 0.418	L6		F2		F9			4-3		4	0	0	0	0	0	2
Nellie Fox, L (1, 4) OBP: 0.331, SLG: 0.376	4-3		3-1			B5-3		F8		4	0	0	0	0	0	1
Minnie Minoso, R (1, 7) OBP: 0.430, SLG: 0.478	1B			FC4-6 1B		1-3		L5		4	0	2	0	0	0	0
Larry Doby, L (1, 8) OBP: 0.394, SLG: 0.412	1-4-3			FC4-6 FC1-6 1-2f		F7			FC5-4 1B	4	0	1	0	0	0	2
Dave Philley, S (1, 3) OBP: 0.337, SLG: 0.367		4-3		FC1-6 1-2f			1-6-3		FC5-4 3-1 1B 1-2f	4	0	0	0	0	0	2
Sherm Lollar, R (1, 2) OBP: 0.404, SLG: 0.472		4-3		F8			WP 2B		3-1 1B 1-2	4	0	2	0	0	0	1
Fred Hatfield, L (1, 5) OBP: 0.371, SLG: 0.369		3-1			SH1-3 1B		K 2-3		3-1 1-2 2-3	3	0	1	0	0	1	1
Sammy Esposito, R (9, PH) OBP: 0.392, SLG: 0.305 (9, 5)										1	0	0	0	0	0	2
Luis Aparicio, R (1, 6) OBP: 0.291, SLG: 0.317			SH5-3 1B		SH1-3 1-2		K		IBB	2	0	1	0	1	1	1
Jack Harshman, L (1, 1) OBP: 0.235, SLG: 0.484			SH5-3 1-2		1-3			HR	F8	3	1	1	1	0	0	4
Inning Stats	R: 0 E: 0 K: 0 S: 4 H: 1 LOB: 1 BB: 0 P: 4	R: 0 E: 0 K: 0 S: 3 H: 0 LOB: 0 BB: 0 P: 3	R: 0 E: 0 K: 0 S: 4 H: 1 LOB: 1 BB: 0 P: 4	R: 0 E: 0 K: 0 S: 4 H: 1 LOB: 1 BB: 0 P: 4	R: 0 E: 0 K: 0 S: 4 H: 1 LOB: 1 BB: 0 P: 4	R: 0 E: 0 K: 0 S: 3 H: 0 LOB: 0 BB: 0 P: 3	R: 0 E: 0 K: 2 S: 8 H: 1 LOB: 1 BB: 0 P: 8	R: 1 E: 0 K: 0 S: 4 H: 1 LOB: 0 BB: 0 P: 4	R: 0 E: 0 K: 0 S: 5 H: 2 LOB: 3 BB: 1 P: 9	1B: 6 2B: 1 3B: 0 HR: 1	SF: 0 SAC: 2 DP: 0 HBP: 0						

	AB	33
	R	1
	H	8
	RBI	1
	BB	1
	SO	2
	LOB	16

WP: 1 PB: 0 SB: 0 CS: 0 PA: 36

PITCHER		IP	WLS	BF	H	R	ER	SO	BB	IBB	HBP	BLK	WP	HR	S	P	ERA	WHIP
Frank Sullivan, R ERA: 3.13	(1, 1)	8.0		30	6	1	1	2	0	0	0	0	1	1	34	34	1.12	0.750
Leo Kiely, L ERA: 4.73	(9, 1)	1.0	W	6	2	0	0	0	0	1	0	0	0	0	5	9	0.00	2.000

PITCHER		IP	WLS	BF	H	R	ER	SO	BB	IBB	HBP	BLK	WP	HR	S	P	ERA	WHIP

Batter	1	2	3	4	5	6	7	8	9	AB	R	H	RBI	BB	SO	LOB
Billy Goodman, L (1, 4) OBP: 0.361, SLG: 0.427	F9		4-3		F7			1-H 2B		4	0	1	1	0	0	3
Billy Klaus, L (1, 5) OBP: 0.386, SLG: 0.381	K			K		G6-4-3 1B		F8		4	0	1	0	0	2	2
Ted Williams, L (1, 7) OBP: 0.482, SLG: 0.544	F5			BB		F4		F7		3	0	0	0	1	0	3
Dick Gernert, R (1, 3) OBP: 0.407, SLG: 0.500		F8		F4		G6-4-3 1-2f			HR 1B	4	1	1	0	0	0	2
Jackie Jensen, R (1, 9) OBP: 0.395, SLG: 0.472		K		K			F8		F9	4	0	0	0	0	2	2
Jim Piersall, R (1, 8) OBP: 0.384, SLG: 0.447		F7			SH2-4 BB 1B		K		1-H HR	4	1	2	2	0	1	0
Sammy White, R (1, 2) OBP: 0.331, SLG: 0.396			F4		SH2-4 1-2		F9			2	0	0	0	1	0	0
Don Buddin, R (1, 6) OBP: 0.384, SLG: 0.365			BB		SH2-4 1-2 2-3			6-3		1	0	0	0	1	0	0
Frank Sullivan, R (1, 1) OBP: 0.176, SLG: 0.167			F2		K			2B 1B		2	0	0	0	0	1	3
Norm Zauchin, R (8, PH) OBP: 0.304, SLG: 0.339										1	0	1	0	0	0	0
Billy Consolo, R (8, PR)										0	1	0	0	0	0	0
Leo Kiely, L (9, 1) OBP: 0.167, SLG: 0.167										0	0	0	0	0	0	0
Inning Stats	R: 0 H: 0 E: 0 LOB: 0 K: 1 BB: 0 S: 5 P: 5	R: 0 H: 0 E: 0 LOB: 0 K: 1 BB: 0 S: 5 P: 5	R: 0 H: 0 E: 0 LOB: 1 K: 0 BB: 1 S: 3 P: 7	R: 0 H: 0 E: 0 LOB: 1 K: 2 BB: 1 S: 7 P: 11	R: 0 H: 1 E: 0 LOB: 2 K: 1 BB: 1 S: 6 P: 10	R: 0 H: 1 E: 0 LOB: 0 K: 0 BB: 0 S: 3 P: 3	R: 0 H: 0 E: 0 LOB: 0 K: 1 BB: 0 S: 5 P: 5	R: 1 H: 2 E: 0 LOB: 2 K: 0 BB: 0 S: 5 P: 5	R: 2 H: 2 E: 0 LOB: 0 K: 0 BB: 0 S: 3 P: 3							

PITCHER	IP	WLS	BF	H	R	ER	SO	BB	IBB	HBP	BLK	WP	HR	S	P	ERA	WHIP
Jack Harshman, L (1, 1) ERA: 2.98	8.1	L	33	6	3	3	6	3	0	0	0	0	1	42	54	3.24	1.080

PITCHER	IP	WLS	BF	H	R	ER	SO	BB	IBB	HBP	BLK	WP	HR	S	P	ERA	WHIP

BOTTOM

Chicago White Sox @ Boston Red Sox

Fenway Park, Boston, MA

Thu Jul 12 1956, 3:33 AM EDT

Att. 28,092 - Unknown

livebaseballscorecards.com

AB	29
R	3
H	6
RBI	3
BB	3
SO	6
LOB	15

1B: 4	SF: 0	WP: 0	PA: 33
2B: 1	SAC: 1	PB: 0	
3B: 0	DP: 1	SB: 0	
HR: 1	HBP: 0	CS: 0	

Batter	1	2	3	4	5	6	7	8	9	AB	R	H	RBI	BB	SO	LOB
Sammy Esposito, R (1, 5) OBP: 0.385, SLG: 0.294	E4	F9		BB		F8			K	4	1	0	0	1	1	0
Nellie Fox, L (1, 4) OBP: 0.331, SLG: 0.374	F8	1B	F7				F9			4	1	1	0	0	0	3
Jim Rivera, L (1, 9) OBP: 0.377, SLG: 0.420	E3	G5-3	1B				K			4	0	2	1	0	1	1
Minnie Minoso, R (1, 7) OBP: 0.428, SLG: 0.475	E5	1B	5-3				K			4	0	1	2	0	1	3
Larry Doby, L (1, 8) OBP: 0.392, SLG: 0.407	IBB	K		F9				K		3	0	0	0	1	2	2
Sherm Lollar, R (1, 2) OBP: 0.399, SLG: 0.464	F4	G5-3		F8				6-3		4	0	0	0	0	0	5
Walt Dropo, R (1, 3) OBP: 0.331, SLG: 0.330	K		5-3	F6				F9		4	0	0	0	0	1	3
Luis Aparicio, R (1, 6) OBP: 0.291, SLG: 0.317 Ron Northey, L (9, PH) OBP: 0.467, SLG: 1.000		F6	1B			F7			L8	3 1	1 0	1 0	0 0	0 0	0 0	0 0
Jim Wilson, R (1, 1) OBP: 0.346, SLG: 0.313 Gerry Staley, R (8, 1) OBP: 0.250, SLG: 0.200 Dick Donovan, L (8, 1) OBP: 0.383, SLG: 0.513		K	BB			K			K	3 0 1	1 0 0	1 0 0	1 0 0	0 0 1	2 0 0	0 0 0
Inning Stats	R: 1 E: 3 K: 1 S: 8 H: 0 LOB: 3 BB: 1 P: 12	R: 0 E: 0 K: 1 S: 5 H: 0 LOB: 0 BB: 0 P: 5	R: 1 E: 0 K: 1 S: 7 H: 3 LOB: 1 BB: 0 P: 7	R: 2 E: 0 K: 0 S: 6 H: 3 LOB: 2 BB: 1 P: 10	R: 0 E: 0 K: 0 S: 3 H: 0 LOB: 0 BB: 0 P: 3	R: 0 E: 0 K: 1 S: 5 H: 0 LOB: 0 BB: 0 P: 5	R: 0 E: 0 K: 2 S: 7 H: 0 LOB: 0 BB: 0 P: 7	R: 0 E: 0 K: 1 S: 5 H: 0 LOB: 0 BB: 0 P: 5	R: 0 E: 0 K: 2 S: 7 H: 0 LOB: 0 BB: 0 P: 7	1B: 6 2B: 0 3B: 0 HR: 0 SF: 0 SAC: 0 DP: 1 HBP: 0						

PITCHER		IP	WLS	BF	H	R	ER	SO	BB	IBB	HBP	BLK	WP	HR	S	P	ERA	WHIP
Tom Brewer, R ERA: 3.09	(1, 1)	6.0		28	6	4	3	4	1	1	0	0	0	0	34	42	4.50	1.167
Ike Delock, R ERA: 4.68	(7, 1)	3.0	W	9	0	0	0	5	0	0	0	0	0	0	19	19	0.00	0.000

PITCHER	IP	WLS	BF	H	R	ER	SO	BB	IBB	HBP	BLK	WP	HR	S	P	ERA	WHIP

TOP

Chicago White Sox @ Boston Red Sox

Fenway Park, Boston, MA

Fri Jul 13 1956, 3:33 AM EDT

Att. 12,438 - Unknown

livebaseballscorecards.com

AB	35
R	4
H	6
RBI	4
BB	2
SO	9
LOB	17

Batter	1	2	3	4	5	6	7	8	9	AB	R	H	RBI	BB	SO	LOB
Billy Goodman, L (1, 4) OBP: 0.363, SLG: 0.426	BBBB 4-0 1-6-3 BB		x 0-0 ②③ G3-6-3 1-2f			x 0-0 2B 1-2 1B 1B		x 0-0 ① 6-3		3	1	1	0	1	0	1
Billy Klaus, L (1, 5) OBP: 0.384, SLG: 0.383	x 0-0 ① 1-6-3 1-2			x 0-0 ① F8		x 0-0 1B WP 1-3 2-H 2B		x 0-0 ② F4		4	1	1	1	0	0	1
Ted Williams, L (1, 7) OBP: 0.482, SLG: 0.540 Billy Consolo, R (8, PR) Dick Gernert, R (9, 7) OBP: 0.407, SLG: 0.500	SSS 0-3 ② K			x 0-0 ② 6-3		x 0-0 G4-6-3 2-3 3-H 1B		BBBB 4-0 1B 1B BB		3 0 0	0 1 0	1 0 0	1 0 0	1 0 0	1 0 0	1 0 0
Mickey Vernon, L (1, 3) OBP: 0.396, SLG: 0.526	x 0-0 ③ 4-3			x 0-0 ③ F7		x 0-0 ①② G4-6-3 1-2f 3-H		x 0-0 1B 1-3 1B 1B		4	1	1	0	0	0	2
Jackie Jensen, R (1, 9) OBP: 0.396, SLG: 0.470		x 0-0 ① F3			x 0-0 ① F7	BBBB 4-0 BB		x 0-0 1B 1-2 3-H 1B		3	0	1	1	1	0	0
Jim Piersall, R (1, 8) OBP: 0.383, SLG: 0.444		x 0-0 ② 5-3			SSS 0-3 ② K	x 0-0 ③ F9		x 0-0 1-3 2-H 1B		4	0	1	1	0	1	1
Sammy White, R (1, 2) OBP: 0.329, SLG: 0.393		x 0-0 ③ L5			x 0-0 1B		x 0-0 ① F8	x 0-0 ③ F4		4	0	1	0	0	0	2
Don Buddin, R (1, 6) OBP: 0.383, SLG: 0.362			BBBB 4-0 G3-6-3 BB		SSS 0-3 ③ K		x 0-0 ② L5			2	0	0	0	1	1	1
Tom Brewer, R (1, 1) OBP: 0.300, SLG: 0.375 Gene Stephens, L (6, PH) OBP: 0.296, SLG: 0.174 Ike Delock, R (7, 1) OBP: 0.150, SLG: 0.158			x 0-0 ① F9			BBBB 4-0 1B 2B BB	x 0-0 ③ F7			1 0 1	0 1 0	0 0 0	0 0 0	0 1 0	0 0 0	1 0 0
Inning Stats	R: 0 H: 0 E: 0 LOB: 1 K: 1 BB: 1 S: 5 P: 9	R: 0 H: 0 E: 0 LOB: 0 K: 0 BB: 0 S: 3 P: 3	R: 0 H: 0 E: 0 LOB: 0 K: 0 BB: 1 S: 2 P: 6	R: 0 H: 0 E: 0 LOB: 0 K: 0 BB: 0 S: 3 P: 3	R: 0 H: 1 E: 0 LOB: 1 K: 2 BB: 0 S: 8 P: 8	R: 3 H: 3 E: 0 LOB: 1 K: 0 BB: 2 S: 5 P: 13	R: 0 H: 0 E: 0 LOB: 0 K: 0 BB: 0 S: 3 P: 3	R: 2 H: 3 E: 0 LOB: 2 K: 0 BB: 1 S: 6 P: 10		1B: 6 SF: 0 2B: 1 SAC: 0 3B: 0 DP: 2 HR: 0 HBP: 0						WP: 1 PA: 34 PB: 0 SB: 0 CS: 0

PITCHER		IP	WLS	BF	H	R	ER	SO	BB	IBB	HBP	BLK	WP	HR	S	P	ERA	WHIP
Jim Wilson, R ERA: 3.7	(1, 1)	7.2	L	32	6	5	5	3	5	0	0	0	1	0	33	53	5.87	1.435
Gerry Staley, R ERA: 4.93	(8, 1)	0.0		1	1	0	0	0	0	0	0	0	0	0	1	1	∞	∞
Dick Donovan, R ERA: 4.79	(8, 1)	0.1		1	0	0	0	0	0	0	0	0	0	0	1	1	0.00	0.000

PITCHER	IP	WLS	BF	H	R	ER	SO	BB	IBB	HBP	BLK	WP	HR	S	P	ERA	WHIP

BOTTOM

Chicago White Sox @ Boston Red Sox

Fenway Park, Boston, MA

Fri Jul 13 1956, 3:33 AM EDT

Att. 12,438 - Unknown

livebaseballscorecards.com

AB	29
R	5
H	7
RBI	4
BB	5
SO	3
LOB	10

Batter	1	2	3	4	5	6	7	8	9	AB	R	H	RBI	BB	SO	LOB
Jim Rivera, L (1, 9) OBP: 0.373, SLG: 0.415	x 0-0 ① F8			x 0-0 ① F5			SSS 0-3 ① K		x 0-0 ③ G1	3	0	0	0	0	1	0
Walt Dropo, R (9, PH) OBP: 0.328, SLG: 0.328										1	0	0	0	0	0	1
Nellie Fox, L (1, 4) OBP: 0.328, SLG: 0.371	x 0-0 ② 4-3			x 0-0 ② 4-3			x 0-0 ② 1-3			3	0	0	0	0	0	0
Minnie Minoso, R (1, 7) OBP: 0.424, SLG: 0.469	x 0-0 ③ 5-3			x 0-0 ③ 6-3			x 0-0 ③ L5			3	0	0	0	0	0	0
Dave Philley, S (1, 3) OBP: 0.334, SLG: 0.363		x 0-0 ① 6-3			x 0-0 ① 4-3			x 0-0 ① 5-3		3	0	0	0	0	0	0
Larry Doby, L (1, 8) OBP: 0.391, SLG: 0.403		BBBB 4-0 G6-4-3 BB			x 0-0 ② F9			x 0-0 ② 4-3		2	0	0	0	1	0	0
Sherm Lollar, R (1, 2) OBP: 0.394, SLG: 0.458		x 0-0 ②③ G6-4-3 1-2f			x 0-0 ③ F8			x 0-0 ③ 5-3		3	0	0	0	0	0	1
Sammy Esposito, R (1, 5) OBP: 0.384, SLG: 0.288			x 0-0 E6 CS			x 0-0 ① F8			BBBB 4-0 FC4-6 BB	2	0	0	0	1	0	0
Luis Aparicio, R (1, 6) OBP: 0.288, SLG: 0.313			x 0-0 ① F8			SSS 0-3 ② K			x 0-0 ① FC4-6 FC5-4 1-2f	3	0	0	0	0	1	2
Jim McDonald, R (1, 1)			SSS 0-3 ②③ K 1-2			SSS 0-3 ③ K			x 0-0 ② FC5-4 1-2f	2	0	0	0	0	2	1
Paul LaPalme, L (6, 1) OBP: 0.500, SLG: 0.750										0	0	0	0	0	0	0
Bubba Phillips, R (9, PH) OBP: 0.355, SLG: 0.533										1	0	0	0	0	0	1
Inning Stats	R: 0 H: 0 E: 0 LOB: 0 K: 0 BB: 0 S: 3 P: 3	R: 0 H: 0 E: 0 LOB: 0 K: 0 BB: 1 S: 2 P: 6	R: 0 H: 0 E: 1 LOB: 1 K: 1 BB: 0 S: 5 P: 5	R: 0 H: 0 E: 0 LOB: 0 K: 0 BB: 0 S: 3 P: 3	R: 0 H: 0 E: 0 LOB: 0 K: 0 BB: 0 S: 3 P: 3	R: 0 H: 0 E: 0 LOB: 0 K: 2 BB: 0 S: 7 P: 7	R: 0 H: 0 E: 0 LOB: 0 K: 1 BB: 0 S: 5 P: 5	R: 0 H: 0 E: 0 LOB: 0 K: 0 BB: 0 S: 3 P: 3	R: 0 H: 0 E: 0 LOB: 1 K: 0 BB: 1 S: 3 P: 7	1B: 0 SF: 0 2B: 1 SAC: 0 3B: 0 DP: 2 HR: 0 HBP: 0						WP: 0 PA: 28 PB: 0 SB: 0 CS: 1	

TOP

Chicago White Sox @ Boston Red Sox

Fenway Park, Boston, MA

Sat Jul 14 1956, 3:33 AM EDT

Att. 14,542 - Unknown

livebaseballscorecards.com

AB	26
R	0
H	0
RBI	0
BB	2
SO	4
LOB	6

PITCHER	IP	WLS	BF	H	R	ER	SO	BB	IBB	HBP	BLK	WP	HR	S	P	ERA	WHIP
Mel Parnell, L (1, 1) ERA: 3.14	9.0	W	28	0	0	0	4	2	0	0	0	0	0	34	42	0.00	0.222

PITCHER	IP	WLS	BF	H	R	ER	SO	BB	IBB	HBP	BLK	WP	HR	S	P	ERA	WHIP

Batter	1	2	3	4	5	6	7	8	9	AB	R	H	RBI	BB	SO	LOB
Billy Goodman, L (1, 4) OBP: 0.361, SLG: 0.427	6-3		4-3			1B 2B	L7			4	1	1	0	0	0	1
Billy Klaus, L (1, 5) OBP: 0.385, SLG: 0.390	F6			1B 1B 2B		2-H 1B 1B		F7		4	1	2	1	0	0	0
Ted Williams, L (1, 7) OBP: 0.488, SLG: 0.543	BB			1B G5-4-3 2-3 1B		1-2 G5-4-3 1B		6-3		3	1	2	0	1	0	0
Gene Stephens, L (9, 7) OBP: 0.296, SLG: 0.174										0	0	0	0	0	0	0
Mickey Vernon, L (1, 3) OBP: 0.393, SLG: 0.521	F8			1-3 G5-4-3 3-H 1B		K		4-3		4	0	1	1	0	1	3
Jackie Jensen, R (1, 9) OBP: 0.393, SLG: 0.466		6-3		G5-4-3 1-2f 3-H		G5-4-3 1-2f				3	0	0	0	0	0	3
Jim Piersall, R (1, 8) OBP: 0.382, SLG: 0.446		1-6-3		6-3			4-3 1B 2B			3	1	1	0	0	0	0
Sammy White, R (1, 2) OBP: 0.325, SLG: 0.388		F8			4-3		4-3 2-3			3	0	0	0	0	0	1
Don Buddin, R (1, 6) OBP: 0.386, SLG: 0.363			FC7-5 WP HBP		5-3		SH1-4 3-H 1B			2	0	1	1	0	0	0
Mel Parnell, L (1, 1) OBP: 0.294, SLG: 0.353			FC7-5 1-3		K		SH1-4 1-2			2	0	0	0	0	1	1
Inning Stats	R: 0 E: 0 K: 0 S: 3 H: 0 LOB: 1 BB: 1 P: 7	R: 0 E: 0 K: 0 S: 3 H: 0 LOB: 0 BB: 0 P: 3	R: 0 E: 0 K: 0 S: 2 H: 0 LOB: 0 BB: 0 P: 3	R: 2 E: 0 K: 0 S: 5 H: 3 LOB: 0 BB: 0 P: 5	R: 0 E: 0 K: 1 S: 5 H: 0 LOB: 0 BB: 0 P: 5	R: 1 E: 0 K: 1 S: 7 H: 3 LOB: 1 BB: 0 P: 7	R: 1 E: 0 K: 0 S: 5 H: 2 LOB: 1 BB: 0 P: 5	R: 0 E: 0 K: 0 S: 3 H: 0 LOB: 0 BB: 0 P: 3		1B: 5 2B: 4 3B: 0 HR: 0	SF: 0 SAC: 1 DP: 3 HBP: 1						

PITCHER	IP	WLS	BF	H	R	ER	SO	BB	IBB	HBP	BLK	WP	HR	S	P	ERA	WHIP
Jim McDonald, R (1, 1) ERA: 5.4	5.0	L	20	5	3	3	1	1	0	1	0	1	0	20	25	5.40	1.200
Paul LaPalme, L (6, 1) ERA: 4.93	3.0		11	3	1	1	1	0	0	0	0	0	0	13	13	3.00	1.000

PITCHER	IP	WLS	BF	H	R	ER	SO	BB	IBB	HBP	BLK	WP	HR	S	P	ERA	WHIP

BOTTOM

Chicago White Sox @ Boston Red Sox

Fenway Park, Boston, MA

Sat Jul 14 1956, 3:33 AM EDT

Att. 14,542 - Unknown

livebaseballscorecards.com

AB	28
R	4
H	8
RBI	3
BB	1
SO	2
LOB	9

Batter	1	2	3	4	5	6	7	8	9	AB	R	H	RBI	BB	SO	LOB
Luis Aparicio, R (1, 6) OBP: 0.287, SLG: 0.320	SF8 3B		F5		F8			K2-3		4	1	1	0	0	1	1
Jim Rivera, L (1, 9) OBP: 0.368, SLG: 0.408	K		F8			K			K	4	0	0	0	0	3	1
Minnie Minoso, R (1, 7) OBP: 0.422, SLG: 0.466	SF8 3-H			5-3 HBP		6-3			K	2	0	0	1	0	1	0
Sherm Lollar, R (1, 2) OBP: 0.389, SLG: 0.450	5-3			5-3 1-2		F6			F7	4	0	0	0	0	0	1
Larry Doby, L (1, 8) OBP: 0.391, SLG: 0.402		WP 1B		F6			F3			3	0	1	0	0	0	1
Dave Philley, S (1, 3) OBP: 0.331, SLG: 0.360		K 1-2		6-3			6-3			3	0	0	0	0	1	2
Nellie Fox, L (1, 4) OBP: 0.328, SLG: 0.370		F8			FC5-6 1B		F9			3	0	1	0	0	0	1
Sammy Esposito, R (1, 5) OBP: 0.376, SLG: 0.281		5-3			K			5-3		3	0	0	0	0	1	2
Billy Pierce, L (1, 1) OBP: 0.133, SLG: 0.103			1-3		FC5-6 1-2f			F7		2	0	0	0	0	0	1
Walt Dropo, R (8, PH) OBP: 0.326, SLG: 0.325										1	0	0	0	0	0	0
Paul LaPalme, L (8, 1) OBP: 0.500, SLG: 0.750										0	0	0	0	0	0	0
Inning Stats	R: 1 E: 0 K: 1 S: 6 H: 1 LOB: 0 BB: 0 P: 6	R: 0 E: 0 K: 1 S: 6 H: 1 LOB: 1 BB: 0 P: 6	R: 0 E: 0 K: 0 S: 3 H: 0 LOB: 0 BB: 0 P: 3	R: 0 E: 0 K: 0 S: 3 H: 0 LOB: 1 BB: 0 P: 4	R: 0 E: 0 K: 1 S: 6 H: 1 LOB: 1 BB: 0 P: 6	R: 0 E: 0 K: 1 S: 5 H: 0 LOB: 0 BB: 0 P: 5	R: 0 E: 0 K: 0 S: 3 H: 0 LOB: 0 BB: 0 P: 3	R: 0 E: 0 K: 1 S: 5 H: 0 LOB: 0 BB: 0 P: 5	R: 0 E: 0 K: 2 S: 7 H: 0 LOB: 0 BB: 0 P: 7	1B: 2 2B: 0 3B: 1 HR: 0 SF: 1 SAC: 0 DP: 0 HBP: 1						

PITCHER		IP	WLS	BF	H	R	ER	SO	BB	IBB	HBP	BLK	WP	HR	S	P	ERA	WHIP
Whitey Ford, L ERA: 2.33	(1, 1)	9.0	W	31	3	1	1	7	0	0	1	0	1	0	44	45	1.00	0.333

PITCHER	IP	WLS	BF	H	R	ER	SO	BB	IBB	HBP	BLK	WP	HR	S	P	ERA	WHIP

Chicago White Sox @ New York Yankees

Yankee Stadium, Bronx, NY

Sun Jul 15 1956, 3:33 AM EDT

Unknown - 85 F

TOP

livebaseballscorecards.com

AB	29
R	1
H	3
RBI	1
BB	0
SO	7
LOB	10

Batter	1	2	3	4	5	6	7	8	9	AB	R	H	RBI	BB	SO	LOB
Gil McDougald, R (1, 6) OBP: 0.400, SLG: 0.437	F9		K		F4			L5		4	0	0	0	0	1	0
Bob Cerv, R (1, 7) OBP: 0.349, SLG: 0.403	1B		6-3			FC6-4 BB		K		3	0	1	0	1	1	0
Norm Siebern, L (9, 7) OBP: 0.279, SLG: 0.354										0	0	0	0	0	0	0
Mickey Mantle, S (1, 8) OBP: 0.467, SLG: 0.737	K		F4			FC6-4 FC5-4 1-2f				3	0	0	0	0	1	2
Yogi Berra, L (1, 2) OBP: 0.360, SLG: 0.545	F7			E 2B		F7				3	0	1	0	0	0	2
Bill Skowron, R (1, 3) OBP: 0.411, SLG: 0.510		E 1B HBP		E4 L4-3 2-3		FC5-4 1-2f				2	1	0	0	0	0	2
Joe Collins, L (9, 3) OBP: 0.309, SLG: 0.382										0	0	0	0	0	0	0
Hank Bauer, R (1, 9) OBP: 0.308, SLG: 0.474		E1 1-3 1B 1B		F6			F3			3	1	1	0	0	0	2
Andy Carey, R (1, 5) OBP: 0.316, SLG: 0.367		G6-4-3 2-H 3-H 1B		L4-3 1-2			F4			3	0	1	2	0	0	2
Jerry Coleman, R (1, 4) OBP: 0.309, SLG: 0.284		G6-4-3 1-2f			K		K			3	0	0	0	0	2	1
Whitey Ford, L (1, 1) OBP: 0.300, SLG: 0.233		1-3			K			G3		3	0	0	0	0	1	0
Inning Stats	R: 0 E: 0 K: 1 S: 6 H: 1 LOB: 1 BB: 0 P: 6	R: 2 E: 1 K: 0 S: 4 H: 2 LOB: 0 BB: 0 P: 5	R: 0 E: 0 K: 1 S: 5 H: 0 LOB: 0 BB: 0 P: 5	R: 0 E: 1 K: 0 S: 4 H: 1 LOB: 1 BB: 0 P: 4	R: 0 E: 0 K: 2 S: 7 H: 0 LOB: 0 BB: 0 P: 7	R: 0 E: 0 K: 0 S: 3 H: 0 LOB: 1 BB: 1 P: 7	R: 0 E: 0 K: 1 S: 5 H: 0 LOB: 0 BB: 0 P: 5	R: 0 E: 0 K: 1 S: 5 H: 0 LOB: 0 BB: 0 P: 5		1B: 3 2B: 2 3B: 0 HR: 0	SF: 0 SAC: 0 DP: 2 HBP: 1			WP: 0 PB: 0 SB: 0 CS: 0	PA: 29		

PITCHER		IP	WLS	BF	H	R	ER	SO	BB	IBB	HBP	BLK	WP	HR	S	P	ERA	WHIP
Billy Pierce, L ERA: 3.02	(1, 1)	7.0	L	26	4	2	1	5	1	0	1	0	0	0	34	39	1.29	0.714
Paul LaPalme, L ERA: 4.81	(8, 1)	1.0		3	0	0	0	1	0	0	0	0	0	0	5	5	0.00	0.000

PITCHER		IP	WLS	BF	H	R	ER	SO	BB	IBB	HBP	BLK	WP	HR	S	P	ERA	WHIP

BOTTOM

Chicago White Sox @ New York Yankees

Yankee Stadium, Bronx, NY

Sun Jul 15 1956, 3:33 AM EDT

Unknown - 85 F

livebaseballscorecards.com

AB	27
R	2
H	4
RBI	2
BB	1
SO	6
LOB	11

Batter	1	2	3	4	5	6	7	8	9	10	AB	R	H	RBI	BB	SO	LOB
Luis Aparicio, R (1, 6) OBP: 0.286, SLG: 0.315	F9		6-3		5-3	BB			4-3		4	0	0	0	1	0	0
Nellie Fox, L (1, 4) OBP: 0.326, SLG: 0.368	4-3		F2		4-3	F6			F8 1B		5	0	1	0	0	0	2
Minnie Minoso, R (1, 7) (9, 3) OBP: 0.421, SLG: 0.466	6-3			6-3	2B		BB		F8		4	0	1	0	1	0	1
Walt Dropo, R (1, 3) OBP: 0.331, SLG: 0.325		1-3		FC5-4 HR 1B	BB		K		F8		3	1	1	0	1	1	1
Ron Northey, L (9, PH) OBP: 0.438, SLG: 0.909											1	0	0	0	0	0	1
Jim Delsing, L (9, 7) OBP: 0.256, SLG: 0.059											0	0	0	0	0	0	0
Larry Doby, L (1, 8) OBP: 0.391, SLG: 0.400		BB 1B		FC5-4 1-2 1B	G3		K			4-3	4	0	1	0	1	1	3
Bubba Phillips, R (1, 9) OBP: 0.333, SLG: 0.500		K		FC5-4 HR 1-2f 2-3		BB S 1B	F8			F3	2	1	0	0	0	1	3
Jim Rivera, L (6, PH) (6, 9) OBP: 0.368, SLG: 0.405											2	1	0	0	1	0	1
Fred Hatfield, L (1, 5) OBP: 0.378, SLG: 0.425		1-2 1B		1-H HR 3-H		F9 1-2		B1-3		HR	5	2	3	4	0	0	1
Les Moss, R (1, 2) OBP: 0.296, SLG: 0.396		6-3		1B		BB 2-H 1B		1-3		5-3	3	0	2	1	0	0	2
Dave Philley, S (8, PH) OBP: 0.330, SLG: 0.359											1	0	0	0	0	0	0
Sherm Lollar, R (8, 2) OBP: 0.387, SLG: 0.449											1	0	0	0	0	0	0
Dick Donovan, L (1, 1) OBP: 0.353, SLG: 0.465			K	2-3		K		F7			4	0	0	0	0	2	2
Jim Wilson, R (9, 1) OBP: 0.346, SLG: 0.313											0	0	0	0	0	0	0

TOP

Chicago White Sox @ New York Yankees

Yankee Stadium, Bronx, NY

Sun Jul 15 1956, 3:38 AM EDT
Att. 61,351 - Unknown - 86 F

livebaseballscorecards.com

AB	39
R	5
H	9
RBI	5
BB	5
SO	5
LOB	17

Inning Stats	1	2	3	4	5	6	7	8	9	10
	R: 0 E: 0 K: 0 S: 3	H: 0 LOB: 0 BB: 0 P: 3	R: 0 E: 0 K: 1 S: 6	H: 1 LOB: 2 BB: 1 P: 10	R: 0 E: 0 K: 1 S: 5	H: 0 LOB: 0 BB: 0 P: 5	R: 3 E: 0 K: 0 S: 7	H: 4 LOB: 1 BB: 0 P: 7	R: 0 E: 0 K: 0 S: 4	H: 1 LOB: 2 BB: 1 P: 8
	R: 1 E: 0 K: 1 S: 6	H: 1 LOB: 2 BB: 2 P: 14	R: 0 E: 0 K: 2 S: 7	H: 0 LOB: 1 BB: 1 P: 11	R: 0 E: 0 K: 0 S: 3	H: 0 LOB: 0 BB: 0 P: 3	R: 0 E: 0 K: 0 S: 4	H: 1 LOB: 1 BB: 0 P: 4	R: 1 E: 0 K: 0 S: 4	H: 1 LOB: 0 BB: 0 P: 4

PITCHER		IP	WLS	BF	H	R	ER	SO	BB	IBB	HBP	BLK	WP	HR	S	P	ERA	WHIP				
Rip Coleman, L ERA: 2.72	(1, 1)	5.0		23	6	3	3	2	2	0	0	0	0	1	25	33	5.40	1.600				
Bob Turley, R ERA: 5.5	(6, 1)	2.0		10	1	1	1	3	3	0	0	0	0	0	13	25	4.50	2.000				
Tom Morgan, R ERA: 3.8	(8, 1)	2.0		7	1	0	0	0	0	0	0	0	0	0	7	7	0.00	0.500				
Johnny Kucks, R ERA: 3.47	(10, 1)	1.0	W	4	1	1	1	0	0	0	0	0	0	1	4	4	9.00	1.000				

PITCHER	IP	WLS	BF	H	R	ER	SO	BB	IBB	HBP	BLK	WP	HR	S	P	ERA	WHIP

1B: 6	SF: 0
2B: 1	SAC: 0
3B: 0	DP: 0
HR: 2	HBP: 0

WP: 0	PA: 44
PB: 0	
SB: 1	
CS: 0	

Batter	1	2	3	4	5	6	7	8	9	10	AB	R	H	RBI	BB	SO	LOB
Gil McDougald, R (1, 6) (8, 4) OBP: 0.406, SLG: 0.442	B5-3		1B		2-H 1B		2-H G6-4-3 1B		BBBB 1-2 2-3 BB		4	0	3	2	1	0	0
Norm Siebern, L (1, 7) OBP: 0.264, SLG: 0.333	SSS K		G3		G3		G6-4-3 1-2f		F7		5	0	0	0	0	1	6
Mickey Mantle, S (1, 8) OBP: 0.466, SLG: 0.730	E5			F8		HR 1B		F7		BBBB SH1-3 BB 1B BB	4	2	1	0	1	0	0
Yogi Berra, L (1, 2) OBP: 0.361, SLG: 0.541	L8			1B		F5		SSS K		BBBB 1-2 SH1-3 1B BB	4	1	1	0	1	1	2
Bill Skowron, R (1, 3) OBP: 0.412, SLG: 0.523		G5-6-3 1B		SSS K		1-H HR		F7		1-2 2-3 SH1-3	4	1	2	2	0	1	1
Joe Collins, L (1, 9) OBP: 0.311, SLG: 0.376		G5-6-3 1-2f		F8		F7			BBBB BB SH1 BB	I I I I 1B IBB	3	0	0	0	2	0	2
Andy Carey, R (1, 5) OBP: 0.315, SLG: 0.365	SSS K				WP 1B	F9			1-2 SH1	SSS K	4	1	1	0	0	2	3
Jerry Coleman, R (1, 4) OBP: 0.301, SLG: 0.276			B1-3		SSS 1-2 K		1B SH1-3		F4	1-2 2-H 3-H 1B	2	0	0	0	0	1	1
Elston Howard, R (7, PH) OBP: 0.328, SLG: 0.347											1	0	1	0	0	0	0
Tom Carroll, R (7, PR) OBP: 0.429, SLG: 0.429											0	1	0	0	0	0	0
Phil Rizzuto, R (8, 6) OBP: 0.358, SLG: 0.261											1	0	0	0	0	0	1
Hank Bauer, R (10, PH) OBP: 0.310, SLG: 0.476			SSS K		5-3		SH1-3 1-2		BBBB BB		1	0	1	2	0	0	0
Rip Coleman, L (1, 1)											1	0	0	0	0	1	0
Tommy Byrne, L (5, PH) OBP: 0.308, SLG: 0.520											1	0	0	0	0	0	1
Bob Turley, R (6, 1) OBP: 0.286, SLG: 0.200											0	0	0	0	0	0	0
Mickey McDermott, L (7, PH) OBP: 0.250, SLG: 0.125											0	0	0	0	0	0	0
Tom Morgan, R (8, 1) OBP: 0.300, SLG: 0.222											0	0	0	0	0	0	0
Irv Noren, L (9, PH) OBP: 0.560, SLG: 0.412											0	0	0	0	1	0	0
Johnny Kucks, R (10, 1) OBP: 0.196, SLG: 0.130											0	0	0	0	0	0	0
Inning Stats	R: 0 E: 1 K: 1 S: 6 / H: 0 LOB: 1 BB: 0 P: 6	R: 0 E: 0 K: 1 S: 5 / H: 1 LOB: 0 BB: 0 P: 5	R: 0 E: 0 K: 1 S: 6 / H: 1 LOB: 1 BB: 0 P: 6	R: 0 E: 0 K: 1 S: 6 / H: 1 LOB: 1 BB: 0 P: 6	R: 1 E: 0 K: 1 S: 7 / H: 2 LOB: 1 BB: 0 P: 7	R: 2 E: 0 K: 0 S: 5 / H: 2 LOB: 0 BB: 0 P: 5	R: 1 E: 0 K: 0 S: 4 / H: 2 LOB: 1 BB: 0 P: 4	R: 0 E: 0 K: 1 S: 5 / H: 0 LOB: 0 BB: 0 P: 5	R: 0 E: 0 K: 0 S: 3 / H: 0 LOB: 3 BB: 3 P: 15	R: 2 E: 0 K: 1 S: 5 / H: 1 LOB: 2 BB: 3 P: 17	1B: 9 2B: 0 3B: 0 HR: 1	SF: 0 SAC: 3 DP: 2 HBP: 0	WP: 1 PB: 0 SB: 0 CS: 0	PA: 44			

PITCHER		IP	WLS	BF	H	R	ER	SO	BB	IBB	HBP	BLK	WP	HR	S	P	ERA	WHIP
Dick Donovan, R ERA: 4.75	(1, 1)	8.1		34	9	4	4	6	1	0	0	0	1	1	45	49	4.32	1.200
Jim Wilson, R ERA: 3.81	(9, 1)	1.1	L	10	1	2	2	1	4	1	0	0	0	0	7	27	13.50	3.750

PITCHER	IP	WLS	BF	H	R	ER	SO	BB	IBB	HBP	BLK	WP	HR	S	P	ERA	WHIP

BOTTOM

Chicago White Sox @ New York Yankees

Yankee Stadium, Bronx, NY

Sun Jul 15 1956, 3:38 AM EDT
Att. 61,351 - Unknown - 86 F

livebaseballscorecards.com

AB	35
R	6
H	10
RBI	6
BB	6
SO	7
LOB	17

Batter	1	2	3	4	5	6	7	8	9	AB	R	H	RBI	BB	SO	LOB
Jim Rivera, L (1, 9) OBP: 0.363, SLG: 0.398	S S S 0-3 ① K		x 0-0 ③ FC6 1-2f			x 0-0 ③ F8		x 0-0 ③ 4-3		4	0	0	0	0	1	1
Nellie Fox, L (1, 4) OBP: 0.325, SLG: 0.367	x 0-0 ② 6-3			x 0-0 ① F7			x 0-0 G6-4-3 1B		x 0-0 ① 6-3	4	0	1	0	0	0	0
Minnie Minoso, R (1, 7) OBP: 0.416, SLG: 0.460	x 0-0 ③ F5			x 0-0 ② F8			x 0-0 ① F5		x 0-0 ② F3	4	0	0	0	0	0	1
Sherm Lollar, R (1, 2) OBP: 0.382, SLG: 0.441		x 0-0 ① F6		S S S 0-3 ③ K			x 0-0 ② ③ G6-4-3 1-2f		x 0-0 ③ F8	4	0	0	0	0	1	1
Walt Dropo, R (1, 3) OBP: 0.331, SLG: 0.320		x 0-0 ② F8			x 0-0 ① 5-3			B B B B 4-0 FC5-4 BB		2	0	0	0	1	0	0
Bubba Phillips, R (1, 8) OBP: 0.306, SLG: 0.457		x 0-0 ③ F7			S S S 0-3 ② K			x 0-0 ① FC5-4 1B 3B 1-2f		3	1	0	0	0	1	1
Fred Hatfield, L (1, 5) OBP: 0.384, SLG: 0.426			B B B B 4-0 FC6 BB		x 0-0 ③ 6-3			x 0-0 3B 1B 1-2		2	1	1	0	1	0	0
Luis Aparicio, R (1, 6) OBP: 0.286, SLG: 0.323			x 0-0 ① L7			x 0-0 ① F7		x 0-0 SF7 3B 1-H 2-H		3	1	1	2	0	0	1
Jack Harshman, L (1, 1) OBP: 0.229, SLG: 0.469 Gerry Staley, R (3, 1) OBP: 0.250, SLG: 0.200 Dave Philley, S (6, PH) OBP: 0.330, SLG: 0.357 Sandy Consuegra, R (6, 1) Sammy Esposito, R (8, PH) OBP: 0.373, SLG: 0.281 Ellis Kinder, R (8, 1)			S S S 0-3 ② K			x 0-0 ② 6-3		x 0-0 ② SF7 3-H		1 0 1 0 0 0	0 0 0 0 0 0	0 0 0 0 0 0	0 0 0 0 1 0	0 0 0 0 0 0	1 0 0 0 0 0	1 0 0 0 0 0
Inning Stats	R: 0 E: 0 K: 1 S: 5 H: 0 LOB: 0 BB: 0 P: 5	R: 0 E: 0 K: 0 S: 3 H: 0 LOB: 0 BB: 0 P: 3	R: 0 E: 0 K: 1 S: 5 H: 0 LOB: 1 BB: 1 P: 9	R: 0 E: 0 K: 1 S: 5 H: 0 LOB: 0 BB: 0 P: 5	R: 0 E: 0 K: 1 S: 5 H: 0 LOB: 0 BB: 0 P: 5	R: 0 E: 0 K: 0 S: 3 H: 0 LOB: 0 BB: 0 P: 3	R: 0 E: 0 K: 0 S: 3 H: 1 LOB: 0 BB: 0 P: 3	R: 3 E: 0 K: 0 S: 5 H: 2 LOB: 0 BB: 1 P: 9	R: 0 E: 0 K: 0 S: 3 H: 0 LOB: 0 BB: 0 P: 3	1B: 2 2B: 0 3B: 1 HR: 0		SF: 1 SAC: 0 DP: 1 HBP: 0		WP: 0 PB: 0 SB: 0 CS: 0		PA: 31	

TOP

Chicago White Sox @ Baltimore Orioles

Memorial Stadium, Baltimore, MD

Tue Jul 17 1956, 3:33 AM EDT

Unknown

livebaseballscorecards.com

AB	28
R	3
H	3
RBI	3
BB	2
SO	4
LOB	6

PITCHER		IP	WLS	BF	H	R	ER	SO	BB	IBB	HBP	BLK	WP	HR	S	P	ERA	WHIP
Don Ferrarese, L ERA: 4.87	(1, 1)	9.0	W	31	3	3	3	4	2	0	0	0	0	0	37	45	3.00	0.556

PITCHER	IP	WLS	BF	H	R	ER	SO	BB	IBB	HBP	BLK	WP	HR	S	P	ERA	WHIP

Batter	1	2	3	4	5	6	7	8	9	AB	R	H	RBI	BB	SO	LOB
Dick Williams, R (1, 8) OBP: 0.350, SLG: 0.554	F7		K	E5		F8		5-3		5	1	0	0	0	1	0
Hoot Evers, R (1, 9) OBP: 0.418, SLG: 0.358	2B		E 2B 1B	FC6-5 1-H 2B			F8			2	1	2	0	0	0	0
Tito Francona, L (4, PH) (5, 9) OBP: 0.332, SLG: 0.335										2	0	1	1	0	0	0
George Kell, R (1, 5) OBP: 0.394, SLG: 0.473	6-3		WP 1-H 2B 2B	FC6-5 2-3			5-6-3			4	1	1	1	0	0	2
Bob Nieman, R (1, 7) OBP: 0.410, SLG: 0.512	F4		1B 2-H 2B	F4			1B 2B			4	2	2	1	0	0	2
Gus Triandos, R (1, 3) OBP: 0.365, SLG: 0.440		1B 1B	BB 2-H 1B		1-3		1B 1B IBB			3	0	2	1	1	0	0
Hal Smith, R (1, 2) OBP: 0.327, SLG: 0.385		K	FC4-6 1-2 BB		4-3		1B 1-2 2-H 1B			3	0	1	1	1	1	1
Billy Gardner, R (1, 4) OBP: 0.255, SLG: 0.324		1B	F7		6-3		1B			4	0	2	0	0	0	2
Willy Miranda, S (1, 6) OBP: 0.299, SLG: 0.292		F7	FC4-6 1-2f			E3 F9-3		1-3		4	0	0	0	0	0	4
Don Ferrarese, R (1, 1) OBP: 0.100, SLG: 0.053		F9		6-3		F9-3 1-2		K		4	0	0	0	0	1	3
Inning Stats	R: 0 E: 0 K: 0 S: 4 H: 1 LOB: 1 BB: 0 P: 4	R: 0 E: 0 K: 1 S: 7 H: 2 LOB: 2 BB: 0 P: 7	R: 3 E: 1 K: 1 S: 9 H: 4 LOB: 2 BB: 1 P: 13	R: 1 E: 1 K: 0 S: 5 H: 1 LOB: 1 BB: 0 P: 5	R: 0 E: 0 K: 0 S: 3 H: 0 LOB: 0 BB: 0 P: 3	R: 0 E: 1 K: 0 S: 3 H: 0 LOB: 0 BB: 0 P: 3	R: 1 E: 0 K: 0 S: 5 H: 3 LOB: 2 BB: 1 P: 9	R: 0 E: 0 K: 1 S: 5 H: 0 LOB: 0 BB: 0 P: 5		1B: 6 2B: 6 3B: 0 HR: 0	SF: 0 SAC: 0 DP: 1 HBP: 0					

BOTTOM

Chicago White Sox @ Baltimore Orioles

Memorial Stadium, Baltimore, MD

Tue Jul 17 1956, 3:33 AM EDT

Unknown

livebaseballscorecards.com

AB	35
R	5
H	11
RBI	5
BB	2
SO	3
LOB	14

WP: 1 PA: 37
PB: 0
SB: 0
CS: 0

PITCHER		IP	WLS	BF	H	R	ER	SO	BB	IBB	HBP	BLK	WP	HR	S	P	ERA	WHIP
Jack Harshman, L ERA: 3.17	(1, 1)	2.1	L	15	7	3	3	2	1	0	0	0	1	0	18	22	11.57	3.429
Gerry Staley, R ERA: 4.61	(3, 1)	2.2		10	1	1	0	0	0	0	0	0	0	0	10	10	0.00	0.375
Sandy Consuegra, R ERA: 5.45	(6, 1)	2.0		9	3	1	1	0	0	1	0	0	0	0	8	12	4.50	1.500
Ellis Kinder, R ERA: 3.38	(8, 1)	1.0		3	0	0	0	1	0	0	0	0	0	0	5	5	0.00	0.000

PITCHER		IP	WLS	BF	H	R	ER	SO	BB	IBB	HBP	BLK	WP	HR	S	P	ERA	WHIP

Batter	1	2	3	4	5	6	7	8	9	AB	R	H	RBI	BB	SO	LOB
Sammy Esposito, R (1, 5) OBP: 0.377, SLG: 0.282	x 0-0 ① L5		x 0-0 1B			BBBB 4-0 1B 2B BB		x 0-0 ① 6-3		3	1	1	0	1	0	0
Nellie Fox, L (1, 4) OBP: 0.327, SLG: 0.366	x 0-0 ② 4-3		x 0-0 ③ F5			x 0-0 1-2 2B 1B		BBBB 4-0 2B BB		3	2	1	0	1	0	1
Minnie Minoso, R (1, 7) OBP: 0.414, SLG: 0.460	SSS 0-3 ③ K			x 0-0 ① 6-3		x 0-0 ② F2		x 0-0 6-3 1-H 2B		4	0	1	1	0	1	2
Dave Philley, S (1, 3) OBP: 0.329, SLG: 0.359		x 0-0 ① F7		SSS 0-3 ② K		x 0-0 1-H 2-H 2B		x 0-0 ② 6-3 2-3		4	0	1	2	0	1	1
Jim Rivera, L (1, 9) OBP: 0.362, SLG: 0.395		BBBB 4-0 1B PO BB		x 0-0 ③ 4-3		x 0-0 ③ 4-3		x 0-0 ③ L7		2	0	0	0	1	0	1
Ellis Kinder, R (6, 1)										0	0	0	0	0	0	0
Sherm Lollar, R (8, PH) OBP: 0.381, SLG: 0.440										1	0	0	0	0	0	1
Sandy Consuegra, R (8, 1)										0	0	0	0	0	0	0
Les Moss, R (1, 2) OBP: 0.276, SLG: 0.365		x 0-0 ② L7			x 0-0 ① 6-3		x 0-0 ① 5-3		x 0-0 ① 5-3	4	0	0	0	0	0	1
Bubba Phillips, R (1, 8) OBP: 0.300, SLG: 0.436		x 0-0 1-3 1B			x 0-0 ② F5		x 0-0 ② F9		x 0-0 ② F7	4	0	1	0	0	0	0
Luis Aparicio, R (1, 6) OBP: 0.286, SLG: 0.322		0-0 ③ PO 3-H	x 0-0 E6 CS		x 0-0 ③ F9		x 0-0 1B		x 0-0 ③ 3-1	4	0	1	0	0	0	0
Bob Keegan, R (1, 1) OBP: 0.222, SLG: 0.067			x 0-0 ①② 6-3 1-2			SSS 0-3 ① K		x 0-0 ③ F5		1	0	0	0	0	0	1
Jim McDonald, R (3, 1)										0	0	0	0	0	0	0
Paul LaPalme, L (3, 1) OBP: 0.500, SLG: 0.750										0	0	0	0	0	0	0
Fred Hatfield, L (6, PH) OBP: 0.382, SLG: 0.423										1	0	0	0	0	1	0
Jim Delsing, L (6, 9) OBP: 0.250, SLG: 0.057										1	0	0	0	0	0	1
Inning Stats	R: 0 E: 0 K: 1 S: 5 H: 0 LOB: 0 BB: 0 P: 5	R: 0 E: 0 K: 0 S: 3 H: 1 LOB: 1 BB: 1 P: 7	R: 0 E: 1 K: 0 S: 4 H: 1 LOB: 1 BB: 0 P: 4	R: 0 E: 0 K: 1 S: 5 H: 0 LOB: 0 BB: 0 P: 5	R: 0 E: 0 K: 0 S: 3 H: 0 LOB: 0 BB: 0 P: 3	R: 2 E: 0 K: 1 S: 7 H: 2 LOB: 1 BB: 1 P: 11	R: 0 E: 0 K: 0 S: 4 H: 1 LOB: 1 BB: 0 P: 4	R: 1 E: 0 K: 0 S: 4 H: 1 LOB: 1 BB: 1 P: 8	R: 0 E: 0 K: 0 S: 3 H: 0 LOB: 0 BB: 0 P: 3	1B: 4 2B: 2 3B: 0 HR: 0	SF: 0 SAC: 0 DP: 0 HBP: 0					

PITCHER		IP	WLS	BF	H	R	ER	SO	BB	IBB	HBP	BLK	WP	HR	S	P	ERA	WHIP
Bill Wight, L ERA: 4.37	(1, 1)	9.0	W	35	6	3	3	3	3	0	0	0	0	0	38	50	3.00	1.000

PITCHER	IP	WLS	BF	H	R	ER	SO	BB	IBB	HBP	BLK	WP	HR	S	P	ERA	WHIP

TOP

Chicago White Sox @ Baltimore Orioles

Memorial Stadium, Baltimore, MD

Tue Jul 17 1956, 3:38 AM EDT

Att. 21,209 - Unknown

livebaseballscorecards.com

AB	32
R	3
H	6
RBI	3
BB	3
SO	3
LOB	9

PA: 36

WP: 0 PB: 0 SB: 0 CS: 1

Batter	1	2	3	4	5	6	7	8	9	AB	R	H	RBI	BB	SO	LOB
Dick Williams, R (1, 8) OBP: 0.345, SLG: 0.538	S S S 0-3 ① K		x 0-0 ① F7	x 0-0 ② F2			x 0-0 1B 1B			4	0	1	0	0	1	0
Bob Hale, L (1, 3) OBP: 0.305, SLG: 0.327	x 0-0 1B 1B 1B		x 0-0 BB 1B SF8 1B	x 0-0 3B			x 0-0 ① F8			4	2	3	0	0	0	1
George Kell, R (1, 5) OBP: 0.396, SLG: 0.473	x 0-0 ② F8		x 0-0 SF8 BB 1-2 1B 1B	x 0-0 ③ 6-3			x 0-0 1-3 1B			4	1	2	0	0	0	2
Bob Nieman, R (1, 7) OBP: 0.412, SLG: 0.509	x 0-0 1B 1-3 1B		B B B 4-0 SF8 1-2 2-3 1B BB		x 0-0 ① 5-3		S S S 0-3 ② K			3	1	1	0	1	1	2
Tito Francona, L (1, 9) OBP: 0.335, SLG: 0.340	x 0-0 ③ 1-3 3-H 1B		x 0-0 ② SF8 1-2 2-3 3-H		x 0-0 G1-4-3 1B		x 0-0 ③ F6			3	0	2	2	0	0	2
Gus Triandos, R (1, 2) OBP: 0.367, SLG: 0.454		x 0-0 HR	x 0-0 PB 1B 2-H 3-H 1B		x 0-0 ② ③ G1-4-3 1-2f			x 0-0 ① 5-3		4	1	2	3	0	0	1
Billy Gardner, R (1, 4) OBP: 0.255, SLG: 0.323		x 0-0 ① F7	x 0-0 PB 1-2 1B			x 0-0 ① 4-3		x 0-0 ② 4-3		4	0	1	0	0	0	0
Willy Miranda, S (1, 6) OBP: 0.295, SLG: 0.288		x 0-0 ② F7	S S S 0-3 ③ K 1-2 2-3			x 0-0 ② 4-3		x 0-0 ③ L8		4	0	0	0	0	1	2
Bill Wight, L (1, 1) OBP: 0.216, SLG: 0.194		x 0-0 ③ F5		S S S 0-3 ① K		x 0-0 ③ F9				3	0	0	0	0	1	0
Inning Stats	R: 1 H: 3 E: 0 LOB: 2 K: 1 BB: 0 S: 7 P: 7	R: 1 H: 1 E: 0 LOB: 0 K: 0 BB: 0 S: 4 P: 4	R: 3 H: 4 E: 0 LOB: 2 K: 1 BB: 1 S: 9 P: 13	R: 0 H: 1 E: 0 LOB: 1 K: 1 BB: 0 S: 6 P: 6	R: 0 H: 1 E: 0 LOB: 0 K: 0 BB: 0 S: 3 P: 3	R: 0 H: 0 E: 0 LOB: 0 K: 0 BB: 0 S: 3 P: 3	R: 0 H: 2 E: 0 LOB: 2 K: 1 BB: 0 S: 7 P: 7	R: 0 H: 0 E: 0 LOB: 0 K: 0 BB: 0 S: 3 P: 3		1B: 10 SF: 1 2B: 0 SAC: 0 3B: 1 DP: 1 HR: 1 HBP: 0						

PITCHER	IP	WLS	BF	H	R	ER	SO	BB	IBB	HBP	BLK	WP	HR	S	P	ERA	WHIP
Bob Keegan, R (1, 1) ERA: 3.18	2.1	L	11	5	3	3	1	0	0	0	0	0	1	13	13	11.57	2.143
Jim McDonald, R (3, 1) ERA: 8.44	0.1		5	3	2	2	0	1	0	0	0	0	0	4	8	54.00	12.000
Paul LaPalme, L (3, 1) ERA: 4.54	2.1		8	2	0	0	2	0	0	0	0	0	0	12	12	0.00	0.857
Ellis Kinder, R (6, 1) ERA: 3.14	2.0		8	2	0	0	1	0	0	0	0	0	0	10	10	0.00	1.000
Sandy Consuegra, R (8, 1) ERA: 5.3	1.0		3	0	0	0	0	0	0	0	0	0	0	3	3	0.00	0.000

PITCHER	IP	WLS	BF	H	R	ER	SO	BB	IBB	HBP	BLK	WP	HR	S	P	ERA	WHIP

BOTTOM

Chicago White Sox @ Baltimore Orioles

Memorial Stadium, Baltimore, MD

Tue Jul 17 1956, 3:38 AM EDT

Att. 21,209 - Unknown

livebaseballscorecards.com

AB	33
R	5
H	12
RBI	5
BB	1
SO	4
LOB	10

WP: 0 PA: 35
PB: 1
SB: 0
CS: 0

Chicago White Sox @ Baltimore Orioles

Memorial Stadium, Baltimore, MD

Wed Jul 18 1956, 3:33 AM EDT

Att. 15,918 - Unknown

TOP

Batter	1	2	3	4	5	6	7	8	9	AB	R	H	RBI	BB	SO	LOB
Jim Rivera, L (1, 8) OBP: 0.363, SLG: 0.391	BBBB 4-0 E 1B BB	x 0-0 4-3 ③			x 0-0 4-3 ①		BBBB 4-0 1-2 BB		x 0-0 FC6-4 ② 1-2f 2-3	3	1	0	0	2	0	2
Nellie Fox, L (1, 4) OBP: 0.325, SLG: 0.364	x 0-0 F8 ① 1-2		x 0-0 BB 1B 1B		x 0-0 G3 ②		x 0-0 3-1 ③		x 0-0 G3 ③	5	1	1	0	0	0	5
Minnie Minoso, R (1, 7) (9, 9) (9, 7) OBP: 0.415, SLG: 0.459	x 0-0 3-1 1B 2-H 1B		BBBB 4-0 1B 1-2 BB		x 0-0 F8 ③			SSS 0-3 K ①		3	0	1	1	1	1	0
Ron Northey, L (1, 9) (9, 7) (9, 9) OBP: 0.400, SLG: 0.733	x 0-0 3-1 1-2 1B		x 0-0 F3 ①			x 0-0 4-3 ①		x 0-0 G3 ②		4	0	1	0	0	0	2
Dave Philley, S (1, 3) OBP: 0.328, SLG: 0.358	x 0-0 3-1 ② 1-2 2-3		x 0-0 ② 1-3 2-H 1B			x 0-0 4-3 ②		x 0-0 L8 ③		4	0	1	1	0	0	2
Sherm Lollar, R (1, 2) OBP: 0.382, SLG: 0.438 Sammy Esposito, R (9, PR) OBP: 0.377, SLG: 0.282 (9, 6)	BBBB 4-0 BB		x 0-0 F8 ③			SSS 0-3 K ③			x 0-0 1B SH3 1B	3 0	0 1	1 0	0 0	1 0	1 0	1 0
Fred Hatfield, L (1, 5) OBP: 0.378, SLG: 0.418	SSS 0-3 K ③			x 0-0 1-3 ①			SSS 0-3 K ①		x 0-0 FC6-4 SH3 1-3 1B	4	0	1	0	0	2	3
Luis Aparicio, R (1, 6) OBP: 0.283, SLG: 0.319 Jim Delsing, L (9, PH) OBP: 0.250, SLG: 0.057 Les Moss, R (9, 2) OBP: 0.276, SLG: 0.365		x 0-0 F5 ①		x 0-0 5-3 ②			x 0-0 F6 ②		x 0-0 SH3 ① 1-2 3-H	3 0 0	0 0 0	0 0 0	0 1 0	0 0 0	0 0 0	0 0 0
Jim Wilson, R (1, 1) OBP: 0.345, SLG: 0.314 Larry Doby, L (9, PH) OBP: 0.393, SLG: 0.400 Billy Pierce, L (9, PR) OBP: 0.133, SLG: 0.103 Ellis Kinder, R (9, 1)		SSS 0-3 K ②		x 0-0 F8 ③			x 0-0 1B		BBBB 4-0 FC6-4 BB	0 0 0 0	0 0 0 0	0 0 0 0	0 1 0 0	0 0 0 0	0 0 0 0	0 0 0 0
Inning Stats	R: 1 E: 1 K: 1 S: 7 H: 2 LOB: 3 BB: 2 P: 15	R: 0 E: 0 K: 1 S: 5 H: 0 LOB: 0 BB: 0 P: 5	R: 1 E: 0 K: 0 S: 4 H: 2 LOB: 1 BB: 1 P: 8	R: 0 E: 0 K: 0 S: 3 H: 0 LOB: 0 BB: 0 P: 3	R: 0 E: 0 K: 0 S: 3 H: 0 LOB: 0 BB: 0 P: 3	R: 0 E: 0 K: 1 S: 5 H: 0 LOB: 0 BB: 0 P: 5	R: 0 E: 0 K: 1 S: 6 H: 1 LOB: 2 BB: 1 P: 10	R: 0 E: 0 K: 1 S: 5 H: 0 LOB: 0 BB: 0 P: 5	R: 1 E: 0 K: 0 S: 5 H: 2 LOB: 2 BB: 1 P: 9	1B: 7 2B: 0 3B: 0 HR: 0 SF: 0 SAC: 1 DP: 0 HBP: 0						

PITCHER		IP	WLS	BF	H	R	ER	SO	BB	IBB	HBP	BLK	WP	HR	S	P	ERA	WHIP
Connie Johnson, R ERA: 3.47	(1, 1)	8.1		36	7	3	3	5	5	0	0	0	0	0	41	61	3.24	1.440
Morrie Martin, L ERA: 4.74	(9, 1)	0.2	W	2	0	0	0	0	0	0	0	0	0	0	2	2	0.00	0.000

PITCHER	IP	WLS	BF	H	R	ER	SO	BB	IBB	HBP	BLK	WP	HR	S	P	ERA	WHIP

AB	29
R	3
H	6
RBI	3
BB	5
SO	4
LOB	15

WP: 0 PA: 38
PB: 0
SB: 0
CS: 0

livebaseballscorecards.com

Batter	1	2	3	4	5	6	7	8	9	AB	R	H	RBI	BB	SO	LOB
Dick Williams, R (1, 8) (7, 3) OBP: 0.330, SLG: 0.512	F7		F9		F7			K		4	0	0	0	0	1	0
Bob Hale, L (1, 3) OBP: 0.305, SLG: 0.323	CS BB		6-3		G3			F8		2	0	0	0	1	0	0
Jim Pyburn, R (7, 8) OBP: 0.285, SLG: 0.319										1	0	0	0	0	0	0
George Kell, R (1, 5) OBP: 0.390, SLG: 0.465	F2 1-2		F8			5-3		K2-3		4	0	0	0	0	1	1
Bob Nieman, R (1, 7) OBP: 0.413, SLG: 0.513		K2-3		1B 2B		FC4-6 1B			K	4	1	2	0	0	2	0
Tito Francona, L (1, 9) OBP: 0.338, SLG: 0.343		K		2-H 1B		FC4-6 1-2f			BB 1B E 1B	4	1	2	1	0	1	1
Gus Triandos, R (1, 2) OBP: 0.369, SLG: 0.453		HR BB		F3		F9			E BB 1-2 1B	3	1	1	0	1	0	1
Billy Gardner, R (1, 4) OBP: 0.259, SLG: 0.335		1-H HR		HBP			L6		F9	3	1	1	2	0	0	2
Willy Miranda, S (1, 6) OBP: 0.296, SLG: 0.288		1B		F8			4-3		E 1-2 2-3 BB	3	0	1	0	0	0	1
Joe Frazier, L (9, PH) OBP: 0.378, SLG: 0.443										0	0	0	0	1	0	0
Connie Johnson, R (1, 1) OBP: 0.333, SLG: 0.296		F2			K		K		E5 1-2 2-3 3-H	3	0	0	0	0	2	1
Morrie Martin, L (9, 1) OBP: 0.333, SLG: 0.200										0	0	0	0	0	0	0
Hoot Evers, R (9, PH) OBP: 0.414, SLG: 0.354										1	0	0	0	0	0	2
Inning Stats	R: 0 E: 0 K: 0 S: 2 H: 0 LOB: 0 BB: 1 P: 6	R: 2 E: 0 K: 2 S: 9 H: 2 LOB: 1 BB: 1 P: 13	R: 0 E: 0 K: 0 S: 3 H: 0 LOB: 0 BB: 0 P: 3	R: 1 E: 0 K: 0 S: 4 H: 2 LOB: 1 BB: 0 P: 5	R: 0 E: 0 K: 1 S: 5 H: 0 LOB: 0 BB: 0 P: 5	R: 0 E: 0 K: 0 S: 4 H: 1 LOB: 1 BB: 0 P: 4	R: 0 E: 0 K: 1 S: 5 H: 0 LOB: 0 BB: 0 P: 5	R: 0 E: 0 K: 2 S: 7 H: 0 LOB: 0 BB: 0 P: 7	R: 1 E: 1 K: 1 S: 7 H: 2 LOB: 3 BB: 1 P: 11	1B: 5 2B: 1 3B: 0 HR: 1	SF: 0 SAC: 0 DP: 0 HBP: 1						

PITCHER	IP	WLS	BF	H	R	ER	SO	BB	IBB	HBP	BLK	WP	HR	S	P	ERA	WHIP
Jim Wilson, R (1, 1) ERA: 3.78	8.0		30	5	3	3	6	2	0	1	0	0	1	39	48	3.38	0.875
Ellis Kinder, R (9, 1) ERA: 3.07	0.2	L	6	2	1	0	1	1	0	0	0	0	0	7	11	0.00	4.500

PITCHER	IP	WLS	BF	H	R	ER	SO	BB	IBB	HBP	BLK	WP	HR	S	P	ERA	WHIP

BOTTOM

Chicago White Sox @ Baltimore Orioles

Memorial Stadium, Baltimore, MD

Wed Jul 18 1956, 3:33 AM EDT

Att. 15,918 - Unknown

livebaseballscorecards.com

AB	32
R	4
H	7
RBI	3
BB	3
SO	7
LOB	9

1B: 5	SF: 0	WP: 0	PA: 36
2B: 1	SAC: 0	PB: 0	
3B: 0	DP: 0	SB: 0	
HR: 1	HBP: 1	CS: 1	

Batter	1	2	3	4	5	6	7	8	9	AB	R	H	RBI	BB	SO	LOB
Jim Rivera, L (1, 8) OBP: 0.360, SLG: 0.387	S S S 0-3 ① K	0-0 ③ 4-3		0-0 ② 4-3			0-0 ① 1-3		0-0 FC6-4 1B, FC5-2 1B	5	0	1	0	0	1	1
Nellie Fox, L (1, 4) OBP: 0.329, SLG: 0.367	0-0 ② F9		0-0 FC5-4 1B	0-0 1B			0-0 ② 6-3		0-0 1-2 FC6-4 1B	5	0	3	0	0	0	0
Minnie Minoso, R (1, 7) OBP: 0.415, SLG: 0.461	0-0 1B 2B		0-0 ① FC5-4 WP 1-2f 1B	0-0 ③ F9			0-0 1B		0-0 ① FC6-4 BB FC5-2 1-2f 2-3	5	2	2	0	0	0	4
Ron Northey, L (1, 9) OBP: 0.417, SLG: 0.667 Jim Delsing, L (7, 9) OBP: 0.267, SLG: 0.057	B B B B 4-0 1B BB		0-0 FC6-4 1B 1-H 1B		0-0 ① 4-3		0-0 ③ F8		B B B B 4-0 FC5-2 1-2 BB	3 0	1 0	1 0	1 0	1 1	0 0	1 0
Dave Philley, S (1, 3) OBP: 0.330, SLG: 0.360 Walt Dropo, R (8, 3) OBP: 0.329, SLG: 0.317	0-0 1-3 2-H 1B		0-0 FC6-4 1-2 1B		0-0 ② F3			0-0 ① 6-3	0-0 ② FC5-2 1-2 2-3 3-Hf	4 1	0 0	2 0	1 0	0 0	0 0	0 3
Sherm Lollar, R (1, 2) OBP: 0.376, SLG: 0.430	0-0 ③ F7		0-0 ② FC6-4 1B 1-2f 2-3		0-0 ③ 5-3			0-0 ② F8	0-0 ③ 4-3	5	0	0	0	0	0	7
Fred Hatfield, L (1, 5) OBP: 0.381, SLG: 0.420		0-0 ① 6-3	0-0 FC6-4 1-3 1B 3-H			0-0 ① 4-3		0-0 1B		4	0	2	1	0	0	0
Luis Aparicio, R (1, 6) OBP: 0.289, SLG: 0.325		0-0 SH5-4 1B	0-0 ③ FC6-4 1-2f			0-0 G6-3 1B		0-0 1-2 1B		4	0	3	0	0	0	2
Billy Pierce, L (1, 1) OBP: 0.127, SLG: 0.098		0-0 ② SH5-4 1-2		0-0 ① 6-3		0-0 ② ③ G6-3 1-2f		0-0 ③ 3-1		3	0	0	0	0	0	3
Inning Stats	R: 1 H: 2 E: 0 LOB: 2 K: 1 BB: 1 S: 7 P: 11	R: 0 H: 1 E: 0 LOB: 1 K: 0 BB: 0 S: 4 P: 4	R: 2 H: 4 E: 0 LOB: 2 K: 0 BB: 0 S: 7 P: 7	R: 0 H: 1 E: 0 LOB: 1 K: 0 BB: 0 S: 4 P: 4	R: 0 H: 0 E: 0 LOB: 0 K: 0 BB: 0 S: 3 P: 3	R: 0 H: 1 E: 0 LOB: 1 K: 0 BB: 0 S: 3 P: 3	R: 0 H: 1 E: 0 LOB: 1 K: 0 BB: 0 S: 4 P: 4	R: 0 H: 2 E: 0 LOB: 2 K: 0 BB: 0 S: 5 P: 5	R: 0 H: 2 E: 0 LOB: 3 K: 0 BB: 1 S: 5 P: 9	1B: 13 SF: 0 2B: 1 SAC: 1 3B: 0 DP: 1 HR: 0 HBP: 0						WP: 1 PA: 42 PB: 0 SB: 0 CS: 0	

TOP

Chicago White Sox @ Baltimore Orioles

Memorial Stadium, Baltimore, MD

Thu Jul 19 1956, 3:33 AM EDT

Att. 10,480 - Unknown

livebaseballscorecards.com

AB	39
R	3
H	14
RBI	3
BB	2
SO	1
LOB	21

PITCHER		IP	WLS	BF	H	R	ER	SO	BB	IBB	HBP	BLK	WP	HR	S	P	ERA	WHIP
Mike Fornieles, R ERA: 4.5	(1, 1)	3.0	L	17	7	3	3	1	1	0	0	0	1	0	18	22	9.00	2.667
Johnny Schmitz, L ERA: 3.6	(4, 1)	4.0		14	3	0	0	0	0	0	0	0	0	0	14	14	0.00	0.750
George Zuverink, R ERA: 2.71	(8, 1)	0.2		4	2	0	0	0	0	0	0	0	0	0	4	4	0.00	3.000
Morrie Martin, L ERA: 4.58	(8, 1)	0.2		5	2	0	0	0	1	0	0	0	0	0	4	8	0.00	4.500
Billy Loes, R ERA: 5.08	(9, 1)	0.2		2	0	0	0	0	0	0	0	0	0	0	2	2	0.00	0.000

PITCHER	IP	WLS	BF	H	R	ER	SO	BB	IBB	HBP	BLK	WP	HR	S	P	ERA	WHIP

Chicago White Sox @ Baltimore Orioles

Memorial Stadium, Baltimore, MD

Thu Jul 19 1956, 3:33 AM EDT

Att. 10,480 - Unknown

livebaseballscorecards.com

BOTTOM

Batter	1	2	3	4	5	6	7	8	9	AB	R	H	RBI	BB	SO	LOB
Dick Williams, R (1, 8) OBP: 0.326, SLG: 0.500	S S S 0-3 K ①		x 0-0 1-2 2-H 1B ③		x 0-0 6-3 ③			S S S 0-3 K ①		4	0	1	1	0	2	0
Hoot Evers, R (1, 9) OBP: 0.408, SLG: 0.341	x 0-0 F9 ②		x 0-0 F8 ②			x 0-0 F4 ①		B B B B 4-0 1B BB		3	0	0	0	1	0	2
George Kell, R (1, 5) OBP: 0.388, SLG: 0.462	x 0-0 L8 ③		x 0-0 F8 ③			x 0-0 F6 ②		x 0-0 1-2 1B		4	0	1	0	0	0	2
Bob Nieman, R (1, 7) OBP: 0.410, SLG: 0.522		S S S 0-3 K ①		x 0-0 F4 ①		x 0-0 HR		S S S 0-3 K ②		4	1	1	1	0	2	2
Gus Triandos, R (1, 3) OBP: 0.364, SLG: 0.445		x 0-0 F4 ②		x 0-0 F4 ②		x 0-0 6-3 ③		x 0-0 F8 ③		4	0	0	0	0	0	2
Hal Smith, R (1, 2) OBP: 0.325, SLG: 0.382		S S S 0-3 K ③		x 0-0 1B ①			x 0-0 F7 ①		x 0-0 F9 ①	4	0	1	0	0	1	0
Billy Gardner, R (1, 4) OBP: 0.259, SLG: 0.333			x 0-0 BB 1B 1B	x 0-0 F4 ③			x 0-0 F2 ②		x 0-0 F9 ②	4	1	1	0	0	0	1
Willy Miranda, S (1, 6) OBP: 0.295, SLG: 0.288			S S S 0-3 K ①		x 0-0 F8 ①		x 0-0 WP 1B		S S S 0-3 K ③	4	0	1	0	0	2	1
Mike Fornieles, R (1, 1) OBP: 0.188, SLG: 0.313 Tom Gastall, R (3, PH) OBP: 0.250, SLG: 0.250 Johnny Schmitz, R (4, 1) Jim Pyburn, R (7, PH) OBP: 0.282, SLG: 0.316 George Zuverink, R (8, 1) OBP: 0.133, SLG: 0.071 Morrie Martin, L (8, 1) OBP: 0.333, SLG: 0.200 Billy Loes, R (9, 1) OBP: 0.091, SLG: 0.091			B B B B 4-0 1-2 1B BB		S S S 0-3 K ②		S S S 0-3 1-2 K ③			0 0 1 1 0 0 0	0 0 0 0 0 0 0	0 0 0 0 0 0 0	0 1 0 0 1 0 0	0 0 0 0 1 0 0	0 0 1 0 0 0 0	0 0 0 0 1 0 0
Inning Stats	R: 0 E: 0 K: 1 S: 5 H: 0 LOB: 0 BB: 0 P: 5	R: 0 E: 0 K: 2 S: 7 H: 0 LOB: 0 BB: 0 P: 7	R: 1 E: 0 K: 1 S: 7 H: 2 LOB: 2 BB: 1 P: 11	R: 0 E: 0 K: 0 S: 4 H: 1 LOB: 1 BB: 0 P: 4	R: 0 E: 0 K: 1 S: 5 H: 0 LOB: 0 BB: 0 P: 5	R: 1 E: 0 K: 0 S: 4 H: 1 LOB: 0 BB: 0 P: 4	R: 0 E: 0 K: 1 S: 6 H: 1 LOB: 1 BB: 0 P: 6	R: 0 E: 0 K: 2 S: 8 H: 1 LOB: 2 BB: 1 P: 12	R: 0 E: 0 K: 1 S: 5 H: 0 LOB: 0 BB: 0 P: 5	1B: 5 2B: 0 3B: 0 HR: 1	SF: 0 SAC: 0 DP: 0 HBP: 0					

	AB	33
	R	2
	H	6
	RBI	2
	BB	2
	SO	9
	LOB	11

PITCHER	IP	WLS	BF	H	R	ER	SO	BB	IBB	HBP	BLK	WP	HR	S	P	ERA	WHIP
Billy Pierce, L (1, 1) ERA: 2.96	9.0	W	35	6	2	2	9	2	0	0	0	1	1	51	59	2.00	0.889

PITCHER	IP	WLS	BF	H	R	ER	SO	BB	IBB	HBP	BLK	WP	HR	S	P	ERA	WHIP

Chicago White Sox @ Washington Senators

Griffith Stadium, Washington, DC

Sat Jul 21 1956, 3:33 AM EDT

Att. 5,081 - Unknown

TOP

livebaseballscorecards.com

Batter	1	2	3	4	5	6	7	8	9	AB	R	H	RBI	BB	SO	LOB
Bubba Phillips, R (1, 8) OBP: 0.279, SLG: 0.405	SSS 0-3 ① K		x 0-0 ① P5	x 0-0 ③ P6		x 0-0 ② F7		x 0-0 ② P4		3	0	0	0	0	1	1
Jim Rivera, L (6, PH) OBP: 0.358, SLG: 0.384 (6, 8)										2	0	0	0	0	0	0
Nellie Fox, L (1, 4) OBP: 0.335, SLG: 0.373	x 0-0 1B		x 0-0 FC5 2B 1-2 1B		x 0-0 BB 1B E 1B	x 0-0 E 1B		x 0-0 ③ 3-1		5	2	4	0	0	0	0
Minnie Minoso, R (1, 7) OBP: 0.412, SLG: 0.457 (5, 5)	x 0-0 ② P6		x 0-0 ② FC5 2B 1-2 2-3f		x 0-0 E BB 1B 1-2	x 0-0 E6 1-2			x 0-0 ① 1-3	5	1	1	0	0	0	4
Sherm Lollar, R (1, 2) OBP: 0.376, SLG: 0.431	SSS 0-3 ③ K		x 0-0 2B 1-H 2-H		BBB 4-0 E 1-2 2-3 BB	SSS 0-3 ③ K			x 0-0 ② F9	4	1	1	2	1	2	3
Dave Philley, S (1, 9) OBP: 0.331, SLG: 0.363 (5, 7) (7, 9)	x 0-0 ① F3		x 0-0 2-H 2B		x 0-0 E6 1-2 2-3 3-H		x 0-0 2B FC6-5 1B		x 0-0 ③ 6-3	5	1	2	2	0	0	2
Walt Dropo, R (1, 3) OBP: 0.333, SLG: 0.325	x 0-0 ② F7	H 1-0 HBP			SSS 0-3 ① K		x 0-0 FC6-5 1-3 2B			3	0	1	0	0	1	3
Sammy Esposito, R (1, 5) OBP: 0.378, SLG: 0.280	BBB 4-0 WP BB	x 0-0 ③ F5			x 0-0 ② P5		x 0-0 ① FC6-5 L4-3 2-3 3-H			1	0	0	0	1	0	2
Ron Northey, L (5, PH) OBP: 0.385, SLG: 0.600 (5, 9) (7, 7)										2	0	0	1	0	0	4
Luis Aparicio, R (1, 6) OBP: 0.285, SLG: 0.320	x 0-0 ③ F3 1-2			x 0-0 ① 1-3	x 0-0 P4		x 0-0 ② ③ L4-3 1-2			4	0	0	0	0	0	5
Dick Donovan, L (1, 1) OBP: 0.333, SLG: 0.435			x 0-0 E4 FC5 1B	x 0-0 ② G3	SSS 0-3 ① K			x 0-0 ① F8		3	0	0	0	0	1	0
Paul LaPalme, L (7, 1) OBP: 0.500, SLG: 0.750										0	0	0	0	0	0	0
Ellis Kinder, R (7, 1)										0	0	0	0	0	0	0
Jim Delsing, L (8, PH) OBP: 0.261, SLG: 0.056										1	0	0	0	0	0	0
Sandy Consuegra, R (8, 1)										0	0	0	0	0	0	0
Inning Stats	R: 0 E: 0 K: 2 S: 8 H: 1 LOB: 1 BB: 0 P: 8	R: 0 E: 0 K: 0 S: 3 H: 0 LOB: 1 BB: 1 P: 7	R: 3 E: 1 K: 0 S: 7 H: 3 LOB: 2 BB: 0 P: 8	R: 0 E: 0 K: 0 S: 3 H: 0 LOB: 0 BB: 0 P: 3	R: 1 E: 1 K: 1 S: 8 H: 2 LOB: 3 BB: 1 P: 12	R: 0 E: 1 K: 2 S: 9 H: 1 LOB: 0 BB: 0 P: 9	R: 1 E: 0 K: 0 S: 4 H: 2 LOB: 0 BB: 0 P: 4	R: 0 E: 0 K: 0 S: 3 H: 0 LOB: 0 BB: 0 P: 3	R: 0 E: 0 K: 0 S: 3 H: 0 LOB: 0 BB: 0 P: 3	1B: 6 2B: 4 3B: 0 HR: 0	SF: 0 SAC: 0 DP: 1 HBP: 1						

	AB	38
	R	5
	H	9
	RBI	5
	BB	2
	SO	5
	LOB	24

WP: 1 PB: 0 SB: 0 CS: 0 PA: 41

PITCHER		IP	WLS	BF	H	R	ER	SO	BB	IBB	HBP	BLK	WP	HR	S	P	ERA	WHIP
Chuck Stobbs, L ERA: 4.23	(1, 1)	4.0		22	6	4	1	2	2	0	1	0	1	0	23	32	2.25	2.000
Pedro Ramos, R ERA: 4.96	(5, 1)	5.0	W	19	3	1	1	3	0	0	0	0	0	0	25	25	1.80	0.600

PITCHER		IP	WLS	BF	H	R	ER	SO	BB	IBB	HBP	BLK	WP	HR	S	P	ERA	WHIP

Batter	1	2	3	4	5	6	7	8	9	AB	R	H	RBI	BB	SO	LOB
Eddie Yost, R (1, 5) OBP: 0.447, SLG: 0.394	1B 2B	F3 1-2		1-H 2-H 3-H HR			BB SH1-4 1B			4	2	3	4	0	0	1
Whitey Herzog, L (1, 8) OBP: 0.313, SLG: 0.367	F8		FC3-6 1B	1-3			SH1-4 1-2			3	0	1	0	0	0	1
Jim Lemon, R (1, 9) OBP: 0.362, SLG: 0.498	2B 1B 2-H		FC3-6 G3-6-3 1-2f		K		K			4	1	1	1	0	2	2
Pete Runnels, L (1, 3) OBP: 0.367, SLG: 0.435	4-3 2B 2-H		G3-6-3 1-2f		1B		BB BB			3	0	2	1	1	0	1
Roy Sievers, R (1, 7) OBP: 0.384, SLG: 0.491	4-3 2-3			K	K		1-2 2-3 BB			3	0	0	0	1	2	2
Clint Courtney, L (1, 2) OBP: 0.403, SLG: 0.492	4-3			HBP 1B HR 1B	P6		F9			4	1	1	0	0	0	5
Tony Roig, R (1, 4) OBP: 0.315, SLG: 0.258		L4		K		6-3		6-3		4	0	0	0	0	1	1
Jose Valdivielso, R (1, 6) OBP: 0.284, SLG: 0.328		E1 S		HBP HR 1-2 1B		5-3		4-3		4	1	1	0	0	0	0
Chuck Stobbs, L (1, 1) OBP: 0.163, SLG: 0.171		P4		HR HBP 1-2 2-3		6-3		K		1	1	0	0	0	0	1
Pedro Ramos, S (5, 1) OBP: 0.250, SLG: 0.333										2	0	0	0	0	1	0
Inning Stats	R: 2 E: 0 K: 0 S: 6 H: 3 LOB: 1 BB: 0 P: 6	R: 0 E: 1 K: 0 S: 4 H: 0 LOB: 1 BB: 0 P: 4	R: 0 E: 0 K: 0 S: 3 H: 1 LOB: 0 BB: 0 P: 3	R: 4 E: 0 K: 2 S: 10 H: 3 LOB: 0 BB: 0 P: 11	R: 0 E: 0 K: 2 S: 8 H: 1 LOB: 1 BB: 0 P: 8	R: 0 E: 0 K: 0 S: 3 H: 0 LOB: 0 BB: 0 P: 3	R: 0 E: 0 K: 1 S: 6 H: 1 LOB: 3 BB: 2 P: 14	R: 0 E: 0 K: 1 S: 5 H: 0 LOB: 0 BB: 0 P: 5		1B: 6 2B: 2 3B: 0 HR: 1	SF: 0 SAC: 1 DP: 1 HBP: 1					

PITCHER		IP	WLS	BF	H	R	ER	SO	BB	IBB	HBP	BLK	WP	HR	S	P	ERA	WHIP
Dick Donovan, R ERA: 4.96	(1, 1)	6.1	L	29	9	6	6	4	0	0	1	0	0	1	36	37	8.53	1.421
Paul LaPalme, L ERA: 4.5	(7, 1)	0.1		3	0	0	0	1	2	0	0	0	0	0	3	11	0.00	6.000
Ellis Kinder, R ERA: 3.03	(7, 1)	0.1		1	0	0	0	0	0	0	0	0	0	0	1	1	0.00	0.000
Sandy Consuegra, R ERA: 5.17	(8, 1)	1.0		3	0	0	0	1	0	0	0	0	0	0	5	5	0.00	0.000

PITCHER	IP	WLS	BF	H	R	ER	SO	BB	IBB	HBP	BLK	WP	HR	S	P	ERA	WHIP

BOTTOM

Chicago White Sox @ Washington Senators

Griffith Stadium, Washington, DC

Sat Jul 21 1956, 3:33 AM EDT

Att. 5,081 - Unknown

livebaseballscorecards.com

AB	32
R	6
H	9
RBI	6
BB	2
SO	6
LOB	14

Batter	1	2	3	4	5	6	7	8	9	AB	R	H	RBI	BB	SO	LOB
Sammy Esposito, R (1, 5) OBP: 0.373, SLG: 0.270	S S S 0-3 ① K	x 0-0 ③ FC6-4 1-2f			x 0-0 ① P3		x 0-0 ① 5-3		B B B B 4-0 FC6-4 BB	4	0	0	0	1	1	3
Nellie Fox, L (1, 4) OBP: 0.341, SLG: 0.380	x 0-0 BB 1B		B B B B 4-0 G5-4-3 BB		x 0-0 HR 2B		x 0-0 BB 2B 1B		x 0-0 ① FC6-4 1-2f	4	2	3	0	1	0	1
Minnie Minoso, R (1, 7) OBP: 0.415, SLG: 0.466	B B B B 4-0 G6-4-3 1-2 BB		x 0-0 ① ② G5-4-3 1-2f		x 0-0 2-H HR		B B B B 4-0 2B 1-2 FC5-2 BB		S S S 0-3 ② K	3	1	1	2	2	1	2
Dave Philley, S (1, 9) OBP: 0.332, SLG: 0.365	x 0-0 ② ③ G6-4-3 1-2f		x 0-0 ③ F2		B B B B 4-0 G5-4-3 BB		x 0-0 1-3 2-H 2B		x 0-0 ③ F8	4	0	1	1	1	0	3
Walt Dropo, R (1, 3) OBP: 0.331, SLG: 0.318		x 0-0 E6 FC4-6		B B B B 4-0 HR BB	x 0-0 ② ③ G5-4-3 1-2f		x 0-0 ② FC5-2 3-H			3	1	0	0	1	0	3
Jim Rivera, L (1, 8) OBP: 0.354, SLG: 0.379		x 0-0 ① FC4-6 S BB 1-2f		x 0-0 ① F2		x 0-0 ① F7	x 0-0 ③ F5			4	0	0	0	0	0	4
Les Moss, R (1, 2) OBP: 0.306, SLG: 0.491		B B B B 4-0 BB 1-2 BB		x 0-0 1-H HR		x 0-0 HR		x 0-0 ① 5-3		3	2	2	3	1	0	0
Luis Aparicio, R (1, 6) OBP: 0.281, SLG: 0.316		x 0-0 ② F7 2-3		S S S 0-3 ② K		x 0-0 ② 5-3		x 0-0 ② 5-3		4	0	0	0	0	1	2
Jack Harshman, L (1, 1) OBP: 0.231, SLG: 0.429		B B B B 4-0 FC6-4 1-2 BB		S S S 0-3 ③ K		x 0-0 ③ 3-1		x 0-0 ③ G3		3	0	0	0	1	1	0
Inning Stats	R: 0 H: 1 E: 0 LOB: 1 K: 1 BB: 1 S: 5 P: 9	R: 0 H: 0 E: 1 LOB: 3 K: 0 BB: 2 S: 4 P: 12	R: 0 H: 0 E: 0 LOB: 0 K: 0 BB: 1 S: 2 P: 6	R: 2 H: 1 E: 0 LOB: 0 K: 2 BB: 1 S: 8 P: 12	R: 2 H: 2 E: 0 LOB: 0 K: 0 BB: 1 S: 4 P: 8	R: 1 H: 1 E: 0 LOB: 0 K: 0 BB: 0 S: 4 P: 4	R: 1 H: 2 E: 0 LOB: 2 K: 0 BB: 1 S: 5 P: 9	R: 0 H: 0 E: 0 LOB: 0 K: 0 BB: 0 S: 3 P: 3	R: 0 H: 0 E: 0 LOB: 1 K: 1 BB: 1 S: 5 P: 9	1B: 2 SF: 0 2B: 2 SAC: 0 3B: 0 DP: 3 HR: 3 HBP: 0						

TOP

Chicago White Sox @ Washington Senators

Griffith Stadium, Washington, DC

Sun Jul 22 1956, 3:33 AM EDT

Att. 6,201 - Unknown

livebaseballscorecards.com

AB	32
R	6
H	7
RBI	6
BB	8
SO	4
LOB	18

WP: 0 PA: 40
PB: 0
SB: 1
CS: 0

PITCHER		IP	WLS	BF	H	R	ER	SO	BB	IBB	HBP	BLK	WP	HR	S	P	ERA	WHIP
Bob Wiesler, L ERA: 6.3	(1, 1)	5.0	L	23	4	4	4	3	6	0	0	0	0	2	23	47	7.20	2.000
Hal Griggs, R ERA: 6.16	(6, 1)	2.0		10	3	2	2	0	1	0	0	0	0	1	9	13	9.00	2.000
Bud Byerly, R ERA: 4.96	(8, 1)	1.0		3	0	0	0	0	0	0	0	0	0	0	3	3	0.00	0.000
Dean Stone, L ERA: 6.5	(9, 1)	1.0		4	0	0	0	1	1	0	0	0	0	0	5	9	0.00	1.000

PITCHER	IP	WLS	BF	H	R	ER	SO	BB	IBB	HBP	BLK	WP	HR	S	P	ERA	WHIP

Batter	1	2	3	4	5	6	7	8	9	AB	R	H	RBI	BB	SO	LOB
Eddie Yost, R (1, 5) OBP: 0.445, SLG: 0.402	HR		F8		K			P6		4	1	1	1	0	1	1
Ed Fitz Gerald, R (1, 2) OBP: 0.384, SLG: 0.392	4-3		F8			P4		K		4	0	0	0	0	1	0
Pete Runnels, L (1, 3) OBP: 0.366, SLG: 0.433	5-3			K		1B			K	4	0	1	0	0	2	0
Jim Lemon, R (1, 9) OBP: 0.361, SLG: 0.494	5-3			K		K			1B BB	3	0	0	0	1	2	1
Roy Sievers, R (1, 7) OBP: 0.382, SLG: 0.486		F7		BB		F7			F2	3	0	0	0	1	0	2
Tony Roig, R (1, 4) OBP: 0.325, SLG: 0.288		2B		F8			F3		1-2 1B	4	0	2	0	0	0	1
Whitey Herzog, L (1, 8) OBP: 0.312, SLG: 0.362		K		G5-4-3 1B BB			K		K	3	0	0	0	1	3	3
Jose Valdivielso, R (1, 6) OBP: 0.285, SLG: 0.328		4-3			G5-4-3 1B		K			3	0	1	0	0	1	1
Bob Wiesler, S (1, 1) OBP: 0.042, SLG: 0.083			P3		G5-4-3			P6		1	0	0	0	0	0	0
Ernie Oravetz, S (5, PH) OBP: 0.353, SLG: 0.277										1	0	0	0	0	0	2
Hal Griggs, R (6, 1)										0	0	0	0	0	0	0
Bud Byerly, R (8, 1)										0	0	0	0	0	0	0
Lou Berberet, L (8, PH) OBP: 0.415, SLG: 0.445										1	0	0	0	0	0	0
Dean Stone, L (9, 1) OBP: 0.238, SLG: 0.167										0	0	0	0	0	0	0
Inning Stats	R: 1 H: 1 E: 0 LOB: 0 K: 0 BB: 0 S: 4 P: 4	R: 0 H: 1 E: 0 LOB: 1 K: 1 BB: 0 S: 6 P: 6	R: 0 H: 0 E: 0 LOB: 0 K: 0 BB: 0 S: 3 P: 3	R: 0 H: 0 E: 0 LOB: 1 K: 2 BB: 1 S: 7 P: 11	R: 0 H: 1 E: 0 LOB: 1 K: 1 BB: 1 S: 5 P: 9	R: 0 H: 1 E: 0 LOB: 1 K: 1 BB: 0 S: 6 P: 6	R: 0 H: 0 E: 0 LOB: 0 K: 2 BB: 0 S: 7 P: 7	R: 0 H: 0 E: 0 LOB: 0 K: 1 BB: 0 S: 5 P: 5	R: 0 H: 1 E: 0 LOB: 2 K: 2 BB: 1 S: 8 P: 12	1B: 3 SF: 0 2B: 1 SAC: 0 3B: 0 DP: 1 HR: 1 HBP: 0						

PITCHER	IP	WLS	BF	H	R	ER	SO	BB	IBB	HBP	BLK	WP	HR	S	P	ERA	WHIP
Jack Harshman, L (1, 1) ERA: 3.0	9.0	W	34	5	1	1	10	3	0	0	0	0	1	51	63	1.00	0.889

PITCHER	IP	WLS	BF	H	R	ER	SO	BB	IBB	HBP	BLK	WP	HR	S	P	ERA	WHIP

BOTTOM

Chicago White Sox @ Washington Senators

Griffith Stadium, Washington, DC

Sun Jul 22 1956, 3:33 AM EDT

Att. 6,201 - Unknown

livebaseballscorecards.com

AB	31
R	1
H	5
RBI	1
BB	3
SO	10
LOB	11

WP: 0 PA: 34
PB: 0
SB: 0
CS: 0

Batter	1	2	3	4	5	6	7	8	9	AB	R	H	RBI	BB	SO	LOB
Hector Lopez, R (1, 5) OBP: 0.358, SLG: 0.448	F9	2-H 3-H 1B		K			F9		BB 1B	4	0	1	2	1	1	0
Al Pilarcik, L (1, 8) OBP: 0.278, SLG: 0.240	F9	4-3		F2			L3		1-3 1B	5	0	1	0	0	0	1
Lou Skizas, R (1, 7) OBP: 0.377, SLG: 0.448	FC5 BB 1B		1B 1B		5-3 4-3 1B		1-3		L7	5	1	3	0	0	0	2
Harry Simpson, L (1, 9) OBP: 0.332, SLG: 0.500	BBBB 1-2 BB		FC1-5 1B 1-3 1B		4-3 1-2			6-3		3	0	1	0	1	0	1
Vic Power, R (1, 3) OBP: 0.344, SLG: 0.439	FC5 2-3f		6-3 FC1-5 1-2 3-H 1B		5-3 2-3			5-3		4	0	1	1	0	0	3
Tim Thompson, L (1, 2) OBP: 0.333, SLG: 0.366		E4 1B 1B	FC1-5 6-3 1-2 2-3f		L9				2B	4	1	1	0	0	0	3
Joe Demaestri, R (1, 6) OBP: 0.301, SLG: 0.344		1-3 1B 1-3 1B	6-3 1-2 2-3			F7		SSS K		4	1	1	0	0	1	3
Clete Boyer, R (1, 4) OBP: 0.281, SLG: 0.268		1-3 1-2	5-3			F5			B5-3	4	0	0	0	0	0	4
Jack McMahan, R (1, 1)		SSS K		SSS K		SSS K			F8	1	0	0	0	0	1	2
Tom Gorman, R (2, 1) OBP: 0.115, SLG: 0.042										3	0	0	0	0	2	0
Bobby Shantz, R (9, 1) OBP: 0.231, SLG: 0.091										0	0	0	0	0	0	0
Inning Stats	R: 0 E: 0 K: 0 S: 4 H: 1 LOB: 2 BB: 1 P: 8	R: 2 E: 1 K: 1 S: 8 H: 2 LOB: 1 BB: 0 P: 8	R: 1 E: 0 K: 0 S: 6 H: 3 LOB: 2 BB: 0 P: 6	R: 0 E: 0 K: 2 S: 7 H: 0 LOB: 0 BB: 0 P: 7	R: 0 E: 0 K: 0 S: 4 H: 1 LOB: 1 BB: 0 P: 4	R: 0 E: 0 K: 1 S: 5 H: 0 LOB: 0 BB: 0 P: 5	R: 0 E: 0 K: 0 S: 3 H: 0 LOB: 0 BB: 0 P: 3	R: 0 E: 0 K: 1 S: 6 H: 1 LOB: 1 BB: 0 P: 6	R: 0 E: 0 K: 0 S: 4 H: 1 LOB: 2 BB: 1 P: 8	1B: 8 2B: 1 3B: 0 HR: 0 SF: 0 SAC: 0 DP: 0 HBP: 0						

TOP

Kansas City Athletics @ Chicago White Sox

Comiskey Park, Chicago, IL

Mon Jul 23 1956, 4:33 AM EDT

Att. 10,664 - Unknown

livebaseballscorecards.com

AB	37
R	3
H	9
RBI	3
BB	2
SO	5
LOB	19

WP: 0 PB: 0 SB: 0 CS: 0 PA: 39

PITCHER		IP	WLS	BF	H	R	ER	SO	BB	IBB	HBP	BLK	WP	HR	S	P	ERA	WHIP
Jim Wilson, R ERA: 3.66	(1, 1)	7.0	L	30	7	3	1	4	1	0	0	0	0	0	37	41	1.29	1.143
Paul LaPalme, L ERA: 4.3	(8, 1)	2.0		9	2	0	0	1	1	0	0	0	0	0	10	14	0.00	1.500

PITCHER		IP	WLS	BF	H	R	ER	SO	BB	IBB	HBP	BLK	WP	HR	S	P	ERA	WHIP

Batter	1	2	3	4	5	6	7	8	9	AB	R	H	RBI	BB	SO	LOB
Fred Hatfield, L (1, 5) OBP: 0.384, SLG: 0.418	1B	HBP		4-3			G1		5-3	3	0	1	0	0	0	2
Paul LaPalme, L (8, 1) OBP: 0.500, SLG: 0.750										0	0	0	0	0	0	0
Sherm Lollar, R (9, PH) OBP: 0.375, SLG: 0.429										1	0	0	0	0	0	1
Nellie Fox, L (1, 4) OBP: 0.337, SLG: 0.375	F9	L3-6			F8		F7		3-1	5	0	0	0	0	0	7
Minnie Minoso, R (1, 7) OBP: 0.410, SLG: 0.459 (8, 5)	F5		F8		1-3			6-3		4	0	0	0	0	0	1
Dave Philley, S (1, 9) OBP: 0.333, SLG: 0.365 (8, 7)	1B		BB		1-3			F7		3	0	1	0	1	0	0
Larry Doby, L (1, 8) OBP: 0.391, SLG: 0.398	K		F7			F7		FC5-4 1B		4	0	1	0	0	1	3
Walt Dropo, R (1, 3) OBP: 0.329, SLG: 0.316		FC1-4 BB 1B	6-3			6-3		FC5-4		4	1	1	0	0	0	2
Les Moss, R (1, 2) OBP: 0.323, SLG: 0.491		FC1-4 BB		5-3		5-3			2B BB	2	0	1	0	1	0	0
Jim Delsing, L (9, PH) OBP: 0.277, SLG: 0.056										0	1	0	0	1	0	0
Luis Aparicio, R (1, 6) OBP: 0.279, SLG: 0.312		FC1-4		5-3			F7		5-3	3	0	0	0	0	0	3
Ron Northey, L (9, PH) OBP: 0.407, SLG: 0.667										1	0	1	1	0	0	0
Bubba Phillips, R (9, PR) OBP: 0.279, SLG: 0.405										0	0	0	0	0	0	0
Jim Wilson, R (1, 1) OBP: 0.351, SLG: 0.321		L3-6 HBP 1B		K			2B		1-3	2	0	1	1	0	1	1
Jim Rivera, L (7, PH) OBP: 0.354, SLG: 0.383 (8, 9)										2	0	1	0	0	0	1
Inning Stats	R: 0 E: 0 K: 1 S: 7 H: 2 LOB: 2 BB: 0 P: 7	R: 1 E: 0 K: 0 S: 4 H: 2 LOB: 2 BB: 1 P: 9	R: 0 E: 0 K: 0 S: 3 H: 0 LOB: 1 BB: 1 P: 7	R: 0 E: 0 K: 1 S: 6 H: 1 LOB: 1 BB: 0 P: 6	R: 0 E: 0 K: 0 S: 3 H: 0 LOB: 0 BB: 0 P: 3	R: 0 E: 0 K: 0 S: 3 H: 0 LOB: 0 BB: 0 P: 3	R: 0 E: 0 K: 0 S: 4 H: 1 LOB: 1 BB: 0 P: 4	R: 0 E: 0 K: 0 S: 4 H: 1 LOB: 1 BB: 0 P: 4	R: 1 E: 0 K: 0 S: 4 H: 1 LOB: 2 BB: 1 P: 8	1B: 6 2B: 3 3B: 0 HR: 0	SF: 0 SAC: 0 DP: 1 HBP: 1						

PITCHER		IP	WLS	BF	H	R	ER	SO	BB	IBB	HBP	BLK	WP	HR	S	P	ERA	WHIP
Jack McMahan, L ERA: 5.12	(1, 1)	1.1		10	4	1	1	1	1	0	1	0	0	0	10	15	6.75	3.750
Tom Gorman, R ERA: 4.04	(2, 1)	6.2	W	25	4	1	1	1	2	0	0	0	0	0	25	33	1.35	0.900
Bobby Shantz, L ERA: 4.78	(9, 1)	1.0	S	3	0	0	0	0	0	0	0	0	0	0	3	3	0.00	0.000

PITCHER	IP	WLS	BF	H	R	ER	SO	BB	IBB	HBP	BLK	WP	HR	S	P	ERA	WHIP

BOTTOM

Kansas City Athletics @ Chicago White Sox

Comiskey Park, Chicago, IL

Mon Jul 23 1956, 4:33 AM EDT

Att. 10,664 - Unknown

livebaseballscorecards.com

AB	34
R	2
H	8
RBI	2
BB	3
SO	2
LOB	21

PA: 38

Batter	1	2	3	4	5	6	7	8	9	AB	R	H	RBI	BB	SO	LOB
Gil McDougald, R (1, 6) OBP: 0.402, SLG: 0.435	HR	K			FC4-6 1B		K		F8	5	1	2	1	0	2	2
Billy Martin, R (1, 4) OBP: 0.338, SLG: 0.399 Jerry Coleman, R (3, 4) OBP: 0.315, SLG: 0.277 Don Larsen, R (9, PH) OBP: 0.340, SLG: 0.500	F8	FC4 1-2f			FC4-6 FC5-4 1-2f		5-3		BB 1B	2 2 1	0 0 0	0 0 1	0 0 0	0 0 0	0 0 0	2 1 0
Mickey Mantle, S (1, 8) OBP: 0.474, SLG: 0.733	K		BB G4-6-3		FC5-4 1-2f		5-3		1-2 BB	3	0	0	0	2	1	1
Bill Skowron, R (1, 3) OBP: 0.396, SLG: 0.508	HR		F7		F8			K	K	5	1	1	1	0	2	4
Yogi Berra, L (1, 2) OBP: 0.355, SLG: 0.520	BB		G4-6-3 1-2f			F9		F6		3	0	0	0	1	0	1
Hank Bauer, R (1, 9) OBP: 0.317, SLG: 0.476	F2			5-3		HR 1B		3B 1B		4	2	2	0	0	0	1
Bob Cerv, R (1, 7) OBP: 0.383, SLG: 0.475		BB FC5-4		L5-6 1B		1-H HR		1-H 3B		3	1	3	3	1	0	0
Andy Carey, R (1, 5) OBP: 0.319, SLG: 0.356		FC5-4 1B 1-2f		1-2 1B		F9		K		4	0	1	0	0	1	2
Tom Sturdivant, L (1, 1) OBP: 0.323, SLG: 0.387 Mickey McDermott, L (7, 1) OBP: 0.242, SLG: 0.138 Elston Howard, R (9, PH) OBP: 0.318, SLG: 0.347		FC4 1-2 1B		L5-6 2-3		K			F9	3 0 1	0 0 0	1 0 0	0 0 0	0 0 0	1 0 0	2 0 0
Inning Stats	R: 2 E: 0 K: 1 S: 7 H: 2 LOB: 1 BB: 1 P: 11	R: 0 E: 0 K: 1 S: 6 H: 1 LOB: 2 BB: 1 P: 10	R: 0 E: 0 K: 0 S: 2 H: 0 LOB: 0 BB: 1 P: 6	R: 0 E: 0 K: 0 S: 4 H: 2 LOB: 1 BB: 0 P: 4	R: 0 E: 0 K: 0 S: 4 H: 1 LOB: 1 BB: 0 P: 4	R: 2 E: 0 K: 1 S: 7 H: 2 LOB: 0 BB: 0 P: 7	R: 0 E: 0 K: 1 S: 5 H: 0 LOB: 0 BB: 0 P: 5	R: 1 E: 0 K: 2 S: 9 H: 2 LOB: 1 BB: 0 P: 9	R: 0 E: 0 K: 1 S: 6 H: 1 LOB: 2 BB: 1 P: 10	1B: 7 2B: 1 3B: 1 HR: 3	SF: 0 SAC: 0 DP: 2 HBP: 0			WP: 0 PB: 0 SB: 0 CS: 0	PA: 40	

PITCHER	IP	WLS	BF	H	R	ER	SO	BB	IBB	HBP	BLK	WP	HR	S	P	ERA	WHIP
Billy Pierce, L (1, 1) ERA: 3.07	9.0	W	40	11	5	5	7	4	0	0	0	0	3	50	66	5.00	1.667

PITCHER	IP	WLS	BF	H	R	ER	SO	BB	IBB	HBP	BLK	WP	HR	S	P	ERA	WHIP

TOP

New York Yankees @ Chicago White Sox

Comiskey Park, Chicago, IL

Tue Jul 24 1956, 4:33 AM EDT

Att. 33,316 - Unknown

livebaseballscorecards.com

AB	36
R	5
H	11
RBI	5
BB	4
SO	7
LOB	16

Batter	1	2	3	4	5	6	7	8	9	AB	R	H	RBI	BB	SO	LOB
Jim Rivera, L (1, 9) (9, 8) OBP: 0.352, SLG: 0.384	S S S 0-3 ① K	x 0-0 ③ F3		S S S 0-3 ③ K		x 0-0 ③ F9		x 0-0 1B 1B 2B		5	1	1	0	0	2	1
Nellie Fox, L (1, 4) OBP: 0.337, SLG: 0.375	x 0-0 ② 6-3		x 0-0 HBP 1B 1B		x 0-0 ① F9		x 0-0 ① G3	x 0-0 1B 2B 1B 2-3		5	2	2	0	0	0	0
Minnie Minoso, R (1, 7) OBP: 0.415, SLG: 0.472	B B B B 4-0 HR BB	H 1-0 1B FC5-4 HBP 1-2		S S S 0-3 ② K		x 0-0 HR	x 0-0 2B 6-3 1B 1-2 3-H			3	4	2	2	1	1	0
Larry Doby, L (1, 8) OBP: 0.398, SLG: 0.419 Jim Delsing, L (9, 9) OBP: 0.277, SLG: 0.056	x 0-0 1-H HR	x 0-0 FC5-4 1B 1-2 2-H		B B B B 4-0 1B BB		x 0-0 ② F8	x 0-0 6-3 1B 2B 1-3 2-H			4 0	2 0	3 0	4 0	1 0	0 0	0 0
Dave Philley, S (1, 3) OBP: 0.338, SLG: 0.369 Sammy Esposito, R (8, 5) OBP: 0.370, SLG: 0.268	x 0-0 BB 1B	x 0-0 ① F1		x 0-0 FC6-4 1B 1-2			x 0-0 BB 1B 1B	S S S 0-3 ① K		4 1	1 0	3 0	0 0	0 0	0 1	2 2
Sherm Lollar, R (1, 2) OBP: 0.375, SLG: 0.426	B B B B 4-0 1-2 BB	x 0-0 ② FC5-4 FC6 1-2f 2-H		x 0-0 ③ FC6-4 1-2f			x 0-0 BB 1B 1B 1-2	x 0-0 ② 6-3 2-3 3-H		4	1	1	2	1	0	4
Fred Hatfield, L (1, 5) OBP: 0.383, SLG: 0.413 Walt Dropo, R (7, PH) (8, 3) OBP: 0.338, SLG: 0.321	S S S 0-3 ③ K	x 0-0 ③ FC6 1-2f				H 1-0 FC3-6 HBP B B B B	4-0 1B BB 1-2 2-3	x 0-0 3-H 1B		2 1	0 0	0 1	0 1	0 1	1 0	3 0
Luis Aparicio, R (1, 6) OBP: 0.277, SLG: 0.310		x 0-0 ① F8		x 0-0 ① 5-3		x 0-0 ① FC3-6 S 1-2f	x 0-0 1B 1-2 2-H 3-H	S S S 0-3 ③ K		5	0	1	2	0	1	2
Billy Pierce, L (1, 1) OBP: 0.119, SLG: 0.092		x 0-0 ② F5		x 0-0 ② F7		x 0-0 ② F8 1-2	S S S 0-3 ③ K			4	0	0	0	0	1	3
Inning Stats	R: 2 H: 2 E: 0 LOB: 2 K: 2 BB: 2 S: 9 P: 17	R: 0 H: 0 E: 0 LOB: 0 K: 0 BB: 0 S: 3 P: 3	R: 2 H: 2 E: 0 LOB: 1 K: 0 BB: 0 S: 5 P: 6	R: 0 H: 0 E: 0 LOB: 0 K: 1 BB: 0 S: 5 P: 5	R: 0 H: 1 E: 0 LOB: 2 K: 1 BB: 1 S: 6 P: 10	R: 0 H: 0 E: 0 LOB: 1 K: 0 BB: 0 S: 3 P: 4	R: 3 H: 4 E: 0 LOB: 2 K: 1 BB: 1 S: 9 P: 13	R: 4 H: 5 E: 0 LOB: 1 K: 2 BB: 0 S: 12 P: 12		1B: 10 SF: 0 2B: 2 SAC: 0 3B: 0 DP: 0 HR: 2 HBP: 2						

PITCHER		IP	WLS	BF	H	R	ER	SO	BB	IBB	HBP	BLK	WP	HR	S	P	ERA	WHIP
Tom Sturdivant, R ERA: 3.25	(1, 1)	6.2	L	33	8	7	7	4	3	0	2	0	0	2	36	50	9.45	1.650
Mickey McDermott, L ERA: 5.51	(7, 1)	1.1		11	6	4	4	3	1	0	0	0	0	0	16	20	27.00	5.250

PITCHER	IP	WLS	BF	H	R	ER	SO	BB	IBB	HBP	BLK	WP	HR	S	P	ERA	WHIP

BOTTOM

New York Yankees @ Chicago White Sox

Comiskey Park, Chicago, IL

Tue Jul 24 1956, 4:33 AM EDT

Att. 33,316 - Unknown

livebaseballscorecards.com

AB	38
R	11
H	14
RBI	11
BB	4
SO	7
LOB	17

Batter	1	2	3	4	5	6	7	8	9	AB	R	H	RBI	BB	SO	LOB
Hank Bauer, R (1, 9) OBP: 0.319, SLG: 0.475	F9			K		S 1B 1B	F2		E 1B 2B 1B	5	2	2	0	0	1	0
Gil McDougald, R (1, 6) OBP: 0.407, SLG: 0.437	F9			G4-6-3 BB		2B SF8 1B 1-H		FC5-2 BB	E5 2B 1B 1-3	3	2	2	1	2	0	0
Mickey Mantel, S (1, 8) OBP: 0.471, SLG: 0.728	K			G4-6-3 1-2f		WP 2B 1-3		K	K	5	0	1	0	0	3	4
Yogi Berra, L (1, 2) OBP: 0.359, SLG: 0.530		G3			F8 1B WP 1B	SF8 3-H		3B 2B 1-3	2B 2B 1-H 3-H	4	3	3	3	0	0	0
Bill Skowron, R (1, 3) OBP: 0.396, SLG: 0.510		L1			WP F8 1B 1B 1-2	5-3		FC5-2 3B 3-H	2B 2-H	5	2	2	1	0	0	3
Norm Siebern, L (1, 7) OBP: 0.289, SLG: 0.406		6-3			F8 1-2 2-3	WP BB		E 3B 1-H 2-H	F8	4	1	1	2	1	0	3
Andy Carey, R (1, 5) OBP: 0.315, SLG: 0.351			G3		F4 2-3 3-H	6-3 1-2 2-3		E6 FC4 3-H		4	0	0	0	0	0	3
Jerry Coleman, R (1, 4) OBP: 0.313, SLG: 0.276			1-4-3		1B 3-H		K	FC4 1-2f		4	0	1	1	0	1	1
Whitey Ford, L (1, 1) OBP: 0.298, SLG: 0.240			K		1-3		L4		6-3	4	0	0	0	0	1	1
Inning Stats	R: 0 E: 0 K: 1 S: 5 H: 0 LOB: 0 BB: 0 P: 5	R: 0 E: 0 K: 0 S: 3 H: 0 LOB: 0 BB: 0 P: 3	R: 0 E: 0 K: 1 S: 5 H: 0 LOB: 0 BB: 0 P: 5	R: 0 E: 0 K: 1 S: 4 H: 0 LOB: 0 BB: 1 P: 8	R: 2 E: 0 K: 0 S: 6 H: 3 LOB: 1 BB: 0 P: 6	R: 2 E: 0 K: 0 S: 6 H: 3 LOB: 2 BB: 1 P: 10	R: 0 E: 0 K: 1 S: 5 H: 0 LOB: 0 BB: 0 P: 5	R: 3 E: 1 K: 1 S: 8 H: 2 LOB: 1 BB: 1 P: 12	R: 3 E: 1 K: 1 S: 9 H: 4 LOB: 1 BB: 0 P: 9	1B: 7 2B: 4 3B: 1 HR: 0 SF: 1 SAC: 0 DP: 1 HBP: 0							

TOP

New York Yankees @ Chicago White Sox

Comiskey Park, Chicago, IL

Wed Jul 25 1956, 4:33 AM EDT

Att. 34,745 - Unknown

livebaseballscorecards.com

AB	38
R	10
H	12
RBI	8
BB	3
SO	6
LOB	15

WP: 2 PB: 0 SB: 1 CS: 0

PA: 42

PITCHER		IP	WLS	BF	H	R	ER	SO	BB	IBB	HBP	BLK	WP	HR	S	P	ERA	WHIP
Dick Donovan, R ERA: 5.05	(1, 1)	5.0	L	21	6	4	4	3	1	0	0	0	1	0	26	30	7.20	1.400
Paul LaPalme, L ERA: 4.4	(6, 1)	3.0		14	2	3	2	2	2	0	0	0	1	0	16	24	6.00	1.333
Ellis Kinder, R ERA: 3.82	(9, 1)	1.0		7	4	3	3	1	0	0	0	0	0	0	9	9	27.00	4.000

PITCHER	IP	WLS	BF	H	R	ER	SO	BB	IBB	HBP	BLK	WP	HR	S	P	ERA	WHIP

Batter	1	2	3	4	5	6	7	8	9	AB	R	H	RBI	BB	SO	LOB
Minnie Minoso, R (1, 7) OBP: 0.411, SLG: 0.465	F3			F9	K			F8		4	0	0	0	0	1	1
Nellie Fox, L (1, 4) OBP: 0.339, SLG: 0.375	5-3			4-3		G6-4-3, 1B		FC6-4, BB		3	0	1	0	1	0	0
Dave Philley, S (1, 9) OBP: 0.337, SLG: 0.368	K			BB, 1B, 1B		G6-4-3, 1-2f		FC6-4, 1-2f		4	1	1	0	0	1	2
Sherm Lollar, R (1, 2) OBP: 0.377, SLG: 0.423		F4		1B, 1-2, BB		BB			F6	2	0	0	0	2	0	0
Larry Doby, L (1, 8) OBP: 0.396, SLG: 0.416		1-3		1-3, 2-H, 1B		4-3			E3	4	0	1	1	0	0	1
Walt Dropo, R (1, 3) OBP: 0.329, SLG: 0.312		F3		K			5-3		F7	4	0	0	0	0	1	3
Fred Hatfield, L (1, 5) OBP: 0.374, SLG: 0.401			F8		F9		4-3		F9	4	0	0	0	0	0	1
Luis Aparicio, R (1, 6) OBP: 0.275, SLG: 0.307			K		F2		5-3			3	0	0	0	0	1	0
Dick Donovan, L (1, 1) OBP: 0.339, SLG: 0.438			F7		1B			F7		2	0	1	0	0	0	0
Paul LaPalme, L (6, 1) OBP: 0.500, SLG: 0.750										0	0	0	0	0	0	0
Bubba Phillips, R (8, PH) OBP: 0.273, SLG: 0.395										1	0	0	0	0	0	0
Ellis Kinder, R (9, 1)										0	0	0	0	0	0	0
Inning Stats	R: 0 E: 0 K: 1 S: 5 H: 0 LOB: 0 BB: 0 P: 5	R: 0 E: 0 K: 0 S: 3 H: 0 LOB: 0 BB: 0 P: 3	R: 0 E: 0 K: 1 S: 5 H: 0 LOB: 0 BB: 0 P: 5	R: 1 E: 0 K: 1 S: 7 H: 2 LOB: 2 BB: 1 P: 11	R: 0 E: 0 K: 1 S: 6 H: 1 LOB: 1 BB: 0 P: 6	R: 0 E: 0 K: 0 S: 3 H: 1 LOB: 1 BB: 1 P: 7	R: 0 E: 0 K: 0 S: 3 H: 0 LOB: 0 BB: 0 P: 3	R: 0 E: 0 K: 0 S: 3 H: 0 LOB: 1 BB: 1 P: 7	R: 0 E: 1 K: 0 S: 4 H: 0 LOB: 1 BB: 0 P: 4	1B: 4 2B: 0 3B: 0 HR: 0	SF: 0 SAC: 0 DP: 1 HBP: 0						

PITCHER	IP	WLS	BF	H	R	ER	SO	BB	IBB	HBP	BLK	WP	HR	S	P	ERA	WHIP
Whitey Ford, L (1, 1) ERA: 2.17	9.0	W	34	4	1	1	4	3	0	0	0	0	0	39	51	1.00	0.778

PITCHER	IP	WLS	BF	H	R	ER	SO	BB	IBB	HBP	BLK	WP	HR	S	P	ERA	WHIP

BOTTOM

New York Yankees @ Chicago White Sox

Comiskey Park, Chicago, IL

Wed Jul 25 1956, 4:33 AM EDT

Att. 34,745 - Unknown

livebaseballscorecards.com

AB	31
R	1
H	4
RBI	1
BB	3
SO	4
LOB	8

New York Yankees @ Chicago White Sox

Comiskey Park, Chicago, IL

Thu Jul 26 1956, 4:33 AM EDT

Att. 26,741 - Unknown

TOP

livebaseballscorecards.com

Batter	1	2	3	4	5	6	7	8	9	AB	R	H	RBI	BB	SO	LOB
Bob Cery, R (1, 7) OBP: 0.375, SLG: 0.463	1-3	1-4-3	K		2-H 3-H 1B			F6		2	0	0	0	0	0	1
Norm Siebern, L (3, PH) OBP: 0.291, SLG: 0.404 (3, 7)										3	0	1	2	0	1	1
Billy Martin, R (1, 4) OBP: 0.332, SLG: 0.391	K		5-3	5-3	6-3			F8		5	0	0	0	0	1	1
Hank Bauer, R (1, 9) OBP: 0.321, SLG: 0.474	1B 1B BB		1B 1B BB	6-3		4-3		L6		1	2	0	0	2	0	0
Joe Collins, L (6, PH) OBP: 0.306, SLG: 0.363 (6, 9)										2	0	0	0	0	0	0
Mickey Mantle, S (1, 8) OBP: 0.477, SLG: 0.730	1B 1-2 1B		1B 1-2 1B	S 1B		FC4-6 BB			S BB	3	1	3	0	2	0	0
Yogi Berra, L (1, 2) OBP: 0.359, SLG: 0.528	FC4 1-2 2-H 1B		1B 1-3 2-H 1B	4-3 1-2		K			K 1-2	5	1	2	2	0	2	3
Bill Skowron, R (1, 3) OBP: 0.397, SLG: 0.508	FC4 1-2f		1B SH3-4 1-2 3-H 1B		1-3 E 1B 1B	FC4-6 1-2f			4-3	5	2	2	1	0	0	4
Andy Carey, R (1, 5) OBP: 0.317, SLG: 0.352		1B	SH3-4 1-3 2-H 1B		E1 1-3 1-2 1B		L6		5-3	5	2	2	1	0	0	2
Jerry Coleman, R (1, 6) OBP: 0.303, SLG: 0.267		F8	SH3-4 1-2 3-H		1-3 1-2 2-3		5-3			3	0	0	1	0	0	3
Tommy Byrne, L (1, 1) OBP: 0.333, SLG: 0.563		K	2-H 1B		K		K			2	0	1	1	0	1	1
Don Larsen, R (4, 1) OBP: 0.327, SLG: 0.478										2	0	0	0	0	2	2
Inning Stats	R: 1 E: 0 K: 1 S: 7 H: 2 LOB: 2 BB: 1 P: 11	R: 0 E: 0 K: 1 S: 6 H: 1 LOB: 1 BB: 0 P: 6	R: 5 E: 0 K: 1 S: 10 H: 5 LOB: 1 BB: 1 P: 14	R: 0 E: 0 K: 0 S: 4 H: 1 LOB: 1 BB: 0 P: 4	R: 2 E: 1 K: 1 S: 8 H: 2 LOB: 1 BB: 0 P: 8	R: 0 E: 0 K: 1 S: 5 H: 0 LOB: 1 BB: 1 P: 9	R: 0 E: 0 K: 1 S: 5 H: 0 LOB: 0 BB: 0 P: 5	R: 0 E: 0 K: 0 S: 3 H: 0 LOB: 0 BB: 0 P: 3	R: 0 E: 0 K: 1 S: 5 H: 0 LOB: 1 BB: 1 P: 9	1B: 11 2B: 0 3B: 0 HR: 0 SF: 0 SAC: 1 DP: 0 HBP: 0	WP: 0 PB: 0 SB: 2 CS: 0 PA: 43					

	AB	38
	R	8
	H	11
	RBI	8
	BB	4
	SO	7
	LOB	18

PITCHER		IP	WLS	BF	H	R	ER	SO	BB	IBB	HBP	BLK	WP	HR	S	P	ERA	WHIP
Jack Harshman, L ERA: 3.4	(1, 1)	2.1	L	16	7	6	6	2	2	0	0	0	0	0	18	26	23.14	3.857
Gerry Staley, R ERA: 4.43	(3, 1)	1.2		7	2	0	0	1	0	0	0	0	0	0	9	9	0.00	1.200
Dixie Howell, R ERA: 4.87	(5, 1)	4.0		16	2	2	0	3	1	0	0	0	0	0	21	25	0.00	0.750
Ellis Kinder, R ERA: 3.69	(9, 1)	1.0		4	0	0	0	1	1	0	0	0	0	0	5	9	0.00	1.000

PITCHER	IP	WLS	BF	H	R	ER	SO	BB	IBB	HBP	BLK	WP	HR	S	P	ERA	WHIP

Batter	1	2	3	4	5	6	7	8	9	AB	R	H	RBI	BB	SO	LOB
Jim Rivera, L (1, 9) OBP: 0.356, SLG: 0.392	CS 1B	1B 2-H 3-H 3B		6-3		BBBB 1-2 BB			L9	4	1	2	2	1	0	0
Nellie Fox, L (1, 4) OBP: 0.342, SLG: 0.378	FC5-4 BB 1-2 1B	BB 3-H 1B		FC6-4 1B		L8			F9	5	0	3	1	0	0	2
Minnie Minoso, R (1, 7) OBP: 0.413, SLG: 0.464	BBBB FC5-4 1-2 BB	BBBB 1-2 BB		FC6-4 1-2f			F6		1B 1B 1B	3	1	1	0	2	0	1
Dave Philley, S (1, 3) OBP: 0.338, SLG: 0.368	FC5-4 1-2f 2-3	G3			4-3		BB 1B		1-H 1B	5	0	2	1	0	0	4
Larry Doby, L (1, 8) OBP: 0.393, SLG: 0.410	L6		G3		F7		BBBB G5-4-3 1-2 BB		F9	4	0	0	0	1	0	3
Les Moss, R (1, 2) OBP: 0.319, SLG: 0.525		L5	HR		F8		G5-4-3 1-2f			4	1	1	1	0	0	2
Sammy Esposito, R (1, 5) OBP: 0.372, SLG: 0.266 Fred Hatfield, L (6, PH) OBP: 0.370, SLG: 0.396 (7, 5)	BBBB G3 1B 3B BB		F5			F9		4-3		1 2	1 0	0 0	0 0	1 0	0 0	0 0
Luis Aparicio, R (1, 6) OBP: 0.277, SLG: 0.310	G3 1-2 3B 1B		5-3			BB 1B		4-3		4	1	2	0	0	0	0
Jack Harshman, L (1, 1) OBP: 0.225, SLG: 0.417 Gerry Staley, R (3, 1) OBP: 0.250, SLG: 0.200 Jim Delsing, L (4, PH) OBP: 0.271, SLG: 0.054 Dixie Howell, L (5, 1) OBP: 0.357, SLG: 0.769 Ron Northey, L (8, PH) OBP: 0.393, SLG: 0.636 Ellis Kinder, R (9, 1)	G3 1-2 2-3			F6		SSS K		F7		1 0 1 1 1 0	0 0 0 0 0 0	0 0 0 0 0 0	0 0 0 0 0 0	0 0 0 1 0 0	0 0 0 1 0 0	2 0 0 1 0 0
Inning Stats	R: 0 E: 0 K: 0 S: 4 H: 2 LOB: 2 BB: 1 P: 8	R: 3 E: 0 K: 0 S: 6 H: 3 LOB: 2 BB: 2 P: 14	R: 1 E: 0 K: 0 S: 4 H: 1 LOB: 0 BB: 0 P: 4	R: 0 E: 0 K: 0 S: 4 H: 1 LOB: 1 BB: 0 P: 4	R: 0 E: 0 K: 0 S: 3 H: 0 LOB: 0 BB: 0 P: 3	R: 0 E: 0 K: 1 S: 6 H: 1 LOB: 2 BB: 1 P: 10	R: 0 E: 0 K: 0 S: 3 H: 1 LOB: 1 BB: 1 P: 7	R: 0 E: 0 K: 0 S: 3 H: 0 LOB: 0 BB: 0 P: 3	R: 1 E: 0 K: 0 S: 5 H: 2 LOB: 1 BB: 0 P: 5	1B: 9 2B: 0 3B: 1 HR: 1 SF: 0 SAC: 0 DP: 1 HBP: 0						

PITCHER		IP	WLS	BF	H	R	ER	SO	BB	IBB	HBP	BLK	WP	HR	S	P	ERA	WHIP
Tommy Byrne, L ERA: 4.5	(1, 1)	3.0		17	6	4	4	0	3	0	0	0	0	1	14	26	12.00	3.000
Don Larsen, R ERA: 4.23	(4, 1)	6.0	W	24	5	1	1	1	2	0	0	0	0	0	24	32	1.50	1.167

PITCHER	IP	WLS	BF	H	R	ER	SO	BB	IBB	HBP	BLK	WP	HR	S	P	ERA	WHIP

BOTTOM

New York Yankees @ Chicago White Sox

Comiskey Park, Chicago, IL

Thu Jul 26 1956, 4:33 AM EDT

Att. 26,741 - Unknown

livebaseballscorecards.com

AB	36
R	5
H	11
RBI	5
BB	5
SO	1
LOB	15

1B: 9 SF: 0 PA: 41
2B: 0 SAC: 0
3B: 1 DP: 1
HR: 1 HBP: 0

WP: 0
PB: 0
SB: 0
CS: 1

Batter	1	2	3	4	5	6	7	8	9	AB	R	H	RBI	BB	SO	LOB
Billy Goodman, L (1, 4) OBP: 0.359, SLG: 0.422	6-3		F7		1B 1B		G3 1B 1-2		SH1-4 1-2	4	0	2	0	0	0	0
Billy Klaus, L (1, 5) OBP: 0.396, SLG: 0.395	5-3		L1		FC6 1B 1-3		F7 2-3		K	5	0	1	0	0	1	3
Ted Williams, L (1, 7) OBP: 0.491, SLG: 0.575 Gene Stephens, L (9, PR) OBP: 0.313, SLG: 0.214 (9, 7)	K		K		F7		G3 1-2 3-H		IBB	4 0	0 0	0 0	1 0	1 0	2 0	3 0
Mickey Vernon, L (1, 3) OBP: 0.409, SLG: 0.550 Dick Gernert, R (9, PH) OBP: 0.403, SLG: 0.497 (9, 3)		2B 1B		F9	FC6 1-2f		IBB		F8	3 1	1 0	1 0	0 0	1 0	0 0	2 2
Jackie Jensen, R (1, 9) OBP: 0.396, SLG: 0.458		1B 1B 2B 1-H		F8		K	F8			4	1	1	1	0	1	2
Jim Piersall, R (1, 8) OBP: 0.378, SLG: 0.456		FC1-4 1B 1B 2-3		1B 3B		F9		B4-3		4	1	2	0	0	0	0
Pete Daley, R (1, 2) OBP: 0.341, SLG: 0.500		FC1-4 1-2 3-H		FC6-4 3-H		1B		F7		4	0	3	2	0	0	0
Don Buddin, R (1, 6) OBP: 0.367, SLG: 0.356		FC1-4 1-2f 2-3		FC6-4 1-2f		K		6-3		4	0	0	0	0	1	4
Tom Brewer, R (1, 1) OBP: 0.302, SLG: 0.350		1-3			F3		F7 1B G3 1B		SH1-4 1B	4	1	2	0	0	0	1
Inning Stats	R: 0 H: 0 E: 0 LOB: 0 K: 1 BB: 0 S: 5 P: 5	R: 2 H: 4 E: 0 LOB: 1 K: 0 BB: 0 S: 6 P: 6	R: 0 H: 0 E: 0 LOB: 0 K: 1 BB: 0 S: 5 P: 5	R: 1 H: 2 E: 0 LOB: 1 K: 0 BB: 0 S: 5 P: 5	R: 0 H: 2 E: 0 LOB: 2 K: 0 BB: 0 S: 5 P: 5	R: 0 H: 1 E: 0 LOB: 1 K: 2 BB: 0 S: 8 P: 8	R: 1 H: 2 E: 0 LOB: 2 K: 0 BB: 1 S: 5 P: 9	R: 0 H: 0 E: 0 LOB: 0 K: 0 BB: 0 S: 3 P: 3	R: 0 H: 1 E: 0 LOB: 2 K: 1 BB: 1 S: 6 P: 10	1B: 10 SF: 0 2B: 1 SAC: 1 3B: 1 DP: 0 HR: 0 HBP: 0						

PITCHER		IP	WLS	BF	H	R	ER	SO	BB	IBB	HBP	BLK	WP	HR	S	P	ERA	WHIP
Jim Wilson, R ERA: 3.73	(1, 1)	7.0	L	32	11	4	4	4	0	1	0	0	0	0	39	43	5.14	1.571
Ellis Kinder, R ERA: 3.55	(8, 1)	1.1		5	1	0	0	0	0	0	0	0	0	0	5	5	0.00	0.750
Paul LaPalme, L ERA: 4.34	(9, 1)	0.2		3	0	0	0	1	0	1	0	0	0	0	4	8	0.00	0.000

PITCHER	IP	WLS	BF	H	R	ER	SO	BB	IBB	HBP	BLK	WP	HR	S	P	ERA	WHIP

TOP

Boston Red Sox @ Chicago White Sox

Comiskey Park, Chicago, IL

Fri Jul 27 1956, 4:33 AM EDT

Att. 25,735 - Unknown

livebaseballscorecards.com

AB	37
R	4
H	12
RBI	4
BB	2
SO	5
LOB	17

WP: 0	PA: 40		
PB: 0			
SB: 0			
CS: 0			

BOTTOM

Boston Red Sox @ Chicago White Sox

Comiskey Park, Chicago, IL

Fri Jul 27 1956, 4:33 AM EDT

Att. 25,735 - Unknown

Batter	1	2	3	4	5	6	7	8	9	AB	R	H	RBI	BB	SO	LOB
Jim Rivera, L (1, 9) OBP: 0.353, SLG: 0.389	5-3		F7		F9		1B FC5-2 1B 1-2		4-3 2-3	5	0	1	0	0	0	2
Nellie Fox, L (1, 4) OBP: 0.343, SLG: 0.378	2B SF7-4 1B		F7			F7	FC5-2 1B 1-3 2-H		L8	5	1	2	1	0	0	1
Minnie Minoso, R (1, 7) OBP: 0.414, SLG: 0.466	SF7-4 2B 1-3		F7			BBBB 4-0 1B 1B BB	FC5-2 1-2 3-H			3	1	1	0	1	0	2
Larry Doby, L (1, 8) OBP: 0.388, SLG: 0.405	SF7-4 2-2 3-H			L9		SSS 0-3 K	F8			3	0	0	1	0	1	3
Dave Philley, S (1, 3) OBP: 0.339, SLG: 0.368		BBBB 4-0 FC1-5 HBP BB		5-3		1B 1-H		SSS 0-3 K		3	0	1	1	1	1	0
Sherm Lollar, R (1, 2) OBP: 0.379, SLG: 0.422		H 1-0 FC1-5 HBP 1-2		F7		1B 1-2		F5		3	0	1	0	0	0	0
Fred Hatfield, L (1, 5) OBP: 0.362, SLG: 0.386		F9			F9	SSS 0-3 K		SSS 0-3 K		4	0	0	0	0	2	4
Luis Aparicio, R (1, 6) OBP: 0.278, SLG: 0.310 Jim Delsing, L (9, PH) OBP: 0.286, SLG: 0.054		FC1-5 1-2 2-3f			F9		1B 1B 1B		BBBB 4-0 4-3 SH3-4 BB	3 0	1 0	1 0	0 0	0 1	0 0	2 0
Jim Wilson, R (1, 1) OBP: 0.356, SLG: 0.327 Ron Northey, L (7, PH) OBP: 0.379, SLG: 0.609 Ellis Kinder, R (8, 1) Paul LaPalme, L (9, 1) OBP: 0.500, SLG: 0.750 Sammy Esposito, R (9, PH) OBP: 0.372, SLG: 0.266		6-3			1B		F7		SH3-4 1-2	2 1 0 0 0	0 0 0 0 0	1 0 0 0 0	0 0 0 0 0	0 0 0 0 0	0 0 0 0 0	2 1 0 0 0
Inning Stats	R: 1 H: 2 E: 0 LOB: 0 K: 0 BB: 0 S: 4 P: 4	R: 0 H: 0 E: 0 LOB: 2 K: 0 BB: 1 S: 3 P: 8	R: 0 H: 0 E: 0 LOB: 0 K: 0 BB: 0 S: 3 P: 3	R: 0 H: 0 E: 0 LOB: 0 K: 0 BB: 0 S: 3 P: 3	R: 0 H: 1 E: 0 LOB: 1 K: 0 BB: 0 S: 4 P: 4	R: 1 H: 2 E: 0 LOB: 2 K: 2 BB: 1 S: 9 P: 13	R: 1 H: 3 E: 0 LOB: 2 K: 0 BB: 0 S: 6 P: 6	R: 0 H: 0 E: 0 LOB: 0 K: 2 BB: 0 S: 7 P: 7	R: 0 H: 0 E: 0 LOB: 1 K: 0 BB: 1 S: 3 P: 7	1B: 7 SF: 1 2B: 2 SAC: 1 3B: 0 DP: 1 HR: 0 HBP: 1						

livebaseballscorecards.com

AB	32
R	3
H	8
RBI	3
BB	3
SO	4
LOB	17

PITCHER		IP	WLS	BF	H	R	ER	SO	BB	IBB	HBP	BLK	WP	HR	S	P	ERA	WHIP
Tom Brewer, R ERA: 3.02	(1, 1)	9.0	W	38	8	3	3	4	3	0	1	0	0	0	42	55	3.00	1.222

PITCHER	IP	WLS	BF	H	R	ER	SO	BB	IBB	HBP	BLK	WP	HR	S	P	ERA	WHIP

Boston Red Sox @ Chicago White Sox

Comiskey Park, Chicago, IL

Sat Jul 28 1956, 4:33 AM EDT

Att. 9,377 - Unknown

TOP

livebaseballscorecards.com

Batter	1	2	3	4	5	6	7	8	9	AB	R	H	RBI	BB	SO	LOB
Billy Goodman, L (1, 4) OBP: 0.357, SLG: 0.419	S S S 0-3 ① K	x 0-0 1B 2-H 3-H 1B	x 0-0 ③ 4-3		x 0-0 E6 1B 4-3		x 0-0 WP BB 2B 1B		S S S 0-3 ① K	4	0	1	2	0	1	2
Ted Lepcio, R (5, PR) OBP: 0.317, SLG: 0.411 (5, 4)										2	2	1	0	0	1	0
Billy Klaus, L (1, 5) OBP: 0.395, SLG: 0.394	x 0-0 ② 5-3	x 0-0 1-3 1B		x 0-0 ① 1-3	x 0-0 4-3 1-3 E 1B		x 0-0 ① F7		x 0-0 ② 4-3	6	1	2	0	0	0	1
Ted Williams, L (1, 7) OBP: 0.489, SLG: 0.577	x 0-0 ③ 3-1	x 0-0 ③ F8		x 0-0 1B 2B	x 0-0 ② 4-3 1-2 3-H		B B B B 4-0 WP 1-2 2B BB		x 0-0 2B	3	1	1	0	0	0	2
Gene Stephens, L (4, 7) OBP: 0.343, SLG: 0.267										2	1	1	1	1	0	1
Mickey Vernon, L (1, 3) OBP: 0.413, SLG: 0.556	x 0-0 E 2B	B B B 4-0 5-3 1B BB	x 0-0 ② F5	x 0-0 ② E2 2-H 1B		x 0-0 1B 1-H 2-H 2B			x 0-0 ③ F3	3	2	2	1	1	0	1
Norm Zauchin, R (5, PR) OBP: 0.315, SLG: 0.354 (5, 3)										2	0	1	2	0	0	1
Jackie Jensen, R (1, 9) OBP: 0.399, SLG: 0.460	x 0-0 E9 SF9 2-H 1B	x 0-0 ① 5-3 1-2	x 0-0 2B 2-H 1B	x 0-0 ③ 4-3		x 0-0 ② FC6-4 2-3 1B				5	2	3	2	0	0	3
Jim Piersall, R (1, 8) OBP: 0.376, SLG: 0.456	x 0-0 ① SF9 3-H	x 0-0 ② F9	x 0-0 2B 1-H 2B		x 0-0 ① 6-3	x 0-0 ③ FC6-4 1-2f				4	1	1	2	0	0	2
Pete Daley, R (1, 2) OBP: 0.366, SLG: 0.523	x 0-0 4-3 1B 1B 1B	x 0-0 1B 2-H 1B 1B	x 0-0 2-H 2B		B B B B 4-0 FC6-4 BB			x 0-0 ① 5-3		4	2	3	2	1	0	0
Don Buddin, R (1, 6) OBP: 0.367, SLG: 0.357	x 0-0 4-3 1-2 1B 1B	x 0-0 1B 1-3 1B	x 0-0 ③ 4-1		x 0-0 ② FC6-4 1-2f			x 0-0 ② F6		5	1	2	0	0	0	2
Willard Nixon, L (1, 1) OBP: 0.321, SLG: 0.292	x 0-0 ② 4-3 1-2 2-3	x 0-0 1-3 3-H 1B		x 0-0 ① L7	x 0-0 ③ L5			x 0-0 ③ 4-3		5	0	1	1	0	0	3
Inning Stats	R: 0 E: 0 K: 1 S: 5 H: 0 LOB: 0 BB: 0 P: 5	R: 4 E: 1 K: 0 S: 9 H: 6 LOB: 2 BB: 0 P: 9	R: 2 E: 0 K: 0 S: 6 H: 3 LOB: 2 BB: 1 P: 10	R: 3 E: 0 K: 0 S: 7 H: 4 LOB: 1 BB: 0 P: 7	R: 2 E: 2 K: 0 S: 6 H: 2 LOB: 2 BB: 0 P: 6	R: 0 E: 0 K: 0 S: 3 H: 0 LOB: 1 BB: 1 P: 7	R: 2 E: 0 K: 0 S: 5 H: 3 LOB: 1 BB: 1 P: 9	R: 0 E: 0 K: 0 S: 3 H: 0 LOB: 0 BB: 0 P: 3	R: 0 E: 0 K: 1 S: 6 H: 1 LOB: 1 BB: 0 P: 6	1B: 13 2B: 6 3B: 0 HR: 0	SF: 1 SAC: 0 DP: 0 HBP: 0						

	AB	45
	R	13
	H	19
	RBI	13
	BB	3
	SO	2
	LOB	18

	WP: 1	PA: 49
	PB: 0	
	SB: 0	
	CS: 0	

PITCHER		IP	WLS	BF	H	R	ER	SO	BB	IBB	HBP	BLK	WP	HR	S	P	ERA	WHIP
Jim McDonald, R (1, 1) ERA: 12.15		1.1	L	8	4	4	4	1	0	0	0	0	0	0	10	10	27.00	3.000
Bob Keegan, R (2, 1) ERA: 3.3		0.2		5	2	1	1	0	1	0	0	0	0	0	4	8	13.50	4.500
Gerry Staley, R (3, 1) ERA: 4.87		1.2		10	5	3	3	0	0	0	0	0	0	0	10	10	16.20	3.000
Dixie Howell, R (4, 1) ERA: 4.99		4.1		22	7	5	3	0	2	0	0	0	1	0	20	28	6.23	2.077
Ellis Kinder, R (9, 1) ERA: 3.44		1.0		4	1	0	0	1	0	0	0	0	0	0	6	6	0.00	1.000

PITCHER	IP	WLS	BF	H	R	ER	SO	BB	IBB	HBP	BLK	WP	HR	S	P	ERA	WHIP

BOTTOM

Boston Red Sox @ Chicago White Sox

Comiskey Park, Chicago, IL

Sat Jul 28 1956, 4:33 AM EDT

Att. 9,377 - Unknown

Batter	1	2	3	4	5	6	7	8	9	AB	R	H	RBI	BB	SO	LOB
Jim Rivera, L (1, 9) OBP: 0.349, SLG: 0.384	F6		F8			4-3		K		4	0	0	0	0	1	1
Nellie Fox, L (1, 4) OBP: 0.342, SLG: 0.377	F8		F8			1-3			5-3 1B	4	1	1	0	0	0	0
Minnie Minoso, R (1, 7) OBP: 0.415, SLG: 0.466 Bubba Phillips, R (5, 7) OBP: 0.261, SLG: 0.378	CS 1B			L5			6-3		5-3 1-2	2 2	0 0	1 0	0 0	0 0	0 0	0 1
Larry Doby, L (1, 8) OBP: 0.389, SLG: 0.410	CS 1-2	2B		K			K		1B 2-H	4	0	2	1	0	2	0
Dave Philley, S (1, 3) OBP: 0.338, SLG: 0.366 Walt Dropo, R (5, 3) OBP: 0.331, SLG: 0.321		1-3		F6			2B		K	2 2	0 0	0 1	0 0	0 0	0 1	1 1
Sherm Lollar, R (1, 2) OBP: 0.377, SLG: 0.421 Les Moss, R (5, PH) OBP: 0.319, SLG: 0.516 (6, 2)		K			K		F7		1-2 1B	1 3	0 0	0 1	0 0	0 0	1 1	1 1
Fred Hatfield, L (1, 5) OBP: 0.365, SLG: 0.385	FC6-4 HBP			F7				G4-6-3 1B	F6	3	0	1	0	0	0	2
Luis Aparicio, R (1, 6) OBP: 0.276, SLG: 0.308 Sammy Esposito, R (6, 6) OBP: 0.376, SLG: 0.272	FC6-4 1-2f			F7				G4-6-3 1-2 1B		2 1	0 0	0 1	0 0	0 0	0 0	2 0
Jim McDonald, R (1, 1) Bob Keegan, R (2, 1) OBP: 0.222, SLG: 0.067 Gerry Staley, R (3, 1) OBP: 0.235, SLG: 0.188 Dixie Howell, L (4, 1) OBP: 0.333, SLG: 0.714 Ron Northey, L (8, PH) OBP: 0.367, SLG: 0.583 Ellis Kinder, R (9, 1)			F4			K		G4-6-3 1-2f 2-3		0 0 1 1 1 0	0 0 0 0 0 0	0 0 0 0 0 0	0 0 0 0 0 0	0 0 0 1 0 0	0 0 0 0 0 0	0 0 0 0 2 0
Inning Stats	R: 0 E: 0 K: 0 S: 3 H: 1 LOB: 0 BB: 0 P: 3	R: 0 E: 0 K: 1 S: 6 H: 1 LOB: 2 BB: 0 P: 7	R: 0 E: 0 K: 0 S: 3 H: 0 LOB: 0 BB: 0 P: 3	R: 0 E: 0 K: 1 S: 5 H: 0 LOB: 0 BB: 0 P: 5	R: 0 E: 0 K: 1 S: 5 H: 0 LOB: 0 BB: 0 P: 5	R: 0 E: 0 K: 1 S: 5 H: 0 LOB: 0 BB: 0 P: 5	R: 0 E: 0 K: 1 S: 6 H: 1 LOB: 1 BB: 0 P: 6	R: 0 E: 0 K: 1 S: 6 H: 2 LOB: 1 BB: 0 P: 6	R: 1 E: 0 K: 1 S: 8 H: 3 LOB: 2 BB: 0 P: 8	1B: 6 2B: 2 3B: 0 HR: 0	SF: 0 SAC: 0 DP: 1 HBP: 1			WP: 0 PB: 0 SB: 0 CS: 1	PA: 35		

livebaseballscorecards.com

AB	33
R	1
H	8
RBI	1
BB	0
SO	7
LOB	12

PITCHER	IP	WLS	BF	H	R	ER	SO	BB	IBB	HBP	BLK	WP	HR	S	P	ERA	WHIP
Willard Nixon, R (1, 1) ERA: 5.12	9.0	W	34	8	1	1	7	0	0	1	0	0	0	47	48	1.00	0.889

PITCHER	IP	WLS	BF	H	R	ER	SO	BB	IBB	HBP	BLK	WP	HR	S	P	ERA	WHIP

Batter	1	2	3	4	5	6	7	8	9	AB	R	H	RBI	BB	SO	LOB
Billy Goodman, L (1, 4) OBP: 0.359, SLG: 0.418 Billy Consolo, R (8, PR) (8, 4)	4-3		L4		1B			BB SH1-3	K	3 1	0 0	1 0	0 0	1 0	0 1	0 1
Billy Klaus, L (1, 5) OBP: 0.394, SLG: 0.392	1B		F9		K			K		4	0	1	0	0	2	3
Ted Williams, L (1, 7) OBP: 0.487, SLG: 0.573 Dick Gernert, R (6, PR) OBP: 0.403, SLG: 0.497 (6, 7)	F8		1-3			1B		SH1-3		3 0	0 0	1 0	0 0	0 0	0 0	1 0
Jackie Jensen, R (1, 9) OBP: 0.397, SLG: 0.458	BB 1-3 1B			F6	F4	F4		F7		4	0	1	0	0	0	3
Jim Piersall, R (1, 8) OBP: 0.377, SLG: 0.458	BB 1-2			5-3	F4				1B 2B	3	1	1	0	1	0	1
Norm Zauchin, R (1, 3) OBP: 0.312, SLG: 0.348	L9			F8	K				1B 2-H 1B	4	1	1	1	0	1	4
Pete Daley, R (1, 2) OBP: 0.351, SLG: 0.500		F4			F4		F7		F6	4	0	0	0	0	0	1
Don Buddin, R (1, 6) OBP: 0.366, SLG: 0.353		K			BB 1B		F2		F9	3	0	0	0	1	1	1
Dave Sisler, R (1, 1) OBP: 0.263, SLG: 0.125 Ted Lepcio, R (5, PH) OBP: 0.315, SLG: 0.407 George Susce, R (5, 1) OBP: 0.333, SLG: 0.385 Milt Bolling, R (9, PH) OBP: 0.250, SLG: 0.455		K			K		K		1B 1-H	1 1 1 1	0 0 0 0	0 0 0 1	0 0 0 1	0 0 0 0	1 1 1 0	0 1 0 0
Inning Stats	R: 0 H: 2 E: 0 LOB: 3 K: 0 BB: 1 S: 5 P: 9	R: 0 H: 0 E: 0 LOB: 0 K: 2 BB: 0 S: 7 P: 7	R: 0 H: 0 E: 0 LOB: 0 K: 0 BB: 0 S: 3 P: 3	R: 0 H: 0 E: 0 LOB: 0 K: 0 BB: 0 S: 3 P: 3	R: 0 H: 1 E: 0 LOB: 2 K: 2 BB: 1 S: 8 P: 12	R: 0 H: 1 E: 0 LOB: 1 K: 1 BB: 0 S: 6 P: 6	R: 0 H: 0 E: 0 LOB: 0 K: 1 BB: 0 S: 5 P: 5	R: 0 H: 0 E: 0 LOB: 2 K: 1 BB: 1 S: 5 P: 9	R: 2 H: 3 E: 0 LOB: 1 K: 1 BB: 0 S: 8 P: 8	1B: 6 SF: 0 2B: 1 SAC: 1 3B: 0 DP: 0 HR: 0 HBP: 0						

PITCHER	IP	WLS	BF	H	R	ER	SO	BB	IBB	HBP	BLK	WP	HR	S	P	ERA	WHIP
Billy Pierce, L (1, 1) ERA: 3.02	9.0	W	37	7	2	2	8	3	0	0	0	0	0	50	62	2.00	1.111

PITCHER	IP	WLS	BF	H	R	ER	SO	BB	IBB	HBP	BLK	WP	HR	S	P	ERA	WHIP

TOP

Boston Red Sox @ Chicago White Sox

Comiskey Park, Chicago, IL

Sun Jul 29 1956, 4:33 AM EDT

Unknown

livebaseballscorecards.com

AB	33
R	2
H	7
RBI	2
BB	3
SO	8
LOB	16

WP: 0 PA: 37
PB: 0
SB: 0
CS: 0

Batter	1	2	3	4	5	6	7	8	9	AB	R	H	RBI	BB	SO	LOB
Fred Hatfield, L (1, 5) OBP: 0.371, SLG: 0.390	F2		1B HR HBP	2B		F9		HR BB		3	2	1	0	1	0	0
Nellie Fox, L (1, 4) OBP: 0.343, SLG: 0.377	4-3		HR 1B	F6			SH1-4 BB 1B	F9		5	2	2	0	0	0	2
Larry Doby, L (1, 8) OBP: 0.392, SLG: 0.433	K		HR	K			BB	HR		4	3	2	5	1	2	1
Minnie Minoso, R (1, 7) OBP: 0.410, SLG: 0.460		F9	6-3		F9		SH1-4	6-3		4	0	0	0	0	0	0
Jim Rivera, L (1, 9) OBP: 0.357, SLG: 0.398		BB	1B		HR		IBB			2	3	2	1	2	0	0
Sherm Lollar, R (1, 2) OBP: 0.379, SLG: 0.418		BB	BB		F2		F6			2	1	0	0	2	0	3
Walt Dropo, R (1, 3) OBP: 0.335, SLG: 0.333		1-3	2B		K		1B			4	0	2	5	0	1	1
Luis Aparicio, R (1, 6) OBP: 0.273, SLG: 0.304		F7	F7			K	F8			4	0	0	0	0	1	4
Billy Pierce, L (1, 1) OBP: 0.113, SLG: 0.087			F7	F1		5-3		F8		4	0	0	0	0	0	0
Inning Stats	R: 0 H: 0 E: 0 LOB: 0 K: 1 BB: 0 S: 5 P: 5	R: 1 H: 0 E: 0 LOB: 1 K: 0 BB: 2 S: 3 P: 11	R: 5 H: 4 E: 0 LOB: 1 K: 0 BB: 1 S: 7 P: 12	R: 0 H: 1 E: 0 LOB: 1 K: 1 BB: 0 S: 6 P: 6	R: 1 H: 1 E: 0 LOB: 0 K: 1 BB: 0 S: 6 P: 6	R: 0 H: 0 E: 0 LOB: 0 K: 1 BB: 0 S: 5 P: 5	R: 2 H: 2 E: 0 LOB: 2 K: 0 BB: 2 S: 5 P: 13	R: 2 H: 1 E: 0 LOB: 0 K: 0 BB: 1 S: 4 P: 8		1B: 4 SF: 0 2B: 2 SAC: 1 3B: 0 DP: 0 HR: 3 HBP: 1						

PITCHER		IP	WLS	BF	H	R	ER	SO	BB	IBB	HBP	BLK	WP	HR	S	P	ERA	WHIP
Dave Sisler, R ERA: 4.73	(1, 1)	4.0	L	21	5	6	6	2	3	0	1	0	0	1	21	34	13.50	2.000
George Susce, R ERA: 6.29	(5, 1)	4.0		19	4	5	5	2	2	1	0	0	0	2	20	32	11.25	1.500

PITCHER	IP	WLS	BF	H	R	ER	SO	BB	IBB	HBP	BLK	WP	HR	S	P	ERA	WHIP

BOTTOM

Boston Red Sox @ Chicago White Sox

Comiskey Park, Chicago, IL

Sun Jul 29 1956, 4:33 AM EDT

Unknown

livebaseballscorecards.com

AB	32
R	11
H	9
RBI	11
BB	6
SO	4
LOB	11

WP: 0 PA: 40
PB: 0
SB: 3
CS: 0

Batter	1	2	3	4	5	6	7	8	9	AB	R	H	RBI	BB	SO	LOB
Ted Lepcio, R (1, 4) OBP: 0.320, SLG: 0.405	0-0 2B 1B	0-0 2-3			0-3 K		0-0 SH1-4 1-2	4-0 BB 1-2		3	1	1	0	1	1	2
Billy Klaus, L (1, 5) OBP: 0.391, SLG: 0.388	0-3 K		0-0 F7		0-0 F8		0-0 E8 BB 1B 2-H	0-0 F7		5	0	1	1	0	1	3
Dick Gernert, R (1, 7) OBP: 0.407, SLG: 0.505	0-0 6-3 2B 1-H		0-0 FC5-4 1B			0-0 1B FC5-4 1B	0-0 F7		0-0 6-3	5	1	3	1	0	0	1
Jackie Jensen, R (1, 9) OBP: 0.400, SLG: 0.458	0-0 6-3 2-3		0-0 F8			0-0 FC5-4 1B 1-3	4-0 BB		0-0 FC6-4 1B	4	0	2	0	1	0	2
Jim Piersall, R (1, 8) OBP: 0.375, SLG: 0.453	0-0 6-3		0-0 FC5-4 1-2f			0-0 F4	4-0 BB 1-2 2-3		0-0 F9	4	0	0	0	1	0	5
Norm Zauchin, R (1, 3) OBP: 0.300, SLG: 0.333 Ted Williams, L (7, PH) OBP: 0.485, SLG: 0.571 Mickey Vernon, L (7, 3) OBP: 0.412, SLG: 0.553		0-0 6-3		0-0 F2		0-0 FC5-4 1B 1-2f 3-H	0-0 F8		0-0 FC6-4 1-2f	3 1 1	0 0 0	0 0 0	1 0 0	0 0 0	0 0 0	1 3 1
Pete Daley, R (1, 2) OBP: 0.347, SLG: 0.489	0-0 5-3			0-3 K		0-0 FC6-4 1B 1-2		0-0 F6		4	0	1	0	0	1	0
Don Buddin, R (1, 6) OBP: 0.365, SLG: 0.350	4-0 1B BB			0-0 F9		0-0 FC6-4 1-2f		0-0 B5-3		3	0	0	0	1	0	2
Mel Parnell, L (1, 1) OBP: 0.280, SLG: 0.320 Ike Delock, R (6, 1) OBP: 0.182, SLG: 0.190 Milt Bolling, R (8, PH) OBP: 0.308, SLG: 0.455 Leo Kiely, L (8, 1) OBP: 0.167, SLG: 0.167	0-0 1-2 1B				0-3 K		0-0 SH1-4 E 1B	4-0 BB		2 1 0 0	0 1 0 0	1 1 0 0	0 0 0 0	1 0 1 0	0 0 0 0	0 0 0 0
Inning Stats	R: 1 H: 2 E: 0 LOB: 1 K: 1 BB: 0 S: 7 P: 7	R: 0 H: 1 E: 0 LOB: 1 K: 0 BB: 1 S: 4 P: 8	R: 0 H: 1 E: 0 LOB: 1 K: 0 BB: 0 S: 4 P: 4	R: 0 H: 0 E: 0 LOB: 0 K: 1 BB: 0 S: 5 P: 5	R: 0 H: 0 E: 0 LOB: 0 K: 2 BB: 0 S: 7 P: 7	R: 1 H: 3 E: 0 LOB: 2 K: 0 BB: 0 S: 6 P: 6	R: 1 H: 2 E: 1 LOB: 3 K: 0 BB: 2 S: 5 P: 13	R: 0 H: 0 E: 0 LOB: 2 K: 0 BB: 2 S: 3 P: 11	R: 0 H: 1 E: 0 LOB: 1 K: 0 BB: 0 S: 4 P: 4	1B: 9 SF: 0 2B: 1 SAC: 1 3B: 0 DP: 0 HR: 0 HBP: 0						

PITCHER		IP	WLS	BF	H	R	ER	SO	BB	IBB	HBP	BLK	WP	HR	S	P	ERA	WHIP
Jack Harshman, L ERA: 3.44	(1, 1)	6.2		31	9	3	3	4	2	0	0	0	0	0	37	45	4.05	1.650
Ellis Kinder, R ERA: 3.44	(7, 1)	0.0		1	0	0	0	0	1	0	0	0	0	0	0	4	∞	∞
Paul LaPalme, L ERA: 4.14	(7, 1)	2.1	W	10	1	0	0	0	2	0	0	0	0	0	8	16	0.00	1.286

PITCHER	IP	WLS	BF	H	R	ER	SO	BB	IBB	HBP	BLK	WP	HR	S	P	ERA	WHIP

TOP

Boston Red Sox @ Chicago White Sox

Comiskey Park, Chicago, IL

Sun Jul 29 1956, 4:38 AM EDT

Att. 25,266 - Unknown

livebaseballscorecards.com

AB	36
R	3
H	10
RBI	3
BB	5
SO	4
LOB	20

WP: 0	PA: 42		
PB: 0			
SB: 0			
CS: 0			

Batter	1	2	3	4	5	6	7	8	9	AB	R	H	RBI	BB	SO	LOB
Sammy Esposito, R (1, 5) (8, 6) OBP: 0.373, SLG: 0.266	x 0-0 ① F6		x 0-0 ② F2		x 0-0 ②③ G4-6-3 1-2f		B B B B 4-0 HBP 2B BB			3	1	0	0	1	0	3
Nellie Fox, L (1, 4) OBP: 0.344, SLG: 0.377	x 0-0 ② F6		x 0-0 BB 1B 1-2 2-3			x 0-0 ① 4-3	H 1-0 1-2 2B HBP			3	1	1	0	0	0	0
Larry Doby, L (1, 8) S S S OBP: 0.397, SLG: 0.439 Jim Delsing, L (8, 8) OBP: 0.286, SLG: 0.054	0-3 ③ K		B B B B 4-0 FC6-4 BB 1-2 2-3 3-H			x 0-0 BB BB SF7-5 1B	x 0-0 1-H 2-H 1B 2B			3 0	2 0	2 0	3 0	1 0	1 0	0 0
Minnie Minoso, R (1, 7) OBP: 0.411, SLG: 0.459		x 0-0 ① F8	x 0-0 ③ FC6-4 1-2f			B B B B 4-0 SF7-5 BB 1-2 BB	x 0-0 2-H 1B			3	0	1	1	1	0	3
Walt Dropo, R (1, 3) OBP: 0.339, SLG: 0.333		x 0-0 ② 5-3		x 0-0 G6-4-3 1B		B B B B 4-0 1-2 2-3 BB	x 0-0 ③ F8			3	0	1	0	1	0	1
Sherm Lollar, R (1, 2) OBP: 0.377, SLG: 0.415 Ron Northey, L (6, PH) OBP: 0.355, SLG: 0.583 Les Moss, R (7, 2) OBP: 0.315, SLG: 0.508		x 0-0 ③ L8		x 0-0 ①② G6-4-3 1-2f		x 0-0 ②③ SF7-5 2-3 3-H		x 0-0 ① 6-3		2 0 1	0 0 0	0 0 0	0 1 0	0 0 0	0 0 0	1 0 0
Jim Rivera, L (1, 9) OBP: 0.356, SLG: 0.396			x 0-0 ① F7	x 0-0 ③ G3			S S S 0-3 ① K	x 0-0 5-3 1B		4	0	1	0	0	1	0
Luis Aparicio, R (1, 6) OBP: 0.274, SLG: 0.303 Fred Hatfield, L (7, PH) OBP: 0.372, SLG: 0.410 (8, 5)			B B B B 4-0 1B BB BB BB		x 0-0 ① 6-3		x 0-0 HR	x 0-0 ② 5-3 1-2		1 2	1 1	0 1	0 1	1 0	0 0	0 1
Jack Harshman, L (1, 1) OBP: 0.238, SLG: 0.405 Ellis Kinder, R (7, 1) Paul LaPalme, L (7, 1) OBP: 0.333, SLG: 0.500			B B B B 4-0 BB 1B 1-2 BB		x 0-0 E4 G4-6-3		S S S 0-3 ② K	x 0-0 ③ 3-1		1 0 2	0 0 0	0 0 0	0 0 1	1 0 1	0 0 1	0 0 1
Inning Stats	R: 0 H: 0 E: 0 LOB: 0 K: 1 BB: 0 S: 5 P: 5	R: 0 H: 0 E: 0 LOB: 0 K: 0 BB: 0 S: 3 P: 3	R: 1 H: 1 E: 0 LOB: 3 K: 0 BB: 3 S: 4 P: 16	R: 0 H: 1 E: 0 LOB: 0 K: 0 BB: 0 S: 3 P: 3	R: 0 H: 0 E: 1 LOB: 0 K: 0 BB: 0 S: 3 P: 3	R: 1 H: 1 E: 0 LOB: 1 K: 0 BB: 2 S: 3 P: 11	R: 4 H: 3 E: 0 LOB: 1 K: 2 BB: 1 S: 10 P: 15	R: 0 H: 1 E: 0 LOB: 1 K: 0 BB: 0 S: 4 P: 4		1B: 5 SF: 1 2B: 2 SAC: 0 3B: 0 DP: 3 HR: 1 HBP: 1						

PITCHER		IP	WLS	BF	H	R	ER	SO	BB	IBB	HBP	BLK	WP	HR	S	P	ERA	WHIP
Mel Parnell, L ERA: 2.7	(1, 1)	5.1		23	3	2	2	1	5	0	0	0	0	0	20	40	3.38	1.500
Ike Delock, R ERA: 4.85	(6, 1)	1.2	L	9	3	4	4	2	1	0	1	0	0	1	11	16	21.60	2.400
Leo Kiely, L ERA: 5.22	(8, 1)	1.0		4	1	0	0	0	0	0	0	0	0	0	4	4	0.00	1.000

PITCHER	IP	WLS	BF	H	R	ER	SO	BB	IBB	HBP	BLK	WP	HR	S	P	ERA	WHIP

BOTTOM

Boston Red Sox @ Chicago White Sox

Comiskey Park, Chicago, IL

Sun Jul 29 1956, 4:38 AM EDT

Att. 25,266 - Unknown

livebaseballscorecards.com

AB	28
R	6
H	7
RBI	6
BB	6
SO	3
LOB	10

Batter	1	2	3	4	5	6	7	8	9	AB	R	H	RBI	BB	SO	LOB
Eddie Yost, R (1, 5) OBP: 0.437, SLG: 0.388	F9		K	BB 1-2 3-H			1B		IBB 2-3	3	0	1	0	2	1	2
Whitey Herzog, L (1, 8) OBP: 0.309, SLG: 0.353	5-3		S 1B 2-H 3-H 2B	F9			F8		5-3	4	1	1	2	0	0	3
Karl Olson, R (9, PH) OBP: 0.310, SLG: 0.340 (9, 8)										1	0	0	0	0	0	2
Pete Runnels, L (1, 3) OBP: 0.359, SLG: 0.423	L6		L7 2-3		4-3		F8			4	0	0	0	0	0	2
Roy Sievers, R (1, 7) OBP: 0.373, SLG: 0.468		2-3	1B 3-H		G5-4-3 HBP			F8		3	0	1	1	0	0	0
Jim Lemon, R (1, 9) OBP: 0.351, SLG: 0.484		BB	K		G5-4-3 1-2f			P6		3	0	0	0	1	1	2
Herb Plews, L (1, 4) OBP: 0.367, SLG: 0.314		L7		K		CS 1B		F7		4	0	1	0	0	1	1
Lou Berberet, L (1, 2) OBP: 0.419, SLG: 0.457		K		F9 1B WP 1B		F8 1-2			G3	4	1	1	0	0	1	2
Jose Valdivielso, R (1, 6) OBP: 0.322, SLG: 0.351			E 2B BB	WP 1-2 1B		K			WP SH1-4 BB	2	1	1	0	2	1	0
Pedro Ramos, S (1, 1) OBP: 0.250, SLG: 0.324			E8 1-3 2B 1B	F9 2-3			K		SH1-4 1-2	2	1	1	0	0	0	2
Bunky Stewart, L (6, 1) OBP: 0.240, SLG: 0.240										1	0	0	0	0	1	0
Inning Stats	R: 0 E: 0 K: 0 S: 3 H: 0 LOB: 0 BB: 0 P: 3	R: 0 E: 0 K: 1 S: 5 H: 0 LOB: 1 BB: 1 P: 9	R: 3 E: 1 K: 2 S: 10 H: 3 LOB: 1 BB: 1 P: 14	R: 1 E: 0 K: 1 S: 7 H: 2 LOB: 2 BB: 1 P: 11	R: 0 E: 0 K: 0 S: 2 H: 0 LOB: 0 BB: 0 P: 3	R: 0 E: 0 K: 1 S: 5 H: 1 LOB: 0 BB: 0 P: 5	R: 0 E: 0 K: 1 S: 6 H: 1 LOB: 1 BB: 0 P: 6	R: 0 E: 0 K: 0 S: 3 H: 0 LOB: 0 BB: 0 P: 3	R: 0 E: 0 K: 0 S: 3 H: 0 LOB: 2 BB: 2 P: 11	1B: 6 2B: 1 3B: 0 HR: 0 SF: 0 SAC: 1 DP: 1 HBP: 1	WP: 2 PB: 0 SB: 1 CS: 1 PA: 38					

PITCHER	IP	WLS	BF	H	R	ER	SO	BB	IBB	HBP	BLK	WP	HR	S	P	ERA	WHIP
Dick Donovan, R (1, 1) ERA: 5.02	8.0	L	33	7	4	4	6	3	0	1	0	1	0	41	54	4.50	1.250
Paul LaPalme, L (9, 1) ERA: 4.06	1.0		5	0	0	0	0	1	1	0	0	1	0	3	11	0.00	1.000

PITCHER	IP	WLS	BF	H	R	ER	SO	BB	IBB	HBP	BLK	WP	HR	S	P	ERA	WHIP

Washington Senators @ Chicago White Sox

Comiskey Park, Chicago, IL

Tue Jul 31 1956, 4:33 AM EDT

Att. 11,990 - Unknown

TOP

livebaseballscorecards.com

AB	31
R	4
H	7
RBI	3
BB	5
SO	6
LOB	16

Batter	1	2	3	4	5	6	7	8	9	AB	R	H	RBI	BB	SO	LOB
Fred Hatfield, L (1, 5) OBP: 0.365, SLG: 0.400	G3		G3		F9		K	F9		4	0	0	0	0	1	1
Dave Philley, S (8, PH) OBP: 0.337, SLG: 0.365										1	0	0	0	0	0	2
Paul LaPalme, L (9, 1) OBP: 0.333, SLG: 0.500										0	0	0	0	0	0	0
Nellie Fox, L (1, 4) OBP: 0.349, SLG: 0.379	G4-6-3 BB		G3 1B		1-2 BB		1B 1B		5-3	3	0	2	0	2	0	0
Larry Doby, L (1, 8) OBP: 0.391, SLG: 0.432	G4-6-3 1-2f		G3 1-2		F8		F7		4-3	5	0	0	0	0	0	5
Minnie Minoso, R (1, 7) OBP: 0.411, SLG: 0.457 (9, 5)		6-3	F8		K		HBP 1-3 1B		FC4 BB	4	0	1	0	1	1	3
Jim Rivera, L (1, 9) OBP: 0.359, SLG: 0.401		BB 1B 1B		5-3 2B		K	FC6-4 1-2 HBP		FC4 1-2f	4	1	2	0	0	1	1
Walt Dropo, R (1, 3) OBP: 0.343, SLG: 0.333		1B 1-2 1B BB		6-3		2B 1B	FC6-4 1-2f			3	2	1	0	1	0	4
Sherm Lollar, R (1, 2) OBP: 0.381, SLG: 0.423		1B 1-3 2-H 1B		5-3 2-3		1-H 2B		SH1-3 1B		4	0	3	2	0	0	1
Jim Delsing, L (8, PR) OBP: 0.286, SLG: 0.054 (9, 7)										0	0	0	0	0	0	0
Luis Aparicio, R (1, 6) OBP: 0.276, SLG: 0.304				5-3	F9			SH1-3 1-2		2	0	1	1	0	0	1
Ron Northey, L (6, PH) OBP: 0.344, SLG: 0.560		G4-6-3 1-2 3-H 1B								1	0	0	0	0	0	1
Sammy Esposito, R (7, 6) OBP: 0.373, SLG: 0.266										0	0	0	0	0	0	0
Dick Donovan, L (1, 1) OBP: 0.339, SLG: 0.431		G4-6-3 1-2f			BB 1B	K		L8		3	0	1	0	0	1	3
Les Moss, R (8, PH) OBP: 0.311, SLG: 0.500 (9, 2)										1	0	0	0	0	0	2
Inning Stats	R: 0 E: 0 K: 0 S: 2 H: 0 LOB: 0 BB: 1 P: 6	R: 2 E: 0 K: 0 S: 5 H: 3 LOB: 1 BB: 1 P: 9	R: 0 E: 0 K: 0 S: 4 H: 1 LOB: 1 BB: 0 P: 4	R: 0 E: 0 K: 0 S: 4 H: 1 LOB: 1 BB: 0 P: 4	R: 0 E: 0 K: 1 S: 6 H: 1 LOB: 2 BB: 1 P: 10	R: 1 E: 0 K: 2 S: 9 H: 2 LOB: 1 BB: 0 P: 9	R: 0 E: 0 K: 1 S: 7 H: 2 LOB: 3 BB: 0 P: 8	R: 0 E: 0 K: 0 S: 4 H: 1 LOB: 2 BB: 0 P: 4	R: 0 E: 0 K: 0 S: 3 H: 0 LOB: 1 BB: 1 P: 7	1B: 9 2B: 2 3B: 0 HR: 0 SF: 0 SAC: 1 DP: 2 HBP: 1						

PITCHER		IP	WLS	BF	H	R	ER	SO	BB	IBB	HBP	BLK	WP	HR	S	P	ERA	WHIP
Pedro Ramos, R ERA: 4.92	(1, 1)	5.2	W	26	8	3	3	2	3	0	0	0	0	0	27	39	4.76	1.941
Bunky Stewart, L ERA: 4.15	(6, 1)	3.1	S	15	3	0	0	2	1	0	1	0	0	0	17	22	0.00	1.200

PITCHER	IP	WLS	BF	H	R	ER	SO	BB	IBB	HBP	BLK	WP	HR	S	P	ERA	WHIP

BOTTOM

Washington Senators @ Chicago White Sox

Comiskey Park, Chicago, IL

Tue Jul 31 1956, 4:33 AM EDT

Att. 11,990 - Unknown

livebaseballscorecards.com

AB	35
R	3
H	11
RBI	3
BB	4
SO	4
LOB	24

Batter	1	2	3	4	5	6	7	8	9	10	AB	R	H	RBI	BB	SO	LOB
Eddie Yost, R (1, 5) OBP: 0.437, SLG: 0.384	4-0 BB	0-0 G5-4-3 1-2f			0-0 F8		0-3 K			4-0 2B BB	3	1	0	0	2	1	6
Whitey Herzog, L (1, 8) OBP: 0.307, SLG: 0.354	0-0 P4		0-3 K		0-0 4-3		0-0 F9			0-0 1-H 2B	5	0	1	1	0	1	5
Pete Runnels, L (1, 3) OBP: 0.359, SLG: 0.421	0-3 K		0-0 6-3			0-3 K		0-0 G6-4-3 1B		4-0 1B E BB	4	1	1	0	1	2	1
Roy Sievers, R (1, 7) OBP: 0.371, SLG: 0.465 Karl Olson, R (10, PR) OBP: 0.310, SLG: 0.340 (10, 7)	0-3 K		0-3 K			0-0 F5		0-0 P4		0-0 E 1-3 1B	5 0	0 1	1 0	0 0	0 0	2 0	2 0
Jim Lemon, R (1, 9) OBP: 0.349, SLG: 0.488		0-0 HR		0-0 F9		0-0 F8		0-0 G6-4-3 1-2f		0-0 FC6 1-3 3-H 1B	5	2	1	1	0	0	2
Herb Plews, L (1, 4) OBP: 0.385, SLG: 0.327		0-0 E 1B 1B		0-0 4-3			0-0 1B BB 1B		0-0 4-3	4-0 4-3 1B BB	4	1	2	0	1	0	0
Lou Berberet, L (1, 2) OBP: 0.421, SLG: 0.450 Pedro Ramos, S (9, PR) OBP: 0.250, SLG: 0.324 Ed Fitz Gerald, R (9, 2) OBP: 0.421, SLG: 0.451		0-0 E3 1B 1-3		0-3 K			4-0 1B 1-2 BB		4-0 BB	0-0 4-3 1-2 2-H 3-H 1B	2 0 1	0 0 0	0 0 1	0 0 2	2 0 0	1 0 0	1 0 0
Jose Valdivielso, R (1, 6) OBP: 0.318, SLG: 0.346		0-3 K			0-0 F7		0-0 1-2 2-3 1B		0-0 F7	0-0 4-3 1-2 2-3	5	0	1	0	0	1	5
Chuck Stobbs, L (1, 1) OBP: 0.173, SLG: 0.180		0-0 G5-4-3 1-2 3-H 1B			0-0 1B		0-0 F5		0-0 F9	0-0 4-3	5	0	2	1	0	0	7
Inning Stats	R: 0 E: 0 K: 2 S: 7 H: 0 LOB: 1 BB: 1 P: 11	R: 2 E: 1 K: 1 S: 8 H: 3 LOB: 1 BB: 0 P: 8	R: 0 E: 0 K: 2 S: 7 H: 0 LOB: 0 BB: 0 P: 7	R: 0 E: 0 K: 1 S: 5 H: 0 LOB: 0 BB: 0 P: 5	R: 0 E: 0 K: 0 S: 4 H: 1 LOB: 1 BB: 0 P: 4	R: 0 E: 0 K: 1 S: 5 H: 0 LOB: 0 BB: 0 P: 5	R: 0 E: 0 K: 1 S: 7 H: 2 LOB: 3 BB: 1 P: 11	R: 0 E: 0 K: 0 S: 3 H: 1 LOB: 0 BB: 0 P: 3	R: 0 E: 0 K: 0 S: 3 H: 0 LOB: 1 BB: 1 P: 7	R: 4 E: 1 K: 0 S: 6 H: 3 LOB: 3 BB: 3 P: 18	1B: 8 2B: 1 3B: 0 HR: 1	SF: 0 SAC: 0 DP: 2 HBP: 0					

PITCHER		IP	WLS	BF	H	R	ER	SO	BB	IBB	HBP	BLK	WP	HR	S	P	ERA	WHIP
Jim Wilson, R ERA: 3.68	(1, 1)	9.1	L	40	9	5	4	8	5	0	0	0	0	1	51	71	3.86	1.500
Paul LaPalme, L ERA: 4.24	(10, 1)	0.0		3	1	1	0	0	1	0	0	0	0	0	2	6	∞	∞
Dixie Howell, R ERA: 4.93	(10, 1)	0.2		2	0	0	0	0	0	0	0	0	0	0	2	2	0.00	0.000

PITCHER	IP	WLS	BF	H	R	ER	SO	BB	IBB	HBP	BLK	WP	HR	S	P	ERA	WHIP

TOP

Washington Senators @ Chicago White Sox

Comiskey Park, Chicago, IL

Wed Aug 01 1956, 4:33 AM EDT

Att. 3,140 - Unknown

livebaseballscorecards.com

AB	39
R	6
H	10
RBI	5
BB	6
SO	8
LOB	29

WP: 0	PA: 45		
PB: 0			
SB: 0			
CS: 0			

Batter	1	2	3	4	5	6	7	8	9	10	AB	R	H	RBI	BB	SO	LOB
Bubba Phillips, R (1, 5) OBP: 0.245, SLG: 0.354	F9	P6		P4 1-2			HR			FC5 1B 1B	3	0	0	0	0	0	4
Sammy Esposito, R (7, 5) OBP: 0.380, SLG: 0.300											2	1	2	1	0	0	0
Nellie Fox, L (1, 4) OBP: 0.350, SLG: 0.379	E SF8 1B 1B	F7			F7		F8			FC5 1-2 1B	5	1	2	0	0	0	3
Minnie Minoso, R (1, 7) OBP: 0.411, SLG: 0.456	E8 S 1-3 1B		3-1		F7			4-3 SH1-3 1B		F8	5	0	2	0	0	0	2
Walt Dropo, R (1, 3) OBP: 0.335, SLG: 0.327	SF8 1-2 3-H		F2		P4			SH1-3 1-2		FC5 1-2 2-3f	3	0	0	1	0	0	2
Larry Doby, L (1, 8) OBP: 0.385, SLG: 0.424	K		E4			4-3		4-3 2-3		3-1	5	0	0	0	0	1	4
Sherm Lollar, R (1, 2) OBP: 0.377, SLG: 0.417		F8	K			6-3		P6			4	0	0	0	0	1	2
Dave Philley, S (1, 9) OBP: 0.336, SLG: 0.362		BB 1B BB		F9		P4			6-3		3	0	0	0	1	0	0
Luis Aparicio, R (1, 6) OBP: 0.281, SLG: 0.310		BB 1-2 1B		S 1B			F8		SH1-5 1B		4	0	3	0	0	0	0
Jim Wilson, R (1, 1) OBP: 0.355, SLG: 0.316		1-2 2-3 BB		K			K		SH1-5 1-3f		2	0	0	0	1	2	1
Paul LaPalme, L (10, 1) OBP: 0.333, SLG: 0.500											0	0	0	0	0	0	0
Dixie Howell, L (10, 1) OBP: 0.333, SLG: 0.714											0	0	0	0	0	0	0
Inning Stats	R: 1 E: 1 K: 1 S: 7 H: 2 LOB: 1 BB: 0 P: 7	R: 0 E: 0 K: 0 S: 4 H: 1 LOB: 3 BB: 2 P: 12	R: 0 E: 1 K: 1 S: 6 H: 0 LOB: 1 BB: 0 P: 6	R: 0 E: 0 K: 1 S: 6 H: 1 LOB: 1 BB: 0 P: 6	R: 0 E: 0 K: 0 S: 3 H: 0 LOB: 0 BB: 0 P: 3	R: 0 E: 0 K: 0 S: 3 H: 0 LOB: 0 BB: 0 P: 3	R: 1 E: 0 K: 1 S: 6 H: 1 LOB: 0 BB: 0 P: 6	R: 0 E: 0 K: 0 S: 4 H: 1 LOB: 1 BB: 0 P: 4	R: 0 E: 0 K: 0 S: 3 H: 1 LOB: 0 BB: 0 P: 3	R: 0 E: 0 K: 0 S: 5 H: 2 LOB: 2 BB: 0 P: 5	1B: 8 2B: 1 3B: 0 HR: 1 SF: 1 SAC: 2 DP: 1 HBP: 0						

PITCHER	IP	WLS	BF	H	R	ER	SO	BB	IBB	HBP	BLK	WP	HR	S	P	ERA	WHIP
Chuck Stobbs, L (1, 1) ERA: 3.82	10.0	W	41	9	2	1	4	2	0	0	0	0	1	47	55	0.90	1.100

PITCHER	IP	WLS	BF	H	R	ER	SO	BB	IBB	HBP	BLK	WP	HR	S	P	ERA	WHIP

BOTTOM

Washington Senators @ Chicago White Sox

Comiskey Park, Chicago, IL

Wed Aug 01 1956, 4:33 AM EDT

Att. 3,140 - Unknown

livebaseballscorecards.com

AB	36
R	2
H	9
RBI	2
BB	2
SO	4
LOB	18

WP: 0 PB: 0 SB: 2 CS: 0 PA: 41

Washington Senators @ Chicago White Sox

Comiskey Park, Chicago, IL

Thu Aug 02 1956, 4:33 AM EDT

Att. 3,949 - Unknown

TOP

livebaseballscorecards.com

Batter	1	2	3	4	5	6	7	8	9	AB	R	H	RBI	BB	SO	LOB
Eddie Yost, R (1, 5) OBP: 0.434, SLG: 0.380	F9		5-3	K			1B BB		K	4	0	0	0	1	2	1
Whitey Herzog, L (1, 8) OBP: 0.316, SLG: 0.381	S 1B		SF8 3B		HR		1-3 1B 1B		P1	5	3	4	1	0	0	0
Pete Runnels, L (1, 3) OBP: 0.358, SLG: 0.420	P6		SF8 3-H		F8		2-H 1B			3	0	1	2	0	0	1
Roy Sievers, R (1, 7) OBP: 0.375, SLG: 0.475	1-2 BB		HR		G6-4-3 1B		P6			3	1	2	1	1	0	1
Jim Lemon, R (1, 9) OBP: 0.348, SLG: 0.485	F3		1B		G6-4-3 1-2f		6-3			4	0	1	0	0	0	4
Herb Plews, L (1, 4) OBP: 0.362, SLG: 0.305		F8	L8			K		K		4	0	0	0	0	2	1
Lou Berberet, L (1, 2) OBP: 0.411, SLG: 0.437		G3	K			4-3		F7		4	0	0	0	0	1	0
Jose Valdivielso, R (1, 6) OBP: 0.322, SLG: 0.342		FC5-4 BB	F9			BB		6-3		2	0	0	0	2	0	0
Bob Wiesler, S (1, 1) OBP: 0.069, SLG: 0.103		FC5-4 1-2f	1B			4-3			F8	3	0	1	0	0	0	2
Bud Byerly, R (6, 1)										0	0	0	0	0	0	0
Clint Courtney, L (9, PH) OBP: 0.402, SLG: 0.482										1	0	0	0	0	0	0

	AB	33
	R	4
	H	9
	RBI	4
	BB	4
	SO	5
	LOB	10

Inning Stats										
	R: 0	H: 1	R: 0	H: 0	R: 2	H: 3	R: 0	H: 1	R: 1	H: 2
	E: 0	LOB: 2	E: 0	LOB: 1	E: 0	LOB: 1	E: 0	LOB: 1	E: 0	LOB: 0
	K: 0	BB: 1	K: 0	BB: 1	K: 0	BB: 0	K: 2	BB: 0	K: 0	BB: 0
	S: 4	P: 8	S: 3	P: 7	S: 6	P: 6	S: 8	P: 8	S: 4	P: 4

Inning Stats										
	R: 0	H: 0	R: 1	H: 2	R: 0	H: 0	R: 0	H: 0	1B: 6	SF: 1
	E: 0	LOB: 1	E: 0	LOB: 1	E: 0	LOB: 0	E: 0	LOB: 0	2B: 0	SAC: 0
	K: 1	BB: 1	K: 0	BB: 1	K: 1	BB: 0	K: 1	BB: 0	3B: 1	DP: 1
	S: 5	P: 9	S: 4	P: 8	S: 5	P: 5	S: 5	P: 5	HR: 2	HBP: 0

	WP: 0	PA: 38
	PB: 0	
	SB: 1	
	CS: 0	

PITCHER		IP	WLS	BF	H	R	ER	SO	BB	IBB	HBP	BLK	WP	HR	S	P	ERA	WHIP
Bob Keegan, R ERA: 3.5	(1, 1)	4.1		22	7	3	3	2	2	0	0	0	0	2	24	32	6.23	2.077
Jim McDonald, R ERA: 10.38	(5, 1)	2.0		8	2	1	1	1	2	0	0	0	0	0	8	16	4.50	2.000
Ellis Kinder, R ERA: 3.19	(7, 1)	2.2	W	8	0	0	0	2	0	0	0	0	0	0	12	12	0.00	0.000

PITCHER		IP	WLS	BF	H	R	ER	SO	BB	IBB	HBP	BLK	WP	HR	S	P	ERA	WHIP

Batter	1	2	3	4	5	6	7	8	9	AB	R	H	RBI	BB	SO	LOB
Sammy Esposito, R (1, 5) OBP: 0.371, SLG: 0.291	F9		P6		L8		F8			4	0	0	0	0	0	1
Nellie Fox, L (1, 4) OBP: 0.349, SLG: 0.377	3-1		BB, 2B		6-3		F9			3	1	0	0	1	0	0
Larry Doby, L (1, 8) OBP: 0.390, SLG: 0.430 Jim Delsing, L (8, PR) OBP: 0.286, SLG: 0.054 (9, 8)	K		1-H, 3-H, 2B			BB, HR, 1B		CS, BB, 1B		3 0	1 0	2 0	2 0	1 0	1 0	0 0
Minnie Minoso, R (1, 7) OBP: 0.412, SLG: 0.453		BB, G6-4-3, BB	F9			P2		1-2, CS, BB		2	0	0	0	2	0	2
Walt Dropo, R (1, 3) OBP: 0.344, SLG: 0.333		1-2, G6-4-3, BB		FC5-4, 1B		1-2, HR, 1B		1-2, 2-3, K		3	1	2	0	1	1	2
Les Moss, R (1, 2) OBP: 0.308, SLG: 0.529		1-2f, 2-3, G6-4-3		F8		1-H, 2-H, HR		4-3		4	1	1	3	0	0	5
Jim Rivera, L (1, 9) OBP: 0.359, SLG: 0.398		P6		F7		CS, 1-3, BB				2	0	0	0	1	0	2
Luis Aparicio, R (1, 6) OBP: 0.282, SLG: 0.313			3-1, 2B, 2B	1-2f, FC5-4		1-2, 1-3				3	1	1	0	0	0	2
Bob Keegan, R (1, 1) OBP: 0.211, SLG: 0.063 Jim McDonald, R (5, 1) Ellis Kinder, R (7, 1)			2-3, 3-1		P5	2-3, CS	6-3			1 1 1	0 0 0	0 0 0	0 0 0	0 0 0	0 0 0	1 0 0
Inning Stats	R: 0 E: 0 K: 1 S: 5 H: 0 LOB: 0 BB: 0 P: 5	R: 0 E: 0 K: 0 S: 2 H: 0 LOB: 1 BB: 2 P: 10	R: 2 E: 0 K: 0 S: 5 H: 2 LOB: 1 BB: 1 P: 9	R: 0 E: 0 K: 0 S: 4 H: 1 LOB: 1 BB: 0 P: 4	R: 0 E: 0 K: 0 S: 3 H: 0 LOB: 0 BB: 0 P: 3	R: 3 E: 0 K: 0 S: 4 H: 2 LOB: 0 BB: 2 P: 12	R: 0 E: 0 K: 0 S: 3 H: 0 LOB: 0 BB: 0 P: 3	R: 0 E: 0 K: 1 S: 5 H: 1 LOB: 2 BB: 1 P: 9		1B: 3 2B: 3 3B: 0 HR: 1	SF: 0 SAC: 0 DP: 2 HBP: 0					

PITCHER		IP	WLS	BF	H	R	ER	SO	BB	IBB	HBP	BLK	WP	HR	S	P	ERA	WHIP
Bob Wiesler, L ERA: 6.48	(1, 1)	5.1	L	25	5	5	5	1	5	0	0	0	0	1	22	42	8.44	1.875
Bud Byerly, R ERA: 3.47	(6, 1)	2.2		8	1	0	0	1	1	0	0	0	0	0	9	13	0.00	0.750

PITCHER	IP	WLS	BF	H	R	ER	SO	BB	IBB	HBP	BLK	WP	HR	S	P	ERA	WHIP

BOTTOM

Washington Senators @ Chicago White Sox

Comiskey Park, Chicago, IL

Thu Aug 02 1956, 4:33 AM EDT

Att. 3,949 - Unknown

livebaseballscorecards.com

AB	27
R	5
H	6
RBI	5
BB	6
SO	2
LOB	15

1B: 3 2B: 3 3B: 0 HR: 1 SF: 0 SAC: 0 DP: 2 HBP: 0

WP: 0 PB: 0 SB: 0 CS: 3 PA: 34

Batter	1	2	3	4	5	6	7	8	9	AB	R	H	RBI	BB	SO	LOB
Dick Williams, R (1, 9) (3, 5) OBP: 0.325, SLG: 0.494	F3	6-3			F5			F7		4	0	0	0	0	0	0
Billy Gardner, R (1, 4) OBP: 0.271, SLG: 0.346	K		F8		F5			F7		4	0	0	0	0	1	0
George Kell, R (1, 5) OBP: 0.364, SLG: 0.445 Tito Francona, L (3, 9) OBP: 0.333, SLG: 0.376	1B 2B		F4		F7			1B		2 2	1 0	1 1	0 0	0 0	0 0	0 0
Bob Nieman, R (1, 7) OBP: 0.416, SLG: 0.504	HR 2-H 1B		BB			F6		K		3	1	1	1	1	1	1
Gus Triandos, R (1, 3) OBP: 0.341, SLG: 0.433	1-H HR		F8			6-3			F8	4	1	1	2	0	0	1
Hal Smith, R (1, 2) OBP: 0.320, SLG: 0.368	1B			F9		6-3			2B 1B	4	0	2	0	0	0	0
Jim Pyburn, R (1, 8) OBP: 0.264, SLG: 0.294	5-3			F9			F9		F4	4	0	0	0	0	0	2
Willy Miranda, S (1, 6) OBP: 0.304, SLG: 0.313		F4		2B			5-3		1-3 2B	4	0	2	0	0	0	0
Johnny Schmitz, R (1, 1) Billy Loes, R (1, 1) OBP: 0.154, SLG: 0.154 Connie Johnson, R (1, 1) OBP: 0.297, SLG: 0.265 Tom Gastall, R (7, PH) OBP: 0.238, SLG: 0.211 Erv Palica, R (7, 1) OBP: 0.136, SLG: 0.136 George Zuverink, R (8, 1) OBP: 0.118, SLG: 0.063 Tex Nelson, L (9, PH) OBP: 0.267, SLG: 0.192		F2		6-3			F3		K	0 0 2 1 0 0 1	0 0 0 0 0 0 0	0 0 0 0 0 0 0	0 0 0 0 0 0 0	0 0 0 0 0 0 0	0 0 1 0 0 0 0	0 0 1 0 0 0 0
Inning Stats	R: 3 H: 4 E: 0 LOB: 1 K: 1 BB: 0 S: 9 P: 9	R: 0 H: 0 E: 0 LOB: 0 K: 0 BB: 0 S: 3 P: 3	R: 0 H: 0 E: 0 LOB: 1 K: 0 BB: 1 S: 3 P: 7	R: 0 H: 1 E: 0 LOB: 1 K: 0 BB: 0 S: 4 P: 4	R: 0 H: 0 E: 0 LOB: 0 K: 0 BB: 0 S: 3 P: 3	R: 0 H: 0 E: 0 LOB: 0 K: 0 BB: 0 S: 3 P: 3	R: 0 H: 0 E: 0 LOB: 0 K: 0 BB: 0 S: 3 P: 3	R: 0 H: 1 E: 0 LOB: 1 K: 1 BB: 0 S: 6 P: 6	R: 0 H: 2 E: 0 LOB: 2 K: 1 BB: 0 S: 7 P: 7	1B: 4 SF: 0 2B: 3 SAC: 0 3B: 0 DP: 0 HR: 1 HBP: 0						

PITCHER	IP	WLS	BF	H	R	ER	SO	BB	IBB	HBP	BLK	WP	HR	S	P	ERA	WHIP
Billy Pierce, L (1, 1) ERA: 3.02	9.0	W	36	8	3	3	3	1	0	0	0	0	1	41	45	3.00	1.000

PITCHER	IP	WLS	BF	H	R	ER	SO	BB	IBB	HBP	BLK	WP	HR	S	P	ERA	WHIP

TOP

Baltimore Orioles @ Chicago White Sox

Comiskey Park, Chicago, IL

Fri Aug 03 1956, 4:33 AM EDT
Att. 12,114 - Unknown

livebaseballscorecards.com

AB	35
R	3
H	8
RBI	3
BB	1
SO	3
LOB	7

WP: 0	PA: 36
PB: 0	
SB: 0	
CS: 0	

BOTTOM

Baltimore Orioles @ Chicago White Sox

Comiskey Park, Chicago, IL

Fri Aug 03 1956, 4:33 AM EDT

Att. 12,114 - Unknown

livebaseballscorecards.com

Batter	1	2	3	4	5	6	7	8	9	AB	R	H	RBI	BB	SO	LOB
Sammy Esposito, R (1, 5) OBP: 0.375, SLG: 0.291 Ron Northey, L (1, PH) OBP: 0.364, SLG: 0.577 Fred Hatfield, L (1, PR) OBP: 0.359, SLG: 0.393 (2, 5)	G3 / BB 1B	4-3		F8			F9			0 1 3	1 0 0	0 1 0	0 1 0	1 0 0	0 0 0	0 0 3
Nellie Fox, L (1, 4) OBP: 0.350, SLG: 0.377	G3 HR 1B		K		1B		4-3			5	1	2	1	0	1	1
Larry Doby, L (1, 8) OBP: 0.393, SLG: 0.437 Jim Delsing, L (2, 8) OBP: 0.288, SLG: 0.051	2B HR 1B	4-3		F8				FC1-5 BB		2 2	2 0	2 0	1 0	0 1	0 0	0 1
Minnie Minoso, R (1, 7) OBP: 0.414, SLG: 0.461	BB HR	F8		F7				FC1-5 BB		3	2	1	3	2	0	1
Walt Dropo, R (1, 3) OBP: 0.346, SLG: 0.327	E BB 6-3		HR BB		F9			FC1-5 G6-4-3		3	2	0	0	2	0	4
Les Moss, R (1, 2) OBP: 0.313, SLG: 0.573	E 2B	F7		HR		F7		G6-4-3		5	2	2	4	0	0	2
Jim Rivera, L (1, 9) OBP: 0.355, SLG: 0.393	E4 BB 1B	F8		K		4-3				4	1	0	1	0	1	1
Luis Aparicio, R (1, 6) OBP: 0.284, SLG: 0.313	BB 1B	BB		6-3		F8				3	1	1	1	1	0	0
Billy Pierce, L (1, 1) OBP: 0.147, SLG: 0.099	BB	1B		HBP			K			2	1	1	0	1	1	0
Inning Stats	R: 11 E: 1 K: 0 S: 10 H: 7 LOB: 1 BB: 4 P: 26	R: 0 E: 0 K: 0 S: 4 H: 1 LOB: 2 BB: 1 P: 8	R: 0 E: 0 K: 1 S: 5 H: 0 LOB: 0 BB: 0 P: 5	R: 2 E: 0 K: 1 S: 6 H: 1 LOB: 1 BB: 1 P: 11	R: 0 E: 0 K: 0 S: 4 H: 1 LOB: 1 BB: 0 P: 4	R: 0 E: 0 K: 0 S: 3 H: 0 LOB: 0 BB: 0 P: 3	R: 0 E: 0 K: 1 S: 5 H: 0 LOB: 0 BB: 0 P: 5	R: 0 E: 0 K: 0 S: 2 H: 0 LOB: 1 BB: 2 P: 10		1B: 6 2B: 2 3B: 0 HR: 2 SF: 0 SAC: 0 DP: 1 HBP: 1				WP: 0 PB: 0 SB: 0 CS: 0 PA: 42	

	AB	R	H	RBI	BB	SO	LOB
	33	13	10	13	8	3	13

PITCHER		IP	WLS	BF	H	R	ER	SO	BB	IBB	HBP	BLK	WP	HR	S	P	ERA	WHIP
Johnny Schmitz, L ERA: 4.02	(1, 1)	0.1		4	1	3	3	0	2	0	0	0	0	0	2	10	81.00	9.000
Billy Loes, R ERA: 5.49	(1, 1)	0.0	L	6	3	4	3	0	2	0	0	0	0	0	4	12	∞	∞
Connie Johnson, R ERA: 3.99	(1, 1)	5.2		25	6	6	3	2	2	0	1	0	0	2	26	35	4.76	1.412
Erv Palica, R ERA: 4.79	(7, 1)	1.0		5	0	0	0	1	2	0	0	0	0	0	5	13	0.00	2.000
George Zuverink, R ERA: 3.67	(8, 1)	1.0		2	0	0	0	0	0	0	0	0	0	0	2	2	0.00	0.000

PITCHER	IP	WLS	BF	H	R	ER	SO	BB	IBB	HBP	BLK	WP	HR	S	P	ERA	WHIP

Baltimore Orioles @ Chicago White Sox

Comiskey Park, Chicago, IL

Sat Aug 04 1956, 4:33 AM EDT

Att. 4,631 - Unknown

TOP

livebaseballscorecards.com

Batter	1	2	3	4	5	6	7	8	9	AB	R	H	RBI	BB	SO	LOB
Dick Williams, R (1, 9) OBP: 0.318, SLG: 0.481	5-3		F5		5-3		F6			4	0	0	0	0	0	0
Billy Gardner, R (1, 4) (6, 5) OBP: 0.274, SLG: 0.344	BB, 1B, BB		K		BB		4-3			2	1	0	0	2	1	0
George Kell, R (1, 5) OBP: 0.364, SLG: 0.447	F7			1B, SF8, 2B	F8			G3		3	1	1	0	0	0	2
Grady Hatton, L (6, 4) OBP: 0.359, SLG: 0.316										1	0	0	0	0	0	0
Bob Nieman, R (1, 7) OBP: 0.417, SLG: 0.502	BB, 1-2, CS, 1B			SF8, 2-3, 1B	5-3			5-6-3		3	1	1	0	1	0	1
Gus Triandos, R (1, 3) OBP: 0.343, SLG: 0.439	1B, 1-3, 2-H			SF8, 1-2, 3-H		1B, 2B		F4		3	1	2	2	0	0	0
Hal Smith, R (1, 2) OBP: 0.321, SLG: 0.367	CS, 3-H	F5		F9		L1-3, 2-H, 1B			K	3	0	1	1	0	0	1
Hal Brown, R (6, 1) OBP: 0.345, SLG: 0.292										0	0	0	0	0	0	0
Tito Francona, L (9, PH) OBP: 0.332, SLG: 0.375										1	0	0	0	0	1	0
Jim Pyburn, R (1, 8) OBP: 0.264, SLG: 0.292		F9		1B, 2-H, 1B	L1-3, 1-2				5-3	4	0	1	1	0	0	1
Willy Miranda, S (1, 6) OBP: 0.304, SLG: 0.313		6-3		FC6-4, 1-3, 1B	F3				F4	4	0	1	0	0	0	0
Bill Wight, L (1, 1) OBP: 0.214, SLG: 0.195			1-3	FC6-4, 1-2f			K			1	0	0	0	0	0	0
Mike Fornieles, R (3, 1) OBP: 0.200, SLG: 0.300										1	0	0	0	0	0	2
Tom Gastall, R (6, 2) OBP: 0.233, SLG: 0.205										1	0	0	0	0	1	0

	AB	31
	R	4
	H	7
	RBI	4
	BB	3
	SO	3
	LOB	7

Inning Stats	1	2	3	4	5	6	7	8	9
	R: 1 E: 0 K: 0 S: 3	R: 0 E: 0 K: 0 S: 3	R: 0 E: 0 K: 1 S: 5	R: 2 E: 0 K: 0 S: 7	R: 0 E: 0 K: 0 S: 3	R: 1 E: 0 K: 0 S: 4	R: 0 E: 0 K: 1 S: 5	R: 0 E: 0 K: 0 S: 3	R: 0 E: 0 K: 1 S: 5
	H: 1 LOB: 1 BB: 2 P: 11	H: 0 LOB: 0 BB: 0 P: 3	H: 0 LOB: 0 BB: 0 P: 5	H: 4 LOB: 2 BB: 0 P: 7	H: 0 LOB: 1 BB: 1 P: 7	H: 2 LOB: 0 BB: 0 P: 4	H: 0 LOB: 0 BB: 0 P: 5	H: 0 LOB: 0 BB: 0 P: 3	H: 0 LOB: 0 BB: 0 P: 5

| | | | | | | | | | |

Batter	1	2	3	4	5	6	7	8	9	AB	R	H	RBI	BB	SO	LOB
Sammy Esposito, R (1, 5) OBP: 0.376, SLG: 0.285 (8, 4)	BBBB 4-0 G4-6-3 BB	BBBB 4-0 1-2 2-3 3-H BB		SSS 0-3 ② K 2-H	x 0-0 ③ F8		x 0-0 ① 4-3			3	0	0	1	2	1	0
Nellie Fox, L (1, 4) OBP: 0.348, SLG: 0.373	x 0-0 ①② G4-6-3 1-2f	x 0-0 ③ F7		x 0-0 ③ F9		BBBB 4-0 HR BB	x 0-0 ② F9			4	1	0	0	1	0	4
Fred Hatfield, L (8, 5) OBP: 0.359, SLG: 0.393										0	0	0	0	0	0	0
Larry Doby, L (1, 8) OBP: 0.394, SLG: 0.446	SSS 0-3 ③ K		BBBB 4-0 B2-5-4 1B BB		x 0-0 ① L9	x 0-0 1-H HR	x 0-0 ③ 4-3			3	1	1	2	1	1	0
Dave Philley, S (7, 7) OBP: 0.335, SLG: 0.361										1	0	0	0	0	0	0
Minnie Minoso, R (1, 7) OBP: 0.417, SLG: 0.467		x 0-0 BB 1B 1B 1B	x 0-0 1-2 B2-5-4 HR 1B		x 0-0 ② 6-3	x 0-0 WP HR 2B		SSS 0-3 ① K		4	3	3	0	0	0	0
Jim Delsing, L (7, 8) OBP: 0.283, SLG: 0.050										1	0	0	0	0	1	0
Walt Dropo, R (1, 3) OBP: 0.347, SLG: 0.348		x 0-0 ① F9	x 0-0 ①② B2-5-4 1-2 2-3f		x 0-0 BB HR 1B	x 0-0 2-H HR		x 0-0 ② F7		5	2	2	2	0	0	3
Les Moss, R (1, 2) OBP: 0.333, SLG: 0.615		x 0-0 1B BB 1-2 BB 1B	x 0-0 2-H HR		BBB 4-0 1-2 HR BB	x 0-0 ① F3		x 0-0 1B		3	3	2	2	1	0	0
Sherm Lollar, R (7, 2) OBP: 0.378, SLG: 0.419										1	0	1	0	0	0	0
Jim Rivera, L (1, 9) OBP: 0.361, SLG: 0.415	BBBB 4-0 BB 1B 1-2 2-3 BB	BBBB 4-0 CS BB			x 0-0 1-H 2-H HR	x 0-0 HR		x 0-0 ③ F9		3	2	2	4	2	0	1
Luis Aparicio, R (1, 6) OBP: 0.284, SLG: 0.313	x 0-0 BB 1-2 2-3 3-H 1B	0-0 ③ CS 1-2	x 0-0 E6 S G3 BLK	x 0-0 E5 HR	x 0-0 ② 6-3					4	2	1	1	0	0	0
Jack Harshman, L (1, 1) OBP: 0.239, SLG: 0.463	SSS 0-3 ② K		x 0-0 ① G3 1-2	x 0-0 1-H HR	x 0-0 ③ L9					4	1	1	2	0	1	4
Inning Stats	R: 0 H: 0 E: 0 LOB: 0 K: 1 BB: 1 S: 4 P: 8	R: 2 H: 3 E: 0 LOB: 3 K: 1 BB: 2 S: 8 P: 16	R: 2 H: 2 E: 0 LOB: 2 K: 0 BB: 2 S: 3 P: 11	R: 1 H: 0 E: 1 LOB: 0 K: 1 BB: 0 S: 6 P: 6	R: 5 H: 3 E: 1 LOB: 0 K: 0 BB: 1 S: 7 P: 11	R: 5 H: 4 E: 0 LOB: 0 K: 0 BB: 1 S: 7 P: 11	R: 0 H: 0 E: 0 LOB: 0 K: 0 BB: 0 S: 3 P: 3	R: 0 H: 1 E: 0 LOB: 1 K: 1 BB: 0 S: 6 P: 6		1B: 6 SF: 0 2B: 1 SAC: 0 3B: 0 DP: 2 HR: 6 HBP: 0						

BOTTOM

Baltimore Orioles @ Chicago White Sox

Comiskey Park, Chicago, IL

Sat Aug 04 1956, 4:33 AM EDT

Att. 4,631 - Unknown

livebaseballscorecards.com

AB	36
R	15
H	13
RBI	14
BB	7
SO	4
LOB	12

PITCHER		IP	WLS	BF	H	R	ER	SO	BB	IBB	HBP	BLK	WP	HR	S	P	ERA	WHIP
Bill Wight, L ERA: 4.75	(1, 1)	2.2	L	16	5	4	4	2	5	0	0	0	0	1	15	35	13.50	3.750
Mike Fornieles, R ERA: 4.56	(3, 1)	2.1		12	3	6	3	1	1	0	0	1	0	2	13	17	11.57	1.714
Hal Brown, R ERA: 3.56	(6, 1)	3.0		15	5	5	5	1	1	0	0	0	1	3	16	20	15.00	2.000

PITCHER	IP	WLS	BF	H	R	ER	SO	BB	IBB	HBP	BLK	WP	HR	S	P	ERA	WHIP

Batter	1	2	3	4	5	6	7	8	9	10	AB	R	H	RBI	BB	SO	LOB
Dick Williams, R (1, 8) (8, 3) OBP: 0.326, SLG: 0.503	K		6-3			S 1B		1B 3B (1-H)		3B 2B	5	2	3	1	0	1	0
Bob Hale, L (1, 3) OBP: 0.296, SLG: 0.326	G3			4-3		K (1-2)		2B 1B (3-H)		1B 3B (2-H)	4	0	1	1	0	1	1
Jim Pyburn, R (8, PR) (8, 8) OBP: 0.269, SLG: 0.313											1	1	1	1	0	0	0
George Kell, R (1, 5) OBP: 0.363, SLG: 0.448	F6			F7		F8		2B (1-2)		FC1-4 1B (3-H)	4	0	1	0	0	0	1
Mike Fornieles, R (8, PR) OBP: 0.200, SLG: 0.300											0	0	0	0	0	0	0
George Zuverink, R (8, 1) OBP: 0.167, SLG: 0.118											1	0	1	1	0	0	0
Bill Wight, L (10, 1) OBP: 0.214, SLG: 0.195											0	0	0	0	0	0	0
Billy Loes, R (10, 1) OBP: 0.154, SLG: 0.154											0	0	0	0	0	0	0
Bob Nieman, R (1, 7) OBP: 0.417, SLG: 0.511		HR		1B		K		L6		FC1-4 FC4-6 (1-2f)	5	1	2	1	0	1	4
Tito Francona, L (1, 9) OBP: 0.330, SLG: 0.372		F7		FC6-4 1B (1-2)			F9		F8	FC4-6 CS (1-2f)	5	0	1	0	0	0	1
Gus Triandos, R (1, 2) OBP: 0.342, SLG: 0.436		1-3		FC6-4 (1-2f)			F9		FC4 1B	CS (1-2)	4	0	1	0	0	0	2
Grady Hatton, L (1, 4) (8, 5) OBP: 0.344, SLG: 0.301		F8			K		4-3		FC4 (1-2)		4	0	0	0	0	1	1
Willy Miranda, S (1, 6) OBP: 0.301, SLG: 0.309			4-3		F6			F6	F9		4	0	0	0	0	0	2
Don Ferrarese, R (1, 1) OBP: 0.115, SLG: 0.042											2	0	0	0	0	0	0
Joe Frazier, L (8, PH) OBP: 0.367, SLG: 0.400			F8		6-3			3B 1B	F9		1	0	1	0	0	0	0
Billy Gardner, R (8, PR) (8, 4) OBP: 0.273, SLG: 0.343											1	1	0	0	0	0	2
Inning Stats	R: 0 E: 0 K: 1 S: 5 / H: 0 LOB: 0 BB: 0 P: 5	R: 1 E: 0 K: 0 S: 4 / H: 1 LOB: 0 BB: 0 P: 4	R: 0 E: 0 K: 0 S: 3 / H: 0 LOB: 0 BB: 0 P: 3	R: 0 E: 0 K: 0 S: 5 / H: 2 LOB: 2 BB: 0 P: 5	R: 0 E: 0 K: 1 S: 5 / H: 0 LOB: 0 BB: 0 P: 5	R: 0 E: 0 K: 2 S: 8 / H: 1 LOB: 1 BB: 0 P: 8	R: 0 E: 0 K: 0 S: 3 / H: 0 LOB: 0 BB: 0 P: 3	R: 2 E: 0 K: 0 S: 6 / H: 4 LOB: 2 BB: 0 P: 6	R: 0 E: 0 K: 0 S: 5 / H: 1 LOB: 2 BB: 0 P: 5	R: 2 E: 0 K: 0 S: 5 / H: 3 LOB: 0 BB: 0 P: 5	1B: 7 2B: 2 3B: 2 HR: 1 / SF: 0 SAC: 0 DP: 0 HBP: 0						

PITCHER		IP	WLS	BF	H	R	ER	SO	BB	IBB	HBP	BLK	WP	HR	S	P	ERA	WHIP
Dick Donovan, R ERA: 4.95	(1, 1)	7.1		28	6	3	3	4	0	0	0	0	0	1	36	36	3.68	0.818
Paul LaPalme, L ERA: 4.21	(8, 1)	0.1		2	2	0	0	0	0	0	0	0	0	0	2	2	0.00	6.000
Ellis Kinder, R ERA: 3.08	(8, 1)	1.1		6	1	0	0	0	0	0	0	0	0	0	6	6	0.00	0.750
Dixie Howell, R ERA: 5.29	(10, 1)	0.0	L	3	3	2	2	0	0	0	0	0	0	0	3	3	∞	∞
Gerry Staley, R ERA: 4.76	(10, 1)	1.0		2	0	0	0	0	0	0	0	0	0	0	2	2	0.00	0.000

PITCHER	IP	WLS	BF	H	R	ER	SO	BB	IBB	HBP	BLK	WP	HR	S	P	ERA	WHIP

TOP

Baltimore Orioles @ Chicago White Sox

Comiskey Park, Chicago, IL

Sun Aug 05 1956, 4:33 AM EDT

Unknown

livebaseballscorecards.com

AB	41
R	5
H	12
RBI	5
BB	0
SO	4
LOB	14

1B: 7	SF: 0	WP: 0	PA: 42
2B: 2	SAC: 0	PB: 0	
3B: 2	DP: 0	SB: 1	
HR: 1	HBP: 0	CS: 1	

Batter	1	2	3	4	5	6	7	8	9	10	AB	R	H	RBI	BB	SO	LOB
Sammy Esposito, R (1, 5) OBP: 0.369, SLG: 0.279 Fred Hatfield, L (8, PH) OBP: 0.360, SLG: 0.394 (9, 5) (10, 6)	K		L5		K			4-3		SH, FC3-2 2-H 1B	3 2	0 0	0 1	0 1	0 0	2 0	1 0
Nellie Fox, L (1, 4) OBP: 0.349, SLG: 0.379	F4		2-H 1B		1-3			3B		SH, FC3-2 1-3	4	0	2	1	0	0	0
Larry Doby, L (1, 8) OBP: 0.394, SLG: 0.442	1-3		6-3			G1-5-3, BB BB		K		FC3-2 IBB	3	0	0	0	2	1	2
Minnie Minoso, R (1, 7) OBP: 0.415, SLG: 0.462 (10, 5)		F8		5-3		G1-5-3 1-2 BB		F8		F9	4	0	0	0	1	0	4
Walt Dropo, R (1, 3) OBP: 0.347, SLG: 0.347 Dave Philley, S (9, PH) OBP: 0.336, SLG: 0.360 (10, 3)		5-3		S 1B 1B		G1-5-3 1-2 2-3f			SH1-4 1B BB	FC3-2 1-2 2-3 3-Hf	3 1	1 1	1 0	0 0	0 1	0 0	2 3
Les Moss, R (1, 2) OBP: 0.330, SLG: 0.593		BB		K 1-2		F8			SH1-4 1-2	F7	3	0	0	0	1	1	5
Jim Rivera, L (1, 9) OBP: 0.360, SLG: 0.413		G3		2-H 1B			G3		F3		4	0	1	1	0	0	2
Luis Aparicio, R (1, 6) OBP: 0.284, SLG: 0.313 Ron Northey, L (9, PH) OBP: 0.382, SLG: 0.593 Bubba Phillips, R (9, PR) OBP: 0.245, SLG: 0.354 Dixie Howell, L (10, 1) OBP: 0.333, SLG: 0.714 Gerry Staley, R (10, 1) OBP: 0.235, SLG: 0.188			S 1B 1B	F8			1-3			CS 2-H 1B	3 1 0 0 0	1 0 0 0 0	1 1 0 0 0	0 1 0 0 0	0 0 0 0 0	0 0 0 0 0	1 0 0 0 0
Dick Donovan, L (1, 1) OBP: 0.323, SLG: 0.407 Paul LaPalme, L (8, 1) OBP: 0.333, SLG: 0.500 Ellis Kinder, R (8, 1) Jim Delsing, L (9, PH) OBP: 0.296, SLG: 0.098 (10, 7)			F1 1-2		3-1		K			CS 1-2 1B 2B	3 0 0 1	0 0 0 1	0 0 0 1	0 0 0 1	1 0 0 0	1 0 0 0	1 0 0 0
Inning Stats	R: 0 H: 0 E: 0 LOB: 0 K: 1 BB: 0 S: 5 P: 5	R: 0 H: 0 E: 0 LOB: 1 K: 0 BB: 1 S: 3 P: 7	R: 1 H: 2 E: 0 LOB: 1 K: 0 BB: 0 S: 5 P: 5	R: 1 H: 2 E: 0 LOB: 1 K: 1 BB: 0 S: 7 P: 7	R: 0 H: 0 E: 0 LOB: 0 K: 1 BB: 0 S: 5 P: 5	R: 0 H: 0 E: 0 LOB: 1 K: 0 BB: 2 S: 2 P: 10	R: 0 H: 0 E: 0 LOB: 0 K: 1 BB: 0 S: 5 P: 5	R: 0 H: 1 E: 0 LOB: 1 K: 1 BB: 0 S: 6 P: 6	R: 1 H: 1 E: 0 LOB: 1 K: 0 BB: 1 S: 3 P: 7	R: 1 H: 2 E: 1 LOB: 3 K: 0 BB: 1 S: 6 P: 10	1B: 6 2B: 1 3B: 1 HR: 0	SF: 0 SAC: 2 DP: 1 HBP: 0					

PITCHER		IP	WLS	BF	H	R	ER	SO	BB	IBB	HBP	BLK	WP	HR	S	P	ERA	WHIP
Don Ferrarese, L ERA: 4.5	(1, 1)	7.0		27	4	2	2	4	3	0	0	0	0	0	32	44	2.57	1.000
George Zuverink, R ERA: 3.8	(8, 1)	2.0	W	10	4	2	2	1	1	0	0	0	0	0	11	15	9.00	2.500
Bill Wight, L ERA: 4.75	(10, 1)	0.0		2	0	0	0	0	0	1	0	0	0	0	1	5	∞	∞
Billy Loes, R ERA: 5.36	(10, 1)	1.0	S	3	0	0	0	0	0	0	0	0	0	0	3	3	0.00	0.000

PITCHER	IP	WLS	BF	H	R	ER	SO	BB	IBB	HBP	BLK	WP	HR	S	P	ERA	WHIP

BOTTOM

Baltimore Orioles @ Chicago White Sox

Comiskey Park, Chicago, IL

Sun Aug 05 1956, 4:33 AM EDT

Unknown

livebaseballscorecards.com

AB	35
R	4
H	8
RBI	4
BB	5
SO	5
LOB	21

PA: 43

WP: 0
PB: 0
SB: 2
CS: 1

Baltimore Orioles @ Chicago White Sox

Comiskey Park, Chicago, IL

Sun Aug 05 1956, 4:38 AM EDT

Att. 10,964 - Unknown

TOP

livebaseballscorecards.com

Batter	1	2	3	4	5	6	7	8	9	AB	R	H	RBI	BB	SO	LOB
Dick Williams, R (1, 8) (8, 3) OBP: 0.339, SLG: 0.506	BBBB 4-0 1-3 4-3 BLK BB		x 0-0 BB E 1B		BBBB 4-0 G4-6-3 BB		x 0-0 FC3-6 1-2 1B	x 0-0 F8 ③		3	1	2	0	2	0	0
Bob Hale, L (1, 3) OBP: 0.290, SLG: 0.319	x 0-0 4-3 ① 1-2	x 0-0 F2 ②	x 0-0 G4-6-3 ① ② 1-2f		x 0-0 FC3-6 ② BB WP 3B 1-2f 2-3		x 0-0 F7 ①		4	1	0	0	0	0	5
Jim Pyburn, R (8, 8) OBP: 0.267, SLG: 0.311									1	0	0	0	0	0	0
George Kell, R (1, 5) OBP: 0.360, SLG: 0.442	x 0-0 1-3 ② 2-3	x 0-0 E6 BB 1-2	x 0-0 F6 ③		BBBB 4-0 BB 3B 1-2 3-H BB		x 0-0 5-3 ②		4	1	0	0	1	0	2
Bob Nieman, R (1, 7) OBP: 0.420, SLG: 0.509	x 0-0 5-3 ③ 3-H		BBBB 4-0 1-2 2-3 BB		x 0-0 F9 4-3 1B	BBBB 4-0 3B 1-2 2-3 BB			x 0-0 6-3 ③	3	1	1	0	2	0	0
Tito Francona, L (1, 9) OBP: 0.329, SLG: 0.377		SSS 0-3 K ①	x 0-0 F8 ③		x 0-0 4-3 ① 1-2	x 0-0 E 1-H 2-H 3-H 3B				4	1	1	3	0	1	4
Gus Triandos, R (1, 2) OBP: 0.347, SLG: 0.453		x 0-0 2B		x 0-0 HR	x 0-0 F9 ② 2-3	x 0-0 E5 3-H 1B				4	1	3	2	0	0	1
Grady Hatton, L (1, 4) OBP: 0.330, SLG: 0.287		x 0-0 F6 ②		x 0-0 F4 ①	SSS 0-3 K ③	x 0-0 4-3 ③				4	0	0	0	0	1	3
Billy Gardner, R (8, 4) OBP: 0.273, SLG: 0.343										0	0	0	0	0	0	0
Willy Miranda, S (1, 6) OBP: 0.297, SLG: 0.305		x 0-0 F4 ③		SSS 0-3 K ②		x 0-0 6-3 ①	x 0-0 F7 ①			4	0	0	0	0	1	1
Ray Moore, R (1, 1) OBP: 0.319, SLG: 0.467			x 0-0 4-3 ①	x 0-0 6-3 ③		x 0-0 FC3-6 1B WP 1B	SSS 0-3 K ②			4	1	1	0	0	1	0

	AB	35
	R	7
	H	8
	RBI	5
	BB	5
	SO	4
	LOB	16

Inning Stats																								
	R: 1	H: 0	R: 0	H: 1	R: 0	H: 1	R: 1	H: 1	R: 0	H: 0	R: 0	H: 1	R: 5	H: 4	R: 0	H: 0	R: 0	H: 0	1B: 5	SF: 0	WP: 1	PA: 40
	E: 0	LOB: 0	E: 0	LOB: 1	E: 1	LOB: 3	E: 0	LOB: 0	E: 0	LOB: 0	E: 0	LOB: 1	E: 1	LOB: 1	E: 0	LOB: 0	E: 0	LOB: 0	2B: 1	SAC: 0	PB: 0	
	K: 0	BB: 1	K: 1	BB: 0	K: 0	BB: 1	K: 1	BB: 0	K: 0	BB: 1	K: 1	BB: 0	K: 0	BB: 2	K: 1	BB: 0	K: 0	BB: 0	3B: 1	DP: 1	SB: 0	
	S: 3	P: 7	S: 6	P: 6	S: 5	P: 9	S: 6	P: 6	S: 2	P: 6	S: 6	P: 6	S: 7	P: 15	S: 5	P: 5	S: 3	P: 3	HR: 1	HBP: 0	CS: 0	

PITCHER		IP	WLS	BF	H	R	ER	SO	BB	IBB	HBP	BLK	WP	HR	S	P	ERA	WHIP
Jim Wilson, R ERA: 3.86	(1, 1)	0.0	L	0	0	0	0	0	0	0	0	0	0	0	0	0	∞	∞
Ellis Kinder, R ERA: 3.29	(7, 1)	0.1		3	2	1	1	0	0	0	0	0	0	0	3	3	27.00	6.000
Paul LaPalme, L ERA: 4.05	(8, 1)	2.0		6	0	0	0	1	0	0	0	0	0	0	8	8	0.00	0.000

PITCHER	IP	WLS	BF	H	R	ER	SO	BB	IBB	HBP	BLK	WP	HR	S	P	ERA	WHIP

Batter	1	2	3	4	5	6	7	8	9	AB	R	H	RBI	BB	SO	LOB
Fred Hatfield, L (1, 5) OBP: 0.366, SLG: 0.397	BB BB BB		G3-6-1 1B		F8		BB 1B		4-3	4	0	2	0	1	0	0
Nellie Fox, L (1, 4) OBP: 0.346, SLG: 0.375	L8		G3-6-1 1-2f		4-3		F9		F8	5	0	0	0	0	0	3
Larry Doby, L (1, 8) OBP: 0.401, SLG: 0.454	BB 1-2 BB		BB		HR		FC5-4 1-2 BB			1	1	1	1	3	0	0
Minnie Minoso, R (1, 7) OBP: 0.411, SLG: 0.456	F8		F9		K		FC5-4 1-2f			4	0	0	0	0	1	5
Jim Rivera, L (1, 9) OBP: 0.359, SLG: 0.409	1-2 2-3 BB			K	K	K		F8		3	0	0	0	1	2	0
Sherm Lollar, R (1, 2) OBP: 0.377, SLG: 0.427	F3			HR	F7			6-3		4	1	1	1	0	0	3
Walt Dropo, R (1, 3) OBP: 0.350, SLG: 0.347		F6		6-3	BB FC6-4			1B FC6-4		3	0	1	0	1	0	0
Luis Aparicio, R (1, 6) OBP: 0.284, SLG: 0.310		F8		BB	FC6-4 1-2f			FC6-4 1-2f		3	0	0	0	1	0	2
Jim Wilson, R (1, 1) OBP: 0.344, SLG: 0.305		K		F8		K			F9	2	0	0	0	0	1	1
Ellis Kinder, R (7, 1)										0	0	0	0	0	0	0
Jim Delsing, L (7, PH) OBP: 0.291, SLG: 0.095										1	0	0	0	0	1	0
Paul LaPalme, L (8, 1) OBP: 0.333, SLG: 0.500										0	0	0	0	0	0	0
Ron Northey, L (9, PH) OBP: 0.371, SLG: 0.571										1	0	0	0	0	0	0
Inning Stats	R: 0 E: 0 K: 0 S: 3 H: 0 LOB: 3 BB: 3 P: 15		R: 0 E: 0 K: 1 S: 5 H: 0 LOB: 0 BB: 0 P: 5	R: 0 E: 0 K: 0 S: 3 H: 1 LOB: 1 BB: 1 P: 7	R: 1 E: 0 K: 1 S: 6 H: 1 LOB: 1 BB: 1 P: 10	R: 1 E: 0 K: 1 S: 6 H: 1 LOB: 0 BB: 0 P: 6	R: 0 E: 0 K: 1 S: 5 H: 0 LOB: 1 BB: 1 P: 9	R: 0 E: 0 K: 1 S: 6 H: 1 LOB: 2 BB: 1 P: 10	R: 0 E: 0 K: 0 S: 4 H: 1 LOB: 1 BB: 0 P: 4	R: 0 E: 0 K: 0 S: 3 H: 0 LOB: 0 BB: 0 P: 3	1B: 3 2B: 0 3B: 0 HR: 2	SF: 0 SAC: 0 DP: 1 HBP: 0					

PITCHER	IP	WLS	BF	H	R	ER	SO	BB	IBB	HBP	BLK	WP	HR	S	P	ERA	WHIP
Ray Moore, R (1, 1) ERA: 4.39	9.0	W	38	5	2	2	5	7	0	0	0	0	2	41	69	2.00	1.333

PITCHER	IP	WLS	BF	H	R	ER	SO	BB	IBB	HBP	BLK	WP	HR	S	P	ERA	WHIP

BOTTOM

Baltimore Orioles @ Chicago White Sox

Comiskey Park, Chicago, IL

Sun Aug 05 1956, 4:38 AM EDT

Att. 10,964 - Unknown

livebaseballscorecards.com

AB	31
R	2
H	5
RBI	2
BB	7
SO	5
LOB	14

Batter	1	2	3	4	5	6	7	8	9	10	AB	R	H	RBI	BB	SO	LOB
Vic Power, R (1, 4) (7, 3) OBP: 0.337, SLG: 0.435	F8		F7		5-3		6-3			F8	5	0	0	0	0	0	0
Al Pilarcik, L (1, 8) OBP: 0.324, SLG: 0.376	S 1B 1B		3-1		F8			F9		2B	5	1	2	0	0	0	0
Lou Skizas, R (1, 7) OBP: 0.402, SLG: 0.517	F7 1-2			HR	6-3			F6		F8	4	1	1	1	0	0	1
Johnny Groth, R (8, 7) OBP: 0.309, SLG: 0.388											1	0	0	0	0	0	1
Harry Simpson, L (1, 9) OBP: 0.347, SLG: 0.522	2-H 1B			1B 1B		WP 3B		F4			4	2	3	1	0	0	0
Eddie Robinson, L (1, 3) OBP: 0.294, SLG: 0.372	L8			1B 1-2 FC5-2 1B		1-3 3-H			BBBB FC5 SH1-4 BB		3	0	1	0	0	0	1
Clete Boyer, R (7, 4) OBP: 0.267, SLG: 0.247											0	0	0	0	1	0	0
Hector Lopez, R (1, 5) OBP: 0.358, SLG: 0.446		1-3		FC5-2 HBP 1-3 2-H 1B		F6			SH1-4 1-2		3	0	1	1	0	0	0
Tim Thompson, L (1, 2) OBP: 0.338, SLG: 0.364		F8		H 1-0 FC5-2 1-2 HBP		F9			F8		3	0	0	0	0	0	1
Joe Demaestri, R (1, 6) OBP: 0.283, SLG: 0.340		5-3		FC5-2 G4-6-3 1-2 2-3 3-Hf			5-3		FC5 2-3		4	0	0	0	0	0	4
Alex Kellner, R (1, 1) OBP: 0.258, SLG: 0.179			6-3	G4-6-3 1-2f			5-3			F6	1	0	0	0	0	0	0
Enos Slaughter, L (4, PH) OBP: 0.369, SLG: 0.408											1	0	0	0	0	0	3
Bobby Shantz, R (4, 1) OBP: 0.188, SLG: 0.071											2	0	0	0	0	0	0
Inning Stats	R: 1 E: 0 K: 0 S: 5 H: 2 LOB: 1 BB: 0 P: 5	R: 0 E: 0 K: 0 S: 3 H: 0 LOB: 0 BB: 0 P: 3	R: 0 E: 0 K: 0 S: 3 H: 0 LOB: 0 BB: 0 P: 3	R: 2 E: 0 K: 0 S: 6 H: 4 LOB: 2 BB: 0 P: 7	R: 0 E: 0 K: 0 S: 3 H: 0 LOB: 0 BB: 0 P: 3	R: 1 E: 0 K: 0 S: 4 H: 1 LOB: 0 BB: 0 P: 4	R: 0 E: 0 K: 0 S: 3 H: 0 LOB: 0 BB: 0 P: 3	R: 0 E: 0 K: 0 S: 3 H: 0 LOB: 0 BB: 0 P: 3	R: 0 E: 0 K: 0 S: 3 H: 0 LOB: 1 BB: 1 P: 7	R: 0 E: 0 K: 0 S: 4 H: 1 LOB: 1 BB: 0 P: 4	1B: 5 2B: 1 3B: 1 HR: 1	SF: 0 SAC: 1 DP: 1 HBP: 1					

PITCHER		IP	WLS	BF	H	R	ER	SO	BB	IBB	HBP	BLK	WP	HR	S	P	ERA	WHIP
Bob Keegan, R ERA: 3.76	(1, 1)	3.0		16	6	3	3	0	0	0	1	0	0	1	15	16	9.00	2.000
Gerry Staley, R ERA: 4.56	(4, 1)	4.0		12	1	1	1	0	0	0	0	0	1	0	12	12	2.25	0.250
Paul LaPalme, L ERA: 3.9	(8, 1)	2.0		7	0	0	0	0	1	0	0	0	0	0	6	10	0.00	0.500
Ellis Kinder, R ERA: 3.2	(10, 1)	1.0	W	4	1	0	0	0	0	0	0	0	0	0	4	4	0.00	1.000

PITCHER	IP	WLS	BF	H	R	ER	SO	BB	IBB	HBP	BLK	WP	HR	S	P	ERA	WHIP

TOP

Kansas City Athletics @ Chicago White Sox

Comiskey Park, Chicago, IL

Tue Aug 07 1956, 4:33 AM EDT

Unknown

livebaseballscorecards.com

AB	36
R	4
H	8
RBI	3
BB	1
SO	0
LOB	11

WP: 1 PA: 39
PB: 0
SB: 1
CS: 0

Batter	1	2	3	4	5	6	7	8	9	10	AB	R	H	RBI	BB	SO	LOB
Luis Aparicio, R (1, 6) OBP: 0.287, SLG: 0.315 Ron Northey, L (9, PH) OBP: 0.389, SLG: 0.571 Bubba Phillips, R (9, PR) OBP: 0.245, SLG: 0.354 Ellis Kinder, R (10, 1)	x 0-0 6-3 ①		x 0-0 3B 2B		x 0-0 4-3 ①		x 0-0 G3 1B		B B B B 4-0 1B 1-2 BB		4 0 0 0	1 0 0 0	2 0 0 0	0 0 0 0	0 1 0 0	0 0 0 0	0 0 0 0
Nellie Fox, L (1, 4) OBP: 0.348, SLG: 0.374	B B B B 4-0 BB		H 1-0 3B HBP		x 0-0 4-3 ②		x 0-0 G3 ② 1-2		x 0-0 1B 1-3 2-H		3	1	1	1	1	0	1
Larry Doby, L (1, 8) OBP: 0.398, SLG: 0.456	x 0-0 F9 ②		x 0-0 3B 1-H 2-H		S S S 0-3 K ③		x 0-0 F9 ③		x 0-0 4-3 ③		5	0	1	2	0	1	5
Minnie Minoso, R (1, 7) OBP: 0.406, SLG: 0.450 (10, 5)	x 0-0 F6 ③		x 0-0 F6 ③			x 0-0 6-3 ①		x 0-0 F9 ①		x 0-0 6-3 ①	5	0	0	0	0	0	2
Walt Dropo, R (1, 3) OBP: 0.351, SLG: 0.345		S S S 0-3 K ①		H 1-0 FC1-6 HBP		x 0-0 5-3 ②		x 0-0 6-3 ②		x 0-0 3B 1B	4	1	1	0	0	1	0
Jim Rivera, L (1, 9) OBP: 0.362, SLG: 0.421		x 0-0 CS 1B		x 0-0 FC1-6 ① 1B 1-2f		x 0-0 E 2B		x 0-0 1-3 ③		x 0-0 3B 1-H	5	1	3	1	0	0	1
Les Moss, R (1, 2) OBP: 0.337, SLG: 0.588		x 0-0 F8 ② ③ 1-2		x 0-0 1B 1-2		x 0-0 E5 2-H 1B			S S S 0-3 K ①		4	0	2	0	0	1	1
Fred Hatfield, L (1, 5) OBP: 0.363, SLG: 0.392 Sammy Esposito, R (6, PH) OBP: 0.365, SLG: 0.275 (7, 5) (10, 6)			S S S 0-3 K ①	x 0-0 F2 ②		x 0-0 5-3 ③			x 0-0 F9 ②		2 2	0 0	0 0	0 0	1 0	2 1	
Bob Keegan, R (1, 1) OBP: 0.200, SLG: 0.059 Gerry Staley, R (4, 1) OBP: 0.222, SLG: 0.176 Dave Philley, S (7, PH) OBP: 0.335, SLG: 0.359 Paul LaPalme, L (8, 1) OBP: 0.333, SLG: 0.500 Sherm Lollar, R (9, PH) OBP: 0.370, SLG: 0.427 Jim Delsing, L (9, PR) OBP: 0.291, SLG: 0.095 (10, 7)			x 0-0 F2 ②	x 0-0 6-3 ③			S S S 0-3 K ①		B B B B 4-0 BB 1B BB		1 1 1 0 0 0 0	0 0 0 0 0 0 1	0 0 0 0 0 0 0	0 0 0 0 0 0 0	0 0 0 0 0 1 0	0 0 1 0 0 0 0	0 2 0 0 0 0 0
Inning Stats	R: 0 H: 0 E: 0 LOB: 1 K: 0 BB: 1 S: 3 P: 7	R: 0 H: 1 E: 0 LOB: 0 K: 1 BB: 0 S: 5 P: 5	R: 2 H: 2 E: 0 LOB: 1 K: 1 BB: 0 S: 7 P: 8	R: 0 H: 1 E: 0 LOB: 2 K: 0 BB: 0 S: 4 P: 5	R: 0 H: 0 E: 0 LOB: 0 K: 1 BB: 0 S: 5 P: 5	R: 1 H: 2 E: 1 LOB: 1 K: 0 BB: 0 S: 5 P: 5	R: 0 H: 1 E: 0 LOB: 1 K: 1 BB: 0 S: 6 P: 6	R: 0 H: 0 E: 0 LOB: 0 K: 0 BB: 0 S: 3 P: 3	R: 1 H: 1 E: 0 LOB: 3 K: 1 BB: 2 S: 6 P: 14	R: 1 H: 2 E: 0 LOB: 1 K: 0 BB: 0 S: 3 P: 3	1B: 6 2B: 2 3B: 2 HR: 0	SF: 0 SAC: 0 DP: 0 HBP: 2	WP: 0 PB: 0 SB: 0 CS: 1	PA: 42				

PITCHER		IP	WLS	BF	H	R	ER	SO	BB	IBB	HBP	BLK	WP	HR	S	P	ERA	WHIP
Alex Kellner, L ERA: 3.8	(1, 1)	3.0		13	3	2	2	2	1	0	1	0	0	0	15	20	6.00	1.333
Bobby Shantz, L ERA: 4.93	(4, 1)	6.1	L	29	7	3	2	3	2	0	1	0	0	0	32	41	2.84	1.421

PITCHER	IP	WLS	BF	H	R	ER	SO	BB	IBB	HBP	BLK	WP	HR	S	P	ERA	WHIP

BOTTOM

Kansas City Athletics @ Chicago White Sox

Comiskey Park, Chicago, IL

Tue Aug 07 1956, 4:33 AM EDT

Unknown

livebaseballscorecards.com

AB	37
R	5
H	10
RBI	4
BB	3
SO	5
LOB	15

Batter	1	2	3	4	5	6	7	8	9	10	AB	R	H	RBI	BB	SO	LOB
Vic Power, R (1, 4) OBP: 0.338, SLG: 0.444	6-3		2-H 1B			HR	E4 IBB 1-3		F7		5	1	2	2	0	0	1
Al Pilarcik, L (1, 8) OBP: 0.319, SLG: 0.362	1-3		K			F4	G4-6-3 IBB 1-2			K	4	0	0	0	1	2	1
Lou Skizas, R (1, 7) OBP: 0.394, SLG: 0.504	L6			F2		1B 1B	G4-6-3 1-2f			F5	5	0	1	0	0	0	3
Harry Simpson, L (1, 9) OBP: 0.348, SLG: 0.520		6-3		4-3		BB 1-3 1B		FC6-5-4 SH5-3 1B		K	5	0	2	0	0	1	0
Eddie Robinson, L (1, 3) OBP: 0.294, SLG: 0.367		F9		K		FC5-4 BB 1-2		SH5-3 1-2			2	0	0	0	1	1	0
Hector Lopez, R (1, 5) OBP: 0.355, SLG: 0.442		5-3			6-3	FC5-4 1-2f		FC6-5-4 2-3			4	0	0	0	0	0	4
Joe Ginsberg, L (1, 2) OBP: 0.337, SLG: 0.328			K		6-3		E 1B 1B	5-3			4	1	1	0	0	1	1
Joe Demaestri, R (1, 6) OBP: 0.283, SLG: 0.339			SH1-4 1B 1B		6-3		F2		5-3		4	1	1	0	0	0	1
Lou Kretlow, R (1, 1) OBP: 0.107, SLG: 0.038			SH1-4 1-2			K	E 1-H 1B		K		0	0	0	0	0	0	0
Jack Crimian, R (5, 1) OBP: 0.273, SLG: 0.200											1	0	0	0	0	1	0
Enos Slaughter, L (7, PH) OBP: 0.372, SLG: 0.411											1	0	1	1	0	0	0
Troy Herriage, R (7, 1) OBP: 0.192, SLG: 0.125											1	0	0	0	0	1	0
Inning Stats	R: 0 H: 0 E: 0 LOB: 0 K: 0 BB: 0 S: 3 P: 3	R: 0 H: 0 E: 0 LOB: 0 K: 0 BB: 0 S: 3 P: 3	R: 1 H: 2 E: 0 LOB: 1 K: 2 BB: 0 S: 9 P: 9	R: 0 H: 0 E: 0 LOB: 0 K: 1 BB: 0 S: 5 P: 5	R: 0 H: 0 E: 0 LOB: 0 K: 0 BB: 0 S: 3 P: 3	R: 1 H: 3 E: 0 LOB: 3 K: 1 BB: 1 S: 8 P: 12	R: 1 H: 2 E: 2 LOB: 2 K: 0 BB: 1 S: 5 P: 9	R: 0 H: 1 E: 0 LOB: 1 K: 0 BB: 0 S: 4 P: 4	R: 0 H: 0 E: 0 LOB: 0 K: 1 BB: 0 S: 5 P: 5	R: 0 H: 0 E: 0 LOB: 0 K: 2 BB: 0 S: 7 P: 7	1B: 7 SF: 0 2B: 0 SAC: 2 3B: 0 DP: 1 HR: 1 HBP: 0						

PITCHER		IP	WLS	BF	H	R	ER	SO	BB	IBB	HBP	BLK	WP	HR	S	P	ERA	WHIP
Jim McDonald, R ERA: 7.8	(1, 1)	6.1		27	7	3	3	4	1	0	0	0	0	1	34	38	4.26	1.263
Jim Wilson, R ERA: 3.82	(7, 1)	1.2		7	1	0	0	0	0	1	0	0	0	0	6	10	0.00	0.600
Ellis Kinder, R ERA: 3.12	(9, 1)	1.0		3	0	0	0	1	0	0	0	0	0	0	5	5	0.00	0.000
Paul LaPalme, L ERA: 3.83	(10, 1)	1.0	W	3	0	0	0	2	0	0	0	0	0	0	7	7	0.00	0.000

PITCHER	IP	WLS	BF	H	R	ER	SO	BB	IBB	HBP	BLK	WP	HR	S	P	ERA	WHIP

TOP

Kansas City Athletics @ Chicago White Sox

Comiskey Park, Chicago, IL

Tue Aug 07 1956, 4:38 AM EDT

Att. 5,397 - Unknown

livebaseballscorecards.com

AB	36
R	3
H	8
RBI	3
BB	2
SO	7
LOB	11

WP: 0 PA: 40
PB: 0
SB: 0
CS: 0

Batter	1	2	3	4	5	6	7	8	9	10	AB	R	H	RBI	BB	SO	LOB
Jim Rivera, L (1, 9) OBP: 0.359, SLG: 0.415	BBBB 4-0 S BB		x 0-0 ① F4		x 0-0 ① F3	SSS 0-3 ② K		x 0-0 ① FC4-5 1B 2-3	x 0-0 ③ L4		5	0	0	0	1	1	5
Nellie Fox, L (1, 4) OBP: 0.354, SLG: 0.382	x 0-0 ① F8 1-2		BBBB 4-0 1B 1-2 BB		x 0-0 1B 3B	x 0-0 1B		x 0-0 IBB 1-3 1B		H 1-0 FC1-5 BB HBP	4	1	3	0	1	0	1
Larry Doby, L (1, 8) OBP: 0.399, SLG: 0.453	x 0-0 ② F8		x 0-0 ② F7		x 0-0 ③ 1B SF9 3-H 1B	x 0-0 ③ G3		4-0 G6-4-3 1-2 IBB		BBBB 4-0 FC1-5 1-2 1B BB	4	2	1	1	2	0	4
Sherm Lollar, R (1, 2) OBP: 0.384, SLG: 0.433	BBBB 4-0 BB		x 0-0 1-2 2-H 1B		x 0-0 BB BB 1-3 1B		x 0-0 FC5-1-5 2B	x 0-0 ②③ G6-4-3 1-2f		x 0-0 ① FC1-5 1B 1-2 2-3f	5	0	3	1	1	0	5
Walt Dropo, R (1, 3) OBP: 0.346, SLG: 0.341	x 0-0 ③ F8		x 0-0 ③ F7		x 0-0 ② SF9 3-H		x 0-0 ① FC5-1-5 1B 2-3		x 0-0 ① F3	x 0-0 1-2 2-H 1B	5	0	1	2	0	0	5
Minnie Minoso, R (1, 7) OBP: 0.408, SLG: 0.452 (10, 5)		x 0-0 ① F7	BBBB 4-0 4-3 BB	BBBB 4-0 BB 1-2 BB			x 0-0 ② F3		x 0-0 BB FC4-2 2B		3	0	1	0	2	0	1
Fred Hatfield, L (1, 5) OBP: 0.373, SLG: 0.393 (10, 6)	BBBB 4-0 G4-3 BB		x 0-0 ① 4-3 1-2	BBBB 4-0 1-2 2-3 BB			x 0-0 1-2 1B		IIII 4-0 FC4-2 BB IBB		2	0	1	0	3	0	1
Luis Aparicio, R (1, 6) OBP: 0.284, SLG: 0.313	x 0-0 ②③ G4-3 1-2f		x 0-0 ② F7	x 0-0 ③ L7			x 0-0 ③ F9		BBBB 4-0 FC4-2 1-2 2-3 BB		3	0	0	0	0	0	5
Ron Northey, L (7, PH) OBP: 0.378, SLG: 0.552											1	0	0	0	0	0	2
Sammy Esposito, R (8, 6) OBP: 0.365, SLG: 0.275											0	0	0	0	0	0	0
Dick Donovan, L (9, PH) OBP: 0.333, SLG: 0.407											0	0	0	0	1	0	0
Bubba Phillips, R (10, 7) OBP: 0.245, SLG: 0.354											0	0	0	0	0	0	0
Jim McDonald, R (1, 1)			BBBB 4-0 BB 1B BB	SSS 0-3 ③ K		x 0-0 ① F7		x 0-0 FC4-5 2B	x 0-0 ② FC4-2 1-2 2-3 3-Hf		2	1	0	0	1	1	1
Jim Wilson, R (7, 1) OBP: 0.344, SLG: 0.305											0	0	0	0	0	0	0
Jim Delsing, L (8, PH) OBP: 0.304, SLG: 0.140											1	0	1	0	0	0	0
Ellis Kinder, R (9, 1)											0	0	0	0	0	0	0
Jack Harshman, L (9, PH) OBP: 0.234, SLG: 0.452											1	0	0	0	0	0	3
Paul LaPalme, L (10, 1) OBP: 0.333, SLG: 0.500											0	0	0	0	0	0	0
Inning Stats	R: 0 H: 0 E: 0 LOB: 2 K: 0 BB: 2 S: 3 P: 11	R: 0 H: 0 E: 0 LOB: 0 K: 0 BB: 1 S: 2 P: 6	R: 1 H: 1 E: 0 LOB: 2 K: 0 BB: 2 S: 4 P: 12	R: 0 H: 0 E: 0 LOB: 1 K: 1 BB: 1 S: 5 P: 9	R: 2 H: 3 E: 0 LOB: 3 K: 0 BB: 2 S: 6 P: 14	R: 0 H: 1 E: 0 LOB: 1 K: 1 BB: 0 S: 6 P: 6	R: 0 H: 2 E: 0 LOB: 2 K: 0 BB: 0 S: 5 P: 5	R: 0 H: 2 E: 0 LOB: 2 K: 0 BB: 1 S: 4 P: 8	R: 0 H: 1 E: 0 LOB: 3 K: 0 BB: 2 S: 4 P: 12	R: 1 H: 1 E: 0 LOB: 2 K: 0 BB: 1 S: 2 P: 7	1B: 7 SF: 1 2B: 3 SAC: 0 3B: 1 DP: 2 HR: 0 HBP: 1						

PITCHER		IP	WLS	BF	H	R	ER	SO	BB	IBB	HBP	BLK	WP	HR	S	P	ERA	WHIP
Lou Kretlow, R ERA: 4.84	(1, 1)	4.2		25	4	3	3	1	8	0	0	0	0	0	19	51	5.79	2.571
Jack Crimian, R ERA: 5.87	(5, 1)	1.1		5	1	0	0	1	0	0	0	0	0	0	7	7	0.00	0.750
Troy Herriage, R ERA: 6.15	(7, 1)	3.1	L	20	6	1	1	0	2	2	1	0	0	0	15	32	2.70	2.400

PITCHER	IP	WLS	BF	H	R	ER	SO	BB	IBB	HBP	BLK	WP	HR	S	P	ERA	WHIP

BOTTOM

Kansas City Athletics @ Chicago White Sox

Comiskey Park, Chicago, IL

Tue Aug 07 1956, 4:38 AM EDT

Att. 5,397 - Unknown

livebaseballscorecards.com

AB	36
R	4
H	11
RBI	4
BB	12
SO	2
LOB	33

WP: 0 PA: 50
PB: 0
SB: 1
CS: 0

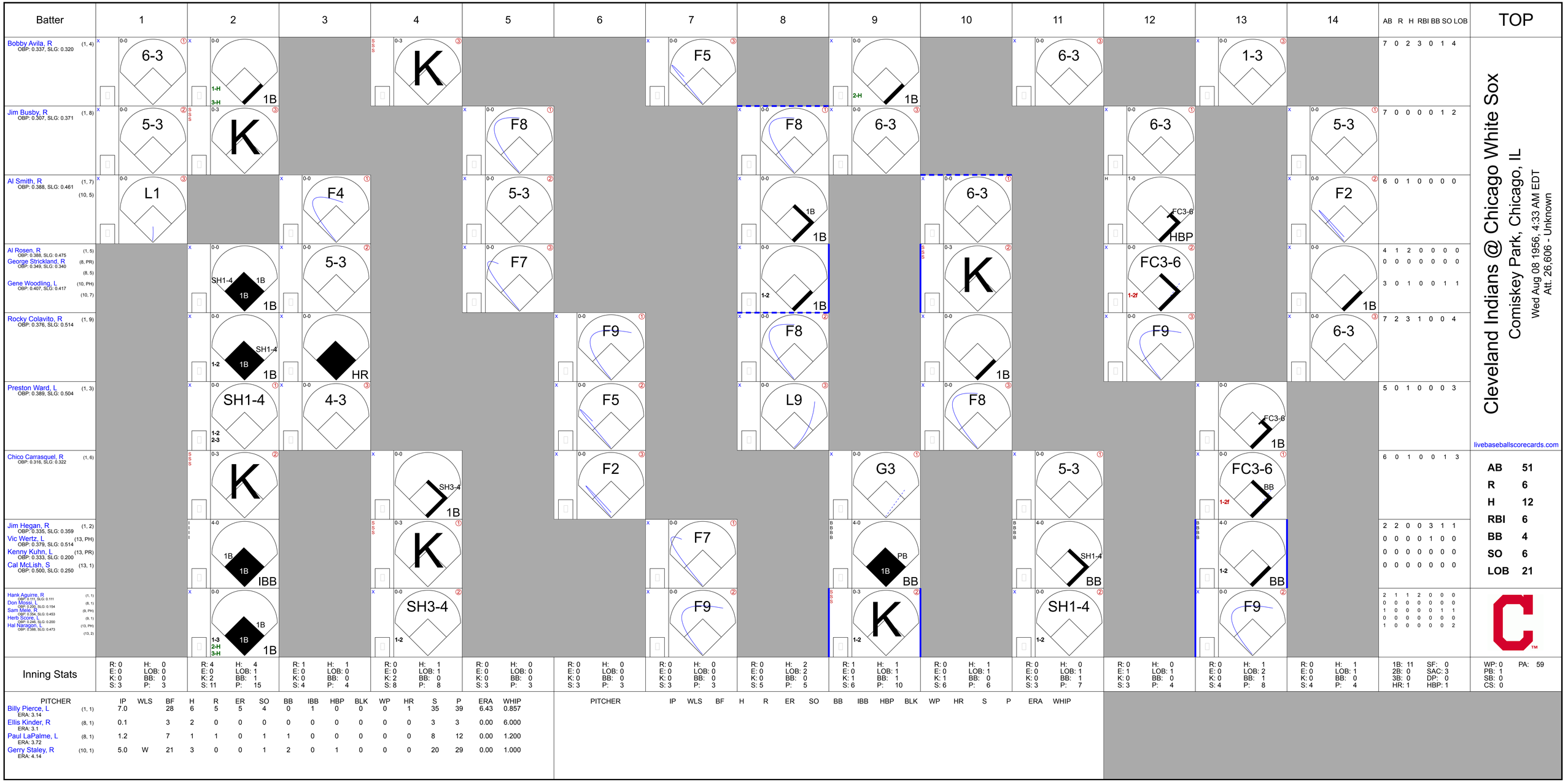
Batter
1
2
3
4
5
6
7
8
9
10
11
12
13
14
AB R H RBI BB SO LOB
TOP
Bobby Avila, R (1, 4)
OBP: 0.337, SLG: 0.320
6-3
1-H
3-H
1B
K
F5
F8
2-H
1B
6-3
1-3
7 0 2 3 0 1 4
Jim Busby, R (1, 8)
OBP: 0.307, SLG: 0.371
5-3
K
F8
F8
6-3
6-3
5-3
7 0 0 0 0 1 2
Al Smith, R (1, 7)
(10, 5)
OBP: 0.388, SLG: 0.461
L1
F4
5-3
1B
1B
6-3
FC3-6
HBP
F2
6 0 1 0 0 0 0
Al Rosen, R (1, 5)
OBP: 0.388, SLG: 0.475
George Strickland, R (8, PR)
OBP: 0.349, SLG: 0.340
(8, 5)
Gene Woodling, L (10, PH)
OBP: 0.407, SLG: 0.417
(10, 7)
SH1-4
1B
1B
5-3
F7
1-2
1B
K
FC3-6
1-2f
1B
4 1 2 0 0 0 0
0 0 0 0 0 0 0
3 0 1 0 0 1 1
Rocky Colavito, R (1, 9)
OBP: 0.376, SLG: 0.514
SH1-4
1-2
1B
1B
HR
F9
F8
1B
F9
6-3
7 2 3 1 0 0 4
Preston Ward, L (1, 3)
OBP: 0.389, SLG: 0.504
SH1-4
1-2
2-3
4-3
F5
L9
F8
FC3-6
1B
5 0 1 0 0 0 3
Chico Carrasquel, R (1, 6)
OBP: 0.316, SLG: 0.322
K
SH3-4
1B
F2
G3
5-3
FC3-6
1-2f
BB
6 0 1 0 0 1 3
Jim Hegan, R (1, 2)
OBP: 0.335, SLG: 0.359
Vic Wertz, L (13, PH)
OBP: 0.379, SLG: 0.514
Kenny Kuhn, L (13, PR)
OBP: 0.333, SLG: 0.200
Cal McLish, S (13, 1)
OBP: 0.500, SLG: 0.250
1B
1B
IBB
K
F7
PB
1B
BB
SH1-4
BB
1-2
BB
2 2 0 0 3 1 1
0 0 0 0 1 0 0
0 0 0 0 0 0 0
0 0 0 0 0 0 0
Hank Aguirre, R (1, 1)
OBP: 0.111, SLG: 0.111
Don Mossi, L (8, 1)
OBP: 0.200, SLG: 0.154
Sam Mele, R (9, PH)
OBP: 0.364, SLG: 0.453
Herb Score, R (9, 1)
OBP: 0.000, SLG: 0.200
Hal Naragon, L (13, PH)
OBP: 0.000, SLG: 0.473
(13, 2)
1B
1B
1-3
2-H
3-H
1B
SH3-4
1-2
F9
K
1-2
SH1-4
1-2
F9
2 1 1 2 0 0 0
0 0 0 0 0 0 0
1 0 0 0 0 1 1
0 0 0 0 0 0 0
1 0 0 0 0 0 2
Cleveland Indians @ Chicago White Sox
Comiskey Park, Chicago, IL
Wed Aug 08 1956, 4:33 AM EDT
Att. 26,606 - Unknown
livebaseballscorecards.com
AB 51
R 6
H 12
RBI 6
BB 4
SO 6
LOB 21
Inning Stats
R: 0 H: 0 E: 0 LOB: 0 K: 0 BB: 0 S: 3 P: 3
R: 4 H: 4 E: 0 LOB: 1 K: 2 BB: 1 S: 11 P: 15
R: 1 H: 1 E: 0 LOB: 0 K: 0 BB: 0 S: 4 P: 4
R: 0 H: 1 E: 0 LOB: 0 K: 2 BB: 1 S: 8 P: 8
R: 0 H: 0 E: 0 LOB: 0 K: 0 BB: 0 S: 3 P: 3
R: 0 H: 0 E: 0 LOB: 0 K: 0 BB: 0 S: 3 P: 3
R: 0 H: 0 E: 0 LOB: 0 K: 3 BB: 0 S: 3 P: 3
R: 0 H: 2 E: 0 LOB: 2 K: 0 BB: 0 S: 5 P: 5
R: 1 H: 1 E: 0 LOB: 1 K: 1 BB: 1 S: 6 P: 10
R: 0 H: 1 E: 0 LOB: 1 K: 1 BB: 0 S: 6 P: 6
R: 0 H: 0 E: 0 LOB: 1 K: 0 BB: 1 S: 3 P: 7
R: 0 H: 0 E: 1 LOB: 1 K: 0 BB: 0 S: 3 P: 4
R: 0 H: 1 E: 0 LOB: 2 K: 0 BB: 1 S: 4 P: 8
R: 0 H: 1 E: 0 LOB: 1 K: 0 BB: 0 S: 4 P: 4
1B: 11 SF: 0 2B: 0 SAC: 3 3B: 0 DP: 0 HR: 1 HBP: 1
WP: 0 PA: 59 PB: 1 SB: 0 CS: 0
PITCHER IP WLS BF H R ER SO BB IBB HBP BLK WP HR S P ERA WHIP
Billy Pierce, L (1, 1) ERA: 3.14 7.0 W 21 3 0 0 1 2 0 1 0 0 0 0 20 29 0.00 1.000
Ellis Kinder, R (8, 1) ERA: 3.1 0.1 3 2 0 0 0 0 0 0 0 0 0 3 3 0.00 6.000
Paul LaPalme, L (8, 1) ERA: 3.72 1.2 7 1 1 0 1 1 0 0 0 0 0 8 12 0.00 1.200
Gerry Staley, R (10, 1) ERA: 4.14 5.0 W 21 3 0 0 1 2 0 1 0 0 0 0 20 29 0.00 1.000

BOTTOM

Cleveland Indians @ Chicago White Sox

Comiskey Park, Chicago, IL

Wed Aug 08 1956, 4:33 AM EDT

Att. 26,606 - Unknown

livebaseballscorecards.com

Batter	1	2	3	4	5	6	7	8	9	10	11	12	13	14	AB	R	H	RBI	BB	SO	LOB
Luis Aparicio, R (1, 6) OBP: 0.288, SLG: 0.314	BBBB 4-0 4-3 SH5-3 2B BB	0-0 S 2-H 3-H 1B			0-0 F4		0-0 S 2-H 1B		0-0 F6		0-0 6-3		4-0 IBB		5	1	2	3	1	0	0
Ron Northey, L (13, PH) OBP: 0.395, SLG: 0.552															0	0	0	0	1	0	0
Sammy Esposito, R (13, PR) OBP: 0.365, SLG: 0.275															0	0	0	0	0	0	0
(14, 6)																					
Nellie Fox, L (1, 4) OBP: 0.352, SLG: 0.380	0-0 SH5-3 1-2	0-0 F8 1-2			0-0 F9		0-0 F9 1-2		0-0 E 1B 1B		0-0 F7		0-0 F9		6	1	1	0	0	0	4
Larry Doby, L (1, 8) OBP: 0.395, SLG: 0.447	0-0 4-3 2-3		0-0 G3		SSS 0-3 K			0-0 2B 1B 1B	0-0 E3 1B 1-2		0-0 F8		0-0 F5		7	1	1	0	0	1	2
Sherm Lollar, R (1, 2) OBP: 0.385, SLG: 0.447	0-0 3-H 2B		0-0 F4			0-0 5-3		0-0 F7	0-0 1-2 2-H 1B			0-0 F5	0-0 HR		7	1	3	3	0	0	1
Minnie Minoso, R (1, 7) OBP: 0.406, SLG: 0.451	0-0 5-3		0-0 F8			0-0 F7		0-0 1B 1-3 G1-2-3 2B	0-0 F7			0-0 F2			5	0	1	0	0	0	3
Gerry Staley, R (10, 1) OBP: 0.211, SLG: 0.167															1	0	0	0	0	0	0
Walt Dropo, R (1, 3) OBP: 0.346, SLG: 0.337		0-0 FC3-6 1B		0-0 5-3		0-0 F5		I I I 4-0 1B IBB		0-0 6-3		0-0 6-3			5	0	1	0	1	0	0
Jim Rivera, L (1, 9) OBP: 0.358, SLG: 0.413		0-0 FC3-6 E 1-2f 1B		0-0 6-3			0-0 S 1B 1B	0-0 1-2 2-3 3-H 1B		0-0 1-3			SSS 0-3 K		6	2	2	1	0	1	1
Fred Hatfield, L (1, 5) OBP: 0.381, SLG: 0.396		0-0 E9 1-3 1B		BBBB 4-0 BB			SSS 0-3 K 1-2	0-0 G1-2-3 3-Hf		BBBB 4-0 BB			0-0 4-3 1B		4	1	2	0	2	1	4
Billy Pierce, L (1, 1) OBP: 0.143, SLG: 0.096	SSS 0-3 K			0-0 F8			0-0 F8		0-0 F3	SSS 0-3 K			0-0 4-3 1-2		2	0	0	0	0	1	3
Les Moss, R (7, PH) OBP: 0.333, SLG: 0.581															1	0	0	0	0	0	1
Ellis Kinder, R (8, 1)															0	0	0	0	0	0	0
Paul LaPalme, L (8, 1) OBP: 0.333, SLG: 0.500															0	0	0	0	0	0	0
Dave Philley, S (9, PH) OBP: 0.333, SLG: 0.356															3	0	0	0	0	1	2
(10, 7)																					
Inning Stats	R: 1 E: 0 K: 0 S: 4 H: 1 LOB: 1 BB: 1 P: 8	R: 2 E: 1 K: 1 S: 8 H: 3 LOB: 1 BB: 0 P: 8	R: 0 E: 0 K: 0 S: 3 H: 0 LOB: 0 BB: 0 P: 3	R: 0 E: 0 K: 0 S: 3 H: 0 LOB: 1 BB: 1 P: 7	R: 0 E: 0 K: 1 S: 5 H: 0 LOB: 0 BB: 0 P: 5	R: 0 E: 0 K: 0 S: 3 H: 0 LOB: 0 BB: 0 P: 3	R: 1 E: 0 K: 1 S: 7 H: 2 LOB: 1 BB: 0 P: 7	R: 1 E: 0 K: 0 S: 5 H: 3 LOB: 2 BB: 1 P: 9	R: 1 E: 1 K: 0 S: 6 H: 2 LOB: 2 BB: 0 P: 6	R: 0 E: 0 K: 1 S: 5 H: 0 LOB: 1 BB: 1 P: 9	R: 0 E: 0 K: 0 S: 3 H: 0 LOB: 0 BB: 0 P: 3	R: 0 E: 0 K: 0 S: 3 H: 0 LOB: 0 BB: 0 P: 3	R: 0 E: 0 K: 1 S: 6 H: 1 LOB: 2 BB: 1 P: 10	R: 1 E: 0 K: 0 S: 2 H: 1 LOB: 0 BB: 0 P: 2	1B: 10 2B: 2 3B: 0 HR: 1 SF: 0 SAC: 1 DP: 1 HBP: 0	WP: 0 PB: 0 SB: 3 CS: 0 PA: 58

PITCHER		IP	WLS	BF	H	R	ER	SO	BB	IBB	HBP	BLK	WP	HR	S	P	ERA	WHIP
Hank Aguirre, L ERA: 2.48	(1, 1)	7.0		29	6	4	3	3	2	0	0	0	0	0	33	41	3.86	1.143
Don Mossi, L ERA: 4.35	(8, 1)	1.0		6	3	1	1	0	0	1	0	0	0	0	5	9	9.00	3.000
Herb Score, L ERA: 2.71	(9, 1)	4.0		16	2	1	0	1	1	0	0	0	0	0	17	21	0.00	0.750
Cal McLish, R ERA: 4.63	(13, 1)	1.1	L	7	2	1	1	1	0	1	0	0	0	1	8	12	6.75	1.500

PITCHER	IP	WLS	BF	H	R	ER	SO	BB	IBB	HBP	BLK	WP	HR	S	P	ERA	WHIP

AB	52
R	7
H	13
RBI	7
BB	5
SO	5
LOB	21

Batter	1	2	3	4	5	6	7	8	9	AB	R	H	RBI	BB	SO	LOB
Bobby Avila, R (1, 4) OBP: 0.333, SLG: 0.316	F4		5-3		L5		4-3			4	0	0	0	0	0	2
Jim Busby, R (1, 8) OBP: 0.305, SLG: 0.367	K		K		FC5-4 1-2f 2-3			4-3		4	0	0	0	0	2	2
Al Smith, R (1, 5) OBP: 0.389, SLG: 0.460	6-3			1-3	3-H 1B			BB		3	0	1	1	1	0	0
Sam Mele, R (1, 7) OBP: 0.350, SLG: 0.438		1B BB BB		F8		5-3		F4		3	0	0	0	1	0	1
Rocky Colavito, R (1, 9) OBP: 0.379, SLG: 0.507		L7		BB		BB		F7		2	0	0	0	2	0	2
Preston Ward, L (1, 3) OBP: 0.388, SLG: 0.496		1-2 1B BB		F9		K			5-3	2	0	0	0	1	1	2
Earl Averill, R (9, PH) OBP: 0.344, SLG: 0.359										1	0	0	0	0	0	0
Jim Hegan, R (1, 2) OBP: 0.338, SLG: 0.366		1-2 2-3 G6-4-3 1B			1B 1B 2B	F7			K	4	1	2	0	0	1	1
George Strickland, R (1, 6) OBP: 0.346, SLG: 0.336		1-2f G6-4-3			FC5-4 1B 2-3 1B		F7		F8	4	1	1	0	0	0	3
Early Wynn, S (1, 1) OBP: 0.314, SLG: 0.281			K		1-2 3-H FC5-4 1B		F8			3	0	1	1	0	1	0
Art Houtteman, R (7, 1) OBP: 0.200, SLG: 0.200										0	0	0	0	0	0	0

TOP

Cleveland Indians @ Chicago White Sox

Comiskey Park, Chicago, IL

Thu Aug 09 1956, 4:33 AM EDT

Att. 9,050 - Unknown

livebaseballscorecards.com

AB	30
R	2
H	5
RBI	2
BB	5
SO	5
LOB	13

Inning Stats	1	2	3	4	5	6	7	8	9
	R: 0 E: 0 K: 1 S: 5	H: 0 LOB: 0 BB: 0 P: 5	R: 0 E: 0 K: 0 S: 3	H: 1 LOB: 2 BB: 2 P: 11	R: 0 E: 0 K: 2 S: 7	H: 0 LOB: 0 BB: 0 P: 7	R: 0 E: 0 K: 0 S: 3	H: 0 LOB: 1 BB: 1 P: 7	R: 2 E: 0 K: 0 S: 6	H: 4 LOB: 2 BB: 0 P: 6	R: 0 E: 0 K: 1 S: 5	H: 0 LOB: 1 BB: 1 P: 9	R: 0 E: 0 K: 0 S: 3	H: 0 LOB: 0 BB: 0 P: 3	R: 0 E: 0 K: 0 S: 3	H: 0 LOB: 1 BB: 1 P: 7	R: 0 E: 0 K: 1 S: 5	H: 0 LOB: 0 BB: 0 P: 5

1B: 4	SF: 0	WP: 0	PA: 35
2B: 1	SAC: 0	PB: 0	
3B: 0	DP: 1	SB: 0	
HR: 0	HBP: 0	CS: 0	

PITCHER	IP	WLS	BF	H	R	ER	SO	BB	IBB	HBP	BLK	WP	HR	S	P	ERA	WHIP
Jack Harshman, L (1, 1) ERA: 3.38	9.0	W	35	5	2	2	5	5	0	0	0	0	0	40	60	2.00	1.111

PITCHER	IP	WLS	BF	H	R	ER	SO	BB	IBB	HBP	BLK	WP	HR	S	P	ERA	WHIP

Batter	1	2	3	4	5	6	7	8	9	AB	R	H	RBI	BB	SO	LOB
Luis Aparicio, R (1, 6) OBP: 0.290, SLG: 0.314	0-0 1B 1B 1B	0-0 F8			4-0 WP 1B BB	0-3 K	0-0 SH FC6-4 1-2 3-H			3	1	1	1	1	1	3
Nellie Fox, L (1, 4) OBP: 0.353, SLG: 0.380	0-0 1B 1-3 1B		0-0 3-1		0-0 WP 1-2 1B	0-0 6-3	0-0 FC6-4 1B 1-2f 2-3			5	0	2	0	0	0	4
Larry Doby, L (1, 8) OBP: 0.398, SLG: 0.445	0-3 K		4-0 2-3 1B BB		0-0 F2 1-2 2-3		4-0 BB 1B BB 0-0 HBP 1-3 3-H 1B			3	2	1	1	2	1	4
Minnie Minoso, R (1, 7) OBP: 0.410, SLG: 0.453	0-0 1-2 3-H 1B		0-0 2-3 1-2		4-0 G4-6-3 BB		0-0 BB 1-2 1B 1-0 1-2 HBP			3	1	2	1	1	0	1
Jim Rivera, L (1, 9) OBP: 0.359, SLG: 0.411	0-3 K		0-0 2-H 1B		0-0 G4-6-3 1-2f		4-0 1B SF8 1-2 2-3 BB 0-0 4-3			4	1	1	1	1	1	8
Les Moss, R (1, 2) OBP: 0.327, SLG: 0.568 Sherm Lollar, R (6, PH) (7, 2) OBP: 0.387, SLG: 0.449	0-3 K		0-3 K			0-0 1B SF9 1B	0-0 1B 1B 1-3 2-H 3-H 1B	0-0 F7		2 3	0 2	0 2	0 2	0 0	2 0	3 0
Walt Dropo, R (1, 3) OBP: 0.342, SLG: 0.335		0-3 K		0-3 K		0-0 SF9 1-3 1B	0-0 SF8 3-H	0-0 5-3		4	0	1	1	0	2	0
Fred Hatfield, L (1, 5) OBP: 0.377, SLG: 0.392		0-0 F9		0-0 G3		0-0 SF9 1-2 3-H	0-0 1B SH 1-3 1B	0-0 G3		4	1	1	1	0	0	0
Jack Harshman, L (1, 1) OBP: 0.275, SLG: 0.455		4-0 BB		0-0 G3		4-0 BB	0-0 FC6-4 SH 1-3 3-H 1B			2	1	1	1	2	0	0
Inning Stats	R: 1 H: 3 E: 0 LOB: 2 K: 3 BB: 0 S: 12 P: 12	R: 0 H: 0 E: 0 LOB: 1 K: 1 BB: 1 S: 5 P: 9	R: 1 H: 1 E: 0 LOB: 1 K: 1 BB: 1 S: 6 P: 10	R: 0 H: 0 E: 0 LOB: 0 K: 1 BB: 0 S: 5 P: 5	R: 0 H: 1 E: 0 LOB: 2 K: 0 BB: 2 S: 3 P: 11	R: 1 H: 2 E: 0 LOB: 2 K: 1 BB: 1 S: 7 P: 11	R: 6 H: 5 E: 0 LOB: 3 K: 0 BB: 2 S: 9 P: 18	R: 0 H: 0 E: 0 LOB: 0 K: 0 BB: 0 S: 3 P: 3		1B: 12 SF: 2 2B: 0 SAC: 1 3B: 0 DP: 1 HR: 0 HBP: 1						

PITCHER		IP	WLS	BF	H	R	ER	SO	BB	IBB	HBP	BLK	WP	HR	S	P	ERA	WHIP
Early Wynn, R ERA: 3.29	(1, 1)	6.1	L	35	10	8	8	7	7	0	0	0	1	0	42	70	11.37	2.684
Art Houtteman, R ERA: 6.57	(7, 1)	1.2		9	2	1	1	0	0	0	1	0	0	0	8	9	5.40	1.200

PITCHER	IP	WLS	BF	H	R	ER	SO	BB	IBB	HBP	BLK	WP	HR	S	P	ERA	WHIP

BOTTOM

Cleveland Indians @ Chicago White Sox

Comiskey Park, Chicago, IL

Thu Aug 09 1956, 4:33 AM EDT

Att. 9,050 - Unknown

livebaseballscorecards.com

AB	33
R	9
H	12
RBI	9
BB	7
SO	7
LOB	23

WP: 1	PA: 44		
PB: 0			
SB: 0			
CS: 0			

Batter	1	2	3	4	5	6	7	8	9	AB	R	H	RBI	BB	SO	LOB
Luis Aparicio, R (1, 6) OBP: 0.289, SLG: 0.312	F8		L6		4-3		F8	FC5-4 1-2 2-3 1B		5	0	1	0	0	0	0
Nellie Fox, L (1, 4) OBP: 0.353, SLG: 0.388	L9		6-3		BB BB 1B		HR	SF7 3-H		4	1	2	2	0	0	0
Larry Doby, L (1, 8) OBP: 0.400, SLG: 0.443	BB BB			1B SF8 BB	1-2 BB		K	F8		2	1	0	0	3	1	2
Minnie Minoso, R (1, 7) OBP: 0.413, SLG: 0.452	1-2 BB			1-3 1B	1-2 2-3 BB		5-3	FC5-4 1-2f		3	0	1	0	2	0	2
Jim Rivera, L (1, 9) OBP: 0.357, SLG: 0.408	L9			F6	4-3			1B 1B 1B	K	5	1	1	0	0	1	7
Sherm Lollar, R (1, 2) OBP: 0.384, SLG: 0.446		K		SF8 3-H		L9		1B 1-3 1B	5-3	4	1	1	1	0	1	0
Walt Dropo, R (1, 3) OBP: 0.348, SLG: 0.335		G3-6-1 BB		BB		L9		1B 1-2 3-H 1B	K	3	1	1	1	2	1	0
Fred Hatfield, L (1, 5) OBP: 0.379, SLG: 0.392		G3-6-1 1-2f		F4		BB		1B 1B SF7 1-3 2-H 1B		3	1	1	1	1	0	3
Dick Donovan, L (1, 1) OBP: 0.328, SLG: 0.397			4-3		K	F7		1B 1-2 3-H 1B		4	0	1	1	0	1	1
Inning Stats	R: 0 E: 0 K: 0 S: 3 H: 0 LOB: 2 BB: 2 P: 11	R: 0 E: 0 K: 1 S: 4 H: 0 LOB: 0 BB: 1 P: 8	R: 0 E: 0 K: 0 S: 3 H: 0 LOB: 0 BB: 0 P: 3	R: 1 E: 0 K: 0 S: 4 H: 1 LOB: 2 BB: 2 P: 12	R: 0 E: 0 K: 1 S: 6 H: 1 LOB: 3 BB: 2 P: 14	R: 0 E: 0 K: 0 S: 3 H: 0 LOB: 1 BB: 1 P: 7	R: 1 E: 0 K: 1 S: 6 H: 1 LOB: 0 BB: 0 P: 6	R: 4 E: 0 K: 0 S: 9 H: 6 LOB: 2 BB: 0 P: 9	R: 0 E: 0 K: 2 S: 7 H: 0 LOB: 0 BB: 0 P: 7	1B: 8 2B: 0 3B: 0 HR: 1 SF: 2 SAC: 0 DP: 1 HBP: 0						

PITCHER		IP	WLS	BF	H	R	ER	SO	BB	IBB	HBP	BLK	WP	HR	S	P	ERA	WHIP
Paul Foytack, R ERA: 4.1	(1, 1)	7.0	L	35	7	6	6	3	8	0	0	0	0	1	33	65	7.71	2.143
Al Aber, L ERA: 3.25	(8, 1)	1.0		5	2	0	0	0	0	0	0	0	0	0	5	5	0.00	2.000
Walt Masterson, R ERA: 5.6	(9, 1)	1.0		3	0	0	0	2	0	0	0	0	0	0	7	7	0.00	0.000

PITCHER	IP	WLS	BF	H	R	ER	SO	BB	IBB	HBP	BLK	WP	HR	S	P	ERA	WHIP

TOP

Chicago White Sox @ Detroit Tigers

Briggs Stadium, Detroit, MI

Fri Aug 10 1956, 4:33 AM EDT

Att. 41,673 - Unknown

livebaseballscorecards.com

AB	33
R	6
H	9
RBI	6
BB	8
SO	5
LOB	15

WP: 0	PA: 43		
PB: 0			
SB: 0			
CS: 0			

Chicago White Sox @ Detroit Tigers

Briggs Stadium, Detroit, MI

Fri Aug 10 1956, 4:33 AM EDT

Att. 41,673 - Unknown

BOTTOM

Batter	1	2	3	4	5	6	7	8	9	AB	R	H	RBI	BB	SO	LOB
Harvey Kuenn, R (1, 6) OBP: 0.388, SLG: 0.480	G4-6-3 1B			BB 1B		FC6-4 1-2f		F4		4	0	2	0	0	0	2
Earl Torgeson, L (1, 3) OBP: 0.401, SLG: 0.414	G4-6-3 1-2f			F8		K		BB		3	0	0	0	1	1	3
Charlie Maxwell, L (1, 7) OBP: 0.423, SLG: 0.568	4-3			BB 1-2		L4		G3		3	0	0	0	1	0	3
Al Kaline, R (1, 9) OBP: 0.361, SLG: 0.536		L8		L8			HR		FC3-6 1B	4	1	2	1	0	0	2
Bob Kennedy, R (1, 5) OBP: 0.322, SLG: 0.338		F6		4-3			3-1		K	4	0	0	0	0	1	3
Frank House, L (1, 2) OBP: 0.306, SLG: 0.380		F7			4-3		3-1		FC3-6 FC6-4 1-2f	4	0	0	0	0	0	1
Bill Tuttle, R (1, 8) OBP: 0.305, SLG: 0.361			6-3		L3		6-3		FC6-4 1-2f	4	0	0	0	0	0	1
Frank Bolling, R (1, 4) OBP: 0.367, SLG: 0.403			6-3		F7			4-3 2B		3	0	1	0	0	0	0
Paul Foytack, R (1, 1) OBP: 0.169, SLG: 0.203			F9			FC6-4 1B		4-3 2-3		2	0	1	0	0	0	0
Al Aber, L (8, 1) OBP: 0.333, SLG: 0.250										0	0	0	0	0	0	0
Jim Small, L (8, PH) OBP: 0.389, SLG: 0.471										1	0	0	0	0	0	1
Walt Masterson, R (9, 1) OBP: 0.333, SLG: 0.333										0	0	0	0	0	0	0
Inning Stats	R: 0 E: 0 K: 0 S: 3 H: 1 LOB: 0 BB: 0 P: 3	R: 0 E: 0 K: 0 S: 3 H: 0 LOB: 0 BB: 0 P: 3	R: 0 E: 0 K: 0 S: 3 H: 0 LOB: 0 BB: 0 P: 3	R: 0 E: 0 K: 0 S: 4 H: 1 LOB: 2 BB: 1 P: 8	R: 0 E: 0 K: 0 S: 3 H: 0 LOB: 0 BB: 0 P: 3	R: 0 E: 0 K: 1 S: 6 H: 1 LOB: 1 BB: 0 P: 6	R: 1 E: 0 K: 0 S: 4 H: 1 LOB: 0 BB: 0 P: 4	R: 0 E: 0 K: 0 S: 4 H: 1 LOB: 2 BB: 1 P: 8	R: 0 E: 0 K: 1 S: 6 H: 1 LOB: 1 BB: 0 P: 6	1B: 4 2B: 1 3B: 0 HR: 1 SF: 0 SAC: 0 DP: 1 HBP: 0	WP: 0 PB: 0 SB: 0 CS: 0 PA: 34					

livebaseballscorecards.com

AB	32
R	1
H	6
RBI	1
BB	2
SO	2
LOB	16

PITCHER	IP	WLS	BF	H	R	ER	SO	BB	IBB	HBP	BLK	WP	HR	S	P	ERA	WHIP
Dick Donovan, R (1, 1) ERA: 4.7	9.0	W	34	6	1	1	2	2	0	0	0	0	1	36	44	1.00	0.889

Chicago White Sox @ Detroit Tigers

Briggs Stadium, Detroit, MI

Sat Aug 11 1956, 4:33 AM EDT

Att. 11,975 - Unknown

TOP

livebaseballscorecards.com

Batter	1	2	3	4	5	6	7	8	9	AB	R	H	RBI	BB	SO	LOB
Luis Aparicio, R (1, 6) OBP: 0.288, SLG: 0.312	6-3		E G3 1B		L4		K			4	0	1	0	0	1	1
Nellie Fox, L (1, 4) OBP: 0.352, SLG: 0.386	FC1-4 BB 1B		G3 1-2		4-3			F7		4	0	1	0	0	0	2
Larry Doby, L (1, 8) OBP: 0.401, SLG: 0.440	BBBB FC1-4 BB 1-2		BBBB BB 2-3			G3		K		2	0	0	0	2	1	0
Minnie Minoso, R (1, 7) OBP: 0.409, SLG: 0.447	FC1-4 1-2f 2-3		6-3			5-3		L9		4	0	0	0	0	0	4
Jim Rivera, L (1, 9) OBP: 0.353, SLG: 0.403	4-3			4-3		E4 1B			E4 G6-4-3 1B 1B	4	1	0	0	0	0	2
Sherm Lollar, R (1, 2) OBP: 0.388, SLG: 0.450		G6-4-3 1B		F8		1-3 1B			G6-4-3 1-2 1B	4	0	3	0	0	0	0
Walt Dropo, R (1, 3) OBP: 0.342, SLG: 0.328		G6-4-3 1-2f		F4		F3			G6-4-3 1-2f 2-3	4	0	0	0	0	0	5
Fred Hatfield, L (1, 5) OBP: 0.382, SLG: 0.394		G3			FC6-4 1B		G3		3-H 1B	4	0	2	1	0	0	0
Jim Wilson, R (1, 1) OBP: 0.338, SLG: 0.300			L8		FC6-4 1-2f		K		4-3	1	0	0	0	0	0	0
Jim Delsing, L (5, PH) OBP: 0.286, SLG: 0.136										1	0	0	0	0	0	1
Bob Keegan, R (5, 1) OBP: 0.200, SLG: 0.059										0	0	0	0	0	0	0
Dave Philley, S (7, PH) OBP: 0.332, SLG: 0.355										1	0	0	0	1	0	0
Ellis Kinder, R (7, 1)										0	0	0	0	0	0	0
Ron Northey, L (9, PH) OBP: 0.385, SLG: 0.533										1	0	0	0	0	0	1
Inning Stats	R: 0 H: 1 E: 0 LOB: 2 K: 0 BB: 1 S: 4 P: 8	R: 0 H: 1 E: 0 LOB: 0 K: 0 BB: 0 S: 3 P: 3	R: 0 H: 1 E: 0 LOB: 2 K: 0 BB: 1 S: 4 P: 8	R: 0 H: 0 E: 0 LOB: 0 K: 0 BB: 0 S: 3 P: 3	R: 0 H: 1 E: 0 LOB: 1 K: 0 BB: 0 S: 4 P: 4	R: 0 H: 1 E: 1 LOB: 2 K: 0 BB: 0 S: 5 P: 5	R: 0 H: 0 E: 0 LOB: 0 K: 2 BB: 0 S: 7 P: 7	R: 0 H: 0 E: 0 LOB: 0 K: 1 BB: 0 S: 5 P: 5	R: 1 H: 2 E: 1 LOB: 1 K: 0 BB: 0 S: 5 P: 5	1B: 7 SF: 0 2B: 0 SAC: 0 3B: 0 DP: 2 HR: 0 HBP: 0						

	AB	34
	R	1
	H	7
	RBI	1
	BB	2
	SO	3
	LOB	16

WP: 0 PA: 36
PB: 0
SB: 0
CS: 0

PITCHER	IP	WLS	BF	H	R	ER	SO	BB	IBB	HBP	BLK	WP	HR	S	P	ERA	WHIP
Frank Lary, R (1, 1) ERA: 4.21	9.0	W	36	7	1	0	3	2	0	0	0	0	0	40	48	0.00	1.000

PITCHER	IP	WLS	BF	H	R	ER	SO	BB	IBB	HBP	BLK	WP	HR	S	P	ERA	WHIP

BOTTOM

Chicago White Sox @ Detroit Tigers

Briggs Stadium, Detroit, MI

Sat Aug 11 1956, 4:33 AM EDT

Att. 11,975 - Unknown

livebaseballscorecards.com

Batter	1	2	3	4	5	6	7	8	9	AB	R	H	RBI	BB	SO	LOB
Harvey Kuenn, R (1, 6) OBP: 0.387, SLG: 0.478	BB, 1B, 1B	F7		6-3			K			4	1	1	0	0	1	2
Earl Torgeson, L (1, 3) OBP: 0.402, SLG: 0.424	BBBB, 1-2, 1B, CS, BB	HR	F7		F4					3	1	1	1	1	0	0
Charlie Maxwell, L (1, 7) OBP: 0.423, SLG: 0.576	1-3, 2-H, 1B	F7	F9		HR					4	1	2	2	0	0	0
Al Kaline, R (1, 9) OBP: 0.362, SLG: 0.537	L6, 3-H	HR, 2B	BB		L6-3					3	1	1	0	1	0	2
Ray Boone, R (1, 5) OBP: 0.394, SLG: 0.480	F6	2-H, HR	F7					K		4	1	1	2	0	1	2
Frank House, L (1, 2) OBP: 0.306, SLG: 0.378		E, 1B, 1B	4-3		4-3			F8		4	0	1	0	0	0	0
Bill Tuttle, R (1, 8) OBP: 0.304, SLG: 0.360		E4, 1-3, 1B	F9		F9			6-3		4	0	1	0	0	0	0
Frank Bolling, R (1, 4) OBP: 0.367, SLG: 0.407		F6		F9		2B				3	0	1	0	0	0	2
Frank Lary, R (1, 1) OBP: 0.236, SLG: 0.246		K		5-3		6-3				3	0	0	0	0	1	3
Inning Stats	R: 1 E: 0 K: 0 S: 4 / H: 2 LOB: 1 BB: 1 P: 8	R: 0 E: 1 K: 1 S: 7 / H: 2 LOB: 2 BB: 0 P: 7	R: 3 E: 0 K: 0 S: 6 / H: 3 LOB: 0 BB: 0 P: 6	R: 0 E: 0 K: 0 S: 3 / H: 0 LOB: 0 BB: 0 P: 3	R: 0 E: 0 K: 0 S: 3 / H: 0 LOB: 1 BB: 1 P: 7	R: 0 E: 0 K: 0 S: 4 / H: 1 LOB: 1 BB: 0 P: 4	R: 1 E: 0 K: 1 S: 6 / H: 1 LOB: 0 BB: 0 P: 6	R: 0 E: 0 K: 1 S: 5 / H: 0 LOB: 0 BB: 0 P: 5		1B: 4 2B: 2 3B: 0 HR: 3 / SF: 0 SAC: 0 DP: 0 HBP: 0						

	AB	32
	R	5
	H	9
	RBI	5
	BB	2
	SO	3
	LOB	11

WP: 0 PB: 0 SB: 0 CS: 1 / PA: 34

PITCHER		IP	WLS	BF	H	R	ER	SO	BB	IBB	HBP	BLK	WP	HR	S	P	ERA	WHIP
Jim Wilson, R ERA: 3.94	(1, 1)	4.0	L	19	7	4	4	1	1	0	0	0	0	2	20	24	9.00	2.000
Bob Keegan, R ERA: 3.65	(5, 1)	2.0		8	1	0	0	0	1	0	0	0	0	0	7	11	0.00	1.000
Ellis Kinder, R ERA: 3.16	(7, 1)	2.0		7	1	1	1	2	0	0	0	0	0	1	11	11	4.50	0.500

PITCHER		IP	WLS	BF	H	R	ER	SO	BB	IBB	HBP	BLK	WP	HR	S	P	ERA	WHIP

Batter	1	2	3	4	5	6	7	8	9	AB	R	H	RBI	BB	SO	LOB
Luis Aparicio, R (1, 6) OBP: 0.293, SLG: 0.322	2B 3B	F2		S 1B			G4-6-3 1B			4	1	3	0	0	0	2
Nellie Fox, L (1, 4) OBP: 0.349, SLG: 0.383	F7		6-3	F6 1-2			G4-6-3 1-2f			4	0	0	0	0	0	3
Larry Doby, L (1, 8) OBP: 0.400, SLG: 0.441	3-H 2B		K		3-1			L8		4	0	1	1	0	1	0
Minnie Minoso, R (1, 7) OBP: 0.410, SLG: 0.449	BBB G6-4-3 BB		1B 2B		F3			F5		3	1	1	0	1	0	0
Sherm Lollar, R (1, 2) OBP: 0.387, SLG: 0.446	G6-4-3 1-2f		IIII 1B IBB		F8			6-3		3	0	0	0	1	0	2
Walt Dropo, R (1, 3) OBP: 0.340, SLG: 0.327		5-3	1-3 2-H 1B			K			F8	4	0	1	1	0	1	0
Bubba Phillips, R (1, 9) OBP: 0.245, SLG: 0.346		1B FC1-2 1B	F8			5-3			L6	4	0	1	0	0	0	2
Fred Hatfield, L (1, 5) OBP: 0.381, SLG: 0.393 Les Moss, R (9, PH) OBP: 0.323, SLG: 0.562	1-3 FC1-2 1B			K		K			K	3 1	0 0	1 0	0 0	0 0	2 1	0 0
Billy Pierce, L (1, 1) OBP: 0.139, SLG: 0.093 Jim Rivera, L (7, PH) OBP: 0.353, SLG: 0.402 Paul LaPalme, L (7, 1) OBP: 0.333, SLG: 0.500	1-2 3-H FC1-2			F5			K			2 1 0	0 0 0	0 0 0	0 0 0	0 1 0	0 0 0	2 0 0
Inning Stats	R: 1 H: 2 E: 0 LOB: 1 K: 0 BB: 1 S: 4 P: 8	R: 0 H: 2 E: 0 LOB: 2 K: 0 BB: 0 S: 5 P: 5	R: 1 H: 2 E: 0 LOB: 2 K: 1 BB: 1 S: 7 P: 11	R: 0 H: 1 E: 0 LOB: 1 K: 1 BB: 0 S: 6 P: 6	R: 0 H: 0 E: 0 LOB: 0 K: 0 BB: 0 S: 3 P: 3	R: 0 H: 0 E: 0 LOB: 0 K: 2 BB: 0 S: 7 P: 7	R: 0 H: 1 E: 0 LOB: 0 K: 1 BB: 0 S: 5 P: 5	R: 0 H: 0 E: 0 LOB: 0 K: 0 BB: 0 S: 3 P: 3	R: 0 H: 0 E: 0 LOB: 0 K: 1 BB: 0 S: 5 P: 5	1B: 5 SF: 0 2B: 2 SAC: 0 3B: 1 DP: 2 HR: 0 HBP: 0				WP: 0 PA: 35 PB: 0 SB: 1 CS: 0		

PITCHER	IP	WLS	BF	H	R	ER	SO	BB	IBB	HBP	BLK	WP	HR	S	P	ERA	WHIP
Billy Hoeft, L (1, 1) ERA: 4.34	9.0	W	35	8	2	2	6	1	1	0	0	0	0	45	53	2.00	1.000

PITCHER	IP	WLS	BF	H	R	ER	SO	BB	IBB	HBP	BLK	WP	HR	S	P	ERA	WHIP

TOP

Chicago White Sox @ Detroit Tigers

Briggs Stadium, Detroit, MI

Sun Aug 12 1956, 4:33 AM EDT

Att. 23,777 - Unknown

livebaseballscorecards.com

AB	33
R	2
H	8
RBI	2
BB	2
SO	6
LOB	11

Batter	1	2	3	4	5	6	7	8	9	AB	R	H	RBI	BB	SO	LOB
Harvey Kuenn, R (1, 6) OBP: 0.390, SLG: 0.476	BBBB 4-0 2B BB		BBBB 4-0 1B BB	x 0-0 ③ L6		BBBB 4-0 1-2 BB				1	1	0	0	3	0	1
Jack Phillips, R (1, 3) OBP: 0.379, SLG: 0.396	x 0-0 1-H 2B		x 0-0 G6-3 1-3 1B		x 0-0 ① F9	x 0-0 ③ F9				4	0	2	1	0	0	2
Charlie Maxwell, L (1, 7) OBP: 0.422, SLG: 0.571	x 0-0 ① F4		x 0-0 ②③ G6-3 1-2f		x 0-0 ② 4-3		BBBB 4-0 L6-3 BB			3	0	0	0	1	0	3
Al Kaline, R (1, 9) OBP: 0.363, SLG: 0.534	x 0-0 ② F2			BBBB 4-0 1B HR BB	BBBB 4-0 BB		x 0-0 ① L6-3 1-2			2	1	0	0	2	0	2
Ray Boone, R (1, 5) OBP: 0.395, SLG: 0.480	SSS 0-3 ③ K			x 0-0 1-3 HR 1B	x 0-0 ③ F9		x 0-0 G4-6-3 1B			4	1	2	0	0	1	2
Bill Tuttle, R (1, 8) OBP: 0.301, SLG: 0.356		x 0-0 ① F9		SSS 0-3 ① K		x 0-0 ① F7	x 0-0 ②③ G4-6-3 1-2f			4	0	0	0	0	1	4
Frank Bolling, R (1, 4) OBP: 0.369, SLG: 0.429		x 0-0 ② F8		x 0-0 1-H 3-H HR		x 0-0 6-3 1B 2B		x 0-0 ① L5		4	2	2	3	0	0	0
Red Wilson, R (1, 2) OBP: 0.383, SLG: 0.398		x 0-0 ③ 1-3		x 0-0 ② F6		x 0-0 ② 6-3 2-3		x 0-0 ② F9		4	0	0	0	0	0	1
Billy Hoeft, L (1, 1) OBP: 0.348, SLG: 0.310			x 0-0 ① F6	x 0-0 1B		x 0-0 3-H BB 1B		SSS 0-3 ③ K		4	0	2	1	0	1	0
Inning Stats	R: 1 H: 1 E: 0 LOB: 1 K: 1 BB: 1 S: 6 P: 10	R: 0 H: 0 E: 0 LOB: 0 K: 0 BB: 0 S: 3 P: 3	R: 0 H: 1 E: 0 LOB: 1 K: 0 BB: 1 S: 3 P: 7	R: 3 H: 3 E: 0 LOB: 1 K: 1 BB: 1 S: 8 P: 12	R: 0 H: 0 E: 0 LOB: 1 K: 0 BB: 1 S: 3 P: 7	R: 1 H: 2 E: 0 LOB: 2 K: 0 BB: 1 S: 5 P: 9	R: 0 H: 1 E: 0 LOB: 1 K: 0 BB: 1 S: 3 P: 7	R: 0 H: 0 E: 0 LOB: 0 K: 1 BB: 0 S: 5 P: 5		1B: 5 SF: 0 2B: 2 SAC: 0 3B: 0 DP: 2 HR: 1 HBP: 0						

PITCHER		IP	WLS	BF	H	R	ER	SO	BB	IBB	HBP	BLK	WP	HR	S	P	ERA	WHIP
Billy Pierce, L ERA: 3.27	(1, 1)	6.0	L	29	7	5	5	2	5	0	0	0	0	1	28	48	7.50	2.000
Paul LaPalme, L ERA: 3.6	(7, 1)	2.0		7	1	0	0	1	1	0	0	0	0	0	8	12	0.00	1.000

PITCHER	IP	WLS	BF	H	R	ER	SO	BB	IBB	HBP	BLK	WP	HR	S	P	ERA	WHIP

BOTTOM

Chicago White Sox @ Detroit Tigers

Briggs Stadium, Detroit, MI

Sun Aug 12 1956, 4:33 AM EDT

Att. 23,777 - Unknown

livebaseballscorecards.com

AB	30
R	5
H	8
RBI	5
BB	6
SO	3
LOB	15

Batter	1	2	3	4	5	6	7	8	9	AB	R	H	RBI	BB	SO	LOB
Jim Rivera, L (1, 9) OBP: 0.356, SLG: 0.408	HBP 1B K			S G3 2B		G6-4-3 1-3 1B		F6		5	2	3	0	0	1	2
Nellie Fox, L (1, 4) OBP: 0.350, SLG: 0.382	1B 1-2 FC6-4 HBP	HR 1B		F7 2-3		G6-4-3 1-2f		F8		4	2	1	0	0	0	3
Larry Doby, L (1, 8) OBP: 0.400, SLG: 0.449 Jim Delsing, L (9, 8) OBP: 0.298, SLG: 0.136	FC6-4 1-3 2-H 1B	1-H HR		G3 3-H			4-3		4-3	5 0	1 0	2 0	4 0	0 0	0 0	0 0
Minnie Minoso, R (1, 7) OBP: 0.410, SLG: 0.448	FC6-4 2B 1-2f 1B 3-H	6-3		6-3			G6-4-3 1B		2B 1B	5	2	2	1	0	0	1
Dave Philley, S (1, 3) OBP: 0.332, SLG: 0.357 Walt Dropo, R (5, 3) OBP: 0.338, SLG: 0.323	1-3 1B 2B	6-3			F3		G6-4-3 1-2f		K	3 2	1 0	1 0	0 0	0 0	0 1	0 2
Sherm Lollar, R (1, 2) OBP: 0.390, SLG: 0.453 Les Moss, R (9, 2) OBP: 0.323, SLG: 0.562	4-0 1B 1B IBB	F8			5-3			1B 2B	1-H 2B	4 0	2 0	2 0	1 0	1 0	0 0	0 0
Fred Hatfield, L (1, 5) OBP: 0.381, SLG: 0.393	1-3 2-H 3-H 1B		4-3		K			SH1-3 2-H HR 1B	F6	5	1	2	3	0	1	1
Luis Aparicio, R (1, 6) OBP: 0.291, SLG: 0.319	K	6-3				F7		SH1-3 2-3		3	0	0	0	0	1	2
Jack Harshman, L (1, 1) OBP: 0.309, SLG: 0.542	1-2 3-H 1B		K			1B 1B		3-H HR		4	1	3	3	0	1	0

Inning Stats										
	R: 5 E: 0 K: 2 S: 12	H: 5 LOB: 2 BB: 1 P: 17	R: 2 E: 0 K: 0 S: 5	H: 2 LOB: 0 BB: 0 P: 5	R: 0 E: 0 K: 1 S: 5	H: 0 LOB: 0 BB: 0 P: 5	R: 1 E: 0 K: 0 S: 4	H: 1 LOB: 0 BB: 0 P: 4	R: 0 E: 0 K: 1 S: 5	H: 0 LOB: 0 BB: 0 P: 5
	R: 0 E: 0 K: 0 S: 4	H: 2 LOB: 1 BB: 0 P: 4	R: 0 E: 0 K: 0 S: 3	H: 1 LOB: 0 BB: 0 P: 3	R: 3 E: 0 K: 0 S: 6	H: 3 LOB: 0 BB: 0 P: 6	R: 1 E: 0 K: 1 S: 7	H: 2 LOB: 1 BB: 0 P: 7	1B: 10 2B: 4 3B: 0 HR: 2	SF: 0 SAC: 1 DP: 2 HBP: 1	WP: 0 PB: 0 SB: 1 CS: 0	PA: 43

PITCHER		IP	WLS	BF	H	R	ER	SO	BB	IBB	HBP	BLK	WP	HR	S	P	ERA	WHIP
Art Ditmar, R ERA: 4.53	(1, 1)	0.1	L	7	4	5	5	0	0	1	1	0	0	0	5	10	135.00	12.000
Bobby Shantz, L ERA: 4.86	(1, 1)	6.2		25	7	3	3	4	0	0	0	0	0	1	33	33	4.05	1.050
Troy Herriage, R ERA: 6.73	(8, 1)	2.0		11	5	4	4	1	0	0	0	0	0	1	13	13	18.00	2.500

PITCHER	IP	WLS	BF	H	R	ER	SO	BB	IBB	HBP	BLK	WP	HR	S	P	ERA	WHIP

TOP

Chicago White Sox @ Kansas City Athletics

Municipal Stadium, Kansas City, MO

Tue Aug 14 1956, 4:33 AM EDT

Att. 10,608 - Unknown

livebaseballscorecards.com

AB	40
R	12
H	16
RBI	12
BB	1
SO	5
LOB	11

Batter	1	2	3	4	5	6	7	8	9	AB	R	H	RBI	BB	SO	LOB
Vic Power, R (1, 4) OBP: 0.334, SLG: 0.428	5-3		6-3		5-3		FC3-6 1-2f			4	0	0	0	0	0	2
Al Pilarcik, L (1, 8) OBP: 0.324, SLG: 0.357	BB E		K		1-3 2-3			4-3		3	0	0	0	1	1	1
Gus Zernial, R (1, 7) OBP: 0.298, SLG: 0.427	K		BB E WP		K			F4		3	1	0	0	1	2	2
Harry Simpson, L (1, 3) OBP: 0.344, SLG: 0.510	E1 FC6-4 1-2		E6 WP 1-3			5-3		1-3		4	0	0	0	0	0	2
Hector Lopez, R (1, 6) OBP: 0.353, SLG: 0.439	FC6-4 1-2f		K 2-3 3-H			F6			F6	4	0	0	0	0	1	3
Johnny Groth, R (1, 9) OBP: 0.310, SLG: 0.387		F4	K	K		L6			1B	4	0	1	0	0	1	0
Tim Thompson, L (1, 2) OBP: 0.337, SLG: 0.367		F5	K	K			K		F6	0	0	0	0	0	0	0
Joe Ginsberg, L (2, PH) OBP: 0.324, SLG: 0.314 (3, 2)										4	0	0	0	0	2	1
Clete Boyer, R (1, 5) OBP: 0.271, SLG: 0.284		2B	K	K			FC3-6 1B		F4	4	0	2	0	0	1	1
Art Ditmar, R (1, 1) OBP: 0.159, SLG: 0.134		F6			1-3 2B		F7			0	0	0	0	0	0	0
Bobby Shantz, R (1, 1) OBP: 0.222, SLG: 0.188										2	0	1	0	0	0	1
Enos Slaughter, L (7, PH) OBP: 0.368, SLG: 0.411										1	0	0	0	0	0	1
Troy Herriage, R (8, 1) OBP: 0.192, SLG: 0.125										0	0	0	0	0	0	0
Inning Stats	R: 0 E: 1 K: 1 S: 6 / H: 0 LOB: 2 BB: 1 P: 10	R: 0 E: 0 K: 0 S: 4 / H: 1 LOB: 1 BB: 0 P: 4	R: 1 E: 1 K: 2 S: 8 / H: 0 LOB: 1 BB: 1 P: 12	R: 0 E: 0 K: 3 S: 9 / H: 0 LOB: 0 BB: 0 P: 9	R: 0 E: 0 K: 1 S: 6 / H: 1 LOB: 1 BB: 0 P: 6	R: 0 E: 0 K: 0 S: 3 / H: 0 LOB: 0 BB: 0 P: 3	R: 0 E: 0 K: 1 S: 6 / H: 1 LOB: 1 BB: 0 P: 6	R: 0 E: 0 K: 0 S: 3 / H: 0 LOB: 0 BB: 0 P: 3	R: 0 E: 0 K: 0 S: 4 / H: 1 LOB: 1 BB: 0 P: 4	1B: 2 2B: 2 3B: 0 HR: 0	SF: 0 SAC: 0 DP: 0 HBP: 0						

PITCHER	IP	WLS	BF	H	R	ER	SO	BB	IBB	HBP	BLK	WP	HR	S	P	ERA	WHIP
Jack Harshman, L (1, 1) ERA: 3.18	9.0	W	35	4	1	0	8	2	0	0	0	1	0	49	57	0.00	0.667

PITCHER	IP	WLS	BF	H	R	ER	SO	BB	IBB	HBP	BLK	WP	HR	S	P	ERA	WHIP

BOTTOM

Chicago White Sox @ Kansas City Athletics

Municipal Stadium, Kansas City, MO

Tue Aug 14 1956, 4:33 AM EDT

Att. 10,608 - Unknown

livebaseballscorecards.com

AB	33
R	1
H	4
RBI	0
BB	2
SO	8
LOB	14

1B: 2	SF: 0	WP: 1	PA: 35
2B: 2	SAC: 0	PB: 0	
3B: 0	DP: 0	SB: 0	
HR: 0	HBP: 0	CS: 0	

Batter	1	2	3	4	5	6	7	8	9	AB	R	H	RBI	BB	SO	LOB
Luis Aparicio, R (1, 6) OBP: 0.292, SLG: 0.321	E 1B 1B	FC6-2 CS 3-H			4-3 SH5-3 1B		K	E6		5	1	2	0	0	1	2
Nellie Fox, L (1, 4) OBP: 0.351, SLG: 0.383	E 1B 1-2 2B 1B	CS 1-2	G3		SH5-3 1-2		1B HR 1B	4-3		4	2	2	0	0	0	1
Larry Doby, L (1, 8) OBP: 0.397, SLG: 0.445 Jim Delsing, L (9, 8) OBP: 0.298, SLG: 0.136	K		4-3		4-3 2-3		1-3 HR 1B		K	5 0	1 0	1 0	0 0	0 0	2 0	3 0
Minnie Minoso, R (1, 7) OBP: 0.414, SLG: 0.459	E3 G3 1-3 2-H 2B 1B		6-3		S HBP		1-H HR 3-H		BB 1B	4	3	3	4	0	0	0
Dave Philley, S (1, 9) OBP: 0.328, SLG: 0.352	G3 1-2			4-3	F8 1-2		4-3		K	5	0	0	0	0	1	5
Sherm Lollar, R (1, 2) OBP: 0.393, SLG: 0.466 Les Moss, R (9, 2) OBP: 0.323, SLG: 0.562	2-H 3-H 2B			L6		F7		HR	BB 1-2	4 0	1 0	2 0	3 0	1 0	0 0	0 0
Walt Dropo, R (1, 3) OBP: 0.339, SLG: 0.325	5-3			BLK 2B 1B		5-3		F8	1-2 2-H 1B	5	1	2	1	0	0	1
Fred Hatfield, L (1, 5) OBP: 0.384, SLG: 0.401 Sammy Esposito, R (2, PR) OBP: 0.368, SLG: 0.308 (2, 5)	F9 FC6-2 2B			1-H 2B		F6		HR	F9	1 4	0 1	1 2	0 2	0 0	0 2	0 2
Dick Donovan, L (1, 1) OBP: 0.310, SLG: 0.371	F9 2-3			F8			G3	F8		4	0	0	0	0	0	2

TOP

Chicago White Sox @ Kansas City Athletics

Municipal Stadium, Kansas City, MO

Wed Aug 15 1956, 4:33 AM EDT

Att. 14,241 - Unknown

livebaseballscorecards.com

	AB	41
	R	10
	H	15
	RBI	10
	BB	1
	SO	4
	LOB	16

Inning Stats	1	2	3	4	5	6	7	8	9
	R: 3 E: 1 K: 1 S: 9	R: 0 E: 0 K: 0 S: 3	R: 0 E: 0 K: 0 S: 3	R: 1 E: 0 K: 0 S: 5	R: 0 E: 0 K: 0 S: 4	R: 0 E: 0 K: 0 S: 3	R: 3 E: 0 K: 1 S: 8	R: 2 E: 1 K: 0 S: 6	R: 1 E: 0 K: 2 S: 9
	H: 4 LOB: 1 BB: 0 P: 9	H: 1 LOB: 1 BB: 0 P: 3	H: 0 LOB: 0 BB: 0 P: 3	H: 2 LOB: 1 BB: 0 P: 5	H: 1 LOB: 2 BB: 0 P: 5	H: 0 LOB: 0 BB: 0 P: 3	H: 3 LOB: 0 BB: 0 P: 8	H: 2 LOB: 1 BB: 0 P: 6	H: 2 LOB: 2 BB: 1 P: 13

	1B: 9	SF: 0	WP: 0	PA: 45
	2B: 3	SAC: 1	PB: 0	
	3B: 0	DP: 0	SB: 1	
	HR: 3	HBP: 1	CS: 1	

PITCHER		IP	WLS	BF	H	R	ER	SO	BB	IBB	HBP	BLK	WP	HR	S	P	ERA	WHIP
Wally Burnette, R ERA: 4.01	(1, 1)	7.1	L	35	13	9	9	2	0	0	1	1	0	3	38	39	11.04	1.773
Jack McMahan, L ERA: 5.46	(8, 1)	0.2		3	0	0	0	0	0	0	0	0	0	0	3	3	0.00	0.000
Troy Herriage, R ERA: 6.75	(9, 1)	1.0		6	2	1	1	2	1	0	0	0	0	0	9	13	9.00	3.000

PITCHER		IP	WLS	BF	H	R	ER	SO	BB	IBB	HBP	BLK	WP	HR	S	P	ERA	WHIP

Batter	1	2	3	4	5	6	7	8	9	AB	R	H	RBI	BB	SO	LOB
Vic Power, R (1, 4) OBP: 0.331, SLG: 0.423	F2		B1-3			F8			1-3	4	0	0	0	0	0	1
Enos Slaughter, L (1, 7) OBP: 0.366, SLG: 0.405	6-3			F8		FC4-6 (1-2f)			BB	3	0	0	0	1	0	1
Eddie Robinson, L (1, 3) OBP: 0.286, SLG: 0.352	4-3			L6		4-3			F9	4	0	0	0	0	0	2
Harry Simpson, L (1, 9) OBP: 0.341, SLG: 0.505		K		E3			K		F7	4	0	0	0	0	2	1
Hector Lopez, R (1, 6) (2, 5) OBP: 0.351, SLG: 0.435		K		F9			F8			3	0	0	0	0	1	1
Tim Thompson, L (1, 2) OBP: 0.337, SLG: 0.364		BB			G3		G3			2	0	0	0	1	0	0
Al Pilarcik, L (1, 8) OBP: 0.324, SLG: 0.357		G3			F9			G6-4-3 1B		3	0	1	0	0	0	1
Clete Boyer, R (1, 5) OBP: 0.271, SLG: 0.284			F8		K			G6-4-3 (1-2f)		0	0	0	0	0	0	0
Joe Demaestri, R (2, 6) OBP: 0.279, SLG: 0.333										3	0	0	0	0	1	1
Wally Burnette, R (1, 1) OBP: 0.105, SLG: 0.105			6-3			FC4-6 1B		6-3		2	0	1	0	0	0	0
Jack McMahan, R (8, 1)										0	0	0	0	0	0	0
Jim Finigan, R (8, PH) OBP: 0.310, SLG: 0.302										1	0	0	0	0	0	0
Troy Herriage, R (9, 1) OBP: 0.192, SLG: 0.125										0	0	0	0	0	0	0
Inning Stats	R: 0 E: 0 K: 0 S: 3 H: 0 LOB: 0 BB: 0 P: 3	R: 0 E: 0 K: 2 S: 7 H: 0 LOB: 1 BB: 1 P: 11	R: 0 E: 0 K: 0 S: 3 H: 0 LOB: 0 BB: 0 P: 3	R: 0 E: 1 K: 0 S: 4 H: 0 LOB: 1 BB: 0 P: 4	R: 0 E: 0 K: 1 S: 5 H: 0 LOB: 0 BB: 0 P: 5	R: 0 E: 0 K: 0 S: 4 H: 1 LOB: 1 BB: 0 P: 4	R: 0 E: 0 K: 1 S: 5 H: 0 LOB: 0 BB: 0 P: 5	R: 0 E: 0 K: 0 S: 3 H: 1 LOB: 0 BB: 0 P: 3	R: 0 E: 0 K: 0 S: 3 H: 0 LOB: 1 BB: 1 P: 7	1B: 2 2B: 0 3B: 0 HR: 0 SF: 0 SAC: 0 DP: 1 HBP: 0						

PITCHER	IP	WLS	BF	H	R	ER	SO	BB	IBB	HBP	BLK	WP	HR	S	P	ERA	WHIP
Dick Donovan, R (1, 1) ERA: 4.42	9.0	W	31	2	0	0	4	2	0	0	0	0	0	37	45	0.00	0.444

PITCHER	IP	WLS	BF	H	R	ER	SO	BB	IBB	HBP	BLK	WP	HR	S	P	ERA	WHIP

BOTTOM

Chicago White Sox @ Kansas City Athletics

Municipal Stadium, Kansas City, MO

Wed Aug 15 1956, 4:33 AM EDT

Att. 14,241 - Unknown

livebaseballscorecards.com

AB	29
R	0
H	2
RBI	0
BB	2
SO	4
LOB	8

WP: 0 PA: 31
PB: 0
SB: 0
CS: 0

Chicago White Sox @ Kansas City Athletics

Municipal Stadium, Kansas City, MO

Thu Aug 16 1956, 4:33 AM EDT

Att. 5,913 - Unknown

TOP

livebaseballscorecards.com

Batter	1	2	3	4	5	6	7	8	9	AB	R	H	RBI	BB	SO	LOB
Luis Aparicio, R (1, 6) OBP: 0.291, SLG: 0.319	G4-3 1B		5-3		B3		1-3		F7	5	0	1	0	0	0	0
Nellie Fox, L (1, 4) OBP: 0.352, SLG: 0.384	G4-3 1-2f		F6		F9 1B 2B		BBBB 4-0 3B BB		4-3	4	2	1	0	1	0	1
Larry Doby, L (1, 8) OBP: 0.397, SLG: 0.453	HR			BB 1B 1B 1B	F9 2-3		SSS 0-3 K		E9	5	2	2	1	0	1	2
Minnie Minoso, R (1, 7) OBP: 0.416, SLG: 0.466	F5			BB 1B 1-2 1B	2B 1B 3-H		1-H 3B		1-3	5	1	3	2	0	0	1
Sherm Lollar, R (1, 2) OBP: 0.394, SLG: 0.468		F3		BBBB 4-0 1B FC4 BB 1-2 2-3	1-3 2B		F8			3	1	1	0	1	0	1
Walt Dropo, R (1, 3) OBP: 0.337, SLG: 0.324		F3		FC4 1B 1-3 2-H 3-H	SSS K			5-3		4	0	1	2	0	1	2
Bubba Phillips, R (1, 9) OBP: 0.259, SLG: 0.358 Jim Delsing, L (4, PH) OBP: 0.283, SLG: 0.128 (4, 9)	1B			FC4 1-2f 3-H		F5		E4 FC5-3-5		1 3	0 0	1 0	0 1	0 0	0 0	0 1
Sammy Esposito, R (1, 5) OBP: 0.360, SLG: 0.300	1-4-3			F5		F2		FC5-3-5 1-2		4	0	0	0	0	0	3
Jim Wilson, R (1, 1) OBP: 0.338, SLG: 0.300 Gerry Staley, R (1, 1) OBP: 0.200, SLG: 0.158 Dick Donovan, L (4, PH) OBP: 0.306, SLG: 0.365 Jim McDonald, R (4, 1) Paul LaPalme, L (4, 1) OBP: 0.286, SLG: 0.429 Ellis Kinder, R (6, 1)			6-3	SSS K		4-3		SSS K		0 1 1 0 1 1	0 0 0 0 0 0	0 0 0 0 0 0	0 0 0 0 0 0	0 0 0 0 0 1	0 0 1 0 0 1	0 0 1 0 0 1
Inning Stats	R: 1 E: 0 K: 0 S: 4 H: 2 LOB: 0 BB: 0 P: 4	R: 0 E: 0 K: 0 S: 4 H: 1 LOB: 1 BB: 0 P: 4	R: 0 E: 0 K: 0 S: 3 H: 0 LOB: 0 BB: 0 P: 3	R: 3 E: 1 K: 1 S: 8 H: 3 LOB: 1 BB: 1 P: 12	R: 1 E: 0 K: 1 S: 8 H: 3 LOB: 2 BB: 0 P: 8	R: 0 E: 0 K: 0 S: 3 H: 0 LOB: 0 BB: 0 P: 3	R: 1 E: 0 K: 1 S: 6 H: 1 LOB: 1 BB: 1 P: 10	R: 0 E: 1 K: 1 S: 6 H: 0 LOB: 1 BB: 0 P: 6	R: 0 E: 1 K: 0 S: 4 H: 0 LOB: 1 BB: 0 P: 4	1B: 6 2B: 2 3B: 1 HR: 1 SF: 0 SAC: 0 DP: 1 HBP: 0						

	AB	38
	R	6
	H	10
	RBI	6
	BB	2
	SO	4
	LOB	13

WP: 0 PB: 0 SB: 0 CS: 0 PA: 40

PITCHER		IP	WLS	BF	H	R	ER	SO	BB	IBB	HBP	BLK	WP	HR	S	P	ERA	WHIP
Alex Kellner, L ERA: 4.03	(1, 1)	3.0		15	6	4	4	0	1	0	0	0	0	1	14	18	12.00	2.333
Art Ditmar, R ERA: 4.53	(4, 1)	4.0	L	17	4	2	2	3	1	0	0	0	0	0	22	26	4.50	1.250
Tom Gorman, R ERA: 4.44	(8, 1)	2.0		8	0	0	0	1	0	0	0	0	0	0	10	10	0.00	0.000

PITCHER	IP	WLS	BF	H	R	ER	SO	BB	IBB	HBP	BLK	WP	HR	S	P	ERA	WHIP

Batter	1	2	3	4	5	6	7	8	9	AB	R	H	RBI	BB	SO	LOB
Vic Power, R (1, 4) (9, 3) OBP: 0.333, SLG: 0.425	F9 1B FC4-6 1B	1-3 2B		FC3-6 1B 1B BB	K		F9		6-3	5	2	2	0	1	1	1
Enos Slaughter, L (1, 7) (9, 8) OBP: 0.367, SLG: 0.402	1-2 FC4-6 1B	G4-6-3 IBB		K	K		F8			4	0	1	0	1	2	2
Eddie Robinson, L (1, 3) OBP: 0.289, SLG: 0.354 Clete Boyer, R (8, PR) OBP: 0.271, SLG: 0.284 Jim Finigan, R (9, 4) OBP: 0.310, SLG: 0.302	F9 2-3	G4-6-3 1-2f		FC3-6 1-2 1B		F3		1B 1B		5 0 0	0 0 0	2 0 0	0 0 0	0 0 0	0 0 0	5 0 0
Harry Simpson, L (1, 9) OBP: 0.342, SLG: 0.503	FC4-6 S 3B 1-2f 3-H		1B FC3-2 1B	FC3-6 BB 1B 1-2f 2-3		4-3		1-2 1B		5	1	2	1	0	0	3
Hector Lopez, R (1, 5) OBP: 0.354, SLG: 0.435	1-2 3B BB		K	BB 1-2 3-H 1B		1B BB		K		3	1	1	1	2	2	3
Tim Thompson, L (1, 2) OBP: 0.347, SLG: 0.379	1-H 2-H 3B		FC3-2 1B 1-3 1B	FC4 1-2 2-3 BB		1-3 1B		F6		4	1	3	2	1	0	2
Al Pilarcik, L (1, 8) OBP: 0.318, SLG: 0.348 Johnny Groth, R (6, PH) (7, 8) OBP: 0.313, SLG: 0.387 Lou Skizas, R (8, PH) (9, 7) OBP: 0.387, SLG: 0.479	G3		FC3-2 1B 1-2 3-H	FC4 1-2f		1B BB		F3		3 0 1	0 0 0	0 0 0	0 0 0	0 1 0	0 0 0	6 0 2
Joe Demaestri, R (1, 6) OBP: 0.278, SLG: 0.331		F7	1-3 2-H 1B		F7	F9			K	5	0	1	1	0	1	3
Alex Kellner, R (1, 1) OBP: 0.273, SLG: 0.200 Art Ditmar, R (4, 1) OBP: 0.171, SLG: 0.147 Gus Zernial, R (7, PH) OBP: 0.297, SLG: 0.426 Tom Gorman, R (8, 1) OBP: 0.138, SLG: 0.038 Joe Ginsberg, L (9, PH) OBP: 0.323, SLG: 0.313		2B 1B	F9		F7 1B		5-3		F3	2 1 1 0 1	0 0 0 0 0	1 1 0 0 0	0 0 0 0 0	0 0 0 0 0	0 0 0 0 0	2 0 0 0 0
Inning Stats	R: 3 H: 3 E: 0 LOB: 1 K: 0 BB: 1 S: 6 P: 10	R: 0 H: 2 E: 0 LOB: 2 K: 0 BB: 1 S: 4 P: 8	R: 1 H: 3 E: 0 LOB: 2 K: 1 BB: 0 S: 8 P: 8	R: 1 H: 2 E: 0 LOB: 3 K: 1 BB: 2 S: 7 P: 15	R: 0 H: 1 E: 0 LOB: 1 K: 2 BB: 0 S: 8 P: 8	R: 0 H: 1 E: 0 LOB: 3 K: 0 BB: 2 S: 4 P: 12	R: 0 H: 0 E: 0 LOB: 0 K: 0 BB: 0 S: 3 P: 3	R: 0 H: 2 E: 0 LOB: 2 K: 1 BB: 0 S: 7 P: 7	R: 0 H: 0 E: 0 LOB: 0 K: 1 BB: 0 S: 5 P: 5	1B: 12 SF: 0 2B: 1 SAC: 0 3B: 1 DP: 1 HR: 0 HBP: 0						

PITCHER		IP	WLS	BF	H	R	ER	SO	BB	IBB	HBP	BLK	WP	HR	S	P	ERA	WHIP
Jim Wilson, R ERA: 4.08	(1, 1)	0.2		6	3	3	3	0	1	0	0	0	0	0	5	9	40.50	6.000
Gerry Staley, R ERA: 4.13	(1, 1)	2.1		12	5	1	1	1	0	1	0	0	0	0	13	17	3.86	2.143
Jim McDonald, R ERA: 8.04	(4, 1)	0.2		5	2	1	1	1	1	0	0	0	0	0	6	10	13.50	4.500
Paul LaPalme, L ERA: 3.48	(4, 1)	2.0		11	2	0	0	2	3	0	0	0	0	0	12	24	0.00	2.500
Ellis Kinder, R ERA: 2.93	(6, 1)	3.1	W	12	2	0	0	2	0	0	0	0	0	0	16	16	0.00	0.600

PITCHER	IP	WLS	BF	H	R	ER	SO	BB	IBB	HBP	BLK	WP	HR	S	P	ERA	WHIP

BOTTOM

Chicago White Sox @ Kansas City Athletics

Municipal Stadium, Kansas City, MO

Thu Aug 16 1956, 4:33 AM EDT

Att. 5,913 - Unknown

livebaseballscorecards.com

AB	40
R	5
H	14
RBI	5
BB	6
SO	6
LOB	29

WP: 0 PA: 46
PB: 0
SB: 1
CS: 0

Batter	1	2	3	4	5	6	7	8	9	AB	R	H	RBI	BB	SO	LOB
Harvey Kuenn, R (1, 6) OBP: 0.380, SLG: 0.462	6-3		1B 1B			6-3		6-3		4	0	1	0	0	0	0
Earl Torgeson, L (1, 3) OBP: 0.402, SLG: 0.419	F4		G4-6-3 1B 1-3			FC5-4 BB BBBB		1B BB BBBB		2	0	1	0	2	0	0
Charlie Maxwell, L (1, 7) OBP: 0.421, SLG: 0.571	2B		G4-6-3 1-2f			F7		BB 1B 1-3		4	0	2	0	0	0	3
Al Kaline, R (1, 9) OBP: 0.368, SLG: 0.528	K SSS			L4		FC5-4 1-2f		BB BBBB 1-2		3	0	0	0	1	1	2
Bill Tuttle, R (1, 8) OBP: 0.298, SLG: 0.350		6-3-4		5-3			4-3	F5		4	0	0	0	0	0	3
Frank House, L (1, 2) OBP: 0.294, SLG: 0.372		HR		F9			F8		K SSS	4	1	1	1	0	1	0
Frank Bolling, R (1, 4) OBP: 0.386, SLG: 0.436		F7			F7		BB BBBB		F8	3	0	0	0	1	0	0
Jim Brideweser, R (1, 5) OBP: 0.303, SLG: 0.246		6-3			B1-3		6-3		3-1	0	0	0	0	0	0	0
Wayne Belardi, L (9, PH) OBP: 0.389, SLG: 0.455										1	0	0	0	0	0	0
Paul Foytack, R (1, 1) OBP: 0.169, SLG: 0.200			G3		6-3			F8		3	0	0	0	0	0	0

TOP

Detroit Tigers @ Chicago White Sox

Comiskey Park, Chicago, IL

Sat Aug 18 1956, 4:33 AM EDT

Att. 4,508 - Unknown

livebaseballscorecards.com

	AB	28
	R	1
	H	5
	RBI	1
	BB	4
	SO	2
	LOB	8

Inning Stats																																
1	R: 0	H: 1	E: 0	LOB: 1	K: 1	BB: 0	S: 6	P: 6
2	R: 1	H: 1	E: 0	LOB: 0	K: 0	BB: 0	S: 4	P: 4
3	R: 0	H: 2	E: 0	LOB: 1	K: 0	BB: 0	S: 4	P: 4
4	R: 0	H: 0	E: 0	LOB: 0	K: 0	BB: 0	S: 3	P: 3
5	R: 0	H: 0	E: 0	LOB: 0	K: 0	BB: 0	S: 3	P: 3
6	R: 0	H: 0	E: 0	LOB: 1	K: 0	BB: 1	S: 3	P: 7
7	R: 0	H: 0	E: 0	LOB: 1	K: 0	BB: 1	S: 3	P: 7
8	R: 0	H: 1	E: 0	LOB: 3	K: 0	BB: 2	S: 4	P: 12
9	R: 0	H: 0	E: 0	LOB: 0	K: 1	BB: 0	S: 5	P: 5

1B: 3	SF: 0	2B: 1	SAC: 0	3B: 0	DP: 1	HR: 1	HBP: 0	WP: 0	PA: 35	PB: 0	SB: 0	CS: 0

PITCHER		IP	WLS	BF	H	R	ER	SO	BB	IBB	HBP	BLK	WP	HR	S	P	ERA	WHIP
Bob Keegan, R ERA: 3.33	(1, 1)	9.0	W	35	5	1	1	2	4	0	0	0	0	1	35	51	1.00	1.000

PITCHER	IP	WLS	BF	H	R	ER	SO	BB	IBB	HBP	BLK	WP	HR	S	P	ERA	WHIP

BOTTOM

Detroit Tigers @ Chicago White Sox

Comiskey Park, Chicago, IL

Sat Aug 18 1956, 4:33 AM EDT

Att. 4,508 - Unknown

livebaseballscorecards.com

Batter	1	2	3	4	5	6	7	8	9	AB	R	H	RBI	BB	SO	LOB
Fred Hatfield, L (1, 5) OBP: 0.389, SLG: 0.398	BBBB 4-0 2B BB BB	x 0-0 ③ 1-H 1B		BBBB 4-0 BB			x 0-0 ② 4-3			2	1	1	0	2	0	0
Nellie Fox, L (1, 4) OBP: 0.357, SLG: 0.388	x 0-0 ① F7	x 0-0 BB 1B 1B	SSS 0-3 ③ K				x 0-0 1B			4	0	2	0	0	1	2
Larry Doby, L (1, 8) OBP: 0.394, SLG: 0.455	x 0-0 BB 1-3 2B	x 0-0 ① F7			x 0-0 ① G3		x 0-0 ③ F7			4	0	1	0	0	0	2
Minnie Minoso, R (1, 7) OBP: 0.419, SLG: 0.473	BBBB 4-0 BB BB	x 0-0 BB 1-2 1B			x 0-0 ② 6-3			BBBB 4-0 4-3 S 2B BB		2	1	1	0	2	0	0
Dave Philley, S (1, 9) OBP: 0.326, SLG: 0.349	BBBB 4-0 G5-4-3 1-2 2-3 3-H BB	x 0-0 ② F7			x 0-0 ③ F7			x 0-0 ① 4-3 1-3		3	0	0	1	1	0	3
Les Moss, R (1, 2) OBP: 0.330, SLG: 0.549 Ron Northey, L (8, PH) OBP: 0.375, SLG: 0.516 Sherm Lollar, R (9, 2) OBP: 0.390, SLG: 0.462	x 0-0 ②③ G5-4-3 1-2f	BBBB 4-0 1-2 2-3 BB			SSS 0-3 ① K			x 0-0 ② 4-3		2 1 0	0 0 0	0 0 0	0 0 0	1 0 0	1 0 0	3 1 0
Walt Dropo, R (1, 3) OBP: 0.343, SLG: 0.339		x 0-0 ① 6-3	x 0-0 ③ F2			x 0-0 ② 6-3		x 0-0 3-H 2B		4	0	1	1	0	0	3
Luis Aparicio, R (1, 6) OBP: 0.290, SLG: 0.316		x 0-0 1B 1B 1B		x 0-0 ① L9		x 0-0 ③ F7		4-0 IBB		3	0	1	0	1	0	0
Bob Keegan, R (1, 1) OBP: 0.167, SLG: 0.048		SSS 0-3 ② K		x 0-0 ② 1-3			x 0-0 ① 1-3	SSS 0-3 ③ K		4	0	0	0	0	2	3
Inning Stats	R: 1 H: 1 E: 0 LOB: 2 K: 0 BB: 3 S: 3 P: 15	R: 0 H: 2 E: 0 LOB: 2 K: 1 BB: 0 S: 6 P: 6	R: 0 H: 2 E: 0 LOB: 3 K: 0 BB: 1 S: 5 P: 9	R: 0 H: 0 E: 0 LOB: 1 K: 1 BB: 1 S: 5 P: 9	R: 0 H: 0 E: 0 LOB: 0 K: 0 BB: 0 S: 3 P: 3	R: 0 H: 0 E: 0 LOB: 0 K: 1 BB: 0 S: 5 P: 5	R: 0 H: 1 E: 0 LOB: 1 K: 0 BB: 0 S: 4 P: 4	R: 1 H: 1 E: 0 LOB: 2 K: 1 BB: 2 S: 6 P: 14		1B: 5 SF: 0 2B: 2 SAC: 0 3B: 0 DP: 1 HR: 0 HBP: 0						

	AB	29
	R	2
	H	7
	RBI	2
	BB	7
	SO	4
	LOB	17

WP: 0 PA: 36
PB: 0
SB: 1
CS: 0

PITCHER		IP	WLS	BF	H	R	ER	SO	BB	IBB	HBP	BLK	WP	HR	S	P	ERA	WHIP
Paul Foytack, R ERA: 3.99	(1, 1)	8.0	L	36	7	2	2	4	6	1	0	0	0	0	37	65	2.25	1.625

PITCHER	IP	WLS	BF	H	R	ER	SO	BB	IBB	HBP	BLK	WP	HR	S	P	ERA	WHIP

Batter	1	2	3	4	5	6	7	8	9	10	11	AB	R	H	RBI	BB	SO	LOB
Harvey Kuenn, R (1, 6) OBP: 0.380, SLG: 0.460	1-3 1B		F7		K			F7			BB	4	2	1	0	1	1	1
Jack Phillips, R (1, 3) OBP: 0.380, SLG: 0.397	1-3 1-2		F6			F8			E4 L5-3 SH		1B 1B 1-3 1B	4	0	0	0	0	0	1
Earl Torgeson, L (9, PR) (9, 3) OBP: 0.404, SLG: 0.421												1	1	1	0	0	0	0
Charlie Maxwell, L (1, 7) OBP: 0.422, SLG: 0.571	2-H 1B			K		F6			SH 1-2 L5-3		1B 1-3 3-H 1B	4	0	2	2	0	1	0
Al Kaline, R (1, 9) OBP: 0.366, SLG: 0.524	L8			K		K			L5-3 1-2 2-3		1-2 3-H 1B	5	0	1	1	0	2	3
Bob Kennedy, R (1, 5) OBP: 0.323, SLG: 0.329	K			1B			L4-3 1B		IBB		K	4	0	2	0	1	2	3
Jim Brideweser, R (11, 5) OBP: 0.303, SLG: 0.246												0	0	0	0	0	0	0
Bill Tuttle, R (1, 8) OBP: 0.295, SLG: 0.346		F8		4-3			L4-3 1-2		F3		F9	5	0	0	0	0	0	6
Frank Bolling, R (1, 4) OBP: 0.378, SLG: 0.427		K			F7		F8			B5-3	K	5	0	0	0	0	2	2
Red Wilson, R (1, 2) OBP: 0.377, SLG: 0.394		F4			F7			F4		L6		3	0	0	0	0	0	0
Frank House, L (9, 2) OBP: 0.293, SLG: 0.371												1	0	0	0	0	0	0
Frank Lary, R (1, 1) OBP: 0.231, SLG: 0.229			F9		BB			6-3		K		3	0	0	0	1	1	0
Inning Stats	R: 1 E: 0 K: 1 S: 7 H: 2 LOB: 1 BB: 0 P: 7	R: 0 E: 0 K: 1 S: 5 H: 0 LOB: 0 BB: 0 P: 5	R: 0 E: 0 K: 0 S: 3 H: 0 LOB: 0 BB: 0 P: 3	R: 0 E: 0 K: 2 S: 8 H: 1 LOB: 1 BB: 0 P: 8	R: 0 E: 0 K: 1 S: 5 H: 0 LOB: 1 BB: 1 P: 9	R: 0 E: 0 K: 1 S: 5 H: 0 LOB: 0 BB: 0 P: 5	R: 0 E: 0 K: 0 S: 3 H: 1 LOB: 0 BB: 0 P: 3	R: 0 E: 0 K: 0 S: 3 H: 0 LOB: 0 BB: 0 P: 3	R: 0 E: 2 K: 0 S: 4 H: 0 LOB: 2 BB: 1 P: 8	R: 0 E: 0 K: 1 S: 5 H: 0 LOB: 0 BB: 0 P: 5	R: 2 E: 0 K: 2 S: 10 H: 3 LOB: 2 BB: 1 P: 14							

PITCHER		IP	WLS	BF	H	R	ER	SO	BB	IBB	HBP	BLK	WP	HR	S	P	ERA	WHIP
Jack Harshman, L ERA: 3.15	(1, 1)	10.0	L	40	7	3	3	7	2	1	0	0	0	0	51	63	2.70	0.900
Ellis Kinder, R ERA: 2.87	(11, 1)	1.0		3	0	0	0	2	0	0	0	0	0	0	7	7	0.00	0.000

PITCHER	IP	WLS	BF	H	R	ER	SO	BB	IBB	HBP	BLK	WP	HR	S	P	ERA	WHIP

TOP

Detroit Tigers @ Chicago White Sox

Comiskey Park, Chicago, IL

Sun Aug 19 1956, 4:33 AM EDT

Unknown

livebaseballscorecards.com

AB	39
R	3
H	7
RBI	3
BB	3
SO	9
LOB	16

1B: 7	SF: 0	WP: 0	PA: 43
2B: 1	SAC: 1	PB: 0	
3B: 0	DP: 2	SB: 0	
HR: 0	HBP: 0	CS: 0	

Batter	1	2	3	4	5	6	7	8	9	10	11	AB	R	H	RBI	BB	SO	LOB
Jim Rivera, L (1, 9) OBP: 0.353, SLG: 0.404	6-3		K			1-3		SH2-3 1B 1B	K2-3		F6	6	1	1	0	0	2	2
Nellie Fox, L (1, 4) OBP: 0.354, SLG: 0.384	F8		4-3			L9		SH2-3 1-2		F5	5-3	5	0	0	0	0	0	1
Larry Doby, L (1, 8) OBP: 0.397, SLG: 0.458	BB			4-3		F7		1B FC5-2 2-H 1B		F8 2B		4	0	2	1	1	0	0
Minnie Minoso, R (1, 7) OBP: 0.421, SLG: 0.472	F4			G6-4-3 BB			L9	FC5-2 1-3 1B		S IBB		3	0	1	0	2	0	1
Sherm Lollar, R (1, 2) OBP: 0.387, SLG: 0.458		F3		G6-4-3 1-2f			BB 1B 1B	FC5-2 1-2 3-H		F8 2-3		5	0	1	0	0	0	5
Walt Dropo, R (1, 3) OBP: 0.344, SLG: 0.338		K			F6		BB 1-2 1B	G3		4-0 BB 1-2		4	0	1	0	1	1	2
Fred Hatfield, L (1, 5) OBP: 0.390, SLG: 0.395		BB			1B		L9		4-3	F3		4	0	1	0	1	0	5
Luis Aparicio, R (1, 6) OBP: 0.289, SLG: 0.314 Ron Northey, L (7, PH) OBP: 0.390, SLG: 0.516 Sammy Esposito, R (7, PR) OBP: 0.365, SLG: 0.303 (8, 6)		F4			K		BB 1-2 2-3		FC1-6 1B		6-3 BB	2 0 1	0 0 0	0 0 1	0 0 0	0 1 1	1 0 0	2 0 0
Jack Harshman, L (1, 1) OBP: 0.288, SLG: 0.500 Ellis Kinder, R (11, 1) Dave Philley, S (11, PH) OBP: 0.325, SLG: 0.348			F6		K		F4		FC1-6 1-2f		6-3 1-2	4 0 1	0 0 0	0 0 0	0 0 0	0 0 0	1 0 0	5 0 1
Inning Stats	R: 0 E: 0 K: 0 S: 3 H: 0 LOB: 1 BB: 1 P: 7	R: 0 E: 0 K: 1 S: 5 H: 0 LOB: 1 BB: 1 P: 9	R: 0 E: 0 K: 1 S: 5 H: 0 LOB: 0 BB: 0 P: 5	R: 0 E: 0 K: 0 S: 2 H: 0 LOB: 0 BB: 1 P: 6	R: 0 E: 0 K: 2 S: 8 H: 1 LOB: 1 BB: 0 P: 8	R: 0 E: 0 K: 0 S: 3 H: 0 LOB: 0 BB: 0 P: 3	R: 0 E: 0 K: 0 S: 5 H: 2 LOB: 3 BB: 1 P: 9	R: 1 E: 0 K: 0 S: 6 H: 3 LOB: 2 BB: 0 P: 6	R: 0 E: 0 K: 1 S: 6 H: 1 LOB: 1 BB: 0 P: 6	R: 0 E: 0 K: 0 S: 4 H: 1 LOB: 3 BB: 2 P: 12	R: 0 E: 0 K: 0 S: 3 H: 0 LOB: 1 BB: 1 P: 7	1B: 7 2B: 1 3B: 0 HR: 0	SF: 0 SAC: 1 DP: 1 HBP: 0					

PITCHER	IP	WLS	BF	H	R	ER	SO	BB	IBB	HBP	BLK	WP	HR	S	P	ERA	WHIP
Frank Lary, R (1, 1) ERA: 3.86	11.0	W	47	8	1	1	5	6	1	0	0	0	0	50	78	0.82	1.273

PITCHER	IP	WLS	BF	H	R	ER	SO	BB	IBB	HBP	BLK	WP	HR	S	P	ERA	WHIP

Detroit Tigers @ Chicago White Sox

Comiskey Park, Chicago, IL

Sun Aug 19 1956, 4:33 AM EDT

Unknown

livebaseballscorecards.com

AB	39
R	1
H	8
RBI	1
BB	7
SO	5
LOB	24

Batter	1	2	3	4	5	6	7	8	9	AB	R	H	RBI	BB	SO	LOB
Harvey Kuenn, R (1, 6) OBP: 0.381, SLG: 0.464	SF9 3B		4-3 1-2		HBP			F3		3	1	1	0	0	0	1
Earl Torgeson, L (1, 3) OBP: 0.399, SLG: 0.416	SF9 3-H		4-3 2-3		F7			K		3	0	0	1	0	1	2
Charlie Maxwell, L (1, 7) OBP: 0.421, SLG: 0.567	1B		K			F8		F6		4	0	1	0	0	1	1
Al Kaline, R (1, 9) OBP: 0.369, SLG: 0.528	F3			1B		2B			G1-6-3 1B	4	0	3	0	0	0	1
Frank House, L (1, 2) OBP: 0.290, SLG: 0.366	F9			F7		F9			G1-6-3 1-2f	4	0	0	0	0	0	4
Bob Kennedy, R (1, 5) OBP: 0.316, SLG: 0.321		F8		L9		F8			6-3	4	0	0	0	0	0	2
Bill Tuttle, R (1, 8) OBP: 0.293, SLG: 0.343		4-3		F4			1-3			3	0	0	0	0	0	1
Frank Bolling, R (1, 4) OBP: 0.374, SLG: 0.421		K			K		6-3			3	0	0	0	0	2	0
Billy Hoeft, L (1, 1) OBP: 0.348, SLG: 0.300			4-3 E BB		4-3		F7			2	0	0	0	1	0	0
Inning Stats	R: 1 H: 2 E: 0 LOB: 1 K: 0 BB: 0 S: 5 P: 5	R: 0 H: 0 E: 0 LOB: 0 K: 1 BB: 0 S: 5 P: 5	R: 0 H: 0 E: 1 LOB: 1 K: 1 BB: 1 S: 5 P: 9	R: 0 H: 1 E: 0 LOB: 1 K: 0 BB: 0 S: 4 P: 4	R: 0 H: 0 E: 0 LOB: 1 K: 1 BB: 0 S: 5 P: 6	R: 0 H: 1 E: 0 LOB: 1 K: 0 BB: 0 S: 4 P: 4	R: 0 H: 0 E: 0 LOB: 0 K: 0 BB: 0 S: 3 P: 3	R: 0 H: 0 E: 0 LOB: 0 K: 1 BB: 0 S: 5 P: 5	R: 0 H: 1 E: 0 LOB: 0 K: 0 BB: 0 S: 3 P: 3	1B: 3 SF: 1 2B: 1 SAC: 0 3B: 1 DP: 1 HR: 0 HBP: 1						

TOP

Detroit Tigers @ Chicago White Sox

Comiskey Park, Chicago, IL

Sun Aug 19 1956, 4:38 AM EDT

Att. 19,163 - Unknown

livebaseballscorecards.com

AB	30
R	1
H	5
RBI	1
BB	1
SO	4
LOB	12

PITCHER	IP	WLS	BF	H	R	ER	SO	BB	IBB	HBP	BLK	WP	HR	S	P	ERA	WHIP
Dick Donovan, R (1, 1) ERA: 4.23	9.0	W	33	5	1	1	4	1	0	1	0	0	0	39	44	1.00	0.667

PITCHER	IP	WLS	BF	H	R	ER	SO	BB	IBB	HBP	BLK	WP	HR	S	P	ERA	WHIP

Batter	1	2	3	4	5	6	7	8	9	AB	R	H	RBI	BB	SO	LOB
Luis Aparicio, R (1, 6) OBP: 0.289, SLG: 0.319	WP 3B	K			6-3		L5			4	1	1	0	0	1	3
Nellie Fox, L (1, 4) OBP: 0.351, SLG: 0.381	L9		F8		1-3		F8			4	0	0	0	0	0	2
Larry Doby, L (1, 8) OBP: 0.393, SLG: 0.453	K		K			4-3		4-3		4	0	0	0	0	2	1
Minnie Minoso, R (1, 7) OBP: 0.424, SLG: 0.473	WP S BB		K			G4-3 1B		6-3 1B		3	1	2	0	1	1	0
Sherm Lollar, R (1, 2) OBP: 0.386, SLG: 0.456	K 1-H 3-H			1B 1B		G4-3 1-2f		6-3 1-2		4	0	1	0	0	1	2
Walt Dropo, R (1, 3) OBP: 0.346, SLG: 0.345		FC1-4 1B		F8			E 2B	6-3		4	1	2	0	0	0	2
Bubba Phillips, R (1, 9) OBP: 0.281, SLG: 0.364 Jim Rivera, L (8, 9) OBP: 0.353, SLG: 0.404		FC1-4 BB 1-2f		G6-4-3 1-3 1B			BBBB 4-0 FC3-6 BB			2 0	0 0	1 0	0 0	1 0	0 0	1 0
Sammy Esposito, R (1, 5) OBP: 0.359, SLG: 0.297		K		G6-4-3 1-2f			FC3-6 1-2f 2-H 2B			3	1	0	0	0	1	4
Dick Donovan, L (1, 1) OBP: 0.320, SLG: 0.385		BB 1-2			3-1		1-H 2B			2	0	1	1	1	0	0
Inning Stats	R: 2 H: 1 E: 0 LOB: 0 K: 2 BB: 1 S: 8 P: 12	R: 0 H: 1 E: 0 LOB: 2 K: 2 BB: 1 S: 8 P: 12	R: 0 H: 0 E: 0 LOB: 0 K: 2 BB: 0 S: 7 P: 7	R: 0 H: 2 E: 0 LOB: 1 K: 0 BB: 0 S: 4 P: 4	R: 0 H: 0 E: 0 LOB: 0 K: 0 BB: 0 S: 3 P: 3	R: 0 H: 1 E: 0 LOB: 0 K: 0 BB: 0 S: 3 P: 3	R: 2 H: 2 E: 1 LOB: 1 K: 0 BB: 1 S: 5 P: 9	R: 0 H: 1 E: 0 LOB: 1 K: 0 BB: 0 S: 4 P: 4		1B: 5 SF: 0 2B: 2 SAC: 0 3B: 1 DP: 2 HR: 0 HBP: 0						WP: 2 PA: 33 PB: 0 SB: 1 CS: 0

PITCHER	IP	WLS	BF	H	R	ER	SO	BB	IBB	HBP	BLK	WP	HR	S	P	ERA	WHIP
Billy Hoeft, L (1, 1) ERA: 4.45	8.0	L	33	8	4	3	6	3	0	0	0	1	0	42	54	3.38	1.375

PITCHER	IP	WLS	BF	H	R	ER	SO	BB	IBB	HBP	BLK	WP	HR	S	P	ERA	WHIP

BOTTOM

Detroit Tigers @ Chicago White Sox

Comiskey Park, Chicago, IL

Sun Aug 19 1956, 4:38 AM EDT

Att. 19,163 - Unknown

livebaseballscorecards.com

AB	30
R	4
H	8
RBI	1
BB	3
SO	6
LOB	15

Chicago White Sox @ Boston Red Sox

Fenway Park, Boston, MA

Wed Aug 22 1956, 3:33 AM EDT

Att. 10,118 - Unknown

TOP

livebaseballscorecards.com

Batter	1	2	3	4	5	6	7	8	9	AB	R	H	RBI	BB	SO	LOB
Fred Hatfield, L (1, 5) OBP: 0.390, SLG: 0.409	0-0 1B 2B 1B		0-0 ① F9		0-0 ① F8		0-0 ② 3-1	0-0 2-H HR		5	2	2	2	0	0	0
Nellie Fox, L (1, 4) OBP: 0.353, SLG: 0.382	0-0 1-2 2B 1B		0-0 ② F8		0-0 ② 3-1		BBBB 4-0 S E BB	0-0 S 1B		4	2	2	0	1	0	0
Larry Doby, L (1, 8) OBP: 0.393, SLG: 0.458	0-0 SH3 1-H 2-H 2B		0-0 2B		0-0 ③ 4-3		0-0 E6 BB 1-H	SSS 0-3 ③ K 1-2		5	0	2	2	0	1	1
Minnie Minoso, R (1, 7) OBP: 0.424, SLG: 0.472	0-0 ① SH3 2-3		0-0 ③ F7			0-0 ① 6-3	BBBB 4-0 1-2 BB		0-0 SH1-3 1B	3	0	1	0	1	0	1
Jim Rivera, L (1, 9) OBP: 0.352, SLG: 0.405	SSS 0-3 ② K			0-0 2B		0-0 ② 4-3	0-0 ③ 4-3		0-0 ① SH1-3 1-2	4	0	1	0	0	1	3
Sherm Lollar, R (1, 2) OBP: 0.383, SLG: 0.452	0-0 ③ 5-3			0-0 ① 5-3		0-0 E 1B		0-0 ① F9	0-0 ② L7	5	0	1	0	0	0	3
Walt Dropo, R (1, 3) OBP: 0.345, SLG: 0.343		0-0 ① F7		0-0 ② F2		0-0 E6 1-2		0-0 2B SF9 1B	0-0 ③ 4-3	4	0	1	0	0	0	2
Bubba Phillips, R (8, PR) OBP: 0.281, SLG: 0.364										0	1	0	0	0	0	0
Dave Philley, S (8, 3) OBP: 0.325, SLG: 0.347										1	0	0	0	0	0	1
Luis Aparicio, R (1, 6) OBP: 0.291, SLG: 0.321		0-0 ② F5		BBBB 4-0 BB		0-0 ③ F3		0-0 1-3 HR 2B		3	1	1	0	1	0	2
Billy Pierce, L (1, 1) OBP: 0.131, SLG: 0.088		SSS 0-3 ③ K		0-0 ③ F8			0-0 ① 1-3	0-0 ② SF9 3-H		3	0	0	0	0	1	2
Ron Northey, L (8, PH) OBP: 0.381, SLG: 0.516										0	0	0	1	0	0	0
Ellis Kinder, R (8, 1)										0	0	0	0	0	0	0
Inning Stats	R: 2 E: 0 K: 1 S: 8 H: 3 LOB: 1 BB: 0 P: 8	R: 0 E: 0 K: 1 S: 5 H: 0 LOB: 0 BB: 0 P: 5	R: 0 E: 0 K: 0 S: 4 H: 1 LOB: 1 BB: 0 P: 4	R: 0 E: 0 K: 0 S: 4 H: 1 LOB: 2 BB: 1 P: 8	R: 0 E: 0 K: 0 S: 3 H: 0 LOB: 0 BB: 0 P: 3	R: 0 E: 1 K: 0 S: 5 H: 1 LOB: 2 BB: 0 P: 5	R: 1 E: 1 K: 0 S: 4 H: 0 LOB: 2 BB: 2 P: 12	R: 3 E: 0 K: 1 S: 9 H: 4 LOB: 2 BB: 0 P: 9	R: 0 E: 0 K: 0 S: 4 H: 1 LOB: 1 BB: 0 P: 4	1B: 6 2B: 4 3B: 0 HR: 1	SF: 1 SAC: 2 DP: 0 HBP: 0						

	AB	37
	R	6
	H	11
	RBI	5
	BB	3
	SO	3
	LOB	15

WP: 0 PB: 0 SB: 2 CS: 0 PA: 43

PITCHER	IP	WLS	BF	H	R	ER	SO	BB	IBB	HBP	BLK	WP	HR	S	P	ERA	WHIP
Willard Nixon, R (1, 1) ERA: 4.25	8.0	L	39	10	6	5	3	3	0	0	0	0	1	42	54	5.62	1.625
Tom Hurd, R (9, 1) ERA: 5.69	1.0		4	1	0	0	0	0	0	0	0	0	0	4	4	0.00	1.000

PITCHER	IP	WLS	BF	H	R	ER	SO	BB	IBB	HBP	BLK	WP	HR	S	P	ERA	WHIP

BOTTOM

Chicago White Sox @ Boston Red Sox

Fenway Park, Boston, MA

Wed Aug 22 1956, 3:33 AM EDT

Att. 10,118 - Unknown

livebaseballscorecards.com

Batter	1	2	3	4	5	6	7	8	9	AB	R	H	RBI	BB	SO	LOB
Milt Bolling, R (1, 6) OBP: 0.348, SLG: 0.500	BBBB 4-0 BB 1B BB	x 0-0 ③ F8		SSS 0-3 ① K		x 0-0 ① F8		x 0-0 ① F8		4	1	0	0	1	1	1
Billy Klaus, L (1, 5) OBP: 0.374, SLG: 0.367	SSS 0-3 ① K		x 0-0 ① 3-1	x 0-0 ② F6		x 0-0 ② F7		x 0-0 ② F8		5	0	0	0	0	1	2
Ted Williams, L (1, 7) OBP: 0.485, SLG: 0.600	BBBB 4-0 5-3 1B 1-2 BB		x 0-0 BB 1B 1B	x 0-0 1B		x 0-0 ③ F7		x 0-0 ③ 3-1		4	1	2	0	1	0	1
Dick Gernert, R (1, 3) OBP: 0.416, SLG: 0.511	x 0-0 5-3 1-2 2-H 1B		x 0-0 ② F3	x 0-0 ③ F8			BBBB 4-0 E BB		SSS 0-3 ① K	4	0	1	1	1	1	2
Jackie Jensen, R (1, 9) OBP: 0.398, SLG: 0.499	x 0-0 ② 5-3 1-2 2-3		BBBB 4-0 1B 2B 1-2 BB		x 0-0 WP 2B		x 0-0 ① B2		x 0-0 1B 1B	4	1	2	0	1	0	3
Jim Piersall, R (1, 8) OBP: 0.364, SLG: 0.443	BBBB 4-0 BB		x 0-0 2B 1-3 2-H 1B		SSS 0-3 ① K		x 0-0 ② F8		x 0-0 ② F7	4	0	1	1	1	1	3
Ted Lepcio, R (1, 4) OBP: 0.349, SLG: 0.473	SSS 0-3 ③ K		x 0-0 1-3 3-H 2B		x 0-0 ② F3		x 0-0 E4 1-2		x 0-0 1-2 1B	5	0	2	1	0	1	5
Pete Daley, R (1, 2) OBP: 0.333, SLG: 0.433		x 0-0 ① F2	4-0 IBB	4-0 WP IBB			SSS 0-3 ③ K		x 0-0 ③ F8	3	0	0	0	2	1	4
Willard Nixon, L (1, 1) OBP: 0.244, SLG: 0.220 Mickey Vernon, L (8, PH) OBP: 0.415, SLG: 0.546 Billy Consolo, R (8, PR) Tom Hurd, R (9, 1) OBP: 0.667, SLG: 0.667		x 0-0 ② 6-3	SSS 0-3 ③ K		x 0-0 ③ 6-3 1-2 2-3			BBBB 4-0 BB		3 0 0 0	0 0 0 0	0 0 0 0	0 0 0 0	0 1 0 0	1 0 0 0	5 0 0 0
Inning Stats	R: 1 H: 1 E: 0 LOB: 3 K: 2 BB: 3 S: 8 P: 20	R: 0 H: 0 E: 0 LOB: 0 K: 0 BB: 0 S: 3 P: 3	R: 2 H: 3 E: 0 LOB: 3 K: 1 BB: 2 S: 8 P: 16	R: 0 H: 1 E: 0 LOB: 1 K: 1 BB: 0 S: 6 P: 6	R: 0 H: 1 E: 0 LOB: 2 K: 1 BB: 1 S: 6 P: 10	R: 0 H: 0 E: 0 LOB: 0 K: 0 BB: 0 S: 3 P: 3	R: 0 H: 0 E: 1 LOB: 2 K: 1 BB: 1 S: 6 P: 10	R: 0 H: 0 E: 0 LOB: 1 K: 0 BB: 1 S: 3 P: 7	R: 0 H: 2 E: 0 LOB: 2 K: 1 BB: 0 S: 7 P: 7	1B: 6 2B: 2 3B: 0 HR: 0	SF: 0 SAC: 0 DP: 0 HBP: 0						

	AB	36
	R	3
	H	8
	RBI	3
	BB	8
	SO	7
	LOB	26

PITCHER		IP	WLS	BF	H	R	ER	SO	BB	IBB	HBP	BLK	WP	HR	S	P	ERA	WHIP
Billy Pierce, L ERA: 3.27	(1, 1)	7.0	W	35	6	3	3	6	5	2	0	0	1	0	40	68	3.86	1.571
Ellis Kinder, R ERA: 2.76	(8, 1)	2.0	S	9	2	0	0	1	1	0	0	0	0	0	10	14	0.00	1.500

PITCHER	IP	WLS	BF	H	R	ER	SO	BB	IBB	HBP	BLK	WP	HR	S	P	ERA	WHIP

Batter	1	2	3	4	5	6	7	8	9	AB	R	H	RBI	BB	SO	LOB
Fred Hatfield, L (1, 5) OBP: 0.386, SLG: 0.402	S S S 0-3 ① K		x 0-0 ③ F6		S S S 0-3 ② K	B B B B 4-0 BB			x 0-0 ① F9	4	0	0	0	1	2	1
Nellie Fox, L (1, 4) OBP: 0.356, SLG: 0.386	x 0-0 ② F7			x 0-0 1B	x 0-0 1B 2B	x 0-0 ③ F9			x 0-0 1B	5	1	3	1	0	0	1
Larry Doby, L (1, 8) OBP: 0.393, SLG: 0.455	B B B B 4-0 BB			x 0-0 ① F7	x 0-0 3-H 1B 2-H 1B		x 0-0 4-3		S S S 0-3 ② K	4	0	1	1	1	1	2
Minnie Minoso, R (1, 7) OBP: 0.422, SLG: 0.469	x 0-0 ③ F9			S S S 0-3 ② K	x 0-0 1-3 1B		x 0-0 ② B1-3		x 0-0 ③ F9	5	0	1	0	0	1	3
Jim Rivera, L (1, 9) OBP: 0.351, SLG: 0.406		x 0-0 ① 4-3		x 0-0 ③ F8	x 0-0 ③ F4		x 0-0 2B			4	0	1	0	0	0	3
Sherm Lollar, R (1, 2) OBP: 0.382, SLG: 0.448		S S S 0-3 ② K			H 1-0 1B 2B HBP	x 0-0 ① F4	x 0-0 ③ F4			3	1	0	0	0	1	1
Walt Dropo, R (1, 3) OBP: 0.343, SLG: 0.342		S S S 0-3 ③ K			x 0-0 1-2 2B 6-3 1B	x 0-0 ② F5		x 0-0 ① G3		4	1	1	0	0	1	0
Luis Aparicio, R (1, 6) OBP: 0.293, SLG: 0.333			x 0-0 ① 6-3		x 0-0 1-3 2-H 6-3 2B 2B	x 0-0 HR		x 0-0 ② F6		4	2	2	2	0	0	0
Jim Wilson, R (1, 1) OBP: 0.333, SLG: 0.344			S S S 0-3 ② K		x 0-0 ① 6-3 2-3 3-H	x 0-0 HR		x 0-0 ③ F9		4	1	1	2	0	1	1
Dick Donovan, L (8, 1) OBP: 0.320, SLG: 0.385										0	0	0	0	0	0	0
Gerry Staley, R (8, 1) OBP: 0.200, SLG: 0.158										0	0	0	0	0	0	0
Paul LaPalme, L (8, 1) OBP: 0.286, SLG: 0.429										0	0	0	0	0	0	0
Ellis Kinder, R (9, 1)										0	0	0	0	0	0	0
Inning Stats	R: 0 E: 0 K: 1 S: 5 H: 0 LOB: 1 BB: 1 P: 9	R: 0 E: 0 K: 2 S: 7 H: 0 LOB: 0 BB: 0 P: 7	R: 0 E: 0 K: 1 S: 5 H: 0 LOB: 0 BB: 0 P: 5	R: 0 E: 0 K: 1 S: 6 H: 1 LOB: 1 BB: 0 P: 6	R: 4 E: 0 K: 1 S: 10 H: 5 LOB: 2 BB: 0 P: 11	R: 2 E: 0 K: 0 S: 5 H: 2 LOB: 1 BB: 1 P: 9	R: 0 E: 0 K: 0 S: 4 H: 1 LOB: 1 BB: 0 P: 4	R: 0 E: 0 K: 0 S: 3 H: 0 LOB: 0 BB: 0 P: 3	R: 0 E: 0 K: 1 S: 6 H: 1 LOB: 1 BB: 0 P: 6	1B: 5 2B: 3 3B: 0 HR: 2 SF: 0 SAC: 0 DP: 0 HBP: 1						

PITCHER		IP	WLS	BF	H	R	ER	SO	BB	IBB	HBP	BLK	WP	HR	S	P	ERA	WHIP
Frank Sullivan, R ERA: 3.64	(1, 1)	5.0		23	6	4	4	6	1	0	1	0	0	0	33	38	7.20	1.400
George Susce, R ERA: 6.3	(6, 1)	3.0		13	3	2	2	0	1	0	0	0	0	2	12	16	6.00	1.333
Ike Delock, R ERA: 4.37	(9, 1)	1.0	W	4	1	0	0	1	0	0	0	0	0	0	6	6	0.00	1.000

PITCHER	IP	WLS	BF	H	R	ER	SO	BB	IBB	HBP	BLK	WP	HR	S	P	ERA	WHIP

TOP

Chicago White Sox @ Boston Red Sox

Fenway Park, Boston, MA

Wed Aug 22 1956, 3:38 AM EDT

Att. 11,305 - Unknown

livebaseballscorecards.com

AB	37
R	6
H	10
RBI	6
BB	2
SO	7
LOB	12

PA: 40

Batter	1	2	3	4	5	6	7	8	9	AB	R	H	RBI	BB	SO	LOB
Milt Bolling, R (1, 6) OBP: 0.333, SLG: 0.455	1-3		6-3		K		5-3	BB, IBB		4	0	0	0	1	1	0
Billy Klaus, L (1, 5) OBP: 0.380, SLG: 0.371	1B, 4-3, 1B		BB		BB, 1B, BB		HR, 1B	1-2, 2-3, 3-H, FC4, BB		2	2	2	0	2	0	0
Norm Zauchin, R (8, PH) OBP: 0.301, SLG: 0.324										0	0	0	1	1	0	0
Pete Daley, R (9, 2) OBP: 0.333, SLG: 0.433										0	0	0	0	0	0	0
Mickey Vernon, L (1, 3) OBP: 0.414, SLG: 0.543	4-3, 1-3, 1B		F3		BB, 1-2, 1B		F7	F9		5	0	2	0	0	0	5
Dick Gernert, R (1, 7) OBP: 0.415, SLG: 0.519	4-3, 1-2, 3-H		K		1-2, 2-3, BB		1-H, HR	FC4, 1-2f		4	1	1	3	1	1	5
Jackie Jensen, R (1, 9) OBP: 0.396, SLG: 0.494	L8			K	F9		F7		1B, 1B, 1B, BB	4	1	0	0	1	1	4
Jim Piersall, R (1, 8) OBP: 0.367, SLG: 0.444		1B		F6	F7			BB, 2B, 1B	1B, 1B, 1-2, 1B	5	1	3	0	0	0	0
Ted Lepcio, R (1, 4) (9, 5) OBP: 0.357, SLG: 0.493	K			BB	HR			F8	1B, 1-2, 2-3, 1B	4	1	2	1	1	1	2
Sammy White, R (1, 2) OBP: 0.311, SLG: 0.356	K			6-3	5-3			2B, 1-2, BB, BB	1B, 1-2, 2-3, 3-H	3	0	0	0	0	1	2
Ted Williams, L (8, PH) OBP: 0.486, SLG: 0.600										0	0	0	0	1	0	0
Billy Consolo, R (8, PR) (9, 4) OBP: 0.250, SLG: 0.143										1	1	1	1	0	0	0
Frank Sullivan, R (1, 1) OBP: 0.149, SLG: 0.141	K				6-3		K	BB, 1-3, 2-H, 2B		1	0	0	0	0	1	1
Billy Goodman, L (5, PH) OBP: 0.349, SLG: 0.403										1	0	0	0	0	0	0
George Susce, R (6, 1) OBP: 0.333, SLG: 0.333										1	0	0	0	0	1	0
Gene Stephens, L (8, PH) OBP: 0.340, SLG: 0.275										1	0	1	1	0	0	0
Ike Delock, R (9, 1) OBP: 0.217, SLG: 0.190										0	0	0	0	0	0	0
Inning Stats	R: 1 E: 0 K: 0 S: 5 H: 2 LOB: 1 BB: 0 P: 5	R: 0 E: 0 K: 3 S: 10 H: 1 LOB: 1 BB: 0 P: 10	R: 0 E: 0 K: 1 S: 5 H: 0 LOB: 1 BB: 1 P: 9	R: 0 E: 0 K: 1 S: 5 H: 0 LOB: 1 BB: 1 P: 9	R: 0 E: 0 K: 1 S: 6 H: 1 LOB: 3 BB: 2 P: 14	R: 1 E: 0 K: 1 S: 6 H: 1 LOB: 0 BB: 0 P: 6	R: 2 E: 0 K: 0 S: 5 H: 2 LOB: 0 BB: 0 P: 5	R: 2 E: 0 K: 0 S: 5 H: 2 LOB: 3 BB: 3 P: 17	R: 1 E: 0 K: 0 S: 3 H: 3 LOB: 3 BB: 1 P: 7	1B: 9 2B: 1 3B: 0 HR: 2 SF: 0 SAC: 0 DP: 0 HBP: 0						

PITCHER		IP	WLS	BF	H	R	ER	SO	BB	IBB	HBP	BLK	WP	HR	S	P	ERA	WHIP
Jim Wilson, R ERA: 4.18	(1, 1)	7.0		33	8	5	5	7	4	0	0	0	0	2	43	59	6.43	1.714
Dick Donovan, R ERA: 4.28	(8, 1)	0.1		3	1	0	0	0	1	0	0	0	0	0	2	6	0.00	6.000
Gerry Staley, R ERA: 4.13	(8, 1)	0.0		1	0	0	0	0	0	1	0	0	0	0	0	4	∞	∞
Paul LaPalme, L ERA: 3.59	(8, 1)	0.2	L	5	1	2	2	0	2	0	0	0	0	0	3	11	27.00	4.500
Ellis Kinder, R ERA: 2.76	(9, 1)	0.0		2	2	0	0	0	0	0	0	0	0	0	2	2	∞	∞

PITCHER	IP	WLS	BF	H	R	ER	SO	BB	IBB	HBP	BLK	WP	HR	S	P	ERA	WHIP

BOTTOM

Chicago White Sox @ Boston Red Sox

Fenway Park, Boston, MA

Wed Aug 22 1956, 3:38 AM EDT

Att. 11,305 - Unknown

livebaseballscorecards.com

AB	36
R	7
H	12
RBI	7
BB	8
SO	7
LOB	19

WP: 0 PA: 44
PB: 0
SB: 0
CS: 0

Batter	1	2	3	4	5	6	7	8	9	AB	R	H	RBI	BB	SO	LOB
Luis Aparicio, R (1, 6) OBP: 0.299, SLG: 0.338	0-0 S 1B 1B 1B	0-0 S 1B 1B		0-0 F9 ②		H 1-0 1B 1-2 HBP		0-0 1-2 3B 1B		4	3	3	0	0	0	1
Nellie Fox, L (1, 4) OBP: 0.361, SLG: 0.396	0-0 S 1-2 1B 1B	0-0 S 1-H 1B		0-0 1-2 1B		0-0 ③ 1-3 2-H 1B		0-0 1-H 2-H 3B		5	1	5	4	0	0	0
Larry Doby, L (1, 8) OBP: 0.389, SLG: 0.449	S S S 0-3 K ① 1-2 2-3	0-0 F8 ② 1-2		S S S 0-3 K ③			0-0 F7 ①	S S S 0-3 K ③		5	0	0	0	0	3	6
Minnie Minoso, R (1, 7) OBP: 0.421, SLG: 0.467 Jim Delsing, L (7, 7) OBP: 0.274, SLG: 0.122	0-0 1B 1B 2-H 3-H 1B	0-0 5-3 ③			0-0 F9 ①		0-0 B1 ②		S S S 0-3 K ①	4 1	1 0	1 0	2 0	0 0	0 1	1 0
Walt Dropo, R (1, 3) OBP: 0.341, SLG: 0.339	0-0 1B 1-2 1B		0-0 F8 ①		0-0 F6 ②		0-0 4-3 ③		0-0 F7 ②	5	0	1	0	0	0	0
Jim Rivera, L (1, 9) OBP: 0.349, SLG: 0.411	S S S 0-3 K ②		S S S 0-3 K ②		S S S 0-3 K ③			0-0 HR	0-0 F9 ③	5	1	1	1	0	3	2
Les Moss, R (1, 2) OBP: 0.336, SLG: 0.547	0-0 1-3 2-H 1B		0-0 F5 ③			S S S 0-3 K ①		0-0 1B 3B 1B		4	1	2	1	0	1	0
Fred Hatfield, L (1, 5) OBP: 0.380, SLG: 0.395	0-0 5-3 ③			S S S 0-3 K ①		0-0 F9 ②		S S S 0-3 K ①		4	0	0	0	0	2	3
Bob Keegan, R (1, 1) OBP: 0.214, SLG: 0.083		0-0 1-3 ①		0-0 1B 1B		B B B 4-0 HBP 1B BB		0-0 F2 ②		3	1	1	0	1	0	1
Inning Stats	R: 3 H: 5 E: 0 LOB: 2 K: 2 BB: 0 S: 12 P: 12	R: 1 H: 2 E: 0 LOB: 1 K: 0 BB: 0 S: 5 P: 5	R: 0 H: 0 E: 0 LOB: 0 K: 1 BB: 0 S: 5 P: 5	R: 0 H: 2 E: 0 LOB: 2 K: 2 BB: 0 S: 9 P: 9	R: 0 H: 0 E: 0 LOB: 0 K: 1 BB: 0 S: 5 P: 5	R: 1 H: 1 E: 0 LOB: 2 K: 1 BB: 1 S: 5 P: 10	R: 0 H: 0 E: 0 LOB: 0 K: 0 BB: 0 S: 3 P: 3	R: 3 H: 4 E: 0 LOB: 1 K: 2 BB: 0 S: 11 P: 11	R: 0 H: 0 E: 0 LOB: 0 K: 1 BB: 0 S: 5 P: 5	1B: 12 SF: 0 2B: 0 SAC: 0 3B: 1 DP: 0 HR: 1 HBP: 1						

TOP

Chicago White Sox @ New York Yankees

Yankee Stadium, Bronx, NY

Thu Aug 23 1956, 3:33 AM EDT

Unknown - 68 F

livebaseballscorecards.com

AB	40
R	8
H	14
RBI	8
BB	1
SO	10
LOB	14

WP: 0 PA: 42
PB: 0
SB: 4
CS: 0

PITCHER		IP	WLS	BF	H	R	ER	SO	BB	IBB	HBP	BLK	WP	HR	S	P	ERA	WHIP
Rip Coleman, L ERA: 3.35	(1, 1)	1.0	L	8	5	3	3	2	0	0	0	0	0	0	12	12	27.00	5.000
Don Larsen, R ERA: 3.79	(2, 1)	8.0		34	9	5	5	8	1	0	1	0	0	1	48	53	5.62	1.250

PITCHER	IP	WLS	BF	H	R	ER	SO	BB	IBB	HBP	BLK	WP	HR	S	P	ERA	WHIP

BOTTOM

Batter	1	2	3	4	5	6	7	8	9	AB	R	H	RBI	BB	SO	LOB
Hank Bauer, R (1, 9) OBP: 0.323, SLG: 0.446	6-3		SH3-4 1-2 2-3		F6			F5		2	0	0	0	0	0	0
George Wilson, L (8, PH) OBP: 0.189, SLG: 0.188 (9, 9)										1	0	0	0	0	0	0
Gil McDougald, R (1, 6) OBP: 0.404, SLG: 0.436	6-3		BB 2-3 3-H 1B		F6			K		4	0	1	1	0	1	0
Jerry Coleman, R (9, 6) OBP: 0.300, SLG: 0.286										0	0	0	0	0	0	0
Mickey Mantle, S (1, 8) OBP: 0.468, SLG: 0.707	K		G4-6-3 1-2 BB			L8		K		3	0	0	0	1	2	0
Yogi Berra, L (1, 2) OBP: 0.367, SLG: 0.518		HR	G4-6-3 1-2f			F5			F7	3	1	1	1	0	0	3
Elston Howard, R (7, 2) OBP: 0.307, SLG: 0.362										1	0	0	0	0	0	0
Billy Martin, R (1, 4) OBP: 0.348, SLG: 0.448		4-3		1B		2B			1B 1B	4	1	3	0	0	0	0
Bill Skowron, R (1, 3) OBP: 0.385, SLG: 0.537		6-3		F8		F9			1B 1-3	4	0	1	0	0	0	2
Norm Siebern, L (1, 7) OBP: 0.275, SLG: 0.359		K		F5			F7		FC1-6 1-3 3-H	4	0	1	1	0	1	1
Andy Carey, R (1, 5) OBP: 0.314, SLG: 0.344			SH3-4 1B 1B BB	4-3			F6		FC1-6 FC6 1-2f	2	1	0	0	1	0	1
Tom Carroll, R (9, 5) OBP: 0.400, SLG: 0.400										0	0	0	0	0	0	0
Mickey McDermott, L (9, PH) OBP: 0.250, SLG: 0.233										1	0	0	0	0	0	2
Rip Coleman, L (1, 1)			1B SH3-4 1-2 1B		6-3		6-3		FC6 1-2f	0	0	0	0	0	0	0
Don Larsen, R (2, 1) OBP: 0.279, SLG: 0.391										3	0	1	0	0	0	0
Tommy Byrne, L (9, PH) OBP: 0.286, SLG: 0.450										1	0	0	0	0	0	2
Inning Stats	R: 0 E: 0 K: 1 S: 5 H: 0 LOB: 0 BB: 0 P: 5	R: 1 E: 0 K: 1 S: 6 H: 1 LOB: 0 BB: 0 P: 6	R: 1 E: 0 K: 0 S: 4 H: 2 LOB: 2 BB: 2 P: 12	R: 0 E: 0 K: 0 S: 4 H: 1 LOB: 1 BB: 0 P: 4	R: 0 E: 0 K: 0 S: 3 H: 0 LOB: 0 BB: 0 P: 3	R: 0 E: 0 K: 0 S: 4 H: 1 LOB: 1 BB: 0 P: 4	R: 0 E: 0 K: 0 S: 3 H: 0 LOB: 0 BB: 0 P: 3	R: 0 E: 0 K: 2 S: 7 H: 0 LOB: 0 BB: 0 P: 7	R: 1 E: 0 K: 0 S: 6 H: 3 LOB: 2 BB: 0 P: 6	1B: 6 2B: 1 3B: 0 HR: 1 SF: 0 SAC: 1 DP: 1 HBP: 0						

PITCHER	IP	WLS	BF	H	R	ER	SO	BB	IBB	HBP	BLK	WP	HR	S	P	ERA	WHIP
Bob Keegan, R (1, 1) ERA: 3.3	9.0	W	36	8	3	3	4	2	0	0	0	0	1	42	50	3.00	1.111

PITCHER	IP	WLS	BF	H	R	ER	SO	BB	IBB	HBP	BLK	WP	HR	S	P	ERA	WHIP

Chicago White Sox @ New York Yankees

Yankee Stadium, Bronx, NY

Thu Aug 23 1956, 3:33 AM EDT

Unknown - 68 F

livebaseballscorecards.com

AB	33
R	3
H	8
RBI	3
BB	2
SO	4
LOB	11

WP: 0	PA: 36
PB: 0	
SB: 0	
CS: 0	

Chicago White Sox @ New York Yankees

Yankee Stadium, Bronx, NY

Thu Aug 23 1956, 3:38 AM EDT

Att. 22,971 - Unknown - 68 F

TOP

livebaseballscorecards.com

Batter	1	2	3	4	5	6	7	8	9	AB	R	H	RBI	BB	SO	LOB
Jim Rivera, L (1, 9) OBP: 0.350, SLG: 0.410	K	BB	S, 1B		FC1-2			F8		4	0	1	2	1	1	2
Nellie Fox, L (1, 4) OBP: 0.362, SLG: 0.396	3B	1-2	F7		G3			1-3		5	1	2	0	0	0	4
Larry Doby, L (1, 8) OBP: 0.387, SLG: 0.451	1-H	K		1-3	1-3			F7		5	1	1	1	0	1	2
Minnie Minoso, R (1, 7) OBP: 0.421, SLG: 0.466	3-H			F7	F8				F7	5	1	2	1	0	0	0
Sherm Lollar, R (1, 2) OBP: 0.385, SLG: 0.449	1-2		BB		K				6-3	4	1	2	0	1	1	0
Walt Dropo, R (1, 3) OBP: 0.342, SLG: 0.340	G3-6-1 1-2 2-H		BB 1-2	F4			F3		F4	5	1	2	1	0	0	1
Fred Hatfield, L (1, 5) OBP: 0.382, SLG: 0.396	G3-6-1 1-2f		BB 1-2 2-H		E9 FC1-2		F9			4	1	2	1	0	0	2
Luis Aparicio, R (1, 6) OBP: 0.301, SLG: 0.338		L6	1B 1-2 2-3		F9		1B			3	0	1	0	1	0	1
Dixie Howell, L (1, 1) OBP: 0.333, SLG: 0.625		F8	K		FC1-2 BB		K			2	0	0	0	1	1	3
Paul LaPalme, L (6, 1) OBP: 0.250, SLG: 0.375										1	0	0	0	0	1	1

Inning Stats	1	2	3	4	5	6	7	8	9
R	3	0	3	0	0	0	0	0	0
E	0	0	0	0	1	0	0	0	0
K	1	1	1	0	0	1	1	0	0
S	9	6	8	4	4	5	6	3	3
H	5	1	4	1	1	0	1	0	0
LOB	1	2	2	1	2	0	1	0	0
BB	0	1	2	0	1	0	0	0	0
P	9	10	16	4	8	5	6	3	3

AB	38
R	6
H	13
RBI	6
BB	4
SO	5
LOB	16

		1B	SF	WP	PA
		2B	SAC	PB	
		3B	DP	SB	
		HR	HBP	CS	

PITCHER		IP	WLS	BF	H	R	ER	SO	BB	IBB	HBP	BLK	WP	HR	S	P	ERA	WHIP
Bob Turley, R ERA: 4.71	(1, 1)	0.1	L	6	5	3	3	1	0	0	0	0	0	0	8	8	81.00	15.000
Tommy Byrne, L ERA: 4.04	(1, 1)	7.2		33	8	3	3	4	4	0	0	0	0	0	37	53	3.52	1.565
Bob Grim, R ERA: 3.25	(9, 1)	1.0		3	0	0	0	0	0	0	0	0	0	0	3	3	0.00	0.000

PITCHER		IP	WLS	BF	H	R	ER	SO	BB	IBB	HBP	BLK	WP	HR	S	P	ERA	WHIP

Batter	1	2	3	4	5	6	7	8	9	AB	R	H	RBI	BB	SO	LOB
Hank Bauer, R (1, 9) OBP: 0.324, SLG: 0.445	F8		BBBB 4-0 1B 1-2 1B BB		L3	F6			F6	1	0	0	0	1	0	0
George Wilson, L (4, 9) OBP: 0.187, SLG: 0.186										1	0	0	0	0	0	0
Elston Howard, R (6, PH) (7, 9) OBP: 0.305, SLG: 0.359										2	0	0	0	0	0	2
Gil McDougald, R (1, 6) OBP: 0.401, SLG: 0.433	6-3		1B 1-2 2-3 1B		2-3		5-3		5-3	5	0	1	0	0	0	0
Mickey Mantle, S (1, 8) OBP: 0.469, SLG: 0.718	1B 1B		SSS K		2B 3B		B1		HR	5	2	3	1	0	1	3
Yogi Berra, L (1, 2) OBP: 0.369, SLG: 0.522	1-2 1B		F9		WP 3-H 2B		F5		1B	5	0	3	1	0	0	3
Billy Martin, R (1, 4) OBP: 0.346, SLG: 0.445	L6		1-2 2-H 3-H 1B		5-3 2-3			F5	B1-3	5	0	1	1	0	0	4
Bill Skowron, R (1, 3) OBP: 0.384, SLG: 0.534		G6-3 1B		6-3		6-3		SSS K		4	0	1	0	0	1	0
Norm Siebern, L (1, 7) OBP: 0.281, SLG: 0.353		G6-3 1-2f		1-3		BBBB 4-0 E BB		BBBB 4-0 3B BB		2	1	0	0	2	0	1
Andy Carey, R (1, 5) OBP: 0.314, SLG: 0.344		SSS K				SSS K		1-H 3B		2	0	1	0	0	1	0
Mickey McDermott, L (6, PH) OBP: 0.245, SLG: 0.227										1	0	0	0	0	1	1
Jerry Coleman, R (7, 5) OBP: 0.304, SLG: 0.302				1B						1	0	1	1	0	0	0
Bob Turley, R (1, 1) OBP: 0.279, SLG: 0.256			1B BB 1B 1B	F8		1-3 E8 1B		F4		0	0	0	0	0	0	0
Tommy Byrne, L (1, 1) OBP: 0.304, SLG: 0.455										4	1	2	0	0	0	2
Bob Grim, R (9, 1) OBP: 0.211, SLG: 0.063										0	0	0	0	0	0	0
Inning Stats	R: 0 E: 0 K: 0 S: 5 H: 2 LOB: 2 BB: 0 P: 5	R: 0 E: 0 K: 1 S: 5 H: 1 LOB: 0 BB: 0 P: 5	R: 1 E: 0 K: 1 S: 7 H: 3 LOB: 3 BB: 1 P: 11	R: 0 E: 0 K: 0 S: 4 H: 1 LOB: 1 BB: 0 P: 4	R: 1 E: 0 K: 0 S: 5 H: 2 LOB: 1 BB: 0 P: 5	R: 0 E: 1 K: 1 S: 6 H: 1 LOB: 2 BB: 1 P: 10	R: 0 E: 0 K: 0 S: 3 H: 0 LOB: 0 BB: 0 P: 3	R: 1 E: 0 K: 1 S: 6 H: 1 LOB: 1 BB: 1 P: 10	R: 1 E: 0 K: 0 S: 5 H: 2 LOB: 1 BB: 0 P: 5	1B: 9 2B: 1 3B: 2 HR: 1 SF: 0 SAC: 0 DP: 1 HBP: 0							

PITCHER	IP	WLS	BF	H	R	ER	SO	BB	IBB	HBP	BLK	WP	HR	S	P	ERA	WHIP
Dixie Howell, R (1, 1) ERA: 4.89	5.2	W	27	10	2	2	3	2	0	0	0	1	0	31	39	3.18	2.118
Paul LaPalme, L (6, 1) ERA: 3.68	3.1	S	14	3	2	2	1	1	0	0	0	0	1	15	19	5.40	1.200

PITCHER	IP	WLS	BF	H	R	ER	SO	BB	IBB	HBP	BLK	WP	HR	S	P	ERA	WHIP

BOTTOM

Chicago White Sox @ New York Yankees

Yankee Stadium, Bronx, NY

Thu Aug 23 1956, 3:38 AM EDT
Att. 22,971 - Unknown - 68 F

livebaseballscorecards.com

AB	38
R	4
H	13
RBI	4
BB	3
SO	4
LOB	16

WP: 1 PB: 0 SB: 0 CS: 0 PA: 41

Batter	1	2	3	4	5	6	7	8	9	AB	R	H	RBI	BB	SO	LOB
Jim Rivera, L (1, 9) OBP: 0.349, SLG: 0.408	4-3			L9		3-4 1-2 1B		5-3		4	0	1	0	0	0	1
Nellie Fox, L (1, 4) OBP: 0.359, SLG: 0.393	F7			G3		3-4 1-2 2-3			G3	4	0	0	0	0	0	2
Larry Doby, L (1, 8) OBP: 0.384, SLG: 0.446	F3			G3		4-3			F9	4	0	0	0	0	0	2
Minnie Minoso, R (1, 7) OBP: 0.421, SLG: 0.465		F4			FC5-4 1B		H 1-0 F8 S G5-3 HBP		F7	3	0	1	0	0	0	0
Sherm Lollar, R (1, 2) OBP: 0.382, SLG: 0.445		S S S 0-3 K			FC5-4 6-3 1-2f		F8 1-3			3	0	0	0	0	1	2
Walt Dropo, R (1, 3) OBP: 0.338, SLG: 0.336		F8			6-3 1-2		G5-3 3-Hf			3	0	0	0	0	0	2
Fred Hatfield, L (1, 5) OBP: 0.378, SLG: 0.391			3-1		L4			4-3		3	0	0	0	0	0	1
Luis Aparicio, R (1, 6) OBP: 0.303, SLG: 0.340			F5			FC1-6 1B		4-3 1B		3	0	2	0	0	0	0
Jack Harshman, L (1, 1) OBP: 0.279, SLG: 0.481			S S S 0-3 K			FC1-6 3-4 1B 1-2f		4-3 1-2		2	0	0	0	0	1	1
Ron Northey, L (8, PH) OBP: 0.372, SLG: 0.500										1	0	0	0	0	0	1
Ellis Kinder, R (8, 1)										0	0	0	0	0	0	0
Inning Stats	R: 0 E: 0 K: 0 S: 3 H: 0 LOB: 0 BB: 0 P: 3	R: 0 E: 0 K: 1 S: 5 H: 0 LOB: 0 BB: 0 P: 5	R: 0 E: 0 K: 1 S: 5 H: 0 LOB: 0 BB: 0 P: 5	R: 0 E: 0 K: 0 S: 3 H: 0 LOB: 0 BB: 0 P: 3	R: 0 E: 0 K: 0 S: 4 H: 1 LOB: 1 BB: 0 P: 4	R: 0 E: 0 K: 0 S: 5 H: 2 LOB: 2 BB: 0 P: 5	R: 0 E: 0 K: 0 S: 2 H: 0 LOB: 0 BB: 0 P: 3	R: 0 E: 0 K: 0 S: 4 H: 1 LOB: 1 BB: 0 P: 4	R: 0 E: 0 K: 0 S: 3 H: 0 LOB: 0 BB: 0 P: 3	1B: 4 2B: 0 3B: 0 HR: 0 SF: 0 SAC: 0 DP: 1 HBP: 1							

TOP

Chicago White Sox @ New York Yankees

Yankee Stadium, Bronx, NY

Fri Aug 24 1956, 3:33 AM EDT
Att. 34,389 - Unknown - 77 F

livebaseballscorecards.com

AB	30
R	0
H	4
RBI	0
BB	0
SO	2
LOB	12

WP: 0 PB: 0 SB: 1 CS: 0 PA: 31

PITCHER	IP	WLS	BF	H	R	ER	SO	BB	IBB	HBP	BLK	WP	HR	S	P	ERA	WHIP
Johnny Kucks, R (1, 1) ERA: 3.87	9.0	W	31	4	0	0	2	0	0	1	0	0	0	34	35	0.00	0.444

Batter	1	2	3	4	5	6	7	8	9	AB	R	H	RBI	BB	SO	LOB
Hank Bauer, R (1, 9) OBP: 0.321, SLG: 0.441	F6		B3-4 1-2f			K		K		4	0	0	0	0	2	2
Gil McDougald, R (1, 6) OBP: 0.402, SLG: 0.442	K		F8			HR		2B 2-3 1B		4	1	2	1	0	1	0
Mickey Mantle, S (1, 8) OBP: 0.469, SLG: 0.717	6-3			K		BB		1-3 3-H 2B		3	0	1	1	1	1	0
Yogi Berra, L (1, 2) OBP: 0.370, SLG: 0.520		FC5-4 1B		4-3		L7		BB		3	0	1	0	1	0	1
Billy Martin, R (1, 4) OBP: 0.342, SLG: 0.440		F2		6-3			F7	F8		4	0	0	0	0	0	4
Bill Skowron, R (1, 3) OBP: 0.384, SLG: 0.531		FC5-4 1-2f 1B			F8		CS BB			2	0	0	0	1	0	1
Elston Howard, R (1, 7) OBP: 0.309, SLG: 0.367		FC5-4 1-2 1B			8-4 2B		K 1-2			3	0	2	0	0	1	1
Andy Carey, R (1, 5) OBP: 0.315, SLG: 0.344		FC5-4 1-2f			8-4 2-3f			1B SH5-4 2B 1B		3	1	1	0	0	0	3
Johnny Kucks, R (1, 1) OBP: 0.225, SLG: 0.182			B3-4 1B			L6		SH5-4 1-2		2	0	1	0	0	0	0
Inning Stats	R: 0 E: 0 K: 1 S: 5 H: 0 LOB: 0 BB: 0 P: 5	R: 0 E: 0 K: 0 S: 5 H: 2 LOB: 2 BB: 0 P: 5	R: 0 E: 0 K: 0 S: 3 H: 1 LOB: 0 BB: 0 P: 3	R: 0 E: 0 K: 1 S: 5 H: 0 LOB: 0 BB: 0 P: 5	R: 0 E: 0 K: 0 S: 3 H: 1 LOB: 0 BB: 0 P: 3	R: 1 E: 0 K: 1 S: 6 H: 1 LOB: 1 BB: 1 P: 10	R: 0 E: 0 K: 1 S: 4 H: 0 LOB: 1 BB: 1 P: 8	R: 1 E: 0 K: 1 S: 8 H: 3 LOB: 3 BB: 1 P: 12		1B: 5 2B: 5 3B: 0 HR: 1	SF: 0 SAC: 1 DP: 3 HBP: 0					

PITCHER		IP	WLS	BF	H	R	ER	SO	BB	IBB	HBP	BLK	WP	HR	S	P	ERA	WHIP
Jack Harshman, L ERA: 3.07	(1, 1)	7.0	L	25	5	1	1	4	2	0	0	0	0	1	31	39	1.29	1.000
Ellis Kinder, R ERA: 2.88	(8, 1)	1.0		7	3	1	1	1	1	0	0	0	0	0	8	12	9.00	4.000

PITCHER	IP	WLS	BF	H	R	ER	SO	BB	IBB	HBP	BLK	WP	HR	S	P	ERA	WHIP

BOTTOM

Chicago White Sox @ New York Yankees

Yankee Stadium, Bronx, NY

Fri Aug 24 1956, 3:33 AM EDT
Att. 34,389 - Unknown - 77 F

livebaseballscorecards.com

AB	28
R	2
H	8
RBI	2
BB	3
SO	5
LOB	12

Chicago White Sox @ New York Yankees

Yankee Stadium, Bronx, NY

Sat Aug 25 1956, 3:33 AM EDT

Att. 54,449 - Unknown

TOP

livebaseballscorecards.com

Batter	1	2	3	4	5	6	7	8	9	AB	R	H	RBI	BB	SO	LOB
Luis Aparicio, R (1, 6) OBP: 0.304, SLG: 0.341	F7		1B			F7	E8 1-H 2-H 1B		F5	5	0	2	1	0	0	0
Nellie Fox, L (1, 4) OBP: 0.360, SLG: 0.394	FC6-4 1B		F8			1B SF8 1B	L5			4	1	2	0	0	0	2
Larry Doby, L (1, 8) OBP: 0.385, SLG: 0.447	F7			F9		1-3 1B		4-3 1B 1B		4	1	2	0	0	0	1
Minnie Minoso, R (1, 7) OBP: 0.418, SLG: 0.462	FC6-4 1-2f			5-3		SF8 3-H		4-3 1-2		3	0	0	1	0	0	2
Sherm Lollar, R (1, 2) OBP: 0.383, SLG: 0.444		F8		B B B B 4-0 BB		F7		FC6-4 2-H 1B		3	0	1	1	1	0	1
Walt Dropo, R (1, 3) OBP: 0.333, SLG: 0.331		S S S 0-3 K		S S S 0-3 K			F7 2-2	FC6-4		4	0	0	0	0	2	2
Jim Rivera, L (1, 9) OBP: 0.346, SLG: 0.404		F6			F7		S S S 0-3 K	S S S 0-3 K		4	0	0	0	0	2	1
Fred Hatfield, L (1, 5) OBP: 0.376, SLG: 0.386			F9		S S S 0-3 K		B B B B 4-0 1B 1B BB		6-3	3	1	0	0	1	1	0
Dick Donovan, L (1, 1) OBP: 0.316, SLG: 0.377			S S S 0-3 K		4-3		1-2 1B E 1B		S S S 0-3 K	4	1	1	0	0	2	0
Inning Stats	R: 0 E: 0 K: 0 S: 4 H: 1 LOB: 1 BB: 0 P: 4	R: 0 E: 0 K: 1 S: 5 H: 0 LOB: 0 BB: 0 P: 5	R: 0 E: 0 K: 1 S: 6 H: 1 LOB: 1 BB: 0 P: 6	R: 0 E: 0 K: 1 S: 5 H: 0 LOB: 1 BB: 1 P: 9	R: 0 E: 0 K: 1 S: 5 H: 0 LOB: 0 BB: 0 P: 5	R: 1 E: 0 K: 0 S: 5 H: 2 LOB: 1 BB: 0 P: 5	R: 2 E: 1 K: 1 S: 7 H: 2 LOB: 1 BB: 1 P: 11	R: 1 E: 0 K: 1 S: 7 H: 2 LOB: 1 BB: 0 P: 7	R: 0 E: 0 K: 1 S: 5 H: 0 LOB: 0 BB: 0 P: 5	1B: 8 2B: 0 3B: 0 HR: 0 SF: 1 SAC: 0 DP: 0 HBP: 0						

	AB	34
	R	4
	H	8
	RBI	3
	BB	2
	SO	7
	LOB	9

WP: 0 PB: 0 SB: 0 CS: 0 PA: 37

PITCHER		IP	WLS	BF	H	R	ER	SO	BB	IBB	HBP	BLK	WP	HR	S	P	ERA	WHIP
Whitey Ford, L ERA: 2.54	(1, 1)	8.0	L	34	8	4	3	6	2	0	0	0	0	0	44	52	3.38	1.250
Bob Grim, R ERA: 3.19	(9, 1)	1.0		3	0	0	0	1	0	0	0	0	0	0	5	5	0.00	0.000

PITCHER	IP	WLS	BF	H	R	ER	SO	BB	IBB	HBP	BLK	WP	HR	S	P	ERA	WHIP

Batter	1	2	3	4	5	6	7	8	9	AB	R	H	RBI	BB	SO	LOB
Hank Bauer, R (1, 9) OBP: 0.318, SLG: 0.436	6-3		F9			K		6-3		4	0	0	0	0	1	0
Gil McDougald, R (1, 6) OBP: 0.403, SLG: 0.446	1B			HR 2B		F2		F6		4	1	2	0	0	0	0
Mickey Mantle, S (1, 8) OBP: 0.471, SLG: 0.724	F5			2-H HR		1B 1B			FC1-6 1B	4	1	3	2	0	0	1
Yogi Berra, L (1, 2) OBP: 0.369, SLG: 0.518	F9			L3		1-3 1B			FC1-6 1-2f	4	0	1	0	0	0	2
Billy Martin, R (1, 4) OBP: 0.339, SLG: 0.435		L5		6-3		F7			F8	4	0	0	0	0	0	3
Bill Skowron, R (1, 3) OBP: 0.380, SLG: 0.525		K		6-3			5-3		F5	4	0	0	0	0	1	1
Norm Siebern, L (1, 7) OBP: 0.277, SLG: 0.348 Elston Howard, R (6, 7) OBP: 0.308, SLG: 0.365		F7			3-1		F8			2 1	0 0	0 0	0 0	0 0	0 0	0 0
Andy Carey, R (1, 5) OBP: 0.312, SLG: 0.342			F6		F8		F2			3	0	0	0	0	0	0
Whitey Ford, L (1, 1) OBP: 0.288, SLG: 0.224 Mickey McDermott, L (8, PH) OBP: 0.240, SLG: 0.222 Bob Grim, R (9, 1) OBP: 0.211, SLG: 0.063			2-3		K			K		2 1 0	0 0 0	0 0 0	0 0 0	0 0 0	1 1 0	0 0 0
Inning Stats	R: 0 H: 1 E: 0 LOB: 1 K: 0 BB: 0 S: 4 P: 4	R: 0 H: 0 E: 0 LOB: 0 K: 1 BB: 0 S: 5 P: 5	R: 0 H: 0 E: 0 LOB: 0 K: 0 BB: 0 S: 3 P: 3	R: 2 H: 2 E: 0 LOB: 0 K: 0 BB: 0 S: 5 P: 5	R: 0 H: 0 E: 0 LOB: 0 K: 1 BB: 0 S: 5 P: 5	R: 0 H: 2 E: 0 LOB: 2 K: 1 BB: 0 S: 7 P: 7	R: 0 H: 0 E: 0 LOB: 0 K: 0 BB: 0 S: 3 P: 3	R: 0 H: 0 E: 0 LOB: 0 K: 1 BB: 0 S: 5 P: 5	R: 0 H: 1 E: 0 LOB: 1 K: 0 BB: 0 S: 4 P: 4	1B: 4 SF: 0 2B: 1 SAC: 0 3B: 0 DP: 0 HR: 1 HBP: 0						

PITCHER	IP	WLS	BF	H	R	ER	SO	BB	IBB	HBP	BLK	WP	HR	S	P	ERA	WHIP
Dick Donovan, R (1, 1) ERA: 4.16	9.0	W	33	6	2	2	4	0	0	0	0	0	1	41	41	2.00	0.667

PITCHER	IP	WLS	BF	H	R	ER	SO	BB	IBB	HBP	BLK	WP	HR	S	P	ERA	WHIP

BOTTOM

Chicago White Sox @ New York Yankees

Yankee Stadium, Bronx, NY

Sat Aug 25 1956, 3:33 AM EDT

Att. 54,449 - Unknown

livebaseballscorecards.com

AB	33
R	2
H	6
RBI	2
BB	0
SO	4
LOB	7

WP: 0 PA: 33
PB: 0
SB: 0
CS: 0

Batter	1	2	3	4	5	6	7	8	9	AB	R	H	RBI	BB	SO	LOB
Luis Aparicio, R (1, 6) OBP: 0.302, SLG: 0.337	5-3		G6-4-3 1-2f		4-3		FC5-4 1-2f			4	0	0	0	0	0	2
Nellie Fox, L (1, 4) OBP: 0.358, SLG: 0.391	F6			3-1	4-3			6-3		4	0	0	0	0	0	0
Larry Doby, L (1, 8) OBP: 0.384, SLG: 0.444	K			1-0 BB 1B BB HBP		4-3		K		3	1	0	0	0	2	0
Jim Delsing, L (8, 8) OBP: 0.274, SLG: 0.122										0	0	0	0	0	0	0
Minnie Minoso, R (1, 7) OBP: 0.421, SLG: 0.463		6-3		0-0 BB BB 1-2 1B		FC6-4 1B		4-0 BB		3	0	2	0	1	0	0
Walt Dropo, R (1, 3) OBP: 0.332, SLG: 0.333		2B		F8		K		F7		4	0	1	0	0	1	4
Les Moss, R (1, 2) OBP: 0.333, SLG: 0.531		L9		4-0 BB 1-2 2-3 BB		FC6-4 1-2f			5-3	3	0	0	0	1	0	2
Bubba Phillips, R (1, 9) OBP: 0.279, SLG: 0.345		6-3		4-0 1-2 2-3 3-H BB			6-3		F3	3	0	0	1	1	0	1
Fred Hatfield, L (1, 5) OBP: 0.371, SLG: 0.380			3-1	K			K		4-3	4	0	0	0	0	2	3
Billy Pierce, L (1, 1) OBP: 0.149, SLG: 0.108			G6-4-3 1B		4-3		FC5-4 1B			3	0	2	0	0	0	0
Inning Stats	R: 0 H: 0 E: 0 LOB: 0 K: 1 BB: 0 S: 5 P: 5	R: 0 H: 1 E: 0 LOB: 1 K: 0 BB: 0 S: 4 P: 4	R: 0 H: 1 E: 0 LOB: 0 K: 0 BB: 0 S: 3 P: 3	R: 1 H: 1 E: 0 LOB: 3 K: 1 BB: 2 S: 6 P: 15	R: 0 H: 0 E: 0 LOB: 0 K: 0 BB: 0 S: 3 P: 3	R: 0 H: 1 E: 0 LOB: 1 K: 1 BB: 0 S: 6 P: 6	R: 0 H: 1 E: 0 LOB: 1 K: 1 BB: 0 S: 6 P: 6	R: 0 H: 0 E: 0 LOB: 1 K: 1 BB: 1 S: 5 P: 9	R: 0 H: 0 E: 0 LOB: 0 K: 0 BB: 0 S: 3 P: 3	1B: 4 SF: 0 2B: 1 SAC: 0 3B: 0 DP: 1 HR: 0 HBP: 1						

PITCHER	IP	WLS	BF	H	R	ER	SO	BB	IBB	HBP	BLK	WP	HR	S	P	ERA	WHIP
Bill Wight, L (1, 1) ERA: 4.26	9.0	W	35	5	1	1	5	3	0	1	0	0	0	41	54	1.00	0.889

PITCHER	IP	WLS	BF	H	R	ER	SO	BB	IBB	HBP	BLK	WP	HR	S	P	ERA	WHIP

TOP

Chicago White Sox @ Baltimore Orioles

Memorial Stadium, Baltimore, MD

Sun Aug 26 1956, 3:33 AM EDT

Unknown

livebaseballscorecards.com

AB	31
R	1
H	5
RBI	1
BB	3
SO	5
LOB	12

BOTTOM

Chicago White Sox @ Baltimore Orioles

Memorial Stadium, Baltimore, MD

Sun Aug 26 1956, 3:33 AM EDT

Unknown

livebaseballscorecards.com

Batter	1	2	3	4	5	6	7	8	9	AB	R	H	RBI	BB	SO	LOB
Dick Williams, R (1, 8) OBP: 0.333, SLG: 0.475	BBBB 4-0 E 1B BB	x 0-0 E6 2-H 3B		SSS 0-3 ② K			x 0-0 ① 6-3			3	2	1	1	1	1	1
Bob Boyd, L (1, 3) OBP: 0.402, SLG: 0.445	x 0-0 ① E7 1-H 1B	x 0-0 ② L4		SSS 0-3 ③ K			x 0-0 ② F9			4	0	1	0	0	1	1
George Kell, R (1, 5) OBP: 0.354, SLG: 0.417	x 0-0 ② F8	x 0-0 ③ F3			x 0-0 ① 5-3		x 0-0 ③ 5-3			4	0	0	0	0	0	0
Bob Nieman, R (1, 7) OBP: 0.438, SLG: 0.519	x 0-0 1B		SSS 0-3 ① K		x 0-0 ② F4			x 0-0 E 1B FC4-2 1B		4	0	2	0	0	1	0
Gus Triandos, R (1, 2) OBP: 0.349, SLG: 0.423	SSS 0-3 ③ K		SSS 0-3 ② K		x 0-0 1B			x 0-0 E7 FC4-2 1-3 2B 1B		4	1	2	0	0	2	1
Tito Francona, L (1, 9) OBP: 0.337, SLG: 0.376		x 0-0 1B 2B 1B	x 0-0 1B		SSS 0-3 ③ K			x 0-0 ① FC4-2 2B S 2-3 3-H		4	2	2	0	0	1	3
Billy Gardner, R (1, 4) OBP: 0.286, SLG: 0.338		x 0-0 1-2 2B 1B	x 0-0 ③ F8			x 0-0 ① F2		x 0-0 ② F4		4	1	1	0	0	0	3
Willy Miranda, S (1, 6) OBP: 0.287, SLG: 0.295		x 0-0 1-H 2-H E 2B		x 0-0 ① F3		x 0-0 ② F9		x 0-0 S WP 1-3 3-H 2B		4	2	2	3	0	0	0
Bill Wight, L (1, 1) OBP: 0.212, SLG: 0.196		SSS 0-3 ① K		x 0-0 1B		x 0-0 ③ F9		SSS 0-3 ③ K 2-H 3-H		4	0	1	0	0	2	1
Inning Stats	R: 1 H: 2 E: 1 LOB: 1 K: 1 BB: 1 S: 6 P: 10	R: 4 H: 4 E: 1 LOB: 0 K: 1 BB: 0 S: 9 P: 9	R: 0 H: 1 E: 0 LOB: 1 K: 2 BB: 0 S: 8 P: 8	R: 0 H: 1 E: 0 LOB: 1 K: 2 BB: 0 S: 8 P: 8	R: 0 H: 1 E: 0 LOB: 1 K: 1 BB: 0 S: 6 P: 6	R: 0 H: 0 E: 0 LOB: 0 K: 0 BB: 0 S: 3 P: 3	R: 0 H: 0 E: 0 LOB: 0 K: 0 BB: 0 S: 3 P: 3	R: 3 H: 3 E: 1 LOB: 0 K: 1 BB: 0 S: 8 P: 8		1B: 9 SF: 0 2B: 2 SAC: 0 3B: 1 DP: 0 HR: 0 HBP: 0						

	AB	35
	R	8
	H	12
	RBI	4
	BB	1
	SO	8
	LOB	10

WP: 1 PA: 36
PB: 0
SB: 2
CS: 0

PITCHER	IP	WLS	BF	H	R	ER	SO	BB	IBB	HBP	BLK	WP	HR	S	P	ERA	WHIP
Billy Pierce, L (1, 1) ERA: 3.4	8.0	L	36	12	8	6	8	1	0	0	0	1	0	51	55	6.75	1.625

PITCHER	IP	WLS	BF	H	R	ER	SO	BB	IBB	HBP	BLK	WP	HR	S	P	ERA	WHIP

Batter	1	2	3	4	5	6	7	8	9	AB	R	H	RBI	BB	SO	LOB
Jim Rivera, L (1, 9) OBP: 0.342, SLG: 0.399	1-3		5-3		F3		F5			4	0	0	0	0	0	0
Nellie Fox, L (1, 4) OBP: 0.355, SLG: 0.388	F8		F3		F8			F3		4	0	0	0	0	0	0
Larry Doby, L (1, 8) OBP: 0.383, SLG: 0.442	F9			WP 2B 1B	4-3			L4		4	1	1	0	0	0	0
Minnie Minoso, R (1, 7) OBP: 0.417, SLG: 0.459		F9		SSS K 1-2		F9		5-3		4	0	0	0	0	1	1
Dave Philley, S (1, 3) OBP: 0.327, SLG: 0.350 Walt Dropo, R (6, 3) OBP: 0.331, SLG: 0.332		BBBB HR BB		F8 2-H 1B 2B		F8			1-3	2 1	2 0	1 0	1 0	1 0	0 0	0 0
Sherm Lollar, R (1, 2) OBP: 0.384, SLG: 0.443		SSS K		H S 1B HBP		1B			F8	3	1	1	0	0	1	1
Fred Hatfield, L (1, 5) OBP: 0.369, SLG: 0.390		1-H HR		F8 2-3		F8			4-1	4	1	1	2	0	0	3
Luis Aparicio, R (1, 6) OBP: 0.302, SLG: 0.337		SSS K		1-H 3-H 1B			F8			3	0	1	2	0	1	0
Gerry Staley, R (1, 1) OBP: 0.174, SLG: 0.136			6-3	F2			F5			3	0	0	0	0	0	1

TOP

Chicago White Sox @ Baltimore Orioles

Memorial Stadium, Baltimore, MD

Sun Aug 26 1956, 3:38 AM EDT
Att. 12,757 - Unknown

livebaseballscorecards.com

AB	32
R	5
H	5
RBI	5
BB	1
SO	3
LOB	6

Inning Stats	1	2	3	4	5	6	7	8	9
	R: 0 E: 0 K: 0 S: 3	H: 0 LOB: 0 BB: 0 P: 3	R: 2 E: 0 K: 2 S: 8	H: 1 LOB: 0 BB: 1 P: 12	R: 0 E: 0 K: 0 S: 3	H: 0 LOB: 0 BB: 0 P: 3	R: 3 E: 0 K: 1 S: 8	H: 3 LOB: 1 BB: 0 P: 9	R: 0 E: 0 K: 0 S: 3	H: 0 LOB: 0 BB: 0 P: 3	R: 0 E: 0 K: 0 S: 4	H: 1 LOB: 1 BB: 0 P: 4	R: 0 E: 0 K: 0 S: 3	H: 0 LOB: 0 BB: 0 P: 3	R: 0 E: 0 K: 0 S: 3	H: 0 LOB: 0 BB: 0 P: 3	R: 0 E: 0 K: 0 S: 3	H: 0 LOB: 0 BB: 0 P: 3

| | | |

Batter	1	2	3	4	5	6	7	8	9	AB	R	H	RBI	BB	SO	LOB
Dick Williams, R (1, 8) OBP: 0.332, SLG: 0.472	F7			G6-4-3 1B		FC4 1-2f		FC5-4 1-2f		4	0	1	0	0	0	2
Bob Boyd, L (1, 3) OBP: 0.397, SLG: 0.439	CS 1B			F9			4-3		L6	4	0	1	0	0	0	1
George Kell, R (1, 5) OBP: 0.351, SLG: 0.413	5-3 1-2			G6-4-3 1-2f			E5		5-3	4	0	0	0	0	0	2
Bob Nieman, R (1, 7) OBP: 0.436, SLG: 0.516		SSS K			G5-4-3 1B		1-3		5-3	4	0	1	0	0	1	1
Tito Francona, L (1, 9) OBP: 0.334, SLG: 0.373		3-1			F5		F9			3	0	0	0	0	0	2
Gus Triandos, R (1, 2) OBP: 0.349, SLG: 0.431		F7			G5-4-3 1-2f			HR		3	1	1	1	0	0	1
Billy Gardner, R (1, 4) OBP: 0.286, SLG: 0.337			H G4-6-3 HBP			5-3		5-3		2	0	0	0	0	0	0
Willy Miranda, S (1, 6) OBP: 0.288, SLG: 0.295			G4-6-3 1-2f			F7		FC4-6 1B		3	0	1	0	0	0	1
Hal Brown, R (1, 1) OBP: 0.361, SLG: 0.300			F7			FC4 1B		FC4-6 FC5-4 1-2f		2	0	1	0	0	0	0
Joe Ginsberg, L (8, PH) OBP: 0.317, SLG: 0.300										1	0	0	0	0	0	1
George Zuverink, R (9, 1) OBP: 0.167, SLG: 0.118										0	0	0	0	0	0	0

Inning Stats						
	R: 0 E: 0 K: 0 S: 3	H: 1 LOB: 0 BB: 0 P: 3	R: 0 E: 0 K: 1 S: 5	H: 0 LOB: 0 BB: 0 P: 5	R: 0 E: 0 K: 0 S: 2	H: 0 LOB: 0 BB: 0 P: 3
	R: 0 E: 0 K: 0 S: 3	H: 1 LOB: 0 BB: 0 P: 3	R: 0 E: 0 K: 3 S: 3	H: 1 LOB: 0 BB: 0 P: 3	R: 0 E: 0 K: 0 S: 3	H: 1 LOB: 0 BB: 0 P: 3
	R: 0 E: 0 K: 0 S: 4	H: 1 LOB: 1 BB: 0 P: 4	R: 0 E: 1 K: 0 S: 4	H: 0 LOB: 1 BB: 0 P: 4	R: 1 E: 0 K: 0 S: 5	H: 2 LOB: 1 BB: 0 P: 5
	R: 0 E: 0 K: 0 S: 3	H: 0 LOB: 0 BB: 0 P: 3	1B: 5 2B: 0 3B: 0 HR: 1	SF: 0 SAC: 0 DP: 3 HBP: 1	WP: 0 PB: 0 SB: 0 CS: 1	PA: 31

PITCHER	IP	WLS	BF	H	R	ER	SO	BB	IBB	HBP	BLK	WP	HR	S	P	ERA	WHIP
Gerry Staley, R (1, 1) ERA: 3.7	9.0	W	31	6	1	1	1	0	0	1	0	0	1	32	33	1.00	0.667

PITCHER IP WLS BF H R ER SO BB IBB HBP BLK WP HR S P ERA WHIP

BOTTOM

Chicago White Sox @ Baltimore Orioles

Memorial Stadium, Baltimore, MD

Sun Aug 26 1956, 3:38 AM EDT

Att. 12,757 - Unknown

livebaseballscorecards.com

AB	30
R	1
H	6
RBI	1
BB	0
SO	1
LOB	11

Chicago White Sox @ Washington Senators

Griffith Stadium, Washington, DC

Tue Aug 28 1956, 3:33 AM EDT

Unknown

TOP

livebaseballscorecards.com

Batter	1	2	3	4	5	6	7	8	9	AB	R	H	RBI	BB	SO	LOB
Luis Aparicio, R (1, 6) OBP: 0.301, SLG: 0.336	6-3		SH2-3 1B 1-2		F3		F3		G5-4-3 1-2f	5	0	1	0	0	0	5
Nellie Fox, L (1, 4) OBP: 0.355, SLG: 0.386	G3 BB		SH2-3 1-2 2-3		F9		5-3			2	0	0	0	1	0	3
Larry Doby, L (1, 8) OBP: 0.379, SLG: 0.437	G3 1-2		K			K		4-3		4	0	0	0	0	2	3
Minnie Minoso, R (1, 7) OBP: 0.418, SLG: 0.462	K			K		HR 1B		FC6-5 2B		4	1	2	0	0	2	1
Walt Dropo, R (1, 3) OBP: 0.327, SLG: 0.327		P3		K		F7		F9		4	0	0	0	0	1	2
Les Moss, R (1, 2) OBP: 0.330, SLG: 0.549		F7		F9		HR 1-H		FC6-5 2-3		4	1	1	2	0	0	1
Jim Rivera, L (1, 9) OBP: 0.339, SLG: 0.395		F8			G3	F3			K	4	0	0	0	0	1	0
Sammy Esposito, R (1, 5) OBP: 0.367, SLG: 0.316			F2		1B 1B		3B		1B BB	3	0	2	0	1	0	0
Bob Keegan, R (1, 1) OBP: 0.241, SLG: 0.120 Bubba Phillips, R (5, PH) OBP: 0.290, SLG: 0.356 Jim McDonald, R (5, 1) Dixie Howell, L (6, 1) OBP: 0.333, SLG: 0.625 Dave Philley, S (7, PH) OBP: 0.326, SLG: 0.349 Paul LaPalme, L (7, 1) OBP: 0.250, SLG: 0.375 Ron Northey, L (9, PH) OBP: 0.366, SLG: 0.515 Billy Pierce, L (9, PR) OBP: 0.149, SLG: 0.108			SH2-3 1B		1-3 1B		K		G5-4-3 1-3 1B	1 1 0 0 1 0 0 1 0	0 0 0 0 0 0 0 0 0	1 1 0 0 0 0 0 1 0	0 0 0 0 0 0 0 1 0	0 0 0 0 0 0 0 1 0	0 0 0 0 0 0 0 1 0	0 0 0 0 0 0 0 1 0
Inning Stats	R: 0 E: 0 K: 1 S: 5 H: 0 LOB: 1 BB: 1 P: 9	R: 0 E: 0 K: 0 S: 3 H: 0 LOB: 0 BB: 0 P: 3	R: 0 E: 0 K: 1 S: 7 H: 2 LOB: 2 BB: 0 P: 7	R: 0 E: 0 K: 2 S: 7 H: 0 LOB: 0 BB: 0 P: 7	R: 0 E: 0 K: 0 S: 5 H: 2 LOB: 2 BB: 0 P: 5	R: 2 E: 0 K: 1 S: 7 H: 2 LOB: 0 BB: 0 P: 7	R: 0 E: 0 K: 1 S: 6 H: 1 LOB: 1 BB: 0 P: 6	R: 0 E: 0 K: 0 S: 4 H: 1 LOB: 1 BB: 0 P: 4	R: 0 E: 0 K: 1 S: 5 H: 1 LOB: 2 BB: 1 P: 9	1B: 6 2B: 1 3B: 1 HR: 1 SF: 0 SAC: 1 DP: 1 HBP: 0						

	AB	34
	R	2
	H	9
	RBI	2
	BB	2
	SO	7
	LOB	16

WP: 0 PB: 0 SB: 0 CS: 0 PA: 37

PITCHER	IP	WLS	BF	H	R	ER	SO	BB	IBB	HBP	BLK	WP	HR	S	P	ERA	WHIP
Chuck Stobbs, L (1, 1) ERA: 3.57	9.0	W	37	9	2	2	7	2	0	0	0	0	1	49	57	2.00	1.222

PITCHER	IP	WLS	BF	H	R	ER	SO	BB	IBB	HBP	BLK	WP	HR	S	P	ERA	WHIP

Batter	1	2	3	4	5	6	7	8	9	AB	R	H	RBI	BB	SO	LOB
Eddie Yost, R (1, 5) OBP: 0.434, SLG: 0.363	FC3-6 1B		F3 ②		G6-4-3 ①② 1-2f		6-3 ①			4	0	1	0	0	0	1
Whitey Herzog, L (1, 8) OBP: 0.306, SLG: 0.357	FC3-6 ① 1-2f		G3 ③		4-3 ③		G3 ②			4	0	0	0	0	0	1
Pete Runnels, L (1, 3) OBP: 0.380, SLG: 0.430	F9 ②			1B HR 1B		L6-4 1B 1B	F8 ③			4	1	2	0	0	0	1
Roy Sievers, R (1, 7) OBP: 0.375, SLG: 0.490	F8 ③			HR 1B 1-3		BB 1B 1B 1-2		BBBB 3B BB 4-0		3	3	2	0	1	0	1
Clint Courtney, L (1, 2) OBP: 0.375, SLG: 0.461		5-3 ①		HR 2-H 3-H		L6-4 ①② 2-3		P4 ①		4	1	1	3	0	0	3
Jim Lemon, R (1, 9) OBP: 0.347, SLG: 0.495		P6 ②		P6 ①		1B BB 1B 1-2		F2 ②		4	0	1	0	0	0	1
Herb Plews, L (1, 4) OBP: 0.349, SLG: 0.372		HR		L6 ②		BBBB 1B BB 4-0 1-2 2-3		3B 1-H		3	1	2	2	1	0	0
Jose Valdivielso, R (1, 6) OBP: 0.325, SLG: 0.330		F9 ③		1-3 ③		1B 1-2 2-3 3-H		F7 ③		4	0	1	1	0	0	1
Chuck Stobbs, L (1, 1) OBP: 0.194, SLG: 0.203			4-3 ①		BBBB G6-4-3 BB 4-0	SSS K ③ 0-3				2	0	0	0	1	1	3
Inning Stats	R: 0 E: 1 K: 0 S: 4 H: 1 LOB: 1 BB: 0 P: 4	R: 1 E: 0 K: 0 S: 4 H: 1 LOB: 0 BB: 0 P: 4	R: 0 E: 0 K: 0 S: 3 H: 0 LOB: 0 BB: 0 P: 3	R: 3 E: 0 K: 0 S: 6 H: 3 LOB: 0 BB: 0 P: 6	R: 0 E: 0 K: 0 S: 2 H: 0 LOB: 0 BB: 1 P: 6	R: 1 E: 0 K: 1 S: 8 H: 4 LOB: 3 BB: 1 P: 12	R: 0 E: 0 K: 0 S: 3 H: 0 LOB: 0 BB: 0 P: 3	R: 1 E: 0 K: 0 S: 4 H: 1 LOB: 1 BB: 1 P: 8		1B: 7 2B: 1 3B: 1 HR: 2 SF: 0 SAC: 0 DP: 2 HBP: 0						

PITCHER		IP	WLS	BF	H	R	ER	SO	BB	IBB	HBP	BLK	WP	HR	S	P	ERA	WHIP
Bob Keegan, R ERA: 3.55	(1, 1)	4.0	L	17	5	4	4	0	0	0	0	0	0	2	17	17	9.00	1.250
Jim McDonald, R ERA: 8.1	(5, 1)	1.0		5	2	1	1	0	1	0	0	0	0	0	4	8	9.00	3.000
Dixie Howell, R ERA: 4.81	(6, 1)	1.0		5	2	0	0	1	1	0	0	0	0	0	6	10	0.00	3.000
Paul LaPalme, L ERA: 3.71	(7, 1)	2.0		8	1	1	1	0	1	0	0	0	0	0	7	11	4.50	1.000

PITCHER	IP	WLS	BF	H	R	ER	SO	BB	IBB	HBP	BLK	WP	HR	S	P	ERA	WHIP

BOTTOM

Chicago White Sox @ Washington Senators

Griffith Stadium, Washington, DC

Tue Aug 28 1956, 3:33 AM EDT

Unknown

livebaseballscorecards.com

AB	32
R	6
H	10
RBI	6
BB	3
SO	1
LOB	12

Batter	1	2	3	4	5	6	7	8	9	AB	R	H	RBI	BB	SO	LOB
Jim Rivera, L (1, 9) OBP: 0.338, SLG: 0.393	P6			1B		F7 / K			G3	5	0	1	0	0	1	2
Nellie Fox, L (1, 4) OBP: 0.354, SLG: 0.385	F8			F7		1-2 1B		6-3		4	0	1	0	0	0	0
Larry Doby, L (1, 8) OBP: 0.378, SLG: 0.434	4-3			L8		F7		HR / BB		3	1	0	0	1	0	2
Minnie Minoso, R (1, 7) OBP: 0.417, SLG: 0.467		5-3			6-3		F9	1-H HR		4	1	1	2	0	0	0
Dave Philley, S (1, 3) OBP: 0.326, SLG: 0.357		5-3			4-3		HR	6-3 1B		3	1	1	1	0	0	0
Walt Dropo, R (7, 3) OBP: 0.329, SLG: 0.330										1	0	1	0	0	0	0
Sherm Lollar, R (1, 2) OBP: 0.385, SLG: 0.444		L7			1B		1B 2B 1B	1-2 6-3		4	1	2	0	0	0	1
Fred Hatfield, L (1, 5) OBP: 0.367, SLG: 0.388			5-3		P4		1-2 2B 1B	F8		4	1	1	0	0	0	2
Luis Aparicio, R (1, 6) OBP: 0.299, SLG: 0.334			5-3			5-3	1-H 2-H 2B		6-3	2	0	0	0	0	0	0
Ron Northey, L (7, PH) OBP: 0.400, SLG: 0.559										1	0	1	2	0	0	0
Sammy Esposito, R (7, PR) OBP: 0.365, SLG: 0.314										1	0	0	0	0	0	0
(7, 6)																
Jack Harshman, L (1, 1) OBP: 0.277, SLG: 0.466			P6			1B	K		K	4	0	1	0	0	2	1
Ellis Kinder, R (9, 1)										0	0	0	0	0	0	0
Inning Stats	R: 0 E: 0 K: 0 S: 3 / H: 0 LOB: 0 BB: 0 P: 3	R: 0 E: 0 K: 0 S: 3 / H: 0 LOB: 0 BB: 0 P: 3	R: 0 E: 0 K: 0 S: 3 / H: 0 LOB: 0 BB: 0 P: 3	R: 0 E: 0 K: 0 S: 3 / H: 1 LOB: 0 BB: 0 P: 3	R: 0 E: 0 K: 0 S: 4 / H: 1 LOB: 1 BB: 0 P: 4	R: 0 E: 0 K: 0 S: 5 / H: 2 LOB: 2 BB: 0 P: 5	R: 3 E: 0 K: 2 S: 11 / H: 4 LOB: 1 BB: 0 P: 11	R: 2 E: 0 K: 0 S: 5 / H: 2 LOB: 1 BB: 1 P: 9	R: 0 E: 0 K: 1 S: 5 / H: 0 LOB: 0 BB: 0 P: 5	1B: 7 2B: 1 3B: 0 HR: 2	SF: 0 SAC: 0 DP: 0 HBP: 0						

TOP

Chicago White Sox @ Washington Senators

Griffith Stadium, Washington, DC

Tue Aug 28 1956, 3:38 AM EDT

Att. 4,389 - Unknown

livebaseballscorecards.com

AB	36
R	5
H	10
RBI	5
BB	1
SO	3
LOB	8

PA: 37

WP: 0 PB: 0 SB: 0 CS: 0

PITCHER		IP	WLS	BF	H	R	ER	SO	BB	IBB	HBP	BLK	WP	HR	S	P	ERA	WHIP
Pedro Ramos, R ERA: 4.68	(1, 1)	6.1	L	26	8	3	3	0	0	0	0	0	0	1	26	26	4.26	1.263
Dean Stone, L ERA: 6.62	(7, 1)	0.2		2	0	0	0	2	0	0	0	0	0	0	6	6	0.00	0.000
Bunky Stewart, L ERA: 5.36	(8, 1)	1.0		6	2	2	2	0	1	0	0	0	0	1	5	9	18.00	3.000
Camilo Pascual, R ERA: 5.74	(9, 1)	1.0		3	0	0	0	1	0	0	0	0	0	0	5	5	0.00	0.000

PITCHER	IP	WLS	BF	H	R	ER	SO	BB	IBB	HBP	BLK	WP	HR	S	P	ERA	WHIP

BOTTOM

Chicago White Sox @ Washington Senators

Griffith Stadium, Washington, DC

Tue Aug 28 1956, 3:38 AM EDT

Att. 4,389 - Unknown

livebaseballscorecards.com

Batter	1	2	3	4	5	6	7	8	9	AB	R	H	RBI	BB	SO	LOB
Eddie Yost, R (1, 5) OBP: 0.432, SLG: 0.361	F8		K		F2		F7		FC6-4 1-2 1B	5	0	1	0	0	1	0
Ed Fitz Gerald, R (1, 2) OBP: 0.404, SLG: 0.420	F9		P4		1B			BB E 1B	FC6-4 G6-4-3 1-2f 2-3	5	1	2	0	0	0	2
Pete Runnels, L (1, 3) OBP: 0.376, SLG: 0.425	6-3			6-3	F2			F2	G6-4-3 1-2f	5	0	0	0	0	0	4
Roy Sievers, R (1, 7) OBP: 0.378, SLG: 0.490		FC6-4 1B		F8 BB 1B BB		6-3		FC6-4 1-2 BB		2	1	1	0	2	0	0
Jim Lemon, R (1, 9) OBP: 0.347, SLG: 0.491		FC6-4 1B 1-2f		1B 1-2 BB		K		FC6-4 1B 1-2f 2-H		3	1	0	0	1	1	2
Karl Olson, R (1, 8) OBP: 0.321, SLG: 0.353		FC6-4 1-2 1B		F8 2-3		3B		1B 1-3 1B		4	0	3	0	0	0	2
Herb Plews, L (1, 4) OBP: 0.353, SLG: 0.375		K		1B 1-2 3-H		K		1B 1-2 3-H		4	0	2	2	0	2	3
Jose Valdivielso, R (1, 6) OBP: 0.320, SLG: 0.324		FC6-4 1-2f		P3			F9	F8		4	0	0	0	0	0	6
Pedro Ramos, S (1, 1) Dean Stone, L (7, 1) OBP: 0.226, SLG: 0.115 Ernie Oravetz, S (7, PH) OBP: 0.355, SLG: 0.305 Bunky Stewart, L (8, 1) OBP: 0.231, SLG: 0.231 Camilo Pascual, R (9, 1) OBP: 0.188, SLG: 0.217 Lou Berberet, L (9, PH) OBP: 0.420, SLG: 0.420 Hal Griggs, R (9, PR)			K		K		K		FC6-4 1B BB	2 0 1 0 0 0 0	0 0 0 0 0 0 0	0 0 0 0 0 0 0	0 0 0 0 0 1 0	0 0 0 0 0 0 0	2 0 1 0 0 0 0	0 0 0 0 0 0 0
Inning Stats	R: 0 E: 0 K: 0 S: 3 H: 0 LOB: 0 BB: 0 P: 3	R: 0 E: 0 K: 1 S: 7 H: 2 LOB: 2 BB: 0 P: 7	R: 0 E: 0 K: 2 S: 7 H: 0 LOB: 0 BB: 0 P: 7	R: 1 E: 0 K: 0 S: 4 H: 1 LOB: 2 BB: 2 P: 12	R: 0 E: 0 K: 1 S: 6 H: 1 LOB: 1 BB: 0 P: 6	R: 0 E: 0 K: 2 S: 8 H: 1 LOB: 1 BB: 0 P: 8	R: 0 E: 0 K: 1 S: 5 H: 0 LOB: 0 BB: 0 P: 5	R: 2 E: 1 K: 0 S: 6 H: 3 LOB: 2 BB: 1 P: 10	R: 0 E: 0 K: 0 S: 3 H: 1 LOB: 2 BB: 1 P: 7	1B: 8 2B: 0 3B: 1 HR: 0 SF: 0 SAC: 0 DP: 1 HBP: 0						

	AB	35
	R	3
	H	9
	RBI	2
	BB	4
	SO	7
	LOB	19

WP: 0 PB: 0 SB: 0 CS: 0 PA: 39

PITCHER		IP	WLS	BF	H	R	ER	SO	BB	IBB	HBP	BLK	WP	HR	S	P	ERA	WHIP
Jack Harshman, L ERA: 3.09	(1, 1)	8.0	W	36	8	3	3	7	4	0	0	0	0	0	46	62	3.38	1.500
Ellis Kinder, R ERA: 2.82	(9, 1)	1.0	S	3	1	0	0	0	0	0	0	0	0	0	3	3	0.00	1.000

PITCHER	IP	WLS	BF	H	R	ER	SO	BB	IBB	HBP	BLK	WP	HR	S	P	ERA	WHIP

Chicago White Sox @ Washington Senators

Griffith Stadium, Washington, DC

Wed Aug 29 1956, 3:33 AM EDT

Att. 1,373 - Unknown

livebaseballscorecards.com

TOP

Batter	1	2	3	4	5	6	7	8	9	AB	R	H	RBI	BB	SO	LOB
Luis Aparicio, R (1, 6) OBP: 0.298, SLG: 0.330	F9		6-3	K	FC6-4 1-2f		5-3		1B WP BB	5	1	0	0	1	1	4
Nellie Fox, L (1, 4) OBP: 0.359, SLG: 0.391	BB BB G1-2-3 BB		3B 1B	F7		G2-6-3 1B		2B 2B	WP 1B 1-3	5	2	4	0	1	0	1
Larry Doby, L (1, 8) OBP: 0.380, SLG: 0.435	BB BB 1-2		F9	G3		G2-6-3 1-2f		FC1-5 2B 2-H	BB 1-2 3-H	4	0	1	1	2	0	3
Minnie Minoso, R (1, 7) OBP: 0.422, SLG: 0.475 Jim Delsing, L (8, 7) OBP: 0.270, SLG: 0.120	BB 1-2 2-3		1B 3B 1-H		FC4 SH 1B			FC1-5 BB	3-1	3 1	2 0	3 0	1 0	2 0	0 0	0 2
Sherm Lollar, R (1, 2) OBP: 0.383, SLG: 0.439	G1-2-3 3-Hf		1B 2B BB		FC4 SH SF9 1-2	4-3		FC1-5 1-2 2-3f		4	2	0	0	1	0	7
Walt Dropo, R (1, 3) OBP: 0.334, SLG: 0.340		BB 1B	2B 1B 1-2 3-H		SH SF9 1-3 2-H		E 2B	K		4	2	3	1	0	1	2
Bubba Phillips, R (1, 9) OBP: 0.299, SLG: 0.375		K	2B 1-H 2-H		5-3		E5 SH1-3 2-H 1B	P4		5	0	2	2	0	1	5
Fred Hatfield, L (1, 5) OBP: 0.369, SLG: 0.385		G6-4-3 1-2 BB	1-3		FC6-4 IBB		SH1-3 2-3		F8	2	0	0	0	2	0	1
Jim Wilson, R (1, 1) OBP: 0.324, SLG: 0.353 Ellis Kinder, R (9, 1)		G6-4-3 1-2f	2B		SF9 2-3 3-H		F2		F8	4 0	0 0	1 0	1 0	0 0	0 0	3 0

Inning Stats																		
	R: 0	H: 0	R: 0	H: 1	R: 4	H: 4	R: 0	H: 1	R: 2	H: 1	R: 0	H: 2	R: 1	H: 2	R: 1	H: 2	R: 1	H: 1
	E: 0	LOB: 2	E: 0	LOB: 1	E: 0	LOB: 1	E: 0	LOB: 1	E: 1	LOB: 2	E: 0	LOB: 1	E: 1	LOB: 1	E: 0	LOB: 2	E: 0	LOB: 2
	K: 0	BB: 3	K: 1	BB: 1	K: 0	BB: 1	K: 1	BB: 0	K: 0	BB: 1	K: 0	BB: 0	K: 0	BB: 0	K: 1	BB: 1	K: 0	BB: 2
	S: 2	P: 14	S: 5	P: 9	S: 7	P: 11	S: 6	P: 6	S: 6	P: 10	S: 4	P: 4	S: 5	P: 5	S: 7	P: 11	S: 4	P: 12

1B: 8	SF: 1	WP: 1	PA: 49
2B: 5	SAC: 2	PB: 0	
3B: 1	DP: 3	SB: 0	
HR: 0	HBP: 0	CS: 0	

PITCHER		IP	WLS	BF	H	R	ER	SO	BB	IBB	HBP	BLK	WP	HR	S	P	ERA	WHIP
Bob Wiesler, L ERA: 6.6	(1, 1)	3.0	L	17	5	4	4	1	5	0	0	0	0	0	14	34	12.00	3.333
Hal Griggs, R ERA: 5.22	(4, 1)	3.0		15	4	2	0	1	0	1	0	0	0	0	16	20	0.00	1.333
Connie Grob, R ERA: 7.21	(7, 1)	2.0		11	4	2	1	1	1	0	0	0	0	0	12	16	4.50	2.500
Bob Chakales, R ERA: 3.47	(9, 1)	1.0		6	1	1	1	0	2	0	0	0	1	0	4	12	9.00	3.000

PITCHER	IP	WLS	BF	H	R	ER	SO	BB	IBB	HBP	BLK	WP	HR	S	P	ERA	WHIP

AB	37
R	9
H	14
RBI	6
BB	9
SO	3
LOB	28

Batter	1	2	3	4	5	6	7	8	9	AB	R	H	RBI	BB	SO	LOB
Eddie Yost, R (1, 5) OBP: 0.430, SLG: 0.359	F9			P4		F7		K	1B	5	0	1	1	0	1	0
Whitey Herzog, L (1, 8) OBP: 0.305, SLG: 0.354	K			K		F8			6-3	5	1	1	0	0	2	1
Pete Runnels, L (1, 3) OBP: 0.377, SLG: 0.428	1-3			1B			F8		4-3	4	1	2	0	0	0	0
Roy Sievers, R (1, 7) OBP: 0.375, SLG: 0.486		5-3		P2			P4		6-3	4	0	0	1	0	0	2
Clint Courtney, L (1, 2) OBP: 0.373, SLG: 0.455		F5			F9		E3		4-3	3	2	0	0	1	0	0
Herb Plews, L (1, 4) OBP: 0.351, SLG: 0.385		1-3			3-1				4-3	4	0	1	1	0	0	2
Ernie Oravetz, S (1, 9) OBP: 0.359, SLG: 0.312			1-3		1B		6-3		3B	4	1	2	2	0	0	1
Jose Valdivielso, R (1, 6) OBP: 0.316, SLG: 0.319 Jim Lemon, R (9, PH) OBP: 0.348, SLG: 0.497			1-3		P4			F9	E	3 1	0 1	0 1	0 1	0 0	0 0	1 0
Bob Wiesler, S (1, 1) OBP: 0.069, SLG: 0.103 Chuck Stobbs, L (3, PH) OBP: 0.192, SLG: 0.200 Hal Griggs, R (4, 1) OBP: 0.320, SLG: 0.351 Karl Olson, R (6, PH) OBP: 0.389, SLG: 0.412 Connie Grob, L (7, 1) OBP: 0.418, SLG: 0.418 Lou Berberet, L (8, PH) OBP: 0.111, SLG: 0.111 Bob Chakales, R (9, 1) OBP: 0.409, SLG: 0.436 Ed Fitz Gerald, R (9, PH)			K			P3		4-3	E7	0 1 0 1 0 1 0 1	0 0 0 0 0 0 0 0	0 0 0 0 0 0 0 0	0 1 0 0 0 1 0 1	0 0 0 0 0 0 0 0	0 1 0 0 0 0 0 0	0 0 0 0 0 0 0 0
Inning Stats	R: 0 E: 0 K: 1 S: 5 H: 0 LOB: 0 BB: 0 P: 5	R: 0 E: 0 K: 0 S: 3 H: 0 LOB: 0 BB: 0 P: 3	R: 0 E: 0 K: 1 S: 5 H: 0 LOB: 0 BB: 0 P: 5	R: 0 E: 0 K: 1 S: 6 H: 1 LOB: 1 BB: 0 P: 6	R: 0 E: 0 K: 0 S: 4 H: 1 LOB: 1 BB: 0 P: 4	R: 0 E: 0 K: 0 S: 3 H: 0 LOB: 0 BB: 0 P: 3	R: 1 E: 1 K: 0 S: 5 H: 1 LOB: 1 BB: 0 P: 5	R: 0 E: 0 K: 1 S: 5 H: 0 LOB: 0 BB: 0 P: 5	R: 6 E: 1 K: 0 S: 9 H: 6 LOB: 1 BB: 1 P: 13	1B: 5 2B: 2 3B: 2 HR: 0 SF: 0 SAC: 0 DP: 0 HBP: 0						

PITCHER		IP	WLS	BF	H	R	ER	SO	BB	IBB	HBP	BLK	WP	HR	S	P	ERA	WHIP
Jim Wilson, R ERA: 4.22	(1, 1)	8.2	W	35	7	6	5	4	1	0	0	0	0	0	42	46	5.19	0.923
Ellis Kinder, R ERA: 2.98	(9, 1)	0.1	S	3	2	1	1	0	0	0	0	0	0	0	3	3	27.00	6.000

PITCHER	IP	WLS	BF	H	R	ER	SO	BB	IBB	HBP	BLK	WP	HR	S	P	ERA	WHIP

BOTTOM

Chicago White Sox @ Washington Senators

Griffith Stadium, Washington, DC

Wed Aug 29 1956, 3:33 AM EDT

Att. 1,373 - Unknown

livebaseballscorecards.com

AB	37
R	7
H	9
RBI	7
BB	1
SO	4
LOB	7

WP: 0	PA: 38
PB: 0	
SB: 0	
CS: 0	

Batter	1	2	3	4	5	6	7	8	9	AB	R	H	RBI	BB	SO	LOB
Al Smith, R (1, 7) OBP: 0.368, SLG: 0.434	5-3		F2	F7			F8			4	0	0	0	0	0	2
Bobby Avila, R (1, 4) OBP: 0.343, SLG: 0.327	2B 3B		6-3		G6-4-3 1B		K			4	1	2	0	0	1	0
Al Rosen, R (1, 5) OBP: 0.369, SLG: 0.441	E 1B 2B 3-H		1B		G6-4-3 1-2f			F4		4	1	2	1	0	0	1
Rocky Colavito, R (1, 9) OBP: 0.376, SLG: 0.564	G5-4-3 1B 2-H		F2		L7			K		4	0	1	1	0	1	1
Sam Mele, R (1, 3) OBP: 0.349, SLG: 0.457	G5-4-3 1-2f			HR		6-3		FC6-4 BB		3	1	1	1	1	0	1
Jim Busby, R (1, 8) OBP: 0.302, SLG: 0.368		5-3		1B 1B		F8		FC6-4 1-2f		4	0	1	0	0	0	1
Chico Carrasquel, R (1, 6) OBP: 0.336, SLG: 0.344		6-3 2B		F7		1B			F9	4	0	2	0	0	0	1
Jim Hegan, R (1, 2) OBP: 0.323, SLG: 0.349		6-3 2-3		1-2 1B		6-3			K	4	0	1	0	0	1	2
Herb Score, L (1, 1) OBP: 0.256, SLG: 0.243 Don Mossi, L (9, 1) OBP: 0.227, SLG: 0.250		5-3	K			K			K	4 0	0 0	0 0	0 0	0 0	3 0	3 0
Inning Stats	R: 2 E: 1 K: 0 S: 5 H: 3 LOB: 0 BB: 0 P: 5	R: 0 E: 0 K: 0 S: 4 H: 1 LOB: 1 BB: 0 P: 4	R: 0 E: 0 K: 0 S: 4 H: 1 LOB: 1 BB: 0 P: 4	R: 1 E: 0 K: 1 S: 8 H: 3 LOB: 2 BB: 0 P: 8	R: 0 E: 0 K: 0 S: 3 H: 1 LOB: 0 BB: 0 P: 3	R: 0 E: 0 K: 0 S: 4 H: 1 LOB: 1 BB: 0 P: 4	R: 0 E: 0 K: 2 S: 7 H: 0 LOB: 0 BB: 0 P: 7	R: 0 E: 0 K: 1 S: 5 H: 0 LOB: 1 BB: 1 P: 9	R: 0 E: 0 K: 2 S: 7 H: 0 LOB: 0 BB: 0 P: 7	1B: 6 2B: 2 3B: 1 HR: 1 SF: 0 SAC: 0 DP: 2 HBP: 0						

PITCHER	IP	WLS	BF	H	R	ER	SO	BB	IBB	HBP	BLK	WP	HR	S	P	ERA	WHIP
Billy Pierce, L (1, 1) ERA: 3.38	9.0	L	36	10	3	3	6	1	0	0	0	0	1	47	51	3.00	1.222

PITCHER	IP	WLS	BF	H	R	ER	SO	BB	IBB	HBP	BLK	WP	HR	S	P	ERA	WHIP

Cleveland Indians @ Chicago White Sox

Comiskey Park, Chicago, IL

Fri Aug 31 1956, 4:33 AM EDT

Unknown

TOP

AB	35
R	3
H	10
RBI	3
BB	1
SO	6
LOB	12

PA: 36

WP: 0
PB: 0
SB: 0
CS: 0

livebaseballscorecards.com

Batter	1	2	3	4	5	6	7	8	9	AB	R	H	RBI	BB	SO	LOB
Luis Aparicio, R (1, 6) OBP: 0.296, SLG: 0.327	BBBB 4-0 FC6-4 BB		SSS 0-3 K ②		x 0-0 L6-4 ②③ 2-3			SSS 0-3 K ①	x 0-0 F9 ③	4	0	0	0	1	2	4
Nellie Fox, L (1, 4) OBP: 0.358, SLG: 0.390	x 0-0 FC6-4 L6-3 ① 1-2f		x 0-0 4-3 ③			x 0-0 FC5-6 1B		x 0-0 1-3 ②		4	0	1	0	0	0	1
Larry Doby, L (1, 8) OBP: 0.379, SLG: 0.433	x 0-0 L6-3 ②③ 1-2			x 0-0 F9 ①		x 0-0 FC5-6 ① 1-2f		x 0-0 1B		4	0	1	0	0	0	2
Minnie Minoso, R (1, 7) OBP: 0.419, SLG: 0.470		x 0-0 F9 ①		x 0-0 F4 ②		x 0-0 F4 ②		x 0-0 F8 ③		4	0	0	0	0	0	2
Sherm Lollar, R (1, 2) OBP: 0.384, SLG: 0.442 Jim Rivera, L (9, PR) OBP: 0.338, SLG: 0.393		x 0-0 5-3 ②		x 0-0 2B		x 0-0 L6 ③			x 0-0 1B 6-3 1B	4 0	0 0	2 0	0 0	0 0	0 0	1 0
Walt Dropo, R (1, 3) OBP: 0.333, SLG: 0.349		x 0-0 HR		SSS 0-3 K ③			x 0-0 5-3 ①		x 0-0 6-3 ① 1-2	4	1	1	1	0	1	2
Bubba Phillips, R (1, 9) OBP: 0.324, SLG: 0.448		x 0-0 2B			x 0-0 HR		SSS 0-3 K ②	BBBB 4-0 1B BB		3	1	2	1	1	1	0
Fred Hatfield, L (1, 5) OBP: 0.369, SLG: 0.382 Les Moss, R (9, PH) OBP: 0.336, SLG: 0.553		SSS 0-3 K ③			x 0-0 E6 L6-4 SH1-4		BBBB 4-0 BB		x 0-0 1-2 2-3 1B	2 1	0 0	0 1	0 0	1 0	1 0	1 0
Billy Pierce, L (1, 1) OBP: 0.146, SLG: 0.106 Ron Northey, L (9, PH) OBP: 0.391, SLG: 0.543			SSS 0-3 K ①		x 0-0 SH1-4 ① 1-2		SSS 0-3 K ③		x 0-0 F4 ②	2 1	0 0	0 0	0 0	0 0	2 0	1 3
Inning Stats	R: 0 H: 0 E: 0 LOB: 0 K: 0 BB: 1 S: 2 P: 6	R: 1 H: 2 E: 0 LOB: 1 K: 1 BB: 0 S: 7 P: 7	R: 0 H: 0 E: 0 LOB: 0 K: 2 BB: 0 S: 7 P: 7	R: 0 H: 1 E: 0 LOB: 1 K: 1 BB: 0 S: 6 P: 6	R: 1 H: 1 E: 1 LOB: 0 K: 0 BB: 0 S: 4 P: 4	R: 0 H: 1 E: 0 LOB: 1 K: 0 BB: 0 S: 4 P: 4	R: 0 H: 0 E: 0 LOB: 1 K: 2 BB: 1 S: 7 P: 11	R: 0 H: 1 E: 0 LOB: 1 K: 1 BB: 0 S: 6 P: 6	R: 0 H: 2 E: 0 LOB: 3 K: 0 BB: 1 S: 5 P: 9	1B: 4 SF: 0 2B: 4 SAC: 1 3B: 0 DP: 2 HR: 2 HBP: 0						WP: 0 PA: 37 PB: 0 SB: 0 CS: 0	

PITCHER		IP	WLS	BF	H	R	ER	SO	BB	IBB	HBP	BLK	WP	HR	S	P	ERA	WHIP
Herb Score, L ERA: 2.73	(1, 1)	8.1	W	34	7	2	2	7	3	0	0	0	0	2	45	57	2.16	1.200
Don Mossi, L ERA: 3.74	(9, 1)	0.2	S	3	1	0	0	0	0	0	0	0	0	0	3	3	0.00	1.500

PITCHER	IP	WLS	BF	H	R	ER	SO	BB	IBB	HBP	BLK	WP	HR	S	P	ERA	WHIP

BOTTOM

Cleveland Indians @ Chicago White Sox

Comiskey Park, Chicago, IL

Fri Aug 31 1956, 4:33 AM EDT

Unknown

livebaseballscorecards.com

AB	33
R	2
H	8
RBI	2
BB	3
SO	7
LOB	17

Batter	1	2	3	4	5	6	7	8	9	10	AB	R	H	RBI	BB	SO	LOB
Al Smith, R (1, 8) OBP: 0.365, SLG: 0.429	G3		F8		F9			6-3		F9	5	0	0	0	0	0	1
Bobby Avila, R (1, 4) OBP: 0.343, SLG: 0.326	6-3		1B		1-3			1-3			4	0	1	0	0	0	1
Vic Wertz, L (1, 3) OBP: 0.366, SLG: 0.481	F8		F8			4-3		F4			4	0	0	0	0	0	1
Rocky Colavito, R (1, 9) OBP: 0.382, SLG: 0.565		BBBB 4-0 1B FC3-2 BB		5-3 1B		FC3-6 1B			F8		3	0	2	0	1	0	0
Al Rosen, R (1, 5) OBP: 0.365, SLG: 0.436		SSS 0-3 K		5-3 1-2		FC3-6 1-2f			F8		4	0	0	0	0	1	3
Gene Woodling, L (1, 7) OBP: 0.406, SLG: 0.411		FC3-2 1-3 1B		F7		4-3			FC4-6 1B		4	0	2	0	0	0	2
Hal Naragon, L (1, 2) OBP: 0.374, SLG: 0.426		FC3-2 FC6-4 1-2 3-H		1-3			4-3		FC4-6 1-2f		4	0	0	0	0	0	4
Chico Carrasquel, R (1, 6) OBP: 0.335, SLG: 0.342		FC6-4 1-2f			BBBB 4-0 BB		F7			F2	3	0	0	0	1	0	2
Early Wynn, S (1, 1) OBP: 0.295, SLG: 0.284			SSS 0-3 K		F7		6-3			F8	4	0	0	0	0	1	1
Inning Stats	R: 0 H: 0 E: 0 LOB: 0 K: 0 BB: 0 S: 3 P: 3	R: 0 H: 1 E: 0 LOB: 2 K: 1 BB: 1 S: 6 P: 10	R: 0 H: 1 E: 0 LOB: 1 K: 1 BB: 0 S: 6 P: 6	R: 0 H: 1 E: 0 LOB: 1 K: 0 BB: 0 S: 4 P: 4	R: 0 H: 0 E: 0 LOB: 1 K: 0 BB: 1 S: 3 P: 7	R: 0 H: 1 E: 0 LOB: 1 K: 0 BB: 0 S: 4 P: 4	R: 0 H: 0 E: 0 LOB: 0 K: 0 BB: 0 S: 3 P: 3	R: 0 H: 0 E: 0 LOB: 0 K: 0 BB: 0 S: 3 P: 3	R: 0 H: 1 E: 0 LOB: 1 K: 0 BB: 0 S: 4 P: 4	R: 0 H: 0 E: 0 LOB: 0 K: 0 BB: 0 S: 3 P: 3	1B: 5 SF: 0 2B: 0 SAC: 0 3B: 0 DP: 0 HR: 0 HBP: 0						

PITCHER	IP	WLS	BF	H	R	ER	SO	BB	IBB	HBP	BLK	WP	HR	S	P	ERA	WHIP
Dick Donovan, R (1, 1) ERA: 3.93	10.0	W	37	5	0	0	2	2	0	0	0	0	0	39	47	0.00	0.700

PITCHER	IP	WLS	BF	H	R	ER	SO	BB	IBB	HBP	BLK	WP	HR	S	P	ERA	WHIP

TOP

Cleveland Indians @ Chicago White Sox

Comiskey Park, Chicago, IL

Fri Aug 31 1956, 4:38 AM EDT

Att. 31,445 - Unknown

AB	35
R	0
H	5
RBI	0
BB	2
SO	2
LOB	15

1B: 5	SF: 0	WP: 0	PA: 37
2B: 0	SAC: 0	PB: 0	
3B: 0	DP: 0	SB: 0	
HR: 0	HBP: 0	CS: 0	

livebaseballscorecards.com

Batter	1	2	3	4	5	6	7	8	9	10	AB	R	H	RBI	BB	SO	LOB
Jim Rivera, L (1, 9) OBP: 0.335, SLG: 0.389	x 0-0 F8 ①		x 0-0 6-3 ②		x 0-0 F6 ③			x 0-0 G3 ③			4	0	0	0	0	0	2
Nellie Fox, L (1, 4) OBP: 0.358, SLG: 0.388	x 0-0 F4 ②		B B B B 4-0 BB			x 0-0 6-3 ①			x 0-0 F6 ①		3	0	0	0	1	0	0
Larry Doby, L (1, 8) OBP: 0.380, SLG: 0.431	B B B B 4-0 BB		x 0-0 F7 ③			x 0-0 4-3 ②			B B B B 4-0 BB BB		2	0	0	0	2	0	2
Minnie Minoso, R (1, 7) OBP: 0.418, SLG: 0.467	x 0-0 F9 ③			x 0-0 F9 ①		x 0-0 F4 ③			B B B B 4-0 G1-6-3 1-2 BB		3	0	0	0	1	0	1
Dave Philley, S (1, 3) OBP: 0.323, SLG: 0.353 Walt Dropo, R (10, 3) OBP: 0.333, SLG: 0.349		x 0-0 G3 ①		x 0-0 L7 ②			x 0-0 F2 ①		x 0-0 G1-6-3 ② ③ 1-2f	x 0-0 F3 ①	4 0	0 0	0 0	0 0	0 0	0 0	2 0
Sherm Lollar, R (1, 2) OBP: 0.381, SLG: 0.437		x 0-0 F9 ②		x 0-0 F2 ③			x 0-0 F6 ②			x 0-0 F3 ①	4	0	0	0	0	0	0
Fred Hatfield, L (1, 5) OBP: 0.367, SLG: 0.379 Bubba Phillips, R (10, PR) OBP: 0.324, SLG: 0.448	S S S 0-3 K ③			x 0-0 B4-3 ①			S S S 0-3 K ③			x 0-0 1B 1B 1B	4 0	0 1	1 0	0 0	0 0	2 0	0 0
Luis Aparicio, R (1, 6) OBP: 0.298, SLG: 0.329			x 0-0 F8 S 1B	x 0-0 F9 ②				x 0-0 E7 G4-6-3		x 0-0 1B 1-2 1B	4	0	2	0	0	0	0
Dick Donovan, L (1, 1) OBP: 0.325, SLG: 0.375			x 0-0 F8 ① 1-3	H 1-0 HBP				x 0-0 G4-6-3 ① ② 1-2f		x 0-0 1-2 2-H 1B	3	0	1	1	0	0	2
Inning Stats	R: 0 H: 0 E: 0 LOB: 1 K: 0 BB: 1 S: 3 P: 7	R: 0 H: 0 E: 0 LOB: 0 K: 1 BB: 0 S: 5 P: 5	R: 0 H: 1 E: 0 LOB: 2 K: 0 BB: 1 S: 4 P: 8	R: 0 H: 0 E: 0 LOB: 0 K: 0 BB: 0 S: 3 P: 3	R: 0 H: 0 E: 0 LOB: 1 K: 0 BB: 0 S: 3 P: 4	R: 0 H: 0 E: 0 LOB: 0 K: 0 BB: 0 S: 3 P: 3	R: 0 H: 0 E: 0 LOB: 0 K: 1 BB: 0 S: 5 P: 5	R: 0 H: 0 E: 1 LOB: 0 K: 0 BB: 0 S: 3 P: 3	R: 0 H: 0 E: 0 LOB: 1 K: 0 BB: 2 S: 2 P: 10	R: 1 H: 3 E: 0 LOB: 2 K: 0 BB: 0 S: 4 P: 4	1B: 4 SF: 0 2B: 0 SAC: 0 3B: 0 DP: 2 HR: 0 HBP: 1						

PITCHER	IP	WLS	BF	H	R	ER	SO	BB	IBB	HBP	BLK	WP	HR	S	P	ERA	WHIP
Early Wynn, R (1, 1) ERA: 2.92	9.1	L	36	4	1	1	2	4	0	1	0	0	0	35	52	0.96	0.857

PITCHER	IP	WLS	BF	H	R	ER	SO	BB	IBB	HBP	BLK	WP	HR	S	P	ERA	WHIP

BOTTOM

Cleveland Indians @ Chicago White Sox

Comiskey Park, Chicago, IL

Fri Aug 31 1956, 4:38 AM EDT

Att. 31,445 - Unknown

livebaseballscorecards.com

AB	31
R	1
H	4
RBI	1
BB	4
SO	2
LOB	9

WP: 0 PA: 36
PB: 0
SB: 1
CS: 0

Cleveland Indians @ Chicago White Sox

Comiskey Park, Chicago, IL

Sat Sep 01 1956, 4:33 AM EDT

Att. 17,749 - Unknown

TOP

Batter	1	2	3	4	5	6	7	8	9	AB	R	H	RBI	BB	SO	LOB
Al Smith, R (1, 8) (7, 7) OBP: 0.367, SLG: 0.434	K		G3 1B	F8			1B HBP		SF9 3B	4	2	2	0	0	1	1
Bobby Avila, R (1, 4) OBP: 0.343, SLG: 0.326	5-3		F8		6-3		G3 SF8 1B		BB	4	1	1	1	1	0	1
Vic Wertz, L (1, 3) OBP: 0.366, SLG: 0.482	1B		G3 1-2		1B		G3 2-3		SF9 3-H	4	0	2	1	0	0	2
Rocky Colavito, R (1, 9) OBP: 0.375, SLG: 0.555	5-3		5-3		F7		SF8 3-H		F4	4	0	0	1	0	0	4
Dave Pope, L (1, 7) OBP: 0.278, SLG: 0.324		K		6-3 1B	P7		F5			3	1	1	0	0	1	1
Jim Busby, R (7, PH) (7, 8) OBP: 0.302, SLG: 0.367										1	0	0	0	0	0	0
Al Rosen, R (1, 5) OBP: 0.366, SLG: 0.437		1B	6-3 1-2			6-3 1B		F7		4	0	2	0	0	0	1
Chico Carrasquel, R (1, 6) OBP: 0.335, SLG: 0.341		F3		1B 2-H 1B		6-3 1-2		F6		4	1	1	1	0	0	2
Jim Hegan, R (1, 2) OBP: 0.326, SLG: 0.351		1-2 1B		1-3 2-H 1B		6-3		F8		4	0	2	1	0	0	1
Bob Lemon, L (1, 1) OBP: 0.270, SLG: 0.354		4-3		1-3 1-2		4-3			F9	4	0	0	0	0	0	4

	AB	36
	R	5
	H	11
	RBI	5
	BB	1
	SO	2
	LOB	17

Inning Stats	1	2	3	4	5	6	7	8	9
	R: 0 E: 0 K: 1 S: 6	H: 1 LOB: 1 BB: 0 P: 6	R: 0 E: 0 K: 1 S: 7	H: 2 LOB: 2 BB: 0 P: 7	R: 0 E: 0 K: 0 S: 4	H: 1 LOB: 1 BB: 0 P: 4	R: 2 E: 0 K: 0 S: 6	H: 3 LOB: 1 BB: 0 P: 6	R: 0 E: 0 K: 0 S: 4	H: 1 LOB: 1 BB: 0 P: 4	R: 0 E: 0 K: 0 S: 4	H: 1 LOB: 0 BB: 0 P: 4	R: 2 E: 0 K: 0 S: 4	H: 1 LOB: 0 BB: 0 P: 5	R: 0 E: 0 K: 0 S: 3	H: 0 LOB: 0 BB: 0 P: 3	R: 1 E: 0 K: 0 S: 4	H: 1 LOB: 1 BB: 1 P: 8

	1B: 10	SF: 2	WP: 0	PA: 40
	2B: 0	SAC: 0	PB: 0	
	3B: 1	DP: 0	SB: 0	
	HR: 0	HBP: 1	CS: 0	

PITCHER		IP	WLS	BF	H	R	ER	SO	BB	IBB	HBP	BLK	WP	HR	S	P	ERA	WHIP
Gerry Staley, R ERA: 3.89	(1, 1)	6.0	L	29	10	4	4	2	0	0	1	0	0	0	32	33	6.00	1.667
Paul LaPalme, L ERA: 3.6	(7, 1)	2.0		6	0	0	0	0	0	0	0	0	0	0	6	6	0.00	0.000
Ellis Kinder, R ERA: 3.1	(9, 1)	1.0		5	1	1	1	0	1	0	0	0	0	0	4	8	9.00	2.000

PITCHER	IP	WLS	BF	H	R	ER	SO	BB	IBB	HBP	BLK	WP	HR	S	P	ERA	WHIP

livebaseballscorecards.com

Batter	1	2	3	4	5	6	7	8	9	AB	R	H	RBI	BB	SO	LOB
Jim Rivera, L (1, 9) OBP: 0.338, SLG: 0.398	4-3		4-3 1B		3B			1B 1B		4	0	3	0	0	0	0
Nellie Fox, L (1, 4) OBP: 0.357, SLG: 0.387	F9		4-3 1-2		F3			L6-3 1-3 1B		4	0	1	0	0	0	2
Larry Doby, L (1, 8) OBP: 0.379, SLG: 0.429	1B		P7			K S S S		L6-3 1-2		4	0	1	0	0	1	3
Minnie Minoso, R (1, 7) OBP: 0.417, SLG: 0.468	F9			6-3 E4 2B		F9			1-3	4	0	1	0	0	0	1
Sherm Lollar, R (1, 2) OBP: 0.377, SLG: 0.433		L8		6-3 2-3		6-3			5-3	4	0	0	0	0	0	1
Walt Dropo, R (1, 3) OBP: 0.332, SLG: 0.346 Bubba Phillips, R (9, PR) OBP: 0.324, SLG: 0.448		5-3		F6			L7		B B B B 2B BB	3 0	0 0	0 0	0 0	1 0	0 0	1 0
Fred Hatfield, L (1, 5) OBP: 0.369, SLG: 0.389		1B 2B		E4 3-H			4-3		1-3 2B	4	1	2	0	0	0	1
Luis Aparicio, R (1, 6) OBP: 0.298, SLG: 0.328		2-H 1B			6-3		6-3		1-3	4	0	1	1	0	0	3
Gerry Staley, R (1, 1) OBP: 0.160, SLG: 0.125 Paul LaPalme, L (7, 1) OBP: 0.250, SLG: 0.375 Ron Northey, L (8, PH) OBP: 0.383, SLG: 0.528 Ellis Kinder, R (9, 1)			6-3		1-3			F4		2 0 1 0	0 0 0 0	0 0 0 0	0 0 0 0	0 0 0 0	0 0 0 0	0 0 0 0
Inning Stats	R: 0 E: 0 K: 0 S: 4 H: 1 LOB: 1 BB: 0 P: 4	R: 1 E: 0 K: 0 S: 4 H: 2 LOB: 1 BB: 0 P: 4	R: 0 E: 0 K: 0 S: 4 H: 1 LOB: 1 BB: 0 P: 4	R: 0 E: 1 K: 0 S: 4 H: 1 LOB: 2 BB: 0 P: 4	R: 0 E: 0 K: 0 S: 4 H: 1 LOB: 1 BB: 0 P: 4	R: 0 E: 0 K: 1 S: 5 H: 0 LOB: 0 BB: 0 P: 5	R: 0 E: 0 K: 0 S: 3 H: 0 LOB: 0 BB: 0 P: 3	R: 0 E: 0 K: 0 S: 4 H: 2 LOB: 1 BB: 0 P: 4	R: 0 E: 0 K: 0 S: 4 H: 1 LOB: 3 BB: 1 P: 8	1B: 5 2B: 4 3B: 1 HR: 0	SF: 0 SAC: 0 DP: 1 HBP: 0						

PITCHER	IP	WLS	BF	H	R	ER	SO	BB	IBB	HBP	BLK	WP	HR	S	P	ERA	WHIP
Bob Lemon, R (1, 1) ERA: 2.95	9.0	W	35	9	1	1	1	1	0	0	0	0	0	36	40	1.00	1.111

PITCHER	IP	WLS	BF	H	R	ER	SO	BB	IBB	HBP	BLK	WP	HR	S	P	ERA	WHIP

BOTTOM

Cleveland Indians @ Chicago White Sox

Comiskey Park, Chicago, IL

Sat Sep 01 1956, 4:33 AM EDT

Att. 17,749 - Unknown

livebaseballscorecards.com

AB	34
R	1
H	9
RBI	1
BB	1
SO	1
LOB	12

1B: 5	SF: 0	WP: 0	PA: 35
2B: 4	SAC: 0	PB: 0	
3B: 1	DP: 1	SB: 0	
HR: 0	HBP: 0	CS: 0	

Batter	1	2	3	4	5	6	7	8	9	AB	R	H	RBI	BB	SO	LOB
Al Smith, R (1, 7) OBP: 0.369, SLG: 0.435	G6-4-3 1B		HR BB		6-3 ②		F9 ③		1B	4	1	2	0	1	0	2
Bobby Avila, R (1, 4) OBP: 0.342, SLG: 0.326	G6-4-3 ①② 1-2f		K ①		F8 ③			S 1B 2B	L3 ③	5	1	1	0	0	1	3
Al Rosen, R (1, 5) OBP: 0.368, SLG: 0.446	BB 1B		1-H HR			F6 ①		F8 ① 2-3		4	1	2	2	0	0	1
Rocky Colavito, R (1, 9) OBP: 0.376, SLG: 0.552	1-2 BB		K ②			K ②		BB 3-H 1B		3	0	1	1	1	2	0
Sam Mele, R (1, 3) OBP: 0.336, SLG: 0.439	F8 ③		K ③			1-3 ③		F8 ②		4	0	0	0	0	1	3
Jim Busby, R (1, 8) OBP: 0.303, SLG: 0.367		F4 ①		F5 ①			1B 1B	1-2 BB		3	0	1	0	1	0	0
Chico Carrasquel, R (1, 6) OBP: 0.334, SLG: 0.340		K ②		G6-4-3 1B			F4 ①	F8 ③		4	0	1	0	0	1	3
Jim Hegan, R (1, 2) OBP: 0.325, SLG: 0.350		E2		G6-4-3 ②③ 1-2f			1-3 1B		F7 ①	4	0	1	0	0	0	1
Hank Aguirre, R (1, 1) OBP: 0.143, SLG: 0.143 Gene Woodling, L (7, PH) OBP: 0.405, SLG: 0.410 Ray Narleski, R (7, 1) OBP: 0.250, SLG: 0.143 Don Mossi, L (8, 1) OBP: 0.227, SLG: 0.250 Dave Pope, L (9, PH) OBP: 0.270, SLG: 0.314		1-3 ③			K ①		K ②		K ②	2 1 0 0 1	0 0 0 0 0	0 0 0 0 0	0 0 0 0 0	1 1 0 0 0	1 2 0 0 1	1 2 0 0 0

TOP

Cleveland Indians @ Chicago White Sox

Comiskey Park, Chicago, IL

Sun Sep 02 1956, 4:33 AM EDT

Att. 14,704 - Unknown

livebaseballscorecards.com

AB	35
R	3
H	9
RBI	3
BB	3
SO	8
LOB	16

Inning Stats	1	2	3	4	5	6	7	8	9	1B	SF	WP	PA
R	0	0	2	0	0	0	0	1	0	7	0	0	38
E	0	1	0	0	0	0	0	0	0	1	0	0	
K	0	1	3	0	1	1	1	0	1	2	0	1	
S	4	6	10	3	5	5	7	5	6	3	2	0	
H	2	0	1	1	0	0	2	2	1	0	0	0	
LOB	2	1	1	0	0	0	2	0	0	0	0	0	
BB	1	0	1	0	0	0	0	1	0	0	0	0	
P	8	6	14	3	5	5	7	9	6	0	0	0	

PITCHER	IP	WLS	BF	H	R	ER	SO	BB	IBB	HBP	BLK	WP	HR	S	P	ERA	WHIP
Jack Harshman, L (1, 1) ERA: 3.08	9.0	W	38	9	3	3	8	3	0	0	0	0	1	51	63	3.00	1.333

Batter	1	2	3	4	5	6	7	8	9	AB	R	H	RBI	BB	SO	LOB
Luis Aparicio, R (1, 6) OBP: 0.297, SLG: 0.327	F2		HR, 1B	5-3			K			4	1	1	0	0	1	0
Nellie Fox, L (1, 4) OBP: 0.355, SLG: 0.384	L6		F7		5-3		F7			4	0	0	0	0	0	2
Minnie Minoso, R (1, 7) OBP: 0.419, SLG: 0.478	L9		HR		S, 1B, 2B		BB, 1B			3	2	2	3	1	0	0
Walt Dropo, R (1, 3) OBP: 0.334, SLG: 0.348		F8	BB, BB, 1B		K		1B			4	0	2	0	0	1	1
Les Moss, R (1, 2) OBP: 0.342, SLG: 0.547		F3	BB		1B		F7			3	0	1	1	1	0	2
Bubba Phillips, R (1, 9) OBP: 0.333, SLG: 0.435		HBP	BB		F8			5-3		2	0	0	0	1	0	1
Jim Rivera, L (1, 8) OBP: 0.338, SLG: 0.396		K	3-1			K		F9, 1B		4	0	1	0	0	2	4
Fred Hatfield, L (1, 5) OBP: 0.367, SLG: 0.387			1B, HR, 1B	G3		F3		F9		4	1	1	0	0	0	1
Jack Harshman, L (1, 1) OBP: 0.265, SLG: 0.443			F8	F9		G3				3	0	0	0	0	0	1
Inning Stats	R: 0 E: 0 K: 0 S: 3 H: 0 LOB: 0 BB: 0 P: 3	R: 0 E: 0 K: 1 S: 5 H: 0 LOB: 1 BB: 0 P: 6	R: 3 E: 0 K: 0 S: 7 H: 4 LOB: 3 BB: 2 P: 15	R: 0 E: 0 K: 0 S: 3 H: 0 LOB: 0 BB: 0 P: 3	R: 1 E: 0 K: 1 S: 7 H: 2 LOB: 1 BB: 0 P: 7	R: 0 E: 0 K: 1 S: 5 H: 0 LOB: 0 BB: 0 P: 5	R: 0 E: 0 K: 1 S: 6 H: 1 LOB: 2 BB: 1 P: 10	R: 0 E: 0 K: 0 S: 3 H: 1 LOB: 0 BB: 0 P: 3		1B: 6 2B: 1 3B: 0 HR: 1 SF: 0 SAC: 0 DP: 0 HBP: 1	WP: 0 PB: 0 SB: 1 CS: 0 PA: 35					

PITCHER		IP	WLS	BF	H	R	ER	SO	BB	IBB	HBP	BLK	WP	HR	S	P	ERA	WHIP
Hank Aguirre, L ERA: 4.11	(1, 1)	6.0	L	27	6	4	4	3	2	0	1	0	0	1	30	39	6.00	1.333
Ray Narleski, R ERA: 1.58	(7, 1)	1.1		7	2	0	0	1	1	0	0	0	0	0	8	12	0.00	2.250
Don Mossi, L ERA: 3.71	(8, 1)	0.2		1	0	0	0	0	0	0	0	0	0	0	1	1	0.00	0.000

PITCHER	IP	WLS	BF	H	R	ER	SO	BB	IBB	HBP	BLK	WP	HR	S	P	ERA	WHIP

BOTTOM

Cleveland Indians @ Chicago White Sox

Comiskey Park, Chicago, IL

Sun Sep 02 1956, 4:33 AM EDT

Att. 14,704 - Unknown

livebaseballscorecards.com

AB	31
R	4
H	8
RBI	4
BB	3
SO	4
LOB	12

Batter	1	2	3	4	5	6	7	8	9	AB	R	H	RBI	BB	SO	LOB
Harvey Kuenn, R (1, 6) OBP: 0.385, SLG: 0.479	F6		1B		BB BB HBP 1B	1-3	3-H HR		5-3 1-2	6	2	3	2	0	0	1
Wayne Belardi, L (1, 3) OBP: 0.372, SLG: 0.406	F9		F4		F4	E 1B 1B	F8		K	6	1	1	0	0	1	3
Charlie Maxwell, L (1, 7) OBP: 0.415, SLG: 0.537	1B		K		HBP BB 1-2 1B BB	E8 1-3 1B 1B		F7		4	2	2	0	1	1	1
Al Kaline, R (1, 9) OBP: 0.379, SLG: 0.544	L5-3		K		HBP 1-2 2-3 1B BB	1B IBB		F9 1B 2B		3	2	1	0	2	1	2
Ray Boone, R (1, 5) OBP: 0.387, SLG: 0.472		HR		F3	1B 1-2 2-3 3-H HBP	1-3 2-H 3-H 1B		F9 2-3		4	1	2	4	0	0	1
Jim Small, L (1, 8) OBP: 0.367, SLG: 0.456		F9		HR 1B	1-2 2-H 3-H 1B	1-3		3-H 1B		5	1	3	3	0	0	2
Frank Bolling, R (1, 4) OBP: 0.370, SLG: 0.420		F7		F9	F3		HR 3B	K		5	1	1	0	0	1	4
Red Wilson, R (1, 2) OBP: 0.395, SLG: 0.430		BB		1-H HR	F4		F6		4-3	4	1	1	2	1	0	3
Jim Bunning, R (1, 1) OBP: 0.231, SLG: 0.308 Virgil Trucks, R (5, 1) OBP: 0.233, SLG: 0.279 Al Aber, L (6, 1) OBP: 0.364, SLG: 0.300		K		K		F7	K		5-3 1B	2 1 2	0 0 0	0 0 1	0 0 0	0 0 1	2 0 1	1 0 1
Inning Stats	R: 0 E: 0 K: 0 S: 4 H: 1 LOB: 1 BB: 0 P: 4	R: 1 E: 0 K: 1 S: 6 H: 1 LOB: 1 BB: 1 P: 10	R: 0 E: 0 K: 2 S: 8 H: 1 LOB: 1 BB: 0 P: 8	R: 2 E: 0 K: 1 S: 7 H: 2 LOB: 0 BB: 0 P: 7	R: 3 E: 0 K: 0 S: 5 H: 2 LOB: 2 BB: 2 P: 14	R: 2 E: 1 K: 0 S: 6 H: 3 LOB: 2 BB: 1 P: 10	R: 2 E: 0 K: 1 S: 7 H: 2 LOB: 0 BB: 0 P: 7	R: 1 E: 0 K: 1 S: 7 H: 2 LOB: 1 BB: 0 P: 7	R: 0 E: 0 K: 1 S: 6 H: 1 LOB: 1 BB: 0 P: 6	1B: 10 2B: 1 3B: 1 HR: 3	SF: 0 SAC: 0 DP: 0 HBP: 1					

TOP

Detroit Tigers @ Chicago White Sox

Comiskey Park, Chicago, IL

Mon Sep 03 1956, 4:33 AM EDT

Unknown

livebaseballscorecards.com

AB	42
R	11
H	15
RBI	11
BB	4
SO	7
LOB	19

WP: 0 PB: 0 SB: 0 CS: 0 PA: 47

PITCHER		IP	WLS	BF	H	R	ER	SO	BB	IBB	HBP	BLK	WP	HR	S	P	ERA	WHIP
Jim Wilson, R ERA: 4.41	(1, 1)	4.1	L	22	6	6	6	4	3	0	0	0	0	2	27	39	12.46	2.077
Dixie Howell, R ERA: 5.01	(5, 1)	1.1		10	4	2	2	0	0	1	1	0	0	0	8	13	13.50	3.000
Paul LaPalme, L ERA: 3.58	(6, 1)	0.1		1	0	0	0	0	0	0	0	0	0	0	1	1	0.00	0.000
Jim McDonald, R ERA: 8.68	(7, 1)	2.0		10	4	3	3	2	0	0	0	0	0	1	14	14	13.50	2.000
Gerry Staley, R ERA: 3.84	(9, 1)	1.0		4	1	0	0	1	0	0	0	0	0	0	6	6	0.00	1.000

PITCHER		IP	WLS	BF	H	R	ER	SO	BB	IBB	HBP	BLK	WP	HR	S	P	ERA	WHIP

Batter	1	2	3	4	5	6	7	8	9	AB	R	H	RBI	BB	SO	LOB
Jim Rivera, L (1, 9) OBP: 0.337, SLG: 0.395 Bubba Phillips, R (8, PH) OBP: 0.342, SLG: 0.443 (9, 9)	F5 1B		F2		F2	K		FC3-6 1B 1-2 2-H 3-H		4 1	0 0	1 1	0 2	0 0	1 0	0 0
Nellie Fox, L (1, 4) OBP: 0.353, SLG: 0.382	F5 1-2		L9		1B BB 1B	4-3		FC3-6 FC3-6 1-2f 2-3		5	1	1	0	0	0	3
Larry Doby, L (1, 8) OBP: 0.381, SLG: 0.430	F8			3B 1B	BB BB 1-3 1B		BBBB 4-3 WP BB	FC3-6 1-2f 3-H		4	1	2	1	1	0	1
Minnie Minoso, R (1, 7) OBP: 0.419, SLG: 0.480 Gerry Staley, R (9, 1) OBP: 0.160, SLG: 0.125		L9		1-H SF8 3B	BBBB 1-2 BB		F8 1-2	F8		4 0	1 0	1 0	1 0	1 0	0 0	2 0
Dave Philley, S (1, 3) OBP: 0.324, SLG: 0.353 (9, 7)		WP BB 1B		SF8 3-H	BBBB 1-2 2-3 3-H BB		4-3 2-3		K	3	0	1	2	1	1	1
Sherm Lollar, R (1, 2) OBP: 0.375, SLG: 0.428	BBBB 4-0 WP 1-2 BB		E5	F2			K		K	4	0	0	0	1	2	4
Fred Hatfield, L (1, 5) OBP: 0.365, SLG: 0.381	B3 1-2 2-3		L9			4-3		BBBB 4-0 1B 1B 1B BB	K	4	1	0	0	1	1	3
Luis Aparicio, R (1, 6) OBP: 0.299, SLG: 0.327	F7		F4			BBBB 4-0 HR BB		1B 1-2 1B 1B		3	2	1	0	1	0	3
Jim Wilson, R (1, 1) OBP: 0.320, SLG: 0.348 Dixie Howell, L (5, 1) OBP: 0.316, SLG: 0.588 Paul LaPalme, L (6, 1) OBP: 0.250, SLG: 0.375 Ron Northey, L (6, PH) OBP: 0.396, SLG: 0.622 Jim McDonald, R (7, 1) Walt Dropo, R (8, PH) OBP: 0.337, SLG: 0.350 (9, 3)			K		K	1-H HR		FC3-6 FC3-6 1B 1-2 2-3		1 1 0 1 0 1	0 0 0 1 0 1	0 0 0 1 0 1	0 0 0 2 0 1	1 0 0 0 0 0	0 0 0 0 0 0	0 0 0 0 0 0
Inning Stats	R: 0 E: 0 K: 0 S: 3 H: 1 LOB: 0 BB: 0 P: 3	R: 0 E: 0 K: 0 S: 4 H: 1 LOB: 2 BB: 1 P: 8	R: 0 E: 0 K: 1 S: 5 H: 0 LOB: 0 BB: 0 P: 5	R: 2 E: 1 K: 0 S: 6 H: 2 LOB: 1 BB: 0 P: 6	R: 1 E: 0 K: 1 S: 7 H: 2 LOB: 3 BB: 2 P: 15	R: 2 E: 0 K: 1 S: 6 H: 1 LOB: 0 BB: 1 P: 10	R: 0 E: 0 K: 1 S: 5 H: 0 LOB: 1 BB: 1 P: 9	R: 3 E: 0 K: 0 S: 6 H: 3 LOB: 1 BB: 1 P: 10	R: 0 E: 0 K: 3 S: 9 H: 0 LOB: 0 BB: 0 P: 9	1B: 8 2B: 0 3B: 1 HR: 1	SF: 1 SAC: 0 DP: 0 HBP: 0			WP: 2 PB: 0 SB: 0 CS: 0	PA: 43	

PITCHER		IP	WLS	BF	H	R	ER	SO	BB	IBB	HBP	BLK	WP	HR	S	P	ERA	WHIP
Jim Bunning, R ERA: 3.22	(1, 1)	4.2		21	6	3	3	2	1	0	0	0	1	0	24	28	5.79	1.500
Virgil Trucks, R ERA: 3.79	(5, 1)	0.2		6	1	2	2	0	3	0	0	0	0	1	3	15	27.00	6.000
Al Aber, L ERA: 3.51	(6, 1)	3.2	W	16	3	3	3	5	2	0	0	0	1	0	24	32	7.36	1.364

PITCHER	IP	WLS	BF	H	R	ER	SO	BB	IBB	HBP	BLK	WP	HR	S	P	ERA	WHIP

BOTTOM

Detroit Tigers @ Chicago White Sox

Comiskey Park, Chicago, IL

Mon Sep 03 1956, 4:33 AM EDT

Unknown

AB	36
R	8
H	10
RBI	8
BB	6
SO	7
LOB	17

livebaseballscorecards.com

Batter	1	2	3	4	5	6	7	8	9	AB	R	H	RBI	BB	SO	LOB
Harvey Kuenn, R (1, 6) OBP: 0.389, SLG: 0.481	4-3 1B	4-3		BB			E FC5-4 1B	BB 1B		4	1	3	0	1	0	3
Wayne Belardi, L (1, 3) OBP: 0.366, SLG: 0.394	4-3 1-2		G3	F7			F7	1-2 BB		4	0	0	0	1	0	3
Charlie Maxwell, L (1, 7) OBP: 0.414, SLG: 0.534	F7		BB BB BB	4-3			FC5-4 E 1B 1-2 1B	F7		4	1	1	0	1	0	3
Al Kaline, R (1, 9) OBP: 0.378, SLG: 0.540	L8		BB 1-2 BB	K			L6 FC5-4 1-2 2-3	F2		4	0	0	0	1	1	5
Ray Boone, R (1, 5) OBP: 0.389, SLG: 0.474		F8 1B 1B	F6	FC4 1B			FC5-4 1B 2B 1-2f 2-3 3-H		1B	5	1	3	1	0	0	4
Jim Small, L (1, 8) OBP: 0.385, SLG: 0.459		F8 1-2 1B	1-2 2-3 BB	FC4 1-2f			2B 1-2 3-H 1B		K	4	0	2	1	1	1	2
Frank Bolling, R (1, 4) OBP: 0.368, SLG: 0.420		F8 1-2 2-3	F9			6-3	1-3 2-H 2B		F3	5	0	1	1	0	0	6
Frank House, L (1, 2) OBP: 0.284, SLG: 0.351		HBP		F9		4-3	F4		K	2	0	0	0	0	0	0
Jack Phillips, R (7, PH) OBP: 0.383, SLG: 0.394										1	0	0	0	0	0	2
Red Wilson, R (7, 2) OBP: 0.393, SLG: 0.428										1	0	0	0	0	1	1
Steve Gromek, S (1, 1) OBP: 0.395, SLG: 0.148		F4		L6		6-3		K		0	0	0	0	0	0	0
Earl Torgeson, L (2, PH) OBP: 0.390, SLG: 0.400										1	0	0	0	0	0	3
Bob Miller, R (2, 1) OBP: 0.250, SLG: 0.286										2	0	0	0	0	0	0
Bill Tuttle, R (8, PH) OBP: 0.293, SLG: 0.346										1	0	0	0	0	1	0
Walt Masterson, R (8, 1) OBP: 0.250, SLG: 0.250										0	0	0	0	0	0	0
Inning Stats	R: 0 E: 0 K: 0 S: 4 H: 1 LOB: 1 BB: 0 P: 4	R: 0 E: 0 K: 0 S: 5 H: 2 LOB: 3 BB: 0 P: 6	R: 0 E: 0 K: 0 S: 3 H: 0 LOB: 3 BB: 3 P: 15	R: 0 E: 0 K: 0 S: 3 H: 0 LOB: 1 BB: 1 P: 7	R: 0 E: 0 K: 1 S: 6 H: 1 LOB: 1 BB: 0 P: 6	R: 0 E: 0 K: 0 S: 3 H: 0 LOB: 0 BB: 0 P: 3	R: 3 E: 1 K: 0 S: 8 H: 4 LOB: 2 BB: 0 P: 8	R: 0 E: 0 K: 1 S: 6 H: 1 LOB: 2 BB: 1 P: 10	R: 0 E: 0 K: 2 S: 8 H: 1 LOB: 1 BB: 0 P: 8	1B: 9 2B: 1 3B: 0 HR: 0		SF: 0 SAC: 0 DP: 0 HBP: 1				WP: 0 PB: 0 SB: 0 CS: 0	PA: 44

TOP

Detroit Tigers @ Chicago White Sox

Comiskey Park, Chicago, IL

Mon Sep 03 1956, 4:38 AM EDT

Att. 18,709 - Unknown

livebaseballscorecards.com

AB	38
R	3
H	10
RBI	3
BB	5
SO	4
LOB	32

PITCHER		IP	WLS	BF	H	R	ER	SO	BB	IBB	HBP	BLK	WP	HR	S	P	ERA	WHIP
Bob Keegan, R ERA: 3.3	(1, 1)	6.2	W	34	8	3	0	1	4	0	1	0	0	0	31	48	0.00	1.800
Billy Pierce, L ERA: 3.35	(7, 1)	2.1	S	10	2	0	0	3	1	0	0	0	0	0	15	19	0.00	1.286

PITCHER	IP	WLS	BF	H	R	ER	SO	BB	IBB	HBP	BLK	WP	HR	S	P	ERA	WHIP

Batter	1	2	3	4	5	6	7	8	9	AB	R	H	RBI	BB	SO	LOB
Fred Hatfield, L (1, 5) OBP: 0.366, SLG: 0.394	HR SH1-3 1B		K		HR		F6			4	2	2	1	0	1	0
Nellie Fox, L (1, 4) OBP: 0.353, SLG: 0.382	SH1-3 1-2		4-3 1B		F4		G3			3	0	1	0	0	0	0
Larry Doby, L (1, 8) OBP: 0.380, SLG: 0.435	2-H HR		4-3 1-2		K		F7			4	1	1	2	0	1	1
Minnie Minoso, R (1, 7) OBP: 0.421, SLG: 0.488	HR		IBB		F8			CS SH3 1B		3	1	2	1	1	0	0
Jim Rivera, L (1, 9) OBP: 0.337, SLG: 0.401	1-3		1-3			HR		SH3 1-2		3	1	1	1	0	0	2
Walt Dropo, R (1, 3) OBP: 0.339, SLG: 0.350	F2			G5-4-3 1B		F7		BBBB 2-3 BB		3	0	1	0	1	0	0
Les Moss, R (1, 2) OBP: 0.339, SLG: 0.545		SSS K		G5-4-3 1-2f		2B		F7		4	0	1	0	0	1	2
Luis Aparicio, R (1, 6) OBP: 0.299, SLG: 0.326		5-3		BBBB FC6-4 BB		5-3				2	0	0	0	1	0	1
Bob Keegan, R (1, 1) OBP: 0.219, SLG: 0.107		SSS K		FC6-4 1-2f		6-3				3	0	0	0	0	1	2
Billy Pierce, L (7, 1) OBP: 0.146, SLG: 0.106										0	0	0	0	0	0	0
Inning Stats	R: 3 H: 3 E: 0 LOB: 0 K: 0 BB: 0 S: 6 P: 6	R: 0 H: 0 E: 0 LOB: 0 K: 2 BB: 0 S: 7 P: 7	R: 0 H: 1 E: 0 LOB: 2 K: 1 BB: 1 S: 6 P: 10	R: 0 H: 1 E: 0 LOB: 1 K: 0 BB: 1 S: 3 P: 7	R: 1 H: 1 E: 0 LOB: 0 K: 1 BB: 0 S: 6 P: 6	R: 1 H: 2 E: 0 LOB: 1 K: 0 BB: 0 S: 5 P: 5	R: 0 H: 0 E: 0 LOB: 0 K: 0 BB: 0 S: 3 P: 3	R: 0 H: 1 E: 0 LOB: 1 K: 0 BB: 1 S: 3 P: 7		1B: 4 SF: 0 2B: 1 SAC: 2 3B: 0 DP: 1 HR: 4 HBP: 0						

PITCHER		IP	WLS	BF	H	R	ER	SO	BB	IBB	HBP	BLK	WP	HR	S	P	ERA	WHIP
Steve Gromek, R ERA: 3.9	(1, 1)	1.0	L	6	3	3	3	0	0	0	0	0	0	2	6	6	27.00	3.000
Bob Miller, L ERA: 5.46	(2, 1)	6.0		24	5	2	2	4	1	1	0	0	0	2	30	38	3.00	1.000
Walt Masterson, R ERA: 4.6	(8, 1)	1.0		4	1	0	0	0	1	0	0	0	0	0	3	7	0.00	2.000

PITCHER	IP	WLS	BF	H	R	ER	SO	BB	IBB	HBP	BLK	WP	HR	S	P	ERA	WHIP

BOTTOM

Detroit Tigers @ Chicago White Sox

Comiskey Park, Chicago, IL

Mon Sep 03 1956, 4:38 AM EDT

Att. 18,709 - Unknown

livebaseballscorecards.com

AB	29
R	5
H	9
RBI	5
BB	3
SO	4
LOB	8

Detroit Tigers @ Chicago White Sox

Comiskey Park, Chicago, IL

Tue Sep 04 1956, 4:33 AM EDT

Att. 7,838 - Unknown

TOP

livebaseballscorecards.com

Batter	1	2	3	4	5	6	7	8	9	AB	R	H	RBI	BB	SO	LOB
Harvey Kuenn, R (1, 6) OBP: 0.386, SLG: 0.477	5-3		F8		6-3			F9		4	0	0	0	0	0	0
Wayne Belardi, L (1, 3) OBP: 0.363, SLG: 0.390	4-3		4-3			3-6 1B		K		4	0	1	0	0	1	0
Charlie Maxwell, L (1, 7) OBP: 0.413, SLG: 0.531	1B 1B		6-3			3-6 1-2f		F6		4	0	1	0	0	0	1
Al Kaline, R (1, 9) OBP: 0.377, SLG: 0.538	FC4 1-3 1B			K		L5-3			L5-3	4	0	1	0	0	1	0
Ray Boone, R (1, 5) OBP: 0.390, SLG: 0.474	FC4 1-2f			1-3			E6 6-3 6-3 1B		1B 1B	4	1	2	0	0	0	2
Jim Small, L (1, 8) OBP: 0.391, SLG: 0.477		SH5-3 SF8 2B		F5			6-3 2-3		1-2 1B	4	1	2	0	0	0	1
Frank Bolling, R (1, 4) OBP: 0.367, SLG: 0.419		SH5-3 2-3			2B 1B		6-3 3-H		F8	3	1	1	1	0	0	2
Red Wilson, R (1, 2) OBP: 0.390, SLG: 0.432		SF8 3-H			1-H 2B		F8		F4	3	0	1	2	0	0	2
Paul Foytack, R (1, 1) OBP: 0.145, SLG: 0.171		K			F4			HR		1	0	0	0	0	1	0
Jim Bunning, R (3, 1) OBP: 0.231, SLG: 0.308										0	0	0	0	0	0	0
Earl Torgeson, L (5, PH) OBP: 0.389, SLG: 0.399										1	0	0	0	0	0	0
Steve Gromek, S (5, 1) OBP: 0.395, SLG: 0.148										0	0	0	0	0	0	0
Bob Miller, R (6, 1) OBP: 0.250, SLG: 0.286										0	0	0	0	0	0	0
Frank House, L (8, PH) OBP: 0.287, SLG: 0.363										1	1	1	1	0	0	0
Walt Masterson, R (8, 1) OBP: 0.250, SLG: 0.250										0	0	0	0	0	0	0
Inning Stats	R: 0 E: 0 K: 0 S: 5 H: 2 LOB: 2 BB: 0 P: 5	R: 1 E: 0 K: 1 S: 6 H: 1 LOB: 0 BB: 0 P: 6	R: 0 E: 0 K: 0 S: 3 H: 0 LOB: 0 BB: 0 P: 3	R: 0 E: 0 K: 1 S: 5 H: 0 LOB: 0 BB: 0 P: 5	R: 1 E: 0 K: 0 S: 4 H: 2 LOB: 0 BB: 0 P: 4	R: 0 E: 0 K: 0 S: 3 H: 1 LOB: 0 BB: 0 P: 3	R: 1 E: 1 K: 0 S: 4 H: 1 LOB: 0 BB: 0 P: 4	R: 1 E: 0 K: 1 S: 6 H: 1 LOB: 0 BB: 0 P: 6	R: 0 E: 0 K: 0 S: 5 H: 2 LOB: 2 BB: 0 P: 5	1B: 7 2B: 3 3B: 0 HR: 1 SF: 1 SAC: 1 DP: 1 HBP: 0	WP: 0 PB: 0 SB: 0 CS: 0 PA: 35					

	AB	33
	R	4
	H	10
	RBI	4
	BB	0
	SO	3
	LOB	8

PITCHER	IP	WLS	BF	H	R	ER	SO	BB	IBB	HBP	BLK	WP	HR	S	P	ERA	WHIP
Dick Donovan, R (1, 1) ERA: 3.88	9.0	W	35	10	4	3	3	0	0	0	0	0	1	41	41	3.00	1.111

PITCHER	IP	WLS	BF	H	R	ER	SO	BB	IBB	HBP	BLK	WP	HR	S	P	ERA	WHIP

Detroit Tigers @ Chicago White Sox

Comiskey Park, Chicago, IL

Tue Sep 04 1956, 4:33 AM EDT

Att. 7,838 - Unknown

BOTTOM

Batter	1	2	3	4	5	6	7	8	9	AB	R	H	RBI	BB	SO	LOB
Fred Hatfield, L (1, 5) OBP: 0.373, SLG: 0.399	L9		BB, 1B, BB BB	1-3 1B	BB, 1B, 5-3 1B		E, 1B, 4-3 1B			4	3	3	0	1	0	0
Nellie Fox, L (1, 4) OBP: 0.355, SLG: 0.385	F4		BB, BB, BB 1-2 2-H 1B	SF9 3-H	5-3, BB 1-2 1B		E5 4-3 1-3 E 1B			4	2	3	2	0	0	0
Larry Doby, L (1, 8) OBP: 0.384, SLG: 0.434	BB		BB, BB 1-2 2-3 BB	1-2 BB	5-3 1-2 2-3 BB		4-3 2-3 3-H			1	0	0	1	4	0	1
Minnie Minoso, R (1, 7) OBP: 0.421, SLG: 0.486	F8		BB 1-2 2-3 3-H BB	F7	5-3 1-2 2-3 3-H		E8 3-H 1B			4	0	1	3	1	0	5
Sherm Lollar, R (1, 2) OBP: 0.373, SLG: 0.424		F7	1-2 2-3 3-H BB	L9	L9		1-3			4	0	0	1	1	0	3
Jim Rivera, L (1, 9) OBP: 0.338, SLG: 0.407		F8	K	HR	CS BB		L9			4	1	1	1	1	1	4
Walt Dropo, R (1, 3) OBP: 0.340, SLG: 0.349		6-3	L9	1B HR 1B	1B 1-2 BB			K		4	1	1	0	1	1	3
Luis Aparicio, R (1, 6) OBP: 0.303, SLG: 0.331			1B 2B	F7	1-2 HR 1B		L4-3 1-2 1B	5-3		5	2	3	0	0	0	0
Dick Donovan, L (1, 1) OBP: 0.330, SLG: 0.408			K	1B SF9 BB	1-H 2-H HR		L4-3 1-2	4-3		4	2	1	3	1	1	3
Inning Stats	R: 0 E: 0 K: 0 S: 3 H: 0 LOB: 1 BB: 1 P: 7	R: 0 E: 0 K: 0 S: 3 H: 0 LOB: 0 BB: 0 P: 3	R: 3 E: 0 K: 2 S: 9 H: 2 LOB: 3 BB: 4 P: 25	R: 1 E: 0 K: 0 S: 4 H: 1 LOB: 2 BB: 2 P: 12	R: 5 E: 0 K: 0 S: 9 H: 6 LOB: 2 BB: 1 P: 13	R: 0 E: 0 K: 0 S: 2 H: 1 LOB: 1 BB: 2 P: 10	R: 2 E: 2 K: 0 S: 6 H: 3 LOB: 1 BB: 0 P: 6	R: 0 E: 0 K: 1 S: 5 H: 0 LOB: 0 BB: 0 P: 5		1B: 10 2B: 2 3B: 0 HR: 2 SF: 1 SAC: 0 DP: 1 HBP: 0					

livebaseballscorecards.com

AB	34
R	11
H	13
RBI	11
BB	10
SO	3
LOB	19

WP: 0 PB: 0 SB: 0 CS: 1 PA: 45

PITCHER		IP	WLS	BF	H	R	ER	SO	BB	IBB	HBP	BLK	WP	HR	S	P	ERA	WHIP
Paul Foytack, R ERA: 3.96	(1, 1)	2.1	L	14	2	3	3	1	5	0	0	0	0	0	11	31	11.57	3.000
Jim Bunning, R ERA: 3.32	(3, 1)	1.2		8	1	1	1	1	2	0	0	0	0	0	8	16	5.40	1.800
Steve Gromek, R ERA: 4.2	(5, 1)	1.0		10	6	5	5	0	1	0	0	0	0	2	9	13	45.00	7.000
Bob Miller, L ERA: 5.68	(6, 1)	2.0		10	4	2	2	0	2	0	0	0	0	0	8	16	9.00	3.000
Walt Masterson, R ERA: 4.5	(8, 1)	1.0		3	0	0	0	1	0	0	0	0	0	0	5	5	0.00	0.000

PITCHER	IP	WLS	BF	H	R	ER	SO	BB	IBB	HBP	BLK	WP	HR	S	P	ERA	WHIP

Batter	1	2	3	4	5	6	7	8	9	AB	R	H	RBI	BB	SO	LOB
Fred Hatfield, L (1, 5) OBP: 0.372, SLG: 0.397	G3		1B		4-3		6-3 2-3			4	0	1	0	0	0	2
Nellie Fox, L (1, 4) OBP: 0.355, SLG: 0.387	F6		1-3			3-1	3B 3-H			4	0	1	1	0	0	1
Larry Doby, L (1, 8) OBP: 0.383, SLG: 0.432	4-3			F8		HBP 1B	G3			4	1	1	0	0	0	1
Minnie Minoso, R (1, 7) OBP: 0.422, SLG: 0.485		L4		WP E 1B		H 1B 1-2 HBP		6-3		3	0	1	0	0	0	0
Jim Rivera, L (1, 9) OBP: 0.335, SLG: 0.403		G3		F8 1-3		F9		S S S K		4	0	0	0	0	1	3
Sherm Lollar, R (1, 2) OBP: 0.374, SLG: 0.423		B B B B BB		F8		FC5-4 1-3 2-H 1B		5-3		3	0	1	1	1	0	1
Walt Dropo, R (1, 3) OBP: 0.335, SLG: 0.344		4-3			6-3	FC5-4 1-2f			6-3	4	0	0	0	0	0	3
Luis Aparicio, R (1, 6) OBP: 0.304, SLG: 0.331			B5-3		1B		B B B B 6-3 SH2-4 3B BB		5-3	3	1	1	0	1	0	0
Jack Harshman, L (1, 1) OBP: 0.254, SLG: 0.422			F9	F9			SH2-4 1-2		4-3	3	0	0	0	0	0	1
Inning Stats	R: 0 E: 0 K: 0 S: 3 H: 0 LOB: 0 BB: 0 P: 3	R: 0 E: 0 K: 0 S: 3 H: 0 LOB: 1 BB: 1 P: 7	R: 0 E: 0 K: 0 S: 4 H: 1 LOB: 1 BB: 0 P: 4	R: 0 E: 1 K: 0 S: 4 H: 1 LOB: 1 BB: 0 P: 4	R: 0 E: 0 K: 0 S: 4 H: 1 LOB: 1 BB: 0 P: 4	R: 1 E: 0 K: 0 S: 5 H: 2 LOB: 2 BB: 0 P: 6	R: 1 E: 0 K: 0 S: 4 H: 1 LOB: 1 BB: 1 P: 8	R: 0 E: 0 K: 1 S: 5 H: 0 LOB: 0 BB: 0 P: 5	R: 0 E: 0 K: 0 S: 3 H: 0 LOB: 0 BB: 0 P: 3	1B: 5 2B: 0 3B: 1 HR: 0 SF: 0 SAC: 1 DP: 0 HBP: 1						

PITCHER	IP	WLS	BF	H	R	ER	SO	BB	IBB	HBP	BLK	WP	HR	S	P	ERA	WHIP
Bob Lemon, R (1, 1) ERA: 2.91	9.0	L	36	6	2	2	1	2	0	1	0	1	0	35	44	2.00	0.889

PITCHER	IP	WLS	BF	H	R	ER	SO	BB	IBB	HBP	BLK	WP	HR	S	P	ERA	WHIP

TOP

Chicago White Sox @ Cleveland Indians

Cleveland Municipal Stadium, Cleveland, OH

Fri Sep 07 1956, 3:33 AM EDT

Att. 11,202 - Unknown

livebaseballscorecards.com

AB	32
R	2
H	6
RBI	2
BB	2
SO	1
LOB	12

WP: 1 PA: 36
PB: 0
SB: 0
CS: 0

BOTTOM

Chicago White Sox @ Cleveland Indians

Cleveland Municipal Stadium, Cleveland, OH

Fri Sep 07 1956, 3:33 AM EDT

Att. 11,202 - Unknown

livebaseballscorecards.com

Batter	1	2	3	4	5	6	7	8	9	AB	R	H	RBI	BB	SO	LOB
Al Smith, R (1, 7) OBP: 0.369, SLG: 0.430	BBBB 4-0 SH1-3 2B BB		x 0-0 ② 4-3		x 0-0 ③ FC6-4 1-2f			x 0-0 ① F8		3	1	0	0	1	0	1
Bobby Avila, R (1, 4) OBP: 0.335, SLG: 0.318	x 0-0 ① SH1-3 1-2		x 0-0 1B			SSS 0-3 ① K		x 0-0 ② F8		3	0	1	0	0	1	0
Al Rosen, R (1, 5) OBP: 0.363, SLG: 0.437	x 0-0 CS 2-H 2B		x 0-0 ③ F2			BBBB 4-0 BB		x 0-0 ③ 6-3		3	0	1	1	1	0	1
Rocky Colavito, R (1, 9) OBP: 0.373, SLG: 0.539	BBBB 4-0 BB			x 0-0 ① F8		x 0-0 ② F3			x 0-0 ① 6-3	3	0	0	0	1	0	1
Sam Mele, R (1, 3) OBP: 0.322, SLG: 0.417	SSS 0-3 ②③ K 2-3			SSS 0-3 ② K		x 0-0 ③ F8			x 0-0 ② F8	4	0	0	0	0	2	3
Jim Busby, R (1, 8) OBP: 0.302, SLG: 0.364		x 0-0 ① 4-3		SSS 0-3 ③ K			BBBB 4-0 BB		x 0-0 1B	3	0	1	0	1	1	0
Chico Carrasquel, R (1, 6) OBP: 0.331, SLG: 0.335		x 0-0 ② F6			x 0-0 ① F2		SSS 0-3 ① K		SSS 0-3 ③ K	4	0	0	0	0	2	2
Jim Hegan, R (1, 2) OBP: 0.319, SLG: 0.343		SSS 0-3 ③ K			x 0-0 FC6-4 1B		x 0-0 ② F3			3	0	1	0	0	1	1
Bob Lemon, L (1, 1) OBP: 0.261, SLG: 0.341			SSS 0-3 ① K		x 0-0 ② F9		x 0-0 ③ F8			3	0	0	0	0	1	2
Inning Stats	R: 1 H: 1 E: 0 LOB: 2 K: 1 BB: 2 S: 5 P: 13	R: 0 H: 0 E: 0 LOB: 0 K: 1 BB: 0 S: 5 P: 5	R: 0 H: 1 E: 0 LOB: 1 K: 1 BB: 0 S: 6 P: 6	R: 0 H: 0 E: 0 LOB: 0 K: 2 BB: 0 S: 7 P: 7	R: 0 H: 1 E: 0 LOB: 1 K: 0 BB: 0 S: 4 P: 4	R: 0 H: 0 E: 0 LOB: 1 K: 1 BB: 1 S: 5 P: 9	R: 0 H: 0 E: 0 LOB: 1 K: 1 BB: 1 S: 5 P: 9	R: 0 H: 0 E: 0 LOB: 0 K: 0 BB: 0 S: 3 P: 3	R: 0 H: 1 E: 0 LOB: 1 K: 1 BB: 0 S: 6 P: 6	1B: 3 SF: 0 2B: 2 SAC: 1 3B: 0 DP: 1 HR: 0 HBP: 0							

PITCHER	IP	WLS	BF	H	R	ER	SO	BB	IBB	HBP	BLK	WP	HR	S	P	ERA	WHIP
Jack Harshman, L (1, 1) ERA: 2.98	9.0	W	34	4	1	1	8	4	0	0	0	0	0	46	62	1.00	0.889

PITCHER	IP	WLS	BF	H	R	ER	SO	BB	IBB	HBP	BLK	WP	HR	S	P	ERA	WHIP

AB	29
R	1
H	4
RBI	1
BB	4
SO	8
LOB	11

WP: 0 PA: 34
PB: 0
SB: 0
CS: 1

Batter	1	2	3	4	5	6	7	8	9	AB	R	H	RBI	BB	SO	LOB
Fred Hatfield, L (1, 5) OBP: 0.370, SLG: 0.395	6-3		F7		1B		SH1-4 1-2		F2	4	0	1	0	0	0	1
Nellie Fox, L (1, 4) OBP: 0.353, SLG: 0.386	F9		4-3		4-3		F9		1-2 1B	5	0	1	0	0	0	2
Larry Doby, L (1, 8) OBP: 0.385, SLG: 0.435	BB			K		SH SF9 1B	2-H 2B		F5	4	1	2	1	1	1	2
Minnie Minoso, R (1, 7) OBP: 0.421, SLG: 0.490	5-3			HR		SH 1-3	F3			3	1	1	1	0	0	2
Jim Rivera, L (1, 9) OBP: 0.334, SLG: 0.403		S 1B 1B		6-3		SF9 3-H		K		3	1	1	1	0	1	0
Sherm Lollar, R (1, 2) OBP: 0.373, SLG: 0.421		K 1-2		1B		K		F2		4	0	1	0	0	2	2
Walt Dropo, R (1, 3) OBP: 0.337, SLG: 0.344		G5-4-3 2-H 1B		F3		BB		1-3		3	0	1	1	1	0	1
Sammy Esposito, R (1, 6) OBP: 0.358, SLG: 0.307		G5-4-3 1-2f			F8	4-3			F9	4	0	0	0	0	0	3
Billy Pierce, L (1, 1) OBP: 0.161, SLG: 0.124			4-3		F8		SH1-4 2B 1B		1B 1B	4	1	2	0	0	0	0
Inning Stats	R: 0 E: 0 K: 0 S: 3 H: 0 LOB: 1 BB: 1 P: 7	R: 1 E: 0 K: 1 S: 6 H: 2 LOB: 0 BB: 0 P: 6	R: 0 E: 0 K: 0 S: 3 H: 0 LOB: 0 BB: 0 P: 3	R: 1 E: 0 K: 1 S: 7 H: 2 LOB: 1 BB: 0 P: 7	R: 0 E: 0 K: 0 S: 4 H: 1 LOB: 1 BB: 0 P: 4	R: 1 E: 1 K: 1 S: 7 H: 1 LOB: 2 BB: 1 P: 11	R: 1 E: 0 K: 0 S: 5 H: 2 LOB: 1 BB: 0 P: 5	R: 0 E: 0 K: 1 S: 5 H: 0 LOB: 0 BB: 0 P: 5	R: 0 E: 0 K: 0 S: 5 H: 2 LOB: 2 BB: 0 P: 5	1B: 8 2B: 1 3B: 0 HR: 1 SF: 1 SAC: 2 DP: 1 HBP: 0						

PITCHER		IP	WLS	BF	H	R	ER	SO	BB	IBB	HBP	BLK	WP	HR	S	P	ERA	WHIP
Early Wynn, R ERA: 2.87	(1, 1)	7.0	L	31	8	4	3	3	2	0	0	0	0	1	35	43	3.86	1.429
Don Mossi, L ERA: 3.52	(8, 1)	2.0		8	2	0	0	1	0	0	0	0	0	0	10	10	0.00	1.000

PITCHER	IP	WLS	BF	H	R	ER	SO	BB	IBB	HBP	BLK	WP	HR	S	P	ERA	WHIP

TOP

Chicago White Sox @ Cleveland Indians

Cleveland Municipal Stadium, Cleveland, OH

Sat Sep 08 1956, 3:33 AM EDT

Att. 5,583 - Unknown

livebaseballscorecards.com

AB	34
R	4
H	10
RBI	4
BB	2
SO	4
LOB	13

WP: 0	PA: 39		
PB: 0			
SB: 1			
CS: 0			

BOTTOM

Chicago White Sox @ Cleveland Indians

Cleveland Municipal Stadium, Cleveland, OH

Sat Sep 08 1956, 3:33 AM EDT

Att. 5,583 - Unknown

livebaseballscorecards.com

Batter	1	2	3	4	5	6	7	8	9	AB	R	H	RBI	BB	SO	LOB
Al Smith, R (1, 7) OBP: 0.367, SLG: 0.426	F4		F8			BB		6-3	K	4	0	0	0	1	1	1
Bobby Avila, R (1, 4) OBP: 0.335, SLG: 0.317	F5		F8			F5		1B		4	1	1	0	0	0	1
Al Rosen, R (1, 5) OBP: 0.364, SLG: 0.436	5-3			K		BB		1B		3	0	1	0	1	1	0
Rocky Colavito, R (1, 9) OBP: 0.375, SLG: 0.538		1B		5-3		K		1B		4	0	2	1	0	1	2
Sam Mele, R (1, 3) OBP: 0.319, SLG: 0.439		F8		K			HR	F6		4	1	1	1	0	1	3
Jim Busby, R (1, 8) OBP: 0.300, SLG: 0.361		F7			F9		F4	F6		4	0	0	0	0	0	3
Chico Carrasquel, R (1, 6) OBP: 0.332, SLG: 0.336		FC5-4 1B			F4		1B		F9	4	0	2	0	0	0	0
Jim Hegan, R (1, 2) OBP: 0.315, SLG: 0.338		FC5-4			F4		L6		K	4	0	0	0	0	1	3
Early Wynn, S (1, 1) OBP: 0.287, SLG: 0.276			K			K	K		BB	2	0	0	0	0	2	0
Dave Pope, L (7, PH) OBP: 0.304, SLG: 0.386										1	0	0	0	0	1	1
Don Mossi, L (8, 1) OBP: 0.227, SLG: 0.250										0	0	0	0	0	0	0
Gene Woodling, L (9, PH) OBP: 0.409, SLG: 0.414										0	0	0	0	1	0	0
Inning Stats	R: 0 E: 0 K: 0 S: 3 H: 0 LOB: 0 BB: 0 P: 3	R: 0 E: 0 K: 0 S: 5 H: 2 LOB: 2 BB: 0 P: 5	R: 0 E: 0 K: 1 S: 5 H: 0 LOB: 0 BB: 0 P: 5	R: 0 E: 0 K: 2 S: 7 H: 0 LOB: 0 BB: 0 P: 7	R: 0 E: 0 K: 0 S: 3 H: 0 LOB: 0 BB: 0 P: 3	R: 0 E: 0 K: 2 S: 7 H: 0 LOB: 2 BB: 2 P: 15	R: 1 E: 0 K: 1 S: 7 H: 2 LOB: 1 BB: 0 P: 7	R: 1 E: 0 K: 0 S: 6 H: 3 LOB: 2 BB: 0 P: 6	R: 0 E: 0 K: 2 S: 7 H: 0 LOB: 1 BB: 1 P: 11	1B: 6 2B: 0 3B: 0 HR: 1 SF: 0 SAC: 0 DP: 0 HBP: 0	WP: 0 PB: 0 SB: 0 CS: 0 PA: 37					

	AB	34
	R	2
	H	7
	RBI	2
	BB	3
	SO	8
	LOB	14

PITCHER	IP	WLS	BF	H	R	ER	SO	BB	IBB	HBP	BLK	WP	HR	S	P	ERA	WHIP
Billy Pierce, L (1, 1) ERA: 3.3	9.0	W	37	7	2	2	8	3	0	0	0	0	1	50	62	2.00	1.111

PITCHER	IP	WLS	BF	H	R	ER	SO	BB	IBB	HBP	BLK	WP	HR	S	P	ERA	WHIP

Batter	1	2	3	4	5	6	7	8	9	AB	R	H	RBI	BB	SO	LOB
Luis Aparicio, R (1, 6) OBP: 0.303, SLG: 0.328	B B B B 4-0 SH1-3 SH FC5-2-1-5 BB		S S S 0-3 ① K		S S S 0-3 ① K		X 0-0 ① F7		S S S 0-3 ③ K	4	0	0	0	1	3	0
Nellie Fox, L (1, 4) OBP: 0.353, SLG: 0.384	X 0-0 SH FC5-2-1-5 SH1-3 1-2		X 0-0 ② 3-1		B B B B 4-0 1B BB		S S S 0-3 ② K			2	0	0	0	1	1	0
Larry Doby, L (1, 8) OBP: 0.386, SLG: 0.435	X 0-0 ① SH1-3 1-2 2-3		B B B B 4-0 BB		X 0-0 G6-4-3 1-2 1B		X 0-0 ③ 4-3			2	0	1	0	1	0	0
Minnie Minoso, R (1, 7) OBP: 0.418, SLG: 0.486	X 0-0 ② FC5-2-1-5 2-3 3-H		X 0-0 ③ F4		X 0-0 ② ③ G6-4-3 1-2f			S S S 0-3 ① K		4	0	0	0	0	1	5
Sherm Lollar, R (1, 2) OBP: 0.372, SLG: 0.420	X 0-0 ③ 5-3			X 0-0 ① F7		X 0-0 BB 1B		X 0-0 ② F7		4	0	1	0	0	0	2
Walt Dropo, R (1, 3) OBP: 0.339, SLG: 0.356		X 0-0 ① 6-3		X 0-0 HR		X 0-0 ① F3		X 0-0 1B		4	1	2	1	0	0	1
Bubba Phillips, R (1, 9) OBP: 0.325, SLG: 0.419		X 0-0 ② F2		S S S 0-3 ② K		X 0-0 ② F4		X 0-0 ③ F8		4	0	0	0	0	1	2
Fred Hatfield, L (1, 5) OBP: 0.375, SLG: 0.396		X 0-0 1B		B B B B 4-0 BB		B B B B 4-0 1-2 BB			X 0-0 ① 4-3	2	0	1	0	2	0	0
Dick Donovan, L (1, 1) OBP: 0.319, SLG: 0.392 Ellis Kinder, R (8, 1) Les Moss, R (9, PH) OBP: 0.336, SLG: 0.541		S S S 0-3 ③ K		S S S 0-3 ③ K		S S S 0-3 ③ K			X 0-0 ② F9	3 0 1	0 0 0	0 0 0	0 0 0	0 0 0	3 0 0	4 0 0
Inning Stats	R: 0 H: 0 E: 1 LOB: 2 K: 0 BB: 1 S: 4 P: 8	R: 0 H: 1 E: 0 LOB: 1 K: 1 BB: 0 S: 6 P: 6	R: 0 H: 0 E: 0 LOB: 1 K: 1 BB: 1 S: 5 P: 9	R: 1 H: 1 E: 0 LOB: 1 K: 2 BB: 1 S: 8 P: 12	R: 0 H: 1 E: 0 LOB: 1 K: 1 BB: 1 S: 5 P: 9	R: 0 H: 1 E: 0 LOB: 2 K: 1 BB: 1 S: 6 P: 10	R: 0 H: 0 E: 0 LOB: 0 K: 1 BB: 0 S: 5 P: 5	R: 0 H: 1 E: 0 LOB: 1 K: 1 BB: 0 S: 6 P: 6	R: 0 H: 0 E: 0 LOB: 0 K: 1 BB: 0 S: 5 P: 5	1B: 4 SF: 0 2B: 0 SAC: 2 3B: 0 DP: 1 HR: 1 HBP: 0						

PITCHER	IP	WLS	BF	H	R	ER	SO	BB	IBB	HBP	BLK	WP	HR	S	P	ERA	WHIP
Herb Score, L (1, 1) ERA: 2.74	9.0	W	37	5	1	1	9	5	0	0	0	0	1	50	70	1.00	1.111

PITCHER	IP	WLS	BF	H	R	ER	SO	BB	IBB	HBP	BLK	WP	HR	S	P	ERA	WHIP

TOP

Chicago White Sox @ Cleveland Indians

Cleveland Municipal Stadium, Cleveland, OH

Sun Sep 09 1956, 3:33 AM EDT

Unknown

livebaseballscorecards.com

AB	30
R	1
H	5
RBI	1
BB	5
SO	9
LOB	14

BOTTOM

Chicago White Sox @ Cleveland Indians

Cleveland Municipal Stadium, Cleveland, OH

Sun Sep 09 1956, 3:33 AM EDT

Unknown

livebaseballscorecards.com

Batter	1	2	3	4	5	6	7	8	9	AB	R	H	RBI	BB	SO	LOB
Dave Pope, L (1, 8) OBP: 0.300, SLG: 0.375	1B		P5-3			P7	F3			4	0	1	0	0	0	3
Jim Busby, R (8, 8) OBP: 0.300, SLG: 0.361										0	0	0	0	0	0	0
Bobby Avila, R (1, 4) OBP: 0.336, SLG: 0.317	F9		S 1B 2-H			6-3		S 1B BB		3	1	1	1	1	0	1
Gene Woodling, L (1, 7) OBP: 0.404, SLG: 0.408	F5		K 1-2			F5		F2 1-2		4	0	0	0	0	1	3
Vic Wertz, L (1, 3) OBP: 0.359, SLG: 0.475	K			4-3			F9	6-3 BB 2-H 1B		4	0	1	1	0	1	1
Rocky Colavito, R (1, 9) OBP: 0.376, SLG: 0.548		6-3		F7			HR	6-3 1-2 BB		3	1	1	1	1	0	0
Al Rosen, R (1, 5) OBP: 0.361, SLG: 0.431		6-3		K			6-3	6-3 1-2 2-3		4	0	0	0	0	1	2
Chico Carrasquel, R (1, 6) OBP: 0.331, SLG: 0.334		F5			K		E6 1B	BB		3	1	0	0	1	1	0
Jim Hegan, R (1, 2) OBP: 0.318, SLG: 0.338			E5 SH3-4 1B		G4-6-3 1B		1B IBB	F8		3	1	1	0	1	0	3
Herb Score, L (1, 1) OBP: 0.259, SLG: 0.247			SH3-4 1-2		G4-6-3 1-2f		1-3 2-H 1B			2	0	1	1	0	0	1
Inning Stats	R: 0 H: 1 E: 0 LOB: 1 K: 1 BB: 0 S: 6 P: 6	R: 0 H: 0 E: 0 LOB: 0 K: 0 BB: 0 S: 3 P: 3	R: 1 H: 1 E: 1 LOB: 1 K: 1 BB: 0 S: 7 P: 7	R: 0 H: 0 E: 0 LOB: 0 K: 1 BB: 0 S: 5 P: 5	R: 0 H: 1 E: 0 LOB: 0 K: 1 BB: 0 S: 5 P: 5	R: 0 H: 0 E: 0 LOB: 0 K: 0 BB: 0 S: 3 P: 3	R: 2 H: 2 E: 1 LOB: 2 K: 0 BB: 1 S: 6 P: 10	R: 1 H: 1 E: 0 LOB: 3 K: 0 BB: 3 S: 4 P: 16		1B: 5 SF: 0 2B: 0 SAC: 1 3B: 0 DP: 1 HR: 1 HBP: 0						

	AB	30
	R	4
	H	6
	RBI	4
	BB	4
	SO	4
	LOB	14

WP: 0 PA: 35
PB: 0
SB: 2
CS: 0

PITCHER		IP	WLS	BF	H	R	ER	SO	BB	IBB	HBP	BLK	WP	HR	S	P	ERA	WHIP
Dick Donovan, R ERA: 3.83	(1, 1)	7.1	L	32	6	4	2	4	2	1	0	0	0	1	37	49	2.46	1.091
Ellis Kinder, R ERA: 3.06	(8, 1)	0.2		3	0	0	0	0	1	0	0	0	0	0	2	6	0.00	1.500

PITCHER	IP	WLS	BF	H	R	ER	SO	BB	IBB	HBP	BLK	WP	HR	S	P	ERA	WHIP

Batter	1	2	3	4	5	6	7	8	9	AB	R	H	RBI	BB	SO	LOB
Fred Hatfield, L (1, 5) OBP: 0.372, SLG: 0.392	K 1B			F8			L3		F9	5	0	1	0	0	1	1
Nellie Fox, L (1, 4) OBP: 0.353, SLG: 0.383	E6 HR	P7			L6-3 1B			F4		4	1	1	0	0	0	1
Larry Doby, L (1, 8) OBP: 0.387, SLG: 0.443	HR		K		K			FC6-4 1B		4	1	2	2	0	2	1
Minnie Minoso, R (1, 7) OBP: 0.419, SLG: 0.493	E SF8 1B		HR		L6-3			FC6-4		4	2	2	1	0	0	2
Walt Dropo, R (1, 3) OBP: 0.335, SLG: 0.352	SF8		6-3			5-3		F4		3	0	0	1	0	0	1
Les Moss, R (1, 2) Bubba Phillips, R (9, PR) Sherm Lollar, R (9, 2) OBP: 0.341, SLG: 0.544 OBP: 0.325, SLG: 0.419 OBP: 0.372, SLG: 0.420	BB		F4			5-3			SH5-3 1B 2B	3 0 0	0 1 0	1 0 0	0 0 0	1 0 0	0 0 0	0 0 0
Jim Rivera, L (1, 9) OBP: 0.334, SLG: 0.401	4-3			E 5-3 S BB		3-1			SH5-3 2-3	2	1	0	0	1	0	1
Luis Aparicio, R (1, 6) OBP: 0.303, SLG: 0.328		B1-3		5-3			K		SH1-4 1B 3-H	4	0	1	2	0	1	0
Gerry Staley, R (1, 1) OBP: 0.143, SLG: 0.111		F8		6-3			K		SH1-4 1-2	3	0	0	0	0	1	0
Inning Stats	R: 3 H: 2 E: 1 LOB: 1 K: 1 BB: 1 S: 8 P: 12	R: 0 H: 1 E: 0 LOB: 1 K: 0 BB: 0 S: 4 P: 4	R: 1 H: 1 E: 0 LOB: 0 K: 1 BB: 0 S: 6 P: 6	R: 1 H: 0 E: 0 LOB: 0 K: 0 BB: 1 S: 3 P: 7	R: 0 H: 1 E: 0 LOB: 0 K: 1 BB: 0 S: 5 P: 5	R: 0 H: 0 E: 0 LOB: 0 K: 0 BB: 0 S: 3 P: 3	R: 0 H: 0 E: 0 LOB: 0 K: 2 BB: 0 S: 7 P: 7	R: 0 H: 1 E: 0 LOB: 1 K: 0 BB: 0 S: 4 P: 4	R: 1 H: 2 E: 0 LOB: 1 K: 0 BB: 0 S: 5 P: 5	1B: 5 SF: 1 2B: 2 SAC: 2 3B: 0 DP: 1 HR: 2 HBP: 0						

TOP

Chicago White Sox @ Cleveland Indians

Cleveland Municipal Stadium, Cleveland, OH

Sun Sep 09 1956, 3:38 AM EDT

Att. 28,457 - Unknown

livebaseballscorecards.com

AB	32
R	6
H	8
RBI	6
BB	2
SO	5
LOB	7

PITCHER		IP	WLS	BF	H	R	ER	SO	BB	IBB	HBP	BLK	WP	HR	S	P	ERA	WHIP
Hank Aguirre, L ERA: 4.22	(1, 1)	3.0	L	15	4	4	2	2	1	0	0	0	0	2	18	22	6.00	1.667
Mike Garcia, R ERA: 3.84	(4, 1)	4.0		13	1	1	0	3	1	0	0	0	0	0	18	22	0.00	0.500
Don Mossi, L ERA: 3.54	(8, 1)	2.0		9	3	1	1	0	0	0	0	0	0	0	9	9	4.50	1.500

PITCHER	IP	WLS	BF	H	R	ER	SO	BB	IBB	HBP	BLK	WP	HR	S	P	ERA	WHIP

Batter	1	2	3	4	5	6	7	8	9	AB	R	H	RBI	BB	SO	LOB
Al Smith, R (1, 8) OBP: 0.370, SLG: 0.434	HR		1B		BB G5-4-3 1-2			F7 ①		3	1	2	1	1	0	0
Bobby Avila, R (1, 4) OBP: 0.335, SLG: 0.317	4-3 P1-3 1B		F7 ②		G5-4-3 ② ③ 1-2f			F4 ②		4	0	1	0	0	0	3
Dave Pope, L (1, 7) OBP: 0.278, SLG: 0.346	P1-3 ① 1-2		P6-3 ③			P1 ①		P8 ③		4	0	0	0	0	0	2
Vic Wertz, L (1, 3) OBP: 0.358, SLG: 0.480	4-3 ② 2-3			HR		F9 ②			L8 ①	4	1	1	1	0	0	1
Rocky Colavito, R (1, 9) OBP: 0.378, SLG: 0.547	F5 ③			F8 ①		1B			1B	4	0	2	0	0	0	1
Al Rosen, R (1, 5) OBP: 0.360, SLG: 0.429		6-3 ①		1-3 ②		F8 ③			G4-3 1-2 1B	4	0	1	0	0	0	1
Chico Carrasquel, R (1, 6) OBP: 0.329, SLG: 0.332 Bob Lemon, L (9, PH) OBP: 0.258, SLG: 0.337		F9 ②		F8 ③		B1-3 ①			G4-3 ② ③ 1-2f	3 1	0 0	0 0	0 0	0 0	0 0	0 2
Hal Naragon, L (1, 2) OBP: 0.359, SLG: 0.409		1-3 ③			3-1 ①	4-3 ②				3	0	0	0	0	0	0
Hank Aguirre, R (1, 1) OBP: 0.143, SLG: 0.143 Kenny Kuhn, L (3, PH) OBP: 0.333, SLG: 0.250 Mike Garcia, R (4, 1) OBP: 0.167, SLG: 0.130 Gene Woodling, L (7, PH) OBP: 0.403, SLG: 0.407 Don Mossi, L (8, 1) OBP: 0.227, SLG: 0.250			L7 ①		BB HBP	L4 ③				0 1 0 1 0	0 0 0 0 0	0 0 0 0 0	0 0 0 0 0	0 0 0 0 0	0 0 0 0 0	0 0 0 0 0
Inning Stats	R: 1 H: 2 E: 0 LOB: 1 K: 0 BB: 0 S: 5 P: 5	R: 0 H: 0 E: 0 LOB: 0 K: 0 BB: 0 S: 3 P: 3	R: 0 H: 1 E: 0 LOB: 1 K: 0 BB: 0 S: 4 P: 4	R: 1 H: 1 E: 0 LOB: 0 K: 0 BB: 0 S: 4 P: 4	R: 0 H: 0 E: 0 LOB: 1 K: 0 BB: 1 S: 2 P: 7	R: 0 H: 1 E: 0 LOB: 1 K: 0 BB: 0 S: 4 P: 4	R: 0 H: 0 E: 0 LOB: 0 K: 0 BB: 0 S: 3 P: 3	R: 0 H: 0 E: 0 LOB: 0 K: 0 BB: 0 S: 3 P: 3	R: 0 H: 2 E: 0 LOB: 1 K: 0 BB: 0 S: 4 P: 4	1B: 5 SF: 0 2B: 0 SAC: 0 3B: 0 DP: 2 HR: 2 HBP: 1						

PITCHER	IP	WLS	BF	H	R	ER	SO	BB	IBB	HBP	BLK	WP	HR	S	P	ERA	WHIP
Gerry Staley, R (1, 1) ERA: 3.64	9.0	W	34	7	2	2	0	1	0	1	0	0	2	32	37	2.00	0.889

PITCHER	IP	WLS	BF	H	R	ER	SO	BB	IBB	HBP	BLK	WP	HR	S	P	ERA	WHIP

BOTTOM

Chicago White Sox @ Cleveland Indians

Cleveland Municipal Stadium, Cleveland, OH

Sun Sep 09 1956, 3:38 AM EDT

Att. 28,457 - Unknown

livebaseballscorecards.com

AB	32
R	2
H	7
RBI	2
BB	1
SO	0
LOB	10

1B: 5	SF: 0	WP: 0	PA: 34
2B: 0	SAC: 0	PB: 0	
3B: 0	DP: 2	SB: 0	
HR: 2	HBP: 1	CS: 0	

Batter	1	2	3	4	5	6	7	8	9	AB	R	H	RBI	BB	SO	LOB
Billy Goodman, L (1, 4) OBP: 0.347, SLG: 0.401	0-0 1B	0-0 WP 1-2 3-H		4-0 BB 1-2		0-0 ③ 5-3		0-0 ③ 4-3		4	0	2	1	1	0	1
Billy Klaus, L (1, 6) OBP: 0.378, SLG: 0.381	0-0 ① F9	0-0 ③ F7 1-2 2-3		0-0 ③ F2			0-0 1B SF7 2B		0-3 ① K	5	1	1	0	0	1	5
Ted Williams, L (1, 7) Gene Stephens, L (9, PR) (9, 7) OBP: 0.357, SLG: 0.340 OBP: 0.486, SLG: 0.598	0-0 G4-6-3 1-2		0-0 ① 6-3		0-0 HR		4-0 1B BB		4-0 FC6-4 BB	3 0	1 0	2 0	1 0	2 0	0 0	0 0
Mickey Vernon, L (1, 3) OBP: 0.398, SLG: 0.516	0-0 ②③ G4-6-3 1-2f		0-0 ② F7		0-0 ① F7		0-0 1-2 2-3 1B		0-3 ② K	5	0	1	0	0	1	3
Jackie Jensen, R (1, 9) OBP: 0.403, SLG: 0.501		0-0 ① 1-3	0-0 ③ F5		0-0 ② F6		0-0 ① F8		0-0 ③ FC6-4 1-2f	5	0	0	0	0	0	4
Jim Piersall, R (1, 8) OBP: 0.362, SLG: 0.458		0-0 BB 1B		0-0 ① 6-3	0-0 ③ 6-3		0-0 ② SF7 3-H			3	1	1	1	0	0	0
Ted Lepcio, R (1, 5) OBP: 0.336, SLG: 0.482		0-3 ② K		0-0 1B FC6-4		0-0 ① F4	0-0 ③ 6-3			4	1	1	0	0	1	3
Pete Daley, R (1, 2) OBP: 0.346, SLG: 0.463		4-0 1B BB 1-2		0-0 FC6-4 1-3		0-0 ② 5-3		0-0 ① F8		3	1	1	0	1	0	0
Willard Nixon, L (1, 1) OBP: 0.241, SLG: 0.222 Ike Delock, R (7, 1) OBP: 0.192, SLG: 0.167		0-0 WP 1B 1-3 2-H		0-0 ② FC6-4 BB 1-2f 3-H		0-0 1B		0-0 ② F8		3 1	0 0	2 0	2 0	0 0	0 0	1 0
Inning Stats	R: 0 H: 2 E: 0 LOB: 1 K: 0 BB: 0 S: 4 P: 4	R: 2 H: 3 E: 0 LOB: 2 K: 1 BB: 1 S: 8 P: 12	R: 0 H: 0 E: 0 LOB: 0 K: 0 BB: 0 S: 3 P: 3	R: 1 H: 2 E: 0 LOB: 2 K: 0 BB: 1 S: 5 P: 9	R: 1 H: 1 E: 0 LOB: 0 K: 0 BB: 0 S: 4 P: 4	R: 0 H: 1 E: 0 LOB: 2 K: 0 BB: 1 S: 4 P: 9	R: 1 H: 2 E: 0 LOB: 2 K: 0 BB: 1 S: 5 P: 4	R: 0 H: 0 E: 0 LOB: 0 K: 0 BB: 0 S: 3 P: 3	R: 0 H: 0 E: 0 LOB: 1 K: 2 BB: 1 S: 7 P: 11	1B: 9 SF: 1 2B: 1 SAC: 0 3B: 0 DP: 1 HR: 1 HBP: 0						

PITCHER		IP	WLS	BF	H	R	ER	SO	BB	IBB	HBP	BLK	WP	HR	S	P	ERA	WHIP
Bob Keegan, R ERA: 3.55	(1, 1)	6.0	L	29	10	5	5	1	2	0	0	0	1	1	29	37	7.50	2.000
Paul LaPalme, L ERA: 3.58	(7, 1)	0.0		2	1	0	0	0	1	0	0	0	0	0	1	5	∞	∞
Ellis Kinder, R ERA: 3.0	(7, 1)	1.0		3	0	0	0	0	0	0	0	0	0	0	3	3	0.00	0.000
Dixie Howell, R ERA: 4.84	(8, 1)	2.0		7	0	0	0	2	1	0	0	0	0	0	10	14	0.00	0.500

PITCHER	IP	WLS	BF	H	R	ER	SO	BB	IBB	HBP	BLK	WP	HR	S	P	ERA	WHIP

Boston Red Sox @ Chicago White Sox

Comiskey Park, Chicago, IL

Tue Sep 11 1956, 4:33 AM EDT

Att. 13,769 - Unknown

TOP

livebaseballscorecards.com

AB	36
R	5
H	11
RBI	5
BB	4
SO	3
LOB	17

WP: 1 PA: 41
PB: 0
SB: 0
CS: 0

Batter	1	2	3	4	5	6	7	8	9	AB	R	H	RBI	BB	SO	LOB
Fred Hatfield, L (1, 5) OBP: 0.370, SLG: 0.389	F9	F8		4-3			F5		1B	5	0	1	0	0	0	3
Nellie Fox, L (1, 4) OBP: 0.351, SLG: 0.381	G3		BB, BB, FC3-6, BB		4-3		L3		F9	4	1	0	0	1	0	3
Larry Doby, L (1, 8) OBP: 0.390, SLG: 0.443	1B, 1B, 1B		BB, FC3-6, BB, 1-2, SF8, BB		4-3		1-2, 2-3, HBP			2	2	1	0	1	0	0
Minnie Minoso, R (1, 7) OBP: 0.419, SLG: 0.492	FC5, 1B, 1-3, 1B		BB, FC3-6, 1-2, 2-3, BB		1-3		S S S, K			3	0	1	0	1	1	3
Jim Rivera, L (1, 9) OBP: 0.333, SLG: 0.400	1-2, 3-H, 1B		FC3-6, 1-2f, 2-3, 3-H			G3		F2		4	0	1	2	0	0	2
Sherm Lollar, R (1, 2) OBP: 0.369, SLG: 0.416	FC5, 2-3f		SF8, 3-H			L4		F8		3	0	0	1	0	0	2
Walt Dropo, R (1, 3) OBP: 0.334, SLG: 0.349		BB, SH2-4, BB	5-3			S S S, K		S S S, K		3	0	0	0	1	2	1
Luis Aparicio, R (1, 6) OBP: 0.302, SLG: 0.325		S S S, K		6-3			BB, HBP, 1B, BB		F6	3	0	0	0	1	1	1
Bob Keegan, R (1, 1) OBP: 0.212, SLG: 0.103 Paul LaPalme, L (7, 1) OBP: 0.250, SLG: 0.375 Ellis Kinder, R (7, 1) Ron Northey, L (7, PH) OBP: 0.408, SLG: 0.632 Bubba Phillips, R (7, PR) OBP: 0.325, SLG: 0.419 Dixie Howell, L (8, 1) OBP: 0.316, SLG: 0.588 Dave Philley, S (9, PH) OBP: 0.324, SLG: 0.352		SH2-4, 1-2		5-3			HBP, 1-2, 1B		5-3	1 0 0 1 0 0 1	0 0 0 0 0 0 0	0 0 0 1 0 0 0	0 0 0 0 0 0 0	0 0 0 0 0 0 0	0 0 0 0 0 0 0	0 0 0 0 0 0 0
Inning Stats	R: 1 E: 0 K: 0 S: 6 H: 3 LOB: 2 BB: 0 P: 6	R: 0 E: 0 K: 1 S: 5 H: 0 LOB: 1 BB: 1 P: 9	R: 2 E: 0 K: 0 S: 3 H: 0 LOB: 1 BB: 3 P: 15	R: 0 E: 0 K: 0 S: 3 H: 0 LOB: 0 BB: 0 P: 3	R: 0 E: 0 K: 0 S: 3 H: 0 LOB: 0 BB: 0 P: 3	R: 0 E: 0 K: 1 S: 5 H: 0 LOB: 0 BB: 0 P: 5	R: 0 E: 0 K: 1 S: 6 H: 1 LOB: 3 BB: 1 P: 11	R: 0 E: 0 K: 1 S: 5 H: 0 LOB: 0 BB: 0 P: 5	R: 0 E: 0 K: 0 S: 4 H: 1 LOB: 1 BB: 0 P: 4	1B: 5 2B: 0 3B: 0 HR: 0	SF: 1 SAC: 1 DP: 0 HBP: 1			WP: 0 PB: 0 SB: 0 CS: 0		PA: 38	

PITCHER		IP	WLS	BF	H	R	ER	SO	BB	IBB	HBP	BLK	WP	HR	S	P	ERA	WHIP
Willard Nixon, R ERA: 4.17	(1, 1)	6.0	W	27	4	3	3	2	5	0	0	0	0	0	26	46	4.50	1.500
Ike Delock, R ERA: 4.38	(7, 1)	3.0	S	11	1	0	0	2	0	0	1	0	0	0	14	15	0.00	0.333

PITCHER	IP	WLS	BF	H	R	ER	SO	BB	IBB	HBP	BLK	WP	HR	S	P	ERA	WHIP

BOTTOM

Boston Red Sox @ Chicago White Sox

Comiskey Park, Chicago, IL

Tue Sep 11 1956, 4:33 AM EDT

Att. 13,769 - Unknown

livebaseballscorecards.com

AB	30
R	3
H	5
RBI	3
BB	5
SO	4
LOB	15

Batter	1	2	3	4	5	6	7	8	9	AB	R	H	RBI	BB	SO	LOB
Billy Goodman, L (1, 4) OBP: 0.349, SLG: 0.401	BBBB 4-0 SH 1B BB	BBBB 4-0 BB		SSS 0-3 ③ K			x 0-0 ① F6		x 0-0 ① F3	0	0	0	0	1	0	0
Milt Bolling, R (1, PR) (1, 5) OBP: 0.297, SLG: 0.352										3	1	0	0	1	1	1
Billy Klaus, L (1, 6) OBP: 0.377, SLG: 0.379	x 0-0 SH 1B SF8 1-2	x 0-0 ③ F7			x 0-0 FC6-4 1B		x 0-0 ② F7		x 0-0 ② F8	4	1	1	0	0	0	3
Ted Williams, L (1, 7) OBP: 0.486, SLG: 0.599	x 0-0 ① F3		x 0-0 WP 2B 1B		x 0-0 ① F5		x 0-0 2B		x 0-0 BB 1-2 1B	4	1	2	0	0	0	3
Gene Stephens, L (7, 7) OBP: 0.368, SLG: 0.354										1	0	1	0	0	0	0
Dick Gernert, R (1, 3) OBP: 0.402, SLG: 0.505	x 0-0 1-3 2-H 1B	x 0-0 ① F8 1-2			x 0-0 ② F8		SSS 0-3 ③ K		BBBB 4-0 1-2 2-3 BB	4	0	1	1	1	1	3
Jackie Jensen, R (1, 9) OBP: 0.401, SLG: 0.505	x 0-0 ② SF8 3-H	x 0-0 ② F8			x 0-0 ③ FC6-4 1-2f			x 0-0 HR	x 0-0 ③ F4	4	1	1	2	0	0	5
Jim Piersall, R (1, 8) OBP: 0.363, SLG: 0.460	x 0-0 ③ F4	x 0-0 2-H 2B				x 0-0 ① F9		x 0-0 G4-6-3 1B		4	0	2	1	0	0	2
Ted Lepcio, R (1, 5) (1, 4) OBP: 0.335, SLG: 0.478		x 0-0 SH1-3 1B	x 0-0 ③ F4			x 0-0 ② F7		SSS 0-3 ① K		4	0	1	0	0	1	2
Sammy White, R (1, 2) OBP: 0.310, SLG: 0.345		x 0-0 ① F9		x 0-0 ① F7		x 0-0 1B		x 0-0 ②③ G4-6-3 1-2f		4	0	1	0	0	0	2
Frank Sullivan, R (1, 1) OBP: 0.163, SLG: 0.156		x 0-0 ② SH1-3 1-2		x 0-0 ② 6-3		SSS 0-3 ③ K			x 0-0 BB 1B 1B	3	0	1	0	0	1	1
Inning Stats	R: 2 E: 1 K: 0 S: 5 H: 1 LOB: 2 BB: 1 P: 9	R: 0 E: 0 K: 0 S: 4 H: 1 LOB: 2 BB: 1 P: 8	R: 1 E: 0 K: 0 S: 5 H: 2 LOB: 1 BB: 0 P: 5	R: 0 E: 0 K: 1 S: 5 H: 0 LOB: 0 BB: 0 P: 5	R: 0 E: 0 K: 0 S: 4 H: 1 LOB: 1 BB: 0 P: 4	R: 0 E: 0 K: 1 S: 6 H: 1 LOB: 1 BB: 0 P: 6	R: 0 E: 0 K: 1 S: 6 H: 1 LOB: 1 BB: 0 P: 6	R: 1 E: 0 K: 1 S: 6 H: 2 LOB: 0 BB: 0 P: 6	R: 0 E: 0 K: 0 S: 5 H: 2 LOB: 3 BB: 1 P: 9	1B: 8 2B: 2 3B: 0 HR: 1 SF: 1 SAC: 2 DP: 1 HBP: 0							

TOP

Boston Red Sox @ Chicago White Sox

Comiskey Park, Chicago, IL

Wed Sep 12 1956, 4:33 AM EDT

Att. 3,084 - Unknown

livebaseballscorecards.com

AB	35
R	4
H	11
RBI	4
BB	3
SO	4
LOB	22

WP: 1 PB: 0 SB: 0 CS: 0 PA: 41

PITCHER		IP	WLS	BF	H	R	ER	SO	BB	IBB	HBP	BLK	WP	HR	S	P	ERA	WHIP
Jack Harshman, L ERA: 2.99	(1, 1)	8.2	L	40	11	4	3	4	3	0	0	0	1	1	45	57	3.12	1.615
Ellis Kinder, R ERA: 2.98	(9, 1)	0.1		1	0	0	0	0	0	0	0	0	0	0	1	1	0.00	0.000

PITCHER	IP	WLS	BF	H	R	ER	SO	BB	IBB	HBP	BLK	WP	HR	S	P	ERA	WHIP

BOTTOM

Boston Red Sox @ Chicago White Sox

Comiskey Park, Chicago, IL

Wed Sep 12 1956, 4:33 AM EDT

Att. 3,084 - Unknown

livebaseballscorecards.com

Batter	1	2	3	4	5	6	7	8	9	AB	R	H	RBI	BB	SO	LOB
Fred Hatfield, L (1, 5) OBP: 0.368, SLG: 0.387	G3		E9		FC5-4, 1B 1B		1-3			4	0	1	0	0	0	0
Nellie Fox, L (1, 4) OBP: 0.351, SLG: 0.380	G3		F9		1-2 FC5-4 1B		6-3			4	0	1	0	0	0	1
Larry Doby, L (1, 8) OBP: 0.387, SLG: 0.439	E1 BB		F7		S S S K			F8		4	0	0	0	0	1	3
Minnie Minoso, R (1, 7) OBP: 0.418, SLG: 0.489	B B B B 1-2 BB		F4		FC5-4 1-2f 2-3			5-3		3	0	0	0	1	0	3
Jim Rivera, L (1, 9) OBP: 0.333, SLG: 0.398	F1			E 1B 1B	F5			F8		4	1	1	0	0	0	4
Dave Philley, S (1, 3) OBP: 0.325, SLG: 0.355		2B		F7		B B B B G6-4-3 BB			S S S K	3	0	1	0	1	1	1
Les Moss, R (1, 2) OBP: 0.333, SLG: 0.530 Dick Donovan, L (9, PH) OBP: 0.315, SLG: 0.388		L6	S S S K			1-2f G6-4-3			F8	3 1	0 0	0 0	0 0	0 0	1 0	3 0
Luis Aparicio, R (1, 6) OBP: 0.302, SLG: 0.325 Ron Northey, L (9, PH) OBP: 0.400, SLG: 0.615	S S S K			1-H E6 1B		6-3			F9	3 1	0 0	1 0	0 0	0 0	1 0	1 0
Jack Harshman, L (1, 1) OBP: 0.243, SLG: 0.403 Ellis Kinder, R (9, 1)	S S S K			G3			F3			3 0	0 0	0 0	0 0	0 0	1 0	2 0

	AB	33
	R	1
	H	5
	RBI	0
	BB	2
	SO	5
	LOB	18

Inning Stats	1	2	3	4	5	6	7	8	9
	R: 0 H: 0 E: 1 LOB: 2 K: 0 BB: 1 S: 4 P: 8	R: 0 H: 1 E: 0 LOB: 1 K: 2 BB: 0 S: 8 P: 8	R: 0 H: 0 E: 1 LOB: 1 K: 0 BB: 0 S: 4 P: 4	R: 1 H: 2 E: 1 LOB: 1 K: 1 BB: 0 S: 7 P: 7	R: 0 H: 2 E: 0 LOB: 2 K: 1 BB: 0 S: 7 P: 7	R: 0 H: 0 E: 0 LOB: 0 K: 0 BB: 1 S: 2 P: 6	R: 0 H: 0 E: 0 LOB: 0 K: 0 BB: 0 S: 3 P: 3	R: 0 H: 0 E: 0 LOB: 0 K: 0 BB: 0 S: 3 P: 3	R: 0 H: 0 E: 0 LOB: 0 K: 1 BB: 0 S: 5 P: 5

1B: 4 SF: 0
2B: 1 SAC: 0
3B: 0 DP: 1
HR: 0 HBP: 0

WP: 0 PA: 35
PB: 0
SB: 0
CS: 0

PITCHER	IP	WLS	BF	H	R	ER	SO	BB	IBB	HBP	BLK	WP	HR	S	P	ERA	WHIP
Frank Sullivan, R (1, 1) ERA: 3.41	9.0	W	35	5	1	0	5	2	0	0	0	0	0	43	51	0.00	0.778

PITCHER	IP	WLS	BF	H	R	ER	SO	BB	IBB	HBP	BLK	WP	HR	S	P	ERA	WHIP

Batter	1	2	3	4	5	6	7	8	9	10	AB	R	H	RBI	BB	SO	LOB
Milt Bolling, R (1, 5) OBP: 0.292, SLG: 0.344	0-0 1B	0-0 F7 ③			0-0 G3 ② 1-2			S S S 0-3 K ①	x 0-0 F4 ③		5	0	1	0	0	1	3
Billy Klaus, L (1, 6) OBP: 0.379, SLG: 0.382	0-0 1-2 1B		0-0 L9 ①		0-0 2-H 1B			x 0-0 F8 ②		0-0 FC5-6 1B	5	0	3	1	0	0	0
Ted Williams, L (1, 7) OBP: 0.484, SLG: 0.595 Gene Stephens, L (8, PR) OBP: 0.362, SLG: 0.347 (8, 7)	S S S 0-3 K ①		S S S 0-3 K ②		0-0 L3 ③			x 0-0 1B 1B		x 0-0 FC5-6 ① L5-4 BB 1-2f	4 1	0 0	1 0	0 0	0 0	2 0	3 1
Dick Gernert, R (1, 3) OBP: 0.400, SLG: 0.502 Mickey Vernon, L (8, 3) OBP: 0.398, SLG: 0.516 Norm Zauchin, R (10, PH) OBP: 0.322, SLG: 0.321 (10, 3)	S S S 0-3 K ②		x 0-0 5-3 ③			S S S 0-3 K ①		x 0-0 1-3 1B		B B B B 4-0 1-2 BB	4 0 0	0 0 0	1 0 0	0 0 0	0 0 1	2 0 0	2 0 0
Jackie Jensen, R (1, 9) OBP: 0.398, SLG: 0.500	x 0-0 5-3 ③			x 0-0 F7 ①		x 0-0 F9 ②		x 0-0 6-3 ③		x 0-0 L5-4 ②③ 2-3	5	0	0	0	0	0	6
Jim Piersall, R (1, 8) OBP: 0.362, SLG: 0.464		x 0-0 F9 ①		x 0-0 5-3 ②		S S S 0-3 K ③			x 0-0 HR		4	1	1	1	0	1	0
Ted Lepcio, R (1, 4) OBP: 0.337, SLG: 0.476		B B B B 4-0 5-3 1B BB		x 0-0 F8 ③			S S S 0-3 K ①		x 0-0 WP SH3-4 1B		3	1	1	0	1	1	0
Sammy White, R (1, 2) OBP: 0.307, SLG: 0.343		x 0-0 5-3 ② 1-2			x 0-0 F9 ①		x 0-0 F4 ②		x 0-0 SH3-4 ① 1-2		3	0	0	0	0	0	1
Tom Brewer, R (1, 1) OBP: 0.347, SLG: 0.367		x 0-0 2-H 1B			x 0-0 G3 1B 1B		x 0-0 6-3 ③		S S S 0-3 K ② 2-3		4	1	2	1	0	1	1
Inning Stats	R: 0 H: 2 E: 0 LOB: 2 K: 2 BB: 0 S: 9 P: 9	R: 1 H: 1 E: 0 LOB: 1 K: 0 BB: 1 S: 4 P: 8	R: 0 H: 0 E: 0 LOB: 0 K: 1 BB: 0 S: 5 P: 5	R: 0 H: 0 E: 0 LOB: 0 K: 0 BB: 0 S: 3 P: 3	R: 1 H: 2 E: 0 LOB: 1 K: 0 BB: 0 S: 5 P: 5	R: 0 H: 0 E: 0 LOB: 0 K: 2 BB: 0 S: 7 P: 7	R: 0 H: 0 E: 0 LOB: 0 K: 1 BB: 0 S: 5 P: 5	R: 0 H: 2 E: 0 LOB: 2 K: 1 BB: 0 S: 7 P: 7	R: 1 H: 2 E: 0 LOB: 1 K: 1 BB: 0 S: 7 P: 7	R: 0 H: 1 E: 0 LOB: 1 K: 0 BB: 1 S: 3 P: 7	1B: 9 SF: 0 2B: 1 SAC: 1 3B: 0 DP: 1 HR: 1 HBP: 0						

PITCHER	IP	WLS	BF	H	R	ER	SO	BB	IBB	HBP	BLK	WP	HR	S	P	ERA	WHIP
Billy Pierce, L (1, 1) ERA: 3.27	10.0	W	41	10	3	3	8	2	0	0	0	1	1	55	63	2.70	1.200

PITCHER	IP	WLS	BF	H	R	ER	SO	BB	IBB	HBP	BLK	WP	HR	S	P	ERA	WHIP

TOP

Boston Red Sox @ Chicago White Sox

Comiskey Park, Chicago, IL

Thu Sep 13 1956, 4:33 AM EDT

Att. 2,765 - Unknown

livebaseballscorecards.com

AB	38
R	3
H	10
RBI	3
BB	2
SO	8
LOB	17

WP: 1 PA: 41
PB: 0
SB: 0
CS: 0

Batter	1	2	3	4	5	6	7	8	9	10	AB	R	H	RBI	BB	SO	LOB
Jim Rivera, L (1, 9) OBP: 0.335, SLG: 0.407	3-1		FC6-4 2-H 1B		1-2 1B		HR		F9		5	1	3	2	0	0	0
Nellie Fox, L (1, 4) OBP: 0.350, SLG: 0.378	4-3		FC6-4 1-2f		G3		3-1			SH5-4 1B 1B	5	1	1	0	0	0	3
Larry Doby, L (1, 8) OBP: 0.386, SLG: 0.438	4-3		F8			E 1B		3-1		SH5-4 1-2	4	0	1	0	0	0	1
Minnie Minoso, R (1, 7) OBP: 0.416, SLG: 0.485		6-3		K		F9		5-3		1B IBB	4	0	0	0	1	1	1
Sherm Lollar, R (1, 2) OBP: 0.366, SLG: 0.412 Ron Northey, L (10, PH) OBP: 0.412, SLG: 0.625		5-3		F8		E5 1-3		E6 1B		1-2 2-H 1B	4 1	0 0	0 1	0 1	0 0	0 0	1 0
Walt Dropo, R (1, 3) OBP: 0.336, SLG: 0.361		HR		F7		L6		1-2 1B			4	1	2	1	0	0	2
Fred Hatfield, L (1, 5) OBP: 0.364, SLG: 0.382		3-1			F9	4-3		4-3			4	0	0	0	0	0	4
Luis Aparicio, R (1, 6) OBP: 0.302, SLG: 0.323			SH1-4 1B BB		5-3		5-3		6-3		3	1	0	0	1	0	0
Billy Pierce, L (1, 1) OBP: 0.167, SLG: 0.130			SH1-4 1-2		1B 1B		4-3		K		3	0	1	0	0	1	0
Inning Stats	R: 0 H: 0 E: 0 LOB: 0 K: 0 BB: 0 S: 3 P: 3	R: 1 H: 1 E: 0 LOB: 0 K: 0 BB: 0 S: 4 P: 4	R: 1 H: 1 E: 0 LOB: 1 K: 0 BB: 1 S: 4 P: 8	R: 0 H: 0 E: 0 LOB: 0 K: 1 BB: 0 S: 5 P: 5	R: 0 H: 2 E: 0 LOB: 2 K: 0 BB: 0 S: 5 P: 5	R: 0 H: 1 E: 1 LOB: 2 K: 0 BB: 0 S: 5 P: 5	R: 1 H: 1 E: 0 LOB: 0 K: 0 BB: 0 S: 4 P: 4	R: 0 H: 1 E: 1 LOB: 2 K: 0 BB: 0 S: 5 P: 5	R: 0 H: 0 E: 0 LOB: 0 K: 1 BB: 0 S: 5 P: 5	R: 1 H: 2 E: 0 LOB: 2 K: 0 BB: 1 S: 3 P: 7	1B: 7 SF: 0 2B: 0 SAC: 2 3B: 0 DP: 0 HR: 2 HBP: 0						

PITCHER	IP	WLS	BF	H	R	ER	SO	BB	IBB	HBP	BLK	WP	HR	S	P	ERA	WHIP
Tom Brewer, R (1, 1) ERA: 3.34	9.1	L	41	9	4	4	2	1	1	0	0	0	2	43	51	3.86	1.071

PITCHER	IP	WLS	BF	H	R	ER	SO	BB	IBB	HBP	BLK	WP	HR	S	P	ERA	WHIP

Boston Red Sox @ Chicago White Sox

Comiskey Park, Chicago, IL

Thu Sep 13 1956, 4:33 AM EDT

Att. 2,765 - Unknown

BOTTOM

livebaseballscorecards.com

AB	37
R	4
H	9
RBI	4
BB	2
SO	2
LOB	12

Batter	1	2	3	4	5	6	7	8	9	10	11	AB	R	H	RBI	BB	SO	LOB
Dick Williams, R (1, 8) OBP: 0.334, SLG: 0.435	SH5-4 1B 1B		G4-6-3 1-2f			6-3		K		F7		5	0	1	0	0	1	2
Bob Boyd, L (1, 3) OBP: 0.409, SLG: 0.443	SH5-4 1-2 1B		F3			F8		IBB		4-3		4	0	1	0	1	0	0
George Kell, R (1, 5) OBP: 0.334, SLG: 0.409	SH5-4 1-2 2-3			6-3			FC5-4 BB	K			F8	0	0	0	0	0	0	0
Brooks Robinson, R (1, 5)												3	0	0	0	1	1	2
Bob Nieman, R (1, 7) OBP: 0.436, SLG: 0.513	K			1-3			F9		1B 5-3 2B		F8	5	1	1	0	0	1	3
Tito Francona, L (1, 9) OBP: 0.327, SLG: 0.360	4-3			F6			FC5-4 1B WP 1-2f		F8 5-3 2-3 1B		L8	5	1	1	0	0	0	3
Gus Triandos, R (1, 2) OBP: 0.340, SLG: 0.439		K			5-3		WP 1-3 1B		5-3 1-2 3-H			4	0	1	1	0	1	1
Billy Gardner, R (1, 4) OBP: 0.288, SLG: 0.344		K			4-3		5-3 1-2 3-H		F8 2-3			4	0	0	0	0	1	2
Willy Miranda, S (1, 6) OBP: 0.284, SLG: 0.285		6-3			F5			S 1B	L9			4	0	1	0	0	0	1
Bill Wight, L (1, 1) OBP: 0.224, SLG: 0.196			G4-6-3 1B			K		K 1-2		K		4	0	1	0	0	3	1
Inning Stats	R: 0 E: 0 K: 1 S: 7 / H: 2 LOB: 2 BB: 0 P: 7	R: 0 E: 0 K: 2 S: 7 / H: 0 LOB: 0 BB: 0 P: 7	R: 0 E: 0 K: 0 S: 3 / H: 1 LOB: 0 BB: 0 P: 3	R: 0 E: 0 K: 0 S: 3 / H: 0 LOB: 0 BB: 0 P: 3	R: 0 E: 0 K: 0 S: 3 / H: 0 LOB: 0 BB: 0 P: 3	R: 0 E: 0 K: 1 S: 5 / H: 0 LOB: 0 BB: 0 P: 5	R: 1 E: 0 K: 0 S: 4 / H: 1 LOB: 1 BB: 1 P: 8	R: 0 E: 0 K: 3 S: 10 / H: 1 LOB: 2 BB: 1 P: 14	R: 1 E: 0 K: 0 S: 5 / H: 2 LOB: 1 BB: 0 P: 5	R: 0 E: 0 K: 1 S: 5 / H: 0 LOB: 0 BB: 0 P: 5	R: 0 E: 0 K: 0 S: 3 / H: 0 LOB: 0 BB: 0 P: 3	1B: 6 2B: 1 3B: 0 HR: 0	SF: 0 SAC: 1 DP: 1 HBP: 0					

PITCHER	IP	WLS	BF	H	R	ER	SO	BB	IBB	HBP	BLK	WP	HR	S	P	ERA	WHIP
Dick Donovan, R (1, 1) ERA: 3.72	11.0	W	41	7	2	2	8	1	1	0	0	1	0	55	63	1.64	0.727

PITCHER	IP	WLS	BF	H	R	ER	SO	BB	IBB	HBP	BLK	WP	HR	S	P	ERA	WHIP

TOP

Baltimore Orioles @ Chicago White Sox

Comiskey Park, Chicago, IL

Fri Sep 14 1956, 4:33 AM EDT

Att. 8,751 - Unknown

livebaseballscorecards.com

AB	38
R	2
H	7
RBI	1
BB	2
SO	8
LOB	15

WP: 1 PB: 0 SB: 1 CS: 0 — PA: 41

Batter	1	2	3	4	5	6	7	8	9	10	11	AB	R	H	RBI	BB	SO	LOB
Luis Aparicio, R (1, 6) OBP: 0.305, SLG: 0.331	B B B B 4-0 SH1-3 E FC6-4 BB	x 0-0 ③ 5-3			x 0-0 2B		x 0-0 ② ③ G5-4-3 1-2f		x 0-0 ② 1-2 3B			4	1	2	0	1	0	4
Nellie Fox, L (1, 4) OBP: 0.347, SLG: 0.376	x 0-0 ① SH1-3 1-3		x 0-0 ① F9		x 0-0 ② F7			x 0-0 ① 4-3	x 0-0 ③ B2-3			4	0	0	0	0	0	2
Larry Doby, L (1, 8) OBP: 0.386, SLG: 0.436	B B B B 4-0 FC6-4 BB		x 0-0 ② F6		S S S 0-3 ③ K			x 0-0 ① 2B 1B		x 0-0 ① F8		4	0	1	0	1	1	1
Minnie Minoso, R (1, 7) OBP: 0.418, SLG: 0.487	x 0-0 ② FC6-4 1-2f 3-H		x 0-0 ③ F9			x 0-0 FC6-4 1B		x 0-0 ② 1-H 1B 2B		B B B B 4-0 G6-4-3 BB		4	1	2	1	1	0	1
Walt Dropo, R (1, 3) OBP: 0.337, SLG: 0.361	x 0-0 ③ F8			x 0-0 SH1-3 1B		x 0-0 ① FC6-4 G4-6-3 1-2f		x 0-0 1B 2-H 1B		x 0-0 ② ③ G6-4-3 1-2f		5	0	2	1	0	0	3
Sherm Lollar, R (1, 2) OBP: 0.367, SLG: 0.412		S S S 0-3 ① K		x 0-0 ① SH1-3 1-2		x 0-0 ② ③ G4-6-3 1-2f		x 0-0 1-2 1B		B B B B 4-0 1B 1B BB		3	1	1	0	1	1	1
Jim Rivera, L (1, 9) OBP: 0.334, SLG: 0.405		x 0-0 ② F8		x 0-0 ② F9			x 0-0 SH3-4 1B	x 0-0 ③ F8			S S S 0-3 ① K	5	0	1	0	0	1	4
Fred Hatfield, L (1, 5) OBP: 0.366, SLG: 0.383 Les Moss, R (9, PH) OBP: 0.331, SLG: 0.525 Sammy Esposito, R (10, 5) OBP: 0.361, SLG: 0.311		x 0-0 BB 1B		x 0-0 ③ 4-3			x 0-0 ① SH3-4 1-2		x 0-0 ① 5-3		x 0-0 1B 1-2 1B	2 1 1	0 0 0	1 0 1	0 0 0	0 0 0	0 0 0	1 0 0
Dick Donovan, L (1, 1) OBP: 0.333, SLG: 0.383 Ron Northey, L (11, PH) OBP: 0.423, SLG: 0.634		B B B B 4-0 1-2 BB			S S S 0-3 ① K		B B B B 4-0 G5-4-3 BB		B B B B 4-0 3B BB		x 0-0 1-2 2-H 1B	1 1	0 0	0 1	0 1	3 0	1 0	0 0
Inning Stats	R: 1 H: 0 E: 1 LOB: 1 K: 0 BB: 2 S: 3 P: 11	R: 0 H: 1 E: 0 LOB: 2 K: 1 BB: 1 S: 6 P: 10	R: 0 H: 0 E: 0 LOB: 0 K: 0 BB: 0 S: 3 P: 3	R: 0 H: 1 E: 0 LOB: 1 K: 0 BB: 0 S: 4 P: 4	R: 0 H: 1 E: 0 LOB: 1 K: 2 BB: 0 S: 8 P: 8	R: 0 H: 1 E: 0 LOB: 0 K: 0 BB: 0 S: 3 P: 3	R: 0 H: 1 E: 0 LOB: 1 K: 0 BB: 1 S: 3 P: 7	R: 1 H: 4 E: 0 LOB: 2 K: 0 BB: 0 S: 6 P: 6	R: 0 H: 1 E: 0 LOB: 1 K: 0 BB: 1 S: 3 P: 7	R: 0 H: 0 E: 0 LOB: 0 K: 0 BB: 1 S: 2 P: 6	R: 1 H: 2 E: 0 LOB: 2 K: 1 BB: 1 S: 5 P: 9	1B: 9 SF: 0 2B: 2 SAC: 3 3B: 1 DP: 3 HR: 0 HBP: 0						

PITCHER	IP	WLS	BF	H	R	ER	SO	BB	IBB	HBP	BLK	WP	HR	S	P	ERA	WHIP
Bill Wight, L (1, 1) ERA: 4.18	10.1	L	45	12	3	2	4	7	0	0	0	0	0	46	74	1.74	1.839

PITCHER	IP	WLS	BF	H	R	ER	SO	BB	IBB	HBP	BLK	WP	HR	S	P	ERA	WHIP

BOTTOM

Baltimore Orioles @ Chicago White Sox

Comiskey Park, Chicago, IL

Fri Sep 14 1956, 4:33 AM EDT

Att. 8,751 - Unknown

livebaseballscorecards.com

AB	35
R	3
H	12
RBI	3
BB	7
SO	4
LOB	17

WP: 0	PA: 45		
PB: 0			
SB: 0			
CS: 0			

Baltimore Orioles @ Chicago White Sox

Comiskey Park, Chicago, IL

Sat Sep 15 1956, 4:33 AM EDT

Att. 3,239 - Unknown

TOP

livebaseballscorecards.com

Batter	1	2	3	4	5	6	7	8	9	AB	R	H	RBI	BB	SO	LOB
Billy Gardner, R (1, 4) OBP: 0.288, SLG: 0.346	K		F9			SH3-4 1-2			SH5-4 1B 2B	3	1	1	0	0	1	0
Bob Boyd, L (1, 3) OBP: 0.403, SLG: 0.436	1-3		4-3			5-3			SH5-4 2-3	3	0	0	0	0	0	1
Dick Williams, R (1, 8) OBP: 0.333, SLG: 0.432	K			F8		PO 2-H 1B			F4	4	0	1	1	0	1	1
Bob Nieman, R (1, 7) OBP: 0.437, SLG: 0.511		5-3		F4		PO 1-2	BBBB G6-4-3 BB		3B 3-H 1B	3	1	1	1	1	0	0
Tito Francona, L (1, 9) OBP: 0.326, SLG: 0.364		SSS K		F8			F8		1-H 3B	4	0	1	1	0	1	1
Gus Triandos, R (1, 2) OBP: 0.341, SLG: 0.437		H E HBP	SSS K				G6-4-3 1-2f		BBBB BB	2	1	0	0	1	1	1
Brooks Robinson, R (1, 5) OBP: 0.222, SLG: 0.250		E7 1-H 2B	6-3					F8	SSS K	4	0	1	0	0	1	2
Willy Miranda, S (1, 6) OBP: 0.282, SLG: 0.283		F6	4-3					4-3		3	0	0	0	0	0	1
Billy O'Dell, S (1, 1)			SSS K			SH3-4 1B 1B		SSS K		1	0	0	0	0	1	0
Billy Loes, R (5, 1) OBP: 0.176, SLG: 0.176										0	0	0	0	0	0	0
Wayne Causey, L (6, PH) OBP: 0.219, SLG: 0.227										1	1	1	0	0	0	0
Erv Palica, R (6, 1) OBP: 0.167, SLG: 0.167										1	0	0	0	0	1	0
Hal Brown, R (9, 1) OBP: 0.318, SLG: 0.263										0	0	0	0	0	0	0

AB	29
R	4
H	6
RBI	3
BB	2
SO	7
LOB	7

Inning Stats	1	2	3	4	5	6	7	8	9
	R: 0 E: 0 K: 2 S: 7	H: 0 LOB: 0 BB: 0 P: 7	R: 1 E: 1 K: 1 S: 6	H: 1 LOB: 1 BB: 0 P: 7	R: 0 E: 0 K: 1 S: 5	H: 0 LOB: 0 BB: 0 P: 5	R: 0 E: 0 K: 0 S: 3	H: 0 LOB: 0 BB: 0 P: 3	R: 0 E: 0 K: 1 S: 5	H: 0 LOB: 0 BB: 0 P: 5	R: 1 E: 0 K: 0 S: 4	H: 2 LOB: 0 BB: 0 P: 4	R: 0 E: 0 K: 0 S: 2	H: 0 LOB: 0 BB: 1 P: 6	R: 0 E: 0 K: 1 S: 5	H: 0 LOB: 0 BB: 0 P: 5	R: 2 E: 0 K: 1 S: 8	H: 3 LOB: 2 BB: 1 P: 12

1B: 3	SF: 0	WP: 0	PA: 35
2B: 2	SAC: 2	PB: 0	
3B: 1	DP: 1	SB: 0	
HR: 0	HBP: 1	CS: 0	

PITCHER		IP	WLS	BF	H	R	ER	SO	BB	IBB	HBP	BLK	WP	HR	S	P	ERA	WHIP
Jim Wilson, R ERA: 4.36	(1, 1)	0.0	L	0	0	0	0	0	0	0	0	0	0	0	0	0	∞	∞
Ellis Kinder, R ERA: 2.96	(9, 1)	0.1		2	0	0	0	1	1	0	0	0	0	0	3	7	0.00	3.000

PITCHER	IP	WLS	BF	H	R	ER	SO	BB	IBB	HBP	BLK	WP	HR	S	P	ERA	WHIP

Batter	1	2	3	4	5	6	7	8	9	AB	R	H	RBI	BB	SO	LOB
Luis Aparicio, R (1, 6) OBP: 0.305, SLG: 0.331	K		L3		G4-6-3 1-2 1B		K			4	0	1	0	0	2	0
Nellie Fox, L (1, 4) OBP: 0.348, SLG: 0.375	BB 1B 1B		BB 1B		G4-6-3 1-2f 2-3			F7		3	1	1	0	1	0	2
Minnie Minoso, R (1, 7) OBP: 0.418, SLG: 0.486	BB 1B 1-2		1B 1-2		F4			K		3	0	1	0	1	1	1
Walt Dropo, R (1, 3) OBP: 0.339, SLG: 0.363	G5-4-3 1-3 2-H 1B		5-3			1B		K		4	0	2	1	0	1	2
Sherm Lollar, R (1, 2) OBP: 0.365, SLG: 0.409	G5-4-3 1-2f			F7		K			F6	3	0	0	0	0	1	3
Dave Philley, S (9, PH) OBP: 0.324, SLG: 0.354										1	0	0	0	0	0	0
Bubba Phillips, R (1, 9) OBP: 0.329, SLG: 0.413		FC3-6 BB		F7		F9			F8	1	0	0	0	1	0	0
Larry Doby, L (6, PH) OBP: 0.385, SLG: 0.434 (7, 8)										2	0	0	0	0	0	1
Jim Rivera, L (1, 8) OBP: 0.335, SLG: 0.406 (7, 9)		FC3-6 G5-4-3 1-2f		1B		K			1B 1B	4	0	2	0	0	1	2
Sammy Esposito, R (1, 5) OBP: 0.358, SLG: 0.307		G5-4-3 1-2f		F7			G3		1-3 1B	2	0	0	0	0	0	2
Fred Hatfield, L (7, PH) OBP: 0.365, SLG: 0.384 (8, 5)										2	0	1	0	0	0	0
Jim Wilson, R (1, 1) OBP: 0.321, SLG: 0.347			F7		1B		F8		F6	3	0	1	0	0	0	0
Ellis Kinder, R (9, 1)										0	0	0	0	0	0	0
Ron Northey, L (9, PH) OBP: 0.415, SLG: 0.619										1	0	0	0	0	0	2
Inning Stats	R: 1 H: 2 E: 0 LOB: 1 K: 1 BB: 1 S: 6 P: 10	R: 0 H: 0 E: 0 LOB: 0 K: 0 BB: 1 S: 2 P: 6	R: 0 H: 1 E: 0 LOB: 2 K: 0 BB: 1 S: 4 P: 8	R: 0 H: 1 E: 0 LOB: 1 K: 0 BB: 0 S: 4 P: 4	R: 0 H: 2 E: 0 LOB: 1 K: 0 BB: 0 S: 4 P: 4	R: 0 H: 1 E: 0 LOB: 1 K: 2 BB: 0 S: 8 P: 8	R: 0 H: 0 E: 0 LOB: 0 K: 1 BB: 0 S: 5 P: 5	R: 0 H: 0 E: 0 LOB: 0 K: 2 BB: 0 S: 7 P: 7	R: 0 H: 2 E: 0 LOB: 2 K: 0 BB: 0 S: 5 P: 5	1B: 9 SF: 0 2B: 0 SAC: 0 3B: 0 DP: 3 HR: 0 HBP: 0						

PITCHER		IP	WLS	BF	H	R	ER	SO	BB	IBB	HBP	BLK	WP	HR	S	P	ERA	WHIP
Billy O'Dell, L ERA: 1.29	(1, 1)	4.0		17	4	1	1	1	3	0	0	0	0	0	16	28	2.25	1.750
Billy Loes, R ERA: 5.59	(5, 1)	1.0		4	2	0	0	0	0	0	0	0	0	0	4	4	0.00	2.000
Erv Palica, R ERA: 4.38	(6, 1)	3.2	W	14	3	0	0	5	0	0	0	0	0	0	24	24	0.00	0.818
Hal Brown, R ERA: 3.49	(9, 1)	0.1	S	1	0	0	0	0	0	0	0	0	0	0	1	1	0.00	0.000

PITCHER	IP	WLS	BF	H	R	ER	SO	BB	IBB	HBP	BLK	WP	HR	S	P	ERA	WHIP

BOTTOM

Baltimore Orioles @ Chicago White Sox

Comiskey Park, Chicago, IL

Sat Sep 15 1956, 4:33 AM EDT

Att. 3,239 - Unknown

livebaseballscorecards.com

AB	33
R	1
H	9
RBI	1
BB	3
SO	6
LOB	15

Batter	1	2	3	4	5	6	7	8	9	AB	R	H	RBI	BB	SO	LOB
Eddie Yost, R (1, 9) OBP: 0.419, SLG: 0.346	BBBB 4-0 2B 4-3 BB		BBBB 4-0 BB	x 0-0 ③ FC6-4 1-2f			x 0-0 ②③ G5-4-3 1-2f			2	1	0	0	2	0	3
Ed Fitz Gerald, R (1, 2) OBP: 0.392, SLG: 0.403	x 0-0 4-3 1-3 5-3 2B		x 0-0 ① P4		x 0-0 ① F9			x 0-0 ① F8		4	1	1	0	0	0	1
Pete Runnels, L (1, 3) OBP: 0.380, SLG: 0.438	x 0-0 ① 4-3 2-3 3-H		x 0-0 ② F8		x 0-0 ② G3			x 0-0 ② F8		4	0	0	1	0	0	2
Roy Sievers, R (1, 7) OBP: 0.371, SLG: 0.477	BBBB 4-0 5-3 BB		SSS 0-3 ③ K		x 0-0 ③ F9			x 0-0 ③ F7		3	0	0	0	1	1	1
Harmon Killebrew, R (1, 5) OBP: 0.254, SLG: 0.491	x 0-0 ② 5-3 1-2 3-H			x 0-0 2B SF9 1B		x 0-0 G1-4-3 1B			x 0-0 HR	4	2	3	2	0	0	1
Herb Plews, L (1, 4) OBP: 0.336, SLG: 0.399	SSS 0-3 ③ K			x 0-0 1-3 2B		x 0-0 ① L9			x 0-0 SF8 3B	4	1	2	0	0	1	2
Karl Olson, R (1, 8) OBP: 0.311, SLG: 0.339		x 0-0 ① F8	SSS 0-3 ① K			x 0-0 ②③ G1-4-3 1-2f			x 0-0 ① SF8 3-H	3	0	0	1	0	1	3
Lyle Luttrell, R (1, 6) OBP: 0.313, SLG: 0.430		x 0-0 ② F9		x 0-0 ② SF9 3-H			x 0-0 G5-4-3 1B		SSS 0-3 ② K	3	0	1	1	0	1	0
Evelio Hernandez, R (1, 1) OBP: 0.250, SLG: 0.250 Bob Chakales, R (3, 1) OBP: 0.150, SLG: 0.150 Jim Lemon, R (4, PH) OBP: 0.344, SLG: 0.499 Dean Stone, L (4, 1) OBP: 0.222, SLG: 0.118 Tony Roig, R (7, PH) OBP: 0.321, SLG: 0.286 Hal Griggs, R (7, 1) Ernie Oravetz, S (9, PH) OBP: 0.356, SLG: 0.302		x 0-0 ③ 5-3	BBBB 4-0 FC6-4 BB				SSS 0-3 ① K		x 0-0 ③ 4-3	1 0 0 0 0 0 0 0 0 0 0 0 0 0 0 0 0 0 1 0 0 0 0 0 0 0 0 0 1 0 0 0 0 1 1 0 0 0 0 0 0 0 1 0 0 0 0 0 0						
Inning Stats	R: 2 E: 0 K: 1 S: 6 H: 1 LOB: 1 BB: 2 P: 14	R: 0 E: 0 K: 0 S: 3 H: 0 LOB: 0 BB: 0 P: 3	R: 0 E: 0 K: 1 S: 5 H: 0 LOB: 1 BB: 1 P: 9	R: 1 E: 0 K: 1 S: 7 H: 2 LOB: 2 BB: 1 P: 11	R: 0 E: 0 K: 0 S: 3 H: 0 LOB: 0 BB: 0 P: 3	R: 0 E: 0 K: 0 S: 3 H: 1 LOB: 0 BB: 0 P: 3	R: 0 E: 0 K: 1 S: 5 H: 1 LOB: 0 BB: 0 P: 5	R: 0 E: 0 K: 0 S: 3 H: 0 LOB: 0 BB: 0 P: 3	R: 2 E: 0 K: 1 S: 7 H: 2 LOB: 0 BB: 0 P: 7	1B: 3 2B: 2 3B: 1 HR: 1 SF: 2 SAC: 0 DP: 2 HBP: 0						

PITCHER	IP	WLS	BF	H	R	ER	SO	BB	IBB	HBP	BLK	WP	HR	S	P	ERA	WHIP
Jack Harshman, L (1, 1) ERA: 3.08	9.0	W	36	7	5	5	5	4	0	0	0	0	1	42	58	5.00	1.222

PITCHER	IP	WLS	BF	H	R	ER	SO	BB	IBB	HBP	BLK	WP	HR	S	P	ERA	WHIP

TOP

Washington Senators @ Chicago White Sox

Comiskey Park, Chicago, IL

Sun Sep 16 1956, 4:33 AM EDT

Unknown

livebaseballscorecards.com

AB	30
R	5
H	7
RBI	5
BB	4
SO	5
LOB	14

WP: 0	PA: 36		
PB: 0			
SB: 0			
CS: 0			

BOTTOM

Washington Senators @ Chicago White Sox

Comiskey Park, Chicago, IL

Sun Sep 16 1956, 4:33 AM EDT

Unknown

livebaseballscorecards.com

Batter	1	2	3	4	5	6	7	8	9	AB	R	H	RBI	BB	SO	LOB
Fred Hatfield, L (1, 5) OBP: 0.360, SLG: 0.377	P6	F9			F9	F9 2-H		F7 2-3		5	0	0	0	0	0	2
Nellie Fox, L (1, 4) OBP: 0.348, SLG: 0.375	F9	6-3			BB E 6-3 1B	PO 1-2	3-1			4	1	1	0	0	0	0
Larry Doby, L (1, 8) OBP: 0.386, SLG: 0.433	3B 1B		G3		E4 6-3 BB 1-2		BBB 4-3 BB			3	1	1	0	1	0	1
Minnie Minoso, R (1, 7) OBP: 0.421, SLG: 0.493	1-H 3B		4-3 2B		BBB 4-0 6-3 1-2 2-3 BB		4-3 1-2			3	0	2	1	1	0	1
Jim Rivera, L (1, 9) OBP: 0.334, SLG: 0.404 Bubba Phillips, R (5, PH) OBP: 0.321, SLG: 0.403 (6, 9)	SSS K		4-3 2-3		6-3 1-2 2-3 3-H		E6			2 2	0 0	0 0	0 1	0 0	1 0	2 3
Walt Dropo, R (1, 3) OBP: 0.338, SLG: 0.365		FC1-5 2B	6-3		SSS 0-3 K		L7			4	0	1	0	0	1	5
Les Moss, R (1, 2) OBP: 0.336, SLG: 0.529 Jim Delsing, L (8, PR) OBP: 0.270, SLG: 0.120 Sherm Lollar, R (9, 2) OBP: 0.365, SLG: 0.409		BBB 4-0 FC1-5 HR BB	6-3		F8			1B SF9 2B		3 0 0	1 1 0	1 0 0	0 0 0	1 0 0	0 0 0	0 0 0
Luis Aparicio, R (1, 6) OBP: 0.306, SLG: 0.332		FC1-5 HR 1-2 2-3f	F2			S E 1B		CS S 2-3 1B		4	2	2	0	0	0	2
Jack Harshman, L (1, 1) OBP: 0.256, SLG: 0.449		HR 1-H 2-H	F9			BBB 4-0 PO 1-2 BB		SF9 1-2 3-H		2	1	1	4	1	0	0
Inning Stats	R: 1 E: 0 K: 1 S: 7 H: 2 LOB: 1 BB: 0 P: 7	R: 3 E: 0 K: 0 S: 5 H: 2 LOB: 0 BB: 1 P: 9	R: 0 E: 0 K: 0 S: 4 H: 1 LOB: 1 BB: 0 P: 4	R: 0 E: 0 K: 0 S: 3 H: 0 LOB: 0 BB: 0 P: 3	R: 1 E: 1 K: 1 S: 7 H: 1 LOB: 2 BB: 1 P: 11	R: 1 E: 1 K: 0 S: 3 H: 1 LOB: 0 BB: 1 P: 7	R: 0 E: 1 K: 0 S: 4 H: 0 LOB: 2 BB: 1 P: 8	R: 1 E: 0 K: 0 S: 4 H: 2 LOB: 1 BB: 0 P: 4		1B: 4 2B: 3 3B: 1 HR: 1 SF: 1 SAC: 0 DP: 0 HBP: 0					WP: 0 PB: 0 SB: 2 CS: 1 PA: 38	

	AB	32
	R	7
	H	9
	RBI	6
	BB	4
	SO	2
	LOB	16

PITCHER		IP	WLS	BF	H	R	ER	SO	BB	IBB	HBP	BLK	WP	HR	S	P	ERA	WHIP
Evelio Hernandez, R ERA: 7.04	(1, 1)	2.0	L	11	4	4	4	1	1	0	0	0	0	1	12	16	18.00	2.500
Bob Chakales, R ERA: 4.06	(3, 1)	1.0		4	1	0	0	0	0	0	0	0	0	0	4	4	0.00	1.000
Dean Stone, L ERA: 6.17	(4, 1)	3.0		13	2	2	0	1	2	0	0	0	0	0	13	21	0.00	1.333
Hal Griggs, R ERA: 6.02	(7, 1)	2.0		9	2	1	1	0	1	0	0	0	0	0	8	12	4.50	1.500

PITCHER	IP	WLS	BF	H	R	ER	SO	BB	IBB	HBP	BLK	WP	HR	S	P	ERA	WHIP

Batter	1	2	3	4	5	6	7	8	9	AB	R	H	RBI	BB	SO	LOB
Eddie Yost, R (1, 9) OBP: 0.418, SLG: 0.344	F5		BB			F9		G5-4-3 1-2f		3	0	0	0	1	0	1
Whitey Herzog, L (1, 8) OBP: 0.301, SLG: 0.339	F8		P6			P6			G3	4	0	0	0	0	0	1
Pete Runnels, L (1, 3) OBP: 0.378, SLG: 0.435	4-3			1-3			E6 1B 1B		F8	4	1	0	0	0	0	0
Roy Sievers, R (1, 7) OBP: 0.370, SLG: 0.476		6-3		F8			G6-3 1-3 1B 1B		F7	4	0	1	0	0	0	0
Clint Courtney, L (1, 2) OBP: 0.368, SLG: 0.444		5-3		G3			G6-3 1-2 3-H 1B			3	0	1	1	0	0	0
Herb Plews, L (1, 4) OBP: 0.332, SLG: 0.394		4-3			4-3		G6-3 1-2f 2-3			3	0	0	0	0	0	2
Harmon Killebrew, R (1, 5) OBP: 0.273, SLG: 0.500			PB 1B 1B		G5-4-3 1B		P6			3	1	2	0	0	0	1
Lyle Luttrell, R (1, 6) OBP: 0.313, SLG: 0.427			G3-6-3 1-H 1B		G5-4-3 1-2f			E6 G5-4-3		3	0	1	1	0	0	1
Dick Brodowski, R (1, 1) Bud Byerly, R (3, 1) OBP: 0.091, SLG: 0.091 Lou Berberet, L (8, PH) OBP: 0.414, SLG: 0.393 Bob Wiesler, S (8, 1) OBP: 0.069, SLG: 0.103			G3-6-3 1-2f			6-3		K		1 1 1 0	0 0 0 0	0 0 0 0	0 0 0 0	0 0 1 0	0 0 1 0	1 0 1 0
Inning Stats	R: 0 E: 0 K: 0 S: 3 H: 0 LOB: 0 BB: 0 P: 3	R: 0 E: 0 K: 0 S: 3 H: 0 LOB: 0 BB: 0 P: 3	R: 1 E: 0 K: 0 S: 4 H: 2 LOB: 1 BB: 1 P: 8	R: 0 E: 0 K: 0 S: 3 H: 0 LOB: 0 BB: 0 P: 3	R: 0 E: 0 K: 0 S: 3 H: 1 LOB: 0 BB: 0 P: 3	R: 0 E: 0 K: 0 S: 3 H: 0 LOB: 0 BB: 0 P: 3	R: 1 E: 1 K: 0 S: 5 H: 2 LOB: 1 BB: 0 P: 5	R: 0 E: 1 K: 1 S: 5 H: 0 LOB: 0 BB: 0 P: 5	R: 0 E: 0 K: 0 S: 3 H: 0 LOB: 0 BB: 0 P: 3	1B: 5 2B: 0 3B: 0 HR: 0 SF: 0 SAC: 0 DP: 4 HBP: 0						

TOP

Washington Senators @ Chicago White Sox

Comiskey Park, Chicago, IL

Sun Sep 16 1956, 4:38 AM EDT

Att. 8,789 - Unknown

livebaseballscorecards.com

AB	30
R	2
H	5
RBI	2
BB	1
SO	1
LOB	8

WP: 0 PB: 2 SB: 0 CS: 0 PA: 31

PITCHER	IP	WLS	BF	H	R	ER	SO	BB	IBB	HBP	BLK	WP	HR	S	P	ERA	WHIP
Gerry Staley, R (1, 1) ERA: 3.28	9.0	W	31	5	2	0	1	1	0	0	0	0	0	32	36	0.00	0.667

PITCHER	IP	WLS	BF	H	R	ER	SO	BB	IBB	HBP	BLK	WP	HR	S	P	ERA	WHIP

Batter	1	2	3	4	5	6	7	8	9	AB	R	H	RBI	BB	SO	LOB
Jim Rivera, L (1, 9) OBP: 0.335, SLG: 0.413	F3		HR		F9		G3 HR 2B	5-3		5	2	2	1	0	0	0
Nellie Fox, L (1, 4) OBP: 0.349, SLG: 0.375	3-1 1B		1B FC5-2 1B		F8		G3 2-3			4	0	2	0	0	0	1
Larry Doby, L (1, 8) OBP: 0.388, SLG: 0.441	3-1 1-2		BB FC5-2 1-3 1B		BBB BB		3-H HR			3	1	2	2	1	0	1
Minnie Minoso, R (1, 7) OBP: 0.421, SLG: 0.498	F9		FC5-2 BB 1-2 3-H		BBB FC6-4 1-2 BB		HR			3	1	1	1	1	0	3
Walt Dropo, R (1, 3) OBP: 0.337, SLG: 0.361		F7	BBB G5-4-3 1-2 2-3 BB		FC6-4 1-2f		SSS K			3	0	0	0	1	1	2
Les Moss, R (1, 2) OBP: 0.333, SLG: 0.520		SSS K	G5-4-3 1-2f			L4	1B			4	0	1	0	0	1	3
Fred Hatfield, L (1, 5) OBP: 0.359, SLG: 0.376		IHR 1B	SSS K			E5 1B	G3			4	2	1	0	0	1	1
Luis Aparicio, R (1, 6) OBP: 0.308, SLG: 0.340		1-H IHR	F7			2-H 1B		6-3		4	1	2	3	0	0	0
Gerry Staley, R (1, 1) OBP: 0.125, SLG: 0.097		G3	F9			6-3		SSS K		4	0	0	0	0	1	0
Inning Stats	R: 0 E: 0 K: 0 S: 4 H: 1 LOB: 1 BB: 0 P: 4	R: 2 E: 0 K: 1 S: 7 H: 2 LOB: 0 BB: 0 P: 7	R: 1 E: 0 K: 0 S: 5 H: 3 LOB: 2 BB: 1 P: 9	R: 0 E: 0 K: 1 S: 5 H: 0 LOB: 0 BB: 0 P: 5	R: 0 E: 0 K: 0 S: 3 H: 0 LOB: 2 BB: 2 P: 11	R: 1 E: 1 K: 0 S: 4 H: 1 LOB: 0 BB: 0 P: 4	R: 3 E: 0 K: 1 S: 9 H: 4 LOB: 1 BB: 0 P: 9	R: 0 E: 0 K: 1 S: 5 H: 0 LOB: 0 BB: 0 P: 5		1B: 6 2B: 1 3B: 0 HR: 4 SF: 0 SAC: 0 DP: 1 HBP: 0						

PITCHER	IP	WLS	BF	H	R	ER	SO	BB	IBB	HBP	BLK	WP	HR	S	P	ERA	WHIP
Dick Brodowski, R (1, 1) ERA: 9.19	2.1	L	14	6	3	3	1	1	0	0	0	0	1	15	19	11.57	3.000
Bud Byerly, R (3, 1) ERA: 3.08	4.2		20	5	4	3	2	2	0	0	0	0	2	22	30	5.79	1.500
Bob Wiesler, L (8, 1) ERA: 6.73	1.0		3	0	0	0	1	0	0	0	0	0	0	5	5	0.00	0.000

PITCHER	IP	WLS	BF	H	R	ER	SO	BB	IBB	HBP	BLK	WP	HR	S	P	ERA	WHIP

BOTTOM

Washington Senators @ Chicago White Sox

Comiskey Park, Chicago, IL

Sun Sep 16 1956, 4:38 AM EDT

Att. 8,789 - Unknown

livebaseballscorecards.com

AB	34
R	7
H	11
RBI	7
BB	3
SO	4
LOB	11

Batter	1	2	3	4	5	6	7	8	9	10	11	AB	R	H	RBI	BB	SO	LOB
Hank Bauer, R (1, 9) OBP: 0.321, SLG: 0.458	F4			F7		G6-4-3 1B		K			F7	5	0	1	0	0	1	1
Billy Martin, R (1, 4) OBP: 0.315, SLG: 0.402	K			E4 1B		K			1B 3B		K	5	2	1	0	0	3	1
Mickey Mantle, S (1, 8) OBP: 0.461, SLG: 0.700	K			2-H 1B		G6-4-3 1-2f			K		HR	5	1	2	2	0	2	2
Yogi Berra, L (1, 2) OBP: 0.376, SLG: 0.536		F8		F9			4-3		FC1-4 3-H 1B		F2	5	0	1	1	0	0	1
Bill Skowron, R (1, 3) OBP: 0.371, SLG: 0.512 Joe Collins, L (11, 3) OBP: 0.312, SLG: 0.361		4-3		G3			K		FC1-4 1-2f			4 0	0 0	0 0	0 0	0 0	1 0	2 0
Gil McDougald, R (1, 6) OBP: 0.403, SLG: 0.436		5-3			F9 5-3 BB		F7		F8			3	0	0	0	1	0	1
Elston Howard, R (1, 7) OBP: 0.314, SLG: 0.368			6-3		5-3 1-2			4-3		1-3		4	0	0	0	0	0	1
Andy Carey, R (1, 5) OBP: 0.312, SLG: 0.339			F9		F9 2-3			1B		5-3		4	0	1	0	0	0	1
Whitey Ford, L (1, 1) OBP: 0.286, SLG: 0.227 Bob Grim, R (11, 1) OBP: 0.211, SLG: 0.063			6-3		6-3			K		4-3		4 0	0 0	0 0	0 0	0 0	1 0	2 0
Inning Stats	R: 0 E: 0 K: 2 S: 7 H: 0 LOB: 0 BB: 0 P: 7	R: 0 E: 0 K: 0 S: 3 H: 0 LOB: 0 BB: 0 P: 3	R: 0 E: 0 K: 0 S: 3 H: 0 LOB: 0 BB: 0 P: 3	R: 1 E: 1 K: 0 S: 5 H: 1 LOB: 1 BB: 0 P: 5	R: 0 E: 0 K: 0 S: 3 H: 0 LOB: 1 BB: 1 P: 7	R: 0 E: 0 K: 1 S: 5 H: 1 LOB: 0 BB: 0 P: 5	R: 0 E: 0 K: 1 S: 5 H: 0 LOB: 0 BB: 0 P: 5	R: 0 E: 0 K: 2 S: 8 H: 1 LOB: 1 BB: 0 P: 8	R: 1 E: 0 K: 1 S: 7 H: 2 LOB: 1 BB: 0 P: 7	R: 0 E: 0 K: 0 S: 3 H: 0 LOB: 0 BB: 0 P: 3	R: 1 E: 0 K: 1 S: 6 H: 1 LOB: 0 BB: 0 P: 6						

PITCHER	IP	WLS	BF	H	R	ER	SO	BB	IBB	HBP	BLK	WP	HR	S	P	ERA	WHIP
Billy Pierce, L (1, 1) ERA: 3.2	11.0	L	40	6	3	2	8	1	0	0	0	0	1	55	59	1.64	0.636

PITCHER	IP	WLS	BF	H	R	ER	SO	BB	IBB	HBP	BLK	WP	HR	S	P	ERA	WHIP

New York Yankees @ Chicago White Sox

Comiskey Park, Chicago, IL

Tue Sep 18 1956, 4:33 AM EDT

Att. 31,694 - Unknown

TOP

livebaseballscorecards.com

AB	39
R	3
H	6
RBI	3
BB	1
SO	8
LOB	12

1B: 4	SF: 0	WP: 0	PA: 40
2B: 0	SAC: 0	PB: 0	
3B: 1	DP: 1	SB: 0	
HR: 1	HBP: 0	CS: 0	

New York Yankees @ Chicago White Sox

Comiskey Park, Chicago, IL

Tue Sep 18 1956, 4:33 AM EDT

Att. 31,694 - Unknown

livebaseballscorecards.com

Batter	1	2	3	4	5	6	7	8	9	10	11	AB	R	H	RBI	BB	SO	LOB
Luis Aparicio, R (1, 6) OBP: 0.307, SLG: 0.338	F9		6-3		F7		FC3-6 1-2f			FC5-6 1B		5	0	1	0	0	0	1
Nellie Fox, L (1, 4) OBP: 0.346, SLG: 0.372	L6		6-3		4-3		L8			FC5-6 G4-6-3 1-2f		5	0	0	0	0	0	2
Larry Doby, L (1, 8) OBP: 0.388, SLG: 0.446	HR		BBBB FC5-4 BB		5-3			4-3		G4-6-3 1-2f		4	1	1	1	1	0	1
Minnie Minoso, R (1, 7) OBP: 0.421, SLG: 0.496	BBBB CS BB		FC5-4 1-2f			6-3		F9			G6-4-3 BB 1B	4	0	1	0	1	0	1
Walt Dropo, R (1, 3) OBP: 0.341, SLG: 0.372 Jim Delsing, L (11, PR) OBP: 0.270, SLG: 0.120	CS 1-2	F5		2B 1B		F5		HR			BBBB G6-4-3 1-2 BB	4 0	1 0	2 0	1 0	1 0	0 0	0 0
Sherm Lollar, R (1, 2) OBP: 0.367, SLG: 0.412		BB 1B		1-3 2B		BBBB BB		F6			G6-4-3 1-2f 2-3	4	0	2	0	1	0	2
Bubba Phillips, R (1, 9) OBP: 0.310, SLG: 0.388 Jim Rivera, L (9, 9) OBP: 0.333, SLG: 0.411	F8			5-3		L3			4-3		SSS K	3 2	0 0	0 0	0 0	0 1	0 2	4 2
Fred Hatfield, L (1, 5) OBP: 0.359, SLG: 0.373 Ron Jackson, R (9, PH) OBP: 0.373, SLG: 0.367 Sammy Esposito, R (10, 5) OBP: 0.358, SLG: 0.307	BBBB 1-2 BB			F5			6-3		SSS K			2 1 0	0 0 0	0 0 0	0 0 0	1 0 0	0 1 0	2 0 0
Billy Pierce, L (1, 1) OBP: 0.170, SLG: 0.135	1-3			1-3			FC3-6 1B		F8			4	0	1	0	0	0	4
Inning Stats	R: 1 E: 0 K: 0 S: 3 H: 1 LOB: 0 BB: 1 P: 7	R: 0 E: 0 K: 0 S: 4 H: 1 LOB: 2 BB: 1 P: 8	R: 0 E: 0 K: 0 S: 3 H: 0 LOB: 1 BB: 1 P: 7	R: 0 E: 0 K: 0 S: 5 H: 2 LOB: 2 BB: 0 P: 5	R: 0 E: 0 K: 0 S: 3 H: 0 LOB: 0 BB: 0 P: 3	R: 0 E: 0 K: 0 S: 3 H: 0 LOB: 1 BB: 1 P: 7	R: 0 E: 1 K: 0 S: 4 H: 1 LOB: 1 BB: 0 P: 4	R: 1 E: 0 K: 0 S: 4 H: 1 LOB: 0 BB: 0 P: 4	R: 0 E: 0 K: 1 S: 5 H: 0 LOB: 0 BB: 0 P: 5	R: 0 E: 0 K: 0 S: 3 H: 1 LOB: 0 BB: 0 P: 3	R: 0 E: 0 K: 1 S: 5 H: 1 LOB: 2 BB: 1 P: 9	1B: 5 2B: 1 3B: 0 HR: 2	SF: 0 SAC: 0 DP: 2 HBP: 0					

	AB	38
	R	2
	H	8
	RBI	2
	BB	5
	SO	2
	LOB	19

WP: 0 PB: 0 SB: 0 CS: 1 PA: 44

PITCHER		IP	WLS	BF	H	R	ER	SO	BB	IBB	HBP	BLK	WP	HR	S	P	ERA	WHIP
Whitey Ford, L ERA: 2.52	(1, 1)	10.0	W	41	8	2	2	1	5	0	0	0	0	2	38	58	1.80	1.300
Bob Grim, R ERA: 2.93	(11, 1)	1.0	S	2	0	0	0	1	0	0	0	0	0	0	4	4	0.00	0.000

PITCHER	IP	WLS	BF	H	R	ER	SO	BB	IBB	HBP	BLK	WP	HR	S	P	ERA	WHIP

Batter	1	2	3	4	5	6	7	8	9	AB	R	H	RBI	BB	SO	LOB
Vic Power, R (1, 4) OBP: 0.350, SLG: 0.454	F3		F8			5-3		HR		4	1	1	1	0	0	0
Hector Lopez, R (1, 5) OBP: 0.354, SLG: 0.443	CS 1B		BB			4-3		FC4 1B		3	0	2	0	1	0	0
Lou Skizas, R (1, 7) OBP: 0.338, SLG: 0.466	F8 1-2		F9			5-3		FC4 1-2f		4	0	0	0	0	0	3
Harry Simpson, L (1, 3) OBP: 0.348, SLG: 0.492		F4		K			1-3		K	4	0	0	0	0	2	0
Hal Smith, R (1, 2) OBP: 0.306, SLG: 0.366		2B 1B		G4-3 1B			F9		F9	4	1	2	0	0	0	0
Johnny Groth, R (1, 9) OBP: 0.319, SLG: 0.400		1-H 2B		G4-3 1-2f			WP 1B		1-3	4	0	2	1	0	0	1
Jim Pisoni, R (1, 8) OBP: 0.364, SLG: 0.600		F6			K		F4 1-2			3	0	0	0	0	1	2
Joe Demaestri, R (1, 6) OBP: 0.271, SLG: 0.307		5-3			5-3			6-3		3	0	0	0	0	0	1
Glenn Cox, R (1, 1)			5-3		F6			K		2	0	0	0	0	0	0
George Brunet, R (7, 1)										0	0	0	0	0	0	0
Rance Pless, R (8, PH) OBP: 0.342, SLG: 0.273										1	0	0	0	0	1	0
Lou Kretlow, R (8, 1) OBP: 0.162, SLG: 0.061										0	0	0	0	0	0	0
Inning Stats	R: 0 E: 0 K: 0 S: 3 H: 1 LOB: 0 BB: 0 P: 3	R: 1 E: 0 K: 0 S: 5 H: 2 LOB: 1 BB: 0 P: 5	R: 0 E: 0 K: 0 S: 3 H: 0 LOB: 1 BB: 1 P: 7	R: 0 E: 0 K: 1 S: 5 H: 1 LOB: 0 BB: 0 P: 5	R: 0 E: 0 K: 1 S: 5 H: 0 LOB: 0 BB: 0 P: 5	R: 0 E: 0 K: 0 S: 3 H: 0 LOB: 0 BB: 0 P: 3	R: 0 E: 0 K: 0 S: 4 H: 1 LOB: 1 BB: 0 P: 4	R: 1 E: 0 K: 1 S: 7 H: 2 LOB: 1 BB: 0 P: 7	R: 0 E: 0 K: 1 S: 5 H: 0 LOB: 0 BB: 0 P: 5	1B: 5 2B: 1 3B: 0 HR: 1 SF: 0 SAC: 0 DP: 1 HBP: 0						

PITCHER	IP	WLS	BF	H	R	ER	SO	BB	IBB	HBP	BLK	WP	HR	S	P	ERA	WHIP
Jack Harshman, L (1, 1) ERA: 3.03	9.0	W	33	7	2	2	4	1	0	0	0	1	1	40	44	2.00	0.889

PITCHER	IP	WLS	BF	H	R	ER	SO	BB	IBB	HBP	BLK	WP	HR	S	P	ERA	WHIP

TOP

Kansas City Athletics @ Chicago White Sox

Comiskey Park, Chicago, IL

Fri Sep 21 1956, 4:33 AM EDT

Unknown

livebaseballscorecards.com

AB	32
R	2
H	7
RBI	2
BB	1
SO	4
LOB	7

WP: 1 PA: 33
PB: 0
SB: 0
CS: 1

Batter	1	2	3	4	5	6	7	8	9	AB	R	H	RBI	BB	SO	LOB
Jim Rivera, L (1, 9) OBP: 0.335, SLG: 0.413	CS WP 1B		F7 ②		SH3-4 ① 1-2		E 1B 3-H			3	0	2	1	0	0	1
Nellie Fox, L (1, 4) OBP: 0.344, SLG: 0.370	F8 ① ② 1-3		6-3 ③		F8 ②		F9 ③ 1-2			4	0	0	0	0	0	4
Larry Doby, L (1, 8) OBP: 0.389, SLG: 0.445	BBBB FC5-4 BB			2B HR 1B	F8 ③			G3 ①		3	1	1	0	1	0	1
Minnie Minoso, R (1, 7) OBP: 0.420, SLG: 0.496	FC5-4 ③ 1-2f			HR 2B 1-3		B2 ①		6-3 ②		4	1	1	0	0	0	1
Sherm Lollar, R (1, 2) OBP: 0.366, SLG: 0.411		5-3 ①		5-3 ①		F7 ②		FC6-4 1B		4	0	1	0	0	0	2
Walt Dropo, R (1, 3) OBP: 0.340, SLG: 0.380		F3 ②		HR 2-H 3-H		5-3 ③		FC6-4 ③ 1-2f		4	1	1	3	0	0	1
Fred Hatfield, L (1, 5) OBP: 0.359, SLG: 0.371		4-3 ③		F8 ②			BBBB G3 SH3-4 1B BB			2	1	0	0	1	0	0
Luis Aparicio, R (1, 6) OBP: 0.305, SLG: 0.337			F6 ①	5-3 ③			SH3-4 ① 1-2			2	0	0	0	0	0	0
Jack Harshman, L (1, 1) OBP: 0.272, SLG: 0.443			BBBB BB		BBBB SH3-4 BB		G3 ② 2-3			1	0	0	0	2	0	1
Inning Stats	R: 0 H: 1 E: 0 LOB: 1 K: 0 BB: 1 S: 3 P: 7	R: 0 H: 0 E: 0 LOB: 0 K: 0 BB: 0 S: 3 P: 3	R: 0 H: 0 E: 0 LOB: 1 K: 0 BB: 1 S: 3 P: 7	R: 3 H: 3 E: 0 LOB: 0 K: 0 BB: 0 S: 6 P: 6	R: 0 H: 0 E: 0 LOB: 1 K: 0 BB: 1 S: 3 P: 7	R: 0 H: 0 E: 0 LOB: 0 K: 0 BB: 0 S: 3 P: 3	R: 1 H: 1 E: 1 LOB: 1 K: 0 BB: 1 S: 4 P: 8	R: 0 H: 1 E: 0 LOB: 1 K: 0 BB: 0 S: 4 P: 4		1B: 4 SF: 0 2B: 1 SAC: 2 3B: 0 DP: 0 HR: 1 HBP: 0						

BOTTOM

Kansas City Athletics @ Chicago White Sox

Comiskey Park, Chicago, IL

Fri Sep 21 1956, 4:33 AM EDT

Unknown

livebaseballscorecards.com

AB	27
R	4
H	6
RBI	4
BB	4
SO	0
LOB	11

WP: 1 PA: 33
PB: 0
SB: 0
CS: 1

PITCHER		IP	WLS	BF	H	R	ER	SO	BB	IBB	HBP	BLK	WP	HR	S	P	ERA	WHIP
Glenn Cox, R ERA: 3.77	(1, 1)	6.1	L	26	4	4	4	0	4	0	0	0	1	1	22	38	5.68	1.263
George Brunet, L ERA:	(7, 1)	0.2		3	1	0	0	0	0	0	0	0	0	0	3	3	0.00	1.500
Lou Kretlow, R ERA: 5.4	(8, 1)	1.0		4	1	0	0	0	0	0	0	0	0	0	4	4	0.00	1.000

PITCHER	IP	WLS	BF	H	R	ER	SO	BB	IBB	HBP	BLK	WP	HR	S	P	ERA	WHIP

Batter	1	2	3	4	5	6	7	8	9	10	AB	R	H	RBI	BB	SO	LOB
Vic Power, R (1, 4) OBP: 0.351, SLG: 0.454	0-0 BB 1B 1B	0-0 ③ 6-3			0-0 ② 6-3 2-3			0-0 G4-6-3 1B		0-0 ③ F8	5	1	2	0	0	0	3
Hector Lopez, R (1, 5) OBP: 0.352, SLG: 0.440	0-0 ① F6		0-0 ① F4		S S S 0-3 ③ K			0-0 ② ③ G4-6-3 1-2f			4	0	0	0	0	1	3
Lou Skizas, R (1, 7) OBP: 0.337, SLG: 0.461	B B B B 4-0 1B BLK 1-2 BB		0-0 ② F8			0-0 ① F9			0-0 ① F8		3	1	0	0	1	0	0
Harry Simpson, L (1, 9) OBP: 0.347, SLG: 0.490	0-0 BLK 1-3 2-H 1B		0-0 ③ 4-3			0-0 ② 4-3			0-0 ② 6-3		4	0	1	1	0	0	0
Tim Thompson, L (1, 2) OBP: 0.323, SLG: 0.351	0-0 ② F7 1-2 3-H			0-0 ① 4-3		0-0 ③ F2			S S S 0-3 ③ K		4	0	0	0	0	1	1
Eddie Robinson, L (1, 3) OBP: 0.304, SLG: 0.336	S S S 0-3 ③ K			B B B B 4-0 G6-4-3 BB			0-0 ① F8			0-0 ① 3-1	3	0	0	0	1	1	1
Jim Pisoni, R (1, 8) OBP: 0.333, SLG: 0.500		S S S 0-3 ① K		0-0 ② ③ G6-4-3 1-2f			0-0 ② F9			0-0 3B 1B	4	1	1	0	0	1	1
Joe Demaestri, R (1, 6) OBP: 0.275, SLG: 0.316		0-0 SH1-4 1B			0-0 6-3 SH1-4 1B		S S S 0-3 ③ K			0-0 1-H 3B	4	0	3	1	0	1	0
Art Ditmar, R (1, 1) OBP: 0.174, SLG: 0.180		0-0 ② SH1-4 1-2			0-0 ① SH1-4 1-2			S S S 0-3 ① K		0-0 ② B3	2	0	0	0	0	1	1
Inning Stats	R: 2 H: 2 E: 0 LOB: 1 K: 1 BB: 1 S: 7 P: 11	R: 0 H: 1 E: 0 LOB: 1 K: 1 BB: 0 S: 6 P: 6	R: 0 H: 0 E: 0 LOB: 0 K: 0 BB: 0 S: 3 P: 3	R: 0 H: 0 E: 0 LOB: 0 K: 0 BB: 0 S: 2 P: 6	R: 0 H: 1 E: 0 LOB: 1 K: 1 BB: 0 S: 6 P: 6	R: 0 H: 0 E: 0 LOB: 0 K: 0 BB: 0 S: 3 P: 3	R: 0 H: 0 E: 0 LOB: 0 K: 1 BB: 0 S: 5 P: 5	R: 0 H: 1 E: 0 LOB: 0 K: 1 BB: 0 S: 5 P: 5	R: 0 H: 0 E: 0 LOB: 0 K: 1 BB: 0 S: 5 P: 5	R: 1 H: 2 E: 0 LOB: 1 K: 0 BB: 0 S: 5 P: 5	1B: 6 SF: 0 2B: 0 SAC: 2 3B: 1 DP: 2 HR: 0 HBP: 0						

PITCHER	IP	WLS	BF	H	R	ER	SO	BB	IBB	HBP	BLK	WP	HR	S	P	ERA	WHIP
Dick Donovan, R (1, 1) ERA: 3.67	10.0	L	37	7	3	3	6	2	0	0	1	0	0	47	55	2.70	0.900

PITCHER	IP	WLS	BF	H	R	ER	SO	BB	IBB	HBP	BLK	WP	HR	S	P	ERA	WHIP

TOP

Kansas City Athletics @ Chicago White Sox

Comiskey Park, Chicago, IL

Fri Sep 21 1956, 4:38 AM EDT

Att. 8,055 - Unknown

livebaseballscorecards.com

AB	33
R	3
H	7
RBI	2
BB	2
SO	6
LOB	10

1B: 6	SF: 0	WP: 0	PA: 37
2B: 0	SAC: 2	PB: 0	
3B: 1	DP: 2	SB: 0	
HR: 0	HBP: 0	CS: 0	

Batter	1	2	3	4	5	6	7	8	9	10	AB	R	H	RBI	BB	SO	LOB
Jim Rivera, L (1, 9) OBP: 0.332, SLG: 0.408	F9		F4		K		5-3		K		5	0	0	0	0	2	2
Nellie Fox, L (1, 4) OBP: 0.343, SLG: 0.369	6-3		BB, 1B		F9			5-3		F8	5	0	1	0	0	0	1
Larry Doby, L (1, 8) OBP: 0.391, SLG: 0.445	1B, 1B		BBBB, 1-2, BB			F8		F8		BBBB, L8-3, BB	3	1	1	0	2	0	0
Minnie Minoso, R (1, 7) OBP: 0.420, SLG: 0.499	1B, 1-3, 1B		4-3			F6		3B		L8-3, 1-2	5	1	2	0	0	0	3
Sherm Lollar, R (1, 2) OBP: 0.371, SLG: 0.421	1-3, 3-H, 1B			G5-4-3, 1B		1B		3-H, 3B			4	0	4	2	0	0	0
Walt Dropo, R (1, 3) OBP: 0.339, SLG: 0.378		4-3		G5-4-3, 1-2f		1-3, 1B		F3			4	0	1	0	0	0	2
Fred Hatfield, L (1, 5) OBP: 0.358, SLG: 0.370		G3		F9		F4			G3, SH5-4, 1B		4	0	1	0	0	0	2
Luis Aparicio, R (1, 6) OBP: 0.304, SLG: 0.335		6-3			F8		6-3		SH5-4, 1-2		3	0	0	0	0	0	0
Dick Donovan, L (1, 1) OBP: 0.330, SLG: 0.376			F6		1B		K		G3, 2-3		4	0	1	0	0	1	1
Inning Stats	R: 1 E: 0 K: 0 S: 5 H: 3 LOB: 2 BB: 0 P: 5	R: 0 E: 0 K: 0 S: 3 H: 0 LOB: 0 BB: 0 P: 3	R: 0 E: 0 K: 0 S: 4 H: 1 LOB: 2 BB: 1 P: 8	R: 0 E: 0 K: 0 S: 3 H: 1 LOB: 0 BB: 0 P: 3	R: 0 E: 0 K: 1 S: 6 H: 1 LOB: 1 BB: 0 P: 6	R: 0 E: 0 K: 0 S: 5 H: 2 LOB: 2 BB: 0 P: 5	R: 0 E: 0 K: 1 S: 5 H: 0 LOB: 0 BB: 0 P: 5	R: 1 E: 0 K: 0 S: 5 H: 2 LOB: 1 BB: 0 P: 5	R: 0 E: 0 K: 1 S: 6 H: 1 LOB: 1 BB: 0 P: 6	R: 0 E: 0 K: 0 S: 2 H: 0 LOB: 0 BB: 1 P: 6	1B: 9 2B: 1 3B: 2 HR: 0	SF: 0 SAC: 1 DP: 2 HBP: 0					WP: 0 PB: 0 SB: 0 CS: 0	PA: 40

PITCHER	IP	WLS	BF	H	R	ER	SO	BB	IBB	HBP	BLK	WP	HR	S	P	ERA	WHIP
Art Ditmar, R (1, 1) ERA: 4.4	10.0	W	40	11	2	2	3	2	0	0	0	0	0	44	52	1.80	1.300

PITCHER	IP	WLS	BF	H	R	ER	SO	BB	IBB	HBP	BLK	WP	HR	S	P	ERA	WHIP

BOTTOM

Kansas City Athletics @ Chicago White Sox

Comiskey Park, Chicago, IL

Fri Sep 21 1956, 4:38 AM EDT

Att. 8,055 - Unknown

livebaseballscorecards.com

AB	37
R	2
H	11
RBI	2
BB	2
SO	3
LOB	11

Batter	1	2	3	4	5	6	7	8	9	AB	R	H	RBI	BB	SO	LOB
Vic Power, R (1, 4) OBP: 0.350, SLG: 0.452	G6-4-3 1B		5-3		L5			F9		4	0	1	0	0	0	1
Hector Lopez, R (1, 5) OBP: 0.351, SLG: 0.438	F8			5-3		F3		G5-4-3 1B		4	0	1	0	0	0	1
Lou Skizas, R (1, 7) OBP: 0.336, SLG: 0.465	G6-4-3 1-2f			1B 3B		F8		G5-4-3 1-2f		4	1	1	0	0	0	2
Eddie Robinson, L (1, 3) OBP: 0.307, SLG: 0.336		K		G6-4-3 3-H 1B		B B B B FC6-4 BB			F9	3	0	1	1	1	1	0
Hal Smith, R (1, 2) OBP: 0.306, SLG: 0.374		HR		G6-4-3 1-2f		FC6-4 1-2f			5-3	4	1	1	1	0	0	2
Al Pilarcik, L (1, 9) OBP: 0.344, SLG: 0.364		F8			SF7 3B		FC6-4 1B		4-3	4	1	2	0	0	0	0
Jim Pisoni, R (1, 8) OBP: 0.278, SLG: 0.438		K			SF7 3-H		F2			2	0	0	1	0	1	1
Joe Demaestri, R (1, 6) OBP: 0.276, SLG: 0.319			F9		2B		F8			3	0	1	0	0	0	1
Carl Duser, L (1, 1) Jack Crimian, R (1, 1) OBP: 0.318, SLG: 0.250 George Brunet, R (2, 1) Jim Finigan, R (5, PH) OBP: 0.300, SLG: 0.286 Bob Spicer, L (5, 1) Rance Pless, R (7, PH) OBP: 0.338, SLG: 0.269 Bill Harrington, R (7, 1)			K		F2		FC6-4 1-2f			0 0 1 1 0 0 1 0	0 0 0 0 0 0 0 0	0 0 0 0 0 0 0 0	0 0 0 0 1 0 0 0	0 0 0 0 0 0 0 0	0 0 0 0 0 0 0 0	0 0 0 0 0 1 0 0
Inning Stats	R: 0 E: 0 K: 0 S: 3 H: 1 LOB: 0 BB: 0 P: 3	R: 1 E: 0 K: 2 S: 8 H: 1 LOB: 0 BB: 0 P: 8	R: 0 E: 0 K: 1 S: 5 H: 0 LOB: 0 BB: 0 P: 5	R: 1 E: 0 K: 0 S: 4 H: 2 LOB: 0 BB: 0 P: 4	R: 1 E: 0 K: 0 S: 5 H: 2 LOB: 1 BB: 0 P: 5	R: 0 E: 0 K: 0 S: 3 H: 0 LOB: 1 BB: 1 P: 7	R: 0 E: 0 K: 0 S: 4 H: 1 LOB: 1 BB: 0 P: 4	R: 0 E: 0 K: 0 S: 3 H: 1 LOB: 0 BB: 0 P: 3	R: 0 E: 0 K: 0 S: 3 H: 0 LOB: 0 BB: 0 P: 3	1B: 4 2B: 1 3B: 2 HR: 1 SF: 1 SAC: 0 DP: 3 HBP: 0						

PITCHER		IP	W/L/S	BF	H	R	ER	SO	BB	IBB	HBP	BLK	WP	HR	S	P	ERA	WHIP
Jim Wilson, R ERA: 4.3	(1, 1)	9.0	W	33	8	3	3	3	1	0	0	0	0	1	38	42	3.00	1.000

PITCHER		IP	W/L/S	BF	H	R	ER	SO	BB	IBB	HBP	BLK	WP	HR	S	P	ERA	WHIP

TOP

Kansas City Athletics @ Chicago White Sox

Comiskey Park, Chicago, IL

Sat Sep 22 1956, 4:33 AM EDT

Att. 2,514 - Unknown

livebaseballscorecards.com

AB	31
R	3
H	8
RBI	3
BB	1
SO	3
LOB	10

PA:	33

WP: 0	PB: 0	SB: 0	CS: 0

Batter	1	2	3	4	5	6	7	8	9	AB	R	H	RBI	BB	SO	LOB
Luis Aparicio, R (1, 6) OBP: 0.308, SLG: 0.339	0-0 S 1B 1B 1B	0-0 FC4-6 S HR 1-2f 2-3	0-0 F4		0-0 1B 2-H 1B		0-0 S WP 4-3 1B	0-0 1-2 2-H 1B		6	3	4	2	0	0	2
Minnie Minoso, R (1, 7) OBP: 0.423, SLG: 0.514	0-0 1B S 2B 1-2 1B	0-0 1-H 3-H HR		0-0 HR	0-0 PO 2-3 1B		SSS 0-3 K 1-3	0-0 F6		5	3	4	4	0	1	1
Bubba Phillips, R (8, 7) OBP: 0.307, SLG: 0.383										1	0	0	0	0	0	2
Larry Doby, L (1, 8) OBP: 0.393, SLG: 0.454	SSS 0-3 K 1-2 2-3	0-0 HR		0-0 2B	0-0 PO 1-2	BBBB 4-0 FC6-4 BB	0-0 4-3 3-H			4	1	2	2	1	1	2
Walt Dropo, R (1, 3) OBP: 0.339, SLG: 0.379	0-0 2B SF8 2-3 3-H 1B	0-0 2B 1B		SSS 0-3 K		0-0 FC6-4 HBP 1-2f 3B	SSS 0-3 K			5	3	2	1	0	2	2
Sherm Lollar, R (1, 2) OBP: 0.374, SLG: 0.426	0-0 1-3 3-H 2B	0-0 1-H 2B		0-0 F3		H 1-0 3B 1-2 HBP		0-0 4-3		4	1	2	2	0	0	1
Jim Rivera, L (1, 9) OBP: 0.329, SLG: 0.405	0-0 SF8 3-H	0-0 F6		0-0 F9		0-0 F9		0-0 6-3		4	0	0	1	0	0	4
Nellie Fox, L (1, 4) OBP: 0.343, SLG: 0.371	0-0 6-3	0-0 F3			0-0 6-3	0-0 1-H 2-H HR 3B		BBBB 4-0 1B 1B BB		4	2	1	2	1	0	2
Sammy Esposito, R (1, 5) OBP: 0.364, SLG: 0.329		BBB 4-0 FC4-6 1B HR BB	0-0 F6		0-0 F9	0-0 3-H HR		0-0 1B 1-3 1B 1B		4	3	2	2	1	0	0
Jim Wilson, R (1, 1) OBP: 0.337, SLG: 0.377		0-0 FC4-6 1-2 1B	0-0 2-3		0-0 1B 2B	0-0 F8		0-0 1B 1-2 3-H 1B		5	1	3	1	0	0	0
Inning Stats	R: 3 E: 0 K: 1 S: 9 H: 4 LOB: 1 BB: 0 P: 9	R: 5 E: 0 K: 0 S: 8 H: 5 LOB: 1 BB: 1 P: 12	R: 0 E: 0 K: 0 S: 3 H: 0 LOB: 0 BB: 0 P: 3	R: 1 E: 0 K: 1 S: 7 H: 2 LOB: 1 BB: 0 P: 7	R: 1 E: 0 K: 0 S: 5 H: 3 LOB: 1 BB: 0 P: 5	R: 4 E: 0 K: 0 S: 5 H: 2 LOB: 0 BB: 1 P: 10	R: 1 E: 0 K: 2 S: 8 H: 1 LOB: 0 BB: 0 P: 8	R: 2 E: 0 K: 0 S: 6 H: 3 LOB: 2 BB: 1 P: 10		1B: 11 2B: 4 3B: 1 HR: 4	SF: 1 SAC: 0 DP: 0 HBP: 1			WP: 1 PB: 0 SB: 4 CS: 0	PA: 48		

PITCHER		IP	WLS	BF	H	R	ER	SO	BB	IBB	HBP	BLK	WP	HR	S	P	ERA	WHIP
Carl Duser, L ERA: 9.0	(1, 1)	0.1	L	5	4	3	3	1	0	0	0	0	0	0	7	7	81.00	12.000
Jack Crimian, R ERA: 5.67	(1, 1)	1.0		7	3	4	4	0	1	0	0	0	0	2	6	10	36.00	4.000
George Brunet, L ERA: 3.6	(2, 1)	2.2		12	4	2	2	1	0	0	0	0	0	1	14	14	6.75	1.500
Bob Spicer, R ERA: 19.29	(5, 1)	2.0		12	5	5	5	0	1	0	1	0	0	1	10	15	22.50	3.000
Bill Harrington, R ERA: 6.68	(7, 1)	2.0		11	4	3	3	2	1	0	0	0	1	0	14	18	13.50	2.500

PITCHER	IP	WLS	BF	H	R	ER	SO	BB	IBB	HBP	BLK	WP	HR	S	P	ERA	WHIP

BOTTOM

Kansas City Athletics @ Chicago White Sox

Comiskey Park, Chicago, IL

Sat Sep 22 1956, 4:33 AM EDT

Att. 2,514 - Unknown

livebaseballscorecards.com

AB	42
R	17
H	20
RBI	17
BB	3
SO	4
LOB	16

Batter	1	2	3	4	5	6	7	8	9	AB	R	H	RBI	BB	SO	LOB
Vic Power, R (1, 4) OBP: 0.349, SLG: 0.450	6-3		1B		1-6-3		F9			4	0	1	0	0	0	0
Hector Lopez, R (1, 5) OBP: 0.352, SLG: 0.438	K		FC6-4 1B 1-2			2B 1B BB		4-3		3	1	1	0	1	1	0
Lou Skizas, R (1, 7) OBP: 0.341, SLG: 0.473	1B		L8			1B 1-3 2B 1-3		1B		4	1	3	0	0	0	2
Hal Smith, R (1, 2) OBP: 0.305, SLG: 0.372	K		FC6-4 1-2f			E 1B 2-3 3-H		F8		4	1	1	1	0	1	4
Johnny Groth, R (1, 9) OBP: 0.318, SLG: 0.397		L5-3 1B		F8		1-3 1-H 3-H		F4		4	0	1	1	0	0	1
Rance Pless, R (1, 3) OBP: 0.346, SLG: 0.310		L5-3 1-2		CS 1B		3-6 3B			K	4	0	2	0	0	1	1
Jim Pisoni, R (1, 8) OBP: 0.300, SLG: 0.444 Al Pilarcik, L (4, 8) OBP: 0.341, SLG: 0.361		1B		F6 1-2		3-6 3-Hf			4-3	2 2	0 0	1 0	0 0	0 0	0 0	1 1
Joe Demaestri, R (1, 6) OBP: 0.273, SLG: 0.316		K			F9		6-3		F7	4	0	0	0	0	1	1
Tom Gorman, R (1, 1) OBP: 0.140, SLG: 0.051			5-3		F9		K			3	0	0	0	0	1	0
Inning Stats	R: 0 H: 1 E: 0 LOB: 1 K: 2 BB: 0 S: 8 P: 8	R: 0 H: 2 E: 0 LOB: 1 K: 1 BB: 0 S: 6 P: 6	R: 0 H: 2 E: 0 LOB: 2 K: 0 BB: 0 S: 5 P: 5	R: 0 H: 1 E: 0 LOB: 0 K: 0 BB: 0 S: 3 P: 3	R: 0 H: 0 E: 0 LOB: 0 K: 0 BB: 0 S: 3 P: 3	R: 3 H: 3 E: 1 LOB: 0 K: 0 BB: 1 S: 5 P: 9	R: 0 H: 0 E: 0 LOB: 0 K: 1 BB: 0 S: 5 P: 5	R: 0 H: 1 E: 0 LOB: 1 K: 0 BB: 0 S: 4 P: 4	R: 0 H: 0 E: 0 LOB: 0 K: 1 BB: 0 S: 5 P: 5	1B: 8 SF: 0 2B: 3 SAC: 0 3B: 1 DP: 2 HR: 0 HBP: 0						WP: 0 PA: 35 PB: 0 SB: 0 CS: 1	

PITCHER	IP	WLS	BF	H	R	ER	SO	BB	IBB	HBP	BLK	WP	HR	S	P	ERA	WHIP
Billy Pierce, L (1, 1) ERA: 3.2	9.0	L	35	10	3	3	5	1	0	0	0	0	0	44	48	3.00	1.222

PITCHER	IP	WLS	BF	H	R	ER	SO	BB	IBB	HBP	BLK	WP	HR	S	P	ERA	WHIP

TOP

Kansas City Athletics @ Chicago White Sox

Comiskey Park, Chicago, IL

Sun Sep 23 1956, 4:33 AM EDT

Unknown

livebaseballscorecards.com

AB	34
R	3
H	10
RBI	2
BB	1
SO	5
LOB	11

Batter	1	2	3	4	5	6	7	8	9	AB	R	H	RBI	BB	SO	LOB
Fred Hatfield, L (1, 5) OBP: 0.354, SLG: 0.365	4-3		4-3 2-3		F7		F9			4	0	0	0	0	0	3
Jim Rivera, L (1, 9) OBP: 0.326, SLG: 0.401	4-3		F4			F9	F7			4	0	0	0	0	0	2
Larry Doby, L (1, 8) OBP: 0.390, SLG: 0.450	4-3			F8		K SSS		F8		4	0	0	0	0	1	0
Minnie Minoso, R (1, 7) OBP: 0.425, SLG: 0.515		5-3		1B		1B 1B		S 1B		4	1	3	0	0	0	0
Sherm Lollar, R (1, 2) OBP: 0.375, SLG: 0.426 Bubba Phillips, R (8, PR) OBP: 0.307, SLG: 0.383 Les Moss, R (9, 2) OBP: 0.333, SLG: 0.520		6-3		F9		1B 1-2 1B		G4-6-3 BBB 1-2 BB		3 0 0	0 0 0	1 0 0	0 0 0	1 0 0	0 0 0	1 0 0
Nellie Fox, L (1, 4) OBP: 0.343, SLG: 0.370		F7		1-3		1-3 2-H 1B		G4-6-3 1-2f		4	0	1	1	0	0	3
Walt Dropo, R (1, 3) OBP: 0.337, SLG: 0.375 Dave Philley, S (9, PH) OBP: 0.326, SLG: 0.354			F8		5-3	1-3			G4-6-3 BBB BB	3 0	0 0	0 0	0 0	0 1	0 0	2 0
Luis Aparicio, R (1, 6) OBP: 0.307, SLG: 0.340			E 2B		1-3		L5		B1	4	1	1	0	0	0	1
Billy Pierce, L (1, 1) OBP: 0.194, SLG: 0.162 Ron Northey, L (9, PH) OBP: 0.407, SLG: 0.605			E1 4-3 2-H 1B		1B	1B	1B		G4-6-3 1-2f	3 1	0 0	3 0	0 0	0 0	0 0	0 1
Inning Stats	R: 0 E: 0 K: 0 S: 3 H: 0 LOB: 0 BB: 0 P: 3	R: 0 E: 0 K: 0 S: 3 H: 0 LOB: 0 BB: 0 P: 3	R: 1 E: 1 K: 0 S: 5 H: 2 LOB: 1 BB: 0 P: 5	R: 0 E: 0 K: 0 S: 4 H: 1 LOB: 1 BB: 0 P: 4	R: 0 E: 0 K: 0 S: 4 H: 1 LOB: 1 BB: 0 P: 4	R: 1 E: 0 K: 1 S: 8 H: 3 LOB: 2 BB: 0 P: 8	R: 0 E: 0 K: 0 S: 4 H: 1 LOB: 1 BB: 0 P: 4	R: 0 E: 0 K: 0 S: 3 H: 1 LOB: 2 BB: 1 P: 7	R: 0 E: 0 K: 0 S: 2 H: 0 LOB: 0 BB: 1 P: 6	1B: 8 2B: 1 3B: 0 HR: 0 SF: 0 SAC: 0 DP: 2 HBP: 0						WP: 0 PB: 0 SB: 1 CS: 0 PA: 36

PITCHER	IP	WLS	BF	H	R	ER	SO	BB	IBB	HBP	BLK	WP	HR	S	P	ERA	WHIP
Tom Gorman, R (1, 1) ERA: 3.85	9.0	W	36	9	2	2	1	2	0	0	0	0	0	36	44	2.00	1.222

PITCHER	IP	WLS	BF	H	R	ER	SO	BB	IBB	HBP	BLK	WP	HR	S	P	ERA	WHIP

BOTTOM

Kansas City Athletics @ Chicago White Sox

Comiskey Park, Chicago, IL

Sun Sep 23 1956, 4:33 AM EDT

Unknown

livebaseballscorecards.com

AB	34
R	2
H	9
RBI	1
BB	2
SO	1
LOB	13

Batter	1	2	3	4	5	6	7	8	9	AB	R	H	RBI	BB	SO	LOB
Vic Power, R (1, 4) OBP: 0.346, SLG: 0.447	F7			4-3		1-3		F7		4	0	0	0	0	0	1
Hector Lopez, R (1, 5) OBP: 0.350, SLG: 0.435	K			F9		F7			F2	4	0	0	0	0	1	0
Lou Skizas, R (1, 7) OBP: 0.337, SLG: 0.466	F4			E6		5-3			1-3	4	0	0	0	0	0	0
Eddie Robinson, L (1, 3) OBP: 0.310, SLG: 0.336		6-3		4-3			L4-3 1B		BBBB 4-0 1B BB	3	0	1	0	1	0	1
Tim Thompson, L (1, 2) OBP: 0.322, SLG: 0.350		F6			E6 4-3 1B		L4-3 1-2		1-2 1B	4	1	1	0	0	0	1
Al Pilarcik, L (1, 8) OBP: 0.336, SLG: 0.355		F7			F7		B4-3		F9	4	0	0	0	0	0	3
Johnny Groth, R (1, 9) OBP: 0.318, SLG: 0.397			G1-4-3 1B		4-3 1-2			G3		3	0	1	0	0	0	1
Joe Demaestri, R (1, 6) OBP: 0.274, SLG: 0.316			G1-4-3 1-2f		2-H 1B			5-3		3	0	1	1	0	0	1
Walt Craddock, R (1, 1)			1-3		K				1B	0	0	0	0	0	0	0
Jack Crimian, R (2, 1)										1	0	0	0	0	0	0
Gus Zernial, R (5, PH) OBP: 0.304, SLG: 0.238										1	0	0	0	0	1	1
Lou Kretlow, R (5, 1) OBP: 0.319, SLG: 0.438										0	0	0	0	0	0	0
Rance Pless, R (8, PH) OBP: 0.162, SLG: 0.061										1	0	1	0	0	0	0
Bobby Shantz, R (8, 1) OBP: 0.354, SLG: 0.319										0	0	0	0	0	0	0
Bill Harrington, R (8, 1) OBP: 0.167, SLG: 0.136										0	0	0	0	0	0	0
Jack McMahan, R (8, 1)										0	0	0	0	0	0	0
Inning Stats	R: 0 E: 0 K: 1 S: 5 H: 0 LOB: 0 BB: 0 P: 5	R: 0 E: 0 K: 0 S: 3 H: 0 LOB: 0 BB: 0 P: 3	R: 0 E: 0 K: 0 S: 3 H: 1 LOB: 0 BB: 0 P: 3	R: 0 E: 1 K: 0 S: 4 H: 0 LOB: 1 BB: 0 P: 4	R: 1 E: 1 K: 1 S: 7 H: 1 LOB: 1 BB: 0 P: 7	R: 0 E: 0 K: 0 S: 3 H: 0 LOB: 0 BB: 0 P: 3	R: 0 E: 0 K: 0 S: 3 H: 1 LOB: 0 BB: 0 P: 3	R: 0 E: 0 K: 0 S: 4 H: 1 LOB: 1 BB: 0 P: 4	R: 0 E: 0 K: 0 S: 4 H: 1 LOB: 2 BB: 1 P: 8	1B: 5 2B: 1 3B: 0 HR: 0 SF: 0 SAC: 0 DP: 2 HBP: 0						

PITCHER		IP	WLS	BF	H	R	ER	SO	BB	IBB	HBP	BLK	WP	HR	S	P	ERA	WHIP
Gerry Staley, R ERA: 2.98	(1, 1)	9.0	W	33	5	1	0	2	1	0	0	0	0	0	36	40	0.00	0.667

PITCHER	IP	WLS	BF	H	R	ER	SO	BB	IBB	HBP	BLK	WP	HR	S	P	ERA	WHIP

TOP

Kansas City Athletics @ Chicago White Sox

Comiskey Park, Chicago, IL

Sun Sep 23 1956, 4:38 AM EDT

Att. 9,819 - Unknown

livebaseballscorecards.com

AB	32
R	1
H	5
RBI	1
BB	1
SO	2
LOB	9

WP: 0 PB: 0 SB: 0 CS: 0 PA: 33

Batter	1	2	3	4	5	6	7	8	9	AB	R	H	RBI	BB	SO	LOB
Luis Aparicio, R (1, 6) OBP: 0.311, SLG: 0.344	BBBB 4-0 FC6-4 BB	x 0-0 1-3 2-H 3-H 2B			x 0-0 ① F6		x 0-0 G4-3 1B			3	0	2	2	1	0	0
Minnie Minoso, R (1, 7) OBP: 0.425, SLG: 0.518	x 0-0 ① FC6-4 CS 1-2f	BBBB 4-0 BB			x 0-0 E6 3B		x 0-0 ①② G4-3 1-2f			3	1	1	0	1	0	2
Larry Doby, L (1, 8) OBP: 0.389, SLG: 0.448	SSS 0-3 ②③ K 1-2	SSS 0-3 ③ K			x 0-0 ② F5		x 0-0 FC6-4 1B			4	0	1	0	0	2	4
Walt Dropo, R (1, 3) OBP: 0.336, SLG: 0.377		x 0-0 ① F7	x 0-0 ① F6		x 0-0 1B 2B		x 0-0 ③ FC6-4 1-2f			4	0	1	0	0	0	1
Sherm Lollar, R (1, 2) OBP: 0.378, SLG: 0.427		BBBB 4-0 BB 1B WP BB	x 0-0 ② L5		x 0-0 2-3 1B			x 0-0 E4 WP 1B		3	2	2	0	1	0	0
Bubba Phillips, R (1, 9) OBP: 0.308, SLG: 0.381 Ron Northey, L (8, PH) OBP: 0.418, SLG: 0.605 Jim Delsing, L (8, PR) OBP: 0.270, SLG: 0.120 Fred Hatfield, L (9, 5) OBP: 0.354, SLG: 0.365		x 0-0 WP BB 1-2 2B 1B	SSS 0-3 ③ K		x 0-0 ③ F7			BBBB 4-0 WP 8-6-1-5 BB		3 0 0 0	1 0 0 0	1 0 0 0	0 0 0 0	0 1 0 0	1 0 0 0	2 0 0 0
Sammy Esposito, R (1, 5) OBP: 0.368, SLG: 0.327 Jim Rivera, L (8, PH) OBP: 0.326, SLG: 0.400 (9, 9)	BBBB 4-0 WP 1-2 2-3 2B BB		BBBB 4-0 G3-6-3 BB			x 0-0 ① F8		x 0-0 ①② 8-6-1-5 1-Hf 2-H		1 1	1 0	0 0	0 0	2 0	0 0	0 1
Nellie Fox, L (1, 4) OBP: 0.341, SLG: 0.368		x 0-0 ② F3 1-2 2-3 3-H			x 0-0 ①② G3-6-3 1-2f		x 0-0 ② F5	x 0-0 ③ 4-3		4	0	0	0	0	0	4
Gerry Staley, R (1, 1) OBP: 0.143, SLG: 0.091		BBBB 4-0 2B BB			x 0-0 ③ 6-3		SSS 0-3 ③ K			2	0	0	0	1	1	0
Inning Stats	R: 0 E: 0 K: 1 S: 4 H: 0 LOB: 1 BB: 1 P: 8	R: 3 E: 0 K: 1 S: 7 H: 2 LOB: 3 BB: 4 P: 23	R: 0 E: 0 K: 1 S: 5 H: 0 LOB: 0 BB: 0 P: 5		R: 0 E: 0 K: 0 S: 2 H: 0 LOB: 0 BB: 1 P: 6	R: 1 E: 1 K: 0 S: 6 H: 3 LOB: 2 BB: 0 P: 6	R: 0 E: 0 K: 1 S: 5 H: 0 LOB: 0 BB: 0 P: 5	R: 0 E: 0 K: 0 S: 4 H: 2 LOB: 1 BB: 0 P: 4	R: 1 E: 1 K: 0 S: 3 H: 1 LOB: 1 BB: 1 P: 7	1B: 5 2B: 4 3B: 1 HR: 0	SF: 0 SAC: 0 DP: 4 HBP: 0			WP: 3 PB: 0 SB: 0 CS: 1	PA: 35		

BOTTOM

Kansas City Athletics @ Chicago White Sox

Comiskey Park, Chicago, IL

Sun Sep 23 1956, 4:38 AM EDT

Att. 9,819 - Unknown

livebaseballscorecards.com

AB	28
R	5
H	8
RBI	2
BB	7
SO	4
LOB	14

PITCHER		IP	WLS	BF	H	R	ER	SO	BB	IBB	HBP	BLK	WP	HR	S	P	ERA	WHIP
Walt Craddock, L ERA: 6.75	(1, 1)	1.2	L	10	2	3	3	1	4	0	0	0	1	0	8	24	16.20	3.600
Jack Crimian, R ERA: 5.56	(2, 1)	2.1		8	0	0	0	2	2	0	0	0	0	0	10	18	0.00	0.857
Lou Kretlow, R ERA: 5.34	(5, 1)	3.0		13	5	1	1	1	0	0	0	0	0	0	15	15	3.00	1.667
Bobby Shantz, L ERA: 4.38	(8, 1)	0.0		1	1	1	1	0	0	0	0	0	0	0	1	1	∞	∞
Bill Harrington, R ERA: 6.68	(8, 1)	0.0		1	0	0	0	0	1	0	0	0	0	0	0	4	∞	∞

PITCHER		IP	WLS	BF	H	R	ER	SO	BB	IBB	HBP	BLK	WP	HR	S	P	ERA	WHIP
Jack McMahan, L ERA: 5.16	(8, 1)	1.0		2	0	0	0	0	0	0	0	0	1	0	2	2	0.00	0.000

Batter	1	2	3	4	5	6	7	8	9	AB	R	H	RBI	BB	SO	LOB
Luis Aparicio, R (1, 6) OBP: 0.311, SLG: 0.344	6-3		1B 3-1 1B	6-3 / K		1B		K		6	1	2	0	0	2	1
Minnie Minoso, R (1, 7) OBP: 0.427, SLG: 0.522	5-3		1-3 1B 3-1 1B	E WP 1B	HR 2B	L6		G3 1B		6	3	4	0	0	0	1
Larry Doby, L (1, 8) OBP: 0.390, SLG: 0.454	1B		1-2 3-H 3-1	1-2 E HR IBB	2-H HR		F5	1-2 G3		5	2	2	3	1	0	2
Walt Dropo, R (1, 3) OBP: 0.339, SLG: 0.380	L9		2-H HR 1B	1-3 2-H E7 HR 1B	F7		1B 1B 1B	F6		5	2	3	2	0	0	1
Jim Delsing, L (7, PR) OBP: 0.270, SLG: 0.120										0	1	0	0	0	0	0
Jim Rivera, L (7, 9) OBP: 0.325, SLG: 0.400										1	0	0	0	0	0	1
Sherm Lollar, R (1, 2) OBP: 0.383, SLG: 0.444		BB 1B BB	1-H HR	2-H 3-H HR	F8		1B 1-3 1B		G6-3 HBP	4	2	3	5	1	0	0
Bubba Phillips, R (1, 9) OBP: 0.326, SLG: 0.409		1-2 BB 1B	B1-3	1B 2B	1B		1B BB 1-3 3-H 1B		F7	4	1	3	0	0	0	0
Ron Northey, L (7, PH) OBP: 0.429, SLG: 0.614										1	0	1	1	0	0	0
Ron Jackson, R (7, PR) OBP: 0.367, SLG: 0.360										1	0	0	0	0	0	1
(7, 3)																
Nellie Fox, L (1, 4) OBP: 0.342, SLG: 0.368		1-2 2-3 G6-3 BB	1B S 1B	2-H 1B 1B	F8		F4		G6-3 1-2f	5	2	2	1	1	0	4
Sammy Esposito, R (1, 5) OBP: 0.369, SLG: 0.326		F7	1-3 S 1B	K		F8	1-2 BB			4	0	1	0	1	1	4
Bob Keegan, R (1, 1) OBP: 0.222, SLG: 0.125		1-2f G6-3	1-2 3-H 5-3	2-H 1B		K2-3	F5			3	0	1	1	0	0	4
Ellis Kinder, R (5, 1)										0	0	0	0	0	0	0
Paul LaPalme, L (5, 1) OBP: 0.200, SLG: 0.300										2	0	0	0	0	1	3
Dixie Howell, L (9, 1) OBP: 0.316, SLG: 0.588										0	0	0	0	0	0	0
Inning Stats	R: 0 E: 0 K: 0 S: 4 H: 1 LOB: 1 BB: 0 P: 4	R: 0 E: 0 K: 0 S: 3 H: 1 LOB: 2 BB: 2 P: 11	R: 5 E: 0 K: 0 S: 9 H: 6 LOB: 1 BB: 0 P: 9	R: 6 E: 1 K: 2 S: 13 H: 6 LOB: 1 BB: 1 P: 17	R: 2 E: 0 K: 0 S: 6 H: 3 LOB: 1 BB: 0 P: 6	R: 0 E: 0 K: 1 S: 6 H: 1 LOB: 1 BB: 0 P: 6	R: 1 E: 0 K: 0 S: 6 H: 3 LOB: 3 BB: 1 P: 10	R: 0 E: 0 K: 1 S: 6 H: 1 LOB: 1 BB: 0 P: 6	R: 0 E: 0 K: 0 S: 2 H: 0 LOB: 0 BB: 0 P: 3	1B: 17 2B: 2 3B: 0 HR: 3 SF: 0 SAC: 0 DP: 2 HBP: 1	WP: 1 PB: 0 SB: 2 CS: 0 PA: 52					

PITCHER	IP	WLS	BF	H	R	ER	SO	BB	IBB	HBP	BLK	WP	HR	S	P	ERA	WHIP
Hal Woodeshick, L (1, 1) ERA: 13.5	2.1	L	14	6	4	4	0	2	0	0	0	0	1	12	20	15.43	3.429
Jim Bunning, R (3, 1) ERA: 3.71	1.0		11	7	7	7	0	0	1	0	0	1	1	10	14	63.00	7.000
Steve Gromek, R (4, 1) ERA: 4.28	1.2		9	4	2	2	2	0	0	0	0	0	1	13	13	10.80	2.400
Walt Masterson, R (6, 1) ERA: 4.17	2.0		11	4	1	1	1	1	0	0	0	0	0	12	16	4.50	2.500
Al Aber, L (8, 1) ERA: 3.43	2.0		7	1	0	0	1	0	0	1	0	0	0	8	9	0.00	0.500

PITCHER	IP	WLS	BF	H	R	ER	SO	BB	IBB	HBP	BLK	WP	HR	S	P	ERA	WHIP

Chicago White Sox @ Detroit Tigers

Briggs Stadium, Detroit, MI

Mon Sep 24 1956, 4:33 AM EDT

Att. 2,784 - Unknown

TOP

livebaseballscorecards.com

AB	47
R	14
H	22
RBI	13
BB	4
SO	4
LOB	22

BOTTOM

Chicago White Sox @ Detroit Tigers

Briggs Stadium, Detroit, MI

Mon Sep 24 1956, 4:33 AM EDT

Att. 2,784 - Unknown

livebaseballscorecards.com

Batter	1	2	3	4	5	6	7	8	9	AB	R	H	RBI	BB	SO	LOB
Harvey Kuenn, R (1, 6) OBP: 0.386, SLG: 0.469	6-3		G5-4-3 BB		BB HR 1-2 2-3 1B	6-3		F8		4	1	1	0	1	0	0
Jack Phillips, R (1, 3) OBP: 0.361, SLG: 0.396	F9		G5-4-3 1-2f		BB HR 1-2 2-3 3-H	6-3		6-3		4	1	0	1	1	0	1
Charlie Maxwell, L (1, 7) OBP: 0.423, SLG: 0.543	FC6-4 BB			G3	HR 1-H 2-H 3-H	1B		F9		4	1	2	4	1	0	0
Al Kaline, R (1, 9) OBP: 0.381, SLG: 0.525	FC6-4 1-2f			HR BB	K	L7			1-3 1B 4-3 1B	4	2	1	0	1	1	2
Ray Boone, R (1, 5) OBP: 0.401, SLG: 0.522		FC3-6 1B		HR 1-H	HR		FC4-6 1B		4-3 1-3 1-2 1B	5	2	5	3	0	0	0
Bill Tuttle, R (1, 8) OBP: 0.297, SLG: 0.349		FC3-6 1-2f		6-3	1B 1B		F2		1-3 1-2 2-3	5	0	1	0	0	0	4
Frank Bolling, R (1, 4) OBP: 0.355, SLG: 0.438	F3			F8	F7		FC4-6 HR 1-2f		4-3 2-3 3-H	5	1	0	1	0	0	4
Red Wilson, R (1, 2) OBP: 0.398, SLG: 0.465	F5				1B BB 1B 1B FC6-4 1-2 1B		1-H HR		L5	5	2	3	2	0	0	2
Hal Woodeshick, R (1, 1) Jim Bunning, R (3, 1) OBP: 0.333, SLG: 0.444 Steve Gromek, S (4, 1) OBP: 0.395, SLG: 0.148 Jim Small, L (5, PH) OBP: 0.365, SLG: 0.411 Walt Masterson, R (6, 1) OBP: 0.250, SLG: 0.250 Bob Kennedy, R (7, PH) OBP: 0.320, SLG: 0.311 Al Aber, L (8, 1) OBP: 0.364, SLG: 0.300			5-3		BB 1B HR 1-2 1B FC6-4 1-2f		F9			0 1 0 2 0 1	0 0 0 1 0 0	0 0 0 1 0 0	0 0 0 0 0 0	0 0 0 0 0 0	0 0 0 0 0 0	0 0 0 2 0 0
Inning Stats	R: 0 E: 0 K: 0 S: 3 H: 0 LOB: 1 BB: 1 P: 7	R: 0 E: 0 K: 0 S: 4 H: 1 LOB: 1 BB: 0 P: 4	R: 0 E: 0 K: 0 S: 2 H: 0 LOB: 0 BB: 1 P: 6	R: 2 E: 0 K: 0 S: 4 H: 1 LOB: 0 BB: 1 P: 8	R: 6 E: 0 K: 1 S: 12 H: 7 LOB: 2 BB: 1 P: 16	R: 0 E: 0 K: 0 S: 4 H: 1 LOB: 1 BB: 0 P: 4	R: 2 E: 0 K: 0 S: 5 H: 2 LOB: 0 BB: 0 P: 5	R: 0 E: 0 K: 0 S: 3 H: 0 LOB: 0 BB: 0 P: 3	R: 1 E: 0 K: 0 S: 5 H: 2 LOB: 1 BB: 0 P: 5	1B: 10 2B: 0 3B: 0 HR: 4 SF: 0 SAC: 0 DP: 1 HBP: 0						

	AB	40
	R	11
	H	14
	RBI	11
	BB	4
	SO	1
	LOB	15

		WP: 0	PA: 44
		PB: 0	
		SB: 0	
		CS: 0	

PITCHER		IP	WLS	BF	H	R	ER	SO	BB	IBB	HBP	BLK	WP	HR	S	P	ERA	WHIP
Bob Keegan, R ERA: 4.02	(1, 1)	4.0		21	6	7	7	0	4	0	0	0	0	2	17	33	15.75	2.500
Ellis Kinder, R ERA: 3.09	(5, 1)	0.2		5	3	1	1	1	0	0	0	0	0	1	7	7	13.50	4.500
Paul LaPalme, L ERA: 3.79	(5, 1)	3.1	W	15	5	3	3	0	0	0	0	0	0	1	15	15	8.10	1.500
Dixie Howell, R ERA: 4.76	(9, 1)	1.0	S	3	0	0	0	0	0	0	0	0	0	0	3	3	0.00	0.000

PITCHER		IP	WLS	BF	H	R	ER	SO	BB	IBB	HBP	BLK	WP	HR	S	P	ERA	WHIP

Chicago White Sox @ Detroit Tigers

Briggs Stadium, Detroit, MI

Tue Sep 25 1956, 4:33 AM EDT

Att. 3,420 - Unknown

TOP

Batter	1	2	3	4	5	6	7	8	9	AB	R	H	RBI	BB	SO	LOB
Luis Aparicio, R (1, 6) OBP: 0.312, SLG: 0.346	6-3		SH1-3 (1-2)		1B SF9 2B		4-3 (1-2) BB		K	3	1	1	0	1	1	1
Minnie Minoso, R (1, 7) OBP: 0.427, SLG: 0.520	L8		IBB		CS (2-3) 1B		L9		F5	4	0	1	0	1	0	3
Larry Doby, L (1, 8) OBP: 0.388, SLG: 0.450	K		F5		L9		4-3 (1-2, 2-3)			4	0	0	0	0	1	6
Walt Dropo, R (1, 3) OBP: 0.336, SLG: 0.377		6-3		5-3	SF9 (3-H)		K			3	0	0	1	0	1	2
Sherm Lollar, R (1, 2) OBP: 0.384, SLG: 0.443		F5		1B SF8 1B	CS (1-2)	BB SH3		F5		3	1	1	0	1	0	0
Bubba Phillips, R (1, 9) OBP: 0.327, SLG: 0.407		F5		SF8 1B (1-2) 1B		SH3 (1-2)		F4		3	0	1	0	0	0	0
Nellie Fox, L (1, 4) OBP: 0.343, SLG: 0.374			HR	1-2 2-3 1B		K		F6		4	1	2	1	0	1	1
Sammy Esposito, R (1, 5) OBP: 0.371, SLG: 0.333			SH1-3 HBP	SF8 (2-3, 3-H)		F4			2B	2	0	1	1	0	0	1
Dick Donovan, L (1, 1) OBP: 0.330, SLG: 0.375 Jim Wilson, R (8, 1) OBP: 0.337, SLG: 0.377 Ron Jackson, R (9, PH) OBP: 0.361, SLG: 0.353			K	K			4-3 BB 1B		K	3	0	1	0	0	2	3
										0	0	0	0	0	0	0
										1	0	0	0	0	1	1
Inning Stats	R: 0 E: 0 K: 1 S: 5 H: 0 LOB: 0 BB: 0 P: 5	R: 0 E: 0 K: 0 S: 3 H: 0 LOB: 0 BB: 0 P: 3	R: 1 E: 0 K: 1 S: 6 H: 1 LOB: 2 BB: 1 P: 11	R: 1 E: 0 K: 1 S: 8 H: 3 LOB: 2 BB: 0 P: 8	R: 1 E: 0 K: 0 S: 4 H: 2 LOB: 0 BB: 0 P: 4	R: 0 E: 0 K: 1 S: 5 H: 0 LOB: 1 BB: 1 P: 9	R: 0 E: 0 K: 1 S: 6 H: 1 LOB: 2 BB: 1 P: 10	R: 0 E: 0 K: 0 S: 3 H: 0 LOB: 0 BB: 0 P: 3	R: 0 E: 0 K: 2 S: 8 H: 1 LOB: 1 BB: 0 P: 8	1B: 5 2B: 2 3B: 0 HR: 1	SF: 2 SAC: 2 DP: 0 HBP: 1			WP: 0 PB: 0 SB: 0 CS: 1	PA: 39		

livebaseballscorecards.com

AB	30
R	3
H	8
RBI	3
BB	3
SO	7
LOB	18

PITCHER	IP	WLS	BF	H	R	ER	SO	BB	IBB	HBP	BLK	WP	HR	S	P	ERA	WHIP
Billy Hoeft, L (1, 1) ERA: 4.12	9.0	W	38	8	3	3	7	2	1	1	0	0	1	48	61	3.00	1.111

PITCHER	IP	WLS	BF	H	R	ER	SO	BB	IBB	HBP	BLK	WP	HR	S	P	ERA	WHIP

Batter	1	2	3	4	5	6	7	8	9	AB	R	H	RBI	BB	SO	LOB
Harvey Kuenn, R (1, 6) OBP: 0.385, SLG: 0.468	L4		1-3			1B 1B 1B	K			4	1	1	0	0	1	1
Earl Torgeson, L (1, 3) OBP: 0.402, SLG: 0.417	L4		6-3			1B L5-3 1-3 1B		HR		4	2	2	1	0	0	0
Jack Phillips, R (9, 3) OBP: 0.361, SLG: 0.396										0	0	0	0	0	0	0
Charlie Maxwell, L (1, 7) OBP: 0.424, SLG: 0.549	4-3			F9		FC6-5 L5-3 1-3 3-H 1B		HR		4	1	2	2	0	0	0
Al Kaline, R (1, 9) OBP: 0.380, SLG: 0.523		FC6-4 WP FC6-4 1B		L5		L5-3 1-2 3-H		L7		4	1	1	1	0	0	1
Ray Boone, R (1, 5) OBP: 0.403, SLG: 0.523		B B B B 4-0 FC6-4 1-2 BB		1B		FC6-5-4 2-3		BLK 1B		3	0	2	0	1	0	1
Bill Tuttle, R (1, 8) OBP: 0.295, SLG: 0.346		FC6-4 FC6-4 1-2f 2-3		4-3		F9		F8 1-2		4	0	0	0	0	0	5
Frank Bolling, R (1, 4) OBP: 0.354, SLG: 0.436		FC6-4 1-2f 3-H			F9		FC6-4 1B	F7		4	0	1	1	0	0	2
Red Wilson, R (1, 2) OBP: 0.394, SLG: 0.459		4-3			1-3		F6			3	0	0	0	0	0	2
Billy Hoeft, L (1, 1) OBP: 0.360, SLG: 0.325			K		F8		FC6-4 1-2f			3	0	0	0	0	1	1
Inning Stats	R: 0 E: 0 K: 0 S: 3 H: 0 LOB: 0 BB: 0 P: 3	R: 1 E: 0 K: 0 S: 4 H: 1 LOB: 1 BB: 1 P: 8	R: 0 E: 0 K: 1 S: 5 H: 0 LOB: 0 BB: 0 P: 5	R: 0 E: 0 K: 0 S: 4 H: 1 LOB: 1 BB: 0 P: 4	R: 0 E: 0 K: 0 S: 3 H: 0 LOB: 0 BB: 0 P: 3	R: 2 E: 0 K: 0 S: 6 H: 3 LOB: 1 BB: 0 P: 6	R: 0 E: 0 K: 1 S: 6 H: 1 LOB: 1 BB: 0 P: 6	R: 2 E: 0 K: 0 S: 6 H: 3 LOB: 1 BB: 0 P: 6		1B: 7 2B: 0 3B: 0 HR: 2 SF: 0 SAC: 0 DP: 0 HBP: 0						

PITCHER		IP	WLS	BF	H	R	ER	SO	BB	IBB	HBP	BLK	WP	HR	S	P	ERA	WHIP
Dick Donovan, R ERA: 3.75	(1, 1)	7.1	L	32	9	5	5	2	1	0	0	0	1	2	35	39	6.14	1.364
Jim Wilson, R ERA: 4.28	(8, 1)	0.2		2	0	0	0	0	0	0	0	1	0	0	2	2	0.00	0.000

PITCHER	IP	WLS	BF	H	R	ER	SO	BB	IBB	HBP	BLK	WP	HR	S	P	ERA	WHIP

BOTTOM

Chicago White Sox @ Detroit Tigers

Briggs Stadium, Detroit, MI

Tue Sep 25 1956, 4:33 AM EDT

Att. 3,420 - Unknown

livebaseballscorecards.com

AB	33
R	5
H	9
RBI	5
BB	1
SO	2
LOB	13

WP: 1 PA: 34
PB: 0
SB: 0
CS: 0

Batter	1	2	3	4	5	6	7	8	9	AB	R	H	RBI	BB	SO	LOB
Fred Hatfield, L (1, 5) OBP: 0.353, SLG: 0.362	BBBB 4-0 2B BB	SSS 0-3 ② K			x 0-0 ① L9		x 0-0 ③ F5			3	0	0	0	1	1	3
Nellie Fox, L (1, 4) OBP: 0.342, SLG: 0.374	x 0-0 1-3 2B	x 0-0 ③ F5			x 0-0 ② G3			x 0-0 ① F7		4	0	1	0	0	0	3
Larry Doby, L (1, 8) OBP: 0.387, SLG: 0.455	SSS 0-3 ① K		x 0-0 ① 3-1		x 0-0 ③ 4-3			x 0-0 HR		4	1	1	1	0	1	2
Minnie Minoso, R (1, 7) OBP: 0.426, SLG: 0.517	x 0-0 ② F3		x 0-0 ② 6-3			x 0-0 ① F8		BBBB 4-0 BB		3	0	0	0	1	0	2
Jim Rivera, L (1, 9) OBP: 0.325, SLG: 0.397	SSS 0-3 ③ K		BBBB 4-0 E S BB			x 0-0 ② G3		SSS 0-3 ② K		3	0	0	0	1	2	3
Sherm Lollar, R (1, 2) OBP: 0.383, SLG: 0.440		x 0-0 ① F7	x 0-0 ③ L7 1-3			BBBB 4-0 BB		x 0-0 ③ L7		3	0	0	0	1	0	2
Walt Dropo, R (1, 3) OBP: 0.335, SLG: 0.375		x 0-0 BB BB 1B		x 0-0 ① F7		x 0-0 ③ F8			SSS 0-3 ① K	4	0	1	0	0	1	1
Luis Aparicio, R (1, 6) OBP: 0.312, SLG: 0.344		BBBB 4-0 1-2 BB BB		x 0-0 ② F7			x 0-0 ① F4		x 0-0 ② F8	3	0	0	0	1	0	0
Jack Harshman, L (1, 1) Dave Philley, S (7, PH) Dixie Howell, L (7, 1) Ron Northey, L (9, PH) OBP: 0.277, SLG: 0.437 OBP: 0.325, SLG: 0.353 OBP: 0.316, SLG: 0.588 OBP: 0.421, SLG: 0.600		BBBB 4-0 1-2 2-3 BB		x 0-0 ③ 4-3			SSS 0-3 ② K		x 0-0 ③ L9	1 1 0 1	0 0 0 0	0 0 0 0	0 0 0 0	1 0 0 0	0 1 0 0	0 0 0 0
Inning Stats	R: 0 E: 0 K: 2 S: 8 H: 1 LOB: 2 BB: 1 P: 12	R: 0 E: 0 K: 1 S: 6 H: 1 LOB: 3 BB: 2 P: 14	R: 0 E: 0 K: 0 S: 3 H: 0 LOB: 1 BB: 1 P: 7	R: 0 E: 0 K: 0 S: 3 H: 0 LOB: 0 BB: 0 P: 3	R: 0 E: 0 K: 0 S: 3 H: 0 LOB: 0 BB: 0 P: 3	R: 0 E: 0 K: 0 S: 3 H: 0 LOB: 1 BB: 1 P: 7	R: 0 E: 0 K: 1 S: 5 H: 0 LOB: 0 BB: 0 P: 5	R: 1 E: 0 K: 1 S: 6 H: 1 LOB: 1 BB: 1 P: 10	R: 0 E: 0 K: 1 S: 5 H: 0 LOB: 0 BB: 0 P: 5	1B: 1 2B: 1 3B: 0 HR: 1 SF: 0 SAC: 0 DP: 0 HBP: 0						

PITCHER	IP	WLS	BF	H	R	ER	SO	BB	IBB	HBP	BLK	WP	HR	S	P	ERA	WHIP
Paul Foytack, R (1, 1) ERA: 3.61	9.0	W	36	3	1	1	6	6	0	0	0	0	1	42	66	1.00	1.000

PITCHER	IP	WLS	BF	H	R	ER	SO	BB	IBB	HBP	BLK	WP	HR	S	P	ERA	WHIP

TOP

Chicago White Sox @ Detroit Tigers

Briggs Stadium, Detroit, MI

Wed Sep 26 1956, 4:33 AM EDT

Att. 4,163 - Unknown

livebaseballscorecards.com

AB	30
R	1
H	3
RBI	1
BB	6
SO	6
LOB	16

WP: 0 PB: 0 SB: 1 CS: 0 PA: 36

Batter	1	2	3	4	5	6	7	8	9	AB	R	H	RBI	BB	SO	LOB
Harvey Kuenn, R (1, 6) OBP: 0.384, SLG: 0.466	CS 1B	F6			6-3		5-3			4	0	1	0	0	0	2
Jack Phillips, R (1, 3) OBP: 0.360, SLG: 0.391	K 1-2		6-3		K		1B BB			3	0	0	0	1	2	1
Charlie Maxwell, L (1, 7) OBP: 0.421, SLG: 0.544	K		K		F3		F4			4	0	0	0	0	2	1
Al Kaline, R (1, 9) OBP: 0.379, SLG: 0.521		L6	L7			L6-3	FC4 1-3 1B			4	0	1	0	0	0	0
Ray Boone, R (1, 5) OBP: 0.404, SLG: 0.521		HR BB		F9		2B BB	FC4 1-2f			2	1	0	0	2	0	2
Bill Tuttle, R (1, 8) OBP: 0.298, SLG: 0.356		HR 1-H		3B 1B		2B 1-3		6-3		4	2	3	2	0	0	0
Frank Bolling, R (1, 4) OBP: 0.356, SLG: 0.441		F3		1B 1-H 3B		IBB		4-3		3	1	1	1	1	0	0
Red Wilson, R (1, 2) OBP: 0.396, SLG: 0.457		BB BB		G1-6-3 3-H 1B		F6		6-3		3	0	1	1	1	0	3
Paul Foytack, R (1, 1) OBP: 0.141, SLG: 0.144		BB 1-2		G1-6-3 1-2f		K				2	0	0	0	1	1	4
Inning Stats	R: 0 E: 0 K: 2 S: 7 H: 1 LOB: 0 BB: 0 P: 7	R: 2 E: 0 K: 0 S: 4 H: 1 LOB: 2 BB: 3 P: 16	R: 0 E: 0 K: 1 S: 5 H: 0 LOB: 0 BB: 0 P: 5	R: 2 E: 0 K: 0 S: 5 H: 3 LOB: 0 BB: 0 P: 5	R: 0 E: 0 K: 1 S: 5 H: 0 LOB: 0 BB: 0 P: 5	R: 0 E: 0 K: 1 S: 6 H: 1 LOB: 3 BB: 2 P: 14	R: 0 E: 0 K: 0 S: 4 H: 1 LOB: 2 BB: 1 P: 8	R: 0 E: 0 K: 0 S: 3 H: 0 LOB: 0 BB: 0 P: 3		1B: 4 2B: 1 3B: 1 HR: 1 SF: 0 SAC: 0 DP: 1 HBP: 0						

PITCHER		IP	WLS	BF	H	R	ER	SO	BB	IBB	HBP	BLK	WP	HR	S	P	ERA	WHIP
Jack Harshman, L ERA: 3.11	(1, 1)	6.0	L	27	6	4	4	5	4	1	0	0	0	1	32	52	6.00	1.667
Dixie Howell, R ERA: 4.62	(7, 1)	2.0		8	1	0	0	0	1	0	0	0	0	0	7	11	0.00	1.000

PITCHER	IP	WLS	BF	H	R	ER	SO	BB	IBB	HBP	BLK	WP	HR	S	P	ERA	WHIP

BOTTOM

Chicago White Sox @ Detroit Tigers

Briggs Stadium, Detroit, MI

Wed Sep 26 1956, 4:33 AM EDT

Att. 4,163 - Unknown

livebaseballscorecards.com

AB	29
R	4
H	7
RBI	4
BB	6
SO	5
LOB	13

WP: 0 PA: 35
PB: 0
SB: 0
CS: 1

Chicago White Sox @ Kansas City Athletics

Municipal Stadium, Kansas City, MO

Fri Sep 28 1956, 4:33 AM EDT

Att. 8,027 - Unknown

TOP

livebaseballscorecards.com

Batter	1	2	3	4	5	6	7	8	9	AB	R	H	RBI	BB	SO	LOB
Luis Aparicio, R (1, 6) OBP: 0.313, SLG: 0.346	0-0 1B 2B		0-0 ① 6-3		SSS 0-3 ② K		x 0-0 E6 4-3 3-H		x 0-0 FC5 SH1-3 1B	5	1	2	1	0	1	0
Nellie Fox, L (1, 4) OBP: 0.343, SLG: 0.375	0-0 HR 1B 2-H		0-0 ② 4-3		x 0-0 HBP 1B		x 0-0 ② 4-3 1-2		x 0-0 ② SH1-3 1-2	4	1	2	1	0	0	1
Minnie Minoso, R (1, 7) OBP: 0.427, SLG: 0.528	0-0 HR 1-H		0-0 HR		H 1-0 1-2 HBP		x 0-0 ③ L5		x 0-0 ③ FC5 2-3	4	2	2	3	0	0	2
Larry Doby, L (1, 8) OBP: 0.388, SLG: 0.455	SSS 0-3 ① K		x 0-0 1B		x 0-0 ③ 4-3			x 0-0 FC5-6 1B 1B		4	0	2	0	0	1	2
Sherm Lollar, R (1, 2) OBP: 0.384, SLG: 0.441	x 0-0 G4-6-3 1B		x 0-0 ③ L5			x 0-0 ① 5-3		x 0-0 FC5-6 1-2 1B		4	0	2	0	0	0	1
Walt Dropo, R (1, 3) OBP: 0.334, SLG: 0.374 Ron Jackson, R (8, PR) OBP: 0.361, SLG: 0.353 (8, 3)	x 0-0 ②③ G4-6-3 1-2f			SSS 0-3 ① K		x 0-0 FC6-4 1B		x 0-0 ① FC5-6 1-2f 2-3		4 0	0 0	1 0	0 0	0 0	1 0	3 0
Bubba Phillips, R (1, 9) OBP: 0.317, SLG: 0.394 Ron Northey, L (8, PH) OBP: 0.414, SLG: 0.587 Jim Delsing, L (8, 9) OBP: 0.270, SLG: 0.120		x 0-0 ① 5-3		x 0-0 ② 5-3		x 0-0 ② FC6-4 CS 1-2f		x 0-0 ② F2		3 1 0	0 0 0	0 0 0	0 0 0	0 0 0	0 0 0	1 2 0
Sammy Esposito, R (1, 5) OBP: 0.369, SLG: 0.337		x 0-0 ② F7		SSS 0-3 ③ K		0-0 ③ CS 1-2	x 0-0 PB E 2B	SSS 0-3 ③ K		4	1	1	0	0	2	2
Billy Pierce, L (1, 1) OBP: 0.189, SLG: 0.157 Gerry Staley, R (7, 1) OBP: 0.143, SLG: 0.091 Jim Rivera, L (9, PH) OBP: 0.324, SLG: 0.396		SSS 0-3 ③ K			x 0-0 ① G3		x 0-0 ① 6-3 2-3		x 0-0 ① F8	3 0 1	0 0 0	0 0 0	0 0 0	0 0 0	1 0 0	1 0 0

AB	37
R	5
H	12
RBI	5
BB	0
SO	6
LOB	15

Inning Stats	1	2	3	4	5	6	7	8	9
	R: 3 E: 0 K: 1 S: 8	R: 0 E: 0 K: 1 S: 5	R: 1 E: 0 K: 0 S: 5	R: 0 E: 0 K: 2 S: 7	R: 0 E: 0 K: 1 S: 6	R: 0 E: 0 K: 0 S: 3	R: 1 E: 1 K: 0 S: 5	R: 0 E: 0 K: 1 S: 7	R: 0 E: 0 K: 0 S: 4
	H: 4 LOB: 0 BB: 0 P: 8	H: 0 LOB: 0 BB: 0 P: 5	H: 2 LOB: 1 BB: 0 P: 5	H: 0 LOB: 0 BB: 0 P: 7	H: 1 LOB: 2 BB: 0 P: 7	H: 1 LOB: 0 BB: 0 P: 3	H: 1 LOB: 1 BB: 0 P: 5	H: 2 LOB: 2 BB: 0 P: 7	H: 1 LOB: 1 BB: 0 P: 4

| | | |

Batter	1	2	3	4	5	6	7	8	9	AB	R	H	RBI	BB	SO	LOB
Vic Power, R (1, 4) OBP: 0.339, SLG: 0.443	HR		F4		4-3		K			4	1	1	1	0	1	1
Hector Lopez, R (1, 5) OBP: 0.345, SLG: 0.427	K		4-3-9-4 1-2f		K		L7			4	0	0	0	0	2	1
Lou Skizas, R (1, 7) OBP: 0.340, SLG: 0.469	2B			1B 1B		F5	F9			4	1	2	0	0	0	0
Hal Smith, R (1, 2) OBP: 0.301, SLG: 0.374	F7			F7		1B 1B		HR		4	2	2	1	0	0	2
Rance Pless, R (1, 3) OBP: 0.363, SLG: 0.346	F7			K		1B 1-2		FC4-6 1B		4	0	2	0	0	1	2
Johnny Groth, R (1, 9) OBP: 0.326, SLG: 0.397		5-3		1B 1-3		G5-4-3 1-3 2-H		FC4-6 FC6-4 1-2f		4	0	2	1	0	0	1
Jim Pisoni, R (1, 8) OBP: 0.280, SLG: 0.391		6-3		1-2 3-H		G5-4-3 1-2f		FC6-4 FC5-4 1-2f		4	0	1	1	0	0	3
Joe Demaestri, R (1, 6) OBP: 0.273, SLG: 0.316		1-3		F7			HR 2B	FC5-4 1-2f		4	1	1	0	0	0	3
Alex Kellner, R (1, 1) OBP: 0.265, SLG: 0.194			BB		4-3					0	0	0	0	0	0	0
Jack Crimian, R (3, 1) OBP: 0.320, SLG: 0.227										1	0	0	0	1	0	0
Gus Zernial, R (7, PH) OBP: 0.317, SLG: 0.446										1	1	1	2	0	0	0
Wally Burnette, R (8, 1) OBP: 0.075, SLG: 0.051							HR 2-H			0	0	0	0	0	0	0
Inning Stats	R: 1 E: 0 K: 1 S: 7 H: 2 LOB: 1 BB: 0 P: 7	R: 0 E: 0 K: 0 S: 3 H: 0 LOB: 0 BB: 0 P: 3	R: 0 E: 0 K: 0 S: 2 H: 0 LOB: 0 BB: 1 P: 6	R: 1 E: 0 K: 1 S: 8 H: 3 LOB: 2 BB: 0 P: 8	R: 0 E: 0 K: 1 S: 5 H: 0 LOB: 0 BB: 0 P: 5	R: 1 E: 0 K: 0 S: 5 H: 3 LOB: 1 BB: 0 P: 5	R: 2 E: 0 K: 1 S: 7 H: 2 LOB: 0 BB: 0 P: 7	R: 1 E: 0 K: 0 S: 5 H: 2 LOB: 1 BB: 0 P: 5		1B: 7 2B: 3 3B: 0 HR: 3 SF: 0 SAC: 0 DP: 2 HBP: 0						

PITCHER	IP	WLS	BF	H	R	ER	SO	BB	IBB	HBP	BLK	WP	HR	S	P	ERA	WHIP
Billy Pierce, L (1, 1) ERA: 3.29	6.0		27	10	5	5	3	1	0	0	0	0	2	32	36	7.50	1.833
Gerry Staley, R (7, 1) ERA: 3.01	2.0	L	8	2	1	1	1	0	0	0	0	0	1	10	10	4.50	1.000

PITCHER	IP	WLS	BF	H	R	ER	SO	BB	IBB	HBP	BLK	WP	HR	S	P	ERA	WHIP

BOTTOM

Chicago White Sox @ Kansas City Athletics

Municipal Stadium, Kansas City, MO

Fri Sep 28 1956, 4:33 AM EDT

Att. 8,027 - Unknown

livebaseballscorecards.com

AB	34
R	6
H	12
RBI	6
BB	1
SO	4
LOB	13

WP: 0 PB: 0 SB: 0 CS: 0 PA: 35

Batter	1	2	3	4	5	6	7	8	9	AB	R	H	RBI	BB	SO	LOB
Jim Rivera, L (1, 9) OBP: 0.321, SLG: 0.392	F8	F7			G3		L9		F8	5	0	0	0	0	0	2
Nellie Fox, L (1, 4) OBP: 0.347, SLG: 0.375	1B BB		F7			2B SF8 BB		1B 1B BB	HR BB	1	3	0	0	4	0	0
Larry Doby, L (1, 8) OBP: 0.393, SLG: 0.467	BB 1-3 1B		G5-4-3 BB			SF8 1-3 2B		1B 1-3 1B	1-H 2-H HR	4	1	4	3	1	0	0
Minnie Minoso, R (1, 7) OBP: 0.426, SLG: 0.526	K		G5-4-3 1-2f			SF8 2-3 3-H		K	1B	4	0	1	1	0	2	5
Dave Philley, S (1, 3) OBP: 0.325, SLG: 0.351 Walt Dropo, R (6, 3) OBP: 0.334, SLG: 0.374 Ron Northey, L (8, PH) OBP: 0.424, SLG: 0.596 Bubba Phillips, R (8, PR) OBP: 0.317, SLG: 0.394 Ron Jackson, R (8, 3) OBP: 0.355, SLG: 0.346	1-2 BB			G3		4-3		S 1-3 3-H 1B	K	2 0 1 0 1	0 0 0 0 0	0 0 1 0 0	0 0 1 0 0	1 0 0 0 0	0 0 0 0 1	1 0 0 0 1
Sherm Lollar, R (1, 2) OBP: 0.383, SLG: 0.438	F5			4-3		BB		K 1-2		3	0	0	0	1	1	5
Fred Hatfield, L (1, 5) OBP: 0.349, SLG: 0.357		F7		F7		F8		6-3		4	0	0	0	0	0	5
Luis Aparicio, R (1, 6) OBP: 0.312, SLG: 0.344		K			2-3		L7		SH2-4 HR BB	3	1	0	0	1	1	0
Dick Donovan, L (1, 1) OBP: 0.330, SLG: 0.367		BB			G3		G3		SH2-4 1-2	2	0	0	0	1	0	0
Inning Stats	R: 0 E: 0 K: 1 S: 6 H: 1 LOB: 3 BB: 2 P: 14	R: 0 E: 0 K: 1 S: 5 H: 0 LOB: 1 BB: 1 P: 9	R: 0 E: 0 K: 0 S: 2 H: 0 LOB: 0 BB: 1 P: 6	R: 0 E: 0 K: 0 S: 3 H: 0 LOB: 0 BB: 0 P: 3	R: 0 E: 0 K: 0 S: 3 H: 0 LOB: 0 BB: 0 P: 3	R: 1 E: 0 K: 0 S: 4 H: 1 LOB: 2 BB: 2 P: 12	R: 0 E: 0 K: 0 S: 3 H: 0 LOB: 0 BB: 0 P: 3	R: 1 E: 0 K: 2 S: 9 H: 2 LOB: 3 BB: 1 P: 13	R: 3 E: 0 K: 1 S: 7 H: 2 LOB: 1 BB: 2 P: 15	1B: 4 2B: 1 3B: 0 HR: 1 SF: 1 SAC: 1 DP: 1 HBP: 0						

PITCHER	IP	WLS	BF	H	R	ER	SO	BB	IBB	HBP	BLK	WP	HR	S	P	ERA	WHIP
Glenn Cox, R (1, 1) ERA: 4.24	9.0	L	41	6	5	5	5	9	0	0	0	0	1	42	78	5.00	1.667

PITCHER	IP	WLS	BF	H	R	ER	SO	BB	IBB	HBP	BLK	WP	HR	S	P	ERA	WHIP

TOP

Chicago White Sox @ Kansas City Athletics

Municipal Stadium, Kansas City, MO

Sat Sep 29 1956, 4:33 AM EDT

Att. 12,198 - Unknown

livebaseballscorecards.com

AB	30
R	5
H	6
RBI	5
BB	9
SO	5
LOB	19

1B: 4	SF: 1	WP: 0	PA: 41
2B: 1	SAC: 1	PB: 0	
3B: 0	DP: 1	SB: 1	
HR: 1	HBP: 0	CS: 0	

Batter	1	2	3	4	5	6	7	8	9	AB	R	H	RBI	BB	SO	LOB
Vic Power, R (1, 4) OBP: 0.339, SLG: 0.441	6-3		B1-3			F8		G3 SH3 1B		4	0	1	0	0	0	0
Hector Lopez, R (1, 5) OBP: 0.344, SLG: 0.427	F8			K		1B 1B 1B		SH3 1-2		3	1	1	0	0	1	0
Lou Skizas, R (1, 7) OBP: 0.339, SLG: 0.466	5-3			F9		1B 1-2 1B		G3 2-3		4	0	1	0	0	0	1
Hal Smith, R (1, 2) OBP: 0.300, SLG: 0.372		5-3		1-3		1-3 2-H 1B		F3		4	0	1	1	0	0	1
Eddie Robinson, L (1, 3) OBP: 0.312, SLG: 0.332		FC5-4 1B			E3 FC3-6	K			BBBB FC6-4 BB	3	0	1	0	1	1	1
Al Pilarcik, L (1, 9) OBP: 0.333, SLG: 0.351		F7			FC3-6 6-3 1-2f		4-3		F6	4	0	0	0	0	0	3
Jim Pisoni, R (1, 8) OBP: 0.276, SLG: 0.370		FC5-4 1-2f			6-3 1-2		1B 1B		SSS K	4	0	1	0	0	1	3
Joe Demaestri, R (1, 6) OBP: 0.275, SLG: 0.316			4-3		IBB		G6-3 1-3 1B		FC6-4 1-2f	3	0	1	0	1	0	1
Glenn Cox, R (1, 1)			SSS K		SSS K		G6-3 1-2f			3	0	0	0	0	2	4
Inning Stats	R: 0 E: 0 K: 0 S: 3 H: 0 LOB: 0 BB: 0 P: 3	R: 0 E: 0 K: 0 S: 4 H: 1 LOB: 1 BB: 0 P: 4	R: 0 E: 0 K: 1 S: 5 H: 0 LOB: 0 BB: 0 P: 5	R: 0 E: 0 K: 1 S: 5 H: 0 LOB: 0 BB: 0 P: 5	R: 0 E: 1 K: 1 S: 6 H: 0 LOB: 2 BB: 1 P: 10	R: 1 E: 0 K: 1 S: 7 H: 3 LOB: 1 BB: 0 P: 7	R: 0 E: 0 K: 0 S: 4 H: 2 LOB: 1 BB: 0 P: 4	R: 0 E: 0 K: 0 S: 4 H: 1 LOB: 1 BB: 0 P: 4	R: 0 E: 0 K: 1 S: 5 H: 0 LOB: 1 BB: 1 P: 9	1B: 7 2B: 0 3B: 0 HR: 0	SF: 0 SAC: 1 DP: 1 HBP: 0						

PITCHER	IP	WLS	BF	H	R	ER	SO	BB	IBB	HBP	BLK	WP	HR	S	P	ERA	WHIP
Dick Donovan, R (1, 1) ERA: 3.64	9.0	W	35	7	1	1	5	1	1	0	0	0	0	43	51	1.00	0.889

PITCHER	IP	WLS	BF	H	R	ER	SO	BB	IBB	HBP	BLK	WP	HR	S	P	ERA	WHIP

BOTTOM

Chicago White Sox @ Kansas City Athletics

Municipal Stadium, Kansas City, MO

Sat Sep 29 1956, 4:33 AM EDT

Att. 12,198 - Unknown

livebaseballscorecards.com

AB	32
R	1
H	7
RBI	1
BB	2
SO	5
LOB	14

1B: 7	SF: 0	WP: 0	PA: 35
2B: 0	SAC: 1	PB: 0	
3B: 0	DP: 1	SB: 0	
HR: 0	HBP: 0	CS: 0	

TOP

Chicago White Sox @ Kansas City Athletics

Municipal Stadium, Kansas City, MO

Sun Sep 30 1956, 4:33 AM EDT

Att. 13,171 - Unknown

livebaseballscorecards.com

Batter	1	2	3	4	5	6	7	8	9	AB	R	H	RBI	BB	SO	LOB
Luis Aparicio, R (1, 6) OBP: 0.311, SLG: 0.341	4-3	BB PO BB 1-2 2-3 3-H BB		F6			FC5-2 S 2B 3-H		6-3	4	1	0	1	1	0	3
Nellie Fox, L (1, 4) OBP: 0.347, SLG: 0.376	F8	BB 1-2 2-3 3-H BB			L7		1-H 2B		BB	3	0	1	2	1	0	0
Fred Hatfield, L (8, 5) OBP: 0.351, SLG: 0.357										0	0	0	0	1	0	0
Bubba Phillips, R (1, 8) OBP: 0.321, SLG: 0.394	1B	PO 2-3 3-H	G3-6-3 1B		F7		4-3		F2	5	0	2	0	0	0	2
Ron Jackson, R (1, 3) OBP: 0.333, SLG: 0.321	K		K		L8			F2	F8	4	0	0	0	0	2	2
Minnie Minoso, R (9, PH) OBP: 0.425, SLG: 0.525										1	0	0	0	0	0	1
Jim Rivera, L (1, 9) OBP: 0.322, SLG: 0.395		BB BB BB 1B	G3-6-3 1-2f			F9		E8 2B 2B		4	2	2	0	0	0	1
Les Moss, R (1, 2) OBP: 0.338, SLG: 0.512		BB BB 1-2 BB BB		F3		F5		2B BB		2	2	0	0	2	0	0
Sherm Lollar, R (8, 2) OBP: 0.383, SLG: 0.438										0	0	0	0	0	0	0
Sammy Esposito, R (1, 5) OBP: 0.371, SLG: 0.342		BB BB E 1-2 2-3 BB		4-3		F8		1-H 2B 3-H		3	1	1	2	1	0	0
(8, 4)																
Jim Delsing, L (1, 7) OBP: 0.284, SLG: 0.151	K			1B BB			G3 FC5-2 2B	F2		3	0	1	0	1	1	4
Jim Derrington, L (1, 1) OBP: 0.500, SLG: 0.500	K			1-2 1B			G3 2-3	4-3		2	0	1	0	0	1	3
Larry Doby, L (7, PH) OBP: 0.392, SLG: 0.466										1	0	0	0	0	0	1
Dick Marlowe, R (7, 1)										0	0	0	0	0	0	0
Ron Northey, L (8, PH) OBP: 0.417, SLG: 0.583										1	0	0	0	0	0	1
Jack Harshman, L (8, 1) OBP: 0.277, SLG: 0.437										0	0	0	0	0	0	0
Inning Stats	R: 0 E: 0 K: 1 S: 6 H: 1 LOB: 1 BB: 0 P: 6	R: 3 E: 1 K: 2 S: 7 H: 1 LOB: 1 BB: 4 P: 23	R: 0 E: 0 K: 1 S: 5 H: 1 LOB: 0 BB: 0 P: 5	R: 0 E: 0 K: 0 S: 4 H: 1 LOB: 2 BB: 1 P: 8	R: 0 E: 0 K: 0 S: 3 H: 0 LOB: 0 BB: 0 P: 3	R: 0 E: 0 K: 0 S: 3 H: 0 LOB: 0 BB: 0 P: 3	R: 1 E: 0 K: 0 S: 5 H: 2 LOB: 1 BB: 0 P: 5	R: 2 E: 1 K: 0 S: 5 H: 2 LOB: 1 BB: 1 P: 9	R: 0 E: 0 K: 0 S: 3 H: 0 LOB: 1 BB: 1 P: 7	1B: 4 2B: 4 3B: 0 HR: 0 SF: 0 SAC: 0 DP: 1 HBP: 0						

	AB	33
	R	6
	H	8
	RBI	5
	BB	7
	SO	4
	LOB	18

WP: 0 PB: 0 SB: 1 CS: 0 PA: 41

PITCHER	IP	WLS	BF	H	R	ER	SO	BB	IBB	HBP	BLK	WP	HR	S	P	ERA	WHIP
George Brunet, L (1, 1) ERA: 7.0	1.2		11	2	3	2	3	4	0	0	0	0	0	13	29	10.80	3.600
Bill Harrington, R (2, 1) ERA: 6.13	5.2	W	23	6	3	3	1	2	0	0	0	0	0	23	31	4.76	1.412
Jack Crimian, R (8, 1) ERA: 5.5	1.2	S	6	0	0	0	0	1	0	0	0	0	0	5	9	0.00	0.600

PITCHER	IP	WLS	BF	H	R	ER	SO	BB	IBB	HBP	BLK	WP	HR	S	P	ERA	WHIP

Batter	1	2	3	4	5	6	7	8	9	AB	R	H	RBI	BB	SO	LOB
Vic Power, R (1, 4) OBP: 0.340, SLG: 0.447	F7	1B 2B 1B		F8		1-H HR		6-3		4	2	2	2	0	0	1
Jim Finigan, R (7, 4) OBP: 0.298, SLG: 0.284										1	0	0	0	0	0	0
Hector Lopez, R (1, 5) OBP: 0.347, SLG: 0.428	1B 2B 1B	1-2 2B 1B		BBBB FC6-4 BB		5-3		BB 1B 1B		3	1	2	0	1	0	0
Clete Boyer, R (7, 5) OBP: 0.284, SLG: 0.279										1	0	1	0	0	0	0
Lou Skizas, R (1, 7) OBP: 0.343, SLG: 0.479	2B 1-3 1B	F4		FC6-4 1-2f		HR		BB 1-2 1B		5	1	3	1	0	0	4
Hal Smith, R (1, 2) OBP: 0.303, SLG: 0.380	E 1-3 3-H 2B	1-H 2-H 2B			6-3	G3		SSS K		3	1	2	2	0	0	0
Tim Thompson, L (6, 2) OBP: 0.319, SLG: 0.347										2	0	0	0	0	1	2
Johnny Groth, R (1, 9) OBP: 0.335, SLG: 0.398	E5 BLK BB 2-H		BBBB G5-4-3 BB		S 1B		BBBB G5-4-3 BB	BBBB 1-2 2-3 BB		2	0	1	0	3	0	0
Rance Pless, R (1, 3) OBP: 0.354, SLG: 0.329	BBBB BLK 1-2 BB		G5-4-3 1-2f	SSS K 1-2		G5-4-3 1-2f		G3		4	0	0	0	1	1	6
Jim Pisoni, R (1, 8) OBP: 0.303, SLG: 0.467	BBBB 1-2 2-3 BB		SSS K	6-3		HR				3	1	1	1	1	1	1
Joe Demaestri, R (1, 6) OBP: 0.277, SLG: 0.316	L8			BBBB SH2-4 BB		BBBB HR BB		3B		1	1	0	0	2	0	3
Mike Baxes, R (7, 6) OBP: 0.339, SLG: 0.302										1	0	1	0	0	0	0
George Brunet, R (1, 1)		G3		SH2-4 1-2		SSS K		6-3		0	0	0	0	0	0	0
Bill Harrington, R (2, 1)										3	0	0	0	0	1	2
Jack Crimian, R (8, 1) OBP: 0.320, SLG: 0.227										0	0	0	0	0	0	0
Inning Stats	R: 2 E: 1 K: 0 S: 6 H: 3 LOB: 3 BB: 2 P: 14	R: 1 E: 0 K: 0 S: 5 H: 3 LOB: 2 BB: 0 P: 5	R: 0 E: 0 K: 1 S: 4 H: 0 LOB: 0 BB: 1 P: 8	R: 0 E: 0 K: 0 S: 3 H: 0 LOB: 2 BB: 2 P: 11	R: 0 E: 0 K: 1 S: 6 H: 1 LOB: 1 BB: 0 P: 6	R: 3 E: 0 K: 1 S: 7 H: 2 LOB: 0 BB: 1 P: 11	R: 1 E: 0 K: 0 S: 4 H: 2 LOB: 1 BB: 1 P: 8	R: 0 E: 0 K: 1 S: 7 H: 2 LOB: 3 BB: 1 P: 11		1B: 7 2B: 2 3B: 1 HR: 3 SF: 0 SAC: 1 DP: 2 HBP: 0						

PITCHER		IP	WLS	BF	H	R	ER	SO	BB	IBB	HBP	BLK	WP	HR	S	P	ERA	WHIP
Jim Derrington, L ERA: 7.5	(1, 1)	6.0	L	31	9	6	5	3	6	0	0	1	0	2	31	55	7.50	2.500
Dick Marlowe, R ERA: 6.0	(7, 1)	1.0		5	2	1	1	0	1	0	0	0	0	1	4	8	9.00	3.000
Jack Harshman, L ERA: 3.1	(8, 1)	1.0		6	2	0	0	1	1	0	0	0	0	0	7	11	0.00	3.000

PITCHER	IP	WLS	BF	H	R	ER	SO	BB	IBB	HBP	BLK	WP	HR	S	P	ERA	WHIP

BOTTOM

Chicago White Sox @ Kansas City Athletics

Municipal Stadium, Kansas City, MO

Sun Sep 30 1956, 4:33 AM EDT

Att. 13,171 - Unknown

livebaseballscorecards.com

AB	33
R	7
H	13
RBI	6
BB	8
SO	4
LOB	19

WP: 0 PA: 42
PB: 0
SB: 1
CS: 0