

Chicago White Sox - 1956

Batter	1	2	3	4	5	6	7	8	9	AB	R	H	RBI	BB	SO	LOB	TOP			
Gene Woodling, L (1,7)										3	0	0	0	1	1	3				
Bobby Avila, R (1,4)										4	0	0	0	0	0	2				
Al Smith, R (1,9) OBP: 0.250, SLG: 0.250											4	0	1	0	0	0				
Al Rosen, R (1,5) Hoot Evers, R (9, PR)											2	0	0	0	2	1				
Vic Wertz, L (1,3)											4	0	0	0	1	2				
Jim Busby, R (1,8) OBP: 0.333, SLG: 1.333										3	1	1	1	0	1	0				
Chico Carrasquel, R (1,6) OBP: 0.333, SLG: 0.333										3	0	1	0	0	1	0				
Jim Hegan, R (1,2)										2	0	0	0	0	0	0				
Sam Mele, R (8, PH) Stu Locklin, L (8, PR) Hank Foiles, R (8, 2)										1	0	1	0	0	0	0				
Bob Lemon, L (1,1) Rudy Regalado, R (8, PH) Ray Narleski, R (8, 1)										2	0	1	0	0	0	0				
Inning Stats	R: 0 E: 0 K: 1 S: 5	H: 1 LOB: 1 BB: 1 P: 9	R: 0 E: 0 K: 2 S: 7	H: 0 LOB: 0 BB: 0 P: 7	R: 0 E: 0 K: 1 S: 5	H: 0 LOB: 0 BB: 0 P: 5	R: 0 E: 0 K: 0 S: 3	H: 0 LOB: 0 BB: 0 P: 3	R: 1 E: 0 K: 0 S: 4	H: 1 LOB: 0 BB: 0 P: 4	R: 0 E: 0 K: 0 S: 2	H: 0 LOB: 0 BB: 1 P: 6	R: 0 E: 0 K: 0 S: 5	H: 2 LOB: 2 BB: 0 P: 5	R: 0 E: 0 K: 1 S: 5	H: 0 LOB: 1 BB: 1 P: 9	1B: 4 2B: 0 3B: 0 HR: 1	SF: 0 SAC: 0 DP: 1 HBP: 0	WP: 0 PB: 0 SB: 0 CS: 2	PA: 32
PITCHER Billy Pierce, L (1,1) ERA: 1.0	IP: 9.0 WLS: W BF: 32 H: 5 R: 1 ER: 1 SO: 5 BB: 3 IBB: 0 HBP: 0 BLK: 0 WP: 0 HR: 1 S: 39 P: 51 ERA: 1.00 WHIP: 0.889															PITCHER				

Cleveland Indians @ Chicago White Sox
Comiskey Park, Chicago, IL
Tue Apr 17 1956, 4:33 AM EST
Att: 16,773 - Unknown

AB	29
R	1
H	5
RBI	1
BB	3
SO	5
LOB	10



Batter	1	2	3	4	5	6	7	8	9	AB	R	H	RBI	BB	SO	LOB	BOTTOM	
Jim Rivera, L (1,9) OBP: 0.750, SLG: 0.667											3	0	2	1	1	0	0	
Nellie Fox, L (1,4)											4	0	0	0	0	5		
Larry Doby, L (1,8)										3	0	0	0	1	3	3		
Bob Kennedy, R (1,5)										4	0	0	0	0	1	1		
Minnie Minoso, R (1,7) OBP: 0.250, SLG: 0.250										4	1	1	0	0	1	0		
Sherm Lollar, R (1,2) OBP: 1.000, SLG: 1.333										3	1	3	1	1	0	0		
Walt Dropo, R (1,3)											4	0	0	0	1	4		
Luis Aparicio, R (1,6) OBP: 0.333, SLG: 0.333											3	0	1	0	0	0		
Billy Pierce, L (1,1)											3	0	0	0	1	2		
Inning Stats	R: 0 E: 0 K: 0 S: 3	H: 0 LOB: 1 BB: 1 P: 7	R: 0 E: 0 K: 1 S: 5	H: 1 LOB: 0 BB: 0 P: 5	R: 0 E: 0 K: 0 S: 4	H: 1 LOB: 1 BB: 0 P: 4	R: 1 E: 0 K: 1 S: 7	H: 2 LOB: 1 BB: 0 P: 7	R: 0 E: 0 K: 2 S: 7	H: 0 LOB: 0 BB: 0 P: 7	R: 1 E: 0 K: 2 S: 10	H: 2 LOB: 3 BB: 1 P: 14	R: 0 E: 0 K: 0 S: 3	H: 0 LOB: 1 BB: 1 P: 7	1B: 6 2B: 1 3B: 0 HR: 0	SF: 0 SAC: 0 DP: 1 HBP: 0	WP: 0 PB: 0 SB: 0 CS: 0	PA: 34
PITCHER Bob Lemon, R (1,1) ERA: 2.57 Ray Narleski, R (8, 1) ERA:	IP: 7.0 WLS: L BF: 30 H: 7 R: 2 ER: 2 SO: 7 BB: 2 IBB: 0 HBP: 0 BLK: 0 WP: 0 HR: 0 S: 42 P: 50 ERA: 2.57 WHIP: 1.286															PITCHER		

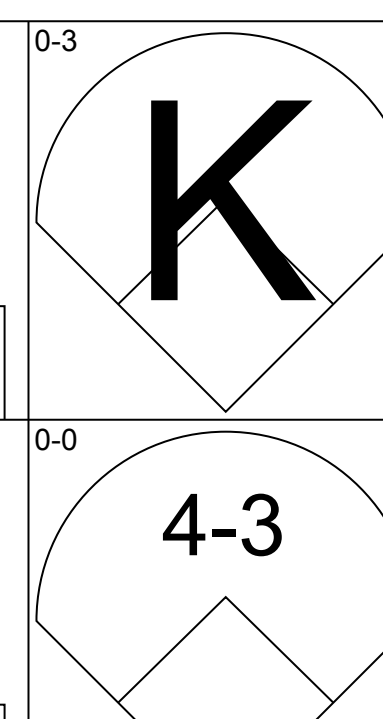
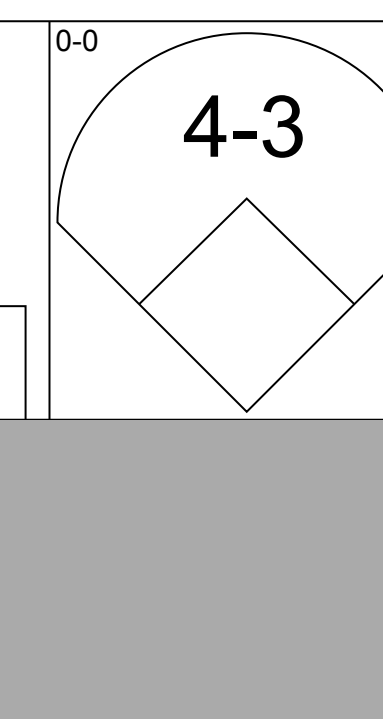
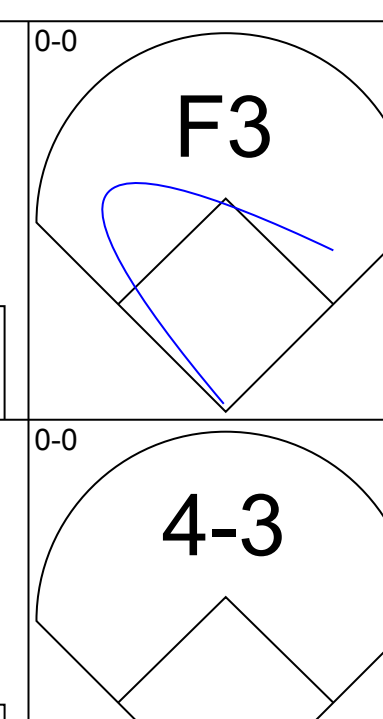
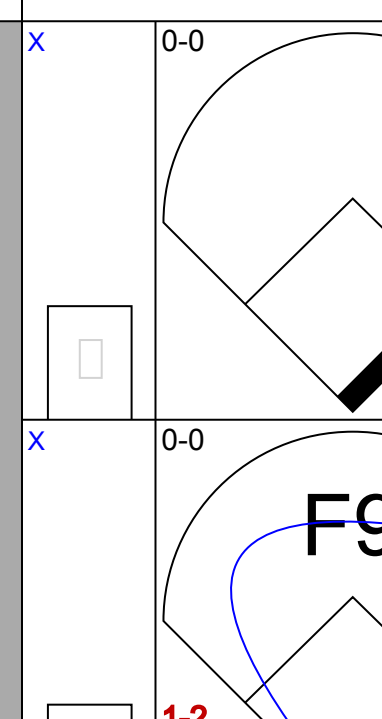
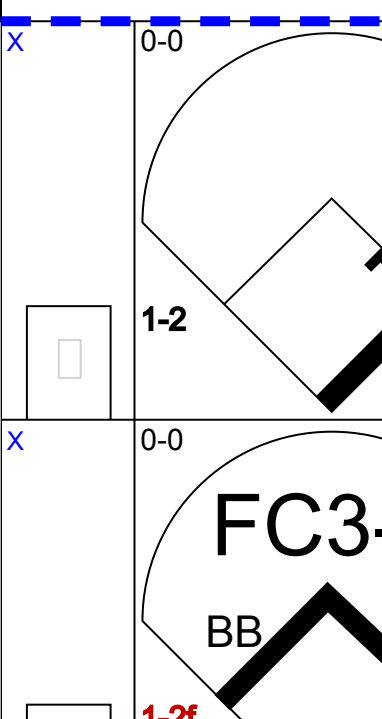
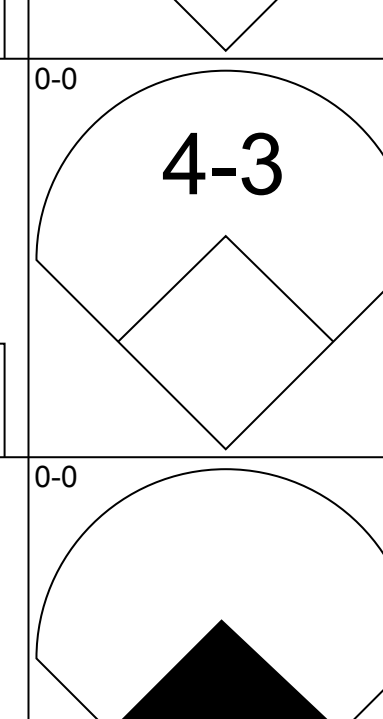
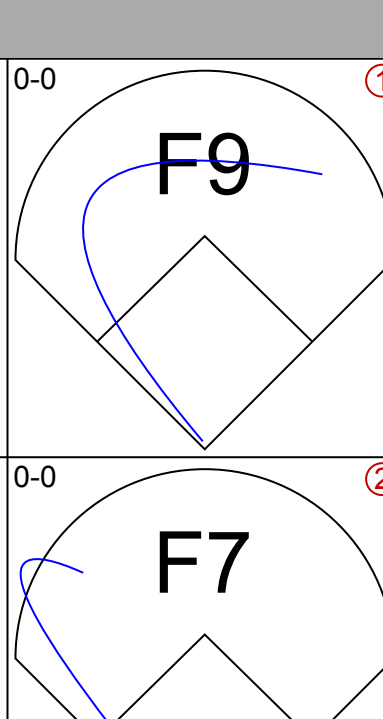
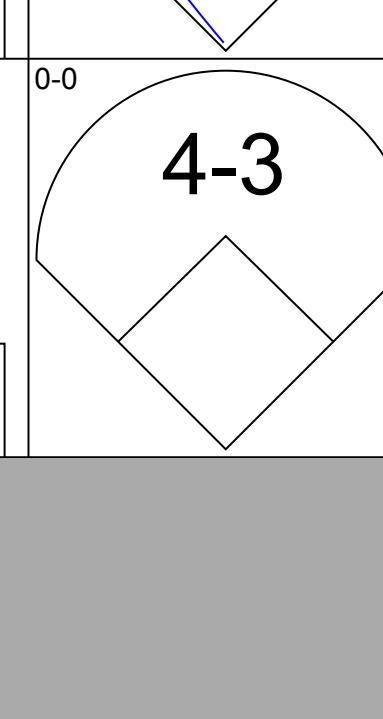
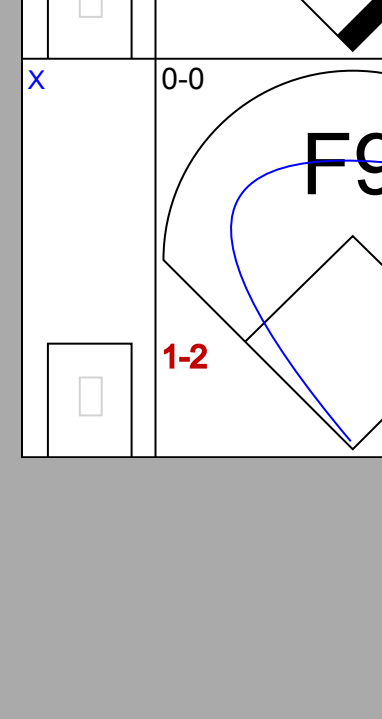
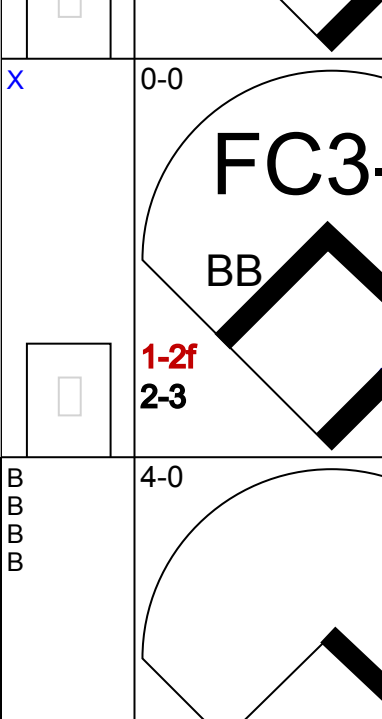
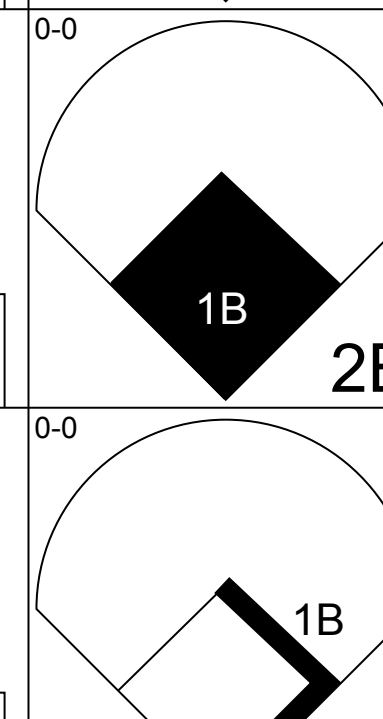
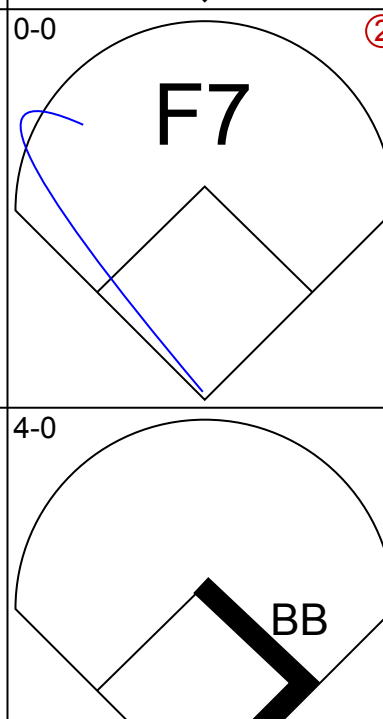
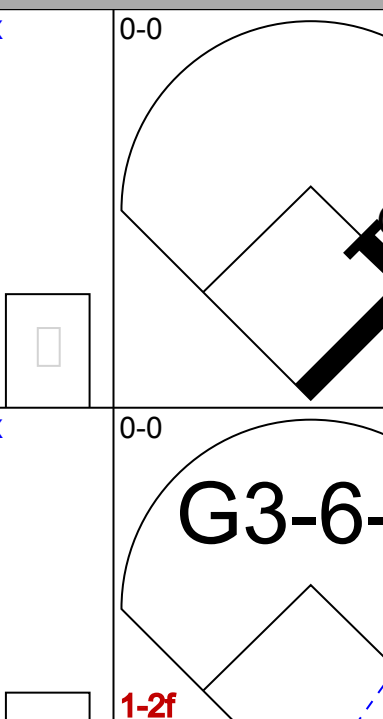
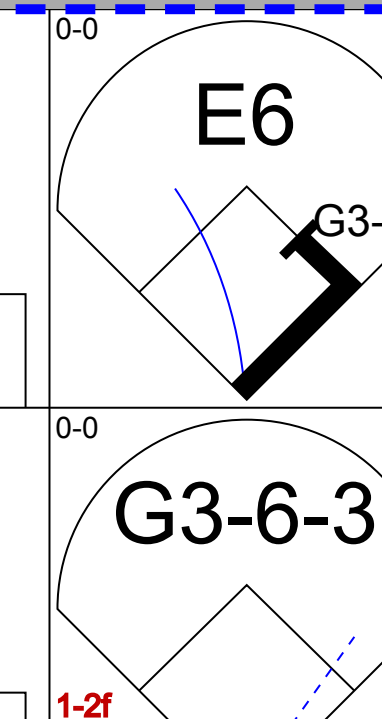
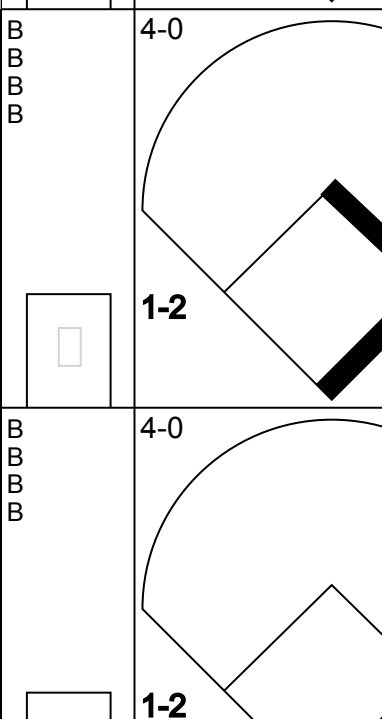
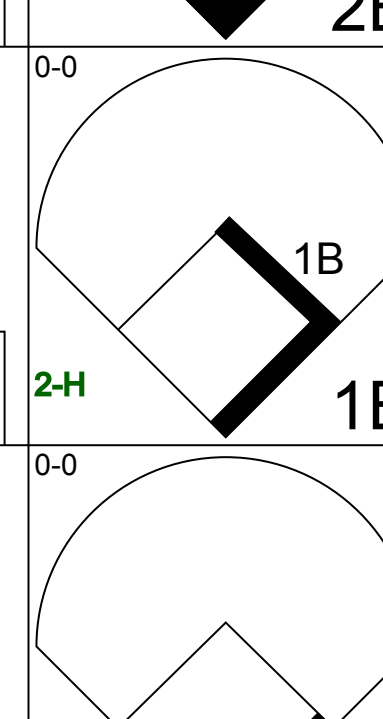
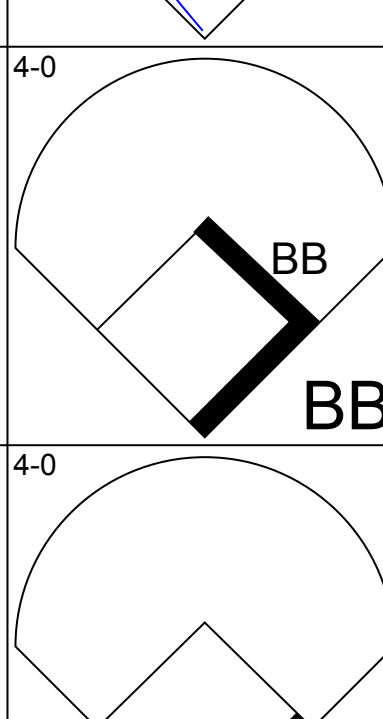

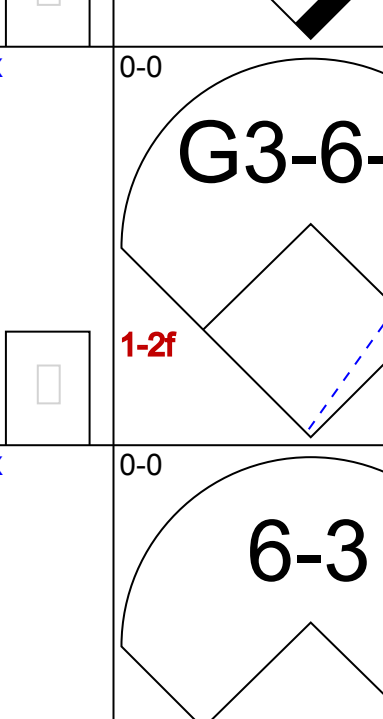
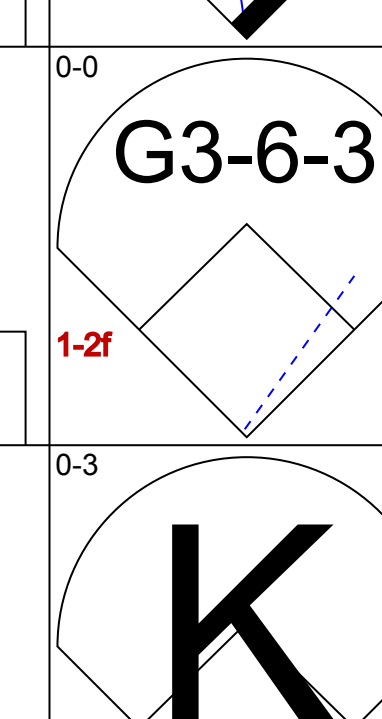
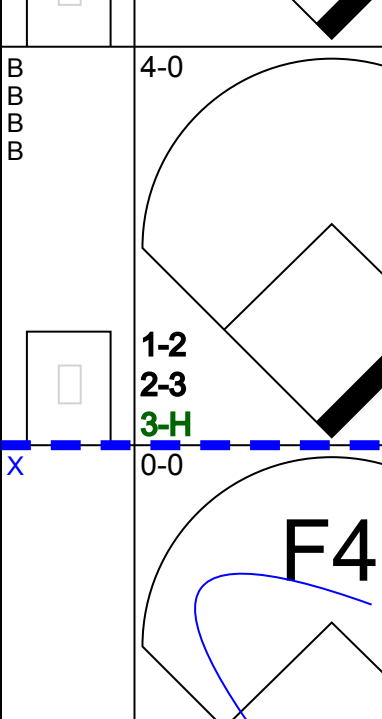
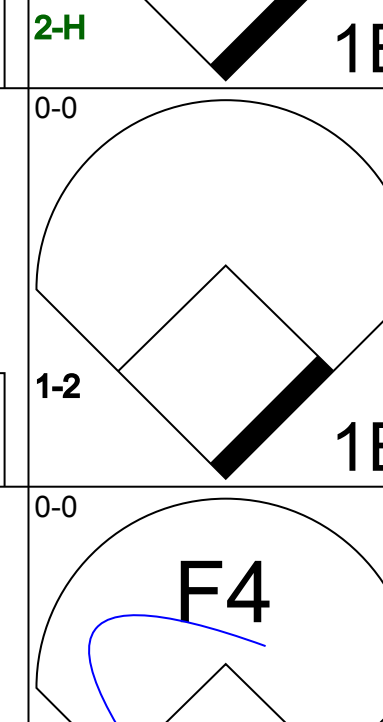
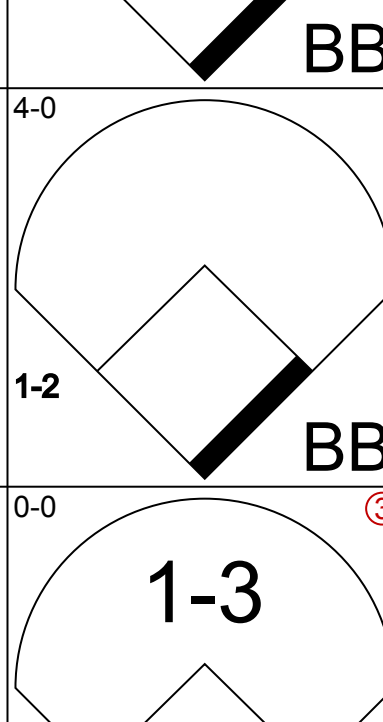

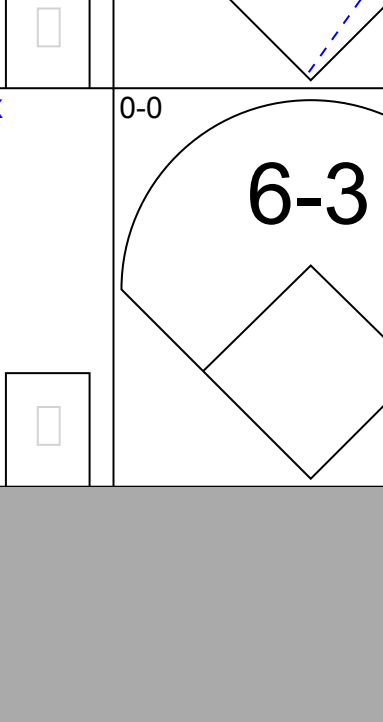
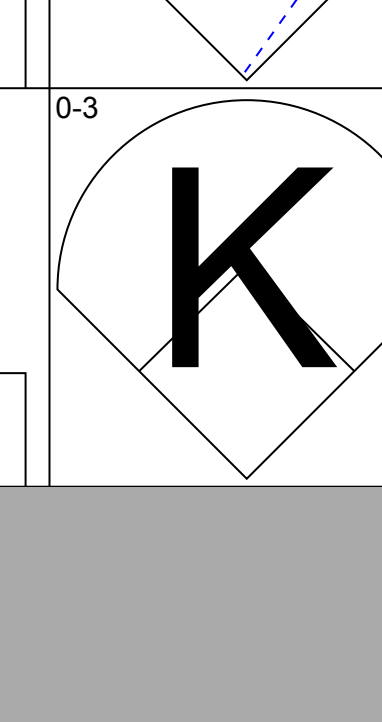
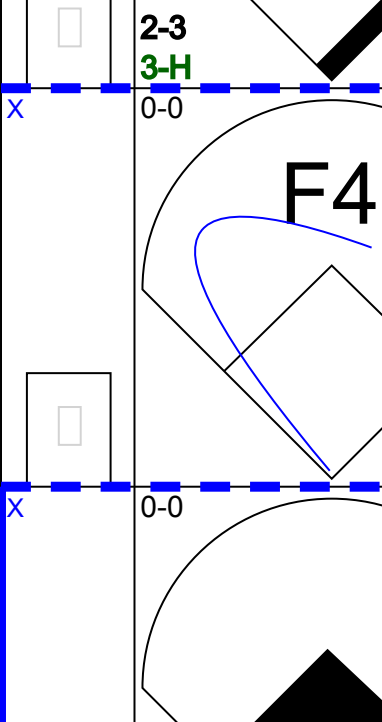
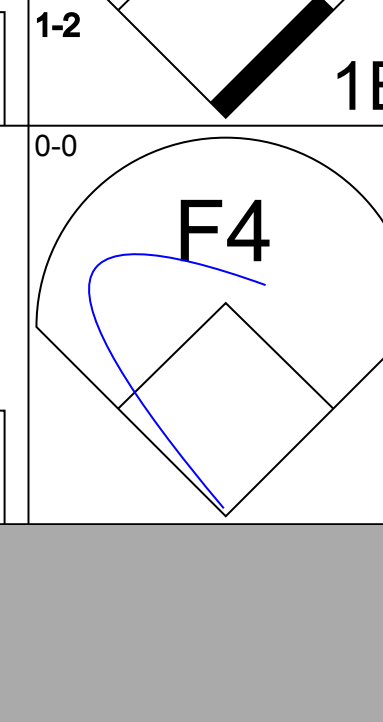
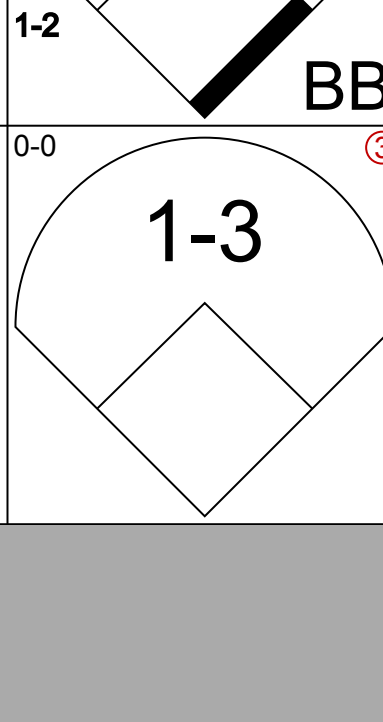
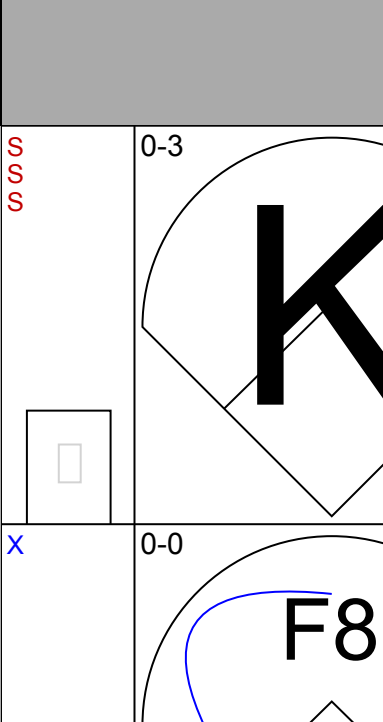
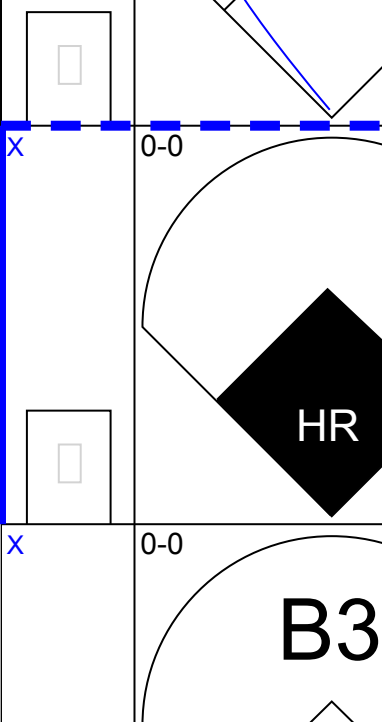
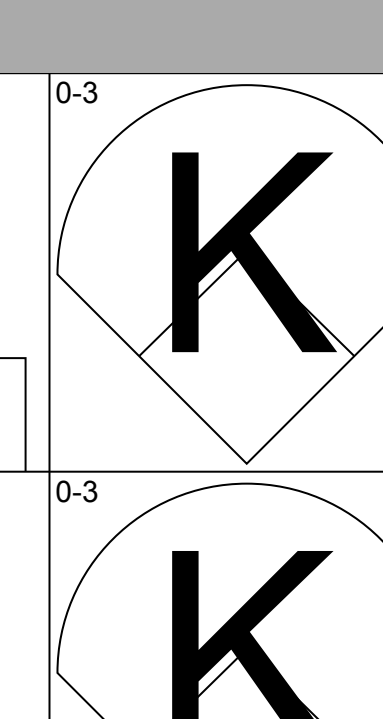
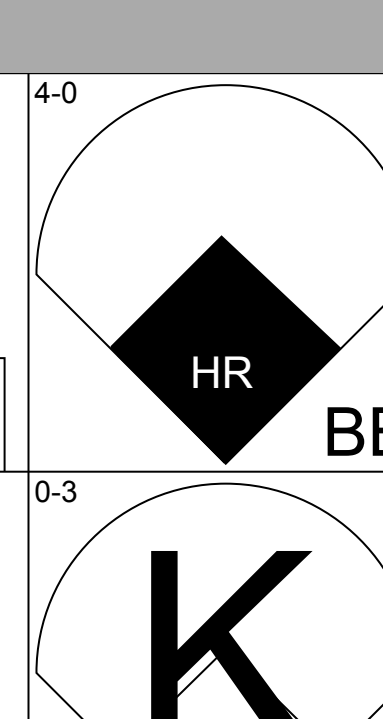
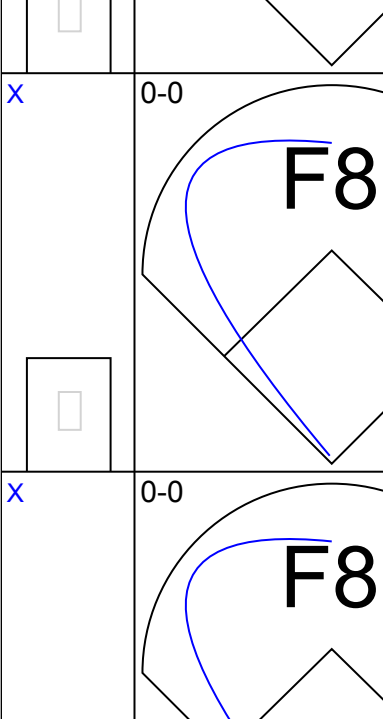
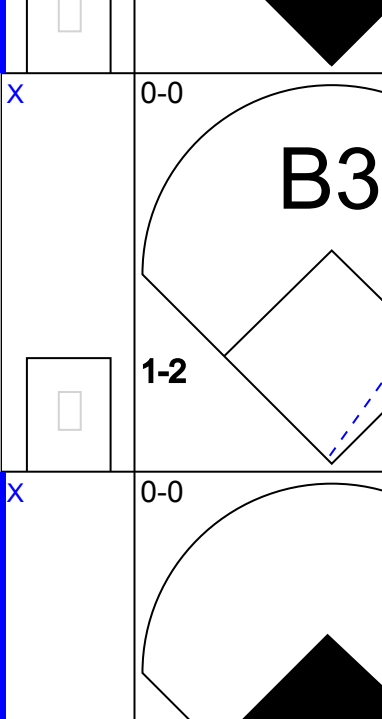
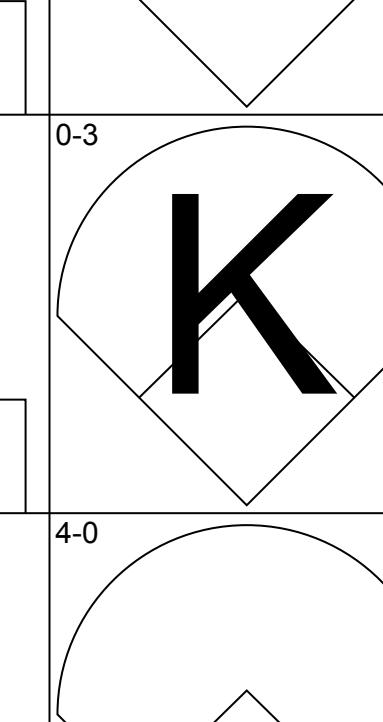
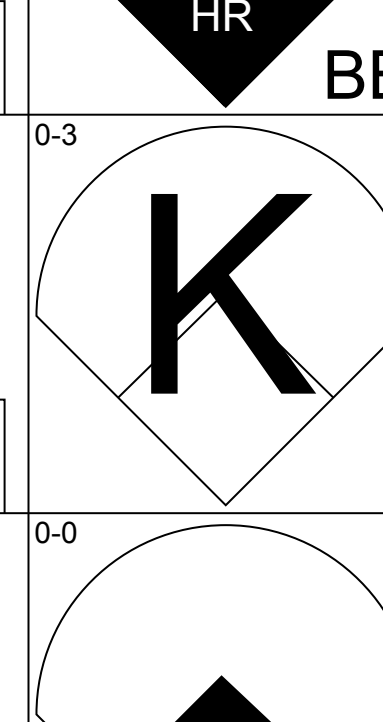
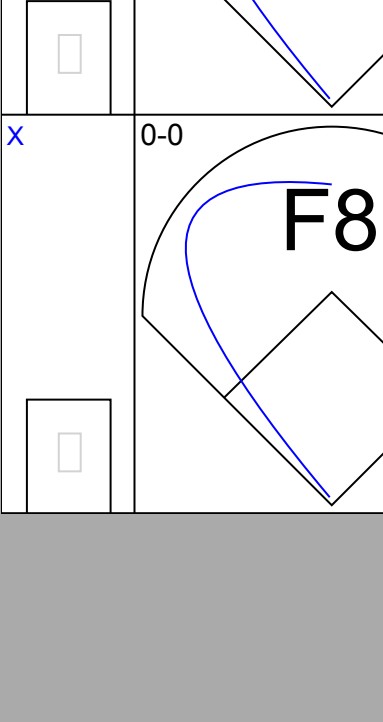
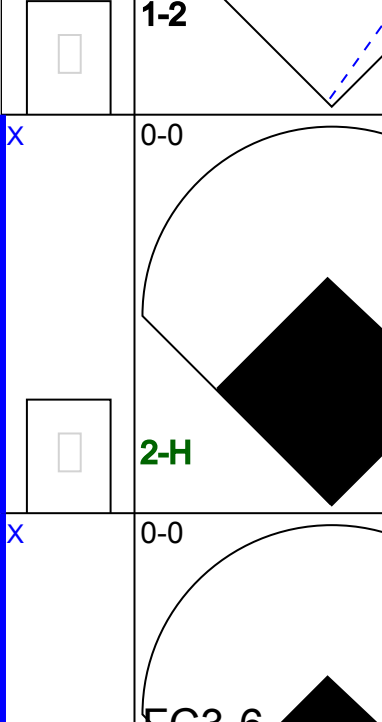
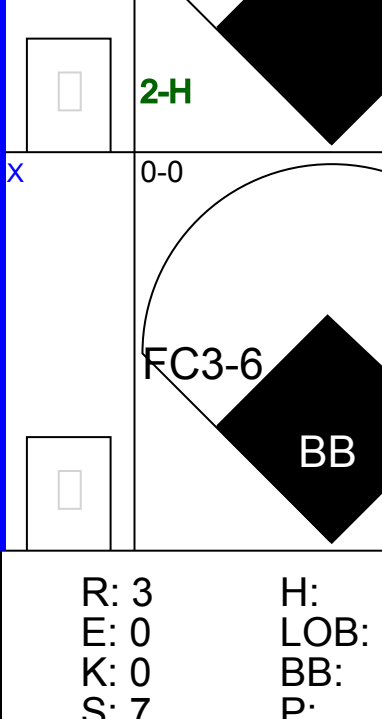
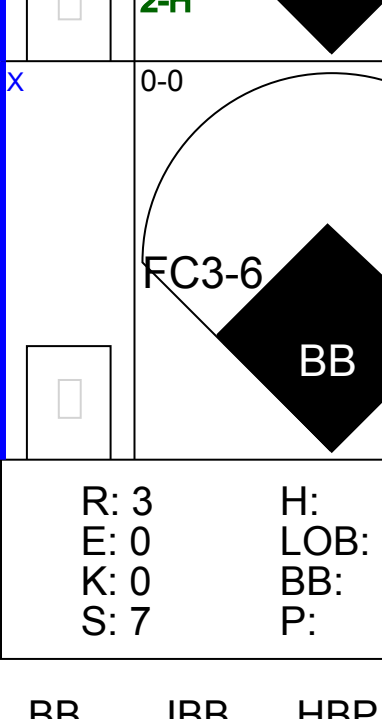
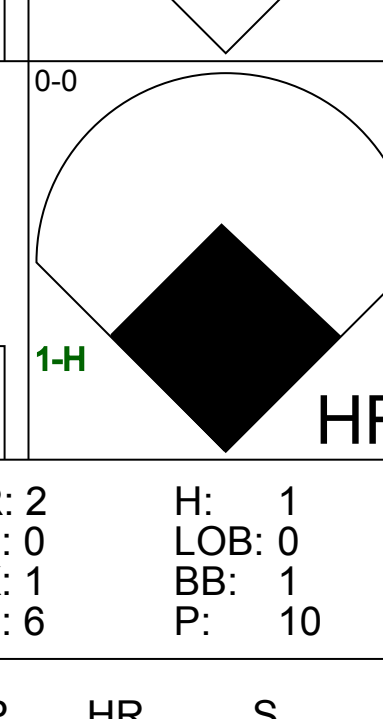
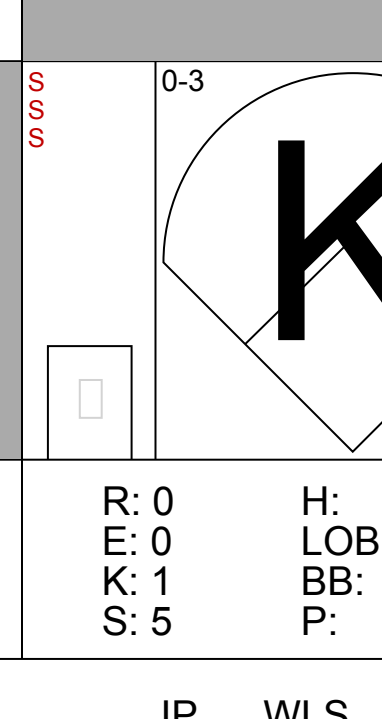
Cleveland Indians @ Chicago White Sox
Comiskey Park, Chicago, IL
Tue Apr 17 1956, 4:33 AM EST
Att: 16,773 - Unknown

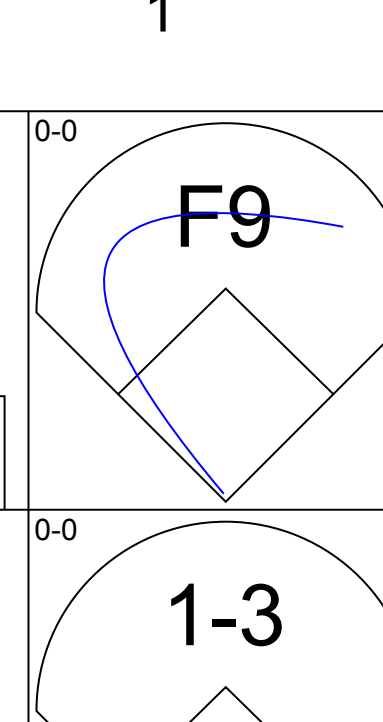
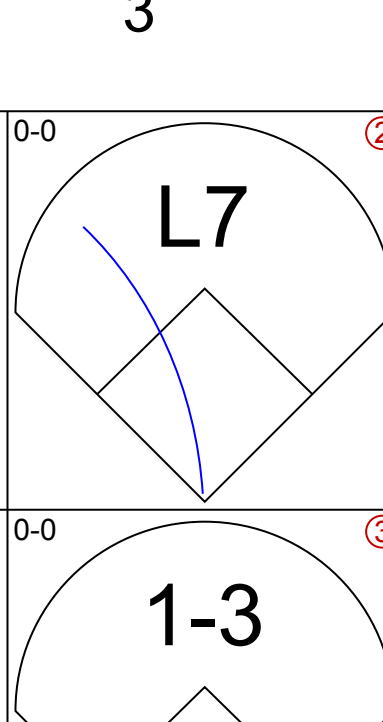
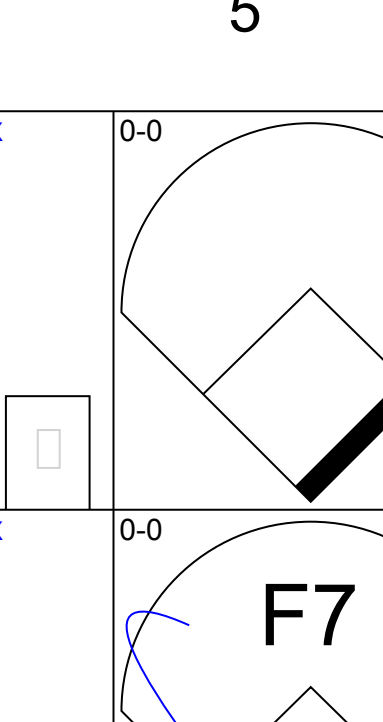
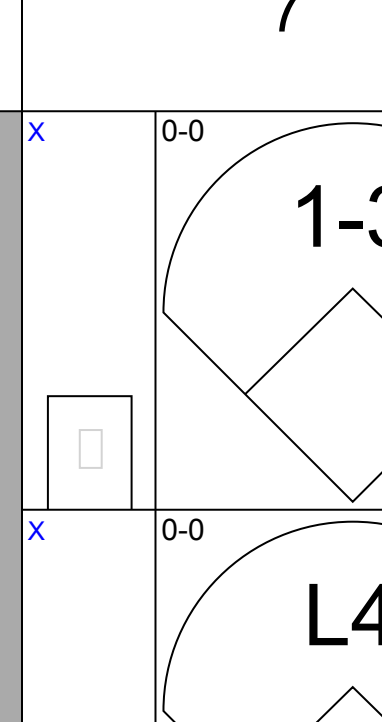
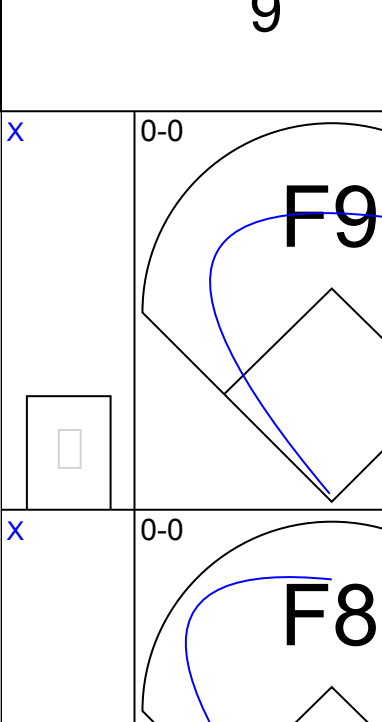
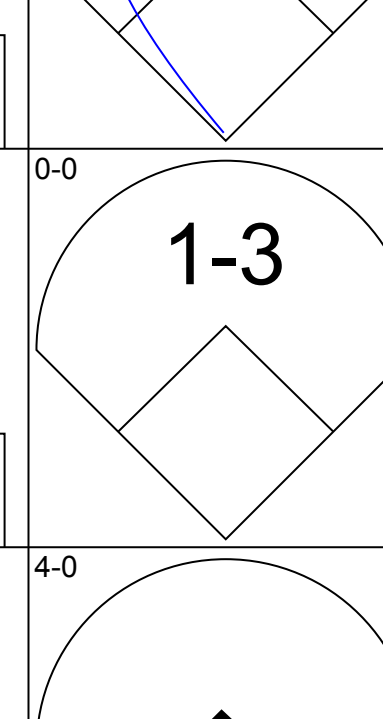
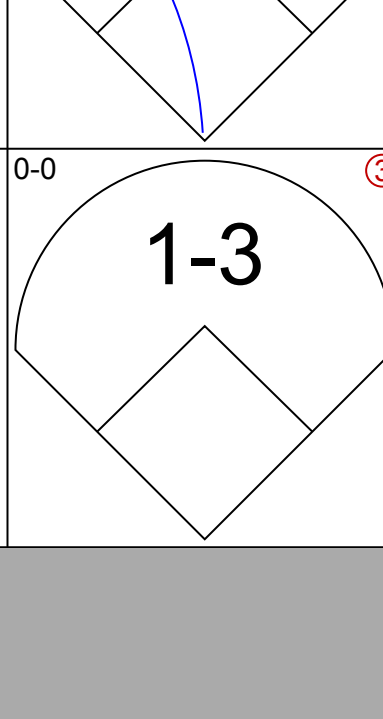
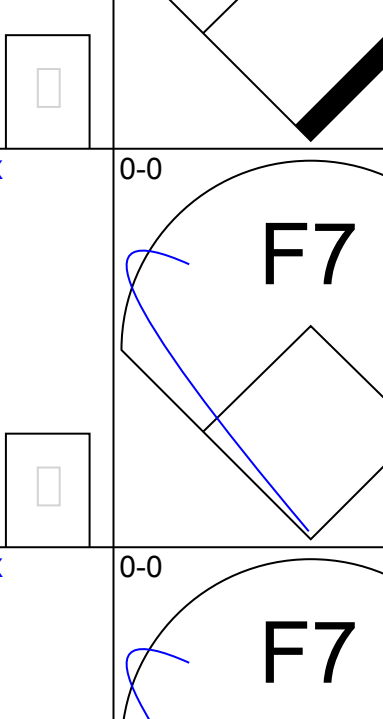
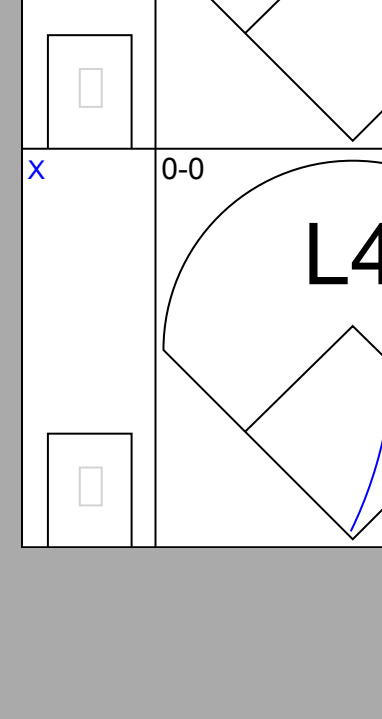
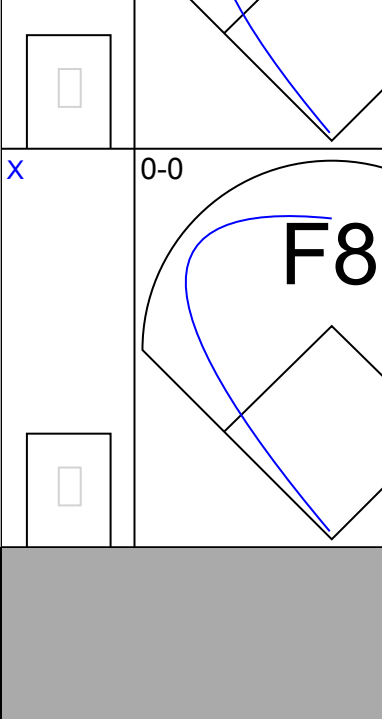
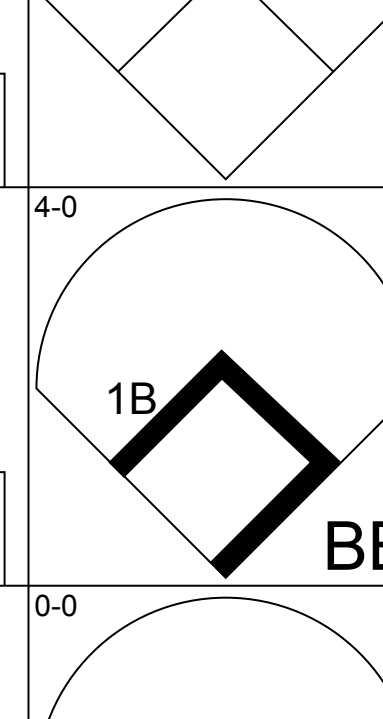
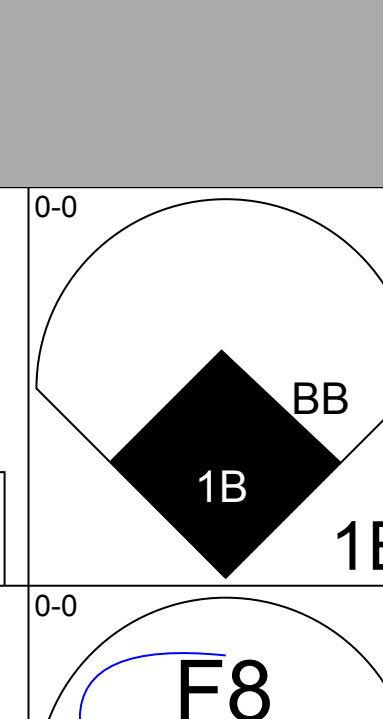
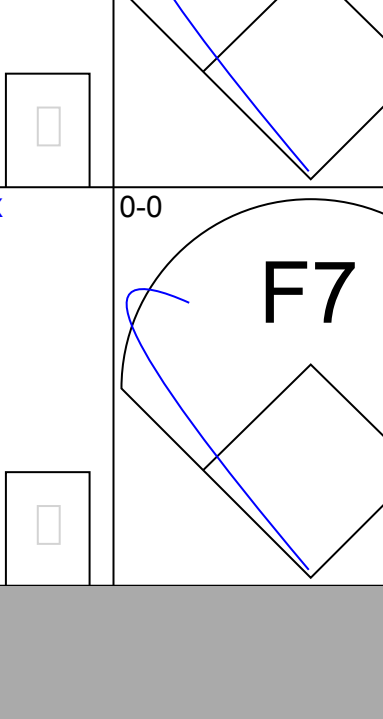
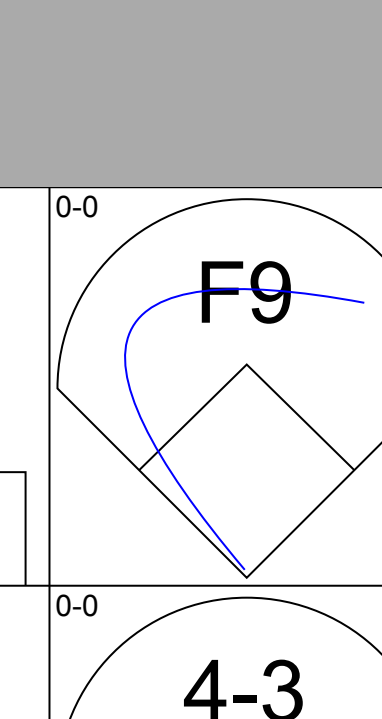
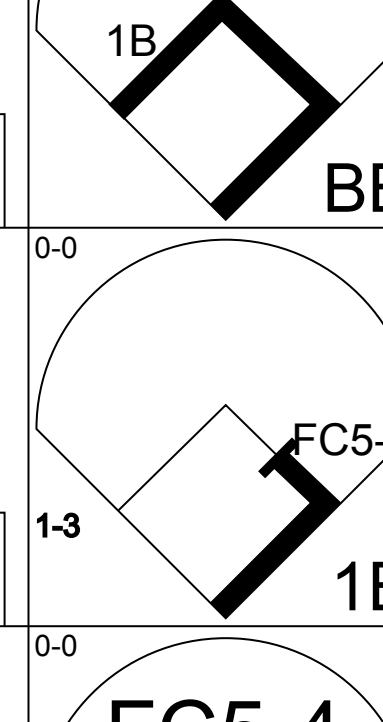
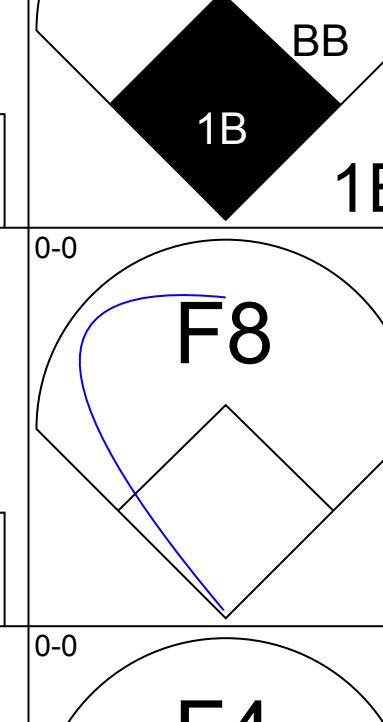
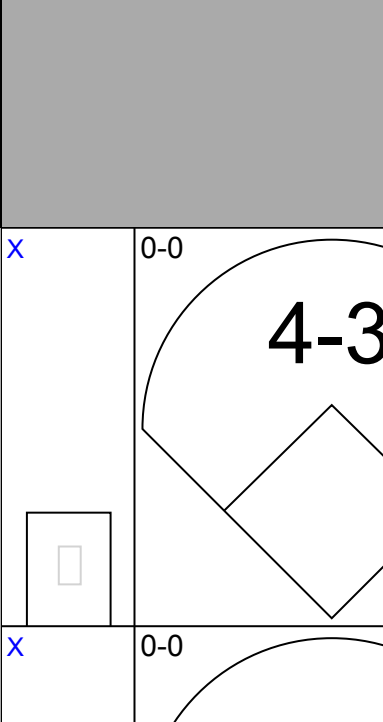
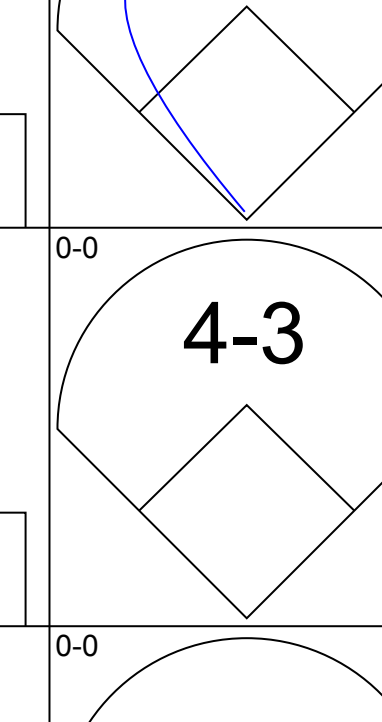
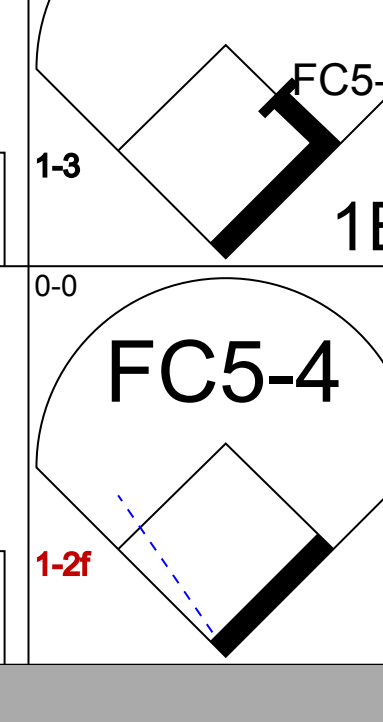
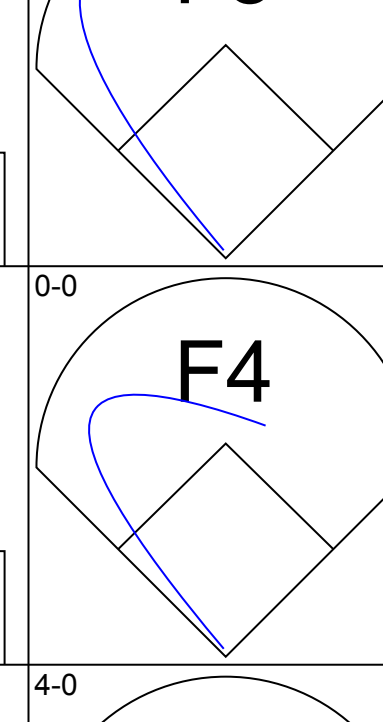
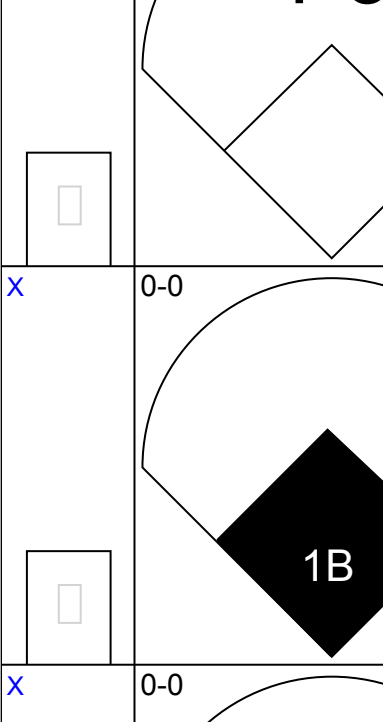
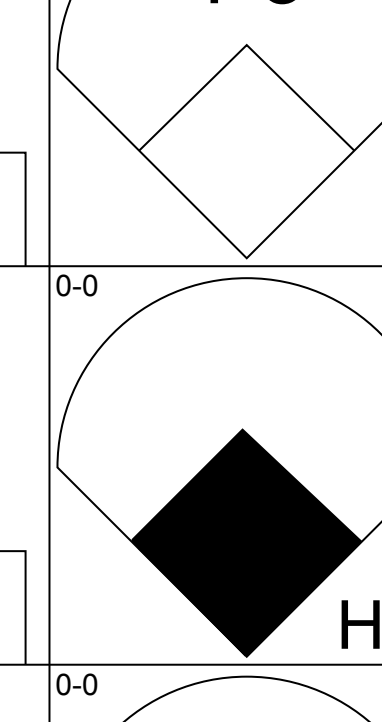
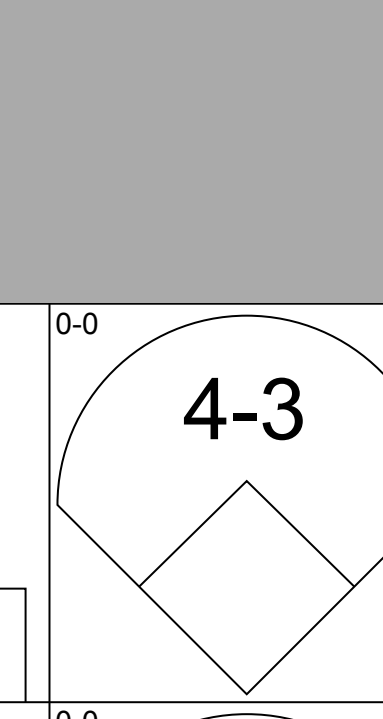
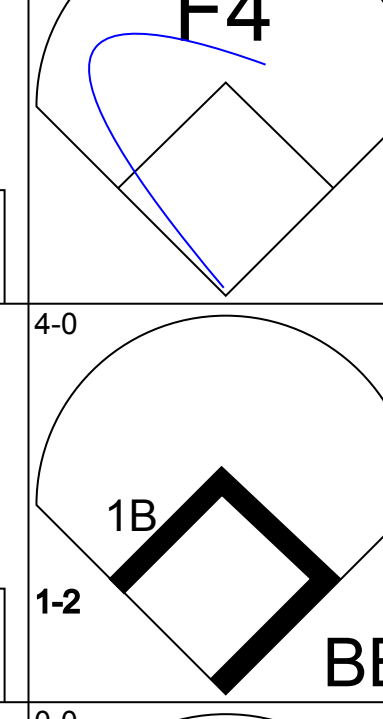
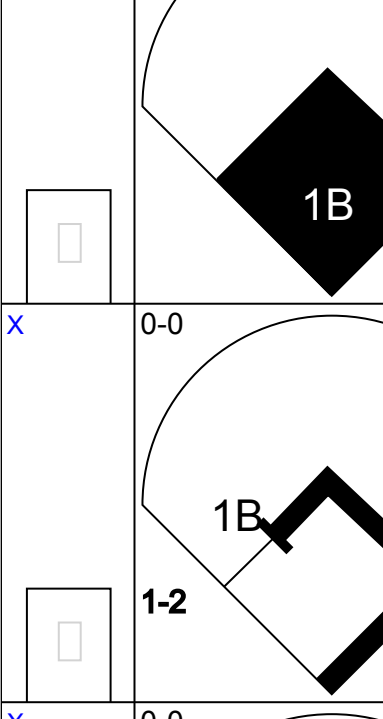
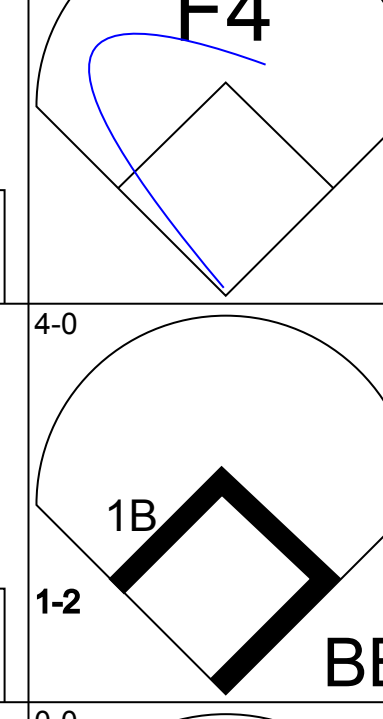
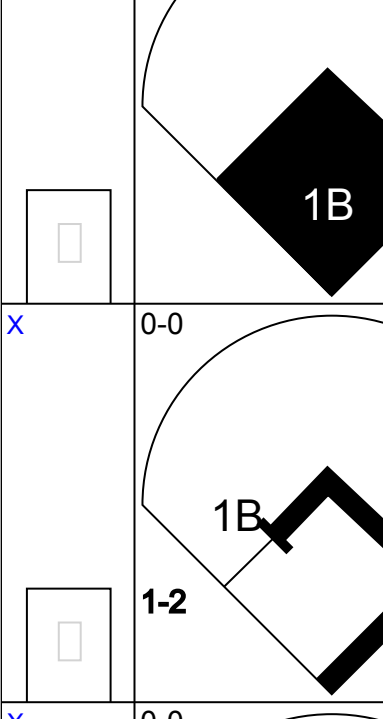
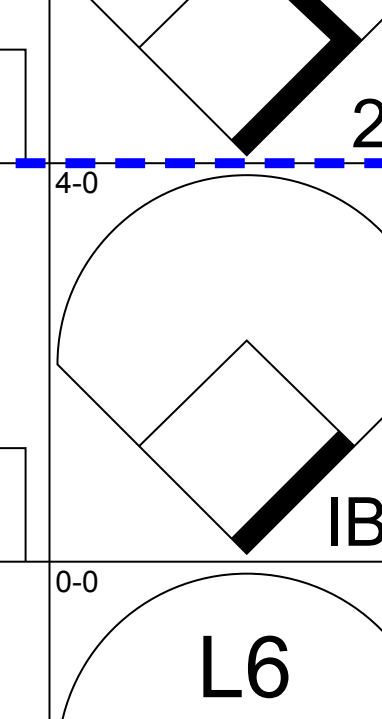
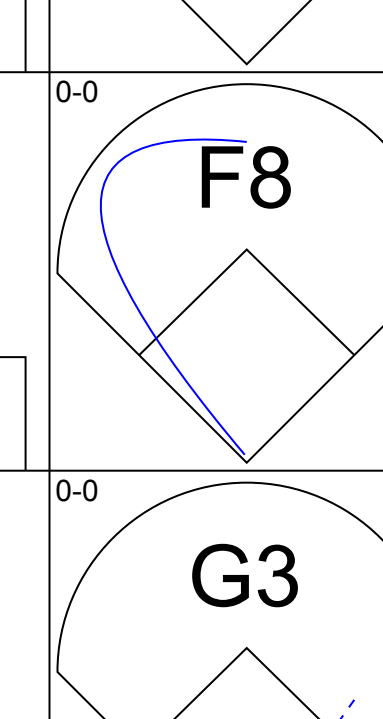
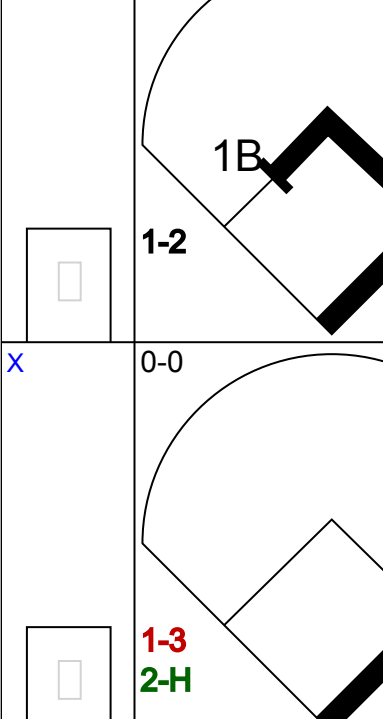
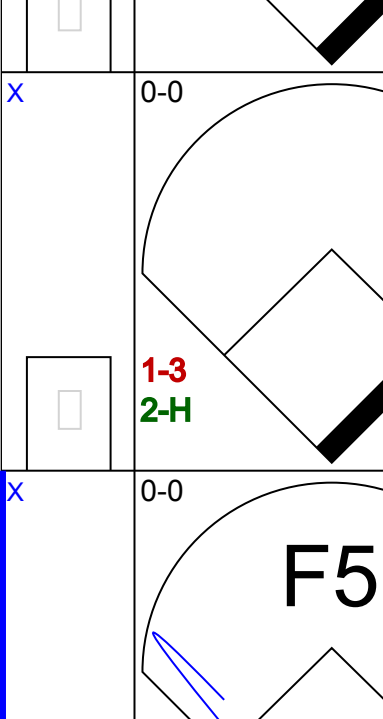
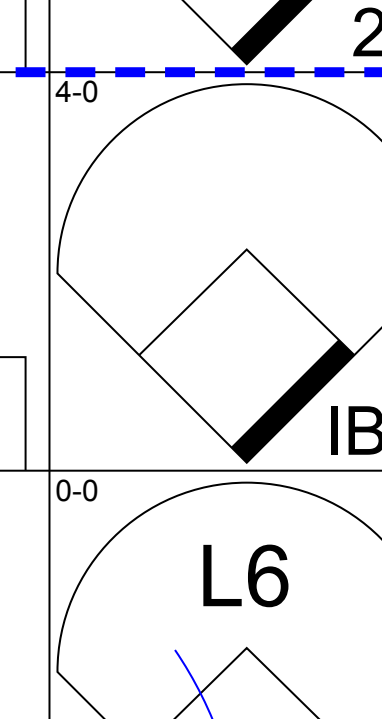
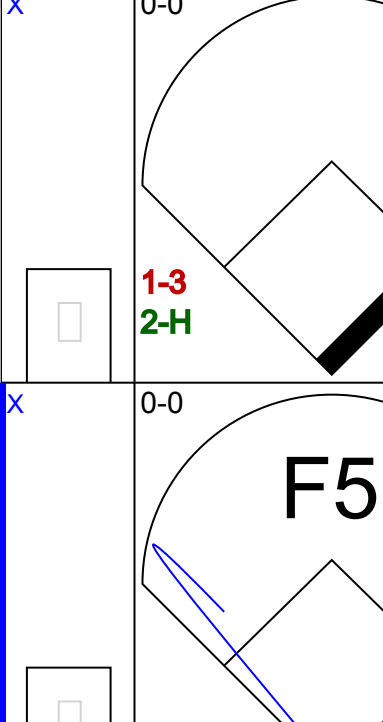
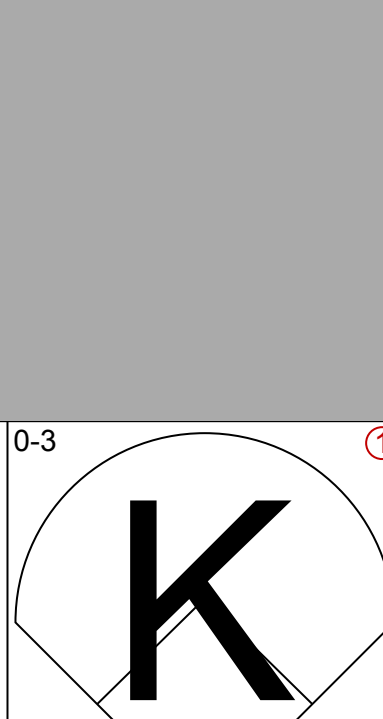
AB	31
R	2
H	7
RBI	2
BB	3
SO	7
LOB	15



Batter	1	2	3	4	5	6	7	8	9	AB	R	H	RBI	BB	SO	LOB	TOP				
Gene Woodling, L (1,7)	F4		F4			F3			F9	4	0	0	0	0	0	1	Cleveland Indians @ Chicago White Sox Comiskey Park, Chicago, IL Thu Apr 19 1956, 4:33 AM EST Att: 5,369 - Unknown				
Bobby Avila, R (1,4) OBP: 0.125, SLG: 0.125	K			1B		6-3			F7	4	0	1	0	0	1	0					
Al Smith, R (1,9) OBP: 0.250, SLG: 0.250	F4			1B		F2			F8	4	0	1	0	0	0	0					
Al Rosen, R (1,5)		F7		F4		6-3				3	0	0	0	0	0	2					
Vic Wertz, L (1,3)		4-3		F8		4-0	G5-4-3			2	0	0	0	1	0	2					
Jim Busby, R (1,8) OBP: 0.167, SLG: 0.667		G3		K		0-0	G5-4-3			3	0	0	0	0	1	3					
Chico Carrasquel, R (1,6) OBP: 0.167, SLG: 0.167			F4		K				1-3	3	0	0	0	0	1	0					
Earl Averill, R (1,2)			4-0	F4		0-0			6-3	2	0	0	0	1	0	0					
Herb Score, L (1,1)			0-3	K		0-0			K	3	0	0	0	0	2	1					
Inning Stats	R: 0 E: 0 K: 1 S: 5	H: 0 LOB: 0 BB: 0 P: 5	R: 0 E: 0 K: 0 S: 3	H: 0 LOB: 0 BB: 0 P: 3	R: 0 E: 0 K: 1 S: 5	H: 0 LOB: 1 BB: 1 P: 9	R: 0 E: 0 K: 1 S: 7	H: 2 LOB: 2 BB: 0 P: 7	R: 0 E: 0 K: 0 S: 5	H: 0 LOB: 0 BB: 0 P: 5	R: 0 E: 0 K: 0 S: 2	H: 0 LOB: 0 BB: 1 P: 6	R: 0 E: 0 K: 1 S: 5	H: 0 LOB: 0 BB: 0 P: 5	R: 0 E: 0 K: 0 S: 3	H: 0 LOB: 0 BB: 0 P: 3		1B: 2 2B: 0 3B: 0 HR: 0	SF: 0 SAC: 0 DP: 1 HBP: 0	WP: 0 PB: 0 CS: 0	PA: 30
PITCHER Jack Harshman, L (1,1) ERA:	IP: 9.0	WLS: W	BF: 30	H: 2	R: 0	ER: 0	SO: 5	BB: 2	IBB: 0	HBP: 0	BLK: 0	WP: 0	HR: 0	S: 38	P: 46	ERA: 0.00	WHIP: 0.444				

Batter	1	2	3	4	5	6	7	8	9	AB	R	H	RBI	BB	SO	LOB	BOTTOM				
Jim Rivera, L (1,9) OBP: 0.571, SLG: 0.400	K			F8		4-0		4-0		2	0	0	0	1	1	0	Cleveland Indians @ Chicago White Sox Comiskey Park, Chicago, IL Thu Apr 19 1956, 4:33 AM EST Att: 5,369 - Unknown				
Bob Nieman, R (8, PH)						CS				0	0	0	0	0	1	0					
Bubba Phillips, R (8, PR)						BB				0	0	0	0	0	0	0					
Nellie Fox, L (1,4)	F7			F9		0-0	F4	F7		4	0	0	0	0	0	3					
Minnie Minoso, R (1,7) OBP: 0.375, SLG: 0.167	F7			CS		4-0	WP	K		2	1	0	0	2	1	3					
Bob Kennedy, R (1,5)		K		CS	F7	0-0	4-0			2	0	0	0	1	1	0					
Larry Doby, L (1,8)		K		1-2	K		1-2			2	0	0	1	0	2	0					
Sherm Lollar, R (1,2) OBP: 0.714, SLG: 0.800		F9			HBP		SF9	F8		2	0	0	0	0	0	1					
Walt Dropo, R (1,3) OBP: 0.143, SLG: 0.143				5-3		0-0		SH5-4		3	0	1	0	0	1	1					
Luis Aparicio, R (1,6) OBP: 0.333, SLG: 0.333			K			0-0		SH5-4		3	0	1	0	0	2	0					
Jack Harshman, L (1,1)			K			0-0		SH5-4		2	0	0	0	0	2	0					
Inning Stats	R: 0 E: 0 K: 1 S: 5	H: 0 LOB: 0 BB: 0 P: 5	R: 0 E: 0 K: 2 S: 7	H: 0 LOB: 0 BB: 0 P: 7	R: 0 E: 0 K: 0 S: 2	H: 0 LOB: 0 BB: 1 P: 6	R: 0 E: 0 K: 2 S: 7	H: 0 LOB: 1 BB: 0 P: 8	R: 0 E: 0 K: 2 S: 6	H: 0 LOB: 0 BB: 1 P: 10	R: 1 E: 0 K: 0 S: 3	H: 0 LOB: 1 BB: 2 P: 11	R: 0 E: 0 K: 1 S: 7	H: 2 LOB: 3 BB: 1 P: 11	R: 0 E: 0 K: 0 S: 3	H: 0 LOB: 0 BB: 0 P: 3	1B: 2 2B: 0 3B: 0 HR: 0	SF: 1 SAC: 1 DP: 0 HBP: 1	WP: 1 PB: 0 CS: 2	PA: 32	
PITCHER Herb Score, L (1,1) ERA: 1.13	IP: 8.0	WLS: L	BF: 30	H: 2	R: 1	ER: 1	SO: 10	BB: 4	IBB: 1	HBP: 1	BLK: 0	WP: 1	HR: 0	S: 44	P: 65	ERA: 1.12	WHIP: 0.750				

Batter	1	2	3	4	5	6	7	8	9	AB	R	H	RBI	BB	SO	LOB	TOP					
Jim Rivera, L OBP: 0.500, SLG: 0.400 (1, 9)										5	0	2	0	0	1	1	Chicago White Sox @ Kansas City Athletics Municipal Stadium, Kansas City, MO Fri Apr 20 1956, 4:33 AM EST Att: 29,792 - Unknown livebaseballscorecards.com					
Nellie Fox, L (1, 4)										5	0	0	0	0	0	3						
Minnie Minoso, R OBP: 0.462, SLG: 0.400 (1, 7)										4	1	2	0	1	0	0						
Larry Doby, L OBP: 0.333, SLG: 0.125 (1, 8)										3	0	1	2	2	0	2						
Sherm Lollar, R OBP: 0.583, SLG: 0.556 (1, 2)										4	0	1	0	1	1	3						
Bob Kennedy, R (1, 5)										3	0	0	0	0	1	4						
Cal Abrams, L OBP: 1.000, SLG: 1.000 (9, PH)										1	0	1	0	0	0	0						
Bubba Phillips, R (9, PR)										0	1	0	0	0	0	0						
Sammy Esposito, R (9, 5)										0	0	0	0	0	0	0						
Walt Dropo, R OBP: 0.182, SLG: 0.100 (1, 3)										3	1	0	0	1	1							
Luis Aparicio, R OBP: 0.222, SLG: 0.222 (9, PH)										3	0	0	0	0	2	1						
Ron Northey, L OBP: 1.000, SLG: 4.000 (9, PH)										1	1	1	2	0	0	0						
Jim Bredeweser, R (9, 6)										0	0	0	0	0	0	0						
Dick Donovan, L OBP: 0.667, SLG: 2.000 (1, 1)										2	1	1	2	1	1	0						
Dixie Howell, L OBP: 1.000, SLG: 1.000 (8, 1)										1	1	1	0	0	0	0						
Inning Stats	R: 1 E: 0 K: 1 S: 8	H: 3 LOB: 2 BB: 0 P: 8	R: 0 E: 0 K: 2 S: 7	H: 0 LOB: 1 BB: 1 P: 11	R: 0 E: 0 K: 0 S: 3	H: 0 LOB: 2 BB: 2 P: 11	R: 2 E: 0 K: 1 S: 6	H: 1 LOB: 0 BB: 1 P: 10	R: 0 E: 0 K: 0 S: 3	H: 0 LOB: 0 BB: 0 P: 3	R: 0 E: 0 K: 1 S: 5	H: 1 LOB: 0 BB: 0 P: 5	R: 0 E: 1 K: 1 S: 5	H: 0 LOB: 0 BB: 0 P: 5	R: 0 E: 1 K: 0 S: 5	H: 0 LOB: 0 BB: 0 P: 5	R: 3 E: 0 K: 0 S: 7	H: 4 LOB: 3 BB: 2 P: 15	1B: 7 2B: 1 3B: 0 HR: 2	SF: 0 SAC: 0 DP: 2 HBP: 0	WP: 0 PB: 0 CS: 1	PA: 41
PITCHER	IP WLS BF H R ER SO BB IBB HBP BLK WP HR S P ERA WHIP	7.0 L 29 6 3 3 6 4 0 0 0 0 1 37 53 3.86 1.429	8.1 L 7 3 3 3 1 0 0 0 0 0 1 9 9 20.25 2.250	9.1 L 4 1 0 0 0 2 0 0 0 0 0 2 10 0.00 9.000	9.1 L 1 0 0 0 0 0 0 0 0 0 0 0 1 1 0.00 0.000	PITCHER										IP WLS BF H R ER SO BB IBB HBP BLK WP HR S P ERA WHIP						

Batter	1	2	3	4	5	6	7	8	9	AB	R	H	RBI	BB	SO	LOB	BOTTOM					
Vic Power, R OBP: 0.214, SLG: 0.214 (1, 3)										5	0	1	0	0	0	0	Chicago White Sox @ Kansas City Athletics Municipal Stadium, Kansas City, MO Fri Apr 20 1956, 4:33 AM EST Att: 29,792 - Unknown livebaseballscorecards.com					
Spook Jacobs, R OBP: 0.143, SLG: 0.143 (1, 4)										5	0	0	0	0	0	1						
Enos Slaughter, L OBP: 0.364, SLG: 0.300 (1, 9)										3	1	1	0	1	0	1						
Harry Simpson, L OBP: 0.154, SLG: 0.154 (1, 8)										4	0	1	0	0	0	1						
Gus Zernial, R OBP: 0.500, SLG: 1.000 (1, 7)										4	2	2	1	0	0	3						
Joe Ginsberg, L OBP: 0.545, SLG: 0.700 (1, 2)										3	0	2	0	1	0	0						
Bobby Shantz, R (8, PR)										0	0	0	0	0	0	0						
Joe Astroth, R (9, 2)										0	0	0	0	0	0	0						
Jim Finigan, R OBP: 0.417, SLG: 0.400 (1, 5)										3	0	2	2	1	0	0						
Joe Demaestri, R OBP: 0.250, SLG: 0.375 (1, 6)										2	0	0	0	0	0	2						
Elmer Valo, L (6, PH)										1	0	0	0	0	0	1						
Mike Baxes, R (7, 6)										1	0	0	0	0	0	2						
Lou Kretlow, R (1, 1)										2	0	0	0	0	2	0						
Hector Lopez, R (7, PH)										1	0	0	0	0	0	0						
Tom Gorman, R (8, 1)										0	0	0	0	0	0	0						
Tommy Lasorda, L (9, 1)										0	0	0	0	0	0	0						
Bill Harrington, R (9, 1)										0	0	0	0	0	0	0						
Tim Thompson, L (9, PH)										1	0	0	0	0	0	0						
Inning Stats	R: 0 E: 0 K: 0 S: 4	H: 1 LOB: 2 BB: 1 P: 8	R: 0 E: 0 K: 0 S: 3	H: 0 LOB: 0 BB: 0 P: 3	R: 0 E: 0 K: 1 S: 5	H: 0 LOB: 0 BB: 0 P: 5	R: 1 E: 0 K: 0 S: 5	H: 2 LOB: 2 BB: 1 P: 9	R: 0 E: 0 K: 1 S: 6	H: 1 LOB: 1 BB: 0 P: 6	R: 1 E: 0 K: 0 S: 5	H: 3 LOB: 1 BB: 0 P: 5	R: 0 E: 0 K: 0 S: 3	H: 0 LOB: 0 BB: 0 P: 3	R: 1 E: 0 K: 0 S: 5	H: 2 LOB: 2 BB: 1 P: 9	R: 0 E: 0 K: 0 S: 3	H: 0 LOB: 0 BB: 0 P: 3	1B: 7 2B: 1 3B: 0 HR: 1	SF: 0 SAC: 0 DP: 0 HBP: 0	WP: 0 PB: 0 CS: 0	PA: 38
PITCHER	IP WLS BF H R ER SO BB IBB HBP BLK WP HR S P ERA WHIP	7.2 W 33 9 3 3 2 2 0 0 0 0 0 4 8 0.00 0.000	PITCHER										IP WLS BF H R ER SO BB IBB HBP BLK WP HR S P ERA WHIP									

Batter	1	2	3	4	5	6	7	8	9	AB	R	H	RBI	BB	SO	LOB	TOP			
Jim Rivera, L OBP: 0.375, SLG: 0.286 (1, 9)	F7		F7		3-1			G3		4	0	0	0	0	0	1	Chicago White Sox @ Kansas City Athletics Municipal Stadium, Kansas City, MO Sat Apr 21 1956, 4:33 AM EST Att: 15,608 - Unknown livebaseballscorecards.com			
Nellie Fox, L (1, 4)	1-3		F7		3-1			G3		4	0	0	0	0	0	1				
Minnie Minoso, R OBP: 0.412, SLG: 0.308 (1, 7)	PB BB		6-3					K2-3		3	0	0	0	1	1	1				
Larry Doby, L OBP: 0.400, SLG: 0.111 Bubba Phillips, R (6, PR) (6, 8)	1-2 BB				6-3			G5-4-3 BB		1	0	0	0	2	0	0				
Sherm Lollar, R OBP: 0.538, SLG: 0.500 Earl Batley, R OBP: 0.333, SLG: 0.333 (1, 2) (3, 2)	F9				G5-4-3 BB			K		1	0	0	0	0	0	2				
Bob Kennedy, R Sammy Esposito, R (1, 5) (3, 5)					E4 FC6-4			F8		0	0	0	0	1	0	0				
Walt Dropo, R OBP: 0.214, SLG: 0.083 (1, 3)					FC6-4 BB					2	0	0	0	1	0	2				
Luis Aparicio, R OBP: 0.167, SLG: 0.167 (1, 6)					K			F7		3	0	0	0	0	1	2				
Sandy Consuegra, R Bill Fischer, R Harry Byrd, R Morrie Martin, L Connie Johnson, R (1, 1) (2, 1) (2, 1) (2, 1) (6, 1)					E6			FC6-4		0	0	0	0	0	0	0				
					F2					0	0	0	0	0	0	0				
Inning Stats	R: 0 E: 0 K: 0 S: 3	H: 0 LOB: 2 BB: 2 P: 11	R: 0 E: 0 K: 0 S: 2	H: 0 LOB: 0 BB: 1 P: 6	R: 0 E: 1 K: 0 S: 4	H: 0 LOB: 1 BB: 0 P: 4	R: 1 E: 2 K: 1 S: 7	H: 1 LOB: 1 BB: 0 P: 7	R: 0 E: 0 K: 0 S: 3	H: 0 LOB: 1 BB: 1 P: 3	R: 0 E: 0 K: 0 S: 5	H: 0 LOB: 0 BB: 0 P: 5	R: 0 E: 0 K: 1 S: 5	H: 0 LOB: 0 BB: 0 P: 5	R: 0 E: 0 K: 1 S: 5	H: 0 LOB: 0 BB: 0 P: 5	1B: 1 2B: 0 3B: 0 HR: 0	SF: 0 SAC: 0 DP: 2 HBP: 0	WP: 0 PB: 1 SB: 0 CS: 0	PA: 33
PITCHER Art Ditmar, R ERA:	IP: 9.0 WLS: W BF: 33 H: 1 R: 1 ER: 0 SO: 3 BB: 5 IBB: 0 HBP: 0 BLK: 0 WP: 0 HR: 0 S: 34 P: 54 ERA: 0.00 WHIP: 0.667																			

Batter	1	2	3	4	5	6	7	8	9	AB	R	H	RBI	BB	SO	LOB	BOTTOM			
Vic Power, R OBP: 0.263, SLG: 0.333 Rance Pless, R (1, 3) (7, 3)	6-3	1-3	BB 1B		SF9		6-3			4	1	2	4	0	0	2	Chicago White Sox @ Kansas City Athletics Municipal Stadium, Kansas City, MO Sat Apr 21 1956, 4:33 AM EST Att: 15,608 - Unknown livebaseballscorecards.com			
Spook Jacobs, R OBP: 0.300, SLG: 0.263 (1, 4)	HBP S 1B	1B 2B 3B 1B	1-2 BB		F9			6-3		5	2	3	2	1	0	1				
Enos Slaughter, L OBP: 0.462, SLG: 0.333 Bill Renna, R (1, 9) (5, 9)	HBP BB	2-3 3-H 1B BB	K		F8			1-3		2	2	1	1	2	1	2				
Harry Simpson, L OBP: 0.235, SLG: 0.235 Johnny Groth, R OBP: 0.500, SLG: 0.750 (1, 8) (5, 8)	F4	2-H 3-H 1B			F4			K		4	1	2	3	0	0	2				
Gus Zernial, R OBP: 0.583, SLG: 0.900 Dave Melton, R OBP: 0.333, SLG: 0.333 (1, 7) (5, 7)	FC6-4 HBP	1-2 2-3 1B			K			F4		2	1	1	1	1	1	0				
Joe Ginsberg, L OBP: 0.500, SLG: 0.600 Tim Thompson, L (1, 2) (7, 2)	FC6-4	1-2 2-3 1B						F7		5	1	2	1	0	0	7				
Jim Finigan, R OBP: 0.462, SLG: 0.455 Hector Lopez, R OBP: 0.400, SLG: 0.800 (1, 5) (2, PR) (3, 5)		1-2 2-3 1B			F7			F9		1	0	1	0	0	0	0				
Joe Demaestri, R OBP: 0.385, SLG: 0.615 Mike Baxes, R (1, 6) (8, 6)		1B 1B 1B			F2			F2		5	3	3	1	0	0	1				
Art Ditmar, R OBP: 0.500, SLG: 0.500 (1, 1)		6-3	SH3-4 1B					F8		4	1	2	0	0	0	2				
					F7					4	3	2	2	0	0	2				
Inning Stats	R: 0 E: 0 K: 0 S: 4	H: 1 LOB: 3 BB: 1 P: 9	R: 13 E: 0 K: 0 S: 16	H: 13 LOB: 3 BB: 2 P: 24	R: 1 E: 0 K: 1 S: 7	H: 2 LOB: 2 BB: 1 P: 11	R: 0 E: 0 K: 1 S: 6	H: 1 LOB: 1 BB: 0 P: 6	R: 1 E: 0 K: 0 S: 5	H: 2 LOB: 1 BB: 0 P: 5	R: 0 E: 0 K: 0 S: 4	H: 0 LOB: 0 BB: 0 P: 4	R: 0 E: 0 K: 1 S: 5	H: 0 LOB: 0 BB: 0 P: 5	R: 0 E: 0 K: 1 S: 5	H: 0 LOB: 0 BB: 0 P: 5	1B: 15 2B: 4 3B: 1 HR: 0	SF: 1 SAC: 1 DP: 0 HBP: 1	WP: 0 PB: 0 SB: 1 CS: 0	PA: 49
PITCHER Sandy Consuegra, R ERA: 32.4 Bill Fischer, R ERA: Harry Byrd, R ERA: Morrie Martin, L ERA: 5.4 Connie Johnson, R ERA:	IP: 1.2 WLS: L BF: 14 H: 6 R: 7 ER: 7 SO: 7 BB: 2 IBB: 0 HBP: 0 BLK: 0 WP: 0 HR: 0 S: 11 P: 20 ERA: 37.80 WHIP: 4.800																			

Batter	1	2	3	4	5	6	7	8	9	AB	R	H	RBI	BB	SO	LOB	TOP			
Bubba Phillips, R OBP: 0.333, SLG: 0.667 (1, 9)	0-3 K		0-0 2B		0-0 1-H 2B			0-0 L9	0-0 FC6-4 1B	5	0	2	0	0	1	1	Chicago White Sox @ Kansas City Athletics Municipal Stadium, Kansas City, MO Sun Apr 22 1956, 4:33 AM EST Att: 16,957 - Unknown livebaseballscorecards.com			
Nellie Fox, L OBP: 0.136, SLG: 0.238 (1, 4)	1-0 G4-6-3 HBP		0-0 G3			0-0 4-3		0-0 HR	0-0 FC5-4 1B	4	1	2	1	0	0	1				
Minnie Minoso, R OBP: 0.364, SLG: 0.235 (1, 7)	0-0 G4-6-3 1-2		0-0 6-3			0-0 L8		4-0 1B FC BB	0-0 FC5-4 1-2	4	1	0	0	1	0	4				
Larry Doby, L OBP: 0.421, SLG: 0.231 (1, 8)		0-0 BB 1B		0-0 F5		0-0 4-3		0-0 FC 1B		4	0	2	0	0	0	0				
George Kell, R OBP: 0.667, SLG: 0.500 Jim Briedeweser, R (7, PR) (7, 6)		4-0 FC5 1B BB 1-2		0-0 F7			0-0 SH2-3 1B	0-0 FC G5-4-3 1-2		2	0	1	0	1	0	0				
Sherm Lollar, R OBP: 0.471, SLG: 0.429 (1, 2)		0-0 1B 1-2		0-3 K			0-0 F3	0-0 G5-4-3 1-2		4	0	1	0	0	1	3				
Sammy Esposito, R OBP: 0.167, SLG: 0.333 (1, 5)		0-0 F9		0-0 6-3		0-0 6-3		0-0 SH2-3 1-2	0-0 SH5-3 1B 2B	3	1	1	0	0	0	2				
Luis Aparicio, R OBP: 0.143, SLG: 0.143 Bob Nieman, R (7, PH) Walt Dropo, R OBP: 0.214, SLG: 0.083 (7, 3)		0-0 FC5 2-3		0-0 6-3		0-0 6-3	4-0 IBB	0-0 SH5-3 2-3	0-0 SH5-3 1B	2	0	0	0	0	0	2				
Billy Pierce, L OBP: 0.286, SLG: 0.286 (1, 1)			0-0 6-3		0-0 2B 1B		0-0 1-3		0-0 FC6-4 1B 3-H	4	0	2	1	0	0	2				
Inning Stats	R: 0 E: 0 K: 1 S: 4	H: 0 LOB: 0 BB: 0 P: 5	R: 0 E: 0 K: 0 S: 4	H: 2 LOB: 2 BB: 1 P: 8	R: 0 E: 0 K: 0 S: 4	H: 1 LOB: 1 BB: 0 P: 4	R: 0 E: 0 K: 1 S: 5	H: 0 LOB: 0 BB: 0 P: 5	R: 0 E: 0 K: 0 S: 3	H: 2 LOB: 2 BB: 0 P: 4	R: 0 E: 0 K: 0 S: 4	H: 1 LOB: 2 BB: 1 P: 8	R: 2 E: 0 K: 0 S: 5	H: 2 LOB: 1 BB: 1 P: 9	R: 0 E: 0 K: 0 S: 6	H: 3 LOB: 2 BB: 0 P: 6		1B: 7 2B: 3 3B: 0 HR: 1	SF: 0 SAC: 2 DP: 2 HBP: 1	WP: 0 PB: 0 CS: 0
PITCHER Alex Kellner, L ERA: 2.4 (1, 1)	IP: 9.0 WLS: L BF: 39 H: 11 R: 3 ER: 3 SO: 2 BB: 2 IBB: 1 HBP: 1 BLK: 0 WP: 0 HR: 1 S: 39 P: 52 ERA: 3.00 WHIP: 1.444															PITCHER				

Batter	1	2	3	4	5	6	7	8	9	AB	R	H	RBI	BB	SO	LOB	BOTTOM					
Vic Power, R OBP: 0.304, SLG: 0.364 (1, 3)	0-0 SH3-4 1B		0-0 F8			0-0 BB 1B 8-4-3		0-0 F2		4	0	2	0	0	0	2	Chicago White Sox @ Kansas City Athletics Municipal Stadium, Kansas City, MO Sun Apr 22 1956, 4:33 AM EST Att: 16,957 - Unknown livebaseballscorecards.com					
Spook Jacobs, R OBP: 0.318, SLG: 0.250 Jim Finigan, R OBP: 0.429, SLG: 0.417 Clete Boyer, R (8, PH) (9, 4)	0-0 SH3-4 1-2		0-0 F9			4-0 BB 1B 1-2		0-3 K		1	0	0	0	1	0	0						
Johnny Groth, R OBP: 0.250, SLG: 0.375 (1, 8)	0-3 K		0-0 6-3		0-0 6-3		0-0 8-4-2-4 2-3		0-0 6-3	4	0	0	0	0	1	3						
Harry Simpson, L OBP: 0.190, SLG: 0.190 (1, 9)	0-3 K		0-0 4-3			0-0 4-3		0-3 K		4	0	0	0	0	2	1						
Gus Zernial, R OBP: 0.438, SLG: 0.643 (1, 7)		0-0 F9		0-3 K		0-0 K		0-0 4-3		4	0	0	0	0	1	0						
Hector Lopez, R OBP: 0.375, SLG: 0.571 (1, 5)		0-3 K		4-0 BB		0-3 K				2	0	0	0	1	2	0						
Joe Demaestri, R OBP: 0.333, SLG: 0.533 Mike Baxes, R (8, PH) (9, 6)		0-0 F9		0-0 F6		0-0 F6		4-0 SH1-4 1B BB		2	0	0	0	0	1	0						
Joe Astroth, R (1, 2)			0-0 F9		0-0 F8			0-0 SH1-4 1B		2	0	0	0	0	1	0						
Enos Slaughter, L OBP: 0.500, SLG: 0.385 Joe Ginsberg, L OBP: 0.500, SLG: 0.600 (8, PH) (9, 2)			0-0 F9		0-0 F8			1-2 SH1-4 1B		1	0	1	0	0	0	0						
Alex Kellner, R (1, 1)			0-0 5-3			0-0 F9		0-0 SH1-4		2	0	0	0	0	0	0						
Inning Stats	R: 0 E: 0 K: 2 S: 8	H: 1 LOB: 1 BB: 0 P: 8	R: 0 E: 0 K: 1 S: 5	H: 0 LOB: 0 BB: 0 P: 5	R: 0 E: 0 K: 0 S: 3	H: 0 LOB: 0 BB: 0 P: 3	R: 0 E: 0 K: 0 S: 3	H: 0 LOB: 0 BB: 0 P: 3	R: 0 E: 0 K: 1 S: 5	H: 0 LOB: 1 BB: 1 P: 9	R: 0 E: 0 K: 0 S: 3	H: 1 LOB: 1 BB: 1 P: 7	R: 0 E: 0 K: 1 S: 5	H: 0 LOB: 0 BB: 0 P: 5	R: 0 E: 0 K: 1 S: 6	H: 1 LOB: 2 BB: 1 P: 10	R: 0 E: 0 K: 1 S: 5	H: 0 LOB: 0 BB: 0 P: 5	1B: 3 2B: 1 3B: 0 HR: 0	SF: 0 SAC: 2 DP: 1 HBP: 0	WP: 0 PB: 0 CS: 0	PA: 32
PITCHER Billy Pierce, L ERA: 0.5 (1, 1)	IP: 9.0 WLS: W BF: 32 H: 3 R: 0 ER: 0 SO: 7 BB: 3 IBB: 0 HBP: 0 BLK: 0 WP: 0 HR: 0 S: 43 P: 55 ERA: 0.00 WHIP: 0.667															PITCHER						

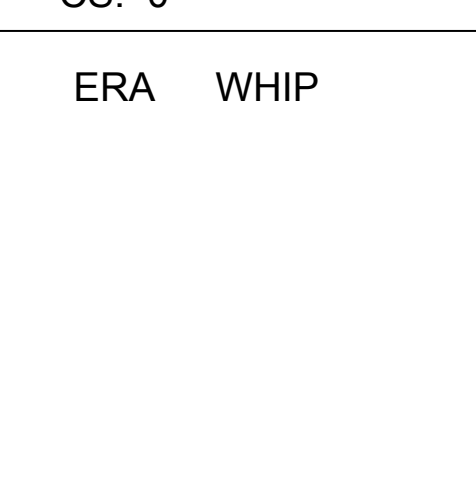
Batter	1	2	3	4	5	6	7	8	9	AB	R	H	RBI	BB	SO	LOB	TOP		
Vic Power, R OBP: 0.238, SLG: 0.325 (1, 3)										4	0	0	0	1	0	1			
Spook Jacobs, R OBP: 0.263, SLG: 0.200 (1, 4)										5	0	1	0	0	0	2			
Jim Finigan, R OBP: 0.400, SLG: 0.313 (1, 5)										3	1	0	0	2	0	1			
Harry Simpson, L OBP: 0.314, SLG: 0.559 (1, 9)										5	3	4	3	0	1	0			
Gus Zernial, R OBP: 0.333, SLG: 0.379 (1, 7)										5	1	2	0	0	2	2			
Hector Lopez, R OBP: 0.435, SLG: 0.762 (1, 8)										4	1	1	3	0	1	1			
Joe Demaestri, R OBP: 0.391, SLG: 0.500 (1, 6)										4	0	3	0	0	0	0			
Joe Astroth, R (1, 2)										3	0	0	0	0	0	2			
Art Ditmar, R OBP: 0.333, SLG: 0.333 (1, 1)										2	0	0	0	0	0	2			
Moe Burtzschy, R OBP: 1.000, SLG: 1.000 (4, 1)										0	0	0	0	0	0	0			
Rancho Pless, R (6, PH)										0	0	0	0	0	1	1			
Bill Harrington, R (6, 1)										0	0	0	0	0	0	0			
Jack Crimian, R (7, 1)										0	0	0	0	0	0	0			
Bill Renina, R OBP: 0.200, SLG: 0.700 (9, PH)										1	1	1	1	0	0	0			
Inning Stats	R: 0 E: 0 K: 1 S: 6	H: 1 LOB: 2 BB: 1 P: 10	R: 0 E: 0 K: 1 S: 6	H: 1 LOB: 1 BB: 0 P: 6	R: 0 E: 0 K: 0 S: 3	H: 0 LOB: 0 BB: 0 P: 3	R: 3 E: 0 K: 0 S: 7	H: 4 LOB: 2 BB: 1 P: 11	R: 0 E: 0 K: 1 S: 6	H: 1 LOB: 1 BB: 0 P: 6	R: 1 E: 0 K: 1 S: 6	H: 2 LOB: 0 BB: 0 P: 6	R: 0 E: 0 K: 0 S: 3	H: 0 LOB: 0 BB: 0 P: 3	R: 3 E: 0 K: 0 S: 5	H: 2 LOB: 0 BB: 1 P: 9	1B: 8 2B: 0 3B: 0 HR: 4	SF: 0 SAC: 1 DP: 1 HBP: 0	WP: 0 PA: 41 CS: 1
PITCHER Billy Pierce, L ERA: 2.67 (1, 1)	IP: 9.0 WLS: W BF: 41 H: 12 R: 7 ER: 7 SO: 5 BB: 3 IBB: 0 HBP: 0 BLK: 1 WP: 0 HR: 4 S: 48 P: 60 ERA: 7.00 WHIP: 1.667															PITCHER			

Kansas City Athletics @ Chicago White Sox
Comiskey Park, Chicago, IL
Fri Apr 27 1956, 4:33 AM EST
Att: 3,944 - Unknown

AB	37
R	7
H	12
RBI	7
BB	3
SO	5
LOB	12

1B	8	SF	0
2B	0	SAC	1
3B	0	DP	1
HR	4	HBP	0

WP	0	PA	41
CS	1		



Batter	1	2	3	4	5	6	7	8	9	AB	R	H	RBI	BB	SO	LOB	BOTTOM
Jim Rivera, L OBP: 0.429, SLG: 0.444 (1, 9)										4	2	2	0	1	0	2	
Nellie Fox, L OBP: 0.148, SLG: 0.308 (1, 4)										5	2	1	1	0	0	3	
George Kell, R OBP: 0.750, SLG: 0.667 (1, 5)										4	1	3	1	1	0	0	
Larry Doby, L OBP: 0.417, SLG: 0.353 (1, 8)										4	1	2	1	0	0	3	
Minnie Minoso, R OBP: 0.370, SLG: 0.318 (1, 7)										5	1	2	3	0	1	2	
Sherm Lollar, R OBP: 0.455, SLG: 0.353 (1, 2)										3	1	0	0	2	0	4	
Walt Dropo, R OBP: 0.235, SLG: 0.333 (1, 3)										3	1	1	1	0	1	1	
Luis Aparicio, R OBP: 0.118, SLG: 0.118 (1, 6)										3	0	0	0	0	0	1	
Ron Northey, L OBP: 0.500, SLG: 4.000 (7, PH)										0	0	0	1	0	0	0	
Jim Brideweser, R (8, 6)										0	0	0	0	0	0	0	
Billy Pierce, L OBP: 0.364, SLG: 0.364 (1, 1)										4	0	2	1	0	0	0	
Inning Stats	R: 1 E: 0 K: 0 S: 5	H: 2 LOB: 2 BB: 1 P: 9	R: 0 E: 1 K: 1 S: 6	H: 1 LOB: 0 BB: 0 P: 6	R: 1 E: 1 K: 0 S: 5	H: 1 LOB: 1 BB: 0 P: 5	R: 3 E: 0 K: 0 S: 7	H: 4 LOB: 1 BB: 0 P: 7	R: 0 E: 0 K: 0 S: 3	H: 0 LOB: 0 BB: 1 P: 7	R: 0 E: 0 K: 0 S: 3	H: 0 LOB: 0 BB: 2 P: 15	R: 0 E: 0 K: 1 S: 6	H: 1 LOB: 1 BB: 0 P: 6	1B: 8 2B: 3 3B: 2 HR: 1	SF: 2 SAC: 1 DP: 1 HBP: 0	WP: 1 PA: 42 CS: 0
PITCHER Art Ditmar, R ERA: 2.84 (1, 1)	IP: 3.2 WLS: L BF: 21 H: 8 R: 5 ER: 4 SO: 1 BB: 1 IBB: 0 HBP: 0 BLK: 0 WP: 1 HR: 1 S: 22 P: 26 ERA: 9.82 WHIP: 2.455															PITCHER	
PITCHER Moe Burtzschy, R ERA (4, 1)	IP: 1.1 WLS: 0 BF: 5 H: 0 R: 0 ER: 0 SO: 0 BB: 1 IBB: 0 HBP: 0 BLK: 0 WP: 0 HR: 0 S: 4 P: 8 ERA: 0.00 WHIP: 0.750															PITCHER	
PITCHER Bill Harrington, R ERA: 10.13 (6, 1)	IP: 1.0 WLS: 6 BF: 3 H: 3 R: 3 ER: 3 SO: 0 BB: 0 IBB: 0 HBP: 0 BLK: 0 WP: 0 HR: 0 S: 6 P: 6 ERA: 27.00 WHIP: 3.000															PITCHER	
PITCHER Jack Crimian, R ERA: 6.75 (7, 1)	IP: 2.0 WLS: 10 BF: 2 H: 1 R: 1 ER: 1 SO: 1 BB: 2 IBB: 0 HBP: 0 BLK: 0 WP: 0 HR: 0 S: 10 P: 18 ERA: 4.50 WHIP: 2.000															PITCHER	

Batter	1	2	3	4	5	6	7	8	9	10	11	AB	R	H	RBI	BB	SO	LOB	TOP			
Jim Rivera, L OBP: 0.444, SLG: 0.500 (1, 9)												6	2	3	0	0	2	2				
Nellie Fox, L OBP: 0.156, SLG: 0.267 (1, 4)												4	0	0	0	1	0	4				
George Kell, R OBP: 0.667, SLG: 0.600 Bubba Phillips, R OBP: 0.333, SLG: 0.667 Bob Kennedy, R OBP: 0.250, SLG: 0.100 (1, 5)												4	0	2	0	0	0	0				
Larry Doby, L OBP: 0.345, SLG: 0.273 (1, 8)												5	0	0	2	0	1	4				
Minnie Minoso, R OBP: 0.375, SLG: 0.308 (1, 7)												4	0	1	0	1	0	4				
Sherm Lollar, R OBP: 0.407, SLG: 0.286 (1, 2)												4	0	0	0	1	2	7				
Walt Dropo, R OBP: 0.227, SLG: 0.300 (1, 3)												5	0	1	0	0	1	5				
Luis Aparicio, R OBP: 0.150, SLG: 0.150 Bob Nieman, R OBP: 0.500, SLG: 0.500 Jim Briedeweser, R OBP: 0.500, SLG: 0.500 (1, 6)												3	0	1	0	0	0	1				
Jack Harshman, L OBP: 0.333, SLG: 0.333 (8, 1)												2	0	0	0	0	0	1				
Inning Stats	R: 1 E: 0 K: 0 S: 5	H: 2 LOB: 2 BB: 1 P: 9	R: 0 E: 0 K: 1 S: 5	H: 0 LOB: 0 BB: 0 P: 5	R: 0 E: 0 K: 0 S: 3	H: 0 LOB: 0 BB: 0 P: 3	R: 0 E: 2 K: 0 S: 3	H: 0 LOB: 1 BB: 1 P: 7	R: 0 E: 0 K: 1 S: 6	H: 1 LOB: 1 BB: 0 P: 6	R: 0 E: 0 K: 0 S: 5	H: 0 LOB: 0 BB: 0 P: 5	R: 0 E: 0 K: 1 S: 8	H: 2 LOB: 3 BB: 1 P: 12	R: 0 E: 0 K: 1 S: 6	H: 2 LOB: 2 BB: 0 P: 6	R: 0 E: 0 K: 1 S: 6	H: 1 LOB: 1 BB: 0 P: 6	1B: 9 2B: 2 3B: 0 HR: 0	SF: 0 SAC: 1 DP: 2 HBP: 0	WP: 0 PB: 0 SB: 0 CS: 1	PA: 46
PITCHER	IP 7.0	WLS 2.1	BF 13	H 4	R 1	ER 1	SO 1	BB 2	IBB 0	HBP 0	BLK 0	WP 0	HR 0	S 13	P 21	ERA 3.86	WHIP 2.571					
Erv Palica, R ERA: 3.91 Fred Besana, L ERA: 5.28 George Zuverink, R ERA: 1.89 (1, 1)																						

Chicago White Sox @ Baltimore Orioles
 Memorial Stadium, Baltimore, MD
 Tue May 01 1956, 3:33 AM EDT
 Att: 12,169 - Unknown

AB 41
 R 2
 H 10
 RBI 2
 BB 4
 SO 6
 LOB 30

Batter	1	2	3	4	5	6	7	8	9	10	11	AB	R	H	RBI	BB	SO	LOB	BOTTOM			
Bobby Adams, R OBP: 0.400, SLG: 0.316 (1, 5)												5	0	0	0	0	2	0				
Chuck Diering, R OBP: 0.500, SLG: 0.273 (8, 8)												4	1	1	0	1	1	0				
Dave Philley, S OBP: 0.226, SLG: 0.293 (9, 7)												5	1	1	1	0	2	1				
Gus Triandos, R OBP: 0.386, SLG: 0.510 Bob Boyd, L OBP: 0.423, SLG: 0.565 (1, 3)												2	0	1	0	1	0	0				
Jim Pyburn, R OBP: 0.263, SLG: 0.375 Tito Francona, L OBP: 0.256, SLG: 0.324 (8, 8)												3	0	0	0	0	1	3				
Billy Gardner, R OBP: 0.310, SLG: 0.519 (1, 4)												4	0	0	0	0	1	5				
Hal Smith, R OBP: 0.425, SLG: 0.543 (1, 2)												3	0	1	0	1	0	0				
Willy Miranda, S OBP: 0.244, SLG: 0.244 Jim Dyck, R OBP: 0.414, SLG: 0.318 Fred Marsh, R OBP: 0.235, SLG: 0.071 (1, 6)												1	0	0	0	1	0	0				
Erv Palica, R OBP: 0.333, SLG: 0.500 Bob Hale, L OBP: 0.333, SLG: 0.500 Fred Besana, R OBP: 0.235, SLG: 0.071 (7, 7)												1	0	0	0	1	1					
George Zuverink, R (10, 1)												0	0	0	0	0	0	0				
Inning Stats	R: 0 E: 0 K: 2 S: 7	H: 0 LOB: 0 BB: 0 P: 7	R: 0 E: 1 K: 1 S: 6	H: 1 LOB: 3 BB: 2 P: 14	R: 0 E: 0 K: 2 S: 7	H: 0 LOB: 0 BB: 0 P: 7	R: 0 E: 1 K: 0 S: 3	H: 0 LOB: 0 BB: 0 P: 3	R: 0 E: 0 K: 1 S: 6	H: 1 LOB: 1 BB: 1 P: 6	R: 2 E: 0 K: 1 S: 6	H: 2 LOB: 2 BB: 2 P: 14	R: 0 E: 0 K: 1 S: 5	H: 0 LOB: 0 BB: 0 P: 5	R: 0 E: 0 K: 1 S: 5	H: 0 LOB: 0 BB: 0 P: 5	R: 1 E: 1 K: 0 S: 2	H: 1 LOB: 2 BB: 1 P: 6	1B: 3 2B: 5 3B: 0 HR: 0	SF: 0 SAC: 1 DP: 3 HBP: 0	WP: 1 PB: 0 SB: 0 CS: 1	PA: 42
PITCHER	IP 7.1	WLS 2.2	BF 12	H 2	R 1	ER 0	SO 3	BB 0	IBB 2	HBP 0	BLK 0	WP 0	HR 0	S 16	P 24	ERA 0.00	WHIP 0.750					
Jack Harshman, L ERA: 1.1 Dixie Howell, R ERA: (1, 1)																						

Chicago White Sox @ Baltimore Orioles
 Memorial Stadium, Baltimore, MD
 Tue May 01 1956, 3:33 AM EDT
 Att: 12,169 - Unknown


AB 35
 R 3
 H 6
 RBI 2
 BB 6
 SO 10
 LOB 14

Batter	1	2	3	4	5	6	7	8	9	AB	R	H	RBI	BB	SO	LOB	TOP			
Bubba Phillips, R OBP: 0.400, SLG: 0.600 Jim Brideweser, R OBP: 0.500, SLG: 0.500 Cal Abrams, L OBP: 0.500, SLG: 0.500	0-0 E 3-1 1B	0-0 BB 1B		0-0 6-3			0-0 1-3		0-0 F8	4	1	2	1	0	0	0				
Nelle Fox, L OBP: 0.216, SLG: 0.294	0-3 K	4-0 2H 1B			0-0 F9		0-0 E 1B		0-0 1B	4	0	2	0	1	1	1				
Minnie Minoso, R OBP: 0.378, SLG: 0.276	4-0 3-1 1B BB	0-0 G6-4-3 1-2 BB			0-0 6-3		4-0 1-3 BB		0-0 L6	3	1	0	0	2	0	3				
George Kell, R OBP: 0.471, SLG: 0.400	0-0 E4 3-1 1B			0-0 F6			0-0 5-3		0-0 F9	5	1	0	0	0	0	5				
Larry Doby, L OBP: 0.303, SLG: 0.231	0-0 3-1			0-3 K			0-0 6-3		0-0 4-3	4	0	0	1	0	1	2				
Sherm Lollar, R OBP: 0.484, SLG: 0.348	0-0 1-2 2-3 3-4 1B			4-0 BB			4-0 FC6-4 BB		0-0 E 1B	2	0	2	2	2	0	0				
Walt Dropo, R OBP: 0.192, SLG: 0.250	0-0 L9			0-0 F9			0-0 F3		0-0 F9	4	0	0	0	0	0	4				
Luis Aparicio, R OBP: 0.130, SLG: 0.130 Jim Rivera, L OBP: 0.425, SLG: 0.480		0-0 E5 SH1-3 1B		0-3 K			0-0 FC6-4 1-2		0-0 E4	3	1	0	0	0	1	1				
Billy Pierce, L OBP: 0.308, SLG: 0.308 Ron Northey, L OBP: 0.333, SLG: 2.000 Bill Fischer, R (8, 1)		0-0 SH1-3		0-3 K			0-0 F7		0-0 G3	2	0	0	0	0	1	0				
Inning Stats	R: 3 E: 1 K: 1 S: 8	H: 2 LOB: 1 BB: 1 P: 12	R: 1 E: 1 K: 0 S: 4	H: 1 LOB: 1 BB: 1 P: 8	R: 0 E: 0 K: 1 S: 5	H: 0 LOB: 1 BB: 1 P: 9	R: 0 E: 0 K: 2 S: 7	H: 0 LOB: 0 BB: 0 P: 7	R: 0 E: 0 K: 0 S: 3	H: 0 LOB: 1 BB: 1 P: 7	R: 0 E: 1 K: 0 S: 4	H: 1 LOB: 2 BB: 0 P: 8	R: 0 E: 1 K: 0 S: 5	H: 1 LOB: 2 BB: 0 P: 5	R: 0 E: 0 K: 0 S: 4	H: 1 LOB: 1 BB: 0 P: 4	1B: 6 2B: 0 3B: 0 HR: 0	SF: 0 SAC: 1 DP: 1 HBP: 0	WP: 0 PB: 0 SB: 0 CS: 0	PA: 40
PITCHER	IP WLS BF H R ER SO BB IBB HBP BLK WP HR S P ERA WHIP	IP WLS BF H R ER SO BB IBB HBP BLK WP HR S P ERA WHIP																		
Dean Stone, L ERA: 2.81 Bob Chakales, R ERA: 1.06	(1, 1) 1.1 11 3 4 0 1 2 0 0 0 0 0 11 19 0.00 3.750	(2, 1) 7.2 W 29 3 0 0 3 3 0 0 0 0 0 32 44 0.00 0.783																		

Chicago White Sox @ Washington Senators
Griffith Stadium, Washington, DC
Thu May 03 1956, 3:33 AM EDT
Att: 6,162 - Unknown

livebaseballscorecards.com

AB 34
R 4
H 6
RBI 4
BB 5
SO 4
LOB 19





Batter	1	2	3	4	5	6	7	8	9	AB	R	H	RBI	BB	SO	LOB	BOTTOM			
Eddie Yost, R OBP: 0.485, SLG: 0.289	4-0 BB 1B	0-0 5-3		4-0 BB			0-0 SH1-4 1B		0-3 K	3	2	1	0	2	1	1				
Dick Tettelbach, R OBP: 0.273, SLG: 0.304	4-0 BB 1B 2B	0-3 K		0-0 F9			0-0 SH1-4		1-2 1B	2	1	0	0	1	1	1				
Karl Olson, R OBP: 0.419, SLG: 0.574	0-0 BB 1B	4-0 FC6-4 BB			0-0 F8		0-3 K		0-3 K	3	1	1	1	1	1	1				
Roy Sievers, R OBP: 0.323, SLG: 0.418	0-3 K	0-0 FC6-4			0-0 F8		4-0 HR IBB		0-0 F9	3	1	0	0	1	1	3				
Jim Lemon, R OBP: 0.489, SLG: 0.690	4-0 2B BB			0-3 K			0-0 F9		1-1 2-H HR	3	2	1	3	1	1	0				
Pete Runnels, L OBP: 0.400, SLG: 0.596	0-0 F8 1-H 2-H 3-H 2B			0-0 CS 1B			0-0 6-3		0-0 4-3	4	0	2	3	0	0	0				
Jerry Snyder, R OBP: 0.364, SLG: 0.341	0-0 F8			0-0 1-2 1B			0-0 1B		0-0 F9	4	0	2	0	0	0	1				
Ed Fitz Gerald, R OBP: 0.421, SLG: 0.611	4-0 IBB			0-3 K			0-0 F9		0-0 6-3 1B	3	0	1	0	1	1	1				
Dean Stone, L Bob Chakales, R	0-3 K			0-0 5-3			0-3 K		0-0 6-3	1	0	0	0	0	1	2				
Inning Stats	R: 4 E: 0 K: 2 S: 9	H: 2 LOB: 2 BB: 4 P: 25	R: 0 E: 0 K: 1 S: 5	H: 0 LOB: 1 BB: 1 P: 9	R: 0 E: 0 K: 1 S: 5	H: 2 LOB: 1 BB: 0 P: 5	R: 0 E: 0 K: 1 S: 5	H: 0 LOB: 1 BB: 1 P: 9	R: 0 E: 0 K: 0 S: 3	H: 0 LOB: 0 BB: 0 P: 3	R: 0 E: 0 K: 1 S: 6	H: 1 LOB: 0 BB: 0 P: 6	R: 3 E: 0 K: 1 S: 7	H: 2 LOB: 0 BB: 1 P: 11	R: 0 E: 0 K: 1 S: 6	H: 1 LOB: 1 BB: 0 P: 6	1B: 6 2B: 1 3B: 0 HR: 1	SF: 0 SAC: 1 DP: 0 HBP: 0	WP: 0 PB: 0 SB: 0 CS: 1	PA: 37
PITCHER	IP WLS BF H R ER SO BB IBB HBP BLK WP HR S P ERA WHIP	IP WLS BF H R ER SO BB IBB HBP BLK WP HR S P ERA WHIP																		
Billy Pierce, L ERA: 3.97 Bill Fischer, R ERA: 36.0	(1, 1) 7.0 L 33 7 7 7 7 5 2 0 0 0 0 0 40 68 0.00 1.714	(8, 1) 1.0 4 1 0 0 1 0 0 0 0 0 0 0 6 6 0.00 1.000																		


Chicago White Sox @ Washington Senators
Griffith Stadium, Washington, DC
Thu May 03 1956, 3:33 AM EDT
Att: 6,162 - Unknown

livebaseballscorecards.com

AB 29
R 7
H 8
RBI 7
BB 7
SO 8
LOB 12



Batter	1	2	3	4	5	6	7	8	9	AB R H RBI BB SO LOB	TOP												
Sammy Esposito, R OBP: 0.200, SLG: 0.300 (1, 5)	P6		HBP 1B 1B		F9		6-3		SH1-4	4 1 1 0 0 0 0	Chicago White Sox @ Washington Senators Griffith Stadium, Washington, DC Fri May 04 1956, 3:33 AM EDT Att: 6,302 - Unknown livebaseballscorecards.com												
Nellie Fox, L OBP: 0.214, SLG: 0.282 (1, 4)	K		HBP 1B 1B		6-3		K		4-3	5 1 1 1 0 2 1													
Minnie Minoso, R OBP: 0.405, SLG: 0.281 (1, 7)	BB 1B		1B SF9 HBP		6-3		F7		BB BB BB BB BB	3 1 1 0 1 0 0													
Larry Doby, L OBP: 0.342, SLG: 0.267 (1, 8)	BB		CS 1B		F9		WP SH1 1B		5-3	4 0 2 2 1 0 2													
Jim Rivera, L OBP: 0.419, SLG: 0.519 (1, 9)	K		SF9		2B		SH1			2 1 1 1 0 1 2													
George Kell, R OBP: 0.429, SLG: 0.421 (1, 3)		1-3	K		2B		5-3			4 0 1 1 0 1 2													
Sherm Lollar, R OBP: 0.457, SLG: 0.308 (1, 2)	F8			F7		F7		BB BB BB BB BB		3 0 0 0 1 0 1													
Jim Brideweser, R OBP: 0.333, SLG: 0.200 (1, 6)	K			1-3		HBP		BB		3 0 0 0 0 2 2													
Dick Donovan, L OBP: 0.571, SLG: 1.000 (1, 1)			1B 1B BB	L1		F8			4-3 SH1-4 1B	3 1 1 0 1 0 2													
Inning Stats	R: 0 E: 0 K: 2 S: 8	H: 1 LOB: 2 BB: 1 P: 12	R: 0 E: 0 K: 1 S: 5	H: 0 LOB: 0 BB: 0 P: 5	R: 4 E: 0 K: 1 S: 7	H: 3 LOB: 1 BB: 1 P: 12	R: 0 E: 0 K: 0 S: 3	H: 0 LOB: 0 BB: 0 P: 3	R: 0 E: 0 K: 0 S: 3	H: 0 LOB: 0 BB: 0 P: 3	R: 1 E: 0 K: 0 S: 5	H: 2 LOB: 2 BB: 0 P: 6	R: 0 E: 0 K: 1 S: 5	H: 0 LOB: 0 BB: 0 P: 5	R: 0 E: 0 K: 1 S: 6	H: 1 LOB: 2 BB: 1 P: 10	R: 0 E: 0 K: 0 S: 4	H: 1 LOB: 2 BB: 1 P: 8	1B: 6 2B: 3 3B: 0 HR: 0	SF: 1 SAC: 2 DP: 1 HBP: 2	WP: 1 PB: 1 CS: 0	PA: 40	
PITCHER	IP WLS BF H R ER SO BB IBB HBP BLK WP HR S P ERA WHIP											PITCHER	IP WLS BF H R ER SO BB IBB HBP BLK WP HR S P ERA WHIP										
Camilo Pascual, R ERA: 4.22 (1, 1)	8.0 L 35 7 5 5 6 3 0 2 0 1 0 42 56 5.62 1.250											Tex Clevenger, R ERA: 9.0 (9, 1)	1.0 5 1 0 0 0 1 0 0 0 0 0 4 8 0.00 2.000										

Batter	1	2	3	4	5	6	7	8	9	AB R H RBI BB SO LOB	BOTTOM												
Eddie Yost, R OBP: 0.497, SLG: 0.265 (1, 5)	G3		K			5-3			F8	4 0 0 0 0 1 0	Chicago White Sox @ Washington Senators Griffith Stadium, Washington, DC Fri May 04 1956, 3:33 AM EDT Att: 6,302 - Unknown livebaseballscorecards.com												
Dick Tettelbach, R OBP: 0.286, SLG: 0.305 (1, 7)	K		BB			6-3			2B 1B	3 0 1 0 1 1 0													
Pete Runnels, L OBP: 0.370, SLG: 0.549 (1, 4)	4-3		F8			G3			F7	4 0 0 0 0 0 2													
Roy Sievers, R OBP: 0.333, SLG: 0.441 (1, 3)		HR 1B				F2			1-3 2B	4 1 2 0 0 0 0													
Jim Lemon, R OBP: 0.453, SLG: 0.717 (1, 9)		1-H HR				K			3-1	4 1 1 2 0 2 2													
Clint Courtney, L OBP: 0.438, SLG: 0.517 (1, 2)			G5-4-3 1B			F8				3 0 1 0 0 1 0													
Karl Olson, R OBP: 0.400, SLG: 0.544 (1, 8)			F9			K			F8	3 0 0 0 0 1 1													
Jerry Snyder, R OBP: 0.362, SLG: 0.341 (1, 6)			G5-4-3 1-2			G4-6-3 1B			4-3	3 0 1 0 0 0 1													
Camilo Pascual, R OBP: 0.364, SLG: 0.455 Ernie Oravetz, S OBP: 0.167, SLG: 0.200 (8, PH) Tex Clevenger, R (9, 1)			F8			G4-6-3 1-2			4-3	2 0 0 0 0 0 1 1 0 0 0 0 0 0 0 0 0 0 0 0 0													
Inning Stats	R: 0 E: 0 K: 1 S: 5	H: 0 LOB: 0 BB: 0 P: 5	R: 2 E: 0 K: 0 S: 5	H: 3 LOB: 0 BB: 0 P: 5	R: 0 E: 0 K: 1 S: 5	H: 0 LOB: 1 BB: 1 P: 9	R: 0 E: 0 K: 1 S: 5	H: 0 LOB: 0 BB: 0 P: 5	R: 0 E: 0 K: 0 S: 3	H: 1 LOB: 0 BB: 0 P: 5	R: 0 E: 0 K: 0 S: 3	H: 0 LOB: 0 BB: 0 P: 3	R: 0 E: 0 K: 2 S: 7	H: 0 LOB: 0 BB: 0 P: 7	R: 0 E: 0 K: 0 S: 3	H: 0 LOB: 0 BB: 0 P: 3	R: 0 E: 0 K: 0 S: 5	H: 2 LOB: 2 BB: 0 P: 5	1B: 4 2B: 1 3B: 0 HR: 1	SF: 0 SAC: 0 DP: 2 HBP: 0	WP: 0 PB: 0 CS: 0	PA: 32	
PITCHER	IP WLS BF H R ER SO BB IBB HBP BLK WP HR S P ERA WHIP											PITCHER	IP WLS BF H R ER SO BB IBB HBP BLK WP HR S P ERA WHIP										
Dick Donovan, R ERA: 2.7 (1, 1)	9.0 W 32 6 2 2 6 1 0 0 0 0 1 43 47 2.00 0.778																						


Batter	1	2	3	4	5	6	7	8	9	AB	R	H	RBI	BB	SO	LOB	TOP			
Bubba Phillips, R (1, 9) OBP: 0.286, SLG: 0.429	0-0 6-3			0-0 5-3		0-0 1-3		0-0 F9		4	0	0	0	0	0	1	Chicago White Sox @ Washington Senators Griffith Stadium, Washington, DC Sat May 05 1956, 3:33 AM EDT Att: 4,686 - Unknown			
Sammy Esposito, R (1, 5) OBP: 0.143, SLG: 0.214 Sandy Consuegra, R (8, 1)	0-0 P5			0-0 L8		0-0 F7		0-0 P5		4	0	0	0	0	0	1				
Minnie Minoso, R (1, 7) OBP: 0.435, SLG: 0.417	0-0 F9			HR				G3 BB SF8 1B		4	2	3	1	0	0	0				
George Kell, R (1, 3) OBP: 0.480, SLG: 0.500 Jim Rivera, L (9, PR) OBP: 0.419, SLG: 0.519		0-0 5-3								3	0	2	0	1	0	0				
Larry Doby, L (1, 8) OBP: 0.310, SLG: 0.235		0-0 4-3								0	0	0	0	0	0	0				
Sherm Lollar, R (1, 2) OBP: 0.410, SLG: 0.276		0-0 P4								4	0	0	0	0	1	5				
Nellie Fox, L (1, 4) OBP: 0.196, SLG: 0.256				0-0 L9		0-0 G3		0-0 G3		4	0	0	0	0	0	3				
Jim Brideweser, R (1, 6) OBP: 0.250, SLG: 0.143 Bob Nieman, R (8, PH) OBP: 1.000, SLG: 1.000 Luis Aparicio, R (8, PR) OBP: 0.130, SLG: 0.130				0-0 5-3		0-0 5-3				2	0	0	0	0	0	0				
Connie Johnson, R (1, 1) Mike Fomies, R (7, 1) Bob Kennedy, R (8, PH) OBP: 0.231, SLG: 0.091				0-3 K				0-0 6-3		2	0	0	0	0	1	0				
								0-0 F7		0	0	0	0	0	0	1				
Inning Stats	R: 0 E: 0 K: 0 S: 3	H: 0 LOB: 0 BB: 0 P: 3	R: 0 E: 0 K: 0 S: 3	H: 0 LOB: 0 BB: 0 P: 3	R: 0 E: 0 K: 1 S: 5	H: 0 LOB: 0 BB: 0 P: 5	R: 1 E: 0 K: 0 S: 5	H: 2 LOB: 1 BB: 0 P: 5	R: 0 E: 0 K: 0 S: 3	H: 0 LOB: 0 BB: 0 P: 3	R: 0 E: 0 K: 0 S: 4	H: 1 LOB: 1 BB: 1 P: 8	R: 0 E: 0 K: 1 S: 4	H: 1 LOB: 2 BB: 0 P: 4	R: 0 E: 0 K: 1 S: 7	H: 2 LOB: 2 BB: 0 P: 7	1B: 4 2B: 1 3B: 0 HR: 1	SF: 1 SAC: 0 DP: 0 HBP: 0	WP: 0 PB: 0 SB: 1 CS: 0	PA: 34
PITCHER Chuck Stobbs, L (1, 1) ERA: 4.02	IP: 9.0 WLS: W BF: 34 H: 6 R: 2 ER: 2 SO: 2 BB: 1 IBB: 0 HBP: 0 BLK: 0 WP: 0 HR: 1 S: 37 P: 41 ERA: 2.00 WHIP: 0.778																			

Batter	1	2	3	4	5	6	7	8	9	AB	R	H	RBI	BB	SO	LOB	BOTTOM			
Eddie Yost, R (1, 5) OBP: 0.453, SLG: 0.250	4-0 FC4-6 BB		4-0 1B		0-0 P3		0-0 6-3	0-0 L4		3	0	0	0	2	0	2	Chicago White Sox @ Washington Senators Griffith Stadium, Washington, DC Sat May 05 1956, 3:33 AM EDT Att: 4,686 - Unknown			
Ernie Oravetz, S (1, 9) OBP: 0.300, SLG: 0.250	0-0 FC4-6 FC1-6 1-2		0-0 FC6-4 1B		0-0 F9		4-0 BB BB			3	1	1	0	1	0	1				
Pete Runnels, L (1, 4) OBP: 0.362, SLG: 0.519	0-0 FC1-6 FC6-4 1-2		0-0 FC6-4 G5-4-3 1-2				0-0 F7 1B BB			3	0	0	0	1	0	3				
Roy Sievers, R (1, 3) OBP: 0.329, SLG: 0.429	0-0 FC6-4 1-2		0-0 G5-4-3 1-2				0-0 F7 1B BB			4	0	1	1	0	0	3				
Jim Lemon, R (1, 7) OBP: 0.474, SLG: 0.820				0-0 3-1 FC2 2B			0-0 HR			4	2	3	1	0	1	2				
Clint Courtney, L (1, 2) OBP: 0.417, SLG: 0.485 Pedro Ramos, S (8, PR) OBP: 0.429, SLG: 0.429 Jose Valdivielso, R (9, 6) OBP: 0.190, SLG: 0.200		0-0 F8		0-0 3-1			0-0 1B 1B			4	0	1	0	0	0	2				
Karl Olson, R (1, 8) OBP: 0.397, SLG: 0.533		0-3 K		0-0 FC2 G4-3			0-0 1B 1B			3	0	1	1	0	1	1				
Jerry Snyder, R (1, 6) OBP: 0.360, SLG: 0.326 Lou Berberet, L (8, PH) OBP: 0.182, SLG: 0.105		4-0 BB		0-0 G4-3 1-2			0-0 F7			2	0	0	0	1	0	3				
Chuck Stobbs, L (1, 1) OBP: 0.077, SLG: 0.083		0-0 6-3					0-0 K			4	0	1	1	0	2	2				
								0-0 1B		1	0	1	0	2	2					
Inning Stats	R: 0 E: 0 K: 0 S: 3	H: 0 LOB: 1 BB: 1 P: 7	R: 0 E: 0 K: 1 S: 6	H: 1 LOB: 2 BB: 1 P: 10	R: 0 E: 0 K: 0 S: 3	H: 1 LOB: 1 BB: 1 P: 7	R: 1 E: 0 K: 0 S: 4	H: 1 LOB: 0 BB: 0 P: 4	R: 0 E: 0 K: 1 S: 5	H: 0 LOB: 0 BB: 0 P: 5	R: 1 E: 0 K: 0 S: 6	H: 3 LOB: 2 BB: 0 P: 6	R: 1 E: 0 K: 2 S: 8	H: 1 LOB: 2 BB: 2 P: 16	R: 1 E: 1 K: 0 S: 4	H: 1 LOB: 1 BB: 1 P: 8	1B: 5 2B: 3 3B: 0 HR: 1	SF: 0 SAC: 1 DP: 3 HBP: 0	WP: 0 PB: 0 SB: 0 CS: 0	PA: 37
PITCHER Connie Johnson, R (1, 1) ERA: 2.79 Mike Fomies, R (7, 1) Sandy Consuegra, R (8, 1) ERA: 20.25	IP: 6.2 WLS: L BF: 30 H: 6 R: 3 ER: 3 SO: 3 BB: 0 IBB: 0 HBP: 0 BLK: 0 WP: 0 HR: 1 S: 31 P: 51 ERA: 4.05 WHIP: 1.650																			

Batter	1	2	3	4	5	6	7	8	9	AB	R	H	RBI	BB	SO	LOB	TOP								
Nellie Fox, L OBP: 0.200, SLG: 0.255 (1, 4)	0-3 K		0-0 1-2 1B		0-0 F8			0-0 4-3		4	0	1	0	0	1	1									
George Kell, R OBP: 0.448, SLG: 0.440 (1, 5)	0-0 6-3		0-0 F9		0-3 K			4-0 FC5 1B BB		3	0	0	0	1	1	3									
Minnie Minoso, R OBP: 0.440, SLG: 0.425 (1, 7)	0-0 4-3			0-0 G1-4-3 1B		0-0 1-3		0-0 1-2 1B		4	0	2	0	0	0	0									
Bob Nieman, R OBP: 0.667, SLG: 0.333 Jim Rivera, L OBP: 0.406, SLG: 0.500 Bob Kennedy, R OBP: 0.214, SLG: 0.083 Jerry Dahike, R (8, 1)		0-0 6-3		0-0 G1-4-3		0-3 K		0-0 FC5 2-3f		2	0	0	0	0	0	1									
Larry Doby, L OBP: 0.304, SLG: 0.237 (1, 8)	0-3 K		0-0 BB 1B		0-0 4-3			0-0 F8		4	0	1	0	0	1	0									
Walt Dropo, R OBP: 0.233, SLG: 0.259 (1, 3)	0-0 PO 1B		0-0 FC6-4 BB		0-0 1-3			0-0 P3		3	0	1	0	1	0	0									
Sherm Lollar, R OBP: 0.395, SLG: 0.303 Earl Battey, R OBP: 0.333, SLG: 0.333 (9, PR)	0-0 PO	0-0 5-3	0-0 FC6-4		0-0 E5 G6-4-3			0-0 2B		4	0	1	0	0	0	2									
Luis Aparicio, R OBP: 0.185, SLG: 0.222 (1, 6)			0-0 1B 1B		0-0 G6-4-3 1-2f			0-3 K2-3		4	0	2	0	0	1	2									
Jack Harshman, L Bob Keegan, R Bubba Phillips, R OBP: 0.267, SLG: 0.400 (8, 9)			0-0 F9		0-0 F2			0-3 K		1	0	0	0	0	0	1									
Inning Stats	R: 0 E: 0 K: 1 S: 5	H: 0 LOB: 0 BB: 0 P: 5	R: 0 E: 0 K: 1 S: 5	H: 1 LOB: 0 BB: 0 P: 5	R: 0 E: 0 K: 0 S: 5	H: 2 LOB: 2 BB: 0 P: 5	R: 0 E: 0 K: 0 S: 4	H: 2 LOB: 1 BB: 1 P: 8	R: 0 E: 0 K: 1 S: 6	H: 1 LOB: 1 BB: 0 P: 6	R: 0 E: 0 K: 0 S: 3	H: 0 LOB: 0 BB: 0 P: 3	R: 0 E: 0 K: 1 S: 6	H: 1 LOB: 2 BB: 1 P: 10	R: 0 E: 0 K: 1 S: 6	H: 1 LOB: 1 BB: 0 P: 6	1B: 6 2B: 2 3B: 0 HR: 0	SF: 0 SAC: 0 DP: 2 HBP: 0	WP: 0 PB: 0 SB: 0 CS: 0	PA: 36					
PITCHER Whitey Ford, L ERA: 0.75 (1, 1)	IP 9.0	WLS W	BF 35	H 8	R 0	ER 0	SO 6	BB 2	IBB 0	HBP 0	BLK 0	WP 0	HR 0	S 45	P 53	ERA 0.00	WHIP 1.111								

Chicago White Sox @ New York Yankees
Yankee Stadium, Bronx, NY
Sun May 06 1956, 3:33 AM EDT
Unknown


AB 33
R 0
H 8
RBI 0
BB 2
SO 6
LOB 13



Batter	1	2	3	4	5	6	7	8	9	AB	R	H	RBI	BB	SO	LOB	BOTTOM							
Hank Bauer, R OBP: 0.338, SLG: 0.597 (1, 9)	0-0 F7	4-0 BB		0-0 HR		0-0 CS 1B		0-0 5-3		4	1	2	1	1	0	0								
Billy Martin, R OBP: 0.286, SLG: 0.279 (1, 4)	0-0 2B E 1B	0-0 F8		4-0 L4-3 BB		0-0 1-2 1B				3	1	2	0	1	0	3								
Mickey Mantle, S OBP: 0.514, SLG: 0.938 (1, 8)	0-0 E8 1H 2B		0-0 HR 1B	0-0 F7		0-3 K				4	1	2	0	0	1	2								
Yogi Berra, L OBP: 0.440, SLG: 0.769 (1, 2)	0-0 L3		0-0 1H HR	0-0 L4-3		0-0 4-3				4	1	1	2	0	0	2								
Bill Skowron, R OBP: 0.386, SLG: 0.406 (1, 3)	0-0 6-3		0-0 1-3 2B		0-0 F9			0-0 FC6-4 1B		4	0	2	0	0	0	1								
Gil McDougald, R OBP: 0.283, SLG: 0.239 (1, 6)		0-0 F9	0-0 F9		0-0 4-3			0-0 FC6-4 1-2f		4	0	0	0	0	0	2								
Elston Howard, R OBP: 0.386, SLG: 0.541 (1, 7)		0-0 P4	0-0 1-3		0-0 2B			0-0 FC6-4 1-2f		4	0	1	0	0	0	2								
Andy Carey, R OBP: 0.305, SLG: 0.255 (1, 5)		0-0 1B 1B	4-0 IBB		0-0 F8			0-0 4-3		3	0	1	0	1	0	1								
Whitey Ford, L OBP: 0.250, SLG: 0.267 (1, 1)		0-0 1-3 BB 1B	0-0 P4		0-0 4-3			0-3 K		4	0	1	0	0	1	2								
Inning Stats	R: 1 E: 1 K: 0 S: 5	H: 2 LOB: 1 BB: 0 P: 5	R: 0 E: 0 K: 0 S: 5	H: 2 LOB: 3 BB: 1 P: 9	R: 2 E: 0 K: 0 S: 6	H: 3 LOB: 2 BB: 1 P: 10	R: 1 E: 0 K: 0 S: 3	H: 1 LOB: 0 BB: 1 P: 7	R: 0 E: 0 K: 0 S: 4	H: 1 LOB: 1 BB: 0 P: 4	R: 0 E: 0 K: 1 S: 6	H: 2 LOB: 1 BB: 0 P: 6	R: 0 E: 0 K: 0 S: 4	H: 1 LOB: 1 BB: 0 P: 4	R: 0 E: 0 K: 1 S: 5	H: 0 LOB: 0 BB: 0 P: 5	1B: 7 2B: 4 3B: 0 HR: 2	SF: 0 SAC: 0 DP: 1 HBP: 0	WP: 0 PB: 0 SB: 0 CS: 1	PA: 37				
PITCHER Jack Harshman, L ERA: 2.33 Bob Keegan, R Jerry Dahike, R ERA:	IP 3.0	WLS L	BF 19	H 8	R 4	ER 0	SO 3	BB 1	IBB 0	HBP 0	BLK 0	WP 0	HR 2	S 17	P 25	ERA 9.00	WHIP 3.000							

Chicago White Sox @ New York Yankees
Yankee Stadium, Bronx, NY
Sun May 06 1956, 3:33 AM EDT
Unknown

AB 34
R 4
H 12
RBI 3
BB 3
SO 2
LOB 15



Batter	1	2	3	4	5	6	7	8	9	AB	R	H	RBI	BB	SO	LOB	TOP											
Jim Rivera, L OBP: 0.391, SLG: 0.424 (1, 9)	5-3		G5-3-2		1-3		P6		F8	5	0	0	0	0	0	6												
Nelle Fox, L OBP: 0.216, SLG: 0.269 (1, 4)	6-3			1-3		BB	P6		P4	5	0	2	0	0	0	3												
Minnie Minoso, R OBP: 0.426, SLG: 0.395 Dixie Howell, L OBP: 0.333, SLG: 0.333 Dick Donovan, L OBP: 0.500, SLG: 0.833 (1, 7)	F5			F9		BB	FC6-4		F8	3	0	0	0	1	0	3												
George Kell, R OBP: 0.424, SLG: 0.414 (6, 5)		G6-4-3		1-3		F8			F3	4	0	1	0	0	0	3												
Larry Doby, L OBP: 0.320, SLG: 0.225 (1, 8)		G6-4-3		K					K	2	0	0	0	2	2	1												
Earl Battey, R OBP: 0.400, SLG: 0.250 Sherm Lollar, R OBP: 0.400, SLG: 0.371 (6, 2)	G6-4-3					P6				1	0	0	0	1	0	2												
Sammy Esposito, R OBP: 0.250, SLG: 0.250 Walt Dropo, R OBP: 0.250, SLG: 0.250 (6, 3)	F8					F9				2	0	1	0	0	0	1												
Ron Jackson, R (8, 3)										1	0	0	0	1	0	3												
Luis Aparicio, R OBP: 0.207, SLG: 0.241 Cal Abrams, L OBP: 0.500, SLG: 0.333 (7, 7)			G5-3-2		K				K	2	0	1	0	0	1	2												
Harry Byrd, R Bob Kennedy, R Howie Pollet, L Ron Northey, L Jim Bredweser, R (7, 6)			B1		K					1	0	0	0	0	0	1												
Inning Stats	R: 0 E: 0 K: 0 S: 3	H: 0 LOB: 0 BB: 0 P: 3	R: 0 E: 0 K: 0 S: 3	H: 1 LOB: 1 BB: 1 P: 7	R: 0 E: 0 K: 0 S: 3	H: 1 LOB: 0 BB: 0 P: 3	R: 0 E: 0 K: 1 S: 6	H: 1 LOB: 1 BB: 0 P: 6	R: 0 E: 0 K: 2 S: 8	H: 1 LOB: 2 BB: 2 P: 12	R: 0 E: 0 K: 0 S: 4	H: 1 LOB: 3 BB: 2 P: 12	R: 0 E: 0 K: 0 S: 4	H: 1 LOB: 2 BB: 1 P: 8	R: 0 E: 0 K: 2 S: 8	H: 1 LOB: 3 BB: 1 P: 12	R: 0 E: 0 K: 0 S: 4	H: 1 LOB: 1 BB: 0 P: 4	1B: 6 2B: 2 3B: 1 HR: 0	SF: 0 SAC: 0 DP: 2 HBP: 0	WP: 0 PB: 0 SB: 1 CS: 0	PA: 39						
PITCHER	IP	WLS	BF	H	R	ER	SO	BB	IBB	HBP	BLK	WP	HR	S	P	ERA	WHIP											
Rip Coleman, L ERA: 3.6 Jim Konstanty, R ERA: 3.6	(1, 1)	6.0	W	25	5	0	0	3	4	0	0	0	0	0	27	43	0.00	1.500										
(7, 1)	3.0	S	14	3	0	0	2	2	0	0	0	0	0	0	16	24	0.00	1.667										

Chicago White Sox @ New York Yankees
Yankee Stadium, Bronx, NY
Sun May 06 1956, 3:38 AM EDT
Att: 49,016 - Unknown

AB	33
R	0
H	8
RBI	0
BB	6
SO	5
LOB	33



Batter	1	2	3	4	5	6	7	8	9	AB	R	H	RBI	BB	SO	LOB	BOTTOM											
Hank Bauer, R OBP: 0.321, SLG: 0.563 (1, 9)	P4	F8		F5			F8			4	0	0	0	0	0	2												
Billy Martin, R OBP: 0.284, SLG: 0.255 (1, 4)	F7		6-3		P4		F7			4	0	0	0	0	0	0												
Mickey Mantle, S OBP: 0.513, SLG: 0.909 Joe Collins, L OBP: 0.214, SLG: 0.429 (8, 8)	FC6		L4		F7				5-3	2	1	0	0	2	0	0												
Yogi Berra, L OBP: 0.430, SLG: 0.739 (1, 2)	FC6			1B		K			F7	4	1	1	0	0	1	2												
Bill Skowron, R OBP: 0.392, SLG: 0.426 (1, 3)		3B		E5		K			5-3	4	1	2	0	0	1	1												
Gil McDougald, R OBP: 0.238, SLG: 0.300 (1, 6)		1B		P4						4	1	2	2	0	0	1												
Elston Howard, R OBP: 0.419, SLG: 0.538 (1, 7)		SH1-4		FC6-4					F9	2	0	1	1	2	0	1												
Andy Carey, R OBP: 0.290, SLG: 0.241 (1, 5)		F9		FC6-4		K				3	0	0	0	0	1	3												
Rip Coleman, L Jim Konstanty, R (7, 1)		SH1-4		SH1-4					5-3	0	0	0	0	0	0	0												
Inning Stats	R: 0 E: 0 K: 0 S: 3	H: 3 LOB: 1 BB: 1 P: 7	R: 2 E: 0 K: 0 S: 6	H: 3 LOB: 1 BB: 0 P: 6	R: 1 E: 1 K: 0 S: 5	H: 2 LOB: 1 BB: 0 P: 5	R: 0 E: 0 K: 0 S: 3	H: 0 LOB: 1 BB: 1 P: 7	R: 0 E: 0 K: 1 S: 5	H: 0 LOB: 0 BB: 0 P: 5	R: 0 E: 0 K: 2 S: 7	H: 0 LOB: 1 BB: 1 P: 11	R: 0 E: 0 K: 0 S: 3	H: 0 LOB: 0 BB: 0 P: 3	R: 1 E: 0 K: 0 S: 4	H: 1 LOB: 1 BB: 1 P: 8	1B: 4 2B: 1 3B: 1 HR: 0	SF: 0 SAC: 2 DP: 0 HBP: 0	WP: 0 PB: 0 SB: 0 CS: 0	PA: 34								
PITCHER	IP	WLS	BF	H	R	ER	SO	BB	IBB	HBP	BLK	WP	HR	S	P	ERA	WHIP											
Harry Byrd, R ERA: 11.25 Howie Pollet, L ERA: 1.5 Dixie Howell, R ERA: 1.5	(1, 1)	4.0	L	19	5	3	2	0	2	0	0	0	0	0	12	16	0.00	0.500										
(7, 1)	2.0	8	1	1	1	0	1	0	0	0	0	0	0	7	11	4.50	1.000											

Chicago White Sox @ New York Yankees
Yankee Stadium, Bronx, NY
Sun May 06 1956, 3:38 AM EDT
Att: 49,016 - Unknown

AB	28
R	4
H	6
RBI	3
BB	4
SO	3
LOB	10



Batter	1	2	3	4	5	6	7	8	9	10	11	12	13	AB	R	H	RBI	BB	SO	LOB	TOP	
Jim Rivera, L OBP: 0.358, SLG: 0.368 (1, 9)	G1-6-3 BB		5-3		F9		F8			F4			F8	5	0	0	0	1	0	0		
Nellie Fox, L OBP: 0.213, SLG: 0.276 (1, 4)	G1-6-3		F8					F8			G3		F7	6	0	1	0	0	0	1		
Larry Doby, L OBP: 0.321, SLG: 0.222 (1, 8)	F8		F8		4-3						F9			5	0	1	0	1	0	1		
George Kell, R OBP: 0.436, SLG: 0.441 (1, 5)		K											F3	5	1	2	0	1	1	2		
Minnie Minoso, R OBP: 0.441, SLG: 0.417 (1, 7)														5	0	3	0	0	0	1		
Sherm Lollar, R OBP: 0.380, SLG: 0.333 Earl Battey, R OBP: 0.400, SLG: 0.250 (1, 2) (13, 2)														4	1	0	0	0	0	4		
Walt Dropo, R OBP: 0.216, SLG: 0.212 (1, 3)														5	1	0	0	0	1	5		
Luis Aparicio, R OBP: 0.226, SLG: 0.258 Ron Northey, L OBP: 0.550, SLG: 1.667 Jim Brideweser, R OBP: 0.250, SLG: 0.273 (1, 6) (6, PH) (6, 6)														2	0	1	1	0	1	2		
Billy Pierce, L OBP: 0.222, SLG: 0.222 Dixie Howell, L OBP: 0.333, SLG: 0.333 (1, 1) (12, 1)														5	0	0	0	0	1	1		
Inning Stats	R: 0 E: 0 K: 0 S: 2	H: 0 LOB: 0 BB: 1 P: 6	R: 2 E: 2 K: 1 S: 8	H: 2 LOB: 1 BB: 0 P: 8	R: 0 E: 0 K: 0 S: 3	H: 0 LOB: 0 BB: 0 P: 3	R: 0 E: 0 K: 1 S: 5	H: 0 LOB: 2 BB: 1 P: 10	R: 0 E: 0 K: 0 S: 4	H: 1 LOB: 1 BB: 0 P: 4	R: 0 E: 0 K: 0 S: 6	H: 0 LOB: 0 BB: 0 P: 3	R: 0 E: 2 K: 0 S: 5	H: 2 LOB: 1 BB: 0 P: 5	R: 0 E: 0 K: 0 S: 5	H: 0 LOB: 0 BB: 0 P: 5	R: 0 E: 0 K: 0 S: 3	H: 0 LOB: 1 BB: 1 P: 7	1B: 6 2B: 2 3B: 0 HR: 0	SF: 0 SAC: 0 DP: 2 HBP: 1	WP: 1 PB: 0 SB: 0 CS: 0	PA: 49
PITCHER	IP WLS BF H R ER SO P ERA WHIP	11.0 43 8 3 0 4 56 0.00 0.909	3 0 0 0 1 0 0 0.00 0.000	4 0 0 0 0 0 0 0.00 1.000	PITCHER																	

Chicago White Sox @ Boston Red Sox
Fenway Park, Boston, MA
Tue May 08 1966, 3:33 AM EDT
Att. 4,706 - Unknown

AB 45
R 3
H 8
RBI 1
BB 3
SO 5
LOB 17



Batter	1	2	3	4	5	6	7	8	9	10	11	12	13	AB	R	H	RBI	BB	SO	LOB	BOTTOM	
Billy Goodman, L OBP: 0.391, SLG: 0.460 Billy Consolo, R (1, 4) (13, PR)	6-3		4-3											5	0	2	1	1	0	0		
Billy Klaus, L OBP: 0.410, SLG: 0.241 (1, 5)	F5													5	1	1	0	1	0	2		
Dick Gemert, R OBP: 0.423, SLG: 0.739 (1, 7)														7	1	3	2	0	1	2		
Norm Zauchin, R OBP: 0.360, SLG: 0.545 (1, 3)														4	0	2	0	1	1	0		
Jackie Jensen, R OBP: 0.343, SLG: 0.304 (1, 9)														4	0	0	1	2	0	2		
Jim Piersall, R OBP: 0.438, SLG: 0.462 Faye Throssberry, L OBP: 0.300, SLG: 0.353 (1, 8) (4, 8)														2	0	1	0	0	1	3		
Don Buddin, R OBP: 0.391, SLG: 0.278 (1, 6)														5	1	0	0	1	1	6		
Sammy White, R OBP: 0.316, SLG: 0.340 Mickey Vernon, L OBP: 0.347, SLG: 0.566 Pete Daley, R OBP: 0.250, SLG: 1.000 (1, 2) (12, PH) (13, 2)														4	0	0	0	1	0	1		
Frank Sullivan, R OBP: 0.308, SLG: 0.364 Ted Williams, L OBP: 0.520, SLG: 0.571 Tom Hurd, R OBP: 1.000, SLG: 1.000 Grady Hatton, L OBP: 0.400, SLG: 0.400 Dave Sieler, R (1, 1) (11, PH) (12, 1) (12, PH) (13, 1)														3	0	0	0	1	1	2		
Inning Stats	R: 1 E: 0 K: 1 S: 6	H: 1 LOB: 0 BB: 0 P: 6	R: 0 E: 0 K: 0 S: 4	H: 1 LOB: 2 BB: 1 P: 8	R: 1 E: 0 K: 1 S: 7	H: 2 LOB: 3 BB: 1 P: 12	R: 0 E: 0 K: 0 S: 4	H: 1 LOB: 1 BB: 0 P: 8	R: 0 E: 0 K: 0 S: 3	H: 0 LOB: 0 BB: 0 P: 7	R: 0 E: 0 K: 0 S: 3	H: 0 LOB: 0 BB: 0 P: 3	R: 0 E: 2 K: 0 S: 5	H: 1 LOB: 2 BB: 1 P: 9	R: 0 E: 0 K: 0 S: 4	H: 1 LOB: 3 BB: 2 P: 12	R: 1 E: 0 K: 0 S: 2	H: 1 LOB: 1 BB: 1 P: 6	1B: 8 2B: 1 3B: 0 HR: 1	SF: 0 SAC: 2 DP: 0 HBP: 1	WP: 0 PB: 1 SB: 0 CS: 0	PA: 57
PITCHER	IP WLS BF H R ER SO P ERA WHIP	11.1 52 9 3 2 5 83 1.59 1.324	5 1 1 1 0 0 0 9.00 2.000	PITCHER																		

Chicago White Sox @ Boston Red Sox
Fenway Park, Boston, MA
Tue May 08 1966, 3:33 AM EDT
Att. 4,706 - Unknown

AB 46
R 4
H 10
RBI 4
BB 8
SO 5
LOB 28



Batter	1	2	3	4	5	6	7	8	9	AB	R	H	RBI	BB	SO	LOB	TOP						
Jim Rivera, L (1,9) OBP: 0.333, SLG: 0.341 Jim Brideweser, R (8,6) OBP: 0.250, SLG: 0.273	0-0 4-3	0-0 4-3			0-3 K	4-0 WP BB		4-0 BB		3	0	0	0	2	1	1	Chicago White Sox @ Boston Red Sox Fenway Park, Boston, MA Wed May 09 1956, 3:33 AM EDT Att: 7,611 - Unknown						
Nellie Fox, L (1,4) OBP: 0.212, SLG: 0.258	4-0 1B BB		0-0 3-1		0-0 F7	0-0 F7		0-3 K		4	0	0	0	1	1	5							
Minnie Minoso, R (1,7) OBP: 0.422, SLG: 0.415 Bill Fischer, R (8,1) Dixie Howell, L (8,1) OBP: 0.333, SLG: 0.333	0-0 F8		0-0 2B		0-0 5-3		0-0 6-3	0-0 F9		5	0	1	0	0	0	4							
Larry Doby, L (1,8) OBP: 0.328, SLG: 0.260	0-0 1-3 1B		0-0 L5		0-0 2B	0-0 2B	0-3 K		0-0 F7	5	1	2	0	0	1	1							
George Kell, R (1,5) OBP: 0.455, SLG: 0.474 Bubba Phillips, R (9, PR) OBP: 0.267, SLG: 0.400	0-3 K		4-0 FC4-6 BB		0-0 2B	0-0 1B 2B	0-0 4-3		0-0 1B 1B	4	1	2	1	1	1	2							
Ron Jackson, R (1,3) OBP: 0.200, SLG: 0.200		0-0 F2	0-0 FC4-6		0-0 5-3			0-0 2B SF9	0-0 F3	5	1	1	0	0	0	4							
Sherm Lollar, R (1,2) Sammy Esposito, R (9, PR) OBP: 0.188, SLG: 0.250		0-0 HR		0-0 5-3		0-0 2B SH3		0-0 BB 2B	0-0 1B	5	2	4	2	0	0	0							
Dick Donovan, L (1,1) Mike Fomiesles, R (1,1) Jerry Dahike, R (8,1) Sandy Consuegra, R (8, PR) Ron Northey, L (8,7) OBP: 0.333, SLG: 1.250	0-0 1-3		0-0 6-3		0-0 SH3			0-0 SF9	0-0 F4	2	0	0	0	0	0	0							
Luis Aparicio, R (1,6) OBP: 0.265, SLG: 0.324 Cal Abrams, L (8, PH) OBP: 0.600, SLG: 0.333	0-0 1B		0-0 F3		0-0 WP 2B			0-0 BB BB		3	0	2	1	0	0	0							
Inning Stats	R: 0 E: 0 K: 1 S: 6	H: 1 LOB: 2 P: 10	R: 1 E: 0 K: 0 S: 5	H: 2 LOB: 1 BB: 0 P: 5	R: 0 E: 0 K: 0 S: 4	H: 1 LOB: 2 BB: 1 P: 8	R: 0 E: 0 K: 0 S: 3	H: 0 LOB: 0 BB: 0 P: 3	R: 0 E: 0 K: 1 S: 5	H: 0 LOB: 0 BB: 0 P: 5	R: 3 E: 0 K: 0 S: 7	H: 4 LOB: 2 BB: 1 P: 11	R: 0 E: 0 K: 1 S: 5	H: 0 LOB: 0 BB: 0 P: 5	R: 1 E: 0 K: 1 S: 7	H: 2 LOB: 2 BB: 2 P: 15		R: 0 E: 0 K: 0 S: 5	H: 2 LOB: 2 BB: 0 P: 5	1B: 6 2B: 5 3B: 0 HR: 1	SF: 1 SAC: 1 DP: 0 HBP: 0	WP: 1 PB: 0 SB: 0 CS: 0	PA: 44
PITCHER	IP WLS BF H R ER SO BB IBB HBP BLK WP HR S P ERA WHIP																						
Bob Porterfield, R (1,1) ERA: 4.73	5.1	25	7	4	4	2	2	0	0	0	0	0	0	1	27	35		6.75	1.688				
Tom Hurd, R (8,1) ERA: 8.31	2.0	W 12	3	1	1	1	3	0	0	0	1	0	11	23	4.50	3.000							
Dave Sisler, R (8,1) ERA: 0.82	1.2	S 7	2	0	0	1	0	0	0	0	0	0	9	9	0.00	1.200							

Batter	1	2	3	4	5	6	7	8	9	AB	R	H	RBI	BB	SO	LOB	BOTTOM						
Billy Goodman, L (1,4) OBP: 0.419, SLG: 0.529 Billy Consolo, R (8, PR) (9,4)	0-0 2B BB 1B	0-0 4-3			0-0 FC1-5	0-0 2B		0-0 1-3 2B		5	1	4	1	0	0	0	Chicago White Sox @ Boston Red Sox Fenway Park, Boston, MA Wed May 09 1956, 3:33 AM EDT Att: 7,611 - Unknown						
Billy Klaus, L (1,5) OBP: 0.409, SLG: 0.219	0-0 F8	0-0 F8			0-0 FC1-5	0-0 1B	4-0 G4-6-3 BB	4-0 2B		3	0	0	0	2	0	2							
Faye Throneberry, L (1,9) OBP: 0.320, SLG: 0.499	0-0 BB 1B 2B		0-0 G3		0-0 G6-4-3	0-0 1B	0-0 G4-6-3	0-3 K		5	1	2	0	0	1	6							
Dick Gemert, R (1,7) OBP: 0.411, SLG: 0.694 Gene Stephens, L (9,7) OBP: 0.687, SLG: 0.500	4-0 1B BB 1B IBB		0-0 F3		0-0 G6-4-3			0-0 1-3		3	1	0	0	1	0	2							
Norm Zauchin, R (1,3) OBP: 0.379, SLG: 0.520	4-0 1B BB		0-3 K		0-0 F7			0-0 G6-4-3	0-0 1B	3	1	1	1	1	1	0							
Jim Piersall, R (1,8) OBP: 0.441, SLG: 0.464	0-0 1B		0-0 F7		0-0 1B	0-0 1B		0-0 G6-4-3		4	1	2	1	0	0	1							
Don Buddin, R (1,6) OBP: 0.411, SLG: 0.298	0-0 1-2 2-3 3-H		0-0 FC4-6 BB		0-0 1B	0-0 1B		0-3 K		3	1	2	2	1	1	0							
Sammy White, R (1,2) OBP: 0.328, SLG: 0.340	0-0 9-3		0-0 FC4-6		0-0 1B	0-0 2B 1B		4-0 2B BB		3	1	1	1	1	0	3							
Bob Porterfield, R (1,1) ERA: 4.76 Mike Fomiesles, R (1,1) ERA: 5.09 Jerry Dahike, R (8,1) Sandy Consuegra, R (8,1) Bill Fischer, R (8,1) ERA: 21.6	0-0 6-3		0-0 2-3		0-0 2B	0-0 1B		0-0 B1		2	0	0	0	0	0	1							
Inning Stats	R: 4 E: 0 K: 0 S: 6	H: 4 LOB: 1 P: 14	R: 0 E: 0 K: 0 S: 3	H: 0 LOB: 0 BB: 0 P: 3	R: 0 E: 0 K: 1 S: 5	H: 0 LOB: 0 BB: 0 P: 5	R: 0 E: 0 K: 0 S: 3	H: 0 LOB: 1 BB: 1 P: 7	R: 0 E: 0 K: 0 S: 4	H: 2 LOB: 1 BB: 0 P: 4	R: 3 E: 0 K: 0 S: 7	H: 5 LOB: 2 BB: 1 P: 11	R: 0 E: 0 K: 0 S: 3	H: 1 LOB: 0 BB: 0 P: 3	R: 0 E: 0 K: 2 S: 8	H: 1 LOB: 3 BB: 2 P: 16		R: 0 E: 0 K: 0 S: 8	H: 1 LOB: 3 BB: 2 P: 16	1B: 9 2B: 5 3B: 0 HR: 0	SF: 0 SAC: 0 DP: 4 HBP: 0	WP: 0 PB: 0 SB: 0 CS: 0	PA: 39
PITCHER	IP WLS BF H R ER SO BB IBB HBP BLK WP HR S P ERA WHIP																						
Dick Donovan, R (1,1) ERA: 4.76	0.1	7	4	4	4	0	1	0	0	0	0	0	21	25	5.40	1.400							
Mike Fomiesles, R (1,1) ERA: 5.09	5.0	L 20	6	3	3	1	1	0	0	0	0	0	1	5	∞	∞							
Jerry Dahike, R (8,1) ERA: 12.46	1.2	4	1	0	0	0	0	0	0	0	0	0	4	4	0.00	0.600							
Bill Fischer, R (8,1) ERA: 21.6	0.2	4	1	0	0	1	1	0	0	0	0	0	5	9	0.00	3.000							

Batter	1	2	3	4	5	6	7	8	9	AB	R	H	RBI	BB	SO	LOB	TOP			
Nellie Fox, L OBP: 0.225, SLG: 0.269 (1,4)	F9		F4						F9	5	0	2	0	0	0	2	Chicago White Sox @ Boston Red Sox Fenway Park, Boston, MA Thu May 10 1956, 3:33 AM EDT Att: 5,282 - Unknown			
George Kell, R OBP: 0.438, SLG: 0.524 (1,5)	F8		5-3		F5		HR			4	1	1	1	0	0	2				
Minnie Minoso, R OBP: 0.412, SLG: 0.456 (1,7)	HR			6-3	L9					4	1	1	1	0	0	1				
Sherm Lollar, R OBP: 0.407, SLG: 0.458 (1,2)	6-3			E5					5-3	4	0	1	0	0	0	0				
Bob Nieman, R OBP: 0.500, SLG: 0.286 (1,9)		4-3		FC5		FC4-6			L6	4	0	1	0	0	0	1				
Jim Rivera, L OBP: 0.333, SLG: 0.341 (8,9)				1-3		FC4-6				0	0	0	0	0	0	0				
Larry Doby, L OBP: 0.308, SLG: 0.241 (1,8)	6-3			1-3		FC4-6			K	4	0	0	0	0	1	3				
Ron Jackson, R OBP: 0.444, SLG: 0.286 (1,3)	F8									2	0	1	0	2	0	0				
Luis Aparicio, R OBP: 0.270, SLG: 0.324 (1,6)				FC5		F7			SH3-4	3	0	1	0	0	0	5				
Connie Johnson, R (1,1)			5-3						1-3	0	0	0	0	0	0	0				
Bob Keegan, R (1,1)					F8		K			4	0	0	0	0	1	2				
Inning Stats	R: 1 E: 0 K: 0 S: 4	H: 1 LOB: 0 BB: 0 P: 4	R: 0 E: 0 K: 0 S: 3	H: 0 LOB: 0 BB: 0 P: 3	R: 0 E: 0 K: 0 S: 4	H: 1 LOB: 1 BB: 0 P: 4	R: 0 E: 1 K: 0 S: 5	H: 1 LOB: 3 BB: 1 P: 9	R: 0 E: 0 K: 0 S: 4	H: 1 LOB: 2 BB: 1 P: 4	R: 1 E: 0 K: 1 S: 6	H: 2 LOB: 0 BB: 0 P: 6	R: 0 E: 0 K: 1 S: 5	H: 0 LOB: 0 BB: 0 P: 5	R: 0 E: 0 K: 0 S: 4	H: 1 LOB: 1 BB: 0 P: 4	1B: 6 2B: 0 3B: 0 HR: 2	SF: 0 SAC: 1 DP: 0 HBP: 0	WP: 0 PB: 1 SB: 0 CS: 1	PA: 37
PITCHER Mel Parnell, L ERA: 3.12 (1,1)	IP: 9.0 WLS: L BF: 37 H: 8 R: 2 ER: 2 SO: 2 BB: 2 IBB: 0 HBP: 0 BLK: 0 WP: 0 HR: 2 S: 39 P: 47 ERA: 2.00 WHIP: 1.111															PITCHER				

Batter	1	2	3	4	5	6	7	8	9	AB	R	H	RBI	BB	SO	LOB	BOTTOM					
Billy Goodman, L OBP: 0.392, SLG: 0.493 (1,4)	4-3	FC1-6		F7					F7	5	0	0	0	0	0	2	Chicago White Sox @ Boston Red Sox Fenway Park, Boston, MA Thu May 10 1956, 3:33 AM EDT Att: 5,282 - Unknown					
Billy Klaus, L OBP: 0.388, SLG: 0.194 (1,5)	1B	F4							F9	4	1	0	0	1	1	2						
Faye Throneberry, L OBP: 0.345, SLG: 0.462 (1,9)	BB			F8		3-4-1				4	0	2	0	0	0	0						
Dick Gemert, R OBP: 0.433, SLG: 0.692 (1,7)	BB									3	0	2	1	1	0	1						
Norm Zauchin, R OBP: 0.364, SLG: 0.464 (1,3)	BB			F9					F3	3	0	0	0	1	1	2						
Jim Piersall, R OBP: 0.444, SLG: 0.483 (1,8)	G6-4-3					B4-3				4	0	2	0	0	0	3						
Don Buddin, R OBP: 0.408, SLG: 0.300 (1,6)										3	0	1	0	0	0	2						
Ted Williams, L OBP: 0.500, SLG: 0.533 (8, PH)		FC1-6		FC5-4		F4			F7	1	0	0	0	0	0	1						
Mitt Bolling, R OBP: 0.333, SLG: 1.333 (9,6)		1B								0	0	0	0	0	0	0						
Sammy White, R OBP: 0.323, SLG: 0.351 (1,2)					6-3				F7	4	0	1	0	0	1	2						
Mel Parnell, L OBP: 0.286, SLG: 0.286 (1,1)										3	0	1	0	0	0	1						
Mickey Vernon, L OBP: 0.340, SLG: 0.556 (9, PH)					1-3				1-3	1	0	0	0	0	0	0						
Inning Stats	R: 1 E: 0 K: 0 S: 4	H: 2 LOB: 2 BB: 2 P: 12	R: 0 E: 0 K: 1 S: 7	H: 2 LOB: 0 BB: 0 P: 7	R: 0 E: 0 K: 0 S: 4	H: 1 LOB: 2 BB: 1 P: 8	R: 0 E: 0 K: 0 S: 3	H: 0 LOB: 0 BB: 0 P: 3	R: 0 E: 0 K: 1 S: 6	H: 1 LOB: 1 BB: 0 P: 6	R: 0 E: 0 K: 0 S: 4	H: 1 LOB: 1 BB: 0 P: 4	R: 0 E: 0 K: 1 S: 6	H: 1 LOB: 1 BB: 0 P: 6	R: 0 E: 0 K: 0 S: 4	H: 1 LOB: 1 BB: 0 P: 4	R: 0 E: 0 K: 0 S: 3	H: 0 LOB: 0 BB: 0 P: 3	1B: 6 2B: 3 3B: 0 HR: 0	SF: 0 SAC: 0 DP: 1 HBP: 0	WP: 0 PB: 0 SB: 0 CS: 0	PA: 38
PITCHER Connie Johnson, R ERA: 3.6 (1,1)	IP: 8.2 WLS: W BF: 33 H: 7 R: 0 ER: 0 SO: 3 BB: 1 IBB: 0 HBP: 0 BLK: 0 WP: 0 HR: 0 S: 38 P: 42 ERA: 0.00 WHIP: 0.923															PITCHER						

Batter	1	2	3	4	5	6	7	8	9	AB	R	H	RBI	BB	SO	LOB	TOP					
Eddie Yost, R OBP: 0.474, SLG: 0.375 (1, 5)										5	0	2	1	0	0	0	Washington Senators @ Chicago White Sox Comiskey Park, Chicago, IL Tue May 15 1956, 4:33 AM EDT Att: 11,528 - Unknown					
Ernie Oravetz, S OBP: 0.385, SLG: 0.394 (1, 7)										3	0	1	0	1	0	2						
Clint Courtney, L OBP: 0.391, SLG: 0.421 (1, 2)										4	0	1	0	0	0	3						
Roy Sievers, R OBP: 0.385, SLG: 0.483 (1, 3)										4	0	0	0	0	0	3						
Jim Lemon, R OBP: 0.376, SLG: 0.614 (1, 9)										3	0	0	0	1	1	3						
Karl Olson, R OBP: 0.392, SLG: 0.511 (1, 8)										4	0	2	0	0	0	1						
Jerry Snyder, R OBP: 0.386, SLG: 0.429 (1, 4)										4	1	2	0	0	1	2						
Lyle Luttrell, R (1, 6)										4	0	0	0	0	1	3						
Chuck Stobbs, L Tex Clevenger, R (4, 1)										1	0	0	0	0	0	0						
Lou Berberet, L Pedro Ramos, S (7, PH)										1	0	0	0	0	0	0						
Connie Grob, L Pete Runnels, L (7, 1)										0	0	0	0	0	0	0						
Pete Runnels, L (8, PH)										0	0	0	0	0	0	0						
Inning Stats	R: 0 E: 0 K: 0 S: 2	H: 0 LOB: 0 BB: 1 P: 6	R: 0 E: 0 K: 0 S: 5	H: 2 LOB: 2 BB: 0 P: 5	R: 0 E: 0 K: 1 S: 3	H: 0 LOB: 0 BB: 0 P: 3	R: 0 E: 0 K: 1 S: 6	H: 1 LOB: 1 BB: 0 P: 6	R: 0 E: 0 K: 0 S: 5	H: 0 LOB: 0 BB: 0 P: 5	R: 0 E: 0 K: 0 S: 5	H: 2 LOB: 2 BB: 0 P: 5	R: 1 E: 1 K: 0 S: 6	H: 3 LOB: 2 BB: 0 P: 6	R: 0 E: 0 K: 0 S: 4	H: 1 LOB: 2 BB: 1 P: 8	R: 0 E: 0 K: 1 S: 5	H: 0 LOB: 0 BB: 0 P: 5	1B: 9 2B: 0 3B: 0 HR: 0	SF: 0 SAC: 0 DP: 1 HBP: 0	WP: 0 PB: 0 CS: 0	PA: 37
PITCHER Bob Keegan, R ERA:	IP: 9.0	WLS: W	BF: 37	H: 9	R: 1	ER: 0	SO: 3	BB: 2	IBB: 0	HBP: 0	BLK: 0	WP: 0	HR: 0	S: 41	P: 49	ERA: 0.00	WHIP: 1.222					

Batter	1	2	3	4	5	6	7	8	9	AB	R	H	RBI	BB	SO	LOB	BOTTOM					
Jim Rivera, L OBP: 0.359, SLG: 0.368 (1, 8)										5	0	2	2	0	0	1	Washington Senators @ Chicago White Sox Comiskey Park, Chicago, IL Tue May 15 1956, 4:33 AM EDT Att: 11,528 - Unknown					
Nellie Fox, L OBP: 0.293, SLG: 0.372 (1, 4)										5	0	3	0	0	0	3						
Minnie Minoso, R OBP: 0.425, SLG: 0.514 (1, 7)										4	1	1	0	1	0	3						
George Kell, R OBP: 0.406, SLG: 0.456 (1, 5)										4	0	1	0	1	1	6						
Sherm Lollar, R OBP: 0.449, SLG: 0.600 (1, 2)										5	1	2	1	0	0	5						
Bob Nieman, R OBP: 0.500, SLG: 0.700 (1, 9)										4	1	3	1	0	0	1						
Ron Jackson, R OBP: 0.444, SLG: 0.381 (1, 3)										3	2	1	1	1	0	3						
Luis Aparicio, R OBP: 0.278, SLG: 0.302 (1, 6)										4	0	1	0	0	0	4						
Bob Keegan, R (1, 1)										2	0	0	0	2	0	4						
Inning Stats	R: 0 E: 0 K: 0 S: 4	H: 1 LOB: 2 BB: 1 P: 8	R: 2 E: 0 K: 0 S: 5	H: 3 LOB: 1 BB: 1 P: 9	R: 0 E: 0 K: 0 S: 3	H: 2 LOB: 0 BB: 0 P: 3	R: 1 E: 0 K: 0 S: 5	H: 2 LOB: 2 BB: 1 P: 9	R: 2 E: 1 K: 0 S: 6	H: 2 LOB: 1 BB: 0 P: 6	R: 0 E: 0 K: 0 S: 4	H: 1 LOB: 2 BB: 1 P: 8	R: 0 E: 0 K: 0 S: 5	H: 2 LOB: 2 BB: 0 P: 5	R: 0 E: 1 K: 1 S: 6	H: 1 LOB: 2 BB: 1 P: 10		R: 0 E: 0 K: 1 S: 5	H: 0 LOB: 0 BB: 0 P: 5	1B: 11 2B: 3 3B: 0 HR: 1	SF: 0 SAC: 0 DP: 2 HBP: 0	WP: 0 PB: 0 CS: 0
PITCHER Chuck Stobbs, L ERA: 4.82	IP: 3.0	WLS: L	BF: 15	H: 7	R: 3	ER: 3	SO: 0	BB: 2	IBB: 0	HBP: 0	BLK: 0	WP: 0	HR: 1	S: 13	P: 21	ERA: 9.00	WHIP: 3.000					
Tex Clevenger, R ERA: 5.94	3.0	16	4	2	0	0	0	2	0	0	0	0	0	14	22	0.00	2.000					
Connie Grob, R ERA: 4.11	2.0	10	3	0	0	1	1	1	0	0	0	0	0	11	15	0.00	2.000					



Batter	1	2	3	4	5	6	7	8	9	AB	R	H	RBI	BB	SO	LOB	TOP					
Eddie Yost, R OBP: 0.466, SLG: 0.361 (1, 5)	F3		4-3		K			1B BB		3	0	0	0	1	1	2	Washington Senators @ Chicago White Sox Comiskey Park, Chicago, IL Wed May 16 1956, 4:33 AM EDT Att: 2,233 - Unknown livebaseballscorecards.com					
Jerry Snyder, R OBP: 0.391, SLG: 0.425 (1, 6)	BB		6-3			1-6-3		1B		3	0	1	0	1	0	0						
Pete Runnels, L OBP: 0.379, SLG: 0.500 (1, 4)	K			F7		4-3		F7		4	0	0	0	0	1	3						
Carlos Paula, R OBP: 0.250, SLG: 0.250 (1, 7)	F9			6-3		K			2B SF8 1B	4	1	1	0	0	1	1						
Roy Sievers, R OBP: 0.381, SLG: 0.467 (1, 3)		G1-4-3 1B HBP		F8			F8		F7	3	0	0	0	0	0	1						
Jim Lemon, R OBP: 0.392, SLG: 0.632 (1, 9)		G1-4-3 1B			SH5-4 1B		K		SF8 1B 2B	4	0	3	0	0	1	0						
Karl Olson, R OBP: 0.377, SLG: 0.495 (1, 8)		G1-4-3		L4		6-3		SF8	3	0	0	1	0	0	3							
Lou Berberet, L OBP: 0.278, SLG: 0.313 (1, 2)	K				SH5-4 1B			F8	2-3 3-H P6	4	0	1	0	0	1	2						
Hal Griggs, R (8, PH)				K				6-3		1	0	0	0	0	1	0						
Herb Plews, L OBP: 0.333, SLG: 0.333 (8, 1)					SH5-4					1	0	0	0	0	0	0						
Pedro Ramos, S OBP: 0.444, SLG: 0.444 (8, 1)					1-2 2-3					0	0	0	0	0	0	0						
Inning Stats	R: 0 E: 0 K: 1 S: 5	H: 0 LOB: 1 BB: 1 P: 9	R: 0 E: 0 K: 1 S: 5	H: 1 LOB: 1 BB: 0 P: 6	R: 0 E: 0 K: 1 S: 5	H: 0 LOB: 0 BB: 0 P: 5	R: 0 E: 0 K: 0 S: 3	H: 0 LOB: 0 BB: 0 P: 3	R: 0 E: 0 K: 1 S: 7	H: 2 LOB: 2 BB: 0 P: 7	R: 0 E: 0 K: 1 S: 5	H: 0 LOB: 0 BB: 0 P: 5	R: 0 E: 0 K: 1 S: 5	H: 0 LOB: 0 BB: 0 P: 5	R: 0 E: 0 K: 0 S: 4	H: 1 LOB: 2 BB: 1 P: 8	R: 1 E: 0 K: 0 S: 5	H: 2 LOB: 1 BB: 0 P: 5	1B: 5 2B: 1 3B: 0 HR: 0	SF: 1 SAC: 1 DP: 1 HBP: 1	WP: 0 PB: 0 CS: 0	PA: 35
PITCHER Dick Donovan, R ERA: 4.45 (1, 1)	IP: 9.0 WLS: W BF: 35 H: 6 R: 1 ER: 1 SO: 6 BB: 2 IBB: 0 HBP: 1 BLK: 0 WP: 0 HR: 0 S: 44 P: 53 ERA: 1.00 WHIP: 0.889															PITCHER						

Batter	1	2	3	4	5	6	7	8	9	AB	R	H	RBI	BB	SO	LOB	BOTTOM					
Jim Rivera, L OBP: 0.353, SLG: 0.350 (1, 8)	K		FC5-4 BB	4-3			3-1			3	0	0	0	1	1	2	Washington Senators @ Chicago White Sox Comiskey Park, Chicago, IL Wed May 16 1956, 4:33 AM EDT Att: 2,233 - Unknown livebaseballscorecards.com					
Nellie Fox, L OBP: 0.281, SLG: 0.356 (1, 4)	K		F7		L5		4-3			4	0	0	0	0	1	1						
Minnie Minoso, R OBP: 0.429, SLG: 0.538 (1, 7)	2B		FC5-4		K2-3		1B 2B			4	1	2	0	0	1	1						
George Kell, R OBP: 0.397, SLG: 0.443 (1, 5)	F7			F7	F2		1B			4	0	1	1	0	0	1						
Sherm Lollar, R OBP: 0.439, SLG: 0.574 (1, 2)		BB		5-3		F8	F9			3	0	0	0	1	0	1						
Bob Nieman, R OBP: 0.500, SLG: 0.708 (1, 9)	F7			BB 1B 2B		1-5-3 1B		P3		4	1	2	0	0	0	1						
Ron Jackson, R OBP: 0.452, SLG: 0.375 (1, 3)	K			BB 1B BB		1-5-3 1B		1-3		3	1	1	0	1	1	1						
Luis Aparicio, R OBP: 0.276, SLG: 0.286 (1, 6)	F2			1B BB	1-2 2-3	1-5-3		1-3		3	0	0	0	1	0	3						
Dick Donovan, L OBP: 0.500, SLG: 0.700 (1, 1)				K	1-3 2-H 3-H 1B		K			3	0	1	2	0	2	2						
Inning Stats	R: 0 E: 0 K: 2 S: 8	H: 1 LOB: 1 BB: 0 P: 8	R: 0 E: 0 K: 1 S: 5	H: 0 LOB: 1 BB: 1 P: 9	R: 0 E: 0 K: 1 S: 5	H: 0 LOB: 1 BB: 1 P: 9	R: 2 E: 0 K: 0 S: 5	H: 2 LOB: 2 BB: 2 P: 13	R: 0 E: 0 K: 1 S: 5	H: 0 LOB: 0 BB: 0 P: 5	R: 0 E: 0 K: 1 S: 7	H: 2 LOB: 2 BB: 0 P: 7	R: 1 E: 0 K: 0 S: 5	H: 2 LOB: 1 BB: 0 P: 5	R: 0 E: 0 K: 0 S: 3	H: 0 LOB: 0 BB: 0 P: 3	R: 0 E: 0 K: 0 S: 3	H: 0 LOB: 0 BB: 0 P: 3	1B: 4 2B: 3 3B: 0 HR: 0	SF: 0 SAC: 0 DP: 0 HBP: 0	WP: 0 PB: 0 CS: 0	PA: 35
PITCHER Hal Griggs, R ERA: 6.94 Pedro Ramos, R ERA: 3.67 (8, 1)	IP: 7.0 WLS: L BF: 32 H: 7 R: 3 ER: 3 SO: 6 BB: 4 IBB: 0 HBP: 0 BLK: 0 WP: 0 HR: 0 S: 40 P: 56 ERA: 3.86 WHIP: 1.571															PITCHER						



Batter	1	2	3	4	5	6	7	8	9	10	AB	R	H	RBI	BB	SO	LOB	TOP					
Phil Rizzuto, R OBP: 0.364, SLG: 0.263 Eddie Robinson, L OBP: 0.357, SLG: 0.182 Andy Carey, R OBP: 0.284, SLG: 0.231	(1,6) X 0-0 FC4 1B 1B		(1,6) X 0-0 F5	(1,6) X 0-3 K		(1,6) X 0-0 5-3			(1,6) X 0-0 G3	(1,6) X 0-0 CS 1B	4	1	1	0	0	1	1						
Billy Martin, R OBP: 0.283, SLG: 0.224 Mickey McDermott, L OBP: 0.333, SLG: 0.200 Jerry Coleman, R OBP: 0.284, SLG: 0.231	(1,4) X 0-0 F8		(1,4) X 0-0 F8		(1,4) X 0-0 HR 1B		(1,4) X 0-0 5-3		(1,4) X 0-0 6-3	(1,4) X 0-0 CS 1B	4	1	1	0	0	0	1						
Mickey Mantle, S OBP: 0.492, SLG: 0.691	(1,8) X 0-0 FC4 1B		(1,8) X 4-0 HR BB		(1,8) X 0-0 HR 1B		(1,8) X 0-0 1B 2B		(1,8) X 0-0 HR		4	4	4	3	1	0	0						
Yogi Berra, L OBP: 0.425, SLG: 0.741	(1,2) X 0-0 FC4 1B		(1,2) X 0-0 HR		(1,2) X 4-3 2B		(1,2) X 0-0 FC6-4 1B		(1,2) X 0-0 2B		5	1	4	3	0	0	2						
Bill Skowron, R OBP: 0.363, SLG: 0.370 Joe Collins, L OBP: 0.269, SLG: 0.417	(1,3) X 0-0 1B		(1,3) X 0-0 2B		(1,3) X 4-3 2B		(1,3) X 0-3 K		(1,3) X 4-0 BB		4	0	2	1	0	1	2						
Hank Bauer, R OBP: 0.292, SLG: 0.430	(1,9) X 0-0 5-3		(1,9) X 0-0 6-3		(1,9) X 4-0 L6 BB		(1,9) X 0-0 FC6-4		(1,9) X 0-0 F7		4	0	0	0	1	0	6						
Glenn McDougald, R OBP: 0.348, SLG: 0.348		(1,5) X 0-0 5-3		(1,5) X 0-0 F9		(1,5) X 0-0 L6		(1,5) X 0-3 K		(1,5) X 0-0 SH1-4 1B	5	1	1	0	0	1	2						
Eliot Howard, R OBP: 0.357, SLG: 0.429		(1,7) X 0-0 6-3		(1,7) X 0-0 FC1-6 1B		(1,7) X 0-0 F9		(1,7) X 0-0 5-3		(1,7) X 0-3 K	5	0	1	0	0	1	1						
Rip Coleman, L OBP: 0.333, SLG: 0.611 Tommy Byrne, L OBP: 0.250, SLG: 0.250 Tom Sturdivant, L OBP: 0.500, SLG: 0.500	(1,1) X 0-0 K		(1,1) X 0-0 FC1-6 1B		(1,1) X 0-0 K		(1,1) X 0-3 K		(1,1) X 0-0 SH1-4 1B		3	0	0	0	0	2	1						
Inning Stats	R: 1 E: 0 K: 0 S: 6	H: 3 LOB: 2 BB: 0 P: 6	R: 0 E: 0 K: 1 S: 5	H: 0 LOB: 0 BB: 0 P: 5	R: 2 E: 0 K: 0 S: 5	H: 2 LOB: 1 BB: 1 P: 9	R: 0 E: 0 K: 1 S: 6	H: 1 LOB: 1 BB: 0 P: 6	R: 2 E: 0 K: 1 S: 5	H: 3 LOB: 1 BB: 1 P: 9	R: 0 E: 0 K: 1 S: 5	H: 0 LOB: 0 BB: 0 P: 5	R: 1 E: 0 K: 1 S: 7	H: 2 LOB: 1 BB: 0 P: 7	R: 0 E: 0 K: 2 S: 7	H: 0 LOB: 0 BB: 0 P: 7	R: 1 E: 0 K: 1 S: 6	H: 2 LOB: 2 BB: 0 P: 6	1B: 8 2B: 5 3B: 0 HR: 3	SF: 0 SAC: 1 DP: 1 HBP: 0	WP: 0 PB: 0 SB: 0 CS: 1	PA: 47	
PITCHER	IP WLS BF H R ER SO ERA WHIP	IP WLS BF H R ER SO ERA WHIP	IP WLS BF H R ER SO ERA WHIP	IP WLS BF H R ER SO ERA WHIP	IP WLS BF H R ER SO ERA WHIP	IP WLS BF H R ER SO ERA WHIP	IP WLS BF H R ER SO ERA WHIP	IP WLS BF H R ER SO ERA WHIP	IP WLS BF H R ER SO ERA WHIP	IP WLS BF H R ER SO ERA WHIP	IP WLS BF H R ER SO ERA WHIP	IP WLS BF H R ER SO ERA WHIP	IP WLS BF H R ER SO ERA WHIP	IP WLS BF H R ER SO ERA WHIP	IP WLS BF H R ER SO ERA WHIP	IP WLS BF H R ER SO ERA WHIP	IP WLS BF H R ER SO ERA WHIP	IP WLS BF H R ER SO ERA WHIP	IP WLS BF H R ER SO ERA WHIP	IP WLS BF H R ER SO ERA WHIP	IP WLS BF H R ER SO ERA WHIP	IP WLS BF H R ER SO ERA WHIP	IP WLS BF H R ER SO ERA WHIP

New York Yankees @ Chicago White Sox
Comiskey Park, Chicago, IL
Fri May 18 1956, 4:33 AM EDT
Att. 36,192 - Unknown

AB 42
R 8
H 15
RBI 8
BB 3
SO 7
LOB 16



Batter	1	2	3	4	5	6	7	8	9	10	AB	R	H	RBI	BB	SO	LOB	BOTTOM					
Bubba Phillips, R OBP: 0.278, SLG: 0.389 Jim Rivera, L OBP: 0.357, SLG: 0.379	(1,8) X 0-0 L5-4 SH5-3 1B		(1,8) X 0-0 F9		(1,8) X 0-3 K		(1,8) X 4-0 BB E BB	(1,8) X 0-0 1B	(1,8) X 0-0 1B	(1,8) X 0-0 1B	3	0	1	0	0	1	2						
Nellie Fox, L OBP: 0.286, SLG: 0.357	(1,4) X 0-0 SH5-3 1-2		(1,4) X 0-0 1-3		(1,4) X 0-0 FC6-4		(1,4) X 4-0 E SF8 BB	(1,4) X 0-0 1B	(1,4) X 0-0 1B	(1,4) X 0-0 F2	4	1	1	1	1	0	3						
Minnie Minoso, R OBP: 0.416, SLG: 0.500	(1,7) X 4-0 BB		(1,7) X 0-0 5-3		(1,7) X 0-0 E6 1B		(1,7) X 0-0 FC5-2 1B	(1,7) X 0-0 F8	(1,7) X 0-0 1B	(1,7) X 0-0 1B	5	1	1	0	1	0	4						
Sherm Lollar, R OBP: 0.433, SLG: 0.541	(1,2) X 0-0 L5-4		(1,2) X 4-0 G5-3 E BB		(1,2) X 0-0 E1		(1,2) X 0-0 1B 1B	(1,2) X 0-0 K	(1,2) X 0-0 F2	(1,2) X 0-0 F2	4	1	1	0	2	1	6						
George Kell, R OBP: 0.377, SLG: 0.420	(1,5) X 0-0 F8		(1,5) X 0-0 E1		(1,5) X 1-2 1B		(1,5) X 0-0 B1-5-4 1B	(1,5) X 0-0 SF8	(1,5) X 0-0 P5		4	0	1	2	0	0	1						
Bob Nieman, R OBP: 0.417, SLG: 0.563 Dixie Howell, L OBP: 0.167, SLG: 0.167	(1,9) X 0-0 1-3		(1,9) X 0-0 G5-3		(1,9) X 0-0 1B		(1,9) X 0-0 4-3	(1,9) X 0-0 6-3	(1,9) X 0-0 6-3	(1,9) X 0-0 1B	4	0	1	1	0	0	4						
Ron Jackson, R OBP: 0.450, SLG: 0.469	(1,3) X 0-0 HR		(1,3) X 0-0 FC3-6 BB		(1,3) X 0-0 B1-5-4		(1,3) X 0-0 6-3	(1,3) X 0-0 6-3	(1,3) X 0-0 1B	(1,3) X 0-0 1B	4	1	2	1	1	0	2						
Luis Aparicio, R OBP: 0.281, SLG: 0.290 Fred Hatfield, L OBP: 0.389, SLG: 0.267	(1,6) X 0-0 F8		(1,6) X 0-0 FC3-6 FC6		(1,6) X 0-0 6-3		(1,6) X 0-0 BB 1B	(1,6) X 0-0 F8	(1,6) X 0-0 F8	(1,6) X 0-0 1B	2	0	0	0	0	0	1						
Billy Pierce, L OBP: 0.167, SLG: 0.167 Mike Fomiales, R OBP: 0.250, SLG: 0.250 Sandy Consuegra, R OBP: 0.500, SLG: 0.500 Dixie Howell, L OBP: 0.167, SLG: 0.167	(1,11) X 0-0 6-3		(1,11) X 0-0 FC6		(1,11) X 0-0 FC6-4		(1,11) X 4-0 BB FC5-2 BB	(1,11) X 4-0 1B 1B	(1,11) X 0-3 K	(1,11) X 0-3 K	1	0	0	0	0	0	0						
Inning Stats	R: 0 E: 0 K: 0 S: 3	H: 1 LOB: 1 BB: 1 P: 7	R: 1 E: 0 K: 0 S: 4	H: 1 LOB: 0 BB: 0 P: 4	R: 0 E: 0 K: 0 S: 3	H: 0 LOB: 0 BB: 0 P: 3	R: 0 E: 1 K: 0 S: 3	H: 0 LOB: 1 BB: 1 P: 7	R: 0 E: 0 K: 1 S: 6	H: 3 LOB: 1 BB: 0 P: 6	R: 2 E: 1 K: 0 S: 3	H: 0 LOB: 2 BB: 4 P: 19	R: 2 E: 0 K: 1 S: 8	H: 3 LOB: 2 BB: 1 P: 12	R: 0 E: 0 K: 0 S: 4	H: 1 LOB: 1 BB: 0 P: 4	R: 0 E: 0 K: 1 S: 7	H: 2 LOB: 2 BB: 0 P: 7	1B: 10 2B: 1 3B: 0 HR: 1	SF: 1 SAC: 1 DP: 3 HBP: 0	WP: 0 PB: 0 SB: 0 CS: 0	PA: 49	
PITCHER	IP WLS BF H R ER SO ERA WHIP	IP WLS BF H R ER SO ERA WHIP	IP WLS BF H R ER SO ERA WHIP	IP WLS BF H R ER SO ERA WHIP	IP WLS BF H R ER SO ERA WHIP	IP WLS BF H R ER SO ERA WHIP	IP WLS BF H R ER SO ERA WHIP	IP WLS BF H R ER SO ERA WHIP	IP WLS BF H R ER SO ERA WHIP	IP WLS BF H R ER SO ERA WHIP	IP WLS BF H R ER SO ERA WHIP	IP WLS BF H R ER SO ERA WHIP	IP WLS BF H R ER SO ERA WHIP	IP WLS BF H R ER SO ERA WHIP	IP WLS BF H R ER SO ERA WHIP	IP WLS BF H R ER SO ERA WHIP	IP WLS BF H R ER SO ERA WHIP	IP WLS BF H R ER SO ERA WHIP	IP WLS BF H R ER SO ERA WHIP	IP WLS BF H R ER SO ERA WHIP	IP WLS BF H R ER SO ERA WHIP	IP WLS BF H R ER SO ERA WHIP	IP WLS BF H R ER SO ERA WHIP

New York Yankees @ Chicago White Sox
Comiskey Park, Chicago, IL
Fri May 18 1956, 4:33 AM EDT
Att. 36,192 - Unknown


AB 39
R 7
H 11
RBI 6
BB 8
SO 3
LOB 26



Batter	1	2	3	4	5	6	7	8	9	AB	R	H	RBI	BB	SO	LOB	TOP			
Hank Bauer, R OBP: 0.304, SLG: 0.427 (1, 9)	0-0 3-1 WP 1B		4-0 E 1B BB	4-0 BB		0-0 5-3		0-0 F8		3	2	1	0	2	0	2				
Billy Martin, R OBP: 0.289, SLG: 0.291 (1, 4)	0-0 WP 3-1 1-2 1B		0-0 E6 1B 1-2 1B	0-0 P4		0-0 1-2 2H 1B		0-3 K		5	1	2	1	0	1	2				
Mickey Mantle, S OBP: 0.481, SLG: 0.861 (1, 8)	0-3 K		0-0 F2	0-3 K		0-0 4-3		0-0 1B		5	0	1	0	0	2	6				
Yogi Berra, L OBP: 0.424, SLG: 0.724 (1, 2)	0-0 3-1 1-2 2-3		0-0 BB 1B 1-3 2H 1B		4-0 FC5-4 BB		0-0 F5		0-0 F7		4	1	1	1	1	0	3			
Bill Skowron, R OBP: 0.368, SLG: 0.368 Joe Collins, L OBP: 0.264, SLG: 0.408 (1, 3)	4-0 2-3 3H BB		0-0 BB 1B		0-0 FC5-4 1-2		0-0 6-3		0-0 1-3		3	1	1	1	1	0	1			
Gil McDougald, R OBP: 0.338, SLG: 0.337 (1, 5)	0-0 5-3		0-0 1B 1-2 2-3 BB		0-0 F4		0-0 P4				3	0	0	0	1	0	3			
Elston Howard, R OBP: 0.352, SLG: 0.420 (1, 7)		0-0 F3		0-0 G6-4-3 1B 1-2 2H 3H		0-0 P4		0-0 F8		4	0	1	2	0	0	1				
Phil Rizzuto, R OBP: 0.385, SLG: 0.273 (1, 6)		0-0 6-3		0-0 G6-4-3 1-2		0-0 5-3 1B 1B		4-0 SH1-4 BB		3	1	1	0	1	0	2				
Bob Turley, R OBP: 0.231, SLG: 0.167 Tom Morgan, R OBP: 0.333, SLG: 0.200 (1, 1)	0-3 K			0-0 6-3		0-0 F1		0-0 SH1-4 1-2		3	0	0	0	0	1	1				
Inning Stats	R: 1 E: 0 K: 1 S: 7	H: 2 LOB: 2 BB: 1 P: 11	R: 0 E: 0 K: 1 S: 5	H: 0 LOB: 0 BB: 0 P: 5	R: 4 E: 1 K: 0 S: 6	H: 3 LOB: 1 BB: 2 P: 14	R: 0 E: 0 K: 1 S: 5	H: 0 LOB: 1 BB: 1 P: 9	R: 0 E: 0 K: 0 S: 3	H: 2 LOB: 1 BB: 0 P: 5	R: 0 E: 0 K: 0 S: 3	H: 0 LOB: 0 BB: 0 P: 3	R: 0 E: 0 K: 0 S: 3	H: 0 LOB: 1 BB: 1 P: 7	R: 0 E: 0 K: 1 S: 6	H: 1 LOB: 1 BB: 0 P: 6	1B: 8 2B: 0 3B: 0 HR: 0	SF: 0 SAC: 1 DP: 1 HBP: 0	WP: 1 PB: 0 CS: 0	PA: 41
PITCHER	IP WLS BF H R ER SO BB IBB HBP BLK WP HR S P ERA WHIP	IP WLS BF H R ER SO BB IBB HBP BLK WP HR S P ERA WHIP																		
Howie Pollet, L ERA: 6.0 (1, 1)	2.1 L 15 4 5 4 2 3 0 0 0 0 0 0 16 28 15.43 3.000																			
Mike Fomieses, R ERA: 3.95 (3, 1)	4.2 18 3 1 1 1 2 0 0 0 0 0 0 0 18 26 1.93 1.071																			
Jerry Dahike, R ERA: 11.57 (8, 1)	1.0 4 0 0 0 0 1 0 0 0 0 0 0 0 4 4 0.00 1.000																			
Sandy Consuegra, R ERA: 6.1 (9, 1)	0.1 2 1 0 0 1 0 0 0 0 0 0 0 0 2 2 0.00 0.000																			
Jack Harshman, L ERA: 4.78 (9, 1)	0.2 2 0 0 0 0 0 0 0 0 0 0 0 0 2 2 0.00 0.000																			

New York Yankees @ Chicago White Sox
Comiskey Park, Chicago, IL
Sat May 19 1956, 4:33 AM EDT
Att: 17,294 - Unknown


AB 34
R 6
H 8
RBI 5
BB 6
SO 4
LOB 22



Batter	1	2	3	4	5	6	7	8	9	AB	R	H	RBI	BB	SO	LOB	BOTTOM					
Jim Rivera, L OBP: 0.388, SLG: 0.380 (1, 8)	0-3 K		0-0 F6		0-0 1B		0-0 1B 1B		0-0 L6		5	1	2	0	0	1	0					
Nellie Fox, L OBP: 0.291, SLG: 0.353 (1, 4)	0-0 1-3			4-0 G4-6-3 1B HBP BB	0-0 F9		0-0 1B 1-3 1B		0-0 4-3		4	2	1	0	1	0	1					
Minnie Minoso, R OBP: 0.425, SLG: 0.511 (1, 7)	0-3 K			1-0 G4-6-3 HBP		0-0 F8		0-0 FC5 1B 1-3 3H 1B		0-0 DI 2B		4	0	2	1	0	1					
George Kell, R OBP: 0.378, SLG: 0.419 (1, 5)		0-0 E6		0-0 G4-6-3 1-2 2-3		0-0 1B 1B		0-0 E 1B 1-2 3H 1B		0-0 6-3		5	1	2	1	0	0					
Bob Nieman, R OBP: 0.400, SLG: 0.528 (1, 9)		0-0 F7		0-0 2B 1B		0-3 K		0-0 FC5 1-3 2-3F				4	0	1	1	0	1					
Sherm Lollar, R OBP: 0.436, SLG: 0.551 (1, 2)		0-3 K		0-0 1-3 2B		0-0 1B		0-0 1-3				4	0	2	0	0	1					
Ron Jackson, R OBP: 0.432, SLG: 0.444 (1, 3)		0-3 K		0-3 K		0-0 1B		0-0 5-3				4	0	1	1	0	2					
Luis Aparicio, R OBP: 0.273, SLG: 0.281 Jim Delsing, L (6, PH) Sammy Esposito, R OBP: 0.250, SLG: 0.263 (7, 6)			0-3 K		0-0 5-3		0-3 K		0-0 G1-6-3 1B		2	0	0	0	0	1	0					
Howie Pollet, L Mike Fomieses, R Dick Donovan, L Jerry Dahike, R Fred Hatfield, L Sandy Consuegra, R Jack Harshman, L (1, 1)			0-0 F9		0-3 K		0-0 K		0-0 G1-6-3		0	0	0	0	0	0	0					
Inning Stats	R: 0 E: 0 K: 2 S: 7	H: 0 LOB: 0 BB: 0 P: 7	R: 0 E: 1 K: 2 S: 8	H: 0 LOB: 1 BB: 0 P: 8	R: 0 E: 0 K: 1 S: 5	H: 0 LOB: 0 BB: 0 P: 5	R: 1 E: 0 K: 1 S: 6	H: 2 LOB: 1 BB: 1 P: 11	R: 0 E: 0 K: 1 S: 6	H: 1 LOB: 1 BB: 0 P: 6	R: 1 E: 0 K: 2 S: 10	H: 3 LOB: 2 BB: 0 P: 10	R: 2 E: 1 K: 1 S: 9	H: 4 LOB: 2 BB: 0 P: 9	R: 0 E: 0 K: 0 S: 3	H: 1 LOB: 0 BB: 0 P: 3	R: 0 E: 0 K: 0 S: 4	H: 1 LOB: 1 BB: 0 P: 4	1B: 10 2B: 2 3B: 0 HR: 0	SF: 0 SAC: 0 DP: 2 HBP: 1	WP: 0 PB: 0 CS: 0	PA: 40
PITCHER	IP WLS BF H R ER SO BB IBB HBP BLK WP HR S P ERA WHIP	IP WLS BF H R ER SO BB IBB HBP BLK WP HR S P ERA WHIP																				
Bob Turley, R ERA: 5.01 (1, 1)	6.1 W 31 10 4 4 0 1 0 0 0 0 0 0 49 54 5.68 1.737																					
Tom Morgan, R ERA: 3.39 (7, 1)	2.2 S 9 2 0 0 0 0 0 0 0 0 0 0 9 9 0.00 0.750																					

New York Yankees @ Chicago White Sox
Comiskey Park, Chicago, IL
Sat May 19 1956, 4:33 AM EDT
Att: 17,294 - Unknown

AB 38
R 4
H 12
RBI 4
BB 1
SO 10
LOB 17



Batter	1	2	3	4	5	6	7	8	9	AB	R	H	RBI	BB	SO	LOB	TOP				
Billy Goodman, L (1.4) OBP: 0.395, SLG: 0.474 Billy Consolo, R (7.4) OBP: 0.291, SLG: 0.366	F8		6-3	F5		BB 2B BB	1B		6-3	4	1	1	1	1	0	3					
Frank Matzone, R (1.5) OBP: 0.291, SLG: 0.366	K		BB 1B 3-H	1B		1B 1B	1B		6-3	5	2	3	2	1	1	0					
Mickey Vernon, L (1.3) OBP: 0.437, SLG: 0.689 Norm Zauchin, R (7.3) OBP: 0.361, SLG: 0.452	G3		BB 1-2 1B	1B		BB 1B HR	1B		F7	5	1	3	1	0	0	2					
Dick Gemert, R (1.7) OBP: 0.408, SLG: 0.643 Gene Stephens, L (5.7) OBP: 0.333, SLG: 0.200		6-3	FC6-4 BB 1-2 2-3			K	K		F6	2	0	0	0	1	1	2					
Jackie Jensen, R (1.9) OBP: 0.393, SLG: 0.466		HR	FC6-4 1-2			BB HR 1B	SF9		1-3	4	2	2	3	0	0	5					
Jim Piersall, R (1.8) OBP: 0.396, SLG: 0.421	F4			E4 1B		F8	F5		F8	5	0	0	0	0	0	3					
Don Buddin, R (1.6) OBP: 0.391, SLG: 0.308	4-3			1-3 1B		HR BB	2B		F8	4	2	2	0	1	0	0					
Pete Daley, R (1.2) OBP: 0.333, SLG: 1.111			F3	F3		HR	1B 2B		6-3	5	2	2	5	0	0	2					
Frank Baumann, L (1.1) OBP: 0.375, SLG: 0.625 Tom Hurd, R (6.1) OBP: 0.750, SLG: 0.750			6-3 1B	L4		K	1B 2B		F9	3	1	1	0	0	1	2					
Inning Stats	R: 0 E: 0 K: 1 S: 5	H: 0 LOB: 0 BB: 0 P: 5	R: 1 E: 0 K: 0 S: 4	H: 1 LOB: 0 BB: 0 P: 4	R: 1 E: 0 K: 0 S: 6	H: 3 LOB: 3 BB: 1 P: 10	R: 0 E: 1 K: 0 S: 5	H: 1 LOB: 2 BB: 0 P: 5	R: 5 E: 0 K: 2 S: 11	H: 4 LOB: 0 BB: 1 P: 15	R: 2 E: 0 K: 1 S: 6	H: 1 LOB: 1 BB: 2 P: 14	R: 3 E: 0 K: 0 S: 8	H: 5 LOB: 2 BB: 0 P: 8	R: 0 E: 0 K: 0 S: 3	H: 0 LOB: 0 BB: 0 P: 3	R: 0 E: 0 K: 0 S: 3	H: 0 LOB: 0 BB: 0 P: 3	1B: 10 2B: 3 3B: 0 HR: 2	SF: 1 SAC: 0 DP: 0 HBP: 0	WP: 0 PA: 47 PB: 0 SB: 0 CS: 0
PITCHER	IP WLS BF H R ER SO BB IBB HBP BLK WP HR S P ERA WHIP	IP WLS BF H R ER SO BB IBB HBP BLK WP HR S P ERA WHIP	IP WLS BF H R ER SO BB IBB HBP BLK WP HR S P ERA WHIP	IP WLS BF H R ER SO BB IBB HBP BLK WP HR S P ERA WHIP	IP WLS BF H R ER SO BB IBB HBP BLK WP HR S P ERA WHIP	IP WLS BF H R ER SO BB IBB HBP BLK WP HR S P ERA WHIP	IP WLS BF H R ER SO BB IBB HBP BLK WP HR S P ERA WHIP	IP WLS BF H R ER SO BB IBB HBP BLK WP HR S P ERA WHIP	IP WLS BF H R ER SO BB IBB HBP BLK WP HR S P ERA WHIP	IP WLS BF H R ER SO BB IBB HBP BLK WP HR S P ERA WHIP	IP WLS BF H R ER SO BB IBB HBP BLK WP HR S P ERA WHIP	IP WLS BF H R ER SO BB IBB HBP BLK WP HR S P ERA WHIP	IP WLS BF H R ER SO BB IBB HBP BLK WP HR S P ERA WHIP	IP WLS BF H R ER SO BB IBB HBP BLK WP HR S P ERA WHIP	IP WLS BF H R ER SO BB IBB HBP BLK WP HR S P ERA WHIP	IP WLS BF H R ER SO BB IBB HBP BLK WP HR S P ERA WHIP	IP WLS BF H R ER SO BB IBB HBP BLK WP HR S P ERA WHIP	IP WLS BF H R ER SO BB IBB HBP BLK WP HR S P ERA WHIP	IP WLS BF H R ER SO BB IBB HBP BLK WP HR S P ERA WHIP	IP WLS BF H R ER SO BB IBB HBP BLK WP HR S P ERA WHIP	IP WLS BF H R ER SO BB IBB HBP BLK WP HR S P ERA WHIP

Boston Red Sox @ Chicago White Sox
Comiskey Park, Chicago, IL
Sun May 20 1956, 4:33 AM EDT
Unknown

AB	42
R	12
H	15
RBI	12
BB	4
SO	4
LOB	23



Batter	1	2	3	4	5	6	7	8	9	AB	R	H	RBI	BB	SO	LOB	BOTTOM				
Jim Rivera, L (1.8) OBP: 0.388, SLG: 0.387	K		L9		4-3		1B 2B		G4-6-3 BB	4	1	1	2	1	1	3					
Nellie Fox, L (1.4) OBP: 0.276, SLG: 0.336	F6		1-3		F8		F6		G4-6-3 1-2	5	0	0	0	0	0	6					
Minnie Minoza, R (1.7) OBP: 0.418, SLG: 0.590 Sandy Consuegra, R (8.1) OBP: 0.375, SLG: 0.625	5-3			K		F3	1B			4	0	1	1	0	1	0					
George Kell, R (1.5) OBP: 0.376, SLG: 0.408 Les Moss, R (7.2) OBP: 0.364, SLG: 0.475		1B BB		F9		F8	F7			2	0	0	0	1	0	0					
Bob Nieman, R (1.9) OBP: 0.364, SLG: 0.475		K		K		F8			F6	4	0	0	0	0	2	1					
Sherm Lollar, R (1.2) OBP: 0.438, SLG: 0.550 Fred Hatfield, L (7.5) OBP: 0.381, SLG: 0.278		G5-4-3 1B		E6 BB 1B		E	1B 1B		F8	2	1	1	0	0	0	0					
Ron Jackson, R (1.3) OBP: 0.417, SLG: 0.410		G5-4-3 1-2		4-3 1B BB		E6 1B 2B	F8		F8	3	1	0	0	1	0	3					
Luis Aparicio, R (1.6) OBP: 0.300, SLG: 0.324				4-3 1B		2B 1B			B5-3	4	1	3	2	0	0	0					
Dick Donovan, L (1.1) OBP: 0.429, SLG: 0.689 Connie Johnson, R (5.1) OBP: 0.225, SLG: 0.222 Walt Dropo, R (5.9) OBP: 0.225, SLG: 0.222 Jerry Dahike, R (6.1) OBP: 0.375, SLG: 0.625 Mike Fomieles, R (6.1) OBP: 0.320, SLG: 0.400 Jim Delaria, L (7.9) OBP: 0.376, SLG: 0.603			K		K		K		S	1	0	0	0	0	1	1					
Inning Stats	R: 0 E: 0 K: 1 S: 5	H: 0 LOB: 0 BB: 0 P: 5	R: 0 E: 0 K: 1 S: 5	H: 1 LOB: 1 BB: 1 P: 9	R: 0 E: 0 K: 1 S: 6	H: 1 LOB: 0 BB: 0 P: 6	R: 0 E: 0 K: 2 S: 7	H: 0 LOB: 0 BB: 0 P: 7	R: 1 E: 1 K: 1 S: 7	H: 1 LOB: 2 BB: 1 P: 11	R: 0 E: 0 K: 0 S: 3	H: 0 LOB: 0 BB: 0 P: 3	R: 4 E: 1 K: 1 S: 10	H: 4 LOB: 1 BB: 0 P: 10	R: 0 E: 0 K: 0 S: 3	H: 0 LOB: 0 BB: 0 P: 3	R: 0 E: 0 K: 0 S: 3	H: 1 LOB: 1 BB: 1 P: 7	1B: 6 2B: 2 3B: 0 HR: 0	SF: 0 SAC: 0 DP: 2 HBP: 0	WP: 0 PA: 38 PB: 0 SB: 1 CS: 0
PITCHER	IP WLS BF H R ER SO BB IBB HBP BLK WP HR S P ERA WHIP	IP WLS BF H R ER SO BB IBB HBP BLK WP HR S P ERA WHIP	IP WLS BF H R ER SO BB IBB HBP BLK WP HR S P ERA WHIP	IP WLS BF H R ER SO BB IBB HBP BLK WP HR S P ERA WHIP	IP WLS BF H R ER SO BB IBB HBP BLK WP HR S P ERA WHIP	IP WLS BF H R ER SO BB IBB HBP BLK WP HR S P ERA WHIP	IP WLS BF H R ER SO BB IBB HBP BLK WP HR S P ERA WHIP	IP WLS BF H R ER SO BB IBB HBP BLK WP HR S P ERA WHIP	IP WLS BF H R ER SO BB IBB HBP BLK WP HR S P ERA WHIP	IP WLS BF H R ER SO BB IBB HBP BLK WP HR S P ERA WHIP	IP WLS BF H R ER SO BB IBB HBP BLK WP HR S P ERA WHIP	IP WLS BF H R ER SO BB IBB HBP BLK WP HR S P ERA WHIP	IP WLS BF H R ER SO BB IBB HBP BLK WP HR S P ERA WHIP	IP WLS BF H R ER SO BB IBB HBP BLK WP HR S P ERA WHIP	IP WLS BF H R ER SO BB IBB HBP BLK WP HR S P ERA WHIP	IP WLS BF H R ER SO BB IBB HBP BLK WP HR S P ERA WHIP	IP WLS BF H R ER SO BB IBB HBP BLK WP HR S P ERA WHIP	IP WLS BF H R ER SO BB IBB HBP BLK WP HR S P ERA WHIP	IP WLS BF H R ER SO BB IBB HBP BLK WP HR S P ERA WHIP	IP WLS BF H R ER SO BB IBB HBP BLK WP HR S P ERA WHIP	IP WLS BF H R ER SO BB IBB HBP BLK WP HR S P ERA WHIP

Boston Red Sox @ Chicago White Sox
Comiskey Park, Chicago, IL
Sun May 20 1956, 4:33 AM EDT
Unknown

AB	35
R	5
H	8
RBI	5
BB	3
SO	7
LOB	19



Batter	1	2	3	4	5	6	7	8	9	AB	R	H	RBI	BB	SO	LOB	TOP			
Billy Goodman, L (1.4) OBP: 0.391, SLG: 0.466 Billy Consolo, R (9.4)	0-0 G6-4-3 1B		0-0 1-3			0-0 6-3		0-0 F8		4	0	1	0	0	0	1	Boston Red Sox @ Chicago White Sox Comiskey Park, Chicago, IL Sun May 20 1956, 4:38 AM EDT Att: 23,564 - Unknown livebaseballscorecards.com			
Frank Malzone, R (1.5) OBP: 0.277, SLG: 0.347	0-0 G6-4-3 1-2		0-0 6-3			0-0 6-3		0-0 F3		4	0	0	0	0	0	2				
Mickey Vernon, L (1.3) OBP: 0.440, SLG: 0.718	0-0 HR			0-0 2-3		0-0 1B		0-0 F8		4	1	2	1	0	0	0				
Faye Throneberry, L (1.7) OBP: 0.306, SLG: 0.394	0-3 K			0-0 F7		0-0 3-1			0-3 K	4	0	0	0	0	2	1				
Jackie Jensen, R (1.9) OBP: 0.387, SLG: 0.489		0-0 F9		0-0 F6			0-0 F7		0-0 HR	4	1	1	1	0	0	0				
Jim Piersall, R (1.8) OBP: 0.391, SLG: 0.414		0-0 6-3			0-0 1-3		0-0 4-3 1B		0-0 F5	4	0	1	0	0	0	0				
Don Buddin, R (1.6) OBP: 0.378, SLG: 0.295		0-3 K			0-0 F3		0-0 4-3 1-2 1B		0-0 5-3	4	0	0	0	0	1	1				
Sammy White, R (1.2) OBP: 0.337, SLG: 0.356			0-0 SH5-3 2B		0-0 1B		4-0 1B			2	0	2	0	1	0	0				
Ike Delock, R (1.1) OBP: 0.286, SLG: 0.167			0-0 SH5-3 2-3		0-0 F9		0-0 4-3			2	0	0	0	0	0	3				
Inning Stats	R: 1 E: 0 K: 1 S: 6	H: 2 LOB: 0 BB: 0 P: 6	R: 0 E: 0 K: 1 S: 5	H: 0 LOB: 0 BB: 0 P: 5	R: 0 E: 0 K: 0 S: 4	H: 1 LOB: 1 BB: 0 P: 4	R: 0 E: 0 K: 0 S: 3	H: 0 LOB: 0 BB: 0 P: 3	R: 0 E: 0 K: 0 S: 4	H: 1 LOB: 1 BB: 0 P: 4	R: 0 E: 0 K: 0 S: 4	H: 1 LOB: 2 BB: 1 P: 8	R: 0 E: 0 K: 0 S: 3	H: 0 LOB: 0 BB: 0 P: 3	R: 1 E: 0 K: 1 S: 6	H: 1 LOB: 0 BB: 0 P: 6		1B: 4 2B: 1 3B: 0 HR: 2	SF: 0 SAC: 1 DP: 1 HBP: 0	WP: 0 PB: 0 SB: 0 CS: 0
PITCHER Bob Keegan, R (1.1) ERA: 0.59	IP: 9.0 WLS: L BF: 34	H: 7 R: 2 ER: 2 SO: 3	BB: 0 IBB: 1 HBP: 0 BLK: 0	WP: 0 HR: 2 S: 39 P: 43	ERA: 2.00 WHIP: 0.778	PITCHER														

Batter	1	2	3	4	5	6	7	8	9	AB	R	H	RBI	BB	SO	LOB	BOTTOM			
Luis Aparicio, R (1.6) OBP: 0.311, SLG: 0.333	0-0 F7		0-0 FC6-4 E 1-2		0-0 1B			0-0 FC1-6 1B		4	0	2	0	0	0	1	Boston Red Sox @ Chicago White Sox Comiskey Park, Chicago, IL Sun May 20 1956, 4:38 AM EDT Att: 23,564 - Unknown livebaseballscorecards.com			
Nellie Fox, L (1.4) OBP: 0.277, SLG: 0.333	0-0 F4		0-0 E9 1-3 1B		0-0 L4		0-0 FC1-6 1-2		4	0	1	0	0	0	2					
Minnie Minoso, R (1.7) OBP: 0.421, SLG: 0.495	0-0 2B 1B		4-0 G3-6-4 BB		0-0 6-3		0-0 F4		3	1	1	0	1	0	1					
George Kell, R (1.5) OBP: 0.371, SLG: 0.413	0-0 1-H 2B		0-0 G3-6-1 1-2		4-0 CS BB		0-0 L5		0-0 F7	4	0	1	1	0	4					
Jim Rivera, L (1.8) OBP: 0.393, SLG: 0.377	0-0 4-3			4-0 CS BB	4-0 S BB		0-0 K		0-3 K	2	0	0	0	2	1					
Sherm Lollar, R (1.2) OBP: 0.420, SLG: 0.524		0-0 F8		0-0 F2 1-2		0-0 F8 1-2		0-0 5-3		4	0	0	0	0	2					
Jim Delsing, L (1.9) OBP: 0.308, SLG: 0.053		0-0 F9		0-0 F7		0-0 F9		4-0 BB		3	0	0	0	1	0					
Ron Jackson, R (1.3) OBP: 0.412, SLG: 0.429 Walt Dropp, R (8.3) OBP: 0.220, SLG: 0.216		0-0 6-3			0-0 SH1-4 1B 2B		0-0 6-3		0-3 K	3	0	1	0	0	0					
Bob Keegan, R (1.1) OBP: 0.393, SLG: 0.377			4-0 FC6-4 BB		0-0 SH1-4 2-3		0-0 5-3			1	0	0	0	1	0					
Inning Stats	R: 1 E: 0 K: 0 S: 5	H: 2 LOB: 1 BB: 0 P: 5	R: 0 E: 0 K: 0 S: 3	H: 0 LOB: 0 BB: 0 P: 3	R: 0 E: 1 K: 0 S: 3	H: 1 LOB: 2 BB: 2 P: 11	R: 0 E: 0 K: 0 S: 2	H: 0 LOB: 1 BB: 1 P: 6	R: 0 E: 0 K: 0 S: 4	H: 2 LOB: 1 BB: 0 P: 4	R: 0 E: 0 K: 0 S: 3	H: 0 LOB: 0 BB: 0 P: 3	R: 0 E: 0 K: 0 S: 4	H: 1 LOB: 1 BB: 0 P: 4	R: 0 E: 0 K: 2 S: 7	H: 0 LOB: 1 BB: 1 P: 11		1B: 4 2B: 2 3B: 0 HR: 0	SF: 0 SAC: 1 DP: 1 HBP: 0	WP: 0 PB: 0 SB: 1 CS: 1
PITCHER Ike Delock, R (1.1) ERA: 5.63	IP: 9.0 WLS: W BF: 35	H: 6 R: 1 ER: 1 SO: 2	BB: 5 IBB: 0 HBP: 0 BLK: 0	WP: 0 HR: 0 S: 34 P: 54	ERA: 1.00 WHIP: 1.222	PITCHER														

Batter	1	2	3	4	5	6	7	8	9	AB	R	H	RBI	BB	SO	LOB	TOP										
Chuck Diering, R OBP: 0.420, SLG: 0.328 (1, 8)	0-3 K	0-3 K		0-3 K		4-0 BB			0-0 B1-3	4	0	0	0	1	3	1	Baltimore Orioles @ Chicago White Sox Comiskey Park, Chicago, IL Wed May 23 1956, 4:33 AM EDT Att: 1,924 - Unknown AB 32 R 2 H 7 RBI 2 BB 5 SO 6 LOB 20										
Hoot Evers, R OBP: 0.500, SLG: 0.400 (1, 9)	0-0 BB 1B BB	0-0 F7		0-0 1B 1B SF9	0-0 1B	0-0 L5			0-0 F9	5	2	2	0	0	2												
George Kell, R OBP: 0.383, SLG: 0.424 (1, 5)	0-0 BB BB 1-2 1B		0-0 BB 1B	0-0 1B	0-0 1B				0-0 3-1	5	0	3	0	0	0												
Bob Nieman, R OBP: 0.375, SLG: 0.477 (1, 7)	0-0 L9		0-0 F7	0-0 FC5-4 1B	0-0 1B				0-0 1B	4	0	2	0	0	3												
Gus Triandos, R OBP: 0.358, SLG: 0.432 (1, 3)	4-0 BB 1-2 2-3 BB		4-0 BB 1-2 BB	0-0 FC5-4 1B	0-0 1B				0-0 L9	2	0	0	0	2	0	4											
Hal Smith, R OBP: 0.371, SLG: 0.475 (1, 2)	4-0 BB 1-2 2-3 3-H BB		0-0 F4	0-0 SF9	0-0 1B				0-0 F8	2	0	0	2	1	0	3											
Billy Gardner, R OBP: 0.233, SLG: 0.354 (1, 4)	0-0 F3		0-0 5-3	0-0 FC5-4	0-0 1B				0-3 K	4	0	0	0	0	1	7											
Willy Miranda, S OBP: 0.306, SLG: 0.324 (1, 6)		4-0 SH1-4 BB		0-0 5-3	0-0 1B				0-0 F4	3	0	0	0	1	1	0											
Johnny Schmitz, R (1, 1)		0-0 SH1-4		0-3 K	0-0 1B				0-0 F8	1	0	0	0	0	1	0											
Ray Moore, R OBP: 0.188, SLG: 0.133 (4, 1)		1-2 BB		0-0 5-3	0-0 1B				0-0 F8	2	0	0	0	0	0	0											
Inning Stats	R: 1 E: 0 K: 1 S: 7	H: 2 LOB: 3 BB: 2 P: 15	R: 0 E: 0 K: 1 S: 5	H: 0 LOB: 1 BB: 1 P: 9	R: 0 E: 0 K: 0 S: 4	H: 1 LOB: 2 BB: 1 P: 8	R: 0 E: 0 K: 2 S: 7	H: 0 LOB: 0 BB: 0 P: 7	R: 1 E: 0 K: 0 S: 6	H: 3 LOB: 2 BB: 0 P: 6	R: 0 E: 0 K: 0 S: 4	H: 1 LOB: 1 BB: 0 P: 4	R: 0 E: 0 K: 1 S: 5	H: 0 LOB: 0 BB: 0 P: 5	R: 0 E: 0 K: 0 S: 3	H: 0 LOB: 0 BB: 0 P: 3	1B: 7 2B: 0 3B: 0 HR: 0	SF: 1 SAC: 1 DP: 0 HBP: 0	WP: 0 PB: 0 CS: 0	PA: 39							
PITCHER Jack Harshman, L ERA: 4.08 (1, 1)	IP 9.0	WLS W	BF 39	H 7	R 2	ER 2	SO 6	BB 5	IBB 0	HBP 0	BLK 0	WP 0	HR 0	S 46	P 66	ERA 2.00	WHIP 1.333										

Batter	1	2	3	4	5	6	7	8	9	AB	R	H	RBI	BB	SO	LOB	BOTTOM										
Luis Aparicio, R OBP: 0.295, SLG: 0.316 (1, 6)	0-0 6-3	0-0 5-3		0-0 F9					0-0 F2	4	0	0	0	0	0	5	Baltimore Orioles @ Chicago White Sox Comiskey Park, Chicago, IL Wed May 23 1956, 4:33 AM EDT Att: 1,924 - Unknown AB 28 R 3 H 6 RBI 3 BB 5 SO 3 LOB 17										
Nellie Fox, L OBP: 0.285, SLG: 0.339 (1, 4)	0-0 5-3 1B		0-0 FC4-6 1B	0-0 G4-6-3					0-0 G3	4	0	2	0	0	3												
Minnie Minoso, R OBP: 0.407, SLG: 0.475 (1, 7)	0-0 5-3		0-0 FC4-6 F8 1-2	0-0 F4	0-0 1B				0-0 G3	4	0	0	0	0	2												
Dave Philley, S OBP: 0.310, SLG: 0.289 (1, 9)	0-0 F7		0-0 F8	0-0 F8	0-0 1B				0-0 3-1	4	0	0	0	0	2												
Larry Doby, L OBP: 0.333, SLG: 0.262 (1, 8)		0-0 FC1-4 BB 2B 1B		0-0 BB 1B	0-0 1B				4-0 BB	3	2	2	0	1	0	0											
Sherm Lollar, R OBP: 0.423, SLG: 0.517 (1, 2)		4-0 FC1-4 BB		0-0 BB 1B					0-0 F7	3	1	1	0	1	0	1											
Walt Dropo, R OBP: 0.227, SLG: 0.205 (1, 3)		0-0 FC1-4 2B 1-2 2-3		4-0 BB 1B	0-3 K				0-3 K	2	0	0	0	1	2												
Sammy Esposito, R OBP: 0.304, SLG: 0.333 (1, 5)		0-0 BB		4-0 BB	0-3 K				0-3 K	2	0	1	2	1	0												
Jack Harshman, L OBP: 0.182, SLG: 0.400 (1, 1)		0-0 K		0-3 G4-6-3 BB	0-0 L9				0-0 L9	2	0	0	1	1	2												
Inning Stats	R: 0 E: 0 K: 0 S: 4	H: 1 LOB: 1 BB: 0 P: 4	R: 1 E: 0 K: 1 S: 7	H: 2 LOB: 2 BB: 1 P: 11	R: 0 E: 0 K: 0 S: 3	H: 1 LOB: 0 BB: 0 P: 3	R: 2 E: 0 K: 0 S: 4	H: 2 LOB: 2 BB: 3 P: 16	R: 0 E: 0 K: 0 S: 3	H: 0 LOB: 0 BB: 0 P: 3	R: 0 E: 0 K: 2 S: 7	H: 0 LOB: 0 BB: 0 P: 7	R: 0 E: 0 K: 0 S: 3	H: 0 LOB: 1 BB: 1 P: 7	R: 0 E: 0 K: 0 S: 3	H: 0 LOB: 0 BB: 0 P: 3	1B: 5 2B: 1 3B: 0 HR: 0	SF: 0 SAC: 0 DP: 1 HBP: 0	WP: 0 PB: 0 CS: 0	PA: 33							
PITCHER Johnny Schmitz, L ERA: 3.24 Ray Moore, R ERA: 5.93 (1, 1)	IP 3.0	WLS L	BF 16	H 6	R 3	ER 3	SO 1	BB 2	IBB 0	HBP 0	BLK 0	WP 0	HR 0	S 16	P 24	ERA 9.00	WHIP 2.667										
PITCHER	IP 5.0	WLS L	BF 17	H 0	R 0	ER 0	SO 2	BB 3	IBB 0	HBP 0	BLK 0	WP 0	HR 0	S 18	P 30	ERA 0.00	WHIP 0.600										

Batter	1	2	3	4	5	6	7	8	9	AB	R	H	RBI	BB	SO	LOB	TOP		
Jim Busby, R (1, 8) OBP: 0.288, SLG: 0.328	F2		F9		F9			F8		4	0	0	0	0	0	1			
Chico Carrasquel, R (1, 6) OBP: 0.260, SLG: 0.250	K		5-3			F3			K	4	0	0	0	0	2	0			
Al Smith, R (1, 7) OBP: 0.400, SLG: 0.489	K		F8			L9			6-3	4	0	0	0	0	1	0			
Vic Wertz, L (1, 3) OBP: 0.436, SLG: 0.537		1B 1B BB		K		K			3-1	3	1	0	0	1	2	0			
Bobby Avila, R (1, 4) OBP: 0.329, SLG: 0.357		SH3-4 1-3 1B 1B		F6				F8		3	0	1	0	0	0	0			
Rudy Regalado, R (1, 5) OBP: 0.297, SLG: 0.154		SH3-4 1-2 3-H 1B		F8				6-3		3	0	1	1	0	0	0			
Rocky Colavito, R (1, 9) OBP: 0.233, SLG: 0.269		SH3-4 1-2 2-3 1B				SH3-4 1B		K		2	0	1	0	0	1	0			
Jim Hegan, R (1, 2) OBP: 0.365, SLG: 0.313		K		F8				F7		3	0	0	0	0	1	3			
Mike Garcia, R (1, 1) OBP: 0.200, SLG: 0.143		6-3						F4		1	0	0	0	0	0	2			
Don Mossi, L (6, 1)										0	0	0	0	0	0	0			
Sam Mele, R (8, PH) OBP: 0.462, SLG: 0.583										1	0	0	0	0	0	0			
Bud Daley, L (8, 1)										0	0	0	0	0	0	0			
Ray Narleski, R (8, 1)										0	0	0	0	0	0	0			
Inning Stats	R: 0 H: 0 E: 0 K: 2 S: 7	H: 0 LOB: 0 BB: 0 P: 7	R: 1 H: 2 E: 0 K: 1 S: 7	LOB: 2 BB: 1 P: 11	R: 0 H: 0 E: 0 K: 0 S: 3	H: 0 LOB: 0 BB: 0 P: 3	R: 0 H: 0 E: 0 K: 1 S: 5	H: 0 LOB: 0 BB: 0 P: 5	R: 0 H: 1 E: 0 K: 0 S: 4	LOB: 1 BB: 0 P: 4	R: 0 H: 0 E: 0 K: 1 S: 5	H: 0 LOB: 0 BB: 0 P: 5	R: 0 H: 0 E: 0 K: 1 S: 5	H: 0 LOB: 0 BB: 0 P: 3	R: 0 H: 0 E: 0 K: 1 S: 5	H: 0 LOB: 0 BB: 0 P: 5	1B: 3 2B: 0 3B: 0 HR: 0	SF: 0 SAC: 2 DP: 0 HBP: 0	WP: 0 PA: 31 CS: 0
PITCHER Billy Pierce, L (1, 1) ERA: 3.19	IP: 9.0 WLS: W BF: 31 H: 3 R: 1 ER: 1 SO: 7 BB: 1 IBB: 0 HBP: 0 BLK: 0 WP: 0 HR: 0 S: 44 P: 48 ERA: 1.00 WHIP: 0.444															PITCHER			

Cleveland Indians @ Chicago White Sox
Comiskey Park, Chicago, IL
Fri May 25 1956, 4:33 AM EDT
Att: 31,840 - Unknown

AB 28
R 1
H 3
RBI 1
BB 1
SO 7
LOB 6

Batter	1	2	3	4	5	6	7	8	9	AB	R	H	RBI	BB	SO	LOB	BOTTOM
Jim Rivera, L (1, 9) OBP: 0.391, SLG: 0.413	B2-3		4-3			HR	F2			3	1	1	1	0	0	1	
Sammy Esposito, R (7, 5) OBP: 0.292, SLG: 0.318			1-2							1	0	0	0	0	0	0	
Nellie Fox, L (1, 4) OBP: 0.283, SLG: 0.345	6-3		4-3			2B	K			4	0	1	0	0	1	1	
Minnie Minoso, R (1, 5) OBP: 0.402, SLG: 0.462	6-3			3-1 E BB		F8		F8		3	0	0	0	1	0	0	
Larry Doby, L (1, 8) OBP: 0.354, SLG: 0.304		4-3 2B		L6		1B E 1B		2B 1B		4	1	3	0	0	0	1	
Dave Philley, S (1, 7) OBP: 0.315, SLG: 0.304		4-3 2-3		3-1		E4 1B		2B		4	0	2	0	0	0	2	
Sherm Lollar, R (1, 2) OBP: 0.426, SLG: 0.506	F2			6-3		BB IBB		IBB		2	0	0	0	2	0	2	
Ron Jackson, R (1, 3) OBP: 0.407, SLG: 0.409					4-3			K		2	0	0	0	1	1	1	
Jim Delsing, L (8, PH) OBP: 0.296, SLG: 0.050										1	0	0	0	0	1	3	
Walt Dropo, R (9, 3) OBP: 0.227, SLG: 0.205										0	0	0	0	0	0	0	
Luis Aparicio, R (1, 6) OBP: 0.293, SLG: 0.313				4-3 1B		E6 G6-4-3	F8	F9		4	0	1	0	0	0	6	
Billy Pierce, L (1, 1) OBP: 0.148, SLG: 0.148				K		G6-4-3	1-3			3	0	0	0	0	1	2	
Inning Stats	R: 0 H: 0 E: 0 K: 0 S: 3	H: 1 LOB: 1 BB: 0 P: 6	R: 0 H: 1 E: 0 K: 1 S: 6	LOB: 1 BB: 0 P: 6	R: 0 H: 0 E: 1 K: 0 S: 3	H: 0 LOB: 1 BB: 1 P: 7	R: 0 H: 0 E: 1 K: 0 S: 6	H: 4 LOB: 3 BB: 2 P: 14	R: 0 H: 0 E: 0 K: 1 S: 5	H: 0 LOB: 0 BB: 0 P: 5	R: 0 H: 2 E: 0 K: 1 S: 7	H: 2 LOB: 3 BB: 1 P: 11	1B: 4 2B: 3 3B: 0 HR: 1	SF: 0 SAC: 0 DP: 1 HBP: 0	WP: 0 PA: 35 CS: 0		
PITCHER Mike Garcia, R (1, 1) ERA: 3.19	IP: 5.2 WLS: L BF: 25 H: 6 R: 2 ER: 2 SO: 2 BB: 2 IBB: 1 HBP: 0 BLK: 0 WP: 1 HR: 1 S: 26 P: 38 ERA: 3.18 WHIP: 1.412															PITCHER	
Don Mossi, L (6, 1) ERA: 1.09	1.1 4 0 0 0 1 0 0 0 0 0 0 6 6 0.00 0.000																
Bud Daley, L (8, 1) ERA: 3.38	0.1 4 2 0 0 0 0 1 0 0 0 0 3 7 0.00 6.000																
Ray Narleski, R (8, 1) ERA: 2.25	0.2 2 0 0 0 1 0 0 0 0 0 0 4 4 0.00 0.000																

Cleveland Indians @ Chicago White Sox
Comiskey Park, Chicago, IL
Fri May 25 1956, 4:33 AM EDT
Att: 31,840 - Unknown

AB 31
R 2
H 8
RBI 1
BB 4
SO 4
LOB 19

Batter	1	2	3	4	5	6	7	8	9	10	11	12	13	14	15	AB	R	H	RBI	BB	SO	LOB	TOP				
Jim Busby, R OBP: 0.286, SLG: 0.338 (1, 8)																8	2	4	0	0	0	3					
Bobby Avila, R OBP: 0.325, SLG: 0.358 (1, 4)																8	0	2	0	0	1	9					
Al Smith, R OBP: 0.407, SLG: 0.510 (1, 9)																6	1	2	3	2	2	4					
Vic Wertz, L Rocky Colavito, R OBP: 0.438, SLG: 0.536 OBP: 0.238, SLG: 0.259 (7, PR) (7, 9)																4	0	2	1	0	0	1					
Preston Ward, L OBP: 0.403, SLG: 0.472 (1, 7)																6	0	0	0	1	1	6					
Rudy Regalado, R Georges Stroblund, R OBP: 0.314, SLG: 0.252 OBP: 0.600, SLG: 0.500 (10, PR) (10, 5)																5	0	3	0	0	0	0					
Hal Naragon, L Jim Hegan, R OBP: 0.276, SLG: 0.345 OBP: 0.364, SLG: 0.303 (1, 2) (8, 2)																4	0	0	0	0	1	2					
Chico Carrasquel, R OBP: 0.296, SLG: 0.229 (1, 6)																5	0	0	0	1	0	2					
Bob Lemon, L Don Moss, L Ray Narieski, R Bud Daley, L Sam Miele, R Cal McLish, R OBP: 0.291, SLG: 0.389 OBP: 0.174, SLG: 0.187 OBP: 0.278, SLG: 0.389 OBP: 0.278, SLG: 0.389 OBP: 0.200, SLG: 0.200 (11, 1) (7, 1) (8, 1) (10, 1) (13, PR) (13, 1)																2	1	0	0	1	0	2					
Inning Stats	R: 1 E: 0 K: 1 S: 7	H: 2 LOB: 1 BB: 0 P: 7	R: 0 E: 0 K: 1 S: 8	H: 1 LOB: 1 BB: 0 P: 6	R: 0 E: 0 K: 1 S: 6	H: 1 LOB: 1 BB: 0 P: 6	R: 0 E: 0 K: 0 S: 4	H: 1 LOB: 1 BB: 0 P: 4	R: 0 E: 0 K: 0 S: 5	H: 2 LOB: 0 BB: 1 P: 9	R: 0 E: 0 K: 0 S: 3	H: 0 LOB: 1 BB: 1 P: 7	R: 0 E: 0 K: 0 S: 3	H: 0 LOB: 0 BB: 0 P: 3	R: 0 E: 0 K: 1 S: 5	H: 0 LOB: 0 BB: 0 P: 5	R: 0 E: 0 K: 1 S: 6	H: 1 LOB: 2 BB: 1 P: 10	R: 0 E: 0 K: 1 S: 4	H: 0 LOB: 0 BB: 1 P: 8	R: 0 E: 0 K: 1 S: 6	H: 1 LOB: 2 BB: 1 P: 10	1B: 11 2B: 2 3B: 0 HR: 1	SF: 0 SAC: 1 DP: 1 HBP: 0	WP: 1 PB: 0 SB: 1 CS: 0	PA: 66	
PITCHER	IP: 6.0 ERA: 1.47	WLS: 8 BF: 27	H: 2 R: 4 ER: 4 SO: 3	R: 0 H: 1 ER: 0 SO: 3	R: 0 H: 1 ER: 0 SO: 4	R: 0 H: 1 ER: 0 SO: 4	R: 0 H: 1 ER: 0 SO: 3	R: 0 H: 1 ER: 0 SO: 3	R: 0 H: 1 ER: 0 SO: 6	R: 0 H: 2 ER: 0 SO: 14	R: 0 H: 0 ER: 0 SO: 3	R: 0 H: 0 ER: 0 SO: 3	R: 0 H: 0 ER: 0 SO: 5	R: 0 H: 0 ER: 0 SO: 4	R: 0 H: 1 ER: 0 SO: 10	R: 0 H: 0 ER: 0 SO: 4	R: 0 H: 0 ER: 0 SO: 5	R: 0 H: 1 ER: 0 SO: 10	R: 0 H: 0 ER: 0 SO: 8	R: 0 H: 1 ER: 0 SO: 10	R: 0 H: 0 ER: 0 SO: 6	R: 0 H: 0 ER: 0 SO: 10	ERA: 1.500	WHIP: 1.000	1.000	1.200	1.000

Cleveland Indians @ Chicago White Sox
Comiskey Park, Chicago, IL
Sun May 27 1956, 4:33 AM EDT
Unknown


AB 56
R 4
H 13
RBI 4
BB 9
SO 8
LOB 33



Batter	1	2	3	4	5	6	7	8	9	10	11	12	13	14	15	AB	R	H	RBI	BB	SO	LOB	BOTTOM											
Sammy Esposito, R OBP: 0.313, SLG: 0.310 (1, 5)																7	0	2	0	1	0	2												
Jim Rivera, L OBP: 0.410, SLG: 0.424 (1, 9)																5	2	2	0	2	1	3												
Larry Doby, L OBP: 0.378, SLG: 0.324 (1, 8)																5	1	2	1	3	1	2												
Dave Philley, S OBP: 0.305, SLG: 0.293 (1, 3)																8	0	1	1	0	1	9												
Minnie Minoso, R OBP: 0.423, SLG: 0.458 (1, 7)																3	2	1	0	5	0	0												
Sherm Lollar, R Bobby Phillips, R Les Moss, R OBP: 0.425, SLG: 0.511 OBP: 0.278, SLG: 0.389 OBP: 0.278, SLG: 0.389 OBP: 0.200, SLG: 0.200 (1, 2) (8, PR) (10, 2)																5	0	2	1	0	0	6												
Nellie Fox, L OBP: 0.296, SLG: 0.349 (1, 4)																7	0	3	1	1	0	4												
Luis Aparicio, R OBP: 0.278, SLG: 0.295 (1, 6)																8	0	1	0	0	3	8												
Bob Keegan, R Jim Detling, L Sandy Consuegra, R Don Moss, L Ray Narieski, R Bud Daley, L Jim Wilson, R OBP: 0.291, SLG: 0.389 OBP: 0.174, SLG: 0.187 OBP: 0.278, SLG: 0.389 OBP: 0.278, SLG: 0.389 OBP: 0.200, SLG: 0.200 (11, 1) (7, PR) (8, 1) (10, 1) (13, PR) (13, 1)																1	0	0	0	0	0	0												
Inning Stats	R: 1 E: 0 K: 0 S: 4	H: 2 LOB: 2 BB: 2 P: 12	R: 0 E: 0 K: 1 S: 4	H: 1 LOB: 1 BB: 0 P: 4	R: 0 E: 0 K: 1 S: 6	H: 1 LOB: 2 BB: 1 P: 10	R: 0 E: 0 K: 0 S: 3	H: 0 LOB: 0 BB: 0 P: 3	R: 0 E: 0 K: 0 S: 4	H: 1 LOB: 1 BB: 0 P: 4	R: 0 E: 0 K: 0 S: 5	H: 2 LOB: 2 BB: 0 P: 5	R: 0 E: 0 K: 0 S: 5	H: 2 LOB: 2 BB: 1 P: 10	R: 0 E: 0 K: 2 S: 8	R: 1 E: 0 K: 2 S: 9	H: 2 LOB: 2 BB: 1 P: 13	R: 0 E: 0 K: 0 S: 3	H: 0 LOB: 0 BB: 2 P: 11	R: 0 E: 0 K: 1 S: 5	H: 1 LOB: 2 BB: 2 P: 13	R: 0 E: 0 K: 1 S: 6	H: 1 LOB: 1 BB: 0 P: 6	R: 0 E: 0 K: 0 S: 3	H: 0 LOB: 2 BB: 2 P: 11	R: 1 E: 0 K: 0 S: 3	H: 1 LOB: 2 BB: 1 P: 11	1B: 13 2B: 3 3B: 0 HR: 0	SF: 0 SAC: 2 DP: 1 HBP: 1	WP: 0 PB: 1 SB: 0 CS: 0	PA: 72			
PITCHER	IP: 6.2 ERA: 2.26	WLS: 10 BF: 33	H: 9 R: 3 ER: 3 SO: 1	H: 1 R: 4 ER: 1 SO: 3	R: 0 H: 1 ER: 0 SO: 3	R: 0 H: 0 ER: 0 SO: 3	R: 0 H: 2 ER: 0 SO: 10	R: 0 H: 1 ER: 0 SO: 8	R: 1 E: 0 K: 2 S: 9	R: 1 E: 0 K: 2 S: 9	R: 0 E: 0 K: 0 S: 3	R: 0 E: 0 K: 0 S: 4	R: 0 E: 0 K: 1 S: 5	R: 0 E: 0 K: 1 S: 6	R: 0 E: 0 K: 1 S: 6	R: 0 E: 0 K: 1 S: 5	R: 0 E: 0 K: 1 S: 5	R: 0 E: 0 K: 1 S: 5	R: 0 E: 0 K: 1 S: 5	R: 0 E: 0 K: 1 S: 5	R: 0 E: 0 K: 1 S: 5	R: 0 E: 0 K: 1 S: 5	R: 0 E: 0 K: 1 S: 5	R: 0 E: 0 K: 1 S: 5	R: 0 E: 0 K: 1 S: 5	R: 0 E: 0 K: 1 S: 5	R: 0 E: 0 K: 1 S: 5	ERA: 4.05	WHIP: 2.000	0.000	2.000	2.000	3.38	1.875

Cleveland Indians @ Chicago White Sox
Comiskey Park, Chicago, IL
Sun May 27 1956, 4:33 AM EDT
Unknown

AB 56
R 5
H 16
RBI 5
BB 13
SO 7
LOB 36



Batter	1	2	3	4	5	6	7	8	9	AB	R	H	RBI	BB	SO	LOB	TOP					
Jim Busby, R OBP: 0.303, SLG: 0.343 (1, 8)										4	1	1	0	1	0	2	Cleveland Indians @ Chicago White Sox Comiskey Park, Chicago, IL Sun May 27 1956, 4:38 AM EDT Att: 25,856 - Unknown					
Bobby Avila, R OBP: 0.327, SLG: 0.362 (1, 4)										4	0	1	1	1	1	3						
Al Smith, R OBP: 0.398, SLG: 0.490 (1, 7)										4	0	0	0	1	0	4						
Vic Wertz, L OBP: 0.426, SLG: 0.517 (1, 3)										4	0	0	0	0	0	4						
Rudy Regalado, R OBP: 0.333, SLG: 0.235 (1, 5)										3	2	1	0	1	0	2						
Rocky Colavito, R OBP: 0.254, SLG: 0.293 (1, 9)										4	1	2	1	0	0	1						
George Strickland, R OBP: 0.333, SLG: 0.250 (1, 6)										4	0	0	0	0	0	3						
Jim Hegan, R OBP: 0.356, SLG: 0.300 (1, 2)										4	0	1	1	0	0	1						
Early Wynn, S OBP: 0.280, SLG: 0.217 (1, 1)										3	0	1	1	0	0	1						
Inning Stats	R: 0 E: 0 K: 0 S: 3	H: 0 LOB: 1 BB: 1 P: 7	R: 1 E: 0 K: 0 S: 4	H: 1 LOB: 1 BB: 1 P: 8	R: 0 E: 0 K: 0 S: 3	H: 0 LOB: 2 BB: 2 P: 11	R: 0 E: 0 K: 0 S: 3	H: 1 LOB: 0 BB: 0 P: 3	R: 1 E: 0 K: 0 S: 5	H: 2 LOB: 1 BB: 0 P: 5	R: 2 E: 0 K: 0 S: 6	H: 3 LOB: 1 BB: 0 P: 6	R: 0 E: 0 K: 1 S: 5	H: 0 LOB: 0 BB: 0 P: 5	R: 0 E: 0 K: 0 S: 3	H: 0 LOB: 0 BB: 0 P: 3	R: 0 E: 2 K: 0 S: 5	H: 0 LOB: 2 BB: 0 P: 5	1B: 4 2B: 3 3B: 0 HR: 0	SF: 0 SAC: 1 DP: 1 HBP: 0	WP: 0 PB: 0 SB: 0 CS: 0	PA: 39
PITCHER	IP	WLS	BF	H	R	ER	SO	BB	IBB	HBP	BLK	WP	HR	S	P	ERA	WHIP					
Jack Harshman, L ERA: 4.15 (1, 1)	8.0	L	34	7	4	4	1	4	0	0	0	0	0	32	48	4.50	1.375					
Sandy Consuegra, R ERA: 4.11 (9, 1)	1.0		5	0	0	0	0	0	0	0	0	0	0	5	5	0.00	0.000					

Batter	1	2	3	4	5	6	7	8	9	AB	R	H	RBI	BB	SO	LOB	BOTTOM				
Sammy Esposito, R OBP: 0.306, SLG: 0.281 (1, 5) (8, 6)										3	0	0	0	1	0	0	Cleveland Indians @ Chicago White Sox Comiskey Park, Chicago, IL Sun May 27 1956, 4:38 AM EDT Att: 25,856 - Unknown				
Nellie Fox, L OBP: 0.288, SLG: 0.338 (1, 4)										4	0	0	0	0	0	2					
Jim Rivera, L OBP: 0.394, SLG: 0.404 (1, 9)										4	0	0	0	0	2	0					
Larry Doby, L OBP: 0.372, SLG: 0.312 (1, 8)										3	0	0	0	1	0	0					
Minnie Minoso, R OBP: 0.418, SLG: 0.459 (1, 7) (8, 5)										4	1	1	0	0	0	1					
Dave Philley, S OBP: 0.312, SLG: 0.309 (1, 3)										3	1	2	1	0	0	1					
Sherm Lollar, R OBP: 0.422, SLG: 0.505 (1, 2)										3	0	1	1	0	0	0					
Luis Aparicio, R OBP: 0.272, SLG: 0.289 (1, 6) (7, PH)										2	0	0	0	0	0	0					
Jim Delsing, L OBP: 0.364, SLG: 0.045 (8, 7) (8, 7)										1	0	0	0	0	1	1					
Jack Harshman, L OBP: 0.231, SLG: 0.417 (1, 1) (8, PH)										2	0	1	0	0	1	0					
Fred Hatfield, L OBP: 0.364, SLG: 0.263 (8, PH)										1	0	0	0	0	0	0					
Sandy Consuegra, R (9, 1)										0	0	0	0	0	0	0					
Inning Stats	R: 0 E: 0 K: 1 S: 5	H: 0 LOB: 0 BB: 0 P: 5	R: 0 E: 0 K: 0 S: 3	H: 1 LOB: 0 BB: 0 P: 3	R: 0 E: 0 K: 1 S: 5	H: 0 LOB: 0 BB: 0 P: 5	R: 0 E: 0 K: 1 S: 5	H: 0 LOB: 0 BB: 0 P: 5	R: 0 E: 0 K: 1 S: 5	H: 0 LOB: 0 BB: 0 P: 5	R: 0 E: 0 K: 0 S: 3	H: 0 LOB: 0 BB: 0 P: 3	R: 0 E: 0 K: 0 S: 3	H: 0 LOB: 0 BB: 0 P: 3	R: 0 E: 0 K: 0 S: 3	H: 0 LOB: 0 BB: 0 P: 3	1B: 3 2B: 2 3B: 0 HR: 0	SF: 0 SAC: 0 DP: 1 HBP: 0	WP: 0 PB: 0 SB: 0 CS: 1	PA: 33	
PITCHER	IP	WLS	BF	H	R	ER	SO	BB	IBB	HBP	BLK	WP	HR	S	P	ERA	WHIP				
Early Wynn, R ERA: 2.32 (1, 1)	9.0	W	32	5	2	2	4	2	0	0	0	0	0	38	46	2.00	0.778				


Batter	1	2	3	4	5	6	7	8	9	AB	R	H	RBI	BB	SO	LOB	TOP					
Sammy Esposito, R OBP: 0.341, SLG: 0.286 (1, 5)										3	1	2	2	0	0		Chicago White Sox @ Kansas City Athletics Municipal Stadium, Kansas City, MO Mon May 28 1956, 4:33 AM EDT Att: 15,567 - Unknown					
Nelle Fox, L OBP: 0.285, SLG: 0.341 (1, 4)										5	0	1	1	0	0	3						
Minnie Minoso, R OBP: 0.420, SLG: 0.456 (1, 7)										3	0	1	0	1	0	1						
Dave Philley, S OBP: 0.317, SLG: 0.304 (9, 3)										2	0	0	0	2	0	2						
Larry Doby, L OBP: 0.378, SLG: 0.304 (1, 8)										2	0	0	0	2	0	1						
Sherm Lollar, R OBP: 0.417, SLG: 0.490 Fred Hatfield, L OBP: 0.364, SLG: 0.263 (9, 5)										3	0	0	0	1	0	4						
Ron Jackson, R OBP: 0.379, SLG: 0.375 Walt Dropo, R OBP: 0.222, SLG: 0.200 Jim Delsing, L OBP: 0.276, SLG: 0.045 Billy Pierce, L OBP: 0.148, SLG: 0.148 (9, 1)										3	0	0	0	0	1	1						
Luis Aparicio, R OBP: 0.274, SLG: 0.323 Les Moss, R OBP: 0.353, SLG: 0.200 (9, 2)										3	1	1	1	0	1	0						
Dick Donovan, L Dixie Howell, L Sandy Consuegra, R Bubba Phillips, R Jim Rivera, L (9, 9)										3	0	0	0	0	1	0						
Inning Stats	R: 0 E: 0 K: 0 S: 3	H: 0 LOB: 0 BB: 0 P: 3	R: 0 E: 0 K: 0 S: 2	H: 0 LOB: 1 BB: 2 P: 10	R: 0 E: 0 K: 1 S: 5	H: 0 LOB: 1 BB: 1 P: 9	R: 0 E: 0 K: 0 S: 3	H: 1 LOB: 0 BB: 1 P: 7	R: 1 E: 0 K: 0 S: 4	H: 1 LOB: 0 BB: 0 P: 4	R: 0 E: 0 K: 2 S: 2	H: 0 LOB: 0 BB: 0 P: 10	R: 0 E: 0 K: 0 S: 7	H: 0 LOB: 0 BB: 0 P: 7	R: 1 E: 0 K: 0 S: 4	H: 1 LOB: 2 BB: 3 P: 8		R: 2 E: 1 K: 0 S: 4	H: 1 LOB: 2 BB: 3 P: 16	1B: 2 2B: 1 3B: 0 HR: 1	SF: 0 SAC: 0 DP: 2 HBP: 0	WP: 0 PB: 0 CS: 0
PITCHER	IP WLS BF H R ER SO BB IBB HBP BLK WP HR S P ERA WHIP																					
Tommy Lasorda, L ERA: 4.18 Moe Burtshy, R ERA: 3.93 (9, 1)	8.2 35 3 4 4 3 9 0 0 0 0 0 1 32 68 4.15 1.385																					

AB	28
R	4
H	4
RBI	4
BB	10
SO	3
LOB	13



Batter	1	2	3	4	5	6	7	8	9	AB	R	H	RBI	BB	SO	LOB	BOTTOM	
Jim Finigan, R OBP: 0.355, SLG: 0.389 (1, 4)										5	1	1	1	0	0	1	Chicago White Sox @ Kansas City Athletics Municipal Stadium, Kansas City, MO Mon May 28 1956, 4:33 AM EDT Att: 15,567 - Unknown	
Hector Lopez, R OBP: 0.385, SLG: 0.597 (1, 5)										4	2	1	0	1	2	0		
Enos Slaughter, L OBP: 0.373, SLG: 0.467 (1, 9)										4	1	1	2	1	0	1		
Harry Simpson, L OBP: 0.291, SLG: 0.490 (1, 3)										3	1	2	1	1	0	1		
Gus Zernial, R OBP: 0.359, SLG: 0.527 Bill Renna, R OBP: 0.303, SLG: 0.419 (9, 7)										2	1	2	2	2	0	0		
Tim Thompson, L OBP: 0.383, SLG: 0.489 (1, 2)										4	0	1	0	0	0	6		
Johnny Groth, R OBP: 0.333, SLG: 0.512 (1, 8)										3	0	0	0	1	0	2		
Joe Demaestri, R OBP: 0.283, SLG: 0.274 (1, 6)										3	0	1	0	0	0	0		
Tommy Lasorda, L OBP: 0.143, SLG: 0.143 Moe Burtshy, R OBP: 0.125, SLG: 0.125 (9, 1)										4	0	0	0	0	1	3		
Inning Stats	R: 0 E: 0 K: 0 S: 3	H: 2 LOB: 1 BB: 0 P: 4	R: 0 E: 0 K: 1 S: 5	H: 0 LOB: 0 BB: 0 P: 5	R: 0 E: 0 K: 1 S: 5	H: 0 LOB: 2 BB: 2 P: 13	R: 0 E: 0 K: 1 S: 5	H: 0 LOB: 1 BB: 1 P: 7	R: 0 E: 0 K: 0 S: 3	H: 0 LOB: 0 BB: 0 P: 3	R: 4 E: 0 K: 0 S: 9	H: 6 LOB: 2 BB: 0 P: 9	R: 2 E: 0 K: 0 S: 2	H: 1 LOB: 0 BB: 1 P: 6	1B: 4 2B: 1 3B: 1 HR: 3	SF: 0 SAC: 1 DP: 1 HBP: 0		WP: 0 PB: 0 CS: 0
PITCHER	IP WLS BF H R ER SO BB IBB HBP BLK WP HR S P ERA WHIP																	
Dick Donovan, R ERA: 5.36 Dixie Howell, R ERA: 2.57 Sandy Consuegra, R ERA: 4.02 Billy Pierce, L ERA: 3.44 (8, 1)	0.1 4 3 1 1 0 0 0 0 0 0 0 1 4 4 27.00 9.000																	

AB	32
R	6
H	9
RBI	6
BB	6
SO	3
LOB	14



Batter	1	2	3	4	5	6	7	8	9	10	11	12	AB	R	H	RBI	BB	SO	LOB	TOP										
Fred Hatfield, L OBP: 0.379, SLG: 0.280 (1, 5)	6-3	FC6-4 1B			1-3	F8			K				6	0	2	1	1	1	2											
Nellie Fox, L OBP: 0.278, SLG: 0.331 (1, 4)	L5	FC6-4 1-2			1B E 1B			E7 G6-4-3 1B 1B	4-3		4-3	4-3	7	2	1	0	0	0	5											
Larry Doby, L OBP: 0.404, SLG: 0.309 (1, 8)	BB 1B BB				K			1-2 G6-4-3 1B					2	1	1	0	4	1	2											
Dave Philley, S OBP: 0.319, SLG: 0.308 (9, 7)	1-2 1B				E 1B			G6-4-3 1-2 2-3	4-3			SH2-4 1-2	5	0	2	1	0	0	4											
Jim Rivera, L OBP: 0.405, SLG: 0.398 (1, 9)	1-2 2-3 BB				E4 1-3 3-H 2-H			3-H 0-3 1B			F2	IBB E BB IBB	4	1	1	1	2	0	1											
Jim Delmonico, L OBP: 0.242, SLG: 0.038 Walt Dropo, R OBP: 0.213, SLG: 0.190 (9, 3)	F8				K			K			4-3	E5 BB 1B IBB	4	0	0	0	0	2	6											
Les Moss, R OBP: 0.273, SLG: 0.500 Dick Donovan, L OBP: 0.389, SLG: 0.467 Sherm Lollar, R OBP: 0.417, SLG: 0.490 (12, 2)		HR			6-3	F8		F8			1-3	1B BB 1-2 2-3 IBB	5	1	1	1	0	0	0											
Luis Aparicio, R OBP: 0.263, SLG: 0.309 Minnie Minoso, R OBP: 0.417, SLG: 0.452 Sammy Esposito, R OBP: 0.357, SLG: 0.286 (11, 0)		K			F6	G3		5-3			F7	1-2 2-3 3-H IBB	4	0	0	0	0	1	0											
Howie Pollet, L OBP: 0.400, SLG: 0.400 Sandy Consuegra, R OBP: 0.357, SLG: 0.286 (9, 1)		K						4-3			6-3	1-2 2-3 3-H IBB	4	1	2	0	0	1	0											
Jim Wilson, R OBP: 0.391, SLG: 0.316 (9, 1)					1B BLK 1B 1B							K	2	0	0	0	0	1	3											
Inning Stats	R: 0 E: 0 K: 0 S: 4	H: 1 LOB: 3 BB: 2 P: 12	R: 1 E: 0 K: 2 S: 9	H: 2 LOB: 1 BB: 0 P: 9	R: 0 E: 0 K: 0 S: 2	H: 0 LOB: 0 BB: 1 P: 6	R: 0 E: 0 K: 0 S: 3	H: 0 LOB: 0 BB: 0 P: 3	R: 2 E: 1 K: 2 S: 11	H: 3 LOB: 2 BB: 0 P: 11	R: 0 E: 0 K: 0 S: 4	H: 1 LOB: 1 BB: 0 P: 4	R: 1 E: 1 K: 1 S: 7	H: 2 LOB: 1 BB: 0 P: 7	R: 0 E: 0 K: 0 S: 3	H: 0 LOB: 0 BB: 0 P: 3	R: 0 E: 0 K: 0 S: 3	H: 0 LOB: 0 BB: 0 P: 3	R: 0 E: 0 K: 0 S: 3	H: 0 LOB: 1 BB: 1 P: 7	R: 3 E: 1 K: 1 S: 7	H: 1 LOB: 3 BB: 4 P: 23	1B: 9 2B: 0 3B: 0 HR: 1	SF: 0 SAC: 1 DP: 2 HBP: 0	WP: 0 PB: 0 CS: 0	PA: 56				
PITCHER	IP WLS BF H R ER SO BB IBB HBP BLK WP HR S P ERA WHIP	8.0 1.0 2.1 0.2	36 4 13 3	9 0 3 1	4 0 0 0	5 1 0 0	5 0 0 0	5 0 0 0	5 1 5 5	43 9 28 5	2.25 0.00 3.86 0.00	1.500 1.000 1.286 1.500																		

Chicago White Sox @ Kansas City Athletics
Municipal Stadium, Kansas City, MO
Tue May 29 1956, 4:33 AM EDT
Att. 8,662 - Unknown

AB 46
R 7
H 10
RBI 5
BB 9
SO 7
LOB 24



Batter	1	2	3	4	5	6	7	8	9	10	11	12	AB	R	H	RBI	BB	SO	LOB	BOTTOM										
Jim Finigan, R OBP: 0.336, SLG: 0.366 (1, 4)	F8				F5			F5		F9		G5-4-3 1-2	6	0	0	0	0	0	1											
Hector Lopez, R OBP: 0.372, SLG: 0.574 (1, 5)	1-3				F4			5-3		F8			5	0	0	0	0	0	0											
Enos Slaughter, L OBP: 0.383, SLG: 0.500 (1, 9)	4-3				HR			G3-6-3 BB		BB 1B			4	2	2	1	1	0	0											
Harry Simpson, L OBP: 0.288, SLG: 0.476 (10, 8)		L4			F3			G3-6-3 1-2		1-2 1B BB		F7	4	1	0	0	1	0	1											
Gus Zernial, R OBP: 0.353, SLG: 0.509 (1, 7)		K			F5			4-3		F4		FC3-6 BB	4	0	0	0	1	1	2											
Tim Thompson, L OBP: 0.365, SLG: 0.500 (1, 2)		2B 2B			FC5 BB 1B			F8		F7		FC3-6 1-2	5	1	2	0	0	0	3											
Johnny Groth, R OBP: 0.353, SLG: 0.533 Vic Power, R OBP: 0.323, SLG: 0.410 Spook Jacobs, R OBP: 0.321, SLG: 0.247 Rance Pless, R OBP: 0.345, SLG: 0.280 (9, 8)					F9			F9		1B 1B		4-3	2	0	1	1	1	0	0											
Joe Demaestri, R OBP: 0.277, SLG: 0.267 Joe Ginsberg, L OBP: 0.391, SLG: 0.358 Moe Burtch, R OBP: 0.125, SLG: 0.125 Tommy Lasorda, L OBP: 0.143, SLG: 0.143 Clete Boyer, R OBP: 0.273, SLG: 0.273 (10, 1)		F9			FC5 BB 1B			5-3		1-2 2-H 1B 1B		1-3	3	0	0	0	0	3												
Tom Gorman, R OBP: 0.294, SLG: 0.406 Bill Renna, R OBP: 0.294, SLG: 0.406 Jack Crnman, R OBP: 0.300, SLG: 0.188 (9, 1)					K2-3			1-3		F2		F2	2	0	0	0	1	0	0											
Inning Stats	R: 0 E: 0 K: 0 S: 3	H: 0 LOB: 0 BB: 0 P: 3	R: 1 E: 0 K: 1 S: 7	H: 2 LOB: 1 BB: 0 P: 7	R: 0 E: 0 K: 1 S: 5	H: 0 LOB: 0 BB: 0 P: 5	R: 1 E: 0 K: 0 S: 5	H: 2 LOB: 2 BB: 1 P: 9	R: 0 E: 0 K: 0 S: 3	H: 0 LOB: 0 BB: 0 P: 3	R: 0 E: 0 K: 0 S: 3	H: 0 LOB: 0 BB: 0 P: 3	R: 2 E: 0 K: 0 S: 6	H: 3 LOB: 2 BB: 1 P: 10	R: 0 E: 0 K: 0 S: 3	H: 0 LOB: 0 BB: 0 P: 3	R: 0 E: 0 K: 0 S: 3	H: 0 LOB: 1 BB: 1 P: 7	R: 0 E: 0 K: 0 S: 3	H: 1 LOB: 0 BB: 0 P: 3	1B: 5 2B: 2 3B: 0 HR: 1	SF: 0 SAC: 0 DP: 2 HBP: 0	WP: 0 PB: 0 CS: 0	PA: 46						
PITCHER	IP WLS BF H R ER SO BB IBB HBP BLK WP HR S P ERA WHIP	8.0 0.2 3.1	31 4 11	5 2 1	4 0 0	4 0 0	2 0 0	2 0 0	4 0 10	32 4 14	4.50 0.00 0.00	1.000 3.000 0.600																		

Chicago White Sox @ Kansas City Athletics
Municipal Stadium, Kansas City, MO
Tue May 29 1956, 4:33 AM EDT
Att. 8,662 - Unknown

AB 42
R 4
H 8
RBI 4
BB 4
SO 2
LOB 13

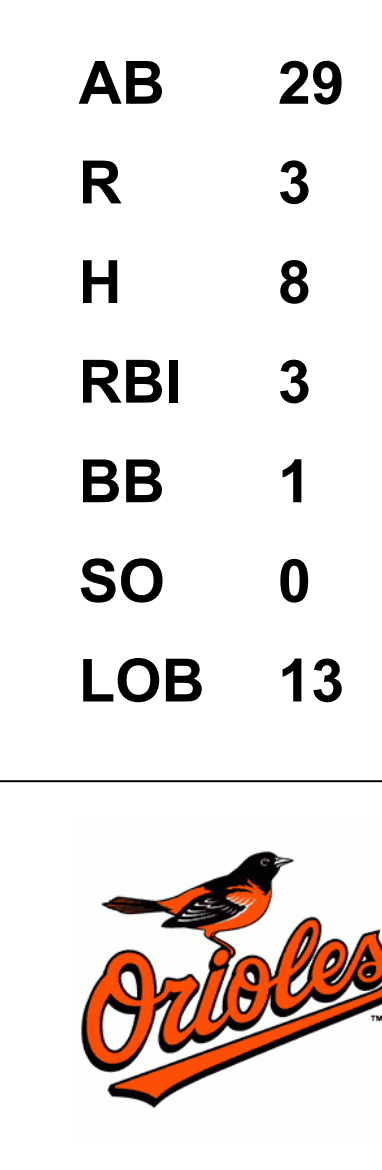


Batter	1	2	3	4	5	6	7	8	9	AB	R	H	RBI	BB	SO	LOB	TOP			
Sammy Esposito, R OBP: 0.288, SLG: 0.222 (1,5)	0-0 6-3		0-0 FC1-5 BB		0-0 L4			0-0 F8		4	0	0	0	0	0	2	Chicago White Sox @ Baltimore Orioles Memorial Stadium, Baltimore, MD Fri Jun 01 1956, 3:33 AM EDT Att: 12,414 - Unknown			
Nelle Fox, L OBP: 0.279, SLG: 0.331 (1,4)	0-0 4-3		0-0 F7			0-0 F8		0-0 F4		4	0	0	0	0	0	2				
Minnie Minoso, R OBP: 0.431, SLG: 0.464 (1,7)	0-0 CS 1B		4-0 BB 1-2 2-3 BB			0-0 5-3		0-0 5-3		3	0	1	0	1	0	0				
Larry Doby, L OBP: 0.381, SLG: 0.298 (1,8)	0-0 CS 1-2	0-0 L7	0-0 4-3			0-3 K			0-0 F8	4	0	0	0	0	1	3				
Dave Philley, S OBP: 0.328, SLG: 0.312 (1,3)		4-0 BB		0-3 K		0-3 K			0-0 E7 SF9 1B	3	1	1	0	1	2	0				
Jim Rivera, L OBP: 0.403, SLG: 0.408 (1,9)		0-3 K		0-3 K		0-0 1B 3B			0-0 SF9	3	1	1	1	0	2	1				
Sherm Lollar, R OBP: 0.419, SLG: 0.505 (1,2)		0-3 K		0-0 5-3		0-0 1B		0-0 F8		4	0	1	1	0	1	1				
Luis Aparicio, R OBP: 0.264, SLG: 0.306 (1,6)			0-0 FC1-5 SH 1B		0-0 F7		0-0 F7			3	0	1	0	0	0	1				
Bob Keegan, R (7, PH) Fred Hatfield, L Sandy Consuegra, R (7, 1)			0-0 SH BB FC1-5 1-2		0-3 K		0-0 F9			1	0	0	0	0	1	0				
Inning Stats	R: 0 E: 0 K: 0 S: 3	H: 1 LOB: 0 BB: 0 P: 3	R: 0 E: 0 K: 2 S: 7	H: 0 LOB: 1 BB: 1 P: 11	R: 0 E: 0 K: 0 S: 5	H: 1 LOB: 3 BB: 1 P: 9	R: 0 E: 0 K: 2 S: 7	H: 0 LOB: 0 BB: 0 P: 7	R: 0 E: 0 K: 1 S: 5	H: 0 LOB: 0 BB: 0 P: 5	R: 1 E: 0 K: 1 S: 7	H: 2 LOB: 1 BB: 0 P: 7	R: 0 E: 0 K: 0 S: 3	H: 0 LOB: 0 BB: 0 P: 3	R: 1 E: 1 K: 0 S: 4	H: 1 LOB: 0 BB: 0 P: 4		1B: 4 2B: 0 3B: 1 HR: 0	SF: 1 SAC: 1 DP: 0 HBP: 0	WP: 0 PB: 0 SB: 0 CS: 1
PITCHER Connie Johnson, R ERA: 2.73 (1,1)	IP: 9.0 WLS: W BF: 34 H: 5 R: 2 ER: 1 SO: 7 BB: 2 IBB: 0 HBP: 0 BLK: 0 WP: 0 HR: 0 S: 46 P: 54 ERA: 1.00 WHIP: 0.778															PITCHER				

AB	30
R	2
H	5
RBI	2
BB	2
SO	7
LOB	11



Batter	1	2	3	4	5	6	7	8	9	AB	R	H	RBI	BB	SO	LOB	BOTTOM			
Bob Hale, L OBP: 0.370, SLG: 0.354 (1,3)	0-0 SH5-4 1B 1B	0-0 1-4-3			0-0 1B		0-0 G3			4	1	2	0	0	0	1	Chicago White Sox @ Baltimore Orioles Memorial Stadium, Baltimore, MD Fri Jun 01 1956, 3:33 AM EDT Att: 12,414 - Unknown			
Tito Francona, L OBP: 0.315, SLG: 0.239 (1,8) (7,9)	0-0 SH5-4 1B 1-2		4-0 BB SH5-3 1B BB		0-0 1B 1-2		0-0 F8			3	2	2	0	1	0	0				
George Kell, R OBP: 0.355, SLG: 0.372 (1,5)	0-0 SH5-4 1-2 2-3		0-0 SH5-3 1-2		0-0 F1		0-0 5-3			2	0	0	0	0	0	2				
Bob Nieman, R OBP: 0.427, SLG: 0.507 (1,7)	0-0 1B 2H 3H		0-0 FC5-4 1B 2H		0-0 F6		0-0 F8			4	0	2	3	0	0	2				
Gus Triandos, R OBP: 0.360, SLG: 0.512 (1,2)	0-0 1-3		0-0 F2		0-0 F3			0-0 1-3		4	0	0	0	0	0	4				
Hoot Evers, R OBP: 0.428, SLG: 0.294 (1,9) Chuck Diering, R OBP: 0.408, SLG: 0.307 (7,8)	0-0 F2		0-0 FC5-4 1-2		0-0 6-3			0-0 6-3		3	0	0	0	0	0	2				
Billy Gardner, R OBP: 0.252, SLG: 0.350 (1,4)		0-0 SH3-4 1B		0-0 5-3		0-0 F9				3	0	1	0	0	0	0				
Willy Miranda, S OBP: 0.287, SLG: 0.297 (1,6)		0-0 F7		0-0 F7		0-0 FC6-4 1B				3	0	1	0	0	0	1				
Connie Johnson, R (1,1)		0-0 SH3-4 1-2		0-0 6-3		0-0 FC6-4 1-2				2	0	0	0	0	0	1				
Inning Stats	R: 2 E: 0 K: 0 S: 6	H: 3 LOB: 1 BB: 0 P: 6	R: 0 E: 0 K: 0 S: 4	H: 1 LOB: 0 BB: 0 P: 4	R: 1 E: 0 K: 0 S: 4	H: 1 LOB: 1 BB: 1 P: 8	R: 0 E: 0 K: 0 S: 3	H: 0 LOB: 0 BB: 0 P: 3	R: 0 E: 0 K: 0 S: 5	H: 2 LOB: 2 BB: 0 P: 5	R: 0 E: 0 K: 0 S: 4	H: 1 LOB: 1 BB: 0 P: 4	R: 0 E: 0 K: 0 S: 3	H: 0 LOB: 0 BB: 0 P: 3	R: 0 E: 0 K: 0 S: 3	H: 0 LOB: 0 BB: 0 P: 3		1B: 8 2B: 0 3B: 0 HR: 0	SF: 0 SAC: 3 DP: 0 HBP: 0	WP: 0 PB: 0 SB: 0 CS: 0
PITCHER Bob Keegan, R ERA: 1.9 Sandy Consuegra, R ERA: 3.35 (7,1)	IP: 6.0 WLS: L BF: 27 H: 8 R: 3 ER: 3 SO: 0 BB: 0 IBB: 0 HBP: 0 BLK: 0 WP: 0 HR: 0 S: 26 P: 30 ERA: 4.50 WHIP: 1.500															PITCHER				



Batter	1	2	3	4	5	6	7	8	9	AB	R	H	RBI	BB	SO	LOB	TOP					
Minnie Minoso, R OBP: 0.428, SLG: 0.454										5	1	1	0	1	1	5	Chicago White Sox @ Baltimore Orioles Memorial Stadium, Baltimore, MD Sun Jun 03 1956, 3:33 AM EDT Unknown					
Nelle Fox, L OBP: 0.282, SLG: 0.335										4	0	1	1	0	0	3						
Larry Doby, L OBP: 0.371, SLG: 0.290										6	0	1	1	0	2	2						
Dave Philley, S OBP: 0.339, SLG: 0.325										6	3	4	0	0	0	1						
Jim Rivera, L OBP: 0.411, SLG: 0.449										4	4	2	1	1	1	3						
Sherm Lollar, R OBP: 0.433, SLG: 0.518										5	2	4	3	0	0	2						
Fred Hatfield, L OBP: 0.359, SLG: 0.250										2	1	0	1	2	0	2						
Luis Aparicio, R OBP: 0.265, SLG: 0.306										3	0	1	2	0	0	1						
Dick Donovan, L OBP: 0.478, SLG: 0.611										3	1	3	2	1	0	0						
Inning Stats	R: 1 E: 0 K: 1 S: 7	H: 2 LOB: 2 BB: 1 P: 11	R: 1 E: 0 K: 1 S: 6	H: 1 LOB: 1 BB: 1 P: 10	R: 3 E: 0 K: 0 S: 6	H: 3 LOB: 2 BB: 2 P: 14	R: 2 E: 0 K: 1 S: 7	H: 3 LOB: 1 BB: 0 P: 8	R: 0 E: 0 K: 0 S: 4	H: 2 LOB: 1 BB: 0 P: 4	R: 2 E: 2 K: 0 S: 6	H: 2 LOB: 1 BB: 0 P: 6	R: 1 E: 0 K: 0 S: 5	H: 2 LOB: 1 BB: 0 P: 5	R: 2 E: 0 K: 0 S: 5	H: 2 LOB: 1 BB: 1 P: 9	R: 0 E: 1 K: 1 S: 6	H: 0 LOB: 1 BB: 0 P: 6	1B: 13 2B: 4 3B: 0 HR: 1	SF: 2 SAC: 4 DP: 2 HBP: 1	WP: 0 PB: 0 SB: 0 CS: 1	PA: 50
PITCHER	IP WLS BF H R ER SO BB IBB HBP BLK WP HR S P ERA WHIP																					
Erv Palica, R ERA: 4.87	(1, 1) 2.2 L 17 6 5 5 2 3 0 0 0 0 0 0 18 30 16.88 3.375																					
Johnny Schmitz, L ERA: 4.58	(3, 1) 4.1 23 9 5 3 1 1 0 1 0 0 0 0 23 28 6.23 2.308																					
Harry Dorish, R ERA: 4.11	(8, 1) 2.0 10 2 2 2 1 1 0 0 0 0 0 1 11 15 9.00 1.500																					

Batter	1	2	3	4	5	6	7	8	9	AB	R	H	RBI	BB	SO	LOB	BOTTOM					
Bob Hale, L OBP: 0.362, SLG: 0.346										4	0	1	0	0	0	0	Chicago White Sox @ Baltimore Orioles Memorial Stadium, Baltimore, MD Sun Jun 03 1956, 3:33 AM EDT Unknown					
Tito Francona, L OBP: 0.313, SLG: 0.239										4	0	1	0	0	1	2						
George Kell, R OBP: 0.349, SLG: 0.365										2	0	0	0	0	1	1						
Wayne Causey, L OBP: 0.214, SLG: 0.120										2	0	0	0	0	0	0						
Bob Nieman, R OBP: 0.412, SLG: 0.487										3	0	0	0	0	0	1						
Jim Pyburn, R OBP: 0.298, SLG: 0.388										1	0	0	0	0	0	0						
Gus Triandos, R OBP: 0.371, SLG: 0.523										3	0	2	0	1	0	0						
Hoot Evers, R OBP: 0.435, SLG: 0.316										2	0	1	0	0	1	1						
Tex Nelson, L OBP: 0.259, SLG: 0.240										2	0	1	0	0	0	1						
Billy Gardner, R OBP: 0.252, SLG: 0.346										4	0	1	0	0	0	1						
Willy Miranda, S OBP: 0.281, SLG: 0.290										3	0	0	0	0	0	2						
Erv Palica, R OBP: 0.158, SLG: 0.158	(1, 1) 0 0 0 0 0 0 0 0 0 0 0 0 0 0 0 0 0 0																					
Johnny Schmitz, R	(3, 1) 2 0 0 0 0 0 1 1 0 0 0 0 0 0 0 0 0 0																					
Tom Gastall, R OBP: 0.250, SLG: 0.375	(7, PH) 1 0 0 0 0 0 0 0 0 0 0 0 0 0 0 0 0 0																					
Harry Dorish, R	(8, 1) 0 0 0 0 0 0 0 0 0 0 0 0 0 0 0 0 0 0																					
Inning Stats	R: 0 E: 0 K: 1 S: 6	H: 1 LOB: 1 BB: 0 P: 6	R: 0 E: 0 K: 0 S: 4	H: 3 LOB: 1 BB: 0 P: 4	R: 0 E: 0 K: 1 S: 5	H: 0 LOB: 0 BB: 0 P: 5	R: 0 E: 0 K: 1 S: 5	H: 0 LOB: 1 BB: 1 P: 9	R: 0 E: 1 K: 1 S: 7	H: 1 LOB: 2 BB: 0 P: 7	R: 0 E: 0 K: 0 S: 4	H: 1 LOB: 1 BB: 0 P: 4	R: 0 E: 0 K: 0 S: 3	H: 0 LOB: 0 BB: 0 P: 3	R: 0 E: 0 K: 0 S: 3	H: 0 LOB: 0 BB: 0 P: 3	R: 0 E: 0 K: 0 S: 4	H: 1 LOB: 1 BB: 0 P: 4	1B: 6 2B: 1 3B: 0 HR: 0	SF: 0 SAC: 0 DP: 1 HBP: 0	WP: 0 PB: 0 SB: 0 CS: 0	PA: 34
PITCHER	IP WLS BF H R ER SO BB IBB HBP BLK WP HR S P ERA WHIP																					
Dick Donovan, R ERA: 4.38	(1, 1) 9.0 W 34 7 0 0 4 1 0 0 0 0 0 0 0 41 45 0.00 0.889																					

Batter	1	2	3	4	5	6	7	8	9	AB	R	H	RBI	BB	SO	LOB	TOP								
Minnie Minoso, R OBP: 0.421, SLG: 0.440 (1, 7)	F4	E6		FC5-4 BB		L5	F6			4	0	0	0	1	0	2	Chicago White Sox @ Baltimore Orioles Memorial Stadium, Baltimore, MD Sun Jun 03 1956, 3:38 AM EDT Att: 25,312 - Unknown								
Nelle Fox, L OBP: 0.297, SLG: 0.342 (1, 4)	5-3 BB	G6-4-3		FC5-4 BB						3	2	2	1	1	0	1									
Larry Doby, L OBP: 0.380, SLG: 0.317 (1, 8)	5-3 BB			K		E4	K			4	2	2	1	1	2	5									
Dave Philley, S OBP: 0.335, SLG: 0.317 (1, 3)	5-3	5-3		FC5-4						4	0	0	1	1	0	5									
Jim Rivera, L OBP: 0.403, SLG: 0.438 (1, 9)	2B		4-3	F4		1-4-3				5	1	1	2	0	0	3									
Fred Hatfield, L OBP: 0.386, SLG: 0.351 (1, 5)	1B		G3		F8					5	2	3	1	0	0	0									
Les Moss, R OBP: 0.350, SLG: 0.765 (1, 2)	1B		G3			K				3	0	0	0	2	2	2									
Luis Aparicio, R OBP: 0.271, SLG: 0.310 (1, 6)	1B		F9		G5-4-3		1B			5	1	2	1	0	1	2									
Jim Wilson, R OBP: 0.379, SLG: 0.320 (1, 1)	F5					F9				0	1	0	0	0	0	0									
Inning Stats	R: 4 E: 0 K: 0 S: 7	H: 4 LOB: 2 BB: 2 P: 15	R: 0 E: 1 K: 0 S: 4	H: 1 LOB: 1 BB: 0 P: 4	R: 0 E: 0 K: 0 S: 4	H: 1 LOB: 1 BB: 0 P: 4	R: 1 E: 0 K: 1 S: 6	H: 1 LOB: 2 BB: 2 P: 14	R: 0 E: 0 K: 0 S: 2	H: 0 LOB: 0 BB: 1 P: 6	R: 2 E: 1 K: 0 S: 4	H: 1 LOB: 1 BB: 1 P: 9	R: 2 E: 0 K: 2 S: 11	H: 4 LOB: 2 BB: 0 P: 11	R: 0 E: 0 K: 0 S: 3	H: 0 LOB: 0 BB: 0 P: 3	R: 0 E: 0 K: 3 S: 9	H: 0 LOB: 0 BB: 0 P: 9	1B: 9 2B: 2 3B: 1 HR: 0	SF: 0 SAC: 0 DP: 2 HBP: 1	WP: 0 PB: 0 SB: 0 CS: 0	PA: 45			
PITCHER	IP	WLS	BF	H	R	ER	SO	BB	IBB	HBP	BLK	WP	HR	S	P	ERA	WHIP								
Mike Fomieses, R ERA: 5.16 (1, 1)	1.0	L	10	4	4	4	0	2	0	0	0	0	0	8	16	36.00	6.000								
Bill Wright, L ERA: 6.11 (2, 1)	5.0		22	4	3	2	1	4	0	1	0	0	0	19	36	3.60	1.600								
Hal Brown, R ERA: 2.93 (7, 1)	3.0		13	4	2	2	5	0	0	0	0	0	0	23	23	6.00	1.333								

Batter	1	2	3	4	5	6	7	8	9	AB	R	H	RBI	BB	SO	LOB	BOTTOM								
Bob Hale, L OBP: 0.355, SLG: 0.339 (1, 3)	F5			L9		F4			1B	4	0	1	0	0	0	0	Chicago White Sox @ Baltimore Orioles Memorial Stadium, Baltimore, MD Sun Jun 03 1956, 3:38 AM EDT Att: 25,312 - Unknown								
Tito Francona, L OBP: 0.302, SLG: 0.229 (1, 8)	F5			F9		F2			4-1	4	0	0	0	0	0	1									
George Kell, R OBP: 0.349, SLG: 0.364 (1, 5)										3	1	1	0	0	0	0									
Wayne Causey, L OBP: 0.241, SLG: 0.154 (6, 5)	6-3			HR					2-3	1	0	1	0	0	0	0									
Bob Nieman, R OBP: 0.404, SLG: 0.513 (1, 7)			K			F3			4-3	4	1	1	2	0	1	2									
Hoot Evers, R OBP: 0.423, SLG: 0.286 (1, 9)				HR		F2				2	0	0	0	1	0	0									
Hal Smith, R OBP: 0.368, SLG: 0.436 (1, 2)			G5-4-3							3	0	0	0	0	0	1									
Billy Gardner, R OBP: 0.246, SLG: 0.338 (1, 4)				F2		F8				3	0	0	0	0	0	0									
Willy Miranda, S OBP: 0.275, SLG: 0.284 (1, 6)				F8		F6				3	0	0	0	0	0	0									
Mike Fomieses, R OBP: 0.250, SLG: 0.500 (1, 1)										0	0	0	0	0	0	0									
Bill Wright, L OBP: 0.235, SLG: 0.188 (2, 1)				G3						1	0	0	0	0	0	0									
Tex Nelson, L OBP: 0.250, SLG: 0.231 (6, PH)										1	0	0	0	0	0	0									
Hal Brown, R OBP: 0.429, SLG: 0.500 (7, 1)										0	0	0	0	0	0	0									
Gus Triandos, R OBP: 0.368, SLG: 0.519 (6, PH)										1	0	0	0	0	0	0									
Inning Stats	R: 0 E: 0 K: 0 S: 3	H: 0 LOB: 0 BB: 0 P: 3	R: 0 E: 0 K: 1 S: 4	H: 0 LOB: 0 BB: 1 P: 8	R: 0 E: 0 K: 0 S: 3	H: 0 LOB: 0 BB: 0 P: 3	R: 2 E: 0 K: 0 S: 5	H: 2 LOB: 0 BB: 0 P: 5	R: 0 E: 0 K: 0 S: 3	H: 0 LOB: 0 BB: 0 P: 3	R: 0 E: 0 K: 0 S: 3	H: 0 LOB: 0 BB: 0 P: 3	R: 0 E: 0 K: 0 S: 3	H: 0 LOB: 0 BB: 0 P: 3	R: 0 E: 0 K: 0 S: 5	H: 2 LOB: 2 BB: 0 P: 5	1B: 3 2B: 0 3B: 0 HR: 1	SF: 0 SAC: 0 DP: 1 HBP: 0	WP: 0 PB: 0 SB: 0 CS: 0	PA: 31					
PITCHER	IP	WLS	BF	H	R	ER	SO	BB	IBB	HBP	BLK	WP	HR	S	P	ERA	WHIP								
Jim Wilson, R ERA: 4.18 (1, 1)	9.0	W	31	4	2	2	1	1	0	0	0	0	1	32	36	2.00	0.556								


AB	33
R	9
H	10
RBI	7
BB	6
SO	5
LOB	20



Batter	1	2	3	4	5	6	7	8	9	AB	R	H	RBI	BB	SO	LOB	TOP			
Minnie Minoso, R OBP: 0.420, SLG: 0.468 Bubba Phillips, R OBP: 0.278, SLG: 0.389	0-0 WP 1B 2B	0-0 F7		0-0 G3		0-0 CS	0-0 6-3	0-0 HR		5	2	2	2	0	0	0				
Nellie Fox, L OBP: 0.311, SLG: 0.367	0-0 WP 1B 2B	0-0 2B		0-0 4-3			0-0 2B	0-0 WP 2B 1B		5	4	4	0	0	0	0				
Larry Doby, L OBP: 0.396, SLG: 0.330	4-0 1-2 3-H E BB	4-0 2B BB			0-0 F8		0-0 2B	4-0 2B G3 BB		2	3	1	1	3	0	0				
Dave Philley, S OBP: 0.342, SLG: 0.337	0-0 E SF8 1B	0-0 2B		0-0 5-3		0-0 F7	0-0 G3 2B	0-0 G3 2B		5	1	3	4	0	0	1				
Jim Rivera, L OBP: 0.388, SLG: 0.419	0-3 K		0-0 F4		0-0 4-3		0-0 F8	0-0 G3		5	0	0	1	0	1	4				
Sherm Lollar, R OBP: 0.424, SLG: 0.504	0-0 E1 1-3 2-H		0-0 F8		0-0 6-3			0-0 1B		5	1	1	0	0	0	2				
Fred Hatfield, L OBP: 0.388, SLG: 0.366	0-0 SF8		0-0 1B		0-0 F2		0-0 FC6-4 1B	0-0 F2		4	0	2	1	0	0	0				
Luis Aparicio, R OBP: 0.260, SLG: 0.298	0-0 F6		0-0 K		0-0 E9 CS		0-0 FC6-4 1B	0-0 F8		5	1	0	0	0	1	3				
Billy Pierce, L OBP: 0.182, SLG: 0.156 Sandy Consuegra, R (8, 1)		0-0 F8		0-0 6-3		0-0 BB		0-0 HR 1B	0-0 K	3	1	1	1	1	0	0				
Inning Stats	R: 4 E: 1 K: 1 S: 9	H: 3 LOB: 1 BB: 1 P: 13	R: 2 E: 0 K: 0 S: 4	H: 2 LOB: 1 BB: 1 P: 8	R: 0 E: 0 K: 1 S: 6	H: 1 LOB: 0 BB: 0 P: 6	R: 0 E: 0 K: 0 S: 3	H: 0 LOB: 0 BB: 0 P: 3	R: 0 E: 1 K: 0 S: 3	H: 0 LOB: 1 BB: 1 P: 7	R: 1 E: 0 K: 0 S: 5	H: 2 LOB: 1 BB: 0 P: 5	R: 6 E: 1 K: 0 S: 9	H: 6 LOB: 1 BB: 1 P: 13	R: 0 E: 0 K: 1 S: 5	H: 0 LOB: 0 BB: 0 P: 5	1B: 7 2B: 8 3B: 0 HR: 1	SF: 1 SAC: 0 DP: 0 HBP: 0	WP: 2 PB: 0 SB: 0 CS: 1	PA: 46
PITCHER	IP WLS BF H R ER SO BB IBB HBP BLK WP HR S P ERA WHIP	7.1 L 37 12 11 9 2 3 0 0 0 1 1 38 50 11.04 2.045	1.2 S 8 2 2 2 1 1 0 0 0 1 0 9 13 10.80 1.800	PITCHER																

Chicago White Sox @ Baltimore Orioles
Memorial Stadium, Baltimore, MD
Mon Jun 04 1956, 3:33 AM EDT
Att: 7,387 - Unknown


AB 40
R 13
H 14
RBI 10
BB 4
SO 3
LOB 10



Batter	1	2	3	4	5	6	7	8	9	AB	R	H	RBI	BB	SO	LOB	BOTTOM			
Bobby Adams, R OBP: 0.355, SLG: 0.264	0-0 F4		4-0 BB			0-0 6-3		4-0 BB 1B	0-0 1-3	3	1	0	0	2	0	1				
Hoot Evers, R OBP: 0.383, SLG: 0.261 Jim Pyburn, R OBP: 0.293, SLG: 0.382	0-0 F8		0-3 K		0-0 4-3		4-0 1B 2B BB			2	0	0	0	0	1	1				
George Kell, R OBP: 0.348, SLG: 0.358 Billy Gardner, R OBP: 0.252, SLG: 0.344	4-0 BB		0-3 K		0-0 F7		0-0 1B 2B 3-H	0-0 1B 1B		2	0	0	0	1	1	1				
Bob Nieman, R OBP: 0.398, SLG: 0.500 Wayne Causey, L OBP: 0.241, SLG: 0.154 Tex Nelson, L OBP: 0.250, SLG: 0.231	0-0 F8		0-3 K		0-0 F5		0-0 1B 3-H	0-0 1B		4	0	1	1	0	1	1				
Gus Triandos, R OBP: 0.378, SLG: 0.526		0-0 1B		0-0 F9		0-0 G6-4-3 1B	0-0 FC6 1B	0-0 FC6 1B		4	0	3	1	0	0	0				
Hal Smith, R OBP: 0.355, SLG: 0.418 Tom Gastall, R OBP: 0.250, SLG: 0.375		0-3 K		0-0 F2		0-0 G6-4-3	0-0 FC6	0-0 FC6		4	0	0	0	0	1	4				
Chuck Diering, R OBP: 0.402, SLG: 0.316		0-3 K			0-0 F7		0-0 BB 2B	0-0 F8		4	1	1	0	0	1	1				
Willy Miranda, S OBP: 0.269, SLG: 0.277 Tito Francona, L OBP: 0.239, SLG: 0.227		0-0 F8			0-0 F8		0-0 F8	0-0 F6		3	0	0	0	0	0	2				
Don Ferrarese, R OBP: 0.154, SLG: 0.083 George Zuverink, R (8, 1) Bob Hale, L OBP: 0.365, SLG: 0.351			0-0 6-3		0-0 F8		0-3 K	0-0 1B		2	0	0	0	0	0	0				
Inning Stats	R: 0 E: 0 K: 0 S: 3	H: 0 LOB: 1 BB: 1 P: 7	R: 0 E: 0 K: 2 S: 8	H: 1 LOB: 1 BB: 0 P: 8	R: 0 E: 0 K: 2 S: 7	H: 0 LOB: 1 BB: 1 P: 11	R: 0 E: 0 K: 1 S: 5	H: 0 LOB: 0 BB: 0 P: 5	R: 0 E: 0 K: 0 S: 3	H: 0 LOB: 0 BB: 0 P: 3	R: 0 E: 0 K: 0 S: 3	H: 1 LOB: 0 BB: 0 P: 3	R: 4 E: 0 K: 1 S: 9	H: 4 LOB: 2 BB: 2 P: 17	R: 0 E: 0 K: 0 S: 4	H: 1 LOB: 1 BB: 0 P: 4	1B: 6 2B: 1 3B: 0 HR: 0	SF: 0 SAC: 0 DP: 1 HBP: 0	WP: 0 PB: 0 SB: 0 CS: 0	PA: 37
PITCHER	IP WLS BF H R ER SO BB IBB HBP BLK WP HR S P ERA WHIP	7.2 W 32 6 4 4 0 4 0 0 0 0 0 40 56 4.70 1.304	1.1 S 5 1 0 0 0 0 0 0 0 0 0 5 5 0.00 0.750	PITCHER																

Chicago White Sox @ Baltimore Orioles
Memorial Stadium, Baltimore, MD
Mon Jun 04 1956, 3:33 AM EDT
Att: 7,387 - Unknown

AB 33
R 4
H 7
RBI 4
BB 4
SO 6
LOB 12



Batter	1	2	3	4	5	6	7	8	9	AB	R	H	RBI	BB	SO	LOB	TOP					
Minnie Minoso, R OBP: 0.416, SLG: 0.462 (1, 7)										4	0	1	0	0	1	2						
Nelle Fox, L OBP: 0.310, SLG: 0.361 (1, 4)										3	0	0	0	1	0	3						
Larry Doby, L OBP: 0.391, SLG: 0.327 (1, 8)										4	0	1	1	0	0	2						
Dave Philley, S OBP: 0.335, SLG: 0.329 (1, 3)										4	0	0	0	0	1	1						
Jim Rivera, L OBP: 0.385, SLG: 0.413 (1, 9)										4	0	1	0	0	1	0						
Sherm Lollar, R OBP: 0.413, SLG: 0.488 (1, 2)										4	0	0	0	0	1	1						
Fred Hatfield, L OBP: 0.365, SLG: 0.341 (1, 5)										3	0	0	0	0	1	1						
Luis Aparicio, R OBP: 0.254, SLG: 0.290 (1, 6)										3	0	0	0	0	1	0						
Jack Harshman, L OBP: 0.214, SLG: 0.385 (6, PH)										1	0	0	0	0	1	0						
Bubba Phillips, R OBP: 0.316, SLG: 0.421 (6, PH)										1	1	1	0	0	0	0						
Howie Pollet, L OBP: 0.400, SLG: 0.400 (8, PH)										0	0	0	0	0	0	0						
Sammy Esposito, R OBP: 0.302, SLG: 0.222 (8, PH)										0	0	0	0	1	0	0						
Sandy Consuegra, R (8, 1)										0	0	0	0	0	0	0						
Inning Stats	R: 0 E: 0 K: 0 S: 3	H: 0 LOB: 0 BB: 0 P: 3	R: 0 E: 0 K: 2 S: 8	H: 1 LOB: 1 BB: 0 P: 8	R: 0 E: 0 K: 1 S: 6	H: 1 LOB: 1 BB: 0 P: 6	R: 0 E: 0 K: 0 S: 3	H: 0 LOB: 0 BB: 0 P: 3	R: 0 E: 0 K: 1 S: 5	H: 0 LOB: 0 BB: 0 P: 5	R: 1 E: 1 K: 0 S: 5	H: 2 LOB: 1 BB: 0 P: 5	R: 0 E: 0 K: 2 S: 7	H: 0 LOB: 0 BB: 0 P: 7	R: 0 E: 0 K: 1 S: 5	H: 0 LOB: 2 BB: 2 P: 13	R: 0 E: 0 K: 0 S: 3	H: 0 LOB: 0 BB: 0 P: 3	1B: 4 2B: 1 3B: 0 HR: 0	SF: 0 SAC: 0 DP: 1 HBP: 0	WP: 0 PB: 0 SB: 1 CS: 0	PA: 33
PITCHER Chuck Stobbs, L ERA: 4.07 (1, 1)	IP: 9.0 WLS: W BF: 33 H: 4 R: 1 ER: 1 SO: 7 BB: 2 IBB: 0 HBP: 0 BLK: 0 WP: 0 HR: 0 S: 45 P: 53 ERA: 1.00 WHIP: 0.667															PITCHER						

Chicago White Sox @ Washington Senators
Griffith Stadium, Washington, DC
Tue Jun 05 1956, 3:33 AM EDT
Att: 9,652 - Unknown

AB	31
R	1
H	4
RBI	1
BB	2
SO	7
LOB	10



Batter	1	2	3	4	5	6	7	8	9	AB	R	H	RBI	BB	SO	LOB	BOTTOM	
Eddie Yost, R OBP: 0.463, SLG: 0.362 (1, 5)										2	1	1	0	2	0	0		
Jerry Snyder, R OBP: 0.327, SLG: 0.358 (1, 4)										4	1	1	0	0	0	2		
Whitey Herzog, L OBP: 0.258, SLG: 0.276 (1, 3)										2	0	0	0	2	0	0		
Carlos Paula, R OBP: 0.300, SLG: 0.372 (1, 9)										3	1	1	1	0	0	2		
Karl Olson, R OBP: 0.327, SLG: 0.386 (1, 8)										3	0	0	1	0	0	1		
Jim Lemon, R OBP: 0.386, SLG: 0.527 (1, 7)										3	0	1	0	1	0	0		
Lyle Luttrell, R OBP: 0.333, SLG: 0.452 (1, 6)										4	0	1	0	0	1	2		
Lou Berberet, L OBP: 0.373, SLG: 0.446 (1, 2)										3	0	0	0	0	2			
Chuck Stobbs, L OBP: 0.120, SLG: 0.125 (1, 1)										3	0	0	0	0	1	0		
Inning Stats	R: 2 E: 1 K: 0 S: 4	H: 1 LOB: 2 BB: 3 P: 16	R: 0 E: 0 K: 0 S: 4	H: 1 LOB: 1 BB: 0 P: 4	R: 1 E: 0 K: 0 S: 6	H: 3 LOB: 2 BB: 0 P: 6	R: 0 E: 0 K: 0 S: 3	H: 0 LOB: 0 BB: 0 P: 3	R: 0 E: 0 K: 1 S: 5	H: 0 LOB: 0 BB: 0 P: 5	R: 0 E: 0 K: 1 S: 5	H: 0 LOB: 2 BB: 2 P: 13	R: 0 E: 0 K: 0 S: 3	H: 0 LOB: 0 BB: 0 P: 3	1B: 3 2B: 1 3B: 1 HR: 0	SF: 2 SAC: 0 DP: 0 HBP: 0	WP: 1 PB: 0 SB: 0 CS: 0	PA: 34
PITCHER Jack Harshman, L ERA: 4.86 (1, 1)	IP: 5.0 WLS: L BF: 23 H: 5 R: 3 ER: 2 SO: 3 BB: 3 IBB: 0 HBP: 0 BLK: 0 WP: 1 HR: 0 S: 20 P: 32 ERA: 3.60 WHIP: 1.600															PITCHER		
Howie Pollet, L ERA: 4.5 (6, 1)	IP: 2.0 WLS: L BF: 8 H: 0 R: 0 ER: 0 SO: 2 BB: 2 IBB: 0 HBP: 0 BLK: 0 WP: 0 HR: 0 S: 10 P: 18 ERA: 0.00 WHIP: 1.000															PITCHER		
Sandy Consuegra, R ERA: 3.0 (8, 1)	IP: 1.0 WLS: L BF: 3 H: 0 R: 0 ER: 0 SO: 0 BB: 0 IBB: 0 HBP: 0 BLK: 0 WP: 0 HR: 0 S: 3 P: 3 ERA: 0.00 WHIP: 0.000															PITCHER		

Chicago White Sox @ Washington Senators
Griffith Stadium, Washington, DC
Tue Jun 05 1956, 3:33 AM EDT
Att: 9,652 - Unknown

AB	27
R	3
H	5
RBI	2
BB	5
SO	2
LOB	9



Batter	1	2	3	4	5	6	7	8	9	AB	R	H	RBI	BB	SO	LOB	TOP					
Sammy Esposito, R OBP: 0.310, SLG: 0.224	F8	F8 G3 BB		2B 4-3 1B		L6		5-3		4	1	1	0	1	0	0	Chicago White Sox @ Washington Senators Griffith Stadium, Washington, DC Wed Jun 06 1956, 3:33 AM EDT Att: 3,616 - Unknown					
Nellie Fox, L OBP: 0.317, SLG: 0.379	BB 1B	G3		4-3 2B		HR 1B		E3 4-3 1B		5	3	3	0	0	0	1						
Minnie Minoso, R OBP: 0.420, SLG: 0.462 Jim Rivera, L OBP: 0.381, SLG: 0.432	1B BB HBP	F8		4-3		HR		4-3		0	1	0	0	0	0	0						
Dave Philley, S OBP: 0.341, SLG: 0.333	1B 2B	G3		4-3		2B 1B		1B		4	1	2	1	1	0	2						
Larry Doby, L OBP: 0.392, SLG: 0.339	1B		F8	K		1B		L8		5	0	2	1	0	1	2						
Walt Dropo, R OBP: 0.250, SLG: 0.200	BB 1B		1B BB		5-3	1-3		G6-4-3 BB		3	0	1	2	2	0	2						
Les Moss, R OBP: 0.360, SLG: 0.667	BB		1B		5-3		F7	G6-4-3		4	0	1	0	1	0	1						
Luis Aparicio, R OBP: 0.246, SLG: 0.281 Fred Hatfield, L OBP: 0.377, SLG: 0.341	L6		K		L4		F9	BB		4	0	0	0	0	1	5						
Gerry Staley, R OBP: 0.286, SLG: 0.286 Dixie Howell, L OBP: 0.250, SLG: 0.143 Sandy Consuegra, R Morrie Martin, L Jim Delsing, L OBP: 0.235, SLG: 0.037	L5		K		4-3		K	G3		2	0	0	0	0	1	5						
Inning Stats	R: 3 E: 0 K: 0 S: 6	H: 3 LOB: 3 BB: 2 P: 15	R: 0 E: 0 K: 0 S: 3	H: 0 LOB: 1 BB: 1 P: 7	R: 0 E: 0 K: 2 S: 8	H: 1 LOB: 2 BB: 1 P: 12	R: 1 E: 0 K: 1 S: 7	H: 2 LOB: 1 BB: 0 P: 7	R: 0 E: 0 K: 0 S: 3	H: 0 LOB: 0 BB: 0 P: 3	R: 2 E: 0 K: 0 S: 7	H: 4 LOB: 2 BB: 0 P: 7	R: 0 E: 0 K: 1 S: 5	H: 0 LOB: 0 BB: 0 P: 5	R: 1 E: 1 K: 0 S: 5	H: 1 LOB: 1 BB: 0 P: 5		R: 0 E: 0 K: 0 S: 2	H: 0 LOB: 1 BB: 2 P: 10	1B: 7 2B: 3 3B: 0 HR: 1	SF: 0 SAC: 0 DP: 1 HBP: 1	WP: 0 PB: 0 SB: 0 CS: 0
PITCHER	IP WLS BF H R ER SO BB IBB HBP BLK WP HR S P ERA WHIP																					
Bob Wiesler, L ERA: 8.16	(1, 1)	0.1	7	3	3	3	0	2	0	1	0	0	0	0	4	13	81.00	15.000				
Connie Grob, R ERA: 5.39	(1, 1)	5.1	W	25	7	3	3	3	2	0	0	0	0	1	29	37	5.06	1.688				
Bob Chakales, R ERA: 2.51	(6, 1)	3.1	S	13	1	1	0	1	2	0	0	0	0	0	13	21	0.00	0.900				

Batter	1	2	3	4	5	6	7	8	9	AB	R	H	RBI	BB	SO	LOB	BOTTOM					
Eddie Yost, R OBP: 0.466, SLG: 0.365	E5 FC4-6	F9		2B HBP	1B		1B			4	2	2	2	0	0	2	Chicago White Sox @ Washington Senators Griffith Stadium, Washington, DC Wed Jun 06 1956, 3:33 AM EDT Att: 3,616 - Unknown					
Whitey Herzog, L OBP: 0.285, SLG: 0.326	FC4-6		HR	2B	F7		K			5	2	2	3	0	1	3						
Pete Runnels, L OBP: 0.363, SLG: 0.451	F7		1-3	2B	WP 1B		F7			5	0	2	2	0	0	2						
Carlos Paula, R OBP: 0.291, SLG: 0.417	4-3		HR	6-3	K		F8			5	1	1	1	0	1	3						
Karl Olson, R OBP: 0.330, SLG: 0.382		5-3	F9	BB	1-6-3		1B			4	1	1	0	1	0	1						
Jim Lemon, R OBP: 0.372, SLG: 0.524	1B BB	1B CS BB		SH 1B	2B 1B		K2-3	F8		3	2	1	0	2	1	1						
Lou Berberet, L OBP: 0.389, SLG: 0.459	1B	1B	CS	G6-4-3 1B	SH 2B 1B		4-3	F7		5	1	3	1	0	0	1						
Lyle Luttrell, R OBP: 0.313, SLG: 0.422	P3			G6-4-3 1B	SH 2B 1B		F3			3	1	0	0	0	0	3						
Bob Wiesler, S Connie Grob, L Bob Chakales, R	1-2 2H 1B			HBP 2B 1B	1-3 2H 3H 1B 2B		F4			0	0	0	0	0	0	0						
Inning Stats	R: 0 E: 1 K: 0 S: 4	H: 0 LOB: 0 BB: 0 P: 4	R: 1 E: 0 K: 0 S: 5	H: 2 LOB: 2 BB: 1 P: 9	R: 2 E: 0 K: 0 S: 4	H: 2 LOB: 0 BB: 1 P: 8	R: 3 E: 0 K: 0 S: 6	H: 4 LOB: 1 BB: 0 P: 7	R: 6 E: 1 K: 1 S: 11	H: 5 LOB: 1 BB: 1 P: 15	R: 0 E: 0 K: 1 S: 5	H: 0 LOB: 0 BB: 0 P: 5	R: 0 E: 0 K: 1 S: 6	H: 1 LOB: 1 BB: 0 P: 6	R: 0 E: 0 K: 0 S: 4	H: 1 LOB: 1 BB: 0 P: 4		1B: 10 2B: 3 3B: 0 HR: 2	SF: 0 SAC: 1 DP: 1 HBP: 1	WP: 1 PB: 0 SB: 0 CS: 1	PA: 44	
PITCHER	IP WLS BF H R ER SO BB IBB HBP BLK WP HR S P ERA WHIP																					
Gerry Staley, R ERA: 8.1	(1, 1)	2.2		15	4	3	3	0	2	0	0	0	0	0	13	21	10.12	2.250				
Dixie Howell, R ERA: 4.79	(3, 1)	1.1	L	9	5	5	5	0	1	0	1	0	0	0	7	12	33.75	4.500				
Sandy Consuegra, R ERA: 4.29	(5, 1)	0.0		4	3	3	2	0	0	0	0	0	0	4	4							
Morrie Martin, L ERA: 1.93	(5, 1)	4.0		15	3	1	1	3	0	0	0	0	0	1	0	21	2.25	0.750				

AB	38
R	7
H	11
RBI	7
BB	6
SO	4
LOB	22

AB	38
R	12
H	15
RBI	12
BB	3
SO	3
LOB	16




Batter	1	2	3	4	5	6	7	8	9	AB	R	H	RBI	BB	SO	LOB	TOP					
Sammy Esposito, R (1, 5) Fred Hatfield, L (8, FH) OBP: 0.339, SLG: 0.220 OBP: 0.370, SLG: 0.333										1	1	0	0	3	1	0	Chicago White Sox @ Washington Senators Griffith Stadium, Washington, DC Thu Jun 07 1956, 3:33 AM EDT Att: 1,955 - Unknown					
Nellie Fox, L (1, 4) OBP: 0.320, SLG: 0.391										5	2	2	0	0	2							
Minnie Minoso, R (1, 7) OBP: 0.413, SLG: 0.456										4	0	1	1	0	2							
Dave Philley, S (1, 9) OBP: 0.343, SLG: 0.346										5	3	2	1	0	2							
Larry Doby, L (1, 8) OBP: 0.388, SLG: 0.339										3	0	1	2	0	1							
Sherm Lollar, R (1, 2) Bubba Phillips, R (8, PR) Les Moss, R (8, 2) OBP: 0.415, SLG: 0.488 OBP: 0.316, SLG: 0.421 OBP: 0.385, SLG: 0.682										2	0	1	1	1	0	1						
Walt Dropo, R (1, 3) Jim Delsing, L (8, PR) Howie Pollet, L (8, 1) OBP: 0.229, SLG: 0.229 OBP: 0.235, SLG: 0.037 OBP: 0.333, SLG: 0.333										3	0	2	1	1	0	1						
Luis Aparicio, R (1, 6) OBP: 0.263, SLG: 0.305										3	0	3	0	0	0							
Dick Donovan, L (1, 1) Jim Wilson, R (7, 1) Jim Rivera, L (8, FH) OBP: 0.423, SLG: 0.524 OBP: 0.379, SLG: 0.320 OBP: 0.378, SLG: 0.432										3	0	0	0	0	1	3						
Inning Stats	R: 3 E: 0 K: 0 S: 7	H: 5 LOB: 2 BB: 1 P: 11	R: 0 E: 0 K: 0 S: 2	H: 0 LOB: 0 BB: 1 P: 6	R: 0 E: 0 K: 1 S: 5	H: 0 LOB: 0 BB: 0 P: 5	R: 0 E: 0 K: 0 S: 4	H: 2 LOB: 1 BB: 0 P: 4	R: 0 E: 0 K: 1 S: 5	H: 0 LOB: 0 BB: 0 P: 5	R: 1 E: 1 K: 1 S: 8	H: 2 LOB: 2 BB: 0 P: 8	R: 0 E: 0 K: 0 S: 4	H: 1 LOB: 2 BB: 1 P: 8	R: 1 E: 0 K: 0 S: 3	H: 0 LOB: 2 BB: 2 P: 11		R: 2 E: 0 K: 0 S: 6	H: 3 LOB: 1 BB: 0 P: 6	1B: 10 2B: 1 3B: 2 HR: 0	SF: 4 SAC: 2 DP: 2 HBP: 0	WP: 0 PB: 0 SB: 0 CS: 0
PITCHER	IP WLS BF H R ER SO BB IBB HBP BLK WP HR S P ERA WHIP	7.0 32 10 4 3 3 3 0 0 0 0 0 0 35 47 3.86 1.857	0.0 2 0 1 1 0 2 0 0 0 0 0 0 0 8 ∞ ∞	1.1 L 6 2 2 2 0 0 0 0 0 0 0 0 6 6 13.50 1.500	0.2 3 1 0 0 0 0 0 0 0 0 0 0 3 3 0.00 1.500																	

Batter	1	2	3	4	5	6	7	8	9	AB	R	H	RBI	BB	SO	LOB	BOTTOM				
Eddie Yost, R (1, 5) OBP: 0.464, SLG: 0.363										4	1	1	1	1	1	0	Chicago White Sox @ Washington Senators Griffith Stadium, Washington, DC Thu Jun 07 1956, 3:33 AM EDT Att: 1,955 - Unknown				
Whitely Herzog, L (1, 8) Jerry Snyder, R (8, FH) OBP: 0.285, SLG: 0.333 OBP: 0.324, SLG: 0.355										4	1	1	1	0	1	2					
Pete Runnels, L (1, 4) OBP: 0.366, SLG: 0.448										3	0	1	0	1	0	0					
Roy Sievers, R (1, 3) OBP: 0.389, SLG: 0.538										4	1	3	2	0	0	1					
Carlos Paula, R (1, 9) Karl Olson, R (8, 9) OBP: 0.271, SLG: 0.392 OBP: 0.330, SLG: 0.382										3	0	0	1	0	1	4					
Jim Lemon, R (1, 7) OBP: 0.370, SLG: 0.517										4	0	1	0	0	2	1					
Lou Berberet, L (1, 2) OBP: 0.395, SLG: 0.462										4	0	2	0	0	1	1					
Lyle Luttrell, R (1, 6) OBP: 0.308, SLG: 0.408										4	1	1	0	0	0	1					
Dean Stone, L (1, 1) Clint Courtney, L (7, PR) Herb Pennock, L (7, PR) Bob Chakales, R (8, 1) Pedro Ramos, S (8, 1) Bob Wiesler, S (8, 1) Harmon Killebrew, R (8, PH) OBP: 0.427, SLG: 0.600 OBP: 0.316, SLG: 0.167 OBP: 0.285, SLG: 0.125 OBP: 0.412, SLG: 0.412 OBP: 0.208, SLG: 0.345										1	0	0	0	0	1	0					
Inning Stats	R: 0 E: 0 K: 0 S: 4	H: 1 LOB: 1 BB: 0 P: 4	R: 0 E: 0 K: 1 S: 6	H: 1 LOB: 0 BB: 0 P: 6	R: 0 E: 0 K: 2 S: 7	H: 0 LOB: 0 BB: 0 P: 7	R: 0 E: 0 K: 1 S: 6	H: 1 LOB: 1 BB: 0 P: 6	R: 1 E: 0 K: 0 S: 5	H: 2 LOB: 1 BB: 0 P: 5	R: 3 E: 0 K: 1 S: 7	H: 3 LOB: 2 BB: 2 P: 15	R: 0 E: 0 K: 1 S: 5	H: 0 LOB: 0 BB: 0 P: 5	R: 0 E: 0 K: 1 S: 5	H: 0 LOB: 0 BB: 0 P: 5		1B: 9 2B: 1 3B: 1 HR: 0	SF: 1 SAC: 0 DP: 2 HBP: 1	WP: 0 PB: 0 SB: 0 CS: 0	PA: 38
PITCHER	IP WLS BF H R ER SO BB IBB HBP BLK WP HR S P ERA WHIP	6.1 29 10 5 5 4 1 0 1 0 0 0 0 35 40 7.11 1.737	0.2 3 1 0 0 1 0 1 0 0 0 0 0 4 8 0.00 1.500	2.0 W 6 0 0 0 2 0 0 0 0 0 0 0 10 10 0.00 0.000																	

Batter	1	2	3	4	5	6	7	8	9	AB	R	H	RBI	BB	SO	LOB	TOP					
Minnie Minoso, R OBP: 0.413, SLG: 0.447 (1, 7)	0-0 5-3		0-0 F9		4-0 G6-4-3 BB		0-0 F8		4-0 FC5-4 BB	3	0	0	0	2	0	1	Chicago White Sox @ Boston Red Sox Fenway Park, Boston, MA Fri Jun 08 1956, 3:33 AM EDT Att: 23,928 - Unknown					
Nelle Fox, L OBP: 0.322, SLG: 0.393 (1, 4)	0-0 F7		0-0 1B 2B		0-0 G6-4-3 1-2f		4-0 BB		0-0 FC5-4 1-2f	4	1	1	0	1	0	3						
Larry Doby, L OBP: 0.384, SLG: 0.336 (1, 8)	0-0 F5		0-0 FC4-6 1B			0-3 K		0-0 6-3		4	0	1	2	0	1	1						
Dave Philley, S OBP: 0.341, SLG: 0.341 (1, 3)		0-0 1-3	0-0 FC4-6 1-2f			4-0 E 1B BB		0-0 B4-3		3	1	0	0	1	0	1						
Jim Rivera, L OBP: 0.375, SLG: 0.434 (1, 9)		0-0 2B		0-3 K		0-0 E4 1B		0-0 6-3		4	0	1	0	0	1	1						
Sherm Lollar, R OBP: 0.430, SLG: 0.492 Bubba Phillips, R OBP: 0.316, SLG: 0.421 Dixie Howell, L OBP: 0.250, SLG: 0.143 (8, PR)	1-0 G4-6-3 HBP		1-0 G4-6-3 HBP		1-0 G4-6-3 HBP		0-0 FC3-2-5-1 1B		1-0 HBP	1	0	1	1	0	0	0						
Fred Hatfield, L OBP: 0.345, SLG: 0.306 (1, 5)	0-0 G4-6-3 1-2f		0-0 G4-6-3 1-2f		0-0 G4-6-3 1-2f		0-0 FC3-2-5-1 1-2 2-3f		0-0 F8	4	0	0	0	0	0	6						
Luis Aparicio, R OBP: 0.265, SLG: 0.306 Dick Donovan, L OBP: 0.407, SLG: 0.500 (9, PH)			0-0 F9		0-0 BB 1B		0-0 1-3		0-0 L5	3	0	1	0	0	0	2						
Bob Keegan, R OBP: 0.250, SLG: 0.077 Les Moss, R OBP: 0.370, SLG: 0.652 (8, 2)			0-0 2B 1B 1B		0-3 K		0-3 K		0-0 F7	1	0	0	0	0	0	0						
Inning Stats	R: 0 E: 0 K: 0 S: 3	H: 0 LOB: 0 BB: 0 P: 3	R: 0 E: 0 K: 0 S: 3	H: 1 LOB: 1 BB: 0 P: 4	R: 2 E: 0 K: 0 S: 6	H: 3 LOB: 1 BB: 0 P: 6	R: 0 E: 0 K: 1 S: 4	H: 0 LOB: 0 BB: 0 P: 5	R: 0 E: 0 K: 1 S: 5	H: 1 LOB: 1 BB: 1 P: 9	R: 1 E: 0 K: 1 S: 7	H: 1 LOB: 2 BB: 1 P: 11	R: 0 E: 0 K: 1 S: 5	H: 0 LOB: 1 BB: 1 P: 9	R: 0 E: 0 K: 0 S: 3	H: 0 LOB: 1 BB: 0 P: 4		R: 0 E: 0 K: 0 S: 3	H: 0 LOB: 1 BB: 1 P: 7	1B: 4 2B: 2 3B: 0 HR: 0	SF: 0 SAC: 0 DP: 3 HBP: 3	WP: 0 PB: 0 SB: 0 CS: 0
PITCHER Willard Nixon, R ERA: 4.01 (1, 1)	IP: 9.0 WLS: W BF: 38 H: 6 R: 3 ER: 3 SO: 4 BB: 4 IBB: 0 HBP: 3 BLK: 0 WP: 0 HR: 0 S: 39 P: 58 ERA: 3.00 WHIP: 1.111															PITCHER						

Batter	1	2	3	4	5	6	7	8	9	AB	R	H	RBI	BB	SO	LOB	BOTTOM			
Jim Piersall, R OBP: 0.361, SLG: 0.409 (1, 8)	0-0 F9		4-0 3B BB		0-0 1-3		4-0 2B BB			2	2	0	0	2	0	1	Chicago White Sox @ Boston Red Sox Fenway Park, Boston, MA Fri Jun 08 1956, 3:33 AM EDT Att: 23,928 - Unknown			
Billy Klaus, L OBP: 0.436, SLG: 0.393 (1, 5)	0-0 BB SF9 1B		0-0 F7		0-0 4-3		0-0 1-H 3-H 2B			4	1	2	2	0	0	1				
Ted Williams, L OBP: 0.420, SLG: 0.404 Gene Stephens, L OBP: 0.200, SLG: 0.111 (8, 7)	0-0 BB 1-2 1B		0-0 1-H 3B		0-3 K		0-0 F9			4	0	2	1	0	1	0				
Mickey Vernon, L OBP: 0.438, SLG: 0.661 (1, 3)	4-0 FC6-4 1-2 2-3 BB		0-3 K		0-0 F8			0-0 4-3		3	0	0	0	1	1	1				
Jackie Jensen, R OBP: 0.384, SLG: 0.457 (1, 9)	0-0 SF9		0-3 K			4-0 G5-4-3 BB		0-0 6-3		2	0	0	1	1	1	1				
Ted Lepcio, R OBP: 0.285, SLG: 0.394 (1, 4)	0-0 FC6-4 1-2f			0-0 6-3		0-0 G5-4-3 1-2f		0-0 6-3		4	0	0	0	0	0	3				
Sammy White, R OBP: 0.364, SLG: 0.415 Pete Daley, R OBP: 0.300, SLG: 0.850 (7, 2)		0-0 F3		0-0 1B SF8 1B		0-3 K				2	1	1	0	0	0	0				
Don Buddin, R OBP: 0.394, SLG: 0.331 (1, 6)		0-0 5-3		0-0 1-3 1B			0-0 SH1-4 2B 2B			3	1	2	0	0	0	0				
Willard Nixon, L OBP: 0.182, SLG: 0.111 (1, 1)		0-0 5-3		0-0 SF8 3-H			0-0 SH1-4 2-3			1	0	0	1	0	0	0				
Inning Stats	R: 1 E: 0 K: 0 S: 5	H: 2 LOB: 2 BB: 1 P: 9	R: 0 E: 0 K: 0 S: 3	H: 0 LOB: 0 BB: 0 P: 3	R: 1 E: 0 K: 2 S: 8	H: 1 LOB: 1 BB: 1 P: 12	R: 0 E: 0 K: 0 S: 5	H: 2 LOB: 1 BB: 0 P: 5	R: 0 E: 0 K: 1 S: 5	H: 0 LOB: 0 BB: 0 P: 5	R: 0 E: 0 K: 1 S: 4	H: 0 LOB: 0 BB: 1 P: 8	R: 2 E: 0 K: 0 S: 4	H: 2 LOB: 0 BB: 1 P: 8	R: 0 E: 0 K: 0 S: 3	H: 0 LOB: 0 BB: 0 P: 3		1B: 4 2B: 2 3B: 1 HR: 0	SF: 2 SAC: 1 DP: 1 HBP: 0	WP: 0 PB: 0 SB: 0 CS: 0
PITCHER Bob Keegan, R ERA: 2.54 Dixie Howell, R ERA: 4.56 (8, 1)	IP: 7.0 WLS: L BF: 30 H: 7 R: 5 ER: 5 SO: 4 BB: 4 IBB: 0 HBP: 0 BLK: 0 WP: 0 HR: 0 S: 34 P: 50 ERA: 6.43 WHIP: 1.571															PITCHER				


Batter	1	2	3	4	5	6	7	8	9	AB	R	H	RBI	BB	SO	LOB	TOP								
Jim Rivera, L OBP: 0.379, SLG: 0.426 (1, 9)	G3		F9					F8		4	0	1	0	0	0	0	Chicago White Sox @ Boston Red Sox Fenway Park, Boston, MA Sun Jun 10 1956, 3:33 AM EDT Att: 25,453 - Unknown								
Nellie Fox, L OBP: 0.327, SLG: 0.401 (1, 4)	F3			E			F7	F4		4	1	1	0	0	0	0									
Minnie Minoso, R OBP: 0.420, SLG: 0.449 (1, 7)	L9			E3 1B						4	1	3	0	0	0	0									
Larry Doby, L OBP: 0.375, SLG: 0.328 (1, 8)		G3		E3 1B						4	1	2	0	0	1	1									
Dave Philley, S OBP: 0.350, SLG: 0.351 Walt Dropo, R OBP: 0.286, SLG: 0.229 (9, 3)				FC6-4 1B			L7-4 1B			4	0	2	1	0	0	2									
Sherm Lollar, R OBP: 0.419, SLG: 0.474 (1, 2)				FC6-4 1B			L7-4 1B			0	0	0	0	0	0	0									
Fred Hatfield, L OBP: 0.343, SLG: 0.316 (1, 5)				FC6-4 1B			F6			4	0	1	1	0	0	3									
Luis Aparicio, R OBP: 0.255, SLG: 0.294 (1, 6)				K						3	0	0	0	0	1	2									
Billy Pierce, L OBP: 0.162, SLG: 0.139 (1, 1)			1-3	F4						4	0	0	0	0	0	3									
	4-3									4	0	0	0	0	1	2									
Inning Stats	R: 0 E: 0 K: 0 S: 3	H: 0 LOB: 0 BB: 0 P: 3	R: 0 E: 0 K: 0 S: 4	H: 1 LOB: 1 BB: 0 P: 4	R: 0 E: 0 K: 0 S: 3	H: 0 LOB: 0 BB: 0 P: 3	R: 3 E: 1 K: 1 S: 9	H: 4 LOB: 1 BB: 0 P: 9	R: 0 E: 0 K: 0 S: 3	H: 1 LOB: 0 BB: 0 P: 3	R: 0 E: 0 K: 0 S: 4	H: 2 LOB: 1 BB: 0 P: 4	R: 0 E: 0 K: 0 S: 3	H: 0 LOB: 0 BB: 0 P: 3	R: 0 E: 0 K: 1 S: 6	H: 1 LOB: 1 BB: 0 P: 6		R: 0 E: 0 K: 1 S: 6	H: 1 LOB: 2 BB: 0 P: 7	1B: 8 2B: 2 3B: 1 HR: 0	SF: 0 SAC: 0 DP: 1 HBP: 1	WP: 0 PB: 0 SB: 0 CS: 0	PA: 36		
PITCHER	IP	WLS	BF	H	R	ER	SO	BB	IBB	HBP	BLK	WP	HR	S	P	ERA	WHIP								
George Susce, R ERA: 5.98 (1, 1)	8.0	L	31	9	3	3	2	0	0	0	0	0	0	35	35	3.38	1.125								
Dave Sister, R ERA: 5.14 (9, 1)	1.0		5	1	0	0	1	0	0	1	0	0	0	6	7	0.00	1.000								

Batter	1	2	3	4	5	6	7	8	9	AB	R	H	RBI	BB	SO	LOB	BOTTOM								
Jim Piersall, R OBP: 0.356, SLG: 0.409 (1, 8)			5-3					F3	1-3	5	1	1	0	0	0	1	Chicago White Sox @ Boston Red Sox Fenway Park, Boston, MA Sun Jun 10 1956, 3:33 AM EDT Att: 25,453 - Unknown								
Billy Klaus, L OBP: 0.429, SLG: 0.381 (1, 5)			F8				F7	PB BB		4	1	2	1	0	0	0									
Ted Williams, L OBP: 0.429, SLG: 0.387 Gene Stephens, L OBP: 0.182, SLG: 0.100 Dave Sister, R OBP: 0.333, SLG: 0.333 (6, PR) (9, 1)							F9	BB PB		2	0	1	0	2	0	0									
Mickey Vernon, L OBP: 0.429, SLG: 0.634 (1, 3)			FC6-4 1B				4-3	BB PB		0	0	0	0	0	0	0									
Jackie Jensen, R OBP: 0.389, SLG: 0.449 (1, 9)			F8					BB		3	0	0	0	1	0	3									
Ted Lepcio, R OBP: 0.292, SLG: 0.366 (1, 4)			F8				4-3	BB		3	0	0	1	1	0	2									
Pete Daley, R OBP: 0.286, SLG: 0.667 (1, 2)			K				K			4	0	1	0	0	2	5									
Don Buddin, R OBP: 0.390, SLG: 0.324 Norm Zauchin, R OBP: 0.339, SLG: 0.385 (9, PH)								F9		3	0	0	0	0	0	1									
George Susce, R OBP: 0.357, SLG: 0.417 Dick Gemert, R OBP: 0.406, SLG: 0.597 (9, 7)			F8				F7			3	0	0	0	0	1	0									
			F9				K			2	0	0	0	0	1	0									
Inning Stats	R: 1 E: 0 K: 1 S: 7	H: 2 LOB: 2 BB: 1 P: 11	R: 0 E: 0 K: 1 S: 5	H: 0 LOB: 0 BB: 0 P: 5	R: 0 E: 0 K: 0 S: 4	H: 1 LOB: 1 BB: 0 P: 4	R: 0 E: 0 K: 0 S: 3	H: 1 LOB: 0 BB: 0 P: 3	R: 0 E: 0 K: 1 S: 5	H: 0 LOB: 0 BB: 0 P: 5	R: 0 E: 0 K: 0 S: 3	H: 0 LOB: 0 BB: 0 P: 3	R: 0 E: 0 K: 1 S: 5	H: 0 LOB: 1 BB: 1 P: 9	R: 0 E: 0 K: 1 S: 6	H: 1 LOB: 3 BB: 3 P: 18	R: 0 E: 0 K: 2 S: 8	H: 1 LOB: 1 BB: 0 P: 8	1B: 4 2B: 2 3B: 0 HR: 0	SF: 0 SAC: 0 DP: 1 HBP: 0	WP: 0 PB: 1 SB: 0 CS: 0	PA: 37			
PITCHER	IP	WLS	BF	H	R	ER	SO	BB	IBB	HBP	BLK	WP	HR	S	P	ERA	WHIP								
Billy Pierce, L ERA: 3.35 (1, 1)	9.0	W	37	6	2	2	7	5	0	0	0	0	0	46	66	2.00	1.222								

Batter	1	2	3	4	5	6	7	8	9	AB	R	H	RBI	BB	SO	LOB	TOP
Sammy Esposito, R OBP: 0.318, SLG: 0.204 (1, 5)	F3			6-3		K		F8		4	0	0	0	0	1	1	
Nelle Fox, L OBP: 0.325, SLG: 0.398 (1, 4)	4-3			K				F7		4	0	1	0	0	1	0	
Minnie Minoso, R OBP: 0.416, SLG: 0.441 (1, 7)	F7			HBP			G5-4-3	L9		3	0	0	0	0	0	1	
Dave Philley, S OBP: 0.348, SLG: 0.345 (7, 3)		6-3		5-3				F9		3	1	0	0	1	0	1	
Larry Doby, L OBP: 0.372, SLG: 0.326 (1, 8)		K			K			F8		4	1	1	0	0	2	0	
Sherm Lollar, R OBP: 0.417, SLG: 0.471 (1, 2)		5-3			F6					3	0	1	1	0	0	0	
Walt Dropo, R OBP: 0.288, SLG: 0.235 Jim Delsing, L OBP: 0.235, SLG: 0.037 (7, PR)				K		F8				3	0	1	1	0	1	0	
Luis Aparicio, R OBP: 0.252, SLG: 0.290 Les Moss, R OBP: 0.357, SLG: 0.625 Fred Hatfield, L OBP: 0.343, SLG: 0.316 (7, PH)				5-3		F8				2	0	0	0	0	0	0	
Dick Donovan, L OBP: 0.414, SLG: 0.478 Bubba Phillips, R OBP: 0.300, SLG: 0.400 Dixie Howell, L OBP: 0.250, SLG: 0.143 (8, PH)				6-3				F8		1	0	0	0	1	0	0	
Inning Stats	R: 0 E: 0 K: 0 S: 3	H: 0 LOB: 0 BB: 0 P: 3	R: 0 E: 0 K: 1 S: 5	H: 0 LOB: 0 BB: 0 P: 5	R: 0 E: 0 K: 1 S: 5	H: 0 LOB: 0 BB: 0 P: 6	R: 0 E: 0 K: 1 S: 5	H: 0 LOB: 0 BB: 0 P: 5	R: 2 E: 0 K: 1 S: 8	H: 4 LOB: 2 BB: 1 P: 12	R: 0 E: 0 K: 0 S: 3	H: 0 LOB: 0 BB: 0 P: 3	R: 0 E: 0 K: 0 S: 3	H: 0 LOB: 0 BB: 0 P: 3	1B: 4 2B: 0 3B: 0 HR: 0	SF: 0 SAC: 0 DP: 1 HBP: 1	WP: 0 PA: 32 PB: 0 SB: 0 CS: 0
PITCHER Whitey Ford, L ERA: 2.12 (1, 1)	IP: 9.0 WLS: W BF: 32 H: 4 R: 2 ER: 2 SO: 6 BB: 2 IBB: 0 HBP: 1 BLK: 0 WP: 0 HR: 0 S: 41 P: 50 ERA: 2.00 WHIP: 0.667															PITCHER	

Chicago White Sox @ New York Yankees
Yankee Stadium, Bronx, NY
Tue Jun 12 1956, 3:33 AM EDT
Att: 34,662 - Unknown - 84 F

AB 29
R 2
H 4
RBI 2
BB 2
SO 6
LOB 5



Batter	1	2	3	4	5	6	7	8	9	AB	R	H	RBI	BB	SO	LOB	BOTTOM		
Gil McDougald, R OBP: 0.385, SLG: 0.395 (1, 6)	4-3 1B 2B	F8		F8		FC6-5 S				4	1	1	0	0	0	2			
Joe Collins, L OBP: 0.270, SLG: 0.396 (1, 9)	4-3 2-3	K		F7		L8				4	0	0	0	0	1	3			
Mickey Mantle, S OBP: 0.476, SLG: 0.776 (1, 8)	4-0 1B BB	F8			F8		F9			3	0	0	0	1	0	1			
Yogi Berra, L OBP: 0.426, SLG: 0.713 (1, 2)				F7		F8		4-3		4	0	1	1	0	0	0			
Bill Skowron, R OBP: 0.409, SLG: 0.500 (1, 3)	F8			FC4 BB 1B		E6		K		4	0	1	0	0	1	2			
Elaston Howard, R OBP: 0.336, SLG: 0.354 (1, 7)	5-3			FC4 BB		1-3		F5		3	0	0	0	1	0	3			
Billy Martin, R OBP: 0.317, SLG: 0.388 (1, 4)				FC4 HR 1B		E S 1B 1B		K		4	2	2	0	0	1	2			
Andy Carey, R OBP: 0.305, SLG: 0.331 (1, 5)				1-3		FC6-5 SH1-4 1B		FC6-4 1B		4	1	3	3	0	0	2			
Whitey Ford, L OBP: 0.286, SLG: 0.258 (1, 1)				5-3		SH1-4 1B		FC6-4		2	0	0	0	1	0	1			
Inning Stats	R: 1 E: 0 K: 0 S: 5	H: 2 LOB: 2 BB: 1 P: 9	R: 2 E: 0 K: 1 S: 7	H: 2 LOB: 1 BB: 1 P: 11	R: 0 E: 0 K: 0 S: 4	H: 1 LOB: 2 BB: 1 P: 8	R: 0 E: 0 K: 0 S: 3	H: 0 LOB: 0 BB: 0 P: 3	R: 0 E: 1 K: 0 S: 4	H: 0 LOB: 1 BB: 0 P: 4	R: 1 E: 0 K: 0 S: 5	H: 2 LOB: 1 BB: 0 P: 5	R: 0 E: 0 K: 1 S: 5	H: 0 LOB: 0 BB: 0 P: 5	R: 0 E: 0 K: 1 S: 6	H: 1 LOB: 1 BB: 0 P: 6	1B: 6 2B: 1 3B: 0 HR: 1	SF: 0 SAC: 1 DP: 0 HBP: 0	WP: 0 PA: 36 PB: 0 SB: 2 CS: 0
PITCHER Dick Donovan, R ERA: 4.74 Dixie Howell, R ERA: 4.35 (8, 1)	IP: 7.0 WLS: L BF: 32 H: 7 R: 4 ER: 4 SO: 2 BB: 3 IBB: 0 HBP: 0 BLK: 0 WP: 0 HR: 1 S: 33 P: 45 ERA: 5.14 WHIP: 1.429															PITCHER			

Chicago White Sox @ New York Yankees
Yankee Stadium, Bronx, NY
Tue Jun 12 1956, 3:33 AM EDT
Att: 34,662 - Unknown - 84 F

AB 32
R 4
H 8
RBI 4
BB 3
SO 3
LOB 16





Batter	1	2	3	4	5	6	7	8	9	AB	R	H	RBI	BB	SO	LOB	TOP								
Jim Rivera, L OBP: 0.390, SLG: 0.433 (1, 9)	F5			F3		K				5	0	2	0	0	1	1	Chicago White Sox @ New York Yankees Yankee Stadium, Bronx, NY Wed Jun 13 1956, 3:33 AM EDT Att: 11,822 - Unknown - 91 F								
Nellie Fox, L OBP: 0.323, SLG: 0.390 (1, 4)	HBP		F2	F9		1-3		F4		4	0	0	0	0	2										
Minnie Minofo, R OBP: 0.416, SLG: 0.433 (1, 7)	K				4-3		BB	F7		3	1	0	0	1	1										
Larry Doby, L OBP: 0.385, SLG: 0.350 (1, 8)		E	F5				BB			2	3	1	1	3	0	2									
Dave Philley, S OBP: 0.349, SLG: 0.347 (1, 3)	E9		F9				L5	F8		5	0	2	0	0	5										
Sherm Lollar, R OBP: 0.411, SLG: 0.457 (1, 2)	F6			F8	F9		F4	FC6-4		4	0	0	0	0	5										
Fred Hatfield, L OBP: 0.347, SLG: 0.328 (1, 5)	F2			HR	F8		1B	F3		4	1	1	0	1	0	5									
Luis Aparicio, R OBP: 0.263, SLG: 0.295 (1, 6)				HR		F7		FC6-4		4	1	2	3	1	0	2									
Bob Keegan, R Ron Northey, L Howie Pollet, L Walt Brogan, L Dick Donovan, L Sandy Consuegra, R Dixie Howell, L	F8			HR			4-3			1	0	0	0	0	2										
Inning Stats	R: 0 E: 0 K: 1 S: 4	H: 0 LOB: 1 BB: 0 P: 5	R: 1 E: 1 K: 0 S: 5	H: 2 LOB: 2 BB: 1 P: 9	R: 0 E: 0 K: 0 S: 4	H: 1 LOB: 2 BB: 1 P: 8	R: 3 E: 0 K: 0 S: 5	H: 2 LOB: 0 BB: 0 P: 9	R: 1 E: 0 K: 0 S: 5	H: 2 LOB: 1 BB: 0 P: 5	R: 0 E: 0 K: 1 S: 6	H: 1 LOB: 1 BB: 0 P: 6	R: 2 E: 0 K: 0 S: 4	H: 1 LOB: 2 BB: 2 P: 13	R: 0 E: 0 K: 0 S: 3	H: 1 LOB: 0 BB: 1 P: 3		R: 0 E: 0 K: 0 S: 3	H: 0 LOB: 2 BB: 1 P: 8	1B: 6 2B: 3 3B: 0 HR: 2	SF: 0 SAC: 0 DP: 1 HBP: 3	WP: 0 PB: 0 SB: 0 CS: 1	PA: 44		
PITCHER	IP	WLS	BF	H	R	ER	SO	BB	IBB	HBP	BLK	WP	HR	S	P	ERA	WHIP								
Bob Turley, R	(1, 1)		4.0	5	4	4	1	3	0	1	0	0	1	18	31	9.00	2.000								
Rip Coleman, L	(5, 1)	2.0	L	9	3	1	1	0	0	0	0	0	1	11	11	4.50	1.500								
Tommy Byrne, L	(7, 1)	0.2		6	1	2	0	2	0	1	0	0	0	3	12	27.00	4.500								
Tom Morgan, R	(7, 1)	1.1		4	1	0	0	0	0	0	0	0	0	4	4	0.00	0.750								
Don Larsen, R	(9, 1)	1.0		5	0	0	0	1	0	1	0	0	0	3	8	0.00	1.000								

Batter	1	2	3	4	5	6	7	8	9	AB	R	H	RBI	BB	SO	LOB	BOTTOM								
Gil McDougald, R OBP: 0.390, SLG: 0.391 (1, 6)	1B		E	K		G5-4-3				2	1	0	0	3	1	2	Chicago White Sox @ New York Yankees Yankee Stadium, Bronx, NY Wed Jun 13 1956, 3:33 AM EDT Att: 11,822 - Unknown - 91 F								
Joe Collins, L Hank Bauer, R	F7		E				F6	F3		2	1	1	0	0	1										
Mickey Mantle, S	F6		E9	F5			FC4-6	B4-3		5	1	2	1	0	2										
Yogi Berra, L			E		4-3		FC4-6			4	0	2	0	1	0	1									
Bill Skowron, R	K		F5		6-3		L9	G4-6-3		5	0	0	0	0	1	7									
Elston Howard, R	K		E6					E		4	1	2	0	0	1	1									
Billy Martin, R Eddie Robinson, L Jerry Coleman, R Mickey McDermott, L Phil Rizzuto, R	F8		K		F8			K		1	0	0	0	0	0	0									
Andy Carey, R	L4			SH4-3		1-3		E9		4	1	2	0	0	0	0									
Bob Turley, R Bob Curry, R Rip Coleman, L Tom Carroll, R Tommy Byrne, L Tom Morgan, R Don Larsen, R	K		K	SH4-3			G5-4-3	6-3		1	0	0	0	0	1	0									
Inning Stats	R: 0 E: 0 K: 1 S: 6	H: 1 LOB: 2 BB: 1 P: 10	R: 0 E: 0 K: 1 S: 5	H: 0 LOB: 0 BB: 0 P: 5	R: 3 E: 2 K: 2 S: 10	H: 2 LOB: 2 BB: 2 P: 18	R: 1 E: 0 K: 1 S: 7	H: 2 LOB: 1 BB: 0 P: 7	R: 0 E: 0 K: 0 S: 4	H: 1 LOB: 1 BB: 0 P: 4	R: 0 E: 0 K: 0 S: 3	H: 1 LOB: 0 BB: 0 P: 3	R: 0 E: 0 K: 0 S: 4	H: 1 LOB: 1 BB: 0 P: 4	R: 1 E: 1 K: 1 S: 7	H: 2 LOB: 2 BB: 1 P: 11		R: 0 E: 0 K: 0 S: 3	H: 1 LOB: 0 BB: 0 P: 3	1B: 10 2B: 1 3B: 0 HR: 0	SF: 0 SAC: 1 DP: 2 HBP: 0	WP: 0 PB: 0 SB: 0 CS: 0	PA: 41		
PITCHER	IP	WLS	BF	H	R	ER	SO	BB	IBB	HBP	BLK	WP	HR	S	P	ERA	WHIP								
Bob Keegan, R	(1, 1)		3.0	3	3	1	4	2	1	0	0	0	0	14	14	3.00	1.667								
Howie Pollet, L	(4, 1)	3.0	W	12	4	1	1	0	0	0	0	0	0	14	14	3.00	1.333								
Sandy Consuegra, R	(7, 1)	1.1		7	3	1	0	0	0	0	0	0	0	9	9	0.00	2.250								
Dixie Howell, R	(8, 1)	1.2	S	6	1	0	0	1	0	0	0	0	0	5	9	0.00	1.200								

Batter	1	2	3	4	5	6	7	8	9	AB	R	H	RBI	BB	SO	LOB	TOP			
Minnie Minoso, R (1, 7) OBP: 0.417, SLG: 0.435	0-0 6-3		0-3 K		0-0 1B			0-0 G3-6-3 1B		4	0	2	0	0	1	1	Chicago White Sox @ New York Yankees Yankee Stadium, Bronx, NY Thu Jun 14 1956, 3:33 AM EDT Att: 9,315 - Sunny - 95 F			
Nellie Fox, L (1, 4) OBP: 0.321, SLG: 0.384	0-0 F8		4-0 1-2 BB		0-0 F3			0-0 G3-6-3 1-2		3	0	0	0	1	0	2				
Larry Doby, L (1, 8) OBP: 0.376, SLG: 0.340	0-0 F7		0-3 K			0-3 K			0-0 6-3	4	0	0	0	0	2	2				
Dave Philley, S (1, 3) Walt Droppa, R (6, 3) OBP: 0.349, SLG: 0.361 OBP: 0.293, SLG: 0.231		0-3 K		0-0 HR		0-3 K			0-3 K	3	1	1	1	0	2	0				
Jim Rivera, L (1, 9) OBP: 0.371, SLG: 0.421	0-0 F9		0-0 F9		0-0 F7				0-0 1-3	4	0	0	0	0	0	0				
Sherm Lollar, R (1, 2) OBP: 0.404, SLG: 0.448	0-0 E6		0-0 F8				0-0 5-3			3	0	0	0	0	0	0				
Fred Hatfield, L (1, 5) OBP: 0.333, SLG: 0.313	0-3 K		0-0 G3				0-0 F9			3	0	0	0	0	1	1				
Luis Aparicio, R (1, 6) OBP: 0.265, SLG: 0.296			0-0 BB 1B		0-0 F7		0-3 K			3	0	1	0	0	1	0				
Jim Wilson, R (1, 1) Dick Donovan, L (8, PH) Gerry Staley, R (8, 1) OBP: 0.389, SLG: 0.344 OBP: 0.387, SLG: 0.440 OBP: 0.286, SLG: 0.286			0-0 F8		0-0 1-3			0-3 K		2	0	0	0	0	0	1				
										1	0	0	0	0	1	0				
										0	0	0	0	0	0	0				
Inning Stats	R: 0 E: 0 K: 0 S: 3	H: 0 LOB: 0 BB: 0 P: 3	R: 0 E: 1 K: 2 S: 8	H: 0 LOB: 1 BB: 0 P: 8	R: 0 E: 0 K: 2 S: 8	H: 1 LOB: 2 BB: 1 P: 12	R: 1 E: 0 K: 0 S: 4	H: 1 LOB: 0 BB: 0 P: 4	R: 0 E: 0 K: 2 S: 7	H: 0 LOB: 0 BB: 0 P: 7	R: 0 E: 0 K: 1 S: 5	H: 0 LOB: 0 BB: 0 P: 5	R: 0 E: 0 K: 1 S: 5	H: 1 LOB: 0 BB: 0 P: 5	R: 0 E: 0 K: 1 S: 5	H: 0 LOB: 0 BB: 0 P: 5	1B: 3 2B: 0 3B: 0 HR: 1	SF: 0 SAC: 0 DP: 1 HBP: 0	WP: 0 PB: 0 SB: 0 CS: 0	PA: 32
PITCHER Bob Grim, R (1, 1) ERA: 3.56	IP: 9.0 WLS: W BF: 32 H: 4 R: 1 ER: 1 SO: 9 BB: 1 IBB: 0 HBP: 0 BLK: 0 WP: 0 HR: 1 S: 49 P: 53 ERA: 1.00 WHIP: 0.556															PITCHER				

Batter	1	2	3	4	5	6	7	8	9	AB	R	H	RBI	BB	SO	LOB	BOTTOM
Gil McDougald, R (1, 6) OBP: 0.388, SLG: 0.393	0-0 F5		0-0 E7 2B	0-0 2H 2B		0-3 K				4	1	1	1	0	1	0	Chicago White Sox @ New York Yankees Yankee Stadium, Bronx, NY Thu Jun 14 1956, 3:33 AM EDT Att: 9,315 - Sunny - 95 F
Joe Collins, L (1, 9) OBP: 0.273, SLG: 0.402	0-3 K		0-0 1H 2B	0-0 1-3			0-0 3-1			4	1	1	1	0	1	1	
Mickey Mantle, S (1, 8) OBP: 0.479, SLG: 0.784	4-0 BB		0-0 2H 1B	0-0 2B	0-0 F6		0-0 HR			3	2	2	2	1	0	0	
Yogi Berra, L (1, 2) OBP: 0.437, SLG: 0.708	0-0 4-3		4-0 1B	0-0 IBB	0-0 BB		0-0 G6-4-3 1B			3	0	2	0	1	0	1	
Bill Skowron, R (1, 3) Hank Bauer, R (8, 9) OBP: 0.399, SLG: 0.480 OBP: 0.284, SLG: 0.429		0-0 F7	0-0 1-3 2H 1B	0-0 1B	4-0 1-2 BB		0-0 G6-4-3 1-2			3	0	1	1	1	0	1	
Elston Howard, R (1, 7) OBP: 0.331, SLG: 0.348	0-0 5-3		0-0 L5		0-0 F8			0-0 F9		4	0	0	0	0	0	4	
Andy Carey, R (1, 5) OBP: 0.306, SLG: 0.340	0-0 F9			0-0 FC5-4 1B	0-3 K			0-0 F2		4	0	1	0	0	1	2	
Jerry Coleman, R (1, 4) OBP: 0.296, SLG: 0.240			0-3 K	0-0 FC5-4 SH5-4 2B		0-0 CS 1B		0-0 1B		4	1	2	0	0	1	1	
Bob Grim, R (1, 1) OBP: 0.231, SLG: 0.091			0-3 K	0-0 SH5-4		0-0 B2		0-0 F7		3	0	0	0	0	1	2	
										1B: 6 2B: 3 3B: 0 HR: 1	SF: 0 SAC: 1 DP: 1 HBP: 0	WP: 0 PB: 0 SB: 0 CS: 1	PA: 36				
Inning Stats	R: 0 E: 0 K: 1 S: 5	H: 0 LOB: 1 BB: 1 P: 9	R: 0 E: 0 K: 0 S: 3	H: 0 LOB: 0 BB: 0 P: 3	R: 3 E: 1 K: 2 S: 11	H: 3 LOB: 2 BB: 1 P: 15	R: 1 E: 0 K: 0 S: 5	H: 2 LOB: 1 BB: 0 P: 5	R: 0 E: 0 K: 1 S: 6	H: 1 LOB: 2 BB: 1 P: 10	R: 0 E: 0 K: 1 S: 5	H: 1 LOB: 0 BB: 0 P: 5	R: 1 E: 0 K: 0 S: 4	H: 2 LOB: 0 BB: 0 P: 4	R: 0 E: 0 K: 0 S: 4	H: 1 LOB: 1 BB: 0 P: 4	
PITCHER Jim Wilson, R (1, 1) ERA: 3.54 Gerry Staley, R (8, 1) ERA: 7.36	IP: 7.0 WLS: L BF: 32 H: 9 R: 5 ER: 2 SO: 5 BB: 2 IBB: 1 HBP: 0 BLK: 0 WP: 0 HR: 1 S: 39 P: 51 ERA: 2.57 WHIP: 1.571															PITCHER	

Batter	1	2	3	4	5	6	7	8	9	AB	R	H	RBI	BB	SO	LOB	TOP			
Eddie Yost, R OBP: 0.465, SLG: 0.356 (1,5)	F5		4-3		F8		F9		2B	5	0	1	0	0	0	4	Washington Senators @ Chicago White Sox Comiskey Park, Chicago, IL Fri Jun 15 1956, 4:33 AM EDT Att: 16,467 - Unknown 			
Pete Runnels, L OBP: 0.368, SLG: 0.426 (1,4)	4-3			K		F8		F3	F7	5	0	0	0	0	1	1				
Carlos Paula, R OBP: 0.273, SLG: 0.397 (1,9)	F2			5-3			CS 1B	E 1B		4	0	2	0	0	0	0				
Roy Sievers, R OBP: 0.375, SLG: 0.517 (1,3)		5-3					CS 1B	P4		4	0	1	0	0	1	2				
Jim Lemon, R OBP: 0.382, SLG: 0.528 (1,7)	F9									4	1	2	0	0	1	1				
Karl Olson, R OBP: 0.321, SLG: 0.367 (1,8)	F9									3	1	1	0	1	0	2				
Ed Fitz Gerald, R OBP: 0.378, SLG: 0.368 (1,2)										2	0	0	0	2	0	3				
Jose Valdivielso, R OBP: 0.200, SLG: 0.174 (1,6)										3	0	0	0	1	0	3				
Bob Wiesler, S OBP: 0.091, SLG: 0.182 (1,1)										2	0	1	0	0	0	2				
Hamon Kilbrew, R OBP: 0.179, SLG: 0.480 (7, PH)										0	0	0	1	0	0	0				
Camilo Pascual, R OBP: 0.273, SLG: 0.286 (7, 1)										0	0	0	0	0	0	0				
Ernie Oravetz, S OBP: 0.342, SLG: 0.254 (9, PH)										1	0	0	0	0	0	0				
Inning Stats	R: 0 E: 0 K: 0 S: 3	H: 0 LOB: 0 BB: 0 P: 3	R: 0 E: 0 K: 0 S: 3	H: 0 LOB: 0 BB: 0 P: 3	R: 0 E: 0 K: 0 S: 4	H: 1 LOB: 1 BB: 0 P: 4	R: 0 E: 0 K: 2 S: 8	H: 1 LOB: 1 BB: 0 P: 8	R: 0 E: 0 K: 1 S: 5	H: 1 LOB: 0 BB: 0 P: 5	R: 0 E: 0 K: 0 S: 5	H: 2 LOB: 2 BB: 1 P: 9	R: 0 E: 1 K: 0 S: 6	H: 2 LOB: 2 BB: 0 P: 6	R: 0 E: 0 K: 0 S: 4	H: 1 LOB: 1 BB: 0 P: 4	1B: 6 2B: 2 3B: 0 HR: 0	SF: 1 SAC: 0 DP: 1 HBP: 0	WP: 0 PB: 0 CS: 1	PA: 38
PITCHER Billy Pierce, L ERA: 3.23 (1,1)	IP: 9.0 WLS: W BF: 38 H: 8 R: 2 ER: 2 SO: 3 BB: 4 IBB: 0 HBP: 0 BLK: 0 WP: 0 HR: 0 S: 40 P: 56 ERA: 2.00 WHIP: 1.333															PITCHER Billy Pierce, L ERA: 3.23 (1,1)				



Batter	1	2	3	4	5	6	7	8	9	AB	R	H	RBI	BB	SO	LOB	BOTTOM			
Sammy Esposito, R OBP: 0.352, SLG: 0.214 (1,5)	SH5-3 BB						5-3	3B		2	1	1	0	3	0	0	Washington Senators @ Chicago White Sox Comiskey Park, Chicago, IL Fri Jun 15 1956, 4:33 AM EDT Att: 16,467 - Unknown 			
Nellie Fox, L OBP: 0.324, SLG: 0.396 (1,4)	SH5-3						F7	3B		4	0	2	4	0	0	1				
Minnie Minoso, R OBP: 0.422, SLG: 0.444 (1,7)	G6-4-3 BB									3	0	1	0	1	0	3				
Dave Philley, S OBP: 0.350, SLG: 0.359 (1,9)	G6-4-3						6-3	G3		4	1	1	0	1	0	5				
Larry Doby, L OBP: 0.373, SLG: 0.333 (1,8)							F2	G3		3	0	0	0	1	1	2				
Sherm Lollar, R OBP: 0.411, SLG: 0.469 (1,2)	G1-6-3									2	2	1	1	1	0	1				
Walt Dropo, R OBP: 0.313, SLG: 0.255 (1,3)	K									3	1	2	1	1	1	0				
Luis Aparicio, R OBP: 0.277, SLG: 0.299 (1,6)										2	1	1	1	2	0	2				
Billy Pierce, L OBP: 0.146, SLG: 0.125 (1,1)										4	1	0	0	0	1	5				
Inning Stats	R: 0 E: 0 K: 0 S: 2	H: 0 LOB: 1 BB: 2 P: 10	R: 0 E: 0 K: 1 S: 4	H: 0 LOB: 0 BB: 1 P: 8	R: 1 E: 0 K: 0 S: 4	H: 2 LOB: 1 BB: 1 P: 8	R: 1 E: 1 K: 1 S: 5	H: 1 LOB: 1 BB: 1 P: 10	R: 0 E: 0 K: 0 S: 3	H: 0 LOB: 1 BB: 1 P: 7	R: 1 E: 0 K: 0 S: 4	H: 2 LOB: 2 BB: 2 P: 12	R: 0 E: 0 K: 0 S: 4	H: 1 LOB: 1 BB: 0 P: 4	R: 4 E: 0 K: 1 S: 8	H: 3 LOB: 2 BB: 2 P: 17		1B: 6 2B: 0 3B: 2 HR: 1	SF: 0 SAC: 1 DP: 4 HBP: 2	WP: 0 PB: 0 CS: 1
PITCHER Bob Wiesler, L ERA: 7.66 (1,1)	IP: 6.0 WLS: L BF: 27 H: 5 R: 3 ER: 3 SO: 2 BB: 8 IBB: 0 HBP: 1 BLK: 0 WP: 0 HR: 0 S: 22 P: 55 ERA: 4.50 WHIP: 2.167															PITCHER Camilo Pascual, R ERA: 7.03 (7,1)				

Batter	1	2	3	4	5	6	7	8	9	AB	R	H	RBI	BB	SO	LOB	TOP							
Eddie Yost, R OBP: 0.458, SLG: 0.348 (1, 5)	F9		K		K			6-3		4	0	0	0	0	2	1	Washington Senators @ Chicago White Sox Comiskey Park, Chicago, IL Sat Jun 16 1956, 4:33 AM EDT Att: 6,756 - Unknown							
Pete Runnels, L OBP: 0.366, SLG: 0.422 (1, 4)	4-3		1-3		FC6			1B		4	0	1	0	0	0	1								
Carlos Paula, R OBP: 0.272, SLG: 0.380 (1, 9)	BB				F8			L7		3	0	0	0	1	0	1								
Roy Sievers, R OBP: 0.373, SLG: 0.509 (1, 3)	K				1B			F9		3	0	0	0	1	1	2								
Jim Lemon, R OBP: 0.380, SLG: 0.523 (1, 7)					BB			F8		4	0	1	0	0	0	0								
Karl Olson, R OBP: 0.319, SLG: 0.365 (1, 8)					1B			F8		4	0	1	0	0	1	2								
Ed Fitz Gerald, R OBP: 0.388, SLG: 0.366 (1, 2)					K			BB		3	0	1	0	1	1	3								
Jose Valdivielso, R OBP: 0.172, SLG: 0.148 (1, 6)					F8			BB		4	0	0	0	0	0	3								
Hal Griggs, R (1, 1)								F9		1	0	0	0	0	0	0								
Pedro Ramos, S OBP: 0.333, SLG: 0.412 (4, 1)										0	0	0	0	1	0	0								
Harmon Killebrew, R OBP: 0.172, SLG: 0.462 (7, PH)										1	0	0	0	0	1	1								
Dean Stone, L OBP: 0.250, SLG: 0.077 (7, 1)										0	0	0	0	0	0	0								
Inning Stats	R: 0 E: 0 K: 1 S: 5	H: 0 LOB: 1 BB: 1 P: 9	R: 0 E: 0 K: 1 S: 6	H: 1 LOB: 1 BB: 0 P: 6	R: 0 E: 0 K: 1 S: 5	H: 0 LOB: 0 BB: 0 P: 5	R: 0 E: 0 K: 1 S: 6	H: 1 LOB: 2 BB: 1 P: 10	R: 0 E: 0 K: 1 S: 5	H: 0 LOB: 1 BB: 1 P: 9	R: 0 E: 0 K: 0 S: 3	H: 0 LOB: 0 BB: 0 P: 3	R: 0 E: 0 K: 1 S: 5	H: 0 LOB: 1 BB: 1 P: 9	R: 0 E: 0 K: 0 S: 4	H: 1 LOB: 1 BB: 0 P: 4	R: 0 E: 0 K: 0 S: 4	H: 1 LOB: 1 BB: 0 P: 4	R: 0 E: 0 K: 0 S: 4	H: 1 LOB: 1 BB: 0 P: 4	1B: 4 2B: 0 3B: 0 HR: 0	SF: 0 SAC: 0 DP: 0 HBP: 0	WP: 0 PB: 0 CS: 0	PA: 35
PITCHER Jack Harshman, L ERA: 4.12 (1, 1)	IP: 9.0 WLS: W BF: 35 H: 4 R: 0 ER: 0 SO: 6 BB: 4 IBB: 0 HBP: 0 BLK: 0 WP: 0 HR: 0 S: 43 P: 59 ERA: 0.00 WHIP: 0.889											PITCHER	IP: 9.0 WLS: W BF: 35 H: 4 R: 0 ER: 0 SO: 6 BB: 4 IBB: 0 HBP: 0 BLK: 0 WP: 0 HR: 0 S: 43 P: 59 ERA: 0.00 WHIP: 0.889											

Batter	1	2	3	4	5	6	7	8	9	AB	R	H	RBI	BB	SO	LOB	BOTTOM								
Jim Rivera, L OBP: 0.366, SLG: 0.433 (1, 9)	L9				F7			F8		5	1	1	3	0	0	1	Washington Senators @ Chicago White Sox Comiskey Park, Chicago, IL Sat Jun 16 1956, 4:33 AM EDT Att: 6,756 - Unknown								
Nellie Fox, L OBP: 0.322, SLG: 0.392 (1, 4)	F7				1-3			4-3		5	0	1	0	0	0	0									
Minnie Minoso, R OBP: 0.433, SLG: 0.451 (1, 7)	BB				FC4-6			BB		2	1	2	0	2	0	0									
Larry Doby, L OBP: 0.376, SLG: 0.329 (1, 8)	BB				FC4-6			BB		2	1	0	0	2	0	3									
Dave Philley, S OBP: 0.344, SLG: 0.352 (1, 3)	L7				G1-6-3			F7		4	0	0	0	0	0	7									
Sherm Lollar, R OBP: 0.413, SLG: 0.466 (1, 2)					SH1-3			6-3		3	2	1	1	1	0	0									
Fred Hatfield, L OBP: 0.342, SLG: 0.313 (1, 5)					F9			K		3	1	1	0	1	1	1									
Luis Aparicio, R OBP: 0.278, SLG: 0.306 (1, 6)					SH1-3			F7		3	0	1	2	0	0	1									
Jack Harshman, L OBP: 0.278, SLG: 0.438 (1, 1)					2B			F2		3	1	1	1	1	1	2									
Inning Stats	R: 0 E: 0 K: 0 S: 4	H: 1 LOB: 2 BB: 1 P: 8	R: 3 E: 0 K: 0 S: 5	H: 2 LOB: 0 BB: 1 P: 9	R: 0 E: 0 K: 0 S: 2	H: 0 LOB: 0 BB: 1 P: 6	R: 1 E: 0 K: 0 S: 4	H: 1 LOB: 1 BB: 1 P: 8	R: 3 E: 0 K: 0 S: 5	H: 2 LOB: 2 BB: 3 P: 17	R: 0 E: 0 K: 0 S: 5	H: 2 LOB: 0 BB: 0 P: 5	R: 0 E: 0 K: 1 S: 5	H: 0 LOB: 0 BB: 0 P: 5	R: 0 E: 0 K: 1 S: 5	H: 0 LOB: 0 BB: 0 P: 5		1B: 5 2B: 2 3B: 0 HR: 1	SF: 0 SAC: 1 DP: 1 HBP: 0	WP: 0 PB: 0 CS: 0	PA: 38				
PITCHER Hal Griggs, R ERA: 5.35 (1, 1)	IP: 3.0 WLS: L BF: 15 H: 3 R: 4 ER: 4 SO: 4 BB: 3 IBB: 0 HBP: 0 BLK: 0 WP: 0 HR: 1 S: 11 P: 27 ERA: 12.00 WHIP: 2.333											PITCHER	IP: 3.0 WLS: L BF: 15 H: 3 R: 4 ER: 4 SO: 4 BB: 3 IBB: 0 HBP: 0 BLK: 0 WP: 0 HR: 1 S: 11 P: 27 ERA: 12.00 WHIP: 2.333												
Pedro Ramos, R ERA: 5.19 (4, 1)	3.0	17	5	3	3	0	3	0	0	0	0	14	26	9.00	2.667										
Dean Stone, L ERA: 5.63 (7, 1)	2.0	6	0	0	0	2	0	0	0	0	0	10	10	0.00	0.000										

Batter	1	2	3	4	5	6	7	8	9	AB	R	H	RBI	BB	SO	LOB	TOP		
Eddie Yost, R OBP: 0.455, SLG: 0.345 (1, 5)	F5		FC9-5		3B		3-1		P3	2	0	0	0	0	0	2	Washington Senators @ Chicago White Sox Comiskey Park, Chicago, IL Sun Jun 17 1956, 4:33 AM EDT Unknown		
Connie Grob, L OBP: 0.467, SLG: 0.500 (9, PH)			1-2 2-3F		BB		1B			1	1	1	0	1	0	0			
Carlos Paula, R OBP: 0.268, SLG: 0.375 (9, PH)										1	0	0	0	0	0	0			
Whitey Herzog, L OBP: 0.309, SLG: 0.352 (1, 8)	G6-4-3		P4		1-H		3-1		K	5	0	3	1	0	1	2			
Pete Runnels, L OBP: 0.364, SLG: 0.419 (3, 3)	G6-4-3				BB		3-1			4	1	1	0	0	1	4			
Roy Sievers, R OBP: 0.372, SLG: 0.507 (3, 4)		5-3			1B		5-3			1	0	0	0	0	0	0			
Herb Plews, L OBP: 0.306, SLG: 0.143 (3, 4)					1-2					2	0	0	0	1	0	3			
Clint Courtney, L OBP: 0.396, SLG: 0.424 (1, 2)		3-1			1B					4	0	1	1	0	0	2			
Jim Lemon, R OBP: 0.378, SLG: 0.518 (1, 9)					1-2 2-H					4	0	1	0	0	2	2			
Ernie Oravetz, S OBP: 0.351, SLG: 0.270 (1, 7)					1B				L3	4	0	2	0	0	0	2			
Jose Valdivielso, R OBP: 0.152, SLG: 0.129 (1, 6)			FC9-5		P6				F7	4	0	2	0	0	0	2			
Bunky Stewart, L OBP: 0.375, SLG: 0.375 (1, 1)					1B					4	0	0	0	0	1	5			
Bob Chakales, R OBP: 0.118, SLG: 0.118 (3, PH)			K		F3				6-3	0	0	0	0	0	0	0			
Hammon Killebrew, R OBP: 0.182, SLG: 0.433 (3, 5)										4	0	1	0	0	2	2			
Inning Stats	R: 0 E: 0 K: 0 S: 3	H: 1 LOB: 0 BB: 0 P: 3	R: 0 E: 0 K: 1 S: 5	H: 0 LOB: 0 BB: 0 P: 5	R: 0 E: 0 K: 1 S: 7	H: 2 LOB: 2 BB: 0 P: 7	R: 1 E: 0 K: 1 S: 7	H: 2 LOB: 2 BB: 1 P: 11	R: 1 E: 0 K: 1 S: 6	H: 1 LOB: 1 BB: 1 P: 10	R: 0 E: 0 K: 0 S: 5	H: 2 LOB: 2 BB: 0 P: 5	R: 0 E: 0 K: 0 S: 3	H: 0 LOB: 0 BB: 0 P: 3	R: 0 E: 0 K: 2 S: 7	H: 0 LOB: 0 BB: 0 P: 7	1B: 9 2B: 0 3B: 1 HR: 0	SF: 0 SAC: 0 DP: 1 HBP: 0	WP: 0 PA: 38 CS: 0
PITCHER Dick Donovan, R ERA: 4.4 (1, 1)	IP: 9.0 WLS: W BF: 38 H: 10 R: 2 ER: 2 SO: 7 BB: 2 IBB: 0 HBP: 0 BLK: 0 WP: 0 HR: 0 S: 50 P: 58 ERA: 2.00 WHIP: 1.333															PITCHER			

Batter	1	2	3	4	5	6	7	8	9	AB	R	H	RBI	BB	SO	LOB	BOTTOM		
Sammy Esposito, R OBP: 0.364, SLG: 0.262 (1, 5)					K				5-3	5	2	1	1	1	1	3	Washington Senators @ Chicago White Sox Comiskey Park, Chicago, IL Sun Jun 17 1956, 4:33 AM EDT Unknown		
Nellie Fox, L OBP: 0.326, SLG: 0.391 (1, 4)					SF9					3	3	1	2	2	0	3			
Minnie Minoso, R OBP: 0.459, SLG: 0.464 (6, PR)										6	3	4	1	0	0	1			
Bubba Phillips, R OBP: 0.300, SLG: 0.400 (9, 7)					5-3					0	1	0	0	0	0	0			
Dave Philley, S OBP: 0.348, SLG: 0.362 (1, 9)					E4					3	3	2	3	0	0	0			
Jim Rivera, L OBP: 0.365, SLG: 0.431 (4, 9)					1B					3	0	1	1	0	0	0			
Larry Doby, L OBP: 0.380, SLG: 0.329 (1, 8)					E3					3	3	1	1	2	0	1			
Sherm Lollar, R OBP: 0.416, SLG: 0.487 (1, 2)					F8					6	1	3	2	0	1	6			
Les Moss, R OBP: 0.357, SLG: 0.625 (9, 2)					1B					0	0	0	0	0	0	0			
Walt Dropo, R OBP: 0.319, SLG: 0.288 (1, 3)					SF9					4	0	2	4	0	0	1			
Luis Aparicio, R OBP: 0.287, SLG: 0.327 (1, 6)					G6-4-3					5	2	3	1	0	0	2			
Dick Donovan, L OBP: 0.417, SLG: 0.483 (1, 1)					P6					4	2	2	2	1	0	2			
Inning Stats	R: 5 E: 0 K: 0 S: 8	H: 5 LOB: 2 BB: 2 P: 16	R: 4 E: 1 K: 0 S: 7	H: 4 LOB: 3 BB: 3 P: 19	R: 2 E: 1 K: 0 S: 5	H: 2 LOB: 0 BB: 0 P: 5	R: 2 E: 0 K: 1 S: 7	H: 2 LOB: 0 BB: 0 P: 7	R: 1 E: 0 K: 1 S: 6	H: 1 LOB: 1 BB: 1 P: 10	R: 0 E: 0 K: 0 S: 4	H: 1 LOB: 0 BB: 0 P: 4	R: 1 E: 0 K: 0 S: 4	H: 1 LOB: 0 BB: 0 P: 4	R: 5 E: 0 K: 0 S: 8	H: 5 LOB: 1 BB: 0 P: 8	1B: 14 2B: 5 3B: 2 HR: 1	SF: 3 SAC: 0 DP: 2 HBP: 0	WP: 3 PA: 51 CS: 0
PITCHER Bunky Stewart, L ERA: 4.0 (1, 1)	IP: 0.0 WLS: L BF: 5 H: 3 R: 5 ER: 5 SO: 0 BB: 2 IBB: 0 HBP: 0 BLK: 0 WP: 0 HR: 0 S: 3 P: 11 ERA: ∞ WHIP: ∞															PITCHER			
Bob Chakales, R ERA: 3.57 (1, 1)	IP: 2.0 WLS: 15 BF: 6 H: 4 R: 4 ER: 4 SO: 0 BB: 3 IBB: 0 HBP: 0 BLK: 0 WP: 0 HR: 0 S: 12 P: 24 ERA: 18.00 WHIP: 4.500															PITCHER			
Connie Grob, R ERA: 6.75 (3, 1)	IP: 6.0 WLS: 31 BF: 12 H: 11 R: 10 ER: 10 SO: 2 BB: 1 IBB: 0 HBP: 0 BLK: 0 WP: 2 HR: 1 S: 34 P: 38 ERA: 15.00 WHIP: 2.167															PITCHER			

Batter	1	2	3	4	5	6	7	8	9	AB	R	H	RBI	BB	SO	LOB	TOP											
Eddie Yost, R OBP: 0.446, SLG: 0.337 (1, 5)	6-3	6-3		4-3		F7			P3	5	0	0	0	0	0	2	Washington Senators @ Chicago White Sox Comiskey Park, Chicago, IL Sun Jun 17 1956, 4:38 AM EDT Att: 15,136 - Unknown 											
Whitey Herzog, L OBP: 0.319, SLG: 0.371 (1, 8)	F2			F3			FC3 1B BB		1B	4	2	2	1	1	0	0												
Pete Runnels, L OBP: 0.369, SLG: 0.433 (1, 4)				L8			FC3 1B		BB 2B 1B	5	2	3	0	0	0	1												
Roy Sievers, R OBP: 0.380, SLG: 0.523 (1, 3)							G6-4-3 1B		BB 2B IBB	3	2	2	3	2	1	0												
Carlos Paula, R OBP: 0.256, SLG: 0.355 Karl Olson, R OBP: 0.322, SLG: 0.365 (7, 9)	6-3	4-3					L7		2B BB	4	0	0	0	0	0	4												
Jim Lemon, R OBP: 0.382, SLG: 0.524 (1, 7)							G6-4-3 1B		2B BB	0	1	0	0	1	0	0												
Lou Berberet, L OBP: 0.383, SLG: 0.413 (1, 2)									2B	5	1	3	3	0	1	2												
Jose Valdivielso, R OBP: 0.132, SLG: 0.111 (1, 6)									2B	4	1	2	0	1	0	0												
Chuck Stobbs, L OBP: 0.167, SLG: 0.207 Bud Byerly, R (8, 1)										3	0	1	0	0	0	2												
Inning Stats	R: 2 E: 0 K: 0 S: 5	H: 2 LOB: 0 BB: 0 P: 5	R: 4 E: 1 K: 0 S: 8	H: 4 LOB: 2 BB: 1 P: 12	R: 0 E: 0 K: 0 S: 4	H: 2 LOB: 1 BB: 0 P: 4	R: 0 E: 0 K: 0 S: 3	H: 0 LOB: 0 BB: 0 P: 3	R: 0 E: 0 K: 2 S: 7	H: 1 LOB: 0 BB: 0 P: 4	R: 1 E: 0 K: 0 S: 4	H: 1 LOB: 1 BB: 1 P: 8	R: 0 E: 0 K: 0 S: 3	H: 0 LOB: 0 BB: 0 P: 3	R: 3 E: 0 K: 0 S: 5	H: 3 LOB: 2 BB: 3 P: 17		1B: 8 2B: 3 3B: 1 HR: 1	SF: 0 SAC: 1 DP: 2 HBP: 0	WP: 0 PB: 0 CS: 1	PA: 44							
PITCHER	IP	WLS	BF	H	R	ER	SO	BB	IBB	HBP	BLK	WP	HR	S	P	ERA	WHIP											
Bob Keegan, R ERA: 2.82 (1, 1)	1.2	L	11	5	6	2	0	0	0	0	0	0	0	1	11	11	10.80	3.000										
Howie Pollet, L ERA: 3.8 (2, 1)	0.1		3	1	0	0	0	1	0	0	0	0	0	0	2	6	0.00	6.000										
Gerry Staley, R ERA: 5.4 (3, 1)	4.0		14	3	0	0	2	0	0	0	0	0	0	0	18	18	0.00	0.750										
Sandy Consuegra, R ERA: 4.07 (7, 1)	2.0		8	1	1	1	0	1	0	0	0	0	0	7	11	4.50	1.000											
Dixie Howell, R ERA: 4.94 (9, 1)	1.0		8	3	3	3	0	1	2	0	0	0	0	5	17	27.00	4.000											
Batter	1	2	3	4	5	6	7	8	9	AB	R	H	RBI	BB	SO	LOB	BOTTOM											
Sammy Esposito, R OBP: 0.366, SLG: 0.262 (1, 5)	F9			G4-6-3 1B		F7		FC4-6 L6-3		4	0	1	0	1	0	2	Washington Senators @ Chicago White Sox Comiskey Park, Chicago, IL Sun Jun 17 1956, 4:38 AM EDT Att: 15,136 - Unknown 											
Nellie Fox, L OBP: 0.320, SLG: 0.382 (1, 4)	1-3	G1		G4-6-3 1B		L4		L6-3		5	0	0	0	0	0	7												
Minnie Minoso, R OBP: 0.438, SLG: 0.462 (1, 7)				F8		F9		4-3		5	0	2	0	0	0	1												
Dave Philley, S OBP: 0.349, SLG: 0.362 (1, 9)	P4			S 1B		F6		HR 1B		5	2	2	0	0	0	2												
Larry Doby, L OBP: 0.385, SLG: 0.353 (1, 8)		4-1		1B BB		K		HR 1B		4	1	2	2	1	1	0												
Walt Dropo, R OBP: 0.338, SLG: 0.302 (1, 3)		BB 1B BB		1-3 2H 1B		FC5-4 1B		K		4	1	2	1	1	1	2												
Les Moss, R OBP: 0.364, SLG: 0.571 (1, 2)		1B BB		P4		FC5-4 1B		FC6-4 1B		4	0	1	0	1	0	5												
Luis Aparicio, R OBP: 0.287, SLG: 0.325 (1, 6)		F7		F8				FC6-4 1B		4	0	1	0	0	0	5												
Bob Keegan, R Howie Pollet, L Gerry Staley, R Sandy Consuegra, R Dixie Howell, R (1, 1)				G4-6-3 1B		F9		FC4-6 1B		0	0	0	0	0	0	0												
Inning Stats	R: 0 E: 0 K: 0 S: 4	H: 1 LOB: 1 BB: 0 P: 4	R: 1 E: 0 K: 0 S: 4	H: 1 LOB: 3 BB: 3 P: 16	R: 1 E: 0 K: 0 S: 5	H: 2 LOB: 2 BB: 1 P: 9	R: 0 E: 0 K: 0 S: 4	H: 2 LOB: 1 BB: 0 P: 4	R: 0 E: 0 K: 1 S: 6	H: 1 LOB: 1 BB: 0 P: 6	R: 0 E: 0 K: 0 S: 4	H: 1 LOB: 1 BB: 0 P: 4	R: 2 E: 0 K: 1 S: 8	H: 3 LOB: 1 BB: 0 P: 8	R: 0 E: 0 K: 0 S: 3	H: 1 LOB: 1 BB: 0 P: 3		R: 0 E: 0 K: 0 S: 5	H: 2 LOB: 2 BB: 0 P: 5	1B: 13 2B: 1 3B: 0 HR: 1	SF: 0 SAC: 0 DP: 2 HBP: 0	WP: 0 PB: 0 CS: 0	PA: 43					
PITCHER	IP	WLS	BF	H	R	ER	SO	BB	IBB	HBP	BLK	WP	HR	S	P	ERA	WHIP											
Chuck Stobbs, L ERA: 4.37 (1, 1)	7.0		36	12	4	4	2	4	0	0	0	0	0	7	36	52	5.14	2.286										
Bud Byerly, R ERA: (8, 1)	2.0	S	7	2	0	0	0	0	0	0	0	0	0	7	7	0.00	1.000											

Batter	1	2	3	4	5	6	7	8	9	AB	R	H	RBI	BB	SO	LOB	TOP		
Billy Gardner, R OBP: 0.265, SLG: 0.351 (1, 4)	F4		BB 1B		5-3		FC5-4		1B	5	0	2	1	0	0	1			
Bob Hale, L OBP: 0.303, SLG: 0.297 (1, 3)	4-3		F5				G3		4-3	5	0	0	0	0	0	3			
Hoot Evers, R OBP: 0.459, SLG: 0.383 (1, 9)	F6		FC6-4 BB				1B		BB	2	0	1	0	2	0	0			
Bob Nieman, R OBP: 0.407, SLG: 0.567 (1, 7)		1B BB	FC6-4				L7		K	3	0	0	0	1	1	4			
Tito Francona, L OBP: 0.325, SLG: 0.259 (1, 8)		K					F5		F7	3	0	0	0	1	1	3			
Hal Smith, R OBP: 0.324, SLG: 0.408 (1, 2)		1B	G1-4-3 BB				1B		F9	4	1	2	0	0	0	1			
Wayne Causey, L OBP: 0.220, SLG: 0.196 (1, 5)	F2		F6				F8		4-3	4	0	0	0	0	0	3			
Willy Miranda, S OBP: 0.308, SLG: 0.299 (1, 6)	F8						F7		1B BB	3	1	0	0	1	0	3			
Bill Wight, L OBP: 0.206, SLG: 0.167 (7, PH) Gus Gianfrancesco, R OBP: 0.367, SLG: 0.486 (7, PH) Chuck Dietrich, L OBP: 0.242, SLG: 0.260 (7, 1) Mike Egniel, S OBP: 0.225, SLG: 0.244 (8, 1) Johnny Schmitz, R OBP: 0.276, SLG: 0.206 (8, PH) Tex Nelson, L OBP: 0.271, SLG: 0.377 (8, PH)			K				F8		FC5-4 1B	2	0	0	0	0	0	0			
Inning Stats	R: 0 E: 0 K: 0 S: 3	H: 0 LOB: 0 BB: 0 P: 3	R: 0 E: 0 K: 1 S: 6	H: 1 LOB: 2 BB: 1 P: 10	R: 0 E: 0 K: 1 S: 6	H: 1 LOB: 2 BB: 1 P: 10	R: 0 E: 0 K: 0 S: 2	H: 0 LOB: 0 BB: 1 P: 6	R: 0 E: 0 K: 0 S: 4	H: 1 LOB: 1 BB: 0 P: 4	R: 1 E: 0 K: 0 S: 5	H: 2 LOB: 1 BB: 0 P: 5	R: 0 E: 0 K: 1 S: 5	H: 0 LOB: 1 BB: 1 P: 9	R: 1 E: 0 K: 0 S: 5	H: 2 LOB: 2 BB: 1 P: 9	1B: 6 2B: 1 3B: 0 HR: 0	SF: 0 SAC: 0 DP: 1 HBP: 0	WP: 0 PA: 38 CS: 0
PITCHER Jim Wilson, R ERA: 3.39 (1, 1)	IP: 0.0 WLS: W BF: 0 H: 0 R: 0 ER: 0 SO: 0 BB: 0 IBB: 0 HBP: 0 BLK: 0 WP: 0 HR: 0 S: 0 P: 0 ERA: ∞ WHIP: ∞																	PITCHER Jim Wilson, R ERA: 3.39 (1, 1)	

Baltimore Orioles @ Chicago White Sox
Comiskey Park, Chicago, IL
Mon Jun 18 1956, 4:33 AM EDT
Att: 11,552 - Unknown

AB 33
R 2
H 7
RBI 2
BB 5
SO 3
LOB 18



Batter	1	2	3	4	5	6	7	8	9	AB	R	H	RBI	BB	SO	LOB	BOTTOM		
Sammy Esposito, R OBP: 0.353, SLG: 0.250 (1, 5)	6-3		B2-3		6-3					3	0	0	0	0	0	0			
Jim Rivera, L OBP: 0.367, SLG: 0.432 (7, PH) (8, 9)							G6-4-3 1B			1	0	1	1	0	0	0			
Nellie Fox, L OBP: 0.318, SLG: 0.379 (1, 4)	6-3		6-3		G6-4-3 1B		G6-4-3 1B			4	0	1	0	0	0	2			
Minnie Minoso, R OBP: 0.439, SLG: 0.460 (1, 7)	5-3		1B HBP		G6-4-3 1B				SH1-4 FC4-6 1B	3	1	1	0	0	0	1			
Dave Philley, S OBP: 0.353, SLG: 0.364 (8, 3)		E 6-3 BB	1B				6-3		SH FC4-6 SH1-4 2B	2	2	1	0	1	0	0			
Larry Doby, L OBP: 0.385, SLG: 0.353 (1, 8)		6-3 E 4-3 1B			F7		K		SH1-4	3	1	1	0	0	1	2			
Sherm Lollar, R OBP: 0.426, SLG: 0.490 (1, 2)		4-3 1B BB			1B		F9		FC4-6 IBB	2	0	1	0	2	0	0			
Walt Dropo, R OBP: 0.338, SLG: 0.303 (1, 3) Bubba Phillips, R OBP: 0.333, SLG: 0.429 (7, PR) Fred Hatfield, L OBP: 0.338, SLG: 0.309 (8, 5)		6-3			F8				FC4-6	3	0	1	1	0	0	3			
Luis Aparicio, R OBP: 0.291, SLG: 0.335 (1, 6)		4-3			G5-4-3 1B				FC1-6 1B	4	1	2	2	0	0	2			
Jim Wilson, R OBP: 0.375, SLG: 0.333 (1, 1)		F8			G5-4-3 1B				F3	4	0	1	0	0	0	5			
Inning Stats	R: 0 E: 0 K: 0 S: 3	H: 0 LOB: 0 BB: 0 P: 3	R: 2 E: 1 K: 0 S: 4	H: 1 LOB: 1 BB: 2 P: 12	R: 0 E: 0 K: 0 S: 4	H: 1 LOB: 1 BB: 0 P: 5	R: 0 E: 0 K: 0 S: 4	H: 2 LOB: 1 BB: 0 P: 4	R: 0 E: 0 K: 0 S: 3	H: 1 LOB: 0 BB: 0 P: 3	R: 0 E: 0 K: 1 S: 5	H: 0 LOB: 0 BB: 0 P: 5	R: 1 E: 0 K: 0 S: 5	H: 3 LOB: 2 BB: 0 P: 5	R: 2 E: 1 K: 0 S: 6	H: 2 LOB: 2 BB: 1 P: 10	1B: 9 2B: 1 3B: 0 HR: 0	SF: 0 SAC: 2 DP: 3 HBP: 1	WP: 0 PA: 36 CS: 0
PITCHER Bill Wight, L ERA: 5.07 (1, 1) Mike Fomiele, R ERA: 5.97 (7, 1) Johnny Schmitz, L ERA: 4.34 (8, 1)	IP: 6.0 WLS: L BF: 24 H: 5 R: 2 ER: 2 SO: 2 BB: 2 IBB: 0 HBP: 0 BLK: 0 WP: 0 HR: 0 S: 23 P: 32 ERA: 3.00 WHIP: 1.167																	PITCHER Bill Wight, L ERA: 5.07 (1, 1) Mike Fomiele, R ERA: 5.97 (7, 1) Johnny Schmitz, L ERA: 4.34 (8, 1)	

Baltimore Orioles @ Chicago White Sox
Comiskey Park, Chicago, IL
Mon Jun 18 1956, 4:33 AM EDT
Att: 11,552 - Unknown

AB 30
R 5
H 10
RBI 5
BB 3
SO 1
LOB 17

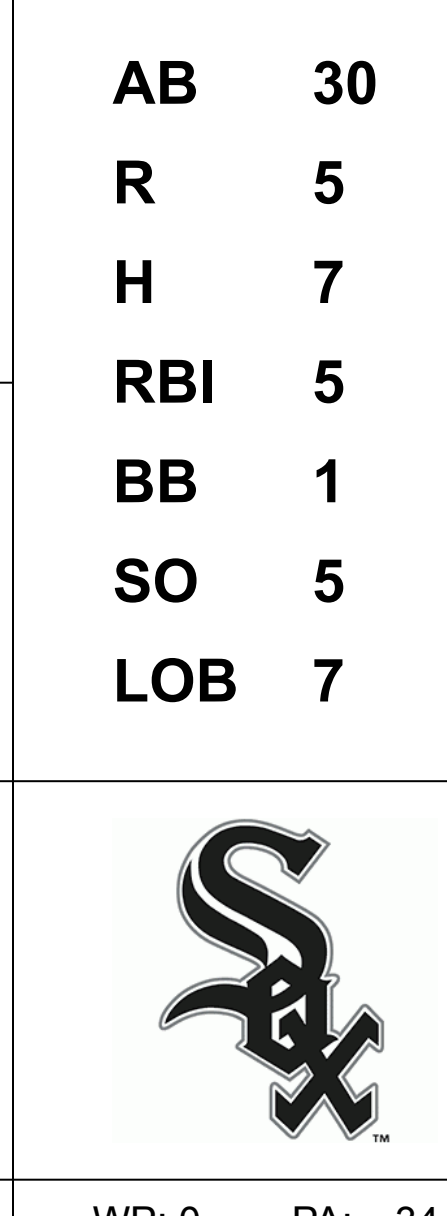


Batter	1	2	3	4	5	6	7	8	9	AB	R	H	RBI	BB	SO	LOB	TOP			
Billy Gardner, R OBP: 0.288, SLG: 0.358 (1, 4)	1-3		SH5-3 2B	FC6-4			1B		K	5	1	2	0	0	1	2	Baltimore Orioles @ Chicago White Sox Comiskey Park, Chicago, IL Tue Jun 19 1956, 4:33 AM EDT Att: 16,388 - Unknown			
Hoot Evers, R OBP: 0.431, SLG: 0.353 (1, 9)	K		SH5-3 2-3		F2		K		E5 FC5-4	4	0	0	0	0	2	1				
Bob Nieman, R OBP: 0.400, SLG: 0.551 (1, 7)	FC6-4 BB		5-3		L9		F4		FC5-4	4	0	0	0	1	0	3				
Gus Triandos, R OBP: 0.365, SLG: 0.488 (1, 3)	FC6-4				K				F5	4	0	1	1	0	1	1				
Hal Smith, R OBP: 0.322, SLG: 0.403 (1, 2)		PB SH1-3 1B	4-3				E3 G4-6-3 1B		L8	4	0	1	0	0	0	1				
Bobby Adams, R OBP: 0.388, SLG: 0.303 (1, 5)		SH1-3 1-2			5-3		G4-6-3 1B		BB 1B	3	0	2	0	0	0	0				
Jim Pyburn, R OBP: 0.308, SLG: 0.350 (1, 8)		PB BB			1B 1B		G4-6-3 1-2 2-3		BB 1B	2	0	1	0	2	0	2				
Willy Miranda, S OBP: 0.302, SLG: 0.293 (1, 6)	K				F4		L9		F8	4	0	0	0	0	1	6				
Ray Moore, R OBP: 0.286, SLG: 0.269 (1, 1)	K								K	2	0	1	0	0	1	2				
Chuck Diering, R OBP: 0.342, SLG: 0.258 (7, PH)	K								K	1	0	0	0	0	1	0				
Don Ferrarese, R OBP: 0.133, SLG: 0.071 (7, 1)										0	0	0	0	0	0	0				
Wayne Causey, L OBP: 0.216, SLG: 0.191 (9, PH)					FC6-4 1B					1	0	0	0	0	1	0				
Inning Stats	R: 0 E: 0 K: 1 S: 5	H: 0 LOB: 1 BB: 1 P: 9	R: 0 E: 0 K: 2 S: 8	H: 1 LOB: 2 BB: 1 P: 12	R: 1 E: 0 K: 0 S: 5	H: 2 LOB: 1 BB: 0 P: 5	R: 0 E: 0 K: 0 S: 5	H: 2 LOB: 2 BB: 0 P: 5	R: 0 E: 0 K: 1 S: 4	H: 1 LOB: 1 BB: 0 P: 4	R: 0 E: 0 K: 2 S: 8	H: 1 LOB: 2 BB: 1 P: 8	R: 0 E: 0 K: 0 S: 4	H: 1 LOB: 2 BB: 1 P: 8	R: 0 E: 1 K: 2 S: 8	H: 0 LOB: 1 BB: 0 P: 8	1B: 6 2B: 2 3B: 0 HR: 0	SF: 0 SAC: 2 DP: 1 HBP: 0	WP: 0 PB: 1 SB: 0 CS: 0	PA: 39
PITCHER Billy Pierce, L ERA: 3.05 (1, 1)	IP: 9.0 WLS: W BF: 39 H: 8 R: 1 ER: 1 SO: 8 BB: 3 IBB: 0 HBP: 0 BLK: 0 WP: 0 HR: 0 S: 52 P: 64 ERA: 1.00 WHIP: 1.222															PITCHER				

AB	34
R	1
H	8
RBI	1
BB	3
SO	8
LOB	18



Batter	1	2	3	4	5	6	7	8	9	AB	R	H	RBI	BB	SO	LOB	BOTTOM			
Jim Rivera, L OBP: 0.364, SLG: 0.428 (1, 9)	F7		HBP 1B		1-3		3-1			4	0	1	1	0	0	0	Baltimore Orioles @ Chicago White Sox Comiskey Park, Chicago, IL Tue Jun 19 1956, 4:33 AM EDT Att: 16,388 - Unknown			
Nellie Fox, L OBP: 0.321, SLG: 0.381 (1, 4)	L7		SF7		HR 1B		HBP BB			2	1	1	1	1	0	0				
Minnie Minoso, R OBP: 0.444, SLG: 0.476 (1, 7)	6-3		HBP		HR 1B		HBP			2	1	1	2	0	0	0				
Dave Philley, S OBP: 0.347, SLG: 0.357 (1, 3)		4-3	4-3		4-3		K			4	0	0	0	0	1	4				
Walt Dropo, R OBP: 0.338, SLG: 0.303 (8, 3)		4-3	4-3		4-3		K			0	0	0	0	0	0	0				
Larry Doby, L OBP: 0.382, SLG: 0.369 (1, 8)	3-1				4-3		HR		K	4	1	1	1	0	1	0				
Sherm Lollar, R OBP: 0.418, SLG: 0.478 (1, 2)	F8				F7		F6		F5	4	0	0	0	0	0	0				
Fred Hatfield, L OBP: 0.345, SLG: 0.319 (1, 5)			1B 1B		1B		K		3-1	4	1	2	0	0	1	0				
Luis Aparicio, R OBP: 0.292, SLG: 0.335 (1, 6)			1B SF7 1B		F7		4-3			3	1	1	0	0	0	1				
Billy Pierce, L OBP: 0.136, SLG: 0.116 (1, 1)			K		K		5-3			3	0	0	0	0	2	2				
Inning Stats	R: 0 E: 0 K: 0 S: 3	H: 0 LOB: 0 BB: 0 P: 3	R: 0 E: 0 K: 0 S: 3	H: 0 LOB: 0 BB: 0 P: 3	R: 2 E: 0 K: 1 S: 8	H: 3 LOB: 2 BB: 0 P: 9	R: 0 E: 0 K: 0 S: 4	H: 1 LOB: 1 BB: 0 P: 4	R: 2 E: 0 K: 1 S: 7	H: 2 LOB: 0 BB: 0 P: 7	R: 1 E: 0 K: 1 S: 6	H: 1 LOB: 0 BB: 1 P: 6	R: 0 E: 0 K: 1 S: 5	H: 0 LOB: 2 BB: 1 P: 10	R: 0 E: 0 K: 1 S: 5	H: 0 LOB: 0 BB: 0 P: 5	1B: 5 2B: 0 3B: 0 HR: 2	SF: 1 SAC: 0 DP: 0 HBP: 2	WP: 0 PB: 0 SB: 0 CS: 0	PA: 34
PITCHER Ray Moore, R ERA: 4.68 (1, 1)	IP: 6.0 WLS: L BF: 26 H: 7 R: 5 ER: 5 SO: 3 BB: 0 IBB: 0 HBP: 1 BLK: 0 WP: 0 HR: 2 S: 31 P: 32 ERA: 7.50 WHIP: 1.167															PITCHER				
Don Ferrarese, L ERA: 3.66 (7, 1)	IP: 2.0 WLS: 8 BF: 8 H: 0 R: 0 ER: 0 SO: 2 BB: 1 IBB: 0 HBP: 1 BLK: 0 WP: 0 HR: 0 S: 10 P: 15 ERA: 0.00 WHIP: 0.500															PITCHER				



Batter	1	2	3	4	5	6	7	8	9	AB	R	H	RBI	BB	SO	LOB	TOP		
Billy Gardner, R (1,4) OBP: 0.270, SLG: 0.360	0-0 6-3		0-3 K			0-0 1-3		0-3 K		4	0	0	0	0	2	0	Baltimore Orioles @ Chicago White Sox Comiskey Park, Chicago, IL Thu Jun 21 1956, 4:33 AM EDT Att: 4,581 - Unknown livebaseballscores.com		
Hoot Evers, R (1,9) OBP: 0.413, SLG: 0.333	0-0 F8			0-0 6-3		4-0 BB BB		0-0 F6		3	0	0	0	1	0	0			
George Kell, R (1,5) OBP: 0.366, SLG: 0.368	0-0 F2			0-0 F2		4-0 1-2 BB			0-0 5-3	3	0	0	0	1	0	0			
Bob Nieman, R (1,7) OBP: 0.388, SLG: 0.524		0-0 5-3		0-3 K		0-3 K			0-0 F4	4	0	0	0	0	2	2			
Gus Triandos, R (1,3) OBP: 0.374, SLG: 0.491		4-0 BB			0-0 F8		0-0 FC1-5 2B		0-0 6-3	3	0	1	0	1	0	0			
Hal Smith, R (1,2) OBP: 0.331, SLG: 0.407		0-0 F8			4-0 E BB		0-0 FC1-5 FC5-4 2-3			2	0	0	0	1	0	2			
Jim Pyburn, R (1,8) OBP: 0.313, SLG: 0.379					0-0 E6 G5-4-3		0-0 FC5-4 1-2			3	0	0	0	0	0	3			
Willy Miranda, S (1,6) OBP: 0.310, SLG: 0.294			0-0 F7		0-0 G5-4-3 1-2		0-0 F8			3	0	0	0	0	0	3			
Connie Johnson, R (1,1) OBP: 0.375, SLG: 0.286						0-0 6-3			0-0 5-3	2	0	0	0	0	0	0			
Bob Hale, L (8,PH) OBP: 0.298, SLG: 0.295				1-3						1	0	0	0	0	0	0			
George Zuverink, R (8,1) OBP: 0.313, SLG: 0.379										0	0	0	0	0	0	0			
Inning Stats	R: 0 E: 0 K: 0 S: 3	H: 0 LOB: 0 BB: 0 P: 3	R: 0 E: 0 K: 0 S: 3	H: 0 LOB: 1 BB: 1 P: 7	R: 0 E: 0 K: 1 S: 5	H: 0 LOB: 0 BB: 0 P: 5	R: 0 E: 0 K: 1 S: 5	H: 0 LOB: 0 BB: 0 P: 5	R: 0 E: 1 K: 0 S: 3	H: 0 LOB: 1 BB: 1 P: 7	R: 0 E: 0 K: 0 S: 4	H: 1 LOB: 1 BB: 0 P: 4	R: 0 E: 0 K: 1 S: 5	H: 0 LOB: 0 BB: 0 P: 5	R: 0 E: 0 K: 0 S: 3	H: 0 LOB: 0 BB: 0 P: 3	1B: 0 2B: 1 3B: 0 HR: 0	SF: 0 SAC: 0 DP: 1 HBP: 0	WP: 0 PA: 32 CS: 0
PITCHER Jack Harshman, L (1,1) ERA: 3.57	IP: 9.0 WLS: W BF: 32 H: 1 R: 0 ER: 0 SO: 4 BB: 4 IBB: 0 HBP: 0 BLK: 0 WP: 0 HR: 0 S: 36 P: 52 ERA: 0.00 WHIP: 0.556															PITCHER			

Batter	1	2	3	4	5	6	7	8	9	AB	R	H	RBI	BB	SO	LOB	BOTTOM		
Jim Rivera, L (1,9) OBP: 0.366, SLG: 0.425	4-0 S 2B BB		0-0 F9			4-0 G3 BB		0-0 F7		2	1	0	0	2	0	0	Baltimore Orioles @ Chicago White Sox Comiskey Park, Chicago, IL Thu Jun 21 1956, 4:33 AM EDT Att: 4,581 - Unknown livebaseballscores.com		
Nellie Fox, L (1,4) OBP: 0.324, SLG: 0.383	0-0 1-H 2B		0-0 F8			0-0 G3 1-2		1-0 HBP		3	0	1	1	0	0	1			
Larry Doby, L (1,8) OBP: 0.388, SLG: 0.383	0-3 K		0-3 K			4-0 BB		0-0 F6		3	0	0	0	1	2	2			
Dave Philley, S (1,7) OBP: 0.348, SLG: 0.358	0-0 F6			0-3 K		0-3 K				3	0	0	0	0	2	3			
Walt Dropo, R (1,3) OBP: 0.318, SLG: 0.284	0-0 F9			0-0 F9		0-0 F4				3	0	0	0	0	0	3			
Fred Hatfield, L (1,5) OBP: 0.348, SLG: 0.308		0-0 E3 6-3 S		0-0 G3			0-0 F9			3	0	0	0	0	0	0			
Les Moss, R (1,2) OBP: 0.333, SLG: 0.516		0-3 K			0-0 F2		0-0 5-3			3	0	0	0	0	1	1			
Luis Aparicio, R (1,6) OBP: 0.290, SLG: 0.324		0-0 6-3			0-0 F6		0-3 K			3	0	0	0	0	1	1			
Jack Harshman, L (1,1) OBP: 0.238, SLG: 0.368		0-3 K			0-0 F8			0-0 F3		3	0	0	0	0	1	1			
Inning Stats	R: 1 E: 0 K: 1 S: 6	H: 1 LOB: 1 BB: 1 P: 10	R: 0 E: 1 K: 2 S: 8	H: 0 LOB: 1 BB: 0 P: 8	R: 0 E: 0 K: 1 S: 5	H: 0 LOB: 0 BB: 0 P: 5	R: 0 E: 0 K: 1 S: 5	H: 0 LOB: 0 BB: 0 P: 5	R: 0 E: 0 K: 0 S: 3	H: 0 LOB: 1 BB: 1 P: 4	R: 0 E: 0 K: 0 S: 3	H: 0 LOB: 0 BB: 0 P: 5	R: 0 E: 0 K: 1 S: 5	H: 0 LOB: 0 BB: 2 P: 13	R: 0 E: 0 K: 0 S: 3	H: 0 LOB: 1 BB: 0 P: 4		1B: 0 2B: 1 3B: 0 HR: 0	SF: 0 SAC: 0 DP: 0 HBP: 1
PITCHER Connie Johnson, R (1,1) ERA: 3.2	IP: 7.0 WLS: L BF: 26 H: 1 R: 1 ER: 1 SO: 7 BB: 3 IBB: 0 HBP: 0 BLK: 0 WP: 0 HR: 0 S: 37 P: 49 ERA: 1.29 WHIP: 0.571															PITCHER			
George Zuverink, R (8,1) ERA: 2.75	IP: 1.0 WLS: L BF: 4 H: 0 R: 0 ER: 0 SO: 0 BB: 0 IBB: 0 HBP: 1 BLK: 0 WP: 0 HR: 0 S: 3 P: 4 ERA: 0.00 WHIP: 0.000															PITCHER			

Batter	1	2	3	4	5	6	7	8	9	10	11	12	AB	R	H	RBI	BB	SO	LOB	TOP		
Gl McDougald, R (1.6) <small>OBP: 0.295, SLG: 0.408</small> Phil Rizzuto, R (12.6) <small>OBP: 0.370, SLG: 0.261</small>	F7		F7			F7			4-3 1B		E 1B 1B	5-3	6	2	2	0	0	0	1			
Norm Siebern, L (1.7) <small>OBP: 0.250, SLG: 0.357</small> Hank Bauer, R (11.9) <small>OBP: 0.262, SLG: 0.436</small>	4-3			4-3			4-3		4-3		E9 1B 1B		5	1	1	0	0	0	1			
Mickey Mantle, S (1.8) <small>OBP: 0.467, SLG: 0.789</small>	BB			4-3			K				1B IBB		3	0	1	1	2	1	0			
Yogi Berra, L (1.2) <small>OBP: 0.399, SLG: 0.647</small>	4-3			F8			F8		F8		F2		5	0	0	0	0	0	5			
Joe Collins, L (1.3) <small>OBP: 0.279, SLG: 0.389</small>							F9		FC3-6 BB		K		4	0	1	2	1	2	1			
Irv Noren, L (1.9) <small>OBP: 0.444, SLG: 0.231</small> Tom Carroll, R (8. PR) <small>OBP: 0.333, SLG: 0.333</small> Don Larsen, R (8.1) <small>OBP: 0.303, SLG: 0.485</small> Rip Coleman, L (10.1) <small>OBP: 0.250, SLG: 0.143</small> Tom Morgan, R (12.1) <small>OBP: 0.250, SLG: 0.143</small> Billy Martin, R (1.4) <small>OBP: 0.316, SLG: 0.389</small>	4-3			F7			F7		FC3-6 2B		6-3	4-3	3	0	0	0	0	1				
Andy Carey, R (1.5) <small>OBP: 0.332, SLG: 0.382</small> Bill Skowron, R (8. PH) <small>OBP: 0.395, SLG: 0.470</small> Jerry Coleman, R (8.5) <small>OBP: 0.304, SLG: 0.279</small>				5-3			6-3		1-3		K		2	0	0	0	0	0	0			
Tom Sturdivant, L (1.1) <small>OBP: 0.267, SLG: 0.267</small> Elston Howard, R (8. PH) <small>OBP: 0.333, SLG: 0.357</small>				B5-3			1-3		K			1-3	2	0	0	0	0	0	0			
Inning Stats	R: 0 E: 0 K: 3	H: 0 LOB: 1 BB: 7	R: 0 E: 0 K: 1	H: 0 LOB: 0 BB: 5	R: 0 E: 0 K: 0	H: 0 LOB: 0 BB: 3	R: 0 E: 0 K: 0	H: 0 LOB: 0 BB: 3	R: 0 E: 0 K: 0	H: 0 LOB: 0 BB: 5	R: 1 E: 0 K: 1	H: 2 LOB: 1 BB: 7	R: 0 E: 0 K: 1	H: 0 LOB: 0 BB: 5	R: 2 E: 1 K: 0	H: 3 LOB: 2 BB: 10	R: 0 E: 0 K: 1	H: 1 LOB: 1 BB: 6	1B: 5 2B: 2 3B: 0 HR: 0	SF: 0 SAC: 0 DP: 0 HBP: 0	WP: 0 PB: 0 SB: 1 CS: 0	PA: 46
PITCHER Dick Donovan, R (1.1) <small>ERA: 4.25</small> Sandy Consuegra, R (12.1) <small>ERA: 4.0</small>	IP	WLS	BF	H	R	ER	SO	BB	IBB	HBP	BLK	WP	HR	S	P	ERA	WHIP					
	11.0	4	42	6	4	4	5	2	1	0	0	0	0	0	6	6	0.00	1.000				
	1.0	W	4	1	0	0	1	0	0	0	0	0	0	6	6	0.00	1.000					

New York Yankees @ Chicago White Sox
Comiskey Park, Chicago, IL
Fri Jun 22 1956, 4:33 AM EDT
Alt. 48,346 - Unknown

AB 43
R 4
H 7
RBI 4
BB 3
SO 6
LOB 15





Batter	1	2	3	4	5	6	7	8	9	10	11	12	AB	R	H	RBI	BB	SO	LOB	BOTTOM		
Jim Rivera, L (1.9) <small>OBP: 0.365, SLG: 0.419</small>	K		F4	K			F8			3-1 BB	BB 1B		5	0	1	0	1	2	3			
Nellie Fox, L (1.4) <small>OBP: 0.325, SLG: 0.379</small>	F9		6-3				L7		G3-6 1B	1-3	BB		5	0	1	0	1	0	2			
Larry Doby, L (1.8) <small>OBP: 0.351, SLG: 0.401</small>	1B		BB				G3-6		G3-6 1-2	3-1	4-3		5	1	2	1	1	0	5			
Dave Philley, S (1.7) <small>OBP: 0.348, SLG: 0.357</small>	5-3		1B BB				HR			3-1	4-3		6	0	2	1	0	0	2			
Sherm Lollar, R (1.2) <small>OBP: 0.415, SLG: 0.471</small>		5-3	F8				F5			6-3		FC1-5 HBP 1B	5	1	0	0	0	0	2			
Walt Dropo, R (1.3) <small>OBP: 0.322, SLG: 0.291</small> Jim Delsing, L (11. PR) <small>OBP: 0.229, SLG: 0.036</small>	K			1B 1B			5-3			F9	2B 1B	FC1-5 1B IBB	5	0	2	0	0	1	0			
Fred Hatfield, L (1.5) <small>OBP: 0.400, SLG: 0.321</small> Bubba Phillips, R (11. PH) <small>OBP: 0.304, SLG: 0.391</small>			FC6-4 1B				SH3-4 BB			L4	K	K	3	0	2	0	1	0	0			
Luis Aparicio, R (11.6) <small>OBP: 0.266, SLG: 0.219</small> Mingo Marmola, L (11. PH) <small>OBP: 0.280, SLG: 0.184</small> Billy Pierce, L (11. PH) <small>OBP: 0.336, SLG: 0.434</small> Sandy Consuegra, R (12.1) <small>OBP: 0.250, SLG: 0.143</small> Ron Northey, L (12. PH) <small>OBP: 0.250, SLG: 0.143</small> Jack McDermott, L (12. PH) <small>OBP: 0.236, SLG: 0.308</small>	FC6-4 1B			F4			SH3-4			F5	2B	1B IBB	3	0	0	0	0	0	3			
Dick Donovan, L (1.1) <small>OBP: 0.400, SLG: 0.485</small> Sammy Esposito, R (11. PH) <small>OBP: 0.368, SLG: 0.286</small>			WP 1B 2B	K			K			K	1B 2B	1B	4	1	1	0	0	3	3			
Inning Stats	R: 0 E: 0 K: 1	H: 1 LOB: 1 BB: 0	R: 0 E: 0 K: 1	H: 1 LOB: 1 BB: 0	R: 1 E: 0 K: 0	H: 2 LOB: 2 BB: 9	R: 0 E: 0 K: 2	H: 2 LOB: 2 BB: 9	R: 1 E: 0 K: 0	H: 1 LOB: 0 BB: 4	R: 0 E: 0 K: 0	H: 0 LOB: 0 BB: 0	R: 0 E: 0 K: 1	H: 0 LOB: 0 BB: 13	R: 2 E: 0 K: 1	H: 4 LOB: 3 BB: 13	R: 1 E: 0 K: 1	H: 2 LOB: 3 BB: 11	1B: 10 2B: 3 3B: 0 HR: 1	SF: 0 SAC: 1 DP: 1 HBP: 1	WP: 1 PB: 0 SB: 0 CS: 0	PA: 54
PITCHER Tom Sturdivant, R (1.1) <small>ERA: 2.18</small> Don Larsen, R (8.1) <small>ERA: 4.91</small> Rip Coleman, L (10.1) <small>ERA: 2.93</small> Tom Morgan, R (12.1) <small>ERA: 4.7</small>	IP	WLS	BF	H	R	ER	SO	BB	IBB	HBP	BLK	WP	HR	S	P	ERA	WHIP					
	7.0	2	30	8	2	2	5	2	0	0	0	1	1	38	46	2.57	1.429					
	2.0	7	0	0	0	1	1	0	0	0	0	0	0	8	12	0.00	0.500					
	2.0	L	12	5	3	3	1	1	0	0	0	0	0	13	17	13.50	3.000					
	0.2	5	1	0	0	1	0	0	1	1	0	0	0	5	10	0.00	1.500					

New York Yankees @ Chicago White Sox
Comiskey Park, Chicago, IL
Fri Jun 22 1956, 4:33 AM EDT
Alt. 48,346 - Unknown

AB 47
R 5
H 14
RBI 5
BB 5
SO 8
LOB 25



Batter	1	2	3	4	5	6	7	8	9	AB	R	H	RBI	BB	SO	LOB	TOP					
Hank Bauer, R OBP: 0.281, SLG: 0.432 (1, 9)	5-3		5-3			1B		F6		4	0	1	0	0	0	0	<p>New York Yankees @ Chicago White Sox Comiskey Park, Chicago, IL Sat Jun 23 1956, 4:33 AM EDT Att: 29,832 - Unknown</p> <p>livebaseballscorecards.com</p> <p>AB 30 R 0 H 4 RBI 0 BB 4 SO 2 LOB 10</p> 					
Billy Martin, R OBP: 0.314, SLG: 0.382 (1, 4)	B1-3		F6			F4		BB		3	0	0	0	1	0							
Mickey Mantle, S OBP: 0.467, SLG: 0.782 (1, 8)	BB				G4-6-3 BB	F5		F8		2	0	0	0	2	0							
Yogi Berra, L OBP: 0.392, SLG: 0.634 (1, 2)	G3		G4-6-3 1-2						F3	4	0	0	0	0	2							
Joe Collins, L OBP: 0.271, SLG: 0.377 (1, 3)		4-3		K				4-3		4	0	0	0	1	0							
Norm Siebern, L OBP: 0.313, SLG: 0.452 (1, 7)		3B				F9		1B BB		3	0	2	0	1	0							
Andy Carey, R OBP: 0.330, SLG: 0.379 (1, 5)		F8				F9		1-2 1B		4	0	1	0	0	2							
Phil Rizzuto, R OBP: 0.345, SLG: 0.240 (7, PH)																						
Bill Skowron, R OBP: 0.392, SLG: 0.467 (7, 6)																						
Billy Hunter, R (7, 6)																						
Bob Grim, R OBP: 0.188, SLG: 0.071 (8, PH)																						
Elston Howard, R OBP: 0.331, SLG: 0.354 (8, PH)																						
Rip Coleman, L (8, 1)																						
Inning Stats	R: 0 E: 0 K: 0 S: 3	H: 0 LOB: 1 BB: 1 P: 7	R: 0 E: 0 K: 0 S: 4	H: 1 LOB: 1 BB: 0 P: 4	R: 0 E: 0 K: 0 S: 3	H: 0 LOB: 0 BB: 0 P: 3	R: 0 E: 0 K: 1 S: 4	H: 0 LOB: 0 BB: 1 P: 8	R: 0 E: 0 K: 0 S: 3	H: 0 LOB: 0 BB: 0 P: 3	R: 0 E: 0 K: 1 S: 6	H: 1 LOB: 1 BB: 0 P: 6	R: 0 E: 0 K: 0 S: 4	H: 1 LOB: 2 BB: 1 P: 8	R: 0 E: 0 K: 0 S: 3	H: 0 LOB: 1 BB: 1 P: 7	R: 0 E: 0 K: 0 S: 4	H: 1 LOB: 1 BB: 0 P: 4	1B: 3 2B: 0 3B: 1 HR: 0	SF: 0 SAC: 0 DP: 1 HBP: 0	WP: 0 PB: 0 CS: 0	PA: 34
PITCHER Jim Wilson, R ERA: 3.08 (1, 1)	IP: 9.0 WLS: W BF: 34 H: 4 R: 0 ER: 0 SO: 2 BB: 4 IBB: 0 HBP: 0 BLK: 0 WP: 0 HR: 0 S: 34 P: 50 ERA: 0.00 WHIP: 0.889															PITCHER						

Batter	1	2	3	4	5	6	7	8	9	AB	R	H	RBI	BB	SO	LOB	BOTTOM					
Jim Rivera, L OBP: 0.363, SLG: 0.411 (1, 9)	G3 BB		FC4-6 E 1-2 1B			6-3		F8		3	0	0	0	1	0	1	<p>New York Yankees @ Chicago White Sox Comiskey Park, Chicago, IL Sat Jun 23 1956, 4:33 AM EDT Att: 29,832 - Unknown</p> <p>livebaseballscorecards.com</p> <p>AB 29 R 2 H 8 RBI 2 BB 4 SO 3 LOB 14</p> 					
Nellie Fox, L OBP: 0.327, SLG: 0.381 (1, 4)	G3 1-2		E7 1-3 1B					4-3		4	0	2	0	0	0	1						
Larry Doby, L OBP: 0.384, SLG: 0.392 (1, 8)	K		K			F9		G3		4	0	0	0	2	3							
Dave Philley, S OBP: 0.351, SLG: 0.356 (6, PR)																						
Jim Delsing, L OBP: 0.222, SLG: 0.034 (7, 7)	4-3																					
Sherm Lollar, R OBP: 0.416, SLG: 0.477 (1, 2)																						
Walt Dropo, R OBP: 0.330, SLG: 0.293 (1, 3)																						
Fred Hatfield, L OBP: 0.370, SLG: 0.321 (1, 5)																						
Luis Aparicio, R OBP: 0.286, SLG: 0.319 (1, 6)																						
Jim Wilson, R OBP: 0.372, SLG: 0.333 (1, 1)																						
Inning Stats	R: 0 E: 0 K: 1 S: 5	H: 0 LOB: 1 BB: 1 P: 9	R: 0 E: 0 K: 0 S: 3	H: 0 LOB: 1 BB: 1 P: 7	R: 0 E: 1 K: 1 S: 6	H: 2 LOB: 1 BB: 0 P: 6	R: 0 E: 0 K: 0 S: 4	H: 2 LOB: 2 BB: 1 P: 8	R: 0 E: 0 K: 0 S: 4	H: 1 LOB: 1 BB: 0 P: 4	R: 2 E: 0 K: 0 S: 4	H: 2 LOB: 1 BB: 1 P: 9	R: 0 E: 0 K: 0 S: 3	H: 0 LOB: 0 BB: 0 P: 3	R: 0 E: 0 K: 1 S: 6	H: 1 LOB: 1 BB: 0 P: 6	R: 0 E: 0 K: 0 S: 4	H: 1 LOB: 1 BB: 0 P: 6	1B: 7 2B: 1 3B: 0 HR: 0	SF: 0 SAC: 0 DP: 0 HBP: 1	WP: 0 PB: 0 CS: 0	PA: 34
PITCHER Bob Grim, R ERA: 3.59 (1, 1)	IP: 7.0 WLS: L BF: 30 H: 7 R: 2 ER: 2 SO: 2 BB: 4 IBB: 0 HBP: 1 BLK: 0 WP: 0 HR: 0 S: 29 P: 46 ERA: 2.57 WHIP: 1.571															PITCHER						
Rip Coleman, L ERA: 2.85 (8, 1)	IP: 1.0 WLS: L BF: 4 H: 1 R: 0 ER: 0 SO: 1 BB: 0 IBB: 0 HBP: 0 BLK: 0 WP: 0 HR: 0 S: 6 P: 6 ERA: 0.00 WHIP: 1.000															PITCHER						

Batter	1	2	3	4	5	6	7	8	9	AB	R	H	RBI	BB	SO	LOB	TOP			
Hank Bauer, R OBP: 0.285, SLG: 0.440 Charles Silvera, R (7, 2)	0-0 1B 3B	4-0 FC5-4 BB			0-0 F8		0-0 F8		0-3 K	3	1	1	0	1	0	2				
Billy Martin, R OBP: 0.307, SLG: 0.372	0-0 F9	0-0 FC5-4 1-2			0-0 6-3			0-0 6-3	0-0 F2	5	0	0	0	0	0	5				
Mickey Mantle, S OBP: 0.471, SLG: 0.786	0-0 4-3 1B 3-H		0-0 L6-5 2B		0-0 5-3			0-0 1B 1B		4	0	3	1	0	0	0				
Yogi Berra, L OBP: 0.389, SLG: 0.628 Norm Siebern, L OBP: 0.294, SLG: 0.424	0-0 4-3 1-2		0-3 K		0-0 L4			0-3 K		2	0	0	0	0	1	2				
Bill Skowron, R OBP: 0.389, SLG: 0.462	0-0 1-3		0-0 L6-5 2-3		0-0 5-3			0-0 FC6-4 1B		4	0	1	0	0	0	2				
Elston Howard, R OBP: 0.323, SLG: 0.345		0-0 5-3			0-0 F8			0-0 F3 1-2	0-0 FC6-4	4	0	0	0	0	0	2				
Andy Carey, R OBP: 0.339, SLG: 0.379 Tom Carroll, R OBP: 0.429, SLG: 0.429		0-0 3B 1B			0-0 5-3			0-0 1B 1B	0-0 F8	0	0	0	0	0	0	0				
Billy Hunter, R OBP: 0.500, SLG: 1.000		0-0 1-H 3B			0-0 5-3			0-0 F7	0-0 BB 1B	4	0	2	1	0	0	1				
Whitey Ford, L OBP: 0.324, SLG: 0.281 Bob Cerv, R OBP: 0.296, SLG: 0.422 Bob Turley, R OBP: 0.250, SLG: 0.182 Tom Morgan, R OBP: 0.300, SLG: 0.222 Joe Collins, L OBP: 0.277, SLG: 0.377		0-3 K			0-3 K			0-0 1-2 1B	4-0 BB	0	0	0	0	0	0	0				
Inning Stats	R: 1 E: 0 K: 0 S: 5	H: 2 LOB: 1 BB: 0 P: 5	R: 1 E: 0 K: 1 S: 7	H: 2 LOB: 2 BB: 1 P: 11	R: 0 E: 0 K: 1 S: 5	H: 1 LOB: 0 BB: 0 P: 5	R: 0 E: 0 K: 0 S: 3	H: 0 LOB: 0 BB: 0 P: 3	R: 0 E: 0 K: 1 S: 5	H: 0 LOB: 0 BB: 0 P: 5	R: 0 E: 0 K: 0 S: 3	H: 2 LOB: 2 BB: 0 P: 5	R: 0 E: 0 K: 1 S: 7	H: 2 LOB: 2 BB: 1 P: 10	R: 0 E: 0 K: 1 S: 6	H: 1 LOB: 2 BB: 1 P: 10	1B: 7 2B: 2 3B: 2 HR: 0	SF: 0 SAC: 0 DP: 1 HBP: 0	WP: 0 PB: 0 CS: 0	PA: 38
PITCHER Billy Pierce, L ERA: 2.97	IP: 9.0 WLS: W BF: 38 H: 10 R: 2 ER: 2 SO: 5 BB: 2 IBB: 0 HBP: 0 BLK: 0 WP: 0 HR: 0 S: 46 P: 54 ERA: 2.00 WHIP: 1.333											PITCHER	IP: 9.0 WLS: W BF: 38 H: 10 R: 2 ER: 2 SO: 5 BB: 2 IBB: 0 HBP: 0 BLK: 0 WP: 0 HR: 0 S: 46 P: 54 ERA: 2.00 WHIP: 1.333							

New York Yankees @ Chicago White Sox
Comiskey Park, Chicago, IL
Sun Jun 24 1956, 4:33 AM EDT
Unknown

AB 36
R 2
H 10
RBI 2
BB 2
SO 5
LOB 18



Batter	1	2	3	4	5	6	7	8	9	AB	R	H	RBI	BB	SO	LOB	BOTTOM			
Sammy Esposito, R OBP: 0.370, SLG: 0.293	0-0 WP 1-3 1B	0-0 G3 2-3	0-3 K		0-0 FC1-6 G6-3 1-2		0-0 1-6-3 1B			5	1	2	0	0	1	3				
Nellie Fox, L OBP: 0.325, SLG: 0.386	0-0 1-3 1-2	0-0 1B 3B			0-0 F8 1-2		0-0 G6-3 1-2		0-0 1-6-3 1B	5	1	1	1	0	0	3				
Minnie Minoso, R OBP: 0.454, SLG: 0.487 Jim Rivera, L OBP: 0.364, SLG: 0.412	1-0 1B HR 2-3	0-0 FC5-4 1B		4-0 1B 1B 2B BB		0-0 1B 1B G6-4-3 1B		0-0 4-3		1	2	1	1	1	0	0				
Dave Philley, S OBP: 0.359, SLG: 0.365 Jim Delsing, L OBP: 0.222, SLG: 0.034	0-0 HR 1B	0-0 FC5-4 1-2		0-0 1B 2B 1B		0-0 G6-4-3 1B 1-2 1B		0-0 1B E 1B		5	3	4	1	0	0	1				
Larry Doby, L OBP: 0.397, SLG: 0.422	0-0 1-H 3-H HR		4-0 HR BB	0-0 2B 6-3 1B		0-0 G6-4-3 1B 1-2 1B		0-0 F9 SF8 1B		4	4	4	3	1	0	0				
Sherm Lollar, R OBP: 0.418, SLG: 0.500 Les Moss, R OBP: 0.324, SLG: 0.500	0-0 6-3		0-0 HR BB	0-0 6-3 1B		0-0 G6-4-3 1-2 1B		0-0 E5		4	1	2	4	0	0	2				
Walt Dropo, R OBP: 0.323, SLG: 0.279	0-0 F9		0-0 4-3	0-0 6-3		0-0 BB		0-0 F9		4	0	0	1	1	0	3				
Luis Aparicio, R OBP: 0.289, SLG: 0.328		0-0 G3 SH2-4 3B 1B		0-0 F7		0-0 F9		0-0 SF8		4	1	2	1	0	0	3				
Billy Pierce, L OBP: 0.146, SLG: 0.128		0-0 SH2-4 1-2		0-0 F7		0-0 FC1-6 1B		0-0 F6	0-0 4-3	4	0	1	0	0	0	2				
Inning Stats	R: 4 E: 0 K: 0 S: 6	H: 3 LOB: 0 BB: 0 P: 7	R: 2 E: 0 K: 0 S: 6	H: 3 LOB: 1 BB: 0 P: 6	R: 2 E: 0 K: 1 S: 7	H: 2 LOB: 1 BB: 1 P: 11	R: 3 E: 0 K: 0 S: 6	H: 3 LOB: 1 BB: 1 P: 10	R: 0 E: 0 K: 0 S: 3	H: 1 LOB: 0 BB: 0 P: 3	R: 1 E: 0 K: 0 S: 5	H: 3 LOB: 2 BB: 1 P: 9	R: 0 E: 0 K: 0 S: 4	H: 1 LOB: 1 BB: 0 P: 4	R: 2 E: 1 K: 0 S: 6	H: 2 LOB: 1 BB: 0 P: 6	1B: 13 2B: 2 3B: 1 HR: 2	SF: 1 SAC: 1 DP: 2 HBP: 1	WP: 1 PB: 0 CS: 0	PA: 45
PITCHER Whitey Ford, L ERA: 2.41 Bob Turley, R ERA: 5.64 Tom Morgan, R ERA: 4.58	IP: 1.0 WLS: L BF: 7 H: 3 R: 4 ER: 4 SO: 4 BB: 0 IBB: 0 HBP: 0 BLK: 0 WP: 1 HR: 1 S: 6 P: 7 ERA: 36.00 WHIP: 3.000											PITCHER	IP: 2.1 WLS: 17 BF: 8 H: 7 R: 7 ER: 7 SO: 1 BB: 2 IBB: 0 HBP: 0 BLK: 0 WP: 0 HR: 1 S: 17 P: 25 ERA: 27.00 WHIP: 4.286							
											PITCHER	IP: 4.2 WLS: 21 BF: 7 H: 3 R: 3 ER: 2 SO: 0 BB: 1 IBB: 0 HBP: 0 BLK: 0 WP: 0 HR: 0 S: 20 P: 24 ERA: 3.86 WHIP: 1.714								

New York Yankees @ Chicago White Sox
Comiskey Park, Chicago, IL
Sun Jun 24 1956, 4:33 AM EDT
Unknown

AB 39
R 14
H 18
RBI 13
BB 3
SO 1
LOB 19




Batter	1	2	3	4	5	6	7	8	9	AB	R	H	RBI	BB	SO	LOB	TOP																			
Phil Rizzuto, R OBP: 0.375, SLG: 0.259 (1, 6)	4-0 FC6-4 BB		0-0 SH3			0-0 F9 1B 4-3 1B	0-0 F8			2	1	1	0	1	0	0																				
Billy Martin, R OBP: 0.305, SLG: 0.369 (1, 4)	0-0 F9		0-0 F8			0-0 F9 E 1B 1-2 2-H		0-0 1-3		4	1	1	1	0	0	2																				
Mickey Mantle, S OBP: 0.465, SLG: 0.773 (1, 8)	0-0 FC6-4 1-2			0-0 F9		0-0 F9 1-2 2-3		0-0 F7		4	0	0	0	0	0	3																				
Yogi Berra, L OBP: 0.382, SLG: 0.616 (1, 2)	0-0 4-3			0-0 G3		0-0 4-3 2-H 3-H		0-0 4-3		4	0	0	1	0	0	1																				
Joe Collins, L OBP: 0.276, SLG: 0.368 (1, 3)		0-0 3-1		0-0 6-3		0-0 BB BB		0-0 F9		3	0	0	0	1	0	0																				
Norm Siebern, L OBP: 0.316, SLG: 0.417 (1, 7)		0-3 K			0-0 G5-4-3 1B	0-0 FC3-4 BB		0-0 F7		3	0	1	0	1	1	0																				
Hank Bauer, R OBP: 0.280, SLG: 0.432 (1, 9)		0-0 5-3			0-0 G5-4-3 1-2	0-0 FC3-4 1-2		0-0 6-3		4	0	0	0	0	0	3																				
Jerry Coleman, R OBP: 0.327, SLG: 0.289 (1, 5)			4-0 FC5-4 BB		0-0 4-3		0-0 G1-4-3 1B			2	0	1	0	1	0	0																				
Mickey McDermott, L OBP: 0.250, SLG: 0.118 Don Larsen, R OBP: 0.356, SLG: 0.472 (1, 1)			0-0 FC5-4 SH3 1-2			0-0 1B 1B		0-0 G1-4-3 1-2		0	0	0	0	0	0	0																				
Inning Stats	R: 0 E: 0 K: 0 S: 3	H: 0 LOB: 1 BB: 1 P: 7	R: 0 E: 0 K: 1 S: 5	H: 0 LOB: 0 BB: 0 P: 5	R: 0 E: 0 K: 0 S: 3	H: 0 LOB: 1 BB: 1 P: 7	R: 0 E: 0 K: 0 S: 3	H: 0 LOB: 0 BB: 0 P: 3	R: 0 E: 0 K: 0 S: 3	H: 1 LOB: 0 BB: 0 P: 3	R: 3 E: 1 K: 0 S: 6	H: 3 LOB: 2 BB: 2 P: 14	R: 0 E: 0 K: 0 S: 3	H: 1 LOB: 0 BB: 0 P: 3	R: 0 E: 0 K: 0 S: 3	H: 0 LOB: 0 BB: 0 P: 3	1B: 5 2B: 0 3B: 0 HR: 0	SF: 0 SAC: 1 DP: 2 HBP: 0	WP: 0 PA: 34 CS: 0																	
PITCHER	IP	WLS	BF	H	R	ER	SO	BB	IBB	HBP	BLK	WP	HR	S	P	ERA	WHIP	PITCHER		IP	WLS	BF	H	R	ER	SO	BB	IBB	HBP	BLK	WP	HR	S	P	ERA	WHIP
Gerry Staley, R ERA: 5.09 (1, 1)	5.2	W	23	4	3	2	1	3	0	0	0	0	0	22	34	3.18	1.235																			
Morrie Martin, L ERA: 2.94 (6, 1)	0.0		1	0	0	0	0	1	0	0	0	0	0	0	4	∞	∞																			
Dixie Howell, R ERA: 4.55 (6, 1)	3.1	S	10	1	0	0	0	0	0	0	0	0	0	10	10	0.00	0.300																			

New York Yankees @ Chicago White Sox
Comiskey Park, Chicago, IL
Sun Jun 24 1956, 4:38 AM EDT
Att: 47,255 - Unknown

livebaseballscores.com

AB 29
R 3
H 5
RBI 2
BB 4
SO 1
LOB 11




Batter	1	2	3	4	5	6	7	8	9	AB	R	H	RBI	BB	SO	LOB	BOTTOM																				
Sammy Esposito, R OBP: 0.371, SLG: 0.304 (1, 5)	4-0 BB SF8 1B BB		0-0 F9		0-0 F9 2-3		0-0 2B		0-0 6-3	4	1	1	0	1	0	3																					
Nellie Fox, L OBP: 0.324, SLG: 0.383 (1, 4)	0-0 1-2 HR 1B		0-0 4-3		0-0 F7		0-0 F9			4	1	1	0	0	0	3																					
Minnie Minoso, R OBP: 0.455, SLG: 0.500 (1, 7)	4-0 1-2 2-3 HR BB		0-3 K		0-0 F8		0-0 HR			3	2	1	1	1	1	0																					
Dave Philley, S OBP: 0.358, SLG: 0.362 Jim Rivera, L OBP: 0.333, SLG: 0.412 (9, 9)	0-0 SF8		4-0 BB		0-0 1-3		0-0 F7			2	0	0	1	1	0	0																					
Larry Doby, L OBP: 0.399, SLG: 0.437 (1, 8)	0-0 3-H 1-H 2-H HR		0-0 F7		4-0 2B BB		0-0 6-3			3	2	1	3	1	0	1																					
Sherm Lollar, R OBP: 0.419, SLG: 0.505 (1, 2)	0-0 1B		0-0 F8		0-0 1-H 2B		0-0 F6			4	0	2	1	0	0	1																					
Walt Dropo, R OBP: 0.320, SLG: 0.270 (1, 3)	0-0 F9			0-0 6-3	0-0 5-3		4-0 FC6-4 BB			3	0	0	0	1	0	2																					
Luis Aparicio, R OBP: 0.289, SLG: 0.323 (1, 6)	0-0 L7		4-0 F9 S BB		0-0 1-3		0-0 FC6-4 S 1-2			3	0	0	0	1	0	2																					
Gerry Staley, R OBP: 0.364, SLG: 0.300 Morrie Martin, L OBP: 0.333, SLG: 0.200 Dixie Howell, L OBP: 0.273, SLG: 0.200 (1, 1)		0-0 F3		4-0 1-2 BB		0-3 K		0-0 6-3 1-2		1	0	0	0	1	0	0																					
Inning Stats	R: 4 E: 0 K: 0 S: 6	H: 3 LOB: 1 BB: 2 P: 14	R: 0 E: 0 K: 0 S: 3	H: 0 LOB: 0 BB: 0 P: 3	R: 0 E: 0 K: 1 S: 5	H: 0 LOB: 1 BB: 1 P: 9	R: 0 E: 0 K: 0 S: 3	H: 0 LOB: 2 BB: 2 P: 11	R: 1 E: 0 K: 0 S: 4	H: 1 LOB: 1 BB: 1 P: 8	R: 0 E: 0 K: 1 S: 6	H: 1 LOB: 0 BB: 0 P: 6	R: 1 E: 0 K: 0 S: 4	H: 1 LOB: 0 BB: 0 P: 4	R: 0 E: 0 K: 0 S: 3	H: 0 LOB: 1 BB: 1 P: 7	1B: 2 2B: 2 3B: 0 HR: 2	SF: 1 SAC: 0 DP: 0 HBP: 0	WP: 0 PA: 37 CS: 0																		
PITCHER	IP	WLS	BF	H	R	ER	SO	BB	IBB	HBP	BLK	WP	HR	S	P	ERA	WHIP	PITCHER		IP	WLS	BF	H	R	ER	SO	BB	IBB	HBP	BLK	WP	HR	S	P	ERA	WHIP	
Mickey McDermott, L ERA: 6.91 (1, 1)	0.1	L	6	3	4	4	0	2	0	0	0	0	1	4	12	108.00	15.000																				
Don Larsen, R ERA: 4.64 (1, 1)	7.2		31	3	2	2	2	5	0	0	0	0	1	30	50	2.35	1.043																				

New York Yankees @ Chicago White Sox
Comiskey Park, Chicago, IL
Sun Jun 24 1956, 4:38 AM EDT
Att: 47,255 - Unknown

livebaseballscores.com

AB 29
R 6
H 6
RBI 6
BB 7
SO 2
LOB 13



Batter	1	2	3	4	5	6	7	8	9	AB	R	H	RBI	BB	SO	LOB	TOP		
Jim Piersall, R OBP: 0.375, SLG: 0.440	4-0 1B BB	4-0 BB		0-0 B1-3			0-0 F9			2	1	0	0	2	0	1	Boston Red Sox @ Chicago White Sox Comiskey Park, Chicago, IL Tue Jun 26 1956, 4:33 AM EDT Att: 37,490 - Unknown		
Billy Klaus, L OBP: 0.390, SLG: 0.362	0-0 F9	0-0 F9			0-0 F9			0-0 F7		4	0	0	0	0	0	2			
Ted Williams, L OBP: 0.462, SLG: 0.500	0-3 K		0-3 K		0-0 G3			0-0 4-3		4	0	0	0	0	2	1			
Dick Gernert, R OBP: 0.418, SLG: 0.560	0-0 BB 1B		4-0 BB		0-0 5-3			0-0 F8		3	0	1	0	1	0	0			
Jackie Jensen, R OBP: 0.397, SLG: 0.481	0-0 BB 1B		0-0 F8		0-3 K			0-0 FC6-4 1B		4	0	2	1	0	1	1			
Ted Lepcio, R OBP: 0.290, SLG: 0.408	4-0 1-2 3-H BB		0-3 K		0-0 F6			0-0 FC6-4 1-2		3	0	0	0	1	1	2			
Sammy White, R OBP: 0.330, SLG: 0.390	0-0 F8			0-0 F3			0-0 F8		0-0 F9	4	0	0	0	0	0	4			
Don Buddin, R OBP: 0.390, SLG: 0.359		0-3 K		4-0 BB			0-3 K		0-0 F8	3	0	0	0	1	2	1			
Tom Brewer, R OBP: 0.310, SLG: 0.350		0-0 4-3		0-0 F8			0-0 F9			2	0	0	0	0	0	1			
Norm Zauchin, R OBP: 0.308, SLG: 0.345										1	0	0	0	0	0	0			
Frank Baumann, L OBP: 0.333, SLG: 0.556										0	0	0	0	0	0	0			
Inning Stats	R: 1 E: 0 K: 1 S: 7	H: 2 LOB: 3 BB: 2 P: 15	R: 0 E: 0 K: 1 S: 5	H: 0 LOB: 1 BB: 1 P: 9	R: 0 E: 0 K: 2 S: 7	H: 0 LOB: 1 BB: 1 P: 11	R: 0 E: 0 K: 0 S: 3	H: 0 LOB: 0 BB: 0 P: 7	R: 0 E: 0 K: 1 S: 5	H: 0 LOB: 0 BB: 0 P: 5	R: 0 E: 0 K: 1 S: 5	H: 0 LOB: 0 BB: 0 P: 5	R: 0 E: 0 K: 0 S: 3	H: 0 LOB: 0 BB: 0 P: 3	R: 0 E: 0 K: 0 S: 4	H: 1 LOB: 1 BB: 0 P: 4	1B: 3 2B: 0 3B: 0 HR: 0	SF: 0 SAC: 0 DP: 0 HBP: 0	WP: 0 PA: 35
PITCHER Jack Harshman, L ERA: 3.27	IP: 9.0 WLS: W BF: 35 H: 3 R: 1 ER: 1 SO: 6 BB: 5 IBB: 0 HBP: 0 BLK: 0 WP: 0 HR: 0 S: 42 P: 62 ERA: 1.00 WHIP: 0.889																		

AB 30
R 1
H 3
RBI 1
BB 5
SO 6
LOB 13



Batter	1	2	3	4	5	6	7	8	9	AB	R	H	RBI	BB	SO	LOB	BOTTOM
Jim Rivera, L OBP: 0.362, SLG: 0.409	0-0 1-3	0-0 FC S			0-0 F9					4	0	1	1	0	0	1	Boston Red Sox @ Chicago White Sox Comiskey Park, Chicago, IL Tue Jun 26 1956, 4:33 AM EDT Att: 37,490 - Unknown
Nellie Fox, L OBP: 0.319, SLG: 0.377	0-0 G3	0-0 F8			0-0 6-3		0-0 F6			4	0	0	0	0	0	4	
Minnie Minoso, R OBP: 0.447, SLG: 0.490	0-0 5-3		0-0 F8		0-0 F8		0-0 L1			4	0	0	0	0	0	2	
Larry Doby, L OBP: 0.405, SLG: 0.438		0-0 1B SF7 1B		1-0 HBP		4-0 G6-3 BB		0-0 F8		2	1	1	0	1	0	0	
Dave Philley, S OBP: 0.360, SLG: 0.364		0-0 E BB 2B 1B		0-3 K		0-0 G6-3 1-2		0-0 L6-3 1B		4	1	2	0	0	1	2	
Walt Dropo, R OBP: 0.320, SLG: 0.270		1-3 E 2B 1B		0-0 K		0-0 6-3		0-0 L6-3 1B		0	0	0	0	0	0	0	
Sherm Lollar, R OBP: 0.416, SLG: 0.497	4-0 E 2B BB		0-0 F8		0-0 F8		0-0 6-3		0-0 L6-3 1-2	3	1	0	0	1	0	2	
Fred Hatfield, L OBP: 0.369, SLG: 0.337	0-0 SF7 1-2 2-3 3-H			0-0 F9			0-0 F9 1B 2B			2	1	1	1	0	0	0	
Luis Aparicio, R OBP: 0.289, SLG: 0.328	0-0 FC 2B		0-3 K		0-0 F9		0-0 F9 2-3			3	0	1	2	0	1	1	
Jack Harshman, L OBP: 0.250, SLG: 0.333	0-0 K		0-0 F7				0-0 WP 1B BB			2	0	0	0	1	1	1	
Inning Stats	R: 0 E: 0 K: 0 S: 3	H: 0 LOB: 0 BB: 0 P: 3	R: 3 E: 1 K: 1 S: 9	H: 3 LOB: 2 BB: 1 P: 13	R: 0 E: 0 K: 1 S: 5	H: 0 LOB: 0 BB: 0 P: 6	R: 0 E: 0 K: 1 S: 5	H: 0 LOB: 0 BB: 0 P: 5	R: 0 E: 0 K: 0 S: 2	H: 0 LOB: 1 BB: 1 P: 6	R: 1 E: 0 K: 0 S: 5	H: 2 LOB: 2 BB: 1 P: 9	R: 0 E: 0 K: 0 S: 3	H: 1 LOB: 0 BB: 0 P: 3	1B: 4 2B: 3 3B: 0 HR: 0	SF: 1 SAC: 0 DP: 2 HBP: 1	WP: 1 PA: 33
PITCHER Tom Brewer, R ERA: 3.12	IP: 6.0 WLS: L BF: 24 H: 3 R: 3 ER: 3 SO: 3 BB: 2 IBB: 0 HBP: 1 BLK: 0 WP: 0 HR: 0 S: 27 P: 36 ERA: 4.50 WHIP: 0.833																
Frank Baumann, L ERA: 3.24	IP: 2.0 WLS: 9 BF: 3 H: 1 R: 1 ER: 1 SO: 0 BB: 1 IBB: 0 HBP: 0 BLK: 0 WP: 1 HR: 0 S: 8 P: 12 ERA: 4.50 WHIP: 2.000																

AB 28
R 4
H 6
RBI 4
BB 3
SO 3
LOB 13



Batter	1	2	3	4	5	6	7	8	9	AB	R	H	RBI	BB	SO	LOB	TOP					
Billy Goodman, L (1, 4) OBP: 0.382, SLG: 0.452	1-3	4-3		1B	FC5-4		K	1B		6	3	2	1	0	1	2	Boston Red Sox @ Chicago White Sox Comiskey Park, Chicago, IL Wed Jun 27 1956, 4:33 AM EDT Att: 15,771 - Unknown					
Billy Klaus, L (1, 5) OBP: 0.403, SLG: 0.367	1B	F5		1B	1B		WP	1B		3	1	2	3	3	0	1						
Ted Williams, L (1, 7) Gene Stephens, L (6, PR) (8, 7)	1B		6-3	E5	1B		WP	1B		5	1	4	2	1	0	0						
Mickey Vernon, L (1, 3) OBP: 0.404, SLG: 0.562	K		1B	1B	F9		1B	4-3		4	1	0	0	2	1	8						
Jackie Jensen, R (1, 9) OBP: 0.390, SLG: 0.477	K		1B	5-3		F9	F7			4	0	1	0	2	1	7						
Jim Piersall, R (1, 8) OBP: 0.376, SLG: 0.440		E		1B	1B		K	5-3	G6-3	5	1	2	3	0	1	2						
Sammy White, R (1, 2) OBP: 0.330, SLG: 0.382		3-4		1B	L8		F9	6-3	K	4	1	0	0	2	1	2						
Don Buddin, R (1, 6) OBP: 0.386, SLG: 0.360		E6	3		K		6-3	1B		5	1	1	0	0	1	6						
Frank Sullivan, R (1, 1) OBP: 0.186, SLG: 0.195 Ike Delock, R (5, 1) Dick Gemert, R (6, PH) Leo Kiely, L (8, 1) OBP: 0.250, SLG: 0.250		3-4		2B	1B		FC5-4	F4	1B	3	1	2	1	0	0	2						
Inning Stats	R: 0 E: 0 K: 2 S: 8	H: 1 LOB: 2 BB: 1 P: 12	R: 2 E: 1 K: 0 S: 4	H: 0 LOB: 1 BB: 1 P: 9	R: 1 E: 0 K: 0 S: 3	H: 1 LOB: 2 BB: 3 P: 15	R: 4 E: 1 K: 0 S: 8	H: 5 LOB: 1 BB: 0 P: 8	R: 1 E: 0 K: 1 S: 7	H: 2 LOB: 2 BB: 1 P: 11	R: 0 E: 0 K: 1 S: 6	H: 1 LOB: 3 BB: 0 P: 6	R: 0 E: 0 K: 1 S: 5	H: 0 LOB: 3 BB: 3 P: 17	R: 3 E: 0 K: 0 S: 8	H: 5 LOB: 2 BB: 0 P: 8		R: 0 E: 0 K: 1 S: 4	H: 0 LOB: 0 BB: 1 P: 8	1B: 13 2B: 3 3B: 0 HR: 0	SF: 0 SAC: 0 DP: 2 HBP: 1	WP: 1 PB: 0 SB: 1 CS: 0
PITCHER	IP	WLS	BF	H	R	ER	SO	BB	IBB	HBP	BLK	WP	HR	S	P	ERA	WHIP					
Dick Donovan, R (1, 1) ERA: 4.34	2.1		16	2	3	2	2	5	0	0	0	0	0	14	35	7.71	3.000					
Sandy Consuegra, R (3, 1) ERA: 4.89	0.2		4	3	3	3	0	0	0	0	0	0	0	4	4	40.50	4.500					
Morrie Martin, L (4, 1) ERA: 3.68	2.0		11	4	2	2	1	1	0	0	0	0	0	12	16	9.00	2.500					
Dixie Howell, L (6, 1) ERA: 4.98	2.2	L	15	4	3	3	2	2	1	0	0	1	0	16	28	10.12	2.250					
Howie Pollet, L (8, 1) ERA: 4.5	0.0		2	2	0	0	0	0	0	0	0	0	0	2	2	∞	∞					
PITCHER	IP	WLS	BF	H	R	ER	SO	BB	IBB	HBP	BLK	WP	HR	S	P	ERA	WHIP					
Paul LaPalme, L (8, 1) ERA: 6.43	0.1		1	0	0	0	0	0	0	0	0	0	0	1	1	0.00	1.000					
Gerry Staley, R (9, 1) ERA: 4.85	1.0		3	0	0	0	1	1	0	0	0	0	0	4	8	0.00	1.000					

AB	41
R	11
H	15
RBI	11
BB	10
SO	6
LOB	30



Batter	1	2	3	4	5	6	7	8	9	AB	R	H	RBI	BB	SO	LOB	BOTTOM					
Jim Rivera, L (1, 9) OBP: 0.363, SLG: 0.402	L9					1-3		F8		3	1	0	0	2	0	1	Boston Red Sox @ Chicago White Sox Comiskey Park, Chicago, IL Wed Jun 27 1956, 4:33 AM EDT Att: 15,771 - Unknown					
Nellie Fox, L (1, 4) OBP: 0.314, SLG: 0.370	4-3		G3		F8	F8		L9		5	0	0	0	0	0	4						
Minnie Minoso, R (1, 7) OBP: 0.450, SLG: 0.498				1B	F8			F6		3	1	1	0	1	0	2						
Larry Doby, L (1, 8) OBP: 0.405, SLG: 0.434	K			FC4-6	F7			K		4	1	1	1	1	2	2						
Dave Philley, S (1, 3) OBP: 0.361, SLG: 0.380		4-3		FC4-6	FC5-4			HR		5	2	2	4	0	0	2						
Sherm Lollar, R (1, 2) OBP: 0.416, SLG: 0.495 Billy Pierce, L (9, PR) OBP: 0.146, SLG: 0.128		F4		F7	L8					5	0	2	0	0	0	2						
Fred Hatfield, L (1, 5) OBP: 0.374, SLG: 0.371 Walt Dropo, R (9, PH) OBP: 0.317, SLG: 0.267		K		HR		FC4-6		F4	6-3	3	1	1	2	0	1	2						
Luis Aparicio, R (1, 6) OBP: 0.288, SLG: 0.327			5-3	L5		FC4-6				4	1	1	0	0	0	1						
Dick Donovan, L (1, 1) Sandy Consuegra, R (3, 1) Morrie Martin, L (4, 1) Dixie Howell, L (6, 1) Howie Pollet, L (8, 1) Paul LaPalme, L (8, 1) Gerry Staley, R (9, 1)			F5		F8			F9		0	0	0	0	0	0	0						
Inning Stats	R: 0 E: 0 K: 1 S: 5	H: 0 LOB: 0 BB: 0 P: 6	R: 0 E: 0 K: 1 S: 5	H: 0 LOB: 0 BB: 0 P: 5	R: 0 E: 0 K: 0 S: 3	H: 0 LOB: 1 BB: 1 P: 7	R: 3 E: 0 K: 0 S: 6	H: 3 LOB: 0 BB: 0 P: 6	R: 3 E: 0 K: 0 S: 4	H: 1 LOB: 1 BB: 3 P: 16	R: 2 E: 0 K: 0 S: 4	H: 1 LOB: 2 BB: 0 P: 5	R: 0 E: 0 K: 0 S: 4	H: 1 LOB: 2 BB: 1 P: 8	R: 0 E: 0 K: 0 S: 4	H: 1 LOB: 1 BB: 0 P: 4		R: 1 E: 0 K: 1 S: 7	H: 2 LOB: 1 BB: 0 P: 7	1B: 4 2B: 1 3B: 1 HR: 3	SF: 0 SAC: 0 DP: 0 HBP: 2	WP: 0 PB: 0 SB: 1 CS: 0
PITCHER	IP	WLS	BF	H	R	ER	SO	BB	IBB	HBP	BLK	WP	HR	S	P	ERA	WHIP					
Frank Sullivan, R (1, 1) ERA: 3.5	4.2		23	4	6	6	2	4	0	1	0	0	0	1	22	11.57	1.714					
Ike Delock, R (5, 1) ERA: 5.99	2.1	W	11	2	2	2	0	1	0	1	0	0	1	9	14	7.71	1.286					
Leo Kiely, L (8, 1) ERA: 5.48	2.0	S	9	3	1	1	1	0	0	0	0	0	1	11	11	4.50	1.500					

AB	36
R	9
H	9
RBI	9
BB	5
SO	3
LOB	18



Batter	1	2	3	4	5	6	7	8	9	AB	R	H	RBI	BB	SO	LOB	TOP										
Jim Rivera, L OBP: 0.372, SLG: 0.411 (1, 9)										4	1	0	0	1	1	4	Chicago White Sox @ Cleveland Indians Cleveland Municipal Stadium, Cleveland, OH Sat Jun 30 1956, 3:33 AM EDT Att: 10,801 - Unknown										
Nellie Fox, L OBP: 0.316, SLG: 0.375 (1, 4)										5	1	3	2	0	0	0											
Minnie Minoso, R OBP: 0.451, SLG: 0.491 (1, 7)										5	1	2	1	0	1	1											
Dave Philley, S OBP: 0.351, SLG: 0.371 Walt Dropo, R OBP: 0.321, SLG: 0.277 (9, 3)										5	1	1	1	0	0	3											
Larry Doby, L OBP: 0.405, SLG: 0.441 (1, 8)										4	1	1	1	1	0	3											
Sammy Esposito, R OBP: 0.387, SLG: 0.306 (1, 5)										3	1	2	2	1	0	0											
Les Moss, R OBP: 0.310, SLG: 0.459 (1, 2)										4	1	1	0	0	0	3											
Luis Aparicio, R OBP: 0.290, SLG: 0.325 (1, 6)										4	0	1	0	0	0	2											
Gerry Staley, R OBP: 0.267, SLG: 0.214 (1, 1)										4	1	0	1	0	0	3											
Inning Stats	R: 1 E: 0 K: 0 S: 4	H: 2 LOB: 1 BB: 1 P: 8	R: 0 E: 0 K: 1 S: 6	H: 1 LOB: 2 BB: 1 P: 10	R: 0 E: 0 K: 1 S: 6	H: 1 LOB: 1 BB: 0 P: 6	R: 6 E: 0 K: 0 S: 10	H: 6 LOB: 2 BB: 1 P: 14	R: 0 E: 0 K: 0 S: 3	H: 0 LOB: 0 BB: 0 P: 3	R: 0 E: 0 K: 0 S: 3	H: 0 LOB: 0 BB: 0 P: 3	R: 1 E: 0 K: 0 S: 4	H: 1 LOB: 0 BB: 0 P: 4	R: 0 E: 0 K: 0 S: 3	H: 0 LOB: 0 BB: 0 P: 3	1B: 9 2B: 1 3B: 0 HR: 1	SF: 0 SAC: 0 DP: 1 HBP: 0	WP: 0 PB: 0 SB: 1 CS: 0	PA: 41							
PITCHER	IP	WLS	BF	H	R	ER	SO	BB	IBB	HBP	BLK	WP	HR	S	P	ERA	WHIP										
Don Mossi, L ERA: 4.91 (1, 1)	3.2	L	21	8	6	6	2	2	0	0	0	0	0	23	31	14.73	2.727										
Art Houtteman, R ERA: 4.38 (4, 1)	1.1		7	2	1	1	0	0	1	0	0	0	0	6	10	6.75	1.500										
Bob Feller, R ERA: 3.54 (6, 1)	1.0		3	0	0	0	0	0	0	0	0	0	0	3	3	0.00	0.000										
Ray Narleski, R ERA: 1.72 (7, 1)	3.0		10	1	1	1	0	0	0	0	0	0	1	10	10	3.00	0.333										

Batter	1	2	3	4	5	6	7	8	9	AB	R	H	RBI	BB	SO	LOB	BOTTOM										
Bobby Avila, R OBP: 0.310, SLG: 0.318 George Strickland, R OBP: 0.333, SLG: 0.344 (3, 4)										1	0	0	0	0	0	0	Chicago White Sox @ Cleveland Indians Cleveland Municipal Stadium, Cleveland, OH Sat Jun 30 1956, 3:33 AM EDT Att: 10,801 - Unknown										
Gene Woodling, L OBP: 0.448, SLG: 0.458 (1, 7)									5	0	2	0	0	0	2												
Al Smith, R OBP: 0.394, SLG: 0.474 (1, 9)									4	0	1	0	1	0	3												
Vic Wertz, L OBP: 0.394, SLG: 0.547 (1, 3)									5	0	1	0	0	1	2												
Al Rosen, R OBP: 0.386, SLG: 0.508 (1, 5)									5	1	1	1	0	0	3												
Jim Busby, R OBP: 0.288, SLG: 0.332 (1, 8)										4	0	2	0	0	0												
Chico Carrasquel, R OBP: 0.357, SLG: 0.358 (1, 6)										2	0	1	0	1	1												
Jim Hegan, R OBP: 0.356, SLG: 0.352 Earl Aventill, R OBP: 0.319, SLG: 0.373 (5, 2)										1	0	0	0	1	0												
Don Mossi, L OBP: 0.357, SLG: 0.167 Dale Mitchell, L OBP: 0.357, SLG: 0.167 Bob Feller, R OBP: 0.357, SLG: 0.167 Preston Ward, L OBP: 0.357, SLG: 0.167 Ray Narleski, R OBP: 0.357, SLG: 0.167 Sam Meig, R OBP: 0.357, SLG: 0.167 (5, PH)										1	0	0	0	0	0												
Inning Stats	R: 0 E: 0 K: 0 S: 5	H: 3 LOB: 2 BB: 0 P: 5	R: 0 E: 1 K: 0 S: 2	H: 1 LOB: 1 BB: 1 P: 6	R: 0 E: 0 K: 0 S: 4	H: 1 LOB: 1 BB: 0 P: 4	R: 1 E: 0 K: 1 S: 7	H: 2 LOB: 1 BB: 0 P: 7	R: 0 E: 0 K: 0 S: 4	H: 1 LOB: 1 BB: 0 P: 4	R: 0 E: 1 K: 1 S: 6	H: 1 LOB: 3 BB: 1 P: 11	R: 0 E: 0 K: 0 S: 4	H: 1 LOB: 1 BB: 0 P: 4	R: 0 E: 0 K: 1 S: 5	H: 0 LOB: 1 BB: 0 P: 6	R: 2 E: 0 K: 0 S: 5	H: 2 LOB: 1 BB: 1 P: 9	1B: 8 2B: 3 3B: 0 HR: 2	SF: 0 SAC: 0 DP: 1 HBP: 2	WP: 0 PB: 0 SB: 0 CS: 0	PA: 42					
PITCHER	IP	WLS	BF	H	R	ER	SO	BB	IBB	HBP	BLK	WP	HR	S	P	ERA	WHIP										
Gerry Staley, R ERA: 4.36 (1, 1)	9.0	W	41	12	3	3	3	3	0	2	0	0	2	42	56	3.00	1.667										

Batter	1	2	3	4	5	6	7	8	9	AB	R	H	RBI	BB	SO	LOB	TOP		
Jim Rivera, L OBP: 0.373, SLG: 0.421 (1, 9)	4-3	FC4-6			K		F8		FC6	5	0	0	1	0	1	4	Chicago White Sox @ Cleveland Indians Cleveland Municipal Stadium, Cleveland, OH Sun Jul 01 1956, 3:38 AM EDT Att: 31,857 - Unknown		
Nellie Fox, L OBP: 0.315, SLG: 0.371 (1, 4)	F8	F9			FC6-4 1B		F7			4	0	1	0	0	0	2			
Minnie Minoso, R OBP: 0.447, SLG: 0.486 (1, 7)	E BB				FC6-4 1B		F7			3	0	0	0	1	0	1			
Larry Doby, L OBP: 0.402, SLG: 0.448 (1, 8)	K FC6-4 1-2				K		E1			4	0	1	0	0	2	2			
Dave Philley, S OBP: 0.342, SLG: 0.360 (1, 3)	FC6-4 1-2				F8		F8			4	0	0	0	0	0	4			
Fred Hatfield, L OBP: 0.372, SLG: 0.376 (1, 5)		F7	FC6-4 1-2		K		F8			4	0	0	0	0	1	1			
Les Moss, R OBP: 0.311, SLG: 0.436 (9, PH)					1-3		5-3			2	1	0	0	1	0	0			
Jim Delsing, L OBP: 0.263, SLG: 0.067 (9, PH)		BB 1B FC4-6 BB							1B 1B	1	0	1	0	0	0	0			
Luis Aparicio, R OBP: 0.284, SLG: 0.318 (1, 6)		FC4-6 BB 1-2 1B			B1-3		F8		K	4	0	1	0	0	1	1			
Dick Donovan, L OBP: 0.395, SLG: 0.457 (1, 1)					L4		1-3		1B FC6 1-2	2	0	0	0	1	0	0			
Ron Northey, L OBP: 0.345, SLG: 1.429 (9, PH)										1	0	1	0	0	0	0			
Bubba Phillips, R OBP: 0.292, SLG: 0.375 (9, PR)										0	0	0	0	0	0	0			
Inning Stats	R: 0 E: 1 K: 1 S: 6	H: 0 LOB: 2 BB: 1 P: 10	R: 1 E: 0 K: 0 S: 4	H: 1 LOB: 2 BB: 2 P: 12	R: 0 E: 0 K: 0 S: 4	H: 1 LOB: 0 BB: 0 P: 4	R: 0 E: 0 K: 0 S: 3	H: 0 LOB: 0 BB: 0 P: 3	R: 0 E: 0 K: 2 S: 8	H: 1 LOB: 1 BB: 0 P: 8	R: 0 E: 0 K: 1 S: 5	H: 0 LOB: 0 BB: 0 P: 5	R: 0 E: 1 K: 0 S: 4	H: 0 LOB: 1 BB: 0 P: 4	R: 0 E: 0 K: 1 S: 7	H: 2 LOB: 2 BB: 0 P: 7	1B: 5 2B: 0 3B: 0 HR: 0	SF: 0 SAC: 0 DP: 0 HBP: 0	WP: 0 PA: 37 PB: 0 CS: 0
PITCHER Bob Lemon, R ERA: 3.47 (1, 1)	IP: 9.0 WLS: W BF: 37 H: 5 R: 1 ER: 1 SO: 5 BB: 3 IBB: 0 HBP: 0 BLK: 0 WP: 0 HR: 0 S: 44 P: 56 ERA: 1.00 WHIP: 0.889															PITCHER			

Batter	1	2	3	4	5	6	7	8	9	AB	R	H	RBI	BB	SO	LOB	BOTTOM		
George Strickland, R OBP: 0.356, SLG: 0.368 (1, 4)	1-6-3 PB SF8 BB				K				6-3	3	1	0	0	1	2	0	Chicago White Sox @ Cleveland Indians Cleveland Municipal Stadium, Cleveland, OH Sun Jul 01 1956, 3:38 AM EDT Att: 31,857 - Unknown		
Gene Woodling, L OBP: 0.448, SLG: 0.442 (1, 7)	1-6-3 1-3				1B				4-3	4	0	1	0	0	0	1			
Al Smith, R OBP: 0.392, SLG: 0.481 (1, 9)	SF8 3-H				K				2B	3	0	1	1	0	2	1			
Vic Wertz, L OBP: 0.396, SLG: 0.538 (1, 3)					4-3				F8	3	0	1	0	1	0	0			
Preston Ward, L OBP: 0.356, SLG: 0.456 (8, 3)					1B				IBB	0	0	0	0	0	0	0			
Al Rosen, R OBP: 0.393, SLG: 0.510 (1, 5)	F8				2B 4-3 1B				F7	3	1	1	0	1	0	3			
Jim Busby, R OBP: 0.289, SLG: 0.337 (1, 8)					F4				F9	4	1	1	0	0	0	1			
Chico Carrasquel, R OBP: 0.356, SLG: 0.361 (1, 6)					4-3				G3	4	1	1	1	0	0	1			
Jim Hegan, R OBP: 0.353, SLG: 0.370 (1, 2)					2-3				FC PB HR	4	1	1	1	0	1	1			
Bob Lemon, L OBP: 0.265, SLG: 0.372 (1, 1)					K				6-3	4	1	1	2	0	1	1			
Inning Stats	R: 1 E: 0 K: 0 S: 4	H: 1 LOB: 1 BB: 1 P: 8	R: 0 E: 0 K: 0 S: 3	H: 0 LOB: 0 BB: 0 P: 3	R: 0 E: 0 K: 3 S: 10	H: 1 LOB: 1 BB: 0 P: 10	R: 2 E: 0 K: 0 S: 6	H: 3 LOB: 1 BB: 0 P: 6	R: 0 E: 0 K: 0 S: 4	H: 1 LOB: 2 BB: 1 P: 8	R: 3 E: 0 K: 1 S: 8	H: 2 LOB: 0 BB: 0 P: 8	R: 0 E: 0 K: 1 S: 5	H: 0 LOB: 1 BB: 1 P: 9	R: 0 E: 0 K: 1 S: 5	H: 0 LOB: 0 BB: 0 P: 5	1B: 4 2B: 3 3B: 0 HR: 1	SF: 1 SAC: 0 DP: 0 HBP: 0	WP: 0 PA: 36 PB: 2 CS: 0
PITCHER Dick Donovan, R ERA: 4.55 (1, 1)	IP: 8.0 WLS: L BF: 36 H: 8 R: 6 ER: 6 SO: 6 BB: 2 IBB: 1 HBP: 0 BLK: 0 WP: 0 HR: 1 S: 45 P: 57 ERA: 6.75 WHIP: 1.250															PITCHER			

Batter	1	2	3	4	5	6	7	8	9	AB	R	H	RBI	BB	SO	LOB	TOP								
Jim Rivera, L OBP: 0.373, SLG: 0.422 (1, 9)	4-3			S 1B		F6	SF9	1B		4	0	2	1	0	0	0	Chicago White Sox @ Detroit Tigers Briggs Stadium, Detroit, MI Mon Jul 02 1956, 4:33 AM EDT Att: 8,382 - Unknown								
Nellie Fox, L OBP: 0.320, SLG: 0.375 (1, 4)	G6-4-3 1B			F7		F6	F6	1B		5	0	3	1	0	0	2									
Minnie Minoso, R OBP: 0.443, SLG: 0.480 (1, 7)	G6-4-3 1-2			L8		F3		1B		5	1	1	0	0	0	5									
Larry Doby, L OBP: 0.402, SLG: 0.441 (1, 8)		L9		IBB		4-3		5-3 SH E BB	F8	3	1	0	0	2	0	1									
Dave Philley, S OBP: 0.342, SLG: 0.357 (1, 3)	F5			F8				SH E 5-3		2	1	0	0	1	0	2									
Walt Dropo, R OBP: 0.327, SLG: 0.277 (7, 3)								SH1-3 1-2 2-H	HBP	0	1	0	0	0	0	0									
Sherm Lollar, R OBP: 0.398, SLG: 0.466 (1, 2)	F5				1B SH4-6-3	L9		5-3	F2	5	1	1	0	0	0	4									
Fred Hatfield, L OBP: 0.373, SLG: 0.377 (1, 5)			F5		1B			E4 SH1-3	1-3	5	2	2	0	0	0	2									
Luis Aparicio, R OBP: 0.281, SLG: 0.315 (1, 6)			K		F4			SH1-3		2	0	0	0	0	1	2									
Jim Delsing, L OBP: 0.305, SLG: 0.067 (7, PH)								SH1-3		0	1	0	0	1	0	0									
Paul LaPalme, L OBP: 0.500, SLG: 0.750 (7, 1)								SH1-3		0	0	0	1	0	0	0									
Howie Pollet, L OBP: 0.375, SLG: 0.375 (1, 1)			K					SH1-3		1	0	0	1	0	1	0									
Dixie Howell, L OBP: 0.305, SLG: 0.033 (5, 1)								SH1-3		0	0	0	0	0	0	0									
Sammy Esposito, R OBP: 0.389, SLG: 0.310 (7, PH)					SH4-3-6-3			SH1-3		2	1	1	2	0	0	1									
Sammy Esposito, R OBP: 0.389, SLG: 0.310 (7, 6)								SH1-3		0	0	0	0	0	0	0									
Inning Stats	R: 0 E: 0 K: 0 S: 3	H: 1 LOB: 0 BB: 0 P: 3	R: 0 E: 0 K: 0 S: 3	H: 0 LOB: 0 BB: 0 P: 3	R: 0 E: 0 K: 2 S: 7	H: 0 LOB: 0 BB: 0 P: 7	R: 0 E: 0 K: 0 S: 4	H: 1 LOB: 2 BB: 1 P: 8	R: 1 E: 0 K: 0 S: 4	H: 2 LOB: 0 BB: 0 P: 4	R: 0 E: 0 K: 0 S: 4	H: 1 LOB: 1 BB: 0 P: 4	R: 3 E: 1 K: 0 S: 5	H: 1 LOB: 1 BB: 2 P: 13	R: 5 E: 2 K: 0 S: 9	H: 4 LOB: 2 BB: 1 P: 13	R: 0 E: 0 K: 0 S: 3	H: 0 LOB: 1 BB: 0 P: 4	1B: 10 2B: 1 3B: 0 HR: 0	SF: 1 SAC: 3 DP: 2 HBP: 1	WP: 0 PB: 0 SB: 2 CS: 0	PA: 43			
PITCHER	IP	WLS	BF	H	R	ER	SO	BB	IBB	HBP	BLK	WP	HR	S	P	ERA	WHIP								
Virgil Trucks, R ERA: 3.11 (1, 1)	6.1	L	26	6	4	2	2	2	1	0	0	0	0	27	39	2.84	1.263								
Al Aber, L ERA: 4.36 (7, 1)	1.1		9	1	4	0	0	1	0	0	0	0	0	8	12	0.00	1.500								
Duke Maas, R ERA: 6.34 (8, 1)	1.1		8	3	1	0	0	0	0	1	0	0	0	7	8	0.00	2.250								

AB	34
R	9
H	10
RBI	6
BB	4
SO	2
LOB	19



Batter	1	2	3	4	5	6	7	8	9	AB	R	H	RBI	BB	SO	LOB	BOTTOM								
Harvey Kuenn, R OBP: 0.417, SLG: 0.518 (1, 6)	6-3									3	1	2	2	1	0	0	Chicago White Sox @ Detroit Tigers Briggs Stadium, Detroit, MI Mon Jul 02 1956, 4:33 AM EDT Att: 8,382 - Unknown								
Jim Brideweser, R OBP: 0.295, SLG: 0.234 (7, PR)	G6-4-3 1B				HR					1	0	0	0	0	0	0									
Frank Bolling, R OBP: 0.384, SLG: 0.481 (1, 4)	E 1B		G6-4-3 1-2		1B FC6-4		SH1-4		L5	4	1	2	0	0	0	1									
Charlie Maxwell, L OBP: 0.444, SLG: 0.682 (1, 7)	K				1B FC6-4		K			4	0	2	0	0	2	3									
Al Kaline, R OBP: 0.330, SLG: 0.454 (1, 9)	L5				1B FC6-4		K			4	0	0	1	0	1	5									
Ray Boone, R OBP: 0.363, SLG: 0.456 (1, 5)	F8				F4		F3			3	0	0	0	1	0	3									
Jack Phillips, R OBP: 0.343, SLG: 0.365 (1, 3)										2	0	0	0	0	0	0									
Earl Torgeson, L OBP: 0.391, SLG: 0.425 (6, PH)					6-3		4-3			2	0	0	0	0	1	1									
Bill Tuttle, R OBP: 0.313, SLG: 0.371 (1, 8)					F8		1-3		F8	4	0	1	0	0	0	1									
Red Wilson, R OBP: 0.325, SLG: 0.394 (1, 2)					F7		E3 FC5-8		K	4	0	1	0	0	1	2									
Virgil Trucks, R OBP: 0.269, SLG: 0.346 (1, 1)										3	1	0	0	0	0	3									
Al Aber, L OBP: 0.400, SLG: 0.250 (7, 1)					FC6-4		F5			0	0	0	0	0	0	0									
Duke Maas, R OBP: 0.154, SLG: 0.167 (8, 1)										0	0	0	0	0	0	0									
Bob Kennedy, R OBP: 0.319, SLG: 0.293 (8, PH)					HR				F8	1	0	0	0	0	0	0									
Inning Stats	R: 0 E: 1 K: 1 S: 7	H: 1 LOB: 2 BB: 0 P: 7	R: 0 E: 0 K: 0 S: 4	H: 1 LOB: 1 BB: 0 P: 4	R: 0 E: 0 K: 0 S: 4	H: 2 LOB: 1 BB: 0 P: 4	R: 0 E: 0 K: 0 S: 3	H: 0 LOB: 0 BB: 0 P: 3	R: 3 E: 1 K: 0 S: 7	H: 3 LOB: 1 BB: 0 P: 7	R: 0 E: 0 K: 0 S: 4	H: 1 LOB: 1 BB: 0 P: 4	R: 0 E: 0 K: 2 S: 7	H: 0 LOB: 2 BB: 1 P: 11	R: 0 E: 0 K: 2 S: 7	H: 0 LOB: 1 BB: 1 P: 11	R: 0 E: 0 K: 0 S: 3	H: 0 LOB: 0 BB: 0 P: 3	1B: 6 2B: 1 3B: 0 HR: 1	SF: 0 SAC: 1 DP: 1 HBP: 0	WP: 0 PB: 0 SB: 0 CS: 0	PA: 38			
PITCHER	IP	WLS	BF	H	R	ER	SO	BB	IBB	HBP	BLK	WP	HR	S	P	ERA	WHIP								
Howie Pollet, L ERA: 4.1 (1, 1)	4.1		21	7	3	1	1	0	0	0	0	0	0	23	23	2.08	1.615								
Dixie Howell, R ERA: 4.52 (5, 1)	1.2	W	6	1	0	0	0	0	0	0	0	0	0	6	6	0.00	0.600								
Paul LaPalme, L ERA: 5.81 (7, 1)	3.0	S	11	0	0	0	4	2	0	0	0	0	0	17	25	0.00	0.667								

AB	35
R	3
H	8
RBI	3
BB	2
SO	5
LOB	19




Batter	1	2	3	4	5	6	7	8	9	AB	R	H	RBI	BB	SO	LOB	TOP					
Vic Power, R OBP: 0.336, SLG: 0.433 (1, 3)	F2		F7			1B	1B			4	1	2	0	0	0	0	Kansas City Athletics @ Chicago White Sox Comiskey Park, Chicago, IL Wed Jul 04 1956, 4:33 AM EDT Unknown livebaseballscorecards.com					
Jim Finigan, R OBP: 0.323, SLG: 0.324 (1, 5)	2B		5-3			F2	K			4	0	1	0	0	1	2						
Gus Zernial, R OBP: 0.333, SLG: 0.455 (1, 7)	F8			K		1-3	1B	G1-6-3 BB		3	1	1	0	1	1	1						
Harry Simpson, L OBP: 0.341, SLG: 0.529 (1, 9)	1-3			K		1-3	1-2 2-3	G1-6-3 1-2		4	0	0	0	0	1	4						
Hector Lopez, R OBP: 0.377, SLG: 0.500 (1, 4)		1-3 BB		E5		1B	BB	K		2	0	0	0	2	1	0						
Joe Ginsberg, L OBP: 0.331, SLG: 0.311 (1, 2)				5-3		1B		F5		2	0	0	0	0	1	2						
Lou Skizas, R OBP: 0.273, SLG: 0.226 (6, PH)	K									1	0	1	2	0	0	0						
Tim Thompson, L OBP: 0.343, SLG: 0.396 (6, 2)						1-2 2-H 3-H	1B			1	0	0	0	0	0	0						
Johnny Groth, R OBP: 0.322, SLG: 0.416 (1, 8)	1-3					F6	4-3			4	0	1	0	0	0	3						
Joe Demaestri, R OBP: 0.291, SLG: 0.310 (9, PH)						K		F7		3	0	0	0	0	1	1						
Eddie Robinson, L OBP: 0.296, SLG: 0.391 (9, PH)	F8							3		1	0	0	0	0	0	1						
Jack McMahan, R (1, 1)				K						0	0	0	0	0	0	0						
Tommy Lasorda, L OBP: 0.077, SLG: 0.077 (7, PH)						1-3				2	0	0	0	0	1	0						
Rance Pless, R OBP: 0.366, SLG: 0.295 (7, 1)								K		1	0	0	0	0	1	0						
Jack Crimian, R (7, 1)										0	0	0	0	0	0	0						
Inning Stats	R: 0 E: 0 K: 0 S: 4	H: 1 LOB: 1 BB: 0 P: 4	R: 0 E: 0 K: 1 S: 5	H: 0 LOB: 1 BB: 1 P: 9	R: 0 E: 0 K: 1 S: 5	H: 0 LOB: 0 BB: 0 P: 5	R: 0 E: 1 K: 2 S: 8	H: 0 LOB: 0 BB: 0 P: 8	R: 0 E: 0 K: 1 S: 5	H: 0 LOB: 0 BB: 0 P: 5	R: 2 E: 0 K: 0 S: 6	H: 3 LOB: 2 BB: 1 P: 10	R: 0 E: 0 K: 2 S: 8	H: 1 LOB: 1 BB: 0 P: 8	R: 0 E: 0 K: 1 S: 4	H: 0 LOB: 0 BB: 1 P: 8	R: 0 E: 0 K: 0 S: 3	H: 1 LOB: 0 BB: 0 P: 3	1B: 4 2B: 3 3B: 0 HR: 0	SF: 0 SAC: 0 DP: 2 HBP: 0	WP: 0 PB: 0 CS: 0	PA: 35
PITCHER Billy Pierce, L ERA: 2.84 (1, 1)	IP: 9.0 WLS: W BF: 35 H: 6 R: 2 ER: 2 SO: 8 BB: 3 IBB: 0 HBP: 0 BLK: 0 WP: 0 HR: 0 S: 48 P: 60 ERA: 2.00 WHIP: 1.000															PITCHER						

Batter	1	2	3	4	5	6	7	8	9	AB	R	H	RBI	BB	SO	LOB	BOTTOM				
Jim Rivera, L OBP: 0.378, SLG: 0.421 (1, 9)	F8			BB		SH1-3 1B		4-3		4	1	2	1	1	0	0	Kansas City Athletics @ Chicago White Sox Comiskey Park, Chicago, IL Wed Jul 04 1956, 4:33 AM EDT Unknown livebaseballscorecards.com				
Nellie Fox, L OBP: 0.329, SLG: 0.379 (1, 4)	1B	E4 CS		2H		SH1-3		2B		2	2	1	0	2	0	0					
Minnie Minoso, R OBP: 0.434, SLG: 0.468 (1, 7)	E6 1B	CS	6-3	L8		BB		F7		4	1	0	0	1	0	5					
Sherm Lollar, R OBP: 0.395, SLG: 0.463 (1, 2)	SF9		1-3		5-3	1-2 2-3		1H		3	0	1	2	1	0	0					
Larry Doby, L OBP: 0.400, SLG: 0.432 (1, 8)	1B			WP		4-3		5-3		3	0	1	1	2	0	3					
Walt Dropo, R OBP: 0.345, SLG: 0.317 (1, 3)	1B			BB		HBP		F6		4	0	2	1	1	1	3					
Sammy Esposito, R OBP: 0.400, SLG: 0.323 (1, 5)	F4					SH1-4				2	0	0	0	0	0	2					
Luis Aparicio, R OBP: 0.276, SLG: 0.309 (1, 6)	F3			SH5-3 1B		F7		F7		4	1	1	0	0	0	5					
Billy Pierce, L OBP: 0.143, SLG: 0.111 (1, 1)				SH5-3		3-1		4-3		3	0	0	0	0	1	1					
Inning Stats	R: 3 E: 1 K: 0 S: 6	H: 2 LOB: 2 BB: 2 P: 14	R: 0 E: 1 K: 1 S: 5	H: 0 LOB: 0 BB: 0 P: 5	R: 0 E: 0 K: 1 S: 5	H: 0 LOB: 1 BB: 1 P: 9	R: 1 E: 0 K: 0 S: 5	H: 2 LOB: 2 BB: 1 P: 9	R: 0 E: 0 K: 0 S: 3	H: 0 LOB: 2 BB: 1 P: 8	R: 0 E: 0 K: 0 S: 4	H: 1 LOB: 3 BB: 2 P: 12	R: 0 E: 0 K: 0 S: 4	H: 1 LOB: 1 BB: 0 P: 4	R: 1 E: 0 K: 0 S: 5	H: 2 LOB: 2 BB: 1 P: 9		1B: 7 2B: 1 3B: 0 HR: 0	SF: 1 SAC: 3 DP: 0 HBP: 1	WP: 1 PB: 0 CS: 1	PA: 43
PITCHER Jack McMahan, L ERA: 5.4 (1, 1)	IP: 0.1 WLS: L BF: 6 H: 2 R: 3 ER: 2 SO: 0 BB: 2 IBB: 0 HBP: 0 BLK: 0 WP: 0 HR: 0 S: 4 P: 12 ERA: 54.00 WHIP: 12.000															PITCHER					
PITCHER Tommy Lasorda, L ERA: 5.2 (1, 1)	IP: 5.2 WLS: L BF: 26 H: 3 R: 1 ER: 1 SO: 2 BB: 5 IBB: 0 HBP: 1 BLK: 0 WP: 1 HR: 0 S: 24 P: 45 ERA: 1.59 WHIP: 1.412															PITCHER					
PITCHER Jack Crimian, R ERA: 6.13 (7, 1)	IP: 2.0 WLS: L BF: 10 H: 3 R: 1 ER: 1 SO: 0 BB: 1 IBB: 0 HBP: 0 BLK: 0 WP: 0 HR: 0 S: 9 P: 13 ERA: 4.50 WHIP: 2.000															PITCHER					

Batter	1	2	3	4	5	6	7	8	9	AB	R	H	RBI	BB	SO	LOB	TOP			
Vic Power, R OBP: 0.338, SLG: 0.430 Clete Boyer, R OBP: 0.264, SLG: 0.265 Eddie Robinson, L OBP: 0.296, SLG: 0.391	0-0 E6 1B	0-0			0-0 F8	0-0 F8			4-0 SH1-4 1B BB	4	1	1	0	1	0	2	Kansas City Athletics @ Chicago White Sox Comiskey Park, Chicago, IL Wed Jul 04 1956, 4:38 AM EDT Att: 18,682 - Unknown			
Enos Slaughter, L OBP: 0.375, SLG: 0.423	0-0 1B	0-0 1-3			0-0 F5			0-0 SH1-4 1B	5	1	3	0	0	0	1					
Lou Skizas, R OBP: 0.297, SLG: 0.286	0-0 1B		0-0 F9		0-0 2B		0-0 F7	0-0 SH1-4 1-2 2-3	4	1	2	1	0	0	1					
Harry Simpson, L OBP: 0.342, SLG: 0.526	0-0 1B		0-0 4-3		4-0 IBB		0-3 K	0-0 F6	4	0	1	1	1	1	4					
Tim Thompson, L OBP: 0.337, SLG: 0.389 Joe Ginsberg, L OBP: 0.326, SLG: 0.306	0-3 K		0-0 F9		0-0 F7		0-0 F6	0-0 F7	3	0	0	0	0	1	4					
Hector Lopez, R OBP: 0.375, SLG: 0.494	0-0 5-3		0-3 K2-3		0-3 K		4-0 SH1-4 BB		3	0	0	1	1	2	1					
Jim Finigan, R OBP: 0.323, SLG: 0.321	0-0 5-3		0-0 5-3		4-0 1B BB		0-0 SH1-4	1-2	2	0	0	0	1	0	1					
Mike Baxes, R OBP: 0.353, SLG: 0.273		0-0 5-3		0-0 1B		0-0 1-2 1B		0-0 6-3	4	0	2	0	0	0	1					
Alex Kellner, R OBP: 0.261, SLG: 0.190 Art Ditmar, R OBP: 0.204, SLG: 0.170 Bobby Shantz, R OBP: 0.200, SLG: 0.111		0-0 4-3		0-0 2-3		0-3 K		0-0 6-3	3	0	0	0	0	1	3					
Inning Stats	R: 3 E: 1 K: 1 S: 9	H: 3 LOB: 1 BB: 0 P: 9	R: 0 E: 0 K: 0 S: 4	H: 1 LOB: 1 BB: 0 P: 4	R: 0 E: 0 K: 0 S: 3	H: 0 LOB: 0 BB: 0 P: 3	R: 0 E: 0 K: 1 S: 6	H: 1 LOB: 1 BB: 0 P: 6	R: 0 E: 0 K: 0 S: 4	H: 1 LOB: 2 BB: 1 P: 8	R: 0 E: 0 K: 1 S: 6	H: 1 LOB: 1 BB: 0 P: 6	R: 0 E: 0 K: 0 S: 3	H: 0 LOB: 1 BB: 1 P: 7	R: 0 E: 0 K: 0 S: 4	H: 1 LOB: 3 BB: 1 P: 8		1B: 8 2B: 1 3B: 0 HR: 0	SF: 0 SAC: 2 DP: 0 HBP: 0	WP: 0 PB: 0 SB: 0 CS: 0
PITCHER	IP WLS BF H R ER SO BB IBB HBP BLK WP HR S P ERA WHIP	IP WLS BF H R ER SO BB IBB HBP BLK WP HR S P ERA WHIP																		
Gerry Staley, R ERA: 4.03 Dixie Howell, R ERA: 4.58 Paul LaPalme, L ERA: 5.45	(1, 1) 5.0 L 23 6 3 1 2 0 1 0 0 0 0 0 26 30 1.80 1.200	(6, 1) 2.0 9 2 0 0 3 1 0 0 0 0 0 0 14 18 0.00 1.500	(8, 1) 2.0 9 1 0 0 0 2 0 0 0 0 0 0 7 15 0.00 1.500																	

AB	35
R	3
H	9
RBI	3
BB	4
SO	5
LOB	23



Batter	1	2	3	4	5	6	7	8	9	AB	R	H	RBI	BB	SO	LOB	BOTTOM					
Jim Rivera, L OBP: 0.380, SLG: 0.422	0-0 F9		0-0 1B			0-0 E 1B	0-0 FC6 L3		4	1	2	0	0	0	2	Kansas City Athletics @ Chicago White Sox Comiskey Park, Chicago, IL Wed Jul 04 1956, 4:38 AM EDT Att: 18,682 - Unknown						
Nellie Fox, L OBP: 0.326, SLG: 0.377	0-0 F7		0-0 F8			0-0 E 1B	0-0 L3		4	1	1	0	0	0	4							
Minnie Minoso, R OBP: 0.432, SLG: 0.464	0-0 FC5-4 1B			0-0 F2		0-0 F4		0-0 6-3	4	0	1	0	0	0	1							
Sherm Lollar, R OBP: 0.401, SLG: 0.465	0-0 FC5-4 1-2			0-0 F4 1B		0-0 F4 1B		4-0 FC4-6 BB	3	0	2	1	1	0	1							
Larry Doby, L OBP: 0.394, SLG: 0.424		0-3 K		0-0 F4 1-2		0-0 F7		0-0 FC4-6	4	0	0	0	0	1	3							
Walt Dropo, R OBP: 0.333, SLG: 0.305		0-0 5-3			0-0 F8	0-0 F8		0-3 K	4	0	0	0	0	1	2							
Sammy Esposito, R OBP: 0.387, SLG: 0.309		0-0 L6			0-0 6-3		0-0 6-3		0-0 1-3	4	0	0	0	0	0							
Luis Aparicio, R OBP: 0.278, SLG: 0.307 Fred Hatfield, L OBP: 0.375, SLG: 0.380			0-0 B1-3		4-0 BB		4-0 FC6 BB 1B		0-0 F9	1	0	0	0	1	0							
Gerry Staley, R OBP: 0.265, SLG: 0.200 Bubba Phillips, L OBP: 0.287, SLG: 0.300 Dixie Howell, L OBP: 0.285, SLG: 0.833 Ron Northey, L OBP: 0.302, SLG: 1.429 Dick Donovan, L OBP: 0.302, SLG: 0.452 Paul LaPalme, L OBP: 0.302, SLG: 0.750 Dave Philley, S OBP: 0.341, SLG: 0.356			0-3 K		0-0 F8		4-0 F8 1-2 BB		0-0 6-3	1	0	0	0	0	1							
Inning Stats	R: 0 E: 0 K: 0 S: 4	H: 1 LOB: 0 BB: 0 P: 4	R: 0 E: 0 K: 1 S: 5	H: 0 LOB: 0 BB: 0 P: 5	R: 0 E: 0 K: 1 S: 6	H: 1 LOB: 0 BB: 0 P: 6	R: 0 E: 0 K: 0 S: 3	H: 1 LOB: 0 BB: 0 P: 3	R: 0 E: 0 K: 0 S: 3	H: 0 LOB: 1 BB: 1 P: 7	R: 2 E: 2 K: 0 S: 6	H: 3 LOB: 1 BB: 0 P: 6	R: 0 E: 1 K: 0 S: 4	H: 1 LOB: 3 BB: 1 P: 8	R: 0 E: 0 K: 1 S: 5		H: 0 LOB: 1 BB: 1 P: 9	R: 0 E: 0 K: 0 S: 3	H: 0 LOB: 0 BB: 0 P: 3	1B: 7 2B: 1 3B: 0 HR: 0	SF: 0 SAC: 0 DP: 1 HBP: 0	WP: 0 PB: 0 SB: 0 CS: 0
PITCHER	IP WLS BF H R ER SO BB IBB HBP BLK WP HR S P ERA WHIP	IP WLS BF H R ER SO BB IBB HBP BLK WP HR S P ERA WHIP																				
Alex Kellner, L ERA: 3.63 Art Ditmar, R ERA: 3.63 Bobby Shantz, L ERA: 4.2	(1, 1) 5.0 W 20 5 2 1 2 1 0 0 0 0 0 6 10 0.00 2.250	(6, 1) 1.1 7 2 0 0 0 1 0 0 0 0 0 0 6 10 0.00 2.250	(7, 1) 2.2 S 9 0 0 0 1 1 0 0 0 0 0 10 14 0.00 0.375																			


AB	33
R	2
H	7
RBI	1
BB	3
SO	3
LOB	14



Batter	1	2	3	4	5	6	7	8	9	AB	R	H	RBI	BB	SO	LOB	TOP					
Harvey Kuenn, R (1,6) OBP: 0.402, SLG: 0.506 Jim Brideweser, R (8,6) OBP: 0.293, SLG: 0.233										4	0	2	0	0	0	2						
Frank Bolling, R (1,4) OBP: 0.352, SLG: 0.412										5	0	0	0	0	1	6						
Charlie Maxwell, L (1,7) OBP: 0.447, SLG: 0.657										2	0	1	0	1	0	2						
Al Kaline, R (1,9) OBP: 0.319, SLG: 0.440 Duke Maas, R (6,1) OBP: 0.297, SLG: 0.286										3	0	0	0	0	0	2						
Ray Boone, R (1,5) OBP: 0.350, SLG: 0.427										4	0	0	0	0	0	3						
Jack Phillips, R (1,3) OBP: 0.345, SLG: 0.365										4	0	2	0	0	0	2						
Bill Tuttle, R (1,8) OBP: 0.307, SLG: 0.364										4	0	1	0	0	0	3						
Red Wilson, R (1,2) OBP: 0.341, SLG: 0.373										1	0	0	0	3	0	0						
Steve Gromek, S (1,1) OBP: 0.435, SLG: 0.188 Jay Porter, R (3,PH) OBP: 0.133, SLG: 0.143 Walt Masterson, R (3,1) OBP: 0.333, SLG: 0.333 Bob Kennedy, R (6,9) OBP: 0.317, SLG: 0.291										0	0	0	0	0	0	0						
Inning Stats	R: 0 E: 0 K: 0 S: 3	H: 1 LOB: 1 BB: 1 P: 7	R: 0 E: 0 K: 0 S: 3	H: 1 LOB: 0 BB: 0 P: 3	R: 0 E: 1 K: 1 S: 6	H: 0 LOB: 1 BB: 0 P: 6	R: 0 E: 0 K: 0 S: 5	H: 2 LOB: 2 BB: 0 P: 5	R: 0 E: 0 K: 2 S: 8	H: 1 LOB: 2 BB: 1 P: 12	R: 0 E: 0 K: 0 S: 3	H: 0 LOB: 0 BB: 0 P: 3	R: 0 E: 0 K: 0 S: 4	H: 0 LOB: 1 BB: 1 P: 7	R: 0 E: 0 K: 0 S: 4	H: 1 LOB: 2 BB: 0 P: 5	R: 0 E: 0 K: 0 S: 4	H: 1 LOB: 2 BB: 1 P: 8	1B: 6 2B: 2 3B: 0 HR: 0	SF: 0 SAC: 0 DP: 2 HBP: 1	WP: 1 PB: 0 CS: 0	PA: 38
PITCHER Jack Harshman, L (1,1) ERA: 3.02	IP: 9.0 WLS: W BF: 38 H: 7 R: 0 ER: 0 SO: 3 BB: 4 IBB: 0 HBP: 1 BLK: 0 WP: 1 HR: 0 S: 39 P: 56 ERA: 0.00 WHIP: 1.222															PITCHER						

Detroit Tigers @ Chicago White Sox
Comiskey Park, Chicago, IL
Fri Jul 06 1956, 4:33 AM EDT
Att: 30,138 - Unknown


AB 32
R 0
H 7
RBI 0
BB 4
SO 3
LOB 25



Batter	1	2	3	4	5	6	7	8	9	AB	R	H	RBI	BB	SO	LOB	BOTTOM			
Jim Rivera, L (1,9) OBP: 0.381, SLG: 0.430										5	1	2	2	0	0	0				
Nellie Fox, L (1,4) OBP: 0.332, SLG: 0.381										5	1	3	0	0	0	1				
Minnie Minoso, R (1,7) OBP: 0.431, SLG: 0.480										5	3	2	3	0	1	1				
Larry Doby, L (1,8) OBP: 0.398, SLG: 0.423										3	1	1	0	2	0	0				
Dave Philley, S (1,3) OBP: 0.340, SLG: 0.356 Les Moss, R (7,2) OBP: 0.304, SLG: 0.425										3	1	1	1	0	0	3				
Sherm Lollar, R (1,2) OBP: 0.404, SLG: 0.466 Walt Dropo, R (7,3) OBP: 0.336, SLG: 0.327										2	1	1	1	0	0	0				
Fred Hatfield, L (1,5) OBP: 0.379, SLG: 0.378										3	2	1	1	0	0	2				
Luis Aparicio, R (1,6) OBP: 0.282, SLG: 0.308										3	2	1	1	1	0	1				
Jack Harshman, L (1,1) OBP: 0.226, SLG: 0.393										4	1	1	4	0	2	2				
Inning Stats	R: 2 E: 0 K: 0 S: 5	H: 3 LOB: 0 BB: 0 P: 5	R: 3 E: 1 K: 0 S: 5	H: 1 LOB: 0 BB: 1 P: 9	R: 0 E: 0 K: 1 S: 7	H: 2 LOB: 0 BB: 0 P: 7	R: 0 E: 0 K: 1 S: 5	H: 0 LOB: 0 BB: 0 P: 5	R: 6 E: 0 K: 0 S: 8	H: 5 LOB: 1 BB: 1 P: 13	R: 0 E: 0 K: 0 S: 3	H: 0 LOB: 0 BB: 0 P: 3	R: 1 E: 0 K: 1 S: 5	H: 1 LOB: 0 BB: 0 P: 6	R: 2 E: 0 K: 0 S: 5	H: 2 LOB: 1 BB: 1 P: 9	1B: 8 2B: 4 3B: 1 HR: 2	SF: 1 SAC: 0 DP: 2 HBP: 2	WP: 0 PB: 0 CS: 0	PA: 42
PITCHER Steve Gromek, R (1,1) ERA: 3.9 Walt Masterson, R (3,1) ERA: 4.93 Duke Maas, R (6,1) ERA: 6.28	IP: 2.0 WLS: L BF: 11 H: 4 R: 5 ER: 4 SO: 4 BB: 1 IBB: 0 HBP: 0 BLK: 0 WP: 0 HR: 1 S: 10 P: 14 ERA: 18.00 WHIP: 2.500															PITCHER				

Detroit Tigers @ Chicago White Sox
Comiskey Park, Chicago, IL
Fri Jul 06 1956, 4:33 AM EDT
Att: 30,138 - Unknown

AB 36
R 14
H 14
RBI 13
BB 3
SO 3
LOB 12



Batter	1	2	3	4	5	6	7	8	9	AB	R	H	RBI	BB	SO	LOB	TOP								
Harvey Kuenn, R (1, 6) OBP: 0.412, SLG: 0.521 Jim Brideweser, R (8, FR) OBP: 0.305, SLG: 0.242 (8, 6)										5	0	4	1	0	1	0									
Jack Phillips, R (1, 3) OBP: 0.356, SLG: 0.385										5	2	3	1	0	0	2									
Charlie Maxwell, L (1, 7) OBP: 0.454, SLG: 0.658										3	1	0	0	2	1	3									
Al Kaline, R (1, 9) OBP: 0.335, SLG: 0.476										5	1	3	2	0	0	2									
Ray Boone, R (1, 5) OBP: 0.359, SLG: 0.443										5	2	3	2	0	1	2									
Bill Tuttle, R (1, 8) OBP: 0.314, SLG: 0.378										5	0	2	1	0	0	2									
Frank Bolling, R (1, 4) OBP: 0.336, SLG: 0.400										5	0	0	0	0	1	5									
Red Wilson, R (1, 2) OBP: 0.354, SLG: 0.380										4	1	2	0	1	1	1									
Frank Lary, R (1, 1) OBP: 0.235, SLG: 0.292 Al Aber, L (9, 1) OBP: 0.400, SLG: 0.250										5	1	1	0	0	1	5									
Inning Stats	R: 4 E: 0 K: 1 S: 8	H: 4 LOB: 0 BB: 1 P: 12	R: 1 E: 0 K: 1 S: 8	H: 3 LOB: 2 BB: 0 P: 8	R: 0 E: 0 K: 0 S: 3	H: 0 LOB: 0 BB: 0 P: 3	R: 0 E: 0 K: 0 S: 4	H: 2 LOB: 1 BB: 0 P: 4	R: 0 E: 0 K: 0 S: 5	H: 2 LOB: 2 BB: 0 P: 5	R: 2 E: 0 K: 2 S: 10	H: 4 LOB: 1 BB: 1 P: 14	R: 0 E: 0 K: 0 S: 3	H: 0 LOB: 1 BB: 1 P: 7	R: 0 E: 0 K: 1 S: 5	H: 1 LOB: 1 BB: 0 P: 5	R: 1 E: 1 K: 1 S: 8	H: 2 LOB: 2 BB: 0 P: 8	1B: 14 2B: 3 3B: 1 HR: 0	SF: 0 SAC: 0 DP: 2 HBP: 0	WP: 1 PB: 0 SB: 0 CS: 1	PA: 45			
PITCHER	IP	WLS	BF	H	R	ER	SO	BB	IBB	HBP	BLK	WP	HR	S	P	ERA	WHIP								
Billy Pierce, L (1, 1) ERA: 3.11	5.2	L	31	15	7	6	3	2	0	0	0	1	0	35	43	9.53	3.000								
Paul LaPalme, L (6, 1) ERA: 5.09	1.1		5	0	0	0	1	1	0	0	0	0	0	6	10	0.00	0.750								
Jack Harshman, L (8, 1) ERA: 2.96	2.0		9	3	1	0	2	0	0	0	0	0	0	13	13	0.00	1.500								

Detroit Tigers @ Chicago White Sox
Comiskey Park, Chicago, IL
Sun Jul 08 1956, 4:38 AM EDT
Att: 25,148 - Unknown

AB	42
R	8
H	18
RBI	7
BB	3
SO	6
LOB	22



Batter	1	2	3	4	5	6	7	8	9	AB	R	H	RBI	BB	SO	LOB	BOTTOM								
Jim Rivera, L (1, 8) OBP: 0.381, SLG: 0.426										5	1	2	1	0	1	0									
Nellie Fox, L (1, 4) OBP: 0.335, SLG: 0.381										5	1	3	0	0	0	2									
Minnie Minoso, R (1, 7) OBP: 0.429, SLG: 0.478										3	0	0	1	0	0	2									
Dave Philley, S (1, 9) OBP: 0.341, SLG: 0.372										4	1	2	0	0	0	2									
Sherm Lollar, R (1, 2) OBP: 0.403, SLG: 0.467										4	1	1	1	0	0	3									
Walt Dropo, R (1, 3) OBP: 0.341, SLG: 0.342										4	1	2	2	0	0	0									
Fred Hatfield, L (1, 5) OBP: 0.371, SLG: 0.370 Sammy Esposito, R (6, 5) OBP: 0.395, SLG: 0.308										2	0	0	0	0	0	1									
Luis Aparicio, R (1, 6) OBP: 0.286, SLG: 0.316 Ron Northey, L (9, PH) OBP: 0.500, SLG: 1.111										1	0	0	0	0	1	2									
Billy Pierce, L (1, 1) OBP: 0.138, SLG: 0.107 Paul LaPalme, L (6, 1) OBP: 0.500, SLG: 0.750 Jim Delsing, L (7, PH) OBP: 0.256, SLG: 0.059 Jack Harshman, L (8, 1) OBP: 0.226, SLG: 0.393 Larry Doby, L (9, PH) OBP: 0.396, SLG: 0.415										2	0	0	0	0	0	0									
Inning Stats	R: 3 E: 0 K: 0 S: 7	H: 4 LOB: 1 BB: 0 P: 7	R: 0 E: 0 K: 1 S: 5	H: 0 LOB: 0 BB: 0 P: 5	R: 0 E: 1 K: 0 S: 4	H: 1 LOB: 1 BB: 0 P: 4	R: 0 E: 0 K: 0 S: 3	H: 0 LOB: 0 BB: 0 P: 3	R: 1 E: 0 K: 0 S: 5	H: 2 LOB: 1 BB: 0 P: 5	R: 0 E: 0 K: 0 S: 3	H: 0 LOB: 0 BB: 0 P: 3	R: 0 E: 0 K: 0 S: 4	H: 1 LOB: 1 BB: 0 P: 4	R: 2 E: 0 K: 1 S: 7	H: 3 LOB: 1 BB: 1 P: 11	1B: 10 2B: 2 3B: 1 HR: 0	SF: 1 SAC: 0 DP: 2 HBP: 0	WP: 1 PB: 1 SB: 0 CS: 0	PA: 38					
PITCHER	IP	WLS	BF	H	R	ER	SO	BB	IBB	HBP	BLK	WP	HR	S	P	ERA	WHIP								
Frank Lary, R (1, 1) ERA: 4.08	8.1	W	36	10	6	6	2	1	0	0	0	1	0	39	43	6.48	1.320								
Al Aber, L (9, 1) ERA: 3.93	0.2	S	2	1	0	0	0	0	0	0	0	0	0	2	2	0.00	1.500								

Detroit Tigers @ Chicago White Sox
Comiskey Park, Chicago, IL
Sun Jul 08 1956, 4:38 AM EDT
Att: 25,148 - Unknown

AB	36
R	6
H	11
RBI	6
BB	1
SO	2
LOB	12




Batter	1	2	3	4	5	6	7	8	9	AB	R	H	RBI	BB	SO	LOB	TOP
Jim Rivera, L OBP: 0.375, SLG: 0.418 (1, 9)	L6		F2		F9			4-3		4	0	0	0	0	0	2	Chicago White Sox @ Boston Red Sox Fenway Park, Boston, MA Thu Jul 12 1956, 3:33 AM EDT Att: 28,092 - Unknown
Nelle Fox, L OBP: 0.331, SLG: 0.376 (1, 4)	4-3		3-1			B5-3		F8		4	0	0	0	0	0	1	
Minnie Minoso, R OBP: 0.430, SLG: 0.478 (1, 7)								L5		4	0	2	0	0	0	0	
Larry Doby, L OBP: 0.394, SLG: 0.412 (1, 8)	1B									4	0	1	0	0	0	2	
Dave Philley, S OBP: 0.337, SLG: 0.367 (1, 3)										4	0	0	0	0	0	2	
Sherm Lollar, R OBP: 0.404, SLG: 0.472 (1, 2)										4	0	2	0	0	0	1	
Fred Hatfield, L OBP: 0.371, SLG: 0.369 (9, PH) Sammy Esposito, R OBP: 0.392, SLG: 0.305 (9, 5)										3	0	1	0	0	1	1	
Luis Aparicio, R OBP: 0.291, SLG: 0.317 (1, 6)										1	0	0	0	0	0	2	
Jack Harshman, L OBP: 0.235, SLG: 0.484 (1, 1)										2	0	1	0	1	1	1	
Inning Stats	R: 0 E: 0 K: 0 S: 4	H: 1 LOB: 1 BB: 0 P: 4	R: 0 E: 0 K: 0 S: 3	H: 0 LOB: 0 BB: 0 P: 3	R: 0 E: 0 K: 0 S: 4	H: 1 LOB: 1 BB: 0 P: 4	R: 0 E: 0 K: 0 S: 4	H: 1 LOB: 1 BB: 0 P: 4	R: 0 E: 0 K: 2 S: 8	H: 1 LOB: 1 BB: 0 P: 8	R: 1 E: 0 K: 0 S: 4	H: 1 LOB: 3 BB: 1 P: 9	R: 0 E: 0 K: 0 S: 5	H: 2 LOB: 3 BB: 1 P: 9	1B: 6 2B: 1 3B: 0 HR: 1	SF: 0 SAC: 2 DP: 0 HBP: 0	
PITCHER	IP	WLS	BF	H	R	ER	SO	BB	IBB	HBP	BLK	WP	HR	S	P	ERA	WHIP
Frank Sullivan, R ERA: 3.13 (1, 1)	8.0		30	6	1	1	2	0	0	0	0	1	1	34	34	1.12	0.750
Leo Kiely, L ERA: 4.73 (9, 1)	1.0	W	6	2	0	0	0	0	1	0	0	0	0	5	9	0.00	2.000

Batter	1	2	3	4	5	6	7	8	9	AB	R	H	RBI	BB	SO	LOB	BOTTOM		
Billy Goodman, L OBP: 0.361, SLG: 0.427 (1, 4)	F9		4-3		F7					4	0	1	1	0	0	3	Chicago White Sox @ Boston Red Sox Fenway Park, Boston, MA Thu Jul 12 1956, 3:33 AM EDT Att: 28,092 - Unknown		
Billy Klaus, L OBP: 0.386, SLG: 0.381 (1, 5)	K									4	0	1	0	0	2	2			
Ted Williams, L OBP: 0.482, SLG: 0.544 (1, 7)	F5									3	0	0	0	1	0	3			
Dick Gemert, R OBP: 0.407, SLG: 0.500 (1, 3)										4	1	1	0	0	0	2			
Jackie Jensen, R OBP: 0.395, SLG: 0.472 (1, 9)										4	0	0	0	0	2	2			
Jim Piersall, R OBP: 0.384, SLG: 0.447 (1, 8)										4	1	2	2	0	1	0			
Sammy White, R OBP: 0.331, SLG: 0.396 (1, 2)										2	0	0	0	1	0	0			
Don Buddin, R OBP: 0.384, SLG: 0.365 (1, 6)										1	0	0	0	1	0	0			
Frank Sullivan, R OBP: 0.176, SLG: 0.167 (1, 1) Norm Zauchin, R OBP: 0.304, SLG: 0.339 (8, PH) Billy Console, R OBP: 0.384, SLG: 0.447 (6, PR) Leo Kiely, L OBP: 0.167, SLG: 0.167 (9, 1)										2	0	0	0	0	1	3			
Inning Stats	R: 0 E: 0 K: 1 S: 5	H: 0 LOB: 0 BB: 0 P: 5	R: 0 E: 0 K: 1 S: 5	H: 0 LOB: 0 BB: 0 P: 5	R: 0 E: 0 K: 2 S: 7	H: 0 LOB: 1 BB: 1 P: 11	R: 0 E: 0 K: 1 S: 6	H: 1 LOB: 2 BB: 1 P: 10	R: 0 E: 0 K: 0 S: 3	H: 1 LOB: 0 BB: 0 P: 3	R: 0 E: 0 K: 1 S: 5	H: 0 LOB: 2 BB: 0 P: 5	R: 1 E: 0 K: 0 S: 5	H: 2 LOB: 2 BB: 0 P: 5	R: 2 E: 0 K: 0 S: 3	H: 2 LOB: 0 BB: 0 P: 3		1B: 4 2B: 1 3B: 0 HR: 1	SF: 0 SAC: 1 DP: 1 HBP: 0
PITCHER	IP	WLS	BF	H	R	ER	SO	BB	IBB	HBP	BLK	WP	HR	S	P	ERA	WHIP		
Jack Harshman, L ERA: 2.98 (1, 1)	8.1	L	33	6	3	3	6	3	0	0	0	0	1	42	54	3.24	1.080		

Batter	1	2	3	4	5	6	7	8	9	AB	R	H	RBI	BB	SO	LOB	TOP										
Sammy Esposito, R OBP: 0.385, SLG: 0.294	E4 E	F9		1B 1-2 BB		F8			K	4	1	0	0	1	1	0											
Nelle Fox, L OBP: 0.331, SLG: 0.374	F8		1B 1B	F7			F9			4	1	1	0	0	0	3											
Jim Rivera, L OBP: 0.377, SLG: 0.420	E3 E		G5-3 1-2 1B	1B	1-3 2-H 1B		K			4	0	2	1	0	1	1											
Minnie Minoso, R OBP: 0.428, SLG: 0.475	E5 IBB		1-2 2-H 1B	5-3			K			4	0	1	2	0	1	3											
Larry Doby, L OBP: 0.392, SLG: 0.407	1-2 IBB		K		F9			K		3	0	0	0	1	2	2											
Sherm Lollar, R OBP: 0.399, SLG: 0.464	F4		G5-3 2-3F		F8			6-3		4	0	0	0	0	0	5											
Walt Dropo, R OBP: 0.331, SLG: 0.330	K			5-3	F6			F9		4	0	0	0	0	1	3											
Luis Aparicio, R OBP: 0.291, SLG: 0.317		F6		1B S 1B		F7			L8	3	1	1	0	0	0	0											
Ron Northey, L OBP: 0.467, SLG: 1.000										1	0	0	0	0	0	0											
Jim Wilson, R OBP: 0.346, SLG: 0.313										3	1	1	1	0	2	0											
Gerry Staley, R OBP: 0.250, SLG: 0.200										0	0	0	0	0	0	0											
Dick Donovan, L OBP: 0.383, SLG: 0.513				1B 1-H 1B						1	0	0	0	0	1	0											
Inning Stats	R: 1 E: 3 K: 1 S: 8	H: 0 LOB: 3 BB: 1 P: 12	R: 0 E: 0 K: 1 S: 5	H: 0 LOB: 0 BB: 0 P: 5	R: 1 E: 0 K: 1 S: 7	H: 3 LOB: 1 BB: 0 P: 7	R: 2 E: 0 K: 0 S: 6	H: 3 LOB: 2 BB: 1 P: 10	R: 0 E: 0 K: 0 S: 3	H: 0 LOB: 0 BB: 0 P: 3	R: 0 E: 0 K: 1 S: 5	H: 0 LOB: 0 BB: 0 P: 5	R: 0 E: 0 K: 2 S: 7	H: 0 LOB: 0 BB: 0 P: 7	R: 0 E: 0 K: 1 S: 5	H: 0 LOB: 0 BB: 0 P: 5	R: 0 E: 0 K: 2 S: 7	H: 0 LOB: 0 BB: 0 P: 7	1B: 6 2B: 0 3B: 0 HR: 0	SF: 0 SAC: 0 DP: 1 HBP: 0	WP: 0 PB: 0 SB: 1 CS: 0	PA: 37					
PITCHER	IP	WLS	BF	H	R	ER	SO	BB	IBB	HBP	BLK	WP	HR	S	P	ERA	WHIP										
Tom Brewer, R ERA: 3.09	(1, 1)	6.0	28	6	4	3	4	1	1	0	0	0	0	34	42	4.50	1.167										
Ike Delock, R ERA: 4.68	(7, 1)	3.0	W	9	0	0	0	5	0	0	0	0	0	19	19	0.00	0.000										

Chicago White Sox @ Boston Red Sox
Fenway Park, Boston, MA
Fri Jul 13 1956, 3:33 AM EDT
Att: 12,438 - Unknown


AB 35
R 4
H 6
RBI 4
BB 2
SO 9
LOB 17



Batter	1	2	3	4	5	6	7	8	9	AB	R	H	RBI	BB	SO	LOB	BOTTOM										
Billy Goodman, L OBP: 0.363, SLG: 0.426	1-6-3 BB		G3-6-3 1-2F			2B 1-2 1B		6-3		3	1	1	0	1	0	1											
Billy Klaus, L OBP: 0.384, SLG: 0.383	1-6-3			F8		1B 1-3 2-H WP 2B		F4		4	1	1	1	0	0	1											
Ted Williams, L OBP: 0.482, SLG: 0.540				6-3						3	0	1	1	1	1	1											
Billy Conzolo, R OBP: 0.407, SLG: 0.500	K					G4-6-3 2-3 3-H 1B		1B BB		0	1	0	0	0	0	0											
Dick Gemert, R OBP: 0.407, SLG: 0.500										0	0	0	0	0	0	0											
Mickey Vernon, L OBP: 0.396, SLG: 0.526	4-3			F7		G4-6-3 1-2F 3-H 1B		1B 1B		4	1	1	0	0	0	2											
Jackie Jensen, R OBP: 0.396, SLG: 0.470		F3			F7		BB	1B 1-2 3-H 1B		3	0	1	1	1	0	0											
Jim Piersall, R OBP: 0.383, SLG: 0.444		5-3			K			1B 1-3 2-H 1B		4	0	1	1	0	1	1											
Sammy White, R OBP: 0.329, SLG: 0.393		L5						F8	F4	4	0	1	0	0	0	2											
Don Buddin, R OBP: 0.383, SLG: 0.362			G3-6-3 BB		K			L5		2	0	0	0	1	1	1											
Tom Brewer, R OBP: 0.300, SLG: 0.375									F7	1	0	0	0	0	0	1											
Gene Stephens, L OBP: 0.296, SLG: 0.174										0	1	0	0	1	0	0											
Ike Delock, R OBP: 0.150, SLG: 0.158						1B 2B BB				1	0	0	0	0	0	0											
Inning Stats	R: 0 E: 0 K: 1 S: 5	H: 0 LOB: 1 BB: 1 P: 9	R: 0 E: 0 K: 0 S: 3	H: 0 LOB: 0 BB: 0 P: 3	R: 0 E: 0 K: 0 S: 2	H: 0 LOB: 1 BB: 1 P: 6	R: 0 E: 0 K: 0 S: 3	H: 0 LOB: 0 BB: 0 P: 3	R: 0 E: 0 K: 2 S: 8	H: 1 LOB: 1 BB: 0 P: 8	R: 3 E: 0 K: 0 S: 5	H: 3 LOB: 1 BB: 2 P: 13	R: 0 E: 0 K: 0 S: 3	H: 0 LOB: 0 BB: 0 P: 3	R: 2 E: 0 K: 0 S: 6	H: 3 LOB: 2 BB: 1 P: 10	1B: 6 2B: 1 3B: 0 HR: 0	SF: 0 SAC: 0 DP: 2 HBP: 0	WP: 1 PB: 0 SB: 0 CS: 0	PA: 34							
PITCHER	IP	WLS	BF	H	R	ER	SO	BB	IBB	HBP	BLK	WP	HR	S	P	ERA	WHIP										
Jim Wilson, R ERA: 3.7	(1, 1)	7.2	L	32	6	5	3	5	0	0	0	0	0	33	53	5.87	1.435										
Gerry Staley, R ERA: 4.93	(8, 1)	0.0		1	1	0	0	0	0	0	0	0	0	1	1	∞	∞										
Dick Donovan, R ERA: 4.79	(8, 1)	0.1		1	0	0	0	0	0	0	0	0	0	1	1	0.00	0.000										

Chicago White Sox @ Boston Red Sox
Fenway Park, Boston, MA
Fri Jul 13 1956, 3:33 AM EDT
Att: 12,438 - Unknown


AB 29
R 5
H 7
RBI 4
BB 5
SO 3
LOB 10



Batter	1	2	3	4	5	6	7	8	9	AB	R	H	RBI	BB	SO	LOB	TOP			
Jim Rivera, L (1, 9) OBP: 0.373, SLG: 0.415 Walt Dropo, R (9, PH) OBP: 0.328, SLG: 0.328	F8			F5			K		G1	3	0	0	0	0	1	0				
Nellie Fox, L (1, 4) OBP: 0.326, SLG: 0.371	4-3			4-3			1-3			3	0	0	0	0	0	0				
Minnie Minoso, R (1, 7) OBP: 0.424, SLG: 0.469	5-3			6-3			L5			3	0	0	0	0	0	0				
Dave Philley, S (1, 3) OBP: 0.334, SLG: 0.363		6-3			4-3			5-3		3	0	0	0	0	0	0				
Larry Doby, L (1, 8) OBP: 0.391, SLG: 0.403		G6-4-3 BB			F9			4-3		2	0	0	0	1	0	0				
Sherm Lollar, R (1, 2) OBP: 0.394, SLG: 0.458		G6-4-3 1-2			F8			5-3		3	0	0	0	0	0	1				
Sammy Esposito, R (1, 5) OBP: 0.384, SLG: 0.288			E6 CS			F8			FC4-6 BB	2	0	0	0	1	0	0				
Luis Aparicio, R (1, 6) OBP: 0.288, SLG: 0.313			F8			K			FC4-6 FC5-4 1-2	3	0	0	0	0	1	2				
Jim McDonald, R (1, 1) Paul LaPalme, L (6, 1) OBP: 0.500, SLG: 0.750 Bubba Phillips, R (9, PH) OBP: 0.355, SLG: 0.533			K			K			FC5-4 1-2	2	0	0	0	0	2	1				
Inning Stats	R: 0 E: 0 K: 0 S: 3	H: 0 LOB: 0 BB: 3	R: 0 E: 0 K: 0 S: 2	H: 0 LOB: 0 BB: 1 P: 6	R: 0 E: 1 K: 1 S: 5	H: 0 LOB: 1 BB: 0 P: 5	R: 0 E: 0 K: 0 S: 3	H: 0 LOB: 0 BB: 0 P: 3	R: 0 E: 0 K: 1 S: 5	H: 0 LOB: 0 BB: 0 P: 7	R: 0 E: 0 K: 1 S: 5	H: 0 LOB: 0 BB: 0 P: 5	R: 0 E: 0 K: 0 S: 3	H: 0 LOB: 0 BB: 0 P: 3	R: 0 E: 0 K: 0 S: 3	H: 0 LOB: 1 BB: 1 P: 7	1B: 0 2B: 1 3B: 0 HR: 0	SF: 0 SAC: 0 DP: 2 HBP: 0	WP: 0 PB: 0 SB: 0 CS: 1	PA: 28
PITCHER Mel Parnell, L (1, 1) ERA: 3.14	IP: 9.0 WLS: W BF: 28 H: 0 R: 0 ER: 0 SO: 4 BB: 2 IBB: 0 HBP: 0 BLK: 0 WP: 0 HR: 0 S: 34 P: 42 ERA: 0.00 WHIP: 0.222																			

Chicago White Sox @ Boston Red Sox
Fenway Park, Boston, MA
Sat Jul 14 1956, 3:33 AM EDT
Att: 14,542 - Unknown


AB 26
R 0
H 0
RBI 0
BB 2
SO 4
LOB 6



Batter	1	2	3	4	5	6	7	8	9	AB	R	H	RBI	BB	SO	LOB	BOTTOM			
Billy Goodman, L (1, 4) OBP: 0.361, SLG: 0.427	6-3		4-3			1B 2B	L7			4	1	1	0	0	0	1				
Billy Klaus, L (1, 5) OBP: 0.385, SLG: 0.390	F6			1B 2B		1B 2B 1B		F7		4	1	2	1	0	0	0				
Ted Williams, L (1, 7) OBP: 0.488, SLG: 0.543 Gene Stephens, L (9, 7) OBP: 0.296, SLG: 0.174				1B G5-4-3 2-3 1B		1B G5-4-3 1-2 1B		6-3		3	1	2	0	1	0	0				
Mickey Vernon, L (1, 3) OBP: 0.393, SLG: 0.521	F8			G5-4-3 1-3 3-H 1B		K		4-3		4	0	1	1	0	1	3				
Jackie Jensen, R (1, 9) OBP: 0.393, SLG: 0.466		6-3		G5-4-3 1-2 1-2 3-H 1B		G5-4-3 1-2 1-2				3	0	0	0	0	0	3				
Jim Piersall, R (1, 8) OBP: 0.382, SLG: 0.446		1-6-3		6-3			4-3 1B 2B			3	1	1	0	0	0	0				
Sammy White, R (1, 2) OBP: 0.325, SLG: 0.388	F8				4-3		4-3			3	0	0	0	0	0	1				
Don Buddin, R (1, 6) OBP: 0.386, SLG: 0.363				FC7-5 WP HBP	5-3		SH1-4 1B			2	0	1	1	0	0	0				
Mel Parnell, L (1, 1) OBP: 0.294, SLG: 0.353			FC7-5 1-3		K		SH1-4 1-2			2	0	0	0	0	1	1				
Inning Stats	R: 0 E: 0 K: 0 S: 3	H: 0 LOB: 1 BB: 1 P: 7	R: 0 E: 0 K: 0 S: 3	H: 0 LOB: 0 BB: 0 P: 3	R: 0 E: 0 K: 0 S: 2	H: 0 LOB: 0 BB: 0 P: 3	R: 2 E: 0 K: 0 S: 5	H: 3 LOB: 0 BB: 0 P: 5	R: 0 E: 0 K: 1 S: 5	H: 0 LOB: 0 BB: 0 P: 5	R: 1 E: 0 K: 0 S: 5	H: 3 LOB: 1 BB: 0 P: 7	R: 1 E: 0 K: 0 S: 5	H: 2 LOB: 1 BB: 0 P: 5	R: 0 E: 0 K: 0 S: 3	H: 0 LOB: 0 BB: 0 P: 3	1B: 5 2B: 4 3B: 0 HR: 0	SF: 0 SAC: 1 DP: 3 HBP: 1	WP: 1 PB: 0 SB: 0 CS: 0	PA: 31
PITCHER Jim McDonald, R (1, 1) ERA: 5.4 Paul LaPalme, L (6, 1) ERA: 4.93	IP: 5.0 WLS: L BF: 20 H: 3 R: 1 ER: 3 SO: 1 BB: 1 IBB: 0 HBP: 1 BLK: 0 WP: 0 HR: 0 S: 13 P: 25 ERA: 5.40 WHIP: 1.200																			

Chicago White Sox @ Boston Red Sox
Fenway Park, Boston, MA
Sat Jul 14 1956, 3:33 AM EDT
Att: 14,542 - Unknown

AB 28
R 4
H 8
RBI 3
BB 1
SO 2
LOB 9



Batter	1	2	3	4	5	6	7	8	9	AB	R	H	RBI	BB	SO	LOB	TOP							
Luis Aparicio, R OBP: 0.287, SLG: 0.320										4	1	1	0	0	1	1								
Jim Rivera, L OBP: 0.366, SLG: 0.408										4	0	0	0	0	3	1								
Minnie Minoso, R OBP: 0.422, SLG: 0.466										2	0	0	1	0	1	0								
Sherm Lollar, R OBP: 0.389, SLG: 0.450										4	0	0	0	0	0	1								
Larry Doby, L OBP: 0.391, SLG: 0.402										3	0	1	0	0	0	1								
Dave Philley, S OBP: 0.331, SLG: 0.360										3	0	0	0	0	1	2								
Nellie Fox, L OBP: 0.328, SLG: 0.370										3	0	1	0	0	0	1								
Sammy Esposito, R OBP: 0.376, SLG: 0.281										3	0	0	0	0	1	2								
Billy Pierce, L OBP: 0.133, SLG: 0.103										2	0	0	0	0	0	1								
Walt Dropo, R OBP: 0.326, SLG: 0.325										1	0	0	0	0	0	0								
Paul LaPalme, L OBP: 0.500, SLG: 0.750										0	0	0	0	0	0	0								
Inning Stats	R: 1 E: 0 K: 1 S: 6	H: 1 LOB: 0 BB: 0 P: 6	R: 0 E: 0 K: 1 S: 6	H: 1 LOB: 1 BB: 0 P: 6	R: 0 E: 0 K: 0 S: 3	H: 0 LOB: 0 BB: 0 P: 3	R: 0 E: 0 K: 0 S: 3	H: 0 LOB: 1 BB: 0 P: 4	R: 0 E: 0 K: 1 S: 6	H: 1 LOB: 1 BB: 0 P: 6	R: 0 E: 0 K: 1 S: 5	H: 0 LOB: 0 BB: 0 P: 5	R: 0 E: 0 K: 0 S: 3	H: 0 LOB: 0 BB: 0 P: 3	R: 0 E: 0 K: 1 S: 5	H: 0 LOB: 0 BB: 0 P: 5	R: 0 E: 0 K: 2 S: 7	H: 0 LOB: 0 BB: 0 P: 7	R: 0 E: 0 K: 1 S: 5	H: 0 LOB: 0 BB: 0 P: 5	1B: 2 2B: 0 3B: 1 HR: 0	SF: 1 SAC: 0 DP: 0 HBP: 1	WP: 1 PB: 0 SB: 0 CS: 0	PA: 31
PITCHER Whitey Ford, L ERA: 2.33	IP: 9.0 WLS: W BF: 31 H: 3 R: 1 ER: 1 SO: 7 BB: 0 IBB: 0 HBP: 1 BLK: 0 WP: 1 HR: 0 S: 44 P: 45 ERA: 1.00 WHIP: 0.333															PITCHER	IP: 9.0 WLS: W BF: 31 H: 3 R: 1 ER: 1 SO: 7 BB: 0 IBB: 0 HBP: 1 BLK: 0 WP: 1 HR: 0 S: 44 P: 45 ERA: 1.00 WHIP: 0.333							

Chicago White Sox @ New York Yankees
Yankee Stadium, Bronx, NY
Sun Jul 15 1956, 3:33 AM EDT
Unknown - 85 F

AB	29
R	1
H	3
RBI	1
BB	0
SO	7
LOB	10



Batter	1	2	3	4	5	6	7	8	9	AB	R	H	RBI	BB	SO	LOB	BOTTOM			
Gil McDougald, R OBP: 0.400, SLG: 0.437										4	0	0	0	0	1	0				
Bob Cerv, R OBP: 0.349, SLG: 0.403										3	0	1	0	1	1	0				
Norm Siebern, L OBP: 0.279, SLG: 0.354										0	0	0	0	0	0	0				
Mickey Mantle, S OBP: 0.467, SLG: 0.737										3	0	0	0	0	1	2				
Yogi Berra, L OBP: 0.360, SLG: 0.545										3	0	1	0	0	0	2				
Bill Skowron, R OBP: 0.411, SLG: 0.510										2	1	0	0	0	0	2				
Joe Collins, L OBP: 0.309, SLG: 0.382										0	0	0	0	0	0	0				
Hank Bauer, R OBP: 0.308, SLG: 0.474										3	1	1	0	0	0	2				
Andy Carey, R OBP: 0.316, SLG: 0.367										3	0	1	2	0	0	2				
Jerry Coleman, R OBP: 0.309, SLG: 0.284										3	0	0	0	0	2	1				
Whitey Ford, L OBP: 0.300, SLG: 0.233										3	0	0	0	0	1	0				
Inning Stats	R: 0 E: 0 K: 1 S: 6	H: 1 LOB: 1 BB: 0 P: 6	R: 2 E: 1 K: 0 S: 4	H: 2 LOB: 0 BB: 0 P: 5	R: 0 E: 0 K: 1 S: 5	H: 0 LOB: 0 BB: 0 P: 5	R: 0 E: 0 K: 0 S: 4	H: 1 LOB: 1 BB: 0 P: 4	R: 0 E: 0 K: 2 S: 7	H: 0 LOB: 0 BB: 0 P: 7	R: 0 E: 0 K: 0 S: 3	H: 0 LOB: 1 BB: 1 P: 7	R: 0 E: 0 K: 1 S: 5	H: 0 LOB: 0 BB: 0 P: 5	R: 0 E: 0 K: 1 S: 5	H: 0 LOB: 0 BB: 0 P: 5	1B: 3 2B: 2 3B: 0 HR: 0	SF: 0 SAC: 0 DP: 2 HBP: 1	WP: 0 PB: 0 SB: 0 CS: 0	PA: 29
PITCHER Billy Pierce, L ERA: 3.02	IP: 7.0 WLS: L BF: 26 H: 4 R: 2 ER: 2 SO: 5 BB: 1 IBB: 0 HBP: 1 BLK: 0 WP: 0 HR: 0 S: 34 P: 39 ERA: 1.29 WHIP: 0.714															PITCHER	IP: 1.0 WLS: 3 BF: 3 H: 0 R: 0 ER: 0 SO: 1 BB: 0 IBB: 0 HBP: 0 BLK: 0 WP: 0 HR: 0 S: 5 P: 5 ERA: 0.00 WHIP: 0.000			

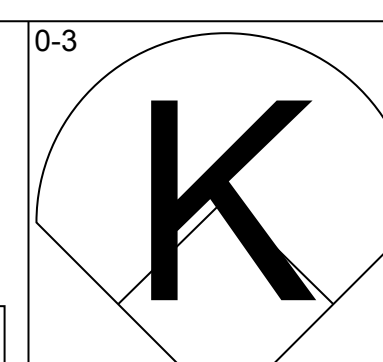
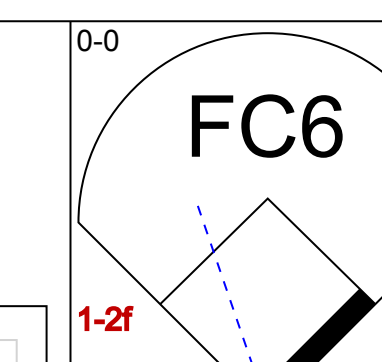
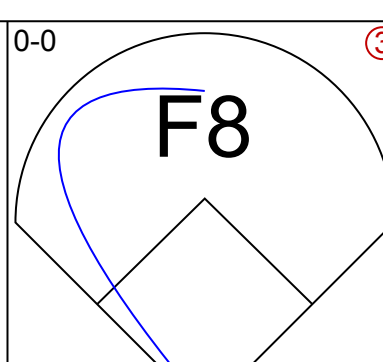
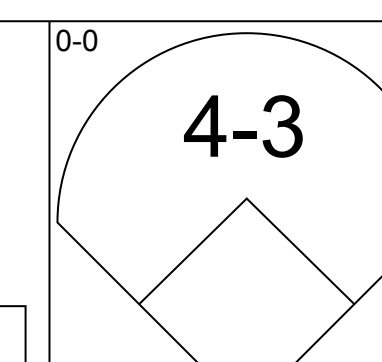
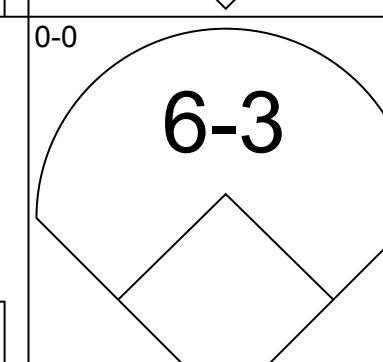
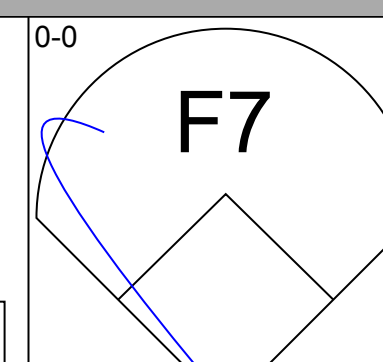
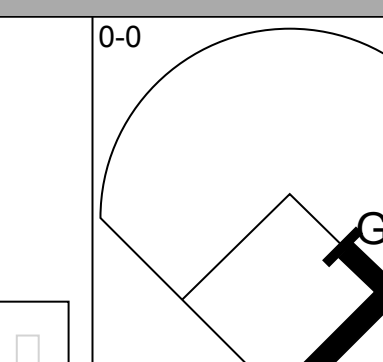
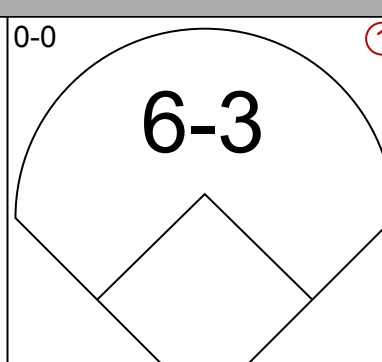
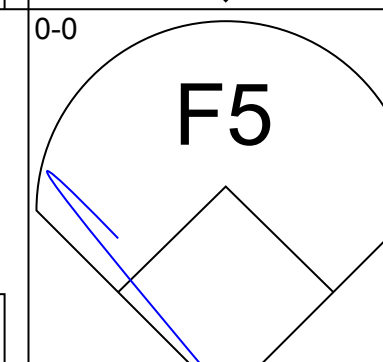
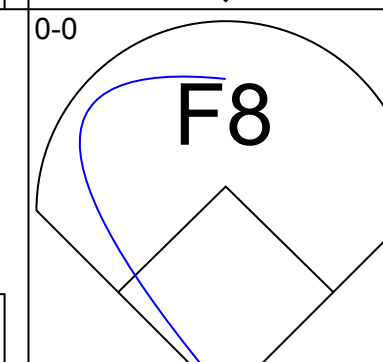
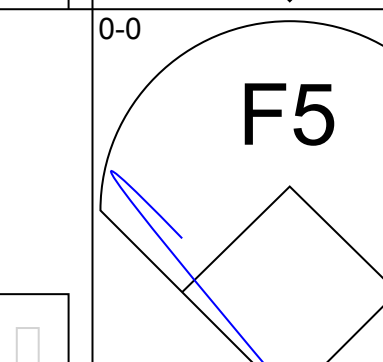
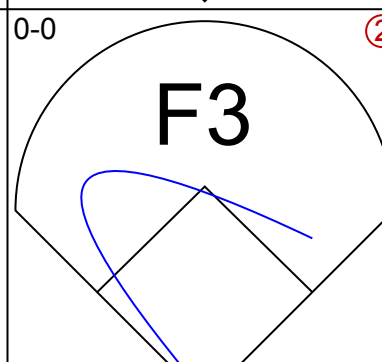
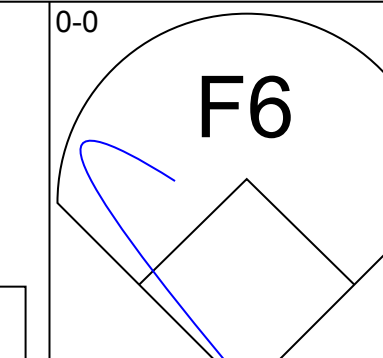
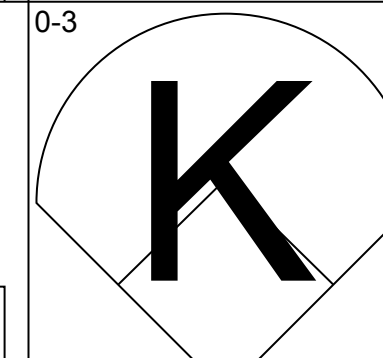
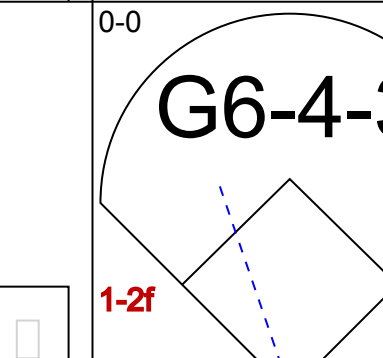
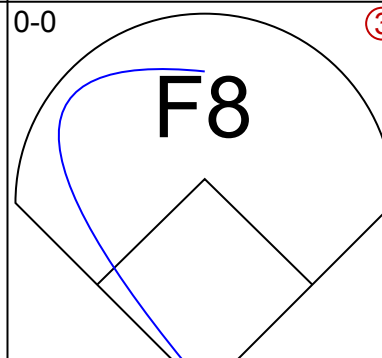
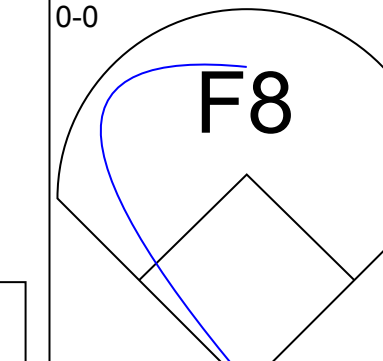
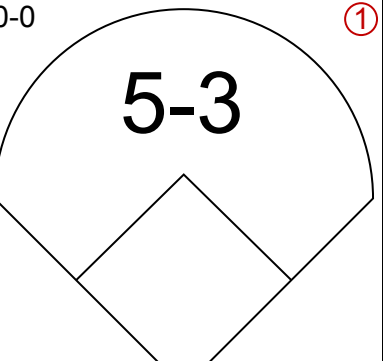
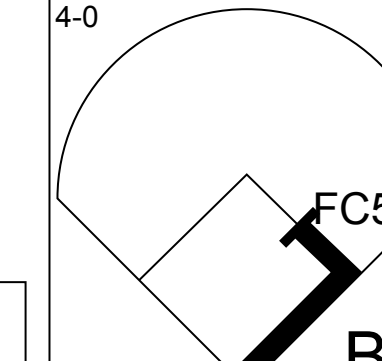
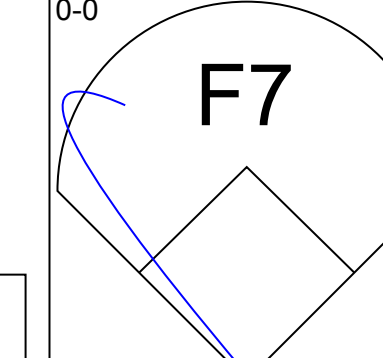
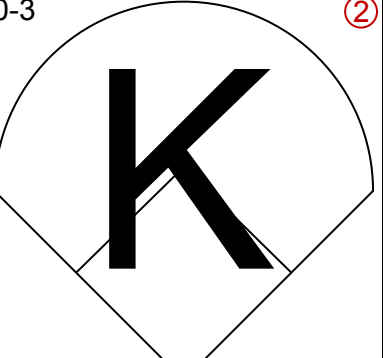
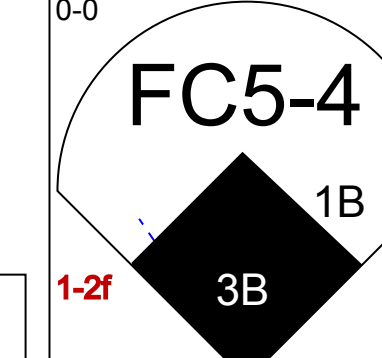
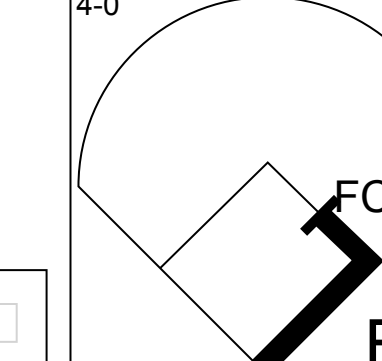
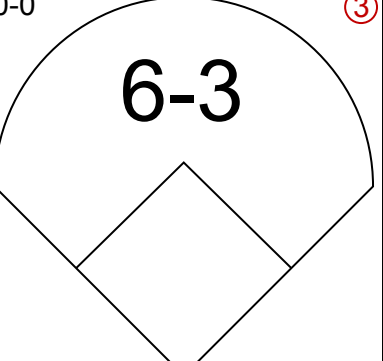
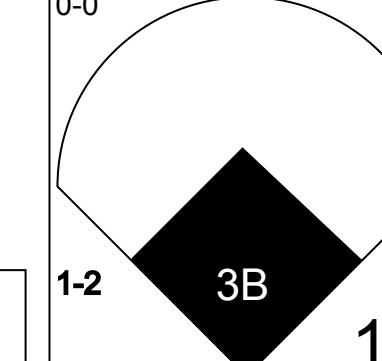
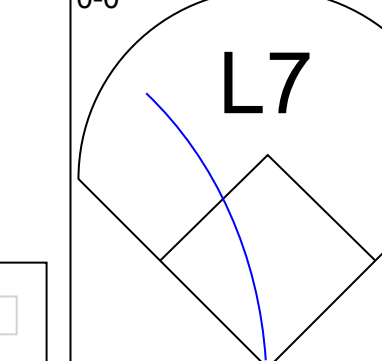
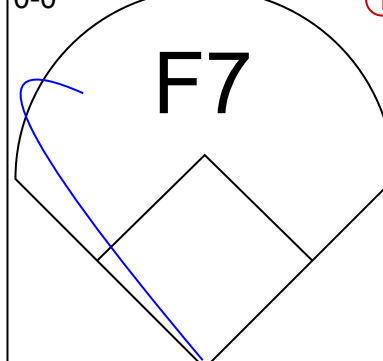
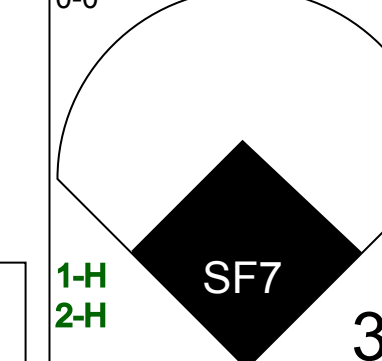
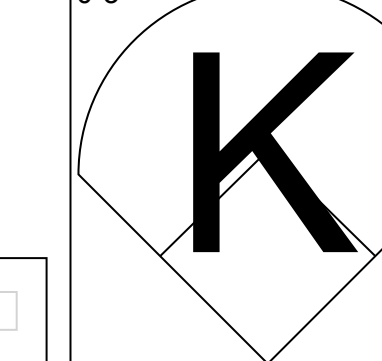
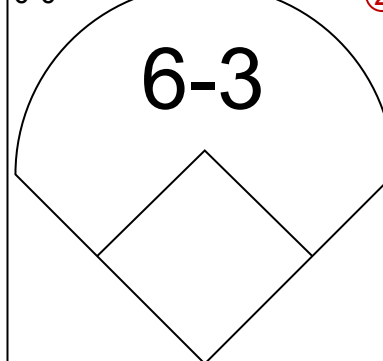
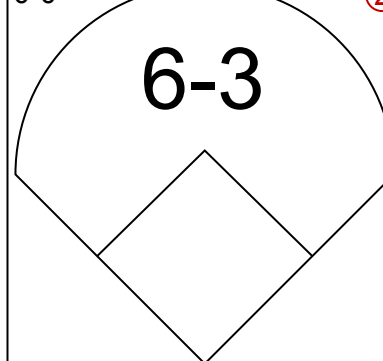
Chicago White Sox @ New York Yankees
Yankee Stadium, Bronx, NY
Sun Jul 15 1956, 3:33 AM EDT
Unknown - 85 F

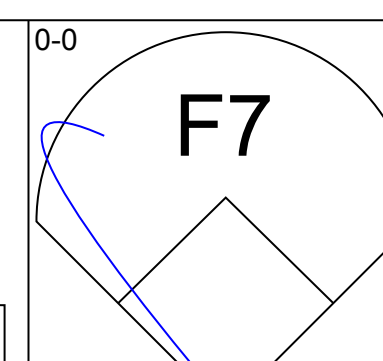
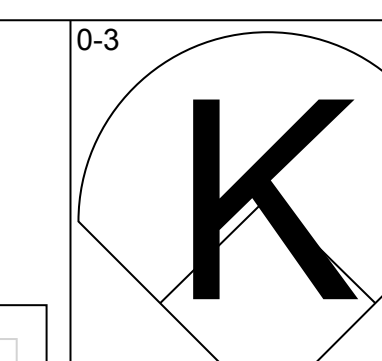

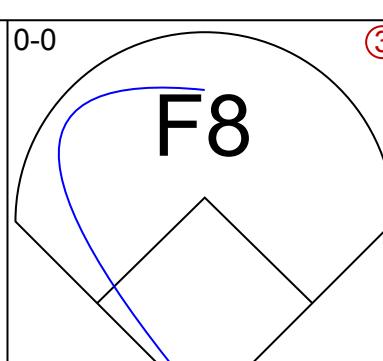
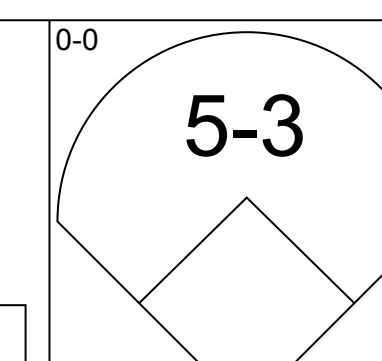
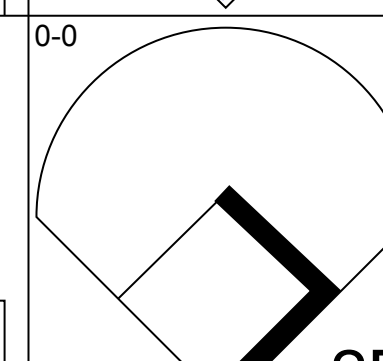
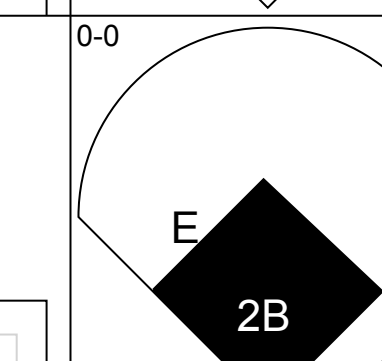

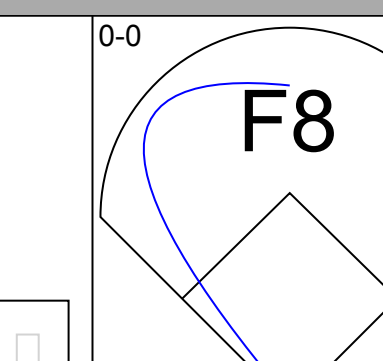
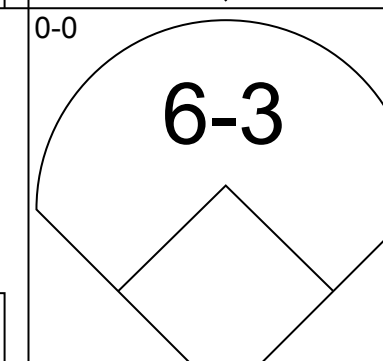
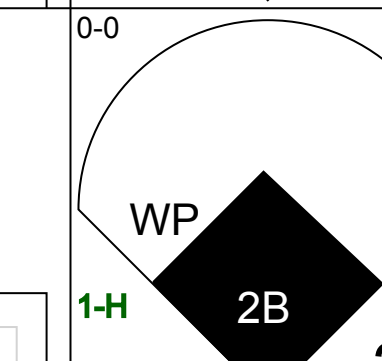

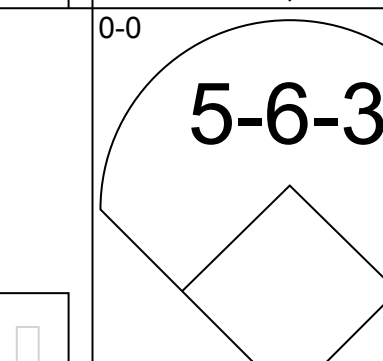
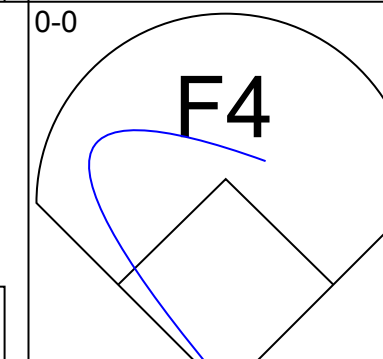
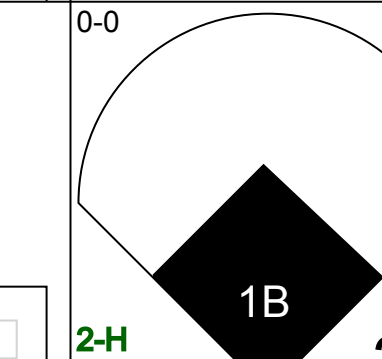

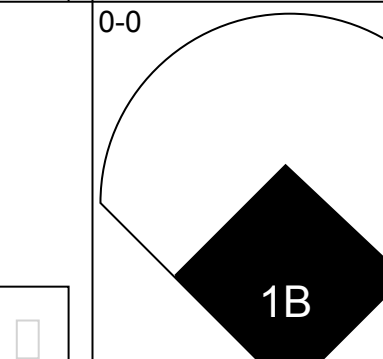
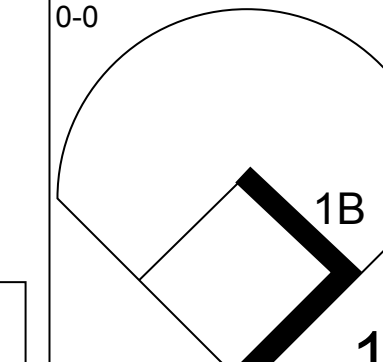
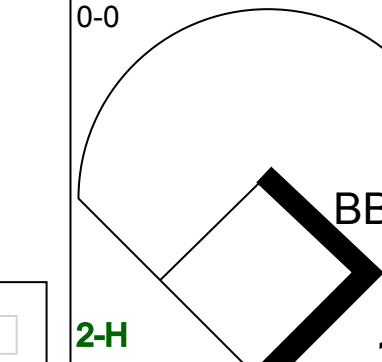
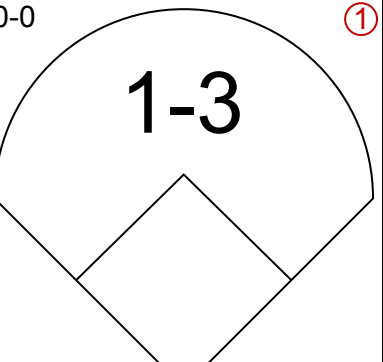
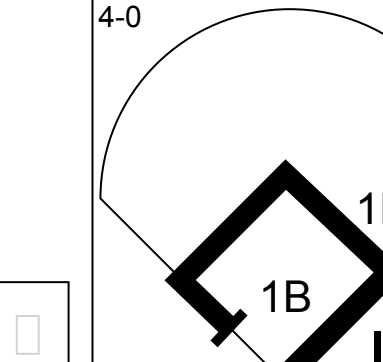

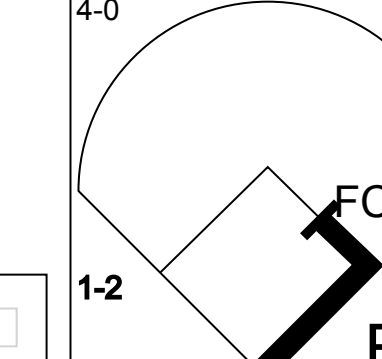
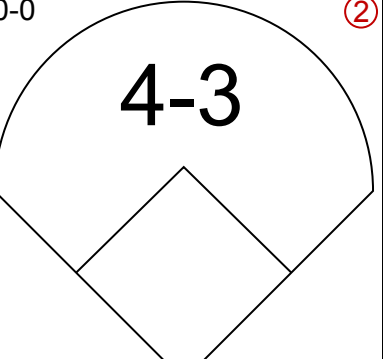
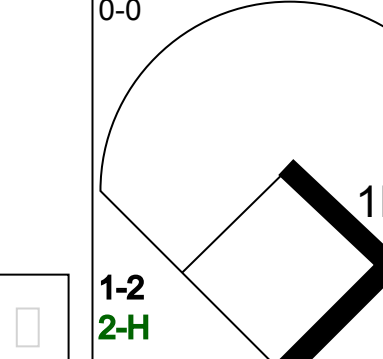
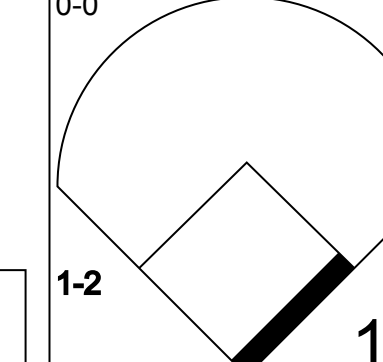
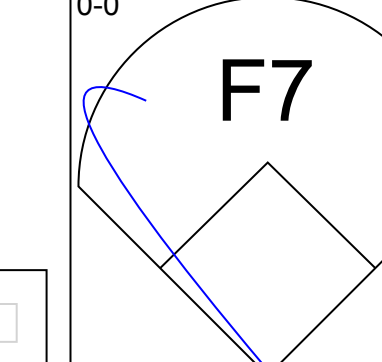
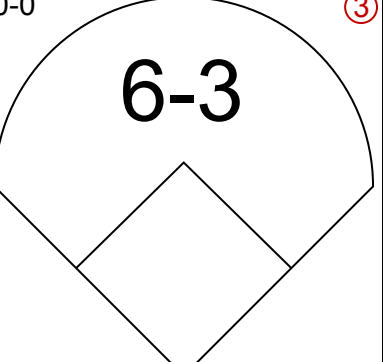
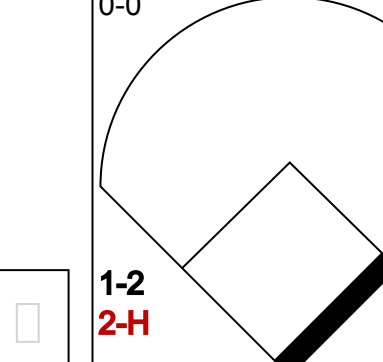
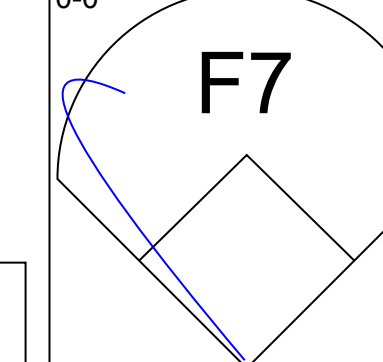
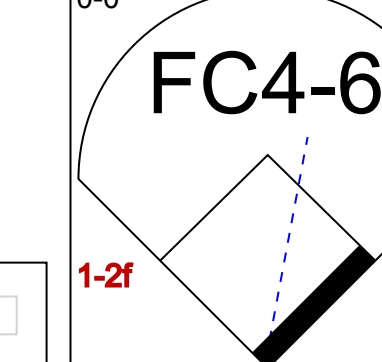
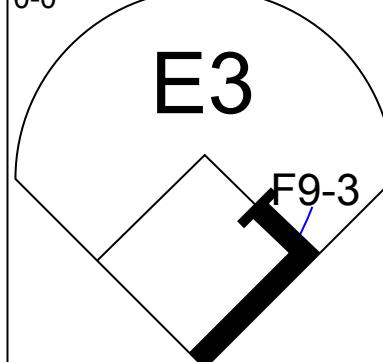
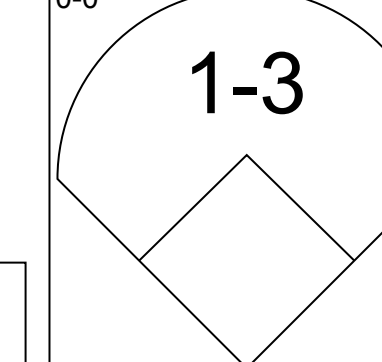
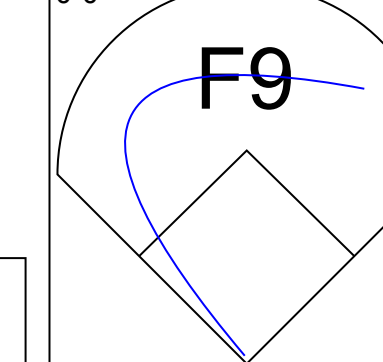

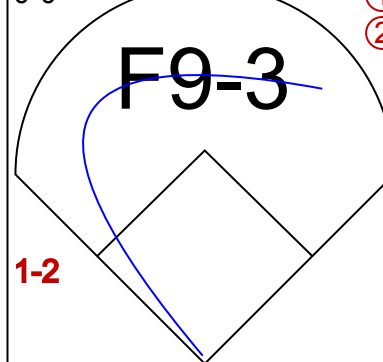
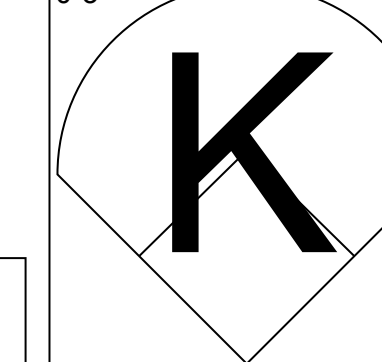
AB	27
R	2
H	4
RBI	2
BB	1
SO	6
LOB	11



Batter	1	2	3	4	5	6	7	8	9	10	AB	R	H	RBI	BB	SO	LOB	TOP									
Luis Aparicio, R OBP: 0.286, SLG: 0.315 (1, 6)	F9		6-3		5-3	4-0 BB			4-3		4	0	0	0	1	0	0	Chicago White Sox @ New York Yankees Yankee Stadium, Bronx, NY Sun Jul 15 1956, 3:38 AM EDT Att: 61,351 - Unknown - 86 F livebaseballscorecards.com									
Nellie Fox, L OBP: 0.326, SLG: 0.368 (1, 4)	4-3		F2		4-3	0-0 F6			0-0 F8 1B		5	0	1	0	0	0	2										
Minnie Minoso, R OBP: 0.421, SLG: 0.466 (1, 7) (9, 3)	6-3			6-3					0-0 F8		4	0	1	0	1	0	1										
Walt Droppo, R OBP: 0.331, SLG: 0.325 Ron Northey, L OBP: 0.438, SLG: 0.509 Jim Delsing, L OBP: 0.256, SLG: 0.059 (1, 3) (9, PH) (9, 7)	1-3		FC5-4 1B HR						0-0 F8		3	1	1	0	1	1	1										
Larry Doby, L OBP: 0.391, SLG: 0.400 (1, 8)		4-0 1B BB									4	0	1	0	1	1	3										
Bubba Phillips, R OBP: 0.333, SLG: 0.500 Jim Rivera, L OBP: 0.368, SLG: 0.405 (1, 9) (6, PH) (6, 9)		0-3 K		FC5-4 1B					0-0 F3		2	1	0	0	0	1	3										
Fred Hatfield, L OBP: 0.378, SLG: 0.425 (1, 5)											2	1	0	0	1	0	1										
Les Moss, R OBP: 0.296, SLG: 0.396 Dave Philley, S OBP: 0.359, SLG: 0.359 Sherm Lollar, R OBP: 0.387, SLG: 0.449 (1, 2) (8, PH) (8, 2)											5	2	3	4	0	0	1										
Dick Donovan, L OBP: 0.353, SLG: 0.465 Jim Wilson, R OBP: 0.346, SLG: 0.313 (1, 1) (9, 1)											4	0	0	0	0	2	2										
Inning Stats	R: 0 E: 0 K: 0 S: 3	H: 0 LOB: 0 BB: 0 P: 3	R: 0 E: 0 K: 1 S: 6	H: 1 LOB: 2 BB: 1 P: 10	R: 0 E: 0 K: 1 S: 5	H: 0 LOB: 0 BB: 0 P: 5	R: 3 E: 0 K: 0 S: 7	H: 4 LOB: 1 BB: 0 P: 7	R: 0 E: 0 K: 1 S: 4	H: 1 LOB: 2 BB: 1 P: 8	R: 1 E: 0 K: 2 S: 7	H: 1 LOB: 2 BB: 2 P: 14	R: 0 E: 0 K: 2 S: 7	H: 0 LOB: 0 BB: 0 P: 11	R: 0 E: 0 K: 0 S: 3	H: 0 LOB: 0 BB: 0 P: 3	R: 0 E: 0 K: 0 S: 4		H: 1 LOB: 1 BB: 0 P: 4	R: 1 E: 0 K: 0 S: 4	H: 1 LOB: 0 BB: 0 P: 4	1B: 6 2B: 1 3B: 0 HR: 2	SF: 0 SAC: 0 DP: 0 HBP: 0	WP: 0 PB: 0 SB: 1 CS: 0	PA: 44		
PITCHER	IP 5.0	WLS 23	BF 6	H 3	R 3	ER 3	SO 2	BB 2	IBB 0	HBP 0	BLK 0	WP 0	HR 1	S 25	P 33	ERA 5.40	WHIP 1.600										
Rip Coleman, L ERA: 2.72 Bob Turley, R ERA: 5.5 Tom Morgan, R ERA: 3.8 Johnny Kucks, R ERA: 3.47 (1, 1) (6, 1) (8, 1) (10, 1)	IP 5.0	WLS 23	BF 6	H 3	R 3	ER 3	SO 2	BB 2	IBB 0	HBP 0	BLK 0	WP 0	HR 1	S 25	P 33	ERA 5.40	WHIP 1.600										

Batter	1	2	3	4	5	6	7	8	9	10	AB	R	H	RBI	BB	SO	LOB	BOTTOM									
Gil McDougald, R OBP: 0.406, SLG: 0.442 (1, 6) (8, 4)	B5-3										4	0	3	2	1	0	0	Chicago White Sox @ New York Yankees Yankee Stadium, Bronx, NY Sun Jul 15 1956, 3:38 AM EDT Att: 61,351 - Unknown - 86 F livebaseballscorecards.com									
Norm Siebern, L OBP: 0.264, SLG: 0.333 (1, 7) (6, 3)	K		G3								5	0	0	0	0	1	6										
Mickey Mantle, S OBP: 0.466, SLG: 0.730 (1, 8)	E5										4	2	1	0	1	0	0										
Yogi Berra, L OBP: 0.361, SLG: 0.541 (1, 2)	L8										4	1	1	0	1	1	2										
Bill Skowron, R OBP: 0.412, SLG: 0.523 (1, 3)											4	1	2	2	0	1	1										
Joe Collins, L OBP: 0.311, SLG: 0.376 (1, 9)											3	0	0	0	2	0	2										
Andy Carey, R OBP: 0.315, SLG: 0.365 (1, 5)											4	1	1	0	0	2	3										
Jerry Coleman, R OBP: 0.301, SLG: 0.276 Elston Howard, R OBP: 0.328, SLG: 0.347 Tom Carroll, R OBP: 0.429, SLG: 0.429 Phil Rizzuto, R OBP: 0.358, SLG: 0.261 Hank Bauer, R OBP: 0.310, SLG: 0.476 (1, 4) (7, PH) (7, PR) (8, 6) (10, PH)											2	0	0	0	0	1	1										
Rip Coleman, L Tommy Byrne, L Bob Turley, R Mickey McDermott, L Tom Morgan, R Irv Noren Johnny Kucks, R (1, 11) (8, PH) (8, 1) (7, PH) (8, 1) (8, PH) (10, 1)											1	0	0	0	0	0	0										
Inning Stats	R: 0 E: 1 K: 1 S: 6	H: 0 LOB: 1 BB: 0 P: 6	R: 0 E: 0 K: 1 S: 5	H: 1 LOB: 0 BB: 0 P: 5	R: 0 E: 0 K: 1 S: 6	H: 1 LOB: 1 BB: 0 P: 6	R: 0 E: 0 K: 1 S: 6	H: 1 LOB: 1 BB: 0 P: 7	R: 2 E: 0 K: 0 S: 5	H: 2 LOB: 0 BB: 0 P: 5	R: 0 E: 0 K: 1 S: 5	H: 0 LOB: 0 BB: 0 P: 5	R: 0 E: 0 K: 0 S: 3	H: 0 LOB: 3 BB: 3 P: 15	R: 2 E: 0 K: 1 S: 5	H: 1 LOB: 2 BB: 3 P: 17	1B: 9 2B: 0 3B: 0 HR: 1		SF: 0 SAC: 3 DP: 2 HBP: 0	WP: 1 PB: 0 SB: 0 CS: 0	PA: 44						
PITCHER	IP 8.1	WLS 34	BF 9	H 4	R 4	ER 4	SO 6	BB 1	IBB 0	HBP 0	BLK 0	WP 1	HR 1	S 45	P 49	ERA 4.32	WHIP 1.200										
Dick Donovan, R ERA: 4.75 Jim Wilson, R ERA: 3.81 (1, 1) (9, 1)	IP 8.1	WLS 34	BF 9	H 4	R 4	ER 4	SO 6	BB 1	IBB 0	HBP 0	BLK 0	WP 1	HR 1	S 45	P 49	ERA 4.32	WHIP 1.200										

Batter	1	2	3	4	5	6	7	8	9	AB	R	H	RBI	BB	SO	LOB	TOP		
Jim Rivera, L OBP: 0.393, SLG: 0.398 (1, 9)										4	0	0	0	0	1	1	Chicago White Sox @ Baltimore Orioles Memorial Stadium, Baltimore, MD Tue Jul 17 1956, 3:33 AM EDT Unknown		
Nellie Fox, L OBP: 0.325, SLG: 0.367 (1, 4)										4	0	1	0	0	0	0			
Minnie Minoso, R OBP: 0.416, SLG: 0.460 (1, 7)										4	0	0	0	0	0	1			
Sherm Lollar, R OBP: 0.382, SLG: 0.441 (1, 2)										4	0	0	0	0	1	1			
Walt Dropo, R OBP: 0.331, SLG: 0.320 (1, 3)										2	0	0	0	1	0	0			
Bubba Phillips, R OBP: 0.306, SLG: 0.457 (1, 8)										3	1	0	0	0	1	1			
Fred Hatfield, L OBP: 0.384, SLG: 0.426 (1, 5)										2	1	1	0	1	0	0			
Luis Aparicio, R OBP: 0.286, SLG: 0.323 (1, 6)										3	1	1	2	0	0	1			
Jack Harshman, L Gerry Staley, R Dave Priddy, R Sandy Consuegra, R Sammy Esposito, R Ellis Kinder, R (1, 1) (3, 1) (6, PH) (6, PH) (8, PH) (8, PH)										1	0	0	0	0	1	1			
Inning Stats	R: 0 E: 0 K: 1 S: 5	H: 0 LOB: 0 BB: 0 P: 5	R: 0 E: 0 K: 0 S: 3	H: 0 LOB: 0 BB: 0 P: 3	R: 0 E: 0 K: 1 S: 5	H: 0 LOB: 1 BB: 1 P: 9	R: 0 E: 0 K: 1 S: 5	H: 0 LOB: 0 BB: 0 P: 5	R: 0 E: 0 K: 0 S: 3	H: 0 LOB: 0 BB: 0 P: 3	R: 0 E: 0 K: 0 S: 3	H: 1 LOB: 0 BB: 0 P: 3	R: 3 E: 0 K: 0 S: 5	H: 2 LOB: 0 BB: 1 P: 9	R: 0 E: 0 K: 0 S: 3	H: 0 LOB: 0 BB: 0 P: 3	1B: 2 2B: 0 3B: 1 HR: 0	SF: 1 SAC: 0 DP: 1 HBP: 0	WP: 0 PA: 31 CS: 0
PITCHER Don Ferrarese, L ERA: 4.87 (1, 1)	IP: 9.0 WLS: W BF: 31 H: 3 R: 3 ER: 3 SO: 4 BB: 2 IBB: 0 HBP: 0 BLK: 0 WP: 0 HR: 0 S: 37 P: 45 ERA: 3.00 WHIP: 0.556															PITCHER IP: WLS: BF: H: R: ER: SO: BB: IBB: HBP: BLK: WP: HR: S: P: ERA: WHIP			


Batter	1	2	3	4	5	6	7	8	9	AB	R	H	RBI	BB	SO	LOB	BOTTOM		
Dick Williams, R OBP: 0.350, SLG: 0.554 (1, 8)										5	1	0	0	0	1	0	Chicago White Sox @ Baltimore Orioles Memorial Stadium, Baltimore, MD Tue Jul 17 1956, 3:33 AM EDT Unknown		
Hoot Evers, R OBP: 0.418, SLG: 0.358 Tito Francona, L OBP: 0.332, SLG: 0.335 (1, 9) (4, PH) (5, 9)										2	1	2	0	0	0	0			
George Kell, R OBP: 0.394, SLG: 0.473 (1, 5)										4	1	1	1	0	0	2			
Bob Nieman, R OBP: 0.410, SLG: 0.512 (1, 7)										4	2	2	1	0	0	2			
Gus Triandos, R OBP: 0.365, SLG: 0.440 (1, 3)										3	0	2	1	1	0	0			
Hal Smith, R OBP: 0.327, SLG: 0.385 (1, 2)										3	0	1	1	1	1	1			
Billy Gardner, R OBP: 0.255, SLG: 0.324 (1, 4)										4	0	2	0	0	0	2			
Willy Miranda, S OBP: 0.299, SLG: 0.292 (1, 6)										4	0	0	0	0	0	4			
Don Ferrarese, R OBP: 0.100, SLG: 0.053 (1, 1)										4	0	0	0	0	1	3			
Inning Stats	R: 0 E: 0 K: 0 S: 4	H: 1 LOB: 1 BB: 0 P: 4	R: 0 E: 0 K: 1 S: 7	H: 2 LOB: 2 BB: 0 P: 7	R: 3 E: 1 K: 1 S: 9	H: 4 LOB: 2 BB: 1 P: 13	R: 1 E: 1 K: 0 S: 5	H: 1 LOB: 0 BB: 0 P: 5	R: 0 E: 0 K: 0 S: 3	H: 0 LOB: 0 BB: 0 P: 3	R: 1 E: 0 K: 0 S: 5	H: 3 LOB: 2 BB: 1 P: 9	R: 0 E: 0 K: 1 S: 5	H: 0 LOB: 0 BB: 0 P: 5	R: 0 E: 0 K: 0 S: 3	H: 0 LOB: 0 BB: 0 P: 5	1B: 6 2B: 6 3B: 0 HR: 0	SF: 0 SAC: 0 DP: 1 HBP: 0	WP: 1 PA: 37 CS: 0
PITCHER Jack Harshman, L ERA: 3.17 Gerry Staley, R ERA: 4.61 Sandy Consuegra, R ERA: 5.45 Ellis Kinder, R ERA: 3.38 (1, 1) (3, 1) (6, PH) (8, PH)	IP: 2.1 WLS: L BF: 15 H: 7 R: 3 ER: 3 SO: 2 BB: 1 IBB: 0 HBP: 0 BLK: 0 WP: 0 HR: 0 S: 10 P: 10 ERA: 0.00 WHIP: 0.375															PITCHER IP: WLS: BF: H: R: ER: SO: BB: IBB: HBP: BLK: WP: HR: S: P: ERA: WHIP			

Batter	1	2	3	4	5	6	7	8	9	AB	R	H	RBI	BB	SO	LOB	TOP					
Sammy Esposito, R OBP: 0.377, SLG: 0.282 (1, 5)	L5		1B			1B 2B BB		6-3		3	1	1	0	1	0	0	Chicago White Sox @ Baltimore Orioles Memorial Stadium, Baltimore, MD Tue Jul 17 1956, 3:38 AM EDT Att: 21,209 - Unknown					
Nelle Fox, L OBP: 0.327, SLG: 0.366 (1, 4)	4-3		F5			1-2 2B 1B		2B BB		3	2	1	0	1	0	1						
Minnie Minoso, R OBP: 0.414, SLG: 0.460 (1, 7)	K			6-3		F2		6-3 1-H 2B		4	0	1	1	0	1	2						
Dave Philley, S OBP: 0.329, SLG: 0.359 (1, 3)		F7		K		1-H 2-H 2B		6-3		4	0	1	2	0	1	1						
Jim Rivera, L OBP: 0.362, SLG: 0.395 Ellis Kinder, R (6, 1)		1B PO BB		4-3		4-3		L7		2	0	0	0	1	0	1						
Sherm Lollar, R OBP: 0.381, SLG: 0.440 Sandy Consuegra, R (8, PH) (8, 1)										0	0	0	0	0	0	0						
Les Moss, R OBP: 0.276, SLG: 0.365 (1, 2)		L7								1	0	0	0	0	0	1						
Bubba Phillips, R OBP: 0.300, SLG: 0.436 (1, 8)						F5		F9		4	0	1	0	0	0	0						
Luis Aparicio, R OBP: 0.286, SLG: 0.322 (1, 6)		PO	E6 CS			F9				4	0	1	0	0	0	0						
Bob Keegan, R OBP: 0.222, SLG: 0.067 Jim McDonald, R (3, 1)				6-3						1	0	0	0	0	0	1						
Paul LaPalme, L OBP: 0.500, SLG: 0.750 Fred Hatfield, L OBP: 0.382, SLG: 0.423 Jim Delsing, L OBP: 0.250, SLG: 0.057 (6, PH) (6, 9)										0	0	0	0	0	0	0						
										0	0	0	0	0	0	0						
										1	0	0	0	0	0	1						
										0	0	0	0	0	0	0						
										0	0	0	0	0	0	0						
										1	0	0	0	0	1							
Inning Stats	R: 0 E: 0 K: 1 S: 5	H: 0 LOB: 0 BB: 0 P: 5	R: 0 E: 0 K: 0 S: 3	H: 1 LOB: 1 BB: 1 P: 7	R: 0 E: 1 K: 0 S: 4	H: 1 LOB: 1 BB: 0 P: 4	R: 0 E: 0 K: 1 S: 5	H: 0 LOB: 0 BB: 0 P: 5	R: 0 E: 0 K: 0 S: 3	H: 0 LOB: 0 BB: 0 P: 3	R: 2 E: 0 K: 1 S: 7	H: 2 LOB: 1 BB: 1 P: 11	R: 0 E: 0 K: 0 S: 4	H: 1 LOB: 1 BB: 0 P: 4	R: 1 E: 0 K: 0 S: 4	H: 1 LOB: 1 BB: 1 P: 8	R: 0 E: 0 K: 0 S: 3	H: 0 LOB: 0 BB: 0 P: 3	1B: 4 2B: 2 3B: 0 HR: 0	SF: 0 SAC: 0 DP: 0 HBP: 0	WP: 0 PB: 0 SB: 0 CS: 1	PA: 36
PITCHER Bill Wight, L ERA: 4.37 (1, 1)	IP: 9.0 WLS: W BF: 35 H: 6 R: 3 ER: 3 SO: 3 BB: 3 IBB: 0 HBP: 0 BLK: 0 WP: 0 HR: 0 S: 38 P: 50 ERA: 3.00 WHIP: 1.000															PITCHER	IP: 9.0 WLS: W BF: 35 H: 6 R: 3 ER: 3 SO: 3 BB: 3 IBB: 0 HBP: 0 BLK: 0 WP: 0 HR: 0 S: 38 P: 50 ERA: 3.00 WHIP: 1.000					

Batter	1	2	3	4	5	6	7	8	9	AB	R	H	RBI	BB	SO	LOB	BOTTOM			
Dick Williams, R OBP: 0.345, SLG: 0.538 (1, 8)	K		F7	F2			1B 1B			4	0	1	0	0	1	0	Chicago White Sox @ Baltimore Orioles Memorial Stadium, Baltimore, MD Tue Jul 17 1956, 3:38 AM EDT Att: 21,209 - Unknown			
Bob Hale, L OBP: 0.305, SLG: 0.327 (1, 3)	1B 1B		BB 1B SF8	1B 3B			F8			4	2	3	0	0	0	1				
George Kell, R OBP: 0.396, SLG: 0.473 (1, 5)	F8		SF8 1B 1-2	6-3			1B			4	1	2	0	0	0	2				
Bob Nieman, R OBP: 0.412, SLG: 0.509 (1, 7)	1B 1B		SF8 1B BB				K			3	1	1	0	1	1	2				
Tito Francona, L OBP: 0.335, SLG: 0.340 (1, 9)			SF8				F6			3	0	2	2	0	0	2				
Gus Triandos, R OBP: 0.397, SLG: 0.454 (1, 2)										4	1	2	3	0	0	1				
Billy Gardner, R OBP: 0.255, SLG: 0.323 (1, 4)		F7								4	0	1	0	0	0	0				
Willy Miranda, S OBP: 0.295, SLG: 0.288 (1, 6)		F7								4	0	0	0	0	1	2				
Bill Wight, L OBP: 0.216, SLG: 0.194 (1, 1)		F5								3	0	0	0	0	1	0				
Inning Stats	R: 1 E: 0 K: 1 S: 7	H: 3 LOB: 2 BB: 0 P: 7	R: 1 E: 0 K: 0 S: 4	H: 1 LOB: 0 BB: 0 P: 4	R: 3 E: 0 K: 1 S: 9	H: 4 LOB: 2 BB: 1 P: 13	R: 0 E: 0 K: 1 S: 6	H: 1 LOB: 0 BB: 0 P: 6	R: 0 E: 0 K: 0 S: 3	H: 0 LOB: 0 BB: 0 P: 3	R: 0 E: 0 K: 1 S: 7	H: 2 LOB: 2 BB: 0 P: 7	R: 0 E: 0 K: 0 S: 3	H: 0 LOB: 0 BB: 0 P: 3	R: 0 E: 0 K: 0 S: 3	H: 0 LOB: 0 BB: 0 P: 3	1B: 10 2B: 0 3B: 1 HR: 1	SF: 1 SAC: 0 DP: 1 HBP: 0	WP: 0 PB: 1 SB: 0 CS: 0	PA: 35
PITCHER Bob Keegan, R ERA: 3.18 Jim McDonald, R ERA: 8.44 Paul LaPalme, L ERA: 4.54 Ellis Kinder, R ERA: 3.14 Sandy Consuegra, R ERA: 5.3 (1, 1) (3, 1) (3, 1) (6, 1) (8, 1)	IP: 2.1 WLS: L BF: 11 H: 5 R: 3 ER: 2 SO: 3 BB: 1 IBB: 0 HBP: 0 BLK: 0 WP: 0 HR: 1 S: 13 P: 13 ERA: 11.57 WHIP: 2.143															PITCHER	IP: 2.1 WLS: L BF: 11 H: 5 R: 3 ER: 2 SO: 3 BB: 1 IBB: 0 HBP: 0 BLK: 0 WP: 0 HR: 1 S: 13 P: 13 ERA: 11.57 WHIP: 2.143			

Batter	1	2	3	4	5	6	7	8	9	AB	R	H	RBI	BB	SO	LOB	TOP			
Jim Rivera, L (1, 8) OBP: 0.363, SLG: 0.391	4-0 E 1B BB	0-0 4-3			0-0 4-3			4-0 1-2 BB	0-0 FC6-4	3	1	0	0	2	0	2	Chicago White Sox @ Baltimore Orioles Memorial Stadium, Baltimore, MD Wed Jul 18 1956, 3:33 AM EDT Att: 15,918 - Unknown			
Nellie Fox, L (1, 4) OBP: 0.325, SLG: 0.364	0-0 F8 1-2		0-0 BB 1B		0-0 G3		0-0 3-1	0-0 G3	0-0 G3	5	1	1	0	0	0	5				
Minnie Minoso, R (1, 7) OBP: 0.415, SLG: 0.459	0-0 3-1 1B 2-H		4-0 1B 1-2 BB		0-0 F8			0-3 K		3	0	1	1	1	1	0				
Ron Northey, L (1, 9) OBP: 0.400, SLG: 0.733	0-0 3-1 1B 1-2		0-0 F3		0-0 4-3			0-0 G3		4	0	1	0	0	0	2				
Dave Philley, S (1, 3) OBP: 0.328, SLG: 0.358	0-0 3-1 1B 1-2 2-3		0-0 F3		0-0 4-3			0-0 L8		4	0	1	1	0	0	2				
Sherm Lollar, R (1, 2) OBP: 0.382, SLG: 0.438	4-0 BB		0-0 F8		0-3 K			0-0 1B SH3		3	0	1	0	1	1	1				
Sammy Esposito, R (9, PR) OBP: 0.377, SLG: 0.282										0	1	0	0	0	0	0				
Fred Hatfield, L (1, 5) OBP: 0.378, SLG: 0.418	0-3 K			0-0 1-3				0-0 K	0-0 FC6-4 SH3 1-3 1B	4	0	1	0	0	2	3				
Luis Aparicio, R (1, 6) OBP: 0.283, SLG: 0.319		0-0 F5		0-0 5-3				0-0 F6	0-0 SH3	3	0	0	0	0	0	0				
Jim Delsing, L (9, PH) OBP: 0.259, SLG: 0.057										0	0	0	1	0	0	0				
Les Moss, R (9, 2) OBP: 0.276, SLG: 0.365									1-2 3-H	0	0	0	0	0	0	0				
Jim Wilson, R (1, 1) OBP: 0.345, SLG: 0.314									4-0 FC6-4 BB	0	0	0	0	0	0	0				
Larry Doby, L (9, PH) OBP: 0.390, SLG: 0.400										0	0	0	0	1	0	0				
Billy Pierce, L (9, PR) OBP: 0.133, SLG: 0.103										0	0	0	0	0	0	0				
Ellis Kinder, R (9, 1)										0	0	0	0	0	0	0				
Inning Stats	R: 1 E: 1 K: 1 S: 7	H: 2 LOB: 3 BB: 2 P: 15	R: 0 E: 0 K: 1 S: 5	H: 0 LOB: 0 BB: 0 P: 5	R: 1 E: 0 K: 0 S: 4	H: 2 LOB: 1 BB: 1 P: 8	R: 0 E: 0 K: 0 S: 3	H: 0 LOB: 0 BB: 0 P: 3	R: 0 E: 0 K: 1 S: 5	H: 0 LOB: 0 BB: 0 P: 5	R: 0 E: 0 K: 1 S: 6	H: 1 LOB: 2 BB: 1 P: 10	R: 0 E: 0 K: 1 S: 5	H: 0 LOB: 0 BB: 0 P: 5	R: 1 E: 0 K: 0 S: 5	H: 2 LOB: 2 BB: 1 P: 9	1B: 7 2B: 0 3B: 0 HR: 0	SF: 0 SAC: 1 DP: 0 HBP: 0	WP: 0 PB: 0 SB: 0 CS: 0	PA: 38
PITCHER	IP WLS BF H R ER SO BB IBB HBP BLK WP HR S P ERA WHIP	8.1 36 7 3 3 5 5 0 0 0 0 0 0 41 61 3.24 1.440	0.2 W 2 0 0 0 0 0 0 0 0 0 0 2 2 0.00 0.000																	

Batter	1	2	3	4	5	6	7	8	9	AB	R	H	RBI	BB	SO	LOB	BOTTOM				
Dick Williams, R (1, 8) OBP: 0.330, SLG: 0.512	0-0 F7		0-0 F9		0-0 F7			0-3 K		4	0	0	0	0	1	0	Chicago White Sox @ Baltimore Orioles Memorial Stadium, Baltimore, MD Wed Jul 18 1956, 3:33 AM EDT Att: 15,918 - Unknown				
Bob Hale, L (1, 3) OBP: 0.305, SLG: 0.323	4-0 CS BB		0-0 6-3		0-0 G3			0-0 F8		2	0	0	0	1	0	0					
Jim Pyburn, R (7, 8) OBP: 0.285, SLG: 0.319										1	0	0	0	0	0	0					
George Kell, R (1, 5) OBP: 0.390, SLG: 0.465	0-0 F2 1-2		0-0 F8		0-0 5-3			0-3 K2-3		4	0	0	0	0	1	1					
Bob Nieman, R (1, 7) OBP: 0.413, SLG: 0.513		0-3 K2-3		0-0 1B 2B		0-0 FC4-6 1B		0-3 K		4	1	2	0	0	2	0					
Tito Francona, L (1, 9) OBP: 0.338, SLG: 0.343		0-3 K		0-0 2-H 1B		0-0 FC4-6 1-2		0-0 BB 1B E 1B		4	1	2	1	0	1	1					
Gus Triandos, R (1, 2) OBP: 0.369, SLG: 0.453		4-0 HR BB		0-0 F3		0-0 F9		0-0 E BB 1B		3	1	1	0	1	0	1					
Billy Gardner, R (1, 4) OBP: 0.259, SLG: 0.335		0-0 HR		1-0 HBP				0-0 L6	0-0 F9	3	1	1	2	0	0	2					
Willy Miranda, S (1, 6) OBP: 0.296, SLG: 0.288		0-0 HR		0-0 HBP				4-0 F9		3	0	1	0	0	0	1					
Joe Frazier, L (9, PH) OBP: 0.378, SLG: 0.443		0-0 1B		0-0 F8				1-2 2-3 3-H		0	0	0	0	1	0	0					
Connie Johnson, R (1, 1) OBP: 0.333, SLG: 0.296		0-0 F2						0-0 E5		3	0	0	0	0	2	1					
Morrie Martin, L (9, 1) OBP: 0.333, SLG: 0.200										0	0	0	0	0	0	0					
Hoot Evers, R (9, PH) OBP: 0.414, SLG: 0.354										1	0	0	0	0	0	2					
Inning Stats	R: 0 E: 0 K: 0 S: 2	H: 0 LOB: 0 BB: 1 P: 6	R: 2 E: 0 K: 2 S: 9	H: 2 LOB: 1 BB: 1 P: 13	R: 0 E: 0 K: 0 S: 3	H: 0 LOB: 0 BB: 0 P: 3	R: 1 E: 0 K: 0 S: 4	H: 2 LOB: 1 BB: 0 P: 5	R: 0 E: 0 K: 1 S: 5	H: 0 LOB: 0 BB: 0 P: 5	R: 0 E: 0 K: 1 S: 5	H: 0 LOB: 0 BB: 0 P: 5	R: 0 E: 0 K: 2 S: 7	H: 0 LOB: 0 BB: 0 P: 7	R: 1 E: 1 K: 1 S: 7	H: 2 LOB: 3 BB: 1 P: 11		1B: 5 2B: 1 3B: 0 HR: 1	SF: 0 SAC: 0 DP: 0 HBP: 1	WP: 0 PB: 0 SB: 0 CS: 1	PA: 36
PITCHER	IP WLS BF H R ER SO BB IBB HBP BLK WP HR S P ERA WHIP	8.0 30 5 3 3 6 2 0 1 0 0 0 0 39 48 3.38 0.875	0.2 L 6 2 1 0 1 1 0 0 0 0 0 7 11 0.00 4.500																		



Batter	1	2	3	4	5	6	7	8	9	AB	R	H	RBI	BB	SO	LOB	TOP																					
Bubba Phillips, R OBP: 0.278, SLG: 0.405 Jim Rivera, L OBP: 0.358, SLG: 0.384	(1, 8) 0-3 K		(1, 8) 0-0 P5	(1, 8) 0-0 P6		(1, 8) 0-0 F7		(1, 8) 0-0 P4		3	0	0	0	0	1	1																						
Nelle Fox, L OBP: 0.335, SLG: 0.373	(1, 4) 0-0 1B		(1, 4) 0-0 FC5 2B		(1, 4) 0-0 BB E 1B		(1, 4) 0-0 E	(1, 4) 0-0 3-1		5	2	4	0	0	0	0																						
Minnie Minoso, R OBP: 0.412, SLG: 0.457	(1, 7) 0-0 P6		(1, 7) 0-0 FC5 2B		(1, 7) 0-0 E BB 1B		(1, 7) 0-0 E6		(1, 7) 0-0 1-3	5	1	1	0	0	0	4																						
Sherm Lollar, R OBP: 0.376, SLG: 0.431	(1, 2) 0-3 K		(1, 2) 0-0 2B		(1, 2) 0-0 E BB		(1, 2) 0-3 K		(1, 2) 0-0 F9	4	1	1	2	1	2	3																						
Dave Philley, S OBP: 0.331, SLG: 0.363	(1, 9) 0-0 F3		(1, 9) 0-0 2B		(1, 9) 0-0 E6		(1, 9) 0-0 2B FC6-5 1B		(1, 9) 0-0 6-3	5	1	2	2	0	0	2																						
Walt Drogo, R OBP: 0.333, SLG: 0.325	(1, 3) 0-0 F7		(1, 3) 0-0 HBP		(1, 3) 0-0 K		(1, 3) 0-0 FC6-5 2B			3	0	1	0	0	1	3																						
Sammy Esposito, R OBP: 0.376, SLG: 0.280 Ron Northey, L OBP: 0.385, SLG: 0.600	(1, 5) 4-0 WP BB		(1, 5) 0-0 F5		(1, 5) 0-0 P5		(1, 5) 0-0 FC6-5 L4-3			1	0	0	0	1	0	2	AB 38																					
Luis Aparicio, R OBP: 0.285, SLG: 0.320	(1, 6) 0-0 F3		(1, 6) 0-0 1-3		(1, 6) 0-0 P4		(1, 6) 0-0 L4-3			4	0	0	0	0	0	5	R 5																					
Dick Donovan, L OBP: 0.333, SLG: 0.435 Paul LaPalme, L OBP: 0.500, SLG: 0.750 Ellis Kinder, R OBP: 0.261, SLG: 0.056 Jim Delsing, L OBP: 0.261, SLG: 0.056 Sandy Consuegra, R	(1, 1) 0-0 E4 FC5 1B		(1, 1) 0-0 G3		(1, 1) 0-3 K		(1, 1) 0-0 F8			3	0	0	0	0	1	0	H 9																					
Inning Stats	R: 0 E: 0 K: 2 S: 8	H: 1 LOB: 1 BB: 0 P: 8	R: 0 E: 0 K: 0 S: 3	H: 0 LOB: 1 BB: 1 P: 7	R: 3 E: 1 K: 0 S: 7	H: 3 LOB: 2 BB: 0 P: 8	R: 0 E: 0 K: 0 S: 3	H: 0 LOB: 0 BB: 0 P: 3	R: 1 E: 1 K: 1 S: 8	H: 2 LOB: 3 BB: 1 P: 12	R: 0 E: 1 K: 2 S: 9	H: 1 LOB: 2 BB: 0 P: 9	R: 1 E: 0 K: 0 S: 4	H: 2 LOB: 0 BB: 0 P: 4	R: 0 E: 0 K: 0 S: 3	H: 0 LOB: 0 BB: 0 P: 3	R: 0 E: 0 K: 0 S: 3	H: 0 LOB: 0 BB: 0 P: 3	1B: 6 2B: 4 3B: 0 HR: 0	SF: 0 SAC: 0 DP: 1 HBP: 1	WP: 1 PA: 41																	
PITCHER	IP	WLS	BF	H	R	ER	SO	BB	IBB	HBP	BLK	WP	HR	S	P	ERA	WHIP	PITCHER				IP	WLS	BF	H	R	ER	SO	BB	IBB	HBP	BLK	WP	HR	S	P	ERA	WHIP
Chuck Stobbs, L ERA: 4.23	(1, 1) 4.0		(1, 1) 22	6	4	1	2	2	0	1	0	1	0	23	32	2.25	2.000																					
Pedro Ramos, R ERA: 4.96	(5, 1) 5.0	W	19	3	1	1	3	0	0	0	0	0	0	25	25	1.80	0.600																					

Chicago White Sox @ Washington Senators
Griffith Stadium, Washington, DC
Sat Jul 21 1956, 3:33 AM EDT
Att: 5,081 - Unknown

AB	38
R	5
H	9
RBI	5
BB	2
SO	5
LOB	24



Batter	1	2	3	4	5	6	7	8	9	AB	R	H	RBI	BB	SO	LOB	BOTTOM																					
Eddie Yost, R OBP: 0.447, SLG: 0.394	(1, 5) 0-0 1B 2B		(1, 5) 0-0 F3		(1, 5) 0-0 HR		(1, 5) 0-0 BB SH1-4 1B			4	2	3	4	0	0	1																						
Whitey Herzog, L OBP: 0.313, SLG: 0.367	(1, 8) 0-0 F8		(1, 8) 0-0 FC3-6 1B		(1, 8) 0-0 1-3		(1, 8) 0-0 SH1-4			3	0	1	0	0	0	1																						
Jim Lemon, R OBP: 0.362, SLG: 0.498	(1, 9) 0-0 2B 1B		(1, 9) 0-0 FC3-6 G3-6-3		(1, 9) 0-3 K		(1, 9) 0-3 K			4	1	1	1	0	2	2																						
Pete Runnels, L OBP: 0.367, SLG: 0.435	(1, 3) 0-0 4-3 2B		(1, 3) 0-0 G3-6-3		(1, 3) 0-0 1B		(1, 3) 0-0 BB BB			3	0	2	1	1	0	1																						
Roy Sievers, R OBP: 0.384, SLG: 0.491	(1, 7) 0-0 4-3				(1, 7) 0-3 K		(1, 7) 0-3 K			3	0	0	0	1	2	2																						
Clint Courtney, L OBP: 0.403, SLG: 0.492	(1, 2) 0-0 4-3				(1, 2) 0-0 HBP 1B HR 1B		(1, 2) 0-0 P6		(1, 2) 0-0 F9	4	1	1	0	0	0	5																						
Tony Roig, R OBP: 0.315, SLG: 0.258			(1, 4) 0-0 L4		(1, 4) 0-3 K		(1, 4) 0-0 6-3		(1, 4) 0-0 6-3	4	0	0	0	0	1	1	AB 32																					
Jose Valdivielso, R OBP: 0.284, SLG: 0.328			(1, 6) 0-0 E1		(1, 6) 0-0 HBP HR 1B		(1, 6) 0-0 5-3		(1, 6) 0-0 4-3	4	1	1	0	0	0	0	R 6																					
Chuck Stobbs, L OBP: 0.163, SLG: 0.171 Pedro Ramos, S OBP: 0.250, SLG: 0.333	(1, 1) 0-0 P4		(1, 1) 0-0 P4		(1, 1) 0-0 HR HBP		(1, 1) 0-0 6-3		(1, 1) 0-0 K	1	1	0	0	0	0	1	H 9																					
Inning Stats	R: 2 E: 0 K: 0 S: 6	H: 3 LOB: 1 BB: 0 P: 6	R: 0 E: 1 K: 0 S: 4	H: 0 LOB: 1 BB: 0 P: 4	R: 0 E: 0 K: 0 S: 3	H: 1 LOB: 0 BB: 0 P: 3	R: 4 E: 0 K: 2 S: 10	H: 3 LOB: 0 BB: 0 P: 11	R: 0 E: 0 K: 0 S: 3	H: 0 LOB: 0 BB: 0 P: 3	R: 0 E: 0 K: 1 S: 6	H: 1 LOB: 3 BB: 2 P: 14	R: 0 E: 0 K: 1 S: 5	H: 0 LOB: 0 BB: 0 P: 5	R: 0 E: 0 K: 1 S: 5	H: 0 LOB: 0 BB: 0 P: 5	1B: 6 2B: 2 3B: 0 HR: 1	SF: 0 SAC: 1 DP: 1 HBP: 1	WP: 0 PA: 36																			
PITCHER	IP	WLS	BF	H	R	ER	SO	BB	IBB	HBP	BLK	WP	HR	S	P	ERA	WHIP	PITCHER				IP	WLS	BF	H	R	ER	SO	BB	IBB	HBP	BLK	WP	HR	S	P	ERA	WHIP
Dick Donovan, R ERA: 4.96	(1, 1) 6.1	L	29	9	6	6	4	0	0	1	0	0	0	3	11	0.00	6.000																					
Paul LaPalme, L ERA: 4.5	(7, 1) 0.1		3	0	0	0	1	2	0	0	0	0	0	3	11	0.00	6.000																					
Ellis Kinder, R ERA: 3.03	(7, 1) 0.1		1	0	0	0	0	0	0	0	0	0	0	1	1	0.00	0.000																					
Sandy Consuegra, R ERA: 5.17	(8, 1) 1.0		3	0	0	0	1	0	0	0	0	0	0	5	5	0.00	0.000																					

Chicago White Sox @ Washington Senators
Griffith Stadium, Washington, DC
Sat Jul 21 1956, 3:33 AM EDT
Att: 5,081 - Unknown

AB	32
R	6
H	9
RBI	6
BB	2
SO	6
LOB	14




Batter	1	2	3	4	5	6	7	8	9	AB	R	H	RBI	BB	SO	LOB	TOP					
Sammy Esposito, R OBP: 0.373, SLG: 0.270 (1, 5)	K	FC6-4			P3		5-3		FC6-4 BB	4	0	0	0	1	1	3						
Nelle Fox, L OBP: 0.341, SLG: 0.380 (1, 4)	BB 1B		G5-4-3 BB		HR		2B	1B	FC6-4	4	2	3	0	1	0	1						
Minnie Minoso, R OBP: 0.415, SLG: 0.466 (1, 7)	G6-4-3 BB		G5-4-3		HR		2B	BB	K	3	1	1	2	2	1	2						
Dave Philley, S OBP: 0.332, SLG: 0.365 (1, 9)	G6-4-3		F2		HR		BB	2B	F8	4	0	1	1	1	0	3						
Walt Dropo, R OBP: 0.331, SLG: 0.318 (1, 3)		E6 FC4-6		HR	G5-4-3		FC5-2			3	1	0	0	1	0	3						
Jim Rivera, L OBP: 0.354, SLG: 0.379 (1, 8)	FC4-6 S BB		F2			F7		F5		4	0	0	0	0	0	4						
Les Moss, R OBP: 0.306, SLG: 0.491 (1, 2)	BB BB	BB BB	HR			HR		5-3		3	2	2	3	1	0	0						
Luis Aparicio, R OBP: 0.281, SLG: 0.316 (1, 6)	F7		K		5-3		5-3			4	0	0	0	0	1	2						
Jack Harshman, L OBP: 0.231, SLG: 0.429 (1, 1)	FC6-4 BB		K		3-1		G3			3	0	0	0	1	1	0						
Inning Stats	R: 0 E: 0 K: 1 S: 5	H: 1 LOB: 1 BB: 1 P: 9	R: 0 E: 1 K: 0 S: 4	H: 0 LOB: 3 BB: 2 P: 12	R: 0 E: 0 K: 0 S: 2	H: 0 LOB: 0 BB: 1 P: 6	R: 2 E: 0 K: 2 S: 8	H: 1 LOB: 0 BB: 1 P: 12	R: 2 E: 0 K: 0 S: 4	H: 2 LOB: 0 BB: 1 P: 8	R: 1 E: 0 K: 0 S: 4	H: 1 LOB: 0 BB: 0 P: 4	R: 1 E: 0 K: 0 S: 5	H: 2 LOB: 2 BB: 1 P: 9	R: 0 E: 0 K: 0 S: 3	H: 0 LOB: 0 BB: 0 P: 3	R: 0 E: 0 K: 1 S: 5	H: 0 LOB: 1 BB: 1 P: 9	1B: 2 2B: 2 3B: 0 HR: 3	SF: 0 SAC: 0 DP: 3 HBP: 0	WP: 0 PB: 0 SB: 1 CS: 0	PA: 40
PITCHER	IP	WLS	BF	H	R	ER	SO	BB	IBB	HBP	BLK	WP	HR	S	P	ERA	WHIP					
Bob Wiesler, L ERA: 6.3 (1, 1)	5.0	L	23	4	4	4	3	6	0	0	0	0	2	23	47	7.20	2.000					
Hal Griggs, R ERA: 6.16 (6, 1)	2.0	10	3	2	2	0	1	0	0	0	0	0	1	9	13	9.00	2.000					
Bud Byerly, R ERA: 4.96 (8, 1)	1.0	3	0	0	0	0	0	0	0	0	0	0	0	3	3	0.00	0.000					
Dean Stone, L ERA: 6.5 (9, 1)	1.0	4	0	0	0	1	1	0	0	0	0	0	0	5	9	0.00	1.000					

Chicago White Sox @ Washington Senators
Griffith Stadium, Washington, DC
Sun Jul 22 1956, 3:33 AM EDT
Att: 6,201 - Unknown

livebaseballscorecards.com

AB 32
R 6
H 7
RBI 6
BB 8
SO 4
LOB 18




Batter	1	2	3	4	5	6	7	8	9	AB	R	H	RBI	BB	SO	LOB	BOTTOM					
Eddie Yost, R OBP: 0.445, SLG: 0.402 (1, 5)	HR		F8		K			P6		4	1	1	1	0	1	1						
Ed Fitz Gerald, R OBP: 0.384, SLG: 0.392 (1, 2)	4-3		F8			P4		K		4	0	0	0	0	1	0						
Pete Runnels, L OBP: 0.366, SLG: 0.433 (1, 3)	5-3			K		1B		K		4	0	1	0	0	2	0						
Jim Lemon, R OBP: 0.361, SLG: 0.494 (1, 9)	5-3			K		K		BB		3	0	0	0	1	2	1						
Roy Sievers, R OBP: 0.382, SLG: 0.486 (1, 7)	F7			BB		F7		F2		3	0	0	0	1	0	2						
Tony Rojas, R OBP: 0.325, SLG: 0.288 (1, 4)	2B		F8			F3		1B		4	0	2	0	0	0	1						
Whitey Herzog, L OBP: 0.312, SLG: 0.362 (1, 8)	K				G5-4-3 1B BB		K		K	3	0	0	0	1	3	3						
Jose Valdivielso, R OBP: 0.285, SLG: 0.328 (1, 6)	4-3				G5-4-3 1B		K			3	0	1	0	0	1	1						
Bob Wiesler, S OBP: 0.047, SLG: 0.083 (5, PH)										1	0	0	0	0	0	0						
Ernie Ottavelli, S OBP: 0.307, SLG: 0.277 (6, 1)										1	0	0	0	0	0	2						
Hal Griggs, R (8, 1)										0	0	0	0	0	0	0						
Bud Byerly, R (8, PH)										0	0	0	0	0	0	0						
Lou Berberet, L OBP: 0.412, SLG: 0.445 (9, 1)										1	0	0	0	0	0	0						
Dean Stone, L OBP: 0.236, SLG: 0.167 (9, 1)										0	0	0	0	0	0	0						
Inning Stats	R: 1 E: 0 K: 0 S: 4	H: 1 LOB: 0 BB: 0 P: 4	R: 0 E: 0 K: 1 S: 6	H: 1 LOB: 0 BB: 0 P: 6	R: 0 E: 0 K: 0 S: 3	H: 0 LOB: 0 BB: 0 P: 3	R: 0 E: 0 K: 2 S: 7	H: 0 LOB: 1 BB: 1 P: 11	R: 0 E: 0 K: 1 S: 5	H: 1 LOB: 1 BB: 1 P: 9	R: 0 E: 0 K: 1 S: 6	H: 1 LOB: 0 BB: 0 P: 6	R: 0 E: 0 K: 2 S: 7	H: 0 LOB: 0 BB: 0 P: 7	R: 0 E: 0 K: 1 S: 5	H: 0 LOB: 0 BB: 0 P: 5	R: 0 E: 0 K: 2 S: 8	H: 1 LOB: 2 BB: 1 P: 12	1B: 3 2B: 1 3B: 0 HR: 1	SF: 0 SAC: 0 DP: 1 HBP: 0	WP: 0 PB: 0 SB: 0 CS: 0	PA: 34
PITCHER	IP	WLS	BF	H	R	ER	SO	BB	IBB	HBP	BLK	WP	HR	S	P	ERA	WHIP					
Jack Harshman, L ERA: 3.0 (1, 1)	9.0	W	34	5	1	1	10	3	0	0	0	0	1	51	63	1.00	0.889					

Chicago White Sox @ Washington Senators
Griffith Stadium, Washington, DC
Sun Jul 22 1956, 3:33 AM EDT
Att: 6,201 - Unknown

livebaseballscorecards.com

AB 31
R 1
H 5
RBI 1
BB 3
SO 10
LOB 11



Batter	1	2	3	4	5	6	7	8	9	AB	R	H	RBI	BB	SO	LOB	TOP										
Hector Lopez, R OBP: 0.358, SLG: 0.448 (1, 5)	F9			K			F9		1B	4	0	1	2	1	1	0	Kansas City Athletics @ Chicago White Sox Comiskey Park, Chicago, IL Mon Jul 23 1956, 4:33 AM EDT Att: 10,664 - Unknown AB 37 R 3 H 9 RBI 3 BB 2 SO 5 LOB 19										
Al Pilarcik, L OBP: 0.276, SLG: 0.240 (1, 8)	F9	4-3		F2			L3		1B	5	0	1	0	0	0	1											
Lou Skizas, R OBP: 0.377, SLG: 0.448 (1, 7)	FC5	1B		1B	1B		1-3		L7	5	1	3	0	0	0	2											
Harry Simpson, L OBP: 0.332, SLG: 0.500 (1, 9)	1-2	BB		FC1-5	1B		4-3		6-3	3	0	1	0	1	0	1											
Vic Power, R OBP: 0.344, SLG: 0.439 (1, 3)	FC5			6-3	FC1-5		5-3		5-3	4	0	1	1	0	0	3											
Tim Thompson, L OBP: 0.333, SLG: 0.366 (1, 2)		E4		FC1-5	6-3		L9		2B	4	1	1	0	0	0	3											
Joe Demaestri, R OBP: 0.301, SLG: 0.344 (1, 6)		1-3		6-3	1-3		F7		K	4	1	1	0	0	1	3											
Clete Boyer, R OBP: 0.281, SLG: 0.268 (1, 4)		1-3		5-3	1-2		F5		B5-3	4	0	0	0	0	0	4											
Jack McMahan, R (1, 1)				K			K		F8	1	0	0	0	0	1	2											
Tom Gorman, R OBP: 0.115, SLG: 0.042 Bobby Shantz, R OBP: 0.231, SLG: 0.091 (2, 1) (9, 1)		K		K			K			3	0	0	0	0	2	0											
Inning Stats	R: 0 E: 0 K: 0 S: 4	H: 1 LOB: 2 BB: 1 P: 8	R: 2 E: 1 K: 1 S: 8	H: 2 LOB: 1 BB: 0 P: 8	R: 1 E: 0 K: 0 S: 6	H: 3 LOB: 2 BB: 0 P: 6	R: 0 E: 0 K: 2 S: 7	H: 0 LOB: 0 BB: 0 P: 7	R: 0 E: 0 K: 0 S: 4	H: 1 LOB: 1 BB: 0 P: 4	R: 0 E: 0 K: 1 S: 5	H: 0 LOB: 0 BB: 0 P: 5	R: 0 E: 0 K: 0 S: 3	H: 0 LOB: 0 BB: 0 P: 3	R: 0 E: 0 K: 1 S: 6	H: 1 LOB: 1 BB: 0 P: 6	R: 0 E: 0 K: 0 S: 4	H: 1 LOB: 2 BB: 1 P: 8	1B: 8 2B: 1 3B: 0 HR: 0	SF: 0 SAC: 0 DP: 0 HBP: 0	WP: 0 PA: 39 CS: 0						
PITCHER	IP	WLS	BF	H	R	ER	SO	BB	IBB	HBP	BLK	WP	HR	S	P	ERA	WHIP										
Jim Wilson, R ERA: 3.66 Paul LaPalme, L ERA: 4.3	(1, 1) (8, 1)	7.0 9	L 2	30 9	7 2	3 0	1 0	4 1	1 0	0 0	0 0	0 0	0 0	10 14	41 14	1.29 0.00	1.143 1.500										

Batter	1	2	3	4	5	6	7	8	9	AB	R	H	RBI	BB	SO	LOB	BOTTOM										
Fred Hatfield, L OBP: 0.384, SLG: 0.418 (1, 5)	1B			4-3			G1		5-3	3	0	1	0	0	0	2	Kansas City Athletics @ Chicago White Sox Comiskey Park, Chicago, IL Mon Jul 23 1956, 4:33 AM EDT Att: 10,664 - Unknown AB 34 R 2 H 8 RBI 2 BB 3 SO 2 LOB 21										
Paul LaPalme, L OBP: 0.500, SLG: 0.750 Sherm Lollar, R OBP: 0.375, SLG: 0.429 (8, 1) (9, PH)	1B	HBP							2-3	0	0	0	0	0	0	0											
Nellie Fox, L OBP: 0.337, SLG: 0.375 (1, 4)	F9	L3-6					F7		3-1	5	0	0	0	0	0	7											
Minnie Minoso, R OBP: 0.410, SLG: 0.459 (1, 7) (8, 5)	F5			F8			1-3		6-3	4	0	0	0	0	0	1											
Dave Philley, S OBP: 0.333, SLG: 0.365 (1, 9) (8, 7)	1-2	1B		1-3			1-3		F7	3	0	1	0	1	0	0											
Larry Doby, L OBP: 0.391, SLG: 0.398 (1, 8)	K			F7			F7		FC5-4	4	0	1	0	0	1	3											
Walt Dropo, R OBP: 0.328, SLG: 0.316 (1, 3)		FC1-4		6-3			6-3		FC5-4	4	1	1	0	0	0	2											
Les Moss, R OBP: 0.323, SLG: 0.491 Jim Delsing, L OBP: 0.277, SLG: 0.056 (1, 2) (9, PH)		FC1-4		5-3			5-3		2B	2	0	1	0	1	0	0											
Luis Aparicio, R OBP: 0.279, SLG: 0.312 Ron Northey, L OBP: 0.407, SLG: 0.667 Bubba Phillips, R OBP: 0.279, SLG: 0.405 (1, 6) (9, PH) (9, FR)		FC1-4		5-3			F7		5-3	3	0	0	0	0	0	3											
Jim Wilson, R OBP: 0.351, SLG: 0.321 Jim Rivera, L OBP: 0.354, SLG: 0.383 (1, 1) (7, PH) (8, 9)		L3-6		K			2B		1-3	2	0	1	1	0	1	1											
Inning Stats	R: 0 E: 0 K: 1 S: 7	H: 2 LOB: 2 BB: 0 P: 7	R: 1 E: 0 K: 0 S: 4	H: 2 LOB: 1 BB: 1 P: 9	R: 0 E: 0 K: 1 S: 3	H: 0 LOB: 1 BB: 1 P: 7	R: 0 E: 0 K: 1 S: 6	H: 1 LOB: 1 BB: 0 P: 6	R: 0 E: 0 K: 0 S: 3	H: 0 LOB: 0 BB: 0 P: 3	R: 0 E: 0 K: 0 S: 4	H: 1 LOB: 1 BB: 0 P: 4	R: 0 E: 0 K: 0 S: 4	H: 1 LOB: 1 BB: 0 P: 4	R: 1 E: 0 K: 0 S: 4	H: 1 LOB: 2 BB: 1 P: 8	1B: 6 2B: 3 3B: 0 HR: 0	SF: 0 SAC: 0 DP: 1 HBP: 1	WP: 0 PA: 38 CS: 0								
PITCHER	IP	WLS	BF	H	R	ER	SO	BB	IBB	HBP	BLK	WP	HR	S	P	ERA	WHIP										
Jack McMahan, L ERA: 5.12 Tom Gorman, R ERA: 4.04 Bobby Shantz, L ERA: 4.78	(1, 1) (2, 1) (9, 1)	1.1 6.2 1.0	WLS W S	10 25 3	4 4 0	1 1 0	1 1 0	1 1 0	2 0 0	0 0 0	0 0 0	0 0 0	0 0 0	25 3 3	33 3 3	1.35 0.00 0.000	0.900 0.000										

Batter	1	2	3	4	5	6	7	8	9	AB	R	H	RBI	BB	SO	LOB	TOP			
GiL McDougald, R OBP: 0.402, SLG: 0.435 (1, 6)										5	1	2	1	0	2	2	New York Yankees @ Chicago White Sox Comiskey Park, Chicago, IL Tue Jul 24 1956, 4:33 AM EDT Att: 33,316 - Unknown AB 36 R 5 H 11 RBI 5 BB 4 SO 7 LOB 16			
Billy Martin, R OBP: 0.338, SLG: 0.399 (1, 4)										2	0	0	0	0	0	2				
Jerry Coleman, R OBP: 0.315, SLG: 0.277 (3, 4)										2	0	0	0	0	0	1				
Don Larsen, R OBP: 0.340, SLG: 0.500 (9, PH)										1	0	1	0	0	0	0				
Mickey Mantle, S OBP: 0.474, SLG: 0.733 (1, 8)										3	0	0	0	2	1	1				
Bill Skowron, R OBP: 0.396, SLG: 0.508 (1, 3)										5	1	1	1	0	2	4				
Yogi Berra, L OBP: 0.355, SLG: 0.520 (1, 2)										3	0	0	0	1	0	1				
Hank Bauer, R OBP: 0.317, SLG: 0.476 (1, 9)										4	2	2	0	0	0	1				
Bob Cerv, R OBP: 0.383, SLG: 0.475 (1, 7)										3	1	3	3	1	0	0				
Andy Carey, R OBP: 0.319, SLG: 0.356 (1, 5)										4	0	1	0	0	1	2				
Tom Sturdivant, L OBP: 0.323, SLG: 0.387 (1, 1)										3	0	1	0	0	1	2				
Mickey McDermott, L OBP: 0.242, SLG: 0.158 (7, 1)										0	0	0	0	0	0	0				
Elston Howard, R OBP: 0.318, SLG: 0.347 (9, PH)										1	0	0	0	0	0	0				
Inning Stats	R: 2 E: 0 K: 1 S: 7	H: 2 LOB: 1 BB: 1 P: 11	R: 0 E: 0 K: 1 S: 6	H: 1 LOB: 2 BB: 1 P: 10	R: 0 E: 0 K: 0 S: 2	H: 0 LOB: 0 BB: 1 P: 6	R: 0 E: 0 K: 0 S: 4	H: 2 LOB: 1 BB: 0 P: 4	R: 0 E: 0 K: 1 S: 7	H: 2 LOB: 0 BB: 0 P: 7	R: 0 E: 0 K: 1 S: 5	H: 0 LOB: 0 BB: 0 P: 5	R: 1 E: 0 K: 2 S: 9	H: 2 LOB: 1 BB: 0 P: 9	R: 0 E: 0 K: 1 S: 6	H: 1 LOB: 2 BB: 1 P: 10	1B: 7 2B: 1 3B: 1 HR: 3	SF: 0 SAC: 0 DP: 2 HBP: 0	WP: 0 PB: 0 SB: 0 CS: 0	PA: 40
PITCHER Billy Pierce, L ERA: 3.07 (1, 1)	IP: 9.0 WLS: W BF: 40 H: 11 R: 5 ER: 5 SO: 7 BB: 4 IBB: 0 HBP: 0 BLK: 0 WP: 0 HR: 3 S: 50 P: 66 ERA: 5.00 WHIP: 1.667															PITCHER				

Batter	1	2	3	4	5	6	7	8	9	AB	R	H	RBI	BB	SO	LOB	BOTTOM			
Jim Rivera, L OBP: 0.352, SLG: 0.384 (9, 8)										5	1	1	0	0	2	1	New York Yankees @ Chicago White Sox Comiskey Park, Chicago, IL Tue Jul 24 1956, 4:33 AM EDT Att: 33,316 - Unknown AB 38 R 11 H 14 RBI 11 BB 4 SO 7 LOB 17			
Nellie Fox, L OBP: 0.383, SLG: 0.375 (1, 4)										5	2	2	0	0	0	0				
Minnie Minoso, R OBP: 0.415, SLG: 0.472 (1, 7)										3	4	2	2	1	1	0				
Larry Doby, L OBP: 0.398, SLG: 0.419 (1, 8)										4	2	3	4	1	0	0				
Jim Delsing, L OBP: 0.277, SLG: 0.056 (9, 9)										0	0	0	0	0	0	0				
Dave Philley, S OBP: 0.338, SLG: 0.369 (1, 3)										4	1	3	0	0	0	2				
Sammy Esposito, R OBP: 0.370, SLG: 0.268 (8, 5)										1	0	0	0	0	1	2				
Sherm Lollar, R OBP: 0.375, SLG: 0.426 (1, 2)										4	1	1	2	1	0	4				
Fred Hatfield, L OBP: 0.383, SLG: 0.413 (1, 5)										2	0	0	0	0	1	3				
Walt Dropo, R OBP: 0.338, SLG: 0.321 (7, PH) (8, 3)										1	0	1	1	1	0	0				
Luis Aparicio, R OBP: 0.277, SLG: 0.310 (1, 6)										5	0	1	2	0	1	2				
Billy Pierce, L OBP: 0.119, SLG: 0.092 (1, 1)										4	0	0	0	0	1	3				
Inning Stats	R: 2 E: 0 K: 2 S: 9	H: 2 LOB: 2 BB: 2 P: 17	R: 0 E: 0 K: 0 S: 3	H: 0 LOB: 0 BB: 0 P: 3	R: 2 E: 0 K: 0 S: 5	H: 2 LOB: 1 BB: 0 P: 6	R: 0 E: 0 K: 1 S: 5	H: 0 LOB: 0 BB: 0 P: 5	R: 0 E: 0 K: 0 S: 3	H: 1 LOB: 2 BB: 1 P: 10	R: 3 E: 0 K: 1 S: 9	H: 4 LOB: 2 BB: 1 P: 13	R: 4 E: 0 K: 2 S: 12	H: 5 LOB: 1 BB: 0 P: 12	R: 0 E: 0 K: 2 S: 9	H: 1 LOB: 1 BB: 0 P: 12	1B: 10 2B: 2 3B: 0 HR: 2	SF: 0 SAC: 0 DP: 0 HBP: 2	WP: 0 PB: 0 SB: 1 CS: 0	PA: 44
PITCHER Tom Sturdivant, R ERA: 3.25 (1, 1)	IP: 6.2 WLS: L BF: 33 H: 8 R: 7 ER: 7 SO: 4 BB: 3 IBB: 0 HBP: 0 BLK: 0 WP: 0 HR: 2 S: 36 P: 50 ERA: 9.45 WHIP: 1.650															PITCHER				
Mickey McDermott, L ERA: 5.51 (7, 1)	IP: 1.1 WLS: 11 BF: 6 H: 4 R: 4 ER: 4 SO: 3 BB: 1 IBB: 0 HBP: 0 BLK: 0 WP: 0 HR: 0 S: 16 P: 20 ERA: 27.00 WHIP: 5.250															PITCHER				

Batter	1	2	3	4	5	6	7	8	9	AB	R	H	RBI	BB	SO	LOB	TOP								
Hank Bauer, R OBP: 0.319, SLG: 0.475 (1, 9)	F9			K		S 1B	F2		E 2B 1B	5	2	2	0	0	1	0									
Gil McDougald, R OBP: 0.407, SLG: 0.437 (1, 6)	F9			G4-6-3 BB		2B SF8 1B		2B FC5-2 BB	E5 2B 1B	3	2	2	1	2	0	0									
Mickey Mantle, S OBP: 0.471, SLG: 0.728 (1, 8)	K			G4-6-3 1-2		WP 1-3 2B		K	K	5	0	1	0	0	3	4									
Yogi Berra, L OBP: 0.359, SLG: 0.530 (1, 2)		G3				F8 WP 1B	SF8			4	3	3	3	0	0	0									
Bill Skowron, R OBP: 0.396, SLG: 0.510 (1, 3)	L1					WP F8 1B	5-3			5	2	2	1	0	0	3									
Norm Siebern, L OBP: 0.289, SLG: 0.406 (1, 7)	6-3					F8 1-2 2-3	WP BB			4	1	1	2	1	0	3									
Andy Carey, R OBP: 0.315, SLG: 0.351 (1, 5)				G3		F4 2-3 3-H	6-3		E6 FC4	4	0	0	0	0	0	3									
Jerry Coleman, R OBP: 0.313, SLG: 0.276 (1, 4)				1-4-3					FC4	4	0	1	1	0	1	1									
Whitey Ford, L OBP: 0.298, SLG: 0.240 (1, 1)				K		3-H 1B	1-3		L4	4	0	0	0	0	1	1									
Inning Stats	R: 0 E: 0 K: 1 S: 5	H: 0 LOB: 0 BB: 0 P: 5	R: 0 E: 0 K: 0 S: 3	H: 0 LOB: 0 BB: 0 P: 3	R: 0 E: 0 K: 1 S: 5	H: 0 LOB: 0 BB: 0 P: 5	R: 0 E: 0 K: 1 S: 4	H: 0 LOB: 0 BB: 1 P: 8	R: 2 E: 0 K: 0 S: 6	H: 3 LOB: 1 BB: 0 P: 6	R: 2 E: 0 K: 0 S: 6	H: 3 LOB: 2 BB: 1 P: 10	R: 0 E: 0 K: 1 S: 5	H: 0 LOB: 0 BB: 0 P: 5	R: 3 E: 1 K: 1 S: 8	H: 2 LOB: 1 BB: 1 P: 12	R: 3 E: 1 K: 1 S: 9	H: 4 LOB: 1 BB: 0 P: 9	1B: 7 2B: 4 3B: 1 HR: 0	SF: 1 SAC: 0 DP: 1 HBP: 0	WP: 2 PB: 0 CS: 1	PA: 42			
PITCHER	IP	WLS	BF	H	R	ER	SO	BB	IBB	HBP	BLK	WP	HR	S	P	ERA	WHIP								
Dick Donovan, R ERA: 5.05 (1, 1)	5.0	L	21	6	4	4	3	1	0	0	0	1	0	26	30	7.20	1.400								
Paul LaPalme, L ERA: 4.4 (6, 1)	3.0		14	2	3	2	2	2	0	0	0	1	0	16	24	6.00	1.333								
Ellis Kinder, R ERA: 3.82 (9, 1)	1.0		7	4	3	3	1	0	0	0	0	0	0	9	9	27.00	4.000								

New York Yankees @ Chicago White Sox
Comiskey Park, Chicago, IL
Wed Jul 25 1956, 4:33 AM EDT
Att: 34,745 - Unknown

AB 38
R 10
H 12
RBI 8
BB 3
SO 6
LOB 15



Batter	1	2	3	4	5	6	7	8	9	AB	R	H	RBI	BB	SO	LOB	BOTTOM								
Minnie Minoso, R OBP: 0.411, SLG: 0.465 (1, 7)	F3			F9	K			F8		4	0	0	0	0	1	1									
Nellie Fox, L OBP: 0.339, SLG: 0.375 (1, 4)	5-3			4-3		G6-4-3 1B		FC6-4 BB		3	0	1	0	1	0	0									
Dave Philley, S OBP: 0.337, SLG: 0.368 (1, 9)	K			BB 1B		G6-4-3 1-2		FC6-4 1-2		4	1	1	0	0	1	2									
Sherm Lollar, R OBP: 0.377, SLG: 0.423 (1, 2)		F4		1B BB					F6	2	0	0	0	2	0	0									
Larry Doby, L OBP: 0.396, SLG: 0.416 (1, 8)	1-3			1-3 2-H 1B		4-3			E3	4	0	1	1	0	0	1									
Walt Dropo, R OBP: 0.328, SLG: 0.312 (1, 3)	F3			K			5-3		F7	4	0	0	0	0	1	3									
Fred Hatfield, L OBP: 0.374, SLG: 0.401 (1, 5)				F8			4-3		F9	4	0	0	0	0	0	1									
Luis Aparicio, R OBP: 0.275, SLG: 0.307 (1, 6)				K			F2			3	0	0	0	0	1	0									
Dick Donovan, L OBP: 0.339, SLG: 0.438 (1, 1)				F7					F7	2	0	1	0	0	0	0									
Paul LaPalme, L OBP: 0.500, SLG: 0.750 (6, PH)										0	0	0	0	0	0	0									
Bubba Phillips, R OBP: 0.273, SLG: 0.395 (9, PH)										1	0	0	0	0	0	0									
Ellis Kinder, R (9, 1)										0	0	0	0	0	0	0									
Inning Stats	R: 0 E: 0 K: 1 S: 5	H: 0 LOB: 0 BB: 0 P: 5	R: 0 E: 0 K: 0 S: 3	H: 0 LOB: 0 BB: 0 P: 3	R: 0 E: 0 K: 1 S: 5	H: 0 LOB: 0 BB: 0 P: 5	R: 1 E: 0 K: 1 S: 7	H: 2 LOB: 2 BB: 1 P: 11	R: 0 E: 0 K: 1 S: 6	H: 1 LOB: 1 BB: 0 P: 6	R: 0 E: 0 K: 0 S: 3	H: 1 LOB: 1 BB: 1 P: 7	R: 0 E: 0 K: 0 S: 3	H: 0 LOB: 0 BB: 0 P: 3	R: 0 E: 0 K: 0 S: 3	H: 0 LOB: 1 BB: 1 P: 7	R: 0 E: 1 K: 0 S: 4	H: 0 LOB: 1 BB: 0 P: 4	1B: 4 2B: 0 3B: 0 HR: 0	SF: 0 SAC: 0 DP: 1 HBP: 0	WP: 0 PB: 0 CS: 0	PA: 34			
PITCHER	IP	WLS	BF	H	R	ER	SO	BB	IBB	HBP	BLK	WP	HR	S	P	ERA	WHIP								
Whitey Ford, L ERA: 2.17 (1, 1)	9.0	W	34	4	1	1	4	3	0	0	0	0	0	39	51	1.00	0.778								

New York Yankees @ Chicago White Sox
Comiskey Park, Chicago, IL
Wed Jul 25 1956, 4:33 AM EDT
Att: 34,745 - Unknown

AB 31
R 1
H 4
RBI 1
BB 3
SO 4
LOB 8




Batter	1	2	3	4	5	6	7	8	9	AB	R	H	RBI	BB	SO	LOB	TOP				
Bob Cerv, R OBP: 0.375, SLG: 0.463 Norm Siebern, L OBP: 0.291, SLG: 0.404	1-3	1-4-3	K					F6		2	0	0	0	0	0	1	New York Yankees @ Chicago White Sox Comiskey Park, Chicago, IL Thu Jul 26 1956, 4:33 AM EDT Att: 26,741 - Unknown AB 38 R 8 H 11 RBI 8 BB 4 SO 7 LOB 18				
Billy Martin, R OBP: 0.332, SLG: 0.391	K		5-3	5-3	6-3			F8		5	0	0	0	0	1						
Hank Bauer, R OBP: 0.321, SLG: 0.474 Joe Collins, L OBP: 0.306, SLG: 0.363	1B BB		1B BB	6-3		4-3		L6		1	2	0	0	2	0						
Mickey Mantle, S OBP: 0.477, SLG: 0.730	1B		1B	1B	1B	FC4-6 BB				3	1	3	0	2	0						
Yogi Berra, L OBP: 0.359, SLG: 0.528	FC4 1B		1B	4-3		K		K		5	1	2	2	0	2						
Bill Skowron, R OBP: 0.397, SLG: 0.508	FC4		1B			FC4-6		4-3		5	2	2	1	0	4						
Andy Carey, R OBP: 0.317, SLG: 0.352			1B		E1 1B			L6		5	2	2	1	0	2						
Jerry Coleman, R OBP: 0.303, SLG: 0.267	F8		SH3-4 1B		1-3			5-3		3	0	0	1	0	3						
Tommy Byrne, L OBP: 0.333, SLG: 0.563 Don Larsen, R OBP: 0.327, SLG: 0.478	K		1B		K			K		2	0	1	1	0	1						
Inning Stats	R: 1 E: 0 K: 1 S: 7	H: 2 LOB: 2 BB: 1 P: 11	R: 0 E: 0 K: 1 S: 6	H: 1 LOB: 1 BB: 0 P: 6	R: 5 E: 0 K: 1 S: 10	H: 5 LOB: 1 BB: 1 P: 14	R: 0 E: 0 K: 0 S: 4	H: 1 LOB: 1 BB: 0 P: 4	R: 2 E: 1 K: 1 S: 8	H: 2 LOB: 1 BB: 0 P: 8	R: 0 E: 0 K: 1 S: 5	H: 0 LOB: 0 BB: 1 P: 9	R: 0 E: 0 K: 1 S: 3	H: 0 LOB: 0 BB: 0 P: 3	R: 0 E: 0 K: 1 S: 5	H: 0 LOB: 1 BB: 1 P: 9	1B: 11 2B: 0 3B: 0 HR: 0	SF: 0 SAC: 1 DP: 0 HBP: 0	WP: 0 PB: 0 CS: 0	PA: 43	
PITCHER	IP	WLS	BF	H	R	ER	SO	BB	IBB	HBP	BLK	WP	HR	S	P	ERA	WHIP				
Jack Harshman, L ERA: 3.4	2.1	L	16	7	6	6	2	2	0	0	0	0	0	18	26	23.14	3.857				
Gerry Staley, R ERA: 4.43	1.2		7	2	0	0	1	0	0	0	0	0	0	9	9	0.00	1.200				
Dixie Howell, R ERA: 4.87	4.0		16	2	2	0	3	1	0	0	0	0	0	21	25	0.00	0.750				
Ellis Kinder, R ERA: 3.69	1.0		4	0	0	0	1	1	0	0	0	0	0	5	9	0.00	1.000				

Batter	1	2	3	4	5	6	7	8	9	AB	R	H	RBI	BB	SO	LOB	BOTTOM				
Jim Rivera, L OBP: 0.356, SLG: 0.392	CS 1B	1B 3B		6-3		BB 1-2 BB			L9	4	1	2	2	1	0	0	New York Yankees @ Chicago White Sox Comiskey Park, Chicago, IL Thu Jul 26 1956, 4:33 AM EDT Att: 26,741 - Unknown AB 36 R 5 H 11 RBI 5 BB 5 SO 1 LOB 15				
Nellie Fox, L OBP: 0.342, SLG: 0.378	FC5-4 1B	BB 1B		FC6-4 1B		L8		F9		5	0	3	1	0	2						
Minnie Minoso, R OBP: 0.413, SLG: 0.464	FC5-4 BB	BB BB		FC6-4		F6		1B 1B		3	1	1	0	2	0						
Dave Philley, S OBP: 0.338, SLG: 0.368	FC5-4 1-2 2-3	G3			4-3	BB 1B		1B		5	0	2	1	0	4						
Larry Doby, L OBP: 0.393, SLG: 0.410	L6		G3		F7	G5-4-3 BB		F9		4	0	0	0	1	3						
Les Moss, R OBP: 0.319, SLG: 0.525		L5		HR	F8	G5-4-3				4	1	1	1	0	2						
Sammy Esposito, R OBP: 0.372, SLG: 0.266 Fred Hatfield, L OBP: 0.370, SLG: 0.396		G3 1B BB		F5		F9		4-3		1	1	0	0	1	0						
Luis Aparicio, R OBP: 0.277, SLG: 0.310		G3 1B		5-3		BB 1B		4-3		4	1	2	0	0	0						
Jack Harshman, L OBP: 0.225, SLG: 0.417 Gerry Staley, R OBP: 0.220, SLG: 0.200 Jim Delsing, R OBP: 0.291, SLG: 0.054 Dixie Howell, R OBP: 0.327, SLG: 0.636 Ron Northey, L OBP: 0.327, SLG: 0.636 Ellis Kinder, R	G3			F6		K		F7		1	0	0	0	0	2						
Inning Stats	R: 0 E: 0 K: 0 S: 4	H: 2 LOB: 2 BB: 1 P: 8	R: 3 E: 0 K: 0 S: 6	H: 3 LOB: 2 BB: 2 P: 14	R: 1 E: 0 K: 0 S: 4	H: 1 LOB: 0 BB: 0 P: 4	R: 0 E: 0 K: 0 S: 4	H: 1 LOB: 1 BB: 0 P: 4	R: 0 E: 0 K: 1 S: 6	H: 1 LOB: 2 BB: 1 P: 10	R: 0 E: 0 K: 0 S: 3	H: 1 LOB: 1 BB: 1 P: 7	R: 0 E: 0 K: 0 S: 3	H: 0 LOB: 0 BB: 0 P: 3	R: 1 E: 0 K: 0 S: 5	H: 2 LOB: 1 BB: 0 P: 5	1B: 9 2B: 0 3B: 1 HR: 1	SF: 0 SAC: 0 DP: 1 HBP: 0	WP: 0 PB: 0 CS: 1	PA: 41	
PITCHER	IP	WLS	BF	H	R	ER	SO	BB	IBB	HBP	BLK	WP	HR	S	P	ERA	WHIP				
Tommy Byrne, L ERA: 4.5	3.0		17	4	4	4	0	3	0	0	0	0	0	14	26	12.00	3.000				
Don Larsen, R ERA: 4.23	6.0	W	24	5	1	1	1	2	0	0	0	0	0	24	32	1.50	1.167				


Batter	1	2	3	4	5	6	7	8	9	AB	R	H	RBI	BB	SO	LOB	TOP				
Billy Goodman, L OBP: 0.359, SLG: 0.422 (1, 4)	6-3		F7		1B		G3		SH1-4	4	0	2	0	0	0	0	Boston Red Sox @ Chicago White Sox Comiskey Park, Chicago, IL Fri Jul 27 1956, 4:33 AM EDT Att: 25,735 - Unknown				
Billy Klaus, L OBP: 0.396, SLG: 0.395 (1, 5)	5-3		L1		FC6		F7		K	5	0	1	0	0	1	3					
Ted Williams, L OBP: 0.491, SLG: 0.575 Gene Stephens, L OBP: 0.313, SLG: 0.214 (9, PR) (9, 7)	K		K		F7		G3		IBB	4	0	0	1	1	2	3					
Mickey Vernon, L OBP: 0.409, SLG: 0.550 Dick Gemert, R OBP: 0.403, SLG: 0.497 (9, PH) (9, 3)		2B			F9	FC6			F8	3	1	1	0	1	0	2					
Jackie Jensen, R OBP: 0.396, SLG: 0.458 (1, 9)		1B			F8		K		F8	4	1	1	1	0	1	2					
Jim Piersall, R OBP: 0.376, SLG: 0.456 (1, 8)		1B					F9		B4-3	4	1	2	0	0	0	0					
Pete Daley, R OBP: 0.341, SLG: 0.500 (1, 2)		1B			1B				F7	4	0	3	2	0	0	0					
Don Buddin, R OBP: 0.367, SLG: 0.356 (1, 6)		FC1-4			FC6-4				6-3	4	0	0	0	0	1	4					
Tom Brewer, R OBP: 0.302, SLG: 0.350 (1, 1)		1-3			F3				SH1-4	4	1	2	0	0	0	1					
Inning Stats	R: 0 E: 0 K: 1 S: 5	H: 0 LOB: 0 BB: 0 P: 5	R: 2 E: 0 K: 0 S: 6	H: 4 LOB: 1 BB: 0 P: 6	R: 0 E: 0 K: 1 S: 5	H: 0 LOB: 0 BB: 0 P: 5	R: 1 E: 0 K: 0 S: 5	H: 2 LOB: 1 BB: 0 P: 5	R: 0 E: 0 K: 2 S: 8	H: 1 LOB: 1 BB: 0 P: 8	R: 1 E: 0 K: 0 S: 5	H: 2 LOB: 2 BB: 1 P: 9	R: 0 E: 0 K: 0 S: 3	H: 0 LOB: 0 BB: 0 P: 3	R: 0 E: 0 K: 1 S: 6	H: 1 LOB: 2 BB: 1 P: 10		1B: 10 2B: 1 3B: 1 HR: 0	SF: 0 SAC: 1 DP: 0 HBP: 0	WP: 0 PB: 0 SB: 0 CS: 0	PA: 40
PITCHER	IP	WLS	BF	H	R	ER	SO	BB	IBB	HBP	BLK	WP	HR	S	P	ERA	WHIP				
Jim Wilson, R ERA: 3.73 (1, 1)	7.0	L	32	11	4	4	4	0	1	0	0	0	0	39	43	5.14	1.571				
Ellis Kinder, R ERA: 3.55 (8, 1)	1.1		5	1	0	0	0	0	0	0	0	0	0	5	5	0.00	0.750				
Paul LaPalme, L ERA: 4.34 (9, 1)	0.2		3	0	0	0	1	0	1	0	0	0	0	4	8	0.00	0.000				

AB	37
R	4
H	12
RBI	4
BB	2
SO	5
LOB	17



Batter	1	2	3	4	5	6	7	8	9	AB	R	H	RBI	BB	SO	LOB	BOTTOM				
Jim Rivera, L OBP: 0.353, SLG: 0.389 (1, 9)	5-3		F7		F9		1B		4-3	5	0	1	0	0	0	2	Boston Red Sox @ Chicago White Sox Comiskey Park, Chicago, IL Fri Jul 27 1956, 4:33 AM EDT Att: 25,735 - Unknown				
Nellie Fox, L OBP: 0.343, SLG: 0.378 (1, 4)	2B		F7				FC5-2		L8	5	1	2	1	0	0	1					
Minnie Minoso, R OBP: 0.414, SLG: 0.466 (1, 7)	SF7-4		F7				FC5-2			3	1	1	0	1	0	2					
Larry Doby, L OBP: 0.388, SLG: 0.405 (1, 8)	SF7-4				L9		K		F8	3	0	0	1	0	1	3					
Dave Philley, S OBP: 0.339, SLG: 0.368 (1, 3)		FC1-5			5-3		1B		K	3	0	1	1	1	1	0					
Sherm Lollar, R OBP: 0.379, SLG: 0.422 (1, 2)		FC1-5			F7		1B		F5	3	0	1	0	0	0	0					
Fred Hatfield, L OBP: 0.362, SLG: 0.386 (1, 5)			F9				K		K	4	0	0	0	0	2	4					
Luis Aparicio, R OBP: 0.278, SLG: 0.310 Jim Delsing, R OBP: 0.266, SLG: 0.054 (9, PH)		FC1-5			F9		1B		SH3-4	3	1	1	0	0	0	2					
Jim Wilson, R OBP: 0.356, SLG: 0.327 Ron Northey, L OBP: 0.379, SLG: 0.609 Ellis Kinder, R (8, 1)		6-3					1B		SH3-4	2	0	1	0	0	0	2					
Paul LaPalme, L OBP: 0.500, SLG: 0.750 Sammy Esposito, R OBP: 0.272, SLG: 0.266 (9, PH)							F7			1	0	0	0	0	0	1					
Inning Stats	R: 1 E: 0 K: 0 S: 4	H: 2 LOB: 0 BB: 0 P: 4	R: 0 E: 0 K: 0 S: 3	H: 0 LOB: 2 BB: 1 P: 8	R: 0 E: 0 K: 0 S: 3	H: 0 LOB: 0 BB: 0 P: 3	R: 0 E: 0 K: 0 S: 3	H: 0 LOB: 0 BB: 0 P: 3	R: 0 E: 0 K: 2 S: 9	H: 2 LOB: 1 BB: 1 P: 13	R: 1 E: 0 K: 0 S: 6	H: 3 LOB: 2 BB: 0 P: 6	R: 0 E: 0 K: 2 S: 7	H: 0 LOB: 0 BB: 0 P: 7	R: 0 E: 0 K: 0 S: 3	H: 0 LOB: 1 BB: 1 P: 7	1B: 7 2B: 2 3B: 0 HR: 0	SF: 1 SAC: 1 DP: 1 HBP: 1	WP: 0 PB: 0 SB: 0 CS: 0	PA: 38	
PITCHER	IP	WLS	BF	H	R	ER	SO	BB	IBB	HBP	BLK	WP	HR	S	P	ERA	WHIP				
Tom Brewer, R ERA: 3.02 (1, 1)	9.0	W	38	8	3	3	4	3	0	1	0	0	0	42	55	3.00	1.222				

AB	32
R	3
H	8
RBI	3
BB	3
SO	4
LOB	17



Batter	1	2	3	4	5	6	7	8	9	AB	R	H	RBI	BB	SO	LOB	TOP										
Billy Goodman, L (1.4) OBP: 0.357, SLG: 0.419 Ted Lepcio, R (5, PR) OBP: 0.317, SLG: 0.411	0-3 K	0-0 1B	0-0 4-3		0-0 E6		0-0 WP 2B 1B		0-3 K	4	0	1	2	0	1	2	Boston Red Sox @ Chicago White Sox Comiskey Park, Chicago, IL Sat Jul 28 1956, 4:33 AM EDT Att: 9,377 - Unknown										
Billy Klaus, L (1.5) OBP: 0.395, SLG: 0.394	0-0 5-3	0-0 1B		0-0 1-3	0-0 4-3 E		0-0 F7		0-0 4-3	6	1	2	0	0	0	1											
Ted Williams, L (1.7) OBP: 0.489, SLG: 0.577 Gene Stephens, L (4.7) OBP: 0.343, SLG: 0.267	0-0 3-1	0-0 F8		0-0 1B 2B	0-0 4-3		4-0 WP 2B BB		0-0 2B	3	1	1	0	0	0	2											
Mickey Vernon, L (1.3) OBP: 0.413, SLG: 0.556 Norm Zauchin, R (5, PR) OBP: 0.315, SLG: 0.354		0-0 E 2B	4-0 1B BB	0-0 F5	0-0 E2 1B		0-0 1B 2B		0-0 F3	3	2	2	1	1	0	1											
Jackie Jensen, R (1.9) OBP: 0.399, SLG: 0.460		0-0 E9 SF9 1B	0-0 5-3 1-2	0-0 2B 1B	0-0 4-3		0-0 FC6-4 1B			5	2	3	2	0	0	3											
Jim Piersall, R (1.8) OBP: 0.376, SLG: 0.456		0-0 SF9	0-0 F9	0-0 2B		0-0 6-3	0-0 FC6-4			4	1	1	2	0	0	2											
Pete Daley, R (1.2) OBP: 0.366, SLG: 0.523		0-0 4-3 1B 1B	0-0 1B 1B	0-0 2B		4-0 FC6-4 BB		0-0 5-3		4	2	3	2	1	0	0											
Don Buddin, R (1.6) OBP: 0.367, SLG: 0.357		0-0 4-3 1B 1B	0-0 1B 1B	0-0 4-1		0-0 FC6-4		0-0 F6		5	1	2	0	0	0	2											
Willard Nixon, L (1.1) OBP: 0.321, SLG: 0.292	0-0 4-3		0-0 1B		0-0 L7	0-0 L5		0-0 4-3		5	0	1	1	0	0	3											
Inning Stats	R: 0 E: 0 K: 1 S: 5	H: 0 LOB: 0 BB: 0 P: 5	R: 4 E: 1 K: 0 S: 9	H: 6 LOB: 2 BB: 0 P: 9	R: 2 E: 0 K: 0 S: 6	H: 3 LOB: 2 BB: 1 P: 10	R: 3 E: 0 K: 0 S: 7	H: 4 LOB: 1 BB: 0 P: 7	R: 2 E: 2 K: 0 S: 6	H: 2 LOB: 2 BB: 0 P: 6	R: 0 E: 0 K: 0 S: 3	H: 0 LOB: 1 BB: 1 P: 7	R: 2 E: 0 K: 0 S: 5	H: 3 LOB: 1 BB: 1 P: 9	R: 0 E: 0 K: 0 S: 3	H: 0 LOB: 0 BB: 0 P: 3	R: 0 E: 0 K: 1 S: 6	H: 1 LOB: 1 BB: 0 P: 6	1B: 13 2B: 6 3B: 0 HR: 0	SF: 1 SAC: 0 DP: 0 HBP: 0	WP: 1 PB: 0 SB: 0 CS: 0	PA: 49					
PITCHER	IP	WLS	BF	H	R	ER	SO	BB	IBB	HBP	BLK	WP	HR	S	P	ERA	WHIP	PITCHER									
Jim McDonald, R (1.1) ERA: 12.15	1.1	L	8	4	4	4	1	0	0	0	0	0	0	10	10	27.00	3.000										
Bob Keegan, R (2.1) ERA: 3.3	0.2		5	2	1	1	0	1	0	0	0	0	0	4	8	13.50	4.500										
Gerry Staley, R (3.1) ERA: 4.87	1.2		10	5	3	3	0	0	0	0	0	0	0	10	10	16.20	3.000										
Dixie Howell, R (4.1) ERA: 4.99	4.1		22	7	5	3	0	2	0	0	0	1	0	20	28	6.23	2.077										
Ellis Kinder, R (9.1) ERA: 3.44	1.0		4	1	0	0	1	0	0	0	0	0	0	6	6	0.00	1.000										

Batter	1	2	3	4	5	6	7	8	9	AB	R	H	RBI	BB	SO	LOB	BOTTOM										
Jim Rivera, L (1.9) OBP: 0.349, SLG: 0.384	0-0 F6		0-0 F8			0-0 4-3		0-3 K		4	0	0	0	0	1	1	Boston Red Sox @ Chicago White Sox Comiskey Park, Chicago, IL Sat Jul 28 1956, 4:33 AM EDT Att: 9,377 - Unknown										
Nellie Fox, L (1.4) OBP: 0.342, SLG: 0.377	0-0 F8		0-0 F8			0-0 1-3			0-0 5-3 1B	4	1	1	0	0	0	0											
Minnie Minoso, R (1.7) OBP: 0.415, SLG: 0.466 Bubba Phillips, R (5.7) OBP: 0.261, SLG: 0.378	0-0 CS 1B			0-0 L5		0-0 6-3			0-0 5-3	2	0	1	0	0	0	0											
Larry Doby, L (1.8) OBP: 0.389, SLG: 0.410	0-0 CS	0-0 2B		0-3 K		0-3 K			0-0 1B 1B	4	0	2	1	0	2	0											
Dave Philley, S (1.3) OBP: 0.338, SLG: 0.366 Walt Dropo, R (5.3) OBP: 0.331, SLG: 0.321		0-0 1-3		0-0 F6		0-0 2B			0-3 K	2	0	0	0	0	0	1											
Sherm Lollar, R (1.2) OBP: 0.377, SLG: 0.421 Les Moss, R (5, FH) OBP: 0.319, SLG: 0.516		0-3 K			0-3 K				0-0 F7	1	0	0	0	0	1	1											
Fred Hatfield, L (1.5) OBP: 0.365, SLG: 0.385		1-0 FC6-4 HBP			0-0 F7			0-0 G4-6-3 1B	0-0 F6	3	0	1	0	0	0	2											
Luis Aparicio, R (1.6) OBP: 0.276, SLG: 0.308 Sammy Esposito, R (6.6) OBP: 0.376, SLG: 0.272		0-0 FC6-4			0-0 F7			0-0 G4-6-3 1B		2	0	0	0	0	0	2											
Jim McDonald, R (1.1) OBP: 0.321, SLG: 0.292 Bob Keegan, R (2.1) ERA: 3.3 Gerry Staley, R (3.1) ERA: 4.87 Dixie Howell, R (4.1) ERA: 4.99 Ron Northey, L (8, PR) OBP: 0.327, SLG: 0.563 Ellis Kinder, R (9.1) ERA: 3.44			0-0 F4			0-3 K			0-0 G4-6-3	0	0	0	0	0	0	0											
Inning Stats	R: 0 E: 0 K: 1 S: 3	H: 1 LOB: 0 BB: 0 P: 3	R: 0 E: 0 K: 1 S: 6	H: 1 LOB: 2 BB: 0 P: 7	R: 0 E: 0 K: 0 S: 3	H: 0 LOB: 0 BB: 0 P: 3	R: 0 E: 0 K: 1 S: 5	H: 0 LOB: 0 BB: 0 P: 5	R: 0 E: 0 K: 1 S: 6	H: 1 LOB: 1 BB: 0 P: 6	R: 0 E: 0 K: 1 S: 6	H: 2 LOB: 1 BB: 0 P: 6	R: 0 E: 0 K: 1 S: 8	H: 3 LOB: 2 BB: 0 P: 8	R: 1 E: 0 K: 1 S: 8	H: 3 LOB: 0 BB: 0 P: 8	1B: 6 2B: 2 3B: 0 HR: 0	SF: 0 SAC: 0 DP: 1 HBP: 1	WP: 0 PB: 0 SB: 0 CS: 1	PA: 35							
PITCHER	IP	WLS	BF	H	R	ER	SO	BB	IBB	HBP	BLK	WP	HR	S	P	ERA	WHIP	PITCHER									
Willard Nixon, R (1.1) ERA: 5.12	9.0	W	34	8	1	1	7	0	0	1	0	0	0	47	48	1.00	0.889										

Batter	1	2	3	4	5	6	7	8	9	AB	R	H	RBI	BB	SO	LOB	TOP					
Billy Goodman, L (1,4) OBP: 0.359, SLG: 0.418 Billy Consolo, R (8,FR) (8,4)	0-0 4-3		0-0 L4		0-0 1-2 1B			4-0 SH1-3 BB	0-3 K	3	0	1	0	1	0	0						
Billy Klaus, L (1,5) OBP: 0.394, SLG: 0.392	0-0 1B		0-0 F9		0-3 K			0-3 K		4	0	1	0	0	2	3						
Ted Williams, L (1,7) OBP: 0.487, SLG: 0.573 Dick Gernert, R (6,FR) OBP: 0.403, SLG: 0.497 (6,7)	0-0 F8		0-0 1-3		0-0 1B			0-0 SH1-3		3	0	1	0	0	0	1						
Jackie Jensen, R (1,9) OBP: 0.397, SLG: 0.458	0-0 BB 1B			0-0 F6				0-0 F4		4	0	1	0	0	0	3						
Jim Piersall, R (1,8) OBP: 0.377, SLG: 0.458	4-0 1-2 BB			0-0 5-3				0-0 F4		3	1	1	0	1	0	1						
Norm Zauchin, R (1,3) OBP: 0.312, SLG: 0.348	0-0 L9			0-0 F8				0-3 K		4	1	1	1	0	1	4						
Pete Daley, R (1,2) OBP: 0.351, SLG: 0.500			0-0 F4		0-0 F4			0-0 F7		4	0	0	0	0	0	1						
Don Buddin, R (1,6) OBP: 0.366, SLG: 0.353			0-3 K		4-0 1B BB			0-0 F2		3	0	0	0	1	1	1						
Dave Sister, R (1,1) OBP: 0.263, SLG: 0.125 Ted Lepcio, R (5,PH) OBP: 0.315, SLG: 0.407 George Susce, R (5,1) OBP: 0.333, SLG: 0.385 Milt Bolling, R (9,PH) OBP: 0.250, SLG: 0.455			0-3 K		0-3 K			0-3 K		1	0	0	0	0	1	0						
Inning Stats	R: 0 E: 0 K: 0 S: 5	H: 2 LOB: 3 BB: 1 P: 9	R: 0 E: 0 K: 2 S: 7	H: 0 LOB: 0 BB: 0 P: 7	R: 0 E: 0 K: 0 S: 3	H: 0 LOB: 0 BB: 0 P: 3	R: 0 E: 0 K: 0 S: 3	H: 0 LOB: 0 BB: 0 P: 3	R: 0 E: 0 K: 2 S: 8	H: 1 LOB: 2 BB: 1 P: 12	R: 0 E: 0 K: 1 S: 6	H: 1 LOB: 1 BB: 0 P: 6	R: 0 E: 0 K: 1 S: 5	H: 0 LOB: 0 BB: 0 P: 5	R: 0 E: 0 K: 1 S: 5	H: 0 LOB: 2 BB: 1 P: 9	R: 2 E: 0 K: 1 S: 8	H: 3 LOB: 1 BB: 0 P: 8	1B: 6 2B: 1 3B: 0 HR: 0	SF: 0 SAC: 1 DP: 0 HBP: 0	WP: 0 PB: 0 SB: 0 CS: 0	PA: 37
PITCHER Billy Pierce, L (1,1) ERA: 3.02	IP: 9.0 WLS: W BF: 37 H: 7 R: 2 ER: 2 SO: 8 BB: 3 IBB: 0 HBP: 0 BLK: 0 WP: 0 HR: 0 S: 50 P: 62 ERA: 2.00 WHIP: 1.111																					

Boston Red Sox @ Chicago White Sox
Comiskey Park, Chicago, IL
Sun Jul 29 1956, 4:33 AM EDT
Unknown

AB 33
R 2
H 7
RBI 2
BB 3
SO 8
LOB 16



Batter	1	2	3	4	5	6	7	8	9	AB	R	H	RBI	BB	SO	LOB	BOTTOM			
Fred Hatfield, L (1,5) OBP: 0.371, SLG: 0.390	0-0 F2		1-0 1B HR HBP	0-0 2B		0-0 F9		4-0 HR BB		3	2	1	0	1	0	0				
Nellie Fox, L (1,4) OBP: 0.343, SLG: 0.377	0-0 4-3		0-0 HR 1B	0-0 F6			0-0 SH1-4 BB 1B	0-0 F9		5	2	2	0	0	0	2				
Larry Doby, L (1,8) OBP: 0.392, SLG: 0.433	0-3 K		0-0 HR 1H 2H	0-3 K			4-0 SH1-4 BB 1B	0-0 HR 1H		4	3	2	5	1	2	1				
Minnie Minoso, R (1,7) OBP: 0.410, SLG: 0.460		0-0 F9	0-0 6-3		0-0 F9		0-0 SH1-4	0-0 6-3		4	0	0	0	0	0	0				
Jim Rivera, L (1,9) OBP: 0.357, SLG: 0.398		4-0 S BB 1-3 BB	0-0 S 2B 1B		0-0 HR		4-0 1B IBB			2	3	2	1	2	0	0				
Sherm Lollar, R (1,2) OBP: 0.379, SLG: 0.418		4-0 1-3 S BB	4-0 2B BB		0-0 F2		0-0 F6			2	1	0	0	2	0	3				
Walt Dropo, R (1,3) OBP: 0.335, SLG: 0.333		0-0 1-3 2H	0-0 2B		0-3 K		0-0 1-2 2H 3H 1B			4	0	2	5	0	1	1				
Luis Aparicio, R (1,6) OBP: 0.273, SLG: 0.304		0-0 F7	0-0 F7			0-3 K	0-0 F8			4	0	0	0	0	1	4				
Billy Pierce, L (1,1) OBP: 0.113, SLG: 0.087			0-0 F7	0-0 F1			0-0 5-3	0-0 F8		4	0	0	0	0	0	0				
Inning Stats	R: 0 E: 0 K: 1 S: 5	H: 0 LOB: 1 BB: 2 P: 11	R: 1 E: 0 K: 0 S: 3	H: 0 LOB: 2 BB: 1 P: 11	R: 5 E: 0 K: 0 S: 7	H: 4 LOB: 1 BB: 1 P: 12	R: 0 E: 0 K: 1 S: 6	H: 1 LOB: 1 BB: 0 P: 6	R: 1 E: 0 K: 1 S: 6	H: 1 LOB: 0 BB: 0 P: 6	R: 0 E: 0 K: 1 S: 5	H: 0 LOB: 0 BB: 0 P: 5	R: 2 E: 0 K: 0 S: 5	H: 2 LOB: 2 BB: 2 P: 13	R: 2 E: 0 K: 0 S: 4	H: 1 LOB: 0 BB: 1 P: 8	1B: 4 2B: 2 3B: 0 HR: 3	SF: 0 SAC: 1 DP: 0 HBP: 1	WP: 0 PB: 0 SB: 3 CS: 0	PA: 40
PITCHER Dave Sister, R (1,1) ERA: 4.73 George Susce, R (5,1) ERA: 6.29	IP: 4.0 WLS: L BF: 21 H: 5 R: 6 ER: 6 SO: 2 BB: 2 IBB: 1 HBP: 0 BLK: 0 WP: 0 HR: 1 S: 21 P: 34 ERA: 13.50 WHIP: 2.000																			

Boston Red Sox @ Chicago White Sox
Comiskey Park, Chicago, IL
Sun Jul 29 1956, 4:33 AM EDT
Unknown

AB 32
R 11
H 9
RBI 11
BB 6
SO 4
LOB 11



Batter	1	2	3	4	5	6	7	8	9	AB	R	H	RBI	BB	SO	LOB	TOP				
Ted Lepcio, R OBP: 0.320, SLG: 0.405 (1, 4)										3	1	0	1	1	2		Boston Red Sox @ Chicago White Sox Comiskey Park, Chicago, IL Sun Jul 29 1956, 4:38 AM EDT Att: 25,266 - Unknown				
Billy Klaus, L OBP: 0.391, SLG: 0.388 (1, 5)										5	0	1	1	0	1	3					
Dick Gemert, R OBP: 0.407, SLG: 0.505 (1, 7)										5	1	3	1	0	0	1					
Jackie Jensen, R OBP: 0.400, SLG: 0.458 (1, 9)										4	0	2	0	1	0	2					
Jim Piersall, R OBP: 0.375, SLG: 0.453 (1, 8)										4	0	0	0	1	0	5					
Norm Zaichin, R OBP: 0.300, SLG: 0.333 Ted Williams, L OBP: 0.485, SLG: 0.571 Mickey Vernon, L OBP: 0.412, SLG: 0.553 (7, PH)										3	0	0	1	0	0	1					
Pete Daley, R OBP: 0.347, SLG: 0.489 (1, 2)										4	0	1	0	0	1	0					
Don Buddin, R OBP: 0.365, SLG: 0.350 (1, 6)										3	0	0	0	1	0	2					
Mel Parnell, L OBP: 0.280, SLG: 0.320 Ike Delock, R OBP: 0.162, SLG: 0.190 Mitt Bolling, R OBP: 0.308, SLG: 0.455 Leo Kiely, L OBP: 0.167, SLG: 0.167 (8, 1)										2	0	1	0	0	1	0					
Inning Stats	R: 1 E: 0 K: 1 S: 7	H: 2 LOB: 1 BB: 0 P: 7	R: 0 E: 0 K: 0 S: 4	H: 1 LOB: 2 BB: 1 P: 8	R: 0 E: 0 K: 0 S: 4	H: 1 LOB: 0 BB: 0 P: 4	R: 0 E: 0 K: 1 S: 5	H: 0 LOB: 0 BB: 0 P: 5	R: 0 E: 0 K: 2 S: 7	H: 3 LOB: 2 BB: 0 P: 6	R: 1 E: 1 K: 0 S: 5	H: 2 LOB: 2 BB: 13	R: 0 E: 0 K: 0 S: 3	H: 0 LOB: 2 BB: 2 P: 11	R: 0 E: 0 K: 0 S: 4	H: 1 LOB: 1 BB: 0 P: 4		1B: 9 2B: 1 3B: 0 HR: 0	SF: 0 SAC: 1 DP: 0 HBP: 0	WP: 0 PB: 0 SB: 0 CS: 0	PA: 42
PITCHER	IP WLS BF H R ER SO BB IBB HBP BLK WP HR S P ERA WHIP																				
Jack Harshman, L ERA: 3.44 (1, 1)	6.2 31 9 3 3 4 2 0 0 0 0 0 0 0 0 37 45 4.05 1.650																				
Ellis Kinder, R ERA: 3.44 (7, 1)	0.0 1 0 0 0 0 1 0 0 0 0 0 0 0 0 4 ∞ ∞																				
Paul LaPalme, L ERA: 4.14 (7, 1)	2.1 W 10 1 0 0 0 2 0 0 0 0 0 0 0 8 16 0.00 1.286																				

Batter	1	2	3	4	5	6	7	8	9	AB	R	H	RBI	BB	SO	LOB	BOTTOM				
Sammy Esposito, R OBP: 0.373, SLG: 0.266 (8, 6)										3	1	0	0	1	0	3	Boston Red Sox @ Chicago White Sox Comiskey Park, Chicago, IL Sun Jul 29 1956, 4:38 AM EDT Att: 25,266 - Unknown				
Nellie Fox, L OBP: 0.344, SLG: 0.377 (1, 4)										3	1	1	0	0	0	0					
Larry Doby, L OBP: 0.397, SLG: 0.439 Jim Delsing, L OBP: 0.286, SLG: 0.054 (8, 8)										3	2	2	3	1	1	0					
Minnie Minoso, R OBP: 0.411, SLG: 0.459 (1, 7)										3	0	1	1	1	0	3					
Walt Dropo, R OBP: 0.339, SLG: 0.333 (1, 3)										3	0	1	0	1	0	1					
Sherm Lollar, R OBP: 0.377, SLG: 0.415 Ron Northey, L OBP: 0.355, SLG: 0.583 Les Moss, R OBP: 0.315, SLG: 0.508 (7, 2)										2	0	0	0	0	0	1					
Jim Rivera, L OBP: 0.356, SLG: 0.396 (1, 9)										4	0	1	0	0	1	0					
Luis Aparicio, R OBP: 0.274, SLG: 0.303 Fred Hatfield, L OBP: 0.372, SLG: 0.410 (8, 5)										1	1	0	0	1	0	0					
Jack Harshman, L OBP: 0.238, SLG: 0.405 Ellis Kinder, R Paul LaPalme, L OBP: 0.333, SLG: 0.500 (7, 1)										1	0	0	0	1	0	0					
Inning Stats	R: 0 E: 0 K: 1 S: 5	H: 0 LOB: 0 BB: 0 P: 5	R: 0 E: 0 K: 0 S: 3	H: 0 LOB: 0 BB: 0 P: 3	R: 1 E: 0 K: 0 S: 4	H: 1 LOB: 3 BB: 3 P: 16	R: 0 E: 0 K: 0 S: 3	H: 1 LOB: 0 BB: 0 P: 3	R: 0 E: 1 K: 0 S: 3	H: 0 LOB: 0 BB: 0 P: 3	R: 1 E: 0 K: 0 S: 3	H: 1 LOB: 1 BB: 2 P: 11	R: 4 E: 0 K: 2 S: 10	H: 3 LOB: 1 BB: 1 P: 15	R: 0 E: 0 K: 0 S: 4	H: 1 LOB: 1 BB: 0 P: 4		1B: 5 2B: 2 3B: 0 HR: 1	SF: 1 SAC: 0 DP: 3 HBP: 1	WP: 0 PB: 0 SB: 0 CS: 0	PA: 36
PITCHER	IP WLS BF H R ER SO BB IBB HBP BLK WP HR S P ERA WHIP																				
Mel Parnell, L ERA: 2.7 (1, 1)	5.1 23 3 2 2 1 5 0 0 0 0 0 0 1 20 40 3.38 1.500																				
Ike Delock, R ERA: 4.55 (6, 1)	1.2 L 9 3 4 4 2 1 0 1 0 0 0 1 11 16 21.60 2.400																				
Leo Kiely, L ERA: 5.22 (8, 1)	1.0 4 1 0 0 0 0 0 0 0 0 0 0 0 4 4 0.00 1.000																				


Batter	1	2	3	4	5	6	7	8	9	10	AB	R	H	RBI	BB	SO	LOB	
Eddie Yost, R OBP: 0.437, SLG: 0.384 (1.5)	4-0 BB	0-0 G5-4-3			0-0 F8		0-3 K			4-0 2B BB	3	1	0	0	2	1	6	
Whitey Herzog, L OBP: 0.307, SLG: 0.354 (1.8)	0-0 P4				0-0 4-3		0-0 F9			0-0 2B	5	0	1	1	0	1	5	
Pete Runnels, L OBP: 0.359, SLG: 0.421 (1.3)	0-3 K				0-0 6-3		0-3 K			4-0 1B E BB	4	1	1	0	1	2	1	
Roy Sievers, R OBP: 0.371, SLG: 0.465 (1.7)	0-3 K				0-0 K		0-0 F5			0-0 P4	5	0	1	0	0	2	2	
Karl Olson, R OBP: 0.310, SLG: 0.340 (10, PR) (10, 7)	0-0 K				0-0 K		0-0 F5			0-0 P4	0	1	0	0	0	0	0	
Jim Lemon, R OBP: 0.349, SLG: 0.488 (1.9)		0-0 HR			0-0 F9		0-0 F8			0-0 G6-4-3 1B	5	2	1	1	0	0	2	
Herb Plews, L OBP: 0.385, SLG: 0.327 (1.4)		0-0 E 1B			0-0 4-3		0-0 4-3			0-0 4-3	4	1	2	0	1	0	0	
Lou Berberet, L OBP: 0.421, SLG: 0.450 (9, PR)		0-0 E3 1B			0-3 K		4-0 1B BB			4-0 1B BB	2	0	0	0	2	1	1	
Pedro Ramos, S OBP: 0.250, SLG: 0.324 (9, 2)		1-3 1B					1-2 BB			1-2 2H 3H 1B	1	0	1	2	0	0	0	
Jose Valdivielso, R OBP: 0.318, SLG: 0.346 (1.0)		0-3 K			0-0 F7		0-0 F7			0-0 4-3	5	0	1	0	0	1	5	
Chuck Stobbs, L OBP: 0.173, SLG: 0.180 (1.1)		0-0 G5-4-3 1B			0-0 1B		0-0 F5			0-0 F9	5	0	2	1	0	0	7	
Inning Stats	R: 0 E: 0 K: 2 S: 7	H: 0 LOB: 1 BB: 1 P: 11	R: 2 E: 1 K: 1 S: 8	H: 3 LOB: 1 BB: 0 P: 8	R: 0 E: 0 K: 1 S: 7	H: 0 LOB: 0 BB: 0 P: 7	R: 0 E: 0 K: 1 S: 5	H: 0 LOB: 0 BB: 0 P: 5	R: 0 E: 0 K: 1 S: 7	H: 2 LOB: 3 BB: 1 P: 11	R: 0 E: 0 K: 0 S: 3	H: 1 LOB: 0 BB: 0 P: 3	R: 0 E: 0 K: 0 S: 3	H: 0 LOB: 1 BB: 1 P: 7	R: 4 E: 1 K: 0 S: 6	H: 3 LOB: 3 BB: 3 P: 18	1B: 8 2B: 1 3B: 0 HR: 1	SF: 0 SAC: 0 DP: 2 HBP: 0
PITCHER	IP 9.1	WLS L	BF 40	H 9	R 5	ER 4	SO 8	BB 5	IBB 0	HBP 0	BLK 0	WP 0	HR 1	S 51	P 71	ERA 3.68	WHIP 1.500	
Paul LaPalme, L ERA: 4.24	(10, 1)	0.0	3	1	1	0	0	1	0	0	0	0	0	2	6	∞	∞	
Dixie Howell, R ERA: 4.93	(10, 1)	0.2	2	0	0	0	0	0	0	0	0	0	0	2	2	0.00	0.000	

Washington Senators @ Chicago White Sox
Comiskey Park, Chicago, IL
Wed Aug 01 1956, 4:33 AM EDT
Att: 3,140 - Unknown

livebaseballscores.com

AB 39
R 6
H 10
RBI 5
BB 6
SO 8
LOB 29

WP: 0 PA: 45
PB: 0
SB: 0
CS: 0




Batter	1	2	3	4	5	6	7	8	9	10	AB	R	H	RBI	BB	SO	LOB			
Bubba Phillips, R OBP: 0.245, SLG: 0.354 (7.5)	0-0 F9	0-0 P6		0-0 P4			0-0 HR			0-0 FC5 1B	3	0	0	0	0	0	4			
Nellie Fox, L OBP: 0.350, SLG: 0.379 (1.4)	0-0 E 1B SF8	0-0 F7			0-0 F7		0-0 F8			0-0 FC5 1B	5	1	2	0	0	0	3			
Minnie Minoso, R OBP: 0.411, SLG: 0.456 (1.7)	0-0 E8 1B			0-0 3-1			0-0 F7			0-0 F8	5	0	2	0	0	0	2			
Walt Dropo, R OBP: 0.335, SLG: 0.327 (1.3)	0-0 SF8			0-0 F2			0-0 P4			0-0 FC5	3	0	0	1	0	0	2			
Larry Doby, L OBP: 0.365, SLG: 0.424 (1.8)	0-3 K			0-0 E4			0-0 4-3			0-0 3-1	5	0	0	0	0	1	4			
Sherm Lollar, R OBP: 0.377, SLG: 0.417 (1.2)		0-0 F8		0-3 K			0-0 6-3			0-0 P6	4	0	0	0	0	1	2			
Dave Philley, S OBP: 0.336, SLG: 0.362 (1.9)		4-0 BB 1B BB		0-0 F9			0-0 P4			0-0 6-3	3	0	0	0	1	0	0			
Luis Aparicio, R OBP: 0.281, SLG: 0.310 (1.6)		0-0 BB 1B		0-0 S 1B			0-0 F8			0-0 SH1-5 1B	4	0	3	0	0	0	0			
Jim Wilson, R OBP: 0.355, SLG: 0.316 (10, 1)		4-0 BB 1B		0-3 K			0-3 K			0-0 SH1-5	2	0	0	0	1	2	1			
Paul LaPalme, L OBP: 0.333, SLG: 0.500 (10, 1)		1-2 2-3 BB								1-3 1B	0	0	0	0	0	0	0			
Dixie Howell, L OBP: 0.333, SLG: 0.714 (10, 1)											0	0	0	0	0	0	0			
Inning Stats	R: 1 E: 1 K: 1 S: 7	H: 2 LOB: 1 BB: 0 P: 7	R: 0 E: 0 K: 0 S: 4	H: 1 LOB: 3 BB: 2 P: 12	R: 0 E: 1 K: 1 S: 6	H: 0 LOB: 1 BB: 0 P: 6	R: 0 E: 0 K: 1 S: 6	H: 1 LOB: 1 BB: 0 P: 6	R: 0 E: 0 K: 0 S: 3	H: 0 LOB: 0 BB: 0 P: 3	R: 1 E: 0 K: 1 S: 6	H: 1 LOB: 0 BB: 0 P: 6	R: 0 E: 0 K: 0 S: 4	H: 1 LOB: 1 BB: 0 P: 4	R: 0 E: 0 K: 0 S: 3	H: 1 LOB: 0 BB: 0 P: 3	R: 0 E: 0 K: 0 S: 5	H: 2 LOB: 2 BB: 0 P: 5	1B: 8 2B: 1 3B: 0 HR: 1	SF: 1 SAC: 2 DP: 1 HBP: 0
PITCHER	IP 10.0	WLS W	BF 41	H 9	R 2	ER 1	SO 4	BB 2	IBB 0	HBP 0	BLK 0	WP 0	HR 1	S 47	P 55	ERA 0.90	WHIP 1.100			
Chuck Stobbs, L ERA: 3.82	(1.1)	10.0	W	41	9	2	1	4	2	0	0	0	0	1	55	0.90	1.100			

Washington Senators @ Chicago White Sox
Comiskey Park, Chicago, IL
Wed Aug 01 1956, 4:33 AM EDT
Att: 3,140 - Unknown

livebaseballscores.com

AB 36
R 2
H 9
RBI 2
BB 2
SO 4
LOB 18

WP: 0 PA: 41
PB: 0
SB: 2
CS: 0



Batter	1	2	3	4	5	6	7	8	9	AB	R	H	RBI	BB	SO	LOB	TOP	
Dick Williams, R OBP: 0.325, SLG: 0.494 (1, 9)	F3	6-3			F5			F7		4	0	0	0	0	0	0	Baltimore Orioles @ Chicago White Sox Comiskey Park, Chicago, IL Fri Aug 03 1956, 4:33 AM EDT Att: 12,114 - Unknown	
Billy Gardner, R OBP: 0.271, SLG: 0.346 (1, 4)	K		F8		F5			F7		4	0	0	0	0	1	0		
George Kell, R OBP: 0.364, SLG: 0.445 Tito Francona, L OBP: 0.333, SLG: 0.376 (1, 5) (3, 9)	1B	2B	F4		F7				1B	2	1	1	0	0	0	0		
Bob Nieman, R OBP: 0.416, SLG: 0.504 (1, 7)	2H	HR	1B		BB			F6	K	3	1	1	1	1	1	1		
Gus Triandos, R OBP: 0.341, SLG: 0.433 (1, 3)	1-H	HR	F8		F8			6-3	F8	4	1	1	2	0	0	1		
Hal Smith, R OBP: 0.320, SLG: 0.368 (1, 2)					F9			6-3	2B	4	0	2	0	0	0	0		
Jim Pyburn, R OBP: 0.284, SLG: 0.294 (1, 8)	5-3		F9		F9			F4	1B	4	0	0	0	0	0	2		
Willy Miranda, S OBP: 0.304, SLG: 0.313 (1, 6)			F4					5-3	2B	4	0	2	0	0	0	0		
Johnny Schmitz, R Billy Loes, R Connie Johnson, R Tom Gaspari, R Erv Palica, R George Zuverink, R Tex Nelson, L (1, 1) (1, 1) (1, 1) (7, PH) (7, 1) (8, 1) (9, PH)	F2		F2		6-3			F3	K	0	0	0	0	0	0	0		
Inning Stats	R: 3 E: 0 K: 1 S: 9	H: 4 LOB: 1 BB: 0 P: 9	R: 0 E: 0 K: 0 S: 3	H: 0 LOB: 0 BB: 0 P: 3	R: 0 E: 0 K: 0 S: 3	H: 0 LOB: 1 BB: 1 P: 7	R: 0 E: 0 K: 0 S: 4	H: 1 LOB: 1 BB: 0 P: 4	R: 0 E: 0 K: 0 S: 3	H: 0 LOB: 0 BB: 0 P: 3	R: 0 E: 0 K: 1 S: 6	H: 1 LOB: 1 BB: 0 P: 6	R: 0 E: 0 K: 1 S: 7	H: 2 LOB: 2 BB: 0 P: 7	1B: 4 2B: 3 3B: 0 HR: 1	SF: 0 SAC: 0 DP: 0 HBP: 0		WP: 0 PB: 0 CS: 0
PITCHER Billy Pierce, L ERA: 3.02 (1, 1)	IP: 9.0 WLS: W BF: 36 H: 8 R: 3 ER: 3 SO: 3 BB: 1 IBB: 0 HBP: 0 BLK: 0 WP: 0 HR: 1 S: 41 P: 45 ERA: 3.00 WHIP: 1.000											PITCHER	IP: 9.0 WLS: W BF: 36 H: 8 R: 3 ER: 3 SO: 3 BB: 1 IBB: 0 HBP: 0 BLK: 0 WP: 0 HR: 1 S: 41 P: 45 ERA: 3.00 WHIP: 1.000					

AB	35
R	3
H	8
RBI	3
BB	1
SO	3
LOB	7



Batter	1	2	3	4	5	6	7	8	9	AB	R	H	RBI	BB	SO	LOB	BOTTOM			
Sammy Esposito, R OBP: 0.375, SLG: 0.291 Ron Northey, L OBP: 0.364, SLG: 0.577 Fred Hatfield, L OBP: 0.359, SLG: 0.393 (1, 5) (1, PH) (1, PR) (2, 5)	2B	4-3		F8			F9			0	1	0	0	1	0	0	Baltimore Orioles @ Chicago White Sox Comiskey Park, Chicago, IL Fri Aug 03 1956, 4:33 AM EDT Att: 12,114 - Unknown			
Nellie Fox, L OBP: 0.350, SLG: 0.377 (1, 4)	G3		K				4-3			5	1	2	1	0	1	1				
Larry Doby, L OBP: 0.363, SLG: 0.437 Jim Delsing, L OBP: 0.288, SLG: 0.051 (1, 8) (2, 8)	2B	2B	4-3		F8			FC1-5	BB	2	2	2	1	0	0	0				
Minnie Minoso, R OBP: 0.414, SLG: 0.461 (1, 7)	2B	BB	F8		F7			FC1-5	BB	3	2	1	3	2	0	1				
Walt Dropo, R OBP: 0.346, SLG: 0.327 (1, 3)	2B	BB	HR	BB	F9			FC1-5	G6-4-3	3	2	0	0	2	0	4				
Les Moss, R OBP: 0.313, SLG: 0.573 (1, 2)	1-3	2B	F7		HR			G6-4-3		5	2	2	4	0	0	2				
Jim Rivera, L OBP: 0.355, SLG: 0.393 (1, 9)	BB	1B	F8		K			4-3		4	1	0	1	0	1	1				
Luis Aparicio, R OBP: 0.284, SLG: 0.313 (1, 6)	2-3	3H	BB		6-3			F8		3	1	1	1	1	0	0				
Billy Pierce, L OBP: 0.147, SLG: 0.099 (1, 1)	1-2	2-3	1B	BB	1B			K		2	1	1	0	1	1	0				
Inning Stats	R: 11 E: 1 K: 0 S: 10	H: 7 LOB: 4 BB: 4 P: 26	R: 0 E: 0 K: 0 S: 4	H: 1 LOB: 2 BB: 1 P: 8	R: 0 E: 0 K: 1 S: 5	H: 0 LOB: 0 BB: 0 P: 5	R: 2 E: 0 K: 1 S: 6	H: 1 LOB: 1 BB: 1 P: 11	R: 0 E: 0 K: 0 S: 4	H: 0 LOB: 0 BB: 0 P: 4	R: 0 E: 0 K: 0 S: 3	H: 0 LOB: 0 BB: 0 P: 3	R: 0 E: 0 K: 1 S: 5	H: 0 LOB: 0 BB: 0 P: 5	R: 0 E: 0 K: 0 S: 2	H: 0 LOB: 1 BB: 2 P: 10		1B: 6 2B: 2 3B: 0 HR: 2	SF: 0 SAC: 0 DP: 1 HBP: 1	WP: 0 PB: 0 CS: 0
PITCHER Johnny Schmitz, L ERA: 4.02 Billy Loes, R ERA: 5.49 Connie Johnson, R ERA: 3.99 Erv Palica, R ERA: 4.79 George Zuverink, R ERA: 3.67 (1, 1) (1, 1) (1, 1) (7, 1) (8, 1)	IP: 0.1 WLS: L BF: 6 H: 3 R: 4 ER: 3 SO: 0 BB: 2 IBB: 0 HBP: 0 BLK: 0 WP: 0 HR: 0 S: 4 P: 12 ERA: ∞ WHIP: ∞											PITCHER	IP: 0.1 WLS: L BF: 6 H: 3 R: 4 ER: 3 SO: 0 BB: 2 IBB: 0 HBP: 0 BLK: 0 WP: 0 HR: 0 S: 4 P: 12 ERA: ∞ WHIP: ∞							



Batter	1	2	3	4	5	6	7	8	9	AB	R	H	RBI	BB	SO	LOB	TOP					
Dick Williams, R OBP: 0.318, SLG: 0.481	5-3		F5		5-3		F6			4	0	0	0	0	0	0	Baltimore Orioles @ Chicago White Sox Comiskey Park, Chicago, IL Sat Aug 04 1956, 4:33 AM EDT Att: 4,631 - Unknown					
Billy Gardner, R OBP: 0.274, SLG: 0.344	BB 1B BB		K				4-3			2	1	0	0	2	1	0						
George Kell, R Grady Hatton, L OBP: 0.364, SLG: 0.447 OBP: 0.359, SLG: 0.316	F7			1B SF8 2B	F8		G3			3	1	1	0	0	2							
Bob Nieman, R OBP: 0.417, SLG: 0.502	1B CS BB			1B SF8 1B	5-3		5-6-3			3	1	1	0	1	0	1						
Gus Triandos, R OBP: 0.343, SLG: 0.439	1-3 2-H 1B			SF8		1B 2B	F4			3	1	2	2	0	0	0						
Hal Smith, R Hal Brown, R Tito Francona, L OBP: 0.321, SLG: 0.367 OBP: 0.345, SLG: 0.292 OBP: 0.332, SLG: 0.375	CS	F5		F9		L1-3 1B		K		3	0	1	1	0	0	1						
Jim Pyburn, R OBP: 0.264, SLG: 0.292		F9		1B 2-H 1B		L1-3 1-2 1B		5-3		4	0	1	1	0	0	1						
Willy Miranda, S OBP: 0.304, SLG: 0.313		6-3		FC6-4 1B		F3		F4		4	0	1	0	0	0	0						
Bill Wight, L Mike Fomiele, R Tom Gastall, R OBP: 0.214, SLG: 0.195 OBP: 0.200, SLG: 0.300 OBP: 0.233, SLG: 0.205			1-3	FC6-4 1-2 1B		K				1	0	0	0	0	0	0						
Inning Stats	R: 1 E: 0 K: 0 S: 3	H: 1 LOB: 1 BB: 2 P: 11	R: 0 E: 0 K: 0 S: 3	H: 0 LOB: 0 BB: 0 P: 3	R: 0 E: 0 K: 1 S: 5	H: 0 LOB: 0 BB: 0 P: 5	R: 2 E: 0 K: 0 S: 7	H: 4 LOB: 2 BB: 0 P: 7	R: 0 E: 0 K: 0 S: 3	H: 0 LOB: 1 BB: 1 P: 7	R: 1 E: 0 K: 0 S: 4	H: 2 LOB: 0 BB: 0 P: 4	R: 0 E: 0 K: 1 S: 5	H: 0 LOB: 0 BB: 0 P: 5	R: 0 E: 0 K: 0 S: 3	H: 0 LOB: 0 BB: 0 P: 3		R: 0 E: 0 K: 1 S: 5	H: 0 LOB: 0 BB: 0 P: 5	1B: 5 2B: 3 3B: 0 HR: 0	SF: 1 SAC: 0 DP: 1 HBP: 0	WP: 0 PB: 0 CS: 1
PITCHER Jack Harshman, L ERA: 3.48	IP: 9.0 WLS: W BF: 35 H: 7 R: 4 ER: 4 SO: 3 BB: 3 IBB: 0 HBP: 0 BLK: 0 WP: 0 HR: 0 S: 38 P: 50 ERA: 4.00 WHIP: 1.111															PITCHER	IP: 9.0 WLS: W BF: 35 H: 7 R: 4 ER: 4 SO: 3 BB: 3 IBB: 0 HBP: 0 BLK: 0 WP: 0 HR: 0 S: 38 P: 50 ERA: 4.00 WHIP: 1.111					

Batter	1	2	3	4	5	6	7	8	9	AB	R	H	RBI	BB	SO	LOB	BOTTOM			
Sammy Esposito, R OBP: 0.376, SLG: 0.285	G4-6-3 BB	1-2 2-3 3-H BB		K	F8		4-3			3	0	0	1	2	1	0	Baltimore Orioles @ Chicago White Sox Comiskey Park, Chicago, IL Sat Aug 04 1956, 4:33 AM EDT Att: 4,631 - Unknown			
Nellie Fox, L Fred Hatfield, L OBP: 0.348, SLG: 0.373 OBP: 0.359, SLG: 0.393	G4-6-3 1-2 BB	F7		F9		HR BB	F9			4	1	0	0	1	0	4				
Larry Doby, L Dave Philley, S OBP: 0.394, SLG: 0.446 OBP: 0.335, SLG: 0.361	K		B2-5-4 1B BB		L9	HR 1-H HR	4-3			3	1	1	2	1	1	0				
Minnie Minoso, R Jim Delsing, L OBP: 0.417, SLG: 0.467 OBP: 0.293, SLG: 0.050		BB 1B 1B	B2-5-4 HR 1B		6-3	WP HR 2B		K		4	3	3	0	0	0	0				
Walt Dropo, R OBP: 0.347, SLG: 0.348		F9	B2-5-4 1-2 2-3 HR		HR 1B	HR 2-H HR	F7			5	2	2	2	0	0	3				
Les Moss, R Sherm Lollar, R OBP: 0.333, SLG: 0.615 OBP: 0.378, SLG: 0.419		1B BB 1B	HR		HR BB	F3		1B		3	3	2	2	1	0	0				
Jim Rivera, L OBP: 0.361, SLG: 0.415		BB 1B BB	CS BB		HR 1-H 2-H HR	HR	F9			3	2	2	4	2	0	1				
Luis Aparicio, R OBP: 0.284, SLG: 0.313		BB 1B	CS	E6 BLK G3	E5 HR	6-3				4	2	1	1	0	0	0				
Jack Harshman, L OBP: 0.239, SLG: 0.463	K			G3	HR	L9				4	1	1	2	0	1	4				
Inning Stats	R: 0 E: 0 K: 1 S: 4	H: 0 LOB: 0 BB: 1 P: 8	R: 2 E: 0 K: 1 S: 8	H: 3 LOB: 3 BB: 2 P: 16	R: 2 E: 0 K: 0 S: 3	H: 2 LOB: 0 BB: 2 P: 11	R: 1 E: 1 K: 1 S: 6	H: 0 LOB: 0 BB: 0 P: 6	R: 5 E: 1 K: 0 S: 7	H: 3 LOB: 0 BB: 1 P: 11	R: 5 E: 0 K: 0 S: 7	H: 4 LOB: 0 BB: 1 P: 11	R: 0 E: 0 K: 0 S: 3	H: 0 LOB: 0 BB: 0 P: 3	R: 0 E: 0 K: 1 S: 6	H: 1 LOB: 1 BB: 0 P: 6		1B: 6 2B: 1 3B: 0 HR: 6	SF: 0 SAC: 0 DP: 2 HBP: 0	WP: 1 PB: 0 SB: 1 CS: 1
PITCHER Bill Wight, L ERA: 4.75 Mike Fomiele, R ERA: 4.56 Hal Brown, R ERA: 3.56	IP: 2.2 WLS: L BF: 16 H: 4 R: 4 ER: 4 SO: 4 BB: 5 IBB: 0 HBP: 0 BLK: 0 WP: 0 HR: 1 S: 15 P: 35 ERA: 13.50 WHIP: 3.750															PITCHER	IP: 2.2 WLS: L BF: 16 H: 4 R: 4 ER: 4 SO: 4 BB: 5 IBB: 0 HBP: 0 BLK: 0 WP: 0 HR: 1 S: 15 P: 35 ERA: 13.50 WHIP: 3.750			

Batter	1	2	3	4	5	6	7	8	9	10	AB	R	H	RBI	BB	SO	LOB	TOP									
Dick Williams, R OBP: 0.326, SLG: 0.503 (8, 3)	K		6-3			1B		1B 3B		3B 2B	5	2	3	1	0	1	0	Baltimore Orioles @ Chicago White Sox Comiskey Park, Chicago, IL Sun Aug 05 1956, 4:33 AM EDT Unknown livebaseballscorecards.com									
Bob Hale, L OBP: 0.296, SLG: 0.326 Jim Dwyurn, R OBP: 0.289, SLG: 0.313 (8, 8)	G3		4-3			K		1B 2B		1B 3B	4	0	1	1	0	1	1										
George Kell, R OBP: 0.363, SLG: 0.448 Mike Fornieles, R OBP: 0.200, SLG: 0.300 George Zuverink, R OBP: 0.167, SLG: 0.118 Bill Wight, L OBP: 0.214, SLG: 0.195 Billy Loes, R OBP: 0.154, SLG: 0.154 (10, 1)	F6		F7			F8		1B 2B		FC1-4 1B	4	0	1	0	0	0	1										
Bob Nieman, R OBP: 0.417, SLG: 0.511 (1, 7)	HR		1B			K		L6		FC1-4 FC4-6	5	1	2	1	0	1	4										
Tito Francona, L OBP: 0.330, SLG: 0.372 (1, 9)	F7		1B			FC6-4 1B		F9		FC4-6 CS	5	0	1	0	0	0	1										
Gus Triandos, R OBP: 0.242, SLG: 0.436 (1, 2)	1-3		FC6-4 1B			1-2		F9		CS	4	0	1	0	0	0	2										
Grady Hatton, L OBP: 0.344, SLG: 0.301 (8, 5)	F8		1-2			K		4-3		FC4 1B	4	0	0	0	0	1	1										
Willy Miranda, S OBP: 0.301, SLG: 0.309 (1, 6)			4-3			F6		F6		F9	4	0	0	0	0	2											
Don Ferrarese, R OBP: 0.115, SLG: 0.042 Joe Frazier, L OBP: 0.367, SLG: 0.400 Billy Gardner, R OBP: 0.273, SLG: 0.343 (8, 4)	F8		F8			6-3		3B 1B		F9	2	0	0	0	0	0	0										
Inning Stats	R: 0 E: 0 K: 1 S: 5	H: 0 LOB: 0 BB: 0 P: 5	R: 1 E: 0 K: 0 S: 4	H: 1 LOB: 0 BB: 0 P: 4	R: 0 E: 0 K: 0 S: 3	H: 0 LOB: 0 BB: 0 P: 3	R: 0 E: 0 K: 0 S: 5	H: 2 LOB: 2 BB: 0 P: 5	R: 0 E: 0 K: 1 S: 5	H: 0 LOB: 0 BB: 0 P: 5	R: 0 E: 0 K: 0 S: 3	H: 0 LOB: 0 BB: 0 P: 3	R: 2 E: 0 K: 0 S: 5	H: 4 LOB: 2 BB: 0 P: 6	R: 0 E: 0 K: 0 S: 5	H: 1 LOB: 2 BB: 0 P: 5	R: 2 E: 0 K: 0 S: 5		H: 3 LOB: 0 BB: 0 P: 5	1B: 7 2B: 2 3B: 2 HR: 1	SF: 0 SAC: 0 DP: 0 HBP: 0	WP: 0 PB: 0 SB: 1 CS: 1	PA: 42				
PITCHER	IP	WLS	BF	H	R	ER	SO	BB	IBB	HBP	BLK	WP	HR	S	P	ERA	WHIP										
Dick Donovan, R ERA: 4.95 Paul LaPalme, L ERA: 4.21 Ellis Kinder, R ERA: 3.08 Dixie Howell, R ERA: 5.29 Gerry Staley, R ERA: 4.79 (10, 1)	7.1	0.1	28	6	3	3	4	0	0	0	0	0	0	0	2	3.68	0.818										


Batter	1	2	3	4	5	6	7	8	9	10	AB	R	H	RBI	BB	SO	LOB	BOTTOM									
Sammy Esposito, R OBP: 0.369, SLG: 0.279 Fred Hatfield, L OBP: 0.350, SLG: 0.394 (10, 6)	K		L5			K		4-3		SH FC3-2 1B	3	0	0	0	0	2	1	Baltimore Orioles @ Chicago White Sox Comiskey Park, Chicago, IL Sun Aug 05 1956, 4:33 AM EDT Unknown livebaseballscorecards.com									
Nellie Fox, L OBP: 0.349, SLG: 0.379 (1, 4)	F4		1B			1-3		3B		SH FC3-2 1-3	4	0	2	1	0	0	0										
Larry Doby, L OBP: 0.394, SLG: 0.442 (1, 8)	1-3		6-3			G1-5-3 BB		K		FC3-2 IBB	3	0	0	0	2	1	2										
Minnie Minoso, R OBP: 0.415, SLG: 0.462 (10, 5)	F8		5-3			G1-5-3 BB		F8		F9	4	0	0	0	1	0	4										
Walt Dropo, R OBP: 0.347, SLG: 0.347 Dave Philley, S OBP: 0.336, SLG: 0.360 (10, 3)	5-3		1B			G1-5-3		G1-5-3		FC3-2	3	1	1	0	0	0	2										
Les Moss, R OBP: 0.330, SLG: 0.593 (1, 2)	BB		K			1-2 2-3r		F8		SH1-4 BB	1	1	0	0	1	0	3										
Jim Rivera, L OBP: 0.360, SLG: 0.413 (1, 9)	G3		1B			F8		G3		F7	3	0	0	0	1	1	5										
Luis Aparicio, R OBP: 0.284, SLG: 0.313 Ron Northey, L OBP: 0.352, SLG: 0.593 Bubba Phillips, R OBP: 0.245, SLG: 0.354 Dixie Howell, L OBP: 0.333, SLG: 0.714 Gerry Staley, R OBP: 0.235, SLG: 0.188 (10, 1)	BB		1B			1-2		F8		SH1-4 1B	3	0	0	0	1	1	5										
Dick Donovan, L OBP: 0.323, SLG: 0.407 Paul LaPalme, L OBP: 0.333, SLG: 0.500 Ellis Kinder, R OBP: 0.296, SLG: 0.098 (10, 7)	F1		1B			G3		1-3		CS 1B	4	0	1	1	0	0	2										
Inning Stats	R: 0 E: 0 K: 1 S: 5	H: 0 LOB: 0 BB: 0 P: 5	R: 0 E: 0 K: 0 S: 3	H: 0 LOB: 1 BB: 1 P: 7	R: 1 E: 0 K: 0 S: 5	H: 2 LOB: 1 BB: 0 P: 5	R: 1 E: 0 K: 1 S: 7	H: 2 LOB: 1 BB: 0 P: 7	R: 0 E: 0 K: 1 S: 5	H: 0 LOB: 0 BB: 0 P: 5	R: 0 E: 0 K: 1 S: 5	H: 0 LOB: 1 BB: 2 P: 10	R: 0 E: 0 K: 1 S: 6	H: 1 LOB: 1 BB: 0 P: 6	R: 1 E: 0 K: 0 S: 3	H: 1 LOB: 1 BB: 1 P: 7	R: 1 E: 1 K: 0 S: 6		H: 2 LOB: 3 BB: 1 P: 10	1B: 6 2B: 1 3B: 1 HR: 0	SF: 0 SAC: 2 DP: 1 HBP: 0	WP: 0 PB: 0 SB: 2 CS: 1	PA: 43				
PITCHER	IP	WLS	BF	H	R	ER	SO	BB	IBB	HBP	BLK	WP	HR	S	P	ERA	WHIP										
Don Ferrarese, L ERA: 4.5 George Zuverink, R ERA: 3.8 Bill Wight, L ERA: 4.75 Billy Loes, R ERA: 5.36 (8, 1)	7.0	2.0	27	4	2	2	1	3	0	0	0	0	0	0	11	9.00	2.500										
Bill Wight, L ERA: 4.75 Billy Loes, R ERA: 5.36 (10, 1)	0.0	2.0	3	0	0	0	0	0	0	0	0	0	0	0	1	5	∞										
Inning Stats	R: 0 E: 0 K: 1 S: 5	H: 0 LOB: 0 BB: 0 P: 5	R: 0 E: 0 K: 0 S: 3	H: 0 LOB: 1 BB: 1 P: 7	R: 1 E: 0 K: 0 S: 5	H: 2 LOB: 1 BB: 0 P: 5	R: 0 E: 0 K: 1 S: 5	H: 0 LOB: 0 BB: 0 P: 5	R: 0 E: 0 K: 1 S: 5	H: 0 LOB: 0 BB: 0 P: 5	R: 0 E: 0 K: 1 S: 5	H: 0 LOB: 0 BB: 0 P: 5	R: 0 E: 0 K: 1 S: 6	H: 1 LOB: 1 BB: 0 P: 6	R: 1 E: 0 K: 0 S: 3	H: 1 LOB: 1 BB: 1 P: 7	R: 1 E: 1 K: 0 S: 6	H: 2 LOB: 3 BB: 1 P: 10	1B: 6 2B: 1 3B: 1 HR: 0	SF: 0 SAC: 2 DP: 1 HBP: 0	WP: 0 PB: 0 SB: 2 CS: 1	PA: 43					

Batter	1	2	3	4	5	6	7	8	9	10	AB	R	H	RBI	BB	SO	LOB					
Vic Power, R OBP: 0.337, SLG: 0.435 (1.4)	F8		F7		5-3		6-3			F8	5	0	0	0	0	0	0					
Al Pilarcik, L OBP: 0.324, SLG: 0.376 (1.8)	1B		3-1		F8			F9			5	1	2	0	0	0	0					
Lou Skizas, R OBP: 0.402, SLG: 0.517 Johnny Groth, R OBP: 0.309, SLG: 0.388 (1.7)	F7				6-3			F6		F8	4	1	1	1	0	0	1					
Harry Simpson, L OBP: 0.347, SLG: 0.522 (1.9)				HR				F4			4	2	3	1	0	0	0					
Eddie Robinson, L OBP: 0.294, SLG: 0.372 Clete Boyer, R OBP: 0.267, SLG: 0.247 (1.3)	L8			1B	1B	3B		1-3		FC5	3	0	1	0	0	0	1					
Hector Lopez, R OBP: 0.328, SLG: 0.446 (1.5)		1-3		1B	1B			F6		SH1-4	3	0	1	1	0	0	0					
Tim Thompson, L OBP: 0.338, SLG: 0.364 (1.2)	F8			1B	1B			F9		F8	3	0	0	0	0	0	1					
Joe Demaestri, R OBP: 0.283, SLG: 0.340 (1.6)	5-3			FC5-2	FC5-2			5-3		FC5	4	0	0	0	0	0	4					
Alex Kellner, R OBP: 0.258, SLG: 0.179 Enos Slaughter, L OBP: 0.359, SLG: 0.408 Bobby Shantz, R OBP: 0.188, SLG: 0.071 (1.1)			6-3	G4-6-3	G4-6-3		5-3			F6	1	0	0	0	0	0	0					
											1	0	0	0	0	0	3					
											2	0	0	0	0	0	0					
Inning Stats	R: 1 E: 0 K: 0 S: 5	H: 2 LOB: 1 BB: 0 P: 5	R: 0 E: 0 K: 0 S: 3	H: 0 LOB: 0 BB: 0 P: 3	R: 0 E: 0 K: 0 S: 3	H: 0 LOB: 0 BB: 0 P: 3	R: 2 E: 0 K: 0 S: 6	H: 4 LOB: 2 BB: 0 P: 7	R: 0 E: 0 K: 0 S: 3	H: 0 LOB: 0 BB: 0 P: 3	R: 1 E: 0 K: 0 S: 4	H: 1 LOB: 0 BB: 0 P: 4	R: 0 E: 0 K: 0 S: 3	H: 0 LOB: 0 BB: 0 P: 3	R: 0 E: 0 K: 0 S: 3	H: 0 LOB: 1 BB: 1 P: 7	R: 0 E: 0 K: 0 S: 4	H: 1 LOB: 1 BB: 0 P: 4	1B: 5 2B: 1 3B: 1 HR: 1	SF: 0 SAC: 1 DP: 1 HBP: 1	WP: 1 PB: 0 SB: 1 CS: 0	PA: 39
PITCHER	IP	WLS	BF	H	R	ER	SO	BB	IBB	HBP	BLK	WP	HR	S	P	ERA	WHIP					
Bob Keegan, R ERA: 3.76 Gerry Staley, R ERA: 4.56 Paul LaPalme, L ERA: 3.9 Ellis Kinder, R ERA: 3.2	3.0		16	6	3	3	0	0	0	0	0	0	1	0	12	2.25	0.250					
	4.0		12	1	1	1	0	0	0	0	0	0	0	6	10	0.00	0.500					
	2.0		7	0	0	0	0	1	0	0	0	0	0	6	10	0.00	0.500					
	1.0	W	4	1	0	0	0	0	0	0	0	0	0	4	4	0.00	1.000					

TOP

Kansas City Athletics @ Chicago White Sox
Comiskey Park, Chicago, IL
Tue Aug 07 1956, 4:33 AM EDT
Unknown

AB 36
R 4
H 8
RBI 3
BB 1
SO 0
LOB 11




Batter	1	2	3	4	5	6	7	8	9	10	AB	R	H	RBI	BB	SO	LOB					
Luis Aparicio, R OBP: 0.287, SLG: 0.315 Ron Northey, L OBP: 0.268, SLG: 0.571 Bubba Phillips, R OBP: 0.245, SLG: 0.354 Ellis Kinder, R (1.6)	6-3		3B		4-3		G3		1B		4	1	2	0	0	0	0					
Nellie Fox, L OBP: 0.348, SLG: 0.374 (1.4)	BB		3B	HBP	4-3		G3		BB		3	1	1	1	1	0	1					
Larry Doby, L OBP: 0.398, SLG: 0.456 (1.8)	F9		3B		K		F9		4-3		5	0	1	2	0	1	5					
Minnie Minoso, R OBP: 0.406, SLG: 0.450 (1.7)	F6		F6			6-3		F9		6-3	5	0	0	0	0	0	2					
Walt Dropo, R OBP: 0.351, SLG: 0.345 (1.3)		K		FC1-6		5-3		6-3		6-3	4	1	1	0	0	1	0					
Jim Rivera, L OBP: 0.362, SLG: 0.421 (1.9)		CS		FC1-6		1-3		1-3			5	1	3	1	0	0	1					
Les Moss, R OBP: 0.337, SLG: 0.588 (1.2)	F8			1B		E		E5		K	4	0	2	0	0	1	1					
Fred Hatfield, L OBP: 0.363, SLG: 0.392 Sammy Esposito, R OBP: 0.365, SLG: 0.275 (1.5)			K		F2		5-3		F9		2	0	0	0	0	1	2					
											2	0	0	0	0	0	1					
Bob Keegan, R ERA: 3.76 Gerry Staley, R ERA: 4.56 Paul LaPalme, L ERA: 3.9 Ellis Kinder, R ERA: 3.2 (1.1)			F2		6-3		K		BB		1	0	0	0	0	0	0					
											1	0	0	0	0	0	2					
											1	0	0	0	0	1	0					
											0	0	0	0	0	0	0					
											0	0	0	0	0	1	0					
											0	1	0	0	0	0	0					
Inning Stats	R: 0 E: 0 K: 0 S: 3	H: 0 LOB: 1 BB: 1 P: 7	R: 0 E: 0 K: 1 S: 5	H: 1 LOB: 0 BB: 0 P: 5	R: 2 E: 0 K: 1 S: 7	H: 2 LOB: 1 BB: 0 P: 8	R: 0 E: 0 K: 0 S: 4	H: 1 LOB: 2 BB: 0 P: 5	R: 0 E: 0 K: 1 S: 5	H: 0 LOB: 0 BB: 0 P: 5	R: 1 E: 1 K: 0 S: 5	H: 2 LOB: 1 BB: 0 P: 5	R: 0 E: 0 K: 0 S: 3	H: 0 LOB: 0 BB: 0 P: 3	R: 1 E: 0 K: 1 S: 6	H: 1 LOB: 3 BB: 2 P: 14	R: 1 E: 0 K: 0 S: 3	H: 2 LOB: 1 BB: 0 P: 3	1B: 6 2B: 2 3B: 2 HR: 0	SF: 0 SAC: 0 DP: 0 HBP: 2	WP: 0 PB: 0 SB: 0 CS: 1	PA: 42
PITCHER	IP	WLS	BF	H	R	ER	SO	BB	IBB	HBP	BLK	WP	HR	S	P	ERA	WHIP					
Alex Kellner, L ERA: 3.8 Bobby Shantz, L ERA: 4.93	3.0		13	3	2	2	2	1	0	1	0	0	0	15	20	6.00	1.333					
	6.1	L	29	7	3	2	3	2	0	1	0	0	0	32	41	2.84	1.421					

BOTTOM

Kansas City Athletics @ Chicago White Sox
Comiskey Park, Chicago, IL
Tue Aug 07 1956, 4:33 AM EDT
Unknown

AB 37
R 5
H 10
RBI 4
BB 3
SO 5
LOB 15



Batter	1	2	3	4	5	6	7	8	9	10	11	12	13	14	AB	R	H	RBI	BB	SO	LOB	TOP								
Bobby Avila, R OBP: 0.337, SLG: 0.320 (1, 4)	6-3						F5				6-3				7	0	2	3	0	1	4									
Jim Busby, R OBP: 0.307, SLG: 0.371 (1, 8)	5-3						F8		F8	6-3		6-3		5-3	7	0	0	0	0	1	2									
Al Smith, R OBP: 0.388, SLG: 0.461 (1, 7) (10, 5)	L1			F4		5-3				6-3		FC3-6 HBP		F2	6	0	1	0	0	0	0									
Al Rosen, R OBP: 0.335, SLG: 0.475 (8, PR) (8, 5)			5-3				F7					FC3-6			4	1	2	0	0	0	0									
Gene Woodling, L OBP: 0.307, SLG: 0.417 (10, PH) (10, 7)															3	0	1	0	0	1	1									
Rocky Colavito, R OBP: 0.376, SLG: 0.514 (1, 9)							F9		F8			F9		6-3	7	2	3	1	0	0	4									
Preston Ward, L OBP: 0.385, SLG: 0.504 (1, 3)	SH1-4		4-3				F5		L9						5	0	1	0	0	0	3									
Chico Carrasquel, R OBP: 0.316, SLG: 0.322 (1, 6)							F2		G3			5-3			6	0	1	0	0	1	3									
Jim Hegan, R OBP: 0.335, SLG: 0.359 (1, 2)															2	2	0	0	3	1	1									
Vic Wertz, L OBP: 0.379, SLG: 0.514 (13, PH)															0	0	0	0	1	0	0									
Kenny Kuhn, L OBP: 0.353, SLG: 0.200 (13, PR)															0	0	0	0	0	0	0									
Cal McLish, S OBP: 0.500, SLG: 0.250 (13, 1)															0	0	0	0	0	0	0									
Hank Aguirre, R OBP: 0.305, SLG: 0.111 (8, 1)															2	1	1	2	0	0	0									
Don Mossi, L OBP: 0.305, SLG: 0.154 (8, PR)															0	0	0	0	0	0	0									
Herb Score, L OBP: 0.305, SLG: 0.453 (8, 1)															1	0	0	0	0	1	1									
Hal Niverson, L OBP: 0.305, SLG: 0.453 (13, PH) (13, 2)															1	0	0	0	0	0	2									
Inning Stats	R: 0 E: 0 K: 0 S: 3	H: 0 LOB: 0 BB: 0 P: 3	R: 4 E: 0 K: 2 S: 11	H: 4 LOB: 1 BB: 1 P: 15	R: 1 E: 0 K: 0 S: 4	H: 1 LOB: 1 BB: 0 P: 4	R: 0 E: 0 K: 0 S: 8	H: 1 LOB: 1 BB: 0 P: 8	R: 0 E: 0 K: 0 S: 3	H: 0 LOB: 0 BB: 0 P: 3	R: 0 E: 0 K: 0 S: 3	H: 0 LOB: 0 BB: 0 P: 3	R: 0 E: 0 K: 0 S: 5	H: 2 LOB: 2 BB: 0 P: 5	R: 1 E: 0 K: 1 S: 6	H: 1 LOB: 1 BB: 1 P: 10	R: 0 E: 0 K: 1 S: 6	H: 0 LOB: 1 BB: 1 P: 6	R: 0 E: 0 K: 0 S: 3	H: 0 LOB: 1 BB: 1 P: 7	R: 0 E: 0 K: 0 S: 3	H: 0 LOB: 1 BB: 1 P: 4	R: 0 E: 0 K: 0 S: 4	H: 1 LOB: 2 BB: 1 P: 8	R: 0 E: 0 K: 0 S: 4	H: 1 LOB: 1 BB: 0 P: 4	1B: 11 2B: 0 3B: 0 HR: 1	SF: 0 SAC: 3 DP: 0 HBP: 1	WP: 0 PB: 1 SB: 0 CS: 0	PA: 59
PITCHER	IP	WLS	BF	H	R	ER	SO	BB	IBB	HBP	BLK	WP	HR	S	P	ERA	WHIP													
Billy Pierce, L ERA: 3.14 (8, 1)	7.0		28	6	5	5	3	4	0	0	0	0	0	3	39	6.43	0.657													
Ellis Kinder, R ERA: 3.1 (8, 1)	0.1	3	2	0	0	0	0	0	0	0	0	0	0	3	3	0.00	6.000													
Paul LaPalme, L ERA: 3.72 (8, 1)	1.2	7	1	1	0	1	1	0	0	0	0	0	0	8	12	0.00	1.200													
Gerry Staley, R ERA: 4.14 (10, 1)	5.0	W	21	3	0	0	1	2	0	1	0	0	0	20	29	0.00	1.000													

Cleveland Indians @ Chicago White Sox
Comiskey Park, Chicago, IL
Wed Aug 08 1956, 4:33 AM EDT
Att: 26,606 - Unknown

AB	51
R	6
H	12
RBI	6
BB	4
SO	6
LOB	21



Batter	1	2	3	4	5	6	7	8	9	10	11	12	13	14	AB	R	H	RBI	BB	SO	LOB	BOTTOM					
Luis Aparicio, R OBP: 0.288, SLG: 0.314 (1, 6)	4-3														5	1	2	3	1	0	0						
Ron Northey, L OBP: 0.395, SLG: 0.552 (13, PH)															0	0	0	0	1	0	0						
Sammy Esposito, R OBP: 0.365, SLG: 0.275 (14, 6)															0	0	0	0	0	0	0						
Nellie Fox, L OBP: 0.352, SLG: 0.380 (1, 4)	SH5-3														6	1	1	0	0	0	4						
Larry Doby, L OBP: 0.395, SLG: 0.447 (1, 9)	4-3														7	1	1	0	0	1	2						
Sherm Lollar, R OBP: 0.385, SLG: 0.447 (1, 2)															7	1	3	3	0	0	1						
Minnie Minoso, R OBP: 0.406, SLG: 0.451 (1, 7) (10, 1)	5-3														5	0	1	0	0	0	3						
Walt Dropo, R OBP: 0.346, SLG: 0.337 (1, 3)															5	0	1	0	1	0							
Jim Rivera, L OBP: 0.368, SLG: 0.413 (1, 9)															6	2	2	1	0	1							
Fred Hatfield, L OBP: 0.381, SLG: 0.396 (1, 5)															4	1	2	0	2	1	4						
Billy Pierce, L ERA: 2.48 (8, 1)	7.0		29	6	4	3	3	2	0	0	0	0	0	5	9	3.86	1.143										
Don Mossi, L ERA: 4.35 (8, 1)	1.0	6	3	1	1	0	0	0	1	0	0	0	0	5	9	9.00	3.000										
Herb Score, L ERA: 2.71 (8, 1)	4.0	16	2	1	0	1	1	1	0	0	0	0	0	17	21	0.00	0.750										
Cal McLish, R ERA: 4.83 (13, 1)	1.1	L	7	2	1	1	1	0	1	0	0	0	1	8	12	6.75	1.500										
Inning Stats	R: 1 E: 0 K: 0 S: 4	H: 1 LOB: 1 BB: 1 P: 1	R: 2 E: 1 K: 1 S: 8	H: 3 LOB: 1 BB: 0 P: 8	R: 0 E: 0 K: 0 S: 3	H: 0 LOB: 0 BB: 0 P: 3	R: 0 E: 0 K: 0 S: 3	H: 0 LOB:																			

Batter	1	2	3	4	5	6	7	8	9	AB	R	H	RBI	BB	SO	LOB	TOP							
Bobby Avila, R OBP: 0.333, SLG: 0.316 (1, 4)										4	0	0	0	0	0	2	Cleveland Indians @ Chicago White Sox Comiskey Park, Chicago, IL Thu Aug 09 1956, 4:33 AM EDT Att: 9,050 - Unknown							
Jim Busby, R OBP: 0.305, SLG: 0.367 (1, 8)										4	0	0	0	0	2	2								
Al Smith, R OBP: 0.389, SLG: 0.460 (1, 5)										3	0	1	1	1	0	0								
Sam Mele, R OBP: 0.350, SLG: 0.438 (1, 7)										3	0	0	0	1	0	1								
Rocky Colavito, R OBP: 0.379, SLG: 0.507 (1, 9)										2	0	0	0	2	0	2								
Preston Ward, L OBP: 0.388, SLG: 0.496 (1, 3)										2	0	0	0	1	1	2								
Earl Averill, R OBP: 0.344, SLG: 0.359 (9, PH)										1	0	0	0	0	0	0								
Jim Hegan, R OBP: 0.338, SLG: 0.366 (1, 2)										4	1	2	0	0	1	1								
George Strickland, R OBP: 0.346, SLG: 0.336 (1, 6)										4	1	1	0	0	0	3								
Early Wynn, S OBP: 0.314, SLG: 0.281 (1, 1)										3	0	1	1	0	1	0								
Art Houtteman, R OBP: 0.200, SLG: 0.200 (7, 1)										0	0	0	0	0	0	0								
Inning Stats	R: 0 E: 0 K: 1 S: 5	H: 0 LOB: 0 BB: 0 P: 5	R: 0 E: 0 K: 0 S: 3	H: 1 LOB: 2 BB: 2 P: 11	R: 0 E: 0 K: 2 S: 7	H: 0 LOB: 0 BB: 0 P: 7	R: 0 E: 0 K: 0 S: 3	H: 0 LOB: 1 BB: 1 P: 7	R: 2 E: 0 K: 0 S: 6	H: 4 LOB: 2 BB: 0 P: 6	R: 0 E: 0 K: 1 S: 5	H: 0 LOB: 0 BB: 0 P: 9	R: 0 E: 0 K: 0 S: 3	H: 0 LOB: 1 BB: 1 P: 3	R: 0 E: 0 K: 0 S: 3	H: 0 LOB: 0 BB: 1 P: 7	R: 0 E: 0 K: 1 S: 5	H: 0 LOB: 0 BB: 0 P: 5	R: 0 E: 0 K: 1 S: 5	H: 0 LOB: 0 BB: 0 P: 5	1B: 4 2B: 1 3B: 0 HR: 0	SF: 0 SAC: 0 DP: 1 HBP: 0	WP: 0 PB: 0 CS: 0	PA: 35
PITCHER Jack Harshman, L ERA: 3.38 (1, 1)	IP: 9.0 WLS: W BF: 35 H: 5 R: 2 ER: 2 SO: 5 BB: 5 IBB: 0 HBP: 0 BLK: 0 WP: 0 HR: 0 S: 40 P: 60 ERA: 2.00 WHIP: 1.111															PITCHER								

Batter	1	2	3	4	5	6	7	8	9	AB	R	H	RBI	BB	SO	LOB	BOTTOM			
Luis Aparicio, R OBP: 0.290, SLG: 0.314 (1, 6)										3	1	1	1	1	1	3	Cleveland Indians @ Chicago White Sox Comiskey Park, Chicago, IL Thu Aug 09 1956, 4:33 AM EDT Att: 9,050 - Unknown			
Nellie Fox, L OBP: 0.353, SLG: 0.380 (1, 4)										5	0	2	0	0	0	4				
Larry Doby, L OBP: 0.398, SLG: 0.445 (1, 8)										3	2	1	1	2	1	4				
Minnie Minoso, R OBP: 0.410, SLG: 0.453 (1, 7)										3	1	2	1	1	0	1				
Jim Rivera, L OBP: 0.359, SLG: 0.411 (1, 9)										4	1	1	1	1	1	8				
Les Moss, R OBP: 0.327, SLG: 0.568 (1, 2)										2	0	0	0	0	2	3				
Sherm Lollar, R OBP: 0.387, SLG: 0.449 (6, PH)										3	2	2	2	0	0	0				
Walt Dropo, R OBP: 0.342, SLG: 0.335 (1, 3)										4	0	1	1	0	2	0				
Fred Hatfield, L OBP: 0.377, SLG: 0.392 (1, 5)										4	1	1	1	0	0	0				
Jack Harshman, L OBP: 0.275, SLG: 0.455 (1, 1)										2	1	1	1	2	0	0				
Inning Stats	R: 1 E: 0 K: 3 S: 12	H: 3 LOB: 2 BB: 0 P: 12	R: 0 E: 0 K: 1 S: 5	H: 0 LOB: 1 BB: 1 P: 9	R: 1 E: 0 K: 1 S: 6	H: 1 LOB: 1 BB: 1 P: 10	R: 0 E: 0 K: 1 S: 5	H: 0 LOB: 0 BB: 0 P: 5	R: 0 E: 0 K: 0 S: 3	H: 1 LOB: 2 BB: 2 P: 11	R: 1 E: 0 K: 1 S: 7	H: 2 LOB: 2 BB: 1 P: 11	R: 6 E: 0 K: 0 S: 9	H: 5 LOB: 3 BB: 2 P: 18	R: 0 E: 0 K: 0 S: 3	H: 0 LOB: 0 BB: 0 P: 3	1B: 12 2B: 0 3B: 0 HR: 0	SF: 2 SAC: 1 DP: 1 HBP: 1	WP: 1 PB: 0 CS: 0	PA: 44
PITCHER Early Wynn, R ERA: 3.29 (1, 1)	IP: 6.1 WLS: L BF: 35 H: 10 R: 8 ER: 8 SO: 7 BB: 7 IBB: 0 HBP: 0 BLK: 0 WP: 1 HR: 0 S: 42 P: 70 ERA: 11.37 WHIP: 2.684															PITCHER				
Art Houtteman, R ERA: 6.57 (7, 1)	IP: 1.2 WLS: 9 BF: 2 H: 2 R: 1 ER: 1 SO: 0 BB: 0 IBB: 0 HBP: 1 BLK: 0 WP: 0 HR: 0 S: 8 P: 9 ERA: 5.40 WHIP: 1.200															PITCHER				


Batter	1	2	3	4	5	6	7	8	9	AB	R	H	RBI	BB	SO	LOB	TOP				
Luis Aparicio, R OBP: 0.289, SLG: 0.312	F8		L6		4-3		F8	FC5-4 1B		5	0	1	0	0	0	0	Chicago White Sox @ Detroit Tigers Briggs Stadium, Detroit, MI Fri Aug 10 1956, 4:33 AM EDT Att: 41,673 - Unknown				
Nellie Fox, L OBP: 0.353, SLG: 0.388	L9		6-3		BB BB 1B		HR	SF7		4	1	2	2	0	0						
Larry Doby, L OBP: 0.400, SLG: 0.443	BB BB			1B SF8 BB	BB BB		K	F8		2	1	0	0	3	1	2					
Minnie Minoso, R OBP: 0.413, SLG: 0.452	BB BB			BB BB	BB BB		5-3	FC5-4		3	0	1	0	2	0	2					
Jim Rivera, L OBP: 0.357, SLG: 0.408	L9			1B	BB			BB		5	1	1	0	0	1	7					
Sherm Lollar, R OBP: 0.384, SLG: 0.446				SF8			L9	BB BB		4	1	1	1	0	1	0					
Walt Dropo, R OBP: 0.348, SLG: 0.335				3H 4-0			L9	BB BB		3	1	1	1	2	1	0					
Fred Hatfield, L OBP: 0.379, SLG: 0.392				F4				BB BB		3	1	1	1	1	0	3					
Dick Donovan, L OBP: 0.328, SLG: 0.397				4-3			K	F7		4	0	1	1	0	1	1					
Inning Stats	R: 0 E: 0 K: 0 S: 3	H: 0 LOB: 2 BB: 2 P: 11	R: 0 E: 0 K: 1 S: 4	H: 0 LOB: 0 BB: 1 P: 8	R: 0 E: 0 K: 0 S: 3	H: 0 LOB: 0 BB: 0 P: 3	R: 1 E: 0 K: 0 S: 4	H: 1 LOB: 2 BB: 2 P: 12	R: 0 E: 0 K: 1 S: 6	H: 0 LOB: 1 BB: 1 P: 7	R: 1 E: 0 K: 1 S: 6	H: 1 LOB: 0 BB: 0 P: 6	R: 4 E: 0 K: 0 S: 9	H: 6 LOB: 2 BB: 0 P: 9	R: 0 E: 0 K: 2 S: 7	H: 0 LOB: 0 BB: 0 P: 7	1B: 8 2B: 0 3B: 0 HR: 1	SF: 2 SAC: 0 DP: 1 HBP: 0	WP: 0 PB: 0 SB: 0 CS: 0	PA: 43	
PITCHER	IP WLS BF H R ER SO BB IBB HBP BLK WP HR S P ERA WHIP	IP WLS BF H R ER SO BB IBB HBP BLK WP HR S P ERA WHIP																			
Paul Foytack, R ERA: 4.1	(1, 1)	7.0	L	35	7	6	6	3	8	0	0	0	0	0	0	0	1	33	65	7.71	2.143
Al Aber, L ERA: 3.25	(8, 1)	1.0		5	2	0	0	0	0	0	0	0	0	0	0	0	0	5	5	0.00	2.000
Walt Masterson, R ERA: 5.6	(9, 1)	1.0		3	0	0	0	2	0	0	0	0	0	0	0	0	0	7	7	0.00	0.000

Batter	1	2	3	4	5	6	7	8	9	AB	R	H	RBI	BB	SO	LOB	BOTTOM				
Harvey Kuenn, R OBP: 0.388, SLG: 0.480	G4-6-3 1B			BB BB 1B		FC6-4 1-2		F4		4	0	2	0	0	0	2	Chicago White Sox @ Detroit Tigers Briggs Stadium, Detroit, MI Fri Aug 10 1956, 4:33 AM EDT Att: 41,673 - Unknown				
Earl Torgeson, L OBP: 0.401, SLG: 0.414	G4-6-3 1-2			F8		K		BB BB		3	0	0	0	1	1	3					
Charlie Maxwell, L OBP: 0.423, SLG: 0.568	4-3			BB BB		L4		G3		3	0	0	0	1	0	3					
Al Kaline, R OBP: 0.361, SLG: 0.536				L8		L8		HR		4	1	2	1	0	0	2					
Bob Kennedy, R OBP: 0.322, SLG: 0.338				F6		4-3		3-1		4	0	0	0	0	1	3					
Frank House, L OBP: 0.306, SLG: 0.380				F7		4-3		3-1		4	0	0	0	0	0	1					
Bill Tuttle, R OBP: 0.305, SLG: 0.361				6-3		L3		6-3		4	0	0	0	0	0	1					
Frank Bolling, R OBP: 0.367, SLG: 0.403				6-3		F7		4-3 2B		3	0	1	0	0	0	0					
Paul Foytack, R OBP: 0.169, SLG: 0.203	(1, 1)			F9		FC6-4 1B		4-3		2	0	1	0	0	0	0					
Al Aber, L OBP: 0.333, SLG: 0.250	(8, 1)									0	0	0	0	0	0	0					
Jim Small, L OBP: 0.389, SLG: 0.471	(6, PH)									1	0	0	0	0	0	1					
Walt Masterson, R OBP: 0.333, SLG: 0.333	(9, 1)									0	0	0	0	0	0	0					
Inning Stats	R: 0 E: 0 K: 0 S: 3	H: 1 LOB: 0 BB: 0 P: 3	R: 0 E: 0 K: 0 S: 3	H: 0 LOB: 0 BB: 0 P: 3	R: 0 E: 0 K: 0 S: 3	H: 0 LOB: 0 BB: 0 P: 3	R: 0 E: 0 K: 0 S: 4	H: 1 LOB: 2 BB: 1 P: 8	R: 0 E: 0 K: 1 S: 6	H: 1 LOB: 1 BB: 0 P: 6	R: 1 E: 0 K: 0 S: 4	H: 1 LOB: 0 BB: 0 P: 4	R: 0 E: 0 K: 0 S: 4	H: 1 LOB: 2 BB: 1 P: 8	R: 0 E: 0 K: 1 S: 6	H: 1 LOB: 1 BB: 0 P: 6	1B: 4 2B: 1 3B: 0 HR: 1	SF: 0 SAC: 0 DP: 1 HBP: 0	WP: 0 PB: 0 SB: 0 CS: 0	PA: 34	
PITCHER	IP WLS BF H R ER SO BB IBB HBP BLK WP HR S P ERA WHIP	IP WLS BF H R ER SO BB IBB HBP BLK WP HR S P ERA WHIP																			
Dick Donovan, R ERA: 4.7	(1, 1)	9.0	W	34	6	1	1	2	2	0	0	0	0	0	0	0	1	36	44	1.00	0.889

Batter	1	2	3	4	5	6	7	8	9	AB	R	H	RBI	BB	SO	LOB	TOP			
Luis Aparicio, R OBP: 0.288, SLG: 0.312 (1, 6)	0-0 6-3		0-0 E G3 1B		0-0 L4		0-3 K			4	0	1	0	0	1	1				
Nellie Fox, L OBP: 0.352, SLG: 0.386 (1, 4)	0-0 FC1-4 BB 1B		0-0 G3 1-2		0-0 4-3			0-0 F7		4	0	1	0	0	0	2				
Larry Doby, L OBP: 0.401, SLG: 0.440 (1, 8)	4-0 FC1-4 BB 1-2		4-0 BB BB 2-3 BB		0-0 G3			0-3 K		2	0	0	0	2	1	0				
Minnie Minoso, R OBP: 0.409, SLG: 0.447 (1, 7)	0-0 FC1-4 1-2 2-3		0-0 6-3		0-0 5-3			0-0 L9		4	0	0	0	0	0	4				
Jim Rivera, L OBP: 0.353, SLG: 0.403 (1, 9)	0-0 4-3			0-0 4-3		0-0 E4 1B			0-0 E4 G6-4-3 1B	4	1	0	0	0	0	2				
Sherm Lollar, R OBP: 0.388, SLG: 0.450 (1, 2)		0-0 G6-4-3 1B		0-0 F8		0-0 1-3 1B			0-0 G6-4-3 1-2 1B	4	0	3	0	0	0	0				
Walt Dropo, R OBP: 0.342, SLG: 0.328 (1, 3)		0-0 G6-4-3 1-2		0-0 F4		0-0 F3			0-0 G6-4-3 1-2 2-3	4	0	0	0	0	0	5				
Fred Hatfield, L OBP: 0.382, SLG: 0.394 (1, 5)		0-0 G3			0-0 FC6-4 1B		0-0 G3		0-0 3-H 1B	4	0	2	1	0	0	0				
Jim Wilson, R OBP: 0.338, SLG: 0.300 (5, PH) Jim Oleson, L OBP: 0.288, SLG: 0.136 (5, PH) Bob Keegan, R OBP: 0.200, SLG: 0.059 (7, PH) Dave Philley, L OBP: 0.152, SLG: 0.035 (7, PH) Ellis Kinder, R OBP: 0.365, SLG: 0.533 (9, PH)			0-0 L8		0-0 FC6-4 1-2		0-3 K		0-0 4-3	1	0	0	0	0	0	0				
Inning Stats	R: 0 E: 0 K: 0 S: 4	H: 1 LOB: 2 BB: 1 P: 8	R: 0 E: 0 K: 0 S: 3	H: 1 LOB: 0 BB: 0 P: 3	R: 0 E: 0 K: 0 S: 4	H: 0 LOB: 0 BB: 1 P: 8	R: 0 E: 0 K: 0 S: 3	H: 0 LOB: 0 BB: 0 P: 3	R: 0 E: 1 K: 0 S: 5	H: 1 LOB: 2 BB: 0 P: 4	R: 0 E: 0 K: 2 S: 7	H: 0 LOB: 0 BB: 0 P: 7	R: 0 E: 0 K: 1 S: 5	H: 0 LOB: 0 BB: 0 P: 5	R: 1 E: 1 K: 0 S: 5	H: 2 LOB: 1 BB: 0 P: 5	1B: 7 2B: 0 3B: 0 HR: 0	SF: 0 SAC: 0 DP: 2 HBP: 0	WP: 0 PB: 0 CS: 0	PA: 36
PITCHER Frank Lary, R ERA: 4.21 (1, 1)	IP: 9.0 WLS: W BF: 36 H: 7 R: 1 ER: 0 SO: 3 BB: 2 IBB: 0 HBP: 0 BLK: 0 WP: 0 HR: 0 S: 40 P: 48 ERA: 0.00 WHIP: 1.000																			

Chicago White Sox @ Detroit Tigers
Briggs Stadium, Detroit, MI
Sat Aug 11 1956, 4:33 AM EDT
Att: 11,975 - Unknown


AB	34
R	1
H	7
RBI	1
BB	2
SO	3
LOB	16



Batter	1	2	3	4	5	6	7	8	9	AB	R	H	RBI	BB	SO	LOB	BOTTOM			
Harvey Kuenn, R OBP: 0.397, SLG: 0.478 (1, 6)	0-0 BB 1B			0-0 6-3			0-3 K			4	1	1	0	0	1	2				
Earl Torgeson, L OBP: 0.402, SLG: 0.424 (1, 3)	4-0 1B CS BB		0-0 HR		0-0 F7		0-0 F4			3	1	1	1	1	0	0				
Charlie Maxwell, L OBP: 0.423, SLG: 0.576 (1, 7)	0-0 1-3 2-H 1B		0-0 F7		0-0 F9		0-0 HR			4	1	2	2	0	0	0				
Al Kaline, R OBP: 0.362, SLG: 0.537 (1, 9)	0-0 L6		0-0 HR 2B		4-0 BB		0-0 L6-3			3	1	1	0	1	0	2				
Ray Boone, R OBP: 0.394, SLG: 0.480 (1, 5)	0-0 F6		0-0 2-H HR		0-0 F7			0-3 K		4	1	1	2	0	1	2				
Frank House, L OBP: 0.306, SLG: 0.378 (1, 2)		0-0 E 1B 1B		0-0 4-3		0-0 4-3		0-0 F8		4	0	1	0	0	0	0				
Bill Tuttle, R OBP: 0.304, SLG: 0.360 (1, 8)		0-0 E4 1-3 1B		0-0 F9		0-0 F9		0-0 6-3		4	0	1	0	0	0	0				
Frank Bolling, R OBP: 0.367, SLG: 0.407 (1, 4)		0-0 F6		0-0 F9		0-0 2B				3	0	1	0	0	0	2				
Frank Lary, R OBP: 0.236, SLG: 0.246 (1, 1)		0-3 K		0-0 5-3		0-0 6-3				3	0	0	0	0	1	3				
Inning Stats	R: 1 E: 0 K: 0 S: 4	H: 2 LOB: 1 BB: 1 P: 8	R: 0 E: 1 K: 1 S: 7	H: 2 LOB: 2 BB: 0 P: 7	R: 3 E: 0 K: 0 S: 6	H: 3 LOB: 0 BB: 0 P: 6	R: 0 E: 0 K: 0 S: 3	H: 0 LOB: 0 BB: 0 P: 3	R: 0 E: 0 K: 0 S: 3	H: 0 LOB: 1 BB: 1 P: 7	R: 0 E: 0 K: 0 S: 4	H: 1 LOB: 0 BB: 0 P: 4	R: 1 E: 0 K: 1 S: 6	H: 1 LOB: 0 BB: 0 P: 6	R: 0 E: 0 K: 1 S: 5	H: 0 LOB: 0 BB: 0 P: 5	1B: 4 2B: 2 3B: 0 HR: 3	SF: 0 SAC: 0 DP: 0 HBP: 0	WP: 0 PB: 0 CS: 1	PA: 34
PITCHER Jim Wilson, R ERA: 3.94 Bob Keegan, R ERA: 3.65 Ellis Kinder, R ERA: 3.16	IP: 4.0 WLS: L BF: 19 H: 7 R: 4 ER: 4 SO: 1 BB: 1 IBB: 0 HBP: 0 BLK: 0 WP: 0 HR: 2 S: 20 P: 24 ERA: 9.00 WHIP: 2.000																			

Chicago White Sox @ Detroit Tigers
Briggs Stadium, Detroit, MI
Sat Aug 11 1956, 4:33 AM EDT
Att: 11,975 - Unknown

AB	32
R	5
H	9
RBI	5
BB	2
SO	3
LOB	11



Batter	1	2	3	4	5	6	7	8	9	AB	R	H	RBI	BB	SO	LOB	TOP					
Luis Aparicio, R (1, 6) OBP: 0.293, SLG: 0.322										4	1	3	0	0	0	2	Chicago White Sox @ Detroit Tigers Briggs Stadium, Detroit, MI Sun Aug 12 1956, 4:33 AM EDT Att: 23,777 - Unknown					
Nellie Fox, L (1, 4) OBP: 0.349, SLG: 0.383										4	0	0	0	0	0	3						
Larry Doby, L (1, 8) OBP: 0.400, SLG: 0.441										4	0	1	1	0	1	0						
Minnie Minoso, R (1, 7) OBP: 0.410, SLG: 0.449										3	1	1	0	1	0	0						
Sherm Lollar, R (1, 2) OBP: 0.387, SLG: 0.446										3	0	0	0	1	0	2						
Walt Drogo, R (1, 3) OBP: 0.340, SLG: 0.327										4	0	1	1	0	1	0						
Bubba Phillips, R (1, 9) OBP: 0.245, SLG: 0.346										4	0	1	0	0	0	2						
Fred Hatfield, L (1, 5) OBP: 0.381, SLG: 0.393										3	0	1	0	0	2	0						
Les Moss, R (9, PH) OBP: 0.353, SLG: 0.562										1	0	0	0	0	1	0						
Billy Pierce, L (1, 1) OBP: 0.139, SLG: 0.093										2	0	0	0	0	0	2						
Jim Rivera, L (7, PH) OBP: 0.353, SLG: 0.402										1	0	0	0	0	1	0						
Paul LaPalme, L (7, 1) OBP: 0.333, SLG: 0.500										0	0	0	0	0	0	0						
Inning Stats	R: 1 E: 0 K: 0 S: 4	H: 2 LOB: 1 BB: 1 P: 8	R: 0 E: 0 K: 0 S: 5	H: 2 LOB: 2 BB: 0 P: 5	R: 1 E: 0 K: 1 S: 7	H: 2 LOB: 1 BB: 1 P: 11	R: 0 E: 0 K: 1 S: 6	H: 1 LOB: 1 BB: 0 P: 6	R: 0 E: 0 K: 0 S: 3	H: 0 LOB: 0 BB: 0 P: 3	R: 0 E: 0 K: 2 S: 7	H: 0 LOB: 2 BB: 0 P: 7	R: 0 E: 0 K: 1 S: 5	H: 1 LOB: 0 BB: 0 P: 5	R: 0 E: 0 K: 0 S: 3	H: 0 LOB: 0 BB: 0 P: 3	R: 0 E: 0 K: 1 S: 5	H: 0 LOB: 0 BB: 0 P: 5	1B: 5 2B: 2 3B: 1 HR: 0	SF: 0 SAC: 0 DP: 2 HBP: 0	WP: 0 PB: 0 SB: 1 CS: 0	PA: 35
PITCHER Billy Hoelt, L (1, 1) ERA: 4.34	IP: 9.0 WLS: W BF: 35 H: 8 R: 2 ER: 2 SO: 6 BB: 1 IBB: 1 HBP: 0 BLK: 0 WP: 0 HR: 0 S: 45 P: 53 ERA: 2.00 WHIP: 1.000															PITCHER	IP: 9.0 WLS: W BF: 35 H: 8 R: 2 ER: 2 SO: 6 BB: 1 IBB: 1 HBP: 0 BLK: 0 WP: 0 HR: 0 S: 45 P: 53 ERA: 2.00 WHIP: 1.000					

AB	33
R	2
H	8
RBI	2
BB	2
SO	6
LOB	11



Batter	1	2	3	4	5	6	7	8	9	AB	R	H	RBI	BB	SO	LOB	BOTTOM			
Harvey Kuenn, R (1, 6) OBP: 0.390, SLG: 0.476										1	1	0	0	3	0	1	Chicago White Sox @ Detroit Tigers Briggs Stadium, Detroit, MI Sun Aug 12 1956, 4:33 AM EDT Att: 23,777 - Unknown			
Jack Phillips, R (1, 3) OBP: 0.378, SLG: 0.396										4	0	2	1	0	0	2				
Charlie Maxwell, L (1, 7) OBP: 0.422, SLG: 0.571										3	0	0	0	1	0	3				
Al Kaline, R (1, 9) OBP: 0.363, SLG: 0.534										2	1	0	0	2	0	2				
Ray Boone, R (1, 5) OBP: 0.395, SLG: 0.480										4	1	2	0	0	1	2				
Bill Tuttle, R (1, 8) OBP: 0.301, SLG: 0.356										4	0	0	0	0	1	4				
Frank Bolling, R (1, 4) OBP: 0.369, SLG: 0.429										4	2	2	3	0	0	0				
Red Wilson, R (1, 2) OBP: 0.383, SLG: 0.398										4	0	0	0	0	0	1				
Billy Hoelt, L (1, 1) OBP: 0.348, SLG: 0.310										4	0	2	1	0	1	0				
Inning Stats	R: 1 E: 0 K: 1 S: 6	H: 1 LOB: 1 BB: 1 P: 10	R: 0 E: 0 K: 0 S: 3	H: 0 LOB: 0 BB: 0 P: 3	R: 0 E: 0 K: 0 S: 3	H: 1 LOB: 1 BB: 1 P: 7	R: 3 E: 0 K: 1 S: 8	H: 3 LOB: 1 BB: 1 P: 12	R: 0 E: 0 K: 0 S: 3	H: 0 LOB: 1 BB: 1 P: 7	R: 1 E: 0 K: 0 S: 5	H: 2 LOB: 2 BB: 1 P: 9	R: 0 E: 0 K: 0 S: 3	H: 1 LOB: 1 BB: 1 P: 7	R: 0 E: 0 K: 1 S: 5	H: 0 LOB: 0 BB: 0 P: 5		1B: 5 2B: 2 3B: 0 HR: 1	SF: 0 SAC: 0 DP: 2 HBP: 0	WP: 0 PB: 0 SB: 0 CS: 0
PITCHER Billy Pierce, L (1, 1) ERA: 3.27	IP: 6.0 WLS: L BF: 29 H: 7 R: 5 ER: 5 SO: 2 BB: 5 IBB: 0 HBP: 0 BLK: 0 WP: 0 HR: 1 S: 28 P: 48 ERA: 7.50 WHIP: 2.000															PITCHER	IP: 6.0 WLS: L BF: 29 H: 7 R: 5 ER: 5 SO: 2 BB: 5 IBB: 0 HBP: 0 BLK: 0 WP: 0 HR: 1 S: 28 P: 48 ERA: 7.50 WHIP: 2.000			
PITCHER Paul LaPalme, L (7, 1) ERA: 3.6	IP: 2.0 WLS: 7 BF: 1 H: 0 R: 0 ER: 0 SO: 1 BB: 1 IBB: 0 HBP: 0 BLK: 0 WP: 0 HR: 0 S: 8 P: 12 ERA: 0.00 WHIP: 1.000															PITCHER	IP: 2.0 WLS: 7 BF: 1 H: 0 R: 0 ER: 0 SO: 1 BB: 1 IBB: 0 HBP: 0 BLK: 0 WP: 0 HR: 0 S: 8 P: 12 ERA: 0.00 WHIP: 1.000			

AB	30
R	5
H	8
RBI	5
BB	6
SO	3
LOB	15



Batter	1	2	3	4	5	6	7	8	9	AB	R	H	RBI	BB	SO	LOB	TOP			
Jim Rivera, L (1, 9) OBP: 0.356, SLG: 0.408										5	2	3	0	0	1	2				
Nelle Fox, L (1, 4) OBP: 0.350, SLG: 0.382										4	2	1	0	0	0	3				
Larry Doby, L (1, 8) OBP: 0.460, SLG: 0.449										5	1	2	4	0	0	0				
Jim Delsing, L (9, 8) OBP: 0.298, SLG: 0.136										0	0	0	0	0	0	0				
Minnie Minoso, R (1, 7) OBP: 0.410, SLG: 0.448										5	2	2	1	0	0	1				
Dave Philley, S (1, 3) OBP: 0.332, SLG: 0.357										3	1	1	0	0	0	0				
Walt Dropo, R (5, 3) OBP: 0.338, SLG: 0.323										2	0	0	0	0	1	2				
Sherm Lollar, R (1, 2) OBP: 0.390, SLG: 0.453										4	2	2	1	1	0	0				
Les Moss, R (9, 2) OBP: 0.323, SLG: 0.562										0	0	0	0	0	0	0				
Fred Hatfield, L (1, 5) OBP: 0.381, SLG: 0.393										5	1	2	3	0	1	1				
Luis Aparicio, R (1, 6) OBP: 0.291, SLG: 0.319										3	0	0	0	0	1	2				
Jack Harshman, L (1, 1) OBP: 0.309, SLG: 0.542										4	1	3	3	0	1	0				
Inning Stats	R: 5 E: 0 K: 2 S: 12	H: 5 LOB: 2 BB: 1 P: 17	R: 2 E: 0 K: 0 S: 5	H: 2 LOB: 0 BB: 0 P: 5	R: 0 E: 0 K: 1 S: 5	H: 0 LOB: 0 BB: 0 P: 5	R: 1 E: 0 K: 0 S: 4	H: 1 LOB: 0 BB: 0 P: 4	R: 0 E: 0 K: 1 S: 5	H: 2 LOB: 1 BB: 0 P: 4	R: 0 E: 0 K: 0 S: 3	H: 1 LOB: 0 BB: 0 P: 3	R: 3 E: 0 K: 0 S: 6	H: 3 LOB: 0 BB: 0 P: 6	R: 1 E: 0 K: 1 S: 7	H: 2 LOB: 1 BB: 0 P: 7	1B: 10 2B: 4 HR: 2	SF: 0 SAC: 1 DP: 2 HBP: 1	WP: 0 PB: 0 SB: 1 CS: 0	PA: 43
PITCHER	IP WLS BF H R ER SO BB IBB HBP BLK WP HR S P ERA WHIP																			
Art Ditmar, R (1, 1) ERA: 4.53	0.1	L	7	4	5	5	0	0	1	1	0	0	0	0	5	10	135.00	12.000		
Bobby Shantz, L (1, 1) ERA: 4.95	6.2		25	7	3	3	4	0	0	0	0	0	1	33	33	4.05	1.050			
Troy Herrtage, R (8, 1) ERA: 6.73	2.0		11	5	4	4	1	0	0	0	0	0	0	1	13	13	18.00	2.500		

Chicago White Sox @ Kansas City Athletics
Municipal Stadium, Kansas City, MO
Tue Aug 14 1956, 4:33 AM EDT
Att: 10,608 - Unknown

AB 40
R 12
H 16
RBI 12
BB 1
SO 5
LOB 11



Batter	1	2	3	4	5	6	7	8	9	AB	R	H	RBI	BB	SO	LOB	BOTTOM					
Vic Power, R (1, 4) OBP: 0.334, SLG: 0.428										4	0	0	0	0	0	2						
Al Pilarcik, L (1, 8) OBP: 0.324, SLG: 0.357										3	0	0	0	1	1	1						
Gus Zernial, R (1, 7) OBP: 0.298, SLG: 0.427										3	1	0	0	1	2	2						
Harry Simpson, L (1, 3) OBP: 0.344, SLG: 0.510										4	0	0	0	0	0	2						
Hector Lopez, R (1, 6) OBP: 0.353, SLG: 0.439										4	0	0	0	0	1	3						
Johnny Groth, R (1, 9) OBP: 0.310, SLG: 0.387										4	0	1	0	0	1	0						
Tim Thompson, L (1, 2) OBP: 0.337, SLG: 0.367										0	0	0	0	0	0	0						
Joe Ginsberg, L (2, PH) OBP: 0.324, SLG: 0.314										4	0	0	0	0	2	1						
Clete Boyer, R (1, 5) OBP: 0.271, SLG: 0.284										4	0	2	0	0	1	1						
Art Ditmar, R (1, 1) OBP: 0.159, SLG: 0.134										0	0	0	0	0	0	0						
Bobby Shantz, R (1, 1) OBP: 0.222, SLG: 0.188										2	0	1	0	0	0	1						
Enos Slaughter, L (7, PH) OBP: 0.388, SLG: 0.411										1	0	0	0	0	0	1						
Troy Herrtage, R (8, 1) OBP: 0.192, SLG: 0.125										0	0	0	0	0	0	0						
Inning Stats	R: 0 E: 1 K: 1 S: 6	H: 0 LOB: 2 BB: 1 P: 10	R: 0 E: 0 K: 0 S: 4	H: 1 LOB: 1 BB: 0 P: 4	R: 1 E: 1 K: 2 S: 8	H: 0 LOB: 1 BB: 1 P: 12	R: 0 E: 0 K: 3 S: 9	H: 0 LOB: 0 BB: 0 P: 9	R: 0 E: 0 K: 1 S: 6	H: 1 LOB: 1 BB: 0 P: 6	R: 0 E: 0 K: 0 S: 3	H: 0 LOB: 0 BB: 0 P: 3	R: 0 E: 0 K: 1 S: 6	H: 1 LOB: 1 BB: 0 P: 6	R: 0 E: 0 K: 0 S: 3	H: 0 LOB: 0 BB: 0 P: 3	R: 0 E: 0 K: 0 S: 4	H: 1 LOB: 1 BB: 0 P: 4	1B: 2 2B: 2 3B: 0 HR: 0	SF: 0 SAC: 0 DP: 0 HBP: 0	WP: 1 PB: 0 SB: 0 CS: 0	PA: 35
PITCHER	IP WLS BF H R ER SO BB IBB HBP BLK WP HR S P ERA WHIP																					
Jack Harshman, L (1, 1) ERA: 3.18	9.0	W	35	4	1	0	8	2	0	0	0	0	1	0	49	57	0.00	0.667				

Chicago White Sox @ Kansas City Athletics
Municipal Stadium, Kansas City, MO
Tue Aug 14 1956, 4:33 AM EDT
Att: 10,608 - Unknown

AB 33
R 1
H 4
RBI 0
BB 2
SO 8
LOB 14



Batter	1	2	3	4	5	6	7	8	9	AB	R	H	RBI	BB	SO	LOB	TOP			
Harvey Kuenn, R OBP: 0.380, SLG: 0.462	0-0 6-3		0-0 1B			0-0 6-3		0-0 6-3		4	0	1	0	0	0	0	Detroit Tigers @ Chicago White Sox Comiskey Park, Chicago, IL Sat Aug 18 1956, 4:33 AM EDT Att: 4,508 - Unknown			
Earl Torgeson, L OBP: 0.402, SLG: 0.419	0-0 F4		0-0 1-3 1B			4-0 FC5-4 BB		4-0 1B BB		2	0	1	0	2	0					
Charlie Maxwell, L OBP: 0.421, SLG: 0.571	0-0 2B		0-0 G4-6-3 1-2			0-0 F7		0-0 BB 1B		4	0	2	0	0	0	3				
Al Kaline, R OBP: 0.368, SLG: 0.528	0-3 K			0-0 L4		0-0 FC5-4 1-2		4-0 BB 1-2		3	0	0	0	1	1	2				
Bill Tuttle, R OBP: 0.298, SLG: 0.350		0-0 6-3-4		0-0 5-3			0-0 4-3	0-0 F5		4	0	0	0	0	0	3				
Frank House, L OBP: 0.294, SLG: 0.372		0-0 HR		0-0 F9			0-0 F8		0-3 K	4	1	1	1	0	1	0				
Frank Bolling, R OBP: 0.386, SLG: 0.436		0-0 F7			0-0 F7		4-0 BB	0-0 F8		3	0	0	0	1	0	0				
Jim Brideweser, R OBP: 0.303, SLG: 0.246		0-0 6-3			0-0 B1-3		0-0 6-3		0-0 3-1	0	0	0	0	0	0	0				
Wayne Belardi, L OBP: 0.389, SLG: 0.455										1	0	0	0	0	0	0				
Paul Foytack, R OBP: 0.169, SLG: 0.200			0-0 G3		0-0 6-3			0-0 F8		3	0	0	0	0	0	0				
Inning Stats	R: 0 E: 0 K: 1 S: 6	H: 1 LOB: 1 BB: 0 P: 6	R: 1 E: 0 K: 0 S: 4	H: 1 LOB: 0 BB: 0 P: 4	R: 0 E: 0 K: 0 S: 4	H: 2 LOB: 1 BB: 0 P: 4	R: 0 E: 0 K: 0 S: 3	H: 0 LOB: 0 BB: 0 P: 3	R: 0 E: 0 K: 0 S: 3	H: 0 LOB: 1 BB: 1 P: 7	R: 0 E: 0 K: 0 S: 3	H: 0 LOB: 1 BB: 1 P: 7	R: 0 E: 0 K: 0 S: 4	H: 1 LOB: 3 BB: 2 P: 12	R: 0 E: 0 K: 1 S: 5	H: 0 LOB: 0 BB: 0 P: 5	1B: 3 2B: 1 3B: 0 HR: 1	SF: 0 SAC: 0 DP: 1 HBP: 0	WP: 0 PB: 0 SB: 0 CS: 0	PA: 35
PITCHER Bob Keegan, R ERA: 3.33	IP: 9.0 WLS: W BF: 35	H: 5 R: 1 ER: 1 SO: 2	BB: 4 IBB: 0 HBP: 0 BLK: 0	WP: 0 HR: 1 S: 35 P: 51	ERA: 1.00 WHIP: 1.000											ERA: 1.00 WHIP: 1.000				

Batter	1	2	3	4	5	6	7	8	9	AB	R	H	RBI	BB	SO	LOB	BOTTOM			
Fred Hatfield, L OBP: 0.389, SLG: 0.398	4-0 2B BB	0-0 1-1 1B		4-0 BB			0-0 4-3			2	1	1	0	2	0	0	Detroit Tigers @ Chicago White Sox Comiskey Park, Chicago, IL Sat Aug 18 1956, 4:33 AM EDT Att: 4,508 - Unknown			
Nellie Fox, L OBP: 0.357, SLG: 0.388	0-0 F7		0-0 BB 1B	0-3 K		0-0 1B		0-0 1B		4	0	2	0	0	1	2				
Larry Doby, L OBP: 0.394, SLG: 0.455	0-0 BB 1-3 2B		0-0 F7		0-0 G3		0-0 F7			4	0	1	0	0	0	2				
Minnie Minoso, R OBP: 0.419, SLG: 0.473	4-0 BB BB		0-0 1-2 1B		0-0 6-3			4-0 4-3 S 2B BB		2	1	1	0	2	0	0				
Dave Philley, S OBP: 0.326, SLG: 0.349	4-0 1-2 2-3 3-H BB		0-0 F7		0-0 F7		0-0 4-3		0-0 4-3	3	0	0	1	1	0	3				
Les Moss, R OBP: 0.330, SLG: 0.549	0-0 G5-4-3		4-0 BB 1B			0-3 K		0-0 4-3		2	0	0	0	1	1	3				
Ron Northey, L OBP: 0.375, SLG: 0.516										1	0	0	0	0	0	1				
Sherm Lollar, R OBP: 0.390, SLG: 0.462			1-2 2-3 BB							0	0	0	0	0	0	0				
Walt Dropo, R OBP: 0.343, SLG: 0.339		0-0 6-3	0-0 F2			0-0 6-3		0-0 2B		4	0	1	1	0	0	3				
Luis Aparicio, R OBP: 0.290, SLG: 0.316		0-0 1B 1B		0-0 L9		0-0 F7		4-0 3-H 2B		3	0	1	0	1	0	0				
Bob Keegan, R OBP: 0.167, SLG: 0.048		0-3 K		0-0 1-3			0-0 1-3	0-3 K		4	0	0	0	0	2	3				
Inning Stats	R: 1 E: 0 K: 0 S: 3	H: 1 LOB: 2 BB: 3 P: 15	R: 0 E: 0 K: 1 S: 6	H: 2 LOB: 2 BB: 0 P: 6	R: 0 E: 0 K: 0 S: 5	H: 2 LOB: 3 BB: 1 P: 9	R: 0 E: 0 K: 1 S: 5	H: 0 LOB: 1 BB: 1 P: 9	R: 0 E: 0 K: 0 S: 3	H: 0 LOB: 0 BB: 0 P: 3	R: 0 E: 0 K: 1 S: 5	H: 0 LOB: 0 BB: 0 P: 5	R: 0 E: 0 K: 0 S: 4	H: 1 LOB: 1 BB: 0 P: 4	R: 1 E: 0 K: 1 S: 6	H: 1 LOB: 2 BB: 2 P: 14	1B: 5 2B: 2 3B: 0 HR: 0	SF: 0 SAC: 0 DP: 1 HBP: 0	WP: 0 PB: 0 SB: 1 CS: 0	PA: 36
PITCHER Paul Foytack, R ERA: 3.99	IP: 8.0 WLS: L BF: 36	H: 7 R: 2 ER: 2 SO: 4	BB: 6 IBB: 1 HBP: 0 BLK: 0	WP: 0 HR: 0 S: 37 P: 65	ERA: 2.25 WHIP: 1.625											ERA: 2.25 WHIP: 1.625				

Batter	1	2	3	4	5	6	7	8	9	10	11	AB	R	H	RBI	BB	SO	LOB	TOP	
Harvey Kuenn, R OBP: 0.380, SLG: 0.460 (1, 6)	1-3 1B		F7		K			F7			1B BB	4	2	1	0	1	1	1		
Jack Phillips, R Earl Torgeson, L OBP: 0.397, SLG: 0.421 (9, PR) (9, 3)	1-3 1-2		F6			F8			E4 L5-3 SH		1B 1B	4	0	0	0	0	0	1		
Charlie Maxwell, L OBP: 0.422, SLG: 0.571 (1, 7)					K			F6		SH L5-3	1B	4	0	2	2	0	1	0		
Al Kaline, R OBP: 0.366, SLG: 0.524 (1, 9)	L8				K			K		L5-3	1B	5	0	1	1	0	2	3		
Bob Kennedy, R Jim Briedeweser, R OBP: 0.323, SLG: 0.329 OBP: 0.303, SLG: 0.246 (11, 5) (11, 5)	K										1B	4	0	2	0	1	2	3		
Bill Tuttle, R OBP: 0.295, SLG: 0.346 (1, 8)			F8		4-3			L4-3		F3	F9	5	0	0	0	0	0	6		
Frank Bolling, R OBP: 0.378, SLG: 0.427 (1, 4)			K					F7			K	5	0	0	0	0	2	2		
Red Wilson, R Frank House, L OBP: 0.377, SLG: 0.394 OBP: 0.293, SLG: 0.371 (1, 2) (9, 2)	F4							F7				3	0	0	0	0	0	0		
Frank Lary, R OBP: 0.231, SLG: 0.229 (1, 1)			F9							6-3	K	3	0	0	0	1	1	0		
Inning Stats	R: 1 E: 0 K: 1 S: 7	H: 2 LOB: 1 BB: 0 P: 7	R: 0 E: 0 K: 1 S: 5	H: 0 LOB: 0 BB: 0 P: 5	R: 0 E: 0 K: 2 S: 3	H: 0 LOB: 0 BB: 0 P: 3	R: 0 E: 0 K: 2 S: 8	H: 1 LOB: 1 BB: 0 P: 8	R: 0 E: 0 K: 1 S: 5	H: 0 LOB: 0 BB: 0 P: 5	R: 0 E: 0 K: 0 S: 3	H: 0 LOB: 2 BB: 1 P: 8	R: 0 E: 0 K: 1 S: 5	H: 0 LOB: 0 BB: 0 P: 5	R: 2 E: 0 K: 2 S: 10	H: 3 LOB: 2 BB: 1 P: 14	1B: 7 2B: 1 3B: 0 HR: 0	SF: 0 SAC: 1 DP: 2 HBP: 0	WP: 0 PB: 0 SB: 0 CS: 0	PA: 43
PITCHER Jack Harshman, L ERA: 3.15 Ellis Kinder, R ERA: 2.87 (1, 1) (11, 1)	IP 10.0	WLS L	BF 40	H 7	R 3	ER 3	SO 7	BB 2	IBB 1	HBP 0	BLK 0	WP 0	HR 0	S 51	P 63	ERA 2.70	WHIP 0.900			

Detroit Tigers @ Chicago White Sox
Comiskey Park, Chicago, IL
Sun Aug 19 1956, 4:33 AM EDT
Unknown


AB 39
R 3
H 7
RBI 3
BB 3
SO 9
LOB 16



Batter	1	2	3	4	5	6	7	8	9	10	11	AB	R	H	RBI	BB	SO	LOB	BOTTOM			
Jim Rivera, L OBP: 0.353, SLG: 0.404 (1, 9)	6-3		K			1-3		SH2-3 1B		K2-3	F6	6	1	1	0	0	2	2				
Nellie Fox, L OBP: 0.354, SLG: 0.384 (1, 4)	F8		4-3			L9		SH2-3 1-2		F5	5-3	5	0	0	0	0	1					
Larry Doby, L OBP: 0.397, SLG: 0.458 (1, 8)					4-3	F7		1B FC5-2 2-H		F8	2B	4	0	2	1	1	0	0				
Minnie Minoso, R OBP: 0.421, SLG: 0.472 (1, 7)	F4				G6-4-3 BB		L9	1B FC5-2 1-3		S IBB		3	0	1	0	2	0	1				
Sherm Lollar, R OBP: 0.387, SLG: 0.458 (1, 2)			F3		G6-4-3 1-2F		BB 1B	FC5-2 1-2		F8		5	0	1	0	0	0	5				
Walt Dropo, R OBP: 0.344, SLG: 0.338 (1, 3)			K			F6		G3			BB	4	0	1	0	1	1	2				
Fred Hatfield, L OBP: 0.390, SLG: 0.395 (1, 5)							L9			4-3	F3	4	0	1	0	1	0	5				
Luis Aparicio, R Ron Northey, L Sammy Esposito, R OBP: 0.289, SLG: 0.314 OBP: 0.390, SLG: 0.516 OBP: 0.365, SLG: 0.303 (1, 6) (7, PH) (7, PR) (8, 6)	F4					K		BB 1B		FC1-6 1B	6-3 BB	2	0	0	0	0	1	2				
Jack Harshman, L Ellis Kinder, R Dave Philley, S OBP: 0.298, SLG: 0.500 OBP: 0.352, SLG: 0.348 (1, 1) (11, 1) (11, PH)			F6					F4		FC1-6 1-2F	6-3	4	0	0	0	0	1	5				
Inning Stats	R: 0 E: 0 K: 0 S: 3	H: 0 LOB: 1 BB: 1 P: 7	R: 0 E: 0 K: 1 S: 5	H: 0 LOB: 1 BB: 1 P: 9	R: 0 E: 0 K: 1 S: 5	H: 0 LOB: 0 BB: 1 P: 5	R: 0 E: 0 K: 0 S: 2	H: 0 LOB: 0 BB: 1 P: 6	R: 0 E: 0 K: 2 S: 8	H: 1 LOB: 3 BB: 1 P: 9	R: 1 E: 0 K: 0 S: 6	H: 3 LOB: 2 BB: 0 P: 6	R: 0 E: 0 K: 1 S: 6	H: 1 LOB: 1 BB: 0 P: 6	R: 0 E: 0 K: 0 S: 4	H: 1 LOB: 3 BB: 2 P: 12	R: 0 E: 0 K: 0 S: 3	H: 0 LOB: 1 BB: 1 P: 7	1B: 7 2B: 1 3B: 0 HR: 0	SF: 0 SAC: 1 DP: 1 HBP: 0	WP: 0 PB: 0 SB: 1 CS: 0	PA: 47
PITCHER Frank Lary, R ERA: 3.86 (1, 1)	IP 11.0	WLS W	BF 47	H 8	R 1	ER 1	SO 5	BB 6	IBB 1	HBP 0	BLK 0	WP 0	HR 0	S 50	P 78	ERA 0.82	WHIP 1.273					

Detroit Tigers @ Chicago White Sox
Comiskey Park, Chicago, IL
Sun Aug 19 1956, 4:33 AM EDT
Unknown

AB 39
R 1
H 8
RBI 1
BB 7
SO 5
LOB 24



Batter	1	2	3	4	5	6	7	8	9	AB	R	H	RBI	BB	SO	LOB	TOP			
Harvey Kuenn, R OBP: 0.381, SLG: 0.464 (1, 6)										3	1	1	0	0	0	1	Detroit Tigers @ Chicago White Sox Comiskey Park, Chicago, IL Sun Aug 19 1956, 4:38 AM EDT Att: 19,163 - Unknown livebaseballscorecards.com			
Earl Torgeson, L OBP: 0.399, SLG: 0.416 (1, 3)										3	0	0	1	0	1	2				
Charlie Maxwell, L OBP: 0.421, SLG: 0.567 (1, 7)										4	0	1	0	0	1	1				
Al Kaline, R OBP: 0.369, SLG: 0.528 (1, 9)										4	0	3	0	0	0	1				
Frank House, L OBP: 0.290, SLG: 0.366 (1, 2)										4	0	0	0	0	0	4				
Bob Kennedy, R OBP: 0.316, SLG: 0.321 (1, 5)										4	0	0	0	0	0	2				
Bill Tuttle, R OBP: 0.293, SLG: 0.343 (1, 8)										3	0	0	0	0	0	1				
Frank Bolling, R OBP: 0.374, SLG: 0.421 (1, 4)										3	0	0	0	0	2	0				
Billy Hoelt, L OBP: 0.348, SLG: 0.300 (1, 1)										2	0	0	0	1	0	0				
Inning Stats	R: 1 E: 0 K: 0 S: 5	H: 2 LOB: 1 BB: 0 P: 5	R: 0 E: 0 K: 1 S: 5	H: 0 LOB: 0 BB: 0 P: 5	R: 0 E: 1 K: 1 S: 5	H: 0 LOB: 1 BB: 1 P: 9	R: 0 E: 0 K: 0 S: 4	H: 1 LOB: 1 BB: 0 P: 4	R: 0 E: 0 K: 1 S: 5	H: 0 LOB: 1 BB: 0 P: 6	R: 0 E: 0 K: 0 S: 3	H: 0 LOB: 0 BB: 0 P: 3	R: 0 E: 0 K: 1 S: 5	H: 0 LOB: 0 BB: 0 P: 5	R: 0 E: 0 K: 0 S: 3	H: 1 LOB: 0 BB: 0 P: 3	1B: 3 2B: 1 3B: 1 HR: 0	SF: 1 SAC: 0 DP: 1 HBP: 1	WP: 0 PB: 0 CS: 0	PA: 33
PITCHER Dick Donovan, R ERA: 4.23 (1, 1)	IP: 9.0 WLS: W BF: 33 H: 5 R: 1 ER: 1 SO: 4 BB: 1 IBB: 0 HBP: 1 BLK: 0 WP: 0 HR: 0 S: 39 P: 44 ERA: 1.00 WHIP: 0.667															PITCHER				

Batter	1	2	3	4	5	6	7	8	9	AB	R	H	RBI	BB	SO	LOB	BOTTOM				
Luis Aparicio, R OBP: 0.289, SLG: 0.319 (1, 6)										4	1	1	0	0	1	3	Detroit Tigers @ Chicago White Sox Comiskey Park, Chicago, IL Sun Aug 19 1956, 4:38 AM EDT Att: 19,163 - Unknown livebaseballscorecards.com				
Nellie Fox, L OBP: 0.351, SLG: 0.381 (1, 4)										4	0	0	0	0	0	2					
Larry Doby, L OBP: 0.393, SLG: 0.453 (1, 8)										4	0	0	0	0	2	1					
Minnie Minoso, R OBP: 0.424, SLG: 0.473 (1, 7)										3	1	2	0	1	1	0					
Sherm Lollar, R OBP: 0.386, SLG: 0.456 (1, 2)										4	0	1	0	0	1	2					
Walt Dropo, R OBP: 0.346, SLG: 0.345 (1, 3)										4	1	2	0	0	0	2					
Bubba Phillips, R OBP: 0.231, SLG: 0.364 Jim Rivera, L OBP: 0.353, SLG: 0.404 (8, 9)										2	0	1	0	1	0	1					
Sammy Esposito, R OBP: 0.359, SLG: 0.297 (1, 5)										3	1	0	0	0	1	4					
Dick Donovan, L OBP: 0.320, SLG: 0.385 (1, 1)										2	0	1	1	1	0	0					
Inning Stats	R: 2 E: 0 K: 2 S: 8	H: 1 LOB: 0 BB: 1 P: 12	R: 0 E: 0 K: 2 S: 8	H: 1 LOB: 2 BB: 1 P: 12	R: 0 E: 0 K: 2 S: 7	H: 0 LOB: 0 BB: 0 P: 7	R: 0 E: 0 K: 0 S: 4	H: 2 LOB: 1 BB: 0 P: 4	R: 0 E: 0 K: 0 S: 3	H: 0 LOB: 0 BB: 0 P: 3	R: 0 E: 0 K: 0 S: 3	H: 1 LOB: 0 BB: 0 P: 3	R: 2 E: 1 K: 0 S: 5	H: 2 LOB: 1 BB: 1 P: 9	R: 0 E: 0 K: 0 S: 4	H: 1 LOB: 1 BB: 0 P: 4		1B: 5 2B: 2 3B: 1 HR: 0	SF: 0 SAC: 0 DP: 2 HBP: 0	WP: 2 PB: 0 CS: 0	PA: 33
PITCHER Billy Hoelt, L ERA: 4.45 (1, 1)	IP: 8.0 WLS: L BF: 33 H: 8 R: 4 ER: 3 SO: 6 BB: 3 IBB: 0 HBP: 0 BLK: 0 WP: 1 HR: 0 S: 42 P: 54 ERA: 3.38 WHIP: 1.375															PITCHER					

Batter	1	2	3	4	5	6	7	8	9	AB	R	H	RBI	BB	SO	LOB	TOP		
Fred Hatfield, L OBP: 0.390, SLG: 0.409 (1, 5)	0-0 1B 2B 1B		0-0 F9		0-0 F8		0-0 3-1	0-0 HR		5	2	2	2	0	0	0	Chicago White Sox @ Boston Red Sox Fenway Park, Boston, MA Wed Aug 22 1956, 3:33 AM EDT Att: 10,118 - Unknown		
Nelle Fox, L OBP: 0.353, SLG: 0.382 (1, 4)	0-0 2B 1B		0-0 F8		0-0 3-1		4-0 E BB	0-0 1B		4	2	2	0	1	0	0			
Larry Doby, L OBP: 0.393, SLG: 0.458 (1, 8)	0-0 SH3 1-H 2-H 2B		0-0		0-0 4-3		0-0 E6 1-H BB	0-3 K		5	0	2	2	0	1	1			
Minnie Minoso, R OBP: 0.424, SLG: 0.472 (1, 7)	0-0 SH3 2-3		0-0 F7				4-0 6-3 1-2 BB	0-0 SH1-3 1B		3	0	1	0	1	0	1			
Jim Rivera, L OBP: 0.352, SLG: 0.405 (1, 9)	0-3 K				0-0 2B		0-0 4-3 4-3	0-0 SH1-3 1B		4	0	1	0	0	1	3			
Sherm Lollar, R OBP: 0.383, SLG: 0.452 (1, 2)	0-0 5-3				0-0 5-3		0-0 E 1B	0-0 F9 L7		5	0	1	0	0	0	3			
Walt Dropo, R OBP: 0.345, SLG: 0.343 (6, PR)			0-0 F7		0-0 F2		0-0 E6 1-2	0-0 4-3		4	0	1	0	0	0	2			
Bubba Phillips, R OBP: 0.281, SLG: 0.364 (8, 3)							0-0 F3	0-0 2B SF9 1B		0	1	0	0	0	0	1			
Dave Philley, S OBP: 0.325, SLG: 0.347 (8, 3)							0-0 F3	0-0 HR 2B		3	1	1	0	1	0	2			
Luis Aparicio, R OBP: 0.291, SLG: 0.321 (1, 6)			0-0 F5		4-0 BB		0-0 F8	0-0 SF9 3-H		3	0	0	0	0	1	2			
Billy Pierce, L OBP: 0.131, SLG: 0.088 (8, PH)			0-3 K		0-0 F8		0-0 1-3	0-0 SF9		3	0	0	0	0	1	2			
Ron Northey, L OBP: 0.381, SLG: 0.516 (8, 1)										0	0	0	1	0	0	0			
Ellis Kinder, R OBP: 0.325, SLG: 0.347 (8, 1)										0	0	0	0	0	0	0			
Inning Stats	R: 2 H: 3 E: 0 K: 1 S: 8	H: 3 LOB: 1 BB: 0 P: 8	R: 0 H: 0 E: 0 K: 1 S: 5	H: 0 LOB: 0 BB: 0 P: 5	R: 0 H: 1 E: 0 K: 0 S: 4	H: 1 LOB: 2 BB: 1 P: 4	R: 0 H: 1 E: 0 K: 0 S: 4	H: 0 LOB: 0 BB: 0 P: 3	R: 0 H: 1 E: 1 K: 0 S: 5	H: 2 LOB: 2 BB: 0 P: 5	R: 1 H: 0 E: 1 K: 0 S: 4	H: 0 LOB: 2 BB: 2 P: 12	R: 3 H: 4 E: 0 K: 1 S: 9	H: 4 LOB: 2 BB: 0 P: 9	R: 0 H: 1 E: 0 K: 0 S: 4	H: 1 LOB: 1 BB: 0 P: 4	1B: 6 2B: 4 3B: 0 HR: 1	SF: 1 SAC: 2 DP: 0 HBP: 0	WP: 0 PA: 43 FB: 0 SB: 2 CS: 0
PITCHER	IP WLS BF H R ER SO BB IBB HBP BLK WP HR S P ERA WHIP																		
Willard Nixon, R ERA: 4.25 (1, 1)	8.0 L 39 10 6 5 3 3 0 0 0 0 0 1 42 54 5.62 1.625																		
Tom Hurd, R ERA: 5.69 (9, 1)	1.0 4 1 0 0 0 0 0 0 0 0 0 0 4 4 0.00 1.000																		

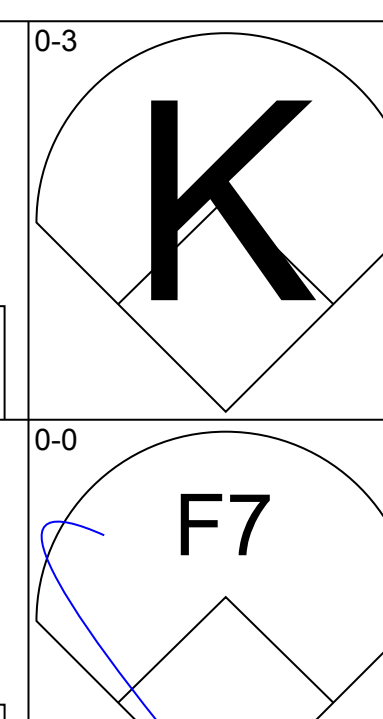
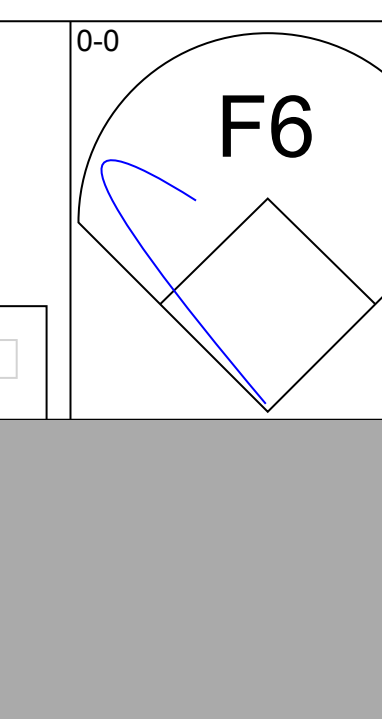
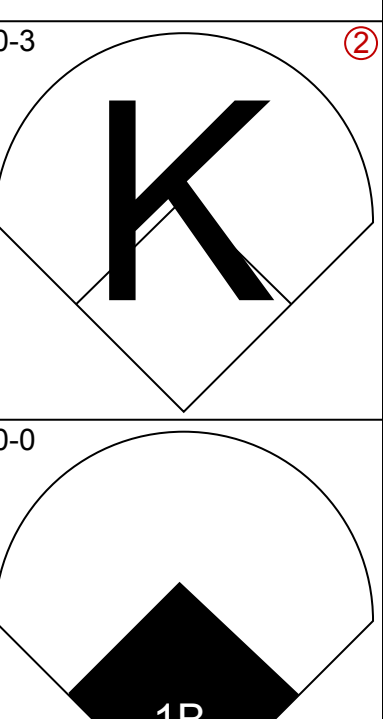
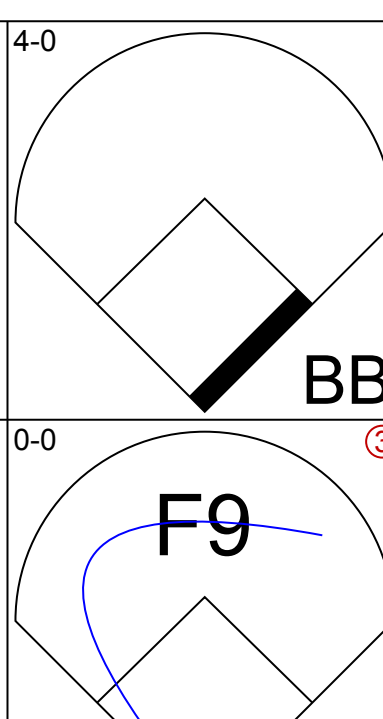
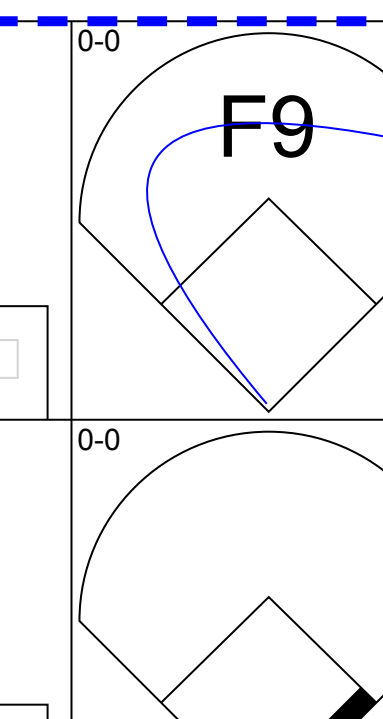
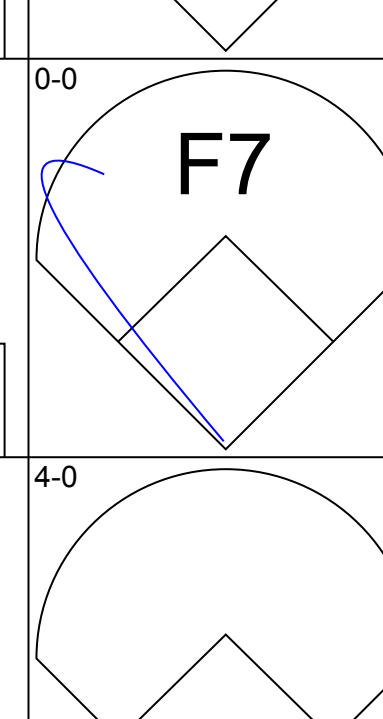
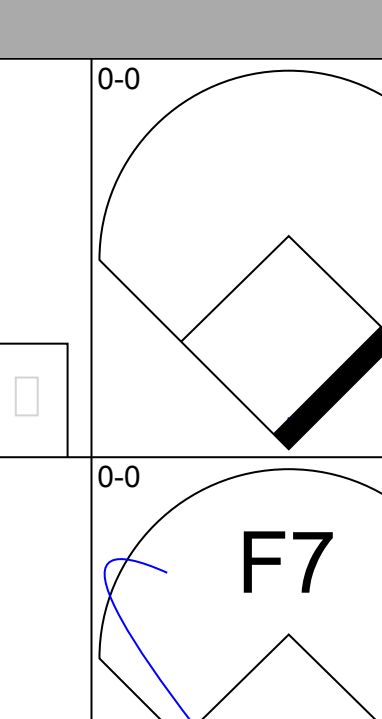
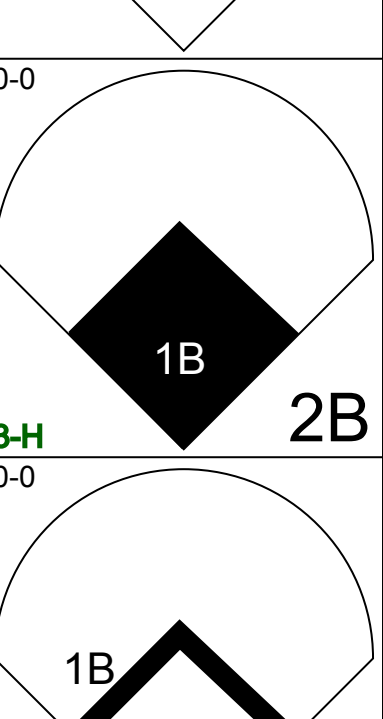
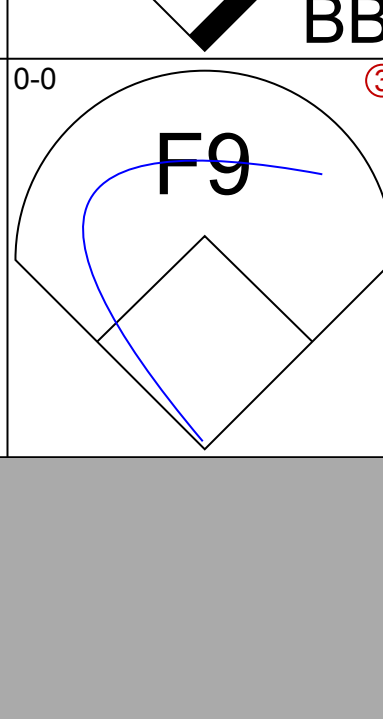
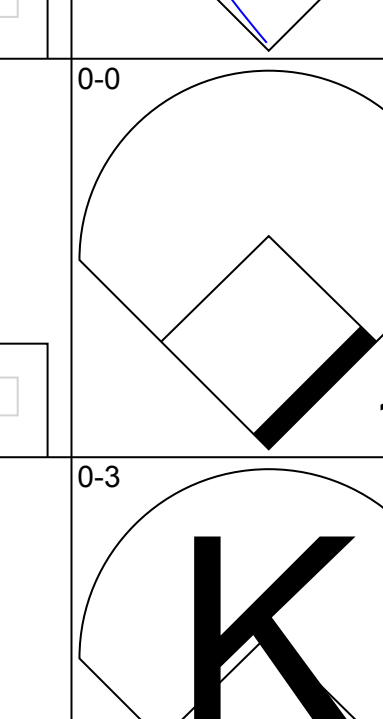
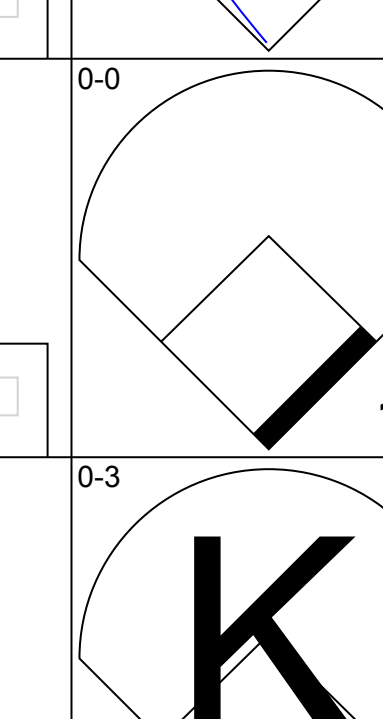
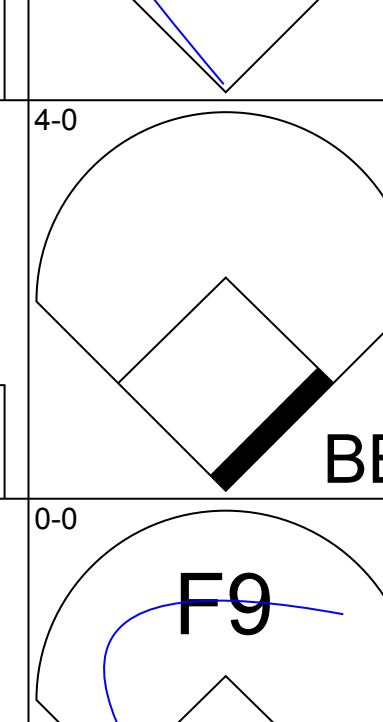
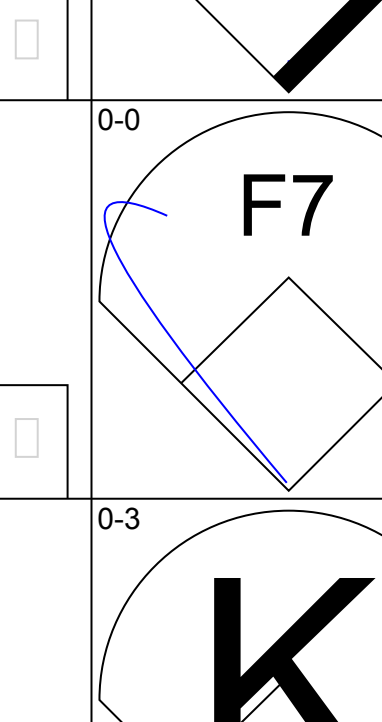
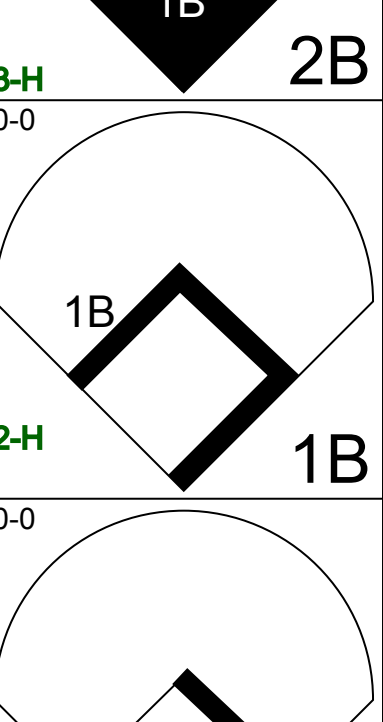

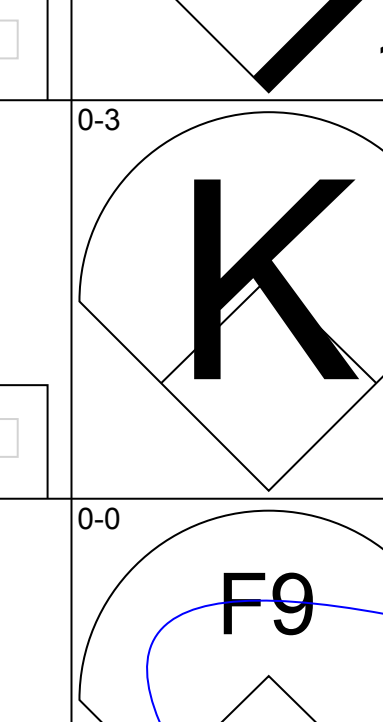
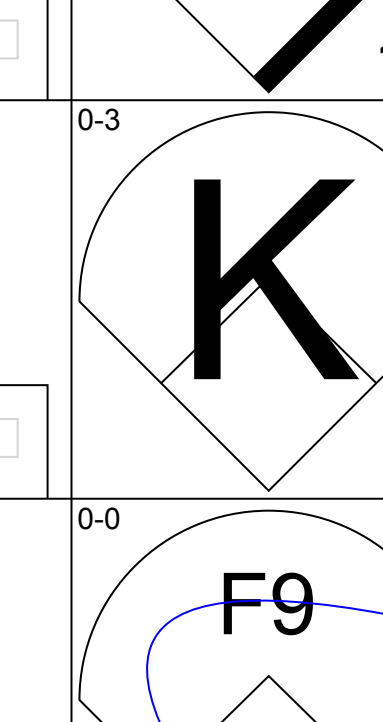
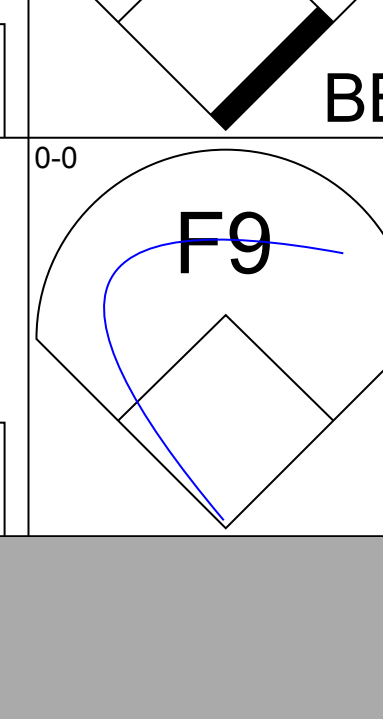
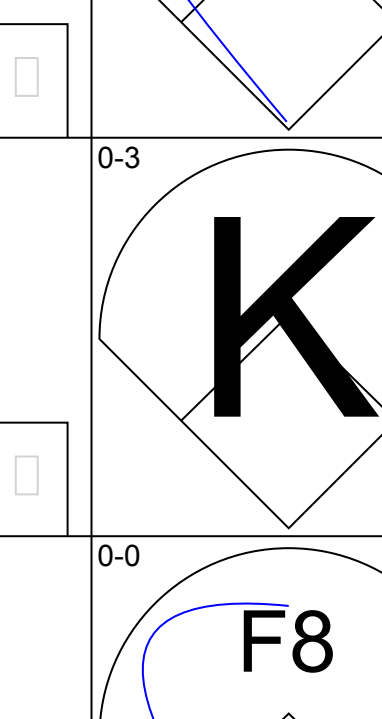
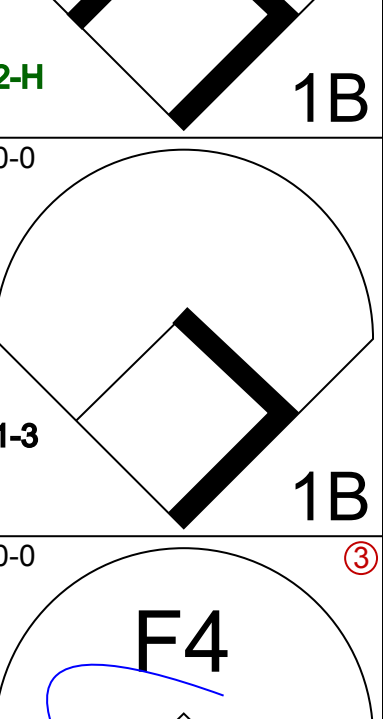
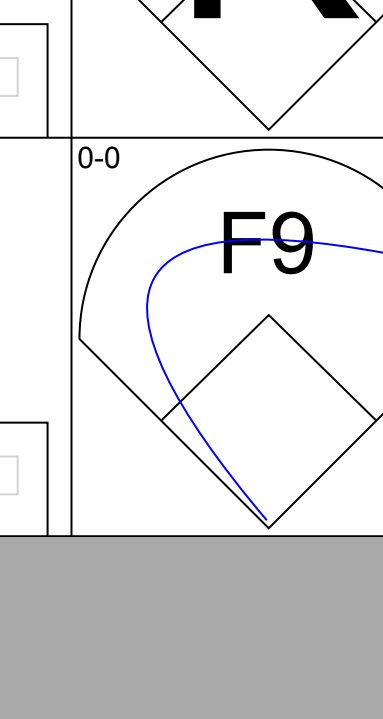
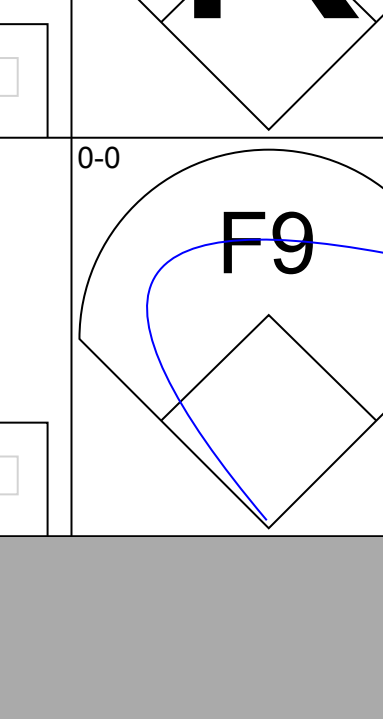
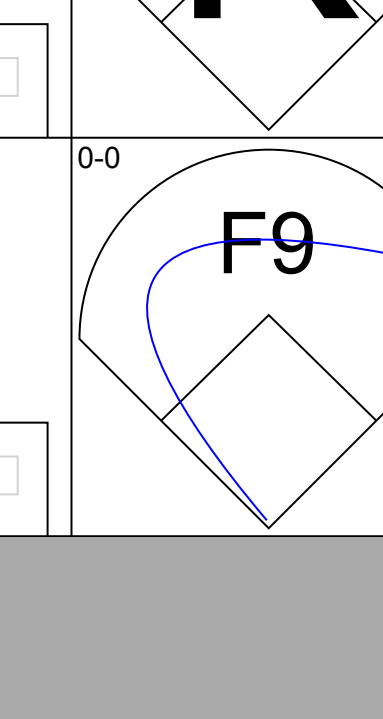
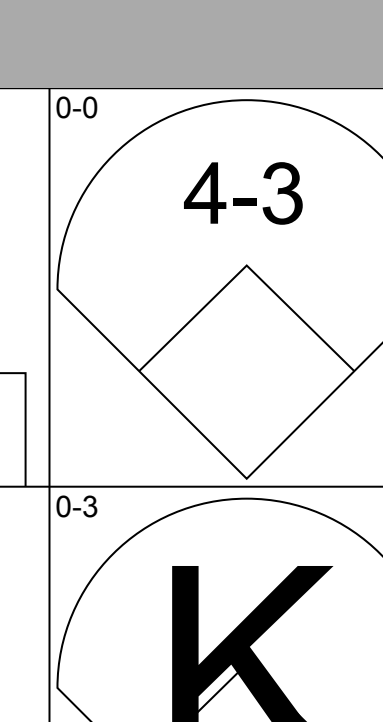
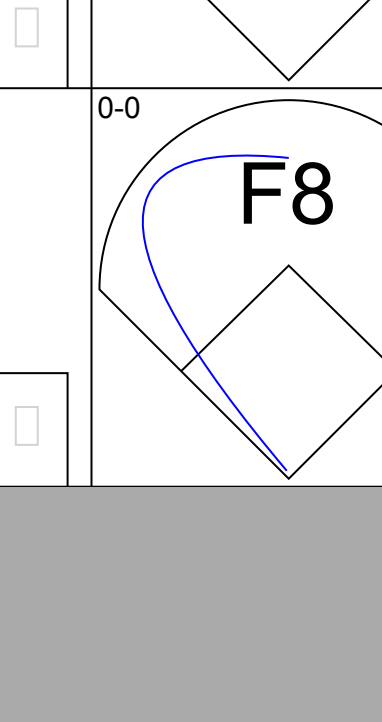
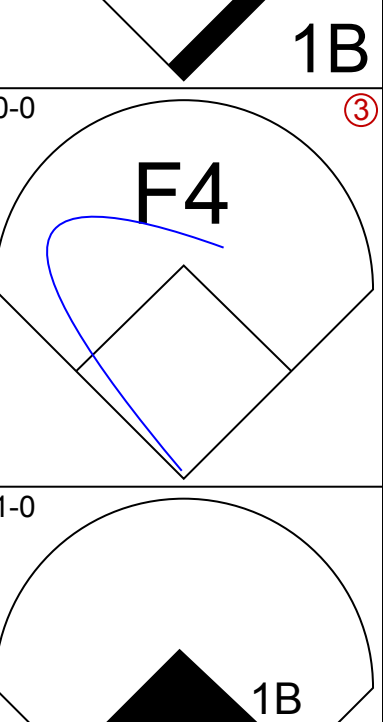

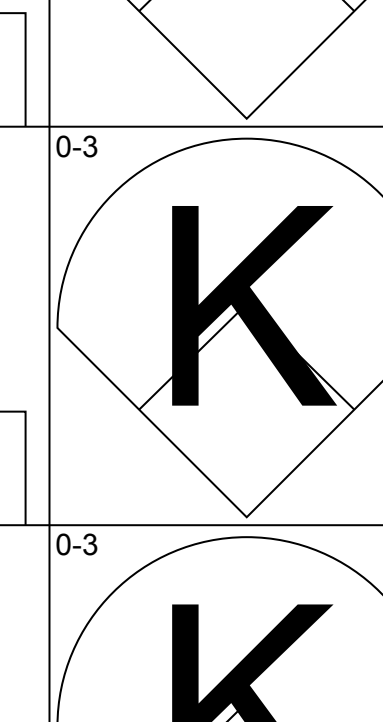
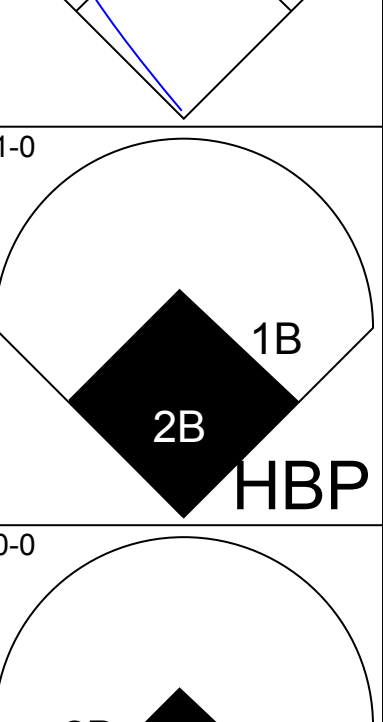
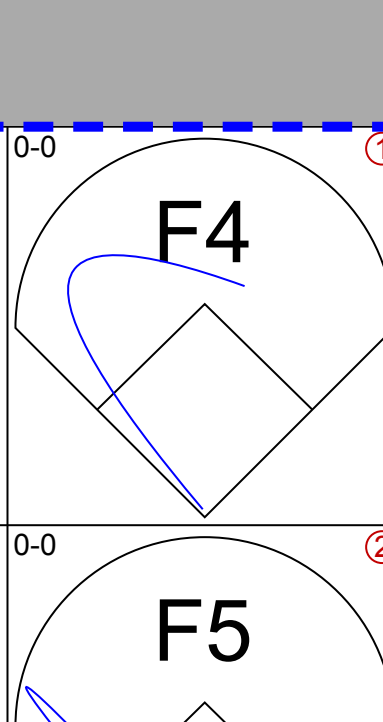


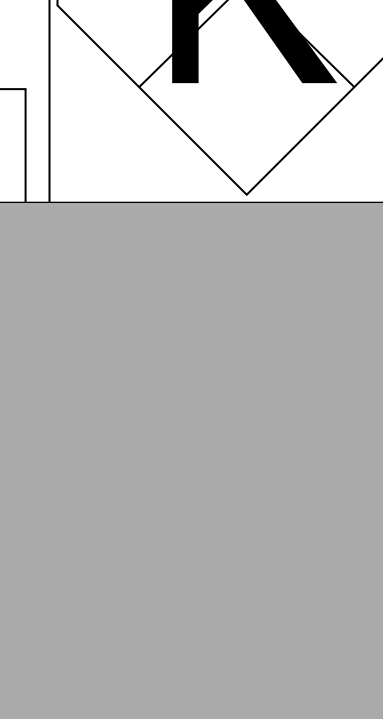
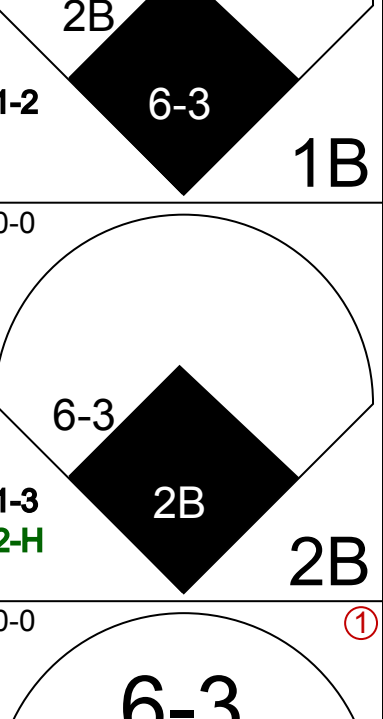
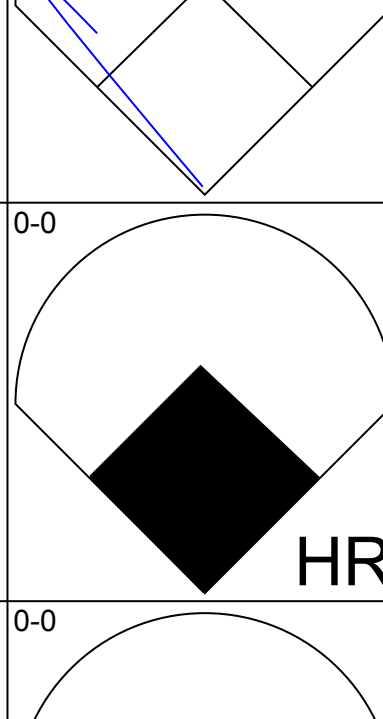


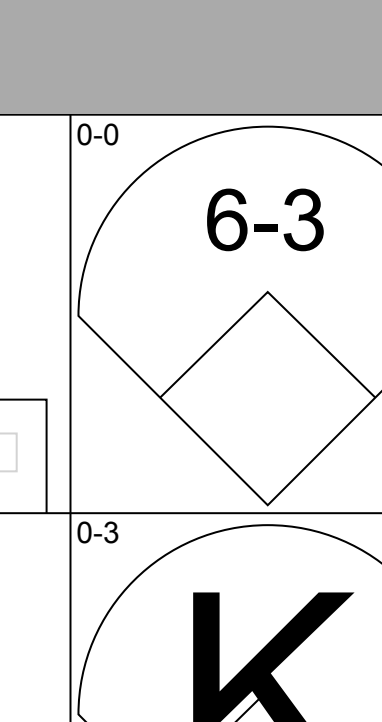
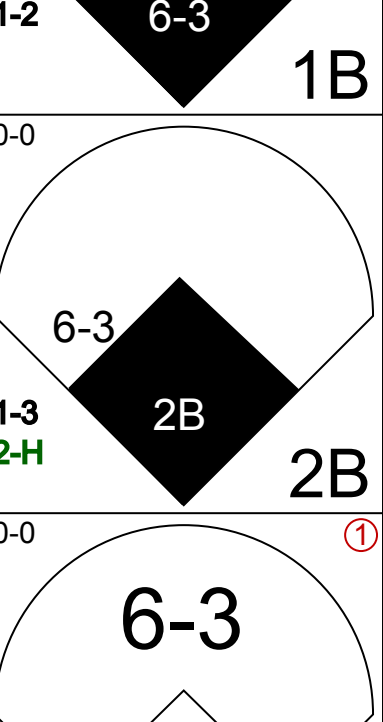
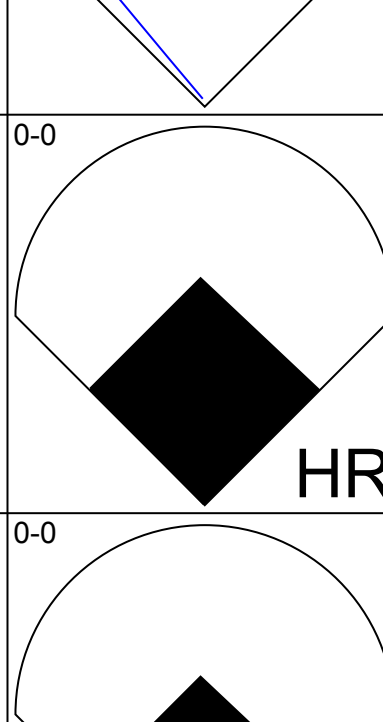


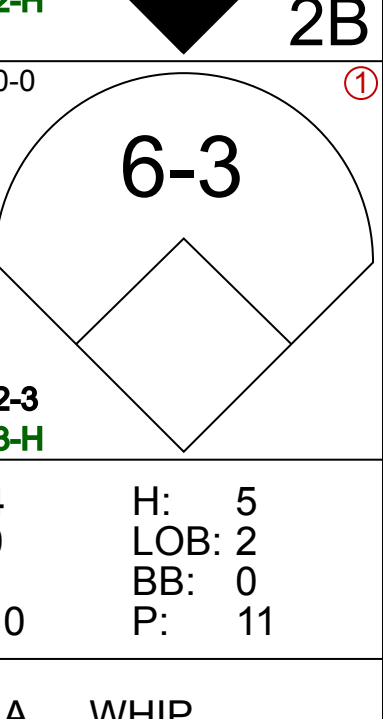
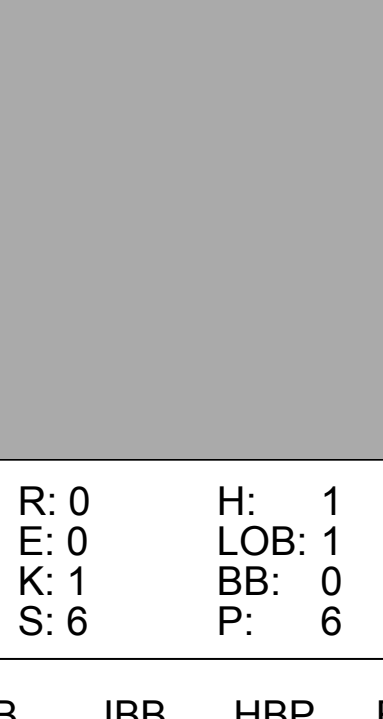
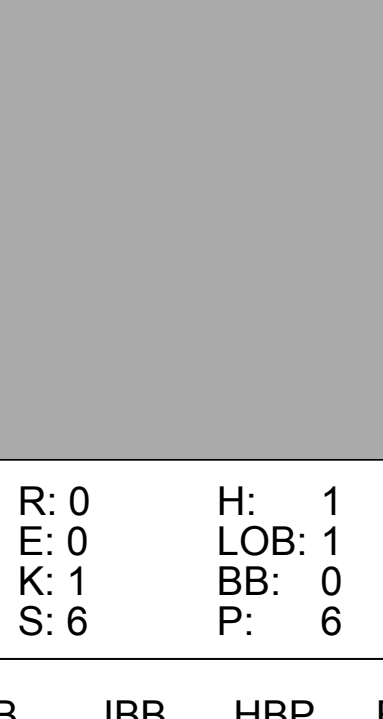
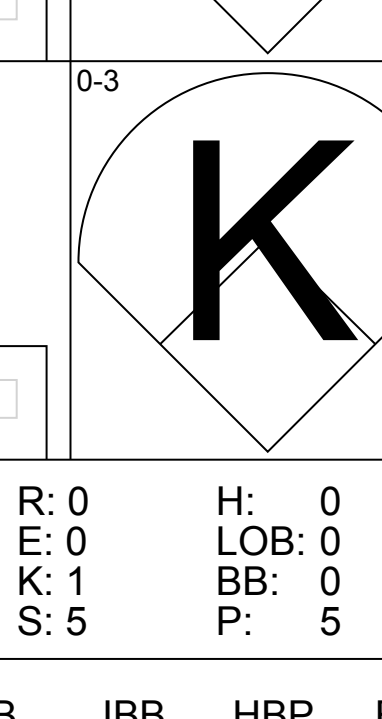
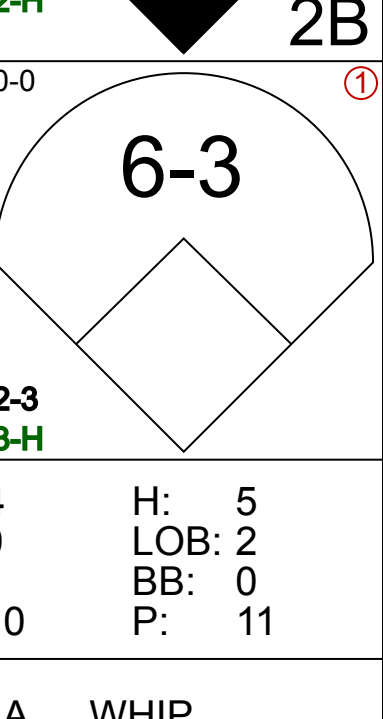
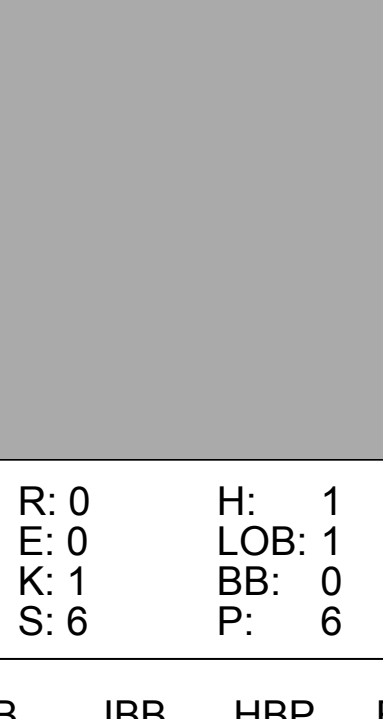
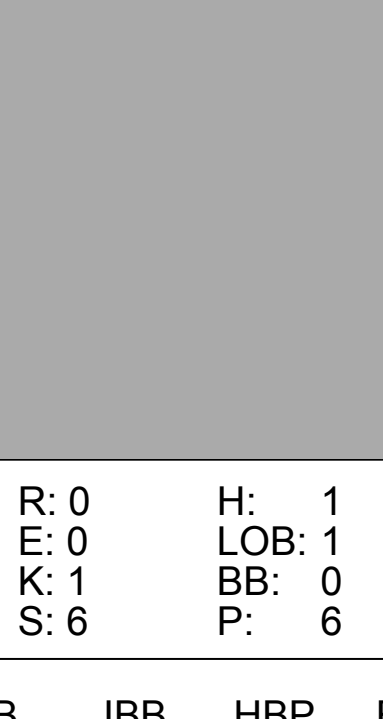
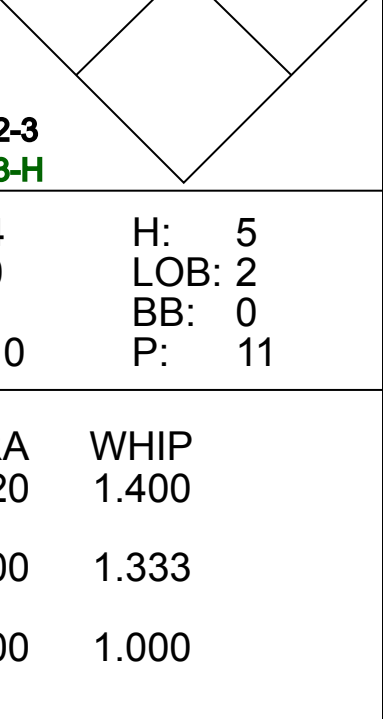
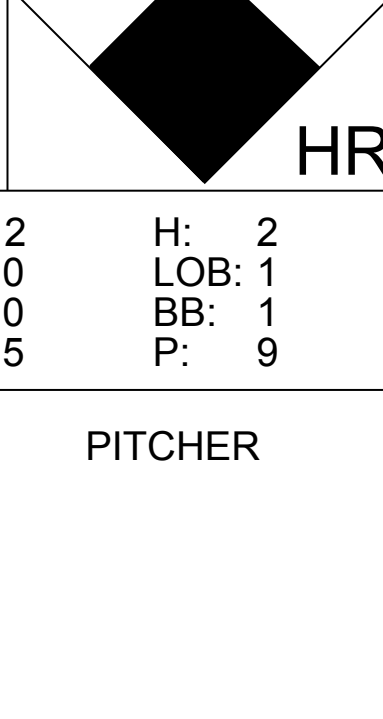
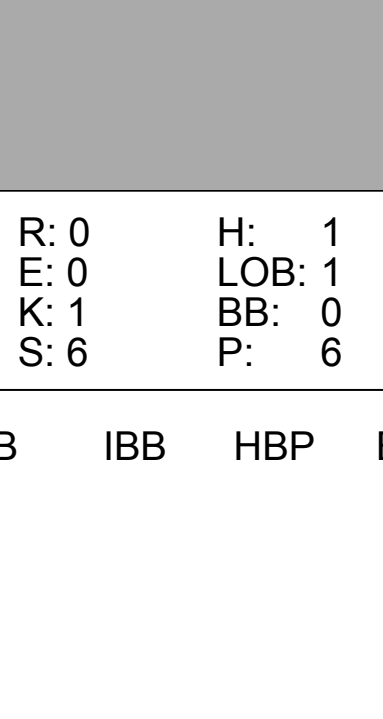
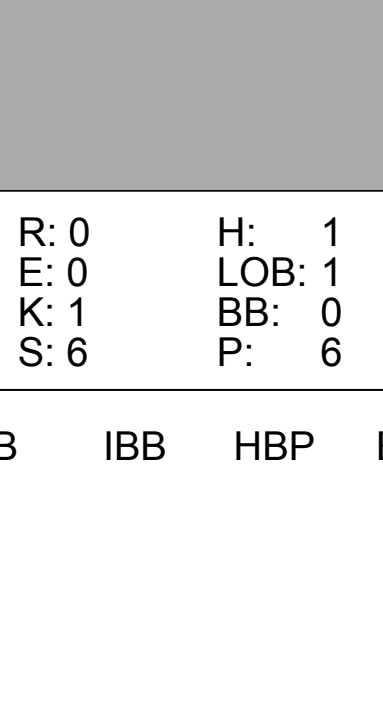
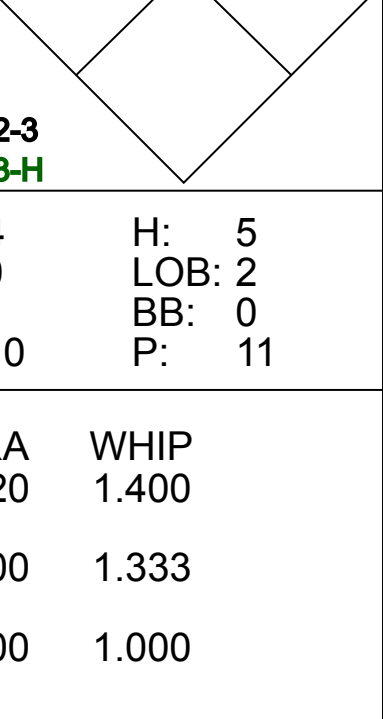
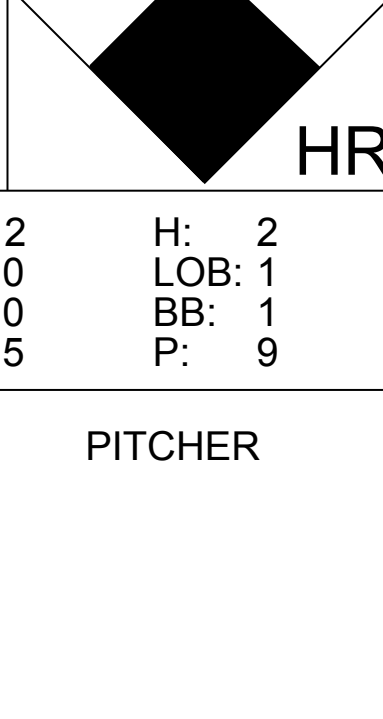
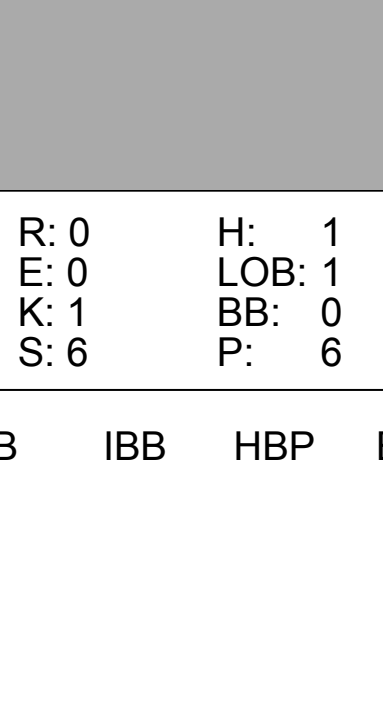
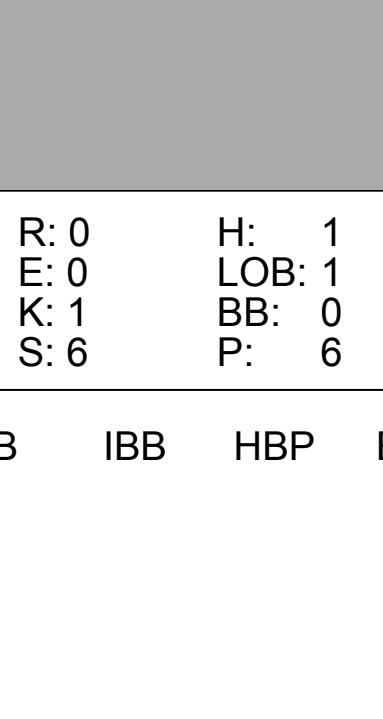
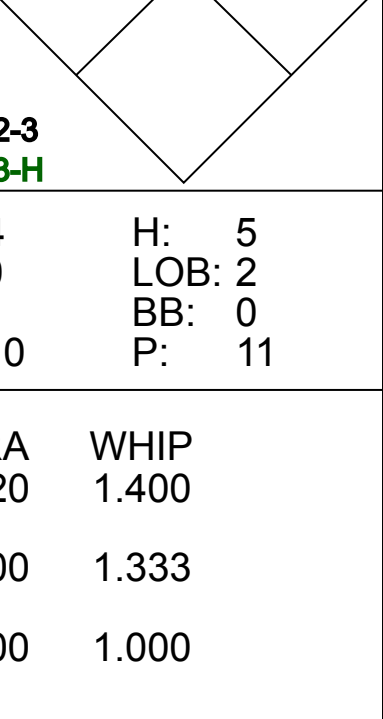
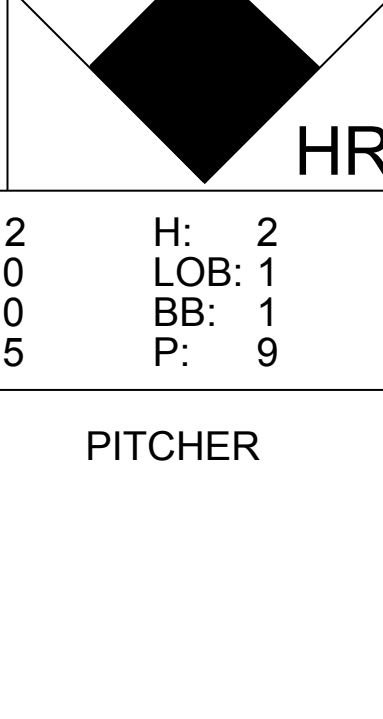
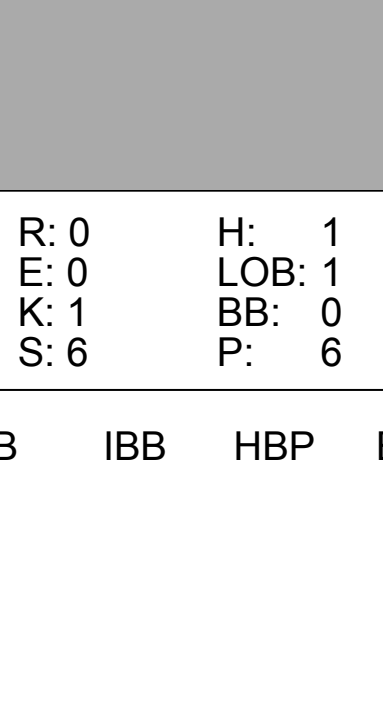
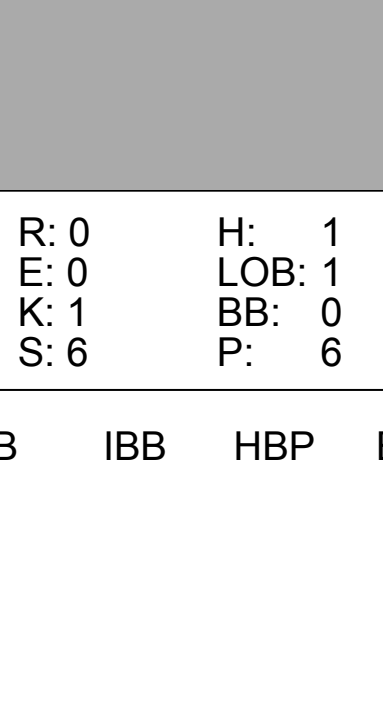
AB	37
R	6
H	11
RBI	5
BB	3
SO	3
LOB	15



Batter	1	2	3	4	5	6	7	8	9	AB	R	H	RBI	BB	SO	LOB	BOTTOM		
Mitt Bolling, R OBP: 0.348, SLG: 0.500 (1, 6)	4-0 BB 1B BB		0-0 F8		0-3 K		0-0 F8	0-0 F8		4	1	0	0	1	1	1	Chicago White Sox @ Boston Red Sox Fenway Park, Boston, MA Wed Aug 22 1956, 3:33 AM EDT Att: 10,118 - Unknown		
Billy Klaus, L OBP: 0.374, SLG: 0.367 (1, 5)	0-3 K		0-0 3-1		0-0 F6		0-0 F7	0-0 F8		5	0	0	0	0	1	2			
Ted Williams, L OBP: 0.485, SLG: 0.600 (1, 7)	4-0 5-3 1-2 BB 1B		0-0 3-1		0-0 BB 1B		0-0 F7	0-0 3-1		4	1	2	0	1	0	1			
Dick Gemert, R OBP: 0.416, SLG: 0.511 (1, 3)	0-0 5-3 1-2 2-H 1B		0-0 F3		0-0 F8		4-0 E BB	0-3 K		4	0	1	1	1	1	2			
Jackie Jensen, R OBP: 0.398, SLG: 0.499 (1, 9)	0-0 5-3 1-2 2-3		4-0 1B 2B BB		0-0 WP 2B		0-0 B2	0-0 1B 1B		4	1	2	0	1	0	3			
Jim Piersall, R OBP: 0.364, SLG: 0.443 (1, 8)	4-0 BB		0-0 2B 1-3 2-H 1B		0-3 K		0-0 F8	0-0 F7		4	0	1	1	1	1	3			
Ted Lepcio, R OBP: 0.349, SLG: 0.473 (1, 4)	0-3 K		0-0 2B 1-3 3-H 2B		0-0 F3		0-0 E4 1-2	0-0 1B		5	0	2	1	0	1	5			
Pete Daley, R OBP: 0.333, SLG: 0.433 (1, 2)			0-0 F2		4-0 WP IBB		4-0 K	0-0 F8		3	0	0	0	2	1	4			
Willard Nixon, L OBP: 0.244, SLG: 0.220 (1, 1)			0-0 6-3		0-0 IBB		0-0 6-3	4-0 BB		3	0	0	0	0	1	5			
Mickey Vernon, L OBP: 0.415, SLG: 0.546 (8, PH)										0	0	0	0	1	0	0			
Billy Conzolo, R OBP: 0.415, SLG: 0.546 (8, PR)										0	0	0	0	0	0	0			
Tom Hurd, R OBP: 0.667, SLG: 0.667 (9, 1)										0	0	0	0	0	0	0			
Inning Stats	R: 1 H: 1 E: 0 K: 2 S: 8	H: 1 LOB: 3 BB: 3 P: 20	R: 0 H: 0 E: 0 K: 0 S: 3	H: 0 LOB: 0 BB: 0 P: 3	R: 2 H: 3 E: 0 K: 1 S: 8	H: 3 LOB: 2 BB: 2 P: 16	R: 0 H: 1 E: 0 K: 1 S: 6	H: 1 LOB: 1 BB: 0 P: 6	R: 0 H: 1 E: 0 K: 1 S: 6	H: 1 LOB: 2 BB: 1 P: 10	R: 0 H: 0 E: 1 K: 1 S: 6	H: 0 LOB: 2 BB: 1 P: 10	R: 0 H: 0 E: 0 K: 0 S: 3	H: 0 LOB: 1 BB: 1 P: 7	R: 0 H: 2 E: 0 K: 1 S: 7	H: 2 LOB: 2 BB: 0 P: 7	1B: 6 2B: 2 3B: 0 HR: 0	SF: 0 SAC: 0 DP: 0 HBP: 0	WP: 1 PA: 44 FB: 0 SB: 0 CS: 0
PITCHER	IP WLS BF H R ER SO BB IBB HBP BLK WP HR S P ERA WHIP																		
Billy Pierce, L ERA: 3.27 (1, 1)	7.0 W 35 6 3 3 6 5 2 0 0 0 0 0 40 68 3.86 1.571																		
Ellis Kinder, R ERA: 2.76 (8, 1)	2.0 S 9 2 0 0 1 1 0 0 0 0 0 0 10 14 0.00 1.500																		

AB	36
R	3
H	8
RBI	3
BB	8
SO	7
LOB	26

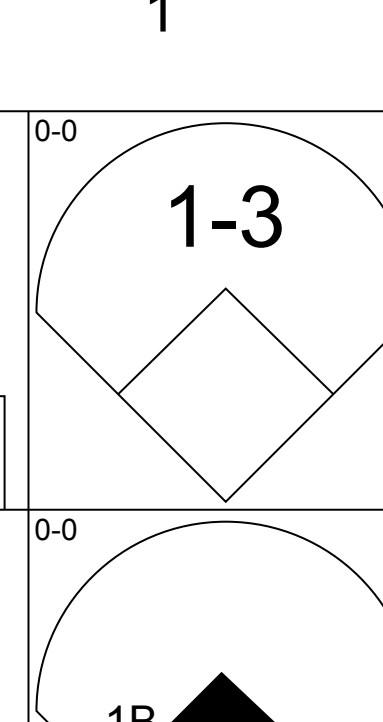
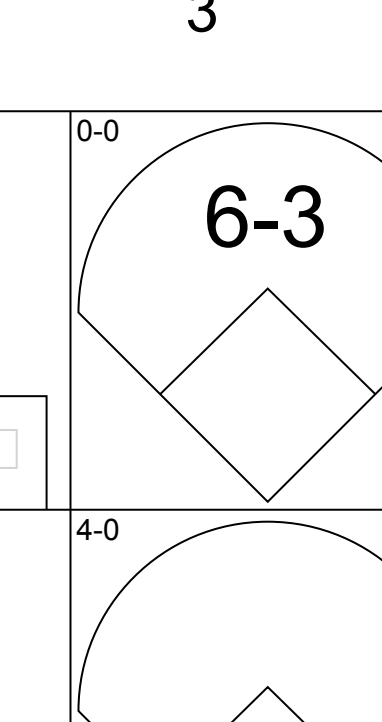
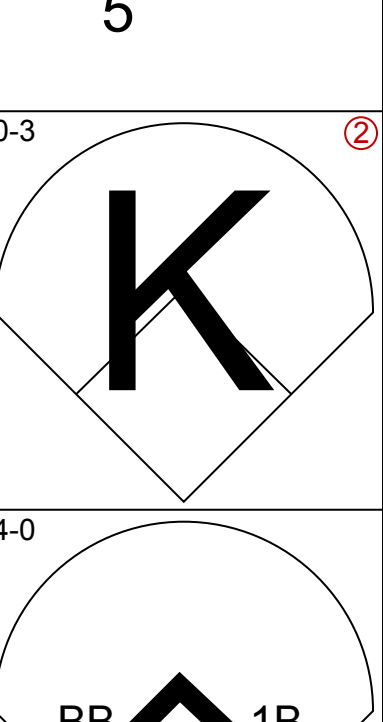
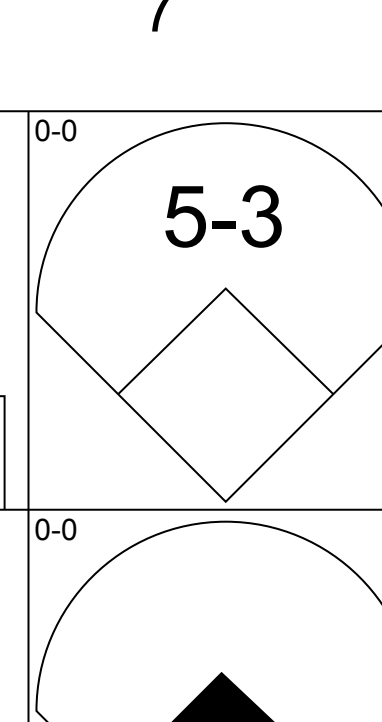
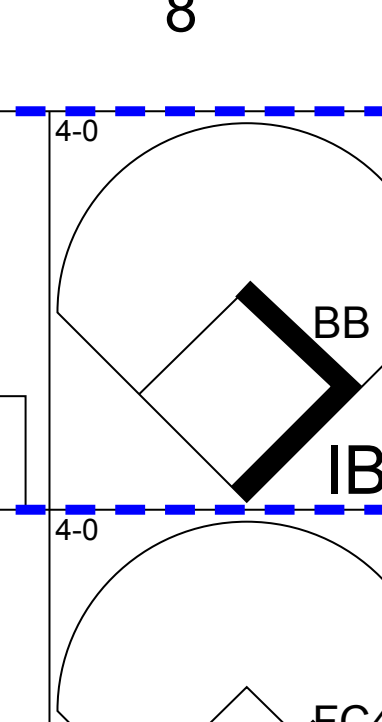

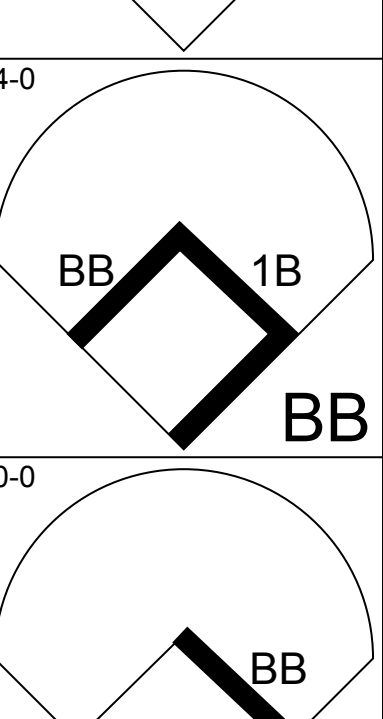



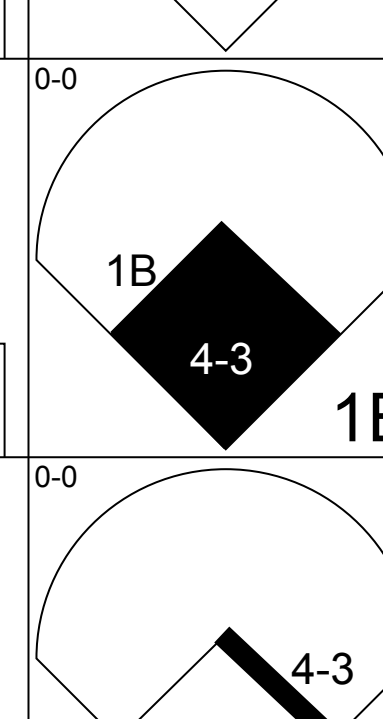
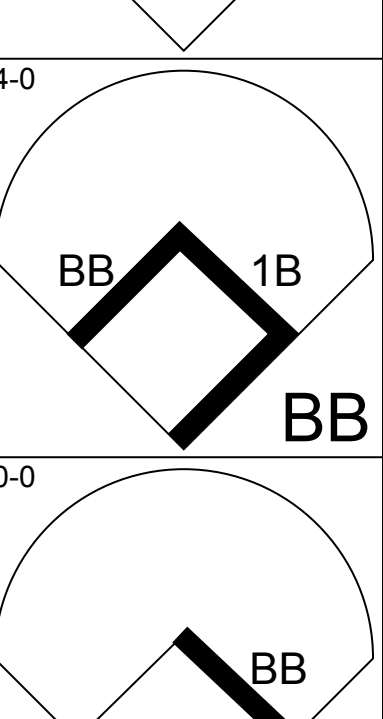

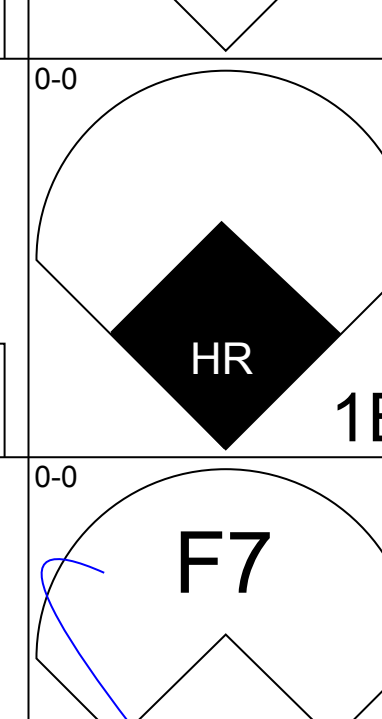
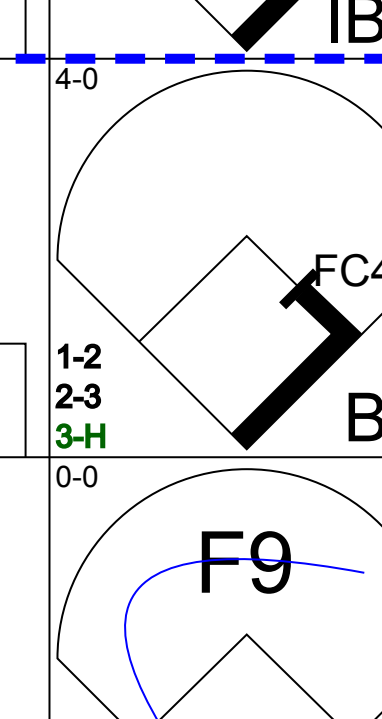
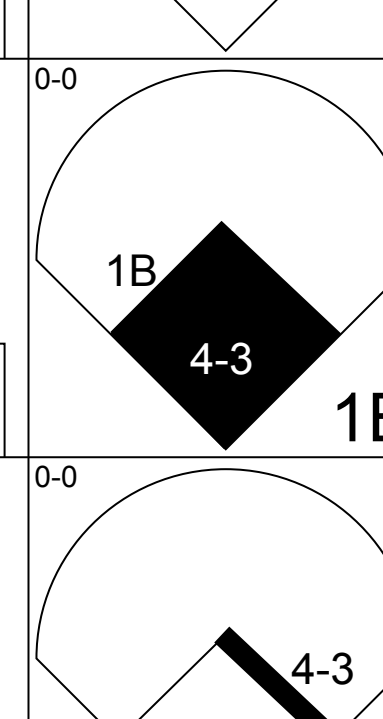

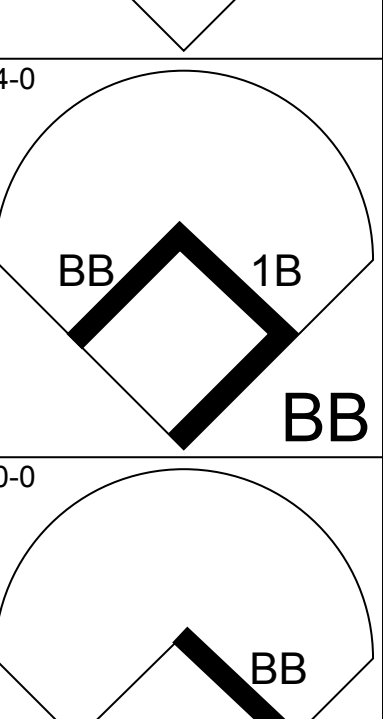

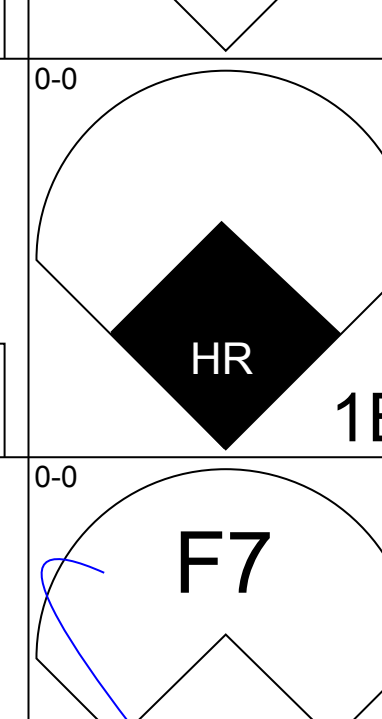
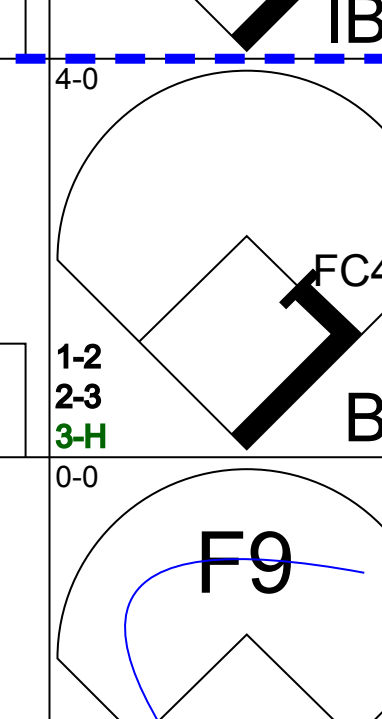
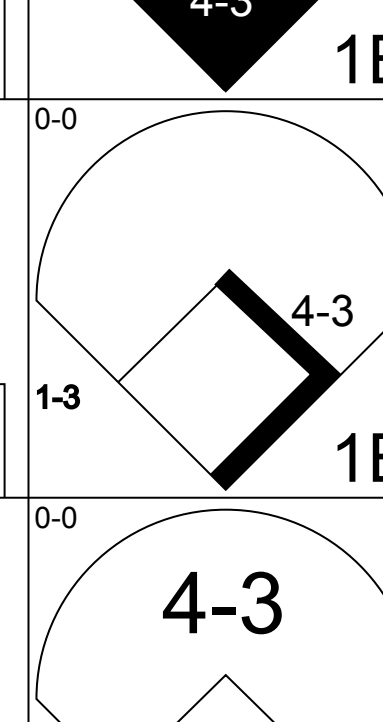

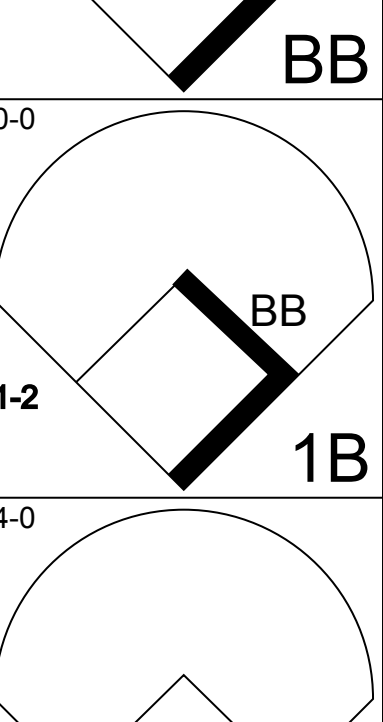

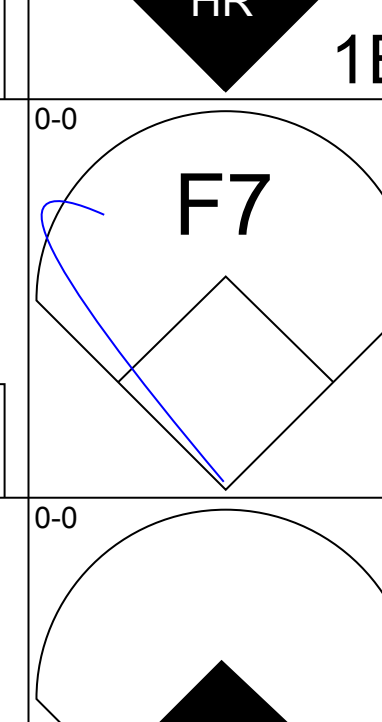
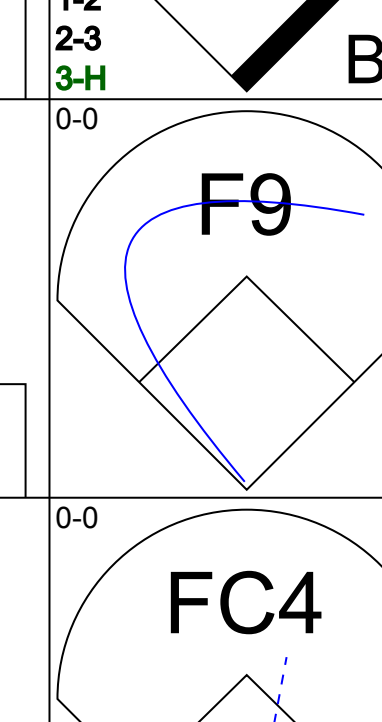
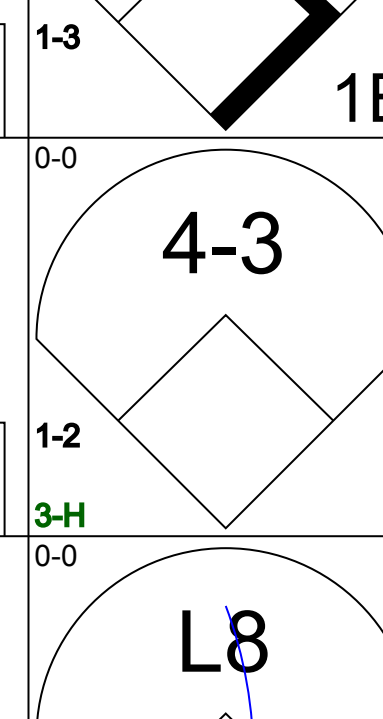
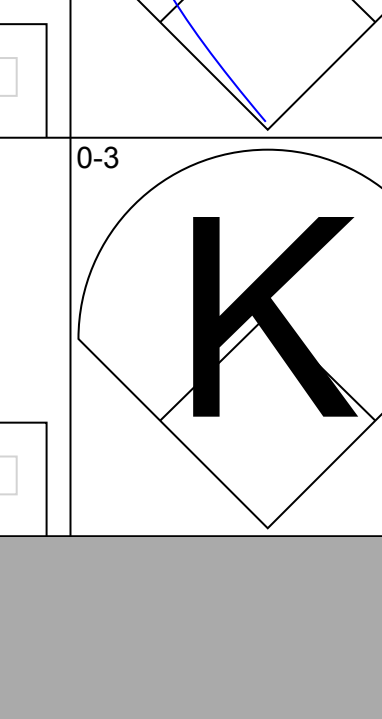
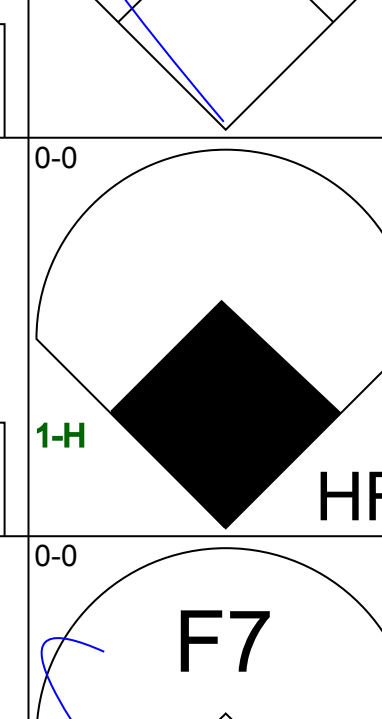
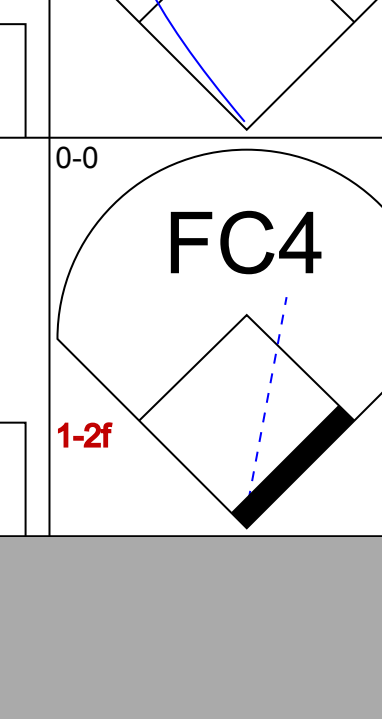

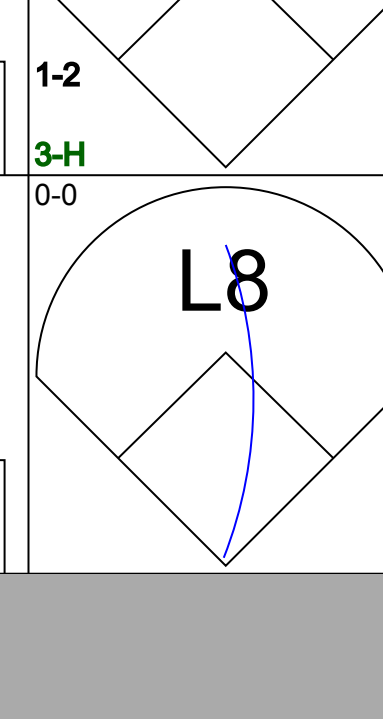
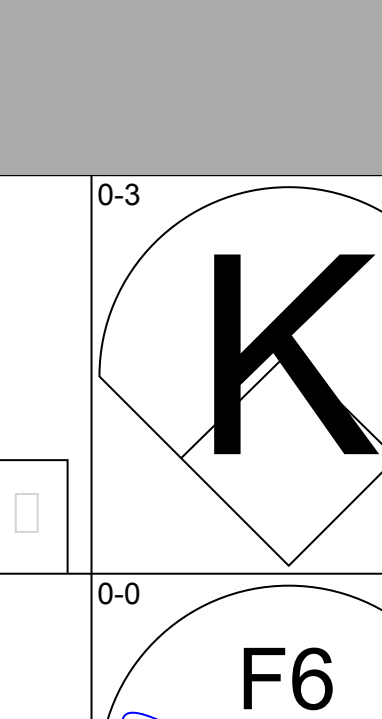
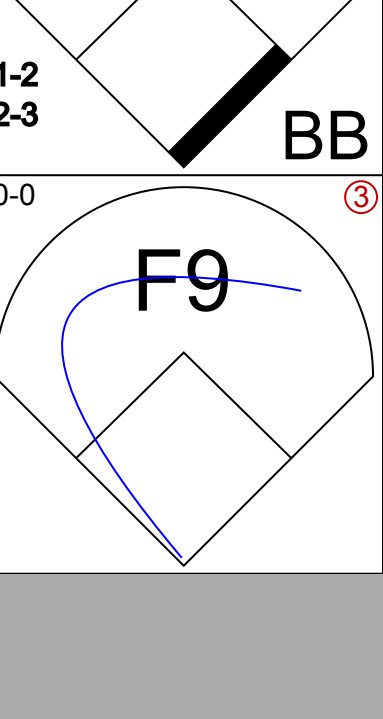
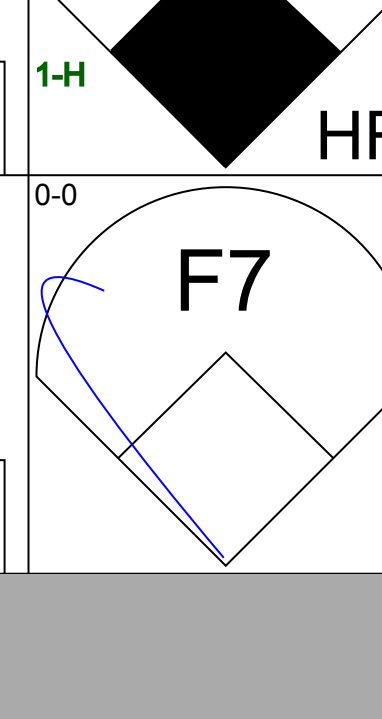

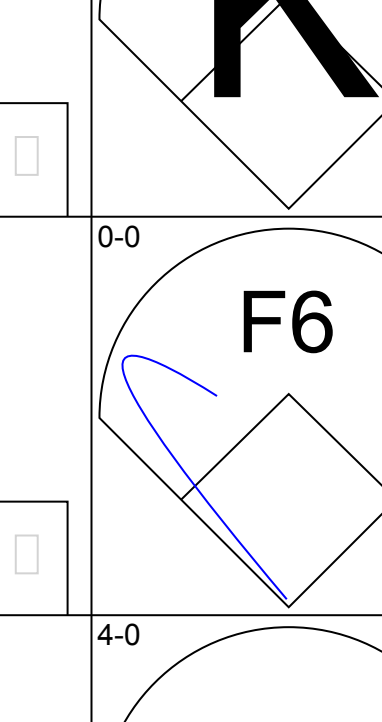
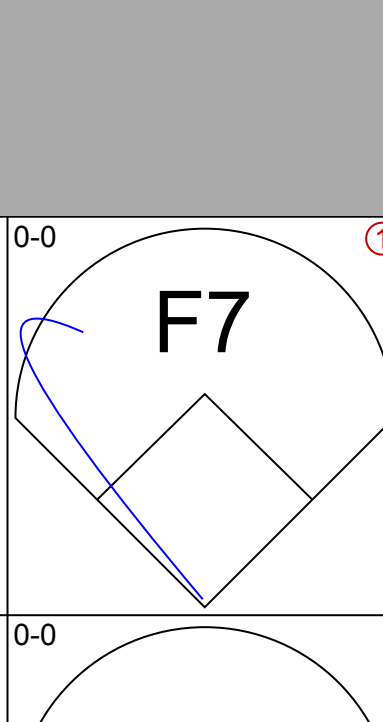
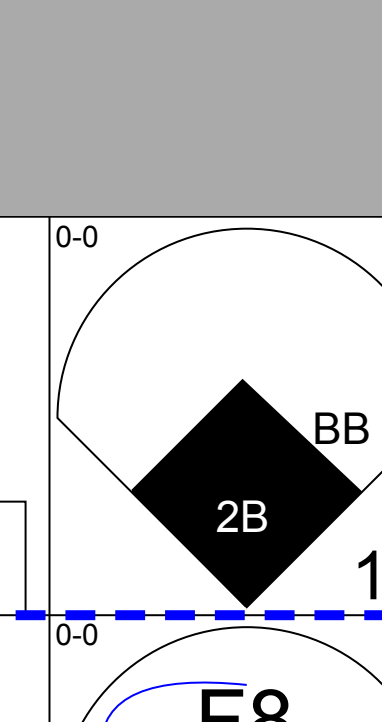
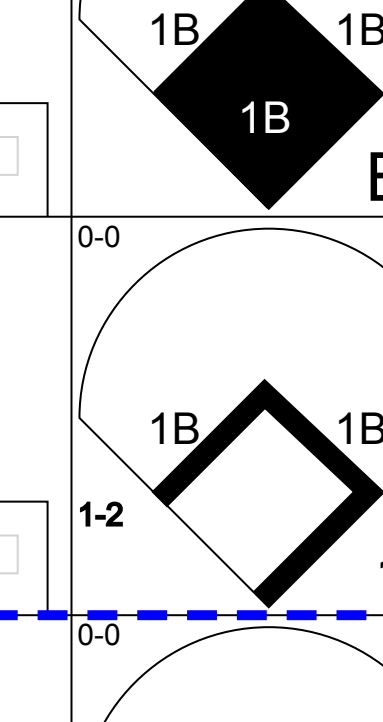
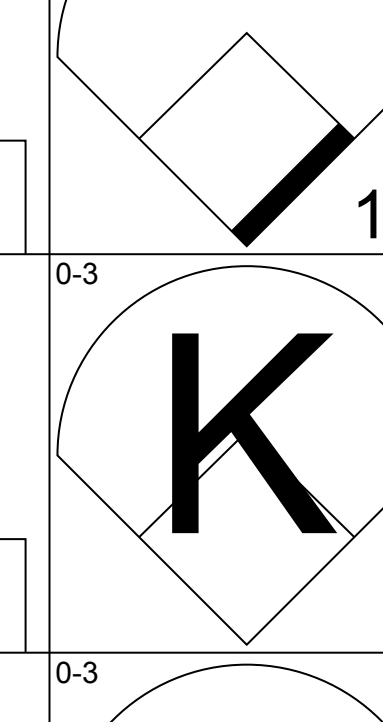
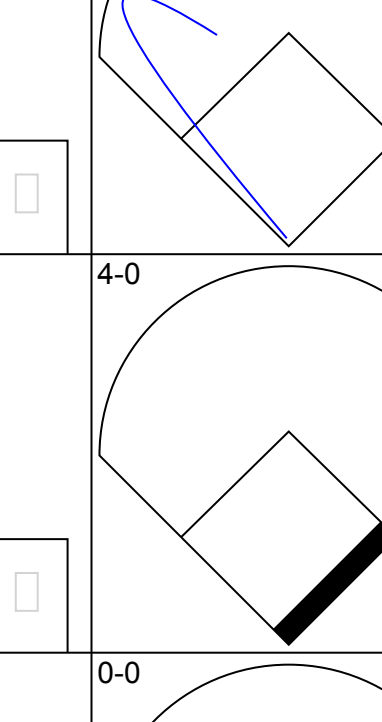
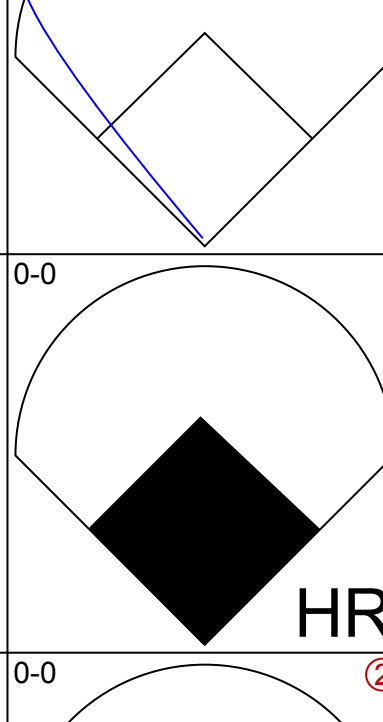
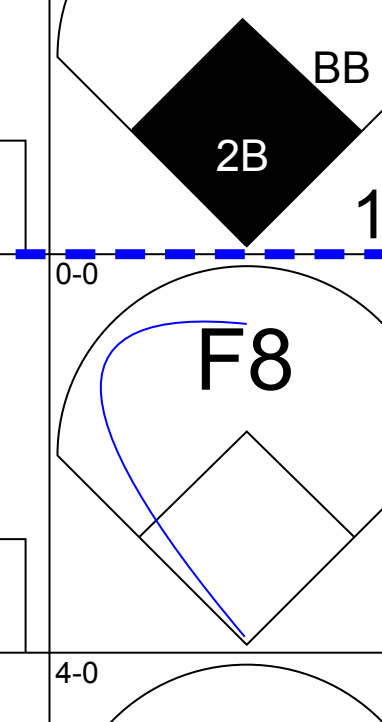
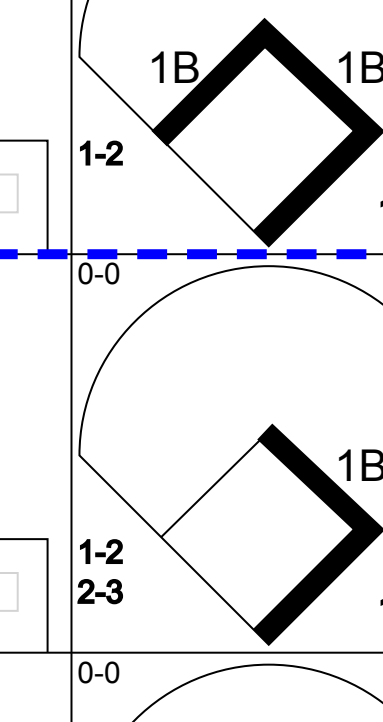
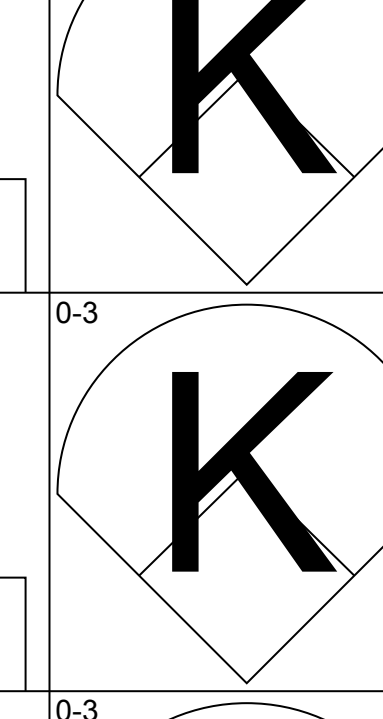
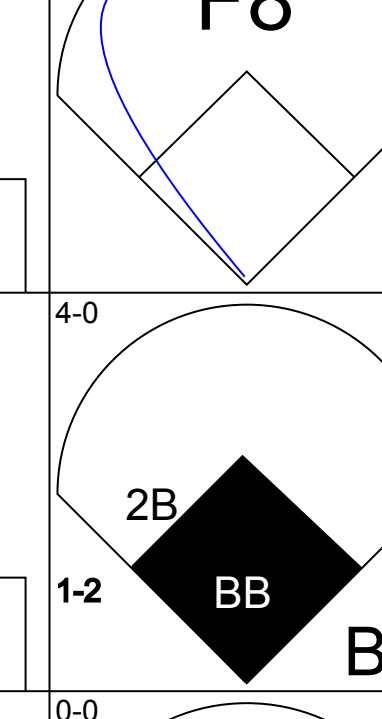
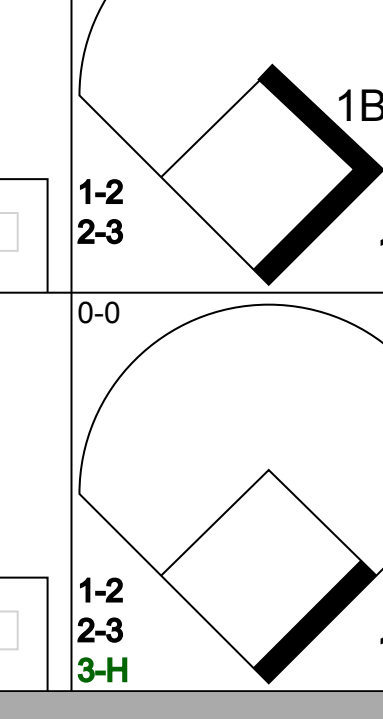
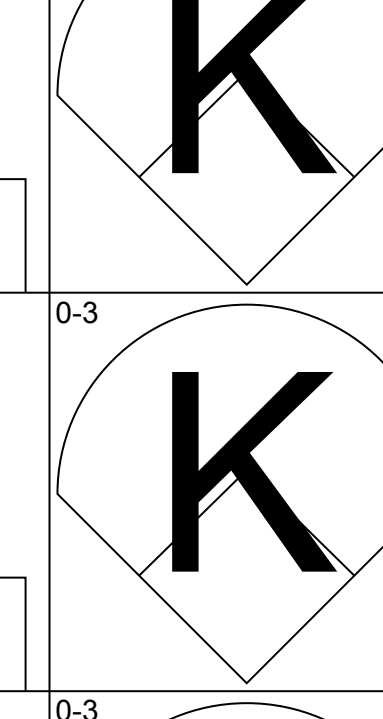
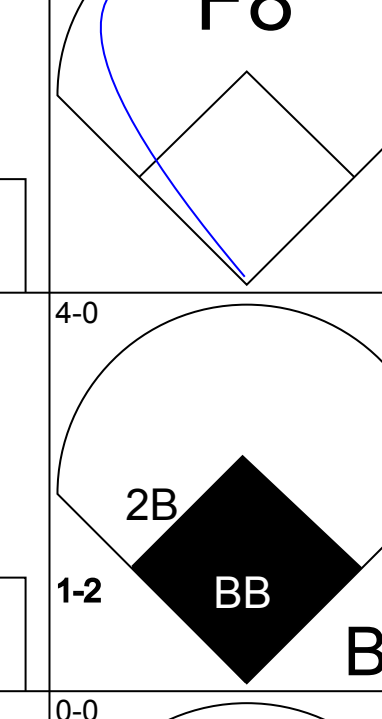
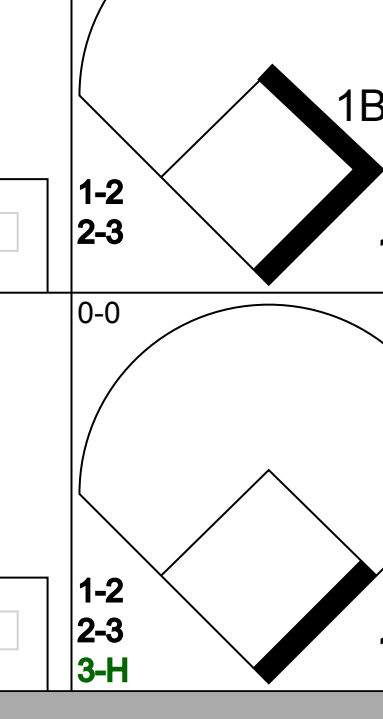
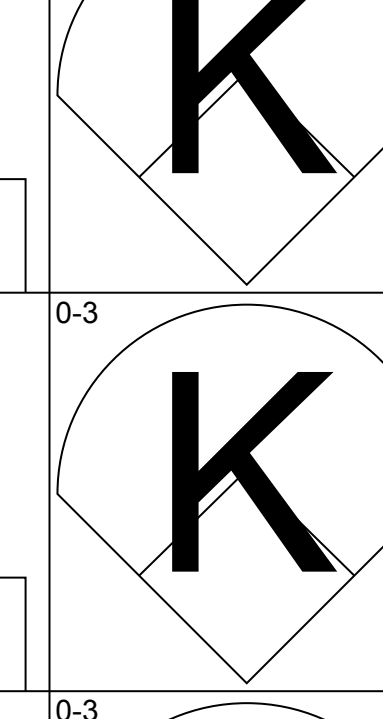
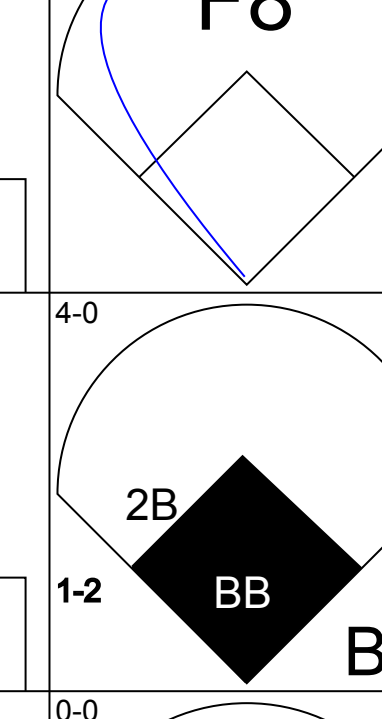
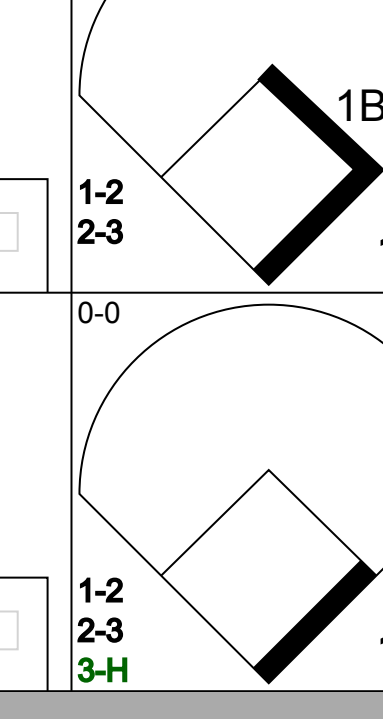
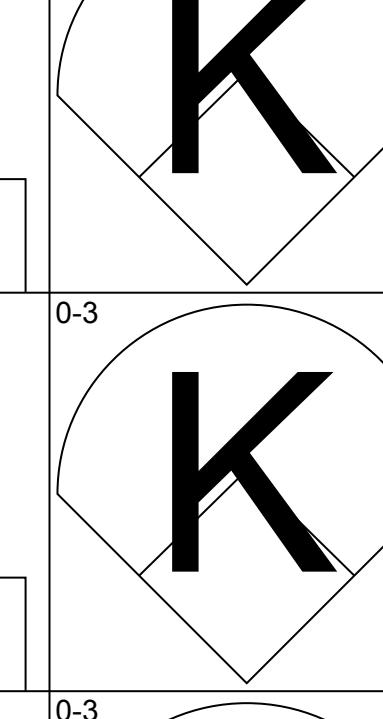
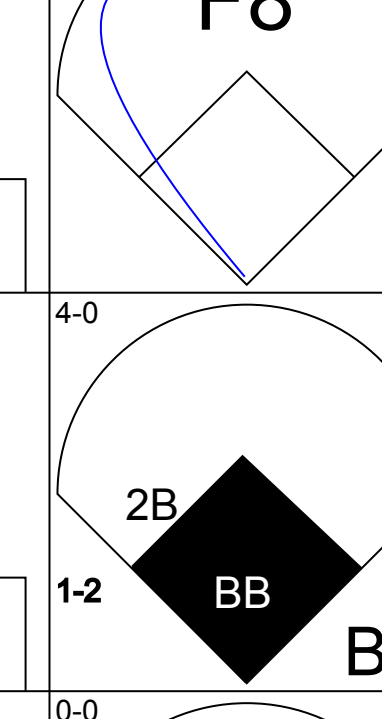
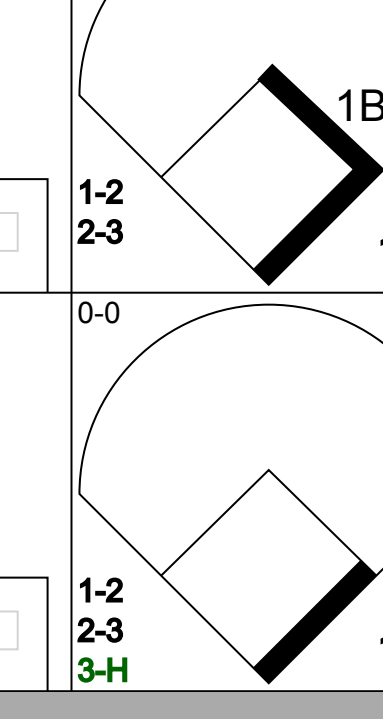
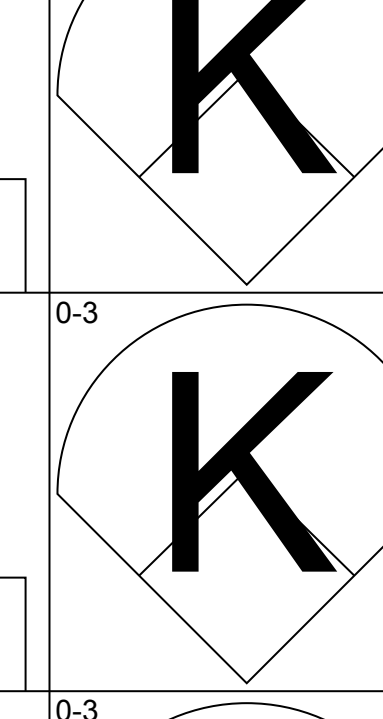
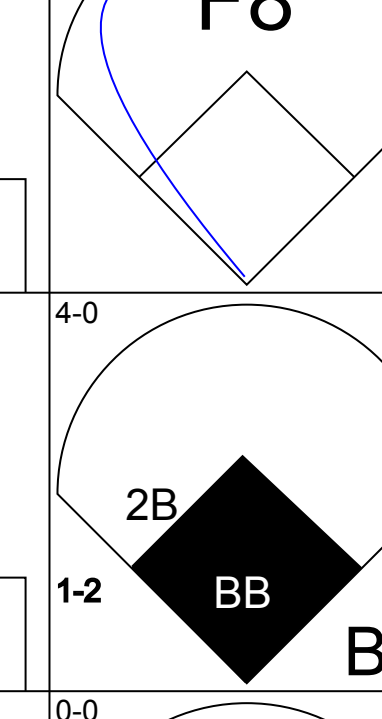
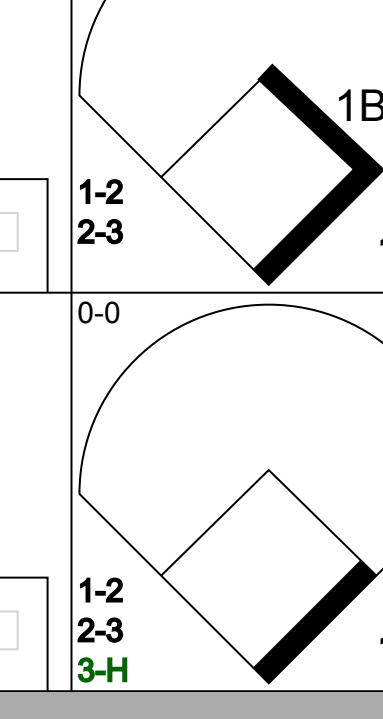
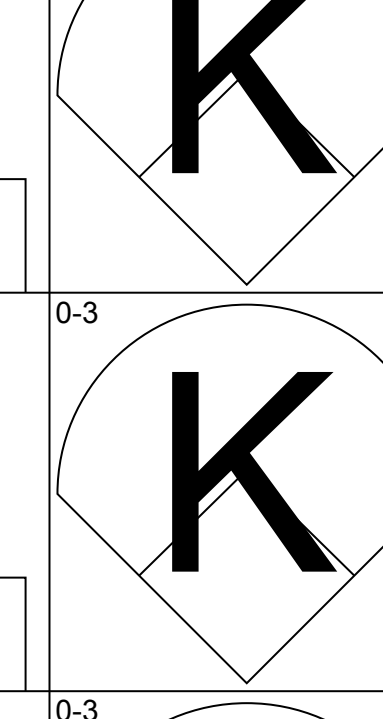
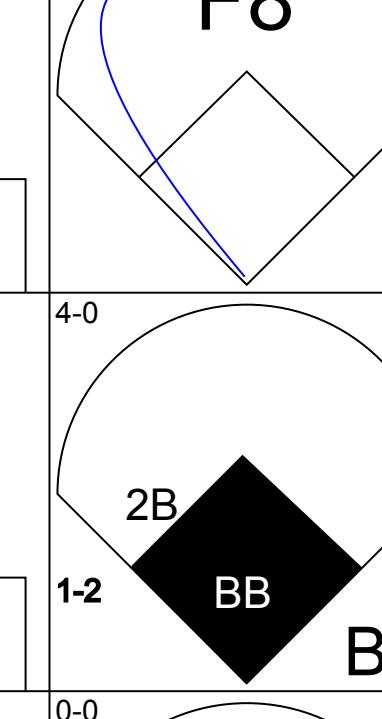
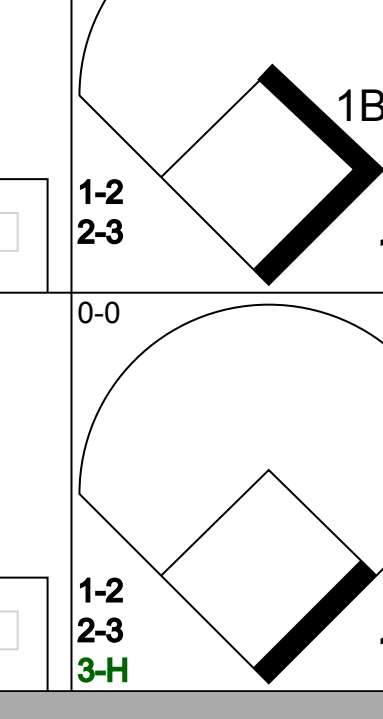
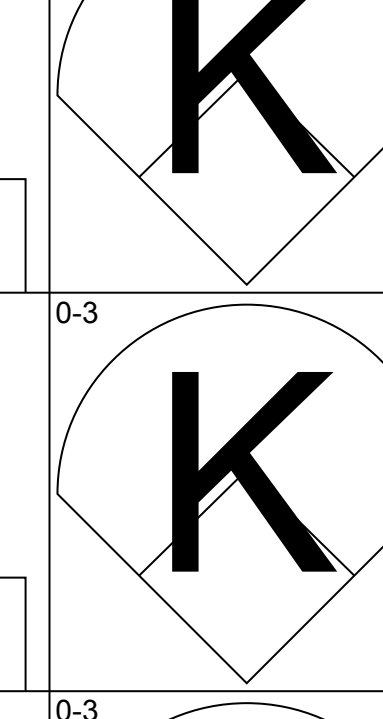
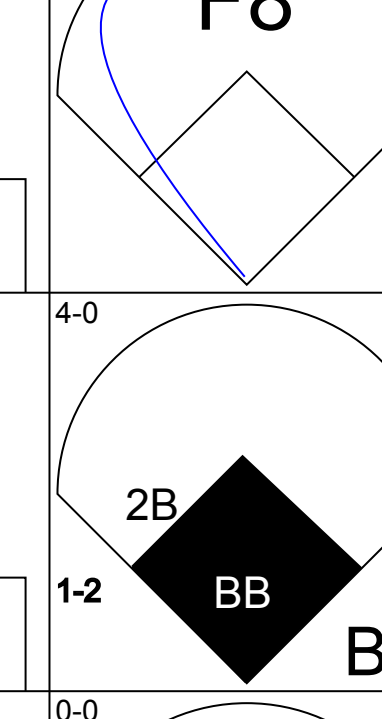
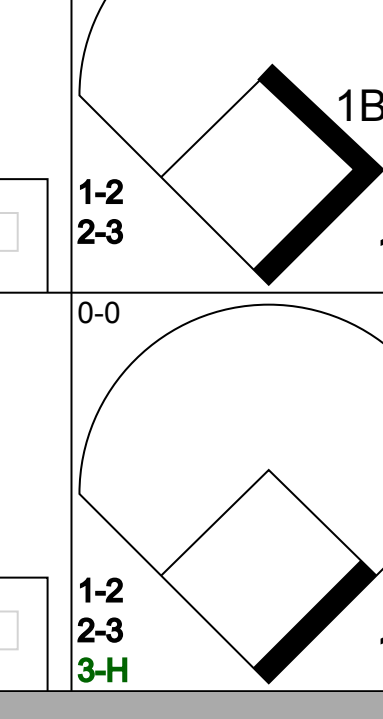
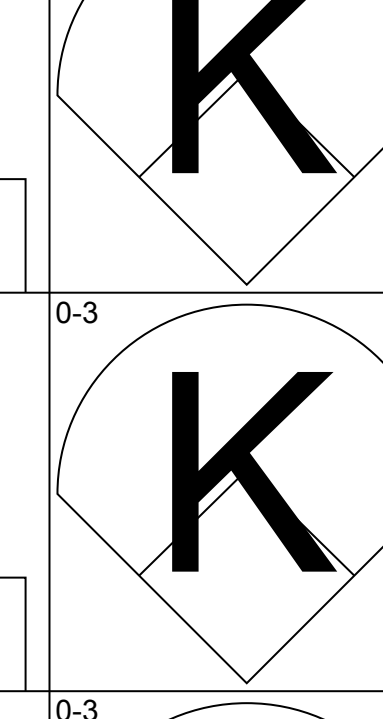
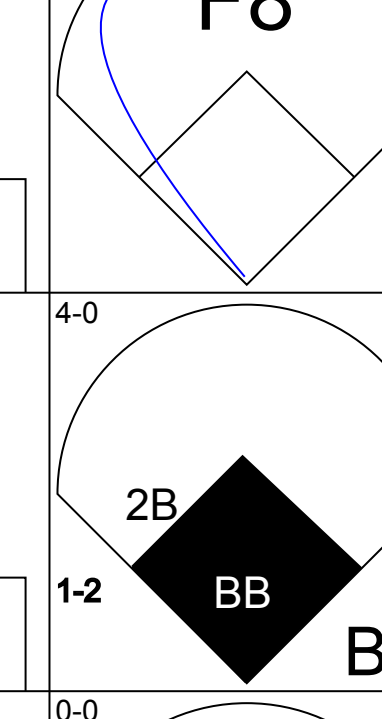
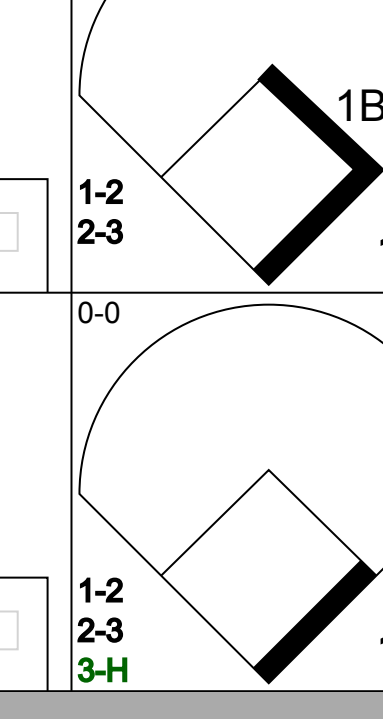


Batter	1	2	3	4	5	6	7	8	9	AB	R	H	RBI	BB	SO	LOB	TOP								
Fred Hatfield, L OBP: 0.386, SLG: 0.402 (1, 5)										4	0	0	0	1	2	1									
Nelle Fox, L OBP: 0.356, SLG: 0.386 (1, 4)										5	1	3	1	0	0	1									
Larry Doby, L OBP: 0.393, SLG: 0.455 (1, 8)										4	0	1	1	1	1	2									
Minnie Minoso, R OBP: 0.422, SLG: 0.469 (1, 7)										5	0	1	0	0	1	3									
Jim Rivera, L OBP: 0.351, SLG: 0.406 (1, 9)										4	0	1	0	0	0	3									
Sherm Lollar, R OBP: 0.382, SLG: 0.448 (1, 2)										3	1	0	0	0	1	1									
Walt Dropo, R OBP: 0.343, SLG: 0.342 (1, 3)										4	1	1	0	0	1	0									
Luis Aparicio, R OBP: 0.293, SLG: 0.333 (1, 6)										4	2	2	2	0	0	0									
Jim Wilson, R OBP: 0.333, SLG: 0.344 (1, 1)										4	1	1	2	0	1	1									
Dick Donovan, L OBP: 0.320, SLG: 0.385 (8, 1)										0	0	0	0	0	0	0									
Gerry Staley, R OBP: 0.200, SLG: 0.158 (8, 1)										0	0	0	0	0	0	0									
Paul LaPalme, L OBP: 0.286, SLG: 0.429 (8, 1)										0	0	0	0	0	0	0									
Ellis Kinder, R OBP: 0.286, SLG: 0.429 (9, 1)										0	0	0	0	0	0	0									
Inning Stats	R: 0 E: 0 K: 1 S: 5	H: 0 LOB: 1 BB: 1 P: 9	R: 0 E: 0 K: 2 S: 7	H: 0 LOB: 0 BB: 0 P: 7	R: 0 E: 0 K: 1 S: 5	H: 0 LOB: 0 BB: 0 P: 5	R: 0 E: 0 K: 1 S: 6	H: 1 LOB: 1 BB: 0 P: 6	R: 4 E: 0 K: 1 S: 10	H: 5 LOB: 2 BB: 0 P: 11	R: 2 E: 0 K: 0 S: 5	H: 2 LOB: 1 BB: 1 P: 9	R: 0 E: 0 K: 0 S: 4	H: 1 LOB: 0 BB: 0 P: 4	R: 0 E: 0 K: 0 S: 3	H: 0 LOB: 0 BB: 0 P: 3	R: 0 E: 0 K: 1 S: 6	H: 1 LOB: 1 BB: 0 P: 6	1B: 5 2B: 3 3B: 0 HR: 2	SF: 0 SAC: 0 DP: 0 HBP: 1	WP: 0 PB: 0 SB: 0 CS: 0	PA: 40			
PITCHER	IP	WLS	BF	H	R	ER	SO	BB	IBB	HBP	BLK	WP	HR	S	P	ERA	WHIP								
Frank Sullivan, R ERA: 3.64 (1, 1)	5.0		23	6	4	4	6	1	0	1	0	0	0	33	38	7.20	1.400								
George Susce, R ERA: 6.3 (6, 1)	3.0		13	3	2	2	0	1	0	0	0	0	2	12	16	6.00	1.333								
Ike Delock, R ERA: 4.37 (9, 1)	1.0	W	4	1	0	0	1	0	0	0	0	0	0	6	6	0.00	1.000								

Chicago White Sox @ Boston Red Sox
Fenway Park, Boston, MA
Wed Aug 22 1956, 3:38 AM EDT
Att: 11,305 - Unknown

AB	37
R	6
H	10
RBI	6
BB	2
SO	7
LOB	12



Batter	1	2	3	4	5	6	7	8	9	AB	R	H	RBI	BB	SO	LOB	BOTTOM									
Mitt Bolling, R OBP: 0.333, SLG: 0.455 (1, 6)										4	0	0	0	1	1	0										
Billy Klaus, L OBP: 0.380, SLG: 0.371 (1, 5)										2	2	2	0	2	0	0										
Norm Zauchin, R OBP: 0.301, SLG: 0.324 (8, PH)										0	0	0	1	1	0	0										
Pete Daley, R OBP: 0.333, SLG: 0.433 (9, 2)										0	0	0	0	0	0	0										
Mickey Vernon, L OBP: 0.414, SLG: 0.543 (1, 3)										5	0	2	0	0	0	5										
Dick Gemert, R OBP: 0.415, SLG: 0.519 (1, 7)										4	1	1	3	1	1	5										
Jackie Jensen, R OBP: 0.396, SLG: 0.494 (1, 9)										4	1	0	0	1	1	4										
Jim Piersall, R OBP: 0.367, SLG: 0.444 (1, 8)										5	1	3	0	0	0	0										
Ted Lepcio, R OBP: 0.357, SLG: 0.493 (1, 4)										4	1	2	1	1	1	2										
Sammy White, R OBP: 0.311, SLG: 0.356 (1, 2)										3	0	0	0	0	1	2										
Ted Williams, L OBP: 0.486, SLG: 0.600 (8, PH)										0	0	0	0	1	0	0										
Billy Consolo, R OBP: 0.250, SLG: 0.143 (8, PR)										1	1	1	1	0	0	0										
Frank Sullivan, R OBP: 0.149, SLG: 0.141 (1, 1)										1	0	0	0	0	1	1										
Billy Goodman, L OBP: 0.349, SLG: 0.403 (5, PH)										1	0	0	0	0	0	0										
George Susce, R OBP: 0.333, SLG: 0.333 (6, 1)										1	0	0	0	0	1	0										
Gene Stephens, L OBP: 0.340, SLG: 0.275 (8, PH)										1	0	1	1	0	0	0										
Ike Delock, R OBP: 0.217, SLG: 0.190 (9, 1)										0	0	0	0	0	0	0										
Inning Stats	R: 1 E: 0 K: 0 S: 5	H: 2 LOB: 1 BB: 0 P: 5	R: 0 E: 0 K: 3 S: 10	H: 1 LOB: 0 BB: 0 P: 10	R: 0 E: 0 K: 1 S: 5	H: 0 LOB: 1 BB: 1 P: 9	R: 0 E: 0 K: 1 S: 5	H: 0 LOB: 1 BB: 1 P: 9	R: 0 E: 0 K: 1 S: 6	H: 1 LOB: 3 BB: 2 P: 14	R: 1 E: 0 K: 1 S: 6	H: 1 LOB: 0 BB: 0 P: 6	R: 2 E: 0 K: 0 S: 5	H: 2 LOB: 0 BB: 0 P: 5	R: 2 E: 0 K: 0 S: 5	H: 2 LOB: 3 BB: 3 P: 17	R: 0 E: 0 K: 0 S: 3	H: 3 LOB: 3 BB: 1 P: 7	1B: 9 2B: 1 3B: 0 HR: 2	SF: 0 SAC: 0 DP: 0 HBP: 0	WP: 0 PB: 0 SB: 0 CS: 0	PA: 44				
PITCHER	IP	WLS	BF	H	R	ER	SO	BB	IBB	HBP	BLK	WP	HR	S	P	ERA	WHIP									
Jim Wilson, R ERA: 4.18 (1, 1)	7.0		33	8	5	5	7	4	0	0	0	0	0	2	43	59	6.43	1.714								
Dick Donovan, R ERA: 4.28 (8, 1)	0.1		3	1	0	0	0	1	0	0	0	0	0	2	6	0.00	6.000									
Gerry Staley, R ERA: 4.13 (8, 1)	0.0		1	0	0	0	0	0	1	0	0	0	0	0	4	∞	∞									
Paul LaPalme, L ERA: 3.59 (8, 1)	0.2	L	5	1	2	2	0	2	0	0	0	0	0	3	11	27.00	4.500									
Ellis Kinder, R ERA: 2.76 (9, 1)	0.0		2	2	0	0	0	0	0	0	0	0	0	2	2	∞	∞									

Chicago White Sox @ Boston Red Sox
Fenway Park, Boston, MA
Wed Aug 22 1956, 3:38 AM EDT
Att: 11,305 - Unknown

AB	36
R	7
H	12
RBI	7
BB	8
SO	7
LOB	19



Batter	1	2	3	4	5	6	7	8	9	AB	R	H	RBI	BB	SO	LOB	TOP			
Luis Aparicio, R OBP: 0.299, SLG: 0.338 (1, 6)										4	3	3	0	0	0	1				
Nellie Fox, L OBP: 0.361, SLG: 0.396 (1, 4)										5	1	5	4	0	0	0				
Larry Doby, L OBP: 0.389, SLG: 0.449 (1, 8)										5	0	0	0	0	3	6				
Minnie Minoso, R OBP: 0.421, SLG: 0.467 Jim Delsing, L OBP: 0.274, SLG: 0.122 (1, 7) (7, 7)										4	1	1	2	0	0	1				
Walt Dropo, R OBP: 0.341, SLG: 0.339 (1, 3)										5	0	1	0	0	0	0				
Jim Rivera, L OBP: 0.343, SLG: 0.411 (1, 9)										5	1	1	1	0	3	2				
Les Moss, R OBP: 0.336, SLG: 0.547 (1, 2)										4	1	2	1	0	1	0				
Fred Hatfield, L OBP: 0.380, SLG: 0.395 (1, 5)										4	0	0	0	0	2	3				
Bob Keegan, R OBP: 0.214, SLG: 0.083 (1, 1)										3	1	1	0	1	0	1				
Inning Stats	R: 3 E: 0 K: 2 S: 12	H: 5 LOB: 2 BB: 0 P: 12	R: 1 E: 0 K: 0 S: 5	H: 2 LOB: 1 BB: 0 P: 5	R: 0 E: 0 K: 1 S: 5	H: 0 LOB: 2 BB: 0 P: 9	R: 0 E: 0 K: 1 S: 5	H: 0 LOB: 0 BB: 0 P: 5	R: 1 E: 0 K: 0 S: 5	H: 1 LOB: 2 BB: 1 P: 10	R: 0 E: 0 K: 0 S: 3	H: 0 LOB: 0 BB: 0 P: 3	R: 3 E: 0 K: 2 S: 11	H: 4 LOB: 1 BB: 0 P: 11	R: 0 E: 0 K: 1 S: 5	H: 0 LOB: 0 BB: 0 P: 5	1B: 12 2B: 0 3B: 1 HR: 1	SF: 0 SAC: 0 DP: 0 HBP: 1	WP: 0 PB: 0 SB: 4 CS: 0	PA: 42
PITCHER	IP WLS BF H R ER SO BB IBB HBP BLK WP HR S P ERA WHIP	IP WLS BF H R ER SO BB IBB HBP BLK WP HR S P ERA WHIP																		
Rip Coleman, L ERA: 3.35 (1, 1)	1.0	8	5	3	3	2	0	0	0	0	0	0	0	0	12	12	27.00	5.000		
Don Larsen, R ERA: 3.79 (2, 1)	8.0	34	9	5	5	8	1	0	1	0	0	0	1	48	53	5.62	1.250			

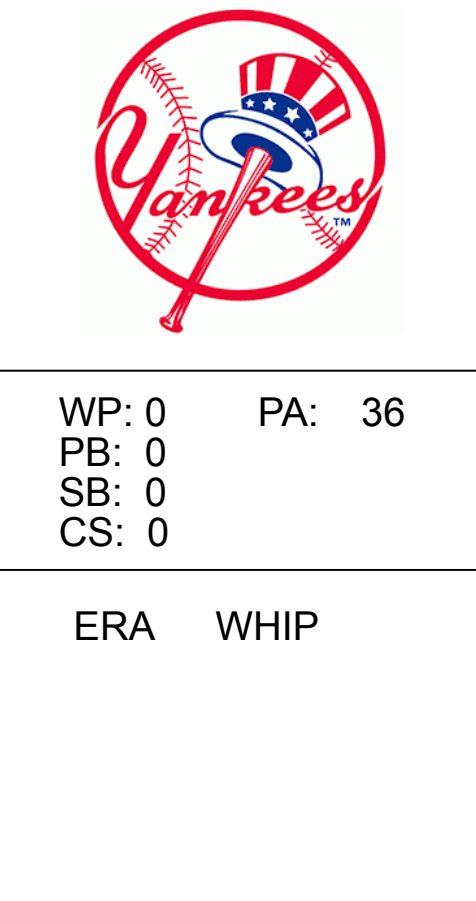
Chicago White Sox @ New York Yankees
Yankee Stadium, Bronx, NY
Thu Aug 23 1956, 3:33 AM EDT
Unknown - 68 F


AB	40
R	8
H	14
RBI	8
BB	1
SO	10
LOB	14


Batter	1	2	3	4	5	6	7	8	9	AB	R	H	RBI	BB	SO	LOB	BOTTOM			
Hank Bauer, R OBP: 0.323, SLG: 0.446 George Wilson, L OBP: 0.189, SLG: 0.188 (8, PH) (9, 9)										2	0	0	0	0	0	0				
Gil McDougald, R OBP: 0.404, SLG: 0.436 Jerry Coleman, R OBP: 0.300, SLG: 0.286 (1, 6) (9, 6)										4	0	1	1	0	1	0				
Mickey Mantle, S OBP: 0.468, SLG: 0.707 (1, 8)										3	0	0	0	1	2	0				
Yogi Berra, L OBP: 0.367, SLG: 0.518 Elston Howard, R OBP: 0.307, SLG: 0.362 (1, 2) (7, 2)										3	1	1	1	0	0	3				
Billy Martin, R OBP: 0.348, SLG: 0.448 (1, 4)										4	1	3	0	0	0	0				
Bill Skowron, R OBP: 0.385, SLG: 0.537 (1, 3)										4	0	1	0	0	0	2				
Norm Siebern, L OBP: 0.275, SLG: 0.359 (1, 7)										4	0	1	1	0	1	1				
Andy Carey, R OBP: 0.314, SLG: 0.344 Tom Carroll, R OBP: 0.400, SLG: 0.400 Mickey McDermott, L OBP: 0.250, SLG: 0.253 (1, 5) (9, 5) (9, PH)										2	1	0	0	1	0	1				
Rip Coleman, L (1, 1)										0	0	0	0	0	0	0				
Don Larsen, R OBP: 0.279, SLG: 0.391 (2, 1)										3	0	1	0	0	0	0				
Tommy Byrne, L OBP: 0.286, SLG: 0.450 (9, PH)										1	0	0	0	0	0	2				
Inning Stats	R: 0 E: 0 K: 1 S: 5	H: 0 LOB: 0 BB: 0 P: 5	R: 1 E: 0 K: 1 S: 6	H: 1 LOB: 0 BB: 0 P: 6	R: 1 E: 0 K: 0 S: 4	H: 2 LOB: 2 BB: 2 P: 12	R: 0 E: 0 K: 0 S: 4	H: 1 LOB: 1 BB: 0 P: 4	R: 0 E: 0 K: 0 S: 3	H: 0 LOB: 0 BB: 0 P: 3	R: 0 E: 0 K: 0 S: 4	H: 1 LOB: 1 BB: 0 P: 4	R: 0 E: 0 K: 2 S: 7	H: 0 LOB: 0 BB: 0 P: 7	R: 1 E: 0 K: 0 S: 6	H: 3 LOB: 2 BB: 0 P: 6	1B: 6 2B: 1 3B: 0 HR: 1	SF: 0 SAC: 1 DP: 1 HBP: 0	WP: 0 PB: 0 SB: 0 CS: 0	PA: 36
PITCHER	IP WLS BF H R ER SO BB IBB HBP BLK WP HR S P ERA WHIP	IP WLS BF H R ER SO BB IBB HBP BLK WP HR S P ERA WHIP																		
Bob Keegan, R ERA: 3.3 (1, 1)	9.0	36	8	3	3	4	2	0	0	0	0	0	1	42	50	3.00	1.111			

Chicago White Sox @ New York Yankees
Yankee Stadium, Bronx, NY
Thu Aug 23 1956, 3:33 AM EDT
Unknown - 68 F

AB	33
R	3
H	8
RBI	3
BB	2
SO	4
LOB	11



Batter	1	2	3	4	5	6	7	8	9	AB	R	H	RBI	BB	SO	LOB	TOP										
Jim Rivera, L OBP: 0.350, SLG: 0.410 (1, 9)	0-3 K	4-0 1B BB	0-0 S		0-0 FC1-2			0-0 F8		4	0	1	2	1	1	2	Chicago White Sox @ New York Yankees Yankee Stadium, Bronx, NY Thu Aug 23 1956, 3:38 AM EDT Att: 22,971 - Unknown - 68 F AB 38 R 6 H 13 RBI 6 BB 4 SO 5 LOB 16 										
Nellie Fox, L OBP: 0.362, SLG: 0.396 (1, 4)	0-0 3B 1B	0-0 1B	0-0 F7		0-0 G3			0-0 1-3		5	1	2	0	0	0	4											
Larry Doby, L OBP: 0.387, SLG: 0.451 (1, 8)	0-0 1B 3B	0-3 K			0-0 1-3			0-0 F7		5	1	1	1	0	1	2											
Minnie Minoso, R OBP: 0.421, SLG: 0.466 (1, 7)	0-0 1B 1B		0-0 F7		0-0 F8			0-0 F7		5	1	2	1	0	0	0											
Sherm Lollar, R OBP: 0.385, SLG: 0.449 (1, 2)	0-0 1B		4-0 1B BB		0-0 K			0-0 6-3		4	1	2	0	1	1	0											
Walt Dropo, R OBP: 0.342, SLG: 0.340 (1, 3)	0-0 1B		0-0 BB 1B		0-0 F4			0-0 F3		5	1	2	1	0	0	1											
Fred Hatfield, L OBP: 0.382, SLG: 0.396 (1, 5)	0-0 G3-6-1		0-0 1B BB		0-0 E9 FC1-2 1B			0-0 F9		4	1	2	1	0	0	2											
Luis Aparicio, R OBP: 0.301, SLG: 0.338 (1, 6)		0-0 L6	4-0 1B BB		0-0 F9			0-0 1B		3	0	1	0	1	0	1											
Dixie Howell, L OBP: 0.333, SLG: 0.625 Paul LaPalme, L OBP: 0.250, SLG: 0.375 (6, 1)	0-0 F8		0-3 K		4-0 FC1-2 BB			0-3 K		2	0	0	0	1	1	3											
Inning Stats	R: 3 E: 0 K: 1 S: 9	H: 5 LOB: 1 BB: 0 P: 9	R: 0 E: 0 K: 1 S: 6	H: 1 LOB: 2 BB: 1 P: 10	R: 3 E: 0 K: 1 S: 8	H: 4 LOB: 2 BB: 2 P: 16	R: 0 E: 0 K: 0 S: 4	H: 1 LOB: 1 BB: 0 P: 4	R: 0 E: 1 K: 0 S: 4	H: 1 LOB: 2 BB: 1 P: 8	R: 0 E: 0 K: 1 S: 5	H: 0 LOB: 0 BB: 0 P: 5	R: 0 E: 0 K: 1 S: 6	H: 1 LOB: 1 BB: 0 P: 6	R: 0 E: 0 K: 0 S: 3	H: 0 LOB: 0 BB: 0 P: 3		R: 0 E: 0 K: 0 S: 3	H: 0 LOB: 0 BB: 0 P: 3	1B: 12 2B: 0 3B: 1 HR: 0	SF: 0 SAC: 0 DP: 1 HBP: 0	WP: 0 PB: 0 SB: 1 CS: 0	PA: 42				
PITCHER	IP	WLS	BF	H	R	ER	SO	BB	IBB	HBP	BLK	WP	HR	S	P	ERA	WHIP										
Bob Turley, R ERA: 4.71 Tommy Byrne, L ERA: 4.04 Bob Grim, R ERA: 3.25	(1, 1)	0.1	L	6	5	3	3	1	0	0	0	0	0	8	8	81.00	15.000										
	(1, 1)	7.2		33	8	3	3	4	4	0	0	0	0	37	53	3.52	1.565										
	(9, 1)	1.0		3	0	0	0	0	0	0	0	0	0	3	3	0.00	0.000										


Batter	1	2	3	4	5	6	7	8	9	AB	R	H	RBI	BB	SO	LOB	BOTTOM											
Hank Bauer, R OBP: 0.324, SLG: 0.445 George Wilson, L OBP: 0.187, SLG: 0.186 Elston Howard, R OBP: 0.305, SLG: 0.359 (6, PH) (7, 9)	0-0 F8		4-0 1B BB		0-0 L3	0-0 F6			0-0 F6	1	0	0	0	1	0	0	Chicago White Sox @ New York Yankees Yankee Stadium, Bronx, NY Thu Aug 23 1956, 3:38 AM EDT Att: 22,971 - Unknown - 68 F AB 38 R 4 H 13 RBI 4 BB 3 SO 4 LOB 16 											
Gil McDougald, R OBP: 0.401, SLG: 0.433 (1, 6)	0-0 6-3		0-0 1B		0-0 2-3			0-0 5-3		5	0	1	0	0	0	0												
Mickey Mantle, S OBP: 0.469, SLG: 0.718 (1, 8)	0-0 1B		0-3 K		0-0 2B 3B			0-0 B1		5	2	3	1	0	1	3												
Yogi Berra, L OBP: 0.369, SLG: 0.522 (1, 2)	0-0 1B		0-0 F9		0-0 WP 2B			0-0 F5		5	0	3	1	0	0	3												
Billy Martin, R OBP: 0.346, SLG: 0.445 (1, 4)	0-0 L6		0-0 1B		0-0 5-3			0-0 F5		5	0	1	1	0	0	4												
Bill Skowron, R OBP: 0.384, SLG: 0.534 (1, 3)		0-0 G6-3 1B			0-0 6-3			0-3 K		4	0	1	0	0	1	0												
Norm Siebern, L OBP: 0.281, SLG: 0.353 (1, 7)		0-0 G6-3			0-0 1-3			4-0 E BB		2	1	0	0	2	0	1												
Andy Carey, R OBP: 0.314, SLG: 0.344 Mickey McDermott, L OBP: 0.245, SLG: 0.227 Jerry Coleman, R OBP: 0.304, SLG: 0.302 (6, PH) (7, 5)	0-3 K		0-0 1B		0-0 1B			0-0 K		2	0	1	0	0	1	0												
Bob Turley, R OBP: 0.279, SLG: 0.256 Tommy Byrne, L OBP: 0.304, SLG: 0.455 Bob Grim, R OBP: 0.211, SLG: 0.063 (9, 1)	0-0 1B BB		0-0 1B		0-0 F8			0-0 E8		0	0	0	0	0	0	0												
Inning Stats	R: 0 E: 0 K: 0 S: 5	H: 2 LOB: 2 BB: 0 P: 5	R: 0 E: 0 K: 1 S: 5	H: 1 LOB: 0 BB: 0 P: 5	R: 1 E: 0 K: 1 S: 7	H: 3 LOB: 3 BB: 1 P: 11	R: 0 E: 0 K: 0 S: 4	H: 1 LOB: 1 BB: 0 P: 4	R: 1 E: 0 K: 0 S: 5	H: 2 LOB: 1 BB: 0 P: 5	R: 0 E: 1 K: 1 S: 6	H: 1 LOB: 2 BB: 1 P: 10	R: 0 E: 0 K: 0 S: 3	H: 0 LOB: 0 BB: 0 P: 3	R: 1 E: 0 K: 1 S: 6	H: 1 LOB: 1 BB: 1 P: 10		R: 1 E: 0 K: 0 S: 5	H: 2 LOB: 1 BB: 0 P: 5	1B: 9 2B: 1 3B: 2 HR: 1	SF: 0 SAC: 0 DP: 1 HBP: 0	WP: 1 PB: 0 SB: 0 CS: 0	PA: 41					
PITCHER	IP	WLS	BF	H	R	ER	SO	BB	IBB	HBP	BLK	WP	HR	S	P	ERA	WHIP											
Dixie Howell, R ERA: 4.89 Paul LaPalme, L ERA: 3.68	(1, 1)	5.2	W	27	10	2	2	3	2	0	0	0	0	31	39	3.18	2.118											
	(6, 1)	3.1	S	14	3	2	2	1	1	0	0	0	0	1	15	19	5.40	1.200										

Batter	1	2	3	4	5	6	7	8	9	AB	R	H	RBI	BB	SO	LOB	TOP			
Jim Rivera, L OBP: 0.349, SLG: 0.408 (1, 9)	0-0 4-3			0-0 L9		0-0 3-4 1B		0-0 5-3		4	0	1	0	0	0	1				
Nellie Fox, L OBP: 0.359, SLG: 0.393 (1, 4)	0-0 F7			0-0 G3		0-0 3-4			0-0 G3	4	0	0	0	0	0	2				
Larry Doby, L OBP: 0.384, SLG: 0.446 (1, 8)	0-0 F3			0-0 G3		0-0 4-3			0-0 F9	4	0	0	0	0	0	2				
Minnie Minoso, R OBP: 0.421, SLG: 0.465 (1, 7)		0-0 F4			0-0 FC5-4 1B		1-0 F8 S G5-3 HBP		0-0 F7	3	0	1	0	0	0	0				
Sherm Lollar, R OBP: 0.382, SLG: 0.445 (1, 2)		0-3 K			0-0 FC5-4 6-3 1-2		0-0 F8 1-3			3	0	0	0	0	1	2				
Walt Dropo, R OBP: 0.338, SLG: 0.336 (1, 3)		0-0 F8			0-0 6-3 1-2		0-0 G5-3 3-H			3	0	0	0	0	0	2				
Fred Hatfield, L OBP: 0.378, SLG: 0.391 (1, 5)			0-0 3-1		0-0 L4			0-0 4-3		3	0	0	0	0	0	1				
Luis Aparicio, R OBP: 0.303, SLG: 0.340 (1, 6)			0-0 F5			0-0 FC1-6 1B		0-0 4-3 1B		3	0	2	0	0	0	0				
Jack Harshman, L OBP: 0.279, SLG: 0.481 (1, 1)			0-3 K			0-0 FC1-6 3-4 1B 1-2		0-0 4-3 1-2		2	0	0	0	0	1	1				
Ron Northey, L OBP: 0.372, SLG: 0.500 (8, PH)										1	0	0	0	0	0	1				
Ellis Kinder, R (8, 1)										0	0	0	0	0	0	0				
Inning Stats	R: 0 E: 0 K: 0 S: 3	H: 0 LOB: 0 BB: 0 P: 3	R: 0 E: 0 K: 1 S: 5	H: 0 LOB: 0 BB: 0 P: 5	R: 0 E: 0 K: 1 S: 5	H: 0 LOB: 0 BB: 0 P: 5	R: 0 E: 0 K: 0 S: 4	H: 1 LOB: 1 BB: 0 P: 4	R: 0 E: 0 K: 0 S: 5	H: 2 LOB: 2 BB: 0 P: 5	R: 0 E: 0 K: 0 S: 2	H: 0 LOB: 0 BB: 0 P: 3	R: 0 E: 0 K: 0 S: 4	H: 1 LOB: 1 BB: 0 P: 4	R: 0 E: 0 K: 0 S: 3	H: 0 LOB: 0 BB: 0 P: 3	1B: 4 2B: 0 3B: 0 HR: 0	SF: 0 SAC: 0 DP: 1 HBP: 1	WP: 0 PB: 0 SB: 1 CS: 0	PA: 31
PITCHER Johnny Kucks, R ERA: 3.87 (1, 1)	IP: 9.0 WLS: W BF: 31 H: 4 R: 0 ER: 0 SO: 2 BB: 0 IBB: 0 HBP: 1 BLK: 0 WP: 0 HR: 0 S: 34 P: 35 ERA: 0.00 WHIP: 0.444															PITCHER				

Chicago White Sox @ New York Yankees
Yankee Stadium, Bronx, NY
Fri Aug 24 1956, 3:33 AM EDT
Att: 34,389 - Unknown - 77 F

livebaseballscorecards.com

AB 30
R 0
H 4
RBI 0
BB 0
SO 2
LOB 12



Batter	1	2	3	4	5	6	7	8	9	AB	R	H	RBI	BB	SO	LOB	BOTTOM			
Hank Bauer, R OBP: 0.321, SLG: 0.441 (1, 9)	0-0 F6		0-0 B3-4			0-3 K		0-3 K		4	0	0	0	0	2	2				
Gil McDougald, R OBP: 0.402, SLG: 0.442 (1, 6)	0-3 K		0-0 F8			0-0 HR		0-0 2B 2-3 1B		4	1	2	1	0	1	0				
Mickey Mantle, S OBP: 0.469, SLG: 0.717 (1, 8)	0-0 6-3			0-3 K		4-0 BB		0-0 2B 1-3 3-H		3	0	1	1	1	1	0				
Yogi Berra, L OBP: 0.370, SLG: 0.520 (1, 2)		0-0 FC5-4 1B		0-0 4-3		0-0 L7		0-0 BB		3	0	1	0	1	0	1				
Billy Martin, R OBP: 0.342, SLG: 0.440 (1, 4)		0-0 F2		0-0 6-3			0-0 F7	0-0 F8		4	0	0	0	0	0	4				
Bill Skowron, R OBP: 0.384, SLG: 0.531 (1, 3)		0-0 FC5-4 1B 1-2			0-0 F8		4-0 CS BB			2	0	0	0	1	0	1				
Elston Howard, R OBP: 0.309, SLG: 0.367 (1, 7)		0-0 FC5-4 1B 1-2		0-0 8-4 2B			0-3 K 1-2			3	0	2	0	0	1	1				
Andy Carey, R OBP: 0.315, SLG: 0.344 (1, 5)		0-0 FC5-4 1-2		0-0 8-4 2-3				0-0 1B SH5-4 2B 1B		3	1	1	0	0	0	3				
Johnny Kucks, R OBP: 0.225, SLG: 0.182 (1, 1)			0-0 B3-4 1B			0-0 L6		0-0 SH5-4 1-2		2	0	1	0	0	0	0				
Inning Stats	R: 0 E: 0 K: 1 S: 5	H: 2 LOB: 2 BB: 0 P: 5	R: 0 E: 0 K: 0 S: 5	H: 1 LOB: 0 BB: 0 P: 3	R: 0 E: 0 K: 1 S: 5	H: 0 LOB: 0 BB: 0 P: 5	R: 0 E: 0 K: 0 S: 3	H: 1 LOB: 0 BB: 0 P: 3	R: 1 E: 0 K: 1 S: 6	H: 1 LOB: 1 BB: 1 P: 10	R: 0 E: 0 K: 1 S: 4	H: 0 LOB: 1 BB: 1 P: 8	R: 1 E: 0 K: 1 S: 8	H: 3 LOB: 3 BB: 1 P: 12	R: 0 E: 0 K: 0 S: 3	H: 0 LOB: 0 BB: 0 P: 3	1B: 5 2B: 5 3B: 0 HR: 1	SF: 0 SAC: 1 DP: 3 HBP: 0	WP: 0 PB: 0 SB: 0 CS: 1	PA: 32
PITCHER Jack Harshman, L ERA: 3.07 (1, 1)	IP: 7.0 WLS: L BF: 25 H: 5 R: 1 ER: 1 SO: 4 BB: 2 IBB: 0 HBP: 0 BLK: 0 WP: 0 HR: 1 S: 31 P: 39 ERA: 1.29 WHIP: 1.000															PITCHER				
Ellis Kinder, R ERA: 2.89 (8, 1)	IP: 1.0 WLS: 7 BF: 3 H: 3 R: 1 ER: 1 SO: 1 BB: 0 IBB: 0 HBP: 0 BLK: 0 WP: 0 HR: 0 S: 8 P: 12 ERA: 9.00 WHIP: 4.000															PITCHER				

Chicago White Sox @ New York Yankees
Yankee Stadium, Bronx, NY
Fri Aug 24 1956, 3:33 AM EDT
Att: 34,389 - Unknown - 77 F

livebaseballscorecards.com

AB 28
R 2
H 8
RBI 2
BB 3
SO 5
LOB 12



Batter	1	2	3	4	5	6	7	8	9	AB	R	H	RBI	BB	SO	LOB	TOP				
Luis Aparicio, R OBP: 0.304, SLG: 0.341 (1, 6)	F7		F7			F7	E8		F5	5	0	2	1	0	0	0					
Nellie Fox, L OBP: 0.360, SLG: 0.394 (1, 4)	FC6-4		F8			1B	L5			4	1	2	0	0	0	2					
Larry Doby, L OBP: 0.385, SLG: 0.447 (1, 8)	F7				F9					4	1	2	0	0	0	1					
Minnie Minoso, R OBP: 0.418, SLG: 0.462 (1, 7)	FC6-4				5-3		SF8		4-3	3	0	0	1	0	0	2					
Sherm Lollar, R OBP: 0.383, SLG: 0.444 (1, 2)		F8					F7			3	0	1	1	1	0	1					
Walt Dropo, R OBP: 0.333, SLG: 0.331 (1, 3)	K				K				FC6-4	4	0	0	0	0	2	2					
Jim Rivera, L OBP: 0.346, SLG: 0.404 (1, 9)					F7		K		K	4	0	0	0	0	2	1					
Fred Hatfield, L OBP: 0.376, SLG: 0.386 (1, 5)			F9		K				6-3	3	1	0	0	1	1	0					
Dick Donovan, L OBP: 0.316, SLG: 0.377 (1, 1)			K		4-3				K	4	1	1	0	0	2	0					
Inning Stats	R: 0 E: 0 K: 0 S: 4	H: 1 LOB: 1 BB: 0 P: 4	R: 0 E: 0 K: 1 S: 5	H: 0 LOB: 0 BB: 0 P: 5	R: 0 E: 0 K: 1 S: 6	H: 1 LOB: 1 BB: 0 P: 6	R: 0 E: 0 K: 1 S: 5	H: 0 LOB: 0 BB: 0 P: 9	R: 0 E: 0 K: 1 S: 5	H: 0 LOB: 0 BB: 0 P: 5	R: 1 E: 0 K: 1 S: 7	H: 2 LOB: 1 BB: 1 P: 11	R: 1 E: 0 K: 1 S: 7	H: 2 LOB: 1 BB: 0 P: 7	R: 0 E: 0 K: 1 S: 5	H: 0 LOB: 0 BB: 0 P: 5	1B: 8 2B: 0 3B: 0 HR: 0	SF: 1 SAC: 0 DP: 0 HBP: 0	WP: 0 PB: 0 CS: 0	PA: 37	
PITCHER	IP WLS BF H R ER SO BB IBB HBP BLK WP HR S P ERA WHIP	IP WLS BF H R ER SO BB IBB HBP BLK WP HR S P ERA WHIP	IP WLS BF H R ER SO BB IBB HBP BLK WP HR S P ERA WHIP	IP WLS BF H R ER SO BB IBB HBP BLK WP HR S P ERA WHIP	IP WLS BF H R ER SO BB IBB HBP BLK WP HR S P ERA WHIP	IP WLS BF H R ER SO BB IBB HBP BLK WP HR S P ERA WHIP	IP WLS BF H R ER SO BB IBB HBP BLK WP HR S P ERA WHIP	IP WLS BF H R ER SO BB IBB HBP BLK WP HR S P ERA WHIP	IP WLS BF H R ER SO BB IBB HBP BLK WP HR S P ERA WHIP	IP WLS BF H R ER SO BB IBB HBP BLK WP HR S P ERA WHIP	IP WLS BF H R ER SO BB IBB HBP BLK WP HR S P ERA WHIP	IP WLS BF H R ER SO BB IBB HBP BLK WP HR S P ERA WHIP	IP WLS BF H R ER SO BB IBB HBP BLK WP HR S P ERA WHIP	IP WLS BF H R ER SO BB IBB HBP BLK WP HR S P ERA WHIP	IP WLS BF H R ER SO BB IBB HBP BLK WP HR S P ERA WHIP	IP WLS BF H R ER SO BB IBB HBP BLK WP HR S P ERA WHIP	IP WLS BF H R ER SO BB IBB HBP BLK WP HR S P ERA WHIP	IP WLS BF H R ER SO BB IBB HBP BLK WP HR S P ERA WHIP	IP WLS BF H R ER SO BB IBB HBP BLK WP HR S P ERA WHIP	IP WLS BF H R ER SO BB IBB HBP BLK WP HR S P ERA WHIP	IP WLS BF H R ER SO BB IBB HBP BLK WP HR S P ERA WHIP

Chicago White Sox @ New York Yankees
Yankee Stadium, Bronx, NY
Sat Aug 25 1956, 3:33 AM EDT
Att: 54,449 - Unknown

AB	34
R	4
H	8
RBI	3
BB	2
SO	7
LOB	9



Batter	1	2	3	4	5	6	7	8	9	AB	R	H	RBI	BB	SO	LOB	BOTTOM				
Hank Bauer, R OBP: 0.318, SLG: 0.436 (1, 9)	6-3		F9			K			6-3	4	0	0	0	0	1	0					
Gil McDougald, R OBP: 0.403, SLG: 0.446 (1, 6)					HR	F2			F6	4	1	2	0	0	0	0					
Mickey Mantle, S OBP: 0.471, SLG: 0.724 (1, 8)					HR	1B			FC1-6	4	1	3	2	0	0	1					
Yogi Berra, L OBP: 0.369, SLG: 0.518 (1, 2)			F9		L3				FC1-6	4	0	1	0	0	0	2					
Billy Martin, R OBP: 0.339, SLG: 0.435 (1, 4)		L5			6-3				F8	4	0	0	0	0	0	3					
Bill Skowron, R OBP: 0.380, SLG: 0.525 (1, 3)		K			6-3				F5	4	0	0	0	0	1	1					
Norm Siebern, L OBP: 0.277, SLG: 0.348 (1, 7)					3-1				F8	2	0	0	0	0	0	0					
Elston Howard, R OBP: 0.308, SLG: 0.365 (6, 7)									F8	1	0	0	0	0	0	0					
Andy Carey, R OBP: 0.312, SLG: 0.342 (1, 5)					F6				F2	3	0	0	0	0	0	0					
Whitey Ford, L OBP: 0.288, SLG: 0.224 (1, 1)										2	0	0	0	0	1	0					
Mickey McDermott, L OBP: 0.250, SLG: 0.222 (8, PH)										1	0	0	0	0	1	0					
Bob Grim, R OBP: 0.211, SLG: 0.063 (9, 1)										0	0	0	0	0	0	0					
Inning Stats	R: 0 E: 0 K: 0 S: 4	H: 1 LOB: 1 BB: 0 P: 4	R: 0 E: 0 K: 1 S: 5	H: 0 LOB: 0 BB: 0 P: 5	R: 0 E: 0 K: 1 S: 3	H: 0 LOB: 0 BB: 0 P: 3	R: 2 E: 0 K: 0 S: 5	H: 2 LOB: 0 BB: 0 P: 5	R: 0 E: 0 K: 1 S: 7	H: 2 LOB: 2 BB: 0 P: 7	R: 0 E: 0 K: 1 S: 3	H: 0 LOB: 0 BB: 0 P: 3	R: 0 E: 0 K: 1 S: 5	H: 0 LOB: 0 BB: 0 P: 5	R: 0 E: 0 K: 1 S: 4	H: 1 LOB: 1 BB: 0 P: 4	1B: 4 2B: 1 3B: 0 HR: 1	SF: 0 SAC: 0 DP: 0 HBP: 0	WP: 0 PB: 0 CS: 0	PA: 33	
PITCHER	IP WLS BF H R ER SO BB IBB HBP BLK WP HR S P ERA WHIP	IP WLS BF H R ER SO BB IBB HBP BLK WP HR S P ERA WHIP	IP WLS BF H R ER SO BB IBB HBP BLK WP HR S P ERA WHIP	IP WLS BF H R ER SO BB IBB HBP BLK WP HR S P ERA WHIP	IP WLS BF H R ER SO BB IBB HBP BLK WP HR S P ERA WHIP	IP WLS BF H R ER SO BB IBB HBP BLK WP HR S P ERA WHIP	IP WLS BF H R ER SO BB IBB HBP BLK WP HR S P ERA WHIP	IP WLS BF H R ER SO BB IBB HBP BLK WP HR S P ERA WHIP	IP WLS BF H R ER SO BB IBB HBP BLK WP HR S P ERA WHIP	IP WLS BF H R ER SO BB IBB HBP BLK WP HR S P ERA WHIP	IP WLS BF H R ER SO BB IBB HBP BLK WP HR S P ERA WHIP	IP WLS BF H R ER SO BB IBB HBP BLK WP HR S P ERA WHIP	IP WLS BF H R ER SO BB IBB HBP BLK WP HR S P ERA WHIP	IP WLS BF H R ER SO BB IBB HBP BLK WP HR S P ERA WHIP	IP WLS BF H R ER SO BB IBB HBP BLK WP HR S P ERA WHIP	IP WLS BF H R ER SO BB IBB HBP BLK WP HR S P ERA WHIP	IP WLS BF H R ER SO BB IBB HBP BLK WP HR S P ERA WHIP	IP WLS BF H R ER SO BB IBB HBP BLK WP HR S P ERA WHIP	IP WLS BF H R ER SO BB IBB HBP BLK WP HR S P ERA WHIP	IP WLS BF H R ER SO BB IBB HBP BLK WP HR S P ERA WHIP	IP WLS BF H R ER SO BB IBB HBP BLK WP HR S P ERA WHIP

Chicago White Sox @ New York Yankees
Yankee Stadium, Bronx, NY
Sat Aug 25 1956, 3:33 AM EDT
Att: 54,449 - Unknown

AB	33
R	2
H	6
RBI	2
BB	0
SO	4
LOB	7




Batter	1	2	3	4	5	6	7	8	9	AB	R	H	RBI	BB	SO	LOB	TOP					
Luis Aparicio, R OBP: 0.302, SLG: 0.337 (1, 6)	5-3		G6-4-3		4-3		FC5-4			4	0	0	0	0	0	2	Chicago White Sox @ Baltimore Orioles Memorial Stadium, Baltimore, MD Sun Aug 26 1956, 3:33 AM EDT Unknown					
Nelle Fox, L OBP: 0.358, SLG: 0.391 (1, 4)	F6			3-1	4-3			6-3		4	0	0	0	0	0	0						
Larry Doby, L OBP: 0.364, SLG: 0.444 Jim Delsing, L OBP: 0.274, SLG: 0.122 (8, 8)	K			BB 1B HBP	4-3			K		3	1	0	0	0	2	0						
Minnie Minoso, R OBP: 0.421, SLG: 0.463 (1, 7)		6-3		BB 1B	FC6-4 1B			BB		3	0	2	0	1	0	0						
Walt Dropo, R OBP: 0.332, SLG: 0.333 (1, 3)				F8	K			F7		4	0	1	0	0	1	4						
Les Moss, R OBP: 0.333, SLG: 0.531 (1, 2)		2B		BB BB	FC6-4			5-3		3	0	0	0	1	0	2						
Bubba Phillips, R OBP: 0.279, SLG: 0.345 (1, 9)		6-3		BB BB			6-3	F3		3	0	0	1	1	0	1						
Fred Hatfield, L OBP: 0.371, SLG: 0.380 (1, 5)			3-1	K			K	4-3		4	0	0	0	0	2	3						
Billy Pierce, L OBP: 0.149, SLG: 0.108 (1, 1)					4-3					3	0	2	0	0	0	0						
Inning Stats	R: 0 E: 0 K: 1 S: 5	H: 0 LOB: 0 BB: 0 P: 5	R: 0 E: 0 K: 0 S: 4	H: 1 LOB: 1 BB: 0 P: 4	R: 0 E: 0 K: 0 S: 3	H: 1 LOB: 0 BB: 0 P: 3	R: 1 E: 0 K: 1 S: 6	H: 1 LOB: 3 BB: 2 P: 15	R: 0 E: 0 K: 0 S: 3	H: 0 LOB: 0 BB: 0 P: 3	R: 0 E: 0 K: 1 S: 6	H: 1 LOB: 1 BB: 0 P: 6	R: 0 E: 0 K: 1 S: 6	H: 1 LOB: 0 BB: 0 P: 6	R: 0 E: 0 K: 0 S: 5	H: 0 LOB: 1 BB: 1 P: 9		R: 0 E: 0 K: 0 S: 3	H: 0 LOB: 0 BB: 0 P: 3	1B: 4 2B: 1 3B: 0 HR: 0	SF: 0 SAC: 0 DP: 1 HBP: 1	WP: 0 PB: 0 CS: 0
PITCHER Bill Wight, L ERA: 4.26 (1, 1)	IP: 9.0 WLS: W BF: 35 H: 5 R: 1 ER: 1 SO: 5 BB: 3 IBB: 0 HBP: 1 BLK: 0 WP: 0 HR: 0 S: 41 P: 54 ERA: 1.00 WHIP: 0.889															PITCHER Bill Wight, L ERA: 4.26 (1, 1)	IP: 9.0 WLS: W BF: 35 H: 5 R: 1 ER: 1 SO: 5 BB: 3 IBB: 0 HBP: 1 BLK: 0 WP: 0 HR: 0 S: 41 P: 54 ERA: 1.00 WHIP: 0.889					

Batter	1	2	3	4	5	6	7	8	9	AB	R	H	RBI	BB	SO	LOB	BOTTOM			
Dick Williams, R OBP: 0.333, SLG: 0.475 (1, 8)	1B E BB	E6 2H 3B		K			6-3			3	2	1	1	1	1	1	Chicago White Sox @ Baltimore Orioles Memorial Stadium, Baltimore, MD Sun Aug 26 1956, 3:33 AM EDT Unknown			
Bob Boyd, L OBP: 0.402, SLG: 0.445 (1, 3)	E7 1H 1B	L4		K			F9			4	0	1	0	0	1	1				
George Kell, R OBP: 0.354, SLG: 0.417 (1, 5)	F8	F3			5-3		5-3			4	0	0	0	0	0	0				
Bob Nieman, R OBP: 0.438, SLG: 0.519 (1, 7)	1B		K		F4			E FC4-2 1B		4	0	2	0	0	1	0				
Gus Triandos, R OBP: 0.349, SLG: 0.423 (1, 2)	K		K					E7 FC4-2 2B 1B		4	1	2	0	0	2	1				
Tito Francona, L OBP: 0.337, SLG: 0.376 (1, 9)		1B 2B 1B			K			FC4-2 2B S		4	2	2	0	0	1	3				
Billy Gardner, R OBP: 0.286, SLG: 0.338 (1, 4)		2B 1B		F8		F2		F4		4	1	1	0	0	0	3				
Willy Miranda, S OBP: 0.287, SLG: 0.295 (1, 6)					F3		F9	S WP 2B		4	2	2	3	0	0	0				
Bill Wight, L OBP: 0.212, SLG: 0.196 (1, 1)			K			F9		K		4	0	1	0	0	2	1				
Inning Stats	R: 1 E: 1 K: 1 S: 6	H: 2 LOB: 1 BB: 1 P: 10	R: 4 E: 1 K: 1 S: 9	H: 4 LOB: 0 BB: 0 P: 9	R: 0 E: 0 K: 2 S: 8	H: 1 LOB: 1 BB: 0 P: 8	R: 0 E: 0 K: 2 S: 8	H: 1 LOB: 1 BB: 0 P: 8	R: 0 E: 0 K: 0 S: 3	H: 0 LOB: 0 BB: 0 P: 3	R: 0 E: 0 K: 0 S: 3	H: 0 LOB: 0 BB: 0 P: 3	R: 0 E: 0 K: 1 S: 3	H: 3 LOB: 0 BB: 0 P: 8	R: 3 E: 1 K: 1 S: 8	H: 3 LOB: 0 BB: 0 P: 8		1B: 9 2B: 2 3B: 1 HR: 0	SF: 0 SAC: 0 DP: 0 HBP: 0	WP: 1 PB: 0 CS: 0
PITCHER Bill Wight, L ERA: 3.4 (1, 1)	IP: 8.0 WLS: L BF: 36 H: 12 R: 8 ER: 6 SO: 8 BB: 1 IBB: 0 HBP: 0 BLK: 0 WP: 1 HR: 0 S: 51 P: 55 ERA: 6.75 WHIP: 1.625															PITCHER Bill Wight, L ERA: 3.4 (1, 1)	IP: 8.0 WLS: L BF: 36 H: 12 R: 8 ER: 6 SO: 8 BB: 1 IBB: 0 HBP: 0 BLK: 0 WP: 1 HR: 0 S: 51 P: 55 ERA: 6.75 WHIP: 1.625			

Batter	1	2	3	4	5	6	7	8	9	AB	R	H	RBI	BB	SO	LOB	TOP										
Jim Rivera, L OBP: 0.342, SLG: 0.399 (1, 9)	0-0 1-3		0-0 5-3		0-0 F3		0-0 F5			4	0	0	0	0	0	0											
Nelle Fox, L OBP: 0.355, SLG: 0.388 (1, 4)	0-0 F8		0-0 F3		0-0 F8			0-0 F3		4	0	0	0	0	0	0											
Larry Doby, L OBP: 0.363, SLG: 0.442 (1, 8)	0-0 F9			WP 2B 1B	4-3			0-0 L4		4	1	1	0	0	0	0											
Minnie Minoso, R OBP: 0.417, SLG: 0.459 (1, 7)		0-0 F9		K		0-0 F9		0-0 5-3		4	0	0	0	0	1	1											
Dave Philley, S OBP: 0.327, SLG: 0.350 Wall Drogo, R OBP: 0.331, SLG: 0.332 (1, 3) (6, 3)		4-0 HR BB		F8 1B 2B		0-0 F8			0-0 1-3	2	2	1	1	1	0	0											
Sherm Lollar, R OBP: 0.384, SLG: 0.443 (1, 2)		0-3 K		1-0 1B HBP		0-0 1B			0-0 F8	3	1	1	0	0	1	1											
Fred Hatfield, L OBP: 0.369, SLG: 0.390 (1, 5)		0-0 1-H HR		0-0 F8		0-0 F8			0-0 4-1	4	1	1	2	0	0	3											
Luis Aparicio, R OBP: 0.302, SLG: 0.337 (1, 6)		0-3 K		0-0 1-H 3-H 1B			0-0 F8			3	0	1	2	0	1	0											
Gerry Staley, R OBP: 0.174, SLG: 0.136 (1, 1)			0-0 6-3		0-0 F2		0-0 F5			3	0	0	0	0	0	1											
Inning Stats	R: 0 E: 0 K: 0 S: 3	H: 0 LOB: 0 BB: 0 P: 3	R: 2 E: 0 K: 2 S: 8	H: 1 LOB: 0 BB: 1 P: 12	R: 0 E: 0 K: 1 S: 3	H: 0 LOB: 0 BB: 0 P: 3	R: 3 E: 0 K: 1 S: 8	H: 3 LOB: 1 BB: 0 P: 9	R: 0 E: 0 K: 0 S: 3	H: 0 LOB: 1 BB: 0 P: 4	R: 0 E: 0 K: 0 S: 3	H: 0 LOB: 0 BB: 0 P: 3	R: 0 E: 0 K: 0 S: 3	H: 0 LOB: 0 BB: 0 P: 3	R: 0 E: 0 K: 0 S: 3	H: 0 LOB: 0 BB: 0 P: 3	1B: 3 2B: 1 3B: 0 HR: 1	SF: 0 SAC: 0 DP: 0 HBP: 1	WP: 1 PB: 0 CS: 1	PA: 34							
PITCHER	IP	WLS	BF	H	R	ER	SO	BB	IBB	HBP	BLK	WP	HR	S	P	ERA	WHIP										
Hal Brown, R ERA: 3.8 George Zuverink, R ERA: 3.79	(1, 1) (9, 1)	8.0 3	L 3	31 0	5 0	5 0	3 0	1 0	0 0	1 0	0 0	1 0	1 3	35 3	40 3	5.62 0.00	0.750 0.000										

Chicago White Sox @ Baltimore Orioles
Memorial Stadium, Baltimore, MD
Sun Aug 26 1956, 3:38 AM EDT
Att: 12,757 - Unknown


AB	32
R	5
H	5
RBI	5
BB	1
SO	3
LOB	6



Batter	1	2	3	4	5	6	7	8	9	AB	R	H	RBI	BB	SO	LOB	BOTTOM										
Dick Williams, R OBP: 0.332, SLG: 0.472 (1, 8)	0-0 F7			0-0 G6-4-3 1B		0-0 FC4		0-0 FC5-4		4	0	1	0	0	0	2											
Bob Boyd, L OBP: 0.397, SLG: 0.439 (1, 3)	0-0 CS 1B			0-0 F9			0-0 4-3		0-0 L6	4	0	1	0	0	0	1											
George Kell, R OBP: 0.351, SLG: 0.413 (1, 5)	0-0 5-3			0-0 G6-4-3			0-0 E5		0-0 5-3	4	0	0	0	0	0	2											
Bob Nieman, R OBP: 0.436, SLG: 0.516 (1, 7)		0-3 K		0-0 G5-4-3 1B			0-0 1-3		0-0 5-3	4	0	1	0	0	1	1											
Tito Francona, L OBP: 0.334, SLG: 0.373 (1, 9)		0-0 3-1			0-0 F5		0-0 F9			3	0	0	0	0	0	2											
Gus Triandos, R OBP: 0.348, SLG: 0.431 (1, 2)		0-0 F7			0-0 G5-4-3			0-0 HR		3	1	1	1	0	0	1											
Billy Gardner, R OBP: 0.286, SLG: 0.337 (1, 4)			1-0 G4-6-3 HBP		0-0 5-3			0-0 5-3		2	0	0	0	0	0	0											
Willy Miranda, S OBP: 0.288, SLG: 0.295 (1, 6)			0-0 G4-6-3		0-0 F7			0-0 FC4-8 1B		3	0	1	0	0	0	1											
Hal Brown, R OBP: 0.361, SLG: 0.300 Joe Ginsberg, L OBP: 0.317, SLG: 0.300 George Zuverink, R OBP: 0.167, SLG: 0.118 (1, 1) (8, PH) (9, 1)			0-0 F7		0-0 FC4 1B			0-0 FC4-6		2	0	1	0	0	0	0											
Inning Stats	R: 0 E: 0 K: 0 S: 3	H: 1 LOB: 0 BB: 0 P: 3	R: 0 E: 0 K: 1 S: 5	H: 0 LOB: 0 BB: 0 P: 5	R: 0 E: 0 K: 0 S: 2	H: 0 LOB: 0 BB: 0 P: 3	R: 0 E: 0 K: 0 S: 3	H: 1 LOB: 0 BB: 0 P: 3	R: 0 E: 0 K: 0 S: 4	H: 1 LOB: 1 BB: 0 P: 4	R: 0 E: 1 K: 0 S: 4	H: 0 LOB: 1 BB: 0 P: 4	R: 1 E: 0 K: 0 S: 5	H: 2 LOB: 1 BB: 0 P: 5	R: 0 E: 0 K: 0 S: 3	H: 0 LOB: 0 BB: 0 P: 3	1B: 5 2B: 0 3B: 0 HR: 1	SF: 0 SAC: 0 DP: 3 HBP: 1	WP: 0 PB: 0 CS: 1	PA: 31							
PITCHER	IP	WLS	BF	H	R	ER	SO	BB	IBB	HBP	BLK	WP	HR	S	P	ERA	WHIP										
Gerry Staley, R ERA: 3.7	(1, 1)	9.0	W	31	6	1	1	1	0	0	1	0	1	32	33	1.00	0.667										

Chicago White Sox @ Baltimore Orioles
Memorial Stadium, Baltimore, MD
Sun Aug 26 1956, 3:38 AM EDT
Att: 12,757 - Unknown

AB	30
R	1
H	6
RBI	1
BB	0
SO	1
LOB	11



Batter	1	2	3	4	5	6	7	8	9	AB	R	H	RBI	BB	SO	LOB	TOP					
Luis Aparicio, R OBP: 0.301, SLG: 0.336 (1, 6)	6-3		SH2-3 1B		F3		F3		G5-4-3	5	0	1	0	0	0	5	Chicago White Sox @ Washington Senators Griffith Stadium, Washington, DC Tue Aug 28 1956, 3:33 AM EDT Unknown					
Nellie Fox, L OBP: 0.355, SLG: 0.386 (1, 4)	G3 BB		SH2-3		F9		5-3			2	0	0	0	1	0	3						
Larry Doby, L OBP: 0.379, SLG: 0.437 (1, 8)	G3		K			K		4-3		4	0	0	0	0	2	3						
Minnie Minoso, R OBP: 0.418, SLG: 0.462 (1, 7)	K			K		HR 1B		FC6-5 2B		4	1	2	0	0	2	1						
Walt Dropo, R OBP: 0.327, SLG: 0.327 (1, 3)		P3		K		F7		F9		4	0	0	0	0	1	2						
Les Moss, R OBP: 0.330, SLG: 0.549 (1, 2)		F7		F9		HR		FC6-5		4	1	1	2	0	0	1						
Jim Rivera, L OBP: 0.339, SLG: 0.395 (1, 9)		F8			G3	F3			K	4	0	0	0	0	1	0						
Sammy Esposito, R OBP: 0.367, SLG: 0.316 (1, 5)			F2		1B 1B			1B BB		3	0	2	0	1	0	0						
Bob Keegan, R OBP: 0.241, SLG: 0.120 Bubba Phillips, R OBP: 0.298, SLG: 0.356 Jim McDonald, R OBP: 0.333, SLG: 0.625 Dixie Howell, L OBP: 0.324, SLG: 0.349 Dave Philley, S OBP: 0.295, SLG: 0.349 Paul LaPalme, L OBP: 0.326, SLG: 0.373 Ron Northey, R OBP: 0.348, SLG: 0.515 Billy Pierce, L OBP: 0.163, SLG: 0.108 (1, 1) (5, PH) (5, 1) (6, 1) (7, PH) (7, 1) (9, PH) (9, PH)			SH2-3 1B		1-3 1B		K		G5-4-3 1B	1	0	1	0	0	0	0						
Inning Stats	R: 0 E: 0 K: 1 S: 5	H: 0 LOB: 1 BB: 1 P: 9	R: 0 E: 0 K: 0 S: 3	H: 0 LOB: 0 BB: 0 P: 3	R: 0 E: 0 K: 1 S: 7	H: 2 LOB: 2 BB: 0 P: 7	R: 0 E: 0 K: 2 S: 7	H: 0 LOB: 0 BB: 0 P: 7	R: 0 E: 0 K: 1 S: 5	H: 2 LOB: 2 BB: 0 P: 5	R: 2 E: 0 K: 1 S: 7	H: 2 LOB: 0 BB: 0 P: 7	R: 0 E: 0 K: 1 S: 6	H: 1 LOB: 1 BB: 0 P: 6	R: 0 E: 0 K: 0 S: 4	H: 1 LOB: 1 BB: 0 P: 4		R: 0 E: 0 K: 1 S: 5	H: 1 LOB: 2 BB: 1 P: 9	1B: 6 2B: 1 3B: 1 HR: 1	SF: 0 SAC: 1 DP: 1 HBP: 0	WP: 0 PB: 0 CS: 0
PITCHER Chuck Stobbs, L ERA: 3.57 (1, 1)	IP: 9.0 WLS: W BF: 37 H: 9 R: 2 ER: 2 SO: 7 BB: 2 IBB: 0 HBP: 0 BLK: 0 WP: 0 HR: 1 S: 49 P: 57 ERA: 2.00 WHIP: 1.222											PITCHER	IP: 9.0 WLS: W BF: 37 H: 9 R: 2 ER: 2 SO: 7 BB: 2 IBB: 0 HBP: 0 BLK: 0 WP: 0 HR: 1 S: 49 P: 57 ERA: 2.00 WHIP: 1.222									

Batter	1	2	3	4	5	6	7	8	9	AB	R	H	RBI	BB	SO	LOB	BOTTOM			
Eddie Yost, R OBP: 0.434, SLG: 0.363 (1, 5)	FC3-6 1B		F3		G6-4-3		6-3			4	0	1	0	0	0	1	Chicago White Sox @ Washington Senators Griffith Stadium, Washington, DC Tue Aug 28 1956, 3:33 AM EDT Unknown			
Whitey Herzog, L OBP: 0.306, SLG: 0.357 (1, 8)	FC3-6		G3		4-3		G3			4	0	0	0	0	0	1				
Pete Runnels, L OBP: 0.380, SLG: 0.430 (1, 3)	F9			1B HR 1B		L6-4 1B	F8			4	1	2	0	0	0	1				
Roy Sievers, R OBP: 0.375, SLG: 0.490 (1, 7)	F8			1B HR 1B		BB 1B 1B		3B BB		3	3	2	0	1	0	1				
Clint Courtney, L OBP: 0.375, SLG: 0.461 (1, 2)		5-3		HR		L6-4		P4		4	1	1	3	0	0	3				
Jim Lemon, R OBP: 0.347, SLG: 0.495 (1, 9)		P6		P6		1B BB 1B		F2		4	0	1	0	0	0	1				
Herb Plews, L OBP: 0.349, SLG: 0.372 (1, 4)		HR		L6		1B BB		3B		3	1	2	2	1	0	0				
Jose Valdivielso, R OBP: 0.325, SLG: 0.330 (1, 6)		F9		1-3		1-2 2-3 3-H 1B		F7		4	0	1	1	0	0	1				
Chuck Stobbs, L OBP: 0.194, SLG: 0.203 (1, 1)			4-3		G6-4-3 BB		K			2	0	0	0	1	1	3				
Inning Stats	R: 0 E: 1 K: 0 S: 4	H: 1 LOB: 1 BB: 0 P: 4	R: 1 E: 0 K: 0 S: 4	H: 1 LOB: 0 BB: 0 P: 4	R: 0 E: 0 K: 0 S: 3	H: 0 LOB: 0 BB: 0 P: 3	R: 3 E: 0 K: 0 S: 6	H: 3 LOB: 0 BB: 0 P: 6	R: 0 E: 0 K: 1 S: 8	H: 4 LOB: 3 BB: 1 P: 12	R: 0 E: 0 K: 0 S: 3	H: 0 LOB: 0 BB: 0 P: 3	R: 1 E: 0 K: 0 S: 4	H: 1 LOB: 1 BB: 1 P: 8	R: 1 E: 0 K: 0 S: 4	H: 1 LOB: 1 BB: 1 P: 8		1B: 7 2B: 1 3B: 1 HR: 2	SF: 0 SAC: 0 DP: 2 HBP: 0	WP: 0 PB: 0 CS: 0
PITCHER Bob Keegan, R ERA: 3.55 Jim McDonald, R ERA: 8.1 Dixie Howell, R ERA: 4.81 Paul LaPalme, L ERA: 3.71 (1, 1) (5, 1) (6, 1) (7, 1)	IP: 4.0 WLS: L BF: 17 H: 5 R: 4 ER: 4 SO: 4 BB: 0 IBB: 0 HBP: 0 BLK: 0 WP: 0 HR: 2 S: 17 P: 17 ERA: 9.00 WHIP: 1.250											PITCHER	IP: 4.0 WLS: L BF: 17 H: 5 R: 4 ER: 4 SO: 4 BB: 0 IBB: 0 HBP: 0 BLK: 0 WP: 0 HR: 2 S: 17 P: 17 ERA: 9.00 WHIP: 1.250							

Batter	1	2	3	4	5	6	7	8	9	AB	R	H	RBI	BB	SO	LOB	TOP		
Jim Rivera, L (1, 9) OBP: 0.338, SLG: 0.393	P6			1B		F7	K		G3	5	0	1	0	0	1	2	Chicago White Sox @ Washington Senators Griffith Stadium, Washington, DC Tue Aug 28 1956, 3:38 AM EDT Att: 4,389 - Unknown livebaseballscorecards.com		
Nellie Fox, L (1, 4) OBP: 0.354, SLG: 0.385	F8			F7				6-3		4	0	1	0	0	0	0			
Larry Doby, L (1, 8) OBP: 0.376, SLG: 0.434	4-3			L8		F7		HR	BB	3	1	0	0	1	0	2			
Minnie Minoso, R (1, 7) OBP: 0.417, SLG: 0.467		5-3			6-3		F9	HR		4	1	1	2	0	0	0			
Dave Philley, S (1, 3) OBP: 0.326, SLG: 0.357		5-3			4-3			HR	6-3	3	1	1	1	0	0	0			
Walt Dropo, R (7, 3) OBP: 0.329, SLG: 0.330									1B	1	0	1	0	0	0	0			
Sherm Lollar, R (1, 2) OBP: 0.385, SLG: 0.444		L7			1B		2B	1B	6-3	4	1	2	0	0	0	1			
Fred Hatfield, L (1, 5) OBP: 0.367, SLG: 0.388			5-3		P4		2B	1B	F8	4	1	1	0	0	0	2			
Luis Aparicio, R (1, 6) OBP: 0.299, SLG: 0.334			5-3		5-3				6-3	2	0	0	0	0	0	0			
Ron Northey, L (7, PH) OBP: 0.400, SLG: 0.559										1	0	1	2	0	0	0			
Sammy Esposito, R (7, PH) OBP: 0.365, SLG: 0.314										1	0	0	0	0	0	0			
Jack Harshman, L (1, 1) OBP: 0.277, SLG: 0.466			P6						K	4	0	1	0	0	2	1			
Ellis Kinder, R (9, 1)					1B		K		K	0	0	0	0	0	0	0			
Inning Stats	R: 0 E: 0 K: 0 S: 3	H: 0 LOB: 0 BB: 0 P: 3	R: 0 E: 0 K: 0 S: 3	H: 0 LOB: 0 BB: 0 P: 3	R: 0 E: 0 K: 0 S: 3	H: 1 LOB: 0 BB: 0 P: 3	R: 0 E: 0 K: 0 S: 4	H: 1 LOB: 1 BB: 0 P: 4	R: 0 E: 0 K: 0 S: 5	H: 2 LOB: 2 BB: 0 P: 5	R: 3 E: 0 K: 2 S: 11	H: 4 LOB: 1 BB: 0 P: 11	R: 2 E: 0 K: 0 S: 5	H: 2 LOB: 1 BB: 1 P: 9	R: 0 E: 0 K: 1 S: 5	H: 0 LOB: 0 BB: 0 P: 5	1B: 7 2B: 1 3B: 0 HR: 2	SF: 0 SAC: 0 DP: 0 HBP: 0	WP: 0 PA: 37 PB: 0 CS: 0
PITCHER	IP WLS BF H R ER SO BB IBB HBP BLK WP HR S P ERA WHIP																		
Pedro Ramos, R (1, 1) ERA: 4.68	6.1 L 26 8 3 3 0 0 0 0 0 0 0 1 26 26 4.26 1.263																		
Dean Stone, L (7, 1) ERA: 6.92	0.2 2 0 0 0 2 0 0 0 0 0 0 0 6 6 0.00 0.000																		
Bunky Stewart, L (8, 1) ERA: 5.36	1.0 6 2 2 2 0 1 0 0 0 0 0 1 5 9 18.00 3.000																		
Camilo Pascual, R (9, 1) ERA: 5.74	1.0 3 0 0 0 1 0 0 0 0 0 0 0 5 5 0.00 0.000																		

Batter	1	2	3	4	5	6	7	8	9	AB	R	H	RBI	BB	SO	LOB	BOTTOM				
Eddie Yost, R (1, 5) OBP: 0.432, SLG: 0.361	F8		K		F2		F7		FC6-4 1B	5	0	1	0	0	1	0	Chicago White Sox @ Washington Senators Griffith Stadium, Washington, DC Tue Aug 28 1956, 3:38 AM EDT Att: 4,389 - Unknown livebaseballscorecards.com				
Ed Fitz Gerald, R (1, 2) OBP: 0.404, SLG: 0.420	F9		P4		1B			BB 1B	FC6-4 G6-4-3	5	1	2	0	0	0	2					
Pete Runnels, L (1, 3) OBP: 0.376, SLG: 0.425	6-3			6-3	F2			F2	G6-4-3	5	0	0	0	0	0	4					
Roy Sievers, R (1, 7) OBP: 0.378, SLG: 0.490		FC6-4 1B		F8 BB 1B BB		6-3		FC6-4 BB		2	1	1	0	2	0	0					
Jim Lemon, R (1, 9) OBP: 0.347, SLG: 0.491		FC6-4 1B		1B BB		K		FC6-4 1B		3	1	0	0	1	1	2					
Karl Olson, R (1, 8) OBP: 0.321, SLG: 0.353		FC6-4 1B		F8				1B	1B	4	0	3	0	0	0	2					
Herb Plews, L (1, 4) OBP: 0.353, SLG: 0.375		K		1B		K		1B	1B	4	0	2	2	0	2	3					
Jose Valdivielso, R (1, 6) OBP: 0.320, SLG: 0.324		FC6-4		P3				F9	F8	4	0	0	0	0	0	6					
Pedro Ramos, S (1, 1) ERA: 0.28, SLG: 0.295			K							2	0	0	0	0	2	0					
Dean Stone, L (7, PH) OBP: 0.226, SLG: 0.115										0	0	0	0	0	0	0					
Ernie Crivetto, S (7, PH) OBP: 0.365, SLG: 0.395										1	0	0	0	0	1	0					
Bunky Stewart, L (8, 1) ERA: 5.36										0	0	0	0	0	0	0					
Camilo Pascual, R (9, 1) ERA: 5.74										0	0	0	0	0	0	0					
Lou Berberet, L (9, PH) OBP: 0.400, SLG: 0.420										0	0	0	0	1	0	0					
Hal Griggs, R (9, PH)										0	0	0	0	0	0	0					
Inning Stats	R: 0 E: 0 K: 0 S: 3	H: 0 LOB: 0 BB: 0 P: 3	R: 0 E: 0 K: 1 S: 7	H: 2 LOB: 2 BB: 0 P: 7	R: 0 E: 0 K: 2 S: 7	H: 0 LOB: 0 BB: 0 P: 7	R: 1 E: 0 K: 0 S: 4	H: 1 LOB: 2 BB: 2 P: 12	R: 0 E: 0 K: 1 S: 6	H: 1 LOB: 1 BB: 0 P: 6	R: 0 E: 0 K: 2 S: 8	H: 1 LOB: 1 BB: 0 P: 8	R: 0 E: 0 K: 1 S: 5	H: 0 LOB: 0 BB: 0 P: 5	R: 2 E: 1 K: 0 S: 6	H: 3 LOB: 2 BB: 1 P: 10	R: 0 E: 0 K: 0 S: 3	H: 1 LOB: 2 BB: 1 P: 7	1B: 8 2B: 0 3B: 1 HR: 0	SF: 0 SAC: 0 DP: 1 HBP: 0	WP: 0 PA: 39 PB: 0 CS: 0
PITCHER	IP WLS BF H R ER SO BB IBB HBP BLK WP HR S P ERA WHIP																				
Jack Harshman, L (1, 1) ERA: 3.09	8.0 W 36 8 3 3 0 4 0 0 0 0 0 0 0 3 62 3.38 1.500																				
Ellis Kinder, R (9, 1) ERA: 2.62	1.0 S 3 1 0 0 0 0 0 0 0 0 0 0 3 3 0.00 1.000																				

Batter	1	2	3	4	5	6	7	8	9	AB	R	H	RBI	BB	SO	LOB	TOP				
Luis Aparicio, R OBP: 0.298, SLG: 0.330	F9		6-3	K	FC6-4		5-3		1B WP	5	1	0	0	1	1	4					
Nellie Fox, L OBP: 0.359, SLG: 0.391	BB BB G1-2-3 BB		3B	F7		G2-6-3 1B		2B	1B	5	2	4	0	1	0	1					
Larry Doby, L OBP: 0.380, SLG: 0.435	BB 1-2 BB		F9	G3		G2-6-3 1-2 1B		FC1-5 2B	BB 1-2 BB	4	0	1	1	2	0	3					
Minnie Minoso, R OBP: 0.422, SLG: 0.475	BB 1-2 2-3 BB		1B		FC4 SH 1B		1B	FC1-5 BB	BB 3-1	3	2	3	1	2	0	0					
Jim Delsing, L OBP: 0.270, SLG: 0.120			3B							1	0	0	0	0	0	2					
Sherm Lollar, R OBP: 0.383, SLG: 0.439	G1-2-3 3-H		1B		FC4 SH SF9 1-2 1B		4-3	FC1-5 1-2 2-3		4	2	0	0	1	0	7					
Walt Dropo, R OBP: 0.334, SLG: 0.340			2B		SH SF9 1-3 2-H		E	K		4	2	3	1	0	1	2					
Bubba Phillips, R OBP: 0.299, SLG: 0.375			1B		5-3		2B	E5 SH1-3 2-H 1B	P4	5	0	2	2	0	1	5					
Fred Hatfield, L OBP: 0.369, SLG: 0.385			2B		1-3			SH1-3 2-3	F8	2	0	0	0	2	0	1					
Jim Wilson, R OBP: 0.324, SLG: 0.353			1-3		FC6-4 IBB			F2	F8	4	0	1	1	0	0	3					
Ellis Kinder, R (9, 1)	G6-4-3 1-2		2B		SF9 2-3 3-H					0	0	0	0	0	0	0					
Inning Stats	R: 0 E: 0 K: 0 S: 2	H: 0 LOB: 2 BB: 3 P: 14	R: 0 E: 0 K: 1 S: 5	H: 1 LOB: 1 BB: 1 P: 9	R: 4 E: 0 K: 0 S: 7	H: 4 LOB: 1 BB: 1 P: 11	R: 0 E: 0 K: 1 S: 6	H: 1 LOB: 0 BB: 0 P: 6	R: 2 E: 1 K: 0 S: 6	H: 1 LOB: 2 BB: 1 P: 10	R: 0 E: 0 K: 0 S: 4	H: 2 LOB: 1 BB: 0 P: 4	R: 1 E: 1 K: 0 S: 5	H: 2 LOB: 1 BB: 0 P: 5	R: 1 E: 0 K: 1 S: 7	H: 2 LOB: 2 BB: 1 P: 11	R: 1 E: 0 K: 0 S: 4	H: 1 LOB: 2 BB: 2 P: 12	1B: 8 2B: 5 3B: 1 HR: 0	SF: 1 SAC: 2 DP: 3 HBP: 0	WP: 1 PA: 49
PITCHER	IP WLS BF H R ER SO BB IBB HBP BLK WP HR S P ERA WHIP																				
Bob Wiesler, L ERA: 6.6	(1, 1) 3.0 L 17 5 4 4 1 5 0 0 0 0 0 0 14 34 12.00 3.333																				
Hal Griggs, R ERA: 5.22	(4, 1) 3.0 15 4 2 0 1 0 1 0 0 0 0 16 20 0.00 1.333																				
Connie Grob, R ERA: 7.21	(7, 1) 2.0 11 4 2 1 1 1 0 0 0 0 0 12 16 4.50 2.500																				
Bob Chakales, R ERA: 3.47	(9, 1) 1.0 6 1 1 1 0 2 0 0 0 0 1 0 4 12 9.00 3.000																				

Chicago White Sox @ Washington Senators
Griffith Stadium, Washington, DC
Wed Aug 29 1956, 3:33 AM EDT
Att: 1,373 - Unknown

AB 37
R 9
H 14
RBI 6
BB 9
SO 3
LOB 28



Batter	1	2	3	4	5	6	7	8	9	AB	R	H	RBI	BB	SO	LOB	BOTTOM				
Eddie Yost, R OBP: 0.430, SLG: 0.359	F9			P4		F7		K	1B	5	0	1	1	0	1	0					
Whitey Herzog, L OBP: 0.305, SLG: 0.354	K			K		F8			3-H 1B	5	1	1	0	0	2	1					
Pete Runnels, L OBP: 0.377, SLG: 0.428	1-3			1B				F8	4-3 1-3 1B	4	1	2	0	0	0	0					
Roy Sievers, R OBP: 0.375, SLG: 0.486				P2				P4	6-3	4	0	0	1	0	0	2					
Clint Courtney, L OBP: 0.373, SLG: 0.455				F5		F9		E3 3B	4-3 1B BB	3	2	0	0	1	0	0					
Herb Plews, L OBP: 0.351, SLG: 0.385				1-3		3-1		3B	4-3	4	0	1	1	0	0	2					
Ernie Oravetz, S OBP: 0.359, SLG: 0.312				1-3		1B		6-3	3B 1B	4	1	2	2	0	0	1					
Jose Valdivielso, R OBP: 0.316, SLG: 0.319				1-3		P4		F9	3B 1B	3	0	0	0	0	0	1					
Jim Lemon, R OBP: 0.348, SLG: 0.497				1-3					1-H E	1	1	1	1	0	0	0					
Bob Wiesler, S OBP: 0.285, SLG: 0.103				K		P3		4-3	E7 1B 2B	0	0	0	0	0	0	0					
Chuck Shotton, L OBP: 0.192, SLG: 0.200										1	0	0	0	0	0	0					
Hal Griggs, R OBP: 0.305, SLG: 0.354										0	0	0	0	0	0	0					
Karl Olson, R OBP: 0.285, SLG: 0.391										0	0	0	0	0	0	0					
Connie Grob, L OBP: 0.305, SLG: 0.412										0	0	0	0	0	0	0					
Lou Berberet, L OBP: 0.419, SLG: 0.418										0	0	0	0	0	0	0					
Bob Chakales, R OBP: 0.311, SLG: 0.111										0	0	0	0	0	0	0					
Ed Fitz Gerald, R OBP: 0.268, SLG: 0.436										1	1	1	0	0	0	0					
Inning Stats	R: 0 E: 0 K: 1 S: 5	H: 0 LOB: 0 BB: 0 P: 5	R: 0 E: 0 K: 0 S: 3	H: 0 LOB: 0 BB: 0 P: 3	R: 0 E: 0 K: 1 S: 5	H: 0 LOB: 0 BB: 0 P: 5	R: 0 E: 0 K: 1 S: 6	H: 1 LOB: 1 BB: 0 P: 6	R: 0 E: 0 K: 0 S: 4	H: 1 LOB: 0 BB: 0 P: 4	R: 0 E: 0 K: 0 S: 3	H: 0 LOB: 0 BB: 0 P: 3	R: 1 E: 1 K: 0 S: 5	H: 1 LOB: 1 BB: 0 P: 5	R: 0 E: 0 K: 1 S: 5	H: 0 LOB: 0 BB: 0 P: 5	R: 6 E: 1 K: 0 S: 9	H: 6 LOB: 1 BB: 1 P: 13	1B: 5 2B: 2 3B: 2 HR: 0	SF: 0 SAC: 0 DP: 0 HBP: 0	WP: 0 PA: 38
PITCHER	IP WLS BF H R ER SO BB IBB HBP BLK WP HR S P ERA WHIP																				
Jim Wilson, R ERA: 4.22	(1, 1) 8.2 W 35 7 6 5 4 1 0 0 0 0 0 0 42 46 5.19 0.923																				
Ellis Kinder, R ERA: 2.99	(9, 1) 0.1 S 3 2 1 1 0 0 0 0 0 0 0 0 3 3 27.00 6.000																				

Chicago White Sox @ Washington Senators
Griffith Stadium, Washington, DC
Wed Aug 29 1956, 3:33 AM EDT
Att: 1,373 - Unknown

AB 37
R 7
H 9
RBI 7
BB 1
SO 4
LOB 7



Batter	1	2	3	4	5	6	7	8	9	AB	R	H	RBI	BB	SO	LOB	TOP			
Al Smith, R OBP: 0.368, SLG: 0.434 (1, 7)	5-3		F2	F7			F8			4	0	0	0	0	0	2				
Bobby Avila, R OBP: 0.343, SLG: 0.327 (1, 4)	2B		6-3				K			4	1	2	0	0	1	0				
Al Rosen, R OBP: 0.369, SLG: 0.441 (1, 5)	1B								F4	4	1	2	1	0	0	1				
Rocky Colavito, R OBP: 0.376, SLG: 0.564 (1, 9)	1B		F2				K			4	0	1	1	0	1	1				
Sam Mele, R OBP: 0.349, SLG: 0.457 (1, 3)	G5-4-3									3	1	1	1	1	0	1				
Jim Busby, R OBP: 0.302, SLG: 0.368 (1, 8)		5-3		1B			F8		FC6-4	4	0	1	0	0	0	1				
Chico Carrasquel, R OBP: 0.336, SLG: 0.344 (1, 6)		6-3		F7					F9	4	0	2	0	0	0	1				
Jim Hegan, R OBP: 0.323, SLG: 0.349 (1, 2)		6-3					6-3		K	4	0	1	0	0	1	2				
Herb Score, L OBP: 0.256, SLG: 0.243 (1, 1)										4	0	0	0	0	3	3				
Don Mossi, L OBP: 0.227, SLG: 0.250 (9, 1)	5-3			K			K		K	0	0	0	0	0	0	0				
Inning Stats	R: 2 E: 1 K: 0 S: 5	H: 3 LOB: 0 BB: 0 P: 5	R: 0 E: 0 K: 0 S: 4	H: 1 LOB: 1 BB: 0 P: 4	R: 0 E: 0 K: 1 S: 4	H: 1 LOB: 1 BB: 0 P: 4	R: 1 E: 0 K: 1 S: 8	H: 3 LOB: 2 BB: 0 P: 8	R: 0 E: 0 K: 0 S: 3	H: 1 LOB: 0 BB: 0 P: 3	R: 0 E: 0 K: 2 S: 7	H: 0 LOB: 0 BB: 0 P: 7	R: 0 E: 0 K: 1 S: 5	H: 0 LOB: 1 BB: 1 P: 9	R: 0 E: 0 K: 2 S: 7	H: 0 LOB: 0 BB: 0 P: 7	1B: 6 2B: 2 3B: 1 HR: 1	SF: 0 SAC: 0 DP: 2 HBP: 0	WP: 0 PB: 0 SB: 0 CS: 0	PA: 36
PITCHER Billy Pierce, L ERA: 3.38 (1, 1)	IP: 9.0 WLS: L BF: 36 H: 10 R: 3 ER: 3 SO: 6 BB: 1 IBB: 0 HBP: 0 BLK: 0 WP: 0 HR: 1 S: 47 P: 51 ERA: 3.00 WHIP: 1.222															PITCHER				

Cleveland Indians @ Chicago White Sox
Comiskey Park, Chicago, IL
Fri Aug 31 1956, 4:33 AM EDT
Unknown

AB 35
R 3
H 10
RBI 3
BB 1
SO 6
LOB 12

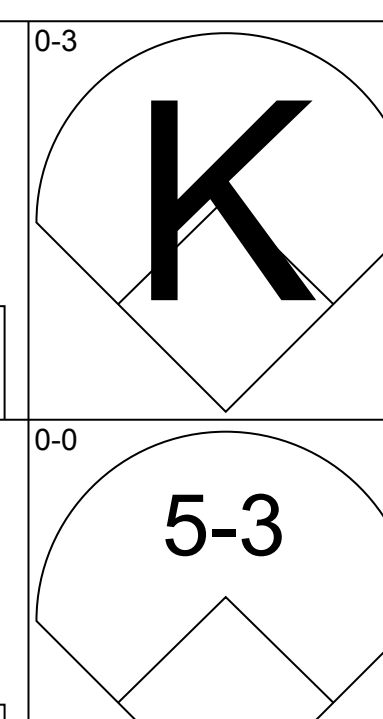
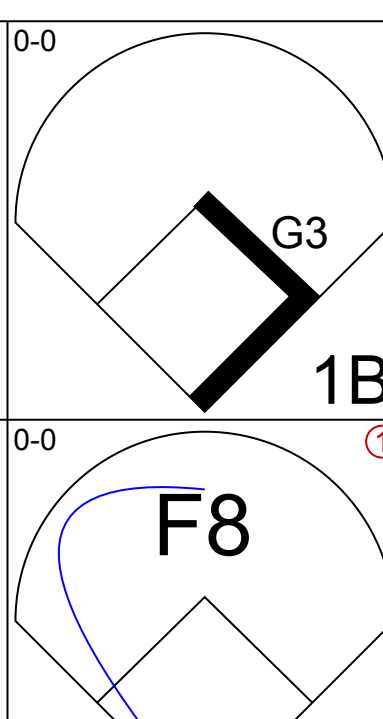
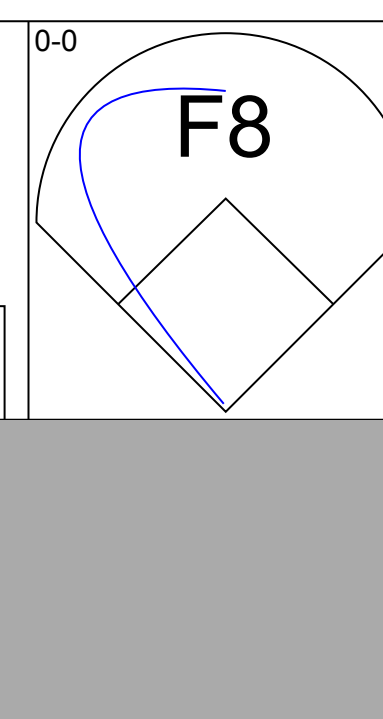
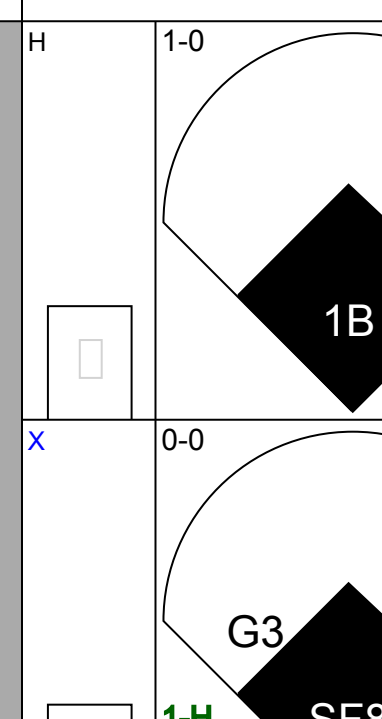
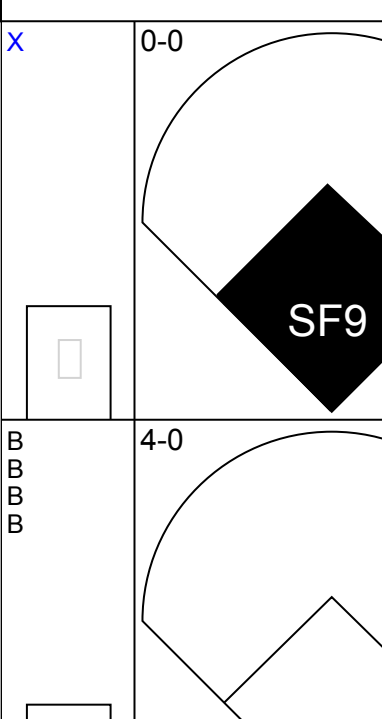
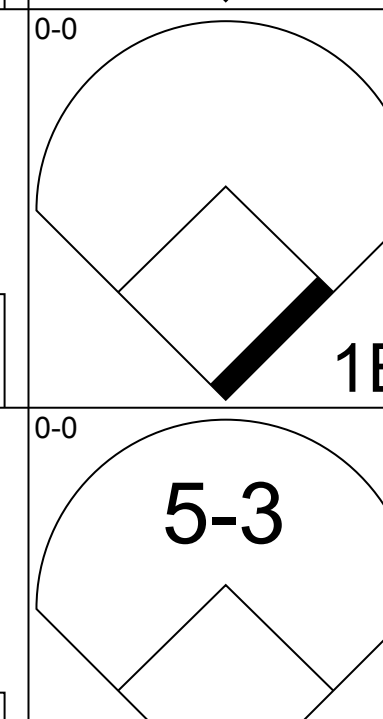
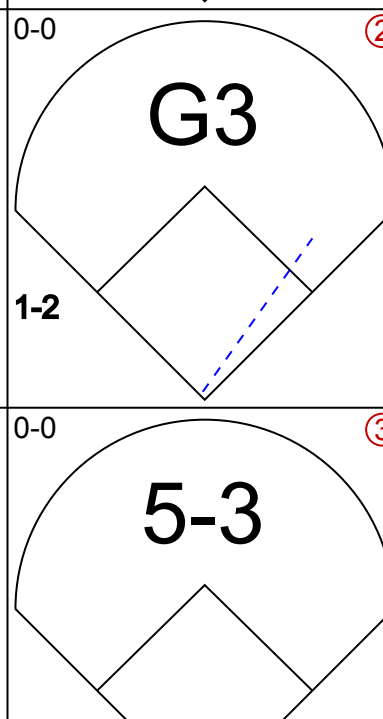
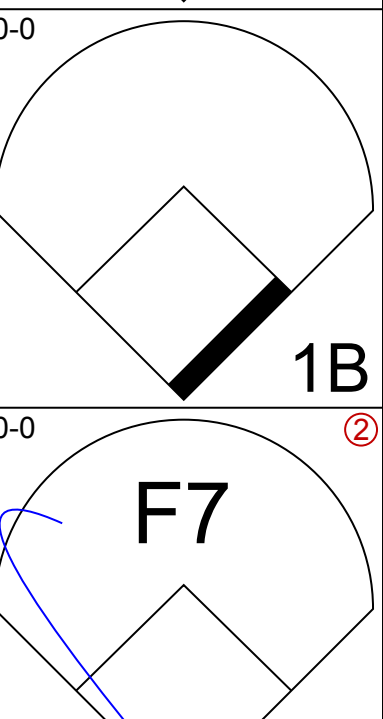
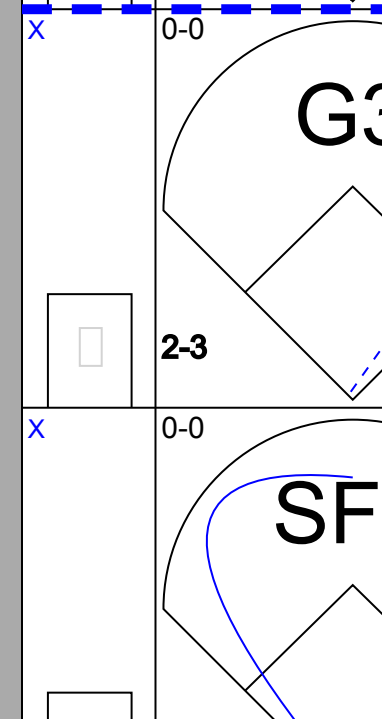
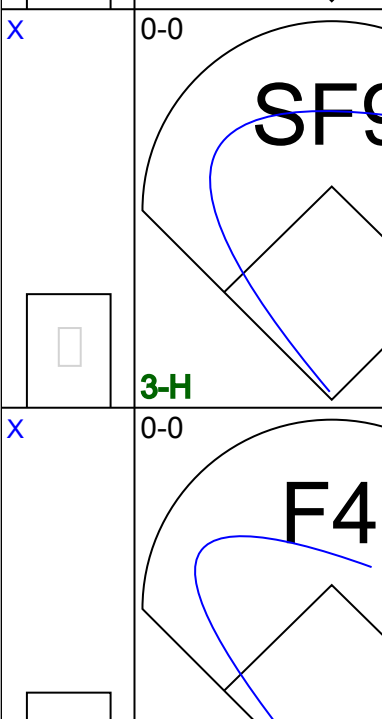


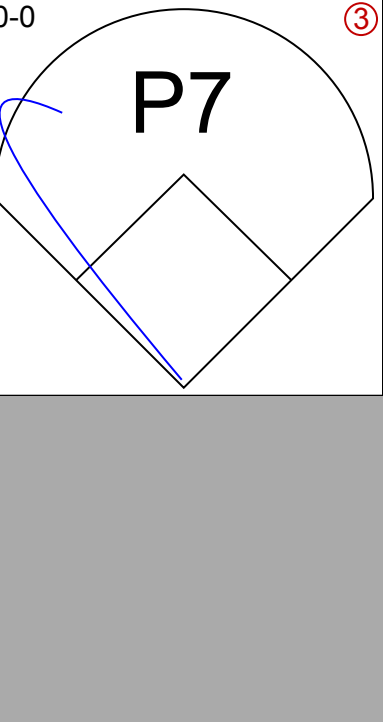
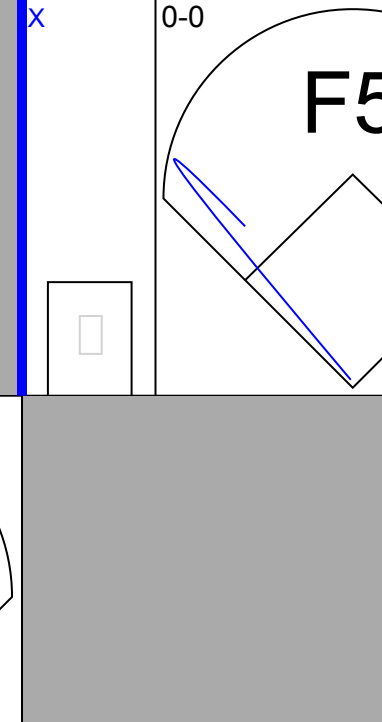







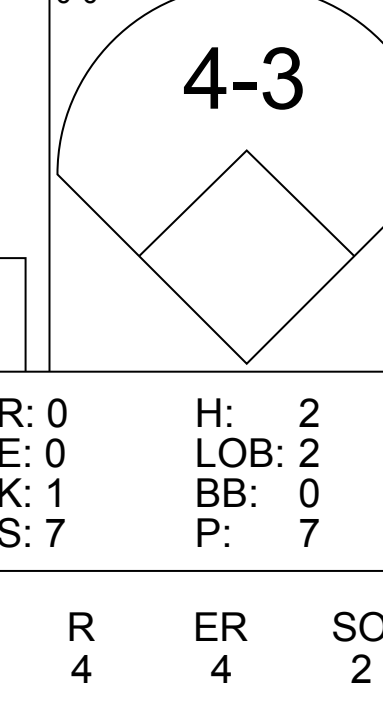
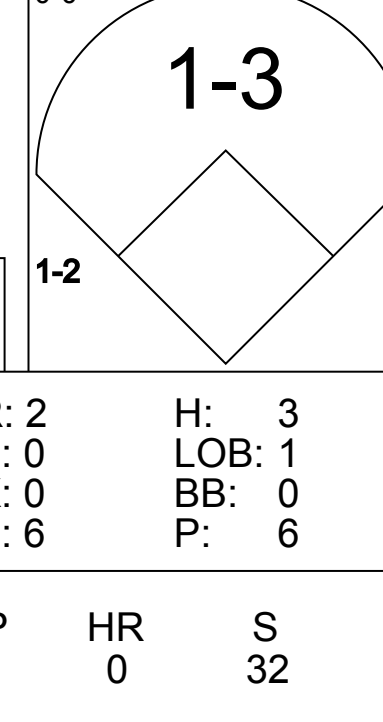
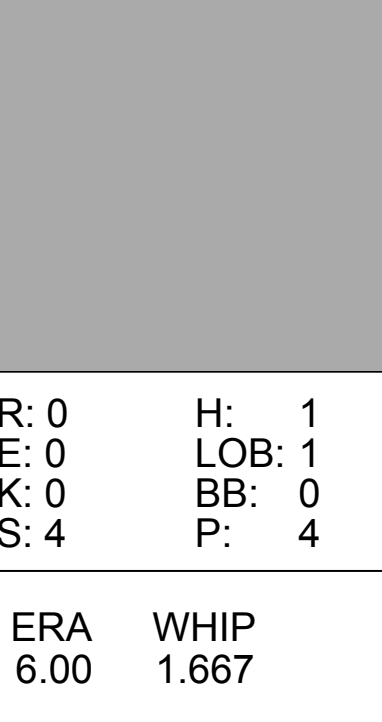
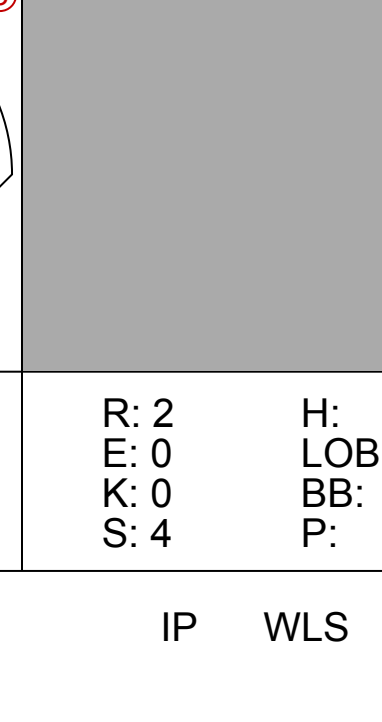
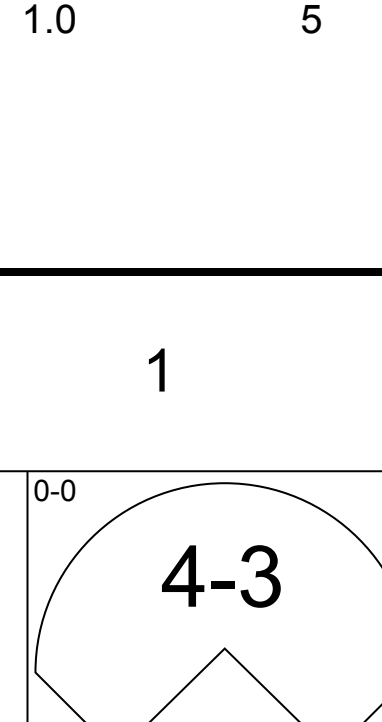
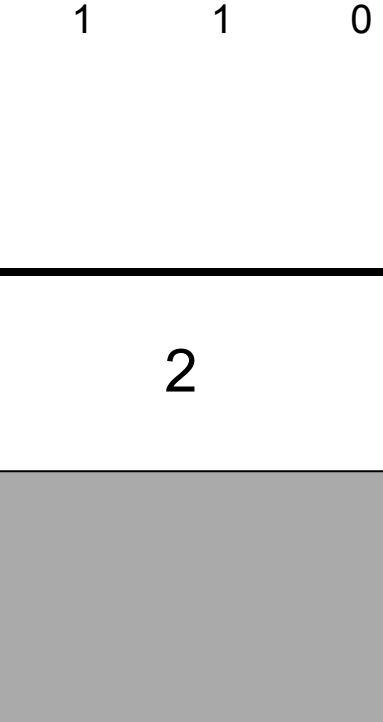
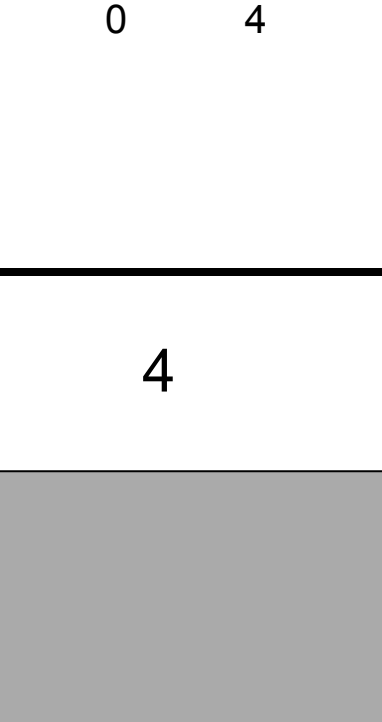
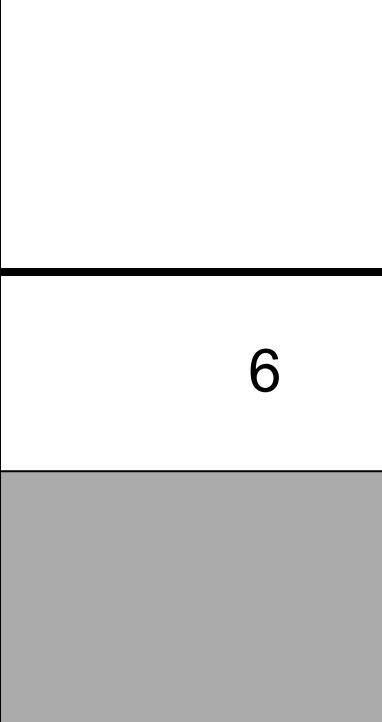
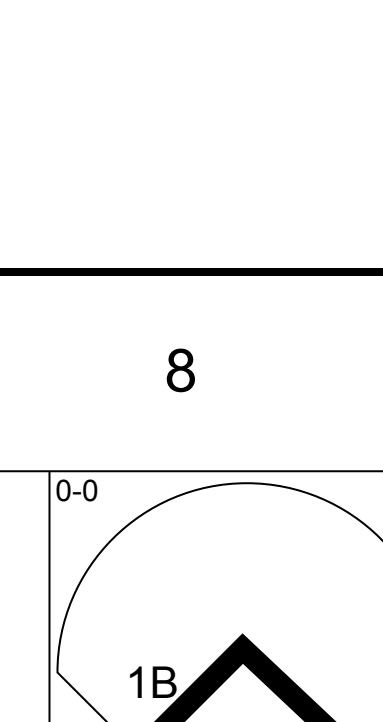
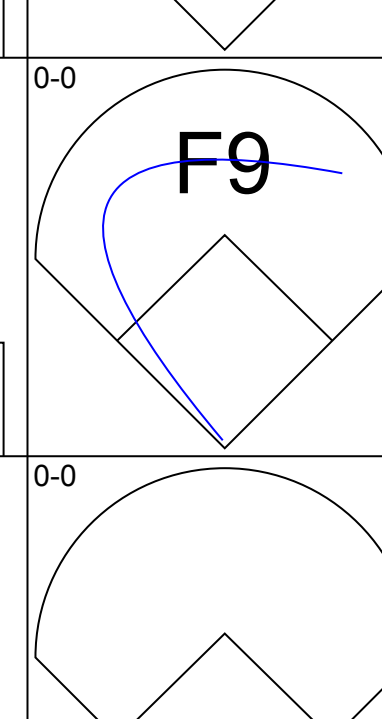
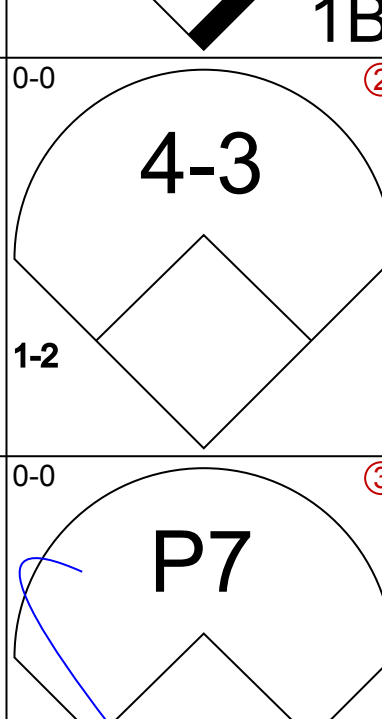

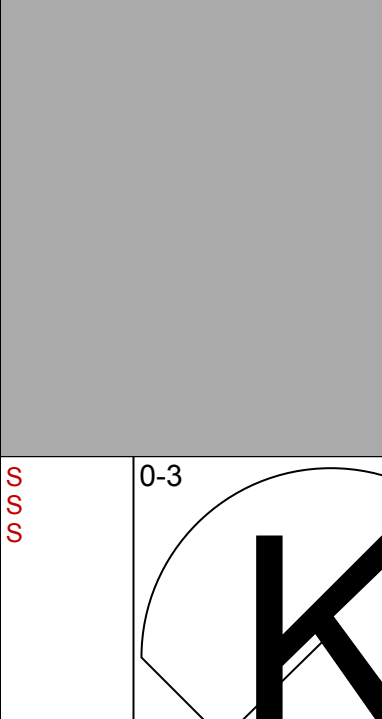
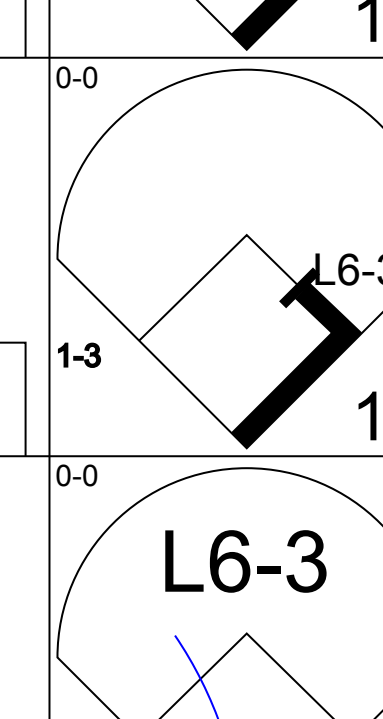
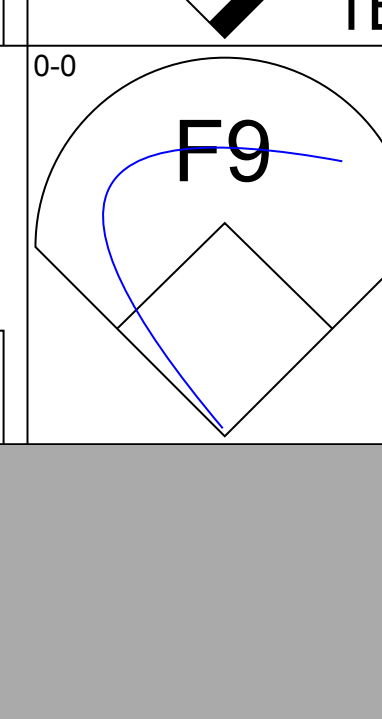
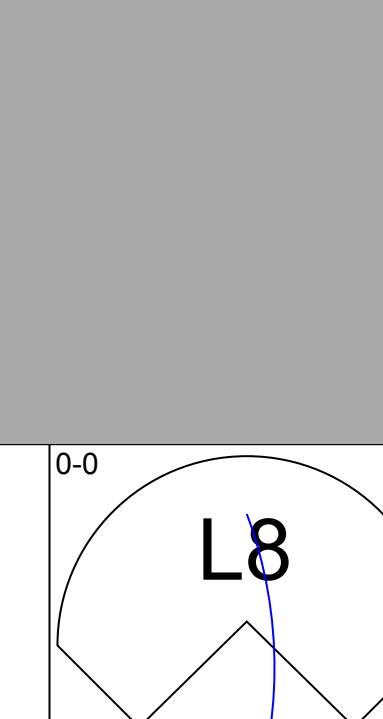
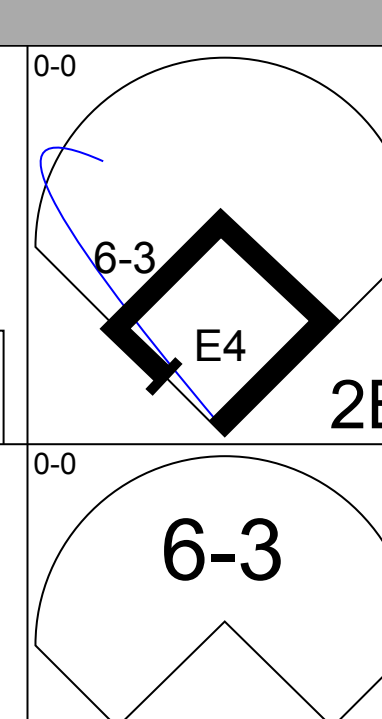
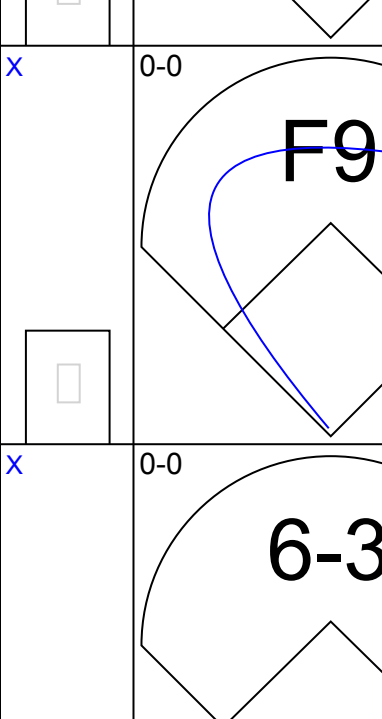


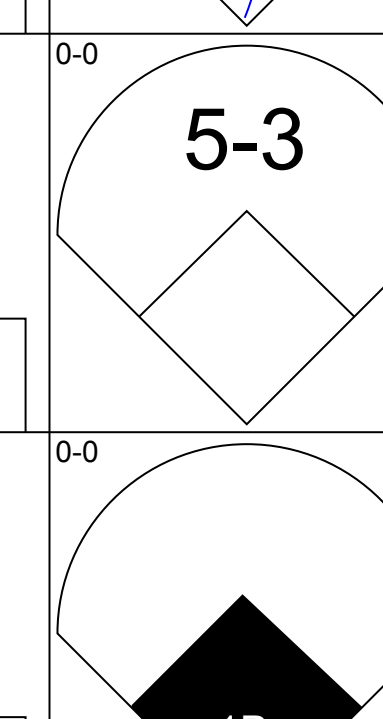
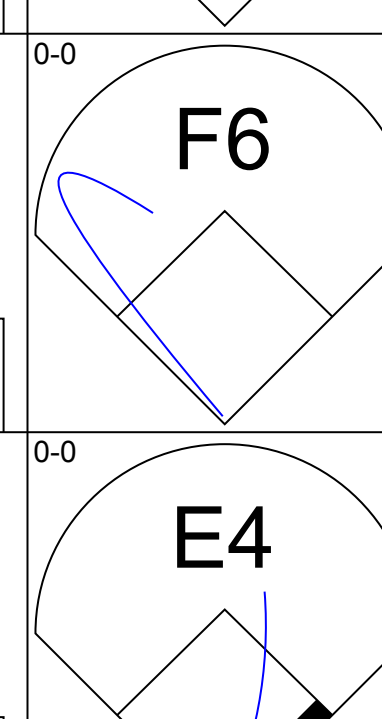




Batter	1	2	3	4	5	6	7	8	9	AB	R	H	RBI	BB	SO	LOB	BOTTOM			
Luis Aparicio, R OBP: 0.296, SLG: 0.327 (1, 6)	FC6-4		K					K	F9	4	0	0	0	1	2	4				
Nellie Fox, L OBP: 0.358, SLG: 0.390 (1, 4)	FC6-4		4-3					1-3		4	0	1	0	0	0	1				
Larry Doby, L OBP: 0.379, SLG: 0.433 (1, 8)	L6-3									4	0	1	0	0	0	2				
Minnie Minoso, R OBP: 0.419, SLG: 0.470 (1, 7)		F9		F4			F4	F8		4	0	0	0	0	0	2				
Sherm Lollar, R OBP: 0.384, SLG: 0.442 (1, 2)		5-3								4	0	2	0	0	0	1				
Jim Rivera, L OBP: 0.338, SLG: 0.393 (9, PR)				2B			L6		1B	0	0	0	0	0	0	0				
Walt Dropo, R OBP: 0.333, SLG: 0.349 (1, 3)		HR					5-3		6-3	4	1	1	1	0	1	2				
Bubba Phillips, R OBP: 0.324, SLG: 0.448 (1, 9)							K			3	1	2	1	1	1	0				
Fred Hatfield, L OBP: 0.369, SLG: 0.382 (1, 5)										2	0	0	0	1	1	1				
Les Moss, R OBP: 0.336, SLG: 0.553 (9, PH)										1	0	1	0	0	0	0				
Billy Pierce, L OBP: 0.146, SLG: 0.106 (1, 1)										2	0	0	0	0	2	1				
Ron Northey, L OBP: 0.391, SLG: 0.543 (9, PH)										1	0	0	0	0	0	3				
Inning Stats	R: 0 E: 0 K: 0 S: 2	H: 0 LOB: 0 BB: 1 P: 6	R: 1 E: 0 K: 1 S: 7	H: 2 LOB: 1 BB: 0 P: 7	R: 0 E: 0 K: 2 S: 7	H: 0 LOB: 0 BB: 0 P: 7	R: 0 E: 0 K: 1 S: 6	H: 1 LOB: 1 BB: 0 P: 6	R: 1 E: 1 K: 0 S: 4	H: 1 LOB: 0 BB: 0 P: 4	R: 0 E: 0 K: 2 S: 4	H: 0 LOB: 1 BB: 1 P: 11	R: 0 E: 0 K: 1 S: 6	H: 1 LOB: 0 BB: 0 P: 6	R: 0 E: 0 K: 0 S: 5	H: 2 LOB: 3 BB: 1 P: 9	1B: 4 2B: 4 3B: 0 HR: 2	SF: 0 SAC: 1 DP: 2 HBP: 0	WP: 0 PB: 0 SB: 0 CS: 0	PA: 37
PITCHER Herb Score, L ERA: 2.73 (1, 1)	IP: 8.1 WLS: W BF: 34 H: 7 R: 2 ER: 2 SO: 7 BB: 3 IBB: 0 HBP: 0 BLK: 0 WP: 0 HR: 2 S: 45 P: 57 ERA: 2.16 WHIP: 1.200															PITCHER				
Don Mossi, L ERA: 3.74 (9, 1)	0.2 S: 3 H: 1 R: 0 ER: 0 SO: 0 BB: 0 IBB: 0 HBP: 0 BLK: 0 WP: 0 HR: 0 S: 3 P: 3 ERA: 0.00 WHIP: 1.500															PITCHER				

Cleveland Indians @ Chicago White Sox
Comiskey Park, Chicago, IL
Fri Aug 31 1956, 4:33 AM EDT
Unknown

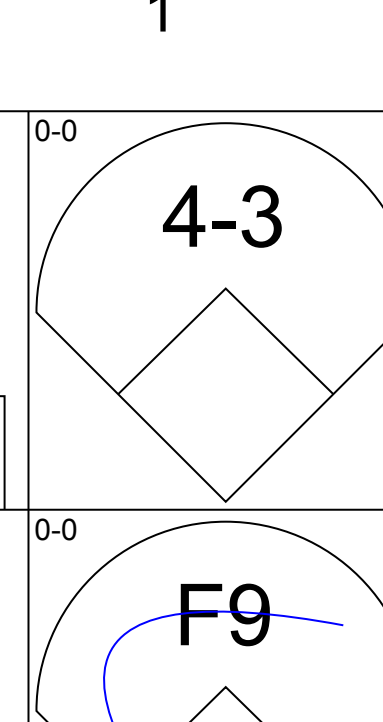
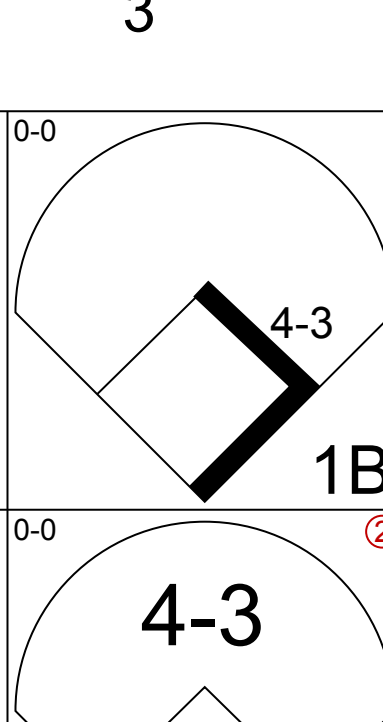
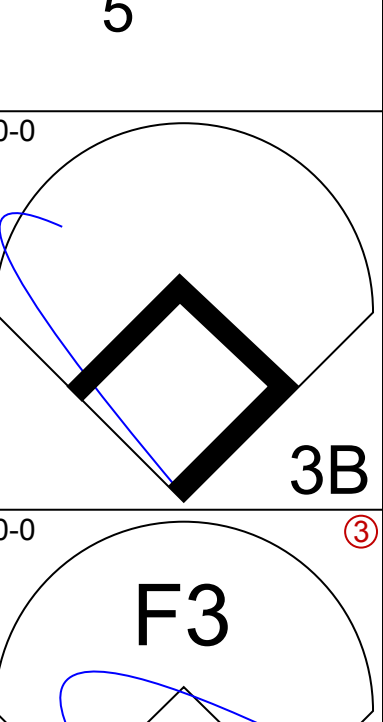
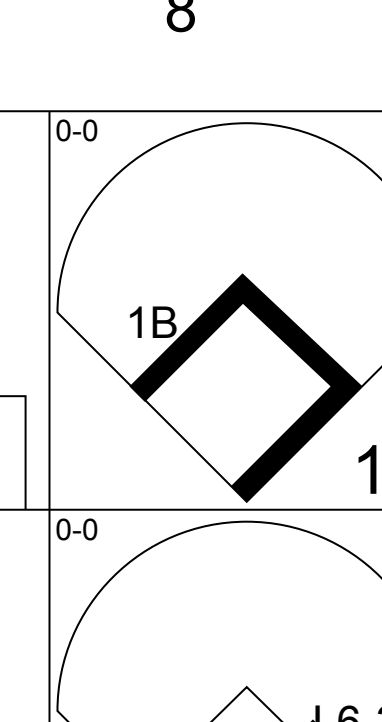
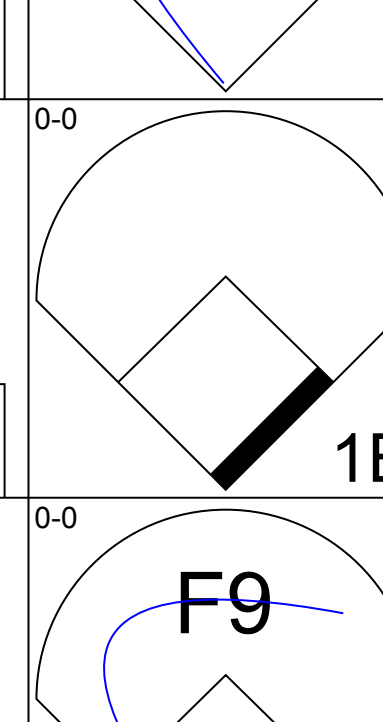
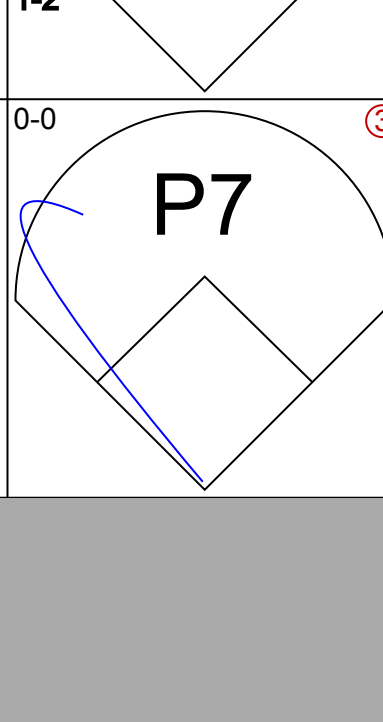

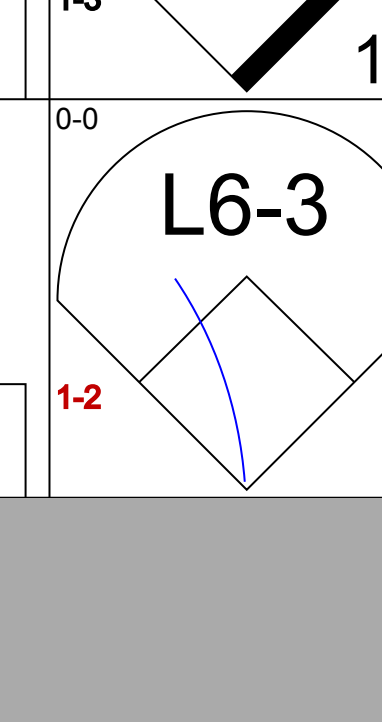


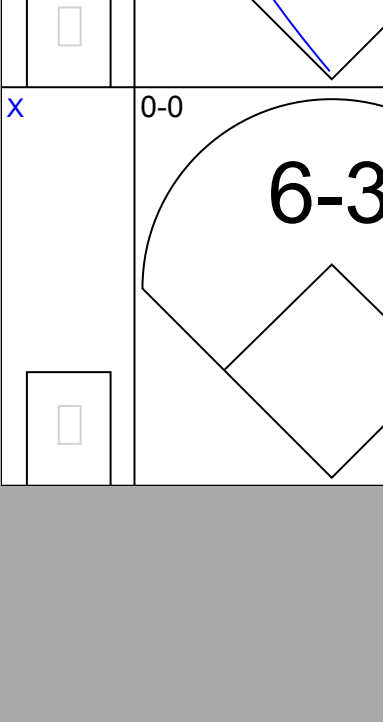


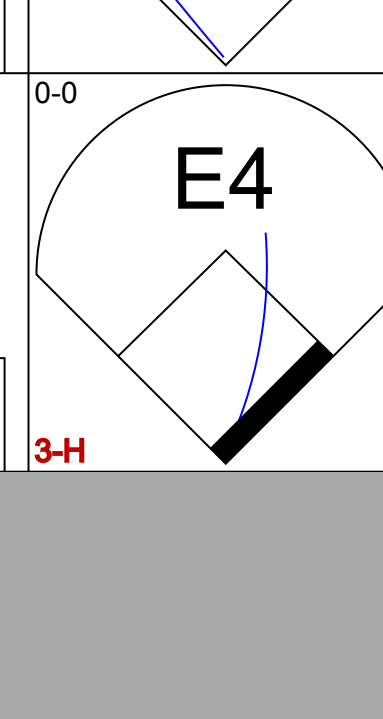

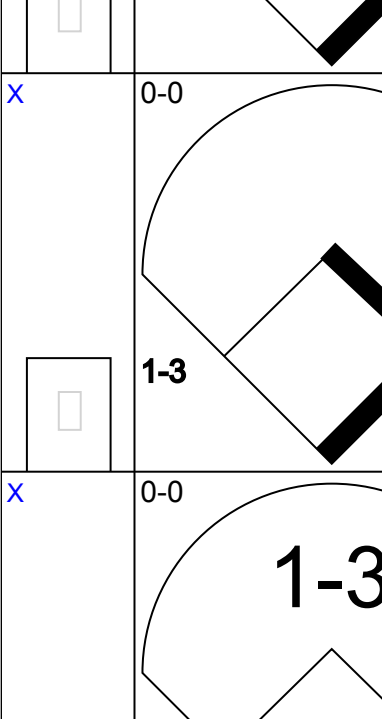
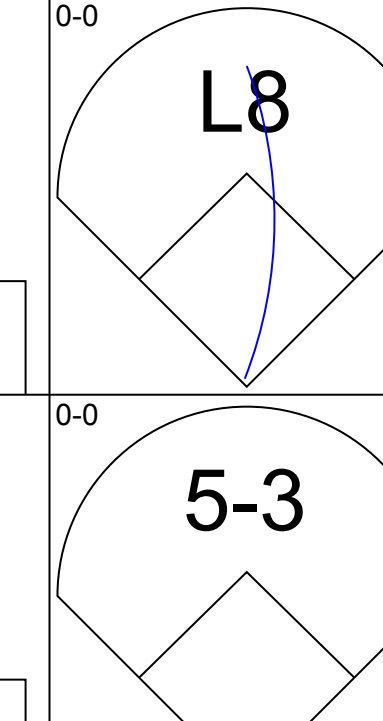
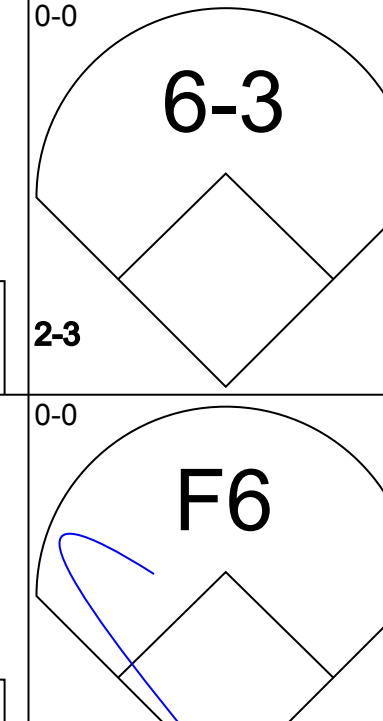
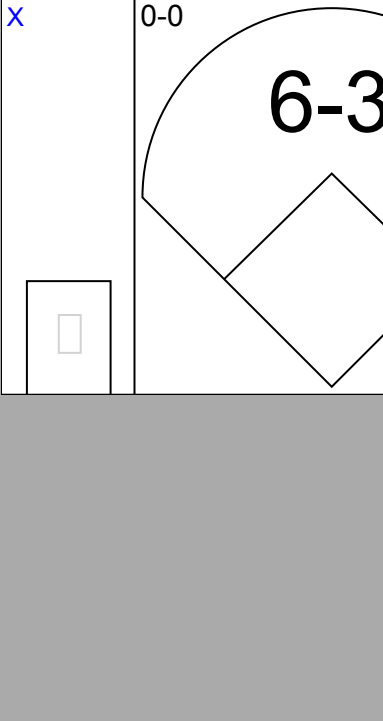
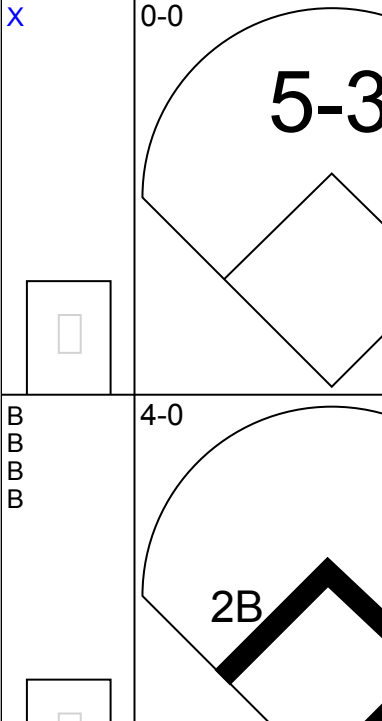

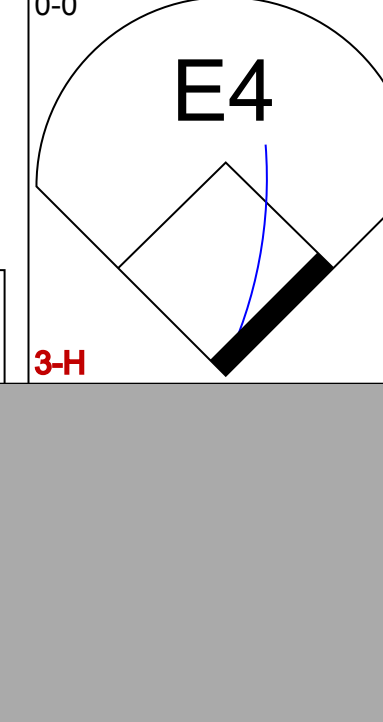
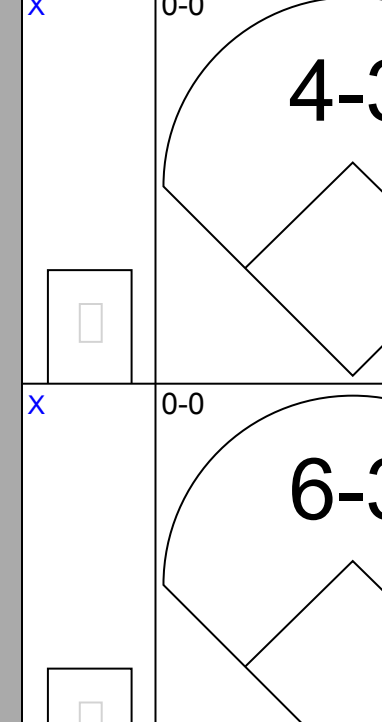
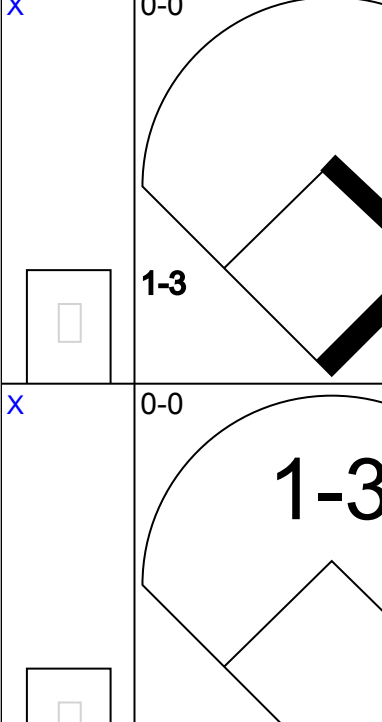


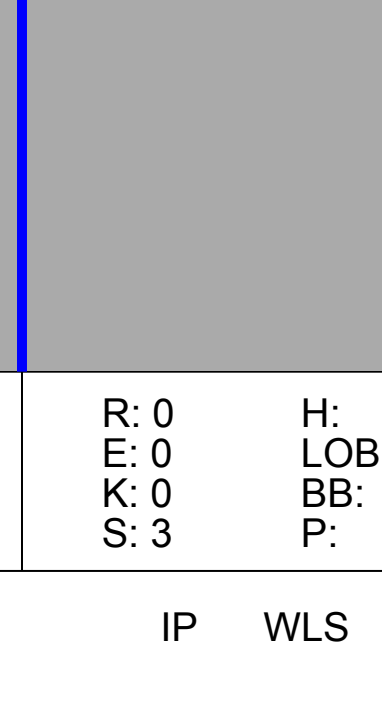
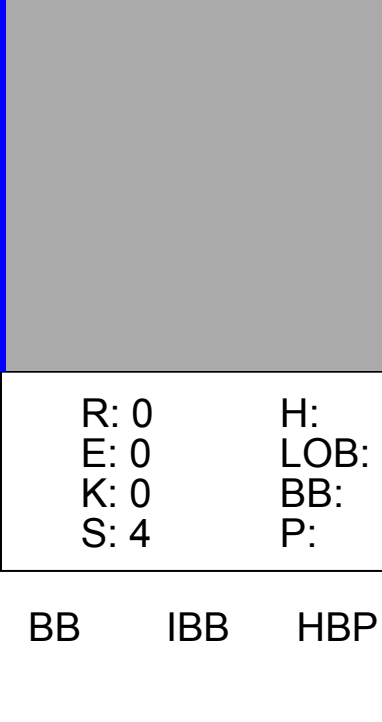




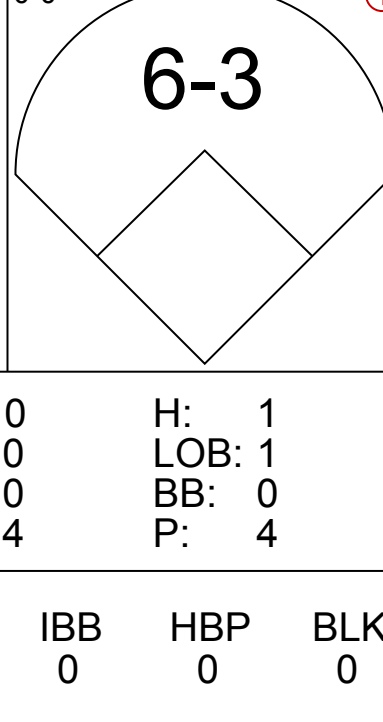
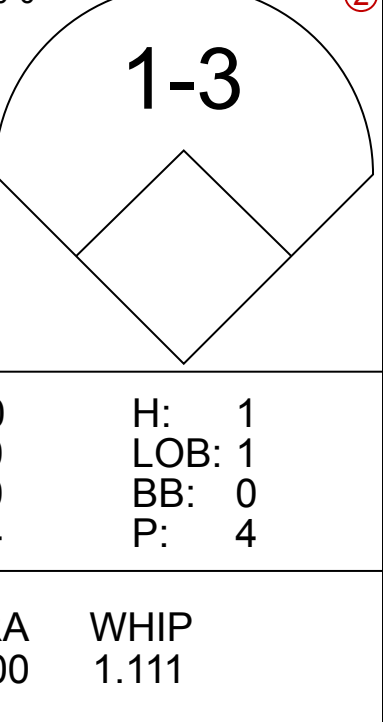
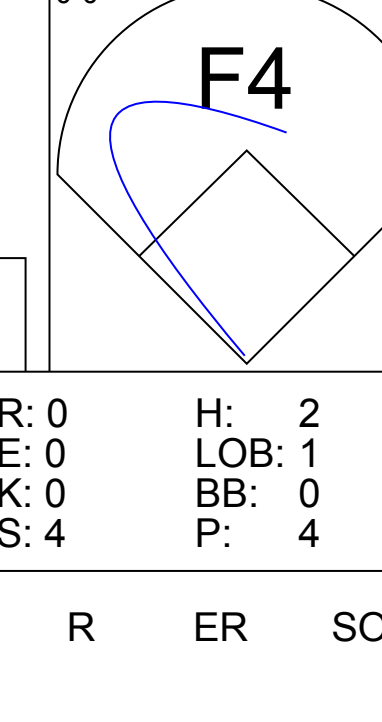
AB 33
R 2
H 8
RBI 2
BB 3
SO 7
LOB 17



Batter	1	2	3	4	5	6	7	8	9	AB	R	H	RBI	BB	SO	LOB	TOP				
Al Smith, R OBP: 0.367, SLG: 0.434 (1, 8)										4	2	2	0	0	1	1	Cleveland Indians @ Chicago White Sox Comiskey Park, Chicago, IL Sat Sep 01 1956, 4:33 AM EDT Att: 17,749 - Unknown				
Bobby Avila, R OBP: 0.343, SLG: 0.326 (1, 4)										4	1	1	1	1	0	1					
Vic Wertz, L OBP: 0.366, SLG: 0.482 (1, 3)										4	0	2	1	0	0	2					
Rocky Colavito, R OBP: 0.375, SLG: 0.555 (1, 9)										4	0	0	1	0	0	4					
Dave Pope, L OBP: 0.278, SLG: 0.324 Jim Busby, R OBP: 0.302, SLG: 0.367 (7, PH) (7, 8)										3	1	1	0	0	1	1					
Al Rosen, R OBP: 0.366, SLG: 0.437 (1, 5)										4	0	2	0	0	0	1					
Chico Carrasquel, R OBP: 0.335, SLG: 0.341 (1, 6)										4	1	1	1	0	0	2					
Jim Hegan, R OBP: 0.326, SLG: 0.351 (1, 2)										4	0	2	1	0	0	1					
Bob Lemon, L OBP: 0.270, SLG: 0.354 (1, 1)										4	0	0	0	0	0	4					
Inning Stats	R: 0 E: 0 K: 1 S: 6	H: 1 LOB: 1 BB: 0 P: 6	R: 0 E: 0 K: 1 S: 7	H: 2 LOB: 2 BB: 0 P: 7	R: 0 E: 0 K: 0 S: 4	H: 1 LOB: 1 BB: 0 P: 4	R: 2 E: 0 K: 0 S: 6	H: 3 LOB: 1 BB: 0 P: 6	R: 0 E: 0 K: 0 S: 4	H: 1 LOB: 1 BB: 0 P: 4	R: 2 E: 0 K: 0 S: 4	H: 1 LOB: 0 BB: 0 P: 5	R: 0 E: 0 K: 0 S: 3	H: 0 LOB: 0 BB: 0 P: 3	R: 1 E: 0 K: 0 S: 4	H: 1 LOB: 1 BB: 1 P: 8	1B: 10 2B: 0 3B: 1 HR: 0	SF: 2 SAC: 0 DP: 0 HBP: 1	WP: 0 PB: 0 SB: 0 CS: 0	PA: 40	
PITCHER	IP WLS BF H R ER SO BB IBB HBP BLK WP HR S P ERA WHIP	IP WLS BF H R ER SO BB IBB HBP BLK WP HR S P ERA WHIP	IP WLS BF H R ER SO BB IBB HBP BLK WP HR S P ERA WHIP	IP WLS BF H R ER SO BB IBB HBP BLK WP HR S P ERA WHIP	IP WLS BF H R ER SO BB IBB HBP BLK WP HR S P ERA WHIP	IP WLS BF H R ER SO BB IBB HBP BLK WP HR S P ERA WHIP	IP WLS BF H R ER SO BB IBB HBP BLK WP HR S P ERA WHIP	IP WLS BF H R ER SO BB IBB HBP BLK WP HR S P ERA WHIP	IP WLS BF H R ER SO BB IBB HBP BLK WP HR S P ERA WHIP	IP WLS BF H R ER SO BB IBB HBP BLK WP HR S P ERA WHIP	IP WLS BF H R ER SO BB IBB HBP BLK WP HR S P ERA WHIP	IP WLS BF H R ER SO BB IBB HBP BLK WP HR S P ERA WHIP	IP WLS BF H R ER SO BB IBB HBP BLK WP HR S P ERA WHIP	IP WLS BF H R ER SO BB IBB HBP BLK WP HR S P ERA WHIP	IP WLS BF H R ER SO BB IBB HBP BLK WP HR S P ERA WHIP	IP WLS BF H R ER SO BB IBB HBP BLK WP HR S P ERA WHIP	IP WLS BF H R ER SO BB IBB HBP BLK WP HR S P ERA WHIP	IP WLS BF H R ER SO BB IBB HBP BLK WP HR S P ERA WHIP	IP WLS BF H R ER SO BB IBB HBP BLK WP HR S P ERA WHIP	IP WLS BF H R ER SO BB IBB HBP BLK WP HR S P ERA WHIP	
Gerry Staley, R ERA: 3.89 Paul LaPalme, L ERA: 3.6 Ellis Kinder, R ERA: 3.1	6.0 L 29 10 4 4 2 0 0 0 0 0 0 0 32 33 6.00 1.667	2.0 6 0 0 0 0 0 0 0 0 0 0 0 0 6 6 0.00 0.000	1.0 5 1 1 1 0 1 0 0 0 0 0 0 0 4 8 9.00 2.000																		

AB	36
R	5
H	11
RBI	5
BB	1
SO	2
LOB	17



Batter	1	2	3	4	5	6	7	8	9	AB	R	H	RBI	BB	SO	LOB	BOTTOM			
Jim Rivera, L OBP: 0.338, SLG: 0.398 (1, 9)										4	0	3	0	0	0	0	Cleveland Indians @ Chicago White Sox Comiskey Park, Chicago, IL Sat Sep 01 1956, 4:33 AM EDT Att: 17,749 - Unknown			
Nellie Fox, L OBP: 0.357, SLG: 0.387 (1, 4)										4	0	1	0	0	0	2				
Larry Doby, L OBP: 0.379, SLG: 0.429 (1, 8)										4	0	1	0	0	1	3				
Minnie Minoso, R OBP: 0.417, SLG: 0.468 (1, 7)										4	0	1	0	0	0	1				
Sherm Lollar, R OBP: 0.377, SLG: 0.433 (1, 2)										4	0	0	0	0	0	1				
Walt Dropo, R OBP: 0.332, SLG: 0.346 Bubba Phillips, R OBP: 0.324, SLG: 0.448 (8, FR)										3	0	0	0	1	0	1				
Fred Hatfield, L OBP: 0.369, SLG: 0.389 (1, 5)										4	1	2	0	0	0	1				
Luis Aparicio, R OBP: 0.298, SLG: 0.328 (1, 6)										4	0	1	1	0	0	3				
Gerry Staley, R OBP: 0.160, SLG: 0.125 Paul LaPalme, L OBP: 0.250, SLG: 0.375 Ron Northey, L OBP: 0.383, SLG: 0.528 Ellis Kinder, R (9, 1)										2	0	0	0	0	0	0				
Inning Stats	R: 0 E: 0 K: 0 S: 4	H: 1 LOB: 1 BB: 0 P: 4	R: 1 E: 0 K: 0 S: 4	H: 2 LOB: 1 BB: 0 P: 4	R: 0 E: 0 K: 0 S: 4	H: 1 LOB: 2 BB: 0 P: 4	R: 0 E: 0 K: 0 S: 4	H: 1 LOB: 1 BB: 0 P: 4	R: 0 E: 0 K: 1 S: 5	H: 0 LOB: 0 BB: 0 P: 5	R: 0 E: 0 K: 0 S: 3	H: 0 LOB: 0 BB: 0 P: 3	R: 0 E: 0 K: 0 S: 4	H: 2 LOB: 1 BB: 0 P: 4	R: 0 E: 0 K: 0 S: 4	H: 1 LOB: 3 BB: 1 P: 8	1B: 5 2B: 4 3B: 1 HR: 0	SF: 0 SAC: 0 DP: 1 HBP: 0	WP: 0 PB: 0 SB: 0 CS: 0	PA: 35
PITCHER	IP WLS BF H R ER SO BB IBB HBP BLK WP HR S P ERA WHIP	IP WLS BF H R ER SO BB IBB HBP BLK WP HR S P ERA WHIP	IP WLS BF H R ER SO BB IBB HBP BLK WP HR S P ERA WHIP	IP WLS BF H R ER SO BB IBB HBP BLK WP HR S P ERA WHIP	IP WLS BF H R ER SO BB IBB HBP BLK WP HR S P ERA WHIP	IP WLS BF H R ER SO BB IBB HBP BLK WP HR S P ERA WHIP	IP WLS BF H R ER SO BB IBB HBP BLK WP HR S P ERA WHIP	IP WLS BF H R ER SO BB IBB HBP BLK WP HR S P ERA WHIP	IP WLS BF H R ER SO BB IBB HBP BLK WP HR S P ERA WHIP	IP WLS BF H R ER SO BB IBB HBP BLK WP HR S P ERA WHIP	IP WLS BF H R ER SO BB IBB HBP BLK WP HR S P ERA WHIP	IP WLS BF H R ER SO BB IBB HBP BLK WP HR S P ERA WHIP	IP WLS BF H R ER SO BB IBB HBP BLK WP HR S P ERA WHIP	IP WLS BF H R ER SO BB IBB HBP BLK WP HR S P ERA WHIP	IP WLS BF H R ER SO BB IBB HBP BLK WP HR S P ERA WHIP	IP WLS BF H R ER SO BB IBB HBP BLK WP HR S P ERA WHIP	IP WLS BF H R ER SO BB IBB HBP BLK WP HR S P ERA WHIP	IP WLS BF H R ER SO BB IBB HBP BLK WP HR S P ERA WHIP	IP WLS BF H R ER SO BB IBB HBP BLK WP HR S P ERA WHIP	IP WLS BF H R ER SO BB IBB HBP BLK WP HR S P ERA WHIP
Bob Lemon, R ERA: 2.95	9.0 W 35 9 1 1 1 1 1 0 0 0 0 0 36 40 1.00 1.111																			



Batter	1	2	3	4	5	6	7	8	9	AB	R	H	RBI	BB	SO	LOB	TOP										
Harvey Kuenn, R OBP: 0.395, SLG: 0.479 (1, 6)	F6		1B			1B			5-3	6	2	3	2	0	0	1	Detroit Tigers @ Chicago White Sox Comiskey Park, Chicago, IL Mon Sep 03 1956, 4:33 AM EDT Unknown										
Wayne Belardi, L OBP: 0.372, SLG: 0.406 (1, 3)	F9		F4		F4	F4	F8		K	6	1	1	0	0	1	3											
Charlie Maxwell, L OBP: 0.415, SLG: 0.537 (1, 7)	1B		K			E8			F7	4	2	2	0	1	1												
Al Kaline, R OBP: 0.379, SLG: 0.544 (1, 9)	L5-3		K			1B			F9	3	2	1	0	2	1	2											
Ray Boone, R OBP: 0.387, SLG: 0.472 (1, 5)					F3				F9	4	1	2	4	0	0	1											
Jim Small, L OBP: 0.367, SLG: 0.456 (1, 8)	F9				HR					5	1	3	3	0	0	2											
Frank Bolling, R OBP: 0.370, SLG: 0.420 (1, 4)					1B				1B	5	1	1	0	0	1	4											
Red Wilson, R OBP: 0.395, SLG: 0.430 (1, 2)									4-3	4	1	1	2	1	0	3											
Jim Bunning, R OBP: 0.231, SLG: 0.308 Virgil Trucks, R OBP: 0.233, SLG: 0.279 Al Aber, L OBP: 0.364, SLG: 0.300 (1, 1) (5, 1) (6, 1)			K		K				5-3	2	0	0	0	0	2	1											
									1B	1	0	0	0	0	0	0											
										2	0	1	0	0	1	1											
Inning Stats	R: 0 E: 0 K: 0 S: 4	H: 1 LOB: 1 BB: 0 P: 4	R: 1 E: 0 K: 1 S: 6	H: 1 LOB: 1 BB: 1 P: 10	R: 0 E: 0 K: 2 S: 8	H: 1 LOB: 0 BB: 0 P: 8	R: 2 E: 0 K: 1 S: 7	H: 2 LOB: 0 BB: 0 P: 7	R: 3 E: 0 K: 0 S: 5	H: 2 LOB: 2 BB: 2 P: 14	R: 2 E: 0 K: 0 S: 6	H: 3 LOB: 2 BB: 1 P: 10	R: 2 E: 0 K: 1 S: 7	H: 2 LOB: 0 BB: 0 P: 7	R: 1 E: 0 K: 1 S: 7	H: 2 LOB: 1 BB: 0 P: 7	R: 0 E: 0 K: 1 S: 6	H: 1 LOB: 0 BB: 0 P: 6	1B: 10 2B: 1 3B: 1 HR: 3	SF: 0 SAC: 0 DP: 0 HBP: 1	WP: 0 PB: 0 SB: 0 CS: 0	PA: 47					
PITCHER	IP	WLS	BF	H	R	ER	SO	BB	IBB	HBP	BLK	WP	HR	S	P	ERA	WHIP										
Jim Wilson, R ERA: 4.41 (1, 1)	4.1	L	22	6	6	6	4	3	0	0	0	0	2	27	39	12.46	2.077										
Dixie Howell, R ERA: 5.01 (5, 1)	1.1		10	4	2	2	0	0	1	1	0	0	0	8	13	13.50	3.000										
Paul LaPalme, L ERA: 3.58 (6, 1)	0.1		1	0	0	0	0	0	0	0	0	0	0	1	1	0.00	0.000										
Jim McDonald, R ERA: 8.68 (7, 1)	2.0		10	4	3	3	2	0	0	0	0	0	1	14	14	13.50	2.000										
Gerry Staley, R ERA: 3.64 (9, 1)	1.0		4	1	0	0	1	0	0	0	0	0	0	6	6	0.00	1.000										
Batter	1	2	3	4	5	6	7	8	9	AB	R	H	RBI	BB	SO	LOB	BOTTOM										
Jim Rivera, L OBP: 0.337, SLG: 0.395 Bubba Phillips, R OBP: 0.342, SLG: 0.443 (1, 9) (8, PH) (9, 9)	F5		F2		F2	K				4	0	1	0	0	1	0	Detroit Tigers @ Chicago White Sox Comiskey Park, Chicago, IL Mon Sep 03 1956, 4:33 AM EDT Unknown										
Nellie Fox, L OBP: 0.353, SLG: 0.382 (1, 4)	F5		L9		1B				FC3-6	5	1	1	0	0	0	3											
Larry Doby, L OBP: 0.361, SLG: 0.430 (1, 8)	F8				3B				FC3-6	4	1	2	1	1	0	1											
Minnie Minoso, R OBP: 0.419, SLG: 0.480 Gerry Staley, R OBP: 0.160, SLG: 0.125 (1, 7) (9, 1)	L9				SF8				F8	4	1	1	1	1	0	2											
Dave Philley, S OBP: 0.324, SLG: 0.353 (1, 3) (9, 7)									F8	0	0	0	0	0	0	0											
Sherm Lollar, R OBP: 0.375, SLG: 0.428 (1, 2)										3	0	1	2	1	1	1											
Fred Hatfield, L OBP: 0.365, SLG: 0.381 (1, 5)										4	0	0	0	1	2	4											
Luis Aparicio, R OBP: 0.299, SLG: 0.327 (1, 6)										4	1	0	0	1	1	3											
Jim Wilson, R OBP: 0.320, SLG: 0.348 Dixie Howell, L OBP: 0.316, SLG: 0.588 Paul LaPalme, L OBP: 0.256, SLG: 0.375 Ron Northey, R OBP: 0.250, SLG: 0.622 Jim McDonald, R OBP: 0.331, SLG: 0.350 (1, 1) (5, 1) (6, PH) (7, 1) (8, PH) (9, 3)			K						FC3-6	1	0	0	0	0	1	0											
									1B	1	0	0	0	0	1	0											
									1B	0	0	0	0	0	0	0											
									1B	1	1	2	0	0	0	0											
									1B	0	0	0	0	0	0	0											
									1B	1	1	1	0	0	0	0											
									1B	1	1	1	0	0	0	0											
Inning Stats	R: 0 E: 0 K: 0 S: 3	H: 1 LOB: 0 BB: 0 P: 3	R: 0 E: 0 K: 0 S: 4	H: 1 LOB: 2 BB: 1 P: 8	R: 0 E: 0 K: 1 S: 5	H: 0 LOB: 0 BB: 0 P: 5	R: 2 E: 1 K: 0 S: 6	H: 2 LOB: 1 BB: 0 P: 6	R: 1 E: 0 K: 1 S: 7	H: 2 LOB: 3 BB: 2 P: 15	R: 2 E: 0 K: 1 S: 6	H: 1 LOB: 0 BB: 1 P: 10	R: 0 E: 0 K: 1 S: 5	H: 0 LOB: 1 BB: 1 P: 9	R: 3 E: 0 K: 0 S: 6	H: 3 LOB: 1 BB: 1 P: 10	R: 0 E: 0 K: 3 S: 9	H: 0 LOB: 0 BB: 0 P: 9	1B: 8 2B: 0 3B: 1 HR: 1	SF: 1 SAC: 0 DP: 0 HBP: 0	WP: 2 PB: 0 SB: 0 CS: 0	PA: 43					
PITCHER	IP	WLS	BF	H	R	ER	SO	BB	IBB	HBP	BLK	WP	HR	S	P	ERA	WHIP										
Jim Bunning, R ERA: 3.22 (1, 1)	4.2		21	6	3	3	2	1	0	0	0	0	0	24	28	5.79	1.500										
Virgil Trucks, R ERA: 3.79 (5, 1)	0.2		6	1	2	2	0	3	0	0	0	0	1	3	15	27.00	6.000										
Al Aber, L ERA: 3.51 (6, 1)	3.2	W	16	3	3	3	5	2	0	0	0	1	0	24	32	7.36	1.364										

Batter	1	2	3	4	5	6	7	8	9	AB	R	H	RBI	BB	SO	LOB	TOP					
Harvey Kuenn, R OBP: 0.389, SLG: 0.481	0-0 4-3 1B	0-0 4-3		4-0 BB			0-0 E FC5-4 1B	0-0 BB 1B		4	1	3	0	1	0	3						
Wayne Belardi, L OBP: 0.366, SLG: 0.394	0-0 4-3 1-2		0-0 G3	0-0 F7			0-0 F7	4-0 BB 1B		4	0	0	0	1	0	3						
Charlie Maxwell, L OBP: 0.414, SLG: 0.534	0-0 F7		4-0 BB BB		0-0 4-3		0-0 FC5-4 E 1B	0-0 F7		4	1	1	0	1	0	3						
Al Kaline, R OBP: 0.378, SLG: 0.540	0-0 L8		4-0 BB BB	1-2 BB BB	0-3 K		0-0 L6 FC5-4	0-0 F2		4	0	0	0	1	1	5						
Ray Boone, R OBP: 0.389, SLG: 0.474		0-0 F8 1B	0-0 F6		0-0 FC4 1B		0-0 FC5-4 1B		0-0 1B	5	1	3	1	0	0	4						
Jim Small, L OBP: 0.385, SLG: 0.459		0-0 F8 1B	4-0 BB BB	1-2 BB	0-0 FC4		0-0 2B	0-0 K		4	0	2	1	1	1	2						
Frank Bolling, R OBP: 0.366, SLG: 0.420		0-0 F8 1-2 2-3	0-0 F9			0-0 6-3	0-0 2B	0-0 F3		5	0	1	1	0	0	6						
Frank House, L OBP: 0.284, SLG: 0.351		1-0 HBP		0-0 F9		0-0 4-3	0-0 F4	0-3 K		2	0	0	0	0	0	0						
Jack Phillips, R OBP: 0.393, SLG: 0.394										1	0	0	0	0	2							
Red Wilson, R OBP: 0.393, SLG: 0.428										1	0	0	0	0	1	1						
Steve Gromek, S OBP: 0.395, SLG: 0.148		0-0 F4		0-0 L6		0-0 6-3		0-3 K		0	0	0	0	0	0	0						
Earl Torgeson, L OBP: 0.390, SLG: 0.400										1	0	0	0	0	0	3						
Bob Miller, R OBP: 0.250, SLG: 0.286										2	0	0	0	0	0	0						
Bill Tuttle, R OBP: 0.293, SLG: 0.346										1	0	0	0	0	1	0						
Walt Masterson, R OBP: 0.250, SLG: 0.250										0	0	0	0	0	0	0						
Inning Stats	R: 0 E: 0 K: 0 S: 4	H: 1 LOB: 1 BB: 0 P: 4	R: 0 E: 0 K: 0 S: 5	H: 2 LOB: 3 BB: 0 P: 6	R: 0 E: 0 K: 0 S: 3	H: 0 LOB: 1 BB: 1 P: 15	R: 0 E: 0 K: 1 S: 6	H: 0 LOB: 0 BB: 0 P: 7	R: 0 E: 0 K: 1 S: 6	H: 1 LOB: 1 BB: 0 P: 6	R: 0 E: 0 K: 0 S: 3	H: 0 LOB: 0 BB: 0 P: 3	R: 3 E: 1 K: 0 S: 8	H: 4 LOB: 2 BB: 0 P: 8	R: 0 E: 0 K: 1 S: 6	H: 1 LOB: 2 BB: 1 P: 10	R: 0 E: 0 K: 2 S: 8	H: 1 LOB: 1 BB: 0 P: 8	1B: 9 2B: 1 3B: 0 HR: 0	SF: 0 SAC: 0 DP: 0 HBP: 1	WP: 0 PB: 0 SB: 0 CS: 0	PA: 44
PITCHER	IP WLS BF H R ER SO BB IBB HBP BLK WP HR S P ERA WHIP	IP WLS BF H R ER SO BB IBB HBP BLK WP HR S P ERA WHIP																				
Bob Keegan, R ERA: 3.3	(1, 1)	6.2	W	34	8	3	0	1	4	0	1	0	0	0	0	31	48	0.00	1.800			
Billy Pierce, L ERA: 3.35	(7, 1)	2.1	S	10	2	0	0	3	1	0	0	0	0	0	15	19	0.00	1.286				

Detroit Tigers @ Chicago White Sox
 Comiskey Park, Chicago, IL
 Mon Sep 03 1956, 4:38 AM EDT
 Att: 18,709 - Unknown

AB 38
 R 3
 H 10
 RBI 3
 BB 5
 SO 4
 LOB 32



Batter	1	2	3	4	5	6	7	8	9	AB	R	H	RBI	BB	SO	LOB	BOTTOM			
Fred Hatfield, L OBP: 0.366, SLG: 0.394	0-0 SH1-3 HR 1B		0-3 K		0-0 HR		0-0 F6			4	2	2	1	0	1	0				
Nellie Fox, L OBP: 0.353, SLG: 0.382	0-0 SH1-3 1-2		0-0 4-3 1B		0-0 F4		0-0 G3			3	0	1	0	0	0	0				
Larry Doby, L OBP: 0.380, SLG: 0.435	0-0 2H HR		0-0 4-3 1-2		0-3 K		0-0 F7			4	1	1	2	0	1	1				
Minnie Minoso, R OBP: 0.421, SLG: 0.488	0-0 HR		4-0 IBB		0-0 F8			0-0 CS SH3 1B		3	1	2	1	1	0	0				
Jim Rivera, L OBP: 0.337, SLG: 0.401	0-0 1-3		0-0 1-3			0-0 HR		0-0 SH3 1-2		3	1	1	1	0	0	2				
Walt Dropo, R OBP: 0.339, SLG: 0.350	0-0 F2			0-0 G5-4-3 1B		0-0 F7		4-0 BB 2-3		3	0	1	0	1	0	0				
Les Moss, R OBP: 0.339, SLG: 0.545		0-3 K		0-0 G5-4-3 1-2		0-0 2B		0-0 F7		4	0	1	0	0	1	2				
Luis Aparicio, R OBP: 0.299, SLG: 0.326		0-0 5-3		4-0 FC6-4 BB		0-0 5-3				2	0	0	0	1	0	1				
Bob Keegan, R OBP: 0.219, SLG: 0.107			0-3 K		0-0 FC6-4		0-0 6-3			3	0	0	0	0	1	2				
Billy Pierce, L OBP: 0.146, SLG: 0.106				1-2						0	0	0	0	0	0	0				
Inning Stats	R: 3 E: 0 K: 0 S: 6	H: 3 LOB: 0 BB: 0 P: 6	R: 0 E: 0 K: 2 S: 7	H: 0 LOB: 0 BB: 0 P: 7	R: 0 E: 0 K: 1 S: 6	H: 1 LOB: 1 BB: 1 P: 10	R: 0 E: 0 K: 0 S: 3	H: 1 LOB: 1 BB: 1 P: 7	R: 1 E: 0 K: 1 S: 6	H: 1 LOB: 0 BB: 0 P: 6	R: 1 E: 0 K: 0 S: 5	H: 2 LOB: 1 BB: 0 P: 5	R: 0 E: 0 K: 0 S: 3	H: 0 LOB: 0 BB: 0 P: 3	R: 0 E: 0 K: 0 S: 3	H: 1 LOB: 1 BB: 1 P: 7	1B: 4 2B: 1 3B: 0 HR: 4	SF: 0 SAC: 2 DP: 1 HBP: 0	WP: 0 PB: 0 SB: 0 CS: 1	PA: 34
PITCHER	IP WLS BF H R ER SO BB IBB HBP BLK WP HR S P ERA WHIP	IP WLS BF H R ER SO BB IBB HBP BLK WP HR S P ERA WHIP																		
Steve Gromek, R ERA: 3.9	(1, 1)	1.0	L	6	3	3	0	0	0	0	0	0	0	0	2	6	6	3.000	3.000	
Bob Miller, L ERA: 5.46	(2, 1)	6.0		24	5	2	2	4	1	1	0	0	0	2	30	38	3.000	1.000		
Walt Masterson, R ERA: 4.6	(8, 1)	1.0		4	1	0	0	0	1	0	0	0	0	0	3	7	0.000	2.000		

Detroit Tigers @ Chicago White Sox
 Comiskey Park, Chicago, IL
 Mon Sep 03 1956, 4:38 AM EDT
 Att: 18,709 - Unknown

AB 29
 R 5
 H 9
 RBI 5
 BB 3
 SO 4
 LOB 8



Batter	1	2	3	4	5	6	7	8	9	AB	R	H	RBI	BB	SO	LOB	TOP					
Harvey Kuenn, R OBP: 0.386, SLG: 0.477 (1, 6)	5-3		F8		6-3			F9		4	0	0	0	0	0	0						
Wayne Belardi, L OBP: 0.363, SLG: 0.390 (1, 3)	4-3		4-3			3-6 1B		K		4	0	1	0	0	1	0						
Charlie Maxwell, L OBP: 0.413, SLG: 0.531 (1, 7)	1B		6-3			3-6 1-2		F6		4	0	1	0	0	0	1						
Al Kaline, R OBP: 0.377, SLG: 0.538 (1, 9)	FC4 1B			K		L5-3		L5-3		4	0	1	0	0	1	0						
Ray Boone, R OBP: 0.390, SLG: 0.474 (1, 5)	FC4 1-2			1-3				E6 6-3 1B		4	1	2	0	0	0	2						
Jim Small, L OBP: 0.391, SLG: 0.477 (1, 8)		SH5-3 SF8 2B		F5				6-3		4	1	2	0	0	0	1						
Frank Bolling, R OBP: 0.367, SLG: 0.419 (1, 4)		SH5-3 2-3			2B			6-3		3	1	1	1	0	0	2						
Red Wilson, R OBP: 0.390, SLG: 0.432 (1, 2)		SF8 3-H			2B			F8		3	0	1	2	0	0	2						
Paul Foytack, R OBP: 0.145, SLG: 0.171 Jim Bunning, R OBP: 0.237, SLG: 0.306 Earl Tolson, L OBP: 0.388, SLG: 0.599 Steve Gromek, R OBP: 0.365, SLG: 0.444 Bob Miller, L OBP: 0.387, SLG: 0.286 Frank House, L OBP: 0.287, SLG: 0.303 Walt Masterson, R OBP: 0.256, SLG: 0.250 (1, 1) (3, 1) (5, PH) (5, 1) (6, 1) (6, PH) (8, 1)		K		F4				HR		1	0	0	0	0	1	0						
Inning Stats	R: 0 E: 0 K: 0 S: 5	H: 2 LOB: 2 BB: 0 P: 5	R: 1 E: 0 K: 1 S: 6	H: 1 LOB: 0 BB: 0 P: 6	R: 0 E: 0 K: 0 S: 3	H: 0 LOB: 0 BB: 0 P: 3	R: 0 E: 0 K: 1 S: 5	H: 0 LOB: 0 BB: 0 P: 5	R: 1 E: 0 K: 0 S: 4	H: 2 LOB: 0 BB: 0 P: 4	R: 0 E: 0 K: 0 S: 3	H: 1 LOB: 0 BB: 0 P: 3	R: 1 E: 1 K: 0 S: 4	H: 1 LOB: 0 BB: 0 P: 4	R: 1 E: 0 K: 1 S: 6	H: 1 LOB: 0 BB: 0 P: 6	R: 0 E: 0 K: 0 S: 5	H: 2 LOB: 2 BB: 0 P: 5	1B: 7 2B: 3 3B: 0 HR: 1	SF: 1 SAC: 1 DP: 1 HBP: 0	WP: 0 PB: 0 SB: 0 CS: 0	PA: 35
PITCHER Dick Donovan, R ERA: 3.88 (1, 1)	IP: 9.0 WLS: W BF: 35 H: 10 R: 4 ER: 3 SO: 3 BB: 0 IBB: 0 HBP: 0 BLK: 0 WP: 0 HR: 1 S: 41 P: 41 ERA: 3.00 WHIP: 1.111											PITCHER	IP: 9.0 WLS: W BF: 35 H: 10 R: 4 ER: 3 SO: 3 BB: 0 IBB: 0 HBP: 0 BLK: 0 WP: 0 HR: 1 S: 41 P: 41 ERA: 3.00 WHIP: 1.111									

Detroit Tigers @ Chicago White Sox
Comiskey Park, Chicago, IL
Tue Sep 04 1956, 4:33 AM EDT
Att: 7,838 - Unknown

AB	33
R	4
H	10
RBI	4
BB	0
SO	3
LOB	8



Batter	1	2	3	4	5	6	7	8	9	AB	R	H	RBI	BB	SO	LOB	BOTTOM			
Fred Hatfield, L OBP: 0.373, SLG: 0.399 (1, 5)	L9		BB 1B BB	BB 1B	BB 5-3 1B		E 4-3 1B			4	3	3	0	1	0	0				
Nellie Fox, L OBP: 0.355, SLG: 0.385 (1, 4)	F4		BB BB 1-2 2-H	SF9 3-H	5-3 BB 1B		E5 4-3 E 1B			4	2	3	2	0	0	0				
Larry Doby, L OBP: 0.384, SLG: 0.434 (1, 8)	BB		BB BB 1-2 2-3	BB BB 1-2	5-3 BB BB		4-3			1	0	0	1	4	0	1				
Minnie Minoso, R OBP: 0.421, SLG: 0.486 (1, 7)	F8		BB BB 1-2 2-3 3-H	BB BB 1-2 2-3 3-H	F7 5-3		E8 1B			4	0	1	3	1	0	5				
Sherm Lollar, R OBP: 0.373, SLG: 0.424 (1, 2)		F7		BB 1-2 2-3 3-H	L9		1-3			4	0	0	1	1	0	3				
Jim Rivera, L OBP: 0.338, SLG: 0.407 (1, 9)	F8		K		HR		L9			4	1	1	1	1	1	4				
Walt Dropo, R OBP: 0.340, SLG: 0.349 (1, 3)	6-3		L9		HR 1B		CS BB			4	1	1	0	1	1	3				
Luis Aparicio, R OBP: 0.303, SLG: 0.331 (1, 6)			1B 2B		F7 HR 1B		L4-3 1B			5	2	3	0	0	0	0				
Dick Donovan, L OBP: 0.330, SLG: 0.408 (1, 1)			K		1B SF9 BB		L4-3			4	2	1	3	1	1	3				
Inning Stats	R: 0 E: 0 K: 0 S: 3	H: 0 LOB: 1 BB: 1 P: 7	R: 0 E: 0 K: 0 S: 3	H: 0 LOB: 0 BB: 0 P: 3	R: 3 E: 0 K: 2 S: 9	H: 2 LOB: 3 BB: 4 P: 25	R: 1 E: 0 K: 0 S: 4	H: 1 LOB: 2 BB: 2 P: 12	R: 5 E: 0 K: 0 S: 9	H: 6 LOB: 2 BB: 1 P: 13	R: 0 E: 0 K: 0 S: 2	H: 1 LOB: 1 BB: 2 P: 10	R: 2 E: 2 K: 0 S: 6	H: 3 LOB: 1 BB: 0 P: 6	R: 0 E: 0 K: 1 S: 5	H: 0 LOB: 0 BB: 0 P: 5	1B: 10 2B: 2 3B: 0 HR: 2	SF: 1 SAC: 0 DP: 1 HBP: 0	WP: 0 PB: 0 SB: 0 CS: 1	PA: 45
PITCHER Paul Foytack, R ERA: 3.96 Jim Bunning, R ERA: 3.92 Steve Gromek, R ERA: 4.2 Bob Miller, L ERA: 5.68 Walt Masterson, R ERA: 4.5 (1, 1) (3, 1) (5, 1) (6, 1) (8, 1)	IP: 2.1 WLS: L BF: 14 H: 2 R: 3 ER: 3 SO: 1 BB: 5 IBB: 0 HBP: 0 BLK: 0 WP: 0 HR: 0 S: 11 P: 31 ERA: 11.57 WHIP: 3.000											PITCHER	IP: 2.1 WLS: L BF: 14 H: 2 R: 3 ER: 3 SO: 1 BB: 5 IBB: 0 HBP: 0 BLK: 0 WP: 0 HR: 0 S: 11 P: 31 ERA: 11.57 WHIP: 3.000							

Detroit Tigers @ Chicago White Sox
Comiskey Park, Chicago, IL
Tue Sep 04 1956, 4:33 AM EDT
Att: 7,838 - Unknown

AB	34
R	11
H	13
RBI	11
BB	10
SO	3
LOB	19



Batter	1	2	3	4	5	6	7	8	9	AB	R	H	RBI	BB	SO	LOB	TOP					
Fred Hatfield, L OBP: 0.372, SLG: 0.397 (1, 5)	G3		1B		4-3		6-3			4	0	1	0	0	0	2	Chicago White Sox @ Cleveland Indians Cleveland Municipal Stadium, Cleveland, OH Fri Sep 07 1956, 3:33 AM EDT Att: 11,202 - Unknown livebaseballscorecards.com					
Nelle Fox, L OBP: 0.355, SLG: 0.387 (1, 4)	F6		1-3			3-1	3B			4	0	1	1	0	0	1						
Larry Doby, L OBP: 0.363, SLG: 0.432 (1, 8)	4-3			F8		HBP 1B	G3			4	1	1	0	0	0	1						
Minnie Minoso, R OBP: 0.422, SLG: 0.485 (1, 7)		L4		WP E 1B		1B HBP		6-3		3	0	1	0	0	0	0						
Jim Rivera, L OBP: 0.335, SLG: 0.403 (1, 9)	G3			F8		F9		K		4	0	0	0	0	1	3						
Sherm Lollar, R OBP: 0.374, SLG: 0.423 (1, 2)		BB		F8		FC5-4 1B		5-3		3	0	1	1	1	0	1						
Walt Dropo, R OBP: 0.335, SLG: 0.344 (1, 3)	4-3				6-3	FC5-4 1-2		6-3		4	0	0	0	0	0	3						
Luis Aparicio, R OBP: 0.304, SLG: 0.331 (1, 6)			B5-3				6-3 SH2-4 3B BB	5-3		3	1	1	0	1	0	0						
Jack Harshman, L OBP: 0.254, SLG: 0.422 (1, 1)			F9		F9		SH2-4 1-2	4-3		3	0	0	0	0	0	1						
Inning Stats	R: 0 E: 0 K: 0 S: 3	H: 0 LOB: 0 BB: 0 P: 3	R: 0 E: 0 K: 0 S: 3	H: 0 LOB: 1 BB: 1 P: 7	R: 0 E: 0 K: 0 S: 4	H: 1 LOB: 1 BB: 0 P: 4	R: 0 E: 1 K: 0 S: 4	H: 1 LOB: 1 BB: 0 P: 4	R: 0 E: 0 K: 0 S: 4	H: 1 LOB: 1 BB: 0 P: 4	R: 1 E: 0 K: 0 S: 5	H: 2 LOB: 2 BB: 0 P: 6	R: 1 E: 0 K: 0 S: 4	H: 1 LOB: 1 BB: 1 P: 8	R: 0 E: 0 K: 1 S: 5	H: 0 LOB: 0 BB: 0 P: 5		R: 0 E: 0 K: 0 S: 3	H: 0 LOB: 0 BB: 0 P: 3	1B: 5 2B: 0 3B: 1 HR: 0	SF: 0 SAC: 1 DP: 0 HBP: 1	WP: 1 PB: 0 CS: 0
PITCHER Bob Lemon, R ERA: 2.91 (1, 1)	IP: 9.0 WLS: L BF: 36	H: 6 R: 2 ER: 2 SO: 1	BB: 2 IBB: 0 HBP: 1 BLK: 0	WP: 1 HR: 0 S: 35 P: 44	ERA: 2.00 WHIP: 0.889																	

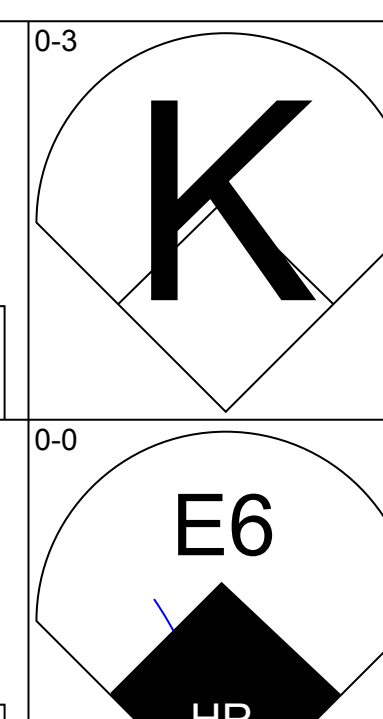
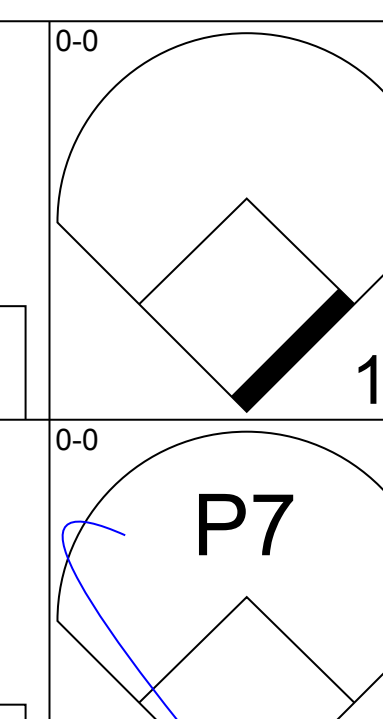
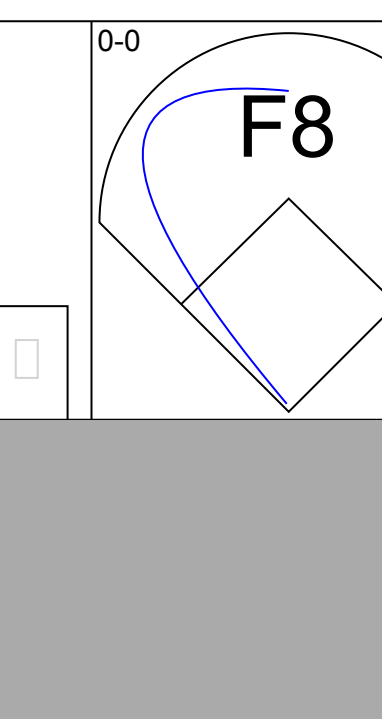
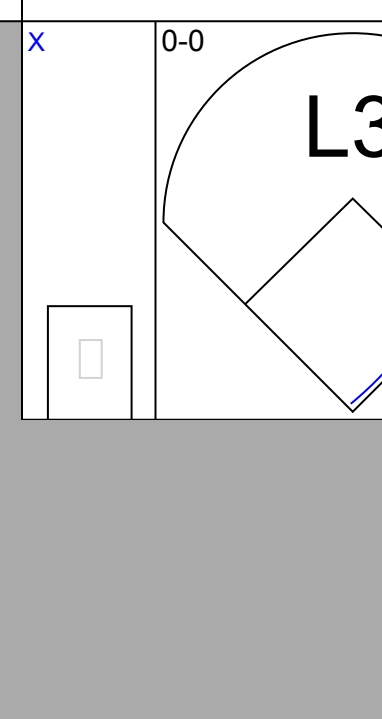
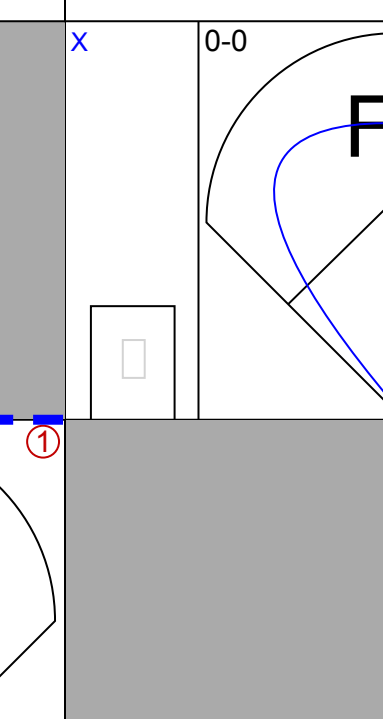
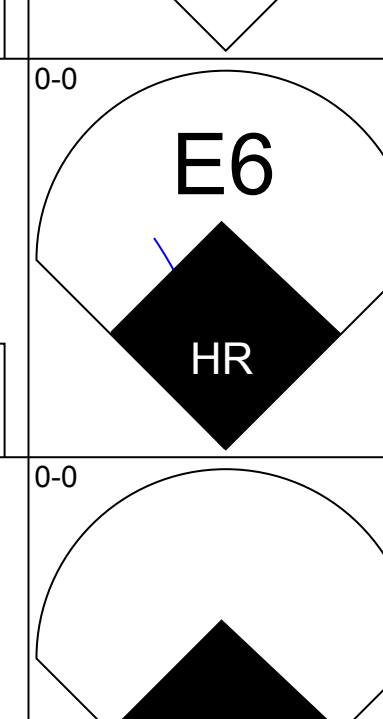
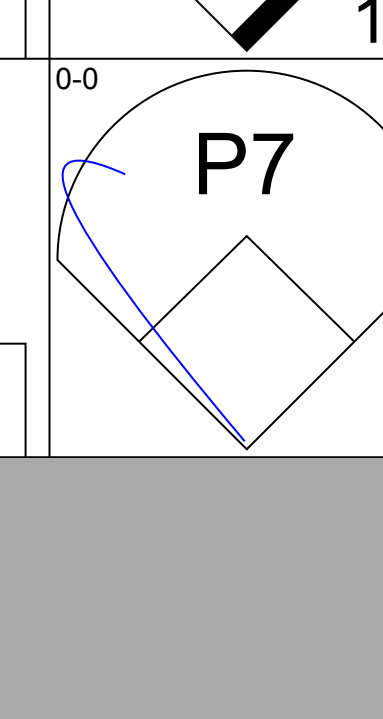
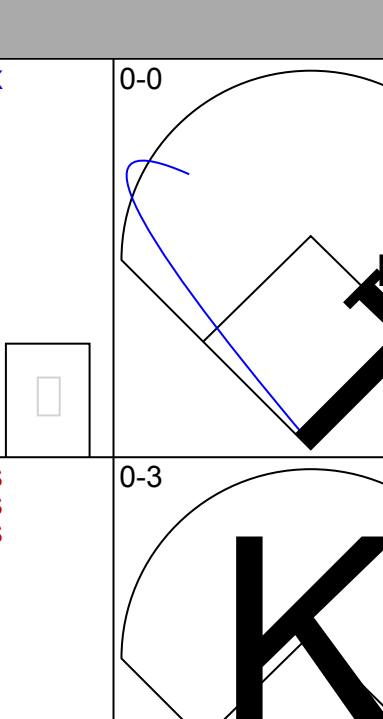
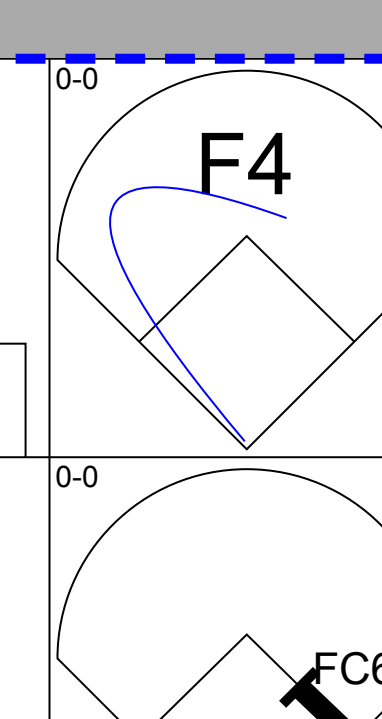
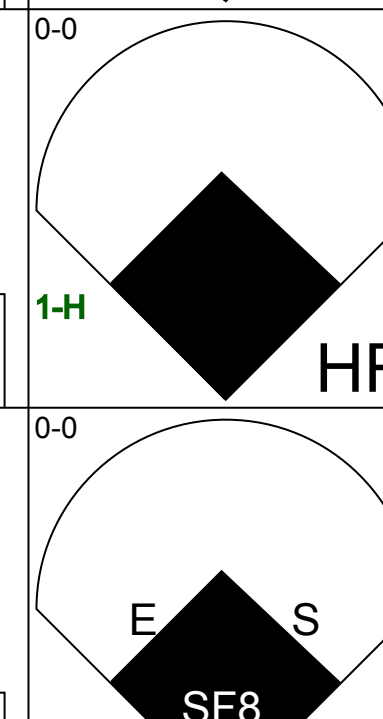
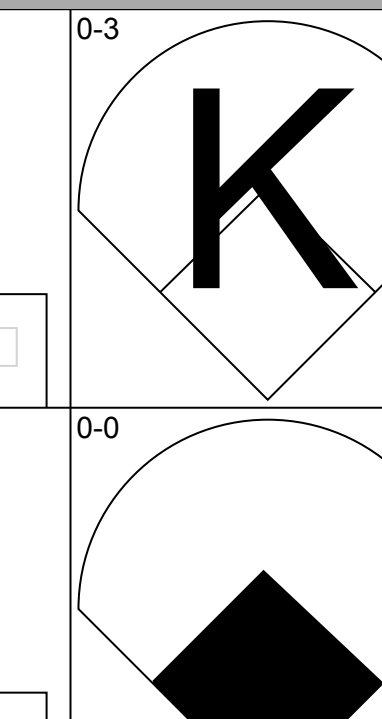
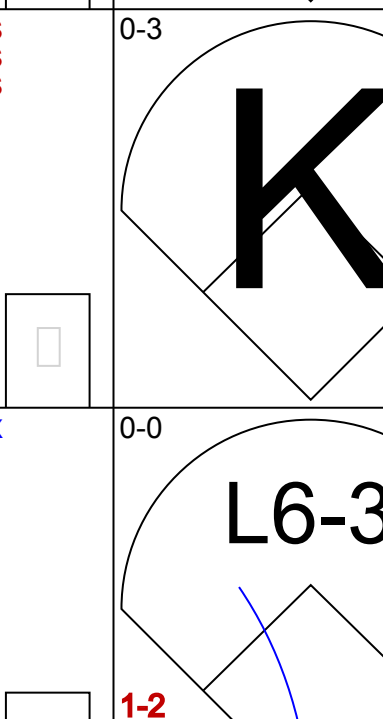
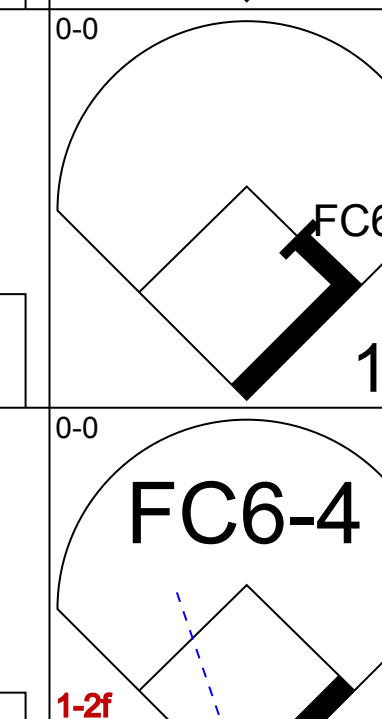
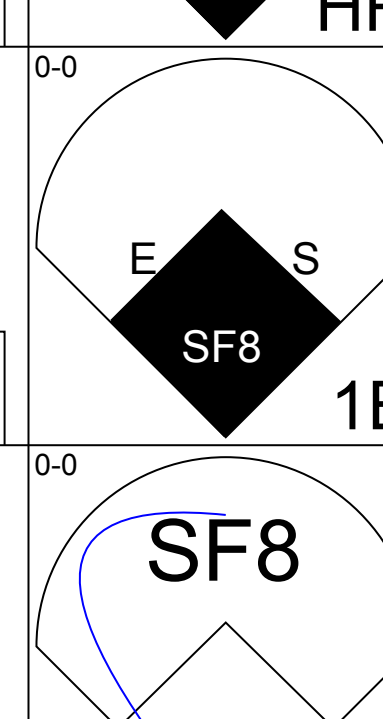
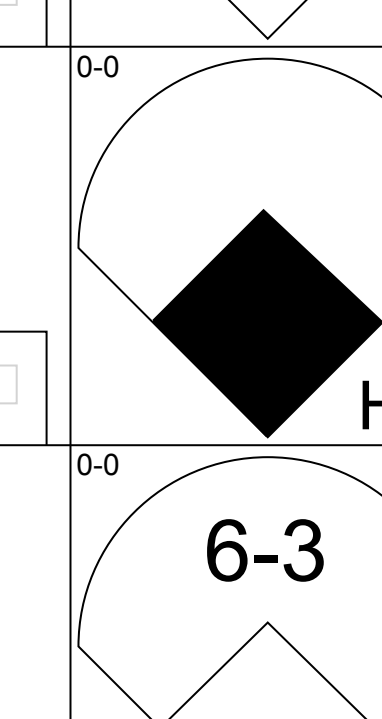
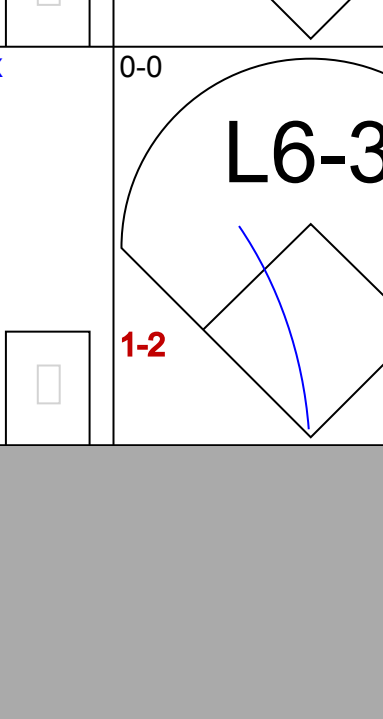
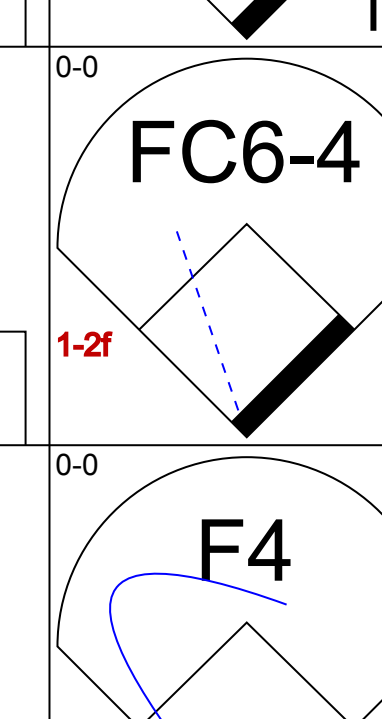
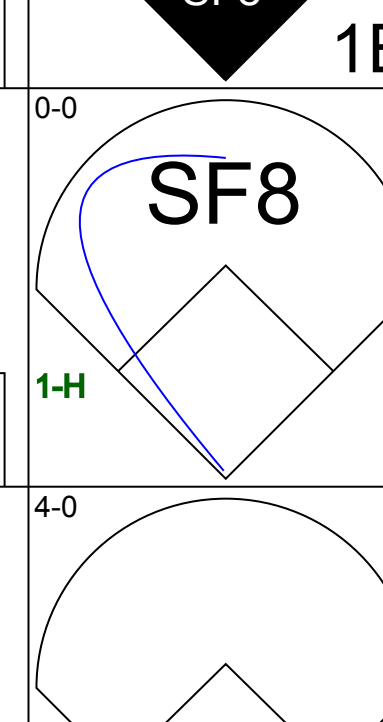
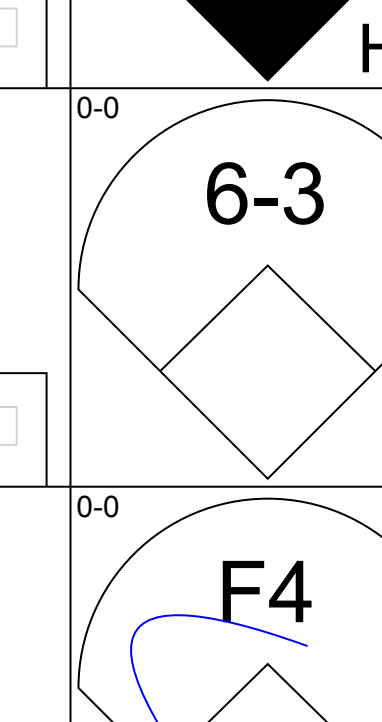
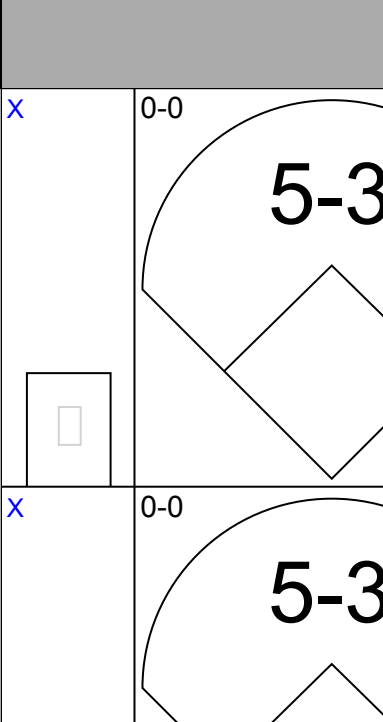
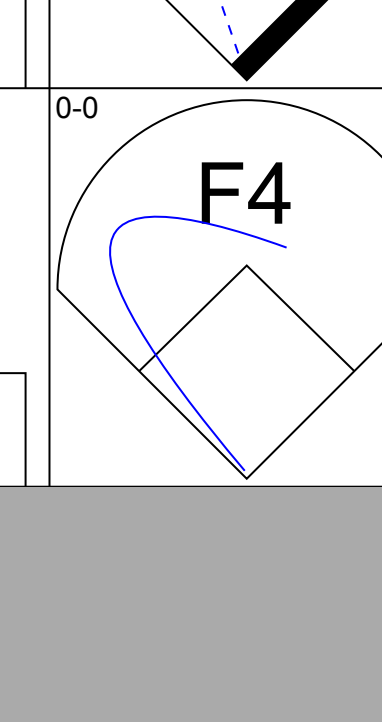
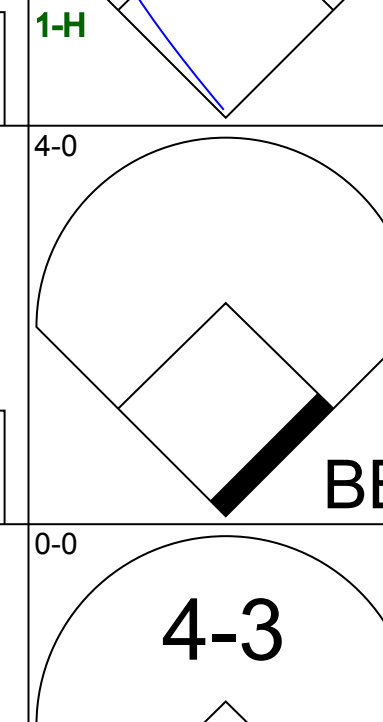
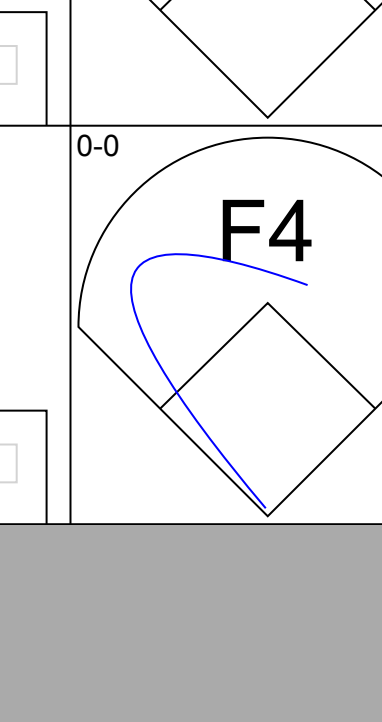
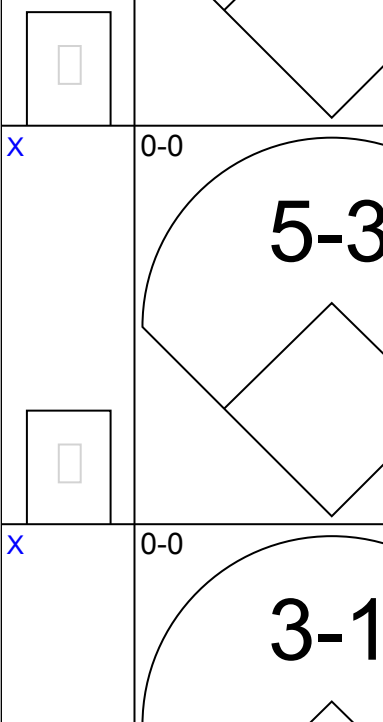
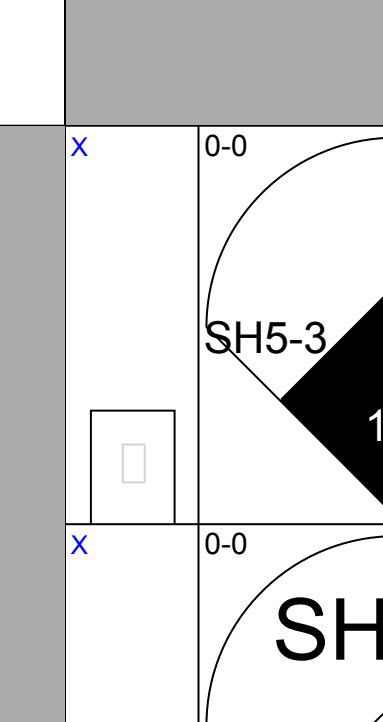
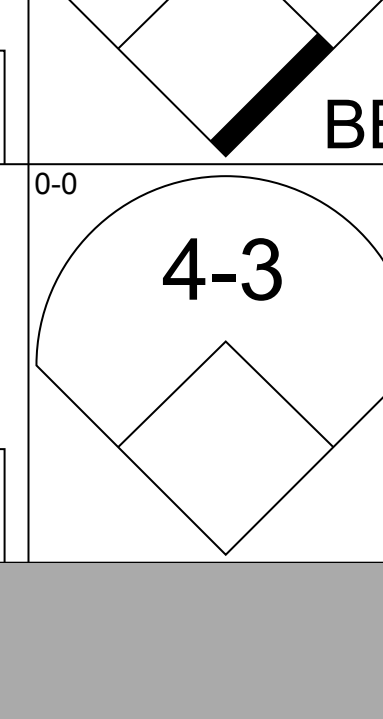
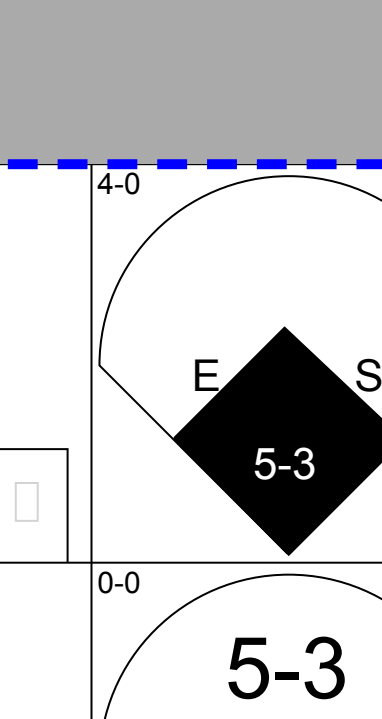
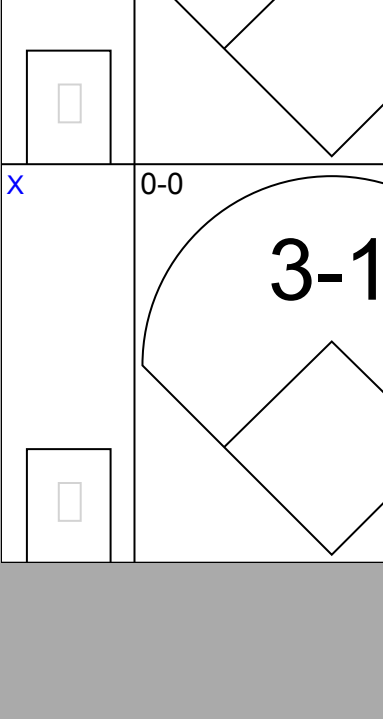
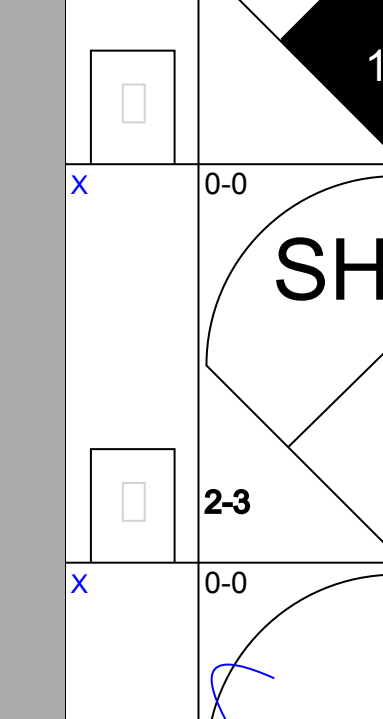
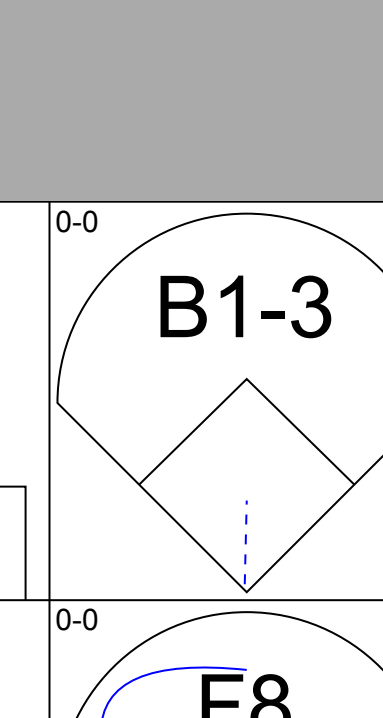
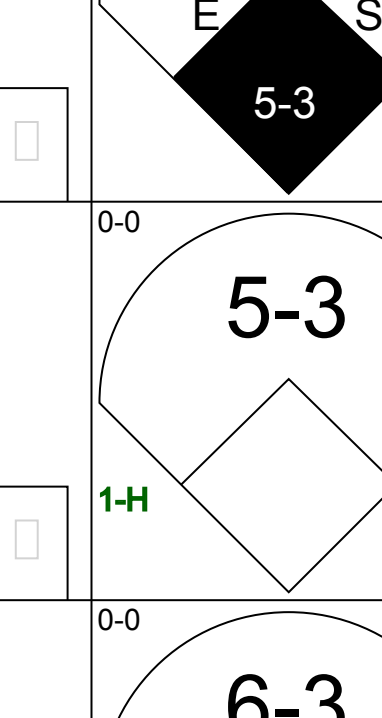
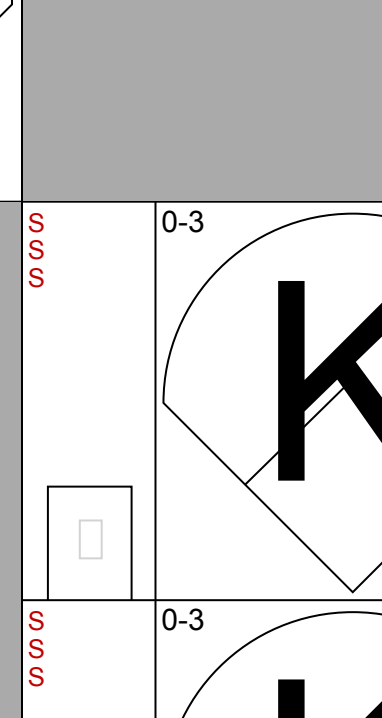
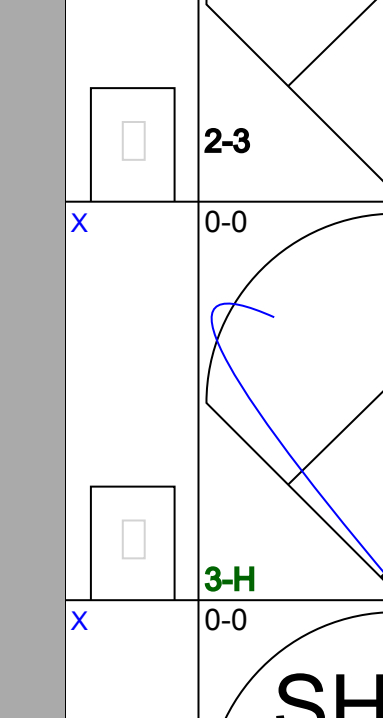

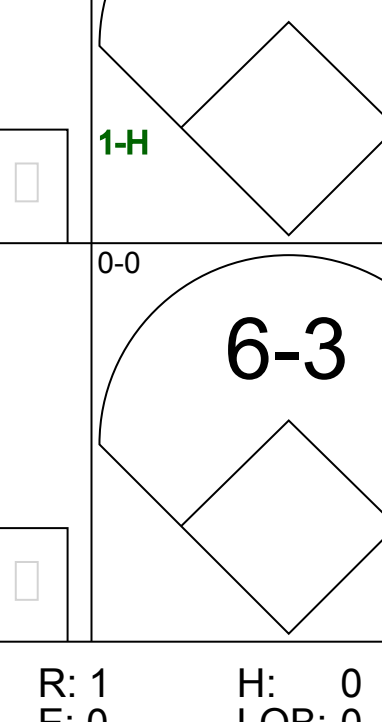
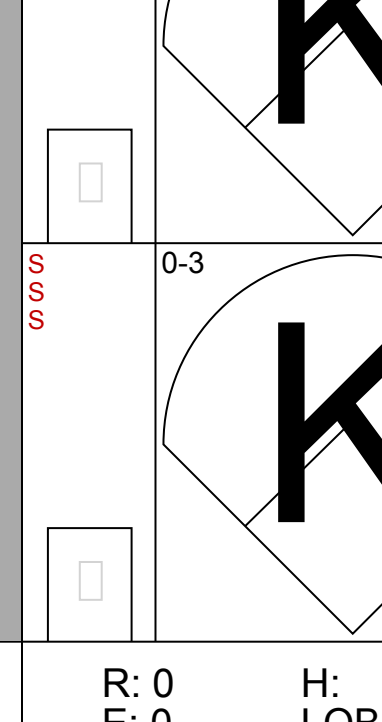
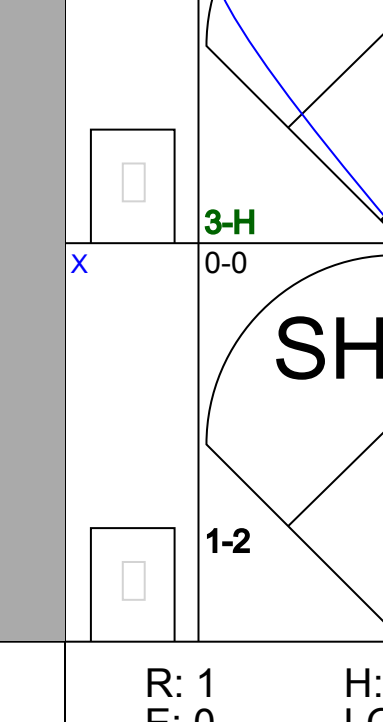
Batter	1	2	3	4	5	6	7	8	9	AB	R	H	RBI	BB	SO	LOB	BOTTOM					
Al Smith, R OBP: 0.369, SLG: 0.430 (1, 7)	SH1-3 2B BB		4-3		FC6-4 1-2			F8		3	1	0	0	1	0	1	Chicago White Sox @ Cleveland Indians Cleveland Municipal Stadium, Cleveland, OH Fri Sep 07 1956, 3:33 AM EDT Att: 11,202 - Unknown livebaseballscorecards.com					
Bobby Avila, R OBP: 0.335, SLG: 0.318 (1, 4)	SH1-3 1-2					K		F8		3	0	1	0	0	1	0						
Al Rosen, R OBP: 0.363, SLG: 0.437 (1, 5)	CS 2H 2B		F2			BB		6-3		3	0	1	1	1	0	1						
Rocky Colavito, R OBP: 0.373, SLG: 0.539 (1, 9)				F8		F3		6-3		3	0	0	0	1	0	1						
Sam Mele, R OBP: 0.322, SLG: 0.417 (1, 3)	K 2-3			K		F8		F8		4	0	0	0	0	2	3						
Jim Busby, R OBP: 0.302, SLG: 0.364 (1, 8)		4-3		K			BB			3	0	1	0	1	1	0						
Chico Carrasquel, R OBP: 0.331, SLG: 0.335 (1, 6)	F6				F2		K		K	4	0	0	0	0	2	2						
Jim Hegan, R OBP: 0.319, SLG: 0.343 (1, 2)	K				FC6-4 1B		F3			3	0	1	0	0	1	1						
Bob Lemon, L OBP: 0.261, SLG: 0.341 (1, 1)			K		F9		F8			3	0	0	0	0	1	2						
Inning Stats	R: 1 E: 0 K: 1 S: 5	H: 1 LOB: 2 BB: 2 P: 13	R: 0 E: 0 K: 1 S: 5	H: 0 LOB: 0 BB: 0 P: 5	R: 0 E: 0 K: 1 S: 6	H: 1 LOB: 1 BB: 0 P: 6	R: 0 E: 0 K: 2 S: 7	H: 0 LOB: 0 BB: 0 P: 7	R: 0 E: 0 K: 0 S: 4	H: 1 LOB: 1 BB: 0 P: 4	R: 0 E: 0 K: 1 S: 5	H: 0 LOB: 1 BB: 1 P: 9	R: 0 E: 0 K: 1 S: 5	H: 0 LOB: 1 BB: 1 P: 9	R: 0 E: 0 K: 0 S: 3	H: 0 LOB: 0 BB: 0 P: 3		R: 0 E: 0 K: 1 S: 6	H: 1 LOB: 1 BB: 0 P: 6	1B: 3 2B: 2 3B: 0 HR: 0	SF: 0 SAC: 1 DP: 1 HBP: 0	WP: 0 PB: 0 CS: 1
PITCHER Jack Harshman, L ERA: 2.98 (1, 1)	IP: 9.0 WLS: W BF: 34	H: 4 R: 1 ER: 1 SO: 8	BB: 4 IBB: 0 HBP: 0 BLK: 0	WP: 0 HR: 0 S: 46 P: 62	ERA: 1.00 WHIP: 0.889																	

Batter	1	2	3	4	5	6	7	8	9	AB	R	H	RBI	BB	SO	LOB	TOP					
Fred Hatfield, L OBP: 0.370, SLG: 0.395 (1, 5)	0-0 6-3		0-0 F7		0-0 1B		0-0 SH1-4		0-0 F2	4	0	1	0	0	0	1	Chicago White Sox @ Cleveland Indians Cleveland Municipal Stadium, Cleveland, OH Sat Sep 08 1956, 3:33 AM EDT Att: 5,583 - Unknown livebaseballscorecards.com					
Nelle Fox, L OBP: 0.353, SLG: 0.386 (1, 4)	0-0 F9		0-0 4-3		0-0 4-3		0-0 F9		0-0 1B	5	0	1	0	0	0	2						
Larry Doby, L OBP: 0.385, SLG: 0.435 (1, 8)	4-0 BB			0-3 K		0-0 SH SF9 1B		0-0 2B	4	1	2	1	1	1	2							
Minnie Minoso, R OBP: 0.421, SLG: 0.490 (1, 7)	0-0 5-3			0-0 HR		0-0 SH		0-0 F3	3	1	1	1	0	0	2							
Jim Rivera, L OBP: 0.334, SLG: 0.403 (1, 9)		0-0 S 1B		0-0 6-3		0-0 SF9		0-3 K	3	1	1	1	0	1	0							
Sherm Lollar, R OBP: 0.373, SLG: 0.421 (1, 2)		0-3 K		0-0 1B		0-3 K		0-0 F2	4	0	1	0	0	2	2							
Walt Dropo, R OBP: 0.337, SLG: 0.344 (1, 3)		0-0 G5-4-3 2H 1B		0-0 F3		4-0 BB		0-0 1-3	3	0	1	1	1	0	1							
Sammy Esposito, R OBP: 0.356, SLG: 0.307 (1, 6)		0-0 G5-4-3			0-0 F8		0-0 4-3		0-0 F9	4	0	0	0	0	3							
Billy Pierce, L OBP: 0.161, SLG: 0.124 (1, 1)			0-0 4-3		0-0 F8		0-0 SH1-4 2B 1B		0-0 1B	4	1	2	0	0	0							
Inning Stats	R: 0 E: 0 K: 0 S: 3	H: 0 LOB: 1 BB: 1 P: 7	R: 1 E: 0 K: 1 S: 6	H: 2 LOB: 0 BB: 0 P: 6	R: 0 E: 0 K: 0 S: 3	H: 0 LOB: 1 BB: 0 P: 3	R: 1 E: 0 K: 1 S: 7	H: 2 LOB: 1 BB: 0 P: 7	R: 0 E: 0 K: 0 S: 4	H: 1 LOB: 1 BB: 0 P: 4	R: 1 E: 0 K: 0 S: 5	H: 2 LOB: 1 BB: 0 P: 5	R: 0 E: 0 K: 1 S: 5	H: 0 LOB: 0 BB: 0 P: 5	R: 0 E: 0 K: 0 S: 5	H: 2 LOB: 2 BB: 0 P: 5		1B: 8 2B: 1 3B: 0 HR: 1	SF: 1 SAC: 2 DP: 1 HBP: 0	WP: 0 PB: 0 SB: 1 CS: 0	PA: 39	
PITCHER	IP	WLS	BF	H	R	ER	SO	BB	IBB	HBP	BLK	WP	HR	S	P	ERA	WHIP					
Early Wynn, R ERA: 2.87 (1, 1)	7.0	L	31	8	4	3	3	2	0	0	0	0	0	1	35	43	3.86	1.429				
Don Mossi, L ERA: 3.52 (8, 1)	2.0		8	2	0	0	1	0	0	0	0	0	0	10	10	0.00	1.000					

Batter	1	2	3	4	5	6	7	8	9	AB	R	H	RBI	BB	SO	LOB	BOTTOM					
Al Smith, R OBP: 0.367, SLG: 0.426 (1, 7)	0-0 F4		0-0 F8			4-0 BB BB		0-0 6-3	0-3 K	4	0	0	0	1	1	1	Chicago White Sox @ Cleveland Indians Cleveland Municipal Stadium, Cleveland, OH Sat Sep 08 1956, 3:33 AM EDT Att: 5,583 - Unknown livebaseballscorecards.com					
Bobby Avila, R OBP: 0.335, SLG: 0.317 (1, 4)	0-0 F5		0-0 F8			0-0 F5		0-0 1B		4	1	1	0	0	0	1						
Al Rosen, R OBP: 0.364, SLG: 0.436 (1, 5)	0-0 5-3			0-3 K		4-0 1-2 BB		0-0 1B	1-2 1B	3	0	1	0	1	1	0						
Rocky Colavito, R OBP: 0.375, SLG: 0.538 (1, 9)		0-0 1B		0-0 5-3		0-0 K		0-0 1B	1-2 2H 1B	4	0	2	1	0	1	2						
Sam Mele, R OBP: 0.319, SLG: 0.439 (1, 3)		0-0 F8		0-3 K		0-0 HR		0-0 F6		4	1	1	1	0	1	3						
Jim Busby, R OBP: 0.300, SLG: 0.361 (1, 8)		0-0 F7			0-0 F9		0-0 F4	0-0 F6		4	0	0	0	0	0	3						
Chico Carrasquel, R OBP: 0.332, SLG: 0.336 (1, 6)		0-0 FC5-4 1B			0-0 F4				0-0 F9	4	0	2	0	0	0	0						
Jim Hegan, R OBP: 0.315, SLG: 0.338 (1, 2)		0-0 FC5-4			0-0 F4		0-0 L6		0-3 K	4	0	0	0	0	1	3						
Early Wynn, S OBP: 0.287, SLG: 0.276 (1, 1)			0-3 K			0-3 K			4-0 BB	2	0	0	0	0	2	0						
Dave Pope, L OBP: 0.304, SLG: 0.386 (7, PH)										1	0	0	0	0	1	1						
Don Mossi, L OBP: 0.227, SLG: 0.250 (8, 1)										0	0	0	0	0	0	0						
Gene Woodling, L OBP: 0.409, SLG: 0.414 (8, PH)										0	0	0	0	1	0	0						
Inning Stats	R: 0 E: 0 K: 0 S: 3	H: 0 LOB: 0 BB: 0 P: 3	R: 0 E: 0 K: 0 S: 5	H: 2 LOB: 2 BB: 0 P: 5	R: 0 E: 0 K: 1 S: 5	H: 0 LOB: 0 BB: 0 P: 5	R: 0 E: 0 K: 2 S: 7	H: 0 LOB: 0 BB: 0 P: 7	R: 0 E: 0 K: 0 S: 3	H: 0 LOB: 0 BB: 0 P: 3	R: 0 E: 0 K: 2 S: 7	H: 0 LOB: 2 BB: 2 P: 15	R: 1 E: 0 K: 1 S: 7	H: 2 LOB: 1 BB: 0 P: 7	R: 0 E: 0 K: 0 S: 6	H: 3 LOB: 2 BB: 0 P: 6	R: 0 E: 0 K: 2 S: 7	H: 0 LOB: 1 BB: 1 P: 11	1B: 6 2B: 0 3B: 0 HR: 1	SF: 0 SAC: 0 DP: 0 HBP: 0	WP: 0 PB: 0 SB: 0 CS: 0	PA: 37
PITCHER	IP	WLS	BF	H	R	ER	SO	BB	IBB	HBP	BLK	WP	HR	S	P	ERA	WHIP					
Billy Pierce, L ERA: 3.3 (1, 1)	9.0	W	37	7	2	2	8	3	0	0	0	0	1	50	62	2.00	1.111					

Batter	1	2	3	4	5	6	7	8	9	AB	R	H	RBI	BB	SO	LOB	TOP			
Luis Aparicio, R (1, 6) OBP: 0.303, SLG: 0.328	4-0 SH1-3 SH FC5-2-1-5 BB		0-3 K		0-3 K		0-0 F7		0-3 K	4	0	0	0	1	3	0	Chicago White Sox @ Cleveland Indians Cleveland Municipal Stadium, Cleveland, OH Sun Sep 09 1956, 3:33 AM EDT Unknown livebaseballscorecards.com			
Nellie Fox, L (1, 4) OBP: 0.353, SLG: 0.384	0-0 SH FC5-2-1-5 SH1-3		0-0 3-1		4-0 1B BB		0-3 K			2	0	0	0	1	1	0				
Larry Doby, L (1, 8) OBP: 0.386, SLG: 0.435	0-0 SH1-3		4-0 BB		0-0 G6-4-3 1B		0-0 4-3			2	0	1	0	1	0	0				
Minnie Minoso, R (1, 7) OBP: 0.418, SLG: 0.486	0-0 FC5-2-1-5		0-0 F4		0-0 G6-4-3			0-3 K		4	0	0	0	0	1	5				
Sherm Lollar, R (1, 2) OBP: 0.372, SLG: 0.420	0-0 5-3			0-0 F7		0-0 BB 1B		0-0 F7		4	0	1	0	0	0	2				
Walt Dropo, R (1, 3) OBP: 0.338, SLG: 0.356		0-0 6-3		0-0 HR		0-0 F3		0-0 1B		4	1	2	1	0	0	1				
Bubba Phillips, R (1, 9) OBP: 0.325, SLG: 0.419		0-0 F2		0-3 K		0-0 F4		0-0 F8		4	0	0	0	0	1	2				
Fred Hatfield, L (1, 5) OBP: 0.375, SLG: 0.396		0-0 1B		4-0 BB		4-0 1-2 BB		0-0 4-3		2	0	1	0	2	0	0				
Dick Donovan, L (1, 1) OBP: 0.319, SLG: 0.392		0-3 K		0-3 K		0-3 K		0-0 F9		3	0	0	0	0	3	4				
Ellis Kinder, R (8, 1) Les Moss, R (9, PH) OBP: 0.336, SLG: 0.541										0	0	0	0	0	0	0				
Inning Stats	R: 0 E: 1 K: 0 S: 4	H: 0 LOB: 2 BB: 1 P: 8	R: 0 E: 0 K: 1 S: 6	H: 1 LOB: 1 BB: 0 P: 6	R: 0 E: 0 K: 1 S: 5	H: 0 LOB: 1 BB: 1 P: 9	R: 1 E: 0 K: 2 S: 8	H: 1 LOB: 1 BB: 1 P: 12	R: 0 E: 0 K: 1 S: 5	H: 1 LOB: 2 BB: 1 P: 10	R: 0 E: 0 K: 1 S: 5	H: 0 LOB: 0 BB: 0 P: 5	R: 0 E: 0 K: 1 S: 6	H: 1 LOB: 1 BB: 0 P: 6	R: 0 E: 0 K: 1 S: 5	H: 0 LOB: 0 BB: 0 P: 5	1B: 4 2B: 0 3B: 0 HR: 1	SF: 0 SAC: 2 DP: 1 HBP: 0	WP: 0 PB: 0 CS: 0	PA: 37
PITCHER Herb Score, L (1, 1) ERA: 2.74	IP: 9.0 WLS: W BF: 37 H: 5 R: 1 ER: 1 SO: 9 BB: 5 IBB: 0 HBP: 0 BLK: 0 WP: 0 HR: 1 S: 50 P: 70 ERA: 1.00 WHIP: 1.111															PITCHER				

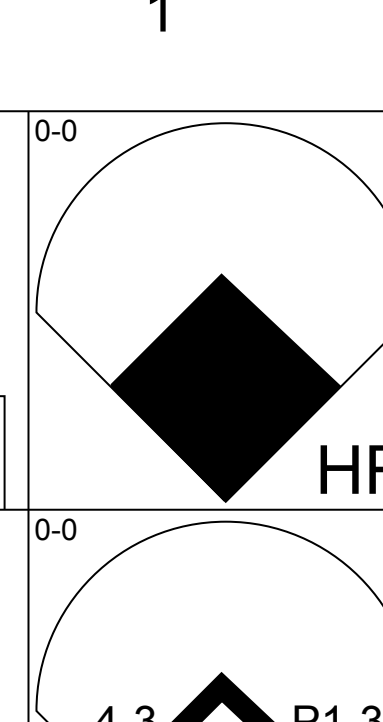
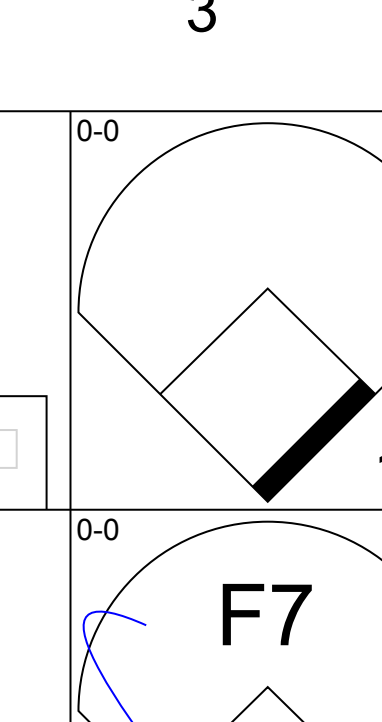
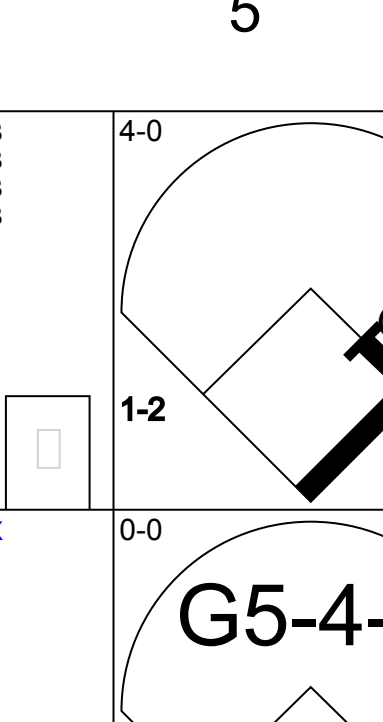
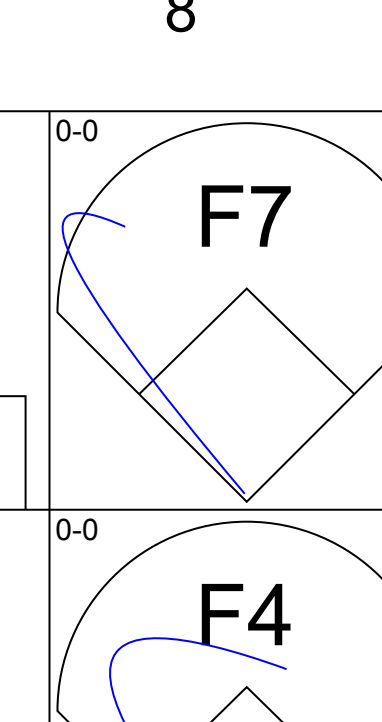
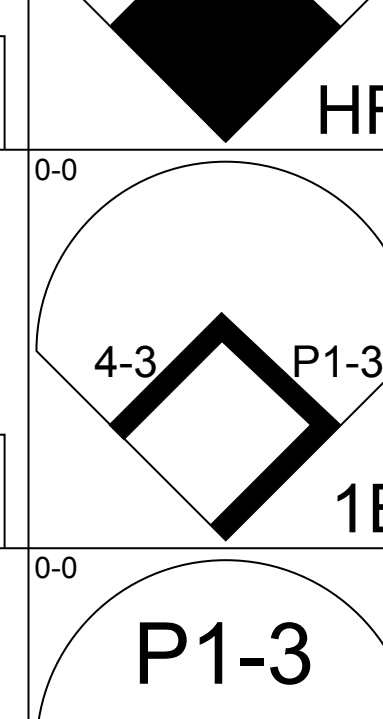
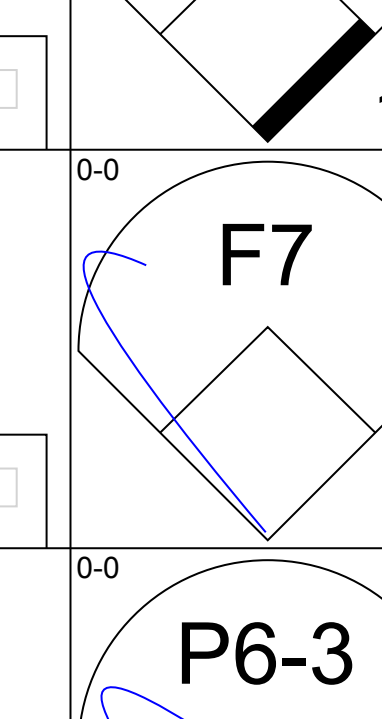
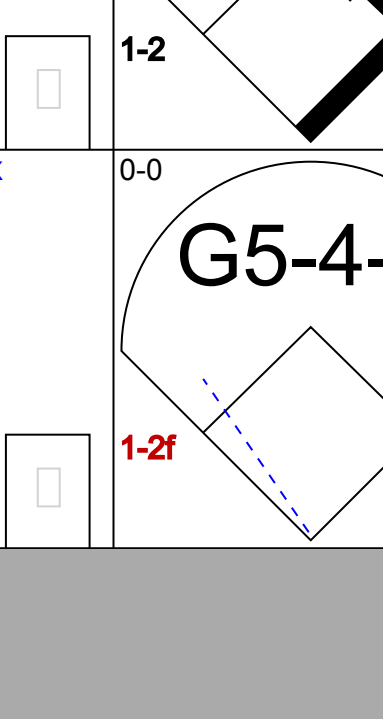
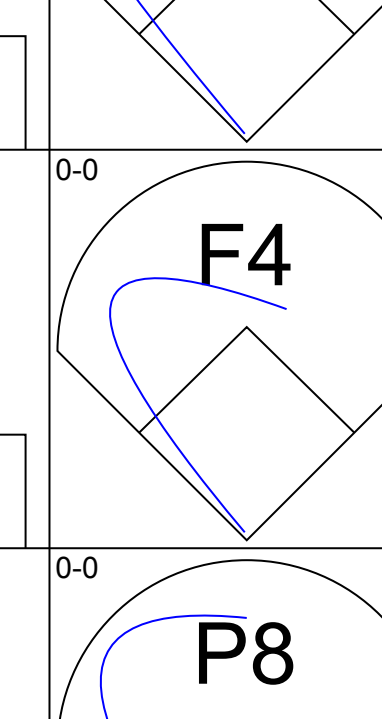
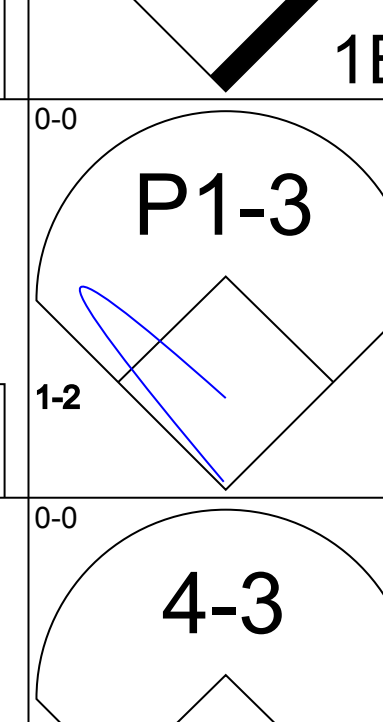
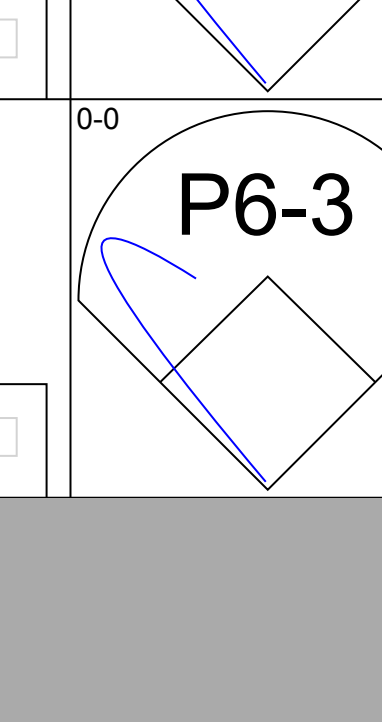
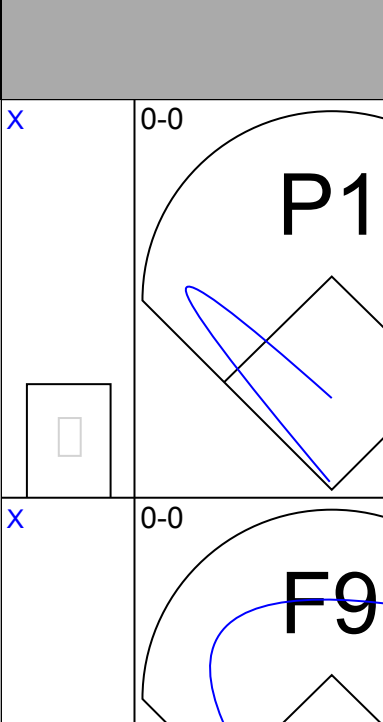
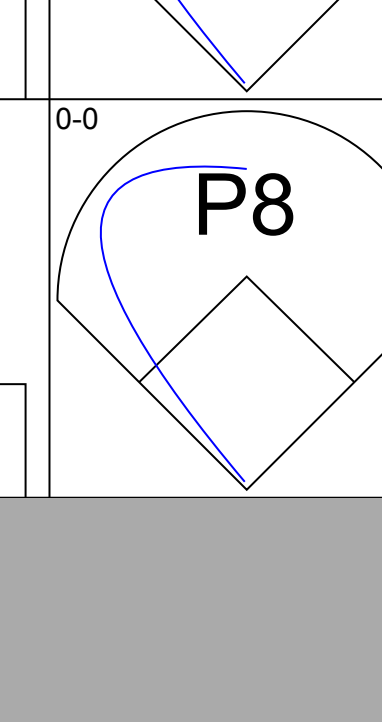
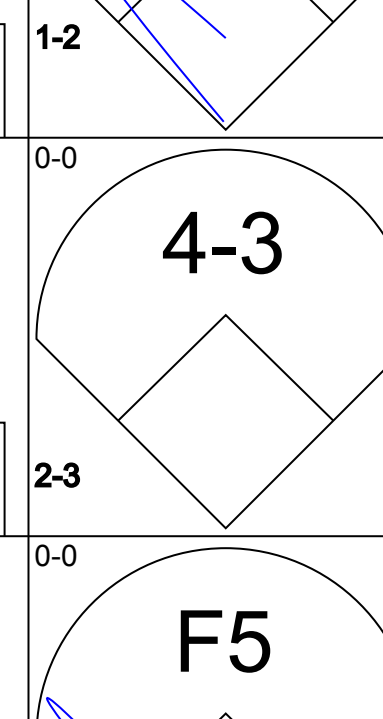
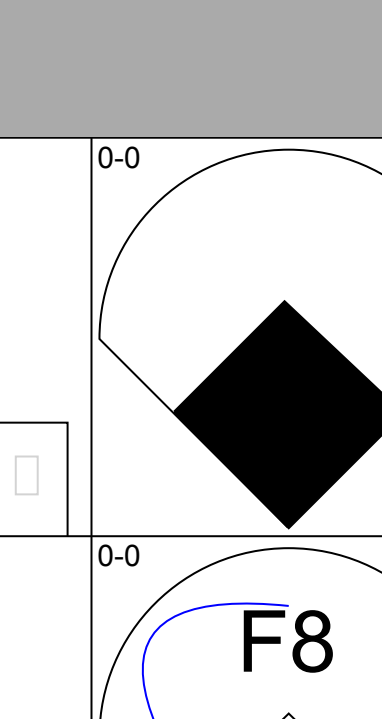
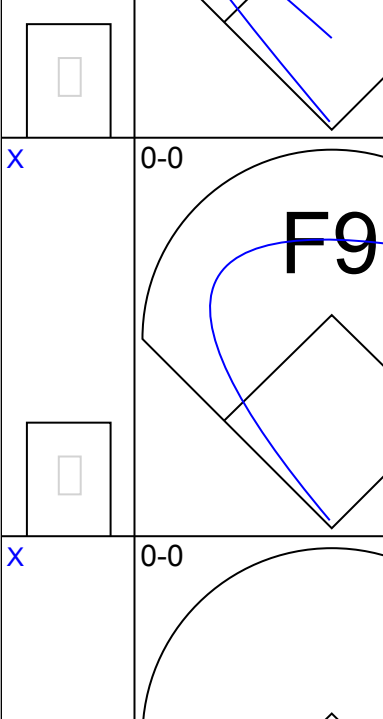
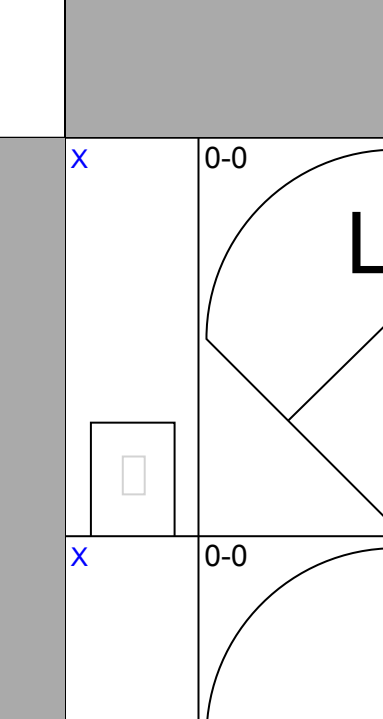
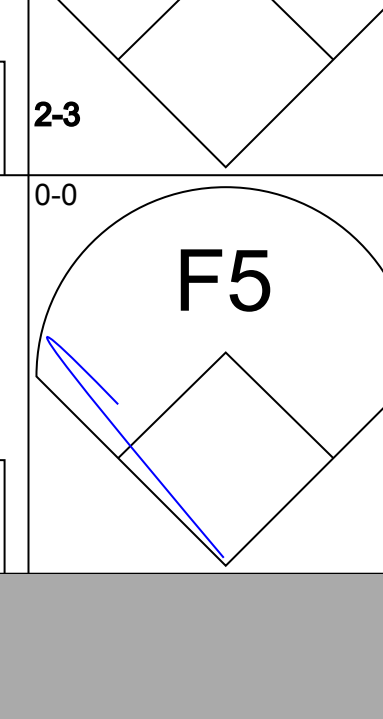
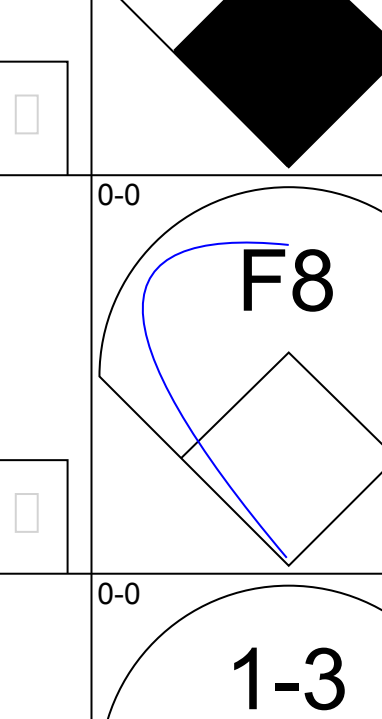
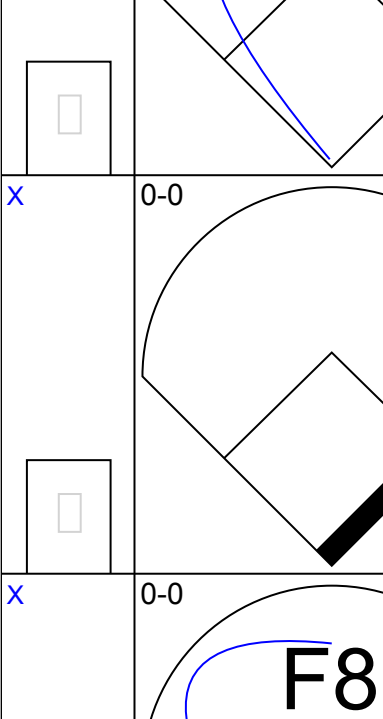
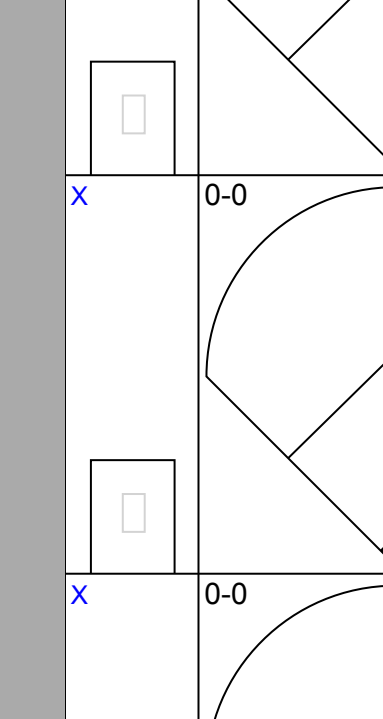
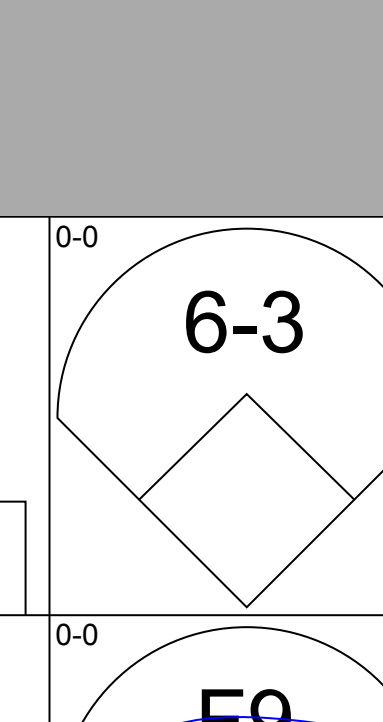
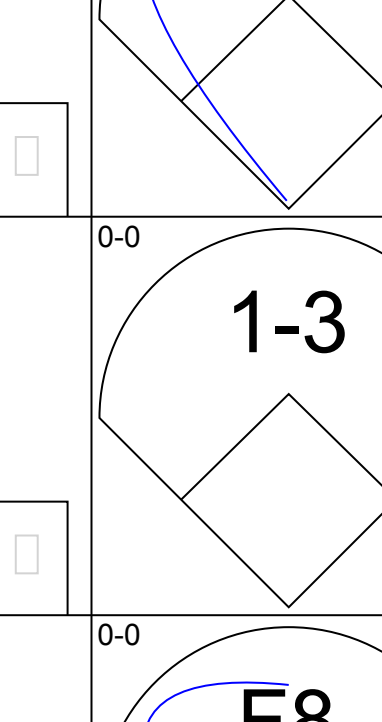
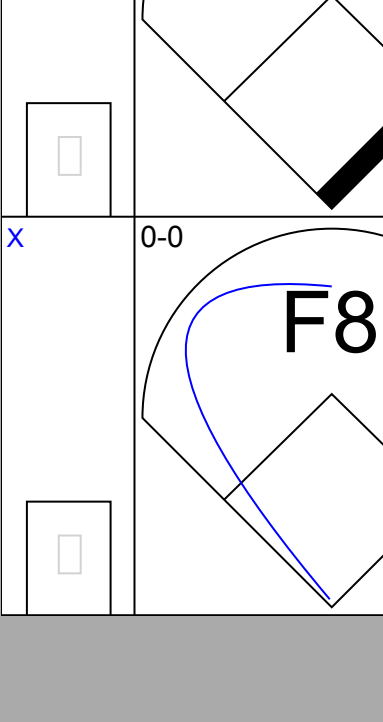
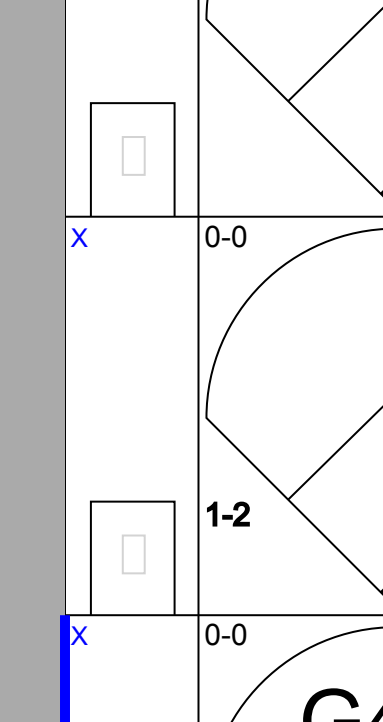
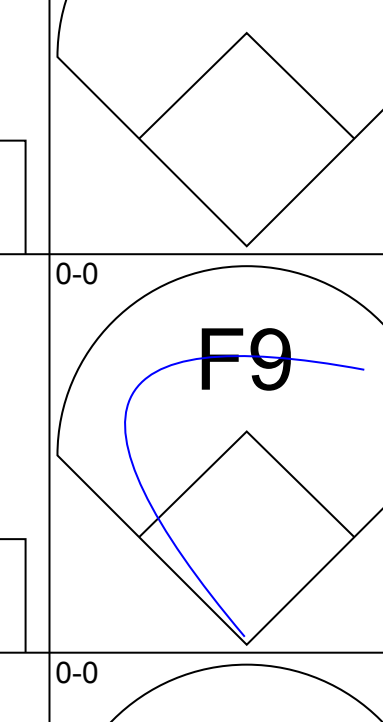
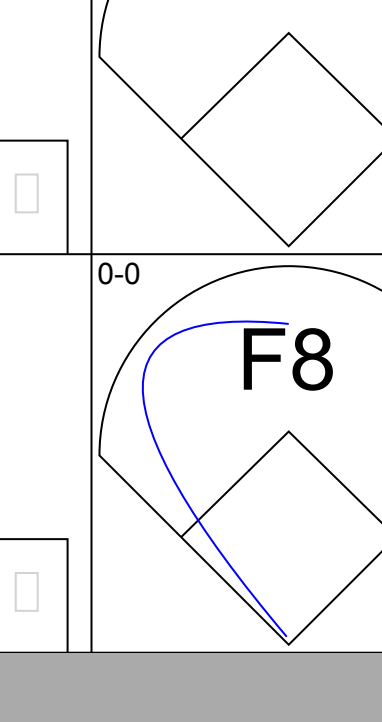
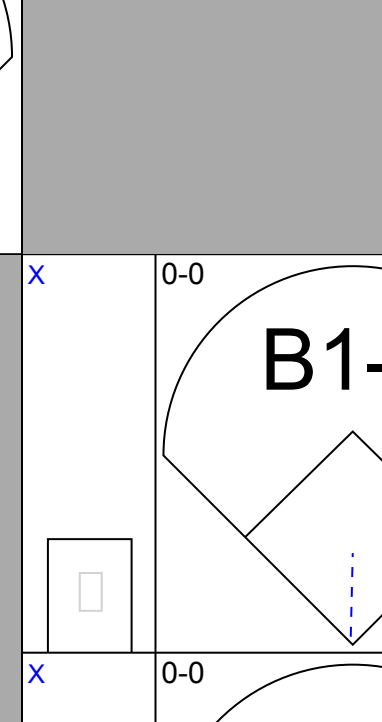
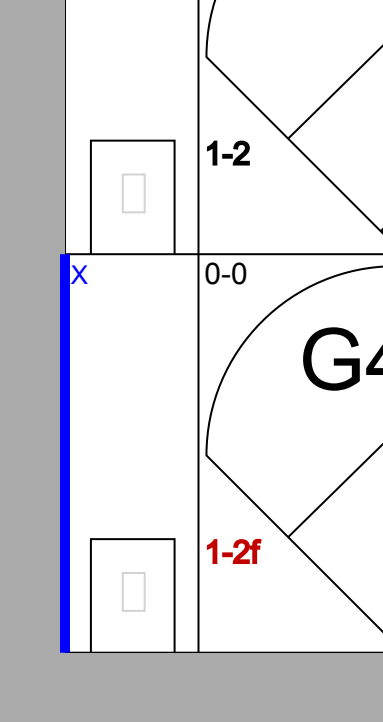
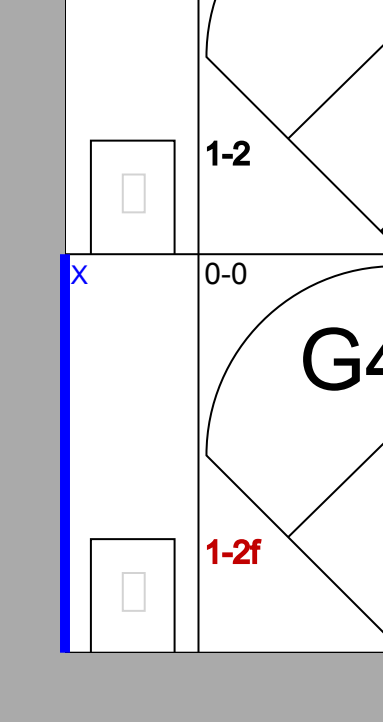
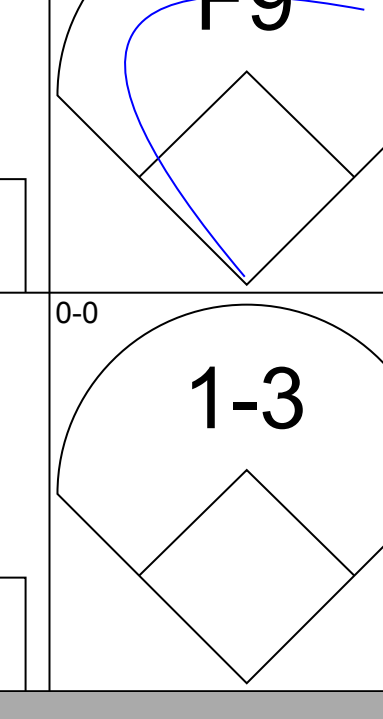
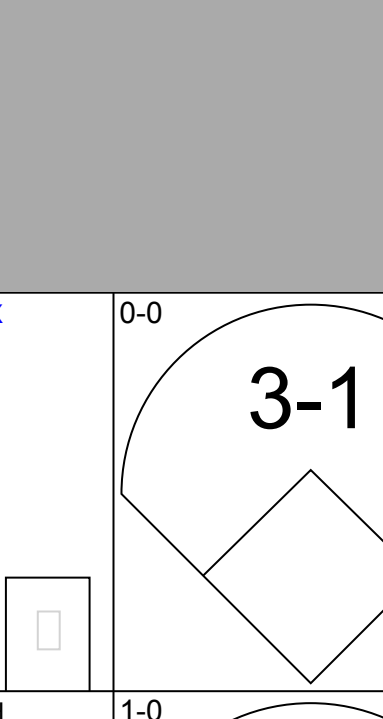
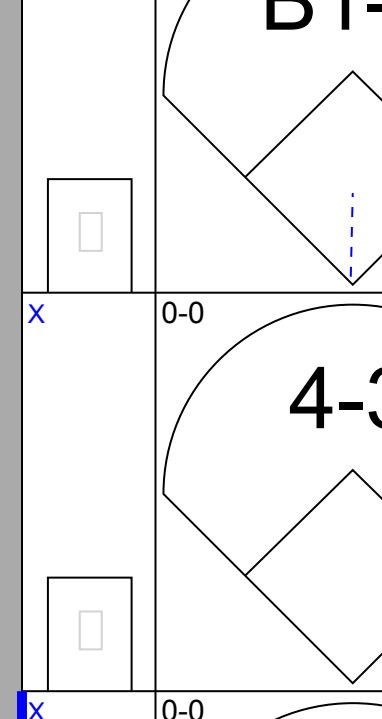
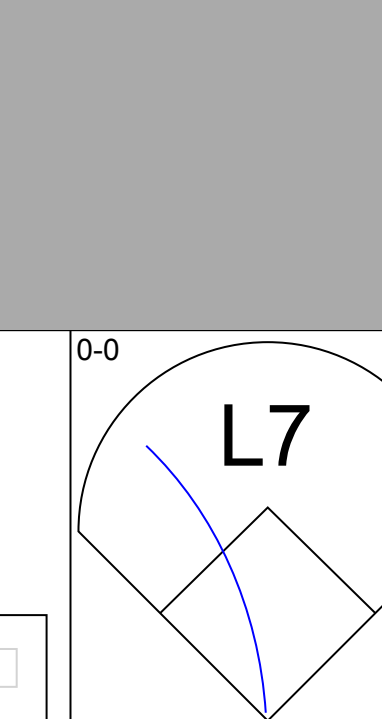
Batter	1	2	3	4	5	6	7	8	9	AB	R	H	RBI	BB	SO	LOB	BOTTOM			
Dave Pope, L (1, 8) OBP: 0.300, SLG: 0.375	0-0 1B		0-0 P5-3			0-0 P7	0-0 F3			4	0	1	0	0	0	3	Chicago White Sox @ Cleveland Indians Cleveland Municipal Stadium, Cleveland, OH Sun Sep 09 1956, 3:33 AM EDT Unknown livebaseballscorecards.com			
Jim Busby, R (8, 8) OBP: 0.300, SLG: 0.361										0	0	0	0	0	0	0				
Bobby Avila, R (1, 4) OBP: 0.336, SLG: 0.317	0-0 F9		0-0 S 1B		0-0 6-3		4-0 S BB			3	1	1	1	1	0	1				
Gene Woodling, L (1, 7) OBP: 0.404, SLG: 0.408	0-0 F5		0-3 K		0-0 F5		0-0 F2			4	0	0	0	0	1	3				
Vic Wertz, L (1, 3) OBP: 0.359, SLG: 0.475	0-3 K			0-0 4-3		0-0 F9	0-0 6-3 BB			4	0	1	1	0	1	1				
Rocky Colavito, R (1, 9) OBP: 0.376, SLG: 0.548		0-0 6-3		0-0 F7		0-0 HR	4-0 6-3 BB			3	1	1	1	1	0	0				
Al Rosen, R (1, 5) OBP: 0.361, SLG: 0.431		0-0 6-3		0-3 K		0-0 6-3	0-0 6-3			4	0	0	0	0	1	2				
Chico Carrasquel, R (1, 6) OBP: 0.331, SLG: 0.334		0-0 F5			0-3 K	0-0 E6 1B	4-0 BB			3	1	0	0	1	1	0				
Jim Hegan, R (1, 2) OBP: 0.318, SLG: 0.338			0-0 E5 SH3-4 1B		0-0 G4-6-3 1B	4-0 1B IBB	0-0 F8			3	1	1	0	1	0	3				
Herb Score, L (1, 1) OBP: 0.259, SLG: 0.247			0-0 SH3-4		0-0 G4-6-3	0-0 1-3 2H 1B				2	0	1	1	0	0	1				
Inning Stats	R: 0 E: 0 K: 1 S: 6	H: 1 LOB: 0 BB: 0 P: 6	R: 0 E: 0 K: 0 S: 3	H: 0 LOB: 0 BB: 0 P: 3	R: 1 E: 1 K: 1 S: 7	H: 1 LOB: 0 BB: 0 P: 7	R: 0 E: 0 K: 1 S: 5	H: 0 LOB: 0 BB: 0 P: 5	R: 0 E: 0 K: 0 S: 3	H: 0 LOB: 0 BB: 0 P: 3	R: 2 E: 1 K: 0 S: 6	H: 2 LOB: 2 BB: 1 P: 10	R: 1 E: 0 K: 0 S: 4	H: 1 LOB: 3 BB: 3 P: 16	R: 0 E: 0 K: 0 S: 3	H: 0 LOB: 0 BB: 0 P: 3	1B: 5 2B: 0 3B: 0 HR: 1	SF: 0 SAC: 1 DP: 1 HBP: 0	WP: 0 PB: 0 CS: 0	PA: 35
PITCHER Dick Donovan, R (1, 1) ERA: 3.83 Ellis Kinder, R (8, 1) ERA: 3.06	IP: 7.1 WLS: L BF: 32 H: 6 R: 4 ER: 2 SO: 4 BB: 2 IBB: 1 HBP: 0 BLK: 0 WP: 0 HR: 1 S: 37 P: 49 ERA: 2.46 WHIP: 1.091															PITCHER				

Batter	1	2	3	4	5	6	7	8	9	AB	R	H	RBI	BB	SO	LOB	TOP			
Fred Hatfield, L (1, 5) OBP: 0.372, SLG: 0.392										5	0	1	0	0	1	1				
Nelle Fox, L (1, 4) OBP: 0.353, SLG: 0.383										4	1	1	0	0	0	1				
Larry Doby, L (1, 8) OBP: 0.387, SLG: 0.443										4	1	2	2	0	2	1				
Minnie Minoso, R (1, 7) OBP: 0.419, SLG: 0.493										4	2	2	1	0	0	2				
Walt Dropo, R (1, 3) OBP: 0.335, SLG: 0.352										3	0	0	1	0	0	1				
Les Moss, R (1, 2) OBP: 0.341, SLG: 0.544										3	0	1	0	1	0	0				
Bubba Phillips, R (9, PR) OBP: 0.325, SLG: 0.419										0	1	0	0	0	0	0				
Sherm Lollar, R (9, 2) OBP: 0.372, SLG: 0.420										0	0	0	0	0	0	0				
Jim Rivera, L (1, 9) OBP: 0.334, SLG: 0.401										2	1	0	0	1	0	1				
Luis Aparicio, R (1, 6) OBP: 0.303, SLG: 0.328										4	0	1	2	0	1	0				
Gerry Staley, R (1, 1) OBP: 0.143, SLG: 0.111										3	0	0	0	0	1	0				
Inning Stats	R: 3 E: 1 K: 1 S: 8	H: 2 LOB: 1 BB: 1 P: 12	R: 0 E: 0 K: 0 S: 4	H: 1 LOB: 1 BB: 0 P: 4	R: 1 E: 0 K: 1 S: 6	H: 1 LOB: 0 BB: 0 P: 6	R: 1 E: 0 K: 0 S: 3	H: 0 LOB: 0 BB: 1 P: 7	R: 0 E: 0 K: 0 S: 5	H: 1 LOB: 0 BB: 0 P: 5	R: 0 E: 0 K: 2 S: 7	H: 0 LOB: 0 BB: 0 P: 7	R: 0 E: 0 K: 0 S: 4	H: 1 LOB: 1 BB: 0 P: 4	R: 1 E: 0 K: 0 S: 5	H: 2 LOB: 1 BB: 0 P: 5	1B: 5 2B: 2 3B: 0 HR: 2	SF: 1 SAC: 2 DP: 1 HBP: 0	WP: 0 PB: 0 CS: 2	PA: 37
PITCHER	IP	WLS	BF	H	R	ER	SO	BB	IBB	HBP	BLK	WP	HR	S	P	ERA	WHIP			
Hank Aguirre, L (1, 1) ERA: 4.22	3.0	L	15	4	4	2	2	1	0	0	0	0	2	18	22	6.00	1.667			
Mike Garcia, R (4, 1) ERA: 3.54	4.0		13	1	1	0	3	1	0	0	0	0	0	18	22	0.00	0.500			
Don Mossi, L (8, 1) ERA: 3.54	2.0		9	3	1	1	0	0	0	0	0	0	0	9	9	4.50	1.500			

Chicago White Sox @ Cleveland Indians
Cleveland Municipal Stadium, Cleveland, OH
Sun Sep 09 1956, 3:38 AM EDT
Att: 28,457 - Unknown

AB 32
R 6
H 8
RBI 6
BB 2
SO 5
LOB 7



Batter	1	2	3	4	5	6	7	8	9	AB	R	H	RBI	BB	SO	LOB	BOTTOM			
Al Smith, R (1, 8) OBP: 0.370, SLG: 0.434										3	1	2	1	1	0	0				
Bobby Avila, R (1, 4) OBP: 0.335, SLG: 0.317										4	0	1	0	0	0	3				
Dave Pope, L (1, 7) OBP: 0.278, SLG: 0.346										4	0	0	0	0	0	2				
Vic Wertz, L (1, 3) OBP: 0.358, SLG: 0.480										4	1	1	1	0	0	1				
Rocky Colavito, R (1, 9) OBP: 0.378, SLG: 0.547										4	0	2	0	0	0	1				
Al Rosen, R (1, 5) OBP: 0.360, SLG: 0.429										4	0	1	0	0	0	1				
Chico Carrasquel, R (1, 6) OBP: 0.333, SLG: 0.332										3	0	0	0	0	0	0				
Bob Lemon, L (9, PH) OBP: 0.258, SLG: 0.337										1	0	0	0	0	0	2				
Hal Naragon, L (1, 2) OBP: 0.359, SLG: 0.409										3	0	0	0	0	0	0				
Hank Aguirre, R (1, 1) OBP: 0.143, SLG: 0.143										0	0	0	0	0	0	0				
Kenny Kuhn, L (3, PH) OBP: 0.333, SLG: 0.250										1	0	0	0	0	0	0				
Mike Garcia, R (4, 1) OBP: 0.167, SLG: 0.130										0	0	0	0	0	0	0				
Gene Woodling, L (7, PH) OBP: 0.403, SLG: 0.407										1	0	0	0	0	0	0				
Don Mossi, L (8, 1) OBP: 0.227, SLG: 0.250										0	0	0	0	0	0	0				
Inning Stats	R: 1 E: 0 K: 0 S: 5	H: 2 LOB: 1 BB: 0 P: 5	R: 0 E: 0 K: 0 S: 3	H: 0 LOB: 0 BB: 0 P: 3	R: 0 E: 0 K: 0 S: 4	H: 1 LOB: 1 BB: 0 P: 4	R: 1 E: 0 K: 0 S: 4	H: 1 LOB: 0 BB: 0 P: 4	R: 0 E: 0 K: 0 S: 2	H: 0 LOB: 1 BB: 1 P: 7	R: 0 E: 0 K: 0 S: 4	H: 1 LOB: 0 BB: 0 P: 4	R: 0 E: 0 K: 0 S: 3	H: 0 LOB: 0 BB: 0 P: 3	R: 0 E: 0 K: 0 S: 3	H: 2 LOB: 1 BB: 0 P: 4	1B: 5 2B: 0 3B: 0 HR: 2	SF: 0 SAC: 0 DP: 2 HBP: 1	WP: 0 PB: 0 CS: 0	PA: 34
PITCHER	IP	WLS	BF	H	R	ER	SO	BB	IBB	HBP	BLK	WP	HR	S	P	ERA	WHIP			
Gerry Staley, R (1, 1) ERA: 3.64	9.0	W	34	7	2	2	0	1	0	1	0	0	2	32	37	2.00	0.889			

Chicago White Sox @ Cleveland Indians
Cleveland Municipal Stadium, Cleveland, OH
Sun Sep 09 1956, 3:38 AM EDT
Att: 28,457 - Unknown

AB 32
R 2
H 7
RBI 2
BB 1
SO 0
LOB 10



Batter	1	2	3	4	5	6	7	8	9	AB	R	H	RBI	BB	SO	LOB	TOP											
Billy Goodman, L OBP: 0.347, SLG: 0.401 (1, 4)										4	0	2	1	1	0	1												
Billy Klaus, L OBP: 0.376, SLG: 0.381 (1, 6)										5	1	1	0	0	1	5												
Ted Williams, L OBP: 0.486, SLG: 0.598 Gene Stephens, L OBP: 0.357, SLG: 0.340 (9, PR) (9, 7)										3	1	2	1	2	0	0												
Mickey Vernon, L OBP: 0.398, SLG: 0.516 (1, 3)										5	0	1	0	0	1	3												
Jackie Jensen, R OBP: 0.403, SLG: 0.501 (1, 9)										5	0	0	0	0	0	4												
Jim Piersall, R OBP: 0.362, SLG: 0.458 (1, 8)										3	1	1	1	0	0	0												
Ted Lepcio, R OBP: 0.336, SLG: 0.482 (1, 5)										4	1	1	0	0	1	3												
Pete Daley, R OBP: 0.346, SLG: 0.463 (1, 2)										3	1	1	0	1	0	0												
Willard Nixon, L OBP: 0.241, SLG: 0.222 Ike Delock, R OBP: 0.192, SLG: 0.167 (7, 1)										3	0	2	2	0	0	1												
Inning Stats	R: 0 E: 0 K: 0 S: 4	H: 2 LOB: 1 BB: 0 P: 4	R: 2 E: 0 K: 1 S: 8	H: 3 LOB: 2 BB: 1 P: 12	R: 0 E: 0 K: 0 S: 3	H: 0 LOB: 0 BB: 0 P: 3	R: 1 E: 0 K: 0 S: 4	H: 1 LOB: 1 BB: 0 P: 4	R: 0 E: 0 K: 0 S: 4	H: 1 LOB: 1 BB: 0 P: 4	R: 1 E: 0 K: 0 S: 5	H: 2 LOB: 2 BB: 1 P: 9	R: 0 E: 0 K: 0 S: 4	H: 0 LOB: 0 BB: 0 P: 3	R: 0 E: 0 K: 2 S: 7	H: 0 LOB: 1 BB: 1 P: 11	1B: 9 2B: 1 3B: 0 HR: 1	SF: 1 SAC: 0 DP: 1 HBP: 0	WP: 1 PB: 0 SB: 0 CS: 0	PA: 41								
PITCHER	IP	WLS	BF	H	R	ER	SO	BB	IBB	HBP	BLK	WP	HR	S	P	ERA	WHIP											
Bob Keegan, R ERA: 3.55 Paul LaPalme, L ERA: 3.58 Ellis Kinder, R ERA: 3.0 Dixie Howell, R ERA: 4.84	(1, 1)	6.0	L	29	10	5	5	1	2	0	0	0	1	1	29	37	7.50	2.000										
Batter	1	2	3	4	5	6	7	8	9	AB	R	H	RBI	BB	SO	LOB	BOTTOM											
Fred Hatfield, L OBP: 0.370, SLG: 0.389 (1, 5)										5	0	1	0	0	0	3												
Nellie Fox, L OBP: 0.351, SLG: 0.381 (1, 4)										4	1	0	0	1	0	3												
Larry Doby, L OBP: 0.390, SLG: 0.443 (1, 8)										2	2	1	0	1	0	0												
Minnie Minoso, R OBP: 0.419, SLG: 0.492 (1, 7)										3	0	1	0	1	1	3												
Jim Rivera, L OBP: 0.333, SLG: 0.400 (1, 9)										4	0	1	2	0	0	2												
Sherm Lollar, R OBP: 0.369, SLG: 0.416 (1, 2)										3	0	0	1	0	0	2												
Walt Dropo, R OBP: 0.334, SLG: 0.349 (1, 3)										3	0	0	0	1	2	1												
Luis Aparicio, R OBP: 0.302, SLG: 0.325 (1, 6)										3	0	0	0	1	1	1												
Bob Keegan, R OBP: 0.212, SLG: 0.103 Paul LaPalme, L OBP: 0.229, SLG: 0.375 Ellis Kinder, R OBP: 0.195, SLG: 0.167 Ron Northey, L OBP: 0.185, SLG: 0.132 Bubba Phillips, R OBP: 0.150, SLG: 0.119 Dixie Howell, L OBP: 0.115, SLG: 0.058 Dave Philley, S OBP: 0.124, SLG: 0.132 (1, 1) (7, 1) (7, 1) (7, PH) (7, PH) (8, 1) (8, 1)	(1, 1)	6.0	W	27	4	3	3	2	5	0	0	0	0	0	0	0	4.50	1.500										
Inning Stats	R: 1 E: 0 K: 0 S: 6	H: 3 LOB: 2 BB: 0 P: 6	R: 0 E: 0 K: 1 S: 5	H: 0 LOB: 1 BB: 1 P: 9	R: 2 E: 0 K: 0 S: 3	H: 0 LOB: 1 BB: 3 P: 15	R: 0 E: 0 K: 0 S: 3	H: 0 LOB: 0 BB: 0 P: 3	R: 0 E: 0 K: 1 S: 5	H: 0 LOB: 0 BB: 0 P: 5	R: 0 E: 0 K: 1 S: 6	H: 1 LOB: 3 BB: 1 P: 11	R: 0 E: 0 K: 1 S: 5	H: 0 LOB: 0 BB: 0 P: 5	R: 0 E: 0 K: 0 S: 4	H: 1 LOB: 1 BB: 0 P: 4	1B: 5 2B: 0 3B: 0 HR: 0	SF: 1 SAC: 1 DP: 0 HBP: 1	WP: 0 PB: 0 SB: 0 CS: 0	PA: 38								
PITCHER	IP	WLS	BF	H	R	ER	SO	BB	IBB	HBP	BLK	WP	HR	S	P	ERA	WHIP											
Willard Nixon, R ERA: 4.17 Ike Delock, R ERA: 4.39	(1, 1)	3.0	S	11	1	0	0	2	0	0	1	0	0	0	14	15	0.00	0.333										

Boston Red Sox @ Chicago White Sox
Comiskey Park, Chicago, IL
Tue Sep 11 1956, 4:33 AM EDT
Att: 13,769 - Unknown

AB 36
R 5
H 11
RBI 5
BB 4
SO 3
LOB 17



Boston Red Sox @ Chicago White Sox
Comiskey Park, Chicago, IL
Tue Sep 11 1956, 4:33 AM EDT
Att: 13,769 - Unknown


AB 30
R 3
H 5
RBI 3
BB 5
SO 4
LOB 15



Batter	1	2	3	4	5	6	7	8	9	AB	R	H	RBI	BB	SO	LOB	TOP										
Billy Goodman, L (1, 4) OBP: 0.349, SLG: 0.401										0	0	0	0	1	0	0											
Mitt Bolling, R (1, 5) OBP: 0.297, SLG: 0.352										3	1	0	0	1	1	1											
Billy Klaus, L (1, 6) OBP: 0.377, SLG: 0.379										4	1	1	0	0	0	3											
Ted Williams, L (1, 7) OBP: 0.486, SLG: 0.599										4	1	2	0	0	0	3											
Gene Stephens, L (7, 7) OBP: 0.368, SLG: 0.354										1	0	1	0	0	0	0											
Dick Gemert, R (1, 3) OBP: 0.402, SLG: 0.505										4	0	1	1	1	1	3											
Jackie Jensen, R (1, 9) OBP: 0.401, SLG: 0.505										4	1	1	2	0	0	5											
Jim Piersall, R (1, 8) OBP: 0.363, SLG: 0.460										4	0	2	1	0	0	2											
Ted Lepcio, R (1, 5) OBP: 0.335, SLG: 0.478										4	0	1	0	0	1	2											
Sammy White, R (1, 2) OBP: 0.310, SLG: 0.345										4	0	1	0	0	0	2											
Frank Sullivan, R (1, 1) OBP: 0.163, SLG: 0.156										3	0	1	0	0	1	1											
Inning Stats	R: 2 E: 1 K: 0 S: 5	H: 1 LOB: 2 BB: 1 P: 9	R: 0 E: 0 K: 0 S: 4	H: 1 LOB: 2 BB: 1 P: 8	R: 1 E: 0 K: 0 S: 5	H: 2 LOB: 1 BB: 0 P: 5	R: 0 E: 0 K: 1 S: 5	H: 0 LOB: 0 BB: 0 P: 5	R: 0 E: 0 K: 1 S: 6	H: 1 LOB: 1 BB: 0 P: 6	R: 0 E: 0 K: 1 S: 6	H: 1 LOB: 1 BB: 0 P: 6	R: 1 E: 0 K: 1 S: 6	H: 2 LOB: 0 BB: 0 P: 6	R: 0 E: 0 K: 0 S: 5	H: 2 LOB: 3 BB: 1 P: 9	1B: 8 2B: 2 3B: 0 HR: 1	SF: 1 SAC: 2 DP: 1 HBP: 0	WP: 1 PA: 41 PB: 0 SB: 0 CS: 0								
PITCHER	IP	WLS	BF	H	R	ER	SO	BB	IBB	HBP	BLK	WP	HR	S	P	ERA	WHIP										
Jack Harshman, L (1, 1) ERA: 2.99	8.2	L	40	11	4	3	4	3	0	0	0	1	1	45	57	3.12	1.615										
Ellis Kinder, R (9, 1) ERA: 2.99	0.1		1	0	0	0	0	0	0	0	0	0	0	1	1	0.00	0.000										

Boston Red Sox @ Chicago White Sox
Comiskey Park, Chicago, IL
Wed Sep 12 1956, 4:33 AM EDT
Att: 3,084 - Unknown


AB	35
R	4
H	11
RBI	4
BB	3
SO	4
LOB	22



Batter	1	2	3	4	5	6	7	8	9	AB	R	H	RBI	BB	SO	LOB	BOTTOM										
Fred Hatfield, L (1, 5) OBP: 0.368, SLG: 0.387										4	0	1	0	0	0	0											
Nellie Fox, L (1, 4) OBP: 0.351, SLG: 0.380										4	0	1	0	0	0	1											
Larry Doby, L (1, 8) OBP: 0.387, SLG: 0.439										4	0	0	0	0	1	3											
Minnie Minoso, R (1, 7) OBP: 0.418, SLG: 0.489										3	0	0	0	1	0	3											
Jim Rivera, L (1, 9) OBP: 0.333, SLG: 0.398										4	1	1	0	0	0	4											
Dave Philley, S (1, 3) OBP: 0.325, SLG: 0.355										3	0	1	0	1	1	1											
Les Moss, R (1, 2) OBP: 0.333, SLG: 0.530										3	0	0	0	0	1	3											
Dick Donovan, L (9, PH) OBP: 0.315, SLG: 0.388										1	0	0	0	0	0	0											
Luis Aparicio, R (1, 6) OBP: 0.302, SLG: 0.325										3	0	1	0	0	1	1											
Ron Northey, L (9, PH) OBP: 0.400, SLG: 0.615										1	0	0	0	0	0	0											
Jack Harshman, L (1, 1) OBP: 0.243, SLG: 0.403										3	0	0	0	0	1	2											
Ellis Kinder, R (9, 1) ERA: 3.41										0	0	0	0	0	0	0											
Inning Stats	R: 0 E: 1 K: 0 S: 4	H: 0 LOB: 2 BB: 1 P: 8	R: 0 E: 0 K: 2 S: 8	H: 1 LOB: 1 BB: 0 P: 8	R: 0 E: 1 K: 1 S: 4	H: 0 LOB: 1 BB: 0 P: 4	R: 1 E: 1 K: 1 S: 7	H: 2 LOB: 1 BB: 0 P: 7	R: 0 E: 0 K: 1 S: 7	H: 2 LOB: 2 BB: 0 P: 7	R: 0 E: 0 K: 0 S: 2	H: 0 LOB: 0 BB: 1 P: 6	R: 0 E: 0 K: 0 S: 3	H: 0 LOB: 0 BB: 0 P: 3	R: 0 E: 0 K: 1 S: 5	H: 0 LOB: 0 BB: 0 P: 5	1B: 4 2B: 1 3B: 0 HR: 0	SF: 0 SAC: 0 DP: 1 HBP: 0	WP: 0 PA: 35 PB: 0 SB: 0 CS: 0								
PITCHER	IP	WLS	BF	H	R	ER	SO	BB	IBB	HBP	BLK	WP	HR	S	P	ERA	WHIP										
Frank Sullivan, R (1, 1) ERA: 3.41	9.0	W	35	5	1	0	5	2	0	0	0	0	0	43	51	0.00	0.778										

Boston Red Sox @ Chicago White Sox
Comiskey Park, Chicago, IL
Wed Sep 12 1956, 4:33 AM EDT
Att: 3,084 - Unknown

AB	33
R	1
H	5
RBI	0
BB	2
SO	5
LOB	18



Batter	1	2	3	4	5	6	7	8	9	10	AB	R	H	RBI	BB	SO	LOB	TOP		
Mitt Bolling, R OBP: 0.292, SLG: 0.344 (1, 5)	0-0 1B	0-0 F7			0-0 G3			0-3 K	0-0 F4		5	0	1	0	0	1	3			
Billy Klaus, L OBP: 0.379, SLG: 0.382 (1, 6)	0-0 1B		0-0 L9		0-0 1B			0-0 F8		0-0 FC5-6 1B	5	0	3	1	0	0	0			
Ted Williams, L OBP: 0.494, SLG: 0.595 (1, 7)	0-3 K		0-3 K		0-0 L3			0-0 1B		0-0 FC5-6 L5-4 BB	4	0	1	0	0	2	3			
Gene Stephens, L OBP: 0.362, SLG: 0.347 (8, PR)											1	0	0	0	0	0	1			
Dick Gemert, R OBP: 0.400, SLG: 0.502 (1, 3)	0-3 K		0-0 5-3			0-3 K		0-0 1B		4-0 BB	4	0	1	0	0	2	2			
Mickey Vernon, L OBP: 0.398, SLG: 0.516 (8, 3)											0	0	0	0	0	0	0			
Norm Zaichin, R OBP: 0.322, SLG: 0.321 (10, PH)											0	0	0	0	1	0	0			
Jackie Jensen, R OBP: 0.398, SLG: 0.500 (1, 9)	0-0 5-3			0-0 F7		0-0 F9		0-0 6-3		0-0 L5-4	5	0	0	0	0	0	6			
Jim Piersall, R OBP: 0.362, SLG: 0.464 (1, 8)		0-0 F9		0-0 5-3		0-3 K			0-0 HR		4	1	1	1	0	1	0			
Ted Lepcio, R OBP: 0.337, SLG: 0.476 (1, 4)		4-0 5-3 BB		0-0 F8			0-3 K				3	1	1	0	1	1	0			
Sammy White, R OBP: 0.307, SLG: 0.343 (1, 2)		0-0 5-3			0-0 F9		0-0 F4		0-0 SH3-4 1B		3	0	0	0	0	0	1			
Tom Brewer, R OBP: 0.347, SLG: 0.387 (1, 1)		0-0 1B			0-0 G3 1B		0-0 6-3		0-3 K		4	1	2	1	0	1	1			
Inning Stats	R: 0 E: 0 K: 2 S: 9	H: 2 LOB: 2 BB: 0 P: 9	R: 1 E: 0 K: 0 S: 4	H: 1 LOB: 1 BB: 1 P: 8	R: 0 E: 0 K: 1 S: 5	H: 0 LOB: 0 BB: 0 P: 3	R: 0 E: 0 K: 0 S: 3	H: 0 LOB: 0 BB: 0 P: 7	R: 0 E: 0 K: 1 S: 5	H: 0 LOB: 0 BB: 0 P: 5	R: 0 E: 0 K: 1 S: 7	H: 2 LOB: 2 BB: 0 P: 7	R: 1 E: 0 K: 1 S: 7	H: 2 LOB: 1 BB: 0 P: 7	R: 0 E: 0 K: 0 S: 3	H: 1 LOB: 1 BB: 1 P: 7	1B: 9 2B: 1 3B: 0 HR: 1	SF: 0 SAC: 1 DP: 1 HBP: 0	WP: 1 PA: 41	
PITCHER Billy Pierce, L ERA: 3.27 (1, 1)	IP 10.0	WLS W 41	BF H 10	R R 3	ER ER 3	SO SO 8	BB BB 2	IBB IBB 0	HBP HBP 0	BLK BLK 0	WP WP 1	HR HR 1	S S 55	P P 63	ERA 2.70	WHIP 1.200				

Boston Red Sox @ Chicago White Sox
Comiskey Park, Chicago, IL
Thu Sep 13 1956, 4:33 AM EDT
Att: 2,765 - Unknown

AB 38
R 3
H 10
RBI 3
BB 2
SO 8
LOB 17



Batter	1	2	3	4	5	6	7	8	9	10	AB	R	H	RBI	BB	SO	LOB	BOTTOM			
Jim Rivera, L OBP: 0.335, SLG: 0.407 (1, 9)	0-0 3-1		0-0 FC6-4 1B		0-0 1B		0-0 HR		0-0 F9		5	1	3	2	0	0	0				
Nellie Fox, L OBP: 0.350, SLG: 0.378 (1, 4)	0-0 4-3		0-0 FC6-4 1B		0-0 G3		0-0 3-1			0-0 SH5-4 1B	5	1	1	0	0	0	3				
Larry Doby, L OBP: 0.386, SLG: 0.438 (1, 8)	0-0 4-3		0-0 F8			0-0 E 1B		0-0 3-1		0-0 SH5-4	4	0	1	0	0	0	1				
Minnie Minoso, R OBP: 0.416, SLG: 0.485 (1, 7)		0-0 6-3		0-3 K		0-0 F9		0-0 5-3		4-0 1B IBB	4	0	0	0	1	1	1				
Sherm Lollar, R OBP: 0.366, SLG: 0.412 (1, 2)		0-0 5-3		0-0 F8		0-0 E5		0-0 E6 1B		0-0 IBB	4	0	0	0	0	0	1				
Ron Northey, L OBP: 0.412, SLG: 0.625 (10, PH)						1-3 1B				1-2 2-H 1B	1	0	1	1	0	0	0				
Walt Dropo, R OBP: 0.336, SLG: 0.361 (1, 3)		0-0 HR		0-0 F7		0-0 L6		0-0 1B			4	1	2	1	0	0	2				
Fred Hatfield, L OBP: 0.364, SLG: 0.382 (1, 5)		0-0 3-1			0-0 F9		0-0 4-3		0-0 4-3		4	0	0	0	0	0	4				
Luis Aparicio, R OBP: 0.302, SLG: 0.323 (1, 6)			4-0 SH1-4 1B BB		0-0 5-3		0-0 5-3		0-0 6-3		3	1	0	0	1	0	0				
Billy Pierce, L OBP: 0.167, SLG: 0.130 (1, 1)			0-0 SH1-4		0-0 1B 1B		0-0 4-3		0-3 K		3	0	1	0	0	1	0				
Inning Stats	R: 0 E: 0 K: 0 S: 3	H: 0 LOB: 0 BB: 0 P: 3	R: 1 E: 0 K: 0 S: 4	H: 1 LOB: 0 BB: 1 P: 4	R: 1 E: 0 K: 0 S: 4	H: 1 LOB: 1 BB: 1 P: 8	R: 0 E: 0 K: 1 S: 5	H: 0 LOB: 0 BB: 0 P: 5	R: 0 E: 0 K: 0 S: 5	H: 1 LOB: 2 BB: 0 P: 5	R: 1 E: 0 K: 0 S: 4	H: 1 LOB: 0 BB: 0 P: 4	R: 0 E: 0 K: 0 S: 5	H: 1 LOB: 2 BB: 0 P: 5	R: 0 E: 0 K: 1 S: 5	H: 0 LOB: 0 BB: 0 P: 5	R: 1 E: 0 K: 0 S: 3	H: 2 LOB: 2 BB: 1 P: 7	1B: 7 2B: 0 3B: 0 HR: 2	SF: 0 SAC: 2 DP: 0 HBP: 0	WP: 0 PA: 41
PITCHER Tom Brewer, R ERA: 3.34 (1, 1)	IP 9.1	WLS L 41	BF H 9	R R 4	ER ER 4	SO SO 2	BB BB 1	IBB IBB 3	HBP HBP 0	BLK BLK 0	WP WP 0	HR HR 2	S S 43	P P 51	ERA 3.86	WHIP 1.071					

Boston Red Sox @ Chicago White Sox
Comiskey Park, Chicago, IL
Thu Sep 13 1956, 4:33 AM EDT
Att: 2,765 - Unknown

AB 37
R 4
H 9
RBI 4
BB 2
SO 2
LOB 12



Batter	1	2	3	4	5	6	7	8	9	10	11	AB	R	H	RBI	BB	SO	LOB	TOP					
Dick Williams, R OBP: 0.334, SLG: 0.435	(1, 8) X SH5-4 1B 1B		(1, 2) X G4-6-3 1-2			(1, 2) X 6-3		(1, 2) X K		(1, 2) X F7		5	0	1	0	0	1	2						
Bob Boyd, L OBP: 0.409, SLG: 0.443	(1, 3) X SH5-4 1-2 1B		(1, 3) X F3			(1, 3) X F8		(1, 3) X IBB		(1, 3) X 4-3		4	0	1	0	1	0	0						
George Kell, R OBP: 0.334, SLG: 0.409 Brooks Robinson, R (1, 5)	(1, 5) X SH5-4 1-2 2-3				(1, 5) X 6-3		(1, 5) X FC5-4 BB		(1, 5) X K		(1, 5) X F8		0	0	0	0	0	0	0					
Bob Nieman, R OBP: 0.436, SLG: 0.513	(1, 7) X K				(1, 7) X 1-3		(1, 7) X F9		(1, 7) X IBB 5-3 2B		(1, 7) X F8		5	1	1	0	0	1	3					
Tito Francona, L OBP: 0.327, SLG: 0.360	(1, 9) X 4-3				(1, 9) X F6		(1, 9) X FC5-4 1B 1-2 WP		(1, 9) X F8 5-3 1B		(1, 9) X L8		5	1	1	0	0	0	3					
Gus Triandos, R OBP: 0.349, SLG: 0.439	(1, 2) X K	(1, 2) X K			(1, 2) X 5-3		(1, 2) X WP 1B		(1, 2) X 5-3		(1, 2) X F8 1-2 3-H		4	0	1	1	0	1	1					
Billy Gardner, R OBP: 0.288, SLG: 0.344	(1, 4) X K	(1, 4) X K			(1, 4) X 4-3		(1, 4) X 5-3		(1, 4) X F8		(1, 4) X L9		4	0	0	0	0	1	2					
Willy Miranda, S OBP: 0.284, SLG: 0.285	(1, 6) X 6-3				(1, 6) X F5		(1, 6) X K 1B		(1, 6) X L9		(1, 6) X K		4	0	1	0	0	0	1					
Bill Wight, L OBP: 0.224, SLG: 0.195	(1, 1) X G4-6-3 1B				(1, 1) X K		(1, 1) X K		(1, 1) X K		(1, 1) X K		4	0	1	0	0	3	1					
Inning Stats	R: 0 E: 0 K: 1 S: 7	H: 2 LOB: 2 BB: 0 P: 7	R: 0 E: 0 K: 2 S: 7	H: 0 LOB: 0 BB: 0 P: 7	R: 0 E: 0 K: 0 S: 3	H: 1 LOB: 0 BB: 0 P: 3	R: 0 E: 0 K: 0 S: 3	H: 0 LOB: 0 BB: 0 P: 3	R: 0 E: 0 K: 0 S: 5	H: 0 LOB: 0 BB: 0 P: 5	R: 1 E: 0 K: 0 S: 4	H: 1 LOB: 1 BB: 1 P: 8	R: 0 E: 0 K: 3 S: 10	H: 1 LOB: 2 BB: 1 P: 14	R: 1 E: 0 K: 0 S: 5	H: 2 LOB: 1 BB: 0 P: 5	R: 0 E: 0 K: 1 S: 5	H: 0 LOB: 0 BB: 0 P: 5	R: 0 E: 0 K: 0 S: 3	H: 0 LOB: 0 BB: 0 P: 3	1B: 6 2B: 1 3B: 0 HR: 0	SF: 0 SAC: 1 DP: 1 HBP: 0	WP: 1 PB: 0 SB: 1 CS: 0	PA: 41
PITCHER Dick Donovan, R ERA: 3.72	(1, 1)	IP: 11.0 WLS: 7 BF: 41 H: 7 R: 2 ER: 2 SO: 8 BB: 1 IBB: 1 HBP: 0 BLK: 0 WP: 1 HR: 0 S: 55 P: 63 ERA: 3.72 WHIP: 0.727																						

Baltimore Orioles @ Chicago White Sox
Comiskey Park, Chicago, IL
Fri Sep 14 1956, 4:33 AM EDT
Att: 8,751 - Unknown

livebaseballscorecards.com

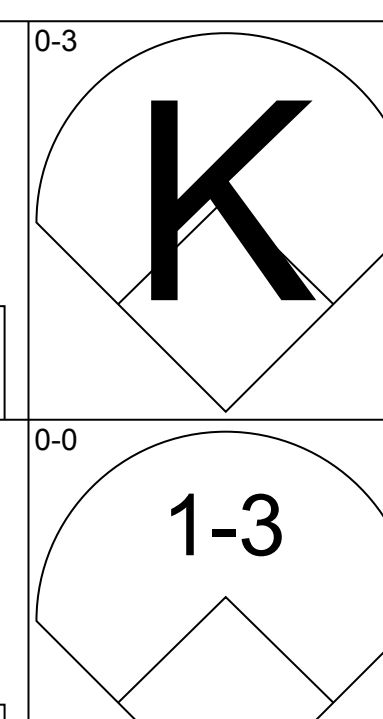
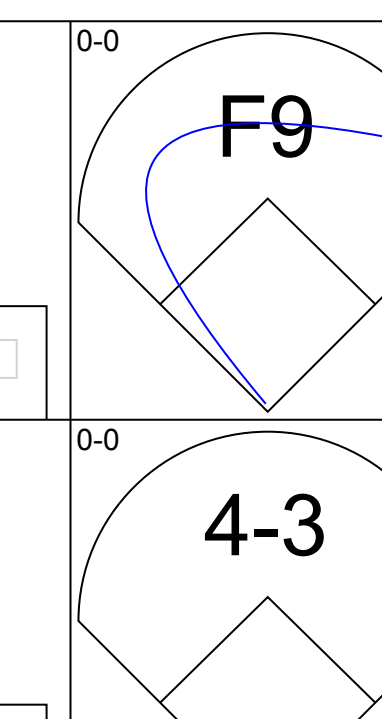
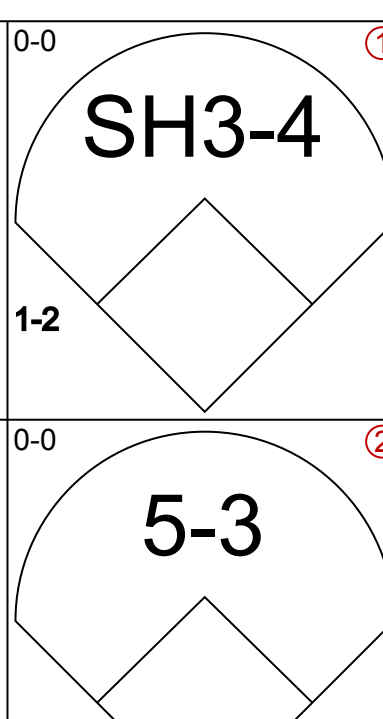
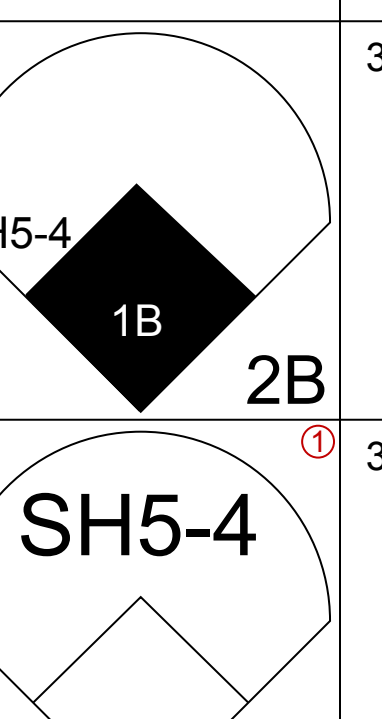
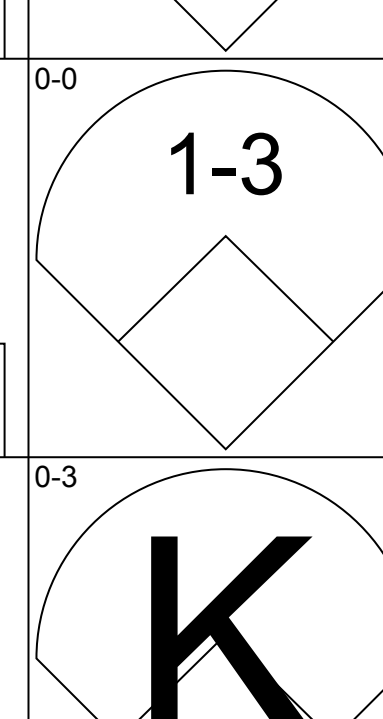
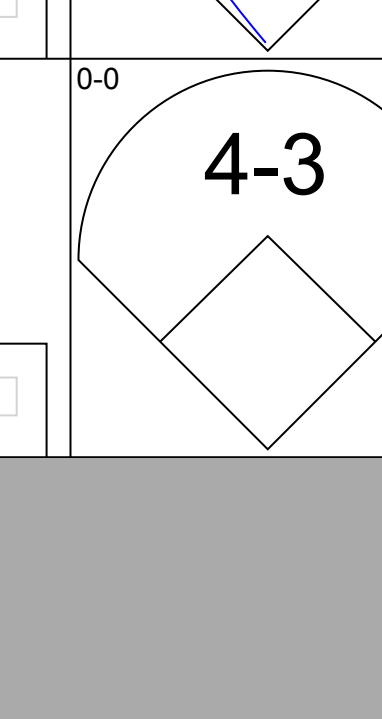
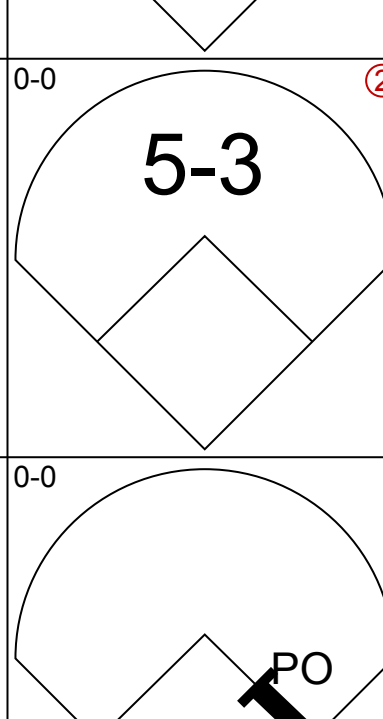
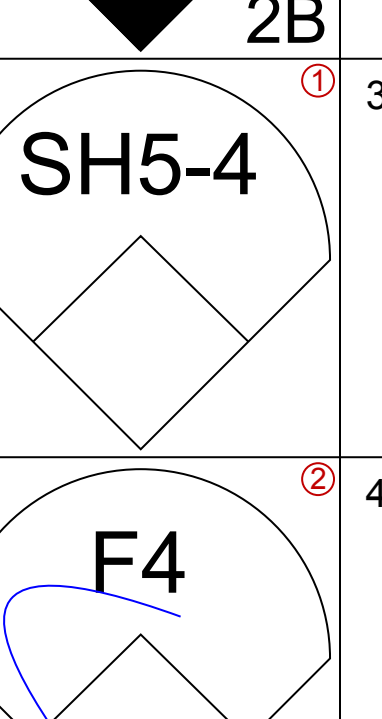
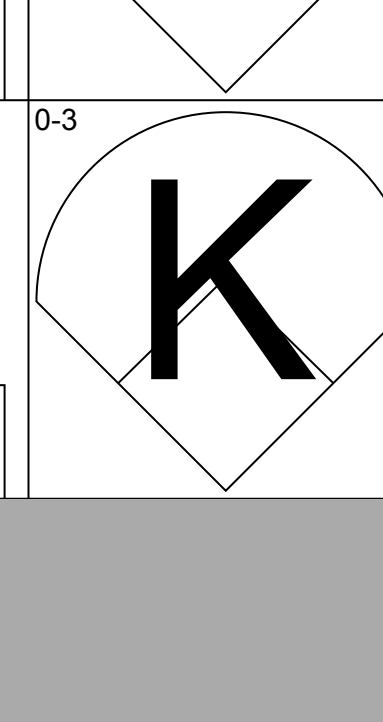
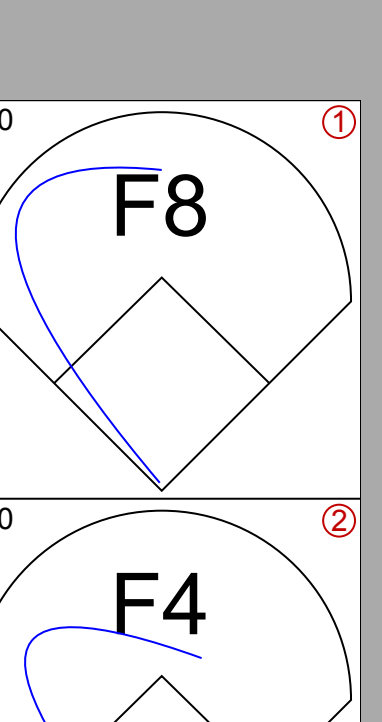
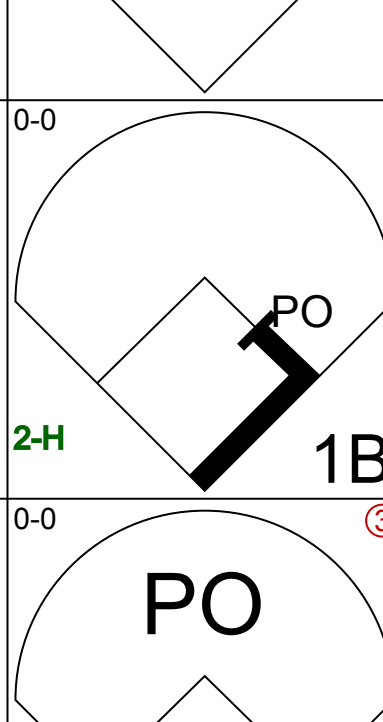
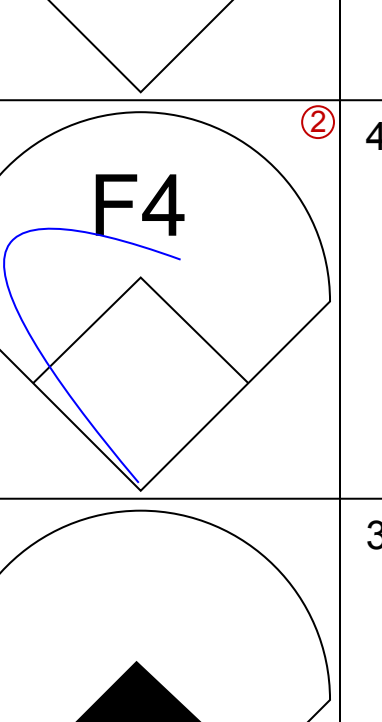
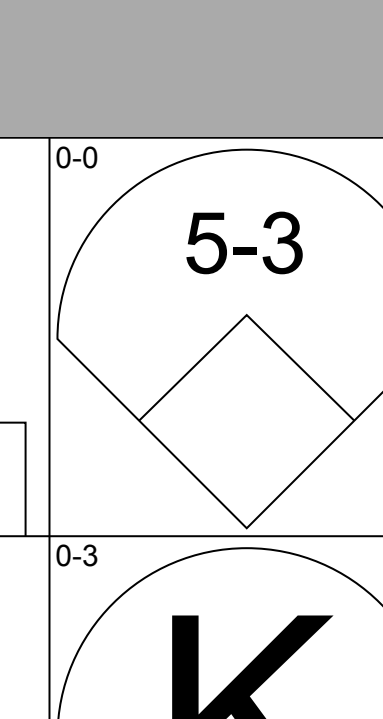
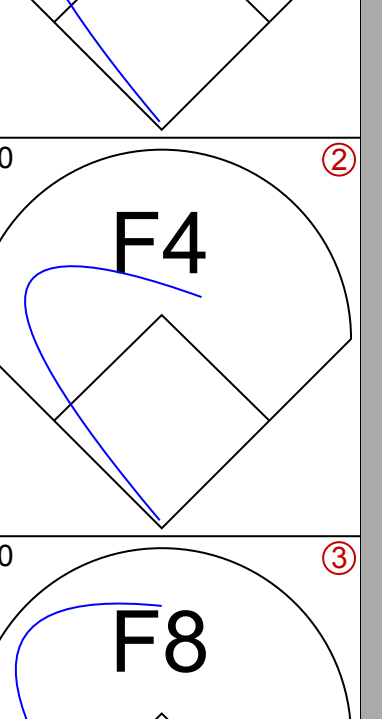
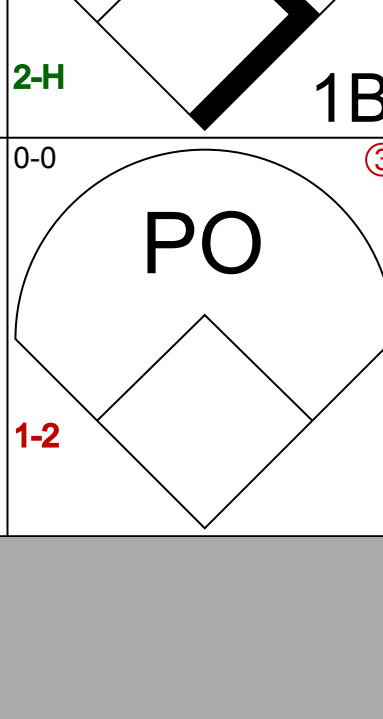
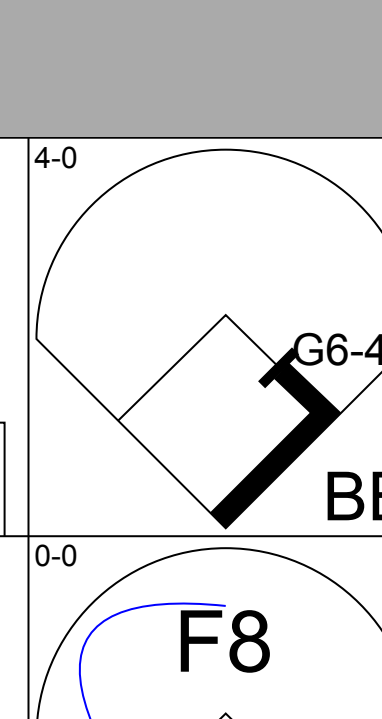
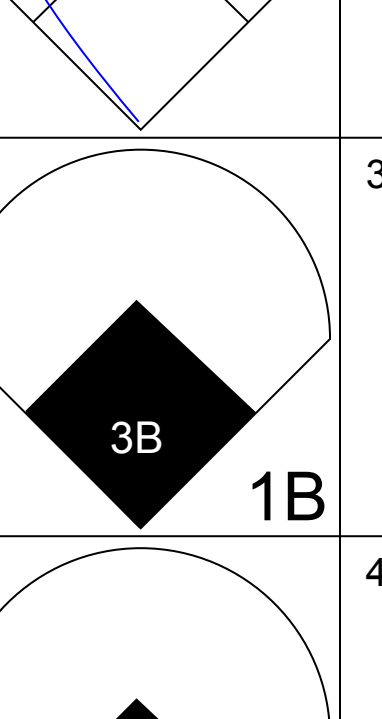
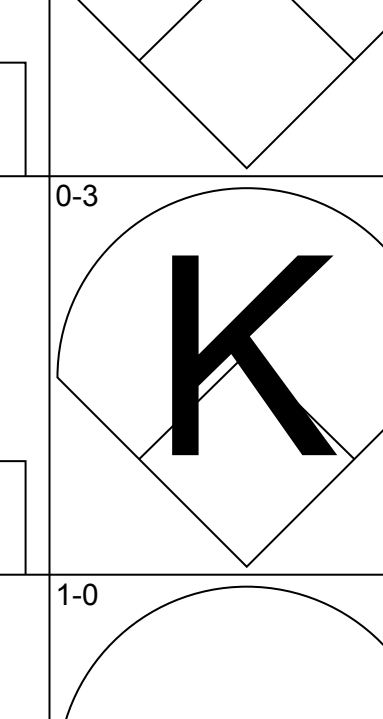
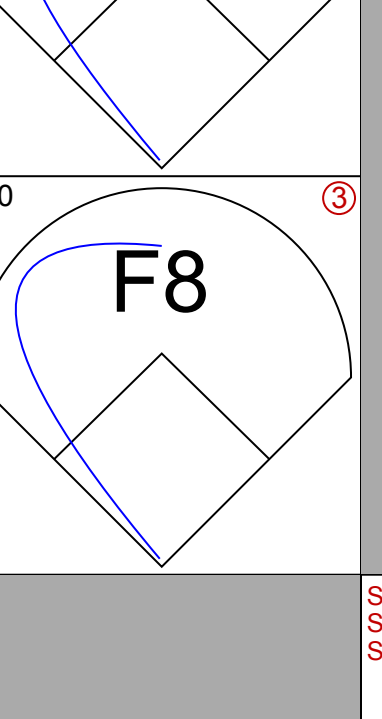
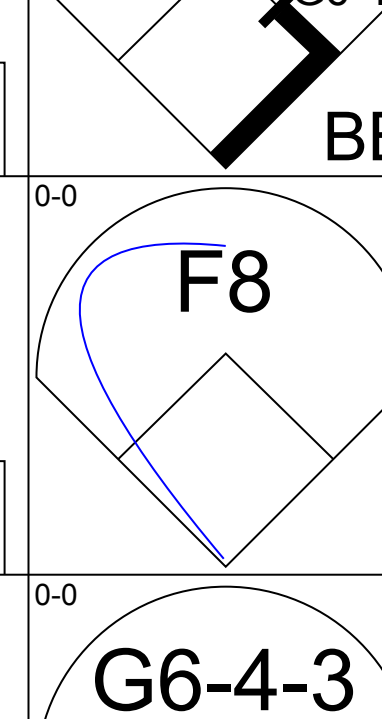
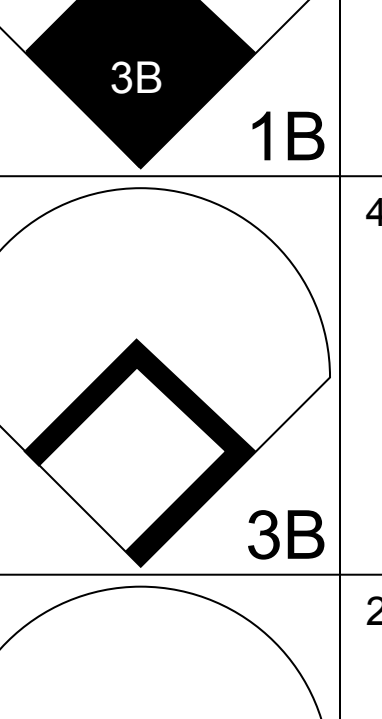
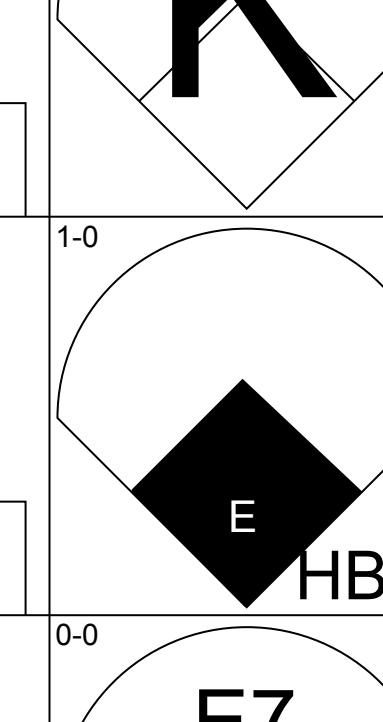
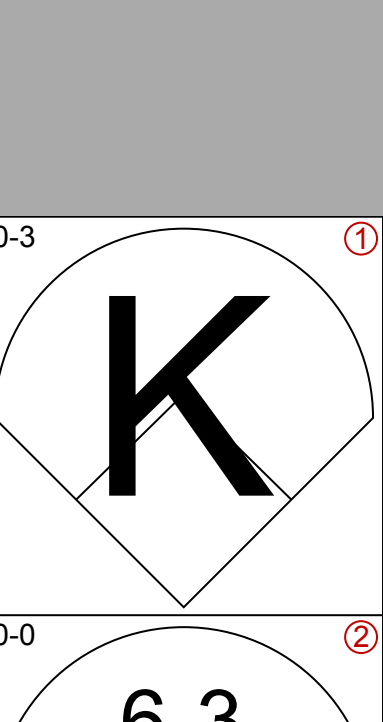
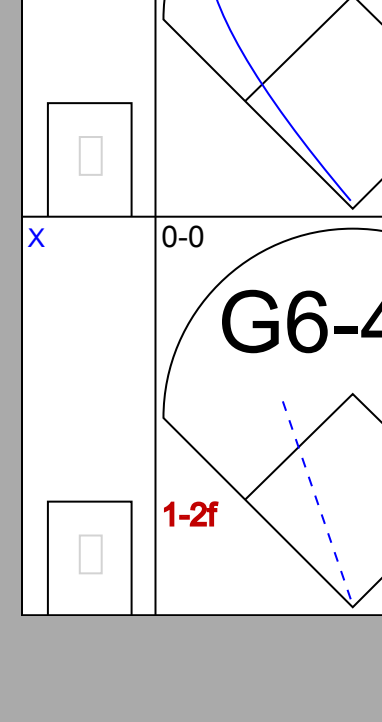
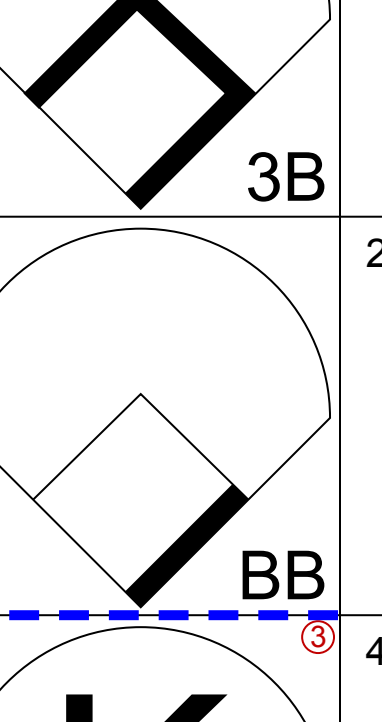
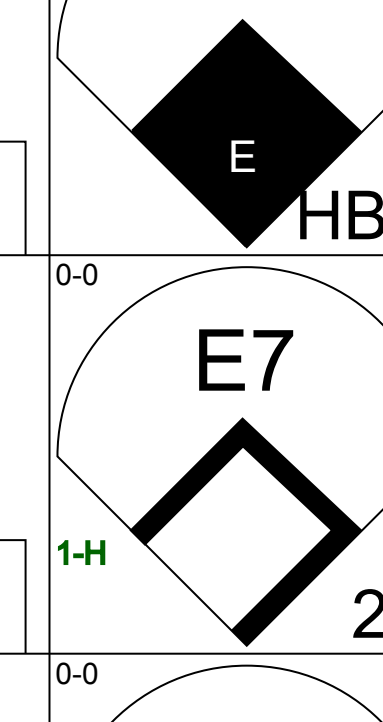
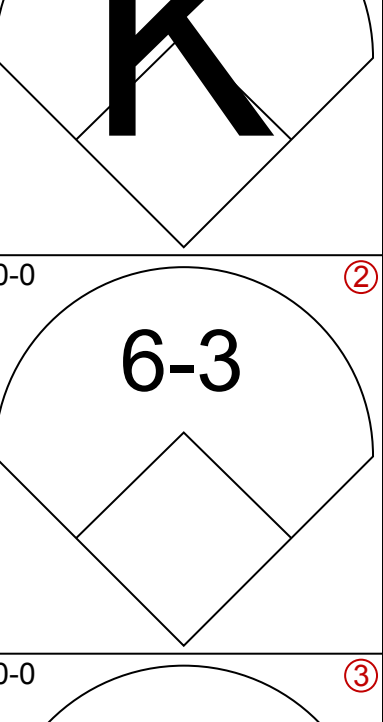
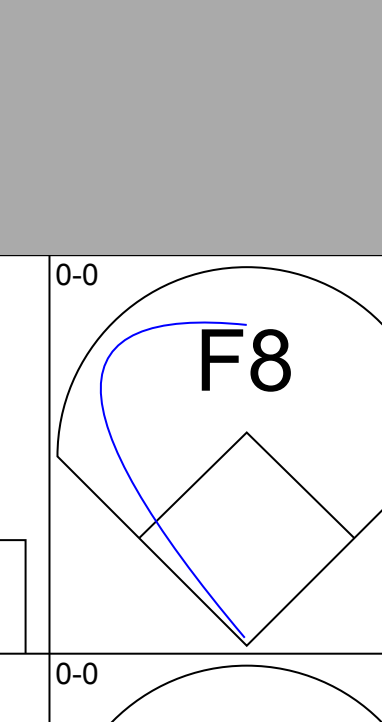
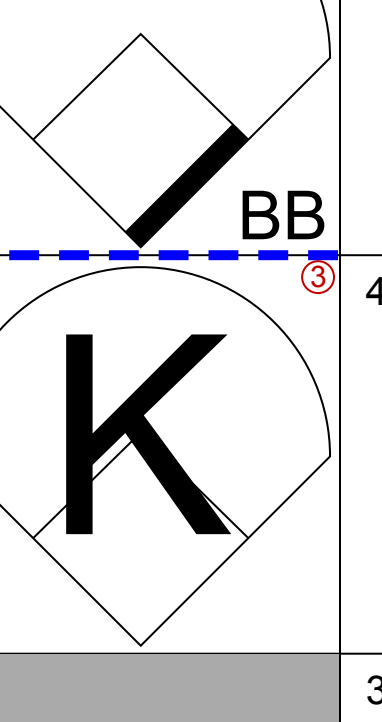
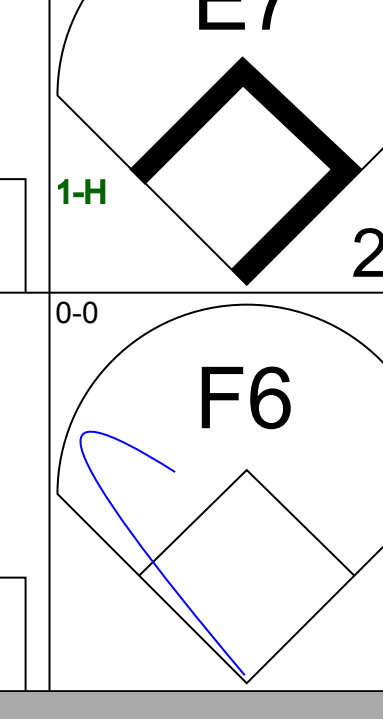
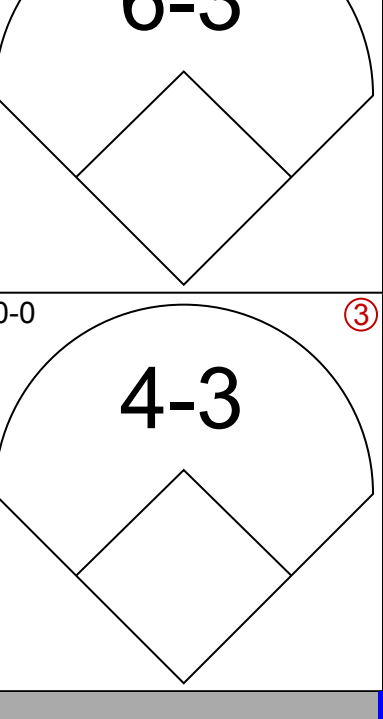
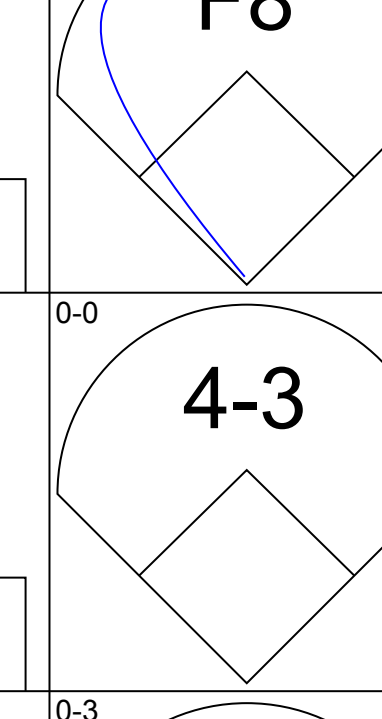
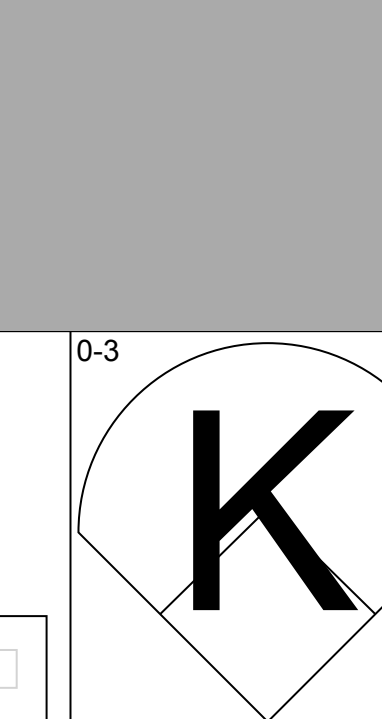
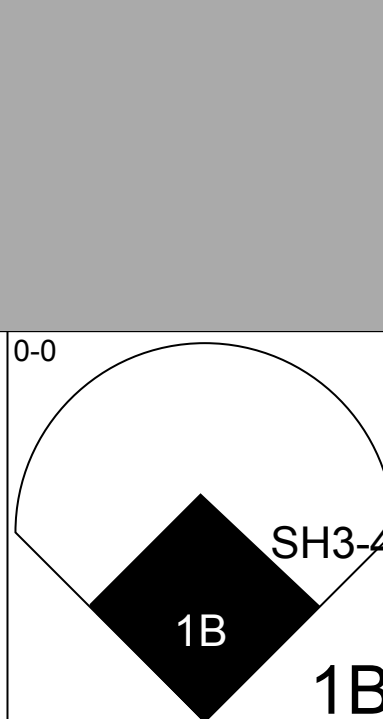
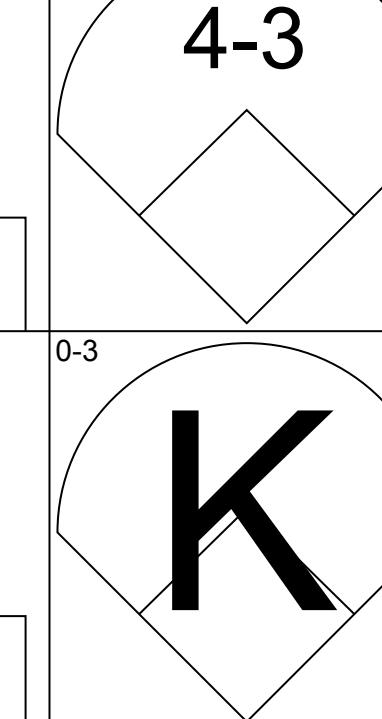
AB 38
R 2
H 7
RBI 1
BB 2
SO 8
LOB 15

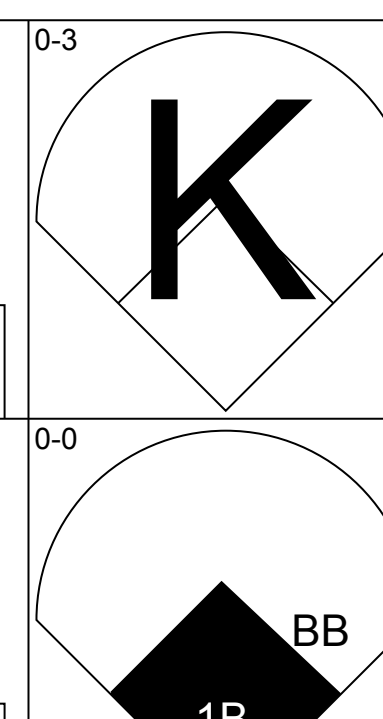
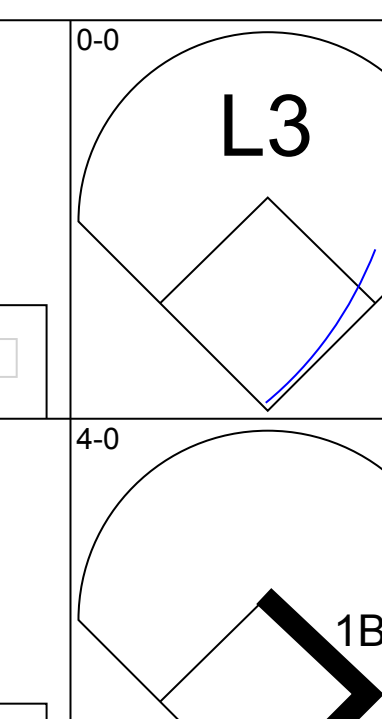
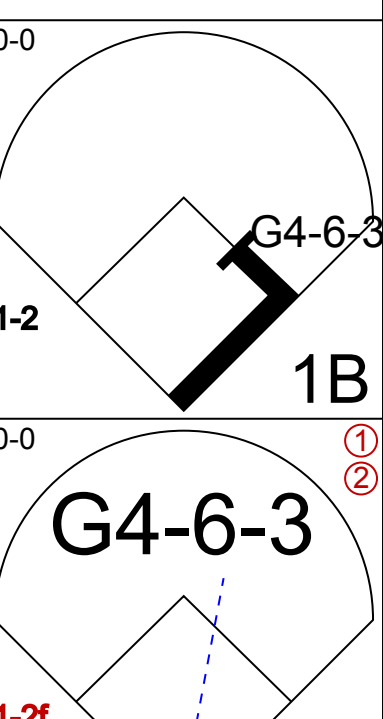

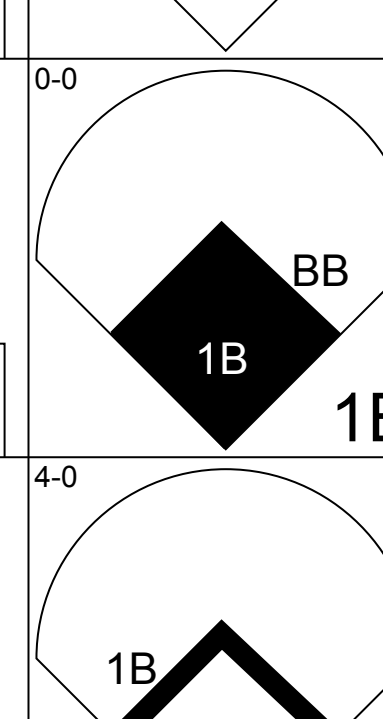
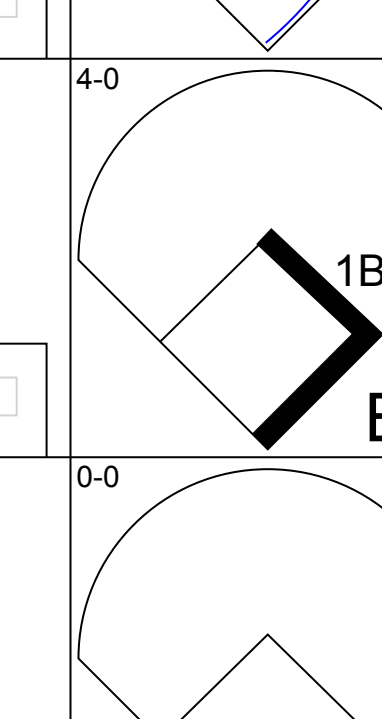
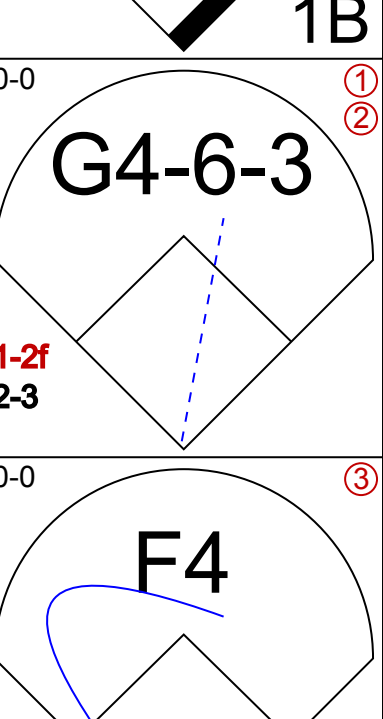
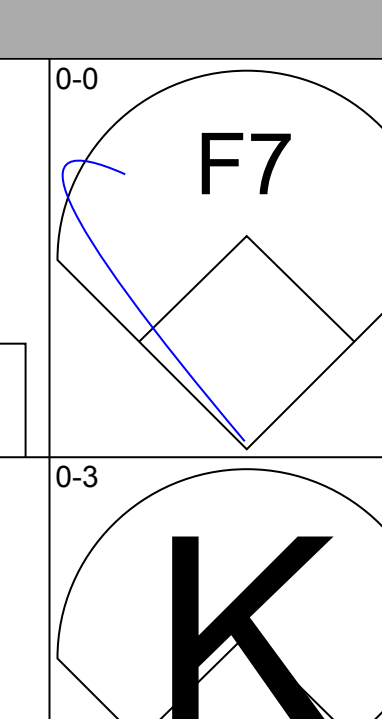
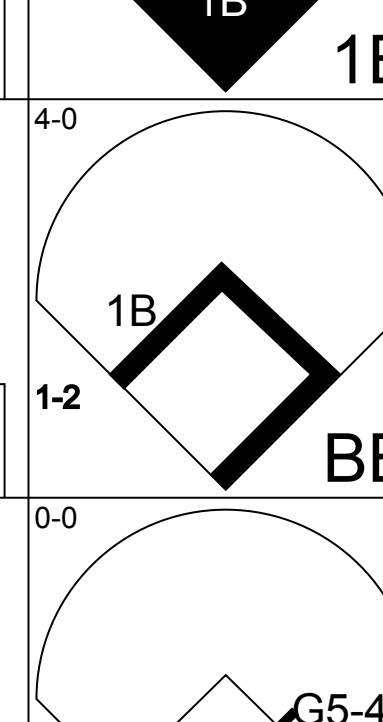
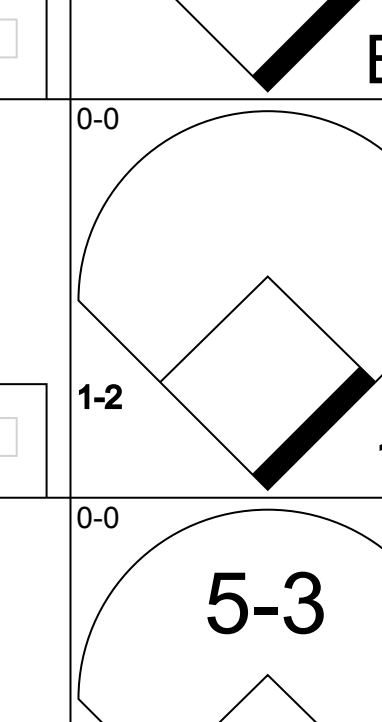
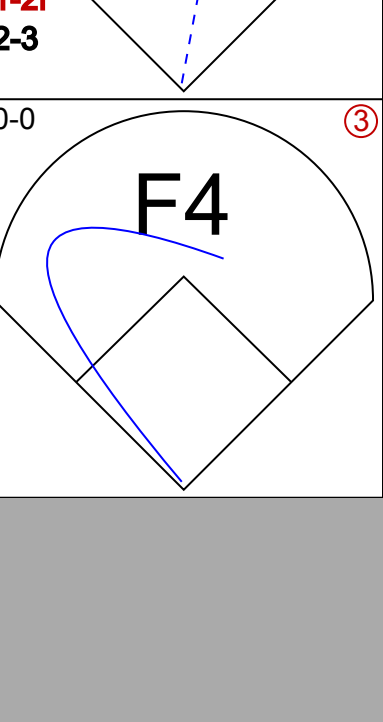
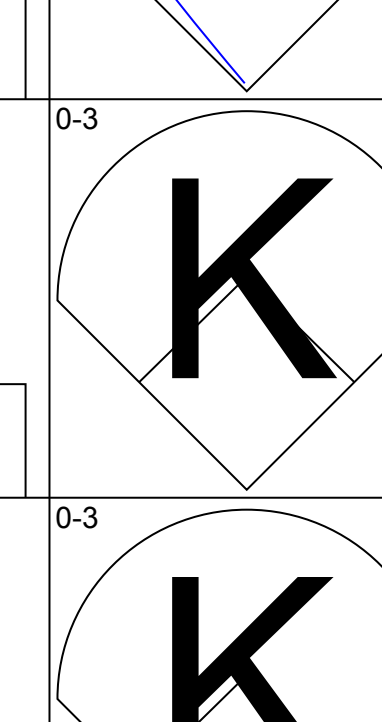
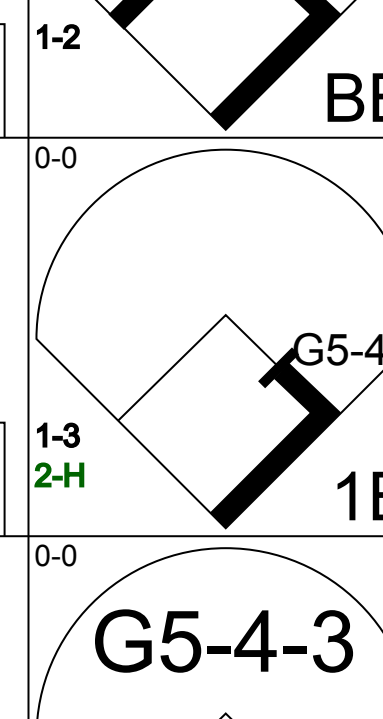
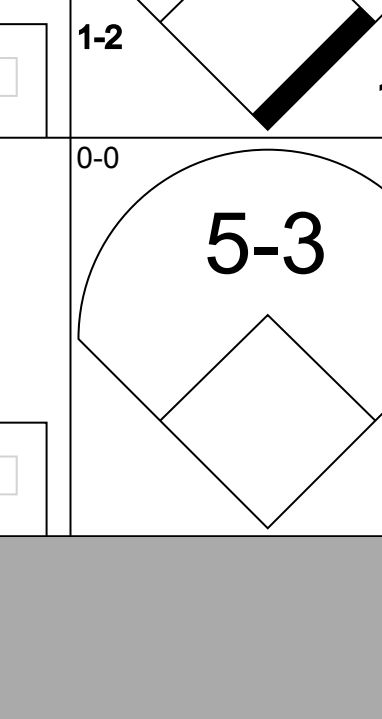
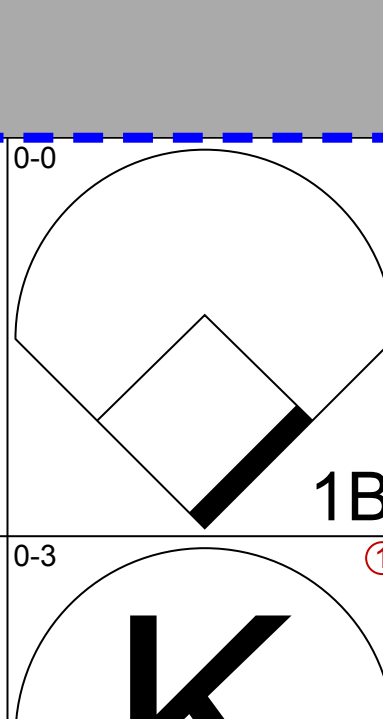
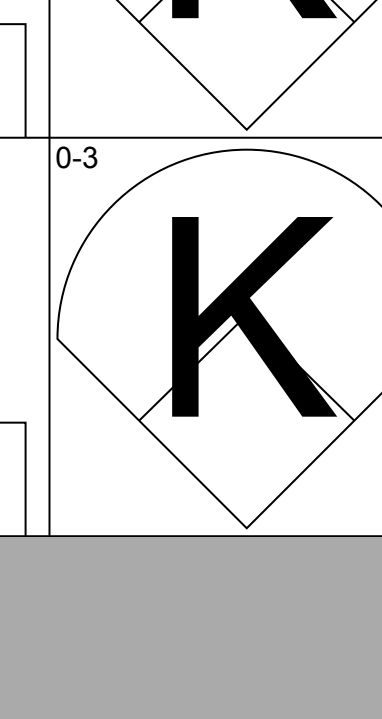
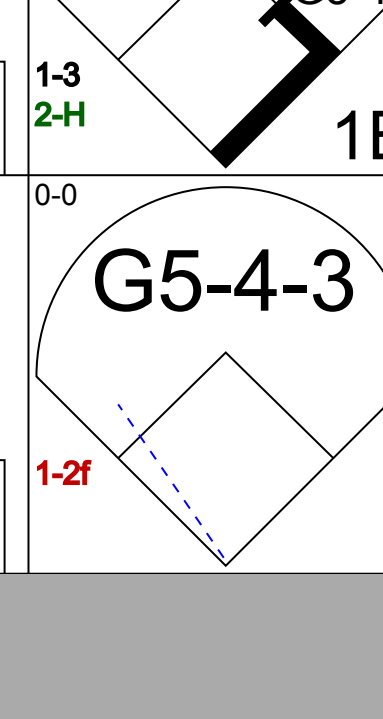
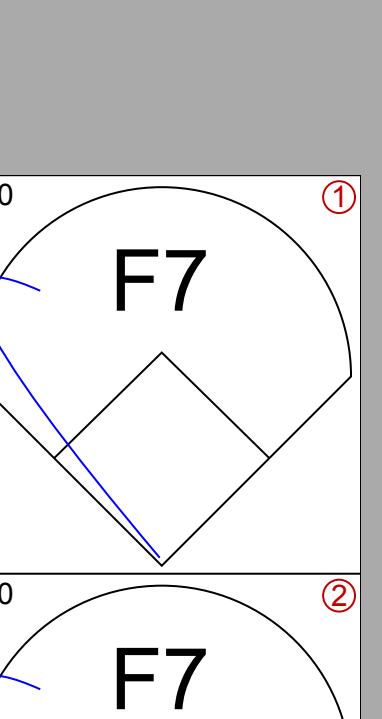
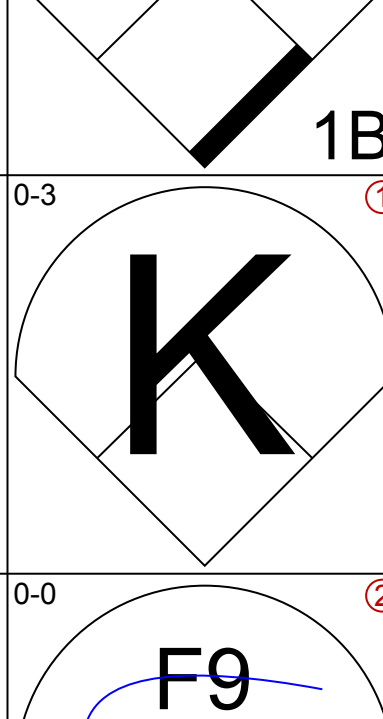
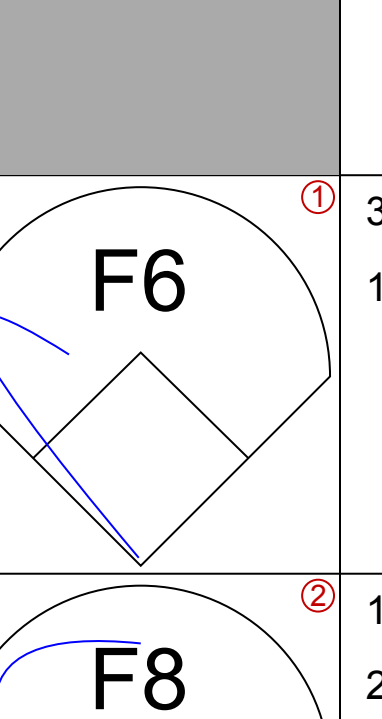
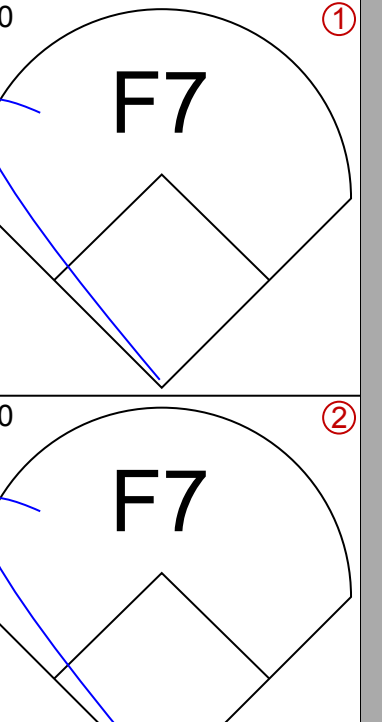
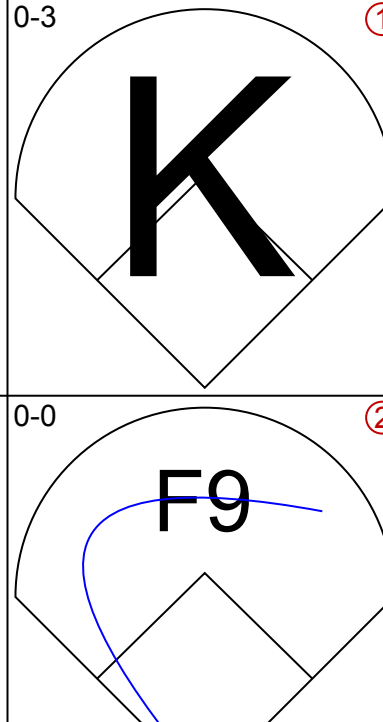
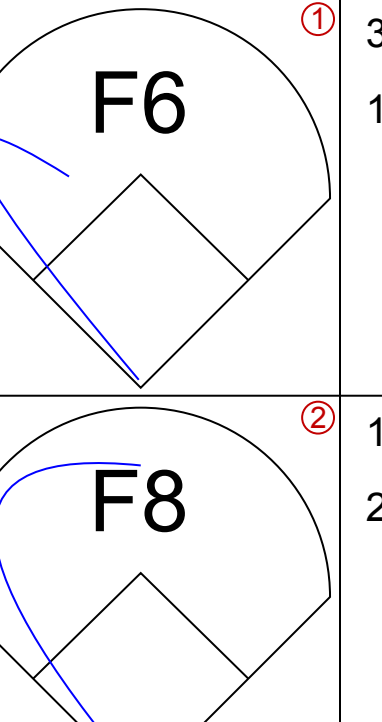
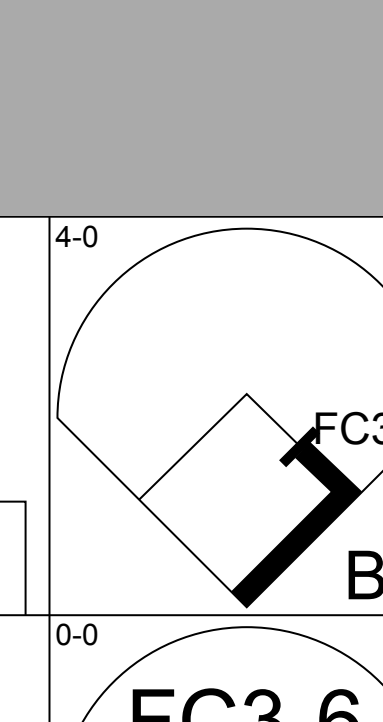
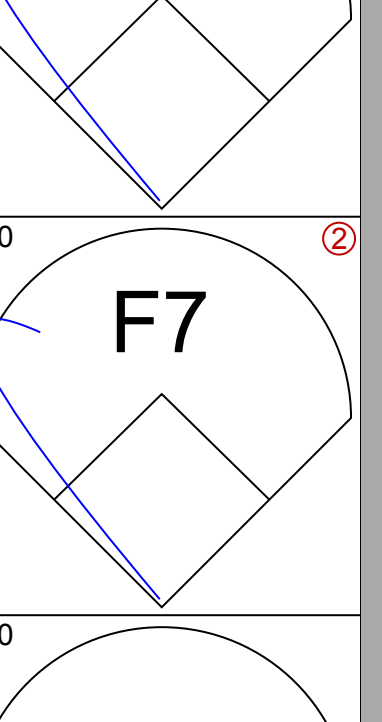
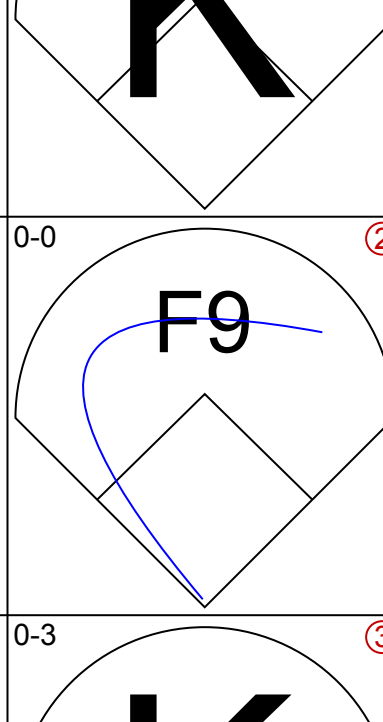
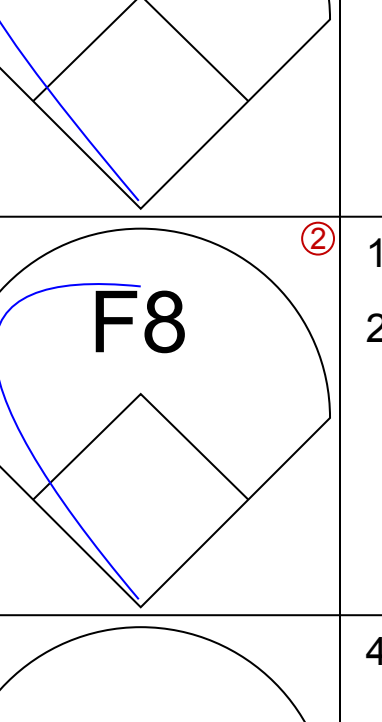
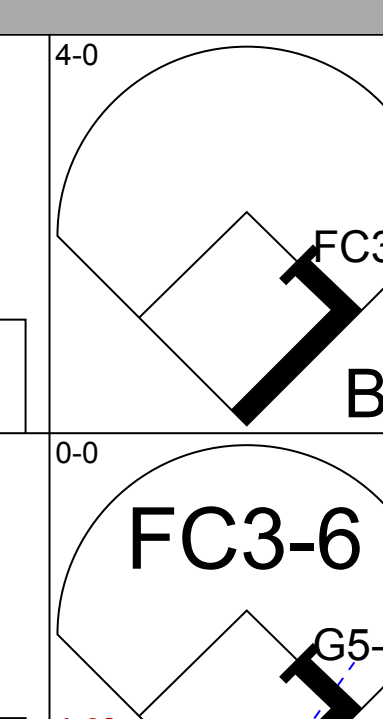
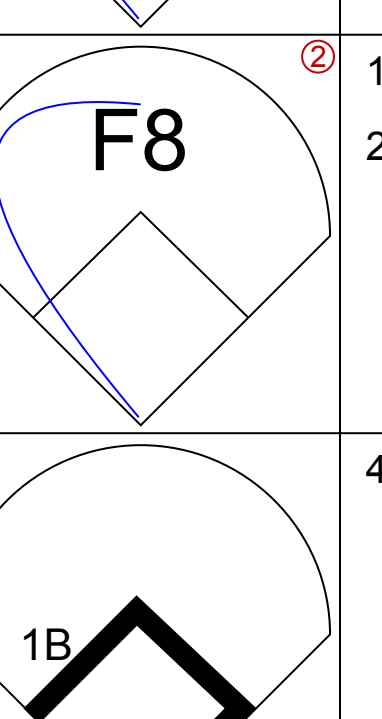
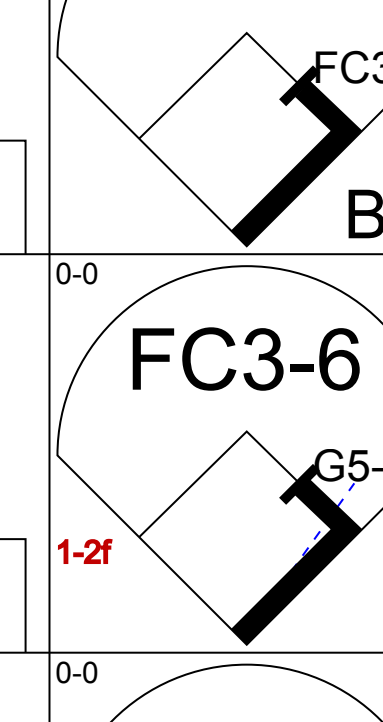
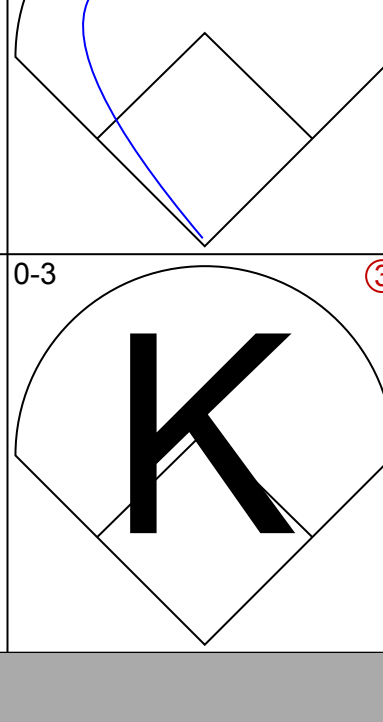
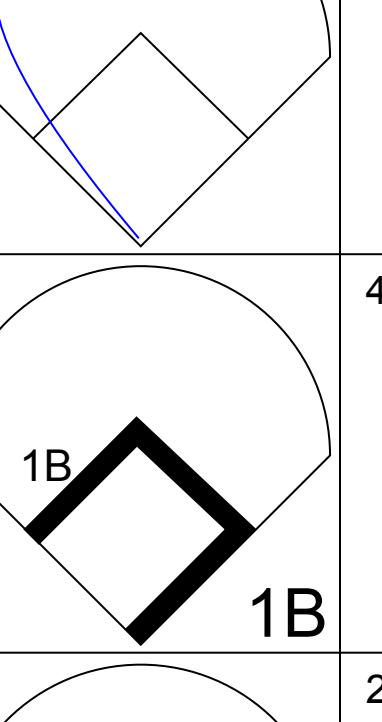
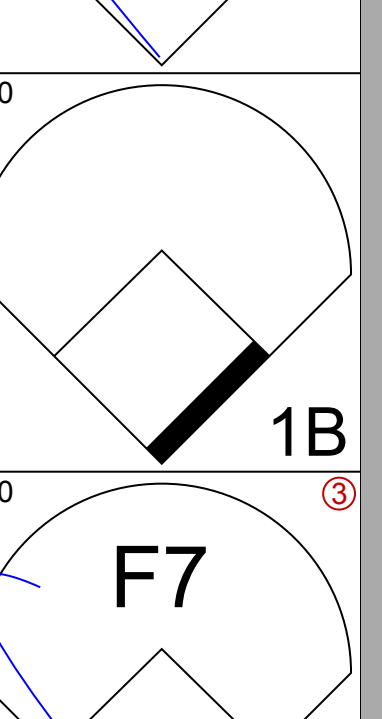
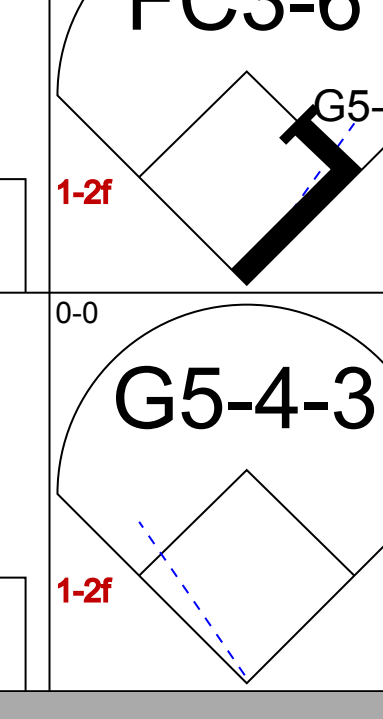
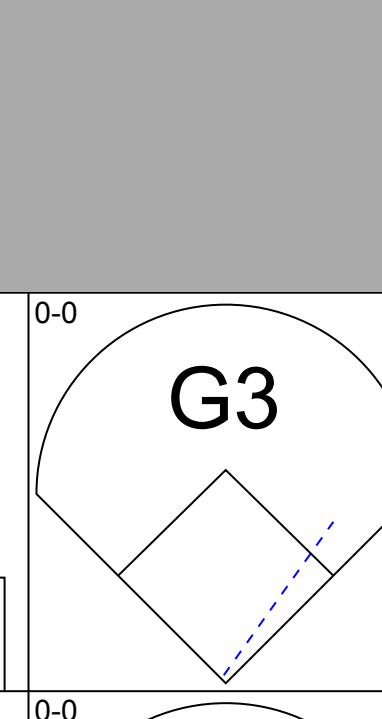
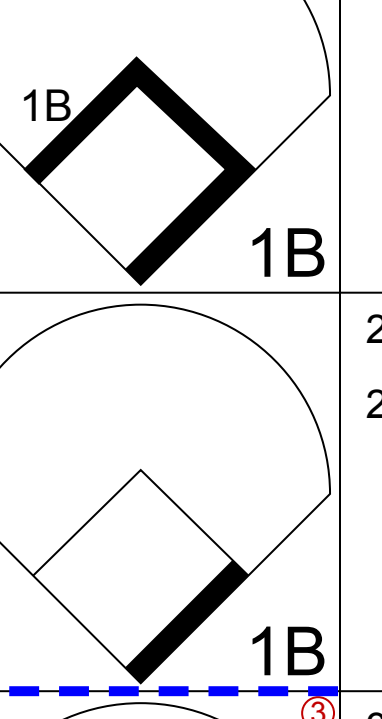
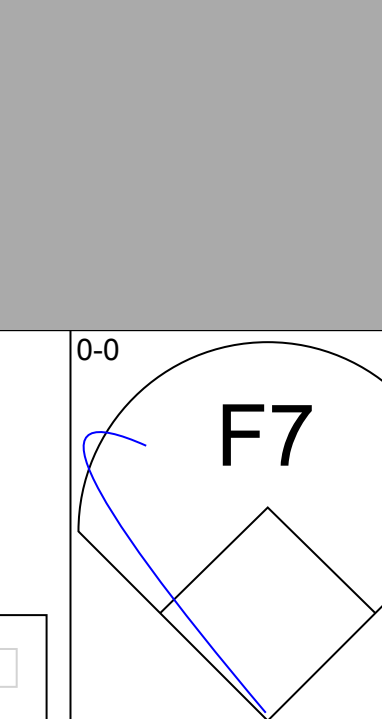
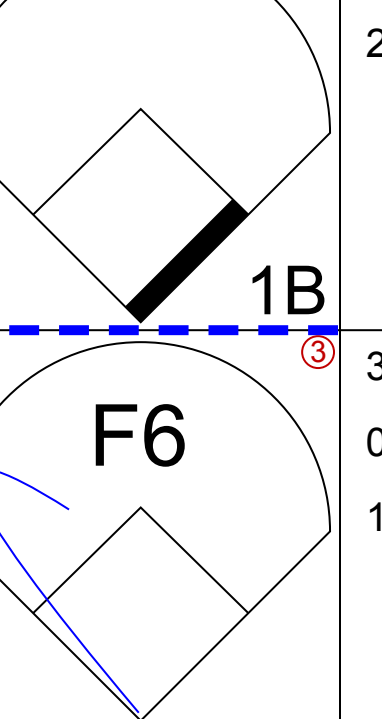
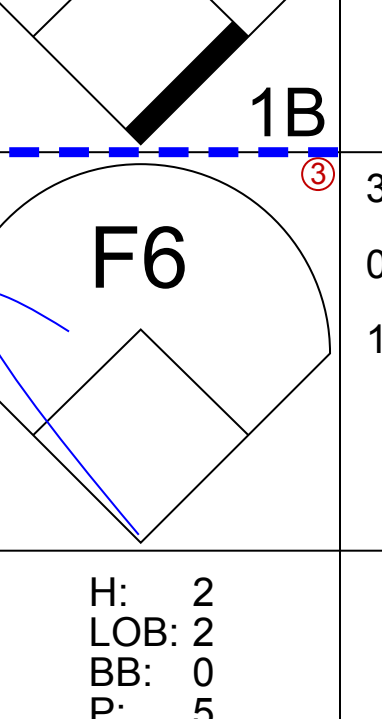
Batter	1	2	3	4	5	6	7	8	9	10	11	AB	R	H	RBI	BB	SO	LOB	BOTTOM					
Luis Aparicio, R OBP: 0.305, SLG: 0.331	(1, 6) X SH1-3 FC6-4 BB	(1, 6) X 5-3			(1, 6) X 2B		(1, 6) X G5-4-3 1-2		(1, 6) X 3B		(1, 6) X 3B		4	1	2	0	1	0	4					
Nellie Fox, L OBP: 0.347, SLG: 0.376	(1, 4) X SH1-3 1-3		(1, 4) X F9		(1, 4) X F7		(1, 4) X 4-3		(1, 4) X B2-3		(1, 4) X F8		4	0	0	0	0	2						
Larry Doby, L OBP: 0.386, SLG: 0.436	(1, 8) X FC6-4 BB		(1, 8) X F6		(1, 8) X K		(1, 8) X 2B 1B		(1, 8) X F8		(1, 8) X F8		4	0	1	0	1	1	1					
Minnie Minoza, R OBP: 0.418, SLG: 0.487	(1, 7) X FC6-4 1-2 3-H		(1, 7) X F9		(1, 7) X FC6-4 1B		(1, 7) X FC6-4 1B		(1, 7) X 1B 2B		(1, 7) X G6-4-3 BB		4	1	2	1	1	0	1					
Walt Dropo, R OBP: 0.337, SLG: 0.361	(1, 3) X F8				(1, 3) X SH1-3 1B		(1, 3) X FC6-4 G4-6-3 1-2		(1, 3) X 1B 1B		(1, 3) X G6-4-3 1-2		5	0	2	1	0	0	3					
Sherm Lollar, R OBP: 0.387, SLG: 0.412	(1, 2) X K	(1, 2) X K			(1, 2) X SH1-3		(1, 2) X G4-6-3 1-2		(1, 2) X 1B		(1, 2) X 1B		3	1	1	0	1	1	1					
Jim Rivera, L OBP: 0.334, SLG: 0.405	(1, 9) X F8		(1, 9) X F9		(1, 9) X F9		(1, 9) X SH3-4 1B		(1, 9) X F8		(1, 9) X K		5	0	1	0	0	1	4					
Fred Hatfield, L OBP: 0.365, SLG: 0.383 Les Moss, R OBP: 0.331, SLG: 0.525 Sammy Esposito, R OBP: 0.361, SLG: 0.311	(1, 5) X BB 1B				(1, 5) X 4-3		(1, 5) X SH3-4		(1, 5) X 5-3		(1, 5) X 1B 1B		2	0	1	0	0	0	1					
Dick Donovan, L OBP: 0.333, SLG: 0.383 Ron Northey, L OBP: 0.423, SLG: 0.634	(1, 1) X BB 1-2 BB	(1, 1) X BB 1-2 BB			(1, 1) X K		(1, 1) X G5-4-3 BB		(1, 1) X BB		(1, 1) X 1-2 2-H 1B		1	0	0	0	3	1	0					
Inning Stats	R: 1 E: 1 K: 0 S: 3	H: 0 LOB: 1 BB: 2 P: 11	R: 0 E: 0 K: 1 S: 6	H: 1 LOB: 2 BB: 1 P: 10	R: 0 E: 0 K: 0 S: 3	H: 0 LOB: 0 BB: 0 P: 3	R: 0 E: 0 K: 0 S: 4	H: 1 LOB: 1 BB: 0 P: 4	R: 0 E: 0 K: 0 S: 8	H: 1 LOB: 1 BB: 0 P: 8	R: 0 E: 0 K: 0 S: 3	H: 1 LOB: 1 BB: 1 P: 7	R: 1 E: 0 K: 0 S: 6	H: 4 LOB: 2 BB: 0 P: 6	R: 0 E: 0 K: 0 S: 3	H: 1 LOB: 1 BB: 1 P: 7	R: 0 E: 0 K: 0 S: 2	H: 0 LOB: 0 BB: 0 P: 6	R: 1 E: 0 K: 1 S: 5	H: 2 LOB: 2 BB: 1 P: 9	1B: 9 2B: 2 3B: 1 HR: 0	SF: 0 SAC: 3 DP: 3 HBP: 0	WP: 0 PB: 0 SB: 0 CS: 0	PA: 45
PITCHER Bill Wight, L ERA: 4.16	(1, 1)	IP: 10.1 WLS: 1 BF: 45 H: 12 R: 3 ER: 2 SO: 4 BB: 7 IBB: 0 HBP: 0 BLK: 0 WP: 0 HR: 0 S: 46 P: 74 ERA: 4.16 WHIP: 1.839																						

Baltimore Orioles @ Chicago White Sox
Comiskey Park, Chicago, IL
Fri Sep 14 1956, 4:33 AM EDT
Att: 8,751 - Unknown

livebaseballscorecards.com

AB 35
R 3
H 12
RBI 3
BB 7
SO 4
LOB 17

Batter	1	2	3	4	5	6	7	8	9	AB	R	H	RBI	BB	SO	LOB	TOP				
Billy Gardner, R OBP: 0.288, SLG: 0.346 (1, 4)										3	1	1	0	0	1	0	Baltimore Orioles @ Chicago White Sox Comiskey Park, Chicago, IL Sat Sep 15 1956, 4:33 AM EDT Att: 3,239 - Unknown livebaseballscorecards.com				
Bob Boyd, L OBP: 0.403, SLG: 0.436 (1, 3)										3	0	0	0	0	0	1					
Dick Williams, R OBP: 0.333, SLG: 0.432 (1, 8)										4	0	1	1	0	1	1					
Bob Nieman, R OBP: 0.437, SLG: 0.511 (1, 7)										3	1	1	1	1	0	0					
Tito Francona, L OBP: 0.326, SLG: 0.364 (1, 9)										4	0	1	1	0	1	1					
Gus Triandos, R OBP: 0.341, SLG: 0.437 (1, 2)										2	1	0	0	1	1	1					
Brooks Robinson, R OBP: 0.222, SLG: 0.250 (1, 5)										4	0	1	0	0	1	2					
Willy Miranda, S OBP: 0.282, SLG: 0.283 (1, 6)										3	0	0	0	0	0	1					
Billy O'Dell, S (1, 1)										1	0	0	0	0	1	0					
Billy Loes, R OBP: 0.176, SLG: 0.176 (5, 1)										0	0	0	0	0	0	0					
Wayne Causey, L OBP: 0.219, SLG: 0.227 (6, PH)										1	1	1	0	0	0	0					
Erv Palica, R OBP: 0.167, SLG: 0.167 (6, 1)										1	0	0	0	0	1	0					
Hal Brown, R OBP: 0.318, SLG: 0.263 (9, 1)										0	0	0	0	0	0	0					
Inning Stats	R: 0 E: 0 K: 2 S: 7	H: 0 LOB: 0 BB: 0 P: 7	R: 1 E: 1 K: 1 S: 6	H: 1 LOB: 1 BB: 0 P: 7	R: 0 E: 0 K: 1 S: 5	H: 0 LOB: 0 BB: 0 P: 5	R: 0 E: 0 K: 0 S: 3	H: 0 LOB: 0 BB: 0 P: 3	R: 0 E: 0 K: 1 S: 5	H: 0 LOB: 0 BB: 0 P: 5	R: 1 E: 0 K: 0 S: 4	H: 2 LOB: 0 BB: 0 P: 4	R: 0 E: 0 K: 0 S: 2	H: 0 LOB: 0 BB: 1 P: 6	R: 0 E: 0 K: 1 S: 5	H: 0 LOB: 0 BB: 0 P: 5	R: 2 E: 0 K: 1 S: 8	H: 3 LOB: 2 BB: 1 P: 12	1B: 3 2B: 2 3B: 1 HR: 0	SF: 0 SAC: 2 DP: 1 HBP: 1	WP: 0 PA: 35 CS: 0
PITCHER	IP	WLS	BF	H	R	ER	SO	BB	IBB	HBP	BLK	WP	HR	S	P	ERA	WHIP				
Jim Wilson, R ERA: 4.36 (1, 1)	0.0	L	0	0	0	0	0	0	0	0	0	0	0	0	0	∞	∞				
Ellis Kinder, R ERA: 2.96 (9, 1)	0.1		2	0	0	0	1	1	0	0	0	0	0	3	7	0.00	3.000				

Batter	1	2	3	4	5	6	7	8	9	AB	R	H	RBI	BB	SO	LOB	BOTTOM				
Luis Aparicio, R OBP: 0.305, SLG: 0.331 (1, 6)										4	0	1	0	0	2	0	Baltimore Orioles @ Chicago White Sox Comiskey Park, Chicago, IL Sat Sep 15 1956, 4:33 AM EDT Att: 3,239 - Unknown livebaseballscorecards.com				
Nellie Fox, L OBP: 0.346, SLG: 0.375 (1, 4)										3	1	1	0	1	0	2					
Minnie Minoso, R OBP: 0.418, SLG: 0.486 (1, 7)										3	0	1	0	1	1	1					
Walt Dropo, R OBP: 0.339, SLG: 0.363 (1, 3)										4	0	2	1	0	1	2					
Sherm Lollar, R OBP: 0.365, SLG: 0.409 (1, 2)										3	0	0	0	0	1	3					
Dave Philley, S OBP: 0.324, SLG: 0.354 (9, PH)										1	0	0	0	0	0	0					
Bubba Phillips, R OBP: 0.329, SLG: 0.413 (1, 9)										1	0	0	0	1	0	0					
Larry Doby, L OBP: 0.385, SLG: 0.434 (6, PH) (7, 8)										2	0	0	0	0	0	1					
Jim Rivera, L OBP: 0.335, SLG: 0.406 (1, 8) (7, 9)										4	0	2	0	0	1	2					
Sammy Esposito, R OBP: 0.358, SLG: 0.307 (1, 5)										2	0	0	0	0	0	2					
Fred Hatfield, L OBP: 0.365, SLG: 0.384 (7, PH) (8, 5)										2	0	1	0	0	0	0					
Jim Wilson, R OBP: 0.321, SLG: 0.347 (1, 1)										3	0	1	0	0	0	0					
Ellis Kinder, R (9, 1)										0	0	0	0	0	0	0					
Ron Northey, L OBP: 0.415, SLG: 0.619 (9, PH)										1	0	0	0	0	0	2					
Inning Stats	R: 1 E: 0 K: 1 S: 6	H: 2 LOB: 1 BB: 1 P: 10	R: 0 E: 0 K: 0 S: 2	H: 0 LOB: 0 BB: 1 P: 6	R: 0 E: 0 K: 0 S: 4	H: 1 LOB: 2 BB: 1 P: 8	R: 0 E: 0 K: 0 S: 4	H: 1 LOB: 1 BB: 0 P: 4	R: 0 E: 0 K: 2 S: 8	H: 1 LOB: 0 BB: 0 P: 8	R: 0 E: 0 K: 1 S: 5	H: 0 LOB: 0 BB: 0 P: 5	R: 0 E: 0 K: 2 S: 7	H: 0 LOB: 0 BB: 0 P: 7	R: 0 E: 0 K: 0 S: 5	H: 2 LOB: 2 BB: 0 P: 5	1B: 9 2B: 0 3B: 0 HR: 0	SF: 0 SAC: 0 DP: 3 HBP: 0	WP: 0 PA: 36 CS: 0		
PITCHER	IP	WLS	BF	H	R	ER	SO	BB	IBB	HBP	BLK	WP	HR	S	P	ERA	WHIP				
Billy O'Dell, L ERA: 1.29 (1, 1)	4.0		17	4	1	1	1	3	0	0	0	0	0	4	16	2.25	1.750				
Billy Loes, R ERA: 5.59 (5, 1)	1.0		4	2	0	0	0	0	0	0	0	0	0	4	4	0.00	2.000				
Erv Palica, R ERA: 4.38 (6, 1)	3.2	W	14	3	0	0	5	0	0	0	0	0	0	24	24	0.00	0.818				
Hal Brown, R ERA: 3.49 (9, 1)	0.1	S	1	0	0	0	0	0	0	0	0	0	0	1	1	0.00	0.000				

Batter	1	2	3	4	5	6	7	8	9	AB	R	H	RBI	BB	SO	LOB	TOP		
Eddie Yost, R OBP: 0.419, SLG: 0.346 (1, 9)										2	1	0	0	2	0	3			
Ed Fitz Gerald, R OBP: 0.392, SLG: 0.403 (1, 2)										4	1	1	0	0	0	1			
Pete Runnels, L OBP: 0.380, SLG: 0.438 (1, 3)										4	0	0	1	0	0	2			
Roy Sievers, R OBP: 0.371, SLG: 0.477 (1, 7)										3	0	0	0	1	1	1			
Harmon Killebrew, R OBP: 0.254, SLG: 0.491 (1, 5)										4	2	3	2	0	0	1			
Herb Plews, L OBP: 0.336, SLG: 0.399 (1, 4)										4	1	2	0	0	1	2			
Karl Olson, R OBP: 0.311, SLG: 0.339 (1, 8)										3	0	0	1	0	1	3			
Lyle Luttrell, R OBP: 0.313, SLG: 0.430 (1, 6)										3	0	1	1	0	1	0			
Evelio Hernandez, R OBP: 0.290, SLG: 0.350 (3, 1)										1	0	0	0	0	0	0			
Bob Chakales, R OBP: 0.197, SLG: 0.150 (4, PH)										0	0	0	0	0	0	0			
Jim Lemmon, L OBP: 0.344, SLG: 0.499 (4, 1)										0	0	0	0	0	0	0			
Dean Stone, L OBP: 0.247, SLG: 0.118 (7, PH)										0	0	0	0	0	0	0			
Tony Ross, R OBP: 0.247, SLG: 0.286 (7, 1)										0	0	0	0	0	0	0			
Hal Griggs, R OBP: 0.250, SLG: 0.302 (9, PH)										1	0	0	0	0	0	0			
Ernie Oravetz, S OBP: 0.356, SLG: 0.302 (9, PH)										1	0	0	0	0	0	0			
Inning Stats	R: 2 E: 0 K: 1 S: 6	H: 1 LOB: 1 BB: 2 P: 14	R: 0 E: 0 K: 0 S: 3	H: 0 LOB: 0 BB: 0 P: 3	R: 0 E: 0 K: 1 S: 5	H: 0 LOB: 1 BB: 1 P: 9	R: 1 E: 0 K: 1 S: 7	H: 2 LOB: 2 BB: 1 P: 11	R: 0 E: 0 K: 0 S: 3	H: 1 LOB: 0 BB: 0 P: 3	R: 0 E: 0 K: 1 S: 5	H: 1 LOB: 0 BB: 0 P: 5	R: 0 E: 0 K: 0 S: 3	H: 0 LOB: 0 BB: 0 P: 3	R: 2 E: 0 K: 1 S: 7	H: 2 LOB: 0 BB: 0 P: 7	1B: 3 2B: 2 3B: 1 HR: 1	SF: 2 SAC: 0 DP: 2 HBP: 0	WP: 0 PA: 36 CS: 0
PITCHER Jack Harshman, L ERA: 3.08 (1, 1)	IP: 9.0 WLS: W BF: 36 H: 7 R: 5 ER: 5 SO: 5 BB: 4 IBB: 0 HBP: 0 BLK: 0 WP: 0 HR: 1 S: 42 P: 58 ERA: 5.00 WHIP: 1.222															PITCHER			

Washington Senators @ Chicago White Sox
Comiskey Park, Chicago, IL
Sun Sep 16 1956, 4:33 AM EDT
Unknown

livebaseballscores.com

AB 30
R 5
H 7
RBI 5
BB 4
SO 5
LOB 14



Batter	1	2	3	4	5	6	7	8	9	AB	R	H	RBI	BB	SO	LOB	BOTTOM		
Fred Hatfield, L OBP: 0.360, SLG: 0.377 (1, 5)										5	0	0	0	0	0	2			
Nellie Fox, L OBP: 0.348, SLG: 0.375 (1, 4)										4	1	1	0	0	0	0			
Larry Doby, L OBP: 0.386, SLG: 0.433 (1, 8)										3	1	1	0	1	0	1			
Minnie Minoso, R OBP: 0.421, SLG: 0.493 (1, 7)										3	0	2	1	1	0	1			
Jim Rivera, L OBP: 0.334, SLG: 0.404 (1, 9)										2	0	0	0	0	1	2			
Bubba Phillips, R OBP: 0.321, SLG: 0.403 (5, PH) (6, 9)										2	0	0	1	0	0	3			
Walt Dropo, R OBP: 0.338, SLG: 0.365 (1, 3)										4	0	1	0	0	1	5			
Les Moss, R OBP: 0.336, SLG: 0.529 (1, 2)										3	1	1	0	1	0	0			
Jim Delsing, L OBP: 0.270, SLG: 0.120 (6, PH)										0	1	0	0	0	0	0			
Sherm Lollar, R OBP: 0.365, SLG: 0.409 (9, 2)										0	0	0	0	0	0	0			
Luis Aparicio, R OBP: 0.306, SLG: 0.332 (1, 6)										4	2	2	0	0	0	2			
Jack Harshman, L OBP: 0.256, SLG: 0.449 (1, 1)										2	1	1	4	1	0	0			
Inning Stats	R: 1 E: 0 K: 1 S: 7	H: 2 LOB: 1 BB: 0 P: 7	R: 3 E: 0 K: 0 S: 5	H: 2 LOB: 0 BB: 1 P: 9	R: 0 E: 0 K: 0 S: 4	H: 1 LOB: 1 BB: 0 P: 4	R: 0 E: 0 K: 0 S: 3	H: 0 LOB: 0 BB: 0 P: 3	R: 1 E: 1 K: 1 S: 7	H: 1 LOB: 2 BB: 1 P: 11	R: 1 E: 1 K: 0 S: 3	H: 1 LOB: 0 BB: 1 P: 7	R: 0 E: 1 K: 0 S: 4	H: 0 LOB: 2 BB: 1 P: 8	R: 1 E: 0 K: 0 S: 4	H: 2 LOB: 1 BB: 0 P: 4	1B: 4 2B: 3 3B: 1 HR: 1	SF: 1 SAC: 0 DP: 0 HBP: 0	WP: 0 PA: 38 CS: 1
PITCHER Evelio Hernandez, R ERA: 7.04 (1, 1)	IP: 2.0 WLS: L BF: 11 H: 4 R: 4 ER: 4 SO: 4 BB: 1 IBB: 0 HBP: 0 BLK: 0 WP: 0 HR: 1 S: 12 P: 16 ERA: 18.00 WHIP: 2.500															PITCHER			
Bob Chakales, R ERA: 4.06 (3, 1)	IP: 1.0 WLS: L BF: 4 H: 1 R: 0 ER: 0 SO: 0 BB: 0 IBB: 0 HBP: 0 BLK: 0 WP: 0 HR: 0 S: 4 P: 4 ERA: 0.00 WHIP: 1.000															PITCHER			
Dean Stone, L ERA: 6.13 (4, 1)	IP: 3.0 WLS: L BF: 13 H: 2 R: 2 ER: 0 SO: 1 BB: 2 IBB: 0 HBP: 0 BLK: 0 WP: 0 HR: 0 S: 13 P: 21 ERA: 0.00 WHIP: 1.333															PITCHER			
Hal Griggs, R ERA: 6.02 (7, 1)	IP: 2.0 WLS: L BF: 9 H: 2 R: 1 ER: 1 SO: 0 BB: 1 IBB: 0 HBP: 0 BLK: 0 WP: 0 HR: 0 S: 8 P: 12 ERA: 4.50 WHIP: 1.500															PITCHER			

Washington Senators @ Chicago White Sox
Comiskey Park, Chicago, IL
Sun Sep 16 1956, 4:33 AM EDT
Unknown

livebaseballscores.com

AB 32
R 7
H 9
RBI 6
BB 4
SO 2
LOB 16



Batter	1	2	3	4	5	6	7	8	9	AB	R	H	RBI	BB	SO	LOB	TOP					
Eddie Yost, R OBP: 0.418, SLG: 0.344 (1, 9)	F5		F9			F9		G5-4-3		3	0	0	0	1	0	1	<p>Washington Senators @ Chicago White Sox</p> <p>Comiskey Park, Chicago, IL</p> <p>Sun Sep 16 1956, 4:38 AM EDT</p> <p>Att: 8,789 - Unknown</p> <p>livebaseballscorecards.com</p>					
Whitey Herzog, L OBP: 0.301, SLG: 0.339 (1, 8)	F8		P6			P6			G3	4	0	0	0	0	0	1						
Pete Runnels, L OBP: 0.378, SLG: 0.435 (1, 3)	4-3			1-3			E6 1B		F8	4	1	0	0	0	0	0						
Roy Sievers, R OBP: 0.370, SLG: 0.476 (1, 7)		6-3		F8			G6-3 1B		F7	4	0	1	0	0	0	0						
Clint Courtney, L OBP: 0.368, SLG: 0.444 (1, 2)		5-3		G3			G6-3 1B			3	0	1	1	0	0	0						
Herb Plews, L OBP: 0.332, SLG: 0.394 (1, 4)		4-3			4-3		G6-3 1B			3	0	0	0	0	0	2						
Harmon Killebrew, R OBP: 0.273, SLG: 0.590 (1, 5)			PB 1B		G5-4-3 1B		P6			3	1	2	0	0	0	1						
Lyle Luttrell, R OBP: 0.313, SLG: 0.427 (1, 6)			G3-6-3 1B		G5-4-3			E6 G5-4-3		3	0	1	1	0	0	1						
Dick Brodowski, R OBP: 0.091, SLG: 0.091 (3, 1)			G3-6-3							1	0	0	0	0	0	1						
Bud Byerly, R OBP: 0.414, SLG: 0.393 (8, PH)										1	0	0	0	0	0	0						
Lou Berberet, L OBP: 0.069, SLG: 0.103 (8, 1)										0	0	0	0	0	0	0						
Bob Wiesler, S OBP: 0.069, SLG: 0.103 (8, 1)										0	0	0	0	0	0	0						
Inning Stats	R: 0 E: 0 K: 0 S: 3	H: 0 LOB: 0 BB: 0 P: 3	R: 0 E: 0 K: 0 S: 3	H: 0 LOB: 0 BB: 0 P: 3	R: 1 E: 0 K: 0 S: 4	H: 2 LOB: 1 BB: 1 P: 8	R: 0 E: 0 K: 0 S: 3	H: 0 LOB: 0 BB: 0 P: 3	R: 0 E: 0 K: 0 S: 3	H: 1 LOB: 0 BB: 0 P: 3	R: 0 E: 0 K: 0 S: 3	H: 0 LOB: 0 BB: 0 P: 3	R: 1 E: 1 K: 0 S: 5	H: 2 LOB: 1 BB: 0 P: 5	R: 0 E: 1 K: 1 S: 5	H: 0 LOB: 0 BB: 0 P: 5	R: 0 E: 0 K: 0 S: 3	H: 0 LOB: 0 BB: 0 P: 3	1B: 5 2B: 0 3B: 0 HR: 0	SF: 0 SAC: 0 DP: 4 HBP: 0	WP: 0 PB: 0 CS: 0	PA: 31
PITCHER Gerry Staley, R ERA: 3.28 (1, 1)	IP: 9.0 WLS: W BF: 31 H: 5 R: 2 ER: 0 SO: 1 BB: 1 IBB: 0 HBP: 0 BLK: 0 WP: 0 HR: 0 S: 32 P: 36 ERA: 0.00 WHIP: 0.667															PITCHER						

Batter	1	2	3	4	5	6	7	8	9	AB	R	H	RBI	BB	SO	LOB	BOTTOM					
Jim Rivera, L OBP: 0.335, SLG: 0.413 (1, 9)	F3		HR		F9		G3 HR	5-3		5	2	2	1	0	0	0	<p>Washington Senators @ Chicago White Sox</p> <p>Comiskey Park, Chicago, IL</p> <p>Sun Sep 16 1956, 4:38 AM EDT</p> <p>Att: 8,789 - Unknown</p> <p>livebaseballscorecards.com</p>					
Nellie Fox, L OBP: 0.349, SLG: 0.375 (1, 4)	3-1 1B		1B FC5-2		F8		G3			4	0	2	0	0	0	1						
Larry Doby, L OBP: 0.388, SLG: 0.441 (1, 8)	3-1 1-2		BB FC5-2 1B		BB		HR			3	1	2	2	1	0	1						
Minnie Minoso, R OBP: 0.421, SLG: 0.498 (1, 7)	F9		FC5-2 BB		FC6-4 BB		HR			3	1	1	1	1	0	3						
Walt Dropo, R OBP: 0.337, SLG: 0.361 (1, 3)		F7	G5-4-3 BB		FC6-4		K			3	0	0	0	1	1	2						
Les Moss, R OBP: 0.333, SLG: 0.520 (1, 2)		K	G5-4-3				L4			4	0	1	0	0	1	3						
Fred Hatfield, L OBP: 0.359, SLG: 0.376 (1, 5)		IHR 1B		K			E5 1B		G3	4	2	1	0	0	1	1						
Luis Aparicio, R OBP: 0.308, SLG: 0.340 (1, 6)		IHR			F7			6-3		4	1	2	3	0	0	0						
Gerry Staley, R OBP: 0.125, SLG: 0.097 (1, 1)		G3			F9		6-3			4	0	0	0	0	1	0						
Inning Stats	R: 0 E: 0 K: 0 S: 4	H: 1 LOB: 1 BB: 0 P: 4	R: 2 E: 0 K: 1 S: 7	H: 2 LOB: 0 BB: 0 P: 7	R: 1 E: 0 K: 0 S: 5	H: 3 LOB: 2 BB: 1 P: 9	R: 0 E: 0 K: 1 S: 5	H: 0 LOB: 0 BB: 0 P: 5	R: 0 E: 0 K: 0 S: 3	H: 0 LOB: 2 BB: 2 P: 11	R: 1 E: 1 K: 0 S: 4	H: 1 LOB: 0 BB: 0 P: 4	R: 3 E: 0 K: 1 S: 9	H: 4 LOB: 1 BB: 0 P: 9	R: 0 E: 0 K: 1 S: 5	H: 0 LOB: 0 BB: 0 P: 5		R: 0 E: 0 K: 1 S: 5	H: 0 LOB: 0 BB: 0 P: 5	1B: 6 2B: 1 3B: 0 HR: 4	SF: 0 SAC: 0 DP: 1 HBP: 0	WP: 0 PB: 0 CS: 0
PITCHER Dick Brodowski, R ERA: 9.19 Bud Byerly, R ERA: 3.08 Bob Wiesler, L ERA: 6.73 (1, 1)	IP: 2.1 WLS: L BF: 14 H: 5 R: 4 ER: 3 SO: 2 BB: 2 IBB: 0 HBP: 0 BLK: 0 WP: 0 HR: 1 S: 15 P: 19 ERA: 11.57 WHIP: 3.000															PITCHER						

Batter	1	2	3	4	5	6	7	8	9	10	11	AB	R	H	RBI	BB	SO	LOB	TOP			
Hank Bauer, R OBP: 0.321, SLG: 0.458 (1, 9)	F4			F7		G6-4-3 1B		K			F7	5	0	1	0	0	1	1				
Billy Martin, R OBP: 0.315, SLG: 0.402 (1, 4)	K			E4 1B		K					K	5	2	1	0	0	3	1				
Mickey Mantle, S OBP: 0.461, SLG: 0.700 (1, 8)	K					G6-4-3 1-2					K 3B	5	1	2	2	0	2	2				
Yogi Berra, L OBP: 0.376, SLG: 0.536 (1, 2)		F8		F9																		
Bill Skowron, R OBP: 0.371, SLG: 0.512 Joe Collins, L OBP: 0.312, SLG: 0.361 (1, 3)		4-3		G3																		
Gil McDougald, R OBP: 0.453, SLG: 0.436 (1, 6)		5-3				F9 5-3 BB		F7														
Elston Howard, R OBP: 0.314, SLG: 0.368 (1, 7)				6-3		5-3		4-3			1-3	4	0	0	0	0	0	1				
Andy Carey, R OBP: 0.312, SLG: 0.339 (1, 5)				F9		F9					5-3	4	0	1	0	0	0	1				
Whitey Ford, L OBP: 0.296, SLG: 0.227 Bob Grim, R OBP: 0.211, SLG: 0.063 (1, 1)				6-3		6-3		K			4-3	4	0	0	0	0	1	2				
Inning Stats	R: 0 E: 0 K: 2 S: 7	H: 0 LOB: 0 BB: 0 P: 7	R: 0 E: 0 K: 0 S: 3	H: 0 LOB: 0 BB: 0 P: 3	R: 0 E: 0 K: 0 S: 3	H: 0 LOB: 0 BB: 0 P: 3	R: 1 E: 1 K: 0 S: 5	H: 1 LOB: 1 BB: 0 P: 5	R: 0 E: 0 K: 1 S: 5	H: 0 LOB: 0 BB: 0 P: 5	R: 0 E: 0 K: 2 S: 8	H: 1 LOB: 1 BB: 0 P: 8	R: 1 E: 0 K: 1 S: 7	H: 2 LOB: 1 BB: 0 P: 7	R: 0 E: 0 K: 0 S: 3	H: 0 LOB: 0 BB: 0 P: 3	R: 1 E: 0 K: 1 S: 6	H: 1 LOB: 0 BB: 0 P: 6	1B: 4 2B: 0 3B: 1 HR: 1	SF: 0 SAC: 0 DP: 1 HBP: 0	WP: 0 PB: 0 SB: 0 CS: 0	PA: 40
PITCHER Billy Pierce, L ERA: 3.2 (1, 1)	IP 11.0	WLS L	BF 40	H 6	R 3	ER 2	SO 8	BB 1	IBB 0	HBP 0	BLK 0	WP 0	HR 1	S 55	P 59	ERA 1.64	WHIP 0.636					

New York Yankees @ Chicago White Sox
Comiskey Park, Chicago, IL
Tue Sep 18 1956, 4:33 AM EDT
Att: 31,694 - Unknown

AB 39
R 3
H 6
RBI 3
BB 1
SO 8
LOB 12




Batter	1	2	3	4	5	6	7	8	9	10	11	AB	R	H	RBI	BB	SO	LOB	BOTTOM					
Luis Aparicio, R OBP: 0.307, SLG: 0.338 (1, 6)	F9			6-3								5	0	1	0	0	0	1						
Nellie Fox, L OBP: 0.346, SLG: 0.372 (1, 4)	L6			6-3								5	0	0	0	0	0	2						
Larry Doby, L OBP: 0.388, SLG: 0.446 (1, 8)	HR			FC5-4 BB								4	1	1	1	1	0	1						
Minnie Minoso, R OBP: 0.421, SLG: 0.496 (1, 7)	CS BB			FC5-4								4	0	1	0	1	0	1						
Walt Dropo, R OBP: 0.341, SLG: 0.372 Jim Delsing, L OBP: 0.270, SLG: 0.120 (1, 3)	CS			F5								4	1	2	1	1	0	0						
Sherm Lollar, R OBP: 0.367, SLG: 0.412 (1, 2)				2B 1B								4	0	2	0	1	0	2						
Bubba Phillips, R OBP: 0.310, SLG: 0.388 Jim Rivera, L OBP: 0.333, SLG: 0.411 (1, 9)				F8								3	0	0	0	0	0	4						
Fred Hatfield, L OBP: 0.359, SLG: 0.373 Ron Jackson, R OBP: 0.373, SLG: 0.367 Sammy Esposito, R OBP: 0.358, SLG: 0.307 (1, 5)				BB								2	0	0	0	1	0	2						
Billy Pierce, L OBP: 0.170, SLG: 0.135 (1, 1)				1-3								4	0	1	0	0	0	4						
Inning Stats	R: 1 E: 0 K: 0 S: 3	H: 1 LOB: 0 BB: 1 P: 7	R: 0 E: 0 K: 0 S: 4	H: 1 LOB: 2 BB: 1 P: 8	R: 0 E: 0 K: 0 S: 3	H: 0 LOB: 1 BB: 1 P: 7	R: 0 E: 0 K: 0 S: 3	H: 2 LOB: 2 BB: 0 P: 5	R: 0 E: 0 K: 0 S: 3	H: 0 LOB: 1 BB: 1 P: 7	R: 0 E: 0 K: 0 S: 3	H: 1 LOB: 1 BB: 0 P: 4	R: 1 E: 0 K: 0 S: 4	H: 1 LOB: 0 BB: 0 P: 4	R: 0 E: 0 K: 1 S: 5	H: 0 LOB: 0 BB: 0 P: 5	R: 0 E: 0 K: 0 S: 3	H: 1 LOB: 0 BB: 0 P: 3	R: 0 E: 0 K: 1 S: 5	H: 1 LOB: 2 BB: 1 P: 9	1B: 5 2B: 1 3B: 0 HR: 2	SF: 0 SAC: 0 DP: 2 HBP: 0	WP: 0 PB: 0 SB: 0 CS: 1	PA: 44
PITCHER Whitey Ford, L ERA: 2.52 Bob Grim, R ERA: 2.93 (1, 1)	IP 10.0	WLS W	BF 41	H 8	R 2	ER 2	SO 1	BB 5	IBB 0	HBP 0	BLK 0	WP 0	HR 2	S 38	P 58	ERA 1.80	WHIP 1.300							

New York Yankees @ Chicago White Sox
Comiskey Park, Chicago, IL
Tue Sep 18 1956, 4:33 AM EDT
Att: 31,694 - Unknown

AB 38
R 2
H 8
RBI 2
BB 5
SO 2
LOB 19




Batter	1	2	3	4	5	6	7	8	9	AB	R	H	RBI	BB	SO	LOB	TOP					
Vic Power, R (1,4) OBP: 0.350, SLG: 0.454	F3		F8			5-3		HR		4	1	1	1	0	0	0	Kansas City Athletics @ Chicago White Sox Comiskey Park, Chicago, IL Fri Sep 21 1956, 4:33 AM EDT Unknown					
Hector Lopez, R (1,5) OBP: 0.354, SLG: 0.443	CS 1B		BB			4-3		FC4 1B		3	0	2	0	1	0	0						
Lou Skizas, R (1,7) OBP: 0.338, SLG: 0.466	F8 1-2		F9			5-3		FC4 1-2		4	0	0	0	0	0	3						
Harry Simpson, L (1,3) OBP: 0.348, SLG: 0.492		F4		K					1-3	4	0	0	0	0	2	0						
Hal Smith, R (1,2) OBP: 0.306, SLG: 0.366		2B 1B		G4-3 1B					F9	4	1	2	0	0	0	0						
Johnny Groth, R (1,9) OBP: 0.319, SLG: 0.400		1-H 2B		G4-3 1-2					1-3	4	0	2	1	0	0	1						
Jim Pisoni, R (1,8) OBP: 0.364, SLG: 0.600		F6				K			F4 1-2	3	0	0	0	0	1	2						
Joe Demaestri, R (1,6) OBP: 0.271, SLG: 0.307		5-3				5-3			6-3	3	0	0	0	0	0	1						
Glenn Cox, R (1,1) George Brunet, R (7,1) Rance Pless, R (8, PH) Lou Kretlow, R (8,1) OBP: 0.342, SLG: 0.273 OBP: 0.162, SLG: 0.061			5-3			F6		K		2	0	0	0	0	0	0						
Inning Stats	R: 0 E: 0 K: 0 S: 3	H: 1 LOB: 0 BB: 0 P: 3	R: 1 E: 0 K: 0 S: 5	H: 2 LOB: 1 BB: 0 P: 5	R: 0 E: 0 K: 1 S: 3	H: 0 LOB: 1 BB: 1 P: 7	R: 0 E: 0 K: 1 S: 5	H: 1 LOB: 0 BB: 0 P: 5	R: 0 E: 0 K: 1 S: 5	H: 0 LOB: 0 BB: 0 P: 5	R: 0 E: 0 K: 0 S: 3	H: 0 LOB: 0 BB: 0 P: 3	R: 0 E: 0 K: 0 S: 4	H: 1 LOB: 1 BB: 0 P: 4	R: 1 E: 0 K: 1 S: 7	H: 2 LOB: 1 BB: 0 P: 7	R: 0 E: 0 K: 1 S: 5	H: 0 LOB: 0 BB: 0 P: 5	1B: 5 2B: 1 3B: 0 HR: 1	SF: 0 SAC: 0 DP: 1 HBP: 0	WP: 1 PB: 0 CS: 1	PA: 33
PITCHER Jack Harshman, L (1,1) ERA: 3.03	IP: 9.0 WLS: W BF: 33 H: 7 R: 2 ER: 2 SO: 4 BB: 1 IBB: 0 HBP: 0 BLK: 0 WP: 1 HR: 1 S: 40 P: 44 ERA: 2.00 WHIP: 0.889															PITCHER						

Batter	1	2	3	4	5	6	7	8	9	AB	R	H	RBI	BB	SO	LOB	BOTTOM			
Jim Rivera, L (1,9) OBP: 0.335, SLG: 0.413	CS WP 1B		F7		SH3-4 1-2					3	0	2	1	0	0	1	Kansas City Athletics @ Chicago White Sox Comiskey Park, Chicago, IL Fri Sep 21 1956, 4:33 AM EDT Unknown			
Nellie Fox, L (1,4) OBP: 0.344, SLG: 0.370	F8 1-3		6-3		F8				F9 1-2	4	0	0	0	0	0	4				
Larry Doby, L (1,8) OBP: 0.389, SLG: 0.445	4-0 FC5-4 BB			2B HR 1B	F8				G3	3	1	1	0	1	0	1				
Minnie Minoso, R (1,7) OBP: 0.420, SLG: 0.496	FC5-4 1-2			1-3 HR 2B		B2			6-3	4	1	1	0	0	0	1				
Sherm Lollar, R (1,2) OBP: 0.366, SLG: 0.411		5-3		5-3		F7			FC6-4 1B	4	0	1	0	0	0	2				
Walt Dropo, R (1,3) OBP: 0.340, SLG: 0.380		F3		2-H 3-H HR		5-3			FC6-4 1-2	4	1	1	3	0	0	1				
Fred Hatfield, L (1,5) OBP: 0.359, SLG: 0.371		4-3		2-H 3-H F8					G3 SH3-4 1B BB	2	1	0	0	1	0	0				
Luis Aparicio, R (1,6) OBP: 0.305, SLG: 0.337			F6		5-3				SH3-4 1-2	2	0	0	0	0	0	0				
Jack Harshman, L (1,1) OBP: 0.272, SLG: 0.443				4-0 BB					G3 2-3	1	0	0	0	2	0	1				
Inning Stats	R: 0 E: 0 K: 0 S: 3	H: 1 LOB: 1 BB: 1 P: 7	R: 0 E: 0 K: 0 S: 3	H: 0 LOB: 0 BB: 0 P: 3	R: 0 E: 0 K: 0 S: 3	H: 0 LOB: 1 BB: 1 P: 7	R: 3 E: 0 K: 0 S: 6	H: 3 LOB: 0 BB: 0 P: 6	R: 0 E: 0 K: 0 S: 3	H: 0 LOB: 1 BB: 1 P: 7	R: 0 E: 0 K: 0 S: 3	H: 0 LOB: 0 BB: 0 P: 3	R: 1 E: 1 K: 0 S: 4	H: 1 LOB: 1 BB: 1 P: 8	R: 0 E: 0 K: 0 S: 4	H: 1 LOB: 1 BB: 0 P: 4	1B: 4 2B: 1 3B: 0 HR: 1	SF: 0 SAC: 2 DP: 0 HBP: 0	WP: 1 PB: 0 CS: 1	PA: 33
PITCHER Glenn Cox, R (1,1) ERA: 3.77 George Brunet, L (7,1) Lou Kretlow, R (8,1) ERA: 5.4	IP: 6.1 WLS: L BF: 26 H: 4 R: 4 ER: 4 SO: 0 BB: 4 IBB: 0 HBP: 0 BLK: 0 WP: 1 HR: 1 S: 22 P: 38 ERA: 5.68 WHIP: 1.263															PITCHER				

Batter	1	2	3	4	5	6	7	8	9	10	AB	R	H	RBI	BB	SO	LOB	TOP			
Vic Power, R OBP: 0.351, SLG: 0.454 (1, 4)											5	1	2	0	0	0	3				
Hector Lopez, R OBP: 0.352, SLG: 0.440 (1, 5)											4	0	0	0	0	1	3				
Lou Skizas, R OBP: 0.337, SLG: 0.461 (1, 7)											3	1	0	0	1	0	0				
Harry Simpson, L OBP: 0.347, SLG: 0.490 (1, 9)											4	0	1	1	0	0	0				
Tim Thompson, L OBP: 0.323, SLG: 0.351 (1, 2)											4	0	0	0	0	1	1				
Eddie Robinson, L OBP: 0.304, SLG: 0.336 (1, 3)											3	0	0	0	1	1	1				
Jim Pisoni, R OBP: 0.333, SLG: 0.500 (1, 8)											4	1	1	0	0	1	1				
Joe Demaestri, R OBP: 0.275, SLG: 0.316 (1, 6)											4	0	3	1	0	1	0				
Art Ditmar, R OBP: 0.174, SLG: 0.180 (1, 1)											2	0	0	0	0	1	1				
Inning Stats	R: 2 E: 0 K: 1 S: 7	H: 2 LOB: 1 BB: 1 P: 11	R: 0 E: 0 K: 1 S: 6	H: 1 LOB: 1 BB: 0 P: 6	R: 0 E: 0 K: 0 S: 2	H: 0 LOB: 0 BB: 0 P: 3	R: 0 E: 0 K: 1 S: 6	H: 1 LOB: 1 BB: 0 P: 6	R: 0 E: 0 K: 0 S: 3	H: 0 LOB: 0 BB: 0 P: 3	R: 0 E: 0 K: 1 S: 5	H: 0 LOB: 0 BB: 0 P: 5	R: 0 E: 0 K: 1 S: 5	H: 1 LOB: 0 BB: 0 P: 5	R: 0 E: 0 K: 1 S: 5	H: 0 LOB: 0 BB: 0 P: 5	R: 1 E: 0 K: 0 S: 5	H: 2 LOB: 1 BB: 0 P: 5	1B: 6 2B: 0 3B: 1 HR: 0	SF: 0 SAC: 2 DP: 2 HBP: 0	WP: 0 PA: 37
PITCHER Dick Donovan, R ERA: 3.67 (1, 1)	IP: 10.0 WLS: L BF: 37 H: 7 R: 3 ER: 3 SO: 6 BB: 2 IBB: 0 HBP: 0 BLK: 1 WP: 0 HR: 0 S: 47 P: 55 ERA: 2.70 WHIP: 0.900																				

Kansas City Athletics @ Chicago White Sox
Comiskey Park, Chicago, IL
Fri Sep 21 1956, 4:38 AM EDT
Att: 8,055 - Unknown

AB	33
R	3
H	7
RBI	2
BB	2
SO	6
LOB	10



Batter	1	2	3	4	5	6	7	8	9	10	AB	R	H	RBI	BB	SO	LOB	BOTTOM					
Jim Rivera, L OBP: 0.332, SLG: 0.408 (1, 9)											5	0	0	0	0	2	2						
Nellie Fox, L OBP: 0.343, SLG: 0.369 (1, 4)											5	0	1	0	0	0	1						
Larry Doby, L OBP: 0.391, SLG: 0.445 (1, 8)											3	1	1	0	2	0	0						
Minnie Minoso, R OBP: 0.420, SLG: 0.499 (1, 7)											5	1	2	0	0	0	3						
Sherm Lollar, R OBP: 0.371, SLG: 0.421 (1, 2)											4	0	4	2	0	0	0						
Walt Dropo, R OBP: 0.339, SLG: 0.378 (1, 3)											4	0	1	0	0	0	2						
Fred Hatfield, L OBP: 0.358, SLG: 0.370 (1, 5)											4	0	1	0	0	0	2						
Luis Aparicio, R OBP: 0.304, SLG: 0.335 (1, 6)											3	0	0	0	0	0	0						
Dick Donovan, L OBP: 0.330, SLG: 0.376 (1, 1)											4	0	1	0	0	1	1						
Inning Stats	R: 1 E: 0 K: 0 S: 5	H: 3 LOB: 2 BB: 0 P: 5	R: 0 E: 0 K: 0 S: 3	H: 0 LOB: 0 BB: 0 P: 3	R: 0 E: 0 K: 0 S: 4	H: 1 LOB: 2 BB: 1 P: 8	R: 0 E: 0 K: 0 S: 3	H: 1 LOB: 0 BB: 0 P: 3	R: 0 E: 0 K: 1 S: 6	H: 1 LOB: 1 BB: 0 P: 6	R: 0 E: 0 K: 0 S: 5	H: 2 LOB: 2 BB: 0 P: 5	R: 0 E: 0 K: 1 S: 5	H: 0 LOB: 0 BB: 0 P: 5	R: 1 E: 0 K: 0 S: 5	H: 2 LOB: 1 BB: 0 P: 5	R: 0 E: 0 K: 1 S: 6	H: 1 LOB: 1 BB: 0 P: 6	R: 0 E: 0 K: 0 S: 2	H: 0 LOB: 0 BB: 1 P: 6	1B: 9 2B: 1 3B: 2 HR: 0	SF: 0 SAC: 1 DP: 2 HBP: 0	WP: 0 PA: 40
PITCHER Art Ditmar, R ERA: 4.4 (1, 1)	IP: 10.0 WLS: W BF: 40 H: 11 R: 2 ER: 2 SO: 3 BB: 2 IBB: 4 HBP: 0 BLK: 0 WP: 0 HR: 0 S: 44 P: 52 ERA: 1.80 WHIP: 1.300																						

Kansas City Athletics @ Chicago White Sox
Comiskey Park, Chicago, IL
Fri Sep 21 1956, 4:38 AM EDT
Att: 8,055 - Unknown

AB	37
R	2
H	11
RBI	2
BB	2
SO	3
LOB	11




Batter	1	2	3	4	5	6	7	8	9	AB	R	H	RBI	BB	SO	LOB	TOP	
Vic Power, R OBP: 0.350, SLG: 0.452 (1.4)										4	0	1	0	0	0	1	Kansas City Athletics @ Chicago White Sox Comiskey Park, Chicago, IL Sat Sep 22 1956, 4:33 AM EDT Att: 2,514 - Unknown livebaseballscorecards.com	
Hector Lopez, R OBP: 0.351, SLG: 0.438 (1.5)										4	0	1	0	0	0	1		
Lou Skizas, R OBP: 0.336, SLG: 0.465 (1.7)										4	1	1	0	0	0	2		
Eddie Robinson, L OBP: 0.307, SLG: 0.336 (1.3)										3	0	1	1	1	1	0		
Hal Smith, R OBP: 0.306, SLG: 0.374 (1.2)										4	1	1	1	0	0	2		
Al Pilarcik, L OBP: 0.344, SLG: 0.364 (1.9)											4	1	2	0	0	0		
Jim Pisoni, R OBP: 0.278, SLG: 0.438 (1.8)										2	0	0	1	0	1			
Joe Demaestri, R OBP: 0.276, SLG: 0.319 (1.6)										3	0	1	0	0	0	1		
Carl Duser, L (1.1) Jack Crimian, R (1.1) George Brunet, L (2.1) Jim Finigan, R (5. PH) Bob Spicer, L (5.1) Rance Pless, R (7. PH) Bill Harrington, R (7.1)										0	0	0	0	0	0	0	WP: 0 PA: 33 BB: 0 CS: 0	
Inning Stats	R: 0 E: 0 K: 0 S: 3	H: 1 LOB: 0 BB: 0 P: 3	R: 1 E: 0 K: 2 S: 8	H: 1 LOB: 0 BB: 0 P: 8	R: 0 E: 0 K: 1 S: 5	H: 0 LOB: 0 BB: 0 P: 5	R: 1 E: 0 K: 0 S: 4	H: 2 LOB: 1 BB: 0 P: 4	R: 1 E: 0 K: 0 S: 5	H: 2 LOB: 1 BB: 0 P: 5	R: 0 E: 0 K: 0 S: 3	H: 0 LOB: 1 BB: 1 P: 7	R: 0 E: 0 K: 0 S: 4	H: 1 LOB: 0 BB: 0 P: 4	R: 0 E: 0 K: 0 S: 3	H: 0 LOB: 0 BB: 0 P: 3		1B: 4 2B: 1 3B: 2 HR: 1
PITCHER Jim Wilson, R ERA: 4.3 (1.1)	IP: 9.0 WLS: W BF: 33 H: 8 R: 3 ER: 3 SO: 3 BB: 1 IBB: 0 HBP: 0 BLK: 0 WP: 0 HR: 1 S: 38 P: 42 ERA: 3.00 WHIP: 1.000															PITCHER		

Batter	1	2	3	4	5	6	7	8	9	AB	R	H	RBI	BB	SO	LOB	BOTTOM		
Luis Aparicio, R OBP: 0.308, SLG: 0.339 (1.6)										6	3	4	2	0	0	2	Kansas City Athletics @ Chicago White Sox Comiskey Park, Chicago, IL Sat Sep 22 1956, 4:33 AM EDT Att: 2,514 - Unknown livebaseballscorecards.com		
Minnie Minoso, R OBP: 0.423, SLG: 0.514 (1.7) Bubba Phillips, R OBP: 0.307, SLG: 0.383 (8.7)										5	3	4	4	0	1	1			
Larry Doby, L OBP: 0.393, SLG: 0.454 (1.8)										4	1	2	2	1	1	2			
Walt Dropo, R OBP: 0.339, SLG: 0.379 (1.3)										5	3	2	1	0	2	2			
Sherm Lollar, R OBP: 0.374, SLG: 0.426 (1.2)										4	1	2	2	0	0	1			
Jim Rivera, L OBP: 0.329, SLG: 0.405 (1.9)										4	0	0	1	0	0	4			
Nellie Fox, L OBP: 0.343, SLG: 0.371 (1.4)										4	2	1	2	1	0	2			
Sammy Esposito, R OBP: 0.364, SLG: 0.329 (1.5)										4	3	2	2	1	0	0			
Jim Wilson, R OBP: 0.337, SLG: 0.377 (1.1)										5	1	3	1	0	0	0			
Inning Stats	R: 3 E: 0 K: 1 S: 9	H: 4 LOB: 1 BB: 0 P: 9	R: 5 E: 0 K: 0 S: 8	H: 5 LOB: 1 BB: 1 P: 12	R: 0 E: 0 K: 0 S: 3	H: 0 LOB: 0 BB: 0 P: 3	R: 1 E: 0 K: 1 S: 7	H: 2 LOB: 1 BB: 0 P: 7	R: 1 E: 0 K: 0 S: 5	H: 3 LOB: 1 BB: 0 P: 5	R: 4 E: 0 K: 0 S: 5	H: 2 LOB: 0 BB: 1 P: 10	R: 1 E: 0 K: 2 S: 8	H: 1 LOB: 0 BB: 0 P: 8	R: 2 E: 0 K: 0 S: 6	H: 3 LOB: 2 BB: 1 P: 10	1B: 11 2B: 4 3B: 1 HR: 4	SF: 1 SAC: 0 DP: 0 HBP: 1	WP: 1 PA: 48 BB: 0 CS: 0
PITCHER Carl Duser, L (1.1) Jack Crimian, R (1.1) George Brunet, L (2.1) Bob Spicer, R (5.1) Bill Harrington, R (7.1)	IP: 9.0 WLS: L BF: 7 H: 3 R: 4 ER: 4 SO: 0 BB: 1 IBB: 0 HBP: 0 BLK: 0 WP: 0 HR: 0 S: 6 P: 10 ERA: 81.00 WHIP: 12.000															PITCHER			

Batter	1	2	3	4	5	6	7	8	9	AB	R	H	RBI	BB	SO	LOB	TOP						
Vic Power, R OBP: 0.349, SLG: 0.450 (1,4)	0-0 6-3		0-0 1B		0-0 1-6-3		0-0 F9			4	0	1	0	0	0	0							
Hector Lopez, R OBP: 0.352, SLG: 0.438 (1,5)	0-3 K		0-0 FC6-4 1B			4-0 2B 1B BB		0-0 4-3		3	1	1	0	1	1	0							
Lou Skizas, R OBP: 0.341, SLG: 0.473 (1,7)	0-0 1B		0-0 L8			0-0 1B 1-3 2B		0-0 1B		4	1	3	0	0	0	2							
Hal Smith, R OBP: 0.305, SLG: 0.372 (1,2)	0-3 K		0-0 FC6-4 1-2			0-0 E 1B		0-0 F8		4	1	1	1	0	1	4							
Johnny Groth, R OBP: 0.318, SLG: 0.397 (1,9)		0-0 L5-3 1B		0-0 F8		0-0 1-3		0-0 F4		4	0	1	1	0	0	1							
Rance Pless, R OBP: 0.346, SLG: 0.310 (1,3)		0-0 L5-3 1-2		0-0 CS 1B		0-0 3-6 3B			0-3 K	4	0	2	0	0	1	1							
Jim Pisoni, R OBP: 0.300, SLG: 0.444 (1,8)				0-0 F6 1-2		0-0 3-6 3B			0-0 4-3	2	0	1	0	0	0	1	AB 34						
Al Pilarcik, L OBP: 0.341, SLG: 0.361 (4,8)									0-0 4-3	2	0	0	0	0	0	1	R 3						
Joe Demaestri, R OBP: 0.273, SLG: 0.316 (1,6)		0-3 K							0-0 F7	4	0	0	0	0	1	1	H 10						
Tom Gorman, R OBP: 0.140, SLG: 0.051 (1,1)			0-0 5-3							3	0	0	0	0	1	0	RBI 2						
																	BB 1						
																	SO 5						
																	LOB 11						
Inning Stats	R: 0 E: 0 K: 2 S: 8	H: 1 LOB: 1 BB: 0 P: 8	R: 0 E: 0 K: 1 S: 6	H: 2 LOB: 1 BB: 0 P: 6	R: 0 E: 0 K: 0 S: 5	H: 2 LOB: 2 BB: 0 P: 5	R: 0 E: 0 K: 0 S: 3	H: 1 LOB: 0 BB: 0 P: 3	R: 0 E: 0 K: 0 S: 3	H: 0 LOB: 0 BB: 0 P: 3	R: 3 E: 1 K: 0 S: 5	H: 3 LOB: 0 BB: 1 P: 9	R: 0 E: 0 K: 1 S: 5	H: 0 LOB: 0 BB: 0 P: 5	R: 0 E: 0 K: 0 S: 4	H: 1 LOB: 1 BB: 0 P: 4	R: 0 E: 0 K: 1 S: 5	H: 0 LOB: 0 BB: 0 P: 5	1B: 8 2B: 3 3B: 1 HR: 0	SF: 0 SAC: 0 DP: 2 HBP: 0	WP: 0 PB: 0 CS: 1	PA: 35	
PITCHER Billy Pierce, L ERA: 3.2 (1,1)	IP: 9.0 WLS: L BF: 35 H: 10 R: 3 ER: 3 SO: 5 BB: 1 IBB: 0 HBP: 0 BLK: 0 WP: 0 HR: 0 S: 44 P: 48 ERA: 3.00 WHIP: 1.222											PITCHER	IP: 9.0 WLS: W BF: 36 H: 9 R: 2 ER: 2 SO: 1 BB: 2 IBB: 0 HBP: 0 BLK: 0 WP: 0 HR: 0 S: 36 P: 44 ERA: 2.00 WHIP: 1.222										

Kansas City Athletics @ Chicago White Sox
Comiskey Park, Chicago, IL
Sun Sep 23 1956, 4:33 AM EDT
Unknown

AB 34
R 3
H 10
RBI 2
BB 1
SO 5
LOB 11



Batter	1	2	3	4	5	6	7	8	9	AB	R	H	RBI	BB	SO	LOB	BOTTOM						
Fred Hatfield, L OBP: 0.354, SLG: 0.365 (1,5)	0-0 4-3		0-0 4-3		0-0 F7		0-0 F9			4	0	0	0	0	0	3							
Jim Rivera, L OBP: 0.326, SLG: 0.401 (1,9)	0-0 4-3		0-0 F4			0-0 F9		0-0 F7		4	0	0	0	0	0	2							
Larry Doby, L OBP: 0.390, SLG: 0.450 (1,8)	0-0 4-3			0-0 F8		0-3 K		0-0 F8		4	0	0	0	0	1	0							
Minnie Minoso, R OBP: 0.425, SLG: 0.515 (1,7)		0-0 5-3		0-0 1B		0-0 1B 1B		0-0 S 1B		4	1	3	0	0	0	0							
Sherm Lollar, R OBP: 0.375, SLG: 0.426 (8, PR)		0-0 6-3		0-0 F9		0-0 1B 1-2 1B		4-0 G4-6-3 BB		3	0	1	0	1	0	1	AB 34						
Bubba Phillips, R OBP: 0.307, SLG: 0.383 (8, PR)										0	0	0	0	0	0	0	R 2						
Les Moss, R OBP: 0.333, SLG: 0.520 (9, 2)										0	0	0	0	0	0	0	H 9						
Nellie Fox, L OBP: 0.343, SLG: 0.370 (1,4)		0-0 F7		0-0 1-3		0-0 1-3 2-H 1B		0-0 G4-6-3		4	0	1	1	0	0	3	RBI 1						
Walt Dropo, R OBP: 0.337, SLG: 0.375 (1,3)			0-0 F8		0-0 5-3		0-0 1-3		4-0 G4-6-3 BB	3	0	0	0	0	0	2	BB 2						
Dave Philley, S OBP: 0.326, SLG: 0.354 (9, PH)										0	0	0	0	1	0	0	SO 1						
Luis Aparicio, R OBP: 0.307, SLG: 0.340 (1,6)			0-0 E 2B		0-0 1-3			0-0 L5		4	1	1	0	0	0	1	LOB 13						
Billy Pierce, L OBP: 0.194, SLG: 0.162 (1,1)			0-0 E1 4-3 2-H 1B		0-0 1B			0-0 1B		3	0	3	0	0	0	0							
Ron Northey, L OBP: 0.407, SLG: 0.605 (9, PH)									0-0 G4-6-3	1	0	0	0	0	0	1							
Inning Stats	R: 0 E: 0 K: 0 S: 3	H: 0 LOB: 0 BB: 0 P: 3	R: 0 E: 0 K: 0 S: 3	H: 0 LOB: 0 BB: 0 P: 3	R: 1 E: 1 K: 0 S: 5	H: 2 LOB: 1 BB: 0 P: 5	R: 0 E: 0 K: 0 S: 4	H: 1 LOB: 1 BB: 0 P: 4	R: 0 E: 0 K: 0 S: 4	H: 1 LOB: 1 BB: 0 P: 4	R: 1 E: 0 K: 1 S: 8	H: 3 LOB: 2 BB: 0 P: 8	R: 0 E: 0 K: 0 S: 4	H: 1 LOB: 1 BB: 0 P: 4	R: 0 E: 0 K: 0 S: 3	H: 1 LOB: 2 BB: 1 P: 7	R: 0 E: 0 K: 0 S: 2	H: 0 LOB: 0 BB: 1 P: 6	1B: 8 2B: 1 3B: 0 HR: 0	SF: 0 SAC: 0 DP: 2 HBP: 0	WP: 0 PB: 0 CS: 0	PA: 36	
PITCHER Tom Gorman, R ERA: 3.85 (1,1)	IP: 9.0 WLS: W BF: 36 H: 9 R: 2 ER: 2 SO: 1 BB: 2 IBB: 0 HBP: 0 BLK: 0 WP: 0 HR: 0 S: 36 P: 44 ERA: 2.00 WHIP: 1.222											PITCHER	IP: 9.0 WLS: W BF: 36 H: 9 R: 2 ER: 2 SO: 1 BB: 2 IBB: 0 HBP: 0 BLK: 0 WP: 0 HR: 0 S: 36 P: 44 ERA: 2.00 WHIP: 1.222										

Kansas City Athletics @ Chicago White Sox
Comiskey Park, Chicago, IL
Sun Sep 23 1956, 4:33 AM EDT
Unknown

AB 34
R 2
H 9
RBI 1
BB 2
SO 1
LOB 13



Batter	1	2	3	4	5	6	7	8	9	AB	R	H	RBI	BB	SO	LOB	TOP		
Vic Power, R OBP: 0.346, SLG: 0.447 (1, 4)										4	0	0	0	0	0	1			
Hector Lopez, R OBP: 0.350, SLG: 0.435 (1, 5)										4	0	0	0	0	1	0			
Lou Skizas, R OBP: 0.337, SLG: 0.466 (1, 7)										4	0	0	0	0	0	0			
Eddie Robinson, L OBP: 0.310, SLG: 0.336 (1, 3)										3	0	1	0	1	0	1			
Tim Thompson, L OBP: 0.322, SLG: 0.350 (1, 2)										4	1	1	0	0	0	1			
Al Pilarcik, L OBP: 0.336, SLG: 0.355 (1, 8)										4	0	0	0	0	0	3			
Johnny Groth, R OBP: 0.318, SLG: 0.397 (1, 9)										3	0	1	0	0	0	1	AB 32		
Joe Demaestri, R OBP: 0.274, SLG: 0.316 (1, 6)										3	0	1	1	0	0	1	R 1		
Walt Craddock, R OBP: 0.304, SLG: 0.236 (2, 1)										0	0	0	0	0	0	0	H 5		
Jack Crimian, R OBP: 0.319, SLG: 0.438 (5, PH)										1	0	0	0	0	0	0	RBI 1		
Gus Gernthal, R OBP: 0.316, SLG: 0.461 (5, PH)										1	0	0	0	0	0	0	BB 1		
Lou Kretlow, R OBP: 0.324, SLG: 0.461 (5, PH)										1	0	0	0	0	0	0	SO 2		
Rance Pless, R OBP: 0.324, SLG: 0.319 (8, PH)										0	0	0	0	0	0	0	LOB 9		
Bobby Shantz, R OBP: 0.307, SLG: 0.136 (8, 1)										0	0	0	0	0	0	0			
Bill Harrington, R OBP: 0.307, SLG: 0.136 (8, 1)										0	0	0	0	0	0	0			
Jack McMahan, R OBP: 0.307, SLG: 0.136 (8, 1)										0	0	0	0	0	0	0			
Inning Stats	R: 0 E: 0 K: 1 S: 5	H: 0 LOB: 0 BB: 0 P: 5	R: 0 E: 0 K: 0 S: 3	H: 0 LOB: 0 BB: 0 P: 3	R: 0 E: 0 K: 0 S: 3	H: 1 LOB: 0 BB: 0 P: 3	R: 0 E: 1 K: 0 S: 4	H: 0 LOB: 1 BB: 0 P: 4	R: 1 E: 1 K: 1 S: 7	H: 1 LOB: 1 BB: 0 P: 7	R: 0 E: 0 K: 0 S: 3	H: 0 LOB: 0 BB: 0 P: 3	R: 0 E: 0 K: 0 S: 3	H: 1 LOB: 1 BB: 0 P: 3	R: 0 E: 0 K: 0 S: 4	H: 1 LOB: 1 BB: 1 P: 8	1B: 5 2B: 1 3B: 0 HR: 0	SF: 0 SAC: 0 DP: 2 HBP: 0	WP: 0 PA: 33
PITCHER Gerry Staley, R ERA: 2.98 (1, 1)	IP: 9.0 WLS: W BF: 33 H: 5 R: 1 ER: 0 SO: 2 BB: 1 IBB: 0 HBP: 0 BLK: 0 WP: 0 HR: 0 S: 36 P: 40 ERA: 0.00 WHIP: 0.667															PITCHER Gerry Staley, R ERA: 2.98 (1, 1)	IP: 9.0 WLS: W BF: 33 H: 5 R: 1 ER: 0 SO: 2 BB: 1 IBB: 0 HBP: 0 BLK: 0 WP: 0 HR: 0 S: 36 P: 40 ERA: 0.00 WHIP: 0.667		

Kansas City Athletics @ Chicago White Sox
Comiskey Park, Chicago, IL
Sun Sep 23 1956, 4:38 AM EDT
Att: 9,819 - Unknown

AB	32
R	1
H	5
RBI	1
BB	1
SO	2
LOB	9



Batter	1	2	3	4	5	6	7	8	9	AB	R	H	RBI	BB	SO	LOB	BOTTOM		
Luis Aparicio, R OBP: 0.311, SLG: 0.344 (1, 6)										3	0	2	2	1	0	0			
Minnie Minoso, R OBP: 0.425, SLG: 0.518 (1, 7)										3	1	1	0	1	0	2			
Larry Doby, L OBP: 0.389, SLG: 0.448 (1, 8)										4	0	1	0	0	2	4			
Walt Drogo, R OBP: 0.336, SLG: 0.377 (1, 3)										4	0	1	0	0	0	1			
Sherm Lollar, R OBP: 0.378, SLG: 0.427 (1, 2)										3	2	2	0	1	0	0			
Bubba Phillips, R OBP: 0.308, SLG: 0.381 (8, PH)										3	1	1	0	0	1	2			
Ron Northey, L OBP: 0.418, SLG: 0.605 (8, PH)										0	0	0	0	1	0	0			
Jim Delsing, L OBP: 0.270, SLG: 0.120 (8, PH)										0	0	0	0	0	0	0			
Fred Hatfield, L OBP: 0.354, SLG: 0.365 (9, 5)										0	0	0	0	0	0	0			
Sammy Esposito, R OBP: 0.368, SLG: 0.327 (1, 5)										1	1	0	0	2	0	0	AB 28		
Jim Rivera, L OBP: 0.326, SLG: 0.400 (8, PH)										1	0	0	0	0	0	1	R 5		
Nellie Fox, L OBP: 0.341, SLG: 0.368 (1, 4)										4	0	0	0	0	0	4	H 8		
Gerry Staley, R OBP: 0.143, SLG: 0.091 (1, 1)										2	0	0	0	1	1	0	RBI 2		
Inning Stats	R: 0 E: 0 K: 1 S: 4	H: 0 LOB: 1 BB: 1 P: 8	R: 3 E: 0 K: 1 S: 7	H: 2 LOB: 3 BB: 4 P: 23	R: 0 E: 0 K: 0 S: 5	H: 0 LOB: 0 BB: 0 P: 5	R: 0 E: 0 K: 0 S: 2	H: 0 LOB: 0 BB: 1 P: 6	R: 1 E: 1 K: 0 S: 6	H: 3 LOB: 2 BB: 0 P: 6	R: 0 E: 0 K: 1 S: 5	H: 0 LOB: 0 BB: 0 P: 5	R: 0 E: 0 K: 0 S: 4	H: 2 LOB: 1 BB: 0 P: 4	R: 1 E: 1 K: 0 S: 3	H: 1 LOB: 1 BB: 1 P: 7	1B: 5 2B: 4 3B: 1 HR: 0	SF: 0 SAC: 0 DP: 4 HBP: 0	WP: 3 PA: 35
PITCHER Walt Craddock, L ERA: 6.75 (1, 1)	IP: 1.2 WLS: L BF: 10 H: 2 R: 3 ER: 3 SO: 3 BB: 4 IBB: 0 HBP: 0 BLK: 0 WP: 1 HR: 0 S: 24 P: 18 ERA: 16.20 WHIP: 3.600															PITCHER Jack McMahan, L ERA: 5.16 (8, 1)	IP: 1.0 WLS: 0 BF: 2 H: 0 R: 0 ER: 0 SO: 0 BB: 0 IBB: 0 HBP: 0 BLK: 0 WP: 1 HR: 0 S: 2 P: 2 ERA: 0.00 WHIP: 0.000		
PITCHER Jack Crimian, R ERA: 5.56 (2, 1)	IP: 2.1 WLS: 0 BF: 8 H: 0 R: 0 ER: 0 SO: 2 BB: 2 IBB: 0 HBP: 0 BLK: 0 WP: 0 HR: 0 S: 10 P: 18 ERA: 0.00 WHIP: 0.857															PITCHER Lou Kretlow, R ERA: 5.34 (5, 1)	IP: 3.0 WLS: 13 BF: 13 H: 5 R: 1 ER: 1 SO: 1 BB: 0 IBB: 0 HBP: 0 BLK: 0 WP: 0 HR: 0 S: 15 P: 15 ERA: 3.00 WHIP: 1.667		
PITCHER Bobby Shantz, L ERA: 4.38 (8, 1)	IP: 0.0 WLS: 1 BF: 1 H: 1 R: 1 ER: 1 SO: 0 BB: 0 IBB: 0 HBP: 0 BLK: 0 WP: 0 HR: 0 S: 1 P: 1 ERA: ∞ WHIP: ∞															PITCHER Bill Harrington, R ERA: 6.68 (8, 1)	IP: 0.0 WLS: 0 BF: 1 H: 0 R: 0 ER: 0 SO: 0 BB: 1 IBB: 0 HBP: 0 BLK: 0 WP: 0 HR: 0 S: 0 P: 4 ERA: ∞ WHIP: ∞		

Kansas City Athletics @ Chicago White Sox
Comiskey Park, Chicago, IL
Sun Sep 23 1956, 4:38 AM EDT
Att: 9,819 - Unknown

AB	28
R	5
H	8
RBI	2
BB	7
SO	4
LOB	14



Batter	1	2	3	4	5	6	7	8	9	AB	R	H	RBI	BB	SO	LOB	TOP					
Luis Aparicio, R OBP: 0.312, SLG: 0.346 (1, 6)	0-0 6-3		0-0 SH1-3		0-0 1B SF9 2B		4-0 4-3 BB		0-3 K	3	1	1	0	1	1	1	Chicago White Sox @ Detroit Tigers Briggs Stadium, Detroit, MI Tue Sep 25 1956, 4:33 AM EDT Att: 3,420 - Unknown					
Minnie Minoso, R OBP: 0.427, SLG: 0.520 (1, 7)	0-0 L8		4-0 IBB		0-0 CS 1B		0-0 L9		0-0 F5	4	0	1	0	1	0	3						
Larry Doby, L OBP: 0.388, SLG: 0.450 (1, 8)	0-3 K		0-0 F5		0-0 L9		0-0 4-3			4	0	0	0	0	1	6						
Walt Dropo, R OBP: 0.336, SLG: 0.377 (1, 3)		0-0 6-3		0-0 5-3		0-0 SF9		0-3 K		3	0	0	1	0	1	2						
Sherm Lollar, R OBP: 0.384, SLG: 0.443 (1, 2)		0-0 F5		0-0 1B SF8 1B		0-0 CS		4-0 SH3 BB		0-0 F5	3	1	1	0	1	0						
Bubba Phillips, R OBP: 0.327, SLG: 0.407 (1, 9)		0-0 F5		0-0 SF8 1B		0-0 SH3		0-0 F4		0-0 F4	3	0	1	0	0	0						
Nellie Fox, L OBP: 0.343, SLG: 0.374 (1, 4)			0-0 HR		0-0 1B		0-3 K		0-0 F6	4	1	2	1	0	1	1						
Sammy Esposito, R OBP: 0.371, SLG: 0.333 (1, 5)			1-0 SH1-3 HBP		0-0 SF8		0-0 F4		0-0 2B	2	0	1	1	0	0	1						
Dick Donovan, L OBP: 0.330, SLG: 0.375 (1, 1)			0-3 K		0-3 K				0-3 K	3	0	1	0	0	2	3						
Jim Wilson, R OBP: 0.337, SLG: 0.377 (8, 1)										0	0	0	0	0	0	0						
Ron Jackson, R OBP: 0.361, SLG: 0.353 (9, PH)							4-3 BB 1B			1	0	0	0	0	1	1						
Inning Stats	R: 0 E: 0 K: 1 S: 5	H: 0 LOB: 0 BB: 0 P: 5	R: 0 E: 0 K: 0 S: 3	H: 0 LOB: 0 BB: 0 P: 3	R: 1 E: 0 K: 1 S: 6	H: 1 LOB: 2 BB: 1 P: 11	R: 1 E: 0 K: 1 S: 8	H: 3 LOB: 2 BB: 0 P: 8	R: 1 E: 0 K: 1 S: 4	H: 2 LOB: 0 BB: 0 P: 4	R: 0 E: 0 K: 1 S: 5	H: 0 LOB: 1 BB: 1 P: 9	R: 0 E: 0 K: 1 S: 6	H: 1 LOB: 2 BB: 1 P: 10	R: 0 E: 0 K: 0 S: 3	H: 0 LOB: 0 BB: 0 P: 3	R: 0 E: 0 K: 2 S: 8	H: 1 LOB: 1 BB: 0 P: 8	1B: 5 2B: 2 3B: 0 HR: 1	SF: 2 SAC: 2 DP: 0 HBP: 1	WP: 0 PB: 0 SB: 0 CS: 1	PA: 39
PITCHER Billy Hoelt, L ERA: 4.12 (1, 1)	IP: 9.0 WLS: W BF: 38 H: 8 R: 3 ER: 3 SO: 7 BB: 2 IBB: 1 HBP: 1 BLK: 0 WP: 0 HR: 1 S: 48 P: 61 ERA: 3.00 WHIP: 1.111															PITCHER	IP: 9.0 WLS: W BF: 38 H: 8 R: 3 ER: 3 SO: 7 BB: 2 IBB: 1 HBP: 1 BLK: 0 WP: 0 HR: 1 S: 48 P: 61 ERA: 3.00 WHIP: 1.111					

Batter	1	2	3	4	5	6	7	8	9	AB	R	H	RBI	BB	SO	LOB	BOTTOM			
Harvey Kuenn, R OBP: 0.385, SLG: 0.468 (1, 6)	0-0 L4		0-0 1-3			0-0 1B 1B		0-3 K		4	1	1	0	0	1	1	Chicago White Sox @ Detroit Tigers Briggs Stadium, Detroit, MI Tue Sep 25 1956, 4:33 AM EDT Att: 3,420 - Unknown			
Earl Torgeson, L OBP: 0.402, SLG: 0.417 (1, 3)	0-0 L4		0-0 6-3			0-0 1B L5-3 1B		0-0 HR		4	2	2	1	0	0	0				
Jack Phillips, R OBP: 0.361, SLG: 0.396 (9, 3)						1-3 L5-3 1B		0-0 HR		0	0	0	0	0	0	0				
Charlie Maxwell, L OBP: 0.424, SLG: 0.549 (1, 7)	0-0 4-3				0-0 F9		0-0 L5-3 1B		0-0 HR	4	1	2	2	0	0	0				
Al Kaline, R OBP: 0.380, SLG: 0.523 (1, 9)		0-0 FC6-4 WP FC6-4 1B		0-0 L5		0-0 L5-3 1B		0-0 L7		4	1	1	1	0	0	1				
Ray Boone, R OBP: 0.403, SLG: 0.523 (1, 5)		4-0 FC6-4 BB		0-0 1B		1-2 FC6-5-4		0-0 BLK 1B		3	0	2	0	1	0	1				
Bill Tuttle, R OBP: 0.295, SLG: 0.346 (1, 8)		0-0 FC6-4		0-0 4-3		0-0 F9		0-0 F8		4	0	0	0	0	0	5				
Frank Bolling, R OBP: 0.354, SLG: 0.436 (1, 4)		0-0 FC6-4			0-0 F9		0-0 FC6-4 1B		0-0 F7	4	0	1	1	0	0	2				
Red Wilson, R OBP: 0.394, SLG: 0.459 (1, 2)		0-0 4-3			0-0 1-3		0-0 F6			3	0	0	0	0	0	2				
Billy Hoelt, L OBP: 0.360, SLG: 0.325 (1, 1)			0-3 K		0-0 F8		0-0 FC6-4			3	0	0	0	0	1	1				
Inning Stats	R: 0 E: 0 K: 0 S: 3	H: 0 LOB: 0 BB: 0 P: 3	R: 1 E: 0 K: 0 S: 4	H: 1 LOB: 1 BB: 1 P: 8	R: 0 E: 0 K: 1 S: 5	H: 0 LOB: 0 BB: 0 P: 5	R: 0 E: 0 K: 0 S: 4	H: 1 LOB: 1 BB: 0 P: 4	R: 0 E: 0 K: 0 S: 3	H: 0 LOB: 0 BB: 0 P: 3	R: 2 E: 0 K: 0 S: 6	H: 3 LOB: 1 BB: 0 P: 6	R: 0 E: 0 K: 1 S: 6	H: 1 LOB: 1 BB: 0 P: 6	R: 2 E: 0 K: 0 S: 6	H: 3 LOB: 1 BB: 0 P: 6	1B: 7 2B: 0 3B: 0 HR: 2	SF: 0 SAC: 0 DP: 0 HBP: 0	WP: 1 PB: 0 SB: 0 CS: 0	PA: 34
PITCHER Dick Donovan, R ERA: 3.75 (1, 1)	IP: 7.1 WLS: L BF: 32 H: 9 R: 5 ER: 5 SO: 2 BB: 1 IBB: 0 HBP: 0 BLK: 0 WP: 1 HR: 2 S: 35 P: 39 ERA: 6.14 WHIP: 1.364															PITCHER	IP: 0.2 WLS: L BF: 2 H: 0 R: 0 ER: 0 SO: 0 BB: 0 IBB: 0 HBP: 0 BLK: 1 WP: 0 HR: 0 S: 2 P: 2 ERA: 0.00 WHIP: 0.000			

Batter	1	2	3	4	5	6	7	8	9	AB	R	H	RBI	BB	SO	LOB	TOP			
Fred Hatfield, L (1, 5) OBP: 0.353, SLG: 0.362	4-0 2B BB	0-3 K			0-0 L9		0-0 F5			3	0	0	0	1	1	3				
Nellie Fox, L (1, 4) OBP: 0.342, SLG: 0.374	0-0 1-3 2B	0-0 F5			0-0 G3		0-0 F7			4	0	1	0	0	0	3				
Larry Doby, L (1, 8) OBP: 0.387, SLG: 0.455	0-3 K		0-0 3-1		0-0 4-3			0-0 HR		4	1	1	1	0	1	2				
Minnie Minoso, R (1, 7) OBP: 0.426, SLG: 0.517	0-0 F3		0-0 6-3		0-0 F8		4-0 BB			3	0	0	0	1	0	2				
Jim Rivera, L (1, 9) OBP: 0.325, SLG: 0.397	0-3 K		4-0 E S BB		0-0 G3		0-3 K			3	0	0	0	1	2	3				
Sherm Lollar, R (1, 2) OBP: 0.383, SLG: 0.440		0-0 F7	0-0 L7		4-0 BB		0-0 L7			3	0	0	0	1	0	2				
Walt Dropo, R (1, 3) OBP: 0.335, SLG: 0.375		0-0 BB BB 1B		0-0 F7		0-0 F8		0-3 K		4	0	1	0	0	1	1				
Luis Aparicio, R (1, 6) OBP: 0.312, SLG: 0.344		4-0 BB 1-2 BB		0-0 F7		0-0 F4		0-0 F8		3	0	0	0	1	0	0				
Jack Harshman, L (1, 1) OBP: 0.277, SLG: 0.437		4-0 BB 1-2 2-3 BB		0-0 4-3		0-3 K		0-0 L9		1	0	0	0	1	0	0				
Dave Philley, S (7, PH) OBP: 0.325, SLG: 0.353										1	0	0	0	0	1	0				
Dixie Howell, L (7, 1) OBP: 0.316, SLG: 0.588										0	0	0	0	0	0	0				
Ron Northey, L (9, PH) OBP: 0.421, SLG: 0.600										1	0	0	0	0	0	0				
Inning Stats	R: 0 E: 0 K: 2 S: 8	H: 1 LOB: 2 BB: 1 P: 12	R: 0 E: 0 K: 1 S: 6	H: 1 LOB: 3 BB: 2 P: 14	R: 0 E: 0 K: 0 S: 3	H: 0 LOB: 1 BB: 1 P: 7	R: 0 E: 0 K: 0 S: 3	H: 0 LOB: 0 BB: 0 P: 3	R: 0 E: 0 K: 0 S: 3	H: 0 LOB: 1 BB: 1 P: 7	R: 0 E: 0 K: 1 S: 5	H: 0 LOB: 0 BB: 0 P: 5	R: 1 E: 0 K: 1 S: 6	H: 1 LOB: 1 BB: 1 P: 10	R: 0 E: 0 K: 1 S: 5	H: 0 LOB: 0 BB: 0 P: 5	1B: 1 2B: 1 3B: 0 HR: 1	SF: 0 SAC: 0 DP: 0 HBP: 0	WP: 0 PB: 0 SB: 1 CS: 0	PA: 36
PITCHER Paul Foytack, R (1, 1) ERA: 3.61	IP: 9.0 WLS: W BF: 36 H: 3 R: 1 ER: 1 SO: 6 BB: 6 IBB: 0 HBP: 0 BLK: 0 WP: 0 HR: 1 S: 42 P: 66 ERA: 1.00 WHIP: 1.000															PITCHER				

Chicago White Sox @ Detroit Tigers
Briggs Stadium, Detroit, MI
Wed Sep 26 1956, 4:33 AM EDT
Att: 4,163 - Unknown

AB	30
R	1
H	3
RBI	1
BB	6
SO	6
LOB	16



Batter	1	2	3	4	5	6	7	8	9	AB	R	H	RBI	BB	SO	LOB	BOTTOM	
Harvey Kuenn, R (1, 6) OBP: 0.384, SLG: 0.466	0-0 CS 1B	0-0 F6			0-0 6-3		0-0 5-3			4	0	1	0	0	0	2		
Jack Phillips, R (1, 3) OBP: 0.380, SLG: 0.391	0-3 K 1-2		0-0 6-3		0-3 K		4-0 1B BB			3	0	0	0	1	2	1		
Charlie Maxwell, L (1, 7) OBP: 0.421, SLG: 0.544	0-3 K		0-3 K		0-0 F3		0-0 F4			4	0	0	0	0	2	1		
Al Kaline, R (1, 9) OBP: 0.379, SLG: 0.521		0-0 L6	0-0 L7		0-0 L6-3		0-0 FC4 1B			4	0	1	0	0	0	0		
Ray Boone, R (1, 5) OBP: 0.404, SLG: 0.521		4-0 HR BB		0-0 F9		4-0 2B BB	0-0 FC4 1-2F			2	1	0	0	2	0	2		
Bill Tuttle, R (1, 8) OBP: 0.298, SLG: 0.356		0-0 HR		0-0 3B 1B		0-0 2B		0-0 6-3		4	2	3	2	0	0	0		
Frank Bolling, R (1, 4) OBP: 0.356, SLG: 0.441		0-0 F3		1-H 3B 1B		4-0 IBB		0-0 4-3		3	1	1	1	1	0	0		
Red Wilson, R (1, 2) OBP: 0.396, SLG: 0.457		4-0 BB BB		0-0 G1-6-3 1B		0-0 F6		0-0 6-3		3	0	1	1	1	0	3		
Paul Foytack, R (1, 1) OBP: 0.141, SLG: 0.144		4-0 BB		3-H G1-6-3 1B		0-3 K				2	0	0	0	1	1	4		
Inning Stats	R: 0 E: 0 K: 2 S: 7	H: 1 LOB: 0 BB: 0 P: 7	R: 2 E: 0 K: 0 S: 4	H: 1 LOB: 2 BB: 3 P: 16	R: 0 E: 0 K: 1 S: 5	H: 0 LOB: 0 BB: 0 P: 5	R: 2 E: 0 K: 0 S: 5	H: 3 LOB: 0 BB: 0 P: 5	R: 0 E: 0 K: 1 S: 5	H: 1 LOB: 2 BB: 2 P: 14	R: 0 E: 0 K: 0 S: 4	H: 1 LOB: 2 BB: 1 P: 8	R: 0 E: 0 K: 0 S: 3	H: 0 LOB: 0 BB: 0 P: 3	1B: 4 2B: 1 3B: 1 HR: 1	SF: 0 SAC: 0 DP: 1 HBP: 0	WP: 0 PB: 0 SB: 0 CS: 1	PA: 35
PITCHER Jack Harshman, L (1, 1) ERA: 3.11	IP: 6.0 WLS: L BF: 27 H: 4 R: 4 ER: 4 SO: 5 BB: 4 IBB: 1 HBP: 0 BLK: 0 WP: 0 HR: 1 S: 32 P: 52 ERA: 6.00 WHIP: 1.667															PITCHER		
Dixie Howell, R (7, 1) ERA: 4.62	IP: 2.0 WLS: L BF: 8 H: 1 R: 0 ER: 0 SO: 0 BB: 1 IBB: 0 HBP: 0 BLK: 0 WP: 0 HR: 0 S: 7 P: 11 ERA: 0.00 WHIP: 1.000															PITCHER		

Chicago White Sox @ Detroit Tigers
Briggs Stadium, Detroit, MI
Wed Sep 26 1956, 4:33 AM EDT
Att: 4,163 - Unknown

AB	29
R	4
H	7
RBI	4
BB	6
SO	5
LOB	13



Batter	1	2	3	4	5	6	7	8	9	AB	R	H	RBI	BB	SO	LOB	TOP					
Jim Rivera, L OBP: 0.321, SLG: 0.392	F8	F7			G3		L9		F8	5	0	0	0	0	0	2						
Nellie Fox, L OBP: 0.347, SLG: 0.375	1B		F7			2B		1B	HR	1	3	0	0	4	0	0						
Larry Doby, L OBP: 0.393, SLG: 0.467				G5-4-3		SF8		1B	HR	4	1	4	3	1	0	0						
Minnie Minoso, R OBP: 0.426, SLG: 0.526	K		G5-4-3			SF8		K		4	0	1	1	0	2	5						
Dave Philley, S OBP: 0.325, SLG: 0.351					G3					2	0	0	0	1	0	1						
Walt Dropo, R OBP: 0.334, SLG: 0.374						4-3				0	0	0	0	0	0	0						
Ron Northey, L OBP: 0.424, SLG: 0.596										1	0	1	1	0	0	0						
Bubba Phillips, R OBP: 0.317, SLG: 0.394	1-2									0	0	0	0	0	0	0						
Ron Jackson, R OBP: 0.355, SLG: 0.346										1	0	0	0	0	1	1						
Sherm Lollar, R OBP: 0.383, SLG: 0.438	F5				4-3					3	0	0	0	1	1	5						
Fred Hatfield, L OBP: 0.349, SLG: 0.357			F7							4	0	0	0	0	0	5						
Luis Aparicio, R OBP: 0.312, SLG: 0.344		K			2-3					3	1	0	0	1	1	0						
Dick Donovan, L OBP: 0.330, SLG: 0.367					G3					2	0	0	0	1	0	0						
Inning Stats	R: 0 E: 0 K: 1 S: 6	H: 1 LOB: 3 BB: 2 P: 14	R: 0 E: 0 K: 1 S: 5	H: 0 LOB: 1 BB: 1 P: 9	R: 0 E: 0 K: 0 S: 2	H: 0 LOB: 0 BB: 1 P: 6	R: 0 E: 0 K: 0 S: 3	H: 0 LOB: 0 BB: 0 P: 3	R: 0 E: 0 K: 0 S: 3	H: 0 LOB: 0 BB: 0 P: 3	R: 1 E: 0 K: 0 S: 4	H: 1 LOB: 2 BB: 2 P: 12	R: 0 E: 0 K: 0 S: 3	H: 0 LOB: 0 BB: 0 P: 3	R: 1 E: 0 K: 2 S: 9	H: 2 LOB: 3 BB: 1 P: 13	R: 3 E: 0 K: 1 S: 7	H: 2 LOB: 1 BB: 2 P: 15	1B: 4 2B: 1 3B: 0 HR: 1	SF: 1 SAC: 1 DP: 1 HBP: 0	WP: 0 PB: 0 CS: 1	PA: 41
PITCHER Glenn Cox, R ERA: 4.24	IP: 9.0 WLS: L BF: 41	H: 6 R: 5 ER: 5 SO: 5	BB: 9 IBB: 0 HBP: 0 BLK: 0	WP: 0 HR: 1 S: 42 P: 78	ERA: 5.00 WHIP: 1.667																	

Chicago White Sox @ Kansas City Athletics
Municipal Stadium, Kansas City, MO
Sat Sep 29 1956, 4:33 AM EDT
Att: 12,198 - Unknown


AB	30
R	5
H	6
RBI	5
BB	9
SO	5
LOB	19





Batter	1	2	3	4	5	6	7	8	9	AB	R	H	RBI	BB	SO	LOB	BOTTOM					
Vic Power, R OBP: 0.339, SLG: 0.441	6-3		B1-3			F8		G3	SH3	4	0	1	0	0	0	0						
Hector Lopez, R OBP: 0.344, SLG: 0.427	F8			K		1B		SH3		3	1	1	0	0	1	0						
Lou Skizas, R OBP: 0.339, SLG: 0.466	5-3			F9		1B		G3		4	0	1	0	0	0	1						
Hal Smith, R OBP: 0.300, SLG: 0.372		5-3		1-3		1B		F3		4	0	1	1	0	0	1						
Eddie Robinson, L OBP: 0.312, SLG: 0.332					E3	K				3	0	1	0	1	1	1						
Al Pilarcik, L OBP: 0.333, SLG: 0.351					FC3-6					4	0	0	0	0	0	3						
Jim Pisoni, R OBP: 0.276, SLG: 0.370					6-3					4	0	1	0	0	1	3						
Joe Demaestri, R OBP: 0.275, SLG: 0.316					4-3					3	0	1	0	1	0	1						
Glenn Cox, R										3	0	0	0	0	2	4						
Inning Stats	R: 0 E: 0 K: 0 S: 3	H: 0 LOB: 0 BB: 0 P: 3	R: 0 E: 0 K: 0 S: 4	H: 1 LOB: 1 BB: 0 P: 4	R: 0 E: 0 K: 1 S: 5	H: 0 LOB: 0 BB: 0 P: 5	R: 0 E: 0 K: 1 S: 5	H: 0 LOB: 0 BB: 0 P: 5	R: 0 E: 0 K: 1 S: 6	H: 0 LOB: 2 BB: 1 P: 10	R: 1 E: 0 K: 1 S: 7	H: 3 LOB: 1 BB: 0 P: 7	R: 0 E: 0 K: 0 S: 4	H: 2 LOB: 1 BB: 0 P: 4	R: 0 E: 0 K: 0 S: 4	H: 1 LOB: 1 BB: 0 P: 4	R: 0 E: 0 K: 1 S: 5	H: 0 LOB: 1 BB: 1 P: 9	1B: 7 2B: 0 3B: 0 HR: 0	SF: 0 SAC: 1 DP: 1 HBP: 0	WP: 0 PB: 0 CS: 0	PA: 35
PITCHER Dick Donovan, R ERA: 3.84	IP: 9.0 WLS: W BF: 35	H: 7 R: 1 ER: 1 SO: 5	BB: 1 IBB: 1 HBP: 0 BLK: 0	WP: 0 HR: 0 S: 43 P: 51	ERA: 1.00 WHIP: 0.889																	

Chicago White Sox @ Kansas City Athletics
Municipal Stadium, Kansas City, MO
Sat Sep 29 1956, 4:33 AM EDT
Att: 12,198 - Unknown

AB	32
R	1
H	7
RBI	1
BB	2
SO	5
LOB	14



Batter	1	2	3	4	5	6	7	8	9	AB	R	H	RBI	BB	SO	LOB	TOP									
Luis Aparicio, R (1,6) OBP: 0.311, SLG: 0.341	4-3	PO BB BB		F6			FC5-2 2B		6-3	4	1	0	1	1	0	3	<p>Chicago White Sox @ Kansas City Athletics Municipal Stadium, Kansas City, MO</p> <p>Sun Sep 30 1956, 4:33 AM EDT Att: 13,171 - Unknown</p> <p>livebaseballscorecards.com</p> <p>AB 33 R 6 H 8 RBI 5 BB 7 SO 4 LOB 18</p> 									
Nelle Fox, L (1,4) OBP: 0.347, SLG: 0.376 Fred Hatfield, L (8,5) OBP: 0.351, SLG: 0.357	F8	PO BB BB			L7		2B			3	0	1	2	1	0	0										
Bubba Phillips, R (1,8) OBP: 0.321, SLG: 0.394		PO			F7		4-3		F2	5	0	2	0	0	0	2										
Ron Jackson, R (1,3) OBP: 0.333, SLG: 0.321 Minnie Minoso, R (9,PH) OBP: 0.425, SLG: 0.525	K				L8				F2	4	0	0	0	0	2	2										
Jim Rivera, L (1,9) OBP: 0.322, SLG: 0.395		BB BB BB		G3-6-3					F8	1	0	0	0	0	0	1										
Les Moss, R (1,2) OBP: 0.338, SLG: 0.512 Sherm Lollar, R (8,2) OBP: 0.383, SLG: 0.438		BB BB BB			F3		F5		2B	2	2	0	0	2	0	0										
Sammy Esposito, R (1,5) OBP: 0.371, SLG: 0.342		BB BB BB			4-3		F8		2B	3	1	1	2	1	0	0										
Jim Delsing, L (1,7) OBP: 0.284, SLG: 0.151		K			1B		G3		F2	3	0	1	0	1	1	4										
Jim Derrington, L (1,1) OBP: 0.500, SLG: 0.500 Larry Doby, L (7,PH) OBP: 0.392, SLG: 0.466 Dick Marlowe, R (7,1) Ron Northey, L (8,PH) OBP: 0.417, SLG: 0.583 Jack Harshman, L (8,1) OBP: 0.277, SLG: 0.437	K				1B		G3		4-3	2	0	1	0	0	1	3										
Inning Stats	R: 0 E: 0 K: 1 S: 6	H: 1 LOB: 1 BB: 0 P: 6	R: 3 E: 1 K: 2 S: 7	H: 1 LOB: 1 BB: 4 P: 23	R: 0 E: 0 K: 1 S: 5	H: 1 LOB: 0 BB: 1 P: 5	R: 0 E: 0 K: 0 S: 4	H: 1 LOB: 2 BB: 1 P: 8	R: 0 E: 0 K: 0 S: 3	H: 0 LOB: 0 BB: 0 P: 3	R: 0 E: 0 K: 0 S: 3	H: 0 LOB: 0 BB: 0 P: 3	R: 1 E: 0 K: 0 S: 5	H: 2 LOB: 1 BB: 0 P: 5	R: 2 E: 1 K: 0 S: 5	H: 2 LOB: 1 BB: 1 P: 9		R: 0 E: 0 K: 0 S: 3	H: 0 LOB: 1 BB: 1 P: 7	1B: 4 2B: 4 3B: 0 HR: 0	SF: 0 SAC: 0 DP: 1 HBP: 0	WP: 0 PB: 0 SB: 1 CS: 1	PA: 41			
PITCHER	IP	WLS	BF	H	R	ER	SO	BB	IBB	HBP	BLK	WP	HR	S	P	ERA		WHIP								
George Brunet, L (1,1) ERA: 7.0	1.2		11	2	3	2	3	4	0	0	0	0	0	13	29	10.80		3.600								
Bill Harrington, R (2,1) ERA: 8.13	5.2	W	23	6	3	3	1	2	0	0	0	0	0	23	31	4.76		1.412								
Jack Crimian, R (8,1) ERA: 5.5	1.2	S	6	0	0	0	0	1	0	0	0	0	0	5	9	0.00		0.600								

Batter	1	2	3	4	5	6	7	8	9	AB	R	H	RBI	BB	SO	LOB	BOTTOM									
Vic Power, R (1,4) OBP: 0.340, SLG: 0.447 Jim Finigan, R (7,4) OBP: 0.298, SLG: 0.284	F7	1B 2B 1B		F8		1-H HR		6-3		4	2	2	2	0	0	1	<p>Chicago White Sox @ Kansas City Athletics Municipal Stadium, Kansas City, MO</p> <p>Sun Sep 30 1956, 4:33 AM EDT Att: 13,171 - Unknown</p> <p>livebaseballscorecards.com</p> <p>AB 33 R 7 H 13 RBI 6 BB 8 SO 4 LOB 19</p> 									
Hector Lopez, R (1,5) OBP: 0.347, SLG: 0.428 Clete Boyer, R (7,5) OBP: 0.284, SLG: 0.279	1B 2B 1B	1B 2B 1B		FC6-4 BB		5-3		BB 1B 1B		3	1	2	0	1	0	0										
Lou Skizas, R (1,7) OBP: 0.343, SLG: 0.479	2B 1B	F4		FC6-4		HR		BB 1B		5	1	3	1	0	0	4										
Hal Smith, R (1,2) OBP: 0.303, SLG: 0.380 Tim Thompson, L (6,2) OBP: 0.319, SLG: 0.347	1B 2B	2B		1-2 2B		6-3		K		3	1	2	2	0	0	0										
Johnny Groth, R (1,9) OBP: 0.335, SLG: 0.398	E5 BLK 2H			G5-4-3 BB		G3		1-2 2B		2	0	0	0	0	1	2										
Rance Pless, R (1,3) OBP: 0.354, SLG: 0.329	BLK BB			G5-4-3		K		G3		4	0	0	0	1	1	6										
Jim Pisoni, R (1,8) OBP: 0.303, SLG: 0.467	1-2 2B			K		6-3		HR		3	1	1	1	1	1	1										
Joe Demaestri, R (1,6) OBP: 0.277, SLG: 0.316 Mike Baxes, R (7,6) OBP: 0.339, SLG: 0.302	L8			SH2-4 BB		HR		BB 3B		1	1	0	0	2	0	3										
George Brunet, R (1,1) Bill Harrington, R (2,1) Jack Crimian, R (8,1) OBP: 0.320, SLG: 0.227		G3		SH2-4		K		6-3		0	0	0	0	0	0	0										
Inning Stats	R: 2 E: 1 K: 0 S: 6	H: 3 LOB: 3 BB: 2 P: 14	R: 1 E: 0 K: 0 S: 5	H: 3 LOB: 2 BB: 0 P: 5	R: 0 E: 0 K: 1 S: 4	H: 0 LOB: 0 BB: 1 P: 8	R: 0 E: 0 K: 0 S: 3	H: 0 LOB: 2 BB: 2 P: 11	R: 0 E: 0 K: 1 S: 6	H: 1 LOB: 1 BB: 0 P: 6	R: 3 E: 0 K: 1 S: 7	H: 2 LOB: 0 BB: 1 P: 11	R: 1 E: 0 K: 0 S: 4	H: 2 LOB: 1 BB: 1 P: 8	R: 0 E: 0 K: 1 S: 7	H: 2 LOB: 3 BB: 1 P: 11		1B: 7 2B: 2 3B: 1 HR: 3	SF: 0 SAC: 1 DP: 2 HBP: 0	WP: 0 PB: 0 SB: 1 CS: 0	PA: 42					
PITCHER	IP	WLS	BF	H	R	ER	SO	BB	IBB	HBP	BLK	WP	HR	S	P	ERA		WHIP								
Jim Derrington, L (1,1) ERA: 7.5	6.0	L	31	9	6	5	3	6	0	0	1	0	2	31	55	7.50		2.500								
Dick Marlowe, R (7,1) ERA: 6.0	1.0		5	2	1	1	0	1	0	0	0	0	1	4	8	9.00		3.000								
Jack Harshman, L (8,1) ERA: 3.1	1.0		6	2	0	0	1	1	0	0	0	0	0	7	11	0.00		3.000								